Arizona Diamondbacks - 2019

Colorado Rockies @ Arizona Diamondbacks

Salt River Fields at Talking Stick, Scottsdale, AZ

Sat Feb 23 2019, 3:12 PM - 6:09 PM EST

Att. 9,619 - Partly Cloudy - 52 F

livebaseballscorecards.com

TOP

Batter	1	2	3	4	5	6	7	8	9	AB	R	H	RBI	BB	SO	LOB
15 Raimel Tapia, L (1, 8) 65 Brendan Rodgers, R (5, 4)	C SI 90 F FF 91 S SL 91 0-3 K		S CU 83 X CU 83 0-1 G4-3		S FF 94 F SI 94 X SL 83 0-2 G4-3 1-2		B FF 94 C FF 94 B CU 81 B FF 94 C FF 93 X FF 94 3-2 F8		B CU 81 B CU 78 S SI 93 C CU 78 B SI 93 B SI 92 4-2 79 HR BB	3 1	0 1	0 0	0 0	0 1	1 0	1 0
28 Nolan Arenado, R (1, 5) 4 Pat Valaika, R (4, 5) OBP: 1.000, SLG: 1.000 79 Colton Welker, R (8, 5) OBP: 1.000, SLG: 4.000	C SL 92 X CU 80 0-1 F9		X SL 92 0-0 F8		B SL 83 D CU 82 C SI 95 X SI 94 2-1 2-H 1B			S SL 80 C SL 80 F FF 93 F CH 80 X FF 94 0-2 43 HR 1B	F SI 93 S CU 81 1 SAFE F CU 79 X CU 79 0-2 1-H HR	2 2 1	0 1 1	0 2 1	0 1 2	0 0 0	0 0 0	0 0 0
26 David Dahl, L (1, 7) OBP: 1.000, SLG: 2.000 43 Sam Hilliard, L (4, 9) OBP: 0.333, SLG: 1.333	B SL 91 B SL 90 X FF 91 2-0 2B			X FF 88 0-0 12 PB 24 1B 2B	S SI 94 B FF 94 F CH 84 F CU 82 S SI 94 1-3 K			S FF 94 B FF 94 X SL 80 1-1 1-H HR	S CU 80 C SI 93 S FF 93 0-3 K	2 3	1 1	2 1	0 2	0 0	0 2	0 1
27 Trevor Story, R (1, 6) 31 Yonathan Daza, R (4, PR) OBP: 0.500, SLG: 0.500 (4, 7) (5, 8)	C CU 79 B FF 90 B CU 82 X FF 92 2-1 G6-3			F FF 93 C SL 78 F SL 80 H FF 92 1-2 12 PB 24 1B HBP	1 SAFE C CU 81 S FF 93 1 SAFE F FF 94 B CU 82 X CU 80 1-2 G4-3			C SL 80 S FF 94 B FF 94 X SL 80 1-2 1 E 1B		1 2	0 1	0 1	0 0	0 0	0 0	1 1
12 Mark Reynolds, R (1, 3) 1 Garrett Hampson, R (4, 6)		C FF 90 S FF 90 B FF 92 B SL 79 H SL 79 3-2 24 FC6 HBP		C SL 74 F CU 73 B FF 93 B SL 79 F SL 71 S SL 80 2-3 K2-3 1-2 2-3		B FF 93 X FF 93 1-0 F8		1 SAFE C FF 94 B FF 93 F FF 93 F SL 79 C SL 90 1-3 1-2		1 2	0 0	0 0	0 0	0 0	1 1	2 1
24 Ryan McMahon, L (1, 4) OBP: 0.500, SLG: 0.500 23 Tom Murphy, R (5, 2) 37 Chris Rabago, R (8, 2)		X FF 92 0-0 FC6 25 BB 1-2f		B SL 73 S SL 84 X FF 92 1-1 25 1B 2-H 3-H 1B		B FF 94 C SL 83 S FF 94 S FF 94 1-3 K		C SL 79 C SL 78 B FF 93 F FF 92 X FF 93 1-2 L7		2 2 0	0 0 0	1 0 0	2 0 0	0 0 0	0 1 0	1 1 0
25 Michael Saunders, L (1, 10) OBP: 1.000, SLG: 1.000 70 Peter Mooney, L (6, PH) (6, 10)		C SL 82 B FF 91 B FF 91 C FF 91 B FF 91 B FF 91 4-2 3 G4-6-3 1-2 BB		C FF 91 F SL 83 B SL 77 X CU 74 1-2 3 G6-4-3 1-3 1B		C FF 95 S FF 95 C FF 95 0-3 K		B C F B B S 3-3 K		1 2	0 0	1 0	0 0	1 0	0 2	0 1
3 Mike Tauchman, L (1, 9) 73 Brian Mundell, R (4, 3) 72 Tyler Nevin, R (7, 3)		C FF 91 B SL 81 X FF 90 1-1 G4-6-3 1-2f		C FF 90 C SL 84 B FF 92 F FF 91 B SL 80 X CU 74 2-2 G6-4-3 1-2f			B FF 94 B FF 93 B SI 92 B FF 91 4-0 56 G5-4-3 BB		B SI 92 C SI 92 B CU 80 B SI 90 B SI 92 4-1 56 G4-6-3 BB	2 0 0	0 0 0	0 0 0	0 0 0	0 1 1	0 0 0	4 0 0
14 Tony Wolters, L (1, 2) OBP: 0.500, SLG: 0.500 56 Noel Cuevas, R (5, 7)			C SL 91 B SL 92 B SL 92 C SL 92 B CU 84 X SL 92 3-2 G3-1		C SI 95 F SI 94 X SI 95 0-2 15 G4-3 4 1B 1B		C FF 92 X CU 79 0-1 G5-4-3 1-2f		C SI 93 X SI 93 0-1 G4-6-3 1-2f	2 2	1 0	1 0	0 0	0 0	0 0	0 2

Inning Stats	1	2	3	4	5	6	7	8	9	1B	SF	PA
	R: 0 E: 0 K: 1 S: 8 H: 1 LOB: 1 BB: 0 P: 12	R: 0 E: 0 K: 0 S: 7 H: 0 LOB: 1 BB: 1 P: 15	R: 0 E: 0 K: 0 S: 6 H: 0 LOB: 0 BB: 0 P: 9	R: 2 E: 0 K: 1 S: 17 H: 3 LOB: 2 BB: 0 P: 24	R: 1 E: 0 K: 1 S: 16 H: 2 LOB: 1 BB: 0 P: 20	R: 0 E: 0 K: 2 S: 7 H: 0 LOB: 0 BB: 0 P: 9	R: 0 E: 0 K: 0 S: 5 H: 0 LOB: 0 BB: 1 P: 12	R: 2 E: 1 K: 2 S: 21 H: 3 LOB: 1 BB: 0 P: 28	R: 2 E: 0 K: 1 S: 12 H: 1 LOB: 0 BB: 2 P: 20	1B: 6 2B: 2 3B: 0 HR: 2	SF: 0 SAC: 0 DP: 4 HBP: 2	39

PITCHER		IP	WLS	BF	H	R	ER	SO	BB	IBB	HBP	BLK	WP	HR	S	P	ERA	WHIP
45 Nick Green, R ERA:	(1, 1)	2.0		8	1	0	0	1	1	0	1	0	0	0	15	27	0.00	1.000
33 Marc Rzepczynski, L ERA:	(3, 1)	1.0		3	0	0	0	0	0	0	0	0	0	0	6	9	0.00	0.000
54 Jimmie Sherfy, R ERA: 18.0	(4, 1)	1.0		6	3	2	2	1	0	0	1	0	0	0	17	24	18.00	3.000
65 Joey Krehbiel, R ERA: 9.0	(5, 1)	1.0	B	5	2	1	1	1	0	0	0	0	0	0	16	20	9.00	2.000
73 Ryan Atkinson, R ERA:	(6, 1)	1.0		3	0	0	0	2	0	0	0	0	0	0	7	9	0.00	0.000
64 Joel Payamps, R ERA: 10.8	(7, 1)	1.2	L	8	3	2	2	1	1	0	0	0	0	1	23	34	10.80	2.400
82 Vinny Nittoli, R ERA:	(8, 1)	0.1		1	0	0	0	1	0	0	0	0	0	0	3	6	0.00	0.000
58 Stefan Crichton, R ERA: 18.0	(9, 1)	1.0		5	1	2	2	1	2	0	0	0	0	1	12	20	18.00	3.000

AB	33
R	7
H	10
RBI	7
BB	4
SO	8
LOB	16

WP: 0 PB: 1 SB: 0 CS: 0

Colorado Rockies @ Arizona Diamondbacks

Salt River Fields at Talking Stick, Scottsdale, AZ

Sat Feb 23 2019, 3:12 PM - 6:09 PM EST

Att. 9,619 - Partly Cloudy - 52 F

livebaseballscorecards.com

BOTTOM

Batter	1	2	3	4	5	6	7	8	9	AB	R	H	RBI	BB	SO	LOB
19 Sócrates Brito, L (1, 8) OBP: 0.333, SLG: 0.333	C CH 87 S SI 88 X SI 88 0-2 5 G4-3 4 G4-3 28 HR 1B		B FF 97 X FF 95 1-0 ① L9		B SL 81 F FF 92 X FF 92 1-1 ② G5-3 1-2		1 SAFE C FF 92 1 SAFE 1 SAFE B FF 92 C SL 85 1 SAFE F SL 81 B FF 91 2-2 ③ X SL 80 F8			3	1	1	0	0	0	1
71 Andrew Aplin, L (6, 9)										1	0	0	0	0	0	1
4 Ketel Marte, S (1, 4) OBP: 0.500, SLG: 0.500	B CH 88 B FF 90 B CH 84 C FF 89 X SI 89 3-1 ① G4-3 1-2		C CU 78 B CU 79 S FF 96 F FF 97 B CU 79 X FF 95 2-2 5 S 1B		B FF 91 S FF 92 F CH 84 D SL 80 B FF 92 X FF 93 3-2 ③ G6-3			C FF 92 B FF 92 X SL 87 1-1 ① L9		2	0	1	0	0	0	1
15 Ildemaro Vargas, S (5, 5)										2	0	0	0	0	0	1
5 Eduardo Escobar, S (1, 5)	D FF 90 F SI 89 X SI 89 1-1 ② G4-3 2-3		C FS 85 1 SAFE F FF 95 B FF 95 1 SAFE F FF 94 B CU 78 B FF 94 S FF 93 3-3 ② K 1-2			B FF 90 B CH 85 F FF 90 S FF 91 F SL 81 X FF 91 2-2 ① G6-3		B FF 88 F FF 94 B FF 92 B FF 94 F FF 94 F FF 94 X FF 94 3-2 32 BB 1B		2	0	0	0	0	1	2
14 Caleb Joseph, R (5, 2) OBP: 0.500, SLG: 0.500										2	0	1	0	0	0	0
6 David Peralta, L (1, 7)	B FF 93 B FF 92 B SI 89 C CH 87 B SL 86 4-1 28 HR BB		C FF 95 F FF 95 B FF 96 F FS 86 X FF 95 1-2 ③ L6			C SL 79 S SL 85 X FF 91 0-2 32 G5-3 1B		D SL 87 B SL 87 X FF 94 2-0 ② L8		1	1	0	0	1	0	1
27 Matt Szczur, R (5, 9) OBP: 0.500, SLG: 0.500										2	0	1	0	0	0	1
(6, 8)																
28 Steven Souza Jr., R (1, 9) OBP: 0.500, SLG: 2.000	F SI 89 C FF 91 B CU 82 F CH 88 X CU 81 1-2 1-H 3-H HR			C FF 96 B FF 95 S FF 94 B CU 79 X FS 86 2-2 ① G5-3		1 SAFE B FF 90 D SL 85 S FF 90 S FF 90 B FF 90 F FF 91 1 SAFE X FF 92 3-2 ② G5-3 1-2		F FF 93 F FF 94 D FF 88 B FF 94 B SL 88 B SL 85 4-2 1-2 BB		2	1	1	3	0	0	0
32 Rob Refsnyder, R (5, 7)										1	0	0	0	1	0	1
16 Tim Locastro, R (8, PR)										0	0	0	0	0	0	0
(9, 7)																
22 Jake Lamb, L (1, 3)	C CU 73 X SI 89 0-1 ③ G5-3			B FF 95 B FF 95 C FF 94 X FS 85 2-1 ② L5		X FF 91 0-0 ③ G6-3		C FF 94 X FF 94 0-1 ③ L9		2	0	0	0	0	0	0
76 Kelby Tomlinson, R (5, 4)										2	0	0	0	0	0	3
26 Yasmany Tomás, R (1, 10) OBP: 0.500, SLG: 0.500		B CH 87 F CH 84 B CH 88 X FF 89 2-1 13 G6-4-3 1B		X FF 97 0-0 ③ F9			C FF 93 B SL 86 B SL 86 S FF 94 S FF 93 2-3 ① K		B SL 96 F FF 96 C SL 98 C CH 82 1-3 ① K	2	0	1	0	0	0	0
48 Abraham Almonte, S (7, PH)										2	0	0	0	0	2	0
(8, 10)																
13 Nick Ahmed, R (1, 6)		B CH 88 S CU 78 B FF 90 X CU 83 2-1 ①② G6-4-3 1-2f			B FF 91 X FF 90 1-0 ① L9		B FF 91 S FF 92 B FF 93 F FF 93 B SL 82 B SL 81 4-2 BB		B SL 99 B SL 97 X SL 96 2-0 ② G3-1	2	0	0	0	0	0	1
82 Jazz Chisholm Jr., L (6, 6)										1	0	0	0	1	0	0
31 Alex Avila, L (1, 2)		B CU 80 S SL 85 F FF 90 S CU 79 1-3 ③ K			X FF 92 0-0 19 WP 1B		C SL 83 1 SAFE X FF 94 0-1 ② L8		B FF 98 F FF 96 B FF 90 S SL 95 F SL 99 C CH 85 2-3 ③ K	1	0	0	0	0	1	0
68 Kevin Cron, R (5, 3) OBP: 0.333, SLG: 0.333										3	0	1	0	0	1	1
Inning Stats	R: 3 E: 0 K: 0 S: 14 H: 2 LOB: 0 BB: 1 P: 23	R: 0 E: 0 K: 1 S: 7 H: 1 LOB: 0 BB: 0 P: 12	R: 0 E: 0 K: 1 S: 13 H: 1 LOB: 1 BB: 0 P: 20	R: 0 E: 0 K: 0 S: 6 H: 0 LOB: 0 BB: 0 P: 10	R: 0 E: 0 K: 0 S: 7 H: 1 LOB: 1 BB: 0 P: 12	R: 0 E: 0 K: 0 S: 12 H: 1 LOB: 1 BB: 0 P: 17	R: 0 E: 0 K: 1 S: 11 H: 0 LOB: 1 BB: 1 P: 19	R: 0 E: 0 K: 0 S: 11 H: 1 LOB: 2 BB: 1 P: 21	R: 0 E: 0 K: 2 S: 8 H: 0 LOB: 0 BB: 0 P: 13	1B: 6 2B: 0 3B: 0 HR: 1 SF: 0 SAC: 0 DP: 1 HBP: 0						

AB	33
R	3
H	7
RBI	3
BB	3
SO	5
LOB	14

WP: 1 PB: 0 SB: 1 CS: 0 PA: 36

PITCHER		IP	WLS	BF	H	R	ER	SO	BB	IBB	HBP	BLK	WP	HR	S	P	ERA	WHIP
35 Chad Bettis, R ERA: 13.5	(1, 1)	2.0		9	3	3	3	1	1	0	0	0	0	1	21	35	13.50	2.000
34 Jeff Hoffman, R ERA:	(3, 1)	2.0		7	1	0	0	1	0	0	0	0	0	0	19	30	0.00	0.500
67 Chi Chi González, R	(5, 1)	2.0		8	2	0	0	0	0	0	0	0	1	0	19	29	0.00	1.000
63 DJ Johnson, R ERA:	(7, 1)	1.0	W	4	0	0	0	1	1	0	0	0	0	0	11	19	0.00	1.000
62 Yency Almonte, R ERA:	(8, 1)	1.0		5	1	0	0	0	1	0	0	0	0	0	11	21	0.00	2.000

PITCHER		IP	WLS	BF	H	R	ER	SO	BB	IBB	HBP	BLK	WP	HR	S	P	ERA	WHIP
74 Justin Lawrence, R ERA:	(9, 1)	1.0		3	0	0	0	2	0	0	0	0	0	0	8	13	0.00	0.000

Arizona Diamondbacks @ Cleveland Indians

Goodyear Ballpark, Goodyear, AZ

Sun Feb 24 2019, 3:07 PM - 6:20 PM EST

Att. 5,022 - Partly Cloudy - 59 F

TOP

livebaseballscorecards.com

Batter	1	2	3	4	5	6	7	8	9	AB	R	H	RBI	BB	SO	LOB
16 Tim Locastro, R (1, 7) OBP: 0.750, SLG: 0.500	0-0 15 2B 1B	0-1 F7 1-2		1-0 41 1B HBP 1-2		1-0 74 1B 15 1B 53 SF7 HBP 1-2	0-0 1B 1-2		0-0 F8	2	2	1	0	0	0	1
26 Yasmany Tomás, R (7, PH) OBP: 0.500, SLG: 0.500 (7, 3)										2	0	1	0	0	0	1
15 Ildemaro Vargas, S (1, 6) OBP: 0.333, SLG: 0.500	0-0 53 2B 2B 1-H	0-0 G3		0-0 F4		0-0 68 F8 74 1B 48 2B 1B 1-2 2-H	0-0 L5		F B S X 1-2 HR 1-H	4	2	2	2	0	0	3
86 Daulton Varsho, L (6, 2) OBP: 0.500, SLG: 2.000										2	1	1	2	0	0	2
41 Wilmer Flores, R (1, 4) OBP: 1.000, SLG: 1.000	B B B B 4-0 53 2B 68 G6-3 BB		0-0 53 HR 1B	0-0 1B 1-2 2-H		0-0 68 F8 48 2B 1B 1-2 2-3	0-0 F8		0-0 1B	2	2	2	1	1	0	0
74 Domingo Leyba, S (4, PR) OBP: 0.500, SLG: 0.500 (4, 4)										2	1	1	0	0	0	2
(6, 6)																
82 Jazz Chisholm Jr., L (9, PH) OBP: 0.667, SLG: 0.500 (9, 6)										1	0	1	0	0	0	0
53 Christian Walker, R (1, 3) OBP: 0.500, SLG: 2.000	0-0 1-3 2-H 2B		0-0 1-H HR	0-0 F8		0-0 SF7 3-H		B B B B 4-0 76 E BB	F F S 0-3 K	3	1	2	4	0	0	2
32 Rob Refsnyder, R (7, 9)										1	0	0	0	1	1	1
68 Kevin Cron, R (1, 10) OBP: 0.286, SLG: 0.167	0-0 G6-3 3-H		B B B B 4-0 48 G6-4-3 BB	0-0 P4		0-0 F8 1-2 2-3		0-0 E5 76 G6-4-3 1-2		3	0	0	1	1	0	5
76 Kelby Tomlinson, R (8, PH) (8, 10)										1	0	0	0	0	0	1
48 Abraham Almonte, S (1, 8) OBP: 0.167, SLG: 0.333	0-0 F8		0-0 G6-4-3 1-2f		F F C 0-3 K	0-0 2B 2-H 3-H		0-0 F8		4	0	1	2	0	1	2
85 Andrew Young, R (6, 4)										1	0	0	0	0	0	2
27 Matt Szczur, R (1, 9) OBP: 0.333, SLG: 0.333	0-0 F8		0-0 1B		F F S 0-3 K	0-0 P4		0-0 G6-4-3 1-2f		4	0	1	0	0	1	3
76 Wyatt Mathisen, R (7, 5)										1	0	0	0	0	0	2
78 Juniel Querecuto, S (1, 5) OBP: 0.250, SLG: 0.250		0-0 16 S 1B	0-0 G3		F F S 0-3 K		0-0 L5		0-0 G4-3	4	0	1	0	0	1	1
87 Travis Snider, L (7, 7)										1	0	0	0	0	0	0
36 John Ryan Murphy, R (1, 2)		0-0 L8		B B B B 4-0 16 HBP 41 1B BB		B B B B 4-0 16 HBP 15 1B BB	0-0 26 1B 1B		B B B B 4-0 86 HR BB	1	1	0	0	2	0	1
71 Andrew Aplin, L (6, PR) OBP: 0.667, SLG: 0.500 (6, 8)										1	2	1	0	1	0	0

Inning Stats										
	R: 3 E: 0 K: 0 S: 6	H: 3 LOB: 1 BB: 1 P: 10	R: 0 E: 0 K: 0 S: 5	H: 1 LOB: 1 BB: 0 P: 5	R: 2 E: 0 K: 0 S: 5	H: 3 LOB: 1 BB: 1 P: 9	R: 1 E: 0 K: 0 S: 4	H: 1 LOB: 2 BB: 1 P: 9	R: 0 E: 0 K: 3 S: 9	H: 0 LOB: 0 BB: 0 P: 9
	R: 4 E: 0 K: 0 S: 6	H: 3 LOB: 2 BB: 1 P: 11	R: 0 E: 0 K: 0 S: 5	H: 2 LOB: 2 BB: 0 P: 5	R: 0 E: 1 K: 0 S: 3	H: 0 LOB: 1 BB: 1 P: 7	R: 2 E: 0 K: 1 S: 9	H: 2 LOB: 1 BB: 1 P: 14	1B: 10 2B: 3 3B: 0 HR: 2	SF: 1 SAC: 0 DP: 2 HBP: 2

	AB	40
	R	12
	H	15
	RBI	12
	BB	6
	SO	4
	LOB	29

WP: 0 PB: 0 SB: 1 CS: 0 PA: 49

PITCHER		IP	WLS	BF	H	R	ER	SO	BB	IBB	HBP	BLK	WP	HR	S	P	ERA	WHIP
54 Chih-Wei Hu, R ERA: 13.5	(1, 1)	2.0	L	11	4	3	3	0	1	0	0	0	0	0	11	15	13.50	2.500
58 Neil Ramírez, R ERA: 18.0	(3, 1)	1.0		6	3	2	2	0	1	0	0	0	0	1	5	9	18.00	4.000
37 Alex Wilson, R ERA: 9.0	(4, 1)	1.0		6	1	1	1	0	1	0	1	0	0	0	4	9	9.00	2.000
49 Tyler Olson, L ERA:	(5, 1)	1.0		3	0	0	0	3	0	0	0	0	0	0	9	9	0.00	0.000
62 Nick Wittgren, R ERA: 36.0	(6, 1)	1.0		8	3	4	4	0	1	0	1	0	0	0	6	11	36.00	4.000

PITCHER		IP	WLS	BF	H	R	ER	SO	BB	IBB	HBP	BLK	WP	HR	S	P	ERA	WHIP
74 Shao-Ching Chiang, R ERA:	(7, 1)	1.0		5	2	0	0	0	0	0	0	0	0	0	5	5	0.00	2.000
76 R.C. Orlan, L ERA:	(8, 1)	1.0		4	0	0	0	0	1	0	0	0	0	0	3	7	0.00	1.000
73 J.C. Mejía, R ERA: 18.0	(9, 1)	1.0		6	2	2	2	1	1	0	0	0	0	1	9	14	18.00	3.000

BOTTOM

Arizona Diamondbacks @ Cleveland Indians

Goodyear Ballpark, Goodyear, AZ

Sun Feb 24 2019, 3:07 PM - 6:20 PM EST

Att. 5,022 - Partly Cloudy - 59 F

livebaseballscorecards.com

Batter	1	2	3	4	5	6	7	8	9	AB	R	H	RBI	BB	SO	LOB
13 Leonys Martin, L (1, 8) 67 Óscar Mercado, R (5, 8) OBP: 0.500, SLG: 1.250	G4-3	F7			84 HBP 1B		K		1-H HR	2 3	0 1	0 2	0 2	0 0	0 1	1 1
22 Jason Kipnis, L (1, 4) OBP: 1.000, SLG: 1.000 84 Ernie Clement, R (5, 4) OBP: 0.500, SLG: 0.333	71 BB 41 BB 1B		41 G5-4-3 1B		1-0 32 G6-4-3 1-2 HBP		F8		G6-3	2 2	0 0	2 0	0 0	0 0	0 0	0 1
41 Carlos Santana, S (1, 3) 7 Ryan Flaherty, L (6, 3) OBP: 0.750, SLG: 1.000	4-0 71 BB 1-2 BB		G5-4-3 1-2f		K		F9		4-0 BB	2 1	0 0	0 0	0 0	1 1	1 0	3 1
32 Trayce Thompson, R (1, 9) OBP: 0.200, SLG: 0.400 83 Mike Papi, L (6, 9) OBP: 0.500, SLG: 0.333	K		71 2B 2B		G6-4-3 1-2f			G4-3	K	3 2	1 0	1 0	0 0	0 0	1 1	4 1
71 Daniel Johnson, L (1, 10) OBP: 0.600, SLG: 0.667 38 Eric Haase, R (8, PH) OBP: 0.500, SLG: 1.000 (9, 10)	4-0 1-2 2-3 BB		2-H 2B			G4-3		74 FC6-4 1B		2 1	0 0	1 1	1 0	1 0	0 0	0 0
9 Brandon Barnes, R (1, 7) 74 Andrew Calica, L (6, PR) (7, 7)	K		G6-3			4-0 75 FC6-4 BB		FC6-4 1-2f		2 1	0 0	0 0	0 0	1 0	1 0	4 1
27 Kevin Plawecki, R (1, 2) 40 Tim Federowicz, R (4, 2) 69 Kungkuan Giljegiljaw, R (7, 2)		P6		K		K		F8		1 2 1	0 0 0	0 0 0	0 0 0	0 0 0	0 2 0	0 1 1
75 Yu Chang, R (1, 6) OBP: 0.250, SLG: 0.500 66 Eric Stamets, R (7, 6)		2B		F9		FC6-4 1-2f			4-0 67 HR BB	3 0	0 1	1 0	0 0	0 1	0 0	1 0
26 Max Moroff, S (1, 5) 81 Mark Mathias, R (7, 5) OBP: 0.333, SLG: 0.667		K		F9			2B		F8	2 2	0 0	0 1	0 0	0 0	1 0	1 1

AB	34
R	3
H	9
RBI	3
BB	5
SO	8
LOB	22

Inning Stats	1	2	3	4	5	6	7	8	9	1B: 4	SF: 0	WP: 0	PA: 40
	R: 0 E: 0 K: 2 S: 8 H: 1 LOB: 3 BB: 2 P: 16	R: 0 E: 0 K: 1 S: 6 H: 1 LOB: 1 BB: 0 P: 6	R: 1 E: 0 K: 0 S: 5 H: 3 LOB: 1 BB: 0 P: 5	R: 0 E: 0 K: 1 S: 5 H: 0 LOB: 0 BB: 0 P: 5	R: 0 E: 0 K: 1 S: 5 H: 1 LOB: 1 BB: 0 P: 6	R: 0 E: 0 K: 1 S: 5 H: 0 LOB: 1 BB: 1 P: 9	R: 0 E: 0 K: 1 S: 6 H: 1 LOB: 1 BB: 0 P: 6	R: 0 E: 0 K: 0 S: 4 H: 1 LOB: 1 BB: 0 P: 4	R: 2 E: 0 K: 1 S: 7 H: 1 LOB: 1 BB: 2 P: 15	2B: 4 3B: 0 HR: 1	SAC: 0 DP: 2 HBP: 1	PB: 0 SB: 0 CS: 0	

PITCHER	IP	WLS	BF	H	R	ER	SO	BB	IBB	HBP	BLK	WP	HR	S	P	ERA	WHIP
38 Robbie Ray, L (1, 1) ERA:	1.1	W	7	1	0	0	2	2	0	0	0	0	0	9	17	0.00	2.250
86 Daniel Gibson, L (2, 1) ERA:	0.2	H	3	1	0	0	1	0	0	0	0	0	0	5	5	0.00	1.500
63 Robby Scott, L (3, 1) ERA: 9.0	1.0		5	3	1	1	0	0	0	0	0	0	0	5	5	9.00	3.000
62 Taylor Widener, R (4, 1) ERA:	2.0		7	1	0	0	2	0	0	1	0	0	0	10	11	0.00	0.500
50 Yoan López, R (6, 1) ERA:	1.0		4	0	0	0	1	1	0	0	0	0	0	5	9	0.00	1.000

PITCHER	IP	WLS	BF	H	R	ER	SO	BB	IBB	HBP	BLK	WP	HR	S	P	ERA	WHIP
81 Kevin Ginkel, R (7, 1) ERA:	1.0		4	1	0	0	1	0	0	0	0	0	0	6	6	0.00	1.000
34 Braden Shipley, R (8, 1) ERA:	1.0		4	1	0	0	0	0	0	0	0	0	0	4	4	0.00	1.000
59 Troy Scribner, R (9, 1) ERA: 18.0	1.0		6	1	2	2	1	2	0	0	0	0	1	7	15	18.00	3.000

Batter	1	2	3	4	5	6	7	8	9	AB	R	H	RBI	BB	SO	LOB
Nick Martini, L (1, 7) OBP: 0.400, SLG: 0.444	B FF 86 B FF 85 C FF 87 S CH 85 C FF 88 2-3 K		B FF 95 X CH 84 1-0 1-H 2B		C FF 90 X CU 81 0-1 1 FC5-4 1-3 1B			F FF 91 X FF 91 0-1 8 L9 95 S 1 1B 1B	C CU 71 B FF 90 B FF 89 F CH 77 X CH 78 2-2 F9	3	0	2	1	0	1	0
79 Luis Barrera, L (6, 9) OBP: 0.333, SLG: 0.200										2	1	1	0	0	0	0
1 Franklin Barreto, R (1, 4) OBP: 0.500, SLG: 0.667	X FF 87 0-0 L9		B FF 95 C FF 95 B FF 95 S CH 85 B CH 85 F FF 95 F CH 84 B FF 95 4-2 BB		X CH 84 0-0 FC5-4 22 G6-4-3 1-2f			B SL 84 S SL 83 1 SAFE X FF 92 1-1 72 BB 95 BB 1-2 1B		3	0	1	0	1	0	2
76 Corban Joseph, L (8, 4)										0	0	0	0	0	0	0
22 Ramón Laureano, R (1, 8) OBP: 0.125, SLG: 0.250	C FF 87 X FF 88 0-1 G6-3		F FF 94 X FF 93 0-1 F8		B FF 91 C FF 92 1 SAFE X FF 92 1-1 G6-4-3 1-2f			X FF 91 0-0 L9 2-3		3	0	0	0	0	0	4
8 Eric Campbell, R (6, 3)										1	0	0	0	0	0	2
20 Mark Canha, R (1, 3) OBP: 0.143, SLG: 0.143		F FF 85 S SL 82 F SL 81 F EP 64 X SL 83 0-2 P3		C FF 91 B CU 82 F CH 86 X FF 92 1-2 P3		B FF 96 F FF 95 T SI 96 S FF 97 1-3 K		C CU 74 B CU 74 B FF 91 S CU 82 1 SAFE F FF 93 F FF 92 B SL 84 F FF 92 4-2 F FF 93 F FF 92 B CU 76 72 BB 1-2 3-H BB		3	0	0	0	0	1	0
95 Edwin Díaz, R (6, 5)										0	0	0	0	1	0	0
11 Dustin Fowler, L (1, 9) OBP: 0.222, SLG: 0.500		C FF 87 X FF 87 0-1 L3		C FF 92 C FF 92 B CH 86 X FF 92 1-2 HR		B SI 97 C CH 87 X SI 96 1-1 G5-3		B FF 91 F CH 84 D CU 75 X FF 92 2-1 F8		4	1	1	1	0	0	2
(6, 8)										0	0	0	0	0	0	0
75 Jeremy Eierman, R (8, 6)																
3 Nick Hundley, R (1, 2) OBP: 0.400, SLG: 0.250		X SI 88 0-0 G5-3		C CU 80 F FF 92 B CH 87 F CH 85 S FF 93 1-3 K		B SL 85 C SL 85 B SI 97 B FF 94 B SI 96 4-1 64 CS BB		B FF 91 B FF 91 B FF 91 C FF 91 B FF 92 4-1 1-2 2-3 BB		2	0	0	0	1	1	0
72 Skye Bolt, S (6, PR)										0	0	0	0	1	0	0
(6, 7)																
(8, 8)																
64 Sheldon Neuse, R (1, 10) OBP: 0.300, SLG: 0.333		C FF 95 F FF 95 F FF 96 X CH 86 0-2 G3		B FF 91 X CH 85 1-0 2B		B FF 95 1 SAFE B SL 86 B SI 94 C FF 95 3-1 CS 1-2		F FF 91 S CU 74 B CU 73 S SL 80 1-3 K		4	0	1	0	0	2	3
37 Jorge Mateo, R (1, 6) OBP: 0.222, SLG: 0.444		B CH 84 F CH 83 X FF 95 1-1 G4-3		F FF 92 C CU 80 B FF 92 X CH 86 1-2 G5-3			C SI 94 X SI 95 0-1 G3-1		C FF 89 B CU 74 B FF 90 C FF 90 X CH 77 2-2 G3	3	0	0	0	0	0	1
85 Tyler Ramirez, L (8, 7)										1	0	0	0	0	0	0
15 Cliff Pennington, S (1, 5) OBP: 0.500, SLG: 0.600		F FF 94 F CH 85 X CH 84 0-2 2B 1B			C FF 91 B FF 90 F CH 84 X FF 91 1-2 1B 1B		B KC 79 S CH 87 B SI 94 B SI 95 C FF 96 X SI 95 3-2 G3-1		C CH 78 B SI 89 X CH 77 1-1 G6-3	2	1	2	0	0	0	0
12 Sean Murphy, R (6, 2) OBP: 0.400, SLG: 1.000										2	0	0	0	0	0	0

Inning Stats	1	2	3	4	5	6	7	8	9
	R: 0 E: 0 K: 1 S: 6 H: 0 LOB: 0 BB: 0 P: 8	R: 0 E: 0 K: 0 S: 8 H: 0 LOB: 0 BB: 0 P: 8	R: 1 E: 0 K: 0 S: 16 H: 2 LOB: 2 BB: 1 P: 22	R: 1 E: 0 K: 1 S: 14 H: 2 LOB: 1 BB: 0 P: 19	R: 0 E: 0 K: 0 S: 8 H: 2 LOB: 1 BB: 0 P: 10	R: 0 E: 0 K: 1 S: 7 H: 0 LOB: 1 BB: 1 P: 16	R: 0 E: 0 K: 1 S: 9 H: 0 LOB: 0 BB: 0 P: 12	R: 1 E: 0 K: 1 S: 18 H: 2 LOB: 3 BB: 2 P: 30	R: 0 E: 0 K: 0 S: 8 H: 0 LOB: 0 BB: 0 P: 13

1B: 5 SF: 0 WP: 0 PA: 38
2B: 2 SAC: 0 PB: 0
3B: 0 DP: 1 SB: 1
HR: 1 HBP: 0 CS: 1

PITCHER		IP	WLS	BF	H	R	ER	SO	BB	IBB	HBP	BLK	WP	HR	S	P	ERA	WHIP
21 Zack Greinke, R ERA:	(1, 1)	2.0		6	0	0	0	1	0	0	0	0	0	0	14	16	0.00	0.000
61 Silvino Bracho, R ERA: 9.0	(3, 1)	1.0		6	2	1	1	0	1	0	0	0	0	0	16	22	9.00	3.000
35 Matt Andriese, R ERA: 4.5	(4, 1)	2.0		9	4	1	1	1	0	0	0	0	0	1	22	29	4.50	2.000
80 Jon Duplantier, R ERA:	(6, 1)	2.0		6	0	0	0	2	1	0	0	0	0	0	16	28	0.00	0.500
70 Bo Takahashi, R ERA: 13.5	(8, 1)	0.2		6	2	1	1	0	2	0	0	0	0	0	15	26	13.50	6.000

PITCHER		IP	WLS	BF	H	R	ER	SO	BB	IBB	HBP	BLK	WP	HR	S	P	ERA	WHIP
80 Lucas Luetge, L ERA:	(8, 1)	0.1		1	0	0	0	1	0	0	0	0	0	0	3	4	0.00	0.000
88 Henry Owens, L ERA:	(9, 1)	1.0	W	3	0	0	0	0	0	0	0	0	0	0	8	13	0.00	0.000

TOP

Oakland Athletics @ Arizona Diamondbacks

Salt River Fields at Talking Stick, Scottsdale, AZ

Mon Feb 25 2019, 3:11 PM - 6:11 PM EST
Att. 5,519 - Partly Cloudy - 62 F

livebaseballscorecards.com

AB	33
R	3
H	8
RBI	2
BB	4
SO	5
LOB	14

Oakland Athletics @ Arizona Diamondbacks

Salt River Fields at Talking Stick, Scottsdale, AZ

Mon Feb 25 2019, 3:11 PM - 6:11 PM EST

Att. 5,519 - Partly Cloudy - 62 F

livebaseballscorecards.com

BOTTOM

Batter	1	2	3	4	5	6	7	8	9	AB	R	H	RBI	BB	SO	LOB
15 Ildemaro Vargas, S (1, 4) OBP: 0.333, SLG: 0.444 32 Rob Refsnyder, R (6, 9)	C SI 96 F FS 86 X SI 96 0-2 ① F8	F SI 95 X SI 95 0-1 ③ L5		X CU 75 0-0 1-2 2-H 3-H 1B			1 SAFE B FF 95 S FF 93 F SI 94 1 SAFE 1 SAFE B FF 94 X FF 95 2-2 ① P4	B SI 88 S SL 84 F CH 88 X CH 88 1-2 ② L5		3 0 1 2 0 0 3 2 0 0 0 0 0 4						
4 Ketel Marte, S (1, 8) OBP: 0.400, SLG: 0.400 48 Abraham Almonte, S (6, 7) OBP: 0.125, SLG: 0.250	B SI 96 B SI 95 B SI 94 C FF 94 X SI 94 3-1 5 L1-3 1B		C FF 93 F FF 94 B CU 81 F FF 95 B SL 88 X SL 87 2-2 ① G3-1	X FF 91 0-0 ③ F9			D CH 87 F FF 94 F FF 95 S CU 80 1-3 ② K	D CU 76 S FF 90 B CU 77 B FF 90 X FF 89 3-1 ③ G4-3		3 0 1 0 0 0 2 2 0 0 0 0 1 4						
5 Eduardo Escobar, S (1, 5) OBP: 0.200, SLG: 0.200 74 Domingo Leyba, S (5, PR) OBP: 0.750, SLG: 1.000 (6, 4) 85 Andrew Young, R (9, PR)	X SI 94 0-0 ② L1-3 1-2	B SL 86 C FF 92 F FF 94 B CU 82 S FF 93 2-3 ② K			X SI 91 0-0 6 CS 1B		1 SAFE C FF 93 X FF 94 0-1 76 S 1-3 1B		X SI 89 0-0 76 G3 75 SF7 2B	3 0 1 0 0 1 1 2 0 2 0 0 0 0 0 1 0 0 0 0 0						
6 David Peralta, L (1, 7) 76 Wyatt Mathisen, R (6, 5)	B FS 83 C SI 95 B SL 85 T FS 83 S FS 84 2-3 ③ K		X FF 93 0-0 ③ G1-3		B SI 90 1 SAFE B FF 89 B SL 87 F SI 91 1 SAFE F SI 91 1 SAFE F CH 85 3-3 ① C CH 84 ② 1-2 K		D CU 80 B FF 93 C FF 94 B FF 93 C FF 93 X FF 93 3-2 ③ P4 1-2		B SL 86 X FF 88 1-0 ① G3 2-3	3 0 0 0 0 2 2 2 0 0 0 0 0 3						
28 Steven Souza Jr., R (1, 9) OBP: 0.200, SLG: 0.800 75 Tyler Heineman, S (6, 2)		X SI 94 0-0 ① G6-3		C FF 89 C FC 89 B FF 92 S FF 92 1-3 ① K	B CU 78 C CU 76 S SI 90 B CU 78 C CU 78 2-3 ③ K			C FF 89 B CH 82 B SL 85 B FF 89 X FF 88 3-1 E6 19 FC6-4	B CU 82 B SI 89 C FF 89 X SI 89 2-1 ② SF7 3-H	3 0 0 0 0 2 1 1 0 0 1 0 0 0						
22 Jake Lamb, L (1, 3) OBP: 0.500, SLG: 0.333 19 Sócrates Brito, L (6, 8) OBP: 0.200, SLG: 0.200		C SI 94 B SL 85 B FS 84 B FS 85 B SI 95 4-1 13 BB 53 1B BB	F FF 91 C CU 79 X CU 80 0-2 13 1B 53 BB 15 1B 1B	X SI 90 0-0 ① G3			C SL 85 B SL 85 B CH 83 X FF 90 2-1 ① FC6-4 68 BB 71 BB 82 BB 1-2f		1 1 1 0 1 0 0 2 1 0 0 0 0 1						
53 Christian Walker, R (1, 10) OBP: 0.667, SLG: 1.750 71 Andrew Aplin, L (6, PH) OBP: 0.600, SLG: 0.333 (7, 10) 16 Tim Locastro, R (8, PR) OBP: 0.750, SLG: 0.500 (9, 10)		C SI 94 X SI 94 0-1 13 BB 1-2 1B	C FF 88 B FF 92 S FF 92 F FF 92 B FF 91 B FF 91 B FF 90 4-2 13 1B 15 1B 1-2 BB	C FF 89 B FF 92 F CH 86 B FF 92 S CU 79 2-3 ② K			B FF 89 B SL 85 B FF 88 C FF 89 1 SAFE 1 SAFE F FF 89 B SL 84 4-2 82 BB 68 BB 1-2 BB		1 1 1 0 1 0 0 1 0 0 0 1 1 0 0 0 0 0 0 0 0	AB 34					
18 Carson Kelly, R (1, 2) 68 Kevin Cron, R (6, 3) OBP: 0.333, SLG: 0.143		T SL 83 S SI 94 B FF 95 S SL 85 1-3 ② K	X FF 90 0-0 ② F9	C CU 78 X SI 91 0-1 ③ G6-3			B FF 89 F CH 82 B CH 83 B SL 85 B FF 89 4-1 82 BB 1-2 2-3 BB		2 0 0 0 0 1 4 1 0 0 0 1 0 0	R 4						
13 Nick Ahmed, R (1, 6) OBP: 0.500, SLG: 0.333 82 Jazz Chisholm Jr., L (6, 6) OBP: 0.600, SLG: 0.333		B SL 84 C SL 84 S SI 94 B FF 94 B SI 95 B SL 85 4-2 1-2 2-3 BB	X FF 90 0-0 15 1B 1-2 2-3 1B				B FF 94 B FF 93 S FF 93 S FF 94 B FF 93 X FF 94 3-2 E5 74 1B	B FF 88 B FF 89 B FF 88 C FF 87 B FF 89 4-1 1-2 2-3 3-H BB	1 0 1 0 1 0 0 1 0 0 1 1 0 0	H 8 RBI 4 BB 6 SO 8 LOB 25						
Inning Stats	R: 0 E: 0 K: 1 S: 9 H: 1 LOB: 1 BB: 0 P: 14	R: 0 E: 0 K: 1 S: 11 H: 1 LOB: 3 BB: 2 P: 20	R: 0 E: 0 K: 1 S: 8 H: 0 LOB: 0 BB: 0 P: 12	R: 2 E: 0 K: 1 S: 13 H: 3 LOB: 2 BB: 1 P: 18	R: 0 E: 0 K: 2 S: 8 H: 1 LOB: 1 BB: 0 P: 13	R: 0 E: 0 K: 1 S: 6 H: 0 LOB: 0 BB: 0 P: 8	R: 0 E: 1 K: 1 S: 14 H: 1 LOB: 2 BB: 0 P: 23	R: 1 E: 1 K: 0 S: 13 H: 0 LOB: 3 BB: 3 P: 34	R: 1 E: 0 K: 0 S: 4 H: 1 LOB: 1 BB: 0 P: 7	1B: 7 2B: 2 3B: 0 HR: 0 SF: 1 SAC: 0 DP: 1 HBP: 0						
										WP: 0 PB: 0 SB: 1 CS: 1	PA: 41					

PITCHER		IP	WLS	BF	H	R	ER	SO	BB	IBB	HBP	BLK	WP	HR	S	P	ERA	WHIP
47 Frankie Montas, R ERA:	(1, 1)	2.0		10	2	0	0	2	2	0	0	0	0	0	20	34	0.00	2.000
16 Liam Hendriks, R ERA:	(3, 1)	1.0	H	3	0	0	0	1	0	0	0	0	0	0	8	12	0.00	0.000
52 Ryan Buchter, L ERA: 21.6	(4, 1)	1.0	B	7	3	2	2	1	1	0	0	0	0	0	13	18	18.00	4.000
58 Paul Blackburn, R ERA:	(5, 1)	2.0		6	1	0	0	3	0	0	0	0	0	0	14	21	0.00	0.500
57 J.B. Wendelken, R ERA: 16.2	(7, 1)	1.0		5	1	0	0	1	0	0	0	0	0	0	14	23	0.00	1.000
61 Kyle Lobstein, L ERA:	(8, 1)	0.1	B	5	0	1	0	0	3	0	0	0	0	0	8	25	0.00	9.000
15 Jake Buchanan, R ERA: 3.86	(8, 1)	1.1	L	5	1	1	1	0	0	0	0	0	0	0	9	16	6.75	0.750

Arizona Diamondbacks @ Chicago Cubs

Sloan Park, Mesa, AZ

Tue Feb 26 2019, 3:07 PM - 6:33 PM EST

Att. 10,666 - Sunny - 68 F

TOP

livebaseballscorecards.com

Batter	1	2	3	4	5	6	7	8	9	AB	R	H	RBI	BB	SO	LOB
19 Sócrates Brito, L (1, 8) OBP: 0.111, SLG: 0.125 16 Tim Locastro, R (7, 8) OBP: 0.800, SLG: 0.667	F7	SF7 3-H		G4-3			F7		1B	3 1	0 0	0 1	1 0	0 0	0 0	0 0
76 Kelby Tomlinson, R (1, 5) 74 Domingo Leyba, S (6, 6) OBP: 0.667, SLG: 0.800	P4	E5 41 2B 1-2 2-3		K			68 S BB		F7	3 1	1 0	0 0	0 0	0 1	1 0	2 1
41 Wilmer Flores, R (1, 4) OBP: 0.833, SLG: 1.000 14 Caleb Joseph, R (5, 2) OBP: 0.250, SLG: 0.250	53 BB BB	53 1B 1-H 2-H 3-H 2B			G5-3		K		F8	2 2	1 0	1 0	3 0	1 0	0 1	0 2
53 Christian Walker, R (1, 3) OBP: 0.778, SLG: 1.500 68 Kevin Cron, R (6, 3) OBP: 0.300, SLG: 0.125	1-2 BB	28 FC4 2-H 1B			28 BB 1B		P3 1-2			2 1	0 0	2 0	1 0	1 0	0 0	0 1
28 Steven Souza Jr., R (1, 10) OBP: 0.250, SLG: 0.571 15 Ildemaro Vargas, S (5, PR) OBP: 0.300, SLG: 0.400 (5, 10)	F8	FC4 1-2f			31 G4-6-3 1-2 BB			L9		2 1	0 0	0 0	0 0	1 0	0 0	3 0
31 Alex Avila, L (1, 2) 85 Andrew Young, R (5, 4)		26 FC5-4 BB	K		G4-6-3 1-2f			P5		2 1	0 0	0 0	0 0	1 0	1 0	2 0
26 Yasmany Tomás, R (1, 9) OBP: 0.429, SLG: 0.333 48 Abraham Almonte, S (6, 7) OBP: 0.222, SLG: 0.250	FC5-4 32 1B 19 SF7 82 BB 1-2f	82 CS BB				L9		4-0 BB		2 0	1 0	0 0	0 0	1 1	0 0	1 0
82 Jazz Chisholm Jr., L (1, 6) OBP: 0.500, SLG: 0.200 71 Andrew Aplin, L (6, 9) OBP: 0.500, SLG: 0.250	76 E 32 1B 41 2B 1-2 BB	K 1-2				G3-1		K		2 1	1 0	0 0	0 0	1 0	1 1	1 1
32 Rob Refsnyder, R (1, 7) OBP: 0.333, SLG: 0.143 76 Wyatt Mathisen, R (6, 5)	76 E 41 2B 1-2 2-3 1B			G5-3		K			F7	3 1	1 0	1 0	0 0	0 0	1 0	0 0
Inning Stats	R: 0 E: 0 K: 0 S: 6 H: 0 LOB: 2 BB: 2 P: 14	R: 5 E: 1 K: 0 S: 7 H: 3 LOB: 1 BB: 2 P: 15	R: 0 E: 0 K: 2 S: 6 H: 0 LOB: 1 BB: 1 P: 10	R: 0 E: 0 K: 1 S: 5 H: 0 LOB: 0 BB: 0 P: 5	R: 0 E: 0 K: 0 S: 3 H: 1 LOB: 2 BB: 1 P: 7	R: 0 E: 0 K: 1 S: 5 H: 0 LOB: 0 BB: 0 P: 5	R: 0 E: 0 K: 1 S: 5 H: 0 LOB: 1 BB: 1 P: 10	R: 0 E: 0 K: 1 S: 5 H: 0 LOB: 1 BB: 1 P: 9	R: 0 E: 0 K: 0 S: 4 H: 1 LOB: 1 BB: 0 P: 4	1B: 4 2B: 2 3B: 0 HR: 0 SF: 1 SAC: 0 DP: 2 HBP: 0						

AB	30
R	5
H	5
RBI	5
BB	8
SO	6
LOB	14

WP: 0 PB: 0 SB: 1 CS: 1 PA: 39

PITCHER		IP	WLS	BF	H	R	ER	SO	BB	IBB	HBP	BLK	WP	HR	S	P	ERA	WHIP
11 Yu Darvish, R ERA: 6.75	(1, 1)	1.1		8	0	2	1	0	4	0	0	0	0	0	7	23	6.75	3.000
67 Scott Effross, R ERA:	(2, 1)	0.2	L	6	3	3	0	0	0	0	0	0	0	0	6	6	0.00	4.500
50 Rowan Wick, R ERA:	(3, 1)	1.0		3	0	0	0	2	1	0	0	0	0	0	6	10	0.00	1.000
48 Mike Zagurski, L ERA:	(4, 1)	1.1		5	1	0	0	1	0	0	0	0	0	0	7	7	0.00	0.750
78 Matt Carasiti, R ERA:	(5, 1)	1.2		5	0	0	0	1	1	0	0	0	0	0	6	10	0.00	0.600

PITCHER		IP	WLS	BF	H	R	ER	SO	BB	IBB	HBP	BLK	WP	HR	S	P	ERA	WHIP
64 Carlos Ramirez, R ERA: 4.5	(7, 1)	1.0		4	0	0	0	1	1	0	0	0	0	0	5	10	0.00	1.000
87 Alberto Baldonado, L ERA:	(8, 1)	1.0		4	0	0	0	1	1	0	0	0	0	0	5	9	0.00	1.000
72 Craig Brooks, R ERA: 4.5	(9, 1)	1.0		4	1	0	0	0	0	0	0	0	0	0	4	4	0.00	1.000

BOTTOM

Arizona Diamondbacks @ Chicago Cubs

Sloan Park, Mesa, AZ

Tue Feb 26 2019, 3:07 PM - 6:33 PM EST

Att. 10,666 - Sunny - 68 F

livebaseballscorecards.com

Batter	1	2	3	4	5	6	7	8	9	AB	R	H	RBI	BB	SO	LOB
5 Albert Almora Jr., R (1, 8) OBP: 0.400, SLG: 0.600	0-0 44 1B 2B	0-3 K		4-0 66 S BB			0-2 K		0-3 K	2	1	1	0	0	1	0
75 Jacob Hannemann, L (4, 8) OBP: 0.500, SLG: 0.286										2	0	0	0	1	2	2
17 Kris Bryant, R (1, 5) OBP: 0.833, SLG: 1.667	1-0 9 FC6-4 44 1B 3 FC3 BB	0-0 G4-3		4-0 1-3 BB			0-0 G4-3		0-3 K	1	1	0	0	1	0	0
66 Ryan Court, R (4, 5) OBP: 0.455, SLG: 0.444										2	0	0	0	1	1	2
44 Anthony Rizzo, L (1, 3) OBP: 0.400, SLG: 0.250	0-0 9 FC6-4 1-2 2-H 1B	0-0 G3		0-0 G4-3			0-0 L4			2	0	1	1	0	0	0
37 James Adduci, L (4, 3) OBP: 0.125, SLG: 0.125										2	0	0	0	0	0	2
9 Javier Báez, R (1, 10) OBP: 0.167, SLG: 0.333	0-0 FC6-4 12 BB 3 FC3 1-2f 2-3		0-0 2B		0-3 K			0-0 P5		2	1	1	0	0	0	2
77 Evan Marzilli, L (3, PR) (4, 10)										2	0	0	0	0	1	0
12 Kyle Schwarber, L (1, 7) OBP: 0.625, SLG: 0.500	4-2 2 WP 3 E SF8 1-2 BB		0-2 K		0-0 G3			0-3 K		1	1	0	0	1	1	1
54 Charcer Burks, R (4, 7) OBP: 0.143, SLG: 0.143										2	0	0	0	0	1	0
3 Daniel Descalso, L (1, 4) OBP: 0.167, SLG: 0.167	0-0 FC3 2 WP 1-2 2-H 3-H		0-3 K		0-0 G6-3			0-0 F8		2	0	0	1	0	1	2
85 Trent Giambrone, R (4, 4) OBP: 0.375, SLG: 0.875										2	0	0	0	0	0	0
2 Mark Zagunis, R (1, 9) OBP: 0.200, SLG: 0.111	4-0 1-2 2-3 BB		0-3 K			0-0 F8			0-0 F8	1	0	0	0	1	1	1
83 Johnny Field, R (6, 9) OBP: 0.273, SLG: 0.444										2	0	0	0	0	0	0
Addison Russell, R (1, 6) OBP: 0.250, SLG: 0.500	0-0 SF8 3-H			0-0 P6		0-0 F9			4-0 84 BB BB	1	0	0	1	0	0	0
91 Zack Short, R (5, 6) OBP: 0.500, SLG: 0.250										1	0	0	0	1	0	0
7 Victor Caratini, S (1, 2) OBP: 0.333, SLG: 0.333	0-0 G1-6-3			0-0 F7		0-0 G6-3			4-0 1-2 BB	3	0	0	0	0	0	2
84 Ian Rice, R (7, 2)										0	0	0	0	1	0	0
91 Jose Cardona, R (9, PR) OBP: 0.500, SLG: 0.333										0	0	0	0	0	0	0
Inning Stats	R: 4 E: 1 K: 0 S: 8 H: 2 LOB: 2 BB: 3 P: 17	R: 0 E: 0 K: 1 S: 5 H: 0 LOB: 0 BB: 0 P: 5	R: 0 E: 0 K: 3 S: 10 H: 1 LOB: 1 BB: 0 P: 10	R: 0 E: 0 K: 0 S: 3 H: 0 LOB: 2 BB: 2 P: 11	R: 0 E: 0 K: 1 S: 5 H: 0 LOB: 0 BB: 0 P: 5	R: 0 E: 0 K: 0 S: 3 H: 0 LOB: 0 BB: 0 P: 3	R: 0 E: 0 K: 1 S: 5 H: 0 LOB: 0 BB: 0 P: 5	R: 0 E: 0 K: 1 S: 5 H: 0 LOB: 0 BB: 0 P: 5	R: 0 E: 0 K: 2 S: 7 H: 0 LOB: 2 BB: 2 P: 15	1B: 1 2B: 2 3B: 0 HR: 0 SF: 1 SAC: 0 DP: 0 HBP: 0							

	AB	30
	R	4
	H	3
	RBI	3
	BB	7
	SO	9
	LOB	14

WP: 1 PB: 0 SB: 2 CS: 0 PA: 38

PITCHER		IP	WLS	BF	H	R	ER	SO	BB	IBB	HBP	BLK	WP	HR	S	P	ERA	WHIP
52 Zack Godley, R	(1, 1)	0.1		7	2	4	3	0	3	0	0	0	1	0	6	15	81.00	15.000
ERA: 81.0																		
83 Damien Magnifico, R	(1, 1)	0.2	W	2	0	0	0	0	0	0	0	0	0	0	2	2	0.00	0.000
ERA:																		
47 Ricky Nolasco, R	(2, 1)	1.0	H	3	0	0	0	1	0	0	0	0	0	0	5	5	0.00	0.000
ERA:																		
33 Marc Rzepczynski, L	(3, 1)	1.0	H	4	1	0	0	3	0	0	0	0	0	0	10	10	0.00	1.000
ERA:																		
54 Jimmie Sherfy, R	(4, 1)	1.0	H	5	0	0	0	0	2	0	0	0	0	0	3	11	0.00	2.000
ERA: 9.0																		

PITCHER		IP	WLS	BF	H	R	ER	SO	BB	IBB	HBP	BLK	WP	HR	S	P	ERA	WHIP
67 Emilio Vargas, R	(5, 1)	2.0	H	6	0	0	0	1	0	0	0	0	0	0	8	8	0.00	0.000
ERA:																		
58 Stefan Crichton, R	(7, 1)	1.0	H	3	0	0	0	1	0	0	0	0	0	0	5	5	0.00	0.000
ERA: 9.0																		
83 Michael Kohn, R	(8, 1)	1.0	H	3	0	0	0	1	0	0	0	0	0	0	5	5	0.00	0.000
ERA:																		
83 Kevin McCanna, R	(9, 1)	1.0	S	5	0	0	0	2	2	0	0	0	0	0	7	15	0.00	2.000
ERA:																		

Cleveland Indians @ Arizona Diamondbacks

Salt River Fields at Talking Stick, Scottsdale, AZ

Thu Feb 28 2019, 3:11 PM - 6:17 PM EST

Att. 6,646 - Sunny - 72 F

livebaseballscorecards.com

TOP

Batter	1	2	3	4	5	6	7	8	9	AB	R	H	RBI	BB	SO	LOB
1 Greg Allen, S (1, 8) OBP: 0.583, SLG: 0.900 67 Óscar Mercado, R (4, 8) OBP: 0.364, SLG: 0.818	X FF 93 0-0 11 1B 2B	C CH 87 H FF 94 1-1 11 S HBP		C FF 95 1 SAFE 1 SAFE B FF 94 X CH 84 1-1 11 HR 1B 1-2		C SL 90 X SL 91 0-1 32 FC5-4 1B			F FF 93 B FF 93 S FF 93 B CU 79 S FF 94 2-3 ① K	2 2 2 0 0 0 0 2 0 1 0 0 1 0						
8 Jordan Luplow, R (1, 7) OBP: 0.300, SLG: 0.375 32 Trayce Thompson, R (4, 7) OBP: 0.308, SLG: 0.273	S FF 92 B FF 93 C FF 91 D CU 82 B FF 92 B FF 93 4-2 11 1B 24 G5-3 BB	B FC 92 C FC 91 X CH 86 1-1 ② F9 2-3		S FF 94 S FF 94 F FF 94 S FF 94 0-3 ② K		B SL 91 X SL 90 1-0 ② FC5-4 1-2f			C CU 79 B CU 80 X CU 79 1-1 ② G1-3	2 1 0 0 1 1 4 2 0 0 0 0 0 1						
11 José Ramírez, S (1, 5) OBP: 0.300, SLG: 0.556 70 Tyler Friis, S (4, 5)	B FF 92 F FC 90 B CH 87 B FF 92 F FF 92 F FF 93 F FC 90 X CH 87 3-2 24 G5-3 27 2B 1B 1-3 2-H	1 SAFE 1 SAFE C FF 92 F CH 86 B FF 93 B CH 88 B FC 92 X CH 86 3-2 ③ F7 1-2		X CH 83 0-0 1-H HR 2-H		B FF 91 C SL 88 B SL 90 X SL 90 2-1 ③ G4-3			B FF 93 X FF 93 1-0 ③ F7	3 2 2 4 0 0 2 2 0 0 0 0 0 1						
24 Matt Joyce, L (1, 10) 17 Dioner Navarro, S (7, PH) OBP: 0.333, SLG: 0.200 (7, 10)	F FC 91 F CU 81 D CU 82 B FC 91 F FF 93 X CH 87 2-2 ① G5-3 2-3 3-H		S SL 82 X FF 92 0-1 ① G5-3	F FF 93 X FF 93 0-1 ③ G6-3			B CU 77 X FF 90 1-0 ① F8			3 0 0 1 0 0 1 1 0 0 0 0 0 0						
27 Kevin Plawecki, R (1, 2) OBP: 0.333, SLG: 0.667 40 Tim Federowicz, R (5, 2) OBP: 0.167, SLG: 0.333	C SI 92 B CH 87 F SI 90 B CU 82 F FC 91 X FF 92 2-2 71 L9 2B 3-H		C SI 93 B SL 86 X SI 92 1-1 7 1B 2B		B FF 92 C FF 91 F SL 89 X CU 80 1-2 ① G5-3		B CU 80 X SL 88 1-0 ② L7			3 1 2 1 0 0 0 1 0 0 0 0 0 0						
71 Daniel Johnson, L (1, 9) OBP: 0.333, SLG: 0.692 73 Mitch Longo, L (6, 9)	T CU 81 B FF 89 X CH 83 1-1 ② L9 2-3		F SL 82 X SI 92 0-1 ② G5-3		S SL 90 B SL 90 X SI 91 1-1 ② G1-3		B CU 81 B SL 90 F SL 89 C FF 89 F SL 90 C CU 80 2-3 ③ K			3 0 0 0 0 0 2 1 0 0 0 0 1 0						
7 Ryan Flaherty, L (1, 3) OBP: 0.417, SLG: 0.400 88 Nellie Rodriguez, R (5, 3)	C SI 92 B SI 93 F CH 84 S FF 93 1-3 ③ K		B SL 82 C SI 91 F SI 93 B SL 84 X FF 93 2-2 ③ 2-H 1B		B SL 91 S SI 91 B SL 90 F SL 91 B SL 92 F FF 91 B FF 92 4-2 BB			B FF 92 B FF 93 X SI 91 2-0 ① P3		2 0 1 1 1 1 1 1 0 0 0 0 0 0						
66 Eric Stamets, R (1, 6) 73 José Fermín, R (5, 6)		C FF 94 B FC 92 F FF 94 B FF 93 F FC 92 B FF 94 F FF 94 B FC 92 4-2 8 F9 81 WP BB		B FF 94 C FF 95 F FF 95 B FF 95 B FF 95 X FF 95 3-2 E5 1 1B 11 HR		C FF 92 C FF 91 S SL 91 0-3 ③ K			B SL 83 C SI 93 X SI 92 1-1 ② G5-3	2 1 0 0 1 1 1 1 0 0 0 0 0 0						
81 Mark Mathias, R (1, 4) OBP: 0.364, SLG: 1.000 75 Andruw Monasterio, R (6, 4)		C FF 93 B FC 92 B FC 92 S FF 94 X FF 92 2-2 ① L8 1-2		B FF 95 1 SAFE C CH 82 B FF 94 S FF 94 S FF 94 2-3 ① K		B SL 89 X SL 90 1-0 ① P4			B SI 93 X SI 93 1-0 ③ F7	3 0 0 0 0 1 2 1 0 0 0 0 0 0						
Inning Stats	R: 3 H: 3 E: 0 LOB: 1 K: 1 BB: 1 S: 21 P: 34	R: 0 H: 0 E: 0 LOB: 2 K: 0 BB: 1 S: 13 P: 24	R: 1 H: 2 E: 0 LOB: 2 K: 0 BB: 0 S: 9 P: 12	R: 3 H: 2 E: 1 LOB: 0 K: 2 BB: 0 S: 15 P: 21	R: 0 H: 0 E: 0 LOB: 1 K: 1 BB: 1 S: 11 P: 17	R: 0 H: 1 E: 0 LOB: 1 K: 0 BB: 0 S: 6 P: 10	R: 0 H: 0 E: 0 LOB: 0 K: 1 BB: 0 S: 6 P: 10	R: 0 H: 0 E: 0 LOB: 0 K: 0 BB: 0 S: 4 P: 8	R: 0 H: 0 E: 0 LOB: 0 K: 1 BB: 0 S: 6 P: 10	1B: 4 SF: 0 2B: 3 SAC: 0 3B: 0 DP: 0 HR: 1 HBP: 1						

	AB	35
	R	7
	H	8
	RBI	7
	BB	3
	SO	6
	LOB	15

WP: 1 PA: 39
PB: 0
SB: 1
CS: 0

PITCHER		IP	WLS	BF	H	R	ER	SO	BB	IBB	HBP	BLK	WP	HR	S	P	ERA	WHIP
29 Merrill Kelly, R ERA: 81.0	(1, 1)	0.1		5	3	3	3	0	1	0	0	0	0	0	16	27	81.00	12.000
84 Riley Smith, R ERA:	(1, 1)	0.2		2	0	0	0	1	0	0	0	0	0	0	5	7	0.00	0.000
55 Matt Koch, R ERA:	(2, 1)	1.0	H	5	0	0	0	0	1	0	1	0	1	0	13	24	0.00	1.000
40 Andrew Chafin, L ERA: 9.0	(3, 1)	1.0	H	4	2	1	1	0	0	0	0	0	0	0	9	12	9.00	2.000
61 Silvino Bracho, R ERA: 4.5	(4, 1)	1.0	B	6	2	3	0	2	0	0	0	0	0	1	15	21	0.00	2.000

PITCHER		IP	WLS	BF	H	R	ER	SO	BB	IBB	HBP	BLK	WP	HR	S	P	ERA	WHIP
45 Nick Green, R ERA:	(5, 1)	3.0	W	11	1	0	0	2	1	0	0	0	0	0	23	37	0.00	0.667
92 Justin Donatella, R ERA:	(8, 1)	1.0	H	3	0	0	0	0	0	0	0	0	0	0	4	8	0.00	0.000
83 Michael Kohn, R ERA:	(9, 1)	1.0	S	3	0	0	0	1	0	0	0	0	0	0	6	10	0.00	0.000

BOTTOM

Cleveland Indians @ Arizona Diamondbacks

Salt River Fields at Talking Stick, Scottsdale, AZ

Thu Feb 28 2019, 3:11 PM - 6:17 PM EST

Att. 6,646 - Sunny - 72 F

livebaseballscorecards.com

Batter	1	2	3	4	5	6	7	8	9	AB	R	H	RBI	BB	SO	LOB
27 Matt Szczur, R (1, 8) OBP: 0.333, SLG: 0.333 82 Jazz Chisholm Jr., L (5, PH) OBP: 0.500, SLG: 0.286 (6, 6)	B FF 90 B CH 88 C FF 90 F SI 91 B SI 92 X SI 93 3-2 41 HBP 15 1B 53 2B 1B	B FF 88 X FF 90 1-0 ② F6		B SL 88 C CU 81 X SL 88 1-1 ③ G6-3	C SL 84 S SL 85 X CU 82 0-2 ③ G4-3			B SI 96 X SI 95 1-0 74 G1-6-3 26 1B 1-2 1B		3 1 1 0 0 0 1 2 1 1 0 0 0 3						
15 Ildemaro Vargas, S (1, 6) OBP: 0.467, SLG: 0.533 74 Domingo Leyba, S (6, 4) OBP: 0.455, SLG: 0.444	C SI 92 F CH 88 F CU 83 F FF 92 X CH 88 0-2 41 HBP 53 2B 1-2 1B	C SI 90 X SL 78 0-1 1B			C FF 93 B CU 81 F CU 81 B FF 94 X SI 93 2-2 41 WP 53 E 1B	C FF 90 C SL 84 S CH 84 0-3 ① K		F CH 87 B CH 87 X SI 95 1-1 ② G1-6-3 1-2 2-3		3 2 3 0 0 0 0 2 0 0 0 0 1 2						
41 Wilmer Flores, R (1, 10) OBP: 0.667, SLG: 0.667 26 Yasmany Tomás, R (6, PH) OBP: 0.444, SLG: 0.375 (7, 10)	C SL 88 B SI 92 C CU 82 H SI 92 2-2 53 2B 1-2 2-3 HBP	B SL 74 1 SAFE C SL 76 C SI 89 F FF 90 X FF 90 1-2 ③ L5			C SI 93 B SL 85 C SL 85 B CU 83 D CU 84 C FF 94 3-3 ① 1-3	B SL 85 C CH 84 B FF 91 S FF 91 B SL 83 S FF 91 3-3 ② K		X SL 86 0-0 16 2B 2-H 3-H 1B		2 1 0 0 0 1 2 2 0 1 2 0 1 0						
53 Christian Walker, R (1, 3) OBP: 0.667, SLG: 1.222 16 Tim Locastro, R (5, PR) OBP: 0.500, SLG: 0.500 (6, 8)	B CU 81 B CU 82 B FF 93 C FF 93 S FF 92 X FF 94 3-2 18 2B 48 1B 1-H 2-H 3-H 2B		C FF 93 B SL 84 S SL 85 C CU 78 1-3 ① K		F SL 86 F FF 95 X SI 94 0-2 E3 28 S 28 2B 3-H	B FF 90 B SL 83 C FF 90 B SL 83 C SL 83 F FF 90 S SL 82 3-3 ③ K		X SI 94 0-0 1-3 2B		3 1 1 3 0 1 0 2 1 1 0 0 1 0						
28 Steven Souza Jr., R (1, 9) OBP: 0.273, SLG: 0.600 32 Rob Refsnyder, R (5, PR) OBP: 0.267, SLG: 0.154 (6, 7)	C CU 82 B CU 82 F CU 92 B FF 92 D CH 89 C FF 93 3-3 ① K		B SL 84 F FF 92 C CU 78 S CU 78 1-3 ② K		S SL 85 F SL 84 X SI 95 0-2 48 1B 68 BB 1-H 2B		B SI 93 F FF 93 B CU 82 C SL 84 F FF 93 S CU 82 2-3 ① K	B SL 85 F SI 94 T SI 96 S SI 97 1-3 ③ K		3 0 1 1 0 2 1 2 1 0 0 0 2 2						
18 Carson Kelly, R (1, 2) OBP: 0.200, SLG: 0.400 75 Tyler Heineman, S (7, PH) OBP: (8, 2)	C CU 81 B CH 91 X SL 89 1-1 48 1B 2-3 2B		C FF 92 F FF 92 B FF 92 F CU 78 X FF 93 1-2 ③ F8		S SL 85 C SI 93 B SL 85 F SL 84 S SL 85 1-3 ② K		X SI 92 0-0 ② G3			3 1 1 0 0 1 2 1 0 0 0 0 0 0							
48 Abraham Almonte, S (1, 7) OBP: 0.375, SLG: 0.400 76 Wyatt Mathisen, R (6, 5) OBP: 0.143, SLG: 0.286	F FF 87 B CH 76 S SL 75 D CH 74 X FF 89 2-2 76 CS 2-H 3-H 1B			X FF 94 0-0 76 G5-4-3 85 1B 1B	C SL 84 B CU 82 X FF 94 1-1 68 BB 85 HBP 2-3 1B		C SI 92 X SI 88 0-1 ③ P4			3 0 3 2 0 0 0 1 0 0 0 0 0 0						
85 Andrew Young, R (1, 4) OBP: 0.333, SLG: 0.200 71 Andrew Aplin, L (6, 9) OBP: 0.429, SLG: 0.200	1 SAFE C FF 88 B FF 89 C SL 76 F SL 75 B FF 89 F CH 76 S CH 76 2-3 ② K			B FF 93 1 SAFE B FF 93 X FF 93 2-0 76 G5-4-3 1-2 1B	1 SAFE H SL 84 1-0 68 BB 1-2 HBP			C SI 93 B SL 86 C SL 86 F SI 96 F SI 95 B SL 90 B SL 87 C SI 96 3-3 ① K		2 0 1 0 0 1 1 1 0 0 0 0 1 0						
76 Kelby Tomlinson, R (1, 5) 68 Kevin Cron, R (5, PH) OBP: 0.462, SLG: 0.300 (6, 3)	1 SAFE B FF 89 B FF 88 C FF 88 B FF 89 1 SAFE 3-1 ③ CS 1-2	X FF 89 0-0 ① L8		B CU 81 X SL 89 1-0 ① ② G5-4-3 1-2f 2-3	B SI 95 B SL 84 C SL 84 B FF 95 F FF 94 B SL 85 4-2 1-2 2-3 3-H BB			X SI 94 0-0 74 G1-6-3 82 1B 26 1B 1B		2 0 0 0 0 0 2 1 1 1 1 1 0 0						
Inning Stats	R: 5 E: 0 K: 2 S: 27 H: 5 LOB: 0 BB: 0 P: 46	R: 0 E: 0 K: 0 S: 8 H: 1 LOB: 1 BB: 0 P: 10	R: 0 E: 0 K: 0 S: 10 H: 0 LOB: 0 BB: 0 P: 13	R: 0 E: 0 K: 0 S: 5 H: 2 LOB: 1 BB: 0 P: 9	R: 3 E: 1 K: 2 S: 23 H: 3 LOB: 3 BB: 1 P: 35	R: 0 E: 0 K: 3 S: 10 H: 0 LOB: 0 BB: 0 P: 16	R: 0 E: 0 K: 1 S: 7 H: 0 LOB: 0 BB: 0 P: 9	R: 2 E: 0 K: 2 S: 14 H: 4 LOB: 2 BB: 0 P: 20		1B: 11 2B: 4 3B: 0 HR: 0 SF: 0 SAC: 0 DP: 1 HBP: 2		WP: 2 PB: 0 SB: 1 CS: 1 PA: 42			

PITCHER		IP	WLS	BF	H	R	ER	SO	BB	IBB	HBP	BLK	WP	HR	S	P	ERA	WHIP
54 Chih-Wei Hu, R ERA: 30.86	(1, 1)	0.1		6	4	5	5	1	0	0	1	0	0	0	18	30	135.00	12.000
85 Ben Krauth, L ERA:	(1, 1)	0.2		2	1	0	0	1	0	0	0	0	0	0	9	16	0.00	1.500
39 Oliver Pérez, L ERA:	(2, 1)	1.0		4	1	0	0	0	0	0	0	0	0	0	8	10	0.00	1.000
46 Jon Edwards, R ERA:	(3, 1)	1.0		3	0	0	0	2	0	0	0	0	0	0	10	13	0.00	0.000
34 Justin Grimm, R ERA: 3.86	(4, 1)	1.1		7	3	2	2	1	0	0	0	0	1	0	14	23	13.50	2.250

PITCHER		IP	WLS	BF	H	R	ER	SO	BB	IBB	HBP	BLK	WP	HR	S	P	ERA	WHIP
71 Dalbert Siri, R ERA: 27.0	(5, 1)	0.2	L	6	2	1	0	1	1	0	1	0	0	0	14	21	0.00	4.500
53 Brooks Pounders, R ERA:	(6, 1)	1.0		3	0	0	0	3	0	0	0	0	0	0	10	16	0.00	0.000
73 J.C. Mejía, R ERA: 9.0	(7, 1)	1.0		3	0	0	0	1	0	0	0	0	0	0	7	9	0.00	0.000
74 Shao-Ching Chiang, R ERA: 9.0	(8, 1)	1.0		7	4	2	2	2	0	0	0	0	0	0	14	20	18.00	4.000

AB	38
R	10
H	15
RBI	9
BB	1
SO	12
LOB	16

Chicago Cubs @ Arizona Diamondbacks

Salt River Fields at Talking Stick, Scottsdale, AZ

Fri Mar 01 2019, 3:11 PM - 6:15 PM EST

Att. 12,597 - Partly Cloudy - 75 F

livebaseballscorecards.com

TOP

Batter	1	2	3	4	5	6	7	8	9	AB	R	H	RBI	BB	SO	LOB
8 Ian Happ, S (1, 4) OBP: 0.167, SLG: 0.091 85 Trent Giambrone, R (6, 4) OBP: 0.462, SLG: 0.846	F FF 93 X CU 84 0-1 ① G6-3		B SL 82 X CU 81 1-0 13 CS 1B		B FF 93 C FF 93 X CH 85 1-1 ① G3		F SL 78 X SI 87 0-1 66 FC6-4 1-2 1B	C SL 78 B FF 89 C SL 79 B FF 91 X FF 92 2-2 66 F9 2-H 2B		3 2	0 0	1 2	0 1	0 0	0 0	0 0
13 David Bote, R (1, 5) OBP: 0.714, SLG: 0.500 66 Ryan Court, R (5, 5) OBP: 0.412, SLG: 0.467	C FF 94 B CU 83 B FF 92 F FF 93 B SL 85 F SL 85 B FF 94 4-2 12 WP 12 1B BB		S FF 92 1 SAFE F FF 92 1 SAFE B FF 93 D SL 83 B FF 92 X SL 83 3-2 ① ② L5 1-2		B SL 86 B SL 83 B FF 93 B FF 93 4-0 7 1B 12 BB BB		B SL 80 F SI 88 S CH 81 F SI 89 D SL 80 B SI 89 X SI 88 3-2 ① FC6-4 7 2B 1-2f 2-3	B FF 90 C SL 77 B SL 77 F FF 91 X FF 90 2-2 ② F9 2-3		1 2	1 1	0 0	0 0	2 0	0 0	1 3
12 Kyle Schwarber, L (1, 10) OBP: 0.692, SLG: 0.714 86 P.J. Higgins, R (5, PR) (5, 10) OBP:	D SL 85 C FF 92 S FF 94 B FF 93 B SL 86 F FF 93 X FF 92 3-2 7 S 1-H 1B		B SL 85 C SL 84 B SI 92 X SI 91 2-1 ③ F8		B FF 92 B FF 92 B FF 91 B FF 93 4-0 7 1B 1-2 BB		C SL 78 X SI 88 0-1 ② SF8 3-H	F FF 90 B CH 90 B SL 78 B SL 75 C CH 89 X SL 77 3-2 ③ F9		2 1	0 0	1 0	1 1	1 0	0 0	0 1
7 Victor Caratini, S (1, 2) OBP: 0.400, SLG: 0.500 84 Ian Rice, R (7, 2)	S SL 81 C FF 93 S SL 84 0-3 ② K 2-3			B FF 91 X FF 90 1-0 ① G6-3	B SL 83 X FF 91 1-0 G5-4-3 1-2 2-3 1B		1 SAFE F CH 80 X CH 80 0-1 91 E 63 HR 1-H 2B		B FF 93 B FF 93 X FF 94 2-0 E5 0 FC5 91 HBP	4 1	1 0	2 0	1 0	0 0	1 0	1 0
Addison Russell, R (1, 6) OBP: 0.286, SLG: 0.400 91 Zack Short, R (5, 6) OBP: 0.364, SLG: 0.125	X FF 94 0-0 ③ F7			C FF 90 C SL 83 F FF 90 B CU 77 B SL 83 B FF 91 X SL 83 3-2 37 BB 2 HR 1B	C FF 92 B FF 93 X SL 83 1-1 ② ③ G5-4-3 1-2f		X SI 87 0-0 E5 63 HR 2-3		B FF 93 H SL 92 2-0 0 E 1-2 HBP	3 1	1 1	1 0	0 0	0 0	0 0	4 1
37 James Adduci, L (1, 3) OBP: 0.143, SLG: 0.077 63 Jared Young, L (6, 3) OBP: 0.500, SLG: 2.000		C FF 92 S SL 84 S SL 84 0-3 ① K2-3		B FF 90 B FF 90 B FF 89 B FF 90 4-0 2 HR 1-2 BB	F FF 89 B SL 85 X SL 82 1-1 ① F8		B FF 91 X FF 93 1-0 1-H 3-H HR		B FF 93 B SL 87 F FF 94 B FF 94 X FF 93 3-1 ① F4	2 2	1 1	0 1	0 3	1 0	1 0	0 2
2 Mark Zagunis, R (1, 9) OBP: 0.375, SLG: 0.733 0 Wynton Bernard, R (6, 9)	C CU 83 B CU 82 B FF 93 X FF 93 2-1 1B		B SL 83 B FF 90 C FF 89 B FF 91 X FF 89 3-1 1-H 2-H HR		B FF 92 C FF 91 B SL 85 C FF 92 S FF 93 2-3 ② K		C FF 93 B SL 87 S SL 86 F FF 93 B CU 77 X CU 86 2-2 ③ F8		B FF 94 B SL 78 X FF 94 2-0 ② FC5 1-3 2-3f	3 2	1 0	2 0	3 0	0 0	1 0	0 2
83 Johnny Field, R (1, 7) OBP: 0.263, SLG: 0.313 54 Charcer Burks, R (6, 7) OBP: 0.167, SLG: 0.250	1 SAFE F FF 92 1 SAFE D CU 82 S SL 82 C FF 93 1-3 ② K		S SL 82 F FF 90 B SL 83 S CU 76 1-3 ② K2-3		C FF 91 B FF 92 C SL 82 X SL 84 1-2 ③ G5-3			B FF 91 X FF 91 1-0 85 2B 2B	C FF 94 B SL 80 X SL 78 1-1 ③ F7	3 2	0 1	0 1	0 0	0 0	2 0	1 2
77 Evan Marzilli, L (1, 8) OBP: 0.250, SLG: 0.375 75 Jacob Hannemann, L (7, 8) OBP: 0.353, SLG: 0.154	F FF 93 1 SAFE X FF 94 0-1 ③ G4-3		B SL 90 S CU 82 X CU 83 1-1 ③ F7				C SI 88 F SI 87 X SI 87 0-2 66 FC6-4 85 1B 86 SF8 1B	X FF 92 0-0 ① F9		3 1	1 0	1 0	0 0	0 0	0 0	1 1
Inning Stats	R: 1 E: 0 K: 1 S: 13 H: 1 LOB: 1 BB: 1 P: 20	R: 0 E: 0 K: 2 S: 10 H: 1 LOB: 1 BB: 0 P: 13	R: 0 E: 0 K: 0 S: 6 H: 1 LOB: 0 BB: 0 P: 12	R: 3 E: 0 K: 1 S: 12 H: 2 LOB: 0 BB: 1 P: 25	R: 0 E: 0 K: 0 S: 5 H: 1 LOB: 3 BB: 2 P: 16	R: 0 E: 0 K: 1 S: 8 H: 0 LOB: 0 BB: 0 P: 12	R: 5 E: 1 K: 0 S: 19 H: 4 LOB: 0 BB: 0 P: 25	R: 1 E: 0 K: 0 S: 11 H: 2 LOB: 1 BB: 0 P: 19	R: 0 E: 2 K: 0 S: 6 H: 0 LOB: 2 BB: 0 P: 16	1B: 7 2B: 3 3B: 0 HR: 2 SF: 1 SAC: 0 DP: 1 HBP: 1						

WP: 1 PB: 0 SB: 1 CS: 1	PA: 44																

PITCHER		IP	WLS	BF	H	R	ER	SO	BB	IBB	HBP	BLK	WP	HR	S	P	ERA	WHIP
38 Robbie Ray, L ERA: 2.25	(1, 1)	2.2	L	11	3	1	1	3	1	0	0	0	1	0	27	41	3.38	1.500
33 Marc Rzepczynski, L ERA:	(3, 1)	0.1		1	0	0	0	0	0	0	0	0	0	0	2	4	0.00	0.000
56 Greg Holland, R ERA: 40.5	(4, 1)	0.2		5	2	3	3	1	1	0	0	0	0	1	10	22	40.50	4.500
82 Miguel Aguilar, L ERA:	(4, 1)	0.1		1	0	0	0	0	0	0	0	0	0	0	2	3	0.00	0.000
62 Taylor Widener, R ERA:	(5, 1)	2.0		8	1	0	0	1	2	0	0	0	0	0	13	28	0.00	1.500

PITCHER		IP	WLS	BF	H	R	ER	SO	BB	IBB	HBP	BLK	WP	HR	S	P	ERA	WHIP
30 T.J. McFarland, L ERA: 27.0	(7, 1)	0.2		6	3	4	3	0	0	0	0	0	0	0	14	17	40.50	4.500
86 Sam Lewis, R ERA: 27.0	(7, 1)	0.1		2	1	1	0	0	0	0	0	0	0	1	5	8	0.00	3.000
54 Jimmie Sherfy, R ERA: 9.0	(8, 1)	1.0		5	2	1	1	0	0	0	0	0	0	0	11	19	9.00	2.000
58 Stefan Crichton, R ERA: 6.0	(9, 1)	1.0		5	0	0	0	0	0	0	1	0	0	0	6	16	0.00	0.000

AB	38
R	10
H	12
RBI	10
BB	4
SO	5
LOB	20

Chicago Cubs @ Arizona Diamondbacks

Salt River Fields at Talking Stick, Scottsdale, AZ

Fri Mar 01 2019, 3:11 PM - 6:15 PM EST

Att. 12,597 - Partly Cloudy - 75 F

livebaseballscorecards.com

BOTTOM

Batter	1	2	3	4	5	6	7	8	9	AB	R	H	RBI	BB	SO	LOB
19 Sócrates Brito, L (1, 9) OBP: 0.125, SLG: 0.133 78 Juniel Querecuto, S (7, 4) OBP: 0.167, SLG: 0.167	B FF 92 F FF 92 B SI 92 B FF 93 F SI 92 X SI 93 3-2 G4-3 ①		D FC 92 X SI 93 1-0 F7 ①		C SI 94 B FF 94 1 SAFE T SI 94 F FF 96 S FC 92 1-3 K ③		B CU 76 B CU 76 F FF 88 S SL 82 X SL 81 2-2 F8 ③		C SI 92 X SI 91 0-1 L9 ② 2-3	3 2	0 0	0 0	0 0	0 0	1 0	3 5
4 Ketel Marte, S (1, 8) OBP: 0.182, SLG: 0.182 27 Matt Szczur, R (7, 8) OBP: 0.273, SLG: 0.273	B CH 88 F FF 93 B CH 86 X FF 93 2-1 G1-3 ②		X SI 94 0-0 G4-3 ② 1-2 2-3			C FF 94 X FF 93 0-1 G3 ①		B FF 88 X FF 89 1-0 G6-3 ①	B CU 82 F SI 90 X SL 86 1-1 FC5-4 ③ 1-2f	3 2	0 0	0 0	0 0	0 0	0 0	2 2
5 Eduardo Escobar, S (1, 5) OBP: 0.250, SLG: 0.250 71 Andrew Aplin, L (7, 7) OBP: 0.375, SLG: 0.167	B CH 86 B FF 92 S FF 92 B FF 92 X FF 93 3-1 1B		C SI 95 C SI 95 B SI 96 X FC 90 1-2 G3 ③			F CH 89 B FF 93 B FF 93 S FF 93 S FF 93 2-3 K ②		B CU 77 B SI 89 X FF 89 2-0 G5-3 ②		3 1	0 0	1 0	0 0	0 0	1 0	2 0
6 David Peralta, L (1, 7) 32 Rob Refsnyder, R (7, 9) OBP: 0.250, SLG: 0.143	B FF 91 C SI 92 X SI 92 1-1 G6-3 ③			C FF 93 F CH 85 B FF 95 S FC 92 1-3 K ①		B CU 78 X FF 92 1-0 G4-3 ③		C SL 87 B CH 83 B SI 88 X SI 88 2-1 G6-3 ③		3 1	0 0	0 0	0 0	0 0	1 0	1 0
41 Wilmer Flores, R (1, 4) OBP: 0.545, SLG: 0.500 68 Kevin Cron, R (7, 5) OBP: 0.467, SLG: 0.583		C CU 78 S CH 87 S FF 93 0-3 K ①		C FF 94 C FF 94 B SI 94 C SI 95 1-3 K ②			C SL 77 S SL 82 S SL 81 0-3 K ①		X SI 91 0-0 HR	2 2	0 1	0 1	0 1	0 0	2 1	0 0
22 Jake Lamb, L (1, 3) OBP: 0.333, SLG: 0.143 82 Jazz Chisholm Jr., L (6, 6) OBP: 0.500, SLG: 0.333		F FF 92 B FF 93 X SI 92 2-1 G1-3 ②		B CU 82 C FF 94 B SI 94 B SI 95 F FF 94 X SI 94 3-2 G3 ③			B SL 89 S SL 82 B SL 86 X SL 82 2-1 G6-3 ②		F SI 91 B CU 81 X SI 92 1-1 26 G5-3 86 2B 1B	2 2	0 1	0 1	0 1	0 0	0 0	0 0
13 Nick Ahmed, R (1, 6) OBP: 0.556, SLG: 0.429 26 Yasmany Tomás, R (6, 3) OBP: 0.455, SLG: 0.400		C CH 88 B SI 94 F CH 88 X SI 92 1-2 G6-3 ③			B FF 92 B FC 90 F FF 92 B FF 93 C FF 93 X FF 94 3-2 F9 ①		C FF 89 X SL 86 0-1 86 2B 1B		C CU 81 B SI 91 B SI 91 F CU 81 X SL 87 2-2 G5-3 ① 1-2	2 2	0 0	0 1	0 0	0 0	0 0	0 1
31 Alex Avila, L (1, 2) OBP: 0.500, SLG: 0.400 86 Daulton Varsho, L (5, PR) OBP: 0.667, SLG: 1.600 (6, 2)			C FF 93 B FF 94 C FF 94 X FC 91 1-2 4 G4-3 18 1B 1B		F FF 93 X SI 94 0-1 1B		B SL 89 X SL 89 1-0 1-3 2B		B SI 91 C CU 80 X SI 91 1-1 78 L9 2-H 2B	2 2	0 0	2 2	0 1	0 0	0 0	0 0
18 Carson Kelly, R (1, 10) OBP: 0.286, SLG: 0.429 76 Wyatt Mathisen, R (7, PH) OBP: 0.333, SLG: 0.286 (8, 10)			B FF 94 D FF 94 B FF 93 C FF 93 X FF 95 3-1 4 G4-3 1-2 1B		F SI 93 X FC 90 0-1 F9 ②		H CU 77 1-0 HBP		B CU 81 F SL 86 D SI 92 B SI 91 S SI 91 F SI 90 B SL 85 4-2 27 FC5-4 BB	2 0	0 0	1 0	0 0	0 1	0 0	1 0
Inning Stats	R: 0 E: 0 K: 0 S: 9 H: 1 LOB: 1 BB: 0 P: 18	R: 0 E: 0 K: 1 S: 8 H: 0 LOB: 0 BB: 0 P: 11	R: 0 E: 0 K: 0 S: 10 H: 2 LOB: 2 BB: 0 P: 16	R: 0 E: 0 K: 2 S: 9 H: 0 LOB: 0 BB: 0 P: 14	R: 0 E: 0 K: 1 S: 11 H: 1 LOB: 1 BB: 0 P: 15	R: 0 E: 0 K: 1 S: 6 H: 0 LOB: 0 BB: 0 P: 9	R: 0 E: 0 K: 1 S: 11 H: 2 LOB: 3 BB: 0 P: 17	R: 0 E: 0 K: 0 S: 4 H: 0 LOB: 0 BB: 0 P: 9	R: 2 E: 0 K: 0 S: 15 H: 3 LOB: 2 BB: 1 P: 24	1B: 6 2B: 2 3B: 0 HR: 1	SF: 0 SAC: 0 DP: 0 HBP: 1					

	AB	36
	R	2
	H	9
	RBI	2
	BB	1
	SO	6
	LOB	17

PITCHER		IP	WLS	BF	H	R	ER	SO	BB	IBB	HBP	BLK	WP	HR	S	P	ERA	WHIP
62 Jose Quintana, L ERA:	(1, 1)	2.0	W	7	1	0	0	1	0	0	0	0	0	0	17	29	0.00	0.500
21 Tyler Chatwood, R ERA: 3.6	(3, 1)	3.0	H	12	3	0	0	3	0	0	0	0	0	0	30	45	0.00	1.000
6 Carl Edwards Jr., R ERA:	(6, 1)	1.0		3	0	0	0	1	0	0	0	0	0	0	6	9	0.00	0.000
90 Duncan Robinson, R ERA: 11.57	(7, 1)	1.0		6	2	0	0	1	0	0	1	0	0	0	11	17	0.00	2.000
56 Kyle Ryan, L ERA: 3.38	(8, 1)	1.0		3	0	0	0	0	0	0	0	0	0	0	4	9	0.00	0.000

PITCHER		IP	WLS	BF	H	R	ER	SO	BB	IBB	HBP	BLK	WP	HR	S	P	ERA	WHIP
67 Rob Scahill, R ERA: 11.57	(9, 1)	1.0		7	3	2	2	0	1	0	0	0	0	1	15	24	18.00	4.000

WP: 0	PA: 38		
PB: 0			
SB: 0			
CS: 0			

Batter	1	2	3	4	5	6	7	8	9	AB	R	H	RBI	BB	SO	LOB
31 Joc Pederson, L (1, 7) OBP: 0.200, SLG: 0.308 80 DJ Peters, R (4, 8) OBP: 0.200, SLG: 0.643	C FF 90 B FF 90 X FF 91 1-1 ① F9		D SL 74 B SL 74 C SI 87 S SL 75 B SL 75 S SI 88 3-3 ① K	S SL 87 C SL 86 B FF 96 B FF 95 B SL 87 B FF 97 4-2 BB		B FF 92 C CU 79 1 SAFE S CU 80 B FF 91 C FF 91 2-3 ③ K		S CU 75 B CU 75 F SL 85 F FF 92 F FF 91 S CU 76 1-3 ③ K 2-3		2 2	0 0	0 0	0 0	1 0	1 2	2 2
10 Justin Turner, R (1, 5) OBP: 0.727, SLG: 1.375 70 Keibert Ruiz, S (5, 2) OBP: 0.250, SLG: 0.100	B FF 91 C FF 92 X CU 82 1-1 ② G6-3		C FF 88 B FF 89 H FF 89 2-1 35 2B / 14 SF8 / 1-2 2-3 HBP	C SL 85 B FF 95 F FF 96 F FF 95 F SL 86 D SL 87 F FF 97 X FF 95 2-2 ③ G4-3			B CH 85 X FF 92 1-0 ① F9		B FF 92 X FF 90 1-0 ① G3	2 2	1 0	0 0	0 0	0 0	0 0	2 0
35 Cody Bellinger, L (1, 9) OBP: 0.556, SLG: 1.286 87 Angelo Mora, S (6, 4) OBP: 0.333, SLG: 0.333	C FF 92 B FF 92 X CH 86 1-1 2B		X SI 88 0-0 14 SF8 / 3 1B / 1-3 2-H 3-H 2B		B SI 96 B CH 85 X SI 95 2-0 1B		C FF 93 B FF 92 B FF 92 B FF 93 X FF 92 3-1 89 2B / 1B		C FF 90 F FF 90 B FF 90 X CU 75 1-2 ② G4-3	3 2	1 1	3 1	2 1	0 0	0 0	0 0
14 Enrique Hernández, R (1, 6) OBP: 0.400, SLG: 0.538 89 Kyle Garlick, R (5, 7) OBP: 0.500, SLG: 0.727	X CH 86 0-0 ③ G3		S CH 84 F FF 89 B CU 75 B CU 74 X FF 89 2-2 ② SF8 2-3 3-H		C FF 95 S SL 83 X FF 94 0-2 ① L8		B FF 91 C CU 78 B CU 78 1 SAFE B FF 91 X FF 92 3-1 0 F9 / 1-H 2B		C SL 83 C FF 92 F FF 92 B CU 76 B CU 77 S FF 92 2-3 ③ K	2 2	0 0	0 1	1 1	0 0	0 1	2 0
3 Chris Taylor, R (1, 4) OBP: 0.333, SLG: 0.455 0 Logan Landon, R (6, 9) OBP: 0.200, SLG: 0.800		C CU 80 B FF 91 X FF 91 1-1 ① G4-3	X CH 84 0-0 3-H 1B		B SL 83 B SL 83 B SI 95 C SI 94 X FF 95 3-1 ② F8		C CU 78 F CH 84 D CH 86 F FF 90 F FF 90 X FF 91 1-2 ② F9 2-3			3 1	0 0	1 0	1 0	0 0	0 0	1 1
27 Alex Verdugo, L (1, 8) OBP: 0.250, SLG: 0.267 (4, 7) 87 Cristian Santana, R (5, 5) OBP: 0.200, SLG: 0.400		B FF 91 C FF 91 S CH 86 T CH 86 1-2 ② K	F SL 75 1 SAFE 1 SAFE 1 SAFE B SI 86 C SI 87 X SL 74 1-2 ③ F9		C SI 94 B CH 86 S CH 85 X SI 95 1-2 ③ F7		C CU 79 B CU 80 C CU 77 B FF 89 C CU 79 2-3 ③ K			3 1	0 0	0 0	0 0	0 0	1 1	2 1
43 Cameron Perkins, R (1, 3) OBP: 0.278, SLG: 0.235 84 Mike Ahmed, R (6, 3)		F FF 92 F FF 91 B CU 82 F FF 93 F CH 86 X CH 86 1-2 ③ G3		B FF 95 B FF 95 B FF 94 C FF 94 B FF 95 4-1 58 G3 / 28 G4-3 / BB		C FF 93 B FF 93 X FF 92 1-1 1B		B FF 91 X FF 90 1-0 ① L8		2 1	0 0	1 0	0 0	1 0	0 0	0 0
28 Josh Thole, L (1, 10) OBP: 0.444, SLG: 0.333 83 Jake Peter, L (6, PH) OBP: 0.385, SLG: 0.300 (6, 10)			B FF 91 B FF 91 B FF 91 C FF 90 S FF 91 B FF 92 4-2 10 HBP / 58 E / 35 2B / BB	B SI 95 B FF 94 C FF 94 S FF 95 B FF 95 X FF 96 3-2 ① G4-3 1-2		1 SAFE B FF 91 F FF 92 X FF 92 1-1 ① F9		B CU 76 C CU 76 B CH 85 C FF 91 B FF 92 C FF 90 3-3 ② K		1 2	1 0	0 0	0 0	1 1	0 1	1 1
58 Rocky Gale, R (1, 2) OBP: 0.222, SLG: 0.500 88 Omar Estévez, R (5, 6) OBP: 0.300, SLG: 0.700			F FF 92 X FF 92 0-1 FC1 / 10 HBP / 35 2B / 1-2	C FF 96 B FF 96 C SL 86 X FF 96 1-2 ② G3 2-3		D CU 78 X CH 84 1-0 ② F8		C SL 84 X SL 85 0-1 80 WP / 2B		2 2	1 0	0 1	0 0	0 0	0 0	2 1
Inning Stats	R: 0 E: 0 K: 0 S: 7 H: 1 LOB: 1 BB: 0 P: 10	R: 0 E: 0 K: 1 S: 10 H: 0 LOB: 0 BB: 0 P: 13	R: 4 E: 1 K: 1 S: 16 H: 2 LOB: 1 BB: 1 P: 28	R: 0 E: 0 K: 0 S: 15 H: 0 LOB: 2 BB: 2 P: 29	R: 0 E: 0 K: 0 S: 9 H: 1 LOB: 1 BB: 0 P: 15	R: 0 E: 0 K: 1 S: 8 H: 1 LOB: 1 BB: 0 P: 13	R: 1 E: 0 K: 1 S: 13 H: 2 LOB: 1 BB: 0 P: 23	R: 0 E: 0 K: 2 S: 11 H: 1 LOB: 1 BB: 0 P: 16	R: 0 E: 0 K: 1 S: 8 H: 0 LOB: 0 BB: 0 P: 12	1B: 4 2B: 4 3B: 0 HR: 0			SF: 1 SAC: 0 DP: 0 HBP: 1			WP: 1 PB: 0 SB: 0 CS: 0	PA: 40

PITCHER		IP	WLS	BF	H	R	ER	SO	BB	IBB	HBP	BLK	WP	HR	S	P	ERA	WHIP
35 Matt Andriese, R ERA: 4.5	(1, 1)	2.0		9	1	2	2	1	1	0	0	0	0	0	21	31	9.00	1.000
63 Robby Scott, L ERA: 9.0	(3, 1)	1.0		6	2	2	1	1	0	0	1	0	0	0	12	20	9.00	2.000
81 Kevin Ginkel, R ERA:	(4, 1)	1.0		5	0	0	0	0	2	0	0	0	0	0	15	29	0.00	2.000
65 Joey Krehbiel, R ERA: 3.0	(5, 1)	1.0		4	1	0	0	0	0	0	0	0	0	0	9	15	0.00	1.000
67 Emilio Vargas, R ERA: 2.25	(6, 1)	2.0	W	9	3	1	1	2	0	0	0	0	0	0	21	36	4.50	1.500
70 Bo Takahashi, R ERA: 3.38	(8, 1)	2.0	S	7	1	0	0	3	0	0	0	0	1	0	19	28	0.00	0.500

TOP

Los Angeles Dodgers @ Arizona Diamondbacks

Salt River Fields at Talking Stick, Scottsdale, AZ

Sat Mar 02 2019, 3:11 PM - 6:09 PM EST

Att. 13,776 - Partly Cloudy - 69 F

livebaseballscorecards.com

AB	35
R	5
H	8
RBI	5
BB	3
SO	7
LOB	18

BOTTOM

Los Angeles Dodgers @ Arizona Diamondbacks

Salt River Fields at Talking Stick, Scottsdale, AZ

Sat Mar 02 2019, 3:11 PM - 6:09 PM EST

Att. 13,776 - Partly Cloudy - 69 F

livebaseballscorecards.com

Batter	1	2	3	4	5	6	7	8	9	AB	R	H	RBI	BB	SO	LOB
16 Tim Locastro, R (1, 8) OBP: 0.429, SLG: 0.400 32 Rob Refsnyder, R (8, 7) OBP: 0.250, SLG: 0.143	B SI 90 F SI 92 X SL 80 1-1 G6-3 ①		C FF 96 F CH 92 B FF 97 H FF 98 2-2 HBP		2 SAFE C SI 97 X CU 85 0-1 G4-6-3 ② ③ 1-2f		C FF 92 F FF 92 X CU 78 0-2 SF8 ① 2-3 3-H			2 0 0 1 0 0 2 0 0 0 0 0 0 0						
74 Domingo Leyba, S (1, 6) OBP: 0.429, SLG: 0.667 82 Jazz Chisholm Jr., L (7, 6) OBP: 0.462, SLG: 0.300	C SI 92 B CH 82 B CH 82 F SI 92 X CH 82 2-2 HR		B CH 90 X FF 95 1-0 P5 ②			B SI 96 C SI 96 X FF 94 1-1 G3-1 ①	B FF 93 T FF 92 F FF 93 F FF 92 F CU 78 S FF 93 1-3 K ② 1-2			3 1 1 1 0 0 1 1 0 0 0 0 1 2						
5 Eduardo Escobar, S (1, 4) OBP: 0.273, SLG: 0.273 76 Wyatt Mathisen, R (6, PR) OBP: 0.400, SLG: 0.286 (7, 5)	F SI 92 X SL 82 0-1 G6-3 ②		1 SAFE 1 SAFE B CH 90 B FF 95 B CH 88 C FF 96 1 SAFE F FF 96 F FF 96 3-3 C CU 82 K ③			X CH 91 0-0 6 FC4-6 1B	B CU 82 B SL 90 B CU 78 C FF 89 S FF 89 H FF 90 4-2 26 2B HBP			3 0 1 0 0 1 1 0 1 0 0 0 0 0						
6 David Peralta, L (1, 10) 26 Yasmany Tomás, R (6, PR) OBP: 0.500, SLG: 0.545 (7, 10)	B SL 81 B CH 84 B SI 91 B SI 92 4-0 BB			C FF 95 X FF 96 0-1 G3 ①		F CH 91 S FF 94 B CU 86 X SI 98 1-2 FC4-6 ② 1-2f	X SL 89 0-0 1-H 2-H 3-H 2B			2 0 0 0 1 0 1 1 0 1 3 0 0 0						
28 Steven Souza Jr., R (1, 9) OBP: 0.214, SLG: 0.462 27 Matt Szczur, R (7, 9) OBP: 0.250, SLG: 0.250	C SI 91 1 SAFE C SI 90 C SI 91 0-3 K ③			B CU 84 F CU 83 C FF 95 F CH 95 F FF 96 B FF 95 S FF 95 2-3 K ②		X CU 84 0-0 L7 ③	B CU 81 B FF 89 C SL 88 F CH 89 D CH 84 X FF 89 3-2 G5-3 ③			3 0 0 0 0 2 2 1 0 0 0 0 0 1						
53 Christian Walker, R (1, 3) OBP: 0.533, SLG: 0.917 68 Kevin Cron, R (8, 3) OBP: 0.438, SLG: 0.538		F SI 90 X SL 80 0-1 F8 ①		C CU 84 F FF 95 B FF 95 F FF 96 S FF 94 1-3 K ③			B FF 94 X FF 93 1-0 E4 19 2B 75 BB	B FF 92 C FS 80 B FF 92 F FF 92 B FS 82 S FF 91 3-3 K ①		3 1 0 0 0 1 0 1 0 0 0 0 1 0						
48 Abraham Almonte, S (1, 7) OBP: 0.389, SLG: 0.471 19 Sócrates Brito, L (7, 7) OBP: 0.167, SLG: 0.235 (8, 8)		B SI 91 X CH 82 1-0 G4-3 ②			X SI 97 0-0 2B		B FF 94 F FF 94 B CU 83 X FF 93 2-1 75 BB 16 E 1-3 2B	X FF 93 0-0 G6-3 ②		2 0 1 0 0 0 0 2 1 1 0 0 0 0						
76 Kelby Tomlinson, R (1, 5) (7, 4)		B SI 91 S SI 92 X SI 92 1-1 G5-3 ③			B SI 96 B SI 95 B SI 95 C SI 96 B SI 98 4-1 16 G4-6-3 BB		C FF 93 B CU 76 B CU 76 F FF 92 F FF 92 F CU 80 D CU 82 B FF 93 4-2 16 E 75 BB 26 2B BB	C FS 84 F FF 91 X FF 92 0-2 G5-3 ③		2 1 0 0 2 0 0						
14 Caleb Joseph, R (1, 2) OBP: 0.333, SLG: 0.333 75 Tyler Heineman, S (6, 2)			C FF 95 B CU 82 F FF 96 X FF 97 1-2 L9 ①		C CU 84 C CU 84 S CU 95 0-3 K ①		B CU 76 B FF 91 B FF 93 B FF 91 4-0 82 S 26 2B 1-2 2-3 3-H BB			2 0 0 0 0 1 2 0 1 0 1 1 0 0						
Inning Stats	R: 1 E: 0 K: 1 S: 10 H: 1 LOB: 1 BB: 1 P: 17	R: 0 E: 0 K: 0 S: 5 H: 0 LOB: 0 BB: 0 P: 7	R: 0 E: 0 K: 1 S: 10 H: 0 LOB: 1 BB: 0 P: 17	R: 0 E: 0 K: 2 S: 11 H: 0 LOB: 0 BB: 0 P: 14	R: 0 E: 0 K: 1 S: 7 H: 1 LOB: 1 BB: 1 P: 11	R: 0 E: 0 K: 0 S: 7 H: 1 LOB: 1 BB: 0 P: 9	R: 5 E: 2 K: 1 S: 21 H: 2 LOB: 1 BB: 2 P: 40	R: 0 E: 0 K: 1 S: 7 H: 0 LOB: 0 BB: 0 P: 10		1B: 1 2B: 3 3B: 0 HR: 1 SF: 1 SAC: 0 DP: 1 HBP: 2	WP: 0 PB: 0 SB: 1 CS: 0 PA: 35					

	AB	28
	R	6
	H	5
	RBI	6
	BB	4
	SO	7
	LOB	12

PITCHER		IP	WLS	BF	H	R	ER	SO	BB	IBB	HBP	BLK	WP	HR	S	P	ERA	WHIP
48 Brock Stewart, R ERA: 3.0	(1, 1)	2.0		8	1	1	1	1	1	0	0	0	0	1	15	24	4.50	1.000
50 Jaime Schultz, R ERA:	(3, 1)	1.0	H	4	0	0	0	1	0	0	1	0	0	0	10	17	0.00	0.000
63 Yimi García, R ERA:	(4, 1)	1.0	H	3	0	0	0	2	0	0	0	0	0	0	11	14	0.00	0.000
85 Dustin May, R ERA:	(5, 1)	2.0	H	8	2	0	0	1	1	0	0	0	0	0	14	20	0.00	1.500
76 Josh Sborz, R ERA: 9.0	(7, 1)	0.2	H	6	1	4	2	1	2	0	0	0	0	0	15	27	27.00	4.500
79 Joe Broussard, R ERA: 32.4	(7, 1)	0.1	L	3	1	1	0	0	0	0	1	0	0	0	6	13	0.00	3.000
57 Josh Smoker, L ERA: 6.0	(8, 1)	1.0		3	0	0	0	1	0	0	0	0	0	0	7	10	0.00	0.000

Batter	1	2	3	4	5	6	7	8	9	AB	R	H	RBI	BB	SO	LOB
27 Matt Szczur, R (1, 9) OBP: 0.267, SLG: 0.333	S C C 0-3 ① K		x 0-0 ② G6-3		x 0-0 4 2B 2B		x 0-0 15 1B 1B			3	1	1	0	0	1	0
86 Daulton Varsho, L (6, 2) OBP: 0.714, SLG: 1.500										1	0	1	0	0	0	0
4 Ketel Marte, S (1, 8) OBP: 0.214, SLG: 0.286	x 0-0 ② P3		S S S 0-3 ③ K		x 0-0 41 2B 2-H 2B		x 0-0 1-3 1B			3	1	1	1	0	1	0
15 Ildemaro Vargas, S (6, 6) OBP: 0.500, SLG: 0.563 (7, 5)										1	0	1	0	0	0	0
41 Wilmer Flores, R (1, 4) OBP: 0.571, SLG: 0.636	x 0-0 ③ G6-3			x 0-0 68 1B 1B	x 0-0 2-H 2B		x 0-0 ③ F9			3	0	2	1	0	0	0
85 Andrew Young, R (6, 4) OBP: 0.286, SLG: 0.167										1	0	0	0	0	0	2
22 Jake Lamb, L (1, 3) OBP: 0.250, SLG: 0.100		x 0-0 ① F8		S C C 0-3 ① K	x 0-0 ③ G4-3			x 0-0 ① G6-3		3	0	0	0	0	1	2
19 Sócrates Brito, L (6, 8) OBP: 0.158, SLG: 0.222										1	0	0	0	0	0	0
68 Kevin Cron, R (1, 10) OBP: 0.400, SLG: 0.471		x 0-0 ② F8		x 0-0 1-2 1B		C C C 0-3 ① K		S S S 0-3 ② K		4	0	1	0	0	2	0
13 Nick Ahmed, R (1, 6) OBP: 0.500, SLG: 0.333		B B B 4-0 18 2B BB		C C C 0-3 ② K		x 0-0 ② G4-3		x 0-0 ③ G3		2	1	0	0	1	1	2
48 Abraham Almonte, S (6, 9) OBP: 0.368, SLG: 0.444										1	0	0	0	0	0	0
18 Carson Kelly, R (1, 2) OBP: 0.300, SLG: 0.500	x 0-0 1-H 2B		x 0-0 ③ F9			C C C 0-3 ③ K			S F T 0-2 ① K	3	0	1	1	0	1	2
76 Wyatt Mathisen, R (6, 3) OBP: 0.364, SLG: 0.250										1	0	0	0	0	1	0
74 Domingo Leyba, S (1, 5) OBP: 0.353, SLG: 0.533	x 0-0 ③ G5-3				S S S 0-3 ① K		x 0-0 ① P5		x 0-0 ② P3	3	0	0	0	0	1	1
78 Juniel Querecuto, S (7, 6) OBP: 0.143, SLG: 0.143										1	0	0	0	0	0	0
71 Andrew Aplin, L (1, 7) OBP: 0.273, SLG: 0.111			x 0-0 ① L3		x 0-0 ② P5		S S S 0-3 ② K		C C C 0-3 ③ K	3	0	0	0	0	1	0
32 Rob Refsnyder, R (7, 7) OBP: 0.235, SLG: 0.133										1	0	0	0	0	1	0
Inning Stats	R: 0 E: 0 K: 1 S: 5 H: 0 LOB: 0 BB: 0 P: 5	R: 1 E: 0 K: 0 S: 4 H: 1 LOB: 1 BB: 1 P: 8	R: 0 E: 0 K: 1 S: 5 H: 0 LOB: 0 BB: 0 P: 5	R: 0 E: 0 K: 2 S: 9 H: 2 LOB: 2 BB: 0 P: 9	R: 2 E: 0 K: 1 S: 8 H: 3 LOB: 1 BB: 0 P: 8	R: 0 E: 0 K: 2 S: 7 H: 0 LOB: 0 BB: 0 P: 7	R: 0 E: 0 K: 1 S: 7 H: 2 LOB: 2 BB: 0 P: 7	R: 0 E: 0 K: 1 S: 5 H: 0 LOB: 0 BB: 0 P: 5	R: 0 E: 0 K: 2 S: 7 H: 0 LOB: 0 BB: 0 P: 7	1B: 4 2B: 4 3B: 0 HR: 0 SF: 0 SAC: 0 DP: 0 HBP: 0							

TOP

Arizona Diamondbacks @ Seattle Mariners

Peoria Stadium, Peoria, AZ

Sun Mar 03 2019, 3:13 PM - 6:03 PM EST

Att. 9,359 - Sunny - 72 F

livebaseballscorecards.com

AB	35
R	3
H	8
RBI	3
BB	1
SO	11
LOB	9

WP: 0 PB: 0 SB: 0 CS: 0 PA: 36

PITCHER		IP	WLS	BF	H	R	ER	SO	BB	IBB	HBP	BLK	WP	HR	S	P	ERA	WHIP
7 Marco Gonzales, L ERA: 1.29	(1, 1)	4.0		16	3	1	1	4	1	0	0	0	0	0	23	27	2.25	1.000
43 Hunter Strickland, R ERA: 6.0	(5, 1)	1.0	B	6	3	2	2	1	0	0	0	0	0	0	8	8	18.00	3.000
67 Matt Festa, R ERA: 9.0	(6, 1)	1.0	W	3	0	0	0	2	0	0	0	0	0	0	7	7	0.00	0.000
58 Ryan Garton, R ERA:	(7, 1)	1.0	H	5	2	0	0	1	0	0	0	0	0	0	7	7	0.00	2.000
81 Robinson Leyer, R ERA:	(8, 1)	1.0	H	3	0	0	0	1	0	0	0	0	0	0	5	5	0.00	0.000

PITCHER		IP	WLS	BF	H	R	ER	SO	BB	IBB	HBP	BLK	WP	HR	S	P	ERA	WHIP
80 David McKay, R ERA:	(9, 1)	1.0		3	0	0	0	2	0	0	0	0	0	0	7	7	0.00	0.000

BOTTOM

Arizona Diamondbacks @ Seattle Mariners

Peoria Stadium, Peoria, AZ

Sun Mar 03 2019, 3:13 PM - 6:03 PM EST

Att. 9,359 - Sunny - 72 F

livebaseballscorecards.com

Batter	1	2	3	4	5	6	7	8	9	AB	R	H	RBI	BB	SO	LOB
9 Dee Strange-Gordon, L (1, 4) OBP: 0.500, SLG: 0.455 92 Chris Mariscal, R (6, 4) OBP: 0.333, SLG: 1.333	39 FC3-6 1B		K		G1-3	F9				3 1	0 0	1 0	0 0	0 0	1 0	0 2
39 Shed Long Jr., L (1, 7) OBP: 0.368, SLG: 0.500 72 Eric Filia, L (6, 7) OBP: 0.111, SLG: 0.125	FC3-6 32 FC3-6 1-2f		2B		F7		F8			3 1	0 0	1 0	0 0	0 0	0 0	1 0
32 Jay Bruce, L (1, 9) OBP: 0.438, SLG: 0.400 75 Kyle Lewis, R (6, PR) OBP: 0.455, SLG: 1.100 (7, 9) (9, 8)	FC3-6 1-2f		G3			15 F8 10 S 27 1B 1B	K			3 1	0 1	1 0	0 0	0 0	0 1	2 0
10 Edwin Encarnación, R (1, 3) OBP: 0.154, SLG: 0.231 25 Dylan Moore, R (7, 3) OBP: 0.444, SLG: 0.308	G5-3			22 G4-3 15 1B 20 G4-3 1B		K 1-2	G5-3			3 1	1 0	1 0	0 0	0 0	1 0	2 0
15 Kyle Seager, L (1, 5) OBP: 0.375, SLG: 0.429 93 Bobby Honeyman, L (7, 5)		BB		20 G4-3 22 G4-3 1 WP 1-2 1B		F8 2-3		27 1B 45 SF8 BB		2 0	1 1	1 0	0 0	1 1	0 0	2 0
22 Omar Narváez, L (1, 2) OBP: 0.077, SLG: 0.077 31 Jose Lobaton, S (6, 2) OBP: 0.333, SLG: 0.375	K			G4-3 1-2 2-3		27 1B 1 2B BB		K		2 1	0 1	0 1	0 1	0 1	1 1	3 1
20 Daniel Vogelbach, L (1, 10) OBP: 0.647, SLG: 0.727 27 Ryon Healy, R (6, PH) OBP: 0.250, SLG: 0.200 (7, 10) 83 Ian Miller, L (8, PR) OBP: 0.250, SLG: 1.000 (9, 10)	K			G4-3 2-3 3-H		1 1-2 3-H 1B		45 SF8 45 S 1-3 1B		2 2 0	0 1 0	0 2 0	1 1 0	0 0 0	1 0 0	2 0 0
1 Tim Beckham, R (1, 6) OBP: 0.308, SLG: 0.385 45 Kristopher Negrón, R (6, PR) OBP: 0.231, SLG: 0.273 (7, 6)	P5		G3 3-H			5 1-H 2-H 1B 2B		SF8 1-3 3-H		3 0	0 1	1 0	2 1	0 0	0 0	1 0
73 Jake Fraley, L (1, 8) OBP: 0.438, SLG: 0.714 5 Braden Bishop, R (6, PH) OBP: 0.500, SLG: 0.700 (7, 8) 87 Keegan McGovern, L (8, PH) 74 Dom Thompson-Williams, R (9, 8) OBP: 0.353, SLG: 0.214			G6-3		K	1B		F8		2 1 1 0	0 0 0 0	0 1 0 0	0 1 0 0	0 0 0 0	1 0 0 0	0 0 2 0
Inning Stats	R: 0 E: 0 K: 0 S: 4 H: 1 LOB: 1 BB: 0 P: 4	R: 0 E: 0 K: 2 S: 7 H: 0 LOB: 1 BB: 1 P: 11	R: 0 E: 0 K: 1 S: 6 H: 1 LOB: 1 BB: 0 P: 6	R: 2 E: 0 K: 0 S: 5 H: 2 LOB: 0 BB: 0 P: 6	R: 0 E: 0 K: 1 S: 5 H: 0 LOB: 0 BB: 0 P: 5	R: 4 E: 0 K: 1 S: 9 H: 4 LOB: 2 BB: 1 P: 13	R: 0 E: 0 K: 1 S: 5 H: 0 LOB: 0 BB: 0 P: 5	R: 1 E: 0 K: 1 S: 7 H: 1 LOB: 2 BB: 1 P: 11		1B: 7 2B: 2 3B: 0 HR: 0	SF: 1 SAC: 0 DP: 0 HBP: 0						

	AB	32
	R	7
	H	9
	RBI	6
	BB	3
	SO	7
	LOB	18

WP: 1 PB: 0 SB: 2 CS: 0 PA: 36

PITCHER		IP	WLS	BF	H	R	ER	SO	BB	IBB	HBP	BLK	WP	HR	S	P	ERA	WHIP
52 Zack Godley, R ERA: 8.1	(1, 1)	3.0		12	2	0	0	3	1	0	0	0	0	0	17	21	0.00	1.000
40 Andrew Chafin, L ERA: 13.5	(4, 1)	1.0	B	5	2	2	2	0	0	0	0	0	1	0	5	6	18.00	2.000
50 Yoan López, R ERA:	(5, 1)	1.0	H	3	0	0	0	1	0	0	0	0	0	0	5	5	0.00	0.000
61 Silvino Bracho, R ERA: 10.13	(6, 1)	0.2	L	4	1	2	2	1	1	0	0	0	0	0	5	9	27.00	3.000
34 Braden Shipley, R ERA: 7.71	(6, 1)	0.1	B	4	3	2	2	0	0	0	0	0	0	0	4	4	54.00	9.000
47 Ricky Nolasco, R ERA: 3.38	(7, 1)	1.2		7	1	1	1	2	1	0	0	0	0	0	11	15	5.40	1.200
64 Joel Payamps, R ERA: 9.82	(8, 1)	0.1		1	0	0	0	0	0	0	0	0	0	0	1	1	0.00	0.000

Cincinnati Reds @ Arizona Diamondbacks

Salt River Fields at Talking Stick, Scottsdale, AZ

Mon Mar 04 2019, 3:12 PM - 5:55 PM EST

Att. 7,101 - Partly Cloudy - 71 F

livebaseballscorecards.com

TOP

Batter	1	2	3	4	5	6	7	8	9	AB	R	H	RBI	BB	SO	LOB
4 Jose Iglesias, R (1, 6) OBP: 0.182, SLG: 0.100	C FF 93 X FF 94 0-1 G4-3		B CU 79 B CU 78 F SL 86 F FF 93 X CU 80 2-2 E6 6 G5-4-3		C FF 92 C FF 91 B SL 78 S FF 93 1-3 K		B CU 78 F SL 86 F FF 94 B X 2-2 G1-3			3	0	0	0	0	1	1
69 Alfredo Rodriguez, R (6, 6) OBP: 0.375, SLG: 0.286										1	0	0	0	0	0	0
6 Phillip Ervin, R (1, 9) OBP: 0.476, SLG: 0.941	C FF 95 C CU 80 F FF 96 X CH 81 0-2 G1-3		1 SAFE F FF 91 F CU 78 X FF 92 0-2 G5-4-3 1-2f		1 SAFE B SL 78 C SL 74 F FF 93 B FF 93 X CU 71 2-2 G5-3			C B X 1-1 L4		3	0	0	0	0	0	2
79 TJ Friedl, L (6, 9) OBP: 0.455, SLG: 0.400										1	0	0	0	0	0	0
27 Matt Kemp, R (1, 7) OBP: 0.429, SLG: 1.000	B FF 94 F FF 94 X SL 89 1-1 L3			F FF 89 B SL 81 X FF 89 1-1 HR		B SI 92 B CH 86 B SI 92 B SI 92 4-0 46 G4-6-3 BB		S B S B X 2-2 HR		2	1	1	1	1	0	0
35 Courtney Hawkins, R (6, 7) OBP: 1.000, SLG: 4.000										1	1	1	1	0	0	0
46 Mason Williams, L (1, 8) OBP: 0.125, SLG: 0.133		F FF 92 F FF 92 B CH 83 S CH 84 1-3 K		B FF 89 B FF 88 C FF 88 S SL 81 X SL 81 2-2 2B		C SL 80 B SI 92 S SI 92 X SL 86 1-2 G4-6-3 1-2f		F B B X 2-1 G4-3		4	0	1	0	0	1	1
2 Michael Siani, L (8, 8)										0	0	0	0	0	0	0
52 Kyle Farmer, R (1, 2) OBP: 0.500, SLG: 1.000		B SL 88 S FF 94 B FF 94 S FF 92 X FF 94 2-2 17 2B 78 G3-1 1B		D CU 73 X FF 89 1-0 P3		C SL 92 S SL 82 F SL 85 B SI 91 X SL 86 1-2 2B		X 0-0 G5-3		3	1	2	0	0	0	1
68 Juan Graterol, R (7, 2) OBP: 0.545, SLG: 0.600										1	0	0	0	0	0	0
17 Connor Joe, R (1, 5) OBP: 0.333, SLG: 0.438		B FF 91 B FF 92 X FF 91 2-0 78 G3-1 1-3 2B		X FF 89 0-0 G1-3		B SL 81 B CH 86 B CH 86 B SI 91 4-0 78 FC4 BB			F FF 97 C FF 97 B CH 85 B CH 85 S FF 98 2-3 K	2	0	1	0	1	0	1
16 Brantley Bell, R (7, 5)										1	0	0	0	0	1	0
78 Taylor Trammell, L (1, 10) OBP: 0.368, SLG: 0.200		B CH 82 S CH 81 X CU 76 1-1 G3-1 2-3 3-H		B CU 74 X CU 74 1-0 G4-3		B SL 84 C SI 93 B SL 84 F SL 84 X SI 92 2-2 FC4 1-2f			F SL 90 C FF 98 S FF 98 0-3 K	4	0	0	1	0	1	4
77 Christian Colón, R (1, 4) OBP: 0.529, SLG: 0.692		S CU 78 S FF 92 B FF 94 S CH 82 1-3 K			B FF 93 B FF 93 B SL 78 C FF 90 C FF 91 B SL 78 4-2 BB		C FF 94 B CU 79 X SL 84 1-1 G5-3		C CH 85 F FF 98 C FF 94 0-3 K	2	0	0	0	1	1	1
4 Sherman Johnson, L (7, 4)										1	0	0	0	0	1	0
86 Jordan Patterson, L (1, 3) OBP: 0.063, SLG: 0.125			F FF 90 C CU 77 F FF 92 B CH 82 S CH 84 1-3 K		C SL 78 B FF 94 1 SAFE B FF 93 C SL 77 C SL 78 2-3 K		C FF 94 B FF 94 F FF 94 B SL 86 B FF 94 X FF 94 3-2 G6-3			3	0	0	0	0	2	1
82 Brian O'Grady, L (7, 3) OBP: 0.429, SLG: 0.750										0	0	0	0	0	0	0

Inning Stats	1	2	3	4	5	6	7	8	9
	R: 0 E: 0 K: 0 S: 8 H: 0 LOB: 0 BB: 0 P: 9	R: 1 E: 0 K: 2 S: 12 H: 2 LOB: 1 BB: 0 P: 19	R: 0 E: 1 K: 1 S: 10 H: 0 LOB: 0 BB: 0 P: 13	R: 1 E: 0 K: 0 S: 8 H: 2 LOB: 1 BB: 0 P: 13	R: 0 E: 0 K: 2 S: 11 H: 0 LOB: 1 BB: 1 P: 20	R: 0 E: 0 K: 0 S: 10 H: 1 LOB: 2 BB: 2 P: 22	R: 0 E: 0 K: 0 S: 8 H: 0 LOB: 0 BB: 0 P: 14	R: 1 E: 0 K: 0 S: 8 H: 1 LOB: 0 BB: 0 P: 13	R: 0 E: 0 K: 3 S: 9 H: 0 LOB: 0 BB: 0 P: 11

| | | | | | | | | | |

Cincinnati Reds @ Arizona Diamondbacks

Salt River Fields at Talking Stick, Scottsdale, AZ

Mon Mar 04 2019, 3:12 PM - 5:55 PM EST

Att. 7,101 - Partly Cloudy - 71 F

livebaseballscorecards.com

BOTTOM

Batter	1	2	3	4	5	6	7	8	9	AB	R	H	RBI	BB	SO	LOB
15 Ildemaro Vargas, S (1, 4) OBP: 0.450, SLG: 0.474 48 Abraham Almonte, S (8, 7) OBP: 0.400, SLG: 0.474	C FF 91 B FF 92 B SL 86 F FF 91 F SI 91 F CU 75 X FF 92 2-2 ① F9		B CU 75 B SI 92 C FF 91 X CU 74 2-1 ③ G3		B CH 82 B FF 92 B FF 92 F FF 92 B CH 91 4-1 19 FC3-6 BB		B B F C B F F X 3-2 ② L7		C SL 91 B SL 86 B SL 87 X FF 94 2-1 1B	3 1	0 0	0 1	0 0	1 0	0 0	0 0
19 Sócrates Brito, L (1, 8) OBP: 0.174, SLG: 0.227 76 Wyatt Mathisen, R (8, 5) OBP: 0.333, SLG: 0.222	B SI 91 F SI 90 X CH 84 1-1 ② G4-3			B FF 91 C FF 91 B CH 83 B CH 81 X FF 90 3-1 28 1B 53 2B 1B	B FF 92 S FF 92 B CH 82 X FF 93 2-1 ② FC3-6 1-2f 2-3		F B X 1-1 ③ G4-3		B SL 83 C SL 89 B SL 84 F CH 82 C FF 94 2-3 ③ K	4 1	1 0	1 0	0 0	0 1	0 1	2 1
5 Eduardo Escobar, S (1, 5) OBP: 0.214, SLG: 0.214 78 Juniel Querecuto, S (6, 5) OBP: 0.250, SLG: 0.250 (8, 6)	F FF 92 B FF 92 F SL 87 X FF 91 1-2 ③ L9			B FF 90 X SL 76 1-0 ① F9	C SI 89 B CH 82 X SI 89 1-1 ③ G5-3			B FF 91 C FF 91 B CH 86 S FF 91 X FF 91 2-2 16 1B 68 1B 1B		3 1	0 1	0 1	0 0	0 0	0 0	3 0
6 David Peralta, L (1, 7) OBP: 0.286, SLG: 0.167 16 Tim Locastro, R (6, PR) OBP: 0.467, SLG: 0.455 (7, 7) (8, 8)		C CU 74 B CH 85 F CH 83 F FF 92 B SI 93 X CU 75 2-2 28 FC5-4 1B		B FF 92 B SL 77 B FF 92 X FF 90 3-0 ② L9		B SI 95 X SL 86 1-0 14 1B 53 G5-3 1B		X FF 91 0-0 71 G4-6-3 68 1B 1-2 1B		3 1	0 0	2 1	0 0	0 0	0 0	1 0
28 Steven Souza Jr., R (1, 9) OBP: 0.235, SLG: 0.438 68 Kevin Cron, R (7, 3) OBP: 0.429, SLG: 0.500		X SI 91 0-0 ① FC5-4 1-2f		X FF 93 0-0 53 2B 1-3 1B		C SI 93 1 SAFE S SL 86 B FF 92 C SL 86 1-3 ① K		S CH 85 S CH 85 D CH 84 X CH 84 1-2 71 G4-6-3 1-2 2-H 1B		3 1	1 0	1 1	0 1	0 0	1 0	2 0
53 Christian Walker, R (1, 3) OBP: 0.500, SLG: 0.867 71 Andrew Aplin, L (7, 9) OBP: 0.250, SLG: 0.100		C SL 85 F SL 85 B SI 93 F FF 93 F CH 84 B FF 93 S SL 84 2-3 ② K		B SL 78 C FF 90 F FF 94 F FF 93 B SL 78 X FF 93 2-2 1-H 3-H 2B		1 SAFE X SL 87 0-0 ② G5-3 1-2		F FF 91 X FF 92 0-1 ① ② G4-6-3 1-2f 2-3		3 1	0 0	1 0	2 0	0 0	1 0	2 2
31 Alex Avila, L (1, 2) OBP: 0.375, SLG: 0.286 14 Caleb Joseph, R (6, 2) OBP: 0.364, SLG: 0.364	C SI 91 1 SAFE B FF 91 X FF 91 1-1 ③ F7			B FF 92 C FF 92 C CH 84 X FF 93 1-2 ③ G6-3		D SI 94 B FF 94 S SI 96 B SI 95 X SI 95 3-1 2-3 1B		B CH 84 S CU 80 X FF 91 1-1 ③ L9		2 2	0 0	0 1	0 0	0 0	0 0	2 1
26 Yasmany Tomás, R (1, 10) OBP: 0.467, SLG: 0.571 76 Kelby Tomlinson, R (9, PH)			B CU 75 C CU 74 C SL 86 C SI 92 1-3 ① K		B SL 77 X FF 92 1-0 19 FC3-6 2B	C SI 96 D SL 89 D SL 88 S SL 89 T SI 95 2-2 ③ K			B SL 90 B FF 92 C SL 90 S SL 81 C SL 81 2-3 ① K	3 1	0 0	1 0	0 0	0 0	2 1	2 0
82 Jazz Chisholm Jr., L (1, 6) OBP: 0.375, SLG: 0.231 85 Andrew Young, R (8, 4) OBP: 0.250, SLG: 0.143			B FF 92 B FF 92 X SI 90 2-0 ② F8		B SL 75 B CH 82 B FF 91 S FF 91 F FF 91 X FF 93 3-2 ① L6		B C S B F S 2-3 ① K		C SL 81 B FF 93 X FF 94 1-1 ② F7	3 1	0 0	0 0	0 0	0 0	1 0	1 0

Inning Stats	1	2	3	4	5	6	7	8	9
	R: 0 E: 0 K: 0 S: 10	R: 0 E: 0 K: 1 S: 12	R: 0 E: 0 K: 1 S: 6	R: 2 E: 0 K: 0 S: 12	R: 0 E: 0 K: 0 S: 9	R: 0 E: 0 K: 2 S: 10	R: 0 E: 0 K: 1 S: 11	R: 1 E: 0 K: 0 S: 11	R: 0 E: 0 K: 2 S: 10
	H: 0 LOB: 0 BB: 0 P: 14	H: 1 LOB: 1 BB: 0 P: 17	H: 0 LOB: 0 BB: 0 P: 11	H: 3 LOB: 1 BB: 0 P: 22	H: 1 LOB: 2 BB: 1 P: 20	H: 2 LOB: 2 BB: 0 P: 17	H: 0 LOB: 0 BB: 0 P: 17	H: 3 LOB: 1 BB: 0 P: 15	H: 1 LOB: 1 BB: 0 P: 17

AB	37
R	3
H	11
RBI	3
BB	1
SO	7
LOB	19

1B: 9 SF: 0 WP: 0 PA: 38
2B: 2 SAC: 0 PB: 0
3B: 0 DP: 1 SB: 0
HR: 0 HBP: 0 CS: 0

PITCHER		IP	WLS	BF	H	R	ER	SO	BB	IBB	HBP	BLK	WP	HR	S	P	ERA	WHIP
35 Tanner Roark, R ERA: 1.69	(1, 1)	3.0		10	1	0	0	2	0	0	0	0	0	0	28	42	0.00	0.333
63 Keury Mella, R ERA: 20.25	(4, 1)	1.2	B	10	4	2	2	0	1	0	0	0	0	0	19	39	10.80	3.000
51 Ty Boyles, L ERA:	(5, 1)	0.1		1	0	0	0	0	0	0	0	0	0	0	2	3	0.00	0.000
38 Anthony Bass, R ERA:	(6, 1)	1.0		5	2	0	0	2	0	0	0	0	0	0	10	17	0.00	2.000
23 Cody Reed, L ERA: 15.75	(7, 1)	1.0		3	0	0	0	1	0	0	0	0	0	0	11	17	0.00	0.000

PITCHER		IP	WLS	BF	H	R	ER	SO	BB	IBB	HBP	BLK	WP	HR	S	P	ERA	WHIP
76 Buddy Boshers, L ERA: 2.25	(8, 1)	1.0	B	5	3	1	1	0	0	0	0	0	0	0	11	15	9.00	3.000
49 Jimmy Herget, R ERA:	(9, 1)	1.0		4	1	0	0	2	0	0	0	0	0	0	10	17	0.00	1.000

Batter	1	2	3	4	5	6	7	8	9	AB	R	H	RBI	BB	SO	LOB
15 Ildemaro Vargas, S (1, 10) OBP: 0.478, SLG: 0.545	G3	1-H 2-H 2B			41 G4-6-3 4 1B		F9			3	0	2	2	0	0	0
76 Kelby Tomlinson, R (7, PH) (7, 10)					1B					1	0	0	0	0	0	0
4 Ketel Marte, S (1, 8) OBP: 0.294, SLG: 0.353	41 G6-3 22 2B 1B	G6-3			1-2 41 G4-6-3 1B			G6-3		3	1	2	0	0	0	1
27 Matt Szczur, R (6, 8) OBP: 0.250, SLG: 0.313										1	0	0	0	0	0	0
41 Wilmer Flores, R (1, 4) OBP: 0.529, SLG: 0.571	G6-3 1-2	22 G5-6-3 1B			G4-6-3 1-2f 2-3			G4-3		3	0	1	0	0	0	3
82 Jazz Chisholm Jr., L (7, 6) OBP: 0.353, SLG: 0.214										1	0	0	0	0	0	0
22 Jake Lamb, L (1, 3) OBP: 0.267, SLG: 0.231	2-H 2B	G5-6-3 1-2f			G4-3			BB		3	0	1	1	0	0	2
68 Kevin Cron, R (7, 3) OBP: 0.455, SLG: 0.500										0	0	0	0	1	0	0
36 John Ryan Murphy, R (1, 2)	F9	G6-3				BB 76 L4-3		G1-3		2	0	0	0	1	0	1
16 Tim Locastro, R (7, 9) OBP: 0.438, SLG: 0.417										1	0	0	0	0	0	1
13 Nick Ahmed, R (1, 6) OBP: 0.400, SLG: 0.250	G4-3	K		K					K	3	0	0	0	0	2	1
85 Andrew Young, R (7, 4) OBP: 0.222, SLG: 0.125										1	0	0	0	0	1	0
76 Wyatt Mathisen, R (1, 5) OBP: 0.333, SLG: 0.250	E3 48 1B 15 2B	48 FC6 1B				L4-3 1-1			1B	3	1	1	0	0	0	1
78 Juniel Querecuto, S (6, 5) OBP: 0.333, SLG: 0.333										1	0	1	0	0	0	0
48 Abraham Almonte, S (1, 7) OBP: 0.391, SLG: 0.455	1-2 15 2B 1B	FC6 1-2f					F7	L9		3	1	1	0	0	0	1
75 Tyler Heineman, S (7, 2)										1	0	0	0	0	0	1
32 Rob Refsnyder, R (1, 9) OBP: 0.200, SLG: 0.111	L9	G1-3					G5-3	K		3	0	0	0	0	0	3
71 Andrew Aplin, L (7, 7) OBP: 0.231, SLG: 0.091										1	0	0	0	0	1	1
Inning Stats	R: 1 E: 0 K: 0 S: 6 / H: 2 LOB: 1 BB: 0 P: 6	R: 2 E: 1 K: 0 S: 6 / H: 2 LOB: 1 BB: 0 P: 6	R: 0 E: 0 K: 0 S: 3 / H: 1 LOB: 0 BB: 0 P: 3	R: 0 E: 0 K: 1 S: 6 / H: 1 LOB: 1 BB: 0 P: 6	R: 0 E: 0 K: 0 S: 4 / H: 2 LOB: 1 BB: 0 P: 4	R: 0 E: 0 K: 1 S: 4 / H: 0 LOB: 0 BB: 1 P: 8	R: 0 E: 0 K: 0 S: 3 / H: 0 LOB: 0 BB: 0 P: 3	R: 0 E: 0 K: 0 S: 3 / H: 0 LOB: 1 BB: 1 P: 7	R: 0 E: 0 K: 2 S: 8 / H: 1 LOB: 1 BB: 0 P: 8	1B: 7 2B: 3 3B: 0 HR: 0 / SF: 0 SAC: 0 DP: 3 HBP: 0						

TOP

Arizona Diamondbacks @ Kansas City Royals

Surprise Stadium, Surprise, AZ

Tue Mar 05 2019, 8:08 PM - 11:00 PM EST

Att. 5,567 - Clear - 80 F

livebaseballscorecards.com

AB	34
R	3
H	9
RBI	3
BB	2
SO	4
LOB	16

PITCHER		IP	WLS	BF	H	R	ER	SO	BB	IBB	HBP	BLK	WP	HR	S	P	ERA	WHIP
28 Jorge López, R ERA: 1.8	(1, 1)	3.0	W	14	5	3	1	0	0	0	0	0	0	0	15	15	3.00	1.667
21 Homer Bailey, R ERA:	(4, 1)	1.0	H	4	1	0	0	1	0	0	0	0	0	0	6	6	0.00	1.000
40 Jake Diekman, L ERA: 9.0	(5, 1)	1.0	H	4	2	0	0	0	0	0	0	0	0	0	4	4	0.00	2.000
43 Wily Peralta, R ERA:	(6, 1)	1.0	H	3	0	0	0	1	1	0	0	0	0	0	4	8	0.00	1.000
57 Glenn Sparkman, R ERA: 6.0	(7, 1)	1.0	H	3	0	0	0	0	0	0	0	0	0	0	3	3	0.00	0.000
77 Zach Lovvorn, R ERA:	(8, 1)	1.0	H	4	0	0	0	0	1	0	0	0	0	0	3	7	0.00	1.000
61 Kevin McCarthy, R ERA: 3.0	(9, 1)	1.0	S	4	1	0	0	2	0	0	0	0	0	0	8	8	0.00	1.000

WP: 0 PB: 0 SB: 0 CS: 0 PA: 36

BOTTOM

Arizona Diamondbacks @ Kansas City Royals

Surprise Stadium, Surprise, AZ

Tue Mar 05 2019, 8:08 PM - 11:00 PM EST

Att. 5,567 - Clear - 80 F

livebaseballscorecards.com

Batter	1	2	3	4	5	6	7	8	9	AB	R	H	RBI	BB	SO	LOB
27 Adalberto Mondesi, S (1, 6) OBP: 0.400, SLG: 0.643 9 Nicky Lopez, L (5, PH) (6, 6) OBP: 0.320, SLG: 0.333	L7	K		4 CS 15 BB BB	K 1-2			G3-1		2 2	0 0	0 0	0 0	1 0	1 0	1 1
15 Whit Merrifield, R (1, 4) OBP: 0.471, SLG: 0.538 1 Humberto Arteaga, R (6, 4) OBP: 0.375, SLG: 0.400	12 1B 3B	1-2 BB		12 G3-1 4 CS 1-2 BB		G6-3		F8		1 2	1 0	1 0	0 0	2 0	0 0	0 0
4 Alex Gordon, L (1, 7) OBP: 0.421, SLG: 0.333 0 Terrance Gore, R (6, 7) OBP: 0.421, SLG: 0.286	66 BB 12 1B 25 E BB	K		12 G3-1 1-2 2-3 HBP		G6-3				1 1	1 0	0 0	0 0	1 0	1 0	2 0
12 Jorge Soler, R (1, 10) OBP: 0.333, SLG: 0.545	66 BB 25 E 1-2 3-H 1B		G4-3	G3-1 1-2 2-3		P5				4	1	1	1	0	0	2
66 Ryan O'Hearn, L (1, 3) OBP: 0.389, SLG: 0.286 69 Frank Schwindel, R (6, 3) OBP: 0.526, SLG: 0.688	25 E 1-2 2-3 BB		2 2B BB	BB			G1-4-3			0 1	1 0	0 0	0 0	3 0	0 0	0 0
25 Brian Goodwin, L (1, 9) OBP: 0.200, SLG: 0.083 14 Brett Phillips, L (6, 9) OBP: 0.421, SLG: 0.167	FC6-4 2 E 1-2 2-H 3-H	F7		K			K			3 1	0 0	0 0	1 0	0 0	1 1	5 0
2 Chris Owings, R (1, 5) OBP: 0.227, SLG: 0.500 19 Cheslor Cuthbert, R (6, 5) OBP: 0.421, SLG: 0.353	1 SAFE G4-3 1-3		36 1B 1-H 2B		K		1B			3 1	1 0	1 1	1 0	0 0	1 0	1 0
36 Cam Gallagher, R (1, 2) OBP: 0.273, SLG: 0.200 71 Nick Dini, R (7, 2) OBP: 0.286, SLG: 0.429		F7	1B 3-H		G6-3		K			3 1	0 0	1 0	1 0	0 0	0 1	0 1
6 Billy Hamilton, S (1, 8) OBP: 0.333, SLG: 0.375 11 Bubba Starling, R (6, 8) OBP: 0.667, SLG: 1.154		15 BB BB	K	9 S 1B				F9		2 1	0 0	1 0	0 0	1 0	1 0	1 0
Inning Stats	R: 3 E: 2 K: 0 S: 5 H: 2 LOB: 1 BB: 2 P: 13	R: 0 E: 0 K: 2 S: 7 H: 0 LOB: 2 BB: 2 P: 15	R: 2 E: 0 K: 1 S: 7 H: 2 LOB: 1 BB: 1 P: 11	R: 0 E: 0 K: 1 S: 4 H: 0 LOB: 3 BB: 3 P: 18	R: 0 E: 0 K: 2 S: 8 H: 1 LOB: 1 BB: 0 P: 8	R: 0 E: 0 K: 0 S: 3 H: 0 LOB: 0 BB: 0 P: 3	R: 0 E: 0 K: 2 S: 8 H: 1 LOB: 1 BB: 0 P: 8	R: 0 E: 0 K: 0 S: 3 H: 0 LOB: 0 BB: 0 P: 3		1B: 4 2B: 1 3B: 1 HR: 0	SF: 0 SAC: 0 DP: 0 HBP: 1			WP: 0 PB: 0 SB: 1 CS: 2	PA: 38		

	AB	29
	R	5
	H	6
	RBI	4
	BB	8
	SO	8
	LOB	14

PITCHER		IP	WLS	BF	H	R	ER	SO	BB	IBB	HBP	BLK	WP	HR	S	P	ERA	WHIP
29 Merrill Kelly, R ERA: 22.5	(1, 1)	1.2		10	2	3	2	1	3	0	0	0	0	0	9	21	10.80	3.000
45 Nick Green, R ERA: 2.84	(2, 1)	1.1	L	10	2	2	2	2	4	0	0	0	0	0	10	26	13.50	4.500
63 Robby Scott, L ERA: 6.75	(4, 1)	1.0		4	0	0	0	1	1	0	1	0	0	0	4	10	0.00	1.000
25 Archie Bradley, R ERA:	(5, 1)	1.0		4	1	0	0	2	0	0	0	0	0	0	8	8	0.00	1.000
66 Yoshihisa Hirano, R ERA:	(6, 1)	1.0		3	0	0	0	0	0	0	0	0	0	0	3	3	0.00	0.000

PITCHER		IP	WLS	BF	H	R	ER	SO	BB	IBB	HBP	BLK	WP	HR	S	P	ERA	WHIP
55 Matt Koch, R ERA:	(7, 1)	2.0		7	1	0	0	2	0	0	0	0	0	0	11	11	0.00	0.500

Batter	1	2	3	4	5	6	7	8	9	AB	R	H	RBI	BB	SO	LOB
19 Sócrates Brito, L (1, 8) OBP: 0.154, SLG: 0.200 15 Ildemaro Vargas, S (6, 5) OBP: 0.458, SLG: 0.522 (7, 6)	B X 1-0 L8		X 0-0 F8		X 0-0 L6			X 0-0 F8		3 1	0 0	0 0	0 0	0 0	0 0	1 1
31 Alex Avila, L (1, 10) OBP: 0.273, SLG: 0.200 26 Yasmany Tomás, R (8, PH) OBP: 0.500, SLG: 0.667 (8, 10)	X 0-0 G4-3		X 0-0 F9		C C C 0-3 K			X 0-0 16 1B 71 1B 1-H 2B		3 1	0 1	0 1	0 1	0 0	1 0	1 0
5 Eduardo Escobar, S (1, 5) OBP: 0.235, SLG: 0.235 16 Tim Locastro, R (6, 9) OBP: 0.471, SLG: 0.462	X 0-0 P5			C F X 0-2 6 2B 1B		S S S 0-3 K		X 0-0 71 1B 2-3 1B		3 1	1 0	1 1	0 0	0 0	1 0	0 0
6 David Peralta, L (1, 7) OBP: 0.294, SLG: 0.267 71 Andrew Aplin, L (6, 7) OBP: 0.286, SLG: 0.167		X 0-0 F5		X 0-0 18 F8 1-H 2B		S S S 0-3 K		X 0-0 27 G5-4-3 1-3 3-H 1B		3 1	0 0	1 1	1 1	0 0	1 0	0 0
28 Steven Souza Jr., R (1, 9) OBP: 0.250, SLG: 0.579 27 Matt Szczur, R (6, 8) OBP: 0.235, SLG: 0.294		B B F F X 2-2 HR		X 0-0 F7		S S S 0-3 K		X 0-0 G5-4-3 1-2f		3 1	1 0	1 0	1 0	0 0	1 0	1 2
53 Christian Walker, R (1, 3) OBP: 0.476, SLG: 0.765 86 Daulton Varsho, L (7, 2) OBP: 0.625, SLG: 1.286		S S S 0-3 K		B B B B 4-0 BB			C C C 0-3 K		X 0-0 G2-3	2 1	0 0	0 0	0 0	1 0	2 0	0 0
18 Carson Kelly, R (1, 2) OBP: 0.231, SLG: 0.385 85 Andrew Young, R (7, 4) OBP: 0.200, SLG: 0.111		X 0-0 P6		X 0-0 F8 2-3			X 0-0 L7		X 0-0 G3	3 1	0 0	0 0	0 0	0 0	0 0	2 0
74 Domingo Leyba, S (1, 6) OBP: 0.300, SLG: 0.444 76 Wyatt Mathisen, R (7, 3) OBP: 0.313, SLG: 0.231			X 0-0 P6	X 0-0 G4-3			C C C 0-3 K		X 0-0 P3	3 1	0 0	0 0	0 0	0 0	1 0	2 0
78 Juniel Querecuto, S (1, 4) OBP: 0.417, SLG: 0.364 (7, 5) 76 Kelby Tomlinson, R (8, 5)			X 0-0 1B	X 0-0 F8		B B B B 4-0 26 2B BB				2 0	1 0	1 0	0 0	1 0	0 0	0 0
Inning Stats	R: 0 E: 0 K: 0 S: 3 H: 0 LOB: 0 BB: 0 P: 4	R: 1 E: 0 K: 1 S: 8 H: 1 LOB: 0 BB: 0 P: 10	R: 0 E: 0 K: 0 S: 4 H: 1 LOB: 1 BB: 0 P: 4	R: 1 E: 0 K: 0 S: 7 H: 2 LOB: 2 BB: 1 P: 11	R: 0 E: 0 K: 1 S: 5 H: 0 LOB: 0 BB: 0 P: 5	R: 0 E: 0 K: 3 S: 9 H: 0 LOB: 0 BB: 0 P: 9	R: 0 E: 0 K: 2 S: 7 H: 0 LOB: 0 BB: 0 P: 7	R: 2 E: 0 K: 0 S: 5 H: 3 LOB: 1 BB: 1 P: 9	R: 0 E: 0 K: 0 S: 3 H: 0 LOB: 0 BB: 0 P: 3	1B: 4 2B: 2 3B: 0 HR: 1	SF: 0 SAC: 0 DP: 1 HBP: 0					

PITCHER		IP	WLS	BF	H	R	ER	SO	BB	IBB	HBP	BLK	WP	HR	S	P	ERA	WHIP
45 Jhoulys Chacín, R ERA: 2.25	(1, 1)	3.0		11	2	1	1	1	0	0	0	0	0	1	15	18	3.00	0.667
32 Jeremy Jeffress, R ERA:	(4, 1)	0.0		0	0	0	0	0	0	0	0	0	0	0	0	0	∞	∞
90 Clayton Andrews, L ERA: 4.5	(4, 1)	1.0		6	2	1	1	0	1	0	0	0	0	0	7	11	9.00	3.000
46 Corey Knebel, R ERA:	(5, 1)	1.0	H	3	0	0	0	1	0	0	0	0	0	0	5	5	0.00	0.000
71 Josh Hader, L ERA:	(6, 1)	1.0	H	3	0	0	0	3	0	0	0	0	0	0	9	9	0.00	0.000

PITCHER		IP	WLS	BF	H	R	ER	SO	BB	IBB	HBP	BLK	WP	HR	S	P	ERA	WHIP
50 Jacob Barnes, R ERA: 4.5	(7, 1)	1.0	H	3	0	0	0	2	0	0	0	0	0	0	7	7	0.00	0.000
65 Burch Smith, R ERA: 14.73	(8, 1)	1.0	W	6	3	2	2	0	1	0	0	0	0	0	5	9	18.00	4.000
37 Adrian Houser, R ERA:	(9, 1)	1.0	S	3	0	0	0	0	0	0	0	0	0	0	3	3	0.00	0.000

TOP

Arizona Diamondbacks @ Milwaukee Brewers

American Family Fields of Phoenix, Phoenix, AZ

Wed Mar 06 2019, 2:08 PM - 4:58 PM CST
Att. 5,413 - Sunny - 82 F

livebaseballscorecards.com

AB	33
R	4
H	7
RBI	4
BB	2
SO	7
LOB	10

WP: 0 PA: 35
PB: 0
SB: 0
CS: 0

BOTTOM

Arizona Diamondbacks @ Milwaukee Brewers

American Family Fields of Phoenix, Phoenix, AZ

Wed Mar 06 2019, 2:08 PM - 4:58 PM CST

Att. 5,413 - Sunny - 82 F

livebaseballscorecards.com

Batter	1	2	3	4	5	6	7	8	9	AB	R	H	RBI	BB	SO	LOB
14 Hernán Pérez, R (1, 9) OBP: 0.235, SLG: 0.824 60 Tyrone Taylor, R (6, 9) OBP: 0.364, SLG: 0.476	L8		K		F9		L5			3 1	0 0	0 0	0 0	0 0	1 0	1 0
22 Christian Yelich, L (1, 7) OBP: 0.417, SLG: 0.833 62 Troy Stokes Jr., R (5, 7) OBP: 0.176, SLG: 0.125	L9			K	K		K			2 2	0 0	0 0	0 0	0 0	1 2	0 1
21 Travis Shaw, L (1, 5) OBP: 0.286, SLG: 0.500 70 Nate Orf, R (6, PR) OBP: 0.300, SLG: 0.222 (7, 5)	K			F8		7 1B 15 1B 1B		92 E 92 S 77 1B BB		3 0	0 2	1 0	0 0	0 1	1 0	0 0
9 Manny Piña, R (1, 2) OBP: 0.286, SLG: 0.444 92 Antonio Pinero, R (7, 6)		K2-3		7 HR 2B		F9		G5-3 1-3		3 1	1 0	1 0	0 0	0 0	1 0	1 1
7 Eric Thames, L (1, 3) OBP: 0.389, SLG: 0.563 77 Lucas Erceg, L (6, PR) OBP: 0.222, SLG: 0.611 (7, 3)		K		2-H HR		16 FC3-6 15 1B 1-3 1B		3-H 1B		3 1	1 0	2 1	2 1	0 0	1 0	0 0
15 Erik Kratz, R (1, 10) OBP: 0.400, SLG: 0.857 29 Tuffy Gosewisch, R (8, PH) (9, 10)		HR		2B		16 FC3-6 1-2 3-H 1B		K		3 1	1 0	3 0	2 0	0 0	0 1	0 1
16 Ben Gamel, L (1, 8) OBP: 0.300, SLG: 0.235 97 Trent Grisham, L (6, PR) OBP: 0.385, SLG: 0.583 (7, 8)	K			G6-3		FC3-6 1-2f 2-3		G4-3		3 1	0 0	0 0	0 0	0 0	1 0	3 1
5 Cory Spangenberg, L (1, 6) OBP: 0.167, SLG: 0.500 68 Jake Hager, R (7, 4) OBP: 0.077, SLG: 0.154		K			1B	F9				3 0	0 0	1 0	0 0	0 0	1 0	2 0
72 Keston Hiura, R (1, 4) OBP: 0.300, SLG: 0.235 26 Jacob Nottingham, R (7, 2) OBP: 0.150, SLG: 0.105		K			K		K			2 1	0 0	0 0	0 0	0 0	2 1	1 0
Inning Stats	R: 0 E: 0 K: 1 S: 5 H: 0 LOB: 0 BB: 0 P: 5	R: 1 E: 0 K: 3 S: 12 H: 1 LOB: 0 BB: 0 P: 14	R: 0 E: 0 K: 3 S: 9 H: 0 LOB: 0 BB: 0 P: 9	R: 2 E: 0 K: 1 S: 8 H: 3 LOB: 1 BB: 0 P: 10	R: 0 E: 0 K: 2 S: 8 H: 1 LOB: 1 BB: 0 P: 8	R: 1 E: 0 K: 0 S: 6 H: 3 LOB: 2 BB: 0 P: 6	R: 0 E: 0 K: 2 S: 7 H: 0 LOB: 0 BB: 0 P: 7	R: 1 E: 0 K: 1 S: 7 H: 1 LOB: 1 BB: 1 P: 11		1B: 5 2B: 2 3B: 0 HR: 2	SF: 0 SAC: 0 DP: 0 HBP: 0						

	AB	33
	R	5
	H	9
	RBI	5
	BB	1
	SO	13
	LOB	12

WP: 0 PB: 0 SB: 1 CS: 0 PA: 34

PITCHER		IP	WLS	BF	H	R	ER	SO	BB	IBB	HBP	BLK	WP	HR	S	P	ERA	WHIP
38 Robbie Ray, L ERA: 4.7	(1, 1)	3.2		14	3	3	3	8	0	0	0	0	0	2	32	36	7.36	0.818
65 Joey Krehbiel, R ERA: 2.7	(4, 1)	0.1		2	1	0	0	0	0	0	0	0	0	0	2	2	0.00	3.000
40 Andrew Chafin, L ERA: 9.0	(5, 1)	1.0		4	1	0	0	2	0	0	0	0	0	0	8	8	0.00	1.000
50 Yoan López, R ERA: 3.0	(6, 1)	1.0		6	3	1	1	0	0	0	0	0	0	0	6	6	9.00	3.000
81 Kevin Ginkel, R ERA:	(7, 1)	1.0		3	0	0	0	2	0	0	0	0	0	0	7	7	0.00	0.000
73 Ryan Atkinson, R ERA: 4.5	(8, 1)	1.0	L	5	1	1	1	1	1	0	0	0	0	0	7	11	9.00	2.000

Cleveland Indians @ Arizona Diamondbacks

Salt River Fields at Talking Stick, Scottsdale, AZ

Thu Mar 07 2019, 3:12 PM - 6:16 PM EST

Att. 9,390 - Sunny - 73 F

livebaseballscorecards.com

TOP

Batter	1	2	3	4	5	6	7	8	9	AB	R	H	RBI	BB	SO	LOB
2 Leonys Martin, L (1, 10) OBP: 0.500, SLG: 0.789	B SL 81 X FF 89 1-0 22 FC4-6 1B	B CH 86 S CH 86 B SI 89 F SL 80 T CH 86 2-2 K		F FF 90 B FF 92 F CH 85 X CH 85 1-2 G4-3		X FF 91 0-0 F8		F CH 80 C CH 83 B SL 78 C SL 74 1-3 K		3	0	1	0	0	1	3
24 Matt Joyce, L (6, PH) (6, 10)										2	0	0	0	0	1	1
22 Jason Kipnis, L (1, 4) OBP: 0.500, SLG: 0.700	X FF 88 0-0 FC4-6 8 E 1-2f	C CU 68 B FF 88 B SI 89 S CH 86 B CH 89 S CH 86 3-3 K		C FF 91 F CU 82 B FF 92 B FF 91 B CH 85 T CH 86 3-2 K			B FF 90 S FF 90 B SL 84 B FF 90 B FF 91 4-1 67 E 67 1B 71 1B BB	X FF 92 0-0 F9		3	0	0	0	0	2	4
84 Ernie Clement, R (4, 4) OBP: 0.391, SLG: 0.571										1	1	0	0	1	0	0
55 Roberto Pérez, R (1, 2) OBP: 0.263, SLG: 0.222	C FF 88 X SL 83 0-1 F8		B FF 93 B SL 83 B FF 92 C FF 91 B FF 92 4-1 8 BB 32 2B BB	C SL 87 B FF 92 X FF 92 1-1 L8			S FF 91 1 SAFE X CH 86 0-1 F8		B CH 86 B FF 87 X SI 88 2-0 E6 83 F8 67 G5-3	3	1	0	0	1	0	2
38 Eric Haase, R (7, 2) OBP: 0.364, SLG: 0.444										1	0	0	0	0	0	0
8 Jordan Luplow, R (1, 7) OBP: 0.211, SLG: 0.188	B FF 89 S SL 83 S SL 83 X SL 82 1-2 FC5 1-2		C CH 84 F CH 84 B FF 93 D SL 83 B FF 94 B SL 83 4-2 32 2B 1-2 BB		B FF 90 B SL 85 B FF 91 S FF 91 X FF 92 3-1 F9		C FF 92 1 SAFE F FF 92 X CH 86 0-2 E9 71 1B 88 WP 1-3 1B		F FF 88 D CU 77 F CU 76 D SI 89 X CU 78 2-2 G5-3 1-2	2	1	0	0	1	0	1
67 Óscar Mercado, R (5, 8) OBP: 0.409, SLG: 0.773										2	1	1	0	0	0	1
32 Trayce Thompson, R (1, 9) OBP: 0.348, SLG: 0.476	C SL 83 B SI 89 B FF 89 S SL 84 F SI 92 B FF 90 S SL 85 3-3 K		C SL 92 X FF 91 0-1 75 FC5-4 1-H 2-H 2B		C CU 80 B FF 92 X CH 85 1-1 F8		C CU 73 F CH 88 D CU 78 1 SAFE X CU 76 1-2 88 WP 83 BB 1-3 3-H 1B		D SI 88 B CU 76 B SL 88 B FF 86 4-0 BB	3	0	1	2	0	1	2
71 Daniel Johnson, L (5, 9) OBP: 0.375, SLG: 0.550										1	0	1	1	1	0	0
9 Brandon Barnes, R (1, 8) OBP: 0.294, SLG: 0.357		C CU 69 F FF 87 H FF 89 1-2 26 BB 7 S HBP	C SL 84 B FF 92 S CH 83 F SL 83 B SL 83 B FF 92 B SL 83 4-2 75 FC5-4 BB		F FF 92 B CH 85 B CH 85 S FF 91 B FF 92 X CH 86 3-2 L7		C SL 88 B CH 88 B CU 74 B SL 87 1 SAFE B SL 89 4-1 88 WP 1-2 BB		B CH 86 X FF 88 1-0 F8 2-3	1	0	0	0	1	0	0
83 Mike Papi, L (5, 7) OBP: 0.471, SLG: 0.333										1	0	0	0	1	0	2
7 Ryan Flaherty, L (1, 3) OBP: 0.348, SLG: 0.263		B FF 87 B CH 88 B FF 86 C SL 82 S CH 86 F CH 86 B FF 89 4-2 26 BB 1-2 BB	C SL 82 S SI 91 B SL 84 C SI 92 1-3 K			F FF 89 B FF 90 S CH 84 B FF 91 S CH 85 2-3 K	B SL 88 C SL 88 S CU 73 D CU 76 F CH 87 X SL 89 2-2 G6-3 1-2 2-3 3-H		D SL 77 D CU 76 X CH 87 2-0 F9	2	0	0	0	1	2	2
88 Nellie Rodriguez, R (6, 3)										2	0	0	0	0	0	4
75 Yu Chang, R (1, 5) OBP: 0.286, SLG: 0.600		C SL 83 F SL 84 B FF 90 X CH 88 1-2 P4	X SI 92 0-0 FC5-4 26 FC6-4 1-2f 2-3			S CH 84 S CH 85 S CH 86 0-3 K	B CU 75 B CH 88 X SL 88 2-0 G5-3			3	0	0	0	0	1	4
66 Eric Stamets, R (6, 6) OBP: 0.263, SLG: 0.133										1	0	0	0	0	0	2
26 Max Moroff, S (1, 6) OBP: 0.400, SLG: 0.588		C CU 68 B CH 88 B CH 86 F CH 86 F FF 87 B CH 85 B FF 87 4-2 1-2 2-3 BB	B SI 92 B SI 92 B SI 92 X SI 92 3-0 FC6-4 1-2f			C FF 91 B FF 91 B CU 81 X FF 91 2-1 1B		B FF 91 C SL 76 B FF 91 F SL 75 S FF 92 2-3 K		2	0	1	0	1	0	2
81 Mark Mathias, R (6, PR) OBP: 0.333, SLG: 0.611										1	0	0	0	0	1	0
(6, 5)																

	AB	34
	R	4
	H	5
	RBI	3
	BB	8
	SO	9
	LOB	30

Inning Stats																		
	R: 0 E: 1 K: 1 S: 11	H: 1 LOB: 2 BB: 0 P: 16	R: 0 E: 0 K: 2 S: 17	H: 0 LOB: 3 BB: 2 P: 32	R: 2 E: 0 K: 1 S: 13	H: 1 LOB: 2 BB: 3 P: 29	R: 0 E: 0 K: 1 S: 8	H: 0 LOB: 0 BB: 0 P: 13	R: 0 E: 0 K: 0 S: 7	H: 0 LOB: 0 BB: 0 P: 14	R: 0 E: 0 K: 2 S: 9	H: 1 LOB: 1 BB: 0 P: 13	R: 2 E: 1 K: 0 S: 15	H: 2 LOB: 2 BB: 2 P: 28	R: 0 E: 0 K: 2 S: 7	H: 0 LOB: 0 BB: 0 P: 10	R: 0 E: 1 K: 0 S: 6	H: 0 LOB: 2 BB: 1 P: 17

1B: 4	SF: 0	WP: 1	PA: 43
2B: 1	SAC: 0	PB: 0	
3B: 0	DP: 0	SB: 1	
HR: 0	HBP: 1	CS: 0	

PITCHER		IP	WLS	BF	H	R	ER	SO	BB	IBB	HBP	BLK	WP	HR	S	P	ERA	WHIP
21 Zack Greinke, R	(1, 1)	2.0		11	1	0	0	3	2	0	1	0	0	0	28	48	0.00	1.500
ERA:																		
85 Brad Goldberg, R	(3, 1)	0.0	B	4	1	2	2	0	3	0	0	0	0	0	8	20	∞	∞
ERA: 54.0																		
33 Marc Rzepczynski, L	(3, 1)	1.0		3	0	0	0	1	0	0	0	0	0	0	5	9	0.00	0.000
ERA:																		
35 Matt Andriese, R	(4, 1)	3.1	L	13	2	2	2	3	1	0	0	0	0	0	30	50	5.40	0.900
ERA: 4.91																		
81 Matt Marksberry, L	(7, 1)	0.2	B	4	1	0	0	0	1	0	0	0	1	0	9	18	0.00	3.000
ERA:																		

PITCHER		IP	WLS	BF	H	R	ER	SO	BB	IBB	HBP	BLK	WP	HR	S	P	ERA	WHIP
54 Jimmie Sherfy, R	(8, 1)	1.0		3	0	0	0	2	0	0	0	0	0	0	7	10	0.00	0.000
ERA: 5.4																		
91 Kirby Bellow, L	(9, 1)	1.0		5	0	0	0	0	1	0	0	0	0	0	6	17	0.00	1.000
ERA:																		

Cleveland Indians @ Arizona Diamondbacks

Salt River Fields at Talking Stick, Scottsdale, AZ

Thu Mar 07 2019, 3:12 PM - 6:16 PM EST

Att. 9,390 - Sunny - 73 F

livebaseballscorecards.com

BOTTOM

Batter	1	2	3	4	5	6	7	8	9	AB	R	H	RBI	BB	SO	LOB
4 Ketel Marte, S (1, 8) OBP: 0.400, SLG: 0.450 68 Kevin Cron, R (7, 3) OBP: 0.435, SLG: 0.474	B FF 93 X FF 94 1-0 41 HR 1B		C CH 83 B FF 92 B FF 92 F FF 92 X CH 84 2-2 41 G6-4-3 1B		B SI 86 X SI 86 1-0 41 1B 1B		B SL 82 C SL 83 X SL 83 1-1 ③ G5-3			3 1	1 0	3 0	0 0	0 0	0 0	0 0
41 Wilmer Flores, R (1, 4) OBP: 0.550, SLG: 0.765 27 Matt Szczur, R (7, 8) OBP: 0.222, SLG: 0.278	X FF 94 0-0 1-H HR		C CH 84 X CH 83 0-1 ① ② G6-4-3 1-2f		1 SAFE F SL 76 B SI 86 F SI 86 F FF 87 B SL 77 B SL 78 X SI 85 3-2 1-3 1B			S FF 93 F FF 94 B CH 83 X FF 94 1-2 ① F9		3 1	1 0	2 0	2 0	0 0	0 0	1 0
5 Eduardo Escobar, S (1, 10) OBP: 0.200, SLG: 0.200 32 Rob Refsnyder, R (8, PH) OBP: 0.190, SLG: 0.105 (9, 10)	C FF 95 S CH 86 S CH 86 0-3 ① K		F FF 94 F CH 85 B CH 85 X CH 85 1-2 ③ L4		S FF 87 B FF 87 B FF 87 B FF 86 F FF 87 T FF 86 3-2 ③ K			B FF 94 B CH 82 C FF 94 B FF 93 C FF 93 X FF 93 3-2 ② G4-3		3 1	0 0	0 0	0 0	0 0	2 0	2 0
6 David Peralta, L (1, 7) OBP: 0.250, SLG: 0.222 48 Abraham Almonte, S (7, 7) OBP: 0.375, SLG: 0.435	X CH 86 0-0 ② G4-3			C CH 90 F CH 82 S CH 84 0-3 ① K		X FF 94 0-0 ① G4-3		B SL 86 B FF 93 B FF 93 C FF 93 F FF 92 X FF 92 3-2 G4-3		3 1	0 0	0 0	0 0	0 0	1 0	0 0
28 Steven Souza Jr., R (1, 9) OBP: 0.304, SLG: 0.571 85 Andrew Young, R (7, 4) OBP: 0.182, SLG: 0.100	C CH 86 B FF 95 F CH 87 B CH 86 X SI 94 2-2 1B			B CH 83 X CH 83 1-0 ② L7		C FF 94 B SL 86 B SL 88 S SL 85 B CU 79 B FF 94 4-2 22 CS BB			X FF 95 0-0 ① G5-3	2 1	0 0	1 0	0 0	1 0	0 0	0 0
22 Jake Lamb, L (1, 3) OBP: 0.278, SLG: 0.250 76 Wyatt Mathisen, R (6, PR) OBP: 0.294, SLG: 0.214 (7, 5)	C CH 86 B SI 93 B C CH 85 D CH 86 X FF 94 3-2 ③ L7			B FF 93 C CH 85 B SI 91 B SI 93 X SI 92 3-1 ③ G1-3		B CU 77 C CU 80 B FF 94 S SL 86 B CU 81 X FF 94 3-2 ② 1-2 1B			B FF 95 X FF 95 1-0 ② F8	3 1	0 0	1 0	0 0	0 0	0 0	1 0
13 Nick Ahmed, R (1, 6) OBP: 0.389, SLG: 0.267 82 Jazz Chisholm Jr., L (7, 6) OBP: 0.389, SLG: 0.214		B CH 83 C FF 92 C CH 84 B CH 86 B CH 86 F SI 94 X CH 86 3-2 76 CS 1B			C SI 83 X SI 84 0-1 ① L9	1 SAFE 1 SAFE P FF 91 X SI 93 1-0 ③ G5-3			B FF 95 S SL 87 B FF 95 B FF 95 B FF 95 4-1 75 WP BB	3 0	0 0	1 0	0 0	0 1	0 0	1 0
14 Caleb Joseph, R (1, 2) OBP: 0.357, SLG: 0.571 75 Tyler Heineman, S (8, 2)		B FF 94 X FF 93 1-0 ① P4			B SL 74 B SI 86 C SI 84 X SL 76 2-1 HR		C FF 92 B SL 82 F FF 92 B FF 94 F CH 86 F FF 93 S SL 82 2-3 ① K		1 SAFE B FF 94 B SL 87 X FF 94 2-0 ③ F7 1-2	3 1	1 0	1 0	1 0	0 0	1 0	1 1
76 Kelby Tomlinson, R (1, 5) 19 Sócrates Brito, L (7, 9) OBP: 0.148, SLG: 0.192		1 SAFE C FF 92 B FF 93 F CH 85 X CH 86 1-2 ② ③ F9 1-2			F SI 85 S SI 86 X FF 87 0-2 ② L9		X CH 85 0-0 ② L9			2 1	0 0	0 0	0 0	0 0	0 0	1 0
Inning Stats	R: 2 E: 0 K: 1 S: 12 H: 3 LOB: 1 BB: 0 P: 18	R: 0 E: 0 K: 0 S: 8 H: 1 LOB: 0 BB: 0 P: 13	R: 0 E: 0 K: 0 S: 8 H: 1 LOB: 0 BB: 0 P: 11	R: 0 E: 0 K: 1 S: 6 H: 0 LOB: 0 BB: 0 P: 10	R: 1 E: 0 K: 1 S: 15 H: 3 LOB: 2 BB: 0 P: 24	R: 0 E: 0 K: 0 S: 8 H: 1 LOB: 1 BB: 1 P: 15	R: 0 E: 0 K: 1 S: 8 H: 0 LOB: 0 BB: 0 P: 11	R: 0 E: 0 K: 0 S: 9 H: 0 LOB: 0 BB: 0 P: 16	R: 0 E: 0 K: 0 S: 4 H: 0 LOB: 1 BB: 1 P: 11	1B: 7 2B: 0 3B: 0 HR: 2 SF: 0 SAC: 0 DP: 1 HBP: 0						WP: 1 PB: 0 SB: 0 CS: 2 PA: 35	

	AB	33
	R	3
	H	9
	RBI	3
	BB	2
	SO	4
	LOB	8

PITCHER		IP	WLS	BF	H	R	ER	SO	BB	IBB	HBP	BLK	WP	HR	S	P	ERA	WHIP
47 Trevor Bauer, R ERA: 2.45	(1, 1)	4.0		15	5	2	2	2	0	0	0	0	0	1	34	52	4.50	1.250
90 Adam Cimber, R ERA: 1.8	(5, 1)	1.0		6	3	1	1	1	0	0	0	0	0	1	15	24	9.00	3.000
34 Justin Grimm, R ERA: 2.08	(6, 1)	1.0	W	4	1	0	0	0	1	0	0	0	0	0	8	15	0.00	2.000
62 Nick Wittgren, R ERA: 9.0	(7, 1)	1.0	H	3	0	0	0	1	0	0	0	0	0	0	8	11	0.00	0.000
65 Asher Wojciechowski, R ERA: 11.57	(8, 1)	1.0	H	3	0	0	0	0	0	0	0	0	0	0	9	16	0.00	0.000

PITCHER		IP	WLS	BF	H	R	ER	SO	BB	IBB	HBP	BLK	WP	HR	S	P	ERA	WHIP
80 Henry Martinez, R ERA:	(9, 1)	1.0	S	4	0	0	0	0	1	0	0	0	1	0	4	11	0.00	1.000

Batter	1	2	3	4	5	6	7	8	9	AB	R	H	RBI	BB	SO	LOB
27 Matt Szczur, R (1, 8) OBP: 0.190, SLG: 0.238 15 Ildemaro Vargas, S (6, 4) OBP: 0.462, SLG: 0.500 (7, 6)	C X 0-1 ① F8			X 0-0 ① F9	S S S 0-3 ③ K		B B B 4-0 BB		B S S S 1-3 ② K 1-2	3 0 0 0 0 1 1 1 0 0 0 1 1 1						
85 Andrew Young, R (1, 4) OBP: 0.286, SLG: 0.462 16 Tim Locastro, R (6, 8) OBP: 0.421, SLG: 0.400	S S S 0-3 ② K			X 0-0 53 G6-3 18 1B 1B		B X 1-0 HR	X 0-0 G5-3 ③		S S S 0-3 ③ K	3 1 2 1 0 1 0 2 0 0 0 0 1 2						
18 Carson Kelly, R (1, 2) OBP: 0.313, SLG: 0.500 86 Daulton Varsho, L (7, 2) OBP: 0.556, SLG: 1.125	X 0-0 ③ G5-3			X 0-0 53 G6-3 1-2 1B		X 0-0 36 G4-3 2B		S S S 0-3 ① K		3 0 2 0 0 0 0 1 0 0 0 0 1 0						
53 Christian Walker, R (1, 3) OBP: 0.417, SLG: 0.650 68 Kevin Cron, R (6, 3) OBP: 0.458, SLG: 0.474		X 0-0 ① F8		X 0-0 ② G6-3 1-2 2-3		C C C 0-3 ① K		B B B 4-0 26 1B 79 1B BB		3 0 0 0 0 1 3 0 0 0 0 1 0 0						
36 John Ryan Murphy, R (1, 10) 79 Jamie Westbrook, R (8, PH) OBP: 1.000, SLG: 1.000 (8, 10)		C C C 0-3 ② K		C C C 0-3 ③ K		X 0-0 ② G4-3 2-3		X 0-0 26 1B 1-2 1B		3 0 0 0 0 2 3 1 0 1 0 0 0 0						
48 Abraham Almonte, S (1, 7) OBP: 0.370, SLG: 0.500 26 Yasmany Tomás, R (6, 7) OBP: 0.529, SLG: 0.688		X 0-0 ③ G4-3		X 0-0 ① 76 G6-3 3B		X 0-0 ③ L9		X 0-0 ② 1-3 2-3 1B		3 1 1 0 0 0 1 1 0 1 0 0 0 0						
76 Wyatt Mathisen, R (1, 5) OBP: 0.286, SLG: 0.389			C C C 0-3 ① K	X 0-0 ① G6-3 3-H			F X 0-1 HR	S S S 0-3 ③ K		4 1 1 2 0 2 2						
71 Andrew Aplin, L (1, 9) OBP: 0.235, SLG: 0.133 32 Rob Refsnyder, R (7, 9) OBP: 0.182, SLG: 0.100			X 0-0 ② G3	X 0-0 ② L1			X 0-0 ① G3		C C C 0-3 ① K	3 0 0 0 0 0 0 1 0 0 0 0 1 0						
78 Juniel Querecuto, S (1, 6) OBP: 0.400, SLG: 0.429 85 Galli Cribbs Jr., L (7, 4)			X 0-0 ③ P5	X 0-0 2B			X 0-0 ② G5-3		B B B B 4-0 15 S BB	3 0 1 0 0 0 0 0 0 0 0 1 0 0						
Inning Stats	R: 0 E: 0 K: 1 S: 6 H: 0 LOB: 0 BB: 0 P: 6	R: 0 E: 0 K: 1 S: 5 H: 0 LOB: 0 BB: 0 P: 5	R: 0 E: 0 K: 1 S: 5 H: 0 LOB: 0 BB: 0 P: 5	R: 0 E: 0 K: 1 S: 7 H: 2 LOB: 2 BB: 0 P: 7	R: 1 E: 0 K: 1 S: 7 H: 2 LOB: 1 BB: 0 P: 7	R: 1 E: 0 K: 1 S: 7 H: 2 LOB: 1 BB: 0 P: 8	R: 1 E: 0 K: 0 S: 5 H: 1 LOB: 1 BB: 1 P: 9	R: 0 E: 0 K: 2 S: 8 H: 2 LOB: 2 BB: 1 P: 12	R: 0 E: 0 K: 3 S: 9 H: 0 LOB: 1 BB: 1 P: 14	1B: 4 2B: 2 3B: 1 HR: 2	SF: 0 SAC: 0 DP: 0 HBP: 0						

TOP

Arizona Diamondbacks @ Milwaukee Brewers

American Family Fields of Phoenix, Phoenix, AZ

Fri Mar 08 2019, 1:09 PM - 3:47 PM CST

Att. 7,073 - Partly Cloudy - 62 F

livebaseballscorecards.com

AB	35
R	3
H	9
RBI	3
BB	3
SO	11
LOB	13

PITCHER		IP	WLS	BF	H	R	ER	SO	BB	IBB	HBP	BLK	WP	HR	S	P	ERA	WHIP
51 Freddy Peralta, R ERA:	(1, 1)	3.0	W	9	0	0	0	3	0	0	0	0	0	0	16	16	0.00	0.000
43 Matt Albers, R ERA:	(4, 1)	1.0	H	5	2	0	0	1	0	0	0	0	0	0	7	7	0.00	2.000
41 Junior Guerra, R ERA: 7.5	(5, 1)	2.0	H	10	4	2	2	2	0	0	0	0	0	1	14	15	9.00	2.000
58 Alex Claudio, L ERA: 2.25	(7, 1)	1.0	H	5	1	1	1	0	1	0	0	0	0	1	5	9	9.00	2.000
54 Taylor Williams, R ERA:	(8, 1)	1.0	H	5	2	0	0	2	1	0	0	0	0	0	8	12	0.00	3.000

PITCHER		IP	WLS	BF	H	R	ER	SO	BB	IBB	HBP	BLK	WP	HR	S	P	ERA	WHIP
36 Jake Petricka, R ERA: 3.18	(9, 1)	1.0	S	4	0	0	0	3	1	0	0	0	0	0	9	14	0.00	1.000

WP: 0 PB: 0 SB: 1 CS: 0 PA: 38

Batter	1	2	3	4	5	6	7	8	9	AB	R	H	RBI	BB	SO	LOB
6 Lorenzo Cain, R (1, 8) OBP: 0.364, SLG: 0.300 60 Tyrone Taylor, R (6, 8) OBP: 0.320, SLG: 0.417	S S S 0-3 K ①		x 0-0 22 G3-6-3 1B		x 0-0 8 1B 2-H 1B		S S S 0-3 K ③			3 0 2 1 0 1 0 1 0 0 0 0 1 0						
22 Christian Yelich, L (1, 9) OBP: 0.400, SLG: 0.800 62 Troy Stokes Jr., R (6, 9) OBP: 0.211, SLG: 0.333	x 0-0 21 HR 2B		x 0-0 ②③ G3-6-3 1-2f		C C C 0-3 K ②			x 0-0 ① G4-3		3 1 1 0 0 1 2 1 0 0 0 0 0 0						
8 Ryan Braun, R (1, 10) OBP: 0.333, SLG: 0.333 92 Payton Henry, R (8, PH) (9, 10)	x 0-0 ② F9			x 0-0 ① G5-3	x 0-0 1-3 1B			x 0-0 ② P5		3 0 1 0 0 0 1 1 0 0 0 0 0 0						
21 Travis Shaw, L (1, 5) OBP: 0.353, SLG: 0.882 70 Nate Orf, R (6, 5) OBP: 0.318, SLG: 0.300	x 0-0 2-H HR			F x 0-1 S S S HR	S S S 0-3 K ③			x 0-0 72 HR 2B		3 2 2 3 0 1 2 1 1 1 0 0 0 0						
10 Yasmani Grandal, S (1, 2) OBP: 0.400, SLG: 0.214 72 Keston Hiura, R (6, PR) OBP: 0.318, SLG: 0.421 (7, 4)	x 0-0 ③ G3			x 0-0 11 G1-3 1B		B B B B 4-0 7 G6-3 BB		x 0-0 2-H HR		2 0 1 0 1 0 0 1 1 1 2 0 0 0						
11 Mike Moustakas, L (1, 4) OBP: 0.412, SLG: 0.667 26 Jacob Nottingham, R (7, 2) OBP: 0.190, SLG: 0.150		x 0-0 ① G4-3		x 0-0 ② G1-3 1-2		x 0-0 ① F7		x 0-0 1B		3 0 0 0 0 0 2 1 0 1 0 0 0 0						
7 Eric Thames, L (1, 3) OBP: 0.333, SLG: 0.474 29 Tuffy Gosewisch, R (7, 3)		x 0-0 ② F8		x 0-0 ③ F7		x 0-0 ②③ G6-3 1-2f		C C C 0-3 K ③		3 0 0 0 0 0 2 1 0 0 0 0 1 1						
14 Hernán Pérez, R (1, 6) OBP: 0.227, SLG: 0.682 68 Jake Hager, R (7, 6) OBP: 0.067, SLG: 0.133		C C C 0-3 K ③			x 0-0 16 S 6 1B 1B		C C C 0-3 K ①			2 1 1 0 0 1 0 1 0 0 0 0 1 0						
16 Ben Gamel, L (1, 7) OBP: 0.273, SLG: 0.211 78 Corey Ray, L (6, 7) OBP: 0.292, SLG: 0.545			C C C 0-3 K ①		C C C 0-3 K ① 1-2		x 0-0 G3 ②			2 0 0 0 0 2 1 1 0 0 0 0 0 0						
Inning Stats	R: 2 H: 2 E: 0 LOB: 0 K: 1 BB: 0 S: 7 P: 7	R: 0 H: 0 E: 0 LOB: 0 K: 1 BB: 0 S: 5 P: 5	R: 0 H: 1 E: 0 LOB: 0 K: 1 BB: 0 S: 5 P: 5	R: 1 H: 2 E: 0 LOB: 1 K: 0 BB: 0 S: 6 P: 6	R: 1 H: 3 E: 0 LOB: 2 K: 3 BB: 0 S: 12 P: 12	R: 0 H: 0 E: 0 LOB: 1 K: 0 BB: 1 S: 2 P: 6	R: 0 H: 0 E: 0 LOB: 0 K: 2 BB: 0 S: 7 P: 7	R: 2 H: 3 E: 0 LOB: 1 K: 1 BB: 0 S: 8 P: 8		1B: 6 SF: 0 2B: 2 SAC: 0 3B: 0 DP: 2 HR: 3 HBP: 0						

PITCHER		IP	WLS	BF	H	R	ER	SO	BB	IBB	HBP	BLK	WP	HR	S	P	ERA	WHIP
52 Zack Godley, R ERA: 7.36	(1, 1)	4.0	L	16	5	3	3	3	0	0	0	0	0	2	23	23	6.75	1.250
25 Archie Bradley, R ERA: 4.5	(5, 1)	1.0		6	3	1	1	3	0	0	0	0	0	0	12	12	9.00	3.000
66 Yoshihisa Hirano, R ERA:	(6, 1)	1.0		3	0	0	0	0	1	0	0	0	0	0	2	6	0.00	1.000
49 Rubby De La Rosa, R ERA:	(7, 1)	1.0		3	0	0	0	2	0	0	0	0	0	0	7	7	0.00	0.000
47 Ricky Nolasco, R ERA: 7.36	(8, 1)	1.0		6	3	2	2	1	0	0	0	0	0	1	8	8	18.00	3.000

PITCHER	IP	WLS	BF	H	R	ER	SO	BB	IBB	HBP	BLK	WP	HR	S	P	ERA	WHIP

BOTTOM

Arizona Diamondbacks @ Milwaukee Brewers

American Family Fields of Phoenix, Phoenix, AZ

Fri Mar 08 2019, 1:09 PM - 3:47 PM CST

Att. 7,073 - Partly Cloudy - 62 F

livebaseballscorecards.com

AB	33
R	6
H	11
RBI	6
BB	1
SO	9
LOB	11

WP: 0 PA: 34
PB: 0
SB: 1
CS: 0

Arizona Diamondbacks @ Colorado Rockies

Estadio de Beisbol Monterrey, Monterrey, MX

Sat Mar 09 2019, 7:12 PM - 10:14 PM EST

Att. 9,372 - Partly Cloudy - 88 F

livebaseballscorecards.com

TOP

Batter	1	2	3	4	5	6	7	8	9	AB	R	H	RBI	BB	SO	LOB
19 Sócrates Brito, L (1, 8) OBP: 0.161, SLG: 0.200	P6		FC4-6 1-2f			K			78 FC4-6 85 HBP 1B	4	0	1	0	0	1	1
4 Ketel Marte, S (1, 6) OBP: 0.348, SLG: 0.391 85 Andrew Young, R (6, 4) OBP: 0.333, SLG: 0.462	K		K			K			78 FC4-6 1-2 HBP	3 0	0 0	0 0	0 0	0 0	3 0	1 0
5 Eduardo Escobar, S (1, 5) OBP: 0.174, SLG: 0.174 78 Juniel Querecuto, S (7, 5) OBP: 0.375, SLG: 0.400	F9			K			G3-1		FC4-6 16 G5-4-3 1-2f 2-3	3 1	0 0	0 0	0 0	0 0	1 0	0 2
6 David Peralta, L (1, 7) OBP: 0.261, SLG: 0.238 16 Tim Locastro, R (7, 7) OBP: 0.400, SLG: 0.375		86 G6-4-3 28 BB 1B		K K			K		G5-4-3 1-2f	3 1	0 0	1 0	0 0	0 0	2 0	0 2
28 Steven Souza Jr., R (1, 9) OBP: 0.308, SLG: 0.522 32 Rob Refsnyder, R (7, 9) OBP: 0.182, SLG: 0.100		86 G6-4-3 1-2 BB		K			G4-3			2 0	0 0	0 0	0 0	1 0	1 0	0 0
86 Daulton Varsho, L (1, 10) OBP: 0.500, SLG: 0.909		G6-4-3 1-2f 2-3			G1-3			E1 68 E 36 G4-6-3 1B		3	1	1	0	0	0	2
68 Kevin Cron, R (1, 3) OBP: 0.444, SLG: 0.429		G3			G5-3			2 SAFE 4-0 36 G4-6-3 2-3 BB		2	0	0	0	1	0	1
36 John Ryan Murphy, R (1, 2) 75 Tyler Heineman, S (8, 2)			G4-3		G6-3			G4-6-3 1-2f 3-H		3 0	0 0	0 0	0 0	0 0	0 0	1 0
15 Ildemaro Vargas, S (1, 4) OBP: 0.448, SLG: 0.481 (6, 6)			19 FC4-6 1B			G3-1				3	0	1	0	0	1	0
Inning Stats	R: 0 H: 0 E: 0 LOB: 0 K: 1 BB: 0 S: 5 P: 5	R: 0 H: 1 E: 0 LOB: 1 K: 0 BB: 1 S: 3 P: 7	R: 0 H: 1 E: 0 LOB: 1 K: 1 BB: 0 S: 6 P: 6	R: 0 H: 0 E: 0 LOB: 0 K: 3 BB: 0 S: 9 P: 9	R: 0 H: 0 E: 0 LOB: 0 K: 0 BB: 0 S: 3 P: 3	R: 0 H: 0 E: 0 LOB: 0 K: 2 BB: 0 S: 7 P: 7	R: 0 H: 0 E: 0 LOB: 0 K: 1 BB: 0 S: 5 P: 5	R: 1 H: 1 E: 2 LOB: 0 K: 1 BB: 1 S: 5 P: 10	R: 0 H: 1 E: 0 LOB: 1 K: 0 BB: 0 S: 3 P: 4	1B: 4 SF: 0 2B: 0 SAC: 0 3B: 0 DP: 3 HR: 0 HBP: 1						

	AB	28
	R	1
	H	4
	RBI	0
	BB	2
	SO	9
	LOB	10

WP: 0 PA: 31
PB: 0
SB: 0
CS: 0

PITCHER		IP	WLS	BF	H	R	ER	SO	BB	IBB	HBP	BLK	WP	HR	S	P	ERA	WHIP
34 Jeff Hoffman, R ERA: 3.6	(1, 1)	4.0	W	14	2	0	0	5	1	0	0	0	0	0	23	27	0.00	0.750
78 Peter Lambert, R ERA: 4.66	(5, 1)	3.2	H	12	1	1	0	3	1	0	0	0	0	0	17	21	0.00	0.545
32 Jesus Tinoco, R ERA: 2.45	(8, 1)	0.1		1	0	0	0	1	0	0	0	0	0	0	3	4	0.00	0.000
63 DJ Johnson, R ERA:	(9, 1)	1.0		4	1	0	0	0	0	0	1	0	0	0	3	4	0.00	1.000

PITCHER	IP	WLS	BF	H	R	ER	SO	BB	IBB	HBP	BLK	WP	HR	S	P	ERA	WHIP

BOTTOM

Arizona Diamondbacks @ Colorado Rockies

Estadio de Beisbol Monterrey, Monterrey, MX

Sat Mar 09 2019, 7:12 PM - 10:14 PM EST

Att. 9,372 - Partly Cloudy - 88 F

livebaseballscorecards.com

Batter	1	2	3	4	5	6	7	8	9	AB	R	H	RBI	BB	SO	LOB
1 Garrett Hampson, R (1, 4) OBP: 0.379, SLG: 0.654 82 Bret Boswell, L (7, 4) OBP: 0.667, SLG: 0.833	0-0 65 CS 1B		0-3 ① K		0-0 4 WP 65 S 1B		4-0 4 1B 3 1B BB			3 0 2 0 0 1 0 0 1 0 0 1 0 0						
65 Brendan Rodgers, R (1, 6) OBP: 0.281, SLG: 0.250 (8, 5) 32 Jesus Tinoco, R (8, 1) 63 DJ Johnson, L (9, 1)	1-0 ①② G6-3 1-2		0-0 ② G5-3		0-1 ① G5-3 1-2		0-0 ① F9 2-3			4 0 0 0 0 0 0 4 0 0 0 0 0 0 0 0 0 0 0 0 0 0 0 0						
4 Pat Valaika, R (1, 5) OBP: 0.400, SLG: 0.900 88 Alan Trejo, R (8, 6)	0-0 3 1B 3B		0-3 ③ K		1-0 ② G6-3 2-3		0-0 3 1B 1-3 3-H 1B			4 1 2 1 0 1 1 0 0 0 0 0 0 0						
3 Mike Tauchman, L (1, 7) OBP: 0.382, SLG: 0.321 89 Mylz Jones, R (8, 8)	0-0 31 HBP 3-H 1B			0-0 79 1B 92 2B 2B	0-0 ③ G1-6-3		0-0 31 G6-4-3 1-2 3-H 1B			4 1 3 2 0 0 1 0 0 0 0 0 0 0						
31 Yonathan Daza, R (1, 8) OBP: 0.269, SLG: 0.136 92 Casey Golden, R (8, 7) (8, 7)	1-0 ① 1-2 HBP			0-3 ① K	0-0 ① G5-3		0-0 ②③ G6-4-3 1-2f			3 0 0 0 0 1 3 0 0 0 0 0 0 0						
79 Colton Welker, R (1, 10) OBP: 0.600, SLG: 1.067 (8, 5)	0-0 ③ G6-3			0-0 92 2B 2-3 1B	0-3 ② K			0-0 43 WP 1B		4 0 2 0 0 1 2						
92 Roberto Ramos, L (1, 3) OBP: 0.667, SLG: 2.000 73 Brian Mundell, R (7, 3) OBP: 0.350, SLG: 0.353		0-0 ① G6-3		0-0 1-3 3-H 2B	3-2 HR			0-0 ① F8		3 1 2 2 0 0 0 1 0 0 0 0 0 1						
56 Noel Cuevas, R (1, 9) OBP: 0.259, SLG: 0.370 43 Sam Hilliard, L (8, 9) OBP: 0.304, SLG: 0.500 (8, 9)		0-0 ② F9		0-3 ② K	0-0 ③ G4-3			1-3 ② K 1-2		3 0 0 0 0 1 2 1 0 0 0 0 1 1						
37 Chris Rabago, R (1, 2) 58 Dom Nuñez, L (7, 2) OBP: 0.250, SLG: 0.286		0-0 ③ L8		0-3 ③ K			0-0 65 F9 4 1B 2B	0-0 ③ F7		2 0 0 0 0 1 2 2 1 1 0 0 0 1						
Inning Stats	R: 1 H: 3 E: 0 LOB: 2 K: 0 BB: 0 S: 5 P: 7	R: 0 H: 0 E: 0 LOB: 0 K: 0 BB: 0 S: 3 P: 3	R: 0 H: 0 E: 0 LOB: 0 K: 2 BB: 0 S: 7 P: 7	R: 1 H: 3 E: 0 LOB: 2 K: 3 BB: 0 S: 12 P: 12	R: 0 H: 1 E: 0 LOB: 1 K: 0 BB: 0 S: 5 P: 6	R: 1 H: 1 E: 0 LOB: 0 K: 1 BB: 0 S: 8 P: 11	R: 2 H: 3 E: 0 LOB: 1 K: 0 BB: 1 S: 5 P: 9	R: 0 H: 1 E: 0 LOB: 1 K: 1 BB: 0 S: 6 P: 7		1B: 7 SF: 0 2B: 3 SAC: 0 3B: 1 DP: 1 HR: 1 HBP: 1				WP: 2 PA: 36 PB: 0 SB: 1 CS: 1		

	AB	34
	R	5
	H	12
	RBI	5
	BB	1
	SO	7
	LOB	18

PITCHER		IP	WLS	BF	H	R	ER	SO	BB	IBB	HBP	BLK	WP	HR	S	P	ERA	WHIP
72 Taylor Clarke, R ERA: 3.68	(1, 1)	3.1	L	15	5	2	2	3	0	0	1	0	0	0	20	22	5.40	1.500
40 Andrew Chafin, L ERA: 7.36	(4, 1)	0.2		3	1	0	0	2	0	0	0	0	0	0	7	7	0.00	1.500
65 Joey Krehbiel, R ERA: 2.08	(5, 1)	1.0		4	1	0	0	0	0	0	0	0	1	0	5	6	0.00	1.000
82 Miguel Aguilar, L ERA: 6.75	(6, 1)	1.0		4	1	1	1	1	0	0	0	0	0	1	8	11	9.00	1.000
50 Yoan López, R ERA: 6.75	(7, 1)	1.0		6	3	2	2	0	1	0	0	0	0	0	5	9	18.00	4.000

PITCHER		IP	WLS	BF	H	R	ER	SO	BB	IBB	HBP	BLK	WP	HR	S	P	ERA	WHIP
81 Kevin Ginkel, R ERA:	(8, 1)	1.0		4	1	0	0	1	0	0	0	0	1	0	6	7	0.00	1.000

Kansas City Royals @ Arizona Diamondbacks

Salt River Fields at Talking Stick, Scottsdale, AZ

Sat Mar 09 2019, 3:12 PM - 6:45 PM EST

Att. 11,365 - Partly Cloudy - 64 F

livebaseballscorecards.com

TOP

Batter	1	2	3	4	5	6	7	8	9	AB	R	H	RBI	BB	SO	LOB
2 Chris Owings, R (1, 6) OBP: 0.355, SLG: 0.655 85 Angelo Castellano, R (6, PH) (6, 6) OBP: 0.333, SLG: 0.333	C FF 92 F SL 88 F FF 94 B CH 84 X CH 84 1-2 1 1B 66 G3-6-1 2B		B FF 92 C FF 92 B CU 76 C FF 93 B CH 82 X CU 77 3-2 1 1B 2B		B FF 94 B CU 80 C FF 93 T FF 93 F FF 95 B CU 78 X CH 83 3-2 1 2B 1-H 1B	C FF 96 B CU 80 B SL 82 F FF 94 X CU 82 2-2 ② G6-3			B FF 93 B FF 92 C FF 92 X SL 88 2-1 67 BB 1B	3 2 3 1 0 0 0 2 0 1 0 0 0 0						
1 Humberto Arteaga, R (1, 4) OBP: 0.545, SLG: 0.619 82 Gabriel Cancel, R (6, PH) OBP: 0.167, SLG: 0.333 (6, 4)	B FF 92 X FF 91 1-0 66 G3-6-1 2-3 1B		C FF 91 F CU 78 X FF 94 0-2 2-3 1B		C SI 94 X CH 82 0-1 66 S 66 G6-3 2-H 2B	C FF 95 F SI 94 S FF 95 0-3 ③ K			X FF 92 0-0 ① L9	3 1 3 1 0 0 0 2 0 0 0 0 1 1						
66 Ryan O'Hearn, L (1, 3) OBP: 0.406, SLG: 0.333 67 Samir Dueñez, L (7, 3) OBP: 0.643, SLG: 0.556	D CH 84 C CH 84 1 SAFE B FF 93 X FF 92 2-1 ① ② G3-6-1 1-2f 3-H		C FF 93 B FF 93 F FF 93 D CH 84 S CH 85 2-3 ① K		F CH 82 B CU 82 X FF 93 1-1 ① G6-3 2-H		B FF 94 B SI 92 F FF 92 B CH 84 S FF 93 F FF 93 X FF 95 3-2 1B		B FF 92 F FF 92 B FF 91 B SL 88 B FF 92 4-1 1-2 BB	4 0 1 1 0 1 3 0 0 0 0 1 0 0						
38 Jorge Bonifacio, R (1, 10) OBP: 0.300, SLG: 0.481	S FF 94 B FF 95 C FF 94 S FF 96 1-3 ③ K		1 SAFE B CU 80 C CU 81 S FF 93 C FF 95 1-3 ② K		B CU 78 C CU 77 X FF 94 1-1 19 FC5-2 3B		B CU 82 S FF 92 B CU 80 C CU 79 S CU 80 2-3 ① K		S SL 88 B FF 92 S SL 88 F FF 92 X FF 92 1-2 ② P2	5 0 1 0 0 3 5						
19 Cheslor Cuthbert, R (1, 5) OBP: 0.407, SLG: 0.360 69 Frank Schwindel, R (6, 5) OBP: 0.429, SLG: 0.500		C CU 79 C FF 92 F FF 92 B FF 95 X CH 84 1-2 14 2B 1B	B FF 94 X FF 93 1-0 ③ F9		F FF 93 X CU 82 0-1 ② FC5-2 25 BB 3-H		B SI 93 C SI 95 F CU 80 T FF 93 1-2 ② K		C SL 88 X CU 77 0-1 ③ F7	3 0 1 0 0 0 3 2 0 0 0 0 1 3						
25 Brian Goodwin, L (1, 8) OBP: 0.174, SLG: 0.053 79 Erick Mejia, S (6, 8) OBP: 0.478, SLG: 0.789		1 SAFE B FF 92 S FF 92 C FF 93 X FF 93 1-2 ① F7		B CH 83 C FF 91 B CU 79 F FF 92 B CH 84 X CH 82 3-2 ① P5	B FF 92 D CU 82 B FF 93 B FF 92 4-0 1-2 BB		B CU 81 B SI 94 F FF 94 D CU 81 X FF 94 3-1 ③ P5			2 0 0 0 1 0 1 1 0 0 0 0 0 1						
14 Brett Phillips, L (1, 9) OBP: 0.360, SLG: 0.222 81 Kyle Isbel, L (6, 9) OBP: 0.250, SLG: 0.250		C CU 79 B CH 83 X FF 93 1-1 1-3 2B		M SI 87 B SL 75 B SL 75 S SI 88 C SI 88 2-3 ② K	B CH 87 S CH 88 C FF 89 F CU 78 B FF 89 B CU 78 F CU 77 S FF 89 3-3 ③ K			F FF 90 F SL 84 C CU 80 0-3 ① K		3 0 1 0 0 2 2 1 0 0 0 0 1 0							
16 Elier Hernandez, R (1, 7) OBP: 0.333, SLG: 0.417 90 Nick Heath, L (6, 7)		C CU 80 S FF 93 B FF 95 F FF 94 X CU 80 1-2 ② F9		C CU 72 T FF 90 C FF 89 0-3 ③ K		X FF 92 0-0 ① P4		B FF 91 C FF 91 C CU 80 B FF 91 S FF 91 2-3 ② K		3 0 0 0 0 1 2 1 0 0 0 0 1 0							
72 Meibrys Viloria, L (1, 2) OBP: 0.500, SLG: 0.778 78 Sebastián Rivero, R (6, 2) OBP: 0.400, SLG: 0.375		C CH 84 X FF 92 0-1 ③ P5			X FF 93 0-0 2 S 2 1B 1B	B CU 80 B CU 80 X FF 93 2-0 HR		C CU 81 S CH 85 B FF 92 S SL 85 1-3 ③ K		3 2 2 1 0 0 2 1 0 0 0 0 1 0							
Inning Stats	R: 1 E: 0 K: 1 S: 10 H: 2 LOB: 0 BB: 0 P: 15	R: 0 E: 0 K: 0 S: 15 H: 2 LOB: 2 BB: 0 P: 19	R: 0 E: 0 K: 2 S: 13 H: 2 LOB: 2 BB: 0 P: 20	R: 0 E: 0 K: 2 S: 9 H: 0 LOB: 0 BB: 0 P: 14	R: 3 E: 0 K: 1 S: 18 H: 4 LOB: 2 BB: 1 P: 30	R: 1 E: 0 K: 1 S: 8 H: 1 LOB: 0 BB: 0 P: 12	R: 0 E: 0 K: 2 S: 12 H: 1 LOB: 1 BB: 0 P: 21	R: 0 E: 0 K: 3 S: 9 H: 0 LOB: 0 BB: 0 P: 12	R: 0 E: 0 K: 0 S: 10 H: 1 LOB: 2 BB: 1 P: 17	1B: 7 2B: 4 3B: 1 HR: 1 SF: 0 SAC: 0 DP: 1 HBP: 0							

	AB	39
	R	5
	H	13
	RBI	4
	BB	2
	SO	12
	LOB	23

PITCHER		IP	WLS	BF	H	R	ER	SO	BB	IBB	HBP	BLK	WP	HR	S	P	ERA	WHIP
24 Luke Weaver, R ERA: 2.84	(1, 1)	3.1		15	6	1	1	3	0	0	0	0	0	0	41	60	2.70	1.800
63 Robby Scott, L ERA: 5.79	(4, 1)	0.2		2	0	0	0	2	0	0	0	0	0	0	6	8	0.00	0.000
73 Ryan Atkinson, R ERA: 13.5	(5, 1)	0.2		7	4	3	3	0	1	0	0	0	0	0	13	22	40.50	7.500
83 Kevin McCanna, R ERA:	(5, 1)	0.1		1	0	0	0	1	0	0	0	0	0	0	5	8	0.00	0.000
64 Joel Payamps, R ERA: 7.94	(6, 1)	2.0	W	8	2	1	1	3	0	0	0	0	0	1	20	33	4.50	1.000

PITCHER		IP	WLS	BF	H	R	ER	SO	BB	IBB	HBP	BLK	WP	HR	S	P	ERA	WHIP
93 Alex Young, L ERA:	(8, 1)	1.0		3	0	0	0	3	0	0	0	0	0	0	9	12	0.00	0.000
19 Breckin Williams, R ERA:	(9, 1)	1.0		5	1	0	0	0	1	0	0	0	0	0	10	17	0.00	2.000

BOTTOM

Kansas City Royals @ Arizona Diamondbacks

Salt River Fields at Talking Stick, Scottsdale, AZ

Sat Mar 09 2019, 3:12 PM - 6:45 PM EST

Att. 11,365 - Partly Cloudy - 64 F

livebaseballscorecards.com

Batter	1	2	3	4	5	6	7	8	9	AB	R	H	RBI	BB	SO	LOB
27 Matt Szczur, R (1, 8) OBP: 0.167, SLG: 0.208 75 Ben DeLuzio, R (6, 8) OBP: 0.667, SLG: 0.500	F FF 93 F FF 94 B SL 84 B SL 83 C FF 94 2-3 K	C SL 82 X SI 92 0-1 G4-3	B SI 89 C SI 88 F SL 79 B FF 91 B SI 85 F SI 90 X SI 89 3-2 G5-4-3 1-2f	H CU 76 1-0 13 1B 13 E 1-2 2-3 3-H HBP	S CH 82 B FF 90 B CH 83 F FF 90 X CU 75 2-2 1-3 3-H 1B				3 0 0 0 0 1 1 1 1 1 2 0 0 0						
13 Nick Ahmed, R (1, 6) OBP: 0.409, SLG: 0.316 88 Drew Ellis, R (6, PR) (7, 5)	C FF 93 S SL 84 B SL 85 X FF 95 1-2 G4-3			C FF 91 C SI 91 X SL 82 0-2 41 BB 22 2B 1B		L8	F FF 88 B CH 82 B FF 87 C FF 88 S CU 74 2-3 K			4 1 2 2 0 0 0 1 0 0 0 0 1 2						
41 Wilmer Flores, R (1, 4) OBP: 0.565, SLG: 0.737 85 Galli Cribbs Jr., L (6, PR) OBP: 0.667, SLG: 0.500 (7, 6)	C FF 94 C SI 93 B SL 85 B SL 85 X FF 94 2-2 F7			B SI 92 C FF 92 D SL 84 B FF 92 F FF 92 B FF 93 4-2 22 2B 53 FC5-2 1-2 BB		22 E 22 FC4 53 1B 1B K		X FF 88 0-0 82 2B 1B		2 0 1 0 1 0 0 2 2 1 0 0 1 2						
22 Jake Lamb, L (1, 3) OBP: 0.286, SLG: 0.316 76 Adam Walton, R (6, PR) (7, 4)		C FF 92 S CH 84 C FF 93 0-3 K		X FF 85 0-0 53 FC5-2 1-3 2-H 2B		C FF 93 1 SAFE X CH 85 0-1 FC4 53 1B 31 1B 1-3	F SL 89 C SI 89 F CU 80 C CU 81 0-3 K	C SL 82 B FF 89 S FF 89 1-3 K		3 0 1 1 0 1 1 2 1 0 0 0 2 1						
53 Christian Walker, R (1, 10) OBP: 0.444, SLG: 0.652 79 Jamie Westbrook, R (6, PR) OBP: 0.667, SLG: 0.500 (7, 10)		B CU 80 T FF 93 F SI 93 B SL 85 B CH 87 F FF 93 F FF 93 X SL 83 3-2 31 G6-3 1B		X SI 91 0-0 FC5-2 31 BB 2-3 3-H		B FF 92 B SL 88 C FF 92 X SL 89 2-1 71 BB 31 1B 76 BB 1-2 3-H 1B	B SI 88 B SL 88 B SL 88 B FF 88 4-0 91 E 82 WP 87 BB BB	B FF 88 D SL 82 S FF 89 S FF 90 2-3 K		3 0 2 1 0 0 2 1 2 0 0 1 1 1						
31 Alex Avila, L (1, 2) OBP: 0.357, SLG: 0.250 82 Alberto Rosario, R (7, PH) OBP: 1.000, SLG: 2.000 (8, 2)		X SI 93 0-0 G6-3 1-2		B SI 91 B SI 90 C SI 91 F SI 92 B SI 92 B SI 92 4-2 26 G5-4-3 1-2 BB		F SI 93 B CH 86 F CH 85 F SI 92 D CU 82 B SI 92 X SI 92 3-2 76 BB 71 BB 75 HBP 1-2 2-H 1B	B SI 88 B FF 89 B CH 88 B FF 89 4-0 87 BB 91 E 82 FC7-6-4 1-2 BB	1 SAFE B CU 74 B FF 88 X FF 89 2-0 91 1B 1-H 2B		2 1 1 1 1 0 1 1 2 1 1 1 0 0						
26 Yasmany Tomás, R (1, 7) OBP: 0.450, SLG: 0.579 91 Pavin Smith, L (7, 3) OBP: 1.000, SLG: 1.000		D SL 82 C FF 92 F FF 93 S SL 84 1-3 K		S SL 81 S SI 90 X SI 91 0-2 G5-4-3 1-2f		C SL 89 C SL 89 B CU 82 B FF 92 B CU 81 F CU 81 S FF 92 3-3 K	B CU 82 1 SAFE B SI 88 C CU 79 B CU 79 D FF 89 4-1 82 FC7-6-4 87 BB 75 1B 1-2 2-3 BB	C FF 88 B CU 74 X CU 74 1-1 87 1B 2-H 1B		3 0 0 0 0 2 6 1 1 1 1 1 0 0						
71 Andrew Aplin, L (1, 9) OBP: 0.300, SLG: 0.176 87 Travis Snider, L (6, PR) OBP: 0.750, SLG: 0.667 (7, 7)			C SI 91 B SI 86 B SI 86 F SI 91 X FF 86 2-2 G4-3		C FF 90 B SL 78 X SL 77 1-1 27 G5-4-3 1B	B FF 91 D CH 86 B FF 91 B FF 92 4-0 75 HBP 76 BB 13 1B 1-2 2-3 BB	B CU 79 D CU 79 F SL 87 C CU 79 D CU 80 B FF 88 4-2 82 FC7-6-4 1-2 2-3 3-H BB	B FF 87 C FF 88 F FF 88 D CU 75 B SL 86 X FF 89 3-2 1-2 1B		2 0 1 0 1 0 0 1 1 1 1 1 0 0						
76 Wyatt Mathisen, R (1, 5) OBP: 0.292, SLG: 0.350 82 Marcus Wilson, R (6, PR) (7, 9)			S FF 92 S SL 83 C SL 83 0-3 K		C SI 89 B SI 83 B FF 90 S FF 88 F FF 90 C SL 79 2-3 K	B CU 79 B FF 94 S FF 94 S FF 94 F FF 95 B FF 95 F FF 94 B FF 94 4-2 75 HBP 13 1B 1-2 2-3 3-H BB	B CH 82 B CH 81 C FF 88 X FF 90 2-1 FC7-6-4 75 1B 1-2f 2-3 3-H	B FF 88 B FF 87 X FF 88 2-0 F8		2 0 0 1 1 2 1 2 1 0 1 0 0 4						
Inning Stats	R: 0 E: 0 K: 1 S: 9 H: 0 LOB: 0 BB: 0 P: 14	R: 0 E: 0 K: 2 S: 12 H: 1 LOB: 1 BB: 0 P: 16	R: 0 E: 0 K: 1 S: 8 H: 0 LOB: 0 BB: 0 P: 10	R: 1 E: 0 K: 0 S: 12 H: 2 LOB: 2 BB: 2 P: 20	R: 0 E: 0 K: 1 S: 10 H: 1 LOB: 0 BB: 0 P: 16	R: 7 E: 2 K: 2 S: 30 H: 4 LOB: 2 BB: 2 P: 53	R: 3 E: 1 K: 2 S: 15 H: 1 LOB: 2 BB: 4 P: 37	R: 2 E: 0 K: 2 S: 14 H: 4 LOB: 2 BB: 0 P: 25		1B: 11 2B: 2 3B: 0 HR: 0 SF: 0 SAC: 0 DP: 2 HBP: 1						

AB	36
R	13
H	13
RBI	12
BB	8
SO	11
LOB	22

WP: 1 PA: 45
PB: 0
SB: 0
CS: 0

PITCHER		IP	WLS	BF	H	R	ER	SO	BB	IBB	HBP	BLK	WP	HR	S	P	ERA	WHIP
65 Jakob Junis, R ERA: 3.0	(1, 1)	3.0		13	3	1	1	4	1	0	0	0	0	0	35	50	3.00	1.333
61 Kevin McCarthy, R ERA: 2.25	(4, 1)	1.0	H	3	0	0	0	0	1	0	0	0	0	0	6	10	0.00	1.000
54 Tim Hill, L ERA: 1.93	(5, 1)	1.0	H	3	1	0	0	1	0	0	0	0	0	0	10	16	0.00	1.000
77 Zach Lovvorn, R ERA: 1.59	(6, 1)	0.2	L	7	3	5	1	1	1	0	0	0	0	0	19	34	13.50	6.000
50 Jason Adam, R ERA:	(6, 1)	0.1	B	4	1	2	0	1	1	0	1	0	0	0	11	19	0.00	6.000

PITCHER		IP	WLS	BF	H	R	ER	SO	BB	IBB	HBP	BLK	WP	HR	S	P	ERA	WHIP
37 Drew Storen, R ERA: 15.43	(7, 1)	0.1		5	0	3	3	1	4	0	0	0	1	0	7	23	81.00	12.000
83 Emilio Ogando, L ERA: 10.8	(7, 1)	1.2		10	5	2	2	3	0	0	0	0	0	0	22	39	10.80	3.000

Batter	1	2	3	4	5	6	7	8	9	AB	R	H	RBI	BB	SO	LOB
27 Matt Szczur, R (1, 8) OBP: 0.143, SLG: 0.179	S C C 0-3 ① K		X 0-0 ③ G6-3		C C C 0-3 ② K			X 0-0 ① G5-3		4	0	0	0	0	2	0
81 Tra Holmes, R (8, 8)										0	0	0	0	0	0	0
48 Abraham Almonte, S (1, 7) OBP: 0.355, SLG: 0.448	S S S 0-3 ② K		B B B 4-0 26 1B 14 HR BB		X 0-0 ③ G4-3			X 0-0 ② G4-3		3	1	0	0	1	1	0
82 Marcus Wilson, R (8, 9)										0	0	0	0	0	0	0
53 Christian Walker, R (1, 3) OBP: 0.387, SLG: 0.556	S S S 0-3 ③ K			X 0-0 ① F9		S S S 0-3 ① K		C C C 0-3 ③ K		4	0	0	0	0	3	1
92 Marty Herum, R (8, 3)										0	0	0	0	0	0	0
26 Yasmany Tomás, R (1, 10) OBP: 0.458, SLG: 0.609		X 0-0 ① G5-3		X 0-0 14 HR 1-3 1B		X 0-0 14 G5-3 2B			S S S 0-3 ① K	4	1	2	0	0	1	0
14 Caleb Joseph, R (1, 2) OBP: 0.353, SLG: 0.706		X 0-0 ② G4-3		B B X 2-0 1-H 3-H HR		X 0-0 ② G5-3 2-3			S S S 0-3 ② K	3	1	1	3	0	0	1
89 Renae Martinez, R (7, 2)										1	0	0	0	0	1	0
71 Andrew Aplin, L (1, 9) OBP: 0.304, SLG: 0.200		X 0-0 1B		X 0-0 ② F8		X 0-0 ③ G4-3			X 0-0 ③ F9	3	0	1	0	0	0	1
94 Jeffrey Baez, R (8, 7)										1	0	0	0	0	0	0
76 Wyatt Mathisen, R (1, 5) OBP: 0.296, SLG: 0.348	S S C 0-3 ③ K			X 0-0 1B			X 0-0 ① G6-3			3	0	1	0	0	1	1
85 Galli Cribbs Jr., L (1, 6) OBP: 0.333, SLG: 0.200		S S S 0-3 ① K	X 0-0 ③ F7				S S S 0-3 ② K			3	0	0	0	0	2	1
81 Ryan Grotjohn, L (1, 4)		S S S 0-3 ② K			X 0-0 ① F9		X 0-0 ③ F9			3	0	0	0	0	1	0
72 Ryan Dobson, R (7, 4)										0	0	0	0	0	0	0
Inning Stats	R: 0 E: 0 K: 3 S: 9 H: 0 LOB: 0 BB: 0 P: 9	R: 0 E: 0 K: 1 S: 6 H: 1 LOB: 1 BB: 0 P: 6	R: 0 E: 0 K: 2 S: 7 H: 0 LOB: 0 BB: 0 P: 7	R: 3 E: 0 K: 0 S: 6 H: 3 LOB: 1 BB: 1 P: 12	R: 0 E: 0 K: 1 S: 5 H: 0 LOB: 0 BB: 0 P: 5	R: 0 E: 0 K: 1 S: 6 H: 1 LOB: 1 BB: 0 P: 6	R: 0 E: 0 K: 1 S: 5 H: 0 LOB: 0 BB: 0 P: 5	R: 0 E: 0 K: 1 S: 5 H: 0 LOB: 0 BB: 0 P: 5	R: 0 E: 0 K: 2 S: 7 H: 0 LOB: 0 BB: 0 P: 7	1B: 3 2B: 1 3B: 0 HR: 1	SF: 0 SAC: 0 DP: 0 HBP: 0						

PITCHER		IP	WLS	BF	H	R	ER	SO	BB	IBB	HBP	BLK	WP	HR	S	P	ERA	WHIP
35 Tanner Roark, R ERA: 3.86	(1, 1)	4.0	L	17	4	3	3	6	1	0	0	0	0	1	28	34	6.75	1.250
26 Raisel Iglesias, R ERA: 6.0	(5, 1)	1.0		3	0	0	0	1	0	0	0	0	0	0	5	5	0.00	0.000
37 David Hernandez, R ERA:	(6, 1)	1.0		4	1	0	0	1	0	0	0	0	0	0	6	6	0.00	1.000
38 Anthony Bass, R ERA:	(7, 1)	1.0		3	0	0	0	1	0	0	0	0	0	0	5	5	0.00	0.000
67 Matt Bowman, R ERA:	(8, 1)	1.0		3	0	0	0	1	0	0	0	0	0	0	5	5	0.00	0.000

PITCHER		IP	WLS	BF	H	R	ER	SO	BB	IBB	HBP	BLK	WP	HR	S	P	ERA	WHIP
70 Ian Krol, L ERA: 1.29	(9, 1)	1.0		3	0	0	0	2	0	0	0	0	0	0	7	7	0.00	0.000

TOP

Arizona Diamondbacks @ Cincinnati Reds

Goodyear Ballpark, Goodyear, AZ

Sun Mar 10 2019, 4:08 PM - 6:34 PM EDT

Att. 6,320 - Sunny - 83 F

livebaseballscorecards.com

AB	32
R	3
H	5
RBI	3
BB	1
SO	12
LOB	5

1B: 3 SF: 0
2B: 1 SAC: 0
3B: 0 DP: 0
HR: 1 HBP: 0

WP: 0 PA: 33
PB: 0
SB: 0
CS: 0

Batter	1	2	3	4	5	6	7	8	9	AB	R	H	RBI	BB	SO	LOB
33 Jesse Winker, L (1, 7) OBP: 0.182, SLG: 0.500 87 Kyle Wren, L (7, 7) OBP: 0.133, SLG: 0.214	S S S 0-3 ① K			X 0-0 ① G4-3		X 0-0 ① G4-3		B B X 2-0 79 G6-3 1-H 2B		3 0 0 0 0 1 0 1 0 1 1 0 0 0						
43 Scott Schebler, L (1, 8) OBP: 0.583, SLG: 0.643 79 TJ Friedl, L (7, 9) OBP: 0.375, SLG: 0.286	B B B B 4-0 9 F9-3 BB			B B B 4-0 BB		X 0-0 9 FC3-6 1B		X 0-0 ② G6-3 2-3		1 0 1 0 2 0 0 1 0 0 0 0 0 1						
9 José Peraza, R (1, 6) OBP: 0.409, SLG: 0.619 69 Alfredo Rodriguez, R (6, PR) OBP: 0.316, SLG: 0.235 (7, 6)	X 0-0 ② ③ ~~F9-3~~ 1-1			X 0-0 ② F8		X 0-0 ② FC3-6 1-2f		X 0-0 ③ F9		3 0 0 0 0 0 3 1 0 0 0 0 0 1						
22 Derek Dietrich, L (1, 4) OBP: 0.308, SLG: 0.609 77 Christian Colón, R (7, 4) OBP: 0.455, SLG: 0.556 55 Narciso Crook, R (9, PR)		X 0-0 ① G6-3		X 0-0 ③ G3		S S S 0-3 ③ K			X 0-0 E6 81 SH1-3 71 1B 17 FC1	3 0 0 0 0 1 2 1 0 0 0 0 0 0 0 0 0 0 0 0 0						
6 Phillip Ervin, R (1, 10) OBP: 0.464, SLG: 0.826 71 Aristides Aquino, R (7, PH) OBP: 0.450, SLG: 0.722 (8, 10)		S S S 0-3 ② K			C C C 0-3 ① K		S S S 0-3 ① K		X 0-0 17 FC1 81 SH1-3 1-2 1B	2 0 0 0 0 2 0 2 0 1 0 0 1 0						
12 Curt Casali, R (1, 2) OBP: 0.333, SLG: 0.333 81 Chris Okey, R (5, 2) OBP: 0.100, SLG: 0.200		S S S 0-3 ③ K			X 0-0 82 G4-1 51 1B 2B		X 0-0 ② F8		X 0-0 ① SH1-3 1-2 2-3	1 0 0 0 0 1 0 2 1 1 0 0 0 0						
82 Brian O'Grady, L (1, 3) OBP: 0.421, SLG: 0.600 17 Connor Joe, R (7, 3) OBP: 0.333, SLG: 0.409			X 0-0 ① G3		X 0-0 ② G4-1 2-3		S S S 0-3 ③ K		X 0-0 ② FC1 2-3 3-H	2 0 0 0 0 0 1 2 0 0 0 0 1 3						
51 Blake Trahan, R (1, 5) OBP: 0.200, SLG: 0.167			X 0-0 ② P6		X 0-0 3-H 1B			X 0-0 ① G6-3	X 0-0 ③ F8	4 0 1 1 0 0 2						
75 Jose Siri, R (1, 9) OBP: 0.095, SLG: 0.143 (7, 8)			S S S 0-3 ③ K		X 0-0 ③ L5			X 0-0 87 S 87 2B 1B		3 1 1 0 0 1 1						
Inning Stats	R: 0 H: 0 E: 0 LOB: 0 K: 1 BB: 1 S: 4 P: 8	R: 0 H: 0 E: 0 LOB: 0 K: 2 BB: 0 S: 7 P: 7	R: 0 H: 0 E: 0 LOB: 0 K: 1 BB: 0 S: 5 P: 5	R: 0 H: 0 E: 0 LOB: 1 K: 0 BB: 1 S: 3 P: 7	R: 1 H: 2 E: 0 LOB: 1 K: 1 BB: 0 S: 7 P: 7	R: 0 H: 1 E: 0 LOB: 1 K: 1 BB: 0 S: 6 P: 6	R: 0 H: 0 E: 0 LOB: 0 K: 2 BB: 0 S: 7 P: 7	R: 1 H: 2 E: 0 LOB: 1 K: 0 BB: 0 S: 5 P: 7	R: 0 H: 1 E: 1 LOB: 2 K: 0 BB: 0 S: 5 P: 5	1B: 4 SF: 0 2B: 3 SAC: 1 3B: 0 DP: 1 HR: 0 HBP: 0							

PITCHER		IP	WLS	BF	H	R	ER	SO	BB	IBB	HBP	BLK	WP	HR	S	P	ERA	WHIP
29 Merrill Kelly, R ERA: 7.5	(1, 1)	4.0	W	13	0	0	0	4	2	0	0	0	0	0	19	27	0.00	0.500
56 Greg Holland, R ERA: 16.88	(5, 1)	1.0	H	5	2	1	1	1	0	0	0	0	0	0	7	7	9.00	2.000
33 Marc Rzepczynski, L ERA:	(6, 1)	1.0	H	4	1	0	0	1	0	0	0	0	0	0	6	6	0.00	1.000
54 Jimmie Sherfy, R ERA: 4.5	(7, 1)	1.0	H	3	0	0	0	2	0	0	0	0	0	0	7	7	0.00	0.000
58 Stefan Crichton, R ERA: 6.75	(8, 1)	1.0	H	5	2	1	1	0	0	0	0	0	0	0	5	7	9.00	2.000

PITCHER		IP	WLS	BF	H	R	ER	SO	BB	IBB	HBP	BLK	WP	HR	S	P	ERA	WHIP
86 Daniel Gibson, L ERA:	(9, 1)	1.0	S	5	1	0	0	0	0	0	0	0	0	0	5	5	0.00	1.000

BOTTOM

Arizona Diamondbacks @ Cincinnati Reds

Goodyear Ballpark, Goodyear, AZ

Sun Mar 10 2019, 4:08 PM - 6:34 PM EDT

Att. 6,320 - Sunny - 83 F

livebaseballscorecards.com

AB	32
R	2
H	6
RBI	2
BB	2
SO	8
LOB	14

WP: 0 PA: 35
PB: 0
SB: 2
CS: 0

Colorado Rockies @ Arizona Diamondbacks

Estadio de Beisbol Monterrey, Monterrey, MX

Sun Mar 10 2019, 5:12 PM - 7:42 PM EDT

Att. 10,746 - Clear - 86 F

TOP

livebaseballscorecards.com

Batter	1	2	3	4	5	6	7	8	9	AB	R	H	RBI	BB	SO	LOB
3 Mike Tauchman, L (1, 8) OBP: 0.378, SLG: 0.300 92 Casey Golden, R (6, 7)	E7 4 SF9		G3-1			BB 4-0 73 E 65 1B 1-2		K		2 1	1 0	0 0	0 0	1 0	0 1	0 0
65 Brendan Rodgers, R (1, 4) OBP: 0.286, SLG: 0.258 82 Bret Boswell, L (6, PR) OBP: 0.600, SLG: 0.714 (6, 4)	K			F8		1B 0-0 73 E 1-2 2-3		K		3 1	0 0	1 0	0 0	0 0	1 1	1 0
4 Pat Valaika, R (1, 6) OBP: 0.364, SLG: 0.844 88 Alan Trejo, R (6, 6)	SF9 3-H			F9		F9			K	2 1	0 0	0 0	1 0	0 0	0 1	3 0
73 Brian Mundell, R (1, 3) OBP: 0.304, SLG: 0.300 92 Roberto Ramos, L (6, 3) OBP: 0.500, SLG: 1.500	G6-3			K		E3 1-2 2-3 3-H			G3	3 1	0 0	0 0	0 0	0 0	1 0	2 0
43 Sam Hilliard, L (1, 9) OBP: 0.308, SLG: 0.480 89 Mylz Jones, R (7, 9) (8, 8)		G6-3			1B 79 G4-6-3	L4			K	3 1	0 0	1 0	0 0	0 0	0 1	3 0
79 Colton Welker, R (1, 5) OBP: 0.556, SLG: 0.944		1B 14 G4-6-3			G4-6-3 1-2f		G5-3			3	0	1	0	0	0	1
14 Tony Wolters, L (1, 10) OBP: 0.118, SLG: 0.176		G4-6-3 1-2f			G6-3		K			3	0	0	0	0	1	1
56 Noel Cuevas, R (1, 7) OBP: 0.241, SLG: 0.345 31 Yonathan Daza, R (6, 8) OBP: 0.259, SLG: 0.130 (8, 9)			G4-3			G5-3	F9			2 1	0 0	0 0	0 0	0 0	0 0	0 0
58 Dom Nuñez, L (1, 2) OBP: 0.300, SLG: 0.250 37 Chris Rabago, R (7, 2)			K			BB 4-0 65 1B 3 BB 73 E		L5		1 1	1 0	0 0	0 0	1 0	1 0	0 0
Inning Stats	R: 1 E: 1 K: 1 S: 6 H: 0 LOB: 0 BB: 0 P: 6	R: 0 E: 0 K: 0 S: 3 H: 1 LOB: 0 BB: 0 P: 3	R: 0 E: 0 K: 1 S: 5 H: 0 LOB: 0 BB: 0 P: 5	R: 0 E: 0 K: 1 S: 5 H: 0 LOB: 0 BB: 0 P: 5	R: 0 E: 0 K: 0 S: 3 H: 1 LOB: 0 BB: 0 P: 3	R: 1 E: 1 K: 0 S: 5 H: 1 LOB: 3 BB: 2 P: 13	R: 0 E: 0 K: 1 S: 5 H: 0 LOB: 0 BB: 0 P: 5	R: 0 E: 0 K: 2 S: 7 H: 0 LOB: 0 BB: 0 P: 7	R: 0 E: 0 K: 2 S: 7 H: 0 LOB: 0 BB: 0 P: 7	1B: 3 2B: 0 3B: 0 HR: 0 SF: 1 SAC: 0 DP: 2 HBP: 0						

	AB	29
	R	2
	H	3
	RBI	1
	BB	2
	SO	8
	LOB	11

WP: 0 PB: 0 SB: 0 CS: 0 PA: 32

PITCHER	IP	WLS	BF	H	R	ER	SO	BB	IBB	HBP	BLK	WP	HR	S	P	ERA	WHIP
55 Matt Koch, R (1, 1) ERA:	4.0	W	13	1	1	0	3	0	0	0	0	0	0	19	19	0.00	0.250
45 Nick Green, R (5, 1) ERA: 1.93	3.0	H	13	2	1	0	1	2	0	0	0	0	0	13	21	0.00	1.333
34 Braden Shipley, R (8, 1) ERA: 4.15	2.0	S	6	0	0	0	4	0	0	0	0	0	0	14	14	0.00	0.000

PITCHER	IP	WLS	BF	H	R	ER	SO	BB	IBB	HBP	BLK	WP	HR	S	P	ERA	WHIP

Batter	1	2	3	4	5	6	7	8	9	AB	R	H	RBI	BB	SO	LOB
4 Ketel Marte, S (1, 8) OBP: 0.360, SLG: 0.440	0-0 16 G5-3 5 2B 2B		0-0 G5-3 ①	0-0 G4-3 ③			0-0 F7 ②			2	1	1	0	0	0	0
19 Sócrates Brito, L (4, 9) OBP: 0.152, SLG: 0.188										2	0	0	0	0	0	0
16 Tim Locastro, R (1, 7) (4, 8) OBP: 0.417, SLG: 0.368	0-0 G5-3 ① 2-3		0-0 5 WP 5 E 1B		SSS 0-3 K ①		BBBB 4-0 78 S BB			3	1	1	0	1	1	1
5 Eduardo Escobar, S (1, 5) OBP: 0.231, SLG: 0.308	0-0 3-H 2B		B 1-0 E4 1-H 2B		0-0 L8 ②		SSS 0-3 K ③ 1-2			3	0	2	2	0	0	0
78 Juniel Querecuto, S (6, 5) OBP: 0.353, SLG: 0.375										1	0	0	0	0	1	1
6 David Peralta, L (1, 10) OBP: 0.231, SLG: 0.208	0-0 P5 ②		0-0 G3 ②		SSS 0-3 K ③			0-0 F9 ①		3	0	0	0	0	1	2
85 Andrew Young, R (8, PH) (9, 10) OBP: 0.313, SLG: 0.429										1	0	0	0	0	0	0
28 Steven Souza Jr., R (1, 9) OBP: 0.321, SLG: 0.500	0-0 L7 ③		B 4-0 BB			BBBB 4-0 68 G6-4-3 15 BB BB		0-0 15 HR 1B		1	0	0	0	1	0	1
32 Rob Refsnyder, R (3, PR) (4, 7) OBP: 0.250, SLG: 0.143										1	1	1	0	1	0	0
15 Ildemaro Vargas, S (1, 6) OBP: 0.485, SLG: 0.600		0-0 76 WP 1B	0-0 L8 ③			BBBB 4-0 68 G6-4-3 1-2 BB		0-0 1-H HR		3	1	2	2	1	0	2
68 Kevin Cron, R (1, 3) OBP: 0.452, SLG: 0.542		SSS 0-3 K ①		0-0 HR		0-0 G6-4-3 ① ② 1-2f 2-3		BBBB 4-0 86 FC3-6 BB		3	1	1	1	1	1	3
18 Carson Kelly, R (1, 2) OBP: 0.263, SLG: 0.421	0-0 P4 ②		0-0 G5-3 ①			0-0 F8 ③		0-0 FC3-6 ② 76 CS 1-2f		3	0	0	0	0	0	2
86 Daulton Varsho, L (8, 2) OBP: 0.462, SLG: 0.833										1	0	0	0	0	0	1
76 Kelby Tomlinson, R (1, 4) OBP: 0.158, SLG: 0.118	B SSS 1-3 K ③ 1-2		0-0 2B ②				0-0 G5-3 ①	B 1-0 CS ③ 1-2		3	0	1	0	0	1	1
Inning Stats	R: 1 H: 2 E: 0 LOB: 1 K: 0 BB: 0 S: 5 P: 5	R: 0 H: 1 E: 0 LOB: 1 K: 2 BB: 0 S: 8 P: 9	R: 1 H: 2 E: 1 LOB: 2 K: 0 BB: 1 S: 5 P: 10	R: 1 H: 2 E: 0 LOB: 0 K: 0 BB: 0 S: 4 P: 4	R: 0 H: 0 E: 0 LOB: 0 K: 2 BB: 0 S: 7 P: 7	R: 0 H: 0 E: 0 LOB: 1 K: 0 BB: 2 S: 2 P: 10	R: 0 H: 0 E: 0 LOB: 1 K: 1 BB: 1 S: 5 P: 9	R: 2 H: 2 E: 0 LOB: 0 K: 0 BB: 1 S: 4 P: 9		1B: 3 SF: 0 2B: 4 SAC: 0 3B: 0 DP: 1 HR: 2 HBP: 0						

PITCHER		IP	WLS	BF	H	R	ER	SO	BB	IBB	HBP	BLK	WP	HR	S	P	ERA	WHIP
44 Tyler Anderson, L ERA: 7.88	(1, 1)	4.0	L	19	7	3	3	2	1	0	0	0	2	1	22	28	6.75	2.000
60 Ryan Castellani, R ERA: 3.0	(5, 1)	3.0		11	0	0	0	3	3	0	0	0	0	0	14	26	0.00	1.000
81 Ben Bowden, L ERA: 4.91	(8, 1)	1.0		5	2	2	2	0	1	0	0	0	0	1	4	9	18.00	3.000

PITCHER	IP	WLS	BF	H	R	ER	SO	BB	IBB	HBP	BLK	WP	HR	S	P	ERA	WHIP

BOTTOM

Colorado Rockies @ Arizona Diamondbacks

Estadio de Beisbol Monterrey, Monterrey, MX

Sun Mar 10 2019, 5:12 PM - 7:42 PM EDT

Att. 10,746 - Clear - 86 F

livebaseballscorecards.com

AB	30
R	5
H	9
RBI	5
BB	5
SO	5
LOB	14

WP: 2 PA: 36
PB: 0
SB: 1
CS: 1

Batter	1	2	3	4	5	6	7	8	9	AB	R	H	RBI	BB	SO	LOB
Inning Stats										1B: 0 2B: 0 3B: 0 HR: 0		SF: 0 SAC: 0 DP: 0 HBP: 0			WP: 0 PB: 0 SB: 0 CS: 0		PA: 0

TOP

Texas Rangers @ Arizona Diamondbacks

Salt River Fields at Talking Stick, Scottsdale, AZ

Tue Mar 12 2019, 9:40 PM EDT

livebaseballscorecards.com

AB	0
R	0
H	0
RBI	0
BB	0
SO	0
LOB	0

PITCHER	IP	WLS	BF	H	R	ER	SO	BB	IBB	HBP	BLK	WP	HR	S	P	ERA	WHIP

PITCHER	IP	WLS	BF	H	R	ER	SO	BB	IBB	HBP	BLK	WP	HR	S	P	ERA	WHIP

Batter	1	2	3	4	5	6	7	8	9	AB	R	H	RBI	BB	SO	LOB
Inning Stats																

BOTTOM

Texas Rangers @ Arizona Diamondbacks

Salt River Fields at Talking Stick, Scottsdale, AZ

Tue Mar 12 2019, 9:40 PM EDT

livebaseballscorecards.com

AB	**0**
R	**0**
H	**0**
RBI	**0**
BB	**0**
SO	**0**
LOB	**0**

1B: 0
2B: 0
3B: 0
HR: 0

SF: 0
SAC: 0
DP: 0
HBP: 0

WP: 0
PB: 0
SB: 0
CS: 0

PA: 0

PITCHER	IP	WLS	BF	H	R	ER	SO	BB	IBB	HBP	BLK	WP	HR	S	P	ERA	WHIP

PITCHER	IP	WLS	BF	H	R	ER	SO	BB	IBB	HBP	BLK	WP	HR	S	P	ERA	WHIP

Batter	1	2	3	4	5	6	7	8	9	AB	R	H	RBI	BB	SO	LOB
19 Sócrates Brito, L (1, 8) OBP: 0.135, SLG: 0.167 32 Rob Refsnyder, R (8, 7) OBP: 0.250, SLG: 0.143	B F FF 92 F X 1-2 E4 15 G5-4-3	S B B F S SL 89 2-3 K			S B X FF 93 1-1 P5			B C C F S FC 83 1-3 K		4 0 0 0 0 2 1 0 0 0 0 0 0 0						
15 Ildemaro Vargas, S (1, 5) OBP: 0.459, SLG: 0.559 88 Drew Ellis, R (8, 5)	B FF 94 1 SAFE B FF 94 F FF 93 1 SAFE X FF 93 2-1 G5-4-3 1-2f		C B B X FF 93 2-1 F7		X FF 92 0-0 L7			C X FF 92 0-1 1B		4 0 1 0 0 0 2 0 0 0 0 0 0 0						
41 Wilmer Flores, R (1, 4) OBP: 0.538, SLG: 0.727 53 Christian Walker, R (6, 3) OBP: 0.375, SLG: 0.536	C FF 93 B CU 83 B CH 87 X FF 93 2-1 6 1B 2B		C F B X CH 86 1-2 G6-3			F F S SL 87 0-3 K		B X CH 79 1-0 F8		3 1 1 0 0 1 0 1 0 0 0 0 0 1						
6 David Peralta, L (1, 7) OBP: 0.241, SLG: 0.222 71 Andrew Aplin, L (6, 7) OBP: 0.292, SLG: 0.190 (8, 9)	C FF 93 X SL 88 0-1 2-H 1B		X SL 86 0-0 F7			C F S SL 86 0-3 K		C B X SL 82 1-1 G4-3		3 0 1 1 0 1 0 1 0 0 0 0 0 1						
22 Jake Lamb, L (1, 3) OBP: 0.292, SLG: 0.318 76 Kelby Tomlinson, R (6, 4) OBP: 0.150, SLG: 0.111	B FF 94 F FF 93 B FF 94 S FF 93 C SL 90 2-3 K			S B C S SL 88 1-3 K		C X FF 91 0-1 13 FC6-4 1B			X FF 92 0-0 G5-3	3 0 1 0 0 2 1 1 0 0 0 0 0 0						
13 Nick Ahmed, R (1, 6) OBP: 0.400, SLG: 0.318 78 Juniel Querecuto, S (6, 6) OBP: 0.333, SLG: 0.353		C FF 91 X CH 86 0-1 27 HR 1B		F C S SL 87 0-3 K		X FF 91 0-0 FC6-4 1-2f			B B X FF 93 2-0 G4-3	3 1 1 0 0 1 1 1 0 0 0 0 0 0						
27 Matt Szczur, R (1, 9) OBP: 0.161, SLG: 0.290 16 Tim Locastro, R (7, 9) OBP: 0.400, SLG: 0.350 (8, 8)		F FF 93 B SL 89 X FF 92 1-1 1-H HR		B C F B X SL 87 2-2 G5-3			B C X FC 89 1-1 G5-3		C B F X SL 84 1-2 G1-3	3 1 1 2 0 0 0 1 0 0 0 0 0 0						
31 Alex Avila, L (1, 2) OBP: 0.294, SLG: 0.200 75 Tyler Heineman, S (7, 2)		C C B F S SL 87 1-3 K			B X FF 91 1-0 P5		B B C S S 2-3 K			3 0 0 0 0 2 0 0 0 0 0 0 0 0						
18 Carson Kelly, R (1, 10) OBP: 0.273, SLG: 0.455		C B S C FF 93 1-3 K			B F F F X KC 81 1-2 2B		B X FC 90 1-0 G6-3			3 0 1 0 0 1 0						

TOP

Arizona Diamondbacks @ Colorado Rockies

Salt River Fields at Talking Stick, Scottsdale, AZ

Wed Mar 13 2019, 4:09 PM - 6:33 PM EDT

Att. 11,034 - Overcast - 64 F

livebaseballscorecards.com

AB	34
R	3
H	7
RBI	3
BB	0
SO	10
LOB	7

Inning Stats	1	2	3	4	5	6	7	8	9
	R: 1 E: 1 K: 1 S: 12	H: 2 LOB: 1 BB: 0 P: 19	R: 2 E: 0 K: 3 S: 14	H: 2 LOB: 0 BB: 0 P: 19	R: 0 E: 0 K: 0 S: 6	H: 0 LOB: 0 BB: 0 P: 9	R: 0 E: 0 K: 2 S: 9	H: 0 LOB: 0 BB: 0 P: 12	R: 0 E: 0 K: 2 S: 9	H: 1 LOB: 1 BB: 0 P: 9	R: 0 E: 0 K: 1 S: 6	H: 0 LOB: 0 BB: 0 P: 10	R: 0 E: 0 K: 1 S: 9	H: 1 LOB: 1 BB: 0 P: 12	R: 0 E: 0 K: 0 S: 5	H: 0 LOB: 0 BB: 0 P: 8

1B: 4	SF: 0	WP: 0	PA: 34
2B: 2	SAC: 0	PB: 0	
3B: 0	DP: 1	SB: 0	
HR: 1	HBP: 0	CS: 0	

PITCHER		IP	WLS	BF	H	R	ER	SO	BB	IBB	HBP	BLK	WP	HR	S	P	ERA	WHIP
21 Kyle Freeland, L ERA: 4.0	(1, 1)	4.0	W	16	4	3	3	6	0	0	0	0	0	1	41	59	6.75	1.000
71 Wade Davis, R ERA:	(5, 1)	1.0	H	4	1	0	0	0	0	0	0	0	0	0	8	11	0.00	1.000
38 Mike Dunn, L ERA:	(6, 1)	1.0	H	4	1	0	0	2	0	0	0	0	0	0	9	9	0.00	1.000
29 Bryan Shaw, R ERA: 6.35	(7, 1)	1.0	H	3	0	0	0	1	0	0	0	0	0	0	6	10	0.00	0.000
18 Seunghwan Oh, R ERA: 15.43	(8, 1)	1.0	H	4	1	0	0	1	0	0	0	0	0	0	9	12	0.00	1.000

PITCHER		IP	WLS	BF	H	R	ER	SO	BB	IBB	HBP	BLK	WP	HR	S	P	ERA	WHIP
45 Scott Oberg, R ERA:	(9, 1)	1.0	S	3	0	0	0	0	0	0	0	0	0	0	5	8	0.00	0.000

BOTTOM

Arizona Diamondbacks @ Colorado Rockies

Salt River Fields at Talking Stick, Scottsdale, AZ

Wed Mar 13 2019, 4:09 PM - 6:33 PM EDT

Att. 11,034 - Overcast - 64 F

livebaseballscorecards.com

Batter	1	2	3	4	5	6	7	8	9	AB	R	H	RBI	BB	SO	LOB
19 Charlie Blackmon, L (1, 9) OBP: 0.250, SLG: 0.364 65 Brendan Rodgers, R (6, 5) OBP: 0.278, SLG: 0.250	B FF 90 X FF 90 1-0 ① F7		B X CH 86 1-0 HR		C X SL 84 0-1 ② G6-3		B F C X CH 73 1-2 ① G5-3			3 1 1 1 0 0 0 1 0 0 0 0 0 0						
28 Nolan Arenado, R (1, 5) OBP: 0.265, SLG: 0.438 15 Raimel Tapia, L (5, PR) OBP: 0.263, SLG: 0.417 (6, 9) (7, 8)	B FF 91 F FF 91 X CH 85 1-1 ② G2		B F B X CH 85 2-1 ② F9		S B B X SI 92 2-1 1B		C C F X CH 74 0-2 ② G1-3			3 0 1 0 0 0 0 1 0 0 0 0 0 0						
9 Daniel Murphy, L (1, 3) OBP: 0.185, SLG: 0.259 38 Mike Dunn, L (6, 1) 29 Bryan Shaw, S (7, 1) 25 Michael Saunders, L (7, PH) OBP: 0.458, SLG: 0.421 18 Seunghwan Oh, R (8, 1) 45 Scott Oberg, R (9, 1)	C FF 91 F FF 91 F FF 90 S CU 82 0-3 ③ K		B X SL 90 1-0 ③ F7		C X FC 92 0-1 ③ L8		B C S C SI 88 1-3 ③ K			3 0 0 0 0 1 1 0 0 0 0 0 0 0 0 0 0 0 0 0 0 1 0 0 0 0 1 0 0 0 0 0 0 0 0 0 0 0 0 0 0 0						
27 Trevor Story, R (1, 6) OBP: 0.406, SLG: 0.538 3 Mike Tauchman, L (7, 9) OBP: 0.359, SLG: 0.281		B B F S B F S CH 87 3-3 ① K		X SL 84 0-0 26 2B 1B		X CH 89 0-0 HR		C B X CH 85 1-1 ① G4-3		3 2 2 1 0 1 0 1 0 0 0 0 0 0						
26 David Dahl, L (1, 7) OBP: 0.343, SLG: 0.559 70 Peter Mooney, L (7, 6) OBP: 0.440, SLG: 0.524		C C X FF 92 0-2 24 1B 2B		F F 1 SAFE B X CH 86 1-2 20 G3-1 1-H 24 SF9 2B		B B X CH 88 2-0 4 S 20 S 1B		B F F B X CH 86 2-2 ② G3		3 2 3 1 0 0 0 1 0 0 0 0 0 0						
20 Ian Desmond, R (1, 8) OBP: 0.444, SLG: 0.650 56 Noel Cuevas, R (6, PR) OBP: 0.258, SLG: 0.452 (7, 7)		B C F S FF 93 1-3 ② K		X FF 91 0-0 ① G3-1 2-3		B B C B B CH 88 4-1 1-2 BB		B C X SI 95 1-1 ③ G4-3		2 0 0 0 1 1 2 1 0 0 0 0 0 0						
24 Ryan McMahon, L (1, 4) OBP: 0.462, SLG: 0.765 82 Bret Boswell, L (7, 4) OBP: 0.545, SLG: 0.625		B D X FF 92 2-0 2-H 1B		X FF 91 0-0 ② SF9 3-H		B B S B S X FF 88 3-2 ① F9				2 0 1 2 0 0 2 0 0 0 0 0 0 0						
42 Chris Iannetta, R (1, 2) OBP: 0.130, SLG: 0.091 37 Chris Rabago, R (7, 2)		1 SAFE B C F D C CH 86 2-3 ③ K		B F F B S CH 86 2-3 ③ K		X FF 91 0-0 ② F4				3 0 0 0 0 2 3 0 0 0 0 0 0 0						
21 Kyle Freeland, L (1, 1) 71 Wade Davis, R (5, 1) 12 Mark Reynolds, R (5, PH) OBP: 0.364, SLG: 0.480 4 Pat Valaika, R (6, 3) OBP: 0.353, SLG: 0.818			C B C B S FF 92 2-3 ① K		B S X SL 83 1-1 ① F8		B F B B F X SL 76 3-2 ③ P6 2-3			1 0 0 0 0 1 0 0 0 0 0 0 0 0 1 0 0 0 0 0 0 1 0 0 0 0 0 2						
Inning Stats	R: 0 E: 0 K: 1 S: 7 H: 0 LOB: 0 BB: 0 P: 9	R: 1 E: 0 K: 3 S: 14 H: 2 LOB: 1 BB: 0 P: 22	R: 1 E: 0 K: 1 S: 7 H: 1 LOB: 0 BB: 0 P: 13	R: 2 E: 0 K: 1 S: 9 H: 2 LOB: 0 BB: 0 P: 12	R: 0 E: 0 K: 0 S: 8 H: 1 LOB: 1 BB: 0 P: 11	R: 1 E: 0 K: 0 S: 10 H: 2 LOB: 2 BB: 1 P: 22	R: 0 E: 0 K: 1 S: 10 H: 0 LOB: 0 BB: 0 P: 12	R: 0 E: 0 K: 0 S: 7 H: 0 LOB: 0 BB: 0 P: 11		1B: 4 2B: 2 3B: 0 HR: 2 SF: 1 SAC: 0 DP: 0 HBP: 0	WP: 0 PB: 0 SB: 2 CS: 0 PA: 33					

	AB	R	H	RBI	BB	SO	LOB
	31	5	8	5	1	7	10

PITCHER		IP	WLS	BF	H	R	ER	SO	BB	IBB	HBP	BLK	WP	HR	S	P	ERA	WHIP
35 Matt Andriese, R ERA: 6.17	(1, 1)	4.1	L	18	5	4	4	6	0	0	0	0	0	1	39	59	8.31	1.154
33 Marc Rzepczynski, L ERA:	(5, 1)	0.2		3	1	0	0	0	0	0	0	0	0	0	6	8	0.00	1.500
54 Jimmie Sherfy, R ERA: 5.14	(6, 1)	1.0		6	2	1	1	0	1	0	0	0	0	1	10	22	9.00	3.000
63 Robby Scott, L ERA: 4.76	(7, 1)	1.0		3	0	0	0	1	0	0	0	0	0	0	10	12	0.00	0.000
65 Joey Krehbiel, R ERA: 1.69	(8, 1)	1.0		3	0	0	0	0	0	0	0	0	0	0	7	11	0.00	0.000

PITCHER	IP	WLS	BF	H	R	ER	SO	BB	IBB	HBP	BLK	WP	HR	S	P	ERA	WHIP

Batter	1	2	3	4	5	6	7	8	9	AB	R	H	RBI	BB	SO	LOB
12 Joe Panik, L (1, 4) OBP: 0.481, SLG: 0.577 7 Donovan Solano, R (7, 4) OBP: 0.350, SLG: 0.294	C FF 93 X FF 93 0-1 28 G5-4-3 1B		F CH 83 C FF 92 F FF 94 F FF 93 B CH 85 1 SAFE B FF 93 X CU 81 2-2 ③ G3			B SL 86 B SL 85 X FF 93 2-0 ② L6			C FF 94 C SL 77 X FF 95 0-2 ② P4	3 0 1 0 0 0 1 1 0 0 0 0 0 0						
28 Buster Posey, R (1, 2) OBP: 0.176, SLG: 0.125 16 Aramis Garcia, R (6, 2) OBP: 0.346, SLG: 0.524	B FF 92 B SL 88 X FF 93 2-0 ① ② G5-4-3 1-2f			C CU 79 B SL 85 B SL 86 B FF 93 C CH 84 F FF 95 F FF 94 X FF 93 3-2 ① G4-3		C FF 94 F SL 82 S SL 84 0-3 ③ K			C SL 77 B FF 94 B FF 93 B FF 94 B FF 93 4-1 BB	3 0 0 0 0 1 1 0 0 0 0 1 0 0						
9 Brandon Belt, L (1, 3) OBP: 0.393, SLG: 0.560 88 Jonah Arenado, R (7, 3) OBP: 0.500, SLG: 2.000	C CU 80 B FF 93 B CH 85 X CH 85 2-1 ③ G3			S CH 86 X CH 85 0-1 ② F8			B FF 93 B FF 93 X CH 84 2-0 ① F7		C SL 78 S FF 94 B FF 94 F SL 77 S FF 92 1-3 ③ K	3 0 0 0 0 0 0 1 0 0 0 0 1 1						
10 Evan Longoria, R (1, 5) OBP: 0.345, SLG: 0.577 76 Zach Green, R (7, 5) OBP: 0.435, SLG: 0.667		C FF 93 C SL 86 B CH 83 X FF 93 1-2 ① L9		S SL 86 B FF 93 F SL 87 B FF 93 X SL 87 2-2 2B			C FF 93 X SL 85 0-1 ② G5-3			3 0 1 0 0 0 0 0 0 0 0 0 0 0						
35 Brandon Crawford, L (1, 6) OBP: 0.148, SLG: 0.115 79 Levi Michael, R (7, 6) OBP: 0.412, SLG: 0.500		B CU 79 C CH 84 B FF 93 C FF 93 F FF 95 F FF 94 F CH 85 B FF 95 T CH 83 3-2 ② K		X CH 82 0-0 ③ G4-3			B FF 92 S CH 83 S CH 85 F SI 92 X SL 84 1-2 ③ G4-3			3 0 0 0 0 1 1 0 0 0 0 0 0 0						
8 Gerardo Parra, L (1, 9) OBP: 0.281, SLG: 0.500 65 Mike Gerber, L (8, 9) OBP: 0.421, SLG: 0.588		C CU 80 F FF 91 X CH 85 0-2 ③ G4-3			X FF 89 0-0 ① G4-3			C FF 90 X SI 90 0-1 ① F7		3 0 0 0 0 0 0 0 0 0 0 0 0 0						
51 Mac Williamson, R (1, 7) OBP: 0.289, SLG: 0.371 53 Austin Slater, R (5, 7) OBP: 0.267, SLG: 0.259			C SL 84 B FF 93 S SL 85 X FF 93 1-2 1B		C FF 91 F FF 90 B FF 92 S CH 84 1-3 ② K			C CU 80 B CU 78 B FF 92 X FF 92 2-1 ② G5-3		2 0 1 0 0 1 0 1 0 0 0 0 0 0						
5 Cameron Maybin, R (1, 8) OBP: 0.256, SLG: 0.229 52 Drew Ferguson, R (8, 8) OBP: 0.321, SLG: 0.136			B FF 91 C SL 85 C FF 91 B CH 82 C CH 83 2-3 ① K		C FF 92 F FF 94 X FF 94 0-2 ③ L9			F SL 85 B CU 79 B FF 91 F CH 84 B CU 80 C CH 84 3-3 ③ K		3 0 0 0 0 2 1 0 0 0 0 0 0 0						
48 Pablo Sandoval, S (1, 10) OBP: 0.250, SLG: 0.348			1 SAFE C FF 93 F CU 80 F FF 94 S FF 94 0-3 ② K			F FF 92 B FF 94 X FF 94 1-1 ① L9			X FF 94 0-0 ① P5	3 0 0 0 0 1 1						
Inning Stats	R: 0 E: 0 K: 0 S: 5 H: 1 LOB: 0 BB: 0 P: 9	R: 0 E: 0 K: 1 S: 12 H: 0 LOB: 0 BB: 0 P: 16	R: 0 E: 0 K: 2 S: 15 H: 1 LOB: 1 BB: 0 P: 20	R: 0 E: 0 K: 0 S: 11 H: 1 LOB: 1 BB: 0 P: 16	R: 0 E: 0 K: 1 S: 7 H: 0 LOB: 0 BB: 0 P: 8	R: 0 E: 0 K: 1 S: 6 H: 0 LOB: 0 BB: 0 P: 9	R: 0 E: 0 K: 0 S: 7 H: 0 LOB: 0 BB: 0 P: 10	R: 0 E: 0 K: 1 S: 7 H: 0 LOB: 0 BB: 0 P: 12	R: 0 E: 0 K: 1 S: 9 H: 0 LOB: 1 BB: 1 P: 14	1B: 2 2B: 1 3B: 0 HR: 0 SF: 0 SAC: 0 DP: 1 HBP: 0						

PITCHER	IP	WLS	BF	H	R	ER	SO	BB	IBB	HBP	BLK	WP	HR	S	P	ERA	WHIP
24 Luke Weaver, R (1, 1) ERA: 1.59	5.0	W	17	3	0	0	4	0	0	0	0	0	0	50	69	0.00	0.600
58 Stefan Crichton, R (6, 1) ERA: 5.4	1.0	H	3	0	0	0	1	0	0	0	0	0	0	6	9	0.00	0.000
34 Braden Shipley, R (7, 1) ERA: 2.84	2.0	H	6	0	0	0	1	0	0	0	0	0	0	14	22	0.00	0.000
83 Michael Kohn, R (9, 1) ERA:	1.0	S	4	0	0	0	1	1	0	0	0	0	0	9	14	0.00	1.000

PITCHER | IP | WLS | BF | H | R | ER | SO | BB | IBB | HBP | BLK | WP | HR | S | P | ERA | WHIP

TOP

San Francisco Giants @ Arizona Diamondbacks

Salt River Fields at Talking Stick, Scottsdale, AZ

Thu Mar 14 2019, 4:11 PM - 6:27 PM EDT

Att. 12,051 - Sunny - 60 F

livebaseballscorecards.com

AB	29
R	0
H	3
RBI	0
BB	1
SO	7
LOB	6

WP: 0 PA: 30
PB: 0
SB: 0
CS: 0

Batter	1	2	3	4	5	6	7	8	9	AB	R	H	RBI	BB	SO	LOB
4 Ketel Marte, S (1, 8) OBP: 0.321, SLG: 0.393 16 Tim Locastro, R (7, 4) OBP: 0.385, SLG: 0.333	C FF 92 X FF 89 0-1 ① F8		C FF 92 B FF 91 T FF 91 B FF 90 B FC 89 X FF 91 3-2 ③ F8		F CU 76 F FF 92 B FF 92 X FF 92 1-2 ③ G5-3		B KC 80 C FC 88 C FC 88 F FC 89 C FC 88 1-3 ③ K			3 0 0 0 0 0 0 1 0 0 0 0 1 1						
15 Ildemaro Vargas, S (1, 4) OBP: 0.425, SLG: 0.514 19 Sócrates Brito, L (7, 8) OBP: 0.132, SLG: 0.162	C SI 92 S CH 87 X FF 93 0-2 ② L7			C CH 84 B FF 91 F CU 76 F FC 86 F CU 76 S CU 77 1-3 ① K		C FF 90 X FF 92 0-1 ① F9		F FC 85 X FC 85 0-1 ① G3-1		3 0 0 0 0 1 0 1 0 0 0 0 0 0						
5 Eduardo Escobar, S (1, 5) OBP: 0.241, SLG: 0.286 76 Kelby Tomlinson, R (7, 5) OBP: 0.143, SLG: 0.105	F SI 92 B SI 94 F CU 78 B FF 90 X FF 90 2-2 ③ G6-3			B CU 75 B FF 92 S CH 86 C FF 91 B CH 85 B CU 75 4-2 53 2B BB		B FF 91 B FF 92 X CU 79 2-0 ② G5-3		F FC 86 B FC 86 X SI 89 1-1 ② G5-3		2 0 0 0 1 0 0 1 0 0 0 0 0 0						
53 Christian Walker, R (1, 3) OBP: 0.400, SLG: 0.645 26 Yasmany Tomás, R (7, 3) OBP: 0.440, SLG: 0.583		C CU 75 X FF 92 0-1 31 SF8 3B		B SI 89 S FF 90 B FF 90 X FF 88 2-1 1-3 2B		B CU 78 X CU 79 1-0 ③ G5-3		B FF 89 B FC 88 X SL 86 2-0 ③ G4-3		3 1 2 0 0 0 0 1 0 0 0 0 0 0						
28 Steven Souza Jr., R (1, 9) OBP: 0.355, SLG: 0.500 75 Tyler Heineman, S (8, 2)		B FF 92 B CU 74 X FF 90 2-0 ① L4		T SI 90 F FF 90 B FF 92 B CH 85 B CH 84 B FF 89 4-2 BB			B FC 91 X FC 90 1-0 31 G6-5-3 1B			2 0 1 0 1 0 1 0 0 0 0 0 0 0						
31 Alex Avila, L (1, 10) OBP: 0.250, SLG: 0.176		B FF 91 C CH 86 T FC 86 B FF 92 X FC 88 2-2 ② SF8 3-H		F FF 90 S CH 84 B CH 85 C CH 85 1-3 ② K			C FC 90 F FC 90 X FC 90 0-2 ①② G6-5-3 1-2f			2 0 0 1 0 1 4						
18 Carson Kelly, R (1, 2) OBP: 0.280, SLG: 0.480 27 Matt Szczur, R (7, PR) OBP: 0.161, SLG: 0.290 (8, 9)		B SI 90 C SI 91 C CU 76 X FF 93 1-2 ③ G6-3		B FC 87 F FC 87 C FC 86 B SI 90 F FC 87 F FF 91 F CH 84 X FF 92 2-2 ③ F9			C FC 90 B FC 90 B FS 82 X FC 90 2-1 78 2B			3 0 1 0 0 0 3 0 1 0 0 0 0 0						
48 Abraham Almonte, S (1, 7) OBP: 0.353, SLG: 0.419 71 Andrew Aplin, L (8, 7) OBP: 0.292, SLG: 0.190			B CH 85 C SI 91 X FF 91 1-1 ① G4-3		B CH 85 C CU 74 X CU 76 1-1 ① P3		F FC 91 B FC 90 B FS 82 S FC 90 B FC 90 B KC 82 4-2 78 2B BB			2 1 0 0 1 0 0 0 0 0 0 0 0 0						
78 Juniel Querecuto, S (1, 6) OBP: 0.333, SLG: 0.400 85 Galli Cribbs Jr., L (8, 6) OBP: 0.333, SLG: 0.200			F CH 85 X CH 85 0-1 ② G4-3		C CH 84 C FF 91 F FF 93 B FF 92 X CU 76 1-2 ② G3		B FC 90 F FC 89 F FC 89 X KC 80 1-2 1-H 2-H 2B			3 0 1 2 0 0 0 0 0 0 0 0 0 0						
Inning Stats	R: 0 E: 0 K: 0 S: 8 H: 0 LOB: 0 BB: 0 P: 10	R: 1 E: 0 K: 0 S: 9 H: 1 LOB: 0 BB: 0 P: 14	R: 0 E: 0 K: 0 S: 7 H: 0 LOB: 0 BB: 0 P: 11	R: 0 E: 0 K: 2 S: 20 H: 1 LOB: 3 BB: 2 P: 34	R: 0 E: 0 K: 0 S: 9 H: 0 LOB: 0 BB: 0 P: 12	R: 0 E: 0 K: 0 S: 4 H: 0 LOB: 0 BB: 0 P: 7	R: 2 E: 0 K: 1 S: 15 H: 3 LOB: 1 BB: 1 P: 24	R: 0 E: 0 K: 0 S: 5 H: 0 LOB: 0 BB: 0 P: 8		1B: 1 2B: 3 3B: 1 HR: 0 SF: 1 SAC: 0 DP: 1 HBP: 0						

BOTTOM

San Francisco Giants @ Arizona Diamondbacks

Salt River Fields at Talking Stick, Scottsdale, AZ

Thu Mar 14 2019, 4:11 PM - 6:27 PM EDT

Att. 12,051 - Sunny - 60 F

livebaseballscorecards.com

AB	27
R	3
H	5
RBI	3
BB	3
SO	3
LOB	9

PITCHER		IP	WLS	BF	H	R	ER	SO	BB	IBB	HBP	BLK	WP	HR	S	P	ERA	WHIP
57 Dereck Rodríguez, R ERA: 4.15	(1, 1)	4.2	L	18	2	1	1	2	2	0	0	0	0	0	50	77	1.93	0.857
60 Travis Bergen, L ERA:	(5, 1)	1.1		4	0	0	0	0	0	0	0	0	0	0	7	11	0.00	0.000
41 Mark Melancon, R ERA: 11.57	(7, 1)	1.0		6	3	2	2	1	1	0	0	0	0	0	15	24	18.00	4.000
61 Nick Vincent, R ERA: 3.86	(8, 1)	1.0		3	0	0	0	0	0	0	0	0	0	0	5	8	0.00	0.000

PITCHER	IP	WLS	BF	H	R	ER	SO	BB	IBB	HBP	BLK	WP	HR	S	P	ERA	WHIP

Batter	1	2	3	4	5	6	7	8	9	AB	R	H	RBI	BB	SO	LOB
41 Wilmer Flores, R (1, 4) OBP: 0.552, SLG: 0.708 15 Ildemaro Vargas, S (7, 6) OBP: 0.439, SLG: 0.526	P4		5 2-6 1B			6 FC6-4 BB			27 1B	2 1	0 0	1 1	0 0	1 0	0 0	0 0
5 Eduardo Escobar, S (1, 5) OBP: 0.219, SLG: 0.258 16 Tim Locastro, R (7, 7) OBP: 0.370, SLG: 0.318 (8, 9)	L1		2-6 1-2	G4-3		K			L6	3 1	0 0	0 0	0 0	0 0	1 0	1 1
6 David Peralta, L (1, 7) OBP: 0.219, SLG: 0.200 27 Matt Szczur, R (7, 9) OBP: 0.188, SLG: 0.313 (8, 8)	G4-3			G6-3		FC6-4 1-2f			26 G5-4-3 1-2 1B	3 1	0 0	0 1	0 0	0 0	0 0	1 0
28 Steven Souza Jr., R (1, 9) OBP: 0.324, SLG: 0.448 26 Yasmany Tomás, R (7, 3) OBP: 0.423, SLG: 0.560		K		F8			K		G5-4-3 1-2f	3 1	0 0	0 0	0 0	0 0	2 0	0 2
22 Jake Lamb, L (1, 3) OBP: 0.259, SLG: 0.280 78 Juniel Querecuto, S (7, 5) OBP: 0.333, SLG: 0.400		G3			G3-1		K			3 0	0 0	0 0	0 0	0 0	1 0	0 0
13 Nick Ahmed, R (1, 6) OBP: 0.429, SLG: 0.375 76 Kelby Tomlinson, R (7, 4) OBP: 0.143, SLG: 0.105		BB			36 WP 2B		F8			2 0	1 0	1 0	0 0	1 0	0 0	0 0
19 Sócrates Brito, L (1, 8) OBP: 0.122, SLG: 0.150 48 Abraham Almonte, S (8, 7) OBP: 0.353, SLG: 0.419		F8			F7			E4 14 L1-3		3 0	0 0	0 0	0 0	0 0	0 0	2 0
36 John Ryan Murphy, R (1, 10)			P3		F9 2-H			K		3	0	0	0	0	1	1
14 Caleb Joseph, R (1, 2) OBP: 0.300, SLG: 0.600 82 Alberto Rosario, R (8, 2) OBP: 1.000, SLG: 2.000			G6-3			G4-3		L1-3 1-1		3 0	0 0	0 0	0 0	0 0	0 0	1 0
Inning Stats	R: 0 E: 0 K: 0 S: 3 H: 0 LOB: 0 BB: 0 P: 4	R: 0 E: 0 K: 1 S: 5 H: 0 LOB: 1 BB: 1 P: 9	R: 0 E: 0 K: 0 S: 3 H: 1 LOB: 1 BB: 0 P: 4	R: 0 E: 0 K: 0 S: 3 H: 0 LOB: 0 BB: 0 P: 3	R: 1 E: 0 K: 0 S: 4 H: 1 LOB: 0 BB: 0 P: 5	R: 0 E: 0 K: 1 S: 5 H: 0 LOB: 1 BB: 1 P: 9	R: 0 E: 0 K: 2 S: 7 H: 0 LOB: 0 BB: 0 P: 7	R: 0 E: 1 K: 1 S: 5 H: 0 LOB: 0 BB: 0 P: 5	R: 0 E: 0 K: 0 S: 4 H: 2 LOB: 1 BB: 0 P: 4	1B: 3 2B: 2 3B: 0 HR: 0 SF: 0 SAC: 0 DP: 2 HBP: 0						

PITCHER		IP	WLS	BF	H	R	ER	SO	BB	IBB	HBP	BLK	WP	HR	S	P	ERA	WHIP
37 Cody Allen, R ERA: 2.57	(1, 1)	2.0		7	0	0	0	1	1	0	0	0	0	0	8	13	0.00	0.500
31 Ty Buttrey, R ERA: 3.18	(3, 1)	1.0	W	4	1	0	0	0	0	0	0	0	0	0	3	4	0.00	1.000
40 Luis García, R ERA: 6.75	(4, 1)	1.0	H	3	0	0	0	0	0	0	0	0	0	0	3	3	0.00	0.000
39 Luke Bard, R ERA: 1.59	(5, 1)	1.0	H	4	1	1	1	0	0	0	0	0	1	0	4	5	9.00	1.000
59 Matt Ball, R ERA:	(6, 1)	2.0	H	7	0	0	0	3	1	0	0	0	0	0	12	16	0.00	0.500

PITCHER		IP	WLS	BF	H	R	ER	SO	BB	IBB	HBP	BLK	WP	HR	S	P	ERA	WHIP
56 Jason Alexander, R ERA:	(8, 1)	2.0	S	7	2	0	0	1	0	0	0	0	0	0	9	9	0.00	1.000

TOP

Arizona Diamondbacks @ Los Angeles Angels

Tempe Diablo Stadium, Tempe, AZ

Fri Mar 15 2019, 4:13 PM - 6:53 PM EDT

Att. 9,655 - Sunny - 72 F

livebaseballscorecards.com

AB	29
R	1
H	4
RBI	0
BB	2
SO	5
LOB	9

WP: 1	PA: 31		
PB: 0			
SB: 0			
CS: 0			

Arizona Diamondbacks @ Los Angeles Angels

Tempe Diablo Stadium, Tempe, AZ

Fri Mar 15 2019, 4:13 PM - 6:53 PM EDT

Att. 9,655 - Sunny - 72 F

livebaseballscorecards.com

BOTTOM

Batter	1	2	3	4	5	6	7	8	9	AB	R	H	RBI	BB	SO	LOB
56 Kole Calhoun, L (1, 9) OBP: 0.444, SLG: 0.600 49 Brendon Sanger, L (7, PR) OBP: 0.286, SLG: 0.231 (8, 9)	BBBB 4-0 27 E BB		X 0-0 5 HR 1B		BBBB 4-0 5 PB 27 BB BB		BBBB 4-0 27 G5-4-3 1-2 BB			1 1 1 0 3 0 0 0 0 0 0 0 0 0						
27 Mike Trout, R (1, 8) OBP: 0.382, SLG: 0.700 9 Jordyn Adams, R (8, 8)	X 0-0 E5 1-2		SSS 0-3 ② K		BBBB 4-0 5 PB 1-2 BB		X 0-0 ②③ G5-4-3 1-2f			3 0 0 0 1 1 5 0 0 0 0 0 0 0						
5 Albert Pujols, R (1, 10) OBP: 0.483, SLG: 0.692	X 0-0 ① F9		BBCCX 2-2 1-H HR		SX 0-1 ③ G5-3 1-2 2-3			X 0-0 ① F8		4 1 1 2 0 0 4						
2 Andrelton Simmons, R (1, 6) OBP: 0.217, SLG: 0.182 8 Erick Salcedo, S (6, PR) (7, 6)	X 0-0 ② P3		X 0-0 ③ F8			X 0-0 20 FC6-4 1B		X 0-0 ② P4		3 0 1 0 0 0 2 1 0 0 0 0 0 0						
20 Jonathan Lucroy, R (1, 2) OBP: 0.355, SLG: 0.393 10 José Briceño, R (8, 2) OBP: 0.261, SLG: 0.350	X 0-0 ③ F9			X 0-0 ① F9		X 0-0 ① FC6-4 9 G6-5-3 1-2f		X 0-0 ③ F8		3 0 0 0 0 0 3 1 0 0 0 0 0 0						
9 Tommy La Stella, L (1, 4) OBP: 0.278, SLG: 0.281 72 Leo Rivas, S (8, 4) OBP: 0.400, SLG: 0.533		X 0-0 ① G3		SSS 0-3 ② K		X 0-0 ②③ G6-5-3 1-2f				3 0 0 0 0 1 1 0 0 0 0 0 0 0						
16 Jarrett Parker, L (1, 7) OBP: 0.389, SLG: 0.517 71 Brandon Sandoval, R (8, 7) OBP: 0.500, SLG: 0.375		X 0-0 ② G3-1		X 0-0 ③ G4-3			X 0-0 ① G1-5-3			3 0 0 0 0 0 0 0 0 0 0 0 0 0						
85 Matt Thaiss, L (1, 3) OBP: 0.424, SLG: 0.742 65 David MacKinnon, R (8, 3)		X 0-0 ③ F7			X 0-0 19 G6-4-3 1B		BBBB 4-0 19 1B 19 S BB			2 0 1 0 1 0 0 0 0 0 0 0 0 0						
19 Wilfredo Tovar, R (1, 5) OBP: 0.344, SLG: 0.656 7 Connor Justus, R (8, 5) OBP: 0.375, SLG: 0.533			X 0-0 ① L6		X 0-0 ①② G6-4-3 1-2f		BX 1-0 56 BB 1-3 1B			3 0 1 0 0 0 1 0 0 0 0 0 0 0						
Inning Stats	R: 0 H: 0 E: 1 LOB: 2 K: 0 BB: 1 S: 4 P: 8	R: 0 H: 0 E: 0 LOB: 0 K: 0 BB: 0 S: 3 P: 3	R: 2 H: 2 E: 0 LOB: 0 K: 1 BB: 0 S: 9 P: 11	R: 0 H: 0 E: 0 LOB: 0 K: 1 BB: 0 S: 5 P: 5	R: 0 H: 1 E: 0 LOB: 2 K: 0 BB: 2 S: 4 P: 12	R: 0 H: 1 E: 0 LOB: 1 K: 0 BB: 0 S: 3 P: 3	R: 0 H: 1 E: 0 LOB: 3 K: 0 BB: 2 S: 3 P: 12	R: 0 H: 0 E: 0 LOB: 0 K: 0 BB: 0 S: 3 P: 3		1B: 4 SF: 0 2B: 0 SAC: 0 3B: 0 DP: 3 HR: 1 HBP: 0						

	AB	27
	R	2
	H	5
	RBI	2
	BB	5
	SO	2
	LOB	16

WP: 0 PA: 32
PB: 1
SB: 1
CS: 0

PITCHER		IP	WLS	BF	H	R	ER	SO	BB	IBB	HBP	BLK	WP	HR	S	P	ERA	WHIP
29 Merrill Kelly, R ERA: 5.91	(1, 1)	4.2	L	18	3	2	2	2	1	0	0	0	0	1	23	29	3.86	0.857
33 Marc Rzepczynski, L ERA:	(5, 1)	0.1		3	0	0	0	0	2	0	0	0	0	0	2	10	0.00	6.000
45 Nick Green, R ERA: 1.59	(6, 1)	2.0		8	2	0	0	0	2	0	0	0	0	0	6	15	0.00	2.000
93 Alex Young, L ERA:	(8, 1)	1.0		3	0	0	0	0	0	0	0	0	0	0	3	3	0.00	0.000

PITCHER		IP	WLS	BF	H	R	ER	SO	BB	IBB	HBP	BLK	WP	HR	S	P	ERA	WHIP

Chicago Cubs @ Arizona Diamondbacks

Salt River Fields at Talking Stick, Scottsdale, AZ

Sat Mar 16 2019, 4:12 PM - 7:08 PM EDT

Att. 14,035 - Sunny - 76 F

livebaseballscorecards.com

TOP

Batter	1	2	3	4	5	6	7	8	9	AB	R	H	RBI	BB	SO	LOB
18 Ben Zobrist, S (1, 7) OBP: 0.308, SLG: 0.348 63 Jared Young, L (6, 7) OBP: 0.412, SLG: 0.875	C FF 93 B FF 94 F FF 93 B CH 88 S CH 88 2-3 K			B FF 93 B FF 92 S FF 92 F FF 91 B FC 89 B FC 87 4-2 17 1B 44 2B BB	X FC 90 0-0 G3-6-3 1-2f		B SL 82 X FF 90 1-0 L3		C SL 83 D SL 84 X SI 93 1-1 G3-1 1-2	2 2	1 0	0 0	0 0	1 0	1 0	1 1
17 Kris Bryant, R (1, 5) OBP: 0.467, SLG: 0.625 59 Christian Donahue, L (6, 5) OBP: 0.250, SLG: 0.500	C FF 94 B FF 93 X FC 91 1-1 44 G4-5-3 1B			B FF 93 C FF 93 C CH 86 X FF 93 1-2 44 2B 1-3 1B		X FF 97 0-0 L8	C FF 90 S SL 82 F SL 81 F SL 83 X CU 74 0-2 F8		S SL 82 S SL 81 B SL 84 B SL 84 S SL 83 2-3 K	3 2	1 0	2 0	0 0	0 0	0 1	0 1
44 Anthony Rizzo, L (1, 3) OBP: 0.406, SLG: 0.571 97 Yasiel Balaguert, R (6, 3) OBP: 0.333, SLG: 0.375	C FF 94 X FC 88 0-1 G4-5-3 1-2f			X CU 83 0-0 9 G5-3 22 G6-3 1-H 3-H 2B		B FF 97 B FF 96 B SI 87 B FF 95 4-0 22 CS 9 1B BB	C SL 81 F SL 82 B FF 91 B FF 89 F SL 81 S SL 82 2-3 K			2 1	1 0	1 0	2 0	1 0	0 1	1 0
9 Javier Báez, R (1, 6) OBP: 0.290, SLG: 0.333 58 Chesny Young, R (6, 6) OBP: 0.400, SLG: 0.250		X CU 82 0-0 G4-3		C FF 93 F FC 90 X FF 93 0-2 G5-3 2-3		F SI 95 B SL 85 X SI 97 1-1 53 WP 22 BB 53 1B 1-2 1B		B FF 91 B FS 81 B FF 89 B FF 90 4-0 BB		3 0	1 0	1 0	0 0	0 1	0 0	1 0
22 Jason Heyward, L (1, 9) OBP: 0.250, SLG: 0.143 58 Connor Myers, R (6, 9) OBP: 0.500, SLG: 1.000		B FF 93 C CU 80 B FF 93 B CH 87 B FF 94 4-1 53 G3-5-3 BB		C CU 80 S FC 92 X FC 91 0-2 G6-3 3-H		B FF 96 1 SAFE B SI 89 1 SAFE B FF 96 B FF 95 4-0 53 1B 8 1B 1-2 2-3 BB		C FF 90 F FS 83 D FS 83 S FS 82 1-3 K		1 1	1 0	0 0	1 0	2 0	0 1	0 1
53 Taylor Davis, R (1, 2) OBP: 0.458, SLG: 0.476 65 Levi Jordan, R (6, PR) 86 P.J. Higgins, R (6, 2) OBP: 0.143, SLG: 0.385		B FC 91 X FF 92 1-0 G3-5-3 1-3f		C FF 94 B FC 90 B FF 94 X FF 93 2-1 G3		C SL 84 B SL 85 B SI 97 B FF 96 F SI 96 X CU 83 3-2 8 1B 13 1B 1-3 2-H 1B		B SL 72 F FS 82 C FF 92 D FS 84 S FS 83 2-3 K		3 0 1	0 1 0	1 0 0	1 0 0	0 0 1	0 0 1	1 0 1
8 Ian Happ, S (1, 8) OBP: 0.205, SLG: 0.195 0 Wynton Bernard, R (6, PR) OBP: 0.353, SLG: 0.533 (6, 8)		B CU 82 X FF 93 1-0 F7		B FF 92 C FF 90 B CH 86 B CH 86 X FF 91 3-1 G4-3		F FF 90 B SL 85 X FF 87 1-1 13 1B 1-3 3-H 1B		C SL 74 D FS 84 X FF 91 1-1 P4		3 1	0 0	1 0	1 0	0 0	0 0	0 1
13 David Bote, R (1, 4) OBP: 0.583, SLG: 0.769 65 Vimael Machín, L (6, 4) OBP: 0.286, SLG: 0.167		F FF 92 X CH 88 0-1 G5-3		B FF 94 F FF 91 B CH 87 X FC 89 2-1 HR		1 SAFE D SL 80 B CH 85 X SL 88 2-0 1-2 3-H 1B			B SL 78 C FF 93 F FF 94 X SL 84 1-2 E3 63 G3-1	3 1	1 0	2 0	2 0	0 0	0 0	0 0
28 Kyle Hendricks, R (1, 1) 21 Tyler Chatwood, R (4, 1) OBP: 1.000, SLG: 1.000 2 Mark Zagunis, R (6, PH) OBP: 0.424, SLG: 0.767 38 Mike Montgomery, L (6, 1) 61 Allen Webster, R (8, 1) 83 Johnny Field, R (9, PH) OBP: 0.391, SLG: 0.450 90 Jordan Minch, L (9, 1)		C FF 92 F FF 93 B FC 90 B FC 89 C FF 94 2-3 K		C FF 93 B FF 92 X FC 90 1-1 18 G3-6-3 1B		C CU 79 B SL 90 C CU 78 S CU 78 1-3 K			C SI 92 B SL 87 X SL 84 1-1 F8	1 1 1 0 0 0 1 0	0 0 0 0 0 0 0 0	0 1 0 0 0 0 0 0	0 0 0 0 0 0 0 0	1 0 0 0 0 0 0 1	0 0 1 0 0 0 0 0	0 0 2 0 0 0 1 0
Inning Stats	R: 0 E: 0 K: 1 S: 7 H: 1 LOB: 0 BB: 0 P: 10	R: 0 E: 0 K: 0 S: 3 H: 0 LOB: 0 BB: 1 P: 8	R: 0 E: 0 K: 1 S: 6 H: 0 LOB: 0 BB: 0 P: 9	R: 3 E: 0 K: 0 S: 14 H: 2 LOB: 0 BB: 1 P: 21	R: 1 E: 0 K: 0 S: 7 H: 2 LOB: 0 BB: 0 P: 13	R: 3 E: 0 K: 1 S: 12 H: 4 LOB: 2 BB: 2 P: 28	R: 0 E: 0 K: 1 S: 10 H: 0 LOB: 0 BB: 0 P: 13	R: 0 E: 0 K: 2 S: 8 H: 0 LOB: 1 BB: 1 P: 16	R: 0 E: 1 K: 1 S: 10 H: 0 LOB: 1 BB: 0 P: 15	1B: 7 2B: 2 3B: 0 HR: 1 SF: 0 SAC: 0 DP: 3 HBP: 0	WP: 1 PB: 0 SB: 0 CS: 1 PA: 38					

	AB	33
	R	7
	H	9
	RBI	7
	BB	5
	SO	7
	LOB	12

PITCHER		IP	WLS	BF	H	R	ER	SO	BB	IBB	HBP	BLK	WP	HR	S	P	ERA	WHIP
55 Matt Koch, R ERA: 3.0	(1, 1)	5.0	L	19	5	4	4	2	2	0	0	0	0	1	37	61	7.20	1.400
49 Rubby De La Rosa, R ERA: 7.36	(6, 1)	0.2		5	2	3	3	0	2	0	0	0	1	0	6	18	40.50	6.000
82 Miguel Aguilar, L ERA: 6.75	(6, 1)	0.0		1	1	0	0	0	0	0	0	0	0	0	2	3	∞	∞
92 Bud Jeter, R ERA:	(6, 1)	0.1		2	1	0	0	1	0	0	0	0	0	0	4	7	0.00	3.000
56 Greg Holland, R ERA: 12.27	(7, 1)	1.0		3	0	0	0	1	0	0	0	0	0	0	10	13	0.00	0.000

PITCHER		IP	WLS	BF	H	R	ER	SO	BB	IBB	HBP	BLK	WP	HR	S	P	ERA	WHIP
66 Yoshihisa Hirano, R ERA:	(8, 1)	1.0		4	0	0	0	2	1	0	0	0	0	0	8	16	0.00	1.000
40 Andrew Chafin, L ERA: 5.79	(9, 1)	1.0		4	0	0	0	1	0	0	0	0	0	0	10	15	0.00	0.000

BOTTOM

Chicago Cubs @ Arizona Diamondbacks

Salt River Fields at Talking Stick, Scottsdale, AZ

Sat Mar 16 2019, 4:12 PM - 7:08 PM EDT

Att. 14,035 - Sunny - 76 F

livebaseballscorecards.com

Batter	1	2	3	4	5	6	7	8	9	AB	R	H	RBI	BB	SO	LOB
28 Steven Souza Jr., R (1, 9) OBP: 0.324, SLG: 0.419 16 Tim Locastro, R (7, 9) OBP: 0.379, SLG: 0.304	S FF 84 B SI 85 B SI 85 B SI 84 B SI 85 4-1 15 S 15 1B BB		B SI 85 S SI 85 C SI 85 X FF 86 1-2 ① F9		F FC 92 C FF 95 B SI 95 S CU 80 1-3 ① K		X FF 90 0-0 ② G5-3		B CH 84 B FF 94 B CH 83 C SI 93 C SI 94 F SI 93 F SI 93 B SL 81 4-2 88 DI BB	2 1	1 0	0 0	0 0	1 1	1 0	0 0
15 Ildemaro Vargas, S (1, 5) OBP: 0.467, SLG: 0.595 88 Drew Ellis, R (8, 5)	C FF 85 B SI 85 X FF 87 1-1 4 1B 1-H 1B		B CU 71 C FF 86 B FF 86 B SI 85 X FF 87 3-1 2B		C CU 80 X CU 80 0-1 ② G6-3		C SI 90 F CU 77 B CH 82 X FF 90 1-2 2B		F SI 94 C SI 94 B CH 83 C SI 93 1-3 ③ K 1-2	4 1	0 0	3 0	1 0	0 0	0 1	0 1
4 Ketel Marte, S (1, 8) OBP: 0.323, SLG: 0.387 48 Abraham Almonte, S (7, 7) OBP: 0.343, SLG: 0.406	B CU 69 1 SAFE C CH 77 X SI 85 1-1 18 G4-6-3 1-2 1B		X SI 85 0-0 ② L4		B CU 78 C CH 83 F CU 78 X SI 93 1-2 ③ L5-6		C CU 76 B CU 77 S CH 82 D CU 77 S CH 82 2-3 ③ K			3 1	0 0	1 0	0 0	0 0	0 1	1 1
53 Christian Walker, R (1, 3) OBP: 0.395, SLG: 0.618 26 Yasmany Tomás, R (8, 3) OBP: 0.444, SLG: 0.615	C SI 85 2 SAFE B SI 85 F SI 85 F CH 78 F SI 87 B CH 78 F SI 86 F CH 79 2-3 S SI 86 ① K		B CU 71 C SI 85 B SI 86 X CH 79 2-1 ③ F9			C FF 91 B FF 92 C CU 76 X FF 91 1-2 36 G1-3 18 BB 1B		S SL 89 T FF 97 X FF 96 0-2 91 G5-3 2B		3 1	0 0	1 1	0 0	0 0	1 0	3 0
18 Carson Kelly, R (1, 10) OBP: 0.321, SLG: 0.462 91 Pavin Smith, L (6, PR) OBP: 0.667, SLG: 0.500 (7, 10)	B SI 84 C SI 84 B SI 86 C SI 85 X CH 79 2-2 ②③ G4-6-3 1-2f			B SI 84 C SI 84 B CH 77 F SI 85 B SI 87 F SI 85 B SI 85 4-2 27 FC5-4 BB		D SI 92 S CH 80 S CH 83 B CU 77 D SI 92 F FF 90 B FF 90 4-2 36 G1-3 1-2 BB		F FF 96 X CH 90 0-1 ① G5-3 2-3		1 1	0 0	0 0	0 0	2 0	0 0	2 1
27 Matt Szczur, R (1, 7) OBP: 0.171, SLG: 0.286 82 Marcus Wilson, R (7, 8)		C SI 85 S CH 78 B CU 69 B SI 87 B SI 86 F SI 86 X SI 86 3-2 ① G6-3		F SI 85 X CH 77 0-1 ① FC5-4 76 F9 36 1B 1-2f		B FF 90 B FF 90 C SI 90 X SI 90 2-1 ① L6		C SL 90 X SL 89 0-1 ② F9		3 1	0 0	0 0	0 0	0 0	0 0	3 1
36 John Ryan Murphy, R (1, 2) OBP: 0.263, SLG: 0.188 86 Matt Jones, R (9, 2)		C SI 85 B SI 86 S SI 86 B CH 79 B CH 80 X SI 86 3-2 78 S 2B	1 SAFE C SI 85 1 SAFE F SI 85 X SI 85 0-2 1-2 1B		C CU 76 X CU 77 0-1 ② G1-3 1-2 2-3		F FF 97 D CH 88 S SL 89 C SL 90 1-3 ③ K		4 0	0 0	2 0	0 0	0 0	1 0	3 0
76 Kelby Tomlinson, R (1, 4) OBP: 0.125, SLG: 0.091 81 Ryan Grotjohn, L (9, 4)		C SI 85 C SI 86 B FF 87 F SI 86 F FF 87 F FF 87 C CH 79 1-3 ② K	B FF 93 X SI 93 1-0 ② F9 2-3		S CH 81 X SI 90 0-1 ③ L9				S SL 80 C SI 93 B SI 92 F SL 81 X CH 82 1-2 ① G3-1	3 1	0 0	0 0	0 0	1 0	6 0
78 Juniel Querecuto, S (1, 6) OBP: 0.292, SLG: 0.348 85 Galli Cribbs Jr., L (9, 6) OBP: 0.286, SLG: 0.167		F SI 86 C FF 88 2 SAFE X SI 85 0-2 ③ G4-3 2-3	D CU 79 F FF 94 B FF 95 X FF 94 2-1 ③ F9				S FC 86 S CU 76 X SI 91 0-2 ① G4-3		C FF 93 B CH 83 S SL 82 S SI 93 1-3 ② K	3 1	0 0	0 0	0 0	0 0	0 1	3 0

Inning Stats	1	2	3	4	5	6	7	8	9	1B	SF	WP	PA
R	1	0	0	0	0	0	0	0	0	4	0	0	38
E	0	0	0	0	0	0	0	0	0	2B 4	SAC 0	PB 0	
K	1	1	0	0	1	0	1	1	2	3B 0	DP 1	SB 2	
BB	1	0	1	1	0	1	1	1	1	HR 0	HBP 0	CS 0	
S	15	16	8	11	8	12	10	10	14				
H	2	1	1	1	0	1	1	1	0				
LOB	1	1	1	2	0	3	1	1	1				
P	25	23	14	18	10	19	13	11	21				

	AB	34
	R	1
	H	8
	RBI	1
	BB	4
	SO	7
	LOB	25

PITCHER		IP	WLS	BF	H	R	ER	SO	BB	IBB	HBP	BLK	WP	HR	S	P	ERA	WHIP
28 Kyle Hendricks, R ERA: 5.06	(1, 1)	3.1	W	16	5	1	1	2	2	0	0	0	0	0	47	74	2.70	2.100
21 Tyler Chatwood, R ERA: 3.27	(4, 1)	1.2	H	5	0	0	0	1	0	0	0	0	0	0	11	16	0.00	0.000
38 Mike Montgomery, L ERA: 2.25	(6, 1)	2.0		9	2	0	0	1	1	0	0	0	0	0	22	32	0.00	1.500
61 Allen Webster, R ERA: 2.0	(8, 1)	1.0		4	1	0	0	1	0	0	0	0	0	0	10	11	0.00	1.000
90 Jordan Minch, L ERA:	(9, 1)	1.0		4	0	0	0	2	1	0	0	0	0	0	14	21	0.00	1.000

PITCHER	IP	WLS	BF	H	R	ER	SO	BB	IBB	HBP	BLK	WP	HR	S	P	ERA	WHIP

Arizona Diamondbacks @ Texas Rangers

Surprise Stadium, Surprise, AZ

Sun Mar 17 2019, 4:10 PM - 10:26 PM EDT

Att. 7,628 - Sunny - 77 F

TOP

livebaseballscorecards.com

Batter	1	2	3	4	5	6	7	8	9	AB	R	H	RBI	BB	SO	LOB
16 Tim Locastro, R (1, 7) OBP: 0.333, SLG: 0.259 74 Jason Morozowski, R (7, 9)	P3	K		K			F8			4 0	0 0	0 0	0 0	0 0	2 0	1 0
15 Ildemaro Vargas, S (1, 6) OBP: 0.429, SLG: 0.543 94 Jeffrey Baez, R (7, 7)	G1-3	G5-3			F9		G4-3			4 0	0 0	0 0	0 0	0 0	0 0	1 0
27 Matt Szczur, R (1, 9) OBP: 0.179, SLG: 0.263 76 Adam Walton, R (7, 4)	18 FC5 53 1B BB		K		F7		F8			3 0	0 0	0 0	0 0	1 0	1 0	0 0
53 Christian Walker, R (1, 3) OBP: 0.415, SLG: 0.622 63 Robby Scott, R (7, 1) 87 Travis Snider, L (8, PH) OBP: 0.600, SLG: 0.500 82 Alberto Rosario, R (8, 2) OBP: 1.000, SLG: 2.000	1-2 1B	K			18 1B 1B			G6-3		3 0 1 0	0 0 0 0	2 0 0 0	0 0 0 0	0 0 0 0	1 0 0 0	0 0 0 0
18 Carson Kelly, R (1, 2) OBP: 0.344, SLG: 0.448 93 Alex Young, L (8, 1)	2-3f FC5		19 1B BB		1-3 1B			K		3 0	0 0	1 0	0 0	1 0	1 0	2 0
19 Sócrates Brito, L (1, 8) OBP: 0.159, SLG: 0.186 91 Pavin Smith, L (7, 3) OBP: 0.500, SLG: 0.333		76 PB 76 BLK 76 1B 1B	1-2 1B		K			K		3 1	1 0	2 0	0 0	0 0	1 1	2 0
76 Kelby Tomlinson, R (1, 4) OBP: 0.148, SLG: 0.120 71 Camden Duzenack, R (7, 6)	1-H 78 S 78 1B 1B	P6				F8			K	3 1	1 0	1 0	1 0	0 0	0 1	2 0
78 Juniel Querecuto, S (1, 5) OBP: 0.333, SLG: 0.385 25 Archie Bradley, R (6, 1) 83 Kevin McCanna, L (6, 1) 75 Ben DeLuzio, R (7, 8) OBP: 0.500, SLG: 0.333	1-H 38 SH1-4 1B			38 B5-6-3 1B		L8			F7	3 0 0 1	0 0 0 0	2 0 0 0	1 0 0 0	0 0 0 0	0 0 0 0	0 0 0 0
38 Robbie Ray, L (1, 1) 34 Braden Shipley, R (4, 1) 92 Marty Herum, R (6, PH) (6, 5)	SH1-4 1-2			B5-6-3 1-2f		L4			F8	1 0 2	0 0 0	0 0 0	0 0 0	0 0 0	0 0 0	1 0 0

Inning Stats										
	R: 0 E: 0 K: 0 S: 5	H: 1 LOB: 2 BB: 1 P: 9	R: 2 E: 0 K: 1 S: 9	H: 3 LOB: 1 BB: 0 P: 10	R: 0 E: 0 K: 2 S: 8	H: 1 LOB: 2 BB: 1 P: 12	R: 0 E: 0 K: 1 S: 5	H: 1 LOB: 0 BB: 0 P: 5	R: 0 E: 0 K: 1 S: 7	H: 2 LOB: 2 BB: 0 P: 7
	R: 0 E: 0 K: 0 S: 3	H: 0 LOB: 0 BB: 0 P: 3	R: 0 E: 0 K: 0 S: 3	H: 0 LOB: 0 BB: 0 P: 3	R: 0 E: 0 K: 2 S: 7	H: 0 LOB: 0 BB: 0 P: 7	R: 0 E: 0 K: 1 S: 5	H: 0 LOB: 0 BB: 0 P: 5		

	AB	33
	R	2
	H	8
	RBI	2
	BB	2
	SO	8
	LOB	9

	1B: 8	SF: 0	WP: 0	PA: 36
	2B: 0	SAC: 1	PB: 1	
	3B: 0	DP: 1	SB: 1	
	HR: 0	HBP: 0	CS: 0	

PITCHER		IP	WLS	BF	H	R	ER	SO	BB	IBB	HBP	BLK	WP	HR	WHIP
65 Yohander Méndez, L	(1, 1)	2.1		12	4	2	2	2	1	0	0	1	0	0	2.143
ERA: 7.36															
54 Jeffrey Springs, L	(3, 1)	2.2	W	12	4	0	0	3	1	0	0	0	0	0	1.875
ERA: 2.35															
27 Shawn Kelley, R	(6, 1)	1.0	H	3	0	0	0	0	0	0	0	0	0	0	0.000
ERA:															
25 José Leclerc, R	(7, 1)	1.0		3	0	0	0	0	0	0	0	0	0	0	0.000
ERA: 6.35															
31 Chris Martin, R	(8, 1)	1.1		4	0	0	0	3	0	0	0	0	0	0	0.000
ERA: 12.71															

PITCHER		IP	WLS	BF	H	R	ER	SO	BB	IBB	HBP	BLK	WP	HR	S	P	ERA	WHIP
75 Kyle Bird, L	(9, 1)	0.2		2	0	0	0	0	0	0	0	0	0	0	2	2	0.00	0.000
ERA: 6.48																		

BOTTOM

Arizona Diamondbacks @ Texas Rangers

Surprise Stadium, Surprise, AZ

Sun Mar 17 2019, 4:10 PM - 10:26 PM EDT

Att. 7,628 - Sunny - 77 F

livebaseballscorecards.com

Batter	1	2	3	4	5	6	7	8	9	AB	R	H	RBI	BB	SO	LOB
3 Delino DeShields, R (1, 8) OBP: 0.395, SLG: 0.382	E5	F7			E1	K				3	2	2	0	0	0	2
66 Zack Granite, L (6, 8) OBP: 0.263, SLG: 0.389										2	1	1	0	0	1	2
12 Rougned Odor, L (1, 4) OBP: 0.387, SLG: 0.741	BB		K		1 2B 14 SF8	FC7-4				2	0	1	1	1	1	0
16 Nolan Fontana, L (5, PR) OBP: 0.429, SLG: 0.455 (6, 4)								2-H		2	1	1	2	0	0	1
1 Elvis Andrus, R (1, 6) OBP: 0.542, SLG: 0.739	K	K			5 G3			K		3	0	1	0	0	2	1
6 Chase d'Arnaud, R (5, PR) OBP: 0.444, SLG: 0.500 (6, 6)										2	0	1	0	0	1	1
14 Asdrúbal Cabrera, S (1, 5) OBP: 0.455, SLG: 0.393	K	K			SF8	K				2	0	0	1	0	2	1
73 Diosbel Arias, R (6, 5)										1	0	0	0	0	1	2
24 Hunter Pence, R (1, 10) OBP: 0.455, SLG: 0.744	K			40 WP 40 S 17 FC4-6	G3		P5			2	1	1	0	0	1	1
5 Willie Calhoun, L (5, PH) OBP: 0.286, SLG: 0.238 (6, 10)										2	0	0	0	0	0	2
30 Nomar Mazara, L (1, 7) OBP: 0.257, SLG: 0.333		G4-3		K	G1-3		G6-3			3	0	0	0	0	1	4
40 LeDarious Clark, R (6, 7) OBP: 0.600, SLG: 0.875										1	0	0	0	0	0	0
40 Matt Davidson, R (1, 3) OBP: 0.325, SLG: 0.500	HBP			17 FC4-6 BB		17 BB 9 1B	F7			1	0	1	0	1	0	0
93 Tyler Depreta-Johnson, R (3, PR)										0	1	0	0	0	0	0
28 Jett Bandy, R (7, 3) OBP: 0.286, SLG: 0.211										1	0	0	0	0	0	0
17 Shin-Soo Choo, L (1, 9) OBP: 0.300, SLG: 0.250	K			FC4-6		9 1B 16 FC7-4 BB		K		2	0	0	1	1	1	2
38 Danny Santana, S (6, PR) OBP: 0.359, SLG: 0.714 (7, 9)										1	1	0	0	0	1	0
9 Isiah Kiner-Falefa, R (1, 2) OBP: 0.520, SLG: 0.682	BB			F8		16 FC7-4		G6-3		2	0	1	1	1	0	1
71 Jose Trevino, R (7, 2) OBP: 0.167, SLG: 0.118										1	0	0	0	0	0	0
Inning Stats	R: 1 E: 1 K: 3 S: 10 H: 1 LOB: 1 BB: 1 P: 14	R: 0 E: 0 K: 1 S: 5 H: 0 LOB: 2 BB: 1 P: 10	R: 0 E: 0 K: 3 S: 9 H: 0 LOB: 0 BB: 0 P: 9	R: 1 E: 0 K: 1 S: 7 H: 1 LOB: 1 BB: 1 P: 11	R: 2 E: 1 K: 0 S: 6 H: 3 LOB: 3 BB: 0 P: 6	R: 2 E: 0 K: 2 S: 10 H: 3 LOB: 2 BB: 1 P: 14	R: 0 E: 0 K: 0 S: 3 H: 0 LOB: 0 BB: 0 P: 3	R: 1 E: 0 K: 2 S: 9 H: 2 LOB: 1 BB: 0 P: 9		1B: 8 2B: 2 3B: 0 HR: 0 SF: 1 SAC: 0 DP: 0 HBP: 1						

AB	33
R	7
H	10
RBI	6
BB	4
SO	12
LOB	20

PITCHER		IP	WLS	BF	H	R	ER	SO	BB	IBB	HBP	BLK	WP	HR	S	P	ERA	WHIP
38 Robbie Ray, L ERA: 4.09	(1, 1)	3.1		16	2	2	1	8	3	0	1	0	2	0	29	42	2.70	1.500
34 Braden Shipley, R ERA: 4.5	(4, 1)	1.2	L	8	3	2	2	0	0	0	0	0	0	0	8	8	10.80	1.800
25 Archie Bradley, R ERA: 10.13	(6, 1)	0.2		6	3	2	2	1	1	0	0	0	0	0	7	11	27.00	6.000
83 Kevin McCanna, R ERA:	(6, 1)	0.1		1	0	0	0	1	0	0	0	0	0	0	3	3	0.00	0.000
63 Robby Scott, L ERA: 4.05	(7, 1)	1.0		3	0	0	0	0	0	0	0	0	0	0	3	3	0.00	0.000

PITCHER		IP	WLS	BF	H	R	ER	SO	BB	IBB	HBP	BLK	WP	HR	S	P	ERA	WHIP
93 Alex Young, L ERA: 3.0	(8, 1)	1.0		5	2	1	1	2	0	0	0	0	0	0	9	9	9.00	2.000

WP: 2 PB: 0 SB: 3 CS: 0 PA: 39

Chicago White Sox @ Arizona Diamondbacks

Salt River Fields at Talking Stick, Scottsdale, AZ

Sun Mar 17 2019, 4:13 PM - 6:54 PM EDT

Att. 11,512 - Sunny - 73 F

livebaseballscorecards.com

TOP

Batter	1	2	3	4	5	6	7	8	9	AB	R	H	RBI	BB	SO	LOB
49 Ryan Cordell, R (1, 8) OBP: 0.263, SLG: 0.324	C FF 89 C FF 87 B SL 86 B SL 86 F FF 88 B FF 88 S CH 89 3-3 ① **K**	C FF 86 C FF 87 X FF 87 0-2 ③ **L8**			S FF 88 F FF 88 S CH 86 0-3 ② **K**		B SI 94 X SI 93 1-0 ③ **G6-3**			4	0	0	0	0	2	1
15 Adam Engel, R (7, 8) OBP: 0.333, SLG: 0.485										0	0	0	0	0	0	0
38 Ryan Goins, L (1, 6) OBP: 0.206, SLG: 0.194	B FF 87 B FF 86 B FF 86 B FF 86 4-0 79 G6-4-3 BB		C FF 86 B FF 86 X CH 84 1-1 ① **G4-3**		X FF 88 0-0 ③ **B5-3**			F FF 95 F FF 96 X SL 83 0-2 ① **G3**		3	0	0	0	1	0	0
86 Ramón Torres, S (8, 6)										0	0	0	0	0	0	0
79 José Abreu, R (1, 10) OBP: 0.311, SLG: 0.537	B FF 88 F SI 89 B CH 89 C SL 85 F SL 86 X SI 90 2-2 ②③ **G6-4-3** **1-2f**		C CU 73 B CH 87 C CU 73 F SL 81 F CH 87 B CH 88 S FF 88 2-3 ② **K**			B FF 88 F SL 82 X SI 88 1-1 18 L3 1B		B FF 94 S FF 95 C FF 93 F SL 82 B FF 95 S SL 82 2-3 ② **K**		3	0	1	0	0	1	1
24 Brandon Guyer, R (6, PR) OBP: 0.435, SLG: 0.444										1	0	0	0	0	1	0
(6, 10)																
18 Daniel Palka, L (1, 9) OBP: 0.227, SLG: 0.158		C FF 88 F SL 86 S CU 68 0-3 ① **K**	F SL 81 B FF 89 F FF 89 S SL 86 1-3 ③ **K2-3**			F FF 88 X FF 87 0-1 ①② **L3** **1-1**		B CH 87 B FF 96 X FF 95 2-0 ③ **P5**		3	0	0	0	0	2	1
32 Preston Tucker, L (6, 9) OBP: 0.360, SLG: 0.333										1	0	0	0	0	0	0
33 James McCann, R (1, 2) OBP: 0.500, SLG: 0.567		B FF 88 X FF 87 1-0 20 1B 22 2B 1B		F FF 88 B SL 80 C SL 81 B SI 89 X CU 74 2-2 ① **L7**		B SL 86 X SL 84 1-0 17 BB 1B			S FF 91 F FF 91 X SL 76 0-2 ① **G4-3**	3	1	2	0	0	0	0
89 Alfredo González, R (7, 2) OBP: 0.333, SLG: 0.111										1	0	0	0	0	0	0
17 Yonder Alonso, L (1, 3) OBP: 0.233, SLG: 0.425		C FF 87 X SL 87 0-1 ② **L8**		F CH 86 C FF 88 B FF 88 S EP 66 1-3 ② **K2-3**		B CH 85 B CH 85 B FF 88 B FF 88 4-0 **1-2** BB			C FF 92 B SL 84 X FF 91 1-1 ② **F7**	2	0	0	0	1	1	1
84 Matt Skole, L (6, PR) OBP: 0.440, SLG: 0.400										1	0	0	0	0	0	0
(6, 3)																
20 José Rondón, R (1, 4) OBP: 0.357, SLG: 0.417		C SL 84 F FF 88 F SI 91 X EP 66 0-2 **1-2** 22 2B 1B		C SL 80 F CH 88 B EP 58 X SL 80 1-2 1B		B FF 93 S FF 93 X SL 82 1-1 ③ **F9**			C FF 91 F SL 82 X FF 91 0-2 ③ **G3**	3	1	2	0	0	0	2
86 Mitch Roman, R (6, 4) OBP: 0.400, SLG: 0.500										1	0	0	0	0	0	0
22 Charles Tilson, L (1, 7) OBP: 0.304, SLG: 0.429		B FF 89 X CH 86 1-0 87 1B **1-H** **2-H** 2B		C FF 88 1 SAFE B FF 86 X FF 87 1-1 ③ **G6-3**			C SI 92 B CU 82 F SI 93 X CU 80 1-2 ① **G5-3**			3	1	1	2	0	0	1
90 Tyler Frost, L (7, 7)										0	0	0	0	0	0	0
87 Danny Mendick, R (1, 5) OBP: 0.485, SLG: 0.704		C FF 88 X SL 87 0-1 **3-H** 1B			B FF 88 C FF 87 B CH 86 C FF 88 X CH 86 2-2 ① **F7**		C CU 82 B CU 80 F SI 93 S CU 81 1-3 ② **K**			3	0	1	1	0	1	0
91 Yeyson Yrizarri, R (7, 5) OBP: 1.000, SLG: 1.000										0	0	0	0	0	0	0

	AB	32
	R	3
	H	7
	RBI	3
	BB	2
	SO	8
	LOB	7

Inning Stats																								
	R: 0	H: 0		R: 3	H: 4		R: 0	H: 0		R: 0	H: 1		R: 0	H: 0		R: 0	H: 2		R: 0	H: 0		R: 0	H: 0		1B: 6	SF: 0		WP: 0	PA: 34
	E: 0	LOB: 0		E: 0	LOB: 1		E: 0	LOB: 0		E: 0	LOB: 1		E: 0	LOB: 0		E: 0	LOB: 2		E: 0	LOB: 0		E: 0	LOB: 0		2B: 2	SAC: 0		PB: 0	
	K: 1	BB: 1		K: 1	BB: 0		K: 2	BB: 0		K: 1	BB: 0		K: 1	BB: 0		K: 0	BB: 1		K: 1	BB: 0		K: 0	BB: 0		3B: 0	DP: 2		SB: 0	
	S: 8	P: 17		S: 16	P: 18		S: 10	P: 14		S: 11	P: 16		S: 7	P: 9		S: 7	P: 14		S: 7	P: 10		S: 8	P: 12		HR: 0	HBP: 0		CS: 0	

PITCHER		IP	WLS	BF	H	R	ER	SO	BB	IBB	HBP	BLK	WP	HR	S	P	ERA	WHIP
21 Zack Greinke, R ERA: 2.79	(1, 1)	5.2		24	7	3	3	6	2	0	0	0	0	0	57	85	4.76	1.588
58 Stefan Crichton, R ERA: 4.26	(6, 1)	1.1	W	4	0	0	0	1	0	0	0	0	0	0	9	13	0.00	0.000
50 Yoan López, R ERA: 5.4	(8, 1)	1.0	H	3	0	0	0	1	0	0	0	0	0	0	8	12	0.00	0.000
86 Daniel Gibson, L ERA:	(9, 1)	1.0		3	0	0	0	0	0	0	0	0	0	0	8	9	0.00	0.000

PITCHER		IP	WLS	BF	H	R	ER	SO	BB	IBB	HBP	BLK	WP	HR	S	P	ERA	WHIP

BOTTOM

Chicago White Sox @ Arizona Diamondbacks

Salt River Fields at Talking Stick, Scottsdale, AZ

Sun Mar 17 2019, 4:13 PM - 6:54 PM EDT

Att. 11,512 - Sunny - 73 F

livebaseballscorecards.com

Batter	1	2	3	4	5	6	7	8	9	AB	R	H	RBI	BB	SO	LOB
41 Wilmer Flores, R (1, 4) OBP: 0.531, SLG: 0.704 14 Caleb Joseph, R (7, 2) OBP: 0.286, SLG: 0.571	C FF 90 B CH 84 F FF 91 F SL 83 S SL 84 1-3 K ①		B CH 84 B CH 84 C FF 92 C FF 91 F FF 92 F SL 87 F CH 85 B FF 93 F FF 93 3-2 X FF 82 F7 ②		B SL 81 B FF 90 X FF 91 2-0 2B		C FF 97 S FF 98 B FF 97 T FF 98 1-2 K ②			3 1	0 0	1 0	0 0	0 0	1 0	0 0
4 Ketel Marte, S (1, 8) OBP: 0.294, SLG: 0.353 58 Stefan Crichton, R (6, 1) 79 Jamie Westbrook, R (7, PH) OBP: 0.500, SLG: 0.333 50 Yoan López, R (8, 1) 86 Daniel Gibson, R (9, 1)	F FF 91 X SL 82 0-1 G5-3 ②		C CH 85 X FF 91 0-1 G4-3 ③		B FF 90 D CH 84 X FF 91 2-0 G6-3 ③		B SL 85 F SL 88 B SL 87 C FF 96 S SL 86 2-3 K ③			3 0 1 0 0	0 0 0 0 0	0 0 0 0 0	0 0 0 0 0	0 0 1 0 0	0 0 0 0 0	1 0 0 0 0
5 Eduardo Escobar, S (1, 5) OBP: 0.229, SLG: 0.353 82 Jazz Chisholm Jr., L (7, 6) OBP: 0.421, SLG: 0.214	F FF 91 B SI 92 F FF 92 X FF 92 1-2 G6-3 ③			C SL 81 X FF 93 0-1 HR		B CH 83 B FF 90 C FF 90 C FF 91 F SL 84 X CH 84 2-2 F8 ①		B SI 95 F SI 95 B SI 94 B SI 86 B SI 94 4-1 82 PB 82 HR BB		3 0	1 1	1 0	1 0	0 1	0 0	0 0
6 David Peralta, L (1, 7) OBP: 0.257, SLG: 0.219 82 Marcus Wilson, R (6, PR) OBP: 0.250, SLG: 1.000 (7, 9) (9, 8)		B FF 90 C FF 90 C SL 82 B FF 93 X FF 92 2-2 13 S 1B		F FF 90 B SL 83 B SL 80 B SL 81 F FF 90 X FF 92 3-2 F7 ①		B FF 93 B FF 90 B FF 90 C FF 90 F FF 91 B SL 85 4-2 1 BB 26 1B BB		B FF 95 X FF 94 1-0 1-H HR		2 1	0 2	1 1	0 2	1 0	0 0	0 0
28 Steven Souza Jr., R (1, 9) OBP: 0.308, SLG: 0.394 1 Jarrod Dyson, L (5, 9) (6, 8) 71 Jancarlos Cintron, R (9, 4)		C SL 83 S FF 92 S SL 85 0-3 K ①	C SL 83 B CH 85 B CH 85 X FF 91 2-1 F9 ②			B SL 82 C SL 82 B FF 91 B FF 92 1 SAFE B SL 82 4-1 26 1B 13 SF8 1-2 BB		S SL 87 C SL 88 F CH 91 B SI 94 B SL 88 B SL 87 B SI 94 4-2 26 1B BB		2 0 0	0 1 0	0 0 0	0 0 0	0 2 0	1 0 0	1 0 0
22 Jake Lamb, L (1, 3) OBP: 0.250, SLG: 0.269 26 Yasmany Tomás, R (4, 3) OBP: 0.467, SLG: 0.621 (9, 9)		C SL 83 X SL 84 0-1 F9 ②	B FF 92 F FF 91 F FF 92 F SL 86 S SL 85 1-3 K ③			B FF 90 F FF 93 X FF 93 1-1 1-3 2-H 1B		B SI 94 X SI 94 1-0 81 G4-6-3 1-3 1B		1 3	0 0	0 2	0 1	0 0	0 1	1 0
13 Nick Ahmed, R (1, 6) OBP: 0.419, SLG: 0.360 88 Drew Ellis, R (7, 5)		B FF 92 B CH 85 C CH 86 C SL 83 X SL 85 2-2 P4 ③ 1-2			B FF 90 C FF 90 B SL 84 B FF 92 C SI 91 B SI 93 4-2 31 1B 21 G6-4-3 BB	B FF 92 C SL 81 C SL 82 F SL 82 X FF 92 1-2 SF8 ② 3-H		D SL 87 B SI 94 C SI 95 F SI 94 B SL 87 C SI 94 3-3 K ①		1 1	1 0	0 0	1 0	1 0	0 1	1 2
31 Alex Avila, L (1, 2) OBP: 0.304, SLG: 0.400 81 Ryan Grotjohn, L (7, 4) (9, 3)			X FF 91 0-0 HR		B FF 93 C SL 84 1 SAFE 1 SAFE B SL 82 B FF 92 X SI 92 3-1 21 G6-4-3 1-3 1B	D FF 92 S SL 83 S SL 83 B SL 81 X SL 82 2-2 G3 ③		X FF 92 0-0 G4-6-3 ②③ 1-2f		3 1	1 0	2 0	1 0	0 0	0 0	1 2
21 Zack Greinke, R (1, 1) 48 Abraham Almonte, S (6, 9) OBP: 0.333, SLG: 0.394 (7, 7)			C FF 90 F FF 92 F SL 84 X SL 83 0-2 L8 ①		X FF 92 0-0 G6-4-3 ①② 1-2f 3-H		X FF 96 0-0 P6 ①			2 1	0 0	0 0	0 0	0 0	0 0	1 0

Inning Stats																					
	R: 0 E: 0 K: 1 S: 9	H: 0 LOB: 0 BB: 0 P: 11	R: 0 E: 0 K: 1 S: 11	H: 1 LOB: 1 BB: 0 P: 15	R: 1 E: 0 K: 0 S: 14	H: 1 LOB: 0 BB: 0 P: 17	R: 1 E: 0 K: 1 S: 11	H: 1 LOB: 0 BB: 0 P: 17	R: 1 E: 0 K: 0 S: 7	H: 2 LOB: 1 BB: 1 P: 18	R: 2 E: 0 K: 0 S: 16	H: 1 LOB: 1 BB: 2 P: 30	R: 0 E: 0 K: 2 S: 7	H: 0 LOB: 0 BB: 0 P: 10	R: 2 E: 0 K: 1 S: 10	H: 2 LOB: 1 BB: 2 P: 23	1B: 4 2B: 1 3B: 0 HR: 3	SF: 1 SAC: 0 DP: 2 HBP: 0	WP: 0 PB: 1 SB: 1 CS: 0	PA: 35

	AB	29
	R	7
	H	8
	RBI	6
	BB	5
	SO	6
	LOB	10

PITCHER		IP	WLS	BF	H	R	ER	SO	BB	IBB	HBP	BLK	WP	HR	S	P	ERA	WHIP
55 Carlos Rodón, L ERA: 5.11	(1, 1)	5.1	L	22	5	4	4	3	2	0	0	0	0	2	58	90	6.75	1.312
75 Colton Turner, L ERA: 7.2	(6, 1)	0.2		4	1	1	1	0	1	0	0	0	0	0	10	18	13.50	3.000
66 José Ruiz, R ERA: 1.93	(7, 1)	1.0		3	0	0	0	2	0	0	0	0	0	0	7	10	0.00	0.000
65 Nate Jones, R ERA: 15.43	(8, 1)	0.1		5	2	2	2	1	2	0	0	0	0	1	9	22	54.00	12.000
78 Zach Thompson, R ERA: 1.42	(8, 1)	0.2		1	0	0	0	0	0	0	0	0	0	0	1	1	0.00	0.000

PITCHER	IP	WLS	BF	H	R	ER	SO	BB	IBB	HBP	BLK	WP	HR	S	P	ERA	WHIP

San Diego Padres @ Arizona Diamondbacks

Salt River Fields at Talking Stick, Scottsdale, AZ

Tue Mar 19 2019, 9:44 PM - 1:01 AM EDT

Att. 9,082 - Partly Cloudy - 80 F

livebaseballscorecards.com

TOP

Batter	1	2	3	4	5	6	7	8	9	AB	R	H	RBI	BB	SO	LOB
3 Ian Kinsler, R (1, 4) OBP: 0.429, SLG: 0.692 28 Michael Gettys, R (7, 9) OBP: 0.308, SLG: 0.615	B FF 91 F FF 91 F CH 86 B FF 93 F CH 86 F FF 92 F CH 87 X FF 93 2-2 ① F8		X SL 84 0-0 2-3 1B		B SI 92 B SI 91 C SI 91 B CH 85 B SI 91 4-1 BB		C FF 90 F FF 90 B CU 80 S SL 79 1-3 ① K2-3		B FF 93 B FF 92 F FF 93 B FF 93 F FF 92 S SL 82 3-3 ② K	3 0 1 0 1 1 0 1 0 0 0 0 1 0						
30 Eric Hosmer, L (1, 3) OBP: 0.314, SLG: 0.500 93 Jason Vosler, L (7, 5) OBP: 0.350, SLG: 0.438 2 Ruddy Giron, R (9, PR) (9, 5)	C CU 80 X CH 86 0-1 ② G1-3		D CH 85 B FF 92 X FF 92 2-0 ③ G4-3		X SL 84 0-0 ③ F8		C FF 91 B FF 92 B SL 83 B FF 89 X FF 90 3-1 HR		B FF 93 B FF 91 B FF 91 F FF 92 F FF 93 B FF 92 4-2 78 PB 78 S BB	4 1 1 1 0 0 3 0 0 0 0 1 0 0 0 0 0 0 0 0 0						
13 Manny Machado, R (1, 5) OBP: 0.188, SLG: 0.226 78 Seth Mejias-Brean, R (7, 3)	C FF 93 C CH 85 B FF 92 B CH 87 S CH 86 2-3 ③ K			S FF 90 B FF 89 S CH 85 B CH 85 F CH 85 F FF 92 F CU 80 B FF 92 X CH 86 3-2 10 L8 32 S 1B		B FF 90 B FF 89 X FF 89 2-0 ① P3	X FF 90 0-0 ② L9		F FF 93 1 SAFE 1 SAFE B SL 83 B SL 82 B FF 92 B FF 92 4-1 84 BB 1-3 BB	4 0 1 0 0 1 0 0 0 0 0 1 0 0						
32 Franmil Reyes, R (1, 9) OBP: 0.318, SLG: 0.537 17 Adam Warren, R (7, 1) 22 Bryan Mitchell, L (8, 1)		S CH 83 B CU 79 S CH 83 B FF 92 X CH 85 2-2 ① L3		B CH 84 1 SAFE F FF 92 B SL 86 B CH 86 D CH 85 4-1 10 L8 1-2 BB		C FF 89 B SL 79 S SL 78 X FF 93 1-2 ② G1-3	B SL 80 S FF 90 S FF 91 B SL 78 S FF 92 2-3 ③ K		F SL 83 B SL 82 B SL 83 B FF 92 B FF 92 4-1 2 FC5-4 1-2 BB	3 0 0 0 1 1 0 0 0 0 0 0 0 0 0 0 0 0 0 0 0						
84 Fernando Tatis Jr., R (1, 6) OBP: 0.333, SLG: 0.537		B FF 92 B SL 84 F FF 92 S FF 92 S CH 86 2-3 ② K		F SL 84 F CH 86 F CH 85 B FF 92 X CH 86 1-2 ① L7		X FF 90 0-0 10 WP 10 E 1B		B FF 95 S FF 94 X FF 94 1-1 ① G1-3	X CH 84 0-0 ③ FC5-4 1-2f	4 1 1 0 1 1 2						
10 Hunter Renfroe, R (1, 7) OBP: 0.222, SLG: 0.303 2 José Pirela, R (8, 7) OBP: 0.395, SLG: 0.744		C FF 92 C CU 81 B FF 92 F FF 93 X CH 86 1-2 ③ F8		D CH 87 X CU 83 1-0 ② ③ L8 1-2 2-3		C FF 90 B CU 79 B FF 89 X FF 88 2-1 E9 33 E 1-H 1B		F FF 95 B SL 79 C SL 76 S FF 95 1-3 ② K		4 0 1 1 0 1 2 1 0 0 0 0 0 3						
33 Franchy Cordero, L (1, 8) OBP: 0.293, SLG: 0.395			B CU 80 B CH 86 C FF 91 F FF 92 T CH 86 2-2 ① K		B CU 79 X FF 90 1-0 18 BLK 18 G5-3 2B	B CU 77 B SL 81 X FF 89 2-0 E1 18 BB 2-3		B SL 78 S SL 78 X FF 95 1-1 E4 2B		4 2 2 0 0 1 1						
18 Austin Hedges, R (1, 2) OBP: 0.382, SLG: 0.607 76 Webster Rivas, R (8, 2) OBP: 0.200, SLG: 0.200			C FF 92 B CU 81 F CU 81 X FF 93 1-2 ② F9		C CU 79 S CH 86 B FF 93 X CH 86 1-2 ① G5-3 2-H	B SL 78 1 SAFE B FF 90 B FF 90 F FF 90 B FF 90 4-1 1-2 BB		S FF 94 C FF 95 F FF 95 B SL 78 F FF 95 X SL 78 1-2 ③ F7		3 0 0 1 1 0 1 0 0 0 0 0 0 0						
90 Nick Margevicius, L (1, 1) OBP: 1.000, SLG: 2.000 87 Josh Naylor, L (5, PH) OBP: 0.302, SLG: 0.488 91 Eric Yardley, R (5, 1) 67 Ty France, R (6, PH) OBP: 0.417, SLG: 0.600 61 Luis Perdomo, R (6, 1) 5 Greg Garcia, L (7, 4) OBP: 0.421, SLG: 0.333			F FF 92 B FF 92 B FF 91 X FF 91 2-1 3 1B 2B		X SI 91 0-0 ② G6-3	B FF 91 S FF 90 X FF 90 1-1 ③ G5-3			B FF 94 B FF 93 F FF 93 X FF 93 2-1 ① SF8 2-H	1 0 1 0 0 0 0 1 0 0 0 0 0 0 0 0 0 0 0 0 0 1 0 0 0 0 0 3 0 0 0 0 0 0 0 0 0 0 1 0 0 0						
Inning Stats	R: 0 E: 0 K: 1 S: 11 H: 0 LOB: 0 BB: 0 P: 15	R: 0 E: 0 K: 1 S: 10 H: 0 LOB: 0 BB: 0 P: 15	R: 0 E: 0 K: 1 S: 10 H: 2 LOB: 2 BB: 0 P: 17	R: 0 E: 0 K: 0 S: 12 H: 1 LOB: 2 BB: 1 P: 21	R: 1 E: 0 K: 0 S: 7 H: 1 LOB: 1 BB: 1 P: 13	R: 1 E: 2 K: 0 S: 11 H: 2 LOB: 3 BB: 1 P: 23	R: 1 E: 0 K: 2 S: 9 H: 1 LOB: 0 BB: 0 P: 15	R: 0 E: 1 K: 1 S: 12 H: 1 LOB: 1 BB: 0 P: 16	R: 1 E: 0 K: 1 S: 10 H: 0 LOB: 3 BB: 3 P: 27	1B: 4 2B: 3 3B: 0 HR: 1 SF: 1 SAC: 0 DP: 0 HBP: 0						

AB	34
R	4
H	8
RBI	4
BB	6
SO	7
LOB	15

WP: 2 PB: 1 SB: 2 CS: 0 PA: 41

PITCHER		IP	WLS	BF	H	R	ER	SO	BB	IBB	HBP	BLK	WP	HR	S	P	ERA	WHIP
35 Matt Andriese, R ERA: 5.06	(1, 1)	4.1		17	4	1	1	3	1	0	0	1	0	0	47	74	2.08	1.154
33 Marc Rzepczynski, L ERA:	(5, 1)	0.2	H	3	0	0	0	0	1	0	0	0	0	0	3	7	0.00	1.500
45 Nick Green, R ERA: 2.7	(6, 1)	2.0	B	11	3	2	2	2	1	0	0	0	1	1	20	38	9.00	2.000
83 Michael Kohn, R ERA:	(8, 1)	1.0		4	1	0	0	1	0	0	0	0	0	0	12	16	0.00	1.000
88 Ryan Newell, R ERA:	(9, 1)	0.2	L	5	0	1	0	1	3	0	0	0	1	0	9	26	0.00	4.500

PITCHER		IP	WLS	BF	H	R	ER	SO	BB	IBB	HBP	BLK	WP	HR	S	P	ERA	WHIP
93 Alex Young, L ERA: 2.7	(9, 1)	0.1		1	0	0	0	0	0	0	0	0	0	0	1	1	0.00	0.000

BOTTOM

Batter	1	2	3	4	5	6	7	8	9	AB	R	H	RBI	BB	SO	LOB
10 Adam Jones, R (1, 8) 53 Christian Walker, R (6, 3) OBP: 0.395, SLG: 0.590	B FF 88 F FF 88 X FF 89 1-1 G3 ①	C CU 72 F FF 90 F FF 90 D CH 80 F SL 82 X SL 80 1-2 FC5-4 ③ 1-2f		X CU 70 0-0 F7 ③		X SI 94 0-0 G5-3 ③			2 SAFE B FC 93 C CU 78 S FC 89 B FC 91 F FF 93 C CU 82 2-3 K ①	3 0 0 0 0 0 2 2 0 0 0 0 1 2						
6 David Peralta, L (1, 7) OBP: 0.289, SLG: 0.265 15 Ildemaro Vargas, S (7, 6) OBP: 0.431, SLG: 0.542	C FF 89 X SL 79 0-1 41 S 41 SF8 2B		C FF 87 B FF 88 F SL 78 S SL 79 1-3 K ①		C CU 84 B CH 85 S CH 84 B CH 85 B CU 71 F CU 82 B CU 83 4-2 BB		C FF 89 B SL 82 F SL 84 X FF 90 1-2 1B		X FF 94 0-0 L1-3 ② 2-3	2 1 1 0 1 1 0 2 0 1 0 0 0 0						
41 Wilmer Flores, R (1, 3) OBP: 0.514, SLG: 0.690 19 Sócrates Brito, L (6, 9) OBP: 0.152, SLG: 0.178 (7, 7)	C CU 72 C FF 89 F FF 90 F SL 80 B SL 79 B FF 91 F FF 91 B CH 80 F SL 79 3-2 SF8 ② 2-H		C FF 88 F CU 77 X FF 89 0-2 5 FC5-4 1B		B CU 84 C CU 70 1 SAFE D CU 84 B CU 83 X CU 84 3-1 L9 ①		B CU 75 F SL 84 1 SAFE 1 SAFE F SL 83 F FF 89 F SL 85 S CH 83 1-3 K ①		C CU 81 B CH 89 X FF 95 1-1 G4-3 ③	2 0 1 1 0 0 1 2 0 0 0 0 1 2						
5 Eduardo Escobar, S (1, 5) OBP: 0.237, SLG: 0.333 27 Matt Szczur, R (7, 9) OBP: 0.175, SLG: 0.256	B FF 90 B FF 90 B FF 89 C FF 89 B FF 89 4-1 BB		C CU 70 B FF 88 D CH 80 S FF 89 F FF 88 X SL 80 2-2 FC5-4 28 1B ② 28 E 1-2f		C CU 70 B CU 84 F CU 83 X CH 85 1-2 L8 ②		C SL 84 B SL 83 B FF 90 C SL 84 1 SAFE C CH 83 2-3 K ②			2 1 0 0 1 0 2 1 0 0 0 0 1 1						
28 Steven Souza Jr., R (1, 9) OBP: 0.310, SLG: 0.389 45 Nick Green, R (6, 1) 71 Camden Duzenack, R (7, PH) 82 Alberto Rosario, R (8, 2) OBP: 1.000, SLG: 2.000	C CU 71 1 SAFE D SL 80 B FF 90 S FF 90 X FF 90 2-2 G4-3 ③		D SL 78 1 SAFE X FF 88 1-0 E8 1B 1-H		C CH 84 B CU 85 1 SAFE B CU 70 C CU 70 X CH 85 2-2 G5-3 ③		C FF 90 F SL 83 B FF 91 1 SAFE F FF 91 B SL 85 F SL 84 C FF 90 2-3 K ③			3 0 1 0 0 0 2 0 0 0 0 0 0 0 1 0 0 0 0 1 1 0 0 0 0 0 0 0						
4 Ketel Marte, S (1, 4) OBP: 0.297, SLG: 0.378 78 Juniel Querecuto, S (7, 5) OBP: 0.321, SLG: 0.370		C FF 87 X FF 88 0-1 36 G5-3 35 1B 2B	D FF 87 S SL 77 X FF 88 1-1 F9 ③			B SI 95 S SL 87 F FF 96 F SL 87 B SL 88 B SI 96 C SL 88 3-3 K ①		C FF 95 B FF 94 C FF 94 F CU 82 S CU 83 1-3 K 85 SH5-3		3 1 1 0 0 1 1 1 0 0 0 0 1 0						
13 Nick Ahmed, R (1, 6) OBP: 0.412, SLG: 0.357 85 Galli Cribbs Jr., L (7, 4) OBP: 0.286, SLG: 0.167		B FF 88 C CU 77 F FF 89 B SL 81 F SL 80 C FF 90 2-3 K ①		F SL 85 F FF 87 B CU 78 X FF 88 1-2 35 SH5-4 1B		C SI 94 X SI 94 0-1 G6-3 ②		X FF 94 0-0 SH5-3 ① 1-2	3 0 1 0 0 1 1 0 0 0 0 0 0 0							
36 John Ryan Murphy, R (1, 2) OBP: 0.273, SLG: 0.167 83 Michael Kohn, R (8, 1) 94 Jeffrey Baez, R (8, PH) 88 Ryan Newell, R (9, 1) 93 Alex Young, L (9, 1)		B CU 71 S FF 88 2 SAFE S FF 90 F FF 90 X SL 81 1-2 G5-3 ② 2-3		F FF 88 F FF 87 F FF 88 C SL 80 0-3 K ①		B SI 96 B SL 87 F SI 94 F SI 94 B SL 86 B SI 96 4-2 1 1B BB		S FF 94 F FF 95 D FF 95 B FC 89 S CU 82 2-3 K ②		2 0 0 0 1 1 2 0 0 0 0 0 0 0 1 0 0 0 0 1 1 0 0 0 0 0 0 0 0 0 0 0 0 0 0						
35 Matt Andriese, R (1, 1) OBP: 1.000, SLG: 1.000 33 Marc Rzepczynski, L (5, 1) 1 Jarrod Dyson, L (6, 8) OBP: 0.750, SLG: 0.500 82 Marcus Wilson, R (9, 8) OBP: 0.250, SLG: 1.000		F FF 89 B FF 90 X FF 89 1-1 10 FC5-4 1B 3-H		M FF 87 X FF 88 0-1 SH5-4 ② 1-2		B SI 94 B SI 94 X SI 95 2-0 1-2 1B		B FF 94 C FF 94 S CU 82 F FF 95 F FC 89 B CU 82 S FF 95 2-3 K ③		1 0 1 1 0 0 0 0 0 0 0 0 0 0 2 0 1 0 0 1 1 0 0 0 0 0 0 0						
Inning Stats	R: 1 E: 0 K: 0 S: 15 H: 1 LOB: 1 BB: 1 P: 25	R: 1 E: 0 K: 1 S: 17 H: 2 LOB: 1 BB: 0 P: 22	R: 1 E: 1 K: 1 S: 13 H: 2 LOB: 1 BB: 0 P: 18	R: 0 E: 0 K: 1 S: 10 H: 1 LOB: 1 BB: 0 P: 11	R: 0 E: 0 K: 0 S: 11 H: 0 LOB: 1 BB: 1 P: 21	R: 0 E: 0 K: 1 S: 10 H: 1 LOB: 2 BB: 1 P: 19	R: 0 E: 0 K: 3 S: 16 H: 1 LOB: 1 BB: 0 P: 22	R: 0 E: 0 K: 3 S: 13 H: 0 LOB: 1 BB: 0 P: 18	R: 0 E: 0 K: 1 S: 7 H: 0 LOB: 1 BB: 0 P: 10	1B: 6 2B: 2 3B: 0 HR: 0 SF: 1 SAC: 2 DP: 0 HBP: 0						

PITCHER	IP	WLS	BF	H	R	ER	SO	BB	IBB	HBP	BLK	WP	HR	S	P	ERA	WHIP
90 Nick Margevicius, L (1, 1) ERA: 4.5	4.0		19	6	3	2	3	1	0	0	0	0	0	55	76	4.50	1.750
91 Eric Yardley, R (5, 1) ERA:	1.0		4	0	0	0	0	1	0	0	0	0	0	11	21	0.00	1.000
61 Luis Perdomo, R (6, 1) ERA: 7.71	1.0		5	1	0	0	1	1	0	0	0	0	0	10	19	0.00	2.000
17 Adam Warren, R (7, 1) ERA: 2.45	1.0		4	1	0	0	3	0	0	0	0	0	0	16	22	0.00	1.000
22 Bryan Mitchell, R (8, 1) ERA: 5.06	2.0	W	7	0	0	0	4	0	0	0	0	1	0	20	28	0.00	0.000

PITCHER	IP	WLS	BF	H	R	ER	SO	BB	IBB	HBP	BLK	WP	HR	S	P	ERA	WHIP

San Diego Padres @ Arizona Diamondbacks

Salt River Fields at Talking Stick, Scottsdale, AZ

Tue Mar 19 2019, 9:44 PM - 1:01 AM EDT

Att. 9,082 - Partly Cloudy - 80 F

livebaseballscorecards.com

AB	33
R	3
H	8
RBI	2
BB	3
SO	11
LOB	19

WP: 1 PA: 39
PB: 0
SB: 1
CS: 0

Batter	1	2	3	4	5	6	7	8	9	AB	R	H	RBI	BB	SO	LOB
41 Wilmer Flores, R (1, 4) OBP: 0.513, SLG: 0.656	P4		K	15 1B BB		15 1B 1B		F9	G3	3	0	1	0	1	1	0
50 Yoan López, R (6, 1)										0	0	0	0	0	0	0
91 Pavin Smith, L (8, PH)										2	0	0	0	0	0	0
(8, 3)																
15 Ildemaro Vargas, S (1, 5)	F7		G3-1	1-2 1B		1-2 1B		L6	F9	5	0	2	0	0	0	0
OBP: 0.429, SLG: 0.528 (6, 4)																
82 Alberto Rosario, R (8, 2)										0	0	0	0	0	0	0
OBP: 1.000, SLG: 2.000																
88 Drew Ellis, R (9, PH)										1	0	0	0	0	0	0
83 Kevin McCanna, L (9, 1)										0	0	0	0	0	0	0
4 Ketel Marte, S (1, 6)	P6		F7	F7		K		87 1B 3B		4	0	0	0	0	1	4
OBP: 0.268, SLG: 0.341																
79 Geraldo Perdomo, S (7, 6)										1	1	1	0	0	0	0
OBP: 1.000, SLG: 3.000																
53 Christian Walker, R (1, 3)		G6-3		28 1B 19 1B 1B	1B		27 1B 31 HR BB	3-H 1B		3	2	2	0	1	0	0
OBP: 0.426, SLG: 0.595																
87 Jake McCarthy, L (8, PH)										1	0	1	1	0	0	0
OBP: 1.000, SLG: 1.000 (8, 7)																
28 Steven Souza Jr., R (1, 9)		27 1B 1B		27 F7 19 1B 31 HR 1-3 1B			F9	G1-3		3	1	2	0	0	1	1
OBP: 0.333, SLG: 0.410																
25 Archie Bradley, R (5, 1)										0	0	0	0	0	0	0
78 Juniel Querecuto, S (6, 5)										2	0	0	0	0	0	2
OBP: 0.300, SLG: 0.345																
19 Sócrates Brito, L (1, 8)		K		27 F7 31 HR 1-2 3-H 1B			K		71 WP 78 HR 1B	4	1	1	1	0	3	3
OBP: 0.160, SLG: 0.184																
87 Travis Snider, L (8, 9)										1	1	1	0	0	0	0
OBP: 0.667, SLG: 0.600																
27 Matt Szczur, R (1, 7)									G5-3	4	1	2	0	0	0	3
OBP: 0.205, SLG: 0.279 (5, 9)																
71 Camden Duzenack, R (8, 4)		31 BB 1-3 1B		F7 1-2 2-3	L9		31 HR 1-2 1B		1-3	1	0	0	0	0	0	1
31 Alex Avila, L (1, 2)										3	2	2	6	1	0	0
OBP: 0.370, SLG: 0.696																
86 Sam Lewis, R (8, 1)										0	0	0	0	0	0	0
81 Tra Holmes, R (9, PH)										0	1	0	0	1	0	0
(9, 2)																
62 Taylor Widener, L (1, 1)		K		G4-3		K2-3	L5		1-H 3-H HR	2	0	0	0	0	1	3
63 Robby Scott, R (4, 1)										0	0	0	0	0	0	0
78 Alek Thomas, L (5, 7)										3	1	1	3	0	1	0
OBP: 0.333, SLG: 1.333 (8, 8)																
Inning Stats	R: 0 E: 0 K: 0 S: 3 H: 0 LOB: 0 BB: 0 P: 3	R: 0 E: 0 K: 2 S: 9 H: 2 LOB: 3 BB: 1 P: 13	R: 0 E: 0 K: 1 S: 5 H: 0 LOB: 0 BB: 0 P: 5	R: 4 E: 0 K: 0 S: 10 H: 5 LOB: 2 BB: 1 P: 17	R: 0 E: 0 K: 2 S: 8 H: 1 LOB: 1 BB: 0 P: 8	R: 0 E: 0 K: 2 S: 9 H: 2 LOB: 2 BB: 0 P: 9	R: 3 E: 0 K: 1 S: 8 H: 2 LOB: 0 BB: 1 P: 14	R: 1 E: 0 K: 0 S: 5 H: 2 LOB: 1 BB: 0 P: 5	R: 3 E: 0 K: 0 S: 7 H: 2 LOB: 0 BB: 1 P: 13	1B: 12 2B: 0 3B: 1 HR: 3 SF: 0 SAC: 0 DP: 0 HBP: 0							

PITCHER		IP	WLS	BF	H	R	ER	SO	BB	IBB	HBP	BLK	WP	HR	S	P	ERA	WHIP
54 Ervin Santana, R ERA: 9.0	(1, 1)	4.0	L	22	8	4	4	3	2	0	0	0	0	1	28	39	9.00	2.500
65 Danny Dopico, R ERA:	(5, 1)	1.0		3	0	0	0	2	0	0	0	0	0	0	7	7	0.00	0.000
27 Lucas Giolito, R ERA: 8.84	(6, 1)	4.0		22	8	7	7	3	2	0	0	0	1	2	29	41	15.75	2.500

PITCHER	IP	WLS	BF	H	R	ER	SO	BB	IBB	HBP	BLK	WP	HR	S	P	ERA	WHIP

TOP

Arizona Diamondbacks @ Chicago White Sox

Camelback Ranch, Glendale, AZ

Wed Mar 20 2019, 4:08 PM - 7:12 PM EDT

Att. 6,162 - Partly Cloudy - 83 F

livebaseballscorecards.com

AB	43
R	11
H	16
RBI	11
BB	4
SO	8
LOB	17

WP: 2 PB: 0 SB: 0 CS: 0 PA: 47

Batter	1	2	3	4	5	6	7	8	9	AB	R	H	RBI	BB	SO	LOB
38 Ryan Goins, L (1, 6) OBP: 0.211, SLG: 0.286	G4-3			G4-3			HR		85 G4-6-3 1B	3	1	1	1	0	0	0
86 Ramón Torres, S (8, 6) OBP: 1.000, SLG: 1.000										1	0	1	0	0	0	0
20 José Rondón, R (1, 5) OBP: 0.343, SLG: 0.387	K			K			30 G6-5-3 1B		G4-6-3 1-2f	3	0	1	0	0	2	0
85 D.J. Peterson, R (8, 5) OBP: 0.176, SLG: 0.313										1	0	0	0	0	0	1
30 Nicky Delmonico, L (1, 3) OBP: 0.333, SLG: 0.364	G6-3			G1-3			G6-5-3 1-2f		K	3	0	0	0	0	0	1
95 Gavin Sheets, L (8, 3)										1	0	0	0	0	1	0
84 Matt Skole, L (1, 10) OBP: 0.414, SLG: 0.375		K			P6		G3-1			3	0	0	0	0	1	0
24 Brandon Guyer, R (1, 7) OBP: 0.357, SLG: 0.348		K			L7			90 G4-3 87 SF8 2B		2	0	0	0	0	1	0
91 Luis González, L (7, 7) OBP: 0.300, SLG: 0.316										1	1	1	0	0	0	0
32 Preston Tucker, L (1, 9) OBP: 0.310, SLG: 0.280		F7			G5-3			G4-3 2-3		2	0	0	0	0	0	0
90 Blake Rutherford, L (7, 9) OBP: 0.294, SLG: 0.313										1	0	0	0	0	0	1
87 Danny Mendick, R (1, 4) OBP: 0.432, SLG: 0.633			L8			G4-3		SF8 3-H		2	0	0	1	0	0	0
87 Johan Cruz, R (9, 4)										0	0	0	0	0	0	0
15 Adam Engel, R (1, 8) OBP: 0.341, SLG: 0.474			G6-3			F8				2	0	0	0	0	0	0
49 Ryan Cordell, R (7, 8) OBP: 0.293, SLG: 0.405								3B		1	0	1	0	0	0	0
89 Alfredo González, R (1, 2) OBP: 0.313, SLG: 0.154			L4			K		G4-3		1	0	0	0	0	0	0
93 Nate Nolan, R (6, 2) OBP: 0.250, SLG: 0.182										2	0	0	0	0	1	1
Inning Stats	R: 0 H: 0 E: 0 LOB: 0 K: 1 BB: 0 S: 5 P: 5	R: 0 H: 0 E: 0 LOB: 0 K: 2 BB: 0 S: 7 P: 7	R: 0 H: 0 E: 0 LOB: 0 K: 0 BB: 0 S: 3 P: 3	R: 0 H: 0 E: 0 LOB: 0 K: 1 BB: 0 S: 5 P: 5	R: 0 H: 0 E: 0 LOB: 0 K: 0 BB: 0 S: 3 P: 3	R: 0 H: 0 E: 0 LOB: 0 K: 1 BB: 0 S: 5 P: 5	R: 1 H: 2 E: 0 LOB: 0 K: 0 BB: 0 S: 5 P: 6	R: 1 H: 2 E: 0 LOB: 1 K: 0 BB: 0 S: 5 P: 5	R: 0 H: 1 E: 0 LOB: 0 K: 1 BB: 0 S: 5 P: 5	1B: 2 SF: 1 2B: 1 SAC: 0 3B: 1 DP: 2 HR: 1 HBP: 0							

PITCHER		IP	WLS	BF	H	R	ER	SO	BB	IBB	HBP	BLK	WP	HR	S	P	ERA	WHIP
62 Taylor Widener, R ERA:	(1, 1)	3.0	W	9	0	0	0	3	0	0	0	0	0	0	15	15	0.00	0.000
63 Robby Scott, L ERA: 3.52	(4, 1)	1.0		3	0	0	0	1	0	0	0	0	0	0	5	5	0.00	0.000
25 Archie Bradley, R ERA: 6.23	(5, 1)	1.2		5	0	0	0	0	0	0	0	0	0	0	5	5	0.00	0.000
50 Yoan López, R ERA: 5.68	(6, 1)	1.1		5	2	1	1	1	0	0	0	0	0	1	8	9	6.75	1.500
86 Sam Lewis, R ERA: 13.5	(8, 1)	1.0		5	2	1	1	0	0	0	0	0	0	0	5	5	9.00	2.000

PITCHER		IP	WLS	BF	H	R	ER	SO	BB	IBB	HBP	BLK	WP	HR	S	P	ERA	WHIP
83 Kevin McCanna, R ERA:	(9, 1)	1.0		3	1	0	0	1	0	0	0	0	0	0	5	5	0.00	1.000

BOTTOM

Arizona Diamondbacks @ Chicago White Sox

Camelback Ranch, Glendale, AZ

Wed Mar 20 2019, 4:08 PM - 7:12 PM EDT

Att. 6,162 - Partly Cloudy - 83 F

livebaseballscorecards.com

AB	29
R	2
H	5
RBI	2
BB	0
SO	6
LOB	4

Los Angeles Angels @ Arizona Diamondbacks

Salt River Fields at Talking Stick, Scottsdale, AZ

Thu Mar 21 2019, 4:12 PM - 6:47 PM EDT

Att. 12,612 - Partly Cloudy - 69 F

livebaseballscorecards.com

TOP

Batter	1	2	3	4	5	6	7	8	9	AB	R	H	RBI	BB	SO	LOB
8 Justin Upton, R (1, 7) OBP: 0.444, SLG: 0.667	C FF 93 B SL 82 F FF 92 H FF 93 2-2 7 G5-4-3 HBP		D SL 79 B SL 85 B FF 91 X FF 91 3-0 ② G5-3		X FF 90 0-0 ③ P2			F FF 90 F CH 84 B CU 82 X CH 84 1-2 L8 ①		2	0	0	0	0	0	1
48 César Puello, R (6, 7) OBP: 0.353, SLG: 0.370										1	0	0	0	0	0	0
49 Spencer Griffin, R (8, 7)										0	0	0	0	0	0	0
7 Zack Cozart, R (1, 5) OBP: 0.385, SLG: 0.500	B FF 92 F FF 92 B SL 92 X SL 92 2-1 ①② G5-4-3 1-2f		B SL 80 B FF 91 D FF 92 B FF 91 4-0 27 1B BB			F SI 93 B CH 87 F FF 93 F SL 83 F SL 84 S SL 84 1-3 ① K		C FF 91 S FF 91 B SL 84 S CH 85 1-3 ② K		2	0	0	0	1	1	1
84 Jordan Zimmerman, R (6, 5) OBP: 0.300, SLG: 0.125										1	0	0	0	0	1	0
27 Mike Trout, R (1, 8) OBP: 0.357, SLG: 0.605	F FF 93 B FF 91 C SL 91 B FF 92 F FF 92 S FF 93 2-3 ③ K		X FF 92 0-0 1-2 2-H 1B			B FF 94 F FF 93 B FF 93 C SL 83 B SL 84 C SL 84 3-3 ② K		X CH 85 0-0 ③ G5-3		4	0	1	1	0	2	0
41 Justin Bour, L (1, 10) OBP: 0.316, SLG: 0.529		C CU 81 S SI 90 X FF 92 0-2 1B	S SL 85 S SL 85 B SL 85 F FF 89 B FF 91 X FF 92 2-2 ③ L6			S SL 82 S SL 84 B SL 82 F SL 84 X FF 95 1-2 ③ F7		B FF 90 C FF 90 X FF 91 1-1 ① G1-3		4	0	1	0	0	0	2
5 Albert Pujols, R (1, 3) OBP: 0.436, SLG: 0.571		B FF 91 C SI 91 B CU 81 F CH 84 B CH 85 F SI 91 X FF 92 3-2 ① P5		F SL 83 X FF 90 0-1 ① P5			B SL 92 C SL 82 B CH 86 X SI 92 2-1 2 G5-3 56 F7 13 1B 1B		B FF 91 S FF 89 B FF 92 B FF 91 X FF 90 3-1 ② G5-3	3	0	1	0	0	0	1
85 Matt Thaiss, L (7, PR) OBP: 0.389, SLG: 0.676										1	1	0	0	0	0	0
(7, 3)																
56 Kole Calhoun, L (1, 9) OBP: 0.413, SLG: 0.513		B SI 92 B CH 86 F SL 90 C SL 90 C SI 92 2-3 ② K		B FF 89 X FF 90 1-0 ② G3			F SI 93 B SI 93 B SL 85 S SI 92 X SI 93 2-2 ① F7 1-2		S FF 91 S CH 84 B SL 84 S FF 93 1-3 ③ K	3	0	0	0	0	1	2
81 Brennon Lund, L (7, 9) OBP: 0.279, SLG: 0.359										1	0	0	0	0	1	0
2 Andrelton Simmons, R (1, 6) OBP: 0.147, SLG: 0.121		B SI 91 B CH 86 C SI 91 F FF 92 T CU 81 2-2 ③ K		B SL 91 F FF 89 F SL 80 X FF 92 1-2 ③ G5-3			X SL 82 0-0 ② G5-3 2-3			3	0	0	0	0	1	3
19 Wilfredo Tovar, R (7, 6) OBP: 0.325, SLG: 0.564										0	0	0	0	0	0	0
20 Jonathan Lucroy, R (1, 2) OBP: 0.390, SLG: 0.432			C FF 91 B SL 78 B SL 78 X SL 90 2-1 ① G5-3		C CU 76 F FF 88 X FF 87 0-2 ① F8		S SI 94 X SI 93 0-1 6 FC5 6 S 3-H 1B			2	0	0	0	0	0	0
13 Dustin Garneau, R (6, 2) OBP: 0.348, SLG: 0.600										1	0	1	1	0	0	0
6 David Fletcher, R (1, 4) OBP: 0.340, SLG: 0.383			B FF 91 X FF 90 1-0 27 1B 2B		C SL 87 F SL 83 B SL 88 X FF 88 1-2 ② G5-3		1 SAFE B SL 82 B CH 86 B SI 92 C SI 91 X SL 85 3-1 ③ FC5 1-3			3	1	1	0	0	0	1
36 Livan Soto, L (7, 4)										0	0	0	0	0	0	0

	AB	31
	R	2
	H	5
	RBI	2
	BB	1
	SO	7
	LOB	11

Inning Stats	1	2	3	4	5	6	7	8	9
	R: 0 E: 0 K: 1 S: 8	R: 0 E: 0 K: 2 S: 13	R: 1 E: 0 K: 0 S: 9	R: 0 E: 0 K: 0 S: 6	R: 0 E: 0 K: 0 S: 7	R: 0 E: 0 K: 2 S: 12	R: 1 E: 0 K: 0 S: 10	R: 0 E: 0 K: 1 S: 7	R: 0 E: 0 K: 1 S: 7
	H: 0 LOB: 0 BB: 0 P: 14	H: 1 LOB: 1 BB: 0 P: 20	H: 2 LOB: 2 BB: 1 P: 21	H: 0 LOB: 0 BB: 0 P: 8	H: 0 LOB: 0 BB: 0 P: 8	H: 0 LOB: 0 BB: 0 P: 17	H: 2 LOB: 2 BB: 0 P: 17	H: 0 LOB: 0 BB: 0 P: 9	H: 0 LOB: 0 BB: 0 P: 12

1B: 4	SF: 0
2B: 1	SAC: 0
3B: 0	DP: 1
HR: 0	HBP: 1

WP: 0	PA: 33
PB: 0	
SB: 1	
CS: 0	

PITCHER		IP	WLS	BF	H	R	ER	SO	BB	IBB	HBP	BLK	WP	HR	S	P	ERA	WHIP
29 Merrill Kelly, R ERA: 4.6	(1, 1)	5.0	L	19	3	1	1	3	1	0	1	0	0	0	43	71	1.80	0.800
40 Andrew Chafin, L ERA: 4.76	(6, 1)	1.0		3	0	0	0	2	0	0	0	0	0	0	12	17	0.00	0.000
33 Marc Rzepczynski, L ERA: 1.13	(7, 1)	1.0		5	2	1	1	0	0	0	0	0	0	0	10	17	9.00	2.000
93 Alex Young, L ERA: 2.08	(8, 1)	1.0		3	0	0	0	1	0	0	0	0	0	0	7	9	0.00	0.000
72 Tyler Mark, R ERA:	(9, 1)	1.0		3	0	0	0	1	0	0	0	0	0	0	7	12	0.00	0.000

PITCHER		IP	WLS	BF	H	R	ER	SO	BB	IBB	HBP	BLK	WP	HR	S	P	ERA	WHIP

BOTTOM

Batter	1	2	3	4	5	6	7	8	9	AB	R	H	RBI	BB	SO	LOB
1 Jarrod Dyson, L (1, 8) OBP: 0.429, SLG: 0.200 40 Andrew Chafin, R (6, 1) 15 Ildemaro Vargas, S (7, 4) OBP: 0.421, SLG: 0.519 (8, 6)	C SI 90 F CH 85 S SI 90 0-3 ① K		C CH 84 L CH 85 X CH 85 0-2 ② G4-3		B FF 96 B FF 96 F FF 94 C FF 96 B CH 88 F FF 97 X FF 94 3-2 ③ P5			B SI 94 X SI 94 1-0 ① L8 2-3		3 0 1	0 0 0	0 0 0	0 0 0	0 0 0	1 0 0	0 0 1
5 Eduardo Escobar, S (1, 5) OBP: 0.244, SLG: 0.385 27 Matt Szczur, R (7, 7) OBP: 0.222, SLG: 0.295	C CU 78 S CH 85 X SI 91 0-2 3B		C CU 79 S CH 85 F CH 85 B SI 90 X SI 90 1-2 ③ F8			B FF 94 B FF 95 C FF 95 X SL 84 2-1 ① F8		C SL 82 X SL 84 0-1 78 1B 3-H 1B		3 1	0 0	1 1	0 1	0 0	0 0	0 0
10 Adam Jones, R (1, 9) 78 Juniel Querecuto, S (7, 5) OBP: 0.323, SLG: 0.367	F CU 80 B SI 90 X CH 85 1-1 ② G1-3			C FF 93 F FF 94 S FF 87 0-3 ① K		B SL 83 F SI 95 B SL 84 X FF 95 2-1 ② G1-3		B SI 93 F SI 93 X SI 95 1-1 1-3 1B		3 1	0 0	0 1	0 0	0 0	1 0	1 0
6 David Peralta, L (1, 7) OBP: 0.293, SLG: 0.250 33 Marc Rzepczynski, L (7, 1) 53 Christian Walker, R (8, 3) OBP: 0.417, SLG: 0.581	B CH 85 X CH 84 1-0 ③ G6-3			C FF 94 B FF 94 F FF 94 B FF 87 B SL 84 B FF 95 4-2 4 FC4-6 BB		B SL 84 B SL 85 X FF 94 2-0 ③ F8		B SI 93 B SI 94 X SL 86 2-0 ② F9		2 0 1	0 0 0	0 0 0	0 0 0	1 0 0	0 0 0	1 0 2
4 Ketel Marte, S (1, 4) OBP: 0.250, SLG: 0.318 (7, 8) 82 Marcus Wilson, R (8, 9) OBP: 0.200, SLG: 0.800		B CU 78 S CH 85 F CH 85 S SI 90 1-3 ① K		B FF 94 B FF 94 C FF 94 X FF 94 2-1 ② FC4-6 22 BB 1-2f			B FF 94 B CH 86 C FF 93 F FF 94 B SL 84 F FF 94 S FF 95 3-3 ① K	C SL 84 X SI 94 0-1 ③ G6-3		3 1	0 0	0 0	0 0	0 0	2 0	1 2
22 Jake Lamb, L (1, 3) OBP: 0.290, SLG: 0.286 81 Ryan Grotjohn, L (8, 4)		C SI 90 X CU 78 0-1 14 FC6-4 1B		1 SAFE B FF 93 C FF 94 B FF 94 B FF 94 C FF 94 B FF 94 4-2 1-2 BB			C FF 94 X SL 84 0-1 ② F8		B SI 92 B CU 82 C SI 91 B CU 82 F SI 93 X SI 94 3-2 ① G5-3	2 1	0 0	1 0	0 0	1 0	0 0	0 0
13 Nick Ahmed, R (1, 6) OBP: 0.405, SLG: 0.355 82 Alberto Rosario, R (8, 2) OBP: 1.000, SLG: 2.000 89 Renae Martinez, R (9, PH)		1 SAFE C CU 79 C CU 78 C SI 90 0-3 ② K		C FF 93 B FF 94 X FF 93 1-1 ③ G4-3			B SL 84 B FF 94 X FF 94 2-0 1B		X SI 94 0-0 ② F9	3 0 1	0 0 0	1 0 0	0 0 0	0 0 0	1 0 0	3 0 0
14 Caleb Joseph, R (1, 2) OBP: 0.250, SLG: 0.500 93 Alex Young, L (8, 1) 72 Tyler Mark, R (9, 1) 87 Travis Snider, L (9, PH) OBP: 0.714, SLG: 0.600		C SI 90 X CU 84 0-1 ③ FC6-4 1-2f			B FF 96 C FF 95 F FF 96 S SL 85 1-3 ① K		B FF 93 C SL 82 1 SAFE X SL 83 1-1 ③ G5-3		B SI 94 B CH 82 B SI 94 B SI 93 4-0 BB	3 0 0 0	0 0 0 0	0 0 0 0	0 0 0 0	0 0 0 1	1 0 0 0	2 0 0 0
29 Merrill Kelly, R (1, 1) 19 Sócrates Brito, L (5, PH) OBP: 0.170, SLG: 0.212 (6, 8) (7, 9) (8, 8)			B SI 89 C SI 89 B SI 90 X SI 89 2-1 ① L7		C FF 97 C SL 82 F CH 88 B FF 97 X FF 96 1-2 ② G5-3			C SI 93 B SI 92 S SL 84 B SL 84 X SI 94 2-2 15 L8 27 1B 2B	C SI 94 D CH 82 1 SAFE S SI 93 F SL 85 F SL 85 F CH 83 C SI 93 1-3 ③ K	1 3	0 1	0 1	0 1	0 0	0 1	0 1
Inning Stats	R: 0 E: 0 K: 1 S: 9 H: 1 LOB: 1 BB: 0 P: 11	R: 0 E: 0 K: 2 S: 10 H: 1 LOB: 1 BB: 0 P: 11	R: 0 E: 0 K: 0 S: 9 H: 0 LOB: 0 BB: 0 P: 12	R: 0 E: 0 K: 1 S: 11 H: 0 LOB: 2 BB: 2 P: 22	R: 0 E: 0 K: 1 S: 11 H: 0 LOB: 0 BB: 0 P: 16	R: 0 E: 0 K: 0 S: 5 H: 0 LOB: 0 BB: 0 P: 11	R: 0 E: 0 K: 1 S: 9 H: 1 LOB: 1 BB: 0 P: 15	R: 1 E: 0 K: 0 S: 11 H: 3 LOB: 2 BB: 0 P: 17	R: 0 E: 0 K: 1 S: 10 H: 0 LOB: 1 BB: 1 P: 18	1B: 4 2B: 1 3B: 1 HR: 0 SF: 0 SAC: 0 DP: 0 HBP: 0						WP: 0 PB: 0 SB: 0 CS: 0 PA: 36	

PITCHER	IP	WLS	BF	H	R	ER	SO	BB	IBB	HBP	BLK	WP	HR	S	P	ERA	WHIP
24 Noé Ramirez, R (1, 1) ERA: 8.0	3.0	W	11	2	0	0	3	0	0	0	0	0	0	28	34	0.00	0.667
32 Cam Bedrosian, R (4, 1) ERA: 7.11	1.0	H	5	0	0	0	1	2	0	0	0	0	0	11	22	0.00	2.000
31 Ty Buttrey, R (5, 1) ERA: 2.35	1.0	H	3	0	0	0	1	0	0	0	0	0	0	11	16	0.00	0.000
38 Justin Anderson, R (6, 1) ERA: 2.16	1.0	H	3	0	0	0	0	0	0	0	0	0	0	5	11	0.00	0.000
65 Jake Jewell, R (7, 1) ERA: 1.93	1.0	H	4	1	0	0	1	0	0	0	0	0	0	9	15	0.00	1.000

PITCHER	IP	WLS	BF	H	R	ER	SO	BB	IBB	HBP	BLK	WP	HR	S	P	ERA	WHIP
56 Jason Alexander, R (8, 1) ERA: 2.25	2.0	S	10	3	1	1	1	1	0	0	0	0	0	21	35	4.50	2.000

Los Angeles Angels @ Arizona Diamondbacks

Salt River Fields at Talking Stick, Scottsdale, AZ

Thu Mar 21 2019, 4:12 PM - 6:47 PM EDT

Att. 12,612 - Partly Cloudy - 69 F

livebaseballscorecards.com

AB	33
R	1
H	6
RBI	1
BB	3
SO	7
LOB	14

Batter	1	2	3	4	5	6	7	8	9	AB	R	H	RBI	BB	SO	LOB
1 Jarrod Dyson, L (1, 8) OBP: 0.364, SLG: 0.222 82 Marcus Wilson, R (7, PR) OBP: 0.286, SLG: 0.714 (7, 9)	E1 5 1B 41 CS 1B	G5-3		G4-3			FC6-4 1-2f		K	4 1	1 0	1 0	0 0	0 0	0 1	3 2
5 Eduardo Escobar, S (1, 5) OBP: 0.250, SLG: 0.370 15 Ildemaro Vargas, S (6, 6) OBP: 0.424, SLG: 0.536 (6, 4)	41 CS 2-3 1B		41 G5-4-3 1B		F9		F7			3 1	0 0	2 0	0 0	0 0	0 0	0 1
41 Wilmer Flores, R (1, 3) OBP: 0.457, SLG: 0.590 53 Christian Walker, R (6, 3) OBP: 0.434, SLG: 0.609	SAFE 4 1B 1-2 3-H 2B		G5-4-3 1-2f		P6			F8		3 1	0 0	1 0	0 0	0 0	0 0	1 0
6 David Peralta, L (1, 7) OBP: 0.292, SLG: 0.326 19 Sócrates Brito, L (6, 9) OBP: 0.182, SLG: 0.212 (7, 8)	K		HR		G4-3			27 G6-4-3 BB		3 0	1 0	1 0	1 0	0 1	1 0	1 0
28 Steven Souza Jr., R (1, 9) OBP: 0.327, SLG: 0.378 27 Matt Szczur, R (6, 7) OBP: 0.217, SLG: 0.289	4 1B BB		G6-3			G5-3		G6-4-3 1-2f		2 1	0 0	0 0	0 0	1 0	0 0	0 1
4 Ketel Marte, S (1, 4) OBP: 0.255, SLG: 0.319 50 Yoan López, R (6, 1) 25 Archie Bradley, R (7, 1) 63 Robby Scott, R (8, 1) 83 Michael Kohn, R (8, 1) 87 Travis Snider, L (9, PH) OBP: 0.750, SLG: 0.667	1-2 2-3 1B			K		G4-3			85 PB 84 1B 1B	3 0 0 0 0 0 1	0 0 0 0 0 0 0	1 0 0 0 0 0 1	0 0 0 0 0 0 0	0 0 0 0 0 0 1	1 0 0 0 0 0 0	0 0 0 0 0 0 0
13 Nick Ahmed, R (1, 6) OBP: 0.409, SLG: 0.351 92 Marty Herum, R (6, 5)	G6-3			31 BB BB		G4-3			K	2 1	0 0	0 0	0 0	1 1	0 1	3 1
31 Alex Avila, L (1, 2) OBP: 0.400, SLG: 0.680 84 Dominic Miroglio, R (8, 2) OBP: 1.000, SLG: 1.000		G3		1-2 BB			85 FC3-6 1B		85 PB 1-2 1B	2 1	0 0	1 1	0 0	1 0	0 0	0 0
38 Robbie Ray, L (1, 1) 85 Galli Cribbs Jr., L (6, 6) OBP: 0.200, SLG: 0.111		K		K			FC3-6 1 FC6-4 1-2f		K 1-2 2-3	2 2	0 0	0 0	0 0	0 1	2 3	2 3
Inning Stats	R: 1 E: 1 K: 1 S: 9 H: 4 LOB: 3 BB: 1 P: 13	R: 0 E: 0 K: 1 S: 5 H: 0 LOB: 0 BB: 0 P: 5	R: 1 E: 0 K: 0 S: 4 H: 2 LOB: 0 BB: 0 P: 4	R: 0 E: 0 K: 2 S: 7 H: 0 LOB: 2 BB: 2 P: 15	R: 0 E: 0 K: 0 S: 3 H: 0 LOB: 0 BB: 0 P: 3	R: 0 E: 0 K: 0 S: 3 H: 0 LOB: 0 BB: 0 P: 3	R: 0 E: 0 K: 0 S: 4 H: 1 LOB: 1 BB: 0 P: 4	R: 0 E: 0 K: 0 S: 2 H: 0 LOB: 0 BB: 1 P: 6	R: 0 E: 0 K: 3 S: 11 H: 2 LOB: 2 BB: 0 P: 11	1B: 7 2B: 1 3B: 0 HR: 1 SF: 0 SAC: 0 DP: 2 HBP: 0						WP: 0 PB: 1 SB: 0 CS: 2 PA: 37	

TOP

Arizona Diamondbacks @ San Francisco Giants

Scottsdale Stadium, Scottsdale, AZ

Sat Mar 23 2019, 4:08 PM - 6:50 PM EDT

Att. 12,081 - Sunny - 72 F

livebaseballscorecards.com

AB	33
R	2
H	9
RBI	1
BB	4
SO	7
LOB	18

PITCHER		IP	WLS	BF	H	R	ER	SO	BB	IBB	HBP	BLK	WP	HR	S	P	ERA	WHIP
45 Derek Holland, L ERA: 5.06	(1, 1)	4.0		19	6	2	2	4	3	0	0	0	0	1	25	37	4.50	2.250
61 Nick Vincent, R ERA: 2.25	(5, 1)	2.0		6	0	0	0	0	0	0	0	0	0	0	6	6	0.00	0.000
49 Sam Dyson, R ERA: 1.29	(7, 1)	1.0	W	4	1	0	0	0	0	0	0	0	0	0	4	4	0.00	1.000
Merandy Gonzalez, R ERA: 5.4	(8, 1)	1.0	H	3	0	0	0	0	1	0	0	0	0	0	2	6	0.00	1.000
Melvin Adón, R ERA: 4.15	(9, 1)	1.0	S	5	2	0	0	3	0	0	0	0	0	0	11	11	0.00	2.000

PITCHER	IP	WLS	BF	H	R	ER	SO	BB	IBB	HBP	BLK	WP	HR	S	P	ERA	WHIP

BOTTOM

Arizona Diamondbacks @ San Francisco Giants
Scottsdale Stadium, Scottsdale, AZ
Sat Mar 23 2019, 4:08 PM - 6:50 PM EDT
Att. 12,081 - Sunny - 72 F

livebaseballscorecards.com

Batter	1	2	3	4	5	6	7	8	9	AB	R	H	RBI	BB	SO	LOB
18 Connor Joe, R (1, 7) (6, 3) OBP: 0.327, SLG: 0.404	F7		K2-3		G5-3		79 PO 1B			4	0	1	0	0	1	0
28 Buster Posey, R (1, 2) OBP: 0.273, SLG: 0.375	K		P3		2B		PO 1-2	16 F8 51 1B BB		3	0	1	0	0	1	0
79 Levi Michael, R (5, PR) (6, 4) OBP: 0.409, SLG: 0.412										0	0	0	0	1	0	0
51 Mac Williamson, R (1, 9) OBP: 0.271, SLG: 0.321	K			K	K			16 F8 1-2 1B		4	0	1	0	0	3	1
16 Aramis Garcia, R (1, 3) (6, 2) OBP: 0.366, SLG: 0.500		K		70 BB 48 1B 12 1B 1B		K		F8 1-2 2-3		4	1	1	0	0	2	2
48 Pablo Sandoval, S (1, 5) OBP: 0.295, SLG: 0.405		2B		70 BB 12 1B 1-2 1B		G4-3		70 G4-6-3 BB		2	1	2	0	0	0	0
Abiatal Avelino, R (5, 6) OBP: 0.222, SLG: 0.240										1	0	0	0	1	0	0
70 Henry Ramos, S (1, 8) OBP: 0.273, SLG: 0.250		BB		19 CS 12 1B 1-2 2-3 BB		K		G4-6-3 1-2f		2	0	0	0	2	1	3
12 Joe Panik, L (1, 4) OBP: 0.488, SLG: 0.561		K		19 CS 1-2 2-H 3-H 1B			F9			2	0	1	2	0	1	2
61 Nick Vincent, R (5, 1)										0	0	0	0	0	0	0
49 Sam Dyson, R (7, 1)										0	0	0	0	0	0	0
21 Stephen Vogt, L (7, PH) OBP: 0.556, SLG: 0.500										1	0	0	0	0	0	0
Merandy Gonzalez, R (8, 1)										0	0	0	0	0	0	0
Melvin Adón, L (9, 1)										0	0	0	0	0	0	0
19 Alen Hanson, S (1, 6) (5, 4) (6, 7) OBP: 0.226, SLG: 0.360		K		K			HR			3	1	1	1	0	2	4
45 Derek Holland, S (1, 1)			K		F9					1	0	0	0	0	1	0
7 Donovan Solano, R (5, 5) OBP: 0.324, SLG: 0.367							K			2	0	0	0	0	1	0
Inning Stats	R: 0 E: 0 K: 2 S: 7 H: 0 LOB: 0 BB: 0 P: 7	R: 0 E: 0 K: 3 S: 10 H: 1 LOB: 2 BB: 1 P: 14	R: 0 E: 0 K: 2 S: 7 H: 0 LOB: 0 BB: 0 P: 7	R: 2 E: 0 K: 2 S: 9 H: 3 LOB: 1 BB: 1 P: 13	R: 0 E: 0 K: 1 S: 6 H: 1 LOB: 1 BB: 0 P: 6	R: 0 E: 0 K: 2 S: 7 H: 0 LOB: 0 BB: 0 P: 7	R: 1 E: 0 K: 1 S: 7 H: 2 LOB: 0 BB: 0 P: 8	R: 0 E: 0 K: 0 S: 3 H: 1 LOB: 2 BB: 2 P: 11		1B: 5 2B: 2 3B: 0 HR: 1	SF: 0 SAC: 0 DP: 1 HBP: 0						

	AB	29
	R	3
	H	8
	RBI	3
	BB	4
	SO	13
	LOB	12

WP: 0 PB: 0 SB: 0 CS: 2 PA: 34

PITCHER		IP	WLS	BF	H	R	ER	SO	BB	IBB	HBP	BLK	WP	HR	S	P	ERA	WHIP
38 Robbie Ray, L ERA: 3.86	(1, 1)	5.1		22	5	2	2	11	2	0	0	0	0	0	42	50	3.38	1.312
50 Yoan López, R ERA: 5.14	(6, 1)	0.2		2	0	0	0	1	0	0	0	0	0	0	4	4	0.00	0.000
25 Archie Bradley, R ERA: 6.75	(7, 1)	1.0	L	4	2	1	1	1	0	0	0	0	0	1	7	8	9.00	2.000
63 Robby Scott, L ERA: 3.38	(8, 1)	0.1		4	1	0	0	0	2	0	0	0	0	0	2	10	0.00	9.000
83 Michael Kohn, R ERA:	(8, 1)	0.2		1	0	0	0	0	0	0	0	0	0	0	1	1	0.00	0.000

PITCHER	IP	WLS	BF	H	R	ER	SO	BB	IBB	HBP	BLK	WP	HR	S	P	ERA	WHIP

Milwaukee Brewers @ Arizona Diamondbacks

Salt River Fields at Talking Stick, Scottsdale, AZ

Sun Mar 24 2019, 3:11 PM - 6:08 PM EDT

Att. 13,488 - Sunny - 74 F

TOP

livebaseballscorecards.com

Batter	1	2	3	4	5	6	7	8	9	AB	R	H	RBI	BB	SO	LOB
Tyrone Taylor, R (1, 8) OBP: 0.303, SLG: 0.469 91 Carlos Rodriguez, L (5, 8)	B SI 90 X SI 89 1-0 ① P5			B KC 80 C FC 88 X KC 80 1-1 ① G5-3	B SI 88 X SL 87 1-0 ③ L9		F FF 90 X CH 84 0-1 ③ G6-3			3 0 0 0 0 0 1 1 0 0 0 0 0 2						
Mauricio Dubón, R (1, 6) OBP: 0.143, SLG: 0.143	S SI 90 C KC 82 X KC 83 0-2 CS 1B			B SI 88 F SI 88 B FC 88 C KC 80 B FC 89 X KC 80 3-2 ② G5-3		C SI 86 S KC 79 B FC 86 X KC 80 1-2 ① G5-3		B CU 79 T FF 90 B FF 91 X CH 85 2-1 ① G6-3		4 0 1 0 0 0 0						
Tyler Saladino, R (1, 4) OBP: 0.302, SLG: 0.489 12 Yeison Coca, S (6, PR) (6, 4)	B KC 81 C SI 90 B KC 82 F SI 91 S FC 88 2-3 ② K			B SI 89 B SI 88 B KC 79 C SI 90 D FC 88 4-1 3B BB		C SI 86 B CH 82 X SI 88 1-2 E4 77 2-6		T FF 92 F FF 92 B FF 92 F CH 84 X FF 92 1-2 ② F7		2 1 0 0 1 1 1 1 0 0 0 0 0 0						
Troy Stokes Jr., R (1, 7) OBP: 0.273, SLG: 0.367	S SI 90 C KC 82 0-2 ③ CS 1-2	S KC 81 B FC 88 F SI 89 B FC 88 F KC 82 F KC 82 F FC 88 S KC 82 2-3 ① K		X KC 80 0-0 1-H 3B		B SI 87 X SI 87 1-0 ② P6		C CU 79 C FF 92 B FF 92 X CH 86 1-2 ③ G1-3		4 0 1 1 0 1 1						
77 Lucas Erceg, L (1, 5) OBP: 0.217, SLG: 0.511 95 Blake Allemand, S (8, 5) OBP: 0.222, SLG: 0.125		B SI 90 X SI 90 1-0 ② F8		B FC 88 S FC 87 B SI 90 S KC 80 X CU 82 2-2 ③ L8		D CH 82 1-0 ③ 2-6 1-2	F SL 83 B SI 92 F SI 91 B SL 84 X SL 84 2-2 1B 97 1B 2B		B FF 93 F FF 94 B SL 84 B CH 86 X SI 95 3-1 ① L9	3 1 1 0 0 0 1 1 0 0 0 0 0 0						
Jacob Nottingham, R (1, 2) OBP: 0.200, SLG: 0.152 96 Ryan Aguilar, L (7, PR) (7, 3)		B SI 90 B SI 90 X CH 89 2-0 ③ F9			T SI 88 B FC 87 B SI 88 X FC 88 2-1 ① L1		B SI 92 X SL 81 1-0 93 G4-3 97 1B 2-3 1B		B SL 84 B SI 94 B SL 83 H SI 93 4-0 HBP	3 0 1 0 0 0 0 0 0 0 0 0 0 0						
97 Trent Grisham, L (1, 9) OBP: 0.419, SLG: 0.655			C SI 88 F FC 87 B CH 82 B KC 82 X SI 89 2-2 ① P5		X CH 82 0-0 93 WP 93 FC4 2B		B SI 92 F SI 91 D SL 84 1 SAFE F SI 91 B SI 91 F SL 84 X SI 92 3-2 93 G4-3 1-2 3-H 1B		C FF 93 F FF 92 S SL 85 0-3 ② K	4 1 2 1 0 1 1						
93 Mario Feliciano, R (1, 10) 28 Brent Diaz, R (9, PH) (9, 10)			S KC 81 B KC 81 X FC 88 1-1 ② G6-3		S KC 80 C FC 87 F KC 80 B KC 80 X FC 87 1-2 FC4 2-H		C SI 91 B SI 91 F CH 86 X SL 85 1-2 ①② G4-3 1-2f 2-3		1 SAFE 1 SAFE B SI 93 B CH 88 S FF 94 S SL 84 S SL 85 2-3 ③ K	3 0 0 1 0 0 2 1 0 0 0 0 1 1						
18 David Fry, R (1, 3) OBP: 0.300, SLG: 0.250 92 Payton Henry, R (7, PH) OBP: 0.154, SLG: 0.167 (7, 2)			B SI 89 B SI 88 C KC 80 C FC 89 S CU 80 2-3 ③ K		X FC 87 0-0 ② P3		B SI 92 B SI 91 B SI 92 C SI 91 B SI 92 4-1 BB			2 0 0 0 0 1 1 0 0 0 0 1 0 0						
Inning Stats	R: 0 E: 0 K: 1 S: 9 H: 1 LOB: 0 BB: 0 P: 12	R: 0 E: 0 K: 1 S: 8 H: 0 LOB: 0 BB: 0 P: 13	R: 0 E: 0 K: 1 S: 8 H: 0 LOB: 0 BB: 0 P: 13	R: 1 E: 0 K: 0 S: 10 H: 1 LOB: 1 BB: 1 P: 20	R: 1 E: 0 K: 0 S: 9 H: 1 LOB: 1 BB: 0 P: 13	R: 0 E: 1 K: 0 S: 7 H: 0 LOB: 0 BB: 0 P: 11	R: 1 E: 0 K: 0 S: 14 H: 3 LOB: 2 BB: 1 P: 25	R: 0 E: 0 K: 0 S: 9 H: 0 LOB: 0 BB: 0 P: 13	R: 0 E: 0 K: 2 S: 8 H: 0 LOB: 1 BB: 0 P: 17	1B: 3 2B: 2 3B: 1 HR: 0 SF: 0 SAC: 0 DP: 1 HBP: 1						

AB	32
R	3
H	6
RBI	3
BB	2
SO	5
LOB	11

WP: 1 PB: 0 SB: 0 CS: 1 PA: 36

PITCHER		IP	WLS	BF	H	R	ER	SO	BB	IBB	HBP	BLK	WP	HR	S	P	ERA	WHIP
52 Zack Godley, R ERA: 5.4	(1, 1)	6.0	L	23	3	2	2	3	1	0	0	0	1	0	51	82	3.00	0.667
33 Marc Rzepczynski, L ERA: 2.08	(7, 1)	0.2		5	3	1	1	0	1	0	0	0	0	0	12	23	13.50	6.000
35 Matt Andriese, R ERA: 4.67	(7, 1)	1.1		4	0	0	0	0	0	0	0	0	0	0	11	15	0.00	0.000
40 Andrew Chafin, L ERA: 4.05	(9, 1)	1.0		4	0	0	0	2	0	0	1	0	0	0	8	17	0.00	0.000

PITCHER	IP	WLS	BF	H	R	ER	SO	BB	IBB	HBP	BLK	WP	HR	S	P	ERA	WHIP

BOTTOM

Milwaukee Brewers @ Arizona Diamondbacks

Salt River Fields at Talking Stick, Scottsdale, AZ

Sun Mar 24 2019, 3:11 PM - 6:08 PM EDT

Att. 13,488 - Sunny - 74 F

livebaseballscorecards.com

Batter	1	2	3	4	5	6	7	8	9	AB	R	H	RBI	BB	SO	LOB
1 Jarrod Dyson, L (1, 8) OBP: 0.357, SLG: 0.250 82 Marcus Wilson, R (6, 8) OBP: 0.333, SLG: 0.625 (8, 9)	C FF 91 F FF 93 F FF 93 X FF 94 0-2 G6-3		F FF 93 D CU 78 X FF 94 1-1 1-2 3-H 1B		C SI 92 B SI 93 X CH 82 1-1 G4-3		F SL 79 B SI 89 B CH 82 B B 4-1 BB		F FF 90 S CH 83 1 SAFE B CH 84 B FF 89 B CH 83 X FF 89 3-2 G6-4-3 1-2f	3 1	0 0	1 0	1 0	0 1	0 0	0 1
15 Ildemaro Vargas, S (1, 4) OBP: 0.397, SLG: 0.500 71 Jancarlos Cintron, R (8, 4) OBP: 1.000, SLG: 1.000	B FF 93 F FF 92 X FF 94 1-1 L7		B CH 89 B FF 94 F FF 93 F FF 92 X FF 95 2-2 L8		C FF 93 C FC 90 X FC 90 0-2 G3		C CH 80 1 SAFE B FF 90 F CH 81 F SL 82 B FF 90 B SI 92 X FF 90 3-2 G3		C FF 90 B CH 82 X FF 89 1-1 1B	4 1	0 0	0 1	0 0	0 0	0 0	3 0
22 Jake Lamb, L (1, 3) OBP: 0.265, SLG: 0.258 91 Pavin Smith, L (6, 3) OBP: 0.444, SLG: 0.750	C FF 93 S CU 78 S SI 94 0-3 K		C CU 77 F CH 90 S FF 96 0-3 K		S CH 83 F CH 83 F FC 90 F SI 93 B FF 94 S SI 94 1-3 K			C SI 92 X CH 85 0-1 81 FC4-6 84 BB 78 1B 1B	C CU 75 F FF 90 F CH 83 B FF 91 B CU 77 F CH 82 B FF 90 C SL 81 3-3 K	3 2	0 1	0 1	0 0	0 1	3 1	2 1
36 John Ryan Murphy, R (1, 2) OBP: 0.345, SLG: 0.250 84 Dominic Miroglio, R (8, 2) OBP: 1.000, SLG: 1.000		C FF 92 F FF 93 S CU 79 0-3 K	C CU 79 S CU 80 B CU 78 C FC 95 1-3 K			X FF 91 0-0 1B		B SI 92 B SI 91 D SI 91 B SI 92 4-0 81 FC4-6 1-2 BB		3 0	0 0	1 0	0 0	0 1	2 0	2 0
19 Sócrates Brito, L (1, 9) OBP: 0.190, SLG: 0.204 87 Jake McCarthy, L (8, 7) OBP: 0.333, SLG: 0.333		C FF 94 B CH 88 F CH 89 B FF 95 S FF 95 2-3 K		H CU 78 1-0 85 FC3-6 76 BB HBP		D FC 88 S CH 82 B FF 92 B FC 90 S CH 83 F CH 83 S FF 92 3-3 K		C SI 90 B SI 92 F SL 82 S FF 94 1-3 K		2 1	0 0	0 0	0 0	0 0	2 1	1 2
27 Matt Szczur, R (1, 7) OBP: 0.224, SLG: 0.313 81 Tra Holmes, R (8, 8)		B CU 78 B FF 95 C FF 93 F FF 94 X FF 95 2-2 2B		B FF 92 B FF 92 B FF 92 C FF 91 X FF 91 3-1 F7		C CU 75 X FF 91 0-1 F9		F SI 93 C SL 82 X SI 94 0-2 FC4-6 78 1B 1-2f 2-3		3 1	0 0	1 0	0 0	0 0	0 0	2 2
76 Kelby Tomlinson, R (1, 5) OBP: 0.167, SLG: 0.111 35 Matt Andriese, R (7, 1) OBP: 1.000, SLG: 1.000 78 Alek Thomas, L (8, PH) OBP: 0.500, SLG: 1.250 40 Andrew Chafin, R (9, 1)	S FF 93 F FF 95 D CU 80 B FF 95 T FF 95 2-2 K		1 SAFE 1 SAFE B SI 92 F SI 93 B SI 92 B SI 92 B FF 92 4-1 85 FC3-6 1-2 BB		B CU 75 F FF 92 B CU 76 X FC 88 2-2 F8		B SI 93 C SI 93 X SI 93 1-1 1-2 3-H 1B		2 0 1 0	0 0 0 0	0 0 1 0	1 0 1 0	1 0 0 0	1 0 0 0	2 0 0 0
85 Galli Cribbs Jr., L (1, 6) OBP: 0.214, SLG: 0.083			B FF 92 F FF 93 B CH 90 B FF 93 C FF 92 B FF 94 4-2 52 1B 1 1B BB	B FF 93 S CH 86 X CH 87 1-1 FC3-6 1-2f 2-3			C SI 88 B CH 81 X SI 89 1-1 F7	C SL 81 X SI 93 0-1 G1-3		3	1	0	0	1	0	4
52 Zack Godley, R (1, 1) OBP: 0.500, SLG: 0.500 33 Marc Rzepczynski, L (7, 1) 88 Drew Ellis, R (7, 5) 75 José Caballero, R (9, PR)			C FF 91 X FF 91 0-1 1 1B 1-3 1B	B SL 85 F SI 94 C SL 85 B SL 83 B FF 93 X FF 92 3-2 G6-3			B SI 89 C SL 79 C SI 91 B SI 90 F SL 78 X SI 90 2-2 P4		B FF 90 B FF 89 C FF 88 B CH 84 B FF 88 4-1 82 G6-4-3 BB	2 0 1 0	0 0 0 0	1 0 0 0	0 0 1 0	0 0 0 0	0 0 0 0	2 0 0 0

Inning Stats	1	2	3	4	5	6	7	8	9	1B: 6	SF: 0	WP: 0	PA: 39
	R: 0 E: 0 K: 1 S: 9 H: 0 LOB: 0 BB: 0 P: 10	R: 0 E: 0 K: 3 S: 12 H: 1 LOB: 1 BB: 0 P: 18	R: 1 E: 0 K: 2 S: 15 H: 2 LOB: 2 BB: 1 P: 23	R: 0 E: 0 K: 0 S: 8 H: 0 LOB: 2 BB: 1 P: 20	R: 0 E: 0 K: 1 S: 10 H: 0 LOB: 0 BB: 0 P: 12	R: 0 E: 0 K: 1 S: 10 H: 1 LOB: 1 BB: 0 P: 15	R: 0 E: 0 K: 0 S: 11 H: 0 LOB: 1 BB: 1 P: 21	R: 1 E: 0 K: 1 S: 12 H: 2 LOB: 2 BB: 1 P: 18	R: 0 E: 0 K: 1 S: 11 H: 1 LOB: 1 BB: 1 P: 22	2B: 1 3B: 0 HR: 0	SAC: 0 DP: 1 HBP: 1	PB: 0 SB: 0 CS: 0	

PITCHER		IP	WLS	BF	H	R	ER	SO	BB	IBB	HBP	BLK	WP	HR	S	P	ERA	WHIP
51 Freddy Peralta, R ERA: 5.06	(1, 1)	3.1		15	3	1	1	6	1	0	1	0	0	0	38	57	2.70	1.200
90 Matt Hardy, R ERA:	(4, 1)	0.2	W	3	0	0	0	0	1	0	0	0	0	0	6	14	0.00	1.500
57 Chase Anderson, R ERA: 6.19	(5, 1)	2.0	H	7	1	0	0	2	0	0	0	0	0	0	20	27	0.00	0.500
43 Matt Albers, R ERA: 2.7	(7, 1)	1.0	H	4	0	0	0	0	1	0	0	0	0	0	11	21	0.00	1.000
36 Jake Petricka, R ERA: 3.27	(8, 1)	1.0	H	6	2	1	1	1	1	0	0	0	0	0	12	18	9.00	3.000

PITCHER		IP	WLS	BF	H	R	ER	SO	BB	IBB	HBP	BLK	WP	HR	S	P	ERA	WHIP
76 Jon Olczak, R ERA: 9.0	(9, 1)	1.0	S	4	1	0	0	1	1	0	0	0	0	0	11	22	0.00	2.000

AB	33
R	2
H	7
RBI	2
BB	5
SO	10
LOB	24

Chicago White Sox @ Arizona Diamondbacks

Chase Field, Phoenix, AZ

Mon Mar 25 2019, 6:41 PM - 9:38 PM MST

Att. 16,468 - Clear - 80 F

livebaseballscorecards.com

TOP

Batter	1	2	3	4	5	6	7	8	9	AB	R	H	RBI	BB	SO	LOB
28 Leury García, S (1, 8) OBP: 0.456, SLG: 0.647	B FF 94 B FF 93 B FF 94 B FF 92 4-0 10 1B E BB	F CU 78 C FF 93 X CH 86 0-2 ② G5-3	B CU 78 F FF 92 S SL 83 X SL 85 1-2 ② G6-3	B FF 95 C FF 94 F FF 94 F KC 84 F KC 81 F FF 95 F FF 96 B CH 90 X FF 96 2-2 87 2B 1B	B FF 90 F FF 91 S SL 84 D CU 78 X SL 82 2-2 ③ G3	1	1	0	0	1	0	0
22 Charles Tilson, L (5, 8) OBP: 0.308, SLG: 0.417	(7, 7)									3	1	1	0	0	0	1
10 Yoán Moncada, S (1, 5) OBP: 0.468, SLG: 0.647	1 SAFE C FF 93 L CH 84 B FF 95 1 SAFE D CH 85 X CH 84 2-2 S 1-3 1B	B FF 93 B CH 85 X CH 84 2-0 ③ P4	S SL 85 B SL 85 B FF 92 F FF 92 C SI 94 2-3 ③ K	C FF 95 C FF 94 1 SAFE F SI 96 1 SAFE 1 SAFE X SI 95 0-2 91 1B 1-H 2B		3	0	1	0	0	1	0
87 Danny Mendick, R (7, 5) OBP: 0.465, SLG: 0.676										1	1	1	1	0	0	0
79 José Abreu, R (1, 3) OBP: 0.324, SLG: 0.587	B FF 92 C FF 92 1 SAFE S FF 93 F FF 92 B FF 95 X CH 84 2-2 ① L5	B FF 91 B FF 93 F FF 92 X FF 92 2-1 ① P6	C FF 91 F FS 83 F FS 83 X FF 91 0-2 17 G3 1B 2B	B FF 95 D CH 91 X FF 95 2-0 ① L8		3	1	1	0	0	0	2
84 Matt Skole, L (7, 3) OBP: 0.441, SLG: 0.393										1	0	0	0	0	0	1
17 Yonder Alonso, L (1, 10) OBP: 0.313, SLG: 0.517	S CU 80 B CH 84 1 SAFE X CH 85 1-1 ② F8	F CH 84 F SL 86 B FF 94 C FF 94 1-3 ② K	B FS 83 F FF 90 X FF 90 1-1 ① G3 2-3	B KC 82 F FF 95 B FF 94 B FF 96 X FF 95 3-1 2-H 1B		3	0	0	0	0	1	3
91 Luis González, L (8, PH) OBP: 0.333, SLG: 0.350	(8, 10)									1	0	1	1	0	0	0
Eloy Jiménez, R (1, 7) OBP: 0.278, SLG: 0.486	F FF 93 S FF 94 F FF 96 1 SAFE B FF 94 X FF 93 1-2 ③ G5-3 1-2 3-H	C CU 80 F FF 93 B CH 85 S CH 85 1-3 ③ K	X FF 90 0-0 18 HR 3-H 1B	F KC 81 S KC 82 D KC 83 F FF 96 F KC 84 X FF 95 1-2 ② F9		3	1	1	1	0	1	1
88 Luis Robert Jr., R (7, 8) OBP: 0.357, SLG: 0.929										1	0	0	0	0	0	1
18 Daniel Palka, L (1, 9) OBP: 0.275, SLG: 0.343	B FF 91 F FF 92 S FF 93 S CH 86 1-3 ① K	B FF 90 B CH 83 C FF 92 F CH 83 F FF 94 F CU 80 B FF 94 B 4-2 33 G4-6-3 BB	1 SAFE X FF 89 0-0 1-H HR	C CU 80 X FF 91 0-1 ③ L4		2	1	1	2	1	1	0
15 Adam Engel, R (7, 9) OBP: 0.345, SLG: 0.500										1	0	0	0	0	0	1
33 James McCann, R (1, 2) OBP: 0.360, SLG: 0.378	B FF 94 B SL 86 C FF 92 C FF 93 F CH 85 F CH 85 B FF 95 C 3-3 ② K	F SL 84 B FF 91 F FF 91 D CH 83 X FF 93 2-2 ①② G4-6-3 1-2f	C FS 81 B FF 90 F FF 90 F FS 82 S FS 82 1-3 ② K	F FF 90 F FF 91 S SL 84 0-3 ① K		4	0	0	0	0	3	1
7 Tim Anderson, R (1, 6) OBP: 0.339, SLG: 0.474	C FF 92 X CH 86 0-1 ③ 1B	X CU 78 0-0 ③ G6-3	B B FS 81 B FF 89 F FF 89 X FF 90 3-1 5 S 1B	X FF 91 0-0 ② G6-3		3	0	2	0	0	0	0
97 Laz Rivera, R (7, 6) OBP: 0.500, SLG: 1.000										1	0	0	0	0	0	0
5 Yolmer Sánchez, S (1, 4) OBP: 0.340, SLG: 0.239	B CU 77 S FF 91 X CU 78 1-1 ① G3	C SI 90 X SL 84 0-1 ① G4-3	1 SAFE B FF 94 B FF 94 F FF 94 1 SAFE B FF 94 X SI 94 3-1 ③ F7 1-2	C CU 76 S SL 82 X FF 90 0-2 2B		3	0	0	0	0	0	1
20 José Rondón, R (7, 4) OBP: 0.375, SLG: 0.500										1	0	1	0	0	0	0
Inning Stats	R: 1 H: 1 E: 0 LOB: 1 K: 0 BB: 1 S: 13 P: 23	R: 0 H: 1 E: 0 LOB: 1 K: 2 BB: 0 S: 10 P: 14	R: 0 H: 0 E: 0 LOB: 0 K: 0 BB: 0 S: 6 P: 9	R: 0 H: 0 E: 0 LOB: 0 K: 2 BB: 0 S: 8 P: 12	R: 0 H: 0 E: 0 LOB: 0 K: 0 BB: 1 S: 8 P: 14	R: 0 H: 0 E: 0 LOB: 0 K: 1 BB: 0 S: 8 P: 11	R: 3 H: 4 E: 0 LOB: 1 K: 1 BB: 0 S: 16 P: 24	R: 2 H: 3 E: 0 LOB: 1 K: 0 BB: 0 S: 21 P: 29	R: 0 H: 1 E: 0 LOB: 1 K: 1 BB: 0 S: 10 P: 12	1B: 6 SF: 0 2B: 3 SAC: 0 3B: 0 DP: 1 HR: 1 HBP: 0						

AB	35
R	6
H	10
RBI	5
BB	2
SO	7
LOB	12

WP: 0 PA: 37
PB: 0
SB: 2
CS: 0

PITCHER		IP	WLS	BF	H	R	ER	SO	BB	IBB	HBP	BLK	WP	HR	S	P	ERA	WHIP
24 Luke Weaver, R ERA: 1.04	(1, 1)	6.0		20	2	1	0	5	2	0	0	0	0	0	53	83	0.00	0.667
66 Yoshihisa Hirano, R ERA: 7.36	(7, 1)	0.2	L	6	4	3	3	1	0	0	0	0	0	1	14	19	40.50	6.000
83 Michael Kohn, R ERA:	(7, 1)	0.1		1	0	0	0	0	0	0	0	0	0	0	2	5	0.00	0.000
25 Archie Bradley, R ERA: 9.0	(8, 1)	0.2		5	3	2	2	0	0	0	0	0	0	0	19	27	27.00	4.500
93 Alex Young, L ERA: 1.93	(8, 1)	0.1		1	0	0	0	0	0	0	0	0	0	0	2	2	0.00	0.000

PITCHER		IP	WLS	BF	H	R	ER	SO	BB	IBB	HBP	BLK	WP	HR	S	P	ERA	WHIP
56 Greg Holland, R ERA: 9.64	(9, 1)	1.0		4	1	0	0	1	0	0	0	0	0	0	10	12	0.00	1.000

Batter	1	2	3	4	5	6	7	8	9	AB	R	H	RBI	BB	SO	LOB
10 Adam Jones, R (1, 8) OBP: 0.231, SLG: 0.417 (5, 9) 18 Carson Kelly, R (7, 2) OBP: 0.324, SLG: 0.419	C FF 90 B SI 90 S SI 89 C SL 84 1-3 K ①		X SL 85 0-0 F9 ②		B CH 82 C SI 88 F FF 90 B SL 84 X CH 83 2-2 F9 ②		B F SI 94 C FF 96 S SL 79 1-3 K ①		B FF 94 F FF 93 X FC 90 1-1 FC5-4 ③ 1-2f	3 2	0 0	0 0	0 0	0 0	1 1	0 1
5 Eduardo Escobar, S (1, 5) OBP: 0.255, SLG: 0.367 53 Christian Walker, R (7, 3) OBP: 0.426, SLG: 0.596	C SI 90 B CH 83 X CH 84 1-1 G6-3 ②		C SL 82 F SL 82 B SI 91 B FF 90 F SL 83 S SL 83 2-3 K ③		F SL 78 B FF 90 X 1-1 1B		F FF 95 F CH 85 B CH 86 B FF 95 T FF 95 2-2 K ②			3 1	0 0	1 0	0 0	0 0	1 1	0 0
6 David Peralta, L (1, 7) OBP: 0.294, SLG: 0.311 27 Matt Szczur, R (7, 7) OBP: 0.220, SLG: 0.306	X SI 89 0-0 G4-3 ③			C SL 80 F CH 84 B SL 83 B SL 83 B CH 83 B SL 82 4-2 28 FC6-4 BB	B FF 89 S CH 84 X FF 90 1-1 G6-3 ③		S SL 78 X FF 94 0-1 G6-3 ③			2 1	0 0	0 0	0 0	1 0	0 0	1 0
28 Steven Souza Jr., R (1, 9) OBP: 0.315, SLG: 0.362 1 Jarrod Dyson, L (5, 8) OBP: 0.375, SLG: 0.286 56 Greg Holland, R (9, 1)		F SL 81 B FF 90 X SI 90 1-1 F8 ①		C SL 82 1 SAFE X SL 83 0-1 FC6-4 ① 4 WP 4 2B 1-2f		B SI 96 F SI 96 F CH 86 B SI 95 S SL 87 2-3 K ①		C CU 75 C CU 77 B FC 87 B FC 88 X FC 90 2-2 88 G5-4-3 1B		2 2 0	1 0 0	0 1 0	0 0 0	0 0 0	0 1 0	1 0 0
22 Jake Lamb, L (1, 3) OBP: 0.270, SLG: 0.353 82 Marcus Wilson, R (7, 9) OBP: 0.300, SLG: 0.556		C SL 79 B CH 82 X CH 84 1-1 G3 ②		B CH 82 X CH 85 1-0 F8 ②		X SI 95 0-0 HR		B FF 93 B CU 76 C FC 90 S FC 90 S FC 88 2-3 K ①		3 1	1 0	1 0	1 0	0 1	0 1	1 1
4 Ketel Marte, S (1, 4) OBP: 0.280, SLG: 0.360 88 Drew Ellis, R (7, 5)		B FF 90 B CH 84 X FF 91 2-0 1B		F CH 83 1 SAFE B FF 90 F CH 84 B SL 82 X CH 82 2-2 1-H 2B		S SL 88 B SL 88 B CH 89 X SI 95 2-1 L8 ②		B CU 77 C FF 93 X FC 89 1-1 G5-4-3 ②③ 1-2f		3 1	0 0	2 0	1 0	0 0	0 1	0 1
13 Nick Ahmed, R (1, 6) OBP: 0.426, SLG: 0.359 85 Galli Cribbs Jr., L (6, PR) OBP: 0.267, SLG: 0.154 (7, 6)		1 SAFE B FF 90 C SL 81 1 SAFE F FF 91 S SL 83 1-3 K ③		D SL 83 B FF 90 F SL 80 B FF 91 B FF 90 4-1 BB		X SI 94 0-0 36 S 1B			C FF 95 C FC 90 X FC 90 0-2 78 G4-3 1B	2 1	0 0	1 1	0 0	1 0	1 0	1 0
36 John Ryan Murphy, R (1, 2) OBP: 0.375, SLG: 0.385 66 Yoshihisa Hirano, R (7, 1) 83 Michael Kohn, R (7, 1) 25 Archie Bradley, R (8, 1) 93 Alex Young, L (8, 1) 78 Alek Thomas, L (9, 8) OBP: 0.400, SLG: 1.000			X FF 90 0-0 HR	S FF 90 X CU 82 0-1 F8 ③		B SI 96 B SL 86 1 SAFE F SI 94 S SL 88 B SL 89 D SL 89 4-2 1-2 BB			C FF 94 C FF 94 X FC 89 0-2 G4-3 ①② 1-2f	2 0 0 0 0 0 1	1 0 0 0 0 0 0	1 0 0 0 0 0 0	1 0 0 0 0 0 0	1 0 0 0 0 0 0	0 0 0 0 0 0 1	2 0 0 0 0 0 1
24 Luke Weaver, R (1, 1) 41 Wilmer Flores, R (6, PH) OBP: 0.458, SLG: 0.575 (7, 4) 75 José Caballero, R (9, PR)			B FF 90 X FF 88 1-0 G3-1 ①		C FF 88 X SL 81 0-1 G5-3 ①	C SI 96 B SI 95 S SL 87 S SL 89 1-3 K ③			B FC 92 C FC 92 S FC 91 B FC 92 F FF 95 B FC 91 B FC 92 4-2 18 FC5-4 BB	2 1 0	0 0 0	0 0 0	0 0 0	0 1 0	0 1 0	0 2 0
Inning Stats	R: 0 E: 0 K: 1 S: 6 H: 0 LOB: 0 BB: 0 P: 8	R: 0 E: 0 K: 1 S: 8 H: 1 LOB: 1 BB: 0 P: 13	R: 1 E: 0 K: 1 S: 7 H: 1 LOB: 0 BB: 0 P: 10	R: 1 E: 0 K: 0 S: 11 H: 1 LOB: 2 BB: 2 P: 22	R: 0 E: 0 K: 0 S: 9 H: 1 LOB: 1 BB: 0 P: 13	R: 1 E: 0 K: 2 S: 12 H: 2 LOB: 2 BB: 1 P: 21	R: 0 E: 0 K: 2 S: 8 H: 0 LOB: 0 BB: 0 P: 11	R: 0 E: 0 K: 1 S: 8 H: 1 LOB: 0 BB: 0 P: 13	R: 0 E: 0 K: 0 S: 11 H: 1 LOB: 1 BB: 1 P: 16	1B: 5 2B: 1 3B: 0 HR: 2 SF: 0 SAC: 0 DP: 2 HBP: 0						

PITCHER	IP	WLS	BF	H	R	ER	SO	BB	IBB	HBP	BLK	WP	HR	S	P	ERA	WHIP
54 Ervin Santana, R (1, 1) ERA: 6.0	5.0		21	4	2	2	3	2	0	0	0	1	1	41	66	3.60	1.200
65 Nate Jones, R (6, 1) ERA: 12.15	1.0	W	6	2	1	1	2	1	0	0	0	0	1	12	21	9.00	3.000
41 Kelvin Herrera, R (7, 1) ERA: 2.35	1.0	H	3	0	0	0	2	0	0	0	0	0	0	8	11	0.00	0.000
57 Jace Fry, L (8, 1) ERA: 8.0	1.0	H	3	1	0	0	1	0	0	0	0	0	0	8	13	0.00	1.000
48 Alex Colomé, R (9, 1) ERA: 3.86	1.0	S	4	1	0	0	0	1	0	0	0	0	0	11	16	0.00	2.000

PITCHER	IP	WLS	BF	H	R	ER	SO	BB	IBB	HBP	BLK	WP	HR	S	P	ERA	WHIP

BOTTOM

Chicago White Sox @ Arizona Diamondbacks

Chase Field, Phoenix, AZ

Mon Mar 25 2019, 6:41 PM - 9:38 PM MST

Att. 16,468 - Clear - 80 F

AB	33
R	3
H	8
RBI	3
BB	4
SO	8
LOB	12

WP: 1 PA: 37
PB: 0
SB: 1
CS: 0

livebaseballscorecards.com

Chicago White Sox @ Arizona Diamondbacks

Chase Field, Phoenix, AZ

Tue Mar 26 2019, 12:40 PM - 3:16 PM MST

Att. 13,546 - Partly Cloudy - 82 F

livebaseballscorecards.com

TOP

Batter	1	2	3	4	5	6	7	8	9	AB	R	H	RBI	BB	SO	LOB
10 Yoán Moncada, S (1, 5) OBP: 0.469, SLG: 0.642	X G6-3		C CH 85 F CH 85 X CU 81 0-2 5 FC3-6 2-3 3-H 1B	B FC 88 X SI 90 1-0 P5		C FF 90 1 SAFE F FF 90 F CH 84 X CH 84 0-2 92 WP 1-3 1B		B FF 90 B SL 88 D CU 76 B SL 89 4-0 92 1B 1-2 BB		2	0	1	1	0	0	0
87 Danny Mendick, R (3, PR) OBP: 0.478, SLG: 0.667										2	0	1	0	1	0	2
(3, 5)																
5 Yolmer Sánchez, S (1, 4) OBP: 0.327, SLG: 0.229	C FF 90 X FF 90 0-1 B5-3		X FF 92 0-0 FC3-6 79 2B 1-2f 3-H		F SI 88 B CU 76 X SI 87 1-1 84 L9 38 1B 2B	C FF 91 B FF 92 X CU 78 1-1 G6-3 1-2		C CU 74 B SL 89 X CU 74 1-1 1-2 2-H 1B		2	0	0	1	0	0	1
92 Nick Madrigal, R (3, PR) OBP: 0.450, SLG: 0.444										3	2	2	1	0	0	2
(3, 4)																
79 José Abreu, R (1, 3) OBP: 0.329, SLG: 0.600	C FF 91 C CU 80 X CH 85 0-2 G6-3		1 SAFE B FF 89 B SI 89 X CH 84 2-0 17 1B 1-H 2B		S CH 82 B S CH 83 F CH 83 F FF 90 X CH 84 1-2 L9 2-3		C FF 95 S FF 96 B FF 97 X SL 83 1-2 86 G4-3 38 G1 1B	F FF 90 X FF 90 0-1 G4-3		2	0	1	1	0	0	0
84 Matt Skole, L (3, PR) OBP: 0.432, SLG: 0.387										3	1	1	0	0	0	3
(3, 3)																
17 Yonder Alonso, L (1, 10) OBP: 0.319, SLG: 0.517		B FF 89 X CH 84 1-0 G3	B SI 91 C CH 84 B FC 89 X CH 85 2-1 2-H 1B		C FC 88 S CU 78 F CU 80 X FC 88 0-2 3-H 1B		X FF 96 0-0 G1 1-2		C FF 92 S CH 84 B CH 86 F F CH 85 X SI 92 1-2 G4-3	2	0	1	1	0	0	0
38 Ryan Goins, L (3, PR) OBP: 0.209, SLG: 0.275										2	0	1	1	0	0	1
(3, 10)																
32 Preston Tucker, L (9, PH) OBP: 0.303, SLG: 0.250										1	0	0	0	0	0	0
(9, 10)																
Eloy Jiménez, R (1, 7) OBP: 0.263, SLG: 0.459		C FF 91 S SI 90 B CU 80 F FF 92 X FF 93 1-2 L8	F FF 90 X FF 91 0-1 F7		B SI 88 1 SAFE X CH 83 1-0 P6		C FF 95 X FF 96 0-1 G4-3 2-3		X SI 93 0-0 F8	2	0	0	0	0	0	2
86 Steele Walker, L (3, 7) OBP: 0.250, SLG: 0.500										3	0	0	0	0	0	2
18 Daniel Palka, L (1, 9) OBP: 0.286, SLG: 0.378		X 0-0 F7		B CU 78 S CH 83 X FF 90 1-1 21 2B 2B	X FF 87 0-0 P6		C SL 85 X SL 84 0-1 F7		B CU 79 X FF 93 1-0	2	0	1	0	0	0	0
90 Blake Rutherford, L (4, PR) OBP: 0.300, SLG: 0.316									1B	3	1	1	0	0	0	2
(4, 9)																
21 Welington Castillo, R (1, 2) OBP: 0.286, SLG: 0.536			F FC 87 B SI 90 C CU 77 X FF 91 1-2 15 G1-3 7 1B 10 1B 1B	X SI 89 0-0 15 G1 2-H 2B		B CU 79 B SI 91 C FF 90 X FC 89 2-1 G3		F FF 90 S B FF 89 C SL 89 1-3 K	F FF 92 X CU 84 0-1 G6-3	3	1	2	1	0	0	0
86 Zack Collins, L (6, 2) OBP: 0.435, SLG: 0.412										2	0	0	0	0	1	1
7 Tim Anderson, R (1, 6) OBP: 0.344, SLG: 0.475			T SI 90 B SI 90 X FC 88 1-1 10 1B 15 G1-3 5 FC3-6 1-2 1B	X SI 89 0-0 G6-3		B FF 91 B FC 90 B SI 89 C FF 90 B SI 90 4-1 87 1B BB		B CU 76 C CU 74 F FF 90 X FF 90 1-2 87 BB 92 1B 1B		2	1	1	0	0	0	1
86 Ramón Torres, S (4, 6) OBP: 1.000, SLG: 1.000										1	1	1	0	1	0	0
15 Adam Engel, R (1, 8) OBP: 0.333, SLG: 0.481			B SI 91 C CU 79 B SI 90 S CH 84 B FF 93 X CH 84 3-2 G1-3 1-2 2-3	F SI 90 C FC 88 D CU 80 B FF 90 F CH 84 F CU 78 F SI 90 B FF 92 X SI 90 3-2 G1 2-3		S SI 89 S SI 90 S SI 90 0-3 K		S CU 75 X FF 90 0-1 F8		2	0	0	0	0	0	3
88 Luis Robert Jr., R (4, 8) OBP: 0.313, SLG: 0.813										2	0	0	0	0	1	2

	AB	41
	R	7
	H	14
	RBI	7
	BB	2
	SO	2
	LOB	22

Inning Stats																				
	R: 0 E: 0 K: 0 S: 6	H: 0 LOB: 0 BB: 0 P: 6	R: 0 E: 0 K: 0 S: 6	H: 0 LOB: 0 BB: 0 P: 8	R: 4 E: 0 K: 0 S: 17	H: 5 LOB: 2 BB: 0 P: 26	R: 1 E: 0 K: 0 S: 11	H: 2 LOB: 2 BB: 0 P: 16	R: 1 E: 0 K: 0 S: 13	H: 2 LOB: 1 BB: 0 P: 16	R: 0 E: 0 K: 1 S: 12	H: 1 LOB: 2 BB: 1 P: 19	R: 0 E: 0 K: 0 S: 8	H: 1 LOB: 1 BB: 0 P: 9	R: 1 E: 0 K: 1 S: 12	H: 2 LOB: 2 BB: 1 P: 19	R: 0 E: 0 K: 0 S: 9	H: 1 LOB: 1 BB: 0 P: 11	1B: 10 2B: 4 3B: 0 HR: 0	SF: 0 SAC: 0 DP: 0 HBP: 0	WP: 1 PB: 0 SB: 0 CS: 0	PA: 43

PITCHER		IP	WLS	BF	H	R	ER	SO	BB	IBB	HBP	BLK	WP	HR	S	P	ERA	WHIP
29 Merrill Kelly, R ERA: 5.91	(1, 1)	5.2	L	27	9	6	6	1	1	0	0	0	0	0	59	84	9.53	1.765
72 Tyler Mark, R ERA:	(6, 1)	0.1		2	1	0	0	0	0	0	0	0	1	0	6	7	0.00	3.000
50 Yoan López, R ERA: 4.5	(7, 1)	1.0		4	1	0	0	0	0	0	0	0	0	0	8	9	0.00	1.000
92 Bud Jeter, R ERA: 3.86	(8, 1)	1.0		6	2	1	1	1	1	0	0	0	0	0	12	19	9.00	3.000
89 Cole Bartlett, R ERA:	(9, 1)	1.0		4	1	0	0	0	0	0	0	0	0	0	9	11	0.00	1.000

PITCHER	IP	WLS	BF	H	R	ER	SO	BB	IBB	HBP	BLK	WP	HR	S	P	ERA	WHIP

BOTTOM

Chicago White Sox @ Arizona Diamondbacks

Chase Field, Phoenix, AZ

Tue Mar 26 2019, 12:40 PM - 3:16 PM MST

Att. 13,546 - Partly Cloudy - 82 F

livebaseballscorecards.com

Batter	1	2	3	4	5	6	7	8	9	AB	R	H	RBI	BB	SO	LOB
10 Adam Jones, R (1, 9) OBP: 0.200, SLG: 0.357 1 Jarrod Dyson, L (5, 8) OBP: 0.389, SLG: 0.313 81 Tra Holmes, R (8, PR) (9, 8)	X FF 90 0-0 ① B5-3		C CU 77 B SI 90 S CH 84 F FC 85 F SI 90 B CU 78 S FC 85 2-3 ③ K		F FF 96 X FF 95 0-1 ③ L7			B FF 94 X CH 82 1-0 FC3-6 1B		2 0 0 0 0 1 0 2 0 1 0 0 0 1 0 0 0 0 0 0 0						
5 Eduardo Escobar, S (1, 5) OBP: 0.264, SLG: 0.360 Ildemaro Vargas, S (4, PR) OBP: 0.385, SLG: 0.484 (5, 4)	B FF 91 X CH 84 1-0 ② F8			B FF 94 B FF 94 F FF 92 B FF 94 B SL 85 4-1 22 1B BB		B FF 92 X FF 93 1-0 ① G4-3		B FF 94 B SL 84 X FF 90 2-0 ① FC3-6 1-2f		1 0 0 0 1 0 0 2 0 0 0 0 0 1						
41 Wilmer Flores, R (1, 4) OBP: 0.440, SLG: 0.548 53 Christian Walker, R (5, 3) OBP: 0.429, SLG: 0.612	B FF 91 C FF 90 S CH 84 F FC 84 B SI 92 X SI 91 2-2 ③ P3			1 SAFE C SL 85 B SL 85 D X SL 86 2-1 ① P5		B FF 93 X 1-0 27 1B 2B		B SL 84 F FF 93 B FF 94 1 SAFE F FF 93 T SL 86 2-2 ② K		2 0 0 0 0 0 1 2 0 1 0 0 1 1						
6 David Peralta, L (1, 7) OBP: 0.283, SLG: 0.298 27 Matt Szczur, R (5, 7) OBP: 0.231, SLG: 0.314		C FF 90 B CH 85 B CH 84 F SI 90 X SI 92 2-2 ① G3-1		X FF 95 0-0 ② L8		C SI 93 C SL 81 X SL 84 0-2 2-3 1B		S SL 86 B SL 85 B CU 82 B FF 95 C FF 94 T FF 95 3-2 ③ K		2 0 0 0 0 0 1 2 0 1 0 0 1 1						
22 Jake Lamb, L (1, 3) OBP: 0.308, SLG: 0.472 88 Drew Ellis, R (4, PR) (5, 5)		C FF 91 S CU 79 B FF 91 X CU 81 1-2 HR		F FF 94 B FF 94 X SL 86 1-1 1-3 1B		F SI 94 B CH 86 X SI 93 1-1 ② F7			C SI 96 C SI 97 X SL 87 0-2 ① G6-3	2 1 2 1 0 0 0 2 0 0 0 0 0 2						
4 Ketel Marte, S (1, 8) OBP: 0.269, SLG: 0.346 82 Marcus Wilson, R (5, 9) OBP: 0.250, SLG: 0.455		C CU 78 F FF 91 X SI 91 0-2 ② P5		B SL 88 B FF 94 C FF 93 F SL 87 X FF 95 2-2 ③ F8		S SL 82 B SL 84 F SI 93 S CH 86 1-3 ③ K			C SI 97 X SL 89 0-1 ② G6-3	2 0 0 0 0 0 2 2 0 0 0 0 1 2						
13 Nick Ahmed, R (1, 6) OBP: 0.408, SLG: 0.341 79 Geraldo Perdomo, S (6, 6) OBP: 0.667, SLG: 1.333		B FF 91 X FF 90 1-0 ③ G4-3			C FF 96 C FF 96 C FF 96 0-3 ① K		B FF 95 C FF 94 S FF 94 X CH 83 1-2 84 G6-4-3 1B		B SI 96 B SI 97 C SI 96 C SI 96 B SI 96 F SI 96 S SI 97 3-3 ③ K	2 0 0 0 0 1 0 2 0 1 0 0 1 0						
18 Carson Kelly, R (1, 2) OBP: 0.306, SLG: 0.394 84 Dominic Miroglio, R (6, 2) OBP: 0.667, SLG: 0.500			B FF 90 C FF 90 S FC 84 S 1-3 ① K		S S FF 97 B FC 90 S FC 86 1-3 ② K		X FF 95 0-0 ①② G6-4-3 1-2f			2 0 0 0 0 2 0 1 0 0 0 0 0 1						
29 Merrill Kelly, R (1, 1) OBP: 0.333, SLG: 0.333 72 Tyler Mark, R (6, 1) 50 Yoan López, R (7, 1) 91 Pavin Smith, L (7, PH) OBP: 0.400, SLG: 0.667 92 Bud Jeter, R (8, 1) 89 Cole Bartlett, R (9, 1)			C FF 90 S SI 89 S FC 84 0-3 ② K		C FF 96 X FF 96 0-1 1B		C FF 95 B FF 94 X CH 84 1-1 ③ G3			2 0 1 0 0 1 0 0 0 0 0 0 0 0 0 0 0 0 0 0 0 1 0 0 0 0 0 0 0 0 0 0 0 0 0 0 0 0 0 0 0 0						

Inning Stats									
	R: 0 E: 0 K: 0 S: 6	H: 0 LOB: 0 BB: 0 P: 9	R: 1 E: 0 K: 0 S: 10	H: 1 LOB: 0 BB: 0 P: 14	R: 0 E: 0 K: 3 S: 11	H: 0 LOB: 0 BB: 0 P: 14	R: 0 E: 0 K: 0 S: 9	H: 1 LOB: 2 BB: 1 P: 18	R: 0 E: 0 K: 2 S: 10	H: 1 LOB: 1 BB: 0 P: 11
	R: 0 E: 0 K: 1 S: 10	H: 2 LOB: 2 BB: 0 P: 14	R: 0 E: 0 K: 0 S: 6	H: 1 LOB: 0 BB: 0 P: 8	R: 0 E: 0 K: 2 S: 8	H: 1 LOB: 1 BB: 0 P: 16	R: 0 E: 0 K: 1 S: 9	H: 0 LOB: 0 BB: 0 P: 12	1B: 5 2B: 1 3B: 0 HR: 1	SF: 0 SAC: 0 DP: 1 HBP: 0

PITCHER		IP	WLS	BF	H	R	ER	SO	BB	IBB	HBP	BLK	WP	HR	S	P	ERA	WHIP
46 Iván Nova, R ERA: 4.26	(1, 1)	3.0	W	10	1	1	1	3	0	0	0	0	0	1	27	37	3.00	0.333
53 Caleb Frare, L ERA: 7.0	(4, 1)	1.0		5	1	0	0	0	1	0	0	0	0	0	9	18	0.00	2.000
61 Ryan Burr, R ERA: 2.38	(5, 1)	1.0		4	1	0	0	2	0	0	0	0	0	0	10	11	0.00	1.000
59 Evan Marshall, R ERA: 2.45	(6, 1)	1.0		5	2	0	0	1	0	0	0	0	0	0	10	14	0.00	2.000
95 Matt Foster, R ERA:	(7, 1)	2.0		7	2	0	0	2	0	0	0	0	0	0	14	24	0.00	1.000

PITCHER		IP	WLS	BF	H	R	ER	SO	BB	IBB	HBP	BLK	WP	HR	S	P	ERA	WHIP
98 Codi Heuer, R ERA:	(9, 1)	1.0		3	0	0	0	1	0	0	0	0	0	0	9	12	0.00	0.000

AB	33
R	1
H	7
RBI	1
BB	1
SO	9
LOB	13

WP: 0 PA: 34
PB: 0
SB: 0
CS: 0

Batter	1	2	3	4	5	6	7	8	9	AB	R	H	RBI	BB	SO	LOB
10 Adam Jones, R (1, 9) OBP: 0.500, SLG: 1.250	C FF 90 B FC 88 B FF 88 B FF 92 C FF 90 F FF 92 F FC 89 S FC 87 3-3 ① **K**		B CH 80 F FC 88 S FF 92 B FC 89 X FF 93 2-2 ③ F9			X CU 72 0-0 HR		C FF 94 F CH 84 X SI 94 0-2 5 G4-6-3 1B		4	1	2	1	0	1	0
5 Eduardo Escobar, S (1, 5) OBP: 0.500, SLG: 0.750 15 Ildemaro Vargas, S (8, 5)	C FF 92 B CU 75 F FF 92 X CU 77 1-2 1B			B FC 85 C FC 85 C FF 91 B FC 89 T FF 92 2-2 ① **K**		X FF 90 0-0 2B		S SI 94 F CH 85 B SI 93 F CH 83 X CH 84 1-2 ②③ G4-6-3 1-2f		4 0	0 0	2 0	0 0	0 0	1 0	1 0
41 Wilmer Flores, R (1, 4) OBP: 0.250, SLG: 0.500	B FC 89 C CH 80 B FF 91 F FC 88 F CH 80 S FC 88 2-3 ② **K**			C FF 90 F FF 92 T FF 92 0-2 ② **K**		X FC 86 0-0 ② P6			B SI 92 B SL 81 X SI 92 2-0 6 1B 53 2B 2B	4	1	1	0	0	2	2
6 David Peralta, L (1, 7) OBP: 0.250, SLG: 0.250	C FF 92 B FF 91 C FF 91 1 SAFE C CH 81 1-3 ③ **K**			X FF 92 0-0 ③ G5-3		C FF 89 F FF 89 F CH 79 F FC 86 X CH 79 0-2 ③ P3			B CH 84 F SI 94 B CH 84 F SI 93 X CH 85 2-2 53 2B 4 SF9 2-3 1B	4	1	1	0	0	1	2
53 Christian Walker, R (1, 3) OBP: 0.500, SLG: 1.500		C CU 72 X CH 78 0-1 ① G6-3			C CU 71 B FF 89 F CH 79 B FF 90 X CU 74 2-2 ① F8		X SI 94 0-0 HR		C SL 81 B SL 82 X CH 84 1-1 4 SF9 13 SF8 1-3 3-H 2B	4	2	2	2	0	0	0
4 Ketel Marte, S (1, 8)		B FF 89 B FC 87 B FF 88 C SI 89 X FC 87 3-1 ② G6-3			C FF 89 S FC 88 B FC 87 C FF 92 1-3 ② **K**		L SL 85 L CH 89 X FF 96 0-2 ① F9		D CH 85 D SI 92 F SI 92 X CH 85 2-1 ① SF9 2-3 3-H	3	0	0	1	0	1	0
13 Nick Ahmed, R (1, 6) OBP: 0.250, SLG: 0.667		C FF 91 C FF 92 B CU 78 F FC 87 X FF 92 1-2 ③ L6-3			B CU 65 X FF 90 1-0 2B		C CU 84 B FF 94 F CU 84 X FF 95 1-2 ② L8		C SI 92 X SL 81 0-1 ② SF8 3-H	3	0	1	1	0	0	0
36 John Ryan Murphy, R (1, 2)			C CU 72 B FF 90 C CU 72 F FF 92 B CU 75 S CH 80 2-3 ① **K**		C CU 72 B FF 90 X FF 91 1-1 ③ P2		B CU 82 S SL 85 F FF 95 C CU 84 1-3 ③ **K**		S SI 93 X SL 82 0-1 ③ G6-3	4	0	0	0	0	2	1
21 Zack Greinke, R (1, 1) 55 Matt Koch, L (4, 1)			S FF 90 X CU 73 0-1 ② G1-3			C FF 88 B FF 90 C CU 72 C FF 90 1-3 ① **K**		C SI 93 S SI 92 B SI 93 S SI 92 1-3 ① **K**		1 2	0 0	0 0	0 0	0 0	0 2	0 0
Inning Stats	R: 0 E: 0 K: 3 S: 15 H: 1 LOB: 1 BB: 0 P: 22	R: 0 E: 0 K: 0 S: 8 H: 0 LOB: 0 BB: 0 P: 12	R: 0 E: 0 K: 1 S: 9 H: 0 LOB: 0 BB: 0 P: 13	R: 0 E: 0 K: 2 S: 7 H: 0 LOB: 0 BB: 0 P: 9	R: 0 E: 0 K: 1 S: 9 H: 1 LOB: 1 BB: 0 P: 14	R: 1 E: 0 K: 1 S: 11 H: 2 LOB: 1 BB: 0 P: 12	R: 1 E: 0 K: 1 S: 10 H: 1 LOB: 0 BB: 0 P: 12	R: 0 E: 0 K: 1 S: 10 H: 1 LOB: 0 BB: 0 P: 12	R: 3 E: 0 K: 0 S: 12 H: 3 LOB: 0 BB: 0 P: 19	1B: 3 2B: 4 3B: 0 HR: 2 SF: 2 SAC: 0 DP: 1 HBP: 0						

PITCHER		IP	WLS	BF	H	R	ER	SO	BB	IBB	HBP	BLK	WP	HR	S	P	ERA	WHIP
99 Hyun Jin Ryu, L ERA: 1.5	(1, 1)	6.0	W	22	4	1	1	8	0	0	0	0	0	1	59	82	1.50	0.667
63 Yimi García, R ERA: 9.0	(7, 1)	1.0		4	1	1	1	1	0	0	0	0	0	1	10	12	9.00	1.000
48 Brock Stewart, R ERA: 13.5	(8, 1)	2.0		9	4	3	3	1	0	0	0	0	0	0	22	31	13.50	2.000

PITCHER	IP	WLS	BF	H	R	ER	SO	BB	IBB	HBP	BLK	WP	HR	S	P	ERA	WHIP

TOP

Arizona Diamondbacks @ Los Angeles Dodgers

Dodger Stadium, Los Angeles, CA

Thu Mar 28 2019, 1:14 PM - 4:01 PM PDT

Att. 53,086 - Partly Cloudy - 69 F

livebaseballscorecards.com

AB	33
R	5
H	9
RBI	5
BB	0
SO	10
LOB	6

WP: 0	PA: 35		
PB: 0			
SB: 0			
CS: 0			

Batter	1	2	3	4	5	6	7	8	9	AB	R	H	RBI	BB	SO	LOB
31 Joc Pederson, L (1, 7) OBP: 0.600, SLG: 2.000	S FF 89 B FF 90 B CH 87 F CH 87 B CU 71 X CH 86 3-2 10 G5-3 13 G3-1 2B	X CU 72 0-0 2-H HR		B FF 88 C FF 87 C CH 85 C FF 89 1-3 ②		C CH 85 S FF 92 F CH 86 F FC 90 B CH 85 1 SAFE X FF 92 1-2 1-H HR		C FF 91 C FF 90 B CH 85 F CH 86 X CH 84 1-2 ① G6-3		5	3	3	4	0	1	0
5 Corey Seager, L (1, 6) OBP: 0.500, SLG: 1.333 63 Yimi García, R (7, 1) 48 Brock Stewart, L (8, 1)	D CU 71 B CH 86 F CH 86 F FF 88 F FF 89 B FF 89 F FF 89 B FF 88 4-2 13 G3-1 10 G5-3 BB	F FF 88 C EP 85 B SL 86 S FF 87 1-3 ③ K		B CH 86 B FF 87 F CH 85 B FF 89 X FF 88 3-1 HR		X CH 86 0-0 ③ L9		C FF 92 S FF 92 X FF 92 0-2 ② F7		3 0 1	1 0 0	1 0 0	1 0 0	1 0 0	1 0 0	0 0 0
10 Justin Turner, R (1, 5)	F FF 89 F FF 89 B FF 94 X SL 85 1-2 ① G5-3 1-2 2-3		F FF 86 C FF 89 X EP 62 0-2 ① L5	C FC 89 B FF 93 C FF 92 B FF 94 X FC 90 2-2 ③ L9			B FF 92 F FF 91 C FF 92 X CH 86 1-2 ① P6	X FF 92 0-0 ③ F8		5	0	0	0	0	0	2
13 Max Muncy, L (1, 3) OBP: 0.250, SLG: 1.000	X CU 74 0-0 ② G3-1 2-3 3-H		C FF 88 C FF 88 F CH 88 B CU 67 B SI 87 S FF 88 2-3 ② K		B FF 93 B FC 88 X FF 92 2-0 ① P5		X FF 92 0-0 HR			4	1	1	2	0	1	1
11 AJ Pollock, R (1, 8)	B SL 83 C SL 84 F SI 89 D SL 84 B SL 84 F FF 91 B CH 88 4-2 BB		B SL 83 X FF 88 1-0 ③ F9		B FF 94 X FF 93 1-0 ② G6-3		X FC 87 0-0 ② F9			3	0	0	0	1	0	0
35 Cody Bellinger, L (1, 9) OBP: 0.500, SLG: 1.250	B FF 88 S CH 86 B FF 88 X CH 86 2-1 ③ G3-1			B CU 69 X CH 85 1-0 14 HR 1B	B CH 86 B FF 92 B CH 86 C FF 93 S FC 88 F FF 93 X FC 90 3-2 ③ F7		X CH 85 0-0 HR			4	2	2	1	0	0	2
14 Enrique Hernández, R (1, 4) OBP: 0.750, SLG: 2.667		F FF 87 B SL 82 X SL 83 1-1 ① G6-3		F SI 88 B SI 89 X CU 72 1-1 1-H HR		B FC 89 B FC 90 C FC 88 F FF 92 B FF 92 B FC 89 4-2 31 HR BB	B FF 93 C FF 92 B FC 87 S FC 88 X FF 93 2-2 HR			3	3	2	3	1	0	0
15 Austin Barnes, R (1, 2) OBP: 0.750, SLG: 1.500		C FF 87 S CU 71 B FF 88 B SI 89 F FF 90 F CU 69 F SI 91 X SL 83 2-2 99 SH1 31 HR 1B		B FF 88 X SI 88 1-0 HR		B FF 91 X FF 92 1-0 ① P5	C FF 93 X CH 86 0-1 1B			4	2	3	1	0	0	1
99 Hyun Jin Ryu, R (1, 1) 27 Alex Verdugo, L (6, PH) 3 Chris Taylor, R (7, 6)		B EP 61 L SL 82 X SL 82 1-1 ② SH1 1-2		C SL 81 C FF 88 F FF 89 F FF 91 B SL 82 X CU 69 1-2 ① G6-3		B FF 93 B CH 86 C CH 85 B FC 90 X FF 92 3-1 ② L7	B FC 88 X FF 91 1-0 ③ P4			1 1 1	0 0 0	0 0 0	0 0 0	0 0 0	0 0 0	0 1 1
Inning Stats	R: 1 E: 0 K: 0 S: 16 H: 1 LOB: 2 BB: 2 P: 30	R: 2 E: 0 K: 1 S: 14 H: 2 LOB: 0 BB: 0 P: 19	R: 0 E: 0 K: 1 S: 8 H: 0 LOB: 0 BB: 0 P: 11	R: 4 E: 0 K: 1 S: 17 H: 4 LOB: 0 BB: 0 P: 27	R: 0 E: 0 K: 0 S: 6 H: 0 LOB: 0 BB: 0 P: 12	R: 2 E: 0 K: 0 S: 11 H: 1 LOB: 0 BB: 1 P: 20	R: 3 E: 0 K: 0 S: 12 H: 4 LOB: 1 BB: 0 P: 16	R: 0 E: 0 K: 0 S: 8 H: 0 LOB: 0 BB: 0 P: 9		1B: 3 2B: 1 3B: 0 HR: 8	SF: 0 SAC: 1 DP: 0 HBP: 0		WP: 0 PB: 0 SB: 0 CS: 0	PA: 39	

PITCHER	IP	WLS	BF	H	R	ER	SO	BB	IBB	HBP	BLK	WP	HR	S	P	ERA	WHIP
21 Zack Greinke, R (1, 1) ERA: 17.18	3.2	L	20	7	7	7	3	2	0	0	0	0	4	52	82	17.18	2.455
55 Matt Koch, R (4, 1) ERA: 10.38	4.1		19	5	5	5	0	1	0	0	0	0	4	40	62	10.38	1.385

PITCHER	IP	WLS	BF	H	R	ER	SO	BB	IBB	HBP	BLK	WP	HR	S	P	ERA	WHIP

BOTTOM

Arizona Diamondbacks @ Los Angeles Dodgers

Dodger Stadium, Los Angeles, CA

Thu Mar 28 2019, 1:14 PM - 4:01 PM PDT

Att. 53,086 - Partly Cloudy - 69 F

livebaseballscorecards.com

AB	35
R	12
H	12
RBI	12
BB	3
SO	3
LOB	8

Batter	1	2	3	4	5	6	7	8	9	10	11	12	13	AB	R	H	RBI	BB	SO	LOB
1 Jarrod Dyson, L (1, 8) OBP: 0.429, SLG: 0.200	B FF 90 X SL 88 1-0 5 G2-3 1B		B FF 90 F SL 87 S CH 84 B CH 83 B CH 83 B FF 91 4-2 BB		C FF 90 B CH 83 F SL 87 C KC 81 1-3 ③ K		B FF 96 B KC 86 X FF 96 2-0 G6-3 ③		B FC 92 S FC 90 X FC 92 1-1 B3 ③			B SI 91 B SI 91 C SI 92 F SI 92 B CH 86 T SI 91 3-2 K ①	D CH 88 B FF 92 B FF 94 B FF 92 4-0 BB	5	0	1	0	2	2	0
5 Eduardo Escobar, S (1, 5) OBP: 0.182, SLG: 0.273	C SL 87 S CH 82 B FF 90 F CH 83 F KC 80 X CH 82 1-2 G2-3 ① 1-2		B SL 87 1 SAFE B CH 82 1 SAFE S SL 86 F SL 86 X CH 82 2-2 G2-3 ③			B CH 80 X SL 86 1-0 G4-3 ①		B FF 96 C FF 96 B SI 97 B CH 87 X FF 95 3-1 F7 ①		C FF 94 C FF 92 B FF 94 B FF 93 B FF 94 S FF 94 3-3 K ①		B SI 93 X CH 85 1-0 P5 ②	B FF 94 C SL 85 B CH 87 B FF 93 C FF 94 S FF 94 3-3 K ③	7	0	0	0	0	2	5
6 David Peralta, L (1, 7) OBP: 0.400, SLG: 0.500	C CH 82 X SL 88 0-1 P5 ②			C FF 89 B SL 85 S CH 82 B SL 87 B FF 92 X FF 91 3-2 22 1B 1B		C SI 92 B SI 93 S CH 93 B SL 84 F SI 94 B SI 93 F SI 93 F SI 93 C SI 93 3-3 K ②		B FF 98 B FF 98 X FF 97 2-0 10 2B 4 FC6-4 1B		C CU 74 X FF 92 0-1 L7 ②		B CH 86 B SI 92 X SL 87 2-0 2B		6	1	3	0	0	1	1
10 Adam Jones, R (1, 9) OBP: 0.300, SLG: 0.700	X SI 88 0-0 G5-3 ③			C SI 87 X SI 88 0-1 P3 ①		C SI 94 B SI 92 X SI 93 1-1 G6-3 ③		C FF 98 F FF 97 F FF 98 F FF 98 X CH 86 0-2 4 FC6-4 1-3 2B		B FF 93 F FF 94 B FF 93 F FF 93 F FF 94 C CH 87 2-3 K ③		C SI 93 X SI 93 0-1 G6-3 ③		6	0	1	0	0	1	3
22 Jake Lamb, L (1, 3) OBP: 0.333, SLG: 0.200		C SL 87 B CH 82 F FF 90 F FF 90 S KC 79 1-3 K ①		X SL 86 0-0 1-2 1B			B CH 84 C FF 94 F CH 84 B FF 94 S FF 94 2-3 K ①		0-0 4 FC6-4 IBB		B SI 93 C SI 92 X CH 87 1-1 B2-3 ①		S FF 95 F FF 94 B FF 96 S CH 89 1-3 K ①	5	0	1	0	1	3	0
4 Ketel Marte, S (1, 4)		B FF 90 B CH 83 B SL 87 C FF 90 F SL 89 X SL 87 3-2 L7 ②		F SL 86 B FF 90 F CH 82 S KC 80 1-3 K ②			B FF 95 B CH 84 B FF 94 C CH 84 X CH 84 3-1 G4-3 ②	X FF 98 0-0 FC6-4 ② 1-2/ 2-3 3-H			C SI 94 C SI 94 B SI 94 F SI 92 X SL 89 2-2 F7 ②		S FF 94 S CH 89 F FF 95 B CH 90 X CH 88 1-2 G3 ②	6	0	0	1	0	1	4
13 Nick Ahmed, R (1, 6) OBP: 0.300, SLG: 0.375		F SI 89 C FF 92 B KC 80 B FF 92 X SL 87 2-2 G6-3 ③		C FF 90 F SI 88 D KC 81 X SI 89 1-2 G1-3 ③			B SL 85 S CH 84 F FF 94 F CH 86 B CH 85 S FF 94 2-3 K 53 HR 31 BB	F FF 97 C FF 98 F FF 98 X KC 87 0-2 G5-3 ③			C SI 94 B SI 93 B SI 92 F SI 92 B SL 88 F SI 92 F SI 92 X SI 92 3-2 31 1B 1B		C CU 86 B CU 86 B FF 94 B FF 93 B CU 86 4-1 31 S 18 2B BB	5	2	1	0	1	1	4
31 Alex Avila, L (1, 2) OBP: 0.500, SLG: 0.250			X FF 88 0-0 G4-3 ① C FF 89 S SL 88 C FF 92 0-3 K ②		B FF 88 C SL 86 C KC 77 B KC 80 F FF 92 B FF 92 X SL 88 3-2 G4-3 ① F FF 90 C SL 86 B KC 80 S FF 90 1-3 K ②		S CH 85 B FF 94 B FF 95 C CH 85 B CH 86 B CH 86 4-2 53 HR 1-2 BB C KC 84 F FF 98 D KC 88 D CH 87 B FF 98 X KC 87 3-2 1-H 2-H HR		S FC 91 C FC 90 B FC 92 T FC 92 1-2 K ① C FC 90 B FC 92 B FC 90 F FC 90 F FC 91 F FC 92 B FC 92 F FC 90 X FC 92 3-2 P5 ②		B SI 92 B SI 91 X SI 91 2-0 1-2 1B C FF 92 S SI 93 S SI 93 0-3 K ③	B CU 85 B FF 93 B FF 93 3-0 18 2B 1-2 IBB S SL 85 F FF 94 X FF 95 0-2 1-3 2-H 2B	4	1	1	0	2	1	0

38 Robbie Ray, L (1, 1)
50 Yoan Lopez, R (4, 1)
53 Christian Walker, R (7, PH)
66 Yoshihisa Hirano, R (7, 1)
26 Archie Bradley, R (8, 1)
41 Wilmer Flores, R (8, PH)
40 Andrew Chafin, R (8, 1)
35 Matt Andriese, R (10, 1)
18 Carson Kelly, R (10, PH)
56 Greg Holland, R (11, 1)

Inning Stats	1	2	3	4	5	6	7	8	9	10	11	12	13	AB	R	H	RBI	BB	SO	LOB
	R: 0 E: 0 K: 0 S: 9	H: 1 LOB: 1 BB: 0 P: 11	R: 0 E: 0 K: 1 S: 10	H: 0 LOB: 0 BB: 0 P: 16	R: 0 E: 0 K: 1 S: 9	H: 0 LOB: 1 BB: 1 P: 15	R: 0 E: 0 K: 1 S: 12	H: 2 LOB: 2 BB: 0 P: 17	R: 0 E: 0 K: 2 S: 10	H: 0 LOB: 0 BB: 0 P: 15	R: 0 E: 0 K: 1 S: 9	H: 0 LOB: 0 BB: 0 P: 14	R: 3 E: 0 K: 2 S: 15	H: 1 LOB: 1 BB: 1 P: 31	R: 1 E: 0 K: 0 S: 13	H: 2 LOB: 2 BB: 1 P: 18	R: 0 E: 0 K: 1 S: 11	H: 0 LOB: 0 BB: 0 P: 16	R: 0 E: 0 K: 2 S: 9	H: 0 LOB: 0 BB: 0 P: 14	R: 0 E: 0 K: 1 S: 14	H: 2 LOB: 2 BB: 0 P: 22	R: 0 E: 0 K: 1 S: 7	H: 1 LOB: 1 BB: 0 P: 13	R: 1 E: 0 K: 2 S: 14	H: 1 LOB: 3 BB: 3 P: 30	1B: 6 2B: 3 3B: 0 HR: 1	SF: 0 SAC: 0 DP: 0 HBP: 0	WP: 0 PB: 1 SB: 1 CS: 0	PA: 56

PITCHER		IP	WLS	BF	H	R	ER	SO	BB	IBB	HBP	BLK	WP	HR	S	P	ERA	WHIP
68 Ross Stripling, R	(1, 1)	5.1		20	3	0	0	5	1	0	0	0	0	0	51	76	0.00	0.750
ERA:																		
75 Scott Alexander, L	(6, 1)	0.2	H	2	0	0	0	1	0	0	0	0	0	0	8	12	0.00	0.000
ERA:																		
52 Pedro Báez, R	(7, 1)	0.2	H	4	0	2	1	2	1	0	0	0	0	0	11	22	13.50	1.500
17 Joe Kelly, R	(7, 1)	1.1	B	8	3	2	1	0	0	1	0	0	0	1	17	27	6.75	2.250
ERA: 13.5																		
74 Kenley Jansen, R	(9, 1)	1.0		3	0	0	0	1	0	0	0	0	0	0	11	16	0.00	0.000
ERA:																		

PITCHER		IP	WLS	BF	H	R	ER	SO	BB	IBB	HBP	BLK	WP	HR	S	P	ERA	WHIP
64 Caleb Ferguson, L	(10, 1)	1.0		3	0	0	0	2	0	0	0	0	0	0	9	14	0.00	0.000
ERA:																		
51 Dylan Floro, R	(11, 1)	2.0		9	3	0	0	2	0	0	0	0	0	0	21	35	0.00	1.500
ERA:																		
63 Yimi García, R	(13, 1)	1.0	L	7	1	1	1	2	2	1	0	0	0	0	14	30	9.00	3.000
ERA: 9.0																		

TOP

Arizona Diamondbacks @ Los Angeles Dodgers
Dodger Stadium, Los Angeles, CA
Fri Mar 29 2019, 7:10 PM - 1:15 AM PDT
Att. 42,266 - Clear - 64 F

livebaseballscorecards.com

AB	50
R	5
H	10
RBI	5
BB	6
SO	15
LOB	19

Batter	1	2	3	4	5	6	7	8	9	10	11	12	13	AB	R	H	RBI	BB	SO	LOB
14 Enrique Hernández, R (1, 4) OBP: 0.455, SLG: 1.000	B SL 84 B FF 94 X FF 93 2-0 P2 ①		D SL 83 B FF 93 B FF 91 D KC 81 4-0 25 BB 11 1B BB	B FF 91 D KC 81 C FF 91 F FF 92 F FF 92 S SL 83 2-3 K ③		F FF 97 B SL 84 B SL 86 X CH 88 2-1 F7 ③		B KC 84 C KC 84 X FF 98 1-1 G5-3 1-2 ②		X SL 83 0-0 15 WP 10 WP 1B		B FF 92 X FF 91 1-0 L8 ②		6	1	1	0	1	1	6
10 Justin Turner, R (1, 5) OBP: 0.333, SLG: 0.111	B FF 94 B FF 94 B FF 94 C FF 94 C FF 94 S FF 95 3-3 K ②		C KC 82 F FF 92 F FF 93 D SL 84 S FF 93 1-3 K ②		B KC 78 F KC 79 B FF 92 F FF 93 B FF 93 S SL 84 3-3 K ①		S FS 82 B FF 90 B FS 83 B FF 89 F FF 90 B FS 83 4-2 11 2B BB	C FF 97 C FF 97 F FF 97 D KC 85 X FF 97 1-2 2-3 1B		F CH 84 C FF 92 B CH 87 B CH 87 H CH 87 3-2 15 WP 1-2 HBP		C FF 92 B CH 85 C FF 93 F FF 92 F CH 86 F CH 85 F FF 92 B CU 83 F CH 86 4-2 B CU 82 B CU 83 1-2 BB		4	0	1	0	2	3	2
25 David Freese, R (1, 3) 74 Kenley Jansen, S (9, 1) 64 Caleb Ferguson, R (10, 1) 15 Austin Barnes, R (10, PH) OBP: 0.800, SLG: 1.500 51 Dylan Floro, L (11, 1) 99 Hyun Jin Ryu, R (12, PH) 63 Yimi García, R (13, 1)	B FF 95 C KC 83 S SL 84 S SL 85 1-3 K ③		D KC 82 D SL 85 D SL 84 C FF 91 B FF 93 4-1 11 1B 1-2 2-3 BB		C KC 81 F SL 83 B SL 83 S SL 84 1-3 K ②		F FF 91 F SL 73 B FS 83 S FS 84 1-3 K ①	X KC 82 0-0 G3 ③		B FF 93 C FF 92 F CH 87 B FF 94 B FF 94 B FF 93 4-2 1-2 2-3 BB		F FF 92 X CU 82 0-1 G6-3 ③		4 0 0 0 0 1 0	0 0 0 0 0 0 0	0 0 0 0 1 0 0	1 0 0 0 0 0 0	3 0 0 0 0 0 0	3 0 0 0 0 0 2
11 AJ Pollock, R (1, 8) OBP: 0.545, SLG: 0.889		C FF 92 F SL 84 B FF 94 X SL 84 1-2 HR	D KC 83 B FF 93 C FF 94 X FF 94 2-1 1-3 2-H 3-H 1B		B FF 91 B SL 83 B FF 92 C FF 92 B KC 80 4-1 BB		F FS 83 D FS 84 B FS 84 B FF 90 X FF 90 3-1 5 1B 1-2 2B		B SI 94 X SI 95 1-0 5 BB 1B	C CU 81 B FF 92 B CH 87 F FF 93 X CH 87 2-2 G1-3 ③			C FF 92 F SL 84 C SL 84 0-3 K ①	6	2	4	3	1	1	3
5 Corey Seager, L (1, 6) OBP: 0.364, SLG: 0.556		C SL 86 B SL 85 S SL 85 X FF 94 1-2 G4-3	D SL 86 1 SAFE C FF 92 F FF 92 1 SAFE B FF 93 S SL 83 2-3 K ③		S SL 82 S SL 83 D SL 85 S SL 84 1-3 K ③		S FF 90 C FF 91 F FF 88 B FF 90 B FS 83 X FS 83 2-2 31 1B 2-H 1B		B SL 85 B SL 85 B FF 94 1 SAFE B FF 93 4-0 35 G3-6-1 1-2 BB		C FF 91 F FF 93 S CH 87 F FF 94 B CH 87 X CH 87 2-2 G4-3 ①		F SL 84 B FF 92 F FF 90 B CU 79 F CU 78 F FF 92 C FF 92 2-3 K ②	6	0	1	1	1	3	3
3 Chris Taylor, R (1, 7) 31 Joc Pederson, L (6, PH) OBP: 0.500, SLG: 1.222 (7, 7)		C KC 82 X FF 94 0-1 P3 ②	B FF 89 B KC 76 C FF 91 B FF 92 X FF 92 3-1 F9 ①		B FF 96 B FF 96 B FF 95 B FF 96 4-0 55 FC5-4 BB	X FF 90 0-0 1-2 1B		L FF 92 L SL 83 F SL 84 X SL 86 0-2 L8 ①		C CU 81 F FF 93 B FF 92 X CH 87 1-2 G4-3 ②		X CU 76 0-0 F8 ③		2 4	0 0	0 1	0 0	0 1	0 0	0 2
35 Cody Bellinger, L (1, 9) OBP: 0.400, SLG: 0.667		C FF 94 C SL 85 B SL 85 B SL 84 S SL 84 2-3 K ③	B FF 92 C FF 92 X FF 94 1-1 68 SH2-4 55 S 1B		B FF 96 D CH 90 F FF 95 B CH 89 X FF 95 3-1 L8 ①	F FF 89 F FS 84 X FS 83 0-2 G4-3 ③		X SL 85 0-0 G3-6-1 1-2f ② ③		B CH 86 C CH 86 S FF 93 B FF 93 F FF 93 B CH 88 F CH 88 D CH 87 4-2 55 CS BB				5	0	1	0	1	1	5
55 Russell Martin, R (1, 2) OBP: 0.667, SLG: 0.333			B KC 81 B FF 93 B FF 92 B FF 94 4-0 25 BB 68 SH1-4 11 1B BB	B FF 92 C FF 91 D KC 81 1 SAFE 1 SAFE 1 SAFE B KC 79 B FF 91 4-1 68 SH2-4 1-2 BB		B FF 96 1 SAFE C FF 95 S SL 84 F FF 96 X FF 95 1-2 FC5-4 1-2f ② 27 1B		B FF 96 C FF 95 B KC 84 B FF 95 S FF 96 X FF 96 3-2 10 1B 14 G5-3 1B	C FF 93 S SL 84 B SL 84 S SL 84 1-3 K ①	1 SAFE C SL 85 B FF 93 1 SAFE C FF 92 1-2 CS 1-2 ③	B CU 82 B FF 90 B FF 90 C FF 90 B FF 92 4-1 10 BB		3	1	1	0	3	1	1
68 Ross Stripling, R (1, 1) 75 Scott Alexander, L (6, 1) 27 Alex Verdugo, L (6, PH) OBP: 0.500, SLG: 0.500 52 Pedro Báez, R (7, 1) 17 Joe Kelly, R (7, 1) 13 Max Muncy, L (8, PH) OBP: 0.143, SLG: 0.571 (9, 3)			B FF 90 B FF 91 B FF 91 C FF 92 C FF 92 1 SAFE X FF 90 3-2 SH1-4 1-2 ①	L FF 90 S FF 90 X FF 91 0-2 SH2-4 1-2 2-3 ②		B CH 91 B FF 97 X FF 97 2-0 1-2 1B		C KC 83 S FF 97 F FF 97 B FF 98 X KC 84 1-2 L7 ①		C SL 84 S SL 84 F SL 84 F SL 83 S SL 85 0-3 K ②		F FF 92 C CH 86 F FF 92 B CH 86 X CH 86 1-2 F8 ①		0 0 1 0 0 0 3	0 0 0 0 0 0 0	0 0 1 0 0 0 0	0 0 0 0 0 0 0	0 0 0 0 0 0 1	0 0 0 0 0 0 2
Inning Stats	R: 0 E: 0 K: 2 S: 7 H: 0 LOB: 0 BB: 0 P: 13	R: 1 E: 0 K: 1 S: 11 H: 1 LOB: 0 BB: 0 P: 15	R: 2 E: 0 K: 2 S: 13 H: 1 LOB: 2 BB: 3 P: 33	R: 0 E: 0 K: 1 S: 12 H: 1 LOB: 2 BB: 1 P: 22	R: 0 E: 0 K: 3 S: 10 H: 0 LOB: 1 BB: 1 P: 19	R: 0 E: 0 K: 0 S: 9 H: 1 LOB: 2 BB: 1 P: 21	R: 1 E: 0 K: 1 S: 15 H: 3 LOB: 2 BB: 1 P: 25	R: 0 E: 0 K: 0 S: 14 H: 2 LOB: 2 BB: 0 P: 20	R: 0 E: 0 K: 0 S: 6 H: 1 LOB: 1 BB: 1 P: 11	R: 0 E: 0 K: 2 S: 16 H: 1 LOB: 3 BB: 1 P: 26	R: 0 E: 0 K: 0 S: 13 H: 0 LOB: 0 BB: 1 P: 21	R: 0 E: 0 K: 0 S: 15 H: 0 LOB: 2 BB: 2 P: 25	R: 0 E: 0 K: 2 S: 9 H: 0 LOB: 0 BB: 0 P: 11	1B: 9 2B: 1 3B: 0 HR: 1	SF: 0 SAC: 2 DP: 1 HBP: 1	WP: 2 PB: 0 SB: 1 CS: 1	PA: 61					

PITCHER		IP	WLS	BF	H	R	ER	SO	BB	IBB	HBP	BLK	WP	HR	S	P	ERA	WHIP
38 Robbie Ray, L ERA: 5.4	(1, 1)	5.0		23	3	3	3	9	5	0	0	0	0	1	53	102	5.40	1.600
50 Yoan López, R ERA:	(6, 1)	1.0		5	1	0	0	0	1	0	0	0	0	0	9	21	0.00	2.000
66 Yoshihisa Hirano, R ERA: 9.0	(7, 1)	1.0		6	3	1	1	1	1	0	0	0	0	0	15	25	9.00	4.000
25 Archie Bradley, R ERA:	(8, 1)	1.0		5	2	0	0	0	0	0	0	0	0	0	14	20	0.00	2.000
40 Andrew Chafin, L ERA:	(9, 1)	1.2		7	2	0	0	2	1	0	0	0	0	0	15	21	0.00	1.800

PITCHER		IP	WLS	BF	H	R	ER	SO	BB	IBB	HBP	BLK	WP	HR	S	P	ERA	WHIP
35 Matt Andriese, R ERA:	(10, 1)	2.1	W	11	0	0	0	0	4	0	0	1	0	0	35	62	0.00	1.714
56 Greg Holland, R ERA:	(13, 1)	1.0	S	3	0	0	0	2	0	0	0	0	0	0	9	11	0.00	0.000

BOTTOM

Arizona Diamondbacks @ Los Angeles Dodgers
Dodger Stadium, Los Angeles, CA
Fri Mar 29 2019, 7:10 PM - 1:15 AM PDT
Att. 42,266 - Clear - 64 F

livebaseballscorecards.com

AB	45
R	4
H	11
RBI	4
BB	12
SO	14
LOB	29

Batter	1	2	3	4	5	6	7	8	9	AB	R	H	RBI	BB	SO	LOB
1 Jarrod Dyson, L (1, 8) OBP: 0.455, SLG: 0.667	C FF 93 B FS 86 B FF 93 X FF 93 2-1 HR		C CU 77 B FF 92 X FS 85 1-1 ③ P6			B CU 74 F FF 90 S FS 84 B FS 85 F FS 85 B FF 93 F FF 92 S FS 85 3-3 ① K		C SI 91 C CH 84 X CH 84 0-2 18 G1-3 6 HR 1B		4	2	2	1	0	1	0
5 Eduardo Escobar, S (1, 5) OBP: 0.143, SLG: 0.214 18 Carson Kelly, R (7, 2) OBP: 0.500, SLG: 1.000	C FF 92 S FS 86 B FS 85 X FS 86 1-2 G1-3			C FF 90 X FS 85 0-1 F8		C CU 76 C FS 85 B FF 92 B FS 85 F FS 86 S FS 85 2-3 ② K		C SL 80 F SL 82 F SL 80 B SI 93 B CH 84 B SL 83 X SI 92 3-2 ① G1-3 1-2		3 1	0 0	0 0	0 0	0 0	1 0	0 1
6 David Peralta, L (1, 7) OBP: 0.357, SLG: 0.643	F FF 93 B FS 85 B SL 88 S FS 85 X FS 85 2-2 ② G4-3			C FF 93 B FS 85 B FF 92 F FF 93 B FS 85 S FS 86 3-3 ② K		X FS 85 0-0 ③ G3		B SI 92 X SI 93 1-0 2-H HR		4	1	1	2	0	1	0
10 Adam Jones, R (1, 9) OBP: 0.357, SLG: 0.857	C SI 93 X SL 84 0-1 ③ G6-3			B SI 92 C SL 84 C SI 92 X SL 84 1-2 1B			B FF 90 B SL 83 F SI 90 X SI 90 2-1 HR	C SL 81 F SI 92 S CH 85 0-3 ② K		4	1	2	1	0	1	0
22 Jake Lamb, L (1, 3) OBP: 0.300, SLG: 0.125		B FF 92 B FS 84 C FF 93 B FS 86 F SL 85 B FF 93 4-2 4 G1-6-3 BB		F FF 92 F FS 85 F FS 86 S FS 85 0-3 ③ K			C FF 91 X FS 84 0-1 ① G3	C SI 93 B CH 83 B SI 92 X CH 85 2-1 ③ F8		3	0	0	0	1	1	1
4 Ketel Marte, S (1, 4) OBP: 0.071, SLG: 0.077		B CU 75 C FF 91 C FS 84 X FS 84 1-2 ①② G1-6-3 1-2f			F FF 91 B CU 78 S FS 83 B FS 84 X FS 86 2-2 13 G5-4-3 1B		B FF 90 C CU 75 F FS 84 B FF 91 S FS 85 2-3 ② K		B CH 80 S CH 76 C CH 80 X CU 69 1-2 ① G6-3	4	0	1	0	0	1	1
13 Nick Ahmed, R (1, 6) OBP: 0.286, SLG: 0.273		B SI 92 S SL 86 S SL 85 F SL 85 B FF 93 X SI 93 2-2 ③ F9			C SI 90 1 SAFE X SI 92 0-1 ①② G5-4-3 1-2f		S SL 83 F SI 92 B SL 84 B FS 85 B FS 85 B FF 92 4-2 31 DI BB		C CH 81 B CU 70 F CH 78 X CH 83 1-2 ② G6-3	3	0	0	0	1	0	1
31 Alex Avila, L (1, 2) OBP: 0.556, SLG: 0.833 36 John Ryan Murphy, R (7, 1)			B CU 74 S FS 84 C CU 77 B FS 85 B FS 84 X FF 93 3-2 ① F7		B CU 76 B FF 92 B FF 92 C FF 92 X FF 92 3-1 HR		C SL 83 B CH 84 B SI 92 B SI 92 F SI 93 F SI 92 B CH 82 4-2 1-2 BB		F FF 84 X CH 83 0-1 ③ F8	2 1	1 0	1 0	1 0	1 0	0 0	0 0
52 Zack Godley, R (1, 1) 55 Matt Koch, L (6, 1) 15 Ildemaro Vargas, S (7, PH) (7, 5)			C FF 91 C FF 92 S SL 86 0-3 ② K		C FF 91 S SL 85 X SL 85 0-2 ③ F8		C SI 92 B CH 82 B SI 93 X SI 94 2-1 ③ F9			2 0 1	0 0 0	0 0 0	0 0 0	1 0 0	0 0 0	0 0 2
Inning Stats	R: 1 E: 0 K: 0 S: 10 H: 1 LOB: 0 BB: 0 P: 15	R: 0 E: 0 K: 0 S: 9 H: 0 LOB: 0 BB: 1 P: 16	R: 0 E: 0 K: 1 S: 8 H: 0 LOB: 0 BB: 0 P: 12	R: 0 E: 0 K: 2 S: 12 H: 1 LOB: 1 BB: 0 P: 16	R: 1 E: 0 K: 0 S: 10 H: 2 LOB: 0 BB: 0 P: 15	R: 0 E: 0 K: 2 S: 10 H: 0 LOB: 0 BB: 0 P: 15	R: 1 E: 0 K: 1 S: 14 H: 1 LOB: 2 BB: 2 P: 28	R: 2 E: 0 K: 1 S: 13 H: 2 LOB: 0 BB: 0 P: 19	R: 0 E: 0 K: 0 S: 8 H: 0 LOB: 0 BB: 0 P: 10	1B: 3 2B: 0 3B: 0 HR: 4 SF: 0 SAC: 0 DP: 2 HBP: 0						

TOP

Arizona Diamondbacks @ Los Angeles Dodgers
Dodger Stadium, Los Angeles, CA
Sat Mar 30 2019, 6:12 PM - 9:25 PM PDT
Att. 50,626 - Clear - 75 F

livebaseballscorecards.com

AB	32
R	5
H	7
RBI	5
BB	3
SO	7
LOB	6

WP: 0 PB: 0 SB: 0 CS: 0 PA: 35

PITCHER	IP	WLS	BF	H	R	ER	SO	BB	IBB	HBP	BLK	WP	HR	S	P	ERA	WHIP
18 Kenta Maeda, R (1, 1) ERA: 4.05	6.2	W	25	5	3	3	6	2	0	0	0	0	3	68	106	4.05	1.050
48 Brock Stewart, R (7, 1) ERA: 13.5	1.1		7	2	2	2	1	1	0	0	0	0	1	18	30	13.50	2.250
55 Russell Martin, R (9, 1) ERA:	1.0		3	0	0	0	0	0	0	0	0	0	0	8	10	0.00	0.000

PITCHER	IP	WLS	BF	H	R	ER	SO	BB	IBB	HBP	BLK	WP	HR	S	P	ERA	WHIP

BOTTOM

Arizona Diamondbacks @ Los Angeles Dodgers
Dodger Stadium, Los Angeles, CA
Sat Mar 30 2019, 6:12 PM - 9:25 PM PDT
Att. 50,626 - Clear - 75 F

livebaseballscorecards.com

Batter	1	2	3	4	5	6	7	8	9	AB	R	H	RBI	BB	SO	LOB
31 Joc Pederson, L (1, 7) OBP: 0.688, SLG: 1.417	C SI 89 B SI 89 X SI 89 1-1 HR		B KC 82 B CH 80 B KC 81 C SI 88 S KC 81 F KC 82 B SI 89 4-2 5 10 1B FC1-2 1-2 2-3 BB	C SI 87 B CH 82 F KC 80 X CH 80 1-2 1B		F FC 89 F FC 88 B CH 86 B FC 89 H FC 90 3-2 10 BB 5 1B 35 1B HBP	F FA 57 F FA 66 X FA 58 0-2 10 1B 1-2 1B	B FA 62 B FA 59 B FA 59 C FA 60 C FA 59 B FA 64 4-2 27 2B 10 1B BB		3	4	3	1	2	0	0
5 Corey Seager, L (1, 6) OBP: 0.333, SLG: 0.462 27 Alex Verdugo, L (7, 8) OBP: 0.500, SLG: 0.750	F KC 83 F SI 90 X KC 82 0-2 ① F7		B SI 88 B KC 81 C SI 90 X SI 89 2-1 ① FC1-2 10 1B 35 1B 1-2 2-3 3-Hf	C KC 80 D KC 80 F KC 80 B SI 90 S KC 80 2-3 ③ K		B CH 86 B FF 92 B FF 92 X FF 92 3-0 10 BB 35 1B 1-2 2-3 3-H 1B	C FA 61 X FA 67 0-1 ② F9	C FA 61 B FA 61 B FA 62 X FA 63 2-1 10 1B 1-3 2-H 2B		4 2	2 1	1 1	1 1	0 0	1 2	4 2
10 Justin Turner, R (1, 5) OBP: 0.444, SLG: 0.286	C SI 90 B FC 90 F FC 88 T FC 90 1-2 ② K		B FC 87 B SI 90 B FC 89 X SI 90 3-0 35 1B 11 1B 1-2 2-H 3-H 1B		B KC 78 F KC 79 B FC 88 B KC 79 C KC 80 X KC 79 3-2 ① F8	B FC 89 B FC 90 B FF 92 B FF 91 4-0 35 1B 13 1B 1-2 2-3 3-H BB	B FA 59 X FA 62 1-0 1-2 2-3 1B	X FA 59 0-0 35 HR 2-H 3-H 1B		5	3	3	5	1	1	0
35 Cody Bellinger, L (1, 9) OBP: 0.500, SLG: 1.067	F SI 91 B KC 84 F KC 82 X KC 83 1-2 ③ F7		X KC 80 0-0 13 PB 11 1B 1-3 2-H 1B		B SI 88 B SI 87 B KC 80 C SI 88 X KC 80 3-1 HR	F FF 92 B CH 85 B CH 86 B FF 90 X FF 93 3-1 ② 1-3 2-H 3-H 1B	X FA 62 0-0 ③ F9	F FA 63 X FA 61 0-1 1-H HR		6	2	4	6	0	0	3
11 AJ Pollock, R (1, 8) OBP: 0.533, SLG: 0.750 25 David Freese, R (7, 3) OBP: 0.429, SLG: 0.200		C SI 89 X FC 89 0-1 ① F9	D KC 80 C SI 89 X SI 89 1-1 13 PB 1-2 3-H 1B		C KC 80 C SI 89 B KC 79 X FC 89 1-2 ② G4-3	D FC 90 H CH 85 2-0 13 1B HBP		B FA 51 B FA 56 B FA 56 C FA 58 B FA 60 4-3 15 HR BB B FA 57 F FA 66 X FA 60 1-1 1B		3 1	0 1	1 1	1 1	0 0	0 0	0 0
13 Max Muncy, L (1, 3) OBP: 0.231, SLG: 0.417 (7, 4)	B SI 90 C KC 82 C KC 82 B KC 82 S KC 83 2-3 ② K		D KC 80 B CH 81 D KC 79 3-0 3 G6-4-3 1-2 2-3 IBB		B CH 82 S KC 80 C SI 87 B KC 80 X KC 81 2-2 ③ G6-3	C CH 86 C CH 84 F FF 93 X FC 91 0-2 1-2 3-H 1B		B FA 63 F FA 60 F FA 63 X FA 75 1-2 ① F7 F FA 59 X FA 59 0-1 ③ P5		5	0	1	1	1	1	2
3 Chris Taylor, R (1, 4) (7, 6)	S FC 90 S SI 90 B SI 91 F FC 90 X KC 83 1-2 ③ G4-3		C SI 88 X SI 88 0-1 ② ③ G6-4-3 1-2f			H SI 85 1-0 15 FC6-4 HBP F FF 93 S FC 89 S CH 86 0-3 ③ K		B FA 62 F FA 61 X FA 64 1-1 ② L8		4	0	0	0	0	1	6
15 Austin Barnes, R (1, 2) OBP: 0.700, SLG: 1.375			C SI 89 B FC 90 S KC 83 X KC 83 1-2 31 BB 18 SH 5 FC1-2 1B	B SI 88 F FC 88 B SI 88 T KC 79 X FC 90 2-2 ① L8		C KC 77 S KC 78 X KC 80 0-2 ① FC6-4 18 2B 5 1B 1-2f	B FA 51 B B FA 51 C FA 53 S FA 54 B FA 65 4-2 10 1B 31 1B BB	F FA 61 X FA 61 0-1 1-H HR		4	2	2	2	1	0	1
18 Kenta Maeda, R (1, 1) OBP: 0.500, SLG: 1.000 48 Brock Stewart, L (7, 1) OBP: 0.333, SLG: 0.667 55 Russell Martin, R (9, 1) OBP: 0.667, SLG: 0.333			X SI 90 0-0 SH 5 FC1-2 31 BB 10 1B 1-2	B SI 88 C SI 87 B FC 87 X KC 79 2-1 ② F9		B KC 78 C KC 78 F KC 78 X KC 79 1-2 5 1B 10 BB 1-3 2B	B FA 55 C FA 55 S FA 58 X FA 58 1-2 ① P2	B FA 60 T FA 59 B FA 61 X FA 62 2-1 27 2B 2B		2 2 0	2 1 0	1 1 0	0 0 0	0 0 0	0 0 0	0 1 0
Inning Stats	R: 1 E: 0 K: 1 S: 11 H: 1 LOB: 0 BB: 0 P: 14	R: 0 E: 0 K: 1 S: 9 H: 0 LOB: 0 BB: 0 P: 12	R: 4 E: 1 K: 0 S: 15 H: 4 LOB: 2 BB: 2 P: 29	R: 0 E: 0 K: 1 S: 11 H: 1 LOB: 1 BB: 0 P: 18	R: 1 E: 0 K: 0 S: 11 H: 1 LOB: 0 BB: 0 P: 20	R: 5 E: 0 K: 1 S: 18 H: 4 LOB: 2 BB: 1 P: 35	R: 0 E: 0 K: 0 S: 12 H: 2 LOB: 3 BB: 1 P: 18	R: 7 E: 0 K: 0 S: 21 H: 6 LOB: 1 BB: 2 P: 36		1B: 12 2B: 3 3B: 0 HR: 4 SF: 0 SAC: 1 DP: 1 HBP: 3	WP: 0 PB: 1 SB: 0 CS: 0 PA: 51					

	AB	41
	R	18
	H	19
	RBI	18
	BB	6
	SO	4
	LOB	19

PITCHER		IP	WLS	BF	H	R	ER	SO	BB	IBB	HBP	BLK	WP	HR	S	P	ERA	WHIP
52 Zack Godley, R ERA: 11.81	(1, 1)	5.1	L	27	8	8	7	3	1	1	1	0	0	2	63	101	11.81	1.688
55 Matt Koch, R ERA: 14.4	(6, 1)	0.2		7	3	3	3	1	1	0	2	0	0	0	12	27	40.50	6.000
36 John Ryan Murphy, R ERA: 31.5	(7, 1)	2.0		17	8	7	7	0	3	0	0	0	0	2	33	54	31.50	5.500

PITCHER	IP	WLS	BF	H	R	ER	SO	BB	IBB	HBP	BLK	WP	HR	S	P	ERA	WHIP

Arizona Diamondbacks @ Los Angeles Dodgers

Dodger Stadium, Los Angeles, CA

Sun Mar 31 2019, 1:11 PM - 4:39 PM PDT

Att. 43,815 - Sunny - 82 F

TOP

livebaseballscorecards.com

Batter	1	2	3	4	5	6	7	8	9	AB	R	H	RBI	BB	SO	LOB
41 Wilmer Flores, R (1, 4) (8, 3) OBP: 0.200, SLG: 0.300	G5-3		G5-3	15 G6-3 1B			L4	G4-3		5	0	1	0	0	0	3
15 Ildemaro Vargas, S (1, 5) OBP: 0.167, SLG: 0.333	G3			6 1B 2B; G6-3			K2-3		L9	5	1	1	0	0	1	1
6 David Peralta, L (1, 7) OBP: 0.368, SLG: 0.579	F8			22 WP; 10 1B; 4 1B 1B	F9		10 1B 1B		K	5	1	2	1	0	1	0
10 Adam Jones, R (1, 9) OBP: 0.368, SLG: 0.737		P3		22 WP; 4 1B 1B	K		1-2 1B		P3	5	1	2	0	0	1	0
22 Jake Lamb, L (1, 3) OBP: 0.308, SLG: 0.100		G3		4 1B; 13 2B BB	G3		G5-3			2	1	0	0	1	0	0
50 Yoan López, R (5, 1)										0	0	0	0	0	0	0
5 Eduardo Escobar, S (7, PH)										1	0	0	0	0	0	2
25 Archie Bradley, R (7, 1)										0	0	0	0	0	0	0
1 Jarrod Dyson, L (8, 8) OBP: 0.455, SLG: 0.667										0	0	0	0	0	0	0
4 Ketel Marte, S (1, 8) (8, 4) OBP: 0.167, SLG: 0.294		G4-3		13 S; 13 2B 1B		3B		F7		4	1	2	2	0	0	0
13 Nick Ahmed, R (1, 6) OBP: 0.333, SLG: 0.400			F8	24 HR 2B		P5		53 1B 1B		4	1	2	2	0	0	1
18 Carson Kelly, R (1, 2) OBP: 0.333, SLG: 0.500			1B	F7		P3		L9		4	0	1	0	0	0	3
24 Luke Weaver, R (1, 1) OBP: 0.500, SLG: 2.000			B3	HR		K		41 S 1B		2	1	1	2	0	0	1
53 Christian Walker, R (5, 3) OBP: 0.571, SLG: 1.571										2	0	1	0	0	1	1
66 Yoshihisa Hirano, R (8, 1)										0	0	0	0	0	0	0

	AB	39
	R	7
	H	13
	RBI	7
	BB	1
	SO	4
	LOB	12

Inning Stats	1	2	3	4	5	6	7	8	9
	R: 0 E: 0 K: 0 S: 11	H: 0 LOB: 0 BB: 0 P: 15	R: 0 E: 0 K: 0 S: 11	H: 0 LOB: 0 BB: 0 P: 14	R: 0 E: 0 K: 0 S: 12	H: 1 LOB: 1 BB: 0 P: 17	R: 7 E: 0 K: 0 S: 25	H: 7 LOB: 0 BB: 1 P: 40	R: 0 E: 0 K: 1 S: 7	H: 0 LOB: 0 BB: 0 P: 8
	R: 0 E: 0 K: 1 S: 10	H: 1 LOB: 1 BB: 0 P: 16	R: 0 E: 0 K: 1 S: 12	H: 2 LOB: 2 BB: 0 P: 17	R: 0 E: 0 K: 0 S: 12	H: 2 LOB: 2 BB: 0 P: 18	R: 0 E: 0 K: 1 S: 11	H: 0 LOB: 0 BB: 0 P: 15		

1B: 9 2B: 2 3B: 1 HR: 1 | SF: 0 SAC: 0 DP: 1 HBP: 0

WP: 1 PB: 0 SB: 2 CS: 0 | PA: 40

PITCHER		IP	WLS	BF	H	R	ER	SO	BB	IBB	HBP	BLK	WP	HR	S	P	ERA	WHIP
21 Walker Buehler, R	(1, 1)	3.0		15	5	5	5	0	1	0	0	0	1	0	45	66	15.00	2.000
ERA: 15.0																		
52 Pedro Báez, R	(4, 1)	1.0		5	3	2	2	0	0	0	0	0	0	1	14	20	18.00	3.000
ERA: 10.8																		
75 Scott Alexander, L	(5, 1)	1.0		3	0	0	0	1	0	0	0	0	0	0	7	8	0.00	0.000
ERA:																		
63 Yimi García, R	(6, 1)	1.0		4	1	0	0	1	0	0	0	0	0	0	10	16	0.00	1.000
ERA: 6.0																		
64 Caleb Ferguson, L	(7, 1)	1.0		5	2	0	0	1	0	0	0	0	0	0	12	17	0.00	2.000
ERA:																		

PITCHER		IP	WLS	BF	H	R	ER	SO	BB	IBB	HBP	BLK	WP	HR	S	P	ERA	WHIP
51 Dylan Floro, R	(8, 1)	1.0	W	5	2	0	0	0	0	0	0	0	0	0	12	18	0.00	2.000
ERA:																		
74 Kenley Jansen, R	(9, 1)	1.0	S	3	0	0	0	1	0	0	0	0	0	0	11	15	0.00	0.000
ERA:																		

Batter	1	2	3	4	5	6	7	8	9	AB	R	H	RBI	BB	SO	LOB
31 Joc Pederson, L (1, 7) OBP: 0.619, SLG: 1.133	F FF 93 B FF 94 F FF 94 B FF 96 F CH 85 B CH 86 B CH 85 4-2 11 1B 35 1B 14 SF8 BB	B CU 79 C FF 94 B FF 94 C FF 95 B FF 95 F FF 94 F FF 95 F CH 86 X FF 94 3-2 ③ G3-1		H FF 92 1-0 35 E 1-2 HBP		X FF 96 0-0 ① G6-3		C FS 85 B FS 85 F FF 90 S FS 84 1-3 ① K		3	1	0	0	1	1	1
35 Cody Bellinger, L (1, 3) OBP: 0.524, SLG: 1.100	C FF 94 D CH 85 B FF 94 X FF 95 2-1 11 1B 27 2B 1-2 1B		C SL 85 F FF 93 B FF 93 B CU 82 B FF 94 X FF 93 3-2 HR	B CH 85 C FF 93 C FF 93 D CH 86 X FF 94 2-2 E5 1-3 2-H		C FF 96 F FF 96 S SL 85 0-3 ② K		B FF 92 S FS 84 B FS 84 B FF 92 S FS 83 F FS 84 F FS 84 F FS 84 F FS 85 3-2 X FF 91 11 E 1-2 1B		5	3	3	1	0	1	1
11 AJ Pollock, R (1, 8) OBP: 0.500, SLG: 0.706	X SL 86 0-0 27 2B 1-2 2-3 1B		X SL 87 0-0 ① G6-3	B FF 93 1 SAFE B SL 85 S FF 92 F FF 93 F CH 84 X FF 95 2-2 ③ G1-3		B FF 96 X FF 96 1-0 ③ G6-3		C FF 91 D FS 86 X FF 92 1-1 E9 13 SF8 1-H 2-H 2B		5	2	2	2	0	0	2
13 Max Muncy, L (1, 5) OBP: 0.222, SLG: 0.333 74 Kenley Jansen, S (9, 1)	S CU 80 D CH 86 T CH 86 F FF 95 S CH 86 1-3 ① K		B FF 93 B CU 80 B FF 93 C FF 92 B CH 85 4-1 BB		B CU 78 C FF 92 B CH 85 F CH 84 F FF 93 X CH 85 2-2 ① F8		B FF 95 C FF 95 B KC 82 B FF 94 C FF 96 C FF 95 3-3 ① K	B FS 84 X FF 90 1-0 ② SF8 3-H		3 0	0 0	0 0	1 0	1 0	2 0	3 0
14 Enrique Hernández, R (1, 4) OBP: 0.438, SLG: 0.833	B FF 95 X FF 93 1-0 ② SF8 3-H		B SL 85 F FF 92 X FF 92 1-1 ② P6		X FF 92 0-0 55 BB 27 G4-3 1B		C FF 96 B KC 84 B FF 96 F FF 96 B FF 96 B FF 97 4-2 3 BB BB	B FS 83 S FS 84 F FF 90 B FS 84 S FS 83 2-3 ③ K		3	0	1	1	1	1	1
27 Alex Verdugo, L (1, 9) OBP: 0.375, SLG: 0.625	B CH 85 B FF 94 C CH 83 B FF 93 F FF 93 F FF 93 X CH 84 3-2 1-H 2-H 2B		F FF 93 C FF 93 F FF 92 X CU 80 0-2 ③ L8		C FF 96 X FF 97 0-1 ② G4-3 1-2		X FF 95 0-0 ② F7			4	0	1	2	0	0	3
3 Chris Taylor, R (1, 6)	F FF 93 X SL 86 0-1 ③ L9			C FF 92 F FF 91 B FF 93 S FF 92 1-3 ① K	B FF 96 B FF 96 B SL 85 C FF 96 T FF 97 F FF 97 B FF 95 4-2 55 BB BB		B FF 96 B FF 95 F FF 96 B FF 96 F FF 96 B FF 97 4-2 1-2 BB			2	0	0	0	2	1	1
55 Russell Martin, R (1, 2) OBP: 0.600, SLG: 0.333		B FF 93 C CU 80 S SL 85 F FF 95 B CU 81 F FF 94 S SL 86 2-3 ① K		T FF 93 F SL 86 B CH 85 X FF 96 1-2 31 HBP 35 E 1B	C SL 84 B SL 86 B FF 95 B FF 95 B FF 95 4-1 1-2 2-3 BB		C KC 83 C FF 96 S KC 84 0-3 ③ K			3	1	1	0	1	2	2
21 Walker Buehler, R (1, 1) 52 Pedro Báez, R (4, 1) 25 David Freese, R (4, PH) OBP: 0.429, SLG: 0.667 75 Scott Alexander, L (6, 1) 5 Corey Seager, L (6, PH) OBP: 0.412, SLG: 0.529 63 Yimi García, R (6, 1) 64 Caleb Ferguson, R (7, 1) 51 Dylan Floro, L (8, 1) 10 Justin Turner, R (8, PH) OBP: 0.421, SLG: 0.267 (9, 1)		C FF 94 B FF 94 X FF 92 1-1 ② G1-3		C SL 84 B FF 93 S SL 84 X FF 94 1-2 ② P4	B FF 97 F FF 96 F FF 96 X SL 83 1-2 ③ P5			B FF 92 C FF 90 X FS 83 1-1 E6 35 1B 11 E		1 0 1 0 1 0 0 0 0 1	0 0 0 0 0 0 0 0 0 1	0 0 0 0 0 0 0 0 0 0	0 0 0 0 0 0 0 0 0 0	0 0 0 0 0 0 0 0 0 0	0 0 1 0 3 0 0 0 0 0	0 0 0 0 0 0 0 0 0 0
Inning Stats	R: 3 E: 0 K: 1 S: 17 H: 3 LOB: 1 BB: 1 P: 28	R: 0 E: 0 K: 1 S: 13 H: 0 LOB: 0 BB: 0 P: 19	R: 1 E: 0 K: 0 S: 11 H: 1 LOB: 1 BB: 1 P: 19	R: 1 E: 1 K: 1 S: 16 H: 1 LOB: 2 BB: 0 P: 24	R: 0 E: 0 K: 0 S: 14 H: 1 LOB: 3 BB: 2 P: 25	R: 0 E: 0 K: 1 S: 5 H: 0 LOB: 0 BB: 0 P: 6	R: 0 E: 0 K: 2 S: 11 H: 0 LOB: 2 BB: 2 P: 22	R: 3 E: 2 K: 2 S: 18 H: 2 LOB: 0 BB: 0 P: 27		1B: 5 2B: 2 3B: 0 HR: 1	SF: 2 SAC: 0 DP: 0 HBP: 1	WP: 0 PB: 0 SB: 0 CS: 0	PA: 41			

PITCHER		IP	WLS	BF	H	R	ER	SO	BB	IBB	HBP	BLK	WP	HR	S	P	ERA	WHIP
24 Luke Weaver, R ERA: 8.31	(1, 1)	4.1		23	6	5	4	3	2	0	1	0	0	1	62	97	8.31	1.846
50 Yoan López, R ERA:	(5, 1)	1.2		7	0	0	0	1	2	0	0	0	0	0	14	24	0.00	1.200
25 Archie Bradley, R ERA:	(7, 1)	1.0	H	5	0	0	0	2	2	0	0	0	0	0	11	22	0.00	2.000
66 Yoshihisa Hirano, R ERA: 9.0	(8, 1)	1.0	L	6	2	3	1	2	0	0	0	0	0	0	18	27	9.00	2.000

PITCHER	IP	WLS	BF	H	R	ER	SO	BB	IBB	HBP	BLK	WP	HR	S	P	ERA	WHIP

BOTTOM

Arizona Diamondbacks @ Los Angeles Dodgers

Dodger Stadium, Los Angeles, CA

Sun Mar 31 2019, 1:11 PM - 4:39 PM PDT

Att. 43,815 - Sunny - 82 F

livebaseballscorecards.com

AB	32
R	8
H	8
RBI	7
BB	6
SO	8
LOB	18

Arizona Diamondbacks @ San Diego Padres

Petco Park, San Diego, CA

Mon Apr 01 2019, 7:12 PM - 10:15 PM PDT

Att. 18,683 - Cloudy - 65 F

livebaseballscorecards.com

TOP

Batter	1	2	3	4	5	6	7	8	9	AB	R	H	RBI	BB	SO	LOB
10 Adam Jones, R (1, 9) OBP: 0.375, SLG: 0.792	F FF 92 S FF 92 X FF 93 0-2 HR	X FC 83 0-0 5 1B 1-2 2-3 1B		C CH 83 X SI 90 0-1 ① G3-1	X CU 76 0-0 ② F7		C FC 86 F FF 89 X FC 84 0-2 ② FC6-4 1-2f 2-3			5	1	2	1	0	0	3
5 Eduardo Escobar, S (1, 5) OBP: 0.150, SLG: 0.200	X FF 92 0-0 ① F9	F FC 83 S FF 91 X FC 82 0-2 41 G4-6-3 1-2 2-3 3-H 1B		B FF 90 C FF 90 B SL 88 X FF 90 2-1 ② G1-3	C FF 90 D SL 88 S SL 88 B SI 91 T SL 87 2-2 ③ K		B FC 86 X FC 85 1-0 ③ G3			5	0	1	1	0	1	3
41 Wilmer Flores, R (1, 4) OBP: 0.200, SLG: 0.333	C FF 92 B CH 85 X CH 84 1-1 6 2B 2B	B CH 83 F FF 90 X CH 83 1-1 ②③ G4-6-3 1-2f		C SI 90 X CH 84 0-1 ③ L7		B FF 90 X FF 90 1-0 ① P3		C FC 84 X CU 76 0-1 ① F7		5	1	1	0	0	0	3
6 David Peralta, L (1, 7) OBP: 0.417, SLG: 0.667	X FF 92 0-0 4 L9-6 2-H 2B	C FF 91 X FC 84 0-1 4 1B 13 SF9 2B		B FF 89 C FF 90 X FF 90 1-1 53 2B 4 1B 1B	F FF 90 S FC 86 B FF 89 B FC 87 F FF 91 B CU 79 X FC 87 3-2 ② G1-3		C CU 77 F FC 86 X FC 86 0-2 ② G3			5	2	3	1	0	0	0
53 Christian Walker, R (1, 3) OBP: 0.583, SLG: 1.273	B CU 76 D FC 84 B FF 90 B FF 91 4-0 BB	B FF 90 B CU 77 F FF 90 F FF 90 S FC 83 2-3 ① K		B CU 76 F SI 90 D CU 75 B FF 91 X SI 90 3-1 4 1B 13 2B 1-3 2B	B CU 78 X FF 90 1-0 ③ F9		B FF 89 X FC 85 1-0 1B			4	1	2	0	1	1	1
4 Ketel Marte, S (1, 8) OBP: 0.261, SLG: 0.364	C CH 84 B FF 92 X FF 91 1-1 ②③ L9-6 2-2	S FC 81 F FF 91 F FC 84 B FF 91 B CH 85 F FF 92 X FC 83 2-2 31 S 31 1B 2-3 1B		X CH 85 0-0 13 2B 31 FC4 2-3 3-H 1B			C FF 89 F FC 84 X FC 85 0-2 31 BB 22 1B 1B	C FF 88 F CU 76 B FF 90 B FF 89 C FF 88 2-3 ③ K		5	3	3	1	0	1	3
13 Nick Ahmed, R (1, 6) OBP: 0.304, SLG: 0.421		C CU 76 S FC 85 B FC 86 S FC 86 1-3 ① K	B FF 90 C FF 89 F FC 82 F FC 82 X FF 90 1-2 ② SF9 3-H	F CU 76 F FF 91 B SI 91 1 SAFE 1 SAFE F SL 88 X SI 90 1-2 31 E 1-3 3-H 2B		S FC 86 C FF 89 B CU 78 F CU 76 X FC 85 1-2 ① L8		F FF 97 B SL 82 C SL 82 T SL 84 1-2 ① K	4	1	1	2	0	2	1
31 Alex Avila, L (1, 2) OBP: 0.571, SLG: 0.667		F FF 92 B FC 86 C CU 78 B FC 88 B FF 92 F CU 77 F FC 85 B FF 92 4-2 10 1B 29 BLK 5 1B BB	1 SAFE B FF 89 B FC 82 C FF 90 B CU 75 S FC 82 X FC 82 3-2 29 FC6 1-H 1B	B SI 90 F FF 91 D SL 88 C CU 75 B SI 91 X CH 85 3-2 FC4 2-H 3-H		B CU 77 B FF 89 B FC 85 C FF 90 F FC 85 B FC 84 4-2 10 FC6-4 22 1B 1-2 BB		C SL 82 C SL 84 S SL 84 0-3 ② K	3	1	1	2	2	1	0
29 Merrill Kelly, R (1, 1) 22 Jake Lamb, L (7, PH) OBP: 0.357, SLG: 0.182 57 Jon Duplantier, L (7, 1)		B FF 90 B FF 90 C FF 90 C FF 90 B FF 91 B CU 75 4-2 5 1B 10 1B 1-2 BB	S FF 90 B CU 73 C SI 90 X FF 90 1-2 ③ FC6 1-2f	S SI 90 F SI 91 C CU 76 0-3 ① K		X FF 89 0-0 10 FC6-4 1-2 2-H 1B		C FF 97 F FF 99 B FF 101 B SL 85 S FF 97 2-3 ③ K	2 1 1	0 0 0	0 1 0	0 1 0	1 1 0	1 0 0	2 0 0
Inning Stats	R: 2 E: 0 K: 0 S: 9 H: 3 LOB: 1 BB: 1 P: 15	R: 1 E: 0 K: 1 S: 15 H: 2 LOB: 2 BB: 2 P: 25	R: 2 E: 0 K: 1 S: 20 H: 3 LOB: 1 BB: 0 P: 29	R: 0 E: 0 K: 0 S: 6 H: 0 LOB: 0 BB: 0 P: 8	R: 4 E: 1 K: 2 S: 19 H: 4 LOB: 1 BB: 0 P: 29	R: 0 E: 0 K: 0 S: 6 H: 0 LOB: 0 BB: 0 P: 11	R: 1 E: 0 K: 0 S: 14 H: 2 LOB: 2 BB: 1 P: 20	R: 0 E: 0 K: 1 S: 9 H: 1 LOB: 1 BB: 0 P: 12	R: 0 E: 0 K: 3 S: 9 H: 0 LOB: 0 BB: 0 P: 12	1B: 9 2B: 6 3B: 0 HR: 1 SF: 1 SAC: 0 DP: 2 HBP: 0	WP: 0 PB: 0 SB: 1 CS: 0 PA: 45					

	AB	40
	R	10
	H	15
	RBI	9
	BB	4
	SO	8
	LOB	16

PITCHER		IP	WLS	BF	H	R	ER	SO	BB	IBB	HBP	BLK	WP	HR	S	P	ERA	WHIP
55 Matt Strahm, L ERA: 16.88	(1, 1)	2.2	L	17	8	5	5	2	3	0	0	1	0	1	41	65	16.88	4.125
41 Robbie Erlin, L ERA: 6.23	(3, 1)	2.1		12	4	4	3	2	0	0	0	0	0	0	28	41	11.57	1.714
88 Phil Maton, R ERA: 4.5	(6, 1)	3.0		13	3	1	1	1	1	0	0	0	0	0	29	43	3.00	1.333
66 Robert Stock, R ERA: 6.75	(9, 1)	1.0		3	0	0	0	3	0	0	0	0	0	0	9	12	0.00	0.000

PITCHER		IP	WLS	BF	H	R	ER	SO	BB	IBB	HBP	BLK	WP	HR	S	P	ERA	WHIP

BOTTOM

Arizona Diamondbacks @ San Diego Padres

Petco Park, San Diego, CA

Mon Apr 01 2019, 7:12 PM - 10:15 PM PDT

Att. 18,683 - Cloudy - 65 F

livebaseballscorecards.com

Batter	1	2	3	4	5	6	7	8	9	AB	R	H	RBI	BB	SO	LOB
3 Ian Kinsler, R (1, 4) OBP: 0.333, SLG: 0.538	C FF 92 F FF 93 X CH 88 0-2 ① L7		B CU 80 B FF 92 T FF 91 F SI 92 B FC 92 D CH 87 4-2 1-2 BB		B FC 87 C FF 90 X SI 90 1-1 ③ G1-3		X SI 91 0-0 ③ G6-3			2	0	0	0	1	0	1
88 Phil Maton, R (6, 1)										1	0	0	0	0	0	0
66 Robert Stock, L (9, 1)										0	0	0	0	0	0	0
30 Eric Hosmer, L (1, 3) OBP: 0.421, SLG: 0.471	C FF 93 X FF 91 0-1 ② L8		B CH 86 S CH 86 X FC 89 1-1 ② F6			B FF 90 B FF 89 C FF 89 F FF 90 B CU 78 X FF 90 3-2 13 1B 32 SF8 2B		B FF 93 B SI 93 F SI 93 X SI 94 2-1 13 G6-4-3 1B		4	1	2	0	0	0	2
13 Manny Machado, R (1, 5) OBP: 0.263, SLG: 0.222	B FF 94 B SI 93 B SI 94 B FF 94 4-0 32 FC4 BB		B SI 91 X FF 91 1-0 ③ F7			X CU 77 0-0 23 HR 2-3 1B		F SI 94 X SL 86 0-1 ① ② G6-4-3 1-2f		3	1	1	0	1	0	3
32 Franmil Reyes, R (1, 9) OBP: 0.067, SLG: 0.154	X FF 93 0-0 ③ FC4 1-2f			X FF 91 0-0 ① G1-3		B FC 89 X FF 89 1-0 ① SF8 3-H		B SI 93 C SL 84 B FF 94 F FF 93 F KC 82 F SI 93 B KC 78 X FF 93 3-2 ③ G3		3	0	0	1	0	0	1
4 Wil Myers, R (1, 7) OBP: 0.421, SLG: 0.588		C FF 93 F SI 92 C CU 81 0-3 ① K		C FF 92 B SI 91 C FC 90 F SI 91 X FC 90 1-2 ② G2-3		B FF 89 C FF 90 S CH 84 X FF 90 1-2 ② F9			X SI 92 0-0 ① F9	4	0	0	0	0	1	1
23 Fernando Tatis Jr., R (1, 6) OBP: 0.263, SLG: 0.444		S FF 93 B FC 92 X SI 92 1-1 ② G5-3		C CU 80 B FC 90 F FF 91 B CU 82 S FF 93 2-3 ③ K		X FF 90 0-0 1-H HR			C SI 92 B KC 81 F SI 93 X SL 85 1-2 ② P4	4	1	1	2	0	1	0
7 Manuel Margot, R (1, 8) OBP: 0.214, SLG: 0.357		C CU 81 S FF 94 F FC 92 F FF 95 X CU 82 0-2 ③ F8			C FF 88 B CH 84 C FF 89 C CH 85 1-3 ① K	X CH 85 0-0 ③ G3			B SI 93 C SI 93 F KC 78 C FF 93 1-3 ③ K	1	0	0	0	0	0	0
41 Robbie Erlin, R (3, 1)										0	0	0	0	0	0	0
5 Greg Garcia, L (5, PH) OBP: 0.333, SLG: 0.500										3	0	0	0	0	2	0
(6, 4)																
18 Austin Hedges, R (1, 2) OBP: 0.462, SLG: 0.364			B FF 90 B FF 92 X FF 92 2-0 ① P3		C FF 91 C CU 80 B CU 80 F FF 91 B CU 79 B FF 92 X FF 92 3-2 ② G6-3		B FF 93 C SI 92 X SI 92 1-1 ① G6-3			3	0	0	0	0	0	0
55 Matt Strahm, R (1, 1)			C CU 79 S CH 86 B FF 92 B CH 86 F FF 93 B FF 92 X FF 94 3-2 3 BB 1B		C CU 78 B CH 86 S FF 90 F FF 91 F CH 86 X FC 89 1-2 1B		C SI 92 B SL 86 B SI 91 B SI 92 F SI 93 S SI 92 3-3 ② K			0	0	0	0	0	0	0
33 Franchy Cordero, L (3, 8) OBP: 0.500, SLG: 0.333										3	0	2	0	0	1	0

Inning Stats	1	2	3	4	5	6	7	8	9
	R: 0 E: 0 K: 0 S: 6	R: 0 E: 0 K: 1 S: 10	R: 0 E: 0 K: 0 S: 10	R: 0 E: 0 K: 1 S: 8	R: 0 E: 0 K: 1 S: 14	R: 3 E: 0 K: 0 S: 10	R: 0 E: 0 K: 1 S: 6	R: 0 E: 0 K: 0 S: 9	R: 0 E: 0 K: 1 S: 7
	H: 0 LOB: 1 BB: 1 P: 10	H: 0 LOB: 0 BB: 0 P: 11	H: 1 LOB: 2 BB: 1 P: 21	H: 0 LOB: 0 BB: 0 P: 11	H: 1 LOB: 1 BB: 0 P: 20	H: 3 LOB: 0 BB: 0 P: 15	H: 0 LOB: 0 BB: 0 P: 10	H: 1 LOB: 0 BB: 0 P: 14	H: 0 LOB: 0 BB: 0 P: 9

1B: 4	SF: 1
2B: 1	SAC: 0
3B: 0	DP: 1
HR: 1	HBP: 0

WP: 0	PA: 34
PB: 0	
SB: 0	
CS: 0	

	AB	31
	R	3
	H	6
	RBI	3
	BB	2
	SO	5
	LOB	8

PITCHER		IP	WLS	BF	H	R	ER	SO	BB	IBB	HBP	BLK	WP	HR	S	P	ERA	WHIP
29 Merrill Kelly, R ERA: 4.5	(1, 1)	6.0	W	25	5	3	3	3	2	0	0	0	0	1	58	88	4.50	1.167
57 Jon Duplantier, R ERA:	(7, 1)	3.0	S	9	1	0	0	2	0	0	0	0	0	0	22	33	0.00	0.333

PITCHER	IP	WLS	BF	H	R	ER	SO	BB	IBB	HBP	BLK	WP	HR	S	P	ERA	WHIP

Arizona Diamondbacks @ San Diego Padres

Petco Park, San Diego, CA

Tue Apr 02 2019, 7:12 PM - 10:33 PM PDT

Att. 22,504 - Partly Cloudy - 63 F

livebaseballscorecards.com

Batter	1	2	3	4	5	6	7	8	9	AB	R	H	RBI	BB	SO	LOB
10 Adam Jones, R (1, 9) OBP: 0.379, SLG: 0.759	X FF 91 0-0 5 FC4-6 1B		B CU 76 B FF 90 B FF 90 C FF 88 C FC 86 F FC 85 X FF 92 3-2 ① G4-3	X CU 76 0-0 2B		S FF 91 X FF 91 0-1 ① G5-3		B SL 87 B FF 97 C FF 96 F FF 96 S FF 98 2-3 ① K		5	0	2	0	0	1	0
5 Eduardo Escobar, S (1, 5) OBP: 0.120, SLG: 0.160	S FF 90 F FC 87 F FF 93 X FF 93 0-2 ① FC4-6 6 1B 1-2f		C FF 91 C CU 75 S FC 86 0-3 ② K	S CU 76 X FF 90 0-1 ② G4-3		B SL 86 X CH 84 1-0 ② G4-3		C FF 96 B FF 97 S SL 87 S SL 87 1-3 ② K		5	0	0	0	0	2	2
41 Wilmer Flores, R (1, 4) (7, 3) OBP: 0.300, SLG: 0.368	1 SAFE C FC 86 F FF 91 1 SAFE B FC 88 X CH 85 1-2 ② F7		C FF 91 X FC 87 0-1 1B	B CH 84 F FF 90 X FF 90 1-1 ③ P4		C SL 87 B SL 85 B CH 85 B SL 86 F SL 86 B FF 92 4-2 BB		B SL 86 C FF 97 X FF 97 1-1 6 2B 1 WP 1B		4	1	2	0	1	0	2
6 David Peralta, L (1, 7) OBP: 0.448, SLG: 0.724	X FC 87 0-0 1-2 1B		B FF 91 F FC 86 X FF 91 1-1 ③ P5		B FC 85 C FF 89 X FF 90 1-1 2B	F CH 85 S FF 91 S CH 84 0-3 ③ K		X FF 96 0-0 1 WP 1-3 2B		5	0	3	0	0	1	2
53 Christian Walker, R (1, 3) OBP: 0.500, SLG: 1.200 1 Jarrod Dyson, L (7, 8) OBP: 0.500, SLG: 0.667	B CH 85 B CU 78 F FC 88 B CU 78 S FF 91 X FF 93 3-2 ③ G5-3			X FC 85 0-0 ① G5-3	X FC 86 0-0 ① G5-3		C SL 85 B CH 83 B FF 92 X SL 85 2-1 HR	B FF 97 F FF 97 S FF 97 D SL 87 B FF 97 B SL 89 4-2 4 S 2-3 3-H BB		4 0	1 0	1 0	1 0	0 1	0 0	3 0
4 Ketel Marte, S (1, 8) (7, 4) OBP: 0.286, SLG: 0.481		C FF 90 C FF 90 X FC 85 0-2 13 FC6-4 1B		B FF 88 C FF 89 X CH 82 1-1 HR	F FF 89 X FF 90 0-1 ② P6		B FF 89 B SL 85 C CH 83 X SL 85 2-1 ① G1-3	B FF 96 C FF 97 B SL 88 X FF 97 2-1 ③ G4-3 1-2		5	1	2	1	0	0	3
13 Nick Ahmed, R (1, 6) OBP: 0.286, SLG: 0.375		1 SAFE X FC 86 0-0 ① FC6-4 1-2f	B CU 76 B FC 85 X FF 90 2-0 36 S 21 HR 1B	B FF 89 B FC 85 B FF 91 F FC 85 X FC 85 3-1 ③ F9		C CU 78 X SL 85 0-1 ② G2-3			C CU 74 S CH 78 B SI 92 B FC 84 C FC 84 2-3 ① K	5	1	1	0	0	1	2
36 John Ryan Murphy, R (1, 2) OBP: 0.300, SLG: 0.500		S FF 90 C FF 91 1 SAFE 1 SAFE S FF 92 0-3 ② K	C FF 91 D FC 88 1 SAFE 1 SAFE B FF 90 S FF 90 F FF 92 D FC 88 4-2 B FF 92 1-2 21 HR BB			B SL 86 B SL 86 X FF 90 2-0 HR	C CU 78 F CH 84 B FF 90 B SL 86 B SL 86 B SL 85 4-2 BB		S CU 76 F FC 84 C SI 92 0-3 ② K	3	2	1	1	2	2	1
21 Zack Greinke, R (1, 1) OBP: 0.400, SLG: 1.600 40 Andrew Chafin, R (7, 1) 50 Yoan López, R (7, 1) 25 Archie Bradley, R (8, 1) 18 Carson Kelly, R (9, PH) OBP: 0.286, SLG: 0.429 56 Greg Holland, R (9, 1)		F FF 91 F FF 91 B FF 93 X FC 88 1-2 ③ P6	F FF 91 X FC 88 0-1 1-H 2-H HR			C SL 84 B FF 90 S SL 87 X SL 86 1-2 HR	C CU 78 X FF 91 0-1 ③ G4-3		C FC 84 S CH 80 B SI 91 B FC 84 F FC 86 T SI 91 2-2 ③ K	4 0 0 0 1 0	2 0 0 0 0 0	2 0 0 0 0 0	4 0 0 0 0 0	0 0 0 0 1 0	0 0 0 0 0 0	2 0 0 0 0 0
Inning Stats	R: 0 E: 0 K: 0 S: 12 H: 2 LOB: 2 BB: 0 P: 16	R: 0 E: 0 K: 1 S: 10 H: 1 LOB: 1 BB: 0 P: 11	R: 0 E: 0 K: 1 S: 11 H: 1 LOB: 1 BB: 0 P: 15	R: 4 E: 0 K: 0 S: 14 H: 4 LOB: 1 BB: 1 P: 22	R: 0 E: 0 K: 0 S: 7 H: 1 LOB: 1 BB: 0 P: 11	R: 2 E: 0 K: 1 S: 12 H: 2 LOB: 1 BB: 1 P: 20	R: 1 E: 0 K: 0 S: 10 H: 1 LOB: 1 BB: 1 P: 18	R: 1 E: 0 K: 2 S: 13 H: 2 LOB: 2 BB: 1 P: 23	R: 0 E: 0 K: 3 S: 10 H: 0 LOB: 0 BB: 0 P: 14	1B: 6 2B: 3 3B: 0 HR: 5 SF: 0 SAC: 0 DP: 0 HBP: 0						

PITCHER		IP	WLS	BF	H	R	ER	SO	BB	IBB	HBP	BLK	WP	HR	S	P	ERA	WHIP
46 Eric Lauer, L ERA: 3.27	(1, 1)	5.0	L	25	9	4	4	2	1	0	0	0	0	2	54	75	7.20	2.000
17 Adam Warren, R ERA: 6.75	(6, 1)	2.0		11	3	3	3	1	2	0	0	0	0	3	22	38	13.50	2.500
58 Trey Wingenter, R ERA: 3.86	(8, 1)	1.0		6	2	1	1	2	1	0	0	0	1	0	13	23	9.00	3.000
38 Aaron Loup, L ERA:	(9, 1)	1.0		3	0	0	0	3	0	0	0	0	0	0	10	14	0.00	0.000

PITCHER	IP	WLS	BF	H	R	ER	SO	BB	IBB	HBP	BLK	WP	HR	S	P	ERA	WHIP

TOP	
AB	41
R	8
H	14
RBI	7
BB	4
SO	8
LOB	17

WP: 1 PA: 45
PB: 0
SB: 2
CS: 0

Batter	1	2	3	4	5	6	7	8	9	AB	R	H	RBI	BB	SO	LOB
3 Ian Kinsler, R (1, 4) OBP: 0.250, SLG: 0.389	F FF 89 C FF 90 B SL 84 F SL 83 X FF 89 1-2 **P5** ①	C FF 90 F SI 90 S CH 87 0-3 **K** ②			C SL 83 F SL 84 B FF 91 S FF 92 1-3 **K** ②		B SI 94 C FF 94 S SL 83 S SL 84 1-3 **K** ②		C SL 84 D SL 84 X SL 85 1-1 **L7** ①	5	0	0	0	0	3	3
30 Eric Hosmer, L (1, 3) OBP: 0.375, SLG: 0.409	B FF 90 X CH 87 1-0 **L8** ②	B CH 88 C CH 88 S CH 88 S CH 88 1-3 **K** ③			C FF 90 C FF 90 B CH 88 B SL 84 S CH 88 2-3 **K** ③		B SI 93 B SL 81 S FF 92 B SI 93 X FF 92 3-1 13 FC5-4 1B		D FF 90 X FF 91 1-0 **FC1-6** 13 DI ② 1-2f	5	0	1	0	0	2	3
13 Manny Machado, R (1, 5) OBP: 0.250, SLG: 0.217	C FF 90 X SI 91 0-1 10 HR 1B		C FF 89 B FF 89 X SL 84 1-1 **L4** ①			B SI 89 C FF 89 B SL 84 F FF 90 X FF 90 2-2 **P2** ①	B FF 96 B FF 96 X FF 96 2-0 **FC5-4** ③ 1-2f		B CU 76 C FF 91 F SL 84 S SL 85 1-3 **K** ③ 1-2	5	1	1	0	0	1	2
10 Hunter Renfroe, R (1, 7) OBP: 0.273, SLG: 0.818 (8, 9)	1 SAFE C FF 90 B SI 91 S SL 85 1 SAFE 1 SAFE 1 SAFE X SL 83 1-2 1-H HR		F FF 90 B FF 89 B FF 90 B SI 90 X SL 84 3-1 **G6-3** ②			B SI 90 B FF 89 C FF 89 X FF 91 2-1 HR		C FF 94 F KC 81 X FF 95 0-2 **G6-3** ①		4	2	2	3	0	0	0
33 Franchy Cordero, L (1, 9) OBP: 0.417, SLG: 0.300 (8, 8)	C CH 87 B CH 87 C FF 90 B CH 88 X CH 88 2-2 23 S 1B		F FF 90 F FF 90 B FF 92 B CH 88 S CH 88 2-3 **K** ③			S CH 87 F CH 87 B CH 88 B FF 92 B CH 87 F CH 87 X CH 87 3-2 **G4-3** ②		B KC 82 B FF 95 S FF 95 F FF 95 B FF 95 C FF 95 3-3 **K** ②		4	0	1	0	0	2	0
23 Fernando Tatis Jr., R (1, 6) OBP: 0.261, SLG: 0.409	S SL 84 F FF 90 D SL 85 C SL 81 1-3 **K** ③ 1-2			C SL 82 F FF 89 B CU 67 B SL 84 C CH 88 2-3 **K** ①		C CU 74 F SL 83 X CU 66 0-2 **F8** ③		X FF 94 0-0 27 1B		4	0	1	0	0	2	1
27 Francisco Mejía, S (1, 2) OBP: 0.250, SLG: 0.250		C CH 86 B FF 90 X CH 87 1-1 7 1B 1B		B CU 71 B CH 87 C CH 87 C CU 71 B SL 83 S CU 72 3-3 **K** ②			F SI 93 B SL 82 C SL 82 F SL 82 F SI 94 X SL 84 2-2 **F7** ①	X FF 95 0-0 32 FC5-4 1B 1-3		4	0	2	0	0	1	0
7 Manuel Margot, R (1, 8) OBP: 0.294, SLG: 0.375 58 Trey Wingenter, R (8, 1) 32 Franmil Reyes, R (8, PH) OBP: 0.063, SLG: 0.143 38 Aaron Loup, L (9, 1)		B FF 89 S FF 89 F CU 74 X CU 72 1-2 1-2 1B		C FF 90 B FF 89 C FF 89 C FF 89 1-3 **K** ③			B SI 93 F SI 94 B FF 93 C SI 93 F SI 94 B SL 84 F SI 92 B SI 94 4-2 4 HR BB	B FF 95 C FF 95 S FF 96 F FF 95 X KC 83 1-2 **FC5-4** ③ 1-2f		2	1	1	0	1	1	0
										0	0	0	0	0	0	0
										1	0	0	0	0	0	2
										0	0	0	0	0	0	0
46 Eric Lauer, R (1, 1) 5 Greg Garcia, L (5, PH) OBP: 0.300, SLG: 0.444 17 Adam Warren, R (6, 1) 4 Wil Myers, R (7, PH) OBP: 0.476, SLG: 0.789 (8, 7)		C EP 65 B EP 64 S FF 89 L SL 81 1-3 **K** ①			C FF 87 B CH 87 B FF 88 S CH 87 F CH 87 X CH 88 2-2 **G3-1** ①		C SL 82 S SL 83 X SL 83 0-2 1-H HR		B FF 91 X FF 91 1-0 30 FC1-6 1B	1	0	0	0	0	1	2
										1	0	0	0	0	0	0
										0	0	0	0	0	0	0
										2	1	2	2	0	0	0
Inning Stats	R: 2 E: 0 K: 1 S: 16 H: 3 LOB: 1 BB: 0 P: 22	R: 0 E: 0 K: 3 S: 14 H: 2 LOB: 2 BB: 0 P: 18	R: 0 E: 0 K: 1 S: 7 H: 0 LOB: 0 BB: 0 P: 13	R: 0 E: 0 K: 3 S: 9 H: 0 LOB: 0 BB: 0 P: 15	R: 0 E: 0 K: 2 S: 10 H: 0 LOB: 0 BB: 0 P: 15	R: 1 E: 0 K: 0 S: 12 H: 1 LOB: 0 BB: 0 P: 19	R: 2 E: 0 K: 1 S: 18 H: 2 LOB: 1 BB: 1 P: 30	R: 0 E: 0 K: 1 S: 12 H: 2 LOB: 2 BB: 0 P: 16	R: 0 E: 0 K: 1 S: 7 H: 1 LOB: 1 BB: 0 P: 11	1B: 8 2B: 0 3B: 0 HR: 3	SF: 0 SAC: 0 DP: 0 HBP: 0		WP: 0 PB: 0 SB: 1 CS: 0	PA: 39			

PITCHER		IP	WLS	BF	H	R	ER	SO	BB	IBB	HBP	BLK	WP	HR	S	P	ERA	WHIP
21 Zack Greinke, R ERA: 9.31	(1, 1)	6.0	W	24	6	3	3	10	0	0	0	0	0	2	68	102	4.50	1.000
40 Andrew Chafin, L ERA: 7.71	(7, 1)	0.2		5	2	2	2	1	1	0	0	0	0	1	17	27	27.00	4.500
50 Yoan López, R ERA:	(7, 1)	0.1	H	1	0	0	0	0	0	0	0	0	0	0	1	3	0.00	0.000
25 Archie Bradley, R ERA:	(8, 1)	1.0	H	5	2	0	0	1	0	0	0	0	0	0	12	16	0.00	2.000
56 Greg Holland, R ERA:	(9, 1)	1.0	S	4	1	0	0	1	0	0	0	0	0	0	7	11	0.00	1.000

PITCHER	IP	WLS	BF	H	R	ER	SO	BB	IBB	HBP	BLK	WP	HR	S	P	ERA	WHIP

BOTTOM

Arizona Diamondbacks @ San Diego Padres

Petco Park, San Diego, CA

Tue Apr 02 2019, 7:12 PM - 10:33 PM PDT

Att. 22,504 - Partly Cloudy - 63 F

livebaseballscorecards.com

AB	38
R	5
H	11
RBI	5
BB	1
SO	13
LOB	13

Batter	1	2	3	4	5	6	7	8	9	AB	R	H	RBI	BB	SO	LOB
10 Adam Jones, R (1, 9) OBP: 0.364, SLG: 0.727	F SI 91 S CU 81 B CU 81 F CU 81 X SI 93 1-2 ① G3		B SI 91 X SI 90 1-0 ① G5-3		B CU 80 X CU 79 1-0 2B			B FF 97 S SL 87 X FF 97 1-1 ② L7		4	0	1	0	0	0	0
4 Ketel Marte, S (1, 8) OBP: 0.281, SLG: 0.484	C FC 92 C SI 91 X CU 81 0-2 E8 2B		B CU 77 X FC 90 1-0 ② L8		B FC 90 F FC 90 F FC 91 D CU 81 F SI 91 X CU 80 2-2 ③ L7			C FF 97 B SL 88 S SL 86 B SL 86 B SL 87 F FF 97 X SL 86 3-2 ③ F9		4	0	1	0	0	0	1
6 David Peralta, L (1, 7) OBP: 0.455, SLG: 0.758	X SI 92 0-0 ② P4		C SI 92 X FC 90 0-1 2B			C SI 91 F SI 92 S SI 92 0-3 ① K			F FS 86 F FF 92 B FS 87 X FS 86 1-2 22 2B 2B	4	1	2	0	0	1	1
53 Christian Walker, R (1, 3) OBP: 0.400, SLG: 0.947	B CU 80 D CU 80 X CU 79 2-0 ③ G6-3		B SI 92 S SI 90 X FC 90 1-1 ③ F7			C SI 92 F SI 93 B FC 87 C SI 92 1-3 ② K			B FF 92 S FF 93 F FS 86 F FF 93 B FF 93 B FF 93 X FS 87 3-2 ① L8	4	0	0	0	0	1	3
5 Eduardo Escobar, S (1, 4) OBP: 0.103, SLG: 0.138		T SI 90 C FC 91 X SI 91 0-2 ① G3		F CU 78 B SI 90 F FC 90 F CU 80 F CU 81 F SI 93 F SI 92 B SI 92 X CU 82 2-2 ① F8		C SI 91 F SI 91 B FC 88 B FC 87 X SI 91 2-2 ③ F9			C FS 86 S FF 94 S FF 93 0-3 ② K	4	0	0	0	0	1	1
22 Jake Lamb, L (1, 5) OBP: 0.389, SLG: 0.333 24 Luke Weaver, R (9, PR) OBP: 0.500, SLG: 2.000		F SI 91 B FC 92 F SI 92 B CU 81 C CU 81 2-3 ② K		B CU 80 B CU 76 C SI 92 C SI 91 F CU 79 C SI 92 2-3 ② K			X SI 92 0-0 18 G6-4-3 1B		X SL 87 0-0 2-H 2B	4 0	0 0	2 0	1 0	0 0	2 0	0 0
13 Nick Ahmed, R (1, 6) OBP: 0.281, SLG: 0.357		B SI 91 F SI 91 B CU 81 B SI 92 S CU 81 X SI 91 3-2 18 BB 1B		F CU 80 F SI 91 C SI 91 0-3 ③ K			B FC 87 1 SAFE S SI 91 B SI 90 X FC 88 2-1 ① F9		S FF 93 C FF 93 B FF 94 B FS 87 B FS 86 C FS 86 3-3 ③ K	4	0	1	0	0	2	2
18 Carson Kelly, R (1, 2) OBP: 0.300, SLG: 0.333 35 Matt Andriese, R (7, 1)		S SI 91 F SI 92 D CU 81 D CU 81 B SI 91 B CU 79 4-2 1-2 BB			B SI 91 F SI 91 B CU 80 S CU 81 B FC 92 F SI 91 S CU 81 3-3 ① K		D KC 81 B FC 86 X SI 92 2-0 ②③ G6-4-3 1-2f			2 0	0 0	0 0	0 0	1 0	1 0	1 0
38 Robbie Ray, L (1, 1) 66 Yoshihisa Hirano, R (6, 1) 31 Alex Avila, L (7, 2) OBP: 0.533, SLG: 0.600		B SI 92 C SI 92 S CU 79 D CU 82 S SI 91 2-3 ③ K			C SI 91 C SI 91 B SI 92 S CU 80 1-3 ② K2-3			C FF 97 B SL 87 C SL 85 C FF 97 1-3 ① K		2 0 1	0 0 0	0 0 0	0 0 0	0 0 0	2 0 1	2 0 0
Inning Stats	R: 0 E: 1 K: 0 S: 9 H: 1 LOB: 1 BB: 0 P: 12	R: 0 E: 0 K: 2 S: 14 H: 1 LOB: 2 BB: 1 P: 25	R: 0 E: 0 K: 0 S: 6 H: 1 LOB: 1 BB: 0 P: 9	R: 0 E: 0 K: 2 S: 14 H: 0 LOB: 0 BB: 0 P: 18	R: 0 E: 0 K: 2 S: 12 H: 1 LOB: 1 BB: 0 P: 19	R: 0 E: 0 K: 2 S: 9 H: 0 LOB: 0 BB: 0 P: 12	R: 0 E: 0 K: 0 S: 4 H: 1 LOB: 0 BB: 0 P: 8	R: 0 E: 0 K: 1 S: 9 H: 0 LOB: 0 BB: 0 P: 14	R: 1 E: 0 K: 2 S: 14 H: 2 LOB: 1 BB: 0 P: 21	1B: 2 2B: 5 3B: 0 HR: 0 SF: 0 SAC: 0 DP: 1 HBP: 0						

PITCHER		IP	WLS	BF	H	R	ER	SO	BB	IBB	HBP	BLK	WP	HR	S	P	ERA	WHIP
37 Joey Lucchesi, L ERA:	(1, 1)	5.0	W	20	4	0	0	6	1	0	0	0	0	0	55	83	0.00	1.000
34 Craig Stammen, R ERA:	(6, 1)	2.0	H	6	1	0	0	2	0	0	0	0	0	0	13	20	0.00	0.500
58 Trey Wingenter, R ERA: 2.7	(8, 1)	1.0		3	0	0	0	1	0	0	0	0	0	0	9	14	0.00	0.000
39 Kirby Yates, R ERA: 2.25	(9, 1)	1.0		5	2	1	1	2	0	0	0	0	0	0	14	21	9.00	2.000

PITCHER	IP	WLS	BF	H	R	ER	SO	BB	IBB	HBP	BLK	WP	HR	S	P	ERA	WHIP

TOP

Arizona Diamondbacks @ San Diego Padres

Petco Park, San Diego, CA

Wed Apr 03 2019, 12:44 PM - 3:40 PM PDT

Att. 19,376 - Partly Cloudy - 66 F

livebaseballscorecards.com

AB	33
R	1
H	7
RBI	1
BB	1
SO	11
LOB	11

WP: 0 PA: 34
PB: 0
SB: 0
CS: 0

BOTTOM

Arizona Diamondbacks @ San Diego Padres

Petco Park, San Diego, CA

Wed Apr 03 2019, 12:44 PM - 3:40 PM PDT

Att. 19,376 - Partly Cloudy - 66 F

livebaseballscorecards.com

Batter	1	2	3	4	5	6	7	8	9	AB	R	H	RBI	BB	SO	LOB
3 Ian Kinsler, R (1, 4) OBP: 0.250, SLG: 0.364	C FF 91 X SL 83 0-1 G2-3 ①			S SL 82 S SL 83 F SL 84 X SL 84 0-2 G5-3 ①	B FF 90 C SL 82 C FF 91 D SL 82 X SL 82 2-2 L5 ③		X FF 91 0-0 13 HR 1B			4	1	1	0	0	0	2
4 Wil Myers, R (1, 8) OBP: 0.440, SLG: 0.696 (7, 7)	B FF 91 F FF 92 S SL 84 S SL 84 1-3 K ②			B FF 92 X FF 91 1-0 13 BB 1B		B SL 80 B SL 80 C FF 88 X FF 91 2-1 F7 ①	C CH 84 F FF 92 X FF 92 0-2 L9 ②			4	0	1	0	0	1	1
13 Manny Machado, R (1, 5) OBP: 0.321, SLG: 0.360	B FF 92 B SL 84 B FF 90 T FF 94 C FF 94 S SL 86 3-3 K ③			1 SAFE 1 SAFE B FF 89 D SL 83 C FF 90 C FF 93 D SL 84 F SL 85 1 SAFE 4-2 B FF 92 32 G4-6-3 1-2 BB		B SI 91 B KC 76 B SI 92 F FF 91 B SI 92 4-1 10 1B 32 WP 30 BB BB	1 SAFE C FF 92 F SL 84 1 SAFE X FF 92 0-2 1-H HR			2	2	1	2	2	1	0
32 Franmil Reyes, R (1, 9) OBP: 0.105, SLG: 0.125 7 Manuel Margot, R (6, PR) OBP: 0.278, SLG: 0.353 (7, 8)		B FF 89 F FF 90 X KC 81 1-1 L8 ①		X SI 92 0-0 G4-6-3 ②③ 1-2f		C SI 92 B SI 92 B FF 92 B KC 82 F SI 93 D SL 83 4-2 30 BB 10 1B 1-2 BB	B FF 92 C FF 92 T FF 91 B CH 86 T FF 93 2-2 K ③			2 1	0 0	0 0	0 0	1 0	0 0	2 0
10 Hunter Renfroe, R (1, 7) OBP: 0.267, SLG: 0.667 (7, 9)		X FF 93 0-0 G1-6-3 ②			F SL 81 B SL 83 C FF 92 X SL 84 1-2 F7 ①	X FS 83 0-0 30 BB 1-2 2-3 1B		C FF 91 B CH 86 C FF 92 F CH 86 S FF 93 1-3 K ①		4	0	1	0	0	1	0
30 Eric Hosmer, L (1, 3) OBP: 0.357, SLG: 0.360		X FF 92 0-0 L7 ③			B FF 91 S SL 85 B FF 94 B SL 84 C SL 84 F FF 94 F FF 94 F SL 86 X FF 93 3-2 F9 ②	B FF 90 B FF 90 B FF 90 D FF 89 4-0 18 FC5-4 1-2 2-3 3-H BB		F CU 80 F FF 92 X CH 86 0-2 G3-1 ②		3	0	0	1	1	0	0
23 Fernando Tatis Jr., R (1, 6) OBP: 0.259, SLG: 0.360			X FF 90 0-0 P3 ①		B FF 94 S SL 85 B SL 85 F FF 93 F FF 92 B SL 85 D SL 86 4-2 18 BB 27 2B BB	C FS 82 S FS 83 S FS 83 0-3 K ②		X CU 81 0-0 G1-3 ③		3	1	0	0	1	1	3
18 Austin Hedges, R (1, 2) OBP: 0.438, SLG: 0.308			C FF 90 B SL 83 F SL 83 X FF 92 1-2 L7 ②		1 SAFE B FF 90 B SI 93 D SL 82 1 SAFE B SI 92 4-0 27 2B 1-2 BB	X FS 83 0-0 FC5-4 ③ 1-2f				2	0	0	0	1	0	3
37 Joey Lucchesi, L (1, 1) 27 Francisco Mejía, S (5, PH) OBP: 0.333, SLG: 0.444 34 Craig Stammen, R (6, 1) 33 Franchy Cordero, L (7, PH) OBP: 0.286, SLG: 0.273 58 Trey Wingenter, R (8, 1) 39 Kirby Yates, L (9, 1)			B FF 92 C FF 91 S FF 94 F FF 94 B SL 85 C FF 94 2-3 K ③		D SL 82 D SL 81 X SL 82 2-0 1-3 2-H 2B		F FF 90 B CH 86 B FF 91 F FF 90 B FF 92 C CH 84 3-3 K ①			1 1 0 1 0 0	0 0 0 0 0 0	0 1 0 0 0 0	0 1 0 0 0 0	0 0 0 1 0 0	1 0 0 0 0 0	0 0 0 0 0 0
Inning Stats	R: 0 E: 0 K: 2 S: 8 H: 0 LOB: 0 BB: 0 P: 12	R: 0 E: 0 K: 0 S: 4 H: 0 LOB: 0 BB: 0 P: 5	R: 0 E: 0 K: 1 S: 8 H: 0 LOB: 0 BB: 0 P: 11	R: 0 E: 0 K: 0 S: 9 H: 1 LOB: 1 BB: 1 P: 14	R: 1 E: 0 K: 0 S: 16 H: 1 LOB: 2 BB: 2 P: 32	R: 1 E: 0 K: 1 S: 10 H: 1 LOB: 3 BB: 3 P: 24	R: 2 E: 0 K: 2 S: 13 H: 2 LOB: 0 BB: 0 P: 18	R: 0 E: 0 K: 1 S: 8 H: 0 LOB: 0 BB: 0 P: 9		1B: 3 2B: 1 3B: 0 HR: 1	SF: 0 SAC: 0 DP: 1 HBP: 0			WP: 1 PB: 0 SB: 0 CS: 0	PA: 34	

	AB	28
	R	4
	H	5
	RBI	4
	BB	6
	SO	7
	LOB	11

PITCHER		IP	WLS	BF	H	R	ER	SO	BB	IBB	HBP	BLK	WP	HR	S	P	ERA	WHIP
38 Robbie Ray, L ERA: 4.35	(1, 1)	5.1	L	22	2	2	2	3	5	0	0	0	1	0	50	89	3.38	1.312
66 Yoshihisa Hirano, R ERA: 6.75	(6, 1)	0.2		4	1	0	0	1	1	0	0	0	0	0	5	9	0.00	3.000
35 Matt Andriese, R ERA: 4.15	(7, 1)	2.0		8	2	2	2	3	0	0	0	0	0	1	21	27	9.00	1.000

PITCHER	IP	WLS	BF	H	R	ER	SO	BB	IBB	HBP	BLK	WP	HR	S	P	ERA	WHIP

Boston Red Sox @ Arizona Diamondbacks

Chase Field, Phoenix, AZ

Fri Apr 05 2019, 4:12 PM - 7:34 PM MST

Att. 48,338 - Roof Closed - 81 F

livebaseballscorecards.com

TOP

Batter	1	2	3	4	5	6	7	8	9	AB	R	H	RBI	BB	SO	LOB
16 Andrew Benintendi, L (1, 7) OBP: 0.289, SLG: 0.324	F SI 89 F SI 88 B KC 82 S KC 82 1-3 ① **K**		F FC 88 B SI 89 B SI 89 F KC 80 F KC 82 X SI 89 2-2 50 1B 3-H 2B			B SI 88 S KC 81 C FC 88 F KC 81 F SI 88 F CH 81 B KC 81 F KC 82 F KC 81 2-3 S FC 89 ① **K**		B FF 92 C FF 93 B FC 89 X FF 93 2-1 50 HR 1B	B FF 91 B FC 88 B FF 91 C FF 91 F FF 91 X FC 88 3-2 ① FC3-6 50 2B 1-2f 18 HR	5	2	2	1	0	2	1
50 Mookie Betts, R (1, 8) OBP: 0.372, SLG: 0.526	C SI 89 X FC 89 0-1 ② **F8**		B SI 87 X SI 88 1-0 2-3 1B			B SI 89 B SI 89 B FC 88 B FC 87 4-0 18 WP BB		D FF 92 B FF 92 C FF 91 X FC 89 2-1 1-H HR	F FF 90 B CH 85 X FF 90 1-1 1-3 18 HR 2B	4	2	3	2	1	0	0
18 Mitch Moreland, L (1, 3) OBP: 0.355, SLG: 0.593	B SI 90 X SI 89 1-0 ③ **F7**		S KC 80 B SI 88 X SI 89 1-1 ③ **G4-3**			C SI 88 B SI 88 F KC 81 B KC 81 F SI 88 B KC 80 S KC 80 3-3 ② 1-3 **K**		S FF 93 X CH 87 0-1 ① **G4-3**	B CH 85 F FC 88 F CH 86 X FF 92 1-2 2-H 3-H HR	5	1	1	3	0	1	3
28 J.D. Martinez, R (1, 9) OBP: 0.415, SLG: 0.595		B SI 89 X SI 89 1-0 ① **G5-3**		B FC 88 C SI 90 B SI 89 B KC 80 X SI 90 3-1 ① **G6-3**		S FC 88 S FC 86 B FC 88 B KC 81 F FC 88 D KC 80 B SI 88 4-2 2 BB BB		C FF 92 F FC 88 F FC 87 X FC 87 0-2 ② **G6-3**	X FF 94 0-0 2 G4-3 1B	4	0	1	0	1	0	0
2 Xander Bogaerts, R (1, 6) OBP: 0.382, SLG: 0.483		B SI 90 B SI 89 C KC 80 X FC 89 2-1 ② **F9**		C KC 80 S FC 88 B KC 81 B KC 82 X KC 81 2-2 ② **G5-3**		B FC 85 B SI 86 C KC 77 B FC 88 B KC 80 4-1 1-2 BB		C FF 93 B FC 89 B CH 86 X FF 93 2-1 11 1B 23 2B 1B	C FF 96 B SL 82 F SL 83 X FF 96 1-2 ② ③ **G4-3** 1-2f	4	1	1	0	1	0	1
11 Rafael Devers, L (1, 5) OBP: 0.297, SLG: 0.294		B SI 90 C KC 82 X SI 89 1-1 ③ **G4-3**		F KC 81 F KC 80 B SI 90 B CH 83 F KC 82 F SI 91 B FC 88 S KC 82 3-3 ③ **K**		D SL 84 S SL 84 X SL 83 1-1 ③ **G1-3**		B FC 90 C FC 88 B CH 86 S FF 92 X FF 92 2-2 1-2 23 2B 1B		4	1	1	0	0	1	3
23 Blake Swihart, S (1, 2) OBP: 0.571, SLG: 0.833			C SI 89 C KC 81 X KC 81 0-2 22 G3 12 G3-1 16 2B 1B		C SI 89 X SI 89 0-1 ① **G6-3**		C FF 93 F FC 91 X FC 87 0-2 ① **G4-3**	F FF 92 F FC 89 B FF 94 F FF 92 X FC 88 1-2 1-H 2-H 2B		4	1	2	2	0	0	0
12 Brock Holt, L (1, 4) OBP: 0.211, SLG: 0.063			B KC 81 S SI 88 D KC 81 B KC 81 C KC 81 X SI 90 3-2 ① **G3-1** 1-2		C SI 89 F KC 81 B KC 82 S KC 81 1-3 ② **K**		B FF 94 C FF 93 X CH 87 1-1 ② **G6-3**	C CH 86 D CU 80 B FF 93 F CH 86 F FF 93 B CU 80 X FC 89 3-2 ③ **G4-3**		4	0	0	0	0	1	2
22 Rick Porcello, R (1, 1) 61 Brian Johnson, L (5, 1) 19 Jackie Bradley Jr., L (7, PH) OBP: 0.188, SLG: 0.219 47 Tyler Thornburg, R (7, 1) 36 Eduardo Núñez, R (8, 1) OBP: 0.167, SLG: 0.208			S SI 89 S KC 81 X KC 80 0-2 ② **G3** 2-3		B SI 89 B SI 89 S KC 80 B KC 80 C KC 80 X KC 80 3-2 ③ **G5-3**		B FC 92 F FF 93 B FC 90 S FC 90 X FF 94 2-2 ③ **G6-3**		F FF 91 C FC 87 X FC 85 0-2 16 FC3-6 1B	2 0 1 0 1	0 0 0 0 0	0 0 0 0 1	0 0 0 0 0	0 0 0 0 0	0 0 0 0 0	1 0 0 0 0

Inning Stats	1	2	3	4	5	6	7	8	9
	R: 0 E: 0 K: 1 S: 6 H: 0 LOB: 0 BB: 0 P: 8	R: 0 E: 0 K: 0 S: 5 H: 0 LOB: 0 BB: 0 P: 9	R: 1 E: 0 K: 0 S: 16 H: 3 LOB: 2 BB: 0 P: 23	R: 0 E: 0 K: 1 S: 10 H: 0 LOB: 0 BB: 0 P: 18	R: 0 E: 0 K: 1 S: 8 H: 0 LOB: 0 BB: 0 P: 12	R: 0 E: 0 K: 2 S: 18 H: 0 LOB: 3 BB: 3 P: 36	R: 0 E: 0 K: 0 S: 8 H: 0 LOB: 0 BB: 0 P: 11	R: 4 E: 0 K: 0 S: 23 H: 5 LOB: 1 BB: 0 P: 35	R: 3 E: 0 K: 0 S: 15 H: 4 LOB: 0 BB: 0 P: 21

| | | |

BOTTOM

Batter	1	2	3	4	5	6	7	8	9	AB	R	H	RBI	BB	SO	LOB
1 Jarrod Dyson, L (1, 8) OBP: 0.529, SLG: 0.643	F FF 92 X FF 92 0-1 ① G5-3		C FF 92 B SL 89 L CH 82 X FF 92 1-2 6 G4-6-3 5 BB 1-2 1B	B CH 81 F CH 82 F FF 91 B FF 92 X CH 81 2-2 5 G3 1-3 2-H 1B		C CU 72 B SL 75 X SL 76 1-1 5 10 1B 2B 1B C FF 90 X SL 75 0-1 ③ G4-3				5	1	3	1	0	0	0
5 Eduardo Escobar, S (1, 5) OBP: 0.147, SLG: 0.152	C FF 93 F FF 93 F FF 93 S FF 93 0-3 ② K		B FF 92 B FF 92 S FF 91 B FF 92 B FF 92 4-1 6 G4-6-3 1-2 2-3 BB	1 SAFE 1 SAFE B FF 91 D CH 82 X CH 82 2-0 ② G3 1-2 3-H		1 SAFE C CU 73 B FF 86 X CU 75 1-1 10 2B 4 HR 1-2 1B	C FF 92 B CH 85 B FF 93 F CH 81 B CU 78 F FF 93 X FF 94 3-2 ① L9			4	1	1	1	1	1	1
6 David Peralta, L (1, 7) OBP: 0.447, SLG: 0.711	C FF 94 B SI 92 F FF 92 B FF 93 X FF 93 2-2 53 FC5 10 CI 1B		B CH 83 F SL 89 B FF 93 X CH 82 2-1 ① ② G4-6-3 1-2f 2-3 3-H	B CU 77 D CH 82 F CH 80 S FF 90 F CU 76 X CH 80 2-2 ③ F7		C FF 88 F SL 75 S SL 77 0-3 ① K	B CH 86 S CH 85 X FF 94 1-1 10 FC5-4 1B			5	0	2	0	0	1	5
10 Adam Jones, R (1, 9) OBP: 0.405, SLG: 0.833	F SI 91 0-1 CI 1-2		C FF 94 F SI 92 B FF 92 D SL 88 F SI 91 F FF 93 D CU 77 B SI 92 4-2 53 CS BB		S CH 79 T SL 84 B CU 73 F FF 90 X SI 90 1-2 HR	B CU 74 X CU 74 1-0 4 HR 1-3 2-H 2B	B FF 93 S CH 85 X FF 94 1-1 ② FC5-4 1-2f			3	2	2	2	1	0	1
53 Christian Walker, R (1, 3) OBP: 0.360, SLG: 0.783	B CU 77 B SI 92 X SL 89 2-0 ③ FC5 2-3f		B SL 86 1-0 ③ CS 1-2	X SI 91 0-0 ① G4-3	C SL 84 S SI 88 C SI 89 0-3 ① K	0-0 4 HR IBB	B FF 94 C FF 93 B CH 87 F FF 94 S CH 87 2-3 ③ K			4	1	0	0	1	2	3
4 Ketel Marte, S (1, 4) (7, 6) OBP: 0.297, SLG: 0.639		C FF 92 F FF 92 C SI 92 0-3 ① K	B SL 87 B CH 79 X SL 84 2-0 HR	F CH 80 C FF 90 B CH 82 C SI 88 1-3 ② K	C CH 84 F FF 91 X CU 75 0-2 1-H 2-H 3-H HR			C CU 77 X CU 80 0-1 ① G4-3		5	2	2	5	0	2	0
13 Nick Ahmed, R (1, 6) OBP: 0.333, SLG: 0.469 55 Matt Koch, L (7, 1) 50 Yoan López, R (9, 1)		C SL 88 C SI 92 F FF 94 B CU 79 B FF 91 X SL 87 2-2 ② G6-3	B SL 87 X SL 86 1-0 31 WP 52 1B 2B	F SL 85 B SI 89 X FF 90 1-1 31 2B 1B	C FF 89 B FF 87 C FF 77 C SI 89 F CU 75 B CU 74 F CH 84 F SL 77 X FF 90 3-2 31 G4-3 15 HR 2B			C CH 82 B CU 64 F CH 83 X CU 61 1-2 ② F8		4 1 0	3 0 0	3 0 0	0 0 0	0 0 0	0 0 0	0 0 0
31 Alex Avila, L (1, 2) OBP: 0.550, SLG: 0.857		C CH 84 B FF 92 F FF 92 C SI 92 1-3 ③ K	B CU 78 B CH 82 B CH 83 B FF 92 4-0 52 1B 1 1B 2-3 BB	B CH 81 X CH 81 1-0 1-H 2B	B CU 74 B FF 88 C CU 73 F FF 89 X SL 78 2-2 ② G4-3 2-3			C CU 63 S CU 60 B CH 85 B CU 66 X CH 85 2-2 HR		4	2	2	2	1	1	1
52 Zack Godley, R (1, 1) OBP: 0.400, SLG: 0.400 40 Andrew Chafin, R (6, 1) 15 Ildemaro Vargas, S (6, PH) OBP: 0.250, SLG: 0.750 (7, 4)			C SI 90 S SI 90 X FF 91 0-2 5 BB 1 1B 6 G4-6-3 1B	C SI 90 B SI 91 L SI 89 X SL 87 1-2 1 1B 5 G3 1-2 3-H 1B	B FF 88 S FF 88 C FF 90 S CU 77 1-3 ③ K	B CU 74 B FF 90 C CU 74 C CU 76 X FF 88 2-2 HR 3-H		B CH 83 B CH 80 X CH 82 2-0 ③ F8		3 0 2	2 0 1	2 0 1	1 0 2	0 0 0	1 0 0	1 0 0
Inning Stats	R: 0 E: 1 K: 1 S: 11 H: 1 LOB: 2 BB: 0 P: 15	R: 0 E: 0 K: 2 S: 10 H: 0 LOB: 0 BB: 0 P: 13	R: 1 E: 0 K: 0 S: 13 H: 2 LOB: 1 BB: 2 P: 25	R: 4 E: 0 K: 0 S: 14 H: 4 LOB: 1 BB: 1 P: 28	R: 2 E: 0 K: 3 S: 16 H: 3 LOB: 1 BB: 0 P: 21	R: 7 E: 0 K: 1 S: 25 H: 6 LOB: 0 BB: 1 P: 35	R: 0 E: 0 K: 1 S: 11 H: 1 LOB: 1 BB: 0 P: 18	R: 1 E: 0 K: 0 S: 9 H: 1 LOB: 0 BB: 0 P: 14		1B: 9 2B: 4 3B: 0 HR: 5 SF: 0 SAC: 0 DP: 1 HBP: 0						

PITCHER		IP	WLS	BF	H	R	ER	SO	BB	IBB	HBP	BLK	WP	HR	S	P	ERA	WHIP
22 Rick Porcello, R ERA: 13.5	(1, 1)	4.2	L	26	10	7	7	5	3	0	0	0	1	2	61	98	13.50	2.786
61 Brian Johnson, L ERA: 12.71	(5, 1)	1.1		11	6	7	7	2	0	1	0	0	0	2	28	39	47.25	4.500
47 Tyler Thornburg, R ERA: 4.5	(7, 1)	1.0		4	1	0	0	1	0	0	0	0	0	0	11	18	0.00	1.000
36 Eduardo Núñez, R ERA: 9.0	(8, 1)	1.0		4	1	1	1	0	0	0	0	0	0	1	9	14	9.00	1.000

PITCHER	IP	WLS	BF	H	R	ER	SO	BB	IBB	HBP	BLK	WP	HR	S	P	ERA	WHIP

Boston Red Sox @ Arizona Diamondbacks

Chase Field, Phoenix, AZ

Fri Apr 05 2019, 4:12 PM - 7:34 PM MST

Att. 48,338 - Roof Closed - 81 F

livebaseballscorecards.com

AB	40
R	15
H	18
RBI	14
BB	4
SO	8
LOB	12

WP: 1 PA: 46
PB: 0
SB: 0
CS: 1

Boston Red Sox @ Arizona Diamondbacks

Chase Field, Phoenix, AZ

Sat Apr 06 2019, 5:11 PM - 8:30 PM MST

Att. 35,969 - Roof Closed - 76 F

livebaseballscorecards.com

Batter	1	2	3	4	5	6	7	8	9	AB	R	H	RBI	BB	SO	LOB
16 Andrew Benintendi, L (1, 7) OBP: 0.333, SLG: 0.378	B FF 94 C FF 95 F FF 94 X CH 86 1-2 G4-3	B CH 86 S FF 94 X FF 94 1-1 1-3 2-H 2B			B CU 80 X FF 93 1-0 50 G6-4-3 1B		S SL 84 B FF 93 D SL 84 S SL 83 F SL 84 1 SAFE D SL 85 F SL 84 D SL 83 4-2 18 BB 1-2 BB		B CU 77 C CU 78 X FF 94 1-1 G6-3	3	0	2	1	1	0	0
44 Brandon Workman, R (7, 1)										0	0	0	0	0	0	0
70 Ryan Brasier, R (8, 1)										0	0	0	0	0	0	0
5 Tzu-Wei Lin, L (9, PH)										1	0	0	0	0	0	0
Colten Brewer, R (9, 1)										0	0	0	0	0	0	0
50 Mookie Betts, R (1, 9) OBP: 0.333, SLG: 0.476	C FF 94 B SL 85 C FF 95 B FF 94 F CH 84 F FF 96 F FF 96 B CH 86 C CH 85 3-3 K	B FF 94 F CU 81 C CH 85 B FF 95 B FF 96 X FF 96 3-2 G6-3			1 SAFE C SL 84 B FF 91 X SL 84 1-1 G6-4-3 1-2f		C KC 81 B FF 96 F KC 82 X FF 96 1-2 SF9 2-3 3-H		C FF 93 B FF 93 C FF 93 S SL 86 1-3 K	4	0	0	1	0	2	3
25 Steve Pearce, R (1, 3) OBP: 0.143, SLG: 0.143	B CU 79 B FF 95 C FF 95 X FF 95 2-1 L4		C FF 93 B FF 92 F CU 78 X FF 96 1-2 G4-3		C FF 93 B FF 92 B CH 84 S CH 85 C FF 95 2-3 K		B FF 95 B FF 96 B KC 83 C FF 95 B FF 95 4-1 2 FC6-4 1-2 BB			3	0	0	0	0	1	0
18 Mitch Moreland, L (7, PH) OBP: 0.375, SLG: 0.593										0	0	0	0	1	0	0
(7, 3)																
2 Xander Bogaerts, R (1, 6) OBP: 0.368, SLG: 0.438		C SL 84 B FF 93 B CH 85 B FF 94 C FF 93 F CH 85 B FF 95 4-2 11 1B 36 G4-3 BB	B CU 80 C SL 86 B FF 92 C SL 85 X FF 94 2-2 G6-3			B SL 84 B SL 80 C FF 95 C FF 95 X FF 95 2-2 P3	B KC 83 C FF 96 F FF 96 B FF 97 X FF 97 2-2 FC6-4 1-2f			3	1	0	0	1	0	3
11 Rafael Devers, L (1, 5) OBP: 0.317, SLG: 0.297		1 SAFE X FF 94 0-0 19 L8 36 G4-3 10 1B 1-3 1B	B FF 94 B CH 85 C FF 94 B CH 86 X FF 94 3-1 G6-3			X FF 96 0-0 L8		B KC 81 C FF 94 B FF 94 B FF 95 B FF 96 4-1 36 SH3-4 BB		3	1	1	0	1	0	0
36 Eduardo Núñez, R (1, 4) OBP: 0.185, SLG: 0.222		F FF 93 X FF 95 0-1 G4-3 1-2 3-H		B FF 91 C SL 83 X FF 94 1-1 19 FC3-6 1B		X FF 96 0-0 G1-4-3		T FF 95 X FF 95 0-1 SH3-4 1-2		3	0	1	1	0	0	1
19 Jackie Bradley Jr., L (1, 8) OBP: 0.194, SLG: 0.200		D CU 81 S CH 86 S CH 84 B CH 85 F FF 95 X CH 85 2-2 L8 2-3		C FF 92 1 SAFE B CH 84 F CH 84 F FF 94 1 SAFE D CH 85 X FF 94 2-2 FC3-6 1-2f			B FS 84 S FS 84 T FS 84 B FS 83 B FS 83 B FS 83 4-2 28 1B 50 SF9 BB	C KC 82 D KC 84 S KC 83 D KC 84 F FF 94 D KC 85 T FF 95 3-2 K		3	1	0	0	1	1	3
7 Christian Vázquez, R (1, 2) OBP: 0.231, SLG: 0.375		0-0 10 1B 16 2B IBB		1 SAFE C SL 85 S FF 94 1 SAFE B FF 96 B FF 96 T SL 85 2-2 K			1 SAFE B FF 89 C FF 89 S FS 82 S FS 84 1-3 K	C FF 95 X KC 84 0-1 F7		3	1	0	0	1	2	3
10 David Price, L (1, 1) OBP: 0.500, SLG: 0.500		X FF 92 0-0 16 2B 1-2 3-H 1B		C CU 79 F FF 94 S CH 84 0-3 K			C FF 92 D FS 84 X FF 92 1-1 50 SF9 16 BB 1-3 1B		S SL 85 S SL 86 X SL 85 0-2 F9	2	0	1	1	0	1	1
28 J.D. Martinez, R (7, PH) OBP: 0.419, SLG: 0.590										2	0	1	0	0	0	0
(7, 7)																

Inning Stats																																		
	R: 0	H: 0	E: 0	LOB: 0	K: 1	BB: 0	S: 11	P: 17	R: 3	H: 3	E: 0	LOB: 2	K: 0	BB: 2	S: 16	P: 26	R: 0	H: 0	E: 0	LOB: 0	K: 0	BB: 0	S: 8	P: 14	R: 0	H: 1	E: 0	LOB: 1	K: 2	BB: 0	S: 12	P: 17	R: 0	H: 1	E: 0	LOB: 0	K: 1	BB: 0	S: 6	P: 10
	R: 0	H: 0	E: 0	LOB: 0	K: 0	BB: 0	S: 5	P: 7	R: 1	H: 1	E: 0	LOB: 3	K: 1	BB: 3	S: 18	P: 35	R: 0	H: 0	E: 0	LOB: 1	K: 1	BB: 1	S: 9	P: 16	R: 0	H: 0	E: 0	LOB: 0	K: 1	BB: 0	S: 8	P: 10	1B: 5	SF: 1	2B: 1	SAC: 1	3B: 0	DP: 1	HR: 0	HBP: 0	WP: 0	PA: 38	PB: 0	SB: 0	CS: 0

PITCHER		IP	WLS	BF	H	R	ER	SO	BB	IBB	HBP	BLK	WP	HR	S	P	ERA	WHIP
24 Luke Weaver, R ERA: 6.75	(1, 1)	5.0		21	5	3	3	4	1	1	0	0	0	0	53	84	5.40	1.200
50 Yoan López, R ERA:	(6, 1)	1.0	H	3	0	0	0	0	0	0	0	0	0	0	5	7	0.00	0.000
66 Yoshihisa Hirano, R ERA: 9.0	(7, 1)	0.1	H	3	1	1	1	1	1	0	0	0	0	0	7	13	27.00	6.000
40 Andrew Chafin, L ERA: 6.75	(7, 1)	0.0		1	0	0	0	0	1	0	0	0	0	0	4	8	∞	∞
25 Archie Bradley, R ERA:	(7, 1)	1.2	B	7	0	0	0	1	2	0	0	0	0	0	16	30	0.00	1.200

PITCHER		IP	WLS	BF	H	R	ER	SO	BB	IBB	HBP	BLK	WP	HR	S	P	ERA	WHIP
56 Greg Holland, R ERA:	(9, 1)	1.0	W	3	0	0	0	1	0	0	0	0	0	0	8	10	0.00	0.000

AB	30
R	4
H	6
RBI	4
BB	6
SO	7
LOB	14

BOTTOM

Boston Red Sox @ Arizona Diamondbacks

Chase Field, Phoenix, AZ

Sat Apr 06 2019, 5:11 PM - 8:30 PM MST

Att. 35,969 - Roof Closed - 76 F

livebaseballscorecards.com

Batter	1	2	3	4	5	6	7	8	9	AB	R	H	RBI	BB	SO	LOB
10 Adam Jones, R (1, 9) OBP: 0.415, SLG: 0.800	G6-3	2-H 1B			FC6-4 1B			P6		4	0	2	1	0	0	0
4 Ketel Marte, S (1, 8) (7, 4) OBP: 0.293, SLG: 0.600	F9		K		FC6-4 1-2f			1B		4	0	1	0	0	1	1
41 Wilmer Flores, R (1, 4) (7, 3) OBP: 0.292, SLG: 0.318	L7		BB		K			F8		3	0	0	0	1	1	2
6 David Peralta, L (1, 7) OBP: 0.429, SLG: 0.667		1B	G4-6-3 1-2f			G4-3		G3-1		4	1	1	0	0	0	2
53 Christian Walker, R (1, 3) OBP: 0.321, SLG: 0.692		P3	G6-3			L8			K	3	0	0	0	0	0	1
56 Greg Holland, R (9, 1)										0	0	0	0	0	0	0
31 Alex Avila, L (9, PH) OBP: 0.524, SLG: 0.800										1	0	0	0	0	1	0
5 Eduardo Escobar, S (1, 5) OBP: 0.211, SLG: 0.243	13 1B 18 2B 1-3 2B			1B		F7		13 PB 13 1B	1B	4	1	3	0	0	0	0
13 Nick Ahmed, R (1, 6) OBP: 0.350, SLG: 0.472	18 2B 2-3 3-H 1B			F9			K		1-H 18 1B	4	2	2	1	0	1	1
18 Carson Kelly, R (1, 2) OBP: 0.357, SLG: 0.462	10 1B 1-H 3-H 2B			K			F7		2-H 1B	4	1	2	3	0	1	1
24 Luke Weaver, R (1, 1) OBP: 0.333, SLG: 1.333	K				G6-3		G4-3			1	0	0	0	0	1	1
15 Ildemaro Vargas, S (5, PH) OBP: 0.222, SLG: 0.667										1	0	0	0	0	0	0
50 Yoan Lopez, R (6, 1)										0	0	0	0	0	0	0
66 Yoshihisa Hirano, R (7, 1)										0	0	0	0	0	0	0
40 Andrew Chafin, R (7, 1)										0	0	0	0	0	0	0
1 Jarrod Dyson, L (7, 8) OBP: 0.500, SLG: 0.600										1	0	0	0	0	0	0
25 Archie Bradley, R (7, 1)										0	0	0	0	0	0	0

Inning Stats	1	2	3	4	5	6	7	8	9
	R: 0 H: 0 E: 0 LOB: 0 K: 0 BB: 0 S: 6 P: 8	R: 4 H: 5 E: 0 LOB: 2 K: 1 BB: 0 S: 18 P: 28	R: 0 H: 0 E: 0 LOB: 0 K: 1 BB: 1 S: 7 P: 12	R: 0 H: 1 E: 0 LOB: 1 K: 1 BB: 0 S: 12 P: 18	R: 0 H: 1 E: 0 LOB: 1 K: 1 BB: 0 S: 9 P: 11	R: 0 H: 0 E: 0 LOB: 0 K: 0 BB: 0 S: 5 P: 6	R: 0 H: 0 E: 0 LOB: 0 K: 1 BB: 0 S: 9 P: 13	R: 0 H: 1 E: 0 LOB: 1 K: 0 BB: 0 S: 8 P: 12	R: 1 H: 3 E: 0 LOB: 1 K: 1 BB: 0 S: 10 P: 17

1B: 9 SF: 0
2B: 2 SAC: 0
3B: 0 DP: 1
HR: 0 HBP: 0

WP: 0 PA: 35
PB: 1
SB: 0
CS: 0

	AB	34
	R	5
	H	11
	RBI	5
	BB	1
	SO	6
	LOB	9

PITCHER		IP	WLS	BF	H	R	ER	SO	BB	IBB	HBP	BLK	WP	HR	S	P	ERA	WHIP
10 David Price, L	(1, 1)	6.0		24	7	4	4	4	1	0	0	0	0	0	57	83	6.00	1.333
ERA: 6.0																		
44 Brandon Workman, R	(7, 1)	1.0		3	0	0	0	1	0	0	0	0	0	0	9	13	0.00	0.000
ERA:																		
70 Ryan Brasier, R	(8, 1)	1.0		4	1	0	0	0	0	0	0	0	0	0	8	12	0.00	1.000
ERA:																		
Colten Brewer, R	(9, 1)	0.2	L	4	3	1	1	1	0	0	0	0	0	0	10	17	13.50	4.500
ERA: 2.08																		

PITCHER	IP	WLS	BF	H	R	ER	SO	BB	IBB	HBP	BLK	WP	HR	S	P	ERA	WHIP

Boston Red Sox @ Arizona Diamondbacks

Chase Field, Phoenix, AZ

Sun Apr 07 2019, 1:11 PM - 3:39 PM MST

Att. 31,565 - Roof Closed - 76 F

livebaseballscorecards.com

TOP

Batter	1	2	3	4	5	6	7	8	9	AB	R	H	RBI	BB	SO	LOB
16 Andrew Benintendi, L (1, 7) OBP: 0.348, SLG: 0.390	C FF 92 F FC 90 F FF 94 X CU 82 0-2 ① G3-1		X CU 80 0-0 1-3 1B			B FF 91 B FF 91 F CH 86 F CU 81 T FF 93 2-2 ② K			C SI 92 B FF 93 B FF 93 F SI 93 X CH 86 2-2 11 BB 18 WP 1B	4	0	2	0	0	1	0
2 Xander Bogaerts, R (1, 6) OBP: 0.357, SLG: 0.417	C FC 90 X SI 92 0-1 18 G4-5-3 1B		C CU 81 1 SAFE F FC 90 X FF 93 0-2 ③ P4			B FC 90 C FF 93 X FC 90 1-1 ③ F9			X SL 83 0-0 ① L8	4	0	1	0	0	0	3
18 Mitch Moreland, L (1, 3) OBP: 0.361, SLG: 0.645	C CU 80 B CH 86 C FF 94 B FF 94 X CH 87 2-2 ② ③ G4-5-3 1-2f			C CU 80 C CU 81 B FF 92 B FF 93 B FF 94 S CH 86 3-3 ① K			X FC 88 0-0 HR		B SI 94 X SI 92 1-0 ② F8 1-2	4	1	1	1	0	1	2
28 J.D. Martinez, R (1, 9) OBP: 0.404, SLG: 0.548 70 Ryan Brasier, R (9, 1)		X FF 92 0-0 ① G6-3		F FF 93 X SI 92 0-1 ② G6-3			B FC 88 F FC 89 B CU 81 X FF 92 2-1 ① F9		0-0 11 BB IBB	3 0	0 0	0 0	0 0	1 0	0 0	0 0
11 Rafael Devers, L (1, 5) OBP: 0.311, SLG: 0.275		C FF 92 X FC 90 0-1 ② G6-3		B CH 87 X CH 86 1-0 ③ G4-3			B CU 79 B CU 79 T FF 92 B FF 93 F CH 86 T CH 85 3-2 ② K		S KC 79 F FF 93 D KC 82 B KC 80 F FF 93 D KC 80 F FF 95 B FF 95 4-2 1-2 2-3 BB	3	0	0	0	1	1	0
23 Blake Swihart, S (1, 2) OBP: 0.444, SLG: 0.625		C FF 92 C CU 82 F CU 82 S FF 93 0-3 ③ K			F FC 88 S FF 91 F FF 93 F CU 82 X FC 89 0-2 ① L9		B CH 85 X FF 91 1-0 ③ F7		F SI 93 S FF 94 S KC 82 0-3 ③ K	4	0	0	0	0	2	3
36 Eduardo Núñez, R (1, 4) OBP: 0.167, SLG: 0.200			C FC 89 X CU 80 0-1 ① G5-3		B CU 80 B FC 90 X FC 90 2-0 ② F9			B FC 86 F FF 89 F FF 90 S CU 79 1-3 ① K2-3		3	0	0	0	0	1	0
19 Jackie Bradley Jr., L (1, 8) OBP: 0.205, SLG: 0.211			S FF 92 C CU 81 F CU 81 B CU 82 X FF 93 1-2 16 1B 1B		B CH 86 C CU 80 F FF 93 F FF 93 B CH 87 F CH 88 X CH 87 2-2 ③ F8			F CU 77 B CH 84 C CU 80 S FF 91 1-3 ② K		3	0	1	0	0	1	0
76 Hector Velázquez, R (1, 1) 44 Brandon Workman, R (4, 1) 64 Marcus Walden, R (5, 1) 32 Matt Barnes, R (7, 1) 50 Mookie Betts, R (9, 9) OBP: 0.333, SLG: 0.476			C FC 88 L FC 89 B CU 80 L FC 88 1-3 ② K			C FF 90 B FF 90 C FF 90 C FF 91 1-3 ① K		C FF 90 C FF 90 C FF 91 0-3 ③ K	1 0 1 1 0	0 0 0 0 0	0 0 0 0 0	0 0 0 0 0	1 0 1 1 0	1 0 0 0 0	1 0 0 0 0
Inning Stats	R: 0 E: 0 K: 0 S: 9 H: 1 LOB: 0 BB: 0 P: 11	R: 0 E: 0 K: 1 S: 7 H: 0 LOB: 0 BB: 0 P: 7	R: 0 E: 0 K: 1 S: 13 H: 2 LOB: 2 BB: 0 P: 15	R: 0 E: 0 K: 1 S: 6 H: 0 LOB: 0 BB: 0 P: 10	R: 0 E: 0 K: 0 S: 11 H: 0 LOB: 0 BB: 0 P: 15	R: 0 E: 0 K: 2 S: 8 H: 0 LOB: 0 BB: 0 P: 12	R: 1 E: 0 K: 1 S: 7 H: 1 LOB: 0 BB: 0 P: 13	R: 0 E: 0 K: 3 S: 9 H: 0 LOB: 0 BB: 0 P: 11	R: 0 E: 0 K: 1 S: 12 H: 1 LOB: 3 BB: 2 P: 19	1B: 4 2B: 0 3B: 0 HR: 1 SF: 0 SAC: 0 DP: 1 HBP: 0						

	AB	31
	R	1
	H	5
	RBI	1
	BB	2
	SO	10
	LOB	9

WP: 1 PA: 33
PB: 0
SB: 0
CS: 0

PITCHER		IP	WLS	BF	H	R	ER	SO	BB	IBB	HBP	BLK	WP	HR	S	P	ERA	WHIP
29 Merrill Kelly, R ERA: 2.57	(1, 1)	8.0	L	27	4	1	1	9	0	0	0	0	0	1	70	94	1.12	0.500
57 Jon Duplantier, R ERA:	(9, 1)	1.0		6	1	0	0	1	1	1	0	0	1	0	12	19	0.00	2.000

PITCHER		IP	WLS	BF	H	R	ER	SO	BB	IBB	HBP	BLK	WP	HR	S	P	ERA	WHIP

Boston Red Sox @ Arizona Diamondbacks

Chase Field, Phoenix, AZ

Sun Apr 07 2019, 1:11 PM - 3:39 PM MST

Att. 31,565 - Roof Closed - 76 F

livebaseballscorecards.com

BOTTOM

Batter	1	2	3	4	5	6	7	8	9	AB	R	H	RBI	BB	SO	LOB
1 Jarrod Dyson, L (1, 8) OBP: 0.409, SLG: 0.474	C FF 90 B FF 93 S CH 87 X CH 88 1-2 ① G3		B CH 87 B FF 93 C CH 85 C SI 93 S CH 86 2-3 ③ K			X FF 94 0-0 ② G6-3			C SL 85 B FF 95 B FF 96 S FF 96 B FF 95 F FF 95 F FF 95 S SL 86 3-3 ① K	4	0	0	0	0	2	1
5 Eduardo Escobar, S (1, 5) OBP: 0.214, SLG: 0.225	B FF 92 B SI 92 S FF 93 S FF 92 B FF 93 X CH 87 3-2 ② L7			C KC 79 B FF 91 B KC 80 B KC 77 X FF 90 3-1 ① F7		B SL 85 B FC 91 B FC 90 B SI 93 4-0 BB			C CH 86 B CH 88 X FF 95 1-1 ② P5	3	0	0	0	1	0	0
6 David Peralta, L (1, 7) OBP: 0.413, SLG: 0.652 16 Tim Locastro, R (9, PR)	X SI 89 0-0 ③ G6-3			C FC 86 S KC 81 X KC 80 0-2 ② L9		1 SAFE C SL 86 B FC 90 B SI 94 C SL 86 1 SAFE B SI 94 F SL 85 S FC 93 3-3 ③ K			F CH 87 B FF 95 X FF 95 1-1 2B	4 0	0 0	1 0	0 0	0 0	1 0	1 0
10 Adam Jones, R (1, 9) OBP: 0.378, SLG: 0.727		B SL 83 B SL 82 C SI 91 B SI 93 F CH 88 F SI 93 X SL 82 3-2 ① P5		B FC 87 C KC 80 S FC 86 S KC 81 1-3 ③ K			C KC 84 B KC 85 X FF 96 1-1 ① G5-3		X SL 85 0-0 ③ G6-3	4	0	0	0	0	1	1
53 Christian Walker, R (1, 3) OBP: 0.323, SLG: 0.690		C SI 92 F FF 93 S FF 94 0-3 ② K			X FF 94 0-0 4 G3-1 13 FC6-2 2B		B FF 96 B KC 85 C KC 85 T FF 96 F FF 96 F KC 86 F KC 86 F FF 97 S CH 88 2-3 ② K			3	0	1	0	0	2	0
4 Ketel Marte, S (1, 4) OBP: 0.273, SLG: 0.558		B FF 94 S CH 84 F SI 89 C FF 94 1-3 ③ K			X SL 87 0-0 ① G3-1 2-3		B KC 84 X KC 85 1-0 ③ G5-3			3	0	0	0	0	1	1
13 Nick Ahmed, R (1, 6) OBP: 0.326, SLG: 0.436			C SI 90 B CH 87 C SI 92 B FF 92 X SI 93 2-2 ① F8		B SL 86 X SI 94 1-0 ② FC6-2 3-H			X KC 83 0-0 ① G6-3		3	0	0	0	0	0	1
36 John Ryan Murphy, R (1, 2) OBP: 0.308, SLG: 0.455			B SL 83 X SI 92 1-0 29 SH3-4 1B		S SL 85 1 SAFE B SL 85 B SL 87 B FC 91 F FC 92 X SL 88 3-2 ③ P4			C KC 83 S KC 83 B KC 84 B KC 84 F KC 84 S FF 96 2-3 ② K		3	0	1	0	0	1	1
29 Merrill Kelly, R (1, 1) 41 Wilmer Flores, R (8, PH) OBP: 0.280, SLG: 0.304 57 Jon Duplantier, L (9, 1)			L CH 89 X SI 91 0-1 ② SH3-4 1-2			C FC 91 X FC 91 0-1 ① G1-3		S KC 86 F KC 84 B KC 86 X FF 97 1-2 ③ G6-3		1 1 0	0 0 0	0 0 0	0 0 0	0 0 0	0 0 0	0 0 0
Inning Stats	R: 0 E: 0 K: 0 S: 7 H: 0 LOB: 0 BB: 0 P: 11	R: 0 E: 0 K: 2 S: 10 H: 0 LOB: 0 BB: 0 P: 14	R: 0 E: 0 K: 1 S: 9 H: 1 LOB: 1 BB: 0 P: 14	R: 0 E: 0 K: 1 S: 8 H: 0 LOB: 0 BB: 0 P: 12	R: 0 E: 0 K: 0 S: 6 H: 1 LOB: 1 BB: 0 P: 10	R: 0 E: 0 K: 1 S: 7 H: 0 LOB: 1 BB: 1 P: 14	R: 0 E: 0 K: 1 S: 10 H: 0 LOB: 0 BB: 0 P: 14	R: 0 E: 0 K: 1 S: 8 H: 0 LOB: 0 BB: 0 P: 11	R: 0 E: 0 K: 1 S: 10 H: 1 LOB: 1 BB: 0 P: 15	1B: 1 2B: 2 3B: 0 HR: 0 SF: 0 SAC: 1 DP: 0 HBP: 0						

	AB	29
	R	0
	H	3
	RBI	0
	BB	1
	SO	8
	LOB	6

PITCHER		IP	WLS	BF	H	R	ER	SO	BB	IBB	HBP	BLK	WP	HR	S	P	ERA	WHIP
76 Hector Velázquez, R ERA: 3.12	(1, 1)	3.0		10	1	0	0	3	0	0	0	0	0	0	26	39	0.00	0.333
44 Brandon Workman, R ERA:	(4, 1)	1.0		3	0	0	0	1	0	0	0	0	0	0	8	12	0.00	0.000
64 Marcus Walden, R ERA:	(5, 1)	2.0	W	8	1	0	0	1	1	0	0	0	0	0	13	24	0.00	1.000
32 Matt Barnes, R ERA:	(7, 1)	2.0	H	6	0	0	0	2	0	0	0	0	0	0	18	25	0.00	0.000
70 Ryan Brasier, R ERA:	(9, 1)	1.0	S	4	1	0	0	1	0	0	0	0	0	0	10	15	0.00	1.000

PITCHER	IP	WLS	BF	H	R	ER	SO	BB	IBB	HBP	BLK	WP	HR	S	P	ERA	WHIP

Batter	1	2	3	4	5	6	7	8	9	AB	R	H	RBI	BB	SO	LOB
17 Shin-Soo Choo, L (1, 7) OBP: 0.390, SLG: 0.486	C FF 90 B CU 71 B CH 87 B CH 87 C FF 89 X FF 90 3-2 12 1B 1 2B 2B	B FF 90 C CH 88 C CH 88 F CH 88 F CU 71 F SL 84 S CH 88 1-3 ② K		B SI 88 B CH 87 C FF 88 C CH 87 F CU 71 S SI 90 2-3 ② K			B FF 88 X CH 85 1-0 2B		B CU 81 1 SAFE C FF 92 B FF 93 X CH 87 2-1 ③ F8 1-2	5	1	2	0	0	2	3
25 José Leclerc, R (9, 1)										0	0	0	0	0	0	0
12 Rougned Odor, L (1, 4) OBP: 0.261, SLG: 0.220	X FF 87 0-0 1 2B 30 G4-3 2-3 1B	B FF 90 C FF 91 B FF 91 B FF 90 B EP 64 4-1 30 E 1 1B BB		B FF 88 X FF 89 1-0 ③ G4-3			D CU 69 C FF 88 B CH 86 B CH 86 F FF 88 S CH 87 3-3 ② K			3	1	1	0	1	1	1
1 Elvis Andrus, R (1, 6) OBP: 0.391, SLG: 0.489	B SL 85 F SL 85 X FF 89 1-1 30 G4-3 1-3 3-H 2B	X SL 84 0-0 30 E 1-2 2-3 3-H 1B			X FF 87 0-0 ① G6-3		D FS 84 X FF 90 1-0 ③ G5-3			4	0	2	2	0	0	1
30 Nomar Mazara, L (1, 9) OBP: 0.325, SLG: 0.457	C CU 71 X FF 89 0-1 ① G4-3 2-3 3-H	B CH 86 X CH 86 1-0 FC4 1-2 2-3 3-H			C SL 86 B CU 68 F CH 87 C FF 89 1-3 ② K			C CU 79 B CH 86 X CH 86 1-1 ① G6-3		4	0	0	1	0	1	3
13 Joey Gallo, L (1, 8) (9, 7) OBP: 0.405, SLG: 0.625	B FF 89 C CU 70 F FF 91 S EP 65 1-3 ② K	F CH 87 S CH 87 B CH 87 X CU 69 1-2 ③ G3			B FF 90 B FF 89 F CU 74 X EP 66 2-1 ③ L3			S FF 93 B FF 93 B CU 82 X CH 87 2-1 ② G6-3		4	0	0	0	0	1	4
41 Logan Forsythe, R (1, 3) OBP: 0.333, SLG: 0.333	C FF 89 C SL 82 D SL 84 B FF 90 X SL 84 2-2 ③ G5-3		C FF 89 C FF 89 B SL 82 F CU 70 X SI 90 1-2 ① G1-3			X FF 88 0-0 ① F9		C FF 93 B CH 87 B CH 86 F FF 93 X FF 93 2-2 ③ G4-3		4	0	0	0	0	0	1
21 Patrick Wisdom, R (1, 5) OBP: 0.250, SLG: 0.250		B FF 89 B SL 84 F FF 89 X SL 84 2-1 23 SH3-4 2 1B 1 1B 1B	B FF 90 C FF 90 F SL 83 S SL 82 1-3 ② K			C FF 88 F CH 85 S SL 83 0-3 ② K2-3			C SL 84 B CH 86 F FF 93 B FF 93 B CH 86 F FF 93 F CH 87 C FF 94 3-3 ① K	4	1	1	0	0	3	0
2 Jeff Mathis, R (1, 2) OBP: 0.190, SLG: 0.300		X FF 89 0-0 1 1B 23 SH3-4 30 E 1-2 1B	C FF 90 B SL 83 B FF 90 T FC 90 X SL 83 2-2 ③ F9			B FF 90 B FF 88 X FF 89 2-0 ③ L8			T CU 80 C FF 94 S FF 93 0-3 ② K	4	1	1	0	0	1	0
23 Mike Minor, R (1, 1) 31 Chris Martin, R (8, 1) 24 Hunter Pence, R (9, PH) OBP: 0.412, SLG: 0.375 3 Delino DeShields, R (9, 8) OBP: 0.306, SLG: 0.214		B SL 78 C SL 80 X SL 80 1-1 ① SH3-4 1-2 2-3		C CU 70 S SL 83 B FF 90 S CU 66 1-3 ① K			B CH 88 C SL 83 C FF 89 C FF 89 1-3 ① K		B SL 85 X SL 84 1-0 17 BLK 1B	2	0	0	0	0	2	0
										0	0	0	0	0	0	0
										1	0	1	0	0	0	0
										0	0	0	0	0	0	0
Inning Stats	R: 2 E: 0 K: 1 S: 14 H: 3 LOB: 1 BB: 0 P: 21	R: 2 E: 1 K: 1 S: 17 H: 3 LOB: 3 BB: 1 P: 27	R: 0 E: 0 K: 1 S: 10 H: 0 LOB: 0 BB: 0 P: 14	R: 0 E: 0 K: 2 S: 8 H: 0 LOB: 0 BB: 0 P: 12	R: 0 E: 0 K: 1 S: 6 H: 0 LOB: 0 BB: 0 P: 9	R: 0 E: 0 K: 1 S: 5 H: 0 LOB: 0 BB: 0 P: 7	R: 0 E: 0 K: 2 S: 8 H: 1 LOB: 1 BB: 0 P: 14	R: 0 E: 0 K: 0 S: 7 H: 0 LOB: 0 BB: 0 P: 12	R: 0 E: 0 K: 2 S: 11 H: 1 LOB: 1 BB: 0 P: 17	1B: 5 2B: 3 3B: 0 HR: 0 SF: 0 SAC: 1 DP: 0 HBP: 0						

PITCHER		IP	WLS	BF	H	R	ER	SO	BB	IBB	HBP	BLK	WP	HR	S	P	ERA	WHIP
21 Zack Greinke, R ERA: 7.16	(1, 1)	6.2		29	7	4	3	9	1	0	0	0	0	0	67	102	4.05	1.200
66 Yoshihisa Hirano, R ERA: 8.1	(7, 1)	0.1		1	0	0	0	0	0	0	0	0	0	0	1	2	0.00	0.000
35 Matt Andriese, R ERA: 2.84	(8, 1)	2.0	W	7	1	0	0	2	0	0	0	1	0	0	18	29	0.00	0.500

PITCHER	IP	WLS	BF	H	R	ER	SO	BB	IBB	HBP	BLK	WP	HR	S	P	ERA	WHIP

TOP

Texas Rangers @ Arizona Diamondbacks

Chase Field, Phoenix, AZ

Tue Apr 09 2019, 6:42 PM - 9:28 PM MST

Att. 16,620 - Clear - 93 F

livebaseballscorecards.com

AB	35
R	4
H	8
RBI	3
BB	1
SO	11
LOB	13

WP	0
PB	0
SB	0
CS	0
PA	37

BOTTOM

Texas Rangers @ Arizona Diamondbacks

Chase Field, Phoenix, AZ

Tue Apr 09 2019, 6:42 PM - 9:28 PM MST

Att. 16,620 - Clear - 93 F

livebaseballscorecards.com

Batter	1	2	3	4	5	6	7	8	9	AB	R	H	RBI	BB	SO	LOB
10 Adam Jones, R (1, 9) OBP: 0.388, SLG: 0.702	B SL 88 C FF 94 S CH 87 X FF 95 1-2 G6-3 ①		C CH 87 B FF 95 F CH 88 B FF 95 X CH 87 2-2 G5-4-3 ① ② 1-2f		B CH 88 B CH 87 B FF 93 B CH 86 4-0 4 FC6-4 BB			C SL 86 X FF 96 0-1 1B		3	0	1	0	1	0	1
4 Ketel Marte, S (1, 8) OBP: 0.250, SLG: 0.511	B FF 93 B FF 94 C CH 87 X FF 94 2-1 F8 ②		S KC 80 X FF 93 0-1 F7 ③		B CH 87 F FF 93 X CH 86 1-1 FC6-4 ③ 1-2f			C FF 96 B SI 94 1 SAFE D FS 90 F SI 95 S FS 88 2-3 K ①		4	0	0	0	0	1	3
41 Wilmer Flores, R (1, 4) OBP: 0.276, SLG: 0.296	B KC 80 X FF 93 1-0 F8 ③			C FF 93 X FF 93 1-1 6 FC5-4 1B		C KC 79 B FF 91 B FF 91 F CH 86 F SL 87 F CH 86 F FF 93 B CH 85 X CH 85 3-2 F7 ①		X FF 96 0-0 L9 ②		4	0	1	0	0	0	1
6 David Peralta, L (1, 7) OBP: 0.380, SLG: 0.600		B FF 94 B FF 94 B FF 93 C FF 92 F FF 94 T FF 94 3-2 K ①		B FF 93 F SL 88 1 SAFE F FF 93 B SL 88 F FF 94 B KC 83 F FF 94 X FF 94 3-2 FC5-4 ① 1-2f		X SL 87 0-0 G3-1 ②		C SI 95 B SI 96 X FS 89 1-1 G4-3 ③		4	0	0	0	0	1	2
53 Christian Walker, R (1, 3) OBP: 0.314, SLG: 0.636		B KC 78 S CH 87 X CH 87 1-1 F8 ②		C CH 86 S SL 88 X CH 88 0-2 F9 ②		C KC 78 S FF 92 S SL 87 0-3 K ③			B SL 79 B SL 81 F FF 95 C SL 81 F FF 96 X SL 82 2-2 5 2B 1B	4	1	1	0	0	1	1
5 Eduardo Escobar, S (1, 5) OBP: 0.239, SLG: 0.295		C FF 94 X SL 87 0-1 2B		S KC 82 S FF 94 B FF 94 D CH 88 S KC 83 2-3 K ③			B KC 79 S CH 84 X KC 80 1-1 F7 ①		C SL 82 1 SAFE X FF 96 0-1 1-H 1 HR 2B	4	1	2	1	0	1	1
13 Nick Ahmed, R (1, 6) OBP: 0.340, SLG: 0.512		B FF 94 X FF 94 1-0 F9 ③			C KC 78 B SL 86 S FF 93 X KC 81 1-2 E7 21 G6-3 1B		X SL 86 0-0 HR		D SL 82 F SL 83 F FF 96 T FF 98 1-2 K ①	4	1	2	1	0	1	2
36 John Ryan Murphy, R (1, 2) OBP: 0.313, SLG: 0.643 1 Jarrod Dyson, L (9, PH) OBP: 0.435, SLG: 0.650			X FF 92 0-0 HR		D CH 86 X CH 87 1-0 L7 ①		C KC 78 B CH 85 B CH 84 T FF 91 S CH 85 2-3 K ②		S SL 83 F CH 88 B CH 92 B SL 84 X SL 84 2-2 2-H HR	3 1	1 1	1 1	1 2	0 0	1 0	1 0
21 Zack Greinke, R (1, 1) OBP: 0.429, SLG: 1.333 66 Yoshihisa Hirano, R (7, 1) 16 Tim Locastro, R (7, PH) 35 Matt Andriese, R (8, 1)			B SL 88 S CH 86 B FF 94 B CH 86 F FF 94 B FF 95 4-2 10 G5-4-3 BB		S CH 86 X CH 86 0-1 G6-3 ② 2-3		B KC 81 C CH 84 F CH 84 B CH 85 B FF 92 C CH 83 3-3 K ③			1 0 1 0	0 0 0 0	0 0 0 0	0 0 0 0	1 0 0 0	0 0 1 0	1 0 0 0

Inning Stats	1	2	3	4	5	6	7	8	9
	R: 0 E: 0 K: 0 S: 6 H: 0 LOB: 0 BB: 0 P: 10	R: 0 E: 0 K: 1 S: 8 H: 1 LOB: 1 BB: 0 P: 13	R: 1 E: 0 K: 0 S: 8 H: 1 LOB: 0 BB: 1 P: 14	R: 0 E: 0 K: 1 S: 13 H: 1 LOB: 1 BB: 0 P: 19	R: 0 E: 1 K: 0 S: 8 H: 1 LOB: 2 BB: 1 P: 15	R: 0 E: 0 K: 1 S: 10 H: 0 LOB: 0 BB: 0 P: 13	R: 1 E: 0 K: 2 S: 9 H: 1 LOB: 0 BB: 0 P: 15	R: 0 E: 0 K: 1 S: 8 H: 1 LOB: 1 BB: 0 P: 11	R: 3 E: 0 K: 1 S: 12 H: 3 LOB: 0 BB: 0 P: 17

AB	33
R	5
H	9
RBI	5
BB	2
SO	7
LOB	13

1B: 4 SF: 0 WP: 0 PA: 35
2B: 2 SAC: 0 PB: 0
3B: 0 DP: 1 SB: 0
HR: 3 HBP: 0 CS: 0

PITCHER		IP	WLS	BF	H	R	ER	SO	BB	IBB	HBP	BLK	WP	HR	S	P	ERA	WHIP
23 Mike Minor, L ERA: 3.86	(1, 1)	7.0		27	5	2	2	5	2	0	0	0	0	2	62	99	2.57	1.000
31 Chris Martin, R ERA: 4.5	(8, 1)	1.0	H	4	1	0	0	1	0	0	0	0	0	0	8	11	0.00	1.000
25 José Leclerc, R ERA: 5.79	(9, 1)	0.1	L	4	3	3	3	1	0	0	0	0	0	1	12	17	81.00	9.000

PITCHER	IP	WLS	BF	H	R	ER	SO	BB	IBB	HBP	BLK	WP	HR	S	P	ERA	WHIP

Texas Rangers @ Arizona Diamondbacks

Chase Field, Phoenix, AZ

Wed Apr 10 2019, 6:40 PM - 10:16 PM MST

Att. 15,871 - Clear - 73 F

TOP

livebaseballscorecards.com

Batter	1	2	3	4	5	6	7	8	9	AB	R	H	RBI	BB	SO	LOB
3 Delino DeShields, R (1, 8) OBP: 0.341, SLG: 0.250	C FF 93 X FF 94 0-1 ① F9			X FF 88 0-0 ① B1-3		B KC 74 B KC 76 C FF 89 F KC 78 B KC 79 X KC 82 3-2 41 E, 41 S, 41 1B, 1B	B FF 96 F SI 96 B KC 83 B FF 96 X KC 83 3-1 2-H 1B		1 SAFE B FF 91 B FF 92 F FF 91 1 SAFE B CH 85 B FF 91 4-1 1 1B, 41 1B, 1-2 BB	4	1	2	1	1	0	0
41 Logan Forsythe, R (1, 4) (9, 3) OBP: 0.360, SLG: 0.364	C FF 92 B KC 84 B KC 85 X FF 94 2-1 ② G6-3			B FF 91 B KC 78 B FF 91 C FF 91 X FF 92 3-1 CI		1 SAFE 1 SAFE 1 SAFE 1 SAFE C FF 87 B FF 90 D KC 78 B FF 89 C KC 80 3-2 X KC 80 1-H 1 2B, 1B	B FF 95 C FF 94 B FF 95 1 SAFE 1 SAFE 1 SAFE X FF 94 2-1 ③ G6-3		S CH 85 B CH 85 2 SAFE X FF 91 1-1 1-2, 2-H 1, 1B	4	0	2	2	0	0	1
1 Elvis Andrus, R (1, 6) OBP: 0.392, SLG: 0.500	C KC 83 B FF 94 S SL 85 B SL 84 S FF 95 2-3 ③ K			C KC 79 C KC 79 F KC 81 1 SAFE B FF 90 B KC 81 X KC 78 2-2 ② F7		C FF 95 X SL 82 0-1 1-3, 2B		C FF 93 F FF 96 B KC 82 B FF 94 S FF 95 2-3 ① K	F CH 85 C CH 85 F FF 92 F CH 85 X CH 84 0-2 1-2, 2-3, 1B	5	0	2	0	0	2	1
24 Hunter Pence, R (1, 9) OBP: 0.409, SLG: 0.500		C FF 91 B FF 94 X KC 82 1-1 ① G5-3		S FF 91 1 SAFE 1 SAFE F KC 81 T FF 92 0-2 ③ K		B FF 94 B FF 95 S SL 82 B SL 82 B FF 96 4-1 14 G4-6-3, BB		S FF 95 C FF 96 B KC 84 X FF 96 1-2 HR	S FC 91 B FC 91 F FF 94 F FC 91 F FC 91 B FF 94 S FC 91 2-3 ② K	4	1	1	1	1	2	4
13 Joey Gallo, L (1, 7) OBP: 0.362, SLG: 0.541		C FF 94 B FF 95 F SL 84 F KC 84 C FF 95 1-3 ② K			C FF 91 B SL 83 F KC 81 F KC 82 B SL 81 C FF 94 2-3 ① K	S SL 83 S SL 84 S SL 84 0-3 ① K		C FF 95 B FF 96 S FF 95 B FF 96 C SI 95 2-3 ② K	S CH 86 X CH 86 0-1 ③ L3	5	0	0	0	0	4	6
14 Asdrúbal Cabrera, S (1, 5) OBP: 0.233, SLG: 0.436		C FF 92 B FF 94 B SL 83 F FF 93 B FF 95 F KC 82 S FF 94 3-3 ③ K			B KC 75 C FF 92 X KC 82 1-1 E5, 9 BB	C SI 93 B FF 94 C SI 94 D SL 86 X SI 95 2-2 ②③ G4-6-3 1-2f		B KC 82 C FF 95 B KC 82 F FF 95 S FF 95 2-3 ③ K		4	0	0	0	0	2	3
9 Isiah Kiner-Falefa, R (1, 2) OBP: 0.478, SLG: 0.389			C FF 90 C KC 82 F FF 93 F KC 82 B FF 94 C FF 94 1-3 ① K		B FF 89 B FF 90 B FF 91 C FF 91 C KC 81 F KC 81 B FF 92 4-2 1-2 BB		B SI 93 F SI 93 B SI 95 B SI 93 B SI 93 4-1 21 SH1-3, 3 1B, BB		B FF 90 B CH 83 C FF 90 C FF 90 X CH 85 2-2 21 L8, 21 WP, 12 FC, 1B	2	2	1	0	2	1	0
21 Patrick Wisdom, R (1, 3) OBP: 0.143, SLG: 0.143 25 José Leclerc, R (9, 1) 55 Kyle Bird, L (9, 1)			B FF 92 S SL 84 F FF 94 B FF 94 C KC 83 2-3 ② K		S KC 80 B KC 79 B KC 81 C FF 91 S SL 82 2-3 ② K		C SI 94 X FF 92 0-1 ① SH1-3, 1-2		B CU 82 B FF 91 X CH 85 2-0 ① L8, 1-3	3 0 0	0 0 0	0 0 0	0 0 0	0 0 0	2 0 0	3 0 0
35 Lance Lynn, S (1, 1) 17 Shin-Soo Choo, L (7, PH) OBP: 0.381, SLG: 0.472 53 Jesse Chavez, R (7, 1) 27 Shawn Kelley, R (8, 1) 12 Rougned Odor, L (9, PH) OBP: 0.255, SLG: 0.214 (9, 4)			B FF 93 C FF 93 C FF 93 C KC 83 1-3 ③ K		C FF 92 S SL 81 B KC 82 F FF 92 B FF 92 S KC 81 2-3 ③ K		B SL 85 B FF 93 D SL 83 C FF 94 S FF 94 X FF 94 3-2 ② F7		D CH 84 C CH 84 B FF 92 C CH 85 B FF 93 X FF 93 3-2 3-H FC, 3 S, 41 1B	2 1 0 0 1	0 0 0 0 1	0 0 0 0 0	0 0 0 0 1	0 0 0 0 0	2 1 0 0 0	2 0 0 0 0
Inning Stats	R: 0 E: 0 K: 1 S: 7 H: 0 LOB: 0 BB: 0 P: 11	R: 0 E: 0 K: 2 S: 10 H: 0 LOB: 0 BB: 0 P: 15	R: 0 E: 0 K: 3 S: 11 H: 0 LOB: 0 BB: 0 P: 15	R: 0 E: 1 K: 1 S: 10 H: 0 LOB: 1 BB: 0 P: 15	R: 0 E: 1 K: 3 S: 16 H: 0 LOB: 2 BB: 1 P: 27	R: 1 E: 0 K: 1 S: 15 H: 3 LOB: 2 BB: 1 P: 27	R: 1 E: 0 K: 0 S: 10 H: 1 LOB: 1 BB: 1 P: 22	R: 1 E: 0 K: 3 S: 12 H: 1 LOB: 0 BB: 0 P: 19	R: 2 E: 0 K: 1 S: 22 H: 3 LOB: 3 BB: 1 P: 36	1B: 6 2B: 1 3B: 0 HR: 1 SF: 0 SAC: 1 DP: 1 HBP: 0						

	AB	35
	R	5
	H	8
	RBI	5
	BB	4
	SO	15
	LOB	21

WP: 1 PB: 0 SB: 2 CS: 0 PA: 41

PITCHER		IP	WLS	BF	H	R	ER	SO	BB	IBB	HBP	BLK	WP	HR	S	P	ERA	WHIP
38 Robbie Ray, L ERA: 3.52	(1, 1)	5.0		20	2	1	1	10	1	0	0	0	0	0	60	95	1.80	0.600
50 Yoan López, R ERA:	(6, 1)	0.0		2	1	0	0	0	1	0	0	0	0	0	3	7	∞	∞
40 Andrew Chafin, L ERA: 6.23	(6, 1)	1.2	L	5	0	1	1	1	1	0	0	0	0	0	12	21	5.40	0.600
25 Archie Bradley, R ERA: 1.5	(7, 1)	1.1		6	2	1	1	3	0	0	0	0	0	1	16	28	6.75	1.500
35 Matt Andriese, R ERA: 5.4	(9, 1)	0.1		6	3	2	2	0	1	0	0	0	1	0	15	27	54.00	12.000

PITCHER		IP	WLS	BF	H	R	ER	SO	BB	IBB	HBP	BLK	WP	HR	S	P	ERA	WHIP
55 Matt Koch, R ERA: 16.88	(9, 1)	0.2		2	0	0	0	1	0	0	0	0	0	0	7	9	0.00	0.000

Batter	1	2	3	4	5	6	7	8	9	AB	R	H	RBI	BB	SO	LOB
1 Jarrod Dyson, L (1, 8) OBP: 0.393, SLG: 0.542	C FF 94 B FF 94 F FF 94 B FC 88 S FF 95 2-3 K ①		F SI 90 C FF 93 X SI 93 0-2 G4-3 ①		X FF 91 0-0 B1 ①		B SI 92 X SI 92 1-0 F8 ③		C SL 84 B FF 96 B FF 96 B FF 97 C SL 84 D CH 91 4-2 1-2 2-3 3-H BB	4	0	0	1	1	1	0
5 Eduardo Escobar, S (1, 5) OBP: 0.275, SLG: 0.298	B FF 95 F SI 93 F FF 94 T FF 94 B FF 95 B FF 94 4-2 BB		B SI 91 C FF 94 S FF 94 B FF 95 F SI 93 B FC 87 B FF 94 4-2 6 2B 53 WP BB		C FF 91 B CH 87 F FC 88 F CU 81 B FF 93 F FC 86 F CU 81 B CU 81 S FF 94 3-3 K ②			C FF 91 X SL 83 0-1 1B	C SI 91 S SL 81 B SL 83 D SL 82 B SI 92 S SL 82 3-3 K ②	3	1	1	0	2	2	3
6 David Peralta, L (1, 7) OBP: 0.364, SLG: 0.582	B FF 94 C FC 89 B FC 90 B CH 88 S FF 94 F FF 94 X FF 95 3-2 F7 ②		X SI 90 0-0 53 WP 1-3 2B		B CH 88 X FC 87 1-0 F7 ③			X FF 91 0-0 F7 ①	B SL 80 B SL 81 X SI 91 2-0 L3 ③	5	0	1	0	0	0	5
53 Christian Walker, R (1, 3) OBP: 0.282, SLG: 0.568	C FF 96 B FF 96 S FF 96 S FF 96 1-3 K ③		F FF 93 B CU 80 S SI 93 T SI 92 1-2 K ② 2-3 3-H			B SI 89 F FF 92 B FC 87 S FF 93 T SI 91 2-2 K ①		C SL 82 F SL 83 B SL 83 S SL 82 1-3 K ②		4	0	0	0	0	4	3
4 Ketel Marte, S (1, 4) (7, 6) OBP: 0.250, SLG: 0.490		C FF 93 F FF 93 B FF 94 B FC 88 F FC 90 X FC 89 2-2 13 E 1B	F FC 91 B FF 94 B FF 94 F FF 93 F FF 94 X CU 81 2-2 G1-3 ③			B FF 93 F FF 92 L FC 90 B CU 82 F FF 94 F FF 94 F FC 89 S FF 93 2-3 K ②		B FF 93 B FF 91 F SL 84 X FF 92 2-1 L4 ③		4	0	1	0	0	1	2
13 Nick Ahmed, R (1, 6) OBP: 0.340, SLG: 0.500	C SI 93 F SI 93 B FF 96 1 SAFE B FC 87 B SI 93 S SI 93 3-3 K ① 1-2		C CH 89 B FC 86 S FC 85 F FF 93 F SI 91 C FF 94 1-3 K ①			X FF 94 0-0 1B			B FF 95 C FF 95 X FF 95 1-1 10 HBP 18 HBP 1 BB 1B	3	0	1	0	0	2	1
25 Archie Bradley, R (7, 1)										0	0	0	0	0	0	0
35 Matt Andriese, R (9, 1)										0	0	0	0	0	0	0
55 Matt Koch, L (9, 1)										0	0	0	0	0	0	0
15 Ildemaro Vargas, S (9, PH) OBP: 0.300, SLG: 0.700										1	1	1	0	0	0	0
18 Carson Kelly, R (1, 2) OBP: 0.333, SLG: 0.375	C SI 92 F FF 94 B FC 87 B SI 92 S CU 81 2-3 K ②		B FF 94 F FF 92 X FC 87 1-1 F8 ②			F FF 94 C FF 94 X FC 88 0-2 F9 ③			B FF 96 B SL 82 H FF 95 3-0 1 BB 10 HBP 1-2 HBP	3	0	0	0	0	1	2
16 Tim Locastro, R (1, 9) OBP: 0.667, SLG: 0.500	C FF 94 H SI 92 1-1 HBP		C FF 93 B FF 94 S FF 94 B FF 95 X SI 92 2-2 1B				C FC 89 B FC 89 S FC 89 S FC 89 1-3 K ①		H SI 95 1-0 1 BB 1-2 2-3 HBP	1	0	1	0	0	0	0
10 Adam Jones, R (7, PH) (8, 9) OBP: 0.392, SLG: 0.688										1	0	0	0	0	1	0
38 Robbie Ray, L (1, 1)	X FF 94 0-0 G3-1 ③		B SI 92 B SI 92 S SI 94 T SI 93 X SI 93 2-2 G6-3 ③				C FC 88 B FC 89 B FC 89 X SI 92 2-1 G1-3 ②		C SL 82 D SL 83 B SL 82 C SL 82 X FF 98 2-2 P2 ①	2	0	0	0	0	0	3
50 Yoan López, R (6, 1)										0	0	0	0	0	0	0
40 Andrew Chafin, R (6, 1)										0	0	0	0	0	0	0
41 Wilmer Flores, R (7, 4) OBP: 0.258, SLG: 0.276										2	0	0	0	0	0	3
Inning Stats	R: 0 E: 0 K: 2 S: 12 H: 0 LOB: 1 BB: 1 P: 22	R: 0 E: 1 K: 2 S: 12 H: 1 LOB: 2 BB: 0 P: 20	R: 1 E: 0 K: 1 S: 14 H: 1 LOB: 1 BB: 1 P: 21	R: 0 E: 0 K: 1 S: 13 H: 1 LOB: 1 BB: 0 P: 19	R: 0 E: 0 K: 1 S: 8 H: 0 LOB: 0 BB: 0 P: 12	R: 0 E: 0 K: 2 S: 13 H: 1 LOB: 1 BB: 0 P: 17	R: 0 E: 0 K: 1 S: 6 H: 0 LOB: 0 BB: 0 P: 10	R: 0 E: 0 K: 1 S: 8 H: 1 LOB: 1 BB: 0 P: 11	R: 1 E: 0 K: 1 S: 11 H: 1 LOB: 3 BB: 1 P: 27	1B: 5 2B: 1 3B: 0 HR: 0 SF: 0 SAC: 0 DP: 0 HBP: 3						

PITCHER		IP	WLS	BF	H	R	ER	SO	BB	IBB	HBP	BLK	WP	HR	S	P	ERA	WHIP
35 Lance Lynn, R ERA: 4.82	(1, 1)	6.0	W	25	4	1	1	9	2	0	1	0	1	0	72	111	1.50	1.000
53 Jesse Chavez, R ERA: 11.81	(7, 1)	1.0	H	3	0	0	0	1	0	0	0	0	0	0	6	10	0.00	0.000
27 Shawn Kelley, R ERA: 1.5	(8, 1)	1.0	H	4	1	0	0	1	0	0	0	0	0	0	8	11	0.00	1.000
25 José Leclerc, R ERA: 7.2	(9, 1)	0.1		5	1	1	1	0	1	0	2	0	0	0	7	18	27.00	6.000
55 Kyle Bird, L ERA: 4.91	(9, 1)	0.2	S	2	0	0	0	1	0	0	0	0	0	0	4	9	0.00	0.000

PITCHER	IP	WLS	BF	H	R	ER	SO	BB	IBB	HBP	BLK	WP	HR	S	P	ERA	WHIP

BOTTOM

Texas Rangers @ Arizona Diamondbacks

Chase Field, Phoenix, AZ

Wed Apr 10 2019, 6:40 PM - 10:16 PM MST

Att. 15,871 - Clear - 73 F

livebaseballscorecards.com

AB	33
R	2
H	6
RBI	1
BB	3
SO	12
LOB	22

San Diego Padres @ Arizona Diamondbacks

Chase Field, Phoenix, AZ

Thu Apr 11 2019, 6:41 PM - 9:53 PM MST

Att. 15,449 - Cloudy - 74 F

livebaseballscorecards.com

TOP

Batter	1	2	3	4	5	6	7	8	9	AB	R	H	RBI	BB	SO	LOB
4 Wil Myers, R (1, 8) (6, 7) OBP: 0.340, SLG: 0.520	B SI 88 F SI 89 B FC 88 B KC 81 S SI 90 S SI 91 3-3 ① K		S KC 82 S KC 81 S KC 83 0-3 ② K			C FC 88 B KC 82 B SI 88 B SI 89 S KC 82 D KC 83 4-2 30 1B 13 1B BB	C FF 95 B FC 91 F FC 91 X FF 95 1-2 ①② G6-4-3 1-2f		B FS 83 S FS 83 S FS 83 B FS 85 C FS 83 2-3 ③ K	4	1	0	0	1	3	2
30 Eric Hosmer, L (1, 3) OBP: 0.296, SLG: 0.327	T KC 81 B SI 90 S SI 85 X KC 82 1-2 ② F7		C SI 90 F KC 84 S KC 83 0-3 ③ K			B SI 89 B SI 88 X CH 81 2-0 10 FC4 13 1B 23 SF9 1-3 1B	F FF 94 B FC 90 F CH 87 B CH 84 S FF 94 2-3 ③ K			4	1	1	0	0	2	1
13 Manny Machado, R (1, 5) OBP: 0.362, SLG: 0.449	C SI 90 B SI 91 F SI 90 X FC 89 1-2 ③ G6-3			F KC 82 S KC 83 X FC 90 0-2 ① P5		C KC 80 X FC 86 0-1 23 SF9 10 FC4 18 HR 1-2 3-H 1B		C FF 95 C FF 93 S FF 96 0-3 ① K		4	1	1	1	0	1	0
10 Hunter Renfroe, R (1, 7) (6, 9) OBP: 0.341, SLG: 0.737		C KC 80 F SI 89 S SI 89 0-3 ① K		X SI 90 0-0 ② F7		S KC 79 X KC 79 0-1 FC4 18 HR 1-2 2-3		B FF 96 F FF 95 C FF 96 S FF 95 1-3 ② K		4	1	0	0	0	2	2
32 Franmil Reyes, R (1, 9) OBP: 0.270, SLG: 0.400 7 Manuel Margot, R (6, 8) OBP: 0.351, SLG: 0.500		B SI 89 B KC 80 C KC 81 B SI 89 F FC 88 B KC 82 4-2 23 1B BB		B FC 88 X SI 90 1-0 HR		B KC 80 F SI 88 F FC 89 S KC 81 1-3 ① K		S FF 96 X FF 96 0-1 HR		2 1	1 1	1 1	1 1	1 0	1 0	3 0
23 Fernando Tatis Jr., R (1, 6) OBP: 0.327, SLG: 0.489		X FC 88 0-0 ② 18 WP 1-2 1B		B KC 81 B KC 82 S SI 89 S KC 82 B KC 83 S KC 81 3-3 ③ K		B FC 86 S KC 80 X KC 79 1-1 ② SF9 2-3 3-H		X FF 97 0-0 1B		3	0	2	1	0	1	0
18 Austin Hedges, R (1, 2) OBP: 0.313, SLG: 0.429		B SI 88 B KC 80 C KC 79 F FC 88 F KC 80 F SI 90 F SI 90 D KC 81 S KC 82 3-3 ③ K 1-2			H SI 85 1-0 9 G5-4-3 HBP	D KC 80 X SI 88 1-0 1-H 3-H HR		1 SAFE C FF 95 1 SAFE S KC 84 1 SAFE B FF 95 B KC 84 F KC 81 1 SAFE 3-2 B FF 96 1 SAFE F KC 80 F FF 95 1 SAFE F KC 84 F FF 96 X FF 96 L5		3	1	1	3	0	1	2
9 Luis Urías, R (1, 4) OBP: 0.231, SLG: 0.182 66 Robert Stock, L (6, 1) 57 Brad Wieck, L (7, 1) 34 Craig Stammen, R (7, 1) 17 Adam Warren, R (8, 1) 5 Greg Garcia, L (9, PH) OBP: 0.214, SLG: 0.308 58 Trey Wingenter, R (9, 1)			C SI 89 C SI 89 X SI 91 0-2 44 SH3-4 2B		X KC 82 0-0 ①② G5-4-3 1-2f	B KC 78 C KC 80 S KC 80 B KC 80 S KC 81 2-3 ③ K			C FF 91 B FS 82 S FS 83 S FS 84 1-3 ① K	3 0 0 0 0 0 1 0	0 0 0 0 0 0 0 0	1 0 0 0 0 0 0 0	0 0 0 0 0 0 0 0	0 0 0 0 0 0 1 0	1 0 0 0 0 0 0 0	1 0 0 0 0 0 0 0
44 Pedro Avila, R (1, 1) 3 Ian Kinsler, R (6, 4) OBP: 0.286, SLG: 0.262			X SI 88 0-0 ① SH3-4 2-3		S KC 80 B KC 81 B SI 90 X KC 80 2-1 ③ G5-3		C SI 85 F SI 87 F SI 87 B KC 80 B KC 80 F KC 81 B KC 81 B KC 81 4-2 4 G6-4-3 BB		C FF 91 F FF 92 S FS 83 0-3 ② K	1 1	0 0	0 0	0 0	0 1	0 1	0 0
Inning Stats	R: 0 E: 0 K: 1 S: 9 H: 0 LOB: 0 BB: 0 P: 14	R: 0 E: 0 K: 2 S: 12 H: 1 LOB: 1 BB: 1 P: 19	R: 0 E: 0 K: 2 S: 10 H: 1 LOB: 1 BB: 0 P: 10	R: 1 E: 0 K: 1 S: 8 H: 1 LOB: 0 BB: 0 P: 12	R: 0 E: 0 K: 0 S: 3 H: 0 LOB: 0 BB: 0 P: 6	R: 5 E: 0 K: 2 S: 16 H: 3 LOB: 0 BB: 1 P: 27	R: 0 E: 0 K: 1 S: 10 H: 0 LOB: 0 BB: 1 P: 17	R: 1 E: 0 K: 2 S: 17 H: 2 LOB: 1 BB: 0 P: 21	R: 0 E: 0 K: 3 S: 9 H: 0 LOB: 0 BB: 0 P: 12	1B: 4 2B: 1 3B: 0 HR: 3 SF: 1 SAC: 1 DP: 2 HBP: 1						

AB	31
R	7
H	8
RBI	7
BB	3
SO	14
LOB	11

WP: 1 PB: 0 SB: 0 CS: 0 PA: 37

PITCHER		IP	WLS	BF	H	R	ER	SO	BB	IBB	HBP	BLK	WP	HR	S	P	ERA	WHIP
52 Zack Godley, R ERA: 7.41	(1, 1)	6.0		27	6	6	6	8	3	0	1	0	1	2	62	96	9.00	1.500
55 Matt Koch, R ERA: 15.0	(7, 1)	1.0		2	0	0	0	1	0	0	0	0	0	0	6	9	0.00	0.000
25 Archie Bradley, R ERA: 2.57	(8, 1)	1.0	L	5	2	1	1	2	0	0	0	0	0	1	17	21	9.00	2.000
66 Yoshihisa Hirano, R ERA: 6.23	(9, 1)	1.0		3	0	0	0	3	0	0	0	0	0	0	9	12	0.00	0.000

PITCHER	IP	WLS	BF	H	R	ER	SO	BB	IBB	HBP	BLK	WP	HR	S	P	ERA	WHIP

BOTTOM

San Diego Padres @ Arizona Diamondbacks

Chase Field, Phoenix, AZ

Thu Apr 11 2019, 6:41 PM - 9:53 PM MST

Att. 15,449 - Cloudy - 74 F

livebaseballscorecards.com

Batter	1	2	3	4	5	6	7	8	9	AB	R	H	RBI	BB	SO	LOB
1 Jarrod Dyson, L (1, 8) OBP: 0.364, SLG: 0.483	B FF 93 X FF 93 1-0 6 1B 10 1B 1B	L CH 82 1 SAFE B CH 79 C CU 73 S CH 81 1-3 ② K			C CU 73 X SI 94 0-1 ② G4-3		C FF 97 B SL 81 T SL 82 B SL 81 X SL 81 2-2 ① FC4-6 41 S 6 1B 1-2f 2-3	C FF 92 B CH 86 C SL 86 F CH 84 B SL 86 S CH 85 2-3 ② K		5	2	1	0	0	2	3
41 Wilmer Flores, R (1, 3) OBP: 0.250, SLG: 0.242	B CU 73 C FF 91 F CH 80 F FF 94 S CU 74 1-3 ① K	F SL 77 X CH 83 0-1 ③ F8			C CH 84 B FF 93 B FF 94 C CH 83 X CH 82 2-2 ③ G5-3		D SL 84 C SL 82 B SL 82 B SL 82 B FF 100 4-1 6 1B 5 HR 1-2 BB	B SL 86 F SL 85 B FF 92 B SL 85 X SL 84 3-1 ③ G4-3		4	1	0	0	1	1	2
6 David Peralta, L (1, 7) OBP: 0.367, SLG: 0.567	B CU 72 1 SAFE B SI 92 C CH 83 X CH 82 2-1 10 1B 1-3 1B		C CU 72 B FF 94 B CH 85 X CH 83 2-1 ① G3-1			B CH 82 C CH 82 X CU 72 1-1 ① L8	X SL 82 0-0 5 HR 1-2 2-H 3-H 1B		B FF 97 C FF 98 S SL 88 X SL 87 1-2 ① G4-3	5	1	2	2	0	0	0
10 Adam Jones, R (1, 9) OBP: 0.411, SLG: 0.667	F CH 85 C CU 74 B FF 95 F CU 75 X SI 95 1-2 5 BB 1-3 3-H 1B		B CH 83 X CH 82 1-0 ② P4			H CU 72 1-0 5 BB HBP	B FF 94 F SL 81 S SL 81 X SL 81 1-2 ② L8		B FF 98 B SL 87 B SL 87 C FF 97 F FF 97 F SL 87 D SL 87 4-2 16 BB BB	3	0	1	1	1	0	2
5 Eduardo Escobar, S (1, 5) OBP: 0.304, SLG: 0.360	S CH 84 F CH 84 D CH 82 B FF 94 B CU 73 B CU 75 4-2 1-2 BB		C FF 94 C FF 95 S CH 84 0-3 ③ K			D CU 73 B FF 94 S CH 83 D CH 84 B FF 94 4-1 1-2 BB	C FF 94 X SL 81 0-1 1-H 2-H HR		B FF 97 C FF 98 S SL 87 D SL 89 C SL 86 2-3 ② K	3	1	1	3	2	2	1
4 Ketel Marte, S (1, 4) OBP: 0.236, SLG: 0.463 25 Archie Bradley, R (8, 1) 66 Yoshihisa Hirano, R (9, 1) 16 Tim Locastro, R (9, PH) OBP: 0.750, SLG: 0.500	F CH 83 B SI 93 S CH 83 X CH 83 1-2 ② P2			B CH 83 F FF 94 B CH 82 F CH 84 B FF 94 F CU 75 F CH 83 F FF 94 S CH 84 3-3 ① K		C SL 81 B FF 99 B SL 81 X SL 80 2-1 ② L8	B FF 94 C FF 94 B FF 94 S SL 82 B FF 95 B SL 81 4-2 13 1B BB		B FF 97 B FF 97 C FF 97 B FF 96 B FF 96 4-1 1-2 BB	3 0 0 0	0 0 0 0	0 0 0 0	0 0 0 0	1 0 0 1	0 0 0 0	5 0 0 0
13 Nick Ahmed, R (1, 6) OBP: 0.327, SLG: 0.471	S CH 83 C SL 77 C CH 83 0-3 ③ K			X CU 74 0-0 G5-3		B SL 82 C FF 99 C SL 83 S SL 84 1-3 ③ K	B SI 93 B SI 93 X FC 86 2-0 1-2 1B		D SL 88 C FF 98 D SL 88 F SL 87 C FF 98 2-3 ③ K	5	0	1	0	0	3	7
14 Caleb Joseph, R (1, 2) 18 Carson Kelly, R (7, PH) OBP: 0.316, SLG: 0.353 (8, 2)		B FF 93 C CH 82 C CU 73 X CH 83 1-2 ① L6		B FF 94 F FF 94 X CU 76 1-1 ③ G5-3			F FF 98 1-0 F FF 97 E6 1 FC4-6 15 1B 6 1B 0-3 ③ K2-3			3 1 1	1 0 0	0 0 0	0 0 0	0 0 0	0 1 0	0 2 0
52 Zack Godley, R (1, 1) OBP: 0.429, SLG: 0.429 15 Ildemaro Vargas, S (7, 4) OBP: 0.333, SLG: 0.667 55 Matt Koch, L (7, 1) 53 Christian Walker, R (7, PH) OBP: 0.300, SLG: 0.568		C FF 93 B CU 74 B CH 82 B CH 82 X FF 91 3-1 1B			C CH 82 C CU 72 X CH 82 0-2 ① F7		D SL 81 C SL 81 B SL 79 B SL 81 C FF 97 X FF 98 3-2 1 FC4-6 1-2 1B	C SL 83 C FF 91 B CH 86 S SL 85 1-3 ① K		2 2 0 0	0 0 0 0	1 1 0 0	0 0 0 1	0 1 0 0	0 0 0 0	0 0 0 0
Inning Stats	R: 1 E: 0 K: 2 S: 19 H: 3 LOB: 3 BB: 1 P: 29	R: 0 E: 0 K: 1 S: 10 H: 1 LOB: 1 BB: 0 P: 15	R: 0 E: 0 K: 1 S: 6 H: 0 LOB: 0 BB: 0 P: 9	R: 0 E: 0 K: 1 S: 9 H: 0 LOB: 0 BB: 0 P: 13	R: 0 E: 0 K: 0 S: 8 H: 0 LOB: 0 BB: 0 P: 10	R: 0 E: 0 K: 1 S: 8 H: 0 LOB: 2 BB: 1 P: 17	R: 5 E: 1 K: 1 S: 20 H: 4 LOB: 2 BB: 2 P: 37	R: 0 E: 0 K: 2 S: 9 H: 0 LOB: 0 BB: 0 P: 15	R: 0 E: 0 K: 2 S: 13 H: 0 LOB: 2 BB: 2 P: 26	1B: 7 2B: 0 3B: 0 HR: 1	SF: 0 SAC: 0 DP: 0 HBP: 1		WP: 0 PB: 0 SB: 1 CS: 0	PA: 43			

	AB	36
	R	6
	H	8
	RBI	6
	BB	6
	SO	11
	LOB	22

PITCHER		IP	WLS	BF	H	R	ER	SO	BB	IBB	HBP	BLK	WP	HR	S	P	ERA	WHIP
44 Pedro Avila, R ERA: 1.69	(1, 1)	5.1		23	4	1	1	5	2	0	1	0	0	0	55	85	1.69	1.125
66 Robert Stock, R ERA: 9.0	(6, 1)	1.0		6	1	3	3	1	1	0	0	0	0	0	13	26	27.00	2.000
57 Brad Wieck, L ERA: 10.8	(7, 1)	0.1	B	4	2	2	0	0	1	0	0	0	0	1	8	13	0.00	9.000
34 Craig Stammen, R ERA: 1.04	(7, 1)	0.1	W	2	1	0	0	1	0	0	0	0	0	0	4	6	0.00	3.000
17 Adam Warren, R ERA: 5.14	(8, 1)	1.0	H	3	0	0	0	2	0	0	0	0	0	0	9	15	0.00	0.000

PITCHER		IP	WLS	BF	H	R	ER	SO	BB	IBB	HBP	BLK	WP	HR	S	P	ERA	WHIP
58 Trey Wingenter, R ERA: 3.0	(9, 1)	1.0	S	5	0	0	0	2	2	0	0	0	0	0	13	26	0.00	2.000

Batter	1	2	3	4	5	6	7	8	9	AB	R	H	RBI	BB	SO	LOB
7 Manuel Margot, R (1, 8) OBP: 0.317, SLG: 0.450	B FF 95 X FF 94 1-0 F8 ①		1 SAFE F FF 92 1 SAFE B FC 87 X FF 94 1-1 F9 ②			C CU 80 B FF 93 B FF 93 B CH 82 X FF 93 3-1 G5-3 ①		B SL 82 X FF 96 1-0 L7 ①		4	0	0	0	0	0	1
30 Eric Hosmer, L (1, 3) OBP: 0.276, SLG: 0.302	B CU 78 C FF 95 B CH 87 S CH 86 X CH 87 2-2 G4-3 ②		F CH 87 1 SAFE C FF 94 S CH 83 0-3 K2-3 ③			X CH 83 0-0 G6-3 ②		C FF 97 B SL 85 C FF 97 B FF 97 B FF 96 F FF 97 S FF 96 3-3 K ②		4	0	0	0	0	2	1
13 Manny Machado, R (1, 5) OBP: 0.355, SLG: 0.491	C FF 96 B FF 96 B FC 87 F FF 97 F FF 98 F FF 98 F CH 86 X FF 96 2-2 HR			F FC 86 C FF 92 S CH 83 0-3 K ①		B FF 95 C CH 84 B FF 96 S CU 82 F FF 97 S CH 85 2-3 K ③		S FF 98 F FF 98 S SL 87 0-3 K ③		4	1	1	1	0	3	0
32 Franmil Reyes, R (1, 9) OBP: 0.268, SLG: 0.412	C FC 87 B CH 87 S CH 86 B FF 94 X CH 85 2-2 L7 ③			X FF 91 0-0 2B			C CH 82 B FF 94 B CH 83 X FC 87 2-1 F9 ①		S SL 86 C SL 85 B CU 79 S SL 86 1-3 K ①	4	0	1	0	0	1	0
4 Wil Myers, R (1, 7) OBP: 0.333, SLG: 0.519		C FF 92 C FF 91 B FF 96 C FF 92 1-3 K ①		C CH 83 F FF 93 S FF 91 0-3 K ②			F FF 93 X CH 83 0-1 23 2B 2B		X CU 78 0-0 B1 ②	4	1	1	0	0	2	1
23 Fernando Tatis Jr., R (1, 6) OBP: 0.339, SLG: 0.500		C FC 86 B FF 93 F CH 86 F FF 97 B CH 86 F FF 94 B FF 96 X FF 94 3-2 G6-3 ②		B FF 92 B FC 86 S CH 82 X CH 82 2-1 G1-3 ③			F FF 92 B FF 92 X FC 87 1-1 2-H 2B		B FF 92 B FF 92 F SL 84 B FF 93 F FF 92 D SL 87 4-2 BB	3	0	1	1	1	0	1
18 Austin Hedges, R (1, 2) OBP: 0.278, SLG: 0.375		B CU 79 X FC 86 1-0 P5 ③			X FF 92 0-0 F8 ①		D FS 82 C FS 82 X FS 81 1-1 G5-3 ②		B FF 93 C FF 93 S SL 86 S SL 86 1-3 K ③	4	0	0	0	0	1	2
9 Luis Urías, R (1, 4) OBP: 0.313, SLG: 0.231			C FF 92 B FC 84 F FF 92 B FF 92 X FF 94 2-2 1B		B FF 94 C FF 94 F FC 86 S CH 83 1-3 K ②		B FS 82 D FS 82 B FS 81 B FF 90 4-0 BB			2	0	1	0	1	1	0
59 Chris Paddack, R (1, 1) 64 Gerardo Reyes, R (6, 1) 10 Hunter Renfroe, R (7, PH) OBP: 0.333, SLG: 0.718 17 Adam Warren, R (7, 1) 39 Kirby Yates, L (9, 1)			B FF 92 L FF 92 C FF 91 B FC 86 B FF 91 C FF 91 3-3 K ①		C FF 93 B FC 86 S FF 95 C FF 95 1-3 K ③		D FS 84 X FS 82 1-0 F7 ③			2 0 1 0 0	0 0 0 0 0	0 0 0 0 0	0 0 0 0 0	0 0 0 0 0	2 0 0 0 0	1 0 2 0 0
Inning Stats	R: 1 E: 0 K: 0 S: 13 H: 1 LOB: 0 BB: 0 P: 20	R: 0 E: 0 K: 1 S: 9 H: 0 LOB: 0 BB: 0 P: 14	R: 0 E: 0 K: 2 S: 11 H: 1 LOB: 1 BB: 0 P: 17	R: 0 E: 0 K: 2 S: 9 H: 1 LOB: 1 BB: 0 P: 11	R: 0 E: 0 K: 2 S: 7 H: 0 LOB: 0 BB: 0 P: 9	R: 0 E: 0 K: 1 S: 7 H: 0 LOB: 0 BB: 0 P: 12	R: 1 E: 0 K: 0 S: 9 H: 2 LOB: 2 BB: 1 P: 18	R: 0 E: 0 K: 2 S: 8 H: 0 LOB: 0 BB: 0 P: 12	R: 0 E: 0 K: 2 S: 9 H: 0 LOB: 1 BB: 1 P: 15	1B: 1 2B: 3 3B: 0 HR: 1	SF: 0 SAC: 0 DP: 0 HBP: 0					

PITCHER		IP	WLS	BF	H	R	ER	SO	BB	IBB	HBP	BLK	WP	HR	S	P	ERA	WHIP
24 Luke Weaver, R ERA: 5.17	(1, 1)	6.1	L	24	5	2	2	8	0	0	0	0	0	1	62	92	2.84	0.789
66 Yoshihisa Hirano, R ERA: 5.4	(7, 1)	0.2		3	0	0	0	0	1	0	0	0	0	0	3	9	0.00	1.500
50 Yoan López, R ERA:	(8, 1)	1.0		3	0	0	0	2	0	0	0	0	0	0	8	12	0.00	0.000
56 Greg Holland, R ERA:	(9, 1)	1.0		4	0	0	0	2	1	0	0	0	0	0	9	15	0.00	1.000

PITCHER		IP	WLS	BF	H	R	ER	SO	BB	IBB	HBP	BLK	WP	HR	S	P	ERA	WHIP

TOP

San Diego Padres @ Arizona Diamondbacks

Chase Field, Phoenix, AZ

Fri Apr 12 2019, 6:40 PM - 9:18 PM MST

Att. 22,209 - Partly Cloudy - 75 F

livebaseballscorecards.com

AB	32
R	2
H	5
RBI	2
BB	2
SO	12
LOB	9

WP: 0 PA: 34
PB: 0
SB: 0
CS: 0

BOTTOM

San Diego Padres @ Arizona Diamondbacks

Chase Field, Phoenix, AZ

Fri Apr 12 2019, 6:40 PM - 9:18 PM MST

Att. 22,209 - Partly Cloudy - 75 F

livebaseballscorecards.com

Batter	1	2	3	4	5	6	7	8	9	AB	R	H	RBI	BB	SO	LOB
1 Jarrod Dyson, L (1, 8) OBP: 0.351, SLG: 0.485	C FF 92 B CU 74 F FF 94 B CH 83 X CH 83 2-2 ① P4		C FF 93 B FF 93 F FF 94 X CH 84 1-2 41 G6-3 6 1B 2B		S FF 94 X FF 95 0-1 ③ G6-3			C FF 91 X CH 86 0-1 ③ G4-3		4	1	1	0	0	0	0
41 Wilmer Flores, R (1, 4) OBP: 0.250, SLG: 0.270	C CU 75 C FF 94 B FF 95 X FF 95 1-2 6 G6-3 2B		B CH 84 X CH 84 1-0 ② G6-3 2-3			C CH 82 S CH 84 F CH 83 F FF 94 B CU 76 B CH 84 X FF 94 2-2 ① L9			B FF 93 C FF 93 F FS 87 F FF 95 B FS 87 X FS 87 2-2 ① G6-3	4	0	1	0	0	0	1
6 David Peralta, L (1, 7) OBP: 0.359, SLG: 0.547	C CH 84 S FF 95 F FF 95 F FF 94 X CH 84 0-2 ② G6-3 2-3		B FF 94 F CU 75 F CH 85 X FF 95 1-2 3-H 1B			C FF 97 F CU 81 B SL 86 X FF 96 1-2 ② G3-1			C FF 94 C FF 94 B FF 94 B FF 95 B FF 94 F FF 94 S FF 94 3-3 ② K	4	0	1	1	0	1	1
10 Adam Jones, R (1, 9) OBP: 0.383, SLG: 0.618	C FF 95 B FF 94 S CH 85 S CH 85 1-3 ③ K		S FF 95 X CU 77 0-1 ③ L5			C FF 97 B FF 98 B FF 97 F CU 81 F FF 98 S SL 85 2-3 ③ K			F FS 87 S FF 94 S FS 88 0-3 ③ K	4	0	0	0	0	3	2
5 Eduardo Escobar, S (1, 5) OBP: 0.288, SLG: 0.340		X FF 92 0-0 ① F7		C FF 92 B CH 84 X CH 84 1-1 ① G3			C FF 90 B SL 84 C SL 83 X CH 85 1-2 ① G4-3			3	0	0	0	0	0	0
53 Christian Walker, R (1, 3) OBP: 0.302, SLG: 0.538		B FF 93 B CU 74 B CH 84 C FF 92 S FF 94 F FF 94 F FF 94 B CH 85 4-2 BB		F CH 82 F FF 94 F FF 95 X CH 84 0-2 ② F8			B SL 86 B FF 91 X SL 85 2-0 ② G5-3			2	0	0	0	1	0	0
13 Nick Ahmed, R (1, 6) OBP: 0.310, SLG: 0.444		C FF 94 C CU 76 F FF 94 B CH 84 B CH 85 F CH 84 X FF 95 2-2 ② L7		C FF 94 B CU 75 F FF 94 X CU 76 1-2 ③ F9			B SL 86 S SL 86 B SL 86 C SL 86 C FF 92 2-3 ③ K			3	0	0	0	0	1	1
18 Carson Kelly, R (1, 2) OBP: 0.273, SLG: 0.300	F FF 94 1 SAFE F FF 94 F FF 94 D CU 76 B CH 84 T FF 96 2-2 ③ K				C CH 84 B FF 93 F CH 84 B CH 84 F FF 95 F FF 94 S CH 85 2-3 ① K			B SL 85 F SL 85 C FF 91 B SL 86 B SL 85 F SL 88 F FF 92 X CH 84 3-2 ① G5-3		3	0	0	0	0	2	1
24 Luke Weaver, R (1, 1) OBP: 0.200, SLG: 0.800 66 Yoshihisa Hirano, R (7, 1) 50 Yoan López, R (8, 1) 15 Ildemaro Vargas, S (8, PH) OBP: 0.308, SLG: 0.615 56 Greg Holland, R (9, 1)			C FF 91 B FF 93 S CH 83 S FF 93 1-3 ① K		C FF 93 C CU 74 F FF 94 S CH 85 0-3 ② K			B SL 86 B SL 86 F SL 84 F CH 85 X SL 86 2-2 ② G6-3		2 0 0 1 0	0 0 0 0 0	0 0 0 0 0	0 0 0 0 0	2 0 0 0 0	0 0 0 0 0	0 0 0 0 0
Inning Stats	R: 0 E: 0 K: 1 S: 14 H: 1 LOB: 1 BB: 0 P: 18	R: 0 E: 0 K: 1 S: 14 H: 0 LOB: 1 BB: 1 P: 22	R: 1 E: 0 K: 1 S: 12 H: 2 LOB: 1 BB: 0 P: 16	R: 0 E: 0 K: 0 S: 9 H: 0 LOB: 0 BB: 0 P: 11	R: 0 E: 0 K: 2 S: 12 H: 0 LOB: 0 BB: 0 P: 14	R: 0 E: 0 K: 1 S: 12 H: 0 LOB: 0 BB: 0 P: 17	R: 0 E: 0 K: 1 S: 7 H: 0 LOB: 0 BB: 0 P: 12	R: 0 E: 0 K: 0 S: 10 H: 0 LOB: 0 BB: 0 P: 15	R: 0 E: 0 K: 2 S: 11 H: 0 LOB: 0 BB: 0 P: 16	1B: 1 2B: 2 3B: 0 HR: 0 SF: 0 SAC: 0 DP: 0 HBP: 0						WP: 0 PB: 0 SB: 0 CS: 0 PA: 31

	AB	30
	R	1
	H	3
	RBI	1
	BB	1
	SO	9
	LOB	6

PITCHER		IP	WLS	BF	H	R	ER	SO	BB	IBB	HBP	BLK	WP	HR	S	P	ERA	WHIP
59 Chris Paddack, R ERA: 1.29	(1, 1)	5.1		20	3	1	1	5	1	0	0	0	0	0	66	88	1.69	0.750
64 Gerardo Reyes, R ERA:	(6, 1)	0.2	W	2	0	0	0	1	0	0	0	0	0	0	7	10	0.00	0.000
17 Adam Warren, R ERA: 4.0	(7, 1)	2.0	H	6	0	0	0	1	0	0	0	0	0	0	17	27	0.00	0.000
39 Kirby Yates, R ERA: 1.0	(9, 1)	1.0	S	3	0	0	0	2	0	0	0	0	0	0	11	16	0.00	0.000

PITCHER	IP	WLS	BF	H	R	ER	SO	BB	IBB	HBP	BLK	WP	HR	S	P	ERA	WHIP

San Diego Padres @ Arizona Diamondbacks

Chase Field, Phoenix, AZ

Sat Apr 13 2019, 5:10 PM - 8:51 PM MST

Att. 27,256 - Roof Closed - 72 F

TOP

livebaseballscorecards.com

Batter	1	2	3	4	5	6	7	8	9	AB	R	H	RBI	BB	SO	LOB
7 Manuel Margot, R (1, 8) OBP: 0.333, SLG: 0.477	B FF 92 C FF 93 X FC 90 1-1 13 1B 30 1B 2B	C CU 80 B CH 85 B CH 85 F FF 92 F FF 92 F CU 81 F CH 86 F FF 92 X FC 88 2-2 32 FC6-4 1-2 1B		B CH 83 C SI 90 S CH 86 B FF 91 X FF 92 2-2 ③ F9			B FF 93 B FF 92 C FF 93 B FF 92 C CH 86 F CH 87 X FF 94 3-2 ② P6		1 SAFE 0-0 ③ CS 1-2	4	1	2	0	0	0	0
32 Franmil Reyes, R (1, 9) OBP: 0.267, SLG: 0.474 66 Robert Stock, L (7, 1) 58 Trey Wingenter, R (7, 1) 57 Brad Wieck, L (8, 1) 39 Kirby Yates, L (9, 1)	B FF 92 S FC 88 B SI 92 X FC 89 2-1 ① G6-3	X FC 88 0-0 ③ FC6-4 1-2f			X FF 91 0-0 ① F8		S CH 86 B CH 86 B FF 94 X CH 86 2-1 HR			4 0 0 0 0	1 0 0 0 0	1 0 0 0 0	1 0 0 0 0	0 0 0 0 0	0 0 0 0 0	3 0 0 0 0
13 Manny Machado, R (1, 5) OBP: 0.348, SLG: 0.474	C FF 93 B SI 92 X FC 89 1-1 30 1B 2-3 1B	F CU 79 X FC 87 0-1 ① G5-3			C FF 91 B SI 90 X CH 85 1-1 ② G1-3		B CU 80 C FF 93 B FF 93 F CH 86 F FF 94 X FF 93 2-2 ③ G6-3			4	1	1	0	0	0	0
10 Hunter Renfroe, R (1, 7) OBP: 0.326, SLG: 0.667 (7, 9)	D SI 93 F CU 82 F FC 89 D FF 95 S CU 82 2-3 ② K	F CU 80 B SI 91 B CH 86 B FC 90 X FC 90 3-1 ② G6-3			B FF 90 B CH 85 S FF 91 B FF 93 F FF 92 F CH 87 F FF 94 B CH 87 4-2 BB			F SL 82 X FF 96 0-1 ① G4-3		3	0	0	0	1	1	2
30 Eric Hosmer, L (1, 3) OBP: 0.290, SLG: 0.333	B FF 93 B CH 87 X SI 93 2-0 2-H 3-H 1B	B CU 81 B CH 85 C CH 86 B FC 90 X CH 87 3-1 23 HR 2B			B CH 86 D CU 81 S CH 86 B FF 92 S CH 86 X CH 86 3-2 ③ G4-3			B FF 97 X FF 96 1-0 ② F7		4	1	2	2	0	0	1
23 Fernando Tatis Jr., R (1, 6) OBP: 0.333, SLG: 0.538	F FC 88 F FF 92 S CU 81 0-3 ③ K	C FF 91 X FC 89 0-1 2-H HR				C SL 84 F CH 85 F FF 92 T FF 92 0-2 ① K		S SL 86 B SL 85 B SL 85 F FF 96 S SL 84 2-3 ③ K		4	1	1	2	0	3	1
3 Ian Kinsler, R (1, 4) OBP: 0.283, SLG: 0.283		B FF 90 C FF 91 S FF 92 X CU 80 1-2 18 FC6-5-3 2B	C FF 92 C FF 92 F FF 94 S CH 87 0-3 ③ K			X FF 92 0-0 ② F8			B SI 91 X SI 92 1-0 ① P3	4	0	1	0	0	1	0
18 Austin Hedges, R (1, 2) OBP: 0.250, SLG: 0.333		B FC 88 B CU 80 F FC 88 X FC 88 2-1 ① ② FC6-5-3 2-3		L CU 76 B CH 83 B FC 87 F SI 90 B FC 87 S SI 90 3-3 ① K		C FF 92 S CU 82 B CU 83 B FF 91 S CH 86 2-3 ③ K			C FF 92 S SL 82 B SL 83 B SL 83 B FF 93 F SL 83 S SL 84 3-3 ② K	4	0	0	0	0	3	1
55 Matt Strahm, R (1, 1) OBP: 0.500, SLG: 0.750 64 Gerardo Reyes, R (6, 1) 34 Craig Stammen, R (6, 1) 4 Wil Myers, R (7, PH) OBP: 0.339, SLG: 0.518 (7, 7)		B FF 92 B FF 91 B FF 93 C FF 92 C FF 92 X FF 93 3-2 7 1B 1B		C FF 89 S FF 89 S CU 81 0-3 ② K			C FF 92 B CH 85 B CH 84 C FF 92 F CH 85 F CU 81 F CH 86 S FF 93 2-3 ① K		B SI 93 X SI 93 1-0 7 CS 1B	2 0 0 2	0 0 0 0	1 0 0 1	0 0 0 0	0 0 0 1	1 0 0 0	0 0 0 0
Inning Stats	R: 2 E: 0 K: 2 S: 13 H: 3 LOB: 1 BB: 0 P: 21	R: 0 E: 0 K: 0 S: 16 H: 3 LOB: 2 BB: 0 P: 24	R: 2 E: 0 K: 1 S: 12 H: 2 LOB: 0 BB: 0 P: 18	R: 0 E: 0 K: 2 S: 9 H: 0 LOB: 0 BB: 0 P: 14	R: 0 E: 0 K: 0 S: 10 H: 0 LOB: 1 BB: 1 P: 18	R: 0 E: 0 K: 2 S: 8 H: 0 LOB: 0 BB: 0 P: 10	R: 1 E: 0 K: 1 S: 16 H: 1 LOB: 0 BB: 0 P: 25	R: 0 E: 0 K: 1 S: 6 H: 0 LOB: 0 BB: 0 P: 9	R: 0 E: 0 K: 1 S: 6 H: 1 LOB: 0 BB: 0 P: 11	1B: 5 2B: 4 3B: 0 HR: 2 SF: 0 SAC: 0 DP: 1 HBP: 0						

	AB	35
	R	5
	H	10
	RBI	5
	BB	1
	SO	10
	LOB	8

WP: 0 PA: 37
PB: 0
SB: 0
CS: 1

PITCHER		IP	WLS	BF	H	R	ER	SO	BB	IBB	HBP	BLK	WP	HR	S	P	ERA	WHIP
29 Merrill Kelly, R ERA: 3.79	(1, 1)	5.0		23	8	4	4	5	1	0	0	0	0	1	60	95	7.20	1.800
35 Matt Andriese, R ERA: 5.19	(6, 1)	2.0	L	7	1	1	1	3	0	0	0	0	0	1	24	35	4.50	0.500
50 Yoan López, R ERA:	(8, 1)	1.0		3	0	0	0	1	0	0	0	0	0	0	6	9	0.00	0.000
40 Andrew Chafin, L ERA: 5.06	(9, 1)	1.0		3	1	0	0	1	0	0	0	0	0	0	6	11	0.00	1.000

PITCHER	IP	WLS	BF	H	R	ER	SO	BB	IBB	HBP	BLK	WP	HR	S	P	ERA	WHIP

BOTTOM

San Diego Padres @ Arizona Diamondbacks

Chase Field, Phoenix, AZ

Sat Apr 13 2019, 5:10 PM - 8:51 PM MST

Att. 27,256 - Roof Closed - 72 F

livebaseballscorecards.com

Batter	1	2	3	4	5	6	7	8	9	AB	R	H	RBI	BB	SO	LOB
10 Adam Jones, R (1, 9) OBP: 0.385, SLG: 0.617	B FF 91 B FC 85 X FF 92 2-0 2B	B FC 87 B FC 85 C CH 84 B FF 92 C CH 84 F FC 88 C FF 93 3-3 K ③			B CH 81 F CH 82 F FC 83 B CH 85 B FF 91 X FC 84 3-2 F9 ①	C SI 92 X FC 85 0-1 3-H 1B		F FF 94 B FF 94 B FF 94 B FF 92 F FF 94 S FF 94 3-3 K ③		5	0	2	1	0	2	2
4 Ketel Marte, S (1, 8) OBP: 0.233, SLG: 0.458	C FF 90 B FC 85 F CH 85 F FC 86 D FC 85 X FF 92 2-2 P3 ①	B FF 91 B CH 82 F FF 90 X FC 84 2-1 P3 ①			B FF 90 X FF 90 1-0 F8 ②	B SI 92 1 SAFE 1 SAFE X SI 90 1-0 G1-3 ③			C FF 93 B FF 92 C FF 93 B FS 88 B FS 87 F FS 86 X FS 87 3-2 2B	5	0	1	0	0	0	2
41 Wilmer Flores, R (1, 4) OBP: 0.256, SLG: 0.275 35 Matt Andriese, R (6, 1) 1 Jarrod Dyson, L (7, PH) OBP: 0.368, SLG: 0.485 50 Yoan Lopez, R (8, 1) 40 Andrew Chafin, R (9, 1) 16 Tim Locastro, R (9, PH) OBP: 0.600, SLG: 0.333	B CH 85 C FC 85 X CH 85 1-1 F8 ②	B FF 91 B FC 85 C FF 90 F CH 83 F FC 86 F CH 86 B FC 85 F CH 83 X FF 92 3-2 6 1B 1B			C CU 76 C FF 92 B FC 85 X FF 90 1-2 G3-1 ③		S FF 97 B FF 100 B FF 98 B FF 97 B FF 98 4-1 53 CS 6 WP BB	B FF 94 S FF 94 M FF 93 S FF 94 1-3 K ①	3 0 0 0 0 1	0 0 0 0 0 0	1 0 0 0 0 0	0 0 1 0 0 1	0 0 0 0 0 1	0 0 0 0 0 1	1 0 0 0 0 1
6 David Peralta, L (1, 7) OBP: 0.391, SLG: 0.545	2 SAFE F FF 92 H FF 92 1-1 HBP	B FC 84 F FC 82 F FC 87 1 SAFE X FF 92 1-2 1-3 1B			S FF 96 B FF 97 F CU 83 B SL 86 B CU 82 B FF 98 4-2 5 1B 13 1B BB	1 SAFE 1 SAFE B FF 98 D CH 84 1 SAFE 1 SAFE B FF 97 B FF 97 4-0 5 HBP 53 CS 13 G1-2-3 1-2 BB		C FS 87 F FF 94 S FF 95 0-3 K ②	2	1	1	0	2	1	1
53 Christian Walker, R (1, 3) OBP: 0.292, SLG: 0.488	C FF 91 S FC 85 B FC 86 X FF 92 1-2 F8 ③	B FF 90 B CH 82 F FC 83 S CH 82 D FC 86 S CH 82 3-3 K ②			S FF 97 B FF 97 S CU 83 B FF 98 F SL 86 C SL 85 2-3 K ①	C SL 86 B FF 96 S SL 85 D SL 87 B FF 98 D SL 87 4-2 5 HBP 1-2 2-3 BB ①		B FS 88 F FF 95 F FF 94 F FF 95 D FS 88 B FS 88 S FS 88 3-3 K ③	4	0	0	0	1	3	6
5 Eduardo Escobar, S (1, 5) OBP: 0.302, SLG: 0.339		B FF 92 F FF 91 B FF 92 X FC 86 2-1 L7 ① B FF 92 X FF 89 1-0 L8 ③			F FF 96 1 SAFE B FF 96 F FF 97 X SL 86 1-2 13 1B 18 2B 1-3 1B	S FF 97 B FF 97 H FF 97 2-1 1-2 2-3 HBP				3	1	1	0	0	0	2
13 Nick Ahmed, R (1, 6) OBP: 0.323, SLG: 0.466		X CU 78 0-0 18 1B 2B	F FF 91 S FC 85 C FC 86 0-3 K ①		B CU 81 X FF 97 1-0 18 2B 15 G4-3 1-3 3-H 1B	D SL 87 B FF 96 C FF 98 C FF 97 B FF 96 X FF 97 3-2 G1-2-3 ②③ 3-Hf				4	1	2	1	0	1	3
18 Carson Kelly, R (1, 2) OBP: 0.308, SLG: 0.375		D FC 84 F FF 91 T FC 85 X FC 86 1-2 2-3 1B	C FF 92 B FC 85 C FF 91 B FF 91 F CH 86 S CH 85 2-3 K ②		C FF 97 B CU 82 F FF 97 B FF 98 X CU 84 2-2 15 G4-3 10 1B 1-3 3-H 2B			B FF 93 C FF 94 B FF 93 X FF 94 2-1 G6-3 ①		4	1	2	1	0	1	0
29 Merrill Kelly, R (1, 1) 15 Ildemaro Vargas, S (6, 4) OBP: 0.267, SLG: 0.533		C FF 91 T FF 92 B FC 87 F FF 92 X FF 93 1-2 L8 ②	B FF 90 C FF 90 C FC 83 X FC 83 1-2 G2-3 ③		D SI 91 F SI 90 C SI 92 X SI 91 1-2 G4-3 ② 2-3 3-H			C FF 93 C FF 94 X FF 94 0-2 P6 ②		2 2	0 0	0 0	0 1	0 0	0 0	2 1
Inning Stats	R: 0 E: 0 K: 0 S: 11 H: 1 LOB: 2 BB: 0 P: 18	R: 0 E: 0 K: 1 S: 14 H: 2 LOB: 2 BB: 0 P: 21	R: 0 E: 0 K: 1 S: 15 H: 2 LOB: 2 BB: 0 P: 25	R: 0 E: 0 K: 2 S: 10 H: 0 LOB: 0 BB: 0 P: 13	R: 0 E: 0 K: 0 S: 7 H: 0 LOB: 0 BB: 0 P: 12	R: 4 E: 0 K: 1 S: 19 H: 4 LOB: 1 BB: 1 P: 31	R: 0 E: 0 K: 0 S: 7 H: 0 LOB: 2 BB: 3 P: 24	R: 0 E: 0 K: 1 S: 8 H: 0 LOB: 0 BB: 0 P: 13	R: 0 E: 0 K: 3 S: 14 H: 1 LOB: 1 BB: 0 P: 21	1B: 6 2B: 4 3B: 0 HR: 0 SF: 0 SAC: 0 DP: 1 HBP: 2						

	AB	35
	R	4
	H	10
	RBI	4
	BB	4
	SO	9
	LOB	21

PITCHER		IP	WLS	BF	H	R	ER	SO	BB	IBB	HBP	BLK	WP	HR	S	P	ERA	WHIP
55 Matt Strahm, L ERA: 4.26	(1, 1)	5.0		21	5	0	0	4	0	0	1	0	0	0	57	89	0.00	1.000
64 Gerardo Reyes, R ERA: 36.0	(6, 1)	0.1		5	3	4	4	1	1	0	0	0	0	0	13	23	108.00	12.000
34 Craig Stammen, R ERA: 0.96	(6, 1)	0.2	W	3	1	0	0	0	0	0	0	0	0	0	6	8	0.00	1.500
66 Robert Stock, R ERA: 9.0	(7, 1)	0.0		2	0	0	0	0	2	0	0	0	1	0	1	9	∞	∞
58 Trey Wingenter, R ERA: 2.57	(7, 1)	1.0	H	3	0	0	0	0	1	0	1	0	0	0	6	15	0.00	1.000

PITCHER		IP	WLS	BF	H	R	ER	SO	BB	IBB	HBP	BLK	WP	HR	S	P	ERA	WHIP
57 Brad Wieck, L ERA: 6.75	(8, 1)	1.0	H	3	0	0	0	1	0	0	0	0	0	0	8	13	0.00	0.000
39 Kirby Yates, R ERA: 0.9	(9, 1)	1.0	S	4	1	0	0	3	0	0	0	0	0	0	14	21	0.00	1.000

WP: 1 PB: 0 SB: 0 CS: 2 PA: 41

Batter	1	2	3	4	5	6	7	8	9	AB	R	H	RBI	BB	SO	LOB
7 Manuel Margot, R (1, 8) OBP: 0.347, SLG: 0.563	C FF 89 F FF 88 B SL 80 X SL 78 1-2 HR		C FF 90 X SI 91 0-1 ③ F8			C FF 90 F FF 90 X FF 89 0-2 ② F7		C FF 92 X FF 91 0-1 32 1B 1-H 2B		4	2	2	2	0	0	0
32 Franmil Reyes, R (1, 9) OBP: 0.306, SLG: 0.488	B FF 89 B CH 86 C FF 89 F FF 90 X FF 90 2-2 ① L9			B FF 89 B FF 91 F CH 88 F SI 91 F CH 89 F FF 92 B SL 82 F FF 92 F FF 92 4-2 D CH 88 10 G1-4-3 BB		B SL 83 S SL 82 X SI 91 1-1 1B		D FS 85 X FS 84 1-0 2-H 1B		3	0	2	1	1	0	0
30 Eric Hosmer, L (1, 3) OBP: 0.273, SLG: 0.311 88 Phil Maton, R (8, 1)	B FF 88 C FF 88 B CU 70 C FF 90 F SL 81 S CH 88 2-3 ② K			T CH 88 1 SAFE B CH 87 F FF 90 X CH 88 1-2 ① L7		B FF 89 B CH 86 X FF 89 2-0 ③ G4-3		X SL 83 0-0 ③ G1-3		4 0	0 0	0 0	0 0	0 0	1 0	3 0
10 Hunter Renfroe, R (1, 7) OBP: 0.300, SLG: 0.609	X FF 89 0-0 ③ L9			C SI 91 B CH 88 B CH 87 X SL 86 2-1 ②③ G1-4-3 1-2f			C SL 81 B SL 81 B FF 89 X FF 90 2-1 ① P4		B FF 92 C SL 85 B FF 93 S FF 92 F SL 85 S SL 86 2-3 ① K	4	0	0	0	0	1	1
23 Fernando Tatis Jr., R (1, 6) OBP: 0.344, SLG: 0.589		F FF 89 F FF 90 B SL 82 S SL 83 1-3 ① K			B SL 81 X FF 90 1-0 HR		B FF 90 X FF 90 1-0 27 G1-6-3 1B		X CU 78 0-0 ② G6-3	4	1	2	1	0	1	0
27 Francisco Mejía, S (1, 2) OBP: 0.192, SLG: 0.240		C FF 89 C CU 73 X SL 80 0-2 ② G3-1			F CU 72 B CH 86 F CH 87 F SL 80 S SL 81 1-3 ① K		X CH 87 0-0 ②③ G1-6-3 1-2f		B FF 95 B FF 94 B FF 93 C FF 92 F FF 93 S SL 87 3-3 ③ K	4	0	0	0	0	2	1
3 Ian Kinsler, R (1, 4) OBP: 0.268, SLG: 0.265		B SI 90 S FF 90 F CH 88 F SL 82 X CU 71 1-2 ③ P4			C FF 88 B FF 89 C FF 90 B SL 81 F CH 88 S FF 91 2-3 ② K			C FF 92 F FS 83 B FF 90 B FF 91 S FF 92 2-3 ① K		3	0	0	0	0	2	0
9 Luis Urías, R (1, 5) OBP: 0.263, SLG: 0.188			C FF 90 B SI 90 B CH 87 C SL 79 F FF 90 B CU 70 X SL 82 3-2 ① F9		B SL 84 F FF 90 C FF 90 X EP 66 1-2 ③ F9			B FS 85 B FS 84 B FF 92 C FF 90 C FF 92 X FF 92 3-2 ② P6		3	0	0	0	0	0	0
46 Eric Lauer, R (1, 1) 4 Wil Myers, R (6, PH) OBP: 0.333, SLG: 0.509 49 Matt Wisler, R (6, 1) 5 Greg Garcia, L (8, PH) OBP: 0.267, SLG: 0.357 (8, 3)			C SL 79 B FF 90 C SL 80 S SL 81 1-3 ② K			F FF 89 B CH 87 B SL 82 F SL 82 F SL 82 S FF 89 2-3 ① K		B SL 74 C FF 92 X FS 83 1-1 7 2B 1B		1 1 0 1	0 0 0 1	0 0 0 1	0 0 0 1	1 0 0 0	0 0 0 0	0 0 0 0
Inning Stats	R: 1 E: 0 K: 1 S: 11 H: 1 LOB: 0 BB: 0 P: 16	R: 0 E: 0 K: 1 S: 10 H: 0 LOB: 0 BB: 0 P: 12	R: 0 E: 0 K: 1 S: 9 H: 0 LOB: 0 BB: 0 P: 13	R: 0 E: 0 K: 0 S: 11 H: 0 LOB: 0 BB: 1 P: 18	R: 1 E: 0 K: 2 S: 12 H: 1 LOB: 0 BB: 0 P: 17	R: 0 E: 0 K: 1 S: 10 H: 1 LOB: 1 BB: 0 P: 15	R: 0 E: 0 K: 0 S: 4 H: 1 LOB: 0 BB: 0 P: 7	R: 2 E: 0 K: 1 S: 12 H: 3 LOB: 1 BB: 0 P: 19	R: 0 E: 0 K: 2 S: 8 H: 0 LOB: 0 BB: 0 P: 13	1B: 4 2B: 1 3B: 0 HR: 2 SF: 0 SAC: 0 DP: 2 HBP: 0						

PITCHER		IP	WLS	BF	H	R	ER	SO	BB	IBB	HBP	BLK	WP	HR	S	P	ERA	WHIP
21 Zack Greinke, R ERA: 5.79	(1, 1)	7.0	W	24	4	2	2	6	1	0	0	0	0	2	67	98	2.57	0.714
66 Yoshihisa Hirano, R ERA: 7.94	(8, 1)	0.2		5	3	2	2	1	0	0	0	0	0	0	11	18	27.00	4.500
40 Andrew Chafin, L ERA: 4.76	(8, 1)	0.1	H	1	0	0	0	0	0	0	0	0	0	0	1	1	0.00	0.000
56 Greg Holland, R ERA:	(9, 1)	1.0		3	0	0	0	2	0	0	0	0	0	0	8	13	0.00	0.000

PITCHER	IP	WLS	BF	H	R	ER	SO	BB	IBB	HBP	BLK	WP	HR	S	P	ERA	WHIP

TOP

San Diego Padres @ Arizona Diamondbacks

Chase Field, Phoenix, AZ

Sun Apr 14 2019, 1:12 PM - 3:59 PM MST

Att. 25,489 - Roof Closed - 71 F

livebaseballscorecards.com

AB	32
R	4
H	7
RBI	4
BB	1
SO	9
LOB	5

WP: 0 PA: 33
PB: 0
SB: 0
CS: 0

BOTTOM

San Diego Padres @ Arizona Diamondbacks

Chase Field, Phoenix, AZ

Sun Apr 14 2019, 1:12 PM - 3:59 PM MST

Att. 25,489 - Roof Closed - 71 F

livebaseballscorecards.com

Batter	1	2	3	4	5	6	7	8	9	AB	R	H	RBI	BB	SO	LOB
16 Tim Locastro, R (1, 7) OBP: 0.556, SLG: 0.429	B FF 91 B FF 91 C FF 89 X FF 90 2-1 15 G4-3 1B		D CU 76 B FC 87 S FF 91 F FF 92 F FC 89 T FF 93 2-2 ① K		C FC 88 B FF 92 B CU 78 F FF 91 B CU 79 F FF 93 S FC 89 3-3 ① K 2-3		C CU 74 F SL 80 X SL 84 0-2 4 F9 15 G3 5 BLK 1B			4	1	2	0	0	2	2
15 Ildemaro Vargas, S (1, 4) OBP: 0.263, SLG: 0.526	1 SAFE C FF 91 1 SAFE X FC 89 0-1 ①② G4-3 1-2f		F FC 88 X FC 89 0-1 ② L6		C FF 92 F FC 88 X FF 93 0-2 4 L7-4 3-H 2B		1 SAFE B FF 92 X FF 91 1-0 ① G3 1-2			4	0	1	1	0	0	3
4 Ketel Marte, S (1, 8) OBP: 0.250, SLG: 0.508	C FC 88 B FC 90 F FF 92 F FC 89 F FF 94 B FF 94 X FC 90 2-2 10 FC5-4 1B		C CU 77 X FF 91 0-1 1-H HR		F FF 92 X FC 88 0-1 ②③ L7-4 2-2		X FF 93 0-0 ② F9 2-3			4	1	2	2	0	0	2
10 Adam Jones, R (1, 9) OBP: 0.391, SLG: 0.603	B FF 92 X FC 89 1-0 ③ FC5-4 1-2f		C FF 92 F FC 88 F FF 93 X FC 86 0-2 ③ P4		S SL 82 S SL 82 B SL 82 F SL 82 B SL 83 F SL 82 X SL 83 2-2 13 FC5-4 53 1B 6 HR 1B		B SL 84 S SL 79 B FF 92 D SL 83 B SL 84 4-1 5 BLK BB			3	1	1	0	1	0	1
5 Eduardo Escobar, S (1, 5) OBP: 0.299, SLG: 0.333		B CU 76 B FF 90 C FC 88 F FC 88 F FF 93 X FF 93 2-2 1B	C CU 75 B FC 86 C CU 76 S FF 91 1-3 ① K		L SI 92 B SL 83 C SI 93 F SL 82 X FF 94 1-2 ① F7		B SI 92 C SL 82 F SL 83 S SL 82 1-3 ③ K 1-2 3-H			4	0	1	0	0	2	2
53 Christian Walker, R (1, 3) OBP: 0.327, SLG: 0.596 56 Greg Holland, R (9, 1)		C FF 92 D CH 86 1 SAFE X FC 88 1-1 ① F9	B CH 85 C FC 88 B FC 87 F FF 92 B FC 89 X FC 87 3-2 2B		1 SAFE X SI 94 0-0 13 FC5-4 1-2 1B			X FF 91 0-0 HR		4 0	1 0	3 0	1 0	0 0	0 0	1 0
13 Nick Ahmed, R (1, 6) OBP: 0.303, SLG: 0.435		1 SAFE C FF 92 S FC 90 B FF 94 F FF 93 C FF 93 1-3 ② K	S CU 78 X CU 79 0-1 ② F8		B SL 83 S SL 84 X SL 82 1-1 ② FC5-4 1-2f 6 HR 2-3			C FF 91 S FC 85 B FC 86 B FC 85 C FF 91 2-3 ① K		4	1	0	0	0	2	4
36 John Ryan Murphy, R (1, 2) OBP: 0.278, SLG: 0.563 6 David Peralta, L (6, PH) OBP: 0.400, SLG: 0.597 14 Caleb Joseph, R (7, 2)		1 SAFE S FC 88 1 SAFE B FF 92 S CU 79 S FC 89 1-3 ③ K	X FC 88 0-0 ③ G6-3		X SI 95 0-0 1-H 3-H HR			C CU 76 B FC 87 B CU 79 B FF 91 X FF 92 3-1 ② P3		2 1 1	0 1 0	0 1 0	0 3 0	0 0 0	1 0 0	2 0 0
21 Zack Greinke, R (1, 1) OBP: 0.500, SLG: 1.222 66 Yoshihisa Hirano, R (8, 1) 40 Andrew Chafin, R (8, 1) 41 Wilmer Flores, R (8, PH) OBP: 0.250, SLG: 0.268 (9, 3)			C FF 90 X FC 88 0-1 4 HR 1B		B FF 90 C CU 75 X FF 91 1-1 16 WP 15 2B 2B		C SL 82 S SL 82 X SL 82 0-2 ③ G1-3		C FC 85 B FC 88 B FF 90 C FF 90 B CU 79 S FF 91 3-3 ③ K	3 0 0 1	2 0 0 0	2 0 0 0	0 0 0 0	0 0 0 0	0 0 0 1	0 0 0 0
Inning Stats	R: 0 E: 0 K: 0 S: 10 H: 2 LOB: 1 BB: 0 P: 15	R: 0 E: 0 K: 2 S: 13 H: 1 LOB: 1 BB: 0 P: 18	R: 2 E: 0 K: 1 S: 14 H: 2 LOB: 0 BB: 0 P: 16	R: 0 E: 0 K: 1 S: 9 H: 1 LOB: 1 BB: 0 P: 13	R: 1 E: 0 K: 1 S: 11 H: 2 LOB: 0 BB: 0 P: 15	R: 3 E: 0 K: 0 S: 16 H: 3 LOB: 0 BB: 0 P: 20	R: 1 E: 0 K: 1 S: 9 H: 1 LOB: 1 BB: 1 P: 15	R: 1 E: 0 K: 2 S: 9 H: 1 LOB: 0 BB: 0 P: 17		1B: 7 2B: 4 3B: 0 HR: 3 SF: 0 SAC: 0 DP: 2 HBP: 0				WP: 1 PB: 0 SB: 0 CS: 0 PA: 36		

PITCHER		IP	WLS	BF	H	R	ER	SO	BB	IBB	HBP	BLK	WP	HR	S	P	ERA	WHIP
46 Eric Lauer, L ERA: 4.91	(1, 1)	5.0	L	21	8	3	3	5	0	0	0	0	1	1	57	77	5.40	1.600
49 Matt Wisler, R ERA: 9.0	(6, 1)	2.0		11	4	4	4	1	1	0	0	1	0	1	25	35	18.00	2.500
88 Phil Maton, R ERA: 5.4	(8, 1)	1.0		4	1	1	1	2	0	0	0	0	0	1	9	17	9.00	1.000

PITCHER	IP	WLS	BF	H	R	ER	SO	BB	IBB	HBP	BLK	WP	HR	S	P	ERA	WHIP

Arizona Diamondbacks @ Atlanta Braves

SunTrust Park, Atlanta, GA

Tue Apr 16 2019, 7:22 PM - 10:57 PM EDT

Att. 22,407 - Clear - 74 F

livebaseballscorecards.com

Batter	1	2	3	4	5	6	7	8	9	AB	R	H	RBI	BB	SO	LOB
10 Adam Jones, R (1, 9) OBP: 0.387, SLG: 0.588	B FF 94 B FF 93 C FF 93 B FF 94 X FF 93 3-1 G6-3		B CU 72 B CU 75 X FF 94 2-0 ② F8		C FF 91 S CU 74 F SL 81 X CU 76 0-2 ① G1-3		C FF 97 F FF 96 1 SAFE 1 SAFE B FF 95 D SL 86 H FF 96 3-2 4 BB 5 1B 1-2 HBP	C SL 88 C SL 89 F FF 94 X CU 81 0-2 ① L6	S FF 96 X FF 96 0-1 1-H 2-H 2B	5	1	1	2	0	0	0
4 Ketel Marte, S (1, 8) (9, 4) OBP: 0.257, SLG: 0.478	C FF 93 B FF 94 F FF 94 B FF 96 F SL 83 X CU 75 2-2 G1-3		S FF 94 B CU 75 S CU 76 B FF 93 X FF 94 2-2 ③ G4-3		X FF 92 0-0 ② G6-3		B SL 86 C SL 86 C FF 97 F FF 98 F FF 97 B SL 87 F FF 97 D SL 86 B FF 97 4-2 5 1B 53 1B 1-2 2-3 BB	B CU 81 B CU 81 B CH 88 D FF 94 4-0 53 2-5 5 G3 BB	C SL 83 B FF 96 S SL 82 F CH 86 B SL 82 S FF 96 2-3 ③ K	4	1	0	0	2	1	1
5 Eduardo Escobar, S (1, 5) OBP: 0.319, SLG: 0.344	B FF 94 F FF 94 C FF 95 B FF 96 F FF 93 S FF 96 2-3 ③ K			C FF 93 T CU 75 B CU 76 B CU 77 B FF 93 F CU 75 X FF 94 3-2 6 G4-6-3 1B	B CU 72 B CU 72 H FF 92 3-0 6 1B HBP		D FF 93 B FF 94 B FF 93 C FF 93 F FF 94 X FF 94 3-2 53 1B 6 BB 41 G4-3 1-3 2-H 3-H 1B	C FF 95 1 SAFE 1 SAFE T FF 96 B FF 95 D CU 82 X CH 89 2-2 ② G3 1-2		4	1	2	2	0	1	1
6 David Peralta, L (1, 7) OBP: 0.413, SLG: 0.586		C FF 91 C CU 73 B FF 93 X SL 81 1-2 ① L4		F FF 93 X FF 95 0-1 ① ② G4-6-3 1-2f	C FF 92 B FF 95 D CU 74 B FF 93 X FF 94 3-1 1-2 1B		B CU 75 B FF 94 B FF 93 B FF 93 4-0 41 G4-3 53 1B 1-2 BB	0-0 IBB		3	0	1	0	2	0	1
53 Christian Walker, R (1, 3) OBP: 0.368, SLG: 0.667 56 Greg Holland, R (9, 1)		C FF 93 B FF 92 S FF 92 B CU 76 B CU 78 B FF 94 4-2 13 F9 41 1B BB		C CU 74 B CU 77 C SL 79 X FF 95 1-2 41 1B 13 1B 1B	X CU 73 0-0 ③ G5-3		X SL 87 0-0 41 G4-3 1-2 2-3 3-H 1B	D SL 90 1-0 ③ 2-5 2-3	B FC 93 X FC 91 1-0 HR	4 0	2 0	3 0	2 0	1 0	0 0	2 0
41 Wilmer Flores, R (1, 4) (9, 3) OBP: 0.265, SLG: 0.283		F FF 93 X FF 93 0-1 18 FC4-6 1-2 1B		F FF 94 D SL 80 X FF 93 1-1 13 1B 18 2B 1-3 1B		C FF 93 B FF 93 B FF 91 X FF 92 2-1 ① L7	B SL 87 C FF 95 X SL 88 1-1 ① G4-3 1-2 2-3 3-H		X FF 96 0-0 ① L7	5	1	2	1	0	0	2
13 Nick Ahmed, R (1, 6) OBP: 0.310, SLG: 0.424		D CU 75 X FF 92 1-0 ② F9 2-3		X FF 93 0-0 18 2B 1-3 3-H 1B		C CU 73 B CU 73 F SL 79 X CU 76 1-2 ② L8	0-0 IBB		C FF 96 S CH 86 B CH 86 S FC 90 1-3 ② K	4	0	1	1	1	1	2
18 Carson Kelly, R (1, 2) OBP: 0.323, SLG: 0.448		B FF 94 C FF 92 X FF 93 1-1 ③ FC4-6 1-2f		C CU 73 C CU 74 X CU 76 0-2 1-3 3-H 2B		C FF 91 S FF 91 X SL 82 0-2 ③ F8	F SL 87 S SL 88 B SL 88 D SL 89 F FF 96 B FF 96 F SL 89 S SL 89 3-3 ② K		S FC 91 B FF 95 C FF 95 B CH 87 X FC 92 2-2 10 2B 2B	5	1	2	1	0	1	5
38 Robbie Ray, L (1, 1) 16 Tim Locastro, R (7, PH) OBP: 0.545, SLG: 0.375 50 Yoan Lopez, R (7, 1) 40 Andrew Chafin, R (7, 1) 66 Yoshihisa Hirano, R (7, 1) 36 John Ryan Murphy, R (9, PH) OBP: 0.316, SLG: 0.563 1 Jarrod Dyson, L (9, 8) OBP: 0.368, SLG: 0.485			B FF 90 B FF 91 C FF 91 S FF 92 F FF 93 B FF 92 S FF 92 3-3 ① K	C CU 72 F FF 94 B CU 73 S SL 82 1-3 ③ K		4 BB 10 HBP 5 1B HBP 1-3 K	B FC 91 B FF 95 C CH 86 B FF 96 D FC 90 4-1 10 2B BB		2 1 0 0 0 0 0	0 1 0 0 0 1 0	0 1 0 0 0 0 0	0 0 0 0 0 1 0	2 1 0 0 0 0 0	2 3 0 0 0 0 0

	AB	37
	R	9
	H	12
	RBI	9
	BB	7
	SO	7
	LOB	19

Inning Stats																								
	R: 0 E: 0 K: 1 S: 10	H: 0 LOB: 0 BB: 0 P: 17	R: 0 E: 0 K: 0 S: 10	H: 1 LOB: 2 BB: 1 P: 17	R: 0 E: 0 K: 1 S: 8	H: 0 LOB: 0 BB: 0 P: 15	R: 2 E: 0 K: 1 S: 18	H: 5 LOB: 2 BB: 0 P: 24	R: 0 E: 0 K: 0 S: 8	H: 1 LOB: 2 BB: 0 P: 14	R: 0 E: 0 K: 0 S: 8	H: 0 LOB: 0 BB: 0 P: 11	R: 4 E: 0 K: 2 S: 25	H: 2 LOB: 3 BB: 3 P: 48	R: 0 E: 0 K: 0 S: 7	H: 0 LOB: 2 BB: 2 P: 14	R: 3 E: 0 K: 2 S: 15	H: 3 LOB: 1 BB: 1 P: 25	1B: 8 2B: 3 3B: 0 HR: 1	SF: 0 SAC: 0 DP: 1 HBP: 3	WP: 0 PB: 0 SB: 0 CS: 0	PA: 47

PITCHER		IP	WLS	BF	H	R	ER	SO	BB	IBB	HBP	BLK	WP	HR	S	P	ERA	WHIP
54 Max Fried, L	(1, 1)	6.0		26	7	2	2	3	1	0	1	0	0	0	62	98	3.00	1.333
ERA: 0.92																		
61 Chad Sobotka, R	(7, 1)	0.0		3	0	3	3	0	1	0	2	0	0	0	9	20	∞	∞
ERA: 11.05																		
19 Jesse Biddle, L	(7, 1)	0.0		2	1	0	0	0	1	0	0	0	0	0	3	10	∞	∞
ERA: 3.12																		
77 Luke Jackson, R	(7, 1)	1.0	B	5	1	1	1	2	0	1	0	0	0	0	13	18	9.00	1.000
ERA: 3.86																		
51 Shane Carle, R	(8, 1)	1.0		5	0	0	0	0	1	1	0	0	0	0	7	14	0.00	1.000
ERA: 9.64																		

PITCHER		IP	WLS	BF	H	R	ER	SO	BB	IBB	HBP	BLK	WP	HR	S	P	ERA	WHIP
33 A.J. Minter, L	(9, 1)	0.2	L	5	2	3	3	1	1	0	0	0	0	1	9	17	40.50	4.500
ERA: 9.64																		
71 Jacob Webb, R	(9, 1)	0.1		2	1	0	0	1	0	0	0	0	0	0	6	8	0.00	3.000
ERA:																		

Batter	1	2	3	4	5	6	7	8	9	AB	R	H	RBI	BB	SO	LOB
1 Ozzie Albies, S (1, 4) OBP: 0.397, SLG: 0.500	X FF 93 0-0 ① F9		D SL 84 C SL 83 B SL 83 F FF 94 X FF 94 2-2 ③ F8		S SL 81 X SL 82 0-1 5 2B 17 2B 1-2 1B		B FF 97 X FF 95 1-0 HR		C FF 91 S SL 86 S SL 85 0-3 ② K	5	2	2	1	0	1	1
20 Josh Donaldson, R (1, 5) OBP: 0.386, SLG: 0.439	C FF 92 X SL 82 0-1 ② G5-3			B CU 80 B SL 83 C FF 92 C FF 93 S SL 83 2-3 ① K2-3	B SI 94 S SI 94 S SI 94 B SI 94 D SL 83 S SL 84 3-3 ② K		S SL 83 B FF 96 B FF 97 S SL 82 B SL 83 F SL 83 S SL 83 3-3 ① K		B CU 79 B SL 85 C FF 91 B SL 84 B FF 91 4-1 5 DI BB	4	0	0	0	1	3	2
5 Freddie Freeman, L (1, 3) OBP: 0.459, SLG: 0.483	F FF 92 X FF 93 0-1 ③ F7			C FF 93 C SL 85 B FF 94 X FF 94 1-2 ② F7	F FF 93 X FF 93 0-1 17 2B 1-3 2-H 2B		S SL 84 B SL 85 S SL 84 X SL 84 1-2 ② L3		F FF 91 C FF 92 B SL 86 C SL 86 1-3 ③ K 1-2	5	1	1	1	0	1	1
13 Ronald Acuña Jr., R (1, 7) OBP: 0.464, SLG: 0.709		B FF 92 C CU 82 C FF 93 B FF 92 B SL 82 F SL 83 F FF 94 B FF 94 4-2 17 G6-4-3 BB		B FF 93 C CU 81 B SL 83 B FF 93 X CU 83 3-1 HR		0-0 17 2B IBB	C FF 92 B SI 95 F SL 86 X SL 84 1-2 1B			2	2	2	1	2	0	0
17 Johan Camargo, S (1, 9) OBP: 0.353, SLG: 0.483		1 SAFE F FF 93 1 SAFE X CU 83 0-1 ① ② G6-4-3 1-2f		X CU 82 0-0 2B	B SI 92 X CU 80 1-0 1-H 2-H 3-H 2B		B FF 91 F FF 90 1 SAFE S FS 83 D FS 83 F FF 91 1 SAFE S FS 83 2-3 ③ K2-3			4	0	2	3	0	1	2
7 Dansby Swanson, R (1, 6) OBP: 0.410, SLG: 0.625		F FF 92 C B SL 83 B SL 83 B FF 94 D SL 82 4-2 25 CS BB		B FF 92 B FF 92 B SL 82 B FF 92 4-0 BB	C FF 92 C FF 90 B FF 91 X SL 82 1-2 ③ L7			S FS 82 B FF 92 B FF 92 X FS 83 2-1 25 L3-6 2B		2	0	1	0	2	0	1
25 Tyler Flowers, R (1, 2) OBP: 0.441, SLG: 0.467		C CU 81 1 SAFE 1 SAFE 1 SAFE 0-1 ③ CS 1-2	B CU 80 B CU 80 X FF 92 2-0 ① P6	F SI 92 S SL 83 D SL 83 D SL 83 C SL 83 2-3 ③ K			C FF 91 S SL 82 B SL 82 F FF 92 X SL 83 2-2 ① F7	F FS 83 B FF 92 D FS 83 X FS 83 2-1 ① ② L3-6 2-2		4	0	0	0	0	1	3
11 Ender Inciarte, L (1, 8) OBP: 0.259, SLG: 0.288			C FF 94 C SL 83 X SL 83 0-2 54 SH1-4 1B		C FF 92 B SL 82 B SL 84 X FF 92 2-1 ① G3	X SL 84 0-0 ② G1-3		B FS 84 F FF 91 X FS 84 1-1 ③ L6		4	0	1	0	0	0	0
54 Max Fried, L (1, 1) 14 Matt Joyce, L (6, PH) 61 Chad Sobotka, R (7, 1) 19 Jesse Biddle, L (7, 1) 77 Luke Jackson, R (7, 1) 51 Shane Carle, R (8, 1) 33 A.J. Minter, L (8, 1) 71 Jacob Webb, R (8, 1) 22 Nick Markakis, L (9, PH)			C FF 92 B SL 82 1 SAFE C FF 92 X SL 83 1-2 ② SH1-4 1-2		B FF 92 S FF 91 B SL 84 F FF 91 B SL 84 X FF 92 3-2 1 1B 5 2B 1B	C SL 83 S SL 83 B SL 82 B SL 84 B SL 84 S FF 92 3-3 ③ K			B FF 91 B FF 91 C FF 92 X FF 91 2-1 ① G6-3	1 1 1 0 0 0 0 1 0 0 0 0 1 0 0 0 0 0 0 0 0 0 0 0 0 0 0 0 0 0 0 0 0 0 0 0 0 0 0 0 0 0 0 0 0 0 0 0 0 0 0 0 0 0 0 0 1 0 0 0 0 0 0						
Inning Stats	R: 0 E: 0 K: 0 S: 5 H: 0 LOB: 0 BB: 0 P: 5	R: 0 E: 0 K: 0 S: 9 H: 0 LOB: 0 BB: 2 P: 17	R: 0 E: 0 K: 0 S: 10 H: 1 LOB: 1 BB: 0 P: 15	R: 1 E: 0 K: 2 S: 12 H: 2 LOB: 2 BB: 1 P: 24	R: 4 E: 0 K: 1 S: 16 H: 4 LOB: 1 BB: 1 P: 26	R: 0 E: 0 K: 1 S: 8 H: 0 LOB: 0 BB: 0 P: 13	R: 1 E: 0 K: 2 S: 15 H: 2 LOB: 1 BB: 0 P: 23	R: 0 E: 0 K: 0 S: 6 H: 1 LOB: 0 BB: 0 P: 11	R: 0 E: 0 K: 2 S: 9 H: 0 LOB: 1 BB: 1 P: 16	1B: 4 2B: 5 3B: 0 HR: 2 SF: 0 SAC: 1 DP: 2 HBP: 0						

PITCHER		IP	WLS	BF	H	R	ER	SO	BB	IBB	HBP	BLK	WP	HR	S	P	ERA	WHIP
38 Robbie Ray, L ERA: 4.64	(1, 1)	6.0		27	7	5	5	4	3	1	0	0	0	1	60	100	7.50	1.667
50 Yoan López, R ERA: 1.29	(7, 1)	0.1	B	2	1	1	1	1	0	0	0	0	0	1	5	9	27.00	3.000
40 Andrew Chafin, L ERA: 4.5	(7, 1)	0.1		2	1	0	0	0	0	0	0	0	0	0	6	8	0.00	3.000
66 Yoshihisa Hirano, R ERA: 6.43	(7, 1)	1.1	W	4	1	0	0	1	0	0	0	0	0	0	10	17	0.00	0.750
56 Greg Holland, R ERA:	(9, 1)	1.0	S	4	0	0	0	2	1	0	0	0	0	0	9	16	0.00	1.000

PITCHER	IP	WLS	BF	H	R	ER	SO	BB	IBB	HBP	BLK	WP	HR	S	P	ERA	WHIP

BOTTOM

Arizona Diamondbacks @ Atlanta Braves

SunTrust Park, Atlanta, GA

Tue Apr 16 2019, 7:22 PM - 10:57 PM EDT

Att. 22,407 - Clear - 74 F

livebaseballscorecards.com

AB	33
R	6
H	10
RBI	6
BB	5
SO	8
LOB	10

Batter	1	2	3	4	5	6	7	8	9	10	AB	R	H	RBI	BB	SO	LOB
1 Jarrod Dyson, L (1, 8) OBP: 0.372, SLG: 0.459	C FF 92 F FF 95 X FS 84 0-2 G4-3 ①		C FF 92 L FF 95 B FF 96 F FF 95 S FS 86 1-3 K ③			C FS 83 S FS 85 B FS 84 B FS 84 F FF 96 X FS 84 2-2 L8 ②		B SI 93 C SI 93 B SI 94 C SI 93 B SI 94 F SI 93 X SI 92 3-2 5 S 1B		B SL 90 B SL 88 B FF 94 B FF 94 4-0 10 BB 6 BB BB	4	0	1	0	1	1	0
5 Eduardo Escobar, S (1, 5) OBP: 0.299, SLG: 0.319	F FF 93 B FF 95 C FF 94 B FS 85 X FS 84 2-2 G3-1 ②			B CH 82 S FF 92 X FS 83 1-1 G4-3 ①		C FS 83 F FF 95 S FF 98 0-3 K ③		1 SAFE F SI 93 1 SAFE B SL 88 F SL 88 S FF 92 1-3 K ③ 1-2		F FF 94 B CU 77 S CU 78 X CU 77 1-2 L8 ②	5	0	0	0	0	2	3
6 David Peralta, L (1, 7) OBP: 0.413, SLG: 0.568	B FF 94 F FF 93 S FS 84 F FF 96 S FS 85 1-3 K ③			B FS 82 B FS 81 C FF 93 C FF 94 S FF 97 2-3 K ②			S FS 81 X FF 92 0-1 10 FC3-6 1B		F FF 94 F FC 91 B FC 91 B FF 96 F FC 90 X FC 90 2-2 L6 ①	B SL 90 B FF 94 B FF 95 C FF 93 B FF 95 4-1 10 BB 1-2 2-3 BB	4	0	1	0	1	2	0
10 Adam Jones, R (1, 9) OBP: 0.388, SLG: 0.611		F FF 92 B FF 93 F FS 84 X FS 84 1-2 F7 ①		X FS 83 0-0 HR			X FF 93 0-0 FC3-6 ① 1-2f 4 2B		S FC 91 S FC 90 B FC 90 X CH 86 1-2 G6-3 ②	B FF 94 B FF 94 C FF 94 B FF 93 C FF 95 B FF 94 4-2 1-2 2-3 3-H BB	4	2	1	2	1	0	1
53 Christian Walker, R (1, 3) OBP: 0.371, SLG: 0.636		B FF 94 B FF 95 B CH 84 B FF 92 4-0 4 S BB		S FF 95 B FF 96 S FF 96 F FF 97 B SL 83 S FF 97 2-3 K ③			B FS 83 B FF 95 S FF 95 F FF 96 S FS 84 2-3 K ②		X FF 96 0-0 4 1B 1B	B CU 82 S FC 90 S FC 90 C CU 82 1-3 K ③	4	0	1	0	1	3	4
4 Ketel Marte, S (1, 4) OBP: 0.270, SLG: 0.493		C FS 83 F FF 94 B FS 84 1 SAFE B FF 95 B FF 94 C FF 95 3-3 K ② 1-2			C FF 92 F FS 84 F FF 96 F FS 86 B FS 85 S FS 85 1-3 K ①		X FS 84 0-0 1-H 2B		X FF 95 0-0 13 FC4 1-2 1B		4	0	2	1	0	2	1
13 Nick Ahmed, R (1, 6) OBP: 0.293, SLG: 0.400		D FS 83 X FF 95 1-0 F9 ③			B FF 94 S FF 94 B FS 85 S FS 84 X FF 97 2-2 P3 ②		C FF 95 F FF 95 D FS 86 F FF 97 B FS 85 D FS 85 S FS 84 3-3 K ③		F CH 85 S FC 91 F FC 91 X FF 96 0-2 FC4 ③ 1-2f		4	0	0	0	0	1	4
14 Caleb Joseph, R (1, 2) 15 Ildemaro Vargas, S (8, PH) OBP: 0.250, SLG: 0.500 36 John Ryan Murphy, R (8, 2) OBP: 0.300, SLG: 0.529			B FF 92 B FF 92 X FF 95 2-0 F8 ①		F FF 96 B FF 96 X FF 93 1-1 F7 ③			B SI 93 C FF 93 F SL 86 S SL 87 1-3 K ①		C FF 93 S CU 78 B CU 79 C CU 77 1-3 K ①	2 1 1	0 0 0	0 0 0	0 0 0	0 0 0	0 1 1	0 0 0
52 Zack Godley, R (1, 1) OBP: 0.333, SLG: 0.333 35 Matt Andriese, R (7, 1) 41 Wilmer Flores, R (8, PH) OBP: 0.260, SLG: 0.277 25 Archie Bradley, R (8, 1) 16 Tim Locastro, R (10, PH) OBP: 0.500, SLG: 0.333 56 Greg Holland, R (10, 1)			C FF 91 B FS 80 F FF 93 S FF 95 1-3 K ②			C FF 91 S FS 80 F FF 92 X FF 94 0-2 L9 ①		X FF 94 0-0 P3 ②		X SL 88 0-0 E1 6 BB 10 BB	2 0 1 0 1 0	0 0 0 0 1	0 0 0 0 1	0 0 0 0 1	0 0 0 0 0	1 0 0 0 0	0 0 0 0 0
Inning Stats	R: 0 E: 0 K: 1 S: 10 H: 0 LOB: 0 BB: 0 P: 13	R: 0 E: 0 K: 1 S: 7 H: 0 LOB: 1 BB: 1 P: 16	R: 0 E: 0 K: 2 S: 8 H: 0 LOB: 0 BB: 0 P: 12	R: 1 E: 0 K: 2 S: 10 H: 1 LOB: 0 BB: 0 P: 15	R: 0 E: 0 K: 1 S: 10 H: 0 LOB: 0 BB: 0 P: 14	R: 0 E: 0 K: 1 S: 11 H: 0 LOB: 0 BB: 0 P: 13	R: 1 E: 0 K: 2 S: 11 H: 2 LOB: 1 BB: 0 P: 16	R: 0 E: 0 K: 2 S: 11 H: 1 LOB: 1 BB: 0 P: 16	R: 0 E: 0 K: 0 S: 13 H: 2 LOB: 2 BB: 0 P: 16	R: 1 E: 1 K: 2 S: 13 H: 0 LOB: 3 BB: 3 P: 28	1B: 4 2B: 1 3B: 0 HR: 1 SF: 0 SAC: 0 DP: 0 HBP: 0						

PITCHER		IP	WLS	BF	H	R	ER	SO	BB	IBB	HBP	BLK	WP	HR	S	P	ERA	WHIP
45 Kevin Gausman, R ERA: 2.75	(1, 1)	7.0		25	3	2	2	10	1	0	0	0	0	1	67	99	2.57	0.571
52 Wes Parsons, R ERA: 2.35	(8, 1)	1.0		4	1	0	0	2	0	0	0	0	0	0	11	16	0.00	1.000
33 A.J. Minter, L ERA: 7.94	(9, 1)	1.0		5	2	0	0	0	0	0	0	0	0	0	13	16	0.00	2.000
19 Jesse Biddle, L ERA: 2.89	(10, 1)	0.2	L	6	0	1	0	1	3	0	0	0	0	0	10	24	0.00	4.500
58 Dan Winkler, R ERA:	(10, 1)	0.1		1	0	0	0	1	0	0	0	0	0	0	3	4	0.00	0.000

PITCHER	IP	WLS	BF	H	R	ER	SO	BB	IBB	HBP	BLK	WP	HR	S	P	ERA	WHIP

TOP

Arizona Diamondbacks @ Atlanta Braves

SunTrust Park, Atlanta, GA

Wed Apr 17 2019, 7:22 PM - 10:53 PM EDT

Att. 22,356 - Partly Cloudy - 78 F

livebaseballscorecards.com

AB	37
R	3
H	6
RBI	3
BB	4
SO	14
LOB	13

WP: 0	PB: 0	SB: 2	CS: 0	PA:	41			

Batter	1	2	3	4	5	6	7	8	9	10	AB	R	H	RBI	BB	SO	LOB
1 Ozzie Albies, S (1, 4) OBP: 0.372, SLG: 0.465	C SI 90 C KC 82 X KC 81 0-2 F7 ①	X CH 81 0-0 G6-3 ②③ 1-2f			B FC 87 X CH 82 1-0 G3 ③		D CH 86 F CH 86 F FF 92 S FF 93 1-3 K ②		B FF 96 B FF 95 F SI 86 X KC 81 2-1 L6 ③		5	0	0	0	0	1	5
20 Josh Donaldson, R (1, 5) OBP: 0.373, SLG: 0.419	B SI 90 C SI 90 F FC 90 X SI 92 1-2 5 FC3-5 1B	X KC 81 0-0 L8 ①		B SI 88 X KC 79 1-0 L7 ①	B SL 85 D CH 86 B FF 93 C CH 86 S CH 86 F CH 86 S CH 86 3-3 K ③			F SL 84 C SL 85 C FF 94 0-3 K ①	5	0	1	0	0	2	2
5 Freddie Freeman, L (1, 3) OBP: 0.443, SLG: 0.462	B SI 90 X KC 82 1-0 FC3-5 ② 1-2f	C SI 90 B CH 84 F CH 82 B SI 90 S KC 82 2-3 K ②		F KC 80 C SI 88 B SI 89 F CH 83 X FC 90 1-2 13 CI 1B				B KC 83 C FF 96 B KC 83 F FF 96 S FF 96 2-3 K ①		B FF 95 C FF 93 F FF 94 S SL 88 1-3 K ②	5	0	1	0	0	3	1
13 Ronald Acuña Jr., R (1, 7) OBP: 0.452, SLG: 0.678	B KC 81 B KC 81 B FC 90 X SI 88 3-0 P6 ③	B KC 83 F SI 89 B FC 89 S KC 81 B KC 83 F SI 90 F SI 90 X KC 82 3-2 F8 ③		C SI 89 F SI 89 0-2 CI 1-2				C FF 97 C SI 96 B KC 83 B FF 98 C FF 97 2-3 K ②		B FF 94 B SL 85 F SL 87 F SL 84 X FF 94 2-2 1B	4	0	1	0	0	1	1
22 Nick Markakis, L (1, 9) OBP: 0.382, SLG: 0.483		F SI 89 B CH 83 B CH 82 B SI 88 F KC 82 X KC 82 3-2 7 BB 16 2B 1B	B KC 80 C SI 89 B SI 89 B CH 81 C FC 90 F KC 82 X SI 90 3-2 G3-1 ①		B CH 82 X SI 88 1-0 P5 ②		C KC 84 C SI 96 B FF 97 B KC 84 B FF 98 B FF 96 4-2 BB		B FF 94 B SL 86 F SL 86 B FF 93 X SL 86 2-2 L8 ③	4	1	1	0	1	0	3
7 Dansby Swanson, R (1, 6) OBP: 0.400, SLG: 0.588		C FC 88 B KC 82 B KC 81 F SI 89 B FC 89 B KC 81 4-2 16 2B 1-2 BB	X SI 87 0-0 F8 ②	B KC 81 F KC 82 B SI 89 F KC 80 B KC 82 X KC 81 3-2 G4-3 ③			B KC 83 1 SAFE F FF 96 F KC 80 B FF 97 D KC 84 F FF 97 X FF 97 3-2 F9 ③			3	1	0	0	1	0	3
16 Brian McCann, L (1, 2) OBP: 0.435, SLG: 0.353		B SI 88 F SI 89 D KC 81 X SI 89 2-1 11 1B 1-H 2-H 2B	X SI 88 0-0 G6-3 ③			C KC 78 B KC 79 B SI 87 B KC 80 B KC 80 4-1 11 FC3-6 BB		C KC 81 X KC 82 0-1 G4-3 ①		3	0	1	2	1	0	0
11 Ender Inciarte, L (1, 8) OBP: 0.274, SLG: 0.321		F KC 80 X KC 81 0-1 1 G6-3 2-3 1B		C FC 87 F SI 89 S SI 89 0-3 K ①		B FF 90 B FF 91 X FF 91 2-0 FC3-6 14 WP 1-2f		S FF 96 X FF 96 0-1 2B		4	0	2	0	0	1	1
45 Kevin Gausman, L (1, 1) OBP: 0.143, SLG: 0.143 14 Matt Joyce, L (7, PH) OBP: 0.333, SLG: 0.600 52 Wes Parsons, R (8, 1) 33 A.J. Minter, L (9, 1) 17 Johan Camargo, S (9, PH) OBP: 0.343, SLG: 0.467 19 Jesse Biddle, L (10, 1) 58 Dan Winkler, R (10, 1)		S SI 88 C KC 81 C KC 82 0-3 K ①		C SI 88 B SI 88 B SI 88 C KC 81 B KC 82 C KC 81 3-3 K ②		1 SAFE B CH 85 B CH 85 C CH 85 B FF 93 C CH 85 B CH 86 4-2 1-2 BB		B KC 79 S FF 94 S FF 95 B FF 96 X FF 96 2-2 P5 ②		2 0 0 0 1 0 0	0 0 0 0 0 0 0	0 0 0 0 0 0 0	0 1 0 0 0 0 0	2 0 0 0 0 0 0	2 0 0 0 1 0 0
Inning Stats	R: 0 E: 0 K: 0 S: 8 H: 1 LOB: 1 BB: 0 P: 13	R: 2 E: 0 K: 1 S: 13 H: 3 LOB: 1 BB: 1 P: 22	R: 0 E: 0 K: 1 S: 9 H: 0 LOB: 0 BB: 0 P: 14	R: 0 E: 0 K: 0 S: 6 H: 0 LOB: 0 BB: 0 P: 9	R: 0 E: 0 K: 2 S: 7 H: 0 LOB: 0 BB: 0 P: 11	R: 0 E: 1 K: 0 S: 11 H: 1 LOB: 2 BB: 0 P: 17	R: 0 E: 0 K: 2 S: 11 H: 0 LOB: 2 BB: 2 P: 25	R: 0 E: 0 K: 2 S: 12 H: 0 LOB: 0 BB: 1 P: 23	R: 0 E: 0 K: 0 S: 9 H: 1 LOB: 1 BB: 0 P: 13	R: 0 E: 0 K: 2 S: 12 H: 1 LOB: 1 BB: 0 P: 17	1B: 5 2B: 2 3B: 0 HR: 0 SF: 0 SAC: 0 DP: 1 HBP: 0						

PITCHER		IP	WLS	BF	H	R	ER	SO	BB	IBB	HBP	BLK	WP	HR	S	P	ERA	WHIP
52 Zack Godley, R ERA: 6.26	(1, 1)	6.0		25	5	2	2	4	2	0	0	0	0	0	55	91	3.00	1.167
35 Matt Andriese, R ERA: 4.66	(7, 1)	1.0		4	0	0	0	2	1	0	0	0	1	0	10	20	0.00	1.000
25 Archie Bradley, R ERA: 2.0	(8, 1)	2.0	W	8	1	0	0	2	1	0	0	0	0	0	21	36	0.00	1.000
56 Greg Holland, R ERA:	(10, 1)	1.0	S	4	1	0	0	2	0	0	0	0	0	0	12	17	0.00	1.000

PITCHER	IP	WLS	BF	H	R	ER	SO	BB	IBB	HBP	BLK	WP	HR	S	P	ERA	WHIP

BOTTOM

Arizona Diamondbacks @ Atlanta Braves

SunTrust Park, Atlanta, GA

Wed Apr 17 2019, 7:22 PM - 10:53 PM EDT
Att. 22,356 - Partly Cloudy - 78 F

livebaseballscorecards.com

AB	36
R	2
H	7
RBI	2
BB	4
SO	10
LOB	19

WP: 1	PA: 41					
PB: 0						
SB: 0						
CS: 0						

Arizona Diamondbacks @ Atlanta Braves

SunTrust Park, Atlanta, GA

Thu Apr 18 2019, 12:12 PM - 3:36 PM EDT

Att. 24,193 - Cloudy - 71 F

livebaseballscorecards.com

Batter	1	2	3	4	5	6	7	8	9	AB	R	H	RBI	BB	SO	LOB
15 Ildemaro Vargas, S (1, 5) OBP: 0.200, SLG: 0.400	C SI 94 X SI 95 0-1 ① P6		C CH 80 X SI 92 0-1 ① G4-3		C SL 80 X CH 80 0-1 ① G1-3	S CU 82 B FF 94 F FC 88 D CU 82 X FC 89 2-2 ② L8	C SL 81 F CH 86 X FF 96 0-2 ③ L3			5	0	0	0	0	0	4
41 Wilmer Flores, R (1, 4) OBP: 0.291, SLG: 0.314 1 Jarrod Dyson, L (8, 8) OBP: 0.372, SLG: 0.459	C FF 96 X FF 96 0-1 10 WP 6 1B 10 G6-3 1B		C SL 84 C SI 92 X SL 82 0-2 6 G6-3 2B		B FF 91 B FF 93 C CH 80 F SL 82 H CH 81 3-2 6 2B HBP	X FF 94 0-0 ③ L8		C FF 90 C FF 90 F FF 90 B FC 87 B CH 86 F SI 90 S CU 78 2-3 ① K		4 0	1 0	2 0	0 0	0 0	1 0	2 0
6 David Peralta, L (1, 7) OBP: 0.412, SLG: 0.570	X SI 94 0-0 10 G6-3 10 WP 1-2 1B		X SI 92 0-0 ② G6-3 2-3		C CH 83 X CH 83 0-1 1-3 2B		B SL 85 C SL 84 S FF 96 S SL 86 1-3 ① K	B FF 91 B CH 86 F FF 90 X SI 90 2-1 ② G5-3		5	0	2	0	0	1	1
10 Adam Jones, R (1, 9) OBP: 0.400, SLG: 0.600	B SL 88 B SL 84 B CH 84 C FF 96 S FF 96 F SI 95 X SL 88 3-2 ② G6-3 1-3 2-H		D SL 84 B FF 92 C FF 94 S FF 94 D SL 85 B CH 82 4-2 BB		0-0 IBB		C FF 95 C SL 85 F SL 86 X FF 97 0-2 53 HR 1B	C FC 88 C SI 90 F FC 87 X FC 87 0-2 ③ G5-3		3	1	1	1	2	0	1
53 Christian Walker, R (1, 3) OBP: 0.373, SLG: 0.683	S FF 96 B FF 96 S SI 96 F FF 96 S SL 86 1-3 ③ K		F SI 93 S SL 83 C SL 87 0-3 ③ K		C SI 94 F SI 94 D SL 86 B CH 84 F SL 86 B SI 94 S FF 94 3-3 ② K		C SL 84 X FF 96 0-1 1-H HR		C FF 88 B FF 89 S FC 86 X FC 86 1-2 2B	5	1	2	2	0	3	6
4 Ketel Marte, S (1, 6) (7, 8) (8, 4) OBP: 0.253, SLG: 0.461		B SI 90 C CH 80 F SI 92 B FF 94 C SI 92 2-3 ① K		F SL 82 S CH 80 X FF 94 0-2 ① L8	B CH 83 X SI 93 1-0 ③ G3		C FF 97 B FF 96 F FF 97 B FF 97 X FF 96 2-2 ② G6-3		S CU 77 F CH 87 S FC 86 0-3 ① K	5	0	0	0	0	2	4
16 Tim Locastro, R (1, 8) OBP: 0.563, SLG: 0.364 35 Matt Andriese, R (7, 1) 36 John Ryan Murphy, R (9, PH) OBP: 0.286, SLG: 0.500 66 Yoshihisa Hirano, R (9, 1)		B SI 92 C SL 84 F FF 93 X SL 84 1-2 E5 18 S	C SL 84 B SL 80 H CH 80 2-1 HBP		C FF 93 F FC 89 X CU 80 0-2 5 1B 1B	B SL 83 B SL 83 B FF 95 B FF 95 4-0 18 E 18 S 13 2B BB	S CU 77 X FC 86 0-1 ② G6-3		2 0 1 0	1 0 0 0	1 0 0 0	0 0 0 0	1 0 0 0	0 0 0 0	0 0 1 0
18 Carson Kelly, R (1, 2) OBP: 0.278, SLG: 0.382	B SI 93 B SI 92 F SL 85 T SL 84 X SL 84 2-2 ② G6-3 1-2		1 SAFE 1 SAFE P SL 87 B SI 93 1 SAFE S CH 82 F CH 82 B SL 85 F CH 80 3-2 ② L9		1 SAFE C FC 90 1 SAFE B FC 90 1 SAFE X FF 91 1-1 ① L8	B FF 96 S SL 84 X SL 85 1-1 E5 13 2B 1-3	S FF 90 X FC 86 0-1 ③ P2		5	0	0	0	0	0	5
24 Luke Weaver, R (1, 1) OBP: 0.143, SLG: 0.571 5 Eduardo Escobar, S (6, PH) OBP: 0.308, SLG: 0.329 40 Andrew Chafin, R (6, 1) 50 Yoan López, R (6, 1) 13 Nick Ahmed, R (7, PH) OBP: 0.303, SLG: 0.423 (7, 6)	T SI 93 F SL 83 B SL 85 S SL 84 1-3 ③ K		T SL 85 F FF 93 B FF 94 C SL 84 1-3 ③ K		1 SAFE 1 SAFE S FC 88 B FC 90 X FF 94 1-1 1-2 1B	D SL 84 S FF 95 S FF 95 F FF 96 X SL 85 1-2 1-3 3-H 2B			2 1 0 0 0 1	0 0 0 0 0 0	0 1 0 0 0 1	0 0 0 0 0 1	2 0 0 0 0 1	2 0 0 0 0 0	2 0 0 0 0 0

Inning Stats	1	2	3	4	5	6	7	8	9
	R: 1 E: 0 K: 1 S: 13	H: 2 LOB: 1 BB: 0 P: 17	R: 0 E: 1 K: 2 S: 12	H: 0 LOB: 1 BB: 0 P: 18	R: 0 E: 0 K: 1 S: 11	H: 1 LOB: 2 BB: 1 P: 15	R: 0 E: 0 K: 1 S: 12	H: 0 LOB: 1 BB: 0 P: 17	R: 0 E: 0 K: 1 S: 11	H: 1 LOB: 3 BB: 1 P: 18	R: 0 E: 0 K: 1 S: 11	H: 2 LOB: 2 BB: 0 P: 15	R: 3 E: 1 K: 1 S: 21	H: 3 LOB: 2 BB: 1 P: 30	R: 0 E: 0 K: 1 S: 11	H: 0 LOB: 0 BB: 0 P: 15	R: 0 E: 0 K: 1 S: 10	H: 1 LOB: 1 BB: 0 P: 11

1B: 5	SF: 0
2B: 4	SAC: 0
3B: 0	DP: 0
HR: 1	HBP: 2

WP: 1	PA: 44
PB: 0	
SB: 2	
CS: 0	

AB	39
R	4
H	10
RBI	4
BB	3
SO	9
LOB	26

PITCHER		IP	WLS	BF	H	R	ER	SO	BB	IBB	HBP	BLK	WP	HR	S	P	ERA	WHIP
40 Michael Soroka, R ERA: 1.8	(1, 1)	5.0	L	24	4	1	1	6	1	1	2	0	1	0	59	85	1.80	1.000
58 Dan Winkler, R ERA:	(6, 1)	1.0		5	2	0	0	0	0	0	0	0	0	0	11	15	0.00	2.000
61 Chad Sobotka, R ERA: 12.38	(7, 1)	0.2		7	3	3	2	1	1	0	0	0	0	1	18	27	27.00	6.000
71 Jacob Webb, R ERA:	(7, 1)	0.1		1	0	0	0	0	0	0	0	0	0	0	3	3	0.00	0.000
32 Josh Tomlin, R ERA: 1.59	(8, 1)	2.0		7	1	0	0	2	0	0	0	0	0	0	21	26	0.00	0.500

PITCHER	IP	WLS	BF	H	R	ER	SO	BB	IBB	HBP	BLK	WP	HR	S	P	ERA	WHIP

Batter	1	2	3	4	5	6	7	8	9	AB	R	H	RBI	BB	SO	LOB
1 Ozzie Albies, S (1, 4) OBP: 0.349, SLG: 0.434	C FF 93 B FF 92 F FC 87 S CH 84 1-3 ① K		F FF 94 X CH 84 0-1 ② G3		F CH 83 S FF 93 B FF 94 S CH 85 1-3 ② K		C CH 85 S FF 92 B FF 92 1 SAFE B FF 92 S SL 86 2-3 ② K		S FS 85 B FS 85 T FF 92 X FS 84 1-2 ③ L7 1-2	5	0	0	0	0	3	2
17 Johan Camargo, S (1, 5) OBP: 0.359, SLG: 0.471	B CU 80 F FF 95 S CH 83 F FF 96 B FF 95 F CH 83 X FF 97 2-2 1B		C CU 83 B CH 84 B FF 94 S CH 85 F CH 86 F FF 95 X CH 84 2-2 1B		B CH 83 C FF 94 F FC 88 B FF 96 T FC 88 2-2 ③ K		B FF 92 F CH 86 S FF 92 F FF 92 X FF 93 1-2 ③ FC4-6 1-2f			4	0	2	0	0	1	1
5 Freddie Freeman, L (1, 3) OBP: 0.446, SLG: 0.500	S CH 84 C FF 94 S FF 96 0-3 ② K		F FF 94 S CH 85 1 SAFE D CH 86 X CH 83 1-2 ③ L7			F SL 81 H FF 92 1-1 22 1B HBP		B CH 84 F CH 83 B FF 91 B CH 84 X FF 90 3-1 HR		3	1	1	1	0	1	2
13 Ronald Acuña Jr., R (1, 7) OBP: 0.442, SLG: 0.651	C FF 96 1 SAFE F FF 94 B FF 95 B FF 96 S FF 96 2-3 ③ K			B CU 81 C FF 95 X FF 93 1-1 22 FC3-6 1B		1 SAFE C SL 82 T FF 90 C FF 92 0-3 ① K		F CU 79 C FF 91 B FF 91 B CH 84 C FF 93 2-3 ① K		4	0	1	0	0	3	2
22 Nick Markakis, L (1, 9) OBP: 0.389, SLG: 0.476		B CU 77 B FF 92 B CH 81 C FF 92 D CH 82 4-1 BB		C FF 93 1 SAFE B CH 84 C FF 93 X CH 84 1-2 ① FC3-6 7 1B 1-2f		C FF 91 F FF 92 1 SAFE D SL 83 D SL 84 X SL 83 2-2 1B 1-2		X CH 85 0-0 ② G1-3		3	0	1	0	1	0	1
7 Dansby Swanson, R (1, 6) OBP: 0.391, SLG: 0.564		B CU 80 B FC 87 B FF 92 C FF 92 X FF 92 3-1 ① F9		C FC 88 F CU 80 B CH 84 X FC 88 1-2 1B 1-2		B FF 90 D SL 83 C SL 82 F FF 92 T SL 83 2-2 ② K		C CU 80 X CH 85 0-1 ③ G6-3		4	0	1	0	0	1	3
25 Tyler Flowers, R (1, 2) OBP: 0.395, SLG: 0.412		C FC 88 1 SAFE F FF 94 B FF 93 B FC 87 S FF 93 2-3 ② K		S FF 94 B FC 88 B FF 94 C FC 87 F FF 95 S FC 89 2-3 ② K		C SL 82 X FF 95 0-1 ③ L7			C FS 82 B FF 91 C FF 92 F FS 84 F FS 83 S FS 84 1-3 ① K	4	0	0	0	0	3	5
11 Ender Inciarte, L (1, 8) OBP: 0.288, SLG: 0.322		C FF 94 F CH 84 D CH 86 D CH 86 F FF 94 X CH 86 2-2 ③ G4-3		B FF 93 C CH 84 B FF 94 S CH 84 F CH 85 D CH 85 F CH 86 F FF 94 S FF 94 3-3 ③ K			H FF 89 1-0 17 FC4-6 HBP		B FF 92 S FF 91 X FS 85 1-1 1 DI 1B	3	0	1	0	0	1	3
40 Michael Soroka, R (1, 1) 14 Matt Joyce, L (5, PH) OBP: 0.356, SLG: 0.545 58 Dan Winkler, R (6, 1) 61 Chad Sobotka, R (7, 1) 71 Jacob Webb, R (7, 1) 8 Charlie Culberson, R (7, PH) OBP: 0.375, SLG: 1.250 32 Josh Tomlin, R (8, 1) 20 Josh Donaldson, R (9, PH) OBP: 0.368, SLG: 0.413			C FF 92 X FC 87 0-1 ① G6-3		F CH 83 C CH 83 S FF 95 0-3 ① K		F FF 90 B CU 79 T CH 84 F CH 84 B FF 92 B CH 85 C CH 85 3-3 ① K		D FS 83 B FF 92 C FF 91 B FF 92 F FF 92 F FF 93 S FF 92 3-3 ② K	1 1 0 0 0 0 1 0 1	0 0 0 0 0 0 0 0 0	0 0 0 0 0 0 0 1 0	0 0 0 0 0 0 0 0 0	0 1 0 0 0 0 0 1 0	0 0 0 0 0 0 0 1 0	0 0 0 0 0 0 0 1 0
Inning Stats	R: 0 E: 0 K: 3 S: 14 H: 1 LOB: 1 BB: 0 P: 19	R: 0 E: 0 K: 1 S: 10 H: 0 LOB: 1 BB: 1 P: 21	R: 0 E: 0 K: 0 S: 12 H: 1 LOB: 1 BB: 0 P: 15	R: 0 E: 0 K: 2 S: 18 H: 2 LOB: 2 BB: 0 P: 26	R: 0 E: 0 K: 3 S: 9 H: 0 LOB: 0 BB: 0 P: 12	R: 0 E: 0 K: 2 S: 12 H: 1 LOB: 2 BB: 0 P: 17	R: 0 E: 0 K: 2 S: 11 H: 0 LOB: 1 BB: 0 P: 18	R: 1 E: 0 K: 1 S: 8 H: 1 LOB: 0 BB: 0 P: 13	R: 0 E: 0 K: 2 S: 14 H: 1 LOB: 1 BB: 0 P: 20	1B: 6 2B: 0 3B: 0 HR: 1	SF: 0 SAC: 0 DP: 0 HBP: 2	WP: 0 PB: 0 SB: 0 CS: 0	PA: 37			

PITCHER		IP	WLS	BF	H	R	ER	SO	BB	IBB	HBP	BLK	WP	HR	S	P	ERA	WHIP
24 Luke Weaver, R ERA: 3.92	(1, 1)	5.0	W	20	4	0	0	9	1	0	0	0	0	0	63	93	0.00	1.000
40 Andrew Chafin, L ERA: 4.05	(6, 1)	0.2	H	4	1	0	0	2	0	0	1	0	0	0	10	15	0.00	1.500
50 Yoan López, R ERA: 1.23	(6, 1)	0.1	H	1	0	0	0	0	0	0	0	0	0	0	2	2	0.00	0.000
35 Matt Andriese, R ERA: 4.63	(7, 1)	2.0		8	1	1	1	3	0	0	1	0	0	1	19	31	4.50	0.500
66 Yoshihisa Hirano, R ERA: 5.63	(9, 1)	1.0	S	4	1	0	0	2	0	0	0	0	0	0	14	20	0.00	1.000

PITCHER	IP	WLS	BF	H	R	ER	SO	BB	IBB	HBP	BLK	WP	HR	S	P	ERA	WHIP

BOTTOM

Arizona Diamondbacks @ Atlanta Braves

SunTrust Park, Atlanta, GA

Thu Apr 18 2019, 12:12 PM - 3:36 PM EDT

Att. 24,193 - Cloudy - 71 F

livebaseballscorecards.com

AB	34
R	1
H	7
RBI	1
BB	1
SO	16
LOB	21

Arizona Diamondbacks @ Chicago Cubs

Wrigley Field, Chicago, IL

Fri Apr 19 2019, 1:22 PM - 4:45 PM CDT

Att. 33,938 - Partly Cloudy - 44 F

livebaseballscorecards.com

Batter	1	2	3	4	5	6	7	8	9	AB	R	H	RBI	BB	SO	LOB
41 Wilmer Flores, R (1, 4) OBP: 0.288, SLG: 0.309	C SI 86 X SI 86 0-1 ① G6-3		B SI 85 C SI 85 B SI 86 F CH 78 X SI 88 2-2 ③ G3-1			C SI 86 B CH 78 C CH 77 B CH 78 X SI 87 2-2 ② G6-3		B SI 91 B SI 88 C SI 90 C SI 90 X SI 89 2-2 1B		4	0	1	0	0	0	0
5 Eduardo Escobar, S (1, 5) OBP: 0.317, SLG: 0.319	B FF 86 B SI 86 C SI 86 B CH 79 B SI 87 4-1 6 CS BB			C CU 69 B SI 86 B CH 77 F CH 78 C SI 88 2-3 ① K		B CU 70 C SI 86 B FF 86 C SI 86 B SI 87 B SI 86 4-2 BB		B SI 90 B SL 80 X SI 90 2-0 ③ G4-3		2	0	0	0	2	1	1
6 David Peralta, L (1, 7) OBP: 0.404, SLG: 0.554	B CH 78 B SI 86 B SI 87 C FF 86 C FF 87 C FF 87 3-3 ②③ K 1-2			B CH 78 F CH 78 S CH 79 S CH 79 1-3 ② K		C FF 86 F FF 87 S CH 78 0-3 ③ K			C SL 83 X SL 84 0-1 10 1B 4 2B 1B	4	1	1	0	0	3	2
10 Adam Jones, R (1, 9) OBP: 0.393, SLG: 0.582		C SI 85 F SI 85 F CH 78 F CH 77 B CU 71 X CH 78 1-2 ① F7		B SI 86 F CH 79 F SI 87 S SI 88 1-3 ③ K			C SI 85 X SI 85 0-1 ① G4-3		C SL 84 X FF 93 0-1 4 2B 1-2 1B	4	0	1	0	0	1	0
53 Christian Walker, R (1, 3) OBP: 0.380, SLG: 0.672		B SI 86 B SI 85 B SI 86 C SI 85 X SI 87 3-1 13 WP 13 S 1B			C SI 85 S SI 86 B FF 86 S CH 79 1-3 ① K		X SI 85 0-0 1B		B SL 84 S SL 84 F FF 92 C SL 85 1-3 ① K	4	0	2	0	0	2	2
4 Ketel Marte, S (1, 8) OBP: 0.265, SLG: 0.475		1 SAFE C CU 69 S CH 77 S CH 78 0-3 ② K			X CU 71 0-0 E4 1B		F CU 70 B CH 77 1 SAFE S CH 77 S CH 77 1-3 ② K		B SL 84 X FF 93 1-0 1-3 2-H 2B	4	0	2	1	0	2	2
13 Nick Ahmed, R (1, 6) OBP: 0.288, SLG: 0.400		B SI 86 B SI 84 C SI 85 B CH 78 F SI 87 F CH 78 C SI 85 3-3 ③ K 1-3			B SI 85 C SI 85 F SI 85 X CH 77 1-2 ② G5-3		B SI 86 X SI 85 1-0 ③ L7		S SL 84 D SL 84 F FF 94 F SL 83 X SL 84 1-2 ② G5-3	4	0	0	0	0	1	5
14 Caleb Joseph, R (1, 2) 15 Ildemaro Vargas, S (8, PH) OBP: 0.192, SLG: 0.385 18 Carson Kelly, R (8, 2) OBP: 0.270, SLG: 0.371			C SI 85 F SI 85 B SI 86 X CH 78 1-2 ① P3		C SI 85 B SI 86 B SI 85 C SI 86 C SI 86 2-3 ③ K			C SI 90 B SL 80 C SL 78 X SI 90 1-2 ① L7	C FC 87 F SL 83 F FF 94 S SL 83 0-3 ③ K	2 1 1	0 0 0	0 0 0	0 0 0	0 0 0	1 0 1	1 0 2
29 Merrill Kelly, R (1, 1) 55 Matt Koch, L (4, 1)			C SI 86 X SI 86 0-1 ② G3-1			C FF 85 F FF 86 B CH 78 C CH 78 1-3 ① K		C SI 90 C SL 79 B FF 89 S FF 89 1-3 ② K		1 2	0 0	0 0	0 0	0 0	0 2	0 0
Inning Stats	R: 0 E: 0 K: 1 S: 6 H: 0 LOB: 0 BB: 1 P: 13	R: 0 E: 0 K: 2 S: 15 H: 1 LOB: 1 BB: 0 P: 22	R: 0 E: 0 K: 0 S: 8 H: 0 LOB: 0 BB: 0 P: 11	R: 0 E: 0 K: 3 S: 9 H: 0 LOB: 0 BB: 0 P: 13	R: 0 E: 1 K: 2 S: 10 H: 1 LOB: 1 BB: 0 P: 14	R: 0 E: 0 K: 2 S: 11 H: 0 LOB: 1 BB: 1 P: 18	R: 0 E: 0 K: 1 S: 7 H: 1 LOB: 1 BB: 0 P: 9	R: 0 E: 0 K: 1 S: 10 H: 1 LOB: 1 BB: 0 P: 16	R: 1 E: 0 K: 2 S: 16 H: 3 LOB: 2 BB: 0 P: 19	1B: 6 2B: 1 3B: 0 HR: 0 SF: 0 SAC: 0 DP: 0 HBP: 0						

TOP

AB	33
R	1
H	7
RBI	1
BB	2
SO	14
LOB	15

WP: 1 PA: 35
PB: 0
SB: 1
CS: 1

PITCHER		IP	WLS	BF	H	R	ER	SO	BB	IBB	HBP	BLK	WP	HR	S	P	ERA	WHIP
28 Kyle Hendricks, R ERA: 3.54	(1, 1)	7.0	W	25	3	0	0	11	2	0	0	0	1	0	66	100	0.00	0.714
41 Steve Cishek, R ERA: 3.68	(8, 1)	1.0		4	1	0	0	1	0	0	0	0	0	0	10	16	0.00	1.000
29 Brad Brach, R ERA: 4.5	(9, 1)	0.1		4	3	1	1	1	0	0	0	0	0	0	8	10	27.00	9.000
46 Pedro Strop, R ERA: 3.18	(9, 1)	0.2	S	2	0	0	0	1	0	0	0	0	0	0	8	9	0.00	0.000

PITCHER		IP	WLS	BF	H	R	ER	SO	BB	IBB	HBP	BLK	WP	HR	S	P	ERA	WHIP

Batter	1	2	3	4	5	6	7	8	9	AB	R	H	RBI	BB	SO	LOB
3 Daniel Descalso, L (1, 4) OBP: 0.407, SLG: 0.479 41 Steve Cishek, R (8, 1) 29 Brad Brach, R (9, 1) 46 Pedro Strop, R (9, 1)	C SI 90 B CU 79 B CU 79 X SI 92 2-1 G6-3 ①	C CH 84 F CH 84 B FF 90 D CU 80 S CU 80 2-3 K ②		B FC 86 C CH 83 B FF 90 B SI 90 B FF 90 4-1 17 G3-1 44 3B BB	X FF 94 0-0 L8 ③		C CU 79 X CH 85 0-1 G4-3 ①			4 0 0 0	1 0 0 0	0 0 0 0	0 0 0 0	1 0 0 0	1 0 0 0	3 0 0 0
17 Kris Bryant, R (1, 9) OBP: 0.342, SLG: 0.368 (8, 5)	S FF 92 B SI 92 C FF 92 F FF 94 B FF 93 F FF 94 B CU 83 F FF 93 F CH 85 4-2 40 WP 44 BB BB	C CU 79 X CH 85 0-1 1-3 2-H 3-H 2B		B CU 77 C FF 90 C CH 83 F FF 91 X FC 88 1-2 G3-1 ① 1-2		C FC 88 B FF 93 B FF 93 X CH 86 2-1 9 FC6-4 40 WP 44 HBP 1B	F CU 78 B FF 93 B FF 90 X FF 91 2-1 F9 ②			4	1	2	2	1	0	1
44 Anthony Rizzo, L (1, 3) OBP: 0.341, SLG: 0.354	B FF 93 B SI 91 B SI 92 B FF 91 4-0 40 WP 1-2 BB	B CU 78 C CH 85 B FF 91 B CU 79 B CH 84 4-1 BB		B FC 87 B FC 87 C CH 84 C FF 90 F FC 88 X CU 80 2-2 2-H 3B		C FF 92 H FC 91 1-1 9 FC6-4 1-2 HBP	C FF 92 B FF 92 X CU 80 1-1 G6-3 ③			2	0	1	1	2	0	0
9 Javier Báez, R (1, 6) OBP: 0.329, SLG: 0.595	C CU 80 D CU 82 F SI 91 B FF 92 B CH 86 S SI 92 3-3 K ②	L CH 84 F SI 90 S CU 80 0-3 K ③		C CU 78 F SI 89 B FC 87 B FC 87 B SI 89 S CU 78 3-3 K ②		B FF 92 B FC 90 S FF 92 F FF 91 F FF 93 X FC 88 2-2 FC6-4 ① 40 WP 40 1B 1-2f 2-3		X CU 78 0-0 L8 ①		5	1	0	0	0	3	8
40 Willson Contreras, R (1, 2) OBP: 0.469, SLG: 0.765	C FC 89 B SI 91 B FF 91 F CH 85 F FF 92 B FF 92 F CH 85 X SI 91 3-2 G3 ③ 1-2 2-3		B FF 89 F FF 89 S FC 88 B FC 89 F FF 91 X CU 81 2-2 2B	D CH 84 B FF 90 D CH 84 C CU 78 B CU 78 4-1 22 BB BB		F FF 91 1 SAFE B FF 91 B FF 89 X FF 93 2-1 12 BB 22 HBP 1-H 3-H 1B		B FF 91 S FC 86 F CU 78 X FC 88 1-2 G1-3 ②		4	0	2	1	1	0	2
22 Jason Heyward, L (1, 8) OBP: 0.471, SLG: 0.604 (8, 9)		C CU 78 X SI 90 0-1 12 1B 13 1B 28 FC1-2 1B	X SI 88 0-0 F8 ①	B CU 77 C FF 89 B FF 90 B CU 79 B FC 88 4-1 13 FC6-4 1-2 BB		C FF 92 B FF 91 H FC 89 2-1 12 BB 1-2 HBP		B CU 76 B CH 86 B FF 92 B FF 88 4-0 BB		2	0	1	0	2	0	1
13 David Bote, R (1, 5) OBP: 0.378, SLG: 0.462 (8, 4)		F FF 90 1 SAFE B SI 90 P CH 87 S CU 79 1 SAFE F CU 79 X SI 90 2-2 28 FC1-2 12 1B 17 2B 1-2 1B	B CU 78 B CH 82 B SI 89 C FF 88 B CH 83 4-1 BB	B FF 93 B FF 92 X FF 92 2-0 FC6-4 ③ 1-2f		B FC 89 F FC 88 C FF 92 F FC 88 X CH 85 1-2 P1 ②		B CU 78 B FC 89 C FF 91 1 SAFE F FC 87 X CU 79 2-2 F8 ③		4	1	1	0	1	0	6
12 Kyle Schwarber, L (1, 7) OBP: 0.277, SLG: 0.373		X FF 90 0-0 28 FC1-2 17 2B 1-2 2-3 1B	C CU 79 B CU 79 X CH 84 1-1 P6 ②		F CH 86 F FF 94 B FF 93 B CH 86 X FF 92 2-2 F7 ①	B CH 85 B CH 85 C FF 94 B CH 86 B CH 85 4-1 1-2 2-3 BB				3	1	1	0	1	0	2
28 Kyle Hendricks, R (1, 1) OBP: 0.222, SLG: 0.125 5 Albert Almora Jr., R (8, 8) OBP: 0.288, SLG: 0.213		F SI 91 X CU 78 0-1 FC1-2 ① 17 2B 1-2 2-3 3-Hf	S CU 77 F CU 76 S FF 90 0-3 K ③		S FF 94 B FF 93 X FC 90 1-1 G4-3 ②	B FF 93 C FF 92 F FF 92 B FF 92 F FF 92 B FF 92 F FF 91 F FF 91 C FF 91 3-3 K ③				4 0	0 0	0 0	0 0	0 0	2 0	8 0
Inning Stats	R: 0 E: 0 K: 1 S: 17 H: 0 LOB: 2 BB: 2 P: 33	R: 2 E: 0 K: 2 S: 19 H: 4 LOB: 3 BB: 1 P: 26	R: 0 E: 0 K: 1 S: 11 H: 1 LOB: 2 BB: 1 P: 18	R: 1 E: 0 K: 1 S: 15 H: 1 LOB: 3 BB: 3 P: 35	R: 0 E: 0 K: 0 S: 6 H: 0 LOB: 0 BB: 0 P: 9	R: 2 E: 0 K: 1 S: 21 H: 2 LOB: 3 BB: 1 P: 38	R: 0 E: 0 K: 0 S: 6 H: 0 LOB: 0 BB: 0 P: 9	R: 0 E: 0 K: 0 S: 7 H: 0 LOB: 1 BB: 1 P: 14								

PITCHER		IP	WLS	BF	H	R	ER	SO	BB	IBB	HBP	BLK	WP	HR	S	P	ERA	WHIP
29 Merrill Kelly, R ERA: 4.37	(1, 1)	3.2	L	24	6	3	3	5	7	0	0	0	1	0	61	109	7.36	3.545
55 Matt Koch, R ERA: 11.48	(4, 1)	4.1		19	2	2	2	1	2	0	2	0	1	0	41	73	4.15	0.923

PITCHER	IP	WLS	BF	H	R	ER	SO	BB	IBB	HBP	BLK	WP	HR	S	P	ERA	WHIP

BOTTOM

Arizona Diamondbacks @ Chicago Cubs

Wrigley Field, Chicago, IL

Fri Apr 19 2019, 1:22 PM - 4:45 PM CDT

Att. 33,938 - Partly Cloudy - 44 F

livebaseballscorecards.com

AB	32
R	5
H	8
RBI	4
BB	9
SO	6
LOB	31

1B: 5	SF: 0	WP: 2	PA: 43
2B: 2	SAC: 0	PB: 0	
3B: 1	DP: 0	SB: 0	
HR: 0	HBP: 2	CS: 0	

Batter	1	2	3	4	5	6	7	8	9	AB	R	H	RBI	BB	SO	LOB
1 Jarrod Dyson, L (1, 8) OBP: 0.354, SLG: 0.439	C FF 92 X ST 80 0-1 ① 1B	X SL 88 0-0 ② SF9 3-H		B ST 80 S ST 83 B ST 83 B SL 86 X SL 86 3-1 ③ G4-3		S SL 86 X FF 93 0-1 ② G5-3		C SI 92 C SL 89 F SL 89 C SI 96 0-3 ① K		4	0	1	1	0	1	3
5 Eduardo Escobar, S (1, 5) OBP: 0.322, SLG: 0.364	B FF 93 B FF 94 X FF 93 2-0 HR	C SI 93 C CU 77 F FS 90 D SI 96 F ST 83 D SI 96 F ST 85 S SL 88 2-3 ③ K2-3			B ST 79 B FF 94 X SL 85 2-0 ① F7	X CH 87 0-0 2-3 1B		F SI 95 F SI 96 X SI 97 0-2 ② L8		5	1	2	1	0	1	2
6 David Peralta, L (1, 7) OBP: 0.394, SLG: 0.568	S ST 80 S ST 84 X ST 85 0-2 HR		B SL 85 X ST 80 1-0 ① L7		C SL 85 S ST 83 B FF 96 C FF 96 1-3 ② K	C SL 88 B FF 94 B FF 93 C SL 88 B FF 93 C SL 86 3-3 ③ K		F SL 87 S SL 89 S SI 94 0-3 ③ K		5	1	1	1	0	3	3
10 Adam Jones, R (1, 9) OBP: 0.372, SLG: 0.548	B FF 94 F SI 90 C FF 94 F ST 83 B FF 94 B FF 93 S FF 94 3-3 ② K		S SL 83 B SL 86 F FF 94 B FS 88 F ST 83 B ST 85 X SL 86 3-2 ② F7		F FF 93 C SL 84 B SL 89 S ST 83 1-3 ③ K	X SL 88 0-0 ① G6-3		C SI 94 B SI 94 F SL 86 X SL 88 1-2 ① G5-3		5	0	0	0	0	2	0
53 Christian Walker, R (1, 3) OBP: 0.421, SLG: 0.706	F SI 92 B SI 92 S FF 94 B FF 96 X ST 83 2-2 1B		X FF 94 0-0 2B			X SL 88 0-0 4 1B 13 E 1B	B FF 93 C SL 88 F SL 87 B SL 88 B SL 86 X SL 86 3-2 13 1B 1B		C SL 86 B CU 80 B SI 95 B FF 94 B FF 94 4-1 4 G5-4-3 BB	4	1	4	0	1	0	0
4 Ketel Marte, S (1, 4) OBP: 0.261, SLG: 0.459	1 SAFE 1 SAFE B SL 86 B ST 80 F SL 86 S SL 86 F ST 84 S SL 86 2-3 ③ K		C ST 82 S ST 82 2 SAFE B FS 87 T ST 85 1-2 ③ K			X FF 95 0-0 ① 1-3 1B	D CH 88 F CH 87 B CH 88 S CH 87 S CH 86 2-3 ② K		C SI 94 C SI 94 X SL 85 0-2 ② ③ G5-4-3 1-2f	5	0	1	0	0	3	4
13 Nick Ahmed, R (1, 6) OBP: 0.298, SLG: 0.397		F FF 92 B FF 94 B SI 91 B ST 82 D SI 93 4-1 21 SH5-4 1 SF9 36 BB BB		B SL 84 S SL 85 C ST 82 S ST 84 1-3 ① K		S SL 88 F SL 87 F SL 86 B FF 95 X FF 92 1-2 FC5 36 HR 3-H	B FF 90 B FF 92 F SL 88 F SL 88 D CU 74 X FF 91 3-2 1-3 1B			3	2	1	0	1	1	0
36 John Ryan Murphy, R (1, 2) OBP: 0.360, SLG: 0.650		B ST 82 D FF 94 B FF 94 B FF 94 4-0 21 SH5-4 1-2 BB		B FF 95 B ST 82 B ST 82 C FF 93 D FF 94 4-1 21 SH3 BB		C FF 94 1 SAFE B FF 95 F SL 87 B FF 94 F SL 88 X FF 95 2-2 1-H HR	B SL 88 F FF 91 X SL 88 1-1 ③ F8			2	1	1	2	2	0	2
21 Zack Greinke, R (1, 1) OBP: 0.545, SLG: 1.300 45 Taylor Clarke, R (7, 1) OBP: 1.000, SLG: 1.000		X FF 93 0-0 ① SH5-4 1-2 2-3		B ST 81 B ST 84 C FF 94 X FF 94 2-1 ② SH3 1-2		S SL 86 X SL 85 0-1 5 1B 2B		C FF 94 B SI 94 B FF 95 X FF 93 2-1 1B		1 1	0 0	1 1	0 0	0 0	0 0	0 0
Inning Stats	R: 2 E: 0 K: 2 S: 17 H: 4 LOB: 1 BB: 0 P: 26	R: 1 E: 0 K: 1 S: 9 H: 0 LOB: 1 BB: 2 P: 19	R: 0 E: 0 K: 1 S: 9 H: 1 LOB: 1 BB: 0 P: 14	R: 0 E: 0 K: 1 S: 8 H: 0 LOB: 1 BB: 1 P: 18	R: 0 E: 0 K: 2 S: 7 H: 0 LOB: 0 BB: 0 P: 11	R: 3 E: 1 K: 1 S: 18 H: 5 LOB: 2 BB: 0 P: 24	R: 0 E: 0 K: 1 S: 12 H: 2 LOB: 2 BB: 0 P: 21	R: 0 E: 0 K: 2 S: 12 H: 1 LOB: 1 BB: 0 P: 14	R: 0 E: 0 K: 0 S: 7 H: 0 LOB: 0 BB: 1 P: 12	1B: 8 2B: 2 3B: 0 HR: 3 SF: 1 SAC: 2 DP: 1 HBP: 0						

PITCHER		IP	WLS	BF	H	R	ER	SO	BB	IBB	HBP	BLK	WP	HR	S	P	ERA	WHIP
11 Yu Darvish, R ERA: 5.96	(1, 1)	5.0	L	22	5	3	3	7	3	0	0	0	0	2	50	88	5.40	1.600
61 Allen Webster, R ERA: 4.76	(6, 1)	1.2		11	6	3	2	2	0	0	0	0	0	1	25	36	10.80	3.600
37 Tim Collins, L ERA: 2.7	(7, 1)	0.1		2	1	0	0	0	0	0	0	0	0	0	5	9	0.00	3.000
47 Randy Rosario, L ERA: 5.14	(8, 1)	2.0		7	1	0	0	2	1	0	0	0	0	0	19	26	0.00	1.000

PITCHER		IP	WLS	BF	H	R	ER	SO	BB	IBB	HBP	BLK	WP	HR	S	P	ERA	WHIP

TOP

Arizona Diamondbacks @ Chicago Cubs

Wrigley Field, Chicago, IL

Sat Apr 20 2019, 1:21 PM - 4:29 PM CDT

Att. 37,667 - Partly Cloudy - 52 F

livebaseballscorecards.com

AB	35
R	6
H	13
RBI	5
BB	4
SO	11
LOB	14

WP: 0 PA: 42
PB: 0
SB: 0
CS: 0

Batter	1	2	3	4	5	6	7	8	9	AB	R	H	RBI	BB	SO	LOB
18 Ben Zobrist, S (1, 9) OBP: 0.355, SLG: 0.250	C FF 88 C FF 88 B SL 80 X SL 82 1-2 ① G6-3		C FF 88 B EP 65 X CH 87 1-1 ③ G4-3			C FF 90 B FF 90 X CH 87 1-1 ① G4-3		B CU 75 B SI 94 C FF 94 X CH 86 2-1 ③ P6		4	0	0	0	0	0	0
17 Kris Bryant, R (1, 5) OBP: 0.349, SLG: 0.380	C FF 88 B SI 89 T SL 80 X SL 80 1-2 ② L4			B SL 80 X SL 80 1-0 9 G1-4-3 2B		C FF 89 B CH 87 C FF 90 F FF 89 B CU 71 B SL 81 B FF 88 4-2 44 G6-3 BB			X FF 94 0-0 ① G6-3	3	0	1	0	1	0	0
44 Anthony Rizzo, L (1, 3) OBP: 0.349, SLG: 0.353	C FF 89 B CH 86 B CH 86 C FF 89 X SL 81 2-2 9 FC6-4 1B			D CH 86 C FF 90 F CH 86 F FF 90 F FF 90 B CH 88 X SL 81 2-2 ① F7		C FF 88 B CH 86 F CH 86 B CH 87 X FF 88 2-2 ②③ G6-3 1-2f			C FF 94 B CH 86 F CH 86 B FF 94 F FF 95 F FF 94 H SL 85 3-2 53 DI HBP	3	0	1	0	0	0	2
9 Javier Báez, R (1, 6) OBP: 0.314, SLG: 0.566	F FF 90 B SI 90 S SL 80 X CU 68 1-2 ③ FC6-4 1-2f			B FF 89 F CH 87 B SI 91 F FF 92 X SL 80 2-2 ② G1-4-3 2-3			X FF 92 0-0 ① G6-3		1 SAFE T SI 95 D CH 88 B SL 85 X SI 94 2-1 ② F9	4	0	0	0	0	0	3
40 Willson Contreras, R (1, 2) OBP: 0.478, SLG: 0.755 53 Taylor Davis, R (8, 2)		F FF 88 B SI 90 B CH 87 X SI 90 2-1 22 G5-3 1B		B SI 91 B SI 90 B SI 91 C FF 87 C FF 90 F FF 90 B CH 86 4-2 BB			C FF 93 B SI 93 B FF 94 S FF 93 B CH 86 S SI 93 3-3 ② K		C FF 94 B CU 78 B SL 85 B SI 94 S FF 94 S FF 95 3-3 ③ K 1-2	2 1	0 0	1 0	0 0	1 0	1 1	0 1
22 Jason Heyward, L (1, 8) OBP: 0.465, SLG: 0.589		1 SAFE F CH 87 B CH 86 F CH 86 F CH 88 D SL 83 X CH 87 2-2 ①② G5-3 1-2f		B CU 72 F CH 86 D CH 87 C FF 88 B FF 89 F CU 74 F CH 86 F CU 69 C FF 88 3-3 ③ K			X CU 78 0-0 3 WP 1B			3	0	1	0	0	1	3
3 Daniel Descalso, L (1, 4) OBP: 0.386, SLG: 0.451 47 Randy Rosario, L (8, 1)		B FF 89 C FF 89 C FF 90 B SL 82 C SL 82 2-3 ③ K			F CH 85 B CH 86 X CU 72 1-1 ① F9		1 SAFE C SI 92 1 SAFE B CH 86 B CU 80 F CH 86 X CH 87 2-2 ③ G4-3 1-2			3 0	0 0	0 0	0 0	0 0	1 0	1 0
12 Kyle Schwarber, L (1, 7) OBP: 0.265, SLG: 0.355			C CH 86 B FF 89 B CH 86 X FF 89 2-1 ① G1-6-3		B FF 88 C CU 71 B CH 86 X CH 86 2-1 ② F7			B CH 85 X CH 85 1-0 ① F8		3	0	0	0	0	0	0
11 Yu Darvish, R (1, 1) 2 Mark Zagunis, R (5, PH) OBP: 0.333, SLG: 0.476 61 Allen Webster, R (6, 1) 37 Tim Collins, L (7, 1) 13 David Bote, R (8, 4) OBP: 0.370, SLG: 0.450			B FF 86 C FF 89 C FF 89 S SL 81 1-3 ② K		C FF 88 C SL 80 B CH 87 B SL 78 S FF 90 2-3 ③ K			B SI 92 X SI 93 1-0 ② G3-1		1 1 0 0 1	0 0 0 0 0	0 0 0 0 0	0 0 0 0 0	0 0 0 0 0	1 1 0 0 0	0 0 0 0 0
Inning Stats	R: 0 E: 0 K: 0 S: 12 H: 1 LOB: 1 BB: 0 P: 17	R: 0 E: 0 K: 1 S: 9 H: 1 LOB: 0 BB: 0 P: 15	R: 0 E: 0 K: 1 S: 7 H: 0 LOB: 0 BB: 0 P: 11	R: 0 E: 0 K: 1 S: 18 H: 1 LOB: 2 BB: 1 P: 30	R: 0 E: 0 K: 1 S: 7 H: 0 LOB: 0 BB: 0 P: 12	R: 0 E: 0 K: 0 S: 8 H: 0 LOB: 0 BB: 1 P: 15	R: 0 E: 0 K: 1 S: 8 H: 1 LOB: 1 BB: 0 P: 13	R: 0 E: 0 K: 0 S: 4 H: 0 LOB: 0 BB: 0 P: 8	R: 0 E: 0 K: 1 S: 10 H: 0 LOB: 1 BB: 0 P: 18	1B: 3 2B: 1 3B: 0 HR: 0 SF: 0 SAC: 0 DP: 2 HBP: 1						WP: 1 PB: 0 SB: 0 CS: 0 PA: 32	

PITCHER	IP	WLS	BF	H	R	ER	SO	BB	IBB	HBP	BLK	WP	HR	S	P	ERA	WHIP
21 Zack Greinke, R (1, 1) ERA: 4.6	6.0	W	21	3	0	0	4	2	0	0	0	0	0	61	100	0.00	0.833
45 Taylor Clarke, R (7, 1) ERA:	3.0	S	11	1	0	0	2	0	0	1	0	1	0	22	39	0.00	0.333

PITCHER	IP	WLS	BF	H	R	ER	SO	BB	IBB	HBP	BLK	WP	HR	S	P	ERA	WHIP

BOTTOM

Arizona Diamondbacks @ Chicago Cubs

Wrigley Field, Chicago, IL

Sat Apr 20 2019, 1:21 PM - 4:29 PM CDT

Att. 37,667 - Partly Cloudy - 52 F

livebaseballscorecards.com

AB	29
R	0
H	4
RBI	0
BB	2
SO	6
LOB	10

Arizona Diamondbacks @ Chicago Cubs

Wrigley Field, Chicago, IL

Sun Apr 21 2019, 1:22 PM - 3:49 PM CDT

Att. 38,181 - Partly Cloudy - 73 F

TOP

livebaseballscorecards.com

Batter	1	2	3	4	5	6	7	8	9	AB	R	H	RBI	BB	SO	LOB
1 Jarrod Dyson, L (1, 8) OBP: 0.385, SLG: 0.523	B FF 94 B FF 94 B FF 94 B FF 94 4-0 41 G5-4-3 BB		B SI 94 X SI 95 1-0 ③ F7			B FF 96 C SI 95 L SI 96 X CU 83 1-2 1B			C SL 85 B SL 84 X SL 85 1-1 HR	3	1	2	1	1	0	0
41 Wilmer Flores, R (1, 3) OBP: 0.270, SLG: 0.288	1 SAFE C FF 95 S SI 95 1 SAFE X SI 96 0-2 ① ② G5-4-3 1-2f			F FF 96 B FF 97 X FF 94 1-1 ① G6-3		1 SAFE 1 SAFE F FF 96 B FF 96 1 SAFE 1 SAFE X FF 95 1-1 ③ F8			X FF 95 0-0 ② F9	4	0	0	0	0	0	2
6 David Peralta, L (1, 7) OBP: 0.378, SLG: 0.543	B SI 96 C SI 95 B FC 91 X CH 86 2-1 ③ G3-1			S CU 80 S CU 83 B CH 88 S CH 88 1-3 ② K			B SI 90 B SI 90 C FC 86 B SI 90 C FF 90 X FF 90 3-2 ① G4-3		F FC 86 B FS 89 S SL 85 B SL 84 C FF 94 2-3 ③ K	4	0	0	0	0	2	0
10 Adam Jones, R (1, 9) OBP: 0.371, SLG: 0.540		C FF 95 X SI 94 0-1 13 FC6-4 1B		C SI 96 B FF 96 X SI 95 1-1 G5-3			C SI 91 B SL 86 X SI 91 1-1 ② F8			3	0	1	0	0	0	0
5 Eduardo Escobar, S (1, 5) OBP: 0.311, SLG: 0.350		B SI 95 F SI 96 F SI 96 S CH 86 1-3 ① K			S SI 95 B SI 96 S SI 95 X SI 96 1-2 ① G1-3		B CH 86 C SI 91 C SI 91 X SI 92 1-2 ③ F9			3	0	0	0	0	1	1
4 Ketel Marte, S (1, 4) OBP: 0.264, SLG: 0.448		B SI 96 C SI 95 X CH 86 1-1 ② L9			B CU 82 B SI 94 B SI 94 B FF 94 4-0 13 G5-4-3 BB			C SI 91 B SL 78 B SL 77 X SL 78 2-1 ① G6-3		2	0	0	0	1	0	1
13 Nick Ahmed, R (1, 6) OBP: 0.287, SLG: 0.383		1 SAFE C FF 96 B FF 97 F SI 95 X FC 87 1-2 ③ FC6-4 1-2f			1 SAFE S FF 96 C FF 97 B FF 97 B FC 89 X FC 89 2-2 ② ③ G5-4-3 1-2f			B SI 89 C SI 92 S SI 91 C SI 90 1-3 ② K		3	0	0	0	1	2	
18 Carson Kelly, R (1, 2) OBP: 0.250, SLG: 0.342			C FF 95 F SI 96 B CU 82 B FC 89 X FC 88 2-2 ① G5-3			B FF 97 X FF 96 1-0 ① P3		B SL 77 F SL 79 F SL 78 B SL 80 F SL 78 X SL 78 2-2 ③ G6-3		3	0	0	0	0	0	0
38 Robbie Ray, L (1, 1) 50 Yoan López, R (7, 1) 40 Andrew Chafin, R (8, 1) 15 Ildemaro Vargas, S (9, PH) OBP: 0.185, SLG: 0.370 25 Archie Bradley, R (9, 1)			C SI 95 X SI 95 0-1 ② G1-3			C SI 96 B SI 95 F SI 95 F SI 96 B FF 97 C SI 94 2-3 ② K			B SI 95 C SI 95 S SL 85 S SL 84 1-3 ① K	2 0 0 1 0	0 0 0 0 0	0 0 0 0 0	0 0 0 0 0	1 0 0 0 0	0 0 0 1 0	0 0 0 0 0

	AB	28
	R	1
	H	3
	RBI	1
	BB	2
	SO	6
	LOB	6

Inning Stats										
	R: 0 E: 0 K: 0 S: 5	H: 0 LOB: 0 BB: 1 P: 11	R: 0 E: 0 K: 1 S: 10	H: 1 LOB: 1 BB: 0 P: 13	R: 0 E: 0 K: 0 S: 6	H: 0 LOB: 0 BB: 0 P: 9	R: 0 E: 0 K: 1 S: 7	H: 0 LOB: 0 BB: 0 P: 10	R: 0 E: 0 K: 0 S: 6	H: 0 LOB: 0 BB: 1 P: 13
	R: 0 E: 0 K: 1 S: 10	H: 1 LOB: 1 BB: 0 P: 15	R: 0 E: 0 K: 0 S: 8	H: 0 LOB: 0 BB: 0 P: 13	R: 0 E: 0 K: 1 S: 9	H: 0 LOB: 0 BB: 0 P: 14	R: 1 E: 0 K: 2 S: 9	H: 1 LOB: 0 BB: 0 P: 13	1B: 2 2B: 0 3B: 0 HR: 1	SF: 0 SAC: 0 DP: 2 HBP: 0
	WP: 0 PB: 0 SB: 0 CS: 0	PA: 30								

PITCHER		IP	WLS	BF	H	R	ER	SO	BB	IBB	HBP	BLK	WP	HR	S	P	ERA	WHIP
32 Tyler Chatwood, R ERA: 3.0	(1, 1)	6.0		20	2	0	0	3	2	0	0	0	0	0	44	71	0.00	0.667
56 Kyle Ryan, L ERA: 3.86	(7, 1)	0.1	H	1	0	0	0	0	0	0	0	0	0	0	3	6	0.00	0.000
20 Brandon Kintzler, R ERA: 2.89	(7, 1)	0.2	H	2	0	0	0	0	0	0	0	0	0	0	5	7	0.00	0.000
41 Steve Cishek, R ERA: 3.24	(8, 1)	1.0	H	3	0	0	0	1	0	0	0	0	0	0	9	14	0.00	0.000
46 Pedro Strop, R ERA: 4.05	(9, 1)	1.0	W	4	1	1	1	2	0	0	0	0	0	1	9	13	9.00	1.000

PITCHER	IP	WLS	BF	H	R	ER	SO	BB	IBB	HBP	BLK	WP	HR	S	P	ERA	WHIP

BOTTOM

Arizona Diamondbacks @ Chicago Cubs

Wrigley Field, Chicago, IL

Sun Apr 21 2019, 1:22 PM - 3:49 PM CDT

Att. 38,181 - Partly Cloudy - 73 F

livebaseballscorecards.com

Batter	1	2	3	4	5	6	7	8	9	AB	R	H	RBI	BB	SO	LOB
5 Albert Almora Jr., R (1, 8) OBP: 0.268, SLG: 0.196	G5-3		L8			F9		G4-3		4	0	0	0	0	0	0
17 Kris Bryant, R (1, 7) OBP: 0.345, SLG: 0.365	K		P4			G5-3		BB		3	0	0	0	1	1	0
44 Anthony Rizzo, L (1, 3) OBP: 0.367, SLG: 0.380	9 BB 1B			40 L8 2B		9 3B HBP		G4-3		3	1	2	0	0	0	1
9 Javier Báez, R (1, 6) OBP: 0.333, SLG: 0.605	1-2 BB			F7		1-H 3B			E9 13 1B 2B	3	1	2	1	1	0	1
40 Willson Contreras, R (1, 2) OBP: 0.465, SLG: 0.714	P3			2-3 L8		K			13 1B HBP	3	0	0	0	0	1	4
13 David Bote, R (1, 5) OBP: 0.380, SLG: 0.455		2 2-4 1B		G5-3			K		1-2 3-H 1B	4	0	2	1	0	1	1
18 Ben Zobrist, S (1, 4) OBP: 0.338, SLG: 0.236		K			G1-3		K			3	0	0	0	0	2	1
32 Tyler Chatwood, R (1, 1) 56 Kyle Ryan, L (7, 1) 20 Brandon Kintzler, R (7, 1) 3 Daniel Descalso, L (7, PH) OBP: 0.379, SLG: 0.442 41 Steve Cishek, R (8, 1) 46 Pedro Strop, R (9, 1)		K			L5		F7			2 0 0 1 0 0	0 0 0 0 0 0	0 0 0 0 0 0	0 0 0 0 0 0	0 0 0 0 0 0	1 0 0 0 0 0	1 0 0 0 0 0
2 Mark Zagunis, R (1, 9) OBP: 0.304, SLG: 0.435 22 Jason Heyward, L (8, 9) OBP: 0.458, SLG: 0.579	2-4	L9		F9				K		2 1	0 0	0 0	0 0	0 0	0 1	0 0

| Inning Stats | | | |

Arizona Diamondbacks @ Pittsburgh Pirates

PNC Park, Pittsburgh, PA

Mon Apr 22 2019, 7:08 PM - 10:42 PM EDT

Att. 9,233 - Clear - 69 F

TOP

livebaseballscorecards.com

Batter	1	2	3	4	5	6	7	8	9	AB	R	H	RBI	BB	SO	LOB
1 Jarrod Dyson, L (1, 8) (8, 7) OBP: 0.379, SLG: 0.490	G6-3		G4-3		G3		FC1-2	BB	1B	5	2	1	0	1	0	3
5 Eduardo Escobar, S (1, 5) OBP: 0.333, SLG: 0.400	G3		HR			K	6 3B 1B	15 1B 10 1B 1B	BB	5	2	3	3	1	1	0
6 David Peralta, L (1, 7) OBP: 0.379, SLG: 0.567	2B		F7			G6-3	53 HR 3B	K	F9	5	1	2	3	0	1	3
50 Yoan López, R (8, 1)										0	0	0	0	0	0	0
14 Caleb Joseph, R (9, PH)										1	0	0	0	0	0	2
55 Matt Koch, L (9, 1)										0	0	0	0	0	0	0
10 Adam Jones, R (1, 9) OBP: 0.373, SLG: 0.543	G1-3		G6-3			2B	F9	15 1B 1B		5	0	2	2	0	0	2
53 Christian Walker, R (1, 3) OBP: 0.413, SLG: 0.722		F8		F9		G5-3	HR	1B		4	1	1	2	0	0	1
66 Yoshihisa Hirano, R (7, 1)										0	0	0	0	0	0	0
15 Ildemaro Vargas, S (8, PH) OBP: 0.214, SLG: 0.393										1	0	1	0	0	0	0
(8, 4)																
41 Wilmer Flores, R (1, 4) OBP: 0.265, SLG: 0.270		G4-3		K2-3			BB	F3		4	1	0	0	1	1	3
(7, 3)							P6									
13 Nick Ahmed, R (1, 6) OBP: 0.304, SLG: 0.388		BB		F9			1 FC1-2 1B	4 1B 1B	G6-3	4	1	2	0	1	0	3
36 John Ryan Murphy, R (1, 2) OBP: 0.400, SLG: 0.840		1B			K		1 FC1-2 5 1B 1B	4 1B 5 1B 1B	G5-3	5	2	3	0	0	1	0
52 Zack Godley, R (1, 1) OBP: 0.273, SLG: 0.273		K			K		5 1B 6 3B 1B FC1-2	5 1B 10 1B 1B BB	F7	2	0	0	0	0	2	2
35 Matt Andriese, R (5, 1)										0	0	0	0	0	0	0
19 Blake Swihart, S (7, PH) OBP: 0.333, SLG: 0.407										1	1	1	1	0	0	0
4 Ketel Marte, S (7, 4) OBP: 0.269, SLG: 0.449										2	1	1	1	0	0	0
(8, 8)																

Inning Stats	1	2	3	4	5	6	7	8	9
	R: 0 E: 0 K: 0 S: 12 H: 1 LOB: 1 BB: 0 P: 15	R: 0 E: 0 K: 1 S: 14 H: 1 LOB: 2 BB: 1 P: 19	R: 1 E: 0 K: 0 S: 6 H: 1 LOB: 0 BB: 0 P: 7	R: 0 E: 0 K: 1 S: 8 H: 0 LOB: 0 BB: 0 P: 10	R: 0 E: 0 K: 2 S: 9 H: 0 LOB: 0 BB: 0 P: 15	R: 0 E: 0 K: 1 S: 15 H: 1 LOB: 1 BB: 0 P: 19	R: 7 E: 0 K: 0 S: 27 H: 6 LOB: 0 BB: 1 P: 40	R: 4 E: 0 K: 1 S: 23 H: 6 LOB: 3 BB: 1 P: 36	R: 0 E: 0 K: 0 S: 7 H: 1 LOB: 2 BB: 1 P: 13

1B: 12	SF: 0
2B: 2	SAC: 0
3B: 1	DP: 0
HR: 2	HBP: 0

WP: 0	PA: 48
PB: 0	
SB: 0	
CS: 0	

AB	44
R	12
H	17
RBI	12
BB	4
SO	6
LOB	19

PITCHER		IP	WLS	BF	H	R	ER	SO	BB	IBB	HBP	BLK	WP	HR	S	P	ERA	WHIP
59 Joe Musgrove, R (1, 1) ERA: 1.59	(1, 1)	6.0		25	5	3	3	5	2	0	0	0	0	1	68	94	4.50	1.167
30 Kyle Crick, R (7, 1) ERA: 9.0	(7, 1)	0.2	L	6	4	3	3	0	0	0	0	0	0	0	18	26	40.50	6.000
57 Nick Burdi, R (7, 1) ERA: 9.35	(7, 1)	0.1		5	4	5	5	0	0	0	0	0	0	1	13	15	135.00	12.000
47 Francisco Liriano, L ERA:	(8, 1)	1.0		7	3	1	1	1	1	0	0	0	0	0	15	26	9.00	4.000
17 JB Shuck, L ERA:	(9, 1)	1.0		5	1	0	0	0	1	0	0	0	0	0	7	13	0.00	2.000

PITCHER	IP	WLS	BF	H	R	ER	SO	BB	IBB	HBP	BLK	WP	HR	S	P	ERA	WHIP

BOTTOM

Batter	1	2	3	4	5	6	7	8	9	AB	R	H	RBI	BB	SO	LOB
26 Adam Frazier, L (1, 4) OBP: 0.351, SLG: 0.382	X SI 88 0-0 ① G3	C KC 81 F FC 89 B SI 89 X KC 81 1-2 ② L7		C SI 89 S FC 88 B KC 81 F FC 89 X KC 82 1-2 ② G6-3	B CH 84 C FF 90 X CH 86 1-1 ③ F7			B FF 96 F SL 82 B FF 96 X SL 79 2-1 1B		5	0	1	0	0	0	5
53 Melky Cabrera, S (1, 7) OBP: 0.333, SLG: 0.400 51 Jason Martin, L (7, 7) OBP: 0.345, SLG: 0.370	B SI 90 B SI 89 F SI 89 B KC 83 B KC 82 4-1 55 BB 25 1B BB	B KC 80 B SI 88 C KC 81 B SI 88 F KC 81 X KC 81 3-2 ③ G3-1		X SI 88 0-0 ③ L3		C CH 88 B CH 84 X CH 84 1-1 ① G1-3		C SL 82 B FF 95 F SL 81 S FF 95 1-3 ③ K		3 1	0 0	0 0	0 0	1 0	0 0	2 1
25 Gregory Polanco, L (1, 9) OBP: 0.600, SLG: 0.750	B SI 88 C KC 81 X SI 88 1-1 55 BB 1-2 1B		B SI 89 B SI 88 C KC 82 S CH 84 B FC 88 F KC 82 F KC 82 B KC 83 4-2 55 G1-3 19 2B BB		C KC 80 B CH 83 F CH 83 B KC 82 F KC 82 F CH 82 F FC 89 F KC 83 B SI 90 3-2 F FC 89 X KC 81 55 3B 2B	B CU 80 B CH 86 X CH 85 2-0 ② G3			S FF 93 B CH 86 X FF 93 1-1 ① F7	4	2	2	0	1	0	0
55 Josh Bell, S (1, 3) OBP: 0.386, SLG: 0.600	D SI 90 D CH 82 B SI 87 B SI 88 4-0 1-2 2-3 BB		B SI 88 D CH 83 X KC 82 2-0 ① G1-3 1-2		F SI 88 B SI 89 B CH 82 X SI 89 2-1 19 1B 2-H 3B	C FF 92 C FF 91 S FF 92 0-3 ③ K			F FF 92 B CH 86 F FC 89 B FF 94 B FC 89 X FC 87 3-2 ② F9	4	1	1	1	1	1	1
19 Colin Moran, L (1, 5) OBP: 0.386, SLG: 0.526	S KC 81 B SI 89 F KC 82 F KC 83 F FC 90 D KC 83 B FC 87 S KC 81 3-3 ② K		C FC 87 B SI 88 X KC 81 1-1 32 1B 2-H 2B		F FC 88 B FC 88 X SI 88 1-1 10 2B 3-H 1B		B FF 90 C FF 90 F FS 83 F FF 91 B FS 84 X FS 84 2-2 ① G3		B FC 87 B FF 93 F FF 93 C CH 85 B FF 93 F FF 92 F FC 87 C FF 93 3-3 ③ K	5	1	2	2	0	2	3
10 Bryan Reynolds, S (1, 8) OBP: 0.500, SLG: 0.700 15 Pablo Reyes, R (9, 8) OBP: 0.200, SLG: 0.111	D KC 81 X SI 89 1-0 ③ G4-3		B SI 88 D CH 82 B KC 80 X SI 87 3-0 ② F7		F CH 83 D CU 80 1 SAFE X CH 85 1-1 1-3 2B		C SL 74 S FS 85 S FS 85 0-3 ② K2-3			4 0	0 0	1 0	0 0	0 0	1 0	4 0
32 Elias Díaz, R (1, 2) OBP: 0.250, SLG: 0.250		B SI 88 F KC 80 B SI 88 X KC 81 2-1 ① F7	B KC 81 F FC 87 S KC 81 B KC 81 X KC 81 2-2 2-H 1B		X CU 78 0-0 ① G5-3		C FF 92 C FF 92 B FF 91 S FS 85 1-3 ③ K			4	0	1	1	0	1	2
3 Cole Tucker, S (1, 6) OBP: 0.364, SLG: 0.800		B SI 89 F FC 89 F KC 82 B CH 83 B KC 82 X KC 81 3-2 2B	X FC 87 0-0 ③ F7		0-0 IBB			C FF 94 B CH 89 X FF 95 1-1 ① G6-3		3	0	1	0	1	0	1
59 Joe Musgrove, R (1, 1) 30 Kyle Crick, L (7, 1) 57 Nick Burdi, R (7, 1) 17 JB Shuck, L (8, 8) OBP: 0.381, SLG: 0.294 47 Francisco Liriano, L (8, 1) 17 JB Shuck, L (9, 1) OBP: 0.381, SLG: 0.294		B KC 81 B KC 79 D KC 80 B KC 80 4-0 BB		C KC 80 C KC 81 S KC 82 0-3 ① K	S FF 90 F FF 92 B CH 85 B FF 92 S CH 86 2-3 ② K			B FF 96 X FF 96 1-0 ② F8		2 0 0 1 0 1	0 0 0 0 0 0	0 0 0 0 0 0	0 0 0 0 0 0	1 0 0 0 0 0	2 0 0 0 0 0	3 0 0 0 0 0
Inning Stats	R: 0 E: 0 K: 1 S: 10 H: 1 LOB: 3 BB: 2 P: 23	R: 0 E: 0 K: 0 S: 11 H: 1 LOB: 2 BB: 1 P: 24	R: 2 E: 0 K: 0 S: 12 H: 2 LOB: 1 BB: 1 P: 24	R: 0 E: 0 K: 1 S: 8 H: 0 LOB: 0 BB: 0 P: 9	R: 2 E: 0 K: 1 S: 20 H: 4 LOB: 3 BB: 1 P: 30	R: 0 E: 0 K: 1 S: 6 H: 0 LOB: 0 BB: 0 P: 9	R: 0 E: 0 K: 2 S: 10 H: 0 LOB: 0 BB: 0 P: 13	R: 0 E: 0 K: 1 S: 8 H: 1 LOB: 1 BB: 0 P: 13	R: 0 E: 0 K: 1 S: 10 H: 0 LOB: 0 BB: 0 P: 17	1B: 4 2B: 4 3B: 1 HR: 0	SF: 0 SAC: 0 DP: 0 HBP: 0			WP: 0 PB: 0 SB: 0 CS: 0	PA: 41		

PITCHER		IP	WLS	BF	H	R	ER	SO	BB	IBB	HBP	BLK	WP	HR	S	P	ERA	WHIP
52 Zack Godley, R ERA: 6.67	(1, 1)	4.0		23	7	4	4	2	4	0	0	0	0	0	53	98	9.00	2.750
35 Matt Andriese, R ERA: 3.95	(5, 1)	2.0	W	8	1	0	0	2	0	1	0	0	0	0	14	21	0.00	0.500
66 Yoshihisa Hirano, R ERA: 5.0	(7, 1)	1.0		3	0	0	0	2	0	0	0	0	0	0	10	13	0.00	0.000
50 Yoan López, R ERA: 0.96	(8, 1)	1.0		4	1	0	0	1	0	0	0	0	0	0	8	13	0.00	1.000
55 Matt Koch, R ERA: 10.67	(9, 1)	1.0		3	0	0	0	1	0	0	0	0	0	0	10	17	0.00	0.000

PITCHER	IP	WLS	BF	H	R	ER	SO	BB	IBB	HBP	BLK	WP	HR	S	P	ERA	WHIP

Arizona Diamondbacks @ Pittsburgh Pirates

PNC Park, Pittsburgh, PA

Mon Apr 22 2019, 7:08 PM - 10:42 PM EDT

Att. 9,233 - Clear - 69 F

livebaseballscorecards.com

AB	36
R	4
H	9
RBI	4
BB	5
SO	8
LOB	22

Batter	1	2	3	4	5	6	7	8	9	AB	R	H	RBI	BB	SO	LOB
1 Jarrod Dyson, L (1, 8) OBP: 0.403, SLG: 0.500	B FF 90 C FF 91 F CH 84 F CH 85 F FF 92 X FF 93 1-2 ① L8			C CH 84 B FF 91 B FF 90 X SI 88 2-1 5 FC4-6 1B		B SL 80 B FF 93 B FF 91 C FF 91 B SI 91 4-1 5 2B 6 FC4 BB		B FF 94 F FF 93 B FF 94 C FF 93 B CH 88 F FF 94 X FF 93 3-2 5 1B 1B		3	1	2	0	1	0	0
5 Eduardo Escobar, S (1, 5) OBP: 0.350, SLG: 0.427	C FF 92 X SL 83 0-1 6 G5-6-3 1B			B FF 91 F CH 82 B FF 92 F FF 91 X CH 82 2-2 ① FC4-6 6 G6-3 10 2B 1-2f		C FF 90 F FF 91 X FF 92 0-2 1-3 2B		F FF 93 B FF 92 1 SAFE S FF 94 X FF 93 1-2 ② 1-2 1B		4	1	3	0	0	0	1
6 David Peralta, L (1, 7) OBP: 0.364, SLG: 0.545	C FF 93 X SI 90 0-1 ②③ G5-6-3 1-2f			B FF 91 B FF 92 X SI 90 2-0 ② G6-3 1-2		F FF 93 X FF 92 0-1 FC4 3-H		C FF 93 F FF 92 B FF 93 S FF 93 1-3 ③ K		4	0	0	1	0	1	4
10 Adam Jones, R (1, 9) OBP: 0.368, SLG: 0.542		X SL 84 0-0 ① G5-3		C FF 92 X SI 89 0-1 2-H 2B		B SL 82 S SI 91 S FF 92 F FF 92 X FF 92 1-2 ② F6			B FF 96 B CU 80 F FF 95 F FF 97 S CU 83 2-3 ① K	4	0	1	1	0	1	2
53 Christian Walker, R (1, 3) OBP: 0.393, SLG: 0.684		B FF 92 B SI 91 C SL 84 S FF 93 T FF 92 2-2 ② K		S FF 91 S FF 91 B FF 92 S FF 93 1-3 ③ K		B FF 93 X SI 91 1-0 ③ G5-3			S CU 83 C CU 82 B CU 82 X FF 96 1-2 ② P4	4	0	0	0	0	2	3
4 Ketel Marte, S (1, 4) OBP: 0.268, SLG: 0.435		C SI 91 X CH 84 0-1 ③ G4-3			B FF 90 X CH 84 1-0 ① F8		X CH 84 0-0 ① L4		B CU 82 B FF 98 B FF 97 B FF 96 4-0 BB	3	0	0	0	1	0	0
13 Nick Ahmed, R (1, 6) OBP: 0.292, SLG: 0.371			B SL 82 C FF 91 B FF 92 F SI 90 B SL 84 C FF 94 3-3 ① K		S SI 90 F FF 92 B CU 76 F FF 91 X FF 92 1-2 ② G4-3		C SI 90 B SL 81 F FF 92 F FF 92 F SI 90 F SL 84 F FF 93 B CH 83 X FF 92 2-2 ② G6-3		C FF 96 F FF 95 B FF 96 X CU 83 1-2 ③ P5	4	0	0	0	0	1	1
18 Carson Kelly, R (1, 2) OBP: 0.233, SLG: 0.317			C FF 92 B CH 83 X FF 91 1-1 ② G6-3		B SL 81 B SL 81 C FF 92 B SI 89 C FF 92 F FF 91 F FF 92 X FF 93 3-2 ③ G4-3		B FF 92 F SI 89 B SL 83 C FF 91 F FF 91 B FF 91 F FF 92 F SI 90 X FF 93 3-2 ③ F8			3	0	0	0	0	0	0
24 Luke Weaver, R (1, 1) OBP: 0.111, SLG: 0.444 40 Andrew Chafin, R (7, 1) 41 Wilmer Flores, R (8, PH) OBP: 0.261, SLG: 0.266 25 Archie Bradley, R (8, 1) 56 Greg Holland, R (9, 1)			C FF 92 F SI 90 S FF 93 0-3 ③ K			C FF 91 S SL 80 X FF 91 0-2 ① L8		B FF 93 C FF 92 F SL 81 F FF 92 B FF 94 F FF 93 F FF 93 B SL 82 F FF 93 3-2 F FF 93 X FF 93 ① G5-3		2 0 1 0 0	0 0 0 0 0	0 0 0 0 0	0 0 0 0 0	1 0 0 0 0	0 0 0 0 0	0 0 0 0 0
Inning Stats	R: 0 E: 0 K: 0 S: 9 H: 1 LOB: 0 BB: 0 P: 10	R: 0 E: 0 K: 1 S: 6 H: 0 LOB: 0 BB: 0 P: 8	R: 0 E: 0 K: 2 S: 8 H: 0 LOB: 0 BB: 0 P: 12	R: 1 E: 0 K: 1 S: 11 H: 2 LOB: 1 BB: 0 P: 18	R: 0 E: 0 K: 0 S: 10 H: 0 LOB: 0 BB: 0 P: 15	R: 1 E: 0 K: 0 S: 14 H: 1 LOB: 2 BB: 1 P: 20	R: 0 E: 0 K: 0 S: 14 H: 0 LOB: 0 BB: 0 P: 19	R: 0 E: 0 K: 1 S: 18 H: 2 LOB: 1 BB: 0 P: 26	R: 0 E: 0 K: 1 S: 9 H: 0 LOB: 1 BB: 1 P: 17	1B: 4 2B: 2 3B: 0 HR: 0	SF: 0 SAC: 0 DP: 1 HBP: 0	WP: 0 PB: 0 SB: 0 CS: 0	PA: 34			

PITCHER		IP	WLS	BF	H	R	ER	SO	BB	IBB	HBP	BLK	WP	HR	S	P	ERA	WHIP
34 Trevor Williams, R ERA: 2.59	(1, 1)	7.0	L	26	4	2	2	4	1	0	0	0	0	0	72	102	2.57	0.714
48 Richard Rodríguez, R ERA: 4.09	(8, 1)	1.0		4	2	0	0	1	0	0	0	0	0	0	18	26	0.00	2.000
35 Keone Kela, R ERA: 6.23	(9, 1)	1.0		4	0	0	0	1	1	0	0	0	0	0	9	17	0.00	1.000

PITCHER	IP	WLS	BF	H	R	ER	SO	BB	IBB	HBP	BLK	WP	HR	S	P	ERA	WHIP

TOP

Arizona Diamondbacks @ Pittsburgh Pirates

PNC Park, Pittsburgh, PA

Tue Apr 23 2019, 7:08 PM - 10:00 PM EDT

Att. 8,558 - Cloudy - 73 F

livebaseballscorecards.com

AB	32
R	2
H	6
RBI	2
BB	2
SO	6
LOB	11

BOTTOM

Arizona Diamondbacks @ Pittsburgh Pirates

PNC Park, Pittsburgh, PA

Tue Apr 23 2019, 7:08 PM - 10:00 PM EDT

Att. 8,558 - Cloudy - 73 F

livebaseballscorecards.com

Batter	1	2	3	4	5	6	7	8	9	AB	R	H	RBI	BB	SO	LOB
26 Adam Frazier, L (1, 4) OBP: 0.346, SLG: 0.375	C FF 94 F FC 88 F FF 96 F FF 96 B CH 86 X FF 96 1-2 ① F9		C CU 82 B FF 93 F FC 90 B FF 95 X CH 86 2-2 25 53 1B G1-3 1B		C FF 94 C FC 88 F FF 96 F FF 95 X CU 82 0-2 ② L6			C FF 95 X SI 95 0-1 ① P6		4	0	1	0	0	0	1
53 Melky Cabrera, S (1, 7) OBP: 0.328, SLG: 0.406	B FF 94 X CH 85 1-0 2B		1 SAFE C FF 94 B CH 86 1 SAFE F FC 89 B FF 94 X CH 85 2-2 ① G1-3 1-2		B CH 84 B CU 84 C FF 95 X CH 85 2-1 ③ G4-3			C FF 96 F SI 95 F FF 96 S KC 82 0-3 ② K		4	0	1	0	0	1	2
25 Gregory Polanco, L (1, 9) OBP: 0.556, SLG: 0.625	S CU 82 D CU 82 D CH 85 C FF 95 B FF 96 F CH 85 X CH 85 3-2 ② P3		C CU 82 X FF 93 0-1 2-3 1B			B FF 92 C FF 93 B CH 83 X CH 85 2-1 ① G3		B FF 96 B FF 96 X FF 96 2-0 1-2 1B		4	0	2	0	0	0	1
55 Josh Bell, S (1, 3) OBP: 0.368, SLG: 0.568	B CH 86 D FF 94 X CH 86 2-0 ③ G3-1		B CH 85 S CH 85 1 SAFE B FF 94 C FF 94 T FF 94 2-2 ② K			S FF 94 S FF 94 T FF 96 0-2 ② K		B KC 82 C FF 96 B FF 97 C FF 96 S FF 97 2-3 ③ K		4	0	0	0	0	3	5
19 Colin Moran, L (1, 5) OBP: 0.375, SLG: 0.500		C CU 81 X FC 90 0-1 29 2B 1B	X CH 86 0-0 ③ G4-3			C CU 81 X FC 88 0-1 ③ G3-1			B FF 92 F FF 92 C FF 92 X CU 79 1-2 ① P4	4	1	1	0	0	0	2
10 Bryan Reynolds, S (1, 8) OBP: 0.500, SLG: 0.667 51 Jason Martin, L (4, PR) (5, 8) OBP: 0.355, SLG: 0.357		B FF 92 1 SAFE F FC 88 S CH 84 S CH 85 1-3 ① K		B FF 92 X FC 86 1-0 29 G6-4-3 1B			F FF 93 C FF 93 S FF 95 0-3 ① K		B SL 86 B FF 92 B FF 91 C FF 92 S FF 91 F FF 92 B SL 85 4-2 29 WP BB	2 1	0 0	1 0	0 0	0 1	1 1	1 0
29 Francisco Cervelli, R (1, 2) OBP: 0.240, SLG: 0.235		F FF 94 C FF 94 B FF 94 X CH 84 1-2 1-H 2B		1 SAFE X FF 92 0-0 ①② G6-4-3 1-2f			B CU 82 C CU 80 B FF 94 B FF 96 F FF 95 F FF 96 B FF 94 4-2 3 G6-4-3 BB		C FF 92 S FF 93 B SL 86 S SL 86 1-3 ② K 1-2	3	0	1	1	1	1	2
3 Cole Tucker, S (1, 6) OBP: 0.286, SLG: 0.615 16 Jung Ho Kang, R (9, PH) OBP: 0.210, SLG: 0.333		B CU 83 F FF 94 B FF 93 D CH 85 C CH 84 S FF 93 3-3 ② K		B FF 94 B FF 94 C FF 92 X CH 84 2-1 ③ F7			X SI 91 0-0 ②③ G6-4-3 1-2f		D SL 86 S SL 86 X SL 86 1-1 ③ F7	3 1	0 0	0 0	0 0	0 0	1 0	3 1
34 Trevor Williams, R (1, 1) OBP: 0.222, SLG: 0.125 48 Richard Rodríguez, R (8, 1) 17 JB Shuck, L (8, PH) OBP: 0.395, SLG: 0.294 35 Keone Kela, R (9, 1)		C CU 84 B FF 94 S FF 94 C FF 95 1-3 ③ K			C FF 93 F FF 91 T FF 95 0-2 ① K			B KC 81 B FF 95 B FF 95 B FF 95 4-0 25 1B BB		2 0 0 0	0 0 0 0	0 0 0 0	0 0 0 0	2 0 1 0	0 0 0 0	1 0 0 0
Inning Stats	R: 0 H: 1 E: 0 LOB: 1 K: 0 BB: 0 S: 11 P: 18	R: 1 H: 2 E: 0 LOB: 1 K: 3 BB: 0 S: 14 P: 20	R: 0 H: 2 E: 0 LOB: 2 K: 1 BB: 0 S: 12 P: 18	R: 0 H: 1 E: 0 LOB: 1 K: 0 BB: 0 S: 4 P: 7	R: 0 H: 0 E: 0 LOB: 0 K: 1 BB: 0 S: 10 P: 12	R: 0 H: 0 E: 0 LOB: 0 K: 1 BB: 0 S: 7 P: 9	R: 0 H: 0 E: 0 LOB: 0 K: 1 BB: 1 S: 7 P: 11	R: 0 H: 1 E: 0 LOB: 2 K: 2 BB: 1 S: 10 P: 18	R: 0 H: 0 E: 0 LOB: 1 K: 1 BB: 1 S: 11 P: 18	1B: 5 2B: 2 3B: 0 HR: 0	SF: 0 SAC: 0 DP: 2 HBP: 0			WP: 1 PB: 0 SB: 0 CS: 0	PA: 35		

PITCHER		IP	WLS	BF	H	R	ER	SO	BB	IBB	HBP	BLK	WP	HR	S	P	ERA	WHIP
24 Luke Weaver, R ERA: 3.33	(1, 1)	6.1	W	25	6	1	1	7	1	0	0	0	0	0	64	94	1.42	1.105
40 Andrew Chafin, L ERA: 3.24	(7, 1)	0.2	H	1	0	0	0	0	0	0	0	0	0	0	1	1	0.00	0.000
25 Archie Bradley, R ERA: 1.8	(8, 1)	1.0	H	5	1	0	0	2	1	0	0	0	0	0	10	18	0.00	2.000
56 Greg Holland, R ERA:	(9, 1)	1.0	S	4	0	0	0	1	1	0	0	0	1	0	11	18	0.00	1.000

PITCHER	IP	WLS	BF	H	R	ER	SO	BB	IBB	HBP	BLK	WP	HR	S	P	ERA	WHIP

Batter	1	2	3	4	5	6	7	8	9	AB	R	H	RBI	BB	SO	LOB
4 Ketel Marte, S (1, 8) OBP: 0.275, SLG: 0.495	F FF 93 F FF 92 B CU 82 B CH 87 X CU 81 2-2 F8	C FF 92 B CH 86 B FF 92 F CU 81 B SI 93 S SL 87 3-3 K			B CU 77 C SI 90 X SL 86 1-1 HR		T SI 89 X CH 85 0-1 G4-3 2-3	X SL 82 0-0 1-H 2-H HR		5	2	2	4	0	1	2
5 Eduardo Escobar, S (1, 5) OBP: 0.371, SLG: 0.473 10 Adam Jones, R (8, 9) OBP: 0.368, SLG: 0.542	S FF 93 C CH 86 B FF 93 B CU 82 F CU 81 X CH 85 2-2 6 1B 3B	X CH 85 0-0 2-H 2B			X SI 92 0-0 G4-3		D KC 82 B FC 89 B CH 84 B FF 91 4-0 6 2B 6 E BB	B FF 93 F FF 91 S CH 86 B CH 85 X CH 85 2-2 1B		4 0	2 0	3 0	1 0	1 0	0 0	0 0
6 David Peralta, L (1, 7) OBP: 0.366, SLG: 0.547 55 Matt Koch, L (8, 1)	X CU 81 0-0 53 E 53 1B 41 SF8 3-H 1B	T FF 92 F FF 93 F FF 93 F CU 82 X FF 93 0-2 F7			B SI 91 C CU 80 B CH 84 X FF 93 2-1 F9		B FF 92 C CH 84 B CH 84 X FF 92 2-1 E8 53 2B 1-H 3-H 2B	C SL 81 S FF 93 S FF 92 0-3 K		5 0	2 0	2 0	2 0	0 0	1 0	2 0
53 Christian Walker, R (1, 3) OBP: 0.393, SLG: 0.679	B SI 92 S FF 91 F FF 92 B FF 92 F CU 82 X CU 82 2-2 E1 41 SF8 1-3 1B	X CU 79 0-0 F7			C SL 88 F FF 92 F CU 81 B CU 81 B FF 92 C CU 80 2-3		S KC 81 X FC 91 0-1 2-H 2B		C SL 82 F CH 84 B CH 85 F FF 92 B FF 94 F CH 84 F SL 82 X FF 93 2-2 L9	5	0	2	1	0	1	0
41 Wilmer Flores, R (1, 4) OBP: 0.257, SLG: 0.265	B FF 93 F FF 93 X FF 94 1-1 SF8 2-3 3-H	B FF 91 C SL 86 B SL 88 X FF 92 2-1 13 PO 19 G4-3 1B				B FC 91 B SI 90 X FF 92 2-0 P4	C SI 90 X KC 80 0-1 G6-3		C CH 84 B CH 85 F FF 93 X SI 93 1-2 F8	4	0	1	1	0	0	1
19 Blake Swihart, S (1, 9) OBP: 0.286, SLG: 0.344 (8, 7)	B FF 92 D CU 82 B FF 93 C FF 93 X SI 92 3-1 L8		F SI 91 F SL 88 B FF 92 X CU 81 1-2 G4-3 1-2			C SI 89 S CH 86 C KC 82 0-3		B FF 93 B FF 91 S SL 82 C SL 81 B FC 83 C FF 92 3-3	F FF 93 S CH 85 F CH 85 B CH 85 F FF 93 S FC 83 1-3 K	5	0	0	0	0	3	2
13 Nick Ahmed, R (1, 6) OBP: 0.300, SLG: 0.409		B CU 78 B FF 91 B FF 90 C FF 91 X FF 91 3-1 HR	C SL 87 B FF 93 2 SAFE 1-1 PO 2-3	F FF 91 X SL 88 0-1 G5-3		B FC 91 B KC 82 S SI 90 X FC 91 2-1 G4-3		B CH 85 X SL 81 1-0 15 1B 4 HR 1B		4	2	2	1	0	0	0
14 Caleb Joseph, R (1, 2) OBP: 0.154, SLG: 0.231		C FF 92 X SI 91 0-1 29 FC3-6-5 2B		B CU 80 S SL 87 X FF 92 1-1 F8			X FC 91 0-0 4 G4-3 29 SH5-4 6 2B 1B	C FF 93 B SI 93 B FC 83 C SL 82 B FF 92 S FF 92 3-3 K		4	1	2	0	0	1	1
29 Merrill Kelly, R (1, 1) 15 Ildemaro Vargas, S (8, PH) OBP: 0.241, SLG: 0.414 (8, 5)		B FF 90 X FF 90 1-0 FC3-6-5 5 2B 2-3		C FF 92 C CU 80 B FF 92 S CU 81 1-3 K			L FF 90 B FF 90 X FF 91 1-1 SH5-4 1-2	C SL 81 X FF 93 0-1 4 HR 1-2 1B		2 1	1 1	0 1	0 0	0 0	1 0	1 0
Inning Stats	R: 2 E: 1 K: 0 S: 16 H: 3 LOB: 1 BB: 0 P: 26	R: 2 E: 0 K: 1 S: 14 H: 3 LOB: 1 BB: 0 P: 21	R: 0 E: 0 K: 0 S: 7 H: 1 LOB: 0 BB: 0 P: 11	R: 0 E: 0 K: 1 S: 7 H: 0 LOB: 0 BB: 0 P: 9	R: 1 E: 0 K: 1 S: 9 H: 1 LOB: 0 BB: 0 P: 14	R: 0 E: 0 K: 1 S: 6 H: 0 LOB: 0 BB: 0 P: 10	R: 3 E: 1 K: 0 S: 11 H: 3 LOB: 1 BB: 1 P: 18	R: 3 E: 0 K: 3 S: 16 H: 4 LOB: 1 BB: 0 P: 25	R: 0 E: 0 K: 1 S: 14 H: 0 LOB: 0 BB: 0 P: 18	1B: 7 2B: 4 3B: 1 HR: 3 SF: 1 SAC: 1 DP: 0 HBP: 0						

TOP

Arizona Diamondbacks @ Pittsburgh Pirates

PNC Park, Pittsburgh, PA

Wed Apr 24 2019, 7:07 PM - 9:55 PM EDT

Att. 9,450 - Partly Cloudy - 63 F

livebaseballscorecards.com

AB	39
R	11
H	15
RBI	10
BB	1
SO	8
LOB	9

PITCHER		IP	WLS	BF	H	R	ER	SO	BB	IBB	HBP	BLK	WP	HR	S	P	ERA	WHIP
31 Jordan Lyles, R ERA: 2.05	(1, 1)	5.0	L	22	8	5	4	3	0	0	0	0	0	2	53	81	7.20	1.600
49 Nick Kingham, R ERA: 5.4	(6, 1)	2.0		10	3	3	3	1	1	0	0	0	0	0	17	28	13.50	2.000
43 Steven Brault, L ERA: 10.8	(8, 1)	2.0		10	4	3	3	4	0	0	0	0	0	1	30	43	13.50	2.000

PITCHER	IP	WLS	BF	H	R	ER	SO	BB	IBB	HBP	BLK	WP	HR	S	P	ERA	WHIP

Arizona Diamondbacks @ Pittsburgh Pirates

PNC Park, Pittsburgh, PA

Wed Apr 24 2019, 7:07 PM - 9:55 PM EDT

Att. 9,450 - Partly Cloudy - 63 F

livebaseballscorecards.com

BOTTOM

Batter	1	2	3	4	5	6	7	8	9	AB	R	H	RBI	BB	SO	LOB
26 Adam Frazier, L (1, 4) OBP: 0.341, SLG: 0.368	B FF 90 X FF 90 1-0 ① L8		B CU 79 B SI 92 X SI 90 2-0 ① G3-1		C FF 91 X CH 86 0-1 53 1B		B CU 76 B FC 86 B FC 88 C FF 89 C SI 90 X SI 92 3-2 ② L7		S FC 89 X FF 93 0-1 ③ L6	4	0	1	0	0	0	0
43 Steven Brault, L (8, 1) OBP: 0.500, SLG: 0.500										0	0	0	0	0	0	0
32 Elias Díaz, R (9, PH) OBP: 0.200, SLG: 0.200										1	0	0	0	0	0	1
53 Melky Cabrera, S (1, 9) OBP: 0.329, SLG: 0.403	B SI 91 B SI 90 C FF 91 X CU 79 2-1 ② G3-1		X SI 91 0-0 ② G1-3		B SI 90 B SI 90 C CH 85 C SI 91 F SI 91 X FF 92 2-2 1-2 1B		C CU 78 B FC 88 X SI 89 1-1 ③ P3			3	0	1	0	0	0	0
49 Nick Kingham, R (6, 1)										0	0	0	0	0	0	0
15 Pablo Reyes, R (7, PH) OBP: 0.194, SLG: 0.107 (8, 4)										1	0	0	0	0	0	0
19 Colin Moran, L (1, 7) OBP: 0.365, SLG: 0.478	C FF 91 B FF 92 C SI 91 F FF 93 X CU 82 1-2 55 BB 1B		C FF 92 S FF 92 X FF 93 0-2 ③ L9		B CH 85 B SI 91 F CH 85 X FC 88 2-1 ② F5			X FF 94 0-0 ① G6-3		4	0	1	0	0	0	2
55 Josh Bell, S (1, 3) OBP: 0.385, SLG: 0.623	B CU 79 B CU 79 B SI 91 B SI 91 4-0 1-2 BB			B SI 90 X CU 80 1-0 HR	B FF 91 B FF 90 X CH 86 2-0 ③ G3-1			B FF 93 F FF 93 F FC 89 X FF 93 1-2 ② 2B		3	1	2	1	1	0	2
29 Francisco Cervelli, R (1, 2) OBP: 0.241, SLG: 0.236	B FF 91 C CU 79 B CU 80 B FF 92 F SI 91 S FF 92 3-3 ③ K			C CU 81 C SI 92 X SI 92 0-2 ① G5-3	C FF 88 C CU 78 B FC 88 B SI 90 X SI 90 2-2 ① G5-3			B CU 82 C FF 93 F FC 88 B FC 88 X FF 94 2-2 1B		4	0	1	0	0	1	2
16 Jung Ho Kang, R (1, 5) OBP: 0.242, SLG: 0.417		X SI 89 0-0 51 G4-3 2B		B FC 90 S FF 92 B FF 92 C CH 87 B CU 83 F SI 93 B FF 94 4-2 3 FC6 BB	B CH 85 B SI 85 B FF 91 C FF 90 X SI 90 3-1 HR			C FC 89 F FF 94 D CU 82 X FC 89 1-2 ③ L8		3	1	2	1	1	0	1
51 Jason Martin, L (1, 8) OBP: 0.314, SLG: 0.313		B SI 90 S FF 90 S CH 85 B FF 92 X CH 85 2-2 ① G4-3 2-3		X FC 89 0-0 ② F9	B CU 80 S CH 85 C FF 91 B FF 91 C CU 81 2-3 ② K				B CU 79 C FF 92 F FF 92 B FC 90 B FF 93 X FF 92 3-2 ① G3	4	0	0	0	0	1	2
3 Cole Tucker, S (1, 6) OBP: 0.278, SLG: 0.588		C CU 79 F FF 91 S FF 91 0-3 ② K		F CH 86 X CH 86 0-1 ③ FC6 1-2f	C CU 79 B FF 91 B FF 91 F FC 89 C CU 82 2-3 ③ K				B FF 92 X FF 92 1-0 17 G3-1 2B	4	0	1	0	0	2	2
31 Jordan Lyles, R (1, 1)		C FF 91 C FF 91 B FF 91 C CU 80 1-3 ③ K			B CU 79 B SI 90 C FF 92 X SI 91 2-1 ① G3		C FC 86 X FF 88 0-1 ① L7		F FC 89 F FC 89 F FF 94 F CU 80 B CH 86 X FC 89 1-2 ② G3-1 2-3	1	0	0	0	0	1	1
17 JB Shuck, L (5, PH) OBP: 0.370, SLG: 0.270 (6, 9)										3	0	0	0	0	0	1
Inning Stats	R: 0 E: 0 K: 1 S: 10 H: 1 LOB: 2 BB: 1 P: 21	R: 0 E: 0 K: 2 S: 10 H: 1 LOB: 1 BB: 0 P: 13	R: 0 E: 0 K: 0 S: 5 H: 0 LOB: 0 BB: 0 P: 7	R: 1 E: 0 K: 0 S: 10 H: 1 LOB: 1 BB: 1 P: 15	R: 0 E: 0 K: 0 S: 11 H: 2 LOB: 2 BB: 0 P: 19	R: 1 E: 0 K: 2 S: 11 H: 1 LOB: 0 BB: 0 P: 20	R: 0 E: 0 K: 0 S: 7 H: 0 LOB: 0 BB: 0 P: 11	R: 0 E: 0 K: 0 S: 10 H: 2 LOB: 1 BB: 0 P: 14	R: 0 E: 0 K: 0 S: 11 H: 1 LOB: 1 BB: 0 P: 16	1B: 4 2B: 3 3B: 0 HR: 2 SF: 0 SAC: 0 DP: 0 HBP: 0						

	AB	35
	R	2
	H	9
	RBI	2
	BB	2
	SO	5
	LOB	14

PITCHER		IP	WLS	BF	H	R	ER	SO	BB	IBB	HBP	BLK	WP	HR	S	P	ERA	WHIP
29 Merrill Kelly, R ERA: 3.94	(1, 1)	7.0	W	29	6	2	2	5	2	0	0	0	0	2	64	106	2.57	1.143
55 Matt Koch, R ERA: 9.37	(8, 1)	2.0		8	3	0	0	0	0	0	0	0	0	0	21	30	0.00	1.500

PITCHER	IP	WLS	BF	H	R	ER	SO	BB	IBB	HBP	BLK	WP	HR	S	P	ERA	WHIP

Batter	1	2	3	4	5	6	7	8	9	AB	R	H	RBI	BB	SO	LOB
1 Jarrod Dyson, L (1, 7) OBP: 0.418, SLG: 0.544	F FF 93 B SI 95 X FF 95 1-1 15 G3 53 2B 1B		X CH 86 0-0 ① G4-3		D CU 82 S SL 88 S FF 96 F FF 96 F CU 84 X SL 88 1-2 5 SF8 3-H 3B		B SL 87 X SL 84 1-0 1B		B FF 94 B FF 95 S FF 96 C FF 96 F CU 82 X CU 82 2-2 ③ L9	5	2	3	1	0	0	1
15 Ildemaro Vargas, S (1, 4) OBP: 0.212, SLG: 0.364	1 SAFE B SI 94 C SI 95 F SL 85 F SL 84 1 SAFE X FF 94 1-2 ① G3 1-2		B SI 93 B CH 88 C SI 94 B SI 94 X SI 95 3-1 ② G4-3		F FF 96 S FF 96 F FF 96 F CU 84 F FF 95 S CU 82 0-3 ① K		D CH 87 S CH 85 F SL 85 F SL 89 S CH 86 1-3 ② K			4	0	0	0	0	2	3
5 Eduardo Escobar, S (1, 5) OBP: 0.367, SLG: 0.463	B FF 94 C FF 95 H FF 95 2-1 53 2B 4 G4-3 HBP		C CU 82 F CH 89 S FF 93 0-3 ③ K		S CU 82 F FF 95 X CU 82 0-2 ② SF8 3-H		F CH 86 S SL 85 D CH 88 F SL 84 X SL 86 1-2 ③ F7			2	1	0	1	0	1	1
53 Christian Walker, R (1, 3) OBP: 0.398, SLG: 0.694	F FF 94 B FF 95 B CU 80 S SL 88 X SL 86 2-2 4 G4-3 1-3 2-H 2B			X SI 94 0-0 4 1B 19 G4-3 2B	X SL 88 0-0 ③ G6-3			C SI 94 S SL 78 B SL 77 B FF 94 S SL 78 2-3 ① K		4	1	2	1	0	1	0
4 Ketel Marte, S (1, 8) OBP: 0.283, SLG: 0.490	C CH 88 F FF 96 F SL 87 X FF 97 0-2 ② G4-3 2-3 3-H			C FF 94 B CH 87 B CU 83 X CH 88 2-1 19 G4-3 13 FC6-2 2-3 1B		X SI 91 0-0 ① F7		B SI 94 B SI 94 F SI 94 B SI 94 F FF 93 B SL 80 4-2 19 G6-3 BB		3	0	1	1	1	0	1
19 Blake Swihart, S (1, 9) OBP: 0.256, SLG: 0.306	S SL 90 B CU 82 X CU 82 1-1 ③ F7			S FF 96 B FF 95 X SL 90 1-1 ① G4-3 2-3 3-H		C CH 84 S SL 85 F SL 84 B CH 85 S CH 85 1-3 ② K		F SI 94 F FF 95 X FF 95 0-2 ②③ G6-3 1-2f		4	0	0	1	0	1	3
13 Nick Ahmed, R (1, 6) OBP: 0.298, SLG: 0.412		F SL 88 C SL 87 S FF 96 0-3 ① K		F SL 88 B FF 93 3 SAFE D SL 90 X CU 82 2-1 ② FC6-2 3-H		F SL 85 X SI 92 0-1 2B			C CU 77 X FF 94 0-1 ① G6-3	4	0	1	0	0	1	1
36 John Ryan Murphy, R (1, 2) OBP: 0.382, SLG: 0.621		B CU 83 C SL 89 X SI 94 1-1 ② G5-3		S SL 86 B CU 82 C SL 85 S FF 95 1-3 ③ K		C SL 85 X SL 87 0-1 ③ P2			C FF 93 B CU 79 X CU 80 1-1 2B	4	0	1	0	0	1	2
21 Zack Greinke, R (1, 1) OBP: 0.500, SLG: 1.231 40 Andrew Chafin, R (8, 1) 41 Wilmer Flores, R (9, PH) OBP: 0.253, SLG: 0.261 66 Yoshihisa Hirano, R (9, 1)		C FF 95 S CU 83 B FF 95 S CU 84 1-3 ③ K			B SL 85 X FF 94 1-0 1 3B 3B		C SL 83 L CH 85 F SI 94 B SL 86 S CH 87 1-3 ① K		C CU 79 B FF 94 D CU 82 X FF 95 2-1 ② F7	3 0 1 0	1 0 0 0	1 0 0 0	0 0 0 0	0 0 0 0	2 0 0 0	0 0 1 0
Inning Stats	R: 2 E: 0 K: 0 S: 16 H: 2 LOB: 1 BB: 0 P: 23	R: 0 E: 0 K: 2 S: 8 H: 0 LOB: 0 BB: 0 P: 10	R: 0 E: 0 K: 1 S: 6 H: 0 LOB: 0 BB: 0 P: 9	R: 1 E: 0 K: 1 S: 10 H: 2 LOB: 1 BB: 0 P: 16	R: 2 E: 0 K: 1 S: 16 H: 2 LOB: 0 BB: 0 P: 18	R: 0 E: 0 K: 1 S: 9 H: 1 LOB: 1 BB: 0 P: 10	R: 0 E: 0 K: 2 S: 13 H: 1 LOB: 1 BB: 0 P: 17	R: 0 E: 0 K: 1 S: 8 H: 0 LOB: 0 BB: 1 P: 14	R: 0 E: 0 K: 0 S: 10 H: 1 LOB: 1 BB: 0 P: 15	1B: 3 2B: 4 3B: 2 HR: 0 SF: 1 SAC: 0 DP: 1 HBP: 1						

TOP

Arizona Diamondbacks @ Pittsburgh Pirates

PNC Park, Pittsburgh, PA

Thu Apr 25 2019, 1:07 PM - 3:47 PM EDT

Att. 9,365 - Cloudy - 55 F

livebaseballscorecards.com

AB	34
R	5
H	9
RBI	5
BB	1
SO	9
LOB	13

WP: 0 PA: 37
PB: 0
SB: 0
CS: 0

PITCHER		IP	WLS	BF	H	R	ER	SO	BB	IBB	HBP	BLK	WP	HR	S	P	ERA	WHIP
50 Jameson Taillon, R ERA: 4.06	(1, 1)	5.0	L	22	6	5	5	5	0	0	1	0	0	0	56	76	9.00	1.200
47 Francisco Liriano, L ERA:	(6, 1)	2.0		8	2	0	0	3	0	0	0	0	0	0	22	27	0.00	1.000
30 Kyle Crick, R ERA: 7.2	(8, 1)	1.0		3	0	0	0	1	1	0	0	0	0	0	8	14	0.00	1.000
35 Keone Kela, R ERA: 5.59	(9, 1)	1.0		4	1	0	0	0	0	0	0	0	0	0	10	15	0.00	1.000

PITCHER		IP	WLS	BF	H	R	ER	SO	BB	IBB	HBP	BLK	WP	HR	S	P	ERA	WHIP

BOTTOM

Arizona Diamondbacks @ Pittsburgh Pirates

PNC Park, Pittsburgh, PA

Thu Apr 25 2019, 1:07 PM - 3:47 PM EDT

Att. 9,365 - Cloudy - 55 F

livebaseballscorecards.com

Batter	1	2	3	4	5	6	7	8	9	AB	R	H	RBI	BB	SO	LOB
3 Cole Tucker, S (1, 6) OBP: 0.318, SLG: 0.571	C FF 89 B FF 88 C CH 86 X CH 86 1-2 **G5-3** ①		X CH 86 0-0 25 FC3-6 **1B** ① 1-2			C FF 87 B SI 89 X CU 74 1-1 **L3** ①		B SL 83 D SL 85 F SI 93 D SL 84 F SI 94 X SL 84 3-2 **1B** ① 1-2		4	0	2	0	0	0	0
25 Gregory Polanco, L (1, 9) OBP: 0.385, SLG: 0.417	B FF 89 C FF 89 B FF 90 F CH 87 S FF 91 2-3 **K** ②		C FF 90 X CH 87 0-1 **FC3-6** ② 1-2f 2-3			F CU 74 F FF 88 B FF 92 X CH 87 1-2 **G2-3** ②		B SI 93 S SL 85 F SL 84 S SL 85 1-3 **K** ③		4	0	0	0	0	2	4
19 Colin Moran, L (1, 4) OBP: 0.357, SLG: 0.449	C FF 88 C FF 90 B SL 81 F SL 81 B CH 86 B FF 90 B FF 90 4-2 **BB**		B FF 90 F CH 87 X CH 86 1-1 **G6-3** ③			B FF 89 C SI 90 B CH 87 X CH 87 2-1 **L7** ③			B FF 90 X FF 89 1-0 **L8** ①	3	0	0	0	1	0	2
55 Josh Bell, S (1, 3) OBP: 0.368, SLG: 0.593	B FF 89 B CH 86 S CH 86 C FF 89 F CU 70 F CH 86 S CU 67 2-3 **K** ③			B FF 88 S CH 86 B FF 90 C FF 90 S CH 87 2-3 **K** ①			S CU 73 T CH 86 F CH 86 B EP 63 S FF 90 1-3 **K** ①		B FF 92 C FF 91 B FS 83 F FF 91 B FF 92 F FS 82 F FF 90 F FF 91 X FS 82 3-2 **P5** ②	4	0	0	0	0	3	1
16 Jung Ho Kang, R (1, 5) OBP: 0.243, SLG: 0.406		C FF 88 S SL 81 B SL 81 F SL 80 X SL 81 1-2 **P3** ①		B SL 81 X FF 88 1-0 **G6-3** ②			C FF 88 F SL 83 F FF 87 B SL 79 C FF 88 1-3 **K** ②		X FF 91 0-0 **1B** ②	4	0	1	0	0	1	0
17 JB Shuck, L (1, 7) OBP: 0.340, SLG: 0.244		C FF 89 B FF 89 L FF 89 B SL 82 S CH 87 2-3 **K** ②		C FF 89 C CU 67 S CH 86 0-3 **K** ③			X CU 74 0-0 **G2-3** ③		C FF 91 X FS 83 0-1 **G6-3** ③	4	0	0	0	0	2	1
32 Elias Díaz, R (1, 2) OBP: 0.125, SLG: 0.125		C FF 89 F SI 89 B CU 74 B FF 89 B SL 80 X FF 90 3-2 **F9** ③			B FF 88 S SL 85 F FF 90 B CH 88 F SL 80 F SL 82 X SI 92 2-2 **G1-3** ①			B SI 92 S SI 92 F SL 83 B FF 93 X SL 83 2-2 **L7** ①		3	0	0	0	0	0	0
51 Jason Martin, L (1, 8) OBP: 0.289, SLG: 0.286			B FS 83 C FF 89 X CH 87 1-1 **G3-1** ①		B FF 89 B CH 86 S FF 89 C CH 87 F CH 86 B SL 81 X FF 88 3-2 **G1-3** ②			B FF 93 C FF 94 S SL 83 S SL 83 1-3 **K** ②		3	0	0	0	0	1	0
50 Jameson Taillon, R (1, 1) OBP: 0.250, SLG: 0.250 15 Pablo Reyes, R (5, PH) OBP: 0.188, SLG: 0.103 47 Francisco Liriano, L (6, 1) 30 Kyle Crick, L (8, 1) 53 Melky Cabrera, S (8, PH) OBP: 0.338, SLG: 0.412 35 Keone Kela, R (9, 1)			C FF 89 S FF 88 B SL 81 B FF 90 F FF 90 X SL 82 2-2 25 FC3-6 3 **1B** ②			C SL 80 B SL 83 B FF 89 F SI 89 X EP 66 2-2 **P3** ③		X SI 93 0-0 3 **1B** ③		1 1 0 0 1 0	0 0 0 0 0 0	1 0 0 0 1 0	0 0 0 0 0 0	0 0 0 0 0 0	0 0 0 0 0 0	0 0 0 0 0 0

Inning Stats	1	2	3	4	5	6	7	8	9
	R: 0 E: 0 K: 2 S: 14 H: 0 LOB: 1 BB: 1 P: 23	R: 0 E: 0 K: 1 S: 10 H: 0 LOB: 0 BB: 0 P: 16	R: 0 E: 0 K: 0 S: 11 H: 2 LOB: 2 BB: 0 P: 15	R: 0 E: 0 K: 2 S: 7 H: 0 LOB: 0 BB: 0 P: 10	R: 0 E: 0 K: 0 S: 12 H: 0 LOB: 0 BB: 0 P: 19	R: 0 E: 0 K: 0 S: 7 H: 0 LOB: 0 BB: 0 P: 11	R: 0 E: 0 K: 2 S: 9 H: 0 LOB: 0 BB: 0 P: 11	R: 0 E: 0 K: 2 S: 13 H: 2 LOB: 2 BB: 0 P: 20	R: 0 E: 0 K: 0 S: 10 H: 1 LOB: 1 BB: 0 P: 14

	AB	32
	R	0
	H	5
	RBI	0
	BB	1
	SO	9
	LOB	8

	1B: 5	SF: 0	WP: 0	PA: 33
	2B: 0	SAC: 0	PB: 0	
	3B: 0	DP: 0	SB: 0	
	HR: 0	HBP: 0	CS: 0	

PITCHER		IP	WLS	BF	H	R	ER	SO	BB	IBB	HBP	BLK	WP	HR	S	P	ERA	WHIP
21 Zack Greinke, R ERA: 3.72	(1, 1)	7.0	W	24	2	0	0	7	1	0	0	0	0	0	70	105	0.00	0.429
40 Andrew Chafin, L ERA: 2.89	(8, 1)	1.0		5	2	0	0	2	0	0	0	0	0	0	13	20	0.00	2.000
66 Yoshihisa Hirano, R ERA: 4.5	(9, 1)	1.0		4	1	0	0	0	0	0	0	0	0	0	10	14	0.00	1.000

PITCHER	IP	WLS	BF	H	R	ER	SO	BB	IBB	HBP	BLK	WP	HR	S	P	ERA	WHIP

Chicago Cubs @ Arizona Diamondbacks

Chase Field, Phoenix, AZ

Fri Apr 26 2019, 6:41 PM - 9:44 PM MST

Att. 30,664 - Clear - 96 F

TOP

livebaseballscorecards.com

Batter	1	2	3	4	5	6	7	8	9	AB	R	H	RBI	BB	SO	LOB
5 Albert Almora Jr., R (1, 8) OBP: 0.313, SLG: 0.311	B FF 93 F FF 94 B SL 86 X FF 94 2-1 44 G3 17 G5-3 1B		B KC 84 C KC 83 X FF 95 1-1 17 HR 1B		X FF 93 0-0 17 BB 1B		B CU 81 X FF 93 1-0 2B		B CH 86 B CH 86 B CH 85 C FF 92 F FF 93 F FF 93 C FF 93 3-3 ③ 1-2	5	1	4	0	0	1	2
17 Kris Bryant, R (1, 7) (7, 9) OBP: 0.369, SLG: 0.400	C FF 93 B FF 94 1 SAFE D SL 84 D SL 85 S FF 93 X SL 85 3-2 ① G5-3 1-2		D SL 86 S SL 84 F FF 95 D FF 95 D SL 86 X FF 94 3-2 1-H HR		1 SAFE D SI 93 B SI 93 D SL 85 B SL 83 4-0 1-2 BB		C CH 86 C CH 85 B FF 94 B CH 86 S CH 86 2-3 ③ K			3	1	1	2	1	1	2
44 Anthony Rizzo, L (1, 3) OBP: 0.349, SLG: 0.395	B FF 94 D FF 94 B FF 93 F FF 93 X SL 85 3-1 ② G3 2-3		C FF 94 S SL 86 B SL 84 X SL 85 1-2 ③ G3		D SL 85 F FF 92 F SL 86 X SL 85 1-2 ③ L8			B FF 91 B CH 86 X FF 92 2-0 ① L8		4	0	0	0	0	0	3
9 Javier Báez, R (1, 6) OBP: 0.358, SLG: 0.673	B FF 94 F FF 93 B FF 95 S KC 86 D KC 85 F KC 83 S FF 95 3-3 ③ K			B FF 91 X FF 91 1-0 HR		S SL 81 B SL 83 X FF 96 1-1 ① L4		X CU 81 0-0 40 G1-4-3 1B		4	1	2	1	0	1	1
40 Willson Contreras, R (1, 2) OBP: 0.425, SLG: 0.614		B KC 82 C FF 92 S SL 84 S SL 84 1-3 ① K		C KC 81 B KC 82 B FF 92 S KC 82 B KC 83 F SL 83 S FF 93 3-3 ① K		C FF 97 F FF 97 X SL 83 0-2 ② G5-3		B FF 93 S CH 87 S CH 87 X CH 86 1-2 ②③ G1-4-3 1-2f		4	0	0	0	0	2	1
13 David Bote, R (1, 5) OBP: 0.379, SLG: 0.440		B FF 93 S FF 94 B SL 86 F FF 93 C FF 94 2-3 ② K		C SI 93 S SL 84 X SL 83 0-2 ② G6-3		B FF 96 B SL 80 B FF 95 C FF 96 B FF 96 4-1 BB			B CU 79 F CH 85 X FF 92 1-1 ① P3	3	0	0	0	1	1	0
18 Ben Zobrist, S (1, 4) OBP: 0.304, SLG: 0.217		C KC 83 B SL 85 B FF 93 S KC 83 X FF 94 2-2 ③ F8		B KC 80 C FF 93 X SI 95 1-1 ③ G4-3		X FF 96 0-0 ③ G4-3			S CH 85 F CH 86 B CU 80 S CH 85 1-3 ② K	4	0	0	0	0	1	1
2 Mark Zagunis, R (1, 9) OBP: 0.259, SLG: 0.370 12 Kyle Schwarber, L (7, PH) OBP: 0.269, SLG: 0.361 (7, 7)			C KC 80 B FF 93 C FF 92 B SL 84 F FF 93 S KC 82 2-3 ① K		F SI 92 S SL 82 B KC 81 B FF 94 X SL 81 2-2 ① G5-3		C CH 85 S FF 93 X FF 92 0-2 ① F7		F CH 85 X FF 92 0-1 22 WP 22 DI 1B	2	0	0	0	0	1	0
										2	0	1	0	0	0	0
28 Kyle Hendricks, R (1, 1) OBP: 0.182, SLG: 0.100 36 Dillon Maples, R (6, 1) 3 Daniel Descalso, L (7, PH) OBP: 0.366, SLG: 0.413 32 Tyler Chatwood, R (7, 1) 61 Allen Webster, R (8, 1) 22 Jason Heyward, L (9, PH) OBP: 0.447, SLG: 0.567			C FF 94 S FF 95 B FF 94 B KC 85 C FF 94 2-3 ② K		C FF 91 B SL 85 B SI 94 F FF 94 C FF 93 2-3 ② K		B CH 85 S CH 86 B FF 93 X CH 87 2-1 ② G6-3		B CH 86 C CH 86 B CH 86 D CH 87 B FF 92 4-1 5 DI 1-3 BB	2	0	0	0	0	2	0
										0	0	0	0	0	0	0
										1	0	0	0	0	0	0
										0	0	0	0	0	0	0
										0	0	0	0	0	0	0
										0	0	0	0	1	0	0

	AB	34
	R	3
	H	8
	RBI	3
	BB	3
	SO	10
	LOB	10

Inning Stats	1	2	3	4	5	6	7	8	9	1B: 5	SF: 0	WP: 1	PA: 37
	R: 0 E: 0 K: 1 S: 11 H: 1 LOB: 1 BB: 0 P: 22	R: 0 E: 0 K: 2 S: 9 H: 0 LOB: 0 BB: 0 P: 14	R: 2 E: 0 K: 2 S: 15 H: 2 LOB: 0 BB: 0 P: 24	R: 1 E: 0 K: 1 S: 10 H: 1 LOB: 0 BB: 0 P: 15	R: 0 E: 0 K: 1 S: 10 H: 1 LOB: 2 BB: 1 P: 19	R: 0 E: 0 K: 0 S: 7 H: 0 LOB: 1 BB: 1 P: 12	R: 0 E: 0 K: 1 S: 9 H: 1 LOB: 1 BB: 0 P: 14	R: 0 E: 0 K: 0 S: 5 H: 1 LOB: 0 BB: 0 P: 8	R: 0 E: 0 K: 2 S: 12 H: 1 LOB: 2 BB: 1 P: 21	2B: 1 3B: 0 HR: 2	SAC: 0 DP: 1 HBP: 0	PB: 0 SB: 0 CS: 0	

PITCHER		IP	WLS	BF	H	R	ER	SO	BB	IBB	HBP	BLK	WP	HR	S	P	ERA	WHIP
38 Robbie Ray, L ERA: 4.18	(1, 1)	5.0	W	21	5	3	3	7	1	0	0	0	0	2	55	94	5.40	1.200
50 Yoan López, R ERA: 0.87	(6, 1)	1.0		4	0	0	0	0	1	0	0	0	0	0	7	12	0.00	1.000
35 Matt Andriese, R ERA: 3.24	(7, 1)	3.0	S	12	3	0	0	3	1	0	0	0	1	0	26	43	0.00	1.333

PITCHER		IP	WLS	BF	H	R	ER	SO	BB	IBB	HBP	BLK	WP	HR	S	P	ERA	WHIP

BOTTOM

Chicago Cubs @ Arizona Diamondbacks

Chase Field, Phoenix, AZ

Fri Apr 26 2019, 6:41 PM - 9:44 PM MST

Att. 30,664 - Clear - 96 F

livebaseballscorecards.com

Batter	1	2	3	4	5	6	7	8	9	AB	R	H	RBI	BB	SO	LOB
4 Ketel Marte, S (1, 8) (8, 4) OBP: 0.297, SLG: 0.485	S FF 86 F CH 79 X CH 79 0-2 6 1B 10 1B 1B	B CU 70 B CU 70 X CH 79 2-0 ③ G4-3		B CU 70 F CH 78 X CH 78 1-1 ③ F8		B FF 96 C FF 97 B FF 97 B FF 97 B SL 91 4-1 1-2 BB		B SI 92 B CH 87 B CH 87 C FF 93 F FF 94 D SL 87 4-2 15 FC4-6 BB		3	1	1	0	2	0	1
15 Ildemaro Vargas, S (1, 5) OBP: 0.211, SLG: 0.368	1 SAFE C FF 88 1 SAFE X SI 85 0-1 L8 ①		B SI 86 B SI 86 C SI 86 X SI 87 2-1 6 2B 2B		B CU 70 X CU 70 1-0 ① L6	C SL 90 F FF 97 S SL 92 0-3 ① K		C FF 93 X CH 88 0-1 ① FC4-6 10 S 10 2B 1-2f		5	2	1	0	0	1	4
6 David Peralta, L (1, 7) OBP: 0.368, SLG: 0.550	F FF 87 X CH 78 0-1 10 1B 41 1B 1-2 1B		C CU 70 X CH 79 0-1 2-H 2B		S CU 70 F CH 79 F CH 78 B CH 79 F CH 79 C CH 79 1-3 ② K	C SL 91 C SL 91 F FF 98 S SL 91 0-3 ② K		F CH 87 X SL 88 0-1 ② P5		5	1	2	1	0	2	3
10 Adam Jones, R (1, 9) OBP: 0.378, SLG: 0.554	F SI 86 F SI 86 B CH 79 B CH 79 X SI 86 2-2 41 1B 1-3 2-H 1B		C SI 86 F SI 86 F SI 87 X CH 78 0-2 ① F8		F SI 87 B SI 88 X SI 88 1-1 53 BB 41 1B 1B	B SL 89 B SL 89 2 SAFE C SL 90 S FF 96 C SL 91 2-3 ③ K		B SL 88 C SL 85 X FF 94 1-1 53 WP 1-H 2B		5	2	3	2	0	1	3
53 Christian Walker, R (1, 3) OBP: 0.388, SLG: 0.663	B SI 86 3 SAFE B SI 87 F CH 79 F SI 87 X CH 80 2-2 ② P4		F SI 87 X SI 87 0-1 ② G5-3		B CH 78 1 SAFE D CH 75 B CH 79 B SI 86 4-0 41 1B 13 3B 1-2 BB		F SI 96 X SI 95 0-1 ① G4-3	B SI 94 S SL 88 S SI 93 X SL 89 1-2 ③ G5-3 2-3		4	1	0	0	1	0	4
41 Wilmer Flores, R (1, 4) OBP: 0.278, SLG: 0.278 1 Jarrod Dyson, L (7, PR) (8, 8) OBP: 0.418, SLG: 0.544	C SI 87 X SI 86 0-1 13 FC4 2-H 3-H 1B		C SI 86 C SI 86 S CH 79 0-3 ③ K		C SI 87 X SI 86 0-1 13 3B 1-2 2-H 1B		B SI 96 B FF 97 F SI 95 B FF 97 B SI 96 4-1 18 WP 13 BB BB			3 0	1 0	2 0	3 0	1 0	1 0	1 0
13 Nick Ahmed, R (1, 6) OBP: 0.306, SLG: 0.430	B SI 87 B SI 86 C SI 87 F SI 87 X SI 88 2-2 ③ FC4 1-2f			C SI 86 S CH 78 F CU 72 B CU 72 F CH 79 X SI 88 1-2 ① G4-3	X SI 87 0-0 1-H 2-H 3B	B SI 96 S FC 89 D FC 89 F FC 87 F FC 89 B FF 97 F FC 89 D SI 97 4-2 18 WP 1-2 BB				3	0	1	2	1	0	1
18 Carson Kelly, R (1, 2) OBP: 0.234, SLG: 0.333		B SI 86 C FF 86 C SI 86 X SI 86 1-2 ① G5-3		C SI 87 F SI 87 X CH 80 0-2 38 G4-3 2B	F SI 86 C SI 85 B SI 87 S CH 78 1-3 ③ K		S FF 96 S FC 90 1 SAFE B FC 90 B FC 91 X FC 89 2-2 ② L4 1-2 2-3			4	0	1	0	0	1	3
38 Robbie Ray, L (1, 1) 50 Yoan López, R (6, 1) 19 Blake Swihart, S (6, PH) OBP: 0.275, SLG: 0.306 35 Matt Andriese, R (7, 1)		C FF 87 F SI 86 X CH 80 0-2 ② G6-3		F FF 87 X SI 86 0-1 ② G4-3 2-3		B FF 97 B CU 85 B FF 97 C FF 98 F FF 98 B CU 86 4-2 4 BB BB	B FF 97 B FF 96 C FF 95 B FF 96 C FF 95 F FF 96 X FF 95 3-2 ③ G4-3			2 0 0 1	0 0 0 0	0 0 0 0	0 0 0 0	0 0 1 0	0 0 0 0	1 0 0 2
Inning Stats	R: 3 E: 0 K: 0 S: 18 H: 4 LOB: 1 BB: 0 P: 24	R: 0 E: 0 K: 0 S: 7 H: 0 LOB: 0 BB: 0 P: 10	R: 1 E: 0 K: 1 S: 13 H: 2 LOB: 1 BB: 0 P: 15	R: 0 E: 0 K: 0 S: 12 H: 1 LOB: 1 BB: 0 P: 14	R: 3 E: 0 K: 2 S: 14 H: 3 LOB: 1 BB: 1 P: 22	R: 0 E: 0 K: 3 S: 13 H: 0 LOB: 2 BB: 2 P: 23	R: 0 E: 0 K: 0 S: 14 H: 0 LOB: 2 BB: 2 P: 27	R: 1 E: 0 K: 0 S: 11 H: 1 LOB: 1 BB: 1 P: 17		1B: 6 2B: 4 3B: 1 HR: 0	SF: 0 SAC: 0 DP: 0 HBP: 0			WP: 2 PB: 0 SB: 1 CS: 0	PA: 41		

	AB	R	H	RBI	BB	SO	LOB
	35	8	11	8	6	6	23

PITCHER	IP	WLS	BF	H	R	ER	SO	BB	IBB	HBP	BLK	WP	HR	S	P	ERA	WHIP
28 Kyle Hendricks, R (1, 1) ERA: 5.33	5.0	L	26	10	7	7	3	1	0	0	0	0	0	64	85	12.60	2.200
36 Dillon Maples, R (6, 1) ERA:	1.0		5	0	0	0	3	2	0	0	0	0	0	13	23	0.00	2.000
32 Tyler Chatwood, R (7, 1) ERA: 2.77	1.0		5	0	0	0	0	2	0	0	0	1	0	14	27	0.00	2.000
61 Allen Webster, R (8, 1) ERA: 5.4	1.0		5	1	1	1	0	1	0	0	0	1	0	11	17	9.00	2.000

PITCHER	IP	WLS	BF	H	R	ER	SO	BB	IBB	HBP	BLK	WP	HR	S	P	ERA	WHIP

Chicago Cubs @ Arizona Diamondbacks

Chase Field, Phoenix, AZ

Sat Apr 27 2019, 5:11 PM - 8:15 PM MST

Att. 27,793 - Roof Closed - 73 F

TOP

livebaseballscorecards.com

Batter	1	2	3	4	5	6	7	8	9	AB	R	H	RBI	BB	SO	LOB
3 Daniel Descalso, L (1, 4) OBP: 0.368, SLG: 0.403	C SI 88 B CH 83 F SI 89 B KC 84 X KC 82 2-2 ① F8		B SI 89 B CH 83 C KC 82 F FC 88 B FC 88 B FC 88 4-2 17 2B 44 BLK BB	B CU 79 X FF 93 1-0 1B		B CH 86 S CU 80 B FC 88 C CH 85 X CU 81 2-2 ② F7		B FF 95 F FF 94 B KC 81 S KC 83 X FF 96 2-2 ① F7		4	1	1	0	1	0	1
17 Kris Bryant, R (1, 9) OBP: 0.361, SLG: 0.400	B SI 90 S KC 82 X SI 90 1-1 ② G6-3		D KC 81 C KC 80 D SI 89 X KC 81 2-1 ③ 44 BLK 1-3 44 2B 2B	X FF 92 0-0 ③ L9		F FF 92 B CU 83 B FF 91 X FC 89 2-1 ③ F9		X FF 96 0-0 ② F8		5	1	1	0	0	0	2
44 Anthony Rizzo, L (1, 3) OBP: 0.360, SLG: 0.462	F SI 90 C FC 89 S FF 91 0-3 ③ K		B SI 89 D KC 82 B SI 89 C KC 82 F KC 81 X KC 82 3-2 2-H 3-H 13 HR 2B		C FF 91 B FC 90 X FF 91 1-1 13 HR 2B		F FF 91 X FF 91 0-1 HR	C SI 95 B FF 95 B SI 95 X SI 95 2-1 ③ G5-3		5	3	3	2	0	1	0
9 Javier Báez, R (1, 6) OBP: 0.369, SLG: 0.676		X SI 87 0-0 13 G5-3 1B	B KC 81 B KC 80 2-0 13 HR IBB		F FF 93 X FF 93 0-1 ① G6-3		B FC 88 S FC 88 B FF 92 X CU 82 2-1 22 1B 2B		X SL 58 0-0 ① F9	4	2	2	0	1	0	1
13 David Bote, R (1, 5) OBP: 0.397, SLG: 0.556		C SI 88 D KC 82 F KC 82 B FC 88 B FC 87 X KC 81 3-2 ① ② G5-3 1-2	B FC 88 D KC 80 B KC 80 C KC 80 X SI 87 3-1 1-H 2-H HR		C FF 93 B FC 90 D CU 80 F FC 90 X CH 85 2-2 2-H HR		F CU 80 H FF 92 1-1 53 FC6-4 22 1B HBP		C SL 68 C SL 54 X SL 78 0-2 ② G6-3	4	2	2	5	0	0	1
22 Jason Heyward, L (1, 8) OBP: 0.456, SLG: 0.557		C KC 81 S SI 89 F KC 82 B KC 83 B FC 88 B KC 82 B KC 80 4-2 BB	B SI 86 B FC 87 F KC 81 C SI 88 F KC 82 F FC 89 B KC 82 F KC 81 F KC 82 4-2 B FC 88 53 S BB		C CH 85 X CH 85 0-1 ② P5		B FF 92 B FF 92 X FF 91 2-0 1-2 2-H 53 FC6-4 1B		B SL 55 X CU 76 1-0 ③ G5-3	3	0	1	1	2	0	0
53 Taylor Davis, R (1, 2)		C KC 80 X KC 82 0-1 ③ L9	1 SAFE C FC 88 B CU 81 B FC 90 C FF 93 1 SAFE 1 SAFE B FF 93 C FF 92 3-3 ③ K 1-2		F FC 89 B CU 78 B CU 80 X FF 92 2-1 ③ G6-3		X FC 89 0-0 ① FC6-4 1-2f 2-3			4	0	0	0	0	1	4
12 Kyle Schwarber, L (1, 7) OBP: 0.280, SLG: 0.395			B SI 89 F KC 81 B CH 83 B SI 88 C KC 81 S KC 81 3-3 ① K B FF 92 X CH 86 1-0 11 G6-3 2B			F FF 93 B CU 80 B CH 86 X CH 85 2-1 2B	B FC 89 S CH 84 C FF 92 B FF 92 B FC 88 S CH 84 3-3 ② K			4	0	2	0	0	2	2
11 Yu Darvish, R (1, 1) 2 Mark Zagunis, R (7, PH) OBP: 0.250, SLG: 0.357 56 Kyle Ryan, L (7, 1) 61 Allen Webster, R (9, 1)			C KC 81 S KC 81 S KC 82 0-3 ② K B FC 89 L FC 88 M FC 89 2 SAFE B FF 91 X FF 90 2-2 ① ② G6-3 2-3			C FF 93 F FC 90 D CU 81 F FF 94 B CU 81 C FF 93 2-3 ① K	S FC 89 F FC 89 B FF 93 B FF 91 B FC 88 S FC 88 3-3 ③ K			3 1 0 0	0 0 0 0	0 0 0 0	0 0 0 0	2 1 0 0	2 2 0 0	2 2 0 0

Inning Stats	1	2	3	4	5	6	7	8	9
	R: 0 E: 0 K: 1 S: 8	H: 0 LOB: 0 BB: 0 P: 11	R: 0 E: 0 K: 0 S: 9	H: 1 LOB: 1 BB: 1 P: 16	R: 5 E: 0 K: 3 S: 24	H: 3 LOB: 1 BB: 3 P: 48	R: 0 E: 0 K: 0 S: 6	H: 2 LOB: 1 BB: 0 P: 10	R: 2 E: 0 K: 0 S: 11	H: 2 LOB: 0 BB: 0 P: 16
	R: 0 E: 0 K: 1 S: 11	H: 1 LOB: 1 BB: 0 P: 19	R: 2 E: 0 K: 2 S: 13	H: 3 LOB: 2 BB: 0 P: 24	R: 0 E: 0 K: 0 S: 7	H: 0 LOB: 0 BB: 0 P: 11	R: 0 E: 0 K: 0 S: 5	H: 0 LOB: 0 BB: 0 P: 6	1B: 3 2B: 6 3B: 0 HR: 3	SF: 0 SAC: 0 DP: 0 HBP: 1

	AB	37
	R	9
	H	12
	RBI	8
	BB	4
	SO	7
	LOB	15

WP: 0 PA: 42
PB: 0
SB: 1
CS: 0

PITCHER		IP	WLS	BF	H	R	ER	SO	BB	IBB	HBP	BLK	WP	HR	S	P	ERA	WHIP
52 Zack Godley, R ERA: 7.58	(1, 1)	2.2	L	15	4	5	5	3	3	1	0	1	0	1	38	69	16.88	2.625
55 Matt Koch, R ERA: 9.15	(3, 1)	4.1		21	8	4	4	4	0	0	1	0	0	2	44	75	8.31	1.846
25 Archie Bradley, R ERA: 1.64	(8, 1)	1.0		3	0	0	0	0	0	0	0	0	0	0	7	11	0.00	0.000
14 Caleb Joseph, R ERA:	(9, 1)	1.0		3	0	0	0	0	0	0	0	0	0	0	5	6	0.00	0.000

PITCHER		IP	WLS	BF	H	R	ER	SO	BB	IBB	HBP	BLK	WP	HR	S	P	ERA	WHIP

BOTTOM

Chicago Cubs @ Arizona Diamondbacks

Chase Field, Phoenix, AZ

Sat Apr 27 2019, 5:11 PM - 8:15 PM MST

Att. 27,793 - Roof Closed - 73 F

livebaseballscorecards.com

Batter	1	2	3	4	5	6	7	8	9	AB	R	H	RBI	BB	SO	LOB
1 Jarrod Dyson, L (1, 8) OBP: 0.408, SLG: 0.517	B FF 93 B FF 93 C FF 93 B FF 94 S FF 93 S ST 84 3-3 K ①	B SL 87 C ST 83 D ST 85 B ST 84 C ST 86 B ST 85 4-2 1-2 BB			B SL 86 X FF 93 1-0 G4-3 ②		C FC 85 S FC 87 C SI 91 0-3 K ③			3	0	0	0	1	2	0
5 Eduardo Escobar, S (1, 5) OBP: 0.363, SLG: 0.465	X FF 94 0-0 10 HBP 2B	S ST 83 F FF 94 S FS 92 0-3 K ③			B SL 86 C SL 87 X FS 91 1-1 G3-1 ③			B FC 86 B FF 90 F FC 87 X CU 80 2-1 F8 ①		4	0	1	0	0	1	2
6 David Peralta, L (1, 7) OBP: 0.372, SLG: 0.570	B ST 82 D ST 84 B FF 95 C FF 96 F SL 87 B SL 88 4-2 10 HBP BB		C FF 93 S FF 95 S FS 91 0-3 K ①			X FF 94 0-0 HR		F SI 89 C FF 90 B CU 80 S CU 80 1-3 K ②		3	1	1	1	1	2	0
10 Adam Jones, R (1, 9) OBP: 0.386, SLG: 0.549 19 Blake Swihart, S (8, 9) OBP: 0.268, SLG: 0.297	B FF 96 H SI 94 2-0 1-2 2-3 HBP		B FF 92 F FF 93 B FF 95 S ST 84 F ST 85 S FS 89 2-3 K ②			B FF 92 B ST 84 B FF 91 C FF 91 S ST 85 D ST 86 4-2 4 FC3-6 BB		B CU 79 X SI 89 1-0 G6-3 ③		1 1	0 0	0 0	0 0	1 0	1 0	0 0
53 Christian Walker, R (1, 3) OBP: 0.373, SLG: 0.634	B FF 96 B ST 83 C ST 85 C ST 86 F FF 96 B ST 84 F ST 84 F ST 85 S SL 87 3-3 K ②		B ST 83 S FF 95 S ST 85 S FF 97 1-3 K ③			C ST 86 B FS 91 B SL 88 S SL 88 S SL 88 2-3 K ①			B SL 85 F FF 94 S SL 89 B FF 94 X SL 86 2-2 F7 ①	4	0	0	0	0	3	4
4 Ketel Marte, S (1, 4) OBP: 0.289, SLG: 0.472 15 Ildemaro Vargas, S (8, 4) OBP: 0.205, SLG: 0.359	C ST 83 D CU 76 F ST 84 X SL 89 1-2 G3 ③		C ST 84 F ST 83 B FS 92 F FS 92 B FF 95 B FS 92 X SL 88 3-2 E5 13 G5-4-3			C SL 87 C SL 90 D ST 85 X FS 92 1-2 FC3-6 13 S 1-2f ②			X SL 88 0-0 G4-3 ②	3 1	0 0	0 0	0 0	0 0	0 0	4 0
13 Nick Ahmed, R (1, 6) OBP: 0.295, SLG: 0.413		S FF 92 C ST 82 B FF 96 F FF 94 F ST 84 B SL 88 X ST 84 2-2 L8 ①			X SL 88 0-0 G5-4-3 ①② 1-2f	B SL 89 D SL 88 X SL 87 2-0 G5-3 ③ 1-2			B FF 94 S FF 94 X SL 87 1-1 F8 ③	4	0	0	0	0	0	2
36 John Ryan Murphy, R (1, 2) OBP: 0.351, SLG: 0.563		B FF 93 C SL 86 B ST 85 S ST 84 X ST 83 2-2 P4 ②			F FF 94 B ST 84 C FF 94 X FS 90 1-2 G5-3 ③		C CU 79 C FC 86 B SI 90 X FC 87 1-2 L4 ①			3	0	0	0	0	0	0
52 Zack Godley, R (1, 1) OBP: 0.333, SLG: 0.273 55 Matt Koch, L (3, 1) 41 Wilmer Flores, R (7, PH) OBP: 0.275, SLG: 0.274 25 Archie Bradley, R (8, 1) 14 Caleb Joseph, R (9, 1) OBP: 0.154, SLG: 0.231		B ST 82 B FF 91 B FF 92 C FF 93 C FF 91 F FF 92 B ST 83 4-2 1 BB BB			B FF 91 C FF 90 B FF 92 S SL 83 S ST 84 2-3 K ①		C SI 89 B FC 87 X SI 89 1-1 G4-3 ②			0 1 1 0 0	0 0 0 0 0	0 0 0 0 0	0 0 0 0 0	1 1 0 0 0	0 0 0 0 0	0 0 0 0 0
Inning Stats	R: 0 E: 0 K: 2 S: 15 H: 1 LOB: 3 BB: 1 P: 28	R: 0 E: 0 K: 1 S: 16 H: 0 LOB: 2 BB: 2 P: 28	R: 0 E: 0 K: 3 S: 10 H: 0 LOB: 0 BB: 0 P: 13	R: 0 E: 1 K: 0 S: 8 H: 0 LOB: 0 BB: 0 P: 12	R: 0 E: 0 K: 1 S: 6 H: 0 LOB: 0 BB: 0 P: 10	R: 1 E: 0 K: 1 S: 10 H: 1 LOB: 1 BB: 1 P: 19	R: 0 E: 0 K: 1 S: 8 H: 0 LOB: 0 BB: 0 P: 10	R: 0 E: 0 K: 1 S: 6 H: 0 LOB: 0 BB: 0 P: 10	R: 0 E: 0 K: 0 S: 6 H: 0 LOB: 0 BB: 0 P: 9	1B: 0 2B: 1 3B: 0 HR: 1	SF: 0 SAC: 0 DP: 1 HBP: 1		WP: 0 PB: 0 SB: 1 CS: 0	PA: 34			

	AB	29
	R	1
	H	2
	RBI	1
	BB	4
	SO	10
	LOB	12

PITCHER		IP	WLS	BF	H	R	ER	SO	BB	IBB	HBP	BLK	WP	HR	S	P	ERA	WHIP
11 Yu Darvish, R ERA: 5.02	(1, 1)	6.0	W	25	2	1	1	8	4	0	1	0	0	1	65	110	1.50	1.000
56 Kyle Ryan, L ERA: 1.8	(7, 1)	2.0		6	0	0	0	2	0	0	0	0	0	0	14	20	0.00	0.000
61 Allen Webster, R ERA: 4.7	(9, 1)	1.0		3	0	0	0	0	0	0	0	0	0	0	6	9	0.00	0.000

PITCHER	IP	WLS	BF	H	R	ER	SO	BB	IBB	HBP	BLK	WP	HR	S	P	ERA	WHIP

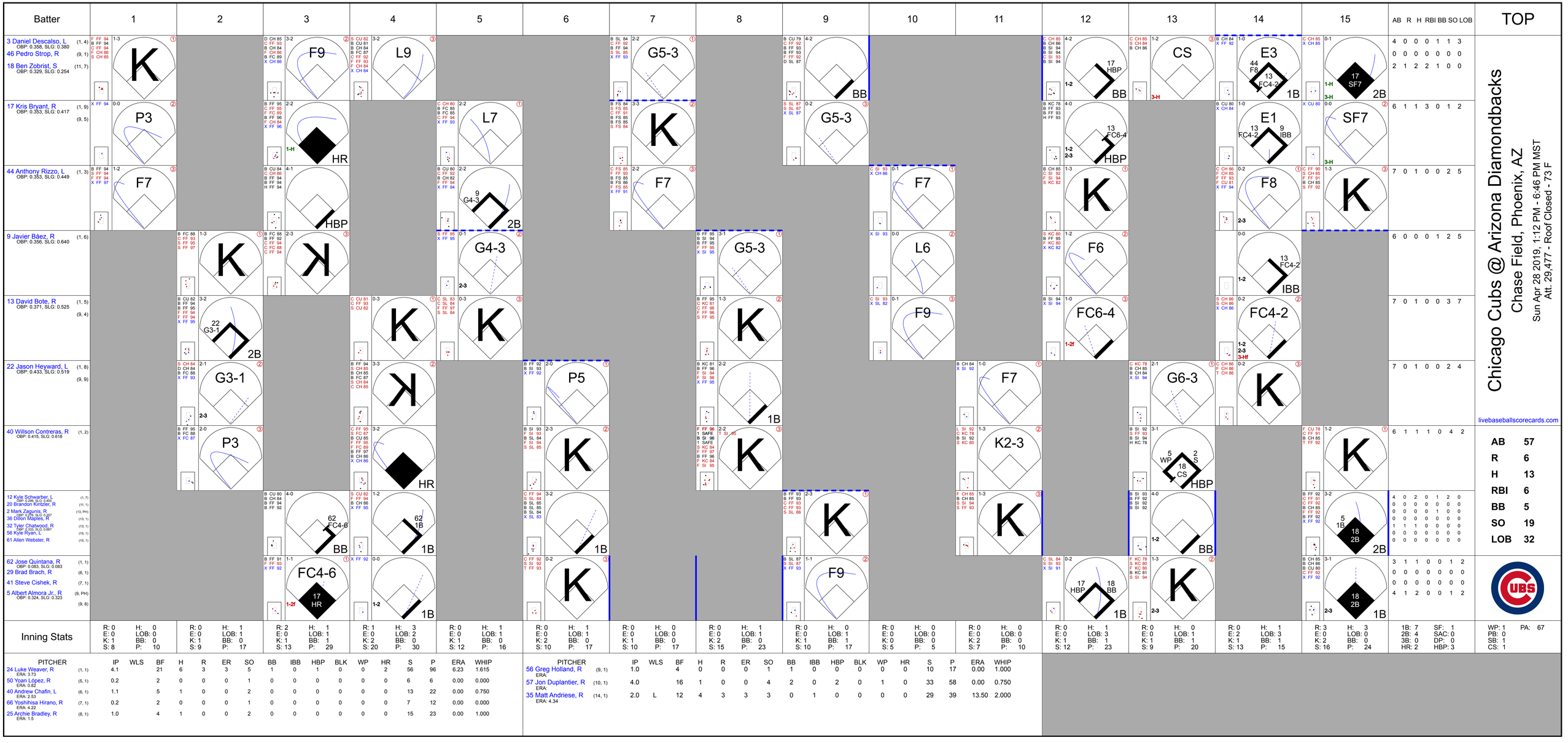
Batter
1
2
3
4
5
6
7
8
9
10
11
12
13
14
15
AB R H RBI BB SO LOB
TOP
3 Daniel Descalso, L (1, 4)
OBP: 0.358, SLG: 0.380
46 Pedro Strop, R (9, 1)
18 Ben Zobrist, S (11, 7)
OBP: 0.329, SLG: 0.254
4 0 0 0 1 1 3
0 0 0 0 0 0 0
2 1 2 2 1 0 0
17 Kris Bryant, R (1, 9) (9, 5)
OBP: 0.353, SLG: 0.417
6 1 1 3 0 1 2
44 Anthony Rizzo, L (1, 3)
OBP: 0.353, SLG: 0.449
7 0 1 0 0 2 5
9 Javier Báez, R (1, 6)
OBP: 0.356, SLG: 0.640
6 0 0 0 1 2 5
13 David Bote, R (1, 5) (9, 4)
OBP: 0.371, SLG: 0.525
7 0 1 0 0 3 7
22 Jason Heyward, L (1, 8) (9, 9)
OBP: 0.433, SLG: 0.519
7 0 1 0 0 2 4
40 Willson Contreras, R (1, 2)
OBP: 0.415, SLG: 0.618
6 1 1 1 0 4 2
12 Kyle Schwarber, L (1, 7)
OBP: 0.286, SLG: 0.400
20 Brandon Kintzler, R (11, 1)
2 Mark Zagunis, R (13, PH)
OBP: 0.667, SLG: 0.667
36 Dillon Maples, R (13, 1)
32 Tyler Chatwood, R (13, 1)
OBP: 0.333, SLG: 0.667
56 Kyle Ryan, L (15, 1)
61 Allen Webster, R (15, 1)
4 0 2 0 1 2 0
0 0 0 0 0 0 0
0 0 0 0 1 0 0
0 0 0 0 0 0 0
1 1 1 0 0 0 0
0 0 0 0 0 0 0
0 0 0 0 0 0 0
62 Jose Quintana, R (1, 1)
OBP: 0.083, SLG: 0.083
29 Brad Brach, R (6, 1)
41 Steve Cishek, R (7, 1)
5 Albert Almora Jr., R (9, PH)
OBP: 0.324, SLG: 0.323
(9, 8)
3 1 1 0 0 1 2
0 0 0 0 0 0 0
0 0 0 0 0 0 0
4 1 2 0 0 1 2
Chicago Cubs @ Arizona Diamondbacks
Chase Field, Phoenix, AZ
Sun Apr 28 2019, 1:12 PM - 6:46 PM MST
Att. 29,477 - Roof Closed - 73 F
livebaseballscorecards.com
AB 57
R 6
H 13
RBI 6
BB 5
SO 19
LOB 32
Inning Stats
1: R: 0 E: 0 K: 1 S: 8 | H: 0 LOB: 0 BB: 0 P: 10
2: R: 0 E: 0 K: 1 S: 9 | H: 1 LOB: 1 BB: 0 P: 17
3: R: 2 E: 0 K: 1 S: 13 | H: 1 LOB: 1 BB: 1 P: 29
4: R: 1 E: 0 K: 2 S: 20 | H: 3 LOB: 2 BB: 0 P: 30
5: R: 0 E: 0 K: 1 S: 12 | H: 1 LOB: 1 BB: 0 P: 16
6: R: 0 E: 0 K: 2 S: 10 | H: 1 LOB: 1 BB: 0 P: 17
7: R: 0 E: 0 K: 1 S: 10 | H: 0 LOB: 0 BB: 0 P: 17
8: R: 0 E: 0 K: 2 S: 15 | H: 1 LOB: 1 BB: 0 P: 23
9: R: 0 E: 0 K: 1 S: 10 | H: 0 LOB: 1 BB: 1 P: 17
10: R: 0 E: 0 K: 0 S: 5 | H: 0 LOB: 0 BB: 0 P: 5
11: R: 0 E: 0 K: 2 S: 7 | H: 0 LOB: 0 BB: 0 P: 10
12: R: 0 E: 0 K: 1 S: 12 | H: 1 LOB: 3 BB: 1 P: 23
13: R: 0 E: 0 K: 1 S: 9 | H: 0 LOB: 1 BB: 1 P: 20
14: R: 0 E: 2 K: 1 S: 13 | H: 1 LOB: 3 BB: 1 P: 15
15: R: 3 E: 0 K: 2 S: 16 | H: 3 LOB: 0 BB: 0 P: 24
1B: 7 2B: 4 3B: 0 HR: 2
SF: 1 SAC: 0 DP: 0 HBP: 3
WP: 1 PB: 0 SB: 1 CS: 1
PA: 67
PITCHER IP WLS BF H R ER SO BB IBB HBP BLK WP HR S P ERA WHIP
24 Luke Weaver, R (1, 1) ERA: 3.73 4.1 21 6 3 3 5 1 0 1 0 0 0 0 56 96 6.23 1.615
50 Yoan López, R (5, 1) ERA: 0.82 0.2 2 0 0 0 1 0 0 0 0 0 0 0 6 6 0.00 0.000
40 Andrew Chafin, L (6, 1) ERA: 2.53 1.1 5 1 0 0 2 0 0 0 0 0 0 0 13 22 0.00 0.750
66 Yoshihisa Hirano, R (7, 1) ERA: 4.22 0.2 2 0 0 0 1 0 0 0 0 0 0 0 7 12 0.00 0.000
25 Archie Bradley, R (8, 1) ERA: 1.5 1.0 4 1 0 0 2 0 0 0 0 0 0 0 15 23 0.00 1.000
PITCHER IP WLS BF H R ER SO BB IBB HBP BLK WP HR S P ERA WHIP
56 Greg Holland, R (9, 1) ERA: 1.0 4 0 0 0 1 1 0 0 0 0 0 0 10 17 0.00 1.000
57 Jon Duplantier, R (10, 1) ERA: 4.0 16 1 0 0 4 2 0 2 0 1 0 0 33 58 0.00 0.750
35 Matt Andriese, R (14, 1) ERA: 4.34 2.0 L 12 4 3 3 3 0 1 0 0 0 0 29 39 13.50 2.000

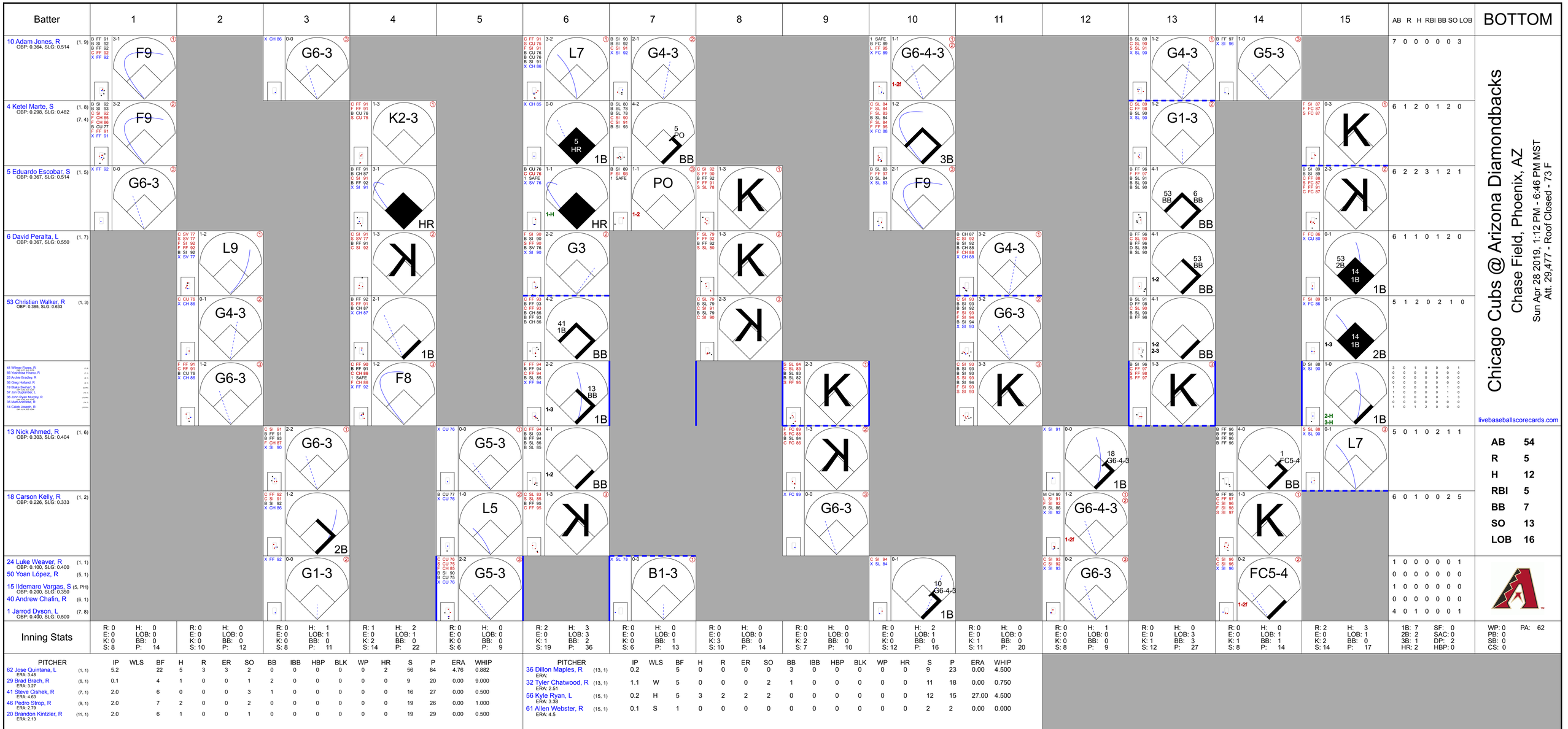

PITCHER		IP	WLS	BF	H	R	ER	SO	BB	IBB	HBP	BLK	WP	HR	S	P	ERA	WHIP
62 Jose Quintana, L	(1, 1)	5.2		22	5	3	3	2	0	0	0	0	0	2	56	84	4.76	0.882
ERA: 3.48																		
29 Brad Brach, R	(6, 1)	0.1		4	1	0	0	1	2	0	0	0	0	0	9	20	0.00	9.000
ERA: 3.27																		
41 Steve Cishek, R	(7, 1)	2.0		6	0	0	0	3	1	0	0	0	0	0	16	27	0.00	0.500
ERA: 4.63																		
46 Pedro Strop, R	(9, 1)	2.0		7	2	0	0	2	0	0	0	0	0	0	19	26	0.00	1.000
ERA: 2.79																		
20 Brandon Kintzler, R	(11, 1)	2.0		6	1	0	0	1	0	0	0	0	0	0	19	29	0.00	0.500
ERA: 2.13																		

PITCHER		IP	WLS	BF	H	R	ER	SO	BB	IBB	HBP	BLK	WP	HR	S	P	ERA	WHIP
36 Dillon Maples, R	(13, 1)	0.2		5	0	0	0	0	3	0	0	0	0	0	9	23	0.00	4.500
ERA:																		
32 Tyler Chatwood, R	(13, 1)	1.1	W	5	0	0	0	2	1	0	0	0	0	0	11	18	0.00	0.750
ERA: 2.51																		
56 Kyle Ryan, L	(15, 1)	0.2	H	5	3	2	2	2	0	0	0	0	0	0	12	15	27.00	4.500
ERA: 3.38																		
61 Allen Webster, R	(15, 1)	0.1	S	1	0	0	0	0	0	0	0	0	0	0	2	2	0.00	0.000
ERA: 4.5																		

Batter	1	2	3	4	5	6	7	8	9	AB	R	H	RBI	BB	SO	LOB
11 Brett Gardner, L (1, 8) OBP: 0.325, SLG: 0.423	C FF 88 B CH 87 X CH 87 1-1 ① G5-3		C FF 90 B FF 91 C FF 91 F CU 67 X CH 88 1-2 45 G6-4-3 1B		B FF 88 B FF 90 C FF 88 C CU 74 X CU 68 2-2 ③ L5			C SL 83 B SL 85 C FF 93 S SL 85 1-3 ③ K		4	0	1	0	0	1	0
45 Luke Voit, R (1, 3) OBP: 0.392, SLG: 0.523	S SL 86 B SL 85 S FF 90 B SI 90 B SL 82 B SL 82 4-2 25 1B BB		B CH 88 X FF 90 1-0 ② ③ G6-4-3 1-2f			C SL 80 B SL 82 C SL 77 X FF 90 1-2 ① G6-3			S SL 85 C SL 85 X SL 86 0-2 ① L6	3	0	0	0	1	0	1
24 Gary Sánchez, R (1, 2) OBP: 0.313, SLG: 0.667	C SI 90 F SI 91 D SL 81 B SL 81 B SI 92 F CU 68 S SL 85 3-3 ② K			F FF 91 X SI 90 0-1 25 2B		X FF 91 0-0 ② F8			C SL 85 B SL 85 C FF 91 S CU 78 1-3 ② K	4	1	1	0	0	2	1
25 Gleyber Torres, R (1, 6) OBP: 0.303, SLG: 0.465	C FF 90 S SL 85 X SL 84 0-2 1-2 1B			B SI 89 X SL 84 1-0 2-H 2B		C FF 90 B SL 80 S SL 80 B CU 68 X SL 86 2-2 ③ L8			S FF 90 X FF 91 0-1 ③ G5-3	4	0	2	1	0	0	0
39 Mike Tauchman, L (1, 9) OBP: 0.282, SLG: 0.387	B CH 87 X CH 87 1-0 ③ G4-3			F CH 87 B FF 89 B CH 88 X CH 88 2-1 ① L7			B FF 88 B CH 85 X CH 85 2-0 ① G3-1			3	0	0	0	0	0	3
38 Cameron Maybin, R (1, 7) OBP: 0.462, SLG: 0.364		C FF 88 B FF 90 C SL 84 X SL 86 1-2 14 CS 1B		F SL 85 X FF 91 0-1 ② P4			C SL 81 B SL 81 F SL 83 C SI 90 1-3 ② K			3	0	1	0	0	1	1
30 Thairo Estrada, R (1, 4) OBP: 0.389, SLG: 0.353		C SL 85 B SI 91 C SL 85 S CU 66 1-3 ① K		F SL 85 B CU 68 X SL 84 1-1 ③ L7			X FF 89 0-0 ③ P4			3	0	0	0	0	1	2
14 Tyler Wade, L (1, 5) OBP: 0.333, SLG: 0.227		C FF 88 F CH 87 B SL 82 1 SAFE B FF 89 S CU 68 2-3 ② ③ K 1-2			B FF 89 B CH 87 S FF 89 X CH 87 2-1 ① F7			C CH 86 B CH 86 F CU 67 F SL 78 F CH 87 B FF 90 B CU 68 F CH 86 F FF 88 3-3 S FF 88 ① K		3	0	0	0	0	2	1
52 CC Sabathia, L (1, 1)			F CH 86 B CH 88 C FF 90 S CH 87 1-3 ① K		B FF 90 C FF 89 S CH 87 B CU 66 F CH 88 S FF 90 2-3 ② K			X SL 81 0-0 ② G5-3		2	0	0	0	0	2	0
56 Jonathan Holder, R (6, 1)										0	0	0	0	0	0	0
29 Gio Urshela, R (8, PH) OBP: 0.409, SLG: 0.500										1	0	0	0	0	0	0
53 Zack Britton, L (8, 1)										0	0	0	0	0	0	0
Inning Stats	R: 0 E: 0 K: 1 S: 12 H: 1 LOB: 2 BB: 1 P: 21	R: 0 E: 0 K: 2 S: 9 H: 1 LOB: 0 BB: 0 P: 13	R: 0 E: 0 K: 1 S: 8 H: 1 LOB: 0 BB: 0 P: 11	R: 1 E: 0 K: 0 S: 9 H: 2 LOB: 1 BB: 0 P: 13	R: 0 E: 0 K: 1 S: 9 H: 0 LOB: 0 BB: 0 P: 15	R: 0 E: 0 K: 0 S: 7 H: 0 LOB: 0 BB: 0 P: 10	R: 0 E: 0 K: 1 S: 5 H: 0 LOB: 0 BB: 0 P: 8	R: 0 E: 0 K: 2 S: 11 H: 0 LOB: 0 BB: 0 P: 15	R: 0 E: 0 K: 1 S: 8 H: 0 LOB: 0 BB: 0 P: 9	1B: 3 2B: 2 3B: 0 HR: 0 SF: 0 SAC: 0 DP: 1 HBP: 0						

PITCHER	IP	WLS	BF	H	R	ER	SO	BB	IBB	HBP	BLK	WP	HR	S	P	ERA	WHIP
21 Zack Greinke, R (1, 1) ERA: 3.27	7.2	W	27	5	1	1	7	1	0	0	0	0	0	67	102	1.17	0.783
40 Andrew Chafin, L (8, 1) ERA: 2.45	0.1	H	1	0	0	0	1	0	0	0	0	0	0	3	4	0.00	0.000
56 Greg Holland, R (9, 1) ERA:	1.0	S	3	0	0	0	1	0	0	0	0	0	0	8	9	0.00	0.000

PITCHER	IP	WLS	BF	H	R	ER	SO	BB	IBB	HBP	BLK	WP	HR	S	P	ERA	WHIP

TOP

New York Yankees @ Arizona Diamondbacks

Chase Field, Phoenix, AZ

Tue Apr 30 2019, 6:40 PM - 9:13 PM MST

Att. 36,352 - Clear - 83 F

livebaseballscorecards.com

AB	30
R	1
H	5
RBI	1
BB	1
SO	9
LOB	9

WP: 0 PB: 0 SB: 0 CS: 1 PA: 31

BOTTOM

New York Yankees @ Arizona Diamondbacks

Chase Field, Phoenix, AZ

Tue Apr 30 2019, 6:40 PM - 9:13 PM MST

Att. 36,352 - Clear - 83 F

livebaseballscorecards.com

Batter	1	2	3	4	5	6	7	8	9	AB	R	H	RBI	BB	SO	LOB
10 Adam Jones, R (1, 9) OBP: 0.360, SLG: 0.500	B FC 88 F FC 87 X CH 82 1-1 G5-3 ①		B SL 81 X CH 83 1-0 F8 ②		B FC 88 B FC 87 B FC 87 C SI 88 C FC 88 B FC 89 4-2 BB		B SL 81 S FF 93 B FF 91 X SL 80 2-1 P3 ③			3	0	0	0	1	0	0
4 Ketel Marte, S (1, 8) (9, 4) OBP: 0.296, SLG: 0.483	B FC 88 X FC 86 1-0 F9 ②		B FC 89 F CH 83 X CH 83 1-1 G6-3 ③		B FC 88 X SL 80 1-0 G5-3 ③			B SI 94 B SI 93 X SI 94 2-0 5 1B 6 SF8 2B		4	1	1	0	0	0	1
5 Eduardo Escobar, S (1, 5) OBP: 0.379, SLG: 0.541	B FC 88 C FC 88 S CH 83 B FC 89 X SL 82 2-2 F7 ③			B SL 79 B CH 82 C SI 89 X SI 89 2-1 41 1B 2B		S FC 87 B FC 87 X FC 87 1-1 41 BB 13 G1-2-3 2B		C SI 94 F SI 95 X SL 80 0-2 6 SF8 2-3 1B		4	1	3	0	0	0	0
6 David Peralta, L (1, 7) OBP: 0.356, SLG: 0.537		C SL 80 S SI 90 B SL 81 F SL 80 B FC 92 C SI 90 2-3 K ①		X SI 89 0-0 G6-3 ①		C SL 79 B SL 80 X SL 79 1-1 P4 ①		1 SAFE X SI 94 0-0 SF8 ① 1-2 3-H		3	0	0	1	0	1	2
53 Christian Walker, R (1, 3) OBP: 0.381, SLG: 0.614 56 Greg Holland, R (9, 1)		S SL 81 S FC 90 B SL 82 B FC 89 B SL 80 F SL 81 S FC 90 3-3 K ②		B FC 88 X SL 80 1-0 L7 ②		B SL 79 S FC 88 F CH 83 B FC 87 D SL 80 B SL 80 4-2 41 BB BB		S SI 95 D SI 95 S SL 80 B SL 79 D SI 94 S SL 80 3-3 K ②		3 0	0 0	0 0	0 0	1 0	2 0	2 0
41 Wilmer Flores, R (1, 4) (9, 3) OBP: 0.299, SLG: 0.329		C FC 89 B SL 81 B CH 83 X FC 90 2-1 HR		B SL 79 B CH 83 B SL 80 C SI 89 X CH 83 3-1 2-H 1B		C FF 93 B FF 93 F FF 92 D SL 81 B FF 93 B FF 93 4-2 1-2 2-3 BB		D SI 94 B SI 94 X SI 95 2-0 G6-3 ③		3	1	2	2	1	0	1
13 Nick Ahmed, R (1, 6) OBP: 0.303, SLG: 0.402		C FC 91 F FC 90 X CH 84 0-2 1B		B FC 88 B FC 89 X FC 88 2-0 G6-3 ③		X SL 80 0-0 G1-2-3 ②③ 3-Hf				3	0	1	0	0	0	4
36 John Ryan Murphy, R (1, 2) OBP: 0.317, SLG: 0.500		B FC 90 F FC 90 F FC 89 F FC 90 S CH 84 1-3 K ③			B SL 78 F FC 88 F FC 87 F FC 88 F CH 83 B CH 83 S SL 79 2-3 K ①		B SL 80 C SL 80 X FF 92 1-1 P5 ①			3	0	0	0	0	2	1
21 Zack Greinke, R (1, 1) OBP: 0.412, SLG: 1.000 40 Andrew Chafin, R (8, 1) 1 Jarrod Dyson, L (9, 8) OBP: 0.400, SLG: 0.500			C FC 88 B FC 88 F FC 88 S CH 82 1-3 K ①		X SL 79 0-0 P2 ②		C SL 80 B FF 91 B FF 92 F FF 91 C FF 92 2-3 K ②			3 0 0	0 0 0	0 0 0	0 0 0	0 0 0	2 0 0	0 0 0
Inning Stats	R: 0 E: 0 K: 0 S: 6 H: 0 LOB: 0 BB: 0 P: 10	R: 1 E: 0 K: 3 S: 17 H: 2 LOB: 1 BB: 0 P: 25	R: 0 E: 0 K: 1 S: 6 H: 0 LOB: 0 BB: 0 P: 9	R: 1 E: 0 K: 0 S: 7 H: 2 LOB: 1 BB: 0 P: 15	R: 0 E: 0 K: 1 S: 9 H: 0 LOB: 1 BB: 1 P: 16	R: 0 E: 0 K: 0 S: 9 H: 1 LOB: 2 BB: 2 P: 19	R: 0 E: 0 K: 1 S: 7 H: 0 LOB: 0 BB: 0 P: 12	R: 1 E: 0 K: 1 S: 9 H: 2 LOB: 1 BB: 0 P: 16		1B: 3 2B: 3 3B: 0 HR: 1 SF: 1 SAC: 0 DP: 1 HBP: 0					WP: 0 PB: 0 SB: 0 CS: 0 PA: 33	

	AB	29
	R	3
	H	7
	RBI	3
	BB	3
	SO	7
	LOB	11

PITCHER		IP	WLS	BF	H	R	ER	SO	BB	IBB	HBP	BLK	WP	HR	S	P	ERA	WHIP
52 CC Sabathia, L ERA: 2.66	(1, 1)	5.1	L	23	5	2	2	5	2	0	0	0	0	1	51	87	3.38	1.312
56 Jonathan Holder, R ERA: 4.5	(6, 1)	1.2		5	0	0	0	1	1	0	0	0	0	0	10	19	0.00	0.600
53 Zack Britton, L ERA: 3.0	(8, 1)	1.0		5	2	1	1	1	0	0	0	0	0	0	9	16	9.00	2.000

PITCHER	IP	WLS	BF	H	R	ER	SO	BB	IBB	HBP	BLK	WP	HR	S	P	ERA	WHIP

Batter	1	2	3	4	5	6	7	8	9	AB	R	H	RBI	BB	SO	LOB
11 Brett Gardner, L (1, 8) OBP: 0.320, SLG: 0.413	C SI 90 B SI 91 X CU 81 1-1 45 G5-4-3 1B		C FF 92 B SI 92 B CH 86 X CH 87 2-1 ③ F7		C FC 89 C CU 81 F FF 93 X CU 81 0-2 ③ G3-1		B SL 85 C SL 84 D SL 84 1 SAFE F FF 93 1 SAFE X SL 85 2-2 ③ G3		B SL 86 B CU 78 C FF 91 B FF 91 S SL 85 X SL 87 3-2 ③ F8	5	0	1	0	0	0	5
45 Luke Voit, R (1, 3) OBP: 0.396, SLG: 0.545	B FF 92 B FF 92 B FF 92 F SI 91 1 SAFE F SI 91 X SI 93 3-2 ① ② G5-4-3 1-2f			X FC 88 0-0 ① G5-3		X CH 84 0-0 HR		B FF 95 B KC 82 B FF 95 B FF 95 4-0 25 G5-4-3 24 1B 39 1B BB		3	2	1	1	1	0	1
24 Gary Sánchez, R (1, 2) OBP: 0.310, SLG: 0.641	B SI 93 C CU 80 C CU 81 F FF 95 B CU 82 S SI 93 2-3 ③ K			B FF 90 X SI 91 1-0 ② F8		B CU 78 B SI 91 C CH 84 B FF 92 S FC 90 X FC 90 3-2 ① G6-3		B KC 80 C SI 95 C KC 80 X FF 95 1-2 25 G5-4-3 1-2 1B		4	0	1	0	0	1	0
25 Gleyber Torres, R (1, 6) OBP: 0.302, SLG: 0.466		B CU 79 C CU 79 S FF 91 X CU 82 1-2 ① G6-3		B CU 79 F SI 91 F SI 91 F FF 92 X FC 90 1-2 ③ G4-3		F FC 89 X FF 90 0-1 2B		X KC 80 0-0 ① ② G5-4-3 1-2f 2-3		4	0	1	0	0	0	2
39 Mike Tauchman, L (1, 9) OBP: 0.293, SLG: 0.385		B FF 91 B SI 92 S CH 87 B SI 92 S FF 93 C FF 94 3-3 ② K			B CU 77 S FF 90 S FF 91 B FF 93 B FF 93 4-2 14 FC4-6 BB	C FS 84 C FF 92 D FS 84 B FS 84 F FF 91 C FF 92 2-3 ② K		D KC 81 B KC 82 B FF 96 C FF 96 X FF 96 3-1 29 FC6-4 3-H 1B		3	0	1	1	1	2	1
29 Gio Urshela, R (1, 5) OBP: 0.400, SLG: 0.500		B SI 93 S FF 93 X FF 94 1-1 E9 2B			B CU 80 1 SAFE S CH 85 X FC 88 1-1 ① L8	X FS 85 0-0 ③ P6		1 SAFE D KC 82 1 SAFE X KC 81 1-0 ③ FC6-4 1-2f		4	0	1	0	0	0	3
14 Tyler Wade, L (1, 4) OBP: 0.309, SLG: 0.208		F CU 81 C FF 92 3 SAFE X CU 83 0-2 ③ G6-3			B FC 88 1 SAFE X CH 85 1-0 ② FC4-6 38 1B 1-2f		S SL 82 B SL 83 B FF 96 F SL 81 X SL 84 2-2 ① G4-3		F SL 85 B CU 76 C SL 83 X CU 78 1-2 ① G3-1	4	0	0	0	0	0	2
38 Cameron Maybin, R (1, 7) OBP: 0.529, SLG: 0.385			C FF 89 B SI 90 B CU 80 B SI 91 S FF 92 X FF 93 3-2 ① F9		B FC 86 C FF 90 F CU 79 1 SAFE B FC 88 B FF 92 X FC 89 3-2 36 BB 1-3 1B		B FF 96 B FF 96 C FF 97 B FF 96 B FF 96 4-1 BB		C FF 91 F FF 92 B SL 85 B SL 84 B SL 84 F FF 92 B FF 92 4-2 BB	2	0	1	0	2	0	0
19 Masahiro Tanaka, R (1, 1) 36 Mike Ford, L (5, PH) OBP: 0.394, SLG: 0.333 85 Luis Cessa, R (5, 1) 30 Thairo Estrada, R (7, PH) OBP: 0.368, SLG: 0.333 48 Tommy Kahnle, R (7, 1) 0 Adam Ottavino, S (8, 1) 28 Austin Romine, R (9, PH) OBP: 0.255, SLG: 0.326			C FF 92 B SI 92 F FF 92 F FF 93 X CU 81 1-2 ② G5-3		B CU 80 C CU 81 C SI 92 D CU 82 D FF 93 B CH 86 4-2 1-2 BB		B SL 80 1 SAFE 1 SAFE B FF 96 F FF 96 B FF 97 X FF 96 3-1 ② F9		D SL 85 F FF 91 F SL 84 B CU 79 F CU 78 X FF 91 2-2 ② L9	1 0 0 1 0 0 0	0 0 0 0 0 0 0	0 0 0 0 0 0 0	0 0 0 1 0 0 0	0 0 0 0 0 0 0	0 0 0 0 0 0 0	0 0 0 1 0 0 1
Inning Stats	R: 0 E: 0 K: 1 S: 9 H: 1 LOB: 0 BB: 0 P: 15	R: 0 E: 1 K: 1 S: 11 H: 1 LOB: 1 BB: 0 P: 16	R: 0 E: 0 K: 0 S: 9 H: 0 LOB: 0 BB: 0 P: 15	R: 0 E: 0 K: 0 S: 6 H: 0 LOB: 0 BB: 0 P: 8	R: 0 E: 0 K: 0 S: 14 H: 1 LOB: 3 BB: 2 P: 27	R: 1 E: 0 K: 1 S: 11 H: 2 LOB: 1 BB: 0 P: 16	R: 0 E: 0 K: 0 S: 9 H: 0 LOB: 1 BB: 1 P: 20	R: 1 E: 0 K: 0 S: 7 H: 2 LOB: 1 BB: 1 P: 16	R: 0 E: 0 K: 0 S: 13 H: 0 LOB: 1 BB: 1 P: 23	1B: 4 2B: 2 3B: 0 HR: 1 SF: 0 SAC: 0 DP: 2 HBP: 0						

TOP

New York Yankees @ Arizona Diamondbacks

Chase Field, Phoenix, AZ

Wed May 01 2019, 12:41 PM - 3:52 PM MST

Att. 31,365 - Roof Closed - 72 F

livebaseballscorecards.com

AB	32
R	2
H	7
RBI	2
BB	5
SO	3
LOB	16

WP: 0 PA: 37
PB: 0
SB: 0
CS: 0

PITCHER		IP	WLS	BF	H	R	ER	SO	BB	IBB	HBP	BLK	WP	HR	S	P	ERA	WHIP
29 Merrill Kelly, R ERA: 3.6	(1, 1)	5.1	W	22	5	1	1	2	2	0	0	0	0	1	55	90	1.69	1.312
66 Yoshihisa Hirano, R ERA: 3.97	(6, 1)	0.2	H	2	0	0	0	1	0	0	0	0	0	0	5	7	0.00	0.000
50 Yoan López, R ERA: 0.77	(7, 1)	0.2	H	3	0	0	0	0	1	0	0	0	0	0	6	15	0.00	1.500
40 Andrew Chafin, L ERA: 2.38	(7, 1)	0.1	H	1	0	0	0	0	0	0	0	0	0	0	3	5	0.00	0.000
25 Archie Bradley, R ERA: 2.08	(8, 1)	1.0	H	5	2	1	1	0	1	0	0	0	0	0	7	16	9.00	3.000

PITCHER		IP	WLS	BF	H	R	ER	SO	BB	IBB	HBP	BLK	WP	HR	S	P	ERA	WHIP
56 Greg Holland, R ERA:	(9, 1)	1.0	S	4	0	0	0	0	1	0	0	0	0	0	13	23	0.00	1.000

Batter	1	2	3	4	5	6	7	8	9	AB	R	H	RBI	BB	SO	LOB
1 Jarrod Dyson, L (1, 8) OBP: 0.392, SLG: 0.478	B FF 91 S FF 91 F FS 86 B FS 87 F SL 83 X FS 88 2-2 ① G4-3	B FS 88 B SL 83 B FS 88 B FF 92 4-0 BB			S FF 95 B SI 95 C FF 96 B FF 96 F CH 88 S FF 96 2-3 ① K		C FF 96 B CH 90 X CH 90 1-1 ③ G4-3			3	0	0	0	1	1	0
5 Eduardo Escobar, S (1, 5) OBP: 0.367, SLG: 0.522	C SL 81 S FS 87 B SL 83 S FF 91 1-3 ② K	1 SAFE B FS 88 C SL 83 F FS 88 F FF 91 1 SAFE B SL 84 X FS 88 2-2 ③ G4-3			C CU 82 B FF 95 B FF 95 F CH 87 S FF 96 2-3 ② K			B SI 95 B SI 94 C SI 93 X SI 94 2-1 ① G5-3		4	0	0	0	0	2	2
6 David Peralta, L (1, 7) OBP: 0.353, SLG: 0.528	C SL 81 B FS 87 S FF 91 X FS 88 1-2 1B		X CU 77 0-0 ① G4-3		S SL 83 X FF 96 0-1 ③ F8			C SI 94 S ST 84 F SI 94 F SI 94 X SI 95 0-2 ② L7		4	0	1	0	0	0	0
10 Adam Jones, R (1, 9) OBP: 0.349, SLG: 0.483	B FF 91 S SL 83 X SI 90 1-1 ③ F8		C FF 92 F SL 83 B FS 88 B SL 85 B SL 85 X FF 93 3-2 ② F9			C SI 93 X SL 84 0-1 ① L5		B SI 94 S ST 84 B FC 89 X ST 84 2-1 ③ F9		4	0	0	0	0	0	1
53 Christian Walker, R (1, 3) OBP: 0.379, SLG: 0.606		B FF 92 C SL 82 B FS 87 X SL 83 2-1 4 2B 13 1B 1B	F SL 82 B FF 91 F FF 91 B FF 91 B FF 93 F FS 88 S SL 84 3-3 ③ K			B SI 94 B SI 95 C SL 84 F FF 95 X SL 86 2-2 ② G5-3				3	1	1	0	0	1	0
4 Ketel Marte, S (1, 4) OBP: 0.313, SLG: 0.525		C FS 87 B FF 90 1 SAFE B SL 82 X FS 88 2-1 13 1B 29 WP 1-3 2B		F FF 91 B CU 77 X FF 91 1-1 HR		B SL 82 C CH 88 F FF 96 B SL 85 B SL 84 B CH 86 4-2 BB				2	2	2	1	1	0	0
13 Nick Ahmed, R (1, 6) OBP: 0.304, SLG: 0.400		B SL 85 C FF 92 X SI 90 1-1 29 WP 2-3 3-H 1B		C FF 91 X CU 78 0-1 ① F9		1 SAFE B SI 94 C SL 84 1 SAFE 1 SAFE L FF 92 B FF 96 S SL 85 2-3 ③ K				3	0	1	1	0	1	1
14 Caleb Joseph, R (1, 2) OBP: 0.176, SLG: 0.235		C SL 84 C SL 84 B FF 92 S SL 85 1-3 ① K		C CU 78 B FF 91 S SL 82 C FF 92 1-3 ② K			F FF 95 B SL 83 F FF 97 X CH 91 1-2 ① L8			3	0	0	0	0	2	2
29 Merrill Kelly, R (1, 1) 66 Yoshihisa Hirano, R (6, 1) 50 Yoan López, R (7, 1) 40 Andrew Chafin, R (7, 1) 41 Wilmer Flores, R (7, PH) OBP: 0.295, SLG: 0.325 25 Archie Bradley, R (8, 1) 56 Greg Holland, R (9, 1)		C SL 85 B SL 85 L FS 88 F SI 89 S SL 84 1-3 ② K 2-3 3-H		C FF 92 S FF 92 B FF 93 S SL 83 1-3 ③ K			C FF 95 B SL 83 F FF 95 B FF 96 S CH 91 2-3 ② K			2 0 0 0 1 0 0	0 0 0 0 0 0 0	0 0 0 0 0 0 0	0 0 0 0 0 0 0	2 0 0 0 1 0 0	1 0 0 0 0 0 0	
Inning Stats	R: 0 E: 0 K: 1 S: 12 H: 1 LOB: 1 BB: 0 P: 17	R: 2 E: 0 K: 2 S: 17 H: 3 LOB: 2 BB: 1 P: 30	R: 0 E: 0 K: 1 S: 8 H: 0 LOB: 0 BB: 0 P: 14	R: 1 E: 0 K: 2 S: 10 H: 1 LOB: 0 BB: 0 P: 13	R: 0 E: 0 K: 2 S: 9 H: 0 LOB: 0 BB: 0 P: 13	R: 0 E: 0 K: 1 S: 10 H: 0 LOB: 1 BB: 1 P: 18	R: 0 E: 0 K: 1 S: 8 H: 0 LOB: 0 BB: 0 P: 12	R: 0 E: 0 K: 0 S: 9 H: 0 LOB: 0 BB: 0 P: 13		1B: 3 2B: 1 3B: 0 HR: 1	SF: 0 SAC: 0 DP: 0 HBP: 0					

PITCHER		IP	WLS	BF	H	R	ER	SO	BB	IBB	HBP	BLK	WP	HR	S	P	ERA	WHIP
19 Masahiro Tanaka, R ERA: 3.92	(1, 1)	4.0	L	18	5	3	3	6	1	0	0	0	1	1	47	74	6.75	1.500
85 Luis Cessa, R ERA: 3.6	(5, 1)	2.0		7	0	0	0	3	1	0	0	0	0	0	19	31	0.00	0.500
48 Tommy Kahnle, R ERA: 1.54	(7, 1)	1.0		3	0	0	0	1	0	0	0	0	0	0	8	12	0.00	0.000
0 Adam Ottavino, R ERA: 2.35	(8, 1)	1.0		3	0	0	0	0	0	0	0	0	0	0	9	13	0.00	0.000

PITCHER	IP	WLS	BF	H	R	ER	SO	BB	IBB	HBP	BLK	WP	HR	S	P	ERA	WHIP

BOTTOM

New York Yankees @ Arizona Diamondbacks

Chase Field, Phoenix, AZ

Wed May 01 2019, 12:41 PM - 3:52 PM MST

Att. 31,365 - Roof Closed - 72 F

livebaseballscorecards.com

AB	29
R	3
H	5
RBI	2
BB	2
SO	10
LOB	7

Batter	1	2	3	4	5	6	7	8	9	AB	R	H	RBI	BB	SO	LOB
10 Adam Jones, R (1, 9) OBP: 0.358, SLG: 0.521	C FF 90 F FF 90 F FF 92 X CH 79 0-2 F9		C CH 78 F CH 80 B FC 85 F FF 91 F FF 91 F FC 88 X CH 81 1-2 4 HR 2B		C CU 70 B CH 79 B CH 79 X FC 87 2-1 HR		B FF 92 S FC 81 S FC 84 X FF 93 1-2 4 HR 1B	F FC 88 D CH 89 X FC 90 1-1 P4		5	3	3	1	0	0	1
4 Ketel Marte, S (1, 8) (8, 4) OBP: 0.323, SLG: 0.577	F FF 89 B FF 91 F CH 79 B FF 93 F CH 79 F FC 88 B FF 92 X CH 79 3-2 G5-3		X FF 90 0-0 2-H HR		C CU 71 B FF 90 X CH 80 1-1 5 HR 1B		C FF 92 X CH 85 0-1 1-H HR		B CH 80 S CH 80 X SL 81 1-1 F8	5	3	3	4	0	0	0
5 Eduardo Escobar, S (1, 5) OBP: 0.376, SLG: 0.551	B CH 80 B CH 81 S FF 92 B CH 80 C FF 92 F FF 91 F FF 92 S CH 82 3-3 K		B FF 91 X CH 82 1-0 41 FC6-4 1B		B FC 91 C FC 90 X FC 91 1-1 1-H HR		C CU 76 X CU 73 0-1 P6		F CH 81 B CH 80 B SL 83 B SI 92 X SI 91 3-1 6 FC1-6 1B	5	1	3	2	0	1	0
6 David Peralta, L (1, 7) OBP: 0.348, SLG: 0.511		B FF 89 B FF 90 S FF 90 B FF 91 S FF 90 F FF 91 B FF 91 4-2 53 2B 41 2B BB	X FC 86 0-0 P6		B CU 81 B FC 92 C FC 91 C FC 92 T CH 84 2-2 K		C CU 77 X CH 82 0-1 G3		C SL 84 B FF 92 X SI 92 1-1 FC1-6 53 BB 1-2f	4	1	0	0	1	1	2
53 Christian Walker, R (1, 3) OBP: 0.380, SLG: 0.602		C CH 79 X CH 78 0-1 41 2B 1-3 2B	S CH 80 1 SAFE B FF 88 S FC 86 F FC 87 T FF 92 1-2 K		S SL 82 X SL 83 0-1 G5-3		C FC 84 S FC 84 B FC 84 B FF 92 B FC 84 F FC 82 S FF 92 3-3 K		C SI 93 B FF 92 B FF 91 F SI 89 B CH 80 D SL 82 4-2 16 FC5-4 1-2 BB	4	1	1	0	1	2	1
41 Wilmer Flores, R (1, 4) OBP: 0.304, SLG: 0.345 16 Tim Locastro, R (8, PR) OBP: 0.529, SLG: 0.333 (8, 8)		F FF 92 F FF 92 F FF 93 X CH 81 0-2 18 G6-3 2-H 3-H 2B	S CH 80 F FC 89 X FC 86 0-2 FC6-4 1-2f		F FC 92 B SL 82 S SL 82 X FC 92 1-2 G6-3			B FF 93 B FC 88 C FF 93 X FC 87 2-1 13 G6-3 13 PB 18 FC4 1B	C FF 90 S SI 90 X CH 80 0-2 FC5-4 1-2f	4 1	0 1	2 0	2 0	0 0	0 0	1 2
13 Nick Ahmed, R (1, 6) OBP: 0.295, SLG: 0.387		C FF 91 F FF 90 S FC 85 0-3 K	C CH 78 F FC 89 B FF 91 F FF 92 B FC 87 X FF 91 2-2 F9		F SL 81 X FC 92 0-1 G6-3			C FF 93 B CH 88 C FF 91 D CH 89 B FF 93 F CH 86 X FF 94 3-2 G6-3 1-3		4	0	0	0	0	1	2
18 Carson Kelly, R (1, 2) OBP: 0.211, SLG: 0.309		B FF 91 X CH 79 1-0 G6-3 2-3	C FF 91 B FF 92 F FC 86 X CH 82 1-2 G3-1		C FC 90 B FC 91 X FC 90 1-1 F9			X FF 94 0-0 FC4 3-H		4	0	0	1	0	0	2
38 Robbie Ray, L (1, 1) 30 T.J. McFarland, L (6, 1) 50 Yoan López, R (7, 1) 19 Blake Swihart, S (8, PH) OBP: 0.256, SLG: 0.282 25 Archie Bradley, R (8, 1) 40 Andrew Chafin, R (9, 1) 56 Greg Holland, R (9, 1)		F FF 92 C FC 87 S FC 86 0-3 K	C FC 85 C FF 91 B FF 92 S FC 86 1-3 K		C FC 90 X FC 91 0-1 G4-3			B FF 94 F FF 92 F CH 89 F CH 88 C FC 90 1-3 K		3 0 0 1 0 0 0	0 0 0 0 0 0 0	0 0 0 0 0 0 0	0 0 0 0 0 0 0	2 0 0 1 0 0 0	1 0 0 1 0 0 0	1 0 0 1 0 0 0
Inning Stats	R: 0 E: 0 K: 1 S: 14 H: 0 LOB: 0 BB: 0 P: 20	R: 2 E: 0 K: 2 S: 16 H: 2 LOB: 1 BB: 1 P: 21	R: 2 E: 0 K: 1 S: 16 H: 3 LOB: 1 BB: 0 P: 19	R: 0 E: 0 K: 1 S: 10 H: 0 LOB: 0 BB: 0 P: 14	R: 3 E: 0 K: 1 S: 14 H: 3 LOB: 0 BB: 0 P: 21	R: 0 E: 0 K: 0 S: 6 H: 0 LOB: 0 BB: 0 P: 7	R: 2 E: 0 K: 1 S: 13 H: 2 LOB: 0 BB: 0 P: 17	R: 1 E: 0 K: 1 S: 13 H: 1 LOB: 1 BB: 0 P: 20	R: 0 E: 0 K: 0 S: 11 H: 1 LOB: 2 BB: 1 P: 20	1B: 5 2B: 3 3B: 0 HR: 4 SF: 0 SAC: 0 DP: 0 HBP: 0						

PITCHER		IP	WLS	BF	H	R	ER	SO	BB	IBB	HBP	BLK	WP	HR	S	P	ERA	WHIP
44 Tyler Anderson, L ERA: 11.76	(1, 1)	4.0	L	20	7	6	6	5	1	0	0	0	0	2	60	81	13.50	2.000
29 Bryan Shaw, R ERA: 1.29	(5, 1)	2.0		7	1	1	1	1	0	0	0	0	0	1	16	21	4.50	0.500
18 Seunghwan Oh, R ERA: 7.11	(7, 1)	1.0		5	2	2	2	1	0	0	0	0	0	1	13	17	18.00	2.000
35 Chad Bettis, R ERA: 6.75	(8, 1)	1.0		5	1	1	0	1	0	0	0	0	0	0	13	20	0.00	1.000
59 Harrison Musgrave, L ERA: 3.6	(9, 1)	1.0		5	1	0	0	0	1	0	0	0	0	0	11	20	0.00	2.000

PITCHER	IP	WLS	BF	H	R	ER	SO	BB	IBB	HBP	BLK	WP	HR	S	P	ERA	WHIP

TOP

Arizona Diamondbacks @ Colorado Rockies

Coors Field, Denver, CO

Fri May 03 2019, 6:42 PM - 10:03 PM MDT

Att. 29,574 - Partly Cloudy - 67 F

livebaseballscorecards.com

AB	40
R	10
H	12
RBI	10
BB	2
SO	8
LOB	13

WP: 0 PA: 42
PB: 1
SB: 0
CS: 0

Batter	1	2	3	4	5	6	7	8	9	AB	R	H	RBI	BB	SO	LOB
19 Charlie Blackmon, L (1, 9) OBP: 0.342, SLG: 0.485	C FF 92 X FF 94 0-1 1B		B SL 84 F SL 86 C FF 94 D SL 85 B SL 84 X KC 80 3-2 ③ P6	D SL 86 X SL 84 1-0 ③ F8		B SI 90 C SI 91 B SL 81 X SI 90 2-1 ③ G4-3			D FF 94 S SL 84 X SL 84 1-1 1-H HR	5	1	2	2	0	0	2
27 Trevor Story, R (1, 6) OBP: 0.342, SLG: 0.504	B SI 94 1 SAFE F FF 94 S SL 83 F SL 83 1 SAFE D KC 81 S SL 83 2-3 ① K			B FF 92 X FF 93 1-0 ① F9	C KC 79 S SL 82 B SL 82 F SL 84 B SL 84 F SL 84 C FF 94 2-3 ① K		B FF 95 B FF 95 X FF 95 2-0 ① G6-3		B FF 91 B FF 92 B FF 92 C FF 92 B FF 92 4-1 28 1B 26 FC6-4 BB	4	1	0	0	1	2	1
28 Nolan Arenado, R (1, 5) OBP: 0.347, SLG: 0.594	B FF 94 F FF 93 B SL 85 S SL 84 D SL 86 C SL 84 3-3 ② K			F FF 94 S SL 84 B SL 85 X SI 94 1-2 26 E 20 E 2B	B KC 81 X SL 84 1-0 12 G5-3 2B		X FF 96 0-0 ② G5-3		S SL 86 X SL 85 0-1 26 FC6-4 9 BB 1-3 1B	5	1	3	0	0	1	1
12 Mark Reynolds, R (1, 3) OBP: 0.329, SLG: 0.367 9 Daniel Murphy, L (9, PH) OBP: 0.341, SLG: 0.474	B KC 81 C KC 81 S KC 82 C FF 94 1-3 ③ K			B KC 81 F KC 80 D KC 80 F SL 83 B FF 94 D SL 86 4-2 20 E 26 E 22 1B BB	B SI 92 S SL 83 B FF 94 X SL 82 2-1 ② G5-3 2-3		B FF 95 B FF 94 X FF 94 2-0 ③ F7		C FF 93 D SL 87 S SL 86 D SL 86 B SL 87 F SL 87 B FF 94 4-2 26 FC6-4 1-2 BB	3 0	1 0	0 0	0 0	1 1	1 0	2 0
26 David Dahl, L (1, 7) OBP: 0.354, SLG: 0.554		F SL 83 S SL 84 S SL 85 0-3 ① K		S SL 83 X SL 84 0-1 FC 22 1B 20 E 1 1B 1-2 2-3	D SL 85 B FF 94 X SL 85 2-0 ③ G6-3			B FF 94 F FF 94 S KC 80 S FF 96 1-3 ① K	D SL 88 S SL 87 B FF 93 X FF 94 2-1 ① FC6-4 20 S 1-2f 2-3 3-H	5	1	0	1	0	2	5
20 Ian Desmond, R (1, 8) OBP: 0.239, SLG: 0.347		X SI 92 0-0 ② L3		B FF 94 X SL 85 1-0 E5 22 1B 1 1B 1-2 2-3 3-H		C FF 93 B SL 83 F FF 94 F SL 84 B FF 93 B FF 95 B SL 84 4-2 22 G1-4-3 BB		C FF 96 X FF 95 0-1 E3	B SL 87 F SL 85 C FF 92 F SL 87 S SL 87 1-3 ② K 1-2	4	1	0	1	1	1	4
22 Chris Iannetta, R (1, 2) OBP: 0.289, SLG: 0.353		B FF 93 C KC 82 B SL 85 S KC 81 S KC 82 2-3 ③ K		B KC 79 X SL 84 1-0 1 1B 1-2 2-3 3-H 1B		D SI 94 X KC 78 1-0 ①② G1-4-3 1-2f		F FF 94 F FF 96 B FF 96 1 SAFE T FF 95 1-2 ② K	C FF 93 S SL 86 S SL 85 0-3 ③ K	5	0	1	1	0	3	4
1 Garrett Hampson, R (1, 4) OBP: 0.224, SLG: 0.284 18 Seunghwan Oh, R (7, 1) 35 Chad Bettis, R (8, 1) 15 Raimel Tapia, L (8, PH) OBP: 0.325, SLG: 0.577 59 Harrison Musgrave, L (9, 1)			B KC 80 B SI 93 B FF 94 C FF 92 B FF 94 4-1 44 B5-6-4 BB	X FF 94 0-0 1-2 2-H 3-H 1B		L KC 78 X SL 82 0-1 24 HR 1B		B FF 96 X FF 94 1-0 ③ L7		2 0 0 1 0	1 0 0 0 0	2 0 0 0 0	2 0 0 0 0	1 0 0 0 0	0 0 0 1 0	0 0 0 1 0
44 Tyler Anderson, L (1, 1) OBP: 0.143, SLG: 0.143 29 Bryan Shaw, S (5, 1) 24 Ryan McMahon, L (6, PH) OBP: 0.341, SLG: 0.382 (7, 4)			B FF 91 B FF 92 C FF 92 X FF 92 2-1 ①② B5-6-4 1-2f	B FF 92 B FF 92 C FF 92 L FF 92 F FF 92 C FF 92 2-3 ② K		F SI 90 B SI 89 F SI 90 X SI 89 1-2 1-H HR			B FF 93 B SL 85 X SI 94 2-0 19 HR 1B	2 0 2	0 0 2	0 0 2	0 0 2	1 0 0	3 0 0	
Inning Stats	R: 0 E: 0 K: 3 S: 12 H: 1 LOB: 1 BB: 0 P: 18	R: 0 E: 0 K: 2 S: 7 H: 0 LOB: 0 BB: 0 P: 9	R: 0 E: 0 K: 0 S: 6 H: 0 LOB: 0 BB: 1 P: 15	R: 4 E: 2 K: 1 S: 16 H: 3 LOB: 2 BB: 1 P: 27	R: 0 E: 0 K: 1 S: 9 H: 1 LOB: 1 BB: 0 P: 16	R: 2 E: 0 K: 0 S: 11 H: 2 LOB: 0 BB: 1 P: 19	R: 0 E: 0 K: 0 S: 3 H: 0 LOB: 0 BB: 0 P: 7	R: 0 E: 1 K: 2 S: 9 H: 0 LOB: 1 BB: 0 P: 12	R: 3 E: 0 K: 2 S: 18 H: 3 LOB: 2 BB: 2 P: 32	1B: 6 2B: 2 3B: 0 HR: 2 SF: 0 SAC: 0 DP: 2 HBP: 0			WP: 0 PB: 0 SB: 1 CS: 0 PA: 43			

PITCHER		IP	WLS	BF	H	R	ER	SO	BB	IBB	HBP	BLK	WP	HR	S	P	ERA	WHIP
38 Robbie Ray, L ERA: 3.79	(1, 1)	5.2	W	26	6	5	1	7	3	0	0	0	0	0	56	96	1.59	1.588
30 T.J. McFarland, L ERA: 27.0	(6, 1)	0.1	H	2	1	1	1	0	0	0	0	0	0	1	5	8	27.00	3.000
50 Yoan López, R ERA: 0.71	(7, 1)	1.0	H	3	0	0	0	0	0	0	0	0	0	0	3	7	0.00	0.000
25 Archie Bradley, R ERA: 1.93	(8, 1)	1.0		4	0	0	0	2	0	0	0	0	0	0	9	12	0.00	0.000
40 Andrew Chafin, L ERA: 3.97	(9, 1)	0.0		2	2	2	2	0	0	0	0	0	0	1	3	6	∞	∞

PITCHER		IP	WLS	BF	H	R	ER	SO	BB	IBB	HBP	BLK	WP	HR	S	P	ERA	WHIP
56 Greg Holland, R ERA: 0.75	(9, 1)	1.0	S	6	1	1	1	2	2	0	0	0	0	0	15	26	9.00	3.000

BOTTOM

Arizona Diamondbacks @ Colorado Rockies

Coors Field, Denver, CO

Fri May 03 2019, 6:42 PM - 10:03 PM MDT

Att. 29,574 - Partly Cloudy - 67 F

livebaseballscorecards.com

AB	38
R	9
H	10
RBI	9
BB	5
SO	11
LOB	23

Batter	1	2	3	4	5	6	7	8	9	AB	R	H	RBI	BB	SO	LOB
10 Adam Jones, R (1, 9) OBP: 0.350, SLG: 0.508 16 Tim Locastro, R (4, 9) OBP: 0.474, SLG: 0.286	F FF 91 F FF 92 B FF 91 B SL 86 X FF 92 2-2 ① G6-3		C SI 88 B CH 84 S CH 85 X FF 91 1-2 ① G4-3	X CH 87 0-0 ① G6-3		F CU 80 B FF 92 B FF 93 F SI 91 X SI 88 2-2 ② FC6-4 4 FC6-4 1-2f		F FF 96 S SI 96 F SL 85 X SL 87 0-2 ③ P5		3 2	0 0	0 0	0 0	0 0	0 0	0 2
4 Ketel Marte, S (1, 8) OBP: 0.326, SLG: 0.567	S CU 81 F SI 92 X FF 92 0-2 ② L8		C FF 92 B CU 83 B CH 85 B FF 92 F FF 92 B SL 86 4-2 5 1B 6 HR BB	X FF 91 0-0 ② G5-3		C SI 90 B CU 83 F FF 90 X CH 86 1-2 ③ FC6-4 1-2f			C CU 81 F FF 92 B CU 84 X CU 82 1-2 6 G4-6-3 5 BB 53 2B 1B	4	2	1	0	1	0	1
5 Eduardo Escobar, S (1, 5) OBP: 0.377, SLG: 0.541 15 Ildemaro Vargas, S (9, PR) OBP: 0.200, SLG: 0.350 (9, 5)	X CU 80 0-0 ③ P6		C FF 91 X FF 92 0-1 6 HR 1-3 1B	B SL 85 F CH 88 X SL 86 1-1 ③ G3			C FF 95 S FF 94 B FF 95 B SL 89 F FF 96 X SL 89 2-2 ① G3-1		C FF 93 B FF 93 S CU 83 B FF 93 F CU 83 B FF 92 B FF 93 4-2 6 G4-6-3 1-2 BB	4 0	1 0	1 0	0 0	1 0	0 0	0 0
6 David Peralta, L (1, 7) OBP: 0.349, SLG: 0.529		B SI 89 C SI 89 S CH 85 F FF 92 F SL 86 F SI 92 B CU 81 S SL 86 2-3 ① K	B SI 89 X SL 86 1-0 1-H 3-H HR	C CU 81 X CH 86 0-1 ① F7			F FF 95 S FF 95 X CH 90 0-2 1B		S FF 90 B FF 92 X CU 81 1-1 ①② G4-6-3 1-2f 2-3	5	1	2	3	0	1	2
53 Christian Walker, R (1, 3) OBP: 0.381, SLG: 0.611		B CU 83 X SI 90 1-0 ② F8	B CU 83 B CH 87 B SI 89 X FF 90 3-0 41 2B		C CH 85 S CU 82 B CU 81 B CU 80 X FF 90 2-2 ② L8		C SL 88 B FF 97 T SL 88 S SL 88 1-3 ② K		S FF 93 C FF 92 D FF 91 X CU 82 1-2 3-H 2B	5	1	2	1	0	1	1
41 Wilmer Flores, R (1, 4) OBP: 0.309, SLG: 0.360		C SL 86 X CU 79 0-1 13 HR 1B	C FF 90 X SI 88 0-1 2-H 2B		B FF 89 F FF 90 X FF 91 1-1 ③ P4		F FF 96 C FF 97 B SL 87 D SL 88 F FF 97 X FF 98 2-2 ③ F9		X FF 91 0-0 ③ P3	5	1	2	1	0	0	3
13 Nick Ahmed, R (1, 6) OBP: 0.301, SLG: 0.423		B FF 91 F FF 90 X FF 89 1-1 1-H HR	F SL 85 X FF 92 0-1 ② G5-3			B CH 80 C CH 84 X FF 90 1-1 18 1B 24 SF9 2B		C FF 95 F SL 88 F SL 87 X SL 84 0-2 ① L6		4	2	2	2	0	0	1
18 Carson Kelly, R (1, 2) OBP: 0.262, SLG: 0.386		B FF 93 S FF 93 F FF 93 B SL 86 X SI 91 2-2 HR		0-0 IBB		F SL 84 B FF 90 X CH 86 1-1 16 FC6-4 2-3 1B		B FF 95 B FF 95 C FF 95 B SL 87 F FF 96 B FF 96 4-2 BB		2	1	2	1	2	0	0
24 Luke Weaver, R (1, 1) OBP: 0.077, SLG: 0.333 19 Blake Swihart, S (8, PH) OBP: 0.250, SLG: 0.275 35 Matt Andriese, R (8, 1) 66 Yoshihisa Hirano, R (9, 1)		B SI 91 B CH 88 C FF 89 X FF 90 2-1 ③ F8	F SL 84 X FF 91 0-1 ③ P4			B FF 91 X FF 91 1-0 ① SF9 3-H		C FF 95 B CH 89 F FF 95 F SL 86 B FF 96 S SL 87 2-3 ② K		2 1 0 0	0 0 0 0	0 0 0 0	1 0 0 0	0 0 0 0	0 1 0 0	2 1 0 0
Inning Stats	R: 0 E: 0 K: 0 S: 7 H: 0 LOB: 0 BB: 0 P: 9	R: 3 E: 0 K: 1 S: 16 H: 3 LOB: 0 BB: 0 P: 24	R: 4 E: 0 K: 0 S: 15 H: 4 LOB: 2 BB: 2 P: 24	R: 0 E: 0 K: 0 S: 4 H: 0 LOB: 0 BB: 0 P: 5	R: 0 E: 0 K: 0 S: 7 H: 0 LOB: 0 BB: 0 P: 10	R: 1 E: 0 K: 0 S: 11 H: 2 LOB: 1 BB: 0 P: 17	R: 0 E: 0 K: 1 S: 14 H: 1 LOB: 1 BB: 0 P: 19	R: 0 E: 0 K: 1 S: 14 H: 0 LOB: 1 BB: 1 P: 20	R: 1 E: 0 K: 0 S: 12 H: 2 LOB: 2 BB: 1 P: 19	1B: 5 2B: 4 3B: 0 HR: 3 SF: 1 SAC: 0 DP: 1 HBP: 0						

PITCHER		IP	WLS	BF	H	R	ER	SO	BB	IBB	HBP	BLK	WP	HR	S	P	ERA	WHIP
21 Kyle Freeland, L ERA: 5.9	(1, 1)	6.0	L	29	9	8	8	1	1	1	0	0	0	3	60	89	12.00	1.667
62 Yency Almonte, R ERA: 4.26	(7, 1)	2.0		8	1	0	0	2	1	0	0	0	0	0	28	39	0.00	1.000
63 DJ Johnson, R ERA: 5.91	(9, 1)	1.0		5	2	1	1	0	1	0	0	0	0	0	12	19	9.00	3.000

PITCHER	IP	WLS	BF	H	R	ER	SO	BB	IBB	HBP	BLK	WP	HR	S	P	ERA	WHIP

TOP

Arizona Diamondbacks @ Colorado Rockies

Coors Field, Denver, CO

Sat May 04 2019, 6:12 PM - 9:02 PM MDT

Att. 37,765 - Cloudy - 68 F

livebaseballscorecards.com

AB	37
R	9
H	12
RBI	9
BB	4
SO	3
LOB	13

BOTTOM

Arizona Diamondbacks @ Colorado Rockies

Coors Field, Denver, CO

Sat May 04 2019, 6:12 PM - 9:02 PM MDT

Att. 37,765 - Cloudy - 68 F

livebaseballscorecards.com

Batter	1	2	3	4	5	6	7	8	9	AB	R	H	RBI	BB	SO	LOB
19 Charlie Blackmon, L (1, 9) OBP: 0.346, SLG: 0.507	C FF 94 B FF 94 X CH 84 1-1 ① L7			X FC 88 0-0 ① 27 2B 2B		B CH 84 C FF 94 B CH 84 S CH 85 T FF 95 2-2 ② K		F CH 84 S CH 85 D CH 86 X FF 92 1-2 3-H 3B		4	1	2	1	0	1	0
27 Trevor Story, R (1, 6) OBP: 0.347, SLG: 0.511	B FF 95 X FC 88 1-0 ② G6-3			B CH 84 B FF 95 F FC 88 F FC 89 X FF 97 2-2 28 F9 2-H 2B		F FC 88 F FC 88 B FF 96 X FC 89 1-2 1B		B CU 79 B CH 85 C FF 92 F CH 85 F FF 92 B CH 86 C FF 93 3-3 ② K		4	0	2	1	0	1	1
9 Daniel Murphy, L (1, 3) OBP: 0.313, SLG: 0.429	C FF 95 C FC 89 X FF 96 0-2 ③ F8			X FC 88 0-0 ① P5		1 SAFE C FF 94 B FC 87 F FC 87 B FF 94 X CH 83 2-2 ③ F8		C FF 92 B FF 92 T CH 86 F CH 86 F CH 85 C FF 92 2-3 ③ K		4	0	0	0	0	1	3
28 Nolan Arenado, R (1, 5) OBP: 0.338, SLG: 0.577		C FF 95 S FC 88 X FF 97 0-2 ① G6-3		S FC 89 C FC 88 F FF 94 F FC 90 X FF 96 0-2 ② F9 2-3			B CH 84 F FC 88 B FC 88 F FF 94 X FF 95 2-2 ① F8		C FS 83 B FF 92 F FF 90 X FS 83 1-2 ① P3	4	0	0	0	0	0	1
26 David Dahl, L (1, 8) OBP: 0.340, SLG: 0.531		S FF 92 S CH 84 X CH 85 0-2 ② G1-3		B CH 85 X CH 84 1-0 ③ G3			S CH 84 B FF 95 B FF 94 C FF 94 S FF 96 2-3 ② K		B FS 85 S FF 92 F FF 92 F FS 83 B FS 85 X FS 84 2-2 ② G4-3	4	0	0	0	0	1	1
15 Raimel Tapia, L (1, 7) OBP: 0.322, SLG: 0.556		B FF 94 C FC 88 S CH 83 S FF 96 1-3 ③ K			S CH 83 X FF 94 0-1 ① G6-3		S FF 94 B FF 94 B FC 87 C CH 85 B CH 84 B CH 84 4-2 BB		B FF 92 F FF 90 S FS 85 S FS 85 1-3 ③ K	3	0	0	0	1	2	0
24 Ryan McMahon, L (1, 4) OBP: 0.330, SLG: 0.367			C FF 95 C CH 83 B FF 96 B FF 96 F CH 84 B FF 97 F CH 86 T FF 96 3-2 ① K		F CU 83 S CH 84 B CH 86 B CH 84 F CH 86 F FF 97 B CH 84 F FF 96 F CU 83 3-2 T FF 95 ② K		B FF 93 C CH 84 X FF 94 1-1 ③ G5-3			3	0	0	0	0	2	1
14 Tony Wolters, L (1, 2) OBP: 0.354, SLG: 0.377			B CU 81 C CH 86 C FC 87 B FF 95 B CH 83 S CH 84 3-3 ② K		C CU 83 C FC 88 B FF 96 S CH 84 1-3 ③ K			C CU 79 S CH 84 X FF 91 0-2 1 G6-3 19 3B 1 WP 1B		3	1	1	0	0	2	0
21 Kyle Freeland, L (1, 1) OBP: 0.333, SLG: 0.143			F FF 94 S FC 88 B FF 96 B CH 85 F FF 95 C CU 82 2-3 ③ K			X FC 88 0-0 ① F8		C CH 84 S FF 92 D CH 85 D FF 93 X CH 86 2-2 ① G6-3 1-3		1	0	0	0	0	1	0
20 Ian Desmond, R (6, PH) OBP: 0.236, SLG: 0.343										1	0	0	0	0	0	0
62 Yency Almonte, R (7, 1)										0	0	0	0	0	0	0
1 Garrett Hampson, R (8, PH) OBP: 0.221, SLG: 0.280										1	0	0	0	0	0	1
63 DJ Johnson, L (9, 1)										0	0	0	0	0	0	0
Inning Stats	R: 0 E: 0 K: 0 S: 6 H: 0 LOB: 0 BB: 0 P: 8	R: 0 E: 0 K: 1 S: 9 H: 0 LOB: 0 BB: 0 P: 10	R: 0 E: 0 K: 3 S: 12 H: 0 LOB: 0 BB: 0 P: 20	R: 1 E: 0 K: 0 S: 11 H: 2 LOB: 1 BB: 0 P: 14	R: 0 E: 0 K: 2 S: 12 H: 0 LOB: 0 BB: 0 P: 16	R: 0 E: 0 K: 1 S: 10 H: 1 LOB: 1 BB: 0 P: 15	R: 0 E: 0 K: 1 S: 10 H: 0 LOB: 1 BB: 1 P: 19	R: 1 E: 0 K: 2 S: 18 H: 2 LOB: 1 BB: 0 P: 26	R: 0 E: 0 K: 1 S: 10 H: 0 LOB: 0 BB: 0 P: 14	1B: 2 2B: 2 3B: 1 HR: 0 SF: 0 SAC: 0 DP: 0 HBP: 0						

	AB	32
	R	2
	H	5
	RBI	2
	BB	1
	SO	11
	LOB	8

WP: 1 PA: 33
PB: 0
SB: 0
CS: 0

PITCHER		IP	WLS	BF	H	R	ER	SO	BB	IBB	HBP	BLK	WP	HR	S	P	ERA	WHIP
24 Luke Weaver, R ERA: 3.29	(1, 1)	7.0	W	25	3	1	1	8	1	0	0	0	0	0	70	102	1.29	0.571
35 Matt Andriese, R ERA: 4.58	(8, 1)	1.0		5	2	1	1	2	0	0	0	0	1	0	18	26	9.00	2.000
66 Yoshihisa Hirano, R ERA: 3.65	(9, 1)	1.0		3	0	0	0	1	0	0	0	0	0	0	10	14	0.00	0.000

PITCHER	IP	WLS	BF	H	R	ER	SO	BB	IBB	HBP	BLK	WP	HR	S	P	ERA	WHIP

Arizona Diamondbacks @ Colorado Rockies

Coors Field, Denver, CO

Sun May 05 2019, 1:12 PM - 4:20 PM MDT

Att. 40,262 - Partly Cloudy - 70 F

livebaseballscorecards.com

TOP

Batter	1	2	3	4	5	6	7	8	9	AB	R	H	RBI	BB	SO	LOB
1 Jarrod Dyson, L (1, 8) (8, 9) OBP: 0.393, SLG: 0.472	B SI 93 C FF 94 S KC 82 B SL 85 F FF 94 C FF 96 2-3 ① K		F SL 86 B CH 88 B FF 95 F SI 95 B KC 86 F FF 98 F FF 97 X FF 96 3-2 4 S 6 2B 1B		X SL 83 0-0 6 S 1B		B FF 96 F FF 96 B FF 96 T FF 97 S FF 97 2-3 ① K	D SL 87 C FF 94 B FF 94 X FF 94 2-1 ③ G5-3		5	1	2	0	0	2	1
4 Ketel Marte, S (1, 6) (8, 8) OBP: 0.322, SLG: 0.550	C FF 95 B FF 94 B SI 96 X SI 94 2-1 ② F7		B FF 94 1 SAFE B FF 96 B SL 87 B FF 96 4-0 6 2B 5 SF8 1-2 BB		1 SAFE F FF 91 C FF 94 B FF 94 1 SAFE B FF 94 S KC 83 2-3 ① K		X SL 88 0-0 ② G6-3		B FC 92 B KC 82 X FF 94 2-0 E1	4	1	0	0	1	1	1
6 David Peralta, L (1, 7) OBP: 0.351, SLG: 0.532	C FF 95 F SI 95 S SI 95 0-3 ③ K		S KC 84 B KC 83 X CH 89 1-1 5 SF8 1-3 2-H 2B		1 SAFE 1 SAFE F FF 93 F CH 89 1 SAFE B KC 83 B FF 94 B KC 83 C FF 96 3-3 ② K 1-2		F FF 97 S FF 98 X FF 98 0-2 1B		B FC 90 S FC 92 C FF 94 B FF 97 D FC 91 F FF 95 X FF 95 3-2 ① F7	5	0	2	1	0	2	2
5 Eduardo Escobar, S (1, 5) OBP: 0.371, SLG: 0.556		S SL 84 X SI 93 0-1 HR	X FF 96 0-0 ② SF8 2-3 3-H		C FF 93 F FF 94 B FF 94 F KC 85 S KC 83 1-3 ③ K		X FF 96 0-0 ③ F8		1 SAFE C KC 84 X FC 90 0-1 ② L9	4	1	1	2	0	1	3
53 Christian Walker, R (1, 3) OBP: 0.382, SLG: 0.610		B FF 93 F FF 93 S FF 95 S KC 84 1-3 ① K	B FF 95 D SL 90 T FF 95 F SL 88 D KC 86 X FF 96 3-2 ③ L9			B FF 92 B FF 94 B FF 93 C FF 95 X FF 93 3-1 15 G3 19 HR 1B		C SL 86 X SL 85 0-1 15 FC2-5 2B	B FF 94 1 SAFE F FF 94 S FF 95 D FC 91 D KC 85 X FC 90 3-2 ③ G5-3	5	1	2	0	0	1	2
15 Ildemaro Vargas, S (1, 4) OBP: 0.205, SLG: 0.341		C KC 81 F KC 81 B KC 84 X SL 85 1-2 ② G1-3		B SL 85 X SL 86 1-0 19 FC4-6 1B		C SI 92 C KC 81 X KC 82 0-2 ① G3 1-2		B FF 95 X SL 85 1-0 ① FC2-5 19 1B 36 G1-3 2-3		4	1	1	0	0	0	2
19 Blake Swihart, S (1, 9) OBP: 0.292, SLG: 0.372 13 Nick Ahmed, R (8, 6) OBP: 0.301, SLG: 0.423		B SI 94 F FF 95 B CH 88 B FF 95 F SI 94 B FF 95 4-2 BB		D FF 94 X FF 94 1-0 ① FC4-6 36 WP 1-2f		F KC 80 B SL 87 X CH 87 1-1 2-H HR		B FF 95 B FF 94 C SL 86 F FF 94 F SL 84 F SL 86 B FF 95 X SL 87 3-2 36 G1-3 41 1B 1-3 1B		3 0	2 0	2 0	2 0	1 0	0 0	1 0
36 John Ryan Murphy, R (1, 2) OBP: 0.289, SLG: 0.450		S SL 86 C SL 86 1 SAFE 1 SAFE S KC 83 0-3 ③ K		S SL 86 S SI 93 B KC 84 S KC 86 1-3 ② K 1-2		C SL 87 B SL 86 F FF 95 S KC 83 1-3 ② K		C FF 94 C FF 93 B SL 86 X SL 87 1-2 ② G1-3 1-2 3-H		4	0	0	1	0	3	3
21 Zack Greinke, R (1, 1) OBP: 0.350, SLG: 0.842 30 T.J. McFarland, L (7, 1) 41 Wilmer Flores, R (8, PH) OBP: 0.316, SLG: 0.367 25 Archie Bradley, R (8, 1) 40 Andrew Chafin, R (8, 1) 50 Yoan López, R (8, 1)			B SI 92 X SI 92 1-0 ① G3	B FF 95 C SL 87 X SL 85 1-1 ③ F8		F FF 95 S SL 86 X KC 84 0-2 ③ G5-3		B FF 94 B FF 95 B FF 95 C FF 94 X FF 94 3-1 2-H 1B		3 0 1 0 0 0	0 0 0 0 0 0	0 0 1 0 0 0	0 0 1 0 0 0	0 0 0 0 0 0	0 0 0 0 0 0	1 0 0 0 0 0
Inning Stats	R: 0 E: 0 K: 2 S: 9 H: 0 LOB: 0 BB: 0 P: 13	R: 1 E: 0 K: 2 S: 13 H: 1 LOB: 1 BB: 1 P: 19	R: 2 E: 0 K: 0 S: 12 H: 2 LOB: 1 BB: 1 P: 24	R: 0 E: 0 K: 1 S: 7 H: 1 LOB: 1 BB: 0 P: 11	R: 0 E: 0 K: 3 S: 11 H: 1 LOB: 1 BB: 0 P: 17	R: 2 E: 0 K: 1 S: 13 H: 2 LOB: 0 BB: 0 P: 18	R: 0 E: 0 K: 1 S: 8 H: 1 LOB: 1 BB: 0 P: 10	R: 2 E: 0 K: 0 S: 15 H: 3 LOB: 1 BB: 0 P: 25	R: 0 E: 1 K: 0 S: 10 H: 0 LOB: 1 BB: 0 P: 18	1B: 7 2B: 2 3B: 0 HR: 2 SF: 1 SAC: 0 DP: 0 HBP: 0						

	AB	38
	R	7
	H	11
	RBI	7
	BB	2
	SO	10
	LOB	16

WP: 1 PB: 0 SB: 2 CS: 0 PA: 41

PITCHER		IP	WLS	BF	H	R	ER	SO	BB	IBB	HBP	BLK	WP	HR	S	P	ERA	WHIP
48 Germán Márquez, R ERA: 3.46	(1, 1)	6.0		27	7	5	5	9	2	0	0	0	1	2	65	102	7.50	1.500
54 Carlos Estévez, R ERA: 4.02	(7, 1)	1.0		4	1	0	0	1	0	0	0	0	0	0	8	10	0.00	1.000
45 Scott Oberg, R ERA: 2.3	(8, 1)	1.0	W	6	3	2	2	0	0	0	0	0	0	0	15	25	18.00	3.000
71 Wade Davis, R ERA: 0.77	(9, 1)	1.0	S	4	0	0	0	0	0	0	0	0	0	0	10	18	0.00	0.000

PITCHER	IP	WLS	BF	H	R	ER	SO	BB	IBB	HBP	BLK	WP	HR	S	P	ERA	WHIP

BOTTOM

Arizona Diamondbacks @ Colorado Rockies

Coors Field, Denver, CO

Sun May 05 2019, 1:12 PM - 4:20 PM MDT

Att. 40,262 - Partly Cloudy - 70 F

livebaseballscorecards.com

Batter	1	2	3	4	5	6	7	8	9	AB	R	H	RBI	BB	SO	LOB
19 Charlie Blackmon, L (1, 9) OBP: 0.344, SLG: 0.507	C FF 88 X FF 89 0-1 27 F9 9 SF9 2B		C FF 90 B CH 87 F SL 84 F EP 65 F FF 92 B SL 83 X CH 88 2-2 ② G3-1		C FF 91 X CH 87 0-1 ① G3-1 2-3		C SI 92 B SI 90 1 SAFE F SI 90 B SL 81 1 SAFE X SI 91 2-2 ③ G3			4	1	1	0	0	0	2
27 Trevor Story, R (1, 6) OBP: 0.344, SLG: 0.504	C FF 87 F SI 90 F SL 84 X SL 84 0-2 ① F9 2-3		X SL 84 0-0 ③ G4-3		B FF 90 C FF 90 D SL 84 F SL 84 S CU 68 2-3 ② K			B FF 94 X FF 94 1-0 28 1B 9 E 26 BB 1B		4	1	1	0	0	1	2
9 Daniel Murphy, L (1, 3) OBP: 0.288, SLG: 0.400	C FF 90 X SL 83 0-1 ② SF9 3-H			B FF 89 C CH 86 C FF 91 F FF 91 B FF 91 F SL 85 F CH 89 F CU 70 X FF 89 2-2 ① G1-3	B FF 90 C FF 90 B CH 88 C FF 90 F CH 88 B FF 90 X CU 70 3-2 ③ P2			B FF 95 1 SAFE X FF 94 1-0 FC5 26 BB 28 1B 15 3B 1-2		3	1	0	1	0	0	2
28 Nolan Arenado, R (1, 5) OBP: 0.342, SLG: 0.574	B FF 90 B FF 90 S SL 84 X FF 90 2-1 1B			F SI 90 X CU 68 0-1 ② L6		F FF 89 X FF 90 0-1 ① L9		B FF 97 S KC 82 X SI 96 1-1 26 BB 15 3B 1-2 2-3 1B		4	1	2	0	0	0	0
26 David Dahl, L (1, 8) OBP: 0.346, SLG: 0.525	B CH 87 B FF 90 B CH 87 C FF 90 C FF 90 F FF 90 F CH 88 S SL 86 3-3 ③ K			X FF 91 0-0 1B		C FF 89 T FF 89 X EP 65 0-2 ② G3		B FF 96 B KC 83 B SI 96 C FF 96 C FF 96 B FF 96 4-2 15 3B 1-2 2-3 3-H BB		3	1	1	1	1	1	1
15 Raimel Tapia, L (1, 7) OBP: 0.319, SLG: 0.565		C FF 89 B CH 86 B CH 87 B FF 90 S FF 89 X FF 89 3-2 ① F7		F CH 87 B FF 89 B CH 87 X CH 87 2-1 ③ G4-3		C FF 89 X EP 63 0-1 ③ G1-3		B KC 80 B FF 96 B FF 96 C FF 96 X FF 96 3-1 24 1B 1-H 2-H 3-H 3B		4	1	1	3	0	0	1
24 Ryan McMahon, L (1, 4) OBP: 0.337, SLG: 0.373		B FF 89 B CU 74 S FF 90 C FF 90 C FF 92 2-3 ② K			X CU 73 0-0 14 2B 48 E 1B		B SI 90 S SI 91 X SL 81 1-1 ① F8	X SI 93 0-0 12 G5-3 14 SH1 3-H 1B		4	1	2	1	0	1	0
14 Tony Wolters, L (1, 2) OBP: 0.354, SLG: 0.389		B FF 91 F FF 91 F CH 88 B SL 85 S FF 90 2-3 ③ K			B CH 86 C CH 86 B FF 90 X CH 86 2-1 48 E 1-3 2B		X SL 82 0-0 ② B1-3	X SI 92 0-0 ① SH1 1-2		3	1	1	0	0	1	0
48 Germán Márquez, R (1, 1) OBP: 0.133, SLG: 0.133 54 Carlos Estévez, R (7, 1) 20 Ian Desmond, R (7, PH) OBP: 0.243, SLG: 0.343 45 Scott Oberg, R (8, 1) 12 Mark Reynolds, R (8, PH) OBP: 0.325, SLG: 0.361 71 Wade Davis, R (9, 1)			B FF 89 F FF 89 X SL 82 1-1 ① L6		F SI 90 B FF 90 B SI 90 X SL 84 2-1 E8 19 G3-1 2-H 3-H 1B		B SI 91 B SI 91 B SI 90 C SI 90 B SI 90 4-1 ② BB	B SL 81 S SL 80 X SL 82 1-1 ② ③ G5-3 2-3f		2 0 0 0 1 0	0 0 0 0 0 0	1 0 0 0 0 0	2 0 0 0 0 0	0 0 1 0 0 0	0 0 0 0 0 0	0 0 0 0 1 0
Inning Stats	R: 1 E: 0 K: 1 S: 15 H: 2 LOB: 1 BB: 0 P: 20	R: 0 E: 0 K: 2 S: 9 H: 0 LOB: 0 BB: 0 P: 16	R: 0 E: 0 K: 0 S: 8 H: 0 LOB: 0 BB: 0 P: 11	R: 0 E: 0 K: 0 S: 12 H: 1 LOB: 1 BB: 0 P: 16	R: 2 E: 1 K: 1 S: 14 H: 3 LOB: 1 BB: 0 P: 23	R: 0 E: 0 K: 0 S: 7 H: 0 LOB: 0 BB: 0 P: 7	R: 0 E: 0 K: 0 S: 7 H: 0 LOB: 1 BB: 1 P: 14	R: 5 E: 1 K: 0 S: 12 H: 4 LOB: 0 BB: 1 P: 23		1B: 7 2B: 3 3B: 1 HR: 0 SF: 1 SAC: 1 DP: 1 HBP: 0					WP: 0 PB: 0 SB: 0 CS: 0 PA: 36	

	AB	32
	R	8
	H	10
	RBI	8
	BB	2
	SO	4
	LOB	9

PITCHER		IP	WLS	BF	H	R	ER	SO	BB	IBB	HBP	BLK	WP	HR	S	P	ERA	WHIP
21 Zack Greinke, R ERA: 3.42	(1, 1)	6.0		24	6	3	3	4	0	0	0	0	0	0	65	93	4.50	1.000
30 T.J. McFarland, L ERA: 6.75	(7, 1)	1.0	H	4	0	0	0	0	1	0	0	0	0	0	7	14	0.00	1.000
25 Archie Bradley, R ERA: 4.5	(8, 1)	0.0	L	5	3	5	4	0	1	0	0	0	0	0	8	18	∞	∞
40 Andrew Chafin, L ERA: 3.86	(8, 1)	0.1		2	1	0	0	0	0	0	0	0	0	0	2	2	0.00	3.000
50 Yoan López, R ERA: 0.68	(8, 1)	0.2		1	0	0	0	0	0	0	0	0	0	0	2	3	0.00	0.000

PITCHER		IP	WLS	BF	H	R	ER	SO	BB	IBB	HBP	BLK	WP	HR	S	P	ERA	WHIP

Batter	1	2	3	4	5	6	7	8	9	AB	R	H	RBI	BB	SO	LOB
16 Tim Locastro, R (1, 7) (8, 8) OBP: 0.435, SLG: 0.235	C FF 96 S CH 88 S CU 83 0-3 ① K			C CU 80 X FF 95 0-1 ① P3		F FF 95 H FF 94 1-1 1-2 HBP			B SI 91 X FC 90 1-0 ① P5	3	0	0	0	0	1	0
4 Ketel Marte, S (1, 8) OBP: 0.315, SLG: 0.537 19 Blake Swihart, S (8, 7) OBP: 0.306, SLG: 0.386	C CU 82 B CH 88 S CH 88 F FF 97 S CU 83 1-3 ② K			F CU 81 C FF 96 C FF 96 0-3 ② K		S CH 86 S CU 82 F CU 81 F FF 95 F FF 95 F SL 87 D CU 83 X CH 85 1-2 ③ G1-3			B SI 91 X SI 91 1-0 10 FC5 10 E 18 BB 1B	3 1	0 1	0 1	0 0	0 0	2 0	2 0
5 Eduardo Escobar, S (1, 10) OBP: 0.370, SLG: 0.547 18 Carson Kelly, R (8, 2) OBP: 0.274, SLG: 0.386	B FF 97 X CH 88 1-0 ③ G6-3			X CH 88 0-0 ③ P3			B SI 92 B SI 91 B FF 92 C FF 92 B FF 92 4-1 10 G6-4-3 BB		F SI 92 B FC 90 B FC 89 B SI 92 B SI 92 4-1 10 E 1-2 BB	2 0	0 0	0 0	0 0	1 1	0 0	0 0
10 Adam Jones, R (1, 9) OBP: 0.340, SLG: 0.492		B CH 88 C CU 81 S CH 86 S CU 83 1-3 ① K			B FF 94 S CH 86 B FF 97 S CU 82 X FF 97 2-2 ① F9		C ST 82 B ST 82 F SI 92 F ST 83 X ST 81 1-2 ①② 1-2f G6-4-3		C FC 90 S CU 81 X CU 81 0-2 1-3 2-H FC5	4	0	0	0	0	1	2
53 Christian Walker, R (1, 3) OBP: 0.378, SLG: 0.595		B FF 97 C FF 96 C FF 97 B CU 84 S CU 83 2-3 ② K			B FF 94 C FF 96 B CH 87 T CH 87 B FF 96 C CU 82 3-3 ② K		B ST 82 B SI 92 F ST 79 B ST 82 F ST 81 B ST 80 4-2 BB		C SI 92 B FC 90 F SI 92 X CU 81 1-2 ② F7	3	0	0	0	1	2	2
41 Wilmer Flores, R (1, 4) OBP: 0.304, SLG: 0.351		C FF 96 B CH 89 X FF 97 1-1 ③ L5			B CU 79 C CH 87 B CU 84 F CH 86 F CU 84 X FF 97 2-2 ③ F9		C ST 81 B ST 79 F FF 93 X ST 79 1-2 ③ F7		F FC 89 B SI 94 X FC 90 1-1 ③ F9	4	0	0	0	0	0	3
13 Nick Ahmed, R (1, 6) OBP: 0.294, SLG: 0.413			C FF 92 C CH 87 B CU 83 S FF 96 1-3 ① K			S CU 82 B FF 93 B FF 96 S CH 86 B CH 86 F CU 81 F FF 96 F FF 96 S CH 87 3-3 ① K		B SI 92 F SI 92 C CU 80 B CU 82 B FF 93 X FC 88 3-2 ① G6-3		3	0	0	0	0	2	0
36 John Ryan Murphy, R (1, 2) (8, 1) OBP: 0.271, SLG: 0.419			C CU 79 X CH 87 0-1 ② L6			C CU 81 S CU 83 S CU 82 0-3 ② K		B FC 90 S SI 93 T FC 90 B CU 82 S CU 84 2-3 ② K		3	0	0	0	0	2	0
15 Ildemaro Vargas, S (1, 5) OBP: 0.213, SLG: 0.340			S FF 97 F FF 96 F CU 84 B CU 82 F FF 97 B FF 96 X CH 87 2-2 ③ G6-3			F FF 96 B CU 82 X CH 87 1-1 16 HBP 1B		B SI 93 C SI 93 F CH 86 F CU 82 B FC 91 B SI 94 X SI 93 3-2 ③ G6-3		3	0	1	0	0	0	0
Inning Stats	R: 0 E: 0 K: 2 S: 8 H: 0 LOB: 0 BB: 0 P: 10	R: 0 E: 0 K: 2 S: 8 H: 0 LOB: 0 BB: 0 P: 12	R: 0 E: 0 K: 1 S: 10 H: 0 LOB: 0 BB: 0 P: 13	R: 0 E: 0 K: 1 S: 6 H: 0 LOB: 0 BB: 0 P: 6	R: 0 E: 0 K: 1 S: 10 H: 0 LOB: 0 BB: 0 P: 17	R: 0 E: 0 K: 2 S: 19 H: 1 LOB: 2 BB: 0 P: 25	R: 0 E: 0 K: 0 S: 10 H: 0 LOB: 1 BB: 2 P: 20	R: 0 E: 0 K: 1 S: 10 H: 0 LOB: 0 BB: 0 P: 18	R: 1 E: 1 K: 0 S: 11 H: 1 LOB: 2 BB: 1 P: 19	1B: 2 2B: 0 3B: 0 HR: 0 SF: 0 SAC: 0 DP: 1 HBP: 1						

PITCHER		IP	WLS	BF	H	R	ER	SO	BB	IBB	HBP	BLK	WP	HR	S	P	ERA	WHIP
4 Blake Snell, L ERA: 3.62	(1, 1)	6.0	W	20	1	0	0	9	0	0	1	0	0	0	61	83	0.00	0.167
52 Chaz Roe, R ERA: 3.72	(7, 1)	1.0		4	0	0	0	0	2	0	0	0	0	0	10	20	0.00	2.000
65 Casey Sadler, R ERA:	(8, 1)	2.0		9	1	1	0	1	1	0	0	0	0	0	21	37	0.00	1.000

PITCHER	IP	WLS	BF	H	R	ER	SO	BB	IBB	HBP	BLK	WP	HR	S	P	ERA	WHIP

TOP

Arizona Diamondbacks @ Tampa Bay Rays

Tropicana Field, St. Petersburg, FL

Mon May 06 2019, 7:11 PM - 10:04 PM EDT

Att. 8,124 - Dome - 72 F

livebaseballscorecards.com

AB	29
R	1
H	2
RBI	0
BB	3
SO	10
LOB	9

Arizona Diamondbacks @ Tampa Bay Rays

Tropicana Field, St. Petersburg, FL

Mon May 06 2019, 7:11 PM - 10:04 PM EDT

Att. 8,124 - Dome - 72 F

livebaseballscorecards.com

BOTTOM

Batter	1	2	3	4	5	6	7	8	9	AB	R	H	RBI	BB	SO	LOB
8 Brandon Lowe, L (1, 4) OBP: 0.365, SLG: 0.570	C FF 91 B CH 86 B CH 85 B CH 86 B FF 92 4-1 29 1B 26 FC4-6 BB	F SI 91 C CH 86 S CU 80 0-3 ② K	F CH 84 B CH 85 F FF 90 X CH 84 1-2 ③ F8			F SI 90 X CH 84 0-1 ② L7	C KC 82 F SI 90 B KC 83 X KC 81 1-2 2-H 1B			4	1	1	1	1	1	6
29 Tommy Pham, R (1, 7) OBP: 0.411, SLG: 0.468	B CU 79 X SI 91 1-0 26 FC4-6 1-3 1B	B CU 78 X FC 88 1-0 1-H 2-H 3-H HR		B FF 90 F CU 78 B SI 90 B FC 88 C SI 90 F SI 91 F SI 90 X SI 91 3-2 ① G6-3		B KC 81 B KC 82 B FC 89 B FC 89 4-0 26 1B BB	C FC 87 D KC 80 C KC 80 C KC 80 1-3 ③ K			4	1	2	4	1	1	1
26 Ji Man Choi, L (1, 3) OBP: 0.353, SLG: 0.419	D CU 79 C CH 85 S CH 86 B FF 92 B CH 86 X SI 92 3-2 ① FC4-6 2 G6-4-3 1-2f 3-H	B CH 85 X CH 85 1-0 ③ G4-3		C CU 78 X CU 79 0-1 ② G4-3		B SI 90 C KC 82 X SI 90 1-1 1-3 1B		F FA 64 X FA 66 0-1 ① G1-3		5	0	1	1	0	0	1
2 Yandy Díaz, R (1, 5) OBP: 0.356, SLG: 0.513 11 Andrew Velazquez, S (8, 5)	F FC 90 B SI 91 B FC 90 B CU 80 F FF 92 X SI 92 3-2 ② ③ G6-4-3 1-2f		B CU 78 B FC 88 C FC 88 B SI 90 X SI 91 3-1 35 L8 24 1B 2B	B FF 90 B FC 89 S FC 89 B CU 80 F FF 92 F FF 92 S SI 91 3-3 ③ K		C KC 80 X KC 82 0-1 ③ G1-3		B FA 67 B FA 66 X FA 66 2-0 ② P6		4 1	1 0	1 0	0 0	0 0	1 0	3 0
35 Nathaniel Lowe, L (1, 10) OBP: 0.300, SLG: 0.333		B CU 78 X FC 88 1-0 10 HBP 28 BB 24 1B 1B	C FF 90 X FC 88 0-1 ① L8 2-3		B SI 90 T SI 90 B FC 89 F FC 90 B KC 83 B KC 82 4-2 24 FC5-4 BB		B SI 89 C KC 81 C KC 80 T KC 81 1-2 ① K	C FA 67 B B FA 70 F FA 66 X FA 73 2-2 24 HR 2B		4	2	2	0	1	1	1
24 Avisaíl García, R (1, 9) OBP: 0.344, SLG: 0.496		B FC 89 B SI 90 S SI 90 S SI 90 X SI 91 2-2 28 BB 10 HBP 29 HR 1-2 1B	B CU 79 S FC 87 S SI 90 X CH 85 1-2 28 BB 10 1B 3-H 1B		X KC 80 0-0 ① FC5-4 10 FC6-4 1-2f		B SI 90 B FC 88 B KC 81 C FC 86 S KC 81 B KC 81 4-2 10 1B 28 2B BB	B FA 65 F FA 67 C FA 73 X FA 73 1-2 2-H HR		4	3	3	3	1	0	1
39 Kevin Kiermaier, L (1, 8) OBP: 0.306, SLG: 0.420		C CU 79 F CH 84 B FF 91 B FF 91 X CU 80 2-2 ① L7	S CH 84 B FF 88 B CH 85 F CU 77 X FF 91 2-2 ② F7		S KC 82 X FC 88 0-1 ② P2		C SI 89 F CH 84 X KC 82 0-2 ② F9	F FA 65 X FA 65 0-1 ③ P6		5	0	0	0	0	0	5
10 Mike Zunino, R (1, 2) OBP: 0.250, SLG: 0.405		C FC 88 H CU 79 1-1 28 BB 29 HR 1-2 2-3 HBP	1 SAFE B FF 90 S FC 86 S SI 90 X CU 78 1-2 28 BB 1-2 1B		C KC 82 X FC 89 0-1 ③ FC6-4 1-2f		S FC 87 D KC 82 X KC 81 1-1 28 2B 1-2 1B			3	2	2	0	0	0	1
28 Daniel Robertson, R (1, 6) OBP: 0.291, SLG: 0.292		D SI 91 S FC 89 B FC 88 B FF 92 C FF 92 B SI 91 4-2 29 HR 1-2 2-3 3-H BB	F FC 88 B FC 87 B FF 90 F FC 87 B FF 91 F FF 91 B FF 91 4-2 1-2 2-3 BB			B SI 89 F SI 89 B KC 80 S KC 80 X FC 88 2-2 ① G6-3	C FC 87 B FC 88 S KC 80 B KC 82 X FC 89 2-2 8 1B 1-H 2-H 2B			2	2	1	3	2	0	0
Inning Stats	R: 1 E: 0 K: 0 S: 8 H: 1 LOB: 0 BB: 1 P: 19	R: 5 E: 0 K: 1 S: 15 H: 3 LOB: 0 BB: 1 P: 27	R: 1 E: 0 K: 0 S: 19 H: 3 LOB: 3 BB: 1 P: 31	R: 0 E: 0 K: 1 S: 11 H: 0 LOB: 0 BB: 0 P: 17	R: 0 E: 0 K: 0 S: 7 H: 0 LOB: 1 BB: 1 P: 11	R: 0 E: 0 K: 0 S: 9 H: 1 LOB: 2 BB: 1 P: 16	R: 3 E: 0 K: 2 S: 19 H: 3 LOB: 1 BB: 1 P: 29	R: 2 E: 0 K: 0 S: 11 H: 2 LOB: 0 BB: 0 P: 16		1B: 8 2B: 3 3B: 0 HR: 2 SF: 0 SAC: 0 DP: 1 HBP: 1			WP: 0 PB: 0 SB: 0 CS: 0 PA: 43	

	AB	36
	R	12
	H	13
	RBI	12
	BB	6
	SO	4
	LOB	19

PITCHER		IP	WLS	BF	H	R	ER	SO	BB	IBB	HBP	BLK	WP	HR	S	P	ERA	WHIP
29 Merrill Kelly, R ERA: 4.85	(1, 1)	4.0	L	22	7	7	7	2	3	0	1	0	0	1	53	94	15.75	2.500
52 Zack Godley, R ERA: 7.71	(5, 1)	3.0		16	4	3	3	2	3	0	0	0	0	0	35	56	9.00	2.333
36 John Ryan Murphy, R ERA: 27.0	(8, 1)	1.0		5	2	2	2	0	0	0	0	0	0	1	11	16	18.00	2.000

PITCHER	IP	WLS	BF	H	R	ER	SO	BB	IBB	HBP	BLK	WP	HR	S	P	ERA	WHIP

Arizona Diamondbacks @ Tampa Bay Rays

Tropicana Field, St. Petersburg, FL

Tue May 07 2019, 7:12 PM - 10:29 PM EDT

Att. 8,059 - Dome - 72 F

TOP

livebaseballscorecards.com

Batter	1	2	3	4	5	6	7	8	9	AB	R	H	RBI	BB	SO	LOB
4 Ketel Marte, S (1, 8) OBP: 0.311, SLG: 0.522	B FF 98 F FF 99 B FF 99 S FF 98 B FS 89 C FF 98 3-3 ① K		H CU 76 1-0 HBP		B FF 91 S CH 86 X CU 76 1-1 ② F7		D SL 87 B SI 97 C SL 88 X SL 88 2-1 ② L3		X SI 90 0-0 ③ G4-3	4	0	0	0	0	1	2
5 Eduardo Escobar, S (1, 5) OBP: 0.360, SLG: 0.530	C FF 99 S FS 88 B FS 89 C FS 87 1-3 ② K		B CH 86 X CH 88 1-0 ② L8		C CU 75 F FF 91 X CH 86 0-2 ③ G5-3		D SL 90 B SI 97 B SL 89 C SL 88 S SL 89 X SL 89 3-2 ③ G4-3			4	0	0	0	0	1	4
6 David Peralta, L (1, 7) OBP: 0.342, SLG: 0.517	F FF 99 B FS 87 X FF 98 1-1 ③ F8		B CU 76 X FC 84 1-0 ③ F7			B FF 90 C FF 92 B FC 82 X CH 87 2-1 ① G4-3		C FF 94 F FF 95 F FC 87 S FC 88 0-3 ① K		4	0	0	0	0	1	2
10 Adam Jones, R (1, 9) OBP: 0.345, SLG: 0.489		B FF 98 F SL 88 S FF 99 S FS 88 1-3 ① K		B FF 92 B CH 86 F FF 92 S CH 87 X CH 88 2-2 13 2B 1B		B ST 82 S ST 82 B FF 92 B ST 83 B ST 81 4-1 41 FC5 41 S BB		F FC 89 B FF 96 S FC 88 S FF 96 1-3 ② K		3	1	1	0	1	2	0
53 Christian Walker, R (1, 10) OBP: 0.367, SLG: 0.576		B FF 98 F FF 98 B FS 88 S FF 99 T FF 98 2-2 ② K		B FF 90 C CH 87 S FF 93 S FF 93 1-3 ① K		B ST 82 F ST 83 B FF 92 F ST 82 X ST 82 2-2 ② F9		S FF 96 S FF 96 B FF 97 B FC 89 S FF 96 2-3 ③ K		4	0	0	0	0	3	2
41 Wilmer Flores, R (1, 3) OBP: 0.311, SLG: 0.388		C SL 87 S SL 90 X FF 98 0-2 1B		B CU 75 1 SAFE S CH 87 F CH 87 D CH 89 B FF 92 F CH 86 S CH 88 3-3 ② K		F ST 82 B ST 80 S ST 81 F ST 80 X ST 80 1-2 ③ FC5 1-3			C SI 87 B SI 87 B CH 80 B SI 89 X SI 89 3-1 HR	4	1	2	1	0	1	2
13 Nick Ahmed, R (1, 6) OBP: 0.293, SLG: 0.415		T FF 97 F FF 98 F FS 87 B SL 89 F FS 87 B FF 98 F FF 98 X SL 89 2-2 ③ G6-3		B FF 92 F CH 87 1 SAFE F FF 92 B FF 92 X CH 88 2-2 1-H 2B			B SI 98 F SL 88 X SI 99 1-1 ① G4-3		C SI 88 B CH 82 C FF 91 F FF 93 S CH 83 1-3 ① K	4	0	1	1	0	1	1
15 Ildemaro Vargas, S (1, 4) OBP: 0.216, SLG: 0.333			C FF 91 X CU 75 0-1 ① G5-3 B CU 74 F FF 92 B FF 92 F CH 87 S FF 93 2-3 ③ K				X SI 98 0-0 18 BB 1B		B SI 90 C SI 89 B CH 82 B FF 91 C SI 90 X SI 90 3-2 ② G3	4	0	1	0	0	1	1
18 Carson Kelly, R (1, 2) OBP: 0.303, SLG: 0.467			C FF 92 B CH 88 T CH 88 B FF 93 X CH 88 2-2 2B		B FF 91 X FF 90 1-0 ① L8		1 SAFE B SI 97 S SL 87 1 SAFE D SL 87 1 SAFE B SI 97 B SL 87 4-1 1-2 BB		C SI 90 F SI 90 B CH 83 X FF 93 1-2 HR	3	1	2	1	1	0	0
Inning Stats	R: 0 E: 0 K: 2 S: 8 H: 0 LOB: 0 BB: 0 P: 13	R: 0 E: 0 K: 2 S: 15 H: 1 LOB: 1 BB: 0 P: 20	R: 0 E: 0 K: 0 S: 7 H: 1 LOB: 2 BB: 0 P: 12	R: 1 E: 0 K: 3 S: 16 H: 2 LOB: 1 BB: 0 P: 26	R: 0 E: 0 K: 0 S: 6 H: 0 LOB: 0 BB: 0 P: 8	R: 0 E: 0 K: 0 S: 10 H: 0 LOB: 1 BB: 1 P: 19	R: 0 E: 0 K: 0 S: 9 H: 1 LOB: 2 BB: 1 P: 19	R: 0 E: 0 K: 3 S: 10 H: 0 LOB: 0 BB: 0 P: 13	R: 2 E: 0 K: 1 S: 13 H: 2 LOB: 0 BB: 0 P: 21	1B: 3 2B: 2 3B: 0 HR: 2 SF: 0 SAC: 0 DP: 0 HBP: 1						

	AB	34
	R	3
	H	7
	RBI	3
	BB	2
	SO	11
	LOB	14

PITCHER		IP	WLS	BF	H	R	ER	SO	BB	IBB	HBP	BLK	WP	HR	S	P	ERA	WHIP
55 Ryne Stanek, R ERA: 2.5	(1, 1)	2.0		7	1	0	0	4	0	0	0	0	0	0	23	33	0.00	0.500
68 Jalen Beeks, L ERA: 2.48	(3, 1)	3.1	W	14	3	1	1	3	0	0	1	0	0	0	31	50	2.70	0.900
52 Chaz Roe, R ERA: 3.48	(6, 1)	0.2	H	3	0	0	0	0	1	0	0	0	0	0	8	15	0.00	1.500
63 Diego Castillo, R ERA: 2.08	(7, 1)	1.0	H	5	1	0	0	0	1	0	0	0	0	0	9	19	0.00	2.000
15 Emilio Pagán, R ERA: 1.0	(8, 1)	1.0		3	0	0	0	3	0	0	0	0	0	0	10	13	0.00	0.000

PITCHER		IP	WLS	BF	H	R	ER	SO	BB	IBB	HBP	BLK	WP	HR	S	P	ERA	WHIP
56 Adam Kolarek, L ERA: 3.0	(9, 1)	1.0		5	2	2	2	1	0	0	0	0	0	2	13	21	18.00	2.000

Batter	1	2	3	4	5	6	7	8	9	AB	R	H	RBI	BB	SO	LOB
8 Brandon Lowe, L (1, 9) (7, 4) OBP: 0.366, SLG: 0.597	X FF 92 0-0 HR		B FF 94 C CH 86 X FF 94 1-1 29 F9 2B		F SI 92 D CH 86 1 SAFE B CH 85 F SI 92 X CH 86 2-2 ② FC3-5 29 FC5-4 1-2f		X FS 84 0-0 FC3 26 1B 2-3 3-H	X SL 83 0-0 ③ F8		5	1	2	2	0	0	4
29 Tommy Pham, R (1, 7) OBP: 0.400, SLG: 0.454	F FF 93 X SL 83 0-1 ① G5-3		C FF 93 B SI 93 C SL 85 X FF 94 1-2 ② F9 2-3		1 SAFE X SI 92 0-0 ③ FC5-4 1-2f		B FF 90 F FS 84 F FF 91 S FS 82 1-3 ② K			4	0	0	0	0	1	4
26 Ji Man Choi, L (1, 10) OBP: 0.349, SLG: 0.411	C CU 78 B CH 87 X CH 87 1-1 ② F7		S CH 87 X CH 86 0-1 ③ G3			B FF 91 C CU 77 B CH 84 X CH 85 2-1 ① G3	D FS 84 B FF 91 B FF 91 F FF 91 X FF 92 3-1 1-2 3-H 1B			4	0	1	1	0	0	1
2 Yandy Díaz, R (1, 5) (7, 3) OBP: 0.360, SLG: 0.521	C CU 78 B FF 94 F SL 84 F FF 94 B SL 85 X SL 84 2-2 ③ G5-3			C SI 92 X CU 77 0-1 35 1B 28 G4-3 2B		B FF 93 B FF 92 B FF 92 C FF 92 C SL 83 F SL 83 X FF 93 3-2 35 G6-3 1B	B CH 85 B CH 85 C FF 92 C FF 92 B FF 93 T FF 94 3-2 ③ K			4	1	2	0	0	1	2
35 Nathaniel Lowe, L (1, 3) OBP: 0.333, SLG: 0.367 54 Guillermo Heredia, R (7, 9) OBP: 0.316, SLG: 0.313		F SI 91 B CH 85 X CH 86 1-1 39 FC6-5 1B		C CU 78 X CH 85 0-1 28 G4-3 2-3 1B		F FF 93 1 SAFE D CU 79 B SI 92 B CH 85 X FF 93 3-1 ② G6-3 ③ 1-2		C FF 91 B CU 80 B CH 86 B FF 93 X FF 92 3-2 ① G1-3		3 1	0 0	2 0	0 0	0 0	0 0	1 0
28 Daniel Robertson, R (1, 4) OBP: 0.290, SLG: 0.290	1 SAFE B SI 92 C FF 93 D SL 85 F FF 93 1 SAFE B FF 93 F FF 94 F FF 94 3-2 ① F9			B SL 82 C SL 84 1 SAFE X SI 93 1-1 ①② G4-3 1-2f 3-H			C FS 84 B FF 92 B FS 84 S FF 92 B FS 85 F FF 92 X FF 92 3-2 1 1B 10 2B 1B	B CU 79 S CU 80 X CH 86 1-1 ② G6-3		4	1	1	0	0	0	2
39 Kevin Kiermaier, L (1, 8) OBP: 0.305, SLG: 0.409	C CU 77 1 SAFE F CH 86 D CU 79 X CH 86 1-2 ② FC6-5 1 S 1-2f			C CH 85 B CU 78 B CH 85 S FF 94 F FF 93 F FF 93 X CH 86 3-2 G4-3			B FS 84 D FS 84 1 SAFE S FF 91 L FF 92 1 SAFE X FS 83 2-2 ① P5	B CH 87 B FF 93 F FF 93 B CH 86 F FF 93 B CH 87 4-2 1 S 10 1B BB		3	1	0	0	1	0	2
1 Willy Adames, R (1, 6) OBP: 0.299, SLG: 0.327	1 SAFE 1 SAFE B SL 84 1 SAFE S SL 84 S SL 83 D SL 86 S FF 93 2-3 ③ K 1-2				F SL 83 X SL 84 0-1 8 FC3-5 1B		X FS 84 0-0 10 2B 8 FC3 1-3 1B	F FF 93 F FF 93 1 SAFE P CH 85 1 SAFE B CU 81 B CU 81 F CH 86 F FF 94 4-2 B CH 86 10 1B 1-2 BB		3	1	2	0	1	1	1
10 Mike Zunino, R (1, 2) OBP: 0.261, SLG: 0.420			C FF 93 T SL 84 B FF 92 X SL 83 1-2 ① G6-3		1 SAFE 1 SAFE B FF 92 1 SAFE F SL 84 B FF 92 F SL 84 1 SAFE S FF 93 2-3 ① K		D FS 85 F FF 92 F FS 84 D FS 86 F FS 86 X FF 92 2-2 8 FC3 26 1B 1-3 3-H 2B	B CU 80 T FF 91 F FF 93 B FF 94 F CH 86 F FF 94 X CU 81 2-2 1-3 2-H 1B		4	1	2	2	0	1	1
Inning Stats	R: 1 E: 0 K: 0 S: 9 H: 1 LOB: 0 BB: 0 P: 12	R: 0 E: 0 K: 1 S: 14 H: 1 LOB: 1 BB: 0 P: 21	R: 0 E: 0 K: 0 S: 10 H: 1 LOB: 1 BB: 0 P: 13	R: 1 E: 0 K: 0 S: 11 H: 2 LOB: 0 BB: 0 P: 15	R: 0 E: 0 K: 1 S: 9 H: 1 LOB: 1 BB: 0 P: 13	R: 0 E: 0 K: 0 S: 8 H: 1 LOB: 1 BB: 0 P: 16	R: 3 E: 0 K: 2 S: 21 H: 4 LOB: 2 BB: 0 P: 35	R: 1 E: 0 K: 0 S: 18 H: 1 LOB: 2 BB: 2 P: 31		1B: 8 2B: 3 3B: 0 HR: 1 SF: 0 SAC: 0 DP: 1 HBP: 0						

PITCHER		IP	WLS	BF	H	R	ER	SO	BB	IBB	HBP	BLK	WP	HR	S	P	ERA	WHIP
45 Taylor Clarke, R ERA: 2.0	(1, 1)	6.0	L	23	7	2	2	2	0	0	0	0	0	1	61	90	3.00	1.167
66 Yoshihisa Hirano, R ERA: 5.54	(7, 1)	0.2		7	4	3	3	1	0	0	0	0	0	0	18	29	40.50	6.000
35 Matt Andriese, R ERA: 4.79	(7, 1)	1.0		6	1	1	1	1	2	0	0	0	0	0	20	36	9.00	3.000
40 Andrew Chafin, L ERA: 3.75	(8, 1)	0.1		1	0	0	0	0	0	0	0	0	0	0	1	1	0.00	0.000

PITCHER	IP	WLS	BF	H	R	ER	SO	BB	IBB	HBP	BLK	WP	HR	S	P	ERA	WHIP

BOTTOM

Arizona Diamondbacks @ Tampa Bay Rays

Tropicana Field, St. Petersburg, FL

Tue May 07 2019, 7:12 PM - 10:29 PM EDT

Att. 8,059 - Dome - 72 F

livebaseballscorecards.com

AB	35
R	6
H	12
RBI	5
BB	2
SO	4
LOB	18

Batter	1	2	3	4	5	6	7	8	9	10	11	12	13	AB	R	H	RBI	BB	SO	LOB
1 Jarrod Dyson, L (1, 8) OBP: 0.400, SLG: 0.453	B FF 93 F FF 93 B CU 76 B SI 93 B SI 93 4-1 6 1B 10 FC6-4 BB		B CU 77 B FF 94 B FB 93 B FF 93 4-0 6 1B 4 1B BB	B SI 93 B FF 93 X SI 93 2-0 G5-3 ③			B FF 92 X CH 86 1-0 G3 ①			B SI 99 B SI 98 B SI 99 B SI 98 4-0 6 PB BB		B SI 87 C SI 86 B SI 88 X SI 87 2-1 G1-3 ③		3	2	0	0	3	0	1
5 Eduardo Escobar, S (1, 5) OBP: 0.359, SLG: 0.518	C SI 92 C CU 75 1 SAFE 1 SAFE C CU 76 0-3 K ①		C CU 77 CU 77 B FF 94 C CU 78 S CU 78 2-3 K ①		B SI 92 F FS 84 B CU 77 B FF 94 B FF 92 4-1 4 BB 6 1B BB		C CU 81 S CU 83 B CU 83 B FF 92 S FF 92 2-3 K ②			1 SAFE C SI 98 X SI 98 0-1 F8 ①			B SI 88 X SI 89 1-0 10 G6-4-3 6 BB 41 1B 1B	5	1	1	0	1	3	3
6 David Peralta, L (1, 10) OBP: 0.354, SLG: 0.520	F FF 94 F FF 94 B CU 76 B CU 77 1 SAFE X SI 93 2-2 10 FC6-4 1-3 1B		S CU 79 1 SAFE D CU 78 F SI 94 X FF 94 1-2 4 1B 1-2 1B		B CU 77 B FS 85 X SI 94 2-0 4 BB 1-2 1B		C FF 93 B CU 82 B CH 87 F FF 94 S CU 85 2-3 K ③			F SI 99 S FC 93 B FC 92 C SI 98 1-3 K ② 1-2			B SI 88 B SI 88 B SI 90 B SI 87 4-0 10 G6-4-3 1-2 BB	5	0	3	0	1	2	1
10 Adam Jones, R (1, 9) OBP: 0.331, SLG: 0.467	X SI 93 0-0 FC6-4 ② 1-2f 3-H		B FF 94 C FC 86 F SI 94 S CU 79 1-3 K ②		F SI 93 X SI 93 0-1 F9 ①			S SL 87 X CU 82 0-1 G5-3 ①		C SI 99 C FC 94 S FC 93 0-3 K ③			C CH 82 B SI 89 D SI 90 C SI 90 X SI 89 2-1 G6-4-3 ① ② 1-2f 2-3	6	0	0	1	0	2	8
4 Ketel Marte, S (1, 4) OBP: 0.325, SLG: 0.518	C CU 77 B FS 84 S FF 94 S CU 77 1-3 K ③		B CU 78 X FF 94 1-0 1-2 2-H 1B		B CU 77 S CU 77 D CU 77 B CU 78 B FS 84 4-1 41 G5-4-3 1-2 2-3 BB			B CU 82 B CH 87 C FF 92 B CH 87 B FF 93 4-1 41 G4-3 BB			B SI 98 F SI 98 B SI 99 F SI 98 S SI 100 2-3 K ①			S SI 90 S CH 83 B SI 92 D CH 83 B FF 92 F CH 81 B CH 81 4-2 41 1B BB	3	0	1	1	3	2	1
41 Wilmer Flores, R (1, 3) OBP: 0.313, SLG: 0.385		C SI 91 B FC 84 C CU 76 X CU 77 1-2 ① 1B	B FC 85 C CU 78 C SI 94 S CU 79 1-3 K ③		X SI 93 0-0 G5-4-3 ② ③ 1-2f			C SL 88 B FF 93 B SL 88 X SL 89 2-1 G4-3 ② ③ 1-2f			C SL 90 S SL 91 X SL 93 0-2 G5-3 ②			X ST 82 0-0 1-3 3-H 1B	6	0	2	1	0	1	6
13 Nick Ahmed, R (1, 6) OBP: 0.295, SLG: 0.419		X SI 93 0-0 2B	T FC 87 C FF 95 X CU 78 0-2 1B		C FC 86 X FF 94 0-1 F9 ①				C FF 91 B CU 82 B SL 87 X FF 92 2-1 G5-3 ①		B SL 91 B SI 98 B SI 98 C SL 87 C SL 88 F SL 90 F SL 90 F SL 90 S SL 91 3-3 K ③			C SI 93 C ST 81 F ST 80 B FF 94 F ST 83 C SI 92 1-3 K ③	6	0	2	0	0	2	2
19 Blake Swihart, S (1, 7) OBP: 0.278, SLG: 0.347		C CU 76 B CU 77 C SI 94 F FF 94 F CU 78 C CU 77 1-3 K ②		B CU 78 F FS 87 B CU 79 F FS 85 S FF 94 2-3 K ①		B FF 94 S FF 94 C CU 80 X FC 87 1-2 L8 ②			F FF 92 B FF 92 C CU 83 X CU 84 1-2 G4-1 ②			T SI 97 B SI 98 F SL 89 F SI 99 S SL 90 1-3 K ①		5	0	0	0	0	3	2
36 John Ryan Murphy, R (1, 2) OBP: 0.245, SLG: 0.375		C FC 83 C SI 92 B CU 77 X CU 77 1-2 L7 ③		F SI 93 F FC 85 C FF 94 0-3 K ②		S FF 95 B FC 88 F FF 95 B FF 95 S FC 88 2-3 K ③			B SI 98 C SI 98 F SI 98 T SI 98 1-2 K ③			C SI 98 S SL 90 C SL 90 0-3 K ②		5	0	0	0	0	4	2

TOP

Arizona Diamondbacks @ Tampa Bay Rays

Tropicana Field, St. Petersburg, FL

Wed May 08 2019, 1:11 PM - 5:49 PM EDT

Att. 8,663 - Dome - 72 F

livebaseballscorecards.com

AB	44
R	3
H	9
RBI	3
BB	8
SO	19
LOB	26

Inning Stats	1	2	3	4	5	6	7	8	9	10	11	12	13
	R: 1 E: 0 K: 2 S: 11	H: 1 LOB: 1 BB: 1 P: 18	R: 0 E: 0 K: 1 S: 12	H: 2 LOB: 1 BB: 0 P: 15	R: 1 E: 0 K: 3 S: 13	H: 2 LOB: 2 BB: 1 P: 23	R: 0 E: 0 K: 2 S: 10	H: 1 LOB: 1 BB: 0 P: 14	R: 0 E: 0 K: 0 S: 6	H: 1 LOB: 2 BB: 2 P: 16	R: 0 E: 0 K: 1 S: 8	H: 0 LOB: 0 BB: 0 P: 11	R: 0 E: 0 K: 2 S: 7	H: 0 LOB: 0 BB: 0 P: 12	R: 0 E: 0 K: 0 S: 5	H: 0 LOB: 0 BB: 1 P: 11	R: 0 E: 0 K: 1 S: 8	H: 0 LOB: 0 BB: 0 P: 12	R: 0 E: 0 K: 2 S: 8	H: 0 LOB: 1 BB: 1 P: 13	R: 0 E: 0 K: 2 S: 12	H: 0 LOB: 0 BB: 0 P: 17	R: 0 E: 0 K: 2 S: 9	H: 0 LOB: 0 BB: 0 P: 12	R: 1 E: 0 K: 1 S: 12	H: 2 LOB: 2 BB: 2 P: 24

1B: 8	SF: 0	WP: 0	PA: 52
2B: 1	SAC: 0	PB: 1	
3B: 0	DP: 3	SB: 0	
HR: 0	HBP: 0	CS: 0	

PITCHER		IP	WLS	BF	H	R	ER	SO	BB	IBB	HBP	BLK	WP	HR	S	P	ERA	WHIP
50 Charlie Morton, R ERA: 2.64	(1, 1)	5.0		24	7	2	2	8	4	0	0	0	0	0	52	86	3.60	2.200
15 Emilio Pagán, R ERA: 0.9	(6, 1)	1.0		3	0	0	0	1	0	0	0	0	0	0	8	11	0.00	0.000
45 Austin Pruitt, R ERA: 2.84	(7, 1)	2.2		8	0	0	0	2	1	0	0	0	0	0	17	31	0.00	0.375
46 José Alvarado, L ERA: 1.2	(9, 1)	1.1		5	0	0	0	3	1	0	0	0	0	0	11	17	0.00	0.750
63 Diego Castillo, R ERA: 1.89	(11, 1)	1.2		5	0	0	0	4	0	0	0	0	0	0	19	25	0.00	0.000

PITCHER		IP	WLS	BF	H	R	ER	SO	BB	IBB	HBP	BLK	WP	HR	S	P	ERA	WHIP
56 Adam Kolarek, L ERA: 3.46	(12, 1)	1.0	L	5	1	1	1	0	2	0	0	0	0	0	8	21	9.00	3.000
52 Chaz Roe, R ERA: 3.38	(13, 1)	0.1		2	1	0	0	1	0	0	0	0	0	0	6	7	0.00	3.000

Arizona Diamondbacks @ Tampa Bay Rays

Tropicana Field, St. Petersburg, FL

Wed May 08 2019, 1:11 PM - 5:49 PM EDT

Att. 8,663 - Dome - 72 F

livebaseballscorecards.com

Batter	1	2	3	4	5	6	7	8	9	10	11	12	13	AB	R	H	RBI	BB	SO	LOB
2 Yandy Díaz, R (1, 3) (10, 5) OBP: 0.359, SLG: 0.516	G5-3		L8		G5-3			28 E, 29 1B, BB	39 1B, 2B		G6-3			5	2	1	0	1	0	2
29 Tommy Pham, R (1, 7) OBP: 0.416, SLG: 0.466	24 WP, 2B		28 G4-6-3, BB			K		28 E, 10 FC6-2, 1B	39 1B, 39 1B, IBB			24 K, BB		3	0	2	0	3	1	0
28 Daniel Robertson, R (1, 5) OBP: 0.288, SLG: 0.289 11 Andrew Velazquez, S (8, PR) (9, 5) 39 Kevin Kiermaier, L (9, PH) (10, 8)	K		G4-6-3			24 BB, 1B		FC5, 10 FC6-2, 24 HBP				L7		4 0 2	0 0 0	1 0 1	0 0 1	0 0 1	1 0 0	3 0 1
24 Avisaíl García, R (1, 9) OBP: 0.344, SLG: 0.479	K		L8			BB		10 FC6-2, HBP		G4-3		K		4	0	0	0	1	2	2
10 Mike Zunino, R (1, 2) OBP: 0.260, SLG: 0.407 19 Nick Ciuffo, L (9, 2)		8 1B, BB		K		K		FC6-2, HBP		K			K	3 2	0 0	0 0	0 0	1 0	2 2	5 0
8 Brandon Lowe, L (1, 4) OBP: 0.358, SLG: 0.576		1B		K		K		K	K	K			K	6	0	1	0	0	5	5
1 Willy Adames, R (1, 6) OBP: 0.293, SLG: 0.327		K			K		K	L4			2B		P3	6	0	1	0	0	3	5
35 Nathaniel Lowe, L (1, 10) OBP: 0.289, SLG: 0.314		K			K		G6-3		G3		K			5	0	0	0	0	3	3
54 Guillermo Heredia, R (1, 8) OBP: 0.317, SLG: 0.343 26 Ji Man Choi, L (9, PH) (10, 3) OBP: 0.343, SLG: 0.402		K			2B			K	K			K		3 2	0 0	1 0	0 0	0 0	2 2	2 1
Inning Stats	R: 0 E: 0 K: 2 S: 11 / H: 1 LOB: 1 BB: 0 P: 15	R: 0 E: 0 K: 3 S: 14 / H: 1 LOB: 2 BB: 1 P: 21	R: 0 E: 0 K: 0 S: 5 / H: 0 LOB: 0 BB: 1 P: 12	R: 0 E: 0 K: 2 S: 9 / H: 0 LOB: 0 BB: 0 P: 13	R: 0 E: 0 K: 2 S: 10 / H: 1 LOB: 1 BB: 0 P: 13	R: 0 E: 0 K: 3 S: 19 / H: 1 LOB: 2 BB: 1 P: 31	R: 0 E: 0 K: 2 S: 11 / H: 0 LOB: 0 BB: 0 P: 17	R: 1 E: 1 K: 1 S: 19 / H: 1 LOB: 3 BB: 1 P: 32	R: 1 E: 0 K: 1 S: 11 / H: 2 LOB: 2 BB: 1 P: 13	R: 0 E: 0 K: 2 S: 8 / H: 0 LOB: 0 BB: 0 P: 10	R: 0 E: 0 K: 2 S: 15 / H: 1 LOB: 1 BB: 0 P: 18	R: 0 E: 0 K: 1 S: 7 / H: 0 LOB: 0 BB: 1 P: 11	R: 0 E: 0 K: 2 S: 10 / H: 0 LOB: 0 BB: 0 P: 18	1B: 4 2B: 4 3B: 0 HR: 0	SF: 0 SAC: 0 DP: 1 HBP: 1	WP: 1 PB: 0 SB: 0 CS: 0	PA: 52					

BOTTOM

AB	45
R	2
H	8
RBI	1
BB	6
SO	23
LOB	29

PITCHER		IP	WLS	BF	H	R	ER	SO	BB	IBB	HBP	BLK	WP	HR	S	P	ERA	WHIP
38 Robbie Ray, L ERA: 3.3	(1, 1)	5.2		23	4	0	0	11	3	0	0	0	1	0	61	95	0.00	1.235
40 Andrew Chafin, L ERA: 3.65	(6, 1)	0.1	H	1	0	0	0	1	0	0	0	0	0	0	7	10	0.00	0.000
50 Yoan López, R ERA: 0.63	(7, 1)	1.0	H	6	1	1	0	2	1	0	0	0	0	0	18	30	0.00	2.000
66 Yoshihisa Hirano, R ERA: 5.4	(8, 1)	0.1	H	2	0	0	0	0	0	0	1	0	0	0	5	8	0.00	0.000
30 T.J. McFarland, L ERA: 4.5	(8, 1)	0.2	H	2	0	0	0	1	0	0	0	0	0	0	7	11	0.00	0.000

PITCHER		IP	WLS	BF	H	R	ER	SO	BB	IBB	HBP	BLK	WP	HR	S	P	ERA	WHIP
56 Greg Holland, R ERA: 1.38	(9, 1)	1.0	B	5	2	1	1	1	0	1	0	0	0	0	11	13	9.00	2.000
25 Archie Bradley, R ERA: 3.71	(10, 1)	3.0	W	10	1	0	0	5	1	0	0	0	0	0	30	39	0.00	0.667
52 Zack Godley, R ERA: 7.49	(13, 1)	1.0	S	3	0	0	0	2	0	0	0	0	0	0	10	18	0.00	0.000

Batter	1	2	3	4	5	6	7	8	9	10	AB	R	H	RBI	BB	SO	LOB
1 Ozzie Albies, S (1, 4) OBP: 0.326, SLG: 0.476	X FF 94 0-0 ① F7		1 SAFE 1 SAFE B CH 84 X FF 94 1-0 ② 1-H 2B			C CH 84 B FF 92 F FC 88 S FF 94 1-3 ① K		C CH 84 B FF 91 B CH 84 S CH 85 B FF 91 S CH 86 3-3 ③ K		B SI 94 B SL 79 C SL 84 B SL 85 F SL 84 T SL 85 3-2 ③ K	5	0	1	1	0	3	2
20 Josh Donaldson, R (1, 5) OBP: 0.378, SLG: 0.492	C FF 94 B FC 88 F FF 95 F FF 98 C FC 90 1-3 ② K		B FC 89 B FC 89 C FF 95 B FF 96 F FC 88 B FF 96 4-2 BB			B CU 82 B FF 95 C FC 88 X FF 94 2-1 ② G1-3			F FF 91 B SL 84 F FF 92 B SL 85 X SL 85 2-2 HR		3	1	1	1	1	1	0
5 Freddie Freeman, L (1, 3) OBP: 0.401, SLG: 0.510	B FF 92 B FF 92 T FF 96 X FF 95 2-1 ③ F7		B CH 84 C CH 83 1 SAFE B FF 93 B CH 84 X FF 93 3-1 ③ G6-3			F CH 84 S FC 88 X FF 97 0-2 1B			B FF 92 B FF 91 B FF 91 X FF 91 3-0 ① G3		4	0	1	0	0	0	1
13 Ronald Acuña Jr., R (1, 7) OBP: 0.370, SLG: 0.478		B CU 80 X FF 93 1-0 22 G4-3 2B		C FF 93 C FC 89 B FF 94 B FF 96 T FC 89 2-2 ① K		C FC 88 B FF 95 B FC 89 X FF 94 2-1 ③ F9			X FF 90 0-0 ② P4		4	0	1	0	0	1	1
22 Nick Markakis, L (1, 9) OBP: 0.395, SLG: 0.470		X CH 84 0-0 ① G4-3 2-3		C FF 93 B FF 94 X CH 85 1-1 ② L7			C FF 91 B CH 82 X CH 84 1-1 ① L7		C FF 91 T CU 76 F SL 84 F SL 84 F SL 83 X CU 76 0-2 ③ G3		4	0	0	0	0	0	1
7 Dansby Swanson, R (1, 6) OBP: 0.331, SLG: 0.477		C CU 81 D CU 82 B FC 87 B FF 94 S FC 89 B FC 89 4-2 16 G4-6-3 BB		C FF 94 B CU 84 F FF 94 F CU 83 F FF 96 S FC 90 1-3 ③ K			C CU 81 B CU 82 B CU 82 F FC 89 X FC 88 2-2 ② F9			C KC 75 B SL 85 C SL 84 F FF 93 X SL 84 1-2 ① L3	3	0	0	0	1	1	0
16 Brian McCann, L (1, 2) OBP: 0.382, SLG: 0.456 8 Charlie Culberson, R (10, PR) OBP: 0.360, SLG: 0.708 33 A.J. Minter, L (10, 1)		B CU 82 C FF 94 1 SAFE B CH 86 X CH 84 2-1 ②③ G4-6-3 1-2f			X CU 81 0-0 ① G4-3		B CH 84 B CH 84 S FF 93 B FF 93 F CH 84 X CH 83 3-2 ③ F9			B SI 93 C SI 91 F SI 93 B KC 81 F KC 81 X SI 95 2-2 11 HBP 1B	4 0 0	0 0 0	1 0 0	0 0 0	0 0 0	0 0 0	2 0 0
11 Ender Inciarte, L (1, 8) OBP: 0.305, SLG: 0.336			S FF 92 B FF 94 S CH 84 F FF 93 H FF 95 2-2 1 2B HBP		B FF 92 B CH 83 F FF 93 F CH 84 F CH 84 F CH 84 B FC 89 X CH 84 3-2 ② G3			B CH 82 B CH 84 C FF 90 X FF 91 2-1 ① G3		H SI 93 1-0 1-2 HBP	2	1	0	0	0	0	0
40 Michael Soroka, R (1, 1) OBP: 0.091, SLG: 0.091 15 Sean Newcomb, L (7, 1) 14 Matt Joyce, L (8, PH) OBP: 0.350, SLG: 0.556 58 Dan Winkler, R (8, 1) 77 Luke Jackson, R (9, 1) 25 Tyler Flowers, R (10, PH) OBP: 0.333, SLG: 0.435 (10, 2)			L FF 93 B FF 93 L FF 93 B CU 82 M FF 93 2-3 ① K		C FC 90 S CU 83 F FF 96 F FF 96 S CU 83 0-3 ③ K			X CU 80 0-0 ② F7		C SL 84 F SL 86 S SL 87 0-3 ② K	2 0 1 0 0 1	0 0 0 0 0 0	0 0 0 0 0 0	0 0 0 0 0 0	2 0 0 0 0 0	1 0 0 0 0 0	1 0 0 0 0 0
Inning Stats	R: 0 E: 0 K: 1 S: 7 H: 0 LOB: 0 BB: 0 P: 10	R: 0 E: 0 K: 0 S: 6 H: 1 LOB: 1 BB: 1 P: 13	R: 1 E: 0 K: 1 S: 11 H: 1 LOB: 1 BB: 1 P: 23	R: 0 E: 0 K: 2 S: 10 H: 0 LOB: 0 BB: 0 P: 14	R: 0 E: 0 K: 1 S: 11 H: 0 LOB: 0 BB: 0 P: 14	R: 0 E: 0 K: 1 S: 10 H: 1 LOB: 1 BB: 0 P: 15	R: 0 E: 0 K: 0 S: 9 H: 0 LOB: 0 BB: 0 P: 15	R: 0 E: 0 K: 1 S: 6 H: 0 LOB: 0 BB: 0 P: 11	R: 1 E: 0 K: 0 S: 11 H: 1 LOB: 0 BB: 0 P: 16	R: 0 E: 0 K: 2 S: 14 H: 1 LOB: 2 BB: 0 P: 21	1B: 2 2B: 2 3B: 0 HR: 1	SF: 0 SAC: 0 DP: 1 HBP: 2					WP: 0 PB: 0 SB: 0 CS: 0	PA: 37

PITCHER		IP	WLS	BF	H	R	ER	SO	BB	IBB	HBP	BLK	WP	HR	S	P	ERA	WHIP
24 Luke Weaver, R ERA: 2.98	(1, 1)	7.0		25	3	1	1	6	2	0	1	0	0	0	64	104	1.29	0.714
35 Matt Andriese, R ERA: 4.57	(8, 1)	1.0		3	0	0	0	1	0	0	0	0	0	0	6	11	0.00	0.000
56 Greg Holland, R ERA: 1.93	(9, 1)	1.0		4	1	1	1	0	0	0	0	0	0	1	11	16	9.00	1.000
57 Jon Duplantier, R ERA:	(10, 1)	1.0	W	5	1	0	0	2	0	0	1	0	0	0	14	21	0.00	1.000

PITCHER	IP	WLS	BF	H	R	ER	SO	BB	IBB	HBP	BLK	WP	HR	S	P	ERA	WHIP

TOP

Atlanta Braves @ Arizona Diamondbacks

Chase Field, Phoenix, AZ

Thu May 09 2019, 6:41 PM - 9:54 PM MST

Att. 17,751 - Cloudy - 84 F

livebaseballscorecards.com

AB	33
R	2
H	5
RBI	2
BB	2
SO	9
LOB	10

Batter	1	2	3	4	5	6	7	8	9	10	AB	R	H	RBI	BB	SO	LOB
1 Jarrod Dyson, L (1, 8) OBP: 0.400, SLG: 0.443	B FF 92 X FF 91 1-0 5 S 1B		B SI 92 C SI 93 X CH 80 1-1 ② L3		B SL 82 B CH 82 B SI 93 C SI 93 B SI 93 4-1 6 G1-3 5 S BB		C FF 95 C FF 95 B CU 79 F FF 95 F CU 79 S CU 80 1-3 ② K		C CU 82 S CU 86 S SL 88 0-3 ① K		4	0	1	0	1	2	0
5 Eduardo Escobar, S (1, 5) OBP: 0.366, SLG: 0.525	F SI 92 1 SAFE B SI 92 F SL 85 X FF 94 1-2 ① F7 **1-2**		F SL 84 X FF 94 0-1 2B		**1 SAFE** **B SI 92** **S CH 83** **B SI 93** **1 SAFE** F SI 93 F SL 85 1 SAFE B CH 82 4-2 B SL 86 6 G1-3 **1-2** BB		B CU 79 F FF 96 X FF 96 1-1 6 1B 1B		B CU 85 B CU 83 S FF 97 B SL 87 C FF 97 X SL 88 3-2 ② G6-3		4	0	2	0	1	0	1
6 David Peralta, L (1, 7) OBP: 0.355, SLG: 0.535	S SL 85 C SL 85 D SL 85 S CH 82 1-3 ② K		B SI 93 C SI 92 F SL 85 X SL 84 1-2 ③ G4-3		F SL 84 F SI 92 X CH 81 0-2 ② G1-3 **1-2** **2-3**		F FF 95 B FF 95 C CU 79 X FF 95 1-2 **1-3** 1B		S SL 88 B SL 88 B SL 89 X CU 83 2-1 HR		5	1	2	1	0	1	4
10 Adam Jones, R (1, 9) OBP: 0.327, SLG: 0.458	X SI 93 0-0 ③ G6-3			B SI 92 B SI 92 C SI 93 B SI 92 X SI 93 3-1 ① F8	B SI 92 C SI 92 F SL 85 B SL 86 X SI 93 2-2 ③ F9		B FF 95 C CH 89 X CU 79 1-1 ③ F9		F SL 90 X SL 89 0-1 53 BB 1B		5	0	1	0	0	0	5
53 Christian Walker, R (1, 3) OBP: 0.368, SLG: 0.581		B FF 92 B SI 90 X SI 91 2-0 41 G4-3 3B		B SL 87 F SL 83 X SI 94 1-1 ② G6-3		B SI 92 B SI 91 B SI 92 F SI 92 X SI 92 3-1 ① F8		C FC 90 F FC 91 B FF 92 X CU 82 1-2 ① F7	B FF 97 B SL 88 1 SAFE B FF 97 B FF 96 4-0 **1-2** BB		4	1	1	0	1	0	0
41 Wilmer Flores, R (1, 4) OBP: 0.325, SLG: 0.398 57 Jon Duplantier, L (10, 1)		C SI 92 F SI 93 B SL 86 F CH 81 D SL 87 B SI 95 F CH 81 X FF 95 3-2 ① G4-3 3-H	X SI 93 0-0 13 HBP 1B		B SI 92 F SI 91 B SL 82 B SL 83 H SI 91 4-1 18 G5-3 13 BB HBP		X FC 91 0-0 2B		B SL 88 X SL 88 1-0 ③ L4		4 0	0 0	2 0	1 0	0 0	0 0	2 0
13 Nick Ahmed, R (1, 6) OBP: 0.305, SLG: 0.413	F SI 92 B SI 92 B SL 83 X SI 92 2-1 ② G5-3		C SI 92 H SI 92 1-1 **1-2** HBP		D SL 85 B SI 92 B SI 92 C SI 93 S SI 92 F SI 93 B SL 87 4-2 **1-2** BB		X CU 84 0-0 ② G6-3		B FF 95 F FF 94 B FC 90 B FF 94 4-1 18 1B 4 1B BB		2	1	0	0	2	0	1
18 Carson Kelly, R (1, 2) OBP: 0.310, SLG: 0.453	C SI 90 B SI 91 X SI 93 1-1 ③ G5-3		S SL 86 F SI 93 B SL 86 D SL 85 C SI 94 2-3 ③ K		F SL 86 X SI 92 0-1 ② ③ G5-3 **2-3f**		C FC 92 F FC 90 B FC 90 D CU 85 F FC 90 B FF 94 B CU 82 4-2 BB		1 SAFE X FF 94 0-0 4 1B **1-3** 1B		4	0	1	0	1	1	4
24 Luke Weaver, R (1, 1) OBP: 0.067, SLG: 0.286 15 Ildemaro Vargas, S (7, PH) OBP: 0.212, SLG: 0.327 35 Matt Andriese, R (8, 1) 19 Blake Swihart, S (8, PH) OBP: 0.273, SLG: 0.340 56 Greg Holland, R (9, 1) 4 Ketel Marte, S (10, 4) OBP: 0.329, SLG: 0.521			C SI 90 B SI 91 F SI 91 S SL 85 1-3 ① K		C SI 93 S SL 84 S SL 85 F SL 85 S SL 84 0-3 ① K		C FF 96 X CU 78 0-1 ① G5-3	C CU 84 S CU 83 X CU 82 0-2 ③ F8	X FC 93 0-0 **1-2** **3-H** 1B		2 1 0 0 1 0	0 0 0 0 0 0	0 0 0 0 0 1	0 0 0 0 0 0	2 0 0 0 0 0	0 0 0 0 0 0	0 0 0 2 0 0
Inning Stats	R: 0 E: 0 K: 1 S: 8 H: 1 LOB: 1 BB: 0 P: 11	R: 1 E: 0 K: 0 S: 10 H: 1 LOB: 0 BB: 0 P: 18	R: 0 E: 0 K: 1 S: 10 H: 1 LOB: 1 BB: 0 P: 13	R: 0 E: 0 K: 1 S: 9 H: 1 LOB: 2 BB: 0 P: 16	R: 0 E: 0 K: 1 S: 15 H: 0 LOB: 2 BB: 2 P: 25	R: 0 E: 0 K: 0 S: 8 H: 0 LOB: 1 BB: 1 P: 19	R: 0 E: 0 K: 1 S: 14 H: 2 LOB: 2 BB: 0 P: 18	R: 0 E: 0 K: 0 S: 11 H: 1 LOB: 2 BB: 1 P: 16	R: 1 E: 0 K: 1 S: 11 H: 2 LOB: 2 BB: 1 P: 21	R: 1 E: 0 K: 0 S: 3 H: 2 LOB: 2 BB: 1 P: 7	1B: 7 2B: 2 3B: 1 HR: 1 SF: 0 SAC: 0 DP: 1 HBP: 2	WP: 0 PB: 0 SB: 2 CS: 0 PA: 45					

PITCHER		IP	WLS	BF	H	R	ER	SO	BB	IBB	HBP	BLK	WP	HR	S	P	ERA	WHIP
40 Michael Soroka, R ERA: 1.21	(1, 1)	6.0		26	4	1	1	4	3	0	2	0	0	0	60	102	1.50	1.167
15 Sean Newcomb, L ERA: 3.52	(7, 1)	1.0		5	2	0	0	1	0	0	0	0	0	0	14	18	0.00	2.000
58 Dan Winkler, R ERA: 1.69	(8, 1)	1.0		5	1	0	0	0	1	0	0	0	0	0	11	16	0.00	2.000
77 Luke Jackson, R ERA: 2.65	(9, 1)	1.0	B	6	2	1	1	1	1	0	0	0	0	1	11	21	9.00	3.000
33 A.J. Minter, L ERA: 9.82	(10, 1)	0.0	L	3	2	1	1	0	1	0	0	0	0	0	3	7	∞	∞

PITCHER	IP	WLS	BF	H	R	ER	SO	BB	IBB	HBP	BLK	WP	HR	S	P	ERA	WHIP

BOTTOM

Atlanta Braves @ Arizona Diamondbacks

Chase Field, Phoenix, AZ

Thu May 09 2019, 6:41 PM - 9:54 PM MST

Att. 17,751 - Cloudy - 84 F

livebaseballscorecards.com

AB	37
R	3
H	11
RBI	3
BB	6
SO	6
LOB	19

Atlanta Braves @ Arizona Diamondbacks

Chase Field, Phoenix, AZ

Fri May 10 2019, 6:41 PM - 9:40 PM MST

Att. 21,932 - Clear - 83 F

livebaseballscorecards.com

TOP

Batter	1	2	3	4	5	6	7	8	9	AB	R	H	RBI	BB	SO	LOB
13 Ronald Acuña Jr., R (1, 7) OBP: 0.367, SLG: 0.493	C FF 89 S FF 89 B FF 89 F CU 68 X FF 91 1-2 ① F9			B SI 90 S FF 90 B SL 85 F FF 92 X FF 92 2-2 ① G6-3		F FF 90 B SI 90 B FF 91 X SL 86 2-1 ② L9		B FF 97 B FF 97 X FF 97 2-0 HR		4	1	1	1	0	0	0
7 Dansby Swanson, R (1, 6) OBP: 0.342, SLG: 0.500	C FF 88 B SL 84 F CU 74 B SL 83 X SL 82 2-2 5 CS 1B			C SI 91 B CH 88 X SL 84 1-1 5 1B 3B		C FF 89 B SI 90 X SL 81 1-1 ③ G6-3		C SL 85 B SL 84 F FF 96 X FF 96 1-2 1B		4	1	3	0	0	0	0
5 Freddie Freeman, L (1, 3) OBP: 0.403, SLG: 0.517	1 SAFE F SI 89 S CH 87 D CH 87 B FF 91 S FF 89 2-3 ② ③ K 1-2			B CH 88 X CU 73 1-0 3-H 1B			X CH 85 0-0 20 1B 22 FC3-2 2B	B FF 96 1 SAFE F SL 84 B SL 84 X FF 96 2-1 ③ G4-1		4	0	2	1	0	1	2
20 Josh Donaldson, R (1, 5) OBP: 0.375, SLG: 0.484		C FF 89 F CU 76 B CU 69 F FF 90 X FF 90 1-2 ① G4-3		F SL 84 B CU 68 B SI 90 S SL 85 S CU 69 2-3 ② K			B SI 89 X FF 89 1-0 22 FC3-2 2-3 1B		X CU 78 0-0 ① L8	4	0	1	0	0	1	1
22 Nick Markakis, L (1, 9) OBP: 0.385, SLG: 0.456		C FF 89 C FF 89 B SI 90 X SI 90 1-2 ② G5-3		C FF 88 D CH 87 X CH 87 1-1 ③ L7			X CH 86 0-0 ① FC3-2 1-2 3-H		C FF 90 B CH 83 X CH 83 1-1 ② G5-3	4	0	0	0	0	0	3
1 Ozzie Albies, S (1, 4) OBP: 0.324, SLG: 0.467		C FF 89 F CH 87 B FF 90 B FF 89 S CH 88 2-3 ③ K			S CH 86 C FF 89 B CU 68 S CH 87 1-3 ① K		F CH 87 B CH 87 S CH 86 B CH 87 B CH 87 X CH 86 3-2 ② F7		B CH 84 C CH 84 B CH 84 B CH 84 B CH 84 4-1 25 PO BB	3	0	0	0	1	2	2
25 Tyler Flowers, R (1, 2) OBP: 0.321, SLG: 0.417			C FF 88 S SL 83 X FF 90 0-2 ① F9		X SL 85 0-0 ② G5-3		D SL 86 C FF 90 F FF 89 F FF 90 D SL 84 B SI 91 F SL 85 S CU 69 3-3 ③ K		S FF 91 1 SAFE 1 SAFE F FF 92 B FF 93 1 SAFE 1-2 ③ PO 1-2	3	0	0	0	0	1	2
11 Ender Inciarte, L (1, 8) OBP: 0.298, SLG: 0.328			B FF 89 F CH 87 F FF 90 B SI 91 X SL 84 2-2 ② G3-1		F FF 87 S FF 90 B SI 91 B CH 87 X FF 88 2-2 ③ G1-3			S SL 82 S SL 83 B FF 97 X SL 83 1-2 ① G6-3		3	0	0	0	0	0	0
49 Julio Teheran, R (1, 1) 58 Dan Winkler, R (7, 1) 14 Matt Joyce, L (8, PH) OBP: 0.341, SLG: 0.541 15 Sean Newcomb, L (8, 1) 77 Luke Jackson, R (9, 1)			C FF 90 C FF 90 T CH 88 0-2 ③ K			C SL 82 F FF 88 F SL 84 F CU 70 S FF 89 0-3 ① K		F SL 84 S SL 84 B FF 96 T SL 85 1-2 ② K		2 0 1 0 0	0 0 0 0 0	0 0 0 0 0	0 0 0 0 0	2 0 0 0 0	0 0 1 0 0
Inning Stats	R: 0 E: 0 K: 1 S: 10 H: 1 LOB: 1 BB: 0 P: 15	R: 0 E: 0 K: 1 S: 10 H: 0 LOB: 0 BB: 0 P: 14	R: 0 E: 0 K: 1 S: 9 H: 0 LOB: 0 BB: 0 P: 11	R: 1 E: 0 K: 1 S: 11 H: 2 LOB: 1 BB: 0 P: 18	R: 0 E: 0 K: 1 S: 7 H: 0 LOB: 0 BB: 0 P: 10	R: 0 E: 0 K: 1 S: 9 H: 0 LOB: 0 BB: 0 P: 12	R: 0 E: 0 K: 1 S: 11 H: 2 LOB: 2 BB: 0 P: 18	R: 1 E: 0 K: 1 S: 12 H: 2 LOB: 1 BB: 0 P: 19	R: 0 E: 0 K: 0 S: 6 H: 0 LOB: 0 BB: 1 P: 12	1B: 4 2B: 2 3B: 1 HR: 1	SF: 0 SAC: 0 DP: 1 HBP: 0			WP: 0 PB: 0 SB: 0 CS: 1	PA: 34		

	AB	32
	R	2
	H	7
	RBI	2
	BB	1
	SO	8
	LOB	10

PITCHER		IP	WLS	BF	H	R	ER	SO	BB	IBB	HBP	BLK	WP	HR	S	P	ERA	WHIP
21 Zack Greinke, R ERA: 3.16	(1, 1)	7.0		25	5	1	1	7	0	0	0	0	0	0	67	98	1.29	0.714
50 Yoan López, R ERA: 1.17	(8, 1)	1.0	L	5	2	1	1	1	0	0	0	0	0	1	12	19	9.00	2.000
35 Matt Andriese, R ERA: 4.37	(9, 1)	1.0		3	0	0	0	0	1	0	0	0	0	0	6	12	0.00	1.000

PITCHER	IP	WLS	BF	H	R	ER	SO	BB	IBB	HBP	BLK	WP	HR	S	P	ERA	WHIP

Batter	1	2	3	4	5	6	7	8	9	AB	R	H	RBI	BB	SO	LOB
1 Jarrod Dyson, L (1, 8) OBP: 0.388, SLG: 0.427 41 Wilmer Flores, R (8, PH) OBP: 0.322, SLG: 0.394 (9, 4)	C FF 85 X CU 70 0-1 F8 ①		B CH 83 X CH 84 1-0 F8 ③			X FF 86 0-0 B3 ②		B FF 93 C FF 93 S FF 95 F FF 95 S CU 78 1-3 K ①		3 1	0 0	0 0	0 0	0 0	0 1	1 0
4 Ketel Marte, S (1, 4) OBP: 0.327, SLG: 0.521 (9, 8)	B CU 69 F CH 84 X CH 81 1-1 F7 ②			B CH 85 F CH 86 B CH 81 F SL 80 C SI 87 2-3 K ①		B SI 86 X SI 87 1-0 6 3B 2B		B FF 95 X CU 79 1-0 L9 ②		4	1	1	0	0	1	0
6 David Peralta, L (1, 7) OBP: 0.359, SLG: 0.547	C FF 85 B FF 85 B FF 86 F FF 86 S SL 79 2-3 K ③			X CH 81 0-0 G4-3 ②		2 SAFE F CU 75 F CH 84 X SL 81 0-2 2-H 3B		F FF 95 S CU 78 B CU 79 F FF 95 F FF 96 F SL 80 F FF 95 B FF 96 X FF 95 2-2 1B		4	0	2	1	0	1	0
10 Adam Jones, R (1, 9) OBP: 0.325, SLG: 0.448		C SL 78 F CH 84 B FF 87 F FF 87 X FF 87 1-2 F8 ①		B SL 80 S FF 88 B CH 83 B SI 87 C SI 88 X SI 89 3-2 F8 ③		S SL 81 D SL 82 B SL 80 S FF 90 B SI 90 B SL 82 4-2 BB		B FF 94 S FF 94 X FF 94 1-1 P4 ③		3	0	0	0	1	0	1
53 Christian Walker, R (1, 3) OBP: 0.365, SLG: 0.568		B FF 86 B SL 78 B FF 87 C FF 86 C FF 87 X FF 87 3-2 P6 ②			C FF 88 B FF 87 S FF 87 B FF 87 B SL 81 B SI 88 4-2 15 FC1-6 BB	F SL 82 S FF 90 F FF 91 B SI 91 X FF 91 1-2 G4-3 ③			B SL 88 B FF 96 S SL 88 F SL 89 C FF 96 2-3 K ①	3	0	0	0	1	1	2
15 Ildemaro Vargas, S (1, 5) OBP: 0.200, SLG: 0.309 50 Yoan López, R (8, 1) 35 Matt Andriese, R (9, 1) 19 Blake Swihart, S (9, PH) OBP: 0.268, SLG: 0.333		F FF 86 F SI 86 B SL 77 C SI 87 1-3 K ③			1 SAFE 1 SAFE B SL 79 F CH 82 1 SAFE B FF 88 X FF 88 2-1 FC1-6 ① 1-2f		F FC 89 S SI 87 B FF 93 S SI 90 1-3 K ①		C SL 88 B FF 96 S FF 96 B SL 88 F SL 89 S FF 96 2-3 K ②	3 0 0 1	0 0 0 0	0 0 0 0	0 0 0 0	0 0 0 0	2 0 0 1	1 0 0 0
13 Nick Ahmed, R (1, 6) OBP: 0.303, SLG: 0.415			C CU 77 X SL 78 0-1 21 G6-3 2B		1 SAFE C FF 88 X FF 89 0-1 F9 ②		S FC 93 S FC 92 F FF 94 X FF 92 0-2 E4		C FF 95 S FF 96 B SL 91 X SL 89 1-2 G5-3 ③	4	0	1	0	0	0	1
36 John Ryan Murphy, R (1, 2) OBP: 0.236, SLG: 0.360 5 Eduardo Escobar, S (7, PH) OBP: 0.364, SLG: 0.521 (8, 5)			B FF 87 C FF 86 C FF 87 F FF 88 S SL 79 1-3 K ①		1 SAFE F SL 81 X FF 88 0-1 G6-3 ③		S FF 91 S FC 90 F FC 92 D SI 90 X FF 93 1-2 L8 ②			2 1	0 0	0 0	0 0	0 0	1 0	2 1
21 Zack Greinke, R (1, 1) OBP: 0.318, SLG: 0.762 18 Carson Kelly, R (7, PH) OBP: 0.306, SLG: 0.446 (8, 2)			S SL 79 F FF 88 X FF 89 0-2 G6-3 ② 2-3			B FF 88 B FF 87 C FF 88 X FF 89 2-1 G6-3 ①	C FC 91 F FC 90 B FF 92 F FC 91 B FF 91 F CU 83 B FC 90 F FC 91 X FC 90 3-2 P3 ③			2 1	0 0	0 0	0 0	0 0	0 0	1 1
Inning Stats	R: 0 E: 0 K: 1 S: 7 H: 0 LOB: 0 BB: 0 P: 10	R: 0 E: 0 K: 1 S: 10 H: 0 LOB: 0 BB: 0 P: 15	R: 0 E: 0 K: 1 S: 10 H: 1 LOB: 1 BB: 0 P: 12	R: 0 E: 0 K: 1 S: 7 H: 0 LOB: 0 BB: 0 P: 12	R: 0 E: 0 K: 0 S: 8 H: 0 LOB: 1 BB: 1 P: 14	R: 1 E: 0 K: 0 S: 13 H: 2 LOB: 2 BB: 1 P: 21	R: 0 E: 1 K: 1 S: 17 H: 0 LOB: 1 BB: 0 P: 22	R: 0 E: 0 K: 1 S: 14 H: 1 LOB: 1 BB: 0 P: 19	R: 0 E: 0 K: 2 S: 10 H: 0 LOB: 0 BB: 0 P: 15	1B: 1 2B: 2 3B: 1 HR: 0 SF: 0 SAC: 0 DP: 0 HBP: 0						WP: 0 PB: 0 SB: 0 CS: 0 PA: 34	

PITCHER	IP	WLS	BF	H	R	ER	SO	BB	IBB	HBP	BLK	WP	HR	S	P	ERA	WHIP
49 Julio Teheran, R (1, 1) ERA: 4.26	6.0		23	3	1	1	4	2	0	0	0	0	0	55	84	1.50	0.833
58 Dan Winkler, R (7, 1) ERA: 1.54	1.0	W	4	0	0	0	1	0	0	0	0	0	0	17	22	0.00	0.000
15 Sean Newcomb, L (8, 1) ERA: 3.31	1.0	H	4	1	0	0	1	0	0	0	0	0	0	14	19	0.00	1.000
77 Luke Jackson, R (9, 1) ERA: 2.5	1.0	S	3	0	0	0	2	0	0	0	0	0	0	10	15	0.00	0.000

PITCHER	IP	WLS	BF	H	R	ER	SO	BB	IBB	HBP	BLK	WP	HR	S	P	ERA	WHIP

BOTTOM

Atlanta Braves @ Arizona Diamondbacks

Chase Field, Phoenix, AZ

Fri May 10 2019, 6:41 PM - 9:40 PM MST

Att. 21,932 - Clear - 83 F

livebaseballscorecards.com

AB	32
R	1
H	4
RBI	1
BB	2
SO	8
LOB	11

Batter	1	2	3	4	5	6	7	8	9	AB	R	H	RBI	BB	SO	LOB
13 Ronald Acuña Jr., R (1, 7) OBP: 0.368, SLG: 0.490	X FF 91 0-0 ① F9		B SI 89 F FC 89 B CU 79 X FF 91 2-1 7 FC6-4 1B		B CU 77 C FC 88 B SI 90 X FC 89 2-1 5 CS 1B		B FC 90 B FC 90 F SI 92 X FF 92 2-1 ③ F8		B FF 90 B FS 84 X FS 83 2-0 ② G1-3	5	0	2	0	0	0	0
7 Dansby Swanson, R (1, 6) OBP: 0.338, SLG: 0.496	C FF 91 B FF 91 F FF 92 B CU 82 F FF 94 B FF 93 X FF 93 3-2 ② P3		1 SAFE C SI 90 1 SAFE B CU 79 C CU 78 X CU 79 1-2 ① FC6-4 5 20 1B 1B 1-2f		B FF 91 D FF 91 X FF 90 2-0 ① P3			B FF 95 C FF 95 X FF 96 1-1 ① G4-3	S FS 84 B FS 83 B FS 84 X FF 90 2-1 2B	5	1	1	0	0	0	2
5 Freddie Freeman, L (1, 3) OBP: 0.403, SLG: 0.526	B CH 85 C FF 92 F FC 90 S FF 92 1-3 ③ K		S CH 84 F CH 85 1 SAFE X FF 92 0-2 22 G3 20 1B 1-2 1B		1 SAFE B SI 89 B CH 84 F CH 84 1 SAFE B FF 90 C FC 88 F FF 91 S FC 89 3-3 ②③ K 1-2			B FF 96 B KC 82 F FF 96 B FF 96 F FF 96 X FF 96 3-2 22 1B 3B	F FS 84 S FS 84 X FS 84 0-2 ③ G6-3	5	1	2	0	0	2	2
20 Josh Donaldson, R (1, 5) OBP: 0.378, SLG: 0.481		X FF 90 0-0 ① G6-3	B CU 81 F CU 79 F FF 91 X FC 88 1-2 22 G3 1-2 2-H 1B			B FC 87 S FC 88 X FC 90 1-1 ① P4		D KC 82 F FF 96 C FF 96 F FF 97 B KC 83 D KC 80 B FF 96 4-2 22 1B 1 1B BB		3	1	1	1	1	0	0
22 Nick Markakis, L (1, 9) OBP: 0.388, SLG: 0.457		X FF 90 0-0 1 FC4-6 1B	B CH 84 X CH 84 1-0 ② G3 1-2 2-3			B FC 90 B FF 90 X FF 90 2-0 ② F7		F FF 95 X FF 96 0-1 1 1B 1-2 3-H 1B		4	0	2	1	0	0	2
1 Ozzie Albies, S (1, 4) OBP: 0.322, SLG: 0.462		C CH 84 F FC 88 B FF 90 X CH 85 1-2 ② FC4-6 16 1B 11 1B 1-2f	F FF 91 X CH 85 0-1 ③ F8			S CH 84 B FC 90 F CH 85 S CU 81 1-3 ③ K		B KC 81 B SI 97 S FF 96 S FF 96 F FF 96 X FF 95 2-2 16 G3-6-1 1-2 2-H 1B		4	1	1	1	0	1	3
16 Brian McCann, L (1, 2) OBP: 0.389, SLG: 0.508		C FF 90 C CH 84 B FF 91 D CU 79 X FF 91 2-2 11 1B 1-2 1B		C FF 88 X CU 77 0-1 ① L9			B CH 82 F FF 89 F FF 91 X CU 80 1-2 HR	C SI 93 D SL 85 B SL 85 F SI 94 X SL 85 2-2 ②③ G3-6-1 1-2f		4	1	2	1	0	0	2
11 Ender Inciarte, L (1, 8) OBP: 0.296, SLG: 0.325		T FF 91 F FF 90 X CU 80 0-2 1-2 2-H 1B		B CH 82 F FF 90 X CH 85 1-1 ② G4-3			F CH 85 F FC 90 S FF 91 0-3 ① K		S FF 94 F SL 85 S SL 84 0-3 ① K	4	0	1	1	0	2	0
45 Kevin Gausman, L (1, 1) OBP: 0.071, SLG: 0.071 14 Matt Joyce, L (7, PH) OBP: 0.333, SLG: 0.526 32 Josh Tomlin, R (7, 1) 17 Johan Camargo, S (9, PH) OBP: 0.289, SLG: 0.373 71 Jacob Webb, R (9, 1) 48 Jonny Venters, L (9, 1)		C FF 90 S CU 80 C FF 90 0-3 ③ K		X FF 89 0-0 ③ G4-3			B CU 80 C FF 91 X FC 90 1-1 ② G4-3		X FF 90 0-0 HR	2 1 0 1 0 0	0 0 0 1 0 0	0 0 0 1 0 0	0 0 0 1 0 0	0 0 0 0 0 0	1 0 0 0 0 0	2 0 0 0 0 0
Inning Stats	R: 0 E: 0 K: 1 S: 8 H: 0 LOB: 0 BB: 0 P: 12	R: 1 E: 0 K: 1 S: 14 H: 3 LOB: 2 BB: 0 P: 17	R: 1 E: 0 K: 0 S: 14 H: 3 LOB: 2 BB: 0 P: 19	R: 0 E: 0 K: 0 S: 5 H: 0 LOB: 0 BB: 0 P: 6	R: 0 E: 0 K: 1 S: 7 H: 1 LOB: 1 BB: 0 P: 14	R: 0 E: 0 K: 1 S: 7 H: 0 LOB: 0 BB: 0 P: 11	R: 1 E: 0 K: 1 S: 10 H: 1 LOB: 0 BB: 0 P: 14	R: 2 E: 0 K: 0 S: 17 H: 3 LOB: 1 BB: 1 P: 29	R: 1 E: 0 K: 1 S: 10 H: 2 LOB: 1 BB: 0 P: 14	1B: 9 2B: 2 3B: 1 HR: 2 SF: 0 SAC: 0 DP: 2 HBP: 0						

PITCHER		IP	WLS	BF	H	R	ER	SO	BB	IBB	HBP	BLK	WP	HR	S	P	ERA	WHIP
29 Merrill Kelly, R ERA: 4.7	(1, 1)	7.0	L	28	8	3	3	5	0	0	0	0	0	1	65	93	3.86	1.143
25 Archie Bradley, R ERA: 4.67	(8, 1)	0.1		5	3	2	2	0	1	0	0	0	0	0	14	24	54.00	12.000
40 Andrew Chafin, L ERA: 3.38	(8, 1)	1.0		2	0	0	0	1	0	0	0	0	0	0	6	8	0.00	0.000
66 Yoshihisa Hirano, R ERA: 5.79	(9, 1)	0.2		4	2	1	1	0	0	0	0	0	0	1	7	11	13.50	3.000

PITCHER		IP	WLS	BF	H	R	ER	SO	BB	IBB	HBP	BLK	WP	HR	S	P	ERA	WHIP

TOP

Atlanta Braves @ Arizona Diamondbacks

Chase Field, Phoenix, AZ

Sat May 11 2019, 5:10 PM - 8:19 PM MST

Att. 33,168 - Cloudy - 86 F

livebaseballscorecards.com

AB	38
R	6
H	13
RBI	6
BB	1
SO	6
LOB	13

Batter	1	2	3	4	5	6	7	8	9	AB	R	H	RBI	BB	SO	LOB
4 Ketel Marte, S (1, 8) OBP: 0.317, SLG: 0.503	B FF 91 F FF 91 F FF 93 X FF 94 1-2 ① L5		X FS 81 0-0 ② F8		C FF 92 B SL 82 S FS 83 B FS 84 F FF 94 X FS 83 2-2 ② L7		B CU 78 F CH 87 X FF 91 1-1 ① F7		C FF 96 B FF 96 B SL 82 X FF 95 2-1 ② F8	5	0	0	0	0	0	2
5 Eduardo Escobar, S (1, 5) OBP: 0.359, SLG: 0.507	C FF 93 F CH 84 F FS 84 B FF 95 X FS 84 1-2 ② F9		C FS 83 X FS 83 0-1 ③ F9		C FF 94 S FF 95 S FF 97 0-3 ③ K		B CU 77 F FC 87 X FF 91 1-1 ② L9		B FF 96 F FF 95 B FF 95 F FF 96 B FF 95 B FF 95 4-2 6 DI BB	4	0	0	0	1	1	2
6 David Peralta, L (1, 7) OBP: 0.360, SLG: 0.549	C FS 82 F FF 94 B FS 83 S FS 83 1-3 ③ K			X FS 81 0-0 41 1B 53 HBP 1B		X FF 91 0-0 41 1B 13 SF7 2B	C FF 92 B CH 87 B CH 86 F CU 77 X CH 85 2-2 ③ G4-3		B SI 92 F SI 93 B SI 95 B SL 84 X SI 93 3-1 ③ G3 1-2	5	1	2	0	0	1	1
53 Christian Walker, R (1, 3) OBP: 0.368, SLG: 0.563		C FF 92 B FF 93 F FS 82 X FF 95 1-2 41 G6-4-3 1B		B FF 92 H FF 92 2-0 41 1B 1-2 HBP		F FF 92 F FS 83 S FF 95 0-3 ① K		B FF 88 X FC 84 1-0 ① G5-6-3		3	0	1	0	0	1	1
41 Wilmer Flores, R (1, 4) OBP: 0.336, SLG: 0.407		C FS 81 B FS 84 X FF 94 1-1 ① ② G6-4-3 1-2f		C FF 93 D FS 84 F FS 84 B FS 85 X FS 85 2-2 1-2 2-3 1B		B FF 94 C FF 94 F FS 84 X FS 83 1-2 19 BB 2-3 1B		C FC 85 B CU 75 B CU 75 X FC 85 2-1 19 HR 1B		4	1	3	0	0	0	1
19 Blake Swihart, S (1, 9) OBP: 0.283, SLG: 0.389		B FF 92 C FF 92 T FF 93 S FS 85 1-3 ③ K		F FF 92 F FS 84 S FF 96 0-3 ① K		B FS 83 B FS 82 B FF 93 B FF 91 4-0 1-2 BB		B FF 88 1 SAFE X FC 86 1-0 1-H HR		3	1	1	2	1	2	3
13 Nick Ahmed, R (1, 6) OBP: 0.296, SLG: 0.407			B FF 91 B FS 80 B FF 93 C FF 90 F FF 92 X FF 93 3-2 ① G6-3	S FS 84 B FF 95 F FS 84 X FF 96 1-2 ② F9		F FS 82 X FS 83 0-1 ② SF7 3-H		X FC 88 0-0 ② P4		3	0	0	1	0	0	3
31 Alex Avila, L (1, 2) OBP: 0.480, SLG: 0.667			C FF 92 B SL 83 B CH 83 B FS 82 B FF 92 4-1 29 E BB	X FS 83 0-0 ③ G6-3		C FS 83 S FS 85 S FF 97 0-3 ③ K		C CU 76 F CH 86 S CU 76 0-3 ③ K		3	0	0	0	1	2	5
29 Merrill Kelly, R (1, 1) 10 Adam Jones, R (7, PH) OBP: 0.329, SLG: 0.473 25 Archie Bradley, R (8, 1) 40 Andrew Chafin, R (8, 1) 66 Yoshihisa Hirano, R (9, 1) 1 Jarrod Dyson, L (9, PH) OBP: 0.384, SLG: 0.422			L FF 93 X FF 92 0-1 FC3 1-3		C FF 90 X FF 91 0-1 ① G4-3		B FC 86 B FF 90 B FF 90 C FF 88 F FF 90 F FF 91 X FF 90 3-2 HR		C FF 95 B CH 86 F FF 95 F SL 82 B CH 85 S FF 95 2-3 ① K	2 1 0 0 0 1	0 1 0 0 0 0	0 1 0 0 0 0	0 1 0 0 0 0	0 0 0 0 0 1	0 0 0 0 0 0	1 0 0 0 0 0
Inning Stats	R: 0 E: 0 K: 1 S: 10 H: 0 LOB: 0 BB: 0 P: 13	R: 0 E: 0 K: 1 S: 8 H: 1 LOB: 0 BB: 0 P: 11	R: 0 E: 1 K: 0 S: 9 H: 0 LOB: 2 BB: 1 P: 16	R: 0 E: 0 K: 1 S: 11 H: 2 LOB: 3 BB: 0 P: 16	R: 0 E: 0 K: 1 S: 9 H: 0 LOB: 0 BB: 0 P: 11	R: 1 E: 0 K: 2 S: 12 H: 2 LOB: 2 BB: 1 P: 17	R: 1 E: 0 K: 0 S: 11 H: 1 LOB: 0 BB: 0 P: 18	R: 2 E: 0 K: 1 S: 8 H: 2 LOB: 0 BB: 0 P: 12	R: 0 E: 0 K: 1 S: 10 H: 0 LOB: 1 BB: 1 P: 21	1B: 5 2B: 1 3B: 0 HR: 2 SF: 1 SAC: 0 DP: 1 HBP: 1						

PITCHER		IP	WLS	BF	H	R	ER	SO	BB	IBB	HBP	BLK	WP	HR	S	P	ERA	WHIP
45 Kevin Gausman, R ERA: 4.5	(1, 1)	6.0	W	26	5	1	1	6	2	0	1	0	0	0	59	84	1.50	1.167
32 Josh Tomlin, R ERA: 3.92	(7, 1)	2.0	H	9	3	3	3	1	0	0	0	0	0	2	19	30	13.50	1.500
71 Jacob Webb, R ERA: 2.0	(9, 1)	0.2	H	3	0	0	0	1	1	0	0	0	0	0	8	16	0.00	1.500
48 Jonny Venters, L ERA: 18.0	(9, 1)	0.1	S	1	0	0	0	0	0	0	0	0	0	0	2	5	0.00	0.000

PITCHER	IP	WLS	BF	H	R	ER	SO	BB	IBB	HBP	BLK	WP	HR	S	P	ERA	WHIP

BOTTOM

Atlanta Braves @ Arizona Diamondbacks

Chase Field, Phoenix, AZ

Sat May 11 2019, 5:10 PM - 8:19 PM MST

Att. 33,168 - Cloudy - 86 F

livebaseballscorecards.com

AB	34
R	4
H	8
RBI	4
BB	3
SO	8
LOB	19

Batter	1	2	3	4	5	6	7	8	9	AB	R	H	RBI	BB	SO	LOB
13 Ronald Acuña Jr., R (1, 7) OBP: 0.369, SLG: 0.483	X FC 88 0-0 ① F7		B SL 84 B SL 85 C FF 93 H SI 90 3-1 1 G3-1 22 BB 17 1B HBP	S SL 86 F SL 86 B FF 94 B FF 93 S SL 85 2-3 ③ K			D SL 80 B SI 90 B SI 91 F SL 80 X SI 90 3-1 22 FC4-6 1-2 1B		C SL 83 F SL 84 B FF 96 X SL 85 1-2 ① L7	4	1	1	0	0	1	0
7 Dansby Swanson, R (1, 6) OBP: 0.333, SLG: 0.486	C SI 91 S KC 82 B KC 82 B KC 81 C SI 89 2-3 ② K		1 SAFE B SI 92 S FF 93 B KC 78 C SL 84 1 SAFE X FF 94 2-2 ① F8		B KC 76 B SL 83 C FF 91 F SL 84 X KC 80 2-2 1B		B CH 82 B SI 89 X SI 89 2-0 ① L8		C SL 84 C SL 83 S SL 84 0-3 ② K	5	0	1	0	0	2	3
22 Nick Markakis, L (1, 9) OBP: 0.388, SLG: 0.465	B SI 90 F SI 89 B CH 83 B SI 90 C SI 90 X SI 91 3-2 3B		C CH 83 B SI 94 B CH 84 B SI 91 B FF 93 4-1 1 G3-1 17 1B 1-2 BB		B SI 93 C KC 84 B CH 83 F FF 92 F SI 93 S KC 81 2-3 ① K		B SI 90 B SI 90 C SI 90 B SI 89 X SI 89 3-1 ② FC4-6 1-2f 2-3		C FF 97 X SL 84 0-1 ③ L3	4	1	1	0	1	1	3
1 Ozzie Albies, S (1, 4) OBP: 0.316, SLG: 0.451	C KC 82 S KC 82 S KC 84 0-3 ③ K		C CH 84 D KC 76 B KC 78 B SI 92 F SI 93 X SI 93 3-2 ② G3-1 1-2 2-3		1 SAFE X SI 93 0-0 ② F7		X SI 90 0-0 ③ G5-3			4	0	0	0	0	1	6
17 Johan Camargo, S (1, 5) OBP: 0.298, SLG: 0.379		C SI 89 F CH 82 B KC 83 B KC 81 X KC 81 2-2 25 G5-4-3 8 1B 11 1B 1B	B SI 93 X CH 84 1-0 8 1B 25 1B 2-H 3-H 1B		C SI 93 B SI 92 1 SAFE 1 SAFE B SI 93 B CH 82 1 SAFE X SI 92 3-1 ③ L7			S CH 80 X CH 80 0-1 ① G6-3		4	2	2	2	0	0	1
8 Charlie Culberson, R (1, 3) OBP: 0.414, SLG: 0.714		B FC 86 B SI 89 C KC 80 S FC 87 X KC 80 2-2 25 G5-4-3 1-2 1B	B KC 80 X FF 93 1-0 25 1B 1-2 1B			C SI 90 B SI 90 S CH 83 B CH 83 F SI 90 S SL 80 2-3 ① K		F SI 89 B CH 81 S CH 81 B SI 88 X CH 82 2-2 25 3B 1B		4	1	3	0	0	1	0
25 Tyler Flowers, R (1, 2) OBP: 0.329, SLG: 0.447		S KC 80 B KC 81 B FC 88 X KC 80 2-1 ① ② G5-4-3 1-2f 2-3	F SL 85 C SL 85 B SL 85 X SI 93 1-2 ③ 1-3 2-H 1B			B CH 82 X SI 90 1-0 ② G5-3		X SI 89 0-0 1-H 3B		4	0	2	2	0	0	2
11 Ender Inciarte, L (1, 8) OBP: 0.295, SLG: 0.323		B SI 90 F SI 89 F KC 82 F KC 82 X FC 89 1-2 3-H 1B		B FF 94 X CH 85 1-0 ① G3		C SI 91 F SI 90 X SL 80 0-2 ③ L8		X SI 89 0-0 ② G4-3		4	0	1	1	0	0	1
54 Max Fried, L (1, 1) OBP: 0.083, SLG: 0.083 71 Jacob Webb, R (6, 1) 14 Matt Joyce, L (7, PH) OBP: 0.349, SLG: 0.538 15 Sean Newcomb, L (7, 1) 58 Dan Winkler, R (7, 1) 20 Josh Donaldson, R (8, PH) OBP: 0.376, SLG: 0.477 77 Luke Jackson, R (8, 1)		F SI 88 B KC 82 F KC 81 B KC 81 F SI 90 X KC 82 2-2 ③ G5-3		C KC 77 B SI 93 C KC 78 C FF 94 1-3 ② K			F SI 89 S SI 90 B SI 90 B SI 90 X SI 90 2-2 22 FC4-6 13 1B 1B	S SL 83 F SL 83 B FF 97 B FF 98 X SL 82 2-2 ③ G6-3		2 0 1 0 0 0 1 0	0 0 0 0 0 0 0 0	0 0 1 0 0 0 0 0	0 0 0 0 0 0 1 0	1 0 0 0 0 0 0 0	1 0 0 0 0 0 1 0	1 0 0 0 0 0 1 0
Inning Stats	R: 0 E: 0 K: 2 S: 10 H: 1 LOB: 1 BB: 0 P: 15	R: 1 E: 0 K: 0 S: 16 H: 3 LOB: 1 BB: 0 P: 25	R: 3 E: 0 K: 0 S: 13 H: 3 LOB: 3 BB: 1 P: 28	R: 0 E: 0 K: 2 S: 7 H: 0 LOB: 0 BB: 0 P: 11	R: 0 E: 0 K: 1 S: 10 H: 1 LOB: 1 BB: 0 P: 17	R: 0 E: 0 K: 1 S: 8 H: 0 LOB: 0 BB: 0 P: 11	R: 0 E: 0 K: 0 S: 9 H: 2 LOB: 2 BB: 0 P: 19	R: 1 E: 0 K: 0 S: 10 H: 2 LOB: 1 BB: 0 P: 14	R: 0 E: 0 K: 1 S: 8 H: 0 LOB: 0 BB: 0 P: 9	1B: 10 2B: 0 3B: 2 HR: 0 SF: 0 SAC: 0 DP: 1 HBP: 1						

PITCHER		IP	WLS	BF	H	R	ER	SO	BB	IBB	HBP	BLK	WP	HR	S	P	ERA	WHIP
52 Zack Godley, R ERA: 7.32	(1, 1)	2.0	L	9	4	1	1	2	0	0	0	0	0	0	26	40	4.50	2.000
57 Jon Duplantier, R ERA: 2.25	(3, 1)	3.0		14	4	3	3	3	1	0	1	0	0	0	30	56	9.00	1.667
30 T.J. McFarland, L ERA: 3.86	(6, 1)	2.2		12	4	1	1	1	0	0	0	0	0	0	24	39	3.38	1.500
50 Yoan López, R ERA: 1.08	(8, 1)	1.1		4	0	0	0	1	0	0	0	0	0	0	11	14	0.00	0.000

PITCHER	IP	WLS	BF	H	R	ER	SO	BB	IBB	HBP	BLK	WP	HR	S	P	ERA	WHIP

TOP

Atlanta Braves @ Arizona Diamondbacks

Chase Field, Phoenix, AZ

Sun May 12 2019, 1:11 PM - 4:32 PM MST

Att. 27,460 - Partly Cloudy - 82 F

livebaseballscorecards.com

AB	37
R	5
H	12
RBI	5
BB	1
SO	7
LOB	18

WP: 0	PA: 39
PB: 0	
SB: 0	
CS: 0	

Batter	1	2	3	4	5	6	7	8	9	AB	R	H	RBI	BB	SO	LOB
10 Adam Jones, R (1, 9) OBP: 0.337, SLG: 0.503	B FF 95 S FF 94 F FF 94 B FF 94 S SL 85 2-3 ① K	B FF 94 B CH 83 B CH 84 X FF 93 3-0 ③ F7		F FF 94 D CU 76 X CH 86 1-1 1-H HR			X FF 93 0-0 4 1B 1B	X SL 87 0-0 1-3 2B		5	1	3	2	0	1	1
4 Ketel Marte, S (1, 8) OBP: 0.326, SLG: 0.506 (8, 4)	C FF 94 S FF 93 B FF 93 B SL 86 X CU 75 2-2 5 1B 1B	C FF 92 X FF 94 0-1 6 1B 1B	B CU 74 F FF 94 B FF 94 B FF 94 F FF 93 S FF 93 3-3 ③ K				C FF 94 X FF 94 0-1 5 F9 1-3 1B	X SL 87 0-0 ③ G5-3		5	0	3	0	0	1	2
5 Eduardo Escobar, S (1, 5) OBP: 0.355, SLG: 0.497	B FF 95 B FF 93 X FF 94 2-0 41 FC5 6 BB 1-3 1B	S FF 93 S FF 94 S FF 96 0-3 ① K			B CU 73 B CU 73 C FF 94 S FF 92 X FF 94 2-2 ① F9		S CU 79 X CU 77 0-1 ① F9 1-2		C CU 82 B SL 88 C SL 88 F SL 87 F FF 96 F FF 97 B SL 87 X CU 85 2-2 ① G6-3	5	0	1	0	0	1	3
6 David Peralta, L (1, 7) OBP: 0.361, SLG: 0.542	S FF 95 D SL 83 B SL 84 1 SAFE B SL 82 B FF 94 4-1 1-2 BB	B FF 94 C FF 94 F FF 92 X CU 75 1-2 53 G6-4-3 1-3 1B			B FF 93 C FF 94 B CU 74 C SL 81 S CU 77 2-3 ② K		F CU 78 X CU 79 0-1 FC6		F FF 97 F FF 95 B SL 88 T SL 88 1-2 ② K	4	0	1	0	1	2	2
53 Christian Walker, R (1, 3) OBP: 0.363, SLG: 0.550	B CU 74 S FF 94 B FF 96 F CU 74 F FF 94 S SL 85 2-3 ② K	X CU 73 0-0 ② ③ G6-4-3 1-2f			B FF 95 B CU 74 X FF 94 2-0 1B		F FF 94 B FF 94 B FF 95 F FF 94 T FF 94 2-2 ② K		C FF 95 S FF 95 B FF 96 F FF 95 B SL 89 S SL 88 2-3 ③ K	5	0	1	0	0	3	8
41 Wilmer Flores, R (1, 4) OBP: 0.325, SLG: 0.393 50 Yoan López, R (8, 1)	C FF 94 B FF 95 C FF 95 X CU 75 1-2 ③ FC5 2-3f			C FF 95 C FF 92 X CU 76 0-2 ① G6-3	F CU 73 B FF 94 F FF 94 1 SAFE X CU 74 1-2 ③ L9		F FC 93 F FC 93 B FC 91 F FF 91 F FF 94 X CU 84 1-2 ③ L9			4 0	0 0	0 0	0 0	0 0	0 0	7 0
13 Nick Ahmed, R (1, 6) OBP: 0.301, SLG: 0.416		B FF 94 F FF 93 F FF 94 F FF 93 B CU 76 S CU 76 2-3 ① K		B CU 74 C FF 95 C FF 95 F SL 83 F FC 95 X SL 80 1-2 18 1B 2B		B FF 93 C FF 94 X FF 93 1-1 18 G6-3 1B		B SL 87 B FF 96 C FF 96 F SL 88 X SL 89 2-2 ① G5-3		4	1	2	0	0	1	0
18 Carson Kelly, R (1, 2) OBP: 0.316, SLG: 0.449		C CH 86 C CU 73 F FF 93 B CU 77 C FF 94 1-3 ② K		S FF 94 S FF 94 X FF 96 0-2 57 FC1-6 2-H 1B		B SL 81 B FF 94 B SL 80 C FF 94 C FF 94 F FF 95 F FF 95 X SL 81 3-2 ①② G6-3 1-2f		C FF 96 X FF 97 0-1 10 2B 1B		4	0	2	1	0	1	1
52 Zack Godley, R (1, 1) OBP: 0.333, SLG: 0.273 21 Zack Greinke, R (2, PH) OBP: 0.348, SLG: 0.773 57 Jon Duplantier, L (3, 1) 30 T.J. McFarland, L (6, 1) 1 Jarrod Dyson, L (8, 8) OBP: 0.380, SLG: 0.417		F FF 94 B SL 80 X SL 81 1-1 1B		X FF 93 0-0 ② FC1-6 10 HR 1-2f		C FF 94 B SL 80 S FF 94 F FF 95 B SL 81 F FF 92 B FF 94 F FF 94 C FF 95 3-3 ③ K		C SL 88 F SL 87 X SL 88 0-2 ② P5		0 1 1 1 1	0 0 1 0 0	0 1 0 0 0	0 0 0 0 0	0 0 0 1 0	0 0 1 0 1	0 0 1 0 1
Inning Stats	R: 0 E: 0 K: 2 S: 15 H: 2 LOB: 3 BB: 1 P: 28	R: 0 E: 0 K: 2 S: 11 H: 1 LOB: 1 BB: 0 P: 18	R: 0 E: 0 K: 1 S: 9 H: 2 LOB: 1 BB: 0 P: 10	R: 3 E: 0 K: 1 S: 17 H: 3 LOB: 0 BB: 0 P: 22	R: 0 E: 0 K: 1 S: 10 H: 1 LOB: 1 BB: 0 P: 17	R: 0 E: 0 K: 1 S: 13 H: 1 LOB: 0 BB: 0 P: 20	R: 0 E: 0 K: 1 S: 15 H: 2 LOB: 3 BB: 0 P: 18	R: 0 E: 0 K: 0 S: 10 H: 2 LOB: 2 BB: 0 P: 12	R: 0 E: 0 K: 2 S: 13 H: 0 LOB: 0 BB: 0 P: 18	1B: 11 2B: 2 3B: 0 HR: 1 SF: 0 SAC: 0 DP: 2 HBP: 0						

PITCHER	IP	WLS	BF	H	R	ER	SO	BB	IBB	HBP	BLK	WP	HR	S	P	ERA	WHIP
54 Max Fried, L (1, 1) ERA: 3.25	5.0	W	24	9	3	3	7	1	0	0	0	0	1	62	95	5.40	2.000
71 Jacob Webb, R (6, 1) ERA: 1.8	1.0	H	3	1	0	0	1	0	0	0	0	0	0	13	20	0.00	1.000
15 Sean Newcomb, L (7, 1) ERA: 3.18	0.2	H	5	2	0	0	1	0	0	0	0	0	0	10	12	0.00	3.000
58 Dan Winkler, R (7, 1) ERA: 1.5	0.1	H	1	0	0	0	0	0	0	0	0	0	0	5	6	0.00	0.000
77 Luke Jackson, R (8, 1) ERA: 2.25	2.0	S	8	2	0	0	2	0	0	0	0	0	0	23	30	0.00	1.000

PITCHER	IP	WLS	BF	H	R	ER	SO	BB	IBB	HBP	BLK	WP	HR	S	P	ERA	WHIP

BOTTOM

Atlanta Braves @ Arizona Diamondbacks

Chase Field, Phoenix, AZ

Sun May 12 2019, 1:11 PM - 4:32 PM MST

Att. 27,460 - Partly Cloudy - 82 F

livebaseballscorecards.com

AB	40
R	3
H	14
RBI	3
BB	1
SO	11
LOB	26

WP: 0 PB: 0 SB: 0 CS: 0 PA: 41

Batter	1	2	3	4	5	6	7	8	9	AB	R	H	RBI	BB	SO	LOB
26 Adam Frazier, L (1, 4) OBP: 0.318, SLG: 0.367	B FF 94 C FF 94 B SL 83 X SL 84 2-1 E3 53 1B 55 1B	B FF 93 D SL 84 X FF 94 2-0 1-2 1B			C SL 82 F FF 91 B SL 84 B FF 94 X FF 94 2-2 ① F7		C FF 93 1 SAFE B CH 86 B SL 79 1 SAFE X SL 78 2-1 6 1B 1-2 1B		X FF 94 0-0 ① G4-3	5	1	2	0	0	0	0
6 Starling Marte, R (1, 8) OBP: 0.286, SLG: 0.417	B FF 92 X FF 92 1-0 ① P6	F FF 92 D SL 82 C FF 94 S SL 84 1-3 ② K			C FF 92 B SL 82 X FF 93 1-1 53 FC1-2 3B		B SL 82 B SL 80 F FF 94 B SL 80 X FF 93 3-1 1-2 2-3 1B		C FF 93 X KC 81 0-1 53 2B 1B	5	1	3	0	0	1	3
53 Melky Cabrera, S (1, 9) OBP: 0.367, SLG: 0.469	D SL 85 1 SAFE 1 SAFE F SL 84 D SL 85 B FF 93 F SI 94 X SL 84 3-2 55 1B 10 1B 1-2 1B	B FF 93 F FF 94 F FF 95 B FF 94 X SL 84 2-2 ③ P4			C FF 93 D SL 84 F SL 83 F FF 94 D SL 84 F SL 83 D KC 83 X FF 94 3-2 ② FC1-2 55 BB 3-H		C FF 95 F SL 81 B FF 94 T FF 94 1-2 ① K		C FF 94 B SI 94 B FF 94 X FF 94 2-1 55 1B 1-H 2B	5	1	2	1	0	1	6
55 Josh Bell, S (1, 3) OBP: 0.395, SLG: 0.655	D SL 85 X SI 92 1-0 10 1B 1-3 2-H 1B		C F FF 93 S FF 92 0-3 ① K		D SL 82 B KC 81 F FF 94 S SL 81 D SL 82 F SL 83 B FF 95 4-2 1-2 BB		C FF 95 S CH 86 D SL 83 B CH 87 S SL 80 2-3 ② K		B FF 94 C FF 94 X KC 82 1-1 2-3 1B	4	0	2	1	1	2	3
10 Bryan Reynolds, S (1, 7) OBP: 0.339, SLG: 0.458	F FF 93 S SL 83 X SL 85 0-2 1-2 3-H 1B		B FF 94 F FF 93 F FF 94 X FF 94 1-2 29 G5-4-3 1B		X FF 93 0-0 ③ L9		C SL 75 S SL 82 S SL 81 0-3 ③ K		B FF 95 C FF 95 B FF 94 F FF 95 F FF 95 F KC 82 S KC 83 2-3 ② K	5	0	2	1	0	2	7
29 Francisco Cervelli, R (1, 2) OBP: 0.276, SLG: 0.243	F FF 93 C SL 83 C FF 94 0-3 ② K		S SL 82 C SL 82 D SL 83 B FF 94 B FF 94 X SL 83 3-2 ② ③ G5-4-3 1-2f		S FF 90 C FF 91 B SL 85 B FF 93 B SL 85 X FF 92 3-2 ① G5-3			C FF 92 B CU 73 B FF 93 C CH 87 F SL 81 C CU 73 2-3 ① K	C KC 80 B FF 95 C KC 80 B FF 94 S KC 83 2-3 ③ K	5	0	0	0	0	3	5
27 Kevin Newman, R (1, 5) (6, 6) OBP: 0.368, SLG: 0.444	F SL 82 F SL 81 B FF 94 F FF 94 D SL 83 S SL 82 2-3 ③ K2-3		C KC 78 B KC 81 X FF 93 1-1 ① G3		C FF 92 F CH 85 X CH 86 0-2 ② G5-3			C SL 75 F SL 80 F SL 82 X FF 93 0-2 19 BLK 1B		4	0	1	0	0	1	2
3 Cole Tucker, S (1, 6) 52 Clay Holmes, R (6, 1) 19 Colin Moran, L (8, PH) OBP: 0.323, SLG: 0.393 64 Montana DuRapau, R (8, 1)		C KC 79 F SL 82 B FF 92 X KC 82 1-2 ① F9		F FF 92 C FF 93 S SL 83 0-3 ② K2-3		B CH 86 F FF 93 B CH 85 S FF 93 F FF 92 S CH 86 2-3 ③ K		C FF 94 B CH 87 S SL 75 S SL 81 1-3 ② K 1-2		3 0 1 0	0 0 0 0	0 0 0 0	0 0 0 0	0 0 0 0	2 0 1 0	0 0 1 0
49 Nick Kingham, R (1, 1) 45 Michael Feliz, R (5, 1) 68 Jake Elmore, R (6, 5) OBP: 0.500, SLG: 0.500		C FF 91 B SI 92 B FF 93 C FF 93 B SL 84 B FF 94 4-2 26 1B BB		C FF 93 S FF 94 C FF 94 0-3 ③ K			C FF 93 B SL 80 X FF 93 1-1 6 1B 26 1B 1B	B SL 80 C SL 74 X SL 81 1-1 ③ L7		1 0 0 2	0 0 0 0	0 0 0 1	1 0 0 0	1 0 0 0	1 0 0 0	0 0 0 1
Inning Stats	R: 2 E: 1 K: 2 S: 17 H: 3 LOB: 2 BB: 0 P: 26	R: 0 E: 0 K: 1 S: 12 H: 1 LOB: 2 BB: 1 P: 22	R: 0 E: 0 K: 1 S: 9 H: 1 LOB: 0 BB: 0 P: 13	R: 0 E: 0 K: 2 S: 8 H: 0 LOB: 0 BB: 0 P: 9	R: 0 E: 0 K: 0 S: 14 H: 1 LOB: 2 BB: 1 P: 24	R: 0 E: 0 K: 1 S: 10 H: 0 LOB: 0 BB: 0 P: 15	R: 0 E: 0 K: 3 S: 15 H: 3 LOB: 3 BB: 0 P: 24	R: 0 E: 0 K: 2 S: 13 H: 1 LOB: 1 BB: 0 P: 17	R: 1 E: 0 K: 2 S: 15 H: 3 LOB: 2 BB: 0 P: 22	1B: 11 2B: 1 3B: 1 HR: 0 SF: 0 SAC: 0 DP: 1 HBP: 0						WP: 0 PB: 0 SB: 0 CS: 0 PA: 42	

PITCHER		IP	WLS	BF	H	R	ER	SO	BB	IBB	HBP	BLK	WP	HR	S	P	ERA	WHIP
38 Robbie Ray, L ERA: 3.14	(1, 1)	5.0	W	23	6	2	1	6	2	0	0	0	0	0	60	94	1.80	1.600
35 Matt Andriese, R ERA: 4.18	(6, 1)	1.0		3	0	0	0	1	0	0	0	0	0	0	10	15	0.00	0.000
54 Jimmie Sherfy, R ERA:	(7, 1)	2.0		10	4	0	0	5	0	0	0	1	0	0	28	41	0.00	2.000
25 Archie Bradley, R ERA: 4.91	(9, 1)	1.0		6	3	1	1	2	0	0	0	0	0	0	15	22	9.00	3.000

PITCHER	IP	WLS	BF	H	R	ER	SO	BB	IBB	HBP	BLK	WP	HR	S	P	ERA	WHIP

TOP

Pittsburgh Pirates @ Arizona Diamondbacks

Chase Field, Phoenix, AZ

Mon May 13 2019, 6:41 PM - 10:07 PM MST

Att. 15,418 - Clear - 90 F

livebaseballscorecards.com

AB	40
R	3
H	13
RBI	3
BB	2
SO	14
LOB	28

BOTTOM

Pittsburgh Pirates @ Arizona Diamondbacks

Chase Field, Phoenix, AZ

Mon May 13 2019, 6:41 PM - 10:07 PM MST

Att. 15,418 - Clear - 90 F

livebaseballscorecards.com

Batter	1	2	3	4	5	6	7	8	9	AB	R	H	RBI	BB	SO	LOB
1 Jarrod Dyson, L (1, 8) (7, 9) OBP: 0.381, SLG: 0.416	B SI 91 C FF 94 B FC 92 C FF 93 B FF 94 X FF 94 3-2 6 S 5 S 6 1B 1B	B CH 86 B CH 85 X FF 93 2-0 5 3B 2-3 1B	F KC 80 B FF 93 F FC 89 B FF 92 F KC 81 F FF 93 S FF 93 2-3 ③ K		B FF 94 C FF 95 S FF 96 X FF 97 1-2 ③ F7 2-3 3-H		X SI 95 0-0 ③ G6-3			5	2	2	0	0	1	3
5 Eduardo Escobar, S (1, 5) OBP: 0.362, SLG: 0.532	B FF 94 C FF 93 B CH 84 C FC 90 X FF 94 2-2 ① P5 1-2	F FF 92 X FC 90 0-1 6 2B 1-H 3-H 3B	C KC 80 X CH 84 0-1 HR			C SI 96 B CU 82 S SI 96 B SI 96 X CU 81 2-2 ① L7		X FF 93 0-0 36 G1-3 1B		5	2	3	3	0	0	1
6 David Peralta, L (1, 7) OBP: 0.368, SLG: 0.547	C FF 94 F KC 80 B FF 94 F FF 95 F CH 87 F FC 93 X KC 83 1-2 10 1B 4 2B 2-H 1B	B CH 87 B FF 94 X CH 86 2-0 3-H 2B	F SI 90 B FC 90 X KC 80 1-1 ① G3-1			B CU 82 B SI 96 B SI 95 C SI 94 B SI 96 4-1 BB		F CU 80 B FF 93 S FC 85 B FC 85 C FC 85 2-3 ① K		4	1	2	2	1	1	1
10 Adam Jones, R (1, 9) OBP: 0.335, SLG: 0.497 54 Jimmie Sherfy, R (7, 1) 36 John Ryan Murphy, R (8, PH) OBP: 0.232, SLG: 0.353 25 Archie Bradley, R (9, 1)	C FC 92 B SI 91 C FC 93 X FF 94 1-2 4 2B 1-2 1B	B KC 81 X FC 91 1-0 ② F8	B SI 90 F KC 79 T FC 90 X FC 91 1-2 ② G4-3		B SI 95 S SL 86 X SL 86 1-1 ② F7			X FC 87 0-0 ② G1-3 1-2		4 0 1 0	0 0 0 0	1 0 0 0	0 0 0 0	0 0 0 0	0 0 1 0	2 0 1 0
4 Ketel Marte, S (1, 4) (7, 8) OBP: 0.322, SLG: 0.503	C CH 86 B CH 86 B FC 92 X SI 92 2-1 1-3 2-H 2B	C CH 86 B FC 92 B FF 93 F KC 80 X CH 85 2-2 ③ G4-3	C KC 81 B SI 90 B FC 92 F CH 85 F KC 81 B FF 93 X KC 79 3-2 ③ F7		S CU 81 F SI 94 S FF 95 0-3 ③ K			C FC 86 F CU 82 B FC 85 S FF 93 1-3 ③ K		5	0	1	1	0	2	3
53 Christian Walker, R (1, 3) OBP: 0.366, SLG: 0.576	F SI 92 B FF 94 F FF 92 B FF 93 F FC 93 B KC 84 F FC 93 C CH 88 3-3 ② K	C KC 80 B FC 91 X KC 81 1-1 13 G4-3 31 1B 2B	F FF 96 B FF 97 F SL 82 B FF 95 B CH 87 F FF 95 S FF 96 3-3 ① K				X SI 92 0-0 HR			4	2	2	1	0	2	2
13 Nick Ahmed, R (1, 6) OBP: 0.299, SLG: 0.408	B FC 93 X SI 90 1-0 ③ F8	C SI 91 S FC 91 X FC 90 0-2 ① G4-3 2-3			C SI 79 S SL 85 B SL 81 B FF 97 B FF 96 B FF 97 4-2 31 2B 1 BLK BB		B SL 86 X SI 94 1-0 ① F9			3	1	0	0	1	0	3
31 Alex Avila, L (1, 2) OBP: 0.552, SLG: 0.750		B FF 92 C CH 84 B FC 90 S SI 90 B CH 86 F SI 91 F SI 90 F FC 91 B SI 89 4-2 1 1B 38 SH1-4 5 3B BB	X CH 86 0-0 38 SH3-4 3-H 1B		C FF 95 C FF 95 B FF 95 X FF 97 1-2 1 BLK 1-3 2B		B CU 81 C SI 94 B CH 88 C CU 81 B FF 94 B CU 82 4-2 41 FC5-4 BB			2	1	2	1	2	0	0
38 Robbie Ray, L (1, 1) 19 Blake Swihart, S (5, PH) OBP: 0.279, SLG: 0.382 35 Matt Andriese, R (6, 1) 41 Wilmer Flores, R (7, 4) OBP: 0.323, SLG: 0.390		X FF 93 0-0 ① SH1-4 1-2	X FF 92 0-0 ② SH3-4 1-2		B FF 96 S FF 96 C FF 97 B FF 98 B FF 97 F FF 96 F FF 97 S FF 97 3-3 ② K		C SI 94 X SI 94 0-1 ② FC5-4 1-2f			0 1 0 1	0 0 0 0	0 0 0 0	0 0 0 0	0 1 0 0	0 0 0 0	0 2 0 1
Inning Stats	R: 2 E: 0 K: 1 S: 23 H: 4 LOB: 2 BB: 0 P: 36	R: 3 E: 0 K: 0 S: 14 H: 3 LOB: 1 BB: 1 P: 25	R: 1 E: 0 K: 1 S: 12 H: 2 LOB: 1 BB: 0 P: 15	R: 1 E: 0 K: 0 S: 11 H: 1 LOB: 0 BB: 0 P: 16	R: 1 E: 0 K: 2 S: 17 H: 1 LOB: 1 BB: 1 P: 29	R: 0 E: 0 K: 1 S: 9 H: 0 LOB: 1 BB: 1 P: 16	R: 1 E: 0 K: 0 S: 7 H: 1 LOB: 1 BB: 1 P: 12	R: 0 E: 0 K: 2 S: 8 H: 1 LOB: 1 BB: 0 P: 11		1B: 6 2B: 4 3B: 1 HR: 2 SF: 0 SAC: 2 DP: 0 HBP: 0						

	AB	35
	R	9
	H	13
	RBI	8
	BB	4
	SO	7
	LOB	19

WP: 0 PB: 0 SB: 2 CS: 0 PA: 41

PITCHER		IP	WLS	BF	H	R	ER	SO	BB	IBB	HBP	BLK	WP	HR	S	P	ERA	WHIP
49 Nick Kingham, R ERA: 7.84	(1, 1)	4.0	L	23	10	7	7	2	1	0	0	0	0	1	60	92	15.75	2.750
45 Michael Feliz, R ERA: 7.11	(5, 1)	1.0		5	1	1	1	2	1	0	0	1	0	0	17	29	9.00	2.000
52 Clay Holmes, R ERA: 6.75	(6, 1)	2.0		9	1	1	1	1	2	0	0	0	0	1	16	28	4.50	1.500
64 Montana DuRapau, R ERA: 2.08	(8, 1)	1.0		4	1	0	0	2	0	0	0	0	0	0	8	11	0.00	1.000

PITCHER	IP	WLS	BF	H	R	ER	SO	BB	IBB	HBP	BLK	WP	HR	S	P	ERA	WHIP

Batter	1	2	3	4	5	6	7	8	9	AB	R	H	RBI	BB	SO	LOB
26 Adam Frazier, L (1, 4) OBP: 0.314, SLG: 0.357	C FF 89 S CH 82 B FF 92 X FF 92 1-2 P6 ①	X FF 94 0-0 P6 ③			B CU 83 F FC 88 B CH 84 F FF 92 B FF 94 B CH 85 4-2 25 FC6 BB		C KC 83 B SI 90 F KC 83 X KC 83 1-2 F9 ①		B FF 91 X FF 90 1-0 G3-1 ①	4	0	0	0	1	0	3
6 Starling Marte, R (1, 8) OBP: 0.297, SLG: 0.439	C FC 85 B FF 92 B FF 91 B FC 87 X FF 93 3-1 2B	X FF 90 0-0 25 1B 55 FC3-6 1B			B FC 89 X FF 93 1-0 P4 ①		B SI 91 B FC 89 C KC 82 S KC 82 X KC 83 2-2 G5-3 ②		F FF 91 C SL 84 X SL 83 0-2 2B	5	1	3	0	0	0	1
25 Gregory Polanco, L (1, 9) OBP: 0.366, SLG: 0.508	S CH 82 D CH 84 2 SAFE C FF 93 S CH 84 1-3 K ②	1 SAFE T FC 88 T FF 94 1 SAFE B CH 84 B CH 85 1 SAFE F FF 96 F FF 94 2-2 X CH 86 55 FC3-6 1-3 1B			S FF 93 1 SAFE B FF 94 B CH 84 F FF 93 X CH 86 2-2 FC6 55 HR 1-2f ②		B CH 84 C KC 83 B KC 82 X KC 83 2-1 G4-3 ③		C FF 91 F FF 91 S SL 84 0-3 K ②	5	1	1	0	0	2	3
55 Josh Bell, S (1, 3) OBP: 0.401, SLG: 0.692	D CH 84 S CH 85 C FF 93 T FF 96 1-2 K ③		1 SAFE D CH 84 C FF 94 B FC 88 X CH 85 2-1 FC3-6 ① 1-2f 3-H		S FF 94 C FF 93 X FF 95 0-2 1-H HR			X SI 90 0-0 HR	0-0 IBB	4	2	2	4	1	1	2
53 Melky Cabrera, S (1, 7) OBP: 0.379, SLG: 0.479 48 Richard Rodríguez, R (8, 1) 68 Jake Elmore, R (9, PH) OBP: 0.333, SLG: 0.333 45 Michael Feliz, R (9, 1)		C FF 90 X FC 87 0-1 59 BB 19 1B 1B	F FC 88 F CH 84 B FF 94 D CU 84 B CH 84 F CH 84 1 SAFE X FF 93 3-2 F7 ②		S CU 82 S CH 85 B FF 94 B CH 85 X CU 83 2-2 1B			F SI 89 B KC 82 F KC 82 X KC 82 1-2 3 HR 1B	C SL 84 F SL 84 D SL 84 B CU 78 D SL 84 S SL 84 3-3 K ③	4 0 1 0	1 0 0 0	3 0 0 0	0 0 0 0	0 0 1 0	0 0 1 0	1 0 2 0
19 Colin Moran, L (1, 5) OBP: 0.320, SLG: 0.386		X CU 81 0-0 59 BB 1-2 1B	C FF 93 F FC 88 X FF 94 0-2 F7 ③		X CU 81 0-0 L4 ③			B SI 88 B SI 88 B FC 88 C FC 88 C FC 88 S KC 82 3-3 K ①		4	0	1	0	0	1	3
32 Elias Díaz, R (1, 2) OBP: 0.158, SLG: 0.162		F FC 88 C FF 92 B FF 93 B FC 88 X CH 84 2-2 F3 ①		B CU 83 C FC 90 X FF 93 1-1 L8 ①		B FC 87 B CU 82 X FF 93 2-0 L9 ①		F FC 86 S KC 81 D KC 82 D KC 81 F FC 88 X KC 81 2-2 L4 ②		4	0	0	0	0	0	3
3 Cole Tucker, S (1, 6) OBP: 0.229, SLG: 0.318		S CH 84 C CH 84 F FF 94 D CH 84 B FF 94 D CH 85 S CH 85 3-3 K ②		C CU 82 X CH 84 0-1 L9 ②		M FC 89 B FF 93 B FC 88 F CH 84 F FF 94 X CU 83 2-2 G6-3 ②		X SI 90 0-0 1-H HR		4	1	1	2	0	1	2
59 Joe Musgrove, R (1, 1) OBP: 0.200, SLG: 0.077 10 Bryan Reynolds, S (8, PH) OBP: 0.333, SLG: 0.450 (8, 7)		B CU 81 B CU 81 B FF 93 B FF 92 4-0 1-2 2-3 BB		S FF 94 C FF 96 S FF 97 0-3 K		T FF 94 B CU 83 B FF 95 S FF 94 S FF 95 2-3 K ③		F KC 82 F SI 92 F KC 82 B KC 82 X FC 89 1-2 G3-1 ③		2 1	0 0	0 0	0 0	1 0	2 0	0 0
Inning Stats	R: 0 E: 0 K: 2 S: 11 H: 1 LOB: 1 BB: 0 P: 17	R: 0 E: 0 K: 1 S: 11 H: 2 LOB: 3 BB: 1 P: 20	R: 1 E: 0 K: 0 S: 15 H: 2 LOB: 1 BB: 0 P: 22	R: 0 E: 0 K: 1 S: 7 H: 0 LOB: 0 BB: 0 P: 8	R: 2 E: 0 K: 0 S: 13 H: 2 LOB: 1 BB: 1 P: 22	R: 0 E: 0 K: 1 S: 8 H: 0 LOB: 0 BB: 0 P: 14	R: 0 E: 0 K: 0 S: 8 H: 0 LOB: 0 BB: 0 P: 13	R: 3 E: 0 K: 1 S: 16 H: 3 LOB: 0 BB: 0 P: 23	R: 0 E: 0 K: 2 S: 10 H: 1 LOB: 2 BB: 1 P: 14	1B: 6 2B: 2 3B: 0 HR: 3 SF: 0 SAC: 0 DP: 0 HBP: 0						

PITCHER		IP	WLS	BF	H	R	ER	SO	BB	IBB	HBP	BLK	WP	HR	S	P	ERA	WHIP
24 Luke Weaver, R ERA: 3.16	(1, 1)	6.0	L	27	7	3	3	5	2	0	0	0	0	1	65	103	4.50	1.500
52 Zack Godley, R ERA: 7.65	(7, 1)	2.0		9	3	3	3	1	0	0	0	0	0	2	24	36	13.50	1.500
56 Greg Holland, R ERA: 1.8	(9, 1)	1.0		5	1	0	0	2	0	1	0	0	0	0	10	14	0.00	1.000

PITCHER	IP	WLS	BF	H	R	ER	SO	BB	IBB	HBP	BLK	WP	HR	S	P	ERA	WHIP

TOP

Pittsburgh Pirates @ Arizona Diamondbacks

Chase Field, Phoenix, AZ

Tue May 14 2019, 6:41 PM - 9:26 PM MST

Att. 21,047 - Clear - 96 F

livebaseballscorecards.com

AB	38
R	6
H	11
RBI	6
BB	3
SO	8
LOB	20

WP: 0 PA: 41
PB: 0
SB: 0
CS: 0

Pittsburgh Pirates @ Arizona Diamondbacks

Chase Field, Phoenix, AZ

Tue May 14 2019, 6:41 PM - 9:26 PM MST

Att. 21,047 - Clear - 96 F

livebaseballscorecards.com

Batter	1	2	3	4	5	6	7	8	9	AB	R	H	RBI	BB	SO	LOB
4 Ketel Marte, S (1, 8) OBP: 0.320, SLG: 0.494	C SI 92 B CH 87 B SI 92 B FF 93 B FF 93 4-1 10 FC6-4 BB		C FF 93 S CU 82 B FF 94 F CU 83 X CH 86 1-2 ③ F9			C CH 85 B FF 93 C FC 88 X CU 83 1-2 ② G4-3			C FF 93 C FF 95 B SL 80 F FF 96 B SL 80 F FF 95 B FF 94 X FF 94 3-2 ① G1-3	3	0	0	0	1	0	0
5 Eduardo Escobar, S (1, 5) OBP: 0.359, SLG: 0.525	X FF 94 0-0 ① F8			B CU 81 B FC 88 B FF 92 C FF 92 X FF 92 3-1 10 G6-4-3 1B		F SI 91 C SL 83 S SL 83 0-3 ③ K2-3			B FF 94 F FF 95 S FF 94 S SL 79 1-3 ② K	4	0	1	0	0	2	1
6 David Peralta, L (1, 7) OBP: 0.365, SLG: 0.540	C FF 92 F SL 83 S SL 84 0-3 ② K			X FF 91 0-0 ① L8			B SL 84 X CH 84 1-0 ① L9		X FF 94 0-0 10 DI 10 1B 1B	4	1	1	0	0	1	2
10 Adam Jones, R (1, 9) OBP: 0.333, SLG: 0.491	1 SAFE F FF 93 F SL 83 X FC 89 0-2 ③ FC6-4 1-2f			B SL 84 F FC 89 X SL 84 1-1 ②③ G6-4-3 1-2f			B SL 84 B FC 88 C FF 92 B FF 92 F FF 91 S CU 83 3-3 ② K		B FF 95 B FF 94 C FF 94 C FF 93 X FF 93 2-2 1-H 1B	4	0	1	1	0	1	2
41 Wilmer Flores, R (1, 4) OBP: 0.313, SLG: 0.377		B FF 93 C FF 93 S CH 87 S CH 87 1-3 ① K			C FF 91 C FC 89 X FF 93 0-2 ① G3-1		B SL 84 X FF 92 1-0 ③ F9		B FF 93 B FF 95 C FF 94 F FF 96 S SL 80 2-3 ③ K	4	0	0	0	0	2	1
53 Christian Walker, R (1, 3) OBP: 0.360, SLG: 0.565		B FF 93 F FF 93 X FF 92 1-1 ② F9			F FF 92 X FF 94 0-1 ② G6-3			B FF 93 B FF 92 F FF 92 B FF 94 C FF 91 F FF 92 T FF 93 3-2 ① K		3	0	0	0	0	1	0
13 Nick Ahmed, R (1, 6) OBP: 0.300, SLG: 0.403		B SL 82 X FC 89 1-0 ③ L9			B FC 89 C CH 84 B FF 93 B FC 90 B FF 94 4-1 BB			C FF 94 X SL 82 0-1 ② L9		2	0	0	0	1	0	0
18 Carson Kelly, R (1, 2) OBP: 0.316, SLG: 0.486			B FF 93 X FC 89 1-0 ① F9		B FF 92 C FC 87 S SL 82 X SL 83 1-2 ③ F7			C FF 94 B SL 83 B FF 94 F FF 93 F FF 94 B FF 93 X FF 93 3-2 HR		3	1	1	1	0	0	1
24 Luke Weaver, R (1, 1) OBP: 0.063, SLG: 0.267 31 Alex Avila, L (6, PH) OBP: 0.533, SLG: 0.714 52 Zack Godley, R (7, 1) OBP: 0.333, SLG: 0.273 19 Blake Swihart, S (8, PH) OBP: 0.274, SLG: 0.375 56 Greg Holland, R (9, 1)			C FF 94 S FC 88 B FC 89 S FF 94 1-3 ② K			B FC 88 B CH 85 X FF 93 2-0 ① G3-1		C FF 94 S SL 82 S SL 83 0-3 ③ K		1 1 0 1 0	0 0 0 0 0	0 0 0 0 0	0 0 0 0 0	0 0 0 1 0	1 0 0 0 0	0 0 0 0 0

AB	30
R	2
H	4
RBI	2
BB	2
SO	9
LOB	7

Inning Stats	1	2	3	4	5	6	7	8	9
	R: 0 E: 0 K: 1 S: 8 H: 0 LOB: 1 BB: 1 P: 12	R: 0 E: 0 K: 1 S: 6 H: 0 LOB: 0 BB: 0 P: 9	R: 0 E: 0 K: 1 S: 8 H: 0 LOB: 0 BB: 0 P: 11	R: 0 E: 0 K: 0 S: 5 H: 1 LOB: 0 BB: 0 P: 9	R: 0 E: 0 K: 0 S: 9 H: 0 LOB: 1 BB: 1 P: 14	R: 0 E: 0 K: 1 S: 7 H: 0 LOB: 0 BB: 0 P: 10	R: 0 E: 0 K: 1 S: 5 H: 0 LOB: 0 BB: 0 P: 10	R: 1 E: 0 K: 2 S: 13 H: 1 LOB: 0 BB: 0 P: 19	R: 1 E: 0 K: 2 S: 15 H: 2 LOB: 1 BB: 0 P: 23

1B: 3 SF: 0 WP: 0 PA: 32
2B: 0 SAC: 0 PB: 0
3B: 0 DP: 1 SB: 0
HR: 1 HBP: 0 CS: 0

PITCHER		IP	WLS	BF	H	R	ER	SO	BB	IBB	HBP	BLK	WP	HR	S	P	ERA	WHIP
59 Joe Musgrove, R ERA: 3.59	(1, 1)	7.0	W	23	1	0	0	5	2	0	0	0	0	0	48	75	0.00	0.429
48 Richard Rodríguez, R ERA: 4.34	(8, 1)	1.0		4	1	1	1	2	0	0	0	0	0	1	13	19	9.00	1.000
45 Michael Feliz, R ERA: 7.36	(9, 1)	1.0		5	2	1	1	2	0	0	0	0	0	0	15	23	9.00	2.000

PITCHER	IP	WLS	BF	H	R	ER	SO	BB	IBB	HBP	BLK	WP	HR	S	P	ERA	WHIP

Batter	1	2	3	4	5	6	7	8	9	AB	R	H	RBI	BB	SO	LOB
26 Adam Frazier, L (1, 4) OBP: 0.313, SLG: 0.354	X FF 87 0-0 ① G4-3		B FF 89 C FF 89 B CH 86 B FF 89 X FF 89 3-1 ③ G3-1			C FF 88 B CU 67 F FF 89 B CH 87 X CH 87 2-2 ① G4-3			C SI 92 B SI 93 F FF 94 B FF 94 B SL 85 X SI 94 3-2 6 FC6-4 1B	4	0	1	0	0	0	0
6 Starling Marte, R (1, 8) OBP: 0.296, SLG: 0.434	C FF 88 X SI 89 0-1 ② G4-3			X FF 88 0-0 25 G3-6 1B		C SI 90 S CH 86 B CU 70 S SL 83 1-3 ② K			B SI 94 F SI 95 D SL 86 X SI 94 2-1 ① FC6-4 25 BB 53 1B 1-2f	4	1	1	0	0	1	1
25 Gregory Polanco, L (1, 9) OBP: 0.360, SLG: 0.485	C FF 89 B FF 89 B CH 85 C FF 90 X FF 91 2-2 ③ F7			D CH 86 X CH 86 1-0 ①② G3-6 1-2f		S CH 86 B FF 89 B FF 90 C FF 89 F FF 91 B CU 73 S CU 71 3-3 ③ K			B FF 94 F SI 95 S SL 84 D SL 86 F SL 85 F SL 84 D SL 85 F SI 95 F SI 94 4-2 B SI 95 53 1B 1-2 BB	3	0	0	0	1	1	1
55 Josh Bell, S (1, 3) OBP: 0.404, SLG: 0.693		B FF 89 C FF 88 X SI 90 1-1 53 G3-1 2B		F FF 88 B FS 77 C FF 89 F EP 61 F CH 86 X SL 82 1-2 1B			X CH 85 0-0 ① F8		T SI 95 F SI 96 D SL 87 F SI 95 S SL 85 1-3 ② K	4	0	2	0	0	1	2
53 Melky Cabrera, S (1, 7) OBP: 0.375, SLG: 0.471		C FF 89 X CH 86 0-1 ① G3-1 2-3		B CH 87 X CH 86 1-0 ③ G3			C FF 88 F CH 85 X CU 73 0-2 ② P5		B SL 81 B FF 94 X FF 94 2-0 1-2 2-H 1B	4	0	1	1	0	0	2
19 Colin Moran, L (1, 5) OBP: 0.317, SLG: 0.380		C FF 89 C FF 90 B CH 87 D CH 87 F FF 91 F CU 69 F CH 88 C FF 90 2-3 ② K			B FF 88 F FF 88 B FF 90 B CU 73 X FF 88 3-1 3 FC3-6 1B		B FF 88 X CH 85 1-0 ③ G3-1		F FF 94 F FF 95 X FF 96 0-2 ③ G4-3	4	0	1	0	0	1	3
29 Francisco Cervelli, R (1, 2) OBP: 0.269, SLG: 0.236		C FF 90 D CU 75 X SI 91 1-1 ③ G5-3			B SI 89 X FF 90 1-0 ① F9			C FF 89 F SI 89 B CU 70 C SI 90 1-3 ① K		3	0	0	0	0	1	2
3 Cole Tucker, S (1, 6) OBP: 0.219, SLG: 0.304			C FF 88 B FF 89 B FF 90 B CH 86 X CH 87 3-1 ① L8		X CH 87 0-0 ② FC3-6 1-2f			B CH 86 C CU 69 F FF 90 F CH 87 B EP 64 C FC 88 2-3 ② K		3	0	0	0	0	1	1
24 Chris Archer, R (1, 1) OBP: 0.100, SLG: 0.100			C FF 89 C FF 89 X FF 90 0-2 ② L9		C FF 89 S SL 85 X EP 65 0-2 ③ F8			C FF 88 C FF 88 B SI 90 B SL 81 C FF 90 2-3 ③ K		1	0	0	0	0	0	0
64 Montana DuRapau, R (4, 1)										0	0	0	0	0	0	0
68 Jake Elmore, R (5, PH) OBP: 0.250, SLG: 0.250										1	0	0	0	0	0	1
46 Chris Stratton, R (5, 1)										1	0	0	0	0	1	0
Inning Stats	R: 0 E: 0 K: 0 S: 6 H: 0 LOB: 0 BB: 0 P: 8	R: 0 E: 0 K: 1 S: 12 H: 1 LOB: 1 BB: 0 P: 16	R: 0 E: 0 K: 0 S: 7 H: 0 LOB: 0 BB: 0 P: 13	R: 0 E: 0 K: 0 S: 8 H: 2 LOB: 1 BB: 0 P: 11	R: 0 E: 0 K: 0 S: 7 H: 1 LOB: 1 BB: 0 P: 11	R: 0 E: 0 K: 2 S: 10 H: 0 LOB: 0 BB: 0 P: 16	R: 0 E: 0 K: 0 S: 5 H: 0 LOB: 0 BB: 0 P: 6	R: 0 E: 0 K: 3 S: 10 H: 0 LOB: 0 BB: 0 P: 15	R: 1 E: 0 K: 1 S: 19 H: 2 LOB: 2 BB: 1 P: 31	1B: 5 2B: 1 3B: 0 HR: 0 SF: 0 SAC: 0 DP: 1 HBP: 0						

TOP

Pittsburgh Pirates @ Arizona Diamondbacks

Chase Field, Phoenix, AZ

Wed May 15 2019, 12:40 PM - 3:38 PM MST

Att. 17,258 - Roof Closed - 72 F

livebaseballscorecards.com

AB	32
R	1
H	6
RBI	1
BB	1
SO	7
LOB	13

WP: 0 PB: 0 SB: 0 CS: 0 PA: 33

PITCHER		IP	WLS	BF	H	R	ER	SO	BB	IBB	HBP	BLK	WP	HR	S	P	ERA	WHIP
21 Zack Greinke, R ERA: 2.78	(1, 1)	7.2	W	26	4	0	0	5	0	0	0	0	0	0	62	91	0.00	0.522
66 Yoshihisa Hirano, R ERA: 5.65	(8, 1)	0.1		1	0	0	0	1	0	0	0	0	0	0	3	5	0.00	0.000
40 Andrew Chafin, L ERA: 3.86	(9, 1)	0.2		4	1	1	1	1	1	0	0	0	0	0	15	25	13.50	3.000
50 Yoan López, R ERA: 1.06	(9, 1)	0.1		2	1	0	0	0	0	0	0	0	0	0	4	6	0.00	3.000

PITCHER		IP	WLS	BF	H	R	ER	SO	BB	IBB	HBP	BLK	WP	HR	S	P	ERA	WHIP

BOTTOM

Pittsburgh Pirates @ Arizona Diamondbacks

Chase Field, Phoenix, AZ

Wed May 15 2019, 12:40 PM - 3:38 PM MST

Att. 17,258 - Roof Closed - 72 F

livebaseballscorecards.com

Batter	1	2	3	4	5	6	7	8	9	AB	R	H	RBI	BB	SO	LOB
1 Jarrod Dyson, L (1, 8) OBP: 0.391, SLG: 0.419	B FF 92 B FF 92 B FF 93 B FF 93 4-0 10 BB 5 S 4 1B BB	C CH 88 S CH 89 B SL 90 C FF 95 1-3 ② K		S SL 88 C CH 88 D SL 90 F FF 95 B CH 90 B SL 88 X SL 88 3-2 5 S 5 HR 1-H 3-H 1B		B CH 86 C FF 92 S FF 91 X FF 92 1-2 ② G6-3		B FF 92 F FF 91 X FF 91 1-1 5 2B 1B		4	3	2	2	1	1	0
5 Eduardo Escobar, S (1, 5) OBP: 0.366, SLG: 0.549 40 Andrew Chafin, R (9, 1) 50 Yoan López, R (9, 1)	D SL 88 D SI 93 C FF 94 B SL 89 S SL 88 B SL 90 4-2 4 1B 10 BB 53 FC5 1-2 BB	C SL 88 S SI 96 B SL 90 F FF 96 B CU 85 S FF 95 2-3 ③ K		1 SAFE F SI 93 B SL 90 F FF 95 B SL 90 X SL 88 2-2 1-H HR		B FF 93 C CU 77 X FF 91 1-1 ③ F8		S FF 91 S CU 78 F CU 78 X FF 92 0-2 19 IHR 1-H 2B		4 0 0	3 0 0	2 0 0	3 0 0	1 0 0	1 0 0	0 0 0
6 David Peralta, L (1, 7) OBP: 0.359, SLG: 0.531 19 Blake Swihart, S (6, 7) OBP: 0.281, SLG: 0.431	C SI 94 B FF 95 D SL 89 X SL 88 2-1 ① P5		B CH 86 B CH 87 X SL 88 2-0 ① G3	S FC 86 B CU 80 X FF 92 1-1 ③ G4-3			B FF 90 S FF 90 B FF 91 F FF 91 S CU 78 2-3 ① K	X FF 93 0-0 2-H IHR		3 2	0 1	0 1	0 2	0 0	0 1	2 0
10 Adam Jones, R (1, 9) OBP: 0.341, SLG: 0.509	D SL 90 B SI 94 B SL 90 B FF 94 4-0 53 FC5 4 1B 13 SF9 1-2 2-3 BB		C FF 94 C SI 95 F CH 90 X SL 92 0-2 ② G6-3		X SL 84 0-0 HR		F FF 92 S FF 92 X FF 92 0-2 4 1B 1B	C CU 77 F SL 84 X FF 90 0-2 ③ G3-1		4	2	2	1	1	0	0
4 Ketel Marte, S (1, 4) OBP: 0.324, SLG: 0.494	F CU 83 F FF 95 B SL 90 B FF 94 B CH 89 X SL 90 3-2 13 SF9 53 E 1-2 2-3 3-H 1B		F CH 87 S CH 90 X SL 88 0-2 ③ G4-3		B FF 92 C FF 91 F CU 78 B SL 83 B FF 92 C FF 92 3-3 ① K		B FF 92 D CH 86 F FF 91 X FF 92 2-1 1-2 1B			4	0	2	1	0	1	0
53 Christian Walker, R (1, 3) OBP: 0.351, SLG: 0.550	C SI 95 B SI 95 X SI 94 1-1 FC5 1-2 2-3 3-H			X SL 87 0-0 ① P6	B SI 93 B SL 82 C FF 92 F FF 92 F FF 93 S CU 78 2-3 ② K		F FF 92 X FF 91 0-1 ② F8			4	0	0	1	0	1	4
13 Nick Ahmed, R (1, 6) OBP: 0.299, SLG: 0.408	D SL 91 X SL 88 1-0 ② SF9 2-3 3-H			C FF 95 B SI 94 F SL 89 B FF 94 S SL 88 2-3 ② K	B CU 77 C FF 92 B FF 92 F SL 84 X CU 78 2-2 2B		C FF 92 C FF 91 B FF 91 F CU 76 C FF 90 1-3 ③ K			3	0	1	1	0	2	2
36 John Ryan Murphy, R (1, 2) OBP: 0.233, SLG: 0.364	B SI 94 F SL 88 C FF 95 C FF 95 1-3 ③ K			S SL 86 X SL 88 0-1 21 WP 1 1B 2B	C FF 92 B FF 93 F SL 83 B FF 93 C FF 91 2-3 ③ K			F FF 90 B CU 77 F FF 90 B SL 84 S CU 76 2-3 ① K		4	1	1	0	0	3	3
21 Zack Greinke, R (1, 1) OBP: 0.346, SLG: 0.708 66 Yoshihisa Hirano, R (8, 1) 18 Carson Kelly, R (8, PH) OBP: 0.313, SLG: 0.479 (9, 5)		C FF 92 S SL 88 C SL 88 0-3 ① K		B SL 87 B SI 93 B FF 94 2 SAFE B SI 94 4-0 1 S 1 1B 2-3 BB		B FF 91 F FF 91 B FF 91 C FF 91 S CU 78 2-3 ① K		C FF 92 X SL 84 0-1 ② F8		2 0 1	1 0 0	0 0 0	0 0 0	1 0 0	2 0 0	0 0 0
Inning Stats	R: 3 E: 1 K: 1 S: 13 H: 1 LOB: 2 BB: 3 P: 33	R: 0 E: 0 K: 3 S: 10 H: 0 LOB: 0 BB: 0 P: 13	R: 0 E: 0 K: 0 S: 8 H: 0 LOB: 0 BB: 0 P: 10	R: 4 E: 0 K: 1 S: 15 H: 3 LOB: 0 BB: 1 P: 27	R: 1 E: 0 K: 3 S: 14 H: 2 LOB: 1 BB: 0 P: 23	R: 0 E: 0 K: 2 S: 8 H: 0 LOB: 0 BB: 0 P: 12	R: 0 E: 0 K: 2 S: 14 H: 2 LOB: 2 BB: 0 P: 19	R: 3 E: 0 K: 1 S: 15 H: 3 LOB: 0 BB: 0 P: 18		1B: 5 2B: 3 3B: 0 HR: 3 SF: 1 SAC: 0 DP: 0 HBP: 0				WP: 1 PB: 0 SB: 3 CS: 0 PA: 40		

	AB	35
	R	11
	H	11
	RBI	11
	BB	4
	SO	12
	LOB	11

PITCHER		IP	WLS	BF	H	R	ER	SO	BB	IBB	HBP	BLK	WP	HR	S	P	ERA	WHIP
24 Chris Archer, R ERA: 5.58	(1, 1)	3.2	L	20	4	7	6	5	4	0	0	0	1	1	44	80	14.73	2.182
64 Montana DuRapau, R ERA: 1.93	(4, 1)	0.1		1	0	0	0	0	0	0	0	0	0	0	2	3	0.00	0.000
46 Chris Stratton, R ERA: 8.39	(5, 1)	4.0		19	7	4	4	7	0	0	0	0	0	1	51	72	9.00	1.750

PITCHER	IP	WLS	BF	H	R	ER	SO	BB	IBB	HBP	BLK	WP	HR	S	P	ERA	WHIP

Batter	1	2	3	4	5	6	7	8	9	AB	R	H	RBI	BB	SO	LOB
12 Joe Panik, L (1, 4) OBP: 0.333, SLG: 0.359 7 Donovan Solano, R (9, PH) OBP: 0.286, SLG: 0.167	B FF 91 C FF 92 B FF 92 F FF 92 F CH 86 X FF 91 2-2 ① F8		B CU 79 X FF 91 1-0 6 1B 2B		B FF 90 B FF 91 X FF 91 2-0 ③ L7		C FF 94 X FF 93 0-1 2B		F FF 94 D SL 80 X SL 74 1-1 ③ G1-3	4 0 2 0 0 0 0 1 0 0 0 0 0 1						
6 Steven Duggar, L (1, 8) OBP: 0.295, SLG: 0.365	C FF 92 B FF 93 B CH 86 C FF 93 X FF 93 2-2 ② P5		F CU 78 F CH 85 B CH 84 F FF 91 X CH 85 1-2 2-3 1B			X FF 90 0-0 ① F7	S SL 84 B SL 84 B FF 93 X SL 83 2-1 ③ G3			4 0 1 0 0 0 1						
28 Buster Posey, R (1, 2) OBP: 0.314, SLG: 0.418 60 Travis Bergen, L (8, 1)	F FF 92 B FF 92 F FF 92 X CU 82 1-2 2B		B FF 89 F FF 90 B FF 91 F FC 88 1 SAFE F CH 86 X FC 89 2-2 ② F9			B FF 92 F FC 89 C CU 81 F CH 86 X FC 91 1-2 9 1B 1B		C FF 94 X SL 80 0-1 ① G5-3		4 0 2 0 0 0 2 0 0 0 0 0 0 0						
9 Brandon Belt, L (1, 3) OBP: 0.348, SLG: 0.477	B CH 85 B CH 85 X FF 92 2-0 ③ F7		B FF 91 B CH 85 B FF 91 C FF 91 F FC 90 X FC 90 3-2 ③ L9			F CH 86 C FF 91 B FF 92 B FF 92 X CH 87 2-2 1-3 48 BB 1B		B FF 95 F FF 94 B CU 73 X FF 93 2-1 2B		4 0 2 0 0 0 3						
48 Pablo Sandoval, S (1, 5) OBP: 0.310, SLG: 0.593		C FF 90 S CH 85 B SI 91 X FC 90 1-2 1B		B FF 90 C CH 86 B FF 91 S FF 92 S FF 93 2-3 ① K		B FF 92 B SI 91 1 SAFE B FF 91 B FF 91 4-0 1-2 BB		B FF 95 C SL 78 S SL 81 S SL 81 1-3 ② K		3 0 1 0 1 2 1						
35 Brandon Crawford, L (1, 6) OBP: 0.280, SLG: 0.270		B FF 91 F FF 90 X FF 91 1-1 ① F8		X FF 92 0-0 ② L9		F FS 82 D FS 84 S FS 83 D FS 86 B FF 89 S FS 84 3-3 ② K		C FF 95 C FF 94 S SL 81 0-3 ③ K		4 0 0 0 0 2 5						
1 Kevin Pillar, R (1, 9) OBP: 0.247, SLG: 0.382		C CU 80 B SI 90 X FF 91 1-1 ② F9		C FF 91 B CU 81 B FF 92 X SI 92 2-1 ③ P3		B FF 91 S FS 84 D FS 85 F FF 91 F FS 85 F FS 85 X FS 85 2-2 ③ F9			X FF 93 0-0 1B	4 0 1 0 0 0 4						
51 Mac Williamson, R (1, 7) OBP: 0.242, SLG: 0.300 8 Aaron Altherr, R (9, PH) OBP: 0.065, SLG: 0.067		B FC 88 C FC 89 F FC 89 S FF 92 1-3 ③ K		B FF 90 C FF 90 X SI 89 1-1 ① P3		C FF 90 B FS 84 C FF 91 F FS 84 F FS 84 F FS 84 X FS 84 1-2 ① P4		B FF 93 B FF 89 B FF 92 C CH 87 S CH 87 C SL 78 3-3 ① K		3 0 0 0 0 1 1 1 0 0 0 0 1 1						
29 Jeff Samardzija, R (1, 1) OBP: 0.100, SLG: 0.100 54 Reyes Moronta, R (6, 1) 19 Tyler Austin, R (7, PH) OBP: 0.345, SLG: 0.469 45 Derek Holland, S (7, 1) OBP: 0.100, SLG: 0.100 21 Stephen Vogt, L (8, 2) OBP: 0.333, SLG: 0.520			B FF 90 S FF 90 F FC 88 S FF 91 1-3 ① K		C FF 91 F FF 92 S CU 80 0-3 ② K		S FS 85 S FS 85 S FS 85 0-3 ② K		C SL 75 S SL 80 X CU 70 0-2 ② P6	2 0 0 0 0 2 0 0 0 0 0 0 0 0 1 0 0 0 0 1 0 0 0 0 0 0 0 0 1 0 0 0 0 0 1						
Inning Stats	R: 0 E: 0 K: 0 S: 11 H: 1 LOB: 1 BB: 0 P: 18	R: 0 E: 0 K: 1 S: 10 H: 1 LOB: 1 BB: 0 P: 14	R: 0 E: 0 K: 1 S: 15 H: 2 LOB: 2 BB: 0 P: 23	R: 0 E: 0 K: 1 S: 6 H: 0 LOB: 0 BB: 0 P: 10	R: 0 E: 0 K: 1 S: 6 H: 0 LOB: 0 BB: 0 P: 9	R: 0 E: 0 K: 1 S: 16 H: 2 LOB: 3 BB: 1 P: 28	R: 0 E: 0 K: 1 S: 13 H: 1 LOB: 1 BB: 0 P: 16	R: 0 E: 0 K: 2 S: 10 H: 1 LOB: 1 BB: 0 P: 13	R: 0 E: 0 K: 1 S: 9 H: 1 LOB: 1 BB: 0 P: 13	1B: 5 2B: 4 3B: 0 HR: 0 SF: 0 SAC: 0 DP: 0 HBP: 0						

TOP

San Francisco Giants @ Arizona Diamondbacks

Chase Field, Phoenix, AZ

Fri May 17 2019, 6:42 PM - 9:46 PM MST

Att. 26,806 - Partly Cloudy - 82 F

livebaseballscorecards.com

AB	36
R	0
H	9
RBI	0
BB	1
SO	9
LOB	20

WP: 0 PB: 0 SB: 0 CS: 0 PA: 37

PITCHER		IP	WLS	BF	H	R	ER	SO	BB	IBB	HBP	BLK	WP	HR	S	P	ERA	WHIP
29 Merrill Kelly, R ERA: 4.21	(1, 1)	5.1	W	23	6	0	0	4	1	0	0	0	0	0	56	89	0.00	1.312
66 Yoshihisa Hirano, R ERA: 5.17	(6, 1)	1.1	H	4	0	0	0	2	0	0	0	0	0	0	17	23	0.00	0.000
40 Andrew Chafin, L ERA: 3.77	(7, 1)	0.1	H	2	1	0	0	0	0	0	0	0	0	0	4	6	0.00	3.000
54 Jimmie Sherfy, R ERA:	(8, 1)	2.0		8	2	0	0	3	0	0	0	0	0	0	19	26	0.00	1.000

PITCHER	IP	WLS	BF	H	R	ER	SO	BB	IBB	HBP	BLK	WP	HR	S	P	ERA	WHIP

BOTTOM

San Francisco Giants @ Arizona Diamondbacks
Chase Field, Phoenix, AZ
Fri May 17 2019, 6:42 PM - 9:46 PM MST
Att. 26,806 - Partly Cloudy - 82 F

livebaseballscorecards.com

Batter	1	2	3	4	5	6	7	8	9	AB	R	H	RBI	BB	SO	LOB
1 Jarrod Dyson, L (1, 8) OBP: 0.395, SLG: 0.411 54 Jimmie Sherfy, R (8, 1)	B FF 89 B SL 86 C FF 90 X SL 87 2-1 ① F8		B FF 92 X FC 89 1-0 ③ G3-1			B FS 81 B FF 91 B FF 91 C FF 90 F FC 87 B FF 92 4-2 5 S 10 2B BB	H SI 92 1-0 5 3B 1-2 2-3 HBP	F FF 91 S CU 79 B CU 80 B CU 80 C FF 92 2-3 ② K		2 2 0 0 1 0 0 1 0 0 0 0 1 1						
5 Eduardo Escobar, S (1, 5) OBP: 0.361, SLG: 0.550	C FF 89 X FS 81 0-1 ② L3			F FS 82 B FF 92 S FF 92 B FF 92 B FF 92 X FC 88 3-2 ① F9		1 SAFE C FF 92 S FF 92 F FF 92 X FF 93 0-2 ① F8 1-2	S KC 78 S SL 80 D SL 82 X SI 92 1-2 6 E 1-H 2-H 3-H 3B	C CU 79 B CU 78 T FF 92 F CU 79 X CU 78 1-2 ③ L5		5 1 1 3 0 0 2						
6 David Peralta, L (1, 7) OBP: 0.362, SLG: 0.544	S FF 90 B FS 81 X FS 82 1-1 ③ G5-3			X FS 83 0-0 HR		0-0 10 2B 4 1B IBB	B SL 82 F SL 81 C SI 93 X SI 92 1-2 4 2B E3 3-H			3 2 1 2 1 0 0						
10 Adam Jones, R (1, 9) OBP: 0.350, SLG: 0.521		B SL 86 X SI 92 1-0 1B		X FC 87 0-0 53 FC6-4 1B		S SI 93 D SI 93 X SI 92 1-1 4 1B 1-3 2-H 2B	C SL 80 D SL 81 B SI 93 X SL 81 2-1 ① L9			4 0 3 1 0 0 1						
4 Ketel Marte, S (1, 4) OBP: 0.328, SLG: 0.500 (8, 8)		B FF 91 X FC 88 1-0 ① F9		B FF 93 B SL 86 C FF 93 B FS 85 1 SAFE C FF 92 X FF 94 3-2 ② L7		B FF 98 S SL 82 B FF 98 B SL 83 X FF 99 3-1 2-3 3-H 1B	F SI 94 F SL 82 D SL 82 X SI 94 1-2 1-3 2B			4 0 2 1 0 0 2						
53 Christian Walker, R (1, 3) OBP: 0.345, SLG: 0.539 40 Andrew Chafin, R (7, 1) 19 Blake Swihart, S (7, PH) OBP: 0.277, SLG: 0.424 (8, 3)		D SL 85 1 SAFE B FF 91 X FC 88 2-0 ② F8		F SL 85 X SI 92 0-1 ③ FC6-4 1-2f		C SL 86 S FF 98 F FF 98 C FF 98 0-3 ② K	S SL 80 X SL 80 0-1 ② P4			3 0 0 0 0 1 4 0 0 0 0 0 0 0 1 0 0 0 0 0 2						
13 Nick Ahmed, R (1, 6) OBP: 0.298, SLG: 0.404		B SI 92 X SI 92 1-0 ③ G5-3			B SL 84 C SL 85 C SI 92 B SI 92 F SI 93 F FC 90 X SI 92 2-2 31 G3-6-3 1B	C FF 99 S FF 98 F FF 98 F FF 98 B SL 85 S SL 84 1-3 ③ K	X SL 81 0-0 ③ P3			4 0 1 0 0 1 5						
31 Alex Avila, L (1, 2) OBP: 0.529, SLG: 0.652			C SL 83 C FS 80 B FS 82 B FC 87 B SL 83 B SL 85 4-2 29 B3-6-4 BB		1 SAFE X SL 85 0-0 ① ② G3-6-3 1-2f		B SI 93 B SL 81 B SI 93 C SI 92 F SI 93 B SI 93 4-2 1 HBP 41 1B 5 3B BB	B CU 78 F FF 89 B FF 90 X FF 91 2-1 ① G5-3		2 1 0 0 2 0 1						
29 Merrill Kelly, R (1, 1) 66 Yoshihisa Hirano, R (6, 1) 41 Wilmer Flores, R (7, 3) OBP: 0.323, SLG: 0.395 (8, 4)			T SL 83 X FF 91 0-1 ① ② B3-6-4 1-2f		C FF 93 B SI 94 X SL 85 1-1 ③ F8		F SI 93 D SL 82 X SI 92 1-1 1 HBP 5 3B 1-2 1B	C FF 90 F FF 90 B CU 80 F CU 79 X FF 92 1-2 2B		2 0 0 0 0 0 1 0 0 0 0 0 0 0 2 1 2 0 0 0 0						
Inning Stats	R: 0 E: 0 K: 0 S: 6 H: 0 LOB: 0 BB: 0 P: 9	R: 0 E: 0 K: 0 S: 4 H: 1 LOB: 1 BB: 0 P: 9	R: 0 E: 0 K: 0 S: 5 H: 0 LOB: 0 BB: 1 P: 10	R: 1 E: 0 K: 0 S: 10 H: 2 LOB: 1 BB: 0 P: 16	R: 0 E: 0 K: 0 S: 8 H: 1 LOB: 0 BB: 0 P: 11	R: 2 E: 0 K: 2 S: 19 H: 2 LOB: 2 BB: 2 P: 28	R: 4 E: 1 K: 0 S: 18 H: 3 LOB: 2 BB: 1 P: 29	R: 0 E: 0 K: 1 S: 13 H: 1 LOB: 1 BB: 0 P: 19		1B: 5 2B: 3 3B: 1 HR: 1	SF: 0 SAC: 0 DP: 2 HBP: 1		WP: 0 PB: 0 SB: 1 CS: 0	PA: 38		

	AB	33
	R	7
	H	10
	RBI	7
	BB	4
	SO	3
	LOB	19

PITCHER		IP	WLS	BF	H	R	ER	SO	BB	IBB	HBP	BLK	WP	HR	S	P	ERA	WHIP
29 Jeff Samardzija, R ERA: 3.69	(1, 1)	5.1	L	22	5	3	3	0	2	1	0	0	0	1	41	68	5.06	1.312
54 Reyes Moronta, R ERA: 3.6	(6, 1)	0.2		3	1	0	0	2	0	0	0	0	0	0	11	15	0.00	1.500
45 Derek Holland, L ERA: 7.36	(7, 1)	1.0		9	3	4	4	0	1	0	1	0	0	0	18	29	36.00	4.000
60 Travis Bergen, L ERA: 4.24	(8, 1)	1.0		4	1	0	0	1	0	0	0	0	0	0	13	19	0.00	1.000

PITCHER	IP	WLS	BF	H	R	ER	SO	BB	IBB	HBP	BLK	WP	HR	S	P	ERA	WHIP

Batter	1	2	3	4	5	6	7	8	9	AB	R	H	RBI	BB	SO	LOB
12 Joe Panik, L (1, 4) OBP: 0.342, SLG: 0.359	B SI 90 F SI 90 F FC 90 X KC 83 1-2 9 F8 6 1B 10 1B 1B		B SI 90 B FC 88 B SI 90 D FC 89 4-0 6 3B BB	B SI 89 X SI 90 1-0 ② FC3 6 CS 1-2f		C SI 90 B SL 82 F SI 89 1 SAFE B SI 88 B SL 80 F SI 89 D SI 88 4-2 1-2 BB		B FF 92 F FF 92 B CH 85 C FF 92 T CH 86 2-2 ③ K		3	2	1	0	2	1	1
6 Steven Duggar, L (1, 8) OBP: 0.298, SLG: 0.378	B SI 90 X SI 91 1-0 10 1B 1-2 1B		C KC 82 X FC 89 0-1 28 1B 1-H 3B	1 SAFE 0-0 ③ CS 1-2	C SI 88 F SI 89 B SI 89 F SL 81 S SI 91 1-3 ① K	S SI 87 F SL 81 D SL 81 F SI 89 B SI 90 F SI 90 F SI 90 S CH 82 2-3 ③ K			C CU 78 X CH 84 0-1 ① G3-1	5	1	2	1	0	2	2
28 Buster Posey, R (1, 2) OBP: 0.317, SLG: 0.417	C KC 82 D KC 81 S FC 89 F KC 82 D KC 83 S FC 88 2-3 ① K		S KC 80 D KC 81 X KC 80 1-1 10 L8 9 1B 35 SF8 3-H 1B		X CH 82 0-0 9 G3-5-3 1B		B FF 96 X FF 96 1-0 ① G3		C CU 79 F CU 80 B FF 92 C CU 81 1-3 ② K	5	1	2	1	0	2	2
9 Brandon Belt, L (1, 3) OBP: 0.350, SLG: 0.496	F FC 87 F FC 89 D KC 83 D KC 83 X KC 83 2-2 ② F8 2-3		B SI 90 S CH 84 F SI 91 B FC 88 X KC 82 2-2 1 FC6-4 1-2 1B		F SI 90 B SI 89 S SI 90 X SI 90 1-2 ② ③ G3-5-3 1-2f		B FF 95 C FF 96 B KC 83 F FF 96 F FF 96 F KC 84 F FF 97 F KC 82 S FF 96 2-3 ② K		B CH 86 C FF 92 X CH 86 1-1 HR	5	1	2	1	0	1	3
10 Evan Longoria, R (1, 5) OBP: 0.287, SLG: 0.424	B KC 80 B FC 88 F KC 82 D KC 82 F KC 82 X FC 88 2-2 1-3 3-H 1B		B SI 90 B FC 87 X SI 90 2-0 ① L8 2-3			B CH 82 B CH 82 B SI 90 B SI 89 4-0 35 3B BB	B FF 95 C KC 83 B KC 83 B KC 84 B FF 96 4-1 BB		C FF 92 C CH 86 B CH 85 B FF 93 B CU 81 F FF 93 F FF 92 S CH 86 3-3 ③ K	3	1	1	1	2	1	2
35 Brandon Crawford, L (1, 6) OBP: 0.280, SLG: 0.285	F FC 88 C KC 83 F KC 83 F KC 82 F SI 90 F KC 83 X FC 88 0-2 ③ G6-3		C CH 84 T FC 88 B FC 88 X KC 83 1-2 ② SF8 3-H			C SI 90 F SI 89 B SI 90 D SI 90 X SI 89 2-2 1-H 51 1B 3B	C FF 95 D CH 90 X FF 95 1-1 ③ L8			3	1	1	2	0	0	3
1 Kevin Pillar, R (1, 9) OBP: 0.241, SLG: 0.372		B SI 89 S FC 89 S FC 88 F FC 88 F KC 82 F KC 82 S KC 83 1-3 ① K	B SI 91 F FC 89 X SI 90 1-1 ③ FC6-4 1-2f			B CH 81 X SI 90 1-0 ① L5		C CU 79 X CH 85 0-1 ① G6-3		4	0	0	0	0	1	2
51 Mac Williamson, R (1, 7) OBP: 0.243, SLG: 0.294		S SI 89 X SI 90 0-1 ② G4-3		F FC 88 X KC 81 0-1 ① P1		C SI 90 B SI 90 F CH 82 B SI 90 X SI 91 2-2 12 BB 3-H 1B		C CH 84 S FF 92 B CH 85 B FF 93 S FF 92 2-3 ② K		4	0	1	1	0	1	0
40 Madison Bumgarner, R (1, 1) OBP: 0.217, SLG: 0.318 49 Sam Dyson, R (7, 1) 48 Pablo Sandoval, S (8, PH) OBP: 0.318, SLG: 0.634 56 Tony Watson, L (8, 1) 13 Will Smith, R (9, 1)		B FC 88 S FC 89 S KC 81 S KC 82 1-3 ③ K		B FC 89 B FC 89 B KC 81 B FC 90 4-0 12 FC3 BB		S CH 82 1 SAFE C SI 89 F SI 90 B CH 82 D SI 89 1 SAFE S SI 89 2-3 ② K		F CH 85 S FF 92 F FF 92 B CU 82 B FF 92 X CH 85 2-2 HR		2 0 1 0 0	0 0 1 0 0	0 0 1 0 0	0 0 1 0 0	1 0 1 0 0	2 0 0 0 0	1 0 0 0 0

Inning Stats	1	2	3	4	5	6	7	8	9	1B: 7	SF: 1	WP: 0	PA: 42
	R: 1 E: 0 K: 1 S: 22	R: 0 E: 0 K: 2 S: 11	R: 3 E: 0 K: 0 S: 13	R: 0 E: 0 K: 0 S: 3	R: 0 E: 0 K: 1 S: 8	R: 2 E: 0 K: 2 S: 20	R: 0 E: 0 K: 1 S: 11	R: 1 E: 0 K: 2 S: 12	R: 1 E: 0 K: 2 S: 12	2B: 0 3B: 2 HR: 2	SAC: 0 DP: 1 HBP: 0	PB: 0 SB: 0 CS: 1	
	H: 3 LOB: 2 BB: 0 P: 30	H: 0 LOB: 0 BB: 0 P: 13	H: 3 LOB: 1 BB: 1 P: 24	H: 0 LOB: 0 BB: 1 P: 8	H: 1 LOB: 0 BB: 0 P: 10	H: 2 LOB: 2 BB: 2 P: 37	H: 0 LOB: 1 BB: 1 P: 19	H: 1 LOB: 0 BB: 0 P: 18	H: 1 LOB: 0 BB: 0 P: 17				

PITCHER	IP	WLS	BF	H	R	ER	SO	BB	IBB	HBP	BLK	WP	HR	S	P	ERA	WHIP
52 Zack Godley, R (1, 1) ERA: 7.9	3.1	L	18	6	4	4	3	2	0	0	0	0	0	48	73	10.80	2.400
30 T.J. McFarland, L (4, 1) ERA: 4.91	2.2		11	3	2	2	3	2	0	0	0	0	0	29	49	6.75	1.875
25 Archie Bradley, R (7, 1) ERA: 4.66	1.0		4	0	0	0	1	1	0	0	0	0	0	11	19	0.00	1.000
35 Matt Andriese, R (8, 1) ERA: 4.56	2.0		8	2	2	2	4	0	0	0	0	0	2	24	35	9.00	1.000

PITCHER	IP	WLS	BF	H	R	ER	SO	BB	IBB	HBP	BLK	WP	HR	S	P	ERA	WHIP

TOP

San Francisco Giants @ Arizona Diamondbacks

Chase Field, Phoenix, AZ

Sat May 18 2019, 7:11 PM - 10:34 PM MST

Att. 25,014 - Partly Cloudy - 83 F

livebaseballscorecards.com

AB	35
R	8
H	11
RBI	8
BB	5
SO	11
LOB	16

BOTTOM

Batter	1	2	3	4	5	6	7	8	9	AB	R	H	RBI	BB	SO	LOB
10 Adam Jones, R (1, 9) OBP: 0.346, SLG: 0.512	C FF 92 S FC 87 S FC 87 0-3 ① **K**		F FF 93 X FC 88 0-1 ② **F9**		B FC 89 X FF 93 1-0 4 FC5-4 1B 2-H		X SI 96 0-0 ② **G4-3** 2-3 3-H		B FF 92 F FF 93 B CH 89 S SL 82 F FF 93 S SL 82 2-3 ② **K**	5	0	1	2	0	2	1
4 Ketel Marte, S (1, 8) OBP: 0.325, SLG: 0.489	X FF 93 0-0 ② **F8**		C FF 93 B CH 85 F FC 88 S FF 92 1-3 ③ **K**		B FF 91 1 SAFE X FC 88 1-0 ③ **FC5-4** 1-2f		H FC 93 1-0 **HBP**		C CH 88 S SL 82 B FF 94 F FF 93 F SL 82 S FF 93 1-3 ③ **K**	4	0	0	0	0	2	1
5 Eduardo Escobar, S (1, 5) OBP: 0.359, SLG: 0.561	C FF 93 X FC 88 0-1 **E5**			X FF 93 0-0 **HR**		B CH 82 X FF 92 1-0 ① **F8**	B FC 93 F FC 92 X SI 96 1-1 ③ **G4-3**			4	1	1	1	0	0	2
53 Christian Walker, R (1, 3) OBP: 0.343, SLG: 0.532	F FC 88 C CU 78 B FF 93 1 SAFE B FC 88 B CU 78 F FF 92 F FF 93 S FC 89 3-3 ③ **K**			X CU 77 0-0 13 G6-4-3 1B		C CU 78 B FF 92 B CU 76 B FF 92 X FC 87 3-1 ② **F9**		S CH 86 X SI 92 0-1 **E4**		4	0	1	0	0	1	1
41 Wilmer Flores, R (1, 4) OBP: 0.321, SLG: 0.398		B FF 92 F FF 93 F CU 78 B FC 88 F FF 93 B FC 88 F FC 89 X FC 88 3-2 **2B**		B CH 83 F FF 92 X FF 92 1-1 ① **L7**		B CH 87 C FF 91 X CH 85 1-1 ③ **G5-3**		F CH 86 B CH 85 F SI 92 F SI 92 F CH 85 F SI 94 X SI 94 1-2 ① **F9**		4	0	1	0	0	0	2
13 Nick Ahmed, R (1, 6) OBP: 0.297, SLG: 0.396		F FF 93 B FF 92 X FC 88 1-1 ① **G6-3**		B FC 88 B FC 89 F FC 89 C FC 88 X FC 88 2-2 ② ③ **G6-4-3** 1-2f			B SI 93 B FC 88 F FC 88 C FF 93 B CU 78 F FC 88 B FC 88 4-2 18 BB 36 2B BB	B CH 88 B CH 85 B SI 93 C SI 92 C CH 85 3-3 ② **K**		3	1	0	0	1	1	3
19 Blake Swihart, S (1, 7) OBP: 0.275, SLG: 0.403		C CU 77 B FF 92 C CU 78 B CU 77 S FC 88 2-3 ② **K**			B CU 76 B FC 86 C FF 92 F FC 89 B FC 87 B FC 88 4-2 30 SH3-4 10 1B BB		F FC 88 F FF 92 F FF 93 X FF 92 0-2 ① **F9**	B CH 86 S CH 87 B CH 87 X CH 86 2-1 ③ **P4**		3	1	0	0	1	1	3
18 Carson Kelly, R (1, 2) OBP: 0.321, SLG: 0.513		C FC 88 B FF 92 C FC 88 B FC 88 X FF 93 2-2 ③ **F8**			S FC 88 B FF 90 F FC 88 S CU 76 1-3 ① **K**		C FC 88 F CU 79 B FF 92 B FC 88 B FC 88 B FF 93 4-2 36 2B 10 G4-3 BB 1-2		C FF 92 B CU 78 C CU 78 X SL 81 1-2 **HR**	3	2	1	1	1	1	2
52 Zack Godley, R (1, 1) OBP: 0.308, SLG: 0.250 30 T.J. McFarland, L (4, 1) 25 Archie Bradley, R (7, 1) 36 John Ryan Murphy, R (7, PH) OBP: 0.246, SLG: 0.393 35 Matt Andriese, R (8, 1) 31 Alex Avila, L (9, PH) OBP: 0.514, SLG: 0.625			C FF 93 C CU 79 S FC 88 0-3 ① **K**		B FF 91 C FF 91 X FC 87 1-1 ② **SH3-4** 1-2		C FF 93 B FF 93 S FC 88 F FF 93 D CU 79 F FC 88 X FC 87 2-2 10 G4-3 2B 1-3 2-H		C FF 94 C SL 81 B SL 82 S FF 94 1-3 ① **K**	1 0 0 1 0 1	0 0 0 0 0 0	0 0 0 1 0 1	0 0 0 0 0 0	0 0 0 0 0 0	1 0 0 0 0 1	0 0 0 0 0 0
Inning Stats	R: 0 E: 1 K: 2 S: 11 H: 0 LOB: 1 BB: 0 P: 14	R: 0 E: 0 K: 1 S: 13 H: 1 LOB: 1 BB: 0 P: 21	R: 0 E: 0 K: 2 S: 8 H: 0 LOB: 0 BB: 0 P: 9	R: 1 E: 0 K: 0 S: 7 H: 2 LOB: 0 BB: 0 P: 10	R: 1 E: 0 K: 1 S: 9 H: 1 LOB: 1 BB: 1 P: 17	R: 0 E: 0 K: 0 S: 5 H: 0 LOB: 0 BB: 0 P: 10	R: 2 E: 0 K: 0 S: 17 H: 1 LOB: 2 BB: 2 P: 29	R: 0 E: 1 K: 1 S: 13 H: 0 LOB: 1 BB: 0 P: 19	R: 1 E: 0 K: 3 S: 15 H: 1 LOB: 0 BB: 0 P: 20	1B: 2 2B: 2 3B: 0 HR: 2	SF: 0 SAC: 1 DP: 1 HBP: 1						

PITCHER	IP	WLS	BF	H	R	ER	SO	BB	IBB	HBP	BLK	WP	HR	S	P	ERA	WHIP
40 Madison Bumgarner, L (1, 1) ERA: 4.21	6.1	W	27	5	4	4	6	3	0	0	0	0	1	67	105	5.68	1.263
49 Sam Dyson, R (7, 1) ERA: 2.82	0.2	H	3	0	0	0	0	0	0	1	0	0	0	3	5	0.00	0.000
56 Tony Watson, L (8, 1) ERA: 2.25	1.0	H	4	0	0	0	1	0	0	0	0	0	0	13	19	0.00	0.000
13 Will Smith, L (9, 1) ERA: 3.06	1.0		4	1	1	1	3	0	0	0	0	0	1	15	20	9.00	1.000

PITCHER	IP	WLS	BF	H	R	ER	SO	BB	IBB	HBP	BLK	WP	HR	S	P	ERA	WHIP

San Francisco Giants @ Arizona Diamondbacks
Chase Field, Phoenix, AZ
Sat May 18 2019, 7:11 PM - 10:34 PM MST
Att. 25,014 - Partly Cloudy - 83 F

livebaseballscorecards.com

AB	33
R	5
H	6
RBI	5
BB	3
SO	10
LOB	15

WP: 0 PB: 0 SB: 0 CS: 0 PA: 38

Batter	1	2	3	4	5	6	7	8	9	10	AB	R	H	RBI	BB	SO	LOB
12 Joe Panik, L (1, 4) OBP: 0.344, SLG: 0.356	C FF 93 B FF 93 F KC 83 B FF 94 F FF 94 B SL 84 D KC 82 4-2 10 1B BB		C SL 82 C SL 83 B KC 81 X FF 92 1-2 19 BB 7 1B 10 BB 1B	B FF 92 B FF 93 B FF 92 C FF 92 C FF 92 X FF 94 3-2 ③ L5			C FF 93 B SL 84 S FF 93 B SL 85 S SL 84 2-3 ③ K			C FF 91 X FF 91 0-1 ① F7	4	1	1	0	1	1	0
7 Donovan Solano, R (1, 6) OBP: 0.300, SLG: 0.222 35 Brandon Crawford, L (8, PH) OBP: 0.276, SLG: 0.281 (8, 6)	C KC 81 F FF 93 1 SAFE 1 SAFE S SL 82 0-3 ① K		D SL 82 X SI 91 1-0 10 BB 19 BB 1 G3-1 1-2 1B		C SL 76 B SL 80 F FF 92 X SL 79 1-2 ① L6			B FF 97 X FF 98 1-0 ① F7		B FF 91 C FF 91 S FS 84 S FF 92 1-3 ② K	3 2	1 0	1 0	0 0	0 0	1 1	1 0
19 Tyler Austin, R (1, 3) OBP: 0.345, SLG: 0.451 9 Brandon Belt, L (8, PH) OBP: 0.352, SLG: 0.496 (8, 3)	C KC 81 B FF 94 B SL 83 B SL 83 S SI 94 S FF 94 3-3 ② K		C SI 92 D SL 82 B SI 92 F SI 91 B FF 92 B KC 84 4-2 1 G3-1 10 BB 1-2 2-3 BB		F FF 93 X FF 93 0-1 ② F8			X FF 98 0-0 ② G6-3		B FS 83 C FF 90 X FF 90 1-1 10 FC5-4 1B	2 2	0 0	0 1	0 0	1 0	1 0	1 0
10 Evan Longoria, R (1, 5) OBP: 0.290, SLG: 0.420	F KC 81 S SI 93 X SI 94 0-2 1 S 1-3 1B		F FF 91 D KC 82 B FF 93 B FF 92 B SI 92 4-1 1 G3-1 1-2 2-3 3-H BB		C FF 93 B CU 72 F FF 94 B SL 81 X SL 79 2-2 ③ P4			B SL 84 S FF 97 S SL 84 F SL 84 S SL 84 1-3 ③ K		T FS 84 C FF 92 X FS 84 0-2 ③ FC5-4 1-2f	4	0	1	1	1	1	1
1 Kevin Pillar, R (1, 9) OBP: 0.235, SLG: 0.363	C KC 82 F SL 83 F FF 93 F FF 94 D SL 84 1 SAFE F SL 83 B FF 94 D SL 84 3-2 ③ F SL 83 X FF 94 F7 1-2		X KC 79 0-0 ① G3-1 1-2 2-3 3-H			C SL 77 B SL 78 X FF 92 1-1 ① L9			B FF 92 F SL 84 X FF 92 1-1 ① F8		4	0	0	1	0	0	4
21 Stephen Vogt, L (1, 2) OBP: 0.290, SLG: 0.448		C KC 82 S KC 82 X KC 83 0-2 ① G3-1	S SL 82 B SL 83 F SL 83 S SL 84 1-3 ② K			C FF 93 B CH 84 B CU 71 S FF 92 X SL 79 2-2 ② F8			B FF 92 C FF 92 C FF 93 B FF 93 F SL 85 F CU 78 T SL 85 2-2 ② K		4	0	0	0	0	2	2
51 Mac Williamson, R (1, 7) OBP: 0.268, SLG: 0.278		S KC 80 B FF 93 B SL 82 F SI 93 B FF 93 B KC 82 4-2 BB	C SL 82 T FF 93 S FF 93 0-3 ③ K			B SL 80 C SL 78 C CU 73 B SL 80 X FF 92 2-2 ③ G4-3			B FF 92 C SL 84 F FF 92 B SL 84 B SL 84 B CU 78 4-2 BB		2	0	0	0	2	1	2
6 Steven Duggar, L (1, 8) OBP: 0.291, SLG: 0.369		S FF 93 C FF 94 D SL 84 F FF 94 B SL 84 D KC 82 X FF 94 3-2 ② F7		F FF 92 F FF 93 B FF 94 B SL 83 C FF 93 2-3 ① K			B SL 83 B FF 92 F FF 93 X FF 92 2-1 ① G4-3		B CU 75 S FF 92 B SL 83 F FF 92 1 SAFE F FF 93 D SL 86 S SL 85 3-3 ③ K		4	0	0	0	0	2	2
37 Drew Pomeranz, R (1, 1) 58 Trevor Gott, R (5, 1) 28 Buster Posey, R (7, PH) OBP: 0.315, SLG: 0.414 41 Mark Melancon, R (7, 1) 56 Tony Watson, L (8, 1) 49 Sam Dyson, R (9, 1) 48 Pablo Sandoval, S (10, PH) OBP: 0.326, SLG: 0.675 13 Will Smith, R (10, 1)		F FF 92 C SI 94 X SI 93 0-2 ③ G6-3		C FF 92 S KC 83 S KC 82 0-3 ② K2-3			X FF 93 0-0 ② F9			C FF 92 F FS 83 F FS 84 F FF 92 B FS 85 X FF 92 1-2 HR	2 0 1 0 0 0 0 1 0	0 0 0 0 0 0 0 1 0	0 0 0 0 0 0 0 1 0	0 0 0 0 0 0 0 1 0	0 0 0 0 0 0 0 1 0	1 0 0 0 0 0 0 1 0	1 0 0 0 0 0 0 0 0
Inning Stats	R: 0 E: 0 K: 2 S: 19 H: 1 LOB: 2 BB: 1 P: 29	R: 0 E: 0 K: 0 S: 12 H: 0 LOB: 1 BB: 1 P: 19	R: 2 E: 0 K: 2 S: 14 H: 2 LOB: 2 BB: 2 P: 25	R: 0 E: 0 K: 2 S: 9 H: 0 LOB: 0 BB: 0 P: 14	R: 0 E: 0 K: 0 S: 8 H: 0 LOB: 0 BB: 0 P: 11	R: 0 E: 0 K: 0 S: 8 H: 0 LOB: 0 BB: 0 P: 13	R: 0 E: 0 K: 1 S: 6 H: 0 LOB: 0 BB: 0 P: 10	R: 0 E: 0 K: 1 S: 6 H: 0 LOB: 0 BB: 0 P: 8	R: 0 E: 0 K: 2 S: 13 H: 0 LOB: 1 BB: 1 P: 23	R: 1 E: 0 K: 1 S: 15 H: 2 LOB: 1 BB: 0 P: 18	1B: 4 2B: 0 3B: 0 HR: 1		SF: 0 SAC: 0 DP: 0 HBP: 0		WP: 0 PB: 0 SB: 1 CS: 0	PA: 40	

PITCHER		IP	WLS	BF	H	R	ER	SO	BB	IBB	HBP	BLK	WP	HR	S	P	ERA	WHIP
38 Robbie Ray, L ERA: 3.25	(1, 1)	4.0		19	3	2	2	6	4	0	0	0	0	0	54	87	4.50	1.750
54 Jimmie Sherfy, R ERA:	(5, 1)	2.0		6	0	0	0	0	0	0	0	0	0	0	16	24	0.00	0.000
40 Andrew Chafin, L ERA: 3.52	(7, 1)	1.0		3	0	0	0	1	0	0	0	0	0	0	6	10	0.00	0.000
50 Yoan López, R ERA: 1.0	(8, 1)	1.0		3	0	0	0	1	0	0	0	0	0	0	6	8	0.00	0.000
56 Greg Holland, R ERA: 1.69	(9, 1)	1.0		4	0	0	0	2	1	0	0	0	0	0	13	23	0.00	1.000

PITCHER		IP	WLS	BF	H	R	ER	SO	BB	IBB	HBP	BLK	WP	HR	S	P	ERA	WHIP
66 Yoshihisa Hirano, R ERA: 5.4	(10, 1)	1.0	L	5	2	1	1	1	0	0	0	0	0	1	15	18	9.00	2.000

TOP

San Francisco Giants @ Arizona Diamondbacks
Chase Field, Phoenix, AZ
Sun May 19 2019, 1:12 PM - 4:38 PM MST
Att. 24,061 - Overcast - 79 F

livebaseballscorecards.com

AB	35
R	3
H	5
RBI	3
BB	5
SO	11
LOB	14

Batter	1	2	3	4	5	6	7	8	9	10	AB	R	H	RBI	BB	SO	LOB
10 Adam Jones, R (1, 9) OBP: 0.337, SLG: 0.497	C KC 80 C KC 81 X FF 92 0-2 ① F8		B KC 78 C KC 79 F KC 80 X FF 92 1-2 ① P3	C FF 93 F FF 93 D KC 82 D KC 83 F FF 93 X FF 93 2-2 ③ L9			B KC 83 X FC 92 1-0 ② G4-3		B FC 93 F FC 93 B SI 97 X SI 95 2-1 ③ G6-3		5	0	0	0	0	0	3
4 Ketel Marte, S (1, 8) (4, 4) OBP: 0.317, SLG: 0.475	B FF 92 C FF 92 B FF 92 X FF 92 2-1 ② G6-3		C FF 91 B CH 88 X FF 92 1-1 ② P6		X KC 79 0-0 ① L9		C FC 91 S FC 92 S FC 92 0-3 ③ K2-3			C FF 90 F FF 91 S SL 82 0-3 ① K	5	0	0	0	0	2	0
5 Eduardo Escobar, S (1, 5) OBP: 0.350, SLG: 0.545	C KC 80 X KC 81 0-1 ③ F9		B SI 90 F KC 80 F KC 82 F SI 94 B FF 93 X FC 89 2-2 ③ F7		C SI 90 F KC 81 F SI 92 X KC 82 0-2 ② L5			S CH 83 B CH 85 X SI 92 1-1 ① F8		B FF 91 C SL 80 F SL 81 S FF 92 1-3 ② K	5	0	0	0	0	1	0
6 David Peralta, L (1, 7) OBP: 0.363, SLG: 0.538		C KC 80 S FC 88 X FC 88 0-2 ① G6-3		B KC 80 C KC 80 S FF 93 F FF 93 B FC 89 X SI 94 2-2 13 2B 53 BB 1B	S FC 88 F FF 93 B FC 88 B FC 88 B FF 93 F FF 92 F FC 88 B FF 93 4-2 BB			B SI 92 F CH 85 B SL 84 B SI 91 F SI 92 S CH 84 3-3 ② K		S FF 92 F FF 93 B SL 83 B SL 82 B SL 83 S SL 83 3-3 ③ K	4	1	1	0	1	2	0
53 Christian Walker, R (1, 3) OBP: 0.352, SLG: 0.531		B KC 81 B FF 91 C SI 92 F KC 81 B KC 82 B FF 95 4-2 36 BB 41 HBP BB	B SI 90 B SI 92 C FC 88 F KC 82 D KC 83 1 SAFE B FF 94 4-2 13 2B 36 WP 1-2 BB	1 SAFE B FF 95 F CU 81 B FF 96 X FF 96 2-1 ③ P3			B CH 86 X CH 84 1-0 1 FC6-4 1B			2	1	1	0	2	0	1
41 Wilmer Flores, R (1, 4) OBP: 0.326, SLG: 0.398 1 Jarrod Dyson, L (4, 8) OBP: 0.385, SLG: 0.398		F SI 92 F FF 94 H KC 84 1-2 36 BB HBP	C FF 92 S FF 93 S FF 93 0-3 ① K	B FF 96 S FF 95 C FF 95 B FF 95 S FF 96 2-3 ① K				1 SAFE X SI 91 0-0 ③ FC6-4 1-2f			0 3	0 0	0 0	0 0	0 0	0 2	0 3
13 Nick Ahmed, R (1, 6) OBP: 0.301, SLG: 0.401		C FF 91 C FF 93 F FF 94 D KC 82 X FF 92 1-2 ② L8	F KC 82 B KC 82 C SI 92 X KC 82 1-2 36 WP 1-3 2-H 2B	B SI 95 F CU 81 B FF 96 C FF 94 F FF 96 S FF 96 2-3 ② K					F FF 95 B FF 93 B SI 95 B SI 96 B SI 95 4-1 19 G4-3 36 SH3-4 BB		3	0	1	1	1	1	2
36 John Ryan Murphy, R (1, 2) OBP: 0.250, SLG: 0.379		B KC 82 B KC 82 B KC 83 B SI 92 4-0 1-2 2-3 BB	S FF 92 B FF 92 B FF 92 F SI 92 B FF 92 S FF 93 3-3 ② K 2-3 3-H	S FF 96 S FF 96 X FF 96 0-2 ③ L8					1 SAFE L SI 95 B SI 94 1 SAFE X SI 94 1-1 ① SH3-4 1-2		2	0	0	0	1	1	1
38 Robbie Ray, L (1, 1) 18 Carson Kelly, R (4, PH) 54 Jimmie Sherfy, R (6, 1) 40 Andrew Chafin, R (7, 1) 31 Alex Avila, L (8PH, 1-for-1, BB, SLG: 1.000) 50 Yoan López, R (8, 1) 56 Greg Holland, R (9, 1) 19 Blake Swihart, S (9, PH, 0-for-1, 0-0, 0-0) 66 Yoshitisa Hirano, R (10, 1)		S FF 94 B KC 82 X KC 81 1-1 ③ G4-3	B KC 81 D KC 81 C SI 91 C SI 92 B SI 92 B FF 93 4-2 BB			B KC 80 B KC 81 X FC 93 2-0 ① G6-3		F SI 95 X SI 95 0-1 ② G4-3 2-3		1 0 0 0 1 0 0 1 0	0 0 0 0 0 0 0 0 0	0 0 0 0 0 0 0 0 0	0 0 1 0 0 0 0 0 0	0 0 0 0 0 0 0 0 0	0 0 0 0 0 0 0 0 0	0 0 0 0 0 0 0 0 0
Inning Stats	R: 0 E: 0 K: 0 S: 7 H: 0 LOB: 0 BB: 0 P: 9	R: 0 E: 0 K: 0 S: 13 H: 0 LOB: 3 BB: 2 P: 24	R: 0 E: 0 K: 0 S: 9 H: 0 LOB: 0 BB: 0 P: 13	R: 2 E: 0 K: 2 S: 21 H: 2 LOB: 2 BB: 2 P: 37	R: 0 E: 0 K: 0 S: 11 H: 0 LOB: 1 BB: 1 P: 17	R: 0 E: 0 K: 2 S: 10 H: 0 LOB: 0 BB: 0 P: 14	R: 0 E: 0 K: 1 S: 5 H: 0 LOB: 0 BB: 0 P: 8	R: 0 E: 0 K: 1 S: 7 H: 1 LOB: 1 BB: 0 P: 12	R: 0 E: 0 K: 0 S: 7 H: 0 LOB: 1 BB: 1 P: 14	R: 0 E: 0 K: 3 S: 9 H: 0 LOB: 0 BB: 0 P: 13	1B: 2 2B: 1 3B: 0 HR: 0	SF: 0 SAC: 1 DP: 0 HBP: 1	WP: 1 PB: 0 SB: 0 CS: 0	PA: 40			

PITCHER		IP	WLS	BF	H	R	ER	SO	BB	IBB	HBP	BLK	WP	HR	S	P	ERA	WHIP
37 Drew Pomeranz, L ERA: 5.66	(1, 1)	4.2		22	2	2	2	2	5	0	1	0	1	0	59	96	3.86	1.500
58 Trevor Gott, R ERA: 2.11	(5, 1)	1.1		4	0	0	0	2	0	0	0	0	0	0	12	18	0.00	0.000
41 Mark Melancon, R ERA: 2.6	(7, 1)	1.0		3	0	0	0	1	0	0	0	0	0	0	5	8	0.00	0.000
56 Tony Watson, L ERA: 2.12	(8, 1)	1.0		4	1	0	0	1	0	0	0	0	0	0	7	12	0.00	1.000
49 Sam Dyson, R ERA: 2.7	(9, 1)	1.0	W	4	0	0	0	0	1	0	0	0	0	0	7	14	0.00	1.000

PITCHER		IP	WLS	BF	H	R	ER	SO	BB	IBB	HBP	BLK	WP	HR	S	P	ERA	WHIP
13 Will Smith, L ERA: 2.89	(10, 1)	1.0	S	3	0	0	0	3	0	0	0	0	0	0	9	13	0.00	0.000

BOTTOM

San Francisco Giants @ Arizona Diamondbacks
Chase Field, Phoenix, AZ
Sun May 19 2019, 1:12 PM - 4:38 PM MST
Att. 24,061 - Overcast - 79 F

livebaseballscorecards.com

AB	32
R	2
H	3
RBI	1
BB	6
SO	9
LOB	14

Arizona Diamondbacks @ San Diego Padres

Petco Park, San Diego, CA

Mon May 20 2019, 7:13 PM - 9:52 PM PDT

Att. 17,578 - Cloudy - 63 F

livebaseballscorecards.com

TOP

Batter	1	2	3	4	5	6	7	8	9	AB	R	H	RBI	BB	SO	LOB
1 Jarrod Dyson, L (1, 8) OBP: 0.372, SLG: 0.382	C FF 93 F CH 84 S CH 83 0-3 K ①		C FF 94 F FF 94 B FF 95 F FF 96 B CH 85 X CH 86 2-2 FC4-6 4 1B 1-2f 3-H ②			C CH 82 B CH 84 X CH 84 1-1 G3 ①	F FF 92 C SL 85 B CH 84 B CH 84 F FF 90 F SL 85 S CH 84 2-3 K ②			4	0	0	1	0	2	4
4 Ketel Marte, S (1, 4) OBP: 0.320, SLG: 0.481	C FF 93 B FF 94 B FF 93 X FF 94 2-1 G6-3 ②		1 SAFE B FF 94 B FF 93 X FF 94 2-0 1-3 1B			B CU 76 X FF 92 1-0 2B	B FF 90 C SL 86 B CH 83 X FF 91 2-1 G3 ③			4	0	2	0	0	0	3
5 Eduardo Escobar, S (1, 5) OBP: 0.343, SLG: 0.533	C FF 93 S FF 94 C FF 94 0-3 K ③		X CU 76 0-0 F8 ③			B FF 93 S FF 93 S FF 93 S FF 95 1-3 K ②		C SI 93 X SI 92 0-1 G4-3 ①		4	0	0	0	0	2	3
6 David Peralta, L (1, 7) OBP: 0.361, SLG: 0.529		F FF 91 B FF 92 F FF 93 X CU 74 1-2 G1-3 ①		C FF 91 C FF 92 F CH 84 B FF 93 F FF 93 B CH 84 F CH 85 X FF 94 2-2 P5 ①		B FF 94 S FF 92 S FF 95 H FF 94 2-2 HBP		C KC 80 X SI 93 0-1 G1-3 ②		3	0	0	0	0	0	0
53 Christian Walker, R (1, 3) OBP: 0.344, SLG: 0.518		C FF 93 F FF 93 S FF 94 0-3 K ②		F CH 83 B FF 93 F FF 93 B FF 95 S CH 86 2-3 K ②		F CH 84 F FF 94 F FF 96 X FF 95 0-2 F9 ③		B SI 94 C SI 93 B SI 94 F SI 93 C SI 93 2-3 K ③		4	0	0	0	0	3	2
19 Blake Swihart, S (1, 9) OBP: 0.257, SLG: 0.373		C FF 93 B CU 74 B CH 85 C FF 93 S FF 95 2-3 K ③		S FF 94 C CU 76 X FF 95 0-2 F7 ③			B FF 95 C FF 96 S SL 87 S SL 86 1-3 K ①		F FF 94 B FS 87 S FS 87 B FF 94 C FF 94 2-3 K ①	4	0	0	0	0	3	0
13 Nick Ahmed, R (1, 6) OBP: 0.311, SLG: 0.406			B FF 92 C FF 92 F FF 93 F FF 94 X FF 94 1-2 18 1B 1 FC4-6 1B		X CH 83 0-0 18 G5-4-3 1B	B FF 95 B SL 86 B FF 95 B FF 94 4-0 31 BB 18 BB BB			B FS 87 C FF 94 F FF 95 S FF 94 1-3 K ②	3	1	2	0	1	1	0
18 Carson Kelly, R (1, 2) OBP: 0.337, SLG: 0.506			C FF 93 B CU 76 1 SAFE B FF 93 B CH 85 X FF 93 3-1 24 FC3-6 1-3 1B		C CU 75 B FF 93 F FF 93 F FF 93 B CH 84 1 SAFE 1 SAFE X CH 83 2-2 ① ② G5-4-3 1-2f	B FF 96 B FF 96 D SL 88 B FF 96 4-0 31 BB 1-2 BB			C FF 94 S FF 93 B FF 94 B FS 87 B FS 87 X FF 93 3-2 F8 ③	3	0	1	0	1	0	1
24 Luke Weaver, R (1, 1) OBP: 0.056, SLG: 0.235 31 Alex Avila, L (7, PH) OBP: 0.514, SLG: 0.600 25 Archie Bradley, R (7, 1) 40 Andrew Chafin, R (8, 1)			C FF 94 1 SAFE X FF 94 0-1 FC3-6 1 FC4-6 1-2f ①		C FF 93 B FF 93 B FF 93 S FF 92 C FF 94 2-3 K ③	B SL 84 D SL 84 B SL 85 B FF 91 4-0 1-2 2-3 BB				2 0 0 0	0 0 0 0	0 0 0 0	0 1 0 0	1 0 0 0	2 0 0 0
Inning Stats	R: 0 E: 0 K: 2 S: 8 H: 0 LOB: 0 BB: 0 P: 10	R: 0 E: 0 K: 2 S: 9 H: 0 LOB: 0 BB: 0 P: 12	R: 1 E: 0 K: 0 S: 14 H: 3 LOB: 2 BB: 0 P: 22	R: 0 E: 0 K: 1 S: 12 H: 0 LOB: 0 BB: 0 P: 16	R: 0 E: 0 K: 1 S: 8 H: 1 LOB: 0 BB: 0 P: 12	R: 0 E: 0 K: 1 S: 12 H: 1 LOB: 2 BB: 0 P: 17	R: 0 E: 0 K: 2 S: 10 H: 0 LOB: 3 BB: 3 P: 27	R: 0 E: 0 K: 1 S: 7 H: 0 LOB: 0 BB: 0 P: 9	R: 0 E: 0 K: 2 S: 9 H: 0 LOB: 0 BB: 0 P: 15	1B: 4 2B: 1 3B: 0 HR: 0 SF: 0 SAC: 0 DP: 1 HBP: 1						

	AB	31
	R	1
	H	5
	RBI	1
	BB	3
	SO	12
	LOB	15

WP: 0 PB: 0 SB: 0 CS: 0 PA: 35

PITCHER		IP	WLS	BF	H	R	ER	SO	BB	IBB	HBP	BLK	WP	HR	S	P	ERA	WHIP
59 Chris Paddack, R ERA: 1.93	(1, 1)	6.0	W	23	5	1	1	7	0	0	1	0	0	0	63	89	1.50	0.833
58 Trey Wingenter, R ERA: 2.87	(7, 1)	0.1	H	3	0	0	0	1	2	0	0	0	0	0	3	12	0.00	6.000
17 Adam Warren, R ERA: 3.54	(7, 1)	0.2	H	3	0	0	0	1	1	0	0	0	0	0	7	15	0.00	1.500
34 Craig Stammen, R ERA: 2.88	(8, 1)	1.0	H	3	0	0	0	1	0	0	0	0	0	0	7	9	0.00	0.000
39 Kirby Yates, R ERA: 1.23	(9, 1)	1.0	S	3	0	0	0	2	0	0	0	0	0	0	9	15	0.00	0.000

PITCHER	IP	WLS	BF	H	R	ER	SO	BB	IBB	HBP	BLK	WP	HR	S	P	ERA	WHIP

BOTTOM

Arizona Diamondbacks @ San Diego Padres

Petco Park, San Diego, CA

Mon May 20 2019, 7:13 PM - 9:52 PM PDT

Att. 17,578 - Cloudy - 63 F

livebaseballscorecards.com

Batter	1	2	3	4	5	6	7	8	9	AB	R	H	RBI	BB	SO	LOB
5 Greg Garcia, L (1, 5) OBP: 0.354, SLG: 0.364	B FF 94 B FF 93 C FF 94 F FF 94 B FF 95 F FF 94 C FF 94 3-3 ① K		B FF 94 C CH 84 F FF 93 B FF 95 1 SAFE C CH 84 2-3 ③ K			C CU 81 X CH 84 0-1 32 HR 1B		C KC 83 B FF 96 D KC 83 C FF 96 C FF 96 2-3 ① 1-2 K		4	1	1	0	0	3	3
32 Franmil Reyes, R (1, 9) OBP: 0.299, SLG: 0.596	B FC 88 X FC 88 1-0 ② G1-3			B CH 84 B FC 88 F FC 87 C CH 85 F FC 90 S FF 96 2-3 ① K		X FC 88 0-0 1-H HR		B FF 97 B FF 95 F KC 83 F KC 85 S FF 96 2-3 ② K		4	1	1	2	0	2	2
13 Manny Machado, R (1, 6) OBP: 0.343, SLG: 0.451	S FF 95 B FF 95 B FC 88 F FF 96 B FC 91 X CH 86 3-2 ③ G3-1			C FF 93 B FC 89 B FF 95 X CH 86 2-1 ② F8		F FF 96 X CU 83 0-1 1B		0-0 IBB		3	0	1	0	1	0	0
30 Eric Hosmer, L (1, 3) OBP: 0.332, SLG: 0.428		B CU 80 F FF 93 B FF 92 F CH 85 X CH 85 2-2 ① F7		B FF 92 C FC 88 F CH 85 B FF 95 X FF 94 2-2 ③ F7		F FF 93 1 SAFE F FF 93 B FF 93 S CH 85 1-3 ③ K		S SL 84 S SL 84 S SL 85 0-3 ③ K		4	0	0	0	0	2	4
10 Hunter Renfroe, R (1, 7) OBP: 0.271, SLG: 0.568		C FF 95 X FC 89 0-1 ② F8			X FC 86 0-0 ① L8		B FF 95 C SI 95 S KC 83 S KC 84 1-3 ① K			3	0	0	0	0	1	0
4 Wil Myers, R (1, 8) OBP: 0.296, SLG: 0.414 34 Craig Stammen, R (8, 1) 39 Kirby Yates, L (9, 1)		C FC 89 B FF 94 B FF 96 C FC 88 B FF 95 S CH 85 3-3 ③ K			C FF 92 F CU 82 X FF 94 0-2 ② P3		C KC 84 X SI 96 0-1 ② G6-3			3 0 0	0 0 0	0 0 0	0 0 0	0 0 0	1 0 0	0 0 0
3 Ian Kinsler, R (1, 4) OBP: 0.239, SLG: 0.341			C FF 94 B FF 93 X FC 88 1-1 ① F9		B FF 93 X FF 93 1-0 ③ F7		C SI 95 B SI 96 F FF 97 T FF 96 1-2 ③ K			3	0	0	0	0	1	0
18 Austin Hedges, R (1, 2) OBP: 0.250, SLG: 0.304			B FF 94 X CU 83 1-0 1B			C FF 94 B CH 84 F CH 84 S FF 94 1-3 ① K		F FF 95 F KC 80 X FF 96 0-2 7 1B 1B		3	0	2	0	0	1	0
59 Chris Paddack, R (1, 1) 62 Austin Allen, L (6, PH) OBP: 0.200, SLG: 0.143 58 Trey Wingenter, R (7, 1) 17 Adam Warren, R (7, 1) 7 Manuel Margot, R (8, 8) OBP: 0.271, SLG: 0.348			B FF 93 B FF 91 B FF 92 C FF 92 L FF 91 L FF 91 3-3 ② K			B FF 93 C CH 83 B CH 84 X CH 84 2-1 ② G4-3		L FF 96 X KC 81 0-1 5 S 1-3 1B		1 1 0 0 1	0 0 0 0 0	0 0 0 0 1	0 0 0 0 0	1 0 0 0 0	1 0 0 0 0	1 0 0 0 0
Inning Stats	R: 0 E: 0 K: 1 S: 8 H: 0 LOB: 0 BB: 0 P: 15	R: 0 E: 0 K: 1 S: 8 H: 0 LOB: 0 BB: 0 P: 13	R: 0 E: 0 K: 2 S: 9 H: 1 LOB: 1 BB: 0 P: 16	R: 0 E: 0 K: 1 S: 9 H: 0 LOB: 0 BB: 0 P: 15	R: 0 E: 0 K: 0 S: 5 H: 0 LOB: 0 BB: 0 P: 6	R: 2 E: 0 K: 2 S: 13 H: 3 LOB: 1 BB: 0 P: 17	R: 0 E: 0 K: 2 S: 8 H: 0 LOB: 0 BB: 0 P: 10	R: 0 E: 0 K: 3 S: 14 H: 2 LOB: 3 BB: 1 P: 18		1B: 5 2B: 0 3B: 0 HR: 1	SF: 0 SAC: 0 DP: 0 HBP: 0		WP: 0 PB: 0 SB: 1 CS: 0	PA: 31		

	AB	30
	R	2
	H	6
	RBI	2
	BB	1
	SO	12
	LOB	10

PITCHER		IP	WLS	BF	H	R	ER	SO	BB	IBB	HBP	BLK	WP	HR	S	P	ERA	WHIP
24 Luke Weaver, R ERA: 3.14	(1, 1)	6.0	L	22	4	2	2	7	0	0	0	0	0	1	52	82	3.00	0.667
25 Archie Bradley, R ERA: 4.29	(7, 1)	1.2		8	2	0	0	4	0	1	0	0	0	0	19	25	0.00	1.200
40 Andrew Chafin, L ERA: 3.45	(8, 1)	0.1		1	0	0	0	1	0	0	0	0	0	0	3	3	0.00	0.000

PITCHER	IP	WLS	BF	H	R	ER	SO	BB	IBB	HBP	BLK	WP	HR	S	P	ERA	WHIP

Batter	1	2	3	4	5	6	7	8	9	AB	R	H	RBI	BB	SO	LOB
10 Adam Jones, R (1, 9) OBP: 0.330, SLG: 0.486	S FF 92 B FF 91 B FC 87 X FF 91 2-1 F7		C FC 83 X FF 89 0-1 F8		X CH 82 0-0 FC5-4 1-2f			B KC 80 C SI 92 B SI 93 F SI 92 F SI 93 S SI 92 2-3 K		4	0	0	0	0	1	2
4 Ketel Marte, S (1, 4) OBP: 0.314, SLG: 0.471	B FF 91 X CH 84 1-0 P5			B FF 91 C CU 78 X FC 84 1-1 G5-3		X FF 90 0-0 L7		C SI 93 C SI 92 F KC 79 X SI 94 0-2 G1-3		4	0	0	0	0	0	0
5 Eduardo Escobar, S (1, 5) OBP: 0.341, SLG: 0.543	F FF 92 S FC 87 B FF 93 B FC 86 F FF 92 X CH 86 2-2 L8			B FF 90 X FF 89 1-0 HR		C FF 90 X CU 78 0-1 F7			F FF 93 B FS 86 F FS 85 B FF 94 S FF 94 2-3 K	4	1	1	1	0	1	0
6 David Peralta, L (1, 7) OBP: 0.357, SLG: 0.524 19 Blake Swihart, S (5, 7) OBP: 0.250, SLG: 0.362		C FF 90 F CU 80 B FC 89 B CH 86 B CH 85 S CU 80 3-3 K		F FC 87 T FF 91 S CH 85 0-3 K		C FF 90 F FC 84 B FF 91 X CH 86 1-2 G5-3			B FS 87 F FF 93 F FF 94 T FS 86 1-2 K	2 2	0 0	0 0	0 0	0 0	2 1	0 0
53 Christian Walker, R (1, 3) OBP: 0.342, SLG: 0.512		F CU 79 B FF 90 C FF 91 B FC 88 X FF 91 2-2 L7		C FF 92 X CU 81 0-1 L4			S FF 92 B FF 92 B CU 77 X FC 85 2-1 13 FC4 1B		B FF 94 C FF 94 B FS 87 B FS 87 T FF 94 S FF 94 3-3 K	4	0	1	0	0	1	0
13 Nick Ahmed, R (1, 6) OBP: 0.306, SLG: 0.399		B FF 90 X FC 86 1-0 G5-3			B FC 84 X CH 82 1-0 G6-3		C FF 92 X CU 78 0-1 FC4 36 FC6-4 1-2f			3	0	0	0	0	0	1
1 Jarrod Dyson, L (1, 8) OBP: 0.371, SLG: 0.381			C FF 90 B CU 79 B CU 77 B FF 89 F FF 89 X FC 86 3-2 21 SH1-3 1B		C FF 90 X FF 90 0-1 G3-1		B FF 90 1 SAFE B FF 91 C FF 90 F FF 90 S CU 77 2-3 K			3	0	1	0	0	1	1
36 John Ryan Murphy, R (1, 2) OBP: 0.254, SLG: 0.426			1 SAFE 1 SAFE B CU 76 F CH 80 F FF 87 F FF 88 F FC 84 X FF 90 1-2 L8		T FF 92 X FF 90 0-1 HR		B FF 90 C FF 90 S CU 76 X FF 91 1-2 FC6-4 1-2f			3	1	1	1	0	0	2
21 Zack Greinke, R (1, 1) OBP: 0.370, SLG: 0.720 31 Alex Avila, L (8, PH) OBP: 0.500, SLG: 0.577 35 Matt Andriese, R (8, 1)			1 SAFE L FF 87 X CH 82 0-1 SH1-3 1-2		B FF 90 C FC 85 C CH 83 X FC 85 1-2 10 FC5-4 1B			B SI 93 C SI 93 C KC 80 B FC 89 C SI 92 2-3 K		1 1 0	0 0 0	1 0 0	0 0 0	0 0 0	0 1 0	0 0 0
Inning Stats	R: 0 E: 0 K: 0 S: 7 H: 0 LOB: 0 BB: 0 P: 12	R: 0 E: 0 K: 1 S: 7 H: 0 LOB: 0 BB: 0 P: 13	R: 0 E: 0 K: 0 S: 12 H: 1 LOB: 1 BB: 0 P: 16	R: 1 E: 0 K: 1 S: 8 H: 1 LOB: 0 BB: 0 P: 10	R: 1 E: 0 K: 0 S: 9 H: 2 LOB: 1 BB: 0 P: 11	R: 0 E: 0 K: 0 S: 6 H: 0 LOB: 0 BB: 0 P: 7	R: 0 E: 0 K: 1 S: 10 H: 1 LOB: 1 BB: 0 P: 15	R: 0 E: 0 K: 2 S: 11 H: 0 LOB: 0 BB: 0 P: 15	R: 0 E: 0 K: 3 S: 9 H: 0 LOB: 0 BB: 0 P: 15	1B: 3 2B: 0 3B: 0 HR: 2	SF: 0 SAC: 1 DP: 0 HBP: 0					

PITCHER		IP	WLS	BF	H	R	ER	SO	BB	IBB	HBP	BLK	WP	HR	S	P	ERA	WHIP
55 Matt Strahm, L ERA: 3.06	(1, 1)	6.0	W	22	4	2	2	2	0	0	0	0	0	2	49	69	3.00	0.667
88 Phil Maton, R ERA: 5.65	(7, 1)	1.0	H	4	1	0	0	1	0	0	0	0	0	0	10	15	0.00	1.000
34 Craig Stammen, R ERA: 2.77	(8, 1)	1.0	H	3	0	0	0	2	0	0	0	0	0	0	11	15	0.00	0.000
39 Kirby Yates, R ERA: 1.17	(9, 1)	1.0	S	3	0	0	0	3	0	0	0	0	0	0	9	15	0.00	0.000

PITCHER	IP	WLS	BF	H	R	ER	SO	BB	IBB	HBP	BLK	WP	HR	S	P	ERA	WHIP

TOP

Arizona Diamondbacks @ San Diego Padres

Petco Park, San Diego, CA

Tue May 21 2019, 7:11 PM - 9:31 PM PDT

Att. 19,969 - Cloudy - 62 F

livebaseballscorecards.com

AB	31
R	2
H	5
RBI	2
BB	0
SO	8
LOB	6

WP: 0 PA: 32
PB: 0
SB: 0
CS: 0

Batter	1	2	3	4	5	6	7	8	9	AB	R	H	RBI	BB	SO	LOB
3 Ian Kinsler, R (1, 4) OBP: 0.240, SLG: 0.338	X FF 88 0-0 ① G6-3		B FF 89 B FF 88 C FF 89 X SL 83 2-1 ③ F8			X FF 88 0-0 32 G1-3 13 1B 1B		B FF 93 F FF 92 S CH 86 X CH 85 1-2 ② G6-3		4	1	1	0	0	0	1
32 Franmil Reyes, R (1, 9) OBP: 0.292, SLG: 0.581 39 Kirby Yates, L (9, 1)	C FF 88 B CH 85 C SI 90 B SI 91 F CH 87 F SL 84 F FF 90 B CU 74 F CH 87 3-3 S CU 70 ② K			F SL 82 S SI 90 B SL 84 B FF 89 B CH 88 S CH 88 3-3 ① K		B SL 84 B CH 86 F SI 90 F SL 82 1 SAFE X CU 69 2-2 ② G1-3 1-2		B CH 85 B CH 86 X CH 85 2-0 ③ F9		4 0	0 0	0 0	0 0	0 0	2 0	1 0
13 Manny Machado, R (1, 6) OBP: 0.348, SLG: 0.452	X FF 89 0-0 ③ F9			B FF 89 F SI 90 S CH 86 B SL 83 B FF 90 B SI 91 4-2 BB		B FF 89 B FF 89 S CU 70 X SI 90 2-1 30 HR 2-H 1B				2	1	1	1	1	0	0
30 Eric Hosmer, L (1, 3) OBP: 0.332, SLG: 0.443		B FF 87 X FF 88 1-0 ① G4-3		T CH 86 B CH 87 C FF 90 S CH 87 1-3 ② K		X FF 89 0-0 1-H HR				3	1	1	2	0	1	1
10 Hunter Renfroe, R (1, 7) OBP: 0.266, SLG: 0.556 (9, 9)		C CU 72 B SL 83 B FF 89 B FF 90 C FF 90 S CU 70 3-3 ② K		C SI 90 F FF 89 1 SAFE B SI 90 B SL 84 X FF 90 2-2 ③ G4-3		X SL 82 0-0 ③ G6-3				3	0	0	0	0	1	1
11 Ty France, R (1, 5) OBP: 0.246, SLG: 0.333		C FF 88 X FF 89 0-1 ③ P6			X FF 89 0-0 ① P3		C FF 88 B SL 82 B SL 82 C CU 69 B CU 68 F SI 89 F SL 82 X FF 89 3-2 ① G5-3			3	0	0	0	0	0	0
7 Manuel Margot, R (1, 8) OBP: 0.264, SLG: 0.339			C FF 87 X CU 72 0-1 ① F7		C FF 88 C SI 90 X SL 82 0-2 ② L7		F FF 90 X CU 70 0-1 ② F7			3	0	0	0	0	0	0
18 Austin Hedges, R (1, 2) OBP: 0.252, SLG: 0.305			B FF 89 F FF 89 C SI 90 F SL 84 B SL 78 F CU 69 X SI 90 2-2 55 SH1-3 1B		F FF 88 B FF 89 S CU 72 C SI 91 1-3 ③ K		F FF 88 T FF 89 X CU 69 0-2 ③ P6			3	0	1	0	0	1	0
55 Matt Strahm, R (1, 1) OBP: 0.214, SLG: 0.357 5 Greg Garcia, L (6, PH) OBP: 0.350, SLG: 0.358 88 Phil Maton, R (7, 1) 34 Craig Stammen, R (8, 1) 4 Wil Myers, R (8, PH) OBP: 0.294, SLG: 0.411 (9, 7)			C FF 88 S SL 79 X EP 62 0-2 ② SH1-3 1-2			B FF 87 C FF 88 B CH 86 F CH 86 F CU 68 X CH 87 2-2 ① G1-3		B FF 92 C FF 91 B CH 84 B CH 86 S FF 92 S FF 92 3-3 ① K		0 1 0 0 1	0 0 0 0 0	0 0 0 0 0	0 0 0 0 0	0 0 0 0 1	0 0 0 0 0	0 0 0 0 0
Inning Stats	R: 0 E: 0 K: 1 S: 9 H: 0 LOB: 0 BB: 0 P: 12	R: 0 E: 0 K: 1 S: 6 H: 0 LOB: 0 BB: 0 P: 10	R: 0 E: 0 K: 0 S: 12 H: 1 LOB: 1 BB: 0 P: 16	R: 0 E: 0 K: 2 S: 11 H: 0 LOB: 1 BB: 1 P: 21	R: 0 E: 0 K: 1 S: 7 H: 0 LOB: 0 BB: 0 P: 8	R: 3 E: 0 K: 0 S: 12 H: 3 LOB: 0 BB: 0 P: 18	R: 0 E: 0 K: 0 S: 10 H: 0 LOB: 0 BB: 0 P: 13	R: 0 E: 0 K: 1 S: 7 H: 0 LOB: 0 BB: 0 P: 13		1B: 3 2B: 0 3B: 0 HR: 1 SF: 0 SAC: 1 DP: 0 HBP: 0				WP: 0 PB: 0 SB: 0 CS: 0 PA: 29		

PITCHER		IP	WLS	BF	H	R	ER	SO	BB	IBB	HBP	BLK	WP	HR	S	P	ERA	WHIP
21 Zack Greinke, R ERA: 2.89	(1, 1)	7.0	L	26	4	3	3	5	1	0	0	0	0	1	67	98	3.86	0.714
35 Matt Andriese, R ERA: 4.39	(8, 1)	1.0		3	0	0	0	1	0	0	0	0	0	0	7	13	0.00	0.000

PITCHER	IP	WLS	BF	H	R	ER	SO	BB	IBB	HBP	BLK	WP	HR	S	P	ERA	WHIP

BOTTOM

Arizona Diamondbacks @ San Diego Padres

Petco Park, San Diego, CA

Tue May 21 2019, 7:11 PM - 9:31 PM PDT

Att. 19,969 - Cloudy - 62 F

livebaseballscorecards.com

AB	27
R	3
H	4
RBI	3
BB	1
SO	6
LOB	4

Batter	1	2	3	4	5	6	7	8	9	AB	R	H	RBI	BB	SO	LOB
15 Ildemaro Vargas, S (1, 4) OBP: 0.186, SLG: 0.288	B FF 90 X FF 89 1-0 ① G5-3		C CU 76 B FC 86 C CU 77 X FF 93 1-2 ②③ G3-6 1-2f			C CU 76 B FC 87 C CU 76 F FF 94 F FC 90 B CH 87 F FF 92 X CU 77 2-2 ② G5-3		B FF 94 X FF 95 1-0 ③ F7		4	0	0	0	0	0	2
4 Ketel Marte, S (1, 8) OBP: 0.318, SLG: 0.477	C FF 90 C FF 89 B FF 94 X FC 89 1-2 ② G1-3			B CH 84 X FF 90 1-0 ① F8		X CH 86 0-0 ② 5 2B 1B			C FF 91 F SL 84 X FF 93 0-2 5 1B 2B	4	2	2	0	0	0	0
5 Eduardo Escobar, S (1, 5) OBP: 0.344, SLG: 0.547	B FF 91 B FC 90 X FC 89 2-0 ③ F7			B CH 84 C CU 76 X FC 87 1-1 ② G5-3		X CU 76 0-0 1-H 2B			D SL 86 C SL 84 X CH 84 1-1 2-H 1B	4	0	2	2	0	0	0
10 Adam Jones, R (1, 9) OBP: 0.323, SLG: 0.476		B FF 89 C FF 89 S CU 76 F FF 92 B FF 90 X FC 87 2-2 ① G6-3		B FF 90 B FF 90 C FF 90 F CU 77 F FF 95 F CH 87 F FF 92 F CU 78 S FC 89 2-3 ③ K		C FF 90 X FC 88 0-1 ③ G6-3			F FS 85 X FF 92 0-1 ① F8	4	0	0	0	0	1	2
53 Christian Walker, R (1, 3) OBP: 0.335, SLG: 0.500		B FF 90 B CU 77 B FF 91 F FF 91 F CU 78 X FF 92 3-2 ② F8			F CU 76 B FC 87 B FF 91 F CU 76 B FF 92 X CU 77 3-2 ① G5-3		C CH 87 T FF 91 0-2 ① K		C FF 92 F FF 92 B FF 92 F FS 86 T FF 93 1-2 ② K	4	0	0	0	0	2	1
31 Alex Avila, L (1, 2) OBP: 0.500, SLG: 0.556 30 T.J. McFarland, L (5, 1) 36 John Ryan Murphy, R (7, PH) OBP: 0.250, SLG: 0.417 66 Yoshitomo Hirano, R (7, 1) 50 Yoan López, R (8, 1) 1 Jarrod Dyson, L (9, PH) OBP: 0.368, SLG: 0.377		C FF 91 C CU 77 F FF 93 B FF 92 X CU 78 1-2 ③ G5-3			B FF 91 F FF 92 H CU 75 2-1 HBP		C CU 75 B CU 76 C CU 76 F FF 93 B FF 92 F FC 88 F CU 76 S CU 77 2-3 ② K		S FF 92 C FF 93 X FF 92 0-2 ③ F8	1 0 1 0 0 0	0 0 0 0 0 1	0 0 0 0 0 0	0 0 0 0 0 0	0 0 1 0 0 0	0 0 0 0 0 0	0 0 0 0 0 1
13 Nick Ahmed, R (1, 6) OBP: 0.306, SLG: 0.398			X FF 88 0-0 19 1B 1B		B FC 86 C CU 76 C FC 87 C FF 92 1-3 ② K		B FF 91 B CU 76 C FF 90 F FC 89 C FF 92 2-3 ③ K			3	0	1	0	0	2	1
19 Blake Swihart, S (1, 7) OBP: 0.253, SLG: 0.361			B CU 74 X FC 85 1-0 15 G3-6 1-2 1B		X FF 92 0-0 ③ L4			C SL 85 S FF 96 T FF 96 0-2 ① K		3	0	1	0	0	1	1
29 Merrill Kelly, R (1, 1) 54 Jimmie Sherfy, R (2, 1) 18 Carson Kelly, R (5, 2) OBP: 0.330, SLG: 0.494			F FF 90 M FF 91 2 SAFE F FF 91 S FF 90 0-3 ① K			C FF 90 S CU 76 B FC 87 B FF 93 F CU 77 B FF 92 S FF 93 3-3 ① K		S FF 95 B SL 88 C SL 86 B FF 96 F FF 95 X SL 87 2-2 ② L6		0 1 2	0 0 0	0 0 0	0 0 0	0 0 0	0 1 1	0 2 0
Inning Stats	R: 0 E: 0 K: 0 S: 5 H: 0 LOB: 0 BB: 0 P: 9	R: 0 E: 0 K: 0 S: 11 H: 0 LOB: 0 BB: 0 P: 17	R: 0 E: 0 K: 1 S: 9 H: 2 LOB: 1 BB: 0 P: 11	R: 0 E: 0 K: 1 S: 10 H: 0 LOB: 0 BB: 0 P: 14	R: 0 E: 0 K: 1 S: 8 H: 0 LOB: 1 BB: 0 P: 14	R: 1 E: 0 K: 1 S: 14 H: 2 LOB: 1 BB: 0 P: 19	R: 0 E: 0 K: 3 S: 12 H: 0 LOB: 0 BB: 0 P: 16	R: 0 E: 0 K: 1 S: 8 H: 0 LOB: 0 BB: 0 P: 11	R: 1 E: 0 K: 1 S: 14 H: 2 LOB: 1 BB: 0 P: 16	1B: 4 2B: 2 3B: 0 HR: 0 SF: 0 SAC: 0 DP: 1 HBP: 1						

PITCHER		IP	WLS	BF	H	R	ER	SO	BB	IBB	HBP	BLK	WP	HR	S	P	ERA	WHIP
46 Eric Lauer, L ERA: 4.73	(1, 1)	7.0	W	25	4	1	1	7	0	0	1	0	0	0	69	100	1.29	0.571
58 Trey Wingenter, R ERA: 2.7	(8, 1)	1.0		3	0	0	0	1	0	0	0	0	0	0	8	11	0.00	0.000
17 Adam Warren, R ERA: 3.98	(9, 1)	0.0		2	2	1	1	0	0	0	0	0	0	0	5	6	∞	∞
39 Kirby Yates, R ERA: 1.13	(9, 1)	1.0	S	3	0	0	0	1	0	0	0	0	0	0	9	10	0.00	0.000

PITCHER	IP	WLS	BF	H	R	ER	SO	BB	IBB	HBP	BLK	WP	HR	S	P	ERA	WHIP

TOP

Arizona Diamondbacks @ San Diego Padres

Petco Park, San Diego, CA

Wed May 22 2019, 12:42 PM - 3:38 PM PDT

Att. 18,715 - Partly Cloudy - 64 F

livebaseballscorecards.com

AB	32
R	2
H	6
RBI	2
BB	0
SO	9
LOB	10

WP: 0 PA: 33
PB: 0
SB: 0
CS: 0

BOTTOM

Arizona Diamondbacks @ San Diego Padres

Petco Park, San Diego, CA

Wed May 22 2019, 12:42 PM - 3:38 PM PDT

Att. 18,715 - Partly Cloudy - 64 F

livebaseballscorecards.com

Batter	1	2	3	4	5	6	7	8	9	AB	R	H	RBI	BB	SO	LOB
5 Greg Garcia, L (1, 4) OBP: 0.365, SLG: 0.389	C FF 91 B CH 85 C FF 92 F CH 86 X CH 86 1-2 13 F8 32 BB 30 1B 1B	C FF 92 C CU 81 F CH 88 X FF 94 0-2 32 1B 13 SF8 2B	B FF 93 C SL 79 B FF 93 B SL 79 F FF 93 X SL 74 3-2 32 1B 2-H 1B		C SI 90 X SL 81 0-1 ③ G3-1			L FF 96 B FF 96 B SL 82 B FF 95 X FF 95 3-1 ② FC4-6 32 FC6-4 1-2f		5	2	3	1	0	0	1
32 Franmil Reyes, R (1, 9) OBP: 0.301, SLG: 0.579 17 Adam Warren, R (9, 1) 39 Kirby Yates, L (9, 1)	B CU 81 B FF 91 B FF 90 1 SAFE C FF 92 D SI 93 4-1 13 F8 30 1B 1-2 BB	F FF 93 X CU 81 0-1 4 BB 30 BB 2-3 1B	1 SAFE B SL 78 1 SAFE X FF 91 1-0 1-2 1B			S SL 80 B CH 81 T CH 82 B CH 82 F SI 90 F SL 79 C SI 90 2-3 ① K		B SL 84 1 SAFE F SL 82 1 SAFE X SL 82 1-1 ③ FC6-4 1-2f		4 0 0	1 0 0	2 0 0	0 0 0	1 0 0	1 0 0	1 0 0
13 Manny Machado, R (1, 6) OBP: 0.346, SLG: 0.450	C FF 92 X FF 90 0-1 ① F8 1-2 2-3	B FF 93 F CU 81 B FF 92 X FF 90 2-1 ② SF8 3-H	B FF 92 X SL 77 1-0 ③ P5			B SI 90 X SL 79 1-0 4 CS 1B				3	0	1	1	0	0	4
30 Eric Hosmer, L (1, 3) OBP: 0.340, SLG: 0.446	B FC 90 B FC 89 X CH 84 2-0 11 2B 2-H 3-H 1B	B FF 91 B FC 89 F FF 92 B FF 92 B FF 92 4-1 4 BB 1-2 BB	C FF 90 B SL 76 B SL 77 B SL 76 X CH 87 3-1 ① 1B			F SI 89 S SI 90 B SI 89 S SL 80 1-3 ② K				3	1	2	2	1	1	1
4 Wil Myers, R (1, 7) OBP: 0.299, SLG: 0.409	B SI 91 D FC 89 C FF 91 X FC 90 2-1 ② F7	C CU 80 C FF 92 D CH 86 B SI 92 B FF 93 B FF 92 4-2 1-2 2-3 BB	B SL 76 X FF 89 1-0 11 CS 1B			S CH 82 S SI 89 1 SAFE 1 SAFE B SI 89 1-2 ③ CS 1-2	B FF 87 B FS 81 C FF 89 F FS 82 F FS 82 F FS 82 B FF 89 X FS 82 3-2 ① G5-3			3	0	1	0	1	0	1
11 Ty France, R (1, 5) OBP: 0.274, SLG: 0.354	B FF 92 F FF 91 B SI 91 X FF 89 2-1 1-H 2B	C SL 77 F SL 80 X SL 81 0-2 ③ G6-3	B FF 91 B SL 76 B CH 84 B CH 85 4-0 ② 7 FC5-4 1-2 BB				H FS 83 1-0 7 CS HBP			2	0	1	1	1	0	3
7 Manuel Margot, R (1, 8) OBP: 0.264, SLG: 0.331	B FF 91 B SI 91 D SI 91 C FF 90 B FF 91 4-1 BB		C FF 91 B CU 68 S FF 93 F FF 93 X SL 80 1-2 ① P6	F FF 91 B SL 76 C SL 78 X SL 80 1-2 ③ FC5-4 1-2f			C FF 90 F FF 90 B FS 83 D FS 83 F FF 89 B FS 81 S FS 81 3-3 ②③ K 1-2			3	0	0	0	1	1	2
18 Austin Hedges, R (1, 2) OBP: 0.261, SLG: 0.321	F FF 90 D CU 81 B FF 91 F FF 91 F CU 79 X FC 88 2-2 ③ F7		F SL 74 S FF 92 X SL 80 0-2 46 SH2-6-3 5 1B 1B		S CH 81 F SI 89 S CH 81 0-3 ① K			S SL 82 B SL 84 C SL 81 B SL 82 B FF 95 F FF 95 X FF 95 3-2 10 FC1-4 2B		4	1	2	0	0	1	2
46 Eric Lauer, R (1, 1) 58 Trey Wingenter, R (8, 1) 10 Hunter Renfroe, R (8, PH) (9, 9) OBP: 0.264, SLG: 0.551		C FF 92 B FF 92 F FF 92 F CU 81 F FF 90 B CU 81 B FF 93 X FF 93 3-2 ① F7	X FF 91 0-0 ② SH2-6-3 1-2		C SI 89 F SI 89 C SL 81 0-3 ② K			X SL 83 0-0 ① FC1-4 5 FC4-6 2-3		2 0 1	0 0 0	0 0 0	0 0 0	0 0 0	1 0 0	0 0 1
Inning Stats	R: 3 E: 0 K: 0 S: 17 H: 3 LOB: 2 BB: 2 P: 34	R: 1 E: 0 K: 0 S: 19 H: 2 LOB: 3 BB: 2 P: 32	R: 1 E: 0 K: 0 S: 13 H: 3 LOB: 2 BB: 0 P: 19	R: 0 E: 0 K: 0 S: 6 H: 2 LOB: 1 BB: 1 P: 15	R: 0 E: 0 K: 2 S: 8 H: 0 LOB: 0 BB: 0 P: 8	R: 0 E: 0 K: 2 S: 11 H: 1 LOB: 0 BB: 0 P: 16	R: 0 E: 0 K: 1 S: 10 H: 0 LOB: 1 BB: 0 P: 17	R: 0 E: 0 K: 0 S: 9 H: 1 LOB: 1 BB: 0 P: 16		1B: 9 2B: 4 3B: 0 HR: 0 SF: 1 SAC: 1 DP: 1 HBP: 1					

AB	30
R	5
H	12
RBI	5
BB	5
SO	5
LOB	16

WP: 0 PB: 0 SB: 0 CS: 3 PA: 39

PITCHER		IP	WLS	BF	H	R	ER	SO	BB	IBB	HBP	BLK	WP	HR	S	P	ERA	WHIP
29 Merrill Kelly, R ERA: 4.75	(1, 1)	1.2	L	14	5	4	4	0	4	0	0	0	0	0	33	63	21.60	5.400
54 Jimmie Sherfy, R ERA: 1.08	(2, 1)	2.1		11	5	1	1	0	1	0	0	0	0	0	22	37	3.86	2.571
30 T.J. McFarland, L ERA: 3.86	(5, 1)	2.0		6	1	0	0	4	0	0	0	0	0	0	19	24	0.00	0.500
66 Yoshihisa Hirano, R ERA: 5.09	(7, 1)	1.0		3	0	0	0	1	0	0	1	0	0	0	10	17	0.00	0.000
50 Yoan López, R ERA: 0.95	(8, 1)	1.0		4	1	0	0	0	0	0	0	0	0	0	9	16	0.00	1.000

PITCHER	IP	WLS	BF	H	R	ER	SO	BB	IBB	HBP	BLK	WP	HR	S	P	ERA	WHIP

Batter	1	2	3	4	5	6	7	8	9	AB	R	H	RBI	BB	SO	LOB
4 Ketel Marte, S (1, 8) OBP: 0.321, SLG: 0.490	F FF 91 X FF 92 0-1 ① F7	B FF 93 X FF 93 1-0 15 1B; 1-3 2-H 1B	B FF 95 F FF 94 B FF 94 S CU 82 F CU 82 X FF 95 2-2 ③ G4-3		B FF 89 B FF 88 X FC 88 2-0 15 1B; 10 HR 1B	B SI 90 T FC 88 B FF 90 F FC 88 X FC 86 2-2 ② FC4-6 15 1B; 1-2f 5 HR	F SL 81 S SL 82 B SI 92 X SL 81 1-2 2-H 3-H HR		X SI 93 0-0 ③ G4-3	7	3	3	4	0	0	3
15 Ildemaro Vargas, S (1, 4) OBP: 0.246, SLG: 0.385	C FF 92 C FF 92 X FF 92 0-2 HR	S FF 94 C KC 84 D KC 85 1 SAFE X FF 95 1-2 1-3 3-H 1B		C FF 94 C CU 80 F CU 81 B FF 95 B CU 83 F FF 94 C FF 96 2-3 ① K	B FC 87 B FC 88 X FC 88 2-0 10 HR; 1-2 1B	C FC 86 B FF 89 X FC 87 1-1 5 HR; 1-2 1B	X SI 90 0-0 1B			6	3	5	2	0	1	0
5 Eduardo Escobar, S (1, 5) OBP: 0.344, SLG: 0.556	F KC 82 B FF 92 B FF 92 T FF 93 B KC 83 S FF 93 3-3 ② K	D KC 83 S FF 93 F KC 84 B FF 92 F KC 84 S FF 94 2-3 ③ K		B CU 80 F FF 94 X FF 94 1-1 53 BB 10 1B; 13 BB 1B	C FC 87 X CH 85 0-1 ① L8	B FC 88 C FC 87 S FC 86 F FC 86 B FF 90 B FC 86 X FC 87 3-2 1-H 2-H HR	D SL 78 S SL 80 F SL 81 B SI 94 B SL 80 F SI 94 F SL 79 F SL 78 X SI 90 3-2 ③ F9			6	2	2	3	0	2	5
10 Adam Jones, R (1, 9) OBP: 0.335, SLG: 0.500 35 Matt Andriese, R (6, 1) 32 Kevin Cron, R (7, 3)	B FF 92 T FF 93 B FF 92 S KC 83 X FF 94 2-2 1B	B KC 80 B KC 79 C FF 90 B SI 91 X SI 90 3-1 16 HBP 13 1B; 38 1B 1B	C FF 94 B SI 94 B CU 80 F FF 95 1 SAFE X CU 81 2-2 13 BB 53 BB; 16 1B; 1-2 1B	X FC 87 0-0 1-H 2-H HR	B FF 89 S SL 84 F FF 89 X FF 90 1-2 ③ P3			B SI 92 F SL 80 B SI 92 S SI 92 S SI 93 2-3 ① K		5 0 1	3 0 0	4 0 0	3 0 0	0 0 0	0 0 1	0 0 0
53 Christian Walker, R (1, 3) OBP: 0.332, SLG: 0.489 52 Zack Godley, R (7, 1) OBP: 0.286, SLG: 0.231	S FF 92 F FF 93 B FF 94 B FF 95 S FF 94 2-3 ③ K		B FC 88 F FF 92 S KC 82 F KC 83 F KC 82 S FF 92 1-3 ① K	B CU 81 F FF 94 B FF 94 S FF 94 F FF 94 B FF 94 B FF 93 4-2 13 BB 16 1B; 1-2 2-3 BB	C SL 84 B FF 90 B SL 83 B FF 90 F FF 90 F FC 87 C FC 84 3-3 ② K		B SI 91 B KC 78 F SI 91 F SI 91 S SI 92 2-3 ① K	C SI 92 B SI 93 S SI 92 C SI 92 1-3 ② K		4 1	1 0	0 0	0 0	1 0	4 1	2 0
13 Nick Ahmed, R (1, 6) OBP: 0.322, SLG: 0.414		C FF 90 X FF 91 0-1 18 BB; 4 1B; 1B	X FF 92 0-0 16 HBP; 38 1B; 1-2 1B	B SI 93 B CU 80 B FF 92 C FF 93 B FF 94 4-1 16 1B; 1-2 2-3 3-H BB	C FF 90 X SL 83 0-1 1B		F SL 80 B SI 91 X SI 91 1-1 ② F8	B SI 92 B SL 82 F SI 93 B SI 92 X SI 92 3-1 2B		5	2	4	1	1	0	0
18 Carson Kelly, R (1, 2) OBP: 0.330, SLG: 0.477		1 SAFE B FF 92 B KC 81 B FF 92 C FF 91 B FF 94 4-1 4 1B; 15 1B; 1-2 BB	C KC 81 F KC 81 F FF 93 B KC 81 F KC 81 F FF 93 B FF 93 D KC 83 X FF 92 3-2 ② F9	B FF 88 B FF 90 B FC 87 C FF 89 X FF 90 3-1 ② F6	C FF 90 S FF 90 C FF 90 0-3 ③ K		S SL 78 F SL 79 X SI 93 0-2 16 HBP; 19 FC6 1B	X SI 91 0-0 ③ G5-3		5	2	1	0	1	1	7
16 Tim Locastro, R (1, 7) OBP: 0.483, SLG: 0.250		C FF 93 B KC 81 F FF 93 B FF 94 D KC 83 S FF 94 3-3 ① K	B KC 81 B FF 92 H KC 82 3-0 38 1B; 1-2 2-3 HBP	B FC 87 X FF 90 1-0 1-2 2-H 3-H 1B		B FF 90 S SL 84 F FF 89 B FC 87 F H FF 89 3-2 4 FC4-6 HBP	C SI 91 F SI 92 H SI 92 1-2 19 E 19 FC6; 4 HR; 1-2 HBP		C SI 92 B CH 81 C SL 80 X SL 80 1-2 ① P5	3	1	1	2	0	1	2
38 Robbie Ray, L (1, 1) OBP: 0.050, SLG: 0.050 19 Blake Swihart, S (6, 9) OBP: 0.247, SLG: 0.351		B FF 92 C FF 92 C FF 92 B FF 94 S FF 93 2-3 ② K	X FF 92 0-0 1-2 2-H 3-H 1B	X FF 90 0-0 ③ G2-3		S FF 90 S FF 90 X FF 90 0-2 ① L8	S SL 81 B SL 81 C SI 92 F SL 80 F SI 93 D SL 79 X SL 81 2-2 FC6 4 HR; 1-3 2-H		S SI 93 F SI 93 F SL 80 X SI 93 0-2 ② F9	4 2	0 1	1 0	2 0	0 0	1 0	5 1
Inning Stats	R: 1 E: 0 K: 2 S: 14 H: 2 LOB: 1 BB: 0 P: 21	R: 2 E: 0 K: 3 S: 17 H: 3 LOB: 2 BB: 1 P: 30	R: 2 E: 0 K: 1 S: 19 H: 3 LOB: 2 BB: 0 P: 31	R: 3 E: 0 K: 1 S: 18 H: 3 LOB: 2 BB: 2 P: 35	R: 3 E: 0 K: 2 S: 14 H: 4 LOB: 1 BB: 0 P: 21	R: 3 E: 0 K: 0 S: 18 H: 2 LOB: 0 BB: 0 P: 28	R: 4 E: 1 K: 1 S: 25 H: 3 LOB: 1 BB: 0 P: 35	R: 0 E: 0 K: 2 S: 9 H: 1 LOB: 1 BB: 0 P: 15	R: 0 E: 0 K: 0 S: 8 H: 0 LOB: 0 BB: 0 P: 9	1B: 16 2B: 1 3B: 0 HR: 4	SF: 0 SAC: 0 DP: 0 HBP: 3					

PITCHER		IP	WLS	BF	H	R	ER	SO	BB	IBB	HBP	BLK	WP	HR	S	P	ERA	WHIP
37 Drew Pomeranz, L ERA: 6.45	(1, 1)	2.2	L	18	8	5	5	6	1	0	1	0	0	1	46	76	16.88	3.375
58 Trevor Gott, R ERA: 3.0	(3, 1)	0.2		6	2	3	3	1	2	0	0	0	0	0	18	33	40.50	6.000
61 Nick Vincent, R ERA: 4.85	(4, 1)	2.2		16	7	6	6	2	0	0	1	0	0	2	36	57	20.25	2.625
45 Derek Holland, L ERA: 6.8	(7, 1)	3.0		15	4	4	0	3	0	0	1	0	0	1	42	59	0.00	1.333

PITCHER	IP	WLS	BF	H	R	ER	SO	BB	IBB	HBP	BLK	WP	HR	S	P	ERA	WHIP

TOP

Arizona Diamondbacks @ San Francisco Giants
Oracle Park, San Francisco, CA
Fri May 24 2019, 7:15 PM - 10:50 PM PDT
Att. 31,777 - Partly Cloudy - 57 F

livebaseballscorecards.com

AB	49
R	18
H	21
RBI	17
BB	3
SO	12
LOB	25

WP: 0 PB: 0 SB: 0 CS: 0 PA: 55

BOTTOM

Batter	1	2	3	4	5	6	7	8	9	AB	R	H	RBI	BB	SO	LOB
12 Joe Panik, L (1, 4) OBP: 0.339, SLG: 0.346	C FF 92 F FF 92 B FF 93 X SL 85 1-2 ① L8	S SL 84 C SL 83 X FF 94 0-2 ② G1-3 2-3			B SL 81 B SL 83 X FF 92 2-0 ② L9		X SI 90 0-0 ② F7		D KC 82 F FC 88 X KC 81 1-1 ③ F7	5	0	0	0	0	0	3
7 Donovan Solano, R (1, 6) OBP: 0.208, SLG: 0.190	C FF 92 F FF 93 X SL 84 0-2 19 HR 2B	B FF 94 F FF 95 X FF 93 1-1 ③ F9			C KC 76 F FF 92 F SI 92 S SL 82 0-3 ③ K		B SI 90 C SI 90 C KC 82 S KC 82 1-3 ③ K			4	1	1	0	0	2	2
19 Tyler Austin, R (1, 3) OBP: 0.353, SLG: 0.583	S SL 82 X SL 82 0-1 2-H HR		F FF 92 B KC 82 B KC 80 S FF 93 B FF 94 S SL 84 3-3 ① K			C KC 77 B SI 90 B SL 83 B FF 91 C KC 79 T FF 93 3-2 ① K		C KC 80 B SI 90 S FC 87 X KC 82 1-2 ① G6-3		4	1	1	2	0	2	0
10 Evan Longoria, R (1, 5) OBP: 0.306, SLG: 0.423 45 Derek Holland, S (7, 1) OBP: 0.091, SLG: 0.091	B KC 81 F FF 92 C FF 92 X FF 92 1-2 ② L8		T FF 93 F FF 92 B FF 94 F FF 93 S SL 84 1-3 ② K			C KC 80 B FF 92 B KC 82 F FF 92 F SL 82 B FF 93 F SI 92 B SL 75 4-2 1 1B BB		C SI 90 C SI 90 X SI 90 0-2 ② G3		2 1	0 0	0 0	0 0	1 0	1 0	0 0
1 Kevin Pillar, R (1, 9) OBP: 0.246, SLG: 0.356	F FF 92 B FF 94 X FF 92 1-1 6 BB 1B		B FF 92 B FF 93 C SL 83 X FF 94 2-1 ③ P3			F FF 91 B FF 91 S FF 91 F SL 82 F FF 91 F SL 82 X SI 92 1-2 1-2 1B		B KC 81 F FC 87 H SI 91 2-1 HBP		3	0	2	0	0	0	0
6 Steven Duggar, L (1, 8) OBP: 0.286, SLG: 0.344	B FF 92 D SL 83 B FF 93 C FF 93 B FF 93 4-1 1-2 BB			B SL 82 F FF 91 S SL 82 F SL 84 F FF 94 B SL 84 B SL 82 F FF 93 C FF 93 3-3 ① K	B CU 80 C FF 91 B FF 92 F FF 92 F CH 86 F FF 93 X CU 82 2-2 ② P5			X SI 90 0-0 ③ G1-3		3	0	0	0	1	1	3
51 Mac Williamson, R (1, 7) OBP: 0.211, SLG: 0.196	B SL 84 S SL 83 F FF 91 F SL 84 F KC 82 S FF 91 1-3 ③ K			X SL 83 0-0 ② P5		S CH 85 C FF 93 B FF 93 D CH 86 F FF 93 D CH 87 S FF 93 3-3 ③ K			C KC 81 B FC 88 F KC 82 F KC 82 S SI 91 1-3 ① K	4	0	0	0	0	3	4
21 Stephen Vogt, L (1, 2) OBP: 0.268, SLG: 0.410		B FF 90 B FF 92 C FF 91 C F SL 84 B SL 83 X FF 93 3-2 12 G1-3 2B		B FF 92 S SL 85 B SL 85 F SL 84 C FF 93 2-3 ③ K			F SI 90 S CH 84 F KC 83 X KC 82 0-2 ① L4		X SI 90 0-0 ② G6-3	4	0	1	0	0	1	0
37 Drew Pomeranz, R (1, 1) 58 Trevor Gott, R (3, 1) 61 Nick Vincent, R (4, 1) 48 Pablo Sandoval, S (7, 5) OBP: 0.326, SLG: 0.652		M FF 91 S FF 92 B KC 81 S FF 93 1-3 ① K			C FF 89 B FF 88 F FF 90 C KC 80 1-3 ① K		X SI 90 0-0 1B		C SI 91 B CH 85 F SI 91 B CH 84 B KC 83 X SI 91 3-2 2B	1 0 1 2	0 0 0 0	0 0 0 2	0 0 0 0	0 0 1 0	1 0 0 0	1 0 0 0
Inning Stats	R: 2 E: 0 K: 1 S: 19 H: 3 LOB: 2 BB: 1 P: 27	R: 0 E: 0 K: 1 S: 12 H: 1 LOB: 1 BB: 0 P: 17	R: 0 E: 0 K: 2 S: 9 H: 0 LOB: 0 BB: 0 P: 15	R: 0 E: 0 K: 2 S: 10 H: 0 LOB: 0 BB: 0 P: 15	R: 0 E: 0 K: 2 S: 8 H: 0 LOB: 0 BB: 0 P: 11	R: 0 E: 0 K: 2 S: 22 H: 1 LOB: 2 BB: 1 P: 35	R: 0 E: 0 K: 1 S: 9 H: 1 LOB: 1 BB: 0 P: 10	R: 0 E: 0 K: 0 S: 8 H: 0 LOB: 1 BB: 0 P: 11	R: 0 E: 0 K: 1 S: 10 H: 1 LOB: 1 BB: 0 P: 15	1B: 3 2B: 3 3B: 0 HR: 1		SF: 0 SAC: 0 DP: 0 HBP: 1		WP: 0 PB: 0 SB: 0 CS: 0	PA: 37	

PITCHER		IP	WLS	BF	H	R	ER	SO	BB	IBB	HBP	BLK	WP	HR	S	P	ERA	WHIP
38 Robbie Ray, L ERA: 3.26	(1, 1)	5.1	W	23	5	2	2	9	2	0	0	0	0	1	71	106	3.38	1.312
35 Matt Andriese, R ERA: 4.28	(6, 1)	0.2		2	0	0	0	1	0	0	0	0	0	0	9	14	0.00	0.000
52 Zack Godley, R ERA: 7.36	(7, 1)	3.0	S	12	2	0	0	2	0	0	1	0	0	0	27	36	0.00	0.667

PITCHER	IP	WLS	BF	H	R	ER	SO	BB	IBB	HBP	BLK	WP	HR	S	P	ERA	WHIP

Arizona Diamondbacks @ San Francisco Giants

Oracle Park, San Francisco, CA

Fri May 24 2019, 7:15 PM - 10:50 PM PDT

Att. 31,777 - Partly Cloudy - 57 F

livebaseballscorecards.com

AB	34
R	2
H	7
RBI	2
BB	2
SO	12
LOB	13

Batter	1	2	3	4	5	6	7	8	9	AB	R	H	RBI	BB	SO	LOB
4 Ketel Marte, S (1, 8) OBP: 0.327, SLG: 0.515	B SI 92 X SI 91 1-0 15 E 3B		B CU 77 B FF 91 F FF 92 X SI 92 2-1 HR	0-0 15 FC6-5 IBB	B SI 94 C FF 93 C SL 83 C SL 85 1-3 ② K			F FC 91 S FS 83 X FS 84 0-2 ①② G3-6-1 1-2f		4	2	2	1	1	1	2
15 Ildemaro Vargas, S (1, 4) OBP: 0.243, SLG: 0.371	C CU 76 D SL 83 X CU 76 1-1 E5 10 1B 10 WP 32 SF 3-H		C CH 86 B CU 74 C CU 76 X FF 92 1-2 5 2B 1B	B FF 92 B FF 92 X SI 92 2-0 ② FC6-5 1-2 2-3f 3-H	X FF 95 0-0 ③ L5			C FS 83 F FC 92 X KC 83 0-2 ③ G6-3		5	2	1	2	0	0	3
5 Eduardo Escobar, S (1, 5) OBP: 0.341, SLG: 0.552	F FF 92 1 SAFE X CH 86 0-1 ① L8		B CU 74 B CU 74 X SI 92 2-0 10 SF9 2B 1-H	X CH 85 0-0 ③ G5-3		F FF 90 B CU 75 S FF 91 X FF 92 1-2 ① P5			F SI 92 X SI 92 0-1 ① P3	5	1	1	1	0	0	3
10 Adam Jones, R (1, 9) OBP: 0.340, SLG: 0.510 19 Blake Swihart, S (5, 9) OBP: 0.253, SLG: 0.355	L FF 93 S CU 75 B FF 92 D SL 83 B SI 93 X CU 76 3-2 32 SF 1-3 1B		X SL 84 0-0 ① SF9 3-H		X CU 75 0-0 32 2B 2B	B FF 91 B FF 90 F FF 89 B FF 90 X FF 90 3-1 ② G4-3			F CH 86 C SI 93 B CH 85 X SI 92 1-2 13 1B 1B	2 2	1 0	2 1	1 0	0 0	0 0	0 0
32 Kevin Cron, R (1, 3) OBP: 0.167, SLG: 0.400	S CU 77 B FF 93 B CH 86 X SI 92 2-1 ②③ SF 1-1 3-H		C SL 84 B FF 92 S CH 86 F CH 86 X FF 92 1-2 ② P3		X FF 92 0-0 16 2B 2B 2-H	F FF 90 S FF 92 X FF 92 0-2 ③ F8			S CH 86 T CH 86 S CH 85 0-3 ② K	4	1	1	2	0	1	1
13 Nick Ahmed, R (1, 6)		F SI 92 B FF 91 B CU 75 B SL 83 X FF 91 3-1 ① F9	S CH 86 S SL 84 C FF 93 0-3 ③ K		B SI 92 C CH 85 F FF 92 F SL 85 F FF 92 D CH 86 F CU 76 D CH 86 B FF 91 4-2 16 2B 31 E BB		X FF 90 0-0 ① G6-3		C SI 93 X SI 93 0-1 1-2 1B	4	1	1	0	1	1	0
16 Tim Locastro, R (1, 7) OBP: 0.500, SLG: 0.375		C SI 92 B CH 85 B CU 76 F SI 92 B CU 78 X SI 92 3-2 2B		B CU 74 B CH 85 B SI 91 D FF 90 4-0 45 WP 31 1B 15 FC6-5 BB	C SI 93 F FC 88 X SL 83 0-2 31 E 2B 1-3 2-H		C FF 90 B FF 90 X CH 86 1-1 ② L5		C CH 86 X SI 93 0-1 ③ F9	4	2	2	1	1	0	2
31 Alex Avila, L (1, 2) OBP: 0.477, SLG: 0.516		S SL 83 B FF 93 C SL 82 C SL 81 1-3 ② K		B FF 92 B X FF 91 2-0 15 FC6-5 45 WP 1-2 1B	X SI 93 0-0 E3 2-H 3-H		B FF 91 F FF 91 C CH 85 B FF 93 X FF 91 2-2 ③ G4-3			4	0	1	0	0	1	1
45 Taylor Clarke, R (1, 1) OBP: 0.250, SLG: 0.250 40 Andrew Chafin, R (7, 1) 18 Carson Kelly, R (8, PH) OBP: 0.337, SLG: 0.483 25 Archie Bradley, R (8, 1) 56 Greg Holland, R (9, 1)		B SI 92 B SI 92 X SI 91 2-0 ③ F8		F SI 92 B CU 76 F SI 92 F SL 82 X FF 92 1-2 ① L5 1-2 2-3	B SI 93 F SI 93 F SI 94 S SI 94 1-3 ① K			B FC 92 B FC 92 F FC 91 F FC 91 X FC 93 2-2 4 G3-6-1 1B		3 0 1 0 0	0 0 0 0 0	0 0 1 0 0	0 0 0 0 0	1 0 0 0 0	4 0 0 0 0

Inning Stats	1	2	3	4	5	6	7	8	9
	R: 2 E: 1 K: 0 S: 10	H: 2 LOB: 0 BB: 0 P: 17	R: 0 E: 0 K: 1 S: 9	H: 1 LOB: 1 BB: 0 P: 18	R: 3 E: 0 K: 1 S: 14	H: 3 LOB: 0 BB: 0 P: 20	R: 1 E: 0 K: 0 S: 7	H: 1 LOB: 2 BB: 2 P: 16	R: 4 E: 1 K: 2 S: 18	H: 3 LOB: 1 BB: 1 P: 24	R: 0 E: 0 K: 0 S: 8	H: 0 LOB: 0 BB: 0 P: 12	R: 0 E: 0 K: 0 S: 6	H: 0 LOB: 0 BB: 0 P: 9	R: 0 E: 0 K: 0 S: 9	H: 1 LOB: 0 BB: 0 P: 11	R: 0 E: 0 K: 1 S: 12	H: 2 LOB: 2 BB: 0 P: 13

| | | |

BOTTOM

Arizona Diamondbacks @ San Francisco Giants

Oracle Park, San Francisco, CA

Sat May 25 2019, 1:05 PM - 4:10 PM PDT

Att. 31,531 - Partly Cloudy - 62 F

livebaseballscorecards.com

Batter	1	2	3	4	5	6	7	8	9	AB	R	H	RBI	BB	SO	LOB
12 Joe Panik, L (1, 4) OBP: 0.330, SLG: 0.335	C FF 93 B SI 92 X FF 94 1-1 G3-1 ①	X SI 94 0-0 F8 ③			C FF 92 F CU 76 B FF 93 B FF 93 X CH 86 2-2 G1-3 ①		X SL 84 0-0 FC6-4 ② 10 BB 19 BB 48 1B 1-2f 2-3		S FF 94 F FF 94 F FF 93 S 0-3 K ①	5	1	0	0	0	1	6
6 Steven Duggar, L (1, 8) OBP: 0.291, SLG: 0.354 19 Tyler Austin, R (7, PH) OBP: 0.357, SLG: 0.574 (8, 7)	X FF 93 0-0 28 F8 1B		C FF 91 B CH 85 T SI 93 F FF 93 B CH 88 F FF 93 X SL 84 2-2 2B		S CU 75 F CH 86 B FF 93 C FF 93 1-3 K ②		B SI 95 C SL 84 B SI 95 D SL 84 B SI 96 4-1 10 BB 48 1B 1-2 BB		B SL 86 C FF 93 C SL 86 D SL 86 X SL 86 2-2 F9 ②	3	0	2	0	0	1	0
										1	1	0	0	1	0	1
28 Buster Posey, R (1, 2) OBP: 0.295, SLG: 0.378 57 Dereck Rodriguez, R (6, 1) OBP: 0.188, SLG: 0.188 10 Evan Longoria, R (7, PH) OBP: 0.310, SLG: 0.423 41 Mark Melancon, R (8, 1) 56 Tony Watson, L (9, 1) 7 Donovan Solano, R (9, PH) OBP: 0.240, SLG: 0.227	1 SAFE F FF 94 X FF 94 0-1 F8 ② ③ 1-2		C SL 85 D SL 84 X FF 93 1-1 G6-3 ①		B FF 94 X FF 93 1-0 F8 ③		B SL 85 B SL 85 B SI 94 B SI 94 4-0 48 1B 1-2 2-3 3-H BB		T FF 94 X SL 85 0-1 48 DI 1-3 1B	3	0	0	0	0	0	2
										0	0	0	0	0	0	0
										0	0	0	1	1	0	0
										0	0	0	0	0	0	0
										0	0	0	0	0	0	0
										1	0	1	0	0	0	0
48 Pablo Sandoval, S (1, 5) OBP: 0.330, SLG: 0.635		B FF 93 B CH 86 B CH 86 C FF 93 S FF 94 F FF 94 F FF 94 X CH 87 3-2 F7 ①	B CH 87 D CH 87 C FF 94 B SI 93 F SL 84 B FF 94 4-2 BB			B FF 92 F CH 86 B FF 93 C FF 93 B FF 93 F FF 93 S FF 93 3-3 K ①	C FF 95 X 0-1 1-3 2-H 3-H 1B		B FF 94 C FF 94 B CH 84 F FF 95 S SL 86 2-3 K ③ 1-2	4	0	1	2	1	2	2
9 Brandon Belt, L (1, 3) OBP: 0.333, SLG: 0.455		X SI 93 0-0 35 BB 59 E 1 1B 1B	X CH 86 0-0 F7 ②			C CH 85 F FF 93 B FF 94 X CU 76 1-2 F9 ②	B SL 85 X SI 94 1-0 G4-3 ③			4	1	1	0	0	0	4
1 Kevin Pillar, R (1, 9) OBP: 0.251, SLG: 0.364		X SI 94 0-0 59 E 35 BB 1-2 1B	B SL 86 X FF 94 1-0 L8 ③			S SL 82 F SI 93 B SL 84 X SL 83 1-2 2B ③		B FF 95 C FF 96 X KC 84 1-1 L4 ①		4	0	2	0	0	0	2
5 Mike Yastrzemski, L (1, 7) (8, 8)		C CH 87 F SI 94 F SL 84 S FF 94 0-3 K ②	X SI 92 0-0 L7 ①				C SI 90 F CH 86 H FF 93 1-2 12 FC6-4 21 BB 10 BB HBP	C FF 96 F KC 85 B FF 96 B CH 88 B FF 96 S FF 96 3-3 K ②		3	1	0	0	0	2	2
35 Brandon Crawford, L (1, 6) OBP: 0.276, SLG: 0.293		D CH 86 B SI 93 B SI 94 B FF 94 4-0 59 E 1-2 2-3 BB	F FF 93 S FF 92 B FF 93 B CU 79 B CH 86 X FF 92 3-2 G4-3 ②				B SI 92 C FF 93 B SI 92 S FF 93 S FF 94 2-3 K ①	B FF 96 F FF 95 B CH 89 S FF 96 F FF 97 B FF 98 F FF 98 F FF 97 F FF 97 3-2 X KC 85 G4-3 ③		3	0	0	0	1	1	1
59 Andrew Suárez, L (1, 1) 49 Sam Dyson, R (5, 1) 21 Stephen Vogt, L (6, 2) OBP: 0.302, SLG: 0.425		D SL 84 C FF 94 F FF 93 X SL 85 1-2 E6 1-2 2-3 3-H	C FF 93 F FF 92 X FF 93 0-2 G1-3 ③				B SI 92 F FF 93 B CH 85 B CH 85 F FF 93 F FF 93 F CH 86 B FF 93 4-2 12 FC6-4 1-2 BB		X FF 92 0-0 7 1B 1B	2	0	0	0	0	0	2
										0	0	0	0	0	0	0
										1	0	1	0	1	0	0
Inning Stats	R: 0 E: 0 K: 0 S: 5 H: 1 LOB: 0 BB: 0 P: 6	R: 1 E: 1 K: 1 S: 15 H: 2 LOB: 3 BB: 1 P: 23	R: 0 E: 0 K: 0 S: 11 H: 1 LOB: 2 BB: 1 P: 19	R: 0 E: 0 K: 0 S: 7 H: 1 LOB: 0 BB: 0 P: 10	R: 0 E: 0 K: 1 S: 7 H: 0 LOB: 0 BB: 0 P: 11	R: 0 E: 0 K: 1 S: 10 H: 1 LOB: 1 BB: 0 P: 15	R: 3 E: 0 K: 1 S: 14 H: 1 LOB: 2 BB: 3 P: 30	R: 0 E: 0 K: 1 S: 12 H: 0 LOB: 0 BB: 0 P: 19	R: 0 E: 0 K: 2 S: 13 H: 2 LOB: 2 BB: 0 P: 17	1B: 6 2B: 2 3B: 0 HR: 0 SF: 0 SAC: 0 DP: 0 HBP: 1	WP: 0 PB: 0 SB: 0 CS: 0 PA: 40					

	AB	34
	R	4
	H	8
	RBI	3
	BB	5
	SO	7
	LOB	22

PITCHER	IP	WLS	BF	H	R	ER	SO	BB	IBB	HBP	BLK	WP	HR	S	P	ERA	WHIP
45 Taylor Clarke, R (1, 1) ERA: 2.35	6.1	W	27	5	3	2	4	3	0	1	0	0	0	64	100	2.84	1.263
40 Andrew Chafin, L (7, 1) ERA: 3.86	0.2		5	1	1	1	0	2	0	0	0	0	0	5	14	13.50	4.500
25 Archie Bradley, R (8, 1) ERA: 4.09	1.0		3	0	0	0	1	0	0	0	0	0	0	12	19	0.00	0.000
56 Greg Holland, R (9, 1) ERA: 1.59	1.0		5	2	0	0	2	0	0	0	0	0	0	13	17	0.00	2.000

PITCHER	IP	WLS	BF	H	R	ER	SO	BB	IBB	HBP	BLK	WP	HR	S	P	ERA	WHIP

Arizona Diamondbacks @ San Francisco Giants

Oracle Park, San Francisco, CA

Sun May 26 2019, 1:10 PM - 4:25 PM PDT

Att. 37,017 - Cloudy - 57 F

livebaseballscorecards.com

TOP

Batter	1	2	3	4	5	6	7	8	9	AB	R	H	RBI	BB	SO	LOB
1 Jarrod Dyson, L (1, 8) OBP: 0.369, SLG: 0.378	C FF 92 B SI 94 B SI 92 X FF 92 2-1 L9	B FF 93 B FF 92 B SI 93 C FF 92 X FF 92 3-1 4 1B 4 E 2-H 1B		B CH 86 B FF 93 X SI 91 2-0 5 1B 4 G3-1 1-2 1B		B SL 82 B FF 96 B FF 97 C FF 95 X FF 96 3-1 F7			C FF 91 C CU 78 S CU 79 0-3 K	5	1	2	1	0	1	0
4 Ketel Marte, S (1, 4) OBP: 0.333, SLG: 0.529	C CH 86 B FF 95 X SI 94 1-1 HR	1 SAFE C SI 93 F SI 94 P FF 91 X CH 84 1-2 E5 1-H 1B		X FF 93 0-0 G3-1 1-2 2-3			B SL 81 F SL 82 B FF 95 C FF 96 B FF 96 B SL 81 4-2 53 HBP BB		F CH 86 F SL 80 S SL 80 0-3 K	4	1	2	1	1	1	2
5 Eduardo Escobar, S (1, 5) OBP: 0.346, SLG: 0.553	C SI 93 X SL 87 0-1 10 E 10 WP 10 SF8 1B	X SL 85 0-0 L9		B SI 93 X FF 93 1-0 2-3 3-H 1B			C SL 80 F FF 95 B FF 95 B CH 90 B FF 95 1 SAFE X FF 95 3-2 F7		F CU 75 F SL 79 B SL 82 X FF 92 1-2 1B	5	1	3	1	0	0	2
10 Adam Jones, R (1, 9) OBP: 0.332, SLG: 0.500	F SL 87 B SL 87 X SL 86 1-1 SF8 1-H	C SL 85 B SI 93 S FF 92 B SL 85 X FF 94 2-2 L9	X SI 92 0-0 G5-3				B SL 84 X FF 96 1-0 P6		F FF 92 F FF 91 S SL 82 0-3 K	4	0	0	1	0	1	4
53 Christian Walker, R (1, 3) OBP: 0.330, SLG: 0.480	S SL 86 B SI 94 X SI 93 1-1 G5-3	F SL 85 X FF 93 0-1 G4-3			B FF 90 C CH 85 F FF 92 X CH 86 1-2 G5-3		F FF 97 1 SAFE H FF 97 1-1 1-2 HBP			3	0	0	0	0	0	0
13 Nick Ahmed, R (1, 6) OBP: 0.327, SLG: 0.413		C SI 90 X SL 85 0-1 18 WP 18 S 24 SH1-4 1B	X FF 93 0-0 1B		B CH 84 S SL 86 B SI 94 F SL 85 F SL 86 X FF 91 2-2 L9		C SL 85 S SL 84 B SL 85 F FF 98 F FF 97 X SL 84 1-2 G5-3			4	1	2	0	0	0	2
19 Blake Swihart, S (1, 7) OBP: 0.241, SLG: 0.338		B FF 90 S SL 85 S FF 94 B CH 85 F SL 87 X FF 93 2-2 F9	1 SAFE X SL 86 0-0 G4-3		F CU 79 B B CH 86 C SL 86 F SL 85 B SI 93 F SL 84 S FF 92 3-3 K			F SI 95 B SL 85 B SL 83 B SI 96 S FF 96 X SI 96 3-2 L7		4	0	0	0	0	1	2
18 Carson Kelly, R (1, 2) OBP: 0.333, SLG: 0.467		B SI 92 B SL 86 F SL 86 B SI 93 T SI 93 B SI 94 4-2 24 SH1-4 1 1B 1-3 BB	B FF 91 C SL 84 X SI 91 1-1 G5-3			B SL 82 X FF 96 1-0 G5-3		C SL 85 B FF 98 C FF 96 B SL 85 F FF 96 B SL 84 X SI 96 3-2 G3-1		3	1	0	0	1	0	0
24 Luke Weaver, R (1, 1) OBP: 0.100, SLG: 0.263 30 T.J. McFarland, L (6, 1) 66 Yoshihisa Hirano, R (7, 1) 32 Kevin Cron, R (8, PH) OBP: 0.143, SLG: 0.333 50 Yoan Lopez, R (8, 1) 35 Matt Andriese, R (9, 1) 56 Greg Holland, R (9, 1)		M FF 92 X FF 92 0-1 SH1-4 1-2 3-H	C SI 92 X SL 81 0-1 4 G3-1 1 1B 5 1B 1B			B FF 96 C FF 97 B FF 96 S FF 97 S FF 96 2-3 K		C SL 85 C SL 85 F FF 98 B FF 96 F FF 94 T SL 82 1-2 K		2 1 1 1 0 1 0 0 0 0 0 0 0 0 0 0 0 0 0 0 0 1 0 0 0 0 1 0 0 0 0 0 0 0 0 0 0 0 0 0 0 0 0 0 0 0 0 0 0						
Inning Stats	R: 2 E: 0 K: 0 S: 10 H: 2 LOB: 0 BB: 0 P: 15	R: 3 E: 1 K: 0 S: 17 H: 3 LOB: 1 BB: 1 P: 26	R: 0 E: 0 K: 0 S: 7 H: 1 LOB: 1 BB: 0 P: 9	R: 1 E: 0 K: 0 S: 8 H: 3 LOB: 2 BB: 0 P: 12	R: 0 E: 0 K: 1 S: 12 H: 0 LOB: 0 BB: 0 P: 18	R: 0 E: 0 K: 1 S: 6 H: 0 LOB: 0 BB: 0 P: 12	R: 0 E: 0 K: 0 S: 12 H: 0 LOB: 0 BB: 1 P: 22	R: 0 E: 0 K: 1 S: 12 H: 0 LOB: 0 BB: 0 P: 19	R: 0 E: 0 K: 3 S: 12 H: 1 LOB: 1 BB: 0 P: 13	1B: 9 2B: 0 3B: 0 HR: 1 SF: 1 SAC: 1 DP: 0 HBP: 1						

	AB	35
	R	6
	H	10
	RBI	5
	BB	2
	SO	6
	LOB	12

WP: 2 PA: 40
PB: 0
SB: 1
CS: 0

PITCHER		IP	WLS	BF	H	R	ER	SO	BB	IBB	HBP	BLK	WP	HR	S	P	ERA	WHIP
64 Shaun Anderson, R ERA: 4.8	(1, 1)	5.0	L	25	9	6	4	1	1	0	0	0	2	1	54	80	7.20	2.000
54 Reyes Moronta, R ERA: 3.55	(6, 1)	2.0		8	0	0	0	1	1	0	1	0	0	0	18	34	0.00	0.500
65 Sam Coonrod, R ERA:	(8, 1)	1.0		3	0	0	0	1	0	0	0	0	0	0	12	19	0.00	0.000
13 Will Smith, L ERA: 2.61	(9, 1)	1.0		4	1	0	0	3	0	0	0	0	0	0	12	13	0.00	1.000

PITCHER	IP	WLS	BF	H	R	ER	SO	BB	IBB	HBP	BLK	WP	HR	S	P	ERA	WHIP

BOTTOM

Batter	1	2	3	4	5	6	7	8	9	AB	R	H	RBI	BB	SO	LOB
12 Joe Panik, L (1, 4) OBP: 0.332, SLG: 0.344	F FF 92 F FF 93 B CH 85 B FF 94 B CH 86 F FF 95 X CH 86 3-2 28 2B 2B		F CU 81 X FF 93 0-1 ① G6-3		1 SAFE B FF 92 B CH 83 X FF 92 2-0 ② F9 1-2		B SI 89 B SL 80 X SI 88 2-0 28 FC6-4 3-H 1B		D FF 92 D SL 85 F FF 92 B SL 85 X FF 92 3-1 ② P5	5	1	2	1	0	0	3
6 Steven Duggar, L (1, 8) OBP: 0.289, SLG: 0.351	F CU 80 B CH 85 F FF 93 B CH 85 B FF 95 S FF 94 3-3 ① K		B CU 83 B CH 86 F FF 93 B CU 82 F FF 92 X FF 94 3-2 1B		B CH 83 B FF 93 S CH 84 F FF 93 F FF 95 T FF 94 2-2 ③ K		C SL 81 B SI 89 B SL 80 S SI 88 C SI 89 2-3 ② K		X SL 85 0-0 ③ F9	5	0	1	0	0	3	5
28 Buster Posey, R (1, 2) OBP: 0.300, SLG: 0.388	C FC 88 X CU 82 0-1 2-H 2B		B FF 94 1 SAFE F FC 88 1 SAFE F FF 94 B FC 88 S CH 84 2-3 ② K			C CU 80 S CH 83 B CH 84 B FF 93 X CH 83 2-2 9 1B 1B	D FS 82 X FF 89 1-0 ③ FC6-4 1-2f			4	0	2	1	0	1	2
9 Brandon Belt, L (1, 3) OBP: 0.337, SLG: 0.452	C FF 94 B FF 94 B FF 94 F CH 86 F FF 94 B FF 93 B CH 85 4-2 BB		F FF 92 X CH 84 0-1 ③ G3			C SI 88 F SI 88 F SI 88 F SL 80 F SI 89 B SI 88 F SI 89 D CH 82 F SI 89 2-2 X SI 88 1 FC5-4 1-2 1B		C FF 95 S CH 90 B FF 96 X FF 94 1-2 ① G3		3	0	1	0	1	0	1
10 Evan Longoria, R (1, 5) OBP: 0.303, SLG: 0.413	C FF 93 B CU 81 X CH 85 1-1 ② L9			X FF 89 0-0 ① G4-3		S CH 81 F CH 82 B SI 89 D CH 82 D SI 89 X SI 89 3-2 ① L9		S CH 82 F SL 84 X FF 96 0-2 ② F8		4	0	0	0	0	0	4
35 Brandon Crawford, L (1, 6) OBP: 0.275, SLG: 0.288	B FF 93 S FF 94 C FF 95 S CH 85 1-3 ③ K			C FF 91 B CH 82 B FF 91 B FF 93 B FF 92 4-1 1 G5-4-3 BB		C SI 89 B SL 81 SI 89 F SI 89 F SL 79 X SL 80 2-2 ② L8		B FF 96 C FF 96 B CH 91 B FF 96 X FF 96 3-1 ③ F8		3	0	0	0	1	1	4
1 Kevin Pillar, R (1, 9) OBP: 0.251, SLG: 0.358		B FF 92 F FF 92 B FF 91 X CH 85 2-1 ① L8		B FF 91 F FF 93 C FF 93 X CH 85 1-2 ②③ G5-4-3 1-2f		X CH 82 0-0 ③ FC5-4 1-2f			B FF 90 B FF 91 B FF 91 B FF 90 4-0 21 2B BB	3	0	0	0	1	0	3
5 Mike Yastrzemski, L (1, 7) OBP: 0.500, SLG: 0.571		F FF 92 B FF 93 X CH 84 1-1 ② 1B			C FF 89 X CH 83 0-1 12 F9 1B		C SI 87 B SL 81 X SI 88 1-1 19 F9 12 1B 2B		C CU 79 D CH 85 B FF 90 C FF 91 B CH 84 C FF 91 3-3 ① K	4	1	3	0	0	1	1
64 Shaun Anderson, R (1, 1) OBP: 0.500, SLG: 0.750 48 Pablo Sandoval, S (5, PH) OBP: 0.327, SLG: 0.629 54 Reyes Moronta, R (6, 1) 19 Tyler Austin, R (7, PH) OBP: 0.352, SLG: 0.565 65 Sam Coonrod, R (8, 1) 13 Will Smith, R (9, 1) 21 Stephen Vogt, L (9, PH) OBP: 0.318, SLG: 0.463		C FF 94 C CU 82 B FF 96 F CU 83 S SI 96 1-3 ③ K			B FF 91 S FF 92 F FF 93 B FF 94 S FF 95 2-3 ① K		C SI 88 B CH 80 S CH 81 D CH 81 F CH 80 B SI 89 X CH 81 3-2 ① F9 2-3		X CU 79 0-0 1-3 2B	1 1 0 1 0 0 1	0 0 0 0 0 0 0	0 0 0 0 0 0 1	0 0 0 0 0 0 0	1 1 0 1 0 0 0	0 1 0 0 0 0 0	0 1 0 1 0 0 0
Inning Stats	R: 1 E: 0 K: 2 S: 17 H: 2 LOB: 2 BB: 1 P: 29	R: 0 E: 0 K: 1 S: 8 H: 1 LOB: 0 BB: 0 P: 12	R: 0 E: 0 K: 1 S: 10 H: 1 LOB: 1 BB: 0 P: 15	R: 0 E: 0 K: 0 S: 5 H: 0 LOB: 0 BB: 1 P: 10	R: 0 E: 0 K: 2 S: 10 H: 1 LOB: 1 BB: 0 P: 16	R: 0 E: 0 K: 0 S: 19 H: 2 LOB: 2 BB: 0 P: 28	R: 1 E: 0 K: 1 S: 11 H: 2 LOB: 1 BB: 0 P: 20	R: 0 E: 0 K: 0 S: 8 H: 0 LOB: 0 BB: 0 P: 12	R: 0 E: 0 K: 1 S: 7 H: 1 LOB: 2 BB: 1 P: 17	1B: 6 2B: 4 3B: 0 HR: 0 SF: 0 SAC: 0 DP: 1 HBP: 0						

PITCHER		IP	WLS	BF	H	R	ER	SO	BB	IBB	HBP	BLK	WP	HR	S	P	ERA	WHIP
24 Luke Weaver, R ERA: 3.03	(1, 1)	5.0	W	21	6	1	1	6	2	0	0	0	0	0	53	87	1.80	1.600
30 T.J. McFarland, L ERA: 4.09	(6, 1)	1.2		8	3	1	1	1	0	0	0	0	0	0	26	41	5.40	1.800
66 Yoshihisa Hirano, R ERA: 5.0	(7, 1)	0.1		1	0	0	0	0	0	0	0	0	0	0	1	2	0.00	0.000
50 Yoan López, R ERA: 0.9	(8, 1)	1.0		3	0	0	0	0	0	0	0	0	0	0	8	12	0.00	0.000
35 Matt Andriese, R ERA: 4.23	(9, 1)	0.1		3	1	0	0	1	1	0	0	0	0	0	4	11	0.00	6.000

PITCHER		IP	WLS	BF	H	R	ER	SO	BB	IBB	HBP	BLK	WP	HR	S	P	ERA	WHIP
56 Greg Holland, R ERA: 1.53	(9, 1)	0.2	S	2	0	0	0	0	0	0	0	0	0	0	3	6	0.00	0.000

Arizona Diamondbacks @ San Francisco Giants

Oracle Park, San Francisco, CA

Sun May 26 2019, 1:10 PM - 4:25 PM PDT

Att. 37,017 - Cloudy - 57 F

livebaseballscorecards.com

AB	35
R	2
H	10
RBI	2
BB	3
SO	8
LOB	25

WP: 0 PB: 0 SB: 0 CS: 0 PA: 38

Arizona Diamondbacks @ Colorado Rockies

Coors Field, Denver, CO

Mon May 27 2019, 1:13 PM - 5:35 PM MDT

Att. 35,604 - Cloudy - 62 F

TOP

livebaseballscorecards.com

Batter	1	2	3	4	5	6	7	8	9	10	11	AB	R	H	RBI	BB	SO	LOB
1 Jarrod Dyson, L (1, 7) OBP: 0.378, SLG: 0.409	G6-3			BB		L8	2B			3B		4	1	2	0	1	0	0
15 Ildemaro Vargas, S (1, 4) OBP: 0.253, SLG: 0.373	F7			1B		1B	G4-3			G4-3		5	1	2	0	0	0	2
4 Ketel Marte, S (1, 8) OBP: 0.330, SLG: 0.524	K			SF8		1B		F7		G6-3		4	0	1	1	0	1	1
5 Eduardo Escobar, S (1, 5) OBP: 0.352, SLG: 0.550		F8		BB		1B		G4-3		BB		3	0	1	1	2	0	0
53 Christian Walker, R (1, 3) OBP: 0.322, SLG: 0.467		L9		F7		FC1-4		L8		G4-3		5	0	0	0	0	0	6
19 Blake Swihart, S (1, 9) OBP: 0.231, SLG: 0.321 18 Carson Kelly, R (9, 2) OBP: 0.330, SLG: 0.462		G5-3		P5		L7			K		G1-3	4 1	0 0	0 0	0 0	0 0	1 0	4 0
13 Nick Ahmed, R (1, 6) OBP: 0.329, SLG: 0.428	G3			1B		HR			L7		G4-3	5	1	2	1	0	0	0
31 Alex Avila, L (1, 2) OBP: 0.458, SLG: 0.486 16 Tim Locastro, R (9, PR) OBP: 0.500, SLG: 0.375 54 Jimmie Sherfy, R (9, 1) 35 Matt Andriese, R (10, 1)	K			G4-6-3		K2-3			1B		G1-3	4 0 0 1	0 0 0 0	1 0 0 0	0 0 0 0	0 0 0 0	2 0 0 0	1 0 0 0
21 Zack Greinke, R (1, 1) OBP: 0.345, SLG: 0.667 32 Kevin Cron, R (7, PH) OBP: 0.125, SLG: 0.286 66 Yoshihisa Hirano, R (7, 1) 40 Andrew Chafin, R (7, 1) 25 Archie Bradley, R (7, 1) 50 Yoan López, R (8, 1) 10 Adam Jones, R (9, PH) OBP: 0.330, SLG: 0.497 (9, 9)	L3			G5-3			K		K			2 1 0 0 0 0 1	0 0 0 0 0 0 0	0 0 0 0 0 0 0	0 1 0 0 0 0 1	0 0 0 0 0 0 0	0 0 0 0 0 0 1	0 0 0 0 0 0 1
Inning Stats	R: 0 E: 0 K: 1 S: 8 H: 0 LOB: 0 BB: 0 P: 12	R: 0 E: 0 K: 0 S: 11 H: 0 LOB: 0 BB: 0 P: 15	R: 0 E: 0 K: 1 S: 6 H: 0 LOB: 0 BB: 0 P: 8	R: 1 E: 0 K: 0 S: 12 H: 1 LOB: 2 BB: 2 P: 23	R: 0 E: 0 K: 0 S: 6 H: 1 LOB: 0 BB: 0 P: 10	R: 1 E: 0 K: 0 S: 14 H: 3 LOB: 2 BB: 0 P: 22	R: 1 E: 0 K: 2 S: 14 H: 2 LOB: 1 BB: 0 P: 18	R: 0 E: 0 K: 0 S: 11 H: 0 LOB: 0 BB: 0 P: 17	R: 0 E: 0 K: 2 S: 14 H: 1 LOB: 2 BB: 0 P: 16	R: 0 E: 0 K: 0 S: 12 H: 1 LOB: 2 BB: 1 P: 20	R: 0 E: 0 K: 0 S: 9 H: 0 LOB: 0 BB: 0 P: 13	1B: 6 2B: 1 3B: 1 HR: 1	SF: 1 SAC: 0 DP: 1 HBP: 0					

PITCHER		IP	WLS	BF	H	R	ER	SO	BB	IBB	HBP	BLK	WP	HR	S	P	ERA	WHIP
55 Jon Gray, R (1, 1) ERA: 4.52		5.1		22	5	2	2	2	2	0	0	0	1	0	52	84	3.38	1.312
37 Jairo Díaz, R (6, 1) ERA: 4.91		1.2		7	2	1	1	2	0	0	0	0	0	1	19	24	5.40	1.200
54 Carlos Estévez, R (8, 1) ERA: 4.38		1.0		3	0	0	0	0	0	0	0	0	0	0	11	17	0.00	0.000
45 Scott Oberg, R (9, 1) ERA: 1.88		1.0		4	1	0	0	2	0	0	0	0	0	0	14	16	0.00	1.000
29 Bryan Shaw, R (10, 1) ERA: 3.03		1.0		5	1	0	0	0	1	0	0	0	0	0	12	20	0.00	2.000

PITCHER		IP	WLS	BF	H	R	ER	SO	BB	IBB	HBP	BLK	WP	HR	S	P	ERA	WHIP
18 Seunghwan Oh, R (11, 1) ERA: 9.92		1.0	W	3	0	0	0	0	0	0	0	0	0	0	9	13	0.00	0.000

AB	40
R	3
H	9
RBI	3
BB	3
SO	6
LOB	15

WP: 1	PA: 44		
PB: 0			
SB: 2			
CS: 0			

Arizona Diamondbacks @ Colorado Rockies

Coors Field, Denver, CO

Mon May 27 2019, 1:13 PM - 5:35 PM MDT

Att. 35,604 - Cloudy - 62 F

livebaseballscorecards.com

Batter	1	2	3	4	5	6	7	8	9	10	11	AB	R	H	RBI	BB	SO	LOB
15 Raimel Tapia, L (1, 7) OBP: 0.325, SLG: 0.497	C FF 89 F CH 87 B CH 88 B SL 83 S FF 90 2-3 K ①		C FF 90 B FF 89 X CH 87 1-1 F7 ③			F FF 88 X CU 67 0-1 G3-1 ①	X FS 86 0-0 FC1-6 26 BB 28 1B 1-2f 2-3 ②		D CH 84 B SL 75 B SL 77 C FF 92 B FF 93 4-1 BB		X CU 81 0-0 2-H 1B	5	1	1	1	1	1	2
26 David Dahl, L (1, 9) OBP: 0.355, SLG: 0.494	C FF 90 B FF 92 X CH 88 1-1 L7 ②			B FF 88 X CH 86 1-0 HR		C SL 83 F CU 69 C FF 92 0-3 K ②	B SL 83 S SI 93 1 SAFE F SL 84 F SI 95 F FF 95 D SL 86 D SL 86 F SL 85 4-2 B SI 85 28 1B 1-2 BB		F FF 93 D CH 85 S SL 80 X SL 80 1-2 F7 ②			4	1	1	1	1	1	2
28 Nolan Arenado, R (1, 5) OBP: 0.378, SLG: 0.635	S SL 84 B FF 91 B FF 90 F SL 84 F SI 89 B FC 90 F FC 90 X SL 83 3-2 G1-3 ③			B FF 90 B CH 87 X SL 85 2-0 F9 ①		F CU 68 F FF 90 X SL 82 0-2 9 1B 1B	B FF 96 X FF 96 1-0 1-2 2-H 3-H 1B		B FF 94 B CU 74 F SL 80 X FF 94 2-1 F9 ③			5	0	2	2	0	0	2
9 Daniel Murphy, L (1, 3) OBP: 0.283, SLG: 0.389		C FF 88 B FF 89 B FF 90 C FF 90 X FF 90 2-2 G5-3 ①		B FF 91 B FF 90 C FF 90 C FF 90 B CU 70 F FF 89 F SL 84 B FF 89 4-2 24 G1-3 BB		X CH 87 0-0 24 BB 1-3 1B	F KC 82 C FF 96 D KC 81 B FF 96 F FF 97 F FF 97 D KC 84 S KC 83 3-3 K2-3 ③			B FF 92 X CH 85 1-0 F7 ①		4	0	1	0	1	1	2
24 Ryan McMahon, L (1, 4) OBP: 0.343, SLG: 0.403		C CH 86 S FF 90 B FF 90 B CU 72 S CU 69 2-3 K ②		C CH 88 C SI 88 F CU 70 B FF 89 X CU 68 1-2 G1-3 ②		F CH 88 B CH 87 C FF 90 B CH 87 F FF 90 B FF 90 B CU 72 4-2 1-2 BB		S FF 96 X FF 97 0-1 G4-3 ①		B FF 93 S SL 75 C SL 80 B FF 92 F SL 79 B CU 70 B FF 93 4-2 22 2-5 7 BB BB		3	0	0	0	2	1	1
7 Brendan Rodgers, R (1, 6) OBP: 0.323, SLG: 0.367		B FF 89 B FF 88 F FF 89 C SL 84 X SL 83 2-2 2B		C FF 90 F CU 68 X CU 67 0-2 P3 ③		B SL 84 F FF 90 C FF 91 X FF 92 1-2 L3 ③		B FF 96 B FF 96 B FF 96 C FF 95 C SL 82 X FF 96 3-2 L9 ②		B FF 93 B SL 75 1 SAFE B CH 85 B CH 86 4-0 1-2 BB		4	0	1	0	1	0	4
14 Tony Wolters, L (1, 2) OBP: 0.339, SLG: 0.426	C CU 73 B FF 90 S FF 90 S CU 66 1-3 K ③		B CU 72 F FF 89 B CH 87 B FF 91 X FF 90 3-1 G4-3 ①			B FF 91 X FS 82 1-0 G3 ①	S SL 84 C FF 96 F SL 86 X CH 93 0-2 G4-1 ③		B CU 79 B FF 91 F FF 92 C CH 85 F CH 85 F CH 86 X CH 86 2-2 L8 ②			5	0	0	0	0	1	3
18 Seunghwan Oh, R (11, 1)												0	0	0	0	0	0	0
31 Yonathan Daza, R (1, 8) OBP: 0.133, SLG: 0.071			C SL 79 X SL 83 0-1 G6-3 ①		X SL 83 0-0 G5-3 ②		B FS 84 B FS 84 C FF 91 S FF 92 F FS 84 X FS 83 2-2 15 FC1-6 12 WP 28 1B 1B		B SL 79 B SL 80 S FF 93 B FF 94 C SL 80 F SL 81 B CU 69 4-2 20 S BB	B CU 80 D FF 92 2-0 2-5 2-3 ③	B FF 90 X FF 91 1-0 L8 ①	3	1	1	0	0	0	0
27 Trevor Story, R (9, PH) OBP: 0.340, SLG: 0.507												0	0	0	0	1	0	0
29 Bryan Shaw, S (10, 1)												0	0	0	0	0	0	0
22 Chris Iannetta, R (10, PH) OBP: 0.338, SLG: 0.509 (11, 2)												1	0	0	0	0	0	0
55 Jon Gray, R (1, 1) OBP: 0.125, SLG: 0.087			C FF 88 B FF 90 B SL 84 C SL 83 B CU 71 S SL 83 3-3 K ②		C FF 89 B FF 90 C FF 90 B SL 84 S CU 72 2-3 K ③		C FF 92 B FF 92 B FS 84 B FF 91 4-1 15 FC1-6 1-2 BB		L SL 78 1 SAFE 1 SAFE M FF 92 1 SAFE F SL 81 1 SAFE B FF 93 F FF 92 3-3 B CU 71 F FF 94 B SL 79 S SL 79 1-2 K ①		B FF 92 X FF 91 1-0 15 1B 2B	2	0	0	0	2	0
37 Jairo Díaz, R (6, 1)												0	0	0	0	0	0	0
12 Mark Reynolds, R (7, PH) OBP: 0.316, SLG: 0.386												0	0	0	0	0	0	0
54 Carlos Estévez, R (8, 1)												0	0	0	0	0	0	0
45 Scott Oberg, R (9, 1)												0	0	0	0	0	0	0
20 Ian Desmond, R (9, PH) OBP: 0.308, SLG: 0.437 (10, 8)												2	1	1	0	0	1	1
Inning Stats	R: 0 E: 0 K: 1 S: 10 H: 0 LOB: 0 BB: 0 P: 16	R: 0 E: 0 K: 2 S: 12 H: 1 LOB: 1 BB: 0 P: 19	R: 0 E: 0 K: 1 S: 7 H: 0 LOB: 0 BB: 0 P: 11	R: 1 E: 0 K: 0 S: 13 H: 1 LOB: 1 BB: 1 P: 21	R: 0 E: 0 K: 1 S: 6 H: 0 LOB: 0 BB: 0 P: 11	R: 0 E: 0 K: 1 S: 15 H: 2 LOB: 3 BB: 1 P: 20	R: 2 E: 0 K: 1 S: 18 H: 2 LOB: 2 BB: 2 P: 33	R: 0 E: 0 K: 0 S: 9 H: 0 LOB: 0 BB: 0 P: 12	R: 0 E: 0 K: 1 S: 15 H: 0 LOB: 2 BB: 2 P: 29	R: 0 E: 0 K: 0 S: 9 H: 0 LOB: 2 BB: 2 P: 22	R: 1 E: 0 K: 0 S: 3 H: 2 LOB: 1 BB: 0 P: 5	1B: 5 2B: 2 3B: 0 HR: 1		SF: 0 SAC: 0 DP: 0 HBP: 0		WP: 1 PB: 0 SB: 1 CS: 0	PA: 46	

BOTTOM	
AB	38
R	4
H	8
RBI	4
BB	8
SO	8
LOB	17

PITCHER		IP	WLS	BF	H	R	ER	SO	BB	IBB	HBP	BLK	WP	HR	S	P	ERA	WHIP
21 Zack Greinke, R (1, 1) ERA: 2.78		6.0		24	4	1	1	6	2	0	0	0	0	1	63	98	1.50	1.000
66 Yoshihisa Hirano, R (7, 1) ERA: 5.79		0.2	H	4	1	2	2	0	1	0	0	0	1	0	7	14	27.00	3.000
40 Andrew Chafin, L (7, 1) ERA: 3.86		0.0		1	0	0	0	0	1	0	0	0	0	0	5	9	∞	∞
25 Archie Bradley, R (7, 1) ERA: 4.03		0.1	B	2	1	0	0	1	0	0	0	0	0	0	6	10	0.00	3.000
50 Yoan López, R (8, 1) ERA: 0.86		1.0		3	0	0	0	0	0	0	0	0	0	0	9	12	0.00	0.000

PITCHER		IP	WLS	BF	H	R	ER	SO	BB	IBB	HBP	BLK	WP	HR	S	P	ERA	WHIP
54 Jimmie Sherfy, R (9, 1) ERA: 0.93		1.1		8	0	0	0	1	4	0	0	0	0	0	8	19	0.00	3.000
35 Matt Andriese, R (10, 1) ERA: 4.4		1.0	L	5	2	1	1	0	0	0	0	0	0	0	8	14	9.00	2.000

Arizona Diamondbacks @ Colorado Rockies

Coors Field, Denver, CO

Tue May 28 2019, 6:43 PM - 9:45 PM MDT

Att. 21,583 - Cloudy - 53 F

TOP

livebaseballscorecards.com

Batter	1	2	3	4	5	6	7	8	9	AB	R	H	RBI	BB	SO	LOB
1 Jarrod Dyson, L (1, 8) OBP: 0.371, SLG: 0.400	C FF 95 X FF 95 0-1 5 L8 4 1B 1B		C SL 82 B CH 86 X CH 84 1-1 ① G3-1		C FF 91 B FF 90 X CU 81 1-1 ① L8	B SL 84 F SL 82 B FF 92 B FF 90 X SL 83 3-1 ③ G3-1			C CH 85 S FF 92 F CH 86 B FC 88 S CH 86 1-3 ① K	5	0	1	0	0	1	2
4 Ketel Marte, S (1, 4) OBP: 0.332, SLG: 0.525	B FF 95 1 SAFE B FF 94 C FF 94 S SL 86 F SL 85 B FF 94 1 SAFE F FF 94 3-2 F FF 94 F SL 86 X FF 95 10 G6-4-3 1-2 1B		B CU 78 C CH 85 B FF 93 S SL 83 X SL 83 2-2 ② G4-3		B FF 91 C FF 91 F FF 92 F SL 83 F CU 81 X FF 93 1-2 5 1B 2B		B SI 96 C SL 88 B SI 96 X SL 87 2-1 ① L9		C CU 79 B CH 88 B FC 91 B CH 87 F FF 92 F CH 88 X CH 87 3-2 ② G5-3	5	1	2	0	0	0	0
5 Eduardo Escobar, S (1, 5) OBP: 0.353, SLG: 0.561	X SL 86 0-0 ① L8 2-3		B CU 79 X CH 86 1-0 HR		B FF 90 B FF 92 B SL 81 X FF 93 3-0 53 BLK 2-H 1B		X SI 97 0-0 E6		C CU 79 B FF 94 X FF 93 1-1 ③ G1-3	5	1	2	2	0	0	2
10 Adam Jones, R (1, 9) OBP: 0.324, SLG: 0.488	X FF 93 0-0 ② ③ G6-4-3 1-2f		C FF 93 X SL 85 0-1 ③ G1-3		F FF 92 X FF 91 0-1 ② F8		B FF 97 X SI 96 1-0 ② G6-3			4	0	0	0	0	0	4
53 Christian Walker, R (1, 3) OBP: 0.316, SLG: 0.457		X FF 91 0-0 ① L4		B SL 86 C FF 92 F FF 94 X FF 92 1-2 ① F7	S FF 94 S CU 80 D SL 84 F SL 84 F FF 94 F CU 81 F FF 95 S FF 93 1-3 ③ K 1-2		F SI 96 X SL 87 0-1 ③ G5-3			4	0	0	0	0	1	2
16 Tim Locastro, R (1, 7) OBP: 0.526, SLG: 0.444		C FF 92 C FF 93 B FF 94 B SL 83 B FF 92 X FF 92 3-2 13 F9 2B		C CU 81 C FF 92 X SL 84 0-2 31 G3 13 1B 1B		C FF 92 F SL 83 X SL 83 0-2 ① P4		C CH 85 F CH 86 H CH 84 1-2 31 G1-3 HBP		3	0	2	0	0	0	0
13 Nick Ahmed, R (1, 6) OBP: 0.332, SLG: 0.429		F FF 91 B SL 84 B FF 92 X SL 82 2-1 ② F9 2-3		B FF 93 X FF 94 1-0 31 G3 1-2 1B		B CU 79 B FF 93 F FF 95 C FF 92 B FF 93 X SL 82 3-2 29 SH3-2-4 31 BB 1B		F CH 84 B FF 93 F CH 84 C FF 91 1-3 ① K		4	0	2	0	0	1	2
31 Alex Avila, L (1, 2) OBP: 0.462, SLG: 0.459		0-0 29 S IBB		B SL 84 D SL 82 B FF 93 X FF 94 3-0 ② G3 1-2 2-3		C CU 81 B FF 91 D CH 85 B SL 82 D SL 83 4-1 29 SH3-2-4 1-2 BB		X CH 86 0-0 ② G1-3 1-2		2	0	0	0	2	0	3
29 Merrill Kelly, R (1, 1) 58 Stefan Crichton, R (7, 1) 32 Kevin Cron, R (8, PH) OBP: 0.111, SLG: 0.250 25 Archie Bradley, R (8, 1)		D FF 94 F FF 94 C FF 94 S SL 82 1-3 ③ K 1-2		B SL 83 B FF 93 X FF 93 2-0 ③ L4		B FF 89 X FF 89 1-0 ② SH3-2-4 1-2 2-3		B CH 86 X FF 92 1-0 ③ G3		2 0 1 0	0 0 0 0	0 0 0 0	0 0 0 0	1 0 0 0	4 0 1 0	
Inning Stats	R: 0 H: 2 E: 0 LOB: 1 K: 0 BB: 0 S: 11 P: 14	R: 0 H: 1 E: 0 LOB: 2 K: 1 BB: 1 S: 9 P: 15	R: 1 H: 1 E: 0 LOB: 0 K: 0 BB: 0 S: 8 P: 12	R: 0 H: 2 E: 0 LOB: 2 K: 0 BB: 0 S: 9 P: 16	R: 1 H: 2 E: 0 LOB: 1 K: 1 BB: 0 S: 17 P: 23	R: 0 H: 1 E: 0 LOB: 2 K: 0 BB: 1 S: 10 P: 21	R: 0 H: 0 E: 1 LOB: 1 K: 0 BB: 0 S: 6 P: 9	R: 0 H: 0 E: 0 LOB: 1 K: 1 BB: 0 S: 7 P: 10	R: 0 H: 0 E: 0 LOB: 0 K: 1 BB: 0 S: 10 P: 15	1B: 6 SF: 0 2B: 2 SAC: 1 3B: 0 DP: 1 HR: 1 HBP: 1						WP: 0 PA: 39 PB: 0 SB: 1 CS: 0

	AB	35
	R	2
	H	9
	RBI	2
	BB	2
	SO	4
	LOB	20

PITCHER		IP	WLS	BF	H	R	ER	SO	BB	IBB	HBP	BLK	WP	HR	S	P	ERA	WHIP
49 Antonio Senzatela, R ERA: 5.81	(1, 1)	6.0		28	9	2	2	2	1	1	0	1	0	1	64	101	3.00	1.667
37 Jairo Díaz, R ERA: 3.86	(7, 1)	1.0	W	4	0	0	0	0	0	0	0	0	0	0	6	9	0.00	0.000
35 Chad Bettis, R ERA: 4.83	(8, 1)	2.0	S	7	0	0	0	2	0	0	1	0	0	0	17	25	0.00	0.000

PITCHER	IP	WLS	BF	H	R	ER	SO	BB	IBB	HBP	BLK	WP	HR	S	P	ERA	WHIP

Batter	1	2	3	4	5	6	7	8	9	AB	R	H	RBI	BB	SO	LOB
15 Raimel Tapia, L (1, 7) OBP: 0.323, SLG: 0.497	B FF 94 B FF 93 F FF 94 X CH 87 2-1 ① G4-3			C FC 90 F FF 93 F CU 84 B FF 93 F CU 83 B CH 88 X FC 92 2-2 26 G4-3 28 WP 2B	B CH 85 F CH 85 S FF 91 X FF 92 1-2 ③ G6-3			S FF 94 S FF 95 X FF 95 0-2 ① L8		4	1	1	0	0	0	1
27 Trevor Story, R (1, 6) OBP: 0.339, SLG: 0.500	C FC 93 F FF 94 F FF 94 S CU 83 0-3 ② K2-3			F CU 80 C FC 92 X FF 93 0-2 ① G6-3		C CU 79 X CU 80 0-1 ① G5-3		B KC 82 B KC 84 S SI 95 C KC 84 F FF 95 B SI 96 D KC 85 4-2 9 BB 28 BB 24 2B BB		3	1	0	0	1	1	1
26 David Dahl, L (1, 9) OBP: 0.347, SLG: 0.481	B FF 94 S CH 88 X FC 92 1-1 ③ F9			X CU 81 0-0 ② G4-3 2-3		B CH 84 S FF 91 F CH 87 B FF 92 F CU 81 B CU 82 F FF 93 F FC 92 S FF 93 3-3 ② K		X FF 95 0-0 ② L8		4	0	0	0	0	1	2
28 Nolan Arenado, R (1, 5) OBP: 0.385, SLG: 0.634		X FF 94 0-0 9 G3 1B		B SI 93 F FC 93 F CU 84 B FF 93 D CU 84 F SI 93 B SI 94 4-2 9 2B BB 3-H		X FC 92 0-0 ③ P6		F FF 96 B FF 95 D KC 86 B FF 96 B KC 82 4-1 9 BB 24 2B BB 1-2		2	2	1	0	2	0	0
9 Daniel Murphy, L (1, 3) OBP: 0.291, SLG: 0.398		B FF 93 B FF 92 X FC 91 2-0 ① ② G3 1-2f		F CH 86 X FC 91 0-1 1-H 2B			C FF 90 F CU 78 F CU 81 C FF 91 0-3 ① K	F FF 96 F FF 95 B FF 95 F KC 82 D FF 95 B FF 96 B FF 95 4-2 24 2B BB 1-2 2-3		3	0	1	1	1	1	1
24 Ryan McMahon, L (1, 4) OBP: 0.340, SLG: 0.407		B FF 94 F CH 88 B FF 94 S FF 94 B FF 95 X FC 93 3-2 ③ G3		C FF 92 C FC 92 F FF 92 D CU 82 B FC 92 F CH 87 B FF 92 F CH 86 X FC 91 3-2 ③ G3-1			C FF 90 B FF 91 X FC 89 1-1 ② G4-3	B FF 96 B FF 96 X FF 96 2-0 1-3 2-H 3-H 2B		4	0	1	2	0	0	1
20 Ian Desmond, R (1, 8) OBP: 0.312, SLG: 0.439			B SI 92 X FC 91 1-0 22 G5-4-3 1B		C FC 90 B FC 90 B FF 91 S FC 91 C FF 92 2-3 ① K		C FC 89 C FF 92 F FC 89 B FC 90 F FF 90 B FF 92 X FF 92 2-2 22 HR 1B	B FF 94 B FF 94 X SI 95 2-0 ③ G5-3		4	1	2	0	0	1	2
22 Chris Iannetta, R (1, 2) OBP: 0.353, SLG: 0.567			B FC 90 B FC 91 1 SAFE X FF 92 2-0 ① ② G5-4-3 1-2f		B CU 81 F CU 91 S CU 82 X FF 92 1-2 49 SH3-4 1B		F CU 78 B FC 90 X CU 78 1-1 1-H HR			3	1	2	2	0	0	1
49 Antonio Senzatela, R (1, 1) 37 Jairo Díaz, R (7, 1) 12 Mark Reynolds, R (7, PH) OBP: 0.315, SLG: 0.382 35 Chad Bettis, R (8, 1)			F FF 93 B CU 82 F FF 93 C CU 81 1-3 ③ K		L FF 91 B FC 89 X FF 90 1-1 ② SH3-4 1-2		X SI 92 0-0 ③ L6			1 0 1 0	0 0 0 0	0 0 0 0	0 0 0 0	0 0 0 0	1 0 0 0	0 0 0 0
Inning Stats	R: 0 E: 0 K: 1 S: 8 H: 0 LOB: 0 BB: 0 P: 11	R: 0 E: 0 K: 0 S: 5 H: 1 LOB: 0 BB: 0 P: 10	R: 0 E: 0 K: 1 S: 5 H: 1 LOB: 0 BB: 0 P: 9	R: 2 E: 0 K: 0 S: 20 H: 2 LOB: 1 BB: 1 P: 29	R: 0 E: 0 K: 1 S: 11 H: 1 LOB: 1 BB: 0 P: 16	R: 0 E: 0 K: 1 S: 9 H: 0 LOB: 0 BB: 0 P: 12	R: 2 E: 0 K: 1 S: 14 H: 2 LOB: 0 BB: 0 P: 18	R: 2 E: 0 K: 0 S: 13 H: 1 LOB: 2 BB: 3 P: 29		1B: 4 2B: 3 3B: 0 HR: 1 SF: 0 SAC: 1 DP: 2 HBP: 0						

PITCHER		IP	WLS	BF	H	R	ER	SO	BB	IBB	HBP	BLK	WP	HR	S	P	ERA	WHIP
29 Merrill Kelly, R ERA: 4.83	(1, 1)	6.2	L	26	7	4	4	5	1	0	0	0	1	1	71	104	5.40	1.200
58 Stefan Crichton, R ERA:	(7, 1)	0.1		1	0	0	0	0	0	0	0	0	0	0	1	1	0.00	0.000
25 Archie Bradley, R ERA: 4.63	(8, 1)	1.0		7	1	2	2	0	3	0	0	0	0	0	13	29	18.00	4.000

PITCHER	IP	WLS	BF	H	R	ER	SO	BB	IBB	HBP	BLK	WP	HR	S	P	ERA	WHIP

BOTTOM

Arizona Diamondbacks @ Colorado Rockies

Coors Field, Denver, CO

Tue May 28 2019, 6:43 PM - 9:45 PM MDT

Att. 21,583 - Cloudy - 53 F

livebaseballscorecards.com

AB	29
R	6
H	8
RBI	5
BB	4
SO	5
LOB	9

WP: 1	PB: 0	SB: 0
CS: 0	PA: 34	

Batter	1	2	3	4	5	6	7	8	9	AB	R	H	RBI	BB	SO	LOB
16 Tim Locastro, R (1, 8) OBP: 0.465, SLG: 0.375	C FF 94 X FS 84 0-1 ① G5-3	C CU 79 D CU 80 F FS 84 X CU 80 1-2 ② L5		B CU 79 C FS 85 B FS 85 B FF 94 C FF 93 F FS 85 S FF 94 3-3 ③ K		S FC 83 S FC 83 D FC 83 X SL 83 1-2 ③ L7			B SL 86 X FF 94 1-0 ② G1-3	5	0	0	0	0	1	3
15 Ildemaro Vargas, S (1, 4) OBP: 0.300, SLG: 0.390	B FF 94 F FS 85 B FS 84 B FF 94 C FF 93 B FF 93 4-2 BB	B FS 86 B FS 84 B FF 95 C FF 93 F FF 94 B FF 95 4-2 BB			C FF 92 B CU 77 F FF 93 X FF 94 1-2 5 G6-4-3 1B		B FF 98 B FF 97 B FF 99 C FF 97 C FF 98 X FF 97 3-2 1B		B FF 95 C FF 95 B FF 95 F FF 95 B SL 87 B FF 95 4-2 BB	2	0	2	0	3	0	0
5 Eduardo Escobar, S (1, 5) OBP: 0.346, SLG: 0.548	F FF 94 B FF 94 1 SAFE C FF 94 B FF 96 S FF 94 2-3 ② K	F FS 85 B FF 95 B FF 94 S FF 94 S FF 96 2-3 ③ K			C FS 84 S FS 85 F FF 93 F FF 94 1 SAFE X FS 85 0-2 ①② G6-4-3 1-2f		C SL 88 B SL 89 F FF 97 S FF 99 1-3 ① K		B SL 83 F FF 94 S SL 83 B FF 95 F SL 84 F FF 95 F FF 94 S SL 86 2-3 ③ K	5	0	0	0	0	4	7
10 Adam Jones, R (1, 9) OBP: 0.323, SLG: 0.498	1 SAFE C FS 84 F FF 95 S FF 95 0-3 ③ K		B CU 78 S FF 95 F FS 85 S CU 80 1-3 ① K		X FF 94 0-0 HR		D SL 89 B FF 100 S SL 89 B SL 89 S SL 89 S SL 89 3-3 ② K			4	1	1	1	0	3	2
32 Kevin Cron, R (1, 3) OBP: 0.231, SLG: 0.500		B CU 77 B CU 78 F FF 94 B FS 86 X FF 94 3-1 19 1B 2B	C CU 78 B CU 79 F FF 94 X FF 96 1-2 2B		C CU 78 B FS 87 X FF 93 1-1 ③ G6-3		F SL 89 S FF 96 X SL 91 0-2 ③ F7			4	1	2	0	0	0	1
19 Blake Swihart, S (1, 7) OBP: 0.232, SLG: 0.318		S FF 94 S FF 94 B FF 96 D CU 80 X FF 94 2-2 13 1B 18 1B 2-H 1B	T FS 84 C FF 94 D CU 79 D CU 80 S FF 94 2-3 ② K			C CU 76 S FC 83 B CU 76 X FF 92 1-2 ① G4-3		C FC 93 S SL 82 S CU 82 0-3 ① K		4	1	1	1	0	2	1
13 Nick Ahmed, R (1, 6) OBP: 0.330, SLG: 0.426		X FF 94 0-0 18 1B 1-2 1B	C CU 77 F FS 84 F FF 95 X FF 94 0-2 ③ P3			B CU 72 S FC 83 F FF 92 X FF 90 1-2 ② G6-3		B FC 94 B FC 93 X FC 93 2-0 ② G5-3		4	0	1	0	0	0	1
18 Carson Kelly, R (1, 2) OBP: 0.346, SLG: 0.505 1 Jarrod Dyson, L (8, PR) OBP: 0.371, SLG: 0.400 40 Andrew Chafin, R (8, 1)		C FF 96 X CU 78 0-1 38 SH1-4 1-3 2-H 1B		C CU 76 F FF 94 B FF 93 X CU 79 1-2 ① F7		B FC 86 B FF 92 B FF 90 C FF 91 X FF 90 3-1 HR		B SL 84 B FC 93 F SL 82 X FC 93 2-1 31 CS 1B		4 0 0	1 0 0	3 0 0	2 0 0	0 0 0	0 0 0	0 0 0
38 Robbie Ray, L (1, 1) OBP: 0.048, SLG: 0.048 58 Stefan Crichton, R (5, 1) 53 Christian Walker, R (6, PH) OBP: 0.319, SLG: 0.460 66 Yoshihisa Hirano, R (6, 1) 50 Yoan López, R (7, 1) 31 Alex Avila, L (8, PH) OBP: 0.453, SLG: 0.447 (8, 2)		X FF 94 0-0 ① SH1-4 1-2		C FF 94 S FS 84 X FF 94 0-2 ② G5-3		B CU 76 F FC 81 F FF 91 F FC 86 X FC 84 1-2 1B		B SL 82 B FC 95 2-0 ③ CS 1-2	S SL 86 T FF 95 B SL 84 S SL 86 1-3 ① K	1 0 1 0 0 1	0 0 0 0 0 0	0 0 1 0 0 0	0 0 0 0 0 1	0 0 0 0 0 0	0 0 0 0 0 1	0 0 0 0 0 0
Inning Stats	R: 0 E: 0 K: 2 S: 10 H: 0 LOB: 1 BB: 1 P: 16	R: 2 E: 0 K: 1 S: 17 H: 4 LOB: 3 BB: 1 P: 29	R: 0 E: 0 K: 2 S: 13 H: 1 LOB: 1 BB: 0 P: 17	R: 0 E: 0 K: 1 S: 10 H: 0 LOB: 0 BB: 0 P: 14	R: 1 E: 0 K: 0 S: 11 H: 2 LOB: 0 BB: 0 P: 13	R: 1 E: 0 K: 0 S: 15 H: 2 LOB: 1 BB: 0 P: 22	R: 0 E: 0 K: 2 S: 12 H: 1 LOB: 1 BB: 0 P: 19	R: 0 E: 0 K: 1 S: 6 H: 1 LOB: 1 BB: 0 P: 12	R: 0 E: 0 K: 2 S: 12 H: 0 LOB: 1 BB: 1 P: 20	1B: 7 2B: 2 3B: 0 HR: 2 SF: 0 SAC: 1 DP: 1 HBP: 0						

PITCHER		IP	WLS	BF	H	R	ER	SO	BB	IBB	HBP	BLK	WP	HR	S	P	ERA	WHIP
34 Jeff Hoffman, R ERA: 7.2	(1, 1)	5.0	W	23	7	3	3	6	2	0	0	0	0	1	61	89	5.40	1.800
18 Seunghwan Oh, R ERA: 9.87	(6, 1)	1.0	H	5	2	1	1	0	0	0	0	0	0	1	15	22	9.00	2.000
54 Carlos Estévez, R ERA: 4.21	(7, 1)	1.0	H	4	1	0	0	2	0	0	0	0	0	0	12	19	0.00	1.000
29 Bryan Shaw, R ERA: 2.94	(8, 1)	1.0	H	3	1	0	0	1	0	0	0	0	0	0	6	12	0.00	1.000
45 Scott Oberg, R ERA: 1.8	(9, 1)	1.0	S	4	0	0	0	2	1	0	0	0	0	0	12	20	0.00	1.000

PITCHER	IP	WLS	BF	H	R	ER	SO	BB	IBB	HBP	BLK	WP	HR	S	P	ERA	WHIP

TOP

Arizona Diamondbacks @ Colorado Rockies

Coors Field, Denver, CO

Wed May 29 2019, 6:41 PM - 9:52 PM MDT

Att. 24,261 - Partly Cloudy - 58 F

livebaseballscorecards.com

AB	35
R	4
H	11
RBI	4
BB	3
SO	11
LOB	15

WP: 0	PA: 40		
PB: 0			
SB: 0			
CS: 1			

Batter	1	2	3	4	5	6	7	8	9	AB	R	H	RBI	BB	SO	LOB
15 Raimel Tapia, L (1, 7) OBP: 0.321, SLG: 0.490	B FF 92 C FF 93 B FF 93 S SL 85 X SL 85 2-2 28 F8 27 1B 12 G5-3 1B		S FF 94 S FF 94 X FF 94 0-2 ② G4-3	1 SAFE S SL 85 F FF 94 F FF 94 T SL 85 0-2 ③ K			S SL 83 S FF 96 B FF 96 B SL 82 B SL 82 S FF 96 3-3 ① K			4	1	1	0	0	2	1
27 Trevor Story, R (1, 6) OBP: 0.346, SLG: 0.509	F SI 92 B FF 93 1 SAFE X SI 93 1-1 12 G5-3 12 S 1-2 1B		B FF 95 B FF 95 B KC 82 X FF 93 3-0 1B		B FF 91 B KC 81 F FF 92 C FF 92 S FF 93 2-3 ① K		B FF 96 F SL 79 F SL 83 X SL 83 1-2 9 L4-6 2B			4	0	3	0	0	1	0
28 Nolan Arenado, R (1, 5) OBP: 0.387, SLG: 0.630	B FF 92 F SL 84 B SL 83 2 SAFE F FF 92 B SL 85 X KC 83 3-2 ① F8 2-3		F FF 93 B FF 94 F FF 94 S SL 86 1-3 ③ K		S SL 82 F FF 94 X FF 92 0-2 26 1B 20 E 1B		0-0 IBB			3	1	1	0	1	1	3
12 Mark Reynolds, R (1, 3) OBP: 0.315, SLG: 0.374 9 Daniel Murphy, L (7, PH) OBP: 0.288, SLG: 0.394 (8, 3)	1 SAFE D KC 83 1 SAFE D SL 85 1 SAFE S SL 85 D SL 85 X SL 86 3-1 ② G5-3 1-3 3-H			S KC 82 B KC 82 C SL 85 B FF 93 B KC 82 B FF 95 4-2 20 BB 26 BB 7 1B BB	C KC 80 S KC 82 F KC 83 S KC 82 0-3 ② K		C FF 96 X FF 96 0-1 ②③ L4-6 2-2			2 1	1 0	0 0	1 0	1 0	1 0	2 2
26 David Dahl, L (1, 9) OBP: 0.356, SLG: 0.484	S FF 94 D SL 87 S SL 86 D SL 86 B FF 94 C FF 93 3-3 ③ K			1 SAFE C FF 93 D SL 86 C FF 94 D SL 86 F FF 94 B FF 95 B FF 95 4-2 20 BB 7 1B 1-2 BB	F SL 84 F FF 94 B FF 95 X FF 94 1-2 1-3 1B			X FF 93 0-0 20 G6-3 1B		3	1	2	0	1	1	1
20 Ian Desmond, R (1, 8) OBP: 0.316, SLG: 0.443		B FF 90 C FF 91 B FF 93 X SL 83 2-1 ① 2B	B FF 93 B FF 92 B SI 92 B FF 92 4-0 22 7 G6-4-3 1B 34 1B 1-2 2-3 BB		C SI 93 F SI 94 1 SAFE F SI 94 1 SAFE S CU 80 0-3 ③ K 1-1 3-H			X SI 94 0-0 ①② G6-3 1-2f		3	1	1	0	1	1	2
7 Brendan Rodgers, R (1, 4) OBP: 0.371, SLG: 0.375		B FF 92 B FF 92 S SL 84 B SL 83 B SI 93 4-1 22 G5-4-3 BB	B SL 83 F SL 84 B FF 92 X SL 84 2-1 22 G6-4-3 1-2 2-H 3-H 1B			B FF 90 B FF 91 B FF 91 C FF 88 B FF 90 4-1 22 G4-6-3 BB	C SI 94 B SL 85 C SI 94 F FF 94 F SL 84 S SL 84 1-3 ③ K		2	0	1	2	2	1	0
22 Chris Iannetta, R (1, 2) OBP: 0.338, SLG: 0.540		C KC 83 D KC 82 X KC 81 1-1 ②③ G5-4-3 1-2f	D KC 82 S KC 82 F KC 81 B FF 91 X KC 82 2-2 ①② G6-4-3 1-2f 2-3			B FS 83 X FF 90 1-0 ①② G4-6-3 1-2f			3	0	0	0	0	0	4
34 Jeff Hoffman, R (1, 1) OBP: 0.167, SLG: 0.167 18 Seunghwan Oh, R (6, 1) 31 Yonathan Daza, R (6, PH) OBP: 0.125, SLG: 0.067 54 Carlos Estévez, R (7, 1) 29 Bryan Shaw, S (8, 1) 45 Scott Oberg, R (9, 1)			S FF 90 B FF 92 F FF 92 F KC 81 F KC 81 F FF 94 S SL 83 1-3 ① K2-3	X FF 91 0-0 1B 3-H			S FS 84 B FS 84 X FS 84 1-1 ③ G3-1			2 0 1 0 0 0	0 0 0 0 0 0	1 0 0 0 0 0	1 0 0 0 0 0	0 0 0 0 0 0	1 0 0 0 0 0	0 0 0 0 0 0
Inning Stats	R: 1 E: 0 K: 1 S: 13 H: 2 LOB: 1 BB: 0 P: 25	R: 0 E: 0 K: 0 S: 5 H: 1 LOB: 0 BB: 1 P: 12	R: 0 E: 0 K: 2 S: 13 H: 1 LOB: 1 BB: 0 P: 18	R: 3 E: 0 K: 1 S: 15 H: 2 LOB: 1 BB: 3 P: 31	R: 1 E: 1 K: 3 S: 17 H: 2 LOB: 1 BB: 0 P: 20	R: 0 E: 0 K: 0 S: 4 H: 0 LOB: 0 BB: 1 P: 10	R: 0 E: 0 K: 1 S: 8 H: 1 LOB: 1 BB: 1 P: 12	R: 0 E: 0 K: 1 S: 7 H: 1 LOB: 0 BB: 0 P: 8		1B: 8 2B: 3 3B: 0 HR: 0 SF: 0 SAC: 0 DP: 5 HBP: 0		WP: 0 PB: 0 SB: 1 CS: 0 PA: 34				

PITCHER		IP	WLS	BF	H	R	ER	SO	BB	IBB	HBP	BLK	WP	HR	ERA	WHIP
38 Robbie Ray, L ERA: 3.59	(1, 1)	4.2	L	23	8	5	4	6	4	0	0	0	0	0	7.71	2.571
58 Stefan Crichton, R ERA:	(5, 1)	0.1		1	0	0	0	1	0	0	0	0	0	0	0.00	0.000
66 Yoshihisa Hirano, R ERA: 5.49	(6, 1)	1.0		3	0	0	0	0	1	0	0	0	0	0	0.00	1.000
50 Yoan López, R ERA: 0.82	(7, 1)	1.0		4	1	0	0	1	0	1	0	0	0	0	0.00	1.000
40 Andrew Chafin, L ERA: 3.63	(8, 1)	1.0		3	1	0	0	1	0	0	0	0	0	0	0.00	1.000

PITCHER	IP	WLS	BF	H	R	ER	SO	BB	IBB	HBP	BLK	WP	HR	S	P	ERA	WHIP

BOTTOM

Arizona Diamondbacks @ Colorado Rockies

Coors Field, Denver, CO

Wed May 29 2019, 6:41 PM - 9:52 PM MDT

Att. 24,261 - Partly Cloudy - 58 F

livebaseballscorecards.com

AB	28
R	5
H	10
RBI	4
BB	6
SO	9
LOB	15

Batter	1	2	3	4	5	6	7	8	9	10	AB	R	H	RBI	BB	SO	LOB
4 Ketel Marte, S (1, 8) OBP: 0.333, SLG: 0.523	F FF 90 S CU 82 F CU 82 B FF 92 X CH 86 1-2 16 FC5-4 1B	F FF 94 B FF 94 S SL 88 B SL 86 X FF 94 2-2 ③ G6-3			C FF 92 S CU 79 B FF 94 B FC 88 C FF 93 2-3 ① K		B SL 90 F SI 97 B SL 88 X SL 88 2-1 ③ G3-1	B FF 94 B FF 94 F FF 94 X FF 93 2-1 1-2 1B			5	0	2	0	0	1	0
16 Tim Locastro, R (1, 7) OBP: 0.458, SLG: 0.417	B FF 93 B SL 87 C FF 92 B FF 92 X SI 90 3-1 ① FC5-4 5 FC5-4 1-2f		C CU 83 B SL 85 C FF 90 B CU 83 X SI 90 2-2 5 1B 3B		B FC 91 C CH 86 X FC 92 1-1 ② G4-3			5 HR BB			4	2	1	0	1	0	3
5 Eduardo Escobar, S (1, 5) OBP: 0.347, SLG: 0.558	S FF 93 B SL 86 B FF 92 1 SAFE F FF 92 X CH 87 2-2 ② FC5-4 10 2B 1-2f		B FF 91 F SL 87 S SI 90 X FF 92 1-2 53 G5-4-3 3-H 1B		X FF 93 0-0 ③ G3			X SL 84 0-0 1-H HR	C FF 93 F CH 88 B FF 94 B SL 86 F FF 96 S FF 96 2-3 ① K		5	2	2	3	0	1	1
10 Adam Jones, R (1, 9) OBP: 0.329, SLG: 0.505	B CU 81 C FF 92 X CU 82 1-1 53 HR 1-H 2B		B FF 92 F SI 90 S SL 87 F CH 86 S FF 91 1-3 ① K			C SI 97 X SL 88 0-1 1B		B FC 91 X FC 92 1-0 53 1B 53 E 1B	S FF 94 S SL 86 S SL 85 0-3 ② K		5	2	3	1	0	2	1
53 Christian Walker, R (1, 3) OBP: 0.321, SLG: 0.474	B FF 93 C FF 92 X FF 93 1-1 2-H HR		B CH 84 F CH 90 1 SAFE F CH 87 B FF 90 D SL 84 X CH 87 3-2 ②③ G5-4-3 1-2f			F FF 95 F SI 96 S SL 88 0-3 ① K		B CU 79 F FC 92 D FC 92 B FC 92 X FC 92 3-1 E8 13 2B 1-H 1B	X SL 86 0-0 ③ F8		5	2	2	2	0	1	2
15 Ildemaro Vargas, S (1, 4) OBP: 0.282, SLG: 0.366	X SI 92 0-0 ③ G5-3			C CU 80 F CU 79 B CU 80 B FF 94 S CH 87 2-3 ① K		C SI 97 F FF 97 S SL 88 0-3 ② K		B FC 94 B FC 93 F FC 92 X FC 92 2-1 ① F7		C FF 90 B CH 85 B FC 81 B FC 82 C FF 90 F FC 82 X FF 90 3-2 ① G3-1	5	0	0	0	0	2	2
13 Nick Ahmed, R (1, 6) OBP: 0.336, SLG: 0.432		C CH 88 X SL 84 0-1 18 G5-4-3 1B		F CH 88 C CU 80 S CU 82 0-3 ② K		F SI 96 F SL 87 B SL 87 D SL 86 S SL 86 2-3 ③ K		F SL 83 X CU 82 0-1 18 1B 3-H 2B		B CU 76 B CU 73 S FC 83 S FC 81 F FF 90 B FC 84 F FC 83 B FF 91 4-2 BB	4	1	2	1	1	2	1
18 Carson Kelly, R (1, 2) OBP: 0.357, SLG: 0.510		C FF 90 S SL 88 B FF 92 D SL 88 B SL 85 F SL 88 X FF 92 3-2 ①② G5-4-3 1-2f		C FF 94 F FC 91 B CH 87 X FF 94 1-2 1B			S SL 87 S SL 87 F SL 87 B SL 88 X SI 96 1-2 19 G3-6 1B	F FC 92 F FC 94 D SL 82 F SL 83 X FC 94 1-2 4 1B 2-H 1B		S FC 82 B FC 83 C FF 91 B FC 83 F FF 90 C FF 91 2-3 ② K	5	0	3	1	0	1	2
45 Taylor Clarke, R (1, 1) 30 T.J. McFarland, L (3, 1) 35 Matt Andriese, R (6, 1) 19 Blake Swihart, S (7, PH) 52 Zack Godley, R (7, 1) 32 Kevin Cron, R (8, PH) 50 Yoan López, R (8, 1) 40 Andrew Chafin, R (8, 1) 1 Jarrod Dyson, L (10, PR) 66 Yoshihisa Hirano, R (10, 1)		C SI 91 S SL 86 B SL 86 B SL 86 X FF 91 2-2 HR		C FF 92 B FF 93 S CH 86 D CU 81 D CH 89 S FF 92 3-3 ③ K			B FF 96 F FF 95 X SI 96 1-1 ①② G3-6 1-2f	S FF 93 F FF 93 S FF 97 0-3 ② K		S FC 82 X FC 81 0-1 ③ F7	1 1 0 1 0 1 0 0 1 0	1 0 0 0 0 0 0 0 0 0	1 0 0 0 0 0 0 0 0 0	1 0 0 0 0 0 1 0 0 0	0 1 0 1 0 0 1 0 0 0	0 1 0 0 0 0 1 0 0 0	0 1 0 1 0 0 1 0 1 0
Inning Stats	R: 3 E: 0 K: 0 S: 14 H: 3 LOB: 0 BB: 0 P: 22	R: 1 E: 0 K: 0 S: 12 H: 2 LOB: 0 BB: 0 P: 19	R: 1 E: 0 K: 1 S: 13 H: 2 LOB: 0 BB: 0 P: 20	R: 0 E: 0 K: 3 S: 12 H: 1 LOB: 1 BB: 0 P: 18	R: 0 E: 0 K: 1 S: 6 H: 0 LOB: 0 BB: 0 P: 9	R: 0 E: 0 K: 3 S: 11 H: 1 LOB: 1 BB: 0 P: 13	R: 0 E: 0 K: 0 S: 8 H: 1 LOB: 0 BB: 0 P: 12	R: 5 E: 1 K: 1 S: 22 H: 6 LOB: 2 BB: 1 P: 36	R: 0 E: 0 K: 2 S: 8 H: 0 LOB: 0 BB: 0 P: 10	R: 0 E: 0 K: 1 S: 14 H: 0 LOB: 1 BB: 1 P: 23	1B: 10 2B: 2 3B: 1 HR: 3	SF: 0 SAC: 0 DP: 3 HBP: 0	WP: 0 PB: 0 SB: 0 CS: 0	PA: 45			

PITCHER		IP	WLS	BF	H	R	ER	SO	BB	IBB	HBP	BLK	WP	HR	S	P	ERA	WHIP
21 Kyle Freeland, L ERA: 7.13	(1, 1)	3.0		14	7	5	5	1	0	0	0	0	0	2	39	61	15.00	2.333
35 Chad Bettis, R ERA: 4.54	(4, 1)	2.0		7	1	0	0	4	0	0	0	0	0	0	18	27	0.00	0.500
37 Jairo Díaz, R ERA: 2.7	(6, 1)	2.0	H	7	2	0	0	3	0	0	0	0	0	0	19	25	0.00	1.000
38 Mike Dunn, L ERA: 5.4	(8, 1)	0.0		2	1	2	2	0	1	0	0	0	0	1	4	8	∞	∞
29 Bryan Shaw, R ERA: 3.71	(8, 1)	0.1	B	5	4	3	3	0	0	0	0	0	0	0	11	18	81.00	12.000

PITCHER		IP	WLS	BF	H	R	ER	SO	BB	IBB	HBP	BLK	WP	HR	S	P	ERA	WHIP
51 Jake McGee, L ERA:	(8, 1)	0.2		3	1	0	0	1	0	0	0	0	0	0	7	10	0.00	1.500
45 Scott Oberg, R ERA: 1.73	(9, 1)	1.0		3	0	0	0	2	0	0	0	0	0	0	8	10	0.00	0.000
18 Seunghwan Oh, R ERA: 9.33	(10, 1)	1.0	W	4	0	0	0	1	1	0	0	0	0	0	14	23	0.00	1.000

TOP

Arizona Diamondbacks @ Colorado Rockies

Coors Field, Denver, CO

Thu May 30 2019, 1:12 PM - 5:02 PM MDT

Att. 30,371 - Sunny - 65 F

livebaseballscorecards.com

AB	43
R	10
H	16
RBI	9
BB	2
SO	12
LOB	16

Arizona Diamondbacks @ Colorado Rockies

Coors Field, Denver, CO

Thu May 30 2019, 1:12 PM - 5:02 PM MDT

Att. 30,371 - Sunny - 65 F

livebaseballscorecards.com

Batter	1	2	3	4	5	6	7	8	9	10	AB	R	H	RBI	BB	SO	LOB
15 Raimel Tapia, L (1, 7) OBP: 0.316, SLG: 0.484	2-2 27 WP 9 1B 2B	2-2 ② G4-3		0-2 ① L7		1-1 ① L7		0-0 ② G4-3		1-3 ① K	6	1	1	0	0	1	0
27 Trevor Story, R (1, 6) OBP: 0.353, SLG: 0.527	3-3 ① K 2-3	2-1 26 HR 3B		1-0 26 CS 1B		1-3 ② K		1-0 26 1B 28 1B 1B		2-2 26 G3-1 9 1B 2B	6	3	4	0	0	2	1
26 David Dahl, L (1, 9) OBP: 0.372, SLG: 0.512	4-1 28 HBP 9 1B BB	1-0 3-H HR		2-0 ② 1-2 1B		1-2 1B		1-1 28 1B 1-3 1B		0-2 ② G3-1 2-3	5	2	4	2	1	0	1
28 Nolan Arenado, R (1, 5) OBP: 0.389, SLG: 0.623	1-1 9 1B 14 SF7 1-2 HBP	1-3 ③ K		1-0 ③ G6-3		0-1 F8		1-2 9 BB 1-3 3-H 1B		0-0 9 1B IBB	4	1	1	1	1	1	2
9 Daniel Murphy, L (1, 3) OBP: 0.308, SLG: 0.404	3-2 24 BB 1-3 2-H 3-H 1B		2-1 24 HR 1B		2-2 ① G5-3		0-3 ① K	4-1 1-2 BB		2-1 1-2 3-H 1B	5	1	3	3	1	1	0
24 Ryan McMahon, L (1, 4) OBP: 0.356, SLG: 0.449	4-2 1-2 BB	1-2 1-H HR		1-1 14 1B 2B			2-2 14 G4-6-3 1B	1-3 ③ K			4	2	3	2	1	1	3
14 Tony Wolters, L (1, 2) OBP: 0.336, SLG: 0.424 51 Jake McGee, L (8, 1) 45 Scott Oberg, R (9, 1) 7 Brendan Rodgers, R (9, PH) OBP: 0.361, SLG: 0.364 18 Seunghwan Oh, R (10, 1)	0-0 ② SF7 3-H		0-1 ① G4-3		0-2 2-H 1B		2-1 ② ③ G4-6-3 1-2f		0-3 ① K		3 0 0 1 0	0 0 0 0 0	1 0 0 0 0	2 0 0 1 0	0 0 0 0 0	0 0 0 1 0	1 0 0 0 0
31 Yonathan Daza, R (1, 8) OBP: 0.105, SLG: 0.056 20 Ian Desmond, R (8, PH) OBP: 0.318, SLG: 0.463 (9, 8)	0-3 ③ K2-3		2-0 ② G3-1		0-2 ② P4			3-2 HR		1-3 ② K	3 2	0 1	0 1	0 1	0 0	1 1	3 0
21 Kyle Freeland, L (1, 1) OBP: 0.214, SLG: 0.083 35 Chad Bettis, R (4, 1) 12 Mark Reynolds, R (5, PH) OBP: 0.313, SLG: 0.370 37 Jairo Diaz, R (6, 1) 38 Mike Dunn, L (8, 1) 29 Bryan Shaw, S (8, 1) 22 Chris Iannetta, R (8, 2) OBP: 0.329, SLG: 0.523		0-1 ① G4-3	0-3 ③ K		1-2 ③ F9			1-3 ① K		1-1 ③ L8	2 0 1 0 0 0 2	0 0 0 0 0 0 0	0 0 0 0 0 0 0	0 0 0 0 0 0 0	0 0 0 0 0 0 0	1 0 0 0 0 0 1	0 0 1 0 0 0 0
Inning Stats	R: 3 H: 2 E: 0 LOB: 2 K: 2 BB: 2 S: 20 P: 37	R: 2 H: 2 E: 0 LOB: 0 K: 1 BB: 0 S: 12 P: 18	R: 2 H: 2 E: 0 LOB: 0 K: 1 BB: 0 S: 11 P: 16	R: 0 H: 2 E: 0 LOB: 1 K: 0 BB: 0 S: 6 P: 10	R: 1 H: 2 E: 0 LOB: 1 K: 0 BB: 0 S: 15 P: 19	R: 0 H: 1 E: 0 LOB: 1 K: 1 BB: 0 S: 10 P: 13	R: 0 H: 1 E: 0 LOB: 0 K: 1 BB: 0 S: 8 P: 12	R: 2 H: 4 E: 0 LOB: 3 K: 2 BB: 1 S: 19 P: 31	R: 0 H: 0 E: 0 LOB: 0 K: 2 BB: 0 S: 10 P: 12	R: 1 H: 2 E: 0 LOB: 2 K: 1 BB: 1 S: 12 P: 17	1B: 11 2B: 3 3B: 1 HR: 3	SF: 1 SAC: 0 DP: 1 HBP: 1		WP: 1 PB: 0 SB: 0 CS: 1	PA: 50		

PITCHER		IP	WLS	BF	H	R	ER	SO	BB	IBB	HBP	BLK	WP	HR	S	P	ERA	WHIP
45 Taylor Clarke, R	(1, 1)	2.0		13	4	5	5	3	2	0	1	0	1	1	32	55	22.50	3.000
ERA: 4.67																		
30 T.J. McFarland, L	(3, 1)	3.0		14	6	3	3	1	0	0	0	0	0	1	32	45	9.00	2.000
ERA: 5.14																		
35 Matt Andriese, R	(6, 1)	1.0		4	1	0	0	1	0	0	0	0	0	0	10	13	0.00	1.000
ERA: 4.25																		
52 Zack Godley, R	(7, 1)	1.0		3	1	0	0	1	0	0	0	0	0	0	8	12	0.00	1.000
ERA: 7.2																		
50 Yoan López, R	(8, 1)	0.2	B	6	4	2	2	1	0	0	0	0	0	1	15	22	27.00	6.000
ERA: 1.59																		

PITCHER		IP	WLS	BF	H	R	ER	SO	BB	IBB	HBP	BLK	WP	HR	S	P	ERA	WHIP
40 Andrew Chafin, L	(8, 1)	1.1		5	0	0	0	3	1	0	0	0	0	0	14	21	0.00	0.750
ERA: 3.38																		
66 Yoshihisa Hirano, R	(10, 1)	0.2	L	5	2	1	1	1	0	1	0	0	0	0	12	17	13.50	3.000
ERA: 5.75																		

AB	44
R	11
H	18
RBI	11
BB	4
SO	11
LOB	12

Batter	1	2	3	4	5	6	7	8	9	AB	R	H	RBI	BB	SO	LOB
1 Amed Rosario, R (1, 6) OBP: 0.297, SLG: 0.414	C B SI 94 F SI 94 B SL 86 B SL 86 C SI 93 3-3 ① K	F SL 83 B SI 93 C SI 92 F CH 85 F SI 93 S FF 94 1-3 ③ K			X SI 91 0-0 ① F8		B FF 94 B FF 96 X FF 95 2-0 ② L8	X CH 86 0-0 ③ F7		5	0	0	0	0	2	5
22 Dominic Smith, L (1, 7) OBP: 0.471, SLG: 0.534 (9, 3)	B SI 93 B SI 94 B FF 94 B FF 94 4-0 20 G4-3 BB	B FF 93 X SI 92 1-0 30 G3-6-1 20 1B 1B			L CH 84 T FF 92 X SI 92 0-2 ② F7		F FF 96 D CH 87 S CH 89 F FF 96 D KC 83 2 SAFE F FF 95 D CH 90 D KC 85 4-2 20 FC5-4 BB		B FF 92 C FF 91 S CU 78 S SL 86 1-3 ① K	3	0	1	0	2	1	1
20 Pete Alonso, R (1, 3) OBP: 0.338, SLG: 0.615 65 Robert Gsellman, R (9, 1)	C FF 94 B SI 93 X SI 93 1-1 ② ③ G4-3 1-2f	F SI 92 S SL 84 F SL 83 B SI 93 X SI 92 1-2 30 G3-6-1 1-2 1B			X SL 84 0-0 ③ G6-3		C FF 95 F SI 95 X FF 96 0-2 ③ FC5-4 1-2f		C SL 85 S SL 84 B SL 84 S SL 84 1-3 ② K	5	0	1	0	0	1	4
										0	0	0	0	0	0	0
30 Michael Conforto, L (1, 9) OBP: 0.399, SLG: 0.512		C FF 92 F CH 86 B FF 94 B KC 81 B SI 94 F CH 85 B FF 95 4-2 40 1B 21 1B BB	C FF 93 X CH 86 0-1 ① ② G3-6-1 1-2f 2-3			B SI 92 B SI 93 S CH 88 X SI 94 2-1 ① G3-1		C FF 92 C FF 93 B FF 94 B CH 87 B CH 86 S CH 86 3-3 ① K	C CU 77 B CU 74 X FF 92 1-1 2B	4	1	1	0	1	1	2
40 Wilson Ramos, R (1, 2) OBP: 0.342, SLG: 0.380		B FF 93 C SI 94 X SL 84 1-1 21 1B 11 2B 1-3 1B	F SI 93 X SL 83 0-1 ③ G6-3			B CU 80 B CU 80 X SI 95 2-0 1B		B CH 87 X CH 86 1-0 ② G6-3	B FF 91 D SL 85 S SL 85 X SL 84 2-1 ③ G4-3	5	1	2	0	0	0	2
21 Todd Frazier, R (1, 5) OBP: 0.302, SLG: 0.389		S SL 85 F SL 85 B KC 81 D KC 81 B SI 94 F SL 83 X SI 94 3-2 11 2B 1-2 3-H 1B	B FF 92 B FF 92 S FF 90 X SL 83 2-1 ① P3			B SI 94 C CU 78 B CU 78 S CU 79 B CU 80 C SI 95 3-3 ② K		B FF 94 C CH 86 C CU 83 X CH 86 1-2 11 1B 28 1B 1B		4	2	2	1	0	1	1
11 Adeiny Hechavarría, R (1, 4) OBP: 0.296, SLG: 0.510		C SL 82 X SL 84 0-1 45 G4-3 1-H 2-H 2B	C FF 92 F KC 77 S SL 84 0-3 ② K			B CU 82 X SI 94 1-0 ③ G5-3		X CU 81 0-0 28 1B 91 2B 1-3 1B		4	1	2	2	0	1	1
12 Juan Lagares, R (1, 8) OBP: 0.254, SLG: 0.272 28 J.D. Davis, R (8, PH) OBP: 0.327, SLG: 0.434 67 Seth Lugo, R (8, 1) 23 Aaron Altherr, R (9, 7) OBP: 0.103, SLG: 0.162		S FF 94 C SI 92 F KC 80 B SI 93 F FF 94 X SI 93 1-2 ① G6-3	B SL 82 B FF 92 F KC 77 F SI 92 S KC 80 2-3 ③ K				X FF 94 0-0 45 SH3-4 1B	D CH 86 S FF 93 B FF 94 X CH 87 2-1 91 2B 1-2 3-H 1B		3	0	1	0	0	1	1
										1	0	1	1	0	0	0
										0	0	0	0	0	0	0
										0	0	0	0	0	0	0
45 Zack Wheeler, L (1, 1) OBP: 0.321, SLG: 0.500 91 Carlos Gómez, R (8, PH) OBP: 0.333, SLG: 0.385 (8, 8)		X KC 78 0-0 ② G4-3 2-3			C SI 90 B CH 83 B SI 91 X SI 92 2-1 2B		F FF 94 1 SAFE X FF 95 0-1 ① SH3-4 1-2	C FF 93 F FF 93 B CH 87 B CH 87 X CH 87 2-2 1-3 2-H 2B		2	0	1	0	0	0	1
										1	0	1	1	0	0	0

TOP

New York Mets @ Arizona Diamondbacks
Chase Field, Phoenix, AZ
Fri May 31 2019, 6:42 PM - 9:55 PM MST
Att. 24,664 - Clear - 97 F

livebaseballscorecards.com

AB	37
R	5
H	13
RBI	5
BB	3
SO	8
LOB	18

Inning Stats	1	2	3	4	5	6	7	8	9
	R: 0 E: 0 K: 1 S: 5	R: 3 E: 0 K: 1 S: 22	R: 0 E: 0 K: 0 S: 9	R: 0 E: 0 K: 2 S: 8	R: 0 E: 0 K: 0 S: 7	R: 0 E: 0 K: 1 S: 7	R: 0 E: 0 K: 0 S: 11	R: 2 E: 0 K: 1 S: 14	R: 0 E: 0 K: 2 S: 10
	H: 0 LOB: 0 BB: 1 P: 13	H: 3 LOB: 1 BB: 1 P: 32	H: 2 LOB: 1 BB: 0 P: 11	H: 0 LOB: 0 BB: 0 P: 12	H: 1 LOB: 1 BB: 0 P: 9	H: 1 LOB: 1 BB: 0 P: 15	H: 1 LOB: 2 BB: 1 P: 17	H: 4 LOB: 2 BB: 0 P: 23	H: 1 LOB: 1 BB: 0 P: 15

1B: 9	SF: 0	WP: 0
2B: 4	SAC: 1	PB: 0
3B: 0	DP: 2	SB: 0
HR: 0	HBP: 0	CS: 0
		PA: 41

PITCHER		IP	WLS	BF	H	R	ER	SO	BB	IBB	HBP	BLK	WP	HR	S	P	ERA	WHIP
57 Jon Duplantier, R ERA: 3.18	(1, 1)	5.0		21	6	3	3	4	2	0	0	0	0	0	51	77	5.40	1.600
58 Stefan Crichton, R ERA:	(6, 1)	1.0		4	1	0	0	1	0	0	0	0	0	0	7	15	0.00	1.000
25 Archie Bradley, R ERA: 4.44	(7, 1)	1.0	H	5	1	0	0	0	1	0	0	0	0	0	11	17	0.00	2.000
35 Matt Andriese, R ERA: 4.7	(8, 1)	1.0	L	7	4	2	2	1	0	0	0	0	0	0	14	23	18.00	4.000
56 Greg Holland, R ERA: 1.45	(9, 1)	1.0		4	1	0	0	2	0	0	0	0	0	0	10	15	0.00	1.000

PITCHER	IP	WLS	BF	H	R	ER	SO	BB	IBB	HBP	BLK	WP	HR	S	P	ERA	WHIP

New York Mets @ Arizona Diamondbacks

Chase Field, Phoenix, AZ

Fri May 31 2019, 6:42 PM - 9:55 PM MST

Att. 24,664 - Clear - 97 F

livebaseballscorecards.com

BOTTOM

Batter	1	2	3	4	5	6	7	8	9	AB	R	H	RBI	BB	SO	LOB
1 Jarrod Dyson, L (1, 8) OBP: 0.356, SLG: 0.381	C FF 97 B SI 96 X CU 81 1-1 ① G3		B CH 86 C CH 88 F FF 96 B SI 97 S FF 97 2-3 ① K		F CH 89 X CU 80 0-1 ③ P5		F SI 96 F FS 88 S FF 97 0-3 ③ K		C CU 80 B CH 87 1 SAFE D CU 82 F SI 95 X CU 82 2-2 ③ P4	5	0	0	0	0	2	1
4 Ketel Marte, S (1, 4) OBP: 0.332, SLG: 0.531	C FF 97 S CH 89 S FF 98 0-3 ② K		F CH 88 B CH 88 F FF 95 F FF 98 B FF 98 B CH 90 F FF 98 F SI 98 X CH 89 3-2 ② F8			X CH 85 0-0 HR		L CU 78 B CH 88 F SI 94 X FF 97 1-2 ① F7		4	1	1	1	0	1	0
5 Eduardo Escobar, S (1, 5) OBP: 0.349, SLG: 0.566	X FF 96 0-0 1B		F FF 98 X FS 89 0-1 ③ F9			F FF 96 B CU 80 S FF 97 S CH 89 1-3 ① K		C CU 80 F CU 78 F FF 95 X CH 89 0-2 3B		4	0	2	0	0	1	0
10 Adam Jones, R (1, 9) OBP: 0.328, SLG: 0.500	D FC 92 B SI 98 X FF 98 2-0 ③ P5			C FF 97 X FC 92 0-1 ① G4-3		F FF 96 X SI 96 0-1 53 HR 1B		F FF 93 X SI 94 0-1 ② P4		4	1	1	0	0	0	2
53 Christian Walker, R (1, 3) OBP: 0.333, SLG: 0.497		B FF 97 C FF 97 F CU 83 B FC 93 F FF 98 F SI 98 F SI 100 X CU 83 2-2 13 G5-3 16 1B 31 G4-3 1B		C SI 97 X SI 96 0-1 16 FC6 1B		F FF 96 X SI 95 0-1 1-H HR		B FF 94 B FF 95 2-0 IBB		3	2	3	2	1	0	0
16 Tim Locastro, R (1, 7) OBP: 0.442, SLG: 0.400		C SI 98 C FC 91 X FC 92 0-2 31 G4-3 13 G5-3 1-2 1B		B FC 92 1 SAFE C FF 96 1 SAFE X CH 89 1-1 ② FC6 13 S 1-2f		C FF 98 C CU 80 F FF 98 B FF 98 B FC 91 X FF 97 2-2 ② P3		B SL 90 B FF 93 C CU 79 X SI 96 2-1 ③ P6		4	0	1	0	0	0	3
13 Nick Ahmed, R (1, 6) OBP: 0.330, SLG: 0.424		C SI 98 X SI 96 0-1 ① G5-3 1-2 2-3		C FF 96 B SI 94 B FC 91 S SI 97 B FC 91 S SI 97 3-3 ③ K 1-2		X CU 79 0-0 ③ L7			F SI 95 C SL 91 F SL 92 B SI 97 X SL 92 1-2 ① F7	4	0	0	0	0	1	3
31 Alex Avila, L (1, 2) OBP: 0.439, SLG: 0.415 15 Ildemaro Vargas, S (9, PR) OBP: 0.282, SLG: 0.366		C SI 98 B CU 82 B CH 90 B CU 81 X FF 97 3-1 ② G4-3 2-3 3-H			B CU 81 C CH 88 F SI 97 C SI 97 1-3 ① K		C CU 78 B FF 94 F FF 96 B SI 97 F SI 96 X FS 87 2-2 ① G3		C CU 80 B SI 95 B CU 82 B SI 95 B SI 96 4-1 BB	3 0	0 0	0 0	1 0	1 0	1 0	1 0
57 Jon Duplantier, L (1, 1) 19 Blake Swihart, S (5, PH) OBP: 0.227, SLG: 0.311 58 Stefan Crichton, R (6, 1) 25 Archie Bradley, R (7, 1) 35 Matt Andriese, R (8, 1) 56 Greg Holland, R (9, 1) 18 Carson Kelly, R (9, PH) OBP: 0.354, SLG: 0.505		S SI 96 B FF 97 B FF 98 B FF 96 S SI 98 S FF 97 3-3 ③ K			B CU 79 S FF 95 C SI 97 S CH 88 1-3 ② K		B FF 97 F FF 96 C CU 80 S FF 99 1-3 ② K		S SL 91 X SL 92 0-1 ② P4	1 1 0 1 0 0 1	0 0 0 0 0 0 0	0 0 0 0 0 0 0	0 0 0 0 0 0 0	1 1 0 0 0 0 0	1 0 0 1 0 0 0	1 0 0 0 0 0 1
Inning Stats	R: 0 E: 0 K: 1 S: 7 H: 1 LOB: 1 BB: 0 P: 10	R: 1 E: 0 K: 1 S: 16 H: 2 LOB: 1 BB: 0 P: 24	R: 0 E: 0 K: 1 S: 11 H: 0 LOB: 0 BB: 0 P: 16	R: 0 E: 0 K: 1 S: 9 H: 1 LOB: 1 BB: 0 P: 13	R: 0 E: 0 K: 2 S: 8 H: 0 LOB: 0 BB: 0 P: 10	R: 3 E: 0 K: 1 S: 13 H: 3 LOB: 0 BB: 0 P: 16	R: 0 E: 0 K: 2 S: 10 H: 0 LOB: 0 BB: 0 P: 13	R: 0 E: 0 K: 0 S: 11 H: 1 LOB: 2 BB: 1 P: 16	R: 0 E: 0 K: 0 S: 10 H: 0 LOB: 1 BB: 1 P: 17	1B: 5 2B: 0 3B: 1 HR: 2	SF: 0 SAC: 0 DP: 0 HBP: 0	WP: 0 PB: 0 SB: 1 CS: 0	PA: 37			

	AB	35
	R	4
	H	8
	RBI	4
	BB	2
	SO	9
	LOB	12

PITCHER	IP	WLS	BF	H	R	ER	SO	BB	IBB	HBP	BLK	WP	HR	S	P	ERA	WHIP
45 Zack Wheeler, R (1, 1) ERA: 4.68	7.0	W	28	7	4	4	9	0	0	0	0	0	2	74	102	5.14	1.000
67 Seth Lugo, R (8, 1) ERA: 3.0	1.0	H	5	1	0	0	0	0	1	0	0	0	0	11	16	0.00	1.000
65 Robert Gsellman, R (9, 1) ERA: 3.63	1.0	S	4	0	0	0	0	1	0	0	0	0	0	10	17	0.00	1.000

PITCHER	IP	WLS	BF	H	R	ER	SO	BB	IBB	HBP	BLK	WP	HR	S	P	ERA	WHIP

Batter	1	2	3	4	5	6	7	8	9	10	11	AB	R	H	RBI	BB	SO	LOB
1 Amed Rosario, R (1, 6) OBP: 0.291, SLG: 0.405	X FF 89 0-0 ① G6-3		B FF 89 B CU 73 F SI 91 X SL 86 2-1 ① P4	F SI 90 D SL 85 S CU 70 X FF 89 1-2 ②③ G3-6-1 1-2f			B KC 82 C SI 90 C SI 90 S KC 83 1-3 ③ K			C FF 96 S SL 84 S SL 86 0-3 ② K		5	0	0	0	0	2	2
22 Dominic Smith, L (1, 7) (8, 3) OBP: 0.467, SLG: 0.571	C FF 87 X FF 88 0-1 20 2B 1B		X FF 90 0-0 ② G3-1		T SI 91 S KC 83 F KC 82 T SI 90 0-2 ① K			B CH 81 F CH 81 X KC 79 1-1 HR		B FF 97 C FF 96 B CH 91 B SL 84 C FF 95 X FF 95 3-2 ③ G4-3		5	2	2	1	0	1	0
20 Pete Alonso, R (1, 3) OBP: 0.340, SLG: 0.617 12 Juan Lagares, R (8, PR) OBP: 0.252, SLG: 0.269 (8, 8)	C SI 89 X CH 86 0-1 1-H 2B		C FF 91 B SL 85 B SI 91 C CU 72 F SI 91 F CU 69 X SL 84 2-2 ③ F9		C KC 82 X SI 90 0-1 ② L8			C SI 90 B SI 89 X SI 90 1-1 21 G4-6-3 1B			F FF 91 B FS 84 X FS 84 1-1 ① G6-3	4 1	0 0	2 0	1 0	0 0	0 0	0 0
30 Michael Conforto, L (1, 9) OBP: 0.394, SLG: 0.503	B CH 86 B CH 86 S FF 90 B FF 91 C FF 90 X FF 90 3-2 ② L6			X FF 88 0-0 21 HR 1B	C SI 91 X CH 84 0-1 ③ G3-1			B SI 89 F SI 89 F CH 82 B KC 80 B SI 88 X KC 80 3-2 ① L7			F FS 84 C FF 91 S FS 84 0-3 ② K	5	1	1	0	0	1	2
21 Todd Frazier, R (1, 5) OBP: 0.314, SLG: 0.414	C FF 90 F CU 68 D CH 87 D SL 85 B SI 90 B SL 84 4-2 BB			C SL 85 B SL 82 B FF 90 F SI 91 X SI 91 2-2 1-H HR		T SI 89 F KC 82 B KC 82 B KC 82 F KC 82 B KC 83 X KC 81 3-2 ① G5-3		C KC 79 F SI 89 X FC 88 0-2 ②③ G4-6-3 1-2f			C FF 91 B FS 85 B FS 85 B FF 91 B FF 92 4-1 91 FC6-4 BB	3	1	1	2	2	0	1
91 Carlos Gómez, R (1, 8) OBP: 0.320, SLG: 0.364 (8, 7)	B FF 90 S FF 90 B FF 90 S SL 85 F FF 91 D SL 86 S SL 86 3-3 ③ K			S FF 91 L FF 90 B FF 94 B SL 83 B SL 87 F FF 90 X FF 91 3-2 11 1B 3 1B 1B		C KC 81 F SI 91 C SI 90 0-3 ② K			F FF 91 T SL 84 0-2 ① K		B FF 90 C FF 91 X FS 83 1-1 ③ FC6-4 1-2f	5	1	1	0	0	3	3
11 Adeiny Hechavarría, R (1, 4) OBP: 0.293, SLG: 0.491		F FF 89 S SL 85 B SL 83 B FF 91 B SL 82 F SI 91 S CU 71 3-3 ① K	X SL 84 0-0 48 FC1-5 3 1B 1-3 1B		B SI 90 C SI 91 B SI 90 X KC 80 2-1 ③ G6-3			C SL 83 F FF 90 B SL 85 B SL 84 X SL 84 2-2 ② F7			4	0	1	0	0	1	0
3 Tomás Nido, R (1, 2) OBP: 0.214, SLG: 0.381 47 Drew Gagnon, R (9, 1) OBP: 0.333, SLG: 0.333 39 Edwin Díaz, R (9, 1) 49 Tyler Bashlor, R (11, 1)		C FF 91 S CU 75 B SL 82 B CU 67 F SI 92 F FF 92 X SL 82 2-2 ② F9	X FF 90 0-0 48 FC1-5 1-2 3-H 1B				S KC 80 B KC 81 X SI 89 1-1 ① G6-3		C SL 84 S SL 84 B FF 92 B CU 76 S SL 84 2-3 ③ K		4 0 0 0	0 0 0 0	1 0 0 0	1 0 0 0	0 0 0 0	1 0 0 0	0 0 0 0
48 Jacob deGrom, L (1, 1) OBP: 0.240, SLG: 0.400 27 Jeurys Familia, R (7, 1) 65 Robert Gsellman, R (8, 1) 40 Wilson Ramos, R (9, 2) OBP: 0.340, SLG: 0.377		B FF 90 B CH 87 C FF 90 F CH 88 B CH 88 X CH 87 3-2 ③ G4-3		B EP 63 B FS 81 C FS 82 B FS 79 X CH 84 3-1 ① FC1-5 1 G3-6-1 1-2 2-3f			S SI 89 X KC 82 0-1 ② G4-3			X FF 95 0-0 ① G5-3		3 0 0 1	0 0 0 0	0 0 0 0	0 0 0 0	0 0 0 0	0 0 0 0	2 0 0 0
Inning Stats	R: 1 E: 0 K: 1 S: 14 H: 2 LOB: 2 BB: 1 P: 24	R: 0 E: 0 K: 1 S: 12 H: 0 LOB: 0 BB: 0 P: 20	R: 0 E: 0 K: 0 S: 8 H: 0 LOB: 0 BB: 0 P: 12	R: 3 E: 0 K: 0 S: 15 H: 5 LOB: 1 BB: 0 P: 24	R: 0 E: 0 K: 1 S: 8 H: 0 LOB: 0 BB: 0 P: 8	R: 0 E: 0 K: 1 S: 9 H: 0 LOB: 0 BB: 0 P: 14	R: 0 E: 0 K: 1 S: 7 H: 0 LOB: 0 BB: 0 P: 9	R: 1 E: 0 K: 0 S: 10 H: 2 LOB: 1 BB: 0 P: 15	R: 0 E: 0 K: 2 S: 9 H: 0 LOB: 0 BB: 0 P: 13	R: 0 E: 0 K: 1 S: 7 H: 0 LOB: 0 BB: 0 P: 10	R: 0 E: 0 K: 1 S: 8 H: 0 LOB: 1 BB: 1 P: 14	1B: 6 2B: 1 3B: 0 HR: 2	SF: 0 SAC: 0 DP: 2 HBP: 0	WP: 0 PB: 0 SB: 0 CS: 0	PA: 42				

PITCHER		IP	WLS	BF	H	R	ER	SO	BB	IBB	HBP	BLK	WP	HR	S	P	ERA	WHIP
21 Zack Greinke, R ERA: 3.09	(1, 1)	4.0		19	7	4	4	2	1	0	0	0	0	1	49	80	9.00	2.000
52 Zack Godley, R ERA: 6.8	(5, 1)	4.0		13	2	1	1	3	0	0	0	0	0	1	34	46	2.25	0.500
56 Greg Holland, R ERA: 1.37	(9, 1)	1.0		3	0	0	0	2	0	0	0	0	0	0	9	13	0.00	0.000
50 Yoan López, R ERA: 1.52	(10, 1)	1.0		3	0	0	0	1	0	0	0	0	0	0	7	10	0.00	0.000
66 Yoshihisa Hirano, R ERA: 5.48	(11, 1)	1.0	W	4	0	0	0	1	1	0	0	0	0	0	8	14	0.00	1.000

PITCHER	IP	WLS	BF	H	R	ER	SO	BB	IBB	HBP	BLK	WP	HR	S	P	ERA	WHIP

TOP

New York Mets @ Arizona Diamondbacks

Chase Field, Phoenix, AZ

Sat Jun 01 2019, 7:09 PM - 10:51 PM MST

Att. 34,888 - Clear - 97 F

livebaseballscorecards.com

AB	40
R	5
H	9
RBI	5
BB	2
SO	9
LOB	10

New York Mets @ Arizona Diamondbacks

Chase Field, Phoenix, AZ

Sat Jun 01 2019, 7:09 PM - 10:51 PM MST

Att. 34,888 - Clear - 97 F

livebaseballscorecards.com

Batter	1	2	3	4	5	6	7	8	9	10	11	AB	R	H	RBI	BB	SO	LOB
1 Jarrod Dyson, L (1, 7) (9, 8) OBP: 0.364, SLG: 0.385	B FF 96 C FF 96 X FF 97 1-1 4 G4-3 1B			B FF 97 S FF 97 B SL 94 C FF 98 X FF 98 2-2 ① G3-1		C FF 97 B CH 90 B FF 97 F SL 94 F SL 92 B FF 98 F CH 89 B FF 98 4-2 BB		C SI 96 B SI 96 1 SAFE X SI 96 1-1 E2 4 1B 5 SF7 1B 1-3	1 SAFE B FF 92 F CH 82 B CH 81 X FF 92 2-1 ② F7 1-2		4	1	2	0	1	0	1
4 Ketel Marte, S (1, 8) (9, 4) OBP: 0.329, SLG: 0.524	1 SAFE C FF 97 B FF 97 X FF 96 1-1 ①② G4-3 1-2f			F FF 98 X FF 98 0-1 ② G4-3		F FF 98 X SL 94 0-1 ③ G4-3		X SI 96 0-0 10 HR 1B 1-3 3-H	B FF 97 X FF 98 1-0 ③ F8 2-3			5	1	1	1	0	0	4
5 Eduardo Escobar, S (1, 5) OBP: 0.342, SLG: 0.556	S SL 85 B CU 85 B FF 97 X FF 97 2-1 ③ F8			F FF 97 F FF 98 S SL 94 0-3 ③ K			F CH 91 B CH 89 T SL 94 C SL 94 1-3 ① K	F SL 89 B SI 97 B SL 89 B FS 92 S SL 88 X SL 89 3-2 ① SF7 3-H		S FF 96 F FF 98 S SL 91 0-3 ① K		4	0	0	1	0	3	0
10 Adam Jones, R (1, 9) OBP: 0.329, SLG: 0.516		F FF 97 F FF 97 B FF 98 S CH 91 1-3 ① K			X FF 97 0-0 ① F9		B SL 92 C CU 84 B CH 90 B FF 98 F FF 96 X SL 93 3-2 15 E 2B	S SL 90 X SL 91 0-1 1-H HR		F FF 98 S FF 98 B SL 91 S SL 90 1-3 ② K		5	2	2	2	0	2	0
53 Christian Walker, R (1, 3) OBP: 0.326, SLG: 0.485		X FF 98 0-0 ② P4			C FF 98 S FF 98 B FF 99 B FF 98 F FF 98 X CH 89 2-2 ② P1		F SL 93 B SL 94 F FF 97 B FF 97 S SL 93 2-3 ② K	S SL 92 B SI 95 F SL 91 B SL 92 S CH 86 2-3 ② K		S SL 91 F FF 99 B FF 98 B SL 91 B SL 90 S SL 90 3-3 ③ K		5	0	0	0	0	3	1
15 Ildemaro Vargas, S (1, 4) OBP: 0.292, SLG: 0.372 56 Greg Holland, R (9, 1) 50 Yoan López, R (10, 1) 66 Yoshihisa Hirano, R (11, 1) 32 Kevin Cron, R (11, PH) OBP: 0.267, SLG: 0.571		C FF 98 X CH 92 0-1 ③ G5-3			B FF 98 F FF 98 X FF 98 1-1 ③ F7		B CH 90 B FF 97 C SL 94 F SL 94 X SL 94 2-2 E4 13 2B 2-H 1B	C SI 95 X CH 86 0-1 1B		B FF 96 B FF 94 S FF 96 X FF 96 2-1 13 SH5-3 16 1B 2B		4 0 0 0 1	0 0 0 0 1	2 0 0 0 1	0 0 0 0 1	0 0 0 0 0	0 0 0 0 0	0 0 0 0 0
13 Nick Ahmed, R (1, 6) OBP: 0.329, SLG: 0.425			B SL 92 B SL 94 X FF 98 2-0 ① L6			C CU 83 B SL 92 S FF 97 S SL 92 1-3 ① K	F FF 97 F SL 93 X FF 98 0-2 1-3 2B	1 SAFE B SI 95 1 SAFE C SI 95 1 SAFE X SI 94 1-1 ③ L6		B SL 82 X CH 88 1-0 ① SH5-3 2-3		4	0	1	0	0	1	1
31 Alex Avila, L (1, 2) OBP: 0.435, SLG: 0.400			B FF 97 F FF 97 C CH 90 S FF 98 1-3 ② K			C CU 86 X FF 97 0-1 52 SH2-4 1B	B SI 94 C SI 96 F SI 96 B FF 97 S SI 96 2-3 ③ K		C CU 77 B CH 81 B CH 81 B FF 91 S FF 92 S FF 91 3-3 ① K		0-0 16 1B 16 DI IBB	4	0	1	0	1	3	2
21 Zack Greinke, R (1, 1) OBP: 0.333, SLG: 0.643 52 Zack Godley, R (5, 1) OBP: 0.286, SLG: 0.231 16 Tim Locastro, R (8, PH) OBP: 0.473, SLG: 0.415 (9, 7)			C FF 98 L SL 94 S CH 91 0-3 ③ K			C CU 84 M SL 92 X SL 92 0-2 SH2-4 1-2		C SL 87 B SI 96 H SI 95 2-1 1 E 1 1B 4 1B HBP	B SL 86 B FF 91 B CH 81 B FF 92 4-0 4 PB 1 S BB	B FF 96 C FF 96 B FF 96 C SL 82 X SL 82 2-2 1-3 3-H 1B		1 0 1	0 0 1	0 0 1	0 0 1	0 0 1	1 0 1	0 0 0
Inning Stats	R: 0 H: 1 E: 0 LOB: 0 K: 0 BB: 0 S: 6 P: 10	R: 0 H: 0 E: 0 LOB: 0 K: 1 BB: 0 S: 6 P: 7	R: 0 H: 0 E: 0 LOB: 0 K: 2 BB: 0 S: 7 P: 10	R: 0 H: 0 E: 0 LOB: 0 K: 1 BB: 0 S: 8 P: 10	R: 0 H: 0 E: 0 LOB: 0 K: 0 BB: 0 S: 7 P: 10	R: 0 H: 1 E: 1 LOB: 2 K: 1 BB: 1 S: 14 P: 19	R: 1 H: 3 E: 1 LOB: 2 K: 3 BB: 0 S: 18 P: 28	R: 4 H: 4 E: 1 LOB: 1 K: 1 BB: 0 S: 16 P: 25	R: 0 H: 0 E: 0 LOB: 1 K: 1 BB: 1 S: 6 P: 16	R: 0 H: 0 E: 0 LOB: 0 K: 3 BB: 0 S: 9 P: 13	R: 1 H: 2 E: 0 LOB: 2 K: 0 BB: 1 S: 6 P: 11	1B: 7 SF: 1 2B: 3 SAC: 2 3B: 0 DP: 1 HR: 1 HBP: 1						

BOTTOM

AB	38
R	6
H	11
RBI	5
BB	3
SO	13
LOB	9

WP: 0 PA: 45
PB: 1
SB: 1
CS: 0

PITCHER		IP	WLS	BF	H	R	ER	SO	BB	IBB	HBP	BLK	WP	HR	S	P	ERA	WHIP
48 Jacob deGrom, R ERA: 3.49	(1, 1)	6.2		25	5	1	1	7	1	0	0	0	0	0	63	89	1.35	0.900
27 Jeurys Familia, R ERA: 6.56	(7, 1)	0.2	H	5	2	3	3	1	0	0	1	0	0	0	10	18	40.50	3.000
65 Robert Gsellman, R ERA: 3.82	(8, 1)	0.2	B	4	2	1	1	1	0	0	0	0	0	1	9	12	13.50	3.000
47 Drew Gagnon, R ERA: 4.76	(9, 1)	0.2		3	0	0	0	1	1	0	0	0	0	0	5	14	0.00	1.500
39 Edwin Díaz, R ERA: 3.04	(9, 1)	1.1		4	0	0	0	3	0	0	0	0	0	0	10	15	0.00	0.000

PITCHER		IP	WLS	BF	H	R	ER	SO	BB	IBB	HBP	BLK	WP	HR	S	P	ERA	WHIP
49 Tyler Bashlor, R ERA: 5.56	(11, 1)	0.1	L	4	2	1	1	0	0	1	0	0	0	0	6	11	27.00	6.000

New York Mets @ Arizona Diamondbacks

Chase Field, Phoenix, AZ

Sun Jun 02 2019, 1:11 PM - 3:47 PM MST

Att. 26,945 - Roof Closed - 74 F

TOP

livebaseballscorecards.com

Batter	1	2	3	4	5	6	7	8	9	AB	R	H	RBI	BB	SO	LOB
1 Amed Rosario, R (1, 6) OBP: 0.298, SLG: 0.411	B FF 92 F FF 92 X FC 91 1-1 20 FC6-4 1B		B CU 79 X SI 91 1-0 28 PB 1B		C CU 79 B SI 91 X FF 89 1-1 ③ G4-3			X CU 79 0-0 1B		4	0	3	0	0	0	1
28 J.D. Davis, R (1, 5) OBP: 0.318, SLG: 0.421	X FF 92 0-0 ① F8		C FC 89 1 SAFE F SI 91 B FC 89 B CU 79 F FC 88 F CU 80 S FF 91 2-3 ② K 1-2			B FC 89 B FF 91 B FC 90 C FF 91 X FC 91 3-1 G4-3		X FF 94 0-0 ③ G6-3		4	0	0	0	0	1	3
20 Pete Alonso, R (1, 3) OBP: 0.335, SLG: 0.606	B SI 92 C FF 92 B FF 93 B FF 92 X SI 92 3-1 ② FC6-4 1-2f		B FF 91 B FF 92 X FF 91 2-0 ③ F9			C FF 91 B SI 91 B CU 81 B SI 92 X FF 93 3-1 ② G6-3			B SI 93 F SI 93 X SI 94 1-1 ① L8	4	0	0	0	0	0	2
30 Michael Conforto, L (1, 9) OBP: 0.387, SLG: 0.491	B FF 91 C FF 91 X FC 89 1-1 ③ F7			F CH 83 X FC 89 0-1 ① G4-3		B SI 91 B CH 85 C CH 87 B FC 91 F FC 90 S CU 82 3-3 K			B SI 94 B CH 87 T SI 94 B SI 92 F SI 93 C CU 80 3-3 ② K	4	0	0	0	0	2	1
40 Wilson Ramos, R (1, 2) OBP: 0.344, SLG: 0.398		C FF 91 F SI 92 B FC 90 F FC 91 B FF 92 X FF 93 2-2 HR		B CU 78 B FC 89 X FF 91 2-0 91 B3 1B			S SI 89 B CU 80 F FF 92 B FF 93 X CU 82 2-2 ① G6-3		B SI 94 F SI 94 X SI 94 1-1 ③ G5-3	4	1	2	1	0	0	0
91 Carlos Gómez, R (1, 8) OBP: 0.302, SLG: 0.340		B FF 93 S FF 93 F CU 81 S CU 82 1-3 ① K2-3		X FF 90 0-0 ②③ B3 1-1f			S FF 92 F FC 92 S CU 80 0-3 ② K			3	0	0	0	0	2	1
11 Adeiny Hechavarría, R (1, 4) OBP: 0.279, SLG: 0.466		F FC 91 B SI 93 X CU 81 1-1 ② G6-3			F FC 88 C CU 79 F CU 80 S FC 92 0-3 ① K		C FC 90 X CU 80 0-1 ③ G4-3			3	0	0	0	0	1	0
23 Aaron Altherr, R (1, 7) OBP: 0.095, SLG: 0.150		B FF 93 B CU 82 S FC 90 C FF 92 B FC 92 F FC 91 S CU 82 3-3 ③ K			F CU 80 B FC 91 S CH 86 B FC 93 S CU 81 2-3 ② K			B CU 78 B FC 89 F FF 92 F CU 80 S FC 90 2-3 ① K		3	0	0	0	0	3	0
32 Steven Matz, R (1, 1) OBP: 0.211, SLG: 0.211			C FC 88 C CU 78 S FC 89 0-3 ① K		X FF 93 0-0 1B			B FC 89 C FF 92 F FC 89 B CU 81 B CH 86 S FC 90 3-3 ② K		2	0	1	0	0	1	0
68 Wilmer Font, R (7, 1) OBP: 0.333, SLG: 0.333										0	0	0	0	0	0	0
21 Todd Frazier, R (8, PH) OBP: 0.311, SLG: 0.411										1	0	0	0	0	1	0
33 Héctor Santiago, R (8, 1)										0	0	0	0	0	0	0
49 Tyler Bashlor, R (8, 1)										0	0	0	0	0	0	0
Inning Stats	R: 0 E: 0 K: 0 S: 7 H: 1 LOB: 1 BB: 0 P: 12	R: 1 E: 0 K: 2 S: 13 H: 1 LOB: 0 BB: 0 P: 20	R: 0 E: 0 K: 2 S: 10 H: 1 LOB: 1 BB: 0 P: 15	R: 0 E: 0 K: 0 S: 4 H: 1 LOB: 0 BB: 0 P: 6	R: 0 E: 0 K: 2 S: 10 H: 1 LOB: 1 BB: 0 P: 13	R: 0 E: 0 K: 1 S: 7 H: 0 LOB: 0 BB: 0 P: 16	R: 0 E: 0 K: 1 S: 8 H: 0 LOB: 0 BB: 0 P: 10	R: 0 E: 0 K: 2 S: 9 H: 1 LOB: 1 BB: 0 P: 14	R: 0 E: 0 K: 1 S: 7 H: 0 LOB: 0 BB: 0 P: 12	1B: 5 2B: 1 3B: 0 HR: 1	SF: 0 SAC: 0 DP: 1 HBP: 0	WP: 0 PB: 1 SB: 0 CS: 0	PA: 32			

	AB	32
	R	1
	H	6
	RBI	1
	BB	0
	SO	11
	LOB	8

PITCHER		IP	WLS	BF	H	R	ER	SO	BB	IBB	HBP	BLK	WP	HR	S	P	ERA	WHIP
29 Merrill Kelly, R ERA: 4.41	(1, 1)	7.2	W	28	6	1	1	10	0	0	0	0	0	1	67	105	1.17	0.783
25 Archie Bradley, R ERA: 4.38	(8, 1)	0.1		1	0	0	0	0	0	0	0	0	0	0	1	1	0.00	0.000
58 Stefan Crichton, R ERA:	(9, 1)	1.0		3	0	0	0	1	0	0	0	0	0	0	7	12	0.00	0.000

PITCHER		IP	WLS	BF	H	R	ER	SO	BB	IBB	HBP	BLK	WP	HR	S	P	ERA	WHIP

BOTTOM

New York Mets @ Arizona Diamondbacks

Chase Field, Phoenix, AZ

Sun Jun 02 2019, 1:11 PM - 3:47 PM MST

Att. 26,945 - Roof Closed - 74 F

livebaseballscorecards.com

Batter	1	2	3	4	5	6	7	8	9	AB	R	H	RBI	BB	SO	LOB
4 Ketel Marte, S (1, 8) OBP: 0.331, SLG: 0.534	B SI 92 B SI 92 X SI 93 2-0 HR		B CH 84 B SL 89 X SL 90 2-0 ① G4-3		B CU 79 S CH 85 B SL 89 F CH 84 X SI 93 2-2 ① G6-3	B CU 77 C SL 86 F SI 92 B CH 84 X SI 92 2-2 ③ F9		B SL 80 F FF 94 S CH 86 X FF 96 1-2 16 FC5-4 1-3 2-H 3-H 1B		5	1	2	3	0	0	0
16 Tim Locastro, R (1, 7) OBP: 0.467, SLG: 0.400	B SI 93 B CH 84 C SI 92 C SI 92 X SI 91 2-2 5 HR 1B		B CH 85 B SL 89 B SI 92 C SI 93 F CH 83 B SI 93 4-2 10 FC5-4 BB		C SI 93 X CH 84 0-1 ② P4		C FF 93 B CU 77 C CU 76 X FS 88 1-2 ① L7	B FF 94 C SL 80 F FF 94 X SL 82 1-2 ③ FC5-4 1-2f		4	1	1	0	1	0	2
5 Eduardo Escobar, S (1, 5) OBP: 0.345, SLG: 0.568	C CH 82 S SI 91 X CU 79 0-2 1-H HR		1 SAFE 1 SAFE B CH 83 S SI 92 F SI 92 S SI 92 1-3 ② K		B SI 93 X SL 90 1-0 10 1B 53 1B 1B		X CU 76 0-0 ② F8			4	2	2	2	0	1	1
10 Adam Jones, R (1, 9) OBP: 0.328, SLG: 0.511	X CH 84 0-0 E5 15 G5-4-3		B CU 80 X CH 83 1-0 ③ FC5-4 1-2f		B SI 93 D CH 84 F SL 90 F CH 82 X SI 92 2-2 53 1B 15 1B 1-2 1B		B FF 93 B FF 94 X SL 84 2-0 ③ P6			4	1	1	0	0	0	1
53 Christian Walker, R (1, 3) OBP: 0.329, SLG: 0.490	C SI 93 S SI 92 X SL 89 0-2 ① L4			C CH 84 B SI 93 B SI 93 F SL 89 F CU 79 X CH 85 2-2 ① G5-3	F SI 93 F CH 85 F CH 84 B SI 92 X CH 84 1-2 15 1B 1-3 2-H 1B			B FF 91 B FF 91 S FF 90 B FF 91 S FF 91 X FF 92 3-2 32 BB 4 1B 2B		4	1	2	1	0	0	1
15 Ildemaro Vargas, S (1, 4) OBP: 0.312, SLG: 0.393	C SI 92 X SL 89 0-1 ②③ G5-4-3 1-2f			C SI 93 B CH 85 X SL 90 1-1 2B	C CH 83 B CU 79 X CH 83 1-1 1-2 3-H 1B			B FF 91 B FF 90 B FF 91 B FF 90 4-0 32 BB 4 1B BB		3	1	2	1	1	0	1
13 Nick Ahmed, R (1, 6) OBP: 0.324, SLG: 0.417		C SI 92 F CH 83 C SI 93 0-3 ① K		S CH 83 B SL 90 F SI 92 B SI 92 X CU 80 2-2 ② G5-3	B SI 92 X SI 92 1-0 ③ F8			X FF 91 0-0 ① P3		4	0	0	0	0	1	5
18 Carson Kelly, R (1, 2) OBP: 0.350, SLG: 0.490		B SI 92 B SL 89 C CH 84 F SI 92 F SL 90 B SI 93 X SI 92 3-2 ② G4-3		0-0 IBB	X SI 92 0-0 ① F9			B FF 92 S CH 83 B CH 83 X FF 91 2-1 ② F8		3	0	0	0	1	0	2
29 Merrill Kelly, R (1, 1) 25 Archie Bradley, R (8, 1) 32 Kevin Cron, R (8, PH) OBP: 0.313, SLG: 0.571 58 Stefan Crichton, R (9, 1)		C SI 92 C SI 94 B CU 80 F CU 79 S SI 93 1-3 ③ K		F SI 92 B SL 90 S CU 79 S CU 79 1-3 ③ K	C SI 91 C SI 92 B SI 93 S SI 92 1-3 ② K			C SL 80 B FF 95 S SL 80 B FF 96 F FF 95 B FF 96 B SL 80 4-2 4 1B 1-2 2-3 BB		3 0 0 0	0 0 0 0	0 0 0 0	0 0 1 0	3 0 0 0	2 0 0 0
Inning Stats	R: 3 E: 1 K: 0 S: 13 H: 3 LOB: 0 BB: 0 P: 17	R: 0 E: 0 K: 2 S: 11 H: 0 LOB: 0 BB: 0 P: 15	R: 0 E: 0 K: 1 S: 7 H: 0 LOB: 1 BB: 1 P: 15	R: 0 E: 0 K: 1 S: 12 H: 1 LOB: 2 BB: 1 P: 18	R: 2 E: 0 K: 0 S: 16 H: 4 LOB: 2 BB: 0 P: 24	R: 0 E: 0 K: 1 S: 7 H: 0 LOB: 0 BB: 0 P: 10	R: 0 E: 0 K: 0 S: 5 H: 0 LOB: 0 BB: 0 P: 8	R: 2 E: 0 K: 0 S: 15 H: 2 LOB: 2 BB: 2 P: 30		1B: 6 2B: 2 3B: 0 HR: 2 SF: 0 SAC: 0 DP: 1 HBP: 0						

	AB	34
	R	7
	H	10
	RBI	7
	BB	4
	SO	5
	LOB	15

WP: 0 PB: 0 SB: 0 CS: 0 PA: 38

PITCHER		IP	WLS	BF	H	R	ER	SO	BB	IBB	HBP	BLK	WP	HR	S	P	ERA	WHIP
32 Steven Matz, L ERA: 3.97	(1, 1)	6.0	L	28	8	5	5	5	1	1	0	0	0	2	66	99	7.50	1.500
68 Wilmer Font, R ERA: 5.65	(7, 1)	1.0		3	0	0	0	0	0	0	0	0	0	0	5	8	0.00	0.000
33 Héctor Santiago, L ERA: 6.23	(8, 1)	0.2		4	1	2	2	0	1	0	0	0	0	0	6	15	27.00	3.000
49 Tyler Bashlor, R ERA: 5.4	(8, 1)	0.1		3	1	0	0	0	1	0	0	0	0	0	9	15	0.00	6.000

PITCHER	IP	WLS	BF	H	R	ER	SO	BB	IBB	HBP	BLK	WP	HR	S	P	ERA	WHIP

Batter	1	2	3	4	5	6	7	8	9	AB	R	H	RBI	BB	SO	LOB
3 Chris Taylor, R (1, 8) OBP: 0.295, SLG: 0.393	B KC 82 C FF 93 S KC 84 S SL 86 1-3 ① **K**		S KC 83 S KC 84 S KC 85 0-3 ③ **K2-3**		B FF 93 X KC 84 1-0 ③ **G6-3**			C CU 80 B CH 86 F CH 85 C FF 94 1-3 ① **K**		4	0	0	0	0	3	0
14 Enrique Hernández, R (1, 4) OBP: 0.294, SLG: 0.401	C FF 94 B FF 93 B FF 94 S SL 85 X SL 85 2-2 ② **G3-1**			B SL 85 C FF 91 B KC 84 X FF 94 2-1 ① **F8**		C SI 91 B SL 83 X SI 91 1-1 ① **G5-3**		C FF 92 B FF 93 F CH 86 B CH 86 X FF 94 2-2 ② **L7**		4	0	0	0	0	0	0
10 Justin Turner, R (1, 5) OBP: 0.396, SLG: 0.447	B SL 86 X FF 92 1-0 ③ **F9**			B FF 92 C KC 83 S KC 83 F FF 93 X SL 84 1-2 **25 BB** **5 HR** **1B**		C KC 81 X KC 81 0-1 **1B**		C FF 92 S CH 86 B CH 86 S CH 86 1-3 ③ **K**		4	1	2	0	0	1	0
25 David Freese, R (1, 3) OBP: 0.426, SLG: 0.580		F FF 92 B SL 84 B SL 85 F FF 92 X SL 85 2-2 **27 1B** **2B**		B FF 91 F SL 83 B SI 93 B SL 84 S FF 92 B SL 84 4-2 **5 HR** **1-2 BB**		B SI 92 S SL 82 D SL 83 C SL 83 S SI 93 2-3 ② **K**			C FF 92 S CH 85 X CH 86 0-2 ① **L9**	3	1	1	0	1	1	1
5 Corey Seager, L (1, 6) OBP: 0.339, SLG: 0.435		S SL 84 B FF 92 S SL 85 X SL 84 1-2 ① **F9**		F SL 84 B SL 85 B SL 85 S FF 92 D SL 86 F FF 94 X FF 92 3-2 **1-H** **2-H** **HR**		C SL 84 F FF 94 1 SAFE C SL 86 0-3 ③ **K**			C FF 94 B SI 94 B SL 85 F FF 94 S SI 95 2-3 ② **K**	4	1	1	3	0	2	2
16 Will Smith, R (1, 2) OBP: 0.316, SLG: 0.500		X SL 86 0-0 ② **L7**		B SL 85 F FF 91 B FF 92 C SL 84 S SL 84 2-3 ② **K2-3**			X KC 83 0-0 ① **G5-3**		C FF 94 S SL 86 B SL 85 B SL 84 B SI 94 X SL 85 3-2 **27 S** **1B**	4	0	1	0	0	1	1
27 Alex Verdugo, L (1, 9) OBP: 0.365, SLG: 0.494		B FF 95 S SL 86 F FF 91 X FF 94 1-2 ③ **2-H** **1B**		C FF 92 X SL 85 0-1 ③ **G1-3**			C FF 92 X SL 86 0-1 **31 WP** **1B**		C FF 94 C SI 93 D SL 84 D SL 85 X SI 94 2-2 ③ **G4-3** **1-2**	4	0	2	0	0	0	1
31 Joc Pederson, L (1, 7) OBP: 0.368, SLG: 0.655			F SL 83 C SL 84 S SL 86 0-3 ① **K**		C FF 90 X FF 92 0-1 ① **G3-1**		C FF 93 B SL 82 C SL 84 D SL 86 B KC 83 S SL 85 3-3 ② **K** **1-2**			3	0	0	0	0	2	1
21 Walker Buehler, R (1, 1) OBP: 0.115, SLG: 0.167 74 Kenley Jansen, S (9, 1)			C FF 92 B KC 83 C FF 93 B SL 85 F FF 93 S KC 83 2-3 ② **K**		X FF 90 0-0 ② **L8**		B FF 93 B FF 92 F SI 93 S SL 84 S SL 84 2-3 ③ **K**			3	0	0	0	0	2	1
										0	0	0	0	0	0	0

Inning Stats	1	2	3	4	5	6	7	8	9
R:	0	0	0	3	0	0	0	0	0
E:	0	0	0	0	0	0	0	0	0
K:	1	0	3	1	0	2	2	2	1
S:	7	10	10	17	4	10	9	9	12
H:	0	2	0	2	0	1	1	0	1
LOB:	0	2	0	0	0	1	1	0	1
BB:	0	0	0	1	0	0	0	0	0
P:	11	14	12	29	5	13	14	13	19

1B:	5
2B:	1
3B:	0
HR:	1
SF:	0
SAC:	0
DP:	0
HBP:	0
WP:	1
PB:	0
SB:	1
CS:	0
PA:	34

PITCHER	IP	WLS	BF	H	R	ER	SO	BB	IBB	HBP	BLK	WP	HR	S	P	ERA	WHIP
38 Robbie Ray, L (1, 1) ERA: 3.62	7.0	L	27	6	3	3	9	1	0	0	0	1	1	67	98	3.86	1.000
35 Matt Andriese, R (8, 1) ERA: 4.5	1.1		4	0	0	0	2	0	0	0	0	0	0	12	16	0.00	0.000
40 Andrew Chafin, L (9, 1) ERA: 3.26	0.2		3	1	0	0	1	0	0	0	0	0	0	9	16	0.00	1.500

PITCHER	IP	WLS	BF	H	R	ER	SO	BB	IBB	HBP	BLK	WP	HR	S	P	ERA	WHIP

TOP

Los Angeles Dodgers @ Arizona Diamondbacks
Chase Field, Phoenix, AZ
Mon Jun 03 2019, 6:41 PM - 9:06 PM MST
Att. 24,124 - Clear - 96 F

livebaseballscorecards.com

AB	33
R	3
H	7
RBI	3
BB	1
SO	12
LOB	7

Batter	1	2	3	4	5	6	7	8	9	AB	R	H	RBI	BB	SO	LOB
1 Jarrod Dyson, L (1, 8) OBP: 0.355, SLG: 0.373	C FF 95 B FF 95 F FC 92 B SL 88 B SI 98 C FF 98 3-3 ① K			C FC 92 B KC 80 X FF 95 1-1 ① F7		B KC 81 C FF 97 C SI 96 S SL 90 1-3 ③ K			B FC 92 X FC 91 1-0 ② G4-3	4	0	0	0	0	2	0
5 Eduardo Escobar, S (1, 5) OBP: 0.343, SLG: 0.567	S FF 98 F FF 97 T FF 96 0-2 ② K			F KC 79 F FF 96 F KC 82 F FF 96 S FC 95 0-3 ② K			S FF 96 F FF 96 S FF 98 0-3 ① K		C FC 93 X FC 92 0-1 ① 2B	4	0	1	0	0	3	0
David Peralta, L (1, 7) OBP: 0.351, SLG: 0.513	B FF 96 C SI 96 B KC 80 T FF 96 X SL 88 2-2 ③ F8			C FC 91 F SI 98 B FF 98 C FF 98 1-3 ③ K			B KC 82 F FC 93 F FF 96 B KC 84 B FF 99 X FC 94 3-2 ② G6-3		B SI 94 X FC 93 1-0 ③ P5	4	0	0	0	0	1	1
10 Adam Jones, R (1, 9) OBP: 0.324, SLG: 0.504		C FF 96 S SL 87 B SL 87 F FF 95 S KC 80 1-3 ① K			C FC 93 B SL 85 S KC 82 F KC 82 X FF 97 1-2 ① F8		X SL 88 0-0 ③ G6-3			3	0	0	0	0	1	0
4 Ketel Marte, S (1, 6) OBP: 0.327, SLG: 0.527		B FF 97 X FF 96 1-0 ② G3-1			B KC 80 B FF 96 C FF 97 B SI 96 X FF 98 3-1 ② F9			F FF 95 X KC 80 0-1 ① G4-3		3	0	0	0	0	0	0
53 Christian Walker, R (1, 3) OBP: 0.329, SLG: 0.502		B FF 96 B FC 92 F FF 97 S SL 88 S FF 97 2-3 ③ K			F FC 95 B SL 88 B SL 87 X FF 98 2-1 HR			S FC 93 S FC 93 X SL 85 0-2 ② L8		3	1	1	1	0	1	0
15 Ildemaro Vargas, S (1, 4) OBP: 0.313, SLG: 0.391			B SI 95 B FF 95 X FF 97 2-0 ① L6		B SI 97 C FC 94 B FF 96 F FF 96 B SL 89 C FF 98 3-3 ③ K			C SI 97 F SL 87 B FF 96 X SI 98 1-2 1B		3	0	1	0	0	1	0
18 Carson Kelly, R (1, 2) OBP: 0.342, SLG: 0.477			B FC 94 C FF 97 B SL 89 X SL 88 2-1 ② L7			B FC 91 S FF 96 B SL 87 X FC 93 2-1 ① G6-3		B FF 97 F FC 92 S SL 88 S SL 89 1-3 ③ K		3	0	0	0	0	1	1
38 Robbie Ray, L (1, 1) OBP: 0.043, SLG: 0.043 35 Matt Andriese, R (8, 1) 40 Andrew Chafin, R (9, 1) 16 Tim Locastro, R (9, PH) OBP: 0.459, SLG: 0.391			C FF 96 C FC 94 S KC 82 0-3 ③ K			B FF 97 C FF 96 X KC 80 1-1 ② G1-3			B FC 91 C FC 90 B FC 91 S FC 92 F FC 92 X FC 92 2-2 ① P3	2 0 0 1	0 0 0 0	0 0 0 0	0 0 0 0	0 0 0 0	1 0 0 0	0 0 0 0
Inning Stats	R: 0 E: 0 K: 2 S: 9 H: 0 LOB: 0 BB: 0 P: 14	R: 0 E: 0 K: 2 S: 8 H: 0 LOB: 0 BB: 0 P: 12	R: 0 E: 0 K: 1 S: 6 H: 0 LOB: 0 BB: 0 P: 10	R: 0 E: 0 K: 2 S: 10 H: 0 LOB: 0 BB: 0 P: 12	R: 1 E: 0 K: 1 S: 11 H: 1 LOB: 0 BB: 0 P: 20	R: 0 E: 0 K: 1 S: 7 H: 0 LOB: 0 BB: 0 P: 11	R: 0 E: 0 K: 1 S: 7 H: 0 LOB: 0 BB: 0 P: 10	R: 0 E: 0 K: 1 S: 11 H: 1 LOB: 1 BB: 0 P: 13	R: 0 E: 0 K: 0 S: 8 H: 1 LOB: 1 BB: 0 P: 12	1B: 1 2B: 1 3B: 0 HR: 1	SF: 0 SAC: 0 DP: 0 HBP: 0			WP: 0 PB: 0 SB: 0 CS: 0		PA: 30	

PITCHER		IP	WLS	BF	H	R	ER	SO	BB	IBB	HBP	BLK	WP	HR	S	P	ERA	WHIP
21 Walker Buehler, R ERA: 3.69	(1, 1)	8.0	W	26	2	1	1	11	0	0	0	0	0	1	69	102	1.12	0.250
74 Kenley Jansen, R ERA: 3.16	(9, 1)	1.0	S	4	1	0	0	0	0	0	0	0	0	0	8	12	0.00	1.000

PITCHER	IP	WLS	BF	H	R	ER	SO	BB	IBB	HBP	BLK	WP	HR	S	P	ERA	WHIP

BOTTOM

Los Angeles Dodgers @ Arizona Diamondbacks
Chase Field, Phoenix, AZ
Mon Jun 03 2019, 6:41 PM - 9:06 PM MST
Att. 24,124 - Clear - 96 F

livebaseballscorecards.com

AB	30
R	1
H	3
RBI	1
BB	0
SO	11
LOB	2

Batter	1	2	3	4	5	6	7	8	9	AB	R	H	RBI	BB	SO	LOB
31 Joc Pederson, L (1, 7) OBP: 0.372, SLG: 0.653 3 Chris Taylor, R (7, PH) OBP: 0.304, SLG: 0.404 (7, 7)	F FF 94 B CH 87 B FF 94 B CH 88 F FF 95 F FF 94 X FF 95 3-2 13 BB 35 3B 1B		B CH 87 B FF 93 C FF 93 F CH 87 B SL 86 B FF 94 4-2 35 F8 5 E 25 E BB		C SL 83 F SL 83 B FF 92 B SL 84 B FF 93 X SL 85 3-2 ① F8		B FF 95 X KC 80 1-0 5 2B 2B	2 1	2 1	1 1	0 0	1 1	0 0	0 0
13 Max Muncy, L (1, 5) OBP: 0.363, SLG: 0.512	B FF 93 1 SAFE D CU 81 B FF 92 C FF 93 S SL 86 1 SAFE B SL 86 4-2 35 3B 1-2 BB		C CU 80 C SI 93 1 SAFE S SL 86 0-3 ① K		F CU 78 B CU 80 S SL 82 S SL 84 1-3 ② K		C SI 90 B SI 89 B SL 83 B SI 90 F SI 89 S SI 90 3-3 ② K		S KC 83 D KC 84 C FF 96 S KC 83 1-3 ① K	4	1	0	0	1	4	4
5 Corey Seager, L (1, 6) OBP: 0.340, SLG: 0.443	F CH 88 D CH 88 F SI 94 X CH 87 1-2 ① P6		F SI 93 B CH 87 1 SAFE B FF 93 F SI 93 X SI 93 2-2 FC4 25 E 1-2		F FF 92 F FF 92 B CH 87 B FF 92 B FF 93 F SL 84 F FF 93 F FF 93 F SL 83 3-2 ③ X FF 93 F8		C SL 82 B SI 90 F SI 91 D SL 83 X SI 90 2-2 1-3 2-H 2B	B FF 96 X FF 96 1-0 25 2B 2-H 2B	5	1	2	2	0	0	3
35 Cody Bellinger, L (1, 9) OBP: 0.461, SLG: 0.734	B SL 87 F FF 94 X CH 87 1-1 1-H 2-H 3B		B SI 93 X SI 93 1-0 ② F8 2-3			B SI 89 C SI 90 X SI 90 1-1 ① G4-3	B SI 90 F SI 91 S SL 82 D SL 82 F SL 82 S SI 90 2-3 ③ K		0-0 25 2B IBB	4	1	1	2	1	1	4
25 David Freese, R (1, 3) OBP: 0.425, SLG: 0.591	D CU 81 B SI 94 S SL 86 X SI 94 2-1 ② L5		1 SAFE B SL 92 F SL 86 X SI 93 1-1 ③ G6-3 1-3 3-H			B SI 90 S SL 81 B CH 83 F SI 89 S SL 82 2-3 ② K		F CH 81 B CH 80 B SI 88 X CH 81 2-1 27 G3-1 14 1B 2B	D KC 84 C KC 80 C FF 96 X FF 96 1-2 1-H 2-H 2B	5	1	2	2	0	1	2
27 Alex Verdugo, L (1, 8) OBP: 0.355, SLG: 0.479	F FF 93 B FF 93 B CH 87 F FF 94 F SL 86 S FF 94 2-3 ③ K			C FF 91 X CU 79 0-1 ① G4-3		C SI 90 F SI 91 B SL 82 X SL 82 1-2 ③ F9		B SI 89 X SI 89 1-0 ① G3-1 2-3	D KC 83 C KC 84 C FF 97 S KC 84 1-3 ② K	5	0	0	0	0	2	3
14 Enrique Hernández, R (1, 4) OBP: 0.296, SLG: 0.417		C SL 83 F SI 93 B FF 92 B SL 87 B SL 85 F FF 93 X SL 86 3-2 ① F8	B FF 92 C FF 92 F SL 85 X SL 85 1-2 ② P6				B CH 82 B SI 89 X SI 89 2-0 HR	F FF 96 B FF 97 B FF 96 F FF 97 X FF 97 2-2 3-H 1B	X FF 97 0-0 ③ G5-3	5	1	2	2	0	0	1
55 Russell Martin, R (1, 2) OBP: 0.386, SLG: 0.403		B CU 80 B SL 86 X SI 93 2-0 ② G6-3	X FF 92 0-0 99 1B 2B				B CH 83 B SI 90 F SI 90 B CH 84 X SI 90 3-1 99 SH2-4 5 2B 1B	C KC 81 X KC 82 0-1 ② F7		4	1	2	0	0	0	1
99 Hyun Jin Ryu, R (1, 1) OBP: 0.231, SLG: 0.174 10 Justin Turner, R (8, PH) OBP: 0.395, SLG: 0.445 63 Yimi García, R (8, 1) 75 Scott Alexander, L (9, 1)		C FF 93 C FF 94 B FF 94 S CU 82 1-3 ③ K	F FF 92 B SL 83 S SL 84 F FF 92 D CU 80 X FF 92 2-2 ③ 2-H 1B				1 SAFE X SI 89 0-0 ① SH2-4 1-2	1 SAFE B SI 96 F FF 96 B FF 95 C FF 97 X FF 95 2-2 ③ G5-3		2 1 0 0	0 0 0 0	1 0 0 0	0 0 0 0	1 0 0 0	0 1 0 0
Inning Stats	R: 2 E: 0 K: 1 S: 17 H: 2 LOB: 1 BB: 1 P: 30	R: 0 E: 0 K: 1 S: 8 H: 0 LOB: 0 BB: 0 P: 14	R: 1 E: 2 K: 1 S: 11 H: 0 LOB: 1 BB: 1 P: 19	R: 0 E: 0 K: 0 S: 10 H: 2 LOB: 2 BB: 0 P: 13	R: 0 E: 0 K: 1 S: 13 H: 0 LOB: 0 BB: 0 P: 20	R: 0 E: 0 K: 1 S: 8 H: 0 LOB: 0 BB: 0 P: 12	R: 2 E: 0 K: 2 S: 14 H: 3 LOB: 2 BB: 1 P: 26	R: 1 E: 0 K: 0 S: 11 H: 2 LOB: 1 BB: 0 P: 18	R: 3 E: 0 K: 2 S: 12 H: 3 LOB: 1 BB: 1 P: 17	1B: 4 2B: 6 3B: 1 HR: 1 SF: 0 SAC: 1 DP: 0 HBP: 0						WP: 0 PB: 0 SB: 0 CS: 0 PA: 43	

PITCHER		IP	WLS	BF	H	R	ER	SO	BB	IBB	HBP	BLK	WP	HR	S	P	ERA	WHIP
45 Taylor Clarke, R ERA: 4.43	(1, 1)	5.0	L	21	4	3	2	4	2	0	0	0	0	0	59	96	3.60	1.200
30 T.J. McFarland, L ERA: 6.06	(6, 1)	2.1		12	4	3	3	3	0	1	0	0	0	1	25	44	11.57	1.714
25 Archie Bradley, R ERA: 5.13	(8, 1)	1.2		10	4	3	3	2	0	1	0	0	0	0	20	29	16.20	2.400

PITCHER	IP	WLS	BF	H	R	ER	SO	BB	IBB	HBP	BLK	WP	HR	S	P	ERA	WHIP

TOP

Los Angeles Dodgers @ Arizona Diamondbacks

Chase Field, Phoenix, AZ

Tue Jun 04 2019, 6:43 PM - 9:47 PM MST

Att. 29,784 - Partly Cloudy - 95 F

livebaseballscorecards.com

AB	38
R	9
H	12
RBI	8
BB	4
SO	9
LOB	19

Batter	1	2	3	4	5	6	7	8	9	AB	R	H	RBI	BB	SO	LOB
4 Ketel Marte, S (1, 8) (8, 4) OBP: 0.326, SLG: 0.527	X SI 86 0-0 ① G3		B SI 90 C FC 88 B FF 91 S FC 88 F FF 92 X FC 87 2-2 ① 2B			B CU 70 X SI 90 1-0 ① F9		B CH 87 B CU 84 C CU 84 C CU 82 X FF 94 2-2 ③ F9		4	0	1	0	0	0	0
5 Eduardo Escobar, S (1, 5) OBP: 0.338, SLG: 0.557	B FF 88 C CH 79 S FF 89 B FC 87 F CH 80 X CH 80 2-2 ② G5-3		C CU 71 B CH 78 F FC 88 S FF 90 1-3 ② K			F FF 89 B CH 78 B FC 86 X CH 78 2-1 ② G4-3			C SI 93 S CH 88 B CH 87 F SI 94 X SI 93 1-2 ① G5-3	4	0	0	0	0	1	1
10 Adam Jones, R (1, 9) OBP: 0.321, SLG: 0.500 16 Tim Locastro, R (4, 9) OBP: 0.444, SLG: 0.375	B FF 90 C FC 88 B CH 81 S CH 80 F FF 92 B FC 88 X CH 80 3-2 E3 E		F CH 78 X CH 77 0-1 ③ G6-3			B FF 89 C FF 90 F CH 78 B FC 86 X CH 76 2-2 ③ G6-3			C SI 93 B SI 94 B SI 94 B SI 94 C SI 93 X SI 93 3-2 ② L5	2 2	0 0	0 0	0 0	0 0	0 0	1 0
David Peralta, L (1, 7) OBP: 0.349, SLG: 0.505	C CU 73 F CH 80 B FC 87 X FF 91 1-2 E6 2-3			B FF 89 B CH 78 C CH 78 S FF 91 X CH 78 2-2 ① G3			F FF 88 F FC 85 B FF 90 X CH 78 1-2 ① G6-3		B SL 82 B SI 94 C SI 93 F SI 93 B SL 84 B SI 93 4-2 BB	3	0	0	0	1	0	1
53 Christian Walker, R (1, 3) OBP: 0.328, SLG: 0.498	S CH 79 S CH 78 B CH 77 B FF 90 F CH 79 B FC 88 X CH 79 3-2 ③ G1-3			C CU 69 F FF 91 B CH 77 B FC 87 B FF 92 F CH 79 X CH 80 3-2 ② G5-3			B FF 90 F FC 86 B CU 68 F SI 92 B FF 92 F CH 79 F CH 77 F CH 77 X FF 92 3-2 15 E 1B		C SI 92 D SI 93 X SI 94 1-1 ③ G4-3	4	0	1	0	0	0	3
15 Ildemaro Vargas, S (1, 4) OBP: 0.303, SLG: 0.379 25 Archie Bradley, R (8, 1)		C CU 71 B FF 90 X FF 90 1-1 ① F9		B CH 78 X SI 91 1-0 ③ G6-3			C SI 90 X CH 79 0-1 FC6 13 G6-4-3 1-3			3 0	0 0	0 0	0 0	0 0	0 0	1 0
13 Nick Ahmed, R (1, 6) OBP: 0.320, SLG: 0.412		C FF 90 X FC 88 0-1 ② G6-3		B SI 88 C CH 77 B CU 72 C FF 91 X CH 78 2-2 ① G5-3			C CU 71 B CH 80 X CH 80 1-1 ②③ G6-4-3 1-2f			3	0	0	0	0	0	2
18 Carson Kelly, R (1, 2) OBP: 0.333, SLG: 0.464		C FF 90 X CH 79 0-1 ③ G6-3		B SI 90 C SI 90 B CH 78 X CH 78 2-1 ② F7				C CU 84 B FF 96 F CU 83 X CU 84 1-2 ① G4-3		3	0	0	0	0	0	0
45 Taylor Clarke, R (1, 1) OBP: 0.500, SLG: 1.000 32 Kevin Cron, R (5, PH) OBP: 0.294, SLG: 0.533 30 T.J. McFarland, L (6, 1) 1 Jarrod Dyson, L (8, 8) OBP: 0.353, SLG: 0.370			C CH 76 C CU 70 X CH 74 0-2 ① 1B			C CU 71 B FF 90 S CH 79 B FF 91 S CH 79 2-3 ③ K		F CU 83 B CH 87 C CU 84 F FF 96 B FF 95 T FF 94 2-2 ② K		1 1 0 1	0 0 0 0	1 0 0 0	0 0 0 0	0 1 0 1	0 0 0 0	0 0 0 0
Inning Stats	R: 0 H: 0 E: 2 LOB: 2 K: 0 BB: 0 S: 16 P: 25	R: 0 H: 0 E: 0 LOB: 0 K: 0 BB: 0 S: 6 P: 7	R: 0 H: 2 E: 0 LOB: 1 K: 1 BB: 0 S: 12 P: 15	R: 0 H: 0 E: 0 LOB: 0 K: 0 BB: 0 S: 8 P: 14	R: 0 H: 0 E: 0 LOB: 0 K: 1 BB: 0 S: 8 P: 14	R: 0 H: 0 E: 0 LOB: 0 K: 0 BB: 0 S: 6 P: 11	R: 0 H: 1 E: 1 LOB: 1 K: 0 BB: 0 S: 13 P: 18	R: 0 H: 0 E: 0 LOB: 0 K: 1 BB: 0 S: 10 P: 15	R: 0 H: 0 E: 0 LOB: 1 K: 0 BB: 1 S: 11 P: 20	1B: 2 2B: 1 3B: 0 HR: 0	SF: 0 SAC: 0 DP: 1 HBP: 0						

PITCHER	IP	WLS	BF	H	R	ER	SO	BB	IBB	HBP	BLK	WP	HR	S	P	ERA	WHIP
99 Hyun Jin Ryu, L (1, 1) ERA: 1.35	7.0	W	25	3	0	0	2	0	0	0	0	0	0	69	104	0.00	0.429
63 Yimi García, R (8, 1) ERA: 4.56	1.0		3	0	0	0	1	0	0	0	0	0	0	10	15	0.00	0.000
75 Scott Alexander, L (9, 1) ERA: 3.12	1.0		4	0	0	0	0	1	0	0	0	0	0	11	20	0.00	1.000

PITCHER	IP	WLS	BF	H	R	ER	SO	BB	IBB	HBP	BLK	WP	HR	S	P	ERA	WHIP

BOTTOM

Los Angeles Dodgers @ Arizona Diamondbacks

Chase Field, Phoenix, AZ

Tue Jun 04 2019, 6:43 PM - 9:47 PM MST

Att. 29,784 - Partly Cloudy - 95 F

livebaseballscorecards.com

AB	31
R	0
H	3
RBI	0
BB	1
SO	3
LOB	9

Batter	1	2	3	4	5	6	7	8	9	10	11	AB	R	H	RBI	BB	SO	LOB
31 Joc Pederson, L (1, 7) OBP: 0.363, SLG: 0.634	C SI 92 B SI 92 S SI 93 S FF 93 1-3 ① K		B CH 84 X CH 83 1-0 ② G4-3		D FF 91 B FF 92 F FF 90 C FF 93 C FF 92 2-3 ③ K		X FF 96 0-0 ③ G3-4-3			B FF 91 B FF 92 X FF 92 2-0 ① P3		5	0	0	0	0	2	3
13 Max Muncy, L (1, 3) OBP: 0.360, SLG: 0.505	B SI 92 S CH 84 C SI 92 B KC 81 F FF 93 B CH 85 S CH 84 3-3 ② K		C KC 77 S KC 76 S KC 79 0-3 ③ K			C FF 93 S FF 92 C FF 93 0-3 ① K		X FS 82 0-0 ① G1-3		S CH 86 B CH 86 B FF 93 X CH 86 2-1 10 G5-4-3 1B		5	0	1	0	0	3	0
10 Justin Turner, R (1, 5) OBP: 0.390, SLG: 0.436	B FF 93 C SI 91 S SL 84 B FF 94 F SI 92 X SL 84 2-2 ③ F8			C FF 90 F SI 90 C SI 90 0-3 ① K		B FF 92 B SL 83 X SI 93 2-0 ② F8		C FF 91 B FF 90 F FF 90 B FF 92 B FS 83 B FF 90 4-2 5 1B BB		C FF 93 X FF 94 0-1 ②③ G5-4-3 1-2f		4	0	0	0	1	1	1
35 Cody Bellinger, L (1, 9) OBP: 0.456, SLG: 0.721		B SI 92 C FF 92 F FF 92 S FF 93 1-3 ① K		F KC 75 B FF 92 X CH 84 1-1 ② L9		B SL 84 B SI 93 C FF 93 X SI 92 2-1 1B		C FF 92 B FF 92 S FS 83 D FS 85 X FF 90 2-2 ② F8			F SI 91 B SI 91 X CH 84 1-1 ① G3-1	5	0	1	0	0	1	1
5 Corey Seager, L (1, 6) OBP: 0.341, SLG: 0.447		C SI 91 X CH 83 0-1 ② F7		X CH 83 0-0 2B		B FF 92 C SL 84 1 SAFE 1 SAFE F SI 93 1 SAFE X FF 94 1-2 ③ L7		T FF 92 B FS 85 X FS 86 1-1 1-2 1B			B KC 83 X SI 91 1-0 ② G4-3	5	0	2	0	0	0	1
3 Chris Taylor, R (1, 4) OBP: 0.295, SLG: 0.391		C FF 92 S SL 84 B FF 92 X SL 84 1-2 ③ F9		B KC 78 D FF 92 X FF 91 2-0 ③ G5-3			X SL 82 0-0 ① F7	C FF 90 C FF 92 B FF 91 D FS 85 B FF 92 X FF 91 3-2 ③ L9			C KC 82 S KC 83 F SI 93 B KC 84 B KC 84 B FC 90 C SI 92 3-3 ③ K	5	0	0	0	0	1	3
27 Alex Verdugo, L (1, 8) OBP: 0.353, SLG: 0.471			C SI 89 B CH 83 B FF 91 B SI 90 D SI 91 4-1 16 HR BB		B SI 89 S FF 90 S FF 92 C SI 90 1-3 ① K		B FF 96 B FF 97 B SL 83 X FF 96 3-0 ② G4-3			C CU 78 B FF 94 X FF 93 1-1 ① F7		3	1	0	0	1	1	0
16 Will Smith, R (1, 2) OBP: 0.348, SLG: 0.619			B KC 77 B SI 92 C SI 92 D SI 92 C FF 92 X SL 84 3-2 1-H HR		B FF 91 B SI 90 C FF 90 X SL 83 2-1 ② G5-3		C FF 96 B FF 97 C FF 96 B FF 97 F FF 97 B SL 86 B FF 96 4-2 7 1B BB			C SL 84 S SL 84 B SL 85 B SL 84 B FF 93 X SL 84 3-2 ② G6-3		3	1	1	2	1	0	0
18 Kenta Maeda, R (1, 1) OBP: 0.250, SLG: 0.333 7 Julio Urías, L (6, 1) OBP: 0.600, SLG: 0.500 52 Pedro Báez, R (8, 1) 25 David Freese, R (9, PH) OBP: 0.421, SLG: 0.625 68 Ross Stripling, R (9, 1) OBP: 0.182, SLG: 0.100 75 Scott Alexander, L (11, 1)			C FF 91 X SL 84 0-1 ① F7		C FF 90 F KC 76 X SI 88 0-2 1B		C FF 97 B FF 97 X SL 83 1-1 1-3 1B			C FF 92 X FF 93 0-1 ③ F9		2 0 1 0 0 0 0 1 0 1 0 0 0 0 0 0 0 0 0 0 0 1 0 0 0 0 0 0 0 0 0 0 0 0 0 0 0 0 0 0 0 0						
Inning Stats	R: 0 E: 0 K: 2 S: 11 H: 0 LOB: 0 BB: 0 P: 17	R: 0 E: 0 K: 1 S: 8 H: 0 LOB: 0 BB: 0 P: 10	R: 2 E: 0 K: 1 S: 10 H: 1 LOB: 0 BB: 1 P: 18	R: 0 E: 0 K: 1 S: 7 H: 1 LOB: 1 BB: 0 P: 10	R: 0 E: 0 K: 2 S: 11 H: 1 LOB: 1 BB: 0 P: 16	R: 0 E: 0 K: 1 S: 9 H: 1 LOB: 1 BB: 0 P: 14	R: 0 E: 0 K: 0 S: 8 H: 1 LOB: 2 BB: 1 P: 16	R: 0 E: 0 K: 0 S: 11 H: 1 LOB: 2 BB: 1 P: 21	R: 0 E: 0 K: 0 S: 7 H: 0 LOB: 0 BB: 0 P: 11	R: 0 E: 0 K: 0 S: 5 H: 1 LOB: 0 BB: 0 P: 9	R: 0 E: 0 K: 1 S: 7 H: 0 LOB: 0 BB: 0 P: 12	1B: 5 2B: 1 3B: 0 HR: 1	SF: 0 SAC: 0 DP: 1 HBP: 0	WP: 0 PB: 0 SB: 0 CS: 0	PA: 42			

PITCHER		IP	WLS	BF	H	R	ER	SO	BB	IBB	HBP	BLK	WP	HR	S	P	ERA	WHIP
57 Jon Duplantier, R ERA: 3.27	(1, 1)	5.0		19	3	2	2	7	1	0	0	0	0	1	47	71	3.60	0.800
40 Andrew Chafin, L ERA: 3.1	(6, 1)	1.0		4	1	0	0	1	0	0	0	0	0	0	9	14	0.00	1.000
50 Yoan López, R ERA: 1.46	(7, 1)	1.0		5	1	0	0	0	1	0	0	0	0	0	8	16	0.00	2.000
66 Yoshihisa Hirano, R ERA: 5.24	(8, 1)	1.0		5	1	0	0	0	1	0	0	0	0	0	11	21	0.00	2.000
56 Greg Holland, R ERA: 1.31	(9, 1)	1.0		3	0	0	0	0	0	0	0	0	0	0	7	11	0.00	0.000

PITCHER		IP	WLS	BF	H	R	ER	SO	BB	IBB	HBP	BLK	WP	HR	S	P	ERA	WHIP
35 Matt Andriese, R ERA: 4.36	(10, 1)	1.0		3	1	0	0	0	0	0	0	0	0	0	5	9	0.00	1.000
52 Zack Godley, R ERA: 6.66	(11, 1)	1.0	W	3	0	0	0	1	0	0	0	0	0	0	7	12	0.00	0.000

TOP

Los Angeles Dodgers @ Arizona Diamondbacks

Chase Field, Phoenix, AZ

Wed Jun 05 2019, 12:41 PM - 4:07 PM MST

Att. 22,753 - Roof Closed - 73 F

livebaseballscorecards.com

AB	39
R	2
H	7
RBI	2
BB	3
SO	9
LOB	9

Batter	1	2	3	4	5	6	7	8	9	10	11	AB	R	H	RBI	BB	SO	LOB
1 Jarrod Dyson, L (1, 8) OBP: 0.354, SLG: 0.379	C FF 90 F FS 83 S FS 84 0-3 ① K			B CU 76 X FS 83 1-0 ① 5 F8 2B 1B		C FF 94 B CU 77 B FF 93 C FF 95 S SI 96 2-3 ① K		B FF 96 S CH 86 X CH 86 1-1 2-H 2B		C FC 92 B KC 82 B SL 88 X KC 81 2-1 ③ L7		5	1	2	1	0	2	2
5 Eduardo Escobar, S (1, 5) OBP: 0.336, SLG: 0.558	C FF 92 L FS 85 F FF 92 X FS 85 0-2 ② L7			1 SAFE F FS 83 X FS 84 0-1 ① F8 1-2		C CU 77 S FF 93 S CH 79 0-3 ② K		S FF 96 C FF 96 X CH 87 0-2 ③ P4			B SI 93 F SI 93 X SI 94 1-1 1B 3B	5	1	1	0	0	1	2
4 Ketel Marte, S (1, 4) OBP: 0.323, SLG: 0.518	C CU 76 S FS 86 B FS 84 C FF 94 1-3 ③ K			C CU 77 B FF 92 S FS 84 B CU 78 F FS 83 X FS 84 2-2 ② P6		F FF 94 F CH 79 B FF 92 F CH 80 B CH 80 X FF 94 2-2 ③ L7			B KC 78 X KC 78 1-0 ① F8		0-0 1B IBB	4	0	0	0	1	1	1
David Peralta, L (1, 7) OBP: 0.350, SLG: 0.507		C CU 78 B FS 83 S FS 84 C FF 93 1-3 ① K		X FS 86 0-0 2-H 2B			B CU 75 C CU 77 B SL 83 T FF 95 F FF 96 F SL 85 X CH 81 2-2 ① P6		F KC 80 X CH 83 0-1 ② G4-3		X SI 93 0-0 1-2 3-H 1B	5	0	2	2	0	1	0
53 Christian Walker, R (1, 3) OBP: 0.322, SLG: 0.488		S SL 84 F FS 85 S FF 92 0-3 ② K		B SL 83 C SL 83 C FF 92 S FS 85 1-3 ③ K			C CU 77 F FF 95 X CH 80 0-2 ② G4-3		C SL 86 B FF 90 B KC 81 F FC 90 F CH 84 X FF 92 2-2 ③ F8			4	0	0	0	0	2	1
31 Alex Avila, L (1, 2) OBP: 0.424, SLG: 0.375		C CU 77 C CU 77 C SL 82 0-3 ③ K			B CU 75 B CU 74 C SL 80 S SL 80 S SL 81 2-3 ① K		C FF 96 B SL 84 F SI 96 B SL 83 S FF 97 2-3 ③ K			B KC 79 B SL 86 C FF 91 B FF 92 B FF 90 4-1 16 FC3-5 13 WP BB		3	0	0	0	1	3	0
13 Nick Ahmed, R (1, 6) OBP: 0.323, SLG: 0.408		C SL 83 F SI 91 X SL 84 0-2 ① P3		F SL 83 C SI 93 B SL 84 B SI 92 B SL 84 F SL 84 B FF 92 4-2 16 G3-1 16 S BB			B FF 95 B CH 86 B FF 95 C FF 96 F FF 96 X FF 96 3-2 ① G4-3			C FC 89 D KC 81 C KC 81 B KC 82 B SL 88 D KC 83 4-2 1-2 16 FC3-5 BB	2	0	0	0	2	0	0
16 Tim Locastro, R (1, 9) OBP: 0.433, SLG: 0.353		B FF 90 C FS 85 F FF 92 X FF 92 1-2 ② L9			B SL 85 B FS 84 C SL 82 C FS 85 X FS 85 2-2 ② G3-1 1-3		C FF 97 F CH 87 B FF 97 F CH 87 B FF 95 F FF 96 H CH 87 3-2 18 G1-3 1 2B HBP			X SL 85 0-0 ① FC3-5 1-2 2-3f	3	1	0	0	0	0	3
57 Jon Duplantier, L (1, 1) 32 Kevin Cron, R (6, PH) 40 Andrew Chafin, R (8, 1) 50 Yoan López, R (7, 1) 66 Yoshihisa Hirano, R (8, 1) 18 Carson Kelly, R (8, PH) 56 Greg Holland, R (9, 1) 35 Matt Andriese, R (10, 1) 15 Ildemaro Vargas, S (10, PH) 52 Zack Godley, R (11, 1)		C FF 90 B FF 92 S FF 92 F CU 78 X FF 92 1-2 ③ G4-3			B SL 83 S SL 83 B SL 83 S SL 85 X SL 84 2-2 ③ L6			B SL 86 1 SAFE X SL 86 1-0 ② G1-3 1-2		D KC 81 C KC 80 C SL 88 S KC 83 1-3 ② K								
Inning Stats	R: 0 E: 0 K: 2 S: 10 H: 0 LOB: 0 BB: 0 P: 11	R: 0 E: 0 K: 3 S: 9 H: 0 LOB: 0 BB: 0 P: 10	R: 0 E: 0 K: 0 S: 10 H: 0 LOB: 0 BB: 0 P: 12	R: 1 E: 0 K: 1 S: 11 H: 2 LOB: 1 BB: 0 P: 15	R: 0 E: 0 K: 1 S: 12 H: 0 LOB: 1 BB: 1 P: 22	R: 0 E: 0 K: 2 S: 10 H: 0 LOB: 0 BB: 0 P: 14	R: 0 E: 0 K: 1 S: 11 H: 0 LOB: 0 BB: 0 P: 15	R: 1 E: 0 K: 0 S: 13 H: 1 LOB: 1 BB: 0 P: 21	R: 0 E: 0 K: 0 S: 7 H: 0 LOB: 0 BB: 0 P: 10	R: 0 E: 0 K: 1 S: 9 H: 0 LOB: 2 BB: 2 P: 20	R: 1 E: 0 K: 0 S: 3 H: 2 LOB: 2 BB: 1 P: 4	1B: 2 2B: 2 3B: 1 HR: 0	SF: 0 SAC: 0 DP: 0 HBP: 1	WP: 1 PB: 0 SB: 1 CS: 0	PA: 40			

PITCHER		IP	WLS	BF	H	R	ER	SO	BB	IBB	HBP	BLK	WP	HR	S	P	ERA	WHIP
18 Kenta Maeda, R ERA: 3.48	(1, 1)	5.0		18	2	1	1	7	1	0	0	0	0	0	52	70	1.80	0.600
7 Julio Urías, L ERA: 3.57	(6, 1)	2.0	H	6	0	0	0	3	0	0	0	0	0	0	21	29	0.00	0.000
52 Pedro Báez, R ERA: 3.29	(8, 1)	1.0	B	5	1	1	1	0	0	0	1	0	0	0	13	21	9.00	1.000
68 Ross Stripling, R ERA: 3.2	(9, 1)	2.0		8	0	0	0	1	2	0	0	0	1	0	16	30	0.00	1.000
75 Scott Alexander, L ERA: 3.63	(11, 1)	0.0	L	3	2	1	1	0	0	1	0	0	0	0	3	4	∞	∞

PITCHER	IP	WLS	BF	H	R	ER	SO	BB	IBB	HBP	BLK	WP	HR	S	P	ERA	WHIP

BOTTOM

Los Angeles Dodgers @ Arizona Diamondbacks
Chase Field, Phoenix, AZ
Wed Jun 05 2019, 12:41 PM - 4:07 PM MST
Att. 22,753 - Roof Closed - 73 F

livebaseballscorecards.com

AB	35
R	3
H	5
RBI	3
BB	4
SO	11
LOB	13

Arizona Diamondbacks @ Toronto Blue Jays

Rogers Centre, Toronto, ON

Fri Jun 07 2019, 7:09 PM - 9:58 PM EDT

Att. 16,555 - Clear - 73 F

livebaseballscorecards.com

Batter	1	2	3	4	5	6	7	8	9	AB	R	H	RBI	BB	SO	LOB
1 Jarrod Dyson, L (1, 8) OBP: 0.349, SLG: 0.368	B SI 93 X SI 93 1-0 ① G3			C SI 92 B CH 85 X CH 83 1-1 ① F9	B CH 83 X CH 83 1-0 ② F9		C CU 74 B CU 75 B FF 93 B CH 83 T FF 93 B FF 92 4-2 5 S 5 1B BB		B FF 94 F FF 93 X CH 87 1-1 ① G4-3	4	1	0	0	1	0	0
4 Ketel Marte, S (1, 4) OBP: 0.325, SLG: 0.514	C SI 94 X FC 91 0-1 ② F9			B SV 85 C SV 85 B SI 92 X SI 93 2-1 5 BB 1B 1B	S SV 84 B SV 86 B FC 91 B SV 84 B SI 92 4-1 BB		C CU 73 1 SAFE F CH 84 X FF 94 0-2 ② F9		B FF 93 C FF 93 B CH 87 X CH 87 2-1 ② F8	4	1	1	0	1	0	1
5 Eduardo Escobar, S (1, 5) OBP: 0.337, SLG: 0.553 15 Ildemaro Vargas, S (9, 5) OBP: 0.300, SLG: 0.375	C SI 94 B FC 92 X SI 94 1-1 ③ G5-3			C SI 92 1 SAFE F FC 92 B SI 94 B FC 92 F SI 92 D SV 86 1 SAFE F SV 86 4-2 1B 53 2B 1-2 BB	B SI 93 F FC 91 C SI 92 F CH 83 B FC 92 F SV 87 X SV 86 2-2 ③ F7		C CU 74 S CH 84 B FF 94 F FF 94 B CH 85 B CH 87 X SL 85 3-2 1-H 1B		F CH 88 S CH 87 B CH 87 S FF 93 1-3 ③ K	4 0	1 0	1 0	1 0	1 0	1 0	1 0
David Peralta, L (1, 7) OBP: 0.357, SLG: 0.527		B SI 93 C SI 93 X SV 86 1-1 53 FC6-4 1B		F SI 93 C FC 92 B FC 92 X SI 93 1-2 53 2B 32 HR 1-3 2-H 1B		B FC 89 C FC 91 X CH 82 1-1 HR	C FF 93 X SL 84 0-1 ③ G3			4	2	3	2	0	0	1
53 Christian Walker, R (1, 3) OBP: 0.325, SLG: 0.493		B SI 94 C FC 92 F SI 93 X SV 88 1-2 ① FC6-4 32 CS 1-2f		F SI 93 F FC 90 B SI 92 D SV 86 F SI 93 F SI 93 X FC 92 3-2 32 HR 2B 1-3 3-H		F SV 86 B SI 93 X SV 86 1-1 ① F8		X SL 83 0-0 13 G5-3 1B		4	1	2	1	0	0	1
32 Kevin Cron, R (1, 10) OBP: 0.273, SLG: 0.600		S SI 93 F SI 93 1 SAFE B SV 87 F FC 92 B SV 87 B SI 93 C SV 87 3-3 ② ③ K 1-2		S SV 86 D SV 88 X SI 92 1-1 2-H 3-H HR		C SI 92 B CH 85 B FC 92 S SV 87 X SV 86 2-2 ② G4-1		S SL 84 S SL 83 S SL 83 0-3 ① K		4	1	1	3	0	2	2
13 Nick Ahmed, R (1, 6) OBP: 0.321, SLG: 0.405			B SI 92 S SI 92 B SI 92 C SI 92 S SI 93 2-3 ① K	C SV 86 C CH 85 B SV 86 S SI 92 1-3 ② K		B SV 85 B SV 85 S SI 92 B SI 92 X SI 92 3-1 1B		X FF 94 0-0 ② G5-3 1-2		4	0	1	0	0	2	1
16 Tim Locastro, R (1, 9) OBP: 0.408, SLG: 0.327			C SI 92 B CH 85 B FC 92 X SI 92 2-1 ② G5-3	C CH 83 X SI 92 0-1 ③ G5-3		B SL 83 C CU 80 B FF 93 S SL 83 S SL 84 2-3 ③ K		D FF 93 D SL 84 B FF 93 C FF 92 C FF 93 X SL 84 3-2 ③ L7		4	0	0	0	0	1	2
18 Carson Kelly, R (1, 2) OBP: 0.328, SLG: 0.478			C SI 93 B SV 86 X SI 93 1-1 ③ P4		C SV 85 S SV 86 C SI 92 0-3 ① K		C FF 91 B SL 82 F SL 82 C CU 75 1-3 ① K		F FF 93 X SL 83 0-1 HR	4	1	1	1	0	2	0

	AB	36
	R	8
	H	10
	RBI	8
	BB	3
	SO	8
	LOB	9

Inning Stats																				
	R: 0	H: 0	R: 0	H: 1	R: 0	H: 0	R: 5	H: 4	R: 0	H: 0	R: 1	H: 2	R: 1	H: 1	R: 0	H: 1	R: 1	H: 1	1B: 6	SF: 0	WP: 0	PA: 39
	E: 0	LOB: 0	E: 0	LOB: 1	E: 0	LOB: 0	E: 0	LOB: 1	E: 0	LOB: 1	E: 0	LOB: 1	E: 0	LOB: 1	E: 0	LOB: 1	E: 0	LOB: 0	2B: 2	SAC: 0	PB: 0	
	K: 0	BB: 0	K: 1	BB: 0	K: 1	BB: 0	K: 1	BB: 1	K: 1	BB: 1	K: 1	BB: 0	K: 1	BB: 1	K: 1	BB: 0	K: 1	BB: 0	3B: 0	DP: 1	SB: 1	
	S: 5	P: 7	S: 9	P: 14	S: 7	P: 12	S: 22	P: 35	S: 10	P: 17	S: 12	P: 21	S: 14	P: 22	S: 8	P: 11	S: 9	P: 13	HR: 3	HBP: 0	CS: 1	

PITCHER		IP	WLS	BF	H	R	ER	SO	BB	IBB	HBP	BLK	WP	HR	S	P	ERA	WHIP
6 Marcus Stroman, R ERA: 3.31	(1, 1)	5.2	L	25	7	6	6	4	2	0	0	0	0	2	62	101	9.53	1.588
64 Derek Law, R ERA: 6.61	(6, 1)	1.1		6	1	1	1	2	1	0	0	0	0	0	17	27	6.75	1.500
65 Elvis Luciano, R ERA: 6.39	(8, 1)	2.0		8	2	1	1	2	0	0	0	0	0	1	17	24	4.50	1.000

PITCHER	IP	WLS	BF	H	R	ER	SO	BB	IBB	HBP	BLK	WP	HR	S	P	ERA	WHIP

BOTTOM

Arizona Diamondbacks @ Toronto Blue Jays

Rogers Centre, Toronto, ON

Fri Jun 07 2019, 7:09 PM - 9:58 PM EDT

Att. 16,555 - Clear - 73 F

livebaseballscorecards.com

Batter	1	2	3	4	5	6	7	8	9	AB	R	H	RBI	BB	SO	LOB
5 Eric Sogard, L (1, 4) OBP: 0.355, SLG: 0.467	B FF 91 B FF 92 C FF 92 S CH 86 B FF 94 X FF 94 3-2 G3 ①		C CH 85 C FF 90 B CH 86 1 SAFE B CU 81 1 SAFE F CH 86 D SI 92 X CH 88 3-2 P6 ③			C CU 79 X CH 86 0-1 G4-6-3 ①② 1-2f		B FF 96 B CH 89 C CH 89 C FF 96 B CH 90 F FF 96 X CH 90 3-2 G4-3 ③		4	0	0	0	0	0	2
27 Vladimir Guerrero Jr., R (1, 5) OBP: 0.308, SLG: 0.444	X CU 81 0-0 G6-3 ②		C FC 90 B FF 91 S CU 82 B FC 90 S CU 82 2-3 K ①			S FC 90 F FF 93 B CU 82 F CU 81 B FC 91 B FC 91 F FF 95 S CH 88 3-3 K ③			X SL 81 0-0 F8 ①	4	0	0	0	0	2	0
44 Rowdy Tellez, L (1, 10) OBP: 0.283, SLG: 0.426	B CU 80 F FF 93 B FF 92 X FF 92 2-1 P3 ③			B SI 92 X SI 92 1-0 G4-3 ②			X FC 88 0-0 G3-1 ①		C SI 90 X SI 90 0-1 P6 ②	4	0	0	0	0	0	0
15 Randal Grichuk, R (1, 9) OBP: 0.291, SLG: 0.430		T FF 91 B CU 80 X CU 80 1-1 F8 ①		C CU 81 B FF 93 X FC 90 1-1 P6 ③			X FF 91 0-0 G4-3 ②		B SI 90 B CH 82 X SI 90 2-0 13 1B / 13 E / 1B	4	1	1	0	0	0	0
13 Lourdes Gurriel Jr., R (1, 7) OBP: 0.316, SLG: 0.483		C FF 93 S FF 92 B CU 83 B FC 92 F CU 82 B FF 94 S FC 92 3-3 K ②			X FF 91 0-0 G1-3 ①		C FF 92 X FC 89 0-1 8 BB / 1B		C SI 90 X SI 90 0-1 E6 / 1-H / 1B	4	0	2	0	0	1	0
8 Cavan Biggio, L (1, 3) OBP: 0.359, SLG: 0.290		B FF 94 B CU 82 C FF 94 X CH 88 2-1 F9 ③			C FF 91 F CH 86 B CU 81 B CH 86 B CH 86 F FC 92 X CH 87 3-2 L8 ②		C CH 89 C CH 84 F CH 86 B FC 89 D CU 81 B FF 93 B CH 87 4-2 37 FC5-4 / 1-2 / BB		X SI 89 0-0 G5-3 ③	3	0	0	0	1	0	1
37 Teoscar Hernández, R (1, 8) OBP: 0.261, SLG: 0.331			F FF 91 X FC 90 0-1 G6-3 ①		C FF 91 B FF 93 X FF 91 1-1 HR		B SI 92 X CU 81 1-0 FC5-4 ③ 1-2f			3	1	1	1	0	0	2
16 Freddy Galvis, S (1, 6) OBP: 0.277, SLG: 0.415			C FF 91 F FC 90 F FC 90 B FF 93 X FF 93 1-2 1B		C SI 92 X FF 92 0-1 G4-3 ③			S FF 95 B FF 94 B FF 95 F FF 96 F CH 90 F CH 90 F FF 96 B FF 96 F CH 91 3-2 K ①		3	0	1	0	0	1	0
9 Danny Jansen, R (1, 2) OBP: 0.253, SLG: 0.243			B SI 91 D SI 91 1 SAFE F FF 91 X SI 91 2-1 L7 ②			C CU 78 B SI 90 B FF 90 F CU 80 B FF 93 B FF 93 4-2 5 G4-6-3 / BB		B KC 83 S FF 96 F KC 83 B FF 96 X KC 83 2-2 L6 ②		2	0	0	0	1	0	1
Inning Stats	R: 0 H: 0 E: 0 LOB: 0 K: 0 BB: 0 S: 6 P: 11	R: 0 H: 0 E: 0 LOB: 0 K: 1 BB: 0 S: 8 P: 14	R: 0 H: 1 E: 0 LOB: 1 K: 0 BB: 0 S: 12 P: 18	R: 0 H: 0 E: 0 LOB: 0 K: 1 BB: 0 S: 6 P: 10	R: 1 H: 1 E: 0 LOB: 0 K: 0 BB: 0 S: 9 P: 13	R: 0 H: 0 E: 0 LOB: 0 K: 1 BB: 1 S: 9 P: 16	R: 0 H: 1 E: 0 LOB: 2 K: 0 BB: 1 S: 8 P: 13	R: 0 H: 0 E: 0 LOB: 0 K: 1 BB: 0 S: 14 P: 22	R: 1 H: 2 E: 1 LOB: 1 K: 0 BB: 0 S: 7 P: 9	1B: 4 SF: 0 2B: 0 SAC: 0 3B: 0 DP: 1 HR: 1 HBP: 0						WP: 0 PA: 33 PB: 0 SB: 0 CS: 0

	AB	31
	R	2
	H	5
	RBI	1
	BB	2
	SO	4
	LOB	6

PITCHER		IP	WLS	BF	H	R	ER	SO	BB	IBB	HBP	BLK	WP	HR	S	P	ERA	WHIP
29 Merrill Kelly, R ERA: 4.12	(1, 1)	7.0	W	25	3	1	1	3	2	0	0	0	0	1	58	95	1.29	0.714
25 Archie Bradley, R ERA: 4.94	(8, 1)	1.0		3	0	0	0	1	0	0	0	0	0	0	14	22	0.00	0.000
30 T.J. McFarland, L ERA: 5.71	(9, 1)	1.0		5	2	1	0	0	0	0	0	0	0	0	7	9	0.00	2.000

PITCHER	IP	WLS	BF	H	R	ER	SO	BB	IBB	HBP	BLK	WP	HR	S	P	ERA	WHIP

Arizona Diamondbacks @ Toronto Blue Jays

Rogers Centre, Toronto, ON

Sat Jun 08 2019, 3:10 PM - 6:17 PM EDT

Att. 22,954 - Sunny - 69 F

livebaseballscorecards.com

Batter	1	2	3	4	5	6	7	8	9	AB	R	H	RBI	BB	SO	LOB
1 Jarrod Dyson, L (1, 8) OBP: 0.351, SLG: 0.369	B FF 93 C FF 94 B CH 89 F CH 89 F CU 79 C FF 95 2-3 K ①		B CU 76 X CH 88 1-0 16 1B 16 S 4 1B 1B	B SI 93 F SI 93 D CH 87 B FF 92 X FF 92 3-1 P6 ①			B SL 82 X SI 88 1-0 1B		S SI 93 X SI 94 0-1 G1 ①	5	1	2	0	0	1	1
16 Tim Locastro, R (1, 9) OBP: 0.408, SLG: 0.333	B FF 95 C SI 95 X CH 90 1-1 G6-3 ②		1 SAFE C FF 93 1 SAFE P FF 94 B CU 80 X SI 92 2-1 4 1B 2B 1-3 1B	S FF 93 X CH 87 0-1 G1-3 ②③ 1-2			C SI 88 1 SAFE 1 SAFE C SI 89 F SL 84 X SL 85 0-2 F8 ①		C FF 92 B SI 95 F SI 94 X SL 85 1-2 1B	5	1	2	0	0	0	2
4 Ketel Marte, S (1, 4) OBP: 0.323, SLG: 0.508	B CU 78 S FF 95 B CH 89 B CH 89 F FF 96 S FF 96 3-3 K ③		X CU 78 0-0 2B 13 SF9 1-2 3-H 1B	C CU 77 B SI 93 X CH 86 1-1 G4-3 ①			1 SAFE B SL 84 S CH 82 F SL 85 C SI 90 1-3 K ②		F SI 95 B FF 94 X SI 95 1-1 L9 ②	5	1	1	1	0	2	2
David Peralta, L (1, 7) OBP: 0.354, SLG: 0.524		C CH 87 X CU 78 0-1 G6-3 ①	X CU 77 0-0 13 SF9 1-3 2-H 2B	S FF 93 X CH 87 0-1 G4-3 ②			C SL 84 D CU 81 B SI 90 F SI 90 X SL 84 2-2 F8 ③		B SI 94 C SI 94 B SI 94 X SL 87 2-1 F9 ③	5	0	1	1	0	0	2
53 Christian Walker, R (1, 10) OBP: 0.328, SLG: 0.491		B FF 95 B FF 95 B FF 96 C FF 95 F SI 93 B FF 96 4-2 15 G3 13 1B BB	S FF 94 F CH 89 B FF 94 S FF 94 3 SAFE 1-3 K ①	C FF 93 X CU 76 0-1 G5-3 ③				C SL 84 B SL 84 X SI 91 1-1 15 G3-1 1B		3	1	1	0	1	1	2
15 Ildemaro Vargas, S (1, 5) OBP: 0.298, SLG: 0.364		B CH 90 C FF 94 B CH 88 X SI 95 2-1 G3 ② 1-2	C FF 94 B FF 94 F FF 94 F CH 89 D CU 80 B SI 95 F FF 95 D CH 88 4-2 BB			X CH 86 0-0 G3 ①		C CH 81 X CH 81 0-1 G3-1 ① 1-2		3	0	0	0	1	0	2
13 Nick Ahmed, R (1, 6) OBP: 0.320, SLG: 0.404		F FF 93 X FF 93 0-1 31 BB 2-H 1B	F FF 93 B CU 79 B CU 79 X SI 94 2-1 SF9 ② 2-3 3-H			C FF 91 X SI 92 0-1 G6-3 ②		B SL 84 C SI 89 X SL 86 1-1 F7 ②		3	0	1	2	0	0	1
31 Alex Avila, L (1, 2) OBP: 0.429, SLG: 0.431		1 SAFE C CU 79 1 SAFE B SI 94 B CH 89 B CH 89 B FF 94 4-1 1-2 BB	B CH 88 B CH 88 F FF 93 C CU 78 B CH 88 X SI 93 3-2 F8 ③			B FF 92 F FF 93 B CU 76 X SI 94 2-1 HR		X SI 89 0-0 G4-3 ③		3	1	1	1	1	0	3
32 Kevin Cron, R (1, 3) OBP: 0.308, SLG: 0.696		C FF 95 C CU 80 X FF 94 0-2 G4-3 ③		C CU 76 B CU 77 C CU 77 B FF 93 B FF 94 B CU 77 4-2 16 CS BB		X FF 93 0-0 F9 ③			B SL 83 F SL 84 B SI 91 B SL 85 C SI 91 X SL 85 3-2 HR	3	1	1	1	1	0	2
Inning Stats	R: 0 E: 0 K: 2 S: 9 H: 0 LOB: 0 BB: 0 P: 15	R: 1 E: 0 K: 0 S: 12 H: 1 LOB: 2 BB: 2 P: 22	R: 3 E: 0 K: 1 S: 18 H: 4 LOB: 2 BB: 1 P: 30	R: 0 E: 0 K: 0 S: 6 H: 0 LOB: 0 BB: 1 P: 13	R: 0 E: 0 K: 0 S: 6 H: 0 LOB: 0 BB: 0 P: 7	R: 1 E: 0 K: 0 S: 6 H: 1 LOB: 0 BB: 0 P: 8	R: 0 E: 0 K: 1 S: 11 H: 1 LOB: 1 BB: 0 P: 15	R: 0 E: 0 K: 0 S: 7 H: 1 LOB: 1 BB: 0 P: 9	R: 1 E: 0 K: 0 S: 12 H: 2 LOB: 1 BB: 0 P: 19	1B: 7 2B: 1 3B: 0 HR: 2 SF: 1 SAC: 0 DP: 0 HBP: 0						

TOP

AB	35
R	6
H	10
RBI	6
BB	4
SO	4
LOB	17

WP: 0 PA: 40
PB: 0
SB: 1
CS: 1

PITCHER		IP	WLS	BF	H	R	ER	SO	BB	IBB	HBP	BLK	WP	HR	S	P	ERA	WHIP
41 Aaron Sanchez, R ERA: 4.25	(1, 1)	6.0	L	27	6	5	5	3	4	0	0	0	0	1	57	95	7.50	1.667
43 Sam Gaviglio, R ERA: 4.07	(7, 1)	2.0		9	3	1	1	1	0	0	0	0	0	1	21	30	4.50	1.500
58 Tim Mayza, L ERA: 3.18	(9, 1)	1.0		4	1	0	0	0	0	0	0	0	0	0	9	13	0.00	1.000

PITCHER	IP	WLS	BF	H	R	ER	SO	BB	IBB	HBP	BLK	WP	HR	S	P	ERA	WHIP

BOTTOM

Arizona Diamondbacks @ Toronto Blue Jays

Rogers Centre, Toronto, ON

Sat Jun 08 2019, 3:10 PM - 6:17 PM EDT

Att. 22,954 - Sunny - 69 F

livebaseballscorecards.com

Batter	1	2	3	4	5	6	7	8	9	AB	R	H	RBI	BB	SO	LOB
8 Cavan Biggio, L (1, 4) OBP: 0.349, SLG: 0.265	B FF 89 F FF 89 C FF 90 B CH 87 B FF 91 X CH 87 3-2 ① L9		C FF 90 B CU 71 X FF 91 1-1 ③ F7			B CH 86 B FF 90 X FF 89 2-0 ① L9		B FF 92 B FF 92 B FF 91 B FF 91 4-0 27 1B BB		3	0	0	0	1	0	0
27 Vladimir Guerrero Jr., R (1, 5) OBP: 0.313, SLG: 0.445	X SL 83 0-0 1B			C SL 81 B FF 89 B SL 81 S CU 74 X FF 91 2-2 ① L9		C FF 92 S CU 71 B SL 81 S CU 67 1-3 ② K		C FF 92 B CH 85 F FF 92 X FF 93 1-2 1-2 1B		4	0	2	0	0	1	0
14 Justin Smoak, S (1, 10) OBP: 0.377, SLG: 0.454	B CU 70 C CH 87 B FF 90 S CH 87 S CU 70 2-3 ② K			B CU 72 B CH 88 B FF 90 C FF 90 F CH 87 B CU 72 4-2 15 L1-3 BB		B CH 87 C FF 90 X CH 88 1-1 1B		B FF 92 F FF 92 C FF 92 S CH 86 1-3 ② K		3	0	1	0	1	2	3
15 Randal Grichuk, R (1, 9) OBP: 0.286, SLG: 0.423	B FF 90 S FF 90 B FF 91 T CU 73 D CU 70 S FF 92 3-3 ③ K			C FF 90 B CU 73 B FF 90 X CU 72 2-1 ② ③ L1-3 1-1		X CU 72 0-0 ③ P6		F CH 85 B FF 93 F FF 93 D CH 87 X SL 85 2-2 ③ F7		4	0	0	0	0	1	5
13 Lourdes Gurriel Jr., R (1, 7) OBP: 0.313, SLG: 0.495		C FF 89 B SL 84 X FF 90 1-1 ① F9			C FF 90 B FF 90 B SL 81 F CU 70 F FF 93 B SL 82 S CU 71 3-3 ① K		S SL 80 B SL 81 X SL 81 1-1 3B		S SI 92 C SI 92 B KC 83 X SI 91 1-2 ① L8	4	0	1	0	0	1	0
44 Rowdy Tellez, L (1, 3) OBP: 0.277, SLG: 0.417		C FF 89 X CU 73 0-1 ② G6-3			S CH 88 B FF 91 C FF 91 B FF 90 X CU 71 2-2 ② G4-3		T FF 93 S SL 83 S SL 82 0-3 ① K		F SI 91 X KC 83 0-1 ② F9	4	0	0	0	0	1	1
37 Teoscar Hernández, R (1, 8) OBP: 0.261, SLG: 0.329		B FF 90 F FF 91 F SL 80 F FF 92 F FF 91 F SL 83 S SL 82 1-3 ③ K			B SI 90 C FF 90 F FF 90 F SI 91 B CU 70 B CH 87 X FF 90 3-2 3 BB 1B		C FS 81 B FF 91 C FF 90 D FS 84 F FF 92 S FS 85 2-3 ② K		C SI 92 F SI 92 B KC 83 B KC 83 F KC 83 B FC 90 F SI 91 X KC 82 3-2 ③ G6-3	4	0	1	0	0	2	1
3 Brandon Drury, R (1, 6) OBP: 0.269, SLG: 0.399			C FF 89 B CH 86 X SL 81 1-1 ① G6-3		B SI 90 1 SAFE B SI 90 B CU 71 B FF 88 4-0 1-2 BB		S FS 83 C FF 92 B FF 90 B FF 92 F FS 84 F FF 91 S FS 85 2-3 ③ K			2	0	0	0	1	1	1
21 Luke Maile, R (1, 2) OBP: 0.225, SLG: 0.267			S FF 90 B FF 91 F CU 74 B FF 92 S CU 70 2-3 ② K		F CU 73 B FF 90 B FF 91 F CU 72 T FF 91 2-2 ③ K			X FF 92 0-0 ① G5-3		3	0	0	0	0	2	2
Inning Stats	R: 0 H: 1 E: 0 LOB: 1 K: 2 BB: 0 S: 10 P: 18	R: 0 H: 0 E: 0 LOB: 0 K: 1 BB: 0 S: 10 P: 12	R: 0 H: 0 E: 0 LOB: 0 K: 1 BB: 0 S: 7 P: 11	R: 0 H: 0 E: 0 LOB: 0 K: 0 BB: 1 S: 7 P: 15	R: 0 H: 1 E: 0 LOB: 2 K: 2 BB: 1 S: 14 P: 28	R: 0 H: 1 E: 0 LOB: 1 K: 1 BB: 0 S: 7 P: 11	R: 0 H: 1 E: 0 LOB: 1 K: 3 BB: 0 S: 14 P: 19	R: 0 H: 1 E: 0 LOB: 2 K: 1 BB: 1 S: 10 P: 18	R: 0 H: 0 E: 0 LOB: 0 K: 0 BB: 0 S: 10 P: 14	1B: 4 2B: 1 3B: 1 HR: 0	SF: 0 SAC: 0 DP: 1 HBP: 0			WP: 0 PB: 0 SB: 0 CS: 0	PA: 34		

	AB	31
	R	0
	H	5
	RBI	0
	BB	3
	SO	11
	LOB	13

PITCHER		IP	WLS	BF	H	R	ER	SO	BB	IBB	HBP	BLK	WP	HR	S	P	ERA	WHIP
21 Zack Greinke, R ERA: 2.87	(1, 1)	6.0	W	23	4	0	0	7	2	0	0	0	0	0	57	98	0.00	1.000
40 Andrew Chafin, L ERA: 3.05	(7, 1)	0.1		1	0	0	0	1	0	0	0	0	0	0	3	3	0.00	0.000
66 Yoshihisa Hirano, R ERA: 5.09	(7, 1)	0.2		2	0	0	0	2	0	0	0	0	0	0	9	13	0.00	0.000
35 Matt Andriese, R ERA: 4.24	(8, 1)	1.0		5	1	0	0	1	1	0	0	0	0	0	10	18	0.00	2.000
52 Zack Godley, R ERA: 6.53	(9, 1)	1.0		3	0	0	0	0	0	0	0	0	0	0	10	14	0.00	0.000

PITCHER		IP	WLS	BF	H	R	ER	SO	BB	IBB	HBP	BLK	WP	HR	S	P	ERA	WHIP

Arizona Diamondbacks @ Toronto Blue Jays

Rogers Centre, Toronto, ON

Sun Jun 09 2019, 1:07 PM - 4:11 PM EDT

Att. 19,661 - Partly Cloudy - 67 F

livebaseballscorecards.com

Batter	1	2	3	4	5	6	7	8	9	AB	R	H	RBI	BB	SO	LOB
4 Ketel Marte, S (1, 8) (3, 6) OBP: 0.320, SLG: 0.513	X SI 89 0-0 ① G6-3		HR F SI 89 1-2 F SL 78 F SI 94 F FF 94 X SL 85 C CU 74 B FF 89 B CH 83 B FF 90 X FF 88 3-1 ③ F8		B CU 74 C FF 92 B FF 93 B SL 81 X FF 94 3-1 ② F8		F FF 94 1 SAFE B FF 94 C FF 94 B FF 94 D CH 88 F FF 94 X FF 95 3-2 ③ P6			5	1	1	1	0	0	2
15 Ildemaro Vargas, S (1, 4) OBP: 0.294, SLG: 0.356	C SI 88 C FF 89 B SL 79 B SL 79 F SI 88 B SL 78 X SI 90 3-2 ② P2		B SI 89 C FF 91 S SL 78 F SL 80 B FF 92 B SI 91 X SI 88 3-2 ② G5-3	C CU 72 X SL 84 0-1 53 BB 5 BB 1B	C CU 75 B CU 75 X FF 93 1-1 ③ F7			C FF 93 B CH 87 B CH 86 F FF 94 F CH 88 X FF 94 2-2 ① G3-1		5	0	1	0	0	0	1
5 Eduardo Escobar, S (1, 5) OBP: 0.349, SLG: 0.563	F SI 90 X SL 79 0-1 2B		F FF 90 B FF 91 X SI 90 1-1 53 BB WP 32 1B 1B	1 SAFE F FF 89 1 SAFE B CH 81 B CH 83 S FF 88 B FF 88 B FF 88 4-2 53 BB 1-2 BB		C CU 74 F FF 94 F FF 94 B FF 96 F CH 85 B CU 76 F FF 95 X FF 95 2-2 FC6-4 1B		B FF 95 S FF 94 B CH 88 B FF 93 C FF 95 B FF 94 4-2 BB		3	1	3	0	2	0	0
David Peralta, L (1, 7) OBP: 0.350, SLG: 0.514	C FF 90 C SI 90 F SL 78 S SL 80 0-3 ③ K		1 SAFE B SL 78 B SI 90 B SI 89 B SI 89 4-0 53 BB 32 1B 1-2 BB	B FF 88 C CU 73 F CU 73 X FF 90 1-2 ① F7		B FF 94 X FF 93 1-0 ① FC6-4 53 G1-4-3 1-2f		F CH 88 X FF 95 0-1 ② P6		4	1	0	0	1	1	5
53 Christian Walker, R (1, 3) OBP: 0.329, SLG: 0.485		B SI 89 B SL 77 F SI 90 S FF 90 B SL 80 X FF 90 3-2 ① P2	B SL 75 F SI 89 C SI 89 B SL 78 F FF 92 B FF 93 D SI 91 4-2 1 1B 32 1B 16 3B 1-2 2-3 BB	F FF 88 B CH 83 B FF 90 B FF 87 B FF 87 4-1 1-2 2-3 BB		C CU 75 F FF 94 B SL 84 F SL 85 D SL 86 F CU 79 X CU 78 2-2 ② G1-4-3 1-2		B FF 95 X SL 85 1-0 ③ F8		3	1	0	0	2	0	2
32 Kevin Cron, R (1, 10) OBP: 0.290, SLG: 0.607		X SI 90 0-0 ② L7	S SI 91 D SI 91 B SL 79 X SI 90 2-1 1 1B 16 3B 1-2 2-H 3-H 1B	C CU 73 B CH 81 B CH 82 F FF 90 S CH 82 2-3 ② K		B FF 95 C CU 79 X SL 84 1-1 ③ P3			C CU 74 F FC 87 B SI 94 S FC 88 1-3 ① K	5	1	1	2	0	2	4
13 Nick Ahmed, R (1, 6) OBP: 0.323, SLG: 0.407 1 Jarrod Dyson, L (3, PH) (3, 8) OBP: 0.349, SLG: 0.366		X SI 90 0-0 16 FC6 1B	B SI 89 C SI 88 C SI 90 X SI 90 1-2 16 3B 1-2 2-3 1B	C FF 88 B CU 73 D CU 72 B FF 90 X FF 89 3-1 ③ F7			C FF 93 B CH 87 X CH 87 1-1 ① F9		C SI 94 F CH 86 B CH 86 S SI 95 1-3 ② K	1 4	0 1	1 1	0 0	0 1	0 3	0 3
16 Tim Locastro, R (1, 9) OBP: 0.407, SLG: 0.359		C SI 90 B FF 90 F SL 78 X SI 91 1-2 ③ FC6 1-2f	B SI 90 S SL 78 B FF 90 X SI 89 2-1 18 HR 1-H 2-H 3-H 3B		B FF 92 B CU 74 C FF 91 F SL 84 S SL 83 2-3 ① K		B FF 93 F FF 93 B SL 84 B FF 93 B FF 93 4-1 BB		B CU 74 F SI 94 F SI 94 B FC 88 F FC 88 F CH 87 X CH 86 2-2 ③ F7	4	1	1	3	1	1	1
18 Carson Kelly, R (1, 2) OBP: 0.333, SLG: 0.500			K X FF 89 0-0 3-H HR	B CU 75 B FF 92 B SL 83 C FF 92 C FF 94 F FF 95 B FF 94 4-2 BB			1 SAFE D SL 83 C FF 92 F FF 93 S FF 94 1-3 ② K			3	1	1	2	1	2	1
Inning Stats	R: 0 E: 0 K: 1 S: 11 H: 1 LOB: 1 BB: 0 P: 14	R: 0 E: 0 K: 0 S: 8 H: 1 LOB: 1 BB: 0 P: 12	R: 8 E: 0 K: 1 S: 28 H: 6 LOB: 0 BB: 2 P: 50	R: 0 E: 0 K: 1 S: 14 H: 1 LOB: 3 BB: 2 P: 28	R: 0 E: 0 K: 1 S: 10 H: 0 LOB: 1 BB: 1 P: 20	R: 0 E: 0 K: 0 S: 14 H: 1 LOB: 1 BB: 0 P: 20	R: 0 E: 0 K: 1 S: 10 H: 0 LOB: 1 BB: 1 P: 19	R: 0 E: 0 K: 0 S: 9 H: 0 LOB: 1 BB: 1 P: 16	R: 0 E: 0 K: 2 S: 11 H: 0 LOB: 0 BB: 0 P: 15	1B: 6 2B: 1 3B: 1 HR: 2 SF: 0 SAC: 0 DP: 0 HBP: 0						

	AB	37
	R	8
	H	10
	RBI	8
	BB	7
	SO	7
	LOB	19

	WP: 1	PA: 44
	PB: 0	
	SB: 0	
	CS: 0	

PITCHER	IP	WLS	BF	H	R	ER	SO	BB	IBB	HBP	BLK	WP	HR	S	P	ERA	WHIP
2 Clayton Richard, L (1, 1) ERA: 7.04	2.2	L	17	7	7	7	2	2	0	0	0	1	1	44	70	23.62	3.375
45 Thomas Pannone, L (3, 1) ERA: 5.94	1.1		8	2	1	1	1	2	0	0	0	0	1	17	34	6.75	3.000
64 Derek Law, R (5, 1) ERA: 5.89	2.0		8	1	0	0	1	1	0	0	0	0	0	24	40	0.00	1.000
65 Elvis Luciano, R (7, 1) ERA: 5.93	2.0		8	0	0	0	1	2	0	0	0	0	0	19	35	0.00	1.000
31 Joe Biagini, R (9, 1) ERA: 3.14	1.0		3	0	0	0	2	0	0	0	0	0	0	11	15	0.00	0.000

PITCHER	IP	WLS	BF	H	R	ER	SO	BB	IBB	HBP	BLK	WP	HR	S	P	ERA	WHIP

Batter	1	2	3	4	5	6	7	8	9	AB	R	H	RBI	BB	SO	LOB
5 Eric Sogard, L (1, 10) OBP: 0.346, SLG: 0.453	B FF 90 B SI 91 B FF 91 C FF 91 C FF 91 X FF 91 3-2 ① G4-3	C FF 92 F SL 83 S SL 83 0-3 ③ K			B FF 93 F FF 90 C FF 92 D SL 85 S SL 84 2-3 ② K			C FF 93 F CH 85 B CH 86 B KC 81 C FF 94 2-3 ① K		4	0	0	0	0	3	2
13 Lourdes Gurriel Jr., R (1, 7) OBP: 0.320, SLG: 0.537	B FF 91 C SL 82 X SL 82 1-1 HR		B FF 90 C FF 90 B FF 92 C SI 91 T SL 84 2-2 ① K		F SI 92 F FF 93 X SL 85 0-2 ③ P4			X FF 94 0-0 2B		4	1	2	1	0	1	1
15 Randal Grichuk, R (1, 9) OBP: 0.282, SLG: 0.416	C SI 91 F SL 82 B SL 83 S FF 92 1-3 ② K		C SI 90 B SL 82 B SL 83 F FF 92 X SL 84 2-2 ② F8			B SI 89 B SI 88 X SL 79 2-0 ① P4		C FF 95 F FF 95 S KC 81 0-3 ② K		4	0	0	0	0	2	1
14 Justin Smoak, S (1, 3) OBP: 0.374, SLG: 0.449	X SI 92 0-0 1B		B FF 92 B KC 84 S SI 91 B SL 84 S SL 80 F SI 93 C SL 80 3-3 ③ K			X FF 89 0-0 ② F8		B KC 82 C FF 95 X CH 88 1-1 ③ G6-3		4	0	1	0	0	1	1
37 Teoscar Hernández, R (1, 8) OBP: 0.261, SLG: 0.333	B SI 91 C SI 91 S SI 92 S FF 93 1-3 ③ K			C SI 87 B FF 90 B FF 90 F SL 81 X SL 80 2-2 ① L7		S FF 91 X FF 91 0-1 ③ F8			B FF 97 B FF 97 C FF 97 X SL 82 2-1 16 G1-3 2B	4	0	1	0	0	1	1
8 Cavan Biggio, L (1, 4) OBP: 0.319, SLG: 0.237		B FF 91 C SL 81 B FF 91 F KC 81 B FF 92 S KC 82 3-3 ① K		B SI 91 X KC 83 1-0 ② G4-3			C SL 82 S FF 90 B SL 83 C FF 92 1-3 ① K		B FF 97 S FF 97 C FF 97 F FF 98 S SL 85 1-3 ① K	4	0	0	0	0	3	1
16 Freddy Galvis, S (1, 6) OBP: 0.276, SLG: 0.412		B FF 90 S SL 83 B SI 91 B SL 84 X FF 92 3-1 9 WP 9 2B 1B		S SL 81 C SI 92 S SL 83 0-3 ③ K			F KC 79 B FF 92 S FF 92 B SL 84 X FF 92 2-2 ② G4-3		B FF 98 X SL 83 1-0 ② G1-3 2-3	4	1	1	0	0	1	1
9 Danny Jansen, R (1, 2) OBP: 0.265, SLG: 0.259		F KC 80 1 SAFE F SI 91 B FF 92 D KC 82 F SL 84 X KC 82 2-2 1-H 2B			B SI 88 B SI 90 B SL 82 C FF 90 F SL 82 F FF 92 B SL 82 4-2 BB		C SI 92 B SL 84 B FF 92 B SL 82 X FF 92 3-1 1B		B FF 98 C SL 83 B SL 84 X SL 85 2-1 ③ G4-3	3	0	2	1	1	0	1
3 Brandon Drury, R (1, 5) OBP: 0.265, SLG: 0.393		S SL 81 S SL 82 D SL 81 S SL 82 1-3 ② K			B SI 92 B SL 83 X FF 92 2-0 ① P2		X SI 94 0-0 ③ G4-3			3	0	0	0	0	1	3
Inning Stats	R: 1 E: 0 K: 2 S: 12 H: 2 LOB: 1 BB: 0 P: 18	R: 1 E: 0 K: 3 S: 15 H: 2 LOB: 1 BB: 0 P: 24	R: 0 E: 0 K: 2 S: 10 H: 0 LOB: 0 BB: 0 P: 17	R: 0 E: 0 K: 1 S: 7 H: 0 LOB: 0 BB: 0 P: 10	R: 0 E: 0 K: 1 S: 10 H: 0 LOB: 1 BB: 1 P: 18	R: 0 E: 0 K: 0 S: 4 H: 0 LOB: 0 BB: 0 P: 6	R: 0 E: 0 K: 1 S: 9 H: 1 LOB: 1 BB: 0 P: 15	R: 0 E: 0 K: 2 S: 9 H: 1 LOB: 1 BB: 0 P: 12	R: 0 E: 0 K: 1 S: 9 H: 1 LOB: 1 BB: 0 P: 15	1B: 3 2B: 3 3B: 0 HR: 1 SF: 0 SAC: 0 DP: 0 HBP: 0						

BOTTOM

Arizona Diamondbacks @ Toronto Blue Jays

Rogers Centre, Toronto, ON

Sun Jun 09 2019, 1:07 PM - 4:11 PM EDT

Att. 19,661 - Partly Cloudy - 67 F

livebaseballscorecards.com

AB	34
R	2
H	7
RBI	2
BB	1
SO	13
LOB	12

PITCHER		IP	WLS	BF	H	R	ER	SO	BB	IBB	HBP	BLK	WP	HR	S	P	ERA	WHIP
38 Robbie Ray, L ERA: 3.54	(1, 1)	6.2	W	26	5	2	2	10	1	0	0	0	1	1	66	107	2.70	0.900
25 Archie Bradley, R ERA: 4.71	(7, 1)	1.1		5	1	0	0	2	0	0	0	0	0	0	10	13	0.00	0.750
50 Yoan López, R ERA: 1.4	(9, 1)	1.0		4	1	0	0	1	0	0	0	0	0	0	9	15	0.00	1.000

PITCHER	IP	WLS	BF	H	R	ER	SO	BB	IBB	HBP	BLK	WP	HR	S	P	ERA	WHIP

WP: 1 PB: 0 SB: 0 CS: 0 PA: 35

Arizona Diamondbacks @ Philadelphia Phillies

Citizens Bank Park, Philadelphia, PA

Mon Jun 10 2019, 7:36 PM - 11:25 PM EDT

Att. 26,255 - Cloudy - 76 F

TOP

livebaseballscorecards.com

Batter	1	2	3	4	5	6	7	8	9	AB	R	H	RBI	BB	SO	LOB
1 Jarrod Dyson, L (1, 8) OBP: 0.352, SLG: 0.389 16 Tim Locastro, R (7, 8) OBP: 0.398, SLG: 0.348	X FF 88 0-0 HR		C CU 72 C CU 73 X CU 74 0-2 ① L8	C SL 81 X SL 82 0-1 4 1B 1B	B FF 93 F SL 84 B FF 93 X FF 92 2-1 ③ L7			C FF 94 C SL 87 X SL 88 0-2 ① F8	B FF 94 X FF 94 1-0 ③ P3	4 2	1 0	2 0	1 0	0 0	0 0	1 1
4 Ketel Marte, S (1, 6) OBP: 0.325, SLG: 0.526	B SL 83 S FF 89 C CU 74 B CU 76 F FF 90 X CU 75 2-2 HR		S SL 82 B FF 89 B SL 84 B FF 88 X SL 83 2-1 ② P5	1 SAFE 1 SAFE 1 SAFE B CH 83 1 SAFE X FF 92 1-0 FC6 1-2 1B		F SL 83 X FF 93 0-1 5 2B 1B		B SL 87 X SI 95 1-0 ② F8		5	2	3	1	0	0	0
David Peralta, L (1, 7) OBP: 0.351, SLG: 0.523	B FF 90 B SL 84 T SL 83 F SL 84 B SL 84 X SL 85 3-2 HR		F SL 81 B FF 88 B SL 84 F SL 83 B CU 74 S FF 89 3-3 ③ K	X SI 91 0-0 ③ FC6 1-2f		B SI 90 B SL 84 C SI 91 F SI 92 B SI 92 F CH 83 F SI 92 C SL 84 3-3 ① K		B SI 95 B FF 94 F FF 94 F SL 88 B FF 95 B FF 94 4-2 BB		4	1	1	1	1	2	3
10 Adam Jones, R (1, 9) OBP: 0.323, SLG: 0.496	C CU 74 S FF 89 B FF 90 F CU 75 B FF 90 F CU 76 X SL 83 2-2 ① L8			F CU 72 B FF 87 T SL 82 B FF 89 B SL 83 F CU 75 F FF 90 B SL 84 4-2 5 HR BB	C SI 90 F CH 82 B SI 91 X CH 84 1-2 5 HR 1B	C SL 84 B SI 92 S SL 84 S SL 86 1-3 ② K		C FF 94 F FF 95 B SL 88 S SL 87 1-3 ③ K		4	2	1	0	1	2	2
5 Eduardo Escobar, S (1, 5) OBP: 0.356, SLG: 0.594	B SL 82 X SI 89 1-0 ② P5			B FF 88 1 SAFE C CU 74 S CU 75 B FF 89 F CU 75 1 SAFE B CU 73 F SI 90 3-2 X SL 84 1-H HR	1 SAFE D CH 84 S SI 91 B CH 85 X CH 83 2-1 1-H HR	F SL 84 B FF 91 B SI 92 F SL 86 F SI 92 F SL 85 F FF 93 B SI 91 X SI 92 3-2 1-H 2B			B FF 93 S FF 95 F FF 95 X FF 95 1-2 31 G4-6-3 53 BB 15 HR 1B	5	3	4	5	0	0	0
53 Christian Walker, R (1, 3) OBP: 0.331, SLG: 0.478	X FF 89 0-0 ③ L6			C CU 72 C CU 73 B FF 90 B FF 90 B CU 74 F CU 74 B FF 90 4-2 31 S 31 HR BB	S FF 92 F FF 92 S SL 86 0-3 ① K	B SL 83 S CH 85 X FF 92 1-1 F7			B CH 83 B FF 95 C FF 95 B FF 95 B FF 95 4-1 31 G4-6-3 1-2 BB	3	1	0	0	2	1	1
31 Alex Avila, L (1, 2) OBP: 0.413, SLG: 0.464		C CU 74 B CU 74 X FF 89 1-1 ① G3		B SL 83 S SL 83 B CU 74 X FF 89 2-1 1-H HR	C FF 94 S SL 84 S SL 84 0-3 ② K		B FF 92 C FF 91 C SI 90 X SL 84 1-2 ① G4-3		B FF 95 B SL 87 T FF 94 F FF 94 X FF 95 2-2 ①② G4-6-3 1-2f 2-3	5	1	1	2	0	1	2
15 Ildemaro Vargas, S (1, 4) OBP: 0.298, SLG: 0.413		B SI 89 C CU 74 X FF 89 1-1 ② G6-3		B FF 92 C FF 92 X CH 84 1-1 ① P6	X CH 85 0-0 HR		C FF 92 C FF 93 B SL 86 B SI 90 X SI 91 2-2 ② L8		X FF 95 0-0 3-H HR	5	2	2	3	0	0	0
45 Taylor Clarke, R (1, 1) OBP: 0.375, SLG: 0.750 52 Zack Godley, R (4, 1) OBP: 0.313, SLG: 0.214 35 Matt Andriese, R (8, 1) 32 Kevin Cron, R (9, PH) OBP: 0.313, SLG: 0.607 56 Greg Holland, R (9, 1)		B FF 88 B FF 88 B FF 87 C FF 88 F FF 88 S SL 84 3-3 ③ K		B FF 92 C FF 92 C SL 82 T FF 92 1-2 ② K	F SI 91 B FF 93 B SL 80 B SI 91 B FF 90 4-1 BB		B SI 92 T SI 89 F SI 91 S SL 84 1-3 ③ K		B FF 93 S CH 86 B CH 86 S FF 94 B CH 85 B FF 94 4-2 BB	2 1 0 0 0	0 0 0 0 0	0 0 0 0 0	0 1 0 0 0	0 1 0 1 0	2 1 0 0 0	0 0 0 0 0
Inning Stats	R: 3 E: 0 K: 0 S: 15 H: 3 LOB: 0 BB: 0 P: 23	R: 0 E: 0 K: 1 S: 7 H: 0 LOB: 0 BB: 0 P: 12	R: 0 E: 0 K: 1 S: 8 H: 0 LOB: 0 BB: 0 P: 13	R: 4 E: 0 K: 1 S: 23 H: 4 LOB: 2 BB: 2 P: 39	R: 3 E: 0 K: 2 S: 15 H: 3 LOB: 1 BB: 1 P: 24	R: 1 E: 0 K: 2 S: 18 H: 2 LOB: 1 BB: 0 P: 26	R: 0 E: 0 K: 1 S: 9 H: 0 LOB: 0 BB: 0 P: 13	R: 0 E: 0 K: 1 S: 9 H: 0 LOB: 1 BB: 1 P: 15	R: 2 E: 0 K: 0 S: 11 H: 2 LOB: 1 BB: 2 P: 23	1B: 5 2B: 1 3B: 0 HR: 8 SF: 0 SAC: 0 DP: 1 HBP: 0	WP: 0 PB: 0 SB: 1 CS: 0 PA: 46					

	AB	40
	R	13
	H	14
	RBI	13
	BB	6
	SO	9
	LOB	10

PITCHER		IP	WLS	BF	H	R	ER	SO	BB	IBB	HBP	BLK	WP	HR	S	P	ERA	WHIP
48 Jerad Eickhoff, R ERA: 5.02	(1, 1)	3.0	L	16	5	7	7	2	2	0	0	0	0	5	44	75	21.00	2.333
55 Ranger Suárez, L ERA: 9.0	(4, 1)	4.0		20	7	4	4	6	1	0	0	0	0	2	51	75	9.00	2.000
41 Edgar García, R ERA: 7.36	(8, 1)	1.0		4	0	0	0	1	1	0	0	0	0	0	9	15	0.00	1.000
54 Austin Davis, L ERA: 5.0	(9, 1)	1.0		6	2	2	2	0	2	0	0	0	0	1	11	23	18.00	4.000

PITCHER	IP	WLS	BF	H	R	ER	SO	BB	IBB	HBP	BLK	WP	HR	S	P	ERA	WHIP

BOTTOM

Arizona Diamondbacks @ Philadelphia Phillies
Citizens Bank Park, Philadelphia, PA
Mon Jun 10 2019, 7:36 PM - 11:25 PM EDT
Att. 26,255 - Cloudy - 76 F

livebaseballscorecards.com

Batter	1	2	3	4	5	6	7	8	9	AB	R	H	RBI	BB	SO	LOB
16 César Hernández, S (1, 4) OBP: 0.333, SLG: 0.432	C FF 90 X CH 85 0-1 G3-1 ①		C CH 85 B FF 90 B CU 77 B FF 91 B FF 92 4-1 2 FC6-4 BB	B CH 83 X SI 91 1-0 G3-1 ② 2-3		C KC 80 T CH 85 B KC 81 B KC 83 X SI 91 2-2 L4 ③		C FF 92 X CH 86 0-1 P5 ②		4	0	0	0	1	0	3
3 Bryce Harper, L (1, 9) OBP: 0.356, SLG: 0.466	F FF 91 B FF 92 B CH 85 C FF 93 B SL 86 S CH 87 3-3 K ②		1 SAFE F FF 92 F FF 91 B SL 85 1 SAFE S FF 92 1-3 K ①	D CH 84 B SI 91 D KC 82 B SI 91 4-0 BB			B SI 90 C SI 91 B CH 84 B SI 92 X KC 82 3-1 F7 ① B CH 87 X FF 93 1-0 2 FC5-4 2-H 1B			4	0	1	1	1	2	1
2 Jean Segura, R (1, 6) OBP: 0.339, SLG: 0.463	C FF 92 B SL 85 X FF 93 1-1 HR		1 SAFE F FF 91 X CU 80 0-1 FC6-4 ② 17 S 17 1B 1-2f	D KC 81 B SI 90 C KC 82 X KC 82 2-1 L8 ③			C KC 82 X SI 91 0-1 L7 ② C FF 91 B CH 86 F CH 86 F FF 92 X CH 85 1-2 FC5-4 ③ 1-2f			5	2	1	1	0	0	4
17 Rhys Hoskins, R (1, 3) OBP: 0.392, SLG: 0.521	B SL 84 B FF 92 B FF 93 B FF 92 4-0 BB		B FF 91 B SL 84 C FF 91 B SI 91 X SL 86 3-1 10 1B 1-H 1B		C SI 90 B KC 83 B SI 91 F SI 90 X SI 91 2-2 P2 ①		S SI 91 B KC 82 S KC 83 X SI 91 1-2 10 BB 1B		F FF 90 F FF 90 X SL 82 0-2 HR	4	1	3	2	1	0	0
10 J.T. Realmuto, R (1, 2) OBP: 0.331, SLG: 0.454	S FF 94 1 SAFE B SL 85 1 SAFE B SL 85 S SL 86 F SL 85 1 SAFE B FF 93 3-3 S SL 87 K ③		F FF 92 B FF 92 X FF 92 1-1 1-3 1B		C SI 92 X SI 92 0-1 F9 ②		B SI 90 C KC 80 B KC 83 B SI 89 B SI 90 4-1 1-2 BB		B FF 90 B FF 91 C FF 91 C SL 82 X SL 83 2-2 G5-3 ①	4	0	1	0	1	1	1
23 Jay Bruce, L (1, 7) OBP: 0.290, SLG: 0.597		B FF 91 F FF 91 S FF 92 F FF 92 X SL 84 1-2 P4 ① B FF 91 1 SAFE S CH 86 S SL 85 F SL 85 X CH 86 1-2 G6-3 ③		F SI 91 T CH 86 S KC 83 0-3 K ③		B CH 84 F SI 90 F KC 83 B CH 83 X KC 82 2-2 G4-3 ③		X FF 91 0-0 HR	5	1	1	1	0	1	4
4 Scott Kingery, R (1, 8) OBP: 0.360, SLG: 0.610		X SL 81 0-0 7 G6-3 3B	B CH 86 C FF 89 B CU 78 F SI 91 F SL 84 X SL 83 2-2 HR			X SI 89 0-0 G6-3 ①		C FF 91 F FF 92 B CH 86 X FF 93 1-2 HR	B FF 90 F SL 81 B SL 83 F SL 81 B CU 76 X FF 90 3-2 G5-3 ②	5	3	3	2	0	0	0
7 Maikel Franco, R (1, 5) OBP: 0.282, SLG: 0.384		C SI 93 B FF 92 F SI 92 B SL 86 F SI 93 B SL 85 F SL 84 X SL 86 3-2 G6-3 ② 3-H	B CU 77 F SI 91 B SL 85 F SI 91 X SI 92 2-2 16 G3-1 55 SH3-4 1B			C SI 90 B SI 89 C KC 81 B KC 82 X SI 91 2-2 G4-3 ②		C CH 86 S CH 87 F CH 86 F CH 86 X FF 93 0-2 P2 ① C SL 83 B SL 83 F FF 90 B SL 84 X SL 83 3-2 L5 ③		5	0	1	1	0	0	0
48 Jerad Eickhoff, R (1, 1) 55 Ranger Suárez, L (4, 1) OBP: 1.000, SLG: 1.000 41 Edgar García, R (8, 1) 5 Nick Williams, L (8, PH) OBP: 0.213, SLG: 0.254 54 Austin Davis, L (9, 1)		F FF 91 C CU 78 F SL 84 S FF 91 0-3 K ③	L FF 90 X FF 89 0-1 SH3-4 ① 1-2			B SI 89 C SI 91 F KC 82 F KC 82 B SI 90 X KC 83 2-2 1B		B FF 92 X FF 91 1-0 3 1B 2B		1 1 0 1 0	0 0 0 1 0	0 1 0 1 0	0 0 0 0 0	1 0 0 0 0	0 0 0 0 0	0 0 0 0 0
Inning Stats	R: 1 E: 0 K: 2 S: 11 H: 1 LOB: 1 BB: 1 P: 22	R: 1 E: 0 K: 1 S: 14 H: 1 LOB: 0 BB: 0 P: 18	R: 1 E: 0 K: 1 S: 14 H: 2 LOB: 2 BB: 1 P: 24	R: 1 E: 0 K: 0 S: 12 H: 2 LOB: 2 BB: 1 P: 23	R: 0 E: 0 K: 1 S: 8 H: 0 LOB: 0 BB: 0 P: 10	R: 0 E: 0 K: 0 S: 11 H: 1 LOB: 1 BB: 0 P: 17	R: 0 E: 0 K: 0 S: 11 H: 1 LOB: 2 BB: 1 P: 21	R: 2 E: 0 K: 0 S: 16 H: 3 LOB: 1 BB: 0 P: 20	R: 2 E: 0 K: 0 S: 13 H: 2 LOB: 0 BB: 0 P: 21	1B: 6 2B: 1 3B: 1 HR: 5 SF: 0 SAC: 1 DP: 0 HBP: 0						WP: 0 PB: 0 SB: 1 CS: 0 PA: 44	

PITCHER		IP	WLS	BF	H	R	ER	SO	BB	IBB	HBP	BLK	WP	HR	S	P	ERA	WHIP
45 Taylor Clarke, R ERA: 5.26	(1, 1)	3.1		18	6	4	4	4	2	0	0	0	0	2	48	77	10.80	2.400
52 Zack Godley, R ERA: 6.09	(4, 1)	3.2	W	15	2	0	0	1	2	0	0	0	0	0	33	58	0.00	1.091
35 Matt Andriese, R ERA: 4.63	(8, 1)	1.0		6	3	2	2	0	0	0	0	0	0	1	16	20	18.00	3.000
56 Greg Holland, R ERA: 2.08	(9, 1)	1.0		5	2	2	2	0	0	0	0	0	0	2	13	21	18.00	2.000

PITCHER	IP	WLS	BF	H	R	ER	SO	BB	IBB	HBP	BLK	WP	HR	S	P	ERA	WHIP

Arizona Diamondbacks @ Philadelphia Phillies

Citizens Bank Park, Philadelphia, PA

Tue Jun 11 2019, 7:08 PM - 10:22 PM EDT

Att. 26,321 - Sunny - 78 F

livebaseballscorecards.com

Batter	1	2	3	4	5	6	7	8	9	AB	R	H	RBI	BB	SO	LOB
1 Jarrod Dyson, L (1, 9) (7, 8) OBP: 0.353, SLG: 0.381	B SI 94 B SI 94 C SI 94 B SI 94 C SI 94 F SI 94 F SI 94 X SI 94 3-2 ① G3-1		B CU 75 F SI 92 B SI 92 F SI 93 D CH 89 B SI 94 4-2 1-2 BB		F SI 90 B CU 80 B CH 88 B SI 92 B SI 92 4-1 4 1B 5 SF8 BB	C CH 86 B SI 92 S CH 87 X CH 88 1-2 ③ F7		L FF 95 C SI 95 F FF 94 X SI 96 0-2 ③ L6		3	1	0	0	2	0	2
4 Ketel Marte, S (1, 8) (7, 4) OBP: 0.330, SLG: 0.539	C SI 94 B CU 82 X SI 94 1-1 5 FC4-6 1B		B CH 88 F SI 93 F SI 93 X CU 80 1-2 ② L7		1 SAFE 1 SAFE D SI 91 1 SAFE F SI 91 X SL 89 1-1 32 WP 1-3 1B		B FF 94 C FF 94 X SL 82 1-1 HR		S FS 87 S FS 87 F FS 86 F FS 87 F FS 94 F FS 87 X FS 88 0-2 ① G3-1	5	1	3	1	0	0	2
5 Eduardo Escobar, S (1, 5) OBP: 0.354, SLG: 0.587	1 SAFE 1 SAFE F SI 93 S SI 93 X CH 89 0-2 ② FC4-6 1-2f		B CU 80 X CH 88 1-0 ③ P5		X CH 87 0-0 ① SF8 3-H		B FF 95 F FF 94 B FF 94 C FF 94 B FF 95 B FF 95 4-2 32 1B BB		B FF 95 B FS 87 S FS 88 C FF 94 B FS 88 X FS 87 3-2 ② F9	3	0	0	1	1	0	3
David Peralta, L (1, 7) OBP: 0.348, SLG: 0.520	T SL 91 1 SAFE B SI 93 B CH 89 F SI 95 S CH 89 2-3 ③ K			X CH 86 0-0 18 2B 2B	1 SAFE B SI 92 C SL 90 X SI 91 1-1 ② L8		B SL 83 C FF 94 X FF 93 1-1 ① F7		B FS 87 S FS 87 X FF 94 1-1 ③ F8	5	1	1	0	0	1	3
32 Kevin Cron, R (1, 3) OBP: 0.306, SLG: 0.563		B SI 93 X SI 92 1-0 ① G5-3		B SL 92 S SL 91 D CU 81 B SL 90 F SL 91 F SI 93 F SL 91 S CH 87 3-3 ① K	B SL 90 C CU 80 B CU 81 S SI 91 S SI 92 2-3 ③ K 1-2		X SL 83 0-0 1-2 1B			4	0	1	0	0	2	2
15 Ildemaro Vargas, S (1, 4) OBP: 0.288, SLG: 0.398		C SI 92 X CU 80 0-1 ② G1-3		D CU 80 C SI 93 X CH 88 1-1 ② L5		B SI 91 C SI 90 F CH 88 B SI 91 F SL 89 X SL 88 2-2 ① L7	B FF 94 X FF 94 1-0 ② L8			4	0	0	0	0	0	3
13 Nick Ahmed, R (1, 6) OBP: 0.326, SLG: 0.406		C SI 93 F SL 90 S SL 90 0-3 ③ K		B SL 91 B SL 91 B SL 91 B SI 92 4-0 18 2B BB		X CU 80 0-0 18 1B 1B	S SL 85 X SL 85 0-1 ③ G1-3			3	1	1	0	1	1	2
18 Carson Kelly, R (1, 2) OBP: 0.346, SLG: 0.512			B SI 92 B SI 93 B SI 92 B SI 92 4-0 1 WP BB	C SI 92 X SL 89 0-1 1-H 2-H 2B	1 SAFE B SI 91 F SI 91 C SI 92 B CH 87 1 SAFE B SI 92 X SI 92 3-2 1-2 1B			C FF 94 F SL 84 B SL 84 F FF 95 S SL 87 1-3 ① K		3	0	2	2	1	1	0
57 Jon Duplantier, L (1, 1) 53 Christian Walker, R (4, PH) OBP: 0.329, SLG: 0.476 30 T.J. McFarland, L (4, 1) 16 Tim Locastro, R (6, PH) OBP: 0.393, SLG: 0.343 40 Andrew Chafin, R (6, 1) 10 Adam Jones, R (7, 9) OBP: 0.321, SLG: 0.494 25 Archie Bradley, R (7, 1)			M SI 92 L SI 93 B CU 79 F CU 80 M SI 92 1-3 ① K	F SI 91 B SI 93 X CH 87 1-1 ③ G5-3	B SI 92 F SI 91 X SL 88 1-1 ② F7		F SL 86 B SL 86 F SI 94 F FF 94 F SL 87 B FF 94 X FF 95 2-2 ② F8		1 0 0 0 0 1 1 1 0 0 0 0 0 1 0 0 0 0 0 0 0 1 0 0 0 0 0 2 0 0 0 0 0 0 0 1 0 0 0 0 0 0 0 0 0 0 0 0 0						

Inning Stats	1	2	3	4	5	6	7	8	9
	R: 0 E: 0 K: 1 S: 13	H: 1 LOB: 1 BB: 0 P: 19	R: 0 E: 0 K: 1 S: 6	H: 0 LOB: 0 BB: 0 P: 7	R: 0 E: 0 K: 1 S: 10	H: 0 LOB: 2 BB: 2 P: 21	R: 2 E: 0 K: 1 S: 12	H: 2 LOB: 1 BB: 1 P: 21	R: 1 E: 0 K: 1 S: 9	H: 1 LOB: 1 BB: 1 P: 17	R: 0 E: 0 K: 0 S: 13	H: 2 LOB: 2 BB: 0 P: 20	R: 1 E: 0 K: 0 S: 10	H: 2 LOB: 2 BB: 1 P: 17	R: 0 E: 0 K: 1 S: 13	H: 0 LOB: 0 BB: 0 P: 16	R: 0 E: 0 K: 0 S: 13	H: 0 LOB: 0 BB: 0 P: 17

1B: 5	SF: 1
2B: 2	SAC: 0
3B: 0	DP: 0
HR: 1	HBP: 0

WP: 2	PA: 40
PB: 0	
SB: 0	
CS: 0	

	AB	34
	R	4
	H	8
	RBI	4
	BB	5
	SO	6
	LOB	21

PITCHER		IP	WLS	BF	H	R	ER	SO	BB	IBB	HBP	BLK	WP	HR	S	P	ERA	WHIP
49 Jake Arrieta, R ERA: 4.31	(1, 1)	6.0	W	28	6	3	3	5	4	0	0	0	2	0	63	105	4.50	1.667
65 JD Hammer, R ERA: 4.76	(7, 1)	1.0		6	2	1	1	0	1	0	0	0	0	1	10	17	9.00	3.000
12 Juan Nicasio, R ERA: 4.61	(8, 1)	1.0	H	3	0	0	0	1	0	0	0	0	0	0	13	16	0.00	0.000
50 Héctor Neris, R ERA: 1.88	(9, 1)	1.0	S	3	0	0	0	0	0	0	0	0	0	0	13	17	0.00	0.000

PITCHER	IP	WLS	BF	H	R	ER	SO	BB	IBB	HBP	BLK	WP	HR	S	P	ERA	WHIP

BOTTOM

Arizona Diamondbacks @ Philadelphia Phillies
Citizens Bank Park, Philadelphia, PA
Tue Jun 11 2019, 7:08 PM - 10:22 PM EDT
Att. 26,321 - Sunny - 78 F

livebaseballscorecards.com

Batter	1	2	3	4	5	6	7	8	9	AB	R	H	RBI	BB	SO	LOB
16 César Hernández, S (1, 4) OBP: 0.331, SLG: 0.427	G4-3	P5		G5-3		17 1B 1B		L6		5	0	1	0	0	0	1
3 Bryce Harper, L (1, 9) OBP: 0.357, SLG: 0.466	L7	2B		2 CS BB		K		K		4	0	1	1	1	2	2
2 Jean Segura, R (1, 6) OBP: 0.336, SLG: 0.461	2B	F9		CS	G6-3	L8		G6-3		5	0	1	0	0	0	3
17 Rhys Hoskins, R (1, 3) OBP: 0.397, SLG: 0.523	G6-3		4 BB 1B		10 2B 10 E BB	1B				3	1	2	1	1	0	1
10 J.T. Realmuto, R (1, 2) OBP: 0.333, SLG: 0.459		23 1B 4 HR 1B	L9		E7 23 1B 2B	P3				4	2	2	0	0	0	3
23 Jay Bruce, L (1, 7) OBP: 0.299, SLG: 0.598		4 HR 1B	K			3-H 1B			BB	3	1	2	1	1	1	1
4 Scott Kingery, R (1, 8) OBP: 0.365, SLG: 0.630		1-H 3-H HR	1-2 BB		P6			L8		3	1	1	3	1	0	2
13 Sean Rodríguez, R (1, 5) OBP: 0.357, SLG: 0.417		49 SH5-3 3 2B 1B	P4		K			F9		4	1	1	0	0	1	4
49 Jake Arrieta, R (1, 1) OBP: 0.148, SLG: 0.148 9 Phil Gosselin, R (6, PH) OBP: 0.260, SLG: 0.306 65 JD Hammer, R (7, 1) 5 Nick Williams, L (7, PH) OBP: 0.211, SLG: 0.250 12 Juan Nicasio, R (8, 1) 50 Héctor Neris, R (9, 1)		SH5-3		F7		16 1B 17 1B 1B		K		1 1 0 1 0 0	0 1 0 0 0 0	0 1 0 0 0 0	0 0 0 1 0 0	0 0 0 0 0 0	0 0 0 1 0 0	0 0 0 1 0 0
Inning Stats	R: 0 E: 0 K: 0 S: 12 H: 1 LOB: 1 BB: 0 P: 22	R: 4 E: 0 K: 0 S: 21 H: 5 LOB: 1 BB: 0 P: 32	R: 0 E: 0 K: 1 S: 12 H: 1 LOB: 2 BB: 1 P: 22	R: 0 E: 0 K: 0 S: 6 H: 0 LOB: 0 BB: 1 P: 14	R: 2 E: 1 K: 1 S: 11 H: 2 LOB: 1 BB: 1 P: 19	R: 1 E: 0 K: 1 S: 9 H: 3 LOB: 2 BB: 0 P: 13	R: 0 E: 0 K: 1 S: 7 H: 0 LOB: 1 BB: 1 P: 14	R: 0 E: 0 K: 1 S: 10 H: 0 LOB: 0 BB: 0 P: 12		1B: 8 2B: 3 3B: 0 HR: 1 SF: 0 SAC: 1 DP: 0 HBP: 0						

	AB	34
	R	7
	H	12
	RBI	6
	BB	4
	SO	5
	LOB	18

PITCHER		IP	WLS	BF	H	R	ER	SO	BB	IBB	HBP	BLK	WP	HR	S	P	ERA	WHIP
57 Jon Duplantier, R ERA: 4.32	(1, 1)	3.0	L	17	7	4	4	1	1	0	0	0	0	1	45	76	12.00	2.667
30 T.J. McFarland, L ERA: 5.59	(4, 1)	2.0		9	2	2	1	1	2	0	0	0	0	0	17	33	4.50	2.000
40 Andrew Chafin, L ERA: 3.32	(6, 1)	1.0		7	3	1	1	1	1	0	0	0	0	0	9	17	9.00	4.000
25 Archie Bradley, R ERA: 4.4	(7, 1)	2.0		6	0	0	0	2	0	0	0	0	0	0	17	22	0.00	0.000

PITCHER	IP	WLS	BF	H	R	ER	SO	BB	IBB	HBP	BLK	WP	HR	S	P	ERA	WHIP

Batter	1	2	3	4	5	6	7	8	9	AB	R	H	RBI	BB	SO	LOB
4 Ketel Marte, S (1, 8) OBP: 0.332, SLG: 0.542	C FF 93 F SI 92 F SL 85 S FF 94 0-3 ① K			X SL 86 0-0 15 G4-6-3 1B		X CU 78 0-0 15 G4-3 2B		B FF 94 X FF 93 1-0 ③ G3-1		4	0	2	0	0	1	0
15 Ildemaro Vargas, S (1, 4) OBP: 0.279, SLG: 0.385	C SI 94 B SL 88 C FF 93 B SI 94 F SL 87 C SI 94 2-3 ② K			F FF 94 1 SAFE C SL 88 B SI 95 X SI 94 1-2 ① ② G4-6-3 1-2f		X SL 88 0-0 ② G4-3 2-3			C FF 93 X FF 95 0-1 ① G3-1	4	0	0	0	0	1	2
David Peralta, L (1, 7) OBP: 0.351, SLG: 0.518	S FF 94 S SL 86 S FF 94 0-3 ③ K			F FF 94 X CH 86 0-1 ③ F7		B FF 94 B SL 86 2-0 IBB			X SL 90 0-0 1B	3	0	1	0	1	1	0
10 Adam Jones, R (1, 9) OBP: 0.320, SLG: 0.489		B SI 92 X SI 92 1-0 ① G4-3			B SI 92 B SL 85 X SI 92 2-0 5 1B 53 1B 1B	F SI 92 B SL 88 X SL 86 1-1 ③ P3			1 SAFE B FF 95 C FF 95 F FF 94 X FF 95 1-2 ② F8	4	1	1	0	0	0	3
5 Eduardo Escobar, S (1, 5) OBP: 0.352, SLG: 0.582		X FF 94 0-0 ② F7			C FF 94 B CU 78 1 SAFE 1 SAFE C SL 87 X FF 94 1-2 53 1B 13 SF9 1-2 1B		S FF 93 B FF 92 F SL 87 S FF 94 1-3 ① K		F FF 94 D FF 95 X FF 96 1-1 ③ F7	4	1	1	0	0	1	1
53 Christian Walker, R (1, 3) OBP: 0.330, SLG: 0.474		C FF 94 X SI 93 0-1 ③ G5-3			F SI 93 X SI 92 0-1 18 G6-4-3 1-3 2-H 1B		C SL 86 F SI 92 B FF 94 B SL 85 C SI 94 2-3 ② K			3	0	1	1	0	1	0
13 Nick Ahmed, R (1, 6) OBP: 0.322, SLG: 0.403			F SL 86 X SI 92 0-1 ① F8		X SL 87 0-0 ① SF9 3-H		X SL 86 0-0 ③ F8			2	0	0	1	0	0	0
18 Carson Kelly, R (1, 2) OBP: 0.338, SLG: 0.500			C FF 94 B SI 92 S SL 85 B SL 84 C SI 93 2-3 ② K		1 SAFE B SI 92 1 SAFE F SL 87 X SL 87 1-1 ② ③ G6-4-3 1-2f			X SL 86 0-0 ① F9		3	0	0	0	0	1	1
29 Merrill Kelly, R (1, 1) 40 Andrew Chafin, R (8, 1) 56 Greg Holland, R (9, 1)			B FF 93 C FF 93 C SL 87 F SL 85 F SI 93 B FF 94 S SL 88 2-3 ③ K			C FF 92 B SL 85 C SL 86 S SL 85 1-3 ① K		C FF 92 F FF 93 F SL 85 F SL 87 B FF 93 S SI 92 1-3 ② K		3 0 0	0 0 0	0 0 0	0 0 0	0 0 0	3 0 0	0 0 0
Inning Stats	R: 0 E: 0 K: 3 S: 11 H: 0 LOB: 0 BB: 0 P: 13	R: 0 E: 0 K: 0 S: 4 H: 0 LOB: 0 BB: 0 P: 5	R: 0 E: 0 K: 2 S: 10 H: 0 LOB: 0 BB: 0 P: 14	R: 0 E: 0 K: 0 S: 6 H: 1 LOB: 0 BB: 0 P: 7	R: 2 E: 0 K: 0 S: 9 H: 3 LOB: 0 BB: 0 P: 13	R: 0 E: 0 K: 1 S: 7 H: 1 LOB: 2 BB: 1 P: 11	R: 0 E: 0 K: 2 S: 7 H: 0 LOB: 0 BB: 0 P: 10	R: 0 E: 0 K: 1 S: 7 H: 0 LOB: 0 BB: 0 P: 9	R: 0 E: 0 K: 0 S: 8 H: 1 LOB: 1 BB: 0 P: 10	1B: 5 2B: 1 3B: 0 HR: 0 SF: 1 SAC: 0 DP: 2 HBP: 0						

PITCHER		IP	WLS	BF	H	R	ER	SO	BB	IBB	HBP	BLK	WP	HR	S	P	ERA	WHIP
56 Zach Eflin, R ERA: 2.81	(1, 1)	8.0	L	28	5	2	2	9	0	1	0	0	0	0	61	82	2.25	0.625
21 Vince Velasquez, R ERA: 4.12	(9, 1)	1.0		4	1	0	0	0	0	0	0	0	0	0	8	10	0.00	1.000

PITCHER	IP	WLS	BF	H	R	ER	SO	BB	IBB	HBP	BLK	WP	HR	S	P	ERA	WHIP

TOP

Arizona Diamondbacks @ Philadelphia Phillies

Citizens Bank Park, Philadelphia, PA

Wed Jun 12 2019, 7:07 PM - 9:22 PM EDT

Att. 29,047 - Partly Cloudy - 73 F

livebaseballscorecards.com

AB	30
R	2
H	6
RBI	2
BB	1
SO	9
LOB	7

Batter	1	2	3	4	5	6	7	8	9	AB	R	H	RBI	BB	SO	LOB
16 César Hernández, S (1, 4) OBP: 0.326, SLG: 0.420	F FF 91 B CH 86 F FF 92 B CU 81 F FC 91 F CH 87 B FF 95 X FC 92 3-2 ① **P2**		X FF 91 0-0 ③ **F9**			B FF 91 B CU 81 X CH 87 2-0 ② **G4-3**			C FF 92 C CU 79 B SL 84 B SL 84 B SL 84 S SL 83 3-3 ① **K**	4	0	0	0	0	1	1
2 Jean Segura, R (1, 6) OBP: 0.331, SLG: 0.453	X SI 93 0-0 ② **L7**			C CU 79 B FC 90 X FC 90 1-1 ① **P3**		C CU 80 S CU 82 B CU 82 X FC 91 1-2 ③ **G6-3**			B FF 92 C FF 91 X SL 82 1-1 ② **G5-3**	4	0	0	0	0	0	0
23 Jay Bruce, L (1, 7) OBP: 0.294, SLG: 0.586	C FF 92 F FC 92 F FC 92 X CU 81 0-2 ③ **F7**			B CH 87 S CH 88 B FF 93 X CH 88 2-1 ② **G1-3**			F FC 89 B FC 90 F CH 87 X CU 81 1-2 ① **G4-3**		B FF 92 B FF 90 X FF 92 2-0 ③ **G3-1**	4	0	0	0	0	0	0
17 Rhys Hoskins, R (1, 3) OBP: 0.392, SLG: 0.517		C CU 80 C FF 92 F FF 94 F SI 93 X CU 82 0-2 ① **G6-3**		B CU 80 B FC 92 B FF 94 C FF 94 X FC 92 3-1 ③ **F9**			X FF 92 0-0 ② **F8**			3	0	0	0	0	0	0
10 J.T. Realmuto, R (1, 2) OBP: 0.333, SLG: 0.457		B SI 93 B FC 92 F FF 94 X FF 92 2-1 ② **F9**			C CU 80 F FC 90 X FC 90 0-2 ① **F9**		C SI 92 X CU 82 0-1 **1B**			3	0	1	0	0	0	0
4 Scott Kingery, R (1, 8) OBP: 0.356, SLG: 0.613		T FF 93 B FC 93 S CU 82 S CU 84 1-3 ③ **K2-3**			C FF 92 F CU 81 F FF 93 B CU 83 F CU 80 B CU 83 C FF 93 2-3 ② **K**		S CU 79 X CU 80 0-1 ③ **G6-3**			3	0	0	0	0	2	1
5 Nick Williams, L (1, 9) OBP: 0.228, SLG: 0.280			C CU 79 X FF 87 0-1 **2B**		S CU 82 B FC 92 X CH 88 1-1 **1B**			B FC 90 C CU 80 B FC 90 S FF 92 F FF 94 B CU 81 S FC 91 3-3 ① **K**		3	0	2	0	0	1	0
7 Maikel Franco, R (1, 5) OBP: 0.278, SLG: 0.379			C FC 89 S SI 90 D CU 81 X CU 80 1-2 ① **G5-3**		B FF 91 S FC 90 X SI 92 1-1 ③ **F8**			B FC 91 X FF 92 1-0 ② **L3**		3	0	0	0	0	0	2
56 Zach Eflin, R (1, 1) OBP: 0.136, SLG: 0.136 3 Bryce Harper, L (8, PH) OBP: 0.356, SLG: 0.464 21 Vince Velasquez, R (9, 1) OBP: 0.222, SLG: 0.125			F FF 91 S CU 80 B CU 80 S CU 80 1-3 ② **K**			F FF 91 F FF 91 S CU 81 0-3 ① **K**		S SL 85 X SI 95 0-1 ③ **L8**		2 1 0	0 0 0	0 0 0	0 0 0	0 0 0	2 0 0	1 0 0
Inning Stats	R: 0 E: 0 K: 0 S: 10 H: 0 LOB: 0 BB: 0 P: 13	R: 0 E: 0 K: 1 S: 10 H: 0 LOB: 0 BB: 0 P: 13	R: 0 E: 0 K: 1 S: 9 H: 1 LOB: 1 BB: 0 P: 11	R: 0 E: 0 K: 0 S: 6 H: 0 LOB: 0 BB: 0 P: 12	R: 0 E: 0 K: 1 S: 12 H: 1 LOB: 1 BB: 0 P: 16	R: 0 E: 0 K: 1 S: 7 H: 0 LOB: 0 BB: 0 P: 10	R: 0 E: 0 K: 0 S: 8 H: 1 LOB: 1 BB: 0 P: 9	R: 0 E: 0 K: 1 S: 7 H: 0 LOB: 0 BB: 0 P: 11	R: 0 E: 0 K: 1 S: 6 H: 0 LOB: 0 BB: 0 P: 12	1B: 2 2B: 1 3B: 0 HR: 0 SF: 0 SAC: 0 DP: 0 HBP: 0						

PITCHER		IP	WLS	BF	H	R	ER	SO	BB	IBB	HBP	BLK	WP	HR	S	P	ERA	WHIP
29 Merrill Kelly, R ERA: 3.73	(1, 1)	7.2	W	26	3	0	0	5	0	0	0	0	0	0	67	93	0.00	0.391
40 Andrew Chafin, L ERA: 3.27	(8, 1)	0.1	H	1	0	0	0	0	0	0	0	0	0	0	2	2	0.00	0.000
56 Greg Holland, R ERA: 1.99	(9, 1)	1.0	S	3	0	0	0	1	0	0	0	0	0	0	6	12	0.00	0.000

PITCHER	IP	WLS	BF	H	R	ER	SO	BB	IBB	HBP	BLK	WP	HR	S	P	ERA	WHIP

BOTTOM

Arizona Diamondbacks @ Philadelphia Phillies

Citizens Bank Park, Philadelphia, PA

Wed Jun 12 2019, 7:07 PM - 9:22 PM EDT

Att. 29,047 - Partly Cloudy - 73 F

livebaseballscorecards.com

AB	30
R	0
H	3
RBI	0
BB	0
SO	6
LOB	5

WP: 0 PA: 30
PB: 0
SB: 0
CS: 0

Batter	1	2	3	4	5	6	7	8	9	AB	R	H	RBI	BB	SO	LOB
1 Jarrod Dyson, L (1, 8) OBP: 0.356, SLG: 0.409	C SI 91 B FC 85 X FC 84 1-1 BB 10 G5-3 2B	B SI 91 X SI 92 1-0 ② G3-1		B CU 78 X CU 78 1-0 3-H HR			B SI 92 B SI 91 C SI 91 X SI 92 2-1 ① ② G6-3 1-2f			4	2	2	2	0	0	1
4 Ketel Marte, S (1, 4) OBP: 0.331, SLG: 0.536	2 SAFE B SI 91 B SI 91 S CH 85 B CH 84 F SI 90 F SI 92 F CU 78 B SI 93 4-2 10 G5-3 5 1B BB BB	X SI 91 0-0 ③ F8		C SI 89 X CH 84 0-1 ③ G4-3			B SI 93 X SI 90 1-0 ③ L7			3	1	0	0	1	0	0
David Peralta, L (1, 7) OBP: 0.349, SLG: 0.511	C CU 77 B SI 91 B SI 90 F CH 84 B SI 93 B SI 93 4-2 5 1B 10 G5-3 1-2 2-3 BB	X SI 91 0-0 ① G6-3		B CH 87 B SI 89 C CH 82 X FC 84 2-1 ① F8				B SI 89 C SI 89 S SL 86 B SL 86 B SI 92 S SL 84 3-3 ① K		3	0	0	0	1	1	0
10 Adam Jones, R (1, 9) OBP: 0.323, SLG: 0.488	X FC 85 0-0 ① G5-3 1-2 2-3 3-H	B SI 91 B SI 92 B FC 84 C SI 93 C SI 91 B CU 79 4-2 BB			B FC 85 B FC 85 X SI 91 2-0 5 G4-6-3 1B			C SI 92 X SL 85 0-1 ② F9		3	0	1	1	1	0	2
5 Eduardo Escobar, S (1, 5) OBP: 0.351, SLG: 0.577	B SI 91 F SI 91 X SI 91 1-1 2-3 3-H 1B		D FC 85 1 SAFE C SI 92 B SI 91 B SI 92 S FC 84 X SI 92 3-2 ② F9		B SI 90 X SI 90 1-0 ② ③ G4-6-3 1-2f			B SI 91 B SI 91 F SL 84 X SI 91 2-1 ③ F9		4	0	1	1	0	0	2
53 Christian Walker, R (1, 3) OBP: 0.325, SLG: 0.466	D SI 91 1 SAFE S SI 90 X SI 90 1-1 ② P2		C CU 78 F SI 91 B SI 92 X CU 79 1-2 ③ G5-3			X CU 81 0-0 ① F8			S FF 94 F FF 95 B SL 87 S SL 89 1-3 ① K	4	0	0	0	0	1	3
13 Nick Ahmed, R (1, 6) OBP: 0.321, SLG: 0.404	X SI 91 0-0 ③ G5-3			F SI 90 S FC 84 X CU 77 0-2 31 G4-3 1 HR 2B		B SI 90 X SI 90 1-0 ② G6-3			T FF 95 S SL 87 S FF 98 0-3 ② K	4	1	1	0	0	1	2
31 Alex Avila, L (1, 2) OBP: 0.410, SLG: 0.508 18 Carson Kelly, R (8, 2) OBP: 0.336, SLG: 0.496		C SI 89 F CU 76 B CU 77 B SI 92 B SI 92 F SI 90 X CU 76 3-2 HR		B SI 90 X SI 90 1-0 ① G4-3 2-3		X SI 89 0-0 ③ G4-3			B SL 86 F SL 86 F FF 97 F SL 86 F FF 96 F FF 96 X SL 86 1-2 ③ F7	3 1	1 0	1 0	1 0	0 0	0 0	1 0
21 Zack Greinke, R (1, 1) OBP: 0.333, SLG: 0.613 66 Yoshihisa Hirano, R (8, 1) 25 Archie Bradley, R (9, 1)		C SI 91 F FC 86 S CU 79 0-3 ① K		S FC 84 F FC 84 D CU 79 X SI 93 1-2 ② G3			F SI 91 X CH 86 0-1 1 G6-3 1B			3 0 0	0 0 0	1 0 0	0 0 0	0 0 0	1 0 0	1 0 0
Inning Stats	R: 2 E: 0 K: 0 S: 14 H: 2 LOB: 2 BB: 2 P: 25	R: 1 E: 0 K: 1 S: 9 H: 1 LOB: 0 BB: 0 P: 13	R: 0 E: 0 K: 0 S: 9 H: 0 LOB: 1 BB: 1 P: 17	R: 2 E: 0 K: 0 S: 10 H: 2 LOB: 0 BB: 0 P: 13	R: 0 E: 0 K: 0 S: 4 H: 1 LOB: 0 BB: 0 P: 9	R: 0 E: 0 K: 0 S: 3 H: 0 LOB: 0 BB: 0 P: 4	R: 0 E: 0 K: 0 S: 5 H: 1 LOB: 0 BB: 0 P: 8	R: 0 E: 0 K: 1 S: 7 H: 0 LOB: 0 BB: 0 P: 12	R: 0 E: 0 K: 2 S: 12 H: 0 LOB: 0 BB: 0 P: 14	1B: 3 2B: 2 3B: 0 HR: 2 SF: 0 SAC: 0 DP: 2 HBP: 0						

PITCHER		IP	WLS	BF	H	R	ER	SO	BB	IBB	HBP	BLK	WP	HR	S	P	ERA	WHIP
23 Erick Fedde, R ERA: 3.68	(1, 1)	6.0	L	26	6	5	5	1	3	0	0	0	0	2	49	81	7.50	1.500
33 Matt Grace, L ERA: 6.43	(7, 1)	2.0		6	1	0	0	1	0	0	0	0	0	0	12	20	0.00	0.500
44 Trevor Rosenthal, R ERA: 21.6	(9, 1)	1.0		3	0	0	0	2	0	0	0	0	0	0	12	14	0.00	0.000

PITCHER	IP	WLS	BF	H	R	ER	SO	BB	IBB	HBP	BLK	WP	HR	S	P	ERA	WHIP

TOP

Arizona Diamondbacks @ Washington Nationals

Nationals Park, Washington, DC

Thu Jun 13 2019, 7:06 PM - 10:24 PM EDT

Att. 24,909 - Partly Cloudy - 69 F

livebaseballscorecards.com

AB	32
R	5
H	7
RBI	5
BB	3
SO	4
LOB	12

WP: 0 PA: 35
PB: 0
SB: 0
CS: 0

Batter	1	2	3	4	5	6	7	8	9	AB	R	H	RBI	BB	SO	LOB
7 Trea Turner, R (1, 6) OBP: 0.333, SLG: 0.528	C FF 88 F FF 90 X SL 82 0-2 ① F9			X FF 90 0-0 ① F9			C FF 91 B SL 83 S CU 77 X SI 92 1-2 6 2 G6-4-3 1B 1B		X FF 95 0-0 1B	4	0	2	0	0	0	0
2 Adam Eaton, L (1, 9) OBP: 0.359, SLG: 0.396	C FF 88 B FF 90 B CH 87 B CH 87 X CH 87 3-1 ② L8			C FF 89 F CU 76 H SI 92 1-2 6 L1-3 HBP			C CH 88 F CH 88 F CU 68 X FF 91 0-2 6 G6-4-3 1-2 1B		C FF 96 D CH 89 C FF 95 S FF 97 1-3 ③ K	3	0	1	0	0	1	1
6 Anthony Rendon, R (1, 5) OBP: 0.416, SLG: 0.645	C FF 90 F SL 83 B CH 89 X CH 89 1-2 ③ P4			B CH 88 C CH 88 F CH 89 X SL 85 1-2 ②③ L1-3 1-1			F CH 89 X CH 90 0-1 ①② G6-4-3 1-2f 2-3			3	0	0	0	0	0	3
22 Juan Soto, L (1, 7) OBP: 0.383, SLG: 0.493		C FF 90 C FF 90 X CU 69 0-2 ① G4-3			B CH 87 F FF 90 B SL 84 F CU 73 B FF 93 X FF 91 3-2 ① L7		D CU 71 X CH 88 1-0 ③ G1-3			3	0	0	0	0	0	1
28 Kurt Suzuki, R (1, 2) OBP: 0.323, SLG: 0.475		F FF 90 X FF 91 0-1 ② F9			X CU 75 0-0 ② G1-3			B FF 90 B CH 87 F FF 90 X CU 75 2-1 ① G5-3		3	0	0	0	0	0	0
88 Gerardo Parra, L (1, 3) OBP: 0.280, SLG: 0.336		B FF 89 B FF 90 F FF 90 F FF 91 C FF 91 2-3 ③ K			B FF 91 B CU 76 X FF 90 2-0 ③ F7			S FS 83 S FS 83 S FS 84 0-3 ② K		3	0	0	0	0	2	0
9 Brian Dozier, R (1, 4) OBP: 0.321, SLG: 0.417			C FF 89 B FF 90 S SI 90 C SI 91 1-3 ① K			F FF 91 B CH 88 X CU 76 1-1 ① L7		C FF 91 S FS 83 F FS 84 B FS 85 F FF 91 B FS 86 X FF 92 2-2 ③ F8		3	0	0	0	0	1	0
16 Victor Robles, R (1, 8) OBP: 0.306, SLG: 0.408			X FF 89 0-0 ② F8			C SL 83 X SL 83 0-1 ② G3-1			B FF 95 C FF 95 B KC 82 F FF 95 B FF 95 C FF 96 3-3 ① K	3	0	0	0	0	1	0
23 Erick Fedde, R (1, 1) 3 Michael Taylor, R (6, PH) OBP: 0.294, SLG: 0.295 33 Matt Grace, L (7, 1) 44 Trevor Rosenthal, R (9, 1) 47 Howie Kendrick, R (9, PH) OBP: 0.370, SLG: 0.585			C FF 89 B FF 90 F FF 91 F CU 67 S SL 83 1-3 ③ K			C CU 76 B SL 83 S CU 70 X FF 93 1-2 ③ P3			B KC 82 X FF 96 1-0 ② F9	1 1 0 0 1	0 0 0 0 0	0 0 0 0 0	0 0 0 0 0	1 0 0 0 0	0 0 0 0 0	0 0 0 0 0
Inning Stats	R: 0 E: 0 K: 0 S: 8 H: 0 LOB: 0 BB: 0 P: 12	R: 0 E: 0 K: 1 S: 8 H: 0 LOB: 0 BB: 0 P: 10	R: 0 E: 0 K: 2 S: 8 H: 0 LOB: 0 BB: 0 P: 10	R: 0 E: 0 K: 0 S: 6 H: 0 LOB: 0 BB: 0 P: 8	R: 0 E: 0 K: 0 S: 5 H: 0 LOB: 0 BB: 0 P: 10	R: 0 E: 0 K: 0 S: 7 H: 0 LOB: 0 BB: 0 P: 9	R: 0 E: 0 K: 0 S: 10 H: 2 LOB: 1 BB: 0 P: 12	R: 0 E: 0 K: 1 S: 10 H: 0 LOB: 0 BB: 0 P: 14	R: 0 E: 0 K: 2 S: 8 H: 1 LOB: 1 BB: 0 P: 13	1B: 3 2B: 1 3B: 0 HR: 0 SF: 0 SAC: 0 DP: 2 HBP: 1						

PITCHER		IP	WLS	BF	H	R	ER	SO	BB	IBB	HBP	BLK	WP	HR	S	P	ERA	WHIP
21 Zack Greinke, R ERA: 2.65	(1, 1)	7.1	W	23	2	0	0	3	0	0	1	0	0	0	54	75	0.00	0.273
66 Yoshihisa Hirano, R ERA: 4.94	(8, 1)	0.2		2	0	0	0	1	0	0	0	0	0	0	8	10	0.00	0.000
25 Archie Bradley, R ERA: 4.26	(9, 1)	1.0		4	1	0	0	2	0	0	0	0	0	0	8	13	0.00	1.000

PITCHER	IP	WLS	BF	H	R	ER	SO	BB	IBB	HBP	BLK	WP	HR	S	P	ERA	WHIP

BOTTOM

Arizona Diamondbacks @ Washington Nationals

Nationals Park, Washington, DC

Thu Jun 13 2019, 7:06 PM - 10:24 PM EDT

Att. 24,909 - Partly Cloudy - 69 F

livebaseballscorecards.com

AB	28
R	0
H	3
RBI	0
BB	0
SO	6
LOB	5

WP: 0 PA: 29
PB: 0
SB: 0
CS: 0

Batter	1	2	3	4	5	6	7	8	9	AB	R	H	RBI	BB	SO	LOB
1 Jarrod Dyson, L (1, 8) OBP: 0.354, SLG: 0.401 53 Christian Walker, R (9, PH) OBP: 0.327, SLG: 0.466	B FF 94 C FF 94 C FF 96 T FF 96 1-2 ① K		B CU 79 B CU 81 S FF 95 S FF 95 F FC 91 S CH 85 2-3 ② K		B CH 83 F FF 94 B FC 91 B CU 81 F FF 95 F CH 86 F FF 97 F FF 96 B FF 96 4-2 4 S BB			C FC 92 B CH 88 X CH 88 1-1 ① G5-3	B FF 94 B FF 94 S FF 94 B FF 94 S FF 94 B FF 94 4-2 BB	3	0	0	0	1	2	0
										0	0	0	0	1	0	0
4 Ketel Marte, S (1, 4) OBP: 0.329, SLG: 0.528	F FF 95 B FF 96 B CH 86 F FF 96 X CH 87 2-2 ② G3-1		X FF 96 0-0 ③ L4		1 SAFE S CH 84 1 SAFE B FF 95 S FF 96 X CH 85 1-2 ③ G3 1-2			B CH 87 B FC 94 S FC 92 B CH 87 B FC 94 4-1 10 1B 5 2B BB	F FF 94 F FF 95 B FF 96 S FF 95 1-3 ③ K	4	1	0	0	1	1	3
David Peralta, L (1, 7) OBP: 0.348, SLG: 0.504	C FF 96 H FC 91 1-1 HBP			B FF 94 C CH 86 X CU 80 1-1 ① F7		S CH 83 X FF 94 0-1 ① F8		C FC 93 C CH 89 B FC 94 C FC 95 1-3 ② K		3	0	0	0	0	1	1
10 Adam Jones, R (1, 9) OBP: 0.326, SLG: 0.488	F FF 93 C SL 84 1 SAFE D SL 85 S SL 85 1-3 ③ K			C FF 95 X FF 95 0-1 1B		S SL 84 C SL 87 B SL 85 F FF 97 F FF 95 B SL 86 S CH 86 2-3 ② K		B CU 76 T FC 94 F FC 94 X CH 91 1-2 5 2B 1-2 1B		4	0	2	0	0	2	1
5 Eduardo Escobar, S (1, 5) OBP: 0.350, SLG: 0.576		S FF 95 B FF 94 F FC 92 X CH 86 1-2 ① L3		S FF 95 B FF 95 S FF 95 F FF 97 X FF 98 1-2 ② F8		F CH 84 B FF 95 X CH 86 1-1 ③ F8		X FC 92 0-0 1-3 2-H 2B		4	0	1	1	0	0	1
32 Kevin Cron, R (1, 3) OBP: 0.275, SLG: 0.500		C FF 95 S FF 96 S SL 87 0-3 ② K		S FF 96 S SL 87 X FF 97 0-2 ③ F9			B SL 84 B SL 85 X FF 95 2-0 ① F9	B FF 97 T FF 96 S SL 86 F FF 98 B SL 86 X FF 99 2-2 ③ G1-3		4	0	0	0	0	1	3
13 Nick Ahmed, R (1, 6) OBP: 0.320, SLG: 0.414		C SL 84 C FF 96 F SL 86 C FF 97 0-3 ③ K			X FF 95 0-0 HR		B SL 85 B SL 85 C SL 85 C FF 96 B CH 84 C SL 86 3-3 ② K		X FF 92 0-0 ① P6	4	1	1	1	0	2	0
18 Carson Kelly, R (1, 2) OBP: 0.340, SLG: 0.527			B SL 85 X FF 96 1-0 HR		S SL 85 F SL 84 B FF 96 B CH 85 B CH 85 S SL 86 3-3 ① K		C SL 86 X FF 96 0-1 E3		B FF 93 B FF 94 C FF 93 F FF 94 B FS 84 F FF 93 X FF 95 3-2 2B	4	1	2	1	0	1	0
38 Robbie Ray, L (1, 1) OBP: 0.040, SLG: 0.040 15 Ildemaro Vargas, S (7, PH) OBP: 0.276, SLG: 0.381 35 Matt Andriese, R (7, 1) 58 Stefan Crichton, R (7, 1) 16 Tim Locastro, R (9, PH) OBP: 0.388, SLG: 0.338			S FF 95 C CU 79 S FF 96 0-3 ① K		B CU 78 C CU 80 S CH 84 S FF 96 1-3 ② K		B CU 76 B FF 95 D CH 82 C FF 94 C FF 96 X FF 96 3-2 ③ G4-3		C FF 94 B FF 93 S FF 93 F FF 93 S FF 94 1-3 ② K	2	0	0	0	0	2	0
										1	0	0	0	0	0	1
										0	0	0	0	0	0	0
										0	0	0	0	0	0	0
										1	0	0	0	0	1	1
Inning Stats	R: 0 E: 0 K: 2 S: 10 H: 0 LOB: 1 BB: 0 P: 15	R: 0 E: 0 K: 2 S: 10 H: 0 LOB: 0 BB: 0 P: 11	R: 1 E: 0 K: 2 S: 9 H: 1 LOB: 0 BB: 0 P: 12	R: 0 E: 0 K: 0 S: 11 H: 1 LOB: 1 BB: 0 P: 13	R: 1 E: 0 K: 2 S: 15 H: 1 LOB: 1 BB: 1 P: 24	R: 0 E: 0 K: 1 S: 9 H: 0 LOB: 0 BB: 0 P: 12	R: 0 E: 1 K: 1 S: 9 H: 0 LOB: 1 BB: 0 P: 17	R: 1 E: 0 K: 1 S: 14 H: 2 LOB: 2 BB: 1 P: 23	R: 0 E: 0 K: 2 S: 14 H: 1 LOB: 2 BB: 1 P: 23	1B: 2 2B: 2 3B: 0 HR: 2 SF: 0 SAC: 0 DP: 0 HBP: 1						

PITCHER		IP	WLS	BF	H	R	ER	SO	BB	IBB	HBP	BLK	WP	HR	S	P	ERA	WHIP
31 Max Scherzer, R ERA: 2.81	(1, 1)	7.0	W	27	3	2	2	10	1	0	1	0	0	2	73	104	2.57	0.571
51 Wander Suero, R ERA: 6.35	(8, 1)	0.2		5	2	1	1	1	1	0	0	0	0	0	10	17	13.50	4.500
21 Tanner Rainey, R ERA: 1.59	(8, 1)	0.1	H	1	0	0	0	0	0	0	0	0	0	0	4	6	0.00	0.000
63 Sean Doolittle, L ERA: 3.45	(9, 1)	1.0		5	1	0	0	2	1	0	0	0	0	0	14	23	0.00	2.000

PITCHER	IP	WLS	BF	H	R	ER	SO	BB	IBB	HBP	BLK	WP	HR	S	P	ERA	WHIP

TOP

Arizona Diamondbacks @ Washington Nationals

Nationals Park, Washington, DC

Fri Jun 14 2019, 7:06 PM - 10:02 PM EDT

Att. 29,853 - Clear - 76 F

livebaseballscorecards.com

AB	34
R	3
H	6
RBI	3
BB	3
SO	13
LOB	11

BOTTOM

Arizona Diamondbacks @ Washington Nationals
Nationals Park, Washington, DC
Fri Jun 14 2019, 7:06 PM - 10:02 PM EDT
Att. 29,853 - Clear - 76 F

livebaseballscorecards.com

Batter	1	2	3	4	5	6	7	8	9	AB	R	H	RBI	BB	SO	LOB
7 Trea Turner, R (1, 6) OBP: 0.338, SLG: 0.532	B FF 91 F FF 92 S SL 84 S SL 85 1-3 ① K		C SL 85 X SL 85 0-1 22 1B 1-3 3-H 2B		X FF 93 0-0 ② G6-3		1 SAFE F FF 93 P CH 88 B CH 86 B FF 93 B FF 94 4-1 16 16 1B S 6 SF8 1-2 BB			3	2	1	1	1	1	0
16 Victor Robles, R (1, 9) OBP: 0.305, SLG: 0.407	B KC 83 S KC 82 F FF 93 B KC 83 B SL 84 X FF 93 3-2 ② L8		B KC 83 C FF 92 D SL 86 S FF 93 X KC 84 2-2 ① SF7 3-H		B FF 93 B SL 84 F SI 92 F SL 85 F SL 86 X FF 93 2-2 ③ G4-3		C FF 93 S CH 86 F CH 87 B FF 93 X CH 87 1-2 1-3 2-H 1B			3	0	1	2	0	0	0
6 Anthony Rendon, R (1, 5) OBP: 0.414, SLG: 0.655	B KC 83 S SL 85 S SL 86 B SI 93 B SL 86 C FF 94 3-3 ③ K		D SL 84 X FF 92 1-0 ② L5			C KC 78 B FF 91 B FF 91 F SL 84 B SL 84 X SL 84 3-2 HR	C FF 93 1 SAFE F CH 86 F FF 94 F CU 82 1 SAFE X CH 86 0-2 ② SF8 3-H			3	1	1	2	0	1	1
22 Juan Soto, L (1, 7) OBP: 0.381, SLG: 0.489		C SL 83 C SL 84 X FF 94 0-2 ① F7	D SL 86 D SL 84 X FF 93 2-0 2-H 1B			C SL 84 B SL 85 B SL 85 B FF 91 X SL 84 3-1 ① G3	B SI 94 1 SAFE 1 SAFE X SI 94 1-0 ③ G6-3			4	0	1	1	0	0	1
47 Howie Kendrick, R (1, 3) OBP: 0.372, SLG: 0.599		B KC 83 B SL 84 C FF 92 B SL 86 B FF 93 4-1 BB	C KC 82 X FF 93 0-1 ③ F8			C KC 80 X SL 84 0-1 HR		B CU 78 C SI 92 B CU 78 X SI 94 2-1 ① F9		3	1	1	1	1	0	1
9 Brian Dozier, R (1, 4) OBP: 0.316, SLG: 0.409		B SI 93 C KC 84 X SL 85 1-1 ② F7	F SI 90 B KC 81 B KC 82 T SI 92 C FF 94 2-3 ① K			B KC 81 B SI 92 C FF 92 B SL 84 S SL 84 X FF 94 3-2 ② G6-3		B SI 94 C SI 93 B CU 79 F SI 94 S SI 94 2-3 ② K		4	0	0	0	0	2	1
28 Kurt Suzuki, R (1, 2) OBP: 0.321, SLG: 0.467		C FF 94 S FF 93 B SL 86 1 SAFE S SL 86 1-3 ③ K	C SI 92 X SL 85 0-1 ② G3			F SL 84 B SL 85 B SL 83 F FF 93 F SL 85 X FF 93 1-2 ③ L8		B CH 90 F SI 94 F CH 88 X SI 94 1-2 1B		4	0	1	0	0	1	1
3 Michael Taylor, R (1, 8) OBP: 0.306, SLG: 0.308			B FF 92 B FF 92 F FF 92 C FF 93 X FF 94 2-2 31 SH 7 2B 1B	X FF 93 0-0 ③ F9			X CU 80 0-0 16 7 S S 16 1B 1B	C SI 93 X SI 94 0-1 ③ F8		4	2	2	0	0	0	1
31 Max Scherzer, R (1, 1) OBP: 0.114, SLG: 0.114 15 Matt Adams, L (7, PH) OBP: 0.281, SLG: 0.470 51 Wander Suero, R (8, 1) 21 Tanner Rainey, R (8, 1) 63 Sean Doolittle, L (9, 1)			1 SAFE 1 SAFE 1 SAFE 1 SAFE X FF 92 0-0 SH 7 2B 16 SF7 1-3		C KC 81 B FF 92 F KC 82 F SL 84 B SI 93 B FF 93 S FF 92 3-3 ① K		C CH 86 F FF 93 1 SAFE B FF 94 1 SAFE S CH 86 1-3 ① K			1 1 0 0 0	1 0 0 0 0	0 0 0 0 0	0 0 0 0 0	0 0 0 0 0	1 1 0 0 0	0 1 0 0 0
Inning Stats	R: 0 E: 0 K: 2 S: 9 H: 0 LOB: 0 BB: 0 P: 16	R: 0 E: 0 K: 1 S: 9 H: 0 LOB: 1 BB: 1 P: 15	R: 3 E: 1 K: 0 S: 13 H: 3 LOB: 1 BB: 0 P: 20	R: 0 E: 0 K: 1 S: 6 H: 0 LOB: 0 BB: 0 P: 8	R: 0 E: 0 K: 1 S: 9 H: 0 LOB: 0 BB: 0 P: 14	R: 2 E: 0 K: 0 S: 15 H: 2 LOB: 0 BB: 0 P: 25	R: 2 E: 0 K: 1 S: 16 H: 2 LOB: 1 BB: 1 P: 22	R: 0 E: 0 K: 1 S: 10 H: 1 LOB: 1 BB: 0 P: 15		1B: 5 2B: 1 3B: 0 HR: 2 SF: 2 SAC: 1 DP: 0 HBP: 0		WP: 0 PB: 0 SB: 3 CS: 0 PA: 35		

PITCHER	IP	WLS	BF	H	R	ER	SO	BB	IBB	HBP	BLK	WP	HR	S	P	ERA	WHIP
38 Robbie Ray, L (1, 1) ERA: 3.83	6.0	L	25	5	5	5	5	1	0	0	0	0	2	61	98	7.50	1.000
35 Matt Andriese, R (7, 1) ERA: 5.05	0.2		5	2	2	2	1	1	0	0	0	0	0	15	20	27.00	4.500
58 Stefan Crichton, R (7, 1) ERA:	1.1		5	1	0	0	1	0	0	0	0	0	0	11	17	0.00	0.750

PITCHER	IP	WLS	BF	H	R	ER	SO	BB	IBB	HBP	BLK	WP	HR	S	P	ERA	WHIP

AB	30
R	7
H	8
RBI	7
BB	2
SO	7
LOB	7

Arizona Diamondbacks @ Washington Nationals

Nationals Park, Washington, DC

Sat Jun 15 2019, 4:06 PM - 7:36 PM EDT

Att. 38,044 - Partly Cloudy - 82 F

livebaseballscorecards.com

TOP

Batter	1	2	3	4	5	6	7	8	9	AB	R	H	RBI	BB	SO	LOB
4 Ketel Marte, S (1, 8) OBP: 0.333, SLG: 0.549	X FF 92 0-0 HR	B CH 87 B SI 92 F CH 86 F SI 92 D CU 81 X CH 87 3-2 ② G4-3 1-2		B CU 78 B FF 92 B CH 87 C FF 93 X FF 92 3-1 HR		C FF 94 B CH 84 B SL 87 S CH 85 B FF 94 F SL 87 X CH 84 3-2 E6 15 2B		B CH 86 F CH 87 C FF 93 B FF 92 B CH 88 B FF 93 4-2 15 1B 2B BB		4	3	2	2	1	0	1
15 Ildemaro Vargas, S (1, 4) OBP: 0.281, SLG: 0.390	B FF 93 F FF 94 B CU 80 F FF 93 X FF 94 2-2 ① G4-3	C FF 91 B FF 86 F CH 86 F CH 87 F SI 93 S CU 81 1-3 ③ K		C CH 86 B CU 80 F CH 87 X FF 94 1-2 ① F7		1 SAFE C FF 93 1 SAFE X CH 85 0-1 1-3 2B		C FF 93 B CH 85 F FF 93 F FF 92 B CH 87 F FF 92 F FF 92 B CU 78 X FF 92 3-2 2B 10 FC5-2-5-4 1-2 1B		5	0	2	0	0	1	1
David Peralta, L (1, 7) OBP: 0.345, SLG: 0.502	C CU 81 S CH 88 B CH 88 X CH 89 1-2 ② G1-3		X CH 86 0-0 ① G1	X SI 93 0-0 ② F7		B FF 94 B FF 95 X CH 82 2-0 ③ F7		F FF 92 B SL 84 B FF 92 F FF 93 X SL 84 2-2 10 FC5-2-5-4 1-3 2-H 2B		5	0	1	1	0	0	2
10 Adam Jones, R (1, 9) OBP: 0.323, SLG: 0.494	B CU 81 X FF 94 1-0 HR		C SI 93 F CH 87 B SI 94 S CH 87 1-3 ② K	B CU 82 C CU 81 B CH 88 C CU 80 X CU 82 2-2 ③ G4-3			C FF 91 X CH 82 0-1 ① F9	S FS 79 F FS 79 X FS 79 0-2 ②③ FC5-2-5-4 2-2 3-H		5	1	1	1	0	1	2
5 Eduardo Escobar, S (1, 5) OBP: 0.350, SLG: 0.571	F CH 87 B FF 94 F CH 88 B FF 94 F CH 87 S CU 82 2-3 ③ K		C FF 93 S SI 93 B FF 94 X SI 93 1-2 53 1B 13 2B 1B		C CU 80 B FF 92 F FF 93 B CH 88 F CU 81 B FF 93 X CH 88 3-2 ① G3		C FF 90 S FF 92 B FF 93 F FF 94 T FF 93 1-2 ② K		B FF 96 B FF 96 B FF 96 B FF 95 4-0 13 1B 1 BB 18 SF8 BB	4	2	1	0	1	2	0
53 Christian Walker, R (1, 3) 50 Yoan López, R (7, 1) 1 Jarrod Dyson, L (9, PH) OBP: 0.358, SLG: 0.401 30 T.J. McFarland, L (9, 1)		C FF 92 B CH 86 X CU 80 1-1 HR	1 SAFE B SI 93 X SI 93 1-0 13 2B 1-3 1B		B FF 93 T CH 87 C SI 94 B CH 87 X SI 94 2-2 ② G6-3		C SL 87 S CH 84 F FF 95 B FF 94 B SL 85 F FF 94 F FF 94 X FF 94 2-2 ③ F9		B FF 98 C SL 88 B FF 98 S SL 87 B SL 89 B SL 87 4-2 18 SF8 13 1B 1-2 BB	4 0 0 0	1 0 0 0	2 0 0 0	1 0 0 0	0 0 1 0	0 0 0 0	0 0 0 0
13 Nick Ahmed, R (1, 6) OBP: 0.329, SLG: 0.434		C FF 93 C SI 93 B CU 81 X FF 93 1-2 18 1B 3B	C SI 92 C SI 92 D CH 88 X CU 80 1-2 1-3 3-H 2B		B CU 81 S FF 94 C SI 94 F SI 94 S CH 86 1-3 ③ K			B CU 80 X FF 92 1-0 32 WP 18 G6-3 32 HR 1B	C FF 98 X SL 89 0-1 32 G6-4-3 1-2 2-3 1B	5	2	4	1	0	1	0
18 Carson Kelly, R (1, 2) OBP: 0.342, SLG: 0.523		B FF 91 D CH 86 F FF 92 D SI 94 X FF 92 3-1 4 G4-3 3-H 1B		0-0 IBB		B FF 92 B SL 85 S SL 85 F FF 91 F FF 93 C SL 86 2-3 ① K		B FF 92 F FF 93 F FF 92 D CH 85 1 SAFE B FF 93 X FF 93 3-2 ① G6-3 1-2	F FF 99 B FF 98 S FF 98 F FF 99 F SL 90 F FF 100 X SL 87 1-2 ① SF8 2-3 3-H	3	0	1	2	1	1	1
45 Taylor Clarke, R (1, 1) OBP: 0.300, SLG: 0.600 40 Andrew Chafin, R (5, 1) 16 Tim Locastro, R (6, PH) OBP: 0.384, SLG: 0.333 66 Yoshihisa Hirano, R (6, 1) 32 Kevin Cron, R (7, 3) OBP: 0.286, SLG: 0.579		L FF 90 B CU 79 L FF 91 L FF 91 1-3 ① K	C FF 93 X CU 81 0-1 ③ G6-3			C FF 93 X CU 80 0-1 ② B2-3		F FF 93 B CU 81 C FF 94 F FF 92 B CU 82 X FF 93 2-2 2-H HR	B FF 97 C FF 98 S FF 100 F FF 99 B FF 98 X FF 98 2-2 ②③ G6-4-3 1-2f	2 0 1 0 2	0 0 0 0 1	0 0 0 0 1	0 0 0 0 2	1 0 0 0 1	4 0 0 0 2	
Inning Stats	R: 2 E: 0 K: 1 S: 12 H: 2 LOB: 0 BB: 0 P: 18	R: 2 E: 0 K: 2 S: 18 H: 3 LOB: 1 BB: 0 P: 28	R: 1 E: 0 K: 1 S: 13 H: 3 LOB: 3 BB: 1 P: 17	R: 1 E: 0 K: 0 S: 9 H: 1 LOB: 0 BB: 0 P: 15	R: 0 E: 0 K: 1 S: 11 H: 0 LOB: 0 BB: 0 P: 17	R: 0 E: 1 K: 1 S: 13 H: 1 LOB: 2 BB: 0 P: 20	R: 0 E: 0 K: 1 S: 12 H: 0 LOB: 0 BB: 0 P: 15	R: 3 E: 0 K: 0 S: 22 H: 4 LOB: 1 BB: 1 P: 37	R: 1 E: 0 K: 0 S: 14 H: 1 LOB: 1 BB: 2 P: 25	1B: 6 2B: 4 3B: 1 HR: 5 SF: 1 SAC: 0 DP: 2 HBP: 0						WP: 1 PB: 0 SB: 0 CS: 0 PA: 45	

	AB	40
	R	10
	H	15
	RBI	10
	BB	4
	SO	7
	LOB	13

PITCHER		IP	WLS	BF	H	R	ER	SO	BB	IBB	HBP	BLK	WP	HR	S	P	ERA	WHIP
37 Stephen Strasburg, R ERA: 3.75	(1, 1)	5.0	L	25	9	6	6	5	0	1	0	0	0	4	63	95	10.80	1.800
48 Javy Guerra, R ERA: 3.08	(6, 1)	2.0		8	1	0	0	2	0	0	0	0	0	0	25	35	0.00	0.500
20 Kyle Barraclough, R ERA: 6.39	(8, 1)	0.1		5	3	3	3	0	1	0	0	0	1	1	16	29	81.00	12.000
36 Tony Sipp, L ERA: 4.73	(8, 1)	0.2		2	1	0	0	0	0	0	0	0	0	0	6	8	0.00	1.500
44 Trevor Rosenthal, R ERA: 19.5	(9, 1)	1.0		5	1	1	1	0	2	0	0	0	0	0	14	25	9.00	3.000

PITCHER	IP	WLS	BF	H	R	ER	SO	BB	IBB	HBP	BLK	WP	HR	S	P	ERA	WHIP

Batter	1	2	3	4	5	6	7	8	9	AB	R	H	RBI	BB	SO	LOB
7 Trea Turner, R (1, 6) OBP: 0.348, SLG: 0.550	X FF 93 0-0 2 SF8 3B		B FF 93 B CU 80 X SI 93 2-0 22 1B		F SL 84 B CU 80 S FF 93 B CU 82 B SL 84 F FF 94 X FF 93 3-2 ① P3		X FF 92 0-0 1B		B CH 83 X SI 90 1-0 ③ G6-3	5	1	3	0	0	0	1
2 Adam Eaton, L (1, 9) OBP: 0.354, SLG: 0.391	B CU 81 C FF 93 F FF 94 X SL 87 2-2 ① SF8 3-H		1 SAFE C FF 92 1 SAFE B FF 91 S FF 94 B FF 92 1 SAFE S SL 86 2-3 ① K		M CU 78 F FF 93 B CU 81 F SL 85 B FF 92 B CH 86 F SL 85 S FF 94 3-3 ② K		F FF 93 X FF 90 0-1 ② F7			3	0	0	1	0	2	2
6 Anthony Rendon, R (1, 5) OBP: 0.411, SLG: 0.647	B FF 94 C SI 94 B CH 89 C SL 85 F SL 88 F CH 88 S SL 87 2-3 ② K		F SI 93 1 SAFE B SL 85 1 SAFE B SI 94 X FF 94 2-1 ② F7		C CU 79 X SI 93 0-1 1B		B FF 97 B SL 84 X FF 96 2-0 ③ P5			4	0	1	0	0	1	2
22 Juan Soto, L (1, 7) OBP: 0.383, SLG: 0.502	C SL 87 X FF 94 0-1 HR		F FF 93 D SL 86 X SI 93 1-1 1-2 1B		C FF 95 C SL 86 S SL 85 0-3 ③ K			C FF 97 X FF 97 0-1 ① G6-3		4	1	2	1	0	1	1
15 Matt Adams, L (1, 3) OBP: 0.280, SLG: 0.487	B CU 80 S CH 87 T CH 87 B SL 86 F CH 87 F CH 88 X SL 84 2-2 HR		B CH 87 B CH 88 S SI 94 X SI 94 2-1 ③ L8			B FS 85 C FF 92 S FS 84 B FS 84 X FS 84 2-2 ① L9		F FF 97 C SL 84 F FF 97 S FF 97 0-3 ② K		4	1	1	1	0	1	2
9 Brian Dozier, R (1, 4) OBP: 0.315, SLG: 0.411	S FF 94 F FF 94 B SL 87 F SI 94 S SL 86 1-3 ③ K		B FF 93 X SI 93 1-0 ① L9			X FF 92 0-0 2B		B FF 97 X FF 96 1-0 ③ L8		4	0	1	0	0	1	0
10 Yan Gomes, R (1, 2) OBP: 0.301, SLG: 0.318		C FF 93 B SL 84 F SI 93 X SL 86 1-2 ① F8	C FF 93 B SL 86 C SL 86 B CH 86 F FF 94 B SL 87 F FF 94 F SL 85 S SL 86 3-3 ② K			C FS 83 C FF 92 F FS 84 F FS 83 S FF 92 0-3 ② K			B SI 90 B SI 90 F SI 90 X SI 90 2-1 16 FC5-4 1B	4	0	1	0	0	2	1
16 Victor Robles, R (1, 8) OBP: 0.304, SLG: 0.404		C CU 80 C CU 79 B SL 85 B CU 81 F FF 94 B CU 80 F FF 94 C FF 94 3-3 ② K	F SI 94 X SL 86 0-1 1B			B FS 83 C FF 92 B FF 92 B FS 84 X FF 91 3-1 ③ F9			C SI 90 S CH 82 F CH 82 B SL 81 X SI 90 1-2 ① FC5-4 3 G5-3 1-2f	4	0	1	0	0	1	2
37 Stephen Strasburg, R (1, 1) OBP: 0.152, SLG: 0.129 48 Javy Guerra, R (6, 1) 88 Gerardo Parra, L (7, PH) OBP: 0.278, SLG: 0.333 20 Kyle Barraclough, R (8, 1) 36 Tony Sipp, L (8, 1) 44 Trevor Rosenthal, R (9, 1) 3 Michael Taylor, R (9, PH) OBP: 0.301, SLG: 0.303		C FF 93 S FF 94 B CU 80 B FF 94 X FF 94 2-2 ③ F8	B FF 93 1 SAFE 1 SAFE B FF 93 C FF 93 X FF 93 2-1 ③ L6				B FS 84 C FF 92 F FS 84 S FS 85 1-3 ① K		B SI 89 S SI 91 B SI 90 X SI 90 2-1 ② G5-3 1-2	2 0 1 0 0 0 0 1	0 0 0 0 0 0 0 0	0 0 0 0 0 0 0 1	0 0 0 0 0 0 0 0	0 0 0 0 1 0 0 0	0 0 0 0 0 0 0 0	1 0 0 0 0 0 0 1
Inning Stats	R: 3 H: 3 E: 0 LOB: 0 K: 2 BB: 0 S: 20 P: 27	R: 0 H: 0 E: 0 LOB: 0 K: 1 BB: 0 S: 11 P: 17	R: 0 H: 2 E: 0 LOB: 2 K: 1 BB: 0 S: 10 P: 19	R: 0 H: 1 E: 0 LOB: 1 K: 1 BB: 0 S: 11 P: 17	R: 0 H: 1 E: 0 LOB: 1 K: 2 BB: 0 S: 14 P: 20	R: 0 H: 1 E: 0 LOB: 1 K: 1 BB: 0 S: 11 P: 16	R: 0 H: 1 E: 0 LOB: 1 K: 1 BB: 0 S: 7 P: 10	R: 0 H: 0 E: 0 LOB: 0 K: 1 BB: 0 S: 7 P: 8	R: 0 H: 1 E: 0 LOB: 1 K: 0 BB: 0 S: 9 P: 15	1B: 6 2B: 1 3B: 1 HR: 2	SF: 1 SAC: 0 DP: 0 HBP: 0		WP: 0 PB: 0 SB: 0 CS: 0	PA: 37			

PITCHER		IP	WLS	BF	H	R	ER	SO	BB	IBB	HBP	BLK	WP	HR	S	P	ERA	WHIP
45 Taylor Clarke, R ERA: 5.34	(1, 1)	4.2		21	7	3	3	6	0	0	0	0	0	2	63	97	5.79	1.500
40 Andrew Chafin, L ERA: 3.22	(5, 1)	0.1		1	0	0	0	1	0	0	0	0	0	0	3	3	0.00	0.000
66 Yoshihisa Hirano, R ERA: 4.62	(6, 1)	1.2	W	7	2	0	0	2	0	0	0	0	0	0	17	23	0.00	1.200
50 Yoan López, R ERA: 1.33	(7, 1)	1.1	H	4	0	0	0	1	0	0	0	0	0	0	8	11	0.00	0.000
30 T.J. McFarland, L ERA: 5.31	(9, 1)	1.0		4	1	0	0	0	0	0	0	0	0	0	9	15	0.00	1.000

PITCHER	IP	WLS	BF	H	R	ER	SO	BB	IBB	HBP	BLK	WP	HR	S	P	ERA	WHIP

BOTTOM

Arizona Diamondbacks @ Washington Nationals

Nationals Park, Washington, DC

Sat Jun 15 2019, 4:06 PM - 7:36 PM EDT

Att. 38,044 - Partly Cloudy - 82 F

livebaseballscorecards.com

AB	36
R	3
H	10
RBI	3
BB	0
SO	10
LOB	13

Batter	1	2	3	4	5	6	7	8	9	AB	R	H	RBI	BB	SO	LOB
19 Charlie Blackmon, L (1, 9) OBP: 0.389, SLG: 0.655	C FF 92 S FC 91 B CU 82 X CU 82 1-2 28 HR 2B		B CH 84 X FC 89 1-0 26 FC6-4 1B		C CH 84 B FF 91 X CU 78 1-1 ② L8		C SI 89 B SI 90 F SI 89 X SI 90 1-2 27 2B 26 E 1B	B SI 89 C SL 81 X SI 89 1-1 ③ G6-3		5	2	3	0	0	0	0
27 Trevor Story, R (1, 6) OBP: 0.360, SLG: 0.549	B FF 91 S CU 80 B FC 90 S CU 81 C CU 79 2-3 ① K		C FC 88 X FC 87 0-1 ① P3		B FF 90 X FC 89 1-0 ③ G5-3		B SL 81 F SI 90 C SL 82 B SI 89 B CH 83 X SI 90 3-2 26 E 20 G1-3 1-3 2B		F FF 93 X CU 81 0-1 9 L9 28 1B 1B	5	1	2	0	0	1	2
26 David Dahl, L (1, 7) OBP: 0.384, SLG: 0.541 (7, 8)	B CH 86 B FC 90 S CU 81 C FF 92 T CU 81 2-2 ② K		F FC 88 B FC 88 B FF 90 X CU 79 2-1 ② FC6-4 1-2f			S CU 78 B CH 83 X FC 88 1-1 28 2B 1B	S SL 83 X SL 83 0-1 ① SF8 2-3 3-H		C FF 93 F CH 87 B FF 94 D CH 86 F FF 94 S CH 88 2-3 ① K	4	1	1	1	0	2	3
28 Nolan Arenado, R (1, 5) OBP: 0.385, SLG: 0.594	C FC 90 B SI 92 D FC 91 X CU 81 2-1 2-H HR		B FF 90 X FC 88 1-0 ③ L9			B FC 87 B SI 90 X FC 88 2-0 1-H 24 2B 2B	0-0 20 G1-3 9 BB IBB		F FF 94 F FF 94 X FF 95 0-2 1-2 1B	4	2	3	3	1	0	1
9 Daniel Murphy, L (1, 3) OBP: 0.322, SLG: 0.455	C FF 92 X CH 88 0-1 ③ F7			B FF 89 B CU 78 F FF 90 F FC 88 X CU 79 2-2 ① L3		F FC 87 0-1 CI 24 2B	B SI 90 B SL 82 B SI 90 B SI 90 4-0 20 G1-3 1-2 BB		B CH 88 F FF 94 B CH 88 F FF 94 F CU 83 X CH 87 2-2 ② L9 2-3	3	1	0	0	1	0	2
20 Ian Desmond, R (1, 8) OBP: 0.335, SLG: 0.505 37 Jairo Díaz, R (7, 1) 12 Mark Reynolds, R (9, PH) OBP: 0.291, SLG: 0.342 54 Carlos Estévez, R (9, 1)		C FF 91 B SI 91 X SI 91 1-1 ① G5-3		B SI 90 C FC 90 X FC 91 1-1 1B		C CU 77 C FC 87 F CU 78 B FC 89 F FC 88 S CH 84 1-3 ① K	D CH 83 B SI 90 B SI 91 C SI 90 X SI 89 3-1 ② G1-3 1-2 2-3 3-H		C CU 83 B FF 95 S FF 94 S FF 94 1-3 ③ K	4 0 1 0	0 0 0 0	1 0 0 0	1 0 0 0	0 0 0 0	1 0 1 0	4 0 2 0
24 Ryan McMahon, L (1, 4) OBP: 0.343, SLG: 0.413		F SI 90 B FC 90 B FC 91 C CH 86 X FF 92 2-2 ② F8		X SI 90 0-0 ② L8		T FC 87 X FC 88 0-1 14 G3 49 WP 1-H 2-H 2B	C SL 82 F SI 89 B SL 81 F SI 90 B SI 89 F SL 81 F SI 89 B SI 89 X SI 89 3-2 ③ G6-3			4	1	1	2	0	0	3
14 Tony Wolters, L (1, 2) OBP: 0.376, SLG: 0.397		B SI 91 B FF 92 C FF 92 F CH 86 B CH 87 F FC 91 X FF 94 3-2 1B		X FC 88 0-0 ③ F7		X CU 77 0-0 ② G3 2-3		B SL 80 S SL 80 F SI 88 X SL 80 1-2 ① G5-3		4	0	1	0	0	0	2
49 Antonio Senzatela, R (1, 1) 15 Raimel Tapia, L (7, 7) OBP: 0.302, SLG: 0.443		X FF 90 0-0 ③ F7			C FF 89 S CU 78 S CU 78 0-3 ① K	C SI 89 S CU 78 F CU 80 S FF 90 0-3 ③ K 3-H		X SI 87 0-0 ② G6-3		3 1	0 0	0 0	0 0	0 0	2 0	1 0
Inning Stats	R: 2 E: 0 K: 2 S: 13 H: 2 LOB: 0 BB: 0 P: 20	R: 0 E: 0 K: 0 S: 10 H: 1 LOB: 1 BB: 0 P: 16	R: 0 E: 0 K: 0 S: 6 H: 1 LOB: 1 BB: 0 P: 10	R: 0 E: 0 K: 0 S: 7 H: 1 LOB: 1 BB: 0 P: 10	R: 0 E: 0 K: 1 S: 6 H: 0 LOB: 0 BB: 0 P: 8	R: 4 E: 1 K: 2 S: 16 H: 3 LOB: 0 BB: 0 P: 20	R: 2 E: 1 K: 0 S: 16 H: 2 LOB: 2 BB: 2 P: 30	R: 0 E: 0 K: 0 S: 6 H: 0 LOB: 0 BB: 0 P: 8	R: 0 E: 0 K: 2 S: 16 H: 2 LOB: 2 BB: 0 P: 21	1B: 7 2B: 4 3B: 0 HR: 1 SF: 1 SAC: 0 DP: 0 HBP: 0						

PITCHER		IP	WLS	BF	H	R	ER	SO	BB	IBB	HBP	BLK	WP	HR	S	P	ERA	WHIP
29 Merrill Kelly, R ERA: 3.99	(1, 1)	6.0	L	27	8	6	5	5	0	0	0	0	1	1	58	84	7.50	1.333
30 T.J. McFarland, L ERA: 5.64	(7, 1)	2.0		10	2	2	2	0	1	1	0	0	0	0	22	38	9.00	1.500
35 Matt Andriese, R ERA: 4.91	(9, 1)	1.0		5	2	0	0	2	0	0	0	0	0	0	16	21	0.00	2.000

PITCHER	IP	WLS	BF	H	R	ER	SO	BB	IBB	HBP	BLK	WP	HR	S	P	ERA	WHIP

TOP

Colorado Rockies @ Arizona Diamondbacks

Chase Field, Phoenix, AZ

Tue Jun 18 2019, 6:41 PM - 9:31 PM MST

Att. 22,954 - Clear - 103 F

livebaseballscorecards.com

AB	38
R	8
H	12
RBI	7
BB	2
SO	7
LOB	20

WP: 1	PA: 42		
PB: 0			
SB: 0			
CS: 0			

BOTTOM

Colorado Rockies @ Arizona Diamondbacks

Chase Field, Phoenix, AZ

Tue Jun 18 2019, 6:41 PM - 9:31 PM MST

Att. 22,954 - Clear - 103 F

livebaseballscorecards.com

Batter	1	2	3	4	5	6	7	8	9	AB	R	H	RBI	BB	SO	LOB
1 Jarrod Dyson, L (1, 8) OBP: 0.350, SLG: 0.390	B FF 93 B FF 94 B FF 94 C FF 93 X FF 94 3-1 G4-3 ①		X SL 83 0-0 L6 ②		B CU 78 X CH 88 1-0 4 1B FC4-6 1B		F FF 95 B SL 86 F FF 95 F CU 80 S CU 79 1-3 K2-3 ②		C FF 98 X FF 97 0-1 P6 ②	5	1	1	0	0	1	0
4 Ketel Marte, S (1, 4) OBP: 0.346, SLG: 0.568 35 Matt Andriese, R (9, 1) 16 Tim Locastro, R (9, PH) OBP: 0.380, SLG: 0.338	C SL 86 C FF 95 B CU 80 X FF 95 1-2 G6-3 ②		X FF 96 0-0 BB 1B		C FF 94 B FF 92 1 SAFE 1 SAFE B FF 92 D CU 79 X FF 94 3-1 FC4-6 1-3 1B		B FF 95 X CH 86 1-0 BB 1B		C FF 99 S FF 99 F FF 99 S FF 99 0-3 K ③	4 0 1	0 0 0	3 0 0	0 0 0	0 0 0	0 0 1	0 0 0
David Peralta, L (1, 7) OBP: 0.351, SLG: 0.502	B FF 95 X CH 89 1-0 10 BB 1B		C FF 95 B FF 95 B FF 94 B FF 95 D FF 96 4-1 1-2 BB		F FF 95 X FF 96 0-1 FC4-6 ① 10 G6-4-3 1-2f 3-H		D FF 95 C FF 94 S FF 93 B FF 93 B FF 96 D CH 89 4-2 1-2 BB			2	0	1	1	2	0	1
10 Adam Jones, R (1, 9) OBP: 0.322, SLG: 0.488	C FF 94 B FF 95 B FF 94 F CH 88 B FF 94 B FF 96 4-2 1-2 BB		C CU 79 X FF 95 0-1 G4-3 ③		B SL 86 B SL 82 B SL 84 C FF 94 X FF 95 3-1 G6-4-3 ②③ 1-2f		S SL 89 X SL 88 0-1 F8 ③			3	0	0	0	1	0	5
5 Eduardo Escobar, S (1, 5) OBP: 0.345, SLG: 0.559	X CU 80 0-0 F8 ③			B CU 78 C FF 93 C FF 93 B FF 93 X FF 94 2-2 G4-3 ①		B FF 93 X FF 94 1-0 F7 ①		B SL 88 B FF 98 C SI 96 X SL 87 2-1 G6-3 ①		4	0	0	0	0	0	2
53 Christian Walker, R (1, 3) OBP: 0.327, SLG: 0.476 30 T.J. McFarland, L (7, 1) 15 Ildemaro Vargas, S (8, PH) OBP: 0.291, SLG: 0.395 (9, 4)		C FF 96 F FF 95 C FF 96 0-3 K ①		B CH 88 X FF 96 1-0 G3 ②		B CU 79 F FF 95 B FF 95 B FF 96 S SL 83 X FF 96 3-2 2B		B SL 88 B SI 98 B FF 99 C FF 99 F FF 98 X SI 98 3-2 G5-3 ②		3 0 1	0 0 0	1 0 0	0 0 0	0 0 0	1 0 0	0 0 0
13 Nick Ahmed, R (1, 6) OBP: 0.323, SLG: 0.426		B CU 78 X FF 94 1-0 G5-3 ②		X FF 95 0-0 18 BB 1B		S SL 84 D SL 84 F FF 92 X CU 78 1-2 L5 ②		C SL 89 X SL 90 0-1 E5		4	0	1	0	0	0	1
18 Carson Kelly, R (1, 2) OBP: 0.344, SLG: 0.515		B SL 86 C FF 96 B FF 96 X CH 89 2-1 G5-3 ③		1 SAFE B SL 83 B FF 94 S SL 83 D CU 78 D SL 83 4-1 1-2 BB		B FF 92 X SL 82 1-0 L5 ③		C SI 98 X SI 97 0-1 G4-3 ③		3	0	0	0	1	0	2
29 Merrill Kelly, R (1, 1) 32 Kevin Cron, R (7, 3) OBP: 0.261, SLG: 0.524			C FF 93 C FF 95 C CU 81 0-3 K ①	C FF 93 S FF 95 B FF 95 F FF 95 F FF 96 S SL 84 1-3 K ③		C FF 95 B FF 95 C CH 85 C FF 96 1-3 K ①		X FF 98 0-0 L5 ①	2 2	0 0	0 0	0 0	0 0	2 1	2 0

Inning Stats	1	2	3	4	5	6	7	8	9
	R: 0 E: 0 K: 0 S: 9 H: 1 LOB: 2 BB: 1 P: 18	R: 0 E: 0 K: 1 S: 6 H: 0 LOB: 0 BB: 0 P: 9	R: 0 E: 0 K: 1 S: 8 H: 1 LOB: 2 BB: 1 P: 12	R: 0 E: 0 K: 1 S: 11 H: 1 LOB: 2 BB: 1 P: 19	R: 1 E: 0 K: 0 S: 7 H: 2 LOB: 0 BB: 0 P: 14	R: 0 E: 0 K: 0 S: 8 H: 1 LOB: 1 BB: 0 P: 14	R: 0 E: 0 K: 2 S: 12 H: 1 LOB: 2 BB: 1 P: 19	R: 0 E: 1 K: 0 S: 9 H: 0 LOB: 1 BB: 0 P: 14	R: 0 E: 0 K: 1 S: 7 H: 0 LOB: 0 BB: 0 P: 7

	AB	34
	R	1
	H	7
	RBI	1
	BB	4
	SO	6
	LOB	13

1B: 6 SF: 0 WP: 0 PA: 38
2B: 1 SAC: 0 PB: 0
3B: 0 DP: 1 SB: 0
HR: 0 HBP: 0 CS: 0

PITCHER		IP	WLS	BF	H	R	ER	SO	BB	IBB	HBP	BLK	WP	HR	S	P	ERA	WHIP
49 Antonio Senzatela, R ERA: 5.09	(1, 1)	6.2	W	30	7	1	1	5	4	0	0	0	0	0	59	103	1.35	1.650
37 Jairo Díaz, R ERA: 4.91	(7, 1)	1.1		5	0	0	0	0	0	0	0	0	0	0	11	16	0.00	0.000
54 Carlos Estévez, R ERA: 3.97	(9, 1)	1.0		3	0	0	0	1	0	0	0	0	0	0	7	7	0.00	0.000

PITCHER	IP	WLS	BF	H	R	ER	SO	BB	IBB	HBP	BLK	WP	HR	S	P	ERA	WHIP

Colorado Rockies @ Arizona Diamondbacks

Chase Field, Phoenix, AZ

Wed Jun 19 2019, 6:40 PM - 9:35 PM MST

Att. 21,773 - Clear - 103 F

livebaseballscorecards.com

TOP

Batter	1	2	3	4	5	6	7	8	9	AB	R	H	RBI	BB	SO	LOB
19 Charlie Blackmon, L (1, 9) OBP: 0.385, SLG: 0.646	B FF 89 X CH 86 1-0 ① F8		F FF 92 S FF 92 X CU 68 0-2 ③ P5			C CH 86 X CH 88 0-1 ① G6-3	B FF 90 C FF 90 X CH 87 1-1 1-3 1B		F FF 98 D CH 90 F FF 97 B FF 97 X SL 84 2-2 ③ L3	5	0	1	0	0	0	0
27 Trevor Story, R (1, 6) OBP: 0.360, SLG: 0.547 4 Pat Valaika, R (6, 6) OBP: 0.176, SLG: 0.100	B FF 90 F CH 88 X SL 82 1-1 ② G4-3			B FF 91 C CU 73 F CH 88 F CU 71 B FF 91 F FF 92 X SL 84 2-2 ① F9		F CH 88 C FF 91 B CH 88 F CU 77 B FF 92 X SL 83 2-2 ② 1B	X CU 71 0-0 ③ F7			3 1	0 0	1 0	0 0	0 0	0 0	0 2
26 David Dahl, L (1, 8) OBP: 0.385, SLG: 0.544	F FF 91 F CH 87 B CU 71 X FF 92 1-2 ③ G5-3			X FF 91 0-0 9 HR 1B		X CH 88 0-0 ③ G6-3		F SI 94 B SL 86 X FF 94 1-1 9 G4-3 24 1B 2B		4	2	2	0	0	0	0
28 Nolan Arenado, R (1, 5) OBP: 0.387, SLG: 0.593		X SL 83 0-0 9 G4-6-3 1B		C FF 89 D SL 84 F CU 69 B SI 91 S CH 89 2-3 ② K			X CU 69 0-0 9 1B 24 2B 1B	F SL 84 B SI 97 S SI 95 F FF 96 B SL 86 X FF 96 2-2 ① P3		4	1	2	0	0	1	2
9 Daniel Murphy, L (1, 3) OBP: 0.326, SLG: 0.473		B CH 87 C FF 91 X CH 87 1-1 ①② G4-6-3 1-2f		1 SAFE B FF 90 B CH 88 X FF 91 2-0 1-H HR			B FF 89 X CH 86 1-0 24 2B 1B 1-2	X SL 86 0-0 ② G4-3 2-3		4	2	2	2	0	0	2
24 Ryan McMahon, L (1, 4) OBP: 0.351, SLG: 0.426		C FF 90 B CH 88 B FF 91 C CH 88 B SI 92 X CH 88 3-2 1B		X CH 88 0-0 ③ G4-3			B CH 87 B CH 87 F CH 88 C CH 88 X CH 88 2-2 15 1B 14 1B 1-H 2-H 2B	S SL 83 B FF 95 X SL 85 1-1 3-H 1B		4	1	3	3	0	0	0
15 Raimel Tapia, L (1, 7) OBP: 0.301, SLG: 0.439		F CH 87 B FF 91 X CH 87 1-1 ③ G4-3			X FF 90 0-0 ① L8		B FF 91 X CH 87 1-0 20 L1-6 14 1B 2-3 1B	T SI 96 T SI 97 1 SAFE S SI 96 0-3 ③ K		4	0	1	0	0	1	2
14 Tony Wolters, L (1, 2) OBP: 0.378, SLG: 0.400			B FF 90 B CH 88 C FF 90 F FF 91 X CU 71 2-2 ① G6-3		X FF 90 0-0 ② G4-3		B CU 73 C CU 72 B CH 86 F CH 86 X CH 87 2-2 19 1B 1-2 3-H 1B		B FF 94 B SI 94 X FF 95 2-0 12 CS 1B	4	0	2	1	0	0	0
55 Jon Gray, R (1, 1) OBP: 0.095, SLG: 0.065 20 Ian Desmond, R (7, PH) OBP: 0.333, SLG: 0.502 29 Bryan Shaw, S (7, 1) 45 Scott Oberg, R (7, 1) 12 Mark Reynolds, R (9, PH) OBP: 0.286, SLG: 0.339 71 Wade Davis, R (9, 1)			C FF 90 B SI 91 B SL 84 X SI 91 2-1 ② G6-3		C FF 89 C CU 74 S CU 68 0-3 ③ K2-3		B SI 91 B CH 88 X SI 91 2-0 ①② L1-6 2-2		F SL 84 F SL 85 1 SAFE S SL 86 0-3 ①② K 1-2	2 1 0 0 1 0	0 0 0 0 0 0	0 0 0 0 0 0	0 0 0 0 0 0	1 0 0 0 0 1	0 2 0 0 0 1	0 1 0 0 0 1
Inning Stats	R: 0 E: 0 K: 0 S: 6 H: 0 LOB: 0 BB: 0 P: 9	R: 0 E: 0 K: 0 S: 8 H: 2 LOB: 1 BB: 0 P: 13	R: 0 E: 0 K: 0 S: 8 H: 0 LOB: 0 BB: 0 P: 12	R: 2 E: 0 K: 1 S: 11 H: 2 LOB: 0 BB: 0 P: 17	R: 0 E: 0 K: 1 S: 5 H: 0 LOB: 0 BB: 0 P: 5	R: 0 E: 0 K: 0 S: 7 H: 1 LOB: 0 BB: 0 P: 9	R: 3 E: 0 K: 0 S: 13 H: 6 LOB: 2 BB: 0 P: 22	R: 1 E: 0 K: 1 S: 12 H: 2 LOB: 1 BB: 0 P: 16	R: 0 E: 0 K: 1 S: 7 H: 1 LOB: 0 BB: 0 P: 11	1B: 11 2B: 3 3B: 0 HR: 1 SF: 0 SAC: 0 DP: 2 HBP: 0						

	AB	37
	R	6
	H	14
	RBI	6
	BB	0
	SO	4
	LOB	11

	WP: 0	PA: 37
	PB: 0	
	SB: 0	
	CS: 1	

PITCHER		IP	WLS	BF	H	R	ER	SO	BB	IBB	HBP	BLK	WP	HR	S	P	ERA	WHIP
21 Zack Greinke, R ERA: 2.91	(1, 1)	7.0	L	29	11	5	5	2	0	0	0	0	0	1	58	87	6.43	1.571
40 Andrew Chafin, L ERA: 3.47	(8, 1)	1.0		6	3	1	1	1	0	0	0	0	0	0	13	19	9.00	3.000
50 Yoan López, R ERA: 1.29	(9, 1)	1.0		2	0	0	0	1	0	0	0	0	0	0	6	8	0.00	0.000

PITCHER	IP	WLS	BF	H	R	ER	SO	BB	IBB	HBP	BLK	WP	HR	S	P	ERA	WHIP

Batter	1	2	3	4	5	6	7	8	9	AB	R	H	RBI	BB	SO	LOB
1 Jarrod Dyson, L (1, 8) OBP: 0.351, SLG: 0.387	C FF 95 C FF 96 S SL 86 0-3 ① K	B FF 97 X FF 97 1-0 ③ G6-3			C FF 97 C CH 88 B CU 78 B SL 90 B CU 79 B FF 97 4-2 S BB		X FC 92 0-0 1B 1-2 1B		C FC 88 F KC 83 S KC 84 0-3 ② K	4	0	1	0	1	2	1
4 Ketel Marte, S (1, 4) OBP: 0.350, SLG: 0.569	C FF 96 C FF 97 X FF 97 0-2 1B 1B		X FF 95 0-0 10 S G1-3 1B		1 SAFE F FF 98 1 SAFE C SL 89 1 SAFE B FF 98 B FF 92 S SL 89 2-3 ② K		B FC 92 X FC 91 1-0 ① F6		B KC 82 C FC 88 F FC 88 X KC 84 1-2 DI 1B	5	0	3	0	0	1	3
David Peralta, L (1, 7) OBP: 0.352, SLG: 0.500	B FF 96 1 SAFE B FF 96 X FF 96 2-0 10 G5-4-3 1-2 1B	B SL 87 X FF 96 1-0 ① G1-3 1-2			C FF 98 1 SAFE F SL 90 B FF 97 1 SAFE 1 SAFE D SL 91 D SL 89 F FF 98 3-3 C FF ③ K 1-2		S CU 78 X FC 91 0-1 10 G4-6-3 1-2 2-H 1B		C FC 90 X FC 88 0-1 ③ L3 1-2	5	0	2	1	0	1	3
10 Adam Jones, R (1, 9) OBP: 0.318, SLG: 0.480	B SL 88 X SL 89 1-0 ② ③ G5-4-3 1-2f		C FF 96 F CU 77 S FF 97 0-3 ② K 2-3			X FF 96 0-0 ① P3	X SL 85 0-0 ② ③ G4-6-3 1-2f			4	0	0	0	0	1	5
5 Eduardo Escobar, S (1, 5) OBP: 0.344, SLG: 0.553		C SL 87 S CU 77 B FF 96 B SL 88 B SL 89 B FF 96 4-2 53 1B 13 E BB	C FF 98 X FF 98 0-1 ③ G3-1			C CU 78 F SL 90 B SL 88 B SL 87 B FF 97 X FF 96 3-2 E6 53 1B		C FF 95 B CH 88 S FF 94 X SL 86 1-2 ① L7		3	1	0	0	1	0	1
53 Christian Walker, R (1, 3) OBP: 0.330, SLG: 0.476		C FF 97 X FF 97 0-1 18 F8 13 E 21 FC4-6 1-3 1B		C CU 76 X SL 87 0-1 ① G5-3		F FF 96 D CH 87 F FF 97 X FF 97 1-2 18 FC6-4 1-3 1B		S FF 95 S FF 94 B FF 95 B FF 93 S SL 87 2-3 ② K		4	1	2	0	0	1	0
13 Nick Ahmed, R (1, 6) OBP: 0.318, SLG: 0.419		S FF 96 X SL 88 0-1 FC4 21 FC4-6 1-2 3-H		B CH 86 X FF 96 1-0 ② G6-3		S SL 89 C SL 87 D SL 87 F SL 88 X SL 89 1-2 ② F9		S SL 86 C FF 94 B SL 85 X SL 85 1-2 ③ G6-3		4	0	0	1	0	0	3
18 Carson Kelly, R (1, 2) OBP: 0.335, SLG: 0.500		C SL 88 X SL 88 0-1 ① F8 2-3		C SL 90 S SL 89 B CU 76 B SL 88 B CU 76 X FF 98 3-2 ③ L1		X SL 89 0-0 ③ FC6-4 1-2f			B FF 93 C FC 88 C FF 93 B KC 82 F FF 94 B FF 94 S FC 88 3-3 ① K	4	0	0	0	0	1	4
21 Zack Greinke, R (1, 1) OBP: 0.343, SLG: 0.606 16 Tim Locastro, R (7, PH) OBP: 0.387, SLG: 0.338 40 Andrew Chafin, R (8, 1) 50 Yoan López, R (9, 1) 32 Kevin Cron, R (9, PH) OBP: 0.277, SLG: 0.605		C SL 88 F FF 97 1 SAFE 1 SAFE X FF 98 0-2 ② FC4-6 1-2f 3-H			B FF 95 X FF 96 1-0 ① 1B		C FC 90 B FC 90 H FC 90 2-1 1 1B 1B HBP		X FF 93 0-0 HR	2 0 0 0 1	0 1 0 0 1	1 0 0 0 1	1 0 0 0 1	0 0 0 0 0	0 0 0 0 0	1 0 0 0 0
Inning Stats	R: 0 H: 2 E: 0 LOB: 1 K: 1 BB: 0 S: 8 P: 11	R: 2 H: 1 E: 1 LOB: 1 K: 0 BB: 1 S: 12 P: 17	R: 0 H: 1 E: 0 LOB: 1 K: 1 BB: 0 S: 7 P: 8	R: 0 H: 0 E: 0 LOB: 0 K: 0 BB: 0 S: 6 P: 10	R: 0 H: 1 E: 0 LOB: 1 K: 2 BB: 1 S: 10 P: 20	R: 0 H: 1 E: 1 LOB: 2 K: 0 BB: 0 S: 12 P: 17	R: 1 H: 2 E: 0 LOB: 1 K: 0 BB: 0 S: 6 P: 9	R: 0 H: 0 E: 0 LOB: 0 K: 1 BB: 0 S: 9 P: 13	R: 1 H: 2 E: 0 LOB: 1 K: 2 BB: 0 S: 13 P: 17	1B: 9 2B: 0 3B: 0 HR: 1	SF: 0 SAC: 0 DP: 2 HBP: 1					

PITCHER	IP	WLS	BF	H	R	ER	SO	BB	IBB	HBP	BLK	WP	HR	S	P	ERA	WHIP
55 Jon Gray, R (1, 1) ERA: 4.18	6.0	W	26	6	2	1	4	2	0	0	0	0	0	55	83	1.50	1.333
29 Bryan Shaw, R (7, 1) ERA: 3.89	0.1	H	4	2	1	1	0	0	0	1	0	0	0	5	8	27.00	6.000
45 Scott Oberg, R (7, 1) ERA: 1.59	1.2	H	4	0	0	0	1	0	0	0	0	0	0	10	14	0.00	0.000
71 Wade Davis, R (9, 1) ERA: 5.4	1.0	S	5	2	1	1	2	0	0	0	0	0	1	13	17	9.00	2.000

PITCHER	IP	WLS	BF	H	R	ER	SO	BB	IBB	HBP	BLK	WP	HR	S	P	ERA	WHIP

BOTTOM

Colorado Rockies @ Arizona Diamondbacks

Chase Field, Phoenix, AZ

Wed Jun 19 2019, 6:40 PM - 9:35 PM MST

Att. 21,773 - Clear - 103 F

livebaseballscorecards.com

AB	36
R	4
H	10
RBI	4
BB	2
SO	7
LOB	21

WP: 0	PB: 0	SB: 2	CS: 0
PA: 39			

Batter	1	2	3	4	5	6	7	8	9	10	AB	R	H	RBI	BB	SO	LOB
19 Charlie Blackmon, L (1, 9) OBP: 0.382, SLG: 0.649	C FF 91 X SL 85 0-1 HR		X SL 85 0-0 G4-3		B SI 90 F SI 92 F SI 93 F FF 93 X SL 84 1-2 G3		B SI 95 S FF 94 B FF 94 C SL 85 B FF 94 F FF 96 X SL 85 3-2 P2			F FS 84 F FS 84 B FS 85 S FF 92 1-3 K	5	1	1	1	0	1	0
20 Ian Desmond, R (1, 8) OBP: 0.335, SLG: 0.511	B FF 92 C FF 94 B SI 94 S KC 84 S SL 85 2-3 K		C SI 92 C FF 93 C FF 94 0-3 K		B SL 84 X KC 80 1-0 HR			B SL 84 S SL 84 C FF 96 B FF 97 X SL 86 2-2 F8		C FF 92 B FF 92 B FS 85 C FF 92 B FS 85 B FF 93 4-2 7 1B 22 1B BB	4	2	1	1	1	2	0
28 Nolan Arenado, R (1, 5) OBP: 0.388, SLG: 0.589 7 Brendan Rodgers, R (9, 6) OBP: 0.310, SLG: 0.288	C FF 93 B FF 94 B SL 85 B FF 93 B KC 84 4-1 22 CS BB			B KC 80 B KC 81 B FF 92 B SI 91 4-0 22 F8 24 2B BB	C FF 91 B SL 83 S SL 83 B SL 84 B FF 93 S FF 92 3-3 K			F FF 98 B FF 97 B SL 85 F FF 97 X SL 88 2-2 G6-3		F FF 92 X FF 90 0-1 26 BB 22 1B 1-3 1B	2 1	1 1	0 1	0 0	2 0	1 0	0 0
26 David Dahl, L (1, 7) OBP: 0.382, SLG: 0.535	X SL 84 0-0 F7			C SI 91 F SI 92 1 SAFE F SI 92 C FF 94 0-3 K	B SI 92 S SL 84 S FF 94 X SL 85 1-2 G2-3			S SL 86 B SL 84 X FF 99 1-1 L8		C FS 84 B FF 89 S FS 85 B FF 92 D FS 86 D FS 85 4-2 22 1B 1-2 BB	4	0	0	0	1	1	2
22 Chris Iannetta, R (1, 2) OBP: 0.356, SLG: 0.517	C KC 84 B KC 83 S FF 92 B SL 84 2-2 CS 1-2	B SI 91 C KC 80 B KC 79 C KC 82 B FF 94 B KC 83 4-2 BB		X KC 82 0-0 F8 1-2		S FF 89 X SL 82 0-1 12 G6-4-3 1B			C FF 92 C FF 92 B SL 84 X SL 83 1-2 F7	D FS 86 D FF 92 X FF 91 2-0 24 G4-6-3 1B 1-2 2-H 3-H	4	0	2	2	1	0	1
24 Ryan McMahon, L (1, 4) OBP: 0.352, SLG: 0.428 (9, 5)		S FF 92 F KC 83 S SL 85 0-3 K		B FF 94 C FF 94 X KC 83 1-1 4 BB 2-H 2B		C FF 93 B SI 91 C FF 94 B SL 85 C FF 94 2-3 K			B FF 92 S CU 79 F SL 84 B SL 85 B CU 79 D FF 92 4-2 14 WP 15 WP 14 1B BB	F FS 84 C FF 91 X FS 84 0-2 G4-6-3 1-2f	4	1	1	1	1	2	4
12 Mark Reynolds, R (1, 3) OBP: 0.292, SLG: 0.333 54 Carlos Estévez, R (6, 1) 51 Jake McGee, L (7, 1) 37 Jairo Díaz, R (8, 1) 15 Raimel Tapia, L (9, PH) OBP: 0.304, SLG: 0.439 45 Scott Oberg, R (9, 1)		F KC 83 D KC 83 C FF 92 S SL 84 1-3 K		B KC 85 B KC 83 B FF 92 B FF 92 4-0 4 BB BB		B FF 93 D KC 84 S SI 94 C KC 83 X SL 86 2-2 G6-4-3 1-2f			D FF 92 B CU 77 D FF 92 D SL 84 4-0 14 1B 14 WP 1-2 BB		2 0 0 0 0 0 0	0 0 0 0 0 0 0	0 0 0 0 0 0 0	0 0 0 0 1 0 0	1 0 0 0 0 0 0	1 0 0 0 0 0 0	2 0 0 0 0 0 0
4 Pat Valaika, R (1, 6) OBP: 0.189, SLG: 0.094 14 Tony Wolters, L (9, PH) OBP: 0.382, SLG: 0.404 (9, 4)		F KC 83 B SL 85 F SI 94 D SL 85 S KC 85 2-3 K		D SL 85 S SL 85 B FF 93 B SL 86 S FF 93 D KC 86 4-2 1-2 2-3 BB			B SL 84 S SI 94 C FF 93 B SL 85 B SL 84 X SI 94 3-2 F8		B CU 78 F FF 92 X SL 84 1-1 9 G4-6-3 1-3 2-H 1B	2 1	0 0	0 1	0 1	1 0	1 0	1 0
34 Jeff Hoffman, R (1, 1) OBP: 0.091, SLG: 0.091 35 Chad Bettis, R (3, 1) 9 Daniel Murphy, L (6, 3) OBP: 0.323, SLG: 0.468			C FF 90 S KC 83 F KC 83 S SI 93 0-3 K	C SI 93 F SI 92 X SL 86 0-2 G5-3			B SL 85 B SL 85 C FF 93 B SL 84 C FF 94 F FF 94 C FF 95 3-3 K		D FF 92 X FF 92 1-0 G4-6-3 1-2f	1 0 2	0 0 0	0 0 0	0 0 0	0 0 0	1 0 1	0 3 2
Inning Stats	R: 1 E: 0 K: 1 S: 9 H: 1 LOB: 0 BB: 1 P: 17	R: 0 E: 0 K: 3 S: 11 H: 0 LOB: 1 BB: 1 P: 18	R: 0 E: 0 K: 2 S: 8 H: 0 LOB: 0 BB: 0 P: 8	R: 1 E: 0 K: 1 S: 12 H: 1 LOB: 3 BB: 3 P: 25	R: 1 E: 0 K: 1 S: 11 H: 1 LOB: 0 BB: 0 P: 17	R: 0 E: 0 K: 1 S: 8 H: 1 LOB: 0 BB: 0 P: 12	R: 0 E: 0 K: 1 S: 11 H: 0 LOB: 0 BB: 0 P: 20	R: 0 E: 0 K: 0 S: 8 H: 0 LOB: 0 BB: 0 P: 13	R: 1 E: 0 K: 0 S: 8 H: 1 LOB: 1 BB: 2 P: 19	R: 2 E: 0 K: 1 S: 13 H: 2 LOB: 1 BB: 2 P: 24	1B: 4 2B: 1 3B: 0 HR: 2 SF: 0 SAC: 0 DP: 3 HBP: 0						

PITCHER		IP	WLS	BF	H	R	ER	SO	BB	IBB	HBP	BLK	WP	HR	S	P	ERA	WHIP
38 Robbie Ray, L ERA: 3.87	(1, 1)	6.0		25	4	3	3	9	5	0	0	0	0	2	59	97	4.50	1.500
40 Andrew Chafin, L ERA: 3.33	(7, 1)	1.0	H	3	0	0	0	1	0	0	0	0	0	0	11	20	0.00	0.000
50 Yoan López, R ERA: 1.24	(8, 1)	1.0	H	3	0	0	0	0	0	0	0	0	0	0	8	13	0.00	0.000
56 Greg Holland, R ERA: 2.28	(9, 1)	1.0	B	5	1	1	1	0	2	0	0	0	2	0	8	19	9.00	3.000
66 Yoshihisa Hirano, R ERA: 5.13	(10, 1)	1.0	L	6	2	2	2	1	2	0	0	0	0	0	13	24	18.00	4.000

PITCHER	IP	WLS	BF	H	R	ER	SO	BB	IBB	HBP	BLK	WP	HR	S	P	ERA	WHIP

TOP

Colorado Rockies @ Arizona Diamondbacks

Chase Field, Phoenix, AZ

Thu Jun 20 2019, 12:40 PM - 4:48 PM MST

Att. 23,294 - Roof Closed - 74 F

livebaseballscorecards.com

AB	33
R	6
H	7
RBI	6
BB	9
SO	11
LOB	15

WP: 2	PA: 43		
PB: 0			
SB: 0			
CS: 1			

Colorado Rockies @ Arizona Diamondbacks

Chase Field, Phoenix, AZ

Thu Jun 20 2019, 12:40 PM - 4:48 PM MST

Att. 23,294 - Roof Closed - 74 F

livebaseballscorecards.com

BOTTOM

Batter	1	2	3	4	5	6	7	8	9	10	AB	R	H	RBI	BB	SO	LOB
4 Ketel Marte, S (1, 8) (5, 6) OBP: 0.355, SLG: 0.577	C FF 94 X FS 84 0-1 F7 ①	C FF 96 F CU 78 B FF 95 F CU 79 F FS 86 F CU 78 B FF 95 X FS 84 2-2 15 E 1B		C CU 79 F CH 90 X FC 90 0-2 2B		C FF 98 B CH 90 B SL 88 F SL 88 B FF 97 X FF 98 3-2 15 G3 1B 2B		B SI 98 F SI 97 F SI 99 B SL 90 X SL 90 2-2 F7 ①		B SL 85 X FF 96 1-0 1-2 2-3 1B	6	1	4	0	0	0	0
15 Ildemaro Vargas, S (1, 4) OBP: 0.300, SLG: 0.391	C CU 76 B FS 84 S CU 77 B CU 78 X FF 96 2-2 10 BB WP 5 SF8 1B	1 SAFE 1 SAFE B FF 94 B FS 83 F FF 93 B FF 95 1 SAFE F FF 94 F FF 95 4-2 B FF 95 1-2 BB		C CU 77 S CH 88 F CH 90 B FF 94 B FF 95 S CH 88 2-3 K ②		X SL 89 0-0 G3 2-3 ②		B SI 99 B SI 98 B FF 98 C FF 98 B FF 98 4-1 G6-4-3 BB		F FF 95 X SL 86 0-1 F7 ②	4	1	1	0	2	1	5
David Peralta, L (1, 7) OBP: 0.351, SLG: 0.494	B FF 95 B FS 84 C CU 76 S CU 77 F CU 80 B FF 95 F CU 78 D CU 78 4-2 5 SF8 10 BB 1-2 BB	C FF 94 C FF 95 F FF 96 D CU 77 S CU 78 1-3 K ③		S CH 88 C FF 94 X FF 96 0-2 G4-3 ③		B CH 90 C FF 98 X SL 89 1-1 10 1B 3-H 1B		X SI 98 0-0 G6-4-3 1-2f ② ③		C SL 86 B FF 95 B FF 96 C SL 85 S SL 84 2-3 K ③	5	0	1	1	1	2	7
10 Adam Jones, R (1, 9) OBP: 0.323, SLG: 0.485	B CU 77 B FF 95 B CU 77 C FF 96 B FF 95 4-1 32 BB 1-2 2-3 BB		B CU 77 C FS 84 F CH 83 X FF 94 1-2 32 WP 2B		C CU 77 F FF 94 X CH 88 0-2 G5-3 ①	C SL 86 F FF 98 F SL 89 B SL 89 B FF 98 B FF 99 X SL 88 3-2 5 S 1-3 1B			C FF 94 F SL 86 S SL 84 0-3 K ①		4	0	2	0	1	1	0
5 Eduardo Escobar, S (1, 5) OBP: 0.341, SLG: 0.548	B CU 78 S FF 96 X FS 85 1-1 SF8 ② 2-3 3-H		S FF 94 F FS 84 D CU 78 D CU 78 F CU 78 F FF 95 B FF 95 F CU 78 S FS 84 3-3 K ①		C FF 94 F CU 80 X CH 88 0-2 G6-3 ②	S FF 98 B FF 99 1 SAFE B FF 97 2-1 1-2 IBB			S FF 97 F CH 90 B FF 96 C FF 96 1-3 K ②		3	0	0	1	1	2	1
32 Kevin Cron, R (1, 3) OBP: 0.275, SLG: 0.565 40 Andrew Chafin, R (7, 1) 50 Yoan López, R (8, 1) 56 Greg Holland, R (9, 1) 1 Jarrod Dyson, L (9, PH) OBP: 0.349, SLG: 0.385 66 Yoshihisa Hirano, R (10, 1)	B CU 79 B CU 78 B SL 84 F FF 95 C CU 77 F CU 79 B FF 95 4-2 1-2 BB		C CU 77 F FF 95 B CU 80 F FF 95 S CU 79 1-3 K ② 2-3		B FC 91 S CH 88 B FC 89 S CU 79 F FF 96 X CH 91 2-2 G6-3 ③	D SL 90 B FF 98 S SL 87 S SL 89 D SL 90 S FF 98 3-3 K ③			B CH 89 C FF 96 X SL 87 1-1 G4-3 ③		3 0 0 0 1 0	0 0 0 0 0 0	0 0 0 0 0 0	1 0 0 0 0 0	2 0 0 0 0 0	4 0 0 0 0 0
13 Nick Ahmed, R (1, 6) OBP: 0.320, SLG: 0.418 16 Tim Locastro, R (5, 8) OBP: 0.396, SLG: 0.342	X CU 77 0-0 F8 ③		C CU 78 C FF 94 B FF 95 H FF 95 2-2 HBP			B CU 79 C FC 88 B CH 86 F CH 88 B CH 87 B CH 88 4-2 14 SH1-3 53 HR BB	C FF 93 B FF 94 X FF 94 1-1 F8 ①		C FF 94 X SL 86 0-1 4 1B 53 BB 1B	1 2	0 1	0 1	0 0	0 1	0 0	3 0
14 Caleb Joseph, R (1, 2) OBP: 0.167, SLG: 0.174 18 Carson Kelly, R (10, PH) OBP: 0.333, SLG: 0.496		C FF 94 F FF 95 B FF 96 C CU 77 1-3 K ① D CU 78 B FF 93 F CH 87 S CH 88 F CH 88 D FF 94 F CH 87 S FF 94 3-3 K ③				L FC 88 1 SAFE 1 SAFE X FC 88 0-1 SH1-3 ① 1-2	F FF 94 C SL 81 B FF 95 S FF 94 1-3 K ②		B SL 84 C SL 84 X SL 86 1-1 F7 ①	3 1	0 0	0 0	0 0	0 0	3 0	2 1
38 Robbie Ray, L (1, 1) OBP: 0.037, SLG: 0.037 53 Christian Walker, R (6, PH) OBP: 0.333, SLG: 0.488 (7, 3)		B FF 94 B FF 94 C FF 94 S FF 95 S FF 96 2-3 K ②		C FF 93 C CU 78 S FF 94 0-3 K ①		F CH 87 X CH 87 0-1 2-H HR	F FF 94 B SL 81 B FF 95 F FF 93 T FF 96 2-2 K ③		B FF 93 F FF 95 B SL 85 F SL 88 B FF 95 F SL 86 B FF 94 4-2 4 1B 1-2 BB	2 2	0 1	0 1	0 2	0 1	2 1	0 0
Inning Stats	R: 1 H: 1 E: 0 LOB: 3 K: 0 BB: 3 S: 16 P: 31	R: 0 H: 1 E: 1 LOB: 2 K: 3 BB: 1 S: 19 P: 29	R: 0 H: 1 E: 0 LOB: 2 K: 3 BB: 0 S: 20 P: 30	R: 0 H: 1 E: 0 LOB: 1 K: 2 BB: 0 S: 13 P: 15	R: 0 H: 0 E: 0 LOB: 0 K: 0 BB: 0 S: 10 P: 12	R: 3 H: 4 E: 0 LOB: 3 K: 1 BB: 2 S: 20 P: 36	R: 0 H: 0 E: 0 LOB: 0 K: 2 BB: 0 S: 8 P: 12	R: 0 H: 0 E: 0 LOB: 0 K: 0 BB: 1 S: 5 P: 11	R: 0 H: 0 E: 0 LOB: 0 K: 2 BB: 0 S: 8 P: 10	R: 0 H: 2 E: 0 LOB: 3 K: 1 BB: 1 S: 13 P: 21	1B: 6 2B: 3 3B: 0 HR: 1	SF: 1 SAC: 1 DP: 1 HBP: 1	WP: 2 PB: 0 SB: 1 CS: 0	PA: 48			

	AB	37
	R	4
	H	10
	RBI	4
	BB	8
	SO	14
	LOB	23

PITCHER		IP	WLS	BF	H	R	ER	SO	BB	IBB	HBP	BLK	WP	HR	S	P	ERA	WHIP
34 Jeff Hoffman, R ERA: 6.75	(1, 1)	2.2		16	3	1	1	5	4	0	1	0	2	0	50	82	3.38	2.625
35 Chad Bettis, R ERA: 4.36	(3, 1)	2.2		11	2	2	2	3	1	0	0	0	0	1	34	45	6.75	1.125
54 Carlos Estévez, R ERA: 4.15	(6, 1)	0.2		6	3	1	1	1	0	1	0	0	0	0	14	26	13.50	4.500
51 Jake McGee, L ERA: 1.42	(7, 1)	1.0		3	0	0	0	2	0	0	0	0	0	0	8	12	0.00	0.000
37 Jairo Díaz, R ERA: 4.6	(8, 1)	1.0		3	0	0	0	0	1	0	0	0	0	0	5	11	0.00	1.000

PITCHER		IP	WLS	BF	H	R	ER	SO	BB	IBB	HBP	BLK	WP	HR	S	P	ERA	WHIP
45 Scott Oberg, R ERA: 1.5	(9, 1)	2.0	W	9	2	0	0	3	1	0	0	0	0	0	21	31	0.00	1.500

Batter	1	2	3	4	5	6	7	8	9	AB	R	H	RBI	BB	SO	LOB
12 Joe Panik, L (1, 4) OBP: 0.318, SLG: 0.324	C FF 92 B CH 87 B FF 93 X FF 93 2-1 F9 ①	C SL 86 X FF 94 0-1 L6 ③		C CU 78 B FF 92 X CU 78 1-1 10 G6-4-3 1B			C SI 88 B SL 81 B SI 90 B SI 89 C SI 89 B SI 89 4-2 10 F9 5 1B 1 1B BB	C FF 93 T CH 86 B FF 93 X CH 86 1-2 G4-3 ②		4	1	1	0	1	0	1
5 Mike Yastrzemski, L (1, 9) OBP: 0.318, SLG: 0.455	C FF 93 F FF 93 S SL 87 0-3 K2-3 ②		B CU 80 X CH 86 1-0 G6-3 ①	B SI 89 X SI 88 1-0 L5 ①			C SI 90 B SI 89 B SI 90 C SI 89 F SI 89 1 SAFE X SI 90 2-2 10 F9 1 1B 1-2 1B	C CU 82 C FF 93 B CH 87 S CH 86 1-3 K ③		5	1	1	0	0	2	1
48 Pablo Sandoval, S (1, 5) OBP: 0.327, SLG: 0.574 10 Evan Longoria, R (4, PH) OBP: 0.310, SLG: 0.392 (4, 5)	X FF 94 0-0 2B		C CH 86 H FF 94 1-1 1 BB 9 BB 8 HR HBP	F SI 89 F CH 81 1 SAFE D SL 82 1 SAFE 1 SAFE 1 SAFE X CH 81 1-2 G6-4-3 ② ③ 1-2f			C CU 80 B FF 93 C CH 86 B FF 95 X CH 88 2-2 F9 ① 1-2 2-3		B KC 80 B FF 95 C FF 95 F KC 83 B SI 96 D KC 83 4-2 9 FC3-5 BB	1 2	1 0	1 0	0 0	0 1	0 0	0 3
9 Brandon Belt, L (1, 3) OBP: 0.362, SLG: 0.428	X CH 88 0-0 F9 ③		B CH 88 F FF 94 T SI 94 B CH 88 B FF 94 B CH 89 4-2 1 BB 8 HR 1-2 BB		C SI 89 B SI 89 X SI 89 1-1 G1-3 ①		0-0 1 1B 8 3B IBB		X CH 88 0-0 FC3-5 ① 1-2f 21 2B	3	3	0	0	2	0	2
21 Stephen Vogt, L (1, 2) OBP: 0.330, SLG: 0.457		B FF 91 C FF 92 S CU 80 B CU 81 B FF 94 F FF 94 X FF 94 3-2 1 HR 2B	D CU 81 X SI 94 1-0 P5 ②		C SI 90 S SL 81 0-3 K ②		C CH 86 B FF 93 F CU 83 S FF 94 1-3 K ②		X CH 88 0-0 1-H 2B	5	1	2	1	0	2	5
1 Kevin Pillar, R (1, 8) OBP: 0.264, SLG: 0.394		X SL 87 0-0 2-H HR	F FF 95 D CU 82 B FF 95 D SL 88 C CU 81 F SL 88 F FF 94 B CH 88 4-2 8 HR 1-2 2-3 BB		X CH 83 0-0 G1-3 ③		F CH 88 C FF 95 X FF 95 0-2 8 3B 1-2 2-H 3-H 1B		X KC 84 0-0 G6-3 ②	4	3	2	4	1	0	1
8 Alex Dickerson, L (1, 7) OBP: 0.250, SLG: 0.458		B CU 80 F CH 87 C FF 94 B FF 93 B CU 82 X FF 94 3-2 35 G4-3 1B	B CU 80 B FF 94 F FF 94 X CH 88 2-1 1-H 2-H 3-H HR			B SI 89 C SI 89 F SL 82 B SL 81 S SI 89 2-3 K ① X CH 88 0-0 1-H 2-H 3B		C FF 97 B FF 96 F KC 82 S FF 97 1-3 K ③	5	1	3	6	0	2	1
35 Brandon Crawford, L (1, 6) OBP: 0.281, SLG: 0.333		1 SAFE C CH 87 S SI 92 D CH 87 B SI 93 B CH 88 X SI 94 3-2 G4-3 ① 1-2	F SI 92 B CU 79 B SI 91 C FF 92 X CH 87 2-2 2B			S SI 90 F SI 90 B SI 90 B SL 82 F SL 82 F SI 90 X SI 90 2-2 G1-3 ② B FF 94 C FF 94 X CH 88 1-1 G4-3 ③			4	0	1	0	0	0	2
29 Jeff Samardzija, R (1, 1) OBP: 0.105, SLG: 0.105 54 Reyes Moronta, R (7, 1) 19 Tyler Austin, R (8, PH) OBP: 0.283, SLG: 0.416 56 Tony Watson, L (8, 1) 57 Dereck Rodriguez, R (9, 1) OBP: 0.176, SLG: 0.176 13 Will Smith, R (9, 1)		F FF 94 D SL 86 B FF 94 F FF 94 S SL 85 2-3 K ②	F FF 93 C CU 81 S CU 81 0-3 K ③			F SI 90 X SI 88 0-1 G6-3 ③		C CU 80 B CU 81 X FF 93 1-1 G5-3 ①								
Inning Stats	R: 0 E: 0 K: 1 S: 7 H: 1 LOB: 1 BB: 0 P: 9	R: 2 E: 0 K: 1 S: 16 H: 3 LOB: 1 BB: 0 P: 27	R: 4 E: 0 K: 1 S: 17 H: 2 LOB: 1 BB: 2 P: 32	R: 0 E: 0 K: 0 S: 6 H: 1 LOB: 0 BB: 0 P: 9	R: 0 E: 0 K: 1 S: 6 H: 0 LOB: 0 BB: 0 P: 7	R: 0 E: 0 K: 1 S: 10 H: 0 LOB: 0 BB: 0 P: 14	R: 4 E: 0 K: 1 S: 18 H: 3 LOB: 1 BB: 2 P: 28	R: 0 E: 0 K: 1 S: 8 H: 0 LOB: 0 BB: 0 P: 11	R: 1 E: 0 K: 1 S: 8 H: 1 LOB: 1 BB: 1 P: 13	1B: 4 2B: 4 3B: 1 HR: 2 SF: 0 SAC: 0 DP: 1 HBP: 1						

TOP

San Francisco Giants @ Arizona Diamondbacks
Chase Field, Phoenix, AZ
Fri Jun 21 2019, 6:41 PM - 9:49 PM MST
Att. 29,312 - Clear - 102 F

livebaseballscorecards.com

AB	37
R	11
H	11
RBI	11
BB	5
SO	8
LOB	18

WP: 0 PA: 43
PB: 0
SB: 0
CS: 0

PITCHER		IP	WLS	BF	H	R	ER	SO	BB	IBB	HBP	BLK	WP	HR	S	P	ERA	WHIP
45 Taylor Clarke, R ERA: 6.48	(1, 1)	3.0	L	19	7	6	6	3	2	0	1	0	0	2	42	71	18.00	3.000
30 T.J. McFarland, L ERA: 5.68	(4, 1)	3.0		10	1	2	2	2	1	0	0	0	0	0	26	39	6.00	0.667
35 Matt Andriese, R ERA: 5.12	(7, 1)	2.0		9	2	2	2	2	0	1	0	0	0	0	20	27	9.00	1.000
25 Archie Bradley, R ERA: 5.29	(9, 1)	1.0		5	1	1	1	1	1	0	0	0	0	0	8	13	9.00	2.000

BOTTOM

San Francisco Giants @ Arizona Diamondbacks
Chase Field, Phoenix, AZ
Fri Jun 21 2019, 6:41 PM - 9:49 PM MST
Att. 29,312 - Clear - 102 F

livebaseballscorecards.com

Batter	1	2	3	4	5	6	7	8	9	AB	R	H	RBI	BB	SO	LOB
1 Jarrod Dyson, L (1, 8) OBP: 0.350, SLG: 0.382	B FF 90 B FF 91 B FC 88 C FF 90 F FF 90 X FF 90 3-2 ① F9		C FF 91 B FS 83 X FF 92 1-1 4 S 4 1B 1B	X FC 89 0-0 ② G3		B FS 83 B FC 88 C SI 92 X SI 92 2-1 ③ L7			B FF 93 B FC 89 B FF 93 B FF 92 4-0 15 E BB	4	1	1	0	1	0	1
4 Ketel Marte, S (1, 4) OBP: 0.359, SLG: 0.586 15 Ildemaro Vargas, S (3, PR) OBP: 0.308, SLG: 0.393 (4, 4)	C SL 87 S FS 81 B FS 83 B FC 88 X SI 91 2-2 3B		B FF 90 C FF 91 X FS 84 1-1 10 HBP 1-H 1B	C FF 90 X FC 89 0-1 10 1B 1B 3-H 1B			B FF 98 B FF 98 B FF 98 C FF 98 B FF 98 4-1 FC3-6 BB		F FF 91 B FF 93 F FF 91 D CU 78 X FF 91 2-2 E6 1-2 2-3	2 2	0 1	2 1	1 1	0 1	0 0	0 2
David Peralta, L (1, 7) OBP: 0.352, SLG: 0.490	B FF 92 B FS 83 B FC 89 B FF 90 4-0 BB		B SL 85 B FC 88 C FF 90 T SL 83 C FF 91 2-3 ② K	1 SAFE F FC 88 D FS 84 X FC 90 1-1 10 1B 1-2 1B			B FF 98 C FF 98 X FF 98 1-1 ① FC3-6 10 G6-4-3 1-2f		S SL 80 S SL 81 S SL 81 0-3 ② K	4	0	1	0	1	2	5
10 Adam Jones, R (1, 9) OBP: 0.324, SLG: 0.481	C FF 90 F FF 92 S SL 84 0-3 ② K		F FC 88 F FF 92 B FF 92 H FS 84 2-2 1-2 HBP	F SL 87 F FF 92 X FF 90 0-2 ③ 1-3 2-H 1B			B FF 98 C SL 84 F FF 97 X FF 98 1-2 ②③ G6-4-3 1-2f		F FF 93 C FF 92 S SL 82 0-3 ③ K	4	0	1	1	0	2	6
5 Eduardo Escobar, S (1, 5) OBP: 0.337, SLG: 0.540	B FC 89 B FF 91 B FC 89 C FF 92 F FF 92 X FF 92 3-2 ③ G1-3		B FC 90 X FC 90 1-0 ③ F9		B FF 91 F FS 82 X FF 91 1-1 ① F7			C SI 93 F SI 93 B SI 94 F SI 93 F CH 87 F SI 94 F SI 94 X SI 94 1-2 ① L5		4	0	0	0	0	0	4
53 Christian Walker, R (1, 3) OBP: 0.332, SLG: 0.485		C FF 90 B FF 91 X SL 85 1-1 ① F7		X SI 93 0-0 13 HR 1B	F FC 88 B SL 87 B FS 85 X SL 86 2-1 ② P4			C CH 87 F CH 88 B SI 93 B SI 94 F SI 94 S CH 87 2-3 ② K		4	1	1	0	0	1	0
13 Nick Ahmed, R (1, 6) OBP: 0.319, SLG: 0.426		X SL 85 0-0 ② G5-3		B SI 92 B SI 92 X FC 89 2-0 1-H HR	C FC 87 B SI 93 C FS 81 C SI 93 1-3 ③ K			C SI 93 B SI 93 X SI 92 1-1 ③ G4-3		4	1	1	2	0	1	0
18 Carson Kelly, R (1, 2) OBP: 0.337, SLG: 0.510		C FC 86 C SL 85 X SL 86 0-2 ③ P3		B SL 86 B FF 91 X SI 91 2-0 30 SH3-4 15 1B 2B		B FF 92 F FC 88 F SL 86 B FS 85 B FC 88 S SL 85 3-3 ① K			B FF 92 C FC 88 B FF 91 C FF 91 X CH 86 2-2 15 E 2B	4	1	2	0	0	1	0
45 Taylor Clarke, R (1, 1) OBP: 0.273, SLG: 0.545 30 T.J. McFarland, L (4, 1) 35 Matt Andriese, R (7, 1) 25 Archie Bradley, R (9, 1) 32 Kevin Cron, R (9, PH) OBP: 0.269, SLG: 0.553			B FF 90 C SI 91 X SI 91 1-1 ① G5-3	B FF 92 M FF 92 X FF 91 1-1 ① SH3-4 2-3		C FF 91 S SI 92 B SI 92 S SI 93 1-3 ② K			B CU 74 S FC 89 B FF 93 F CH 84 T FF 92 2-2 ① K	1 1 0 0 1	0 0 0 0 0	0 0 0 0 0	0 0 0 0 0	0 1 0 0 1	0 0 0 0 1	0 0 0 0 1
Inning Stats	R: 0 H: 1 E: 0 LOB: 2 K: 1 BB: 1 S: 12 P: 24	R: 0 H: 0 E: 0 LOB: 0 K: 0 BB: 0 S: 6 P: 7	R: 1 H: 2 E: 0 LOB: 2 K: 1 BB: 0 S: 12 P: 20	R: 4 H: 6 E: 0 LOB: 3 K: 0 BB: 0 S: 13 P: 19	R: 0 H: 0 E: 0 LOB: 0 K: 1 BB: 0 S: 7 P: 11	R: 0 H: 0 E: 0 LOB: 0 K: 2 BB: 0 S: 8 P: 14	R: 0 H: 0 E: 0 LOB: 0 K: 0 BB: 1 S: 6 P: 12	R: 0 H: 0 E: 0 LOB: 0 K: 1 BB: 0 S: 13 P: 17	R: 0 H: 1 E: 1 LOB: 3 K: 3 BB: 1 S: 15 P: 25	1B: 6 2B: 2 3B: 1 HR: 1	SF: 0 SAC: 1 DP: 1 HBP: 1						

	AB	35
	R	5
	H	10
	RBI	5
	BB	3
	SO	9
	LOB	19

PITCHER	IP	WLS	BF	H	R	ER	SO	BB	IBB	HBP	BLK	WP	HR	S	P	ERA	WHIP
29 Jeff Samardzija, R (1, 1) ERA: 4.23	6.0	W	28	9	5	5	5	1	0	1	0	0	1	58	95	7.50	1.667
54 Reyes Moronta, R (7, 1) ERA: 2.84	1.0		3	0	0	0	0	1	0	0	0	0	0	6	12	0.00	1.000
56 Tony Watson, L (8, 1) ERA: 2.73	1.0		3	0	0	0	1	0	0	0	0	0	0	13	17	0.00	0.000
57 Dereck Rodríguez, R (9, 1) ERA: 4.96	0.1		4	1	0	0	1	1	0	0	0	0	0	9	19	0.00	6.000
13 Will Smith, L (9, 1) ERA: 2.08	0.2		2	0	0	0	2	0	0	0	0	0	0	6	6	0.00	0.000

PITCHER	IP	WLS	BF	H	R	ER	SO	BB	IBB	HBP	BLK	WP	HR	S	P	ERA	WHIP

WP: 0 PA: 40
PB: 0
SB: 1
CS: 0

Batter	1	2	3	4	5	6	7	8	9	AB	R	H	RBI	BB	SO	LOB
12 Joe Panik, L (1, 4) OBP: 0.312, SLG: 0.317	B SI 91 F SI 91 B SI 90 X SI 91 2-1 G4-3 ①	F SI 91 X SI 90 0-1 F7 ①	B KC 82 C KC 82 F KC 82 X FC 89 1-2 F9 ③			X SI 94 0-0 P6 ③			C FF 94 B FF 95 X CH 88 1-1 G4-3 ② 1-2	5	0	0	0	0	0	5
5 Mike Yastrzemski, L (1, 9) OBP: 0.311, SLG: 0.476	F SI 92 X SI 90 0-1 G4-3 ② 2-2	S SI 92 S SI 91 F KC 84 F KC 83 X SI 90 0-2 L6 ②③		X SI 90 0-0 L8 ①			B FF 83 C FF 90 B FS 83 F FF 91 F FS 84 B FS 85 C FF 90 3-3 K ①		B FF 95 B FF 95 S FF 96 C FF 95 B SI 97 X FF 95 3-2 HR 2-H	5	1	1	2	0	1	2
28 Buster Posey, R (1, 2) OBP: 0.305, SLG: 0.378	B FC 90 C KC 84 B SI 90 X SI 91 2-1 1B ①		S KC 82 B SI 91 X KC 82 1-1 G4-1 ①	C SI 90 B FC 89 B KC 84 B KC 83 F FC 90 X KC 83 3-2 F8 ②			C FF 93 F FF 92 B FS 84 F FS 85 X FF 92 1-2 F8 ②		C KC 81 F SI 96 S FF 96 0-3 K ③	5	0	1	0	0	1	0
48 Pablo Sandoval, S (1, 5) OBP: 0.325, SLG: 0.566	C SI 91 X FC 90 0-1 1-2 1B		C KC 82 B SI 91 B SI 91 X SI 90 2-1 G3-1 ② 1-2 F9 ③	C SI 91 F FC 89 B KC 83 X KC 82			F FS 86 B FF 92 X FS 86 1-1 L4 ③			4	0	1	0	0	0	0
9 Brandon Belt, L (1, 3) OBP: 0.360, SLG: 0.425	B SI 90 C SI 91 X FC 89 1-1 P4 ③		X CH 84 0-0 1 1B 8 2B 1B		B SI 93 X CH 88 1-0 F9 ①			C FS 82 B FF 88 S FS 84 X FS 85 1-2 G1-3 ①		4	1	1	0	0	0	2
1 Kevin Pillar, R (1, 8) OBP: 0.267, SLG: 0.396		B FC 89 F FC 89 X KC 82 1-1 8 2B 1B	C KC 82 S KC 82 X KC 84 0-2 1-2 8 2B 1B		C CU 79 X SI 94 0-1 G6-3 ②			B FS 85 B FS 85 C FF 90 F FF 92 F FS 84 X FS 84 2-2 G5-3 ②		4	2	2	0	0	0	0
8 Alex Dickerson, L (1, 7) OBP: 0.286, SLG: 0.536		B KC 82 C KC 82 X FC 89 1-1 35 1B 2B 1-H	C KC 81 F KC 82 X KC 83 0-2 35 1B 2B 1-H 2-H		B CU 79 B SI 93 F SI 93 X SI 94 2-1 L7 ③			B FS 86 X FF 91 1-0 F7 ③		4	2	2	3	0	0	0
35 Brandon Crawford, L (1, 6) OBP: 0.284, SLG: 0.336		X SI 91 0-0 5 L6 38 BB 1B 2-H	X SI 91 0-0 38 BB 1B 2-H			F SI 92 F CH 86 B FF 93 S CU 79 1-3 K ①			C FF 94 B KC 79 C FF 93 S FF 96 1-3 K ①	4	0	2	2	0	2	0
38 Tyler Beede, R (1, 1) OBP: 0.364, SLG: 0.125 58 Trevor Gott, R (5, 1) 19 Tyler Austin, R (6, PH) OBP: 0.281, SLG: 0.412 41 Mark Melancon, R (6, 1) 49 Sam Dyson, R (7, 1) 56 Tony Watson, L (8, 1) 21 Stephen Vogt, L (9, PH) OBP: 0.337, SLG: 0.457 13 Will Smith, R (9, 1)		B SI 90 S KC 82 C SI 91 B KC 82 F KC 84 B KC 82 B KC 82 4-2 1-2 BB	B SI 90 B SI 90 B SI 90 B KC 82 4-0 1-2 BB			C CU 77 C SI 92 B CU 79 F CU 78 F SI 93 S CU 80 1-3 K ②			B FF 96 B KC 80 B FF 96 C FF 94 F FF 95 F FF 97 B CH 88 4-2 12 G4-3 5 HR BB	0 0 1 0 0 0 0 0 0	0 0 0 0 0 0 0 1 0	0 0 0 0 0 0 0 0 1	0 0 0 0 0 0 0 1 0	2 0 1 0 0 0 0 0 0	0 0 0 0 0 0 0 0 0	0 0 0 0 0 0 0 0 0
Inning Stats	R: 0 E: 0 K: 0 S: 10 H: 2 LOB: 2 BB: 0 P: 15	R: 2 E: 0 K: 0 S: 15 H: 3 LOB: 1 BB: 1 P: 21	R: 3 E: 0 K: 0 S: 15 H: 4 LOB: 2 BB: 1 P: 23	R: 0 E: 0 K: 0 S: 7 H: 0 LOB: 0 BB: 0 P: 11	R: 0 E: 0 K: 0 S: 5 H: 0 LOB: 0 BB: 0 P: 8	R: 0 E: 0 K: 2 S: 9 H: 0 LOB: 0 BB: 0 P: 11	R: 0 E: 0 K: 1 S: 10 H: 0 LOB: 0 BB: 0 P: 15	R: 0 E: 0 K: 0 S: 8 H: 0 LOB: 0 BB: 0 P: 12	R: 2 E: 0 K: 2 S: 14 H: 1 LOB: 0 BB: 1 P: 23	1B: 7 2B: 3 3B: 0 HR: 1 SF: 0 SAC: 0 DP: 1 HBP: 0						

PITCHER		IP	WLS	BF	H	R	ER	SO	BB	IBB	HBP	BLK	WP	HR	S	P	ERA	WHIP
52 Zack Godley, R ERA: 6.82	(1, 1)	4.0	L	22	9	5	5	0	2	0	0	0	0	0	47	70	11.25	2.750
58 Stefan Crichton, R ERA: 5.87	(5, 1)	2.0		6	0	0	0	2	0	0	0	0	0	0	14	19	0.00	0.000
66 Yoshihisa Hirano, R ERA: 4.76	(7, 1)	2.0		6	0	0	0	1	0	0	0	0	0	0	18	27	0.00	0.000
25 Archie Bradley, R ERA: 5.66	(9, 1)	1.0		5	1	2	2	2	1	0	0	0	0	1	14	23	18.00	2.000

PITCHER	IP	WLS	BF	H	R	ER	SO	BB	IBB	HBP	BLK	WP	HR	S	P	ERA	WHIP

TOP

San Francisco Giants @ Arizona Diamondbacks

Chase Field, Phoenix, AZ

Sat Jun 22 2019, 7:11 PM - 10:30 PM MST

Att. 32,082 - Clear - 97 F

livebaseballscorecards.com

AB	36
R	7
H	10
RBI	7
BB	3
SO	5
LOB	9

WP: 0 PA: 39
PB: 0
SB: 0
CS: 0

Batter	1	2	3	4	5	6	7	8	9	AB	R	H	RBI	BB	SO	LOB
1 Jarrod Dyson, L (1, 8) OBP: 0.342, SLG: 0.372	C FF 93 B CU 81 C CH 84 X CU 81 1-2 ① G4-3	F FF 93 B FF 93 C FF 93 D CU 81 F FF 94 F FF 94 X CH 83 2-2 ② F9		D CU 80 D CH 83 F FF 93 B FF 94 F CH 83 F FF 94 S CH 84 3-3 ② K		C FC 91 B KC 82 F FC 92 F FC 91 1 SAFE S FC 91 1-3 ② K			S FF 93 B FF 93 X SL 81 1-1 ① G4-3	5	0	0	0	0	2	3
15 Ildemaro Vargas, S (1, 4) OBP: 0.297, SLG: 0.379	B CH 84 X FF 94 1-0 ② L7	X FF 93 0-0 ③ L3		B CH 83 B CH 82 B CH 81 C FF 93 X FF 94 3-1 ③ F9		F FC 91 F FC 90 D KC 82 B FC 91 B FC 91 F KC 83 F KC 82 X FC 91 3-2 ③ G1-3			B CU 77 B FF 94 F FF 93 X FF 94 2-1 ② F7	5	0	0	0	0	0	3
David Peralta, L (1, 7) OBP: 0.360, SLG: 0.496	B FF 95 B FF 94 C CH 85 S CH 84 B CU 82 B FF 96 4-2 10 WP 10 1B BB		C CU 79 S CH 85 X CH 84 0-2 10 1B 5 E 1B		C CH 82 B CU 79 B CU 79 S CH 82 X CH 82 2-2 5 1B 2B		B SI 94 F CH 86 B SI 95 B SI 94 F SI 94 B SI 94 4-2 10 P3-1 BB		S FF 95 S SL 84 B SL 85 F FF 95 B SL 85 S SL 84 2-3 ③ K	3	2	2	0	2	1	0
10 Adam Jones, R (1, 9) OBP: 0.326, SLG: 0.481	B CU 81 C CU 79 B FF 95 X CH 84 2-1 5 BB 53 1B 1-H 1B		B FF 94 C FF 94 B FF 94 F CH 84 B FF 94 X FF 95 3-2 5 FC3-6 1-2 1B		C FF 94 F FF 96 F FF 96 S CU 83 0-3 ① K		C SI 96 X SI 95 0-1 ①② P3-1 1-1f			4	1	2	1	0	1	2
5 Eduardo Escobar, S (1, 5) OBP: 0.339, SLG: 0.538	D CU 80 S FF 94 B CH 84 B FF 95 B FF 95 4-1 53 1B 13 S 1-2 BB		C FF 94 S CH 84 B FF 94 F CU 79 X CH 83 1-2 ① FC3-6 1-2f 2-H		B FF 96 B FF 95 C FF 95 C FF 95 F FF 97 F FF 96 X CU 83 2-2 2-3 1B		B SI 95 X CH 86 1-0 ③ F9			3	1	1	0	1	0	1
53 Christian Walker, R (1, 3) OBP: 0.331, SLG: 0.481	C CU 79 B FF 95 F CH 84 B FF 94 F FF 95 F CH 84 X FF 96 2-2 13 S 1-3 2-H 1B		1 SAFE B FF 94 X FF 94 1-0 ② F9		F CU 81 F FF 95 T FF 95 0-2 ② K			B CH 86 F SL 86 F CH 87 B SI 93 B CH 87 X SI 94 3-2 ① F9		4	0	1	1	0	1	3
13 Nick Ahmed, R (1, 6) OBP: 0.314, SLG: 0.420	C FF 95 B CU 80 F CH 85 F CU 80 B FF 95 C FF 95 2-3 ③ K 1-2 3-H		S CU 80 B FF 95 B FF 94 C FF 94 D CH 84 X FF 94 3-2 ③ F9		B FF 96 B FF 95 F FF 96 S FF 95 X FF 96 2-2 ③ P6			B SI 93 X CH 87 1-0 ② G1-3		4	0	0	0	0	1	4
18 Carson Kelly, R (1, 2) OBP: 0.347, SLG: 0.510		C FF 94 C FF 94 B CH 84 X FF 94 1-2 52 FC4-6 1B		C FF 93 B CU 79 F CH 82 B FF 93 B SL 86 B FF 94 4-2 BB		C FC 92 C KC 82 B KC 82 S KC 83 1-3 ① K		B CH 87 B CH 86 S CH 86 F SI 93 B CH 86 F SI 94 F CH 87 B SI 94 4-2 16 FC6-4 BB		2	0	1	0	2	1	0
52 Zack Godley, R (1, 1) OBP: 0.263, SLG: 0.176 21 Zack Greinke, R (4, PH) OBP: 0.333, SLG: 0.588 58 Stefan Crichton, R (5, 1) 2 Domingo Leyba, S (6, PH) OBP: 1.000, SLG: 1.000 66 Yoshihisa Hirano, R (7, 1) 16 Tim Locastro, R (8, PH) OBP: 0.392, SLG: 0.338 25 Archie Bradley, R (9, 1)		X FF 94 0-0 ① FC4-6 1-2f		F FF 93 F FF 94 C FF 94 0-3 ① K		C KC 82 S KC 83 F KC 83 X FC 93 0-2 1B		C CH 87 S CH 88 X CH 88 0-2 ③ FC6-4 1-2f		1 1 0 1 0 1 0	0 0 0 0 0 0 0	0 0 0 1 0 0 0	0 0 0 0 0 0 0	0 1 0 0 0 0 0	0 1 0 0 0 1 0	1 1 0 0 0 1 0
Inning Stats	R: 3 E: 0 K: 1 S: 18 H: 2 LOB: 1 BB: 2 P: 34	R: 0 E: 0 K: 0 S: 10 H: 1 LOB: 1 BB: 0 P: 13	R: 1 E: 1 K: 0 S: 14 H: 2 LOB: 1 BB: 0 P: 22	R: 0 E: 0 K: 2 S: 11 H: 0 LOB: 1 BB: 1 P: 21	R: 0 E: 0 K: 2 S: 18 H: 2 LOB: 2 BB: 0 P: 24	R: 0 E: 0 K: 2 S: 16 H: 1 LOB: 1 BB: 2 P: 21	R: 0 E: 0 K: 0 S: 5 H: 0 LOB: 0 BB: 1 P: 10	R: 0 E: 0 K: 0 S: 11 H: 0 LOB: 1 BB: 1 P: 19	R: 0 E: 0 K: 1 S: 8 H: 0 LOB: 0 BB: 0 P: 13	1B: 7 2B: 2 3B: 0 HR: 0 SF: 0 SAC: 0 DP: 1 HBP: 0						

PITCHER		IP	WLS	BF	H	R	ER	SO	BB	IBB	HBP	BLK	WP	HR	S	P	ERA	WHIP
38 Tyler Beede, R ERA: 6.96	(1, 1)	4.0		21	6	4	4	3	3	0	0	0	1	0	56	95	9.00	2.250
58 Trevor Gott, R ERA: 3.77	(5, 1)	1.0	W	4	1	0	0	2	0	0	0	0	0	0	15	19	0.00	1.000
41 Mark Melancon, R ERA: 3.16	(6, 1)	1.0	H	4	1	0	0	2	0	0	0	0	0	0	16	21	0.00	1.000
49 Sam Dyson, R ERA: 2.83	(7, 1)	1.0	H	3	0	0	0	0	1	0	0	0	0	0	5	10	0.00	1.000
56 Tony Watson, L ERA: 2.64	(8, 1)	1.0	H	4	0	0	0	0	1	0	0	0	0	0	11	19	0.00	1.000

PITCHER		IP	WLS	BF	H	R	ER	SO	BB	IBB	HBP	BLK	WP	HR	S	P	ERA	WHIP
13 Will Smith, L ERA: 2.01	(9, 1)	1.0	S	3	0	0	0	1	0	0	0	0	0	0	8	13	0.00	0.000

BOTTOM

San Francisco Giants @ Arizona Diamondbacks

Chase Field, Phoenix, AZ

Sat Jun 22 2019, 7:11 PM - 10:30 PM MST

Att. 32,082 - Clear - 97 F

livebaseballscorecards.com

AB	34
R	4
H	8
RBI	2
BB	5
SO	8
LOB	19

WP: 1	PA: 39					
PB: 0						
SB: 2						
CS: 0						

Batter	1	2	3	4	5	6	7	8	9	10	AB	R	H	RBI	BB	SO	LOB
12 Joe Panik, L (1, 4) OBP: 0.314, SLG: 0.321	B FF 91 C FF 92 C CU 82 F SI 93 X FC 93 1-2 2B		B FF 93 C FF 93 B CU 81 C FF 92 F CH 87 B SI 94 B FF 94 4-2 BB		B CU 77 S CH 86 C FF 92 C FF 92 1-3 ② K			C FF 97 C FF 98 X FF 98 0-2 ① G6-3			3	0	1	0	1	1	0
5 Mike Yastrzemski, L (1, 9) OBP: 0.298, SLG: 0.453	F CU 80 B FF 91 F CH 85 B FF 92 D CU 80 F CH 86 S FF 92 3-3 ① K		B CH 86 C CU 80 B FF 92 B CH 86 S FC 90 F FC 91 X FF 93 3-2 ③ F8		C FF 92 B FF 92 F CU 81 X FF 92 1-2 ③ F9			F FF 99 B SL 87 C SL 86 C CH 93 1-3 ② K			4	0	0	0	0	2	2
10 Evan Longoria, R (1, 5) OBP: 0.309, SLG: 0.390	F FF 92 B SI 91 F FC 90 C FC 92 1-3 ② K			X SI 90 0-0 9 2B 21 G3-1 1B		C FC 89 B FC 91 F FF 93 S CU 83 1-3 ① K		B SL 85 C SL 83 B FF 98 X FF 98 2-1 ③ G4-3			4	1	1	0	0	2	1
9 Brandon Belt, L (1, 3) OBP: 0.358, SLG: 0.426	B CU 81 X CH 86 1-0 ③ F7			C FF 89 X FC 89 0-1 21 G3-1 1-3 2B		T FC 91 B FF 92 B CH 87 X CH 87 2-1 ② F7			B FF 92 C FF 92 B FF 92 S FF 92 B SL 86 X FF 93 3-2 ① F8		4	0	1	0	0	0	1
21 Stephen Vogt, L (1, 2) OBP: 0.323, SLG: 0.435		B FF 92 B CU 81 B SI 92 C FC 91 F FC 92 F FF 94 S FF 89 3-3 ① K		D CU 80 T FC 89 X CH 85 1-1 ① G3-1 2-3 3-H		C CU 80 S CU 81 F FF 93 X CU 83 0-2 ③ L4-3			B CU 77 C FF 92 B SL 84 X FF 92 2-1 ② F7		4	0	0	1	0	1	1
1 Kevin Pillar, R (1, 8) OBP: 0.267, SLG: 0.404		B CU 82 B FF 93 T FF 92 F CU 82 X CU 82 2-2 ② G5-3		F FC 90 B FF 93 S CU 82 D CU 82 S SI 93 2-3 ② K			X CU 80 0-0 HR		B FF 92 X FF 92 1-0 ③ G6-3		4	1	1	1	0	1	1
8 Alex Dickerson, L (1, 7) OBP: 0.281, SLG: 0.484		F FF 93 B FC 92 B FF 93 X FC 91 2-1 ③ L3		B FF 93 B CU 82 D CU 82 3-0 IBB			B FF 93 B FF 93 F FF 94 C FF 94 F FF 94 F FF 94 B SL 87 F FF 94 X FF 95 3-2 ① G1-3			B CU 81 S FF 92 B FF 92 C FF 93 S CH 88 3-3 ① K	3	0	0	0	1	1	0
35 Brandon Crawford, L (1, 6) OBP: 0.280, SLG: 0.331			C FF 91 B FF 91 F CU 81 B FF 93 C FF 93 2-3 ① K	B CH 85 S CH 86 X FC 90 1-1 ③ G3-1			B SL 84 C SI 94 X SI 95 1-1 ② G6-3			C FF 93 F CH 86 B CH 87 F FF 93 B CH 87 B FF 93 X FF 93 3-2 ② G6-3	4	0	0	0	0	1	2
64 Shaun Anderson, R (1, 1) OBP: 0.231, SLG: 0.250 54 Reyes Moronta, R (7, 1) 49 Sam Dyson, R (9, 1) 48 Pablo Sandoval, S (10, PH) OBP: 0.323, SLG: 0.562 41 Mark Melancon, R (10, 1)			S FF 92 C CU 80 S FC 90 0-3 ② K		F FC 88 F CU 77 B FF 90 S FC 88 1-3 ① K		F SI 94 S SL 85 B SL 85 B FF 94 S SL 85 2-3 ③ K2-3			X CH 86 0-0 ③ G4-3	3 0 0 1 0	0 0 0 0 0	0 0 0 0 0	0 0 0 0 0	0 0 0 0 0	3 0 0 0 0	0 0 0 0 0
Inning Stats	R: 0 E: 0 K: 2 S: 12 H: 1 LOB: 1 BB: 0 P: 18	R: 0 E: 0 K: 1 S: 9 H: 0 LOB: 0 BB: 0 P: 16	R: 0 E: 0 K: 2 S: 13 H: 0 LOB: 1 BB: 1 P: 22	R: 1 E: 0 K: 1 S: 10 H: 2 LOB: 2 BB: 1 P: 17	R: 0 E: 0 K: 2 S: 9 H: 0 LOB: 0 BB: 0 P: 12	R: 0 E: 0 K: 1 S: 9 H: 0 LOB: 0 BB: 0 P: 12	R: 1 E: 0 K: 1 S: 12 H: 1 LOB: 0 BB: 0 P: 18	R: 0 E: 0 K: 1 S: 8 H: 0 LOB: 0 BB: 0 P: 11	R: 0 E: 0 K: 0 S: 6 H: 0 LOB: 0 BB: 0 P: 12	R: 0 E: 0 K: 1 S: 8 H: 0 LOB: 0 BB: 0 P: 14	1B: 1 2B: 2 3B: 0 HR: 1	SF: 0 SAC: 0 DP: 0 HBP: 0		WP: 0 PB: 0 SB: 0 CS: 0	PA: 36		

PITCHER	IP	WLS	BF	H	R	ER	SO	BB	IBB	HBP	BLK	WP	HR	S	P	ERA	WHIP
29 Merrill Kelly, R (1, 1) ERA: 3.93	6.0		24	4	2	2	9	1	1	0	0	0	1	63	98	3.00	0.833
40 Andrew Chafin, L (7, 1) ERA: 3.2	1.0		3	0	0	0	1	0	0	0	0	0	0	11	17	0.00	0.000
50 Yoan López, R (8, 1) ERA: 1.2	1.0		3	0	0	0	1	0	0	0	0	0	0	8	11	0.00	0.000
56 Greg Holland, R (9, 1) ERA: 2.19	1.0		3	0	0	0	0	0	0	0	0	0	0	6	12	0.00	0.000
35 Matt Andriese, R (10, 1) ERA: 4.99	1.0	W	3	0	0	0	1	0	0	0	0	0	0	8	14	0.00	0.000

PITCHER	IP	WLS	BF	H	R	ER	SO	BB	IBB	HBP	BLK	WP	HR	S	P	ERA	WHIP

TOP

San Francisco Giants @ Arizona Diamondbacks
Chase Field, Phoenix, AZ
Sun Jun 23 2019, 1:13 PM - 4:24 PM MST
Att. 25,071 - Roof Closed - 74 F

livebaseballscorecards.com

AB	34
R	2
H	4
RBI	2
BB	2
SO	12
LOB	8

Batter	1	2	3	4	5	6	7	8	9	10	AB	R	H	RBI	BB	SO	LOB
16 Tim Locastro, R (1, 8) OBP: 0.392, SLG: 0.341	B FF 93 B SI 90 C FF 92 X SI 92 2-1 G6-3 ①		X SL 85 0-0 2-H 1B		C SI 91 B FF 92 B FF 92 B SI 90 C SL 83 X SL 85 3-2 F8 ③			M SL 84 S SL 85 B SL 82 X SL 83 1-2 L8 ②		B FC 92 X FC 91 1-0 1-2 2-3 3-H 1B	5	0	2	2	0	0	0
15 Ildemaro Vargas, S (1, 4) OBP: 0.289, SLG: 0.368	C FF 93 X SL 88 0-1 L8 ②		1 SAFE B FF 92 B FF 91 1 SAFE X FF 92 2-0 L3 ③			C FF 91 B SL 84 X FF 92 1-1 G3 ①		B FF 97 X FF 98 1-0 L8 ③			4	0	0	0	0	0	1
David Peralta, L (1, 7) OBP: 0.355, SLG: 0.489	B FF 94 F FF 94 X FF 94 1-1 G3-1 ③			B SL 86 C CH 84 X FF 93 1-1 G1-6-3 ①		F CH 85 B FF 92 X FF 93 1-1 G5-3 ②			X FC 90 0-0 G6-3 ①		4	0	0	0	0	0	0
10 Adam Jones, R (1, 9) OBP: 0.322, SLG: 0.474		B FF 92 X SL 83 1-0 P6 ①		C SL 87 C SI 93 S SL 87 0-3 K 5 1B 53 1B		X SL 87 0-0 L7 ③			C FC 90 S FC 89 X FC 88 0-2 G1-3 ②		4	1	0	0	0	1	0
5 Eduardo Escobar, S (1, 5) OBP: 0.341, SLG: 0.538		F FF 92 B FF 93 B FF 91 X CH 84 2-1 F7 ②		B CH 83 X CH 86 1-0 53 1B 1-3 1B			C SI 91 S FF 92 F FF 93 B FF 92 F SL 86 X FF 91 1-2 53 2B 13 G6-3 1B		B FC 90 B FC 89 F SI 94 B FC 90 F FC 89 C SI 94 3-3 K ③		4	0	2	0	0	1	0
53 Christian Walker, R (1, 3) OBP: 0.337, SLG: 0.489		S SL 88 F FF 94 B FF 92 B FF 93 C FF 93 2-3 K ③		C SL 84 F FF 94 1 SAFE B FF 94 F SI 96 F FF 93 F SL 89 F CH 84 1-2 X SI 85 13 L3 1-3 3-H 1B			S SI 91 B SI 94 1 SAFE F SL 88 D SL 88 F SI 92 X FF 92 2-2 13 G6-3 1-3 2B			B FC 92 B KC 82 X FC 92 2-0 13 FC6-4 1B	4	0	3	1	0	1	0
13 Nick Ahmed, R (1, 6) OBP: 0.310, SLG: 0.414			C FF 91 B SI 92 C CH 84 X SL 87 1-2 G3-1 ① B SI 91 F SI 92 X SI 92 1-1 L3 ②③ 1-1				C SL 84 B FF 97 X SL 84 1-1 G6-3 ①② 2-3 3-H			B FC 91 C FF 92 1 SAFE 1 SAFE F FF 92 1 SAFE B FC 90 X KC 83 2-2 FC6-4 ① 18 WP 1 BB 16 1B 1-2f	4	1	0	0	0	0	5
14 Caleb Joseph, R (1, 2) OBP: 0.192, SLG: 0.167 2 Domingo Leyba, S (7, PH) OBP: 0.500, SLG: 0.500 50 Yoan López, R (8, 1) 56 Greg Holland, R (9, 1) 35 Matt Andriese, R (10, 1) 1 Jarrod Dyson, L (10, PH) OBP: 0.345, SLG: 0.372			C FF 92 B SL 86 F FF 94 B SL 84 F SL 84 F FF 93 B SL 84 B FF 93 4-2 29 SH1-4 16 1B BB		F FF 91 B FF 93 X FF 92 1-1 L8 ①		D CH 90 F FF 98 B SL 86 D CH 92 F SL 84 S SL 83 3-3 K ③			C FC 91 S FC 92 F FC 92 1 SAFE B FC 91 F FC 91 B KC 82 B KC 81 B FC 91 4-2 16 1B 18 WP 1-2 BB	1 1 0 0 0 0 0	1 0 0 0 0 0 0	0 0 0 0 0 0 0	0 0 0 0 0 0 0	1 0 0 0 0 1 0	0 0 0 0 0 0 0	0 1 0 0 0 0 0
29 Merrill Kelly, R (1, 1) 40 Andrew Chafin, R (7, 1) 18 Carson Kelly, R (8, 2) OBP: 0.349, SLG: 0.507			B FF 90 L FF 90 X FF 89 1-1 SH1-4 ② 1-2		C FF 92 B CU 75 F FF 92 B FF 91 F FF 91 X FF 91 2-2 G6-3 ②			B SL 85 X FF 98 1-0 F9 ①		C FF 91 D FC 91 B FC 91 B KC 82 3-1 16 1B 1-2 2-3 IBB	1 0 1	0 0 0	0 0 0	0 0 0	0 0 1	0 0 0	0 0 0
Inning Stats	R: 0 E: 0 K: 0 S: 6 H: 0 LOB: 0 BB: 0 P: 9	R: 0 E: 0 K: 1 S: 6 H: 0 LOB: 0 BB: 0 P: 11	R: 1 E: 0 K: 0 S: 11 H: 1 LOB: 1 BB: 1 P: 19	R: 1 E: 0 K: 1 S: 16 H: 2 LOB: 1 BB: 0 P: 20	R: 0 E: 0 K: 0 S: 9 H: 0 LOB: 0 BB: 0 P: 15	R: 0 E: 0 K: 0 S: 5 H: 0 LOB: 0 BB: 0 P: 7	R: 0 E: 0 K: 1 S: 15 H: 2 LOB: 1 BB: 0 P: 22	R: 0 E: 0 K: 0 S: 5 H: 0 LOB: 0 BB: 0 P: 8	R: 0 E: 0 K: 1 S: 7 H: 0 LOB: 0 BB: 0 P: 10	R: 1 E: 0 K: 0 S: 10 H: 2 LOB: 3 BB: 2 P: 22	1B: 6 2B: 2 3B: 0 HR: 0 SF: 0 SAC: 1 DP: 1 HBP: 0	WP: 2 PB: 0 SB: 0 CS: 0 PA: 37					

PITCHER		IP	WLS	BF	H	R	ER	SO	BB	IBB	HBP	BLK	WP	HR	S	P	ERA	WHIP
64 Shaun Anderson, R ERA: 3.94	(1, 1)	6.0		24	5	2	2	2	1	0	0	0	1	0	62	93	3.00	1.000
54 Reyes Moronta, R ERA: 2.67	(7, 1)	2.0		5	0	0	0	1	0	0	0	0	0	0	11	18	0.00	0.000
49 Sam Dyson, R ERA: 2.75	(9, 1)	1.0		3	0	0	0	1	0	0	0	0	0	0	7	10	0.00	0.000
41 Mark Melancon, R ERA: 3.41	(10, 1)	0.1	L	5	2	1	1	0	1	1	0	0	1	0	10	22	27.00	9.000

PITCHER	IP	WLS	BF	H	R	ER	SO	BB	IBB	HBP	BLK	WP	HR	S	P	ERA	WHIP

BOTTOM

San Francisco Giants @ Arizona Diamondbacks

Chase Field, Phoenix, AZ

Sun Jun 23 2019, 1:13 PM - 4:24 PM MST

Att. 25,071 - Roof Closed - 74 F

livebaseballscorecards.com

AB	33
R	3
H	7
RBI	3
BB	3
SO	4
LOB	7

Batter	1	2	3	4	5	6	7	8	9	AB	R	H	RBI	BB	SO	LOB
31 Joc Pederson, L (1, 3) OBP: 0.325, SLG: 0.550	B FF 90 F FF 90 B FF 91 X CH 87 2-1 10 1B 35 2B 1B	X FF 91 0-0 ③ L4			B CH 88 B FF 90 B FF 91 X FF 89 3-0 ① F7		C FF 93 F SI 93 C FF 95 0-3 ① K	1 SAFE C FF 98 1 SAFE F FF 98 S CH 94 0-3 ③ K		5	1	1	0	0	2	2
27 Alex Verdugo, L (1, 8) OBP: 0.353, SLG: 0.487	C FF 90 S CH 87 X CU 68 0-2 ① F8		B FF 90 C FF 90 X CH 87 1-1 10 WP 1B		C FF 90 C FF 90 B FF 89 X CU 68 1-2 ② F8		T SI 95 B FF 94 D SL 84 1 SAFE X FF 94 2-1 13 BB 10 WP 1-2 1B		F SI 89 B SL 82 X SL 81 1-1 ① L9	5	0	2	0	0	0	1
10 Justin Turner, R (1, 5) OBP: 0.380, SLG: 0.432	S FF 91 B FF 91 B CU 68 F CU 75 X SL 86 X SI 92 2-2 35 2B 13 G3-1 1-3 1B		B CH 88 B CH 88 X CU 75 2-0 ① G5-3 1-2		B FF 91 B SI 92 C FF 91 F FF 92 X FF 92 2-2 ③ L9		F FS 82 B FS 84 S FF 93 X FS 85 1-2 ② P4 1-2 2-3		C SI 91 B CH 83 H SL 82 2-1 35 G1-3 13 1B HBP	4	2	1	0	0	0	3
35 Cody Bellinger, L (1, 9) OBP: 0.450, SLG: 0.702	X FF 91 0-0 13 G3-1 3 2B 1-3 3-H 2B		0-0 13 G3-6-1 IBB			B FF 89 X FF 91 1-0 13 E 1B 0-0 13 BB IBB			F SI 91 B SI 90 X SI 91 1-1 ② G1-3 1-2	3	1	2	1	2	0	1
13 Max Muncy, L (1, 4) OBP: 0.382, SLG: 0.529	D CU 76 C CU 76 X CU 68 1-1 ② G3-1 2-3 3-H		C CU 71 F CU 66 D CU 70 D CH 89 F CH 90 X CU 69 2-2 ②③ G3-6-1 1-2f			D CH 88 B FF 92 X CU 76 2-0 FC 1-2 B FS 86 B FF 92 B FF 92 D FF 90 4-0 1-2 2-3 3-H BB		F SI 90 B SI 90 X SI 89 1-1 2-H 1B	4	0	1	3	1	0	4
3 Chris Taylor, R (1, 6) OBP: 0.314, SLG: 0.448 63 Yimi García, R (7, 1) 51 Dylan Floro, L (8, 1) 47 JT Chargois, S (8, 1) 55 Russell Martin, R (9, PH) OBP: 0.364, SLG: 0.347	X SL 84 0-0 2B 3-H			C FF 90 B CH 87 C SL 84 F CU 66 B FF 91 B SL 84 F FF 91 S CU 73 3-3 ① K		D SL 84 F SL 84 S CH 89 D CU 72 S CH 88 2-3 ① K	C FF 93 D FS 86 B FS 84 B FF 92 C FF 91 C FF 92 3-3 ③ K		B FF 92 B FF 90 B FF 92 C FF 92 C FF 92 S FF 92 3-3 ③ K	4 0 0 0 0 1	0 0 0 0 0 0	1 0 0 0 0 0	1 0 0 0 0 0	0 0 0 0 0 0	3 0 0 0 0 1	5 0 0 0 0 1
14 Enrique Hernández, R (1, 7) OBP: 0.285, SLG: 0.387 (7, 6)	S CU 72 S SL 83 F SL 83 X CU 68 0-2 ③ G5-3			F FF 91 S CU 72 H EP 61 1-2 HBP		C SL 85 S CU 74 S SL 84 0-3 ② K		B SL 85 F SL 84 F FF 97 B SL 86 X SL 83 2-2 1B		3	0	1	0	0	1	3
15 Austin Barnes, R (1, 2) OBP: 0.314, SLG: 0.368 45 Matt Beaty, L (6, PH) OBP: 0.333, SLG: 0.457 16 Will Smith, R (6, 2) OBP: 0.360, SLG: 0.739		C FF 89 S SL 83 B SL 83 B CU 74 S CU 70 2-3 ① K		F FF 91 B FF 91 D CU 71 B FF 91 X SI 91 3-1 ② L5		S CH 88 F CH 89 F CU 68 F CH 88 S CU 67 0-3 ③ K2-3		C FF 98 D SL 84 S FF 96 X FF 97 1-2 ① L6	2 1 1	0 0 0	0 0 0	0 0 0	0 0 0	1 1 0	1 2 1
22 Clayton Kershaw, L (1, 1) OBP: 0.042, SLG: 0.042 41 Kyle Garlick, R (7, PH) OBP: 0.385, SLG: 0.667 (7, 7)		C FF 90 B FF 90 C FF 91 F FF 91 S CH 89 1-3 ② K		X FF 90 0-0 ③ G4-3			B CU 71 X SL 84 1-0 10 WP 27 1B 13 BB 1B	F SL 84 F FF 96 1 SAFE F FF 98 S SL 87 0-3 ② K		2 2	0 1	0 1	0 0	0 0	1 1	1 1
Inning Stats	R: 3 E: 0 K: 0 S: 17 H: 4 LOB: 1 BB: 0 P: 22	R: 0 E: 0 K: 2 S: 8 H: 0 LOB: 0 BB: 0 P: 11	R: 0 E: 0 K: 0 S: 7 H: 1 LOB: 1 BB: 1 P: 12	R: 0 E: 0 K: 1 S: 10 H: 0 LOB: 1 BB: 0 P: 17	R: 0 E: 0 K: 0 S: 7 H: 0 LOB: 0 BB: 0 P: 13	R: 0 E: 1 K: 3 S: 13 H: 1 LOB: 2 BB: 0 P: 18	R: 1 E: 0 K: 2 S: 12 H: 2 LOB: 3 BB: 2 P: 23	R: 0 E: 0 K: 2 S: 13 H: 1 LOB: 1 BB: 0 P: 16	R: 1 E: 0 K: 1 S: 10 H: 1 LOB: 1 BB: 0 P: 18	1B: 8 2B: 2 3B: 0 HR: 0 SF: 0 SAC: 0 DP: 1 HBP: 2						

TOP

Los Angeles Dodgers @ Arizona Diamondbacks
Chase Field, Phoenix, AZ
Mon Jun 24 2019, 6:41 PM - 9:52 PM MST
Att. 24,675 - Clear - 103 F

livebaseballscorecards.com

AB	37
R	5
H	10
RBI	5
BB	3
SO	11
LOB	26

WP: 2 PA: 42
PB: 0
SB: 0
CS: 0

PITCHER		IP	WLS	BF	H	R	ER	SO	BB	IBB	HBP	BLK	WP	HR	S	P	ERA	WHIP
21 Zack Greinke, R ERA: 3.08	(1, 1)	6.0		27	7	4	4	6	0	1	1	0	1	0	63	95	6.00	1.167
40 Andrew Chafin, L ERA: 3.16	(7, 1)	0.1	H	2	1	0	0	1	0	0	0	0	0	0	5	7	0.00	3.000
66 Yoshihisa Hirano, R ERA: 4.66	(7, 1)	0.2	B	4	0	0	0	1	1	1	0	0	1	0	6	14	0.00	1.500
50 Yoan López, R ERA: 1.16	(8, 1)	1.0	W	4	1	0	0	2	0	0	0	0	0	0	13	16	0.00	1.000
30 T.J. McFarland, L ERA: 5.88	(9, 1)	0.2		4	1	1	1	0	0	0	1	0	0	0	7	12	13.50	1.500

PITCHER		IP	WLS	BF	H	R	ER	SO	BB	IBB	HBP	BLK	WP	HR	S	P	ERA	WHIP
56 Greg Holland, R ERA: 2.16	(9, 1)	0.1	S	1	0	0	0	1	0	0	0	0	0	0	3	6	0.00	0.000

Batter	1	2	3	4	5	6	7	8	9	AB	R	H	RBI	BB	SO	LOB
10 Adam Jones, R (1, 9) OBP: 0.320, SLG: 0.469	B FF 90 C FF 90 S SL 87 B SL 88 T SL 89 2-2 K ①	C FF 90 F SL 87 B CU 74 X FF 90 1-2 1B			X SL 86 0-0 G5-3 ①		B CU 82 F CU 84 S FF 94 B CU 84 F CU 85 X FF 94 2-2 F9 ③	B SI 96 S SL 87 S SL 87 C SL 87 1-3 K ③		5	0	1	0	0	2	2
4 Ketel Marte, S (1, 4) OBP: 0.361, SLG: 0.585	B FF 90 B FF 90 S SL 88 F FF 91 X SL 88 2-2 5 PB 53 HR 1B	X FF 90 0-0 G5-3 ③			C FF 90 X FF 88 0-1 P2 ②			F SI 94 B FF 95 X CH 87 1-1 5 1B 1B 1B		4	2	2	0	0	0	1
5 Eduardo Escobar, S (1, 5) OBP: 0.343, SLG: 0.536	C FF 90 C CU 74 B FF 91 D CH 86 B SL 89 B FF 92 4-2 53 HR **1-2** BB	F FF 89 B SL 88 F FF 90 B FF 90 B CU 74 S SL 87 3-3 K ①			X FF 90 0-0 P4 ③			C SI 94 X CH 88 0-1 1B 13 SF9 **1-2** 1B		3	2	1	0	1	1	0
David Peralta, L (1, 7) OBP: 0.354, SLG: 0.485	B FF 92 X SL 87 1-0 F3 ②	F FF 91 B FF 90 F FF 90 X SL 87 1-2 G5-3 ②				C SL 86 F FF 90 B CU 74 B FF 90 F SL 85 X FF 91 2-2 F7 ①		F SI 94 F FF 94 B FF 95 B SL 87 X FF 94 2-2 13 SF9 53 BB 16 1B **1-3** 1B **2-H**		4	1	1	1	0	0	2
53 Christian Walker, R (1, 3) OBP: 0.342, SLG: 0.502	X SL 88 0-0 **1-H** **2-H** HR	C FF 90 B CU 74 X CU 73 1-1 G5-3 ③				S CU 73 B CU 74 B FF 91 C SL 86 B CU 74 X SL 88 3-2 13 1B 1B		B SI 94 B SL 89 C SI 93 S SL 89 B SL 90 B SI 94 4-2 13 SF9 16 1B **1-2** BB		3	2	2	3	1	0	0
13 Nick Ahmed, R (1, 6) OBP: 0.309, SLG: 0.413	B FF 91 B FF 89 X FF 90 2-0 G5-3 ③			X FF 89 0-0 G5-3 ①		B SL 87 T FF 91 X SL 87 1-1 18 G5-4-3 **1-2** 1B		C SI 94 D SL 89 B SI 94 X SI 94 2-1 SF9 ① **1-2** **2-3** **3-H**		3	0	1	1	0	0	0
18 Carson Kelly, R (1, 2) OBP: 0.347, SLG: 0.500		C FF 90 B SL 87 B SL 88 F SL 87 B CU 72 X SL 88 3-2 L7 ①		B FF 90 B SL 87 C FF 89 B FF 90 X SL 87 3-1 1B		C FF 91 B FF 90 B SL 87 F FF 91 X CU 74 2-2 G5-4-3 ②③ **1-2f**		C SL 89 S SL 89 D SL 90 C SI 96 1-3 K ②		4	0	1	0	0	1	4
16 Tim Locastro, R (1, 8) OBP: 0.387, SLG: 0.337		B FF 90 C FF 90 X FF 91 1-1 P6 ②		B FF 91 F SL 88 X CU 73 1-1 L9 ②			C CU 84 X CU 80 0-1 G6-3 ①	X SI 94 0-0 1 S **2-H** **3-H** 1B		4	0	1	2	0	0	1
21 Zack Greinke, R (1, 1) OBP: 0.342, SLG: 0.667 40 Andrew Chafin, R (7, 1) 66 Yoshihisa Hirano, R (7, 1) 2 Domingo Leyba, S (7, PH) OBP: 0.333, SLG: 0.333 50 Yoan López, R (8, 1) 1 Jarrod Dyson, L (8, PH) OBP: 0.348, SLG: 0.372 30 T.J. McFarland, L (9, 1) 56 Greg Holland, R (9, 1)		S FF 90 B CU 73 X FF 91 1-1 HR		S SL 87 D CU 73 B FF 90 X SL 87 2-1 G5-3 ③			B CU 81 B CU 83 C SL 83 F FF 93 F FF 94 S FF 96 2-3 K ②	B SL 88 B SI 95 B FF 95 F FF 94 B FF 96 4-1 **1-2** BB		2 0 0 1 0 0 0 0	1 0 0 0 0 0 0 0	1 0 0 0 0 0 0 0	1 0 0 0 1 0 0 0	0 0 0 0 0 0 0 0	0 0 0 0 0 0 0 0	1 0 0 0 0 0 0 0
Inning Stats	R: 3 H: 2 E: 0 LOB: 0 K: 1 BB: 1 S: 11 P: 22	R: 1 H: 2 E: 0 LOB: 1 K: 0 BB: 0 S: 11 P: 17	R: 0 H: 0 E: 0 LOB: 0 K: 1 BB: 0 S: 8 P: 13	R: 0 H: 1 E: 0 LOB: 1 K: 0 BB: 0 S: 7 P: 13	R: 0 H: 0 E: 0 LOB: 0 K: 0 BB: 0 S: 4 P: 4	R: 0 H: 2 E: 0 LOB: 1 K: 0 BB: 0 S: 12 P: 20	R: 0 H: 0 E: 0 LOB: 0 K: 1 BB: 0 S: 10 P: 14	R: 4 H: 4 E: 0 LOB: 2 K: 2 BB: 2 S: 19 P: 34		1B: 9 SF: 1 2B: 0 SAC: 0 3B: 0 DP: 1 HR: 2 HBP: 0						

PITCHER		IP	WLS	BF	H	R	ER	SO	BB	IBB	HBP	BLK	WP	HR	S	P	ERA	WHIP
22 Clayton Kershaw, L ERA: 3.07	(1, 1)	6.0		25	7	4	4	2	1	0	0	0	0	2	53	89	6.00	1.333
63 Yimi García, R ERA: 4.03	(7, 1)	1.0		3	0	0	0	1	0	0	0	0	0	0	10	14	0.00	0.000
51 Dylan Floro, R ERA: 3.9	(8, 1)	0.2	L	7	4	4	4	1	1	0	0	0	0	0	15	25	54.00	7.500
47 JT Chargois, R ERA: 6.75	(8, 1)	0.1		2	0	0	0	1	1	0	0	0	0	0	4	9	0.00	3.000

PITCHER	IP	WLS	BF	H	R	ER	SO	BB	IBB	HBP	BLK	WP	HR	S	P	ERA	WHIP

BOTTOM

Los Angeles Dodgers @ Arizona Diamondbacks

Chase Field, Phoenix, AZ

Mon Jun 24 2019, 6:41 PM - 9:52 PM MST

Att. 24,675 - Clear - 103 F

livebaseballscorecards.com

AB	33
R	8
H	11
RBI	8
BB	3
SO	5
LOB	11

Batter	1	2	3	4	5	6	7	8	9	AB	R	H	RBI	BB	SO	LOB
14 Enrique Hernández, R (1, 8) OBP: 0.285, SLG: 0.397	C FF 91 F FF 92 F SL 85 X FF 93 0-2 HR		C SI 94 X SI 95 0-1 ③ F9			C SI 90 B SL 84 X SI 91 1-1 ① P6	X FF 93 0-0 ②③ FC6-5-4-3 2-3			4	1	1	1	0	0	1
10 Justin Turner, R (1, 5) OBP: 0.382, SLG: 0.442	C KC 85 X SL 84 0-1 ① F7			H FF 91 1-0 27 FC6 HBP		X KC 81 0-0 HR		B FF 92 X FF 92 1-0 ① G6-3		3	1	1	1	0	0	0
27 Alex Verdugo, L (1, 9) OBP: 0.351, SLG: 0.487	S FF 93 C SL 86 B SL 87 B SL 86 F SL 86 X FF 95 2-2 ② G1-3			X SL 85 0-0 ① FC6 16 S 3 BB 1-2f		B FF 91 F SL 84 B SL 85 B SL 82 F FF 93 X FF 93 3-2 3 2B		B CU 81 X CH 86 1-0 ② G6-3		4	1	1	0	0	0	1
3 Chris Taylor, R (1, 6) OBP: 0.321, SLG: 0.456	S KC 84 F KC 83 B SL 85 S SI 93 1-3 ③ K			1 SAFE 1 SAFE B SI 92 B SI 91 C KC 83 S SL 85 1 SAFE D SL 86 B SL 86 4-2 16 S 1-2 BB		X SI 92 0-0 2-H 2B		C FF 93 F CH 86 B CH 85 X CH 86 1-2 16 S 1B		3	0	2	1	1	1	0
16 Will Smith, R (1, 2) OBP: 0.345, SLG: 0.654		B FF 90 B SL 83 B FF 91 C FF 92 F SL 83 S SI 93 3-3 ① K		B FF 92 F SL 84 B FF 92 S FF 92 B SL 86 F FF 92 C FF 93 3-3 ② K 1-2 2-3		S KC 80 F SL 78 T FF 91 B SL 84 F FF 92 F FF 90 C KC 83 2-3 ② K		1 SAFE B FF 93 F SI 94 B FF 93 C CH 87 F CH 88 B FF 94 F CH 87 B CH 87 4-2 41 FC6-4 1-2 BB		3	0	0	0	1	3	3
41 Kyle Garlick, R (1, 7) OBP: 0.367, SLG: 0.593		C FF 93 S SL 85 B SL 85 B SL 85 C FF 94 2-3 ② K		C FF 91 D SL 85 F FF 93 S SL 86 1-3 ③ K		0-0 IBB		C FF 93 X CH 87 0-1 ③ FC6-4 1-2f		3	0	0	0	1	2	4
45 Matt Beaty, L (1, 3) OBP: 0.316, SLG: 0.432		C FF 94 B SL 85 F SL 85 X SL 86 1-2 ③ G4-3			B SL 84 B FF 92 X SL 84 2-0 ① G3-1	B FF 93 B SL 85 F FF 94 B FF 93 F FF 93 X SL 86 3-2 ③ F9			S SI 89 F SI 90 B SI 90 B SL 82 X SI 91 2-2 ① G3	4	0	0	0	0	0	2
15 Austin Barnes, R (1, 4) OBP: 0.311, SLG: 0.364 13 Max Muncy, L (6, 4) OBP: 0.383, SLG: 0.527			C SI 91 S SL 84 B SL 83 B FF 92 B SI 92 C KC 84 3-3 ① K		C SI 91 C SL 84 C FF 92 0-3 ② K		B SL 84 B KC 82 C FF 94 B SL 85 S FF 93 F FF 94 B FF 94 4-2 14 7 SH1-4 FC6-5-4-3 BB		X SI 90 0-0 ② G3	2 1	0 0	0 0	0 0	2 1	0 0
68 Ross Stripling, R (1, 1) OBP: 0.167, SLG: 0.091 17 Joe Kelly, R (4, 1) 18 Kenta Maeda, R (5, PH) OBP: 0.276, SLG: 0.345 7 Julio Urías, L (5, 1) OBP: 0.429, SLG: 0.333 52 Pedro Báez, R (8, 1) 55 Russell Martin, R (9, PH) OBP: 0.361, SLG: 0.343 74 Kenley Jansen, S (9, 1)			C FF 92 F SI 92 X KC 84 0-2 ② G6-3		S KC 82 T SI 93 B SL 86 S FF 94 1-3 ③ K		1 SAFE X FF 90 0-0 ① SH1-4 1-2		C SI 90 B CH 83 B CH 83 T SI 90 B SI 90 S SI 91 3-3 ③ K	1 0 1 0 0 1 0	0 0 0 0 0 0 0	0 0 0 0 0 0 0	0 0 0 0 0 0 0	0 0 1 0 0 1 0	0 0 0 0 0 0 0	0 0 0 0 0 0 0

TOP

Los Angeles Dodgers @ Arizona Diamondbacks
Chase Field, Phoenix, AZ
Tue Jun 25 2019, 6:41 PM - 9:47 PM MST
Att. 27,927 - Partly Cloudy - 103 F

livebaseballscorecards.com

AB	30
R	3
H	5
RBI	3
BB	4
SO	10
LOB	11

Inning Stats	1	2	3	4	5	6	7	8	9
	R: 1 E: 0 K: 1 S: 13	R: 0 E: 0 K: 2 S: 9	R: 0 E: 0 K: 1 S: 8	R: 0 E: 0 K: 2 S: 10	R: 0 E: 0 K: 2 S: 7	R: 2 E: 0 K: 1 S: 15	R: 0 E: 0 K: 0 S: 5	R: 0 E: 0 K: 0 S: 11	R: 0 E: 0 K: 1 S: 7
	H: 1 LOB: 0 BB: 0 P: 16	H: 0 LOB: 0 BB: 0 P: 15	H: 0 LOB: 0 BB: 0 P: 11	H: 0 LOB: 0 BB: 1 P: 19	H: 0 LOB: 0 BB: 0 P: 10	H: 3 LOB: 2 BB: 1 P: 24	H: 0 LOB: 0 BB: 1 P: 9	H: 1 LOB: 2 BB: 1 P: 18	H: 0 LOB: 0 BB: 0 P: 12

| | | |

BOTTOM

Los Angeles Dodgers @ Arizona Diamondbacks
Chase Field, Phoenix, AZ
Tue Jun 25 2019, 6:41 PM - 9:47 PM MST
Att. 27,927 - Partly Cloudy - 103 F

livebaseballscorecards.com

Batter	1	2	3	4	5	6	7	8	9	AB	R	H	RBI	BB	SO	LOB
10 Adam Jones, R (1, 9) OBP: 0.316, SLG: 0.463	F FF 90 F SL 85 B SL 87 X FF 90 1-2 G5-3 ①		F SL 84 S KC 79 B KC 79 S KC 82 1-3 K ①		C FF 94 X CH 79 0-1 G4-3 ②		B CH 84 B FF 98 X FF 97 2-0 FC4 ③ 1-2f			4	0	0	0	0	1	1
4 Ketel Marte, S (1, 4) OBP: 0.363, SLG: 0.584	B FF 92 C FF 89 S KC 80 S KC 81 1-3 K ②		X KC 80 0-0 5 G3-1 1B 1B		X SI 96 0-0 1B			C CH 88 F FF 96 B FF 96 F FF 98 B CH 87 C SI 97 2-3 K ①		4	1	2	0	0	2	0
5 Eduardo Escobar, S (1, 5) OBP: 0.342, SLG: 0.531	B FC 89 C KC 79 S FF 92 B FF 92 B KC 83 B FF 93 4-2 E 2B BB		C FC 90 X FC 88 0-1 G3-1 ② 1-2		S CH 80 F FF 95 X FF 95 0-2 L7 ③			B FF 98 S FF 97 S FF 98 T FF 98 1-2 K ②		3	1	0	0	1	1	2
David Peralta, L (1, 7) OBP: 0.356, SLG: 0.489	C FF 92 S CH 83 F FF 92 1 SAFE D KC 81 B FC 90 X FC 90 2-2 1-H 2B		F FF 92 X KC 80 0-1 2-H 1B			C CU 77 F FF 95 B SL 84 S SL 87 1-3 K ① B CH 82 F FF 96 F FF 96 X CH 81 1-2 P3 ②		B CH 88 B CH 87 X FF 97 2-0 G4-3 ③		4	0	2	2	0	1	0
53 Christian Walker, R (1, 3) OBP: 0.338, SLG: 0.495	F FC 91 F FF 90 B SL 87 B FF 92 B FF 91 X FF 92 3-2 P3 ③		F FF 89 B SL 86 B SL 86 C SL 87 S FF 92 2-3 K ③						C FC 94 B SL 82 S FC 94 B FC 94 B FC 93 F FC 95 S FC 95 3-3 K ①	4	0	0	0	0	2	2
1 Jarrod Dyson, L (1, 8) 35 Matt Andriese, R (7, 1) 30 T.J. McFarland, L (9, 1) 2 Domingo Leyba, S (9, PH) OBP: 0.250, SLG: 0.250		B FF 90 B FF 90 B FF 90 C FF 89 C FF 91 F FF 92 X FF 91 3-2 P6 ①		C SI 98 X KC 86 0-1 G4-3 ①		B CU 78 S FF 97 X FF 96 1-1 B3 ③			B FC 93 C FC 92 T FC 93 B FC 93 F FC 92 X FC 93 2-2 F9 ②	3 0 0 1	0 0 0 0	0 0 0 0	0 0 0 0	0 0 0 0	0 0 0 0	0 0 0 0
13 Nick Ahmed, R (1, 6) OBP: 0.309, SLG: 0.411		C SL 89 B SL 88 T FF 90 B KC 82 F FF 91 S SL 89 2-3 K ②		B KC 86 B KC 86 C SI 100 X KC 86 2-1 G4-3 ②			S FF 95 X FF 95 0-1 L7 ①		B SL 82 S FC 94 S FC 93 B FC 93 X FC 92 2-2 18 S 1B	4	0	1	0	0	1	0
18 Carson Kelly, R (1, 2) OBP: 0.350, SLG: 0.503		B SL 85 B SL 85 C FF 92 F SL 87 B KC 82 X FF 92 3-2 2B		B KC 86 F SI 99 C KC 86 S KC 87 1-3 K ③			B CU 78 C FF 96 B SL 84 C FF 97 B CH 82 F FF 97 D FF 98 4-2 10 FC4 BB		C FC 92 1 SAFE B FC 92 F FC 92 F FC 92 F FC 92 F SL 81 F FC 93 B FC 93 2-2 X SL 84 G2-3 ③ 1-2	3	0	1	0	1	1	1
38 Robbie Ray, L (1, 1) OBP: 0.034, SLG: 0.034 16 Tim Locastro, R (7, 8) OBP: 0.383, SLG: 0.333		X FF 92 0-0 G4-3 ③			C SI 94 S SL 81 X SL 83 0-2 G3-1 ①		B SL 82 B CH 84 B FF 97 C FF 97 C FF 97 F FF 97 F FF 96 X FF 96 3-2 P3 ②			2 1	0 0	0 0	0 0	0 0	0 0	1 1
Inning Stats	R: 1 E: 1 K: 1 S: 15 H: 1 LOB: 1 BB: 1 P: 26	R: 0 E: 0 K: 1 S: 12 H: 1 LOB: 1 BB: 0 P: 20	R: 1 E: 0 K: 2 S: 11 H: 2 LOB: 1 BB: 0 P: 14	R: 0 E: 0 K: 1 S: 7 H: 0 LOB: 0 BB: 0 P: 10	R: 0 E: 0 K: 0 S: 9 H: 1 LOB: 1 BB: 0 P: 9	R: 0 E: 0 K: 1 S: 8 H: 0 LOB: 0 BB: 0 P: 11	R: 0 E: 0 K: 0 S: 11 H: 0 LOB: 1 BB: 1 P: 20	R: 0 E: 0 K: 2 S: 8 H: 0 LOB: 0 BB: 0 P: 13	R: 0 E: 0 K: 1 S: 18 H: 1 LOB: 1 BB: 0 P: 27	1B: 4 2B: 2 3B: 0 HR: 0	SF: 0 SAC: 0 DP: 0 HBP: 0	WP: 0 PB: 0 SB: 1 CS: 0	PA: 35				

	AB	33
	R	2
	H	6
	RBI	2
	BB	2
	SO	9
	LOB	8

PITCHER		IP	WLS	BF	H	R	ER	SO	BB	IBB	HBP	BLK	WP	HR	S	P	ERA	WHIP
68 Ross Stripling, R ERA: 3.08	(1, 1)	3.0		14	4	2	1	4	1	0	0	0	0	0	38	60	3.00	1.667
17 Joe Kelly, R ERA: 6.15	(4, 1)	1.0		3	0	0	0	1	0	0	0	0	0	0	7	10	0.00	0.000
7 Julio Urías, L ERA: 2.66	(5, 1)	3.0	W	11	1	0	0	1	1	0	0	0	0	0	28	40	0.00	0.667
52 Pedro Báez, R ERA: 2.8	(8, 1)	1.0	H	3	0	0	0	2	0	0	0	0	0	0	8	13	0.00	0.000
74 Kenley Jansen, R ERA: 3.21	(9, 1)	1.0	S	4	1	0	0	1	0	0	0	0	0	0	18	27	0.00	1.000

PITCHER	IP	WLS	BF	H	R	ER	SO	BB	IBB	HBP	BLK	WP	HR	S	P	ERA	WHIP

Batter	1	2	3	4	5	6	7	8	9	AB	R	H	RBI	BB	SO	LOB
31 Joc Pederson, L (1, 3) OBP: 0.324, SLG: 0.549	B FF 93 F FF 93 F FF 93 X CH 88 1-2 ① G4-3		F FF 92 C CH 87 S CH 87 0-3 ① K		F FF 92 B CU 81 F CU 78 X SL 83 1-2 2B		C CH 89 X FF 95 0-1 ③ F8			4	0	1	0	0	1	1
27 Alex Verdugo, L (1, 8) OBP: 0.350, SLG: 0.481	S FF 94 B FF 94 B CU 81 F FF 94 F FF 94 F CU 81 F FF 95 F FF 94 X CH 86 2-2 ② G4-3		B FF 92 D CH 86 1 SAFE X SI 93 2-0 ②③ G4-6-3 1-2f		F FF 92 B FF 93 D CH 87 F SI 94 B FF 94 D CU 81 4-2 BB			C SI 94 X SI 94 0-1 ① G1-3		3	0	0	0	1	0	1
45 Matt Beaty, L (1, 7) OBP: 0.313, SLG: 0.436	B FF 94 B FF 93 C FF 95 S CU 82 X CU 82 2-2 ③ L8			C CU 78 B FF 93 C FF 93 F FF 93 X CH 86 1-2 ① G5-3	C SI 94 2 SAFE B FF 93 C CH 87 S FF 94 1-3 ③ K			B CU 78 S SI 94 F SI 93 X SI 95 1-2 2B		4	0	1	0	0	1	2
35 Cody Bellinger, L (1, 9) OBP: 0.452, SLG: 0.711 63 Yimi García, R (6, 1) 47 JT Chargois, S (7, 1) 15 Austin Barnes, R (8, PH) OBP: 0.315, SLG: 0.364 (8, 2)		B FF 92 F FF 93 B FF 92 B CH 86 B FF 94 4-1 13 G4-3 13 WP 3 SF8 BB		B CU 80 T FF 94 X SI 92 1-1 HR		S SL 84 B SL 85 B FF 93 F FF 94 X SI 94 2-2 ① G3-1		B CU 80 B FF 94 B SI 94 C SI 94 B SI 94 4-1 13 G4-3 BB		2 0 0 0	2 0 0 0	1 0 0 0	1 0 0 0	1 0 0 1	0 0 0 0	0 0 0 0
13 Max Muncy, L (1, 5) OBP: 0.378, SLG: 0.519		B SI 92 S SI 92 B CU 82 X CH 88 2-1 ① G4-3 1-3		B CU 80 B CU 79 C FF 94 X CU 80 2-1 ② G3		C FF 94 B FF 94 B SL 85 F FF 94 X SI 95 2-2 ② G6-3		C CU 80 C CU 79 D CU 80 B FF 95 X CU 80 2-2 ②③ G4-3 1-2f		4	0	0	0	0	0	3
3 Chris Taylor, R (1, 6) OBP: 0.320, SLG: 0.454		S SL 87 X SL 86 0-1 ② SF8 3-H		S CH 86 B FF 94 S SL 86 B SL 85 X FF 94 2-2 E3		C CU 80 C SI 94 B CU 80 X CU 80 1-2 1B			B FF 94 F FF 96 B FF 96 F CH 88 F FF 96 S KC 83 2-3 ① K2-3	3	0	1	1	0	1	0
14 Enrique Hernández, R (1, 4) OBP: 0.284, SLG: 0.392		B FF 94 B FF 94 B SL 85 C FF 93 B SI 93 4-1 BB		B SL 84 1 SAFE S SL 84 1 SAFE F FF 92 1 SAFE 1 SAFE D SL 86 X FF 93 2-2 ③ P2		F SI 92 C SI 94 D CU 80 D CU 81 S SI 95 2-3 ③ K			F SI 96 B FF 97 F SI 96 F KC 82 F FF 96 B FF 98 X FF 97 2-2 ② P6	3	0	0	0	1	1	2
55 Russell Martin, R (1, 2) OBP: 0.349, SLG: 0.330 (8, 1)		C FF 93 B CU 82 1 SAFE S SL 87 B SL 86 1 SAFE T SL 87 2-2 ③ K			F FF 93 B CU 82 B SL 84 F FF 94 F FF 94 F SL 85 X SL 84 2-2 ① F8		C SI 93 C SI 94 S SI 94 0-3 ① K		C FF 97 B FF 98 B KC 84 C KC 84 S FF 98 2-3 ③ K	4	0	0	0	0	3	1
46 Tony Gonsolin, R (1, 1) OBP: 0.500, SLG: 0.500 64 Caleb Ferguson, R (5, 1) 41 Kyle Garlick, R (6, 9) OBP: 0.355, SLG: 0.571			B FF 90 C FF 92 C FF 93 X FF 94 1-2 27 G4-6-3 1B		X FF 94 0-0 ② F8		B CU 81 B CU 80 C SI 94 B SI 95 S SI 94 X SI 94 3-2 ② P4			2 0 1	0 0 0	1 0 0	0 0 0	0 0 0	0 0 0	0 0 0
Inning Stats	R: 0 E: 0 K: 0 S: 13 H: 0 LOB: 0 BB: 0 P: 18	R: 1 E: 0 K: 1 S: 9 H: 0 LOB: 1 BB: 2 P: 21	R: 0 E: 0 K: 1 S: 7 H: 1 LOB: 0 BB: 0 P: 10	R: 1 E: 1 K: 0 S: 14 H: 1 LOB: 1 BB: 0 P: 22	R: 0 E: 0 K: 1 S: 14 H: 1 LOB: 2 BB: 1 P: 22	R: 0 E: 0 K: 1 S: 12 H: 1 LOB: 1 BB: 0 P: 19	R: 0 E: 0 K: 1 S: 8 H: 0 LOB: 0 BB: 0 P: 11	R: 0 E: 0 K: 0 S: 9 H: 1 LOB: 1 BB: 1 P: 16	R: 0 E: 0 K: 2 S: 12 H: 0 LOB: 0 BB: 0 P: 18	1B: 2 2B: 2 3B: 0 HR: 1 SF: 1 SAC: 0 DP: 2 HBP: 0						WP: 1 PB: 0 SB: 0 CS: 0 PA: 35

PITCHER	IP	WLS	BF	H	R	ER	SO	BB	IBB	HBP	BLK	WP	HR	S	P	ERA	WHIP
45 Taylor Clarke, R (1, 1) ERA: 6.1	5.0	W	21	3	2	2	3	3	0	0	0	1	1	57	93	3.60	1.200
40 Andrew Chafin, L (6, 1) ERA: 3.08	0.2		2	0	0	0	0	0	0	0	0	0	0	6	10	0.00	0.000
58 Stefan Crichton, R (6, 1) ERA: 4.5	2.1		9	2	0	0	2	1	0	0	0	0	0	23	36	0.00	1.286
25 Archie Bradley, R (9, 1) ERA: 5.5	1.0		3	0	0	0	2	0	0	0	0	0	0	12	18	0.00	0.000

PITCHER	IP	WLS	BF	H	R	ER	SO	BB	IBB	HBP	BLK	WP	HR	S	P	ERA	WHIP

TOP

Los Angeles Dodgers @ Arizona Diamondbacks

Chase Field, Phoenix, AZ

Wed Jun 26 2019, 12:41 PM - 3:42 PM MST

Att. 28,752 - Roof Closed - 75 F

livebaseballscorecards.com

AB	30
R	2
H	5
RBI	2
BB	4
SO	7
LOB	10

Batter	1	2	3	4	5	6	7	8	9	AB	R	H	RBI	BB	SO	LOB
1 Jarrod Dyson, L (1, 8) OBP: 0.349, SLG: 0.377	S FF 95 F FS 87 B FS 87 X FF 96 1-2 16 1B 16 S E 1B	S SL 90 F FF 94 B FS 87 X FS 86 1-2 16 SF7 1-3 2B		X FS 87 0-0 16 S 3-H 1B	C FF 95 B FF 95 F FF 94 C CU 74 1-3 ③ K			B FF 89 X FF 90 1-0 ③ P5		5	1	3	1	0	1	3
16 Tim Locastro, R (1, 9) OBP: 0.378, SLG: 0.333	C FF 95 D SL 91 1 SAFE 1 SAFE C FF 96 X FF 96 1-2 E S 5 HR 1-3 1B	C CU 81 F FF 95 X FS 87 0-2 ② SF7 2-3 3-H		S FF 93 B FF 93 1 SAFE B SL 90 B FF 95 F FF 94 X FF 94 3-2 ③ G6-3 1-2		B CU 82 B CU 84 C FF 92 T FF 93 F FF 94 S FF 93 2-3 ① K				3	1	1	1	0	1	1
David Peralta, L (1, 7) OBP: 0.351, SLG: 0.482	B FS 87 C FS 87 S SL 92 B FS 86 X SL 90 2-2 E3 5 HR 1-3 3-H	X FS 88 0-0 ③ F9			C FF 95 B CU 75 B CU 74 X FF 95 2-1 E3 5 1B 15 2B	B CU 82 B CU 82 C CU 82 X FF 93 2-1 ② F8				4	2	0	1	0	0	2
5 Eduardo Escobar, S (1, 5) OBP: 0.344, SLG: 0.540	D CU 81 B CU 81 F FS 85 S FF 95 X FF 95 2-2 1-H 3-H HR		C FF 94 B FS 88 F FS 87 X FS 87 1-2 ① G4-3		S FF 95 F FF 96 X FF 96 0-2 22 S 15 2B 1-3 1B	F SI 96 X CH 87 0-1 ③ F7				4	2	2	3	0	0	0
22 Jake Lamb, L (1, 3) OBP: 0.318, SLG: 0.263	B FF 96 B FS 87 C SL 91 F SL 91 X FS 88 2-2 ① G6-3		B FF 94 B FS 86 B SL 90 F FF 94 F FF 94 S FF 95 3-3 ② K		F FF 96 B CU 74 F FF 96 B FF 97 S FF 97 2-3 ① K 1-2		B SL 87 C SL 86 F FF 96 S SL 86 1-3 ① K			4	0	0	0	0	3	2
15 Ildemaro Vargas, S (1, 4) OBP: 0.288, SLG: 0.372	S FF 95 B FS 88 B SL 90 B FS 87 X FF 95 3-1 ② G6-3		B SL 89 C FF 94 C FF 94 X CU 82 1-2 ③ G5-3		B FF 97 B CU 76 C FF 96 F FF 96 F FF 96 B FF 97 X FF 96 3-2 4 1B 2-H 3-H 2B		C SI 97 B SI 98 X SL 86 1-1 ② G3-1			4	0	1	2	0	0	0
13 Nick Ahmed, R (1, 6) OBP: 0.308, SLG: 0.406	B CU 83 B FF 95 F FF 94 F FF 95 S FS 88 2-3 ③ K			B FF 94 F SL 88 F FF 94 F FF 95 B SL 89 F CU 81 S FS 86 2-3 ① K	B FF 95 D FF 95 F FF 96 S FF 96 B CU 74 B FF 94 4-2 4 1B BB		S SI 97 X SL 86 0-1 ③ F8			3	0	0	0	1	2	0
14 Caleb Joseph, R (1, 2) OBP: 0.200, SLG: 0.214		B SL 88 S SL 88 X FF 94 1-1 E6 45 FC3-6		X FF 94 0-0 45 F8 1 1B 2B	C FF 95 B CU 74 S CU 75 X FF 96 1-2 ② F9			B FF 89 X FF 87 1-0 ① P6		4	1	1	0	0	0	2
45 Taylor Clarke, R (1, 1) OBP: 0.231, SLG: 0.462 4 Ketel Marte, S (5, PH) OBP: 0.364, SLG: 0.585 40 Andrew Chafin, R (6, 1) 58 Stefan Crichton, R (6, 1) 53 Christian Walker, R (8, PH) OBP: 0.337, SLG: 0.493 25 Archie Bradley, R (9, 1)		X FF 93 0-0 ① FC3-6 1 2B 16 SF7 1-2f		C FF 93 D CU 82 X FF 93 1-1 ② F8 2-3	X FF 95 0-0 1-2 2-3 1B			C FF 90 S FF 90 B FF 87 T FF 90 1-2 ② K		2 1 0 0 1 0	1 0 0 0 0 0	0 1 0 0 0 0	0 0 0 0 0 0	0 0 0 0 1 0	0 0 0 0 0 0	2 0 0 0 0 0
Inning Stats	R: 4 E: 1 K: 1 S: 20 H: 3 LOB: 0 BB: 0 P: 33	R: 1 E: 1 K: 0 S: 10 H: 1 LOB: 1 BB: 0 P: 12	R: 0 E: 0 K: 1 S: 9 H: 0 LOB: 0 BB: 0 P: 14	R: 1 E: 0 K: 1 S: 12 H: 2 LOB: 1 BB: 0 P: 18	R: 2 E: 1 K: 2 S: 21 H: 3 LOB: 3 BB: 1 P: 34	R: 0 E: 0 K: 1 S: 8 H: 0 LOB: 0 BB: 0 P: 12	R: 0 E: 0 K: 1 S: 7 H: 0 LOB: 0 BB: 0 P: 9	R: 0 E: 0 K: 1 S: 5 H: 0 LOB: 0 BB: 0 P: 8		1B: 5 2B: 3 3B: 0 HR: 1 SF: 1 SAC: 0 DP: 0 HBP: 0				WP: 0 PB: 0 SB: 4 CS: 0 PA: 37		

PITCHER		IP	WLS	BF	H	R	ER	SO	BB	IBB	HBP	BLK	WP	HR	S	P	ERA	WHIP
46 Tony Gonsolin, R ERA: 9.0	(1, 1)	4.0	L	20	6	6	4	3	0	0	0	0	0	1	51	77	9.00	1.500
64 Caleb Ferguson, L ERA: 5.48	(5, 1)	1.0		8	3	2	1	2	1	0	0	0	0	0	21	34	9.00	4.000
63 Yimi García, R ERA: 3.9	(6, 1)	1.0		3	0	0	0	1	0	0	0	0	0	0	8	12	0.00	0.000
47 JT Chargois, R ERA: 5.4	(7, 1)	1.0		3	0	0	0	1	0	0	0	0	0	0	7	9	0.00	0.000
55 Russell Martin, R ERA:	(8, 1)	1.0		3	0	0	0	1	0	0	0	0	0	0	5	8	0.00	0.000

PITCHER	IP	WLS	BF	H	R	ER	SO	BB	IBB	HBP	BLK	WP	HR	S	P	ERA	WHIP

BOTTOM

Los Angeles Dodgers @ Arizona Diamondbacks
Chase Field, Phoenix, AZ
Wed Jun 26 2019, 12:41 PM - 3:42 PM MST
Att. 28,752 - Roof Closed - 75 F

livebaseballscorecards.com

AB	35
R	8
H	9
RBI	8
BB	1
SO	8
LOB	12

Batter	1	2	3	4	5	6	7	8	9	AB	R	H	RBI	BB	SO	LOB
10 Adam Jones, R (1, 9) OBP: 0.311, SLG: 0.455	X FF 94 0-0 ① F7		C FF 94 F CU 79 B SL 86 X FF 95 1-2 ③ P3		B CU 78 S SL 86 X FF 94 1-1 ③ G6-3		C FF 94 S FF 95 B CU 84 X FF 94 1-2 ② F8		X FF 90 0-0 ③ F9	5	0	0	0	0	0	1
1 Jarrod Dyson, L (1, 8) OBP: 0.343, SLG: 0.369	C FF 94 B FF 93 C FF 94 F FF 94 B CU 79 X FF 93 2-2 ② L3			B FF 93 C CH 81 S CU 80 X CU 80 1-2 ① G4-3		X FF 94 0-0 ① F8	C CU 82 S FF 94 B FF 94 X FF 94 1-2 ③ G1-3			4	0	0	0	0	0	0
4 Ketel Marte, S (1, 4) OBP: 0.369, SLG: 0.589	C FF 94 B FF 94 T FF 94 B FF 94 X FF 94 2-2 ③ F9			B FF 94 B FF 92 T FF 94 B FF 94 S FF 94 F FF 95 B FF 95 4-2 2B 53 G4-3 BB		B FF 94 X FF 93 1-0 2B		X FC 92 0-0 G1-6-3 1B		3	1	2	0	1	0	0
David Peralta, L (1, 7) OBP: 0.356, SLG: 0.487		C FF 92 C CU 79 X FF 93 0-2 53 G1-4-3 1B		C CH 82 F FF 94 1 SAFE B FF 95 X CU 80 1-2 53 G4-3 1-3 2B		B FF 93 B CH 84 F CH 82 S FF 94 B FF 95 B FF 94 4-2 BB		D FC 91 C FC 91 C FF 91 B FC 92 X FC 91 2-2 ①② G1-6-3 1-2f		3	0	2	0	1	0	1
53 Christian Walker, R (1, 3) OBP: 0.332, SLG: 0.486		C CU 79 B FF 93 F FF 94 B FF 94 X CH 84 2-2 ①② G1-4-3 1-2f		X FF 94 0-0 ② G4-3 2-3 3-H		C FF 98 F FF 98 C FF 98 0-3 ② K		B KC 82 B FC 92 F FC 91 B KC 83 X FC 92 3-1 ③ G6-3		4	0	0	1	0	1	4
22 Jake Lamb, L (1, 5) OBP: 0.320, SLG: 0.238 40 Andrew Chafin, R (7, 1) 50 Yoan López, R (8, 1) 16 Tim Locastro, R (9, PH) OBP: 0.375, SLG: 0.330 56 Greg Holland, R (9, 1)		F FF 94 B FF 94 B CH 83 B CH 83 F FF 94 B FF 93 4-2 BB		B FF 92 F FF 94 X FF 94 1-1 ③ F8		F FF 98 F FF 98 B FF 99 C FF 99 1-3 ③ K			C FF 91 F FC 88 B FF 92 X CH 87 1-2 ① G5-3	2 0 0 1 0	0 0 0 0 0	0 0 0 0 0	0 0 0 0 0	1 0 0 0 0	1 0 0 0 0	3 0 0 0 0
13 Nick Ahmed, R (1, 6) OBP: 0.310, SLG: 0.416		S FF 93 B FF 94 X CU 79 1-1 ③ B1-3			F FF 94 X FF 94 0-1 HR		F FF 94 B CU 83 B CU 83 B FF 95 F FF 94 F FF 95 F FF 94 B FF 95 4-2 18 HR BB		B CU 76 F FF 89 B FC 88 F FC 89 C FF 92 2-3 ② K	3	2	1	1	1	1	1
18 Carson Kelly, R (1, 2) OBP: 0.354, SLG: 0.528			B FF 92 F SL 88 B CU 78 C FF 93 S FF 94 2-3 ① K		C CU 79 B FF 94 B CU 79 B FF 94 X FF 94 3-1 ① P3		C FF 94 B FF 95 X FF 94 1-1 1-H HR		C CU 76 F FF 91 B CH 85 X CH 85 1-2 5 1B 2B	4	2	2	2	0	1	0
49 Alex Young, L (1, 1) 5 Eduardo Escobar, S (6, 5) OBP: 0.345, SLG: 0.539 66 Yoshihisa Hirano, R (6, 1)		C FF 94 B CU 79 F FF 93 B FF 92 S FF 93 2-3 ② K		C FF 92 F FF 92 S FF 93 0-3 ② K		C FF 95 X CH 90 0-1 ① G6-3			B FF 89 D CH 86 C CH 86 F FF 90 F FF 90 X FF 92 2-2 2-H 1B	2 2 0	0 0 0	0 1 0	0 1 0	0 0 0	2 0 0	0 0 0
Inning Stats	R: 0 E: 0 K: 0 S: 8 H: 0 LOB: 0 BB: 0 P: 12	R: 0 E: 0 K: 0 S: 10 H: 1 LOB: 1 BB: 1 P: 17	R: 0 E: 0 K: 2 S: 9 H: 0 LOB: 0 BB: 0 P: 14	R: 1 E: 0 K: 0 S: 12 H: 1 LOB: 1 BB: 1 P: 19	R: 1 E: 0 K: 1 S: 9 H: 1 LOB: 0 BB: 0 P: 13	R: 0 E: 0 K: 2 S: 10 H: 1 LOB: 2 BB: 1 P: 16	R: 2 E: 0 K: 0 S: 14 H: 1 LOB: 0 BB: 1 P: 21	R: 0 E: 0 K: 0 S: 6 H: 1 LOB: 0 BB: 0 P: 11	R: 1 E: 0 K: 1 S: 14 H: 2 LOB: 1 BB: 0 P: 20	1B: 3 2B: 3 3B: 0 HR: 2 SF: 0 SAC: 0 DP: 2 HBP: 0						

PITCHER		IP	WLS	BF	H	R	ER	SO	BB	IBB	HBP	BLK	WP	HR	S	P	ERA	WHIP
38 Tyler Beede, R ERA: 6.45	(1, 1)	5.1	L	22	4	2	2	3	3	0	0	0	0	1	52	84	3.38	1.312
54 Reyes Moronta, R ERA: 2.62	(6, 1)	0.2		2	0	0	0	2	0	0	0	0	0	0	6	7	0.00	0.000
58 Trevor Gott, R ERA: 4.09	(7, 1)	1.0		5	1	2	2	0	1	0	0	0	0	1	14	21	18.00	2.000
41 Mark Melancon, R ERA: 3.48	(8, 1)	1.0		3	1	0	0	0	0	0	0	0	0	0	6	11	0.00	1.000
57 Dereck Rodríguez, R ERA: 4.85	(9, 1)	1.0		5	2	1	1	1	0	0	0	0	0	0	14	20	9.00	2.000

PITCHER	IP	WLS	BF	H	R	ER	SO	BB	IBB	HBP	BLK	WP	HR	S	P	ERA	WHIP

TOP

Arizona Diamondbacks @ San Francisco Giants

Oracle Park, San Francisco, CA

Thu Jun 27 2019, 6:45 PM - 9:27 PM PDT

Att. 30,790 - Partly Cloudy - 61 F

livebaseballscorecards.com

AB	33
R	5
H	8
RBI	5
BB	4
SO	6
LOB	10

Batter	1	2	3	4	5	6	7	8	9	AB	R	H	RBI	BB	SO	LOB
7 Donovan Solano, R (1, 4) OBP: 0.339, SLG: 0.333 12 Joe Panik, L (8, PH) (9, 4) OBP: 0.315, SLG: 0.333	B SI 89 B SI 90 B FC 86 C FF 90 F FC 85 F FC 86 F SI 91 F FC 86 X SI 90 3-2 G4-3 ①		B FC 84 C FF 90 F CU 82 B CU 82 B FF 90 S SI 90 3-3 K ③			C CU 79 F FC 84 B CU 80 X SI 88 1-2 28 L9 9 BB 1B		X FF 97 0-0 L9 ②		3 0 1 0 0 1 0 1 0 0 0 0 0 0						
9 Brandon Belt, L (1, 3) OBP: 0.355, SLG: 0.425 57 Dereck Rodríguez, R (9, 1) OBP: 0.176, SLG: 0.176	B FF 90 S FC 86 B FC 85 X FC 85 2-1 P5 ②			B CU 79 X FF 89 1-0 HR		D CH 83 C FC 83 B CH 84 C FC 85 D CU 82 B FC 85 4-2 10 FC6-4 1-2 BB		F FF 97 B FF 97 B FF 97 X FF 96 2-1 F7 ③		3 1 1 1 1 0 0 0 0 0 0 0 0 0						
19 Tyler Austin, R (1, 7) OBP: 0.280, SLG: 0.434 8 Alex Dickerson, L (6, PH) OBP: 0.356, SLG: 0.512 (7, 7)	B CU 82 S SI 91 X FC 85 1-1 L4 ③			B CU 81 F SI 89 B FC 84 B CH 85 X SI 89 3-1 F7 ①		B FF 88 S FS 81 C FS 82 X FF 90 1-2 F7 ①			B FF 90 C FF 90 B FF 90 B FF 90 B FF 90 4-1 10 G4-3 28 G5-3 BB	2 0 0 0 0 0 0 1 0 0 0 1 0 2						
28 Buster Posey, R (1, 2) OBP: 0.295, SLG: 0.356		B FF 89 B CH 84 C FF 89 C CH 86 H FC 85 3-2 HBP		X CH 84 0-0 F9 ②		C FS 83 S FS 83 B FS 83 B FS 84 X FF 91 2-2 L9 2-3 ②			C SL 82 C SL 82 X SL 83 0-2 G5-3 1-2 ①	3 0 0 0 0 0 3						
10 Evan Longoria, R (1, 5) OBP: 0.299, SLG: 0.374		X SI 89 0-0 F9 ①		C SI 89 B CH 84 F CH 84 B SI 89 S CH 83 2-3 K		B FF 92 B FF 91 C FF 90 F FF 91 X FS 84 2-2 FC6-4 1-2f ③			X FF 90 0-0 G4-3 2-3 ②	4 0 0 0 0 1 4						
1 Kevin Pillar, R (1, 8) OBP: 0.256, SLG: 0.392		C SI 90 F FC 85 F CU 82 F CH 85 S CH 86 0-3 K ②			F SI 88 B CH 84 X CH 84 1-1 G3 ①		B FS 83 X FF 90 1-0 F9 ①		X FF 90 0-0 F7 ③	4 0 0 0 0 1 2						
35 Brandon Crawford, L (1, 6) OBP: 0.287, SLG: 0.335		1 SAFE X FC 85 0-0 F9 ③			S FC 83 X FC 85 0-1 2B		B FF 93 B SI 93 C FF 93 F SI 93 X FF 94 2-2 G6-3 ②			3 0 1 0 0 0 1						
5 Mike Yastrzemski, L (1, 9) OBP: 0.294, SLG: 0.434			X FF 89 0-0 G3 ①		B FC 84 F FF 89 F FC 84 F FC 84 S CU 82 1-3 K ②		C SI 94 B SL 85 C FF 94 C SI 94 1-3 K ③			3 0 0 0 0 2 1						
38 Tyler Beede, R (1, 1) OBP: 0.308, SLG: 0.100 54 Reyes Moronta, R (6, 1) 58 Trevor Gott, R (7, 1) 41 Mark Melancon, R (8, 1) 48 Pablo Sandoval, S (8, PH) OBP: 0.324, SLG: 0.571 (9, 3)			C FF 90 F FF 90 B CU 81 S CU 82 1-3 K ②		B FF 89 X SI 88 1-0 G6-3 ③			B FF 98 B FF 98 F FF 97 X FF 97 2-1 G4-3 ①		2 0 0 0 0 1 1 0 0 0 0 0 0 0 0 0 0 0 0 0 0 0 0 0 0 0 0 0 1 0 0 0 0 0 0						
Inning Stats	R: 0 E: 0 K: 0 S: 10 H: 0 LOB: 0 BB: 0 P: 16	R: 0 E: 0 K: 1 S: 9 H: 0 LOB: 1 BB: 0 P: 12	R: 0 E: 0 K: 2 S: 7 H: 0 LOB: 0 BB: 0 P: 11	R: 1 E: 0 K: 1 S: 7 H: 1 LOB: 0 BB: 0 P: 13	R: 0 E: 0 K: 1 S: 9 H: 1 LOB: 1 BB: 0 P: 12	R: 0 E: 0 K: 0 S: 14 H: 1 LOB: 2 BB: 1 P: 24	R: 0 E: 0 K: 1 S: 7 H: 0 LOB: 0 BB: 0 P: 11	R: 0 E: 0 K: 0 S: 5 H: 0 LOB: 0 BB: 0 P: 9	R: 0 E: 0 K: 0 S: 6 H: 0 LOB: 1 BB: 1 P: 10	1B: 1 2B: 1 3B: 0 HR: 1 SF: 0 SAC: 0 DP: 0 HBP: 1							

PITCHER		IP	WLS	BF	H	R	ER	SO	BB	IBB	HBP	BLK	WP	HR	S	P	ERA	WHIP
49 Alex Young, L ERA: 1.8	(1, 1)	5.0	W	20	3	1	1	5	1	0	1	0	0	1	47	74	1.80	0.800
66 Yoshihisa Hirano, R ERA: 4.45	(6, 1)	1.1	H	4	0	0	0	0	0	0	0	0	0	0	10	16	0.00	0.000
40 Andrew Chafin, L ERA: 3.0	(7, 1)	0.2	H	2	0	0	0	1	0	0	0	0	0	0	6	9	0.00	0.000
50 Yoan López, R ERA: 1.13	(8, 1)	1.0	H	3	0	0	0	0	0	0	0	0	0	0	5	9	0.00	0.000
56 Greg Holland, R ERA: 2.08	(9, 1)	1.0		4	0	0	0	0	1	0	0	0	0	0	6	10	0.00	1.000

PITCHER	IP	WLS	BF	H	R	ER	SO	BB	IBB	HBP	BLK	WP	HR	S	P	ERA	WHIP

BOTTOM

Arizona Diamondbacks @ San Francisco Giants

Oracle Park, San Francisco, CA

Thu Jun 27 2019, 6:45 PM - 9:27 PM PDT

Att. 30,790 - Partly Cloudy - 61 F

livebaseballscorecards.com

AB	30
R	1
H	3
RBI	1
BB	2
SO	6
LOB	14

WP: 0 PB: 0 SB: 0 CS: 0 PA: 33

Batter	1	2	3	4	5	6	7	8	9	AB	R	H	RBI	BB	SO	LOB
10 Adam Jones, R (1, 9) OBP: 0.306, SLG: 0.447	B C FF 92 X SI 92 1-1 ① G4-3		C CU 77 B FF 93 S SL 84 B SL 85 F FF 92 F FF 92 B CH 87 X SL 86 3-2 ③ G5-3		F FF 92 B FF 92 F SL 85 S FF 93 1-3 ② K		B FF 94 X SI 94 1-0 ① F9		C FF 93 B CU 78 X FF 93 1-1 ① FC4-6 1 1B 1-2f 2-3	5	0	0	0	0	1	3
1 Jarrod Dyson, L (1, 8) OBP: 0.349, SLG: 0.375	X FF 92 0-0 ② L3			B FF 90 C FF 91 B CU 77 B FF 90 X FF 91 3-1 BB 22 1B 1B	X FF 92 0-0 2-3 1B		C SL 82 X SL 82 0-1 ② L9		S FF 93 B FF 93 B FF 93 S FF 94 X SL 82 2-2 1-2 3-H 1B	5	1	3	1	0	0	0
4 Ketel Marte, S (1, 4) OBP: 0.364, SLG: 0.580	B FF 92 C FF 91 X FF 93 1-1 ③ G4-3			X FF 91 0-0 ① P6	B FF 92 X FF 92 1-0 ③ G3-1		B FF 94 B FF 94 X SI 93 2-0 ③ F7		S SL 82 S SL 83 F SL 82 S FF 94 0-3 ② K	5	0	0	0	0	1	5
David Peralta, L (1, 7) OBP: 0.357, SLG: 0.488		C FF 91 B CH 85 B FF 91 X FF 91 2-1 5 F9 2B		B SI 91 1 SAFE B FF 92 B SL 84 B FF 91 4-0 22 1B 1-2 BB		B SI 90 C CH 84 S SI 92 B SL 87 X SL 85 2-2 ① L8		C SI 93 B SI 92 B SL 86 X SI 94 2-1 ① G6-3	S SL 82 F SL 83 F SL 84 D SL 84 S SL 85 1-3 ③ K	4	0	1	0	1	1	2
5 Eduardo Escobar, S (1, 5) OBP: 0.346, SLG: 0.542		C FF 91 F FF 93 X FF 92 0-2 ① F9 2-3		C FF 92 B CH 86 D CH 87 D SL 86 X FF 91 3-1 ② F7		B CH 84 X FF 92 1-0 22 L8 13 1B 2B		X CH 87 0-0 1B		4	1	2	0	0	0	3
22 Jake Lamb, L (1, 3) OBP: 0.321, SLG: 0.250 53 Christian Walker, R (8, PH) OBP: 0.331, SLG: 0.484 (8, 3)		B FF 93 S FF 92 X FF 93 1-1 ② L1		C FF 93 F FF 93 F FF 92 B FF 93 F SL 87 F SL 84 F FF 91 X SI 93 1-2 1-3 2-H 1B		B FF 91 D CH 87 X FF 91 2-0 ② L8 2-3		F SI 93 S SI 94 B SI 93 X SI 94 1-2 ② P3		3 1	0 0	1 0	1 0	0 0	0 0	2 1
13 Nick Ahmed, R (1, 6) OBP: 0.310, SLG: 0.414		F FF 93 S SI 94 B FF 93 B FF 93 C FF 94 2-3 ③ K		D SI 92 D FF 90 S SL 84 C SI 92 C FF 92 2-3 ③ K		X SL 84 0-0 3-H 18 1B 1B		C CH 87 B CH 87 X CH 86 1-1 ③ G3		4	0	1	1	0	2	4
18 Carson Kelly, R (1, 2) OBP: 0.362, SLG: 0.540			C SL 84 B SI 92 F SI 92 B FF 92 B FF 92 X FF 92 3-2 ① F9		C FF 90 C CU 78 X FF 92 0-2 1 1B 2B	C SL 84 C FF 98 B SL 83 F FF 98 B FF 98 1 SAFE X SL 83 2-2 1-2 1B			C FF 92 C CU 76 B FF 93 F SL 82 F FF 93 X FF 94 1-2 10 FC4-6 16 BB 1 1B 1B	4	1	3	0	0	0	0
29 Merrill Kelly, R (1, 1) 15 Ildemaro Vargas, S (6, PH) OBP: 0.287, SLG: 0.369 30 T.J. McFarland, L (6, 1) 35 Matt Andriese, R (7, 1) 52 Zack Godley, R (8, 1) OBP: 0.263, SLG: 0.176 16 Tim Locastro, R (9, PH) OBP: 0.381, SLG: 0.330			C FF 91 S SL 84 B FF 93 F SL 83 X FF 90 1-2 ② G6-3		X FF 90 0-0 ① B1-4	C SL 80 F FF 99 B SL 82 F SL 84 B FF 99 F FF 98 S SL 85 2-3 ③ K			B FF 93 B SL 81 C FF 93 F FF 93 F SL 82 F SL 83 F FF 93 B FF 93 B FF 93 4-2 1-2 10 FC4-6 BB	2 1 0 0 0 0	0 0 0 0 0 0	0 0 0 0 0 0	0 0 0 0 0 0	0 1 0 0 0 1	0 0 0 0 0 0	1 2 0 0 0 0
Inning Stats	R: 0 E: 0 K: 0 S: 5 H: 0 LOB: 0 BB: 0 P: 7	R: 0 E: 0 K: 1 S: 10 H: 1 LOB: 1 BB: 0 P: 15	R: 0 E: 0 K: 0 S: 12 H: 0 LOB: 0 BB: 0 P: 19	R: 1 E: 0 K: 1 S: 15 H: 2 LOB: 2 BB: 1 P: 28	R: 0 E: 0 K: 1 S: 9 H: 2 LOB: 2 BB: 0 P: 11	R: 1 E: 0 K: 1 S: 15 H: 3 LOB: 2 BB: 0 P: 24	R: 0 E: 0 K: 0 S: 4 H: 0 LOB: 0 BB: 0 P: 7	R: 0 E: 0 K: 0 S: 8 H: 1 LOB: 1 BB: 0 P: 12	R: 1 E: 0 K: 2 S: 23 H: 2 LOB: 2 BB: 1 P: 32	1B: 8 2B: 3 3B: 0 HR: 0	SF: 0 SAC: 0 DP: 0 HBP: 0					

PITCHER		IP	WLS	BF	H	R	ER	SO	BB	IBB	HBP	BLK	WP	HR	S	P	ERA	WHIP
64 Shaun Anderson, R ERA: 3.86	(1, 1)	5.2	W	25	7	2	2	3	1	0	0	0	0	0	57	91	3.18	1.412
54 Reyes Moronta, R ERA: 2.6	(6, 1)	0.1	H	2	1	0	0	1	0	0	0	0	0	0	9	13	0.00	3.000
49 Sam Dyson, R ERA: 2.61	(7, 1)	1.0	H	3	0	0	0	0	0	0	0	0	0	0	4	7	0.00	0.000
56 Tony Watson, L ERA: 2.48	(8, 1)	1.0		4	1	0	0	0	0	0	0	0	0	0	8	12	0.00	1.000
13 Will Smith, L ERA: 2.16	(9, 1)	1.0		6	2	1	1	2	1	0	0	0	0	0	23	32	9.00	3.000

PITCHER	IP	WLS	BF	H	R	ER	SO	BB	IBB	HBP	BLK	WP	HR	S	P	ERA	WHIP

TOP

Arizona Diamondbacks @ San Francisco Giants

Oracle Park, San Francisco, CA

Fri Jun 28 2019, 7:16 PM - 10:22 PM PDT

Att. 35,391 - Partly Cloudy - 63 F

livebaseballscorecards.com

AB	38
R	3
H	11
RBI	3
BB	2
SO	6
LOB	23

BOTTOM

Arizona Diamondbacks @ San Francisco Giants

Oracle Park, San Francisco, CA

Fri Jun 28 2019, 7:16 PM - 10:22 PM PDT

Att. 35,391 - Partly Cloudy - 63 F

livebaseballscorecards.com

Batter	1	2	3	4	5	6	7	8	9	AB	R	H	RBI	BB	SO	LOB
9 Brandon Belt, L (1, 3) OBP: 0.352, SLG: 0.418	S SI 91 B CH 85 F FF 92 B FF 92 X FC 92 2-2 ① G6-3		B CU 78 B CH 84 F FF 92 F FC 90 B CH 86 F FF 92 B FC 92 4-2 5 B5-3 28 2B BB		B CH 84 F FC 89 X CH 84 1-1 ② F9	S CH 82 B SI 90 X SI 89 1-1 ③ G4-3		X SI 89 0-0 ② L7		4	1	0	0	1	0	4
5 Mike Yastrzemski, L (1, 9) OBP: 0.298, SLG: 0.433	B FF 92 S FF 92 B FF 92 B FF 92 T FF 94 T FF 94 3-2 ② K		X FF 90 0-0 ② B5-3 1-2		1 SAFE F FF 90 B CH 84 B FF 90 1 SAFE X CH 86 2-1 28 E 1-2 1B		C SI 88 X SL 80 0-1 48 SH2-3 28 1B 8 1B 1B	B SI 90 F SI 90 B KC 81 X SI 88 2-1 ③ P5		5	1	2	0	0	1	2
28 Buster Posey, R (1, 2) OBP: 0.304, SLG: 0.369	C FF 93 B FC 92 F FF 94 B CU 83 F FF 94 B SI 89 F FF 93 X FF 94 3-2 ③ F9		B FC 90 B FF 90 F FC 90 C FF 91 F CU 83 X FF 93 2-2 2-H 2B		S FC 89 B FF 91 X CU 81 1-1 E9 1-3 2-H 1B		X SI 89 0-0 8 1B 48 SH2-3 1 WP 1-2 1B			4	1	3	2	0	0	0
48 Pablo Sandoval, S (1, 5) OBP: 0.318, SLG: 0.561		B FF 90 X FC 89 1-0 ① F7	X FC 89 0-0 ③ P5		C FF 92 X FC 90 0-1 ③ F8		X SI 88 0-0 ① SH2-3 1-2 2-3			3	0	0	0	0	0	3
8 Alex Dickerson, L (1, 7) OBP: 0.367, SLG: 0.578		X FF 90 0-0 HR	C FC 88 F FF 89 X CU 79 0-2 ① F8			X SI 89 0-0 ① G4-3	C SI 90 S SL 80 D SL 80 X SL 78 1-2 35 FC1-6 2-3 3-H 1B			4	1	2	2	0	0	0
35 Brandon Crawford, L (1, 6) OBP: 0.293, SLG: 0.349		S CU 80 F FF 92 X SI 92 0-2 2B	B CH 84 C CH 84 F FF 90 B FF 90 F CH 84 X CH 85 2-2 1 G6-4-3 1B			X SI 89 0-0 12 WP 19 G3 2B	1 SAFE F SI 89 D SL 81 X SL 80 1-1 ② FC1-6 1 WP 1-2f			4	1	3	0	0	0	2
1 Kevin Pillar, R (1, 8) OBP: 0.256, SLG: 0.389		C FF 90 X CU 81 0-1 ② G5-3	B FF 90 X FC 88 1-0 ② ③ G6-4-3 1-2f			B CH 81 B SL 79 2-0 19 G3 12 WP IBB	C CH 85 1 SAFE F FF 93 B CH 86 X CH 87 1-2 ③ G5-3 1-2 3-H			3	0	0	0	1	0	3
12 Joe Panik, L (1, 4) OBP: 0.318, SLG: 0.333		C FF 90 X CH 85 0-1 ③ F7			B CU 77 X FF 89 1-0 5 1B 28 E 1B	B SL 80 B SI 89 B SI 89 B SI 89 4-0 19 G3 1-2 2-3 BB		B SI 90 X SI 90 1-0 ① F7		3	1	1	0	1	0	1
64 Shaun Anderson, R (1, 1) OBP: 0.200, SLG: 0.214 54 Reyes Moronta, R (6, 1) 19 Tyler Austin, R (6, PH) OBP: 0.277, SLG: 0.430 49 Sam Dyson, R (7, 1) 56 Tony Watson, L (8, 1) 21 Stephen Vogt, L (8, PH) OBP: 0.333, SLG: 0.462 13 Will Smith, R (9, 1)			F FF 89 X FC 88 0-1 ① G4-3		L FF 88 B FC 88 M FF 89 B CU 80 1 SAFE C FF 89 2-3 ① K	D SI 90 X SI 88 1-0 ② G3 1-2 2-3 3-H		C SI 89 X KC 83 0-1 2B		2 0 1 0 0 1 0	0 0 0 0 0 0 0	0 0 0 0 0 1 0	0 0 1 0 0 0 0	1 0 0 0 0 0 0	1 0 2 0 0 0 0	0 0 0 0 0 0 0
Inning Stats	R: 0 E: 0 K: 1 S: 11 H: 0 LOB: 0 BB: 0 P: 19	R: 1 E: 0 K: 0 S: 9 H: 2 LOB: 1 BB: 0 P: 10	R: 1 E: 0 K: 0 S: 11 H: 1 LOB: 1 BB: 1 P: 17	R: 0 E: 0 K: 0 S: 8 H: 1 LOB: 0 BB: 0 P: 11	R: 1 E: 1 K: 1 S: 12 H: 3 LOB: 2 BB: 0 P: 19	R: 1 E: 0 K: 0 S: 5 H: 1 LOB: 2 BB: 2 P: 13	R: 2 E: 0 K: 0 S: 12 H: 3 LOB: 1 BB: 0 P: 15	R: 0 E: 0 K: 0 S: 6 H: 1 LOB: 1 BB: 0 P: 9		1B: 7 2B: 4 3B: 0 HR: 1 SF: 0 SAC: 1 DP: 1 HBP: 0		WP: 2 PB: 0 SB: 0 CS: 0 PA: 38			

	AB	34
	R	6
	H	12
	RBI	5
	BB	3
	SO	2
	LOB	18

PITCHER		IP	WLS	BF	H	R	ER	SO	BB	IBB	HBP	BLK	WP	HR	S	P	ERA	WHIP
29 Merrill Kelly, R ERA: 4.0	(1, 1)	5.0	L	22	7	3	3	2	1	0	0	0	0	1	51	76	5.40	1.600
30 T.J. McFarland, L ERA: 6.28	(6, 1)	1.2		11	4	3	3	0	1	1	0	0	1	0	14	24	16.20	3.000
35 Matt Andriese, R ERA: 4.75	(7, 1)	0.1		1	0	0	0	0	0	0	0	0	1	0	3	4	0.00	0.000
52 Zack Godley, R ERA: 6.72	(8, 1)	1.0		4	1	0	0	0	0	0	0	0	0	0	6	9	0.00	1.000

PITCHER	IP	WLS	BF	H	R	ER	SO	BB	IBB	HBP	BLK	WP	HR	S	P	ERA	WHIP

Batter	1	2	3	4	5	6	7	8	9	AB	R	H	RBI	BB	SO	LOB
10 Adam Jones, R (1, 9) OBP: 0.313, SLG: 0.449	B KC 78 B KC 79 B FF 91 C FF 90 B FF 91 4-1 4 2B BB		B FF 90 C FF 91 B KC 81 B FF 91 C FF 92 B FF 92 4-2 4 G6-4-3 BB		C FF 90 X KC 79 0-1 5 1B 1B		C SL 83 X FC 90 0-1 E8 5 1B 2-3	C FC 92 F FC 92 X FC 91 0-2 4 G3-6-3 2-3 3-H 1B		3	1	2	1	2	0	1
4 Ketel Marte, S (1, 4) OBP: 0.361, SLG: 0.578	C FF 91 B KC 80 X FF 92 1-1 1-3 2B		B FF 92 F FF 93 D KC 83 X FF 93 2-1 ①② G6-4-3 1-2f		D KC 81 F FF 92 C KC 80 B SI 91 F FF 92 B KC 80 X FF 94 3-2 ② L9		F FC 91 B CH 87 B FC 91 F CH 87 X CH 87 2-2 ② FC1 5 1B 3-H	F FC 91 X FC 91 0-1 ②③ G3-6-3 1-2f		5	0	1	0	0	0	6
5 Eduardo Escobar, S (1, 5) OBP: 0.350, SLG: 0.543	C FF 91 F FF 92 B KC 81 F SI 91 S KC 81 0-3 ① K		B KC 79 F FF 92 B KC 80 B FF 92 F FF 92 F FF 93 X FF 93 3-2 1B		F FF 91 F SI 90 D KC 80 B KC 80 F FF 92 X FF 92 2-2 1-2 1B		B FC 91 C FC 92 F SI 94 X CH 87 1-2 FC6 1-2 2-H 1B		F SI 93 X SI 93 0-1 ① F9	5	0	3	1	0	1	2
David Peralta, L (1, 7) OBP: 0.351, SLG: 0.479	B FF 92 B FC 89 F FF 93 F FF 93 D KC 82 C FF 94 3-3 ② K		B FC 88 C FF 92 B FC 88 F FF 93 1 SAFE F KC 82 X FF 93 2-2 ③ P6		F FF 91 F FF 92 S KC 82 0-3 ③ K		C FC 91 S CH 87 B CH 88 B FC 91 F CH 87 X SI 93 2-2 ③ FC6 1-2f		C SI 92 B SI 92 X SI 94 1-1 ② G1-3	5	0	0	0	0	2	7
53 Christian Walker, R (1, 3) OBP: 0.329, SLG: 0.477	C FF 93 S FF 93 S FF 94 0-3 ③ K			C KC 80 F KC 80 B FF 89 B FF 92 X FF 92 2-2 ① P3		B SL 83 X FF 96 1-0 ① G4-3		C KC 81 B KC 82 B FC 92 F FC 91 B FC 93 B FC 92 4-2 31 1B 13 1B 15 E BB	X SL 80 0-0 ③ P2	4	1	0	0	1	1	2
13 Nick Ahmed, R (1, 6) OBP: 0.309, SLG: 0.412		X FF 90 0-0 ① G5-3		B FF 91 S FF 92 F FF 93 F FF 94 X KC 81 1-2 ② G4-3		C SL 82 B SL 80 S FF 97 F FF 97 B SL 82 X SL 83 2-2 ② P4		1 SAFE X FC 91 0-0 15 1B 31 1B 15 E 1-2 1B		4	1	1	0	0	0	0
31 Alex Avila, L (1, 2) OBP: 0.415, SLG: 0.524		B FF 90 C FF 91 B KC 82 F FF 91 B FF 93 C FF 93 3-3 ② K		X FF 90 0-0 2B		S CH 89 B SL 81 B CH 91 B FF 97 X FF 97 3-1 ③ G3		B FC 91 B FS 83 X FC 92 2-0 15 E 10 1B 1-2 2-3 1B		4	1	2	0	0	1	0
16 Tim Locastro, R (1, 8) OBP: 0.385, SLG: 0.330		C FF 91 B KC 82 C FF 94 B KC 84 F FF 94 F FF 95 F KC 81 H FF 95 3-2 HBP		D KC 80 B FF 91 C FF 91 S FF 92 F FF 93 B KC 80 F FF 93 S FF 92 3-3 ③ K			C SI 93 X SI 92 0-1 10 E 21 SH3-4 4 FC1 1B	B FC 91 B FC 92 F FC 92 S KC 82 S KC 83 2-3 ① K		3	0	1	0	0	2	4
21 Zack Greinke, R (1, 1) OBP: 0.325, SLG: 0.632 15 Ildemaro Vargas, S (8, PH) OBP: 0.291, SLG: 0.373 50 Yoan Lopez, R (8, 1) 40 Andrew Chafin, R (8, 1) 66 Yoshihisa Hirano, R (9, 1) 56 Greg Holland, R (9, 1)		S FF 94 B FF 94 F FF 94 S KC 83 1-3 ③ K			X FF 89 0-0 ① F7		1 SAFE X SI 91 0-0 ① SH3-4 1-2	B FC 92 X KC 81 1-0 E6 10 1B 1-3 2-H 3-H 1B		2 1 0 0 0 0	0 0 0 0 0 0	0 1 0 0 0 0	0 1 0 0 0 0	1 1 0 0 0 0	1 0 0 0 0 0	1 0 0 0 0 0
Inning Stats	R: 0 E: 0 K: 3 S: 14 H: 1 LOB: 2 BB: 1 P: 22	R: 0 E: 0 K: 2 S: 12 H: 0 LOB: 1 BB: 0 P: 19	R: 0 E: 0 K: 0 S: 13 H: 1 LOB: 1 BB: 1 P: 24	R: 0 E: 0 K: 1 S: 13 H: 1 LOB: 1 BB: 0 P: 19	R: 0 E: 0 K: 1 S: 14 H: 2 LOB: 2 BB: 0 P: 19	R: 0 E: 0 K: 0 S: 7 H: 0 LOB: 0 BB: 0 P: 13	R: 1 E: 1 K: 0 S: 15 H: 2 LOB: 2 BB: 0 P: 20	R: 3 E: 1 K: 1 S: 13 H: 4 LOB: 1 BB: 1 P: 22	R: 0 E: 0 K: 0 S: 5 H: 0 LOB: 0 BB: 0 P: 6	1B: 9 2B: 2 3B: 0 HR: 0	SF: 0 SAC: 1 DP: 2 HBP: 1	WP: 0 PB: 0 SB: 0 CS: 0	PA: 41			

PITCHER		IP	WLS	BF	H	R	ER	SO	BB	IBB	HBP	BLK	WP	HR	S	P	ERA	WHIP
37 Drew Pomeranz, L ERA: 6.25	(1, 1)	5.0		22	5	0	0	7	2	0	1	0	0	0	66	103	0.00	1.400
54 Reyes Moronta, R ERA: 2.52	(6, 1)	1.0		3	0	0	0	0	0	0	0	0	0	0	7	13	0.00	0.000
49 Sam Dyson, R ERA: 2.54	(7, 1)	1.0	L	6	2	1	0	0	0	0	0	0	0	0	15	20	0.00	2.000
41 Mark Melancon, R ERA: 3.89	(8, 1)	1.0		7	4	3	2	1	1	0	0	0	0	0	13	22	18.00	5.000
45 Derek Holland, L ERA: 6.07	(9, 1)	1.0		3	0	0	0	0	0	0	0	0	0	0	5	6	0.00	0.000

PITCHER	IP	WLS	BF	H	R	ER	SO	BB	IBB	HBP	BLK	WP	HR	S	P	ERA	WHIP

TOP

Arizona Diamondbacks @ San Francisco Giants

Oracle Park, San Francisco, CA

Sat Jun 29 2019, 7:06 PM - 10:24 PM PDT

Att. 31,600 - Partly Cloudy - 63 F

livebaseballscorecards.com

AB	36
R	4
H	11
RBI	3
BB	3
SO	8
LOB	23

BOTTOM

Arizona Diamondbacks @ San Francisco Giants

Oracle Park, San Francisco, CA

Sat Jun 29 2019, 7:06 PM - 10:24 PM PDT

Att. 31,600 - Partly Cloudy - 63 F

livebaseballscorecards.com

Batter	1	2	3	4	5	6	7	8	9	AB	R	H	RBI	BB	SO	LOB
9 Brandon Belt, L (1, 3) OBP: 0.354, SLG: 0.419	C FF 88 B CH 87 B FF 89 F CH 86 X FF 91 2-2 5 FC6-4 1B	B CH 87 B FF 91 X FF 89 2-0 1B	C CU 70 B CH 88 B CH 87 F FF 90 S CH 88 2-3 ② K	C FF 94 S SL 85 S SL 85 0-3 ② K						4	0	2	0	0	2	2
5 Mike Yastrzemski, L (1, 9) OBP: 0.299, SLG: 0.439 28 Buster Posey, R (8, PH) OBP: 0.302, SLG: 0.367 45 Derek Holland, S (9, 1) OBP: 0.091, SLG: 0.091	X CH 87 0-0 ① FC6-4 48 CS 1-2f	B CH 87 S FF 90 C CH 88 F FF 91 X CU 68 1-2 ③ G6-3	C FF 90 B FF 90 B CH 87 B CU 71 X CH 87 3-1 2B	F FF 93 D SL 85 B SI 94 D SL 85 F SI 94 X SL 85 3-2 ③ P4						3 1 0	0 0 0	1 0 0	0 0 0	0 0 0	0 0 0	2 2 0
48 Pablo Sandoval, S (1, 5) OBP: 0.317, SLG: 0.554	B CH 87 F CH 87 C FF 90 B FF 91 B FF 90 F FF 91 X SL 84 3-2 ②③ F7 1-2	C FF 89 B SI 89 F FF 91 B CH 89 F FF 91 S SL 86 2-3 ① K	S FF 90 S FF 90 B FF 91 S FF 91 1-3 ③ K	C SI 93 B SI 94 X SI 94 1-1 8 E 21 HR 1B						4	1	1	0	0	2	2
8 Alex Dickerson, L (1, 7) OBP: 0.340, SLG: 0.531		C FF 88 X FF 90 0-1 ① P3	C FF 90 B CU 71 X FF 91 1-1 ② F9	B CH 86 B CU 71 B FF 89 C FF 88 C CH 86 F FF 89 C FF 89 3-3 ① K				X FS 83 0-0 E1 21 HR 1-2		4	1	0	0	0	1	1
21 Stephen Vogt, L (1, 2) OBP: 0.349, SLG: 0.500		C FF 90 B FF 91 X FF 91 1-1 1B	B FF 90 X FF 90 1-0 ③ F9	C CU 69 H FF 90 1-1 35 G3-6-1 HBP				D SL 85 X FF 91 1-0 1-H 2-H HR		3	1	2	3	0	0	0
35 Brandon Crawford, L (1, 6) OBP: 0.289, SLG: 0.343		B CH 87 B FF 90 C CH 87 S CH 87 T CH 88 2-2 ② K	X CU 71 0-0 ① G2	X CU 70 0-0 ②③ G3-6-1 1-2f				C CU 77 S SL 84 T SL 83 0-2 ① K		4	0	0	0	0	2	2
1 Kevin Pillar, R (1, 8) OBP: 0.259, SLG: 0.388		S FF 90 F FF 90 F FF 91 X CU 69 0-2 ③ G2-3	B FF 89 X FF 90 1-0 12 G6-3 1B	B FF 96 B FF 96 C FF 95 F FF 95 B FF 96 B SL 82 4-2 12 G1 BB				C FF 91 X FF 91 0-1 ② L8		3	0	1	0	1	0	1
12 Joe Panik, L (1, 4) OBP: 0.313, SLG: 0.328			C FF 88 C CH 88 B FF 90 1 SAFE D CH 87 X CH 88 3-1 ②③ G6-3 1-2f	C FF 96 C FF 96 B FF 96 1 SAFE F FF 97 X CH 92 1-2 ① G1 1-2				B FF 91 C SL 83 B SL 84 S CU 76 S SL 83 2-3 ③ K		4	0	0	0	0	1	2
37 Drew Pomeranz, R (1, 1) 54 Reyes Moronta, R (6, 1) 10 Evan Longoria, R (6, PH) OBP: 0.296, SLG: 0.373 49 Sam Dyson, R (7, 1) 41 Mark Melancon, R (8, 1) 19 Tyler Austin, R (8, PH) OBP: 0.283, SLG: 0.430 (9, 9)			S FF 90 S FF 89 B FF 89 F FF 91 B SL 84 C CU 70 2-3 ② K	F CH 90 X SI 90 0-1 ① F9			B SL 83 C FF 97 B FF 97 B FF 97 B FF 97 4-1 BB			1 0 1 0 0 0 0	0 0 0 0 0 0 0	0 0 0 0 0 0 0	0 0 0 0 0 0 1	0 0 0 0 0 0 0	1 0 0 0 0 0 0	0 0 0 0 0 0 0
Inning Stats	R: 0 E: 0 K: 0 S: 8 H: 1 LOB: 0 BB: 0 P: 13	R: 0 E: 0 K: 1 S: 11 H: 1 LOB: 1 BB: 0 P: 14	R: 0 E: 0 K: 1 S: 11 H: 1 LOB: 1 BB: 0 P: 18	R: 0 E: 0 K: 1 S: 7 H: 0 LOB: 0 BB: 0 P: 11	R: 0 E: 0 K: 0 S: 4 H: 1 LOB: 0 BB: 0 P: 8	R: 0 E: 0 K: 2 S: 10 H: 1 LOB: 1 BB: 0 P: 16	R: 0 E: 0 K: 1 S: 6 H: 0 LOB: 0 BB: 0 P: 10	R: 0 E: 0 K: 1 S: 13 H: 0 LOB: 2 BB: 2 P: 25	R: 3 E: 1 K: 2 S: 12 H: 2 LOB: 0 BB: 0 P: 16	1B: 5 2B: 1 3B: 0 HR: 1	SF: 0 SAC: 0 DP: 2 HBP: 1		WP: 0 PB: 0 SB: 0 CS: 1		PA: 35		

	AB	32
	R	3
	H	7
	RBI	3
	BB	2
	SO	9
	LOB	14

PITCHER		IP	WLS	BF	H	R	ER	SO	BB	IBB	HBP	BLK	WP	HR	S	P	ERA	WHIP
21 Zack Greinke, R ERA: 2.9	(1, 1)	7.0	W	24	5	0	0	6	0	0	1	0	0	0	57	90	0.00	0.714
50 Yoan López, R ERA: 1.11	(8, 1)	0.1		3	0	0	0	0	2	0	0	0	0	0	7	16	0.00	6.000
40 Andrew Chafin, L ERA: 3.25	(8, 1)	0.2	H	3	1	1	1	1	0	0	0	0	0	0	8	12	13.50	1.500
66 Yoshihisa Hirano, R ERA: 4.45	(9, 1)	0.0		1	0	0	0	0	0	0	0	0	0	0	1	1	∞	∞
56 Greg Holland, R ERA: 2.33	(9, 1)	1.0	S	4	1	2	1	2	0	0	0	0	0	1	9	12	9.00	1.000

PITCHER	IP	WLS	BF	H	R	ER	SO	BB	IBB	HBP	BLK	WP	HR	S	P	ERA	WHIP

Batter	1	2	3	4	5	6	7	8	9	AB	R	H	RBI	BB	SO	LOB
10 Adam Jones, R (1, 9) OBP: 0.315, SLG: 0.448	B FF 92 C FF 92 B CU 80 F FF 91 B FC 88 X FF 91 3-2 ① L8			C FF 91 F CH 85 X FC 88 0-2 ① G5-3		B FF 91 F CH 83 X FF 91 1-1 16 FC1-4 1B		B FF 91 X FF 92 1-0 4 G3 16 G1-3 53 1B 1B 2-3 3-H	B FF 93 S CU 81 F CU 80 C CU 81 1-3 ③ K 1-2	5	1	2	1	0	1	1
16 Tim Locastro, R (1, 7) OBP: 0.380, SLG: 0.327	F FF 92 B FC 88 F CU 79 X FF 91 1-2 ② L7			C FF 91 X CU 79 0-1 5 1B 1B		B FC 88 F FF 91 C FF 91 X CU 78 1-2 ① FC1-4 1-2f		C CU 76 T FF 92 B FF 91 X FF 91 1-2 ① G1-3 1-2		4	0	1	0	0	0	3
4 Ketel Marte, S (1, 8) OBP: 0.357, SLG: 0.571	C FC 88 B FF 91 S CH 86 X CU 79 1-2 ③ G6-3			C FC 87 F CU 77 B FF 90 B FC 85 F FC 87 B FF 92 1 SAFE F FC 87 T FF 93 3-2 ② K		X CH 84 0-0 ② F7		B FF 90 S CH 86 X CH 86 1-1 ② G3 2-3 3-H		4	0	0	1	0	1	3
5 Eduardo Escobar, S (1, 5) OBP: 0.351, SLG: 0.541		X FF 91 0-0 ① P4		1 SAFE B FF 89 F FF 92 B CU 76 X FC 87 2-1 1-2 1B		B CH 86 F FF 90 F CU 77 S CU 78 1-3 ③ K		C FF 92 B FF 92 B FF 90 F FF 91 B FF 91 B FF 91 4-2 53 1B BB		3	0	1	0	1	1	1
53 Christian Walker, R (1, 3) OBP: 0.328, SLG: 0.474		C FF 92 B CH 86 F CH 85 F FC 89 B FF 91 B CU 78 T FF 92 3-2 ② K		S CU 78 F FF 92 B FC 88 C FC 87 1-3 ③ K			B CU 76 F FF 92 F CH 85 S CU 78 1-3 ① K	B FC 86 F FC 86 B CU 77 F FC 86 F FF 92 X FF 91 2-2 1-2 3-H 1B		4	0	1	1	0	3	2
13 Nick Ahmed, R (1, 6) OBP: 0.308, SLG: 0.416		F FF 91 B CH 86 X CU 79 1-1 ③ G1-3			B CH 85 X FF 92 1-0 15 SF9 3B		F FC 87 B CH 85 X FC 88 1-1 ② F8	B FF 91 C CH 91 B FF 92 X SI 92 2-1 ③ P4		4	1	1	0	0	0	2
18 Carson Kelly, R (1, 2) OBP: 0.354, SLG: 0.527			C FF 91 B FF 92 C FF 92 C FF 89 1-3 ① K		F FC 87 C FF 92 B FF 91 B FF 92 C FC 87 2-3 ① K		B CH 86 B FC 87 S FF 91 F FF 90 B FC 86 F FF 91 F FC 87 S FF 91 3-3 ③ K		B FF 94 C SI 92 X SI 93 1-1 ① G6-3	4	0	0	0	0	3	1
15 Ildemaro Vargas, S (1, 4) OBP: 0.296, SLG: 0.375			T FC 89 X CH 86 0-1 ② G5-3		B CU 78 B FC 88 X FF 92 2-0 ② SF9 3-H			B SI 91 C CH 85 C CU 77 B FF 93 X CU 77 2-2 22 2B 10 1B 1B	B FF 93 B FF 94 C FF 93 F FF 93 F FF 94 F FF 94 F CU 81 B FF 95 B FF 94 4-2 10 DI BB	2	1	1	1	1	0	0
38 Robbie Ray, L (1, 1) OBP: 0.033, SLG: 0.033 21 Zack Greinke, R (5, PH) OBP: 0.317, SLG: 0.615 25 Archie Bradley, R (5, 1) 35 Matt Andriese, R (7, 1) 30 T.J. McFarland, L (7, 1) 22 Jake Lamb, L (8, PH) OBP: 0.345, SLG: 0.320 52 Zack Godley, R (8, 1) OBP: 0.263, SLG: 0.176 David Peralta, L (9, PH) OBP: 0.350, SLG: 0.477			C FF 92 X FF 92 0-1 ③ G1-3		S FF 93 S FF 91 F FF 92 F FC 88 S CU 80 0-3 ③ K			B CH 86 B FF 90 S FF 92 C FF 91 F FF 92 B CH 85 X FF 91 3-2 10 1B 4 G3 1-3 2B	F FF 93 F FF 94 B FF 93 F FF 93 S CU 82 1-3 ② K	1 1 0 0 0 1 1	0 0 0 0 0 1 1	0 0 0 0 0 1 1	0 1 0 0 0 1 1	0 0 0 0 0 0 0	0 1 0 0 0 1 1	0 0 0 0 0 0 1
Inning Stats	R: 0 E: 0 K: 0 S: 9 H: 0 LOB: 0 BB: 0 P: 14	R: 0 E: 0 K: 1 S: 7 H: 0 LOB: 0 BB: 0 P: 11	R: 0 E: 0 K: 1 S: 7 H: 0 LOB: 0 BB: 0 P: 8	R: 0 E: 0 K: 2 S: 15 H: 2 LOB: 2 BB: 0 P: 21	R: 1 E: 0 K: 2 S: 10 H: 1 LOB: 0 BB: 0 P: 15	R: 0 E: 0 K: 1 S: 9 H: 1 LOB: 1 BB: 0 P: 12	R: 0 E: 0 K: 2 S: 10 H: 0 LOB: 0 BB: 0 P: 15	R: 3 E: 0 K: 0 S: 21 H: 4 LOB: 2 BB: 1 P: 37	R: 0 E: 0 K: 2 S: 14 H: 0 LOB: 1 BB: 1 P: 21	1B: 6 2B: 1 3B: 1 HR: 0 SF: 1 SAC: 0 DP: 0 HBP: 0						

PITCHER		IP	WLS	BF	H	R	ER	SO	BB	IBB	HBP	BLK	WP	HR	S	P	ERA	WHIP
40 Madison Bumgarner, L ERA: 4.02	(1, 1)	7.0	W	25	4	1	1	9	0	0	0	0	0	0	67	96	1.29	0.571
57 Dereck Rodríguez, R ERA: 5.27	(8, 1)	0.2		7	4	3	3	0	1	0	0	0	0	0	19	33	40.50	7.500
58 Trevor Gott, R ERA: 3.93	(8, 1)	1.1		5	0	0	0	2	1	0	0	0	0	0	16	25	0.00	0.750

PITCHER	IP	WLS	BF	H	R	ER	SO	BB	IBB	HBP	BLK	WP	HR	S	P	ERA	WHIP

TOP

Arizona Diamondbacks @ San Francisco Giants
Oracle Park, San Francisco, CA
Sun Jun 30 2019, 1:08 PM - 4:15 PM PDT
Att. 31,778 - Sunny - 64 F

livebaseballscorecards.com

AB	34
R	4
H	8
RBI	4
BB	2
SO	11
LOB	14

1B: 6 2B: 1 3B: 1 HR: 0	SF: 1 SAC: 0 DP: 0 HBP: 0	WP: 0 PB: 0 SB: 0 CS: 0	PA: 37

BOTTOM

Batter	1	2	3	4	5	6	7	8	9	AB	R	H	RBI	BB	SO	LOB
7 Donovan Solano, R (1, 6) OBP: 0.328, SLG: 0.323	C FF 89 F KC 81 B SI 92 X SL 84 1-2 ① G5-3		B KC 81 F FF 90 F FF 91 F FF 92 B SL 84 X FF 92 2-2 ① P6 C FF 91 T FF 92 X FF 93 0-2 1B			C FF 95 1 SAFE X SI 95 0-1 ②③ G5-4-3 1-2f	B SI 89 B SI 89 F SI 89 X SL 80 2-1 E5 9 FC6 1-2			5	0	1	0	0	0	2
9 Brandon Belt, L (1, 3) OBP: 0.358, SLG: 0.422	B FF 92 S SL 83 B SL 85 B FF 92 T SL 83 F SL 83 B KC 81 4-2 28 2B BB		F SL 84 S F SI 93 B SL 84 X KC 82 1-2 28 1B 1 1B 2B	1 SAFE X FF 92 0-0 ③ P5			B FF 90 B FF 90 B CH 84 B FF 91 4-0 28 BB 8 1B 10 1B BB X SI 90 0-0 ② FC6 1-2f 2-3			3	2	1	0	2	0	3
19 Tyler Austin, R (1, 7) OBP: 0.285, SLG: 0.422 8 Alex Dickerson, L (7, PH) OBP: 0.345, SLG: 0.529 (8, 7)	C SI 91 B SI 92 S SL 84 S FF 91 1-3 ② K		D SL 84 B SI 91 S SL 85 S SL 84 B SL 84 B SL 85 4-2 28 1B 1 1B BB		C FF 94 C FF 95 B FF 96 F FF 95 F KC 83 F FF 96 C FF 96 1-3 ① K		X CU 81 0-0 10 1B 28 BB 1 1B 1-2 1B X SI 90 1-2 F8 ③			2 2	1 1	0 1	0 0	1 0	2 0	1 2
28 Buster Posey, R (1, 2) OBP: 0.315, SLG: 0.382 21 Stephen Vogt, L (8, PH) OBP: 0.346, SLG: 0.495 (9, 2)	1 SAFE F FF 91 X FF 91 0-1 ③ 1-H 2B		C KC 92 B SL 82 B FF 91 X SL 84 2-1 1 1B 1-2 2-3 1B		C KC 82 X SI 95 0-1 1 2B 1B		B CH 84 D CH 85 B FF 92 C FF 91 B FF 92 4-1 1 1B 10 1B 5 2B 1-2 2-3 BB	C SI 91 F FC 90 B KC 85 B CH 83 F FC 90 S KC 84 2-3 ① K		3 1	1 0	3 0	0 0	1 0	0 1	0 0
10 Evan Longoria, R (1, 5)		F KC 80 C SI 90 B FF 90 B SL 83 F SI 92 F FF 93 B SL 85 B SI 93 4-2 1 HR BB	S SI 91 F FF 92 C FF 92 0-3 ② K		S SI 95 X FF 95 0-1 ② F8		B CH 86 F FF 92 C CH 85 X FF 92 1-2 1 1B 5 2B 1-2 2-3 3-H 1B	C FC 89 B KC 83 F FC 90 F KC 84 S KC 83 1-3 ② K		4	2	1	1	1	2	4
1 Kevin Pillar, R (1, 8) OBP: 0.268, SLG: 0.408		X SI 91 0-0 1-H HR	C FF 92 F FF 92 F SL 85 X FF 93 0-2 1-3 2-H 3-H 1B		F FF 96 X FF 96 0-1 1-3 2B		X CU 82 0-0 5 2B 12 SF8 1-2 2-3 3-H 1B	X SI 92 0-0 ③ L9		5	2	4	5	0	0	0
5 Mike Yastrzemski, L (1, 9) OBP: 0.298, SLG: 0.441		C FF 92 B SL 83 C SL 84 X SL 85 1-2 ① G4-3	S FF 92 1 SAFE T FF 92 S FF 92 0-3 ③ K		F FF 97 C CH 89 B FF 97 S KC 83 1-3 ③ K		S SI 89 X SI 88 0-1 12 SF8 48 1B 1-3 2-H 3-H 2B			4	1	1	2	0	2	4
12 Joe Panik, L (1, 4) OBP: 0.313, SLG: 0.326		C FF 92 B SL 84 X 1-1 ② G3-1		B SL 79 F FF 88 S SL 81 B SL 81 F FF 91 S SL 83 2-3 ① K		C FF 93 B CH 86 B CH 88 B FF 95 B FF 94 4-1 7 G5-4-3 BB	B SL 80 X 1-0 ① SF8 2-3 3-H			2	0	0	1	1	1	0
40 Madison Bumgarner, R (1, 1) OBP: 0.231, SLG: 0.229 48 Pablo Sandoval, S (7, PH) OBP: 0.320, SLG: 0.556 57 Dereck Rodriguez, R (8, 1) OBP: 0.176, SLG: 0.176 58 Trevor Gott, R (8, 1)		S KC 82 B KC 83 X SI 93 1-1 ③ G6-3	B FF 90 S KC 80 C KC 74 B FF 92 B SL 84 S SL 84 3-3 ② K		C FF 93 B FF 96 1 SAFE 1 SAFE B KC 80 F FF 96 L FF 96 2-3 ① K		B SI 89 X 1-0 9 FC6 7 E 3-H 1B			3 1 0 0	0 0 0 0	0 1 0 0	0 1 0 0	2 0 0 0	0 0 0 0	1 0 0 0
Inning Stats	R: 0 E: 0 K: 1 S: 11 H: 1 LOB: 2 BB: 1 P: 17	R: 2 E: 0 K: 0 S: 12 H: 1 LOB: 0 BB: 1 P: 19	R: 2 E: 0 K: 2 S: 22 H: 3 LOB: 2 BB: 1 P: 31	R: 0 E: 0 K: 2 S: 11 H: 1 LOB: 1 BB: 0 P: 16	R: 0 E: 0 K: 2 S: 15 H: 2 LOB: 2 BB: 0 P: 17	R: 0 E: 0 K: 1 S: 6 H: 0 LOB: 0 BB: 1 P: 12	R: 6 E: 1 K: 0 S: 16 H: 5 LOB: 2 BB: 2 P: 30	R: 0 E: 0 K: 2 S: 9 H: 0 LOB: 0 BB: 0 P: 12		1B: 8 2B: 4 3B: 0 HR: 1 SF: 1 SAC: 0 DP: 1 HBP: 0				WP: 0 PB: 0 SB: 0 CS: 0	PA: 42	

PITCHER		IP	WLS	BF	H	R	ER	SO	BB	IBB	HBP	BLK	WP	HR	S	P	ERA	WHIP
38 Robbie Ray, L ERA: 4.1	(1, 1)	4.0	L	20	6	4	4	5	3	0	0	0	0	1	56	83	9.00	2.250
25 Archie Bradley, R ERA: 5.21	(5, 1)	2.0		8	2	0	0	3	1	0	0	0	0	0	21	29	0.00	1.500
35 Matt Andriese, R ERA: 5.83	(7, 1)	0.0		5	3	5	5	0	2	0	0	0	0	0	6	15	∞	∞
30 T.J. McFarland, L ERA: 6.37	(7, 1)	1.0		6	2	1	1	0	0	0	0	0	0	0	10	15	9.00	2.000
52 Zack Godley, R ERA: 6.61	(8, 1)	1.0		3	0	0	0	2	0	0	0	0	0	0	9	12	0.00	0.000

PITCHER	IP	WLS	BF	H	R	ER	SO	BB	IBB	HBP	BLK	WP	HR	S	P	ERA	WHIP

Arizona Diamondbacks @ San Francisco Giants
Oracle Park, San Francisco, CA
Sun Jun 30 2019, 1:08 PM - 4:15 PM PDT
Att. 31,778 - Sunny - 64 F

livebaseballscorecards.com

AB	35
R	10
H	13
RBI	10
BB	6
SO	10
LOB	17

Arizona Diamondbacks @ Los Angeles Dodgers

Dodger Stadium, Los Angeles, CA

Tue Jul 02 2019, 7:12 PM - 10:36 PM PDT

Att. 52,969 - Clear - 75 F

TOP

livebaseballscorecards.com

Batter	1	2	3	4	5	6	7	8	9	AB	R	H	RBI	BB	SO	LOB
1 Jarrod Dyson, L (1, 8) OBP: 0.346, SLG: 0.368	C FF 92 C KC 80 B KC 80 F CH 84 F FF 92 S KC 81 1-3 **K** ①	C KC 79 F FF 92 S KC 81 0-3 **K** ②		F FF 91 D KC 81 S CH 84 S KC 81 1-3 **K** ③		T SI 99 B KC 88 F KC 87 B SI 99 B KC 87 B SI 98 4-2 **BB**			F FF 93 B CH 87 S FF 94 X FF 95 1-2 **P6** ①	4	0	0	0	1	3	2
4 Ketel Marte, S (1, 4) OBP: 0.355, SLG: 0.565	C FF 93 B CH 85 F FF 91 X KC 81 1-2 **G3-1** ②	F FF 91 B FC 89 F CH 84 X FF 91 1-2 **G6-3** ③			B CH 82 F FF 90 X CH 83 1-1 5 FC4-6 1B 10 FC5-4 1B	1 SAFE F KC 87 1 SAFE S SI 98 X SI 98 0-2 **G5-3** ③			B FF 92 X FF 93 1-0 **F9** ②	5	1	1	0	0	0	2
David Peralta, L (1, 7) OBP: 0.354, SLG: 0.479	C FF 92 X FF 92 0-1 5 2B 1B		B FC 88 C CH 81 S CH 82 B KC 81 S CH 84 2-3 **K** ①		F CH 84 F FF 92 1 SAFE F CH 83 X FF 92 0-2 5 FC4-6 1B 1-2		X CH 85 0-0 5 G4-6-3 1B		C FF 93 B CH 88 X FF 94 1-1 **L5** ③	5	1	3	0	0	1	0
5 Eduardo Escobar, S (1, 5) OBP: 0.353, SLG: 0.542	C KC 80 X CH 84 0-1 2B 1-H		B FF 90 B KC 79 B CH 83 C FF 90 B FF 90 4-1 **BB**		X KC 80 0-0 **FC4-6** 10 FC5-4 ① 1-2f 2-3		B FF 95 X CH 85 1-0 **G4-6-3** ①② 1-2f			3	0	1	1	1	0	3
10 Adam Jones, R (1, 9) OBP: 0.311, SLG: 0.442	C SL 86 B FF 90 F KC 81 S KC 82 1-3 **K** ③		F SL 85 C FF 92 D KC 80 1 SAFE F KC 80 S KC 82 1-3 **K** ②		F KC 81 F FF 89 B KC 82 B KC 81 D KC 82 X KC 82 3-2 **FC5-4** 22 HBP ② 1-2f 3-H		C SL 83 S FF 95 F FF 95 X SL 86 0-2 **G6-3** ③			4	0	0	1	0	2	3
22 Jake Lamb, L (1, 3) OBP: 0.364, SLG: 0.296		B FF 90 B CH 83 B FF 91 C FF 91 B FF 91 4-1 13 HR **BB**	C FF 90 B CH 83 X CH 83 1-1 **G6-3** ③		F SI 97 H SI 98 1-1 1-2 **HBP**			S SI 95 F FF 95 B FF 96 F SI 95 X CH 88 1-2 **G4-3** ①		2	1	0	0	1	0	1
13 Nick Ahmed, R (1, 6) OBP: 0.307, SLG: 0.424		X FC 87 0-0 1-H HR		B FF 90 C FF 90 S KC 80 X KC 81 1-2 **F9** ①	C SI 97 C SI 98 C SI 100 0-3 **K** ③			F SI 95 C SI 95 B SL 90 S SI 94 1-3 **K** ②		4	1	1	2	0	2	2
31 Alex Avila, L (1, 2) OBP: 0.407, SLG: 0.500		X FF 91 0-0 **G4-3** ①		S FF 90 B KC 80 C CH 85 C KC 81 1-3 **K** ②		B KC 85 C KC 84 B SI 97 B KC 85 X SI 97 3-1 **F7** ①		0-0 15 FC6 IBB		3	0	0	0	1	1	0
45 Taylor Clarke, R (1, 1) OBP: 0.333, SLG: 0.533 49 Alex Young, L (4, 1) 50 Yoan López, R (7, 1) 40 Andrew Chafin, R (7, 1) 15 Ildemaro Vargas, S (8, PH) OBP: 0.294, SLG: 0.373 66 Yoshihisa Hirano, R (8, 1) 56 Greg Holland, R (9, 1) 30 T.J. McFarland, L (9, 1)		C FF 91 B KC 81 C FF 92 X KC 81 1-2 **E5** 1B		X FF 91 0-0 1B		C SI 96 C SI 98 B SI 98 C SI 98 1-3 **K** ②		B SI 94 X SI 95 1-0 **FC6** ③ 1-2f		2 0 2 0 0 0 0 1 0 0 0 0 1 0 0 0 0 0 0 0 0 0 0 0 0 0 0 0 1 0 0 0 0 0 1 0 0 0 0 0 0 0 0 0 0 0 0 0 0 0 0 0 0 0 0 0						
Inning Stats	R: 1 E: 0 K: 2 S: 15 H: 2 LOB: 1 BB: 0 P: 18	R: 2 E: 1 K: 1 S: 12 H: 2 LOB: 1 BB: 1 P: 18	R: 0 E: 0 K: 2 S: 10 H: 0 LOB: 1 BB: 1 P: 18	R: 0 E: 0 K: 2 S: 10 H: 1 LOB: 1 BB: 0 P: 13	R: 1 E: 0 K: 1 S: 14 H: 2 LOB: 2 BB: 0 P: 19	R: 0 E: 0 K: 1 S: 10 H: 0 LOB: 1 BB: 1 P: 18	R: 0 E: 0 K: 0 S: 6 H: 1 LOB: 0 BB: 0 P: 7	R: 0 E: 0 K: 1 S: 8 H: 0 LOB: 1 BB: 1 P: 11	R: 0 E: 0 K: 0 S: 6 H: 0 LOB: 0 BB: 0 P: 9	1B: 6 2B: 1 3B: 0 HR: 1	SF: 0 SAC: 0 DP: 1 HBP: 1			WP: 0 PB: 0 SB: 0 CS: 0	PA: 39		

	AB	34
	R	4
	H	8
	RBI	4
	BB	4
	SO	10
	LOB	14

PITCHER		IP	WLS	BF	H	R	ER	SO	BB	IBB	HBP	BLK	WP	HR	S	P	ERA	WHIP
68 Ross Stripling, R ERA: 3.45	(1, 1)	4.2		23	7	4	4	7	2	0	0	0	0	1	57	81	7.71	1.929
17 Joe Kelly, R ERA: 5.65	(5, 1)	1.1		6	0	0	0	2	1	0	1	0	0	0	14	23	0.00	0.750
52 Pedro Báez, R ERA: 2.58	(7, 1)	1.0		3	1	0	0	0	0	0	0	0	0	0	6	7	0.00	1.000
51 Dylan Floro, R ERA: 4.45	(8, 1)	1.0		4	0	0	0	1	0	1	0	0	0	0	8	11	0.00	0.000
63 Yimi García, R ERA: 4.09	(9, 1)	1.0	W	3	0	0	0	0	0	0	0	0	0	0	6	9	0.00	0.000

PITCHER	IP	WLS	BF	H	R	ER	SO	BB	IBB	HBP	BLK	WP	HR	S	P	ERA	WHIP

BOTTOM

Arizona Diamondbacks @ Los Angeles Dodgers
Dodger Stadium, Los Angeles, CA
Tue Jul 02 2019, 7:12 PM - 10:36 PM PDT
Att. 52,969 - Clear - 75 F

livebaseballscorecards.com

Batter	1	2	3	4	5	6	7	8	9	AB	R	H	RBI	BB	SO	LOB
31 Joc Pederson, L (1, 3) OBP: 0.335, SLG: 0.535	C FF 93 B FF 93 F FF 94 4-2 45 1B 27 G5-3 BB	B CH 88 B CH 88 X CH 88 2-0 ③ G4-3		B FF 91 S FC 87 X FC 85 1-1 ③ F9			B FF 94 S SL 84 S SL 84 S SL 85 1-3 ② K		S SL 83 B SL 82 B SL 83 B FF 90 F FF 90 F SL 82 D SL 83 4-2 45 BB 27 BB 35 BB 1-2 BB	2	0	0	0	1	0	3
41 Kyle Garlick, R (7, PH) OBP: 0.324, SLG: 0.516										1	0	0	0	0	1	1
51 Dylan Floro, L (8, 1)										0	0	0	0	0	0	0
63 Yimi García, R (9, 1)										0	0	0	0	0	0	0
55 Russell Martin, R (9, PH) OBP: 0.355, SLG: 0.322										0	1	0	0	1	0	0
27 Alex Verdugo, L (1, 8) OBP: 0.357, SLG: 0.498	X CH 88 0-0 ① G5-3 1-2	F FF 91 C CU 80 B FF 92 B FF 92 F CH 86 T FF 94 2-2 ① K	X CU 81 0-0 ① G4-3				S SL 86 S SL 85 F SL 86 D SL 85 X FF 94 1-2 ③ G1-3		D FF 91 D SL 84 D SL 85 C FF 91 B CU 77 4-1 35 BB 45 BB 1-2 2-3 BB	4	0	0	0	1	1	2
45 Matt Beaty, L (1, 7) OBP: 0.300, SLG: 0.412 (8, 3)	C FF 94 B CH 87 D CH 88 F FF 94 X CU 82 2-2 35 L3 2-3 1B	B CU 78 B CH 86 X SI 93 2-0 ② L8	B FF 90 X FC 86 1-0 ② P6					C FF 91 B FS 84 X FS 85 1-1 ① F8	B SL 84 B FF 92 D FF 91 B FF 91 4-0 35 BB 1-2 2-3 3-H BB	4	0	1	1	1	0	0
35 Cody Bellinger, L (1, 9) OBP: 0.441, SLG: 0.692	B SI 93 1 SAFE D CH 89 X CH 89 2-0 ②③ L3 1-1	B CU 81 X CH 86 1-0 ③ F8	C FC 85 B CU 83 B CU 83 F CH 85 B FF 91 X CU 84 3-2 ③ F7					B FS 84 C FF 92 S FS 85 X FS 86 1-2 2B	B SI 90 C SI 89 F SI 90 D CH 83 B SI 90 B SI 90 4-2 1-2 2-3 3-H BB	4	0	1	1	1	0	2
13 Max Muncy, L (1, 4) OBP: 0.376, SLG: 0.535		F SI 93 B SI 92 X CH 86 1-1 ① L8		B CU 78 C CU 80 B SI 93 B SI 93 D CH 88 4-1 14 HR BB		B FC 86 B FC 86 X FC 85 2-0 ① G6-3		C FF 92 B FF 92 F FS 84 T FF 91 1-2 ② K		3	1	0	0	1	1	1
14 Enrique Hernández, R (1, 6) OBP: 0.287, SLG: 0.413		B SL 86 T SL 86 B SL 87 B FF 94 S SL 87 X FF 95 3-2 ② F8		X FF 94 0-0 1-H HR		B SI 90 C CH 85 B CU 82 B FC 86 C FF 91 F CH 86 F FC 86 X FC 85 3-2 ② G5-3		C FS 84 S FS 85 D FS 86 S FS 85 1-3 ③ K		4	1	1	2	0	1	1
43 Edwin Ríos, L (1, 5) OBP: 0.400, SLG: 0.417		B FF 93 C CH 87 F FF 94 B SL 88 F SI 94 B CU 82 F FF 95 F FF 94 F SL 84 4-2 D FF 85 15 2B 68 1B BB	B CH 85 C CH 86 C FF 94 F SL 86 F FF 94 X CU 78 1-2 ① G5-3			S FC 86 C FC 84 S CU 83 0-3 ③ K			B FF 91 C SL 83 B SL 83 X SL 84 2-1 ① G6-3	3	1	0	0	1	1	0
15 Austin Barnes, R (1, 2) OBP: 0.305, SLG: 0.352	1 SAFE B SL 86 X SI 93 1-0 68 1B 1-3 2B	B CU 78 B SL 86 X FF 94 2-0 ② F8					B SL 84 C SL 84 B SL 84 B FF 96 X FF 97 3-1 ① P4		C SL 83 B SL 83 B SL 83 X FF 91 2-1 ② F8	4	0	1	0	0	0	0
68 Ross Stripling, R (1, 1) OBP: 0.286, SLG: 0.231 17 Joe Kelly, R (5, 1) 52 Pedro Báez, R (7, 1) 3 Chris Taylor, R (7, PH) OBP: 0.336, SLG: 0.483 (8, 7)	S SL 88 X SL 87 0-1 2-3 3-H 1B			C FF 93 B CU 78 X SL 85 1-1 1B			F FF 97 F SL 86 X SL 86 1-2 3B		F SL 84 F SL 82 B SL 83 B SL 84 B SL 83 D SL 83 4-2 27 BB 55 BB 45 BB BB	2 0 0 1	0 0 0 1	2 0 0 1	1 0 0 1	0 0 0 0	0 0 0 1	0 0 0 0
Inning Stats	R: 0 H: 1 E: 0 LOB: 1 K: 0 BB: 1 S: 8 P: 16	R: 1 H: 2 E: 0 LOB: 2 K: 0 BB: 1 S: 15 P: 26	R: 0 H: 0 E: 0 LOB: 0 K: 1 BB: 0 S: 6 P: 11	R: 2 H: 2 E: 0 LOB: 1 K: 0 BB: 1 S: 12 P: 21	R: 0 H: 0 E: 0 LOB: 0 K: 0 BB: 0 S: 5 P: 9	R: 0 H: 0 E: 0 LOB: 0 K: 1 BB: 0 S: 9 P: 14	R: 0 H: 1 E: 0 LOB: 1 K: 1 BB: 0 S: 12 P: 18	R: 0 H: 1 E: 0 LOB: 1 K: 2 BB: 0 S: 11 P: 15	R: 2 H: 0 E: 0 LOB: 3 K: 0 BB: 5 S: 12 P: 36	1B: 3 SF: 0 2B: 3 SAC: 0 3B: 1 DP: 1 HR: 1 HBP: 0						WP: 0 PA: 40 PB: 0 SB: 0 CS: 0

	AB	32
	R	5
	H	7
	RBI	5
	BB	8
	SO	5
	LOB	10

PITCHER		IP	WLS	BF	H	R	ER	SO	BB	IBB	HBP	BLK	WP	HR	S	P	ERA	WHIP
45 Taylor Clarke, R ERA: 6.21	(1, 1)	3.2		18	5	3	3	1	3	0	0	0	0	1	39	71	7.36	2.182
49 Alex Young, L ERA: 1.23	(4, 1)	2.1		7	0	0	0	1	0	0	0	0	0	0	16	26	0.00	0.000
50 Yoan López, R ERA: 1.1	(7, 1)	0.1	H	2	1	0	0	0	0	0	0	0	0	0	5	9	0.00	3.000
40 Andrew Chafin, L ERA: 3.18	(7, 1)	0.2	H	2	0	0	0	1	0	0	0	0	0	0	7	9	0.00	0.000
66 Yoshihisa Hirano, R ERA: 4.31	(8, 1)	1.0	H	4	1	0	0	2	0	0	0	0	0	0	11	15	0.00	1.000

PITCHER		IP	WLS	BF	H	R	ER	SO	BB	IBB	HBP	BLK	WP	HR	S	P	ERA	WHIP
56 Greg Holland, R ERA: 2.93	(9, 1)	0.2	L	6	0	2	2	0	4	0	0	0	0	0	10	30	27.00	6.000
30 T.J. McFarland, L ERA: 6.37	(9, 1)	0.0		1	0	0	0	0	1	0	0	0	0	0	2	6	∞	∞

Batter	1	2	3	4	5	6	7	8	9	10	AB	R	H	RBI	BB	SO	LOB
1 Jarrod Dyson, L (1, 9) (10, 7) OBP: 0.347, SLG: 0.373	B FF 97 X FF 96 1-0 ① L8		C FF 96 B KC 81 B FF 97 C SI 96 X KC 81 2-2 4 1B 1B		F FF 96 B FF 95 F KC 80 F FF 97 F SL 87 X SI 96 1-2 ① G6-3		C SI 97 X SI 96 0-1 4 1B 2B		S FC 90 X FC 91 0-1 ③ L4		5	1	2	0	0	0	0
4 Ketel Marte, S (1, 8) OBP: 0.358, SLG: 0.566	C FF 98 B FC 94 F FF 97 B KC 84 X KC 82 2-2 ② G3		F FF 96 1 SAFE B FF 98 B FC 93 F FF 97 X KC 82 2-2 1-3 1B		X FF 95 0-0 1B		C FF 97 B FF 97 B FC 94 X FF 97 2-1 2-H 1B			C KC 86 C SI 99 X KC 88 0-2 ① G4-3	5	0	3	1	0	0	0
David Peralta, L (1, 7) OBP: 0.352, SLG: 0.476 16 Tim Locastro, R (3, 7) OBP: 0.371, SLG: 0.317 50 Yoan López, R (10, 1)	F SI 97 B FF 96 B FF 97 F SL 88 B FF 98 F SI 98 C FF 98 3-3 ③ K		F FF 98 D SL 88 X FF 98 1-1 ③ F7		F FF 97 F FF 96 X FF 98 0-2 ② L9		D FF 98 S FF 96 C SI 96 X FF 97 1-2 ③ P3			C SI 99 F SI 98 B SI 98 F KC 90 S CH 88 1-3 ② K	2 3 0	0 0 0	0 0 0	0 0 0	0 0 0	1 1 0	2 2 0
5 Eduardo Escobar, S (1, 4) OBP: 0.354, SLG: 0.540 (9, 5)		F FF 96 X FF 97 0-1 1B	C FF 96 X KC 80 0-1 53 HR 1B	B SI 95 C FF 96 B FF 96 C KC 81 1 SAFE F FF 97 S FF 97 2-3 ③ K			B FF 96 B CH 87 S FF 96 S FF 97 F FF 97 S FF 97 2-3 ① K		F SI 100 S KC 90 X CH 87 0-2 ③ P6	5	1	2	0	0	2	1
53 Christian Walker, R (1, 3) OBP: 0.327, SLG: 0.481		C FF 98 S FF 97 1 SAFE B FF 98 S FF 97 1-3 ① K	C FF 97 T FF 96 B FF 96 F FF 96 B FC 93 X FF 97 2-2 1-H HR		X FF 95 0-0 ① P3		X FF 98 0-0 ② F7			4	1	1	2	0	1	1
22 Jake Lamb, L (1, 5) OBP: 0.324, SLG: 0.258 56 Greg Holland, R (9, 1) 66 Yoshihisa Hirano, R (9, 1) 10 Adam Jones, R (10, 9) OBP: 0.311, SLG: 0.442		X FF 97 0-0 ② F8	C FF 98 F SL 85 B FF 98 F SL 88 S FF 97 1-3 ① K			C SI 96 X FF 96 0-1 ② G5-3		S FF 97 S FF 97 B FF 97 B FF 97 B CH 89 X CH 88 3-2 ③ F9		4 0 0 0	0 0 0 0	0 0 0 0	0 0 0 0	1 0 0 0	1 0 0 0	1 0 0 0
13 Nick Ahmed, R (1, 6) OBP: 0.307, SLG: 0.422		C FF 98 1 SAFE C SI 98 C FF 97 0-3 ③ K	C FF 97 C FF 97 F FF 97 X SL 87 0-2 18 FC6-4 1B			C FF 97 F SI 96 C FF 97 0-3 ③ K			X FC 91 0-0 ① F8	4	0	1	0	0	2	1
18 Carson Kelly, R (1, 2) OBP: 0.352, SLG: 0.538			C FF 95 S FF 94 F SL 84 F FF 96 B SL 89 F FF 97 S FC 92 1-3 ① K	C FF 97 1 SAFE X FC 92 0-1 ② FC6-4 1-2f			X FC 90 0-0 ① F8		C FC 92 B SL 84 F SL 79 B FC 92 F FC 93 X FC 93 2-2 HR	4	1	1	1	0	1	1
29 Merrill Kelly, R (1, 1) 32 Kevin Cron, R (7, PH) OBP: 0.264, SLG: 0.542 35 Matt Andriese, R (7, 1) 40 Andrew Chafin, R (7, 1) 15 Ildemaro Vargas, S (9, PH) OBP: 0.293, SLG: 0.370 (9, 4)			F FF 96 C FF 98 C KC 80 0-3 ② K	F FF 96 F FF 96 B FF 97 X FF 97 1-2 ③ G4-3			S FC 92 C KC 80 S FC 91 0-3 ② K		S FC 92 B SL 84 F FC 91 F SI 94 X SL 81 1-2 ② P6	2 1 0 0 1	0 0 0 0 0	0 0 0 0 0	0 0 0 0 0	0 1 0 0 0	1 0 0 0 0	1 0 0 0 0
Inning Stats	R: 0 H: 0 E: 0 LOB: 0 K: 1 BB: 0 S: 8 P: 14	R: 0 H: 1 E: 0 LOB: 1 K: 2 BB: 0 S: 9 P: 10	R: 0 H: 2 E: 0 LOB: 2 K: 2 BB: 0 S: 17 P: 23	R: 2 H: 3 E: 0 LOB: 1 K: 1 BB: 0 S: 19 P: 23	R: 0 H: 1 E: 0 LOB: 1 K: 1 BB: 0 S: 13 P: 16	R: 0 H: 0 E: 0 LOB: 0 K: 1 BB: 0 S: 6 P: 6	R: 1 H: 2 E: 0 LOB: 1 K: 1 BB: 0 S: 11 P: 14	R: 0 H: 0 E: 0 LOB: 0 K: 1 BB: 0 S: 7 P: 12	R: 1 H: 1 E: 0 LOB: 0 K: 0 BB: 0 S: 11 P: 14	R: 0 H: 0 E: 0 LOB: 0 K: 1 BB: 0 S: 10 P: 11	1B: 7 SF: 0 2B: 1 SAC: 0 3B: 0 DP: 0 HR: 2 HBP: 0						

PITCHER		IP	WLS	BF	H	R	ER	SO	BB	IBB	HBP	BLK	WP	HR	S	P	ERA	WHIP
21 Walker Buehler, R ERA: 3.46	(1, 1)	7.0		30	9	3	3	9	0	0	0	0	0	1	83	106	3.86	1.286
52 Pedro Báez, R ERA: 2.52	(8, 1)	1.0		3	0	0	0	1	0	0	0	0	0	0	7	12	0.00	0.000
74 Kenley Jansen, R ERA: 3.28	(9, 1)	1.0		4	1	1	1	0	0	0	0	0	0	1	11	14	9.00	1.000
17 Joe Kelly, R ERA: 5.46	(10, 1)	1.0	W	3	0	0	0	1	0	0	0	0	0	0	10	11	0.00	0.000

PITCHER	IP	WLS	BF	H	R	ER	SO	BB	IBB	HBP	BLK	WP	HR	S	P	ERA	WHIP

TOP

Arizona Diamondbacks @ Los Angeles Dodgers
Dodger Stadium, Los Angeles, CA
Wed Jul 03 2019, 7:10 PM - 10:29 PM PDT
Att. 53,327 - Clear - 73 F

livebaseballscorecards.com

AB	40
R	4
H	10
RBI	4
BB	0
SO	11
LOB	10

WP: 0	PA: 40									
PB: 0										
SB: 0										
CS: 0										

Batter	1	2	3	4	5	6	7	8	9	10	AB	R	H	RBI	BB	SO	LOB
31 Joc Pederson, L (1, 3) (10, 7) OBP: 0.339, SLG: 0.534	C SI 92 X CH 87 0-1 ① F8	C CH 87 F FC 91 B FF 93 B CH 87 B FC 92 X CH 87 3-2 1-3 2-H 1B			C FC 88 X FC 90 0-1 ① F9		B SI 94 1 SAFE X FF 94 1-0 27 WP 1-2 1B		C FS 84 C FF 91 D FS 84 B FF 92 B FF 92 B FF 89 4-2 27 G4-6-3 1-2 2-3 BB		4	0	2	1	1	0	0
27 Alex Verdugo, L (1, 8) (10, 1) OBP: 0.351, SLG: 0.488 17 Joe Kelly, R	C FF 93 X CH 87 0-1 ② L9	C CU 81 C FF 92 B FF 93 F CU 82 X FF 93 1-2 ③ P5			X FF 89 0-0 ② F7		B SL 84 S SL 86 B SL 86 C FF 94 S SL 86 2-3 ③ K 1-2 2-3		F FF 91 X FS 83 0-1 ②③ G4-6-3 1-2f		5 0	0 0	0 0	0 0	0 0	1 0	7 0
3 Chris Taylor, R (1, 6) OBP: 0.333, SLG: 0.477	C FF 94 F FF 92 X FC 91 0-2 ③ F9		C FC 90 C FF 91 X CU 82 0-2 13 FC4-6 1B		B FF 90 X FC 89 1-0 ③ F9			C SI 94 C SI 94 B SL 85 X SL 85 1-2 ① L5		F FF 97 B SL 85 F SL 84 S FF 97 1-3 ① K	5	0	1	0	0	1	0
35 Cody Bellinger, L (1, 9) (10, 8) OBP: 0.440, SLG: 0.707		C SI 92 B FF 93 B FF 94 F FC 92 B CU 84 F FC 92 F CH 88 X SI 89 3-2 HR	F FF 91 X FF 92 0-1 ① F8			B CU 80 C CU 80 F FC 90 T FF 92 1-2 ① K		S SL 84 C FF 94 B FF 95 F SI 94 S SL 86 1-3 ② K		B FF 97 X FF 97 1-0 HR	5	2	2	2	0	2	1
13 Max Muncy, L (1, 5) (10, 3) OBP: 0.374, SLG: 0.531		X CU 83 0-0 45 FC4-6 1B	B CH 85 S CU 80 B CU 81 1 SAFE C FC 90 F CU 81 X FC 90 2-2 ② FC4-6 1-2f			C CU 80 B CH 87 B CH 87 C CU 81 F FF 92 F FF 93 X CU 81 2-2 ② G3-1		S FF 94 S SL 85 C FF 95 0-3 ③ K			4	0	1	0	0	1	1
14 Enrique Hernández, R (1, 4) OBP: 0.286, SLG: 0.414		B FF 91 S FC 91 B FC 91 X FF 92 2-1 ① F7	B FC 89 C SI 92 B FC 91 1 SAFE S SI 92 B SI 92 X FC 92 3-2 ③ G6-3			B FC 91 X FF 93 1-0 ③ F7			B SL 83 X FF 91 1-0 45 1B 2B		4	1	1	0	0	0	2
45 Matt Beaty, L (1, 7) (10, 9) OBP: 0.298, SLG: 0.406		C CU 80 B FF 91 X FF 92 1-1 ② FC4-6 15 1B 21 1B 1-2f	C FF 91 B CH 87 B CH 86 X FC 90 2-1 ① L6				B CU 81 C FF 92 F CH 87 F CH 87 S FF 94 1-3 ① K		F FF 93 X SL 84 0-1 31 BB 10 WP 2-H 1B		4	1	1	1	0	1	1
15 Austin Barnes, R (1, 2) OBP: 0.306, SLG: 0.351 10 Justin Turner, R (9, PH) OBP: 0.385, SLG: 0.451 (10, 5)		1 SAFE C FF 92 S FC 90 1 SAFE F FC 91 X CU 82 0-2 21 1B 31 1B 1-2 1B	F FF 93 C FC 91 X FF 92 0-2 ② F7				C CU 82 B FF 94 F FF 94 S FF 95 1-3 ② K		B SL 84 F FF 91 B SL 83 F FF 91 B SL 84 C FF 92 3-3 ① K 1-2		3 1	1 0	1 0	0 0	0 0	1 1	0 1
21 Walker Buehler, R (1, 1) OBP: 0.156, SLG: 0.194 43 Edwin Ríos, L (7, PH) OBP: 0.438, SLG: 0.417 52 Pedro Báez, R (8, 1) 74 Kenley Jansen, S (9, 1) 55 Russell Martin, R (9, PH) OBP: 0.360, SLG: 0.322 (10, 2)		S FF 92 D CU 81 B FF 93 T FF 92 B FF 94 X FF 94 3-2 31 1B 1-2 2-H 1B	B FF 92 C FC 90 S FC 90 S CU 83 1-3 ③ K				B CU 82 B CH 87 S FF 93 B FF 93 B CH 87 4-1 27 WP 31 1B BB		D FS 82 C FF 90 C FS 82 D FS 83 B FS 83 B FS 83 4-2 31 BB BB		2 0 0 0 0	0 0 0 0 0	1 0 0 0 0	1 1 0 0 1	0 0 0 0 0	1 0 0 0 0	0 0 0 0 0
Inning Stats	R: 0 E: 0 K: 0 S: 7 H: 0 LOB: 0 BB: 0 P: 7	R: 3 E: 0 K: 0 S: 24 H: 5 LOB: 2 BB: 0 P: 37	R: 0 E: 0 K: 0 S: 12 H: 1 LOB: 1 BB: 0 P: 17	R: 0 E: 0 K: 1 S: 8 H: 0 LOB: 0 BB: 0 P: 11	R: 0 E: 0 K: 0 S: 4 H: 0 LOB: 0 BB: 0 P: 5	R: 0 E: 0 K: 1 S: 9 H: 0 LOB: 0 BB: 0 P: 13	R: 0 E: 0 K: 3 S: 12 H: 1 LOB: 2 BB: 1 P: 21	R: 0 E: 0 K: 2 S: 10 H: 0 LOB: 0 BB: 0 P: 12	R: 1 E: 0 K: 1 S: 12 H: 2 LOB: 2 BB: 2 P: 24	R: 1 E: 0 K: 1 S: 4 H: 1 LOB: 0 BB: 0 P: 6	1B: 7 2B: 1 3B: 0 HR: 2	SF: 0 SAC: 0 DP: 1 HBP: 0	WP: 2 PB: 0 SB: 0 CS: 0	PA: 40			

PITCHER		IP	WLS	BF	H	R	ER	SO	BB	IBB	HBP	BLK	WP	HR	S	P	ERA	WHIP
29 Merrill Kelly, R ERA: 4.03	(1, 1)	6.0		24	6	3	3	2	0	0	0	0	0	1	64	90	4.50	1.000
35 Matt Andriese, R ERA: 5.74	(7, 1)	0.2		3	0	0	0	2	1	0	0	0	0	0	8	14	0.00	1.500
40 Andrew Chafin, L ERA: 3.03	(7, 1)	1.1		5	1	0	0	3	0	0	0	0	1	0	14	19	0.00	0.750
56 Greg Holland, R ERA: 3.21	(9, 1)	0.1	B	3	2	1	1	1	0	0	0	0	1	0	6	10	27.00	6.000
66 Yoshihisa Hirano, R ERA: 4.22	(9, 1)	0.2		3	0	0	0	0	2	0	0	0	0	0	6	14	0.00	3.000

PITCHER		IP	WLS	BF	H	R	ER	SO	BB	IBB	HBP	BLK	WP	HR	S	P	ERA	WHIP
50 Yoan López, R ERA: 1.36	(10, 1)	0.1	L	2	1	1	1	1	0	0	0	0	0	1	4	6	27.00	3.000

BOTTOM

Arizona Diamondbacks @ Los Angeles Dodgers

Dodger Stadium, Los Angeles, CA

Wed Jul 03 2019, 7:10 PM - 10:29 PM PDT

Att. 53,327 - Clear - 73 F

livebaseballscorecards.com

AB	37
R	5
H	10
RBI	5
BB	3
SO	9
LOB	13

Colorado Rockies @ Arizona Diamondbacks

Chase Field, Phoenix, AZ

Fri Jul 05 2019, 6:13 PM - 9:02 PM MST

Att. 43,056 - Roof Closed - 76 F

livebaseballscorecards.com

TOP

Batter	1	2	3	4	5	6	7	8	9	AB	R	H	RBI	BB	SO	LOB
19 Charlie Blackmon, L (1, 9) OBP: 0.384, SLG: 0.642	B FF 89 C CH 86 C FF 90 F CU 67 B CU 68 B FF 90 X CH 87 3-2 G4-3		B SL 82 F CH 87 X CU 70 1-1 FC3 1-3			C FF 90 B FF 90 F CU 70 F FF 91 B CH 89 B FF 92 X CH 87 3-2 G6-3		C FF 96 F SI 95 C FF 96 0-3 K		3	0	0	0	0	0	1
1 Garrett Hampson, R (7, 8) OBP: 0.237, SLG: 0.289										1	0	0	0	0	1	0
27 Trevor Story, R (1, 6) OBP: 0.355, SLG: 0.532	C SI 90 S CU 73 B SL 81 B CH 88 F FF 92 F FF 92 S CH 88 2-3 K		B CU 68 X CU 72 1-0 F9			F SI 91 B CH 88 F CU 71 X CH 89 1-2 26 FC4-6 1B		B KC 82 B FF 96 B SI 96 C FF 97 S SI 95 S SI 97 3-3 K		4	0	1	0	0	2	2
26 David Dahl, L (1, 8) OBP: 0.360, SLG: 0.544	S FF 91 B FF 92 X CH 88 1-1 1B		B FF 90 C FF 92 D CH 89 C SL 83 B FF 93 C FF 91 3-3 K			X CH 87 0-0 FC4-6 1-2f			S FF 94 S CH 88 X FF 96 0-2 G3-1	4	0	1	0	0	1	3
(7, 9)																
28 Nolan Arenado, R (1, 5) OBP: 0.382, SLG: 0.574	F FF 92 F FF 91 D SL 83 S CH 88 1-3 K			C FF 91 F CU 72 B CH 89 S FF 91 1-3 K		B EP 64 S FF 90 F FF 91 S SL 84 1-3 K			B KC 81 S KC 84 X CH 89 1-1 G6-3	3	0	0	0	0	3	2
4 Pat Valaika, R (7, 5) OBP: 0.226, SLG: 0.213										1	0	0	0	0	0	0
9 Daniel Murphy, L (1, 3) OBP: 0.325, SLG: 0.437		B FF 88 B FF 89 C FF 90 F FF 89 X FF 90 2-2 L7		C FF 90 B CH 88 X FF 91 1-1 G4-3			B FF 89 B FF 90 F CH 87 C FF 91 X CU 69 2-2 G6-3		F FF 96 B FF 96 B CH 88 B CH 88 C FF 96 F FF 96 B FF 96 4-2 24 2B BB	3	0	0	0	1	0	0
24 Ryan McMahon, L (1, 4) OBP: 0.333, SLG: 0.402		X FF 89 0-0 G3-1		C FF 91 B FF 92 C CU 70 C FF 92 1-3 K			F CH 88 F FF 91 X CU 69 0-2 G3-1		S CH 89 D CH 90 X FF 96 1-1 1-3 2B	4	0	1	0	0	1	0
15 Raimel Tapia, L (1, 7) OBP: 0.302, SLG: 0.446		B FF 90 X CH 87 1-0 F8			B FF 91 C CU 70 F FF 90 S CH 88 1-3 K2-3		X FF 90 0-0 2B		F FF 97 F FF 97 B FF 97 F KC 86 B FF 97 F FF 98 S KC 83 2-3 K	4	0	1	0	0	2	2
14 Tony Wolters, L (1, 2) OBP: 0.353, SLG: 0.378			B FF 88 B FF 88 F FF 89 F FF 90 X SL 83 2-2 19 E 1B		S CH 88 B CU 72 B FF 90 X CU 75 2-1 L3		B CU 68 C FF 89 X CH 88 1-1 G3-1			3	0	1	0	0	0	1
49 Antonio Senzatela, R (1, 1)			S CU 66 S CU 66 S EP 59 0-3 K		B FF 90 B CU 74 C FF 91 C FF 90 F FF 91 F SL 84 F SL 84 F CU 71 S CU 71 2-3 K			S FF 95 B SI 95 B SI 95 S KC 82 T FF 97 2-2 K		2	0	0	0	0	2	1
32 Jesus Tinoco, R (5, 1)										0	0	0	0	0	0	0
12 Mark Reynolds, R (8, PH) OBP: 0.293, SLG: 0.323										1	0	0	0	0	1	0
54 Carlos Estévez, R (8, 1)										0	0	0	0	0	0	0

	AB	33
	R	0
	H	5
	RBI	0
	BB	1
	SO	13
	LOB	12

Inning Stats	1	2	3	4	5	6	7	8	9	1B: 3	SF: 0	WP: 0	PA: 34
	R: 0 E: 0 K: 2 S: 14	R: 0 E: 0 K: 0 S: 5	R: 0 E: 1 K: 2 S: 12	R: 0 E: 0 K: 2 S: 8	R: 0 E: 0 K: 2 S: 12	R: 0 E: 0 K: 1 S: 11	R: 0 E: 0 K: 0 S: 9	R: 0 E: 0 K: 3 S: 9	R: 0 E: 0 K: 1 S: 15	2B: 2 3B: 0 HR: 0	SAC: 0 DP: 0 HBP: 0	PB: 0 SB: 0 CS: 0	
	H: 1 LOB: 1 BB: 0 P: 21	H: 0 LOB: 0 BB: 0 P: 8	H: 1 LOB: 2 BB: 0 P: 19	H: 0 LOB: 0 BB: 0 P: 11	H: 0 LOB: 0 BB: 0 P: 17	H: 1 LOB: 1 BB: 0 P: 16	H: 1 LOB: 1 BB: 0 P: 12	H: 0 LOB: 0 BB: 0 P: 14	H: 1 LOB: 2 BB: 1 P: 23				

PITCHER		IP	WLS	BF	H	R	ER	SO	BB	IBB	HBP	BLK	WP	HR	S	P	ERA	WHIP
21 Zack Greinke, R ERA: 2.73	(1, 1)	7.0	W	26	4	0	0	9	0	0	0	0	0	0	71	104	0.00	0.571
25 Archie Bradley, R ERA: 4.95	(8, 1)	2.0		8	1	0	0	4	1	0	0	0	0	0	24	37	0.00	1.000

PITCHER	IP	WLS	BF	H	R	ER	SO	BB	IBB	HBP	BLK	WP	HR	S	P	ERA	WHIP

Batter	1	2	3	4	5	6	7	8	9	AB	R	H	RBI	BB	SO	LOB
1 Jarrod Dyson, L (1, 7) OBP: 0.345, SLG: 0.371 16 Tim Locastro, R (9, 7) OBP: 0.371, SLG: 0.317	C FF 92 B FF 94 X FF 92 1-1 ① F7			B CU 76 B FF 94 B FF 94 C FF 94 X FF 94 3-1 ① L8	C SL 85 X CU 81 0-1 5 SF8 4 S 53 HR 2-3 1B	B SI 94 X SL 87 1-0 ② FC3-6 1-2f				4 0	1 0	1 0	0 0	0 0	0 0	1 0
4 Ketel Marte, S (1, 8) OBP: 0.360, SLG: 0.564	C FF 94 B CH 90 C FF 94 X FF 95 1-2 ② G4-3			X FF 95 0-0 5 FC4-5 1B	B FF 94 F CH 89 1 SAFE 1 SAFE B FF 92 D SL 87 B SL 83 4-1 53 HR 1-2 BB	D SI 93 F SI 95 X CU 82 1-1 ③ G4-3				3	1	1	0	1	0	1
5 Eduardo Escobar, S (1, 4) OBP: 0.350, SLG: 0.535 (8, 5) 2 Domingo Leyba, S (9, 4) OBP: 0.250, SLG: 0.250	F FF 96 F FF 95 B FF 95 B FF 93 X CU 79 2-2 ③ G4-3			B FF 93 F CH 87 F FF 94 X CH 90 1-2 ② FC4-5 53 HR 1-2f	F SI 94 C SI 94 F SI 95 X SL 87 0-2 ② SF8 2-3 3-H		B SL 86 X SI 94 1-0 ① G3			3 0	1 0	0 0	1 0	0 0	0 0	1 0
53 Christian Walker, R (1, 3) OBP: 0.332, SLG: 0.505 25 Archie Bradley, R (8, 1)		B FF 94 B SL 84 F FF 95 B FF 94 X FF 94 3-1 10 FC6-4 1B		B SL 86 X FF 94 1-0 1-H HR	X SI 96 0-0 1-H 3-H HR		F SI 94 B CU 82 B SL 89 X SI 95 2-1 ② G5-3			4 0	2 0	3 0	5 0	0 0	0 0	0 0
10 Adam Jones, R (1, 9) OBP: 0.310, SLG: 0.440		C FF 94 B FF 94 B SL 84 S SL 85 X SL 85 2-2 ① FC6-4 22 G3-6-3 1-2f		F SL 86 F FF 94 F SL 84 X SL 85 0-2 ③ G5-3	B SI 95 X SL 87 1-0 13 WP 22 BB 1B		B SI 95 S SI 90 B SI 95 X SL 87 2-1 ③ G5-3			4 0	0 0	1 0	0 0	0 0	0 0	1 0
22 Jake Lamb, L (1, 5) OBP: 0.341, SLG: 0.265 (8, 3)		X FF 93 0-0 ②③ G3-6-3 1-2f			C CU 75 2-1 B FF 92 D SL 87 X FF 92 13 BB 31 2B 1B D SI 94 4-1 C SI 94 D SL 87 B SI 93 D SI 94 13 WP 1-2 BB			C FF 96 B FF 96 B CH 90 C FF 98 S FF 99 2-3 ① K		3	1	1	0	1	1	1
13 Nick Ahmed, R (1, 6) OBP: 0.306, SLG: 0.417			C FF 93 S SL 86 B FF 95 B CH 88 C FF 96 2-3 ① K		C FF 92 B FF 93 C SL 84 D SL 82 B FF 93 B FF 95 3-2 31 2B 1-2 BB B SL 87 F SI 95 B SI 96 C SL 87 1-3 ③ K 1-2 2-3			C SL 89 B FF 100 C FF 100 B SL 90 F FF 99 C SL 90 2-3 ② K		3	1	0	0	1	3	2
31 Alex Avila, L (1, 2) OBP: 0.422, SLG: 0.522			B FF 94 C FF 94 X FF 94 1-1 21 G6-4-3 1B		B FF 94 S SL 84 B FF 92 S SL 85 X SL 85 2-2 1 1B 5 SF8 1-H 2-H 2B	B CU 79 B SI 93 B SI 93 B SI 94 4-0 1 FC3-6 BB		S FF 98 X FF 98 0-1 ③ G4-3		3	1	2	2	1	0	0
21 Zack Greinke, R (1, 1) OBP: 0.295, SLG: 0.571 15 Ildemaro Vargas, S (8, 4) OBP: 0.293, SLG: 0.370 (9, 5)			X FF 92 0-0 ②③ G6-4-3 1-2f		F FF 94 X FF 96 0-1 ① F9	F SI 95 C SI 94 X SL 86 0-2 ① F7				3 0	0 0	0 0	0 0	0 0	0 0	3 0
Inning Stats	R: 0 E: 0 K: 0 S: 8 H: 0 LOB: 0 BB: 0 P: 12	R: 0 E: 0 K: 0 S: 6 H: 1 LOB: 0 BB: 0 P: 11	R: 0 E: 0 K: 1 S: 6 H: 1 LOB: 0 BB: 0 P: 9	R: 2 E: 0 K: 0 S: 11 H: 2 LOB: 0 BB: 0 P: 16	R: 6 E: 0 K: 1 S: 23 H: 5 LOB: 2 BB: 3 P: 41	R: 0 E: 0 K: 0 S: 6 H: 0 LOB: 1 BB: 1 P: 12	R: 0 E: 0 K: 0 S: 5 H: 0 LOB: 0 BB: 0 P: 10	R: 0 E: 0 K: 2 S: 9 H: 0 LOB: 0 BB: 0 P: 13		1B: 6 2B: 1 3B: 0 HR: 2 SF: 1 SAC: 0 DP: 2 HBP: 0						

PITCHER		IP	WLS	BF	H	R	ER	SO	BB	IBB	HBP	BLK	WP	HR	S	P	ERA	WHIP
49 Antonio Senzatela, R ERA: 5.32	(1, 1)	4.1	L	20	7	7	7	1	2	0	0	0	0	1	44	73	14.54	2.077
32 Jesus Tinoco, R ERA: 2.79	(5, 1)	2.2		12	2	1	1	1	2	0	0	0	1	1	21	38	3.38	1.500
54 Carlos Estévez, R ERA: 4.35	(8, 1)	1.0		3	0	0	0	2	0	0	0	0	0	0	9	13	0.00	0.000

PITCHER	IP	WLS	BF	H	R	ER	SO	BB	IBB	HBP	BLK	WP	HR	S	P	ERA	WHIP

BOTTOM

Colorado Rockies @ Arizona Diamondbacks

Chase Field, Phoenix, AZ

Fri Jul 05 2019, 6:13 PM - 9:02 PM MST

Att. 43,056 - Roof Closed - 76 F

livebaseballscorecards.com

AB	30
R	8
H	9
RBI	8
BB	4
SO	4
LOB	10

WP: 1 PA: 35
PB: 0
SB: 1
CS: 0

Batter	1	2	3	4	5	6	7	8	9	AB	R	H	RBI	BB	SO	LOB
19 Charlie Blackmon, L (1, 9) OBP: 0.383, SLG: 0.640	C FF 93 F FF 92 C FF 93 0-3 ① K		C SL 87 B SL 87 S FF 93 F FF 92 F SL 86 B FF 95 B KC 86 X FF 94 3-2 ① G3		X SL 86 0-0 2-3 2B		C FF 95 B FF 95 B SI 94 X SI 95 2-1 ③ G4-3			4	0	1	0	0	1	0
27 Trevor Story, R (1, 6) OBP: 0.357, SLG: 0.540	C FF 94 C FF 94 B FF 95 B FF 95 B SL 87 B FF 94 4-2 BB		B SL 85 X KC 85 1-0 ② L7		B SL 86 F FF 94 F FF 94 B FF 93 S FF 93 2-3 ② K			F FF 97 X FF 96 0-1 HR		3	1	1	1	1	1	2
28 Nolan Arenado, R (1, 5) OBP: 0.381, SLG: 0.568	X FF 94 0-0 ② P5		X FF 93 0-0 ③ F7		0-0 IBB			C SL 86 C FF 97 S CH 94 0-3 ① K		3	0	0	0	1	1	1
26 David Dahl, L (1, 7) OBP: 0.356, SLG: 0.537	C FF 94 1 SAFE F FF 92 T SL 88 0-2 ③ K			S SL 84 S SL 85 S SL 84 0-3 ① K	B SL 86 X SL 88 1-0 ③ G6-3			C CH 93 F FF 97 B CH 93 F SL 87 F FF 98 F FF 98 S FF 98 1-3 ② K		4	0	0	0	0	3	4
20 Ian Desmond, R (1, 8) OBP: 0.332, SLG: 0.506		B FF 94 S FF 93 T FF 94 X FF 92 1-2 ① P3		F FF 93 F FF 94 X FF 94 0-2 ② P2		C FF 92 B FF 93 C FF 92 B FF 94 S SL 88 2-3 ① K		B FF 98 S FF 98 S SL 86 X FF 99 1-2 ③ F9		4	0	0	0	0	1	0
9 Daniel Murphy, L (1, 3) OBP: 0.332, SLG: 0.454		X FF 94 0-0 HR		S SL 87 B SL 86 C FF 95 B FF 95 B SL 88 D SL 86 4-2 BB		F SL 86 C FF 95 B FF 95 X SL 86 1-2 ② G6-3			C FF 92 X FF 91 0-1 15 G3-6-1 1B	3	1	2	1	1	0	0
1 Garrett Hampson, R (1, 4) OBP: 0.239, SLG: 0.285 15 Raimel Tapia, L (9, PH) OBP: 0.300, SLG: 0.444		C KC 84 B FF 93 B FF 93 C KC 84 B FF 93 D SL 87 4-2 14 S BB		C FF 94 F KC 85 F SL 87 F FF 94 1 SAFE 1 SAFE C FF 94 0-3 ③ K		B KC 83 B FF 94 C KC 84 X FF 95 2-1 ③ F7			B FF 92 F SL 85 X FF 92 1-1 ①② G3-6-1 1-2f	2 1	0 0	0 0	0 0	1 0	1 0	1 1
14 Tony Wolters, L (1, 2) OBP: 0.355, SLG: 0.377		B FF 93 F SL 85 1 SAFE 1 SAFE 1 SAFE C FF 94 S SL 86 1-3 ② K2-3 1-2			S SL 86 B SL 87 B KC 84 B SL 87 B FF 93 4-1 19 2B 55 SH1-4 BB		C SL 84 C FF 95 S SL 84 0-3 ① K2-3		B CU 79 B FF 91 C FF 91 C FF 91 F FF 91 F FF 91 F FF 92 X FF 92 2-2 1B	3	0	1	0	1	2	1
55 Jon Gray, R (1, 1) OBP: 0.083, SLG: 0.057 37 Jairo Díaz, R (6, 1) 22 Chris Iannetta, R (7, PH) OBP: 0.339, SLG: 0.471 51 Jake McGee, L (7, 1) 35 Chad Bettis, R (8, 1) 24 Ryan McMahon, L (9, PH) OBP: 0.332, SLG: 0.400		C FF 93 S KC 85 D KC 85 B FF 94 S SL 85 2-3 ③ K			B KC 78 L FF 92 L FF 93 B FF 94 1 SAFE B FF 93 X FF 93 3-2 ① SH1-4 1-2		X SL 85 0-0 ② F9		B SL 85 C FF 93 B FF 92 B FF 92 C FF 92 F FF 91 S FF 92 3-3 ③ K	1 0 1 0 0 1	0 0 0 0 0 0	0 0 0 0 0 0	0 0 0 0 0 0	1 0 0 0 0 1	1 0 0 0 0 1	1 0 0 0 0 1
Inning Stats	R: 0 E: 0 K: 2 S: 9 H: 0 LOB: 1 BB: 1 P: 13	R: 1 E: 0 K: 2 S: 12 H: 1 LOB: 1 BB: 1 P: 20	R: 0 E: 0 K: 0 S: 7 H: 0 LOB: 0 BB: 0 P: 11	R: 0 E: 0 K: 2 S: 13 H: 0 LOB: 1 BB: 1 P: 17	R: 0 E: 0 K: 1 S: 9 H: 1 LOB: 3 BB: 2 P: 19	R: 0 E: 0 K: 1 S: 8 H: 0 LOB: 0 BB: 0 P: 13	R: 0 E: 0 K: 1 S: 6 H: 0 LOB: 0 BB: 0 P: 8	R: 1 E: 0 K: 2 S: 14 H: 1 LOB: 0 BB: 0 P: 16	R: 0 E: 0 K: 1 S: 14 H: 2 LOB: 1 BB: 0 P: 20	1B: 2 2B: 1 3B: 0 HR: 2 SF: 0 SAC: 1 DP: 1 HBP: 0						

PITCHER		IP	WLS	BF	H	R	ER	SO	BB	IBB	HBP	BLK	WP	HR	S	P	ERA	WHIP
38 Robbie Ray, L ERA: 3.96	(1, 1)	6.0	W	25	2	1	1	8	4	1	0	0	0	1	58	93	1.50	1.000
40 Andrew Chafin, L ERA: 2.93	(7, 1)	1.0	H	3	0	0	0	1	0	0	0	0	0	0	6	8	0.00	0.000
50 Yoan López, R ERA: 1.59	(8, 1)	1.0	H	4	1	1	1	2	0	0	0	0	0	1	14	16	9.00	1.000
56 Greg Holland, R ERA: 3.1	(9, 1)	1.0	S	4	2	0	0	1	0	0	0	0	0	0	14	20	0.00	2.000

PITCHER	IP	WLS	BF	H	R	ER	SO	BB	IBB	HBP	BLK	WP	HR	S	P	ERA	WHIP

TOP

Colorado Rockies @ Arizona Diamondbacks

Chase Field, Phoenix, AZ

Sat Jul 06 2019, 7:10 PM - 10:20 PM MST

Att. 28,276 - Roof Closed - 77 F

livebaseballscorecards.com

AB	30
R	2
H	5
RBI	2
BB	5
SO	12
LOB	12

WP: 0 PA: 36
PB: 0
SB: 1
CS: 0

Batter	1	2	3	4	5	6	7	8	9	AB	R	H	RBI	BB	SO	LOB
16 Tim Locastro, R (1, 7) OBP: 0.364, SLG: 0.311	C FF 96 X FF 97 0-1 F7 ①		B FF 96 C SL 87 X FF 96 1-1 5 WP 4 E 1B	C SL 88 X SL 87 0-1 P3 ③		F SI 96 B FF 98 F SI 96 C SL 89 1-3 K ②		F FF 95 B FF 95 1 SAFE X FF 94 1-1 P6 ②		5	0	1	0	0	1	4
4 Ketel Marte, S (1, 8) (8, 4) OBP: 0.358, SLG: 0.558	S FF 97 X CU 80 0-1 G5-3 ②		1 SAFE S FF 98 1 SAFE 1 SAFE B FF 97 1 SAFE B SL 86 F FF 96 1 SAFE 3-2 P5 ① 1-2		C FF 96 C CU 78 B SL 88 F FF 98 B SL 87 X FF 97 2-2 P5 ①	B SI 98 B SI 97 X SI 96 2-0 1-2 1B		1 SAFE C CH 82 F FF 94 X CH 82 0-2 G3 ③		5	0	1	0	0	0	2
5 Eduardo Escobar, S (1, 4) (8, 5) OBP: 0.349, SLG: 0.532	S FF 97 S FF 97 B FF 97 X FF 97 1-2 53 2B 1B		B FF 96 S FF 96 S SL 89 S SL 88 1-3 K ② 2-3		B FF 97 S FF 97 B FF 97 C FF 97 F CU 80 T FF 97 2-2 K ②	X FF 97 0-0 P5 ③				4	0	1	0	0	2	3
53 Christian Walker, R (1, 3) OBP: 0.334, SLG: 0.507	C FF 98 F CU 81 X SL 89 0-2 1-3 2B		S FF 97 F FF 97 B FF 97 B SL 88 F FF 97 S SL 87 2-3 K ③		B FF 97 X FF 96 1-0 G4-3 ③		B FF 92 B FF 92 S FF 92 S FF 93 F FF 93 B FF 93 B FF 94 4-2 22 1B BB			3	0	1	0	1	1	1
10 Adam Jones, R (1, 9) OBP: 0.313, SLG: 0.444	X SL 89 0-0 F8 ③			X FF 94 0-0 22 F9 38 1B 2B		F SL 87 S SL 86 B FF 96 B SL 89 X FF 97 2-2 22 HR 1B	X FF 92 0-0 F9 ①			4	2	2	0	0	0	3
22 Jake Lamb, L (1, 5) OBP: 0.378, SLG: 0.378 50 Yoan López, R (8, 1) 56 Greg Holland, R (9, 1)		C FF 97 B FF 97 B CH 88 B SL 87 F FF 96 F FF 97 F FF 98 B FF 98 4-2 13 1B BB	B FF 96 B SL 88 C FF 94 B FF 96 S CU 79 X SL 87 3-2 F9 ① 2-3			D SL 89 B FF 97 C SL 87 B FF 96 S FF 96 F FF 96 X FF 97 3-2 1-H HR	1 SAFE S FF 93 1 SAFE X FF 92 0-1 13 G6-4-3 1-2 1B			3 0 0	1 0 0	2 0 0	2 0 0	1 0 0	0 0 0	1 0 0
13 Nick Ahmed, R (1, 6) OBP: 0.308, SLG: 0.419		B FF 97 B SL 88 X FF 98 2-0 38 G6-4-3 1-2 1B	B FF 97 C FF 96 S SL 88 D SL 89 X SL 86 2-2 P3 ②			S SL 88 X SL 88 0-1 18 S 18 1B 1B	C FF 93 C SL 79 B SL 79 F FF 93 X FF 95 2-2 1-2f G6-4-3 ②③			4	1	2	0	0	0	3
18 Carson Kelly, R (1, 2) OBP: 0.355, SLG: 0.534		C SL 88 B FF 98 B SL 87 F SL 87 F CU 79 S SL 89 2-3 K ①		0-0 38 1B IBB		C SI 96 F SL 88 D SL 90 F SL 89 D SL 89 B SI 97 X FF 96 3-2 4 1B 1-H 1B		F CH 83 B FF 95 C FF 94 B CU 82 X CH 83 2-2 P6 ①		3	0	1	1	1	1	2
38 Robbie Ray, L (1, 1) OBP: 0.063, SLG: 0.063 15 Ildemaro Vargas, S (6, PH) OBP: 0.291, SLG: 0.368 40 Andrew Chafin, R (7, 1) 1 Jarrod Dyson, L (8, 8) OBP: 0.348, SLG: 0.374		L FF 96 B FF 96 L FF 96 D CU 77 X SL 88 2-2 1-2f G6-4-3 ②③	F FF 96 X FF 98 0-1 1-2 3-H 1B			C FF 98 D SL 90 C SI 96 B SI 97 S SI 97 2-3 K ①		F FF 95 X FF 95 0-1 1B		2 1 0 1	0 0 0 0	1 0 0 1	1 0 0 0	0 1 0 0	0 1 0 0	2 1 0 0
Inning Stats	R: 0 E: 0 K: 0 S: 11 H: 2 LOB: 2 BB: 0 P: 12	R: 0 E: 0 K: 1 S: 12 H: 1 LOB: 1 BB: 1 P: 22	R: 0 E: 1 K: 2 S: 14 H: 1 LOB: 1 BB: 0 P: 21	R: 1 E: 0 K: 0 S: 11 H: 2 LOB: 2 BB: 1 P: 16	R: 0 E: 0 K: 1 S: 9 H: 0 LOB: 0 BB: 0 P: 14	R: 3 E: 0 K: 2 S: 21 H: 5 LOB: 2 BB: 0 P: 34	R: 0 E: 0 K: 0 S: 10 H: 1 LOB: 1 BB: 1 P: 16	R: 0 E: 0 K: 0 S: 10 H: 1 LOB: 1 BB: 0 P: 13		1B: 10 2B: 2 3B: 0 HR: 1 SF: 0 SAC: 0 DP: 2 HBP: 0				WP: 1 PB: 0 SB: 1 CS: 0 PA: 38		

PITCHER		IP	WLS	BF	H	R	ER	SO	BB	IBB	HBP	BLK	WP	HR	S	P	ERA	WHIP
55 Jon Gray, R ERA: 3.92	(1, 1)	5.0	L	24	8	3	3	4	1	1	0	0	1	1	64	97	5.40	1.800
37 Jairo Díaz, R ERA: 5.16	(6, 1)	1.0		6	3	1	1	2	0	0	0	0	0	0	14	22	9.00	3.000
51 Jake McGee, L ERA: 1.35	(7, 1)	1.0		4	1	0	0	0	1	0	0	0	0	0	10	16	0.00	2.000
35 Chad Bettis, R ERA: 5.4	(8, 1)	1.0		4	1	0	0	0	0	0	0	0	0	0	10	13	0.00	1.000

PITCHER	IP	WLS	BF	H	R	ER	SO	BB	IBB	HBP	BLK	WP	HR	S	P	ERA	WHIP

BOTTOM

Colorado Rockies @ Arizona Diamondbacks

Chase Field, Phoenix, AZ

Sat Jul 06 2019, 7:10 PM - 10:20 PM MST

Att. 28,276 - Roof Closed - 77 F

livebaseballscorecards.com

AB	35
R	4
H	13
RBI	4
BB	3
SO	6
LOB	22

Colorado Rockies @ Arizona Diamondbacks

Chase Field, Phoenix, AZ

Sun Jul 07 2019, 1:12 PM - 3:46 PM MST

Att. 22,964 - Roof Closed - 75 F

livebaseballscorecards.com

Batter	1	2	3	4	5	6	7	8	9	AB	R	H	RBI	BB	SO	LOB
19 Charlie Blackmon, L (1, 9) OBP: 0.378, SLG: 0.632	C FF 89 B FC 85 B FF 90 S FC 85 X FF 91 2-2 ① F7		X CU 81 0-0 ③ G4-3			C FF 90 X CU 81 0-1 ③ G3		B FF 95 S SL 84 C FF 94 F SL 84 B FF 94 S FF 94 2-3 ③ K		4	0	0	0	0	1	1
27 Trevor Story, R (1, 6) OBP: 0.358, SLG: 0.549	X SI 90 0-0 ② L7			C SI 89 B CH 83 B CH 84 B FC 85 X FF 90 3-1 ① G6-3			X FS 82 0-0 1B		B FF 88 C SL 82 B FF 89 B FF 89 C FF 89 X SL 83 3-2 HR	4	1	2	1	0	0	0
28 Nolan Arenado, R (1, 5) OBP: 0.377, SLG: 0.562	C SI 90 C FC 86 B CH 85 X CH 84 1-2 ③ L7			S CH 84 B FF 89 B FC 85 X SI 89 2-1 ② G6-3			F FS 82 B FS 83 F FF 88 F FF 90 X FF 91 1-2 ① P3		F FF 89 F FF 90 X SL 82 0-2 ① G6-3	4	0	0	0	0	0	1
26 David Dahl, L (1, 7) OBP: 0.352, SLG: 0.530		S FC 84 B SI 89 X FC 84 1-1 ① L7		S FC 84 C CU 81 S CU 81 0-3 ③ K			F FS 84 B FF 89 D FS 83 F FS 82 B FS 84 C FF 90 3-3 ② K		X SL 82 0-0 ② G3-1	4	0	0	0	0	2	1
20 Ian Desmond, R (1, 8) OBP: 0.328, SLG: 0.498		C SI 90 B FF 90 B FF 89 X FC 85 2-1 ② G5-3			B SI 87 C FF 89 S CH 83 X FF 89 1-2 ① P3		B FF 91 F FF 91 B FF 89 F FS 84 D FS 83 X FF 90 3-2 ③ G5-3		C FF 89 C FF 89 B CU 77 C SL 83 1-3 ③ K	4	0	0	0	0	1	1
9 Daniel Murphy, L (1, 3) OBP: 0.328, SLG: 0.447		B FF 90 C FC 85 S FC 85 B SI 91 F FF 91 B CU 82 S FF 91 3-3 ③ K			C FF 88 B CU 81 C FF 88 B FC 85 B FF 90 F FC 85 X FC 86 3-2 ② P6			B SI 94 C FF 93 B SL 84 B FF 94 X SI 95 3-1 ① P5		3	0	0	0	0	1	0
24 Ryan McMahon, L (1, 4) OBP: 0.332, SLG: 0.399			X FF 89 0-0 ① P5		S FC 84 B FF 90 B SI 89 F FF 90 X FF 91 2-2 ③ G3			X FF 94 0-0 22 HR 1B		3	1	1	0	0	0	0
14 Tony Wolters, L (1, 2) OBP: 0.357, SLG: 0.375 22 Chris Iannetta, R (6, 2) OBP: 0.345, SLG: 0.505			C FF 89 B FC 85 B FC 86 C FC 85 B CU 82 B FF 90 4-2 48 SH1-4 BB			F FF 88 B CU 81 C FF 89 B FC 84 X FC 84 2-2 ① L3		B SI 94 D SL 85 B SI 94 C FF 94 X FF 95 3-1 1-H HR		1	0	0	0	1	0	0
48 Germán Márquez, R (1, 1) OBP: 0.211, SLG: 0.316 54 Carlos Estévez, R (7, 1) 12 Mark Reynolds, R (8, PH) OBP: 0.291, SLG: 0.320 45 Scott Oberg, R (8, 1)			X FC 85 0-0 ② SH1-4 1-2			S SI 89 S CU 81 S CU 81 0-3 ② K		C SI 94 F SL 84 S FF 95 0-3 ② K		1 0 1 0	0 0 0 0	0 0 0 0	0 0 0 0	0 0 0 0	1 0 1 0	0 0 0 0
Inning Stats	R: 0 E: 0 K: 0 S: 7 H: 0 LOB: 0 BB: 0 P: 10	R: 0 E: 0 K: 1 S: 8 H: 0 LOB: 0 BB: 0 P: 14	R: 0 E: 0 K: 0 S: 5 H: 0 LOB: 1 BB: 1 P: 9	R: 0 E: 0 K: 1 S: 7 H: 0 LOB: 0 BB: 0 P: 12	R: 0 E: 0 K: 0 S: 10 H: 0 LOB: 0 BB: 0 P: 16	R: 0 E: 0 K: 1 S: 8 H: 0 LOB: 0 BB: 0 P: 10	R: 0 E: 0 K: 1 S: 11 H: 1 LOB: 1 BB: 0 P: 18	R: 2 E: 0 K: 2 S: 12 H: 2 LOB: 0 BB: 0 P: 20	R: 1 E: 0 K: 1 S: 10 H: 1 LOB: 0 BB: 0 P: 14	1B: 2 2B: 0 3B: 0 HR: 2 SF: 0 SAC: 1 DP: 0 HBP: 0						

TOP	
AB	30
R	3
H	4
RBI	3
BB	1
SO	7
LOB	4

WP: 0	PA: 32
PB: 0	
SB: 0	
CS: 0	

PITCHER		IP	WLS	BF	H	R	ER	SO	BB	IBB	HBP	BLK	WP	HR	S	P	ERA	WHIP
49 Alex Young, L ERA: 0.68	(1, 1)	6.0	W	19	0	0	0	3	1	0	0	0	0	0	45	71	0.00	0.167
66 Yoshihisa Hirano, R ERA: 4.09	(7, 1)	1.0		4	1	0	0	1	0	0	0	0	0	0	11	18	0.00	1.000
40 Andrew Chafin, L ERA: 3.41	(8, 1)	1.0		5	2	2	2	2	0	0	0	0	0	1	12	20	18.00	2.000
56 Greg Holland, R ERA: 3.3	(9, 1)	1.0	S	4	1	1	1	1	0	0	0	0	0	1	10	14	9.00	1.000

PITCHER		IP	WLS	BF	H	R	ER	SO	BB	IBB	HBP	BLK	WP	HR	S	P	ERA	WHIP

Batter	1	2	3	4	5	6	7	8	9	AB	R	H	RBI	BB	SO	LOB
1 Jarrod Dyson, L (1, 7) OBP: 0.342, SLG: 0.367	C FF 94 X KC 81 0-1 P5 ①		B FF 95 L SI 95 B FF 94 L SL 87 B SL 88 S FF 98 3-3 K ① 1-2		B SL 87 B SI 95 X FF 95 2-0 G4-3 ③		B FF 98 F FF 97 C FF 98 F FF 98 X CH 89 1-2 G4-3 ②			4	0	0	0	0	1	1
4 Ketel Marte, S (1, 8) OBP: 0.359, SLG: 0.559	C FF 95 X KC 83 0-1 G1-3 ②		B SL 86 B SL 89 F SI 97 X FF 97 2-1 F8 ②			F SL 85 C KC 82 B SI 97 B KC 83 B FF 96 F KC 82 F SI 96 B SI 95 4-2 5 1B 53 1B BB	B FF 98 X FF 98 1-0 2B			3	1	1	0	1	0	1
5 Eduardo Escobar, S (1, 4) OBP: 0.353, SLG: 0.543 (9, 5)	C FF 96 B CH 88 X CH 88 1-1 3B		S FF 97 F SI 96 F KC 87 X KC 88 0-2 2-H 2B			B SI 94 F SL 85 1 SAFE X SI 95 1-1 1-3 53 1B 1B	S FF 99 S CH 89 B FF 99 B FF 98 F CH 90 X FF 99 2-2 F9 ③			4	1	3	1	0	0	1
53 Christian Walker, R (1, 3) OBP: 0.333, SLG: 0.503	B SL 88 X KC 84 1-0 G5-3 ③		X SL 89 0-0 F9 ③			B SL 89 X SI 95 1-0 22 G3-1 13 HR 2-H 3-H 1B		S SL 85 B SL 87 B FF 96 F SL 86 F FF 95 C FF 96 2-3 K ①		4	1	1	2	0	1	2
10 Adam Jones, R (1, 9) OBP: 0.312, SLG: 0.441		B SL 87 X SI 93 1-0 G4-3 ①		C KC 83 B SL 85 S SL 88 B KC 85 X FF 97 2-2 F9 ①		B SI 97 B SL 87 S SL 87 X SL 88 2-1 F9 ①		B FF 96 S SL 87 X FF 95 1-1 1B		4	0	1	0	0	0	1
22 Jake Lamb, L (1, 5) OBP: 0.347, SLG: 0.341 56 Greg Holland, R (9, 1)		C FF 96 S KC 83 B KC 85 S KC 86 1-3 K ②		S FF 95 B KC 85 F FF 96 B KC 86 X KC 84 2-2 L9 ②		B FF 95 S KC 82 B FF 94 B KC 80 S SL 87 X SL 86 3-2 G3-1 ② 2-3		C FF 96 F FF 94 D SL 86 F CH 88 C FF 97 1-3 K ②		4 0	0 0	0 0	0 0	0 0	2 0	2 0
13 Nick Ahmed, R (1, 6) OBP: 0.311, SLG: 0.429		X SI 96 0-0 1B		C SL 88 F SL 88 X KC 86 0-2 G5-3 ③		X SL 88 0-0 3-H HR		B FF 93 X FF 94 1-0 F9 ③		4	1	2	2	0	0	1
31 Alex Avila, L (1, 2) OBP: 0.409, SLG: 0.500		B SI 94 C SL 87 1 SAFE C SI 95 B FF 96 B KC 82 X FF 96 3-2 F8 ③			F SI 95 B SL 87 S FF 95 B KC 84 F FF 97 B SI 94 C FF 98 3-3 K ① B FF 96 C FF 95 B KC 82 X FF 96 2-1 L4 ③				3	0	0	0	0	1	1
49 Alex Young, L (1, 1) 66 Yoshihisa Hirano, R (7, 1) 2 Domingo Leyba, S (7, PH) OBP: 0.200, SLG: 0.200 40 Andrew Chafin, R (8, 1) 15 Ildemaro Vargas, S (9, 4) OBP: 0.291, SLG: 0.368			C FF 94 C SI 94 S KC 83 0-3 K 1 PB 5 2B		B FF 95 C FF 94 F SI 94 C KC 84 1-3 K ②		C SL 85 S FF 97 X SL 87 0-2 G5-3 ①			2 0 0 1 0 0	1 0 0 0 0 0	0 0 0 0 0 0	0 0 0 0 0 0	0 0 0 0 0 0	2 0 0 0 0 0	0 0 0 0 0 0
Inning Stats	R: 0 E: 0 K: 0 S: 7 H: 1 LOB: 1 BB: 0 P: 9	R: 0 E: 0 K: 1 S: 8 H: 1 LOB: 1 BB: 0 P: 13	R: 1 E: 0 K: 2 S: 13 H: 1 LOB: 1 BB: 0 P: 18	R: 0 E: 0 K: 0 S: 9 H: 0 LOB: 0 BB: 0 P: 13	R: 0 E: 0 K: 2 S: 8 H: 0 LOB: 0 BB: 0 P: 14	R: 4 E: 0 K: 0 S: 15 H: 3 LOB: 0 BB: 1 P: 28	R: 0 E: 0 K: 0 S: 12 H: 1 LOB: 1 BB: 0 P: 16	R: 0 E: 0 K: 2 S: 11 H: 1 LOB: 1 BB: 0 P: 16		1B: 4 2B: 2 3B: 1 HR: 1 SF: 0 SAC: 0 DP: 0 HBP: 0						

PITCHER	IP	WLS	BF	H	R	ER	SO	BB	IBB	HBP	BLK	WP	HR	S	P	ERA	WHIP
48 Germán Márquez, R (1, 1) ERA: 4.45	6.0	L	26	6	5	4	5	1	0	0	0	1	1	60	95	6.00	1.167
54 Carlos Estévez, R (7, 1) ERA: 4.24	1.0		4	1	0	0	0	0	0	0	0	0	0	12	16	0.00	1.000
45 Scott Oberg, R (8, 1) ERA: 1.24	1.0		4	1	0	0	2	0	0	0	0	0	0	11	16	0.00	1.000

PITCHER	IP	WLS	BF	H	R	ER	SO	BB	IBB	HBP	BLK	WP	HR	S	P	ERA	WHIP

BOTTOM

Colorado Rockies @ Arizona Diamondbacks

Chase Field, Phoenix, AZ

Sun Jul 07 2019, 1:12 PM - 3:46 PM MST

Att. 22,964 - Roof Closed - 75 F

livebaseballscorecards.com

AB	33
R	5
H	8
RBI	5
BB	1
SO	7
LOB	10

Batter	1	2	3	4	5	6	7	8	9	AB	R	H	RBI	BB	SO	LOB
1 Jarrod Dyson, L (1, 7) OBP: 0.337, SLG: 0.361	B FF 92 C FF 91 F FF 93 B CU 78 F FF 94 B FF 95 F FF 94 S FF 93 3-3 ① **K**		B CU 76 X FF 93 1-0 ③ **F8**			B CU 75 X FF 91 1-0 ① **P5**		B FC 91 B FF 95 X FF 95 2-0 ① **P6**		4	0	0	0	0	1	1
4 Ketel Marte, S (1, 8) OBP: 0.358, SLG: 0.564	C CU 77 B FF 92 B FF 93 X FF 93 2-1 ② **F7**			C FF 92 S FF 93 B CH 82 F FF 94 X CH 82 1-2 ① **F8**		B FF 93 S FF 93 F FF 94 B FF 95 X FF 93 2-2 ② **F7**		X SI 96 0-0 1-H **HR**		4	1	1	2	0	0	0
5 Eduardo Escobar, S (1, 4) (8, 5) OBP: 0.352, SLG: 0.540	F FF 92 F FF 94 X FF 94 0-2 **1B**			B FF 93 C CU 75 F FF 94 S FF 94 1-3 ② **K**		B FF 93 B FF 94 F FF 92 B FF 94 X FF 93 3-1 ③ **P6**		C CU 78 B CU 77 B FF 96 X FF 95 2-1 ② **G4-3**		4	0	1	0	0	1	0
53 Christian Walker, R (1, 3) OBP: 0.332, SLG: 0.510 50 Yoan López, R (8, 1) 56 Greg Holland, R (9, 1)	F FF 94 F FF 93 B FF 95 F FF 95 B FF 94 D CH 84 F FF 94 S FC 91 3-3 ③ **K**			B CU 76 S FC 89 B FF 94 X FF 93 2-1 **HR**			C FC 86 B FC 87 S FF 91 F FC 87 F FF 91 B FF 93 B FF 93 F FC 89 S FC 88 3-3 ① **K**	B FC 91 X SI 96 1-0 ③ **G6-3**		4 0 0	1 0 0	1 0 0	1 0 0	0 0 0	2 0 0	1 0 0
10 Adam Jones, R (1, 9) OBP: 0.308, SLG: 0.436		B FC 89 S FC 89 F FF 93 C FF 95 1-3 ① **K**		F FF 94 F FC 89 F FC 92 B FC 91 X FC 90 1-2 ③ **G4-3**			L FC 89 X FC 89 0-1 ② **G6-3**		C SL 82 S SL 84 S FF 93 0-3 ① **K**	4	0	0	0	0	2	0
22 Jake Lamb, L (1, 5) (8, 3) OBP: 0.377, SLG: 0.419		C FF 94 B CU 79 H CU 74 2-1 13 G5-4-3 **HBP**			C FF 91 F FF 93 F FF 93 C FF 95 0-3 ① **K**		C SL 81 F FF 92 B FF 93 X SL 82 1-2 **HR**		S FF 93 H FF 91 1-1 13 G4-3 **HBP**	2	1	1	1	0	1	0
13 Nick Ahmed, R (1, 6) OBP: 0.313, SLG: 0.433		C FC 90 B FC 89 B FF 93 S FC 90 B FF 95 F FF 93 F FF 94 X FC 90 3-2 ②③ **G5-4-3** 1-2f			B FC 89 X FC 88 1-0 18 G1-3 **2B**		X SI 96 0-0 **1B**		C SL 82 1 SAFE F FF 91 X FF 93 0-2 ②③ **G4-3** 1-2f	4	0	2	0	0	0	2
18 Carson Kelly, R (1, 2) OBP: 0.350, SLG: 0.525			C FF 91 C CU 76 X FC 88 0-2 ① **P2**		B FF 93 F FC 90 F FC 90 B FF 94 X FC 90 2-2 ② **G1-3** 2-3		1 SAFE B FC 91 B SI 95 X FC 92 2-0 ③ **F8**			3	0	0	0	0	0	2
38 Robbie Ray, L (1, 1) OBP: 0.059, SLG: 0.059 66 Yoshihisa Hirano, R (7, 1) 2 Domingo Leyba, S (8, PH) OBP: 0.333, SLG: 0.200 15 Ildemaro Vargas, S (8, 4) OBP: 0.291, SLG: 0.368			B FF 91 C FF 89 B FF 92 S FF 90 B FF 93 F FF 92 S FF 93 3-3 ② **K**		B FF 93 F FF 92 X FF 93 1-1 ③ **G6-3**			B CU 75 B FF 95 S CH 83 S SI 96 B FF 97 D CH 83 4-2 4 HR **BB**		2 0 0 0	0 0 1 0	0 0 0 0	0 0 1 0	1 0 0 0	1 0 0 0
Inning Stats	R: 0 E: 0 K: 2 S: 15 H: 1 LOB: 1 BB: 0 P: 23	R: 0 E: 0 K: 1 S: 9 H: 0 LOB: 0 BB: 0 P: 15	R: 0 E: 0 K: 1 S: 8 H: 0 LOB: 0 BB: 0 P: 12	R: 1 E: 0 K: 1 S: 13 H: 1 LOB: 0 BB: 0 P: 18	R: 0 E: 0 K: 1 S: 10 H: 1 LOB: 1 BB: 0 P: 14	R: 0 E: 0 K: 0 S: 6 H: 0 LOB: 0 BB: 0 P: 12	R: 1 E: 0 K: 1 S: 13 H: 2 LOB: 1 BB: 0 P: 19	R: 2 E: 0 K: 0 S: 7 H: 1 LOB: 0 BB: 1 P: 16	R: 0 E: 0 K: 1 S: 7 H: 0 LOB: 0 BB: 0 P: 8	1B: 2 2B: 1 3B: 0 HR: 3 SF: 0 SAC: 0 DP: 2 HBP: 2						

TOP

Arizona Diamondbacks @ St. Louis Cardinals

Busch Stadium, St. Louis, MO

Fri Jul 12 2019, 7:18 PM - 10:12 PM CDT

Att. 44,960 - Clear - 87 F

livebaseballscorecards.com

AB	31
R	4
H	6
RBI	4
BB	1
SO	8
LOB	7

PITCHER		IP	WLS	BF	H	R	ER	SO	BB	IBB	HBP	BLK	WP	HR	S	P	ERA	WHIP
62 Daniel Ponce de Leon, R ERA: 1.99	(1, 1)	6.2		23	3	1	1	7	0	0	1	0	0	1	69	105	1.35	0.450
21 Andrew Miller, L ERA: 4.13	(7, 1)	0.0	L	1	1	1	1	0	0	0	0	0	0	1	3	4	∞	∞
53 John Gant, R ERA: 2.54	(7, 1)	1.1		7	2	2	2	0	1	0	0	0	0	1	9	20	13.50	2.250
60 John Brebbia, R ERA: 3.05	(9, 1)	1.0		3	0	0	0	1	0	0	1	0	0	0	7	8	0.00	0.000

PITCHER	IP	WLS	BF	H	R	ER	SO	BB	IBB	HBP	BLK	WP	HR	S	P	ERA	WHIP

BOTTOM

Arizona Diamondbacks @ St. Louis Cardinals

Busch Stadium, St. Louis, MO

Fri Jul 12 2019, 7:18 PM - 10:12 PM CDT

Att. 44,960 - Clear - 87 F

livebaseballscorecards.com

Batter	1	2	3	4	5	6	7	8	9	AB	R	H	RBI	BB	SO	LOB
19 Tommy Edman, S (1, 4) (9, 8) OBP: 0.288, SLG: 0.509	B FF 91 C FF 92 S KC 84 C FF 93 1-3 ① K		B FF 93 C KC 84 B KC 83 F SL 86 X FF 93 2-2 ② FC6-4 1-2f			C KC 82 B FF 92 B SL 84 F FF 91 B KC 84 X FF 93 3-2 ① L9		D FF 96 S SL 84 C SL 84 B CH 93 S SL 85 2-3 ① K		4	0	0	0	0	2	3
38 José Martínez, R (1, 7) OBP: 0.342, SLG: 0.420	C FF 94 S SL 86 F FF 94 F SL 87 F FF 94 S SL 86 0-3 ② K		1 SAFE 1 SAFE B SI 93 S SL 84 B FF 95 1 SAFE X SL 85 2-1 ③ P3			B SI 93 C SL 85 B SI 91 B SL 84 S SL 84 B SL 86 4-2 BB		C FF 96 F FF 96 X FF 97 0-2 ② G6-3 1-2 2-3		3	0	0	0	1	1	3
12 Paul DeJong, R (1, 6) OBP: 0.342, SLG: 0.440	C FF 93 B FF 94 X FF 94 1-1 ③ G5-3			B KC 82 B SL 84 X SI 92 2-0 ① G6-3		B FF 93 X SI 94 1-0 ② L6		C SL 84 S SL 86 X FF 97 0-2 1B 2-3 3-H		4	0	1	1	0	0	1
46 Paul Goldschmidt, R (1, 3) OBP: 0.339, SLG: 0.421		B KC 83 F KC 84 B FF 92 F FF 93 F SL 86 B SI 94 F SL 85 C KC 84 3-3 ① K		X FF 92 0-0 ② P3		1 SAFE S SL 85 F SI 93 F FF 93 F KC 86 F SL 85 F SI 93 C FF 94 0-3 ③ K		D FF 96 F SL 85 F SL 84 F SL 86 X SL 86 1-2 ③ G5-3		4	0	0	0	0	2	3
13 Matt Carpenter, L (1, 5) OBP: 0.324, SLG: 0.379		C FF 93 X FF 94 0-1 25 FC5-4 1B		B KC 83 B SL 85 C FF 93 B SL 84 C SL 84 X FF 94 3-2 ③ L6			B SL 83 S SL 84 S SL 86 F SL 84 S SL 85 1-3 ① K		B FF 92 F FF 91 C SL 84 F SL 85 S SL 83 1-3 ① K	4	0	1	0	0	2	0
25 Dexter Fowler, S (1, 9) OBP: 0.352, SLG: 0.422		S KC 85 X FF 93 0-1 ② FC5-4 1-2f			X FF 90 0-0 ① G4-3		S FS 84 B FS 85 B FF 92 C FF 91 S FS 84 2-3 ② K		S SL 83 X FF 91 0-1 ② G3	4	0	0	0	0	1	1
32 Matt Wieters, S (1, 2) OBP: 0.280, SLG: 0.459		C SI 93 S SL 86 X SI 94 0-2 ③ G4-3			C SI 92 B SL 86 F SI 92 B FF 93 B SL 85 F SI 93 X SI 94 3-2 HR		B FS 84 C FF 91 B FS 84 X FF 92 2-1 ③ F7		B FF 92 B FF 90 B FF 91 B FF 90 4-0 16 WP BB	3	1	1	1	1	0	1
48 Harrison Bader, R (1, 8) OBP: 0.313, SLG: 0.355 16 Kolten Wong, L (8, PH) (9, 4) OBP: 0.328, SLG: 0.377			C KC 83 F FF 92 S SL 86 0-3 ① K		C SL 84 F FF 94 S SL 85 0-3 ② K			B FF 97 C SL 83 F FF 96 X FF 98 1-2 38 G6-3 34 E 12 1B 1B	B SL 84 S SL 82 F FF 91 B SL 83 S SL 84 2-3 ③ K 1-2	2	0	0	0	0	2	0
										2	1	1	0	0	1	1
62 Daniel Ponce de Leon, R (1, 1) 21 Andrew Miller, L (7, 1) 53 John Gant, R (7, 1) 34 Yairo Muñoz, R (8, PH) OBP: 0.319, SLG: 0.382 60 John Brebbia, L (9, 1) OBP: 1.000, SLG: 1.000			B FF 92 B FF 93 B FF 93 C FF 92 B FF 93 4-1 19 FC6-4 BB		C FF 92 S SL 85 B SL 85 B FF 94 S KC 84 2-3 ③ K			F FF 97 F SL 84 1 SAFE X SL 85 0-2 FC6 12 1B 38 G6-3 1-2		1	0	0	0	1	1	0
										0	0	0	0	0	0	0
										0	0	0	0	0	0	0
										1	0	0	0	0	0	1
										0	0	0	0	0	0	0
Inning Stats	R: 0 E: 0 K: 2 S: 11 H: 0 LOB: 0 BB: 0 P: 13	R: 0 E: 0 K: 1 S: 12 H: 1 LOB: 1 BB: 0 P: 15	R: 0 E: 0 K: 1 S: 9 H: 0 LOB: 1 BB: 1 P: 17	R: 0 E: 0 K: 0 S: 5 H: 0 LOB: 0 BB: 0 P: 10	R: 1 E: 0 K: 2 S: 11 H: 1 LOB: 0 BB: 0 P: 16	R: 0 E: 0 K: 1 S: 13 H: 0 LOB: 1 BB: 1 P: 21	R: 0 E: 0 K: 2 S: 9 H: 0 LOB: 0 BB: 0 P: 14	R: 1 E: 1 K: 1 S: 19 H: 2 LOB: 2 BB: 0 P: 23	R: 0 E: 0 K: 2 S: 9 H: 0 LOB: 1 BB: 1 P: 16	1B: 3 2B: 0 3B: 0 HR: 1 SF: 0 SAC: 0 DP: 0 HBP: 0						

	AB	32
	R	2
	H	4
	RBI	2
	BB	3
	SO	12
	LOB	14

WP: 1 PB: 0 SB: 0 CS: 0 PA: 35

PITCHER		IP	WLS	BF	H	R	ER	SO	BB	IBB	HBP	BLK	WP	HR	S	P	ERA	WHIP
38 Robbie Ray, L ERA: 3.81	(1, 1)	6.1	W	23	2	1	1	8	2	0	0	0	0	1	65	97	1.42	0.632
66 Yoshihisa Hirano, R ERA: 4.01	(7, 1)	0.2	H	2	0	0	0	1	0	0	0	0	0	0	5	9	0.00	0.000
50 Yoan López, R ERA: 1.54	(8, 1)	1.0	H	6	2	1	0	1	0	0	0	0	0	0	19	23	0.00	2.000
56 Greg Holland, R ERA: 3.19	(9, 1)	1.0	S	4	0	0	0	2	1	0	0	0	1	0	9	16	0.00	1.000

PITCHER	IP	WLS	BF	H	R	ER	SO	BB	IBB	HBP	BLK	WP	HR	S	P	ERA	WHIP

Batter	1	2	3	4	5	6	7	8	9	AB	R	H	RBI	BB	SO	LOB
1 Jarrod Dyson, L (1, 7) OBP: 0.331, SLG: 0.353	B SI 93 F FF 93 S CU 84 X SI 95 1-2 ① G5-3	C FF 95 S CU 84 D CU 84 S CU 84 1-3 ② K			B CU 81 F FF 92 C CU 82 X FF 94 1-2 ① L8		C SL 84 B SL 86 C FF 94 F SL 86 F SL 84 S SL 85 1-3 ② K		B SL 87 X SI 94 1-0 ③ G3-1	5	0	0	0	0	2	3
4 Ketel Marte, S (1, 8) OBP: 0.360, SLG: 0.566	B CU 82 B FF 94 X SI 94 2-0 ② 5 FC4-6 1B	X SL 88 0-0 ③ F9			B SI 92 X SI 94 1-0 ② L6		C FF 94 C FF 95 X FF 95 0-2 2B			4	0	2	0	0	0	3
5 Eduardo Escobar, S (1, 4) OBP: 0.351, SLG: 0.545	S SI 92 X FF 95 0-1 ② FC4-6 1-2f	B CU 81 F SI 94 F SI 94 C CU 83 1-3 ① K			B CU 82 B FF 94 C FF 93 S SL 89 X SI 94 2-2 HR		S SL 86 B FF 95 F FF 95 X SL 87 1-2 ③ G3-1			4	1	1	1	0	1	2
53 Christian Walker, R (1, 3) OBP: 0.328, SLG: 0.503	D SL 88 X SI 93 1-0 ③ G5-3	S SI 94 X SL 88 0-1 ② G5-3			X SL 87 0-0 ③ G5-3			B SL 85 S SL 86 X FF 94 1-1 ① F8		4	0	0	0	0	0	1
10 Adam Jones, R (1, 9) OBP: 0.307, SLG: 0.432		C SI 93 B SI 94 H SI 93 2-1 22 BB 13 1B HBP	B SL 88 B FF 94 C SL 88 B SL 88 F SL 88 F SI 95 S SL 89 3-3 ③ K			B SL 86 B SL 88 X SI 93 2-0 ① F9		C FF 95 X SL 86 0-1 ② G6-3		3	1	0	0	0	1	0
22 Jake Lamb, L (1, 5) OBP: 0.386, SLG: 0.400		1 SAFE B FF 94 B SI 91 C SI 94 B SI 92 S SL 87 B SI 93 4-2 13 1B 29 FC5-2 1-2 BB		C SI 92 S FF 94 C CU 83 0-3 ① K		B SI 93 S SL 88 X SL 88 1-1 ② L9		B SL 83 B SL 82 B FF 92 B FF 93 4-0 BB		2	0	0	0	2	1	0
13 Nick Ahmed, R (1, 6) OBP: 0.315, SLG: 0.432		B SI 94 B SL 87 S SL 89 B SI 94 B SI 94 X SI 94 3-1 29 FC5-2 1-3 2-H 1B		C CU 82 B SL 88 B SL 88 X SI 95 2-1 ② G5-3		B SI 94 S SI 94 B SI 94 C SI 94 F SI 95 F SI 95 B SL 88 B SL 87 4-2 BB		S SI 94 D SI 95 F FF 97 D CH 89 S FC 94 2-3 ③ K		3	0	1	1	1	1	1
18 Carson Kelly, R (1, 2) OBP: 0.353, SLG: 0.520		D SL 89 B SI 95 S SI 95 B SI 95 B SI 95 4-1 29 FC5-2 BB		B SI 94 B SL 89 B SI 94 C SI 94 B SI 94 4-1 BB		F SL 87 B SI 94 X SI 93 1-1 ③ G5-3			C SL 84 B SL 85 C SI 93 F FC 93 S SL 86 1-3 ① K	2	0	0	0	2	1	1
29 Merrill Kelly, R (1, 1) 30 T.J. McFarland, L (6, 1) 25 Archie Bradley, R (6, 1) 32 Kevin Cron, R (7, PH) OBP: 0.259, SLG: 0.531 35 Matt Andriese, R (7, 1) 2 Domingo Leyba, S (9, PH) OBP: 0.286, SLG: 0.167		X SI 95 0-0 ① FC5-2 1-2 2-3 3-Hf		B SL 88 F SI 94 F SI 94 C CU 83 1-3 ③ K			C SL 85 S SL 86 S FF 94 0-3 ① K		F FF 95 C CH 88 T FF 98 0-2 ② K	2 0 0 1 0 1 0	0 0 0 0 0 0 0	0 0 0 0 0 0 0	0 0 0 0 0 0 0	1 0 0 1 0 0 1	4 0 0 0 0 0 0	
Inning Stats	R: 0 E: 0 K: 0 S: 7 H: 1 LOB: 1 BB: 0 P: 11	R: 1 E: 0 K: 1 S: 11 H: 1 LOB: 3 BB: 2 P: 25	R: 0 E: 0 K: 2 S: 9 H: 0 LOB: 0 BB: 0 P: 13	R: 0 E: 0 K: 2 S: 9 H: 0 LOB: 1 BB: 1 P: 16	R: 1 E: 0 K: 0 S: 8 H: 1 LOB: 0 BB: 0 P: 12	R: 0 E: 0 K: 0 S: 9 H: 0 LOB: 1 BB: 1 P: 17	R: 0 E: 0 K: 2 S: 15 H: 1 LOB: 1 BB: 0 P: 17	R: 0 E: 0 K: 1 S: 7 H: 0 LOB: 1 BB: 1 P: 14	R: 0 E: 0 K: 2 S: 8 H: 0 LOB: 0 BB: 0 P: 10	1B: 2 2B: 1 3B: 0 HR: 1 SF: 0 SAC: 0 DP: 0 HBP: 1						

PITCHER		IP	WLS	BF	H	R	ER	SO	BB	IBB	HBP	BLK	WP	HR	S	P	ERA	WHIP
43 Dakota Hudson, R ERA: 3.48	(1, 1)	6.0	W	26	3	2	2	5	4	0	1	0	0	1	53	94	3.00	1.167
65 Giovanny Gallegos, R ERA: 2.55	(7, 1)	1.2	H	6	1	0	0	2	0	0	0	0	0	0	19	22	0.00	0.600
21 Andrew Miller, L ERA: 4.13	(8, 1)	0.0		1	0	0	0	0	1	0	0	0	0	0	0	4	∞	∞
18 Carlos Martinez, R ERA: 2.21	(8, 1)	1.1	S	4	0	0	0	3	0	0	0	0	0	0	11	15	0.00	0.000

PITCHER	IP	WLS	BF	H	R	ER	SO	BB	IBB	HBP	BLK	WP	HR	S	P	ERA	WHIP

TOP

Arizona Diamondbacks @ St. Louis Cardinals

Busch Stadium, St. Louis, MO

Sat Jul 13 2019, 6:16 PM - 9:19 PM CDT

Att. 46,152 - Clear - 90 F

livebaseballscorecards.com

AB	31
R	2
H	4
RBI	2
BB	5
SO	10
LOB	15

WP: 0 PA: 37
PB: 0
SB: 0
CS: 0

Batter	1	2	3	4	5	6	7	8	9	AB	R	H	RBI	BB	SO	LOB
13 Matt Carpenter, L (1, 5) OBP: 0.322, SLG: 0.376	C SI 90 C CU 81 B CU 81 S CH 86 1-3 K	B CU 80 C CH 86 S CH 86 B CH 86 S CU 81 2-3 K		B CU 78 B FF 89 C CH 86 S CU 80 S CH 85 2-3 K		**B SI 89** **F SI 89** **F SI 88** **1 SAFE** **1 SAFE** **1 SAFE** F SI 88 X SL 81 1-2 **1-2** 1B		B CU 80 C CH 87 T CH 87 S FF 93 1-3 K		5	0	1	0	0	4	1
38 José Martínez, R (1, 9) OBP: 0.341, SLG: 0.415 65 Giovanny Gallegos, R (7, 1) 21 Andrew Miller, L (8, 1) 48 Harrison Bader, R (8, 8) OBP: 0.313, SLG: 0.355 18 Carlos Martinez, R (8, 1)	B FF 93 B FF 93 B FC 91 C FF 92 C FC 92 B FC 92 4-2 12 FC6-4 BB	C CU 82 B FC 91 B FF 93 X CU 83 2-1 G6-3		X FC 89 0-0 G6-3		X FF 94 0-0 L7				3 0 0 0 0	0 0 0 0 0	0 0 0 0 0	0 0 0 0 0	1 0 0 0 0	0 0 0 0 0	1 0 0 0 0
12 Paul DeJong, R (1, 6) OBP: 0.339, SLG: 0.435	B SI 91 X SI 92 1-0 FC6-4 46 E 41 2B **1-2f**		C CU 79 B SI 91 X CH 88 1-1 E1 41 HR	C FF 91 F CU 81 F FF 92 B FF 93 B CH 87 F CU 82 X FC 91 2-2 F9			B CU 80 B FF 92 X FF 94 2-0 G4-3			4	2	0	0	0	0	1
46 Paul Goldschmidt, R (1, 3) OBP: 0.337, SLG: 0.417	F CU 80 1 SAFE B FC 90 1 SAFE X SI 91 1-1 E5 41 2B **1-2**		B SI 90 C FC 90 X CU 80 1-1 F7		B FF 89 X FC 87 1-0 G6-3		F FF 93 0-1 CI			3	1	0	0	0	0	2
41 Tyler O'Neill, R (1, 7) OBP: 0.311, SLG: 0.414	B CU 80 X SI 90 1-0 32 BB **1-H** **2-H** 2B		F FF 91 1 SAFE B CU 80 S CH 87 F FF 92 1 SAFE X FC 92 1-2 **1-H** HR		X CU 79 0-0 G5-3		F CH 86 B CH 87 F FF 92 1 SAFE F CH 87 S FF 94 1-3 K			4	1	2	4	0	1	1
25 Dexter Fowler, S (1, 8) OBP: 0.354, SLG: 0.421 (8, 9)	B CH 86 B FF 91 B CH 86 B FF 92 4-0 32 BB BB		C CU 81 C CH 87 S CU 83 0-3 K		B FF 89 B CH 85 X FF 91 2-0 1B		1 SAFE X FF 93 0-0 F7			3	0	1	0	1	1	1
32 Matt Wieters, S (1, 2) OBP: 0.299, SLG: 0.466	B FC 89 B FF 90 B FC 89 F FF 91 B FC 88 4-1 **1-2** **2-3** BB		C FF 93 B FF 91 S CH 87 B CH 88 F CU 80 F FF 93 F FF 94 X FF 94 2-2 16 1B 1B		**1 SAFE** **D CU 79** **F CH 84** **B FC 89** 1 SAFE 1 SAFE C CU 79 B CU 79 X CH 85 3-2 G4-3			B FF 92 C CH 85 F FF 92 B CH 87 F FF 93 X CH 88 2-2 16 SH1-3 1B		3	0	2	0	1	0	1
16 Kolten Wong, L (1, 4) OBP: 0.328, SLG: 0.377	B CU 80 C CH 86 F CH 87 S CU 83 1-3 K		B FC 90 C CH 86 X CH 85 1-1 **1-2** 1B			X SI 87 0-0 B1-3		B FF 92 F FF 93 X CH 87 1-1 SH1-3 **1-2**		3	0	1	0	0	1	3
43 Dakota Hudson, R (1, 1) OBP: 0.069, SLG: 0.036 34 Yairo Muñoz, R (6, PH) OBP: 0.323, SLG: 0.378 (7, 9) (8, 7)		C FF 91 F CU 80 B CU 81 B FF 93 X FF 91 2-2 G4-3	B CU 78 X FF 91 1-0 G4-3			C SI 88 B CH 81 B CH 81 B SI 89 B SI 89 4-1 13 CS BB		X CU 82 0-0 G6-3		2 1	0 0	0 0	0 0	0 1	0 0	2 1
Inning Stats	R: 2 E: 1 K: 2 S: 13 H: 1 LOB: 3 BB: 3 P: 30	R: 0 E: 0 K: 1 S: 8 H: 0 LOB: 0 BB: 0 P: 14	R: 2 E: 1 K: 1 S: 20 H: 3 LOB: 2 BB: 0 P: 27	R: 0 E: 0 K: 1 S: 9 H: 0 LOB: 0 BB: 0 P: 13	R: 0 E: 0 K: 0 S: 6 H: 1 LOB: 1 BB: 0 P: 12	R: 0 E: 0 K: 0 S: 7 H: 1 LOB: 1 BB: 1 P: 12	R: 0 E: 1 K: 1 S: 7 H: 0 LOB: 1 BB: 0 P: 10	R: 0 E: 0 K: 1 S: 10 H: 1 LOB: 1 BB: 0 P: 14		1B: 5 2B: 1 3B: 0 HR: 1	SF: 0 SAC: 1 DP: 0 HBP: 0		WP: 0 PB: 0 SB: 0 CS: 1	PA: 37	

PITCHER		IP	WLS	BF	H	R	ER	SO	BB	IBB	HBP	BLK	WP	HR	S	P	ERA	WHIP
29 Merrill Kelly, R ERA: 3.93	(1, 1)	5.0	L	25	5	4	1	5	3	0	0	0	0	1	56	96	1.80	1.600
30 T.J. McFarland, L ERA: 6.23	(6, 1)	0.2		3	1	0	0	0	1	0	0	0	0	0	6	11	0.00	3.000
25 Archie Bradley, R ERA: 4.91	(6, 1)	0.1		1	0	0	0	0	0	0	0	0	0	0	1	1	0.00	0.000
35 Matt Andriese, R ERA: 5.48	(7, 1)	2.0		8	1	0	0	2	0	0	0	0	0	0	17	24	0.00	0.500

PITCHER	IP	WLS	BF	H	R	ER	SO	BB	IBB	HBP	BLK	WP	HR	S	P	ERA	WHIP

BOTTOM

Arizona Diamondbacks @ St. Louis Cardinals

Busch Stadium, St. Louis, MO

Sat Jul 13 2019, 6:16 PM - 9:19 PM CDT

Att. 46,152 - Clear - 90 F

livebaseballscorecards.com

AB	31
R	4
H	7
RBI	4
BB	4
SO	7
LOB	14

TOP

Arizona Diamondbacks @ St. Louis Cardinals

Busch Stadium, St. Louis, MO

Sun Jul 14 2019, 1:18 PM - 4:09 PM CDT

Att. 43,439 - Partly Cloudy - 89 F

livebaseballscorecards.com

Batter	1	2	3	4	5	6	7	8	9	AB	R	H	RBI	BB	SO	LOB
16 Tim Locastro, R (1, 7) OBP: 0.373, SLG: 0.318	C SI 89 B FF 88 S FC 83 C CU 74 1-3 ① K		H CU 74 1-0 HBP			C CU 73 X FC 82 0-1 53 F8 4 BB 1B		C FF 95 F FF 94 B FF 94 X FF 94 1-2 ① FC1-4-6 4 BB 1-2f	X FF 93 0-0 4 DI 1B 2-3 3-H	4	0	2	1	0	1	1
4 Ketel Marte, S (1, 8) OBP: 0.363, SLG: 0.563	C CU 72 X FC 85 0-1 ② G1-3		1 SAFE 1 SAFE C CU 75 B CU 75 1 SAFE B FF 91 F FC 85 X CU 76 2-2 ③ F8			B SI 88 B SI 90 B FC 85 C CU 74 C FC 85 B SI 90 4-2 1-2 BB		B FF 95 B FC 90 D FC 89 B FF 96 4-0 1-2 BB	B FF 95 B SI 93 C FC 92 B FC 94 F SI 94 B SL 86 4-2 1-2 BB	2	0	0	0	3	0	2
5 Eduardo Escobar, S (1, 5) OBP: 0.347, SLG: 0.537	S FC 89 C CU 73 B FC 83 B CU 74 F FC 84 C CU 75 2-3 ③ K			B SI 89 C SI 89 X FF 90 1-2 ① G4-3		C CU 75 B CU 75 S FF 91 S CU 76 1-3 ① K		F FF 95 B FC 89 F FF 95 S SL 84 1-3 ② K	C CH 88 F SI 94 X CH 89 0-2 ③ F8	5	0	0	0	0	3	7
53 Christian Walker, R (1, 3) OBP: 0.325, SLG: 0.497		B SI 90 B FC 85 C SI 90 S CU 75 X FC 85 2-2 ① G3-1		C CU 74 B FC 85 X FC 84 1-1 ② F8		X FC 86 0-0 ② F8 2-3		B FF 96 S FF 97 F FF 95 F FF 96 F FC 90 B FF 96 S SL 85 2-3 ③ K		4	0	0	0	0	1	4
10 Adam Jones, R (1, 9) OBP: 0.310, SLG: 0.433		B SI 91 F SI 91 F FC 86 S SI 91 1-3 ② K		B CU 75 B FC 85 S CU 74 B SI 91 X FC 86 3-1 1B		B SI 92 C FC 86 B SI 90 F CU 76 X FF 92 2-2 ③ P4			B SL 82 X SL 83 1-0 13 BB 2 2B 1B	4	1	2	0	0	1	2
31 Alex Avila, L (1, 2) OBP: 0.392, SLG: 0.474		C CU 75 B CU 75 B FF 90 S SI 90 B CU 76 S FC 85 3-3 ③ K		C SI 90 B CU 74 B CU 75 C FC 84 C SI 91 2-3 ③ K			B CU 72 C SI 90 C CU 75 S CH 83 1-3 ① K		B SL 84 X FF 93 1-0 ① L9	4	0	0	0	0	3	2
13 Nick Ahmed, R (1, 6) OBP: 0.320, SLG: 0.434			B SI 90 B SI 90 X FC 85 2-0 21 G4-3 15 G3 1B		B CU 72 X SI 90 1-0 15 FC4-6 1B		C CU 72 F CU 72 B FF 89 B CU 75 X FC 90 2-2 ② L8		B FF 93 B SL 83 F SL 83 B FF 93 B SL 81 4-1 2 2B 16 1B 1-2 BB	3	1	2	0	1	0	0
15 Ildemaro Vargas, S (1, 4) OBP: 0.286, SLG: 0.361 52 Zack Godley, R (7, 1) OBP: 0.263, SLG: 0.176 22 Jake Lamb, L (9, PH) OBP: 0.379, SLG: 0.391			B CU 72 1 SAFE B SI 90 X FC 84 2-0 ① G3 1-2		B SI 89 X CU 73 1-0 ① FC4-6 21 G6-4-3 1-2f		B CU 74 X FC 82 1-0 ③ G6-3		B SL 81 F FF 92 B FF 92 B SL 81 F SL 80 S SL 81 3-3 ② K	3 0 1	0 0 0	0 0 0	0 0 0	0 0 0	0 0 1	2 0 2
21 Zack Greinke, R (1, 1) OBP: 0.283, SLG: 0.545 40 Andrew Chafin, R (7, 1) 2 Domingo Leyba, S (7, 4) OBP: 0.444, SLG: 0.500			B FC 84 B SI 92 C SI 91 X FC 86 2-1 ② G4-3 2-3		B FF 90 B FC 84 F SI 90 X SI 90 2-1 ②③ G6-4-3 1-2f			S SL 85 X FF 96 0-1 16 FC1-4-6 1B	C SL 82 F FF 93 X SL 84 0-2 16 1B 2B 1-3 2-H	2 0 2	0 0 0	0 0 2	0 0 1	0 0 0	0 0 0	2 0 0
Inning Stats	R: 0 E: 0 K: 2 S: 9 H: 0 LOB: 0 BB: 0 P: 12	R: 0 E: 0 K: 2 S: 9 H: 0 LOB: 0 BB: 0 P: 15	R: 0 E: 0 K: 0 S: 7 H: 1 LOB: 2 BB: 0 P: 16	R: 0 E: 0 K: 1 S: 10 H: 1 LOB: 1 BB: 0 P: 17	R: 0 E: 0 K: 0 S: 4 H: 1 LOB: 0 BB: 0 P: 8	R: 0 E: 0 K: 1 S: 11 H: 1 LOB: 2 BB: 1 P: 18	R: 0 E: 0 K: 1 S: 7 H: 0 LOB: 0 BB: 0 P: 11	R: 0 E: 0 K: 2 S: 13 H: 1 LOB: 2 BB: 1 P: 21	R: 2 E: 0 K: 1 S: 15 H: 3 LOB: 3 BB: 2 P: 28	1B: 7 2B: 1 3B: 0 HR: 0 SF: 0 SAC: 0 DP: 1 HBP: 1						

	AB	34
	R	2
	H	8
	RBI	2
	BB	4
	SO	10
	LOB	24

WP: 0 PB: 0 SB: 0 CS: 0 PA: 39

PITCHER		IP	WLS	BF	H	R	ER	SO	BB	IBB	HBP	BLK	WP	HR	S	P	ERA	WHIP
50 Adam Wainwright, R ERA: 3.99	(1, 1)	7.0	W	26	4	0	0	7	1	0	1	0	0	0	57	97	0.00	0.714
55 Dominic Leone, R ERA: 6.59	(8, 1)	1.0		5	1	0	0	2	1	0	0	0	0	0	13	21	0.00	2.000
60 John Brebbia, R ERA: 3.4	(9, 1)	0.2		6	3	2	2	1	1	0	0	0	0	0	10	19	27.00	6.000
18 Carlos Martinez, R ERA: 2.18	(9, 1)	0.1	S	2	0	0	0	0	1	0	0	0	0	0	5	9	0.00	3.000

PITCHER		IP	WLS	BF	H	R	ER	SO	BB	IBB	HBP	BLK	WP	HR	S	P	ERA	WHIP

Batter	1	2	3	4	5	6	7	8	9	AB	R	H	RBI	BB	SO	LOB
13 Matt Carpenter, L (1, 5) OBP: 0.319, SLG: 0.372	F FF 88 F CH 86 B SL 82 X CH 88 1-2 G6-3 ①		B CU 71 1 SAFE C CU 72 X CH 88 1-1 L6 ① 1-3	X FF 91 0-0 SF8 ② 3-H			F FF 94 C FF 95 B FF 95 B SL 86 X SI 95 2-2 F7 ②			3	0	0	1	0	0	1
34 Yairo Muñoz, R (1, 6) OBP: 0.320, SLG: 0.372	S FF 90 B FF 90 B FF 91 B CU 69 X SI 90 3-1 G5-3 ②		X CH 89 0-0 46 HR 1B 3-H	F SI 90 B CH 87 B FF 90 C CU 71 F FF 92 B CH 88 X CU 71 3-2 F7 ③			C SI 91 X FC 91 0-1 G4-3 ③			4	1	1	1	0	0	0
46 Paul Goldschmidt, R (1, 3) OBP: 0.339, SLG: 0.427	S FF 90 F SI 90 B SL 85 F FF 92 X CH 88 1-2 41 2B 1B		D CU 67 1 SAFE X CH 88 1-0 1-H HR		X FF 90 0-0 F7 ①			B KC 82 C SI 91 C SI 91 B KC 85 X SI 92 2-2 G4-3 ①		4	2	2	2	0	0	0
41 Tyler O'Neill, R (1, 7) OBP: 0.308, SLG: 0.419	B SI 90 S CU 73 X CH 88 1-1 1-H 2B		S CU 73 F SI 91 B CH 89 F FF 93 B CU 71 S SL 84 2-3 K ②		C CU 72 T SL 84 C SL 82 0-3 K ②			C KC 84 S KC 85 S KC 83 0-3 K ②		4	0	1	1	0	3	0
25 Dexter Fowler, S (1, 9) OBP: 0.356, SLG: 0.422	B FF 91 B CH 88 F CH 87 B FF 91 F FF 91 S SL 84 3-3 K ③		B CH 88 C CU 72 X FF 90 1-1 16 1B 1B		F CU 70 F CH 88 B FF 92 C SL 84 1-3 K ③			B SI 91 B SI 92 C KC 83 F CH 85 F SI 92 X KC 83 2-2 1B		4	0	2	0	0	2	1
16 Kolten Wong, L (1, 4) OBP: 0.330, SLG: 0.378		X FF 90 0-0 7 CS 1B	S CH 88 F CH 88 B CH 88 X FF 92 1-2 1-3 1B			C CH 86 B FF 90 B CU 67 S CH 87 X CH 89 2-2 G6-3 ①		X KC 83 0-0 G3 ③		4	0	2	0	0	0	1
7 Andrew Knizner, R (1, 2)		C CU 69 F CH 87 1 SAFE F FF 92 B CH 89 S CU 70 1-3 K ①② 1-2	F CU 72 X CH 87 0-1 G4-3 ③			F FF 91 X CH 87 0-1 G6-3 ②				3	0	0	0	0	1	3
48 Harrison Bader, R (1, 8) OBP: 0.313, SLG: 0.360		C FF 90 C FF 90 X FF 91 0-2 L9 ③		F CU 72 X FF 90 0-1 50 SH1-4 13 SF8 2B		T FF 90 S CU 69 B SL 83 B SL 82 C FF 91 2-3 K ③				3	1	1	0	0	1	0
50 Adam Wainwright, R (1, 1) OBP: 0.214, SLG: 0.192 19 Tommy Edman, S (7, PH) OBP: 0.283, SLG: 0.500 55 Dominic Leone, R (8, 1) 60 John Brebbia, L (9, 1) OBP: 1.000, SLG: 1.000 18 Carlos Martinez, R (9, 1)			F SI 90 B FF 90 F CU 69 B CH 88 B CH 89 B FF 90 4-2 13 E 34 1B BB	X EP 65 0-0 SH1-4 ① 2-3			C SI 94 F SL 84 X SL 84 0-2 G5-3 ①			0 1 0 0 0	1 0 0 0 0	0 0 0 0 0	0 0 0 0 0	1 0 0 0 0	0 0 0 0 0	0 0 0 0 0
Inning Stats	R: 1 E: 0 K: 1 S: 14 H: 2 LOB: 1 BB: 0 P: 23	R: 0 E: 0 K: 1 S: 8 H: 1 LOB: 0 BB: 0 P: 9	R: 3 E: 1 K: 1 S: 17 H: 4 LOB: 2 BB: 1 P: 27	R: 1 E: 0 K: 0 S: 8 H: 1 LOB: 0 BB: 0 P: 11	R: 0 E: 0 K: 2 S: 7 H: 0 LOB: 0 BB: 0 P: 8	R: 0 E: 0 K: 1 S: 8 H: 0 LOB: 0 BB: 0 P: 12	R: 0 E: 0 K: 0 S: 8 H: 0 LOB: 0 BB: 0 P: 10	R: 0 E: 0 K: 1 S: 11 H: 1 LOB: 1 BB: 0 P: 15		1B: 6 2B: 2 3B: 0 HR: 1	SF: 1 SAC: 1 DP: 0 HBP: 0		WP: 0 PB: 0 SB: 0 CS: 1	PA: 33		

PITCHER		IP	WLS	BF	H	R	ER	SO	BB	IBB	HBP	BLK	WP	HR	S	P	ERA	WHIP
21 Zack Greinke, R ERA: 2.95	(1, 1)	6.0	L	26	8	5	5	6	1	0	0	0	0	1	62	90	7.50	1.500
40 Andrew Chafin, L ERA: 3.34	(7, 1)	0.2		2	0	0	0	0	0	0	0	0	0	0	6	8	0.00	0.000
52 Zack Godley, R ERA: 6.48	(7, 1)	1.1		5	1	0	0	1	0	0	0	0	0	0	13	17	0.00	0.750

PITCHER	IP	WLS	BF	H	R	ER	SO	BB	IBB	HBP	BLK	WP	HR	S	P	ERA	WHIP

BOTTOM

Arizona Diamondbacks @ St. Louis Cardinals

Busch Stadium, St. Louis, MO

Sun Jul 14 2019, 1:18 PM - 4:09 PM CDT

Att. 43,439 - Partly Cloudy - 89 F

livebaseballscorecards.com

AB	30
R	5
H	9
RBI	5
BB	1
SO	7
LOB	6

Arizona Diamondbacks @ Texas Rangers

Globe Life Park in Arlington, Arlington, TX

Tue Jul 16 2019, 8:08 PM - 11:31 PM EDT

Att. 19,202 - Clear - 95 F

livebaseballscorecards.com

Batter	1	2	3	4	5	6	7	8	9	AB	R	H	RBI	BB	SO	LOB
1 Jarrod Dyson, L (1, 9) OBP: 0.332, SLG: 0.356	B FF 93 X SI 93 1-0 4 G6-3 5 1B 2B		B FF 92 X CU 80 1-1 ① G3		T FF 96 F FC 92 B FC 90 B FC 90 B FF 97 F FF 97 B FF 97 4-2 4 1B 1-2 2-3 BB		B SL 83 B FF 94 C FF 94 X SI 94 2-1 ① G4-3		C SI 94 X CH 86 0-1 FC4 4 S 4 E 1-H 3-H	4	2	1	1	1	0	0
4 Ketel Marte, S (1, 8) OBP: 0.363, SLG: 0.566	B FF 94 X FF 95 1-0 ① G6-3 2-3		S FF 93 S FC 88 B FF 95 B FC 88 X FF 95 2-2 ② G3		S FF 96 X FF 97 0-1 1-2 2-H 3-H 1B		F SI 94 F FF 94 F SL 85 S SL 85 0-3 ② K		F CH 87 C CU 79 D CU 82 B SI 94 F CU 83 F CU 83 F SI 94 X CH 88 2-2 5 SF7 2-H 3B	5	1	2	2	0	1	1
5 Eduardo Escobar, S (1, 5) OBP: 0.345, SLG: 0.534	B FF 95 F FF 94 B FF 95 F FF 95 X CU 83 1-2 22 2B 3-H 1B		F FF 94 B FC 90 B CH 88 B FF 95 F SI 92 F FF 95 X SI 95 3-2 ③ F9		F CU 84 X CH 88 0-1 ② F7		F SI 95 S FF 95 T FF 95 0-2 ③ K		X CH 86 0-0 ② SF7 3-H	4	0	1	2	0	1	2
22 Jake Lamb, L (1, 3) OBP: 0.365, SLG: 0.392	C FF 95 B FF 96 1 SAFE X FF 96 1-1 1-3 2B			B SI 91 B SI 91 F FF 93 C SI 92 B SI 94 X FF 95 3-2 ① G3	D CU 84 C FF 95 S FC 92 F FC 91 F FF 96 F CU 82 X FF 97 1-2 ③ F7			B SL 86 C FF 93 F SI 93 X SL 85 1-2 ① P5	C SI 94 C SI 94 X SI 94 0-2 ③ G6-3	5	0	1	0	0	0	2
32 Kevin Cron, R (1, 10) OBP: 0.259, SLG: 0.509	C FF 96 B FC 91 F FC 91 S FF 96 1-3 ② K			S FF 95 S FF 95 S FF 97 0-3 ② K		F FF 94 B CU 79 F FF 95 F FF 96 X FC 89 1-2 15 HR 1B		C CU 82 F FF 95 F FF 94 F SI 93 S CU 81 0-3 ② K		4	1	1	0	0	3	2
31 Alex Avila, L (1, 2) OBP: 0.376, SLG: 0.450	B FF 96 C FF 95 F FC 92 B FF 96 B FC 90 T FF 97 3-2 ③ K			S CU 83 B FF 97 B FF 96 F FF 95 C SI 96 2-3 ③ K		S SI 92 B SI 92 F FF 95 F FF 96 S SI 93 1-3 ① K		B SL 83 C SL 84 T SI 94 S SL 85 1-3 ③ K		4	0	0	0	0	4	3
13 Nick Ahmed, R (1, 6) OBP: 0.319, SLG: 0.430		S FF 92 X SI 91 0-1 ① G5-3			S FF 93 X FF 94 0-1 ① G6-3		B SI 94 C FC 88 F FF 96 D CU 84 X FC 87 2-2 ② F7		B SI 94 F SI 94 C CU 80 B CU 83 B CU 82 B SI 94 4-2 16 1B 15 G4-3 1 FC4 BB	3	1	0	0	1	0	1
15 Ildemaro Vargas, S (1, 4) OBP: 0.291, SLG: 0.383		X FF 93 0-0 ② G3			C FC 89 F FC 90 B FF 96 B SI 95 B FF 95 F FF 95 F FF 93 X SI 93 3-2 1 BB 16 1B 4 1B 1B		B FC 90 F SI 92 X FF 95 1-1 1-H HR		1 SAFE D CU 82 B SI 94 F SI 94 X CH 87 2-1 ① G4-3 1-2	4	2	2	2	0	0	1
16 Tim Locastro, R (1, 7) OBP: 0.377, SLG: 0.325		B FF 93 C FF 93 B FF 94 F FF 94 X FC 86 2-2 ③ G5-3			X FC 88 0-0 1 BB 4 1B 1-2 1B		C FF 94 S SI 93 T FF 95 0-2 ③ K		S SI 94 F SI 95 X CU 82 0-2 1 S 1 E 2-3 1B	4	2	2	0	0	1	0
Inning Stats	R: 1 E: 0 K: 2 S: 14 H: 3 LOB: 2 BB: 0 P: 22	R: 0 E: 0 K: 0 S: 6 H: 0 LOB: 0 BB: 0 P: 8	R: 0 E: 0 K: 0 S: 9 H: 0 LOB: 0 BB: 0 P: 15	R: 0 E: 0 K: 2 S: 9 H: 0 LOB: 0 BB: 0 P: 14	R: 2 E: 0 K: 0 S: 21 H: 3 LOB: 2 BB: 1 P: 29	R: 2 E: 0 K: 2 S: 16 H: 2 LOB: 0 BB: 0 P: 21	R: 0 E: 0 K: 2 S: 9 H: 0 LOB: 0 BB: 0 P: 11	R: 0 E: 0 K: 2 S: 11 H: 0 LOB: 0 BB: 0 P: 13	R: 4 E: 1 K: 0 S: 19 H: 2 LOB: 0 BB: 1 P: 27	1B: 6 2B: 2 3B: 1 HR: 1 SF: 1 SAC: 0 DP: 0 HBP: 0							

TOP	
AB	37
R	9
H	10
RBI	7
BB	2
SO	10
LOB	12

PITCHER		IP	WLS	BF	H	R	ER	SO	BB	IBB	HBP	BLK	WP	HR	S	P	ERA	WHIP
35 Lance Lynn, R (1, 1) ERA: 3.87		6.0	L	27	8	5	5	6	1	0	0	0	0	1	75	109	7.50	1.500
59 Brett Martin, L (7, 1) ERA: 5.03		2.0		6	0	0	0	4	0	0	0	0	0	0	20	24	0.00	0.000
46 Taylor Guerrieri, R (9, 1) ERA: 108.0		0.1		5	2	4	4	0	1	0	0	0	0	0	15	23	108.00	9.000
67 Phillips Valdez, R (9, 1) ERA: 1.35		0.2		2	0	0	0	0	0	0	0	0	0	0	4	4	0.00	0.000

PITCHER	IP	WLS	BF	H	R	ER	SO	BB	IBB	HBP	BLK	WP	HR	S	P	ERA	WHIP

Batter	1	2	3	4	5	6	7	8	9	AB	R	H	RBI	BB	SO	LOB
17 Shin-Soo Choo, L (1, 7) OBP: 0.388, SLG: 0.503	C FF 90 B FC 86 S FC 86 B SI 91 S SI 91 2-3 K ①		B FC 85 S CH 85 F CU 82 F CH 84 F CH 86 D SI 90 X FC 85 2-2 FC4-5 24 PO 1-2f ①			F FF 88 B FC 84 X CH 84 1-1 G6-3 ①		B FS 82 B FF 92 B FF 91 B FF 90 4-0 24 L3 1-2 2-3 BB		3	0	0	0	1	1	1
1 Elvis Andrus, R (1, 6) OBP: 0.338, SLG: 0.441	S FC 85 C CH 84 B CU 83 X CU 82 1-2 G5-3 ②		D CU 80 X FC 85 1-0 F7 ②			B FF 96 B KC 80 S SI 95 B FF 96 C FF 96 B SI 96 4-2 BB		C SL 88 B SL 88 X FF 98 1-1 SF8 ① 3-H		2	0	0	1	1	0	1
24 Hunter Pence, R (1, 10) OBP: 0.347, SLG: 0.596	B SI 91 X CH 85 1-0 F9 ③		1 SAFE S SI 89 B SI 90 1 SAFE 1 SAFE 1 SAFE 1-1 PO ③ 1-2	X SI 88 0-0 G6-3 ①		C FF 95 X KC 80 0-1 F8 ②		S FF 98 X FF 100 0-1 L3 ② ③ 1-1		4	0	0	0	0	0	3
30 Nomar Mazara, L (1, 9) OBP: 0.310, SLG: 0.433		F FF 90 B SI 90 S FC 85 F FC 86 B SI 91 B FC 86 X FC 87 3-2 G4-3 ①		B FF 90 C FC 84 S SI 88 B CU 82 F SI 89 S CH 84 2-3 K ②		B SL 84 S SI 94 1 SAFE B SL 85 F SL 84 X FF 85 2-2 F7 ③			C SI 88 F SI 89 B SI 89 X SI 89 1-2 G1-3 ①	4	0	0	0	0	1	1
13 Joey Gallo, L (1, 8) OBP: 0.407, SLG: 0.636		S CU 83 S FC 85 B FC 85 B FF 92 B FF 92 B FC 87 4-2 38 1B BB		S CU 83 B CH 84 C SI 90 X FC 84 1-2 HR			B X SL 84 1-0 F8 ①		X SI 90 0-0 G3-1 ②	3	1	1	1	1	0	0
38 Danny Santana, S (1, 3) OBP: 0.348, SLG: 0.546		S FC 85 B FC 85 D FC 85 B SI 90 X FC 86 3-1 14 FC5-4 1-2 1B	B FC 84 F SI 89 C FF 89 S CH 84 1-3 K ③				B SI 95 C SI 93 F SI 94 B SI 95 X SI 95 2-2 F9 ②		B SI 88 B SI 88 C SI 90 X SI 89 2-1 2B	4	0	2	0	0	1	0
12 Rougned Odor, L (1, 4) OBP: 0.256, SLG: 0.390		C FF 90 X FC 85 0-1 F8 ②		L FF 87 X CU 80 0-1 G4-3 ①			C FF 95 B SL 85 B FF 96 B SI 94 F SI 95 X SI 96 3-2 L8 ③		C SI 88 D SL 79 F SI 90 S CH 82 1-3 K ③	4	0	0	0	0	1	3
14 Asdrúbal Cabrera, S (1, 5) OBP: 0.312, SLG: 0.382		B FF 90 B CH 85 F SI 90 X SI 90 2-1 FC5-4 1-2f ③		B SI 88 X SI 88 1-0 G5-3 ②				F FF 92 X FF 91 0-1 17 BB 41 BB 1 SF8 1B		3	1	1	0	0	0	2
2 Jeff Mathis, R (1, 2) OBP: 0.214, SLG: 0.218 41 Logan Forsythe, R (8, PH) OBP: 0.362, SLG: 0.407 50 Tim Federowicz, R (9, 2) OBP: 0.264, SLG: 0.490			F SI 88 T CH 84 B CH 84 B CU 82 F SI 90 X CH 85 2-2 17 FC4-5 1B	C SI 88 F FC 84 B CU 81 F FC 85 T SI 89 1-2 K ③				B FF 92 S FS 82 B FS 84 S FS 82 D FS 83 B FS 80 4-2 17 BB 1-2 BB		2 0 0	0 0 0	1 0 0	0 0 0	1 0 0	0 0 0	0 0 0
Inning Stats	R: 0 E: 0 K: 1 S: 7 H: 0 LOB: 0 BB: 0 P: 11	R: 0 E: 0 K: 0 S: 12 H: 1 LOB: 2 BB: 1 P: 24	R: 0 E: 0 K: 0 S: 11 H: 1 LOB: 0 BB: 0 P: 17	R: 1 E: 0 K: 2 S: 11 H: 1 LOB: 0 BB: 0 P: 15	R: 0 E: 0 K: 1 S: 7 H: 0 LOB: 0 BB: 0 P: 9	R: 0 E: 0 K: 0 S: 9 H: 0 LOB: 1 BB: 1 P: 16	R: 0 E: 0 K: 0 S: 7 H: 0 LOB: 0 BB: 0 P: 13	R: 1 E: 0 K: 0 S: 8 H: 1 LOB: 1 BB: 2 P: 17	R: 0 E: 0 K: 1 S: 9 H: 1 LOB: 1 BB: 0 P: 13	1B: 3 2B: 2 3B: 0 HR: 1 SF: 1 SAC: 0 DP: 1 HBP: 0						WP: 0 PB: 0 SB: 0 CS: 0 PA: 35

PITCHER		IP	WLS	BF	H	R	ER	SO	BB	IBB	HBP	BLK	WP	HR	S	P	ERA	WHIP
49 Alex Young, L ERA: 0.96	(1, 1)	5.1	W	19	3	1	1	4	1	0	0	0	0	1	50	79	1.69	0.750
25 Archie Bradley, R ERA: 4.87	(6, 1)	0.1		2	0	0	0	0	1	0	0	0	0	0	4	8	0.00	3.000
40 Andrew Chafin, L ERA: 3.21	(6, 1)	1.1		4	0	0	0	0	0	0	0	0	0	0	10	18	0.00	0.000
66 Yoshihisa Hirano, R ERA: 4.28	(8, 1)	0.0		3	1	1	1	0	2	0	0	0	0	0	4	12	∞	∞
50 Yoan López, R ERA: 1.5	(8, 1)	1.0	H	2	0	0	0	0	0	0	0	0	0	0	4	5	0.00	0.000

PITCHER		IP	WLS	BF	H	R	ER	SO	BB	IBB	HBP	BLK	WP	HR	S	P	ERA	WHIP
30 T.J. McFarland, L ERA: 6.03	(9, 1)	1.0		4	1	0	0	1	0	0	0	0	0	0	9	13	0.00	1.000

BOTTOM

Arizona Diamondbacks @ Texas Rangers

Globe Life Park in Arlington, Arlington, TX

Tue Jul 16 2019, 8:08 PM - 11:31 PM EDT

Att. 19,202 - Clear - 95 F

livebaseballscorecards.com

AB	29
R	2
H	5
RBI	2
BB	4
SO	5
LOB	11

Arizona Diamondbacks @ Texas Rangers

Globe Life Park in Arlington, Arlington, TX

Wed Jul 17 2019, 8:08 PM - 11:21 PM EDT

Att. 26,681 - Partly Cloudy - 94 F

TOP

livebaseballscorecards.com

Batter	1	2	3	4	5	6	7	8	9	AB	R	H	RBI	BB	SO	LOB
1 Jarrod Dyson, L (1, 7) (2, 8) OBP: 0.337, SLG: 0.373	G1-3	X CH 86 0-0 HR	B SI 93 X SI 91 1-0 L8			D SL 78 B FF 89 C FF 90 X SL 78 2-1 16 FC6-4 1B 1-2	X SI 93 0-0 E7 16 2B 1B		B CU 58 X CU 59 1-0 53 1B 1B	5	1	3	1	0	0	3
15 Ildemaro Vargas, S (6, 7) OBP: 0.299, SLG: 0.390	C SI 90 B SL 82 C SL 82 D SL 83 D CH 87 X SI 92 3-2 4 2B 1B 1-3									2	1	2	0	0	0	0
4 Ketel Marte, S (1, 8) (2, 7) (6, 8) OBP: 0.365, SLG: 0.569	B SL 83 H FC 86 2-0 5 HR HBP X SL 84 0-0 1-3 3-H 2B	F SI 93 F SI 92 B SL 85 X SI 92 1-2 G3	C SI 92 B SL 85 F SI 91 B CH 86 X CH 85 2-2 F8			C SL 79 S SL 79 X SL 79 0-2 FC6-4 5 HR 1-2f 2-3	B CU 80 X CU 80 1-0 2-H 2B		X CU 67 0-0 P5	2	1	1	1	0	0	0
16 Tim Locastro, R OBP: 0.373, SLG: 0.331										4	1	1	1	0	0	3
5 Eduardo Escobar, S (1, 4) OBP: 0.344, SLG: 0.546	X FC 87 0-0 1-H HR B SI 92 F CH 88 C SL 83 X SI 92 1-2 F9		B SI 93 C SI 92 X CH 86 1-1 G4-3	B SI 92 B SI 91 C SI 92 B SI 91 F SI 92 X SI 92 3-2 G3		B FF 90 S SL 79 F SL 79 D SL 80 X FF 91 2-2 1-H 3-H HR	B CH 85 C SI 93 C CU 80 S CU 82 1-3 K		C CU 69 X CU 52 0-1 P3	7	2	2	5	0	1	4
53 Christian Walker, R (1, 3) OBP: 0.335, SLG: 0.498	C FC 86 F CH 85 F SI 90 F FC 87 B FC 86 B SI 89 B FF 92 B SL 86 4-2 10 1B 22 2B BB	F SI 91 H SI 92 1-1 10 2B 13 SF7 HBP	C CH 86 F SI 91 B SI 93 X SI 92 1-2 10 1B 22 2B 1B	B SL 84 C CH 84 F SI 93 C SL 82 1-3 K		B SL 78 B SL 78 F SI 89 B SL 79 F SI 89 D SL 80 4-2 10 1B BB		B SI 91 C SI 92 F CH 86 B CU 81 B SI 93 B SI 93 4-2 10 BB BB	B CU 51 F CU 72 X CU 55 1-1 10 FC5-4 1-3 1B	3	3	2	0	3	1	0
10 Adam Jones, R (1, 9) OBP: 0.318, SLG: 0.440	D SI 90 S SL 85 B SI 89 X CH 84 2-1 22 2B 13 1B 1-2 1B	X SL 85 0-0 13 SF7 32 HR 1-3 2B	B CH 85 B CH 84 B SI 91 X SI 91 3-1 22 2B 32 HBP 1-2 1B		C SI 92 C FF 93 S SL 80 0-3 K	B SL 78 C SI 90 B FF 91 X SL 79 2-1 13 FC5 22 BB 1-3 1B		F SI 92 F SI 92 B CU 79 F CU 80 B SI 93 B CU 81 F SI 94 F SI 92 B SI 92 4-2 BB 1-2	C CU 75 X CU 77 0-1 FC5-4 1-2f	6	3	4	0	1	1	2
22 Jake Lamb, L (1, 5) OBP: 0.391, SLG: 0.436	C CH 83 B SL 84 X SI 90 1-1 13 1B 1-3 2-H 2B	B SI 92 D SL 84 B SI 91 B SI 92 4-0 13 SF7 32 HR BB	X CH 84 0-0 32 HBP 1-3 2-H 2B		B SI 91 B SL 79 C SL 80 S SL 80 S SL 80 2-3 K	B FF 91 F SL 78 S SL 78 D SL 80 B SL 79 D SL 80 4-2 1-2 BB		B CH 86 C SI 93 B CU 78 X CH 85 2-1 L8		4	2	2	2	2	1	2
13 Nick Ahmed, R (1, 6) OBP: 0.320, SLG: 0.429	X SI 89 0-0 18 1B 2-H 3-H 1B	S SL 84 B SI 92 F SL 83 F SL 81 X SI 93 1-2 SF7 1-2 2-3 3-H	B SI 92 B SI 91 B SI 92 B SI 91 4-0 32 HBP BB		B SL 80 S FF 93 F SL 80 X FF 92 1-2 G1-3	X CU 78 0-0 FC5 2-3f		C CU 78 S CU 81 S CU 81 0-3 K		3	1	1	3	1	0	3
2 Domingo Leyba, S (8, PH) (8, 6) OBP: 0.400, SLG: 0.444										1	0	0	0	0	1	2
32 Kevin Cron, R (1, 10) OBP: 0.266, SLG: 0.534	F FC 86 B FC 89 C FC 85 F FF 89 B SL 84 X SI 89 2-2 G6-3	X SI 92 0-0 2-H 3-H HR	H SI 91 1-0 1-2 2-3 3-H HBP			B SI 93 C SL 79 F FF 92 S SL 79 1-3 K	F SI 92 F SI 93 B CU 82 S CU 81 1-3 K	C CU 80 S CU 81 S CU 83 0-3 K	0-3 K	5	1	1	4	0	3	3
18 Carson Kelly, R (1, 2) OBP: 0.357, SLG: 0.533	C FC 85 B SL 86 C SI 89 B SL 86 B FC 86 X SI 90 3-2 1 1B 4 2B 2-H 1B	B SI 92 B SI 92 B SI 91 C SI 91 X SI 92 3-1 F7	B CH 83 C SI 91 F CH 84 F SI 93 S CH 85 1-3 K			B SL 79 B SL 79 F SI 90 B SL 78 C FF 90 F SL 78 B SL 80 4-2 16 FC6-4 1 1B 5 HR BB	C CU 79 C SI 93 X CU 81 0-2 F9		B C X 1-1 HR	5	3	2	2	1	1	3
Inning Stats	R: 7 E: 0 K: 0 S: 27 H: 7 LOB: 2 BB: 1 P: 46	R: 5 E: 0 K: 0 S: 13 H: 3 LOB: 0 BB: 1 P: 23	R: 2 E: 0 K: 1 S: 13 H: 3 LOB: 1 BB: 1 P: 25	R: 0 E: 0 K: 1 S: 9 H: 0 LOB: 0 BB: 0 P: 15	R: 0 E: 0 K: 2 S: 9 H: 0 LOB: 0 BB: 0 P: 12	R: 3 E: 0 K: 1 S: 21 H: 3 LOB: 3 BB: 3 P: 40	R: 1 E: 1 K: 2 S: 11 H: 2 LOB: 1 BB: 0 P: 14	R: 0 E: 0 K: 2 S: 15 H: 0 LOB: 2 BB: 2 P: 25	R: 1 E: 0 K: 0 S: 10 H: 3 LOB: 2 BB: 0 P: 13	1B: 11 2B: 5 3B: 0 HR: 5	SF: 1 SAC: 0 DP: 0 HBP: 3					

AB	47
R	19
H	21
RBI	19
BB	8
SO	9
LOB	25

WP: 0 PB: 0 SB: 0 CS: 0 PA: 59

PITCHER		IP	WLS	BF	H	R	ER	SO	BB	IBB	HBP	BLK	WP	HR	S	P	ERA	WHIP
53 Jesse Chavez, R (ERA: 4.72)	(1, 1)	0.2	L	9	5	7	7	0	1	0	1	0	0	1	20	35	94.50	9.000
52 Adrian Sampson, R (ERA: 4.92)	(1, 1)	1.1		11	5	5	5	0	1	0	1	0	0	2	20	34	33.75	4.500
67 Phillips Valdez, R (ERA: 3.12)	(3, 1)	2.0		11	3	2	2	2	1	0	1	0	0	0	22	40	9.00	2.000
55 Kyle Bird, L (ERA: 9.58)	(5, 1)	1.2		11	3	3	3	3	3	0	0	0	0	1	29	51	16.20	3.600
46 Taylor Guerrieri, R (ERA: 13.5)	(6, 1)	2.1		11	2	1	0	4	2	0	0	0	0	0	27	40	0.00	1.714

PITCHER		IP	WLS	BF	H	R	ER	SO	BB	IBB	HBP	BLK	WP	HR	S	P	ERA	WHIP
50 Tim Federowicz, R (ERA: 9.0)	(9, 1)	1.0		6	3	1	1	0	0	0	0	0	0	1	10	13	9.00	3.000

BOTTOM

Batter	1	2	3	4	5	6	7	8	9	AB	R	H	RBI	BB	SO	LOB
17 Shin-Soo Choo, L (1, 9) OBP: 0.384, SLG: 0.497	F FF 92 B SL 84 S SL 82 B SL 82 X SL 84 2-2 ① L8		C SL 84 C SL 84 B FF 94 B SL 84 S SI 92 2-3 ① K		B FF 94 B KC 81 T SL 84 C FF 93 F SI 93 S SL 85 2-3 ② K		B FF 92 S CH 86 B CH 87 F FF 92 S CH 87 2-3 ② K 1-2			4	0	0	0	0	3	1
3 Delino DeShields, R (1, 8) OBP: 0.347, SLG: 0.364	C SI 93 C FF 92 B FF 94 B SL 85 X FF 93 2-2 ② P3		F FF 94 B FF 95 X SI 94 1-1 ② F8		B KC 83 X FF 93 1-0 1 E 1B		C FF 93 F CH 86 B CH 88 S FF 93 1-3 ③ K			4	0	1	0	0	1	1
1 Elvis Andrus, R (1, 6) OBP: 0.335, SLG: 0.437 11 Ronald Guzmán, L (7, 3) OBP: 0.284, SLG: 0.411	C KC 83 C SI 92 B FF 94 B SL 85 X SI 94 2-2 ③ G3		C SI 94 X KC 85 0-1 ③ G6-3		**B FF 93** **1 SAFE** **1 SAFE** **1 SAFE** 1 SAFE T SI 92 B SI 94 B KC 84 F SI 93 3-3 S SI 94 ③ K **1-3**			C SI 90 F FC 89 B KC 84 B KC 83 S KC 84 2-3 ① K		3 1	0 0	0 0	0 0	0 0	1 1	1 0
24 Hunter Pence, R (1, 10) OBP: 0.345, SLG: 0.589 2 Jeff Mathis, R (9, 2) OBP: 0.214, SLG: 0.218		B FF 91 S FF 92 S SI 92 F FF 93 X SL 84 1-2 38 HR 1B	C FF 93 F FF 93 B SI 94 S FF 94 1-3 ① K			S SI 89 B SL 80 X FF 90 1-1 ① L7		X FC 90 0-0 ② F9		4 0	1 0	1 0	0 0	0 0	1 0	0 0
38 Danny Santana, S (1, 7) OBP: 0.351, SLG: 0.571		B FF 91 C KC 83 X SI 93 1-1 1-H HR	B FF 94 T KC 84 F SI 94 F FF 93 T SI 94 1-2 ② K			C FF 91 S KC 81 X FF 92 0-2 HR		C SI 91 S KC 84 S KC 83 0-3 ③ K		4	2	2	3	0	2	0
41 Logan Forsythe, R (1, 3) OBP: 0.364, SLG: 0.421 (7, 6)		B KC 82 B FF 92 F FF 92 B KC 82 X FF 93 3-1 HR	B KC 83 B SI 93 B FF 94 B FF 94 4-0 12 2B BB			B KC 80 C KC 79 C FF 91 S KC 82 1-3 ② K			B SI 90 B SI 90 X SI 90 2-0 ① G6-3	3	1	1	1	1	1	0
12 Rougned Odor, L (1, 4) OBP: 0.256, SLG: 0.392		C SL 83 X SL 85 0-1 ① F8	C FF 94 C FF 95 F SI 95 X SL 86 0-2 1-3 2B			C SL 84 B SI 92 B SL 85 F SI 92 B SI 93 T SL 84 3-2 ③ K			F SI 91 B KC 83 F KC 84 S KC 84 1-3 ② K	4	0	1	0	0	2	0
14 Asdrúbal Cabrera, S (1, 5) OBP: 0.311, SLG: 0.380		C FF 94 X SL 85 0-1 ② G5-3	D KC 85 S KC 83 B SL 84 X KC 84 2-1 ③ G4-3				C FF 91 S CH 86 F CH 86 B FF 92 X FF 93 1-2 17 WP 1B		C CH 84 S KC 83 B KC 83 F CH 84 S KC 84 1-3 ③ K	4	0	1	0	0	1	2
50 Tim Federowicz, R (1, 2) OBP: 0.250, SLG: 0.462 (9, 1)		S FF 93 C FF 94 B SI 95 B KC 84 X SI 94 2-2 ③ G1-3			C KC 83 B SL 84 X SI 91 1-1 ① G5-3		C FF 92 B CU 80 B FF 92 S FF 92 F CH 87 S CH 87 2-3 ① K			3	0	0	0	0	1	1
Inning Stats	R: 0 E: 0 K: 0 S: 9 H: 0 LOB: 0 BB: 0 P: 15	R: 3 E: 0 K: 0 S: 15 H: 3 LOB: 0 BB: 0 P: 22	R: 0 E: 0 K: 1 S: 7 H: 0 LOB: 0 BB: 0 P: 10	R: 0 E: 0 K: 2 S: 13 H: 1 LOB: 2 BB: 1 P: 21	R: 0 E: 1 K: 2 S: 10 H: 1 LOB: 1 BB: 0 P: 17	R: 1 E: 0 K: 2 S: 11 H: 1 LOB: 0 BB: 0 P: 16	R: 0 E: 0 K: 3 S: 14 H: 1 LOB: 1 BB: 0 P: 20	R: 0 E: 0 K: 2 S: 7 H: 0 LOB: 0 BB: 0 P: 9	R: 0 E: 0 K: 2 S: 8 H: 0 LOB: 0 BB: 0 P: 12	1B: 3 2B: 1 3B: 0 HR: 3	SF: 0 SAC: 0 DP: 0 HBP: 0			WP: 1 PB: 0 SB: 0 CS: 0	PA: 35		

PITCHER		IP	WLS	BF	H	R	ER	SO	BB	IBB	HBP	BLK	WP	HR	S	P	ERA	WHIP
38 Robbie Ray, L ERA: 3.92	(1, 1)	6.0	W	25	6	4	4	7	1	0	0	0	0	3	65	101	6.00	1.167
35 Matt Andriese, R ERA: 5.36	(7, 1)	1.0		4	1	0	0	3	0	0	0	0	1	0	14	20	0.00	1.000
52 Zack Godley, R ERA: 6.29	(8, 1)	2.0		6	0	0	0	4	0	0	0	0	0	0	15	21	0.00	0.000

PITCHER	IP	WLS	BF	H	R	ER	SO	BB	IBB	HBP	BLK	WP	HR	S	P	ERA	WHIP

Arizona Diamondbacks @ Texas Rangers

Globe Life Park in Arlington, Arlington, TX

Wed Jul 17 2019, 8:08 PM - 11:21 PM EDT

Att. 26,681 - Partly Cloudy - 94 F

livebaseballscorecards.com

AB	34
R	4
H	7
RBI	4
BB	1
SO	14
LOB	6

Batter	1	2	3	4	5	6	7	8	9	AB	R	H	RBI	BB	SO	LOB
6 Lorenzo Cain, R (1, 8) OBP: 0.312, SLG: 0.360	F FF 92 S CU 84 X CU 82 0-2 ① G6-3		B FC 90 X CU 81 1-0 ③ G5-3			C CU 81 S FC 90 X SI 92 0-2 ② G5-3		B FF 98 C SL 86 X FF 97 1-1 22 S 1B		4	0	1	0	0	0	0
22 Christian Yelich, L (1, 9) OBP: 0.429, SLG: 0.709	B SI 93 S FF 92 F FF 93 X CU 84 1-2 ② G5-3			F CU 79 B FC 90 C CH 86 B FC 90 F CU 82 B FF 94 X FF 92 3-2 1B		C CH 86 F FF 93 B FF 92 B CU 83 B FF 95 X CU 83 3-2 ③ F7		1 SAFE 1 SAFE 1 SAFE B SI 88 S CH 81 F SI 89 1 SAFE 1 SAFE F SI 89 1-3 ② S SI 89 K 1-2		4	0	1	0	0	1	1
10 Yasmani Grandal, S (1, 2) OBP: 0.372, SLG: 0.503	C FF 93 C CH 87 B CH 87 X CU 83 1-2 ③ G6-3			B SI 90 1 SAFE S CH 86 B CH 86 C CH 86 S CU 81 2-3 ① K			X FC 87 0-0 11 G4-6-3 1B		0-0 11 FC4-6 IBB	3	0	1	0	1	1	1
11 Mike Moustakas, L (1, 5) OBP: 0.334, SLG: 0.547		B FF 92 F FC 91 B FF 92 F CH 88 B FF 94 X CH 88 3-2 8 SF9 3B		B FF 91 C FF 91 F CH 87 B FF 92 1 SAFE S CU 81 2-3 ② K			S FF 89 X CU 80 0-1 ①② G4-6-3 1-2f	B SI 90 B SI 89 B SI 89 C SI 90 X SI 89 3-1 ③ FC4-6 1-2f		4	1	1	0	0	1	4
8 Ryan Braun, R (1, 7) OBP: 0.322, SLG: 0.474		B CU 81 F FC 90 S SI 92 B SI 92 F CU 82 X FF 93 2-2 ① SF9 3-H		1 SAFE F SI 91 1 SAFE F FC 88 S CU 82 0-3 ③ K			S CU 80 S CU 81 F CU 82 F FC 91 B CU 82 B FC 92 F FF 93 S CH 87 2-3 ③ K		B SI 88 B CH 81 X SI 88 2-0 HR	3	1	1	2	0	2	1
7 Eric Thames, L (1, 3) OBP: 0.372, SLG: 0.514		C CU 81 B FC 91 X FF 92 1-1 ② G3-1			C FC 88 X CU 81 0-1 ① F8			C FF 98 B CH 91 F FF 98 B FF 98 X SL 86 2-2 18 1B 3 1B 2B	C SL 80 F SI 89 X SI 88 0-2 ① G5-3	4	1	1	0	0	0	0
18 Keston Hiura, R (1, 4) OBP: 0.383, SLG: 0.594		C FF 92 X FF 91 0-1 ③ L8			B FC 90 X FC 89 1-0 ② G3-1			S FF 97 X FF 97 0-1 24 S 3 1B 24 E 2-3 1B	T SI 90 F SI 89 S CH 82 0-3 ② K	4	1	1	0	0	1	0
3 Orlando Arcia, R (1, 6) OBP: 0.294, SLG: 0.388			S FF 89 F CU 79 F FC 90 F FF 93 X CU 82 0-2 ① G6-3		C CU 80 F FC 91 B CU 83 S CU 82 1-3 ③ K2-3			F SL 85 C FF 98 D SL 86 X SL 86 1-2 24 S 24 SF9 1-2 3-H 1B	B SI 90 B CH 81 C CH 82 B CH 81 X SI 90 3-1 ③ G6-3	4	1	1	1	0	1	0
27 Zach Davies, R (1, 1) OBP: 0.154, SLG: 0.184 24 Jesús Aguilar, R (8, PH) OBP: 0.325, SLG: 0.385 32 Jeremy Jeffress, R (8, 1) 43 Matt Albers, L (9, 1)			B FF 91 C FF 91 F FF 92 S CU 81 1-3 ② K			B FC 89 B FF 90 B FF 91 C FF 91 C FF 92 X FF 92 3-2 ① G4-3		C FF 98 B SL 87 C SL 87 X SL 89 1-2 ① SF9 1-H 2-H		2 0 0 0	0 0 0 0	0 0 0 0	0 1 0 0	0 0 0 0	1 0 0 0	0 0 0 0
Inning Stats	R: 0 E: 0 K: 0 S: 9 H: 0 LOB: 0 BB: 0 P: 11	R: 1 E: 0 K: 0 S: 11 H: 1 LOB: 0 BB: 0 P: 17	R: 0 E: 0 K: 1 S: 9 H: 0 LOB: 0 BB: 0 P: 11	R: 0 E: 0 K: 3 S: 13 H: 1 LOB: 1 BB: 0 P: 20	R: 0 E: 0 K: 1 S: 6 H: 0 LOB: 0 BB: 0 P: 8	R: 0 E: 0 K: 0 S: 9 H: 0 LOB: 0 BB: 0 P: 15	R: 0 E: 0 K: 1 S: 9 H: 1 LOB: 0 BB: 0 P: 11	R: 3 E: 0 K: 1 S: 19 H: 4 LOB: 2 BB: 1 P: 28	R: 1 E: 0 K: 1 S: 9 H: 1 LOB: 0 BB: 0 P: 14	1B: 5 2B: 1 3B: 1 HR: 1	SF: 2 SAC: 0 DP: 1 HBP: 0		WP: 0 PB: 0 SB: 3 CS: 0	PA: 35			

PITCHER		IP	WLS	BF	H	R	ER	SO	BB	IBB	HBP	BLK	WP	HR	S	P	ERA	WHIP
29 Merrill Kelly, R ERA: 3.77	(1, 1)	7.0		23	3	1	1	6	0	0	0	0	0	0	66	93	1.29	0.429
50 Yoan López, R ERA: 2.23	(8, 1)	0.1	L	5	4	3	3	0	0	0	0	0	0	0	13	18	81.00	12.000
30 T.J. McFarland, L ERA: 6.0	(8, 1)	1.2		7	1	1	1	2	0	1	0	0	0	1	15	24	5.40	0.600

PITCHER	IP	WLS	BF	H	R	ER	SO	BB	IBB	HBP	BLK	WP	HR	S	P	ERA	WHIP

TOP

Milwaukee Brewers @ Arizona Diamondbacks

Chase Field, Phoenix, AZ

Thu Jul 18 2019, 6:41 PM - 9:39 PM MST

Att. 23,985 - Roof Closed - 78 F

livebaseballscorecards.com

AB	32
R	5
H	8
RBI	4
BB	1
SO	8
LOB	7

Batter	1	2	3	4	5	6	7	8	9	AB	R	H	RBI	BB	SO	LOB
16 Tim Locastro, R (1, 7) OBP: 0.370, SLG: 0.328	B SI 88 X SI 88 1-0 G6-3 ①		C CH 80 B SI 87 F CH 80 X SI 88 1-2 5 S 1B		F SI 89 S CH 80 X CH 80 0-2 L5 ③			B FF 94 C FF 94 C KC 82 F SI 94 X SI 94 1-2 G1-3 ①		4	0	1	0	0	0	1
4 Ketel Marte, S (1, 8) OBP: 0.367, SLG: 0.568	B SI 88 B CH 80 B CH 81 X SI 88 3-0 F7 ②		1 SAFE B SI 88 S CH 80 1 SAFE C SI 88 B FC 87 F CH 80 X SI 88 2-2 P2 ②			B SI 87 X FC 86 1-0 53 BB 1B		B SI 94 F KC 82 B FF 94 F SI 94 X FF 94 2-2 5 1B 1B		4	0	2	0	0	0	1
5 Eduardo Escobar, S (1, 4) OBP: 0.343, SLG: 0.543	X FC 87 0-0 F8 ③		S CH 81 X CH 80 0-1 F9 ③ 1-2			1 SAFE 1 SAFE B SI 87 C SI 87 1 SAFE X CH 80 1-1 F9 ①		B KC 82 B KC 82 C FF 94 S FF 94 F FF 94 X SI 94 2-2 53 G6-4-3 1-3 1B		4	0	1	0	0	0	2
53 Christian Walker, R (1, 3) OBP: 0.337, SLG: 0.495		B CH 80 B SI 89 F SI 88 C FC 86 F CH 80 F SI 90 B FC 87 B FC 87 4-2 10 S 22 1B BB		X FC 87 0-0 G5-3 ①		C SI 87 1 SAFE B CU 77 B SI 88 1 SAFE B CH 80 F SI 89 B CH 80 4-2 10 G6-4-3 1-2 BB		B SI 95 B KC 82 F SI 94 X SI 94 2-1 G6-4-3 ②③ 1-2f		2	1	0	0	2	0	2
10 Adam Jones, R (1, 9) OBP: 0.317, SLG: 0.438		C SI 88 B SI 89 B CH 79 X CH 80 2-1 F9 ① 1-2		B CU 76 F CH 80 B FC 86 F FC 86 X FC 87 2-2 22 G6-3 1B		C SI 84 B SI 88 S CH 79 F SI 88 X SI 88 1-2 G6-4-3 ②③ 1-2f			C SL 81 X SI 91 0-1 G5-3 ①	4	0	1	0	0	0	3
22 Jake Lamb, L (1, 5) OBP: 0.384, SLG: 0.424		B SI 89 B SI 90 C SI 88 B CH 81 X SI 89 3-1 13 G5-3 2-H 1B		B SI 88 C FC 86 D CH 81 X CH 80 2-1 G6-3 ②③ 1-2f			B FC 86 B FC 86 C FC 86 B FC 87 X CH 79 3-1 F9 ①		C SI 94 C FF 91 B SL 84 F SL 82 X FF 93 1-2 P5 ②	4	0	1	1	0	0	1
13 Nick Ahmed, R (1, 6) OBP: 0.319, SLG: 0.427		F SI 89 S CH 79 X SI 87 0-2 G5-3 ② 1-2		C SI 88 F CU 75 X SI 87 0-2 P4 ①			C SI 88 C SI 88 X SI 87 0-2 1B		B SL 82 B SI 93 C SI 93 B SI 92 F SI 93 C SI 94 3-3 K ③	4	0	1	0	0	1	1
18 Carson Kelly, R (1, 2) OBP: 0.357, SLG: 0.527		B SI 88 C CH 80 X SI 89 1-1 L9 ③		C CU 76 B CH 80 B CH 81 B FC 87 B SI 89 4-1 29 FC1-6 BB			S CH 80 B CH 80 S CH 80 B SI 88 X CH 80 2-2 L8 ②			2	0	0	0	1	0	2
29 Merrill Kelly, R (1, 1) 15 Ildemaro Vargas, S (7, PH) OBP: 0.297, SLG: 0.388 50 Yoan López, R (8, 1) 30 T.J. McFarland, L (8, 1)			C SI 88 B SI 88 X SI 88 1-1 L8 ①		X SI 88 0-0 FC1-6 ② 1-2f		B FC 87 B FC 87 X FC 86 2-0 F8 ③			2 1 0 0	0 0 0 0	0 0 0 0	0 0 0 0	0 0 0 0	0 0 0 0	1 1 0 0
Inning Stats	R: 0 E: 0 K: 0 S: 3 H: 0 LOB: 0 BB: 0 P: 7	R: 1 E: 0 K: 0 S: 13 H: 1 LOB: 1 BB: 1 P: 23	R: 0 E: 0 K: 0 S: 11 H: 1 LOB: 1 BB: 0 P: 15	R: 0 E: 0 K: 0 S: 6 H: 1 LOB: 0 BB: 0 P: 10	R: 0 E: 0 K: 0 S: 8 H: 0 LOB: 1 BB: 1 P: 12	R: 0 E: 0 K: 0 S: 9 H: 1 LOB: 1 BB: 1 P: 16	R: 0 E: 0 K: 0 S: 9 H: 1 LOB: 1 BB: 0 P: 16	R: 0 E: 0 K: 0 S: 13 H: 2 LOB: 1 BB: 0 P: 20	R: 0 E: 0 K: 1 S: 9 H: 0 LOB: 0 BB: 0 P: 13	1B: 7 2B: 0 3B: 0 HR: 0	SF: 0 SAC: 0 DP: 3 HBP: 0				WP: 0 PB: 0 SB: 2 CS: 0	PA: 34	

PITCHER		IP	WLS	BF	H	R	ER	SO	BB	IBB	HBP	BLK	WP	HR	S	P	ERA	WHIP
27 Zach Davies, R ERA: 2.79	(1, 1)	7.0	W	27	5	1	1	0	3	0	0	0	0	0	59	99	1.29	1.143
32 Jeremy Jeffress, R ERA: 3.82	(8, 1)	1.0	H	4	2	0	0	0	0	0	0	0	0	0	13	20	0.00	2.000
43 Matt Albers, R ERA: 4.73	(9, 1)	1.0		3	0	0	0	1	0	0	0	0	0	0	9	13	0.00	0.000

PITCHER	IP	WLS	BF	H	R	ER	SO	BB	IBB	HBP	BLK	WP	HR	S	P	ERA	WHIP

BOTTOM

Milwaukee Brewers @ Arizona Diamondbacks

Chase Field, Phoenix, AZ

Thu Jul 18 2019, 6:41 PM - 9:39 PM MST

Att. 23,985 - Roof Closed - 78 F

livebaseballscorecards.com

AB	31
R	1
H	7
RBI	1
BB	3
SO	1
LOB	15

Milwaukee Brewers @ Arizona Diamondbacks

Chase Field, Phoenix, AZ

Fri Jul 19 2019, 6:40 PM - 10:24 PM MST

Att. 28,505 - Roof Closed - 77 F

livebaseballscorecards.com

TOP

Batter	1	2	3	4	5	6	7	8	9	AB	R	H	RBI	BB	SO	LOB
6 Lorenzo Cain, R (1, 8) OBP: 0.311, SLG: 0.366	B FF 94 C FF 94 X CU 79 1-1 L3 ①		C FF 93 B FF 92 X FF 93 1-1 HR ③	X FF 95 0-0 F8			S CH 86 D CH 87 1 SAFE X CH 86 1-1 G1-3 ① 1-3		B FF 92 B SL 86 C FF 92 F FF 92 F SL 86 F SL 86 S SL 86 2-3 K ①	5	1	1	1	0	1	1
22 Christian Yelich, L (1, 9) OBP: 0.434, SLG: 0.717	B FF 93 F FF 94 F FF 93 B FF 94 B SL 87 B SL 85 4-2 BB		C CH 87 F CU 79 B SL 85 X FF 94 1-2 1B ①		C FF 95 B KC 81 C KC 82 F KC 82 B KC 82 F FF 96 B CH 89 F FF 95 B CH 90 4-2 11 G4-6-3 10 1B BB		B FF 92 T CH 86 F FF 93 B FF 93 F CH 87 F FF 94 X CU 83 2-2 3-H HR		X FF 93 0-0 G3 ②	3	1	2	2	2	0	0
10 Yasmani Grandal, S (1, 2) OBP: 0.372, SLG: 0.505	D CH 88 1 SAFE C CH 88 C SL 85 1 SAFE X FF 93 1-2 L5 ②		B SL 83 C CH 85 B FF 93 X SL 83 2-1 G4-3 ②		X CH 88 0-0 11 G4-6-3 1-2 1B		C CH 87 B CH 87 S CH 88 B CH 87 X FF 94 2-2 11 2B 2B		C FF 93 B CU 81 C SL 84 B SL 84 X SL 85 2-2 G3-1 ③	5	1	2	0	0	0	1
11 Mike Moustakas, L (1, 5) OBP: 0.336, SLG: 0.548	1 SAFE B FF 93 1 SAFE B CH 87 1 SAFE F CH 87 X FF 94 2-1 F8 ③		B CH 86 B FF 94 B FF 94 C FF 94 B CH 87 4-1 8 1B BB		B FF 97 T FF 95 S CH 89 F FF 97 B FF 97 X CH 89 2-2 G4-6-3 ① ② 1-2f 2-3		F CH 87 F FF 92 X CH 87 0-2 8 F9 2-H 2B			3	0	1	1	1	0	3
8 Ryan Braun, R (1, 7) OBP: 0.324, SLG: 0.474		C FF 93 B CU 78 X SI 92 1-1 7 2B 18 1B 1B	X CU 79 0-0 1-2 1B		B FF 96 C SI 96 F CH 87 S FF 97 1-3 K ③		B FF 97 F SL 84 X FF 97 1-1 F9 ② 2-3			4	1	2	0	0	1	2
7 Eric Thames, L (1, 3) OBP: 0.370, SLG: 0.514		D CU 80 1 SAFE S CH 86 B FF 93 S CH 88 1 SAFE B FF 93 F FF 94 X CH 87 3-2 1-3 18 1B 2B	S SL 84 S SL 84 F SL 83 B FF 93 B FF 93 B CH 88 X FF 94 3-2 L8 ③			C FF 91 S FF 90 B FF 91 F FS 84 B FS 85 B FF 92 C FF 90 3-3 K ①	B FF 98 F FF 97 F FF 97 B FF 96 C FF 98 2-3 K ③			4	1	1	0	0	2	3
18 Keston Hiura, R (1, 4) OBP: 0.386, SLG: 0.598		S SI 93 B SI 94 S CU 79 B FF 93 F CU 80 X FF 94 2-2 45 CS 2-H 3-H 1B		C FF 92 X CU 78 0-1 3 G6-3 16 G4-3 2B		C FS 83 B FF 92 B FS 84 S FS 83 S FF 92 2-3 K ②		B FF 97 S FF 96 X FF 96 1-1 F9 ①		4	1	2	2	0	1	0
3 Orlando Arcia, R (1, 6) OBP: 0.292, SLG: 0.384 29 Burch Smith, R (6, 1) 24 Jesús Aguilar, R (8, PH) OBP: 0.324, SLG: 0.383 43 Matt Albers, L (8, 1)		X CU 80 0-0 F9 ①		C FF 93 F FF 93 B SI 93 X FF 93 1-2 G6-3 ① 2-3		C FF 91 C FF 91 B FF 90 F FF 92 S FS 84 1-3 K2-3 ③		C FF 97 X FF 98 0-1 F8 ②		3 0 1 0	0 0 0 0	0 0 0 0	0 0 0 0	1 0 0 0	0 0 0 0	2 0 0 0
45 Jhoulys Chacín, R (1, 1) OBP: 0.167, SLG: 0.261 41 Junior Guerra, R (3, 1) 16 Ben Gamel, L (4, PH) OBP: 0.339, SLG: 0.389 25 Jay Jackson, R (4, 1) 13 Tyler Saladino, R (6, 6) OBP: 0.130, SLG: 0.111		B SL 85 1 SAFE C FF 93 B FF 93 S SL 84 B SL 84 F FF 93 X FF 93 3-2 P3 ② ③ 1-2		F CU 79 B FF 93 B CH 86 X SL 82 2-1 G4-3 ② 3-H			C FF 92 B CH 86 X FF 92 1-1 6 G1-3 6 E 22 HR 1B	C FF 98 B SL 87 B SL 85 X FF 97 2-1 G6-3 ③		1 0 1 0 0 2	0 0 0 0 0 1	0 0 0 0 0 0	0 0 1 0 0 0	0 0 0 0 0 0	0 0 0 0 0 0	1 0 0 0 0 0
Inning Stats	R: 0 E: 0 K: 0 S: 9 H: 0 LOB: 1 BB: 1 P: 17	R: 2 E: 0 K: 0 S: 15 H: 3 LOB: 0 BB: 0 P: 24	R: 1 E: 0 K: 0 S: 13 H: 3 LOB: 2 BB: 1 P: 24	R: 1 E: 0 K: 0 S: 8 H: 1 LOB: 0 BB: 0 P: 11	R: 0 E: 0 K: 1 S: 13 H: 1 LOB: 1 BB: 1 P: 20	R: 0 E: 0 K: 3 S: 11 H: 0 LOB: 0 BB: 0 P: 17	R: 3 E: 1 K: 1 S: 20 H: 4 LOB: 1 BB: 0 P: 29	R: 0 E: 0 K: 0 S: 6 H: 0 LOB: 0 BB: 0 P: 9	R: 0 E: 0 K: 1 S: 9 H: 0 LOB: 0 BB: 0 P: 13	1B: 6 2B: 4 3B: 0 HR: 2 SF: 0 SAC: 0 DP: 1 HBP: 0						

	AB	36
	R	7
	H	12
	RBI	7
	BB	3
	SO	6
	LOB	13

WP: 0 PB: 0 SB: 0 CS: 1 PA: 39

PITCHER		IP	WLS	BF	H	R	ER	SO	BB	IBB	HBP	BLK	WP	HR	S	P	ERA	WHIP
45 Taylor Clarke, R ERA: 6.5	(1, 1)	3.2		18	7	4	4	0	2	0	0	0	0	1	44	75	9.82	2.455
25 Archie Bradley, R ERA: 4.71	(4, 1)	1.1	W	5	1	0	0	1	1	0	0	0	0	0	14	21	0.00	1.500
66 Yoshihisa Hirano, R ERA: 4.15	(6, 1)	1.0		3	0	0	0	3	0	0	0	0	0	0	11	17	0.00	0.000
35 Matt Andriese, R ERA: 5.91	(7, 1)	0.1		5	4	3	3	0	0	0	0	0	0	1	15	21	81.00	12.000
50 Yoan López, R ERA: 2.13	(7, 1)	1.2	H	5	0	0	0	1	0	0	0	0	0	0	11	17	0.00	0.000

PITCHER		IP	WLS	BF	H	R	ER	SO	BB	IBB	HBP	BLK	WP	HR	S	P	ERA	WHIP
56 Greg Holland, R ERA: 3.09	(9, 1)	1.0	S	3	0	0	0	1	0	0	0	0	0	0	9	13	0.00	0.000

BOTTOM

Milwaukee Brewers @ Arizona Diamondbacks

Chase Field, Phoenix, AZ

Fri Jul 19 2019, 6:40 PM - 10:24 PM MST

Att. 28,505 - Roof Closed - 77 F

livebaseballscorecards.com

Batter	1	2	3	4	5	6	7	8	9	AB	R	H	RBI	BB	SO	LOB
1 Jarrod Dyson, L (1, 7) (8, 8) OBP: 0.338, SLG: 0.373	G6-3		G4-3		FC4-6 1B		F7			5	1	2	1	0	0	2
4 Ketel Marte, S (1, 8) OBP: 0.367, SLG: 0.571	5 G3 2B		5 3B 2B	K	FC4-6		K			5	1	2	2	0	2	2
16 Tim Locastro, R (8, 7) OBP: 0.370, SLG: 0.328										0	0	0	0	0	0	0
5 Eduardo Escobar, S (1, 4) (7, 5) OBP: 0.344, SLG: 0.554	G3		53 HR 3B	HR	G4-3			F7		5	2	2	2	0	0	3
53 Christian Walker, R (1, 3) OBP: 0.341, SLG: 0.503	G4-3		HR	10 G5-4-3 BB		K		10 G4-6-3 BB		3	1	1	2	2	1	1
10 Adam Jones, R (1, 9) OBP: 0.321, SLG: 0.441		22 G4-3 13 SF7 2B	13 FC4 31 WP 22 BB 1B	G5-4-3		22 BB BB		G4-6-3		4	2	2	0	1	0	2
22 Jake Lamb, L (1, 5) OBP: 0.403, SLG: 0.417		G4-3	31 WP 13 E 45 G6-3 BB		31 2B 1 1B BB					1	2	0	0	3	0	1
35 Matt Andriese, R (7, 1)										0	0	0	0	0	0	0
50 Yoan López, R (7, 1)										0	0	0	0	0	0	0
56 Greg Holland, R (9, 1)										0	0	0	0	0	0	0
13 Nick Ahmed, R (1, 6) OBP: 0.316, SLG: 0.424		SF7	FC4 45 G6-3 31 WP		K		F9			3	0	0	1	0	1	5
31 Alex Avila, L (1, 2) OBP: 0.381, SLG: 0.458		K	45 G6-3 IBB		1 1B 4 FC4-6 2B		K			3	1	1	0	1	2	2
45 Taylor Clarke, R (1, 1) OBP: 0.294, SLG: 0.471			K		4 FC4-6 1 1B BB		F7			2	0	0	1	0	1	2
25 Archie Bradley, R (4, 1)										0	0	0	0	0	0	0
41 Wilmer Flores, R (5, PH) OBP: 0.331, SLG: 0.398										0	0	0	0	1	0	0
66 Yoshihisa Hirano, R (6, 1)										0	0	0	0	0	0	0
15 Ildemaro Vargas, S (7, 4) OBP: 0.295, SLG: 0.386			G6-3							1	0	0	0	0	0	0
Inning Stats	R: 0 H: 1 E: 0 LOB: 1 K: 0 BB: 0 S: 10 P: 16	R: 1 H: 1 E: 0 LOB: 0 K: 1 BB: 0 S: 16 P: 24	R: 6 H: 5 E: 1 LOB: 2 K: 1 BB: 2 S: 21 P: 39	R: 1 H: 1 E: 0 LOB: 0 K: 1 BB: 1 S: 7 P: 12	R: 2 H: 2 E: 0 LOB: 2 K: 1 BB: 2 S: 11 P: 21	R: 0 H: 0 E: 0 LOB: 2 K: 2 BB: 2 S: 15 P: 26	R: 0 H: 0 E: 0 LOB: 0 K: 1 BB: 0 S: 7 P: 10	R: 0 H: 0 E: 0 LOB: 0 K: 0 BB: 1 S: 8 P: 13		1B: 3 SF: 1 2B: 4 SAC: 0 3B: 1 DP: 2 HR: 2 HBP: 0						

	AB	32
	R	10
	H	10
	RBI	9
	BB	8
	SO	7
	LOB	20

WP: 1 PA: 41
PB: 0
SB: 0
CS: 0

PITCHER		IP	WLS	BF	H	R	ER	SO	BB	IBB	HBP	BLK	WP	HR	S	P	ERA	WHIP
45 Jhoulys Chacín, R ERA: 5.67	(1, 1)	2.1	L	15	7	7	6	2	1	0	0	0	0	1	38	63	23.14	3.429
41 Junior Guerra, R ERA: 4.35	(3, 1)	0.2		4	0	0	0	0	0	1	0	0	1	0	9	16	0.00	0.000
25 Jay Jackson, R ERA: 8.64	(4, 1)	2.0		11	3	3	3	2	3	0	0	0	0	1	18	33	13.50	3.000
29 Burch Smith, R ERA: 5.06	(6, 1)	2.0		8	0	0	0	3	2	0	0	0	0	0	22	36	0.00	1.000
43 Matt Albers, R ERA: 4.61	(8, 1)	1.0		3	0	0	0	0	1	0	0	0	0	0	8	13	0.00	1.000

PITCHER	IP	WLS	BF	H	R	ER	SO	BB	IBB	HBP	BLK	WP	HR	S	P	ERA	WHIP

Batter	1	2	3	4	5	6	7	8	9	AB	R	H	RBI	BB	SO	LOB
10 Yasmani Grandal, S (1, 2) OBP: 0.370, SLG: 0.500	C CU 73 B FF 89 B CH 88 S CU 70 X FF 90 2-2 ① F7		C FF 90 B FF 90 B CH 88 X CH 88 2-1 ③ G4-3		X FF 91 0-0 22 FC3-5 1B		B CH 88 C CH 88 C FF 91 B SL 81 F FF 91 F CU 70 F CH 88 X CU 70 2-2 ③ G4-3		C KC 84 B KC 82 F SI 91 F KC 84 F KC 84 S FC 88 1-3 ① K	5	0	1	0	0	1	2
22 Christian Yelich, L (1, 9) OBP: 0.436, SLG: 0.721	X FF 91 0-0 ② P5			B FF 89 C CU 72 B CU 70 X FF 90 2-1 8 1B 2B	1 SAFE S FF 90 B CH 88 B CH 88 S SL 86 X SL 85 2-2 ② FC3-5 1-2f			B SL 83 X SI 94 1-0 8 BB 11 HR 1B	F KC 83 F FC 89 X KC 84 0-2 18 1B 1-3 2-H 2B	5	3	3	1	0	0	1
8 Ryan Braun, R (1, 7) OBP: 0.328, SLG: 0.477	X FF 90 0-0 2B			B SI 91 C CU 70 S SI 91 B CH 88 F CU 69 X SI 92 2-2 18 2B 2-H 1B	X CU 71 0-0 ③ F7			1 SAFE C SI 94 F SI 95 D SL 84 1 SAFE 1 SAFE B SI 94 D SL 87 1 SAFE 4-2 B SI 95 11 HR 1-2 BB	C SI 92 B CH 86 F SI 94 F SI 94 F SI 93 T CU 80 1-2 ② K	4	1	2	1	1	1	3
11 Mike Moustakas, L (1, 5) OBP: 0.337, SLG: 0.553	C FF 91 F FF 91 B CH 88 S CH 89 1-3 ③ K			S CH 88 B FF 91 B CH 88 F CH 88 C FF 92 2-3 ① K		F FF 91 X FF 92 0-1 ① P5		B SI 94 D SL 85 X FF 94 2-0 1-H 2-H HR	0-0 18 1B IBB	4	1	1	3	1	2	2
18 Keston Hiura, R (1, 4) OBP: 0.387, SLG: 0.599		X FF 90 0-0 ① F9		C CU 73 B CU 68 D CH 88 X CU 71 2-1 1-3 2B		C CU 75 S CU 67 S FF 92 1-3 ② K		F FF 92 B FF 94 S SL 84 S SL 82 1-3 ① K	C SI 94 S CH 87 X CH 86 0-2 1-3 2-H 3-H 1B	5	0	2	2	0	2	0
7 Eric Thames, L (1, 3)		C FF 89 B CU 70 F CH 87 C FF 91 1-3 ② K		D CH 89 B FF 91 2-0 IBB		X FF 90 0-0 HR		B SL 82 F SI 93 B SL 83 B FF 94 X SI 94 3-1 ② P6	B SI 94 F CH 88 B CH 87 T SI 94 X CH 88 2-2 ③ P5	4	1	1	1	1	1	2
13 Tyler Saladino, R (1, 6) OBP: 0.120, SLG: 0.102 71 Josh Hader, L (8, 1) 32 Jeremy Jeffress, R (9, 1)		F FF 90 F FF 91 B FF 90 B SL 83 C FF 91 2-3 ③ K		B CU 72 S CU 70 C FF 90 D CU 69 S CH 90 2-3 ② K		X CU 72 0-0 ③ F8		C SL 82 B SI 93 F SL 82 B SL 83 S SI 93 2-3 ③ K		4 0 0	0 0 0	0 0 0	0 0 0	3 0 0	3 0 0	
47 Gio González, R (1, 1) 51 Freddy Peralta, R (5, 1) OBP: 0.143, SLG: 0.143 6 Lorenzo Cain, R (7, PH) OBP: 0.310, SLG: 0.365 37 Adrian Houser, R (7, 1) 3 Orlando Arcia, R (8, 6) OBP: 0.294, SLG: 0.384			T FF 89 S SL 82 B SL 82 S CU 69 1-3 ① K	S CU 71 D CU 67 C FF 91 B FF 91 F SL 84 B CU 69 C FF 91 3-3 ③ K			C CU 71 B SI 90 X SL 83 1-1 ① G5-3		B KC 84 B SI 89 B SI 92 C SI 92 B SI 90 4-1 16 BB 22 2B BB	2 0 1 0 0	0 0 0 0 1	0 0 0 0 0	0 0 0 0 0	2 0 0 0 1	0 0 0 0 0	3 0 0 0 0
16 Ben Gamel, L (1, 8) OBP: 0.338, SLG: 0.384			C FF 90 F FF 90 X FF 90 0-2 ② G6-3		C FF 88 B CH 87 S CH 87 B FF 91 X CH 88 2-2 ① G1-3		F FF 90 B CH 88 B CH 88 C CU 70 S CH 88 2-3 ② K2-3		B SI 91 B SI 92 B SI 90 B FC 90 4-0 22 2B 18 1B 1-2 BB	3	1	0	0	1	1	0

| Inning Stats | | |

BOTTOM

Milwaukee Brewers @ Arizona Diamondbacks

Chase Field, Phoenix, AZ

Sat Jul 20 2019, 5:11 PM - 8:27 PM MST

Att. 38,567 - Roof Closed - 76 F

livebaseballscorecards.com

Batter	1	2	3	4	5	6	7	8	9	AB	R	H	RBI	BB	SO	LOB
16 Tim Locastro, R (1, 7) OBP: 0.362, SLG: 0.320	C SI 88 F FF 88 F CH 82 B FF 89 X FF 89 1-2 ① P3		B CU 73 C CH 82 X CH 82 1-1 ① F7		X FF 94 0-0 ① SH3 2-3			C SI 96 S SI 94 B FF 95 X SI 95 1-2 ① G4-3		3	0	0	0	0	0	0
4 Ketel Marte, S (1, 8) OBP: 0.368, SLG: 0.576	B CH 82 F CH 82 F FF 89 B CU 77 X CU 76 2-2 ② 53 WP, 53 1B, 1B		C FF 90 X FF 90 0-1 ② G4-3		F FF 94 B FF 95 F FF 96 S CU 79 1-3 ② K			C FF 96 L FF 96 B CH 87 X SI 96 1-2 3B		4	1	2	0	0	1	1
5 Eduardo Escobar, S (1, 5) OBP: 0.340, SLG: 0.548	B SI 89 S CH 82 X SI 89 1-1 ② L9		C CH 83 B CH 84 S CH 83 X CH 82 1-2 ③ G6-3		S FF 96 S FF 96 S FF 97 0-3 ③ K			B SI 97 F SI 98 B SI 98 S SI 83 S SI 99 2-3 ② K		4	0	0	0	0	2	3
53 Christian Walker, R (1, 3) OBP: 0.342, SLG: 0.502	C SI 87 B SI 88 X SI 88 1-1 1-H, 1B			B CU 74 B FF 88 B CH 82 B SI 89 4-0 41 G6-4-3, BB		C CU 77 B FF 95 B FF 97 F FF 96 C CU 79 2-3 ① K		T SI 97 S SI 98 B SI 98 F SI 98 F SI 98 B SL 83 C SL 82 2-3 ③ K		3	0	1	1	1	2	1
10 Adam Jones, R (1, 9) OBP: 0.317, SLG: 0.436	B CH 82 S FF 89 S CH 82 X CH 81 1-2 ③ G5-3			B FF 89 C FF 89 F FF 90 B FF 90 S CH 82 2-3 ① K		S FF 95 B FF 98 T FF 96 F FF 95 B FF 95 C FF 97 2-3 ② K			C KC 80 S FF 93 C SI 94 0-3 ① K	4	0	0	0	0	3	2
41 Wilmer Flores, R (1, 4) OBP: 0.329, SLG: 0.389		B CU 74 B CH 81 C FF 90 B FF 89 B CH 83 4-1 13 G6-3, BB		B CH 82 B SI 91 C CH 82 X SI 90 2-1 ②③ G6-4-3 1-2f		X CU 78 0-0 ③ F7			X FF 93 0-0 ② F8	3	0	0	0	1	0	1
13 Nick Ahmed, R (1, 6) OBP: 0.318, SLG: 0.426		B CH 81 F SI 89 F FF 89 X CH 80 1-2 ① G6-3 1-2			X FF 88 0-0 18 2B, 2B		C SI 94 B SI 96 F SI 95 B SL 91 C SI 96 2-3 ① K		B KC 83 B SI 94 B SI 94 C FF 94 F SI 94 B SI 95 4-2 18 DI, BB	3	1	1	0	1	1	1
18 Carson Kelly, R (1, 2) OBP: 0.355, SLG: 0.526		C CH 82 F SI 89 D CH 81 B CU 75 F CH 82 X FF 90 2-2 ② L8			B CH 82 S CH 82 F CH 82 X FF 89 1-2 21 2B, 2-H, 2B		B SI 95 C SI 95 C SL 91 C SI 96 1-3 ② K		C SI 94 C KC 82 F SI 94 F SI 95 B KC 81 B SI 94 X FF 94 2-2 ③ L8 1-2	4	1	1	1	0	1	2
21 Zack Greinke, R (1, 1) OBP: 0.292, SLG: 0.565 22 Jake Lamb, L (7, PH) OBP: 0.397, SLG: 0.410 40 Andrew Chafin, R (8, 1) 52 Zack Godley, R (9, 1) OBP: 0.263, SLG: 0.176 58 Stefan Crichton, R (9, 1)		F SI 89 F SI 89 B CH 82 F FF 90 X CH 83 1-2 ③ G5-3			F SI 90 B CH 84 S CH 82 B SI 90 B CH 83 X SI 90 3-2 16 SH3, 2-H, 2B		C CU 81 S FF 96 B FF 96 S CH 86 1-3 ③ K			2 1 0 0 0	0 0 0 0 0	1 0 0 0 0	1 0 0 0 0	0 1 0 0 0	0 0 0 0 0	1 0 0 0 0
Inning Stats	R: 1 H: 2 E: 0 LOB: 1 K: 0 BB: 0 S: 14 P: 20	R: 0 H: 0 E: 0 LOB: 1 K: 0 BB: 1 S: 12 P: 20	R: 0 H: 0 E: 0 LOB: 0 K: 0 BB: 0 S: 7 P: 9	R: 0 H: 0 E: 0 LOB: 0 K: 1 BB: 1 S: 5 P: 13	R: 2 H: 3 E: 0 LOB: 1 K: 2 BB: 0 S: 14 P: 19	R: 0 H: 0 E: 0 LOB: 0 K: 2 BB: 0 S: 8 P: 12	R: 0 H: 0 E: 0 LOB: 0 K: 3 BB: 0 S: 9 P: 13	R: 0 H: 1 E: 0 LOB: 1 K: 2 BB: 0 S: 14 P: 20	R: 0 H: 0 E: 0 LOB: 1 K: 1 BB: 1 S: 11 P: 17	1B: 2 2B: 3 3B: 1 HR: 0	SF: 0 SAC: 1 DP: 1 HBP: 0			WP: 1 PB: 0 SB: 0 CS: 0	PA: 35		

PITCHER		IP	WLS	BF	H	R	ER	SO	BB	IBB	HBP	BLK	WP	HR	S	P	ERA	WHIP
47 Gio González, L ERA: 3.6	(1, 1)	4.0		18	5	3	3	1	2	0	0	0	1	0	45	73	6.75	1.750
51 Freddy Peralta, R ERA: 4.93	(5, 1)	2.0		6	0	0	0	4	0	0	0	0	0	0	15	20	0.00	0.000
37 Adrian Houser, R ERA: 4.14	(7, 1)	1.1	W	5	1	0	0	3	0	0	0	0	0	0	15	21	0.00	0.750
71 Josh Hader, L ERA: 2.31	(8, 1)	0.2	H	2	0	0	0	2	0	0	0	0	0	0	8	12	0.00	0.000
32 Jeremy Jeffress, R ERA: 3.72	(9, 1)	1.0		4	0	0	0	1	1	0	0	0	0	0	11	17	0.00	1.000

PITCHER	IP	WLS	BF	H	R	ER	SO	BB	IBB	HBP	BLK	WP	HR	S	P	ERA	WHIP

AB	31
R	3
H	6
RBI	3
BB	3
SO	11
LOB	12

Milwaukee Brewers @ Arizona Diamondbacks

Chase Field, Phoenix, AZ

Sun Jul 21 2019, 1:11 PM - 4:49 PM MST

Att. 33,111 - Roof Closed - 76 F

TOP

livebaseballscorecards.com

Batter	1	2	3	4	5	6	7	8	9	AB	R	H	RBI	BB	SO	LOB
6 Lorenzo Cain, R (1, 8) OBP: 0.311, SLG: 0.362	F SI 88 X FC 84 0-1 ① L8		C CU 81 1 SAFE 1 SAFE D CH 83 B FF 90 S CH 84 B CH 85 S FC 86 3-3 ② K		B KC 79 B SI 95 B FF 95 B FF 95 4-0 18 CS BB		C FF 92 T FF 92 B FS 85 B FF 92 F FS 84 S FS 84 2-3 ③ K		C SI 93 C SI 94 B CU 80 F SI 93 B CU 79 F SI 94 B FF 93 D CU 81 4-2 BB	3	0	0	0	2	2	1
18 Keston Hiura, R (1, 4) OBP: 0.387, SLG: 0.613	B SI 89 B FC 84 B FF 89 C SI 89 X SI 89 3-1 2B		C CU 80 S FC 84 S CU 82 0-3 ③ K		C FF 95 F FF 95 B FF 95 1 SAFE B FF 95 B KC 81 S KC 84 3-3 ① ② K 1-2			C SI 84 F FF 98 B FF 96 F FF 98 B SL 85 X SL 84 2-2 11 1B 3B	X SI 92 0-0 ② F8	5	1	2	0	0	2	3
11 Mike Moustakas, L (1, 5) OBP: 0.338, SLG: 0.551	B SI 90 S FC 85 F FC 85 X CU 81 1-2 ② F7			C FF 88 B CU 80 S FC 83 B SI 88 F SI 89 X FC 83 2-2 ① F7	B FF 96 C CH 88 F FF 96 X FF 96 1-2 1B			B FF 98 F FF 97 X FF 98 1-1 24 G5-3 10 2B 3-H 1B	B CH 86 B SI 93 X SI 91 2-0 ③ F7	5	1	2	1	0	0	2
24 Jesús Aguilar, R (1, 3) OBP: 0.322, SLG: 0.378	B FC 85 C SI 90 B SI 90 X FC 85 2-1 ③ F8			C CU 79 B FC 84 B CU 80 S CU 79 B CH 83 D CH 84 4-2 16 BB 3 1B 13 HR BB	C FF 95 B FF 95 C FF 96 B FF 96 B FF 96 C FF 96 3-3 ③ K			F FF 97 D SL 85 X SL 85 1-1 ① G5-3 1-2		3	1	0	0	1	1	3
9 Manny Piña, R (1, 2) OBP: 0.277, SLG: 0.382 10 Yasmani Grandal, S (8, PH) (8, 2) OBP: 0.372, SLG: 0.505		C SI 88 S CH 83 S CH 83 0-3 ① K		F SI 88 B CH 83 X SI 89 1-1 ② F9		F FF 94 S FF 95 S FF 96 0-3 ① K		D SL 87 C FF 97 B FF 97 D SL 85 X FF 96 3-1 16 1B 2-H 2B		3 1	0 1	0 1	0 1	0 0	2 0	1 0
3 Orlando Arcia, R (1, 6) OBP: 0.293, SLG: 0.382		B CH 84 B CH 84 F SI 89 C CU 81 X CH 84 2-2 ② G5-3		B CU 80 C SI 88 B CU 80 B CH 84 C SI 89 F SI 90 X SI 89 3-2 16 BB 13 HR 1-2 1B		C FF 97 C SI 95 F FF 96 F SI 97 B KC 82 B KC 84 F FF 97 B CH 89 X SI 97 3-2 ② P4		B FF 97 B SL 85 X FF 96 2-0 ② F7		4	1	1	0	0	0	1
16 Ben Gamel, L (1, 9) OBP: 0.340, SLG: 0.383		B FF 89 C FC 84 F SI 89 B CU 81 S CU 82 2-3 ③ K		C FC 84 B FC 85 B SI 88 B FC 84 B SI 89 4-1 13 HR 1-2 2-3 BB		C KC 83 B CH 89 B FF 95 S KC 85 S CH 88 2-3 ③ K		B SL 79 X SI 88 1-0 13 FC6-4 2-H 1B		3	1	1	1	1	2	0
13 Tyler Saladino, R (1, 7) OBP: 0.148, SLG: 0.173			B SI 87 B SI 88 B FF 89 C SI 88 C SI 89 B SI 90 4-2 BB	B CU 80 X SI 89 1-0 1-H 2-H 3-H HR			C FF 92 B FS 83 F FS 82 B FF 90 S FS 83 2-3 ① K	D SI 89 X CH 81 1-0 ③ FC6-4 1-2f		3	1	1	4	1	1	1
53 Brandon Woodruff, L (1, 1) OBP: 0.283, SLG: 0.356 41 Junior Guerra, R (4, 1) 58 Alex Claudio, L (6, 1) 7 Eric Thames, L (7, PH) OBP: 0.369, SLG: 0.520 51 Freddy Peralta, R (7, 1) OBP: 0.143, SLG: 0.143 32 Jeremy Jeffress, R (8, 1) 8 Ryan Braun, R (9, PH) OBP: 0.327, SLG: 0.476 71 Josh Hader, L (9, 1)		B FF 89 C FC 85 S FC 84 1 SAFE X FC 85 1-2 ① F8		B FC 86 C FC 84 C SI 88 S CU 81 1-3 ③ K2-3		S FS 85 S FS 85 S FS 85 0-3 ② K		B SI 92 X SI 93 1-0 ① F9	2 0 0 1 0 0 0 1	0 0 0 0 0 0 0 0	0 0 0 0 0 0 0 0	0 0 0 0 0 0 0 0	0 0 0 1 0 0 0 0	1 0 0 0 1 0 0 0	1 0 0 0 0 0 0 0
Inning Stats	R: 0 E: 0 K: 0 S: 9 H: 1 LOB: 1 BB: 0 P: 15	R: 0 E: 0 K: 2 S: 9 H: 0 LOB: 0 BB: 0 P: 13	R: 0 E: 0 K: 2 S: 11 H: 0 LOB: 1 BB: 1 P: 19	R: 4 E: 0 K: 1 S: 17 H: 2 LOB: 0 BB: 2 P: 33	R: 0 E: 0 K: 2 S: 9 H: 1 LOB: 1 BB: 1 P: 20	R: 0 E: 0 K: 2 S: 12 H: 0 LOB: 0 BB: 0 P: 17	R: 0 E: 0 K: 3 S: 10 H: 0 LOB: 0 BB: 0 P: 14	R: 3 E: 0 K: 0 S: 13 H: 4 LOB: 1 BB: 0 P: 24	R: 0 E: 0 K: 0 S: 7 H: 0 LOB: 1 BB: 1 P: 14	1B: 4 2B: 2 3B: 1 HR: 1 SF: 0 SAC: 0 DP: 0 HBP: 0						

	AB	34
	R	7
	H	8
	RBI	7
	BB	5
	SO	12
	LOB	13

WP: 0 PA: 39
PB: 0
SB: 0
CS: 1

PITCHER		IP	WLS	BF	H	R	ER	SO	BB	IBB	HBP	BLK	WP	HR	S	P	ERA	WHIP
49 Alex Young, L ERA: 2.38	(1, 1)	4.0		18	3	4	4	5	3	0	0	0	0	1	46	80	9.00	1.500
25 Archie Bradley, R ERA: 4.5	(5, 1)	2.0		7	1	0	0	4	1	0	0	0	0	0	21	37	0.00	1.000
66 Yoshihisa Hirano, R ERA: 4.04	(7, 1)	1.0		3	0	0	0	3	0	0	0	0	0	0	10	14	0.00	0.000
50 Yoan López, R ERA: 2.79	(8, 1)	0.2	L	5	3	3	3	0	0	0	0	0	0	0	11	20	40.50	4.500
30 T.J. McFarland, L ERA: 5.94	(8, 1)	0.1		2	1	0	0	0	0	0	0	0	0	0	2	4	0.00	3.000

PITCHER		IP	WLS	BF	H	R	ER	SO	BB	IBB	HBP	BLK	WP	HR	S	P	ERA	WHIP
58 Stefan Crichton, R ERA: 3.86	(9, 1)	1.0		4	0	0	0	0	1	0	0	0	0	0	7	14	0.00	1.000

Batter	1	2	3	4	5	6	7	8	9	AB	R	H	RBI	BB	SO	LOB
1 Jarrod Dyson, L (1, 9) OBP: 0.355, SLG: 0.369	B SI 97 C SI 98 F FF 98 F FF 99 F FF 100 S SL 91 1-3 **K** ①	X SL 84 0-0 **G3** ③		C FF 95 C CU 84 C FF 94 0-3 **K** ③		B CH 75 B SI 87 B SI 85 C FF 85 C SI 86 X SI 85 3-2 **G1-3** ③			C SI 95 S SI 96 B SI 98 F SI 98 C SI 98 1-3 **K** ①	3	0	0	0	0	2	0
15 Ildemaro Vargas, S (6, PH) OBP: 0.294, SLG: 0.383										1	0	0	0	0	0	3
66 Yoshihisa Hirano, R (7, 1)										0	0	0	0	0	0	0
50 Yoan López, R (8, 1)										0	0	0	0	0	0	0
30 T.J. McFarland, L (8, 1)										0	0	0	0	0	0	0
58 Stefan Crichton, R (9, 1)										0	0	0	0	0	0	0
18 Carson Kelly, R (9, PH) OBP: 0.353, SLG: 0.524										1	0	0	0	0	1	0
4 Ketel Marte, S (1, 8) OBP: 0.374, SLG: 0.579	C SI 98 F FF 99 B FF 99 F SL 91 B FF 100 B FF 100 B FF 100 4-2 5 1B 53 SF9 **BB**	F SI 97 C SL 88 B FF 98 F SL 91 F FF 98 B CH 88 X SL 89 2-2 5 1B **2B**	C CU 80 B SI 95 X FF 95 1-1 **F8** ①	B FF 95 C FF 94 B CU 79 B FF 95 B FF 94 4-1 5 FC4-6 **BB**			X SI 97 0-0 53 S 1B	3	2	2	0	2	0	0
5 Eduardo Escobar, S (1, 4) OBP: 0.341, SLG: 0.546	F SI 98 D CH 88 B FF 98 1 SAFE F FF 98 X FF 98 2-2 **1B** 1-3	X CU 83 0-0 13 1B 22 BB **1B** 2-H	F FF 95 B SI 94 F FF 94 B FS 86 S FF 95 2-3 **K** ②	B FF 94 B FF 94 S FF 94 S FF 95 X FF 94 2-2 **FC4-6** ① 1-2f			B SI 96 X SI 98 1-0 **P6** ②	5	0	2	1	0	1	2
53 Christian Walker, R (1, 3) OBP: 0.338, SLG: 0.495	D SL 89 B FF 97 C FF 97 F FF 97 X FF 97 2-2 **SF9** ② 3-H	B FF 96 C SI 96 S SL 88 B FF 97 C FF 98 2-3 **K** ①	X FF 96 0-0 **P3** ③	C FF 97 C FF 96 F FF 97 D CU 80 X FF 98 1-2 **P6** ②			S SL 82 B SI 98 S SI 96 T SI 97 1-2 **K** ③	4	0	0	1	0	2	3
22 Jake Lamb, L (1, 5) OBP: 0.390, SLG: 0.391	B SI 97 C SI 97 S SL 90 F SL 89 X FF 97 1-2 **F7** ③	F CH 86 1 SAFE B FF 97 B SI 96 S FF 97 B SL 89 F FF 97 B SI 97 4-2 13 1B **BB** 1-2				C SL 76 F SI 86 B SL 77 X SI 86 1-2 **G6-3** ① B FF 96 C FF 96 F FF 97 S FF 97 1-3 **K** ③			3	0	0	0	1	1	2
13 Nick Ahmed, R (1, 6) OBP: 0.322, SLG: 0.428	F SI 96 C SI 96 B SL 90 B SL 91 F SI 96 X SI 98 2-2 31 HR **1B**	B SL 88 X SI 96 1-0 31 G3-6-1 **1B** 1-2 2-3				C SI 87 B SI 88 B SL 75 B CH 75 B SI 87 4-1 31 FC5-6 **BB**		B FF 93 X FF 93 1-0 **G5-3** ①	3	1	2	0	1	0	0
31 Alex Avila, L (1, 2) OBP: 0.376, SLG: 0.483	B FF 97 B FF 96 T SI 97 X FF 96 2-1 **HR** 1-H	B SL 89 C SI 95 S SI 97 B FF 97 F SI 97 F SI 97 B CH 87 X SI 96 3-2 **G3-6-1** ② ③ 1-2f				B SI 85 B SL 76 S SI 85 C SI 84 1 SAFE X SI 86 2-2 **FC5-6** ② 16 2B 1-2f		C KC 81 C KC 81 F FF 95 S KC 81 0-3 **K** ②	4	1	1	2	0	1	4
16 Tim Locastro, R (1, 7) OBP: 0.366, SLG: 0.333	X FF 98 0-0 **F9** ①		C SL 88 F SI 96 S FS 86 0-3 **K** ①			B SI 84 C SI 84 F CH 77 F CH 77 X CH 74 1-2 **2B** 1-3		B FF 94 B FF 95 C FF 94 F FF 95 X FF 96 2-2 **1B**	4	0	2	0	0	1	0
49 Alex Young, L (1, 1) 41 Wilmer Flores, R (4, PH) OBP: 0.326, SLG: 0.386 25 Archie Bradley, R (5, 1) 10 Adam Jones, R (6, PH) OBP: 0.318, SLG: 0.435 (7, 9)	B SI 97 C SI 95 S SI 96 B FF 98 C FF 97 2-3 **K** ②		C FF 94 B FF 94 F FF 94 C CU 82 1-3 **K** ②			0-0 **IBB**		B KC 81 S FF 95 X SI 95 1-1 **L6** ③	1 1 0 1	0 0 0 0	0 0 0 1	0 0 0 0	0 0 0 1	1 1 0 0	0 0 0 1
Inning Stats	R: 1 H: 1 E: 0 LOB: 1 K: 1 BB: 1 S: 18 P: 28	R: 2 H: 2 E: 0 LOB: 0 K: 1 BB: 0 S: 11 P: 17	R: 1 H: 3 E: 0 LOB: 2 K: 1 BB: 1 S: 19 P: 31	R: 0 H: 0 E: 0 LOB: 0 K: 3 BB: 0 S: 9 P: 10	R: 0 H: 0 E: 0 LOB: 0 K: 1 BB: 0 S: 6 P: 9	R: 0 H: 1 E: 0 LOB: 3 K: 0 BB: 2 S: 14 P: 25	R: 0 H: 0 E: 0 LOB: 1 K: 1 BB: 1 S: 11 P: 19	R: 0 H: 1 E: 0 LOB: 1 K: 1 BB: 0 S: 10 P: 14	R: 0 H: 1 E: 0 LOB: 1 K: 2 BB: 0 S: 9 P: 12	1B: 6 2B: 2 3B: 0 HR: 1	SF: 1 SAC: 0 DP: 1 HBP: 0					

PITCHER		IP	WLS	BF	H	R	ER	SO	BB	IBB	HBP	BLK	WP	HR	S	P	ERA	WHIP
53 Brandon Woodruff, R ERA: 3.75	(1, 1)	3.0		16	6	4	4	3	2	0	0	0	0	1	48	76	12.00	2.667
41 Junior Guerra, R ERA: 4.19	(4, 1)	2.0		6	0	0	0	4	0	0	0	0	0	0	15	19	0.00	0.000
58 Alex Claudio, L ERA: 3.98	(6, 1)	1.0		6	1	0	0	0	1	1	0	0	0	0	14	25	0.00	2.000
51 Freddy Peralta, R ERA: 4.86	(7, 1)	1.0	W	4	0	0	0	1	1	0	0	0	0	0	11	19	0.00	1.000
32 Jeremy Jeffress, R ERA: 3.63	(8, 1)	1.0	H	4	1	0	0	1	0	0	0	0	0	0	10	14	0.00	1.000

PITCHER		IP	WLS	BF	H	R	ER	SO	BB	IBB	HBP	BLK	WP	HR	S	P	ERA	WHIP
71 Josh Hader, L ERA: 2.27	(9, 1)	1.0	S	4	1	0	0	2	0	0	0	0	0	0	9	12	0.00	1.000

BOTTOM

Milwaukee Brewers @ Arizona Diamondbacks

Chase Field, Phoenix, AZ

Sun Jul 21 2019, 1:11 PM - 4:49 PM MST

Att. 33,111 - Roof Closed - 76 F

livebaseballscorecards.com

AB	34
R	4
H	9
RBI	4
BB	5
SO	11
LOB	15

1B: 6	SF: 1	WP: 0	PA: 40
2B: 2	SAC: 0	PB: 0	
3B: 0	DP: 1	SB: 1	
HR: 1	HBP: 0	CS: 0	

Baltimore Orioles @ Arizona Diamondbacks

Chase Field, Phoenix, AZ

Mon Jul 22 2019, 6:42 PM - 9:35 PM MST

Att. 19,192 - Roof Closed - 76 F

livebaseballscorecards.com

Batter	1	2	3	4	5	6	7	8	9	AB	R	H	RBI	BB	SO	LOB
2 Jonathan Villar, S (1, 4) OBP: 0.321, SLG: 0.409	S FF 92 B FF 92 C SL 84 B SL 85 B SI 94 F FF 93 S KC 85 3-3 ① K	B KC 84 C FF 92 D KC 84 X FF 93 2-1 ③ G5-3		C FF 93 B KC 84 F FF 93 S SL 86 1-3 ③ K 1-2			S FS 83 S FS 84 B FS 84 F FF 90 X FS 85 1-2 ① G4-3		B CU 75 D FF 91 C FF 90 D FF 91 F FF 91 S SL 85 3-3 ③ K	5	0	0	0	0	3	4
57 Hanser Alberto, R (1, 5) OBP: 0.325, SLG: 0.409	X FF 92 0-0 1B	C KC 82 X FF 91 0-1 39 1B 1B		B SL 83 C SL 84 X SL 84 1-1 HR			C FS 85 X FF 92 0-1 ② L8			4	1	3	1	0	0	0
16 Trey Mancini, R (1, 9) OBP: 0.347, SLG: 0.533	C SL 84 S FF 91 S SL 85 0-3 ② K	S FF 92 C FF 93 C SI 94 0-3 ① K		S FF 91 X FF 93 0-1 ① P3			B FF 91 C FS 84 X FF 91 1-1 ③ L8			4	0	0	0	0	2	2
39 Renato Núñez, R (1, 3) OBP: 0.311, SLG: 0.507	B KC 84 F FF 92 S KC 83 X SL 83 1-2 ③ F9		1 SAFE B FF 92 B FF 93 F KC 86 F FF 92 X SI 94 2-2 1B 1-2		B FF 92 F FF 93 S FF 93 B KC 84 F FF 93 X SL 84 2-2 HR			B CU 79 B SI 91 C SI 92 B CU 80 C SI 92 F SI 93 X SI 93 3-2 ① G6-3		4	1	2	1	0	0	1
25 Anthony Santander, S (1, 7) OBP: 0.340, SLG: 0.469		C KC 81 B FF 91 B SI 92 X SL 84 2-1 12 L9 28 BB 1 1B 1B	B SL 85 B FF 92 T KC 83 T FF 92 S FF 93 2-3 ② K	B SI 93 C FF 94 F FF 94 F FF 94 X KC 83 1-2 ② F8			F SI 93 X SI 93 0-1 ② G4-3		4	1	1	0	0	1	2
28 Pedro Severino, R (1, 2) OBP: 0.325, SLG: 0.451		B KC 84 B KC 83 F SI 91 S SL 84 D SL 85 B SL 84 4-2 38 SH2-4 1 1B 1-2 BB	B KC 83 S SL 84 S SL 86 S SL 85 1-3 ③ K	B FF 94 F SI 94 S SL 84 X FF 93 1-2 ③ G6-3			B CU 79 B SI 92 X SI 92 2-0 ③ G4-3		3	0	0	0	1	1	2
12 Stevie Wilkerson, S (1, 8) OBP: 0.270, SLG: 0.404		C FF 91 X KC 81 0-1 ① L9 2-3	C SI 91 B SL 83 T FF 92 B FF 92 S SL 84 2-3 ① K2-3	C FF 91 B KC 84 F FF 92 B FF 93 B FF 93 T FF 94 3-2 ① K			C FF 91 X FF 91 0-1 ① F7		4	0	0	0	0	2	2
1 Richie Martin, R (1, 6) OBP: 0.236, SLG: 0.302 35 Dwight Smith Jr., L (9, PH) OBP: 0.289, SLG: 0.412		B FF 93 X FF 92 1-0 38 SH2-4 1-2 3-H 1B	X FF 92 0-0 2 WP 1B	X FF 93 0-0 ② L8			C CU 79 B CU 79 X FF 92 1-1 1B		3 1	0 0	2 1	1 0	0 0	0 0	0 0
38 Aaron Brooks, R (1, 1) 64 Gabriel Ynoa, R (4, 1) 14 Rio Ruiz, L (6, PH) OBP: 0.308, SLG: 0.337 52 Branden Kline, R (6, 1) 50 Miguel Castro, R (8, 1) 19 Chris Davis, L (9, PH) OBP: 0.271, SLG: 0.321		L FF 91 L FF 91 X SI 89 0-2 ② SH2-4 1-2 2-3	S KC 78 B FF 91 S FF 93 1 SAFE 1 SAFE 1 SAFE S SL 86 1-3 ② K	C FF 94 S SL 86 B SL 87 T FF 94 1-2 ③ K			C CU 75 S SL 85 S SL 84 0-3 ② K		1 0 1 0 0 1	0 0 0 0 0 0	0 0 0 0 0 0	0 0 0 0 0 0	1 0 0 0 0 0	1 0 1 0 0 1	1 0 0 0 0 1
Inning Stats	R: 0 E: 0 K: 2 S: 11 H: 1 LOB: 1 BB: 0 P: 15	R: 1 E: 0 K: 0 S: 12 H: 2 LOB: 2 BB: 1 P: 21	R: 0 E: 0 K: 3 S: 14 H: 2 LOB: 2 BB: 0 P: 19	R: 0 E: 0 K: 3 S: 10 H: 1 LOB: 1 BB: 0 P: 14	R: 2 E: 0 K: 0 S: 15 H: 2 LOB: 0 BB: 0 P: 20	R: 0 E: 0 K: 2 S: 7 H: 0 LOB: 0 BB: 0 P: 11	R: 0 E: 0 K: 0 S: 8 H: 0 LOB: 0 BB: 0 P: 10	R: 0 E: 0 K: 0 S: 7 H: 0 LOB: 0 BB: 0 P: 12	R: 0 E: 0 K: 2 S: 10 H: 1 LOB: 1 BB: 0 P: 14	1B: 7 2B: 0 3B: 0 HR: 2 SF: 0 SAC: 1 DP: 0 HBP: 0						

PITCHER		IP	WLS	BF	H	R	ER	SO	BB	IBB	HBP	BLK	WP	HR	S	P	ERA	WHIP
38 Robbie Ray, L ERA: 3.95	(1, 1)	6.0	W	27	8	3	3	10	1	0	0	0	1	2	69	100	4.50	1.500
66 Yoshihisa Hirano, R ERA: 3.93	(7, 1)	1.0	H	3	0	0	0	0	0	0	0	0	0	0	8	10	0.00	0.000
58 Stefan Crichton, R ERA: 3.55	(8, 1)	1.0	H	3	0	0	0	0	0	0	0	0	0	0	7	12	0.00	0.000
56 Greg Holland, R ERA: 3.0	(9, 1)	1.0	S	4	1	0	0	2	0	0	0	0	0	0	10	14	0.00	1.000

PITCHER	IP	WLS	BF	H	R	ER	SO	BB	IBB	HBP	BLK	WP	HR	S	P	ERA	WHIP

AB	35
R	3
H	9
RBI	3
BB	1
SO	12
LOB	15

WP: 1 PA: 37
PB: 0
SB: 0
CS: 0

Batter	1	2	3	4	5	6	7	8	9	AB	R	H	RBI	BB	SO	LOB
1 Jarrod Dyson, L (1, 7) OBP: 0.329, SLG: 0.362	B SI 90 X SI 90 1-0 G3 ①	B SI 91 F CH 81 X KC 77 1-1 F9 ①		B SI 91 B CH 83 C CH 88 F SI 90 F SI 92 F CH 86 B FF 92 F CH 82 X SI 91 3-2 L7 ①	B CH 87 C CH 85 X SL 85 1-1 F9 ③			X CH 86 0-0 G3 ① 2-3		5	0	0	0	0	0	2
4 Ketel Marte, S (1, 8) OBP: 0.376, SLG: 0.578	C SI 92 B CH 85 B CH 84 S CH 84 X SI 93 2-2 5 3B 1B	B KC 78 B SI 91 S CH 83 C SL 84 F CH 85 X CH 84 2-2 1B		B SI 92 B SI 91 X CH 83 2-0 G4-3 ②		B FF 94 F FF 94 B FF 96 F CH 85 B FF 94 D SL 90 4-2 5 FC3-6 BB		S CH 94 B SL 88 B SI 98 C CH 92 S CH 92 2-3 K ②		4	1	2	0	1	1	1
5 Eduardo Escobar, S (1, 4) (8, 5) OBP: 0.344, SLG: 0.556	F SI 92 X SI 90 0-1 53 1B 1-H 3B	C SI 92 X CH 83 0-1 P5 ②		X KC 80 0-0 10 1B 3B		D FF 97 1 SAFE S FF 95 X CH 89 1-1 FC3-6 53 FC6-4 ① 1-2f		B SI 99 B SI 97 B SI 98 B SI 99 4-0 53 S BB		4	2	2	1	1	0	2
53 Christian Walker, R (1, 3) OBP: 0.339, SLG: 0.493	X SI 91 0-0 10 1B 13 1B 3-H 1B	B FF 92 X SL 84 1-0 F9 ③		B FF 95 B SL 86 D SL 85 B FF 95 4-0 10 1B BB		1 SAFE S SL 89 1 SAFE X FF 97 0-1 FC6-4 ② 1-2f		B SI 98 B SL 89 F SI 98 C CH 93 B CH 90 S CH 89 3-3 K ③ 1-2		4	1	1	1	1	1	4
10 Adam Jones, R (1, 9) OBP: 0.323, SLG: 0.441	C SL 86 1 SAFE X SL 85 0-1 18 BB 13 1B 1-2 1B		C SI 89 F CH 84 F FF 92 X FF 92 0-2 22 2B 2B	C SL 83 B FF 95 F FF 94 B SL 85 X SI 95 2-2 1-3 3-H 1B		X FF 97 0-0 L8 ③				4	1	3	1	0	0	1
22 Jake Lamb, L (1, 5) OBP: 0.384, SLG: 0.397 58 Stefan Crichton, R (8, 1) 56 Greg Holland, R (9, 1)	D CH 85 T CH 84 F SI 92 S CH 86 1-3 K ②		B SI 91 F KC 80 B SI 92 C CH 84 X SL 84 2-2 13 E 18 G6-3 2-H 2B	B SI 95 X CH 87 1-0 G4-3 ③			B FF 95 B FF 94 C FF 95 S CH 87 B CH 88 S CH 88 3-3 K ①			4 0 0	1 0 0	1 0 0	1 0 0	0 0 0	2 0 0	4 0 0
13 Nick Ahmed, R (1, 6) OBP: 0.321, SLG: 0.426	X SL 87 0-0 18 BB 1-2 2-H 1B		F SI 92 X SI 90 0-1 F8 ① 2-3		B FF 95 F SI 95 F SL 84 S SL 87 1-3 K ①		F SL 89 B SL 89 B FF 97 S SL 90 X FF 97 2-2 F8 ②			4	0	1	1	0	1	1
18 Carson Kelly, R (1, 2) OBP: 0.351, SLG: 0.515	C FF 93 2 SAFE D SI 92 B SL 87 C FF 93 D SL 89 B CH 85 4-2 1-2 2-3 BB		B SI 92 F SI 91 F SI 92 B SI 91 X SL 86 2-2 G6-3 ② 3-H		C SL 85 B SI 95 C SI 95 T SL 85 1-2 K ②		B FF 94 F SL 90 X SL 90 1-1 F7 ③			3	0	0	1	1	1	0
38 Robbie Ray, L (1, 1) OBP: 0.081, SLG: 0.081 66 Yoshihisa Hirano, R (7, 1) 15 Ildemaro Vargas, S (8, 4) OBP: 0.298, SLG: 0.393	C SI 92 B FF 93 X SI 90 1-1 G4-3 ③		C SI 94 S CH 86 B FF 92 F SI 93 X CH 85 1-2 G6-3 ③		B FF 95 X SI 94 1-0 1B			B FF 94 F FF 95 X FF 94 1-1 1 G3 2B		3 0 1	0 0 0	1 0 1	0 0 0	0 0 0	0 0 0	3 0 0
Inning Stats	R: 3 E: 0 K: 1 S: 17 H: 5 LOB: 3 BB: 1 P: 26	R: 0 E: 0 K: 0 S: 9 H: 1 LOB: 1 BB: 0 P: 13	R: 2 E: 1 K: 0 S: 16 H: 2 LOB: 0 BB: 0 P: 21	R: 1 E: 0 K: 0 S: 12 H: 2 LOB: 2 BB: 1 P: 24	R: 0 E: 0 K: 2 S: 9 H: 1 LOB: 1 BB: 0 P: 13	R: 0 E: 0 K: 0 S: 7 H: 0 LOB: 1 BB: 1 P: 12	R: 0 E: 0 K: 1 S: 8 H: 0 LOB: 0 BB: 0 P: 14	R: 0 E: 0 K: 2 S: 9 H: 1 LOB: 2 BB: 1 P: 19		1B: 7 2B: 3 3B: 2 HR: 0	SF: 0 SAC: 0 DP: 0 HBP: 0			WP: 0 PB: 0 SB: 1 CS: 0	PA: 40	

PITCHER		IP	WLS	BF	H	R	ER	SO	BB	IBB	HBP	BLK	WP	HR	S	P	ERA	WHIP
38 Aaron Brooks, R ERA: 5.16	(1, 1)	3.2	L	21	9	6	5	1	1	0	0	0	0	0	50	73	12.27	2.727
64 Gabriel Ynoa, R ERA: 6.18	(4, 1)	1.1		7	2	0	0	2	1	0	0	0	0	0	13	24	0.00	2.250
52 Branden Kline, R ERA: 6.18	(6, 1)	2.1		9	1	0	0	1	1	0	0	0	0	0	18	30	0.00	0.857
50 Miguel Castro, R ERA: 5.06	(8, 1)	0.2		3	0	0	0	2	1	0	0	0	0	0	6	15	0.00	1.500

PITCHER	IP	WLS	BF	H	R	ER	SO	BB	IBB	HBP	BLK	WP	HR	S	P	ERA	WHIP

BOTTOM

Baltimore Orioles @ Arizona Diamondbacks

Chase Field, Phoenix, AZ

Mon Jul 22 2019, 6:42 PM - 9:35 PM MST

Att. 19,192 - Roof Closed - 76 F

livebaseballscorecards.com

AB	36
R	6
H	12
RBI	6
BB	4
SO	6
LOB	18

Batter	1	2	3	4	5	6	7	8	9	AB	R	H	RBI	BB	SO	LOB
2 Jonathan Villar, S (1, 6) (8, 4) OBP: 0.318, SLG: 0.404	B SI 91 C FF 92 B FF 91 B FF 91 S FF 92 F FF 94 F FF 94 S FF 94 3-3 ① K		C FF 91 S CH 86 X FF 92 0-2 ① G3-1	B SI 90 F SI 90 B CH 83 F CH 83 C SI 89 2-3 ② K			C KC 83 B CH 85 X SI 92 1-1 ② P6		F SI 95 F SI 94 F FF 93 S SL 85 0-3 ③ K	5	0	0	0	0	3	0
16 Trey Mancini, R (1, 9) OBP: 0.348, SLG: 0.532	S FF 93 F SI 92 F CU 82 B FF 93 B CU 83 B FF 94 F SI 93 F FF 95 S CH 88 3-3 ② K		X SI 91 0-0 15 1B 39 1B 1B	B SI 90 C SI 90 S SI 90 S CH 83 1-3 ③ K			C KC 83 B KC 84 B SI 91 F KC 83 B SI 92 B SI 92 4-2 BB			3	1	1	0	1	2	0
15 Chance Sisco, L (1, 2) OBP: 0.363, SLG: 0.523	X FF 93 0-0 ③ L8		C CH 86 B FC 89 S CU 80 F CH 86 X FF 91 1-2 39 E 39 1B 35 HR 1-2 1B		C SI 89 C SL 81 S SL 81 0-3 ① K		L KC 84 C KC 83 D KC 83 X KC 83 1-2 ③ L9			4	1	1	0	0	1	1
39 Renato Núñez, R (1, 5) OBP: 0.316, SLG: 0.518 1 Richie Martin, R (8, 6) OBP: 0.236, SLG: 0.302		C FF 91 S FC 90 B FC 91 X FF 93 1-2 HR	C FC 89 B FC 88 X FC 88 1-1 E7 35 HR 1-3 2-H 1B		C CH 83 X SI 90 0-1 ② G4-3			B SI 90 B SI 90 B KC 83 B FC 89 4-0 35 FC6-4 BB		3	2	2	2	1	0	0
										0	0	0	0	0	0	0
35 Dwight Smith Jr., L (1, 7) OBP: 0.292, SLG: 0.424 43 Shawn Armstrong, R (8, 1)		B CH 86 B CH 86 B FF 92 C FF 92 X FF 93 3-1 25 HR 1B	B CU 79 D CH 85 F CH 85 X FC 89 2-1 2-H 3-H HR		M SI 89 B SL 81 S SI 90 B SI 90 S SI 89 2-3 ③ K			C KC 82 B CH 84 F KC 82 X SI 91 1-2 ① FC6-4 1-2f		4	2	2	3	0	1	1
										0	0	0	0	0	0	0
25 Anthony Santander, S (1, 8) (8, 7) OBP: 0.344, SLG: 0.490		B CU 80 B FC 88 F FF 90 C CH 85 X CH 86 2-2 1-H HR	B FF 90 B FC 90 X SI 91 2-0 57 1B 1B			C KC 84 B SI 91 X SI 92 1-1 ① G4-3		D CH 85 C KC 83 F SI 91 S KC 82 1-3 ② K		4	1	2	2	0	1	1
19 Chris Davis, L (1, 3) OBP: 0.266, SLG: 0.315		F FF 92 B FF 92 S CH 86 S CH 86 1-3 ① K	1 SAFE C SI 89 B SI 90 S SI 88 F SI 89 F SI 89 S CH 83 1-3 ② K			S KC 84 S KC 84 C KC 83 0-3 ② K		C KC 81 B SI 90 S KC 82 C KC 81 1-3 ③ K		4	0	0	0	0	4	2
57 Hanser Alberto, R (1, 4) (8, 5) OBP: 0.324, SLG: 0.407		C FF 92 X FC 91 0-1 ② G6-3	F SL 81 F CH 83 B SI 90 F CH 83 B SI 89 X SI 90 2-2 ③ 1-3 1B			X SI 92 0-0 ③ F9			C SI 94 B FF 94 B SL 85 F SI 93 X FF 94 2-2 ① F9	4	0	1	0	0	0	0
37 Dylan Bundy, S (1, 1) 14 Rio Ruiz, L (7, PH) OBP: 0.307, SLG: 0.336 48 Richard Bleier, L (7, 1) 12 Stevie Wilkerson, S (8, 8) OBP: 0.269, SLG: 0.402		C FF 91 B FF 91 C FF 91 B FF 92 F FC 91 C FF 92 2-3 ③ K		S SI 88 S SI 89 S SI 90 0-3 ① K			F SI 92 B KC 84 B KC 83 S KC 83 X KC 84 2-2 ① G6-3		B SI 94 S SI 94 S FF 94 B SI 93 S FF 95 2-3 ② K	2	0	0	0	0	2	0
										1	0	0	0	0	0	0
										0	0	0	0	0	0	0
										1	0	0	0	0	1	0

Inning Stats									
	R: 0 H: 0 E: 0 LOB: 0 K: 2 BB: 0 S: 12 P: 18	R: 3 H: 3 E: 0 LOB: 0 K: 2 BB: 0 S: 17 P: 26	R: 4 H: 6 E: 1 LOB: 2 K: 1 BB: 0 S: 22 P: 31	R: 0 H: 0 E: 0 LOB: 0 K: 3 BB: 0 S: 9 P: 12	R: 0 H: 0 E: 0 LOB: 0 K: 2 BB: 0 S: 8 P: 10	R: 0 H: 0 E: 0 LOB: 0 K: 1 BB: 0 S: 6 P: 7	R: 0 H: 0 E: 0 LOB: 1 K: 0 BB: 1 S: 10 P: 18	R: 0 H: 0 E: 0 LOB: 1 K: 2 BB: 1 S: 9 P: 16	R: 0 H: 0 E: 0 LOB: 0 K: 2 BB: 0 S: 10 P: 14	1B: 6 SF: 0 2B: 0 SAC: 0 3B: 0 DP: 0 HR: 3 HBP: 0	WP: 0 PA: 37 PB: 0 SB: 0 CS: 0

PITCHER		IP	WLS	BF	H	R	ER	SO	BB	IBB	HBP	BLK	WP	HR	S	P	ERA	WHIP
29 Merrill Kelly, R ERA: 4.22	(1, 1)	2.1	L	15	8	7	7	4	0	0	0	0	0	3	42	63	27.00	3.429
30 T.J. McFarland, L ERA: 5.5	(3, 1)	2.2		8	1	0	0	6	0	0	0	0	0	0	26	34	0.00	0.375
52 Zack Godley, R ERA: 6.38	(6, 1)	3.0		11	0	0	0	3	2	0	0	0	0	0	25	41	0.00	0.667
40 Andrew Chafin, L ERA: 3.79	(9, 1)	1.0		3	0	0	0	2	0	0	0	0	0	0	10	14	0.00	0.000

PITCHER	IP	WLS	BF	H	R	ER	SO	BB	IBB	HBP	BLK	WP	HR	S	P	ERA	WHIP

TOP

Baltimore Orioles @ Arizona Diamondbacks

Chase Field, Phoenix, AZ

Tue Jul 23 2019, 6:43 PM - 9:38 PM MST

Att. 20,253 - Roof Closed - 76 F

livebaseballscorecards.com

AB	35
R	7
H	9
RBI	7
BB	2
SO	15
LOB	5

Batter	1	2	3	4	5	6	7	8	9	AB	R	H	RBI	BB	SO	LOB
1 Jarrod Dyson, L (1, 7) OBP: 0.331, SLG: 0.362	C FF 91 B FF 90 B FF 92 F CH 85 B CH 84 B FF 92 4-2 53 E 53 S BB	B FF 92 B CH 84 F FF 92 S FF 92 X FF 91 2-2 ② F6			X FF 90 0-0 4 L3 1B			B FF 95 F FC 92 F FC 92 S FF 94 1-3 ② K		3	0	1	0	1	1	2
4 Ketel Marte, S (1, 8) OBP: 0.373, SLG: 0.572	C FF 91 ① 1 SAFE B FF 92 F FF 92 F SL 82 S SL 83 1-3 K	B FF 91 ③ S CH 85 F CH 83 F SL 81 F FF 92 B CU 75 D CH 84 C FF 91 3-3 K			F FF 91 1 SAFE 1 SAFE B FF 91 1 SAFE X FF 91 1-1 ②③ L3 1-1			C FC 92 X FC 92 0-1 ③ L6		4	0	0	0	0	2	4
5 Eduardo Escobar, S (1, 4) OBP: 0.343, SLG: 0.553	B FF 92 1 SAFE S CH 85 X CH 86 1-1 ② F8	C FF 89 C FF 90 X SL 81 0-2 ① G4-3				C CU 74 B FF 89 X CU 74 1-1 53 G5-4-3 1B			F FF 95 F FC 92 F FC 92 X SL 85 0-2 ① G5-3	4	0	1	0	0	0	1
53 Christian Walker, R (1, 3) OBP: 0.335, SLG: 0.487	D SL 82 B FF 92 C SL 81 S SL 83 C SL 84 2-3 ③ K 1-3	B FF 91 F FF 90 B SL 81 F FF 92 B FF 91 C FF 91 3-3 ② K				C SL 80 B SL 80 F SI 91 X SI 91 1-2 ①② G5-4-3 1-2f			B FF 95 F FF 94 B FC 91 S FF 96 X FF 95 2-2 ② F9	4	0	0	0	0	2	2
10 Adam Jones, R (1, 9) OBP: 0.319, SLG: 0.436		C FF 92 S SL 81 X SL 82 0-2 ① G5-3	S SL 81 F FF 92 S SL 82 0-3 ③ K			S FF 93 B FF 92 S SL 81 X SL 81 1-2 ③ G6-3			B SL 85 S FF 96 X FF 96 1-1 ③ L9	4	0	0	0	0	1	0
22 Jake Lamb, L (1, 5) OBP: 0.393, SLG: 0.408	B FF 92 B CH 85 C FF 91 C CH 85 F SL 81 X FF 90 2-2 31 BB 13 WP 29 1B 1B		C FF 90 X CH 83 0-1 ① F8				B SI 91 F SI 89 F SI 89 B SI 91 X SI 89 2-2 31 G4-6-3 1B			3	1	2	0	0	0	0
13 Nick Ahmed, R (1, 6) OBP: 0.322, SLG: 0.423	S CU 76 B CU 77 B FF 92 B SL 82 S SL 82 B SL 82 4-2 31 BB 29 1B 1-2 BB		C FF 91 X FF 92 0-1 ② G3				F SI 90 F FC 90 F FC 90 X CH 81 0-2 ① F8			2	1	0	0	1	0	1
31 Alex Avila, L (1, 2) OBP: 0.375, SLG: 0.472	B CH 86 B FF 90 S CH 85 D CH 85 B FF 91 4-1 29 1B 1-2 2-3 BB		X FF 92 0-0 ③ L9				B SI 90 C SI 89 S SI 89 B SL 78 X SI 89 2-2 ②③ G4-6-3 1-2f			2	0	0	0	1	0	1
29 Merrill Kelly, R (1, 1) OBP: 0.057, SLG: 0.029 30 T.J. McFarland, L (3, 1) 15 Ildemaro Vargas, S (5, PH) OBP: 0.296, SLG: 0.391 52 Zack Godley, R (6, 1) OBP: 0.263, SLG: 0.176 41 Wilmer Flores, R (8, PH) OBP: 0.324, SLG: 0.383 40 Andrew Chafin, R (9, 1)	B FF 91 C FF 92 F FF 92 B SL 82 F FF 91 X FF 92 2-2 1-2 2-H 3-H 1B			C FF 88 C FF 89 B SL 83 X FF 90 1-2 ① P5			C FF 97 B FF 96 F FC 94 F FF 97 F SL 86 B FF 96 F FC 93 C FF 96 2-3 ① K		1 0 1 0 0 1 0	0 0 0 0 0 0 0	1 0 0 0 0 0 0	2 0 0 0 0 1 0	0 0 0 0 0 0 0	0 0 0 0 0 0 0	0 0 0 0 0 0 0
Inning Stats	R: 0 E: 0 K: 2 S: 11 H: 0 LOB: 1 BB: 1 P: 19	R: 2 E: 0 K: 1 S: 22 H: 2 LOB: 2 BB: 2 P: 39	R: 0 E: 0 K: 2 S: 9 H: 0 LOB: 0 BB: 0 P: 12	R: 0 E: 0 K: 0 S: 5 H: 0 LOB: 0 BB: 0 P: 5	R: 0 E: 0 K: 0 S: 6 H: 1 LOB: 0 BB: 0 P: 8	R: 0 E: 0 K: 0 S: 8 H: 1 LOB: 0 BB: 0 P: 11	R: 0 E: 0 K: 0 S: 10 H: 1 LOB: 0 BB: 0 P: 14	R: 0 E: 0 K: 2 S: 11 H: 0 LOB: 0 BB: 0 P: 14	R: 0 E: 0 K: 0 S: 9 H: 0 LOB: 0 BB: 0 P: 12	1B: 5 2B: 1 3B: 0 HR: 0 SF: 0 SAC: 0 DP: 3 HBP: 0						

PITCHER	IP	WLS	BF	H	R	ER	SO	BB	IBB	HBP	BLK	WP	HR	S	P	ERA	WHIP
37 Dylan Bundy, R (1, 1) ERA: 5.14	6.0	W	23	4	2	2	5	3	0	0	0	1	0	61	94	3.00	1.167
48 Richard Bleier, L (7, 1) ERA: 6.37	1.0		3	1	0	0	0	0	0	0	0	0	0	10	14	0.00	1.000
43 Shawn Armstrong, R (8, 1) ERA: 5.29	2.0		6	0	0	0	2	0	0	0	0	0	0	20	26	0.00	0.000

PITCHER	IP	WLS	BF	H	R	ER	SO	BB	IBB	HBP	BLK	WP	HR	S	P	ERA	WHIP

BOTTOM

Baltimore Orioles @ Arizona Diamondbacks

Chase Field, Phoenix, AZ

Tue Jul 23 2019, 6:43 PM - 9:38 PM MST
Att. 20,253 - Roof Closed - 76 F

livebaseballscorecards.com

AB	29
R	2
H	5
RBI	2
BB	3
SO	7
LOB	11

WP: 1 PA: 32
PB: 0
SB: 1
CS: 0

Batter	1	2	3	4	5	6	7	8	9	AB	R	H	RBI	BB	SO	LOB
2 Jonathan Villar, S (1, 4) OBP: 0.314, SLG: 0.399	C FF 93 S SL 85 B SL 85 X FF 94 1-2 ① L7		C FF 94 B SI 94 S SL 84 D SL 86 S SL 86 2-3 ③ K			X FF 94 0-0 ② G5-3	C FF 91 F FS 85 D FS 86 B FF 90 X FS 85 2-2 ③ G1-3		X FF 97 0-0 ① F7	5	0	0	0	0	1	6
16 Trey Mancini, R (1, 9) OBP: 0.346, SLG: 0.535	C FF 94 C SL 85 S SL 86 0-3 ② K2-3			F CU 78 B FF 93 S SL 84 X FF 93 1-2 ① F9		F FF 94 B SL 86 B SL 85 X FF 94 2-1 HR		C FF 94 F SI 94 B FF 95 B KC 82 C SI 95 2-3 ① K	X FF 97 0-0 ② F9	5	1	1	1	0	2	2
25 Anthony Santander, S (1, 8) OBP: 0.345, SLG: 0.513	S FF 94 B FF 95 X SL 87 1-1 ③ F8			B FF 93 B CH 87 X FF 93 2-0 HR		B CH 87 X SL 84 1-0 2B		C FF 96 B CH 88 B CH 88 C FF 96 F FF 96 T FF 96 2-2 ② K	B FF 98 X SL 84 1-0 ③ P5	5	1	2	1	0	1	2
39 Renato Núñez, R (1, 5) OBP: 0.315, SLG: 0.513		C FF 94 B FF 94 B SL 85 F FF 94 X SL 86 2-2 ① G5-3		C SL 84 B FF 94 S SL 84 S SL 85 1-3 ② K		F FF 94 F SL 84 D SL 85 D SL 85 F SL 85 F FF 93 S SL 86 2-3 ③ K2-3		B FF 96 B SI 95 C FF 97 B KC 85 B SI 94 4-1 35 1B BB		3	0	0	0	1	2	1
35 Dwight Smith Jr., L (1, 7) OBP: 0.294, SLG: 0.425		B FF 95 C CU 80 S SL 86 F SL 85 X SL 85 1-2 ② G4-3		B CU 78 B SL 82 F FF 95 F SL 83 B SL 86 X FF 94 3-2 ③ F8			B FF 91 B FS 83 X FF 90 2-0 12 1B 28 BB 1B	C KC 80 B KC 81 B FF 96 B CH 88 C FF 96 X FF 98 3-2 1-3 28 HBP 1B		4	0	2	0	0	0	0
28 Pedro Severino, R (1, 2) OBP: 0.329, SLG: 0.446		B FF 94 B SL 85 C SL 84 C FF 94 B SL 85 X FF 95 3-2 ③ F7			B SL 82 B FF 93 X FF 93 2-0 ① G1-3		C FS 82 C FF 91 D FS 83 F FS 83 D FS 84 B FF 92 B FF 91 4-2 1-2 12 1B BB	B SI 96 H SI 96 2-0 1-2 HBP		2	0	0	0	1	0	0
19 Chris Davis, L (1, 3) OBP: 0.262, SLG: 0.309			X SL 84 0-0 ① G4-3		C FF 93 S SL 84 S SL 83 0-3 ② K2-3		D FF 84 C FF 92 B FF 92 S FF 93 S FS 84 2-3 ① K	C FF 96 S FF 97 F FF 96 F FF 97 D KC 85 F SI 96 B FF 96 C KC 82 2-3 ③ K		4	0	0	0	0	3	5
1 Richie Martin, R (1, 6) OBP: 0.233, SLG: 0.298 15 Chance Sisco, L (9, PH) OBP: 0.369, SLG: 0.523			C FF 94 B SL 83 C SL 85 B FF 94 F SL 85 B FF 94 S SL 85 3-3 ② K2-3		C FF 94 S SL 85 B SL 85 X SL 83 1-2 ③ G6-3		D FS 85 C FF 92 C FF 92 F FS 85 F FS 85 F FF 92 S FS 85 1-3 ② K		B SL 87 F FF 89 B SL 80 B SL 80 B FF 88 4-1 57 BB BB	3 0	0 0	0 0	0 0	0 1	2 0	2 0
67 John Means, L (1, 1) OBP: 1.000, SLG: 1.000 64 Gabriel Ynoa, R (4, 1) 14 Rio Ruiz, L (6, PH) OBP: 0.306, SLG: 0.335 48 Richard Bleier, L (6, 1) 12 Stevie Wilkerson, S (7, PH) OBP: 0.272, SLG: 0.405 50 Miguel Castro, R (7, 1) 66 Tanner Scott, R (7, 1) 57 Hanser Alberto, R (9, PH) OBP: 0.326, SLG: 0.407			C FF 93 B SL 83 X FF 94 1-1 1B			F FF 93 B SL 84 S SL 82 S SL 85 1-3 ① K	B FF 92 C FF 92 X FS 84 1-1 1-2 2-3 1B		B CU 74 B SL 82 B FF 90 B FF 89 4-0 1-2 BB	1 0 1 0 1 0 0 0 0	0 0 0 0 0 0 0 0 0	1 0 0 0 1 0 0 0 0	0 0 0 0 0 0 0 0 0	0 0 1 0 0 0 0 0 1	0 0 0 0 0 0 0 0 0	0 0 0 0 0 0 0 0 0
Inning Stats	R: 0 E: 0 K: 1 S: 8 H: 0 LOB: 0 BB: 0 P: 10	R: 0 E: 0 K: 0 S: 10 H: 0 LOB: 0 BB: 0 P: 16	R: 0 E: 0 K: 2 S: 10 H: 1 LOB: 1 BB: 0 P: 16	R: 1 E: 0 K: 1 S: 10 H: 1 LOB: 0 BB: 0 P: 17	R: 0 E: 0 K: 1 S: 7 H: 0 LOB: 0 BB: 0 P: 10	R: 1 E: 0 K: 2 S: 12 H: 2 LOB: 1 BB: 0 P: 18	R: 0 E: 0 K: 2 S: 18 H: 2 LOB: 3 BB: 1 P: 30	R: 0 E: 0 K: 3 S: 17 H: 1 LOB: 3 BB: 1 P: 32	R: 0 E: 0 K: 0 S: 4 H: 0 LOB: 2 BB: 2 P: 13	1B: 4 2B: 1 3B: 0 HR: 2		SF: 0 SAC: 0 DP: 0 HBP: 1		WP: 0 PB: 0 SB: 0 CS: 0	PA: 39	

TOP

Baltimore Orioles @ Arizona Diamondbacks

Chase Field, Phoenix, AZ

Wed Jul 24 2019, 12:41 PM - 4:04 PM MST

Att. 20,452 - Roof Closed - 75 F

livebaseballscorecards.com

AB	34
R	2
H	7
RBI	2
BB	4
SO	12
LOB	18

PITCHER		IP	WLS	BF	H	R	ER	SO	BB	IBB	HBP	BLK	WP	HR	S	P	ERA	WHIP
45 Taylor Clarke, R ERA: 6.1	(1, 1)	6.0	W	22	4	2	2	7	0	0	0	0	0	2	57	87	3.00	0.667
66 Yoshihisa Hirano, R ERA: 3.82	(7, 1)	1.0	H	6	2	0	0	2	1	0	0	0	0	0	18	30	0.00	3.000
25 Archie Bradley, R ERA: 4.4	(8, 1)	1.0	H	6	1	0	0	3	1	0	1	0	0	0	17	32	0.00	2.000
56 Greg Holland, R ERA: 3.0	(9, 1)	0.0		2	0	0	0	0	2	0	0	0	0	0	1	9	∞	∞
50 Yoan López, R ERA: 2.72	(9, 1)	1.0	S	3	0	0	0	0	0	0	0	0	0	0	3	4	0.00	0.000

PITCHER	IP	WLS	BF	H	R	ER	SO	BB	IBB	HBP	BLK	WP	HR	S	P	ERA	WHIP

BOTTOM

Baltimore Orioles @ Arizona Diamondbacks

Chase Field, Phoenix, AZ

Wed Jul 24 2019, 12:41 PM - 4:04 PM MST

Att. 20,452 - Roof Closed - 75 F

livebaseballscorecards.com

Batter	1	2	3	4	5	6	7	8	9	AB	R	H	RBI	BB	SO	LOB
16 Tim Locastro, R (1, 7) OBP: 0.367, SLG: 0.331	C FF 91 B FF 91 S SV 77 B FF 92 X CH 80 2-2 ① F8		B SV 76 C FF 93 L FF 93 B FF 93 S FF 93 2-3 ② K	B FF 92 C SV 76 T FF 91 D SV 79 B FF 92 B CH 82 4-2 4 FC5-6 1-2 BB		C SI 89 C FC 86 B FC 87 B SI 90 F FC 88 C FC 88 2-3 ① K	F FF 94 S SL 88 D SL 88 X SL 87 1-2 4 BB 1B			4	0	1	0	1	2	0
4 Ketel Marte, S (1, 8) (8, 4) OBP: 0.375, SLG: 0.579	B FF 93 S CH 80 F FF 93 B FF 93 F CH 82 X CH 81 2-2 ② P4		B FF 92 S CH 82 B FF 93 F FF 93 B SL 83 X CH 82 3-2 5 BB 1B	B SI 94 C SI 94 F SL 85 X SL 85 1-2 ② FC5-6 5 BB 1-2f 2-3		S SI 89 B FC 88 X CH 81 1-1 HR	D FF 93 D SL 86 S FF 95 D FF 94 F FF 94 D FF 94 4-2 1-2 2-3 3-H BB			4	1	2	2	1	0	2
5 Eduardo Escobar, S (1, 5) OBP: 0.344, SLG: 0.549	F SV 77 S FF 93 B FF 93 B FF 94 B CH 82 S CH 83 3-3 ③ K		B FF 90 D CH 82 F CH 83 B FF 92 D CH 83 4-1 1-2 BB	B CH 86 B CH 86 B CH 85 B FF 94 4-0 53 FC6-4 1-2 BB		X SI 90 0-0 E3 53 FC5-4	C FF 96 S SL 87 S SL 87 0-3 ③ K			3	0	0	0	2	2	3
53 Christian Walker, R (1, 3) OBP: 0.333, SLG: 0.483		F SV 76 S FF 92 S FF 92 0-3 ① K	X CH 82 0-0 ③ L3	B SL 86 F FF 95 X FF 96 1-1 ③ FC6-4 1-2f		B FC 88 S FC 88 X SI 88 1-1 ② FC5-4 10 S 1-2f		B FF 95 F SL 88 X SL 87 1-1 10 G5-4-3 1B		5	0	1	0	0	1	6
10 Adam Jones, R (1, 9) OBP: 0.318, SLG: 0.433		F FF 92 B SV 76 X CH 81 1-1 ② L7		B SV 76 C FF 91 B SV 78 X FF 93 2-1 13 WP 18 HR 1B	S SI 94 X SI 94 0-1 ① L6	B FC 89 B FC 88 B SI 89 C SI 89 X SI 89 3-1 ③ L7 1-2		B FF 95 B FF 95 X FF 95 2-0 ① ② G5-4-3 1-2f		5	1	1	0	0	0	2
41 Wilmer Flores, R (1, 4) OBP: 0.329, SLG: 0.387 1 Jarrod Dyson, L (7, PR) OBP: 0.333, SLG: 0.364 (8, 4)		C FF 92 B FF 92 B CH 80 X CH 82 2-1 13 1B 1B		F FF 90 B FF 92 D CH 82 B CH 82 F FF 91 X FF 91 3-2 ① F7	C SL 85 B SI 94 B SL 85 C SL 83 F SI 95 B SL 85 X SI 96 3-2 ② G6-3		X SI 98 0-0 6 G4-3 13 BB 4 BB 1B	X SL 88 0-0 1B		4 1	0 1	2 1	0 0	0 0	0 0	1 0
13 Nick Ahmed, R (1, 6) OBP: 0.325, SLG: 0.423		B FF 91 X CH 80 1-0 1-2 1B		F FF 92 F FF 91 B FF 92 B SV 78 F FF 92 B SL 83 D CH 82 4-2 18 HR 1-2 BB	F SI 96 F SI 94 F SL 86 B SL 83 X SL 86 1-2 E5		1 SAFE B SI 98 B SI 98 B SI 97 B SI 98 4-0 4 BB 6 G4-3 1-2 BB	X SL 87 0-0 ③ F9		3	1	1	0	2	0	1
18 Carson Kelly, R (1, 2) OBP: 0.354, SLG: 0.528		C FF 92 B FF 91 F FF 92 B SL 83 B FF 92 X CH 82 3-2 ③ F8		B CH 82 F SL 82 B FF 92 C FF 91 F FF 92 F SL 82 X CH 82 2-2 1-H 2-H HR	0-0 IBB		C SI 98 C SL 86 B SL 84 S CH 90 1-3 ① K			3	1	1	3	1	1	4
45 Taylor Clarke, R (1, 1) OBP: 0.300, SLG: 0.450 66 Yoshihisa Hirano, R (7, 1) 6 David Peralta, L (7, PH) OBP: 0.351, SLG: 0.475 25 Archie Bradley, R (8, 1) 56 Greg Holland, R (9, 1) 50 Yoan López, R (9, 1)			C FF 92 B FF 92 B CH 79 B FF 92 F FF 92 F FF 91 F FF 93 F FF 92 F FF 92 3-3 ① C FF 82 K	C FF 93 F FF 91 X FF 93 0-2 4 FC5-6 16 BB 1B	S SI 94 S SI 95 S SL 87 0-3 ③ K	C FF 96 D FF 96 1 SAFE X SL 89 1-1 ② G4-3 1-2 2-3				3 0 0 1 0 0 0	0 0 0 0 0 0 0	1 0 0 0 0 0 0	0 0 0 0 0 0 0	0 0 0 0 0 0 0	2 0 2 0 0 0 0	2 0 0 0 0 0 0
Inning Stats	R: 0 E: 0 K: 1 S: 10 H: 0 LOB: 0 BB: 0 P: 17	R: 0 E: 0 K: 1 S: 11 H: 2 LOB: 2 BB: 0 P: 18	R: 0 E: 0 K: 2 S: 15 H: 1 LOB: 2 BB: 1 P: 27	R: 3 E: 0 K: 0 S: 23 H: 3 LOB: 3 BB: 3 P: 44	R: 0 E: 1 K: 1 S: 13 H: 0 LOB: 2 BB: 1 P: 17	R: 1 E: 1 K: 1 S: 11 H: 1 LOB: 1 BB: 0 P: 18	R: 1 E: 0 K: 2 S: 14 H: 2 LOB: 3 BB: 2 P: 25	R: 0 E: 0 K: 0 S: 5 H: 2 LOB: 1 BB: 0 P: 8		1B: 9 2B: 0 3B: 0 HR: 2 SF: 0 SAC: 0 DP: 1 HBP: 0					WP: 1 PB: 0 SB: 1 CS: 0 PA: 43	

	AB	36
	R	5
	H	11
	RBI	5
	BB	7
	SO	8
	LOB	23

PITCHER		IP	WLS	BF	H	R	ER	SO	BB	IBB	HBP	BLK	WP	HR	S	P	ERA	WHIP
67 John Means, L ERA: 3.12	(1, 1)	3.1	L	19	6	3	3	4	3	0	0	0	1	1	54	95	8.10	2.700
64 Gabriel Ynoa, R ERA: 6.02	(4, 1)	1.2		8	0	0	0	1	1	1	0	0	0	0	18	28	0.00	0.600
48 Richard Bleier, L ERA: 6.46	(6, 1)	1.0		5	1	1	1	1	0	0	0	0	0	1	11	18	9.00	1.000
50 Miguel Castro, R ERA: 5.21	(7, 1)	0.1		3	1	1	1	1	1	0	0	0	0	0	4	9	27.00	6.000
66 Tanner Scott, L ERA: 3.94	(7, 1)	1.2		8	3	0	0	1	1	0	0	0	0	0	15	24	0.00	2.400

PITCHER	IP	WLS	BF	H	R	ER	SO	BB	IBB	HBP	BLK	WP	HR	S	P	ERA	WHIP

Arizona Diamondbacks @ Miami Marlins

Marlins Park, Miami, FL

Fri Jul 26 2019, 7:11 PM - 10:20 PM EDT

Att. 8,867 - Roof Closed - 80 F

livebaseballscorecards.com

TOP

Batter	1	2	3	4	5	6	7	8	9	AB	R	H	RBI	BB	SO	LOB
1 Jarrod Dyson, L (1, 8) OBP: 0.332, SLG: 0.360	B FF 96 S FF 95 F FF 96 F FF 96 C FF 98 1-3 ① K	B FF 95 X CU 83 1-0 ③ P5			B SI 95 B SI 94 B FF 94 C FF 95 B FF 95 4-1 5 E 5 S BB		B FF 93 C FF 92 F SL 85 B SL 82 X SL 84 2-2 ③ F8			3	0	0	0	1	1	2
4 Ketel Marte, S (1, 4) OBP: 0.376, SLG: 0.577	B FF 95 B FF 95 C SI 95 B CH 90 B FF 96 4-1 6 FC3 BB	X CU 80 0-0 6 CS 1B			C CU 80 B FF 94 X CH 89 1-1 ② L8			S CH 88 B CH 85 B FF 91 C CH 85 X CH 85 2-2 ① F7		3	0	1	0	1	0	1
5 Eduardo Escobar, S (1, 5) OBP: 0.343, SLG: 0.546	C CU 82 1 SAFE B FF 96 F CH 89 B CH 88 T FF 96 2-2 ② K	C FF 95 F CH 89 X FF 97 0-2 ① L7			1 SAFE B SL 86 2 SAFE C CH 88 B FF 94 F CH 89 F CH 90 F SL 86 X FF 96 2-2 ③ F8 1-3			B FF 92 C CH 85 S FF 91 X CH 86 1-2 1B		4	0	1	0	0	1	3
6 David Peralta, L (1, 7) OBP: 0.347, SLG: 0.468	B CH 88 S CH 89 F FF 95 D CH 90 X FF 96 2-2 ③ FC3 1-2f	B FF 94 1 SAFE T SL 86 S CH 90 S CH 91 1-3 ②③ K 1-2				X CU 78 0-0 ① F7		B CH 84 B FF 92 F CH 85 F FF 91 S CH 85 2-3 ② K		4	0	0	0	0	2	3
10 Adam Jones, R (1, 9) OBP: 0.320, SLG: 0.434		C FF 94 X SL 86 0-1 13 G1-3 21 2B 1B		S CU 81 X FF 97 0-1 ① P6		B SL 86 F SL 84 B FF 96 B SI 95 S CH 87 F CU 81 X SL 87 3-2 1B		1 SAFE F CH 85 F CH 85 B CH 84 S FF 92 1-3 ③ K		4	1	2	0	0	1	1
22 Jake Lamb, L (1, 3) OBP: 0.391, SLG: 0.432 53 Christian Walker, R (9, PH) OBP: 0.332, SLG: 0.481 (9, 3)		C CU 80 1 SAFE S CU 79 F SL 84 S FF 96 0-3 ① K		B CU 80 B CU 80 B FF 95 C FF 95 F CH 89 X FF 96 3-2 13 G6-3 3B		B CH 87 C FF 93 B FF 95 F CH 87 X FF 95 2-2 ② F8			B FF 92 B CH 84 S CH 85 B FF 94 F FF 92 S FF 94 3-3 ① K	3 1	1 0	1 0	0 0	0 0	1 1	2 0
13 Nick Ahmed, R (1, 6) OBP: 0.324, SLG: 0.419		C CU 81 X SL 84 0-1 ② G1-3 1-2		X SI 95 0-0 ② G6-3 3-H		1 SAFE L SI 93 F CU 79 B FF 96 F CU 82 F FF 96 1 SAFE D CH 89 B CH 89 3-2 ③ X FF 96 L9			B FF 94 B CH 86 B FF 92 B FF 92 4-0 31 G6-5-3 BB	3	0	0	1	1	0	2
31 Alex Avila, L (1, 2) OBP: 0.371, SLG: 0.457		B SI 94 B SI 94 S CH 88 B SI 94 S SI 94 B SI 93 4-2 21 2B BB		C CU 80 B SI 95 B FF 97 B SL 85 S CH 87 X SI 96 3-2 ③ F7			B FF 91 C FF 92 F SL 84 B SL 84 S SL 84 2-3 ① K		C CU 81 B FF 93 B FF 93 1 SAFE B FF 93 F FF 92 X FF 94 3-2 ②③ G6-5-3 1-2f	3	0	0	0	1	1	1
21 Zack Greinke, R (1, 1) OBP: 0.300, SLG: 0.583 26 Yasmany Tomás, R (7, PH) 25 Archie Bradley, R (7, 1) 50 Yoan López, R (8, 1) 56 Greg Holland, R (9, 1) 66 Yoshihisa Hirano, R (9, 1)		B SI 94 F FF 94 B CU 82 X FF 94 2-1 1-3 2-H 2B			F FF 96 B FF 96 X SL 86 1-1 ① L8		S SL 84 X SL 84 0-1 ② G5-3			2 1 0 0 0 0	0 0 0 0 0 0	1 0 0 0 0 0	1 0 0 0 0 0	0 0 0 0 0 0	0 0 0 0 0 0	0 0 0 0 0 0

AB	31
R	2
H	6
RBI	2
BB	4
SO	8
LOB	15

Inning Stats	1	2	3	4	5	6	7	8	9
	R: 0 E: 0 K: 2 S: 11	H: 0 LOB: 1 BB: 1 P: 20	R: 1 E: 0 K: 1 S: 13	H: 2 LOB: 2 BB: 1 P: 20	R: 0 E: 0 K: 1 S: 7	H: 1 LOB: 0 BB: 0 P: 8	R: 1 E: 0 K: 0 S: 9	H: 1 LOB: 0 BB: 0 P: 15	R: 0 E: 1 K: 0 S: 10	H: 0 LOB: 1 BB: 1 P: 18	R: 0 E: 0 K: 0 S: 13	H: 1 LOB: 1 BB: 0 P: 21	R: 0 E: 0 K: 1 S: 8	H: 0 LOB: 0 BB: 0 P: 12	R: 0 E: 0 K: 2 S: 12	H: 1 LOB: 1 BB: 0 P: 18	R: 0 E: 0 K: 1 S: 6	H: 0 LOB: 0 BB: 1 P: 16

	1B: 4 2B: 1 3B: 1 HR: 0	SF: 0 SAC: 0 DP: 1 HBP: 0	WP: 0 PB: 0 SB: 1 CS: 1	PA: 35

PITCHER		IP	WLS	BF	H	R	ER	SO	BB	IBB	HBP	BLK	WP	HR	S	P	ERA	WHIP
22 Sandy Alcantara, R ERA: 4.18	(1, 1)	6.0		25	5	2	2	4	3	0	0	0	0	0	63	102	3.00	1.333
66 Jarlín García, L ERA: 2.59	(7, 1)	1.0		3	0	0	0	1	0	0	0	0	0	0	8	12	0.00	0.000
36 Trevor Richards, R ERA: 4.58	(8, 1)	1.0		4	1	0	0	2	0	0	0	0	0	0	12	18	0.00	1.000
74 José Quijada, L ERA: 3.77	(9, 1)	1.0	W	3	0	0	0	1	1	0	0	0	0	0	6	16	0.00	1.000

PITCHER		IP	WLS	BF	H	R	ER	SO	BB	IBB	HBP	BLK	WP	HR	S	P	ERA	WHIP

BOTTOM

Arizona Diamondbacks @ Miami Marlins

Marlins Park, Miami, FL

Fri Jul 26 2019, 7:11 PM - 10:20 PM EDT

Att. 8,867 - Roof Closed - 80 F

livebaseballscorecards.com

Batter	1	2	3	4	5	6	7	8	9	AB	R	H	RBI	BB	SO	LOB
19 Miguel Rojas, R (1, 6) OBP: 0.339, SLG: 0.355	C FF 90 B SL 82 X SL 82 1-1 26 1B 18 SF8 1B		T FF 90 B SL 85 X CU 73 1-1 ① F9		B FF 91 D SL 83 C CU 72 C FF 91 D SL 86 X CU 68 3-2 ③ L8			B SL 87 B FF 96 C FF 97 X FF 98 2-1 15 G4-6-3 1B		4	1	2	0	0	0	1
15 Brian Anderson, R (1, 9) OBP: 0.323, SLG: 0.421	B FF 91 B FF 91 S FF 92 F FF 92 T CH 89 2-2 ① K		C FF 90 B CU 72 B CH 88 X FF 91 2-1 ② F9			B FF 89 F FF 89 F FF 90 B CH 87 F CH 88 X FF 91 2-2 2B		X FF 97 0-0 ②③ G4-6-3 1-2f		4	0	1	0	0	1	2
26 Garrett Cooper, R (1, 3) OBP: 0.373, SLG: 0.489 2 Yadiel Rivera, R (9, PR) OBP: 0.271, SLG: 0.226	C CU 72 F FF 91 B SL 83 D CH 89 X FF 94 2-2 13 BB 1-3 1B		B CU 71 C FF 90 C FF 90 X CH 87 1-2 ③ G5-3			F FF 91 B SI 91 X CU 70 1-1 ① L7			C SL 82 S SL 82 B SL 82 X SL 83 1-2 13 1B 38 SF9 2B	4 0	0 1	2 0	0 0	0 0	0 0	1 0
18 Neil Walker, S (1, 5) OBP: 0.332, SLG: 0.380	S CH 89 B CH 89 B CH 89 X CH 89 2-1 ② SF8 3-H			C FF 90 C FF 90 X CU 71 0-2 ① G3		B CU 70 B CH 87 X CH 87 2-0 ② F7			B FF 91 B FF 91 C FF 90 B FF 89 B FF 91 4-1 38 SF9 13 1B 47 SF8 BB	2	1	0	1	1	0	1
13 Starlin Castro, R (1, 4) OBP: 0.276, SLG: 0.356	B SI 93 C CU 73 B FF 92 D SL 84 C CU 72 B SL 84 4-2 1-2 BB			S FF 91 C FF 90 B CH 88 B FF 91 S CU 67 2-3 ② K		C FF 91 B SI 91 F FF 91 D CH 88 B FF 91 X FF 91 3-2 ③ F9			B SL 84 B FF 91 C FF 91 F FF 91 X FF 90 2-2 1-2 2-3 1B	3	0	1	0	1	1	1
38 Jorge Alfaro, R (1, 2) OBP: 0.309, SLG: 0.432	B FF 92 C FF 92 F SL 83 X CU 70 1-2 ③ P3			S FF 91 B SL 83 B FF 91 F CU 72 F FF 92 B FF 92 S SL 85 3-3 ③ K			S FF 95 B FF 96 F FF 96 C FF 97 1-3 ① K		S SL 84 F SL 83 X SL 84 0-2 ① SF9 2-3 3-H	3	0	0	1	0	2	2
47 Harold Ramírez, R (1, 7) OBP: 0.311, SLG: 0.393		B FF 90 F FF 90 S CU 74 B SL 82 B CH 89 X CU 70 3-2 ① F8			F FF 90 B SL 83 B SI 89 S CU 70 X CU 66 2-2 ① F8		B KC 81 F SI 96 B FF 96 S SI 96 X SI 97 2-2 ② G3-1		S FS 81 X FS 82 0-1 ② SF8 3-H	3	0	0	1	0	0	0
46 César Puello, R (1, 8) OBP: 0.362, SLG: 0.411		X CU 75 0-0 ② G5-3			C CU 69 B SI 90 B SL 82 F SL 82 X SL 84 2-2 2B		S KC 82 S KC 82 B KC 82 B FF 97 C SI 97 2-3 ③ K			3	0	1	0	0	1	0
22 Sandy Alcantara, R (1, 1) OBP: 0.200, SLG: 0.182 66 Jarlín García, L (7, 1) 36 Trevor Richards, R (8, 1) OBP: 0.156, SLG: 0.100 21 Curtis Granderson, L (8, PH) OBP: 0.266, SLG: 0.355 74 José Quijada, L (9, 1)		S FF 90 S FF 91 S FF 91 0-3 ③ K			B CU 69 C CU 73 B FF 92 S FF 91 S FF 92 2-3 ② K			B FF 97 F FF 98 F FF 97 X FF 98 1-2 ① L6		2 0 0 1 0	0 0 0 0 0	0 0 0 0 0	0 0 0 0 0	2 0 0 0 0	0 0 0 0 0	1 0 0 0 0

	AB	29
	R	3
	H	7
	RBI	3
	BB	2
	SO	7
	LOB	9

Inning Stats	1	2	3	4	5	6	7	8	9
	R: 1 E: 0 K: 1 S: 15	H: 2 LOB: 2 BB: 1 P: 27	R: 0 E: 0 K: 1 S: 7	H: 0 LOB: 0 BB: 0 P: 10	R: 0 E: 0 K: 0 S: 7	H: 0 LOB: 0 BB: 0 P: 11	R: 0 E: 0 K: 2 S: 10	H: 0 LOB: 0 BB: 0 P: 15	R: 0 E: 0 K: 1 S: 12	H: 1 LOB: 1 BB: 0 P: 21	R: 0 E: 0 K: 0 S: 10	H: 1 LOB: 1 BB: 0 P: 18	R: 0 E: 0 K: 2 S: 9	H: 0 LOB: 0 BB: 0 P: 14	R: 0 E: 0 K: 0 S: 6	H: 1 LOB: 0 BB: 0 P: 9	R: 2 E: 0 K: 0 S: 12	H: 2 LOB: 2 BB: 1 P: 19

	1B: 4	SF: 3	WP: 0	PA: 34
	2B: 3	SAC: 0	PB: 0	
	3B: 0	DP: 1	SB: 0	
	HR: 0	HBP: 0	CS: 0	

PITCHER		IP	WLS	BF	H	R	ER	SO	BB	IBB	HBP	BLK	WP	HR	S	P	ERA	WHIP
21 Zack Greinke, R ERA: 2.87	(1, 1)	6.0		23	4	1	1	5	1	0	0	0	0	0	61	102	1.50	0.833
25 Archie Bradley, R ERA: 4.3	(7, 1)	1.0	H	3	0	0	0	2	0	0	0	0	0	0	9	14	0.00	0.000
50 Yoan López, R ERA: 2.66	(8, 1)	1.0	H	3	1	0	0	0	0	0	0	0	0	0	6	9	0.00	1.000
56 Greg Holland, R ERA: 3.51	(9, 1)	0.1	L	4	2	2	2	0	1	0	0	0	0	0	10	17	54.00	9.000
66 Yoshihisa Hirano, R ERA: 3.79	(9, 1)	0.1		1	0	0	0	0	0	0	0	0	0	0	2	2	0.00	0.000

PITCHER	IP	WLS	BF	H	R	ER	SO	BB	IBB	HBP	BLK	WP	HR	S	P	ERA	WHIP

Arizona Diamondbacks @ Miami Marlins

Marlins Park, Miami, FL

Sun Jul 28 2019, 1:12 PM - 4:23 PM EDT

Att. 11,538 - Roof Closed - 79 F

livebaseballscorecards.com

Batter	1	2	3	4	5	6	7	8	9	AB	R	H	RBI	BB	SO	LOB
1 Jarrod Dyson, L (1, 8) OBP: 0.336, SLG: 0.358	C FF 89 C FF 90 X FF 90 0-2 4 S 1B	F SL 77 S FF 89 D SL 77 X FF 90 1-2 ③ F8			C CU 82 S FF 95 L FF 94 0-3 ③ K			B FF 96 B FF 96 C FF 95 B FF 96 B FF 96 4-1 5 BB 4 1B BB		3	0	1	0	1	1	1
4 Ketel Marte, S (1, 4) OBP: 0.376, SLG: 0.570	B FF 90 C FF 89 B FF 89 F SL 76 D SL 74 F FF 90 2 SAFE F CH 82 S SL 79 3-3 ① K 1-2		B FF 90 B CH 79 B FF 90 B FF 90 4-0 6 G5-6-3 BB			B CH 84 B FF 92 F CU 79 F FF 92 S FF 93 2-3 ① K		D CU 83 X FF 96 1-0 5 BB 1-2 1B		3	0	1	0	1	2	1
5 Eduardo Escobar, S (1, 5) OBP: 0.344, SLG: 0.540	B SL 76 X FF 89 1-0 ② P4		B SL 76 1 SAFE B FF 88 B FF 90 C FF 90 F FF 90 X FF 91 3-2 ① F7			F CH 86 B FF 93 B CH 86 S CH 85 B FF 94 D CH 86 4-2 6 L4 BB		B CU 84 B FF 96 B FF 96 B FF 96 4-0 1-2 2-3 BB		2	0	0	0	2	0	2
6 David Peralta, L (1, 7) OBP: 0.344, SLG: 0.461	B SL 80 B CH 82 B CH 80 B FF 89 4-0 BB		X CH 82 0-0 ②③ G5-6-3 1-2f			C FF 93 B FF 93 X CU 80 1-1 ②③ L4 1-2		C FF 96 F FF 96 S CU 84 0-3 ② K		3	0	0	0	1	1	5
10 Adam Jones, R (1, 9) OBP: 0.316, SLG: 0.429	C SL 78 F FF 90 X CH 82 0-2 ③ F8			C FF 90 B FF 91 B FF 90 F SL 77 F SL 79 F FF 90 X SL 76 2-2 ① G5-3			L FF 92 B FF 91 X CH 84 1-1 ① F7	C CU 84 S FF 97 B FF 96 D CU 85 F CU 84 X FF 97 2-2 ③ F8		4	0	0	0	0	0	5
22 Jake Lamb, L (1, 3) OBP: 0.384, SLG: 0.450 16 Tim Locastro, R (9, PH) OBP: 0.365, SLG: 0.328		B FF 88 B FF 88 B FF 90 C FF 89 F FF 89 F FF 90 S SL 76 3-3 ① K		B FF 91 B SL 76 B FF 89 C FF 90 F FF 89 X FF 89 3-2 ② F7			F FF 91 B CH 84 X FF 90 1-1 ② F7		C FF 93 S FF 94 F SL 87 X FF 94 0-2 ① G6-3	3 1	0 0	0 0	0 0	0 0	1 0	0 0
13 Nick Ahmed, R (1, 6) OBP: 0.328, SLG: 0.430		C FF 90 B SL 78 B FF 89 F FF 89 B FF 90 X FF 90 3-2 31 1B 31 E 1B		X SL 76 0-0 ③ G1-4-3			B CH 84 F CH 85 C FF 91 B CH 86 B CH 85 B FF 92 4-2 BB	B SL 86 B CH 86 F FF 93 C FF 91 F CH 87 F SL 84 S SL 83 2-3 ② K		3	1	1	0	1	1	0
31 Alex Avila, L (1, 2) OBP: 0.370, SLG: 0.453 52 Zack Godley, R (7, 1) OBP: 0.263, SLG: 0.176 26 Yasmany Tomás, R (9, PH)		X FF 90 0-0 E7 38 F9 1-H 1B			S FF 93 B FF 94 S FF 94 B FF 95 X FF 95 2-2 ① G4-3		1 SAFE B CH 85 X FF 91 1-0 ③ G5-3	B CH 88 S CH 86 F FF 93 S SL 84 1-3 ③ K		3 0 1	0 0 0	1 0 0	0 0 0	0 0 0	0 0 1	1 0 0
38 Robbie Ray, L (1, 1) OBP: 0.077, SLG: 0.077 40 Andrew Chafin, R (7, 1) 18 Carson Kelly, R (7, 2) OBP: 0.351, SLG: 0.525		F FF 89 B FF 88 X SL 76 1-1 ② F9 2-3			C FF 94 S FF 95 B FF 95 S FF 94 1-3 ② K			C FF 95 S FF 95 F FF 96 S CU 83 0-3 ① K		2 0 1	0 0 0	0 0 0	0 0 0	0 0 0	1 0 1	1 0 0
Inning Stats	R: 0 E: 0 K: 1 S: 12 H: 1 LOB: 2 BB: 1 P: 20	R: 1 E: 1 K: 1 S: 13 H: 2 LOB: 1 BB: 0 P: 21	R: 0 E: 0 K: 0 S: 4 H: 0 LOB: 0 BB: 1 P: 11	R: 0 E: 0 K: 0 S: 9 H: 0 LOB: 0 BB: 0 P: 14	R: 0 E: 0 K: 2 S: 9 H: 0 LOB: 0 BB: 0 P: 12	R: 0 E: 0 K: 1 S: 7 H: 0 LOB: 1 BB: 1 P: 14	R: 0 E: 0 K: 0 S: 7 H: 0 LOB: 1 BB: 1 P: 14	R: 0 E: 0 K: 2 S: 13 H: 1 LOB: 3 BB: 2 P: 24	R: 0 E: 0 K: 2 S: 12 H: 0 LOB: 0 BB: 0 P: 15	1B: 4 2B: 0 3B: 0 HR: 0	SF: 0 SAC: 0 DP: 1 HBP: 0					

PITCHER		IP	WLS	BF	H	R	ER	SO	BB	IBB	HBP	BLK	WP	HR	S	P	ERA	WHIP
57 Elieser Hernández, R ERA: 4.93	(1, 1)	4.0		16	3	1	1	2	2	0	0	0	0	0	38	66	2.25	1.250
74 José Quijada, L ERA: 3.31	(5, 1)	2.0	W	6	0	0	0	3	1	0	0	0	0	0	16	26	0.00	0.500
36 Trevor Richards, R ERA: 4.54	(7, 1)	1.0	H	4	0	0	0	0	1	0	0	0	0	0	7	14	0.00	1.000
70 Nick Anderson, R ERA: 3.95	(8, 1)	1.0		6	1	0	0	2	2	0	0	0	0	0	13	24	0.00	3.000
66 Jarlín García, L ERA: 2.51	(9, 1)	1.0		3	0	0	0	2	0	0	0	0	0	0	12	15	0.00	0.000

PITCHER	IP	WLS	BF	H	R	ER	SO	BB	IBB	HBP	BLK	WP	HR	S	P	ERA	WHIP

TOP	
AB	29
R	1
H	4
RBI	0
BB	6
SO	9
LOB	16

WP: 0	PA: 35								
PB: 0									
SB: 1									
CS: 0									

BOTTOM

Arizona Diamondbacks @ Miami Marlins

Marlins Park, Miami, FL

Sun Jul 28 2019, 1:12 PM - 4:23 PM EDT

Att. 11,538 - Roof Closed - 79 F

livebaseballscorecards.com

Batter	1	2	3	4	5	6	7	8	9	AB	R	H	RBI	BB	SO	LOB
19 Miguel Rojas, R (1, 6) OBP: 0.343, SLG: 0.375	C FF 91 F FF 92 B SL 84 X SL 84 1-2 HR	F KC 84 F FF 94 B FF 94 C FF 94 1-3 ③ K			X FF 92 0-0 47 E 1B		C SI 95 C SI 94 X FF 94 0-2 ② G4-3 1-2			4	2	2	1	0	1	3
47 Harold Ramírez, R (1, 7) OBP: 0.313, SLG: 0.405	C FF 93 B SL 84 F FF 94 F FF 93 F FF 94 X KC 83 1-2 1B		B KC 80 B SL 84 B SI 92 F FF 92 C FF 93 X FF 93 3-2 ① L9		B FF 92 S KC 82 X KC 82 1-1 E7 1-H		B SI 94 S SL 84 B FF 94 C SI 94 F FF 94 D SL 85 X SL 85 3-2 2-H HR			4	1	2	2	0	0	0
26 Garrett Cooper, R (1, 3) OBP: 0.365, SLG: 0.477	C KC 82 D KC 83 F SL 83 B FF 94 F FF 93 B KC 83 S SI 94 3-3 ① K		S SL 85 C FF 93 T FF 93 0-2 ② K		B FF 90 F SL 82 F FF 92 B FF 93 F SL 84 F FF 92 F FF 92 F SI 93 F KC 82 2-3 S SL 83 ③ K		B SI 92 S FC 89 B KC 85 X KC 83 2-1 ③ G1-6-3			4	0	0	0	0	3	2
13 Starlin Castro, R (1, 4) OBP: 0.278, SLG: 0.357	F FF 93 F SL 84 F FF 93 F FF 93 B SL 82 S KC 84 1-3 ② K		C KC 82 F SL 84 S SL 83 0-3 ③ K			C FF 89 B FF 91 B SI 93 F SL 82 B SL 85 F FF 94 X SI 94 3-2 ① G5-3		X FC 89 0-0 ① L6		4	0	0	0	0	2	1
15 Brian Anderson, R (1, 9) OBP: 0.324, SLG: 0.429	1 SAFE C FF 93 S FF 93 F FF 93 1 SAFE S FF 94 0-3 ③ K			F FF 92 B FF 91 F FF 92 B SL 85 F FF 93 B SL 85 X FF 93 3-2 ① F9		X FF 93 0-0 HR		C SI 92 B KC 84 X KC 85 1-1 14 G6-4-3 1B		4	1	2	1	0	1	1
14 Martín Prado, R (1, 5) OBP: 0.267, SLG: 0.310		B FF 91 F FF 91 F KC 81 X SL 84 1-2 28 1B 1B		C KC 82 X SL 84 0-1 28 G1-4-3 1B		C KC 82 F SI 93 X SI 93 0-2 ② F9		B SI 91 F FC 89 C FC 90 X KC 83 1-2 ② ③ G6-4-3 1-2f		4	0	2	0	0	0	1
28 Bryan Holaday, R (1, 2) OBP: 0.394, SLG: 0.448		C FF 92 B SI 92 D KC 83 X SI 92 2-1 57 SH3-4 1-3 1B		C SI 94 B KC 83 X KC 81 1-1 ② ③ G1-4-3 1-2f		F FF 93 S KC 82 T KC 82 0-2 ③ K				3	0	1	0	0	1	1
2 Yadiel Rivera, R (1, 8) OBP: 0.258, SLG: 0.214		C FF 92 T FF 92 C SI 93 0-3 ① K			B FF 91 F FF 93 S FF 92 S FF 94 1-3 ① K		B SI 92 S FF 92 T FF 94 S FF 94 1-3 ① K			3	0	0	0	0	3	2
57 Elieser Hernández, R (1, 1) 74 José Quijada, L (5, 1) 36 Trevor Richards, R (7, 1) OBP: 0.156, SLG: 0.100 18 Neil Walker, S (7, PH) OBP: 0.335, SLG: 0.380 70 Nick Anderson, R (8, 1) 66 Jarlín García, L (9, 1)		L FF 92 B KC 75 L SI 92 X FF 92 1-2 ② SH3-4 1-2			B FF 91 C FF 92 S FF 91 B SL 83 B FF 92 C FF 92 3-3 ② K		C SI 94 S SL 84 B SL 84 F FF 94 B SL 84 B SI 94 4-2 19 G4-3 47 HR BB			0 1 0 0 0 0	0 0 0 1 0 0	0 0 0 0 0 0	0 0 0 1 0 0	0 1 0 0 0 0	0 0 0 0 0 0	0 0 0 0 0 0
Inning Stats	R: 1 E: 0 K: 3 S: 21 H: 2 LOB: 1 BB: 0 P: 27	R: 0 E: 0 K: 2 S: 14 H: 2 LOB: 2 BB: 0 P: 19	R: 0 E: 0 K: 2 S: 9 H: 0 LOB: 0 BB: 0 P: 12	R: 0 E: 0 K: 0 S: 8 H: 1 LOB: 0 BB: 0 P: 12	R: 1 E: 1 K: 3 S: 18 H: 1 LOB: 1 BB: 0 P: 25	R: 1 E: 0 K: 1 S: 11 H: 1 LOB: 0 BB: 0 P: 14	R: 2 E: 0 K: 1 S: 15 H: 1 LOB: 0 BB: 1 P: 25	R: 0 E: 0 K: 0 S: 6 H: 1 LOB: 0 BB: 0 P: 8		1B: 6 2B: 0 3B: 0 HR: 3 SF: 0 SAC: 1 DP: 2 HBP: 0				WP: 0 PB: 0 SB: 0 CS: 0 PA: 33		

	AB	31
	R	5
	H	9
	RBI	4
	BB	1
	SO	12
	LOB	11

PITCHER		IP	WLS	BF	H	R	ER	SO	BB	IBB	HBP	BLK	WP	HR	S	P	ERA	WHIP
38 Robbie Ray, L ERA: 3.91	(1, 1)	6.0	L	25	7	3	2	11	0	0	0	0	0	2	81	109	3.00	1.167
40 Andrew Chafin, L ERA: 4.21	(7, 1)	0.2		4	1	2	2	1	1	0	0	0	0	1	13	21	27.00	3.000
52 Zack Godley, R ERA: 6.26	(7, 1)	1.1		4	1	0	0	0	0	0	0	0	0	0	8	12	0.00	0.750

PITCHER	IP	WLS	BF	H	R	ER	SO	BB	IBB	HBP	BLK	WP	HR	S	P	ERA	WHIP

Batter	1	2	3	4	5	6	7	8	9	AB	R	H	RBI	BB	SO	LOB
16 Tim Locastro, R (1, 7) OBP: 0.362, SLG: 0.333	B FF 90 B FF 90 S FF 91 B FF 92 C FF 91 F FF 92 S FF 92 3-3 K		C FF 91 B SL 83 B FF 91 F FF 92 X FF 92 2-2 4 HR 1-3 2B		B FF 91 C CH 83 X CH 82 1-1 F9			C FF 94 B FF 95 F FF 94 F FF 96 B FF 95 X CH 87 2-2 G5-3	B FF 97 B FF 98 C FF 98 S FF 98 X FF 97 2-2 F7	4	1	1	0	0	1	0
22 Jake Lamb, L (9, PH) OBP: 0.380, SLG: 0.444										1	0	0	0	0	0	1
4 Ketel Marte, S (1, 8) OBP: 0.378, SLG: 0.576	C FF 92 B CH 83 F SL 84 F FF 92 F SL 82 F SL 81 C FF 91 1-3 K		B CH 83 F SL 83 X FF 92 1-1 2-H 3-H HR		B FF 91 S CH 84 B CH 83 B SL 84 X CH 83 3-1 G4-3			B SL 85 X FF 96 1-0 53 1B 5 BB 10 FC1-6-4 1B	F FF 98 B FF 98 B FF 98 B FF 98 B FF 98 4-1 1-2 BB	4	2	2	3	1	1	0
5 Eduardo Escobar, S (1, 5) OBP: 0.342, SLG: 0.535	C FF 92 X SL 84 0-1 L8		C SL 83 F CH 84 F SL 82 X FF 92 0-2 F9		X FF 91 0-0 F8			B FF 94 D CH 86 B FF 94 B FF 93 4-0 10 FC1-6-4 53 1B 1-2 BB	C CU 83 F FF 96 F FF 96 F CU 85 S FF 96 0-3 K	4	0	0	0	1	1	2
53 Christian Walker, R (1, 3) OBP: 0.333, SLG: 0.476		B SL 80 S FF 90 B FF 91 B CH 82 F FF 91 S FF 92 3-3 K	S SL 80 S CH 82 B CH 82 S SL 82 1-3 K		B FF 90 B FF 91 X FF 90 2-0 P4			F FF 94 B FF 94 X CH 86 1-1 10 FC1-6-4 1-2 2-3 1B		4	0	1	0	0	2	0
10 Adam Jones, R (1, 9) OBP: 0.316, SLG: 0.425		B FF 91 F FF 91 F SL 84 X CH 82 1-2 G6-3	B FF 90 F FF 91 F FF 90 H SL 84 2-2 41 2B HBP		C CH 82 S CH 82 S CH 82 0-3 K			C FF 94 S CH 86 X CH 88 0-2 FC1-6-4 1-2f 2-3 3-H		3	1	0	1	0	1	2
41 Wilmer Flores, R (1, 4) OBP: 0.325, SLG: 0.387		F FF 90 F FF 91 X FF 92 0-2 P3	C SL 82 1 SAFE B FF 90 F FF 90 X SL 82 1-2 1-H 2B		C FF 91 F FF 91 B FF 90 F FF 91 B CH 82 F FF 90 F FF 91 C CH 83 2-3 K			X SL 84 0-0 P4		4	0	1	1	0	1	2
13 Nick Ahmed, R (1, 6) OBP: 0.325, SLG: 0.425			B FF 89 B FF 90 C FF 90 B FF 90 F FF 91 X FF 92 3-2 F8	F CH 82 B FF 90 X CH 82 1-1 L4			F FF 90 S CH 81 X FF 90 0-2 G6-3		C FF 97 C FF 98 B SL 87 X SL 87 1-2 G6-3	4	0	0	0	0	0	1
18 Carson Kelly, R (1, 2) OBP: 0.357, SLG: 0.541			B FF 90 C FF 91 S CH 82 X FF 91 1-2 16 2B 4 HR 1B		0-0 IBB		C FF 90 X CH 82 0-1 F9		F FF 99 F FF 99 B FF 100 X SL 86 1-2 HR	3	2	2	1	1	0	0
29 Merrill Kelly, R (1, 1) OBP: 0.054, SLG: 0.028 26 Yasmany Tomás, R (7, PH) 56 Greg Holland, R (7, 1) 30 T.J. McFarland, L (7, 1) 6 David Peralta, L (9, PH) OBP: 0.346, SLG: 0.461			L FF 89 L FF 91 L FF 90 0-3 K	C FF 90 S FF 90 B FF 91 S FF 92 1-3 K			B CH 80 S FF 90 F FF 90 B CH 82 S SL 82 2-3 K		B FF 101 S FF 98 H SL 90 2-1 4 BB HBP	2 1 0 0 0	0 0 0 0 0	0 0 0 0 0	0 0 0 0 0	0 0 0 0 0	2 1 0 0 0	3 0 0 0 0

Inning Stats	1	2	3	4	5	6	7	8	9
	R: 0 E: 0 K: 2 S: 12 H: 0 LOB: 0 BB: 0 P: 16	R: 0 E: 0 K: 1 S: 9 H: 0 LOB: 0 BB: 0 P: 13	R: 3 E: 0 K: 1 S: 18 H: 3 LOB: 0 BB: 0 P: 25	R: 1 E: 0 K: 2 S: 13 H: 1 LOB: 2 BB: 1 P: 19	R: 0 E: 0 K: 0 S: 5 H: 0 LOB: 0 BB: 0 P: 9	R: 0 E: 0 K: 2 S: 10 H: 0 LOB: 0 BB: 0 P: 14	R: 0 E: 0 K: 1 S: 8 H: 0 LOB: 0 BB: 0 P: 10	R: 1 E: 0 K: 0 S: 11 H: 2 LOB: 2 BB: 1 P: 19	R: 1 E: 0 K: 1 S: 16 H: 1 LOB: 2 BB: 1 P: 26

PITCHER	IP	WLS	BF	H	R	ER	SO	BB	IBB	HBP	BLK	WP	HR	S	P	ERA	WHIP
31 Caleb Smith, L (1, 1) ERA: 3.43	7.0	W	27	4	4	4	9	0	1	1	0	0	1	75	106	5.14	0.571
61 Adam Conley, L (8, 1) ERA: 7.23	1.0		6	2	1	1	0	1	0	0	0	0	0	11	19	9.00	3.000
56 Tayron Guerrero, R (9, 1) ERA: 5.05	0.2		5	1	1	1	0	1	0	1	0	0	1	11	21	13.50	3.000
70 Nick Anderson, R (9, 1) ERA: 3.92	0.1		1	0	0	0	1	0	0	0	0	0	0	5	5	0.00	0.000

PITCHER	IP	WLS	BF	H	R	ER	SO	BB	IBB	HBP	BLK	WP	HR	S	P	ERA	WHIP

TOP

Arizona Diamondbacks @ Miami Marlins

Marlins Park, Miami, FL

Mon Jul 29 2019, 7:12 PM - 10:08 PM EDT

Att. 7,048 - Roof Closed - 79 F

livebaseballscorecards.com

AB	34
R	6
H	7
RBI	6
BB	3
SO	10
LOB	11

1B: 3	SF: 0	WP: 0	PA: 39
2B: 2	SAC: 0	PB: 0	
3B: 0	DP: 0	SB: 0	
HR: 2	HBP: 2	CS: 0	

Batter	1	2	3	4	5	6	7	8	9	AB	R	H	RBI	BB	SO	LOB
19 Miguel Rojas, R (1, 6) OBP: 0.344, SLG: 0.382	F FF 91 F SI 91 X FF 93 0-2 ① F7	C CU 80 X CH 84 0-1 3-H HR		D CU 82 C FF 90 X SI 91 1-1 ③ FC6-4 1-2f			B FF 92 L FF 92 B SL 83 B FF 92 B FF 92 4-1 15 1B 26 1B BB	C SI 88 X CH 82 0-1 ② P3		4	2	1	2	1	0	1
15 Brian Anderson, R (1, 9) OBP: 0.325, SLG: 0.436	C FF 93 C FF 92 X CU 82 0-2 ② G5-3	B FF 90 F FF 90 B CH 88 S FF 91 F FF 92 F CU 81 X FF 93 2-2 ② L9			X FF 90 0-0 HR		1 SAFE B SL 85 B FF 91 F FF 91 S FF 91 1 SAFE X FF 92 2-2 26 1B 18 2B 1-3 1B	F CH 82 B SI 88 F SI 89 X SL 80 1-2 ③ L4		5	2	2	1	0	0	0
26 Garrett Cooper, R (1, 3) OBP: 0.364, SLG: 0.474	B CU 82 S FF 92 F FF 92 B FF 93 B FF 92 X FF 94 3-2 ③ F9	B CU 81 B FF 91 C CU 81 C FF 92 S CU 82 2-3 ③ K			C CU 78 F SI 90 S CU 79 0-3 ① K		C SL 84 S SL 84 X SL 84 0-2 18 2B 13 SF9 1-2 3-H 1B			4	1	1	1	0	2	0
18 Neil Walker, S (1, 5) OBP: 0.341, SLG: 0.386		B FF 91 B CU 81 C FF 91 B FF 91 B FF 92 4-1 13 1B 21 1B BB	B CH 88 B FF 89 C FF 90 C CH 85 B CU 81 X CH 85 3-2 ① L3		B SI 90 F CH 84 B CH 86 B FF 91 B FF 92 4-1 BB		C CU 77 F FF 92 D SL 83 F CU 77 F SL 83 X SL 83 1-2 13 SF9 47 FC6-4 1-3 2-H 2B			2	2	1	1	2	0	0
13 Starlin Castro, R (1, 4) OBP: 0.278, SLG: 0.357 61 Adam Conley, L (8, 1) 56 Tayron Guerrero, R (9, 1) 70 Nick Anderson, R (9, 1)		C FF 91 X FF 90 0-1 21 1B 47 1B 1-2 1B	B FF 91 B SI 91 C FF 91 F SI 92 F CU 81 X CU 80 2-2 ② G5-3		D SI 91 C CU 79 1 SAFE B CU 78 X FF 90 2-1 ② F9		X FF 90 0-0 ① SF9 2-3 3-H			3 0 0 0	1 0 0 0	1 0 0 0	1 0 0 0	0 0 0 0	0 0 0 0	1 0 0 0
21 Curtis Granderson, L (1, 7) OBP: 0.269, SLG: 0.354		B CU 80 B FF 91 X FF 91 2-0 47 1B 31 E 1-3 2-H 1B	C FF 91 F CU 80 B CH 85 S CH 85 1-3 ③ K		C CU 78 D CU 79 X CH 84 1-1 ③ G5-3		B SI 88 F SI 89 F SI 89 B SI 89 B SI 89 B SI 89 4-2 47 FC6-4 BB			3	1	1	1	1	1	1
47 Harold Ramírez, R (1, 8) OBP: 0.312, SLG: 0.403		F SI 91 X SI 91 0-1 31 E 31 E 1-3 3-H 1B	C FF 90 C FF 91 B CU 81 F FF 92 S FF 92 1-3 ① K		X CU 79 0-0 ① G5-3		X CH 82 0-0 ② FC6-4 28 FC4 1-2f 3-H			4	1	1	2	0	1	1
28 Bryan Holaday, R (1, 2) OBP: 0.371, SLG: 0.419		P FC 88 B CU 79 X FF 90 2-0 ① P3		B FF 92 B CU 82 B FF 92 C FF 92 X FF 92 3-1 ② F7	F FF 90 F FF 91 X CU 80 0-2 ② G6-3		B SI 90 B SI 88 B SI 88 C SI 88 X SI 88 3-1 ③ FC4 1-2f			4	0	0	0	0	0	3
31 Caleb Smith, R (1, 1) OBP: 0.214, SLG: 0.214 2 Yadiel Rivera, R (8, 4) OBP: 0.254, SLG: 0.211		X FF 90 0-0 E1 19 HR 1-H 3-H 1B		X FF 91 0-0 19 FC6-4 1B		B CU 80 X FC 90 1-0 ③ F8		B SI 87 S SI 88 X SI 88 1-1 ① G4-3		3 1	1 0	2 0	1 0	0 0	0 0	0 0
Inning Stats	R: 0 E: 0 K: 0 S: 9 H: 0 LOB: 0 BB: 0 P: 12	R: 6 E: 1 K: 1 S: 19 H: 5 LOB: 0 BB: 1 P: 30	R: 0 E: 0 K: 1 S: 10 H: 0 LOB: 0 BB: 0 P: 16	R: 0 E: 0 K: 1 S: 9 H: 1 LOB: 1 BB: 0 P: 14	R: 1 E: 0 K: 1 S: 9 H: 1 LOB: 1 BB: 1 P: 16	R: 0 E: 0 K: 0 S: 5 H: 0 LOB: 0 BB: 0 P: 6	R: 4 E: 0 K: 0 S: 18 H: 3 LOB: 1 BB: 2 P: 32	R: 0 E: 0 K: 0 S: 7 H: 0 LOB: 0 BB: 0 P: 9		1B: 7 2B: 1 3B: 0 HR: 2 SF: 1 SAC: 0 DP: 0 HBP: 0				WP: 0 PB: 0 SB: 0 CS: 0 PA: 38		

PITCHER		IP	WLS	BF	H	R	ER	SO	BB	IBB	HBP	BLK	WP	HR	S	P	ERA	WHIP
29 Merrill Kelly, R ERA: 4.52	(1, 1)	6.0	L	27	7	7	7	4	2	0	0	0	0	2	61	94	10.50	1.500
56 Greg Holland, R ERA: 4.54	(7, 1)	0.1		5	3	4	4	0	1	0	0	0	0	0	13	20	108.00	12.000
30 T.J. McFarland, L ERA: 5.12	(7, 1)	1.2		6	0	0	0	0	1	0	0	0	0	0	12	21	0.00	0.600

PITCHER	IP	WLS	BF	H	R	ER	SO	BB	IBB	HBP	BLK	WP	HR	S	P	ERA	WHIP

BOTTOM

Arizona Diamondbacks @ Miami Marlins

Marlins Park, Miami, FL

Mon Jul 29 2019, 7:12 PM - 10:08 PM EDT

Att. 7,048 - Roof Closed - 79 F

livebaseballscorecards.com

AB	33
R	11
H	10
RBI	10
BB	4
SO	4
LOB	7

MIAMI

Batter	1	2	3	4	5	6	7	8	9	AB	R	H	RBI	BB	SO	LOB
4 Ketel Marte, S (1, 8) (8, 4) OBP: 0.374, SLG: 0.569	B FF 92 B FF 92 B FF 92 C FF 92 X FF 93 3-1 ① F9		F SL 83 F FF 90 B SL 83 X FF 93 1-2 ① L7	F CH 88 X FF 94 0-1 ③ FC5-4 1-2f			C SL 85 C FF 96 B CH 89 B CH 89 F SL 86 X FF 97 2-2 ① G3		S SL 86 B SI 96 C SI 94 B SL 86 X SL 86 2-2 ② L3 1-2	5	0	0	0	0	0	3
6 David Peralta, L (1, 7) OBP: 0.344, SLG: 0.457	F SL 86 C FF 94 F FF 94 B SL 85 B SL 85 X FF 95 2-2 53 BB 5 1B 10 SF9 1B		S SL 84 F SI 91 X SL 84 0-2 ② G1-3		C FF 91 F SL 86 B SL 86 B SL 84 F FF 93 X SI 92 2-2 ① G1-3		F SL 84 B FF 96 X CH 89 1-1 ② G6-3		S SL 86 X CH 89 0-1 ③ G4-3	5	1	1	0	0	0	1
5 Eduardo Escobar, S (1, 5) OBP: 0.341, SLG: 0.532	B FF 93 C CH 88 F FF 93 X CH 86 1-2 10 SF9 53 BB 1-2 1B		B FF 91 B SL 85 X FF 92 2-0 ③ F9		F FF 93 B SL 84 X FF 92 1-1 ② F8		S FF 96 F FF 95 X SL 86 0-2 ③ F9			4	0	1	0	0	0	0
53 Christian Walker, R (1, 3) OBP: 0.338, SLG: 0.486	F FF 94 B FF 93 B CH 86 B FF 93 D FF 94 4-1 1-2 2-3 BB			B SL 84 F FF 92 B CH 83 X FF 92 2-1 HR	B FF 94 X CH 86 1-0 ① 1B			C SL 85 B FF 94 F SI 94 F SL 86 X SL 86 1-2 ① G5-3		3	1	2	1	1	0	0
10 Adam Jones, R (1, 9) OBP: 0.318, SLG: 0.430	X FF 94 0-0 ② SF9 2-3 3-H			X SL 85 0-0 41 G4-3 13 1B 2B	F FF 93 S FF 93 F FF 93 D SL 86 S FF 93 1-3 ③ K			S SL 87 B FF 94 F SL 86 B FF 95 F SL 86 F SL 86 F FF 95 F FF 96 X FF 94 2-2 13 FC6-4 1B		3	1	2	1	0	1	1
41 Wilmer Flores, R (1, 4) OBP: 0.323, SLG: 0.384 1 Jarrod Dyson, L (8, 8) OBP: 0.336, SLG: 0.358	B FF 94 F FF 93 B CH 86 F FF 94 X FF 94 2-2 ③ P2			F FF 91 C FF 92 X FF 92 0-2 ① G4-3 2-3		C FF 94 F SI 92 B SL 84 B SL 87 X FF 94 2-2 26 G6-4-3 1B		B SL 86 X FF 96 1-0 ② F8		4 0	0 0	1 0	0 0	0 0	0 0	4 0
13 Nick Ahmed, R (1, 6) OBP: 0.324, SLG: 0.424		X FF 92 0-0 ① L8		B CH 86 C FF 93 F FF 93 B FF 93 X CH 86 2-2 18 1B 3-H 1B	D CH 86 X FF 93 1-0 ① P3			1 SAFE B SL 87 F FF 96 B FF 95 X SL 86 2-1 ③ FC6-4 1-2f		4	0	1	1	0	0	2
26 Yasmany Tomás, R (1, 10) 22 Jake Lamb, L (9, PH) OBP: 0.386, SLG: 0.451 (9, 10)		C FF 92 F FF 92 B FF 92 S CH 85 1-3 ② K		1 SAFE F FF 93 S CH 85 F FF 93 F FF 94 B SI 89 1-2 ② F2		S FF 91 F SL 89 B CH 85 X FF 90 1-2 ② ③ G6-4-3 1-2f			B SL 85 B SI 94 F SL 84 S CH 87 X SL 85 2-2 4 WP 1B	3 1	0 0	0 1	0 0	0 0	1 0	2 0
18 Carson Kelly, R (1, 2) OBP: 0.360, SLG: 0.555		B FF 92 X FF 93 1-0 ③ L8		C CH 86 F FF 93 X FF 94 0-2 4 FC5-4 1-2 1B			C SL 85 X SL 85 0-1 HR		B FF 95 S SL 87 D FF 94 X FF 96 2-1 ① F8	4	1	2	1	0	0	1
Inning Stats	R: 1 E: 0 K: 0 S: 14 H: 2 LOB: 2 BB: 1 P: 26	R: 0 E: 0 K: 1 S: 5 H: 0 LOB: 0 BB: 0 P: 7	R: 0 E: 0 K: 0 S: 7 H: 0 LOB: 0 BB: 0 P: 10	R: 2 E: 0 K: 0 S: 18 H: 4 LOB: 2 BB: 0 P: 23	R: 0 E: 0 K: 1 S: 11 H: 1 LOB: 1 BB: 0 P: 16	R: 0 E: 0 K: 0 S: 8 H: 1 LOB: 0 BB: 0 P: 12	R: 1 E: 0 K: 0 S: 11 H: 1 LOB: 0 BB: 0 P: 14	R: 0 E: 0 K: 0 S: 14 H: 1 LOB: 1 BB: 0 P: 20	R: 0 E: 0 K: 0 S: 10 H: 1 LOB: 0 BB: 0 P: 16	1B: 8 2B: 1 3B: 0 HR: 2	SF: 1 SAC: 0 DP: 1 HBP: 0	WP: 1 PB: 0 SB: 0 CS: 0	PA: 38			

PITCHER		IP	WLS	BF	H	R	ER	SO	BB	IBB	HBP	BLK	WP	HR	S	P	ERA	WHIP
34 J.A. Happ, L ERA: 5.19	(1, 1)	6.0	L	26	8	3	3	2	1	0	0	0	0	1	63	94	4.50	1.500
85 Luis Cessa, R ERA: 3.91	(7, 1)	3.0		12	3	1	1	0	0	0	0	0	1	1	35	50	3.00	1.000

PITCHER	IP	WLS	BF	H	R	ER	SO	BB	IBB	HBP	BLK	WP	HR	S	P	ERA	WHIP

TOP

Arizona Diamondbacks @ New York Yankees

Yankee Stadium, Bronx, NY

Tue Jul 30 2019, 7:10 PM - 10:20 PM EDT

Att. 47,281 - Clear - 87 F

livebaseballscorecards.com

AB	36
R	4
H	11
RBI	4
BB	1
SO	2
LOB	14

Batter	1	2	3	4	5	6	7	8	9	AB	R	H	RBI	BB	SO	LOB
31 Aaron Hicks, S (1, 8) OBP: 0.329, SLG: 0.457	B FF 93 B FF 95 X FF 95 2-0 G1-3		B CU 79 C CH 88 B CU 79 S FF 94 C SL 85 2-3 K		B CU 79 B CH 86 X FF 94 2-0 G6-3		B FF 91 S FF 92 C FF 91 B FS 85 B FF 91 C FF 92 3-3 K			4	0	0	0	0	2	0
99 Aaron Judge, R (1, 9) OBP: 0.400, SLG: 0.495	F FF 95 B SL 86 B SL 85 C FF 95 F SL 85 C FF 95 2-3 K		S SL 84 B SL 86 B FF 94 F FF 94 B SL 85 D SL 85 4-2 30 1B BB			B SL 84 F FF 93 X FF 93 1-1 E9 30 2B	B FF 97 C SL 86 B SL 86 F FF 97 F SL 86 S FF 98 2-3 K			3	1	0	0	1	2	0
30 Edwin Encarnación, R (1, 10) OBP: 0.338, SLG: 0.520	C SL 86 B FF 96 S SL 86 B SL 87 B SL 86 D SL 87 4-2 45 HBP BB		F FF 93 1 SAFE B FF 94 X SL 85 1-1 1-2 1B			B SL 82 X FF 94 1-0 29 1B 2-H 2B		C SL 85 S FF 96 X SL 85 0-2 G6-3		3	0	2	1	1	0	0
45 Luke Voit, R (1, 3) OBP: 0.392, SLG: 0.493 14 Tyler Wade, L (5, 5) OBP: 0.322, SLG: 0.275	H CU 77 1-0 1-2 HBP		S SL 85 D SL 86 T FF 94 F FF 94 B FF 95 S SL 86 2-3 K			M CU 79 B SL 82 S FF 92 X FF 94 1-2 P5		B FF 96 S SL 84 X FF 97 1-1 HR		1 2	0 1	0 1	0 1	0 0	1 0	2 1
18 Didi Gregorius, L (1, 6) OBP: 0.306, SLG: 0.474	B FF 96 D CH 88 B SI 95 C FF 95 X FF 95 3-1 L9			B CH 86 F FF 93 B FF 93 F FF 94 X FF 94 2-2 G3		C FF 90 B FF 90 B FS 85 B FS 85 S FF 91 D FS 84 4-2 29 1B BB		S SL 85 X FF 95 0-1 F7		3	0	0	0	1	0	2
25 Gleyber Torres, R (1, 4) OBP: 0.355, SLG: 0.499		S FF 95 F SL 85 B SL 84 B SL 86 B FF 95 F FF 95 X SL 85 3-2 F8		C FF 94 B SL 86 S SL 84 B SL 85 X FF 94 2-2 P4		X FS 83 0-0 F7		C FF 97 X KC 82 0-1 L8		4	0	0	0	0	0	2
29 Gio Urshela, R (1, 5) OBP: 0.355, SLG: 0.514 (5, 3)		F FF 95 X FF 95 0-1 39 1B		F SL 83 X FF 94 0-1 G6-3		B FF 93 S FS 84 S FS 84 X FS 85 1-2 1-2 2-3 1B			C FF 97 C FF 97 F FF 98 B FF 96 B KC 85 F FF 98 X SI 98 2-2 G6-3	4	0	2	0	0	0	0
39 Mike Tauchman, L (1, 7) OBP: 0.353, SLG: 0.481	C CU 78 1 SAFE B FF 94 D CU 80 S FF 95 F SL 84 C FF 95 2-3 1-2 K				C CU 78 B SL 84 F FF 94 B SL 85 B FF 94 X FF 94 3-2 G1-3	C FF 92 F FF 92 B FS 85 X FS 86 1-2 G3-1			B FF 97 F FF 98 X FF 98 1-1 F7	4	0	0	0	0	1	4
66 Kyle Higashioka, R (1, 2) OBP: 0.185, SLG: 0.385			C FF 94 B FF 94 C SL 85 B FF 94 S SL 84 2-3 K		B CU 79 F FF 94 S SL 84 S SL 85 1-3 K		C FF 92 F FS 84 F FS 85 S FS 85 0-3 K		F FF 98 F FF 98 B FF 98 F KC 83 F SI 98 F FF 98 F FF 99 X FF 98 1-2 F8	4	0	0	0	0	3	0
Inning Stats	R: 0 E: 0 K: 1 S: 9 H: 0 LOB: 2 BB: 1 P: 21	R: 0 E: 0 K: 1 S: 10 H: 1 LOB: 1 BB: 0 P: 15	R: 0 E: 0 K: 3 S: 14 H: 1 LOB: 2 BB: 1 P: 25	R: 0 E: 0 K: 0 S: 8 H: 0 LOB: 0 BB: 0 P: 12	R: 0 E: 0 K: 1 S: 7 H: 0 LOB: 0 BB: 0 P: 13	R: 1 E: 1 K: 0 S: 15 H: 2 LOB: 3 BB: 1 P: 24	R: 0 E: 0 K: 3 S: 11 H: 0 LOB: 0 BB: 0 P: 16	R: 1 E: 0 K: 0 S: 9 H: 1 LOB: 0 BB: 0 P: 10	R: 0 E: 0 K: 0 S: 14 H: 0 LOB: 0 BB: 0 P: 18	1B: 3 2B: 1 3B: 0 HR: 1	SF: 0 SAC: 0 DP: 0 HBP: 1	WP: 0 PB: 0 SB: 0 CS: 0	PA: 36			

PITCHER		IP	WLS	BF	H	R	ER	SO	BB	IBB	HBP	BLK	WP	HR	S	P	ERA	WHIP
45 Taylor Clarke, R ERA: 5.53	(1, 1)	5.1	W	22	3	1	0	6	2	0	1	0	0	0	54	95	0.00	0.938
66 Yoshihisa Hirano, R ERA: 3.66	(6, 1)	1.1	H	6	1	0	0	2	1	0	0	0	0	0	16	25	0.00	1.500
50 Yoan López, R ERA: 2.83	(7, 1)	0.2	H	3	1	1	1	1	0	0	0	0	0	1	9	12	13.50	1.500
40 Andrew Chafin, L ERA: 4.17	(8, 1)	0.1	H	1	0	0	0	0	0	0	0	0	0	0	2	2	0.00	0.000
25 Archie Bradley, R ERA: 4.18	(8, 1)	1.1	S	4	0	0	0	0	0	0	0	0	0	0	16	20	0.00	0.000

PITCHER	IP	WLS	BF	H	R	ER	SO	BB	IBB	HBP	BLK	WP	HR	S	P	ERA	WHIP

BOTTOM

Arizona Diamondbacks @ New York Yankees

Yankee Stadium, Bronx, NY

Tue Jul 30 2019, 7:10 PM - 10:20 PM EDT

Att. 47,281 - Clear - 87 F

livebaseballscorecards.com

AB	32
R	2
H	5
RBI	2
BB	3
SO	9
LOB	11

Arizona Diamondbacks @ New York Yankees

Yankee Stadium, Bronx, NY

Wed Jul 31 2019, 1:08 PM - 5:26 PM EDT

Att. 43,979 - Overcast - 86 F

livebaseballscorecards.com

TOP

Batter	1	2	3	4	5	6	7	8	9	AB	R	H	RBI	BB	SO	LOB
1 Jarrod Dyson, L (1, 8) OBP: 0.334, SLG: 0.356 10 Adam Jones, R (9, PH) OBP: 0.319, SLG: 0.430	B FF 90 C SL 81 X FC 85 1-1 ① L9		C CU 73 X SL 81 0-1 ① G4-3		C SI 89 X SI 90 0-1 41 1B 5 FC9-6 1B	C CH 91 D CH 91 F CH 88 B CH 89 S CH 90 2-3 ② K			F FF 98 B FF 100 B SL 84 B SL 84 B FF 95 4-1 41 G5-3 6 2B BB	4 0	1 1	1 0	0 0	0 1	1 0	1 0
41 Wilmer Flores, R (1, 4) OBP: 0.325, SLG: 0.384 (8, 3)	C SL 80 S FC 85 F FC 84 B SL 81 B FF 91 X FC 85 2-2 6 1B 1B		C FC 86 B SL 81 F SI 90 B SL 82 X FC 88 2-2 ② G6-3		X FC 88 0-0 5 FC9-6 1-3 1B	B CH 88 B FF 95 F CH 90 X CH 89 2-1 ③ G6-3			F FF 95 C FF 97 F FF 99 F SL 86 X FF 100 0-2 ① G5-3 1-2	5	0	2	0	0	0	2
5 Eduardo Escobar, S (1, 5) OBP: 0.338, SLG: 0.526	X FF 91 0-0 ② F9		C SL 80 F FS 86 B FS 84 S SL 83 1-3 ③ K		S FF 96 F FF 96 F FF 97 B FF 96 B FF 97 1 SAFE 1 SAFE F FF 98 F FF 96 2-2 ① X SL 86 FC9-6 6 1B 22 E 1-2f 3-H		B ST 79 C SI 92 C ST 80 B ST 78 F ST 80 C SI 93 2-3 ① K		B SL 88 C FF 97 B FF 98 B SL 85 F FF 97 F FF 98 C SL 85 3-3 ② K	5	1	0	1	0	3	3
6 David Peralta, L (1, 7) OBP: 0.351, SLG: 0.463	1 SAFE C SI 90 X FC 84 0-1 1-2 1B			C CU 73 F FS 85 B SL 82 F FF 91 B FS 84 B CU 75 F FS 87 B SL 84 4-2 31 1B 53 BB BB	S FF 97 B FF 97 F FF 96 B FF 96 F FF 97 F FF 97 B FF 97 X FF 97 3-2 53 BB 22 E 1-3 1B		S FC 88 F SI 93 B ST 80 B ST 79 X SI 94 2-2 ② F9		S FF 99 C FF 98 B FF 100 X SI 100 1-2 2-H 2B	4	1	3	1	1	0	0
53 Christian Walker, R (1, 10) OBP: 0.341, SLG: 0.483	B SL 84 S FF 91 2 SAFE F SL 82 B SL 82 T SL 82 2-2 ③ K			B SL 82 F FC 86 S FS 86 B SL 83 F FS 85 B FS 86 B FC 88 4-2 31 1B 1-2 BB	B SL 88 B FF 97 B FF 96 B FF 97 4-0 22 E 1-2 BB		B SL 81 C ST 80 B FC 86 S ST 80 B ST 81 S ST 80 3-3 ③ K		B FF 98 B FF 98 B FF 97 B FF 96 4-0 4 FC4 BB	2	0	0	0	3	2	2
22 Jake Lamb, L (1, 3) OBP: 0.375, SLG: 0.440 4 Ketel Marte, S (8, PH) OBP: 0.372, SLG: 0.567 (8, 4)		C SI 90 F SL 81 S FS 87 0-3 ① K		C SI 91 S FS 86 F SL 84 D FS 86 B SI 91 B FS 86 T FS 86 3-2 ① K	C FF 96 B FF 98 X FF 97 1-1 ② SF8 1-3 2-H 3-H			C SI 93 X SI 93 0-1 ① G4-3	S SL 86 F SL 88 X SI 101 0-2 ③ FC4 1-2f	2 2	0 0	0 0	1 0	0 0	2 0	2 2
13 Nick Ahmed, R (1, 6) OBP: 0.321, SLG: 0.419		B FF 90 X SL 81 1-0 ② F9		S SL 83 D FS 86 B FC 88 X SL 82 2-1 ② F7	C FF 97 S FF 97 B FF 96 D SL 89 F FF 98 B FF 98 F FF 97 F FF 97 X FF 97 3-2 ③ F7			B SI 94 C SI 94 B SI 94 S SI 94 X SI 94 2-2 ② G5-3		4	0	0	0	0	0	3
31 Alex Avila, L (1, 2) OBP: 0.377, SLG: 0.454 18 Carson Kelly, R (8, PH) OBP: 0.358, SLG: 0.552 (8, 2)		C CU 75 S FS 85 B FS 85 B FF 91 B FS 86 B SL 84 4-2 BB		B FS 86 C CU 76 B FS 85 C SL 82 X FS 87 2-2 1-2 2-3 1B		C FF 97 C CH 89 F CH 91 B CH 91 C CH 91 1-3 ① K		C SI 94 B SI 94 S SI 94 B SI 94 X SI 94 2-2 ③ G5-3		2 1	0 0	1 0	0 0	1 0	1 0	0 0
16 Tim Locastro, R (1, 9) OBP: 0.365, SLG: 0.366		B SL 82 B FF 90 C FF 91 X FC 87 2-1 ③ F8		T SL 83 F FS 86 F SL 85 F FS 88 X FF 93 0-2 ③ G5-3		B SL 85 X FF 96 1-0 2B			C FF 89 X CH 84 0-1 HR	4	1	2	1	0	0	4

Inning Stats										
	R: 0 E: 0 K: 1 S: 12	H: 2 LOB: 2 BB: 0 P: 17	R: 0 E: 0 K: 1 S: 8	H: 0 LOB: 1 BB: 1 P: 15	R: 0 E: 0 K: 1 S: 8	H: 0 LOB: 0 BB: 0 P: 11	R: 0 E: 0 K: 1 S: 21	H: 1 LOB: 3 BB: 2 P: 36	R: 3 E: 1 K: 0 S: 22	H: 3 LOB: 1 BB: 1 P: 35
	R: 0 E: 0 K: 2 S: 10	H: 1 LOB: 1 BB: 0 P: 16	R: 0 E: 0 K: 2 S: 10	H: 0 LOB: 0 BB: 0 P: 17	R: 0 E: 0 K: 0 S: 8	H: 0 LOB: 0 BB: 0 P: 12	R: 2 E: 0 K: 1 S: 18	H: 2 LOB: 2 BB: 2 P: 30	1B: 6 2B: 2 3B: 0 HR: 1	SF: 1 SAC: 0 DP: 0 HBP: 0

AB	35
R	5
H	9
RBI	4
BB	6
SO	9
LOB	19

WP: 0 PB: 0 SB: 0 CS: 0 PA: 42

PITCHER		IP	WLS	BF	H	R	ER	SO	BB	IBB	HBP	BLK	WP	HR	S	P	ERA	WHIP
19 Masahiro Tanaka, R ERA: 4.78	(1, 1)	4.0		20	5	2	2	4	3	0	0	0	0	0	52	82	4.50	2.000
57 Chad Green, R ERA: 5.06	(5, 1)	1.0		5	1	1	0	0	1	0	0	0	0	0	19	32	0.00	2.000
48 Tommy Kahnle, R ERA: 2.68	(6, 1)	1.0		4	1	0	0	2	0	0	0	0	0	0	10	16	0.00	1.000
0 Adam Ottavino, R ERA: 1.53	(7, 1)	1.0	W	3	0	0	0	2	0	0	0	0	0	0	10	17	0.00	0.000
53 Zack Britton, L ERA: 2.45	(8, 1)	1.0	H	3	0	0	0	0	0	0	0	0	0	0	8	12	0.00	0.000

PITCHER		IP	WLS	BF	H	R	ER	SO	BB	IBB	HBP	BLK	WP	HR	S	P	ERA	WHIP
67 Nestor Cortes, L ERA: 4.39	(9, 1)	0.0		1	1	1	1	0	0	0	0	0	0	1	2	2	∞	∞
54 Aroldis Chapman, L ERA: 2.81	(9, 1)	1.0	S	6	1	1	1	1	2	0	0	0	0	0	16	28	9.00	3.000

Batter	1	2	3	4	5	6	7	8	9	AB	R	H	RBI	BB	SO	LOB
31 Aaron Hicks, S (1, 8) OBP: 0.324, SLG: 0.449	C FF 88 F CH 85 B CU 70 F CH 87 C FF 90 1-3 ① K	C CU 73 B FF 90 1 SAFE F CH 87 X CU 69 1-2 ③ F9			C FF 90 S CU 68 B CH 87 S CU 66 1-3 ② K		C FF 90 S FF 90 X FF 90 0-2 ③ P2			4	0	0	0	0	2	1
99 Aaron Judge, R (1, 10) OBP: 0.397, SLG: 0.489	S CH 87 C CH 87 B FF 92 C FF 92 1-3 ② K		C CU 74 S SL 83 S CH 88 0-3 ① K		B CU 67 S CH 88 S CH 89 B EP 64 F CH 89 S FF 92 2-3 ③ K			X FF 90 0-0 30 1B 18 G4-3 1B		4	1	1	0	0	3	0
30 Edwin Encarnación, R (1, 3) OBP: 0.339, SLG: 0.519	C FF 92 B SL 84 B SL 84 C CU 73 F FF 94 B SL 84 F FF 92 D CU 72 4-2 BB		X FF 91 0-0 ② F8			C FF 96 B SL 85 F SL 84 F SL 85 X SL 83 1-2 ① G6-3		F FS 81 B FS 82 C FF 90 X FS 83 1-2 18 G4-3 25 2B 1-3 1B		3	1	1	0	1	0	0
18 Didi Gregorius, L (1, 6) OBP: 0.305, SLG: 0.465	B CH 87 X FF 92 1-0 ③ P5		C FF 90 B CH 88 F FF 91 B CH 89 B CH 89 F FF 91 D CU 71 4-2 BB			F FF 96 B FF 96 B CH 92 X FF 96 2-1 ② L6		B SI 89 B SI 89 F SI 88 F SI 89 F SI 88 F SL 80 B SI 89 X SI 88 3-2 ① G4-3 1-2 3-H		3	0	0	1	1	0	2
25 Gleyber Torres, R (1, 4) OBP: 0.354, SLG: 0.499		C FF 89 X SI 88 0-1 ① G5-3	X CU 70 0-0 ③ F9			B FF 96 B FF 96 F FF 96 F FF 97 B FF 96 S SL 84 3-3 ③ K		B SI 89 B SI 89 F CH 82 F CH 82 F SI 89 D SL 80 X CH 82 3-2 38 1B 2-H 2B		4	1	1	1	0	1	1
29 Gio Urshela, R (1, 5) OBP: 0.354, SLG: 0.514		X FF 89 0-0 39 HR 2B		C SL 83 B FF 89 B SL 84 F SL 84 X FF 92 2-2 ① F9			C SL 83 B FF 94 F SL 83 B SL 85 X FF 96 2-2 ① F9	B SI 88 S CH 83 B SI 89 F SI 88 X SI 88 2-2 ② F7		4	1	1	0	0	0	1
38 Cameron Maybin, R (1, 9) OBP: 0.400, SLG: 0.500		D CU 73 C CU 73 B CH 87 X FF 91 2-1 ② F9		F FF 90 B SI 91 B CU 70 S CU 74 S CH 89 2-3 ② K			F SL 82 C SL 84 S SL 85 0-3 ② K	C SI 89 B CH 82 F CH 82 X SL 80 1-2 2-H 1B		4	0	1	1	0	2	1
39 Mike Tauchman, L (1, 7) OBP: 0.356, SLG: 0.506		C CU 71 B CH 87 B FF 90 B CH 88 F FF 92 F CU 71 X FF 91 3-2 2-H HR		B FF 91 C FF 89 B CH 88 S FF 91 S FF 92 2-3 ③ K			X FF 94 0-0 28 HR 2B	1 SAFE 1 SAFE C SI 89 C SL 81 B SI 89 1 SAFE S SL 81 1-3 ③ K		4	2	2	2	0	2	1
28 Austin Romine, R (1, 2) OBP: 0.285, SLG: 0.394		B SL 85 T FF 91 B SI 92 F CU 74 B FF 92 F CU 71 D CU 69 4-2 BB			X CU 71 0-0 ① P6		X FS 82 0-0 2-H HR			2	1	1	2	1	0	0
Inning Stats	R: 0 E: 0 K: 2 S: 12 H: 0 LOB: 1 BB: 1 P: 19	R: 2 E: 0 K: 0 S: 15 H: 2 LOB: 1 BB: 1 P: 25	R: 0 E: 0 K: 1 S: 8 H: 0 LOB: 1 BB: 1 P: 12	R: 0 E: 0 K: 2 S: 9 H: 0 LOB: 0 BB: 0 P: 15	R: 0 E: 0 K: 2 S: 8 H: 0 LOB: 0 BB: 0 P: 11	R: 0 E: 0 K: 1 S: 9 H: 0 LOB: 0 BB: 0 P: 15	R: 2 E: 0 K: 1 S: 11 H: 2 LOB: 0 BB: 0 P: 13	R: 3 E: 0 K: 1 S: 22 H: 4 LOB: 1 BB: 0 P: 33		1B: 3 2B: 3 3B: 0 HR: 2 SF: 0 SAC: 0 DP: 0 HBP: 0					

PITCHER		IP	WLS	BF	H	R	ER	SO	BB	IBB	HBP	BLK	WP	HR	S	P	ERA	WHIP
Zack Greinke, R ERA: 2.9	(1, 1)	5.0		20	2	2	2	7	3	0	0	0	0	1	52	82	3.60	1.000
50 Yoan López, R ERA: 2.72	(6, 1)	1.2	H	5	0	0	0	2	0	0	0	0	0	0	15	23	0.00	0.000
40 Andrew Chafin, L ERA: 4.42	(7, 1)	0.0		1	1	0	0	0	0	0	0	0	0	0	1	1	∞	∞
66 Yoshihisa Hirano, R ERA: 4.31	(7, 1)	0.1	L	4	3	4	4	0	0	0	0	0	0	1	8	9	108.00	9.000
30 T.J. McFarland, L ERA: 5.22	(8, 1)	1.0		5	2	1	1	1	0	0	0	0	0	0	18	28	9.00	2.000

PITCHER	IP	WLS	BF	H	R	ER	SO	BB	IBB	HBP	BLK	WP	HR	S	P	ERA	WHIP

BOTTOM

Arizona Diamondbacks @ New York Yankees

Yankee Stadium, Bronx, NY

Wed Jul 31 2019, 1:08 PM - 5:26 PM EDT

Att. 43,979 - Overcast - 86 F

livebaseballscorecards.com

AB	32
R	7
H	8
RBI	7
BB	3
SO	10
LOB	7

Washington Nationals @ Arizona Diamondbacks

Chase Field, Phoenix, AZ

Fri Aug 02 2019, 6:41 PM - 9:23 PM MST

Att. 24,298 - Roof Closed - 77 F

TOP

livebaseballscorecards.com

Batter	1	2	3	4	5	6	7	8	9	AB	R	H	RBI	BB	SO	LOB
7 Trea Turner, R (1, 6) OBP: 0.341, SLG: 0.478	C SI 89 B FC 86 X CU 82 1-1 6 S 1B	B CH 85 X FC 84 1-0 ② P5	1 SAFE X SI 87 0-0 ③ FC5-4 1-2f	B CU 79 X SI 94 1-0 ③ G5-3					4	0	1	0	0	0	1
2 Adam Eaton, L (1, 9) OBP: 0.361, SLG: 0.399	X FF 91 0-0 ① F7	C SI 89 F FC 85 X CU 82 0-2 ③ G6-3	C FC 83 B CU 80 S FC 84 X FC 84 1-2 15 2B	C SI 92 F SI 93 X CU 79 0-2 ① G4-3					4	1	1	0	0	0	1
6 Anthony Rendon, R (1, 5) OBP: 0.400, SLG: 0.602	F FF 90 1 SAFE B CH 85 F FC 85 S CU 81 1-3 ② K 1-2	B CU 79 C CU 81 B CH 84 F FC 84 X CU 81 2-2 ① G6-3	C CU 80 F FC 83 B CH 83 F FC 85 F CU 82 T CH 84 1-2 ① K	C SI 92 C CU 79 X CU 78 0-2 ② P3					4	0	0	0	0	2	2
22 Juan Soto, L (1, 7) OBP: 0.399, SLG: 0.529	B FF 91 F FF 91 B FC 84 B FF 91 X FC 85 3-1 ③ F9	X FC 84 0-0 ② G4-3	F FF 89 X FF 89 0-1 ② P2	B SI 93 B CU 79 F SI 92 F SI 93 F CU 80 X SI 94 2-2 HR					4	1	1	1	0	0	2
9 Brian Dozier, R (1, 4) OBP: 0.341, SLG: 0.430		C CU 80 B CH 84 B CH 85 S SI 89 S CU 82 2-3 ① K	C SI 88 B CU 82 C CH 84 B CU 82 B FC 84 B FC 84 4-2 BB	B FC 84 B FF 90 1 SAFE C FC 82 S FF 90 S CU 83 2-3 ③ K		X FC 84 0-0 15 2B IBB		B CU 80 S SI 93 B SI 92 B SI 92 C SI 93 S SI 93 3-3 ③ K		2	1	0	0	2	2	0
15 Matt Adams, L (1, 3) OBP: 0.287, SLG: 0.536		C FC 84 B FF 90 C FC 84 S CU 82 1-3 ② K			F CU 79 B CU 79 T CH 83 S CH 84 1-3 ① K	X FC 84 0-0 1-H 2-H 2B			C FF 90 C CU 77 F SL 84 S SL 83 0-3 ① K	4	0	1	2	0	3	1
10 Yan Gomes, R (1, 2) OBP: 0.314, SLG: 0.332		C FC 84 S CU 82 B CU 82 B CH 86 F FC 84 B CU 82 F FC 86 D CU 83 4-2 BB				C CU 80 X CH 83 0-1 ③ G4-3			C FF 90 S SL 84 F SL 83 F SL 82 X FF 90 0-2 ② F9	3	0	0	0	1	1	1
16 Victor Robles, R (1, 8) OBP: 0.311, SLG: 0.421		C SI 90 S FC 83 D CU 82 S FC 84 1-3 ③ K			C SI 88 H FC 84 1-1 7 FC5-4 HBP		C CU 79 X SI 93 0-1 ① G3		C SL 83 B SL 82 X FF 92 1-1 ③ G5-3	3	0	0	0	0	1	1
41 Joe Ross, R (1, 1) OBP: 0.400, SLG: 0.400 29 Roenis Elias, L (6, 1) 60 Hunter Strickland, R (7, 1) 56 Fernando Rodney, R (8, 1) 63 Sean Doolittle, L (9, 1)			B SI 87 S SI 88 B CU 81 B SI 89 C FF 89 C FF 90 3-3 ① K		B SI 87 B SI 88 1 SAFE 1 SAFE C SI 87 1 SAFE 1 SAFE 1 SAFE C SI 88 2-3 ② K		C SI 92 B SI 93 S SI 92 E SI 94 B FF 93 X SI 93 2-2 ② G4-3			2 1 0 0 0	0 0 0 0 0	0 0 0 0 0	0 0 0 0 0	2 0 0 0 0	1 0 0 0 0

	AB	31
	R	3
	H	4
	RBI	3
	BB	3
	SO	11
	LOB	10

Inning Stats	1	2	3	4	5	6	7	8	9	1B: 1	SF: 0	WP: 0	PA: 35
R:	0	0	0	0	0	2	0	1	0	2B: 2	SAC: 0	PB: 0	
E:	0	0	0	0	0	0	0	0	0	3B: 0	DP: 0	SB: 1	
K:	1	3	1	1	2	1	0	1	1	HR: 1	HBP: 1	CS: 0	
S:	8	13	7	9	8	13	7	13	11				
H:	1	0	0	0	0	2	0	1	0				
LOB:	1	1	0	1	1	1	0	0	0				
BB:	0	1	0	1	0	1	0	0	0				
P:	13	21	11	17	12	15	10	18	12				

PITCHER		IP	WLS	BF	H	R	ER	SO	BB	IBB	HBP	BLK	WP	HR	S	P	ERA	WHIP
49 Alex Young, L ERA: 2.6	(1, 1)	6.0	L	25	3	2	2	9	2	1	1	0	0	0	58	89	3.00	0.833
58 Stefan Crichton, R ERA: 3.24	(7, 1)	2.0		7	1	1	1	1	0	0	0	0	0	1	20	28	4.50	0.500
56 Greg Holland, R ERA: 4.41	(9, 1)	1.0		3	0	0	0	1	0	0	0	0	0	0	11	12	0.00	0.000

PITCHER		IP	WLS	BF	H	R	ER	SO	BB	IBB	HBP	BLK	WP	HR	S	P	ERA	WHIP

BOTTOM

Washington Nationals @ Arizona Diamondbacks
Chase Field, Phoenix, AZ
Fri Aug 02 2019, 6:41 PM - 9:23 PM MST
Att. 24,298 - Roof Closed - 77 F

livebaseballscorecards.com

Batter	1	2	3	4	5	6	7	8	9	AB	R	H	RBI	BB	SO	LOB
1 Jarrod Dyson, L (1, 8) OBP: 0.333, SLG: 0.353	C SI 95 C SI 94 B CU 82 S FF 96 1-3 K ①		B CU 82 B SI 96 B SI 95 B SI 95 4-0 4 BB BB		B SI 93 F FF 93 X SI 94 1-1 FC4-6 ② 1-2f			B SI 94 B SI 92 C SI 93 C SI 94 F FF 94 S FF 95 2-3 K ②		3	0	0	0	1	2	1
4 Ketel Marte, S (1, 4) OBP: 0.373, SLG: 0.564	B FF 95 B CH 88 C SI 94 B SI 95 F SI 95 B SL 89 4-2 BB		1 SAFE B FF 94 B CH 88 B SI 94 B SI 94 4-0 1-2 BB		1 SAFE X CH 86 0-0 P6 ③			B SI 94 B CH 83 X SI 94 2-0 G4-3 ③		2	0	0	0	2	0	1
5 Eduardo Escobar, S (1, 5) OBP: 0.335, SLG: 0.521	1 SAFE 1 SAFE B SI 93 B SI 94 C FF 94 X SI 94 2-1 F8 ②		F SI 94 F SI 94 F CU 83 F FF 95 S SL 88 0-3 K ②			B SI 93 F SI 93 S SL 88 F CU 82 B FF 94 X SI 94 2-2 F9 ①			X FF 92 0-0 F7 ①	4	0	0	0	0	1	3
6 David Peralta, L (1, 7) OBP: 0.347, SLG: 0.458	C FF 95 D SL 89 X SI 96 1-1 G4-1 ③		F SI 94 F FF 94 B FF 95 F FF 94 B SL 88 X SI 94 2-2 G1-3 ③			X FF 94 0-0 F9 ②			C FF 92 X FF 93 0-1 F8 ②	4	0	0	0	0	0	3
10 Adam Jones, R (1, 9) OBP: 0.316, SLG: 0.426		B SI 95 B SI 95 S FF 96 X SL 89 2-1 F9 ①		X SL 88 0-0 G2 ①		B FF 95 L CH 88 L FF 96 F FF 95 B CU 80 S CU 80 2-3 K ③			C FS 82 B FF 94 B FF 93 B FF 94 T FF 93 S FF 93 3-3 K ③	4	0	0	0	0	2	0
22 Jake Lamb, L (1, 3) OBP: 0.374, SLG: 0.430		B FF 95 C SI 95 B FF 95 F FF 95 B FF 95 B SI 96 4-2 13 BB BB		B SI 94 C SI 94 B CH 88 F SI 94 F FF 94 B CU 82 S SL 88 3-3 K ②			C FF 95 F FF 97 C FF 98 0-3 K ①			2	0	0	0	1	2	0
13 Nick Ahmed, R (1, 6) OBP: 0.321, SLG: 0.417		B SL 88 C SI 94 D SL 89 1 SAFE 1 SAFE B SI 95 B SI 95 4-1 18 G5-4-3 1-2 BB		B CU 82 F SI 94 X SL 88 1-1 G5-3 ③			X FF 98 0-0 G3-1 ②			2	0	0	0	1	0	0
18 Carson Kelly, R (1, 2) OBP: 0.354, SLG: 0.545		C SL 90 X SL 89 0-1 G5-4-3 ②③ 1-2f			C SL 88 S CU 80 B SL 88 X SI 94 1-2 G5-3 ①		C SL 84 B FF 97 C FF 97 F FF 97 B SL 86 S SL 83 2-3 K ③			3	0	0	0	0	1	2
49 Alex Young, L (1, 1) OBP: 0.091, SLG: 0.091 58 Stefan Crichton, R (7, 1) 41 Wilmer Flores, R (8, PH) OBP: 0.323, SLG: 0.382 56 Greg Holland, R (9, 1)			C SI 96 B SI 94 T SI 93 F FF 95 B SI 95 X FF 94 2-2 G5-3 ①		B CU 81 C SI 94 X SI 94 1-1 1 FC4-6 1B			B SI 93 C CH 82 B SI 94 X CH 82 2-1 F8 ①		2 0 1 0	0 0 0 0	1 0 0 0	0 0 0 0	0 0 0 0	0 0 0 0	0 0 0 0

Inning Stats	1	2	3	4	5	6	7	8	9
	R: 0 E: 0 K: 1 S: 9	H: 0 LOB: 1 BB: 1 P: 17	R: 0 E: 0 K: 0 S: 7	H: 0 LOB: 1 BB: 2 P: 17	R: 0 E: 0 K: 1 S: 13	H: 0 LOB: 2 BB: 2 P: 25	R: 0 E: 0 K: 1 S: 7	H: 0 LOB: 0 BB: 0 P: 11	R: 0 E: 0 K: 0 S: 8	H: 1 LOB: 1 BB: 0 P: 11	R: 0 E: 0 K: 1 S: 9	H: 0 LOB: 0 BB: 0 P: 13	R: 0 E: 0 K: 2 S: 8	H: 0 LOB: 0 BB: 0 P: 10	R: 0 E: 0 K: 1 S: 7	H: 0 LOB: 0 BB: 0 P: 13	R: 0 E: 0 K: 1 S: 6	H: 0 LOB: 0 BB: 0 P: 9

| | | |

Batter	1	2	3	4	5	6	7	8	9	AB	R	H	RBI	BB	SO	LOB
7 Trea Turner, R (1, 6) OBP: 0.345, SLG: 0.477	C FF 94 X SL 85 0-1 G6-3		X SL 84 0-0 2 L3 1B		B CU 78 C SL 84 B FF 94 X SL 85 2-1 G6-3		B FF 92 F FF 91 S FF 92 X FS 83 1-2 2 SH5-3 6 1B 1B	B FF 95 C FF 96 1 SAFE C FF 95 1 SAFE F FF 97 X KC 83 1-2 G5-3		5	1	2	0	0	0	1
2 Adam Eaton, L (1, 9) OBP: 0.356, SLG: 0.397	C FF 92 B FF 94 F FF 94 S SL 86 1-3 K2-3		B FF 92 1 SAFE F FF 94 1 SAFE 1 SAFE C FF 94 B FF 94 X SL 86 2-2 L3 1-1		C CH 87 B FF 94 B FF 94 X SL 85 2-1 G3-1		X FF 91 0-0 SH5-3 1-2		C FF 95 B FF 95 X FF 95 1-1 G6-3	4	0	0	0	0	1	1
6 Anthony Rendon, R (1, 5) OBP: 0.402, SLG: 0.607	C FF 93 H CH 86 1-1 HBP		F FF 94 B CH 88 B SL 86 C SL 86 X FF 95 2-2 P3			C FF 94 X FF 94 0-1 P5	X FS 82 0-0 22 BB 2-H 1B		B SI 96 C SI 96 S FF 98 F FF 97 X KC 82 1-2 L5	4	0	1	1	0	0	0
22 Juan Soto, L (1, 7) OBP: 0.394, SLG: 0.522	X CH 87 0-0 F7			B FF 94 C FF 94 B SL 86 C SL 85 S SL 87 2-3 K2-3		B CH 88 S FF 95 B FF 94 F SL 86 X FF 95 2-2 F7	B FS 83 F FF 92 D FS 84 B FF 92 C FF 90 D FF 92 4-2 1-2 BB		C FF 97 C FF 97 F FF 97 X KC 84 0-2 F7	4	0	0	0	1	1	1
15 Matt Adams, L (1, 3) OBP: 0.289, SLG: 0.531		F CU 78 B CH 86 B CH 87 C FF 93 F SL 86 B SL 84 B FF 95 4-2 88 HR BB		B FF 95 F FF 95 F SL 86 X CU 79 1-2 F8		C FF 94 B SL 84 X FF 94 1-1 88 BB 9 1B 10 PB 1B	S FS 85 C FF 93 D FS 85 B FS 84 S FS 85 2-3 K			3	2	1	0	1	1	2
9 Brian Dozier, R (1, 4) OBP: 0.344, SLG: 0.440		F FF 94 X SL 86 0-1 L8		C FF 95 B SL 86 B SL 84 F FF 94 X FF 95 2-2 HR		B FF 96 B FF 96 X FF 96 2-0 10 PB 88 BB 1-2 1B	C FS 84 C FF 92 D FS 85 S FS 84 1-3 K			4	1	2	1	0	1	3
88 Gerardo Parra, L (1, 8) OBP: 0.307, SLG: 0.398		1 SAFE B CU 80 B FF 94 1 SAFE X FF 94 2-0 1-H HR		X SL 83 0-0 10 E 1B		B SL 82 C FF 96 B FF 96 B SL 83 B SL 82 4-1 10 PB 1-2 2-3 BB		C FF 95 C FF 96 X FF 95 0-2 L4		3	1	2	2	1	0	0
10 Yan Gomes, R (1, 2) OBP: 0.313, SLG: 0.327		C SL 84 X FF 94 0-1 F8		S SL 85 1 SAFE T SL 85 S SL 85 0-3 K 1-2		D SL 83 S SL 83 D SL 83 2-1 46 FC4 1-2 2-3 3-H IBB		C FF 97 B FF 96 C FF 96 X FF 97 1-2 F9		3	0	0	0	1	1	1
46 Patrick Corbin, L (1, 1) OBP: 0.128, SLG: 0.068 44 Daniel Hudson, R (6, 1) 51 Wander Suero, R (7, 1) 17 Andrew Stevenson, L (8, PH) OBP: 0.474, SLG: 0.333 60 Hunter Strickland, R (8, 1)		F FF 93 B FF 94 X FF 94 1-1 G6-3		C FF 93 B CU 76 X FF 94 1-1 L7		X FF 96 0-0 FC4 1-2f		C FF 96 B CH 90 F FF 96 X SI 97 1-2 1B		3 0 0 1 0	0 0 0 0 0	0 0 0 1 0	0 0 0 0 0	0 0 0 0 0	0 0 0 0 0	3 0 0 0 0
Inning Stats	R: 0 E: 0 K: 1 S: 7 H: 0 LOB: 1 BB: 0 P: 9	R: 2 E: 0 K: 0 S: 10 H: 1 LOB: 0 BB: 1 P: 17	R: 0 E: 0 K: 0 S: 7 H: 1 LOB: 0 BB: 0 P: 11	R: 1 E: 1 K: 2 S: 13 H: 2 LOB: 1 BB: 0 P: 18	R: 0 E: 0 K: 0 S: 6 H: 0 LOB: 0 BB: 0 P: 11	R: 1 E: 0 K: 0 S: 11 H: 2 LOB: 3 BB: 2 P: 22	R: 1 E: 0 K: 2 S: 13 H: 2 LOB: 2 BB: 1 P: 21	R: 0 E: 0 K: 0 S: 13 H: 1 LOB: 1 BB: 0 P: 16	R: 0 E: 0 K: 0 S: 10 H: 0 LOB: 0 BB: 0 P: 12	1B: 7 2B: 1 3B: 0 HR: 2 SF: 0 SAC: 1 DP: 1 HBP: 1						

PITCHER		IP	WLS	BF	H	R	ER	SO	BB	IBB	HBP	BLK	WP	HR	S	P	ERA	WHIP
45 Taylor Clarke, R ERA: 5.46	(1, 1)	5.2		22	4	3	3	3	1	0	1	0	0	2	48	73	4.76	0.882
40 Andrew Chafin, L ERA: 4.66	(6, 1)	0.0		1	1	0	0	0	0	0	0	0	0	0	2	3	∞	∞
50 Yoan López, R ERA: 2.7	(6, 1)	0.1	B	4	1	1	1	0	1	1	0	0	0	0	4	12	27.00	6.000
66 Yoshihisa Hirano, R ERA: 4.32	(7, 1)	1.0	W	6	2	1	1	2	1	0	0	0	0	0	13	21	9.00	3.000
25 Archie Bradley, R ERA: 4.01	(8, 1)	2.0	S	7	1	0	0	0	0	0	0	0	0	0	23	28	0.00	0.500

PITCHER	IP	WLS	BF	H	R	ER	SO	BB	IBB	HBP	BLK	WP	HR	S	P	ERA	WHIP

TOP

Washington Nationals @ Arizona Diamondbacks

Chase Field, Phoenix, AZ

Sun Aug 04 2019, 1:11 PM - 4:12 PM MST

Att. 22,976 - Roof Closed - 76 F

livebaseballscorecards.com

AB	34
R	5
H	9
RBI	4
BB	4
SO	5
LOB	12

WP: 0 PA: 40
PB: 1
SB: 0
CS: 0

BOTTOM

Batter	1	2	3	4	5	6	7	8	9	AB	R	H	RBI	BB	SO	LOB
16 Tim Locastro, R (1, 7) (7, 8) OBP: 0.364, SLG: 0.356	F SI 91 X FF 92 0-1 ① F8	C CH 80 F SI 93 S SL 81 0-3 ③ K			B CU 67 F SI 92 L CH 82 B SI 93 F SL 84 C SI 93 2-3 ① K		C FC 93 F FC 94 H FC 91 1-2 5 F8 4 1B 10 1B HBP	X FF 95 0-0 ③ P3		4	1	0	0	0	2	2
4 Ketel Marte, S (1, 8) (7, 4) OBP: 0.380, SLG: 0.577	X CU 67 0-0 ② P3		C SI 90 B SI 91 B CH 81 X FF 92 2-1 IHR		S SI 93 X CU 72 0-1 5 G6-4-3 1B		C FC 92 F CH 88 1 SAFE 1 SAFE F FC 93 F FC 93 1 SAFE 1 SAFE X FC 92 0-2 10 S 10 1B 1-2 1B			4	2	3	1	0	0	0
5 Eduardo Escobar, S (1, 5) OBP: 0.336, SLG: 0.531	C SI 92 S FF 92 B SL 83 F SI 94 F FF 94 X CH 86 1-2 ③ G6-3		X SI 91 0-0 ① F9		X SI 92 0-0 ②③ G6-4-3 1-2f		B CH 87 F FC 93 F CH 87 X CH 88 1-2 ① F8 2-3			4	0	0	0	0	0	3
53 Christian Walker, R (1, 3) OBP: 0.349, SLG: 0.483		B SI 91 F CH 78 B SI 92 B FF 92 D SI 93 4-1 10 2B BB	X SL 79 0-0 1B		B SI 89 B CH 80 B SI 91 X SI 91 3-0 10 2B 1B		F FC 92 C FC 93 S FC 93 0-3 ② K			3	2	2	0	1	1	2
10 Adam Jones, R (1, 9) OBP: 0.320, SLG: 0.433		C SI 93 B FF 93 X SL 82 1-1 13 WP 1-H 13 2B 2B	F SI 91 F CU 69 C SI 92 0-3 ② K		F SI 92 D SL 80 X SI 92 1-1 41 G4-3 1-H 2B		C FC 93 X FC 94 0-1 1-H 3-H 1B			4	1	3	4	0	1	1
41 Wilmer Flores, R (1, 4) OBP: 0.323, SLG: 0.377 66 Yoshihisa Hirano, R (7, 1) 22 Jake Lamb, L (7, PH) OBP: 0.372, SLG: 0.451 25 Archie Bradley, R (8, 1)		B SL 80 S CH 80 D CH 81 D SL 81 F SI 94 B SI 93 4-2 13 WP 13 2B BB	C SI 92 B SL 83 1 SAFE F SI 92 D CH 84 X SL 82 2-2 ③ F7		D CH 82 X SI 92 1-0 ① G4-3 2-3		B FC 93 F CH 87 B FC 92 X CH 89 2-1 ③ G3			2 0 1 0	1 0 0 0	0 0 0 0	0 0 0 0	1 0 0 0	0 0 0 0	2 0 1 0
13 Nick Ahmed, R (1, 6) OBP: 0.326, SLG: 0.429		F FF 93 B SL 83 F SL 82 B FF 93 X SL 83 2-2 1-H 2-H 2B	S SI 89 B CH 82 X FF 92 1-1 ① G6-3		F SI 93 F FF 93 B FF 93 D SL 83 B SI 94 F SI 94 F SL 83 B SI 93 4-2 6 S BB			X SL 83 0-0 ① F7		3	0	1	2	1	0	0
18 Carson Kelly, R (1, 2) OBP: 0.348, SLG: 0.535		B SI 93 B CH 81 X SI 92 2-0 ① G6-3	C CU 70 X CH 82 0-1 ② L8		F FF 96 C SL 86 B FF 97 S FF 96 1-3 ② K			B FF 97 B FF 97 B SL 86 C FF 97 F FF 96 X FF 96 3-2 ② P3		4	0	0	0	0	1	3
45 Taylor Clarke, R (1, 1) OBP: 0.273, SLG: 0.409 40 Andrew Chafin, R (6, 1) 50 Yoan López, R (6, 1) 6 David Peralta, L (6, PH) OBP: 0.347, SLG: 0.457 (7, 7)		D SI 93 C SI 92 F SI 93 S SL 81 1-3 ② K	B FF 91 C SI 90 S SL 79 S SL 81 1-3 ③ K		B FF 98 B FF 95 F FF 95 1 SAFE C FF 96 X FF 97 2-2 ③ G4-3 1-2			B FF 96 F FF 96 F FF 96 F FF 96 B FF 97 F FF 96 B FF 96 B SL 84 4-2 BB		2 0 0 1	0 0 0 0	0 0 0 0	0 0 0 0	2 0 0 1	0 0 0 0	1 0 0 2
Inning Stats	R: 0 E: 0 K: 0 S: 8 H: 0 LOB: 0 BB: 0 P: 9	R: 3 E: 0 K: 2 S: 15 H: 2 LOB: 1 BB: 2 P: 29	R: 1 E: 0 K: 1 S: 10 H: 2 LOB: 1 BB: 0 P: 14	R: 0 E: 0 K: 1 S: 7 H: 0 LOB: 0 BB: 0 P: 9	R: 0 E: 0 K: 1 S: 7 H: 1 LOB: 0 BB: 0 P: 9	R: 1 E: 0 K: 1 S: 14 H: 2 LOB: 2 BB: 1 P: 26	R: 2 E: 0 K: 1 S: 17 H: 2 LOB: 1 BB: 0 P: 21	R: 0 E: 0 K: 0 S: 10 H: 0 LOB: 1 BB: 1 P: 17		1B: 5 2B: 3 3B: 0 HR: 1	SF: 0 SAC: 0 DP: 1 HBP: 1			WP: 1 PB: 0 SB: 2 CS: 0	PA: 37		

PITCHER		IP	WLS	BF	H	R	ER	SO	BB	IBB	HBP	BLK	WP	HR	S	P	ERA	WHIP
46 Patrick Corbin, L ERA: 3.43	(1, 1)	5.1		25	7	5	5	5	3	0	0	0	1	0	55	87	8.44	1.875
44 Daniel Hudson, R ERA: 2.94	(6, 1)	0.2		2	0	0	0	1	0	0	0	0	0	0	6	9	0.00	0.000
51 Wander Suero, R ERA: 4.8	(7, 1)	1.0	L	6	2	2	2	1	0	0	1	0	0	0	17	21	18.00	2.000
60 Hunter Strickland, R ERA: 5.06	(8, 1)	1.0		4	0	0	0	0	1	0	0	0	0	0	10	17	0.00	1.000

PITCHER	IP	WLS	BF	H	R	ER	SO	BB	IBB	HBP	BLK	WP	HR	S	P	ERA	WHIP

Washington Nationals @ Arizona Diamondbacks

Chase Field, Phoenix, AZ

Sun Aug 04 2019, 1:11 PM - 4:12 PM MST

Att. 22,976 - Roof Closed - 76 F

livebaseballscorecards.com

AB	32
R	7
H	9
RBI	7
BB	4
SO	7
LOB	17

Batter	1	2	3	4	5	6	7	8	9	AB	R	H	RBI	BB	SO	LOB
16 César Hernández, S (1, 4) OBP: 0.331, SLG: 0.409	C FF 92 C CU 81 B CU 81 X CH 88 1-2 3 F7 17 BB 1B		B FF 91 C CU 79 F CU 80 F CU 80 C FF 92 1-3 ① K	B CU 79 C FF 91 B CU 81 1 SAFE X FF 92 2-1 ② G4-3 1-2 3-H			B SI 87 X SI 88 1-0 3 2 1B 1B	B SI 89 X SI 90 1-0 ② G5-3 1-2		5	1	2	1	0	1	2
17 Rhys Hoskins, R (1, 3) OBP: 0.391, SLG: 0.514	B FF 92 B FF 92 B FF 93 B FF 93 4-0 1-2 BB		F FF 93 0-1 CI 3 1B 10 2B	C CU 79 D CU 80 X FF 90 1-1 ③ G6-3			B SI 88 C SI 79 C SI 89 S SI 88 1-3 ① K	0-0 IBB		2	1	0	0	2	1	2
3 Bryce Harper, L (1, 9) OBP: 0.372, SLG: 0.462	C CU 80 B FF 92 B CU 77 X FF 93 2-1 ① F7 2-3		B FF 92 C CU 79 X SI 93 1-1 10 2B 2 1B 1-2 1B	B CU 79 B CH 85 X CU 78 2-0 ① G3-1			B SL 80 B SL 78 C SI 88 S SL 79 X SL 78 2-2 2 1B 1-2 1B	B SI 89 B SI 89 X SI 90 2-0 ③ G6-3		5	1	2	0	0	0	4
10 J.T. Realmuto, R (1, 2) OBP: 0.323, SLG: 0.460	B CU 82 S FF 92 S FF 93 S FF 93 1-3 ② K		C CU 80 F CU 80 X FF 93 0-2 2 1B 1-3 2-H 2B	T FF 90 S CU 80 B FF 92 F CU 80 F FF 93 X FF 93 1-2 ② F7			F SL 84 F FF 96 D SL 84 T SL 84 1-2 ② K		C FF 90 F SL 81 B SL 82 B SL 82 B FF 89 B FF 89 4-2 2 E 2 S 2 WP BB	4	1	1	1	1	2	4
2 Jean Segura, R (1, 6) OBP: 0.332, SLG: 0.437	C CU 82 X FF 93 0-1 ③ P3		X FF 92 0-0 4 G5-4-3 2-3 3-H 1B	B CU 80 C FF 92 B CU 80 C FF 91 X CU 80 2-2 ③ G6-3			X FF 96 0-0 4 FC6-4 1-2 2-H 1B		C SL 81 S SL 82 D SL 82 B FF 90 B SL 83 B FF 89 4-2 40 G6-5-3 1-H BB	4	0	2	2	1	0	2
4 Scott Kingery, R (1, 5) OBP: 0.334, SLG: 0.507		X FF 92 0-0 HR	X SI 93 0-0 ② ③ G5-4-3 1-2f			C FF 90 C FF 90 B CU 81 B CU 82 B FF 92 X CU 81 3-2 40 F8 2B	B SL 84 X SL 84 1-0 ③ FC6-4 1-2f		1 SAFE X FF 90 0-0 ① F8	5	1	2	1	0	0	5
40 Adam Haseley, L (1, 7) OBP: 0.301, SLG: 0.436		C CU 82 B FF 92 F CU 82 S CU 81 1-3 ① K		C CU 78 T CH 86 X CH 86 0-2 21 SH1-4 16 G4-3 2B		B CU 78 F CU 76 X FC 88 1-1 ① F8 2-3		S FF 93 S SL 83 X FF 94 0-2 31 E 24 1B 1B	B FF 90 B CU 76 F FF 90 B FF 89 X FF 90 3-1 ② ③ G6-5-3 1-2f	5	2	2	0	0	1	2
21 Vince Velasquez, R (1, 1) 31 Corey Dickerson, L (8, PH) OBP: 0.369, SLG: 0.560 12 Juan Nicasio, R (8, 1) 52 Jose Alvarez, L (8, 1) 50 Héctor Neris, R (9, 1)		B FF 92 S CU 81 F FF 93 X CU 82 1-2 ② G3-1		X FF 90 0-0 ① SH1-4 2-3		C FC 89 F FF 90 S FF 91 0-3 ② K		C SI 89 B SI 90 1 SAFE S SI 89 F SI 90 F SI 90 C SI 91 1-3 ① K 1-3		2 1 0 0 0	0 0 0 0 0	0 0 0 0 0	0 0 0 0 0	0 0 0 0 0	1 1 0 0 0	1 1 0 0 0
24 Roman Quinn, S (1, 8) OBP: 0.266, SLG: 0.318		B FF 93 X FF 94 1-0 ③ F7		X FF 91 0-0 16 G4-3 1B		B CU 78 F FF 91 X CU 80 1-1 ③ G4-3		B SI 90 B SI 91 X SI 90 2-0 16 S 3-H 1B		4	0	2	1	0	0	1
Inning Stats	R: 0 E: 0 K: 1 S: 10 H: 1 LOB: 2 BB: 1 P: 18	R: 1 E: 0 K: 1 S: 8 H: 1 LOB: 0 BB: 0 P: 11	R: 2 E: 1 K: 1 S: 12 H: 3 LOB: 1 BB: 0 P: 14	R: 1 E: 0 K: 0 S: 9 H: 2 LOB: 1 BB: 0 P: 12	R: 0 E: 0 K: 0 S: 9 H: 0 LOB: 0 BB: 0 P: 14	R: 0 E: 0 K: 1 S: 10 H: 1 LOB: 1 BB: 0 P: 15	R: 1 E: 0 K: 2 S: 12 H: 3 LOB: 2 BB: 0 P: 18	R: 1 E: 1 K: 1 S: 11 H: 2 LOB: 2 BB: 1 P: 17	R: 1 E: 0 K: 0 S: 7 H: 0 LOB: 0 BB: 2 P: 18	1B: 9 2B: 3 3B: 0 HR: 1 SF: 0 SAC: 1 DP: 2 HBP: 0						

TOP

Philadelphia Phillies @ Arizona Diamondbacks

Chase Field, Phoenix, AZ

Mon Aug 05 2019, 6:41 PM - 9:45 PM MST

Att. 18,319 - Roof Closed - 76 F

livebaseballscorecards.com

AB	37
R	7
H	13
RBI	6
BB	4
SO	7
LOB	24

PITCHER		IP	WLS	BF	H	R	ER	SO	BB	IBB	HBP	BLK	WP	HR	S	P	ERA	WHIP
29 Merrill Kelly, R ERA: 4.52	(1, 1)	6.0	L	27	8	4	3	4	1	0	0	0	0	1	58	84	4.50	1.500
63 Robby Scott, L ERA: 27.0	(7, 1)	0.1		3	2	1	1	1	0	0	0	0	0	0	7	11	27.00	6.000
37 Kevin Ginkel, R ERA:	(7, 1)	0.2		4	2	1	0	1	0	0	0	0	0	0	8	10	0.00	3.000
30 T.J. McFarland, L ERA: 5.05	(8, 1)	1.0		5	1	0	0	1	0	1	0	0	0	0	8	14	0.00	1.000
56 Greg Holland, R ERA: 4.54	(9, 1)	1.0		4	0	1	1	0	2	0	0	0	1	0	7	18	9.00	2.000

PITCHER	IP	WLS	BF	H	R	ER	SO	BB	IBB	HBP	BLK	WP	HR	S	P	ERA	WHIP

WP: 1 PA: 43
PB: 0
SB: 2
CS: 0

BOTTOM

Philadelphia Phillies @ Arizona Diamondbacks
Chase Field, Phoenix, AZ
Mon Aug 05 2019, 6:41 PM - 9:45 PM MST
Att. 18,319 - Roof Closed - 76 F

livebaseballscorecards.com

Batter	1	2	3	4	5	6	7	8	9	AB	R	H	RBI	BB	SO	LOB
4 Ketel Marte, S (1, 8) OBP: 0.379, SLG: 0.578	C FF 93 C SL 85 B FF 94 X FF 93 1-2 6 G6-3 3B		S SL 88 X FF 94 0-1 ① F7		D SL 88 X FF 93 1-0 ③ L8			C FF 94 D SL 86 C SL 87 F SL 87 F FF 95 D SL 87 F SL 86 X FF 94 2-2 ① G3-1 2-3		4	1	1	0	0	0	3
6 David Peralta, L (1, 7) OBP: 0.349, SLG: 0.461	X FF 95 0-0 ① G6-3 3-H		F FF 94 S FF 94 X SI 88 0-2 5 SF8-2-5 1-3 2B			B SL 85 S FF 92 S FF 92 S FF 92 1-3 ① K		X FF 94 0-0 5 1B 3-H 1B		4	0	2	2	0	1	0
5 Eduardo Escobar, S (1, 4) (9, 5) OBP: 0.335, SLG: 0.530	C FF 94 B KC 83 B FF 93 B SL 85 X FF 93 3-1 ② L8		F FF 95 F KC 84 B FF 95 B FF 95 X KC 84 2-2 ②③ SF8-2-5 2-3 3-H			B FF 93 X FF 93 1-0 ② P3		B FF 94 F SL 86 X FF 95 1-1 1-2 1B		3	0	1	1	0	0	0
53 Christian Walker, R (1, 3) OBP: 0.348, SLG: 0.481	C SL 87 B SL 86 X FF 94 1-1 ③ P3			X KC 83 0-0 22 G3-6-3 1B		C SL 85 F SI 91 B SL 85 B FF 92 S KC 83 2-3 ③ K		T SL 86 S SL 86 D SL 87 C SL 86 1-3 ② K		4	0	1	0	0	2	2
22 Jake Lamb, L (1, 5) OBP: 0.362, SLG: 0.436 16 Tim Locastro, R (8, PH) OBP: 0.362, SLG: 0.354 56 Greg Holland, R (9, 1)		B KC 81 F FF 94 S SI 88 F FF 94 B SL 89 X SI 89 2-2 ① G3		B FF 94 1 SAFE X KC 84 1-0 ①② G3-6-3 1-2f			B FF 92 C FF 94 X FF 93 1-1 ① F8	D CH 82 S SI 92 X SI 92 1-1 ③ F9		3 1 0	0 0 0	0 0 0	0 0 0	0 0 0	0 0 0	1 2 0
10 Adam Jones, R (1, 9) OBP: 0.317, SLG: 0.429		F FF 93 X SI 92 0-1 ② L4		C FF 93 B FF 93 S KC 83 B SL 87 F FF 94 S KC 82 2-3 ③ K			F FF 93 B SL 86 F SL 84 X FF 93 1-2 ② G5-3		C FS 85 C FF 93 S FF 93 0-3 ① K	4	0	0	0	0	2	0
13 Nick Ahmed, R (1, 6) OBP: 0.330, SLG: 0.430		F SI 93 B SI 92 B SL 86 X FF 94 2-1 1B			B SI 91 S SL 88 S SL 87 B SL 83 X FF 94 2-2 29 B1-5-4 18 1B 1B		B SL 86 B SI 93 C SI 92 C SL 87 B KC 86 D SI 93 4-2 BB		B FF 94 C FS 87 C FF 93 B FS 86 X FS 87 2-2 E6 18 G5-4-3	3	0	2	0	1	0	0
18 Carson Kelly, R (1, 2) OBP: 0.347, SLG: 0.529	C FF 94 1 SAFE D KC 83 C KC 83 X FF 95 1-2 ③ F9				C SI 92 X KC 83 0-1 29 B1-5-4 1-2 1B		B SI 93 B FF 94 1 SAFE F FF 95 T FF 93 X FF 95 2-2 ③ L7		C SI 93 B FS 88 B FF 93 C FF 93 B FS 86 X FF 93 3-2 ②③ G5-4-3 1-2f	4	0	1	0	0	0	3
29 Merrill Kelly, R (1, 1) OBP: 0.077, SLG: 0.027 63 Robby Scott, R (7, 1) 37 Kevin Ginkel, L (7, 1) 30 T.J. McFarland, L (8, 1) 41 Wilmer Flores, R (8, PH) OBP: 0.327, SLG: 0.387 (9, 4)			B FF 93 C FF 92 B FF 93 F FF 93 B FF 92 F FF 91 B FF 94 4-2 6 2B 5 SF8-2-5 BB		L FF 91 X FF 88 0-1 ①② B1-5-4 1-2 2-3f			B SL 84 B FF 92 C FF 92 C FF 93 X FF 94 2-2 4 G3-1 6 1B 2B		1 0 0 0 1	1 0 0 0 1	0 0 0 0 1	0 0 0 0 1	1 0 0 0 0	0 0 0 0 0	2 0 0 0 0

Inning Stats																																	
	R: 1	H: 1	E: 0	LOB: 0	K: 0	BB: 0	S: 8	P: 13	R: 0	H: 1	E: 0	LOB: 1	K: 0	BB: 0	S: 11	P: 16	R: 1	H: 1	E: 0	LOB: 0	K: 0	BB: 1	S: 11	P: 17	R: 0	H: 1	E: 0	LOB: 0	K: 1	BB: 0	S: 6	P: 9
	R: 0	H: 2	E: 0	LOB: 1	K: 0	BB: 0	S: 8	P: 11	R: 0	H: 0	E: 0	LOB: 0	K: 2	BB: 0	S: 7	P: 11	R: 0	H: 0	E: 0	LOB: 1	K: 0	BB: 1	S: 10	P: 18	R: 1	H: 3	E: 0	LOB: 2	K: 1	BB: 0	S: 17	P: 24
	R: 0	H: 0	E: 1	LOB: 0	K: 1	BB: 0	S: 9	P: 14	1B: 6	SF: 1	2B: 3	SAC: 0	3B: 1	DP: 4	HR: 0	HBP: 0	WP: 0	PA: 35	PB: 0	SB: 0	CS: 0											

PITCHER		IP	WLS	BF	H	R	ER	SO	BB	IBB	HBP	BLK	WP	HR	S	P	ERA	WHIP
21 Vince Velasquez, R ERA: 4.23	(1, 1)	7.0	W	26	6	2	2	3	2	0	0	0	0	0	61	95	2.57	1.143
12 Juan Nicasio, R ERA: 5.4	(8, 1)	0.2		5	3	1	1	1	0	0	0	0	0	0	15	21	13.50	4.500
52 Jose Alvarez, L ERA: 2.95	(8, 1)	0.1	H	1	0	0	0	0	0	0	0	0	0	0	2	3	0.00	0.000
50 Héctor Neris, R ERA: 3.59	(9, 1)	1.0		3	0	0	0	1	0	0	0	0	0	0	9	14	0.00	0.000

PITCHER	IP	WLS	BF	H	R	ER	SO	BB	IBB	HBP	BLK	WP	HR	S	P	ERA	WHIP

Batter	1	2	3	4	5	6	7	8	9	AB	R	H	RBI	BB	SO	LOB
31 Corey Dickerson, L (1, 7) OBP: 0.370, SLG: 0.576	C FF 89 B FF 88 X FC 87 1-1 HR		C KC 78 B CH 84 F FC 87 X FF 89 1-2 17 G1-4-3 1B	F CH 85 F SI 89 B SI 89 S SL 83 1-3 ③ K		F SL 85 F SL 84 X SI 94 0-2 FC3 1-2 2-3		S SL 78 B SI 88 S SL 79 F SL 78 B SI 87 S SL 78 2-3 ② K		5	1	2	1	0	2	5
17 Rhys Hoskins, R (1, 3) OBP: 0.389, SLG: 0.513	F FF 89 B FF 89 X FC 88 1-1 ① G5-3		B KC 81 B FF 88 1 SAFE X FC 87 2-0 ①② G1-4-3 1-2f		X FF 87 0-0 3 E 2B	C SI 94 F SL 85 B SL 85 S SL 86 1-3 ② K		B FF 92 B FS 84 C FF 91 X FF 92 2-1 ③ G5-3		5	1	1	0	0	1	5
3 Bryce Harper, L (1, 9) OBP: 0.370, SLG: 0.459	B SI 88 X CH 85 1-0 ② G4-3		B FF 90 B SL 80 B CH 85 F SI 90 X CH 86 3-1 10 FC6-4 1B		S SL 80 F FC 86 B FF 89 X SL 81 1-2 E3 10 F8 2-H	B FF 95 C FF 96 C SI 94 S SL 85 1-3 ③ K			F FF 94 F KC 79 B FF 95 F FF 95 X CH 88 1-2 ① G6-3	5	0	1	0	0	1	3
10 J.T. Realmuto, R (1, 2) OBP: 0.322, SLG: 0.457	B SI 88 X SI 89 1-0 2 1B 1B		B FF 88 X SL 81 1-0 ③ FC6-4 1-2f		B SI 89 S SL 81 S SL 81 F SL 81 X FF 90 1-2 ① F8 2-3		B FF 96 B FF 95 B FF 96 X FF 96 3-0 ① F9		B FF 94 C FF 95 B SI 94 X FF 96 2-1 ② L8	5	0	1	0	0	0	2
2 Jean Segura, R (1, 6) OBP: 0.335, SLG: 0.439	C FF 89 S SL 81 F SL 81 F FF 91 X SL 81 0-2 1-2 1B			C FF 88 X SL 79 0-1 E6 16 G3-1 40 1B 1B	C FF 90 B FF 90 F FF 89 F SL 80 X SL 82 1-2 ② F9		C FF 96 X SL 85 0-1 ② G4-3		B FF 95 X SI 94 1-0 15 1B 1B	5	1	3	0	0	0	1
16 César Hernández, S (1, 4) OBP: 0.328, SLG: 0.405 56 Zach Eflin, R (7, 1) OBP: 0.147, SLG: 0.147 15 Andrew Knapp, S (9, PH) OBP: 0.330, SLG: 0.281	S CH 84 B CH 84 F SL 80 F FF 89 X CH 85 1-2 ③ G4-3			B SI 89 B SI 89 S SI 89 S CH 85 F SL 82 F FC 88 X FF 90 2-2 ① G3-1 2-3	F CH 86 X KC 80 0-1 ③ G4-3		C FF 98 B FF 97 B SL 83 B SL 86 X FF 97 3-1 ③ G3-1		F FF 95 X FF 94 0-1 1-3 1B	4 0 1	0 0 0	0 0 1	0 0 0	0 0 0	0 0 0	4 0 0
4 Scott Kingery, R (1, 5) OBP: 0.338, SLG: 0.510 (7, 4)		B SL 78 X FC 85 1-0 40 G6-3 1B	B SL 82 F FC 88 B FC 89 S FF 90 B FF 91 B FC 89 4-2 40 1B BB		B FC 84 F FC 85 F FC 86 C FF 89 1-3 ① K			B CU 73 X FF 88 1-0 40 2B 2B	X KC 81 0-0 ③ G4-3	4	1	2	0	1	1	2
40 Adam Haseley, L (1, 8) OBP: 0.322, SLG: 0.463		C SI 87 B SL 80 B CH 85 X FF 89 2-1 ①② G6-3 1-2f	B SL 80 F CH 85 S FF 90 B SL 82 X FF 90 2-2 1-2 3-H 1B		B FF 88 X CH 84 1-0 31 E 24 1B 1B			B SI 88 B SI 88 X SI 89 2-0 2-H 2B		4	0	3	2	0	0	1
49 Jake Arrieta, R (1, 1) OBP: 0.182, SLG: 0.186 24 Roman Quinn, S (6, PH) OBP: 0.274, SLG: 0.326 55 Ranger Suárez, L (6, 1) OBP: 0.500, SLG: 0.500 53 Blake Parker, R (6, 1) 33 Brad Miller, L (7, 5) OBP: 0.333, SLG: 0.449		C FF 89 B FF 89 S SL 81 C FF 90 1-3 ③ K	B FF 88 X FF 87 1-0 ② B5		C FF 89 S SL 81 D SL 81 X FF 88 1-2 31 E 1-2 1B			C SL 80 S SL 78 D SL 79 F SL 79 C SI 88 1-3 ① K		2 1 0 0 1	0 0 0 0 0	0 1 0 0 0	0 0 0 0 0	1 0 0 0 0	0 0 0 0 1	2 0 0 0 1
Inning Stats	R: 1 E: 0 K: 0 S: 15 H: 3 LOB: 2 BB: 0 P: 20	R: 0 E: 0 K: 1 S: 6 H: 1 LOB: 0 BB: 0 P: 10	R: 0 E: 0 K: 0 S: 7 H: 2 LOB: 1 BB: 0 P: 14	R: 1 E: 1 K: 1 S: 16 H: 2 LOB: 2 BB: 1 P: 26	R: 1 E: 1 K: 0 S: 14 H: 1 LOB: 1 BB: 0 P: 17	R: 0 E: 1 K: 3 S: 16 H: 2 LOB: 3 BB: 0 P: 21	R: 0 E: 0 K: 0 S: 5 H: 0 LOB: 0 BB: 0 P: 11	R: 1 E: 0 K: 2 S: 12 H: 2 LOB: 1 BB: 0 P: 20	R: 0 E: 0 K: 0 S: 10 H: 2 LOB: 2 BB: 0 P: 14	1B: 11 2B: 3 3B: 0 HR: 1 SF: 0 SAC: 0 DP: 2 HBP: 0						

PITCHER		IP	WLS	BF	H	R	ER	SO	BB	IBB	HBP	BLK	WP	HR	S	P	ERA	WHIP
8 Mike Leake, R ERA: 4.24	(1, 1)	5.1		27	11	3	2	3	1	0	0	0	0	1	65	97	3.38	2.250
40 Andrew Chafin, L ERA: 4.58	(6, 1)	0.2	W	3	0	0	0	2	0	0	0	0	0	0	9	11	0.00	0.000
50 Yoan López, R ERA: 2.64	(7, 1)	1.0	H	3	0	0	0	0	0	0	0	0	0	0	5	11	0.00	0.000
63 Robby Scott, L ERA: 18.0	(8, 1)	0.2		4	2	1	1	2	0	0	0	0	0	0	10	16	13.50	3.000
66 Yoshihisa Hirano, R ERA: 4.29	(8, 1)	0.1	H	1	0	0	0	0	0	0	0	0	0	0	2	4	0.00	0.000

PITCHER		IP	WLS	BF	H	R	ER	SO	BB	IBB	HBP	BLK	WP	HR	S	P	ERA	WHIP
25 Archie Bradley, R ERA: 3.93	(9, 1)	1.0		5	2	0	0	0	0	0	0	0	0	0	10	14	0.00	2.000

TOP

Philadelphia Phillies @ Arizona Diamondbacks

Chase Field, Phoenix, AZ

Tue Aug 06 2019, 6:41 PM - 9:59 PM MST

Att. 17,446 - Roof Closed - 76 F

livebaseballscorecards.com

AB	42
R	4
H	15
RBI	3
BB	1
SO	7
LOB	26

BOTTOM

Philadelphia Phillies @ Arizona Diamondbacks
Chase Field, Phoenix, AZ
Tue Aug 06 2019, 6:41 PM - 9:59 PM MST
Att. 17,446 - Roof Closed - 76 F

livebaseballscorecards.com

Batter	1	2	3	4	5	6	7	8	9	AB	R	H	RBI	BB	SO	LOB
1 Jarrod Dyson, L (1, 9) OBP: 0.334, SLG: 0.356 (8, 8) 10 Adam Jones, R (8, PH) OBP: 0.317, SLG: 0.429 (9, 9)	B SI 92 C SI 92 X SI 92 1-1 F7 ①		F CU 80 B SI 93 X SI 93 1-1 L1-3 ②③ 1-1		B SI 92 X SI 92 1-0 1-3 1B		X CU 75 0-0 E6 4 G4-3 5 1B 1B	C SL 90 C SL 85 F FF 94 S FF 94 0-3 K ②		4 1 2 0 0 0 1 1 0 0 0 0 1 0						
4 Ketel Marte, S (1, 8) OBP: 0.377, SLG: 0.574 (8, 4)	B SI 93 C SI 92 B CU 82 X SI 92 2-1 G4-3 ②			B SI 90 C SI 90 X CU 79 1-1 5 HR 1B	S CH 86 B SI 92 B SI 93 F CH 88 X CH 87 2-2 F9 ②		B FF 92 B FS 78 F FS 78 B FS 80 X FS 78 3-1 G4-3 ① 2-3	B SL 89 C SL 87 X SL 87 1-1 G3-1 ③		5 1 1 0 0 0 3						
5 Eduardo Escobar, S (1, 4) OBP: 0.339, SLG: 0.537 (8, 5)	B SI 93 B SI 93 F SI 93 S SI 92 B CH 88 B SL 92 4-2 BB			S SI 92 1 SAFE X SI 91 0-1 1-H HR	X CH 86 0-0 P5 ③		B FF 90 S FS 79 B FS 81 F CU 74 X FF 90 2-2 6 HR 3-H 1B			3 2 2 3 1 0 2						
6 David Peralta, L (1, 7) OBP: 0.348, SLG: 0.467	X SI 93 0-0 G6-3 ③			B CH 87 C CH 86 B SI 92 X SI 92 2-1 F8 ①		B SI 91 S SI 91 S SI 91 F SI 91 F SI 91 S CH 84 1-3 K ①	D FS 79 X FS 80 1-0 1-H HR			4 1 1 2 0 1 1						
53 Christian Walker, R (1, 3) OBP: 0.350, SLG: 0.484		C SI 93 B SI 93 C SI 93 B CH 88 F SI 93 F SI 94 B CH 87 X SI 93 3-2 L3 ①		B SI 92 C CH 87 C SI 93 B SI 93 S CH 87 2-3 K ②		B CH 85 B SI 92 X SI 93 2-0 13 BB 22 BB 31 1B 1B	B SI 94 X SL 88 1-0 2B			4 1 2 0 0 1 0						
22 Jake Lamb, L (1, 5) OBP: 0.367, SLG: 0.433 63 Robby Scott, R (8, 1) 66 Yoshihisa Hirano, R (8, 1) 25 Archie Bradley, R (9, 1)		C SI 94 S CH 88 F CU 82 C SI 94 0-3 K ②		X SI 92 0-0 1B		B SI 92 B SI 93 B SI 93 C SI 92 B SI 92 4-1 13 BB 31 1B 1-2 BB	F FF 94 B SL 88 B CH 84 F SL 88 C FF 96 2-3 K ②			3 1 1 0 1 2 1 0 0 0 0 0 0 0 0 0 0 0 0 0 0 0 0 0 0 0 0 0						
13 Nick Ahmed, R (1, 6) OBP: 0.330, SLG: 0.427		C SI 94 B CU 81 C SI 94 X SI 94 1-2 G3 ③		B CU 81 B SI 91 C SI 91 F SI 91 S FF 87 2-3 K ③		B CH 85 D SL 86 F CH 86 B SI 93 S SI 93 B SI 94 4-2 31 1B 41 CS 1-2 2-3 BB	X SL 86 0-0 G6-3 ③			3 0 0 0 1 1 2						
31 Alex Avila, L (1, 2) OBP: 0.397, SLG: 0.519			C SI 93 B CU 81 B SI 93 B SI 94 B SI 92 4-1 1 L1-3 BB		B SI 91 F SI 92 C SI 92 B CU 82 B CH 88 S SL 89 3-3 K ①	B SL 85 F FF 94 D SL 86 B FF 93 X FF 92 3-1 1-3 2-H 3-H 1B		B FF 94 B FF 94 B SI 93 C FF 94 X FF 94 3-1 HR		3 1 2 3 1 1 0						
8 Mike Leake, R (1, 1) OBP: 0.500, SLG: 0.333 40 Andrew Chafin, R (6, 1) 41 Wilmer Flores, R (6, PH) OBP: 0.325, SLG: 0.385 50 Yoan López, R (7, 1) 16 Tim Locastro, R (8, 9) OBP: 0.360, SLG: 0.351 (9, 8)			C SI 92 L SI 92 B SL 92 F SI 94 F SI 92 D CU 82 S SI 92 2-3 K ①		X SI 91 0-0 1 1B 1B	B FS 78 B FF 90 B FF 89 C FF 90 F FF 90 F FS 79 S FS 79 3-3 K ②③ 3-H		B SI 94 X SI 93 1-0 G6-3 ①		2 0 1 0 0 1 1 0 0 0 0 0 0 0 1 0 0 0 0 1 2 0 0 0 0 0 0 0 1 0 0 0 0 0 0						
Inning Stats	R: 0 E: 0 K: 0 S: 7 H: 0 LOB: 1 BB: 1 P: 14	R: 0 E: 0 K: 1 S: 12 H: 0 LOB: 0 BB: 0 P: 16	R: 0 E: 0 K: 1 S: 8 H: 0 LOB: 0 BB: 1 P: 15	R: 2 E: 0 K: 2 S: 13 H: 3 LOB: 1 BB: 0 P: 20	R: 0 E: 0 K: 1 S: 9 H: 2 LOB: 2 BB: 0 P: 15	R: 2 E: 0 K: 2 S: 15 H: 2 LOB: 2 BB: 2 P: 32	R: 3 E: 1 K: 1 S: 12 H: 4 LOB: 1 BB: 0 P: 21	R: 1 E: 0 K: 1 S: 9 H: 1 LOB: 0 BB: 0 P: 14		1B: 8 2B: 3 3B: 0 HR: 3 SF: 0 SAC: 0 DP: 2 HBP: 0						

	AB	34
	R	8
	H	12
	RBI	8
	BB	4
	SO	9
	LOB	13

WP: 0 PA: 38
PB: 0
SB: 0
CS: 1

PITCHER		IP	WLS	BF	H	R	ER	SO	BB	IBB	HBP	BLK	WP	HR	S	P	ERA	WHIP
49 Jake Arrieta, R ERA: 4.41	(1, 1)	5.0		21	5	2	2	5	2	0	0	0	0	1	49	80	3.60	1.400
55 Ranger Suárez, L ERA: 4.3	(6, 1)	0.1	L	5	2	2	2	1	2	0	0	0	0	0	11	25	54.00	12.000
53 Blake Parker, R ERA: 4.57	(6, 1)	1.0		5	3	3	3	1	0	0	0	0	0	1	11	20	27.00	3.000
56 Zach Eflin, R ERA: 4.53	(7, 1)	1.2		7	2	1	1	2	0	0	0	0	0	1	14	22	5.40	1.200

PITCHER	IP	WLS	BF	H	R	ER	SO	BB	IBB	HBP	BLK	WP	HR	S	P	ERA	WHIP

Batter	1	2	3	4	5	6	7	8	9	AB	R	H	RBI	BB	SO	LOB
31 Corey Dickerson, L (1, 7) OBP: 0.367, SLG: 0.566	F FF 95 S FF 95 X FF 94 0-2 ① F7		F KC 81 F FF 93 F CH 84 S KC 80 0-3 ③ K2-3			B SL 83 C SI 90 X SI 90 1-1 17 G5-4-3 1B		1 SAFE X FF 94 0-0 ③ F7		4	0	1	0	0	1	2
17 Rhys Hoskins, R (1, 3) OBP: 0.388, SLG: 0.509	C FF 96 B FC 90 B FF 95 C FF 95 X FF 95 2-2 ② G4-3			C KC 80 B FF 91 B FF 93 B FC 88 B FF 94 4-1 3 G5-6-3 BB		B SL 81 B SI 90 B SI 90 C SI 90 X SI 90 3-1 ②③ G5-4-3 1-2f			S FF 94 F SL 84 B FF 94 F FF 94 B SL 85 S SL 84 2-3 ① K	3	0	0	0	1	1	1
3 Bryce Harper, L (1, 9) OBP: 0.371, SLG: 0.467	S FF 94 C FF 95 B KC 83 F CH 87 B FF 95 B FF 96 S CH 88 3-3 ③ K			1 SAFE B CH 85 C KC 77 1 SAFE B FF 94 S CH 83 X CH 84 2-2 ①② G5-6-3 1-2f			X SI 89 0-0 2 FC5-4 1B		S SL 85 S SL 84 B SL 85 B FF 94 X FF 95 2-2 HR	4	1	2	1	0	1	1
10 J.T. Realmuto, R (1, 2) OBP: 0.321, SLG: 0.453		C FF 93 F CH 86 B FF 94 B FF 93 X CH 87 2-2 ① F7		B KC 80 S CH 85 C FF 93 F CH 86 B CH 84 F FF 94 X KC 80 2-2 ③ G5-3			C FF 92 C FS 83 F FS 85 X FF 92 0-2 ① F9		C SL 84 S SL 84 F SL 85 F FF 94 B SL 84 B FF 94 B SL 84 D SL 84 4-2 BB	3	0	0	0	1	0	1
2 Jean Segura, R (1, 6) OBP: 0.336, SLG: 0.438		X FF 94 0-0 16 L4-3 1B			B KC 79 C FC 86 F KC 78 B FF 92 F FC 88 B FF 94 4-2 BB		S FS 84 S FS 84 D FS 85 X FS 85 1-2 ② FC5-4 16 FC5-6 1-2f		B SL 82 B FF 93 T FF 92 F SL 83 F SL 84 S SL 84 2-3 ② K	3	0	1	0	1	1	2
16 César Hernández, S (1, 4) OBP: 0.325, SLG: 0.401		1 SAFE C CH 85 1 SAFE B SI 94 S CH 81 F FF 94 F FF 94 1 SAFE X CH 86 1-2 ②③ L4-3 1-1			1 SAFE 1 SAFE C CH 83 B SI 93 S CH 83 B CH 82 B CH 83 F CH 83 S CH 83 3-3 ① K		C FF 90 D FS 85 F FF 93 B FF 91 X FS 83 2-2 ③ FC5-6 1-2f		F FF 94 F FF 95 D SL 85 B FF 95 S SL 84 2-3 ③ K	4	0	0	0	0	2	4
4 Scott Kingery, R (1, 5) OBP: 0.341, SLG: 0.510			B KC 79 S KC 79 S FC 88 B FF 93 B FF 93 F FC 88 B FF 94 4-2 40 S BB		1 SAFE C KC 76 B KC 76 1 SAFE C FC 86 B FF 94 S KC 78 2-3 ② K			S SL 82 X FF 93 0-1 1B		2	0	1	0	1	1	1
40 Adam Haseley, L (1, 8) OBP: 0.315, SLG: 0.452 24 Roman Quinn, S (8, PH) OBP: 0.271, SLG: 0.322 (8, 8)			B KC 80 S CH 85 S KC 80 B KC 78 F KC 76 S FF 95 2-3 ① K 1-2		X CH 84 0-0 ③ G3			C SI 94 S SI 94 B FF 94 1 SAFE F SI 94 B SI 94 1 SAFE X SL 85 2-2 ① P5		2 1	0 0	0 0	0 0	0 0	1 0	2 1
44 Jason Vargas, L (1, 1) OBP: 0.097, SLG: 0.097 13 Sean Rodriguez, R (6, PH) OBP: 0.313, SLG: 0.400 28 Mike Morin, R (6, 1) 12 Juan Nicasio, R (7, 1) 15 Andrew Knapp, S (8, PH) OBP: 0.327, SLG: 0.278 55 Ranger Suárez, L (8, 1) OBP: 0.500, SLG: 0.500			C FF 94 S CH 86 C FF 93 0-3 ② K			C SI 89 B CH 83 B SI 90 F SI 90 X CH 82 2-2 ① L6		C FF 94 C SI 94 F FF 95 F SI 96 D SL 86 F FF 94 S SL 86 1-3 ② K		1 1 0 0 1 0	0 0 0 0 0 0	0 0 0 0 0 0	0 0 0 0 0 0	1 0 0 0 1 0	1 0 0 0 1 0	1 0 0 0 1 0
Inning Stats	R: 0 E: 0 K: 1 S: 10 H: 0 LOB: 0 BB: 0 P: 15	R: 0 E: 0 K: 0 S: 9 H: 1 LOB: 0 BB: 0 P: 12	R: 0 E: 0 K: 3 S: 14 H: 0 LOB: 1 BB: 1 P: 20	R: 0 E: 0 K: 0 S: 9 H: 0 LOB: 0 BB: 1 P: 17	R: 0 E: 0 K: 2 S: 12 H: 0 LOB: 1 BB: 1 P: 21	R: 0 E: 0 K: 0 S: 7 H: 1 LOB: 0 BB: 0 P: 13	R: 0 E: 0 K: 0 S: 11 H: 1 LOB: 1 BB: 0 P: 14	R: 0 E: 0 K: 1 S: 13 H: 1 LOB: 1 BB: 0 P: 16	R: 1 E: 0 K: 3 S: 18 H: 1 LOB: 1 BB: 1 P: 30	1B: 4 2B: 1 3B: 0 HR: 1 SF: 0 SAC: 0 DP: 3 HBP: 0						

PITCHER		IP	WLS	BF	H	R	ER	SO	BB	IBB	HBP	BLK	WP	HR	S	P	ERA	WHIP
59 Zac Gallen, R ERA: 2.4	(1, 1)	5.0	W	17	1	0	0	6	3	0	0	0	0	0	54	85	0.00	0.800
30 T.J. McFarland, L ERA: 4.93	(6, 1)	1.0		4	2	0	0	0	0	0	0	0	0	0	8	14	0.00	2.000
66 Yoshihisa Hirano, R ERA: 4.19	(7, 1)	1.0		3	0	0	0	0	0	0	0	0	0	0	10	13	0.00	0.000
40 Andrew Chafin, L ERA: 4.46	(8, 1)	1.0		4	1	0	0	1	0	0	0	0	0	0	13	16	0.00	1.000
37 Kevin Ginkel, R ERA: 5.4	(9, 1)	1.0		5	1	1	1	3	1	0	0	0	0	1	18	30	9.00	2.000

PITCHER	IP	WLS	BF	H	R	ER	SO	BB	IBB	HBP	BLK	WP	HR	S	P	ERA	WHIP

TOP

Philadelphia Phillies @ Arizona Diamondbacks

Chase Field, Phoenix, AZ

Wed Aug 07 2019, 6:41 PM - 9:51 PM MST

Att. 18,140 - Roof Closed - 75 F

livebaseballscorecards.com

AB	29
R	1
H	5
RBI	1
BB	4
SO	10
LOB	17

BOTTOM

Philadelphia Phillies @ Arizona Diamondbacks
Chase Field, Phoenix, AZ
Wed Aug 07 2019, 6:41 PM - 9:51 PM MST
Att. 18,140 - Roof Closed - 75 F

livebaseballscorecards.com

Batter	1	2	3	4	5	6	7	8	9	AB	R	H	RBI	BB	SO	LOB
4 Ketel Marte, S (1, 8) (8, 4) OBP: 0.382, SLG: 0.575	F FF 81 F CH 77 H FF 82 1-2 6 BB HBP		S CH 79 F CH 77 B CH 80 D CH 77 B SI 85 D CH 79 4-2 6 1B 5 SF8 BB	S FF 84 X SI 84 0-1 ③ G1-3			C SL 83 F SL 84 B FF 92 B SL 85 X SL 85 2-2 6 E 6 S 1B	S CH 84 S CH 86 X CH 85 0-2 6 HBP 1B 2-H		3	1	2	1	1	0	1
6 David Peralta, L (1, 7) OBP: 0.354, SLG: 0.467	B FF 82 C FF 82 B CH 78 B CH 79 F FF 85 B CH 79 4-2 53 G6-4-3 1-2 BB		X KC 72 0-0 5 SF8 1-3 2-H 1B		C CH 76 B SI 81 B FF 82 C KC 69 B CH 79 F KC 70 B FF 84 4-2 BB		F SL 84 T SI 90 D SL 86 B SL 86 1 SAFE B SL 86 X SL 87 3-2 ② F8 1-3	S SI 92 S CH 85 F SI 92 H SI 91 1-2 1-2 HBP		2	0	1	1	2	0	1
5 Eduardo Escobar, S (1, 5) OBP: 0.337, SLG: 0.534	F SI 84 X CH 79 0-1 F7 ①		X CH 78 0-0 ② SF8 2-3 3-H		B KC 70 X CH 77 1-0 ① P6		0-0 53 S IBB	C CH 85 X SI 92 0-1 ③ G4-3		3	0	0	1	1	0	5
53 Christian Walker, R (1, 3) OBP: 0.349, SLG: 0.480 40 Andrew Chafin, R (8, 1) 37 Kevin Ginkel, L (9, 1)	F SI 84 B FF 84 C SI 85 D CH 80 D CH 80 X CH 79 3-2 ②③ G6-4-3 1-2f		S CH 80 B FF 83 B SI 84 B CH 80 F SI 85 X FF 84 3-2 ③ F8		C KC 71 S KC 69 1 SAFE X FF 84 0-2 ② F7		B SL 87 D SL 87 B SL 88 3-0 1-2 IBB			3 0 0	0 0 0	0 0 0	0 0 0	1 0 0	0 0 0	4 0 0
10 Adam Jones, R (1, 9) OBP: 0.314, SLG: 0.424		S CH 77 B SI 81 B FF 83 B CH 79 X SI 84 3-1 ① F8		B SI 81 X SI 81 1-0 ① G5-3	1 SAFE B SI 83 S CH 79 X CH 79 1-1 ③ F7		B FF 92 S FF 94 F FF 95 B SL 90 F FF 95 S FF 95 2-3 ③ K			4	0	0	0	0	1	4
41 Wilmer Flores, R (1, 4) (8, 3) OBP: 0.329, SLG: 0.388		B FF 83 C SI 84 X KC 70 1-1 ② F8		B SI 82 C SI 82 C FF 83 B CH 78 X SI 84 2-2 13 1B 18 1B 1B		X CH 74 0-0 ① F7		C SL 84 B FF 92 F SI 91 B CH 84 B SI 91 F SL 84 F 92 X SI 91 3-2 13 FC6-4 1B		4	1	2	0	0	0	0
13 Nick Ahmed, R (1, 6) OBP: 0.329, SLG: 0.425		B FF 83 F CH 78 C FF 84 B CH 80 S CH 78 2-3 ③ K		F SI 82 X CH 76 0-1 18 1B 59 SH5-4 1-2 1B		C SL 83 B SI 92 B SI 92 X SI 92 2-1 ② G4-3		F SI 91 X FF 91 0-1 ① FC6-4 1 1B 1-2f 1 E		4	2	1	0	0	1	1
18 Carson Kelly, R (1, 2) OBP: 0.349, SLG: 0.527			C FF 83 C KC 69 F CH 77 H FF 83 1-2 59 SH1-4 6 1B HBP	B FF 84 B SI 82 S CH 77 B CH 79 X CH 78 3-1 59 SH5-4 1-3 2-H 1B		C SI 92 C SI 92 B FF 94 F CH 74 X SI 92 1-2 ③ G5-3		D SI 92 X SL 85 1-0 ② P6		3	1	1	1	0	0	1
59 Zac Gallen, R (1, 1) OBP: 0.100, SLG: 0.100 30 T.J. McFarland, L (6, 1) 66 Yoshihisa Hirano, R (7, 1) 22 Jake Lamb, L (7, PH) OBP: 0.364, SLG: 0.429 1 Jarrod Dyson, L (8, 8) OBP: 0.336, SLG: 0.359			M FF 82 X FF 83 0-1 ① SH1-4 1-2	X FF 83 0-0 ② SH5-4 1-2 3-H			C CH 87 B SL 81 S SL 83 X SL 83 1-2 ① P4	B SI 91 C SL 86 X SL 87 1-1 E6 1-H 4 1B 1B		0 0 0 1 1	0 0 0 0 1	0 0 0 0 1	1 0 0 0 0	0 0 0 0 0	0 0 0 0 0	0 0 0 0 0
Inning Stats	R: 0 E: 0 K: 0 S: 9 H: 0 LOB: 1 BB: 1 P: 17	R: 0 E: 0 K: 1 S: 7 H: 0 LOB: 0 BB: 0 P: 13	R: 2 E: 0 K: 0 S: 12 H: 1 LOB: 1 BB: 1 P: 20	R: 2 E: 0 K: 0 S: 11 H: 3 LOB: 1 BB: 0 P: 17	R: 0 E: 0 K: 0 S: 9 H: 0 LOB: 1 BB: 1 P: 15	R: 0 E: 0 K: 0 S: 7 H: 0 LOB: 0 BB: 0 P: 10	R: 0 E: 0 K: 1 S: 13 H: 1 LOB: 3 BB: 2 P: 24	R: 2 E: 1 K: 0 S: 18 H: 3 LOB: 2 BB: 0 P: 24		1B: 8 2B: 0 3B: 0 HR: 0 SF: 1 SAC: 2 DP: 1 HBP: 3						

PITCHER		IP	WLS	BF	H	R	ER	SO	BB	IBB	HBP	BLK	WP	HR	S	P	ERA	WHIP
44 Jason Vargas, L ERA: 4.09	(1, 1)	5.0	L	23	4	4	4	1	3	0	2	0	0	0	48	82	7.20	1.400
28 Mike Morin, R ERA: 3.77	(6, 1)	1.0		3	0	0	0	0	0	0	0	0	0	0	7	10	0.00	0.000
12 Juan Nicasio, R ERA: 5.27	(7, 1)	1.0		6	1	0	0	1	0	2	0	0	0	0	13	24	0.00	1.000
55 Ranger Suárez, L ERA: 4.5	(8, 1)	1.0		7	3	2	1	0	0	0	1	0	0	0	18	24	9.00	3.000

PITCHER	IP	WLS	BF	H	R	ER	SO	BB	IBB	HBP	BLK	WP	HR	S	P	ERA	WHIP

AB	28
R	6
H	8
RBI	5
BB	5
SO	2
LOB	17

WP: 0 PB: 0 SB: 2 CS: 0 PA: 39

Batter	1	2	3	4	5	6	7	8	9	10	11	AB	R	H	RBI	BB	SO	LOB
1 Jarrod Dyson, L (1, 9) (10, 8) OBP: 0.339, SLG: 0.359	B FF 96 B FF 97 C FF 96 C SI 96 X SI 98 2-2 F7		F FC 93 B FF 96 F SL 88 X FF 96 1-2 4 1B 1B		B FF 95 B KC 80 C FF 95 S FC 92 F KC 82 B FF 98 D FC 92 4-2 4 G4-3 BB		B FF 95 F FF 94 X CH 85 1-1 F9		X FC 90 0-0 4 G6-3 4 S 1B		C FF 95 T SL 83 1 SAFE L FF 94 0-3 K	5	0	2	0	1	1	2
4 Ketel Marte, S (1, 8) (10, 4) OBP: 0.379, SLG: 0.569	C FF 96 C FF 96 S SL 90 0-3 K		F FF 97 B FC 93 F FF 98 1 SAFE B SL 89 X FF 98 2-2 1-3 1B		X FF 98 0-0 G4-3 1-2		C FF 96 C FF 96 B CH 85 S FF 96 1-3 K		1 SAFE B FC 89 C FC 90 F FC 92 X FC 91 1-2 G6-3 1-3		C FF 94 B FF 94 1 SAFE 1 SAFE B SL 86 S FF 95 X SL 85 2-2 P4 1-2	6	0	1	0	0	2	4
5 Eduardo Escobar, S (1, 4) (10, 5) OBP: 0.333, SLG: 0.527	S FC 91 B SL 86 F FF 96 B SI 98 B SL 89 X FF 98 3-2 G5-3		F SL 87 S FF 97 S FF 98 0-3 K		S FF 98 B FF 96 B FF 98 F KC 81 X FF 98 2-2 F9		C FF 96 B FF 96 C FF 96 S FF 97 1-3 K		C FC 91 S FC 92 B FC 92 S FC 92 1-3 K		X FF 94 0-0 F9	6	0	0	0	0	3	6
6 David Peralta, L (1, 7) OBP: 0.354, SLG: 0.463		B FF 96 B FC 92 C SI 97 F FC 90 B FF 98 F FF 97 B FF 97 4-2 53 FC5-4 BB	F FC 94 C FC 94 X FF 97 0-2 L6			C FC 91 F FF 95 X SL 87 0-2 G3		B SI 90 B SI 89 B SI 88 C SI 90 S SI 89 S SI 90 3-3 K		B CU 73 F FF 91 B SL 81 B SL 83 F FF 93 F FF 96 D FF 95 4-2 53 G6-4-3 BB		3	0	0	0	2	1	2
53 Christian Walker, R (1, 3) OBP: 0.350, SLG: 0.479		B FF 97 X SI 97 1-0 FC5-4 18 BB 22 HBP 1-2f	F FF 97 C SL 86 S SL 87 0-3 K			T SL 90 X KC 80 0-1 22 1B 1B		C FF 96 X FF 97 0-1 1B		X FF 94 0-0 G6-4-3 1-2f	5	0	2	0	0	1	4
22 Jake Lamb, L (1, 5) OBP: 0.368, SLG: 0.426 10 Adam Jones, R (10, PH) OBP: 0.315, SLG: 0.426 (10, 9)		S FC 94 B FF 96 H FC 94 2-1 18 BB 1-2 HBP		B FF 95 C FC 91 F FF 95 B KC 80 S FF 96 2-3 K		C FF 96 C FC 92 X SL 88 1-1 1-2 1B		X SI 98 0-0 G6-3		X FF 94 0-0 1B	3 1	0 0	1 1	0 0	0 0	1 0	0 0
13 Nick Ahmed, R (1, 6) OBP: 0.327, SLG: 0.423		B FF 98 B FC 93 F FF 97 B SI 98 F FF 98 C FC 94 3-3 K		B FC 91 C FF 96 X FC 94 1-1 G6-3		S KC 79 C FF 96 B SL 86 S SL 83 1-3 K			B SI 92 X SI 91 1-0 18 HR 1B	1 SAFE S SL 83 B CH 79 F FF 94 1 SAFE D SL 85 X FF 95 2-2 F9		5	1	1	0	0	2	5
18 Carson Kelly, R (1, 2) OBP: 0.354, SLG: 0.553		C FF 98 D SL 86 B SL 86 B FF 98 B FC 92 4-1 1-2 2-3 BB		C KC 79 C FF 96 B SL 87 X FF 98 1-2 G4-3		X KC 80 0-0 L7			B SI 93 1 SAFE F FC 90 S SL 81 D SL 82 1 SAFE F FC 93 F FC 93 X FC 92 2-2 1-H HR		B SL 81 S CH 82 F CU 73 X CH 80 1-2 HR	4	2	2	3	1	0	2
38 Robbie Ray, L (1, 1) Last Game: Relief, 1 Inn 41 Wilmer Flores, R (7, PH) Last Game: 0-0, BB, 1 Run 30 T.J. McFarland, L (7, 1) 37 Kevin Ginkel, L (8, 1) 31 Alex Avila, L (9, PH) Last Game: 0-0, BB, 1 Run 50 Yoan López, R (8, 1) 40 Andrew Chafin, R (8, 1) 16 Tim Locastro, R (11, PH) Last Game: 0-0, K, 1 Run 25 Archie Bradley, R (11, 1)		F FF 99 B FC 92 F FF 98 B FF 98 S FF 99 2-3 K		C FF 96 S KC 78 S FF 95 0-3 K			B FF 94 C FF 93 X CH 84 1-1 1B		B FC 93 F FC 91 C SL 83 B SL 80 C SI 93 2-3 K		B CU 77 S FF 94 L CH 82 X FF 95 1-2 4 S 1B	2 1 0 0 0 1 0 0 1 0	0 1 0 0 0 0 0 0 0 0	0 0 0 0 0 0 0 0 0 0	0 0 0 0 0 1 0 0 0 0	2 0 0 0 0 0 0 0 0 0	0 0 0 0 0 0 0 0 0 0	3 0 0 0 0 0 0 0 0 0
Inning Stats	R: 0 E: 0 K: 1 S: 9 H: 0 LOB: 0 BB: 0 P: 14	R: 0 E: 0 K: 2 S: 12 H: 0 LOB: 3 BB: 2 P: 28	R: 0 E: 0 K: 2 S: 15 H: 2 LOB: 2 BB: 0 P: 18	R: 0 E: 0 K: 1 S: 8 H: 0 LOB: 0 BB: 0 P: 12	R: 0 E: 0 K: 1 S: 10 H: 0 LOB: 1 BB: 1 P: 16	R: 0 E: 0 K: 1 S: 11 H: 2 LOB: 2 BB: 0 P: 13	R: 0 E: 0 K: 2 S: 10 H: 1 LOB: 1 BB: 0 P: 14	R: 0 E: 0 K: 1 S: 6 H: 1 LOB: 0 BB: 0 P: 9	R: 2 E: 0 K: 2 S: 16 H: 3 LOB: 1 BB: 0 P: 23	R: 0 E: 0 K: 0 S: 8 H: 1 LOB: 1 BB: 1 P: 14	R: 1 E: 0 K: 1 S: 13 H: 2 LOB: 1 BB: 0 P: 17	1B: 10 2B: 0 3B: 0 HR: 2 SF: 0 SAC: 0 DP: 1 HBP: 1	WP: 0 PB: 0 SB: 2 CS: 0 PA: 48						

PITCHER		IP	WLS	BF	H	R	ER	SO	BB	IBB	HBP	BLK	WP	HR	S	P	ERA	WHIP
21 Walker Buehler, R ERA: 3.08	(1, 1)	6.0		26	4	0	0	8	3	0	1	0	0	0	65	101	0.00	1.167
52 Pedro Báez, R ERA: 3.1	(7, 1)	1.0	H	4	1	0	0	2	0	0	0	0	0	0	10	14	0.00	1.000
56 Adam Kolarek, L ERA: 3.89	(8, 1)	0.1	H	1	0	0	0	1	0	0	0	0	0	0	3	6	0.00	0.000
17 Joe Kelly, R ERA: 4.76	(8, 1)	0.2	H	2	1	0	0	0	0	0	0	0	0	0	3	3	0.00	1.500
74 Kenley Jansen, R ERA: 3.83	(9, 1)	1.0	B	6	3	2	2	2	0	0	0	0	0	1	16	23	18.00	3.000

PITCHER		IP	WLS	BF	H	R	ER	SO	BB	IBB	HBP	BLK	WP	HR	S	P	ERA	WHIP
7 Julio Urías, L ERA: 2.64	(10, 1)	2.0	L	9	3	1	1	1	1	0	0	0	0	1	21	31	4.50	2.000

TOP

Arizona Diamondbacks @ Los Angeles Dodgers

Dodger Stadium, Los Angeles, CA

Fri Aug 09 2019, 7:11 PM - 10:59 PM PDT

Att. 49,538 - Clear - 79 F

livebaseballscorecards.com

AB	43
R	3
H	12
RBI	3
BB	4
SO	14
LOB	28

Batter	1	2	3	4	5	6	7	8	9	10	11	AB	R	H	RBI	BB	SO	LOB
11 AJ Pollock, R (1, 8) OBP: 0.311, SLG: 0.434	B KC 82 X FF 94 1-0 F7 ①		D KC 85 X FF 93 1-0 SF7 ② 3-H		C SI 93 C FF 94 S KC 84 0-3 K ②			F FF 93 X FF 93 0-1 F8 ②			C FF 96 1 SAFE B SI 95 C FF 96 X SI 96 1-2 HBP2 ①	3	0	0	1	0	1	0
10 Justin Turner, R (1, 5) OBP: 0.369, SLG: 0.478	B FF 94 C FF 94 B FF 94 X FF 94 2-1 F7 ②		B FF 92 C SI 93 D SL 85 S KC 82 B KC 82 B FF 94 4-2 16 2B BB		C KC 82 C FF 92 F KC 83 X KC 79 0-2 G1-3 ③			C SL 83 S SL 85 B SL 83 F FF 96 B SL 85 F FF 95 F FF 94 B SL 85 S SL 84 3-3 K ③			X SI 95 0-0 L5 ②	4	0	0	0	1	1	1
16 Will Smith, R (1, 2) OBP: 0.352, SLG: 0.688	C KC 84 B SL 85 T FF 94 B SL 86 X FF 95 2-2 P3 ③		B SI 93 D KC 81 C SI 93 X SI 92 2-1 1-3 2-H 2B			C FF 91 F SL 85 B KC 74 C FF 92 1-3 K ①			C SL 83 B FF 96 X SL 83 1-1 F8 ①		C KC 79 D KC 80 C FF 96 S FF 98 1-3 K ③	5	0	1	1	0	2	1
35 Cody Bellinger, L (1, 9) OBP: 0.419, SLG: 0.659		C SL 86 F SL 84 B SL 85 B FF 95 X SL 85 2-2 P2 ①		0-0 IBB		B SL 84 F SL 84 B SI 92 F SL 83 B FF 94 F SL 85 X FF 94 3-2 G6-3 ②			B SL 84 C FF 94 F SI 95 X SI 94 1-2 G6-3 ②			3	0	0	0	1	0	0
9 Kristopher Negrón, R (1, 7) OBP: 0.321, SLG: 0.400 7 Julio Urías, L (10, 1) OBP: 0.333, SLG: 0.273		C FF 94 S FF 95 B FF 95 B SL 88 B FF 94 F FF 94 F KC 85 F FF 94 F SI 95 3-3 K ② S SL 86	C FF 91 T FF 91 B FF 93 D KC 82 F FF 92 B SL 83 S FF 92 3-3 K2-3 ③			B SI 92 X SI 92 1-0 G1-3 ③			B SI 94 C SI 94 S SI 95 F SI 96 X SI 94 1-2 G3 ③			4 0	0 0	0 0	0 0	0 0	2 0	3 0
13 Max Muncy, L (1, 4) OBP: 0.369, SLG: 0.513	B KC 84 C FF 95 X SL 86 1-1 F8 ③			C SL 82 C FF 92 S SL 84 0-3 K ①			B SI 89 X SI 89 1-0 G6-3 ①			F FF 93 B SL 85 X SL 83 1-1 G4-3 ①		4	0	0	0	0	1	0
5 Corey Seager, L (1, 6) OBP: 0.341, SLG: 0.432			B SL 85 S SL 85 X SL 85 1-1 21 SH3-4 11 SF7 2B	X FF 93 0-0 G6-3 ②			S SL 82 B SL 83 F SI 89 B CH 83 X SI 90 2-2 G4-3 ②			S SL 84 B SL 84 X FF 94 1-1 L7 ②		4	1	1	0	0	0	0
28 Tyler White, R (1, 3) OBP: 0.314, SLG: 0.311			B FF 91 S KC 83 D KC 83 B FF 93 F SI 92 D SL 86 4-2 21 SH3-4 16 2B BB	B FF 92 C SI 92 C KC 82 B KC 83 S SL 85 2-3 K ③			X CH 82 0-0 G6-3 ③			B SI 94 B SI 92 C SI 93 S SI 94 F SI 95 F SL 84 S SI 94 2-3 K ③		3	1	0	0	1	2	0
21 Walker Buehler, R (1, 1) OBP: 0.146, SLG: 0.156 52 Pedro Báez, R (7, 1) 56 Adam Kolarek, L (8, 1) 17 Joe Kelly, R (8, 1) 43 Edwin Ríos, L (8, PH) OBP: 0.400, SLG: 0.450 74 Kenley Jansen, S (9, 1) 31 Joc Pederson, L (10, 7) OBP: 0.327, SLG: 0.499			X SI 90 0-0 SH3-4 ① 1-2 2-3		B KC 79 C FF 92 C KC 81 F FF 92 S FF 93 1-3 K ①			B SI 88 B SI 89 S SI 89 B SI 89 T SI 89 X SI 89 3-2 G3 ①			B FF 95 B FF 95 B FF 96 C FF 96 B FF 96 4-1 BB	1 0 0 0 1 0 0 0	0 0 0 0 0 0 0 0	0 0 0 0 0 0 0 0	0 0 0 0 0 0 0 1	1 0 0 0 0 0 0 0	0 0 0 0 0 0 0 0	0 0 0 0 0 0 0 0
Inning Stats	R: 0 E: 0 K: 0 S: 6 H: 0 LOB: 0 BB: 0 P: 11	R: 0 E: 0 K: 1 S: 12 H: 0 LOB: 0 BB: 0 P: 18	R: 2 E: 0 K: 1 S: 14 H: 2 LOB: 3 BB: 3 P: 29	R: 0 E: 0 K: 2 S: 7 H: 0 LOB: 0 BB: 0 P: 9	R: 0 E: 0 K: 2 S: 11 H: 0 LOB: 0 BB: 0 P: 12	R: 0 E: 0 K: 1 S: 8 H: 0 LOB: 0 BB: 0 P: 13	R: 0 E: 0 K: 0 S: 5 H: 0 LOB: 0 BB: 0 P: 8	R: 0 E: 0 K: 1 S: 11 H: 0 LOB: 0 BB: 0 P: 17	R: 0 E: 0 K: 0 S: 9 H: 0 LOB: 0 BB: 0 P: 12	R: 0 E: 0 K: 1 S: 9 H: 0 LOB: 0 BB: 0 P: 13	R: 0 E: 0 K: 1 S: 8 H: 0 LOB: 1 BB: 1 P: 14	1B: 0 2B: 2 3B: 0 HR: 0 SF: 1 SAC: 1 DP: 0 HBP: 0	WP: 0 PB: 0 SB: 0 CS: 0 PA: 39					

PITCHER		IP	WLS	BF	H	R	ER	SO	BB	IBB	HBP	BLK	WP	HR	S	P	ERA	WHIP
38 Robbie Ray, L ERA: 3.99	(1, 1)	6.0		23	2	2	2	7	2	1	0	0	0	0	58	92	3.00	0.667
30 T.J. McFarland, L ERA: 4.78	(7, 1)	1.1		4	0	0	0	0	0	0	0	0	0	0	8	14	0.00	0.000
37 Kevin Ginkel, R ERA: 3.86	(8, 1)	0.2		2	0	0	0	1	0	0	0	0	0	0	8	11	0.00	0.000
50 Yoan López, R ERA: 2.62	(9, 1)	0.1		1	0	0	0	0	0	0	0	0	0	0	2	3	0.00	0.000
40 Andrew Chafin, L ERA: 4.28	(9, 1)	1.2	W	5	0	0	0	1	0	0	0	0	0	0	16	22	0.00	0.000

PITCHER		IP	WLS	BF	H	R	ER	SO	BB	IBB	HBP	BLK	WP	HR	S	P	ERA	WHIP
25 Archie Bradley, R ERA: 3.86	(11, 1)	1.0	S	4	0	0	0	1	1	0	0	0	0	0	8	14	0.00	1.000

BOTTOM

Arizona Diamondbacks @ Los Angeles Dodgers
Dodger Stadium, Los Angeles, CA
Fri Aug 09 2019, 7:11 PM - 10:59 PM PDT
Att. 49,538 - Clear - 79 F

livebaseballscorecards.com

AB	32
R	2
H	2
RBI	2
BB	4
SO	10
LOB	5

Arizona Diamondbacks @ Los Angeles Dodgers

Dodger Stadium, Los Angeles, CA

Sat Aug 10 2019, 6:11 PM - 9:29 PM PDT

Att. 52,606 - Clear - 79 F

TOP

livebaseballscorecards.com

Batter	1	2	3	4	5	6	7	8	9	AB	R	H	RBI	BB	SO	LOB
1 Jarrod Dyson, L (1, 8) OBP: 0.338, SLG: 0.358	X FF 92 0-0 ① G6-3			B FF 92 B FS 85 B FF 92 C FF 92 X FF 93 3-1 4 CS 1B		C CU 76 B CU 77 X FS 86 1-1 ② F7			C FC 91 F FC 92 B FC 93 X SL 83 1-2 ① G6-3	4	0	1	0	0	0	1
4 Ketel Marte, S (1, 6) (8, 4) OBP: 0.380, SLG: 0.569	C FF 93 B FS 86 B SL 88 X FF 93 2-1 ② G6-3			1 SAFE B SL 81 B FF 93 S FS 86 X FF 93 2-1 ① 6 WP 6 S 1-2 1B		F FS 86 F FF 91 F FS 85 D FS 86 X FF 92 1-2 ③ G5-3			C SL 83 C FC 93 F FC 93 X SL 83 0-2 1B	4	0	2	0	0	0	1
5 Eduardo Escobar, S (1, 5) (5, 4) (8, 5) OBP: 0.331, SLG: 0.522	B CU 79 F FF 93 S FF 92 F FF 92 X FS 87 1-2 ③ G3			B FS 85 F SI 93 B FF 93 F FF 93 F FS 86 1 SAFE X SL 85 2-2 ② F8			B FS 85 B FF 92 C FF 92 X FF 92 2-1 ① G4-3		B FC 90 S FC 92 B FC 92 X FC 90 2-1 ② L9	4	0	0	0	0	0	2
6 David Peralta, L (1, 7) OBP: 0.351, SLG: 0.458		B FF 92 C SI 92 B SI 93 T SI 93 X FS 87 2-2 ① G3-1		S SI 93 F FF 93 B FF 93 B FS 86 B SL 84 C FF 94 3-3 ③ K 1-3			F FS 85 S FS 85 X FF 91 0-2 ② F9		F FC 92 X FC 94 0-1 ③ F9	4	0	0	0	0	1	2
10 Adam Jones, R (1, 9) OBP: 0.313, SLG: 0.422 50 Yoan López, R (7, 1)		S SL 84 X SI 93 0-1 ② L9			C SI 91 S CU 78 S SL 84 0-3 ① K		C SL 84 C SL 84 S CU 81 0-3 ③ K			3 0	0 0	0 0	0 0	0 0	2 0	0 0
22 Jake Lamb, L (1, 3) (5, 5) OBP: 0.362, SLG: 0.417 13 Nick Ahmed, R (8, PH) (8, 6) OBP: 0.327, SLG: 0.421		C CU 77 F FF 94 B SL 84 X FF 93 1-2 ③ G4-3			C CU 77 S FS 86 X FS 85 0-2 ② L6			B FF 94 F FF 96 T FF 96 F FF 96 B FF 96 F FF 95 X CU 77 2-2 ① G1-3		2 1	0 0	0 0	0 0	0 0	0 0	0 0
41 Wilmer Flores, R (1, 4) OBP: 0.330, SLG: 0.387 63 Robby Scott, R (5, 1) 16 Tim Locastro, R (7, 9) OBP: 0.362, SLG: 0.353			B SL 84 C SL 85 B FF 94 B SI 92 C SL 84 S SL 86 3-3 ① K		B SI 92 C SI 92 F SI 92 S SI 93 1-3 ③ K			C FF 95 F FF 95 X FF 96 0-2 ② P6		2 0 1	0 0 0	0 0 0	0 0 0	2 0 0	0 0 0	0 0 0
31 Alex Avila, L (1, 2) OBP: 0.393, SLG: 0.505			C CU 77 S CU 77 S SL 85 0-3 ② K			C FS 84 B CU 75 F FF 92 B CU 78 B FF 93 F FF 93 X FF 92 3-2 ① F7		B FF 96 B FF 95 B FF 94 B FF 94 4-0 BB		2	0	0	0	1	1	0
49 Alex Young, L (1, 1) OBP: 0.083, SLG: 0.083 37 Kevin Ginkel, L (4, 1) 53 Christian Walker, R (5, 3) OBP: 0.350, SLG: 0.479			B FF 94 B FF 93 B SL 81 C FF 93 S FF 93 X FF 93 3-2 ③ G1-3			X SL 84 0-0 1B		C FF 98 B FF 98 B KC 89 B KC 86 F FF 98 X SI 98 3-2 ③ G1-3		1 0 2	0 0 0	0 0 1	0 0 0	0 0 0	0 0 1	0 0 1
Inning Stats	R: 0 E: 0 K: 0 S: 7 H: 0 LOB: 0 BB: 0 P: 10	R: 0 E: 0 K: 0 S: 8 H: 0 LOB: 0 BB: 0 P: 11	R: 0 E: 0 K: 2 S: 9 H: 0 LOB: 0 BB: 0 P: 15	R: 0 E: 0 K: 1 S: 11 H: 2 LOB: 1 BB: 0 P: 21	R: 0 E: 0 K: 2 S: 9 H: 0 LOB: 0 BB: 0 P: 10	R: 0 E: 0 K: 0 S: 11 H: 1 LOB: 1 BB: 0 P: 16	R: 0 E: 0 K: 1 S: 8 H: 0 LOB: 0 BB: 0 P: 10	R: 0 E: 0 K: 0 S: 11 H: 0 LOB: 1 BB: 1 P: 20	R: 0 E: 0 K: 0 S: 11 H: 1 LOB: 1 BB: 0 P: 14	1B: 4 2B: 0 3B: 0 HR: 0	SF: 0 SAC: 0 DP: 0 HBP: 0						

	AB	30
	R	0
	H	4
	RBI	0
	BB	1
	SO	6
	LOB	7

WP: 1 PB: 0 SB: 1 CS: 1 PA: 31

PITCHER		IP	WLS	BF	H	R	ER	SO	BB	IBB	HBP	BLK	WP	HR	S	P	ERA	WHIP
18 Kenta Maeda, R ERA: 4.12	(1, 1)	7.0	W	23	3	0	0	6	0	0	0	0	1	0	63	93	0.00	0.429
64 Caleb Ferguson, L ERA: 5.74	(8, 1)	0.2		3	0	0	0	0	1	0	0	0	0	0	8	14	0.00	1.500
17 Joe Kelly, R ERA: 4.73	(8, 1)	0.1		1	0	0	0	0	0	0	0	0	0	0	3	6	0.00	0.000
74 Kenley Jansen, R ERA: 3.74	(9, 1)	1.0		4	1	0	0	0	0	0	0	0	0	0	11	14	0.00	1.000

PITCHER	IP	WLS	BF	H	R	ER	SO	BB	IBB	HBP	BLK	WP	HR	S	P	ERA	WHIP

Batter	1	2	3	4	5	6	7	8	9	AB	R	H	RBI	BB	SO	LOB
11 AJ Pollock, R (1, 8) OBP: 0.315, SLG: 0.433	C SI 89 X CU 81 0-1 L7 ①		C SI 90 C FF 90 D CU 83 X CH 86 1-2 G6-3 ②	X SI 88 0-0 1-2 2-3 1B		C SI 87 T SL 78 B SI 88 B SI 88 B SL 77 B SI 88 4-2 BB				3	0	1	0	1	0	1
10 Justin Turner, R (1, 5) OBP: 0.368, SLG: 0.474	C SI 89 B CH 84 F FC 86 X CH 85 1-2 G5-3 ②		0-0 9 1B IBB	C FF 94 X SL 82 0-1 F9 ②		B SI 88 D CH 84 X SI 88 2-0 P3 ③				3	0	0	0	1	0	5
9 Kristopher Negrón, R (1, 7) OBP: 0.327, SLG: 0.404 31 Joc Pederson, L (4, PH) OBP: 0.328, SLG: 0.499 (5, 7)	S SI 89 B SI 89 S FC 84 X FC 85 1-2 G1-3 ③		S CU 81 D CU 82 B SI 88 F CU 81 X FC 85 2-2 1-2 2-H 1B	C SL 83 F FF 94 F FF 95 B SL 85 B FF 94 X SL 83 2-2 L7 ③			C SL 77 S SL 78 B SL 78 B SL 77 X SI 87 2-2 1B			2 2	0 0	1 1	1 0	0 0	0 0	0 3
35 Cody Bellinger, L (1, 9) OBP: 0.416, SLG: 0.653		C FC 83 B CU 82 B FF 90 F FF 90 S CH 84 2-3 K ①	F FF 91 S CH 85 B CH 86 F CU 83 F SI 90 B CU 83 F FF 91 B FC 86 X CH 86 3-2 G3 ③		X SL 78 0-0 P5 ①		C SI 87 F SI 86 X SL 79 0-2 F7 ①		4	0	0	0	0	1	3
13 Max Muncy, L (1, 4) OBP: 0.370, SLG: 0.519		B FF 90 B FC 86 S FC 85 X FC 85 2-1 HR		B FF 89 B FF 90 B FC 85 B FF 90 4-0 5 WP 28 G6-3 55 1B BB	C SI 89 B SL 78 F SI 89 B CU 74 F SL 79 B SL 79 C SI 89 3-3 K ②		T SL 79 S SL 79 1 SAFE B SL 78 F SL 79 B SI 87 1 SAFE F SL 78 S SI 86 2-3 K ②			3	2	1	1	1	2	1
28 Tyler White, R (1, 3) OBP: 0.309, SLG: 0.305		C FF 90 S CU 82 X CU 83 0-2 G4-3 ②		D FF 89 B FF 90 C SI 89 C CU 81 D CU 82 X CH 84 3-2 G6-3 ① 1-2	C SI 89 S SI 88 F SI 89 B CU 74 B SL 78 X SI 88 3-2 F8 ③		B FF 96 B FF 96 F FF 96 1 SAFE F FF 96 F SL 84 S SL 85 2-3 K ③			4	0	0	0	0	1	2
5 Corey Seager, L (1, 6) OBP: 0.340, SLG: 0.428		B FC 84 F FF 90 F CH 85 B CU 83 S FC 85 2-3 K ③		B FF 90 F FC 85 S FF 89 D CH 84 B CH 85 B FC 85 4-2 55 1B 18 SH 2-3 BB		C SL 75 S SL 76 S SL 77 0-3 K ①		B FF 96 F SL 84 B FF 97 X FF 96 2-1 G5-3 ①		3	1	0	0	1	2	0
55 Russell Martin, R (1, 2) OBP: 0.354, SLG: 0.329			B SI 89 C FC 85 F CU 82 F CH 84 X FF 90 1-2 9 1B 2B	C SI 88 D CH 84 F SI 90 F CU 81 X CU 82 1-2 11 1B 18 SH 1-3 3-H 1B		B SI 88 B SL 77 B SI 87 B SI 87 4-0 18 SH5-4 BB		C FF 96 B SL 85 X SL 86 1-1 P2 ②		3	1	2	1	1	0	0
18 Kenta Maeda, R (1, 1) OBP: 0.263, SLG: 0.316 64 Caleb Ferguson, R (8, 1) 17 Joe Kelly, R (8, 1) 45 Matt Beaty, L (8, PH) OBP: 0.317, SLG: 0.484 74 Kenley Jansen, S (9, 1)			B SI 89 L SI 89 C SI 90 X SI 90 1-2 G5-3 ①	X SI 88 0-0 SH 11 1B 1-2 3-H		L SI 87 X SI 87 0-1 SH5-4 ② 1-2		C SL 86 B CH 89 T SL 86 X FF 97 1-2 G5-3 ③		1 0 0 1 0	0 0 0 0 0	0 0 0 0 0	1 0 0 0 0	0 0 0 0 0	0 0 0 0 0	1 0 0 0 0
Inning Stats	R: 0 E: 0 K: 0 S: 8 H: 0 LOB: 0 BB: 0 P: 10	R: 1 E: 0 K: 2 S: 11 H: 1 LOB: 0 BB: 0 P: 17	R: 1 E: 0 K: 0 S: 19 H: 2 LOB: 2 BB: 1 P: 27	R: 2 E: 0 K: 0 S: 17 H: 2 LOB: 3 BB: 2 P: 31	R: 0 E: 0 K: 1 S: 9 H: 0 LOB: 0 BB: 0 P: 15	R: 0 E: 0 K: 1 S: 8 H: 0 LOB: 2 BB: 2 P: 18	R: 0 E: 0 K: 2 S: 15 H: 1 LOB: 1 BB: 0 P: 21	R: 0 E: 0 K: 0 S: 7 H: 0 LOB: 0 BB: 0 P: 11		1B: 4 2B: 1 3B: 0 HR: 1 SF: 0 SAC: 2 DP: 0 HBP: 0				WP: 1 PB: 0 SB: 0 CS: 0 PA: 36		

PITCHER		IP	WLS	BF	H	R	ER	SO	BB	IBB	HBP	BLK	WP	HR	S	P	ERA	WHIP
49 Alex Young, L ERA: 3.32	(1, 1)	3.1	L	19	5	4	4	2	2	1	0	0	1	1	49	77	10.80	2.100
37 Kevin Ginkel, R ERA: 3.0	(4, 1)	0.2		2	0	0	0	0	0	0	0	0	0	0	6	8	0.00	0.000
63 Robby Scott, L ERA: 4.91	(5, 1)	2.2		11	1	0	0	3	2	0	0	0	0	0	28	48	0.00	1.125
50 Yoan López, R ERA: 2.54	(7, 1)	1.1		4	0	0	0	1	0	0	0	0	0	0	11	17	0.00	0.000

PITCHER	IP	WLS	BF	H	R	ER	SO	BB	IBB	HBP	BLK	WP	HR	S	P	ERA	WHIP

BOTTOM

Arizona Diamondbacks @ Los Angeles Dodgers

Dodger Stadium, Los Angeles, CA

Sat Aug 10 2019, 6:11 PM - 9:29 PM PDT

Att. 52,606 - Clear - 79 F

livebaseballscorecards.com

AB	29
R	4
H	6
RBI	4
BB	5
SO	6
LOB	16

Batter	1	2	3	4	5	6	7	8	9	AB	R	H	RBI	BB	SO	LOB
16 Tim Locastro, R (1, 7) (6, 8) OBP: 0.357, SLG: 0.344	C SI 88 F SI 89 B CU 72 F FF 90 B CU 72 H FF 92 3-2 5 FC4-6 HBP		B FC 84 B CH 81 C SI 91 F FC 85 X FF 92 2-2 ③ L9		B CU 72 X SI 91 1-0 ③ G6-3			C FF 94 B SL 91 S SL 90 F SL 92 X SL 91 1-2 ① F9	B SI 96 C SL 87 F SI 96 B SL 88 B SI 96 C SL 87 3-3 ③ K	4	0	0	0	0	1	2
4 Ketel Marte, S (1, 8) (6, 4) OBP: 0.379, SLG: 0.566	B SI 89 X SI 91 1-0 ① F8			C SI 88 X CH 80 0-1 ① G5-3		B FC 83 X SI 89 1-0 53 F9 5 1B 1B		F CU 84 B CH 87 B CH 87 T FF 96 S FF 96 2-3 ② K		4	0	1	0	0	1	1
5 Eduardo Escobar, S (1, 5) OBP: 0.332, SLG: 0.528	B FC 86 F FC 85 S CH 81 D CH 81 X FF 90 2-2 ② FC4-6 1-2f			C SI 90 X FF 91 0-1 ② F9		C CU 72 X CH 81 0-1 41 G5-4-3 1-2 1B		X FF 94 0-0 HR		4	1	2	1	0	0	1
53 Christian Walker, R (1, 3) OBP: 0.352, SLG: 0.479	B CU 72 X CH 80 1-0 ③ G6-3			B CU 72 F CH 82 B CH 81 B CH 82 X CH 80 3-1 1B		B SI 90 X CH 80 1-0 ① F9 2-3		X SL 90 0-0 1B		4	0	2	0	0	0	3
41 Wilmer Flores, R (1, 4) OBP: 0.324, SLG: 0.380 35 Matt Andriese, R (6, 1) 22 Jake Lamb, L (8, PH) OBP: 0.359, SLG: 0.413 31 Alex Avila, L (8, 1) OBP: 0.393, SLG: 0.505		B SI 88 C SI 90 B FC 85 F CH 81 S CH 81 2-3 ① K		F FC 87 1 SAFE F CH 80 X FC 88 0-2 ③ G4-3		X CH 82 0-0 ②③ G5-4-3 1-2f		1 SAFE C CU 85 B FF 96 F FF 95 B FF 96 S FF 94 2-3 ③ K		3 0 1 0	0 0 0 0	0 0 0 0	0 0 0 0	0 0 1 0	1 0 1 0	3 0 1 0
10 Adam Jones, R (1, 9) OBP: 0.315, SLG: 0.423		C SI 90 X CH 81 0-1 ② G4-3			X SI 89 0-0 13 FC5-4 1B		C FC 82 B CH 79 S CH 80 B FF 90 X CH 80 2-2 ① G5-3		B SL 86 C SL 86 X SI 96 1-1 13 HR 1B	4	1	2	0	0	0	0
13 Nick Ahmed, R (1, 6) OBP: 0.326, SLG: 0.427		C FC 85 B CH 80 B FC 87 X CH 82 2-1 ③ G1-3			C FC 88 F FC 88 X CH 82 0-2 ① FC5-4 8 SH2-4 18 BB 1-2f		C FC 87 B FC 88 X CH 81 1-1 ② G6-3		C SI 96 C SI 97 X SL 88 0-2 1-H HR	4	1	1	2	0	0	1
18 Carson Kelly, R (1, 2) OBP: 0.356, SLG: 0.550			B SI 89 C SI 91 C CU 73 F FC 86 B SI 92 C CU 72 2-3 ① K		B SI 90 C CU 72 F FC 88 B CH 81 B CU 73 F FC 86 B SI 90 4-2 8 SH2-4 1-2 BB		B CU 72 B SI 90 C SI 90 B CU 73 X SI 91 3-1 1B		B SL 88 B SI 96 B SI 96 C SI 96 X SL 88 3-1 ① G6-3	3	0	1	0	1	1	0
8 Mike Leake, R (1, 1) OBP: 0.400, SLG: 0.250 19 Blake Swihart, S (6, 7) OBP: 0.222, SLG: 0.304			C FC 82 B CH 80 C FC 86 C CU 71 1-3 ② K		B FC 82 X FC 82 1-0 ② SH2-4 1-2 2-3		S SI 88 S CH 79 S FF 89 0-3 ③ K		B SL 87 B SI 96 F SI 96 C SL 87 S SL 87 2-3 ② K	1 2	0 0	0 0	0 0	0 0	1 2	0 1
Inning Stats	R: 0 E: 0 K: 0 S: 8 H: 0 LOB: 1 BB: 0 P: 15	R: 0 E: 0 K: 1 S: 7 H: 0 LOB: 0 BB: 0 P: 11	R: 0 E: 0 K: 2 S: 10 H: 0 LOB: 0 BB: 0 P: 15	R: 0 E: 0 K: 0 S: 9 H: 1 LOB: 1 BB: 0 P: 12	R: 0 E: 0 K: 0 S: 9 H: 1 LOB: 2 BB: 1 P: 15	R: 0 E: 0 K: 0 S: 5 H: 2 LOB: 1 BB: 0 P: 7	R: 0 E: 0 K: 1 S: 10 H: 1 LOB: 1 BB: 0 P: 16	R: 1 E: 0 K: 2 S: 12 H: 2 LOB: 1 BB: 0 P: 17	R: 2 E: 0 K: 2 S: 13 H: 2 LOB: 0 BB: 0 P: 22	1B: 7 2B: 0 3B: 0 HR: 2 SF: 0 SAC: 1 DP: 1 HBP: 1						

TOP

Arizona Diamondbacks @ Los Angeles Dodgers
Dodger Stadium, Los Angeles, CA
Sun Aug 11 2019, 1:12 PM - 3:50 PM PDT
Att. 44,619 - Sunny - 84 F

livebaseballscorecards.com

AB	34
R	3
H	9
RBI	3
BB	1
SO	8
LOB	13

WP: 0 PA: 37
PB: 0
SB: 0
CS: 0

PITCHER		IP	WLS	BF	H	R	ER	SO	BB	IBB	HBP	BLK	WP	HR	S	P	ERA	WHIP
99 Hyun Jin Ryu, L ERA: 1.45	(1, 1)	7.0	W	27	5	0	0	4	1	0	1	0	0	0	58	91	0.00	0.857
63 Yimi García, R ERA: 3.86	(8, 1)	1.0		5	2	1	1	2	0	0	0	0	0	1	12	17	9.00	2.000
47 JT Chargois, R ERA: 5.68	(9, 1)	1.0		5	2	2	2	2	0	0	0	0	0	1	13	22	18.00	2.000

PITCHER		IP	WLS	BF	H	R	ER	SO	BB	IBB	HBP	BLK	WP	HR	S	P	ERA	WHIP

Batter	1	2	3	4	5	6	7	8	9	AB	R	H	RBI	BB	SO	LOB
31 Joc Pederson, L (1, 9) OBP: 0.334, SLG: 0.500	B FF 88 F FC 87 F FF 89 H SL 83 2-2 10 HR HBP	C CH 85 F FC 88 X CH 85 0-2 2-H 1B		F FC 87 X CH 84 0-1 ① ② G1-6-3 1-2f		C CU 82 F FF 93 X FF 94 0-2 13 FC6-5 1B		B CU 72 B CU 73 B CU 74 B CU 74 4-0 63 G6-4-3 13 1B 1-2 BB		3	1	2	1	1	0	1
13 Max Muncy, L (1, 4) OBP: 0.368, SLG: 0.515	C SI 90 F CH 83 S CH 84 0-3 ① K	B FF 90 F FC 87 B CH 85 X FC 89 2-1 ③ P4		C SL 80 F FC 86 F SL 80 F FC 87 X CH 86 0-2 ③ L6		F CH 87 C CU 82 D CH 88 F CU 83 F FF 94 X CH 88 1-2 ① FC6-5 10 G1-3 1-2f		C CU 76 X CU 77 0-1 63 G6-4-3 1-2 2-3 1B		5	0	1	0	0	1	3
10 Justin Turner, R (1, 5) OBP: 0.369, SLG: 0.490 63 Yimi García, R (8, 1) 47 JT Chargois, S (9, 1)	C FC 88 X FC 88 0-1 1-H HR		B SI 89 B SL 80 F SI 88 X CH 85 2-1 ① F8		B KC 79 F SI 88 F CH 84 X SL 81 1-2 HR	F FF 94 C SI 94 X CH 88 0-2 ② G1-3 1-2		X CU 74 0-0 ① ② G6-4-3 1-2f 2-3 3-H		4 1 0	2 0 0	2 0 0	3 0 0	0 0 0	0 0 0	1 2 0
35 Cody Bellinger, L (1, 3) OBP: 0.416, SLG: 0.661 28 Tyler White, R (7, 3) OBP: 0.308, SLG: 0.304	C SL 80 B CH 83 F FC 86 F CH 84 B CH 84 X SI 90 2-2 HR		B FC 89 B FC 87 C CH 85 B CH 84 F CH 84 F FC 88 F FC 89 X CH 86 3-2 ② G3-1		B CH 85 X CH 84 1-0 5 2B 16 SF9 2B	F FF 95 B CH 87 B FF 94 X FF 95 2-1 ③ P5		B CU 75 X CU 76 1-0 ③ F9		4 1	2 0	2 0	1 0	0 0	0 1	1 1
5 Corey Seager, L (1, 6) OBP: 0.342, SLG: 0.435	S SL 80 X FC 87 0-1 ② F7		B SL 81 X CH 85 1-0 16 HR 2B		B CH 84 X KC 80 1-0 16 SF9 2-3 2B		F CU 82 X CH 87 0-1 ① G3-1			4	1	2	0	0	0	0
16 Will Smith, R (1, 2) OBP: 0.360, SLG: 0.746	B SI 88 F SL 80 S KC 81 B KC 79 X FC 88 2-2 ③ F8		F SL 80 C SL 79 X SL 79 0-2 2-H HR		B SI 89 X FC 87 1-0 ① SF9 2-3 3-H		C CH 85 X CH 87 0-1 2B			3	1	2	3	0	0	0
45 Matt Beaty, L (1, 7) OBP: 0.327, SLG: 0.484		C FC 86 X CH 83 0-1 9 FC6-4 1B	B FC 88 B SL 80 B CH 84 C SI 88 B FC 87 4-1 BB		0-0 99 FC6-4 IBB		C CH 87 F FF 94 T FF 94 0-2 ② K			2	0	1	0	2	1	1
9 Kristopher Negrón, R (1, 8) OBP: 0.305, SLG: 0.375		B FF 90 1 SAFE X SI 88 1-0 ① FC6-4 99 SH1-4 31 1B 1-2f	F FC 87 F FF 88 X CH 84 0-2 ③ G5-3		F SI 90 F SI 89 F SI 90 S SL 81 0-3 ② K		B FF 94 C CU 83 F SI 92 B FF 94 S CH 88 2-3 ③ K			4	1	0	0	0	2	5
99 Hyun Jin Ryu, R (1, 1) OBP: 0.190, SLG: 0.132 43 Edwin Ríos, L (8, 5) OBP: 0.423, SLG: 0.476		L SI 88 X CH 86 0-1 ② SH1-4 1-2		B SI 87 C FC 85 B SL 78 X FC 85 2-1 31 G1-6-3 1B	X SL 79 0-0 ③ FC6-4 1-2f			C CU 74 B CU 74 X CU 74 1-1 13 1B 31 BB 63 G6-4-3 1B		2 1	0 1	1 1	0 0	0 0	0 0	2 0
Inning Stats	R: 3 E: 0 K: 1 S: 16 H: 2 LOB: 0 BB: 0 P: 22	R: 1 E: 0 K: 0 S: 10 H: 2 LOB: 1 BB: 0 P: 13	R: 2 E: 0 K: 0 S: 15 H: 2 LOB: 1 BB: 1 P: 25	R: 0 E: 0 K: 0 S: 9 H: 1 LOB: 0 BB: 0 P: 11	R: 2 E: 0 K: 1 S: 11 H: 3 LOB: 2 BB: 1 P: 15	R: 0 E: 0 K: 0 S: 13 H: 1 LOB: 1 BB: 0 P: 16	R: 0 E: 0 K: 2 S: 10 H: 1 LOB: 1 BB: 0 P: 12	R: 1 E: 0 K: 0 S: 6 H: 2 LOB: 1 BB: 1 P: 12		1B: 6 2B: 4 3B: 0 HR: 4 SF: 1 SAC: 1 DP: 2 HBP: 1				WP: 0 PB: 0 SB: 0 CS: 0 PA: 40		

BOTTOM

Arizona Diamondbacks @ Los Angeles Dodgers

Dodger Stadium, Los Angeles, CA

Sun Aug 11 2019, 1:12 PM - 3:50 PM PDT

Att. 44,619 - Sunny - 84 F

livebaseballscorecards.com

AB	34
R	9
H	14
RBI	8
BB	3
SO	4
LOB	17

PITCHER		IP	WLS	BF	H	R	ER	SO	BB	IBB	HBP	BLK	WP	HR	S	P	ERA	WHIP
8 Mike Leake, R ERA: 4.58	(1, 1)	5.0	L	27	10	8	8	2	1	1	1	0	0	4	61	86	14.40	2.200
35 Matt Andriese, R ERA: 5.66	(6, 1)	2.0		8	2	0	0	2	0	0	0	0	0	0	23	28	0.00	1.000
31 Alex Avila, R ERA: 9.0	(8, 1)	1.0		5	2	1	1	0	1	0	0	0	0	0	6	12	9.00	3.000

PITCHER	IP	WLS	BF	H	R	ER	SO	BB	IBB	HBP	BLK	WP	HR	S	P	ERA	WHIP

Batter	1	2	3	4	5	6	7	8	9	AB	R	H	RBI	BB	SO	LOB
1 Jarrod Dyson, L (1, 9) (7, 8) OBP: 0.339, SLG: 0.362	C FF 93 X FF 93 0-1 G3-1		B FF 92 X FF 92 1-0 4 1B 1-2 1B		X FF 92 0-0 4 G3 2B	C CH 88 X FF 95 0-1 G1-3		1 SAFE 1 SAFE C FC 90 B FC 91 X FF 93 1-1 G6-3 1-3		5	0	2	0	0	0	1
4 Ketel Marte, S (1, 8) (7, 4) OBP: 0.377, SLG: 0.562	C FF 93 F FF 93 B CH 85 X SL 88 1-2 G6-3		D SL 90 X FF 93 1-0 5 CS 1-3 2-H 1B		C CU 77 S CU 75 D CH 85 F CU 76 D CU 77 D FF 92 X FF 92 3-2 G3 2-3	C FF 95 C FC 88 X FF 95 0-2 G6-3		F FF 91 X FC 91 0-1 L6		5	0	1	1	0	0	2
5 Eduardo Escobar, S (1, 4) (7, 5) OBP: 0.331, SLG: 0.524	X FF 94 0-0 G3-1		B CH 85 C FF 93 S CH 85 1 SAFE 1-2 CS 1-2	B CU 77 C FF 93 B FF 93 B CH 84 C CH 84 F CH 84 B FF 93 4-2 22 BB 53 WP 9 G1-2-3 BB	X FF 92 0-0 L5		B SI 96 F SI 97 X SL 88 1-2 G3-1		B FC 93 B FC 93 X FC 94 2-0 F7	4	0	0	0	1	0	1
53 Christian Walker, R (1, 3) OBP: 0.352, SLG: 0.477		C FF 92 B FF 93 X SL 88 1-1 G6-3		B FF 93 F SL 88 B FF 93 F CH 85 B CH 85 D CH 85 4-2 9 G1-2-3 22 BB 13 2B 1-2 BB	F FF 92 B FF 91 X FF 92 1-1 L9		T SL 88 B FF 96 X SI 96 1-1 9 PB 9 1B		B FC 95 B FC 95 F FC 94 S FC 95 B SL 84 S FC 93 3-3 K	4	2	1	0	1	1	1
22 Jake Lamb, L (1, 5) 30 T.J. McFarland, L (7, 1) 41 Wilmer Flores, R (9, PH) OBP: 0.322, SLG: 0.377 25 Archie Bradley, R (9, 1)		C FF 93 B CU 75 S CH 84 B CH 86 X CH 86 2-2 G6-3		D CH 84 B FF 91 C CH 84 F FF 92 B FF 92 D CH 85 4-2 9 G1-2-3 13 2B 1-2 2-3 BB		C FF 93 C FF 93 B FF 93 B FF 94 X FF 92 2-2 HR	C SI 97 F SI 94 X SL 86 0-2 P2		C FC 95 C CU 83 B SL 84 F FC 96 F CU 83 B FC 96 B CH 86 X FC 94 3-2 G4-3	3 0 1 0	2 0 0 0	1 0 0 0	1 0 0 0	1 0 0 0	0 0 0 0	1 0 0 0
9 Josh Rojas, L (1, 7) OBP: 0.500, SLG: 0.500		S CH 85 X FF 92 0-1 F9		F FF 93 B CU 77 X CH 84 1-1 G1-2-3 1-2 2-3 3-Hf		F FF 93 B SL 81 F FF 93 X SL 81 1-2 13 HR 1B	B SI 96 X SI 97 1-0 1-H 1B			4	1	2	1	0	0	3
13 Nick Ahmed, R (1, 6) OBP: 0.328, SLG: 0.438			F FF 92 X FF 93 0-1 G4-3 D FF 93 X CH 85 1-0 2-H 3-H 2B			X FF 92 0-0 1-H HR	1 SAFE X SI 96 0-0 L9			4	1	2	4	0	0	1
18 Carson Kelly, R (1, 2) OBP: 0.362, SLG: 0.562			B SL 88 B SL 88 B FF 92 C FF 92 C FF 93 B CH 84 4-2 29 FC2-6 BB 0-0 IBB			C FF 93 B CU 78 X CU 74 1-1 HR		B FF 92 S FF 92 B FF 92 S FC 89 B FF 94 S FF 93 3-3 K		2	1	1	1	2	1	0
29 Merrill Kelly, R (1, 1) OBP: 0.073, SLG: 0.026 6 David Peralta, L (6, PH) OBP: 0.350, SLG: 0.456 40 Andrew Chafin, R (6, 1) 66 Yoshihisa Hirano, R (6, 1) 16 Tim Locastro, R (7, 9) OBP: 0.361, SLG: 0.348			X FF 90 0-0 FC2-6 1 1B 4 1B 1-2f D FF 92 C FF 92 C CH 84 F FF 92 C CU 77 1-3 K			X FF 93 0-0 G4-3		X KC 80 0-0 1 G6-3 1 S 1B	2 1 0 0 1	1 0 0 0 0	0 0 0 0 1	0 0 0 0 0	1 0 0 0 1	3 0 0 0 0	3 0 0 0 0
Inning Stats	R: 0 E: 0 K: 0 S: 6 H: 0 LOB: 0 BB: 0 P: 7	R: 0 E: 0 K: 0 S: 7 H: 0 LOB: 0 BB: 0 P: 10	R: 1 E: 0 K: 0 S: 9 H: 2 LOB: 1 BB: 1 P: 16	R: 2 E: 0 K: 1 S: 14 H: 1 LOB: 2 BB: 4 P: 29	R: 0 E: 0 K: 0 S: 8 H: 1 LOB: 1 BB: 0 P: 12	R: 4 E: 0 K: 0 S: 15 H: 4 LOB: 0 BB: 0 P: 19	R: 1 E: 0 K: 0 S: 10 H: 2 LOB: 1 BB: 0 P: 13	R: 0 E: 0 K: 1 S: 8 H: 1 LOB: 1 BB: 0 P: 12	R: 0 E: 0 K: 1 S: 9 H: 0 LOB: 0 BB: 0 P: 17	1B: 6 2B: 2 3B: 0 HR: 3 SF: 0 SAC: 0 DP: 1 HBP: 0						

PITCHER		IP	WLS	BF	H	R	ER	SO	BB	IBB	HBP	BLK	WP	HR	S	P	ERA	WHIP
23 Peter Lambert, R ERA: 6.75	(1, 1)	5.0		22	4	3	3	1	4	1	0	0	1	0	44	74	5.40	1.600
51 Jake McGee, L ERA: 3.98	(6, 1)	0.0	B	3	3	3	3	0	0	0	0	0	0	2	7	10	∞	∞
35 Chad Bettis, R ERA: 5.89	(6, 1)	1.0	L	4	1	1	1	0	0	0	0	0	0	1	8	9	9.00	1.000
37 Jairo Díaz, R ERA: 5.02	(7, 1)	1.0		5	2	1	0	0	0	0	0	0	0	0	10	13	0.00	2.000
71 Wade Davis, R ERA: 6.23	(8, 1)	1.0		4	1	0	0	1	0	0	0	0	0	0	8	12	0.00	1.000

PITCHER		IP	WLS	BF	H	R	ER	SO	BB	IBB	HBP	BLK	WP	HR	S	P	ERA	WHIP
29 Bryan Shaw, R ERA: 5.34	(9, 1)	1.0		3	0	0	0	1	0	0	0	0	0	0	9	17	0.00	0.000

TOP

Arizona Diamondbacks @ Colorado Rockies

Coors Field, Denver, CO

Mon Aug 12 2019, 6:42 PM - 10:12 PM MDT

Att. 32,160 - Partly Cloudy - 87 F

livebaseballscorecards.com

AB	36
R	8
H	11
RBI	8
BB	5
SO	3
LOB	13

WP: 1	PA: 42		
PB: 1			
SB: 1			
CS: 1			

BOTTOM

Arizona Diamondbacks @ Colorado Rockies

Coors Field, Denver, CO

Mon Aug 12 2019, 6:42 PM - 10:12 PM MDT

Att. 32,160 - Partly Cloudy - 87 F

livebaseballscorecards.com

Batter	1	2	3	4	5	6	7	8	9	AB	R	H	RBI	BB	SO	LOB
19 Charlie Blackmon, L (1, 9) OBP: 0.367, SLG: 0.592	X FC 90 0-0 27 2B 15 1B 1B	C FC 89 F FF 91 B CH 87 F FF 93 X CH 86 1-2 ① L7		C CH 84 F FC 89 B CU 80 F CU 80 X FF 92 1-2 ① G1-6-3		B SI 94 X FF 93 1-0 ② G4-3		C FF 89 X SI 89 0-1 ① L8		5	1	1	0	0	0	0
27 Trevor Story, R (1, 6) OBP: 0.350, SLG: 0.570	B FF 91 X FC 90 1-0 15 1B 1-3 2B	F FF 92 B SI 93 B CU 82 X CH 87 2-1 9 G6-3 2B		B FC 91 X FC 91 1-0 HR		F SI 94 B SI 94 C FF 94 F FF 94 B FF 94 B SL 87 F SL 86 B SI 95 4-2 9 1B BB		B FF 89 S CH 80 X CH 82 1-1 ② L6		4	2	3	1	1	0	0
9 Daniel Murphy, L (1, 3) OBP: 0.329, SLG: 0.463	B CH 84 S FC 90 B FC 90 B CH 86 F FF 92 X CH 87 3-2 ① F7	B CH 86 F FC 89 X CU 82 1-1 ② G6-3 2-3		B FF 92 C FF 94 B FC 90 F CH 85 X CU 80 2-2 ② L9		B FF 94 C FF 94 B FF 95 S SL 84 X SL 85 2-2 1-2 1B		C SI 89 B SL 82 S SL 83 T SI 90 1-2 ③ K		5	0	1	0	0	1	3
28 Nolan Arenado, R (1, 5) OBP: 0.367, SLG: 0.542	0-0 20 BB 15 1B 14 1B IBB	C FC 90 B FF 92 B SI 92 F CH 88 X CU 83 2-2 ③ L7		F FF 91 B FF 93 B FC 91 F FC 91 B FF 93 S CH 88 3-3 ③ K		S FS 85 X FF 92 0-1 ③ G1-3			B FF 94 F FF 96 B KC 80 B FF 95 F FF 95 X FF 96 3-2 ① G3	4	1	0	0	1	1	3
24 Ryan McMahon, L (1, 4) OBP: 0.343, SLG: 0.439	F CU 80 C FF 93 F CU 82 B FC 91 D CH 87 B FF 94 F FC 90 S CU 84 3-3 ② K	B FC 88 F CH 86 B CH 86 F CU 81 B CU 82 F CH 86 X FF 94 3-2 ① G6-3	X CU 78 0-0 HR				B FF 94 F FF 92 B FS 84 F FF 92 F FS 85 B FF 93 B FF 91 4-2 15 1B BB		B KC 81 C FF 95 F FF 95 F KC 83 B CH 90 B FF 96 T FF 96 3-2 ② K	4	1	1	1	1	2	3
15 Raimel Tapia, L (1, 8) OBP: 0.318, SLG: 0.452	X CU 83 0-0 20 BB 14 1B 1-2 2-H 3-H 1B	X CH 87 0-0 14 1B 1B	B CH 83 C FF 91 B FF 91 X CH 85 2-1 ① F7				B FF 94 B FS 84 X FF 91 2-0 1-2 1B		B FF 96 F FF 96 F KC 84 F FF 96 X KC 84 1-2 ③ G4-3	5	1	3	2	0	0	0
20 Ian Desmond, R (1, 7) OBP: 0.315, SLG: 0.470	D FF 92 F FC 90 D FC 90 B FF 92 B SI 92 4-1 14 1B 1-2 2-3 BB	F FF 92 B SI 91 F SI 91 S FC 90 1-3 ② K	F FC 90 B FC 90 B FF 92 B CU 81 X FC 91 3-1 ② G4-3				C FS 85 F FS 86 B FF 94 B FF 93 S FF 92 2-3 ① K			3	0	0	0	1	2	3
14 Tony Wolters, L (1, 2) OBP: 0.349, SLG: 0.363	X FC 89 0-0 1-2 2-H 3-H 1B	B FF 92 1 SAFE 1 SAFE B FF 91 1 SAFE C CU 80 X CH 85 2-1 1-2 1B	X CU 79 0-0 ③ G6-3				C FS 86 F FS 86 B FS 85 B FF 94 D FS 86 S FS 82 3-3 ② K			4	0	2	2	0	1	2
23 Peter Lambert, R (1, 1) OBP: 0.450, SLG: 0.389 51 Jake McGee, L (6, 1) 35 Chad Bettis, R (6, 1) 31 Yonathan Daza, R (6, PH) OBP: 0.222, SLG: 0.176 37 Jairo Diaz, R (7, 1) 13 Yonder Alonso, L (7, PH) OBP: 0.299, SLG: 0.353 71 Wade Davis, R (8, 1) 29 Bryan Shaw, S (9, 1)	S CU 79 S CU 81 B CU 82 B FF 92 C FC 89 2-3 ③ K	C FF 90 T CU 80 C CU 81 0-3 ③ K				F FF 92 B SI 92 C SI 92 B SL 86 F SL 85 X FF 94 2-2 ① F8	B CH 81 T CH 82 F SI 89 D CH 81 X SI 89 2-2 ③ G1-3			2 0 0 0 1 0 1 0 0	0 0 0 0 0 0 0 0 0	0 0 0 0 0 0 0 0 0	0 0 0 0 0 0 0 0 0	2 0 0 0 0 0 0 0 0	4 0 0 0 0 0 2 0 0
Inning Stats	R: 4 E: 0 K: 2 S: 16 H: 4 LOB: 2 BB: 2 P: 29	R: 0 E: 0 K: 0 S: 11 H: 1 LOB: 1 BB: 0 P: 17	R: 0 E: 0 K: 2 S: 13 H: 2 LOB: 2 BB: 0 P: 19	R: 1 E: 0 K: 1 S: 11 H: 1 LOB: 0 BB: 0 P: 18	R: 1 E: 0 K: 0 S: 6 H: 1 LOB: 0 BB: 0 P: 11	R: 0 E: 0 K: 0 S: 14 H: 1 LOB: 2 BB: 1 P: 23	R: 0 E: 0 K: 2 S: 13 H: 1 LOB: 2 BB: 1 P: 26	R: 0 E: 0 K: 1 S: 7 H: 0 LOB: 0 BB: 0 P: 9	R: 0 E: 0 K: 1 S: 11 H: 0 LOB: 0 BB: 0 P: 18	1B: 7 2B: 2 3B: 0 HR: 2 SF: 0 SAC: 0 DP: 0 HBP: 0						

	AB	38
	R	6
	H	11
	RBI	6
	BB	4
	SO	9
	LOB	20

WP: 0 PA: 42
PB: 0
SB: 0
CS: 0

PITCHER		IP	WLS	BF	H	R	ER	SO	BB	IBB	HBP	BLK	WP	HR	S	P	ERA	WHIP
29 Merrill Kelly, R ERA: 4.75	(1, 1)	5.0	W	26	9	6	6	5	1	1	0	0	0	2	57	94	10.80	2.000
40 Andrew Chafin, L ERA: 4.2	(6, 1)	0.2	H	4	1	0	0	0	1	0	0	0	0	0	12	21	0.00	3.000
66 Yoshihisa Hirano, R ERA: 4.09	(6, 1)	1.0	H	5	1	0	0	2	1	0	0	0	0	0	12	23	0.00	2.000
30 T.J. McFarland, L ERA: 4.63	(7, 1)	1.1	H	4	0	0	0	1	0	0	0	0	0	0	10	14	0.00	0.000
25 Archie Bradley, R ERA: 3.78	(9, 1)	1.0	S	3	0	0	0	1	0	0	0	0	0	0	11	18	0.00	0.000

PITCHER	IP	WLS	BF	H	R	ER	SO	BB	IBB	HBP	BLK	WP	HR	S	P	ERA	WHIP

Batter	1	2	3	4	5	6	7	8	9	AB	R	H	RBI	BB	SO	LOB
1 Jarrod Dyson, L (1, 8) OBP: 0.337, SLG: 0.369	B FF 93 X FF 93 1-0 HR	C FF 92 S FF 94 S CU 77 0-3 ① K		B CU 82 X SI 92 1-0 ① G3-1		F CH 89 B FF 98 S FF 98 F FF 99 S SL 88 1-3 ③ K		S CH 88 B FF 94 B FF 92 X CH 89 2-1 ②③ FC3-4-3-1-8 1-2 3-H		5	1	1	1	0	2	3
6 David Peralta, L (1, 7) OBP: 0.348, SLG: 0.461	B FF 92 X FF 93 1-0 ① P5	X FF 93 0-0 1-H HR		B SI 93 C SI 92 S CU 82 S SI 94 1-3 ② K			X FF 97 0-0 ① G4-3		B FF 92 B FF 91 C FF 92 F FF 92 X FF 94 2-2 ① G4-3	5	1	1	2	0	1	0
4 Ketel Marte, S (1, 4) OBP: 0.377, SLG: 0.558	B FF 95 S FF 93 B FS 85 F FF 94 B FF 94 B FF 94 4-2 53 HR BB	B CU 75 F FS 84 S FS 83 S CU 76 1-3 ② K		C CU 83 B CU 82 B SI 94 B SI 93 4-1 BB			C FF 96 F CH 90 B FF 98 X SL 87 1-2 ② G4-3		B FF 94 F FF 94 B FF 95 S FF 93 F FF 95 B SL 81 F FF 95 F SL 83 F FF 93 3-3 ② F FF 84 S SL 80 K	3	1	0	0	2	2	0
53 Christian Walker, R (1, 3) OBP: 0.353, SLG: 0.483	S FF 94 F FF 95 B FF 94 1 SAFE B CU 77 X FF 95 2-2 1-H HR	X FF 95 0-0 ③ L8		B SI 94 C SL 88 B SI 93 X SI 95 2-1 ③ F9			B SL 85 X FF 98 1-0 ③ L9		F FF 94 S FF 94 X FF 95 0-2 1B	5	1	2	2	0	0	1
22 Jake Lamb, L (1, 5) OBP: 0.365, SLG: 0.432	C FF 93 B FF 95 F FF 94 B CU 78 X CU 78 2-2 13 HR 1B		B SI 93 C SI 93 F SI 93 X SL 86 1-2 ① F7		C SI 91 F SL 86 B CU 82 B SI 92 X SL 86 2-2 ① F9			C FF 93 C FF 94 B CH 89 B FF 95 B CH 88 B CH 88 4-2 9 1B 13 1B BB	C FF 92 B FF 95 S SL 81 S SL 82 1-3 ③ K	4	2	1	0	1	1	1
9 Josh Rojas, L (1, 9) OBP: 0.500, SLG: 0.429	C FF 94 F FS 84 F FF 93 F FS 83 X CU 76 0-2 ② F7		C SI 94 F SI 94 S CU 82 0-3 ② K		B CU 82 B SI 92 F SI 93 C SI 93 B SI 94 B SI 94 4-2 13 CS BB			X CH 85 0-0 13 1B 41 1B 1-3 1B		3	1	1	0	1	1	1
13 Nick Ahmed, R (1, 6) OBP: 0.331, SLG: 0.453	1 SAFE D FF 94 C FF 93 X FS 84 1-1 1-H HR		C SI 94 C SL 87 X CU 82 0-2 3B		B SI 94 1 SAFE 1 SAFE B SI 93 X SI 92 2-0 ②③ G5-3 1-2			B FF 94 F FF 92 1 SAFE X FF 94 1-1 41 1B 1 1-3 FC3-4-3-1-8 3-H 1B		4	1	3	3	0	0	1
31 Alex Avila, L (1, 2) OBP: 0.388, SLG: 0.491	B CU 76 B CU 75 C FF 94 C FS 84 S FS 84 2-3 ③ K					B FF 96 B FF 96 F FF 98 C FF 97 X SL 86 2-2 ① G6-3		B CU 75 C FF 93 C CU 78 S CH 89 1-3 ① K		3	0	0	0	1	2	2
59 Zac Gallen, R (1, 1) OBP: 0.167, SLG: 0.167 30 T.J. McFarland, L (5, 1) 10 Adam Jones, R (6, PH) OBP: 0.314, SLG: 0.422 37 Kevin Ginkel, L (6, 1) 41 Wilmer Flores, R (8, PH) OBP: 0.326, SLG: 0.381 50 Yoan Lopez, R (8, 1)		C FF 91 B FF 92 X FF 92 1-1 6 HR 1B	X SI 95 0-0 ③ G4-3			C FF 98 X FF 98 0-1 ② F8		C FF 95 C FF 94 D CH 89 X FF 95 1-2 1 FC3-4-3-1-8 1-3 3-H 1B		2 0 1 0 1 0	1 0 0 0 0 0	1 0 0 0 1 0	0 0 0 0 1 0	0 0 0 0 0 0	0 0 0 0 0 0	2 0 0 0 0 0
Inning Stats	R: 5 E: 0 K: 1 S: 20 H: 4 LOB: 0 BB: 1 P: 33	R: 2 E: 0 K: 2 S: 10 H: 2 LOB: 0 BB: 0 P: 12	R: 0 E: 0 K: 1 S: 10 H: 1 LOB: 2 BB: 1 P: 11	R: 0 E: 0 K: 1 S: 7 H: 0 LOB: 1 BB: 1 P: 15	R: 0 E: 0 K: 0 S: 6 H: 0 LOB: 0 BB: 1 P: 14	R: 0 E: 0 K: 1 S: 9 H: 0 LOB: 0 BB: 0 P: 12	R: 0 E: 0 K: 0 S: 5 H: 0 LOB: 0 BB: 0 P: 7	R: 2 E: 0 K: 1 S: 13 H: 3 LOB: 1 BB: 1 P: 22	R: 0 E: 0 K: 2 S: 17 H: 1 LOB: 1 BB: 0 P: 23	1B: 6 2B: 1 3B: 1 HR: 4 SF: 0 SAC: 0 DP: 1 HBP: 0						WP: 0 PB: 0 SB: 0 CS: 1 PA: 41

PITCHER	IP	WLS	BF	H	R	ER	SO	BB	IBB	HBP	BLK	WP	HR	S	P	ERA	WHIP
34 Jeff Hoffman, R (1, 1) ERA: 7.81	2.0	L	13	6	7	7	3	1	0	0	0	0	4	30	45	31.50	3.500
32 Jesus Tinoco, R (3, 1) ERA: 4.91	3.0		12	1	0	0	2	2	1	0	0	0	0	23	40	0.00	1.000
54 Carlos Estévez, R (6, 1) ERA: 4.02	2.0		6	0	0	0	1	0	0	0	0	0	0	14	19	0.00	0.000
35 Chad Bettis, R (8, 1) ERA: 6.08	1.0		6	3	2	2	1	1	0	0	0	0	0	13	22	18.00	4.000
51 Jake McGee, L (9, 1) ERA: 3.86	1.0		4	1	0	0	2	0	0	0	0	0	0	17	23	0.00	1.000

PITCHER	IP	WLS	BF	H	R	ER	SO	BB	IBB	HBP	BLK	WP	HR	S	P	ERA	WHIP

TOP

Arizona Diamondbacks @ Colorado Rockies

Coors Field, Denver, CO

Tue Aug 13 2019, 6:41 PM - 10:13 PM MDT

Att. 31,815 - Clear - 84 F

livebaseballscorecards.com

AB	36
R	9
H	11
RBI	9
BB	5
SO	9
LOB	11

BOTTOM

Arizona Diamondbacks @ Colorado Rockies

Coors Field, Denver, CO

Tue Aug 13 2019, 6:41 PM - 10:13 PM MDT

Att. 31,815 - Clear - 84 F

livebaseballscorecards.com

Batter	1	2	3	4	5	6	7	8	9	AB	R	H	RBI	BB	SO	LOB
19 Charlie Blackmon, L (1, 9) OBP: 0.369, SLG: 0.597	B FF 96 X FF 95 1-0 9 1B 2B	X FF 94 0-0 1-3 2B		C CH 85 B CH 84 X FC 88 1-1 28 SF9 27 1B 1-2 1B		B FF 95 S SL 81 B FF 94 F FF 94 S FF 94 2-3 ② K		X FF 98 0-0 ③ L6		5	1	3	0	0	1	0
27 Trevor Story, R (1, 6) OBP: 0.351, SLG: 0.568	B FF 95 C KC 83 S FF 96 D KC 81 B KC 83 S KC 81 3-3 ① K	B FF 95 S FC 88 S KC 82 X FF 94 1-2 ② F9		B FF 94 C FF 94 F CH 86 B CH 85 F KC 81 B FF 94 X CH 85 3-2 1-2 2-3 1B		B SL 84 F SL 82 X FF 95 1-1 ③ G6-3			S FF 96 B FF 96 B FF 96 X FF 96 2-1 9 G3-1 9 DI 1B	5	0	2	0	0	1	3
28 Nolan Arenado, R (1, 5) OBP: 0.363, SLG: 0.537	C FF 96 B FF 96 X FC 92 1-1 ② F8	F KC 81 F FF 96 X FF 96 0-2 ③ G3-1		C FF 95 C FF 95 X FF 96 0-2 ② SF9 2-3 3-H			B FF 93 X FF 93 1-0 ① G4-3		C SL 85 F FF 98 S CH 92 0-3 ① K	4	0	0	1	0	1	4
9 Daniel Murphy, L (1, 3) OBP: 0.327, SLG: 0.459	C CH 89 B FF 96 X CH 88 1-1 15 1B 2-H 1B		B FF 95 C FF 94 F KC 82 B FF 95 X CH 87 2-2 ① L7	S KC 82 F FF 94 C FF 94 0-3 ③ K			B CH 83 C FF 94 B FF 93 F FF 92 X FF 94 2-2 ② G5-3		C SL 86 B CH 91 B CH 91 B SL 85 X SL 86 3-1 ② G3-1 1-3	5	0	1	1	0	1	3
15 Raimel Tapia, L (1, 7) OBP: 0.325, SLG: 0.455	F FC 90 1 SAFE B FF 95 F FF 96 X FF 95 1-2 24 S 1-3 1B		B CH 87 C FF 94 F FF 95 B KC 84 B FF 94 F KC 81 F FF 95 X FC 89 3-2 ② L7		F SI 89 X SI 90 0-1 31 G5-3 1B		B CH 83 C FF 93 B FF 93 X FF 94 2-1 1B		S CH 92 B FF 97 F SL 86 B FF 97 F SL 87 B CH 93 F SL 86 B SL 84 4-2 24 DI BB	4	0	3	0	1	0	0
24 Ryan McMahon, L (1, 4) OBP: 0.344, SLG: 0.440	B FF 96 1 SAFE S CH 88 S FF 96 F FF 96 D KC 81 B FF 95 D KC 84 4-2 1-2 BB		S CH 86 B FF 93 C CH 86 B FF 95 X FF 94 2-2 2B		B SI 90 B SI 90 S SI 89 F CH 82 S SI 90 2-3 ① K		S FF 92 B FF 94 F SL 83 S FF 94 1-3 ③ K		S FF 96 F FF 97 B SL 86 B FF 96 F SL 87 X SL 85 2-2 ③ F8 1-2	4	0	1	0	1	2	4
31 Yonathan Daza, R (1, 8) OBP: 0.205, SLG: 0.162 54 Carlos Estévez, R (6, 1) 35 Chad Bettis, R (8, 1) 13 Yonder Alonso, L (8, PH) OBP: 0.298, SLG: 0.352 51 Jake McGee, L (9, 1)	B FF 95 F FC 88 F FF 96 S CH 88 1-3 ③ K		B CH 87 F CH 86 X FF 96 1-1 ③ G6-3		B CH 82 X SI 90 1-0 ② G5-3 1-2			B FF 98 B FF 98 C FF 96 X SL 85 2-1 ① P2		3 0 0 1 0	0 0 0 0 0	0 0 0 0 0	0 0 0 0 0	1 0 0 0 0	0 0 0 0 0	5 0 0 0 0
58 Dom Nuñez, L (1, 2) OBP: 0.250, SLG: 1.000		B FF 94 C CH 87 F FF 94 B KC 82 B CH 89 X FF 94 3-2 ① F7		X FF 92 0-0 ① G3	C FF 89 B CH 82 B CH 81 B SI 90 C SI 90 X SI 90 3-2 ③ F7			B FF 97 B FF 97 X FF 98 2-0 HR		4	1	1	1	0	0	1
34 Jeff Hoffman, R (1, 1) OBP: 0.214, SLG: 0.214 32 Jesus Tinoco, R (3, 1) OBP: 0.333, SLG: 0.333 1 Garrett Hampson, R (6, 8) OBP: 0.273, SLG: 0.320		B FF 95 C FF 94 C FF 94 X KC 82 1-2 19 2B 1B		C FF 91 B FF 93 F FF 93 B KC 81 X FF 94 2-2 27 1B 19 1B 28 SF9 1B		F FF 92 C SL 84 B FF 93 B SL 85 X SL 82 2-2 ① P6		C SL 86 C SL 86 F SL 86 C FF 92 0-3 ② K		1 1 2	0 1 0	1 1 0	0 0 0	0 0 1	0 0 0	0 0 0
Inning Stats	R: 1 E: 0 K: 2 S: 17 H: 3 LOB: 3 BB: 1 P: 29	R: 0 E: 0 K: 0 S: 13 H: 2 LOB: 2 BB: 0 P: 18	R: 0 E: 0 K: 0 S: 13 H: 1 LOB: 1 BB: 0 P: 21	R: 1 E: 0 K: 1 S: 16 H: 3 LOB: 2 BB: 0 P: 22	R: 0 E: 0 K: 1 S: 9 H: 1 LOB: 1 BB: 0 P: 15	R: 0 E: 0 K: 1 S: 8 H: 0 LOB: 0 BB: 0 P: 13	R: 0 E: 0 K: 1 S: 9 H: 1 LOB: 1 BB: 0 P: 15	R: 1 E: 0 K: 1 S: 8 H: 1 LOB: 0 BB: 0 P: 12	R: 0 E: 0 K: 1 S: 15 H: 1 LOB: 2 BB: 1 P: 26	1B: 9 2B: 3 3B: 0 HR: 1 SF: 1 SAC: 0 DP: 0 HBP: 0						

	AB	39
	R	3
	H	13
	RBI	3
	BB	2
	SO	8
	LOB	20

PITCHER		IP	WLS	BF	H	R	ER	SO	BB	IBB	HBP	BLK	WP	HR	S	P	ERA	WHIP
59 Zac Gallen, R ERA: 2.58	(1, 1)	4.0		22	9	2	2	3	1	0	0	0	0	0	59	90	4.50	2.500
30 T.J. McFarland, L ERA: 4.53	(5, 1)	1.0		4	1	0	0	1	0	0	0	0	0	0	9	15	0.00	1.000
37 Kevin Ginkel, R ERA: 1.8	(6, 1)	2.0	W	7	1	0	0	2	0	0	0	0	0	0	17	28	0.00	0.500
50 Yoan López, R ERA: 2.63	(8, 1)	2.0		9	2	1	1	2	1	0	0	0	0	1	23	38	4.50	1.500

PITCHER	IP	WLS	BF	H	R	ER	SO	BB	IBB	HBP	BLK	WP	HR	S	P	ERA	WHIP

WP: 0 PA: 42
PB: 0
SB: 1
CS: 0

Arizona Diamondbacks @ Colorado Rockies

Coors Field, Denver, CO

Wed Aug 14 2019, 1:12 PM - 4:34 PM MDT

Att. 32,247 - Sunny - 85 F

TOP

livebaseballscorecards.com

Batter	1	2	3	4	5	6	7	8	9	AB	R	H	RBI	BB	SO	LOB
16 Tim Locastro, R (1, 7) OBP: 0.358, SLG: 0.346	F FF 90 F FF 91 B FF 92 X SL 85 1-2 4 2B 1B	B SI 94 B FF 93 C FF 94 S FF 93 F FF 94 S SL 88 2-3 ③ K			F FF 93 X FF 93 0-1 ③ G5-3		C FF 98 X SI 96 0-1 ② G6-3 2-3		B FF 96 B FF 96 B FF 96 C FF 96 B SL 86 4-1 4 1B 4 1B BB	4	1	1	0	0	1	1
40 Andrew Chafin, R (7, 1)										0	0	0	0	0	0	0
22 Jake Lamb, L (9, PH) OBP: 0.370, SLG: 0.432										0	1	0	0	1	0	0
25 Archie Bradley, R (9, 1)										0	0	0	0	0	0	0
4 Ketel Marte, S (1, 8) OBP: 0.382, SLG: 0.565	B SL 86 B FF 93 1 SAFE B SI 91 C FF 92 X FF 92 3-1 53 G5-3 41 1B 1-H 2B		X FF 91 0-0 53 G5-4-3 1B			B FF 90 C CU 84 T CH 86 B SL 86 X SI 91 2-2 5 WP 5 HR 2B	C SL 90 X SI 98 0-1 ③ G1-4-3		C SL 87 B FF 95 C FF 95 B FF 95 B FF 95 X SL 86 3-2 1-H 1B	5	2	4	2	0	0	1
(8, 4)																
5 Eduardo Escobar, S (1, 5) OBP: 0.330, SLG: 0.527	C FF 93 B FF 93 X FF 93 1-1 F8 ①		C FF 92 F FF 92 1 SAFE F SL 87 B FF 93 F SL 86 B FF 93 B SL 87 T SI 91 3-2 ① K			C SL 84 B SI 93 F SL 88 F CU 80 X SL 86 1-2 2-H HR		B FF 92 F FC 89 F FC 90 B FF 93 B KC 82 F FF 93 X FF 94 3-2 ① F8	D FF 96 B FF 95 C SL 86 F FF 94 F FF 94 D SL 86 X SL 86 3-2 ③ G4-3	5	1	1	2	0	1	3
53 Christian Walker, R (1, 3) OBP: 0.350, SLG: 0.479	X CH 87 0-0 ② G5-3 2-3		1 SAFE X SI 92 0-0 ②③ G5-4-3 1-2f			B SI 92 B FF 93 X FF 92 2-0 ① G5-3		S FF 93 B FC 89 B FF 92 C FC 88 X FF 94 2-2 ② L9		4	0	0	0	0	0	2
41 Wilmer Flores, R (1, 4) OBP: 0.335, SLG: 0.407	B FF 93 B CH 88 X SI 91 2-0 10 1B 3-H 1B			C CH 84 B SL 85 X FF 92 1-1 ① P6		F CH 86 X SL 87 0-1 HR		F FF 93 C KC 81 X FC 89 0-2 6 1B 1B		4	1	3	2	0	0	0
1 Jarrod Dyson, L (8, PR) OBP: 0.337, SLG: 0.369										0	0	0	0	0	0	0
(8, 8)																
10 Adam Jones, R (1, 9) OBP: 0.314, SLG: 0.421	C FF 93 X FF 92 0-1 1-2 1B			C FF 91 F FF 91 B CH 86 S SL 85 1-3 ② K		F SI 92 F FF 93 X FF 94 0-2 ② L7		1 SAFE 1 SAFE 1 SAFE S FF 91 1 SAFE 1 SAFE B FC 85 S FF 91 1 SAFE 1-2 1 SAFE X FF 92 1-3 1B		3	0	1	0	0	1	0
66 Yoshihisa Hirano, R (6, 1)										0	0	0	0	0	0	0
6 David Peralta, L (7, 7) OBP: 0.350, SLG: 0.463										1	0	1	0	0	0	0
13 Nick Ahmed, R (1, 6) OBP: 0.328, SLG: 0.448	C FF 93 X SL 86 0-1 ③ L6			B CH 86 B CH 86 S FF 93 B FF 94 S CH 87 S CH 87 3-3 ③ K		B SL 89 B SI 92 B CH 87 X FF 91 3-0 ③ G4-3		F CH 92 F FC 90 X KC 82 0-2 ③ G4-3		4	0	0	0	0	1	4
18 Carson Kelly, R (1, 2) OBP: 0.360, SLG: 0.555		B FF 92 C CH 84 B FF 91 B FF 91 B FF 92 4-1 38 B1-6-4 BB			B FF 91 B SI 90 C CH 86 F SL 86 S CU 81 2-3 ① K		C FF 98 C SI 95 S SL 88 0-3 ① K		S FF 94 F SL 86 F SL 85 S FF 96 0-3 ① K	3	0	0	0	1	3	0
38 Robbie Ray, L (1, 1) OBP: 0.068, SLG: 0.068		X FF 92 0-0 ①② B1-6-4 1-2f			C FF 93 C FF 92 B SL 87 S SL 86 1-3 ② K		C SI 99 B SL 90 B SL 89 X FF 98 2-1 16 G6-3 2B		B CH 90 B FF 95 C FF 95 F FF 96 X SL 88 2-2 ② G4-3	1	0	0	0	0	0	1
35 Matt Andriese, R (3, 1)										1	0	0	0	0	1	0
9 Josh Rojas, L (6, 9) OBP: 0.500, SLG: 0.556										2	0	1	0	0	0	0
Inning Stats	R: 2 E: 0 K: 0 S: 13 H: 4 LOB: 2 BB: 0 P: 20	R: 0 E: 0 K: 1 S: 6 H: 0 LOB: 0 BB: 1 P: 12	R: 0 E: 0 K: 1 S: 7 H: 1 LOB: 0 BB: 0 P: 10	R: 0 E: 0 K: 2 S: 8 H: 0 LOB: 0 BB: 0 P: 13	R: 0 E: 0 K: 2 S: 8 H: 0 LOB: 0 BB: 0 P: 11	R: 3 E: 0 K: 0 S: 14 H: 3 LOB: 0 BB: 0 P: 22	R: 0 E: 0 K: 1 S: 9 H: 1 LOB: 1 BB: 0 P: 11	R: 0 E: 0 K: 0 S: 16 H: 2 LOB: 2 BB: 0 P: 22	R: 1 E: 0 K: 1 S: 15 H: 1 LOB: 1 BB: 1 P: 27	1B: 7 2B: 3 3B: 0 HR: 2 SF: 0 SAC: 0 DP: 2 HBP: 0						

	AB	37
	R	6
	H	12
	RBI	6
	BB	2
	SO	8
	LOB	12

WP: 1 PA: 39
PB: 0
SB: 0
CS: 0

PITCHER		IP	WLS	BF	H	R	ER	SO	BB	IBB	HBP	BLK	WP	HR	S	P	ERA	WHIP
21 Kyle Freeland, L ERA: 7.09	(1, 1)	6.0		25	8	5	5	6	1	0	0	0	1	2	56	88	7.50	1.500
37 Jairo Díaz, R ERA: 4.89	(7, 1)	1.0		4	1	0	0	1	0	0	0	0	0	0	9	11	0.00	1.000
71 Wade Davis, R ERA: 6.06	(8, 1)	1.0		5	2	0	0	0	0	0	0	0	0	0	16	22	0.00	2.000
45 Scott Oberg, R ERA: 2.29	(9, 1)	1.0	W	5	1	1	1	1	1	0	0	0	0	0	15	27	9.00	2.000

PITCHER		IP	WLS	BF	H	R	ER	SO	BB	IBB	HBP	BLK	WP	HR	S	P	ERA	WHIP

Batter	1	2	3	4	5	6	7	8	9	AB	R	H	RBI	BB	SO	LOB
19 Charlie Blackmon, L (1, 9) OBP: 0.365, SLG: 0.590	B SL 86 F SI 92 B SI 90 S SL 86 B FF 92 S SL 88 3-3 ① **K**		C FF 91 X CH 85 0-1 ① **G4-3**		X CH 86 0-0 **E6** 27 FC5-4	F FS 85 X FF 89 0-1 **E3** 27 HBP 1-2		C FF 93 S SL 85 S FF 95 0-3 ③ **K**		5	0	0	0	0	2	1
27 Trevor Story, R (1, 6) OBP: 0.353, SLG: 0.567	B FF 92 B SL 86 B SL 87 C FF 93 X FF 93 3-1 ② **F7**		S CU 79 B SI 92 S CU 81 B CH 86 X CH 86 2-2 28 2B 13 G4-3 **1B**		1 SAFE F CU 81 F FF 93 D CU 84 B FF 94 1 SAFE F CH 86 X CH 87 2-2 ② **FC5-4** 1-2f	C FF 90 F FF 92 H FS 84 1-2 **HBP** 1-2 2-3			B KC 78 F FF 95 S FF 96 F KC 81 F KC 82 H FF 97 2-2 28 HR **HBP**	3	2	1	0	0	0	1
28 Nolan Arenado, R (1, 5) OBP: 0.364, SLG: 0.544	S SL 86 B FF 93 F FF 92 B SL 87 S SL 86 2-3 ③ **K**		B FF 92 S SI 91 X SI 93 1-1 13 G4-3 1-3 **2B**		B SL 86 F FF 93 B FF 92 F CH 87 X CH 87 2-2 ③ **G5-3**	F FF 92 B FF 92 S FF 93 X FF 93 1-2 ③ **P6**			X SI 95 0-0 1-H **HR**	5	1	2	2	0	1	4
13 Yonder Alonso, L (1, 3) OBP: 0.300, SLG: 0.358		C FF 90 F SL 86 B SL 86 B SL 85 B SI 92 X SL 86 3-2 ① **G4-3**	B CH 86 C CH 86 C FF 92 X CH 88 1-2 ② **G4-3** 2-3 3-H			B FF 91 X FF 90 1-0 15 E 15 1B 24 HR **1B** X FF 93 0-0 20 SH2-4 **2B**				4	1	2	1	0	0	1
20 Ian Desmond, R (1, 7) OBP: 0.315, SLG: 0.467		B FF 91 B FF 92 B SL 86 C SI 92 C SI 93 B SL 88 4-2 15 1B 1 SH **BB**	F FF 92 B SI 92 S CU 81 D CU 82 F FF 94 D CH 87 F FF 93 F FF 93 X SL 86 3-2 ③ **G3**			B FS 83 F FF 92 B FF 92 B FF 91 X FF 90 3-1 ① **F8** B SI 93 X SI 92 1-0 ① **SH2-4** 2-3				2	1	0	0	1	0	2
15 Raimel Tapia, L (1, 8) OBP: 0.327, SLG: 0.456		C FF 92 F SI 91 B SL 86 X SL 87 1-2 14 BB 1 SH 1-3 **1B**		F FF 91 F FF 92 B FF 92 F CU 82 B FF 93 S CH 87 2-3 ① **K**		B FS 85 C FF 93 C FF 90 X FS 85 1-2 **E8** 24 HR 1-3 **1B** X SI 92 0-0 ② **G6-3**				4	1	2	0	0	1	1
1 Garrett Hampson, R (1, 4) OBP: 0.272, SLG: 0.318 24 Ryan McMahon, L (6, PH) OBP: 0.345, SLG: 0.449 (7, 4)		D KC 82 D SL 84 1 SAFE 1 SAFE F FF 90 X SL 86 2-1 **SH** 14 BB 1-2 3-H		B FF 92 B CU 81 C FF 92 B FF 93 F FF 92 F CH 87 S FF 93 3-3 ② **K**		X FS 86 0-0 2-H 3-H **HR** F SI 93 C SI 94 B SI 94 F SI 95 S SL 84 1-3 ③ **K**				1 2	0 1	0 1	1 3	0 0	1 1	0 1
14 Tony Wolters, L (1, 2) OBP: 0.350, SLG: 0.362		D SL 86 D SL 86 C FF 91 C FF 93 B FF 92 B FF 93 4-2 21 G4-6-3 1-2 2-3 **BB**		C CU 82 F CH 86 B CH 87 X CH 86 1-2 ③ **L7**		B FF 90 S FS 84 S FS 85 X FS 86 1-2 27 HBP 19 E **1B**		S SI 92 F SI 92 C SI 94 0-3 ① **K**		3	0	1	0	1	1	0
21 Kyle Freeland, L (1, 1) OBP: 0.167, SLG: 0.091 31 Yonathan Daza, R (6, PH) OBP: 0.200, SLG: 0.158 37 Jairo Diaz, R (7, 1) 71 Wade Davis, R (8, 1) 9 Daniel Murphy, L (8, PH) OBP: 0.326, SLG: 0.458 45 Scott Oberg, R (9, 1)		F FF 91 B SL 86 X SL 87 1-1 ② ③ **G4-6-3** 1-2f		C FF 90 S CU 81 S CU 80 0-3 ① **K**	F FF 91 C FF 92 S FF 92 0-3 ② **K**			C SL 82 F SI 92 B FF 95 B FF 95 X SI 94 2-2 ② **G5-3**		2 1 0 0 1 0	0 0 0 0 0 0	0 0 0 0 0 0	0 0 0 0 0 0	1 1 0 0 0 0	3 1 0 0 0 0
Inning Stats	R: 0 E: 0 K: 2 S: 8 H: 0 LOB: 0 BB: 0 P: 16	R: 1 E: 1 K: 0 S: 14 H: 1 LOB: 2 BB: 2 P: 29	R: 1 E: 0 K: 0 S: 16 H: 2 LOB: 1 BB: 0 P: 23	R: 0 E: 0 K: 2 S: 11 H: 0 LOB: 0 BB: 0 P: 17	R: 0 E: 2 K: 1 S: 11 H: 0 LOB: 1 BB: 0 P: 15	R: 3 E: 2 K: 1 S: 20 H: 4 LOB: 3 BB: 0 P: 28	R: 0 E: 0 K: 1 S: 7 H: 1 LOB: 1 BB: 0 P: 9	R: 0 E: 0 K: 2 S: 9 H: 0 LOB: 0 BB: 0 P: 11	R: 2 E: 0 K: 0 S: 5 H: 1 LOB: 0 BB: 0 P: 7	1B: 5 2B: 2 3B: 0 HR: 2 SF: 0 SAC: 2 DP: 1 HBP: 2						

PITCHER		IP	WLS	BF	H	R	ER	SO	BB	IBB	HBP	BLK	WP	HR	S	P	ERA	WHIP
38 Robbie Ray, L ERA: 3.99	(1, 1)	2.0		9	1	1	1	2	2	0	0	0	0	0	22	45	4.50	1.500
35 Matt Andriese, R ERA: 5.51	(3, 1)	3.0		12	2	1	1	3	0	0	0	0	0	0	38	55	3.00	0.667
66 Yoshihisa Hirano, R ERA: 4.6	(6, 1)	1.0	B	9	4	3	3	1	0	0	1	0	0	1	20	28	27.00	4.000
40 Andrew Chafin, L ERA: 4.01	(7, 1)	2.0		7	1	0	0	3	0	0	0	0	0	0	16	20	0.00	0.500
25 Archie Bradley, R ERA: 4.13	(9, 1)	0.0	L	2	1	2	2	0	0	0	1	0	0	1	5	7	∞	∞

PITCHER	IP	WLS	BF	H	R	ER	SO	BB	IBB	HBP	BLK	WP	HR	S	P	ERA	WHIP

BOTTOM

Arizona Diamondbacks @ Colorado Rockies

Coors Field, Denver, CO

Wed Aug 14 2019, 1:12 PM - 4:34 PM MDT

Att. 32,247 - Sunny - 85 F

livebaseballscorecards.com

AB	33
R	7
H	9
RBI	7
BB	2
SO	9
LOB	15

WP: 0 PA: 39
PB: 0
SB: 0
CS: 0

Batter	1	2	3	4	5	6	7	8	9	AB	R	H	RBI	BB	SO	LOB
7 Donovan Solano, R (1, 6) OBP: 0.363, SLG: 0.471	C CU 81 X CH 84 0-1 28 1B 53 BB 10 1B 1B	B FC 85 B SI 90 X SI 90 2-0 ③ G4-3			B CH 84 C SI 88 F FC 86 B CH 85 F SI 89 F CH 85 B FC 85 X CH 85 3-2 ① F7	B SL 80 B FF 91 F FF 92 F KC 78 D KC 81 F FF 93 H SL 81 4-2 53 BB HBP		B CU 79 B SI 92 C SI 93 B CU 77 X SI 93 3-1 53 1B 2B		4	2	2	0	0	0	1
53 Austin Slater, R (1, 9) OBP: 0.404, SLG: 0.516 65 Sam Coonrod, R (8, 1) 50 Fernando Abad, L (9, 1)	B SI 90 B SI 90 B SI 90 B FF 90 4-0 28 1B 10 1B 1-2 BB		C CU 81 X CH 84 0-1 1 S 1B		C SI 89 B CH 85 X FC 85 1-1 28 2B 2B	B SI 91 B SI 92 S FF 92 B SI 91 C SI 92 F SI 92 B SI 92 4-2 28 G6-4-3 1-2 2-3 BB		C CU 79 C SI 94 F CU 79 D CU 79 X SI 94 1-2 28 G6-4-3 2-H 1B		3 0 0	2 0 0	3 0 0	1 0 0	2 0 0	0 0 0	0 0 0
28 Buster Posey, R (1, 2) OBP: 0.324, SLG: 0.392	C CU 82 F FF 90 F CH 85 B CH 85 X CU 84 1-2 1 FC5-4 10 1B 1-2 2-3 1B		X FF 89 0-0 ① F9		C CU 82 B CH 84 X FF 90 1-1 10 HR 2-H 2B	C SI 91 B KC 78 B SI 91 X SI 92 2-1 ②③ G6-4-3 1-2f		F SI 93 X CU 80 0-1 ②③ G6-4-3 1-2f		5	1	2	1	0	0	5
10 Evan Longoria, R (1, 5) OBP: 0.322, SLG: 0.459	X FC 82 0-0 1 FC5-4 1-2 2-H 3-H 1B		B SI 88 D CH 84 X FC 86 2-0 ② L9		B CH 83 B SI 89 B CU 82 C SI 89 X CH 84 3-1 2-H HR		C SI 92 B SL 84 C SL 84 X KC 79 1-2 14 BB 1B		B CU 80 X SI 92 1-0 ① G4-3	5	1	3	4	0	0	1
1 Kevin Pillar, R (1, 8) OBP: 0.282, SLG: 0.427	C CH 85 F SI 90 F CH 85 F CH 86 F FC 86 B SI 90 X CH 85 1-2 ① FC5-4 14 CS 1-2f 2-3		B SI 89 D CH 84 2-0 1-2 IBB		F SI 90 F SI 90 X CU 82 0-2 ② F8		C FF 90 F SI 90 S SI 91 0-3 ① K		H CU 78 1-0 14 1B HBP	3	0	0	0	1	1	3
14 Scooter Gennett, L (1, 4) OBP: 0.250, SLG: 0.340	B FF 91 S FC 85 F FF 90 F FC 85 1 SAFE F CU 83 S CU 83 1-3 ②③ K2-3 1-2		F FC 85 B FC 86 X CU 82 1-1 ③ G3-1		B CU 81 X FC 85 1-0 ③ G4-3		B KC 75 B SI 90 C SI 91 F SI 90 B CH 84 D SI 92 4-2 1-2 BB		B SI 93 X SI 93 1-0 1-2 1B	4	0	1	0	1	1	4
37 Joey Rickard, R (1, 7) OBP: 0.311, SLG: 0.366 8 Alex Dickerson, L (9, PH) OBP: 0.395, SLG: 0.651 (9, 7)		F SI 88 F CH 84 B CU 82 B CH 84 F SI 90 X CU 82 2-2 ① G5-3		B CH 84 B SI 89 X CH 85 2-0 ① G5-3		C FF 92 B SL 84 F SI 92 B KC 80 B SI 92 D FF 94 4-2 9 2B BB	C SL 80 D SI 90 F SI 90 X KC 78 1-2 ② F7		C SI 93 B SI 93 C CU 79 T CU 79 1-2 ② K	3 1	1 0	0 0	0 0	1 0	0 1	2 2
9 Brandon Belt, L (1, 3) OBP: 0.342, SLG: 0.378		B FC 85 X FC 85 1-0 ② L4		B FC 86 S FC 86 B FF 91 F FC 86 X CU 83 2-2 ② F8		F SI 93 B FF 93 1 SAFE 1 SAFE C SI 93 B FF 92 X SI 91 2-2 53 BB 1-H 2B	C CH 83 X FF 91 0-1 ③ F9		X SI 93 0-0 ③ G3	5	0	1	1	0	0	4
57 Dereck Rodríguez, R (1, 1) OBP: 0.217, SLG: 0.217 5 Mike Yastrzemski, L (8, PH) OBP: 0.320, SLG: 0.511 (8, 9)		B SI 89 X SI 89 1-0 1B		C CU 82 B FC 85 F CU 81 S CU 82 1-3 ③ K		L FF 91 C FF 91 F SI 91 D KC 78 S KC 79 1-3 ① K		C SI 93 B CH 87 F SI 94 S CU 80 1-3 ① K		3 1	0 0	1 0	0 0	0 0	2 1	1 0
Inning Stats	R: 2 E: 0 K: 1 S: 18 H: 3 LOB: 1 BB: 1 P: 25	R: 0 E: 0 K: 0 S: 7 H: 1 LOB: 1 BB: 0 P: 13	R: 0 E: 0 K: 0 S: 6 H: 1 LOB: 2 BB: 1 P: 11	R: 0 E: 0 K: 1 S: 7 H: 0 LOB: 0 BB: 0 P: 12	R: 3 E: 0 K: 0 S: 15 H: 3 LOB: 0 BB: 0 P: 24	R: 1 E: 0 K: 1 S: 17 H: 1 LOB: 2 BB: 2 P: 34	R: 0 E: 0 K: 1 S: 13 H: 1 LOB: 2 BB: 1 P: 19	R: 1 E: 0 K: 1 S: 11 H: 2 LOB: 0 BB: 0 P: 16	R: 0 E: 0 K: 1 S: 6 H: 1 LOB: 2 BB: 0 P: 10	1B: 8 2B: 4 3B: 0 HR: 1 SF: 0 SAC: 0 DP: 2 HBP: 2						

TOP

San Francisco Giants @ Arizona Diamondbacks
Chase Field, Phoenix, AZ
Thu Aug 15 2019, 6:40 PM - 9:25 PM MST
Att. 19,037 - Roof Closed - 77 F

livebaseballscorecards.com

AB	37
R	7
H	13
RBI	7
BB	5
SO	6
LOB	23

WP: 0 PA: 44
PB: 0
SB: 1
CS: 1

PITCHER		IP	WLS	BF	H	R	ER	SO	BB	IBB	HBP	BLK	WP	HR	S	P	ERA	WHIP
49 Alex Young, L ERA: 3.98	(1, 1)	5.0	L	24	8	5	5	2	1	1	0	0	0	1	53	85	9.00	1.800
57 Jon Duplantier, R ERA: 4.33	(6, 1)	2.0		11	2	1	1	2	3	0	1	0	0	0	30	53	4.50	2.500
58 Stefan Crichton, R ERA: 3.38	(8, 1)	2.0		9	3	1	1	2	0	0	1	0	0	0	17	26	4.50	1.500

PITCHER		IP	WLS	BF	H	R	ER	SO	BB	IBB	HBP	BLK	WP	HR	S	P	ERA	WHIP

Batter	1	2	3	4	5	6	7	8	9	AB	R	H	RBI	BB	SO	LOB
1 Jarrod Dyson, L (1, 8) OBP: 0.333, SLG: 0.364	C FF 91 C CH 86 F FF 92 X CH 87 0-2 ① F7			B SI 90 F CH 84 F CU 77 B CU 77 X CH 85 2-2 ① F8		B CH 83 C FF 91 F FF 90 B FF 91 X CU 75 2-2 ① F7		B FF 97 C SI 96 B CH 89 B SI 96 X SI 96 3-1 ③ G5-3		4	0	0	0	0	0	1
9 Josh Rojas, L (1, 9) OBP: 0.357, SLG: 0.385	X FF 93 0-0 ② L9			B CH 84 B FF 91 X SI 91 2-0 ② F7		C FF 89 X CH 84 0-1 ② F9			C SI 93 B SI 94 X SI 94 1-1 ① G4-3	4	0	0	0	0	0	1
5 Eduardo Escobar, S (1, 4) OBP: 0.329, SLG: 0.524 (6, 5)	C SI 92 F CH 86 B FF 93 F FF 93 X CH 86 1-2 ③ L9			X CU 76 0-0 1B		B FF 90 S CH 82 B FF 91 S FF 89 S FF 90 2-3 ③ K			F SI 95 X CH 79 0-1 ② L8	4	0	1	0	0	1	1
6 David Peralta, L (1, 7) OBP: 0.346, SLG: 0.458		B FF 92 B CH 86 C SI 92 X FF 92 2-1 ① F7		C FC 86 B CH 84 B CH 84 B CH 84 X SI 91 3-1 ③ G4-3			X CH 82 0-0 ① G6-3		B KC 80 S KC 78 B SI 93 X SI 93 2-1 ③ F8	4	0	0	0	0	0	1
53 Christian Walker, R (1, 3) OBP: 0.347, SLG: 0.475		B FC 88 S FF 92 S CU 77 F FF 92 B CH 86 F CH 86 B FC 88 S FF 93 3-3 ② K			X FF 90 0-0 ① P4		C FF 87 B CU 75 X FC 85 1-1 ② G5-3			3	0	0	0	0	1	0
22 Jake Lamb, L (1, 5) OBP: 0.364, SLG: 0.425 57 Jon Duplantier, L (6, 1) 10 Adam Jones, R (7, PH) OBP: 0.316, SLG: 0.423 58 Stefan Crichton, R (8, 1)		C CH 86 B FF 92 B FF 92 F CH 86 F CH 85 F FC 88 S FF 92 2-3 ③ K			C FF 87 B CH 84 B CH 85 S CH 85 F FF 92 X FC 88 2-2 ② P6		B FF 86 F FC 87 C CU 74 X FC 87 1-2 1B			2 0 1 0	0 0 0 0	0 0 1 0	0 0 0 0	0 0 0 0	1 0 0 0	0 0 0 0
13 Nick Ahmed, R (1, 6) OBP: 0.328, SLG: 0.448			X FC 85 0-0 ① G6-3		F SI 89 B FC 88 C CU 77 B SI 92 X FC 88 2-2 1B		X SI 88 0-0 ③ F7			3	0	1	0	0	0	1
18 Carson Kelly, R (1, 2) OBP: 0.356, SLG: 0.548			C SI 90 B CH 84 B FC 88 X SI 90 2-1 ② G5-3		B CU 74 C SI 90 D CH 84 B SI 90 F FF 91 X FF 90 3-2 ③ F8			C SI 96 F SL 90 B CH 88 F FF 97 C SI 96 1-3 ① K		3	0	0	0	0	1	1
49 Alex Young, L (1, 1) OBP: 0.077, SLG: 0.077 41 Wilmer Flores, R (6, 4) OBP: 0.337, SLG: 0.405			C FF 90 C CU 76 S FF 91 0-3 ③ K			B SI 88 B SI 89 B SI 88 C FF 89 B FF 90 4-1 BB		X SI 97 0-0 ② G6-3		1 1	0 0	0 0	0 0	0 1	1 0	0 0
Inning Stats	R: 0 E: 0 K: 0 S: 9 H: 0 LOB: 0 BB: 0 P: 10	R: 0 E: 0 K: 2 S: 12 H: 0 LOB: 0 BB: 0 P: 19	R: 0 E: 0 K: 1 S: 6 H: 0 LOB: 0 BB: 0 P: 8	R: 0 E: 0 K: 0 S: 7 H: 1 LOB: 1 BB: 0 P: 14	R: 0 E: 0 K: 0 S: 11 H: 1 LOB: 1 BB: 0 P: 18	R: 0 E: 0 K: 1 S: 9 H: 0 LOB: 1 BB: 1 P: 17	R: 0 E: 0 K: 0 S: 7 H: 1 LOB: 1 BB: 0 P: 9	R: 0 E: 0 K: 1 S: 7 H: 0 LOB: 0 BB: 0 P: 11	R: 0 E: 0 K: 0 S: 6 H: 0 LOB: 0 BB: 0 P: 9	1B: 3 2B: 0 3B: 0 HR: 0	SF: 0 SAC: 0 DP: 0 HBP: 0			WP: 0 PB: 0 SB: 0 CS: 0	PA: 31		

BOTTOM

San Francisco Giants @ Arizona Diamondbacks

Chase Field, Phoenix, AZ

Thu Aug 15 2019, 6:40 PM - 9:25 PM MST

Att. 19,037 - Roof Closed - 77 F

livebaseballscorecards.com

AB	30
R	0
H	3
RBI	0
BB	1
SO	5
LOB	6

PITCHER		IP	WLS	BF	H	R	ER	SO	BB	IBB	HBP	BLK	WP	HR	S	P	ERA	WHIP
57 Dereck Rodríguez, R ERA: 4.79	(1, 1)	7.0	W	25	3	0	0	4	1	0	0	0	0	0	61	95	0.00	0.571
65 Sam Coonrod, R ERA: 1.8	(8, 1)	1.0		3	0	0	0	1	0	0	0	0	0	0	7	11	0.00	0.000
50 Fernando Abad, L ERA:	(9, 1)	1.0		3	0	0	0	0	0	0	0	0	0	0	6	9	0.00	0.000

PITCHER	IP	WLS	BF	H	R	ER	SO	BB	IBB	HBP	BLK	WP	HR	S	P	ERA	WHIP

Batter	1	2	3	4	5	6	7	8	9	10	11	AB	R	H	RBI	BB	SO	LOB
5 Mike Yastrzemski, L (1, 9) (9, 7) OBP: 0.324, SLG: 0.548	X SI 87 0-0 ① G4-3		C FF 88 B CH 84 B SL 81 C CH 84 F FC 88 B SL 82 X CH 85 3-2 HR		B FC 84 X CH 86 1-0 G5-3 ①		B SI 89 X SI 88 1-0 1-H HR	B FF 94 C SL 82 D FF 94 S SL 84 S SL 84 2-3 ③ K			X FF 96 0-0 HR	6	3	3	4	0	1	1
28 Buster Posey, R (1, 2) OBP: 0.327, SLG: 0.392	B CH 86 C FF 88 B SL 80 B SI 88 X SI 89 3-1 8 G4-6-3 1B		C SL 79 B FC 86 F CH 84 X SL 82 1-2 1B		X FC 84 0-0 ② F7		B SL 81 X SI 88 1-0 ① G1-3		C FF 95 S KC 80 B KC 82 B KC 83 F SI 96 B FF 96 C FF 96 3-3 ① K		C SL 84 B SL 85 B FF 97 B FF 96 B FF 96 4-1 10 G4-3 13 SH3-4 BB	5	0	2	0	1	1	0
8 Alex Dickerson, L (1, 7) OBP: 0.387, SLG: 0.632 74 Jandel Gustave, R (9, 1) 13 Will Smith, R (10, 1) OBP: 1.000, SLG: 1.000 58 Trevor Gott, R (11, 1)	B SI 89 F CH 84 B CH 84 C SI 89 X CH 85 2-2 ② ③ G4-6-3 1-2f		B SI 88 F FC 86 F FC 87 B FF 89 X CH 84 2-2 ③ F7		X SI 87 0-0 1B		C SI 89 B SL 82 S SL 82 S SL 82 1-3 ② K2-3		B FF 96 B FF 95 T FF 97 X KC 83 2-1 ② G6-3		X FF 97 0-0 ① SH3-4 1-2	5 0 0 0	0 0 0 0	1 0 0 0	0 0 0 0	0 0 0 0	1 0 0 0	2 0 0 0
10 Evan Longoria, R (1, 5) OBP: 0.319, SLG: 0.454		C CH 85 B SL 79 X CH 82 1-1 ① L7		X CH 85 0-0 ① F8	C SI 86 B SI 86 S SL 81 B SI 88 1 SAFE F SL 81 C FF 89 2-3 ③ K		X CH 82 0-0 1B		B FF 96 C FF 97 F FF 96 F FF 97 S KC 84 1-3 ③ K		B SL 86 F SL 84 F FF 96 B SL 84 B FF 96 F SL 84 X FF 96 3-2 ② G4-3 2-3	6	0	1	0	0	2	2
14 Scooter Gennett, L (1, 4) OBP: 0.254, SLG: 0.339		C SI 87 X SI 87 0-1 ② G6-3		C CH 86 X CH 83 0-1 ① 1 HR 1B	F SI 85 F FC 84 X SL 82 0-2 ① L9		D SI 90 S SI 89 C SI 89 D SL 82 S SI 89 2-3 ③ K			S FF 90 F FS 83 B FS 84 F FS 84 X FS 85 1-2 1 HR 1B	B FF 97 F FF 97 S SL 85 B CH 93 F CH 91 F FF 97 X SL 86 2-2 F8 ③	6	2	2	0	0	1	2
1 Kevin Pillar, R (1, 8) OBP: 0.285, SLG: 0.441		F FC 85 B SL 80 B SL 82 F FC 87 F SI 90 F FC 88 X SL 82 2-2 ③ G6-3		X SI 88 0-0 1-H HR	C SL 79 S SL 80 B SL 81 F SI 89 T SL 82 1-2 ② K			B SL 84 B FF 92 B FF 92 B FF 92 4-0 9 BB 7 2B BB		F FF 91 C FF 92 B FS 84 B FF 93 D FS 85 F FF 91 F FF 92 F FF 92 X FF 91 3-2 1-H HR	4	3	2	4	1	1	0
9 Brandon Belt, L (1, 3) OBP: 0.345, SLG: 0.387			X SL 77 0-0 HR	B CH 84 B FC 86 F FF 87 X CH 84 2-1 ② G6-3	X FC 86 0-0 1B		B FF 94 B FF 93 F FF 93 1 SAFE 1 SAFE B FF 93 B FF 93 4-1 7 2B 1-2 BB			B FS 82 B FF 90 C FF 90 X FS 83 2-1 ① L9	4	1	2	1	1	0	0
35 Brandon Crawford, L (1, 6) OBP: 0.295, SLG: 0.348 54 Reyes Moronta, R (6, 1) 21 Stephen Vogt, L (8, PH) OBP: 0.342, SLG: 0.526 56 Tony Watson, L (8, 1) 65 Sam Coonrod, R (8, 1) 53 Austin Slater, R (9, 9) OBP: 0.400, SLG: 0.510			B SI 86 S CH 82 T CH 82 F CH 83 X FC 87 1-2 ① P4	C CH 85 F CH 82 F FC 86 F CH 84 H SL 79 1-2 HBP	B CH 83 B SI 88 1 SAFE 1 SAFE C SI 88 B SI 88 X CH 83 3-1 ③ G3-1		D CH 84 B FF 92 C FF 91 F FF 94 S SL 84 2-3 ① K		F FF 89 X FF 89 0-1 ② G4-3	2 0 1 0 0 0 1	0 0 0 0 0 0 0	0 0 0 0 0 0 0	0 0 0 0 0 0 0	0 0 1 0 0 0 0	1 0 2 0 0 0 0	
29 Jeff Samardzija, R (1, 1) OBP: 0.103, SLG: 0.154 50 Fernando Abad, L (6, 1) 7 Donovan Solano, R (6, 6) OBP: 0.368, SLG: 0.481			C FC 86 F SL 81 B SL 81 F FC 86 X KC 79 1-2 ② G1-3	B FC 86 S FF 87 S SL 80 B SL 80 F SI 88 S SL 80 2-3 ③ K			B SI 87 C CH 80 X SI 88 1-1 5 HR 1B	B SL 84 X FF 93 1-0 ② 1-H 2-H 2B		C FS 82 S FF 90 B FS 83 F FS 81 F FF 91 B FS 83 F FS 82 B FF 90 X FF 90 3-2 ③ P3	2 0 3	0 0 1	0 0 2	0 0 1	0 0 0	1 0 0	1 0 0

Inning Stats	1	2	3	4	5	6	7	8	9	10	11
	R: 0 H: 1 E: 0 LOB: 0 K: 0 BB: 0 S: 6 P: 11	R: 0 H: 0 E: 0 LOB: 0 K: 0 BB: 0 S: 9 P: 12	R: 2 H: 3 E: 0 LOB: 1 K: 0 BB: 0 S: 19 P: 27	R: 2 H: 2 E: 0 LOB: 1 K: 1 BB: 0 S: 14 P: 19	R: 0 H: 1 E: 0 LOB: 1 K: 1 BB: 0 S: 7 P: 10	R: 0 H: 1 E: 0 LOB: 1 K: 2 BB: 0 S: 10 P: 14	R: 2 H: 3 E: 0 LOB: 1 K: 2 BB: 0 S: 11 P: 17	R: 1 H: 1 E: 0 LOB: 1 K: 2 BB: 2 S: 8 P: 21	R: 0 H: 0 E: 0 LOB: 0 K: 2 BB: 0 S: 10 P: 16	R: 2 H: 2 E: 0 LOB: 0 K: 0 BB: 0 S: 20 P: 29	R: 1 H: 1 E: 0 LOB: 1 K: 0 BB: 1 S: 12 P: 21

PITCHER		IP	WLS	BF	H	R	ER	SO	BB	IBB	HBP	BLK	WP	HR	S	P	ERA	WHIP
8 Mike Leake, R ERA: 4.64	(1, 1)	6.0		26	8	4	4	3	0	0	1	0	0	3	65	93	6.00	1.333
30 T.J. McFarland, L ERA: 4.82	(7, 1)	1.0		6	3	2	2	2	0	0	0	0	0	1	11	17	18.00	3.000
37 Kevin Ginkel, R ERA: 3.0	(8, 1)	1.0		5	1	1	1	2	2	0	0	0	0	0	8	21	9.00	3.000
25 Archie Bradley, R ERA: 4.05	(9, 1)	1.0		3	0	0	0	2	0	0	0	0	0	0	10	16	0.00	0.000
66 Yoshihisa Hirano, R ERA: 4.89	(10, 1)	1.0		5	2	2	2	0	0	0	0	0	0	1	20	29	18.00	2.000

PITCHER		IP	WLS	BF	H	R	ER	SO	BB	IBB	HBP	BLK	WP	HR	S	P	ERA	WHIP
50 Yoan López, R ERA: 2.76	(11, 1)	1.0	L	5	1	1	1	0	1	0	0	0	0	1	12	21	9.00	2.000

TOP

San Francisco Giants @ Arizona Diamondbacks
Chase Field, Phoenix, AZ
Fri Aug 16 2019, 6:40 PM - 10:45 PM MST
Att. 23,642 - Roof Closed - 76 F

livebaseballscorecards.com

AB	45
R	10
H	15
RBI	10
BB	3
SO	9
LOB	11

1B: 8	SF: 0	WP: 0	PA: 50
2B: 1	SAC: 1	PB: 0	
3B: 0	DP: 1	SB: 0	
HR: 6	HBP: 1	CS: 0	

Batter	1	2	3	4	5	6	7	8	9	10	11	AB	R	H	RBI	BB	SO	LOB
4 Ketel Marte, S (1, 8) OBP: 0.381, SLG: 0.568	C FF 90 B SL 86 B SL 87 X FC 87 2-1 HR	B SL 85 B FF 92 C SL 86 F SI 92 S FS 82 2-3 K ③			B FF 92 F SL 85 B SI 92 S SI 91 C SI 92 2-3 K ③		C SL 82 B CH 92 B SL 82 C FF 96 B SL 82 X FF 98 3-2 L8 ②	S CH 89 X CH 89 0-1 G3-1 ③			F SL 80 B SL 81 C FF 91 F SL 80 B FF 93 X FF 93 2-2 1B	6	1	2	1	0	2	1
6 David Peralta, L (1, 7) OBP: 0.343, SLG: 0.453	B SL 84 B SL 83 X FF 91 2-0 22 FC6-4 53 1B 1B		B FS 80 B SL 84 C FS 82 X FC 87 2-1 P5 ①			C FC 87 F FS 81 X FC 90 0-2 G5-3 ①	X CH 90 0-0 G2-3 ③		C FF 96 X SL 86 0-1 L6 ①		M FF 92 S SL 82 1 SAFE S SL 82 0-3 K ①	6	0	1	0	0	1	1
5 Eduardo Escobar, S (1, 4) OBP: 0.329, SLG: 0.530 (7, 5)	C FF 89 X FF 90 0-1 F8 ①		B FF 90 S FF 91 S FF 91 F FF 93 F FF 92 F FC 90 X FF 92 1-2 L9 ②			X FS 81 0-0 41 E 13 BB 2B		C SI 93 X SI 93 0-1 HR	B FF 95 F FF 96 F FF 97 X FF 97 1-2 G6-3 ②		B FF 90 B FF 90 B FF 91 C FF 89 F FF 93 F FF 92 X FF 91 3-2 F7 ②	6	2	2	1	0	0	2
53 Christian Walker, R (1, 3) OBP: 0.347, SLG: 0.472	B SL 84 D SI 91 F FC 88 F SI 91 B FC 89 X SI 92 3-2 22 FC6-4 1-2 1B		B SL 84 X SL 85 1-0 P4 ③			B FC 89 B FF 92 B FC 89 F FF 93 C FF 92 B FF 94 4-2 13 BB 41 E BB		C CH 87 B CH 87 F SL 86 X CH 87 1-2 L4 ①	B FF 96 F FF 96 C SL 87 S FF 97 1-3 K ③		C FF 96 B FF 96 S FF 95 F FF 96 B FF 97 F FF 96 B FF 96 F FF 95 X FF 96 3-2 G6-3 ③	5	0	1	0	1	1	1
22 Jake Lamb, L (1, 5) OBP: 0.359, SLG: 0.417 41 Wilmer Flores, R (6, PH) OBP: 0.342, SLG: 0.443 (7, 4)	F FC 88 B FC 89 S FF 91 B FF 92 X FC 90 2-2 FC6-4 ② 1-2f 2-3			B FC 89 C FS 80 S FF 92 B FF 92 F FC 89 F FF 94 X FC 90 2-2 L9 ①		C SI 92 F SI 94 F KC 78 X SI 94 0-2 FC6 13 BB 1-2 2-3		B CH 87 X CH 86 1-0 HR		C FF 91 C CU 75 B FF 90 X FF 92 1-2 HR	2 3	0 2	0 2	0 2	0 0	0 0	2 2
9 Josh Rojas, L (1, 9) OBP: 0.316, SLG: 0.333	B FC 89 F FC 89 B SL 86 X FF 92 2-1 P6 ③			S FS 81 B FC 90 S FS 81 X FF 94 1-2 G5-3 ②		F SI 93 S SI 94 S SI 94 0-3 K ②		C SI 93 X SI 93 0-1 13 1B 10 HR 1B		S SL 81 S SL 82 S SL 82 0-3 K2-3 ①	5	1	1	0	0	2	5
13 Nick Ahmed, R (1, 6) OBP: 0.333, SLG: 0.460		B SI 91 S SL 84 X SI 91 1-1 8 A#1 D#1 2B		F SI 92 S SL 86 B SI 93 B FC 88 X SL 86 2-2 L4 ③		S SL 84 D SL 86 B SL 86 B FF 98 C FF 98 F FF 98 F FF 98 F FF 98 B SL 85 4-2 18 FC4-6 1-2 2-3 3-H BB		B CH 87 X SI 94 1-0 10 HR 1-3 1B		B CU 78 B FF 91 X SL 80 2-0 HR	4	2	3	2	1	0	0
18 Carson Kelly, R (1, 2) OBP: 0.354, SLG: 0.539		B SI 91 B SL 84 B SI 91 B FF 91 4-0 BB			B SI 90 X SL 84 1-0 L5 ①	C FF 98 X FF 98 0-1 FC4-6 ③ 1-2f		X SI 96 0-0 L5 ②		B FF 93 F FF 94 B FF 92 X SL 79 2-1 G5-3 ②	4	0	0	0	1	0	5
8 Mike Leake, R (1, 1) 30 T.J. McFarland, L (7, 1) 1 Jarrod Dyson, L (7, PH) 37 Kevin Ginkel, L (8, 1) 10 Adam Jones, R (8, PH) 25 Archie Bradley, R (8, 1) 66 Yoshihisa Hirano, R (9, 1) 31 Alex Avila, L (10, PH) 50 Yoan López, R (11, 1)		M SL 84 2 SAFE L FF 91 C FC 88 0-3 K ①② 2-3			C FC 88 F SL 84 B FC 88 B SL 86 S FF 92 2-3 K ②		C FF 97 B FF 96 B SL 82 X FF 96 2-1 P6 ①	X FF 96 0-0 1-H 3-H HR		B SL 83 S SL 82 C FF 92 B SL 81 S SL 81 2-3 K ③	2 0 1 0 1 0 1 0 1	0 0 0 0 1 0 0 0 0	0 0 0 0 3 0 0 0 0	0 0 0 0 0 0 0 0 0	0 0 0 0 0 0 0 0 0	2 0 0 0 0 0 0 1 0	2 0 0 0 0 0 0 0 0
Inning Stats	R: 1 E: 0 K: 0 S: 13 H: 3 LOB: 2 BB: 0 P: 24	R: 0 E: 0 K: 2 S: 8 H: 1 LOB: 1 BB: 1 P: 15	R: 0 E: 0 K: 0 S: 9 H: 0 LOB: 0 BB: 0 P: 13	R: 0 E: 0 K: 0 S: 11 H: 0 LOB: 0 BB: 0 P: 16	R: 0 E: 0 K: 2 S: 7 H: 0 LOB: 0 BB: 0 P: 12	R: 1 E: 0 K: 1 S: 20 H: 1 LOB: 3 BB: 2 P: 28	R: 0 E: 0 K: 0 S: 6 H: 0 LOB: 0 BB: 0 P: 11	R: 5 E: 0 K: 0 S: 13 H: 5 LOB: 0 BB: 0 P: 16	R: 0 E: 0 K: 1 S: 8 H: 0 LOB: 0 BB: 0 P: 10	R: 2 E: 0 K: 2 S: 12 H: 2 LOB: 0 BB: 0 P: 19	R: 0 E: 0 K: 1 S: 17 H: 1 LOB: 1 BB: 0 P: 25	1B: 5 2B: 2 3B: 0 HR: 6 SF: 0 SAC: 0 DP: 0 HBP: 0	WP: 0 PB: 0 SB: 0 CS: 0 PA: 49					

PITCHER		IP	WLS	BF	H	R	ER	SO	BB	IBB	HBP	BLK	WP	HR	S	P	ERA	WHIP
29 Jeff Samardzija, R ERA: 3.54	(1, 1)	5.1		22	5	2	2	4	2	0	0	0	0	1	54	90	3.38	1.312
50 Fernando Abad, L ERA:	(6, 1)	0.1	H	2	0	0	0	1	0	0	0	0	0	0	7	7	0.00	0.000
54 Reyes Moronta, R ERA: 2.52	(6, 1)	1.1	H	5	0	0	0	0	1	0	0	0	0	0	13	22	0.00	0.750
56 Tony Watson, L ERA: 4.5	(8, 1)	0.1		5	4	4	4	0	0	0	0	0	0	2	9	12	108.00	12.000
65 Sam Coonrod, R ERA: 2.3	(8, 1)	0.2	B	3	1	1	1	0	0	0	0	0	0	1	4	4	13.50	1.500

PITCHER		IP	WLS	BF	H	R	ER	SO	BB	IBB	HBP	BLK	WP	HR	S	P	ERA	WHIP
74 Jandel Gustave, R ERA: 1.69	(9, 1)	1.0		3	0	0	0	1	0	0	0	0	0	0	8	10	0.00	0.000
13 Will Smith, L ERA: 2.8	(10, 1)	1.2	W	8	3	2	2	3	0	0	0	0	0	2	23	35	10.80	1.800
58 Trevor Gott, R ERA: 3.73	(11, 1)	0.1	S	1	0	0	0	0	0	0	0	0	0	0	6	9	0.00	0.000

BOTTOM

San Francisco Giants @ Arizona Diamondbacks

Chase Field, Phoenix, AZ

Fri Aug 16 2019, 6:40 PM - 10:45 PM MST

Att. 23,642 - Roof Closed - 76 F

livebaseballscorecards.com

AB	46
R	9
H	13
RBI	9
BB	3
SO	9
LOB	21

TOP

San Francisco Giants @ Arizona Diamondbacks
Chase Field, Phoenix, AZ
Sat Aug 17 2019, 5:11 PM - 8:50 PM MST
Att. 35,366 - Roof Closed - 76 F

livebaseballscorecards.com

Batter	1	2	3	4	5	6	7	8	9	AB	R	H	RBI	BB	SO	LOB
5 Mike Yastrzemski, L (1, 9) (6, 7) OBP: 0.328, SLG: 0.547	C FF 93 C FF 94 X FF 94 0-2 P2	X CU 79 0-0 10 SF8 21 1B 1-2 1B	B CH 87 C CH 86 X FF 93 1-1 F7			B SI 90 X SI 90 1-0 10 G6-4-3 21 1B 1-2 1B	B SI 90 D CH 83 X SI 90 2-0 1-3 1B		F CU 74 B CU 68 B CU 74 S CU 69 C CU 78 2-3 K	6	0	3	0	0	1	2
21 Stephen Vogt, L (1, 2) OBP: 0.342, SLG: 0.520	B FF 94 C FF 95 S SL 86 X FF 95 1-2 P4	C FF 94 F SL 85 X 0-2 1-2 2-3 1B		C FF 91 B CH 85 F CH 85 X FF 92 1-2 G4-3		F SI 90 B SI 91 F SI 91 B SI 91 F CH 83 X SI 90 2-2 10 G6-4-3 1-2 2-3 1B	B SI 92 B SI 92 X SI 92 2-0 P6		B CU 75 B CU 72 B CU 74 C CU 74 X CU 77 3-1 F8	6	0	2	0	0	0	2
10 Evan Longoria, R (1, 5) OBP: 0.318, SLG: 0.451	C SL 87 B FF 95 S FF 95 T FF 95 1-2 K	B FF 94 B FF 94 F FF 94 F FF 94 B SL 85 X FF 95 3-2 SF8 2-3 3-H		C CU 81 C FF 92 B FF 93 B FF 93 S FF 93 2-3 K		B SI 91 F CH 84 X SI 91 1-1 G6-4-3 1-2f 2-3 3-H		C CU 78 B SI 92 F SI 93 B CU 77 X SI 94 2-2 14 1B 1 1B 1B		4	1	1	1	0	2	2
8 Alex Dickerson, L (1, 7) 59 Andrew Suárez, L (6, 1) 7 Donovan Solano, R (8, PH) (8, 6) OBP: 0.366, SLG: 0.478		F FF 95 B FF 95 F FF 95 B FF 95 1 1B 14 E 9 HR BB X CH 85 0-0 F7		C CU 81 S CH 87 B FF 92 B FF 92 F CH 86 T FF 94 2-2 K		S SI 90 F SI 91 X SI 91 0-2 G4-3		F SI 92 C CU 78 B CU 78 X CU 78 1-2 L8		3	1	0	0	1	1	3
										0	0	0	0	0	0	0
										1	0	0	0	0	0	1
14 Scooter Gennett, L (1, 4) OBP: 0.260, SLG: 0.342		D CU 80 C FF 95 F FF 95 1 SAFE B FF 94 F CU 80 F FF 95 B FF 95 F FF 95 3-2 1 SAFE F SL 85 F FF 95 F FF 95 1 SAFE X CH 88 FC4 1 1B 9 HR 1-2	S CH 84 F CH 86 B CH 85 B FF 93 S FF 93 2-3 K		B FF 92 F FF 92 F SL 84 B FF 95 S SL 84 2-3 K		B SL 82 C SI 89 X SL 82 1-1 9 G3 1 1B 35 G4-3 1B	B CU 78 S SI 92 B SI 92 X SI 92 2-1 1 1B 9 G4-3 1-2 1B		5	3	2	0	0	2	1
1 Kevin Pillar, R (1, 8) OBP: 0.292, SLG: 0.449		F FF 95 D SL 87 S FF 94 F SL 87 D SL 86 F FF 95 F FF 94 X SL 87 2-2 9 HR 1-2 2-3 1B	C CU 82 B FF 93 B SI 91 C SI 92 B SI 93 X CH 87 3-2 9 BLK 9 1B 2B		F FF 94 C FF 95 F FF 93 B SL 85 X SL 83 1-2 1B		F SI 90 D SI 90 1 SAFE F SI 90 X CH 82 1-2 35 G4-3 9 G3 53 1B 1-2 1B	X CU 78 0-0 9 G4-3 1-3 2-H 1B		5	3	5	1	0	0	0
9 Brandon Belt, L (1, 3) OBP: 0.345, SLG: 0.394		B CH 88 T CH 88 X FF 94 1-1 1-H 2-H 3-H HR	D CH 87 C CH 86 C FF 92 X FF 93 1-2 62 BB 2-H 1B		B FF 93 1 SAFE F FF 92 1 SAFE S SL 83 S FF 95 1-3 K		B CH 83 X SI 90 1-0 G3 1-2 2-3	F SI 92 B CH 86 C CU 79 B SI 93 F SI 92 F CU 78 X SI 92 2-2 G4-3 1-2 3-H		5	1	2	6	0	1	4
35 Brandon Crawford, L (1, 6) OBP: 0.295, SLG: 0.346 60 Travis Bergen, L (8, 1) 74 Jandel Gustave, R (8, 1)		S FF 94 B CU 79 X FF 93 1-1 21 1B 5 1B 10 SF8 1B	S FF 92 X FF 93 0-1 F7		1 SAFE F FF 94 B FF 94 B FF 94 1 SAFE X FF 92 2-1 F7		F SI 91 X SI 91 0-1 G4-3 2-3 3-H	C CU 78 S CU 79 D CU 77 C SI 93 1-3 K		5	1	1	1	0	1	4
										0	0	0	0	0	0	0
										0	0	0	0	0	0	0
62 Logan Webb, R (1, 1) 53 Austin Slater, R (6, PH) OBP: 0.407, SLG: 0.515 (6, 9)		X FF 94 0-0 B3	B FF 92 B FF 92 B FF 91 B FF 92 4-0 1-2 BB			C SI 90 B CH 82 S CH 82 B SI 90 X CH 83 2-2 21 1B 5 1B 10 G6-4-3 1B	S CH 82 B SI 91 B SI 90 B SI 90 C SI 90 X SI 90 3-2 5 1B 3-H 1B		F CU 73 C CU 69 X CU 67 0-2 G5-3	1	0	0	0	1	0	1
										3	1	2	1	0	0	0

AB	44
R	11
H	18
RBI	10
BB	2
SO	8
LOB	20

Inning Stats	1	2	3	4	5	6	7	8	9
	R: 0 E: 0 K: 1 S: 9	H: 0 LOB: 0 BB: 0 P: 11	R: 5 E: 1 K: 0 S: 29	H: 5 LOB: 2 BB: 1 P: 43	R: 1 E: 0 K: 1 S: 13	H: 2 LOB: 2 BB: 1 P: 24	R: 0 E: 0 K: 2 S: 10	H: 0 LOB: 0 BB: 0 P: 15	R: 0 E: 0 K: 2 S: 12	H: 1 LOB: 1 BB: 0 P: 18	R: 1 E: 0 K: 0 S: 13	H: 3 LOB: 1 BB: 0 P: 19	R: 2 E: 0 K: 0 S: 13	H: 4 LOB: 2 BB: 0 P: 23	R: 2 E: 0 K: 1 S: 18	H: 3 LOB: 1 BB: 0 P: 26	R: 0 E: 0 K: 1 S: 8	H: 0 LOB: 0 BB: 0 P: 13

1B: 16	SF: 1	WP: 1	PA: 47
2B: 1	SAC: 0	PB: 0	
3B: 0	DP: 1	SB: 0	
HR: 1	HBP: 0	CS: 0	

PITCHER		IP	WLS	BF	H	R	ER	SO	BB	IBB	HBP	BLK	WP	HR	S	P	ERA	WHIP
45 Taylor Clarke, R ERA: 5.74	(1, 1)	1.2	L	12	5	5	3	1	1	0	0	0	0	1	37	53	16.20	3.600
35 Matt Andriese, R ERA: 5.43	(2, 1)	2.1		10	2	1	1	3	1	0	0	1	0	0	24	40	3.86	1.286
37 Kevin Ginkel, R ERA: 2.57	(5, 1)	1.0		4	1	0	0	2	0	0	0	0	1	0	12	18	0.00	1.000
30 T.J. McFarland, L ERA: 5.21	(6, 1)	1.2		11	7	3	3	0	0	0	0	0	0	0	25	39	16.20	4.200
58 Stefan Crichton, R ERA: 4.05	(7, 1)	1.1		7	3	2	2	1	0	0	0	0	0	0	19	29	13.50	2.250

PITCHER		IP	WLS	BF	H	R	ER	SO	BB	IBB	HBP	BLK	WP	HR	S	P	ERA	WHIP
31 Alex Avila, R ERA: 4.5	(9, 1)	1.0		3	0	0	0	1	0	0	0	0	0	0	8	13	0.00	0.000

Batter	1	2	3	4	5	6	7	8	9	AB	R	H	RBI	BB	SO	LOB
1 Jarrod Dyson, L (1, 8) OBP: 0.333, SLG: 0.364	B FF 94 B FF 94 B FF 94 C FF 94 F FF 94 X FF 95 3-2 41 2B 1B		B FF 93 X CH 86 1-0 ① P6		B SI 90 C FF 93 X FF 94 1-1 ① G6-3		B SI 94 C SI 93 F SL 83 X SL 82 1-2 41 1B 5 SF8 1B		B SI 94 S FF 95 X FF 95 1-1 ① F8	5	2	2	0	0	0	0
41 Wilmer Flores, R (1, 4) OBP: 0.354, SLG: 0.459	1 SAFE C FF 94 B ST 84 1 SAFE X SI 92 1-1 5 G3 10 E 1-H 2B		C ST 82 B FF 93 B FF 93 C SI 91 X ST 81 2-2 6 WP 1B		B FF 93 C ST 81 F CH 85 B SI 92 X CH 85 2-2 5 G1-6-3 1B		C SI 94 B SI 93 D CH 88 X SI 94 2-1 1-3 1B		X FF 96 0-0 ② F7	5	1	4	1	0	0	0
5 Eduardo Escobar, S (1, 5) OBP: 0.328, SLG: 0.530	B FF 94 X CH 86 1-0 ① G3 2-3		B FF 94 C FF 94 X CH 86 1-1 ② F8		B CH 85 B FF 92 F FF 92 T FF 93 B FF 93 F FF 94 X FF 94 3-2 ②③ G1-6-3 1-2f		F SI 95 X SI 93 0-1 ② SF8 3-H		F FF 97 X FF 98 0-1 ③ 2B	4	0	1	1	0	0	3
6 David Peralta, L (1, 7) OBP: 0.342, SLG: 0.449	F FF 94 B FF 94 F ST 82 D ST 84 S CH 85 2-3 ② K		B CH 85 B FF 93 F FF 94 B FF 95 B CH 85 4-1 1-2 BB			C SI 93 F SL 82 B SL 81 X SL 81 1-2 ① G3-1	C SL 84 X SL 83 0-1 ③ G4-3			3	0	0	0	1	1	2
10 Adam Jones, R (1, 9) OBP: 0.319, SLG: 0.431	S ST 83 C ST 82 S CH 85 B SI 92 X ST 82 2-2 E5 3-H		C ST 81 B FF 94 S CH 85 D CH 86 B FF 95 S ST 82 3-3 ③ K			C SL 85 X CH 88 0-1 22 1B 1B		B FF 88 B FF 90 F FF 90 B FF 90 F FF 90 F FF 91 D CU 78 4-2 13 HR BB		3	1	1	0	1	1	2
22 Jake Lamb, L (1, 3) OBP: 0.359, SLG: 0.415 58 Stefan Crichton, R (7, 1) 18 Carson Kelly, R (8, PH) OBP: 0.352, SLG: 0.537 (9, 2)	C CH 86 B FF 94 B FF 93 B CH 85 X FF 93 3-1 ③ G3			B CH 86 S FF 93 C FF 94 S FF 94 1-3 ① K		X SI 93 0-0 13 G4-6-3 1-2 1B		C FF 90 D CU 78 S FF 90 F FF 91 S CU 79 1-3 ① K		3 0 1	0 0 0	1 0 0	0 0 0	0 0 0	1 0 1	1 0 1
13 Nick Ahmed, R (1, 6) OBP: 0.333, SLG: 0.465		C FF 94 B SI 92 S ST 83 B ST 83 F SI 92 C SI 93 2-3 ① K		B SI 93 S SI 92 F SI 92 B ST 84 C ST 82 2-3 ② K		F SI 94 F SL 84 D SL 83 F FF 94 D SL 86 F SI 94 D CH 88 X SI 94 3-2 ②③ G4-6-3 1-2f		X FF 90 0-0 1-H HR		4	1	1	2	0	2	2
31 Alex Avila, L (1, 2) OBP: 0.382, SLG: 0.478 (9, 1)		C ST 81 C CH 85 S CH 86 0-3 ② K		C CH 83 B FF 94 B FF 94 S ST 83 X FF 94 2-2 1B			X FF 93 0-0 ① G4-3	B CU 77 C FF 89 B CU 77 B FF 90 X FF 90 3-1 ② L9		4	0	1	0	0	1	0
45 Taylor Clarke, R (1, 1) OBP: 0.273, SLG: 0.409 35 Matt Andriese, R (2, 1) 9 Josh Rojas, L (4, PH) OBP: 0.500, SLG: 0.316 37 Kevin Ginkel, L (5, 1) 30 T.J. McFarland, L (6, 1) 53 Christian Walker, R (7, 3) OBP: 0.348, SLG: 0.479		B FF 93 C FF 92 B FF 93 X FF 93 2-1 ③ G6-3		C ST 81 B CH 85 F FF 94 T ST 82 1-2 ③ K			C SI 94 X SL 86 0-1 HR	F FF 95 F FF 97 B FF 98 B FF 96 F FF 97 F FF 96 X SL 88 2-2 ③ L9		0 1 1 0 0 0 2	0 0 0 0 0 0 1	0 0 0 0 0 0 1	0 0 1 0 0 0 1	0 0 0 0 0 0 0	0 0 1 0 0 0 0	0 0 1 0 0 0 0
Inning Stats	R: 2 E: 1 K: 1 S: 14 H: 2 LOB: 1 BB: 0 P: 26	R: 0 E: 0 K: 2 S: 9 H: 0 LOB: 0 BB: 0 P: 13	R: 0 E: 0 K: 1 S: 10 H: 1 LOB: 2 BB: 1 P: 21	R: 0 E: 0 K: 3 S: 12 H: 1 LOB: 1 BB: 0 P: 18	R: 0 E: 0 K: 0 S: 9 H: 1 LOB: 0 BB: 0 P: 15	R: 0 E: 0 K: 0 S: 11 H: 2 LOB: 1 BB: 0 P: 15	R: 2 E: 0 K: 0 S: 12 H: 3 LOB: 1 BB: 0 P: 15	R: 2 E: 0 K: 1 S: 15 H: 1 LOB: 0 BB: 1 P: 25	R: 0 E: 0 K: 0 S: 5 H: 1 LOB: 1 BB: 0 P: 6	1B: 8 2B: 2 3B: 0 HR: 2 SF: 1 SAC: 0 DP: 2 HBP: 0						

PITCHER	IP	WLS	BF	H	R	ER	SO	BB	IBB	HBP	BLK	WP	HR	S	P	ERA	WHIP
62 Logan Webb, R (1, 1) ERA: 1.8	5.0	W	21	5	2	1	7	1	0	0	0	1	0	54	93	1.80	1.200
59 Andrew Suárez, L (6, 1) ERA: 7.71	2.0		10	5	2	2	0	0	0	0	0	0	1	23	30	9.00	2.500
60 Travis Bergen, L (8, 1) ERA: 5.49	0.2		4	1	2	2	1	1	0	0	0	0	1	10	18	27.00	3.000
74 Jandel Gustave, R (8, 1) ERA: 1.5	1.1		4	1	0	0	0	0	0	0	0	0	0	10	13	0.00	0.750

PITCHER	IP	WLS	BF	H	R	ER	SO	BB	IBB	HBP	BLK	WP	HR	S	P	ERA	WHIP

BOTTOM

San Francisco Giants @ Arizona Diamondbacks

Chase Field, Phoenix, AZ

Sat Aug 17 2019, 5:11 PM - 8:50 PM MST

Att. 35,366 - Roof Closed - 76 F

livebaseballscorecards.com

AB	36
R	6
H	12
RBI	5
BB	2
SO	8
LOB	12

WP: 1 PA: 39
PB: 0
SB: 0
CS: 0

Batter	1	2	3	4	5	6	7	8	9	AB	R	H	RBI	BB	SO	LOB
5 Mike Yastrzemski, L (1, 7) OBP: 0.326, SLG: 0.548	B FF 92 B CH 86 F FF 92 X FC 91 2-1 ① F8		B CH 86 B CH 87 B FC 89 C FF 92 S CH 86 X CH 88 3-2 ③ F7			F CH 85 B FC 90 B FC 89 X CU 80 2-1 14 1B 3B	B SL 84 B SI 94 S FF 94 T FF 94 X SI 94 2-2 ③ P5		C FF 96 T FF 96 B KC 82 C FF 97 1-3 ③ K	5	1	1	0	0	1	2
14 Scooter Gennett, L (1, 4) OBP: 0.268, SLG: 0.355	C FF 92 X CU 82 0-1 28 L7-4 2B			B CH 85 F CH 85 F FF 92 B CU 82 X CH 87 2-2 ① L8		X CH 85 0-0 53 BB 28 G5-3 3-H 1B		C FF 93 X SL 85 0-1 ① G1-3		4	0	2	1	0	0	0
28 Buster Posey, R (1, 2) OBP: 0.326, SLG: 0.389	X FC 89 0-0 ②③ L7-4 2-2			C CU 81 F FF 93 X FC 90 0-2 ② G5-3		B FC 89 B CU 81 B FF 92 C FF 91 F SI 92 X SI 93 3-2 ① G5-3 1-2		B SI 94 B FF 93 B SI 93 B SI 93 4-0 BB		3	0	0	0	1	0	2
9 Brandon Belt, L (1, 3) OBP: 0.344, SLG: 0.391		B FF 90 B FF 90 X CH 85 2-0 ① G6-3		B FF 92 B FC 90 B CU 82 C FF 93 F CH 87 C FC 91 3-3 ③ K		F FC 88 B FF 91 B FF 91 B CH 86 B FC 88 4-1 53 BB BB		C FF 94 F SI 94 B FF 95 D SL 87 F FF 94 S SL 86 2-3 ② K		3	0	0	0	1	2	1
1 Kevin Pillar, R (1, 8) OBP: 0.290, SLG: 0.445		X FC 89 0-0 ② L5			C FC 89 X FF 91 0-1 ① F7	F FF 91 B FC 89 B FF 91 F FC 89 S FF 93 2-3 ② K		F FF 95 X KC 82 1-1 ③ P3		4	0	0	0	0	1	3
53 Austin Slater, R (1, 9) OBP: 0.410, SLG: 0.510		B CU 80 B FF 92 C FC 90 F FF 92 B CU 82 X FC 91 3-2 1B			B CU 80 S FF 92 X CU 81 1-1 ② G5-3	B SI 92 B CU 81 B FF 92 C FF 92 C FF 93 B FF 94 4-2 1-2 2-3 BB			B FF 94 C FF 94 C KC 80 B FF 95 C FF 96 2-3 ① K	3	0	1	0	1	1	0
35 Brandon Crawford, L (1, 6) OBP: 0.296, SLG: 0.348		F CH 86 F CH 86 F CH 87 B FF 93 1 SAFE D CU 82 1 SAFE X FF 93 2-2 ③ G6-3			B CU 81 X CH 86 1-0 7 1B 1B	S FF 94 X FF 92 0-1 ③ G4-1			X FF 95 0-0 8 DI 1B	4	0	2	0	0	0	4
7 Donovan Solano, R (1, 5) OBP: 0.366, SLG: 0.476 21 Stephen Vogt, L (9, PH) OBP: 0.340, SLG: 0.517			C CU 78 B SI 91 F FC 89 B CU 81 S FF 94 2-3 ① K		B FF 91 F FF 91 B CU 80 S FF 92 F CU 82 1 SAFE F FF 93 F FF 93 F CU 81 2-2 1-2 1B		B SI 93 C SI 94 B SI 94 F SI 94 B SL 86 F SL 86 F FF 94 F FF 95 S SI 95 3-3 ① K		C FF 95 F FF 95 X KC 81 0-2 ② L9	3 1	0 0	1 0	0 0	0 0	2 0	0 1
40 Madison Bumgarner, R (1, 1) OBP: 0.241, SLG: 0.196 2 Abiatal Avelino, R (7, PH) 50 Fernando Abad, L (7, 1) 56 Tony Watson, L (8, 1) 65 Sam Coonrod, R (8, 1) 8 Alex Dickerson, L (9, PH) OBP: 0.388, SLG: 0.615			B FF 93 S FC 89 C CU 80 S CU 81 1-3 ② K		S CU 81 S CU 82 D CU 80 B FF 93 S CU 83 2-3 ③ K		B SI 94 B SI 94 X SI 93 2-0 ② G6-3		B KC 80 C FF 95 C KC 81 B FF 95 B KC 81 F SI 96 B FF 96 4-2 1-2 BB	2 1 0 0 0 0 0	0 0 0 0 0 0 0	0 0 0 0 0 0 0	0 0 0 0 0 0 0	0 0 0 0 0 0 1	2 0 0 0 0 0 0	2 0 0 0 0 0 0
Inning Stats	R: 0 H: 1 E: 0 LOB: 0 K: 0 BB: 0 S: 5 P: 7	R: 0 H: 1 E: 0 LOB: 1 K: 0 BB: 0 S: 9 P: 16	R: 0 H: 0 E: 0 LOB: 0 K: 2 BB: 0 S: 9 P: 15	R: 0 H: 0 E: 0 LOB: 0 K: 1 BB: 0 S: 9 P: 14	R: 0 H: 2 E: 0 LOB: 2 K: 1 BB: 0 S: 15 P: 21	R: 1 H: 2 E: 0 LOB: 3 K: 1 BB: 2 S: 14 P: 29	R: 0 H: 0 E: 0 LOB: 0 K: 1 BB: 0 S: 10 P: 17	R: 0 H: 0 E: 0 LOB: 1 K: 1 BB: 1 S: 8 P: 15	R: 0 H: 1 E: 0 LOB: 2 K: 2 BB: 1 S: 13 P: 20	1B: 5 SF: 0 2B: 2 SAC: 0 3B: 1 DP: 1 HR: 0 HBP: 0						WP: 0 PA: 37 PB: 0 SB: 0 CS: 0

PITCHER		IP	WLS	BF	H	R	ER	SO	BB	IBB	HBP	BLK	WP	HR	S	P	ERA	WHIP
29 Merrill Kelly, R ERA: 4.63	(1, 1)	5.2	W	24	6	1	1	5	2	0	0	0	0	0	59	100	1.59	1.412
40 Andrew Chafin, L ERA: 3.83	(6, 1)	2.0	H	7	0	0	0	2	1	0	0	0	0	0	18	31	0.00	0.500
25 Archie Bradley, R ERA: 3.95	(8, 1)	1.1		6	1	0	0	2	1	0	0	0	0	0	15	23	0.00	1.500

PITCHER		IP	WLS	BF	H	R	ER	SO	BB	IBB	HBP	BLK	WP	HR	S	P	ERA	WHIP

TOP

San Francisco Giants @ Arizona Diamondbacks

Chase Field, Phoenix, AZ

Sun Aug 18 2019, 1:11 PM - 4:29 PM MST

Att. 26,079 - Roof Closed - 75 F

livebaseballscorecards.com

AB	33
R	1
H	7
RBI	1
BB	4
SO	9
LOB	15

BOTTOM

San Francisco Giants @ Arizona Diamondbacks
Chase Field, Phoenix, AZ
Sun Aug 18 2019, 1:11 PM - 4:29 PM MST
Att. 26,079 - Roof Closed - 75 F

livebaseballscorecards.com

Batter	1	2	3	4	5	6	7	8	9	AB	R	H	RBI	BB	SO	LOB
41 Wilmer Flores, R (1, 4) OBP: 0.355, SLG: 0.473	C FF 91 C CU 80 X FF 92 0-2 ① G6-3	C FF 91 X FC 87 0-1 1B			C CU 79 C CU 80 F FC 89 X FC 88 0-2 HR		C KC 79 B CH 79 B CH 80 X SI 94 2-1 ② F9	C SL 87 B SL 86 C SI 97 X SI 98 1-2 ③ FC6 1-2f		5	1	2	1	0	0	3
6 David Peralta, L (1, 7) OBP: 0.342, SLG: 0.455 25 Archie Bradley, R (8, 1)	X FF 92 0-0 ② L7	F FC 88 F CU 81 F FF 90 B FC 88 B FC 88 F FF 91 S CU 80 2-3 ③ K			F FC 89 F CU 80 B FF 91 B FC 88 S CU 80 2-3 ① K		X KC 79 0-0 HR			4 0	1 0	1 0	1 0	0 0	2 0	1 0
5 Eduardo Escobar, S (1, 5) OBP: 0.327, SLG: 0.530	C FF 92 B CH 86 S CU 80 X FF 92 1-2 E9 10 3B 2B		S FC 88 F CU 80 B CU 80 B CU 78 F CU 81 S FC 88 2-3 ① K		B FF 91 X CH 84 1-0 ② F9		C SI 94 B SI 94 F SI 93 B SI 95 X SI 95 2-2 ③ G6-3			4	1	1	0	0	1	0
53 Christian Walker, R (1, 3) OBP: 0.348, SLG: 0.477 40 Andrew Chafin, R (6, 1) 1 Jarrod Dyson, L (8, 8) OBP: 0.335, SLG: 0.366	B CU 81 D CU 81 B CU 78 B FF 92 4-0 10 3B BB		B CH 84 B FC 89 X FC 88 2-0 ② G5-3		S FC 88 B FF 92 S CU 80 B FC 87 F FF 91 C CU 80 2-3 ③ K			B SI 93 C SI 93 S SL 87 X SL 87 1-2 13 BB 9 S 22 BB 1B		2 0 1	1 0 1	0 0 1	0 0 0	1 0 0	1 0 0	0 0 0
10 Adam Jones, R (1, 8) OBP: 0.318, SLG: 0.434 (8, 9)	C FF 90 S CU 81 D CU 80 B FC 88 F CU 81 B FF 92 X FF 93 3-2 9 1B 1-H 3-H 3B		F CU 79 C FF 91 B FC 88 F CU 80 X FF 92 1-2 ③ P6			T FC 88 S CH 84 B CU 79 T FF 92 1-2 ① K		F SI 93 S SI 94 F SI 93 X CH 87 0-2 ① L8		4	1	1	2	0	1	1
9 Josh Rojas, L (1, 9) OBP: 0.375, SLG: 0.333 (8, 7)	C FC 88 B FC 88 X FC 88 1-1 3-H 1B			B FF 91 B FC 88 B FC 89 B FF 91 4-0 13 S BB		F FF 92 B CU 81 F FC 88 F FF 92 B CU 80 B CU 81 F FF 91 S FC 89 3-3 ② K		C SI 94 C SL 88 1 SAFE B SL 87 B SL 86 B SI 94 B SL 87 4-2 22 BB 13 BB 1-2 BB		2	0	1	1	2	1	0
13 Nick Ahmed, R (1, 6) OBP: 0.334, SLG: 0.464	1 SAFE B FF 90 F FC 87 S CU 80 S CU 80 1-3 ③ K			C FF 92 S CU 79 D CU 81 C FC 88 1-3 ① K 1-2		B CH 85 F CU 80 F FF 91 B CU 80 X CU 80 2-2 1B		B SI 94 F SI 94 B SI 95 B FF 95 B CH 87 4-1 22 BB 1-2 2-3 BB		3	0	1	0	1	2	2
18 Carson Kelly, R (1, 2) OBP: 0.347, SLG: 0.528		C FF 90 X CU 79 0-1 ① L8		B FC 88 B FC 89 X FC 89 2-0 ② P3		F FC 86 C FC 85 X FC 87 0-2 ③ G6-3		S CH 88 F SI 94 B CH 89 S CH 89 1-3 ② K		4	0	0	0	0	1	5
29 Merrill Kelly, R (1, 1) OBP: 0.070, SLG: 0.024 22 Jake Lamb, L (6, 3) OBP: 0.361, SLG: 0.412		C FF 90 C FF 91 B CU 81 T CU 79 1-2 ② K		X FF 91 0-0 ③ G5-3			C SI 91 X SI 93 0-1 ① L8	B SI 95 B SI 95 C SI 95 B SI 94 C SI 95 F SI 95 B SI 94 4-2 41 FC6 1-2 2-3 3-H BB		2 1	0 0	0 0	0 1	0 1	1 0	1 0
Inning Stats	R: 3 E: 1 K: 1 S: 16 H: 3 LOB: 1 BB: 1 P: 26	R: 0 E: 0 K: 2 S: 12 H: 1 LOB: 1 BB: 0 P: 15	R: 0 E: 0 K: 1 S: 9 H: 0 LOB: 0 BB: 0 P: 14	R: 0 E: 0 K: 1 S: 5 H: 0 LOB: 1 BB: 1 P: 12	R: 1 E: 0 K: 2 S: 12 H: 1 LOB: 0 BB: 0 P: 17	R: 0 E: 0 K: 0 S: 14 H: 1 LOB: 1 BB: 0 P: 20	R: 1 E: 0 K: 0 S: 8 H: 1 LOB: 0 BB: 0 P: 12	R: 1 E: 0 K: 1 S: 19 H: 1 LOB: 3 BB: 3 P: 34		1B: 4 2B: 1 3B: 1 HR: 2	SF: 0 SAC: 0 DP: 0 HBP: 0			WP: 0 PB: 0 SB: 2 CS: 0	PA: 37	

	AB	32
	R	6
	H	8
	RBI	6
	BB	5
	SO	10
	LOB	13

PITCHER		IP	WLS	BF	H	R	ER	SO	BB	IBB	HBP	BLK	WP	HR	S	P	ERA	WHIP
40 Madison Bumgarner, L ERA: 3.72	(1, 1)	6.0	L	26	6	4	4	9	2	0	0	0	0	1	68	104	6.00	1.333
50 Fernando Abad, L ERA: 3.86	(7, 1)	1.0		4	1	1	1	0	0	0	0	0	0	1	8	12	9.00	1.000
56 Tony Watson, L ERA: 4.63	(8, 1)	0.2		6	1	1	1	1	3	0	0	0	0	0	16	30	13.50	6.000
65 Sam Coonrod, R ERA: 2.25	(8, 1)	0.1		1	0	0	0	0	0	0	0	0	0	0	3	4	0.00	0.000

PITCHER		IP	WLS	BF	H	R	ER	SO	BB	IBB	HBP	BLK	WP	HR	S	P	ERA	WHIP

Colorado Rockies @ Arizona Diamondbacks

Chase Field, Phoenix, AZ

Mon Aug 19 2019, 6:41 PM - 9:31 PM MST

Att. 15,443 - Roof Closed - 75 F

TOP

livebaseballscorecards.com

Batter	1	2	3	4	5	6	7	8	9	AB	R	H	RBI	BB	SO	LOB
19 Charlie Blackmon, L (1, 9) OBP: 0.371, SLG: 0.607	C FF 94 C FC 90 B KC 82 C CH 86 1-3 K ①		S CH 86 F FC 89 B KC 81 X CH 85 1-2 F7 ③		S FC 86 X CH 85 0-1 27 FC6-4 1B		B FF 94 X FF 93 1-0 G3 ①		B KC 79 B KC 82 X FF 95 2-0 HR	5	1	2	1	0	1	0
27 Trevor Story, R (1, 6) OBP: 0.358, SLG: 0.567	B FF 94 B FC 91 S FC 89 B FF 94 B FF 95 4-1 28 1B BB			B FF 93 B KC 80 B FF 94 C FF 93 C FC 88 C FC 90 3-3 K ①	1 SAFE X FC 88 0-0 FC6-4 ② 9 BB 28 1B 1-2f		S FF 95 B FF 95 B SL 84 B FF 94 X SL 84 3-1 L6 ②		C FF 96 B FF 96 B FF 96 F FF 96 S FF 96 2-3 K ②	4	0	0	0	1	2	1
28 Nolan Arenado, R (1, 5) OBP: 0.363, SLG: 0.554	1 SAFE C FF 95 1 SAFE C FF 95 F FC 91 1 SAFE F FF 95 1 SAFE 1 SAFE 1-2 D KC 81 1 SAFE F FC 89 X FF 96 9 G4-6-3 1-2 1B			F FF 94 S FF 95 S FF 94 0-3 K ②	X SI 94 0-0 9 BB 1-2 1B		B FF 94 X FF 95 1-0 F9 ③		C FF 96 B KC 83 F FF 96 X FF 96 1-2 F7 ③	5	0	2	0	0	1	0
9 Daniel Murphy, L (1, 3) OBP: 0.331, SLG: 0.457	C CH 86 B FF 95 D CH 87 B FF 96 X CH 87 3-1 G4-6-3 ② ③ 1-2f			F FF 95 B FF 94 C CH 86 B FF 94 B CH 86 4-2 24 BB 15 1B 14 BB BB	F CH 84 B CH 84 T FF 94 B CH 84 D KC 81 D CH 84 4-2 1-2 2-3 BB			B SL 83 C FF 91 X SL 83 1-1 24 1B 14 1B 1B		2	2	1	0	2	0	2
15 Raimel Tapia, L (1, 7) OBP: 0.325, SLG: 0.445 (8, 8)		X CH 85 0-0 G6-3 ①		C FF 94 X CH 86 0-1 14 BB 24 BB 1-2 1B	X KC 81 0-0 L7 ③			L SI 93 F SI 92 B FF 93 S SI 92 1-3 K ①		4	0	1	0	0	1	4
24 Ryan McMahon, L (1, 4) OBP: 0.351, SLG: 0.472		C FF 94 B CH 86 F FF 94 S CH 86 1-3 K ②		B FF 96 B CH 87 B FF 96 B FF 94 4-0 14 BB 1-2 2-3 BB		C FF 92 B CH 86 S FC 88 B FF 92 F KC 78 B FF 93 B FF 94 4-2 14 CS BB		X SI 94 0-0 14 1B 1-3 1B	2	0	1	0	2	1	0
14 Tony Wolters, L (1, 2) OBP: 0.349, SLG: 0.361		B FF 95 B KC 81 X FF 94 2-0 G3 ③		C KC 82 B FF 94 D KC 82 B FF 93 B FF 94 4-1 1-2 2-3 3-H BB	C FF 92 1 SAFE C KC 80 B KC 80 F FC 89 B CH 86 X FF 93 2-2 1-2 1B			S SI 90 B SI 92 S SI 93 X FF 93 1-2 13 G1-6-3 1-2 3-H 1B	3	0	2	2	1	0	0
1 Garrett Hampson, R (1, 8) OBP: 0.269, SLG: 0.314 13 Yonder Alonso, L (8, PH) OBP: 0.301, SLG: 0.355 71 Wade Davis, R (8, 1) 51 Jake McGee, L (8, 1)			C KC 79 C FF 93 B KC 80 X KC 80 1-2 G4-3 ① C FF 95 B KC 80 F FF 94 S FC 88 1-3 K ③			1 SAFE B FF 93 X FC 90 1-0 F7 ②		D SL 85 C FF 97 S SL 84 D SL 85 X SL 84 2-2 G1-6-3 ② ③ 1-2f		3 1 0 0	0 0 0 0	0 0 0 0	0 0 0 0	1 0 0 0	4 2 0 0
50 Chi Chi González, R (1, 1) 32 Jesus Tinoco, R (7, 1) OBP: 0.250, SLG: 0.250 20 Ian Desmond, R (8, 7) OBP: 0.317, SLG: 0.470			C FF 93 S KC 83 B KC 79 S FF 92 1-3 K ②		C FF 92 F KC 78 C FF 92 0-3 K ①	S FF 94 F FF 94 S KC 80 0-3 K2-3 ③			F FF 94 S SI 95 F KC 82 F FF 95 B KC 83 B FF 96 B SI 95 X FF 96 3-2 P4 ①	3 0 1	0 0 0	0 0 0	0 0 0	0 0 0	3 0 0	1 0 0
Inning Stats	R: 0 E: 0 K: 1 S: 12 H: 1 LOB: 1 BB: 1 P: 21	R: 0 E: 0 K: 1 S: 5 H: 0 LOB: 0 BB: 0 P: 8	R: 0 E: 0 K: 1 S: 9 H: 0 LOB: 0 BB: 0 P: 12	R: 1 E: 0 K: 3 S: 14 H: 1 LOB: 3 BB: 3 P: 30	R: 0 E: 0 K: 1 S: 10 H: 2 LOB: 3 BB: 1 P: 14	R: 0 E: 0 K: 1 S: 11 H: 1 LOB: 1 BB: 1 P: 18	R: 0 E: 0 K: 0 S: 4 H: 0 LOB: 0 BB: 0 P: 9	R: 1 E: 0 K: 1 S: 12 H: 3 LOB: 1 BB: 0 P: 17	R: 1 E: 0 K: 1 S: 12 H: 1 LOB: 0 BB: 0 P: 20	1B: 8 2B: 0 3B: 0 HR: 1 SF: 0 SAC: 0 DP: 2 HBP: 0						

	AB	33
	R	3
	H	9
	RBI	3
	BB	6
	SO	10
	LOB	14

WP: 0 PB: 0 SB: 0 CS: 1 PA: 39

PITCHER		IP	WLS	BF	H	R	ER	SO	BB	IBB	HBP	BLK	WP	HR	S	P	ERA	WHIP
59 Zac Gallen, R ERA: 2.45	(1, 1)	6.0		27	5	1	1	8	6	0	0	0	0	0	61	103	1.50	1.833
37 Kevin Ginkel, R ERA: 2.25	(7, 1)	1.0	H	3	0	0	0	0	0	0	0	0	0	0	4	9	0.00	0.000
40 Andrew Chafin, L ERA: 4.0	(8, 1)	0.1	B	4	3	1	1	1	0	0	0	0	0	0	9	12	27.00	9.000
50 Yoan López, R ERA: 2.72	(8, 1)	0.2	W	1	0	0	0	0	0	0	0	0	0	0	3	5	0.00	0.000
25 Archie Bradley, R ERA: 4.04	(9, 1)	1.0	S	4	1	1	1	1	0	0	0	0	0	1	12	20	9.00	1.000

PITCHER	IP	WLS	BF	H	R	ER	SO	BB	IBB	HBP	BLK	WP	HR	S	P	ERA	WHIP

Batter	1	2	3	4	5	6	7	8	9	AB	R	H	RBI	BB	SO	LOB
1 Jarrod Dyson, L (1, 9) (8, 8) OBP: 0.334, SLG: 0.364	C SI 90 T FF 92 F FF 92 B SL 82 X FF 93 1-2 ① P6		B SL 82 B SI 92 C FF 91 X SI 91 2-1 ③ G3-1			F FF 91 S FC 87 S FF 92 0-3 ② K		B FC 89 X FF 93 1-0 4 E, 4 S, 6 3B 1B		4	1	1	0	0	1	1
4 Ketel Marte, S (1, 8) (8, 4) OBP: 0.382, SLG: 0.573	B SI 92 F SI 92 B FF 93 B FF 92 B SI 91 4-1 BB			C FF 91 B CH 85 S CH 86 X FC 84 1-2 ① F7		F FC 86 X SI 91 0-1 1-H HR		1 SAFE B FC 89 1 SAFE 1 SAFE D KC 85 C FC 90 F FF 93 C FC 90 2-3 ② K 1-3		3	1	1	2	1	1	1
5 Eduardo Escobar, S (1, 4) (8, 5) OBP: 0.327, SLG: 0.527	C SI 92 F FF 92 X CH 86 0-2 ② F8			B FF 92 B SI 91 C FF 92 F FF 93 X FC 89 2-2 ② G5-3		B CH 86 F CH 86 F FC 87 B FF 93 B FF 92 X FF 92 2-2 ③ L9		B KC 84 D KC 84 B FC 89 C FC 89 B FF 94 4-1 6 3B BB		3	1	0	0	1	0	1
6 David Peralta, L (1, 7) OBP: 0.343, SLG: 0.464	X SI 92 0-0 ③ G5-3			B FF 92 C FC 88 B FF 92 F CH 87 B FF 93 X SI 92 3-2 ③ G6-3			C FC 86 B SI 90 B CH 86 S FF 90 F FC 87 X SI 91 2-2 2B	X FF 92 0-0 1-H 3-H 3B		4	0	2	2	0	0	1
53 Christian Walker, R (1, 3) OBP: 0.345, SLG: 0.472		C FF 91 B CH 86 B FF 92 B FC 87 F FF 92 X SI 92 3-2 ① L8			F FF 91 S CH 85 F SL 81 B FF 92 B FC 87 F SI 92 X SL 83 2-2 ① G5-3		S SL 86 B SL 86 B SI 93 X SL 87 2-1 ① P4	D FF 92 F FF 92 X SL 80 1-1 ③ G6-3		4	0	0	0	0	0	2
22 Jake Lamb, L (1, 5) OBP: 0.353, SLG: 0.402 40 Andrew Chafin, R (8, 1) 50 Yoan López, R (8, 1) 25 Archie Bradley, R (9, 1)		C FF 92 B SI 91 X SI 91 1-1 ② G4-3			C FF 91 X FF 92 0-1 ② F7		B SL 86 F SL 86 D SI 95 X SI 94 2-1 ② L8			3 0 0 0	0 0 0 0	0 0 0 0	0 0 0 0	0 0 0 0	0 0 0 0	1 0 0 0
13 Nick Ahmed, R (1, 6) OBP: 0.332, SLG: 0.461		C FF 93 B FC 84 B SI 92 S FC 89 X FC 88 2-2 ③ L9			B CH 85 B FC 88 B CH 86 C FF 92 F FC 87 S FF 91 3-3 ③ K		B SI 94 B SI 94 F SI 94 X SL 89 2-1 ③ P2			3	0	0	0	0	1	1
18 Carson Kelly, R (1, 2) OBP: 0.351, SLG: 0.542			C FF 92 C FF 93 F FF 92 B SI 92 B FF 92 B FF 92 F SI 91 X FC 87 3-2 ① F8			X SI 90 0-0 4 HR 1B		C FF 92 X KC 81 0-1 HR		3	2	2	1	0	0	0
59 Zac Gallen, R (1, 1) OBP: 0.154, SLG: 0.154 9 Josh Rojas, L (6, PH) OBP: 0.360, SLG: 0.318 37 Kevin Ginkel, L (7, 1) 10 Adam Jones, R (8, 9) OBP: 0.318, SLG: 0.433			C FF 91 X FF 92 0-1 ② G6-3			C SI 90 B SI 90 F FF 91 X FC 86 1-2 ① F7		S KC 82 S FC 89 S KC 83 0-3 ① K		1 1 0 1	0 0 0 0	0 0 0 0	0 0 0 0	0 0 0 1	0 0 0 0	0 1 0 0
Inning Stats	R: 0 E: 0 K: 0 S: 9 H: 0 LOB: 1 BB: 1 P: 14	R: 0 E: 0 K: 0 S: 8 H: 0 LOB: 0 BB: 0 P: 14	R: 0 E: 0 K: 0 S: 9 H: 0 LOB: 0 BB: 0 P: 14	R: 0 E: 0 K: 0 S: 9 H: 0 LOB: 0 BB: 0 P: 15	R: 0 E: 0 K: 1 S: 10 H: 0 LOB: 0 BB: 0 P: 15	R: 2 E: 0 K: 1 S: 13 H: 2 LOB: 0 BB: 0 P: 16	R: 0 E: 0 K: 0 S: 10 H: 1 LOB: 1 BB: 0 P: 18	R: 3 E: 0 K: 2 S: 13 H: 3 LOB: 1 BB: 1 P: 21		1B: 2 2B: 1 3B: 1 HR: 2 SF: 0 SAC: 0 DP: 0 HBP: 0						

PITCHER		IP	WLS	BF	H	R	ER	SO	BB	IBB	HBP	BLK	WP	HR	S	P	ERA	WHIP
50 Chi Chi González, R ERA: 5.87	(1, 1)	6.0		22	3	2	2	2	1	0	0	0	0	1	62	94	3.00	0.667
32 Jesus Tinoco, R ERA: 4.22	(7, 1)	1.0		3	0	0	0	0	0	0	0	0	0	0	6	12	0.00	0.000
71 Wade Davis, R ERA: 7.43	(8, 1)	0.2	L	5	2	3	3	2	1	0	0	0	0	1	10	17	40.50	4.500
51 Jake McGee, L ERA: 3.82	(8, 1)	0.1		2	1	0	0	0	0	0	0	0	0	0	3	4	0.00	3.000

PITCHER	IP	WLS	BF	H	R	ER	SO	BB	IBB	HBP	BLK	WP	HR	S	P	ERA	WHIP

BOTTOM

Colorado Rockies @ Arizona Diamondbacks

Chase Field, Phoenix, AZ

Mon Aug 19 2019, 6:41 PM - 9:31 PM MST

Att. 15,443 - Roof Closed - 75 F

livebaseballscorecards.com

AB	30
R	5
H	6
RBI	5
BB	2
SO	4
LOB	9

WP: 0 PB: 0 SB: 1 CS: 0 PA: 32

Batter	1	2	3	4	5	6	7	8	9	AB	R	H	RBI	BB	SO	LOB
15 Raimel Tapia, L (1, 9) OBP: 0.326, SLG: 0.444	C FF 90 S FC 87 S CU 83 0-3 K2-3		X FC 84 0-0 G6-3		C SI 88 X FC 85 0-1 27 1B 1-2 1B		S SI 90 B SI 90 X SI 90 1-1 28 G5-4-3 27 1B 9 2B 1-2 2-3 1B		C FF 94 B FF 94 X KC 82 1-1 G4-3 2-3	5	1	2	0	0	1	1
27 Trevor Story, R (1, 6) OBP: 0.362, SLG: 0.573	C FF 91 X FC 86 0-1 28 G4-3 2B			F FC 85 S CH 84 B FC 82 X FF 90 1-2 28 HR 1B	D CH 84 D CH 85 X SI 90 2-0 1-2 2-H 1B		X FF 95 0-0 28 G5-4-3 1-2 2-3 3-H 1B		F FF 95 C KC 80 B FF 96 B KC 81 D SI 96 X FF 96 3-2 SF9 3-H	4	1	4	3	0	0	0
28 Nolan Arenado, R (1, 5) OBP: 0.361, SLG: 0.557	F FF 91 S FF 90 F FF 92 X CH 86 0-2 G4-3 2-3			C SI 89 1 SAFE 1 SAFE 1 SAFE B FC 83 F SI 89 1 SAFE 1 SAFE X FC 84 1-2 1-H HR	F SI 89 X FF 90 0-1 F8		C SL 82 X FF 96 0-1 G5-4-3 1-2f 2-3 3-H		B FF 96 X FF 96 1-0 P3	5	1	1	2	0	0	5
9 Daniel Murphy, L (1, 3) OBP: 0.332, SLG: 0.464	C FF 90 F CH 85 S CU 83 0-3 K			B FF 90 T FC 85 B CH 86 C FC 84 B FF 90 X CU 83 3-2 L3		X SI 87 0-0 20 1B 2B	X FF 97 0-0 3-H 2B			4	0	2	1	0	1	1
20 Ian Desmond, R (1, 7) OBP: 0.316, SLG: 0.468		X SI 88 0-0 G4-3		B SI 88 S CH 84 B CH 85 X SI 89 2-1 G6-3		X CH 84 0-0 31 G6-4-3 2-3 1B	X SL 84 0-0 G6-3			4	0	1	0	0	0	1
24 Ryan McMahon, L (1, 4) OBP: 0.350, SLG: 0.469		B FF 90 B FC 86 X FC 86 2-0 L9		C FC 85 F SI 89 X CU 82 0-2 G4-1		B FC 84 F FC 84 C FC 84 1 SAFE S CU 82 1-3 K		B FF 94 X SL 81 1-0 13 G4-5-3 1B		4	0	1	0	0	1	2
31 Yonathan Daza, R (1, 8) OBP: 0.188, SLG: 0.152 29 Bryan Shaw, S (6, 1) 62 Yency Almonte, R (6, 1) 13 Yonder Alonso, L (8, PH) OBP: 0.300, SLG: 0.354 63 DJ Johnson, L (8, 1)		X SI 88 0-0 G1-3			B SI 88 C CU 80 X CH 85 1-1 L9		C SI 88 B FC 84 D CH 86 1 SAFE X SI 88 2-1 G6-4-3 1-2f		T FF 94 S FF 94 B SL 84 F SL 85 F FF 95 D CH 85 1 SAFE F FF 95 X FF 95 2-2 G4-5-3 1-2f	3 0 0 1 0	0 0 0 0 0	0 0 0 0 0	0 0 0 0 0	0 0 0 0 0	0 0 0 1 0	2 0 0 1 0
14 Tony Wolters, L (1, 2) OBP: 0.345, SLG: 0.356			C FF 89 B CU 81 B CU 82 B FC 85 X FF 90 3-1 L8		B CU 81 C FF 89 F FC 86 B CU 83 F SI 90 B FC 85 X SI 89 3-2 G3		B SI 89 B SI 90 F SI 89 S SI 90 F SI 90 X SI 90 2-2 E4 15 1B 1 1B 27 1B		B SL 84 T FF 92 S SL 84 B SL 83 S SL 84 2-3 K	4	1	0	0	0	1	0
21 Kyle Freeland, L (1, 1) OBP: 0.192, SLG: 0.087 1 Garrett Hampson, R (6, 8) OBP: 0.272, SLG: 0.317 19 Charlie Blackmon, L (9, PH) OBP: 0.373, SLG: 0.610			B FF 89 C FF 90 F FC 85 S CU 81 1-3 K		B FF 88 B FF 90 F FF 90 F FC 85 B CU 81 B FF 90 4-2 15 1B 27 1B BB		B CH 83 X SI 90 1-0 27 1B 15 1B 28 G5-4-3 1-2 1B		B FF 93 C FF 93 C FF 94 F KC 81 B FF 94 X FF 94 2-2 15 G4-3 27 SF9 2B	1 1 1	1 1 1	0 1 1	0 0 0	1 0 0	1 0 0	0 0 0
Inning Stats	R: 0 E: 0 K: 2 S: 12 H: 1 LOB: 1 BB: 0 P: 12	R: 0 E: 0 K: 0 S: 3 H: 0 LOB: 0 BB: 0 P: 5	R: 0 E: 0 K: 1 S: 6 H: 0 LOB: 0 BB: 0 P: 10	R: 2 E: 0 K: 0 S: 14 H: 2 LOB: 0 BB: 0 P: 21	R: 1 E: 0 K: 0 S: 13 H: 2 LOB: 2 BB: 1 P: 23	R: 0 E: 0 K: 1 S: 7 H: 2 LOB: 1 BB: 0 P: 10	R: 3 E: 1 K: 0 S: 12 H: 4 LOB: 1 BB: 0 P: 16	R: 0 E: 0 K: 1 S: 10 H: 1 LOB: 0 BB: 0 P: 15	R: 1 E: 0 K: 0 S: 10 H: 1 LOB: 0 BB: 0 P: 17	1B: 8 2B: 4 3B: 0 HR: 1 SF: 1 SAC: 0 DP: 3 HBP: 0						

PITCHER		IP	WLS	BF	H	R	ER	SO	BB	IBB	HBP	BLK	WP	HR	S	P	ERA	WHIP
49 Alex Young, L ERA: 4.04	(1, 1)	6.0	W	25	7	3	3	4	1	0	0	0	0	1	55	81	4.50	1.333
30 T.J. McFarland, L ERA: 5.21	(7, 1)	0.0		3	2	3	0	0	0	0	0	0	0	0	7	11	∞	∞
50 Yoan López, R ERA: 2.66	(7, 1)	1.0	H	5	3	0	0	0	0	0	0	0	0	0	6	7	0.00	3.000
37 Kevin Ginkel, R ERA: 2.0	(8, 1)	1.0	H	2	0	0	0	1	0	0	0	0	0	0	9	13	0.00	0.000
25 Archie Bradley, R ERA: 4.13	(9, 1)	1.0	S	4	1	1	1	0	0	0	0	0	0	0	10	17	9.00	1.000

PITCHER	IP	WLS	BF	H	R	ER	SO	BB	IBB	HBP	BLK	WP	HR	S	P	ERA	WHIP

TOP

Colorado Rockies @ Arizona Diamondbacks

Chase Field, Phoenix, AZ

Tue Aug 20 2019, 6:41 PM - 9:54 PM MST

Att. 17,691 - Roof Closed - 75 F

livebaseballscorecards.com

AB	37
R	7
H	13
RBI	6
BB	1
SO	5
LOB	13

1B: 8	SF: 1	WP: 0	PA: 39
2B: 4	SAC: 0	PB: 0	
3B: 0	DP: 3	SB: 0	
HR: 1	HBP: 0	CS: 0	

Batter	1	2	3	4	5	6	7	8	9	AB	R	H	RBI	BB	SO	LOB
4 Ketel Marte, S (1, 8) (8, 4) OBP: 0.380, SLG: 0.569	C CU 80 C FF 92 B FF 92 S SL 87 1-3 ① **K**		B CH 87 S CH 88 B FF 94 B FF 92 F FF 93 F FF 94 F CH 87 T SL 88 3-2 ③ **K**		C FF 92 X FF 92 0-1 ① **G5-3**	C FC 93 C FC 94 F CU 82 X FC 94 0-2 ② **FC6-4** (6, 5 3B) 1-2f 3-H		C CU 83 X CU 83 0-1 **1B**		5	1	1	1	0	2	1
6 David Peralta, L (1, 7) OBP: 0.346, SLG: 0.468	C SI 92 X SI 93 0-1 ② **G3**			C SI 91 B SL 87 F CH 87 X SI 92 1-2 (53 1B, 10 1B) **2B**	C SL 87 X CH 87 0-1 (5 FC5-4) **1B**	B FC 93 X FC 93 1-0 (5 3B) 1-2 **1B**		F FF 95 S FF 94 1 SAFE 1 SAFE S FF 94 0-3 ③ **K**		5	2	3	0	0	1	1
5 Eduardo Escobar, S (1, 5) OBP: 0.326, SLG: 0.528	C FF 93 B FF 94 X FF 92 1-1 ③ **G5-3**			C FF 92 X FF 92 0-1 **E4** (10 1B, 53 1B, 13 SF8)	B SL 86 F FF 92 S SL 86 X FF 93 1-2 ② **FC5-4** 1-2f	C FC 94 B FC 93 X FC 93 1-1 1-H 2-H **3B**				4	1	1	2	0	0	2
53 Christian Walker, R (1, 3) OBP: 0.344, SLG: 0.470 30 T.J. McFarland, L (7, 1) 50 Yoan López, R (7, 1) 37 Kevin Ginkel, L (8, 1) 25 Archie Bradley, R (9, 1)		C SL 86 F FF 93 B FF 94 X SL 87 1-2 ① **G5-3**		B SL 86 X SI 92 1-0 (13 SF8, 10 1B) 1-2 2-3 **1B**	C SL 85 B FF 93 B SI 91 S CH 87 B CH 87 X CU 84 3-2 ③ **L9**	B FF 95 S SL 87 B FF 96 F FF 97 F FF 97 C SL 87 2-3 ③ **K**				4 0 0 0 0	0 0 0 0 0	1 0 0 0 0	0 0 0 0 0	0 0 0 0 0	1 0 0 0 0	2 0 0 0 0
41 Wilmer Flores, R (1, 4) OBP: 0.353, SLG: 0.466 1 Jarrod Dyson, L (7, PR) OBP: 0.334, SLG: 0.364 (8, 8)		B SI 93 B SI 93 B SI 92 C FF 92 C FF 94 X SI 94 3-2 ② **F9**		B FF 92 F FF 93 D SL 87 X FF 93 2-1 ① **L6**		B CH 89 C CH 84 F FF 92 X CH 86 1-2 ① **F8**	S SL 85 B FF 95 F FF 96 B SL 88 F SL 84 F SL 85 F FF 96 F FF 97 F SL 85 4-2 B FF 97 B SL 84 (13 CS) BB			3 0	0 0	0 0	0 0	1 0	0 0	3 0
10 Adam Jones, R (1, 9) OBP: 0.317, SLG: 0.431		F FF 94 X FF 94 0-1 ③ **G5-3**		S SL 87 X SL 87 0-1 (18 IBB) 1-2 2-3 3-H **1B**		X SL 86 0-0 **E5** (18 BB, 22 1B)	X FF 97 0-0 ① **P3**			4	1	1	1	0	0	1
13 Nick Ahmed, R (1, 6) OBP: 0.333, SLG: 0.468			X SL 86 0-0 **HR**	B FF 94 C FF 94 X FF 94 1-1 ② **SF8** 2-3 3-H		B FF 93 B SL 87 B FF 93 B FC 91 4-0 (18 BB, 22 1B) **BB**	1 SAFE 1 SAFE S FF 97 P FF 93 1 SAFE 1 SAFE B FF 97 F FF 96 B FF 97 3-3 S SL 85 ② ③ **K** 1-2			2	2	1	2	1	1	1
18 Carson Kelly, R (1, 2) OBP: 0.353, SLG: 0.538			B SL 86 X SI 92 1-0 ① **G4-3**	B CH 87 1 SAFE B FF 93 D SL 86 3-0 1-2 **IBB**		B FC 92 B FC 91 B FC 93 C FC 92 B FC 93 4-1 (22 1B, 4 FC6-4) 1-2 2-3 **BB**		C FF 94 F FF 95 B CU 84 B FC 91 F FF 95 X CU 84 2-2 ① **G5-3**		2	1	0	0	2	0	0
49 Alex Young, L (1, 1) OBP: 0.067, SLG: 0.067 22 Jake Lamb, L (6, PH) OBP: 0.355, SLG: 0.403 (7, 3)			C FF 92 C SL 87 X SL 88 0-2 ② **G6-3**	C SL 88 B SL 88 B SL 87 C FF 93 B SL 87 F FF 94 X FF 94 3-2 ③ **G3**		C FC 93 B FC 93 F FC 94 D CU 81 F CU 81 X FC 94 2-2 (4 FC6-4) 1-3 2-H 3-H **1B**		F FF 94 C CU 83 S CU 84 0-3 ② **K2-3**		2 2	0 0	0 1	0 2	0 0	0 1	3 0
Inning Stats	R: 0 E: 0 K: 1 S: 7 H: 0 LOB: 0 BB: 0 P: 9	R: 0 E: 0 K: 0 S: 8 H: 0 LOB: 0 BB: 0 P: 12	R: 1 E: 0 K: 1 S: 10 H: 1 LOB: 0 BB: 0 P: 14	R: 2 E: 1 K: 0 S: 16 H: 3 LOB: 3 BB: 1 P: 27	R: 0 E: 0 K: 0 S: 10 H: 1 LOB: 1 BB: 0 P: 14	R: 5 E: 1 K: 1 S: 20 H: 3 LOB: 1 BB: 2 P: 35	R: 0 E: 0 K: 1 S: 12 H: 0 LOB: 1 BB: 1 P: 18	R: 0 E: 0 K: 2 S: 12 H: 1 LOB: 1 BB: 0 P: 14		1B: 6 2B: 2 3B: 1 HR: 1	SF: 1 SAC: 0 DP: 1 HBP: 0			WP: 0 PB: 0 SB: 0 CS: 1	PA: 38	

PITCHER		IP	WLS	BF	H	R	ER	SO	BB	IBB	HBP	BLK	WP	HR	S	P	ERA	WHIP
21 Kyle Freeland, L ERA: 6.98	(1, 1)	5.1	L	24	5	4	3	2	0	1	0	0	0	1	55	81	5.06	0.938
29 Bryan Shaw, R ERA: 5.67	(6, 1)	0.1		6	3	4	3	0	2	0	0	0	0	0	12	24	81.00	15.000
62 Yency Almonte, R ERA: 4.0	(6, 1)	1.1		4	0	0	0	2	1	0	0	0	0	0	16	24	0.00	0.750
63 DJ Johnson, R ERA: 8.53	(8, 1)	1.0		4	1	0	0	2	0	0	0	0	0	0	12	14	0.00	1.000

PITCHER	IP	WLS	BF	H	R	ER	SO	BB	IBB	HBP	BLK	WP	HR	S	P	ERA	WHIP

BOTTOM

Colorado Rockies @ Arizona Diamondbacks

Chase Field, Phoenix, AZ

Tue Aug 20 2019, 6:41 PM - 9:54 PM MST

Att. 17,691 - Roof Closed - 75 F

livebaseballscorecards.com

AB	33
R	8
H	9
RBI	8
BB	4
SO	6
LOB	14

Colorado Rockies @ Arizona Diamondbacks

Chase Field, Phoenix, AZ

Wed Aug 21 2019, 12:40 PM - 3:30 PM MST

Att. 17,707 - Roof Closed - 75 F

livebaseballscorecards.com

TOP

Batter	1	2	3	4	5	6	7	8	9	AB	R	H	RBI	BB	SO	LOB
15 Raimel Tapia, L (1, 7) OBP: 0.327, SLG: 0.444	B SI 88 X SI 87 1-0 27 1B 19 1B 1B		C CH 83 B SL 80 F FC 86 B FF 89 X FC 87 2-2 ① G5-3	F FC 86 X CH 85 0-1 1-2 2-H 1B		X SL 80 0-0 ③ L9			X CH 86 0-0 ① G6-3 2-3	5	1	2	1	0	0	2
27 Trevor Story, R (1, 6) OBP: 0.362, SLG: 0.570	B SI 89 B FC 87 T SI 89 B SI 90 1 SAFE X SI 90 3-1 19 1B 24 FC4-6 1-2 1B		X FC 88 0-0 ② P3	C SL 80 B FF 88 X FF 88 1-1 ③ F9			B FF 93 B SL 79 B FF 93 B FF 92 4-0 19 S 19 1B BB		C FF 93 F FF 92 D CH 87 T FF 92 1-2 ② K	4	2	1	0	1	1	3
19 Charlie Blackmon, L (1, 9) OBP: 0.373, SLG: 0.607	B CH 83 X CH 84 1-0 24 FC4-6 1-3 2-H 1B		B SI 90 C FC 88 X FF 90 1-1 ③ P5		C CH 84 X CH 81 0-1 ① L7		B SI 92 C FF 92 X SI 93 1-1 24 G3-6-3 1-H 1B		F CH 86 B FF 92 S CH 86 S CH 87 1-3 ③ K2-3	5	0	2	2	0	1	1
24 Ryan McMahon, L (1, 5) OBP: 0.346, SLG: 0.464	B SI 90 F FF 89 X CH 85 1-1 ① FC4-6 13 G4-6-3 1-2f 3-H			C CH 83 B FF 88 B FC 87 X 2-1 ① G4-3	X CH 82 0-0 ② F7		F SL 78 X FF 95 0-1 ①② G3-6-3 1-2f			4	0	0	1	0	0	2
13 Yonder Alonso, L (1, 3) OBP: 0.303, SLG: 0.354	B CH 84 B CH 84 X SI 89 2-0 ②③ G4-6-3 1-2f			C H 1-1 31 1B 1 1B 58 SF8 HBP	C FF 87 C FF 87 F FF 87 B CH 84 B CH 84 X FC 87 2-2 ③ F8		B FF 94 F FF 94 X SL 81 1-1 ③ 1B			3	1	1	0	0	0	1
1 Garrett Hampson, R (1, 4) OBP: 0.272, SLG: 0.316		C FF 87 B SL 79 L FF 87 B SL 80 S SL 81 2-3 ① K		B SI 90 C FC 88 X SI 91 1-1 31 1B 38 1B 1-2 1B		B FF 91 B FF 92 B FF 92 C FF 89 C FF 92 C FF 93 3-3 ① K		C SL 78 B SL 79 S SI 94 F FF 95 S SL 81 1-3 ① K		4	1	1	0	0	3	0
31 Yonathan Daza, R (1, 8) OBP: 0.212, SLG: 0.180		C SL 80 X FF 88 0-1 ② P3		C SL 82 S SL 82 X CH 86 0-2 38 1B 15 1B 1-2 2-3 1B		X SL 80 0-0 58 1B 38 SH3-4 1B		B SL 82 C SL 82 B FF 95 S FF 94 F FF 96 S SL 84 2-3 ② K		4	2	2	0	0	1	0
58 Dom Nuñez, L (1, 2) OBP: 0.300, SLG: 0.778		C FF 90 B CH 85 B FF 90 X FF 89 2-1 2B		C SL 81 B CH 86 B CH 84 X FC 89 2-1 ② SF8 3-H		T SI 91 F FF 93 D SL 79 1 SAFE B CH 78 D SL 79 X FF 93 3-2 38 SH3-4 1-3 1B		B CH 84 C SL 81 B SL 82 B SL 81 C FF 95 X FF 93 3-2 ③ F7		3	0	2	1	0	0	0
38 Tim Melville, R (1, 1) OBP: 0.500, SLG: 0.500 32 Jesus Tinoco, R (8, 1) OBP: 0.250, SLG: 0.250 54 Carlos Estévez, R (8, 1) 9 Daniel Murphy, L (9, PH) OBP: 0.334, SLG: 0.468 37 Jairo Díaz, R (9, 1)		B FF 88 F FF 88 S SL 81 B SL 81 F FF 89 X SL 83 2-2 ③ G6-3		F FC 87 X SL 81 0-1 15 1B 1-2 2-H 1B		X CH 85 0-0 ② SH3-4 1-2 3-H			B FF 90 F FF 91 X CH 84 1-1 15 G6-3 2B	2 0 0 1 0	0 0 0 0 0	1 0 0 1 0	2 0 0 0 0	0 0 0 0 0	0 0 0 0 0	1 0 0 0 0
Inning Stats	R: 2 E: 0 K: 0 S: 7 H: 3 LOB: 0 BB: 0 P: 15	R: 0 E: 0 K: 1 S: 11 H: 1 LOB: 1 BB: 0 P: 17	R: 0 E: 0 K: 0 S: 6 H: 0 LOB: 0 BB: 0 P: 9	R: 3 E: 0 K: 0 S: 16 H: 4 LOB: 2 BB: 0 P: 23	R: 0 E: 0 K: 0 S: 7 H: 0 LOB: 0 BB: 0 P: 9	R: 1 E: 0 K: 1 S: 9 H: 2 LOB: 1 BB: 0 P: 15	R: 1 E: 0 K: 0 S: 6 H: 2 LOB: 1 BB: 1 P: 12	R: 0 E: 0 K: 2 S: 11 H: 0 LOB: 0 BB: 0 P: 17	R: 0 E: 0 K: 2 S: 9 H: 1 LOB: 1 BB: 0 P: 12	1B: 11 2B: 2 3B: 0 HR: 0 SF: 1 SAC: 1 DP: 2 HBP: 1						

	AB	35
	R	7
	H	13
	RBI	7
	BB	1
	SO	6
	LOB	10

PITCHER		IP	WLS	BF	H	R	ER	SO	BB	IBB	HBP	BLK	WP	HR	S	P	ERA	WHIP
8 Mike Leake, R ERA: 4.77	(1, 1)	5.0	L	23	8	5	5	1	0	0	1	0	0	0	47	73	9.00	1.600
36 Joel Payamps, R ERA: 6.0	(6, 1)	3.0		12	4	2	2	3	1	0	0	0	0	0	26	44	6.00	1.667
35 Matt Andriese, R ERA: 5.33	(9, 1)	1.0		4	1	0	0	2	0	0	0	0	0	0	9	12	0.00	1.000

PITCHER		IP	WLS	BF	H	R	ER	SO	BB	IBB	HBP	BLK	WP	HR	S	P	ERA	WHIP

WP: 0 PB: 0 SB: 1 CS: 0 PA: 39

BOTTOM

Colorado Rockies @ Arizona Diamondbacks

Chase Field, Phoenix, AZ

Wed Aug 21 2019, 12:40 PM - 3:30 PM MST

Att. 17,707 - Roof Closed - 75 F

livebaseballscorecards.com

Batter	1	2	3	4	5	6	7	8	9	AB	R	H	RBI	BB	SO	LOB
1 Jarrod Dyson, L (1, 8) OBP: 0.331, SLG: 0.360	X FF 89 0-0 ① P6		C FF 89 X CH 83 0-1 ② P6			B CU 69 X SL 81 1-0 ① F7		B SI 93 B SI 92 C SI 93 B SI 92 F SI 93 1 SAFE X SI 93 3-2 ① G4-3 1-2		4	0	0	0	0	0	1
4 Ketel Marte, S (1, 4) OBP: 0.381, SLG: 0.574	B FF 88 C FF 90 S SL 84 F FF 90 B FF 92 X SL 83 2-2 ② F8		F SL 83 B CH 82 S CH 82 S SL 84 1-3 ③ K			C FF 89 X FF 88 0-1 HR		B SI 94 B SI 88 C SI 94 C SI 93 B SI 94 B SI 94 4-2 BB		3	1	1	1	1	1	0
5 Eduardo Escobar, S (1, 5) OBP: 0.325, SLG: 0.528	C FF 90 B FF 89 X FF 91 1-1 2B			C CU 72 F CH 82 B SL 79 B FF 88 F SL 83 X CH 82 2-2 ① G4-3		B SL 79 X SL 82 1-0 ② G1		S FF 97 F FF 98 X FF 98 0-2 ② F7		4	0	1	0	0	0	2
6 David Peralta, L (1, 7) OBP: 0.345, SLG: 0.464	B SL 80 B SL 84 B FF 90 C FF 89 D FF 90 4-1 BB			C FF 89 F FF 91 F SL 83 F CU 79 B FF 89 B SL 84 X SL 83 2-2 ② P6		B SL 79 B CH 81 S SL 81 X FF 87 2-1 ③ F7		X FF 98 0-0 ③ F7		3	0	0	0	1	0	2
22 Jake Lamb, L (1, 3) OBP: 0.346, SLG: 0.391	C SL 84 B FF 90 B SL 85 S SL 86 F SL 85 B SL 84 X SL 84 3-2 ③ F9			B FF 90 C SL 82 B CH 83 S SL 83 F CH 83 S SL 83 2-3 ③ K			C FF 89 X SL 83 0-1 ① F8		B SI 96 F SI 96 F SI 98 B SL 88 S SL 88 2-3 ① K	4	0	0	0	0	2	2
9 Josh Rojas, L (1, 9) OBP: 0.310, SLG: 0.269		C SL 80 X CH 82 0-1 ① P5			B FF 89 B SL 83 X FF 89 2-0 ① P6		B SL 79 B SL 82 X FF 88 2-0 ② L4		S SL 89 B SI 98 F SI 97 B SL 89 S SL 88 2-3 ② K	4	0	0	0	0	1	0
13 Nick Ahmed, R (1, 6) OBP: 0.333, SLG: 0.465		C SL 81 B FF 89 S FF 89 X FF 90 1-2 ② L9			B FF 87 C SL 81 B CH 84 S SL 83 F SL 83 B CU 75 F FF 90 F SL 83 F SL 83 4-2 BB		B SL 79 B CH 79 C FF 90 F SL 83 B SL 82 X FF 89 3-2 ③ G6-3		B FF 97 B FF 96 X FF 98 2-0 ③ L8	3	0	0	0	1	0	0
31 Alex Avila, L (1, 2) OBP: 0.381, SLG: 0.500		C CU 72 S SL 82 S SL 83 0-3 ③ K			S SL 80 B CH 80 C SL 80 S SL 84 1-3 ② K			B SI 94 B SL 87 B SI 94 C SI 94 X SI 94 3-1 HR		3	1	1	1	0	2	1
8 Mike Leake, R (1, 1) OBP: 0.250, SLG: 0.143 53 Christian Walker, R (5, PH) OBP: 0.343, SLG: 0.469 36 Joel Payamps, R (6, 1) 15 Ildemaro Vargas, S (8, PH) OBP: 0.300, SLG: 0.394 35 Matt Andriese, R (9, 1)			C CH 85 C SL 79 B SL 83 X FF 89 1-2 ① G5-3		B SL 81 X FF 88 1-0 ③ F9			C SI 94 B SL 88 B SL 89 S SI 94 F CU 83 B CU 84 X SI 94 3-2 1 G4-3 1B		1 1 0 1 0	0 0 0 0 0	0 0 0 1 0	0 0 0 0 0	0 0 0 0 0	0 0 0 0 0	0 1 0 0 0
Inning Stats	R: 0 H: 1 E: 0 LOB: 2 K: 0 BB: 1 S: 13 P: 23	R: 0 H: 0 E: 0 LOB: 0 K: 1 BB: 0 S: 8 P: 9	R: 0 H: 0 E: 0 LOB: 0 K: 1 BB: 0 S: 8 P: 10	R: 0 H: 0 E: 0 LOB: 0 K: 1 BB: 0 S: 13 P: 19	R: 0 H: 0 E: 0 LOB: 1 K: 1 BB: 1 S: 11 P: 19	R: 1 H: 1 E: 0 LOB: 0 K: 0 BB: 0 S: 6 P: 10	R: 0 H: 0 E: 0 LOB: 0 K: 0 BB: 0 S: 6 P: 11	R: 1 H: 2 E: 0 LOB: 2 K: 0 BB: 1 S: 15 P: 28	R: 0 H: 0 E: 0 LOB: 0 K: 2 BB: 0 S: 7 P: 13	1B: 1 SF: 0 2B: 1 SAC: 0 3B: 0 DP: 0 HR: 2 HBP: 0						

	AB	R	H	RBI	BB	SO	LOB
	31	2	4	2	3	6	9

WP: 0 PB: 0 SB: 0 CS: 0 PA: 34

PITCHER		IP	WLS	BF	H	R	ER	SO	BB	IBB	HBP	BLK	WP	HR	S	P	ERA	WHIP
38 Tim Melville, R ERA: 1.29	(1, 1)	7.0	W	25	2	1	1	4	2	0	0	0	0	1	65	101	1.29	0.571
32 Jesus Tinoco, R ERA: 4.57	(8, 1)	0.1		4	2	1	1	0	1	0	0	0	0	1	11	24	27.00	9.000
54 Carlos Estévez, R ERA: 3.92	(8, 1)	0.2		2	0	0	0	0	0	0	0	0	0	0	4	4	0.00	0.000
37 Jairo Díaz, R ERA: 4.65	(9, 1)	1.0		3	0	0	0	2	0	0	0	0	0	0	7	13	0.00	0.000

PITCHER	IP	WLS	BF	H	R	ER	SO	BB	IBB	HBP	BLK	WP	HR	S	P	ERA	WHIP

Arizona Diamondbacks @ Milwaukee Brewers

Miller Park, Milwaukee, WI

Fri Aug 23 2019, 7:12 PM - 10:17 PM CDT

Att. 42,209 - Clear - 68 F

livebaseballscorecards.com

TOP

Batter	1	2	3	4	5	6	7	8	9	AB	R	H	RBI	BB	SO	LOB
1 Jarrod Dyson, L (1, 9) (8, 7) OBP: 0.330, SLG: 0.356	C FF 92 B FF 93 F CU 78 B FF 93 B CU 81 F FF 93 S FF 93 3-3 ① K		B CH 85 F FF 92 X CU 79 1-1 ③ G3			B CU 79 C CU 77 B CH 82 X CU 77 2-1 ② F7			B SI 94 B SI 94 C SI 94 S FF 94 F SI 96 F SI 92 B KC 81 F FF 96 B FF 96 4-2 4 PB 4 1B BB	3	1	0	0	1	1	0
4 Ketel Marte, S (1, 8) OBP: 0.380, SLG: 0.571	X FF 94 0-0 ② P6			B FF 91 C FF 92 X FF 92 1-1 ① P5		B CU 79 C CU 78 B CU 78 F CU 78 B CU 81 F FF 92 S FF 92 3-3 ③ K			B SI 95 C FF 95 X FF 96 1-1 1-H 5 G6-3 1B	4	0	1	1	0	1	0
5 Eduardo Escobar, S (1, 4) OBP: 0.323, SLG: 0.524	B FF 93 X CH 87 1-0 ③ F9			C CU 79 S CU 81 F CU 80 B FF 93 B FF 92 F FF 93 F CU 81 B FF 93 F FF 93 3-2 ② X CU 81 F8			C FF 96 S CH 86 X FF 97 0-2 ① F8		C FF 95 X SI 92 0-1 ① ② G6-3 1-2f	4	0	0	0	0	0	1
6 David Peralta, L (1, 7) OBP: 0.343, SLG: 0.461 30 T.J. McFarland, L (8, 1) 10 Adam Jones, R (9, PH) OBP: 0.316, SLG: 0.430		C CU 77 B FF 91 F FF 92 F FF 92 B FF 92 F FF 94 B FF 93 X FF 93 3-2 ① F8		F FF 92 F FF 93 X FF 92 0-2 ③ F7			B FF 97 B FF 97 S CH 85 F FF 96 F CH 88 F FF 98 F FF 97 S FF 98 2-3 ② K		B FF 95 S KC 83 B SI 95 X SI 96 2-1 ③ G3-1	3 0 1	0 0 0	0 0 0	0 0 0	0 0 0	1 0 0	0 0 0
53 Christian Walker, R (1, 3) OBP: 0.347, SLG: 0.470		B CU 80 B FF 93 B CU 77 B FF 93 4-0 13 FC6-4 BB			B SL 86 S SL 86 F FF 91 B FF 92 F FF 92 F CU 81 F CU 80 F SL 88 B FF 92 4-2 B FF 92 22 F8 BB		X FF 96 0-0 1B			1	0	1	0	2	0	0
22 Jake Lamb, L (1, 5) OBP: 0.340, SLG: 0.382		C FF 93 C FF 93 B FF 93 D CU 81 D CU 82 F FF 94 S FF 93 3-3 ② K			C FF 91 B CH 86 X CH 86 1-1 ① F8 1-2		B FF 97 C FF 96 S FF 95 B FF 97 X CH 87 2-2 ③ P6			3	0	0	0	0	1	3
13 Nick Ahmed, R (1, 6) OBP: 0.331, SLG: 0.462		D CU 81 B CU 80 C SL 87 C SL 88 F CU 81 X SL 87 2-2 ③ FC6-4 1-2f			B FF 93 B FF 93 X SL 86 2-0 ② F9			F SL 86 C SL 86 B SL 85 C FF 94 1-3 ① K		3	0	0	0	0	1	2
18 Carson Kelly, R (1, 2) OBP: 0.349, SLG: 0.531			B FF 92 C SL 85 C CU 79 C CU 79 1-3 ① K		B CU 80 C CU 79 B FF 93 F FF 93 X CU 81 2-2 ③ G6-3			C FF 95 T SL 86 S SL 86 0-3 ② K		3	0	0	0	0	2	1
29 Merrill Kelly, R (1, 1) OBP: 0.068, SLG: 0.024 35 Matt Andriese, R (5, 1) 9 Josh Rojas, L (6, PH) OBP: 0.300, SLG: 0.259 45 Taylor Clarke, R (6, 1) OBP: 0.273, SLG: 0.409 15 Ildemaro Vargas, S (8, PH) OBP: 0.298, SLG: 0.392 (8, 9)			B FF 92 C FF 93 X FF 93 1-1 ② F9			B CU 75 C FF 90 B CU 75 T FF 89 F CU 77 S CU 80 2-3 ① K		B FF 94 X FF 96 1-0 ③ P6		1 0 1 0 1	0 0 0 0 0	0 0 0 0 0	0 0 0 0 0	0 0 1 0 0	0 0 0 0 0	0 0 0 0 0

	AB	R	H	RBI	BB	SO	LOB
AB	28						
R	1						
H	2						
RBI	1						
BB	3						
SO	8						
LOB	7						

Inning Stats	1	2	3	4	5	6	7	8	9
	R: 0 E: 0 K: 1 S: 6	H: 0 LOB: 0 BB: 0 P: 10	R: 0 E: 0 K: 1 S: 13	H: 0 LOB: 1 BB: 1 P: 25	R: 0 E: 0 K: 1 S: 7	H: 0 LOB: 0 BB: 0 P: 10	R: 0 E: 0 K: 0 S: 12	H: 0 LOB: 0 BB: 0 P: 16	R: 0 E: 0 K: 0 S: 12	H: 0 LOB: 1 BB: 1 P: 21	R: 0 E: 0 K: 2 S: 10	H: 0 LOB: 0 BB: 0 P: 17	R: 0 E: 0 K: 1 S: 13	H: 1 LOB: 1 BB: 0 P: 17	R: 0 E: 0 K: 2 S: 7	H: 0 LOB: 0 BB: 0 P: 9	R: 1 E: 0 K: 0 S: 11	H: 1 LOB: 0 BB: 1 P: 18

1B: 2	SF: 0	WP: 0	PA: 31
2B: 0	SAC: 0	PB: 1	
3B: 0	DP: 1	SB: 0	
HR: 0	HBP: 0	CS: 0	

PITCHER		IP	WLS	BF	H	R	ER	SO	BB	IBB	HBP	BLK	WP	HR	S	P	ERA	WHIP
23 Jordan Lyles, R ERA: 4.69	(1, 1)	6.0	W	20	0	0	0	5	2	0	0	0	0	0	60	99	0.00	0.333
38 Devin Williams, R ERA: 1.35	(7, 1)	1.0		4	1	0	0	1	0	0	0	0	0	0	13	17	0.00	1.000
25 Jay Jackson, R ERA: 4.96	(8, 1)	1.0		3	0	0	0	2	0	0	0	0	0	0	7	9	0.00	0.000
32 Jeremy Jeffress, R ERA: 5.02	(9, 1)	1.0		4	1	1	0	0	1	0	0	0	0	0	11	18	0.00	2.000

PITCHER	IP	WLS	BF	H	R	ER	SO	BB	IBB	HBP	BLK	WP	HR	S	P	ERA	WHIP

BOTTOM

Arizona Diamondbacks @ Milwaukee Brewers

Miller Park, Milwaukee, WI

Fri Aug 23 2019, 7:12 PM - 10:17 PM CDT

Att. 42,209 - Clear - 68 F

livebaseballscorecards.com

Batter	1	2	3	4	5	6	7	8	9	AB	R	H	RBI	BB	SO	LOB
6 Lorenzo Cain, R (1, 8) OBP: 0.321, SLG: 0.359	C FF 93 F FC 90 X FF 93 0-2 22 FC6-4 10 BB 11 2B 1B	C FC 90 S CU 80 X CU 79 0-2 ② L9		C FC 88 B SI 90 C CU 79 B CU 79 C FF 92 2-3 ② K	B FF 94 F CH 86 B CH 87 C FF 94 C CH 88 2-3 ③ K			B SI 89 B SI 90 B SI 89 C SI 88 B SI 90 4-1 22 FC1-2 10 BB 1-2 BB		4	1	1	0	0	2	2
2 Trent Grisham, L (6, 8) OBP: 0.295, SLG: 0.434										0	0	0	0	1	0	0
10 Yasmani Grandal, S (1, 2) OBP: 0.380, SLG: 0.469	C FF 91 B CH 86 B CU 80 B CH 86 B FF 92 4-1 22 FC6-4 1-2 BB	C FF 92 X FC 90 0-1 22 BB 1B		B FF 90 B FC 90 B SI 91 C FF 91 F FF 91 X FC 90 3-2 2B		C FF 93 B FF 94 X CU 80 1-1 ① F8		B SI 89 B SI 89 C SI 89 B SI 89 S SI 90 B SI 88 4-2 22 FC1-2 1-2 2-3 BB		3	0	2	0	2	0	0
22 Christian Yelich, L (1, 9) OBP: 0.422, SLG: 0.683	S CU 81 B FF 92 S CU 82 F CU 82 F FC 91 D CU 82 X FF 93 2-2 ① FC6-4 18 BB 11 2B 1-2f 2-3	B CH 86 B FF 91 B FF 92 C FF 91 B FF 92 4-1 1-2 BB		C CU 79 C FF 90 F FC 90 B SI 90 C CU 80 1-3 ③ K		F FF 95 B SL 86 S FF 96 C FF 95 1-3 ② K		X SI 89 0-0 ② FC1-2 18 FC6-4 1-2 2-3 3-Hf		4	1	0	0	1	2	6
18 Keston Hiura, R (1, 4) OBP: 0.376, SLG: 0.582	B SI 92 C CU 83 B FC 91 S FF 93 D CU 83 B FF 94 4-2 11 2B 8 1B 1-2 BB	C CU 80 S FC 89 D CU 81 B FF 91 B FC 89 X FF 93 3-2 ③ G6-3			C CU 76 B FC 87 X CH 89 1-1 HR	T FF 95 B FF 94 B SL 87 S FF 95 S FF 94 2-3 ③ K		B SL 80 S CH 82 X SI 89 1-1 ③ FC6-4 1-2f		4	2	1	1	1	1	5
11 Mike Moustakas, L (1, 5) OBP: 0.333, SLG: 0.533	C CH 87 X CU 81 0-1 8 1B 1-3 2-H 3-H 2B		C FF 90 B CH 85 C CH 86 B FF 93 B FF 93 F CH 87 S FF 93 3-3 ① K		S CH 83 F FF 90 F CU 79 F CU 79 F SI 91 F CH 84 F FF 92 X FF 92 0-2 ① L8		C CU 78 F FF 94 B SL 85 B FF 94 S SL 84 2-3 ① K			4	0	1	2	0	2	0
25 Jay Jackson, R (8, 1)										0	0	0	0	0	0	0
32 Jeremy Jeffress, R (9, 1)										0	0	0	0	0	0	0
8 Ryan Braun, R (1, 7) OBP: 0.341, SLG: 0.500	X SI 92 0-0 3 S 2-3 3-H 1B		C CU 80 B CU 82 X FF 93 1-1 ② F9		B CU 80 C FC 90 X CU 80 1-1 7 BB 3 1B 1B		C CU 78 F FF 95 B FF 94 B SL 86 F SL 85 B FF 95 X FF 94 3-2 ② G4-3			4	0	2	1	0	0	0
7 Eric Thames, L (1, 3) OBP: 0.357, SLG: 0.500	B FF 92 S FC 90 S FC 90 C FF 93 1-3 ② K		X CH 86 0-0 HR	1 SAFE B FF 91 1 SAFE F FC 89 B FC 90 F CH 84 F FF 92 B FF 92 B FF 92 4-2 3 1B 23 1B 1-2 BB			F FF 94 B CH 87 S CH 88 B FF 95 X FF 95 2-2 ③ P2			3	2	1	1	1	1	2
3 Orlando Arcia, R (1, 6) OBP: 0.293, SLG: 0.367	C FF 92 B FF 93 B CU 82 S FF 92 F FF 92 X FC 89 2-2 ③ G6-3 1-2		X FC 90 0-0 ③ L9		C CU 80 C FF 93 B FF 93 B CU 81 X CH 87 2-2 ② 23 1B 1-2 2-H 1B			B CH 80 F SI 88 C SL 80 X SI 88 1-2 10 BB 2 BB 22 FC1-2 1B		4	0	2	0	0	0	2
23 Jordan Lyles, R (1, 1) OBP: 0.143, SLG: 0.091		B FF 90 B FF 90 C SI 90 C FF 91 C FF 90 2-3 ① K		X FF 89 0-0 ① F7	B CU 80 C FF 93 X FF 92 1-1 1-2 2-H 1B			C SI 89 D CH 82 S CH 81 F SI 88 D CH 81 S SI 89 2-3 ① K		3	0	1	1	0	1	0
38 Devin Williams, R (7, 1)										0	0	0	0	0	0	0
14 Hernán Pérez, R (8, 5) OBP: 0.276, SLG: 0.374										1	0	0	0	0	1	1
Inning Stats	R: 3 E: 0 K: 1 S: 21 H: 3 LOB: 2 BB: 2 P: 34	R: 0 E: 0 K: 1 S: 12 H: 1 LOB: 2 BB: 1 P: 21	R: 1 E: 0 K: 1 S: 8 H: 1 LOB: 0 BB: 0 P: 12	R: 0 E: 0 K: 2 S: 11 H: 1 LOB: 1 BB: 0 P: 17	R: 2 E: 0 K: 1 S: 23 H: 4 LOB: 2 BB: 1 P: 34	R: 0 E: 0 K: 2 S: 8 H: 0 LOB: 0 BB: 0 P: 12	R: 0 E: 0 K: 1 S: 10 H: 0 LOB: 0 BB: 0 P: 17	R: 0 E: 0 K: 1 S: 13 H: 1 LOB: 3 BB: 2 P: 25		1B: 7 2B: 2 3B: 0 HR: 2 SF: 0 SAC: 0 DP: 0 HBP: 0		WP: 0 PB: 0 SB: 1 CS: 0 PA: 40				

	AB	34
	R	6
	H	11
	RBI	6
	BB	6
	SO	10
	LOB	18

PITCHER		IP	WLS	BF	H	R	ER	SO	BB	IBB	HBP	BLK	WP	HR	S	P	ERA	WHIP
29 Merrill Kelly, R ERA: 4.86	(1, 1)	4.1	L	25	8	6	6	5	4	0	0	0	0	2	67	105	12.46	2.769
35 Matt Andriese, R ERA: 5.27	(5, 1)	0.2		3	2	0	0	1	0	0	0	0	0	0	8	13	0.00	3.000
45 Taylor Clarke, R ERA: 5.56	(6, 1)	2.0		6	0	0	0	3	0	0	0	0	0	0	18	29	0.00	0.000
30 T.J. McFarland, L ERA: 5.11	(8, 1)	1.0		6	1	0	0	1	2	0	0	0	0	0	13	25	0.00	3.000

PITCHER	IP	WLS	BF	H	R	ER	SO	BB	IBB	HBP	BLK	WP	HR	S	P	ERA	WHIP

Arizona Diamondbacks @ Milwaukee Brewers

Miller Park, Milwaukee, WI

Sat Aug 24 2019, 6:12 PM - 9:40 PM CDT

Att. 41,737 - Clear - 68 F

TOP

livebaseballscorecards.com

Batter	1	2	3	4	5	6	7	8	9	AB	R	H	RBI	BB	SO	LOB
1 Jarrod Dyson, L (1, 8) OBP: 0.330, SLG: 0.359	C FF 92 F SI 93 B CH 82 X FF 94 1-2 ① G6-3		B CU 78 B CU 78 B CH 82 C FF 93 F FF 93 X CH 83 3-2 4 G5-3 2B		B CH 82 C FF 92 C SI 93 S CU 80 1-3 ② K			C SI 87 B SL 77 X CH 76 1-1 ① F8		3	0	1	0	0	1	1
15 Ildemaro Vargas, S (8, PH) OBP: 0.297, SLG: 0.390										1	0	0	0	0	0	0
4 Ketel Marte, S (1, 4) OBP: 0.381, SLG: 0.572	B FF 93 B CH 82 F FF 92 L CH 83 B FF 94 F FF 94 F CH 82 F FF 94 B FF 94 4-2 5 FC5-6 BB		C CU 79 B FF 93 X SI 92 1-1 ② G5-3 2-3		F CU 80 B SI 94 X SI 94 1-1 ③ F7			C SI 87 S SL 77 B CH 71 B SL 76 F SI 88 X FF 85 2-2 2B		3	0	1	0	1	0	2
5 Eduardo Escobar, S (1, 5) OBP: 0.321, SLG: 0.520	S SI 93 B FF 93 F CH 82 1 SAFE F FF 93 F CH 82 X FC 91 1-2 ② FC5-6 53 1B 1-2f		C CH 82 B FF 93 B FF 93 B CH 83 F CH 83 F CH 83 F FF 93 F CH 83 F FF 94 3-3 ③ K			C FF 94 F SI 94 F FS 85 F FS 87 B FS 85 B SI 94 B CU 85 X FF 95 3-2 ① G5-3		C CH 76 B SI 88 F CH 76 S CH 69 1-3 ② K		4	0	0	0	0	2	3
53 Christian Walker, R (1, 3) OBP: 0.349, SLG: 0.470	X FF 92 0-0 1-2 1B			C FF 91 B FC 90 S CH 81 X FF 91 1-2 10 BLK 1B		S FF 95 B FF 94 X FS 86 1-1 ② L5		B SL 85 B SL 86 C SL 86 F FF 94 F SL 86 S SL 87 2-3 ③ K		4	0	2	0	0	1	1
10 Adam Jones, R (1, 9) OBP: 0.316, SLG: 0.427	F FF 93 F CH 83 S FF 93 0-3 ③ K			B CU 78 S FF 92 X FF 93 1-1 ① P6 1-2		B CU 84 B SI 94 S FF 96 B FF 95 B FF 95 4-1 BB			F SL 86 C SL 86 B SL 86 F FF 95 B SL 86 X SL 86 2-2 ① G6-3	3	0	0	0	1	1	3
9 Josh Rojas, L (1, 7) OBP: 0.273, SLG: 0.233		B FF 91 S FF 90 F FF 91 B CH 81 X CH 81 2-2 ① L8		C CH 82 B FF 90 S SI 93 S FF 94 1-3 ② K		S FF 95 S FF 95 C FF 96 0-3 ③ K			B FF 96 C SL 86 F SL 86 B FF 95 S FF 96 2-3 ② K	3	0	0	0	0	2	2
37 Kevin Ginkel, L (6, 1)										0	0	0	0	0	0	0
40 Andrew Chafin, R (7, 1)										0	0	0	0	0	0	0
36 Joel Payamps, R (8, 1)										0	0	0	0	0	0	0
22 Jake Lamb, L (9, PH) OBP: 0.338, SLG: 0.379										1	0	0	0	0	1	0
13 Nick Ahmed, R (1, 6) OBP: 0.328, SLG: 0.457		C FC 90 F FF 93 F CH 82 X CU 79 0-2 ② L8		F FF 92 X FC 90 0-1 ③ F9			C SL 83 F SI 91 X SL 80 0-2 ① L8		C FF 96 C FF 95 B SL 88 S SL 87 1-3 ③ K	4	0	0	0	0	1	1
18 Carson Kelly, R (1, 2) OBP: 0.349, SLG: 0.527		C FF 92 S FF 92 S FF 92 0-3 ③ K		C FF 92 B FC 89 B FC 88 B CH 83 S FF 93 B FF 93 4-2 59 SH3-4 BB			C SL 85 S SL 80 B SI 94 F SI 92 B SL 82 F SI 94 F SI 93 X SI 93 2-2 ② G6-3			2	0	0	0	1	1	0
59 Zac Gallen, R (1, 1) OBP: 0.143, SLG: 0.143		B FF 92 C FF 91 B FF 92 X FF 92 2-1 ① L8		B FF 92 X FF 91 1-0 ① SH3-4 1-2			C SL 86 B SL 83 X SI 92 1-1 ③ G6-3			1	0	0	0	0	0	0
30 T.J. McFarland, L (6, 1)										0	0	0	0	0	0	0
16 Tim Locastro, R (6, 7) OBP: 0.356, SLG: 0.344										1	0	0	0	0	0	0

	AB	30
	R	0
	H	4
	RBI	0
	BB	3
	SO	10
	LOB	13

Inning Stats	1	2	3	4	5	6	7	8	9	1B: 2	SF: 0	WP: 0	PA: 34
	R: 0 E: 0 K: 1 S: 17	R: 0 E: 0 K: 1 S: 10	R: 0 E: 0 K: 1 S: 15	R: 0 E: 0 K: 1 S: 10	R: 0 E: 0 K: 1 S: 8	R: 0 E: 0 K: 1 S: 11	R: 0 E: 0 K: 0 S: 11	R: 0 E: 0 K: 2 S: 13	R: 0 E: 0 K: 2 S: 10	2B: 2 3B: 0 HR: 0	SAC: 1 DP: 0 HBP: 0	PB: 0 SB: 0 CS: 0	
	H: 1 LOB: 2 BB: 1 P: 23	H: 0 LOB: 0 BB: 0 P: 12	H: 1 LOB: 1 BB: 0 P: 24	H: 1 LOB: 1 BB: 0 P: 13	H: 0 LOB: 1 BB: 1 P: 15	H: 0 LOB: 1 BB: 1 P: 19	H: 0 LOB: 0 BB: 0 P: 14	H: 1 LOB: 1 BB: 0 P: 19	H: 0 LOB: 0 BB: 0 P: 15				

PITCHER		IP	WLS	BF	H	R	ER	SO	BB	IBB	HBP	BLK	WP	HR	S	P	ERA	WHIP
57 Chase Anderson, R ERA: 4.34	(1, 1)	5.0	W	20	3	0	0	5	2	0	0	1	0	0	60	87	0.00	1.000
41 Junior Guerra, R ERA: 3.82	(6, 1)	1.0	H	4	0	0	0	1	1	0	0	0	0	0	11	19	0.00	1.000
43 Matt Albers, R ERA: 4.31	(7, 1)	1.0	H	3	0	0	0	0	0	0	0	0	0	0	11	14	0.00	0.000
58 Alex Claudio, L ERA: 3.83	(8, 1)	0.2		3	1	0	0	1	0	0	0	0	0	0	9	13	0.00	1.500
25 Jay Jackson, R ERA: 4.58	(8, 1)	1.1		4	0	0	0	3	0	0	0	0	0	0	14	21	0.00	0.000

PITCHER	IP	WLS	BF	H	R	ER	SO	BB	IBB	HBP	BLK	WP	HR	S	P	ERA	WHIP

Batter	1	2	3	4	5	6	7	8	9	AB	R	H	RBI	BB	SO	LOB
6 Lorenzo Cain, R (1, 8) OBP: 0.326, SLG: 0.360	C FF 93 B KC 80 B FF 94 B FC 89 C FF 94 F FF 95 F FF 94 F CH 87 X FF 95 3-2 11 FC4-6 10 BB 1B		B FF 92 B KC 80 C FF 93 X FC 89 2-1 E4 22 CS 10 S S FF 92 B FF 91 B CH 84 B KC 79 B FF 92 4-1 10 1B BB				B FF 93 B SL 81 C FF 92 F FF 93 F SL 82 B FF 93 B SL 79 4-2 11 WP 22 HBP 18 1B BB	B SI 92 C SL 79 B SI 91 B SL 80 C FF 93 B SL 80 4-2 1-2 BB		2	1	1	0	3	0	0
10 Yasmani Grandal, S (1, 2) OBP: 0.381, SLG: 0.467	1 SAFE B SI 95 C SI 95 B CH 85 B SI 94 B FF 94 4-1 1-2 11 FC4-6 BB		1 SAFE B CH 85 1 SAFE C FF 94 D CH 86 B FF 94 X CH 85 3-1 ① G5-3 1-2	C FF 93 1 SAFE F FF 94 1 SAFE 1 SAFE X KC 78 0-2 1-3 1B			B FF 93 1 SAFE B FF 92 C FF 92 B FF 92 X FF 92 3-1 ① F7	B SI 93 C FF 93 B SL 79 B SL 80 X FF 92 3-1 ② L7		4	0	1	0	1	0	4
22 Christian Yelich, L (1, 9) OBP: 0.421, SLG: 0.681	B FF 95 S FF 94 B FF 95 B FF 95 X FF 95 3-1 ① F7		B FF 95 X KC 80 1-0 ② 11 1B 2-3 2B	C FF 94 1 SAFE B FF 94 S CH 85 T FF 95 1-2 ③ K			B SI 94 1 SAFE 1 SAFE 1 SAFE H SI 94 2-0 11 WP 18 1B 1-2 HBP	C SL 80 F FF 95 B FF 95 B SL 81 X FF 92 2-2 ③ F8		4	1	1	0	0	1	6
11 Mike Moustakas, L (1, 5) OBP: 0.335, SLG: 0.531	C CH 86 S KC 80 X CH 87 0-2 ② FC4-6 1-2f 2-3		B FF 94 D CH 86 C FF 94 S KC 81 D CH 86 X CH 85 3-2 2-3 1B		B CH 82 C FF 90 B CH 83 S FF 92 F FF 92 F FF 92 F FC 86 F CH 84 B FF 92 3-2 ① X FF 93 P6		F FF 93 F SL 86 D SL 86 F SL 85 F SL 86 B SL 86 B SI 93 D SL 86 4-2 18 1B 1-2 2-3 BB			3	0	1	0	1	0	2
18 Keston Hiura, R (1, 4) OBP: 0.375, SLG: 0.577	B FF 94 F FF 94 S FF 93 S FF 95 1-3 ③ K		S FF 94 B FF 94 B FF 92 S FF 94 1 SAFE F FF 93 B FF 93 F FF 94 S FF 94 3-3 ③ K		B KC 78 F FF 92 F FF 91 B KC 78 S FF 93 2-3 ② K		X FF 94 0-0 1-2 2-H 3-H 1B			4	0	1	2	0	3	4
7 Eric Thames, L (1, 3) OBP: 0.356, SLG: 0.507 25 Jay Jackson, R (8, 1)		C KC 79 X FC 89 0-1 ① F7		X FC 86 0-0 HR	F FF 92 C CH 84 B FF 92 S FF 93 1-3 ③ K		S SL 85 F FF 94 X SL 85 0-2 ② F8			4 0	1 0	1 0	1 0	0 0	1 0	2 0
2 Trent Grisham, L (1, 7) OBP: 0.308, SLG: 0.482		C KC 80 B FF 92 C KC 80 H FF 92 2-2 HBP		C KC 78 X FF 91 0-1 HR		B SI 88 F SI 88 X SI 90 1-1 ① L5	C FF 94 B FF 94 C SL 84 F SI 95 D SL 86 F FF 94 B SL 85 F SI 95 F SI 95 3-3 C SL 85			3	1	1	1	0	1	2
5 Cory Spangenberg, L (1, 6) 43 Matt Albers, L (7, 1) 58 Alex Claudio, L (8, 1) 14 Hernán Pérez, R (8, 3) OBP: 0.280, SLG: 0.374		B FF 95 1 SAFE S SI 93 1 SAFE S SI 94 S FF 94 1-3 ② K		C FF 93 X CH 85 0-1 ① G4-3		X SI 89 0-0 ② G6-3		B FF 94 C FF 92 B SL 80 B FF 94 B FF 92 4-1 6 BB BB		3 0 0 0	0 0 0 0	0 0 0 0	0 0 0 0	1 0 0 1	0 0 0 0	1 0 0 0
57 Chase Anderson, R (1, 1) OBP: 0.088, SLG: 0.031 41 Junior Guerra, R (6, 1) OBP: 0.333, SLG: 0.333 3 Orlando Arcia, R (6, PH) OBP: 0.292, SLG: 0.365 (7, 6)		B FF 93 1 SAFE C FF 94 1 SAFE 1 SAFE C SI 95 S KC 81 1-3 ③ K		C FF 90 C KC 78 C FF 90 0-3 ② K		C SL 81 B FF 94 S SL 82 S FF 94 1-3 ③ K		X FF 93 0-0 ① F9		2 0 2	0 0 0	0 0 0	0 0 0	2 0 1	0 0 0	1 0 1
Inning Stats	R: 0 E: 0 K: 1 S: 15 H: 1 LOB: 2 BB: 1 P: 26	R: 0 E: 0 K: 2 S: 10 H: 0 LOB: 1 BB: 0 P: 14	R: 0 E: 1 K: 1 S: 13 H: 2 LOB: 2 BB: 0 P: 25	R: 2 E: 0 K: 2 S: 15 H: 3 LOB: 2 BB: 1 P: 20	R: 0 E: 0 K: 2 S: 13 H: 0 LOB: 0 BB: 0 P: 19	R: 0 E: 0 K: 1 S: 6 H: 0 LOB: 0 BB: 0 P: 8	R: 2 E: 0 K: 1 S: 20 H: 1 LOB: 2 BB: 2 P: 36	R: 0 E: 0 K: 0 S: 9 H: 0 LOB: 2 BB: 2 P: 22		1B: 4 2B: 1 3B: 0 HR: 2 SF: 0 SAC: 0 DP: 0 HBP: 2						

PITCHER		IP	WLS	BF	H	R	ER	SO	BB	IBB	HBP	BLK	WP	HR	S	P	ERA	WHIP
59 Zac Gallen, R ERA: 2.56	(1, 1)	5.0	L	24	6	2	2	8	2	0	1	0	0	0	66	104	3.60	1.600
30 T.J. McFarland, L ERA: 5.04	(6, 1)	0.2		2	0	0	0	0	0	0	0	0	0	0	3	4	0.00	0.000
37 Kevin Ginkel, R ERA: 2.79	(6, 1)	0.2		3	0	1	1	1	1	0	0	0	0	0	8	16	13.50	1.500
40 Andrew Chafin, L ERA: 4.14	(7, 1)	0.2		5	1	1	1	1	1	0	1	0	1	0	15	24	13.50	3.000
36 Joel Payamps, R ERA: 4.5	(8, 1)	1.0		5	0	0	0	0	2	0	0	0	0	0	9	22	0.00	2.000

PITCHER	IP	WLS	BF	H	R	ER	SO	BB	IBB	HBP	BLK	WP	HR	S	P	ERA	WHIP

BOTTOM

Arizona Diamondbacks @ Milwaukee Brewers

Miller Park, Milwaukee, WI

Sat Aug 24 2019, 6:12 PM - 9:40 PM CDT

Att. 41,737 - Clear - 68 F

livebaseballscorecards.com

AB	31
R	4
H	7
RBI	4
BB	6
SO	10
LOB	23

WP: 1 PA: 39
PB: 0
SB: 1
CS: 1

Arizona Diamondbacks @ Milwaukee Brewers

Miller Park, Milwaukee, WI

Sun Aug 25 2019, 1:12 PM - 4:56 PM CDT

Att. 38,920 - Partly Cloudy - 72 F

livebaseballscorecards.com

TOP

Batter	1	2	3	4	5	6	7	8	9	AB	R	H	RBI	BB	SO	LOB
4 Ketel Marte, S (1, 8) (7, 4) OBP: 0.383, SLG: 0.574	B SI 88 F SI 89 C CH 79 B CH 80 F CH 80 X SI 89 2-2 16 FC5-4 1B		B CH 80 X CH 80 1-0 ② F8		B FF 95 X FF 95 1-0 16 E 2B	B SL 86 B FF 98 X FF 99 2-0 16 S 1B			B SL 80 F SI 94 F SI 94 X SI 96 1-2 ① P6	5	1	3	0	0	0	0
16 Tim Locastro, R (1, 9) OBP: 0.363, SLG: 0.348	B SI 88 L SI 88 1 SAFE X CH 79 1-1 ① FC5-4 5 F8 5 S 53 HR 1-2f		B SI 89 C CH 79 F FC 88 F CH 80 S CH 79 1-3 ③ K		F FF 95 F CH 84 X FF 94 0-2 E4 5 FC4-6 2-H 1B	B FF 99 B FF 98 C FF 99 B FF 99 F FF 98 B FF 100 4-2 1-2 BB			B SL 83 S SI 95 F SI 96 X SL 79 1-2 1B	4	1	2	0	1	1	1
5 Eduardo Escobar, S (1, 4) (7, 5) OBP: 0.320, SLG: 0.523	C SI 89 B SI 89 F CH 80 F SI 89 F SI 89 F SI 89 F CH 80 X CH 80 1-2 ② F8 1-3			B SI 88 B SI 88 C SI 88 X SI 88 2-1 HR	X CH 86 0-0 ① FC4-6 9 WP 53 1B 1-2f	C FF 98 B SL 84 S FF 99 S FF 100 1-3 ③ K			S SI 95 1 SAFE X SI 95 0-1 ② L9	5	1	1	1	0	1	5
53 Christian Walker, R (1, 3) OBP: 0.351, SLG: 0.481	B SI 89 B SI 89 B SI 90 X SI 89 3-0 3-H HR			C SI 89 B CH 81 B CH 80 F CH 80 F CH 79 F CH 79 B FC 88 X CH 80 3-2 9 FC3-6 13 FC3 2B	B FF 96 X CH 85 1-0 9 WP 1-2 1B		S FF 93 C FF 94 S FF 95 0-3 ① K		1 SAFE 1 SAFE S SL 84 S SL 82 S SI 97 X SL 80 0-2 ③ G5-3	5	2	3	2	0	1	1
22 Jake Lamb, L (1, 5) OBP: 0.335, SLG: 0.370 50 Yoan López, R (7, 1) 40 Andrew Chafin, R (8, 1) 18 Carson Kelly, R (8, 2) OBP: 0.349, SLG: 0.527	F SI 89 F CH 80 B CH 79 X SI 89 1-2 ③ F7			B SI 89 B CH 81 C CH 80 D CH 80 2 SAFE B CH 80 4-1 9 FC3-6 BB	B FF 94 C CH 87 B FF 95 X CH 86 2-1 ② F8		C FF 94 S FF 94 F FF 94 B FF 94 F FF 94 C FF 95 1-3 ② K		3 0 0 0	0 0 0 0	0 0 0 0	0 0 0 0	1 0 0 0	1 0 0 0	2 0 0 0
9 Josh Rojas, L (1, 7) OBP: 0.270, SLG: 0.212		B SI 88 X SI 88 1-0 ① L7		S CH 80 C CH 80 B SI 88 F CH 80 B SI 88 B CH 81 X CH 80 3-2 ① FC3-6 13 FC3 1-2f 2-3	B FF 95 S FF 94 C FF 94 B CH 87 B CH 88 B CH 87 4-2 1-2 2-3 BB		B KC 80 S FF 94 B FF 94 S FF 94 B FF 95 S FF 95 3-3 ③ K			3	0	0	0	1	1	2
13 Nick Ahmed, R (1, 6) OBP: 0.325, SLG: 0.453		C SI 88 B CH 80 F CH 80 F FC 86 B SI 90 X CH 79 2-2 ② G6-3		B CH 81 C SI 89 1 SAFE X CH 81 1-1 FC3 1-2 3-H	B CH 84 F FF 94 F FF 94 B FF 97 F FF 96 S CH 87 2-3 ③ K			F FF 92 S FF 93 B FF 94 S FF 93 1-3 ① K		4	0	0	1	0	2	4
31 Alex Avila, L (1, 2) OBP: 0.377, SLG: 0.488 25 Archie Bradley, R (8, 1)		C CU 76 B CH 79 B CH 79 C CH 78 B CH 78 S CH 79 3-3 ③ K		C SI 89 S CH 81 S CH 81 0-3 ② K		B FF 98 B FF 98 B FF 97 C FF 96 B FF 96 4-1 15 G4-6-3 BB		F FF 94 T FF 94 F FF 94 B KC 82 S FF 94 1-3 ② K		3 0	0 0	0 0	0 0	1 0	3 0	2 0
38 Robbie Ray, L (1, 1) OBP: 0.065, SLG: 0.065 15 Ildemaro Vargas, S (6, PH) OBP: 0.295, SLG: 0.387 37 Kevin Ginkel, L (6, 1) 1 Jarrod Dyson, L (7, 8) OBP: 0.329, SLG: 0.358			B SI 88 C SI 88 X SI 88 1-1 ① G4-3	B SI 89 B SI 88 X SI 89 2-0 F8		B FF 99 F FF 98 S FF 99 X FF 99 1-2 ①② G4-6-3 1-2f		C FF 94 C FF 93 S FF 95 0-3 ③ K		2 1 0 1	0 0 0 0	0 0 0 0	0 0 0 0	0 0 0 0	0 0 0 1	2 1 0 0

Inning Stats																								
	R: 2	H: 2	R: 0	H: 0	R: 0	H: 0	R: 2	H: 2	R: 1	H: 3	R: 0	H: 1	R: 0	H: 0	R: 0	H: 0	R: 0	H: 1	1B: 5	SF: 0	WP: 1	PA: 40
	E: 0	LOB: 0	E: 0	LOB: 0	E: 0	LOB: 0	E: 0	LOB: 2	E: 1	LOB: 3	E: 0	LOB: 2	E: 0	LOB: 0	E: 0	LOB: 0	E: 0	LOB: 1	2B: 2	SAC: 0	PB: 0	
	K: 0	BB: 0	K: 1	BB: 0	K: 1	BB: 0	K: 1	BB: 1	K: 1	BB: 1	K: 1	BB: 2	K: 3	BB: 0	E: 0	BB: 0	K: 0	BB: 0	3B: 0	DP: 1	SB: 2	
	S: 17	P: 25	S: 8	P: 14	S: 7	P: 10	S: 18	P: 33	S: 14	P: 24	S: 10	P: 22	S: 11	P: 15	S: 10	P: 12	S: 12	P: 14	HR: 2	HBP: 0	CS: 0	

	AB	36
	R	5
	H	9
	RBI	4
	BB	4
	SO	11
	LOB	20

PITCHER		IP	WLS	BF	H	R	ER	SO	BB	IBB	HBP	BLK	WP	HR	S	P	ERA	WHIP
27 Zach Davies, R ERA: 3.9	(1, 1)	4.0	L	18	4	4	4	3	1	0	0	0	0	2	50	82	9.00	1.250
38 Devin Williams, R ERA: 2.35	(5, 1)	1.0		7	3	1	1	1	1	0	0	0	1	0	14	24	9.00	4.000
50 Ray Black, R ERA: 5.06	(6, 1)	1.0		5	1	0	0	1	2	0	0	0	0	0	10	22	0.00	3.000
15 Drew Pomeranz, L ERA: 5.38	(7, 1)	2.0		6	0	0	0	6	0	0	0	0	0	0	21	27	0.00	0.000
71 Josh Hader, L ERA: 2.97	(9, 1)	1.0		4	1	0	0	0	0	0	0	0	0	0	12	14	0.00	1.000

PITCHER	IP	WLS	BF	H	R	ER	SO	BB	IBB	HBP	BLK	WP	HR	S	P	ERA	WHIP

Batter	1	2	3	4	5	6	7	8	9	AB	R	H	RBI	BB	SO	LOB
6 Lorenzo Cain, R (1, 8) OBP: 0.323, SLG: 0.356	B FF 93 F FF 93 B FF 93 C SL 87 S FF 94 2-3 K ①		C KC 78 F FF 92 X FF 92 0-2 P6 ①		C KC 75 B SI 90 C KC 80 B FF 92 X SI 91 2-2 G3 ①		C FF 97 F SL 85 S SL 88 0-3 K ③		B KC 82 F FF 96 B KC 81 C SI 96 X FF 97 2-2 G4-3 ② 2-3	5	0	0	0	0	2	1
18 Keston Hiura, R (1, 4) OBP: 0.379, SLG: 0.578	T FF 94 F SL 88 B SL 87 F FF 93 B SL 85 S SL 85 2-3 K ②		C SL 84 B FF 90 B SL 86 B KC 82 F SI 93 D SL 86 4-2 22 G4-3 BB		C SI 90 B SL 83 F FF 91 F SI 92 S KC 80 1-3 K ②			C FF 94 X FF 94 0-1 22 1B 8 SF9 2B	F SI 96 B SI 97 F SI 96 F FF 96 B FF 97 F KC 84 B FF 95 F FF 96 B FF 95 4-2 BB	3	1	1	0	2	2	0
22 Christian Yelich, L (1, 9) OBP: 0.421, SLG: 0.678	S SL 86 S SL 87 B SL 86 F SI 94 X SL 86 1-2 8 1B 1B		F FF 92 C SI 91 B FF 91 D SL 87 F SL 85 F FF 93 B SL 84 X SI 91 3-2 G4-3 ②③ 1-2		B KC 81 B SI 90 X FF 93 2-0 F7 ③			B SL 84 B SL 84 C FF 95 X FF 96 2-1 10 S 1B 2-3	C FF 96 F FF 95 F FF 96 D KC 84 F FF 96 D CH 90 B FF 94 X FF 96 3-2 G4-3 ③	5	0	2	0	0	0	3
8 Ryan Braun, R (1, 7) OBP: 0.343, SLG: 0.504	S KC 81 X KC 80 0-1 1B 1-2			C KC 79 F SI 93 B FF 92 X SL 84 1-2 3 BB 2B		B FF 92 X FF 91 1-0 G3 ①		X FF 96 0-0 SF9 ① 3-H		3	0	2	1	0	0	0
10 Yasmani Grandal, S (1, 3) (9, 2) OBP: 0.380, SLG: 0.463	X SI 92 0-0 L7 ③			C SI 91 B FF 92 D SL 85 F FF 92 D SL 85 C KC 82 3-3 K ①		B FF 92 C SL 81 C SL 82 F SL 82 B FF 93 F SL 82 S SL 84 2-3 K ②		B SL 85 B CH 92 B SL 85 B FF 96 4-0 1-2 BB		3	0	0	0	1	2	3
11 Mike Moustakas, L (1, 5) OBP: 0.335, SLG: 0.529 15 Drew Pomeranz, R (7, 1) 7 Eric Thames, L (8, PH) OBP: 0.355, SLG: 0.505 (9, 3)		X FF 92 0-0 P6 ①		D SL 88 D SL 86 F FF 92 S FF 93 B FF 94 B KC 80 4-2 3 BB BB		F FF 92 B FF 93 X SL 82 1-1 F8 ③		F FF 93 C FF 93 F FF 94 D SL 85 F FF 95 S SL 85 1-3 K ②		2 0 1	0 0 0	0 0 0	0 0 0	1 0 0	0 0 1	0 0 2
9 Manny Piña, R (1, 2) OBP: 0.305, SLG: 0.422 71 Josh Hader, L (9, 1)		C SI 90 B SI 92 B FF 92 S KC 81 F SL 86 F FF 92 F SL 86 B KC 76 F SL 86 3-3 S SI 92 K ②		B FF 92 B SI 92 F SI 92 F FF 92 B KC 83 F SI 93 X SL 87 3-2 L9 ②			B SL 85 C FF 96 B SL 85 F FF 95 B FF 96 X FF 96 3-2 HR	C KC 78 F FF 95 X FF 93 0-2 L8 ③	4 0	1 0	1 0	1 0	0 0	1 0	4 0
3 Orlando Arcia, R (1, 6) OBP: 0.294, SLG: 0.363		C SI 91 B FF 92 B SL 86 B FF 92 B KC 81 4-1 BB		B FF 92 F SI 91 B FF 92 D KC 83 S SI 92 F SI 94 F KC 83 B SL 86 4-2 1-2 2-3 BB			X FF 96 0-0 G6-3 ①		C FF 94 B KC 81 B FF 94 B SI 94 F FF 94 X FF 96 3-2 F8 ①	2	0	0	0	2	0	0
27 Zach Davies, R (1, 1) OBP: 0.159, SLG: 0.186 2 Trent Grisham, L (4, PH) OBP: 0.303, SLG: 0.474 38 Devin Williams, R (5, 1) 50 Ray Black, R (6, 1) 5 Cory Spangenberg, L (7, 5) OBP: 0.200, SLG: 0.400		C SI 91 D SL 85 C FF 91 S KC 83 1-3 K ③		C FF 92 C KC 81 X SL 88 0-2 G6-3 ③			C FF 97 X FF 95 0-1 L8 ②		B FF 94 X FF 95 1-0 6 G4-3 2B	1 1 0 0 2	0 0 0 0 0	0 0 0 0 1	0 0 0 0 0	1 0 0 0 0	1 0 0 0 0	1 3 0 0 0
Inning Stats	R: 0 H: 2 E: 0 LOB: 2 K: 2 BB: 0 S: 14 P: 19	R: 0 H: 0 E: 0 LOB: 1 K: 2 BB: 1 S: 12 P: 20	R: 0 H: 0 E: 0 LOB: 1 K: 0 BB: 1 S: 10 P: 17	R: 0 H: 1 E: 0 LOB: 3 K: 1 BB: 2 S: 19 P: 34	R: 0 H: 0 E: 0 LOB: 0 K: 1 BB: 0 S: 8 P: 13	R: 0 H: 0 E: 0 LOB: 0 K: 1 BB: 0 S: 8 P: 12	R: 1 H: 1 E: 0 LOB: 0 K: 1 BB: 0 S: 9 P: 12	R: 1 H: 2 E: 0 LOB: 2 K: 1 BB: 1 S: 13 P: 20	R: 0 H: 1 E: 0 LOB: 2 K: 0 BB: 1 S: 17 P: 30	1B: 3 SF: 1 2B: 3 SAC: 0 3B: 0 DP: 0 HR: 1 HBP: 0						WP: 0 PA: 39 PB: 0 SB: 1 CS: 0

PITCHER		IP	WLS	BF	H	R	ER	SO	BB	IBB	HBP	BLK	WP	HR	S	P	ERA	WHIP
38 Robbie Ray, L ERA: 3.86	(1, 1)	5.0	W	21	3	0	0	6	4	0	0	0	0	0	63	103	0.00	1.400
37 Kevin Ginkel, R ERA: 2.53	(6, 1)	1.0		3	0	0	0	1	0	0	0	0	0	0	8	12	0.00	0.000
50 Yoan López, R ERA: 2.94	(7, 1)	1.1		8	3	2	2	1	1	0	0	0	0	1	14	23	13.50	3.000
40 Andrew Chafin, L ERA: 4.11	(8, 1)	0.1	H	1	0	0	0	1	0	0	0	0	0	0	5	6	0.00	0.000
25 Archie Bradley, R ERA: 4.03	(8, 1)	1.1	S	6	1	0	0	0	1	0	0	0	0	0	20	33	0.00	1.500

PITCHER	IP	WLS	BF	H	R	ER	SO	BB	IBB	HBP	BLK	WP	HR	S	P	ERA	WHIP

BOTTOM

Arizona Diamondbacks @ Milwaukee Brewers

Miller Park, Milwaukee, WI

Sun Aug 25 2019, 1:12 PM - 4:56 PM CDT

Att. 38,920 - Partly Cloudy - 72 F

livebaseballscorecards.com

AB	32
R	2
H	7
RBI	2
BB	6
SO	9
LOB	17

TOP

Arizona Diamondbacks @ San Francisco Giants
Oracle Park, San Francisco, CA
Mon Aug 26 2019, 6:46 PM - 10:15 PM PDT
Att. 29,169 - Partly Cloudy - 65 F

livebaseballscorecards.com

Batter	1	2	3	4	5	6	7	8	9	AB	R	H	RBI	BB	SO	LOB
1 Jarrod Dyson, L (1, 9) (6, 7) (8, 8) OBP: 0.325, SLG: 0.353	C FF 94 T FF 94 B CU 81 X FF 94 1-2 G4-3		X FF 94 0-0 F7			C FF 94 B CU 79 C FF 94 F FF 94 X SL 86 1-2 G6-3	C FF 94 B CU 80 T FF 94 X FF 93 1-2 L8		X FF 93 0-0 P5	5	0	0	0	0	0	2
4 Ketel Marte, S (1, 8) (8, 4) OBP: 0.383, SLG: 0.572	C FF 95 B CH 85 B CH 84 X FF 94 2-1 53 FC6-4 1B		C FF 95 B FF 95 X CH 86 1-1 G3			C CH 84 B CU 80 X FF 94 1-1 G6-3	C FF 94 B FF 93 D CH 88 B FF 94 B FF 92 4-1 5 1B 1-2 2-3 BB		C FF 95 B CH 87 X CH 87 1-1 G3-1	4	0	1	0	1	0	0
5 Eduardo Escobar, S (1, 5) OBP: 0.320, SLG: 0.521	X FF 93 0-0 P6			C FF 94 F FF 94 B FF 93 B FF 94 B CH 85 S FF 94 3-3 K		C FF 93 F FF 95 B CU 82 B CH 84 X FF 95 2-2 E5 53 1B 41 WP	D FF 93 C FF 93 B FF 94 F FF 93 F FF 95 X FF 93 2-2 1-3 2-H 3-H 1B		S FF 93 B CH 86 S CH 88 F FF 94 B SL 83 F CH 89 B SL 88 F SI 94 X SL 86 3-2 53 FC5-4 1B	5	1	2	2	0	1	1
53 Christian Walker, R (1, 3) OBP: 0.350, SLG: 0.478	B FF 94 B FF 94 S FF 94 F FF 93 X FF 94 2-2 FC6-4 1-2f			B SL 87 X FF 94 1-0 F9		F FF 94 B FF 94 X FF 94 1-1 41 WP 41 1B 1-3 1B	S SL 86 B SL 88 S SI 93 X SL 89 2-2 F8		X SI 92 0-0 FC5-4 1-2f	5	1	1	0	0	0	4
41 Wilmer Flores, R (1, 4) 40 Andrew Chafin, R (8, 1) 50 Yoan López, R (9, 1) 25 Archie Bradley, R (9, 1) OBP: 0.361, SLG: 0.472		C FF 93 B CH 84 F SL 87 B FF 92 X FF 93 2-2 9 1B 13 G5-4-3 1B		C FF 95 B CU 80 S CU 79 X CU 79 1-2 1B		C FF 94 B FF 93 B CU 80 B FF 94 X FF 94 3-1 1-H 3-H 1B		B SL 85 X SL 83 1-0 F7		4 0 0 0	1 0 0 0	3 0 0 0	1 0 0 0	0 0 0 0	0 0 0 0	0 0 0 0
9 Josh Rojas, L (1, 7) 35 Matt Andriese, R (6, 1) 10 Adam Jones, R (8, PH) (8, 9) OBP: 0.275, SLG: 0.222		S CH 84 B CH 82 C FF 94 X CH 84 1-2 13 G5-4-3 1-3 1B		B FF 93 F FF 94 B FF 94 X SL 86 2-1 G4-3		B SI 90 C KC 78 F SI 93 X CH 84 1-2 G3		B FF 92 F SL 87 B FF 92 X SL 87 2-1 HR		3 0 1	0 0 1	1 0 1	0 0 1	0 0 1	0 0 0	2 0 0
13 Nick Ahmed, R (1, 6) OBP: 0.323, SLG: 0.449		X FF 94 0-0 G5-4-3 1-2f 3-H			B FF 94 B SL 86 X FF 94 2-0 L1		B FF 95 F FF 95 B FF 94 B FF 95 S FF 94 S FF 95 3-3 K	L SL 87 B SI 92 C SI 94 X SL 86 1-2 F7		4	0	0	0	0	1	1
18 Carson Kelly, R (1, 2) OBP: 0.351, SLG: 0.525		C FF 93 S CU 80 B FF 95 X CH 84 1-2 F8			B FF 94 F SL 86 C FF 94 F CH 84 C CU 80 1-3 K		B CU 83 F FF 95 C CU 81 F FF 95 B CU 81 B CU 79 B FF 95 4-2 4 BB 16 WP 5 1B BB	B SI 93 X SI 94 1-0 1B		3	1	1	0	1	1	0
49 Alex Young, L (1, 1) 30 T.J. McFarland, L (6, 1) 16 Tim Locastro, R (6, 9) (8, 7) OBP: 0.059, SLG: 0.059 OBP: 0.364, SLG: 0.349			C FF 93 C CU 80 F FF 94 B CU 79 C CU 78 1-3 K		C FF 93 C FF 95 B CU 80 B CH 85 F FF 94 S SL 85 2-3 K		B FF 93 F FF 94 C FF 94 F FF 94 F FF 94 B CU 80 F FF 94 F FF 95 X SI 93 2-2 4 BB 5 1B 1-2 1B	B SI 93 S SL 88 X SI 93 1-1 P4		2 0 2	0 0 1	0 0 1	0 0 0	2 0 0	0 0 1
Inning Stats	R: 0 E: 0 K: 0 S: 9 H: 1 LOB: 1 BB: 0 P: 14	R: 1 E: 0 K: 0 S: 10 H: 2 LOB: 0 BB: 0 P: 14	R: 0 E: 0 K: 1 S: 7 H: 0 LOB: 0 BB: 0 P: 9	R: 0 E: 0 K: 1 S: 9 H: 1 LOB: 1 BB: 0 P: 16	R: 0 E: 0 K: 2 S: 9 H: 0 LOB: 0 BB: 0 P: 14	R: 2 E: 1 K: 0 S: 16 H: 2 LOB: 1 BB: 0 P: 25	R: 2 E: 0 K: 1 S: 24 H: 2 LOB: 2 BB: 2 P: 42	R: 1 E: 0 K: 0 S: 9 H: 2 LOB: 1 BB: 0 P: 15	R: 0 E: 0 K: 0 S: 10 H: 1 LOB: 1 BB: 0 P: 14	1B: 10 2B: 0 3B: 0 HR: 1 SF: 0 SAC: 0 DP: 1 HBP: 0						

	AB	38
	R	6
	H	11
	RBI	4
	BB	2
	SO	5
	LOB	11

PITCHER		IP	WLS	BF	H	R	ER	SO	BB	IBB	HBP	BLK	WP	HR	S	P	ERA	WHIP
38 Tyler Beede, R ERA: 5.56	(1, 1)	5.2	L	23	6	3	1	4	0	0	0	0	1	0	57	88	1.59	1.059
50 Fernando Abad, L ERA: 4.5	(6, 1)	0.1		1	0	0	0	0	0	0	0	0	0	0	3	4	0.00	0.000
58 Trevor Gott, R ERA: 4.44	(7, 1)	0.2		5	1	2	2	1	2	0	0	0	1	0	17	31	27.00	4.500
64 Shaun Anderson, R ERA: 5.36	(7, 1)	2.1		11	4	1	1	0	0	0	0	0	0	1	26	40	3.86	1.714

PITCHER	IP	WLS	BF	H	R	ER	SO	BB	IBB	HBP	BLK	WP	HR	S	P	ERA	WHIP

Batter	1	2	3	4	5	6	7	8	9	AB	R	H	RBI	BB	SO	LOB
7 Donovan Solano, R (1, 4) OBP: 0.372, SLG: 0.475	C SI 89 C FC 86 B CH 85 F CU 83 B FF 91 X CH 86 2-2 E6 53 G4-3 28 G6-3		C CU 81 X CH 84 0-1 ② G6-3		1 SAFE S CH 83 F CH 86 F FC 87 X SI 89 0-2 ② L3-4-3 1-2	C FF 92 B CH 86 F FF 93 F FF 94 C FF 95 1-3 ③ K			B FF 94 F FF 94 F SL 83 B FF 90 S SL 84 2-3 K 28 F8 21 E 10 SF8	4	1	0	0	0	1	4
14 Scooter Gennett, L (9, PH) OBP: 0.245, SLG: 0.323										1	1	0	0	0	1	0
53 Austin Slater, R (1, 9) OBP: 0.401, SLG: 0.509	B FC 87 F CU 82 C FF 91 X CH 86 1-2 ① G4-3 2-3		S SI 90 B FC 85 B CH 85 B CU 81 B CH 85 4-1 BB		B FC 82 D CU 82 X CH 84 2-0 E5 2-3		C FF 90 C CU 81 B CU 81 F FF 92 F FF 93 S FF 94 1-3 ① K		X FF 94 0-0 FC6 1 2B 1-2	3	0	0	0	1	1	2
21 Stephen Vogt, L (9, PH) OBP: 0.329, SLG: 0.523										1	1	0	0	0	0	1
28 Buster Posey, R (1, 2) OBP: 0.311, SLG: 0.368	B FF 90 F CH 85 B FC 85 X CH 85 2-1 ② G6-3 3-H		B FF 90 B FC 85 B FC 85 B SI 89 X SI 89 3-1 ③ G4-3		B CH 84 F CH 85 F FF 90 B CH 85 1 SAFE S FC 86 2-3 ③ K		S FF 93 B CU 82 B FF 93 X FF 92 2-1 ② G5-3		B SL 85 C FF 94 B SL 83 X FF 95 2-1 ① F8 2-3	5	0	0	1	0	1	5
10 Evan Longoria, R (1, 5) OBP: 0.327, SLG: 0.466	B SI 90 F SI 90 S CH 86 B CU 83 B CH 86 X CH 86 3-2 1B			C CU 80 B FC 85 X CH 84 1-1 ① G4-3		X CU 79 0-0 ① F9	B FF 93 C FF 92 X CU 82 1-1 1B		X FF 95 0-0 ② SF8 3-H	4	0	2	1	0	0	0
1 Kevin Pillar, R (1, 8) OBP: 0.289, SLG: 0.454	X SI 90 0-0 ③ P4			X FF 89 0-0 ② P5		C SI 88 B CH 84 F SI 87 F CH 83 B FF 88 X CH 83 2-2 2 PB 2 1B 1B	B FF 93 C FF 93 F CU 83 F FF 93 S CU 82 1-3 ③ K		D SL 84 B FF 94 B SL 82 C FF 94 X FF 94 3-1 1-H 2B	5	1	2	1	0	1	2
2 Abiatal Avelino, R (1, 7) OBP: 0.375, SLG: 0.286		B SI 88 S CH 84 L CH 84 B CU 82 S CH 85 2-3 ① K		C CH 84 B FC 85 B CH 84 B SI 90 C SI 89 B SI 89 4-2 BB		B SI 89 S CH 82 X CH 84 1-1 9 1B 35 1B 1-H 1B		B SI 93 B FF 92 C FF 92 B FF 92 C FF 92 S FF 93 3-3 ① K	S FF 94 B SI 95 C KC 80 S KC 81 1-3 ③ K2-3	2	0	1	1	1	1	0
58 Trevor Gott, R (7, 1)										0	0	0	0	0	0	0
64 Shaun Anderson, R (7, 1) OBP: 0.115, SLG: 0.120										1	0	0	0	0	1	0
5 Mike Yastrzemski, L (9, PH) OBP: 0.321, SLG: 0.535										1	0	0	0	0	1	1
9 Brandon Belt, L (1, 3) OBP: 0.339, SLG: 0.382		B FF 90 B FC 85 F SI 89 B FC 85 X SI 89 3-1 ② F7		F SI 88 B FC 84 1 SAFE X SI 89 1-1 ③ L3		B SI 87 B SI 88 B SI 89 C SI 88 X SI 88 3-1 8 BB 35 1B 1-2 1B		B SL 84 F FF 94 C FF 95 F SI 95 B SL 85 X SI 94 2-2 ② G3		4	0	1	0	0	0	1
35 Brandon Crawford, L (1, 6) OBP: 0.305, SLG: 0.368		S FC 82 C CU 82 B CU 82 B FC 86 X FC 86 2-2 ③ G4-3			B CU 81 S FC 85 S FC 84 X CU 81 1-2 53 E 7 L3-4-3 1B	S SI 89 X SI 88 0-1 ② 8 BB 1-2 2-H 1B		C FF 94 C FF 93 X FF 93 0-2 1B		4	0	3	0	0	0	0
38 Tyler Beede, R (1, 1) OBP: 0.212, SLG: 0.133			C SI 88 B CH 84 C CU 81 S CU 81 1-3 ① K		C SI 88 1 SAFE M SI 88 B FF 89 F FF 90 B FF 90 D CH 85 M SI 89 3-3 ① K	B SI 90 C SI 88 F SI 88 B SI 89 D SL 81 F SI 90 B SI 89 4-2 1-2 2-3 BB		C FF 92 S SL 85 D SL 85 S SL 84 1-3 ③ K		2	0	0	0	0	2	1
50 Fernando Abad, L (6, 1)										0	0	0	0	0	0	0
8 Alex Dickerson, L (6, PH) OBP: 0.384, SLG: 0.594										1	0	0	0	1	1	1
(7, 7)																
Inning Stats	R: 1 E: 1 K: 0 S: 13 H: 1 LOB: 1 BB: 0 P: 21	R: 0 E: 0 K: 1 S: 8 H: 0 LOB: 0 BB: 0 P: 15	R: 0 E: 0 K: 1 S: 8 H: 0 LOB: 1 BB: 1 P: 16	R: 0 E: 0 K: 0 S: 7 H: 0 LOB: 1 BB: 1 P: 13	R: 0 E: 1 K: 2 S: 15 H: 1 LOB: 2 BB: 0 P: 23	R: 1 E: 0 K: 1 S: 18 H: 4 LOB: 3 BB: 1 P: 29	R: 0 E: 0 K: 2 S: 13 H: 1 LOB: 1 BB: 0 P: 18	R: 0 E: 0 K: 2 S: 13 H: 1 LOB: 1 BB: 0 P: 19	R: 2 E: 1 K: 2 S: 12 H: 1 LOB: 1 BB: 0 P: 20	1B: 8 2B: 1 3B: 0 HR: 0 SF: 1 SAC: 0 DP: 0 HBP: 0						

PITCHER		IP	WLS	BF	H	R	ER	SO	BB	IBB	HBP	BLK	WP	HR	S	P	ERA	WHIP
49 Alex Young, L ERA: 3.81	(1, 1)	5.1	W	24	4	2	1	4	2	0	0	0	0	0	58	98	1.69	1.125
30 T.J. McFarland, L ERA: 5.01	(6, 1)	0.1	H	3	2	0	0	0	1	0	0	0	0	0	7	14	0.00	9.000
35 Matt Andriese, R ERA: 5.14	(6, 1)	1.1	H	5	1	0	0	3	0	0	0	0	0	0	17	23	0.00	0.750
40 Andrew Chafin, L ERA: 4.02	(8, 1)	1.0		4	1	0	0	2	0	0	0	0	0	0	13	19	0.00	1.000
50 Yoan López, R ERA: 2.91	(9, 1)	0.2		5	1	2	0	1	0	0	0	0	1	0	9	16	0.00	1.500

PITCHER		IP	WLS	BF	H	R	ER	SO	BB	IBB	HBP	BLK	WP	HR	S	P	ERA	WHIP
25 Archie Bradley, R ERA: 4.01	(9, 1)	0.1	S	1	0	0	0	1	0	0	0	0	0	0	3	4	0.00	0.000

BOTTOM

Arizona Diamondbacks @ San Francisco Giants

Oracle Park, San Francisco, CA

Mon Aug 26 2019, 6:46 PM - 10:15 PM PDT

Att. 29,169 - Partly Cloudy - 65 F

livebaseballscorecards.com

AB	38
R	4
H	9
RBI	4
BB	3
SO	11
LOB	18

Batter	1	2	3	4	5	6	7	8	9	AB	R	H	RBI	BB	SO	LOB
1 Jarrod Dyson, L (1, 7) (5, 8) OBP: 0.320, SLG: 0.348	B FC 87 B FC 89 B FC 88 C FC 88 X FC 88 3-1 ① F9		B FC 88 X FF 91 1-0 ② P5		C SI 91 L FC 89 B FF 92 F FF 93 B FS 84 F FC 89 X FF 92 2-2 ② L8		C SI 93 X SI 92 0-1 ① G5-3		B SI 92 C SI 92 S SL 86 B SL 87 B SI 93 F SI 93 F SI 93 X SI 93 3-2 ② G6-3	5	0	0	0	0	0	0
4 Ketel Marte, S (1, 8) OBP: 0.385, SLG: 0.578 16 Tim Locastro, R (5, 7) OBP: 0.371, SLG: 0.349	C SI 90 F SL 84 B FS 83 F FF 92 B SL 85 F SI 92 X SI 92 2-2 ② F7		C SL 83 B SI 93 B FC 89 F SL 84 B FS 83 X SI 92 3-2 1B		C FC 88 S SL 85 X FF 94 0-2 HR		B FF 96 B FF 96 B FF 97 B FF 97 4-0 5 G3 53 1B BB		C SI 94 H SI 93 1-1 HBP	3 0	1 1	2 0	1 0	0 1	0 0	0 0
5 Eduardo Escobar, S (1, 4) (8, 5) OBP: 0.319, SLG: 0.517	B FF 91 F FF 90 S FF 90 F FC 92 F FF 93 B SL 85 B FF 92 B FF 92 4-2 BB		C FF 91 1 SAFE B FF 92 C FC 89 F FF 93 S FF 92 1-3 ③ K		X FF 92 0-0 ③ F8		C SL 82 B FF 96 B SL 82 F FF 97 X FF 96 2-2 ② G3 1-2		B SI 92 S CH 87 F SI 94 1 SAFE B SI 93 X CH 86 2-2 ③ G4-3	4	0	0	0	1	1	3
53 Christian Walker, R (1, 3) OBP: 0.353, SLG: 0.479	X FC 89 0-0 ③ F7			B FS 85 C FF 91 B FC 89 B FC 89 B FF 92 4-1 10 1B BB		B SL 88 F SI 97 X SI 96 1-1 22 10 1B 1B	B SL 83 X SL 83 1-0 22 S 1B 2-H			3	1	2	1	1	0	1
22 Jake Lamb, L (1, 5) OBP: 0.333, SLG: 0.367 25 Archie Bradley, R (9, 1)		C FC 87 B FC 89 F FC 88 F FF 91 S FS 83 1-3 ① K		F FC 90 F FF 93 X FF 92 0-2 ① F7		C SI 98 1 SAFE C FF 98 F FF 98 X SL 87 0-2 10 1B 1B 1-2	B FF 96 1 SAFE F FF 97 B FF 97 S FF 97 B FF 96 S FF 97 3-3 ③ K 1-2			4 0	0 0	1 0	0 0	0 0	2 0	2 0
10 Adam Jones, R (1, 9) OBP: 0.321, SLG: 0.437		C SL 84 B SL 85 B FF 92 F FC 89 B SL 85 F SI 92 B FC 90 4-2 BB		B SI 93 F SL 86 B SI 92 F SI 91 X FC 89 2-2 1-2 1B		B SI 97 X SI 96 1-0 31 G2-3 1-3 2-H 1B		C SI 83 X SI 82 0-1 ① G6-3		3	0	2	1	1	0	0
13 Nick Ahmed, R (1, 6) OBP: 0.320, SLG: 0.445		F SI 92 X SI 92 0-1 ② L7		C FC 89 F SI 92 B SI 92 X SI 94 1-2 ② L4		C B SL 89 F SI 97 B CH 89 S CH 89 2-3 ① K		B SI 83 X SI 82 1-0 ② G5-3		4	0	0	0	0	1	5
31 Alex Avila, L (1, 2) OBP: 0.368, SLG: 0.472		B FC 90 X FC 89 1-0 ③ L9		B FC 86 D FS 84 C SL 86 S FF 92 B FF 92 X FC 88 3-2 ③ G4-3		B SI 91 B KC 78 S KC 78 X SI 92 2-1 ② G2-3 1-2		C FF 82 F SI 82 F SL 73 B FF 84 F SL 74 F SI 83 X SI 83 1-2 ③ G1-3		4	0	0	0	0	0	5
8 Mike Leake, R (1, 1) OBP: 0.182, SLG: 0.100 30 T.J. McFarland, L (8, 1) 15 Ildemaro Vargas, S (8, 4) OBP: 0.293, SLG: 0.385 37 Kevin Ginkel, L (8, 1)			B FF 90 C FC 88 S FC 88 X SL 86 1-2 ① G4-3		B FC 86 C FF 90 F FF 91 S FC 90 1-3 ① K		C KC 78 S SI 93 C KC 80 0-3 ③ K		C SI 93 B CH 86 X SI 93 1-1 ① F9	3 0 1 0	0 0 0 0	0 0 0 0	0 0 0 0	0 0 0 0	2 0 0 0	2 0 0 0
Inning Stats	R: 0 E: 0 K: 0 S: 12 H: 0 LOB: 1 BB: 1 P: 21	R: 0 E: 0 K: 1 S: 10 H: 0 LOB: 1 BB: 1 P: 16	R: 0 E: 0 K: 1 S: 11 H: 1 LOB: 1 BB: 0 P: 17	R: 0 E: 0 K: 0 S: 13 H: 1 LOB: 2 BB: 1 P: 23	R: 1 E: 0 K: 1 S: 12 H: 1 LOB: 0 BB: 0 P: 15	R: 1 E: 0 K: 2 S: 15 H: 3 LOB: 2 BB: 0 P: 21	R: 1 E: 0 K: 1 S: 9 H: 1 LOB: 1 BB: 1 P: 19	R: 0 E: 0 K: 0 S: 9 H: 0 LOB: 0 BB: 0 P: 11	R: 0 E: 0 K: 0 S: 11 H: 0 LOB: 1 BB: 0 P: 18	1B: 6 2B: 0 3B: 0 HR: 1 SF: 0 SAC: 0 DP: 0 HBP: 1						

PITCHER		IP	WLS	BF	H	R	ER	SO	BB	IBB	HBP	BLK	WP	HR	S	P	ERA	WHIP
29 Jeff Samardzija, R ERA: 3.38	(1, 1)	5.0		21	3	1	1	3	3	0	0	0	0	1	58	92	1.80	1.200
65 Sam Coonrod, R ERA: 2.84	(6, 1)	0.1	L	4	3	1	1	1	0	0	0	0	0	0	10	14	27.00	9.000
50 Fernando Abad, L ERA: 3.6	(6, 1)	1.0		3	0	0	0	1	0	0	0	0	0	0	7	9	0.00	0.000
54 Reyes Moronta, R ERA: 2.86	(7, 1)	0.2		4	1	1	1	1	1	0	0	0	0	0	7	17	13.50	3.000
71 Tyler Rogers, R ERA:	(8, 1)	1.0		3	0	0	0	0	0	0	0	0	0	0	9	11	0.00	0.000

PITCHER		IP	WLS	BF	H	R	ER	SO	BB	IBB	HBP	BLK	WP	HR	S	P	ERA	WHIP
56 Tony Watson, L ERA: 4.29	(9, 1)	1.0		4	0	0	0	0	0	0	1	0	0	0	11	18	0.00	0.000

TOP

Arizona Diamondbacks @ San Francisco Giants

Oracle Park, San Francisco, CA

Tue Aug 27 2019, 6:46 PM - 9:31 PM PDT

Att. 28,262 - Partly Cloudy - 66 F

livebaseballscorecards.com

AB	34
R	3
H	7
RBI	3
BB	4
SO	6
LOB	18

BOTTOM

Arizona Diamondbacks @ San Francisco Giants

Oracle Park, San Francisco, CA

Tue Aug 27 2019, 6:46 PM - 9:31 PM PDT

Att. 28,262 - Partly Cloudy - 66 F

livebaseballscorecards.com

Batter	1	2	3	4	5	6	7	8	9	AB	R	H	RBI	BB	SO	LOB
5 Mike Yastrzemski, L (1, 9) (9, 7) OBP: 0.320, SLG: 0.529	G4-3		F9		G1-3			BB		3	1	0	0	1	0	0
9 Brandon Belt, L (1, 3) OBP: 0.340, SLG: 0.386	1B		G3-1		L9			2B		4	1	2	1	0	0	0
10 Evan Longoria, R (1, 5) OBP: 0.329, SLG: 0.465	K		1B			L8		BB		3	0	1	0	1	1	1
8 Alex Dickerson, L (1, 7) OBP: 0.387, SLG: 0.588	HBP		1B			P5		L4-3		3	0	1	0	0	0	2
56 Tony Watson, L (9, 1)										0	0	0	0	0	0	0
21 Stephen Vogt, L (1, 2) OBP: 0.327, SLG: 0.518	1B		G3			F7			K	4	0	1	1	0	1	2
1 Kevin Pillar, R (1, 8) OBP: 0.287, SLG: 0.451	P4			F9			G5-3		F8	4	0	0	0	0	0	2
35 Brandon Crawford, L (1, 6) OBP: 0.303, SLG: 0.364		G4-1		G4-3			F8		G4-3	4	0	0	0	0	0	0
7 Donovan Solano, R (1, 4) OBP: 0.366, SLG: 0.467		G1-3		G1-3			F9			3	0	0	0	0	0	0
29 Jeff Samardzija, R (1, 1) OBP: 0.119, SLG: 0.167										1	0	0	0	0	1	0
37 Joey Rickard, R (5, PH) OBP: 0.309, SLG: 0.364										1	0	0	0	0	0	0
65 Sam Coonrod, R (6, 1)										0	0	0	0	0	0	0
50 Fernando Abad, L (6, 1)										0	0	0	0	0	0	0
54 Reyes Moronta, R (7, 1)										0	0	0	0	0	0	0
71 Tyler Rogers, R (8, 1)										0	0	0	0	0	0	0
53 Austin Slater, R (8, PH) OBP: 0.399, SLG: 0.504 (9, 9)		K			G5-3			G4-3		1	0	0	0	0	0	0
Inning Stats	R: 1 E: 1 K: 1 S: 12 H: 2 LOB: 2 BB: 0 P: 20	R: 0 E: 0 K: 1 S: 9 H: 0 LOB: 0 BB: 0 P: 11	R: 0 E: 0 K: 0 S: 13 H: 2 LOB: 2 BB: 0 P: 16	R: 0 E: 0 K: 0 S: 6 H: 0 LOB: 0 BB: 0 P: 7	R: 0 E: 0 K: 0 S: 4 H: 0 LOB: 0 BB: 0 P: 6	R: 0 E: 0 K: 0 S: 9 H: 0 LOB: 0 BB: 0 P: 13	R: 0 E: 0 K: 0 S: 7 H: 0 LOB: 0 BB: 0 P: 11	R: 1 E: 0 K: 0 S: 8 H: 1 LOB: 1 BB: 2 P: 17	R: 0 E: 0 K: 1 S: 10 H: 0 LOB: 0 BB: 0 P: 12	1B: 4 2B: 2 3B: 0 HR: 0	SF: 0 SAC: 0 DP: 1 HBP: 1						

	AB	31
	R	2
	H	5
	RBI	2
	BB	2
	SO	3
	LOB	7

WP: 0 PB: 0 SB: 1 CS: 0 PA: 34

PITCHER		IP	WLS	BF	H	R	ER	SO	BB	IBB	HBP	BLK	WP	HR	S	P	ERA	WHIP
8 Mike Leake, R ERA: 4.67	(1, 1)	7.1	W	28	4	2	2	2	1	0	1	0	0	0	66	95	2.46	0.682
30 T.J. McFarland, L ERA: 5.01	(8, 1)	0.0		1	1	0	0	0	0	0	0	0	0	0	1	1	∞	∞
37 Kevin Ginkel, R ERA: 2.38	(8, 1)	0.2	H	2	0	0	0	0	1	0	0	0	0	0	1	5	0.00	1.500
25 Archie Bradley, R ERA: 3.94	(9, 1)	1.0	S	3	0	0	0	1	0	0	0	0	0	0	10	12	0.00	0.000

PITCHER	IP	WLS	BF	H	R	ER	SO	BB	IBB	HBP	BLK	WP	HR	S	P	ERA	WHIP

Batter	1	2	3	4	5	6	7	8	9	AB	R	H	RBI	BB	SO	LOB
31 Joc Pederson, L (1, 7) OBP: 0.330, SLG: 0.496	F FF 94 B FF 94 S FC 93 X FF 95 1-2 45 G4-3 10 SF9 2B		S CH 86 B FF 93 B CH 87 S FC 91 F CU 83 B FF 94 D CH 88 4-2 45 BB 10 2B BB	C FC 91 F CH 87 F CU 82 X FF 93 0-2 ③ P4		C SI 92 1 SAFE D SL 84 X FF 93 1-1 1-2 1B		F FF 94 B FF 94 B SL 86 X FF 94 2-1 ① G4-3	4	2	2	0	1	0	0
45 Matt Beaty, L (1, 3) OBP: 0.343, SLG: 0.500	D CU 83 S CH 87 B FF 94 S CH 88 B CH 87 X FF 95 3-2 ① G4-3 2-3		B CH 87 F FC 92 B CH 87 B SI 94 B FC 92 4-1 10 2B 11 BB 1-2 BB		B CH 85 B CU 80 F CH 86 B FF 92 B FF 93 4-1 11 1B 10 G1-3 5 SF8 BB	C FF 93 D SL 85 B SI 93 F FF 93 F SL 84 F SI 94 S SL 84 2-3 ② K		F FF 94 X FF 94 0-1 ② P6	3	2	0	0	2	1	3
10 Justin Turner, R (1, 5) OBP: 0.374, SLG: 0.518	F SI 94 B SI 94 F CU 84 D CU 84 F FF 95 X FF 95 2-2 ② SF9 3-H		C FC 92 X SI 93 0-1 11 BB 1-3 2-H 2B		M FF 92 B FF 93 1 SAFE C FF 94 X CH 87 1-2 ① G1-3 1-2	B SI 94 B SI 93 F FF 94 C FF 94 S FF 94 2-3 ③ K		X FF 94 0-0 HR	4	1	2	3	0	1	3
35 Cody Bellinger, L (1, 9) OBP: 0.411, SLG: 0.645	C FF 94 S FF 94 F FF 94 X FF 95 0-2 11 WP 2B		0-0 11 BB IBB		0-0 11 1B IBB		F SI 91 F FF 94 B FF 94 X SL 84 1-2 ① L3		C FF 94 B FF 95 F SL 86 B FF 94 F FF 95 F FF 95 B SL 86 F FF 95 C FF 95 3-3 ③ K	3	0	1	0	2	1	0
11 AJ Pollock, R (1, 8) OBP: 0.329, SLG: 0.449	B CU 84 S SI 93 X SI 94 1-1 ③ G5-3 2-3		B FF 93 S FC 91 S FC 91 B FC 92 B FF 94 F FC 92 B FF 94 4-2 1-2 2-3 3-H BB		B FF 93 B FF 93 X FF 93 2-0 1-2 2-3 1B		S SL 83 B SL 85 X FF 95 1-1 ② F8			3	0	1	1	1	0	1
5 Corey Seager, L (1, 6) OBP: 0.339, SLG: 0.456 64 Caleb Ferguson, R (7, 1) OBP: 0.500, SLG: 1.000		C CH 86 S FC 91 B CU 83 C FF 94 1-3 ① K	B CH 87 X FF 93 1-0 ② L6		B CH 87 X FF 92 1-0 ② SF8 3-H		X CH 86 0-0 ③ F8			3 0	0 0	0 0	1 0	0 0	1 0	3 0
16 Will Smith, R (1, 2) OBP: 0.363, SLG: 0.697		C FF 93 C CU 83 B CU 82 X FF 94 1-2 ② F7	B FF 93 B SI 93 B FC 90 C FF 93 X FF 94 3-1 ③ P3		C CU 80 S FF 93 B FF 93 D CU 82 X FF 94 2-2 ③ F9			C CU 78 F FF 94 B FF 94 B SL 87 X SL 86 2-2 ① G6-3		4	0	0	0	0	0	5
14 Enrique Hernández, R (1, 4) OBP: 0.321, SLG: 0.443	C FF 93 C FF 94 B CU 84 F FF 94 S SI 93 1-3 ③ K		F FC 91 F FC 91 S CU 82 0-3 ① K			C SI 92 X SI 92 0-1 31 1B 1B		C FF 95 B SL 87 C SL 85 B FF 95 F SL 85 B FF 94 F FF 95 X FF 95 3-2 ② P3		4	0	1	0	0	2	0
99 Hyun Jin Ryu, R (1, 1) OBP: 0.191, SLG: 0.140 56 Adam Kolarek, L (5, 1) 26 Jedd Gyorko, R (6, PH) OBP: 0.263, SLG: 0.275 17 Joe Kelly, R (6, 1) 3 Chris Taylor, R (7, 6) OBP: 0.335, SLG: 0.460			C FF 92 X CU 80 0-1 ① F9	B FF 92 C FF 92 B FF 92 C FF 92 C FF 94 2-3 ② K		F SI 92 B FF 93 B SI 92 X SI 92 2-1 ① L8		B SL 85 X FF 94 1-0 ③ G6-3		2 0 1 0 1	0 0 0 0 0	0 0 0 0 0	0 0 0 0 0	1 0 0 0 0	0 0 1 0 0	0 0 1 0 0
Inning Stats	R: 1 E: 0 K: 0 S: 16 H: 2 LOB: 1 BB: 0 P: 23	R: 0 E: 0 K: 2 S: 10 H: 0 LOB: 0 BB: 0 P: 13	R: 2 E: 0 K: 0 S: 14 H: 1 LOB: 3 BB: 4 P: 30	R: 0 E: 0 K: 2 S: 10 H: 0 LOB: 0 BB: 0 P: 12	R: 1 E: 0 K: 0 S: 9 H: 1 LOB: 2 BB: 2 P: 19	R: 0 E: 0 K: 2 S: 14 H: 2 LOB: 2 BB: 0 P: 21	R: 0 E: 0 K: 0 S: 6 H: 0 LOB: 0 BB: 0 P: 8	R: 0 E: 0 K: 0 S: 9 H: 0 LOB: 0 BB: 0 P: 15	R: 1 E: 0 K: 1 S: 11 H: 1 LOB: 0 BB: 0 P: 16	1B: 3 2B: 3 3B: 0 HR: 1	SF: 2 SAC: 0 DP: 0 HBP: 0			WP: 1 PB: 0 SB: 0 CS: 0	PA: 40		

PITCHER		IP	WLS	BF	H	R	ER	SO	BB	IBB	HBP	BLK	WP	HR	S	P	ERA	WHIP
29 Merrill Kelly, R ERA: 4.91	(1, 1)	4.0		19	3	3	3	4	3	1	0	0	1	0	50	78	6.75	1.500
35 Matt Andriese, R ERA: 5.21	(5, 1)	1.0	W	6	1	1	1	0	1	1	0	0	0	0	9	19	9.00	2.000
40 Andrew Chafin, L ERA: 3.91	(6, 1)	1.1	H	6	2	0	0	2	0	0	0	0	0	0	17	25	0.00	1.500
45 Taylor Clarke, R ERA: 5.48	(7, 1)	2.2		9	1	1	1	1	0	0	0	0	0	1	23	35	3.38	0.375

PITCHER	IP	WLS	BF	H	R	ER	SO	BB	IBB	HBP	BLK	WP	HR	S	P	ERA	WHIP

TOP

Los Angeles Dodgers @ Arizona Diamondbacks

Chase Field, Phoenix, AZ

Thu Aug 29 2019, 6:41 PM - 10:03 PM MST

Att. 22,581 - Roof Closed - 77 F

livebaseballscorecards.com

AB	32
R	5
H	7
RBI	5
BB	6
SO	7
LOB	16

Batter	1	2	3	4	5	6	7	8	9	AB	R	H	RBI	BB	SO	LOB
4 Ketel Marte, S (1, 8) OBP: 0.384, SLG: 0.576	C SI 89 S CU 74 F FC 87 F FF 91 B CU 76 C FF 92 1-3 K ①		F CU 75 F CU 75 D CH 82 F CU 75 B FF 93 F CU 74 X CH 81 2-2 G4-3 ③	B FF 91 D FC 87 X FF 91 2-0 G5-3 ③		B CH 87 B SI 98 X SI 99 2-0 16 2B 5 HR 1B	F FF 94 B FF 94 B CU 78 X FF 96 2-1 **2-3** 1B		4	1	1	0	0	1	3
1 Jarrod Dyson, L (7, 8) OBP: 0.322, SLG: 0.350										1	0	1	0	0	0	0
16 Tim Locastro, R (1, 7) OBP: 0.371, SLG: 0.353	B SI 91 S CH 82 B CH 78 B FF 92 F FF 90 S CH 82 3-3 K ②			B FC 84 C FF 92 L CH 79 B CU 76 B FF 93 H FC 88 4-2 53 PB 5 1B 41 2B HBP	F SI 88 F CU 73 F FF 90 B FF 90 X FF 90 1-2 G3 ①	C SI 98 X KC 89 0-1 **1-3** 5 HR 2B	S FF 94 B CU 78 B CU 78 F FF 95 F FF 95 F CU 77 X CU 78 2-2 F8 ③		4	2	1	0	0	1	2
5 Eduardo Escobar, S (1, 5) OBP: 0.320, SLG: 0.522	C CU 73 B SI 91 X FF 91 1-1 G4-3 ③			X FF 92 0-0 **1-2** 53 PB 41 2B 1B	B FC 88 F FF 90 X CH 81 1-1 G6-3 ②	B SI 100 X SI 100 1-0 **2-H** **3-H** HR		F FF 94 F FF 95 S CU 79 0-3 K ①		5	2	2	3	0	1	0
53 Christian Walker, R (1, 3) OBP: 0.353, SLG: 0.477		B FF 90 C FF 91 X CU 74 1-1 G6-3 ①		S CH 82 T CU 74 D CU 76 F SI 93 S CU 76 1-3 **1-2** **2-3** K ①	F FF 91 S CU 74 B FF 91 X CU 69 1-2 41 1B 10 2B 1B	C SI 99 B KC 89 F SI 99 B CH 88 X SI 98 2-2 G6-3 ①		B CU 78 C FF 95 B FF 94 F FF 94 B CU 78 B CU 78 4-2 41 E BB		4	2	1	0	1	1	2
41 Wilmer Flores, R (1, 4) OBP: 0.366, SLG: 0.485		F SI 91 X FC 86 0-1 G5-3 ②		X FC 85 0-0 **2-H** **3-H** 13 2B 2B	B SI 89 B CH 82 B CH 81 C SI 90 S CH 81 X CH 81 3-2 **1-2** 10 2B 1B	C KC 88 X KC 88 0-1 L8 ②		B FF 94 B FF 95 B FF 94 C FF 94 X FF 94 3-1 **1-H** E6 2B		5	2	3	3	0	0	0
10 Adam Jones, R (1, 9) OBP: 0.320, SLG: 0.437		B SI 91 B FC 87 S FF 91 S FC 89 F FC 88 S CH 81 2-3 K ③		T FC 87 X CH 81 0-1 P3 ②	B FF 90 B FC 87 X SI 91 2-0 **1-H** **2-H** 13 1B 2B	X SI 99 0-0 G4-3 ③		F FF 94 C FF 94 F FF 95 F CU 77 S FF 95 0-3 K ②		5	1	1	2	0	2	2
13 Nick Ahmed, R (1, 6) OBP: 0.321, SLG: 0.447			C FF 89 X FC 87 0-1 G4-3 ①	C FF 91 X CH 82 0-1 **2-H** 15 1B 2B	B CU 73 C FF 89 F FC 86 X FC 86 1-2 **2-H** 18 1B 1B		F FF 95 X FF 94 0-1 P4 ①	X FF 94 0-0 L8 ③		5	1	2	2	0	0	1
18 Carson Kelly, R (1, 2) OBP: 0.359, SLG: 0.530			B CU 73 B CH 80 C FC 87 F CU 73 X CH 81 2-2 29 SH2-3 1B	0-0 15 1B IBB	B CU 70 F CU 73 C FC 86 1 SAFE X CU 74 1-2 **1-3** 22 FC4-6 1B		B CU 77 C FF 96 B FF 95 C CU 78 B CU 79 X CU 78 3-2 1 1B 45 SH1-3 1B			3	0	3	0	1	0	0
29 Merrill Kelly, R (1, 1) OBP: 0.068, SLG: 0.024 15 Ildemaro Vargas, S (4, PH) OBP: 0.297, SLG: 0.389 35 Matt Andriese, R (5, 1) 22 Jake Lamb, L (5, PH) OBP: 0.331, SLG: 0.364 40 Andrew Chafin, R (6, 1) 45 Taylor Clarke, R (7, 1) OBP: 0.273, SLG: 0.409			X SI 85 0-0 **1-2** SH2-3 ②	C FC 86 B CU 72 X FC 86 1-1 **1-3** **2-H** 1B	X SI 88 0-0 **1-2f** FC4-6 ③		X FF 94 0-0 **1-2** SH1-3 ②			0 1 0 1 0 0 0	0 0 0 0 0 0 0	0 1 0 0 0 0 0	0 0 0 0 0 0 0	0 0 0 0 0 0 0	0 0 0 2 0 0 0	0 0 0 0 0 0 0
Inning Stats	R: 0 E: 0 K: 2 S: 10 H: 0 LOB: 0 BB: 0 P: 15	R: 0 E: 0 K: 1 S: 8 H: 0 LOB: 0 BB: 0 P: 11	R: 0 E: 0 K: 0 S: 11 H: 1 LOB: 1 BB: 0 P: 15	R: 4 E: 0 K: 1 S: 15 H: 4 LOB: 2 BB: 1 P: 23	R: 3 E: 0 K: 0 S: 20 H: 5 LOB: 2 BB: 0 P: 30	R: 3 E: 0 K: 0 S: 10 H: 3 LOB: 0 BB: 0 P: 15	R: 0 E: 0 K: 0 S: 13 H: 2 LOB: 2 BB: 0 P: 20	R: 1 E: 1 K: 2 S: 13 H: 1 LOB: 1 BB: 1 P: 20		1B: 10 2B: 5 3B: 0 HR: 1 SF: 0 SAC: 2 DP: 0 HBP: 1					WP: 0 PB: 1 SB: 0 CS: 0 PA: 43	

PITCHER		IP	WLS	BF	H	R	ER	SO	BB	IBB	HBP	BLK	WP	HR	S	P	ERA	WHIP
99 Hyun Jin Ryu, L ERA: 2.35	(1, 1)	4.2	L	26	10	7	7	4	0	1	1	0	0	0	63	93	13.50	2.143
56 Adam Kolarek, L ERA: 3.44	(5, 1)	0.1		1	0	0	0	0	0	0	0	0	0	0	1	1	0.00	0.000
17 Joe Kelly, R ERA: 4.66	(6, 1)	1.0		6	3	3	3	0	0	0	0	0	0	1	10	15	27.00	3.000
64 Caleb Ferguson, L ERA: 5.24	(7, 1)	2.0		10	3	1	1	2	1	0	0	0	0	0	26	40	4.50	2.000

PITCHER	IP	WLS	BF	H	R	ER	SO	BB	IBB	HBP	BLK	WP	HR	S	P	ERA	WHIP

BOTTOM

Los Angeles Dodgers @ Arizona Diamondbacks

Chase Field, Phoenix, AZ

Thu Aug 29 2019, 6:41 PM - 10:03 PM MST

Att. 22,581 - Roof Closed - 77 F

livebaseballscorecards.com

AB	38
R	11
H	16
RBI	11
BB	2
SO	6
LOB	12

Batter	1	2	3	4	5	6	7	8	9	AB	R	H	RBI	BB	SO	LOB
31 Joc Pederson, L (1, 9) OBP: 0.326, SLG: 0.490	C FF 94 F FC 88 B FF 93 B FF 94 B CH 87 F SI 89 F FF 95 C FC 90 3-3 ① K	C FF 93 F KC 80 B CH 84 S FF 94 1-3 ③ K			C KC 79 B CH 84 B FF 91 S CH 85 T FC 89 2-2 ① K		C SL 83 B SL 85 X FF 95 1-1 ② P4		S CH 88 1 SAFE B FF 96 S KC 83 C FF 96 1-3 ② K	5	0	0	0	0	4	5
45 Matt Beaty, L (1, 3) OBP: 0.344, SLG: 0.497	F FF 94 C KC 82 F FF 95 B KC 80 X FC 89 1-2 ② G3		S KC 80 F KC 80 X FF 92 0-2 ① G4-3		B FF 93 F FC 88 F KC 80 F FF 94 X KC 81 1-2 ② G3		X FF 94 0-0 1-2 3-H 1B		S KC 83 F KC 83 D KC 84 F FF 96 F KC 84 1 SAFE X CH 88 1-2 1-2 1B	5	0	2	1	0	0	0
10 Justin Turner, R (1, 5) OBP: 0.372, SLG: 0.513	C FF 94 B FF 94 C FC 89 X FF 93 1-2 ③ P4		C FF 93 B FC 80 F KC 79 F CH 84 F FC 87 F KC 80 F CH 85 F FF 94 B FC 88 4-2 F CH 85 B FF 94 F FC 90 F FF 93 D KC 81 35 3B BB		C KC 79 C FF 93 F CH 84 B FF 93 C FF 93 1-3 ③ K		B SL 84 D SL 82 C FF 93 X FF 93 2-1 ③ L7		C FF 96 X SI 96 0-1 ③ G5-3	4	1	0	0	1	1	4
35 Cody Bellinger, L (1, 8) OBP: 0.410, SLG: 0.646		B FF 92 B CH 84 F FF 92 C FF 92 X FF 95 2-2 ① L7	1 SAFE S CH 85 1 SAFE F FF 93 B FC 90 X FC 88 1-2 1-H 3B			C SI 89 B SL 82 X CH 83 1-1 ① G6-3		S FF 92 X SL 84 0-1 ① G3-1		4	0	1	1	0	0	0
5 Corey Seager, L (1, 6) OBP: 0.340, SLG: 0.459		B FF 94 S CH 86 B CH 87 S FC 90 B FC 89 X FF 95 3-2 14 2B 2B	S KC 80 B CH 86 T FF 94 S FF 93 1-3 ② K			F SI 89 F SL 81 B SI 90 S CH 83 1-3 ② K		B SL 85 X FF 92 1-0 1B		4	1	2	0	0	2	1
3 Chris Taylor, R (1, 7) OBP: 0.331, SLG: 0.454		S FC 89 B CH 84 S FC 90 D FC 88 X FF 92 2-2 ② G6-3	S CH 86 F FF 94 X CH 84 0-2 ③ G3			X CH 83 0-0 ③ G6-3		B FF 94 B FF 94 1 SAFE B SI 95 C FF 94 F SI 95 S CH 89 3-3 ② K		4	0	0	0	0	1	3
14 Enrique Hernández, R (1, 4) OBP: 0.322, SLG: 0.449		C FF 92 B FF 92 X FC 89 1-1 55 1B 46 1B 2-H 2B		X FF 91 0-0 ① F7			C SI 88 X SI 89 0-1 55 1B 45 1B 2B	X SI 95 0-0 ③ P6		4	2	2	1	0	0	1
55 Russell Martin, R (1, 2) OBP: 0.335, SLG: 0.298 9 Kristopher Negrón, R (9, PR) OBP: 0.304, SLG: 0.344		S KC 80 B FF 94 F KC 80 X FC 90 1-2 46 1B 2-3 1B		F FF 93 F FC 88 B CH 85 S KC 78 1-3 ② K			B SI 89 X CH 82 1-0 45 1B 2-3 1B		C FF 94 C KC 80 B KC 82 F KC 81 H SI 96 2-2 45 1B HBP	3 0	0 0	2 0	0 0	0 0	1 0	0 0
46 Tony Gonsolin, R (1, 1) OBP: 0.273, SLG: 0.273 52 Pedro Báez, R (6, 1) 11 AJ Pollock, R (7, PH) OBP: 0.328, SLG: 0.447 65 Casey Sadler, R (7, 1) 63 Yimi García, R (7, 1) 16 Will Smith, R (9, PH) OBP: 0.360, SLG: 0.691		X FC 90 0-0 1-2 3-H 1B		C FF 93 B KC 80 S FF 92 X KC 79 1-2 ③ F9			C SL 84 B FF 95 S FF 94 S FF 95 1-3 ① K		B FF 95 F FF 94 C SI 95 S FF 96 1-3 ① K	2 0 1 0 0 1	0 0 0 0 0 0	1 0 0 0 0 0	1 0 0 0 0 1	0 0 1 0 0 1	0 0 2 0 0 1	0 0 0 0 0 1
Inning Stats	R: 0 E: 0 K: 1 S: 12 H: 0 LOB: 0 BB: 0 P: 17	R: 2 E: 0 K: 1 S: 18 H: 4 LOB: 2 BB: 0 P: 28	R: 1 E: 0 K: 1 S: 22 H: 1 LOB: 1 BB: 1 P: 28	R: 0 E: 0 K: 1 S: 7 H: 0 LOB: 0 BB: 0 P: 9	R: 0 E: 0 K: 2 S: 11 H: 0 LOB: 0 BB: 0 P: 15	R: 0 E: 0 K: 1 S: 6 H: 0 LOB: 0 BB: 0 P: 8	R: 1 E: 0 K: 1 S: 11 H: 3 LOB: 2 BB: 0 P: 16	R: 0 E: 0 K: 1 S: 7 H: 1 LOB: 1 BB: 0 P: 11	R: 0 E: 0 K: 2 S: 16 H: 1 LOB: 2 BB: 0 P: 21	1B: 6 2B: 3 3B: 1 HR: 0 SF: 0 SAC: 0 DP: 0 HBP: 1						WP: 0 PB: 0 SB: 0 CS: 0 PA: 39	

PITCHER		IP	WLS	BF	H	R	ER	SO	BB	IBB	HBP	BLK	WP	HR	S	P	ERA	WHIP
59 Zac Gallen, R ERA: 2.79	(1, 1)	5.0		21	5	3	3	6	1	0	0	0	0	0	70	97	5.40	1.200
30 T.J. McFarland, L ERA: 5.08	(6, 1)	1.0		5	2	1	1	1	0	0	0	0	0	0	9	12	9.00	2.000
37 Kevin Ginkel, R ERA: 2.19	(7, 1)	1.0		4	1	0	0	1	0	0	0	0	0	0	8	12	0.00	1.000
40 Andrew Chafin, L ERA: 3.88	(8, 1)	0.1		2	1	0	0	0	0	0	0	0	0	0	3	4	0.00	3.000
25 Archie Bradley, R ERA: 3.84	(8, 1)	1.2	W	7	1	0	0	3	0	0	1	0	0	0	20	28	0.00	0.600

PITCHER	IP	WLS	BF	H	R	ER	SO	BB	IBB	HBP	BLK	WP	HR	S	P	ERA	WHIP

TOP

Los Angeles Dodgers @ Arizona Diamondbacks

Chase Field, Phoenix, AZ

Fri Aug 30 2019, 6:43 PM - 10:21 PM MST

Att. 34,149 - Roof Closed - 76 F

livebaseballscorecards.com

AB	37
R	4
H	10
RBI	4
BB	1
SO	11
LOB	17

BOTTOM

Los Angeles Dodgers @ Arizona Diamondbacks
Chase Field, Phoenix, AZ
Fri Aug 30 2019, 6:43 PM - 10:21 PM MST
Att. 34,149 - Roof Closed - 76 F

livebaseballscorecards.com

Batter	1	2	3	4	5	6	7	8	9	AB	R	H	RBI	BB	SO	LOB
1 Jarrod Dyson, L (1, 8) OBP: 0.324, SLG: 0.350	B FF 94 B FF 93 C FF 93 C FF 92 B CU 82 F FF 94 B FF 94 4-2 9 S BB		C FF 93 X FS 86 0-1 ③ G4-3		B FS 85 X FF 93 1-0 ③ P5		C FC 91 B CU 82 X FC 90 1-1 9 HR 1B			3	1	1	0	1	0	2
9 Josh Rojas, L (1, 7) OBP: 0.295, SLG: 0.308 25 Archie Bradley, R (8, 1)	1 SAFE B FF 92 F FF 93 F FF 94 1 SAFE B FF 93 B FS 87 S FS 85 3-3 ① K 1-2			B CU 81 B FS 86 C FF 94 B FS 85 X FF 93 3-1 ① G4-3		C FF 92 B FF 91 B CU 81 F FF 93 B FF 93 F FF 93 D SL 88 4-2 5 HR BB	B SI 94 B CU 80 1 SAFE X SI 94 2-0 1-H HR			3 0	2 0	1 0	2 0	1 0	1 0	1 0
5 Eduardo Escobar, S (1, 4) OBP: 0.323, SLG: 0.531 (7, 5)	B CU 79 C FS 87 D CU 83 X FF 93 2-1 ② P5			F FS 87 B FF 94 B FF 93 X FF 94 2-1 2B		C FF 92 1 SAFE F CU 80 B FS 86 X FF 91 1-2 1-H HR	B FC 90 X SI 94 1-0 1B			4	1	3	2	0	0	1
53 Christian Walker, R (1, 3) OBP: 0.350, SLG: 0.473	X FF 93 0-0 ③ F9			B SL 87 C FF 94 B FF 94 X SL 89 2-1 ② G6-3		C SL 84 S FF 94 B FF 96 S FF 96 1-3 ① K	F SL 87 S SL 88 F SL 88 C SL 88 0-3 ③ K			4	0	0	0	0	2	3
22 Jake Lamb, L (1, 5) OBP: 0.331, SLG: 0.378 40 Andrew Chafin, R (8, 1) 16 Tim Locastro, R (8, 7) OBP: 0.369, SLG: 0.351		B FF 93 C FS 86 B FF 93 F FF 94 F SL 88 S SL 88 2-3 ① K		S FS 85 C SL 86 S FF 93 0-3 ③ K		C FF 95 B FF 96 B CH 86 X CH 86 2-1 3B		F CU 82 F SL 87 S CU 81 0-3 K 10 1B 10 S 31 BLK		3 0 1	0 0 1	1 0 0	0 0 0	0 0 1	2 0 0	1 0 0
10 Adam Jones, R (1, 9) OBP: 0.319, SLG: 0.435		C FF 94 X SL 88 0-1 ② G6-3			C FF 92 B FF 92 B CU 81 F FF 94 C CU 81 2-3 ① K	S FF 96 F FF 96 S FF 97 0-3 ② K		C FF 96 X CU 83 0-1 31 BLK 1-3 1B		4	0	1	0	0	2	1
13 Nick Ahmed, R (1, 6) OBP: 0.321, SLG: 0.448		F FF 95 S SL 89 B FF 94 X FF 94 1-2 ③ F8			S SL 87 S FS 85 F SL 86 F FS 86 X FF 94 0-2 31 G3-1 2B	F SL 87 F FF 95 B FF 97 X FF 97 1-2 ③ G4-3		F FF 95 S FF 96 S SL 87 0-3 ① K		4	0	1	0	0	1	3
31 Alex Avila, L (1, 2) OBP: 0.358, SLG: 0.457			C FF 92 C CU 80 B SL 88 F SL 88 F FF 94 C CU 82 1-3 ① K		B CU 79 S SL 88 B FF 92 F SL 87 D SL 88 X FF 93 3-2 ② G3-1 2-3		S FC 88 C CU 80 B CU 82 B CU 80 F FC 89 F FC 89 C CU 83 2-3 ① K	C CU 84 F CU 80 F CU 85 S SL 88 0-3 ② K 1-2 3-H		4	0	0	0	0	3	2
59 Zac Gallen, R (1, 1) OBP: 0.133, SLG: 0.133 41 Wilmer Flores, R (5, PH) OBP: 0.369, SLG: 0.485 30 T.J. McFarland, L (6, 1) 15 Ildemaro Vargas, S (7, 4) OBP: 0.294, SLG: 0.384 37 Kevin Ginkel, L (7, 1)			C FF 93 B FF 93 X FF 92 1-1 ② G6-3		C SL 87 B CU 81 C FF 93 D CU 82 B FF 92 B FF 94 4-2 BB		B FC 90 C FC 91 B CU 81 X SI 94 2-1 ② G5-3	S SI 93 S FF 96 X FF 96 0-2 ③ P5		1 0 0 2 0	0 0 0 0 0	0 0 0 0 0	0 0 0 0 0	0 1 0 0 0	0 0 0 0 0	0 0 0 1 0
Inning Stats	R: 0 E: 0 K: 1 S: 9 H: 0 LOB: 1 BB: 1 P: 18	R: 0 E: 0 K: 1 S: 9 H: 0 LOB: 0 BB: 0 P: 12	R: 0 E: 0 K: 1 S: 9 H: 0 LOB: 0 BB: 0 P: 11	R: 0 E: 0 K: 1 S: 9 H: 1 LOB: 1 BB: 0 P: 16	R: 0 E: 0 K: 1 S: 14 H: 1 LOB: 2 BB: 1 P: 24	R: 2 E: 0 K: 2 S: 17 H: 2 LOB: 1 BB: 1 P: 26	R: 2 E: 0 K: 2 S: 15 H: 3 LOB: 1 BB: 0 P: 23	R: 1 E: 0 K: 3 S: 15 H: 1 LOB: 1 BB: 0 P: 15		1B: 3 2B: 2 3B: 1 HR: 2	SF: 0 SAC: 0 DP: 0 HBP: 0					

	AB	
R	5	
H	8	
RBI	4	
BB	3	
SO	12	
LOB	15	

WP: 0 PA: 36
PB: 1
SB: 2
CS: 0

PITCHER		IP	WLS	BF	H	R	ER	SO	BB	IBB	HBP	BLK	WP	HR	S	P	ERA	WHIP
46 Tony Gonsolin, R ERA: 2.89	(1, 1)	5.0		21	3	2	2	5	3	0	0	0	0	1	56	92	3.60	1.200
52 Pedro Báez, R ERA: 3.49	(6, 1)	1.0	H	4	1	0	0	2	0	0	0	0	0	0	11	15	0.00	1.000
65 Casey Sadler, R ERA: 2.15	(7, 1)	0.2	B	5	3	2	2	1	0	0	0	0	0	1	11	19	27.00	4.500
63 Yimi García, R ERA: 3.58	(7, 1)	1.1	L	6	1	1	0	4	0	0	0	1	0	0	19	19	0.00	0.750

PITCHER	IP	WLS	BF	H	R	ER	SO	BB	IBB	HBP	BLK	WP	HR	S	P	ERA	WHIP

Batter	1	2	3	4	5	6	7	8	9	AB	R	H	RBI	BB	SO	LOB
11 AJ Pollock, R (1, 8) OBP: 0.327, SLG: 0.448	C FF 93 B KC 84 X SI 94 1-1 G4-3		L KC 81 C FF 92 S KC 83 0-3 K		C FF 90 B FF 91 X KC 81 1-1 10 1B 14 SF8 2B		X FF 93 0-0 G5-3		F FF 96 B FF 95 C KC 80 B KC 82 D KC 83 X KC 80 3-2 G6-3	4	1	1	0	0	1	0
52 Pedro Báez, R (7, 1)										0	0	0	0	0	0	0
74 Kenley Jansen, S (8, 1)										0	0	0	0	0	0	0
55 Russell Martin, R (9, PH) OBP: 0.333, SLG: 0.297										1	0	0	0	0	0	1
10 Justin Turner, R (1, 5) OBP: 0.375, SLG: 0.522	S FF 94 X SI 94 0-1 14 G4-6-3 1B	B FF 92 B SL 85 X FF 92 2-0 HR			C SI 90 F FF 91 F SL 84 X FF 91 0-2 14 SF8 14 WP 2-3 1B		C FF 94 B SL 84 B FF 95 X SL 81 2-1 F8			4	1	3	1	0	0	0
14 Enrique Hernández, R (1, 4) OBP: 0.319, SLG: 0.445	C SI 92 D SL 87 X SI 93 1-1 G4-6-3 1-2f	C SL 85 B SI 92 S KC 83 F SL 84 F FF 93 B KC 83 T SI 93 2-2 K			S KC 82 B SI 93 B FF 94 F FF 92 B KC 83 X FF 93 3-2 SF8 1-3 3-H			C SL 80 X FF 93 0-1 F8		3	0	0	1	0	1	1
16 Will Smith, R (1, 2) OBP: 0.364, SLG: 0.708		B FF 91 S KC 83 B KC 83 C FF 92 F FF 93 F SL 87 B FF 92 B SL 83 4-2 5 G6-3 BB		B KC 78 C FF 89 X KC 80 1-1 HR	C SI 91 F FF 92 C FF 93 0-3 K			C SL 82 S FF 92 B SL 84 X FF 93 1-2 F7		3	1	1	1	1	1	1
5 Corey Seager, L (1, 6) OBP: 0.337, SLG: 0.454		1 SAFE B SL 86 X FF 93 1-0 G6-3 1-2f		S SL 84 B SL 86 S SL 86 S SL 87 1-3 K	C SL 86 S SL 86 B SL 86 S SL 86 1-3 K			B FF 95 B FF 93 B FF 92 C FF 92 X FF 92 3-1 G3-1		4	0	0	0	0	2	2
3 Chris Taylor, R (1, 7) OBP: 0.336, SLG: 0.460 (7, 8)		C SI 92 B SI 92 B SL 87 B KC 84 X FF 93 3-1 2B		B SL 87 B SI 93 B SI 92 F FF 92 B KC 84 4-1 26 2B BB		B FF 97 F SL 84 C SL 85 X FF 97 1-2 G3			X FF 94 0-0 35 2B 45 G3-6-1 1B	3	2	2	0	1	0	0
26 Jedd Gyorko, R (1, 3) OBP: 0.278, SLG: 0.296		D KC 81 C KC 82 B SI 92 F KC 82 D SL 86 F SI 93 B FF 93 4-2 BB		F SI 92 B SI 90 B SI 92 1 SAFE D KC 82 X SI 92 3-1 1-H 2B		C SL 86 B SL 87 F FF 96 B FF 97 F SL 86 C SL 85 2-3			X KC 80 0-0 45 G3-6-1 1-3 2B	2	0	1	1	1	1	0
35 Cody Bellinger, L (9, PH) OBP: 0.411, SLG: 0.649										1	0	1	0	0	0	0
9 Kristopher Negrón, R (1, 9) OBP: 0.296, SLG: 0.333	C SI 91 B SI 92 S KC 82 C FF 93 1-3 K			B KC 79 X SI 91 1-0 F9	C SI 90 B SI 90 S SL 82 B SL 82 X SI 90 2-2 G5-3				F FF 94 B FF 94 B CH 89 B CH 88 B FF 94 4-1 45 G3-6-1 BB	2	0	0	0	0	1	3
31 Joc Pederson, L (6, PH) OBP: 0.327, SLG: 0.488 (6, 9)										1	0	0	0	1	0	0
22 Clayton Kershaw, L (1, 1) OBP: 0.136, SLG: 0.140			B FF 90 X SI 91 1-0 1B	B SL 85 D SL 84 X FF 92 2-0 L5			B SI 90 B SI 89 C SI 89 X SI 90 2-1 G4-3		X KC 81 0-0 G3-6-1 1-2f 2-3 3-H	2	0	1	0	0	0	1
63 Yimi García, R (6, 1)										0	0	0	0	0	0	0
45 Matt Beaty, L (7, PH) OBP: 0.341, SLG: 0.492 (7, 7)										2	0	0	0	0	0	2

Inning Stats	1	2	3	4	5	6	7	8	9
	R: 0 E: 0 K: 0 S: 6	H: 1 LOB: 0 BB: 0 P: 8	R: 0 E: 0 K: 1 S: 13	H: 1 LOB: 2 BB: 2 P: 26	R: 1 E: 0 K: 2 S: 10	H: 2 LOB: 0 BB: 0 P: 15	R: 2 E: 0 K: 1 S: 10	H: 2 LOB: 1 BB: 1 P: 22	R: 1 E: 0 K: 2 S: 15	H: 2 LOB: 1 BB: 0 P: 20	R: 0 E: 0 K: 1 S: 10	H: 0 LOB: 0 BB: 0 P: 15	R: 0 E: 0 K: 0 S: 5	H: 0 LOB: 0 BB: 0 P: 9	R: 0 E: 0 K: 0 S: 7	H: 0 LOB: 0 BB: 0 P: 11	R: 1 E: 0 K: 0 S: 7	H: 2 LOB: 1 BB: 1 P: 14

| | | | | | | | | | |

BOTTOM

Los Angeles Dodgers @ Arizona Diamondbacks
Chase Field, Phoenix, AZ
Sat Aug 31 2019, 5:10 PM - 8:21 PM MST
Att. 50,180 - Roof Closed - 76 F

livebaseballscorecards.com

Batter	1	2	3	4	5	6	7	8	9	AB	R	H	RBI	BB	SO	LOB
16 Tim Locastro, R (1, 8) (7, 9) OBP: 0.367, SLG: 0.349	C FF 91 F FF 91 S CU 75 0-3 ① **K**		D SL 87 B FF 91 C FF 92 X FF 92 2-1 ③ **L4**		X SL 88 0-0 1-2 13 2B **1B**		C FF 95 L FF 95 S SL 86 0-3 ② **K**			4	1	1	0	0	2	1
13 Nick Ahmed, R (1, 6) OBP: 0.322, SLG: 0.449	C FF 92 S CU 74 B FF 92 B SL 88 X FF 92 2-2 **E5** 5 G4-3			B FF 90 B FF 90 B SL 87 C FF 90 B FF 91 4-1 53 HR **BB**	B FF 92 F SL 87 S SL 87 X SL 87 1-2 1-H 2-H **2B**		B SL 86 F SL 86 B CH 86 F FF 96 F CH 86 C FF 97 2-3 ③ **K**			3	1	1	2	1	1	0
5 Eduardo Escobar, S (1, 5) OBP: 0.323, SLG: 0.535	C FF 91 X FF 91 0-1 ② ③ **G4-3** 1-2f			F FF 92 S SL 88 F SL 88 F FF 91 S FF 91 0-3 ① **K**	C CU 73 F FF 91 B SL 86 F FF 90 S CU 74 1-3 ② **K**			F SI 92 C SI 93 B SL 84 F SL 82 F SI 94 F FC 92 B FC 94 X SL 81 2-2 **HR**		4	1	1	1	0	2	3
53 Christian Walker, R (1, 3) OBP: 0.350, SLG: 0.478		B SL 87 C SL 86 X FF 90 1-1 ① **G3-1**		D CU 73 X SL 87 1-0 1-H **HR**	B CU 72 S FF 91 F FF 90 C CU 74 1-3 ③ **K**			S FC 92 S FC 92 X SL 80 0-2 ① **F9**		4	1	1	2	0	1	1
41 Wilmer Flores, R (1, 4) OBP: 0.367, SLG: 0.495 15 Ildemaro Vargas, S (9, 4) OBP: 0.294, SLG: 0.384		B FF 91 B FF 91 S SL 88 F SL 87 S CU 74 2-3 ② **K2-3**		B FF 90 C FF 90 X CU 73 1-1 **HR**		C CU 82 B FF 94 C SL 88 X FF 94 1-2 ① **F7**		C SL 82 B SI 93 F FC 92 X FC 91 1-2 ② **F7**		4 0	1 0	1 0	1 0	0 0	1 0	0 0
10 Adam Jones, R (1, 9) OBP: 0.319, SLG: 0.433 37 Kevin Ginkel, L (7, 1) 22 Jake Lamb, L (8, PH) OBP: 0.329, SLG: 0.375 25 Archie Bradley, R (9, 1)		F SL 88 F FF 91 B FF 91 B SL 87 X SL 86 2-2 ③ **P6**		S SL 87 B FF 90 X FF 91 1-1 ② **F7**		F FF 95 H FF 95 1-1 **HBP**		B SI 92 B FC 92 S FC 92 T FC 92 X FC 93 2-2 ③ **F9**		2 0 0 1 0	0 0 0 0 0	0 0 0 0 0	0 0 0 0 0	0 0 0 0 0	0 0 0 0 0	0 0 0 0 0
9 Josh Rojas, L (1, 7) OBP: 0.298, SLG: 0.333			F FF 92 B CU 74 F FF 91 X CU 74 1-2 18 FC4-5 **2B**	B FF 90 B SL 85 B FF 90 C FF 91 S SL 87 C FF 91 3-3 ③ **K**		B SL 82 B CU 83 B FF 94 C FF 93 F FF 93 1 SAFE C FF 93 3-3 ② **K**				3	0	1	0	0	2	1
18 Carson Kelly, R (1, 2) OBP: 0.359, SLG: 0.526			C SL 89 D CU 75 C SL 87 B FF 92 F CU 74 B SL 87 F FF 92 X FF 92 3-2 ① FC4-5 38 SH1-3 2-3		B FF 89 C FF 90 B CU 73 B SL 86 F FF 91 B SL 87 4-2 16 1B 13 2B **BB**	S SL 87 C SL 87 B FF 94 B SL 87 F SL 87 T FF 94 2-2 ③ **K**				2	1	0	0	1	1	2
38 Robbie Ray, L (1, 1) OBP: 0.065, SLG: 0.065 4 Ketel Marte, S (5, PH) OBP: 0.383, SLG: 0.575 50 Yoan López, R (6, 1) 30 T.J. McFarland, L (6, 1) 1 Jarrod Dyson, L (7, 8) OBP: 0.323, SLG: 0.349			S FF 92 1 SAFE C FF 92 B CU 74 X SL 87 1-2 ② **SH1-3** 1-2		B FF 91 B SL 88 B SL 88 F FF 92 X FF 92 3-1 ① **P6**		X FF 94 0-0 ① **P6**			0 1 0 0 1	0 0 0 0 0	0 0 0 0 0	0 0 0 0 0	0 1 0 0 0	0 0 0 0 0	0 1 0 0 0
Inning Stats	R: 0 E: 1 K: 1 S: 8 H: 0 LOB: 0 BB: 0 P: 10	R: 0 E: 0 K: 1 S: 8 H: 0 LOB: 0 BB: 0 P: 13	R: 0 E: 0 K: 0 S: 13 H: 1 LOB: 1 BB: 0 P: 20	R: 3 E: 0 K: 2 S: 14 H: 2 LOB: 0 BB: 1 P: 24	R: 2 E: 0 K: 2 S: 15 H: 2 LOB: 1 BB: 1 P: 25	R: 0 E: 0 K: 2 S: 11 H: 0 LOB: 1 BB: 0 P: 18	R: 0 E: 0 K: 2 S: 8 H: 0 LOB: 0 BB: 0 P: 10	R: 1 E: 0 K: 0 S: 15 H: 1 LOB: 0 BB: 0 P: 20		1B: 1 2B: 2 3B: 0 HR: 3 SF: 0 SAC: 1 DP: 1 HBP: 1				WP: 0 PB: 0 SB: 0 CS: 0 PA: 33		

	AB	29
	R	6
	H	6
	RBI	6
	BB	2
	SO	10
	LOB	9

PITCHER		IP	WLS	BF	H	R	ER	SO	BB	IBB	HBP	BLK	WP	HR	S	P	ERA	WHIP
22 Clayton Kershaw, L ERA: 2.96	(1, 1)	5.0	L	22	5	5	5	6	2	0	0	0	0	2	58	92	9.00	1.400
63 Yimi García, R ERA: 3.51	(6, 1)	1.0		4	0	0	0	2	0	0	1	0	0	0	11	18	0.00	0.000
52 Pedro Báez, R ERA: 3.43	(7, 1)	1.0		3	0	0	0	2	0	0	0	0	0	0	8	10	0.00	0.000
74 Kenley Jansen, R ERA: 3.83	(8, 1)	1.0		4	1	1	1	0	0	0	0	0	0	1	15	20	9.00	1.000

PITCHER	IP	WLS	BF	H	R	ER	SO	BB	IBB	HBP	BLK	WP	HR	S	P	ERA	WHIP

Batter	1	2	3	4	5	6	7	8	9	10	11	AB	R	H	RBI	BB	SO	LOB
11 AJ Pollock, R (1, 8) OBP: 0.328, SLG: 0.451	B SI 89 X SI 89 1-0 ① F9		B SI 89 B CH 84 X SI 89 2-0 2B		B CU 80 B CU 78 B SI 93 C SI 93 X SI 93 3-1 ③ G6-3			L FF 92 S FF 92 X FF 93 0-2 1B		X FF 95 0-0 ③ FC6-4 1-2f		5	0	2	0	0	0	1
25 David Freese, R (1, 3) OBP: 0.400, SLG: 0.599 45 Matt Beaty, L (6, PH) OBP: 0.338, SLG: 0.488 (6, 3) 74 Kenley Jansen, S (8, 1) 17 Joe Kelly, R (9, 1) 65 Casey Sadler, R (10, 1) 31 Joc Pederson, L (11, PH) OBP: 0.328, SLG: 0.497 52 Pedro Báez, R (11, 1)	C SI 89 S CU 82 B CU 82 B CH 85 B CU 83 X FC 86 3-2 HR		C CU 80 C SI 90 S CU 83 0-3 ② K			B SL 84 X FF 96 1-0 ① L4		B CU 82 B FF 93 1 SAFE 1 SAFE F FF 93 F CH 87 X FF 93 2-2 ③ G6-3			C CU 81 B FF 94 F FF 96 B SL 88 F SL 87 F SL 86 B FF 96 X FF 96 3-2 HR	2 2 0 0 0 1	1 0 0 0 0 1	1 0 0 0 0 1	1 0 0 0 0 1	0 0 0 0 0 0	1 1 0 0 0 0	1 1 0 0 0 0
10 Justin Turner, R (1, 5) OBP: 0.372, SLG: 0.516	C SI 90 F CH 84 B SI 90 X CH 85 1-2 ② G6-3		S SI 89 X CU 82 0-1 ③ F9			X FF 97 0-0 ② G6-3			X FF 91 0-0 ① B1-3		B SL 85 X FF 95 1-0 ① P5	5	0	0	0	0	0	1
35 Cody Bellinger, L (1, 9) OBP: 0.411, SLG: 0.653	S CU 82 B SI 89 X FC 86 1-1 ③ F9			C SI 89 S CH 85 X CU 83 0-2 14 G5-4-3 1B		C CH 82 B CH 82 X SI 90 1-1 ③ F8			S SL 85 B SL 86 X SL 84 1-1 HR		B CH 88 F FF 95 B FF 95 C SL 86 X FF 95 2-2 ② P2	5	1	2	1	0	0	0
14 Enrique Hernández, R (1, 7) OBP: 0.315, SLG: 0.439 (8, 4)		B SI 89 S CH 84 B SI 89 C SI 90 F CU 83 F CH 85 X CH 85 2-2 ① G5-3		B SI 89 F CH 84 X SI 90 1-1 ① ② G5-4-3 1-2f			B FF 92 T CH 87 F CH 86 B FF 94 F FF 94 F CH 87 B CH 88 X FF 93 3-2 ① F9		B FF 93 S SL 82 B FF 95 B FF 93 C SL 82 F SL 84 F FF 94 F SL 83 X SL 83 3-2 ② F8		F FF 96 F FF 96 B SL 87 X FF 94 1-2 ③ P6	5	0	0	0	0	0	1
3 Chris Taylor, R (1, 6) OBP: 0.335, SLG: 0.460 (8, 7)		C CH 84 B FC 86 S CH 84 F CU 82 B CU 83 B SI 89 F CH 85 S CU 83 3-3 ② K		B CH 85 X CH 86 1-0 26 WP 2B			F CH 87 S FF 94 S FF 94 0-3 ② K		S SL 82 C FF 95 X SL 84 0-2 ③ F9			4	0	1	0	0	2	0
26 Jedd Gyorko, R (1, 4) OBP: 0.265, SLG: 0.280 (8, 3)		C SI 90 C SI 90 F CU 82 X CU 82 0-2 ③ L4		C SI 89 S SI 90 D CH 86 D CU 83 B CU 83 S CH 87 3-3 ③ K 2-3			B FF 93 C CH 87 F FF 93 B CH 87 S CH 87 2-3 ③ K			B SL 87 F FF 95 B SL 86 B FF 95 X FF 95 3-1 ① L7		4	0	0	0	0	2	1
55 Russell Martin, R (1, 2) OBP: 0.336, SLG: 0.317			F FF 88 B SI 89 B CH 84 X SI 90 2-1 HR		F FF 89 C CU 81 F CU 82 F CH 85 B CU 83 B FF 90 B CU 82 F CU 82 F FC 85 3-3 ① K			C CU 79 S FF 92 C CU 82 0-3 ① K		C CU 80 S SL 86 X SL 86 0-2 11 FC6-4 1B		4	1	2	1	0	2	0
68 Ross Stripling, R (1, 1) OBP: 0.200, SLG: 0.158 85 Dustin May, R (4, 1) OBP: 0.150, SLG: 0.100 56 Adam Kolarek, L (4, 1) 9 Kristopher Negrón, R (5, PH) OBP: 0.292, SLG: 0.328 64 Caleb Ferguson, R (5, 1) OBP: 0.500, SLG: 1.000 51 Dylan Floro, L (7, 1) 5 Corey Seager, L (8, PH) OBP: 0.338, SLG: 0.452 (8, 6)			C SI 90 C CH 85 B CH 84 B FF 90 S CH 84 2-3 ① K		B SI 92 C SI 93 B CU 77 C SI 93 S CU 80 2-3 ② K			X CH 86 0-0 ② F9		B CH 89 C FF 95 1 SAFE C FF 95 B SL 87 1 SAFE S FF 96 2-3 ② K		1 0 0 1 0 0 2	0 0 0 0 0 0 0	0 0 0 0 0 0 0	0 0 0 0 0 0 0	1 0 0 1 0 0 1	0 0 0 0 0 0 1	0 0 0 0 0 0 1
Inning Stats	R: 1 H: 1 E: 0 LOB: 0 K: 0 BB: 0 S: 9 P: 15	R: 0 H: 0 E: 0 LOB: 0 K: 1 BB: 0 S: 14 P: 19	R: 1 H: 2 E: 0 LOB: 1 K: 2 BB: 0 S: 11 P: 17	R: 0 H: 2 E: 0 LOB: 1 K: 1 BB: 0 S: 9 P: 14	R: 0 H: 0 E: 0 LOB: 0 K: 2 BB: 0 S: 14 P: 22	R: 0 H: 0 E: 0 LOB: 0 K: 2 BB: 0 S: 4 P: 6	R: 0 H: 0 E: 0 LOB: 0 K: 2 BB: 0 S: 11 P: 16	R: 0 H: 1 E: 0 LOB: 1 K: 1 BB: 0 S: 10 P: 12	R: 1 H: 1 E: 0 LOB: 0 K: 0 BB: 0 S: 12 P: 16	R: 0 H: 1 E: 0 LOB: 1 K: 1 BB: 0 S: 9 P: 14	R: 1 H: 1 E: 0 LOB: 0 K: 0 BB: 0 S: 12 P: 19	1B: 3 2B: 2 3B: 0 HR: 4	SF: 0 SAC: 0 DP: 1 HBP: 0						

PITCHER		IP	WLS	BF	H	R	ER	SO	BB	IBB	HBP	BLK	WP	HR	S	P	ERA	WHIP
49 Alex Young, L ERA: 3.84	(1, 1)	4.1		17	5	2	2	5	0	0	0	0	1	2	52	77	4.15	1.154
58 Stefan Crichton, R ERA: 3.92	(5, 1)	0.2		2	0	0	0	1	0	0	0	0	0	0	5	10	0.00	0.000
50 Yoan López, R ERA: 2.83	(6, 1)	0.2	H	2	0	0	0	0	0	0	0	0	0	0	2	3	0.00	0.000
30 T.J. McFarland, L ERA: 4.99	(6, 1)	0.1	H	1	0	0	0	0	0	0	0	0	0	0	2	3	0.00	0.000
35 Matt Andriese, R ERA: 5.01	(7, 1)	2.1	H	8	1	0	0	3	0	0	0	0	0	0	22	29	0.00	0.429

PITCHER		IP	WLS	BF	H	R	ER	SO	BB	IBB	HBP	BLK	WP	HR	S	P	ERA	WHIP
40 Andrew Chafin, L ERA: 4.07	(9, 1)	0.0	B	1	1	1	1	0	0	0	0	0	0	1	2	3	∞	∞
37 Kevin Ginkel, R ERA: 1.84	(9, 1)	0.2		2	0	0	0	0	0	0	0	0	0	0	9	12	0.00	0.000
45 Taylor Clarke, R ERA: 5.45	(10, 1)	2.0	L	8	2	1	1	1	0	0	0	0	0	1	21	33	4.50	1.000

TOP

Los Angeles Dodgers @ Arizona Diamondbacks
Chase Field, Phoenix, AZ
Sun Sep 01 2019, 1:12 PM - 5:08 PM MST
Att. 34,439 - Roof Closed - 76 F

livebaseballscorecards.com

AB	41
R	4
H	9
RBI	4
BB	0
SO	10
LOB	7

WP: 1 PA: 41
PB: 0
SB: 0
CS: 0

Batter	1	2	3	4	5	6	7	8	9	10	11	AB	R	H	RBI	BB	SO	LOB
1 Jarrod Dyson, L (1, 8) OBP: 0.319, SLG: 0.344	B FF 90 X FF 90 1-0 G5-3 ①			C SI 95 F FC 91 B FF 96 F CU 85 F FF 97 B CU 84 B SI 98 C SI 98 3-3 K ①	X FF 93 0-0 B1-3 ②			C FC 91 B SI 93 S SI 93 X SL 83 1-2 G3 ②		B CU 82 F FC 90 X FC 91 1-1 G4-3 ③ 1-2		5	0	0	0	0	1	2
16 Tim Locastro, R (1, 9) OBP: 0.363, SLG: 0.344	C FF 90 B KC 79 B SL 85 F FF 91 B SL 87 F FF 93 S SL 87 3-3 K ②			C SI 98 X SI 98 0-1 5 1B 4 1B 22 1B 1B	C FF 94 F FF 94 F CU 77 B FF 94 X FF 94 1-2 G6-3 ③			B FC 92 B FC 92 B FC 92 C FC 88 C SI 90 C SI 92 3-3 K ③			B FF 97 B CH 86 C FF 96 S FF 96 S FF 97 2-3 K ①	5	1	1	0	0	3	0
4 Ketel Marte, S (1, 4) OBP: 0.381, SLG: 0.571	B FF 90 B CH 84 X FF 91 2-0 G3 ③			F FC 90 1 SAFE B FC 90 B SI 96 1 SAFE B FC 91 F SI 96 F FF 97 X FC 92 3-2 5 1B 22 1B 1-2 1B		X FF 94 0-0 G6-3 ①			C SI 98 B CH 85 X FF 97 1-1 L5 ①	C CH 86 B FF 96 B FF 96 B FF 96 C CH 87 X CH 86 3-2 F7 ②	5	1	1	0	0	0	0
5 Eduardo Escobar, S (1, 5) OBP: 0.323, SLG: 0.533		C KC 77 X CH 81 0-1 22 G4-6-3 1B		C FC 90 B SI 95 B FC 90 F SI 96 X CU 83 2-2 22 1B 9 1B 1-2 2-3 1B		C FF 93 B CU 80 T CU 78 B CU 78 S FF 94 2-3 K ②			B KC 88 C KC 88 B KC 88 B KC 87 T SI 99 X SI 98 3-2 F8 ②	C CH 88 X CH 87 0-1 G5-3 ③	5	1	2	0	0	1	0
22 Jake Lamb, L (1, 3) OBP: 0.330, SLG: 0.374 35 Matt Andriese, R (7, 1) 40 Andrew Chafin, R (9, 1) 37 Kevin Ginkel, L (9, 1) 48 Abraham Almonte, S (9, PH) 45 Taylor Clarke, R (10, 1) OBP: 0.273, SLG: 0.409		X FF 89 0-0 G4-6-3 ①② 1-2f		B FC 91 C SI 96 X SI 96 1-1 13 BB 9 1B 1-2 2-H 3-H 1B		C FF 94 B FF 94 C CU 77 F FF 94 X CU 78 1-2 G4-3 ③			C KC 87 F SI 98 X KC 88 0-2 L4 ③		3 0 0 0 0 1 0	0 0 0 0 0 0 0	1 0 0 0 0 0 0	2 0 0 0 0 0 0	0 0 0 0 0 0 0	0 0 0 0 0 0 0	1 0 0 0 0 0 0
9 Josh Rojas, L (1, 7) OBP: 0.294, SLG: 0.326		B FF 90 B FF 91 F FF 90 C KC 79 X KC 80 2-2 G4-3 ③		C SI 87 C SI 88 F SI 88 F SL 78 X SI 89 0-2 13 BB 1-2 2-H 1B			F SI 95 B SI 94 T SI 94 B SL 86 S SL 88 2-3 K ①			S SI 94 B CU 83 B SI 94 B FC 92 C FC 89 C CU 82 3-3 K ①	4	0	1	1	0	2	0
13 Nick Ahmed, R (1, 6) OBP: 0.325, SLG: 0.452			B FF 90 C FF 90 B FC 86 F FF 91 X SL 85 2-2 31 G4-6-3 1B	B SI 89 B SI 88 S SI 90 B SI 88 B SI 90 4-1 31 G4-6-3 1-2 2-3 BB			X SI 95 0-0 G5-3 ②			F SI 95 B SI 95 B SI 95 F FC 92 X SI 95 2-2 31 G4-3 2B	3	0	2	0	1	0	0
31 Alex Avila, L (1, 2) OBP: 0.350, SLG: 0.444			S FF 89 X KC 79 0-1 G4-6-3 ①② 1-2f	B SI 89 B SI 88 X SI 89 2-0 G4-6-3 ②③ 1-2f			C FF 95 B SL 88 B SL 86 S SL 86 X SL 87 2-2 F7 ③			X FC 90 0-0 G4-3 ② 2-3	4	0	0	0	0	0	5
49 Alex Young, L (1, 1) OBP: 0.056, SLG: 0.056 58 Stefan Crichton, R (5, 1) 32 Kevin Cron, R (5, PH) OBP: 0.262, SLG: 0.525 50 Yoan Lopez, R (6, 1) 30 T.J. McFarland, L (6, 1) 53 Christian Walker, R (7, 3) OBP: 0.350, SLG: 0.477			C FF 90 B FF 92 C KC 79 S KC 79 1-3 K ③		T FF 92 F FF 93 B CU 80 F FF 94 B FF 95 C CU 77 2-3 K ①			B FC 91 C FC 91 F SI 92 S FC 93 1-3 K ①		0-0 1 DI IBB	1 0 1 0 0 0 1	0 0 0 0 0 0 0	0 0 0 0 0 0 1	0 0 0 0 0 0 1	1 0 0 0 0 0 1	0 0 1 0 0 0 0	0 0 0 0 0 0 0
Inning Stats	R: 0 E: 0 K: 1 S: 6 H: 0 LOB: 0 BB: 0 P: 12	R: 0 E: 0 K: 0 S: 6 H: 1 LOB: 0 BB: 0 P: 8	R: 0 E: 0 K: 1 S: 8 H: 1 LOB: 0 BB: 0 P: 11	R: 3 E: 0 K: 1 S: 23 H: 5 LOB: 2 BB: 1 P: 38	R: 0 E: 0 K: 1 S: 9 H: 0 LOB: 0 BB: 0 P: 12	R: 0 E: 0 K: 1 S: 8 H: 0 LOB: 0 BB: 0 P: 11	R: 0 E: 0 K: 1 S: 7 H: 0 LOB: 0 BB: 0 P: 11	R: 0 E: 0 K: 2 S: 9 H: 0 LOB: 0 BB: 0 P: 14	R: 0 E: 0 K: 0 S: 8 H: 0 LOB: 0 BB: 0 P: 12	R: 0 E: 0 K: 1 S: 9 H: 1 LOB: 2 BB: 1 P: 15	R: 0 E: 0 K: 1 S: 8 H: 0 LOB: 0 BB: 0 P: 13	1B: 7 2B: 1 3B: 0 HR: 0 SF: 0 SAC: 0 DP: 3 HBP: 0			WP: 0 PB: 0 SB: 0 CS: 0		PA: 40	

PITCHER		IP	WLS	BF	H	R	ER	SO	BB	IBB	HBP	BLK	WP	HR	S	P	ERA	WHIP
68 Ross Stripling, R ERA: 3.5	(1, 1)	3.0		9	2	0	0	2	0	0	0	0	0	0	20	31	0.00	0.667
85 Dustin May, R ERA: 5.11	(4, 1)	0.1		5	4	3	3	1	0	0	0	0	0	0	16	25	81.00	12.000
56 Adam Kolarek, L ERA: 3.4	(4, 1)	0.2		3	1	0	0	0	1	0	0	0	0	0	7	13	0.00	3.000
64 Caleb Ferguson, L ERA: 4.95	(5, 1)	2.0		6	0	0	0	2	0	0	0	0	0	0	17	23	0.00	0.000
51 Dylan Floro, R ERA: 3.79	(7, 1)	1.0		3	0	0	0	1	0	0	0	0	0	0	7	11	0.00	0.000
74 Kenley Jansen, R ERA: 3.76	(8, 1)	1.0		3	0	0	0	2	0	0	0	0	0	0	9	14	0.00	0.000
17 Joe Kelly, R ERA: 4.56	(9, 1)	1.0		3	0	0	0	0	0	0	0	0	0	0	8	12	0.00	0.000
65 Casey Sadler, R ERA: 2.09	(10, 1)	1.0	W	5	1	0	0	1	0	1	0	0	0	0	9	15	0.00	1.000
52 Pedro Báez, R ERA: 3.38	(11, 1)	1.0	S	3	0	0	0	1	0	0	0	0	0	0	8	13	0.00	0.000

BOTTOM

Los Angeles Dodgers @ Arizona Diamondbacks

Chase Field, Phoenix, AZ

Sun Sep 01 2019, 1:12 PM - 5:08 PM MST

Att. 34,439 - Roof Closed - 76 F

livebaseballscorecards.com

AB	38
R	3
H	8
RBI	3
BB	2
SO	10
LOB	8

San Diego Padres @ Arizona Diamondbacks

Chase Field, Phoenix, AZ

Mon Sep 02 2019, 1:10 PM - 4:36 PM MST

Att. 23,477 - Roof Closed - 76 F

livebaseballscorecards.com

TOP

Batter	1	2	3	4	5	6	7	8	9	AB	R	H	RBI	BB	SO	LOB
7 Manuel Margot, R (1, 8) OBP: 0.319, SLG: 0.404	B FF 89 F FF 88 X FF 89 1-1 ① F7		C FF 88 B FF 88 F FF 89 X SI 91 1-2 13 G6-4-3 1B			C FF 88 B KC 80 S KC 80 F CH 85 X KC 82 1-2 ① G5-3	C SI 88 B CU 73 B SI 89 D CH 84 F SL 80 B SL 81 4-2 13 FC6-4 1-2 BB	B KC 77 B SL 84 C FF 92 X SI 92 2-1 2 1B 1-2 2-3 3-H 1B		4	0	2	1	1	0	0
49 Michel Baez, R (8, 1)										0	0	0	0	0	0	0
2 Nick Martini, L (1, 7) OBP: 0.296, SLG: 0.400	C SI 89 F FF 89 X FC 90 0-2 13 FC5-4 1B		1 SAFE B CH 84 C FF 89 1 SAFE F CH 86 1 SAFE B FC 89 F SL 82 1 SAFE 3-2 ① L6			C CH 84 X FF 88 0-1 ② G5-3	B SL 78 C SL 80 X SL 79 1-1 ② P6	C FF 92 X CH 84 0-1 1-2 2-3 3-H 1B		5	0	2	1	0	0	3
13 Manny Machado, R (1, 5) OBP: 0.336, SLG: 0.477	B FF 89 C FC 88 B FF 91 X SL 82 2-1 ② FC5-4 30 1B 1-2f		1 SAFE F FC 87 F FF 90 X CH 86 0-2 ② ③ G6-4-3 1-2f			F FF 89 S SL 83 B SL 82 B FC 91 B SL 82 B CH 86 4-2 30 2B 22 1B BB	F SI 91 X SI 92 0-1 ③ FC6-4 1-2f	C SL 76 S SL 79 S SL 78 0-3 ③ K		3	1	0	0	1	0	4
62 Austin Allen, L (7, 2) OBP: 0.310, SLG: 0.308										1	0	0	0	0	1	3
30 Eric Hosmer, L (1, 3) OBP: 0.333, SLG: 0.459	B CH 85 1 SAFE F FC 87 X FC 90 1-1 1-2 1B			C SI 87 F KC 79 C KC 82 0-3 ① K		F CH 85 F FC 86 X FC 90 0-2 22 1B 11 HR 1-3 2B		B FF 92 C FF 92 X SI 92 1-1 ① G1-3	F SL 76 X FF 91 0-1 1B	3	1	2	0	0	1	0
4 Wil Myers, R (7, 3) OBP: 0.312, SLG: 0.396										2	0	1	0	0	0	0
22 Josh Naylor, L (1, 9) OBP: 0.318, SLG: 0.425	B SI 90 X CH 85 1-0 ③ G4-3			C FF 87 C FC 87 F FC 90 X SI 87 0-2 ② G4-3		F SI 90 B FC 87 B FC 88 F CH 85 F KC 83 X FC 88 2-2 11 HR 2-3 3-H 1B		B KC 77 F FF 92 F SL 85 F FF 94 B SL 86 B FF 94 F SI 94 B SI 93 4-2 16 BB 11 1B 18 BB BB	F FF 92 B SL 77 S SL 77 F SL 78 B CH 82 X SL 78 2-2 ① P6	4	2	1	1	1	0	3
11 Ty France, R (1, 4) OBP: 0.293, SLG: 0.410		X SI 87 0-0 1B		S KC 81 X FC 87 0-1 ③ F9		X FF 89 0-0 1-H 3-H HR		C FF 92 X SI 92 0-1 18 BB 7 1B 16 BB 1-2 1B	F FF 91 X SL 79 0-1 ② F7	5	2	3	3	0	0	1
9 Luis Urías, R (1, 6) OBP: 0.307, SLG: 0.268		F SI 89 B FF 89 C FC 87 B SL 82 F FC 87 F SI 90 X KC 81 2-2 ① F8			C FC 86 C FF 89 B FC 88 F CH 86 B KC 81 X KC 83 2-2 ① G5-3	B FC 87 S FC 85 F FC 87 B SL 81 X CH 86 2-2 ③ 1B		F FF 93 C SI 91 B SL 83 B FF 93 B FF 92 B FF 92 4-2 7 1B 18 BB 2 1B 1-2 2-3 BB	B FF 93 C FF 92 B CU 72 X SL 76 2-1 ③ P4	3	0	1	0	0	0	1
8 Javy Guerra, L (6, 1)										0	0	0	0	0	0	0
25 Nick Margevicius, L (6, 1) OBP: 0.200, SLG: 0.200										0	0	0	0	0	0	0
16 Travis Jankowski, L (8, PH) OBP: 0.250, SLG: 0.143										1	1	0	0	1	0	1
(8, 8)																
18 Austin Hedges, R (1, 2) OBP: 0.259, SLG: 0.336		B KC 81 S KC 80 F FF 89 X FC 89 1-2 ② F8			S KC 82 X KC 81 0-1 ② F8		B FF 90 X SL 81 1-0 ① G5-3	B SL 84 S SI 92 F SL 84 B KC 78 D SL 84 B FF 93 4-2 2 1B 7 1B 1-2 2-3 3-H BB		3	0	0	1	1	0	1
(7, 5)																
40 Cal Quantrill, L (1, 1) OBP: 0.125, SLG: 0.087		B SI 90 B SI 90 X SI 89 2-0 ③ G4-3			C FF 89 F FF 90 X KC 82 0-2 ③ G4-3		B SL 80 B SI 88 C SI 88 B SL 79 B SI 89 4-1 7 BB BB	B FF 92 C FF 91 F FF 92 S KC 79 1-3 ② K		2	0	0	0	0	0	1
5 Greg Garcia, L (6, 6) OBP: 0.351, SLG: 0.372										1	0	0	0	1	1	3

	AB	37
	R	7
	H	12
	RBI	7
	BB	6
	SO	3
	LOB	21

Inning Stats	1	2	3	4	5	6	7	8	9	1B: 10	SF: 0	WP: 0	PA: 43
R:	0	0	0	0	0	4	0	3	0	2B: 1	SAC: 0	PB: 0	
E:	0	0	0	0	0	0	0	0	0	3B: 0	DP: 1	SB: 0	
K:	0	0	0	1	0	0	0	2	0	HR: 1	HBP: 0	CS: 0	
S:	10	10	10	9	9	19	8	22	10				
H:	2	1	1	0	0	4	0	3	1				
LOB:	2	1	0	0	0	1	0	3	0				
BB:	0	0	0	0	0	1	2	3	0				
P:	15	15	14	9	11	28	18	38	14				

PITCHER		IP	WLS	BF	H	R	ER	SO	BB	IBB	HBP	BLK	WP	HR	S	P	ERA	WHIP
8 Mike Leake, R ERA: 4.5	(1, 1)	6.1	W	26	8	4	0	1	1	0	0	0	0	1	68	94	0.00	1.421
63 Robby Scott, L ERA: 4.5	(7, 1)	0.1		3	0	0	0	0	2	0	0	0	0	0	5	14	0.00	6.000
58 Stefan Crichton, R ERA: 3.86	(7, 1)	0.1		1	0	0	0	0	0	0	0	0	0	0	2	2	0.00	0.000
57 Jon Duplantier, R ERA: 5.2	(8, 1)	0.2		8	3	3	3	1	3	0	0	0	0	0	19	35	40.50	9.000
54 Jimmie Sherfy, R ERA: 0.82	(8, 1)	1.1		5	1	0	0	1	0	0	0	0	0	0	13	17	0.00	0.750

PITCHER		IP	WLS	BF	H	R	ER	SO	BB	IBB	HBP	BLK	WP	HR	S	P	ERA	WHIP

Batter	1	2	3	4	5	6	7	8	9	AB	R	H	RBI	BB	SO	LOB
1 Jarrod Dyson, L (1, 8) OBP: 0.317, SLG: 0.339	B SI 93 C SI 94 X SL 87 1-1 ① G4-3	B SI 96 F SI 88 F FF 95 F SL 86 B SI 95 B FF 94 B FF 91 4-2 9 2B 3-H BB		X CH 85 0-0 ① G6-3		C FF 97 F FF 98 B FF 97 B SL 87 B FF 98 C FF 97 3-3 ① K	C FF 88 B SL 80 B FF 87 F FF 88 S FF 90 2-3 ① K	B CH 86 C FF 96 F CH 86 S FF 96 1-3 ③ K		5	1	0	0	1	3	3
9 Josh Rojas, L (1, 7) OBP: 0.339, SLG: 0.451 (8, 4)	B SI 94 F FF 94 F FF 94 F SL 87 X SL 87 1-2 4 G3 1B	C SI 94 B SI 94 B SL 85 S SL 86 1 SAFE X SI 94 2-2 4 HR 1-H 2B		B FF 93 C FF 94 B SI 93 C SI 93 X SI 90 2-2 ② L9		C FF 98 B SL 87 F FF 98 F FF 98 F FF 97 X SL 86 1-2 HR	B SL 81 B FF 88 X FF 89 2-0 4 2B 1-2 1B			5	3	4	2	0	0	0
4 Ketel Marte, S (1, 4) OBP: 0.382, SLG: 0.577 15 Ildemaro Vargas, S (7, PR) OBP: 0.294, SLG: 0.384 (8, 5)	1 SAFE C SI 94 X CH 87 0-1 ② G3 1-2	C FF 94 B SI 94 D SI 90 F SI 95 B SL 86 X SL 87 3-2 2-H HR		X SI 93 0-0 ③ F7		C FF 96 X FF 97 0-1 ② G3-1	X CU 73 0-0 1-H 2-H 2B			5 0	1 0	2 0	4 0	0 0	0 0	1 0
5 Eduardo Escobar, S (1, 5) OBP: 0.324, SLG: 0.538 57 Jon Duplantier, L (8, 1) 54 Jimmie Sherfy, R (8, 1)	B CU 80 T SL 88 B SI 93 B SI 94 X SL 87 3-1 F8	C SI 94 F SI 94 B CH 88 F SL 86 X FF 94 1-2 ③ P5		B FF 93 F CH 88 X SI 93 1-1 48 1B 31 2B 1B		B FF 95 X FF 94 1-0 HR	B CU 73 X FF 89 1-0 ② P6			5 0 0	2 0 0	2 0 0	1 0 0	0 0 0	0 0 0	2 0 0
53 Christian Walker, R (1, 3) OBP: 0.351, SLG: 0.482 32 Kevin Cron, R (9, 3) OBP: 0.262, SLG: 0.525		B SI 94 X SL 86 1-0 48 1B 13 1B 1B	B FF 93 C FF 93 B SL 87 X SL 87 2-1 ① P4		F SL 86 B SI 94 S SI 93 S SI 93 1-3 ① K	C FF 98 B FF 97 F FF 97 B FF 97 X SL 87 2-2 HR	C FF 89 B CU 73 X CH 81 1-1 ③ G6-3			5 0	2 0	2 0	1 0	0 0	1 0	2 0
48 Abraham Almonte, S (1, 9) OBP: 0.667, SLG: 0.800		F SI 94 1 SAFE X CH 88 0-1 13 1B 8 G4-3 1-3 1B	C FF 93 B SI 93 X FF 93 1-1 ② F7		X SI 93 0-0 31 2B 1-2 1B	B FF 97 B FF 97 B FF 95 C FF 96 X FF 96 3-1 13 1B 2B		B FF 95 S FF 96 F CH 86 B FF 96 F FF 96 B FF 96 B FF 97 4-2 16 HBP BB		4	3	3	0	1	0	0
13 Nick Ahmed, R (1, 6) OBP: 0.326, SLG: 0.452		X FF 95 0-0 8 G4-3 31 E 1 WP 2-3 3-H 1B	C SI 94 B SI 93 X SI 93 1-1 E6 31 1B		B FF 94 D SL 86 F SI 93 C SI 94 S SI 92 2-3 ② K	F FF 96 B SL 86 F FF 96 X SL 85 1-2 2-H 1B		C FF 96 F CH 86 B SL 85 S FF 96 1-3 ① K		5	1	2	2	0	2	3
31 Alex Avila, L (1, 2) OBP: 0.353, SLG: 0.453 63 Robby Scott, R (7, 1) 58 Stefan Crichton, R (7, 1) 16 Tim Locastro, R (8, 7) OBP: 0.366, SLG: 0.344		B SL 87 T FF 95 S SL 86 F SL 87 1 SAFE F SL 86 B FF 95 S SL 86 2-3 ① K 1-2	D SL 86 S SL 86 X FF 93 1-1 1-3 1B		X SL 84 0-0 1-H 2-H 2B	F FF 88 B CU 71 T CU 70 F CU 70 B SL 81 B SL 81 F FF 89 S FF 89 3-3 ③ K		F FF 96 H FF 96 1-1 1-2 HBP		4 0 0 0	0 0 0 0	2 0 0 0	2 0 0 0	0 0 0 0	2 0 0 0	3 0 0 0
8 Mike Leake, R (1, 1) OBP: 0.143, SLG: 0.077 14 Caleb Joseph, R (7, 2) OBP: 0.219, SLG: 0.233		X SI 95 0-0 ② G4-3 2-3 3-H	F FF 93 X SL 86 0-1 ③ G5-3		S SI 94 F SL 86 S SL 86 0-3 ③ K		B FF 87 X FF 87 1-0 9 1B 4 2B 1B	C CH 86 S CH 85 B SL 85 X FF 96 1-2 ② F9		3 2	0 1	0 1	1 1	0 0	1 0	4 2
Inning Stats	R: 0 E: 0 K: 0 S: 10 H: 1 LOB: 1 BB: 0 P: 15	R: 6 E: 0 K: 1 S: 23 H: 5 LOB: 0 BB: 1 P: 36	R: 0 E: 1 K: 0 S: 10 H: 1 LOB: 2 BB: 0 P: 15	R: 0 E: 0 K: 0 S: 5 H: 0 LOB: 0 BB: 0 P: 7	R: 2 E: 0 K: 3 S: 13 H: 3 LOB: 1 BB: 0 P: 17	R: 4 E: 0 K: 2 S: 24 H: 5 LOB: 1 BB: 0 P: 38	R: 2 E: 0 K: 1 S: 9 H: 3 LOB: 1 BB: 0 P: 16	R: 0 E: 0 K: 2 S: 13 H: 0 LOB: 2 BB: 1 P: 21		1B: 10 2B: 4 3B: 0 HR: 4 SF: 0 SAC: 0 DP: 0 HBP: 1						

PITCHER		IP	WLS	BF	H	R	ER	SO	BB	IBB	HBP	BLK	WP	HR	S	P	ERA	WHIP
40 Cal Quantrill, R ERA: 4.57	(1, 1)	5.0	L	27	10	8	8	4	1	0	0	0	1	1	61	90	14.40	2.200
8 Javy Guerra, R ERA: 54.0	(6, 1)	0.2		7	5	4	4	1	0	0	0	0	0	3	19	30	54.00	7.500
25 Nick Margevicius, L ERA: 6.55	(6, 1)	1.1		7	3	2	2	2	0	0	0	0	0	0	14	24	13.50	2.250
49 Michel Baez, R ERA: 2.89	(8, 1)	1.0		5	0	0	0	2	1	0	1	0	0	0	13	21	0.00	1.000

PITCHER	IP	WLS	BF	H	R	ER	SO	BB	IBB	HBP	BLK	WP	HR	S	P	ERA	WHIP

BOTTOM

San Diego Padres @ Arizona Diamondbacks

Chase Field, Phoenix, AZ

Mon Sep 02 2019, 1:10 PM - 4:36 PM MST

Att. 23,477 - Roof Closed - 76 F

livebaseballscorecards.com

AB	43
R	14
H	18
RBI	13
BB	2
SO	9
LOB	20

WP: 1 PA: 46
PB: 0
SB: 0
CS: 0

Batter	1	2	3	4	5	6	7	8	9	AB	R	H	RBI	BB	SO	LOB
5 Greg Garcia, L (1, 6) OBP: 0.358, SLG: 0.375	C FF 92 X FF 94 0-1 G5-3		B CU 82 X FF 94 1-0 2 1B 1B		C FF 92 B FF 92 B FC 91 B CU 81 B FF 93 4-1 2 FC5-6 BB			C FF 93 B FF 92 X FF 93 1-1 1-2 1B	F FF 94 B FF 95 F KC 83 B KC 83 B FF 96 B KC 82 4-2 1-2 BB	3	0	2	0	2	0	0
2 Nick Martini, L (1, 7) OBP: 0.281, SLG: 0.367	B FF 93 C FF 94 B CH 89 C FF 94 B FF 94 S FF 94 3-3 K		C FF 92 X CH 87 0-1 1-3 1B		C FF 92 F FF 93 1 SAFE X FF 93 0-2 FC5-6 1-2f			B FF 93 C FF 94 F FF 93 S SL 84 1-3 K	C FF 96 B SI 96 F FF 96 C KC 82 1-3 K	5	0	1	0	0	3	6
13 Manny Machado, R (1, 5) OBP: 0.334, SLG: 0.473	C FF 94 F CU 83 B CU 84 B CU 82 S FF 95 2-3 K		F CU 81 1 SAFE 1 SAFE B FF 93 B FF 93 F SI 93 S FF 95 2-3 K			S FC 89 B FC 89 B SI 91 C FF 92 X CU 82 2-2 G6-3		B FF 94 F FF 94 S SL 85 D SL 85 F FF 94 D SL 83 S SL 84 3-3 K		4	0	0	0	0	3	4
30 Eric Hosmer, L (1, 3) OBP: 0.330, SLG: 0.455		S CH 87 B FC 91 S CU 83 X FC 92 1-2 G4-3		B CH 86 F CH 86 C FF 92 B CU 81 S CU 81 2-3 K		F SI 92 B FC 90 F FC 91 C SI 93 1-3 K		F FF 94 B SI 94 D SL 86 F FF 95 B FF 95 X SI 95 3-2 G1-3		4	0	0	0	0	2	2
10 Hunter Renfroe, R (1, 9) OBP: 0.295, SLG: 0.507		B FF 94 C FF 94 B FC 92 B SI 94 B FF 95 4-1 11 S BB		F FF 93 S FC 90 B SI 92 X CH 88 1-2 7 FC5-4 1B		B CU 80 F FF 92 X FC 91 1-1 P3			C KC 78 B KC 81 B FF 93 B FF 94 C SI 94 B SI 94 4-2 18 1B 4 1B BB	2	1	1	0	2	0	0
11 Ty France, R (1, 4) OBP: 0.286, SLG: 0.399		S SI 94 F CU 82 B FC 91 B FF 94 B CU 82 1 SAFE S FF 94 3-3 K 1-2		D SI 93 F CU 82 B FC 90 F FC 90 B FF 94 S SI 93 3-3 K			C CU 79 F FC 88 B FC 89 F FF 92 X CU 82 1-2 G6-3		C FF 94 F SI 93 F KC 81 C SI 94 0-3 K	4	0	0	0	0	3	3
7 Manuel Margot, R (1, 8) OBP: 0.317, SLG: 0.401 55 Matt Strahm, R (7, 1) OBP: 0.348, SLG: 0.381 34 Craig Stammen, R (8, 1) 22 Josh Naylor, L (9, PH) OBP: 0.316, SLG: 0.423		C FF 94 B SI 92 X CU 83 1-1 G5-3		B FF 93 B FF 92 F FF 93 F FF 93 X CU 82 2-2 FC5-4 1-2f			F SI 92 X FF 91 0-1 G4-3		B KC 81 C FF 94 F CH 87 S FF 95 1-3 K	3	0	0	0	0	0	2
										0	0	0	0	0	0	0
										0	0	0	0	0	0	0
										1	0	0	0	0	1	1
18 Austin Hedges, R (1, 2) OBP: 0.258, SLG: 0.335 16 Travis Jankowski, L (9, PR) OBP: 0.250, SLG: 0.143			C FF 93 C CU 82 X CU 83 0-2 G5-3		B FF 91 B FC 90 F FF 92 X FF 93 2-1 F8		X FF 91 0-0 F8		B KC 81 F FF 94 S SI 94 B SI 95 X KC 83 2-2 4 1B 1-2 1B	4	0	1	0	0	0	0
										0	0	0	0	0	0	0
57 Ronald Bolaños, R (1, 1) 67 David Bednar, L (7, 1) 4 Wil Myers, R (7, 8) OBP: 0.316, SLG: 0.399			B FF 93 S FF 93 C FF 93 S CU 82 1-3 K		C FF 93 F CU 82 C FF 93 0-3			C SL 82 B SL 84 F FF 93 B SL 84 B FF 94 X FF 92 3-2 5 1B 1B	S KC 82 D KC 82 X SI 95 1-1 5 S 1-3 2-H 1B	2	0	0	0	0	2	0
										0	0	0	0	0	0	0
										2	0	2	1	0	0	0

Inning Stats	1	2	3	4	5	6	7	8	9
R:	0	0	0	0	0	0	0	0	1
E:	0	0	0	0	0	0	0	0	0
K:	2	1	2	2	1	1	0	2	3
S:	8	9	12	12	9	8	7	15	19
H:	0	0	2	1	0	0	0	2	2
LOB:	0	1	2	1	1	0	0	2	3
BB:	0	1	0	0	1	0	0	0	2
P:	13	18	16	20	15	12	8	26	32

| | | | | | | | | | |

Batter	1	2	3	4	5	6	7	8	9	AB	R	H	RBI	BB	SO	LOB
4 Ketel Marte, S (1, 8) (9, 4) OBP: 0.384, SLG: 0.584	C FF 94 B FF 96 B SL 84 C FF 96 X SL 86 2-2 9 1B 3B	B FF 95 B CU 77 F SI 93 B FF 96 X FF 93 3-1 ③ G4-3			B CH 84 B CH 84 B FF 95 C FF 91 F FF 96 X CU 78 3-2 9 F8 2B		D CU 77 X CU 77 1-0 1-2 1B			4	1	3	0	0	0	1
9 Josh Rojas, L (1, 7) OBP: 0.350, SLG: 0.455	C FF 97 S FF 98 X FF 98 0-2 53 F9 5 BB 22 FC4-6 3-H 1B		F FF 93 B CH 86 X CU 77 1-1 1B		B FF 94 X FF 94 1-0 ① F8 2-3		B FF 93 B FC 88 C FC 86 X FC 88 2-1 ② F8 2-3			4	1	2	1	0	0	3
5 Eduardo Escobar, S (1, 4) (9, 5) OBP: 0.323, SLG: 0.535	B FF 93 B FF 92 B SI 93 C FF 96 B SL 84 4-1 22 FC4-6 1-2 BB		1 SAFE X FF 94 0-0 ① L9		B FF 97 B CU 78 F SL 84 F FF 97 X FF 98 2-2 ② F7		S CH 84 B FF 93 F FC 85 F FF 92 X FC 86 1-2 ③ L5			3	0	0	0	1	0	4
53 Christian Walker, R (1, 3) OBP: 0.350, SLG: 0.480	X FF 95 0-0 ① F9 2-3		C CU 73 B SL 86 B FF 97 B FF 95 X FF 93 3-1 ② F9		F FF 98 B FF 98 F FF 97 B FF 99 F SL 86 B FF 98 S CU 82 3-3 ③ K			C CU 79 B FF 92 C CH 84 X CU 80 1-2 13 PB 1B		4	0	1	0	0	1	4
22 Jake Lamb, L (1, 5) OBP: 0.324, SLG: 0.367 41 Wilmer Flores, R (8, PH) OBP: 0.365, SLG: 0.493 25 Archie Bradley, R (9, 1)	B CH 86 B SL 88 X SI 94 2-0 ② FC4-6 1-2f 3-H		C SI 93 B CH 86 B CH 87 B FF 94 1 SAFE F FF 95 S SI 95 3-3 ③ K			B CH 85 S FF 94 X FF 94 1-1 ① G4-3		1 SAFE B CH 84 B FF 92 B CH 84 C FF 93 X FC 87 3-1 ① P2		3 1 0	0 0 0	0 0 0	1 0 0	0 0 0	1 0 0	2 1 0
10 Adam Jones, R (1, 9) OBP: 0.319, SLG: 0.434	C FF 96 D CU 72 X FF 96 1-1 ③ F8			X FF 92 0-0 2B		B FF 95 S CU 74 F FF 96 B CU 72 S CU 80 2-3 ② K		F FC 87 S FF 92 X FC 85 0-2 ② F8		4	0	1	0	0	1	2
13 Nick Ahmed, R (1, 6) OBP: 0.325, SLG: 0.449		B FF 93 X SL 84 1-0 ① F7		D FF 94 S SL 86 F FF 94 F FF 95 S CU 73 1-3 ① K		X FF 95 0-0 ③ G3		B CU 81 B FF 93 B FC 85 3-0 1-2 IBB		3	0	0	0	1	1	1
18 Carson Kelly, R (1, 2) OBP: 0.361, SLG: 0.522		B FF 95 B FF 95 B SL 83 C FF 91 B FF 93 4-1 29 FC3-6 BB		C SI 96 C FF 96 X FF 98 0-2 ② F9			B FF 95 C CU 76 S CU 76 F FS 88 F FS 88 B FF 96 B FF 95 F CU 77 F FF 96 4-2 B FS 88 9 F8 4 1B BB	C SI 94 B SI 93 S SI 93 F SI 93 B FC 89 S FC 89 2-3 ③ K		2	0	0	0	2	1	3
29 Merrill Kelly, R (1, 1) OBP: 0.065, SLG: 0.023 48 Abraham Almonte, S (7, PH) OBP: 0.571, SLG: 0.667 37 Kevin Ginkel, L (8, 1) 40 Andrew Chafin, R (8, 1) 1 Jarrod Dyson, L (9, 8) OBP: 0.317, SLG: 0.339		L FF 94 X FF 96 0-1 ② FC3-6 1-2f		X FF 95 0-0 ③ G6-3			C FC 93 S FS 87 F FS 88 B FF 95 S FS 87 1-3 ① K			2 1 0 0 0	0 0 0 0 0	0 0 0 0 0	0 0 0 0 0	0 1 0 0 0	0 1 0 0 0	2 1 0 0 0
Inning Stats	R: 2 E: 0 K: 0 S: 11 H: 2 LOB: 1 BB: 1 P: 20	R: 0 E: 0 K: 0 S: 6 H: 0 LOB: 1 BB: 1 P: 14	R: 0 E: 0 K: 1 S: 8 H: 1 LOB: 1 BB: 0 P: 15	R: 0 E: 0 K: 1 S: 9 H: 1 LOB: 1 BB: 0 P: 10	R: 0 E: 0 K: 1 S: 11 H: 1 LOB: 1 BB: 0 P: 20	R: 0 E: 0 K: 1 S: 6 H: 0 LOB: 0 BB: 0 P: 9	R: 0 E: 0 K: 1 S: 17 H: 1 LOB: 2 BB: 1 P: 26	R: 0 E: 0 K: 1 S: 12 H: 1 LOB: 2 BB: 1 P: 21		1B: 4 2B: 2 3B: 1 HR: 0 SF: 0 SAC: 0 DP: 0 HBP: 0				WP: 0 PB: 1 SB: 0 CS: 0 PA: 35		

PITCHER		IP	WLS	BF	H	R	ER	SO	BB	IBB	HBP	BLK	WP	HR	S	P	ERA	WHIP
57 Ronald Bolaños, R ERA: 3.0	(1, 1)	6.0	L	25	5	2	2	4	2	0	0	0	0	0	51	88	3.00	1.167
67 David Bednar, R ERA:	(7, 1)	0.1		3	1	0	0	1	1	0	0	0	0	0	11	17	0.00	6.000
55 Matt Strahm, L ERA: 4.89	(7, 1)	1.1		6	1	0	0	0	0	1	0	0	0	0	14	24	0.00	0.750
34 Craig Stammen, R ERA: 3.39	(8, 1)	0.1		1	0	0	0	1	0	0	0	0	0	0	4	6	0.00	0.000

PITCHER	IP	WLS	BF	H	R	ER	SO	BB	IBB	HBP	BLK	WP	HR	S	P	ERA	WHIP

BOTTOM

San Diego Padres @ Arizona Diamondbacks

Chase Field, Phoenix, AZ

Tue Sep 03 2019, 6:40 PM - 9:48 PM MST

Att. 15,402 - Roof Closed - 76 F

livebaseballscorecards.com

AB	31
R	2
H	7
RBI	2
BB	4
SO	6
LOB	24

Batter	1	2	3	4	5	6	7	8	9	AB	R	H	RBI	BB	SO	LOB
5 Greg Garcia, L (1, 6) OBP: 0.358, SLG: 0.373 24 Seth Mejias-Brean, R (9, PH)	C FF 93 C FF 94 H FF 93 1-2 22 G5-3 13 F7-2 HBP			S CH 83 F FF 92 F FF 91 B CH 84 B FC 88 B CH 85 C CH 85 3-3 ① K		C FF 92 B CH 84 F FF 93 F FF 93 X FC 88 1-2 ③ G4-3			B SI 90 B SI 91 F SI 90 B SI 89 X SI 90 3-1 ① G5-3	2 1	0 0	0 0	0 0	0 0	1 0	1 0
22 Josh Naylor, L (1, 7) OBP: 0.315, SLG: 0.419	1 SAFE B KC 81 B FF 92 1 SAFE B FF 94 C FF 94 1 SAFE C FF 93 1 SAFE 3-2 ① F FF 94 F FF 94 X CH 84 G5-3 1-3			C KC 80 S KC 80 B KC 79 B FF 93 X CH 86 2-2 ② G3-1			B KC 77 B KC 78 C FF 91 F CH 83 X FF 93 2-2 ① G5-3		C SI 90 F SI 91 B SI 90 X CH 83 1-2 30 G3 13 BB 1B	4	0	1	0	0	0	1
13 Manny Machado, R (1, 5) OBP: 0.335, SLG: 0.472	B KC 80 X KC 80 1-0 ②③ F7-2 3-H			X FC 88 0-0 E4 30 CS			C KC 79 C FC 85 X FF 90 0-2 1B		B SI 93 C FF 93 B SI 92 B FF 93 S SI 94 B SI 94 4-2 30 G3 1-2 BB	3	0	1	0	1	0	1
30 Eric Hosmer, L (1, 3) OBP: 0.330, SLG: 0.453		B CH 84 C FF 92 S FC 87 X FC 87 1-2 ① P6		1 SAFE C CH 84 1 SAFE B FF 94 1 SAFE B FF 94 2-1 ③ CS 1-2	C FC 86 B FF 91 B KC 78 B CH 85 B FF 91 4-1 11 G5-4-3 BB		C FF 92 1 SAFE F FC 89 1 SAFE S KC 77 0-3 ② K		C KC 80 X FF 94 0-1 ② G3 1-2 2-3	3	0	0	0	1	1	3
10 Hunter Renfroe, R (1, 9) OBP: 0.293, SLG: 0.502		F FF 92 B FF 92 F KC 80 S KC 81 1-3 ② K			1 SAFE 1 SAFE C KC 80 B FF 92 1 SAFE F KC 79 B FF 92 1 SAFE F FF 93 2-3 ① S KC 78 K		B FF 92 1 SAFE 1 SAFE F KC 77 F FF 93 S KC 79 1-3 ③ K		X SI 94 0-0 ③ G6-3	4	0	0	0	0	3	4
11 Ty France, R (1, 4) OBP: 0.280, SLG: 0.390		B FF 93 B FF 93 S FF 93 F KC 80 B KC 82 F FF 93 S FF 93 3-3 ③ K			C FF 94 1 SAFE X KC 78 0-1 ②③ G5-4-3 1-2f			F FF 95 B SL 85 C SL 84 B FF 96 X SL 85 2-2 ① F8		3	0	0	0	0	1	1
7 Manuel Margot, R (1, 8) OBP: 0.314, SLG: 0.397			C FF 91 C FF 91 B KC 80 B KC 79 X FF 92 2-2 ① L8			B KC 78 C FF 91 B FF 90 X FF 92 2-1 ① F9		B FF 97 X FF 95 1-0 ② L9		3	0	0	0	0	0	0
18 Austin Hedges, R (1, 2) OBP: 0.256, SLG: 0.331			C FC 89 X KC 81 0-1 ② G5-3			C KC 79 F FF 92 F KC 79 F FF 92 B CH 84 F FF 93 F KC 80 X FF 92 1-2 ② F7		B FF 97 B SL 85 C SL 85 X FF 96 2-1 ③ L8		3	0	0	0	0	0	0
59 Chris Paddack, R (1, 1) OBP: 0.105, SLG: 0.105 34 Craig Stammen, R (6, 1) 61 Luis Perdomo, R (7, 1) OBP: 0.143, SLG: 0.143 16 Travis Jankowski, L (9, PH) OBP: 0.250, SLG: 0.143 4 Wil Myers, R (9, PH) OBP: 0.317, SLG: 0.409			C FF 92 S FF 93 B FF 93 S FF 93 1-3 ③ K			C KC 80 F FF 93 S KC 79 0-3 K			C SI 89 C CH 82 F SI 90 B CH 83 F SI 91 B SI 90 B CH 82 F SI 90 F SI 90 3-2 X CH 83 HR	2 0 0 0 1	0 0 0 0 1	0 0 0 0 1	0 0 0 0 1	0 0 0 0 0	2 0 0 0 0	0 0 0 0 0
Inning Stats	R: 0 H: 0 E: 0 LOB: 0 K: 0 BB: 0 S: 8 P: 13	R: 0 H: 0 E: 0 LOB: 0 K: 2 BB: 0 S: 10 P: 15	R: 0 H: 0 E: 0 LOB: 0 K: 1 BB: 0 S: 8 P: 11	R: 0 H: 0 E: 1 LOB: 0 K: 1 BB: 0 S: 9 P: 16	R: 0 H: 0 E: 0 LOB: 0 K: 1 BB: 1 S: 7 P: 13	R: 0 H: 0 E: 0 LOB: 1 K: 1 BB: 0 S: 16 P: 20	R: 0 H: 1 E: 0 LOB: 1 K: 2 BB: 0 S: 12 P: 15	R: 0 H: 0 E: 0 LOB: 0 K: 0 BB: 0 S: 6 P: 11	R: 1 H: 2 E: 0 LOB: 2 K: 0 BB: 1 S: 17 P: 28	1B: 2 SF: 0 2B: 1 SAC: 0 3B: 0 DP: 2 HR: 1 HBP: 1						

PITCHER		IP	WLS	BF	H	R	ER	SO	BB	IBB	HBP	BLK	WP	HR	S	P	ERA	WHIP
59 Zac Gallen, R ERA: 2.5	(1, 1)	7.0	W	23	1	0	0	8	1	0	1	0	1	0	70	103	0.00	0.286
50 Yoan López, R ERA: 2.78	(8, 1)	1.0		3	0	0	0	0	0	0	0	0	0	0	6	11	0.00	0.000
30 T.J. McFarland, L ERA: 5.13	(9, 1)	0.1		3	2	1	1	0	0	0	0	0	0	1	12	19	27.00	6.000
25 Archie Bradley, R ERA: 3.96	(9, 1)	0.2	S	3	0	0	0	0	1	0	0	0	0	0	5	9	0.00	1.500

PITCHER	IP	WLS	BF	H	R	ER	SO	BB	IBB	HBP	BLK	WP	HR	S	P	ERA	WHIP

TOP

San Diego Padres @ Arizona Diamondbacks

Chase Field, Phoenix, AZ

Wed Sep 04 2019, 6:41 PM - 9:35 PM MST

Att. 18,096 - Roof Closed - 75 F

livebaseballscorecards.com

AB	29
R	1
H	3
RBI	1
BB	2
SO	8
LOB	11

WP: 1 PA: 33
PB: 0
SB: 0
CS: 1

Batter	1	2	3	4	5	6	7	8	9	AB	R	H	RBI	BB	SO	LOB
1 Jarrod Dyson, L (1, 9) (8, 8) OBP: 0.318, SLG: 0.338	C FF 92 B CU 78 F FF 94 B CH 84 B CU 77 S FF 94 3-3 ① K		D CU 78 B CH 85 B FF 94 B FF 94 4-0 1-2 BB		X FF 93 0-0 ③ P6		C FS 88 X SI 94 0-1 1-2 2-3 4 HR 1B	X SI 94 0-0 ③ G4-3		4	1	1	0	1	1	2
4 Ketel Marte, S (1, 8) (8, 4) OBP: 0.387, SLG: 0.591	B FF 94 X FF 93 1-0 5 FC3-6 1B		C FF 94 C FF 95 D CH 86 S FF 95 1-3 ② K			F FF 92 X FF 93 0-1 5 1B 1B	B FS 88 X SI 95 1-0 1-H 2-H 3-H HR			4	1	3	4	0	1	2
5 Eduardo Escobar, S (1, 5) OBP: 0.323, SLG: 0.533	X CH 85 0-0 ② FC3-6 1-2f		B FF 94 F FF 94 B FF 95 F FF 94 F FF 95 F FF 96 D CH 86 X CH 85 3-2 ③ G5-3			1 SAFE C CH 85 1 SAFE X CH 85 0-1 1-2 1B	C SI 96 X FS 89 0-1 ② F8			4	0	1	0	0	0	4
53 Christian Walker, R (1, 3) OBP: 0.349, SLG: 0.478	C FF 94 C FF 95 S FF 95 0-3 ③ K			F CU 75 S CH 84 B FF 94 T FF 94 1-2 ① K		B CH 85 S CH 85 F FF 95 F CH 86 C FF 95 1-3 ① K	B SI 96 B SL 90 C SI 95 B SI 95 X SL 89 3-1 1B			4	0	1	0	0	3	3
41 Wilmer Flores, R (1, 4) OBP: 0.363, SLG: 0.488 50 Yoan López, R (8, 1) 30 T.J. McFarland, L (9, 1) 25 Archie Bradley, R (9, 1)		C FF 92 B FF 94 F FF 94 F FF 94 B FF 95 S CH 84 2-3 ① K		F CH 84 F FF 94 X FF 94 0-2 13 FC6-4 1B		C SI 91 B SI 93 B SI 93 B SI 93 X SI 93 3-1 ② L8	F SI 94 X SI 95 0-1 ③ F8			4 0 0 0	0 0 0 0	1 0 0 0	0 0 0 0	0 0 0 0	1 0 0 0	4 0 0 0
9 Josh Rojas, L (1, 7) OBP: 0.328, SLG: 0.424		F FF 94 B FF 95 B CH 85 S CH 85 B CH 85 X CH 85 3-2 ② F7		C CH 84 B FF 94 1 SAFE F FF 94 B FF 96 C CU 77 2-3 ② K		B SI 93 X SI 93 1-0 ③ F8		X SI 94 0-0 ① F7		4	0	0	0	0	1	3
13 Nick Ahmed, R (1, 6) OBP: 0.327, SLG: 0.448		B FF 94 C CU 77 F FF 95 F CH 85 F FF 95 X FF 95 1-2 ③ G4-3		S CH 85 F FF 95 X CU 80 0-2 ③ FC6-4 1-2f			S KC 80 B SI 94 B SI 93 F SI 93 F SI 94 F FC 88 H SI 93 3-2 18 CS HBP	L SI 95 X SI 94 0-1 31 1B 1B		3	0	1	0	0	0	1
18 Carson Kelly, R (1, 2) OBP: 0.364, SLG: 0.520 48 Abraham Almonte, S (7, PR) OBP: 0.571, SLG: 0.667 31 Alex Avila, L (8, 2) OBP: 0.357, SLG: 0.457			C FF 92 B FF 94 B FF 94 B CH 85 B FF 93 4-1 1 BB BB		B FF 92 B FF 93 F FF 92 F FF 93 X CH 85 2-2 ① G6-3		C SI 93 B FC 87 1 SAFE 1 SAFE B SI 93 B SI 94 B SI 93 4-1 1-2 1 1B 22 BB 4 HR BB	B FS 89 C FS 88 X SL 88 1-1 1-2 1B		1 0 1	0 1 0	0 0 1	0 0 0	2 0 0	0 0 0	0 0 0
59 Zac Gallen, R (1, 1) OBP: 0.118, SLG: 0.118 22 Jake Lamb, L (7, PH) OBP: 0.328, SLG: 0.367 16 Tim Locastro, R (8, 9) OBP: 0.364, SLG: 0.343			B FF 94 C FF 93 L FF 93 X FF 94 1-2 ① P4		C FF 92 B FF 94 B FF 94 S FF 94 S CH 85 2-3 ② K		C SI 94 B FC 89 F SI 93 B SI 93 B SI 92 B SI 93 4-2 1-2 1 1B 4 HR BB	C SI 95 F SI 94 S FS 88 0-3 ② K		2 0 1	0 1 0	0 0 0	0 1 0	1 0 1	1 0 2	
Inning Stats	R: 0 E: 0 K: 2 S: 8 H: 1 LOB: 1 BB: 0 P: 12	R: 0 E: 0 K: 1 S: 12 H: 0 LOB: 0 BB: 0 P: 18	R: 0 E: 0 K: 1 S: 12 H: 0 LOB: 2 BB: 2 P: 25	R: 0 E: 0 K: 2 S: 12 H: 1 LOB: 1 BB: 0 P: 15	R: 0 E: 0 K: 1 S: 7 H: 0 LOB: 0 BB: 0 P: 11	R: 0 E: 0 K: 1 S: 11 H: 2 LOB: 2 BB: 0 P: 16	R: 4 E: 0 K: 0 S: 16 H: 3 LOB: 2 BB: 2 P: 31	R: 0 E: 0 K: 1 S: 9 H: 2 LOB: 2 BB: 0 P: 10		1B: 8 2B: 0 3B: 0 HR: 1	SF: 0 SAC: 0 DP: 0 HBP: 1	WP: 0 PB: 0 SB: 0 CS: 1	PA: 37			

PITCHER		IP	WLS	BF	H	R	ER	SO	BB	IBB	HBP	BLK	WP	HR	S	P	ERA	WHIP
59 Chris Paddack, R ERA: 3.54	(1, 1)	5.1		22	4	0	0	8	2	0	0	0	0	0	59	90	0.00	1.125
34 Craig Stammen, R ERA: 3.59	(6, 1)	1.0	L	5	0	2	2	0	2	0	1	0	0	0	10	25	18.00	2.000
61 Luis Perdomo, R ERA: 3.43	(7, 1)	1.2		10	5	2	2	1	0	0	0	0	0	1	18	23	10.80	3.000

PITCHER	IP	WLS	BF	H	R	ER	SO	BB	IBB	HBP	BLK	WP	HR	S	P	ERA	WHIP

BOTTOM

San Diego Padres @ Arizona Diamondbacks

Chase Field, Phoenix, AZ

Wed Sep 04 2019, 6:41 PM - 9:35 PM MST

Att. 18,096 - Roof Closed - 75 F

livebaseballscorecards.com

AB	32
R	4
H	9
RBI	4
BB	4
SO	9
LOB	22

Batter	1	2	3	4	5	6	7	8	9	AB	R	H	RBI	BB	SO	LOB
1 Jarrod Dyson, L (1, 9) (9, 8) OBP: 0.316, SLG: 0.334	C SI 96 X SI 97 0-1 G5-3			B FF 96 C FF 95 S CH 86 F CH 87 B CH 88 F CH 87 B CH 88 B CH 87 4-2 4 S 4 1B BB	X SL 86 0-0 E4			C CH 88 B FF 97 S SL 87 C FF 96 1-3 K	B FF 94 C FF 94 B FF 95 S FS 84 F FS 85 S FF 96 2-3 K	4	1	0	0	1	2	3
4 Ketel Marte, S (1, 8) (9, 4) OBP: 0.391, SLG: 0.596	C SI 97 B CH 88 B CH 88 B CH 88 X SI 97 3-1 G1-3			B CH 88 B SI 97 X SI 97 2-0 5 2B 53 G1-3 1-H 1B	X SI 97 0-0 F8			C SI 98 B SL 87 B CH 88 B SI 97 B CH 87 4-1 5 1B BB		3	1	1	1	1	0	1
5 Eduardo Escobar, S (1, 5) OBP: 0.323, SLG: 0.533	B SL 87 X SI 97 1-0 P5			C FF 98 X SI 98 0-1 53 G1-3 1-3 2B		S SL 85 C CH 86 S CH 86 0-3 K		B FF 97 X SI 97 1-0 1-2 1B		4	0	2	0	0	1	0
53 Christian Walker, R (1, 3) OBP: 0.347, SLG: 0.474		C SL 86 F SL 85 S CH 86 0-3 K		F SI 98 D CH 87 X SI 97 1-1 G1-3 2-3 3-H		C FF 96 X SI 95 0-1 G4-3		B SL 86 F SI 94 B CH 88 S CH 89 S FF 96 2-3 K		4	0	0	1	0	2	3
41 Wilmer Flores, R (1, 4) OBP: 0.362, SLG: 0.486 16 Tim Locastro, R (9, PR) OBP: 0.364, SLG: 0.343 (9, 9)		C FF 97 B SI 96 X CH 87 1-1 F8		B SL 88 S SL 88 B SI 96 X SI 96 2-1 L9		C SL 86 B CH 87 F CH 86 B FF 95 X CH 87 2-2 G1-3			B SL 84 F SL 83 B SL 84 F SI 94 B SI 95 X SI 94 3-2 13 BB 9 S 1B	4 0	0 0	1 0	0 0	0 0	0 0	1 0
9 Josh Rojas, L (1, 7) OBP: 0.329, SLG: 0.394		F SI 98 B SI 97 B CH 87 C CH 88 F CH 88 F FF 97 S CH 88 2-3 K		D CH 88 B CH 88 B SI 98 B SI 97 4-0 13 FC6-4 BB			C SI 98 B SI 97 B SL 86 B SI 96 C SI 96 F SI 98 F CH 87 S CH 87 3-3 K		1 SAFE B SI 95 1 SAFE B FF 94 B SI 93 F CH 88 B FF 95 4-1 13 BB 1-2 BB	2	0	0	0	2	2	0
13 Nick Ahmed, R (1, 6) OBP: 0.327, SLG: 0.451			F SI 96 B FF 97 F SI 97 S CH 88 1-3 K	B SI 97 X FF 96 1-0 FC6-4 1-2f			B SI 97 X SI 97 1-0 E6 18 G4-6-3		S SL 84 B SI 94 B SI 94 B FF 94 C FF 95 B FF 94 4-2 1-2 2-3 BB	3	0	0	0	1	1	2
18 Carson Kelly, R (1, 2) OBP: 0.361, SLG: 0.516			B SL 88 B SI 96 C SI 96 B CH 87 C CH 87 C CH 87 3-3 K		C SL 86 B SL 87 X FF 96 1-1 L4		C CH 87 F CH 88 1 SAFE F CH 87 X CH 87 0-2 G4-6-3 1-2f		B FF 95 B FF 94 B FF 94 C FF 95 S FF 96 S FF 95 3-3 K	4	0	0	0	0	2	4
49 Alex Young, L (1, 1) OBP: 0.048, SLG: 0.048 48 Abraham Almonte, S (9, PH) OBP: 0.500, SLG: 0.571 40 Andrew Chafin, R (9, 1) 54 Jimmie Sherfy, R (9, 1)			C FF 96 S FF 97 S FF 95 0-3 K		B SI 95 C SI 95 B CH 86 F SI 94 S CH 86 2-3 K			B SI 94 C SI 95 M SI 94 B SI 93 C CH 85 2-3 K	S FF 95 D FS 84 S FS 84 D FS 85 F FF 95 S FS 84 2-3 K	3 1 0 0	0 0 0 0	0 0 0 0	0 0 0 0	0 0 0 0	3 1 0 0	0 3 0 0
Inning Stats	R: 0 E: 0 K: 0 S: 5 H: 0 LOB: 0 BB: 0 P: 9	R: 0 E: 0 K: 2 S: 10 H: 0 LOB: 0 BB: 0 P: 13	R: 0 E: 0 K: 3 S: 9 H: 0 LOB: 0 BB: 0 P: 13	R: 2 E: 0 K: 0 S: 12 H: 2 LOB: 2 BB: 2 P: 26	R: 0 E: 1 K: 1 S: 7 H: 0 LOB: 1 BB: 0 P: 10	R: 0 E: 0 K: 1 S: 8 H: 0 LOB: 0 BB: 0 P: 10	R: 0 E: 1 K: 1 S: 10 H: 0 LOB: 0 BB: 0 P: 14	R: 0 E: 0 K: 3 S: 11 H: 1 LOB: 2 BB: 1 P: 21	R: 0 E: 0 K: 3 S: 17 H: 1 LOB: 3 BB: 2 P: 35	1B: 3 2B: 1 3B: 0 HR: 0 SF: 0 SAC: 0 DP: 1 HBP: 0						WP: 0 PB: 0 SB: 2 CS: 0 PA: 37	

PITCHER	IP	WLS	BF	H	R	ER	SO	BB	IBB	HBP	BLK	WP	HR	S	P	ERA	WHIP
58 Luis Castillo, R (1, 1) ERA: 3.21	7.2	L	30	3	2	2	10	3	0	0	0	0	0	69	111	2.35	0.783
66 Joel Kuhnel, R (8, 1) ERA: 7.11	0.1		4	1	0	0	1	2	0	0	0	0	0	9	22	0.00	9.000
46 Kevin Gausman, R (9, 1) ERA: 5.84	1.0		3	0	0	0	3	0	0	0	0	0	0	11	18	0.00	0.000

PITCHER	IP	WLS	BF	H	R	ER	SO	BB	IBB	HBP	BLK	WP	HR	S	P	ERA	WHIP

Arizona Diamondbacks @ Cincinnati Reds

Great American Ball Park, Cincinnati, OH

Sat Sep 07 2019, 4:11 PM - 6:50 PM EDT

Att. 34,804 - Partly Cloudy - 77 F

TOP

livebaseballscorecards.com

AB	32
R	2
H	4
RBI	2
BB	5
SO	14
LOB	17

BOTTOM

Arizona Diamondbacks @ Cincinnati Reds

Great American Ball Park, Cincinnati, OH

Sat Sep 07 2019, 4:11 PM - 6:50 PM EDT

Att. 34,804 - Partly Cloudy - 77 F

livebaseballscorecards.com

Batter	1	2	3	4	5	6	7	8	9	AB	R	H	RBI	BB	SO	LOB
6 Phillip Ervin, R (1, 8) OBP: 0.345, SLG: 0.497	G4-3		K			K			K	4	0	0	0	0	3	1
19 Joey Votto, L (1, 3) OBP: 0.356, SLG: 0.415	BB			L7			K		1-2 BB	2	0	0	0	2	1	0
15 Nick Senzel, R (9, PR) OBP: 0.315, SLG: 0.427										0	0	0	0	0	0	0
7 Eugenio Suárez, R (1, 5) OBP: 0.344, SLG: 0.555	K			K			G6-3		K	4	0	0	0	0	3	3
44 Aristides Aquino, R (1, 9) OBP: 0.342, SLG: 0.664	P3			K			F7		K	4	0	0	0	0	2	3
4 Jose Iglesias, R (1, 6) OBP: 0.319, SLG: 0.417		G6-3			3 L9-3 1B			K		3	0	1	0	0	1	0
3 Freddy Galvis, S (1, 4) OBP: 0.293, SLG: 0.438		F8			L9-3 1-1			L9		3	0	0	0	0	0	1
12 Curt Casali, R (1, 2) OBP: 0.328, SLG: 0.413		K			K			1B		3	0	1	0	0	2	0
17 Josh VanMeter, L (1, 7) OBP: 0.341, SLG: 0.426			B1-3			F8		K		3	0	0	0	0	1	1
58 Luis Castillo, R (1, 1) OBP: 0.107, SLG: 0.125			K			K2-3			19 BB 1B	2	0	0	0	0	2	0
66 Joel Kuhnel, R (8, 1)										0	0	0	0	0	0	0
46 Kevin Gausman, L (9, 1) OBP: 0.037, SLG: 0.037										0	0	0	0	0	0	0
2 Alex Blandino, R (9, PH) OBP: 0.611, SLG: 0.500										1	0	1	0	0	0	0
21 Michael Lorenzen, R (9, PR) OBP: 0.391, SLG: 0.500										0	0	0	0	0	0	0
Inning Stats	R: 0 E: 0 K: 1 S: 10 H: 0 LOB: 1 BB: 1 P: 15	R: 0 E: 0 K: 1 S: 9 H: 0 LOB: 0 BB: 0 P: 15	R: 0 E: 0 K: 2 S: 9 H: 0 LOB: 0 BB: 0 P: 11	R: 0 E: 0 K: 2 S: 8 H: 0 LOB: 0 BB: 0 P: 9	R: 0 E: 0 K: 1 S: 10 H: 1 LOB: 0 BB: 0 P: 15	R: 0 E: 0 K: 2 S: 7 H: 0 LOB: 0 BB: 0 P: 10	R: 0 E: 0 K: 1 S: 7 H: 0 LOB: 0 BB: 0 P: 9	R: 0 E: 0 K: 2 S: 17 H: 1 LOB: 1 BB: 0 P: 25	R: 0 E: 0 K: 3 S: 10 H: 1 LOB: 2 BB: 1 P: 19	1B: 3 2B: 1 3B: 0 HR: 0 SF: 0 SAC: 0 DP: 1 HBP: 0	WP: 0 PB: 0 SB: 0 CS: 0 PA: 31					

	AB	29
	R	0
	H	3
	RBI	0
	BB	2
	SO	15
	LOB	9

PITCHER	IP	WLS	BF	H	R	ER	SO	BB	IBB	HBP	BLK	WP	HR	S	P	ERA	WHIP
49 Alex Young, L (1, 1) ERA: 3.38	8.0	W	26	2	0	0	12	1	0	0	0	0	0	77	109	0.00	0.375
40 Andrew Chafin, L (9, 1) ERA: 3.99	0.1	H	3	1	0	0	1	1	0	0	0	0	0	4	11	0.00	6.000
54 Jimmie Sherfy, R (9, 1) ERA: 0.77	0.2	S	2	0	0	0	2	0	0	0	0	0	0	6	8	0.00	0.000

PITCHER	IP	WLS	BF	H	R	ER	SO	BB	IBB	HBP	BLK	WP	HR	S	P	ERA	WHIP

Arizona Diamondbacks @ Cincinnati Reds

Great American Ball Park, Cincinnati, OH

Sun Sep 08 2019, 1:13 PM - 4:24 PM EDT

Att. 19,717 - Partly Cloudy - 77 F

livebaseballscorecards.com

Batter	1	2	3	4	5	6	7	8	9	AB	R	H	RBI	BB	SO	LOB
16 Tim Locastro, R (1, 8) (8, 9) OBP: 0.361, SLG: 0.335	C FF 94 B SL 89 B SL 89 X SI 94 2-1 G5-3		F SI 92 B SI 95 X SL 89 1-1 G4-3		B SL 87 C SL 86 H SI 94 2-1 9 F8 4 HR HBP		B SI 94 B SI 94 B SI 94 C SI 93 X SI 94 3-1 L8		1 SAFE 1 SAFE F FF 96 B SL 84 B SL 84 1 SAFE F FF 96 X SI 97 2-2 G6-4-3 1-2f	4	1	0	0	0	0	1
9 Josh Rojas, L (1, 7) OBP: 0.338, SLG: 0.406	X FF 95 0-0 F8		B KC 81 B CH 89 X FF 95 2-0 2B		X FF 93 0-0 F8 1-2		B SL 86 B SL 85 B SI 93 C SI 92 F SI 94 B SL 86 4-2 4 WP BB			3	0	1	0	1	0	1
4 Ketel Marte, S (1, 4) OBP: 0.390, SLG: 0.599	B FF 96 C SL 90 X CH 90 1-1 P4		F SL 89 X FF 96 0-1 P3		B CH 89 F CH 88 X FF 94 1-1 2-H HR		B SL 86 B SI 94 X SI 95 3-0 L6 1-2			4	1	1	2	0	0	2
5 Eduardo Escobar, S (1, 5) OBP: 0.323, SLG: 0.530		B FF 94 B FF 95 S FF 95 F SL 89 F SI 94 B KC 84 F SL 88 B FF 95 4-2 22 E 13 1B BB	B FF 96 B SL 88 B FF 95 C FF 94 F SL 87 X SI 95 3-2 G3-1		F SL 89 B SI 94 X CH 89 1-1 F8			S FF 95 F FS 88 S FF 95 0-3 K		3	1	0	0	1	1	1
22 Jake Lamb, L (1, 3) OBP: 0.330, SLG: 0.359		B FF 95 F CH 88 X CH 89 1-1 1-2 FC4 8 FC5 13 1B		B FF 94 B CH 88 B FF 94 B FF 93 4-0 13 L9 48 G4-3 BB	B CH 88 X FF 95 1-0 F7			B FF 94 B FF 96 F FF 95 F FS 88 F FF 96 B SL 85 B FF 95 4-2 13 S BB		2	0	0	0	2	0	1
48 Abraham Almonte, S (1, 9) OBP: 0.333, SLG: 0.364 40 Andrew Chafin, R (8, 1) 54 Jimmie Sherfy, R (8, 1) 63 Robby Scott, R (9, 1) 50 Yoan López, R (9, 1) 30 T.J. McFarland, L (9, 1)		C FF 95 X SL 88 0-1 F5		F FF 94 F CH 88 X KC 83 0-2 1-2 G4-3		B KC 79 F FF 95 B KC 80 X KC 86 2-1 G4-3		S SL 83 F FF 94 F SL 85 S FF 93 0-3 K		4 0 0 0 0 0	0 0 0 0 0 0	0 0 0 0 0 0	0 0 0 0 0 0	0 0 0 0 0 0	1 0 0 0 0 0	4 0 0 0 0 0
13 Nick Ahmed, R (1, 6) OBP: 0.327, SLG: 0.449		B SL 88 X SI 93 1-0 1-2 2-H 1B		F SI 95 X SI 95 0-1 2-3 L9		B SI 94 F SI 94 F SL 89 B KC 84 B SL 87 X SI 93 3-2 G4-3		B SL 84 F FF 95 B SL 86 F SL 83 S SL 86 2-3 1-2 K		4	0	1	1	0	1	2
31 Alex Avila, L (1, 2) OBP: 0.355, SLG: 0.447		S SL 87 B FF 96 B SL 89 F FF 95 C SI 94 2-3 K		B KC 82 B FF 95 B FF 95 3-0 IBB		C SL 84 B FF 95 F CH 89 B FF 95 F SI 95 S KC 84 2-3 K			B SL 84 C CH 89 B SL 83 X FF 96 2-1 F8	3	0	0	0	1	2	2
8 Mike Leake, R (1, 1) OBP: 0.118, SLG: 0.063 35 Matt Andriese, R (7, 1) 1 Jarrod Dyson, L (8, 8) OBP: 0.318, SLG: 0.334		F SL 89 B SI 95 B SL 89 T SI 94 B SI 95 X SI 94 3-2 2-3f FC5		C SL 90 S FF 95 S FF 96 0-3 K			C SI 92 X FF 95 0-1 G5-3		C FF 90 L FF 97 F FF 96 F CH 89 B FF 96 B CH 89 B CH 89 B FF 97 4-2 16 G6-4-3 BB	3 0 0	0 0 0	0 0 0	0 0 0	0 0 1	1 0 0	4 0 0
Inning Stats	R: 0 E: 0 K: 0 S: 5 H: 0 LOB: 0 BB: 0 P: 8	R: 1 E: 1 K: 1 S: 15 H: 1 LOB: 2 BB: 1 P: 26	R: 0 E: 0 K: 0 S: 8 H: 1 LOB: 1 BB: 0 P: 14	R: 0 E: 0 K: 1 S: 8 H: 0 LOB: 2 BB: 2 P: 15	R: 2 E: 0 K: 0 S: 7 H: 1 LOB: 0 BB: 0 P: 12	R: 0 E: 0 K: 1 S: 9 H: 0 LOB: 0 BB: 0 P: 16	R: 0 E: 0 K: 0 S: 7 H: 0 LOB: 1 BB: 1 P: 17	R: 0 E: 0 K: 3 S: 13 H: 0 LOB: 1 BB: 1 P: 19	R: 0 E: 0 K: 0 S: 9 H: 0 LOB: 0 BB: 1 P: 17	1B: 1 2B: 1 3B: 0 HR: 1 SF: 0 SAC: 0 DP: 1 HBP: 1	WP: 1 PB: 0 SB: 1 CS: 0 PA: 37					

PITCHER		IP	WLS	BF	H	R	ER	SO	BB	IBB	HBP	BLK	WP	HR	S	P	ERA	WHIP
28 Anthony DeSclafani, R ERA: 4.06	(1, 1)	6.0		26	3	3	2	3	2	1	1	0	0	1	52	91	3.00	0.833
50 Amir Garrett, L ERA: 2.73	(7, 1)	1.0		4	0	0	0	0	1	0	0	0	1	0	7	17	0.00	1.000
55 Robert Stephenson, R ERA: 3.9	(8, 1)	1.0		4	0	0	0	3	1	0	0	0	0	0	13	19	0.00	1.000
26 Raisel Iglesias, R ERA: 4.33	(9, 1)	1.0	W	3	0	0	0	0	1	0	0	0	0	0	9	17	0.00	1.000

PITCHER	IP	WLS	BF	H	R	ER	SO	BB	IBB	HBP	BLK	WP	HR	S	P	ERA	WHIP

TOP	
AB	30
R	3
H	3
RBI	3
BB	6
SO	6
LOB	18

BOTTOM

Arizona Diamondbacks @ Cincinnati Reds

Great American Ball Park, Cincinnati, OH

Sun Sep 08 2019, 1:13 PM - 4:24 PM EDT

Att. 19,717 - Partly Cloudy - 77 F

livebaseballscorecards.com

Batter	1	2	3	4	5	6	7	8	9	AB	R	H	RBI	BB	SO	LOB
17 Josh VanMeter, L (1, 9) OBP: 0.335, SLG: 0.417	B SI 88 C SI 89 X FC 87 1-1 G3 ①		B SI 89 C CH 84 F SL 81 B FF 88 B CH 84 C FC 88 3-3 K ①		C SI 88 F KC 81 F FC 90 B SL 82 B CH 86 X CH 86 2-2 G5-3 ②		C FF 92 1 SAFE B CH 86 D CH 87 1 SAFE B FF 91 1 SAFE F FF 93 X FF 94 3-2 P3 ③		B CH 81 F SI 89 B SI 90 S CH 82 F CH 82 B SI 90 F SI 89 F SI 89 X SI 89 3-2 1-3 2-H 2B	4	0	0	0	0	1	1
(7, 4) 21 Michael Lorenzen, R (9, PH) OBP: 0.417, SLG: 0.571										1	0	1	1	0	0	0
19 Joey Votto, L (1, 3) OBP: 0.357, SLG: 0.415	C SL 80 B CH 84 X CH 84 1-1 G4-3 ②		B CH 85 C FC 85 B KC 80 F FC 88 B SI 91 F CH 86 X FF 90 3-2 7 HR 1B		X FC 89 0-0 7 FC5-4 1B			F SL 83 B FF 93 F SI 92 S SL 85 1-3 K ①		4	1	2	0	0	1	0
7 Eugenio Suárez, R (1, 5) OBP: 0.346, SLG: 0.568	X SI 90 0-0 16 1B 1B		B FC 88 B SL 82 X FC 87 2-0 1-H HR		X CH 86 0-0 FC5-4 ③ 1-2f			B FF 92 S SL 75 B SL 78 X SL 75 2-1 HR		4	2	3	3	0	0	1
16 Tucker Barnhart, L (1, 2) OBP: 0.330, SLG: 0.376	B CH 83 C FC 87 B FC 88 C SL 82 B SL 82 X SI 90 3-2 1-3 1B		F KC 80 B FF 90 B SI 89 X FC 88 2-1 P5 ②			F CH 83 S KC 80 F KC 82 X FC 91 0-2 G6-3 ①		C FF 92 X SL 77 0-1 P6 ②		4	0	1	0	0	0	0
3 Freddy Galvis, S (1, 4) OBP: 0.292, SLG: 0.436	C CH 85 S SL 82 F SL 82 B CH 84 B FF 90 X SL 82 2-2 F9 ③		B SI 89 B KC 80 F CH 84 F FF 90 S FC 87 2-3 K ③			B SI 89 X SI 90 1-0 G3 ②		C FF 92 X FF 92 0-1 1B		4	0	1	0	0	1	2
(7, 6)																
4 Jose Iglesias, R (1, 6) OBP: 0.319, SLG: 0.416		B SI 87 X SI 88 1-0 L9 ①		X FF 87 0-0 L7 ①		C FC 88 S SL 82 F FC 90 B SL 82 F FF 91 X SI 91 1-2 22 CS 1B		T FF 93 F SL 78 X FF 92 0-2 F7 ③		3	0	1	0	0	0	0
50 Amir Garrett, R (7, 1) 55 Robert Stephenson, R (8, 1) 44 Aristides Aquino, R (8, PH) OBP: 0.340, SLG: 0.659 26 Raisel Iglesias, R (9, 1)										0	0	0	0	0	0	0
										0	0	0	0	0	0	0
										1	0	0	0	0	0	1
										0	0	0	0	0	0	0
22 Derek Dietrich, L (1, 7) OBP: 0.339, SLG: 0.481 2 Alex Blandino, R (9, PH) OBP: 0.579, SLG: 0.455		C FC 87 C KC 80 F FC 87 B SL 82 F FF 90 B SI 91 X KC 81 2-2 G3-1 ②	B SL 79 B FC 86 X FC 87 2-0 F9 ②		C SL 81 S SL 81 0-2 CS ③ 1-2	S FC 87 X KC 80 0-1 L9 ①		C SI 87 B CU 72 F FF 86 B SL 79 B SL 80 C FF 88 3-3 K ①	3	0	0	0	0	0	0
										1	0	0	0	0	1	0
34 Brian O'Grady, L (1, 8) OBP: 0.304, SLG: 0.300 9 José Peraza, R (9, PH) OBP: 0.286, SLG: 0.346		F SI 89 X CH 85 0-1 1B	S CH 85 F FC 88 B FC 90 S FC 89 1-3 K ③			B CH 84 C FC 88 S FC 90 F FC 91 F SL 83 B FC 89 B FC 90 F FC 89 F FC 90 4-2 H SL 84 HBP		S FF 96 B FF 97 X SL 85 1-1 6 1B 21 2B 1B	2	0	1	0	0	1	0
										1	1	1	0	0	0	0
28 Anthony DeSclafani, R (1, 1) OBP: 0.125, SLG: 0.125 6 Phillip Ervin, R (7, 9) OBP: 0.347, SLG: 0.497		S FC 85 1 SAFE X FC 85 0-1 G6-3 ③			X SI 87 0-0 F7 ①		S FF 92 1 SAFE X FF 92 0-1 P3 ②		B SL 86 X FF 96 1-0 21 2B 1-2 1B	2	0	0	0	0	0	1
										2	0	1	0	0	0	1
Inning Stats	R: 0 E: 0 K: 0 S: 12 H: 2 LOB: 2 BB: 0 P: 19	R: 0 E: 0 K: 0 S: 10 H: 1 LOB: 1 BB: 0 P: 13	R: 2 E: 0 K: 2 S: 13 H: 2 LOB: 0 BB: 0 P: 25	R: 0 E: 0 K: 1 S: 5 H: 0 LOB: 0 BB: 0 P: 8	R: 0 E: 0 K: 0 S: 7 H: 1 LOB: 1 BB: 0 P: 9	R: 0 E: 0 K: 0 S: 12 H: 1 LOB: 0 BB: 0 P: 14	R: 0 E: 0 K: 0 S: 13 H: 0 LOB: 1 BB: 0 P: 20	R: 1 E: 0 K: 1 S: 12 H: 2 LOB: 1 BB: 0 P: 15	R: 1 E: 0 K: 1 S: 12 H: 3 LOB: 2 BB: 0 P: 20	1B: 9 2B: 1 3B: 0 HR: 2 SF: 0 SAC: 0 DP: 0 HBP: 1						

	AB	36
	R	4
	H	12
	RBI	4
	BB	0
	SO	5
	LOB	7

WP: 0 PA: 38
PB: 0
SB: 0
CS: 1

PITCHER		IP	WLS	BF	H	R	ER	SO	BB	IBB	HBP	BLK	WP	HR	S	P	ERA	WHIP
8 Mike Leake, R ERA: 4.44	(1, 1)	6.1		26	7	2	2	3	0	0	1	0	0	1	67	100	2.84	1.105
35 Matt Andriese, R ERA: 4.9	(7, 1)	0.2	H	2	0	0	0	0	0	0	0	0	0	0	5	8	0.00	0.000
40 Andrew Chafin, L ERA: 3.96	(8, 1)	0.1	H	1	0	0	0	1	0	0	0	0	0	0	3	4	0.00	0.000
54 Jimmie Sherfy, R ERA: 1.46	(8, 1)	0.2	B	4	2	1	1	0	0	0	0	0	0	1	9	11	13.50	3.000
63 Robby Scott, L ERA: 4.15	(9, 1)	0.1		1	0	0	0	1	0	0	0	0	0	0	3	6	0.00	0.000

PITCHER		IP	WLS	BF	H	R	ER	SO	BB	IBB	HBP	BLK	WP	HR	S	P	ERA	WHIP
50 Yoan López, R ERA: 2.95	(9, 1)	0.0	L	2	2	0	0	0	0	0	0	0	0	0	3	5	∞	∞
30 T.J. McFarland, L ERA: 5.13	(9, 1)	0.0		1	1	1	1	0	0	0	0	0	0	0	6	9	∞	∞

Batter	1	2	3	4	5	6	7	8	9	AB	R	H	RBI	BB	SO	LOB
4 Ketel Marte, S (1, 8) OBP: 0.387, SLG: 0.595	C FF 97 B FF 96 B FF 96 S CH 92 F FF 98 S SL 93 2-3 ① K		C FF 98 B SL 92 F FF 98 F FF 99 B FF 98 F CU 85 S CH 93 2-3 ③ K			B CH 88 C FF 97 S CH 91 F FF 98 B SL 92 S FF 98 2-3 ① K			C CU 78 F CU 80 F FF 96 S FF 96 0-3 ① K	4	0	0	0	0	4	0
9 Josh Rojas, L (1, 7) OBP: 0.333, SLG: 0.397	C FF 96 B SL 93 B FF 96 X CH 91 2-1 1B			C FF 96 S FF 97 S CH 91 0-3 ① K		T CH 92 S CH 90 F CH 91 B CH 91 S CH 91 1-3 ② K			B CH 89 S SI 95 X CU 82 1-1 ② G4-3	4	0	1	0	0	2	0
5 Eduardo Escobar, S (1, 5) OBP: 0.322, SLG: 0.528	C FF 97 F CH 89 1 SAFE B FF 97 B FF 97 F SL 92 1 SAFE B CH 91 S CH 90 3-3 ② K			X CH 91 0-0 ③ 53 G6-4-3 1B		S CH 91 X CH 90 0-1 ③ G3-1			S SI 95 C FF 97 F CU 83 C SI 96 0-3 ③ K	4	0	1	0	0	2	1
53 Christian Walker, R (1, 3) OBP: 0.345, SLG: 0.471	C FF 96 B FF 98 D SL 92 F SL 93 S SL 93 2-3 ③ K			B SL 92 S SL 92 B SL 93 F SL 93 F SL 93 B FF 98 X SL 92 3-2 ② ③ G6-4-3 1-2f			B SL 92 B FF 97 B FF 96 C FF 96 X SL 92 3-1 ① F9			3	0	0	0	0	1	2
41 Wilmer Flores, R (1, 4) OBP: 0.362, SLG: 0.498		B FF 97 C FF 96 B FF 97 F SL 92 X SL 92 2-2 ① G6-3			B FF 96 C FF 96 B FF 97 B FF 97 X FF 97 3-1 HR		C FF 98 F SL 94 X SL 92 0-2 ② G3-1			3	1	1	1	0	0	0
18 Carson Kelly, R (1, 2) OBP: 0.358, SLG: 0.511 58 Stefan Crichton, R (7, 1) 30 T.J. McFarland, L (8, 1)		C FF 97 T FF 96 B FF 98 F FF 97 C FF 98 1-3 ② K			B FF 98 X SL 93 1-0 ① F9		B FF 98 B FF 97 S SL 92 S SL 92 X SL 92 2-2 ③ G1-4-3			3 0 0	0 0 0	0 0 0	0 0 0	0 0 0	1 0 0	0 0 0
13 Nick Ahmed, R (1, 6) OBP: 0.325, SLG: 0.447		X SL 93 0-0 ③ G3-1			S SL 93 C SL 94 S SL 93 0-3 ② K			C SL 87 X CU 79 0-1 ① G5-3		3	0	0	0	0	1	0
1 Jarrod Dyson, L (1, 9) OBP: 0.318, SLG: 0.332			B FF 96 B CH 90 B FF 96 C FF 95 X FF 97 3-1 ① F7		F FF 98 L CH 92 B SL 94 B SL 92 B FF 99 F CH 91 B FF 97 4-2 29 E 29 S BB			C CU 78 B CU 81 B SI 96 F SI 95 C FF 96 2-3 ② K		2	0	0	0	1	1	0
29 Merrill Kelly, R (1, 1) OBP: 0.063, SLG: 0.022 50 Yoan López, R (7, 1) 63 Robby Scott, R (7, 1) 31 Alex Avila, L (7, 2) OBP: 0.353, SLG: 0.444			C FF 97 F SL 91 B FF 98 S SL 92 1-3 ② K		B SL 92 B SL 94 C SL 92 S SL 93 S SL 93 2-3 ③ K 1-3			C CU 79 C CU 81 S CU 83 0-3 ③ K		2 0 0 1	0 0 0 0	0 0 0 0	0 0 0 0	2 0 0 0	0 0 0 1	1 0 0 0
Inning Stats	R: 0 E: 0 K: 3 S: 13 H: 1 LOB: 1 BB: 0 P: 22	R: 0 E: 0 K: 1 S: 8 H: 0 LOB: 0 BB: 0 P: 11	R: 0 E: 0 K: 2 S: 10 H: 0 LOB: 0 BB: 0 P: 16	R: 0 E: 0 K: 1 S: 8 H: 1 LOB: 0 BB: 0 P: 11	R: 1 E: 0 K: 2 S: 12 H: 1 LOB: 1 BB: 1 P: 22	R: 0 E: 0 K: 2 S: 10 H: 0 LOB: 0 BB: 0 P: 13	R: 0 E: 0 K: 0 S: 8 H: 0 LOB: 0 BB: 0 P: 13	R: 0 E: 0 K: 2 S: 8 H: 0 LOB: 0 BB: 0 P: 10	R: 0 E: 0 K: 2 S: 10 H: 0 LOB: 0 BB: 0 P: 11	1B: 2 2B: 0 3B: 0 HR: 1	SF: 0 SAC: 0 DP: 1 HBP: 0			WP: 0 PB: 0 SB: 1 CS: 0	PA: 30	

TOP

Arizona Diamondbacks @ New York Mets

Citi Field, Flushing, NY

Mon Sep 09 2019, 7:12 PM - 9:55 PM EDT

Att. 21,337 - Cloudy - 73 F

livebaseballscorecards.com

AB	29
R	1
H	3
RBI	1
BB	1
SO	15
LOB	4

PITCHER		IP	WLS	BF	H	R	ER	SO	BB	IBB	HBP	BLK	WP	HR	S	P	ERA	WHIP
48 Jacob deGrom, R ERA: 2.7	(1, 1)	7.0	W	24	3	1	1	11	1	0	0	0	0	1	69	108	1.29	0.571
67 Seth Lugo, R ERA: 2.79	(8, 1)	2.0	S	6	0	0	0	4	0	0	0	0	0	0	18	21	0.00	0.000

PITCHER	IP	WLS	BF	H	R	ER	SO	BB	IBB	HBP	BLK	WP	HR	S	P	ERA	WHIP

Batter	1	2	3	4	5	6	7	8	9	AB	R	H	RBI	BB	SO	LOB
6 Jeff McNeil, L (1, 5) OBP: 0.393, SLG: 0.523	B FF 93 S CH 88 S FF 94 F FF 95 B CU 85 B FF 94 X FF 95 3-2 ① G4-3		B FC 90 F FF 94 F FF 93 X CU 83 1-2 ① G4-3		S CH 87 B FF 93 F FC 91 B SI 94 B CH 88 S FF 94 3-3 ① K		B SI 88 X SI 89 1-0 2B			4	0	1	0	0	1	0
20 Pete Alonso, R (1, 3) OBP: 0.369, SLG: 0.599	S CU 84 X CU 83 0-1 HR		X SI 94 0-0 ② G3-1		S FC 92 B SI 94 X SI 92 1-1 HR		B SI 92 B CU 78 C SI 92 F SI 93 S SI 92 2-3 ③ K			4	2	2	2	0	1	1
30 Michael Conforto, L (1, 9) OBP: 0.359, SLG: 0.489	B FF 93 C FF 94 F CH 89 B CU 85 B CU 82 F FF 94 B CH 89 4-2 40 HBP BB		C FF 93 F CH 88 B SI 94 S FF 95 1-3 ③ K		F FF 94 X FC 91 0-1 40 G5-4-3 1B			F SI 91 F SI 92 B SI 92 S CU 77 1-3 ① K		3	0	1	0	1	2	0
40 Wilson Ramos, R (1, 2) OBP: 0.363, SLG: 0.438	C SI 93 F SI 94 1 SAFE 1 SAFE F SI 93 F CU 82 H SI 92 1-2 24 G6-3 **1-2** HBP			F FC 90 B FC 91 X CU 81 1-1 1 1B 2B	F SI 93 1 SAFE S FC 91 1 SAFE F FC 92 X SI 93 0-2 ② ③ G5-4-3 **1-2f**			C CU 78 X SI 92 0-1 24 G3-6-1 1B		3	1	2	0	0	0	1
24 Robinson Canó, L (1, 4) OBP: 0.302, SLG: 0.432	X FF 93 0-0 ② ③ G6-3 **1-2f**			B CH 87 C FF 92 X FC 90 1-1 ① P6		B FC 89 B FF 92 X CH 88 2-0 28 G6-4-3 1B		F SI 90 F SI 90 X SI 91 0-2 ② ③ G3-6-1 **1-2f**		4	0	1	0	0	0	4
28 J.D. Davis, R (1, 7) OBP: 0.368, SLG: 0.508 12 Juan Lagares, R (8, 8) OBP: 0.276, SLG: 0.303		F FC 90 T FC 91 B CU 82 C FC 92 1-3 ① K		B FF 93 C FC 90 C CU 83 F FF 95 X CU 84 1-2 ② G5-3		B FF 92 X FC 89 1-0 ① ② G6-4-3 **1-2f**				3 0	0 0	0 0	0 0	0 0	1 0	2 0
9 Brandon Nimmo, L (1, 8) OBP: 0.368, SLG: 0.340 (8, 7)		C FF 93 B FC 92 B CH 88 F FC 93 B FC 92 C CH 89 3-3 ② K		B FC 91 B CH 89 B FC 91 3-0 1 1B IBB		F CH 87 B FC 90 F CH 89 F FF 93 B FC 94 S CU 84 2-3 ③ K				2	0	0	0	1	2	0
1 Amed Rosario, R (1, 6) OBP: 0.324, SLG: 0.428		B FC 91 B FF 93 C FF 94 B FC 92 X FF 94 3-1 1B		C CU 84 S FC 91 D FC 92 B CU 83 F FC 91 F CU 83 B FF 94 X CU 85 3-2 **1-2** **2-H** 1B			B SL 84 B SL 83 X FF 95 2-0 ① G4-3			3	0	2	1	0	0	0
48 Jacob deGrom, L (1, 1) OBP: 0.262, SLG: 0.351 2 Joe Panik, L (7, PH) OBP: 0.312, SLG: 0.331 67 Seth Lugo, R (8, 1)		F FF 94 X FC 91 0-1 ③ G4-3		X FC 90 0-0 ③ F7			B SL 79 B SI 87 B SI 87 C SI 87 F SI 88 X SI 88 3-2 ② F8			2 1 0	0 0 0	0 0 0	0 0 0	0 0 0	0 0 0	3 0 0
Inning Stats	R: 1 E: 0 K: 0 S: 14 H: 1 LOB: 1 BB: 1 P: 22	R: 0 E: 0 K: 2 S: 10 H: 1 LOB: 1 BB: 0 P: 17	R: 0 E: 0 K: 1 S: 7 H: 0 LOB: 0 BB: 0 P: 9	R: 1 E: 0 K: 0 S: 14 H: 2 LOB: 2 BB: 1 P: 23	R: 1 E: 0 K: 1 S: 11 H: 2 LOB: 0 BB: 0 P: 15	R: 0 E: 0 K: 1 S: 6 H: 1 LOB: 0 BB: 0 P: 11	R: 0 E: 0 K: 1 S: 8 H: 1 LOB: 1 BB: 0 P: 16	R: 0 E: 0 K: 1 S: 8 H: 1 LOB: 0 BB: 0 P: 9		1B: 5 2B: 2 3B: 0 HR: 2 SF: 0 SAC: 0 DP: 4 HBP: 1						

BOTTOM

Arizona Diamondbacks @ New York Mets

Citi Field, Flushing, NY

Mon Sep 09 2019, 7:12 PM - 9:55 PM EDT

Att. 21,337 - Cloudy - 73 F

livebaseballscorecards.com

AB	29
R	3
H	9
RBI	3
BB	2
SO	7
LOB	11

WP: 0 PB: 0 SB: 0 CS: 0 PA: 32

PITCHER		IP	WLS	BF	H	R	ER	SO	BB	IBB	HBP	BLK	WP	HR	S	P	ERA	WHIP
29 Merrill Kelly, R ERA: 4.68	(1, 1)	6.0	L	25	7	3	3	5	1	1	1	0	0	2	62	97	4.50	1.333
50 Yoan López, R ERA: 2.93	(7, 1)	0.1		1	0	0	0	0	0	0	0	0	0	0	1	3	0.00	0.000
63 Robby Scott, L ERA: 3.86	(7, 1)	0.1		2	1	0	0	0	0	0	0	0	0	0	4	8	0.00	3.000
58 Stefan Crichton, R ERA: 4.43	(7, 1)	0.2		3	1	0	0	2	0	0	0	0	0	0	8	11	0.00	1.500
30 T.J. McFarland, L ERA: 5.06	(8, 1)	0.2		1	0	0	0	0	0	0	0	0	0	0	3	3	0.00	0.000

PITCHER	IP	WLS	BF	H	R	ER	SO	BB	IBB	HBP	BLK	WP	HR	S	P	ERA	WHIP

Arizona Diamondbacks @ New York Mets

Citi Field, Flushing, NY

Tue Sep 10 2019, 7:11 PM - 10:12 PM EDT

Att. 20,843 - Partly Cloudy - 74 F

livebaseballscorecards.com

Batter	1	2	3	4	5	6	7	8	9	AB	R	H	RBI	BB	SO	LOB
4 Ketel Marte, S (1, 8) OBP: 0.389, SLG: 0.596	B FF 97 F SI 97 B FC 92 S CH 89 X FF 98 2-2 5 S 5 1B 1B		X CH 89 0-0 41 G4-3 2B		B FF 98 F FF 98 B SI 98 B CH 89 C FF 98 F CU 80 B CH 89 4-2 41 G5-4-3 BB		X FF 96 0-0 ③ F7		B FC 92 1 SAFE X FC 90 1-0 ② G3 1-2	4	1	2	0	1	0	3
41 Wilmer Flores, R (1, 4) OBP: 0.354, SLG: 0.487	B SI 98 X SI 99 1-0 ① P4		B FC 91 B FC 90 C FF 98 X SI 97 2-1 ② G4-3 2-3		X FC 90 0-0 ②③ G5-4-3 1-2f			B FF 94 C FC 91 F FF 94 B FC 92 X CH 88 2-2 ① G5-3	C FC 90 F FC 91 B FC 91 S FC 89 1-3 ③ K	5	0	0	0	0	1	6
5 Eduardo Escobar, S (1, 5) OBP: 0.323, SLG: 0.533	F SI 98 1 SAFE C SI 98 B FC 91 X SI 97 1-2 1-H 1B		S CU 81 F SI 97 X CU 81 0-2 ③ G4-3			X CH 88 0-0 ① F9		C FC 92 F FC 91 X FC 92 0-2 HR		4	1	2	2	0	0	1
53 Christian Walker, R (1, 3) OBP: 0.344, SLG: 0.470	F FC 91 B FC 91 F SI 98 S FC 91 1-3 ② K			F FF 97 B FF 97 F FC 91 F SI 98 B CU 80 X FC 90 2-2 9 G4-6-3 1B		C FF 96 B FF 96 B FC 91 X FC 91 2-1 ② F9		C FF 95 X FC 91 0-1 ② F8		4	0	1	0	0	1	1
9 Josh Rojas, L (1, 7) OBP: 0.341, SLG: 0.387	S FF 97 1 SAFE 1 SAFE B CH 88 B CH 89 1 SAFE S FF 98 C FF 98 2-3 ③ K			C SI 96 1 SAFE X SI 96 0-1 ①② G4-6-3 1-2f		B CH 88 B FC 88 B SI 97 B SI 96 4-0 BB		B FC 90 B FC 89 B FF 93 C FF 94 B FF 94 4-1 10 S BB		2	0	0	0	2	1	2
10 Adam Jones, R (1, 9) OBP: 0.317, SLG: 0.429		B FC 89 X SI 96 1-0 ① G5-3		B SI 97 S FC 91 C FF 97 X FC 90 1-2 13 1B 1B		F FC 90 1 SAFE S FC 89 1 SAFE F SI 96 X FC 89 0-2 ③ G3		F FF 94 F FF 95 1 SAFE F FF 96 D FC 90 F FC 90 F FC 89 F FF 94 F FF 96 1-2 F FF 96 X FC 90 G6-3 1-2		4	0	1	0	0	0	2
13 Nick Ahmed, R (1, 6) OBP: 0.326, SLG: 0.447		C FC 91 B FC 90 B FF 97 F FF 97 T FC 91 2-2 ② K		1 SAFE S FC 88 1 SAFE F FF 96 X FC 90 0-2 1-2 1B			B FF 96 S CU 78 F SI 96 B FC 89 X SI 97 2-2 ① G1-3		S FC 89 C FF 94 B FF 95 F FC 90 B FC 90 X FF 95 2-2 32 1B 18 G3 1B	4	0	2	0	0	1	0
31 Alex Avila, L (1, 2) OBP: 0.347, SLG: 0.434 18 Carson Kelly, R (9, PH) OBP: 0.357, SLG: 0.509		B CU 80 C CU 80 S SI 96 B CU 80 B FF 98 X FF 98 3-2 ③ L8		C FF 97 D CU 80 S CU 80 S CU 79 1-3 ③ K			C CU 79 C CU 78 B CU 79 B CU 80 S FF 97 2-3 ② K		C FF 94 1 SAFE 1 SAFE S FC 90 D FC 90 B FC 91 X FF 94 2-2 ① G3 1-2	3 1	0 0	0 0	0 0	0 0	2 0	2 1
59 Zac Gallen, R (1, 1) OBP: 0.105, SLG: 0.105 22 Jake Lamb, L (7, PH) OBP: 0.333, SLG: 0.364 54 Jimmie Sherfy, R (7, 1) 30 T.J. McFarland, L (7, 1) 58 Stefan Crichton, R (8, 1) 32 Kevin Cron, R (9, PH) OBP: 0.269, SLG: 0.525 16 Tim Locastro, R (9, PR) OBP: 0.361, SLG: 0.335			C FF 96 B SI 96 F SI 98 S FC 91 1-3 ① K		B FF 97 C FF 97 S FC 88 F FC 90 B FF 98 S FC 90 2-3 ① K		C CU 79 X SI 96 0-1 1B		X FC 91 0-0 4 G3 2-3 1B	2 1 0 0 0 0 1	0 0 0 0 0 0 0	0 1 0 0 0 0 1	0 0 0 0 0 0 0	2 0 0 0 0 0 0	0 0 0 0 0 0 0	0 0 0 0 0 0 0
Inning Stats	R: 1 E: 0 K: 2 S: 13 H: 2 LOB: 1 BB: 0 P: 20	R: 0 E: 0 K: 1 S: 7 H: 0 LOB: 0 BB: 0 P: 13	R: 0 E: 0 K: 1 S: 9 H: 1 LOB: 1 BB: 0 P: 12	R: 0 E: 0 K: 1 S: 15 H: 3 LOB: 2 BB: 0 P: 19	R: 0 E: 0 K: 1 S: 8 H: 0 LOB: 0 BB: 1 P: 14	R: 0 E: 0 K: 0 S: 7 H: 0 LOB: 1 BB: 1 P: 13	R: 0 E: 0 K: 1 S: 9 H: 1 LOB: 1 BB: 0 P: 13	R: 1 E: 0 K: 0 S: 18 H: 1 LOB: 1 BB: 1 P: 25	R: 0 E: 0 K: 1 S: 12 H: 2 LOB: 3 BB: 0 P: 18	1B: 8 2B: 1 3B: 0 HR: 1 SF: 0 SAC: 0 DP: 2 HBP: 0						

TOP

AB	35
R	2
H	10
RBI	2
BB	3
SO	8
LOB	18

WP: 0 PA: 38
PB: 0
SB: 2
CS: 0

PITCHER		IP	WLS	BF	H	R	ER	SO	BB	IBB	HBP	BLK	WP	HR	S	P	ERA	WHIP
45 Zack Wheeler, R ERA: 4.21	(1, 1)	7.0	W	28	7	1	1	7	2	0	0	0	0	0	68	104	1.29	1.286
29 Brad Brach, R ERA: 5.98	(8, 1)	0.2	H	3	1	1	1	0	0	0	0	0	0	1	8	10	13.50	1.500
38 Justin Wilson, L ERA: 2.38	(8, 1)	1.1	S	7	2	0	0	1	1	0	0	0	0	0	22	33	0.00	2.250

PITCHER		IP	WLS	BF	H	R	ER	SO	BB	IBB	HBP	BLK	WP	HR	S	P	ERA	WHIP

Batter	1	2	3	4	5	6	7	8	9	AB	R	H	RBI	BB	SO	LOB
6 Jeff McNeil, L (1, 7) OBP: 0.390, SLG: 0.519	F FF 94 S CH 86 B KC 79 F CH 85 B KC 80 F FF 93 F KC 80 S CH 86 2-3 **K** ①	C FF 93 F KC 81 S FF 95 0-3 **K** ③		F CH 84 C FF 92 D KC 80 S FF 92 1-3 **K** ③			B SL 79 X SI 91 1-0 **F9** ③			4	0	0	0	0	3	3
20 Pete Alonso, R (1, 3) OBP: 0.366, SLG: 0.594	C KC 80 S KC 81 C SI 94 0-3 **K** ②		S FF 92 S FF 94 B FF 92 F SI 93 S CH 86 1-3 **K** ①		B KC 79 C FF 92 F FF 93 S FF 92 1-3 **K** ①			B CU 79 B CU 78 F SI 93 S SI 92 F SI 94 F SI 93 B CU 80 F SI 93 X CU 77 3-2 **G1-3** ①		4	0	0	0	0	3	0
30 Michael Conforto, L (1, 9) OBP: 0.358, SLG: 0.489	B FF 95 S CH 86 B FF 94 B FF 96 F CH 86 X CH 87 3-2 **2B**		B KC 81 B CH 84 F CH 86 C FF 94 X KC 81 2-2 **G4-3** ②		B FF 92 B FF 93 S CH 86 S FF 92 B CH 86 S CH 85 3-3 **K** ②			S SI 92 S SI 93 F FF 93 B CU 78 C SI 93 1-3 **K** ②		4	0	1	0	0	2	0
40 Wilson Ramos, R (1, 2) OBP: 0.360, SLG: 0.434	X FF 95 0-0 **G3** ③		F FF 94 F KC 81 B FF 92 B SI 93 B CH 86 X KC 79 3-2 **G5-3** ③		F FF 92 X FF 92 0-1 **G5-3** ③			F SI 92 S CU 78 S CU 77 0-3 **K** ③		4	0	0	0	0	1	1
24 Robinson Cano, L (1, 4) OBP: 0.305, SLG: 0.437		B FC 88 X FF 93 1-0 1 BB / 21 2B / 1B		F CH 85 X FF 91 0-1 21 2B / 2B		C FF 91 S KC 79 S KC 79 0-3 **K** ①				3	2	2	0	0	1	0
1 Amed Rosario, R (1, 6) OBP: 0.324, SLG: 0.426		B FC 88 1 SAFE B FF 92 1 SAFE B SI 94 B FF 93 4-0 21 2B / BB 1-2		X KC 79 0-0 **L7** ①		F FC 88 F FF 91 X KC 78 0-2 **F7** ②				2	1	0	0	1	0	1
9 Brandon Nimmo, L (1, 8) 12 Juan Lagares, R (9, 8) OBP: 0.276, SLG: 0.303		C FF 94 C FF 93 C FF 94 0-3 **K** ①		C FF 92 F FF 92 D KC 79 B FF 93 B KC 79 B FF 93 4-2 21 2B / 45 FC5-2 / BB		C FF 91 X KC 79 0-1 **G4-3** ③				2 0	0 0	0 0	0 0	1 0	1 0	2 0
21 Todd Frazier, R (1, 5) OBP: 0.314, SLG: 0.425		C KC 81 B FF 93 X CH 87 1-1 45 F8 / 1-H / 2-H / 2B		F FC 88 B FC 88 X KC 79 1-1 45 FC5-2 / 1-3 / 2-H / 2B			F FF 92 C SL 79 B SL 80 C FF 94 1-3 **K** ①			3	0	2	3	0	1	0
45 Zack Wheeler, L (1, 1) OBP: 0.278, SLG: 0.320 13 Luis Guillorme, L (7, PH) OBP: 0.316, SLG: 0.360 29 Brad Brach, R (8, 1) OBP: 0.250, SLG: 0.250 38 Justin Wilson, L (8, 1)		S KC 81 X KC 79 0-1 **F8** ② 2-3		X FF 93 0-0 **FC5-2** ② 2-3 3-H			C FF 92 B SL 79 C SL 76 X SL 80 1-2 **G5-3** ②			2 1 0 0	0 0 0 0	0 0 0 0	0 0 0 0	0 0 0 0	0 0 0 0	3 0 0 0
Inning Stats	R: 0 E: 0 K: 2 S: 13 H: 1 LOB: 1 BB: 0 P: 18	R: 2 E: 0 K: 2 S: 11 H: 2 LOB: 1 BB: 1 P: 17	R: 0 E: 0 K: 1 S: 10 H: 0 LOB: 0 BB: 0 P: 16	R: 1 E: 0 K: 1 S: 11 H: 2 LOB: 2 BB: 1 P: 17	R: 0 E: 0 K: 2 S: 8 H: 0 LOB: 0 BB: 0 P: 12	R: 0 E: 0 K: 1 S: 8 H: 0 LOB: 0 BB: 0 P: 8	R: 0 E: 0 K: 1 S: 7 H: 0 LOB: 0 BB: 0 P: 10	R: 0 E: 0 K: 2 S: 13 H: 0 LOB: 0 BB: 0 P: 17		1B: 1 2B: 4 3B: 0 HR: 0	SF: 0 SAC: 0 DP: 0 HBP: 0			WP: 0 PB: 0 SB: 0 CS: 0	PA: 31	

PITCHER		IP	WLS	BF	H	R	ER	SO	BB	IBB	HBP	BLK	WP	HR	S	P	ERA	WHIP
59 Zac Gallen, R ERA: 2.66	(1, 1)	6.0	L	25	5	3	3	9	2	0	0	0	0	0	61	88	4.50	1.167
54 Jimmie Sherfy, R ERA: 1.38	(7, 1)	0.2		2	0	0	0	1	0	0	0	0	0	0	6	8	0.00	0.000
30 T.J. McFarland, L ERA: 5.03	(7, 1)	0.1		1	0	0	0	0	0	0	0	0	0	0	1	2	0.00	0.000
58 Stefan Crichton, R ERA: 4.24	(8, 1)	1.0		3	0	0	0	2	0	0	0	0	0	0	13	17	0.00	0.000

PITCHER	IP	WLS	BF	H	R	ER	SO	BB	IBB	HBP	BLK	WP	HR	S	P	ERA	WHIP

BOTTOM

Arizona Diamondbacks @ New York Mets

Citi Field, Flushing, NY

Tue Sep 10 2019, 7:11 PM - 10:12 PM EDT

Att. 20,843 - Partly Cloudy - 74 F

livebaseballscorecards.com

AB	29
R	3
H	5
RBI	3
BB	2
SO	12
LOB	10

Arizona Diamondbacks @ New York Mets

Citi Field, Flushing, NY

Wed Sep 11 2019, 7:11 PM - 10:17 PM EDT

Att. 21,841 - Partly Cloudy - 84 F

TOP

livebaseballscorecards.com

Batter	1	2	3	4	5	6	7	8	9	AB	R	H	RBI	BB	SO	LOB
16 Tim Locastro, R (1, 7) OBP: 0.363, SLG: 0.340	H SI 95 1-0 HBP		B SI 93 C CH 84 B SI 94 B SL 87 S SI 94 C SI 94 3-3 ① K		C CH 85 X SL 90 0-1 2B		B SI 96 B SI 96 B FF 97 C FF 95 C FF 97 X SI 96 3-2 ② P5		B FF 95 D FF 96 B FF 95 C FF 95 X FF 95 3-1 ② L9	3	0	1	0	0	1	1
57 Jon Duplantier, L (7, 1)										0	0	0	0	0	0	0
1 Jarrod Dyson, L (9, PH) OBP: 0.317, SLG: 0.332										1	0	0	0	0	0	2
4 Ketel Marte, S (1, 8) OBP: 0.389, SLG: 0.596	C SI 95 F SI 95 1 SAFE B SL 91 X CU 78 1-2 L9 ①		X SI 95 0-0 5 G4-3 2B		B SI 95 F CH 85 B CH 84 B CU 76 X CH 84 3-1 ③ G6-3		C SI 97 F FS 94 X SI 94 0-2 1-2 1B		X FF 96 0-0 G3 ③	3	0	1	0	0	0	2
15 Ildemaro Vargas, S (7, PH) OBP: 0.296, SLG: 0.385										2	0	1	0	0	0	2
(7, 6)																
5 Eduardo Escobar, S (1, 5) OBP: 0.323, SLG: 0.532	X CH 85 0-0 L7 ②		C SL 89 D CH 84 B SI 95 S CH 84 X SI 93 2-2 ② G4-3 2-3			F CU 74 C SI 95 B CU 75 X CH 84 1-2 53 FC5-4 1B	B SI 94 S SI 95 B SI 97 X FS 93 2-1 ③ G3			3	0	1	0	0	0	2
48 Abraham Almonte, S (7, PH) OBP: 0.308, SLG: 0.333										1	0	0	0	0	0	2
(7, 8)																
53 Christian Walker, R (1, 3) OBP: 0.343, SLG: 0.467	1 SAFE 1 SAFE C SI 95 B SI 94 S SI 96 B SI 94 F SI 95 F CU 78 F SI 95 3-2 B CU 77 X CU 76 G5-3 ③		F SI 94 B SL 89 S CH 84 S 1-3 ③ K			B SL 90 X SI 94 1-0 ① FC5-4 41 1B 1-2f		F FF 91 B FF 92 B FF 92 F FF 93 F FF 94 X CH 83 2-2 ① F8		3	0	0	0	0	1	3
2 Domingo Leyba, S (7, 5) OBP: 0.364, SLG: 0.400										1	0	0	0	0	0	0
41 Wilmer Flores, R (1, 4) OBP: 0.357, SLG: 0.485		B SI 95 C CH 84 B SI 95 F SL 92 B CU 78 F SI 96 B CH 85 4-2 13 BB 10 BB BB		C SI 94 S CH 85 S CU 77 0-3 ① K		C SI 95 S SI 94 B CU 78 X SI 94 2-1 13 FC6-4 1-2 1B		B ST 84 X FF 92 1-0 ② F9		3	0	1	0	1	1	0
10 Adam Jones, R (1, 9) OBP: 0.317, SLG: 0.426		B SI 95 S SL 91 F SI 94 F CH 84 F CU 78 B SI 95 F SI 95 B CH 84 B SI 94 4-2 32 G5-3 13 BB 1-2 BB		B CH 84 C SI 95 T SI 96 S CU 78 1-3 ② K		F SL 90 T SI 94 C SI 95 0-3 ② K		S FF 92 F FF 92 B ST 83 F ST 84 B FF 91 F FF 92 B FF 93 S ST 82 3-3 ③ K		3	0	0	0	1	3	2
13 Nick Ahmed, R (1, 6) OBP: 0.326, SLG: 0.445		F SI 94 B SL 90 S CH 84 F SL 91 D CH 84 F SI 95 B CU 79 B CH 82 4-2 1-2 2-3 BB		S CH 84 S CH 83 B CH 85 X CH 85 1-2 ③ G4-3		F CU 76 C SI 94 F CU 77 B CH 84 X CH 82 1-2 ③ FC6-4 1-2f			C FF 96 B SL 83 C SL 82 B FF 97 X SL 82 2-2 ① L8	2	0	0	0	1	0	2
9 Josh Rojas, L (7, 7) OBP: 0.337, SLG: 0.382										1	0	0	0	0	0	0
18 Carson Kelly, R (1, 2) OBP: 0.353, SLG: 0.504		S CH 84 B SI 94 B SL 89 T CH 84 F SI 94 F CU 77 S SI 94 2-3 ① K			B SI 95 S SL 87 F CH 83 X SI 94 1-2 ① F8		C FF 96 F SL 87 S SL 89 0-3 ① K		F FF 97 C FF 97 X SL 83 0-2 22 BB 1B	3	0	0	0	0	2	3
14 Caleb Joseph, R (7, 2) OBP: 0.242, SLG: 0.258										1	0	1	0	0	0	0
38 Robbie Ray, L (1, 1) OBP: 0.083, SLG: 0.083		B SI 93 C SI 94 X SL 90 1-1 ②③ G5-3 2-3f			C SI 94 B SL 88 C SI 94 S CU 76 1-3 ② K		C SI 97 S SI 95 X FF 97 0-2 15 1B 1B		B SL 83 B SL 82 F FF 97 B FF 96 B FF 96 4-1 1-2 BB	0	0	0	0	0	0	0
35 Matt Andriese, R (1, 1)										0	0	0	0	0	0	0
32 Kevin Cron, R (2, PH) OBP: 0.265, SLG: 0.516										1	0	0	0	0	0	3
45 Taylor Clarke, R (2, 1) OBP: 0.261, SLG: 0.391										1	0	0	0	0	1	0
66 Yoshihisa Hirano, R (6, 1)										0	0	0	0	0	0	0
22 Jake Lamb, L (7, PH) OBP: 0.340, SLG: 0.368										1	0	1	0	1	0	0
(7, 3)																

	AB	33
	R	0
	H	7
	RBI	0
	BB	4
	SO	9
	LOB	24

Inning Stats	1	2	3	4	5	6	7	8	9
	R: 0 E: 0 K: 0 S: 10	H: 0 LOB: 1 BB: 0 P: 15	R: 0 E: 0 K: 1 S: 19	H: 0 LOB: 2 BB: 3 P: 34	R: 0 E: 0 K: 2 S: 10	H: 1 LOB: 1 BB: 0 P: 16	R: 0 E: 0 K: 2 S: 9	H: 0 LOB: 0 BB: 0 P: 11	R: 0 E: 0 K: 1 S: 10	H: 1 LOB: 1 BB: 0 P: 15	R: 0 E: 0 K: 1 S: 13	H: 2 LOB: 2 BB: 0 P: 18	R: 0 E: 0 K: 1 S: 14	H: 2 LOB: 2 BB: 0 P: 19	R: 0 E: 0 K: 1 S: 10	H: 0 LOB: 0 BB: 0 P: 16	R: 0 E: 0 K: 0 S: 10	H: 1 LOB: 2 BB: 1 P: 19

	1B: 5	SF: 0
	2B: 2	SAC: 0
	3B: 0	DP: 1
	HR: 0	HBP: 1

	WP: 0	PA: 38
	PB: 0	
	SB: 0	
	CS: 0	

PITCHER		IP	WLS	BF	H	R	ER	SO	BB	IBB	HBP	BLK	WP	HR	S	P	ERA	WHIP
32 Steven Matz, L	(1, 1)	6.0	W	25	4	0	0	7	3	0	1	0	0	0	71	109	0.00	1.167
ERA: 3.84																		
27 Jeurys Familia, R	(7, 1)	1.0		5	2	0	0	1	0	0	0	0	0	0	14	19	0.00	2.000
ERA: 6.06																		
51 Paul Sewald, R	(8, 1)	1.0		3	0	0	0	1	0	0	0	0	0	0	10	16	0.00	0.000
ERA: 5.06																		
49 Tyler Bashlor, R	(9, 1)	1.0		5	1	0	0	0	1	0	0	0	0	0	10	19	0.00	2.000
ERA: 7.65																		

PITCHER	IP	WLS	BF	H	R	ER	SO	BB	IBB	HBP	BLK	WP	HR	S	P	ERA	WHIP

Arizona Diamondbacks @ New York Mets

Citi Field, Flushing, NY

Wed Sep 11 2019, 7:11 PM - 10:17 PM EDT

Att. 21,841 - Partly Cloudy - 84 F

livebaseballscorecards.com

BOTTOM

Batter	1	2	3	4	5	6	7	8	9	AB	R	H	RBI	BB	SO	LOB
1 Amed Rosario, R (1, 6) OBP: 0.325, SLG: 0.428	B SL 82 X SL 82 1-0 40 S 40 G4-3 2B	B SL 85 S SL 86 X FF 95 1-1 ① F9		C SL 86 F SL 87 B SL 87 S SL 86 1-3 ② K		B FS 83 B FF 91 C FF 90 B FS 83 B FF 91 4-1 20 FC5-4 BB		B SI 92 B FF 92 F FF 92 C SL 86 F SL 85 F FF 93 S FF 94 2-3 ② K		3	1	1	0	1	1	0
27 Jeurys Familia, R (7, 1)										0	0	0	0	0	0	0
51 Paul Sewald, R (8, 1)										0	0	0	0	0	0	0
19 Sam Haggerty, S (8, PH)										1	0	0	0	0	1	0
49 Tyler Bashlor, R (9, 1)										0	0	0	0	0	0	0
20 Pete Alonso, R (1, 3) OBP: 0.366, SLG: 0.591	B KC 79 S FF 92 F FF 91 S FF 91 1-3 ① K	B FF 94 B CU 80 F FF 95 B CU 80 X FF 95 3-1 ② P3		C CU 77 B FF 95 B FF 95 F SL 86 B CU 80 F FF 95 B FF 95 4-2 6 2B BB		C FF 90 X FS 83 0-1 ② FC5-4 6 HR 1-2f		B KC 76 B CH 85 F FF 92 B CH 85 F FF 93 F FF 93 B FF 92 4-2 BB		3	1	0	0	1	1	2
2 Joe Panik, L (8, 4) OBP: 0.314, SLG: 0.331										0	0	0	0	1	0	0
6 Jeff McNeil, L (1, 4) OBP: 0.394, SLG: 0.536	H SL 84 1-0 40 G4-3 40 S 28 1B HBP	X FF 95 0-0 HR		X CH 87 0-0 1-3 2B		X FF 90 0-0 1-H HR		F CH 84 B FF 92 X SL 85 1-1 ③ L8		4	3	3	3	0	0	1
(8, 5)																
40 Wilson Ramos, R (1, 2) OBP: 0.357, SLG: 0.430	B KC 81 F FF 92 F FF 92 B FF 92 F FF 91 X FF 92 2-2 ② G4-3 1-3 2-H	C CU 78 X FF 94 0-1 ③ G4-3		F FF 95 B FF 95 F SL 84 D SL 88 F FF 95 S SL 87 2-3 ③ K		C FS 83 X FS 83 0-1 ③ G6-3				4	0	0	1	0	1	3
44 René Rivera, R (8, 2) OBP: 0.444, SLG: 0.286										0	0	0	0	0	0	0
28 J.D. Davis, R (1, 7) OBP: 0.369, SLG: 0.511	C SI 91 C KC 82 F FF 93 X SL 85 0-2 21 HR 3-H 1B		B FF 94 S SL 87 F FF 95 S SL 86 1-3 ① K		B SL 83 B FF 93 S SL 85 X FF 94 2-1 ① G5-3		C FF 92 C SL 84 B FF 94 B SL 84 X SL 82 2-2 9 1B 2B			4	1	2	1	0	1	0
18 Rajai Davis, R (8, 7) OBP: 0.222, SLG: 0.412										0	0	0	0	0	0	0
21 Todd Frazier, R (1, 5) OBP: 0.316, SLG: 0.441	B FF 93 C KC 81 B SI 92 X KC 80 2-1 1-H HR		X FF 95 0-0 HR		B SL 85 X SL 84 1-0 ② F7		B SL 85 C FF 92 C SI 93 B SI 93 F SL 84 X SL 84 2-2 ① L9			4	2	2	3	0	0	1
(8, 3)																
9 Brandon Nimmo, L (1, 9) OBP: 0.375, SLG: 0.362	X FF 90 0-0 HR		X CH 87 0-0 ② G6-3		B CH 86 C FF 94 B SL 86 B FF 93 F FF 95 B FF 94 4-2 BB		X FF 93 0-0 12 G6-3 2-3 1B			3	1	2	1	1	0	0
12 Juan Lagares, R (1, 8) OBP: 0.276, SLG: 0.307	F SL 84 B SL 85 F FF 93 F FF 93 B SL 86 X FF 94 2-2 32 WP 2B		B SL 85 B SL 85 X FF 95 2-0 ③ P3		1 SAFE 1 SAFE B FF 94 S FF 94 C SL 87 B SL 86 X FF 94 2-2 ③ P5		C SL 84 X SL 84 0-1 ②③ G6-3 1-2f			4	0	1	0	0	0	3
32 Steven Matz, R (1, 1) OBP: 0.255, SLG: 0.314	B CU 80 B FF 92 C FF 91 B FF 92 X FF 92 3-1 ③ P4 2-3			B FF 94 C SL 84 B FF 95 F FF 94 X FF 95 2-2 ① L7		C FF 92 X FS 83 0-1 ① G6-3		C KC 77 C SL 84 B FF 93 F FF 93 X KC 81 1-2 ① L5		2	0	0	0	0	0	1
4 Jed Lowrie, S (6, PH)										1	0	0	0	0	0	0
13 Luis Guillorme, L (7, 6) OBP: 0.310, SLG: 0.353										1	0	0	0	0	0	0
Inning Stats	R: 5 E: 0 K: 1 S: 21 H: 5 LOB: 1 BB: 0 P: 33	R: 1 E: 0 K: 0 S: 7 H: 1 LOB: 0 BB: 0 P: 11	R: 1 E: 0 K: 1 S: 6 H: 1 LOB: 0 BB: 0 P: 9	R: 0 E: 0 K: 2 S: 14 H: 1 LOB: 2 BB: 1 P: 23	R: 0 E: 0 K: 0 S: 8 H: 0 LOB: 1 BB: 1 P: 17	R: 2 E: 0 K: 0 S: 8 H: 1 LOB: 0 BB: 1 P: 12	R: 0 E: 0 K: 0 S: 10 H: 2 LOB: 1 BB: 0 P: 14	R: 0 E: 0 K: 1 S: 14 H: 0 LOB: 1 BB: 1 P: 22		1B: 2 2B: 4 3B: 0 HR: 5 SF: 0 SAC: 0 DP: 1 HBP: 1		WP: 1 PB: 0 SB: 2 CS: 0 PA: 39		

	AB	34
	R	9
	H	11
	RBI	9
	BB	4
	SO	5
	LOB	11

PITCHER		IP	WLS	BF	H	R	ER	SO	BB	IBB	HBP	BLK	WP	HR	S	P	ERA	WHIP
38 Robbie Ray, L ERA: 4.3	(1, 1)	0.2	L	8	5	5	5	1	0	0	1	0	0	2	19	28	67.50	7.500
35 Matt Andriese, R ERA: 4.87	(1, 1)	0.1		1	0	0	0	0	0	0	0	0	1	0	2	5	0.00	0.000
45 Taylor Clarke, R ERA: 5.4	(2, 1)	4.0		17	3	2	2	3	2	0	0	0	0	2	35	60	4.50	1.250
66 Yoshihisa Hirano, R ERA: 5.17	(6, 1)	1.0		5	1	2	2	0	1	0	0	0	0	1	8	12	18.00	2.000
57 Jon Duplantier, R ERA: 4.85	(7, 1)	2.0		8	2	0	0	1	1	0	0	0	0	0	24	36	0.00	1.500

PITCHER	IP	WLS	BF	H	R	ER	SO	BB	IBB	HBP	BLK	WP	HR	S	P	ERA	WHIP

Arizona Diamondbacks @ New York Mets

Citi Field, Flushing, NY

Thu Sep 12 2019, 1:11 PM - 4:35 PM EDT

Att. 21,856 - Cloudy - 78 F

TOP

livebaseballscorecards.com

Batter	1	2	3	4	5	6	7	8	9	AB	R	H	RBI	BB	SO	LOB
4 Ketel Marte, S (1, 8) OBP: 0.389, SLG: 0.594	B FF 93 S SI 91 B FF 93 X SI 91 2-1 ① G3-1		F SI 93 B FC 90 B SV 86 B FF 93 B SI 90 4-1 ③ 9 FC5-4 BB		D SI 92 C SV 85 C FC 90 S SV 86 1-3 ③ K		F SL 79 F SL 78 F SL 80 D SL 79 F SL 79 B SL 79 F SL 78 B SL 79 B SL 78 4-2 5 FC6 BB		C SI 92 X SI 91 0-1 ③ G3	2	0	0	0	1	1	1
48 Abraham Almonte, S (6, 9) OBP: 0.333, SLG: 0.308										1	0	0	0	1	0	1
9 Josh Rojas, L (1, 7) OBP: 0.333, SLG: 0.375	B FF 93 X SI 91 1-0 53 FC6-4 1B		B SI 92 B SI 92 B FC 89 C SI 93 X SI 92 3-1 ② FC5-4 5 PB 1-2f			C FC 90 B SI 92 X SV 83 1-1 ① G4-3	B FF 89 C SL 77 B SL 78 B FF 89 C SL 78 S SL 78 3-3 ② K			4	0	1	0	0	1	4
5 Eduardo Escobar, S (1, 4) OBP: 0.321, SLG: 0.529	D SI 92 S FC 90 1 SAFE D FC 90 1 SAFE X SI 90 2-1 ② L7		D SI 92 S FC 91 X FC 90 1-1 ③ P6 1-2			B FC 90 C SI 92 F FC 90 S SV 85 1-3 ② K	C FC 88 C SI 93 F SL 83 X FC 90 0-2 ③ FC6 1-2f			4	0	0	0	0	1	5
53 Christian Walker, R (1, 3) OBP: 0.342, SLG: 0.464	X SI 91 0-0 ③ FC6-4 1-2f			C SI 91 B SI 91 X FC 89 1-1 ① G6-3		B SI 92 B SV 84 B SV 86 B SI 90 4-0 BB		S SI 92 B SI 92 S CH 83 X SL 84 1-2 ① L7		3	0	0	0	1	0	1
35 Matt Andriese, R (8, 1)										0	0	0	0	0	0	0
22 Jake Lamb, L (1, 5) OBP: 0.333, SLG: 0.358		C SI 92 X FC 90 0-1 ① G6-3		B FC 91 X FC 90 1-0 ② G1-3		B SI 92 B SV 84 X FC 89 1-1 ③ G3		C SI 93 S FC 88 F FC 88 B FC 89 F SI 93 X FC 88 1-2 ② F8		4	0	0	0	0	0	1
13 Nick Ahmed, R (1, 6) OBP: 0.325, SLG: 0.443		C FC 91 F FC 90 B SV 87 B SV 85 F SI 92 X FC 89 2-2 ② G1		C CU 76 F SI 92 B CU 78 F FC 89 S SV 87 1-3 ③ K			X SI 92 0-0 ① G5-3	B CH 82 F SI 92 S FC 88 F SL 88 X SL 82 1-2 ③ G3		3	0	0	0	0	1	0
37 Kevin Ginkel, L (7, 1)										0	0	0	0	0	0	0
25 Archie Bradley, R (7, 1)										0	0	0	0	0	0	0
32 Kevin Cron, R (8, PH) OBP: 0.261, SLG: 0.508										1	0	0	0	0	0	0
(8, 3)																
31 Alex Avila, L (1, 2) OBP: 0.358, SLG: 0.449		F SI 92 B FC 89 X SI 92 1-1 2B			B SV 84 C FC 90 B SV 86 X SI 92 2-1 1B		B CU 78 S FC 90 B FC 90 B SV 84 F FC 90 B FC 90 4-2 1 BB 15 2B BB		B SL 85 C SI 91 B SL 80 X SI 92 2-1 ① G6-3	2	1	2	0	1	0	0
14 Caleb Joseph, R (8, 2) OBP: 0.235, SLG: 0.250										1	0	0	0	0	0	0
1 Jarrod Dyson, L (1, 9) OBP: 0.319, SLG: 0.330		S FC 90 B FC 90 B SV 85 C FC 90 S FC 91 2-3 ③ K			X SI 92 0-0 ① L7		B SI 92 B FC 91 B SI 92 B FC 89 4-0 15 2B 1-2 BB		C SI 92 H FC 86 1-1 HBP	2	0	0	0	1	1	2
(6, 8)																
49 Alex Young, L (1, 1) OBP: 0.045, SLG: 0.045			B SI 92 C FC 91 S CH 90 S FC 90 1-3 ① K		C FC 91 F SV 85 S FC 91 0-3 ② K		C SV 86 B SV 84 C SI 92 F FC 89 F SV 85 X FC 90 1-2 1-3 2-H 2B		B SI 91 C SI 92 X SI 92 1-1 ② L9	1	0	0	0	0	1	0
50 Yoan López, R (3, 1)										0	0	0	0	0	0	0
2 Domingo Leyba, S (5, PH) OBP: 0.333, SLG: 0.364										1	0	0	0	0	1	1
63 Robby Scott, R (5, 1)										0	0	0	0	0	0	0
54 Jimmie Sherfy, R (5, 1)										0	0	0	0	0	0	0
40 Andrew Chafin, R (6, 1)										0	0	0	0	0	0	0
15 Ildemaro Vargas, S (7, PH) OBP: 0.298, SLG: 0.392										2	0	1	1	0	0	1
(7, 6)																
Inning Stats	R: 0 E: 0 K: 0 S: 6 H: 1 LOB: 1 BB: 0 P: 11	R: 0 E: 0 K: 1 S: 11 H: 1 LOB: 1 BB: 0 P: 16	R: 0 E: 0 K: 1 S: 8 H: 0 LOB: 1 BB: 1 P: 17	R: 0 E: 0 K: 1 S: 7 H: 0 LOB: 0 BB: 0 P: 10	R: 0 E: 0 K: 2 S: 9 H: 1 LOB: 1 BB: 0 P: 12	R: 0 E: 0 K: 1 S: 7 H: 0 LOB: 1 BB: 1 P: 14	R: 1 E: 0 K: 1 S: 20 H: 1 LOB: 3 BB: 3 P: 36	R: 0 E: 0 K: 0 S: 12 H: 0 LOB: 0 BB: 0 P: 15	R: 0 E: 0 K: 0 S: 7 H: 0 LOB: 1 BB: 0 P: 11	1B: 2 2B: 2 3B: 0 HR: 0 SF: 0 SAC: 0 DP: 0 HBP: 1						

	AB	31
	R	1
	H	4
	RBI	1
	BB	5
	SO	7
	LOB	17

WP: 0 PB: 1 SB: 0 CS: 0 PA: 37

PITCHER		IP	WLS	BF	H	R	ER	SO	BB	IBB	HBP	BLK	WP	HR	S	P	ERA	WHIP
7 Marcus Stroman, R ERA: 3.35	(1, 1)	6.1	W	27	4	1	1	6	4	0	0	0	0	0	56	97	1.42	1.263
73 Daniel Zamora, L ERA: 5.63	(7, 1)	0.1		2	0	0	0	1	1	0	0	0	0	0	8	15	0.00	3.000
74 Chris Mazza, R ERA: 6.43	(7, 1)	2.1		8	0	0	0	0	0	0	1	0	0	0	23	30	0.00	0.000

PITCHER	IP	WLS	BF	H	R	ER	SO	BB	IBB	HBP	BLK	WP	HR	S	P	ERA	WHIP

Batter	1	2	3	4	5	6	7	8	9	AB	R	H	RBI	BB	SO	LOB
1 Amed Rosario, R (1, 6) OBP: 0.324, SLG: 0.425	S SI 86 B CH 81 S FC 84 X CH 83 1-2 ① G4-3		B CU 77 B CH 82 B SI 88 C SI 88 C SI 88 T SI 89 3-2 ① K	B SL 84 C SL 86 X SL 86 1-1 ② G4-3		B SL 77 F FF 91 F SL 78 X SL 78 1-2 ① P4		B CU 82 X CH 87 1-0 1B		5	0	1	0	0	1	0
20 Pete Alonso, R (1, 3) OBP: 0.363, SLG: 0.586	S SI 88 F SI 87 S CH 83 0-3 ② K		F CH 84 F FF 89 F FC 85 F CU 82 F FC 85 F SI 89 B CH 85 F SI 89 X CH 84 1-2 E6 24 G4-3 28 1B	C FF 96 B SL 88 C SL 86 S SL 87 1-3 ③ K		B FF 92 S SL 78 F FF 92 F CH 82 B SL 78 F FF 91 B CH 85 S SL 79 3-3 ② K		D FF 94 F CH 87 S FF 93 F FF 93 X CU 83 1-2 ③ G1-3		5	1	0	0	0	3	1
24 Robinson Canó, L (1, 4) OBP: 0.307, SLG: 0.445 2 Joe Panik, L (7, 4) OBP: 0.314, SLG: 0.331	B FF 88 F SI 88 B CU 81 B CU 80 B FC 85 4-1 28 1B BB		B SI 89 B SI 89 B FC 85 C FF 89 X FF 89 3-1 ② G4-3 2-3		C SI 86 B SL 79 X SI 86 1-1 HR	F SI 92 T FF 93 X SI 93 0-2 ③ G3				3 0	1 0	1 0	1 0	1 0	0 0	1 0
28 J.D. Davis, R (1, 7) OBP: 0.371, SLG: 0.512 18 Rajai Davis, R (7, 7) OBP: 0.211, SLG: 0.389	B FC 85 C SI 88 B SI 88 X CH 83 2-1 1-2 1B		B FF 90 X FF 89 1-0 30 1B 12 HR 1B 3-H		X SI 87 0-0 ① F7		C FF 93 B SL 84 F SL 82 B FF 93 F SL 83 X FF 94 2-2 ① G3			3 1	1 0	2 0	1 0	0 0	0 0	0 0
30 Michael Conforto, L (1, 9) OBP: 0.361, SLG: 0.496	B FC 85 F SI 89 S SI 89 B FC 86 B CU 81 X SI 90 3-2 ③ G4-3		C CU 79 B SI 89 X SI 89 1-1 21 BB 12 HR 1B 1-3		S SL 79 B SL 78 B SL 78 F SI 86 B CH 82 B SL 79 4-2 12 HR BB		S FF 94 B FF 94 X FF 93 1-1 HR			3	3	2	1	1	0	2
21 Todd Frazier, R (1, 5) OBP: 0.318, SLG: 0.449 13 Luis Guillorme, L (6, 5) OBP: 0.322, SLG: 0.365		B SI 86 C SI 87 F FC 84 X CH 83 1-2 HR	B CU 78 B SI 88 1 SAFE C FC 85 S FF 88 1 SAFE B FC 85 B FF 90 4-2 12 HR 1-2 BB		D CH 84 D SL 81 S SI 87 C SI 86 D SL 80 F SI 87 F SI 87 F SL 80 S SI 87 3-3 ② K		C SL 82 B FF 92 C SL 84 B FF 93 F SL 84 F FF 93 B SL 83 F SL 84 X FF 92 3-2 12 G5-4-3 1B			2 1	2 0	1 1	1 0	1 0	1 0	1 0
12 Juan Lagares, R (1, 8) OBP: 0.279, SLG: 0.335		X SI 88 0-0 ① F9	B CH 83 S SI 89 B SI 89 F SI 89 B SI 90 F SI 90 X SI 90 3-2 1-H 2-H 3-H HR		C SL 77 X FF 92 0-1 1-H HR		B FF 93 C FF 94 B SI 93 X SI 93 2-1 ② ③ G5-4-3 1-2f			4	2	2	6	0	0	1
3 Tomás Nido, R (1, 2) OBP: 0.233, SLG: 0.339		B FF 88 F FC 84 B CU 81 S SI 88 C FF 89 2-3 ② K	B FF 95 X FF 95 1-0 ③ P6		X FF 92 0-0 HR			B CU 80 F FF 92 F CH 86 X FF 94 1-2 ① G6-3		4	1	1	1	0	1	0
7 Marcus Stroman, R (1, 1) OBP: 0.059, SLG: 0.059 73 Daniel Zamora, L (7, 1) 74 Chris Mazza, R (7, 1)		C SI 88 B SI 88 S SI 89 B CH 84 X SI 89 2-2 ③ L5		B FF 94 X FF 94 1-0 ① L8	C FF 92 T SL 78 B SL 80 B SL 79 C FF 92 2-3 ③ K			B FF 92 C FF 93 X FF 92 1-1 ② G6-3		3 0 1	0 0 0	0 0 0	0 0 0	0 0 0	1 0 0	0 0 0
Inning Stats	R: 0 E: 0 K: 1 S: 12 H: 1 LOB: 2 BB: 1 P: 22	R: 1 E: 0 K: 1 S: 10 H: 1 LOB: 0 BB: 0 P: 15	R: 5 E: 1 K: 1 S: 23 H: 3 LOB: 0 BB: 1 P: 40	R: 0 E: 0 K: 1 S: 6 H: 0 LOB: 0 BB: 0 P: 9	R: 4 E: 0 K: 2 S: 17 H: 3 LOB: 0 BB: 1 P: 27	R: 0 E: 0 K: 1 S: 11 H: 0 LOB: 0 BB: 0 P: 15	R: 1 E: 0 K: 0 S: 14 H: 2 LOB: 0 BB: 0 P: 22	R: 0 E: 0 K: 0 S: 10 H: 1 LOB: 1 BB: 0 P: 14		1B: 5 2B: 0 3B: 0 HR: 6	SF: 0 SAC: 0 DP: 1 HBP: 0			WP: 0 PB: 0 SB: 0 CS: 0	PA: 38	

PITCHER		IP	WLS	BF	H	R	ER	SO	BB	IBB	HBP	BLK	WP	HR	S	P	ERA	WHIP
49 Alex Young, L ERA: 3.38	(1, 1)	2.2	L	16	5	6	1	3	2	0	0	0	0	2	44	75	3.38	2.625
50 Yoan López, R ERA: 2.86	(3, 1)	1.1		4	0	0	0	1	0	0	0	0	0	0	7	11	0.00	0.000
63 Robby Scott, L ERA: 6.75	(5, 1)	0.2		4	1	2	2	1	1	0	0	0	0	1	11	19	27.00	3.000
54 Jimmie Sherfy, R ERA: 2.57	(5, 1)	1.0		5	2	2	2	2	0	0	0	0	0	2	14	20	18.00	2.000
40 Andrew Chafin, L ERA: 3.93	(6, 1)	0.1		1	0	0	0	0	0	0	0	0	0	0	3	3	0.00	0.000
37 Kevin Ginkel, R ERA: 2.04	(7, 1)	0.1		3	2	1	1	0	0	0	0	0	0	0	1	12	18	27.00	6.000
25 Archie Bradley, R ERA: 3.86	(7, 1)	0.2		1	0	0	0	0	0	0	0	0	0	0	0	2	4	0.00	0.000
35 Matt Andriese, R ERA: 4.79	(8, 1)	1.0		4	1	0	0	0	0	0	0	0	0	0	0	10	14	0.00	1.000

BOTTOM

Arizona Diamondbacks @ New York Mets

Citi Field, Flushing, NY

Thu Sep 12 2019, 1:11 PM - 4:35 PM EDT

Att. 21,856 - Cloudy - 78 F

livebaseballscorecards.com

AB	35
R	11
H	11
RBI	11
BB	3
SO	7
LOB	6

Batter	1	2	3	4	5	6	7	8	9	AB	R	H	RBI	BB	SO	LOB
17 Josh VanMeter, L (1, 7) OBP: 0.336, SLG: 0.424	C SI 88 F KC 80 S SL 82 0-3 ① K		B FF 89 C CH 84 B CH 83 B KC 81 F SI 91 B FF 91 4-2 19 HR BB		B FF 89 S CH 84 C SL 81 F FC 87 X FF 90 1-2 1-H HR			S SL 84 B SL 85 F FF 93 B SL 86 X FF 94 2-2 ① F8		2	2	1	2	1	1	0
6 Phillip Ervin, R (8, PH) OBP: 0.349, SLG: 0.516										1	0	0	0	0	0	0
(8, 7)																
26 Raisel Iglesias, R (9, 1)										0	0	0	0	0	0	0
19 Joey Votto, L (1, 3) OBP: 0.359, SLG: 0.424	F SI 90 B CH 85 X FC 88 1-1 ② P5		1 SAFE B KC 81 B CH 84 1 SAFE 1 SAFE 1 SAFE B SI 89 X SI 89 3-0 1-H HR		B CH 84 X CH 85 1-0 1B			C FF 94 B SL 85 S SL 86 B SL 84 X SI 94 2-2 ② G3-1		4	1	2	2	0	0	0
7 Eugenio Suárez, R (1, 5) OBP: 0.348, SLG: 0.571	B FC 86 C SI 90 X FF 90 1-1 3B		B SI 89 X CH 84 1-0 ③ G5-3		C CH 84 S SL 81 B SI 89 F SL 81 X FF 90 1-2 ③ P3			C CU 77 B CU 78 S SI 92 B CU 79 X SI 94 2-2 ③ G1-3		4	0	1	0	0	0	1
44 Aristides Aquino, R (1, 9) OBP: 0.329, SLG: 0.611	X SI 92 0-0 ③ G6-3			B FF 88 X CH 84 1-0 ① L5		B SI 89 B SL 80 S FF 87 F FF 90 S SL 81 2-3 ① K			C SI 92 C SI 93 B CU 78 X SI 94 1-2 ① G6-3	4	0	0	0	0	1	1
16 Tucker Barnhart, L (1, 2) OBP: 0.330, SLG: 0.371		X FF 87 0-0 ① L8		C SI 88 X CH 84 0-1 3 G5-6-3 1B		X CH 84 0-0 ② F8			F SI 93 S SI 92 B FF 93 F SI 92 B CU 78 S SI 94 2-3 ② K	4	0	1	0	0	1	0
3 Freddy Galvis, S (1, 4) OBP: 0.294, SLG: 0.439		C SI 87 X CH 84 0-1 ② L7		B FF 89 C SI 88 B SI 88 B SL 82 C FC 86 F SL 82 F SI 90 F FC 87 X CH 86 3-2 ② ③ G5-6-3 1-2f		C SI 89 S SL 81 S FC 88 0-3 ③ K			C CU 78 X SI 92 0-1 ③ L4	4	0	0	0	0	1	1
4 Jose Iglesias, R (1, 6) OBP: 0.312, SLG: 0.407		B FF 88 X KC 81 1-0 ③ G6-3			C FC 84 C KC 78 F FF 88 B CH 84 F FF 90 F SL 81 X CH 84 1-2 ① G4-3		B FF 91 C FF 91 B FS 83 F FF 91 X FS 83 2-2 ① G5-3			3	0	0	0	0	0	0
34 Brian O'Grady, L (1, 8) OBP: 0.345, SLG: 0.417			C SI 87 B FC 85 B FF 89 S FF 89 S SL 83 2-3 ① K		S CH 84 X FF 89 0-1 17 HR E4		S FS 85 S FS 84 B FS 84 B FS 84 F FF 92 S FS 84 2-3 ② K			3	1	0	0	0	2	0
(9, 7)																
58 Luis Castillo, R (1, 1) OBP: 0.103, SLG: 0.121			X FF 88 0-0 ② P6		L SI 86 L SL 80 1 SAFE L SI 88 0-3 ② K		B FF 91 S FF 93 F FF 91 S FS 84 1-3 ③ K2-3			2	0	0	0	0	1	1
55 Robert Stephenson, R (6, 1)										0	0	0	0	0	0	0
9 José Peraza, R (7, PH) OBP: 0.286, SLG: 0.350										1	0	0	0	0	1	0
21 Michael Lorenzen, R (7, 1) OBP: 0.370, SLG: 0.500										0	0	0	0	0	0	0
(9, 8)																
Inning Stats	R: 0 E: 0 K: 1 S: 8 H: 1 LOB: 1 BB: 0 P: 10	R: 0 E: 0 K: 0 S: 4 H: 0 LOB: 0 BB: 0 P: 5	R: 2 E: 0 K: 1 S: 8 H: 1 LOB: 0 BB: 1 P: 18	R: 0 E: 0 K: 0 S: 9 H: 1 LOB: 0 BB: 0 P: 13	R: 2 E: 1 K: 1 S: 20 H: 2 LOB: 1 BB: 0 P: 24	R: 0 E: 0 K: 2 S: 7 H: 0 LOB: 0 BB: 0 P: 9	R: 0 E: 0 K: 2 S: 10 H: 0 LOB: 0 BB: 0 P: 15	R: 0 E: 0 K: 0 S: 9 H: 0 LOB: 0 BB: 0 P: 15	R: 0 E: 0 K: 1 S: 9 H: 0 LOB: 0 BB: 0 P: 12	1B: 2 2B: 0 3B: 1 HR: 2 SF: 0 SAC: 0 DP: 1 HBP: 0						WP: 0 PB: 0 SB: 0 CS: 0 PA: 33

PITCHER		IP	WLS	BF	H	R	ER	SO	BB	IBB	HBP	BLK	WP	HR	S	P	ERA	WHIP
8 Mike Leake, R ERA: 4.39	(1, 1)	6.0	L	24	5	4	2	5	1	0	0	0	0	2	56	79	3.00	1.000
66 Yoshihisa Hirano, R ERA: 5.06	(7, 1)	1.0		3	0	0	0	2	0	0	0	0	0	0	10	15	0.00	0.000
40 Andrew Chafin, L ERA: 3.88	(8, 1)	0.2		2	0	0	0	0	0	0	0	0	0	0	6	10	0.00	0.000
58 Stefan Crichton, R ERA: 4.01	(8, 1)	1.1		4	0	0	0	1	0	0	0	0	0	0	12	17	0.00	0.000

PITCHER	IP	WLS	BF	H	R	ER	SO	BB	IBB	HBP	BLK	WP	HR	S	P	ERA	WHIP

TOP

Cincinnati Reds @ Arizona Diamondbacks

Chase Field, Phoenix, AZ

Fri Sep 13 2019, 6:40 PM - 9:28 PM MST

Att. 35,158 - Roof Closed - 75 F

livebaseballscorecards.com

AB	32
R	4
H	5
RBI	4
BB	1
SO	8
LOB	4

BOTTOM

Cincinnati Reds @ Arizona Diamondbacks

Chase Field, Phoenix, AZ

Fri Sep 13 2019, 6:40 PM - 9:28 PM MST

Att. 35,158 - Roof Closed - 75 F

livebaseballscorecards.com

Batter	1	2	3	4	5	6	7	8	9	AB	R	H	RBI	BB	SO	LOB
4 Ketel Marte, S (1, 8) OBP: 0.389, SLG: 0.594	B SI 97 X SI 97 1-0 G3-1 ①		B SL 87 S CH 88 X FF 98 1-1 G6-3 ③		B FF 98 B CH 87 B FF 97 B FF 98 4-0 5 1B 1-2 BB		X FF 98 0-0 P4 ①		B CH 90 B CH 89 C FF 96 C CH 91 X FF 97 2-2 2B	4	0	1	0	1	0	0
9 Josh Rojas, L (1, 7) OBP: 0.326, SLG: 0.357	B FF 98 B CH 89 B SI 98 C FF 98 S FF 99 B CH 88 4-2 BB			F SL 85 F FF 96 B SI 96 X CH 88 1-2 G3-1 ①	S CH 88 B CH 88 C FF 96 F CH 88 S FF 97 1-3 K ②		C FF 98 C FF 98 B CH 89 B CH 89 B FF 98 X CH 88 3-2 G6-3 ②		C CH 89 B FF 96 F CH 89 F SL 83 F SL 85 X CH 88 1-2 G3-1 ③	4	0	0	0	1	1	3
5 Eduardo Escobar, S (1, 5) OBP: 0.322, SLG: 0.528	X SI 98 0-0 F7 ②			B SL 87 F CH 88 B FF 97 X FF 97 2-1 P6 ②	B FF 96 B FF 98 C CH 87 F CH 87 X CH 88 2-2 53 FC6-4 1-3 2-H 1B		B FF 99 X FC 96 1-0 1B			4	0	2	1	0	0	1
53 Christian Walker, R (1, 3) OBP: 0.341, SLG: 0.462	B SL 87 1 SAFE F SL 87 X SI 96 1-1 G1-3 ③			X SI 98 0-0 41 10 1B 1B	B SL 87 S CH 87 X CH 87 1-1 FC6-4 ③ 1-2f		C FC 95 F SL 88 1 SAFE B FF 99 D SL 88 1 SAFE F FF 98 X SI 97 2-2 F9 ③			4	1	1	0	0	0	4
41 Wilmer Flores, R (1, 4) OBP: 0.359, SLG: 0.489		B FF 97 C SL 86 B SL 86 F FF 98 F FF 98 B CH 89 F FF 99 X CH 88 3-2 G6-3 ①		B SL 88 B FF 98 F FF 98 F SL 87 F SL 87 X CH 88 2-2 10 1B 1-2 1B		B FF 95 C FF 95 B SL 86 C SL 85 X SL 84 2-2 10 G4-3 13 SF8 2B		C FC 95 B SL 88 F FF 97 B FF 96 F CU 86 S SI 97 2-3 K ①		4	1	2	0	0	1	0
10 Adam Jones, R (1, 9) OBP: 0.316, SLG: 0.425		C FF 99 X SI 99 0-1 L6 ②		B SL 88 S SL 87 S SL 88 X CH 88 1-2 1-3 2-H 1B		C SL 83 D SL 84 X FF 94 1-1 G4-3 ① 2-3		X FC 95 0-0 L8 ②		4	0	1	1	0	0	1
13 Nick Ahmed, R (1, 6) OBP: 0.322, SLG: 0.440		B SL 88 S SL 88 X FF 97 1-1 L9 ③		C SI 97 F SI 97 X CH 88 0-2 F8 ③		C SL 85 X SL 85 0-1 SF8 ② 3-H		C FF 97 B SL 88 S SL 87 F FF 98 B FF 98 F CH 88 S CH 88 2-3 K ③		3	0	0	1	0	1	2
31 Alex Avila, L (1, 2) OBP: 0.363, SLG: 0.446 16 Tim Locastro, R (6, PR) OBP: 0.363, SLG: 0.340 18 Carson Kelly, R (7, 2) OBP: 0.352, SLG: 0.502			B FF 95 C FF 97 S CH 88 F CH 88 F CH 88 B FF 96 S CH 88 2-3 K ①		B FF 97 B CH 87 B FF 97 B FF 96 4-0 4 BB 5 1B BB	C SL 83 C FF 94 B SL 84 B FS 88 B FF 94 D SL 83 4-2 22 S BB			C SL 86 B FF 96 S SI 96 B SL 84 X SI 97 2-2 F9 ①	1 0 1	1 0 0	0 0 0	0 0 0	2 0 0	1 0 0	0 0 0
8 Mike Leake, R (1, 1) OBP: 0.105, SLG: 0.056 22 Jake Lamb, L (6, PH) OBP: 0.332, SLG: 0.356 66 Yoshihisa Hirano, R (7, 1) 40 Andrew Chafin, R (8, 1) 58 Stefan Crichton, R (8, 1) 15 Ildemaro Vargas, S (9, PH) OBP: 0.297, SLG: 0.390			F FF 96 B FF 97 S SL 87 S SL 87 1-3 K ②		B FF 95 X FF 94 1-0 L9 ①	S SL 83 F SL 84 B FF 94 X SL 84 1-2 P6 ③ 1-2			C FF 95 B FF 95 F CH 89 X FF 97 1-2 F9 ②	2 1 0 0 0 0 1	0 0 0 0 0 0 0	0 0 0 0 0 0 0	0 0 0 0 0 0 0	1 0 0 0 0 0 0	1 1 0 0 0 0 0	0 1 0 0 0 0 0
Inning Stats	R: 0 H: 0 E: 0 LOB: 1 K: 0 BB: 1 S: 6 P: 12	R: 0 H: 0 E: 0 LOB: 0 K: 0 BB: 0 S: 9 P: 13	R: 0 H: 0 E: 0 LOB: 0 K: 2 BB: 0 S: 10 P: 14	R: 1 H: 3 E: 0 LOB: 2 K: 0 BB: 0 S: 16 P: 22	R: 1 H: 1 E: 0 LOB: 2 K: 1 BB: 2 S: 10 P: 23	R: 1 H: 1 E: 0 LOB: 2 K: 0 BB: 1 S: 12 P: 20	R: 0 H: 1 E: 0 LOB: 1 K: 0 BB: 0 S: 9 P: 15	R: 0 H: 0 E: 0 LOB: 0 K: 2 BB: 0 S: 10 P: 14	R: 0 H: 1 E: 0 LOB: 1 K: 0 BB: 0 S: 14 P: 20	1B: 5 2B: 2 3B: 0 HR: 0	SF: 1 SAC: 0 DP: 0 HBP: 0					

	AB	33
	R	3
	H	7
	RBI	3
	BB	4
	SO	5
	LOB	13

PITCHER		IP	WLS	BF	H	R	ER	SO	BB	IBB	HBP	BLK	WP	HR	S	P	ERA	WHIP
58 Luis Castillo, R ERA: 3.22	(1, 1)	5.0	W	22	4	2	2	3	3	0	0	0	0	0	51	84	3.60	1.400
55 Robert Stephenson, R ERA: 3.92	(6, 1)	1.0	H	5	1	1	1	0	1	0	0	0	0	0	12	20	9.00	2.000
21 Michael Lorenzen, R ERA: 3.12	(7, 1)	2.0	H	7	1	0	0	2	0	0	0	0	0	0	19	29	0.00	0.500
26 Raisel Iglesias, R ERA: 4.26	(9, 1)	1.0	S	4	1	0	0	0	0	0	0	0	0	0	14	20	0.00	1.000

PITCHER	IP	WLS	BF	H	R	ER	SO	BB	IBB	HBP	BLK	WP	HR	S	P	ERA	WHIP

Cincinnati Reds @ Arizona Diamondbacks

Chase Field, Phoenix, AZ

Sat Sep 14 2019, 5:11 PM - 7:26 PM MST

Att. 35,151 - Roof Closed - 76 F

livebaseballscorecards.com

TOP

Batter	1	2	3	4	5	6	7	8	9	AB	R	H	RBI	BB	SO	LOB
17 Josh VanMeter, L (1, 7) OBP: 0.330, SLG: 0.416	B FF 92 F FF 93 X FC 91 1-1 ① F8		B FF 92 C CU 80 B CH 87 F FC 92 B CU 81 F CH 88 F CH 87 X SI 94 3-2 ② F8			C CU 80 F FC 91 F CU 82 B FF 94 C FC 92 1-3 ① K			X FF 93 0-0 ① F8	4	0	0	0	0	1	0
19 Joey Votto, L (1, 3) OBP: 0.359, SLG: 0.423	F CU 82 X CH 88 0-1 44 F8 7 1B 1B		X FC 92 0-0 ③ G6-3			B FC 92 X CH 88 1-0 ② G1			B KC 81 B KC 80 C FF 94 B FF 94 F FF 94 S CH 88 3-3 ② K	4	0	1	0	0	1	0
7 Eugenio Suárez, R (1, 5) OBP: 0.348, SLG: 0.568	S SI 93 C FC 91 B FF 95 X FC 91 1-2 1-2 1B			X FC 90 0-0 ① F9		C FC 92 F SI 93 B FF 95 X CH 89 1-2 ③ F9			B FF 95 C SI 95 B FF 95 C KC 82 B CH 88 X SI 95 3-2 ③ F7	4	0	1	0	0	0	0
44 Aristides Aquino, R (1, 9) OBP: 0.329, SLG: 0.605	B SI 93 F FF 94 B FF 93 X FC 92 2-1 ② F8 2-3			B FF 93 F FF 93 B SI 93 X SI 93 2-1 ② P6			S FF 93 X FC 92 0-1 16 G3-6-1 1B			3	0	1	0	0	0	2
16 Tucker Barnhart, L (1, 2) OBP: 0.327, SLG: 0.367	B CH 87 B CH 88 X FF 94 2-0 ③ G4-3			F CH 88 B CH 88 F FF 94 F CU 83 F FF 94 S CU 83 1-3 ③ K			F FC 92 F CH 87 1 SAFE 1 SAFE F CU 83 X FC 91 0-2 ① ② G3-6-1 1-2f			3	0	0	0	0	1	3
3 Freddy Galvis, S (1, 6) OBP: 0.296, SLG: 0.438 2 Alex Blandino, R (7, PH) OBP: 0.433, SLG: 0.286 (7, 4)		B CU 81 S CU 82 F CH 87 B CH 87 B FF 93 F FF 94 B FC 92 4-2 9 CS BB			B CU 80 B CH 87 B FC 90 C FF 93 F FC 92 B FF 94 4-2 9 E BB		B CH 87 S SI 92 B SI 93 S CH 88 C FF 94 2-3 ③ K			0 1	0 0	0 0	0 0	2 0	0 1	0 0
9 José Peraza, R (1, 4) OBP: 0.283, SLG: 0.347 (7, 6)		F FC 90 1 SAFE 1 SAFE B CU 83 F FF 94 X CU 82 1-2 ① ② L4 1-2			1 SAFE 1 SAFE X FC 90 0-0 ① F7 1-2			X SL 83 0-0 ① L7		3	0	0	0	0	0	2
21 Michael Lorenzen, R (1, 8) OBP: 0.333, SLG: 0.444		X FF 93 0-0 ③ F9			C CU 82 F CU 82 F CU 81 X FC 90 0-2 ② G6-3			B SL 83 X SL 83 1-0 ② G5-3		3	0	0	0	0	0	1
28 Anthony DeSclafani, R (1, 1) OBP: 0.120, SLG: 0.120 34 Brian O'Grady, L (8, PH) OBP: 0.333, SLG: 0.400 66 Joel Kuhnel, R (8, 1)			B FF 91 F FF 92 C CU 80 B CU 82 S FF 93 2-3 ① K		C CU 82 B FF 93 B CU 82 C FF 92 C CU 82 2-3 ③ K			C FF 94 S FF 95 B SL 85 S SL 85 1-3 ③ K		2 1 0	0 0 0	0 0 0	0 0 0	2 1 0	0 0 0	1 0 0
Inning Stats	R: 0 H: 2 E: 0 LOB: 2 K: 0 BB: 0 S: 10 P: 16	R: 0 H: 0 E: 0 LOB: 0 K: 0 BB: 1 S: 7 P: 12	R: 0 H: 0 E: 0 LOB: 0 K: 1 BB: 0 S: 9 P: 14	R: 0 H: 0 E: 0 LOB: 0 K: 1 BB: 0 S: 8 P: 11	R: 0 H: 0 E: 1 LOB: 1 K: 1 BB: 1 S: 10 P: 16	R: 0 H: 0 E: 0 LOB: 0 K: 1 BB: 0 S: 8 P: 11	R: 0 H: 1 E: 0 LOB: 0 K: 1 BB: 0 S: 9 P: 11	R: 0 H: 0 E: 0 LOB: 0 K: 1 BB: 0 S: 5 P: 7	R: 0 H: 0 E: 0 LOB: 0 K: 1 BB: 0 S: 7 P: 13	1B: 3 SF: 0 2B: 0 SAC: 0 3B: 0 DP: 1 HR: 0 HBP: 0						

	AB	28
	R	0
	H	3
	RBI	0
	BB	2
	SO	7
	LOB	9

WP: 0 PA: 30
PB: 0
SB: 0
CS: 1

PITCHER		IP	WLS	BF	H	R	ER	SO	BB	IBB	HBP	BLK	WP	HR	S	P	ERA	WHIP
29 Merrill Kelly, R ERA: 4.49	(1, 1)	7.0	W	24	3	0	0	5	2	0	0	0	0	0	61	91	0.00	0.714
37 Kevin Ginkel, R ERA: 1.93	(8, 1)	1.0	H	3	0	0	0	1	0	0	0	0	0	0	5	7	0.00	0.000
25 Archie Bradley, R ERA: 3.8	(9, 1)	1.0	S	3	0	0	0	1	0	0	0	0	0	0	7	13	0.00	0.000

PITCHER	IP	WLS	BF	H	R	ER	SO	BB	IBB	HBP	BLK	WP	HR	S	P	ERA	WHIP

BOTTOM

Cincinnati Reds @ Arizona Diamondbacks

Chase Field, Phoenix, AZ

Sat Sep 14 2019, 5:11 PM - 7:26 PM MST

Att. 35,151 - Roof Closed - 76 F

livebaseballscorecards.com

Batter	1	2	3	4	5	6	7	8	9	AB	R	H	RBI	BB	SO	LOB
15 Ildemaro Vargas, S (1, 4) OBP: 0.292, SLG: 0.384	B FF 94 C FF 95 B SL 87 B CH 88 C FF 96 X FF 95 3-2 ① G4-3		B KC 80 B FF 96 X FF 95 2-0 ③ G4-3			B FF 95 C CH 88 F KC 87 B FF 95 F KC 87 S CH 90 2-3 ③ K				3	0	0	0	0	1	0
4 Ketel Marte, S (1, 8) OBP: 0.387, SLG: 0.590	B SL 86 C FF 95 X SL 88 1-1 ② G3-1			C FF 94 F KC 80 B FF 94 B KC 82 B SL 88 X FF 95 3-2 ① G4-3			F CH 87 F SL 88 B FF 95 B CH 88 X KC 85 2-2 ① G6-3			3	0	0	0	0	0	0
5 Eduardo Escobar, S (1, 5) OBP: 0.321, SLG: 0.526	X KC 84 0-0 ③ F8			C FF 95 S SL 86 B FF 94 B KC 83 X FF 95 2-2 ② F8			F FF 95 S FF 94 B KC 80 F KC 87 C KC 82 1-3 ② K			3	0	0	0	0	1	0
53 Christian Walker, R (1, 3) OBP: 0.339, SLG: 0.459		C FF 95 B KC 87 X FF 96 1-1 ① F9		C SL 88 X SI 95 0-1 ③ G4-3			B SL 88 F SL 87 X FF 94 1-1 ③ G5-3			3	0	0	0	0	0	0
9 Josh Rojas, L (1, 7) OBP: 0.316, SLG: 0.345		C FF 96 F SL 88 F FF 96 C SI 95 0-3 ② K			X FF 94 0-0 ① G4-3			B FF 98 B SI 98 C SI 97 X CH 91 2-1 ① F8		3	0	0	0	0	1	0
18 Carson Kelly, R (1, 2) OBP: 0.349, SLG: 0.497		C FF 95 B FF 96 B KC 87 B SL 88 F FF 96 C SI 95 3-3 ③ K			C FF 95 B SL 88 X FF 94 1-1 ② G5-3			B SL 89 F FF 98 X SI 99 1-1 ② G6-3		3	0	0	0	0	1	0
13 Nick Ahmed, R (1, 6) OBP: 0.322, SLG: 0.441			X FF 94 0-0 E7 1 SF8 2B		C KC 88 F SI 96 F SL 88 B KC 84 X FF 95 1-2 ③ G1-6-3			L SL 87 F SI 98 F SI 98 F SL 88 S SI 98 0-3 ③ K		3	1	1	0	0	1	0
1 Jarrod Dyson, L (1, 9) OBP: 0.318, SLG: 0.329			X FF 94 0-0 ① SF8 3-H			C FF 93 B KC 87 X CH 88 1-1 ① G3				1	0	0	1	0	0	0
29 Merrill Kelly, R (1, 1) OBP: 0.060, SLG: 0.021 37 Kevin Ginkel, L (8, 1) 25 Archie Bradley, R (9, 1)			C FF 94 B FF 95 X FF 94 1-1 ② G6-3			C FF 93 C FF 95 S SL 87 0-3 ② K				2 0 0	0 0 0	0 0 0	0 0 0	0 0 0	1 0 0	0 0 0
Inning Stats	R: 0 E: 0 K: 0 S: 6 H: 0 LOB: 0 BB: 0 P: 10	R: 0 E: 0 K: 2 S: 9 H: 0 LOB: 0 BB: 0 P: 13	R: 1 E: 1 K: 0 S: 5 H: 1 LOB: 0 BB: 0 P: 8	R: 0 E: 0 K: 0 S: 8 H: 0 LOB: 0 BB: 0 P: 13	R: 0 E: 0 K: 0 S: 7 H: 0 LOB: 0 BB: 0 P: 9	R: 0 E: 0 K: 2 S: 9 H: 0 LOB: 0 BB: 0 P: 12	R: 0 E: 0 K: 1 S: 9 H: 0 LOB: 0 BB: 0 P: 13	R: 0 E: 0 K: 1 S: 9 H: 0 LOB: 0 BB: 0 P: 12		1B: 0 2B: 1 3B: 0 HR: 0 SF: 1 SAC: 0 DP: 0 HBP: 0						

	AB	24
	R	1
	H	1
	RBI	1
	BB	0
	SO	6
	LOB	0

PITCHER		IP	WLS	BF	H	R	ER	SO	BB	IBB	HBP	BLK	WP	HR	S	P	ERA	WHIP
28 Anthony DeSclafani, R ERA: 3.93	(1, 1)	7.0	L	22	1	1	1	5	0	0	0	0	0	0	53	78	1.29	0.143
66 Joel Kuhnel, R ERA: 6.14	(8, 1)	1.0		3	0	0	0	1	0	0	0	0	0	0	9	12	0.00	0.000

PITCHER		IP	WLS	BF	H	R	ER	SO	BB	IBB	HBP	BLK	WP	HR	S	P	ERA	WHIP

Batter	1	2	3	4	5	6	7	8	9	AB	R	H	RBI	BB	SO	LOB
6 Phillip Ervin, R (1, 7) OBP: 0.347, SLG: 0.510	X FF 93 0-0 ① F8		C FF 92 F FC 87 C FF 93 0-3 ③ K		C FC 88 C FC 85 C FF 93 0-3 ③ K		C CH 86 F FF 94 X FF 93 0-2 17 CS 1B			4	0	1	0	0	2	1
17 Josh VanMeter, L (1, 4) (6, 3) OBP: 0.329, SLG: 0.427	C FF 92 B FF 93 C CH 87 B KC 81 B CH 86 S CH 86 3-3 ② K			C FF 92 X FC 87 0-1 HR		C CH 84 C FF 92 X KC 79 0-2 ① P6	1 SAFE B FF 93 X CH 88 1-0 ②③ G3-1 1-2			4	1	1	1	0	1	1
7 Eugenio Suárez, R (1, 5) OBP: 0.350, SLG: 0.580	T FF 95 B FC 88 B FF 93 B FF 94 C FC 88 F FF 95 B CH 86 4-2 BB			B FC 88 B CH 84 B FF 92 X FF 94 3-0 HR		B KC 78 C FF 92 B FC 88 B FC 86 C FF 92 X FF 93 3-2 HR		C FF 91 F FF 92 T CH 85 0-2 ① K		3	2	2	2	1	1	0
44 Aristides Aquino, R (1, 9) OBP: 0.327, SLG: 0.596	C FF 94 1 SAFE F FF 96 X FF 94 0-2 ③ L6			S FC 88 B FF 91 S FC 88 F FC 86 X FF 93 1-2 ① F9		F FF 92 B CH 85 X FC 87 1-1 21 WP 16 S 1B		B FF 93 X CH 86 1-0 ② G5-3		4	0	1	0	0	0	1
16 Tucker Barnhart, L (1, 2) OBP: 0.323, SLG: 0.361		B FF 92 F FF 92 C KC 79 F FC 87 B FF 92 B CH 86 F FF 94 X CH 87 3-2 ① G3-1		B KC 79 C CH 85 C KC 79 F KC 78 X KC 79 1-2 ② G6-3		1 SAFE B CH 83 1 SAFE B CH 83 B FF 93 F FF 91 F CH 84 X FF 92 3-2 ② G5-3 1-2		X FF 93 0-0 ③ G6-3		4	0	0	0	0	0	1
21 Michael Lorenzen, R (1, 8) OBP: 0.324, SLG: 0.400		C FF 92 B FF 93 S KC 80 F KC 79 F FF 94 S FC 87 1-3 ② K2-3		C FF 92 X FC 87 0-1 ③ G6-3		C FF 92 F KC 80 B KC 79 F KC 79 B FF 93 F KC 78 F FF 94 B FC 88 B FC 88 4-2 2 S 2-3 BB			C CU 78 C SI 93 B CU 78 S SI 93 1-3 ① K	3	0	0	0	1	2	0
34 Brian O'Grady, L (1, 3) OBP: 0.313, SLG: 0.370 2 Alex Blandino, R (6, PH) OBP: 0.438, SLG: 0.273 (6, 4)		C CH 85 B FF 94 X FF 92 1-1 ③ F8			B FF 90 X FF 91 1-0 ① F7	F SI 89 F SL 81 B SL 83 B CH 84 B SI 89 F SL 82 B SI 89 4-2 1-2 BB			B SI 93 B SI 92 X SI 94 2-0 ② G6-3	2 1	0 0	0 0	0 0	0 1	0 0	0 0
9 José Peraza, R (1, 6) OBP: 0.280, SLG: 0.342			B FF 92 B FF 92 X FF 94 2-0 ① L9		B FF 91 B FF 92 T FF 93 X FF 92 2-1 ② F8	B FF 92 C SL 76 B SL 80 X SL 77 2-1 ③ P6			B CU 78 X SI 93 1-0 ③ G3-1	4	0	0	0	0	0	3
27 Trevor Bauer, R (1, 1) OBP: 0.211, SLG: 0.167 26 Raisel Iglesias, R (9, 1)			C FF 93 S FC 87 B FF 93 S FC 88 1-3 ② K		C FF 91 B FF 92 B FC 87 B FF 92 X FF 93 3-1 1B		C FF 91 C FF 92 B FF 93 X CH 86 1-2 ① G3-1			3 0	0 0	1 0	0 0	0 0	1 0	0 0

Inning Stats																		
	R: 0	H: 0	R: 0	H: 0	R: 0	H: 0	R: 2	H: 2	R: 0	H: 1	R: 1	H: 2	R: 0	H: 1	R: 0	H: 0	R: 0	H: 0
	E: 0	LOB: 1	E: 0	LOB: 0	E: 0	LOB: 0	E: 0	LOB: 0	E: 0	LOB: 1	E: 0	LOB: 3	E: 0	LOB: 0	E: 1	LOB: 0	E: 0	LOB: 0
	K: 1	BB: 1	K: 1	BB: 0	K: 2	BB: 0	K: 0	BB: 0	K: 1	BB: 0	K: 0	BB: 2	K: 0	BB: 0	K: 5	BB: 0	K: 1	BB: 0
	S: 10	P: 17	S: 12	P: 17	S: 7	P: 10	S: 13	P: 18	S: 8	P: 14	S: 21	P: 38	S: 7	P: 9	S: 5	P: 6	S: 5	P: 9

PITCHER		IP	WLS	BF	H	R	ER	SO	BB	IBB	HBP	BLK	WP	HR	S	P	ERA	WHIP
59 Zac Gallen, R ERA: 2.81	(1, 1)	5.2	L	24	5	3	3	5	2	0	0	0	1	3	66	103	4.76	1.235
63 Robby Scott, L ERA: 6.75	(6, 1)	0.0		1	0	0	0	0	1	0	0	0	0	0	3	7	∞	∞
54 Jimmie Sherfy, R ERA: 2.51	(6, 1)	0.1		1	0	0	0	0	0	0	0	0	0	0	2	4	0.00	0.000
35 Matt Andriese, R ERA: 4.64	(7, 1)	2.0		6	1	0	0	1	0	0	0	0	0	0	12	15	0.00	0.500
58 Stefan Crichton, R ERA: 3.86	(9, 1)	1.0		3	0	0	0	1	0	0	0	0	0	0	5	9	0.00	0.000

PITCHER		IP	WLS	BF	H	R	ER	SO	BB	IBB	HBP	BLK	WP	HR	S	P	ERA	WHIP

TOP

Cincinnati Reds @ Arizona Diamondbacks

Chase Field, Phoenix, AZ

Sun Sep 15 2019, 1:12 PM - 4:06 PM MST

Att. 25,193 - Roof Closed - 75 F

livebaseballscorecards.com

AB	32
R	3
H	6
RBI	3
BB	3
SO	7
LOB	7

1B: 3	SF: 0	WP: 1	PA: 35
2B: 0	SAC: 0	PB: 0	
3B: 0	DP: 0	SB: 2	
HR: 3	HBP: 0	CS: 1	

Batter	1	2	3	4	5	6	7	8	9	AB	R	H	RBI	BB	SO	LOB
41 Wilmer Flores, R (1, 4) OBP: 0.357, SLG: 0.485	B FF 92 X FF 92 1-0 ① F8		C FF 92 F ST 80 B KC 79 X FC 84 1-2 4 1B 2-H 1B			B FF 91 F FF 92 D FC 84 F FF 94 X ST 81 2-2 ① P6		C FF 95 B ST 83 C ST 83 F FF 98 F FF 97 F ST 87 F KC 82 X FF 97 1-2 E5		4	0	1	1	0	0	1
4 Ketel Marte, S (1, 8) OBP: 0.387, SLG: 0.590	C FF 90 F FC 86 F KC 78 B FF 93 B CH 84 X FF 93 2-2 ② F8		B KC 78 F KC 78 F KC 78 X KC 78 1-2 ③ 1-3 1B			F FF 94 X FF 94 0-1 1-2 1B		B KC 78 F FC 87 C KC 79 T FF 95 1-2 ③ K		4	0	2	0	0	1	1
5 Eduardo Escobar, S (1, 5) OBP: 0.319, SLG: 0.522	B FF 93 F FF 91 B KC 78 S FC 85 F FC 86 F CH 85 B CH 84 S FF 93 3-3 ③ K			C CH 90 B KC 76 S FC 83 B KC 77 F KC 76 X FF 92 2-2 ① L9		S FC 88 B KC 79 F FF 94 C KC 81 1-3 ② K			B FF 96 C CH 88 X CH 89 1-1 ① G6-3	4	0	0	0	0	2	2
53 Christian Walker, R (1, 3) OBP: 0.337, SLG: 0.455		F FC 82 B KC 76 B FF 91 S FF 92 B FF 94 F FF 93 X FC 86 3-2 ① P3		C FF 94 S KC 78 S KC 79 0-3 ② K		X FF 95 0-0 ③ P5			C FF 96 B SL 86 C SI 98 B SL 85 B SL 86 S FF 97 3-3 ② K	4	0	0	0	0	2	2
9 Josh Rojas, L (1, 7) OBP: 0.314, SLG: 0.341		X FF 92 0-0 ② G4-3		B CH 85 F FF 93 X FF 93 1-1 ③ P5			C FF 91 X FF 91 0-1 13 G5-4-3 1B		S CH 90 B FF 97 S CH 90 S CH 91 1-3 ③ K	4	0	1	0	0	1	0
10 Adam Jones, R (1, 9) OBP: 0.314, SLG: 0.422	B FF 93 F FF 93 B KC 78 C FC 85 B ST 82 C FF 94 3-3 ③ K				B FF 91 S FC 85 X KC 77 1-1 ① F8		L FC 85 D KC 76 B KC 77 1 SAFE S FF 94 X ST 83 2-2 ① F7			3	0	0	0	0	1	1
13 Nick Ahmed, R (1, 6) OBP: 0.321, SLG: 0.439			C FC 84 S KC 76 B FF 93 B KC 79 B FC 83 X SI 94 3-2 ① G4-1		F FF 92 S FC 85 S ST 81 0-3 ② K		D FC 86 B FC 86 X SI 93 2-0 ②③ G5-4-3 1-2f			3	0	0	0	0	1	1
31 Alex Avila, L (1, 2) OBP: 0.362, SLG: 0.440			F FF 92 B KC 78 B CH 84 B FF 93 B FF 93 4-1 59 SH3-4 41 1B BB		C FC 83 B FF 94 B FF 92 C FF 92 S FF 95 2-3 ③ K			C FF 91 C KC 76 C KC 79 0-3 ① K		2	1	0	0	1	2	0
59 Zac Gallen, R (1, 1) OBP: 0.105, SLG: 0.105 63 Robby Scott, R (6, 1) 54 Jimmie Sherfy, R (6, 1) 22 Jake Lamb, L (6, PH) OBP: 0.330, SLG: 0.354 35 Matt Andriese, R (7, 1) 15 Ildemaro Vargas, S (8, PH) OBP: 0.291, SLG: 0.382 58 Stefan Crichton, R (9, 1)			X FF 92 0-0 ② SH3-4 1-2			C CH 90 B CH 82 X CH 83 1-1 E4 4 1B		C FF 94 F FC 88 F KC 79 S SI 95 0-3 ② K		0 0 0 1 0 1 0	0 0 0 0 0 0 0	0 0 0 0 0 0 0	0 0 0 0 0 0 0	0 0 0 0 0 1 0	0 0 0 0 0 0 0	0 0 0 0 0 0 0
Inning Stats	R: 0 E: 0 K: 1 S: 10 H: 0 LOB: 0 BB: 0 P: 16	R: 0 E: 0 K: 1 S: 8 H: 0 LOB: 0 BB: 0 P: 14	R: 1 E: 0 K: 0 S: 11 H: 2 LOB: 2 BB: 1 P: 20	R: 0 E: 0 K: 1 S: 9 H: 0 LOB: 0 BB: 0 P: 12	R: 0 E: 0 K: 2 S: 8 H: 0 LOB: 0 BB: 0 P: 11	R: 0 E: 1 K: 1 S: 11 H: 1 LOB: 2 BB: 0 P: 15	R: 0 E: 0 K: 0 S: 6 H: 1 LOB: 0 BB: 0 P: 10	R: 0 E: 1 K: 3 S: 17 H: 0 LOB: 1 BB: 0 P: 19	R: 0 E: 0 K: 2 S: 8 H: 0 LOB: 0 BB: 0 P: 13	1B: 4 2B: 0 3B: 0 HR: 0	SF: 0 SAC: 1 DP: 1 HBP: 0	WP: 0 PB: 0 SB: 0 CS: 0	PA: 32				

PITCHER		IP	WLS	BF	H	R	ER	SO	BB	IBB	HBP	BLK	WP	HR	S	P	ERA	WHIP
27 Trevor Bauer, R ERA: 4.41	(1, 1)	8.0	W	29	4	1	1	9	1	0	0	0	0	0	80	117	1.12	0.625
26 Raisel Iglesias, R ERA: 4.19	(9, 1)	1.0	S	3	0	0	0	2	0	0	0	0	0	0	8	13	0.00	0.000

PITCHER	IP	WLS	BF	H	R	ER	SO	BB	IBB	HBP	BLK	WP	HR	S	P	ERA	WHIP

BOTTOM

Reds @ Arizona Diamondbacks

Chase Field, Phoenix, AZ

Sun Sep 15 2019, 1:12 PM - 4:06 PM MST

Att. 25,193 - Roof Closed - 75 F

Cincinnati Reds

livebaseballscorecards.com

AB	30
R	1
H	4
RBI	1
BB	1
SO	11
LOB	8

Batter	1	2	3	4	5	6	7	8	9	AB	R	H	RBI	BB	SO	LOB
55 Jon Berti, R (1, 5) OBP: 0.342, SLG: 0.411	C FF 92 B KC 82 C SL 84 F SL 85 B FF 93 X FF 93 2-2 ① F8		C FF 91 S SL 84 S SL 85 0-3 ② K			C SL 82 B FF 88 S KC 80 X FF 90 1-2 ① P4	B FF 89 C FF 88 D FS 81 X FF 89 2-1 13 G1-4-3 1B 2-H 3-H		B SL 84 S SL 82 B SL 83 X FF 93 2-1 ② G4-3	5	0	1	2	0	1	1
19 Miguel Rojas, R (1, 6) OBP: 0.334, SLG: 0.377	C FF 93 X FF 93 0-1 ② F8		X FF 92 0-0 ③ L8			C KC 79 X FF 90 0-1 ② L8	C FF 91 X FF 92 0-1 ① F9		X FF 94 0-0 ③ L7	5	0	0	0	0	0	2
13 Starlin Castro, R (1, 4) OBP: 0.295, SLG: 0.416	B KC 84 B KC 83 B FF 92 X FF 92 3-0 ③ F9			B KC 79 B KC 81 C FF 89 X SL 84 2-1 ① F8		F FF 91 B SL 81 B KC 82 X FF 90 2-1 1B	C FF 92 F FF 90 B FF 91 1 SAFE 1 SAFE F FS 82 X FF 90 1-2 ②③ G1-4-3 1-2f			4	0	1	0	0	0	1
38 Jorge Alfaro, R (1, 2) OBP: 0.311, SLG: 0.414		S KC 81 B FF 92 C KC 82 S FF 93 1-3 ① K		S KC 82 X KC 83 0-1 ② G5-3		D KC 79 F SI 89 D SL 84 C FF 91 S SL 85 2-3 ③ K		F SI 93 B CU 80 X SI 93 1-1 ① G4-3		4	0	0	0	0	2	1
47 Harold Ramírez, R (1, 9) OBP: 0.309, SLG: 0.407 (7, 7)		S SL 85 B SL 86 F FF 91 S SL 86 1-3 ② K		B SL 85 B KC 83 F FF 91 B SL 85 F SI 93 F KC 85 X SL 85 3-2 ③ F9			B KC 79 S SL 82 B KC 78 B SI 90 D SL 84 4-1 18 HR BB	B CU 79 B CU 78 F SI 94 B SI 94 F SI 93 X SI 93 3-2 9 1B 28 1B 1B		3	1	1	0	1	1	0
14 Martín Prado, R (1, 3) OBP: 0.270, SLG: 0.284 18 Neil Walker, S (7, PH) OBP: 0.342, SLG: 0.386 (7, 3)		B FF 92 B SL 84 F FF 93 F SL 86 B FF 93 B SL 85 4-2 BB	C KC 79 C FF 90 F SL 85 B FF 92 X SL 84 1-2 ① P3				B FF 96 B FF 95 F FF 95 X FF 96 2-1 1-H HR	F CH 82 X SI 90 0-1 ② L9		1 2	0 1	0 1	0 2	1 0	0 0	0 1
9 Lewis Brinson, R (1, 8) OBP: 0.243, SLG: 0.243		B FF 92 C KC 81 F FF 93 S KC 84 1-3 ③ K	B FF 92 C KC 81 B FF 92 B KC 82 F FF 93 F SL 87 C FF 93 3-3 ② K				S SL 85 B SL 83 C SL 84 F SL 84 X FF 96 1-2 34 1B 44 BB 34 E 1B	B CH 82 X SI 90 1-0 28 1B 1-2 1B		4	1	2	0	0	2	1
44 Austin Dean, R (1, 7) OBP: 0.243, SLG: 0.333 56 Tayron Guerrero, R (7, 1) 39 Tyler Kinley, R (7, 1) 28 Bryan Holaday, R (8, PH) OBP: 0.345, SLG: 0.413 72 Kyle Keller, R (8, 1) 68 Josh Smith, L (8, 1)			C FF 91 B FF 92 B KC 82 B FF 93 B FF 92 4-1 49 FC4-6 BB		C FF 94 B KC 83 F SI 93 B SL 85 B SL 85 B FF 94 4-2 BB		1 SAFE B FF 95 1 SAFE B FF 94 B FF 95 B FF 95 4-0 34 E 55 1B 1-2 BB	B SI 90 C SI 89 X CH 84 1-1 ③ 1-2 2-H 1B		0 0 0 1 0 0	1 0 0 0 0 0	0 0 0 1 0 0	0 0 0 0 0 0	3 0 0 0 0 0	0 0 0 0 0 0	0 0 0 0 0 0
49 Pablo López, L (1, 1) OBP: 0.188, SLG: 0.250 34 Magneuris Sierra, L (7, PH) OBP: 0.357, SLG: 0.333 (7, 9)			L FF 90 C FF 91 X FF 91 0-2 ① FC4-6 1-2f		C FF 91 S SL 85 S SL 85 0-3 ③ K		X FF 94 0-0 E1 55 1B 1B 1-3 2-H		L FF 93 F FF 94 B SL 84 F SL 84 C FF 95 1-3 ① K	2 2	0 1	0 1	0 1	0 0	1 1	2 0
Inning Stats	R: 0 E: 0 K: 0 S: 7 H: 0 LOB: 0 BB: 0 P: 12	R: 0 E: 0 K: 3 S: 11 H: 0 LOB: 1 BB: 1 P: 18	R: 0 E: 0 K: 1 S: 8 H: 0 LOB: 1 BB: 1 P: 12	R: 0 E: 0 K: 0 S: 8 H: 0 LOB: 0 BB: 0 P: 13	R: 0 E: 0 K: 2 S: 13 H: 0 LOB: 1 BB: 1 P: 21	R: 0 E: 0 K: 1 S: 10 H: 1 LOB: 1 BB: 0 P: 15	R: 5 E: 1 K: 0 S: 16 H: 4 LOB: 0 BB: 2 P: 30	R: 0 E: 0 K: 0 S: 10 H: 3 LOB: 2 BB: 0 P: 16	R: 0 E: 0 K: 1 S: 7 H: 0 LOB: 0 BB: 0 P: 10	1B: 7 2B: 0 3B: 0 HR: 1	SF: 0 SAC: 0 DP: 1 HBP: 0			WP: 0 PB: 0 SB: 0 CS: 0	PA: 38		

PITCHER		IP	WLS	BF	H	R	ER	SO	BB	IBB	HBP	BLK	WP	HR	S	P	ERA	WHIP
38 Robbie Ray, L ERA: 4.2	(1, 1)	6.0		23	1	1	1	7	4	0	0	0	0	0	58	96	1.50	0.833
50 Yoan López, R ERA: 3.34	(7, 1)	0.0		3	2	1	1	0	1	0	0	0	0	1	6	13	∞	∞
40 Andrew Chafin, L ERA: 3.88	(7, 1)	0.0	B	1	1	1	1	0	0	0	0	0	0	0	1	1	∞	∞
66 Yoshihisa Hirano, R ERA: 4.96	(7, 1)	1.0	W	3	1	2	1	0	0	0	0	0	0	0	8	11	9.00	1.000
58 Stefan Crichton, R ERA: 3.81	(8, 1)	0.1	H	2	1	0	0	0	0	0	0	0	0	0	5	9	0.00	3.000

PITCHER		IP	WLS	BF	H	R	ER	SO	BB	IBB	HBP	BLK	WP	HR	S	P	ERA	WHIP
30 T.J. McFarland, L ERA: 4.97	(8, 1)	0.2	H	3	2	0	0	0	0	0	0	0	0	0	5	7	0.00	3.000
37 Kevin Ginkel, R ERA: 1.83	(9, 1)	1.0	S	3	0	0	0	1	0	0	0	0	0	0	7	10	0.00	0.000

TOP

Miami Marlins @ Arizona Diamondbacks

Chase Field, Phoenix, AZ

Mon Sep 16 2019, 6:42 PM - 10:04 PM MST

Att. 15,897 - Roof Closed - 75 F

livebaseballscorecards.com

AB	33
R	5
H	8
RBI	4
BB	5
SO	8
LOB	9

MIAMI

BOTTOM

Miami Marlins @ Arizona Diamondbacks

Chase Field, Phoenix, AZ

Mon Sep 16 2019, 6:42 PM - 10:04 PM MST

Att. 15,897 - Roof Closed - 75 F

livebaseballscorecards.com

Batter	1	2	3	4	5	6	7	8	9	AB	R	H	RBI	BB	SO	LOB
41 Wilmer Flores, R (1, 4) OBP: 0.363, SLG: 0.485 1 Jarrod Dyson, L (7, PR) OBP: 0.317, SLG: 0.328 (8, 8)	H FF 91 1-0 5 1B, 9 HBP, 22 HBP, HBP		C FF 92 B CH 85 X FF 92 1-1 ① P6		B SI 94 X FF 94 1-0 1B		F SI 98 F SI 99 B SL 86 B SL 86 F SI 100 B SI 99 B SI 100 4-2 5 BB, 22 E, 1-2, BB	B SL 80 B FF 89 S FF 90 C FF 90 B SL 79 S FF 90 3-3 ② K		2 1 1 0 1 0 0 1 1 0 0 0 1 2					
9 Josh Rojas, L (1, 7) OBP: 0.318, SLG: 0.337	B SI 93 C FF 93 C SI 93 H CU 81 2-2 22 HBP, 5 1B, 1-2, HBP		X SI 93 0-0 4, 4 S, 4 2B, 1B		B CH 84 C FF 93 B CH 84 S FF 93 S FF 94 2-3 ② K		F SL 87 B SL 88 B SL 88 F FF 96 B FF 95 S SL 90 3-3 ① K	C SL 80 X SL 80 0-1 ③ L3		4 1 1 0 0 2 5					
4 Ketel Marte, S (1, 8) OBP: 0.387, SLG: 0.589 (8, 4) (8, 6)	D CU 81 B SI 93 T FF 94 F FF 94 X CH 86 2-2 ① L8		1 SAFE B SI 93 B CH 85 B SI 92 2 SAFE X FF 93 3-0 5 G3-1, 1-H, 2B		F CU 79 S CH 85 F CH 87 X FF 94 0-2 ③ P6		B SL 89 C SL 87 F SL 89 X SL 90 1-2 ② F8, 2-3			4 0 1 1 0 0 5					
5 Eduardo Escobar, S (1, 5) OBP: 0.322, SLG: 0.528	B SI 93 X SI 94 1-0 22 HBP, 1-2, 2-3, 1B		B CH 86 B FF 94 S FF 93 X CH 84 2-1 ② G3-1, 2-3			B CU 76 X CH 83 1-0 HR	1 SAFE B SL 88 B FF 94 B SL 87 C SL 88 C SL 88 F FF 95 B SL 88 4-2 22 E, 1-2, BB			3 2 2 1 1 0 1					
22 Jake Lamb, L (1, 3) OBP: 0.333, SLG: 0.360	F CU 79 H CU 80 1-1 10 G4-6-3, 1-2, 2-3, 3-H, HBP		C FF 93 C CU 80 C FF 94 0-3 ③ K			F FF 94 C FF 92 S FF 93 0-3 ① K	C SL 87 X SL 88 0-1 E1, 1-H, 2-H, 3-H, 2B			3 0 1 4 0 2 1					
10 Adam Jones, R (1, 9) OBP: 0.313, SLG: 0.419 58 Stefan Crichton, R (8, 1) 30 T.J. McFarland, L (8, 1) 37 Kevin Ginkel, L (9, 1)	D SI 95 X FF 95 1-0 ② ③ G4-6-3, 1-2f		S SI 92 B SI 92 F FF 93 F FF 93 F CH 85 F FF 94 S CU 80 1-3 ① K			X SI 93 0-0 ② G5-3	B SL 88 S FF 94 F FF 94 F SL 88 D SL 91 F FF 94 X FF 95 2-2 ③ L3			3 0 0 0 0 1 3 0 0 0 0 0 0 0 0 0 0 0 0 0 0 0 0 0 0 0 0 0					
13 Nick Ahmed, R (1, 6) OBP: 0.319, SLG: 0.436 15 Ildemaro Vargas, S (8, 4) OBP: 0.294, SLG: 0.385		C FF 92 T FF 94 F FF 93 B FF 94 B CU 80 X FF 94 2-2 ① F9		C CU 79 C SI 94 B FF 93 F FF 92 X CU 80 1-2 ② G5-3		C FF 94 C CU 78 B FF 92 B FF 93 X CH 85 2-2 ③ G5-3		B FF 94 S FF 94 X FF 95 1-1 18 BB, 1B		3 0 0 0 0 0 0 1 0 1 0 0 0 0					
18 Carson Kelly, R (1, 2) OBP: 0.351, SLG: 0.495		C FF 93 S SI 92 B CH 84 X FF 93 1-2 ② P3		X CU 79 0-0 ③ G5-3			B SI 99 C SI 98 X SI 97 1-1 48 WP, 48 1B, 1B	C FF 95 1 SAFE D CU 83 B FF 94 B FF 94 B FF 94 4-1 1-2, BB		3 1 1 0 1 0 0					
38 Robbie Ray, L (1, 1) OBP: 0.080, SLG: 0.080 50 Yoan López, R (7, 1) 40 Andrew Chafin, R (7, 1) 48 Abraham Almonte, S (7, 9) OBP: 0.353, SLG: 0.333 66 Yoshihisa Hirano, R (7, 1) 2 Domingo Leyba, S (7, PH) OBP: 0.308, SLG: 0.333		C FF 93 F FF 93 S CH 85 0-3 ③ K			B FF 92 B FF 92 C FF 92 T FF 92 C FF 93 2-3 ① K		C SI 100 B SI 100 B SI 99 B FF 99 X FF 98 3-1 4 F8, 41 BB, 22 E, 1-H, 1B	S FF 89 S FF 90 F FF 91 B FF 91 F FF 90 B FF 90 F SL 80 X FF 90 2-2 ① P2		2 0 0 0 0 2 0 0 0 0 0 0 0 0 0 0 0 0 0 0 0 2 1 1 1 0 0 2 0 0 0 0 0 0 0 1 0 0 0 0 0 2					
Inning Stats	R: 1 E: 0 K: 0 S: 8 H: 1 LOB: 2 BB: 0 P: 16	R: 0 E: 0 K: 1 S: 10 H: 0 LOB: 0 BB: 0 P: 13	R: 1 E: 0 K: 1 S: 9 H: 2 LOB: 1 BB: 0 P: 15	R: 0 E: 0 K: 1 S: 11 H: 0 LOB: 0 BB: 0 P: 13	R: 0 E: 0 K: 2 S: 11 H: 1 LOB: 1 BB: 0 P: 16	R: 1 E: 0 K: 1 S: 8 H: 1 LOB: 0 BB: 0 P: 11	R: 4 E: 1 K: 1 S: 23 H: 3 LOB: 2 BB: 2 P: 41	R: 0 E: 0 K: 1 S: 14 H: 1 LOB: 2 BB: 1 P: 24		1B: 6 2B: 2 3B: 0 HR: 1 SF: 0 SAC: 0 DP: 1 HBP: 3					

AB	32
R	7
H	9
RBI	7
BB	3
SO	8
LOB	21

PITCHER		IP	WLS	BF	H	R	ER	SO	BB	IBB	HBP	BLK	WP	HR	S	P	ERA	WHIP
49 Pablo López, R ERA: 4.94	(1, 1)	6.0		25	5	3	3	6	0	0	3	0	0	1	57	84	4.50	0.833
56 Tayron Guerrero, R ERA: 6.28	(7, 1)	0.0	L	3	2	3	3	0	1	0	0	0	1	0	7	15	∞	∞
39 Tyler Kinley, R ERA: 3.91	(7, 1)	1.0	B	5	1	1	1	1	1	0	0	0	0	0	16	26	9.00	2.000
72 Kyle Keller, R ERA: 5.4	(8, 1)	0.0		2	1	0	0	0	1	0	0	0	0	0	3	8	∞	∞
68 Josh Smith, L ERA: 4.82	(8, 1)	1.0		3	0	0	0	1	0	0	0	0	0	0	11	16	0.00	0.000

PITCHER	IP	WLS	BF	H	R	ER	SO	BB	IBB	HBP	BLK	WP	HR	S	P	ERA	WHIP

WP: 1 PB: 0 SB: 1 CS: 0 PA: 38

Miami Marlins @ Arizona Diamondbacks

Chase Field, Phoenix, AZ

Tue Sep 17 2019, 6:42 PM - 10:29 PM MST

Att. 19,745 - Clear - 96 F

livebaseballscorecards.com

Batter	1	2	3	4	5	6	7	8	9	AB	R	H	RBI	BB	SO	LOB
55 Jon Berti, R (1, 8) (9, 5) OBP: 0.342, SLG: 0.409	C FF 90 B CU 83 F FC 87 F CU 82 B CU 82 S CH 86 2-3 **K** ①		B CU 82 S FC 87 B CU 82 C FF 91 S FC 87 2-3 **K** ②		F FC 85 F FC 85 B CU 82 X CH 84 1-2 19 E 19 G3 28 1B 1B	X CH 86 0-0 19 2B 1B 1-2 2-3	C FF 95 B FF 95 B FF 95 D SL 87 S FF 94 F FF 95 T FF 95 3-2 **K** ②	S SL 86 F FF 95 B SL 86 F FF 94 D SL 85 B FF 94 F FF 94 S FF 95 3-3 **K** ③		6	2	2	0	0	4	5
19 Miguel Rojas, R (1, 6) OBP: 0.338, SLG: 0.388	X SI 90 0-0 **G6-3** ②		C CH 85 X FF 90 0-1 2-H 2B		C SI 88 1 SAFE 1 SAFE 1 SAFE X SI 88 0-1 **G3** ② 1-3	C CU 81 X CH 87 0-1 1-H 2-H 3-H 2B	S SL 87 B FF 95 S SL 86 D SL 88 B FF 95 X FF 95 3-2 2-H 3-H 1B		B FF 92 B FF 93 X FF 92 2-0 2B	6	0	4	6	0	0	1
13 Starlin Castro, R (1, 5) OBP: 0.295, SLG: 0.413 34 Magneuris Sierra, L (9, 8) OBP: 0.357, SLG: 0.333	B FF 89 S CU 82 F CU 82 B CH 85 B FC 87 D CH 86 4-2 38 FC6-4 BB		C CU 82 X CH 84 0-1 **F9** ③		0-0 28 1B IBB	B CU 82 C FF 92 X FF 93 1-1 **G4-3** ③	D SL 87 1 SAFE C FF 95 C FF 94 D SL 86 1 SAFE X FF 94 2-2 **F9** ③		B SL 84 F SL 82 C SI 93 S FF 94 1-3 **K** ①	4 0	0 0	0 0	0 0	2 0	1 0	4 0
38 Jorge Alfaro, R (1, 2) OBP: 0.310, SLG: 0.413 28 Bryan Holaday, R (2, 2) OBP: 0.364, SLG: 0.463	B SI 90 X SI 90 1-0 **FC6-4** ③ 1-2f			B SI 88 F FC 85 S FC 85 B FC 85 B CH 85 B SI 89 4-2 14 G6-4-3 BB	B FF 89 X SI 88 1-0 1-2 3-H 1B		C SL 78 B SL 80 C FF 91 X SL 80 1-2 14 1B 1 2B 2B	X FF 93 0-0 HR	X SL 84 0-0 **G6-3** ②	1 4	0 2	0 3	0 2	0 1	0 0	1 1
14 Martín Prado, R (1, 3) OBP: 0.272, SLG: 0.289		C SI 88 B FF 90 B SI 89 B SI 90 X FF 90 3-1 **L6** ①		C FF 90 X SI 89 0-1 **G6-4-3** ①② 1-2f	C SI 89 X FC 86 0-1 **L8** ③		B FF 91 T FF 93 B SL 79 F FF 93 X SL 80 2-2 1 2B 9 1B 2-3 1B	C FF 94 T FF 94 F SL 87 X FF 94 0-2 1 G6-3 44 FC4-6 2B	B SI 93 X SL 84 1-0 **F8** ③	6	2	2	0	0	0	4
1 Isan Díaz, L (1, 4) OBP: 0.253, SLG: 0.272		B CU 81 B FC 85 X FF 90 2-0 **F8** ②		B FC 86 S CU 82 B FC 86 C FC 86 B CU 82 X FF 91 3-2 9 BB 1B		C FF 91 B CH 84 C CH 86 F FF 93 C FF 94 1-3 **K** ①	C SL 78 D SL 81 C SL 79 X CH 87 1-2 44 2B 2B 1-3 3-H	S CH 88 F CH 88 X CH 87 0-2 **G6-3** ① 2-3		5	1	2	1	0	1	1
9 Lewis Brinson, R (1, 9) OBP: 0.251, SLG: 0.244		C SI 89 S CH 84 B CH 85 S CU 84 1-3 **K** ③		F CH 84 S CH 84 D CH 85 1 SAFE B CU 82 F CH 86 1 SAFE B SI 90 F FC 86 4-2 F CH 86 1 SAFE B CH 86 44 FC5-4 BB 1-2		B CU 81 B FF 92 B FF 93 C FF 92 S FF 92 S CH 86 3-3 **K** ② 3-H	X SL 80 0-0 44 2B 19 1B 1B	B FF 95 B SL 87 S SL 86 C SL 84 D SL 86 F FF 94 D SL 87 4-2 44 FC4-6 BB		3	1	1	1	2	2	0
44 Austin Dean, R (1, 7) OBP: 0.255, SLG: 0.358			X SI 89 0-0 31 SH3-4 19 2B 1B	B SI 90 C FC 86 D CH 84 F FC 86 X CH 86 2-2 **FC5-4** ③ 1-2f		B FF 94 X FF 93 1-0 55 1B 19 2B 2B	C SL 80 X FF 92 0-1 19 1B 2B 1-3 2-H	B FF 95 X SI 95 1-0 **FC4-6** ② 1-2f 3-H 21 BB		5	3	3	2	0	0	3
31 Caleb Smith, R (1, 1) OBP: 0.268, SLG: 0.300 18 Neil Walker, S (6, PH) OBP: 0.344, SLG: 0.386 43 Jeff Brigham, R (6, 1) 47 Harold Ramírez, R (7, PH) OBP: 0.308, SLG: 0.406 35 Ryne Stanek, R (7, 1) 21 Curtis Granderson, L (8, PH) OBP: 0.284, SLG: 0.359 48 Hector Noesí, R (8, 1) OBP: 0.250, SLG: 0.250			X FF 89 0-0 **SH3-4** ① 1-2		C SI 87 S CU 80 F FF 88 B CU 81 S CU 81 1-3 **K** ①	B CH 87 B FF 93 B FF 93 B FF 93 4-0 55 1B 19 2B BB	D SL 86 F FF 94 X FF 94 1-1 **G3** ①	B CU 77 B FF 93 B FF 95 C FF 94 T FF 95 B FF 94 4-2 1-2 BB		1 0 0 0 1 0 0 0 0	0 1 0 0 0 0 0 0 0	0 0 0 0 0 0 0 0 0	0 0 0 0 0 0 0 0 0	1 1 0 0 0 0 1 0 0	0 0 0 0 0 0 0 0 0	0 0 0 0 2 0 0 0 0
Inning Stats	R: 0 E: 0 K: 1 S: 8 H: 0 LOB: 1 BB: 1 P: 15	R: 0 E: 0 K: 1 S: 6 H: 0 LOB: 0 BB: 0 P: 12	R: 1 E: 0 K: 1 S: 9 H: 2 LOB: 1 BB: 0 P: 11	R: 0 E: 0 K: 0 S: 15 H: 1 LOB: 2 BB: 2 P: 28	R: 1 E: 1 K: 1 S: 12 H: 2 LOB: 2 BB: 1 P: 15	R: 3 E: 0 K: 2 S: 13 H: 3 LOB: 1 BB: 1 P: 23	R: 5 E: 0 K: 1 S: 24 H: 6 LOB: 1 BB: 0 P: 37	R: 2 E: 0 K: 1 S: 20 H: 2 LOB: 2 BB: 2 P: 32	R: 0 E: 0 K: 1 S: 6 H: 1 LOB: 1 BB: 0 P: 10	1B: 8 2B: 8 3B: 0 HR: 1 SF: 0 SAC: 1 DP: 1 HBP: 0						

TOP

AB	42
R	12
H	17
RBI	12
BB	7
SO	9
LOB	22

WP: 0 PA: 50
PB: 0
SB: 0
CS: 0

MIAMI

PITCHER		IP	WLS	BF	H	R	ER	SO	BB	IBB	HBP	BLK	WP	HR	S	P	ERA	WHIP
49 Alex Young, L ERA: 3.27	(1, 1)	5.0		23	5	2	1	4	3	1	0	0	0	0	50	81	1.80	1.600
35 Matt Andriese, R ERA: 4.98	(6, 1)	1.0	L	7	3	3	3	2	1	0	0	0	0	0	13	23	27.00	4.000
54 Jimmie Sherfy, R ERA: 5.65	(7, 1)	0.0		5	5	5	5	0	0	0	0	0	0	0	12	16	∞	∞
45 Taylor Clarke, R ERA: 5.49	(7, 1)	2.0		11	3	2	2	2	2	0	0	0	0	1	32	53	9.00	2.500
57 Jon Duplantier, R ERA: 4.7	(9, 1)	1.0		4	1	0	0	1	0	0	0	0	0	0	6	10	0.00	1.000

PITCHER	IP	WLS	BF	H	R	ER	SO	BB	IBB	HBP	BLK	WP	HR	S	P	ERA	WHIP

Batter	1	2	3	4	5	6	7	8	9	AB	R	H	RBI	BB	SO	LOB
15 Ildemaro Vargas, S (1, 6) OBP: 0.292, SLG: 0.391	C FF 89 X FF 91 0-1 ① P1		F FF 90 X CH 82 0-1 ① F9		C FF 90 X SL 85 0-1 ① G5-3		C FF 97 B FF 98 S FS 88 B FS 88 S FS 89 2-3 ① K		B SL 87 X SL 88 1-0 9 1B 3B	5	1	1	0	0	1	0
4 Ketel Marte, S (1, 8) OBP: 0.389, SLG: 0.592 9 Josh Rojas, L (5, 7) OBP: 0.336, SLG: 0.361	B SL 83 B FF 91 X FF 91 2-0 41 WP 2B		B CH 82 X SL 86 1-0 53 2B 1B		C FF 91 B SL 85 B SL 86 F FF 92 B FF 90 F FF 93 X FF 92 3-2 5 2B 2B		C FF 98 S FS 90 B FS 89 B FF 98 F FS 89 B FF 98 B FF 98 4-2 5 1B 53 1B BB		D CU 80 X SL 89 1-0 53 1B 5 DI 48 F8-6-5 3-H 1B	2	1	2	0	0	0	0
										2	2	2	1	1	0	0
5 Eduardo Escobar, S (1, 5) OBP: 0.322, SLG: 0.529	C SL 85 B FF 91 D SL 86 F FF 90 F SL 86 F SL 85 X CH 82 2-2 ② F8		B SL 85 F SL 85 C FF 90 1 SAFE F SL 85 B FF 92 F FF 91 T SL 83 2-2 ② K		B SL 84 X SL 86 1-0 2-H 41 1B 2B		B FS 88 X FF 98 1-0 53 1B 1-3 1B		S SI 92 X SL 89 0-1 ① L8 1-2	5	1	2	1	0	1	3
53 Christian Walker, R (1, 3) OBP: 0.341, SLG: 0.460	S SL 85 F SL 86 F FF 91 F CH 83 H FF 92 1-2 41 WP HBP		1 SAFE D CH 81 F CH 81 X CH 81 1-1 ③ 1-H 2B		B SL 84 F FF 90 X FF 90 1-1 ② F9		B SL 90 D SL 90 X FF 98 2-0 1-3 3-H 1B		D CU 78 X SL 88 1-0 2-3 1B	4	0	3	2	0	0	1
41 Wilmer Flores, R (1, 4) OBP: 0.362, SLG: 0.481 48 Abraham Almonte, S (9, 9) OBP: 0.333, SLG: 0.313	C FF 91 B SL 86 S SL 84 S SL 85 1-3 ③ K 1-2 2-3			C FF 90 S SL 84 X FF 90 0-2 ① F7	X SL 85 0-0 2-H 1B		1 SAFE B SL 89 F FF 97 S FS 88 F SL 87 B FF 96 D FS 88 X FF 98 3-2 ② P5		F SI 93 S CU 79 B SI 92 D CU 79 B CU 79 X SI 94 3-2 ②③ F8-6-5 3-3	4	0	1	1	0	1	4
										1	0	0	0	0	0	2
10 Adam Jones, R (1, 9) OBP: 0.312, SLG: 0.418 14 Caleb Joseph, R (9, 2) OBP: 0.235, SLG: 0.250		B SL 84 B SL 86 X FF 92 2-0 ① F8		B FF 92 F FF 91 B FF 91 X CH 83 2-1 1B	F FF 92 B CH 82 D SL 85 B FF 91 S SL 84 X FF 91 3-2 ③ F8		S FS 87 S SL 88 S FS 86 0-3 ③ K			4	0	1	0	0	1	3
										0	0	0	0	0	0	0
18 Carson Kelly, R (1, 2) OBP: 0.347, SLG: 0.488 57 Jon Duplantier, L (9, 1)		B FF 91 C FF 91 C CH 84 B FF 92 S CH 83 2-3 ② K		B FF 91 1 SAFE C FF 89 D SL 85 B FF 90 F FF 90 C FF 92 3-3 ② K		B ST 81 C FF 97 B ST 84 F FF 98 X ST 85 2-2 ① F9		C SI 91 B SI 92 B CU 80 X SL 87 2-1 ① F8	4	0	0	0	0	2	1
										0	0	0	0	0	0	0
16 Tim Locastro, R (1, 7) OBP: 0.361, SLG: 0.335 (5, 8)		B FF 91 B SL 87 B FF 91 C FF 91 B FF 92 4-1 BB		T FF 90 1 SAFE F FF 90 X SL 85 0-2 ③ F8		B ST 84 F FF 97 B ST 83 S FF 97 X ST 83 2-2 ② F8		C SI 92 C SL 86 X SL 88 0-2 ② F9	3	0	0	0	1	0	1
49 Alex Young, L (1, 1) OBP: 0.043, SLG: 0.043 32 Kevin Cron, R (5, PH) OBP: 0.271, SLG: 0.563 35 Matt Andriese, R (6, 1) 22 Jake Lamb, L (6, PH) OBP: 0.332, SLG: 0.358 54 Jimmie Sherfy, R (7, 1) 45 Taylor Clarke, R (7, 1) OBP: 0.261, SLG: 0.391 2 Domingo Leyba, S (8, PH) OBP: 0.286, SLG: 0.308 (9, 4)		C FF 91 C FF 91 B FF 92 F FF 91 B FF 92 F SL 84 X SL 84 2-2 ③ G3			X FF 90 0-0 HR		B FF 98 B FF 98 F FF 98 S FF 98 B FF 98 X FF 98 3-2 ③ F8		F SI 94 B SI 95 C CU 80 S SL 90 1-3 ③ K	1	0	0	0	0	0	1
										1	1	1	1	0	0	0
										0	0	0	0	0	0	0
										1	0	0	0	0	0	0
										0	0	0	0	0	0	0
										0	0	0	0	0	0	0
										1	0	0	0	0	1	0
Inning Stats	R: 0 E: 0 K: 1 S: 15 H: 1 LOB: 2 BB: 0 P: 21	R: 0 E: 0 K: 1 S: 10 H: 0 LOB: 1 BB: 1 P: 20	R: 1 E: 0 K: 1 S: 10 H: 2 LOB: 1 BB: 0 P: 14	R: 0 E: 0 K: 1 S: 11 H: 1 LOB: 1 BB: 1 P: 16	R: 3 E: 0 K: 0 S: 14 H: 4 LOB: 1 BB: 0 P: 22	R: 0 E: 0 K: 0 S: 9 H: 0 LOB: 0 BB: 0 P: 16	R: 1 E: 0 K: 2 S: 15 H: 2 LOB: 2 BB: 1 P: 27	R: 0 E: 0 K: 1 S: 8 H: 0 LOB: 0 BB: 0 P: 11	R: 1 E: 0 K: 0 S: 8 H: 3 LOB: 1 BB: 0 P: 14	1B: 7 2B: 5 3B: 1 HR: 1	SF: 0 SAC: 0 DP: 1 HBP: 1		WP: 1 PB: 0 SB: 0 CS: 0	PA: 41			

PITCHER		IP	WLS	BF	H	R	ER	SO	BB	IBB	HBP	BLK	WP	HR	S	P	ERA	WHIP
31 Caleb Smith, L ERA: 4.24	(1, 1)	5.0	W	24	8	4	4	4	1	0	1	0	1	1	60	93	7.20	1.800
43 Jeff Brigham, R ERA: 4.81	(6, 1)	1.0	H	3	0	0	0	0	0	0	0	0	0	0	9	16	0.00	0.000
35 Ryne Stanek, R ERA: 4.16	(7, 1)	1.0		6	2	1	1	2	1	0	0	0	0	0	15	27	9.00	3.000
48 Hector Noesí, R ERA: 9.0	(8, 1)	2.0		8	3	1	1	1	0	0	0	0	0	0	16	25	4.50	1.500

PITCHER	IP	WLS	BF	H	R	ER	SO	BB	IBB	HBP	BLK	WP	HR	S	P	ERA	WHIP

BOTTOM

Miami Marlins @ Arizona Diamondbacks

Chase Field, Phoenix, AZ

Tue Sep 17 2019, 6:42 PM - 10:29 PM MST

Att. 19,745 - Clear - 96 F

livebaseballscorecards.com

AB	38
R	6
H	13
RBI	6
BB	2
SO	7
LOB	16

Batter	1	2	3	4	5	6	7	8	9	AB	R	H	RBI	BB	SO	LOB
34 Magneuris Sierra, L (1, 8) OBP: 0.364, SLG: 0.344	B SI 86 F SI 86 T FC 84 F FC 85 X CH 82 1-2 ① G3-1		B FF 85 F FF 86 X CH 82 1-1 ① G4-3		X CH 80 0-0 19 CS 1B		C KC 78 X CH 82 0-1 19 S 1B		X FF 94 0-0 ② B4	5	0	2	0	0	0	0
19 Miguel Rojas, R (1, 6) OBP: 0.335, SLG: 0.383	B SI 89 X SI 90 1-0 ② F9		C SL 79 X FF 89 0-1 ② L8		B SL 79 1 SAFE B FC 87 1 SAFE 1 SAFE 1 SAFE B FC 86 C FF 87 S FC 86 3-3 ① ② 1 SAFE S SL 81 K 1-2		C FF 92 B SL 84 B SL 83 B SL 82 C FF 94 X SL 84 3-2 ③ G5-3 1-2		C KC 82 F SI 94 B FF 94 X FF 94 1-2 ③ G6-3	5	0	0	0	0	1	2
18 Neil Walker, S (1, 3) OBP: 0.343, SLG: 0.384	C SI 89 B CH 83 F FC 86 S SL 82 1-3 ③ K		S KC 79 B CH 84 X FC 85 1-1 ① 13 2B 1B		B KC 79 C CH 83 C FF 89 X FC 88 1-2 ③ L7			X FF 92 0-0 ① G4-3		4	0	1	0	0	1	0
13 Starlin Castro, R (1, 5) OBP: 0.298, SLG: 0.424		C SI 87 F FF 88 F CH 83 X SI 90 0-2 HR	B SI 88 X CH 83 1-0 1-3 2B			X CH 85 0-0 ① F9		X FF 93 0-0 E9 38 1B 2B		4	2	3	1	0	0	0
38 Jorge Alfaro, R (1, 2) OBP: 0.310, SLG: 0.411		X SL 80 0-0 ① F7	C SI 89 S SL 80 B KC 82 B FC 88 X FC 88 2-2 ③ P3			X SI 86 0-0 ② G6-3		F SL 82 S SL 82 B FF 93 X SL 84 1-2 47 CI 3-H 1B		4	0	1	1	0	0	2
1 Isan Díaz, L (1, 4) OBP: 0.259, SLG: 0.288		B SI 88 B FC 85 C SI 87 X CH 83 2-1 47 1B 3B		F CH 85 F FC 84 F SL 81 B KC 80 X CH 85 1-2 ① G6-3		C CH 86 B KC 78 B KC 80 H FC 86 3-1 HBP		C SL 84 F SL 84 B FF 95 F FF 95 S SL 84 1-3 ② K		3	1	1	0	0	1	1
47 Harold Ramírez, R (1, 9) OBP: 0.309, SLG: 0.406		X SI 89 0-0 44 F8 3-H 1B		X SI 88 0-0 ② L9		B KC 79 X FC 85 1-0 ③ L8		B SL 83 S SL 84 T SL 84 F FF 94 1-2 CI 1-2		3	0	1	1	0	0	1
44 Austin Dean, R (1, 7) OBP: 0.255, SLG: 0.376		B SI 87 F FC 86 1 SAFE 1 SAFE X FF 86 1-1 ② F8 1-2		B KC 81 B FC 85 X FF 89 2-0 HR			X SI 87 0-0 ① G6-3	B SI 93 X FF 93 1-0 ③ P3		4	1	1	1	0	0	3
22 Sandy Alcantara, R (1, 1) OBP: 0.127, SLG: 0.113 68 Josh Smith, L (6, 1) 21 Curtis Granderson, L (7, PH) OBP: 0.284, SLG: 0.357 74 José Quijada, L (7, 1) 43 Jeff Brigham, R (7, 1) 66 Jarlín García, L (8, 1) 62 José Ureña, R (8, 1) 14 Martín Prado, R (9, PH) OBP: 0.270, SLG: 0.288		S SL 79 B FF 87 B SL 80 B SI 88 C FF 88 S SI 89 3-3 ③ K		F CH 86 S KC 79 C SL 79 0-3 ③ K			B CH 85 C SI 88 B FC 86 C SI 87 F FC 87 F CH 83 X FC 88 2-2 ② G4-3		C FF 93 B FF 93 X FF 94 1-1 ① G3	2 0 1 0 0 0 0 0 1	0 0 0 0 0 0 0 0 0	0 0 0 0 0 0 0 0 0	0 0 0 0 0 0 0 0 0	2 0 0 0 0 0 0 0 0	1 0 0 0 0 0 0 0 0

Inning Stats	1	2	3	4	5	6	7	8	9
	R: 0 E: 0 K: 1 S: 8	H: 0 LOB: 0 BB: 0 P: 11	R: 2 E: 0 K: 1 S: 13	H: 3 LOB: 1 BB: 0 P: 19	R: 0 E: 0 K: 0 S: 10	H: 2 LOB: 2 BB: 0 P: 15	R: 1 E: 0 K: 1 S: 9	H: 1 LOB: 0 BB: 0 P: 12	R: 0 E: 0 K: 1 S: 7	H: 1 LOB: 0 BB: 0 P: 11	R: 0 E: 0 K: 0 S: 4	H: 0 LOB: 0 BB: 0 P: 8	R: 0 E: 0 K: 0 S: 11	H: 1 LOB: 1 BB: 0 P: 16	R: 1 E: 2 K: 1 S: 13	H: 2 LOB: 2 BB: 0 P: 17	R: 0 E: 0 K: 0 S: 6	H: 0 LOB: 0 BB: 0 P: 8

1B: 5 2B: 3 3B: 1 HR: 2	SF: 0 SAC: 0 DP: 1 HBP: 1	WP: 0 PB: 0 SB: 1 CS: 1	PA: 38
---	---	---	---

PITCHER		IP	WLS	BF	H	R	ER	SO	BB	IBB	HBP	BLK	WP	HR	S	P	ERA	WHIP
8 Mike Leake, R ERA: 4.38	(1, 1)	6.2	W	28	8	3	3	4	0	0	1	0	0	2	59	86	4.05	1.200
37 Kevin Ginkel, R ERA: 1.74	(7, 1)	1.0	H	6	2	1	0	1	0	0	0	0	0	0	15	21	0.00	2.000
25 Archie Bradley, R ERA: 3.72	(8, 1)	1.1	S	4	0	0	0	0	0	0	0	0	0	0	7	10	0.00	0.000

PITCHER		IP	WLS	BF	H	R	ER	SO	BB	IBB	HBP	BLK	WP	HR	S	P	ERA	WHIP

TOP

Miami Marlins @ Arizona Diamondbacks

Chase Field, Phoenix, AZ

Wed Sep 18 2019, 12:41 PM - 3:35 PM MST

Att. 17,731 - Roof Closed - 75 F

livebaseballscorecards.com

AB	36
R	4
H	10
RBI	4
BB	0
SO	5
LOB	10

MIAMI

Batter	1	2	3	4	5	6	7	8	9	AB	R	H	RBI	BB	SO	LOB
48 Abraham Almonte, S (1, 9) OBP: 0.364, SLG: 0.474	C FF 94 B FF 95 C SL 86 X FF 97 1-2 HR	B SL 86 B SL 84 B SI 95 B SI 95 4-0 BB		C SI 98 X CH 91 0-1 ③ G6-3		S SL 79 B FF 90 C FF 89 B FF 91 X FF 91 2-2 ③ G5-3				3	1	1	1	1	0	2
9 Josh Rojas, L (1, 7) OBP: 0.325, SLG: 0.347	S SI 96 S SI 96 S SL 88 0-3 ① K	D SI 94 D FF 95 2 SAFE F FF 96 S CH 88 D CH 90 X SI 95 3-2 ③ G3			C SL 84 X SI 95 0-1 ① G4-3		C FF 92 B FF 94 C CU 79 F FF 93 C FF 95 1-3 ① K			4	0	0	0	0	2	2
5 Eduardo Escobar, S (1, 4) OBP: 0.322, SLG: 0.527 (8, 5)	B SL 86 C SL 85 S FF 97 X SL 88 1-2 ② G4-3		S FF 95 X CH 90 0-1 ① G6-3		B CU 80 F FF 95 B FF 95 F FF 96 B CH 91 X CH 90 3-2 ② G1-3		C FF 93 F FF 95 B FF 94 B CH 88 X CU 80 2-2 15 FC6 1B			4	0	1	0	0	0	0
53 Christian Walker, R (1, 3) OBP: 0.342, SLG: 0.466 25 Archie Bradley, R (8, 1)	C SL 86 B SI 97 X SI 96 1-1 ③ G4-3		B CH 90 F SI 96 B SI 95 B SI 95 C SI 95 F SI 96 X SI 96 3-2 22 E 2 G6-3 1B		C SL 85 F SI 96 F SI 97 B CH 91 B SL 88 X SI 96 2-2 HR		B FF 94 B FF 92 C FF 93 F FF 93 B FF 94 S FF 94 3-3 ② K			4 0	2 0	2 0	1 0	0 0	1 0	1 0
22 Jake Lamb, L (1, 5) OBP: 0.332, SLG: 0.353 15 Ildemaro Vargas, S (7, PH) OBP: 0.291, SLG: 0.389 (8, 6)		B FF 94 B CH 88 B SL 85 C FF 96 B SI 94 4-1 2 3B BB	B CH 89 F SI 96 F FF 95 B SL 87 X SL 87 2-2 E4 2 G6-3 1-3		C SL 85 B FF 95 X SL 86 1-1 ③ L9		B ST 82 1 SAFE B ST 82 F FF 96 X FF 96 2-1 ③ FC6 1-2f			2 1	1 0	0 0	0 0	1 0	0 0	1 1
2 Domingo Leyba, S (1, 6) OBP: 0.278, SLG: 0.412 (8, 4)		C SI 96 S FF 96 F FF 97 X SL 85 0-2 1 1B 1-H 3B	X SI 94 0-0 ② G6-3 2-3 3-H			B SI 94 S CH 88 X CH 90 1-1 ① F9		C FF 95 F SL 88 X FF 95 0-2 ① P4		4	1	1	2	0	0	1
31 Alex Avila, L (1, 2) OBP: 0.365, SLG: 0.448	C SL 86 B SL 88 S SI 96 B SI 98 S SL 88 2-3 ① K	C CH 88 F CH 88 B SI 96 B CH 90 B CH 90 X CH 90 3-2 ③ F8				C CU 81 B CH 89 B SL 86 X CH 89 2-1 1 1B 1B		B SL 84 S SL 86 X SL 83 1-1 2B		4	0	2	0	0	1	2
1 Jarrod Dyson, L (1, 8) OBP: 0.319, SLG: 0.330	F FF 97 F FF 96 X FF 97 0-2 8 SH5-3 3-H 1B			B SI 94 X SI 94 1-0 ① F7		B CU 80 D CU 81 B SI 94 C SI 94 X SI 94 3-1 1-3 1B		B FF 94 X FF 94 1-0 ② F7		4	0	2	1	0	0	1
8 Mike Leake, R (1, 1) OBP: 0.095, SLG: 0.050 37 Kevin Ginkel, L (7, 1) 41 Wilmer Flores, R (8, 3) OBP: 0.360, SLG: 0.479		1 SAFE L FF 95 X SI 95 0-1 ② SH5-3 1-2		C SI 96 X SL 86 0-1 ② P4		L FF 94 L SI 94 1 SAFE S SL 88 0-3 ② K		B SI 97 X SI 97 1-0 ③ F7		2 0 1	0 0 0	0 0 0	0 0 0	0 0 0	1 0 1	2 0 1
Inning Stats	R: 1 E: 0 K: 1 S: 11 H: 1 LOB: 0 BB: 0 P: 14	R: 2 E: 0 K: 1 S: 16 H: 2 LOB: 2 BB: 2 P: 29	R: 1 E: 1 K: 0 S: 13 H: 1 LOB: 1 BB: 0 P: 21	R: 0 E: 0 K: 0 S: 5 H: 0 LOB: 0 BB: 0 P: 6	R: 1 E: 0 K: 0 S: 12 H: 1 LOB: 0 BB: 0 P: 18	R: 0 E: 0 K: 1 S: 12 H: 2 LOB: 2 BB: 0 P: 20	R: 0 E: 0 K: 2 S: 12 H: 1 LOB: 1 BB: 0 P: 20	R: 0 E: 0 K: 0 S: 7 H: 1 LOB: 1 BB: 0 P: 10		1B: 5 2B: 1 3B: 1 HR: 2	SF: 0 SAC: 1 DP: 0 HBP: 0			WP: 0 PB: 0 SB: 0 CS: 0	PA: 36	

PITCHER		IP	WLS	BF	H	R	ER	SO	BB	IBB	HBP	BLK	WP	HR	S	P	ERA	WHIP
22 Sandy Alcantara, R ERA: 4.0	(1, 1)	5.2	L	27	7	5	4	3	2	0	0	0	0	2	66	103	6.35	1.588
68 Josh Smith, L ERA: 4.66	(6, 1)	0.1		1	0	0	0	0	0	0	0	0	0	0	3	5	0.00	0.000
74 José Quijada, L ERA: 6.41	(7, 1)	0.2		3	1	0	0	2	0	0	0	0	0	0	10	16	0.00	1.500
43 Jeff Brigham, R ERA: 4.76	(7, 1)	0.1		1	0	0	0	0	0	0	0	0	0	0	2	4	0.00	0.000
66 Jarlín García, L ERA: 2.89	(8, 1)	0.2		3	1	0	0	0	0	0	0	0	0	0	6	8	0.00	1.500

PITCHER		IP	WLS	BF	H	R	ER	SO	BB	IBB	HBP	BLK	WP	HR	S	P	ERA	WHIP
62 José Ureña, R ERA: 4.95	(8, 1)	0.1		1	0	0	0	0	0	0	0	0	0	0	1	2	0.00	0.000

BOTTOM

Miami Marlins @ Arizona Diamondbacks

Chase Field, Phoenix, AZ

Wed Sep 18 2019, 12:41 PM - 3:35 PM MST

Att. 17,731 - Roof Closed - 75 F

livebaseballscorecards.com

AB	33
R	5
H	9
RBI	5
BB	2
SO	5
LOB	14

Batter	1	2	3	4	5	6	7	8	9	AB	R	H	RBI	BB	SO	LOB
16 Tim Locastro, R (1, 8) OBP: 0.355, SLG: 0.328	C FF 93 B FF 93 S FF 93 F FF 95 B SL 80 F FF 95 S FF 96 2-3 K	B FF 93 S FF 93 C FF 93 S FF 94 1-3 K		S FF 92 D CH 86 F FF 94 S FF 93 1-3 K			B CU 75 F FS 88 F FS 88 F FF 96 S FS 89 1-3 K	C FF 94 D SL 85 B FF 95 B FF 95 B FF 94 4-1 9 2B 1-2 2-3 3-H BB		4	0	0	0	0	4	5
48 Abraham Almonte, S (8, PH) OBP: 0.391, SLG: 0.474 (8, 8)										0	1	0	1	1	0	0
9 Josh Rojas, L (1, 7) OBP: 0.319, SLG: 0.349	C FF 94 F SL 80 S FF 94 0-3 K		B FC 90 B FF 91 F FF 92 C FF 92 X FF 92 2-2 L8		C FC 86 S FC 87 S FF 94 0-3 K		F FS 87 X FF 95 0-1 E3 5 S 2-3	X SL 80 0-0 53 BB 41 1B 1-H 2-H 3-H 2B		5	1	1	3	0	2	1
5 Eduardo Escobar, S (1, 5) OBP: 0.321, SLG: 0.523 (8, 4)	S FF 94 S FF 95 B FF 95 B FC 87 X FF 95 2-2 F9	B FF 93 B FC 90 S FF 93 X FF 92 2-1 F7			C FC 87 B CH 88 S FF 94 B FF 94 B FF 93 F SL 85 X FF 93 3-2 F7		C FS 87 C FS 88 D FS 89 B FF 95 C FS 88 2-3 K 1-2	B FF 90 B FF 90 B FF 90 C FF 90 F CH 81 B FF 90 4-2 53 BB 41 1B BB		4	1	0	0	1	1	2
53 Christian Walker, R (1, 3) OBP: 0.346, SLG: 0.468		B FF 92 B FF 93 B FF 93 F FF 94 B FF 94 4-1 10 FC4 41 1B 18 1B BB	S CH 88 B CH 87 S FF 92 B FF 94 B FF 93 B FF 93 4-2 BB		C FF 92 S FC 88 C FF 94 0-3 K			10 1B 2B 4-1 41 1B BB		2	2	1	0	3	1	0
41 Wilmer Flores, R (1, 4) OBP: 0.361, SLG: 0.478 50 Yoan López, R (8, 1) 54 Jimmie Sherfy, R (9, 1)		C FF 94 X CH 88 0-1 10 FC4 18 1B 1B 1-2	X FF 93 0-0 P3			C FC 86 F FF 92 F FF 93 F CU 79 B FF 93 X FC 88 1-2 F7		K 0-2 1B 1-2 2-H 3-H		5 0 0	1 0 0	2 0 0	2 0 0	0 0 0	1 0 0	2 0 0
10 Adam Jones, R (1, 9) OBP: 0.311, SLG: 0.415		F FF 94 C FF 94 X FF 95 0-2 FC4 18 1B 1-2 2-3		T FF 91 X FF 92 0-1 F9		F CH 87 B FF 93 S FC 88 F FF 94 F FF 94 F FC 88 S FF 95 1-3 K		2-2 18 FC5 13 HBP 48 BB 1B 2-H F8		5	1	1	1	0	1	4
13 Nick Ahmed, R (1, 6) OBP: 0.320, SLG: 0.434		B FF 93 C SL 85 F FF 94 B FF 95 B FC 88 X SL 86 3-2 F9		B FF 91 B CU 77 B FF 92 F FF 92 B FF 92 4-1 18 E BB		C FF 94 X FC 89 0-1 G5-3		B FF 94 C FF 94 F FF 94 H FF 94 2-2 48 BB 18 FC5 9 2B HBP 1-2	F SI 85 F SI 84 F SI 84 F CU 72 B SI 84 X CU 71 1-2 F7	3	1	0	0	1	0	3
18 Carson Kelly, R (1, 2) OBP: 0.351, SLG: 0.488		D SL 85 X FC 88 1-0 1B 1-2 2-H 3-H		B FF 92 1 SAFE S FF 92 B FF 92 S FF 92 B SL 86 F FF 92 B FF 93 4-2 BB 1-2			B FF 95 C FF 94 X FF 95 1-1 9 E 29 SH3-4 1B	C FF 93 C FF 94 D FF 95 B SL 86 X FF 94 2-2 FC5 48 BB 9 2B 1-2 2-3	B SI 86 B SI 84 F SI 85 C SI 85 C CU 72 2-3 K	4	1	2	2	1	1	2
29 Merrill Kelly, R (1, 1) OBP: 0.058, SLG: 0.020 22 Jake Lamb, L (8, PH) OBP: 0.328, SLG: 0.349 (8, 5)		B FF 93 S FF 93 L FF 92 S FF 93 1-3 K		L FF 93 L FF 92 M FF 93 0-3 K			C FS 91 X FF 93 0-1 SH3-4 1-2	X FF 93 0-0 L4	B SI 85 C SI 85 X SI 85 1-1 F7	2 2	0 0	0 0	0 0	0 0	2 0	4 3
Inning Stats	R: 0 E: 0 K: 2 S: 11 H: 0 LOB: 0 BB: 0 P: 15	R: 2 E: 0 K: 2 S: 16 H: 2 LOB: 2 BB: 1 P: 26	R: 0 E: 0 K: 0 S: 8 H: 0 LOB: 1 BB: 1 P: 16	R: 0 E: 1 K: 2 S: 12 H: 0 LOB: 2 BB: 2 P: 21	R: 0 E: 0 K: 2 S: 10 H: 0 LOB: 0 BB: 0 P: 13	R: 0 E: 0 K: 1 S: 13 H: 0 LOB: 0 BB: 0 P: 15	R: 0 E: 1 K: 2 S: 13 H: 1 LOB: 2 BB: 0 P: 17	R: 7 E: 0 K: 1 S: 27 H: 4 LOB: 2 BB: 3 P: 47	R: 0 E: 0 K: 1 S: 10 H: 0 LOB: 0 BB: 0 P: 14	1B: 5 2B: 2 3B: 0 HR: 0 SF: 0 SAC: 1 DP: 0 HBP: 1	WP: 0 PB: 0 SB: 1 CS: 0 PA: 45					

PITCHER		IP	WLS	BF	H	R	ER	SO	BB	IBB	HBP	BLK	WP	HR	S	P	ERA	WHIP
46 Eric Lauer, L ERA: 4.53	(1, 1)	6.0	L	25	2	2	2	9	4	0	0	0	0	0	70	106	3.00	1.000
67 David Bednar, R ERA: 2.16	(7, 1)	1.0		5	1	0	0	2	0	0	0	0	0	0	13	17	0.00	1.000
58 Trey Wingenter, R ERA: 5.65	(8, 1)	0.2		7	2	5	5	1	1	0	1	0	0	0	16	27	67.50	4.500
25 Nick Margevicius, L ERA: 6.79	(8, 1)	0.0		3	1	0	0	0	2	0	0	0	0	0	4	12	∞	∞
64 Gerardo Reyes, R ERA: 8.46	(8, 1)	0.1		2	1	2	2	0	0	0	0	0	0	0	7	8	54.00	3.000

PITCHER		IP	WLS	BF	H	R	ER	SO	BB	IBB	HBP	BLK	WP	HR	S	P	ERA	WHIP
54 Eric Yardley, R ERA: 4.26	(9, 1)	1.0		3	0	0	0	1	0	0	0	0	0	0	10	14	0.00	0.000

TOP

Arizona Diamondbacks @ San Diego Padres

Petco Park, San Diego, CA

Fri Sep 20 2019, 7:13 PM - 10:22 PM PDT

Att. 27,023 - Clear - 69 F

livebaseballscorecards.com

AB	36
R	9
H	7
RBI	9
BB	7
SO	13
LOB	26

BOTTOM

Arizona Diamondbacks @ San Diego Padres

Petco Park, San Diego, CA

Fri Sep 20 2019, 7:13 PM - 10:22 PM PDT

Att. 27,023 - Clear - 69 F

livebaseballscorecards.com

Batter	1	2	3	4	5	6	7	8	9	AB	R	H	RBI	BB	SO	LOB
5 Greg Garcia, L (1, 4) OBP: 0.360, SLG: 0.352	C FF 94 C SI 93 B FC 92 X FF 95 1-2 ① G1-6-3		B CU 82 1 SAFE C FF 94 B FF 93 S CH 88 X CH 88 2-2 ③ P6			X FF 92 0-0 1B		B FF 96 C FF 94 C SL 84 F SL 87 C SL 87 1-3 ③ K		4	0	1	0	0	1	1
2 Nick Martini, L (1, 7) OBP: 0.348, SLG: 0.367	B FF 94 B FF 94 B FF 95 C FF 94 B FF 95 4-1 13 L1-3 BB			C FF 92 X CH 86 0-1 ① G4-3		C SI 91 C CH 86 1 SAFE B SI 92 C FC 91 1-3 ② K			X FF 92 0-0 ① L6	3	0	0	0	1	1	1
13 Manny Machado, R (1, 5) OBP: 0.330, SLG: 0.453	X FF 92 0-0 ② ③ L1-3 1-1			C CU 80 C SI 93 B CU 82 S FF 94 1-3 ② K		B FC 91 B SI 93 C CU 82 S FC 92 S FC 92 2-3 ③ K			F SL 77 C FF 92 B SL 79 X FF 92 1-2 E9 22 DI	4	0	0	0	0	2	2
30 Eric Hosmer, L (1, 3) OBP: 0.320, SLG: 0.435		B CH 86 B FC 92 F SI 93 B FC 92 X SI 94 3-1 ① G4-3		C FC 91 S CU 82 C FC 92 0-3 ③ K			B CH 87 F CH 87 C FC 90 B CU 84 C SI 94 2-3 ① K		B FF 92 C SL 76 B FF 92 S SL 76 S SL 79 2-3 ② K	4	0	0	0	0	3	1
22 Josh Naylor, L (1, 9) OBP: 0.319, SLG: 0.410		C CU 80 F FC 92 B CU 83 B CH 89 C FF 95 2-3 ② K			B FC 90 S CU 81 B CH 88 B FC 92 F SI 93 X CH 88 3-2 ① L8		C CU 81 S FC 90 S CU 82 0-3 ② K		C FF 91 C CU 71 S SL 79 0-3 ③ 1-2 K	4	0	0	0	0	3	1
7 Manuel Margot, R (1, 8) OBP: 0.313, SLG: 0.400		C FF 95 B SI 94 B FF 95 C CU 83 F FF 95 B CU 83 S FF 96 3-3 ③ K			B FF 93 B SI 93 C FF 94 F SI 94 X CU 82 2-2 ② G5-3		B FF 93 B FF 92 B SI 92 C FF 93 S FF 93 F FF 94 B FF 93 4-2 BB			2	0	0	0	1	1	0
9 Luis Urías, R (1, 6) OBP: 0.330, SLG: 0.319			B FF 93 B FC 91 B FF 94 C FF 94 F FF 95 X FF 92 3-2 ① G6-3		X FC 92 0-0 1B		1 SAFE X SI 92 0-0 ③ F9			3	0	1	0	0	0	1
21 Luis Torrens, R (1, 2) OBP: 0.400, SLG: 0.250			B SI 95 B FF 91 B FF 95 C FF 95 B FF 95 4-1 BB		B SI 93 X FF 93 1-0 ③ F9			C FF 95 B SL 87 X FF 96 1-1 11 G6-4-3 1B		2	0	1	0	1	0	1
46 Eric Lauer, R (1, 1) OBP: 0.103, SLG: 0.132			B FF 92 B FF 94 C FF 94 C FF 93 C CU 83 2-3 ② K			C CU 79 B SI 91 X SI 91 1-1 ① G4-3		B SL 85 X SL 84 1-0 ① ② G6-4-3 1-2f		1	0	0	0	0	1	1
16 Travis Jankowski, L (6, PH) OBP: 0.250, SLG: 0.167										1	0	0	0	0	0	0
67 David Bednar, L (7, 1)										0	0	0	0	0	0	0
58 Trey Wingenter, R (8, 1)										0	0	0	0	0	0	0
25 Nick Margevicius, L (8, 1) OBP: 0.200, SLG: 0.200										0	0	0	0	0	0	0
64 Gerardo Reyes, R (8, 1)										0	0	0	0	0	0	0
11 Ty France, R (8, PH) OBP: 0.294, SLG: 0.381										1	0	0	0	0	0	1
54 Eric Yardley, R (9, 1)										0	0	0	0	0	0	0

	AB	29
	R	0
	H	3
	RBI	0
	BB	3
	SO	12
	LOB	10

Inning Stats	1	2	3	4	5	6	7	8	9
	R: 0 E: 0 K: 0 S: 5	H: 0 LOB: 0 BB: 1 P: 10	R: 0 E: 0 K: 2 S: 9	H: 0 LOB: 0 BB: 0 P: 17	R: 0 E: 0 K: 1 S: 10	H: 0 LOB: 1 BB: 1 P: 21	R: 0 E: 0 K: 2 S: 8	H: 0 LOB: 0 BB: 0 P: 9	R: 0 E: 0 K: 0 S: 8	H: 1 LOB: 1 BB: 0 P: 14	R: 0 E: 0 K: 2 S: 9	H: 1 LOB: 1 BB: 0 P: 13	R: 0 E: 0 K: 2 S: 10	H: 0 LOB: 1 BB: 0 P: 16	R: 0 E: 0 K: 1 S: 7	H: 1 LOB: 0 BB: 0 P: 10	R: 0 E: 1 K: 2 S: 10	H: 0 LOB: 1 BB: 0 P: 13

| | | | | | | | | | |

Arizona Diamondbacks @ San Diego Padres

Petco Park, San Diego, CA

Sat Sep 21 2019, 5:42 PM - 8:54 PM PDT

Att. 30,191 - Clear - 76 F

TOP

livebaseballscorecards.com

Batter	1	2	3	4	5	6	7	8	9	AB	R	H	RBI	BB	SO	LOB
48 Abraham Almonte, S (1, 9) OBP: 0.444, SLG: 0.652	X FF 95 0-0 2 SF9 3B		B CH 85 B CH 84 B SI 94 C FF 94 F FF 95 C SI 95 3-3 ③ K			M CH 84 C SI 92 F CU 82 X FC 88 0-2 2 1B 5 G5-3 1B		B CH 86 C FF 95 X FF 95 1-1 2 2B 2B		4	3	3	0	0	1	0
2 Domingo Leyba, S (1, 4) OBP: 0.318, SLG: 0.500	F CH 85 B SL 88 B FF 95 X CH 86 2-1 ① SF9 3-H			B CH 85 B SI 94 F FF 95 F SL 86 C SI 96 2-3 ① K		X CH 84 0-0 5 G5-3 1-3 1B		X CH 86 0-0 5 1B 2-H 2B		3	1	2	2	0	1	0
5 Eduardo Escobar, S (1, 5) OBP: 0.322, SLG: 0.525	B SI 95 B FF 95 S SI 95 F SI 95 F FF 95 B SL 87 F CH 87 S SI 96 3-3 ② K			X CU 79 0-0 22 G3-1 2B		1 SAFE C SI 92 1 SAFE B FF 92 X CH 84 1-1 ② G5-3 1-2 3-H		B FF 95 B CH 86 F FF 95 F FF 96 F FF 96 B CH 87 X CH 87 3-2 22 BB 2-H 1B		4	0	2	2	0	1	1
22 Jake Lamb, L (1, 3) OBP: 0.327, SLG: 0.343 37 Kevin Ginkel, L (8, 1) 40 Andrew Chafin, R (8, 1) 25 Archie Bradley, R (8, 1)	C FF 94 B CH 86 S CH 85 S SI 96 1-3 ③ K			X CH 84 0-0 ② G3-1 2-3		C FC 87 C CU 81 F FC 87 S FF 93 0-3 ③ K		B FS 86 F FS 86 D SI 94 F FS 87 B SI 93 B FS 88 4-2 1-2 BB		3 0 0 0	0 0 0 0	0 0 0 0	0 0 0 0	1 0 0 0	2 0 0 0	2 0 0 0
9 Josh Rojas, L (1, 7) OBP: 0.309, SLG: 0.336		F SI 95 F FF 94 B SI 95 F SL 87 B CH 86 F CH 86 F FF 95 X CH 87 2-2 ① G6-3		B CH 85 F SI 94 B SI 95 F CH 86 B SI 95 F SI 96 C CH 86 3-3 ③ K			B CH 84 B FF 95 C FF 95 B FF 95 X FF 95 3-1 ① G4-3	F SL 86 B SI 94 C FS 88 X SI 95 1-2 ③ G6-3		4	0	0	0	0	1	3
13 Nick Ahmed, R (1, 6) OBP: 0.319, SLG: 0.432		B FF 95 X FF 94 1-0 ② F8			X FF 93 0-0 ① L9		B FF 95 X SL 86 1-0 ② P4		B SL 84 C SL 85 S SI 91 B FS 87 F SL 87 X SI 94 2-2 31 S 1B	4	0	1	0	0	0	0
31 Alex Avila, L (1, 2) OBP: 0.358, SLG: 0.437		X SI 95 0-0 ③ G6-3			C FF 93 B FF 92 B CH 84 F SI 94 F SI 94 C SL 86 2-3 ② K		C FF 94 F FF 95 X FF 95 0-2 ③ L7		B FS 88 F SI 94 1 SAFE F SI 95 C SI 93 1-3 ① K 1-2	4	0	0	0	0	2	1
1 Jarrod Dyson, L (1, 8) OBP: 0.316, SLG: 0.326			B SI 94 C FF 94 X CU 82 1-1 ① G3		X SI 94 0-0 ③ F7			B FF 94 C FF 94 X CH 85 1-1 ① L7	F SI 94 C SI 94 X SI 94 0-2 ② F7	4	0	0	0	0	0	1
24 Luke Weaver, R (1, 1) OBP: 0.143, SLG: 0.200 32 Kevin Cron, R (3, PH) OBP: 0.409, SLG: 0.750 45 Taylor Clarke, R (3, 1) OBP: 0.000, SLG: 0.000 15 Idermaro Vargas, S (6, PH) OBP: 0.294, SLG: 0.647 58 Stefan Crichton, R (6, 1) 30 T.J. McFarland, L (6, 1) 66 Yoshihisa Hirano, R (7, 1) 53 Christian Walker, R (8, PH) OBP: 0.345, SLG: 0.488 (8, 3)			X SI 95 0-0 ② F8			B FC 87 B CU 80 F FF 92 C FC 87 F CU 81 X SI 92 2-2 ① F8		F SL 83 B FF 95 F CH 86 C FF 95 1-3 ② K	C SL 88 B FS 88 B SL 88 F SI 94 X SL 88 2-2 ③ F8	0 1 0 1 0 0 0 2	0 0 0 0 0 0 0 0	0 0 0 0 0 0 0 0	0 0 0 0 0 0 0 0	0 0 0 0 0 0 0 1	0 0 0 0 0 0 0 1	0 0 0 0 0 0 0 1

	AB	34
	R	4
	H	8
	RBI	4
	BB	1
	SO	9
	LOB	9

Inning Stats																				
	R: 1	H: 1	R: 0	H: 0	R: 0	H: 0	R: 0	H: 1	R: 0	H: 0	R: 1	H: 2	R: 0	H: 0	R: 2	H: 3	R: 0	H: 1	1B: 4	SF: 1	WP: 0	PA: 36
	E: 0	LOB: 0	E: 0	LOB: 0	E: 0	LOB: 0	K: 2	LOB: 0	E: 0	LOB: 1	E: 0	LOB: 1	E: 0	LOB: 0	E: 0	LOB: 2	E: 0	LOB: 1	2B: 3	SAC: 0	PB: 0	
	K: 2	BB: 0	K: 0	BB: 0	K: 1	BB: 0	S: 9	BB: 0	K: 1	BB: 0	K: 1	BB: 0	K: 0	BB: 0	K: 1	BB: 1	K: 1	BB: 0	3B: 1	DP: 0	SB: 1	
	S: 11	P: 17	S: 8	P: 11	S: 6	P: 10		P: 14	S: 6	P: 8	S: 15	P: 18	S: 6	P: 10	S: 17	P: 28	S: 13	P: 18	HR: 0	HBP: 0	CS: 0	

PITCHER		IP	WLS	BF	H	R	ER	SO	BB	IBB	HBP	BLK	WP	HR	S	P	ERA	WHIP
40 Cal Quantrill, R ERA: 5.16	(1, 1)	5.0		17	2	1	1	6	0	0	0	0	0	0	40	60	1.80	0.400
55 Matt Strahm, L ERA: 4.8	(6, 1)	1.0	L	5	2	1	1	1	0	0	0	0	0	0	15	18	9.00	2.000
49 Michel Baez, R ERA: 3.24	(7, 1)	1.2		8	3	2	2	1	0	0	0	0	0	0	18	28	10.80	1.800
61 Luis Perdomo, R ERA: 3.71	(8, 1)	1.1		6	1	0	0	1	1	0	0	0	0	0	18	28	0.00	1.500

PITCHER	IP	WLS	BF	H	R	ER	SO	BB	IBB	HBP	BLK	WP	HR	S	P	ERA	WHIP

BOTTOM

Arizona Diamondbacks @ San Diego Padres

Petco Park, San Diego, CA

Sat Sep 21 2019, 5:42 PM - 8:54 PM PDT

Att. 30,191 - Clear - 76 F

livebaseballscorecards.com

Batter	1	2	3	4	5	6	7	8	9	AB	R	H	RBI	BB	SO	LOB
5 Greg Garcia, L (1, 4) OBP: 0.358, SLG: 0.349	B FF 95 C FF 95 B FF 95 X FF 96 2-1 L6 ①			C CH 86 B FF 95 C SL 86 F SL 87 B FF 94 F CH 88 B FF 97 X FF 96 3-2 13 FC5-4 1B		C SI 93 B SI 94 F SI 94 C SI 93 1-3 K ①		C SL 84 F SL 84 B FF 94 S FF 94 1-3 K ① 1-2	X FF 95 0-0 G5-3 ③	5	0	1	0	0	2	3
22 Josh Naylor, L (1, 7) OBP: 0.316, SLG: 0.405 49 Michel Baez, R (7, 1) 4 Wil Myers, R (8, 8) OBP: 0.322, SLG: 0.418	F FF 96 F FC 88 X CH 82 0-2 G5-3 ②			1 SAFE B CH 89 F CH 90 B FF 96 1 SAFE X FF 96 2-1 P6 ①		C CU 79 1 SAFE S CU 80 D CU 79 1 SAFE B CU 79 F SI 93 B CU 80 F SI 94 3-3 C CU 80 K ②		D SL 86 X SL 84 1-0 G1-3 ② 2-3		3 0 1	0 0 0	0 0 0	0 0 0	0 0 0	1 0 0	2 0 1
13 Manny Machado, R (1, 5) OBP: 0.331, SLG: 0.452	X CU 76 0-0 F7 ③			F FF 96 B SI 95 1 SAFE F SL 87 B SI 95 X CH 89 2-2 FC5-4 ② 1-2f		X SI 93 0-0 1-2 1B		C SL 85 D SL 84 S SL 84 B FF 95 B FF 94 D SL 85 4-2 10 HBP 30 1B BB		3	0	1	0	1	0	1
30 Eric Hosmer, L (1, 3) OBP: 0.320, SLG: 0.434		X FF 94 0-0 G4-3 ①		S SL 87 S SL 89 S SL 87 0-3 K ③		S SL 81 S SL 80 D SL 80 X SI 90 1-2 G1-3 ③		S SL 85 X FF 95 0-1 1-2 10 HBP 1B 3-H		4	0	1	1	0	1	3
10 Hunter Renfroe, R (1, 9) OBP: 0.291, SLG: 0.505		C FF 95 F CU 75 B FF 96 B FF 95 C FF 95 2-3 K ②			X FF 94 0-0 HR		C FF 91 B FF 90 S FS 83 B FF 91 S FF 91 2-3 K ①	H SI 94 1-0 1-2 2-3 HBP		3	1	1	1	0	2	0
27 Francisco Mejía, S (1, 2) OBP: 0.317, SLG: 0.434		B FF 93 F FC 87 F FC 88 B CU 83 X FC 86 2-2 F9 ③			B SL 85 F SL 87 F FF 94 B SL 86 F FF 94 B CH 87 B SL 85 4-2 9 G4-6-3 BB		X FF 92 0-0 F7 ②	C KC 80 S KC 81 C FF 95 0-3 K ③		3	0	0	0	1	1	3
7 Manuel Margot, R (1, 8) OBP: 0.311, SLG: 0.397 61 Luis Perdomo, R (8, 1) OBP: 0.143, SLG: 0.143 11 Ty France, R (9, PH) OBP: 0.288, SLG: 0.385		B FF 94 B FF 95 C FF 95 X FF 96 2-1 G5-3 ①			F SI 94 T FF 95 0-2 K ①		B FS 84 X FF 92 1-0 E6		F SI 94 B KC 79 F FF 94 F FF 95 X KC 82 1-2 1B	3 0 1	0 0 0	0 0 1	0 0 0	0 0 0	1 0 0	1 0 0
9 Luis Urías, R (1, 6) OBP: 0.324, SLG: 0.313		S FF 95 B SI 95 X SL 87 1-1 F9 ②			B FF 94 1 SAFE F SI 94 B FF 96 X SI 95 2-1 G4-6-3 ②③ 1-2f		C FF 92 X FF 91 0-1 L7 ③		B SI 93 1 SAFE B SI 95 C SI 95 F SI 94 S FF 95 2-3 K ①	4	0	0	0	0	1	3
40 Cal Quantrill, L (1, 1) OBP: 0.115, SLG: 0.080 55 Matt Strahm, R (6, 1) OBP: 0.348, SLG: 0.381 2 Nick Martini, L (6, PH) OBP: 0.347, SLG: 0.358 (7, 7)		C FF 94 S FF 95 B FF 96 B FF 95 X SL 88 2-2 G4-3 ③				B SI 93 S SI 93 B SI 93 B CU 79 C SI 94 B CU 79 4-2 13 1B BB		B FF 92 F FF 92 B FF 93 B SL 82 C FF 91 X SL 84 3-2 E6 4 G1-3 5 WP 30 1B	X KC 80 0-0 L8 ②	1 0 2	0 0 1	0 0 0	0 0 1	0 0 0	0 0 1	0 0 1
Inning Stats	R: 0 E: 0 K: 0 S: 6 H: 0 LOB: 0 BB: 0 P: 8	R: 0 E: 0 K: 1 S: 7 H: 0 LOB: 0 BB: 0 P: 11	R: 0 E: 0 K: 0 S: 7 H: 0 LOB: 0 BB: 0 P: 12	R: 0 E: 0 K: 1 S: 13 H: 1 LOB: 1 BB: 0 P: 20	R: 1 E: 0 K: 1 S: 9 H: 1 LOB: 0 BB: 1 P: 15	R: 0 E: 0 K: 2 S: 14 H: 1 LOB: 2 BB: 1 P: 23	R: 0 E: 1 K: 1 S: 7 H: 0 LOB: 1 BB: 0 P: 10	R: 1 E: 1 K: 2 S: 14 H: 1 LOB: 3 BB: 1 P: 24	R: 0 E: 0 K: 1 S: 9 H: 1 LOB: 1 BB: 0 P: 12	1B: 4 2B: 0 3B: 0 HR: 1 SF: 0 SAC: 0 DP: 1 HBP: 1						WP: 1 PB: 0 SB: 0 CS: 0 PA: 37	

PITCHER		IP	WLS	BF	H	R	ER	SO	BB	IBB	HBP	BLK	WP	HR	S	P	ERA	WHIP
24 Luke Weaver, R ERA: 2.94	(1, 1)	2.0		6	0	0	0	1	0	0	0	0	0	0	13	19	0.00	0.000
45 Taylor Clarke, R ERA: 5.4	(3, 1)	3.0	W	11	2	1	1	2	1	0	0	0	0	1	29	47	3.00	1.000
58 Stefan Crichton, R ERA: 3.71	(6, 1)	0.2	H	4	1	0	0	2	1	0	0	0	0	0	11	19	0.00	3.000
30 T.J. McFarland, L ERA: 4.94	(6, 1)	0.1	H	1	0	0	0	0	0	0	0	0	0	0	3	4	0.00	0.000
66 Yoshihisa Hirano, R ERA: 4.86	(7, 1)	1.0	H	4	0	0	0	1	0	0	0	0	0	0	7	10	0.00	0.000

PITCHER		IP	WLS	BF	H	R	ER	SO	BB	IBB	HBP	BLK	WP	HR	S	P	ERA	WHIP
37 Kevin Ginkel, R ERA: 1.69	(8, 1)	0.2	H	4	0	1	0	1	1	0	0	0	1	0	9	18	0.00	1.500
40 Andrew Chafin, L ERA: 3.88	(8, 1)	0.0		1	1	0	0	0	0	0	0	0	0	0	2	2	∞	∞
25 Archie Bradley, R ERA: 3.65	(8, 1)	1.1	S	6	1	0	0	2	0	0	1	0	0	0	12	16	0.00	0.750

AB	33
R	2
H	5
RBI	2
BB	3
SO	9
LOB	18

Batter	1	2	3	4	5	6	7	8	9	10	AB	R	H	RBI	BB	SO	LOB
48 Abraham Almonte, S (1, 8) OBP: 0.438, SLG: 0.630	C FF 95 F FF 95 F SL 91 F SI 97 B SL 91 S CU 84 1-3 ① K	B FF 95 X SI 94 1-0 2-H 2B	B CH 83 C CH 84 B CU 74 B FF 90 D CH 83 4-1 5 G6-3 9 G6-3 BB	C FC 89 B FC 90 C SI 95 C SI 95 1-3 ① K	B FS 86 C FS 87 F FF 95 F FF 95 S FS 87 1-3 ② K		4	0	1	1	1	3	0
9 Josh Rojas, L (1, 7) OBP: 0.313, SLG: 0.333	S FF 95 C SI 96 B FF 95 S CU 82 1-3 ② K	D SI 96 F FF 94 D CU 79 D SL 88 B FF 93 4-1 BB	C FF 90 F SI 90 B SI 90 1 SAFE F CU 77 B FF 90 F CH 85 1 SAFE X SI 91 2-2 ① G6-3 1-2	S SI 95 B SI 95 F SI 95 X SI 95 2-2 ② G6-3	B FF 94 F FF 95 S FF 95 B FS 87 X FS 87 2-2 1B		4	0	1	0	1	1	1
5 Eduardo Escobar, S (1, 5) OBP: 0.321, SLG: 0.522	X SI 96 0-0 ③ F9	X SI 98 0-0 ③ G4-3			C CH 85 B SI 90 F CU 76 B FF 90 F CU 76 X CH 86 2-2 ② G6-3 2-3		B SI 94 C SI 94 B SI 95 C SI 94 B SI 95 X SI 94 3-2 1B		B FF 94 C FS 87 1 SAFE 1 SAFE S FF 94 1 SAFE F FF 94 B FF 95 X FF 94 2-2 ③ P6		5	0	1	0	0	0	4
53 Christian Walker, R (1, 3) OBP: 0.344, SLG: 0.463		F FF 95 S FF 96 B FF 95 F FF 96 B CU 79 B SL 90 F SL 89 B FF 94 4-2 10 HR BB	B FF 96 C SI 96 F SI 97 S SL 88 1-3 ① K	C CU 75 B SI 90 X CU 77 1-1 ③ G5-3	B FC 89 B FC 87 C SI 94 F SI 95 X SI 94 2-2 ③ F8				B FF 92 C CU 80 F CH 85 T SI 93 1-2 ① K	4	1	0	0	1	2	2
41 Wilmer Flores, R (1, 4) OBP: 0.358, SLG: 0.470		C FF 95 C SL 87 X FF 95 0-2 ① P6	F SI 98 X SL 86 0-1 ② G6-3			C SI 86 B SI 86 B SI 86 S SI 86 F CU 72 F SI 86 B SI 86 B CU 71 4-2 13 G5-3 10 1B BB		C CU 77 B FS 88 B FS 87 X FF 95 2-1 ① F9		C CU 79 B SI 93 X CH 86 1-1 ② G5-3	4	0	0	0	1	0	1
10 Adam Jones, R (1, 9) OBP: 0.312, SLG: 0.422		X FF 95 0-0 1-H HR	B SI 98 F SI 98 B SI 97 B SL 87 X SI 98 3-1 ③ F9			B SI 86 S SI 86 S SI 86 X CU 72 1-2 13 G5-3 1-2 1B		B FS 88 C CU 77 F FF 97 S FS 90 1-3 ② K		S CH 85 B CU 81 X SI 93 1-1 ③ F7	5	1	2	2	0	1	0
13 Nick Ahmed, R (1, 6) OBP: 0.320, SLG: 0.439		B FF 95 X FF 95 1-0 18 1B 3B	C SI 90 X CU 76 0-1 ① G6-3	X SI 86 0-0 ① G5-3 1-2 2-3			F FF 96 X FS 88 0-1 2B			4	1	2	0	0	0	2
18 Carson Kelly, R (1, 2) OBP: 0.349, SLG: 0.485		C FF 95 T SL 88 F CU 80 D SL 89 X SI 94 1-2 38 SH2-3 48 2B 3-H 1B	C SI 91 C SI 91 B SI 91 B CH 85 S SI 91 2-3 ② K	C CU 72 B SI 87 B SI 86 F CU 73 X CU 72 2-2 ② F9			X CU 77 0-0 ③ L9			4	1	1	1	0	1	3
38 Robbie Ray, L (1, 1) OBP: 0.077, SLG: 0.077 35 Matt Andriese, R (6, 1) 58 Stefan Crichton, R (8, 1) 40 Andrew Chafin, R (8, 1) 2 Domingo Leyba, S (9, PHI) OBP: 0.304, SLG: 0.476 50 Yoan Lopez, R (9, 1)		X FF 94 0-0 ② SH2-3 1-2	B FF 91 C FF 91 S FF 91 S FF 91 1-3 ③ K	F SI 85 F CU 71 F SI 86 B SI 85 S CU 71 1-3 ③ K			C FS 87 B FF 94 B FF 95 C FS 87 X FS 87 2-2 ① G3			2 0 0 0 1 0	0 0 0 0 0 0	0 0 0 0 0 0	0 0 0 0 0 0	2 0 0 0 0 0	0 0 0 0 0 0	2 0 0 0 0 0
Inning Stats	R: 0 H: 0 E: 0 LOB: 0 K: 2 BB: 0 S: 9 P: 11	R: 4 H: 4 E: 0 LOB: 2 K: 0 BB: 2 S: 17 P: 28	R: 0 H: 0 E: 0 LOB: 0 K: 1 BB: 0 S: 7 P: 11	R: 0 H: 0 E: 0 LOB: 0 K: 2 BB: 0 S: 8 P: 11	R: 0 H: 0 E: 0 LOB: 1 K: 0 BB: 1 S: 12 P: 21	R: 0 H: 1 E: 0 LOB: 2 K: 1 BB: 1 S: 15 P: 23	R: 0 H: 1 E: 0 LOB: 1 K: 1 BB: 0 S: 12 P: 20	R: 0 H: 1 E: 0 LOB: 1 K: 1 BB: 0 S: 8 P: 11	R: 0 H: 1 E: 0 LOB: 1 K: 1 BB: 0 S: 14 P: 21	R: 0 H: 0 E: 0 LOB: 0 K: 1 BB: 0 S: 7 P: 10	1B: 4 2B: 2 3B: 1 HR: 1	SF: 0 SAC: 1 DP: 0 HBP: 0		WP: 0 PB: 0 SB: 0 CS: 0		PA: 42		

PITCHER		IP	WLS	BF	H	R	ER	SO	BB	IBB	HBP	BLK	WP	HR	S	P	ERA	WHIP
43 Garrett Richards, R ERA: 11.81	(1, 1)	1.2		11	4	4	4	2	2	0	0	0	0	1	25	38	21.60	3.600
8 Javy Guerra, R ERA: 5.4	(2, 1)	1.1		4	0	0	0	1	0	0	0	0	0	0	8	12	0.00	0.000
41 Robbie Erlin, L ERA: 5.53	(4, 1)	2.0		7	0	0	0	2	1	0	0	0	0	0	20	32	0.00	0.500
54 Eric Yardley, R ERA: 3.68	(6, 1)	1.0		5	1	0	0	1	1	0	0	0	0	0	15	23	0.00	2.000
34 Craig Stammen, R ERA: 3.38	(7, 1)	1.0		4	1	0	0	1	0	0	0	0	0	0	12	20	0.00	1.000

PITCHER		IP	WLS	BF	H	R	ER	SO	BB	IBB	HBP	BLK	WP	HR	S	P	ERA	WHIP
67 David Bednar, R ERA: 1.93	(8, 1)	1.0		4	1	0	0	1	0	0	0	0	0	0	8	11	0.00	1.000
39 Kirby Yates, R ERA: 1.19	(9, 1)	1.0		4	1	0	0	1	0	0	0	0	0	0	14	21	0.00	1.000
55 Matt Strahm, L ERA: 4.76	(10, 1)	1.0	W	3	0	0	0	1	0	0	0	0	0	0	7	10	0.00	0.000

TOP

Arizona Diamondbacks @ San Diego Padres

Petco Park, San Diego, CA

Sun Sep 22 2019, 1:17 PM - 4:57 PM PDT
Att. 31,293 - Partly Cloudy - 77 F

livebaseballscorecards.com

AB	37
R	4
H	8
RBI	4
BB	4
SO	10
LOB	15

Batter	1	2	3	4	5	6	7	8	9	10	AB	R	H	RBI	BB	SO	LOB
7 Manuel Margot, R (1, 8) OBP: 0.312, SLG: 0.395	C FF 92 B FF 91 X KC 82 1-1 G5-3 ①		B FF 92 B SL 85 C SI 90 D KC 83 B SI 92 4-1 2 G4-3 BB		B KC 79 B FF 89 C FF 89 C KC 79 B FF 91 X FF 92 3-2 F7 ①	C FF 93 F FF 94 S FF 94 0-3 K ③		C SI 94 X SI 93 0-1 1-2 1B			4	0	1	0	1	1	2
2 Nick Martini, L (1, 7) OBP: 0.343, SLG: 0.345 13 Manny Machado, R (8, PH) OBP: 0.331, SLG: 0.452 39 Kirby Yates, L (9, 1) 55 Matt Strahm, R (10, 1) OBP: 0.348, SLG: 0.381	B FF 93 B FF 92 S SL 86 B SL 85 F FF 94 C FF 93 3-3 K ②		B SL 87 F FF 92 F SL 87 B SL 87 X SL 86 2-2 G4-3 1-2 2-3		C B FF 90 S SL 82 B FF 92 T SL 85 2-2 K ②		B CH 86 C FF 92 B CH 87 S FF 93 F FF 94 B FF 94 F FF 94 B CH 89 4-2 11 HBP BB	B SI 94 C FF 94 X SL 84 1-1 P4 ③		3 1 0 0	0 0 0 0	0 0 0 0	1 0 0 0	2 0 0 0	2 2 0 0
4 Wil Myers, R (1, 3) OBP: 0.319, SLG: 0.413 (9, 7)	S FF 93 C SL 84 S SL 85 0-3 K ③		C FF 92 B KC 83 B SI 94 S KC 82 S FF 93 2-3 K ③		X SI 91 0-0 G1-3 ③		L CU 81 B CU 82 1 SAFE F CH 87 S FF 94 1-3 K ①		X SL 87 0-0 P4 ①		5	0	0	0	0	3	3
10 Hunter Renfroe, R (1, 9) OBP: 0.292, SLG: 0.501		C SL 82 C FF 92 B SL 82 C FF 93 1-3 K ①	B FF 89 S SL 84 F FF 91 B SL 86 B FF 94 D KC 82 4-2 11 HR BB			B SL 83 B FF 89 B SI 90 B FF 90 4-0 11 HBP 24 1B BB	1 SAFE B CU 81 1 SAFE X FF 93 1-0 P6 ②		C SL 87 B SL 88 B FF 97 X SL 87 2-1 G5-3 ②		3	2	0	0	2	1	1
11 Ty France, R (1, 4) OBP: 0.302, SLG: 0.413 (9, 5)		B FF 92 F SL 84 S FF 92 S SL 86 1-3 K ②	X SI 90 0-0 1-H HR			D KC 79 H FF 91 2-0 24 1B 27 2B 1-2 HBP	B FF 93 F FF 92 1 SAFE H FF 94 2-1 1-2 HBP		F FF 98 B FF 97 X SL 87 1-1 2B		3	2	2	2	0	1	0
9 Luis Urías, R (1, 6) OBP: 0.322, SLG: 0.310		S SL 85 C FF 92 X SL 87 0-2 1B	L KC 81 C SL 85 S FF 94 0-3 K ①			D SL 84 F SL 85 B SI 90 B SI 93 C FF 92 C FF 91 3-3 K ①	C FF 93 F FF 93 B CH 88 F FF 93 S FF 94 1-3 K ③		B SL 87 X SL 88 1-0 F9 ③		5	0	1	0	0	3	5
18 Austin Hedges, R (1, 2) OBP: 0.257, SLG: 0.315 30 Eric Hosmer, L (6, PH) OBP: 0.319, SLG: 0.433 34 Craig Stammen, R (7, 1) 67 David Bednar, L (8, 1) 22 Josh Naylor, L (8, PH) OBP: 0.314, SLG: 0.403 5 Greg Garcia, L (9, 4) OBP: 0.360, SLG: 0.355		S KC 83 S KC 82 S FF 92 0-3 K ③	B KC 80 X SL 85 1-0 G1-3 ②			C CH 86 C FF 92 X FF 94 0-2 L7 ②		F SI 93 B SI 92 C CU 79 S CU 78 1-3 K ①	X FF 96 0-0 24 HR 2B		2 1 0 0 1 1	0 0 0 0 0 1	0 0 0 0 0 1	0 0 0 0 0 0	1 0 0 0 0 0	1 2 0 0 0 0
24 Seth Mejías-Brean, R (1, 5) OBP: 0.364, SLG: 0.700 (9, 3)			B FF 92 S KC 83 X KC 82 1-1 2 G4-3 2B	B FF 93 B SL 86 B SI 92 B FF 90 4-0 41 FC4 BB		B CU 81 C CU 81 X CH 87 1-1 27 2B 1-3 2-H 1B		B CU 76 B CU 78 B SI 94 C SI 92 S SI 92 X SI 93 3-2 G6-3 ②	S SL 86 B SL 86 X SL 86 1-1 2-H HR		4	1	3	3	1	0	0
43 Garrett Richards, R (1, 1) 8 Javy Guerra, L (2, 1) 21 Luis Torrens, R (3, PH) OBP: 0.333, SLG: 0.200 41 Robbie Erlin, R (4, 1) 54 Eric Yardley, R (6, 1) 27 Francisco Mejía, S (6, PH) OBP: 0.323, SLG: 0.444 (7, 2)			B FF 92 B SL 84 F FF 92 S KC 84 B SL 85 F FF 93 S KC 84 3-3 K ①	B FF 91 C FF 90 F FF 91 X SL 84 1-2 FC4 1-2f		X CU 80 0-0 1-3 3-H 2B		S CU 79 B CU 78 X SI 93 1-1 7 1B			0 0 1 1 0 2	0 0 0 0 0 0	0 0 0 0 0 2	0 0 1 0 0 0	0 0 0 1 0 0	0 0 1 1 0 0
Inning Stats	R: 0 E: 0 K: 2 S: 8 H: 0 LOB: 0 BB: 0 P: 12	R: 0 E: 0 K: 3 S: 12 H: 1 LOB: 1 BB: 0 P: 14	R: 0 E: 0 K: 2 S: 13 H: 1 LOB: 2 BB: 1 P: 25	R: 2 E: 0 K: 1 S: 10 H: 1 LOB: 1 BB: 2 P: 20	R: 0 E: 0 K: 1 S: 7 H: 0 LOB: 0 BB: 0 P: 12	R: 2 E: 0 K: 2 S: 12 H: 2 LOB: 2 BB: 1 P: 22	R: 0 E: 0 K: 2 S: 13 H: 0 LOB: 2 BB: 1 P: 22	R: 0 E: 0 K: 1 S: 12 H: 2 LOB: 2 BB: 0 P: 18	R: 0 E: 0 K: 0 S: 6 H: 1 LOB: 1 BB: 0 P: 10	R: 2 E: 0 K: 0 S: 3 H: 2 LOB: 0 BB: 0 P: 4	1B: 4 2B: 4 3B: 0 HR: 2 SF: 0 SAC: 0 DP: 0 HBP: 2	WP: 0 PB: 0 SB: 0 CS: 0 PA: 44					

PITCHER		IP	WLS	BF	H	R	ER	SO	BB	IBB	HBP	BLK	WP	HR	S	P	ERA	WHIP
38 Robbie Ray, L ERA: 4.28	(1, 1)	5.1		24	3	4	4	10	4	0	1	0	0	1	53	95	6.75	1.312
35 Matt Andriese, R ERA: 4.86	(6, 1)	1.2	B	9	2	0	0	3	1	0	1	0	0	0	22	32	0.00	1.800
58 Stefan Crichton, R ERA: 3.62	(8, 1)	0.2		4	2	0	0	1	0	0	0	0	0	0	10	15	0.00	3.000
40 Andrew Chafin, L ERA: 3.86	(8, 1)	0.1		1	0	0	0	0	0	0	0	0	0	0	2	3	0.00	0.000
50 Yoan López, R ERA: 3.53	(9, 1)	1.0	L	6	3	2	2	0	0	0	0	0	0	1	9	14	18.00	3.000

PITCHER	IP	WLS	BF	H	R	ER	SO	BB	IBB	HBP	BLK	WP	HR	S	P	ERA	WHIP

BOTTOM

Arizona Diamondbacks @ San Diego Padres

Petco Park, San Diego, CA

Sun Sep 22 2019, 1:17 PM - 4:57 PM PDT
Att. 31,293 - Partly Cloudy - 77 F

livebaseballscorecards.com

AB	37
R	6
H	10
RBI	6
BB	5
SO	14
LOB	20

TOP

St. Louis Cardinals @ Arizona Diamondbacks
Chase Field, Phoenix, AZ
Mon Sep 23 2019, 6:41 PM - 10:09 PM MST
Att. 24,826 - Roof Closed - 74 F

livebaseballscorecards.com

Batter	1	2	3	4	5	6	7	8	9	AB	R	H	RBI	BB	SO	LOB
25 Dexter Fowler, S (1, 9) OBP: 0.346, SLG: 0.406	C SI 90 C FC 87 B CU 83 S CH 85 1-3 ① K	C FF 90 X CU 83 0-1 ③ G5-3		C CU 80 S CH 84 S CH 85 0-3 ② K		B CU 73 B FF 92 B SL 75 C FF 87 C SL 77 C SL 78 3-3 ② K		B FF 91 S FS 83 F FS 84 B FS 84 B FF 90 S FS 83 3-3 ③ K		5	0	0	0	0	4	1
19 Tommy Edman, S (1, 4) OBP: 0.340, SLG: 0.500	C FF 90 X FC 86 0-1 HR	B FF 88 H CU 82 2-0 46 HR HBP	C CU 80 C SI 89 B CH 84 B SI 90 C SI 90 F CH 85 X SI 90 3-2 1B		C SL 78 B FF 93 C SL 78 F SL 80 X FF 93 1-2 ③ L4		C KC 74 B FF 92 B KC 76 B FF 91 B FF 91 4-1 23 BB, 46 1B, 4 SF7 BB		3	3	2	1	1	0	0
46 Paul Goldschmidt, R (1, 3) OBP: 0.348, SLG: 0.474	C CU 81 B SI 90 B CH 85 S FC 87 B FC 87 B CU 83 4-2 23 2B, 4 G6-3 BB	B SI 89 C FF 90 B FF 90 1 SAFE 1 SAFE 1 SAFE X CH 84 2-1 1-H HR	1 SAFE F FC 86 X FF 90 0-1 ③ F8				B SL 84 C FF 93 B SL 84 F SL 84 F FF 94 S SL 85 2-3 ① K	B SL 82 1 SAFE C FF 91 S SL 82 B FF 92 1 SAFE X SL 83 2-2 4 SF7, 23 BB, 12 PB 1B	4	3	2	2	1	1	1
23 Marcell Ozuna, R (1, 7) OBP: 0.329, SLG: 0.485	B CH 85 X FC 87 1-0 1-3 2B	C CU 80 S CH 85 X CH 85 0-2 ① G5-3			B CU 79 X CH 83 1-0 4 HR 2B		C FF 94 B FF 94 S SL 84 B SL 85 B SL 84 B SL 82 4-2 BB		B SI 92 B SL 80 B SI 90 C FF 90 B FF 91 4-1 13 F8, 12 PB 1-2 2-3 BB	3	1	2	0	2	0	0
4 Yadier Molina, R (1, 2) OBP: 0.308, SLG: 0.403	F SI 90 X CH 86 0-1 ② G6-3 3-H	X FF 89 0-0 13 BB 1B			B FF 89 B CH 84 X SI 89 2-0 2-H HR		F FF 93 1 SAFE F FF 94 S SL 85 0-3 ② K		F SL 82 F FF 91 F FF 93 D SL 85 B SL 84 F FF 92 X KC 79 2-2 ① SF7 2-3 3-H	4	1	2	4	0	1	2
12 Paul DeJong, R (1, 6) OBP: 0.318, SLG: 0.448	C CU 82 X FC 87 0-1 ③ L5	C CH 85 F FF 90 F CU 82 B CH 85 S CU 82 1-3 ② K			C CH 84 B FC 85 F CU 81 F CU 82 S CH 85 1-3 ① K		C FF 95 1 SAFE F FF 95 S SL 85 0-3 ③ K		B SL 80 B SI 87 B SL 81 B SI 88 4-0 13 F8 1-2 3-H BB	4	0	0	0	1	3	3
13 Matt Carpenter, L (1, 5) OBP: 0.337, SLG: 0.386		B FC 86 C CU 82 B FC 86 S FF 90 B FC 86 X CU 83 3-2 ① G4-3	C CU 81 B FC 86 F CU 82 D CU 83 B CU 83 B FC 86 4-2 1-2 BB		B FF 90 C FC 85 X CU 81 1-1 ② F8			B FF 91 S FF 91 B FS 82 B FS 83 C FF 90 S FF 90 3-3 ① K	C SI 87 D CU 74 B SI 88 X SI 87 2-1 ② F8 1-2 2-3	4	0	0	0	1	1	2
48 Harrison Bader, R (1, 8) OBP: 0.316, SLG: 0.369		C CU 81 X CH 84 0-1 ② G5-3	B CH 84 S CH 85 F FC 86 B CU 82 B CH 84 X CH 85 3-2 ③ F8		X SI 90 0-0 ③ L8			B FS 84 S FF 92 B FS 83 X FF 91 2-1 HR	C SL 81 F SI 87 D CU 73 F SI 88 X CU 73 1-2 ③ G5-3	5	1	1	1	0	0	4
50 Adam Wainwright, R (1, 1) OBP: 0.192, SLG: 0.224 47 Rangel Ravelo, R (6, PH) OBP: 0.257, SLG: 0.471 56 Ryan Helsley, R (6, 1) OBP: 0.333, SLG: 0.333 65 Giovanny Gallegos, R (7, 1) 41 Tyler O'Neill, R (8, PH) OBP: 0.308, SLG: 0.420 60 John Brebbia, L (8, 1) OBP: 1.000, SLG: 1.000 18 Carlos Martinez, R (9, 1)		C SI 89 C CU 81 F CU 81 B CH 85 X CU 83 1-2 E3		B SI 88 S CU 80 S CH 83 S CU 82 1-3 ① K		C SL 76 F FF 92 X SL 79 0-2 ① F8		S FS 82 F FS 83 X FS 83 0-2 ② F8		2	0	0	0	0	1	0
										1	0	0	0	0	0	0
										0	0	0	0	0	0	0
										0	0	0	0	0	0	0
										1	0	0	0	0	0	0
										0	0	0	0	0	0	0
										0	0	0	0	0	0	0

	AB	36
	R	9
	H	9
	RBI	8
	BB	6
	SO	11
	LOB	13

Inning Stats	1	2	3	4	5	6	7	8	9	1B: 3	SF: 1	WP: 0	PA: 44
	R: 2 E: 0 K: 1 S: 12	R: 0 E: 1 K: 0 S: 11	R: 2 E: 0 K: 1 S: 15	R: 0 E: 0 K: 2 S: 12	R: 2 E: 0 K: 1 S: 9	R: 0 E: 0 K: 1 S: 10	R: 0 E: 0 K: 3 S: 12	R: 1 E: 0 K: 2 S: 11	R: 2 E: 0 K: 0 S: 16	2B: 2 3B: 0 HR: 4	SAC: 0 DP: 0 HBP: 1	PB: 1 SB: 0 CS: 0	
	H: 2 LOB: 1 BB: 1 P: 18	H: 0 LOB: 1 BB: 0 P: 15	H: 2 LOB: 2 BB: 1 P: 27	H: 1 LOB: 1 BB: 0 P: 16	H: 2 LOB: 0 BB: 0 P: 14	H: 0 LOB: 0 BB: 0 P: 14	H: 0 LOB: 1 BB: 1 P: 18	H: 1 LOB: 0 BB: 0 P: 19	H: 1 LOB: 2 BB: 3 P: 35				

PITCHER		IP	WLS	BF	H	R	ER	SO	BB	IBB	HBP	BLK	WP	HR	S	P	ERA	WHIP
49 Alex Young, L ERA: 3.74	(1, 1)	5.0	L	26	7	6	6	5	2	0	1	0	0	3	59	90	10.80	1.800
54 Jimmie Sherfy, R ERA: 4.96	(6, 1)	1.0		3	0	0	0	1	0	0	0	0	0	0	10	14	0.00	0.000
37 Kevin Ginkel, R ERA: 1.61	(7, 1)	1.0		4	0	0	0	3	1	0	0	0	0	0	12	18	0.00	1.000
66 Yoshihisa Hirano, R ERA: 4.94	(8, 1)	1.0		4	1	1	1	2	0	0	0	0	0	1	11	19	9.00	1.000
57 Jon Duplantier, R ERA: 5.23	(9, 1)	0.1		4	1	2	2	0	2	0	0	0	0	0	10	22	54.00	9.000

PITCHER		IP	WLS	BF	H	R	ER	SO	BB	IBB	HBP	BLK	WP	HR	S	P	ERA	WHIP
63 Robby Scott, L ERA: 6.0	(9, 1)	0.2		3	0	0	0	0	1	0	0	0	0	0	6	13	0.00	1.500

BOTTOM

St. Louis Cardinals @ Arizona Diamondbacks
Chase Field, Phoenix, AZ
Mon Sep 23 2019, 6:41 PM - 10:09 PM MST
Att. 24,826 - Roof Closed - 74 F

livebaseballscorecards.com

Batter	1	2	3	4	5	6	7	8	9	AB	R	H	RBI	BB	SO	LOB
1 Jarrod Dyson, L (1, 8) OBP: 0.314, SLG: 0.325	C SI 89 C CU 73 S CU 75 0-3 ① K		X FC 85 0-0 ② G4-3		X FC 87 0-0 E7 9 1B, 5 1B 1-3 1B		C FF 93 C SL 86 B FF 94 X SL 86 1-2 ① P5		B SI 92 X SI 93 1-0 ② FC4-6 9 DI, 9 2B 1-2f	5	2	1	0	0	1	1
9 Josh Rojas, L (1, 7) OBP: 0.323, SLG: 0.347	B SI 88 C CU 74 F CU 75 S SI 90 1-3 ② K		B FC 87 C CU 74 B CU 76 B CU 75 C FF 91 D CU 76 4-2 BB		B CU 77 C CU 78 C FF 91 B SI 92 X CU 78 2-2 53 1B, 5 1B, 22 SF9 2-3 3-H 1B		B FF 94 B FF 93 C FF 93 F FF 93 X SL 86 2-2 ② P3		C SL 86 B CH 88 F SL 86 F FF 97 X SL 86 1-2 1-H 2B	4	1	2	2	1	1	0
5 Eduardo Escobar, S (1, 4) OBP: 0.320, SLG: 0.519	S SI 91 B CH 83 X CU 74 1-1 ③ G3		1 SAFE B SI 90 C SI 91 S FF 90 F CU 77 F CU 79 B CU 76 B FF 91 F FF 92 3-2 X CU 77 ③ G4-3		C CU 76 X SI 90 0-1 53 1B 1-2 3-H 1B		S SL 86 S SL 85 B SL 84 F FF 95 X SL 86 1-2 ③ F7		C CH 89 F FF 96 D CH 88 F SL 86 B SL 86 B FF 97 C SL 87 3-3 ③ K	5	0	1	1	0	1	2
53 Christian Walker, R (1, 3) OBP: 0.346, SLG: 0.471		C SI 91 B FC 86 S CU 76 B FC 87 X SI 91 2-2 22 1B, 10 1B, 1B		B FF 91 X FC 85 1-0 HR	B SI 92 F SI 91 C CU 77 X CU 77 1-2 1-2 2-3 1B			B FF 93 F SL 84 F FF 93 B FF 94 S FF 94 2-3 ① K		4	2	3	1	0	1	0
22 Jake Lamb, L (1, 5) OBP: 0.325, SLG: 0.343		D CU 75 C FC 86 B FF 89 X FC 87 2-1 13 G6-4-3, 10 1B 1-3 1B		B CU 73 C SI 90 F FF 90 X CU 76 1-2 ① L8	C FF 91 F FF 91 B CU 77 X SI 91 1-2 ② SF9 3-H			C SL 84 B SL 84 F FF 92 C FF 95 1-3 ② K		3	0	1	1	0	1	0
10 Adam Jones, R (1, 9) OBP: 0.311, SLG: 0.420		S CU 76 S CU 77 F SI 92 D CU 78 X CU 78 1-2 13 G6-4-3 1-2 3-H 1B		B SI 92 S CU 76 B SI 91 B SI 91 C CU 77 X CU 77 3-2 ② F8	S FF 91 F FF 91 S CU 78 0-3 ③ K			F SL 83 C SL 83 X FF 95 0-2 ③ P4		4	0	1	1	0	1	2
13 Nick Ahmed, R (1, 6) OBP: 0.322, SLG: 0.445		F FC 87 X SI 91 0-1 ① ② G6-4-3 1-2f 2-3		C SI 91 B CU 78 S FC 87 F SI 91 B FC 84 S CU 79 2-3 ③ K		B FF 98 S SL 89 X FF 97 1-1 48 G3-6-3 1B			X FF 91 0-0 HR	4	1	2	1	0	1	2
18 Carson Kelly, R (1, 2) OBP: 0.348, SLG: 0.480		C FC 86 F CU 76 C SI 91 0-3 ③ K		B SI 90 F FC 83 S CU 76 B CU 75 S CU 77 2-3 ① K	C FF 97 F SL 89 C SL 88 0-3 ① K				B SL 84 S SL 83 B FF 92 T SL 84 B FF 93 B FF 93 4-2 1 FC4-6 BB	3	0	0	0	1	3	2
49 Alex Young, L (1, 1) 2 Domingo Leyba, S (5, PH) 54 Jimmie Sherfy, R (8, 1) 48 Abraham Almonte, S (8, PH) 37 Kevin Ginkel, L (7, 1) 66 Yoshihisa Hirano, R (8, 1) 57 Jon Duplantier, L (8, 1) 63 Robby Scott, R (8, 1) 15 Ildemaro Vargas, S (9, PH)			B SI 91 C FF 91 B CU 75 X FF 90 2-1 ① G5-3		C CU 76 B FC 85 C SI 91 F CU 77 F CU 76 B SI 91 B SI 90 F FF 90 B CU 76 4-2 1 E, 1 1B, 9 1B BB	X SL 89 0-0 ② ③ G3-6-3 1-2f			C CH 87 X SL 86 0-1 ① F8	1 0 0 0 0 0 0 0 1 0 0 1 0 0 0 0 0 0 0 0 0 1 0 0 0 0 0 1 0 0 0 0 0 0 0 0 0 0 0 0 0 0 0 0 0 0 0 0 0 1 0 0 0 0 0 1							

Inning Stats	1	2	3	4	5	6	7	8	9
	R: 0 E: 0 K: 2 S: 8	R: 1 E: 0 K: 1 S: 14	R: 0 E: 0 K: 0 S: 11	R: 1 E: 0 K: 1 S: 11	R: 3 E: 1 K: 2 S: 23	R: 0 E: 0 K: 1 S: 6	R: 0 E: 0 K: 0 S: 10	R: 0 E: 0 K: 2 S: 9	R: 2 E: 0 K: 1 S: 14
	H: 0 LOB: 0 BB: 0 P: 10	H: 3 LOB: 1 BB: 0 P: 19	H: 0 LOB: 1 BB: 1 P: 20	H: 1 LOB: 0 BB: 0 P: 18	H: 4 LOB: 2 BB: 1 P: 33	H: 1 LOB: 0 BB: 0 P: 7	H: 0 LOB: 0 BB: 0 P: 14	H: 0 LOB: 0 BB: 0 P: 12	H: 2 LOB: 1 BB: 1 P: 23

AB	35
R	7
H	11
RBI	7
BB	3
SO	10
LOB	11

1B: 8	SF: 1	WP: 0	PA: 39
2B: 1	SAC: 0	PB: 0	
3B: 0	DP: 2	SB: 0	
HR: 2	HBP: 0	CS: 0	

PITCHER		IP	WLS	BF	H	R	ER	SO	BB	IBB	HBP	BLK	WP	HR	S	P	ERA	WHIP
50 Adam Wainwright, R ERA: 3.98	(1, 1)	5.0	W	24	8	5	5	6	2	0	0	0	0	1	67	100	9.00	2.000
56 Ryan Helsley, R ERA: 2.34	(6, 1)	1.0	H	3	1	0	0	1	0	0	0	0	0	0	6	7	0.00	1.000
65 Giovanny Gallegos, R ERA: 2.28	(7, 1)	1.0	H	3	0	0	0	0	0	0	0	0	0	0	10	14	0.00	0.000
60 John Brebbia, R ERA: 3.27	(8, 1)	1.0	H	5	1	2	2	2	1	0	0	0	0	1	12	19	18.00	2.000
18 Carlos Martinez, R ERA: 3.3	(9, 1)	1.0	S	4	1	0	0	1	0	0	0	0	0	0	11	16	0.00	1.000

PITCHER		IP	WLS	BF	H	R	ER	SO	BB	IBB	HBP	BLK	WP	HR	S	P	ERA	WHIP

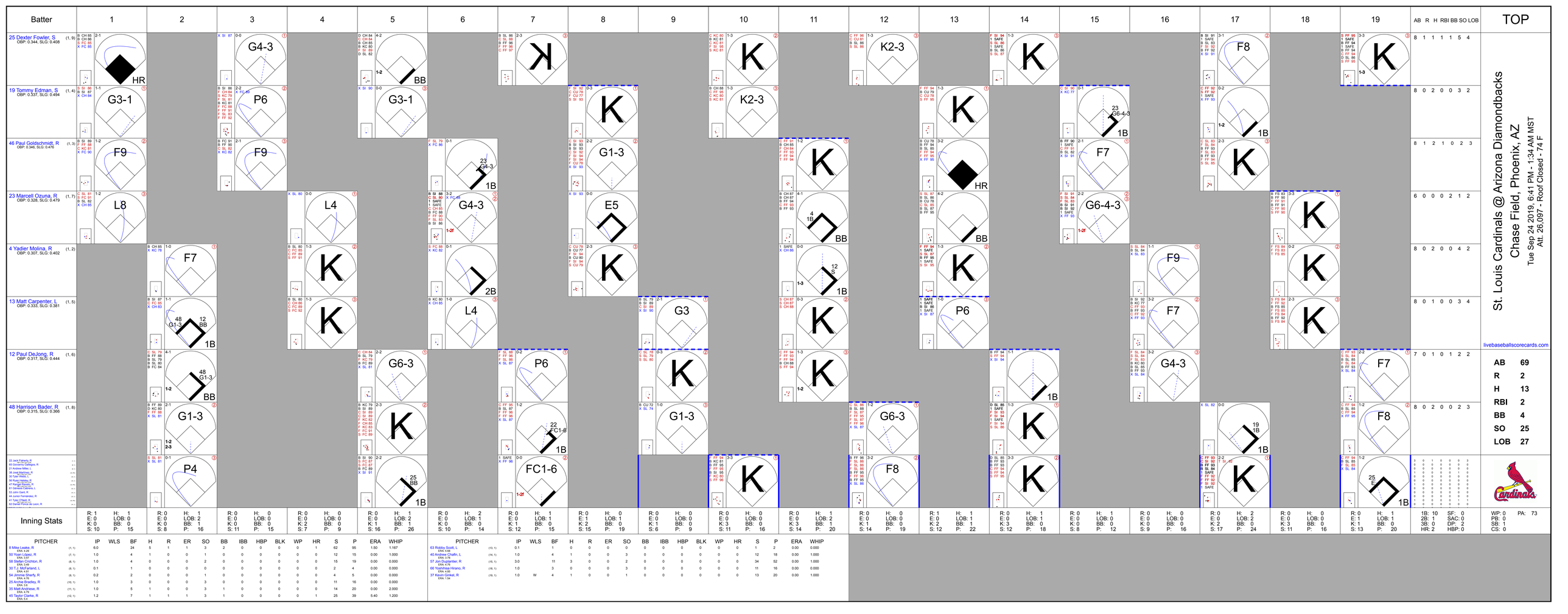
Batter
1
2
3
4
5
6
7
8
9
10
11
12
13
14
15
16
17
18
19
AB R H RBI BB SO LOB
TOP
25 Dexter Fowler, S (1, 9) OBP: 0.344, SLG: 0.408
8 1 1 1 1 5 4
19 Tommy Edman, S (1, 4) OBP: 0.337, SLG: 0.494
8 0 2 0 0 3 2
46 Paul Goldschmidt, R (1, 3) OBP: 0.346, SLG: 0.476
8 1 2 1 0 2 3
23 Marcell Ozuna, R (1, 7) OBP: 0.328, SLG: 0.479
6 0 0 0 2 1 2
4 Yadier Molina, R (1, 2) OBP: 0.307, SLG: 0.402
8 0 2 0 0 4 2
13 Matt Carpenter, L (1, 5) OBP: 0.333, SLG: 0.381
8 0 1 0 0 3 4
12 Paul DeJong, R (1, 6) OBP: 0.317, SLG: 0.444
7 0 1 0 1 2 2
48 Harrison Bader, R (1, 8) OBP: 0.315, SLG: 0.366
8 0 2 0 0 2 3
St. Louis Cardinals @ Arizona Diamondbacks
Chase Field, Phoenix, AZ
Tue Sep 24 2019, 6:41 PM - 1:34 AM MST
Att: 26,097 - Roof Closed - 74 F
livebaseballscorecards.com
AB 69
R 2
H 13
RBI 2
BB 4
SO 25
LOB 27
Inning Stats
PITCHER IP WLS BF H R ER SO BB IBB HBP BLK WP HR S P ERA WHIP
PITCHER IP WLS BF H R ER SO BB IBB HBP BLK WP HR S P ERA WHIP

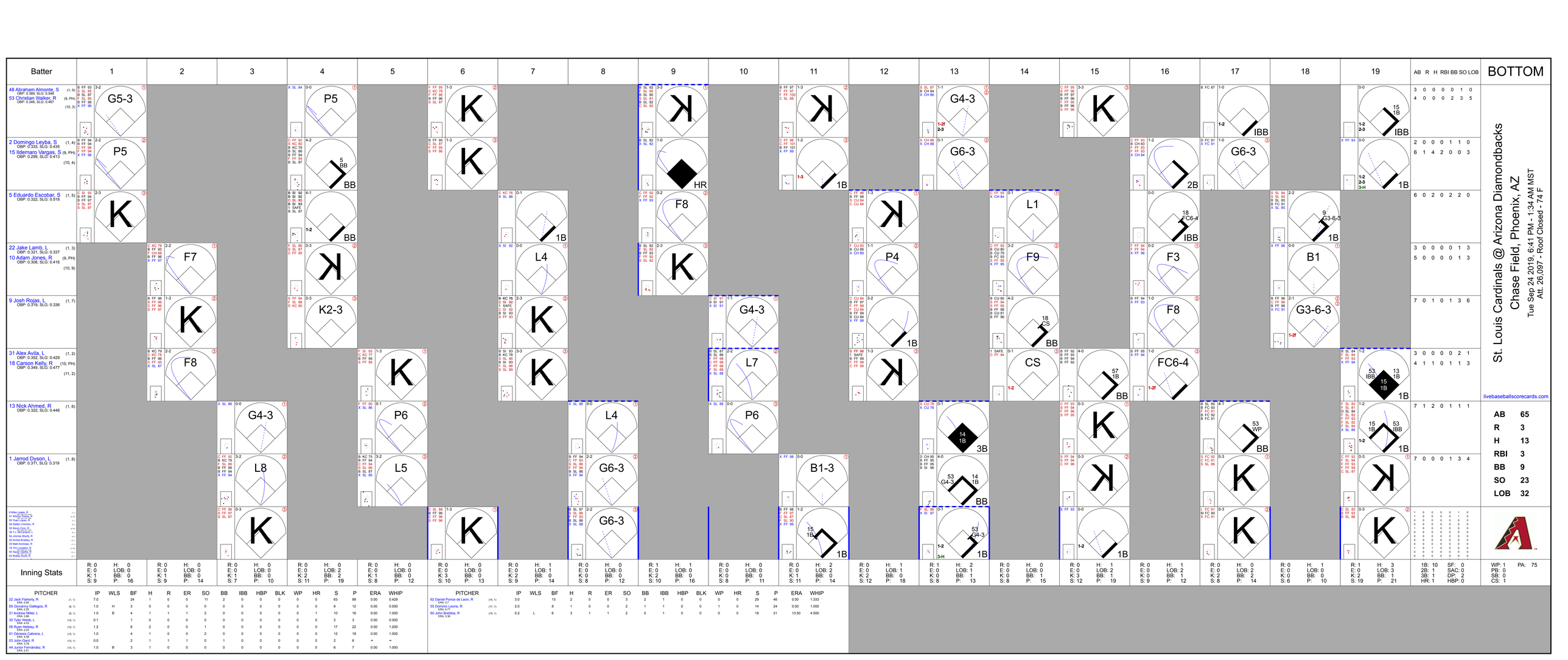
Batter
1
2
3
4
5
6
7
8
9
10
11
12
13
14
15
16
17
18
19
AB R H RBI BB SO LOB
BOTTOM
48 Abraham Almonte, S (1, 9) OBP: 0.369, SLG: 0.544
53 Christian Walker, R (9, PH) (10, 3) OBP: 0.346, SLG: 0.467
2 Domingo Leyba, S (1, 4) OBP: 0.333, SLG: 0.435
15 Ildemaro Vargas, S (9, PH) (10, 4) OBP: 0.299, SLG: 0.413
5 Eduardo Escobar, S (1, 5) OBP: 0.322, SLG: 0.518
22 Jake Lamb, L (1, 3) OBP: 0.321, SLG: 0.337
10 Adam Jones, R (9, PH) (10, 9) OBP: 0.308, SLG: 0.416
9 Josh Rojas, L (1, 7) OBP: 0.319, SLG: 0.336
31 Alex Avila, L (1, 2) OBP: 0.352, SLG: 0.429
18 Carson Kelly, R (10, PH) (11, 2) OBP: 0.349, SLG: 0.477
13 Nick Ahmed, R (1, 6) OBP: 0.322, SLG: 0.446
1 Jarrod Dyson, L (1, 8) OBP: 0.311, SLG: 0.319
G5-3
P5
K
P5
5 BB
BB
K
1-2
BB
K
K2-3
F7
K
F8
G4-3
L8
K
K
K
K
K
K
K
K
F8
K
L4
1B
L4
K
G4-3
K
K
K
K
K
K
K
K

Batter	1	2	3	4	5	6	7	8	9	AB	R	H	RBI	BB	SO	LOB
19 Tommy Edman, S (1, 5) OBP: 0.341, SLG: 0.494	B FF 92 X SI 92 1-0 38 E 1B		C FF 91 1 SAFE F FC 90 X CU 80 0-2 1-2 38 2B 1B	B CU 81 B CH 86 B FC 89 C FF 90 X FC 89 3-1 ③ F8			B FF 96 B FF 95 C FF 96 C FF 96 B SL 88 S SL 87 3-3 ① K		C SL 74 B SL 79 B CU 71 C SL 76 F SL 80 H CU 69 3-2 38 1B 32 1B HBP	4	2	2	0	0	1	2
38 José Martínez, R (1, 9) OBP: 0.342, SLG: 0.413	D FF 92 1 SAFE B SI 92 1 SAFE S FC 90 S FC 90 F FF 93 S FC 90 2-3 ① 1-2 K		C SI 92 F CU 81 B FC 91 X FC 91 1-2 1-H 2-H 2B		B FF 91 C FF 92 B FF 92 B CH 87 C FC 91 X FF 92 3-2 47 SF8 3B		C FF 96 C FF 97 S SL 89 0-3 ② K		C FF 94 B FF 94 X CU 71 1-1 1-3 47 BB 32 1B 1B	5	2	3	2	0	2	1
47 Rangel Ravelo, R (1, 3) OBP: 0.244, SLG: 0.421	C CU 81 C FF 92 C FF 93 0-3 ② K		B CH 86 X FC 89 1-0 ② L8		B FF 90 3 SAFE B CU 79 B FF 91 X FF 91 3-0 ① 3-H SF8		C FF 96 X SL 90 0-1 ③ G6-3		B SI 93 F FF 94 D KC 79 B FF 93 B FF 94 4-1 1-2 32 1B BB	3	0	0	1	1	1	2
32 Matt Wieters, S (1, 2) OBP: 0.268, SLG: 0.435 25 Dexter Fowler, S (9, PR) OBP: 0.344, SLG: 0.408	C CU 82 X FF 93 0-1 ③ G3-1		B FF 92 X CH 86 1-0 ③ F7		S CU 81 B FF 92 X CU 81 1-1 ② G1-3			X SI 88 0-0 ① F9	B FF 94 C FF 95 B CH 88 X FF 95 2-1 1-2 2-H 3-H 46 G5-4-3 1B	5 0	0 0	1 0	2 0	0 0	0 0	2 0
41 Tyler O'Neill, R (1, 7) OBP: 0.307, SLG: 0.411 61 Génesis Cabrera, L (5, 1) 44 Junior Fernández, R (6, 1) 30 Tyler Webb, L (6, 1) 7 Andrew Knizner, R (8, PH) OBP: 0.293, SLG: 0.377 55 Dominic Leone, R (8, 1) 46 Paul Goldschmidt, R (9, PH) OBP: 0.346, SLG: 0.473		B CU 79 C FF 91 B FF 92 T FC 90 B FF 94 F FC 92 S FF 94 3-3 ① K	B CU 80 B FF 91 C FF 92 B CU 81 B FF 93 4-1 66 FC1-4 BB	B FF 92 C SI 92 F FC 90 S CU 81 1-3 ③ K			B SL 79 X SI 90 1-0 ② G4-3	B SI 93 T KC 82 X SI 94 1-1 ②③ 1-2f G5-4-3	2 0 0 0 1 0 1 0	0 0 0 0 0 0 0 0	0 0 0 0 0 0 0 0	0 0 0 0 1 0 0 0	1 0 0 0 0 0 0 0	2 0 0 0 0 0 0 0	0 0 0 0 0 0 0 2
66 Randy Arozarena, R (1, 8) OBP: 0.409, SLG: 0.526 (5, 7)		X FF 93 0-0 34 G4-6-3 1B	C CH 86 B FF 91 X FC 89 1-1 ① 1-2f FC1-4 34 1B 34 S 63 E		C FC 87 F CU 78 F CU 78 B SI 91 B FC 89 F FF 92 X FF 92 2-2 HR		B SL 79 C SI 90 X CH 82 1-1 E4 34 BB		4	2	2	1	0	0	1
34 Yairo Muñoz, R (1, 6) OBP: 0.298, SLG: 0.355		F FC 89 B SI 92 1 SAFE 1 SAFE 1 SAFE S SI 92 X FC 90 1-2 ②③ 1-2f G4-6-3	B SI 92 X FC 89 1-0 1-3 63 1B 1B		S CU 79 S FC 89 X FC 89 0-2 ① G6-3		F CH 82 S CH 82 B SI 90 B SI 91 B CH 82 B SI 90 4-2 1-2 BB		3	0	1	0	1	0	1
63 Edmundo Sosa, R (1, 4) OBP: 0.400, SLG: 0.250			B FF 91 B FF 91 B FF 92 B FF 92 4-0 19 1B 38 2B BB	C SI 91 1 SAFE 1 SAFE 1 SAFE X CU 81 0-1 1-2 3-H 1B		B FF 91 S CH 86 C FC 90 S CU 81 1-3 ② K		B SI 90 F SI 90 X CH 82 1-1 ③ G5-3	3	1	1	0	1	1	2
52 Michael Wacha, R (1, 1) OBP: 0.167, SLG: 0.194 59 Mike Myers, R (2, 1) 13 Matt Carpenter, L (4, PH) OBP: 0.333, SLG: 0.380 53 John Gant, R (4, 1) 48 Harrison Bader, R (5, 8) OBP: 0.313, SLG: 0.364			1 SAFE L FF 91 F FF 90 M CU 80 0-3 ① K	C CH 86 X CH 85 0-1 ② L9		C CU 80 C CU 81 B FC 90 B CU 80 F CH 87 S FF 92 2-3 ③ K		B FF 92 C SL 75 F SL 78 B SL 79 B CU 69 S SL 76 3-3 ① K	0 1 1 0 2	0 0 0 0 0	0 0 0 0 0	0 0 0 0 2	0 1 0 0 0	0 1 0 0 2	0 1 2 0 0
Inning Stats	R: 0 E: 1 K: 2 S: 10 H: 1 LOB: 1 BB: 0 P: 13	R: 0 E: 0 K: 1 S: 8 H: 1 LOB: 0 BB: 0 P: 12	R: 2 E: 0 K: 1 S: 11 H: 2 LOB: 1 BB: 1 P: 18	R: 1 E: 1 K: 0 S: 10 H: 2 LOB: 2 BB: 1 P: 19	R: 1 E: 0 K: 1 S: 9 H: 1 LOB: 0 BB: 0 P: 17	R: 1 E: 0 K: 2 S: 15 H: 1 LOB: 0 BB: 0 P: 20	R: 0 E: 0 K: 2 S: 8 H: 0 LOB: 0 BB: 0 P: 11	R: 0 E: 1 K: 0 S: 8 H: 0 LOB: 2 BB: 1 P: 15	R: 2 E: 0 K: 1 S: 13 H: 2 LOB: 2 BB: 1 P: 27	1B: 7 2B: 1 3B: 1 HR: 1 SF: 1 SAC: 0 DP: 2 HBP: 1						

PITCHER		IP	WLS	BF	H	R	ER	SO	BB	IBB	HBP	BLK	WP	HR	S	P	ERA	WHIP
29 Merrill Kelly, R ERA: 4.42	(1, 1)	6.0	W	27	8	5	5	7	2	0	0	0	0	1	63	99	7.50	1.667
50 Yoan López, R ERA: 3.41	(7, 1)	1.0		3	0	0	0	2	0	0	0	0	0	0	8	11	0.00	0.000
30 T.J. McFarland, L ERA: 4.82	(8, 1)	1.0		5	0	0	0	0	1	0	0	0	0	0	8	15	0.00	1.000
54 Jimmie Sherfy, R ERA: 5.71	(9, 1)	0.1		3	1	2	2	1	0	0	1	0	0	0	8	15	54.00	3.000
25 Archie Bradley, R ERA: 3.57	(9, 1)	0.2	S	3	1	0	0	0	1	0	0	0	0	0	5	12	0.00	3.000

PITCHER	IP	WLS	BF	H	R	ER	SO	BB	IBB	HBP	BLK	WP	HR	S	P	ERA	WHIP

TOP

St. Louis Cardinals @ Arizona Diamondbacks
Chase Field, Phoenix, AZ
Wed Sep 25 2019, 12:40 PM - 4:32 PM MST
Att. 21,420 - Roof Closed - 74 F

livebaseballscorecards.com

AB	35
R	7
H	10
RBI	6
BB	4
SO	10
LOB	16

Batter	1	2	3	4	5	6	7	8	9	AB	R	H	RBI	BB	SO	LOB
16 Tim Locastro, R (1, 8) OBP: 0.359, SLG: 0.338	C FC 89 S FF 93 X FF 94 0-2 41 2B 2B	B FF 94 F FF 92 S FF 93 B FF 93 X FF 92 2-2 48 S 1B			C CU 75 S CH 82 B FF 95 B FF 94 X CH 81 2-2 ① P4	C SI 99 X SI 98 0-1 FC4 10 1B 2-H 3-H		C SL 86 F FC 91 X FC 92 0-2 ② L8		5	2	2	1	0	0	0
48 Abraham Almonte, S (1, 9) OBP: 0.421, SLG: 0.548 10 Adam Jones, R (5, 9) OBP: 0.312, SLG: 0.417	B FF 93 D CH 86 B CH 86 B FF 94 4-0 41 2B BB	1 SAFE 1 SAFE B FF 92 B FC 89 1 SAFE C CU 78 B FF 94 B FF 96 4-1 1-2 BB			B FF 93 B CH 81 B CH 82 C FF 94 D FC 88 4-1 41 1B BB	S SL 87 D SL 89 S SL 86 X SI 98 1-2 41 HR 3-H 1B		F FC 87 B SL 86 B SL 86 S FF 96 B SL 86 B FF 96 4-2 31 BB BB		0 1	1 1	0 1	0 1	2 2	0 0	0 0
41 Wilmer Flores, R (1, 4) OBP: 0.362, SLG: 0.488 31 Alex Avila, L (7, 2) OBP: 0.355, SLG: 0.429	B FC 90 X FC 90 1-0 32 1B 1-H 2-H 2B	B FF 96 C FF 95 C FF 94 D SL 89 X FF 96 2-2 ③ F8			B FF 93 X FF 94 1-0 ② 1-3 1B	B SL 88 X SI 97 1-0 1-H HR		B FF 95 B SL 86 S FC 91 B FC 91 B FF 95 4-1 1-2 BB		4 0	1 0	3 0	4 0	0 1	0 0	2 0
22 Jake Lamb, L (1, 5) OBP: 0.314, SLG: 0.328 54 Jimmie Sherfy, R (9, 1) 25 Archie Bradley, R (9, 1)	C FF 93 B FF 93 F FF 93 D CH 86 F CH 85 S CH 85 2-3 ① K	C CU 79 F FF 95 B FF 97 B FF 96 S FF 96 2-3 ① K			B FF 96 D CU 83 C FF 96 S FF 96 S CU 84 2-3 ③ K	C CU 74 B CU 76 X SI 91 1-1 ② G4-3		C FC 91 X FF 95 0-1 ③ L8		5 0 0	0 0 0	0 0 0	0 0 0	0 0 0	3 0 0	4 0 0
32 Kevin Cron, R (1, 3) OBP: 0.263, SLG: 0.529 50 Yoan López, R (7, 1) 30 T.J. McFarland, L (8, 1) 15 Ildemaro Vargas, S (9, 5) OBP: 0.299, SLG: 0.413	F CH 84 B FF 93 B FF 90 X CH 83 2-1 2-3 1B	S SL 88 B SL 88 S SL 87 X SL 88 1-2 ② L9				E5 9 WP 13 2B F8				4 0 0 0	1 0 0 0	1 0 0 0	0 0 0 0	0 0 0 0	0 0 0 0	0 0 0 0
9 Josh Rojas, L (1, 7) OBP: 0.317, SLG: 0.328	C FF 92 B FF 93 B CH 84 S CH 84 S FF 94 2-3 ② K	C FF 96 X FF 96 0-1 ③ G6-3				S FF 97 F FF 98 B FF 98 D CU 84 B CU 85 B FF 97 4-2 13 2B 53 WP 1-2 BB	F SI 91 B CU 76 B FF 92 B CH 81 F SI 92 X SI 92 3-2 ① G6-3			3	1	0	0	1	1	2
13 Nick Ahmed, R (1, 6) OBP: 0.322, SLG: 0.447	C FF 93 F CH 85 T FF 93 0-2 ③ K		B FF 94 S CH 83 C FF 96 F CH 83 C FF 96 1-3 ① K			C FF 98 B FF 98 C FF 98 F FF 98 B FF 99 X CH 89 2-2 53 WP 16 FC4 1-3 2-H 2B	X CH 81 0-0 ② G6-3			4	1	1	1	0	2	2
14 Caleb Joseph, R (1, 2) OBP: 0.243, SLG: 0.257 2 Domingo Leyba, S (6, PH) OBP: 0.345, SLG: 0.417 (7, 4)		B CU 74 B FF 90 F FF 91 F CH 83 B CH 86 X FF 94 3-2 ① G5-3		C CU 77 S CU 76 F SI 96 S CH 81 0-3 ② K		B CH 85 B FF 97 B FF 97 B FF 97 4-0 53 WP 16 E BB	C CH 81 C CU 77 B SI 92 S SI 92 1-3 ③ K			2 1	0 1	0 1	0 1	0 1	1 1	0 0
29 Merrill Kelly, R (1, 1) OBP: 0.056, SLG: 0.019 53 Christian Walker, R (6, PH) OBP: 0.345, SLG: 0.465 (7, 3)		C FF 92 F FF 92 X FF 94 0-2 ② L3		B CU 77 B FF 94 C FF 95 C FF 94 S CH 83 2-3 ③ K		F SI 96 C SI 98 B SI 98 B CH 88 X SI 99 2-2 ① G6-3 1-2 2-3 3-H		F SL 85 S SL 86 B FC 92 B FF 96 F SL 86 S FF 96 2-3 ① K		2 2	0 0	0 0	0 0	0 0	1 1	0 2
Inning Stats	R: 2 E: 0 K: 3 S: 16 H: 3 LOB: 2 BB: 1 P: 27	R: 0 E: 0 K: 0 S: 13 H: 1 LOB: 2 BB: 1 P: 24	R: 0 E: 0 K: 1 S: 8 H: 0 LOB: 0 BB: 0 P: 11	R: 0 E: 0 K: 3 S: 11 H: 0 LOB: 0 BB: 0 P: 14	R: 0 E: 0 K: 1 S: 8 H: 1 LOB: 1 BB: 1 P: 17	R: 7 E: 2 K: 0 S: 25 H: 3 LOB: 0 BB: 2 P: 43	R: 0 E: 0 K: 1 S: 7 H: 0 LOB: 0 BB: 0 P: 11	R: 0 E: 0 K: 1 S: 12 H: 0 LOB: 2 BB: 2 P: 22		1B: 4 2B: 3 3B: 0 HR: 1	SF: 0 SAC: 0 DP: 0 HBP: 0			WP: 2 PB: 0 SB: 1 CS: 0	PA: 40	

PITCHER		IP	WLS	BF	H	R	ER	SO	BB	IBB	HBP	BLK	WP	HR	S	P	ERA	WHIP
52 Michael Wacha, R ERA: 4.76	(1, 1)	1.2		10	4	2	2	3	1	0	0	0	0	0	25	41	10.80	3.000
59 Mike Mayers, R ERA: 7.0	(2, 1)	1.1		5	0	0	0	1	1	0	0	0	0	0	12	21	0.00	0.750
53 John Gant, R ERA: 3.66	(4, 1)	1.2	H	6	1	0	0	3	1	0	0	0	0	0	16	26	0.00	1.200
61 Génesis Cabrera, L ERA: 4.95	(5, 1)	0.1	H	4	1	3	2	1	1	0	0	0	1	0	14	25	54.00	6.000
44 Junior Fernández, R ERA: 5.91	(6, 1)	0.1	L	5	2	4	3	0	1	0	0	0	1	1	9	17	81.00	9.000

PITCHER		IP	WLS	BF	H	R	ER	SO	BB	IBB	HBP	BLK	WP	HR	S	P	ERA	WHIP
30 Tyler Webb, L ERA: 3.91	(6, 1)	1.2		5	0	0	0	1	0	0	0	0	0	0	12	17	0.00	0.000
55 Dominic Leone, R ERA: 5.63	(8, 1)	1.0		5	0	0	0	1	2	0	0	0	0	0	12	22	0.00	2.000

BOTTOM

St. Louis Cardinals @ Arizona Diamondbacks

Chase Field, Phoenix, AZ

Wed Sep 25 2019, 12:40 PM - 4:32 PM MST

Att. 21,420 - Roof Closed - 74 F

livebaseballscorecards.com

AB	33
R	9
H	8
RBI	7
BB	7
SO	10
LOB	12

Batter	1	2	3	4	5	6	7	8	9	AB	R	H	RBI	BB	SO	LOB
5 Greg Garcia, L (1, 4) OBP: 0.366, SLG: 0.356	C FF 94 B FF 93 F CU 80 X FF 95 1-2 13 1B 30 SF7 1B		C FF 94 X CU 80 0-1 ① G4-3		C CH 87 B FF 94 X CH 87 1-1 ③ F7		C SI 93 B CU 78 B SI 93 F SI 93 F SI 94 S CU 79 2-3 ③ K			4	1	1	0	0	1	2
2 Nick Martini, L (1, 7) OBP: 0.333, SLG: 0.326 4 Wil Myers, R (8, PH) OBP: 0.321, SLG: 0.415 (8, 7)	C FF 94 1 SAFE F SI 94 B CH 89 1 SAFE F FF 95 F FF 95 S CH 89 1-3 ① K		B SI 94 C FF 94 B CH 88 F FF 95 F FF 94 C FF 95 2-3 ② K			C FF 91 X CH 87 0-1 ① G5-3		C CU 71 B SI 87 B SI 88 B SI 88 X SI 88 3-1 ① G6-3		3 1	0 0	0 0	0 0	0 0	2 0	1 0
13 Manny Machado, R (1, 5) OBP: 0.332, SLG: 0.455	F SL 85 X FF 94 0-1 1-3 1B		X SI 95 0-0 ③ G6-3			X FF 93 0-0 HR		X SL 82 0-0 30 FC3-6 1B		4	1	3	1	0	0	0
30 Eric Hosmer, L (1, 3) OBP: 0.313, SLG: 0.424	B CH 89 X FF 95 1-0 ② SF7 3-H			B FF 92 X CH 86 1-0 ① G3-1		C CU 81 F FF 93 B CH 88 X FF 93 1-2 ② G4-3		C SI 88 B SL 80 C SI 88 B CU 72 1 SAFE X SL 81 2-2 ② FC3-6 1-2f		3	0	0	1	0	0	1
22 Josh Naylor, L (1, 9) OBP: 0.314, SLG: 0.403 10 Hunter Renfroe, R (7, 9) OBP: 0.290, SLG: 0.492	C CU 79 B FF 94 D CU 81 F FF 95 X SL 85 2-2 ③ G5-3			S CU 80 B CU 82 F CH 87 X CH 86 1-2 ② G6-3		F CU 81 B CU 82 F FF 94 T CH 87 1-2 ③ K		D CU 73 C SI 87 F SL 82 B SI 87 B SL 83 F SI 89 F SI 88 F SI 88 S CU 73 3-3 ③ K		3 1	0 0	0 0	0 0	0 0	1 1	1 1
7 Manuel Margot, R (1, 8) OBP: 0.304, SLG: 0.388		C FF 94 S FF 94 B FF 95 B FF 94 S FF 95 2-3 ① K		B FF 93 B FF 93 B FF 93 C FF 94 X FF 94 3-1 ③ L7			X SI 93 0-0 ① P4		C FF 94 X SI 94 0-1 1B	4	0	1	0	0	1	0
21 Luis Torrens, R (1, 2) OBP: 0.333, SLG: 0.308		C SL 86 C SI 93 B SL 88 T FF 94 1-2 ② K			B FF 92 C FF 92 F CU 81 B FF 94 S CH 86 2-3 ① K		C SI 93 B CU 79 B SI 93 B SI 92 B SI 91 4-1 9 2B BB		F SI 93 B FF 93 C KC 81 B KC 82 F SI 94 X FF 95 2-2 ① L9	3	1	0	0	1	2	1
9 Luis Urías, R (1, 6) OBP: 0.324, SLG: 0.308		C SL 85 B FF 95 S SL 86 B FF 95 B FF 94 D SL 88 4-2 BB			B FF 93 C FF 94 X FF 95 1-1 ② F9		X SI 94 0-0 1-H 2B		F SI 94 S KC 82 D KC 82 C KC 82 1-3 ② K	3	0	1	1	1	1	1
46 Eric Lauer, R (1, 1) OBP: 0.122, SLG: 0.150 54 Eric Yardley, R (5, 1) 27 Francisco Mejía, S (7, PH) OBP: 0.318, SLG: 0.439 34 Craig Stammen, R (7, 1) 61 Luis Perdomo, R (8, 1) OBP: 0.143, SLG: 0.143 24 Seth Mejías-Brean, R (9, PH) OBP: 0.313, SLG: 0.517		X FF 94 0-0 ③ P3			C FF 93 X FF 93 0-1 1B		F SI 93 B SI 92 F SI 93 S CU 79 1-3 ② K		B SI 93 X FF 94 1-0 ③ G4-3	2 0 1 0 0 1	0 0 0 0 0 0	1 0 0 0 0 0	0 0 0 0 0 0	0 0 0 0 0 0	0 0 1 0 0 0	1 0 1 0 0 1
Inning Stats	R: 1 E: 0 K: 1 S: 14 H: 2 LOB: 1 BB: 0 P: 19	R: 0 E: 0 K: 2 S: 9 H: 0 LOB: 1 BB: 1 P: 16	R: 0 E: 0 K: 1 S: 7 H: 0 LOB: 0 BB: 0 P: 9	R: 0 E: 0 K: 0 S: 6 H: 0 LOB: 0 BB: 0 P: 11	R: 0 E: 0 K: 1 S: 9 H: 1 LOB: 1 BB: 0 P: 13	R: 1 E: 0 K: 1 S: 9 H: 1 LOB: 0 BB: 0 P: 11	R: 1 E: 0 K: 2 S: 10 H: 1 LOB: 1 BB: 1 P: 17	R: 0 E: 0 K: 1 S: 12 H: 1 LOB: 1 BB: 0 P: 20	R: 0 E: 0 K: 1 S: 10 H: 1 LOB: 1 BB: 0 P: 14	1B: 5 2B: 1 3B: 0 HR: 1 SF: 1 SAC: 0 DP: 0 HBP: 0						

PITCHER		IP	WLS	BF	H	R	ER	SO	BB	IBB	HBP	BLK	WP	HR	S	P	ERA	WHIP
45 Taylor Clarke, R ERA: 5.31	(1, 1)	3.0		12	2	1	1	4	1	0	0	0	0	0	30	44	3.00	1.000
35 Matt Andriese, R ERA: 4.71	(4, 1)	3.0		11	2	1	1	2	0	0	0	0	0	1	24	35	3.00	0.667
58 Stefan Crichton, R ERA: 3.68	(7, 1)	1.0		5	1	1	1	2	1	0	0	0	0	0	10	17	9.00	2.000
63 Robby Scott, L ERA: 4.91	(8, 1)	1.0	W	4	1	0	0	1	0	0	0	0	0	0	12	20	0.00	1.000
25 Archie Bradley, R ERA: 3.52	(9, 1)	1.0	S	4	1	0	0	1	0	0	0	0	0	0	10	14	0.00	1.000

PITCHER	IP	WLS	BF	H	R	ER	SO	BB	IBB	HBP	BLK	WP	HR	S	P	ERA	WHIP

TOP

San Diego Padres @ Arizona Diamondbacks

Chase Field, Phoenix, AZ

Fri Sep 27 2019, 6:40 PM - 9:42 PM MST

Att. 32,244 - Clear - 82 F

livebaseballscorecards.com

AB	33
R	3
H	7
RBI	3
BB	2
SO	10
LOB	11

PA: 36

WP: 0
PB: 0
SB: 0
CS: 0

BOTTOM

San Diego Padres @ Arizona Diamondbacks

Chase Field, Phoenix, AZ

Fri Sep 27 2019, 6:40 PM - 9:42 PM MST

Att. 32,244 - Clear - 82 F

livebaseballscorecards.com

Batter	1	2	3	4	5	6	7	8	9	AB	R	H	RBI	BB	SO	LOB
16 Tim Locastro, R (1, 8) (9, 9) OBP: 0.364, SLG: 0.346	C FF 92 F FF 93 B FF 93 B FC 91 X FF 93 2-2 10 BB 53 BB 1B		B FC 89 C FF 90 B FF 91 B SL 85 F FC 88 F FC 89 S FF 93 3-3 ① K		B FC 89 H FC 91 2-0 41 FC5-4 HBP	F SI 87 C SI 87 X SI 87 0-2 ③ FC5-4 1-2f		F SI 96 B SL 90 F SI 96 X SL 87 1-2 2B		4	0	2	0	0	1	1
41 Wilmer Flores, R (1, 4) OBP: 0.359, SLG: 0.483 25 Archie Bradley, R (9, 1)	C FF 92 1 SAFE 1 SAFE B CH 87 1 SAFE B FC 91 F FF 93 T FF 94 2-2 ① K		F CH 87 X FF 93 0-1 1B		F FF 93 B CH 87 B FF 93 X FF 93 2-1 ② FC5-4 53 BB 5 BB 10 E 1-2f 2-3		C SI 93 B SI 93 B SI 94 X FC 86 2-1 ① F7	F SI 95 X SI 95 0-1 ② G5-3		5 0	1 0	1 0	0 0	0 0	1 0	5 0
5 Eduardo Escobar, S (1, 5) OBP: 0.321, SLG: 0.514	B FF 94 X FF 87 1-0 ② L8		B FC 89 C FF 93 X FC 89 1-1 ② L5		D FC 91 D CH 87 B FF 93 C FC 90 B FF 93 4-1 10 E 53 BB 1-2 BB		F SI 93 B SI 94 X SI 94 1-1 ② F7	X FS 90 0-0 ③ G3-1		4	0	0	0	1	0	4
53 Christian Walker, R (1, 3) OBP: 0.346, SLG: 0.464	F FF 94 B FF 92 B FF 93 B FC 87 F FC 90 1 SAFE B FF 94 4-2 10 BB 1-2 BB		X CH 87 0-0 ③ F7		B FC 90 B FF 92 B FC 90 B FF 92 4-0 10 E 1-2 2-3 3-H BB		S FC 88 B SI 94 F SI 93 X SI 94 1-2 ③ G4-3			2	0	0	1	2	0	1
10 Adam Jones, R (1, 9) OBP: 0.314, SLG: 0.415 1 Jarrod Dyson, L (8, PR) OBP: 0.311, SLG: 0.319 (9, 8)	B FC 91 F FF 88 B FC 91 B FF 92 S FC 91 B FC 92 4-2 1-2 2-3 BB			C FF 90 B CU 77 F FC 89 S FF 93 1-3 ① K	C CU 72 X SI 87 0-1 FC6 1-2 2-3 3-H			F SL 86 B SL 87 B SI 95 F SL 87 F SI 94 B SI 96 F SI 95 B FS 90 4-2 13 G6-3 9 1B 18 FC5 BB		2 0	0 1	0 0	0 0	2 0	1 0	2 0
9 Josh Rojas, L (1, 7) OBP: 0.315, SLG: 0.326	B FF 94 D FC 89 C FF 93 C FC 90 B FF 94 S FC 91 3-3 ③ K			B FC 88 F FF 93 C FF 90 B FC 89 F FF 92 C FF 93 2-3 ② K	C SI 88 X SI 86 0-1 ③ G4-3			1 SAFE F SI 95 X SI 95 0-1 18 FC5 13 G6-3 22 HR 1-2 1B		4	1	1	0	0	2	6
13 Nick Ahmed, R (1, 6) OBP: 0.320, SLG: 0.443		F FF 91 F SL 81 S CU 78 0-3 ① K		F CU 77 C FF 93 B FF 95 X FF 93 1-2 ③ F9		F SI 87 C CU 72 X CU 73 0-2 ① G5-3		S SL 89 X SI 95 0-1 ① G6-3 1-2 2-3		4	0	0	0	0	1	2
18 Carson Kelly, R (1, 2) OBP: 0.348, SLG: 0.478		C FF 92 F FF 92 S FF 93 0-3 ② K			X FF 90 0-0 41 FC5-4 53 BB 2B	B SI 86 S SI 86 F SI 87 B SI 87 F SI 86 X SI 87 2-2 ② G4-3		C SI 95 B SL 89 X SI 96 1-1 FC5 22 HR 2-3 3-H		4	2	1	1	0	1	2
45 Taylor Clarke, R (1, 1) OBP: 0.250, SLG: 0.375 35 Matt Andriese, R (4, 1) 32 Kevin Cron, R (6, PH) OBP: 0.273, SLG: 0.529 58 Stefan Crichton, R (7, 1) 63 Robby Scott, R (8, 1) 22 Jake Lamb, L (8, PH) OBP: 0.317, SLG: 0.348 15 Ildemaro Vargas, S (9, 4) OBP: 0.299, SLG: 0.413		C FF 92 X SL 84 0-1 ③ G4-3			M FF 92 C FF 93 B CU 78 F FF 93 C FF 93 1-3 ① K	C SI 87 S CU 73 F SI 87 H SI 86 1-2 16 FC5-4 HBP		C FS 89 F SI 94 F FS 90 X SI 95 0-2 1-H 3-H HR		1 1 0 0 0 0 1 0	0 0 0 0 0 0 1 0	0 0 0 0 0 0 1 0	0 0 0 0 0 0 3 0	0 1 0 0 0 0 0 0	0 1 0 0 0 0 0 0	0 1 0 0 0 0 1 0
Inning Stats	R: 0 E: 0 K: 2 S: 14 H: 1 LOB: 3 BB: 2 P: 30	R: 0 E: 0 K: 2 S: 8 H: 0 LOB: 0 BB: 0 P: 8	R: 0 E: 0 K: 1 S: 9 H: 1 LOB: 1 BB: 0 P: 13	R: 0 E: 0 K: 2 S: 10 H: 0 LOB: 0 BB: 0 P: 14	R: 2 E: 1 K: 1 S: 12 H: 1 LOB: 3 BB: 2 P: 25	R: 0 E: 0 K: 0 S: 13 H: 0 LOB: 1 BB: 0 P: 16	R: 0 E: 0 K: 0 S: 7 H: 0 LOB: 0 BB: 0 P: 11	R: 4 E: 0 K: 0 S: 20 H: 3 LOB: 2 BB: 1 P: 26		1B: 3 2B: 2 3B: 0 HR: 1 SF: 0 SAC: 0 DP: 0 HBP: 2				WP: 0 PB: 0 SB: 0 CS: 0 PA: 39		

PITCHER		IP	WLS	BF	H	R	ER	SO	BB	IBB	HBP	BLK	WP	HR	S	P	ERA	WHIP
46 Eric Lauer, L ERA: 4.45	(1, 1)	4.2		22	3	2	1	8	4	0	1	0	0	0	49	86	1.93	1.500
54 Eric Yardley, R ERA: 2.79	(5, 1)	1.1		6	0	0	0	0	0	0	1	0	0	0	17	20	0.00	0.000
34 Craig Stammen, R ERA: 3.29	(7, 1)	1.0	H	3	0	0	0	0	0	0	0	0	0	0	7	11	0.00	0.000
61 Luis Perdomo, R ERA: 4.06	(8, 1)	1.0	L	8	3	4	4	0	1	0	0	0	0	1	20	26	36.00	4.000

PITCHER	IP	WLS	BF	H	R	ER	SO	BB	IBB	HBP	BLK	WP	HR	S	P	ERA	WHIP

AB	32
R	6
H	6
RBI	5
BB	5
SO	8
LOB	24

San Diego Padres @ Arizona Diamondbacks

Chase Field, Phoenix, AZ

Sat Sep 28 2019, 5:11 PM - 8:16 PM MST

Att. 46,477 - Partly Cloudy - 90 F

livebaseballscorecards.com

TOP

Batter	1	2	3	4	5	6	7	8	9	AB	R	H	RBI	BB	SO	LOB
7 Manuel Margot, R (1, 8) OBP: 0.304, SLG: 0.387 27 Francisco Mejía, S (9, PH) OBP: 0.321, SLG: 0.446 16 Travis Jankowski, L (9, PR) OBP: 0.238, SLG: 0.158	C FF 91 F FF 90 B FF 92 S KC 81 1-3 K ①	C FF 92 D KC 82 S KC 80 S FF 92 1-3 K ③		X SI 90 0-0 4 CS 1B			L FF 92 B FF 92 B SL 78 C SL 76 B FF 90 S SL 75 3-3 K ①		X FF 96 0-0 2B	4 1 0	0 0 0	1 1 0	0 0 0	0 0 0	3 0 0	2 0 0
4 Wil Myers, R (1, 7) OBP: 0.322, SLG: 0.418	B FF 90 X FF 90 1-0 3B		C FF 89 B KC 75 B SL 86 F FF 90 F KC 79 B FF 91 B FF 91 4-2 30 S 13 HR BB	S KC 82 1 SAFE F FF 91 B SL 85 1-2 CS ③ 1-2	B SL 81 C KC 75 B FF 90 C FF 89 S FF 89 2-3 K ①		C FF 92 F FF 93 C SL 78 0-3 K ②		B SL 84 B SL 84 X SL 84 2-0 F8 ③	4	1	1	0	1	2	1
30 Eric Hosmer, L (1, 3) OBP: 0.312, SLG: 0.428	S SL 86 X SL 87 0-1 L6 ②		S FF 91 S SL 87 1 SAFE 1 SAFE B FF 89 S SL 87 1-3 K ① 1-2		B SL 83 B KC 76 C FF 89 B FF 91 F KC 75 F FF 91 C FF 92 3-3 K ②		B SL 74 F SL 76 B FF 92 X SL 74 2-1 HR			4	1	1	1	0	2	2
13 Manny Machado, R (1, 5) OBP: 0.333, SLG: 0.460	B FF 92 D KC 82 D SL 86 3-0 IBB		T FF 89 C FF 90 D SL 86 X FF 91 1-2 2-H HR		B KC 80 X FF 90 1-0 F8 ③		B FF 92 X FF 92 1-0 F8 ③			3	1	1	2	1	0	0
10 Hunter Renfroe, R (1, 9) OBP: 0.288, SLG: 0.487	D KC 82 C KC 80 S KC 80 C FF 92 1-3 K ③		B KC 78 B FF 88 S KC 78 F FF 91 X KC 78 2-2 F8 ②			B FF 89 C FF 88 B FF 91 F SL 84 B KC 78 C FF 92 3-3 K ①		S FF 90 B FF 90 S FF 91 B FS 83 X FF 91 2-2 F7 ①		4	0	0	0	0	2	2
11 Ty France, R (1, 4) OBP: 0.294, SLG: 0.402		S SL 83 F FF 90 X SL 85 0-2 43 SH5-4 9 1B 1B	S SL 84 S SL 83 F SL 82 X KC 77 0-2 L7 ③			X SL 84 0-0 9 1B 2B		S FF 91 B FF 90 B FF 91 B FS 82 F FF 91 X FF 90 3-2 G4-3 ②		4	1	2	0	0	0	0
9 Luis Urías, R (1, 6) OBP: 0.331, SLG: 0.330		X SL 86 0-0 43 SH5-4 1-2 1B		C SI 91 B KC 76 X SL 82 1-1 HR		C FF 91 S SI 92 F FF 92 B FF 92 D KC 82 X FF 93 2-2 18 BB 2-H 1B		S FS 85 B FS 84 B FF 91 X FF 92 2-1 L9 ③		4	1	3	2	0	0	0
18 Austin Hedges, R (1, 2) OBP: 0.252, SLG: 0.311 5 Greg Garcia, L (9, PH) OBP: 0.365, SLG: 0.355		B FF 90 C FF 90 B FF 91 S FF 92 S FF 93 2-3 K ①		L FF 90 B SL 81 F FF 89 B SI 90 S KC 80 2-3 K2-3 ①		B KC 77 S FF 89 F KC 79 B FF 89 D SL 83 B FF 90 4-2 1-2 BB ②			X FF 94 0-0 F8 ①	2 1	0 0	0 0	0 0	1 0	2 0	2 0
43 Garrett Richards, R (1, 1) 41 Robbie Erlin, R (4, 1) 24 Seth Mejías-Brean, R (6, PH) OBP: 0.305, SLG: 0.500 55 Matt Strahm, R (6, 1) OBP: 0.348, SLG: 0.381 67 David Bednar, L (7, 1) 64 Gerardo Reyes, R (7, 1) 22 Josh Naylor, L (9, PH) OBP: 0.313, SLG: 0.402		X FF 91 0-0 SH5-4 1-2 2-3 ②		S FF 87 X FF 91 0-1 G1-3 ②		C FF 90 S FF 91 B FF 92 B FF 92 S KC 81 2-3 K ③			B FF 95 F SL 83 B SL 84 X FF 93 2-1 P6 ②	1 0 1 0 0 0 1	0 0 0 0 0 0 0	0 0 0 0 0 0 0	0 0 0 0 0 0 0	0 0 1 0 0 0 0	0 0 0 0 0 0 0	0 0 1 0 0 0 0
Inning Stats	R: 0 E: 0 K: 2 S: 9 H: 1 LOB: 2 BB: 1 P: 15	R: 0 E: 0 K: 2 S: 11 H: 2 LOB: 2 BB: 0 P: 14	R: 2 E: 0 K: 1 S: 16 H: 1 LOB: 1 BB: 1 P: 24	R: 1 E: 0 K: 1 S: 10 H: 2 LOB: 0 BB: 0 P: 14	R: 0 E: 0 K: 2 S: 8 H: 0 LOB: 0 BB: 0 P: 14	R: 1 E: 0 K: 2 S: 13 H: 2 LOB: 1 BB: 1 P: 24	R: 1 E: 0 K: 2 S: 9 H: 1 LOB: 0 BB: 0 P: 15	R: 0 E: 0 K: 0 S: 8 H: 0 LOB: 0 BB: 0 P: 15	R: 0 E: 0 K: 0 S: 5 H: 1 LOB: 1 BB: 0 P: 9	1B: 4 2B: 2 3B: 1 HR: 3 SF: 0 SAC: 1 DP: 0 HBP: 0						

AB	34
R	5
H	10
RBI	5
BB	3
SO	12
LOB	10

WP: 0 PB: 0 SB: 1 CS: 1 PA: 39

PITCHER		IP	WLS	BF	H	R	ER	SO	BB	IBB	HBP	BLK	WP	HR	S	P	ERA	WHIP
38 Robbie Ray, L ERA: 4.34	(1, 1)	6.0		27	8	4	4	10	2	1	0	0	0	2	67	105	6.00	1.667
54 Jimmie Sherfy, R ERA: 5.89	(7, 1)	1.0	W	4	1	1	1	2	0	0	0	0	0	1	9	15	9.00	1.000
66 Yoshihisa Hirano, R ERA: 4.75	(8, 1)	1.0	H	3	0	0	0	0	0	0	0	0	0	0	8	15	0.00	0.000
37 Kevin Ginkel, R ERA: 1.48	(9, 1)	1.0	S	4	1	0	0	0	0	0	0	0	0	0	5	9	0.00	1.000

PITCHER	IP	WLS	BF	H	R	ER	SO	BB	IBB	HBP	BLK	WP	HR	S	P	ERA	WHIP

BOTTOM

San Diego Padres @ Arizona Diamondbacks

Chase Field, Phoenix, AZ

Sat Sep 28 2019, 5:11 PM - 8:16 PM MST

Att. 46,477 - Partly Cloudy - 90 F

livebaseballscorecards.com

Batter	1	2	3	4	5	6	7	8	9	AB	R	H	RBI	BB	SO	LOB
1 Jarrod Dyson, L (1, 8) OBP: 0.315, SLG: 0.322	C FF 96 X SI 97 0-1 ① G4-3		B SI 95 S SL 90 B SI 96 B FF 96 B SL 89 4-1 BB		B FF 92 S FF 92 B CU 77 F FF 91 B CH 84 B FF 91 4-2 BB		S CU 76 X FF 95 0-1 1-3 53 HR 2B 2-H			2	1	1	1	2	0	0
9 Josh Rojas, L (1, 7) OBP: 0.314, SLG: 0.319	X SI 98 0-0 ② G6-3		B FF 95 F SI 96 B SL 89 F SL 88 D CU 81 C SL 89 3-3 ③ K		C CU 76 T FF 92 X CU 79 0-2 ③ G4-3		B FF 95 D FS 88 B CU 78 B FF 95 4-0 53 HR BB			3	1	0	0	1	1	2
5 Eduardo Escobar, S (1, 4) OBP: 0.319, SLG: 0.511 (8, 5)	B FF 96 B SI 98 B SL 90 C FF 96 X SL 91 3-1 ③ G4-3			C FF 95 B CU 80 S SL 89 B FF 94 F CU 81 T SL 90 2-2 ① K		S CH 85 F FF 94 X CU 84 0-2 ① G6-3	B CU 76 S FF 94 C FF 95 X FS 89 1-2 ② L6			4	0	0	0	0	1	3
53 Christian Walker, R (1, 3) OBP: 0.349, SLG: 0.476		C SL 91 B CU 82 X CU 82 1-1 HR		C CU 81 B FF 96 B FF 95 B FF 95 T SL 89 B FF 96 4-2 13 WP 22 BB BB		B FF 93 F FC 88 X CH 86 1-1 ② F7	B FF 95 F FF 95 X FS 89 1-1 1-H 2-H 3-H HR			3	2	2	5	1	0	0
22 Jake Lamb, L (1, 5) OBP: 0.324, SLG: 0.355 66 Yoshihisa Hirano, R (8, 1) 37 Kevin Ginkel, L (9, 1)		B SI 96 B SL 89 B SI 96 B FF 94 4-0 10 FC6-4 BB		D SL 90 B SI 96 C FF 95 B SL 89 B SI 96 4-1 13 WP 1-2 BB		C CU 80 X FC 88 0-1 2B	B SI 97 F SI 95 X SI 95 1-1 ③ F7			2 0 0	0 0 0	1 0 0	0 0 0	2 0 0	0 0 0	0 0 0
10 Adam Jones, R (1, 9) OBP: 0.313, SLG: 0.414 16 Tim Locastro, R (4, 9) OBP: 0.359, SLG: 0.341		C FF 95 D CU 82 F SL 89 X FF 94 1-2 ① FC6-4 13 G4-3 1-2f		B SI 91 F SI 91 C CH 84 B FF 91 X CH 85 2-2 ② F7		C CH 85 C FF 92 S CU 83 0-3 ③ K		S SI 95 F SI 96 B SL 92 X SL 91 1-2 ① G6-3		1 3	0 0	0 0	0 0	0 1	0 3	1 3
13 Nick Ahmed, R (1, 6) OBP: 0.318, SLG: 0.440		S SL 90 X FF 95 0-1 ② ③ G4-3 1-2f		D FF 92 B SI 91 S CH 84 X FF 92 2-1 ③ F8 1-2 2-3			B CU 77 B FF 96 X FF 95 2-0 ① G5-3	B FF 96 F SI 96 B SI 97 S FF 97 X SL 92 2-2 ② G5-3		4	0	0	0	0	0	3
31 Alex Avila, L (1, 2) OBP: 0.353, SLG: 0.421			B FF 96 C SL 88 F FF 95 C CU 80 1-3 ① K		S FF 90 C CU 76 B FF 92 F CU 79 S CU 78 1-3 ① K		B FF 95 B FS 88 S FF 95 F FF 94 B FS 87 F FS 89 B FF 95 4-2 2 1B 1 2B BB	C SI 97 B SL 92 X SL 91 1-1 ③ F8		3	1	0	0	1	2	0
38 Robbie Ray, L (1, 1) OBP: 0.073, SLG: 0.073 54 Jimmie Sherfy, R (7, 1) 2 Domingo Leyba, S (7, PH) OBP: 0.367, SLG: 0.440 (8, 4)			B FF 96 C FF 96 S SL 89 B SL 88 S SL 88 2-3 ② K		F FF 91 B CU 77 X FF 91 1-1 ② L7		X FF 94 0-0 1 2B 1-2 53 HR 1B			2 0 1	0 0 1	0 0 1	0 0 1	1 0 0	0 0 0	0 0 0
Inning Stats	R: 0 E: 0 K: 0 S: 5 H: 0 LOB: 0 BB: 0 P: 8	R: 1 E: 0 K: 0 S: 7 H: 1 LOB: 0 BB: 1 P: 13	R: 0 E: 0 K: 3 S: 10 H: 0 LOB: 1 BB: 1 P: 20	R: 0 E: 0 K: 1 S: 12 H: 0 LOB: 2 BB: 2 P: 26	R: 0 E: 0 K: 1 S: 11 H: 0 LOB: 1 BB: 1 P: 17	R: 0 E: 0 K: 1 S: 10 H: 1 LOB: 1 BB: 0 P: 11	R: 5 E: 0 K: 0 S: 14 H: 3 LOB: 0 BB: 2 P: 27	R: 0 E: 0 K: 0 S: 8 H: 0 LOB: 0 BB: 0 P: 12		1B: 1 2B: 2 3B: 0 HR: 2 SF: 0 SAC: 0 DP: 1 HBP: 0				WP: 1 PB: 0 SB: 0 CS: 0 PA: 35		

	AB	28
	R	6
	H	5
	RBI	6
	BB	7
	SO	6
	LOB	12

PITCHER		IP	WLS	BF	H	R	ER	SO	BB	IBB	HBP	BLK	WP	HR	S	P	ERA	WHIP
43 Garrett Richards, R ERA: 8.31	(1, 1)	3.1		14	1	1	1	4	4	0	0	0	0	1	29	58	2.70	1.500
41 Robbie Erlin, L ERA: 5.37	(4, 1)	1.2		6	0	0	0	1	1	0	0	0	1	0	16	26	0.00	0.600
55 Matt Strahm, L ERA: 4.66	(6, 1)	1.0	H	4	1	0	0	1	0	0	0	0	0	0	10	11	0.00	1.000
67 David Bednar, R ERA: 6.55	(7, 1)	0.2	L	7	3	5	5	0	2	0	0	0	0	1	12	24	67.50	7.500
64 Gerardo Reyes, R ERA: 7.62	(7, 1)	1.1		4	0	0	0	0	0	0	0	0	0	0	10	15	0.00	0.000

PITCHER	IP	WLS	BF	H	R	ER	SO	BB	IBB	HBP	BLK	WP	HR	S	P	ERA	WHIP

San Diego Padres @ Arizona Diamondbacks

Chase Field, Phoenix, AZ

Sun Sep 29 2019, 12:11 PM - 2:56 PM MST

Att. 45,446 - Roof Closed - 74 F

livebaseballscorecards.com

TOP

Batter	1	2	3	4	5	6	7	8	9	AB	R	H	RBI	BB	SO	LOB
5 Greg Garcia, L (1, 4) OBP: 0.364, SLG: 0.354	C FF 94 B FS 89 F FF 92 F FF 93 X FF 93 1-2 G5-3		C CU 81 C SI 90 B CU 82 X FF 91 1-2 4 G5-4-3 1B		B CU 80 S SI 90 X CU 83 1-1 F6			C CH 83 B FF 91 C KC 76 B SL 82 B SI 92 F SI 92 X SI 90 3-2 G4-3		4	0	1	0	0	0	3
4 Wil Myers, R (1, 7) OBP: 0.321, SLG: 0.418	F FF 94 X FC 89 0-1 2B		C SI 86 B CH 86 B SI 91 X CU 83 2-1 G5-4-3 1-2f		C CU 81 C CH 84 F SI 90 X CH 86 0-2 FC5 2-3f			B KC 76 S FF 92 C SI 92 S KC 79 1-3 K		4	0	1	0	0	1	4
13 Manny Machado, R (1, 5) OBP: 0.334, SLG: 0.462	F FF 94 X FF 93 0-1 F9			B CU 80 B FF 90 F SI 90 C FF 90 B FC 86 X SI 90 3-2 G6-3		B SL 83 X SI 90 1-0 27 G6-3 30 G4-3 1B		C FF 93 F CH 85 B FF 93 F SL 83 B SL 84 B SI 92 F CH 84 X SI 91 3-2 2B		4	0	2	0	0	0	1
30 Eric Hosmer, L (1, 3) OBP: 0.310, SLG: 0.425	B FS 88 B FS 88 S FF 93 F FF 93 B FF 94 S FS 89 3-3 K			C SI 90 B FF 90 C CU 83 S SI 90 1-3 K		F SI 92 C CH 82 F FF 92 B FF 92 F SL 83 B SI 91 F CH 85 B CH 83 F SI 93 3-2 1 SAFE F SL 82 X SI 91 G4-3 1-2		C SL 86 D SL 86 D SL 86 F FF 96 S SL 87 2-3 K		4	0	0	0	0	3	3
27 Francisco Mejía, S (1, 2) OBP: 0.316, SLG: 0.438		F SI 90 X CH 85 0-1 G5-3		B CU 82 X SI 91 1-0 G5-3		B KC 75 B CH 83 F CH 82 C FF 93 X KC 78 2-2 G6-3 2-3			S SI 93 F SI 93 T SI 94 0-2 K	4	0	0	0	0	1	1
22 Josh Naylor, L (1, 9) OBP: 0.315, SLG: 0.403		X FF 91 0-0 9 G5-3 1B			C CU 80 S SI 90 X FC 85 0-2 10 1B 9 HBP 1B	F FF 93 D KC 78 F SL 82 B FF 93 F FF 94 B SI 93 F SL 83 S CH 85 3-3 K			F SI 93 B SI 94 X CU 78 1-1 F8	4	0	2	0	0	1	1
9 Luis Urías, R (1, 6) OBP: 0.329, SLG: 0.326		B CU 81 F CH 86 T FF 91 B CH 86 X FC 87 2-2 G5-3 1-2			H FC 85 1-0 4 FC5 10 1B HBP 1-2		F FF 92 B SI 92 F SL 84 X SL 84 1-2 G5-3		C CU 77 B CU 78 B SI 94 F SI 93 X SI 95 2-2 G6-3	3	0	0	0	0	0	1
16 Travis Jankowski, L (1, 8) OBP: 0.250, SLG: 0.182		B FF 91 X FC 87 1-0 P4			L FC 86 B CU 82 X FF 90 1-1 F7		X SI 91 0-0 2 CS 1B			3	0	1	0	0	0	3
49 Michel Baez, R (1,)			X SI 90 0-0 G5-3		X CH 84 0-0 1-2 2-3 1B		C KC 76 B SI 92 1 SAFE 1 SAFE C CH 84 B FF 93 F SI 91 1 SAFE B FF 91 3-3 F SL 82 S FF 92 K 1-2			0	0	0	0	0	0	0
21 Luis Torrens, R (3, PH) OBP: 0.313, SLG: 0.438										1	0	0	0	0	0	0
57 Ronald Bolaños, R (1,)										0	0	0	0	0	0	0
10 Hunter Renfroe, R (5, PH) OBP: 0.306, SLG: 0.480										1	0	1	0	0	0	0
54 Eric Yardley, R (5,)										0	0	0	0	0	0	0
2 Nick Martini, L (7, PH) OBP: 0.361, SLG: 0.533										1	0	0	0	0	1	1
8 Javy Guerra, L (7,)										0	0	0	0	0	0	0
61 Luis Perdomo, R (8,) OBP: 0.143, SLG: 0.143										0	0	0	0	0	0	0
55 Matt Strahm, R (8,) OBP: 0.346, SLG: 0.381										0	0	0	0	0	0	0

	AB	33
	R	0
	H	8
	RBI	0
	BB	0
	SO	7
	LOB	18

Inning Stats	1	2	3	4	5	6	7	8	9
	R: 0 E: 0 K: 1 S: 11	H: 1 LOB: 1 BB: 0 P: 15	R: 0 E: 0 K: 0 S: 7	H: 1 LOB: 1 BB: 0 P: 10	R: 0 E: 0 K: 0 S: 6	H: 1 LOB: 0 BB: 0 P: 9	R: 0 E: 0 K: 1 S: 7	H: 0 LOB: 0 BB: 0 P: 12	R: 0 E: 0 K: 0 S: 12	H: 2 LOB: 3 BB: 0 P: 15	R: 0 E: 0 K: 1 S: 17	H: 1 LOB: 1 BB: 0 P: 26	R: 0 E: 0 K: 1 S: 9	H: 1 LOB: 1 BB: 0 P: 13	R: 0 E: 0 K: 2 S: 15	H: 1 LOB: 1 BB: 0 P: 24	R: 0 E: 0 K: 1 S: 8	H: 0 LOB: 0 BB: 0 P: 11

	1B: 6	SF: 0	WP: 0	PA: 34
	2B: 3	SAC: 0	PB: 0	
	3B: 0	DP: 2	SB: 0	
	HR: 0	HBP: 1	CS: 1	

PITCHER		IP	WLS	BF	H	R	ER	SO	BB	IBB	HBP	BLK	WP	HR	S	P	ERA	WHIP
99 Taijuan Walker, R ERA:	(1, 1)	1.0		4	1	0	0	1	0	0	0	0	0	0	11	15	0.00	1.000
49 Alex Young, L ERA: 3.56	(2, 1)	4.0		16	4	0	0	1	0	0	1	0	0	0	32	46	0.00	1.000
57 Jon Duplantier, R ERA: 4.42	(6, 1)	2.2		10	3	0	0	3	0	0	0	0	0	0	38	58	0.00	1.125
40 Andrew Chafin, L ERA: 3.76	(8, 1)	0.1		1	0	0	0	1	0	0	0	0	0	0	3	5	0.00	0.000
58 Stefan Crichton, R ERA: 3.56	(9, 1)	1.0	W	3	0	0	0	1	0	0	0	0	0	0	8	11	0.00	0.000

PITCHER		IP	WLS	BF	H	R	ER	SO	BB	IBB	HBP	BLK	WP	HR	S	P	ERA	WHIP

BOTTOM

San Diego Padres @ Arizona Diamondbacks

Chase Field, Phoenix, AZ

Sun Sep 29 2019, 12:11 PM - 2:56 PM MST

Att. 45,446 - Roof Closed - 74 F

livebaseballscorecards.com

Batter	1	2	3	4	5	6	7	8	9	AB	R	H	RBI	BB	SO	LOB
41 Wilmer Flores, R (1, 4) OBP: 0.361, SLG: 0.487	C FF 95 B SL 88 F CH 86 F FF 96 B FF 97 F CH 86 B FF 97 S CH 86 3-3 ① K		B SL 84 B CU 75 X SI 92 2-0 2B			C SI 86 F CU 72 B CU 71 X SI 86 1-2 ① G5-3		C SL 88 X SI 94 0-1 13 FC5-4 1B		4	0	2	0	0	1	0
13 Nick Ahmed, R (1, 6) OBP: 0.316, SLG: 0.437	B SL 87 S FF 97 S FF 96 F FF 97 F CH 86 F FF 96 F FF 97 S CH 86 1-3 ② K		F SL 82 X CU 74 0-1 ③ F7			S SI 87 F SI 86 X CU 74 0-2 E6 5 1B		C SL 87 X FS 89 0-1 ③ FC5-4 1-2f		4	0	0	0	0	1	2
5 Eduardo Escobar, S (1, 5) OBP: 0.320, SLG: 0.511	X SL 86 0-0 ③ G3-1			B CU 74 C CU 72 C CH 86 B SI 95 S CU 78 2-3 ① K		X SI 86 0-0 53 G4-6-3 1-3 1B			B CH 86 X CH 85 1-0 ① 1B	4	0	2	0	0	1	0
53 Christian Walker, R (1, 3) OBP: 0.348, SLG: 0.476		X SL 85 0-0 ① G3-1		C SL 86 C SI 94 F SI 96 B CU 80 F SI 93 F FF 97 S FF 96 1-3 ② K		X SI 86 0-0 ②③ G4-6-3 1-2f			B FF 93 F CU 81 X CH 86 1-1 9 G4-3 16 1B 2B	4	1	1	0	0	1	2
9 Josh Rojas, L (1, 7) OBP: 0.312, SLG: 0.312		B FF 95 C FF 94 B FF 95 B CH 86 B FF 96 4-1 BB		B CH 87 X FF 94 1-0 ③ F8			S SI 99 B SI 100 X SL 88 1-1 ① F8		X FC 87 0-0 ② G4-3 2-3	3	0	0	0	1	0	1
16 Tim Locastro, R (1, 9) OBP: 0.357, SLG: 0.340		S FF 96 B FF 96 S FF 96 S FF 96 1-3 ② K			C SI 85 X SI 86 0-1 ① G6-3		B SI 99 B SI 99 C SI 98 X SI 98 2-1 ② G5-3		C CU 84 X CH 88 0-1 3-H 1B	4	0	1	1	0	1	1
1 Jarrod Dyson, L (1, 8) OBP: 0.313, SLG: 0.320		B FF 96 B CH 86 F FF 96 F FF 96 B CH 87 C FF 97 3-3 ③ K			B SI 86 B SI 85 S SI 85 B SI 85 X SI 85 3-1 ② G3-1		C SI 100 B SL 87 F SI 99 F SI 100 B SL 89 B SI 100 X SI 98 3-2 ③ G4-3			3	0	0	0	0	1	1
14 Caleb Joseph, R (1, 2) OBP: 0.250, SLG: 0.263			F FF 93 B SL 80 S SL 81 S CU 75 1-3 ① K		C SI 86 S CU 73 B CU 73 B CU 73 F SI 86 B SI 85 X SI 83 3-2 22 FC6-5 1B			B SL 86 X SL 86 1-0 ① L9		3	0	1	0	0	1	0
99 Taijuan Walker, R (1, 1) 49 Alex Young, L (2, 1) OBP: 0.040, SLG: 0.040 22 Jake Lamb, L (5, PH) OBP: 0.323, SLG: 0.353 57 Jon Duplantier, L (6, 1) OBP: 0.125, SLG: 0.125 40 Andrew Chafin, R (8, 1) 32 Kevin Cron, R (8, PH) OBP: 0.269, SLG: 0.521 58 Stefan Crichton, R (9, 1)			B FF 93 B FF 93 C FF 92 B FF 93 F SI 93 S FF 94 3-3 ② K		C SI 87 X SI 86 0-1 ③ FC6-5 1-2f			F SI 94 B SI 94 B SL 88 F FS 88 X SL 87 2-2 ② G3-1		0 1 1 0 0 1 0	0 0 0 0 0 0 0	0 0 0 0 0 0 0	0 0 0 0 0 0 0	0 1 0 0 0 1 0	0 0 1 0 0 0 0	0 0 0 0 0 0 0
Inning Stats	R: 0 E: 0 K: 2 S: 13 H: 0 LOB: 0 BB: 0 P: 17	R: 0 E: 0 K: 2 S: 8 H: 0 LOB: 1 BB: 1 P: 16	R: 0 E: 0 K: 2 S: 9 H: 1 LOB: 1 BB: 0 P: 15	R: 0 E: 0 K: 2 S: 10 H: 0 LOB: 0 BB: 0 P: 14	R: 0 E: 0 K: 0 S: 10 H: 1 LOB: 1 BB: 0 P: 16	R: 0 E: 1 K: 0 S: 8 H: 1 LOB: 1 BB: 0 P: 9	R: 0 E: 0 K: 0 S: 8 H: 0 LOB: 0 BB: 0 P: 14	R: 0 E: 0 K: 0 S: 8 H: 1 LOB: 1 BB: 0 P: 11	R: 1 E: 0 K: 0 S: 6 H: 3 LOB: 1 BB: 0 P: 8	1B: 5 2B: 2 3B: 0 HR: 0	SF: 0 SAC: 0 DP: 1 HBP: 0	WP: 0 PB: 0 SB: 0 CS: 0	PA: 33			

	AB	32
	R	1
	H	7
	RBI	1
	BB	1
	SO	8
	LOB	8

PITCHER		IP	WLS	BF	H	R	ER	SO	BB	IBB	HBP	BLK	WP	HR	S	P	ERA	WHIP
49 Michel Baez, R ERA: 3.03	(1, 1)	2.0		7	0	0	0	4	1	0	0	0	0	0	21	33	0.00	0.500
57 Ronald Bolaños, R ERA: 5.95	(3, 1)	2.0		7	1	0	0	4	0	0	0	0	0	0	19	29	0.00	0.500
54 Eric Yardley, R ERA: 2.31	(5, 1)	2.0		8	2	0	0	0	0	0	0	0	0	0	18	25	0.00	1.000
8 Javy Guerra, R ERA: 5.19	(7, 1)	1.0		3	0	0	0	0	0	0	0	0	0	0	8	14	0.00	0.000
61 Luis Perdomo, R ERA: 4.0	(8, 1)	1.0		4	1	0	0	0	0	0	0	0	0	0	8	11	0.00	1.000

PITCHER		IP	WLS	BF	H	R	ER	SO	BB	IBB	HBP	BLK	WP	HR	S	P	ERA	WHIP
55 Matt Strahm, L ERA: 4.71	(9, 1)	0.2	L	4	3	1	1	0	0	0	0	0	0	0	6	8	13.50	4.500