

Arizona Diamondbacks - 2019

Batter	1	2	3	4	5	6	7	8	9	AB	R	H	RBI	BB	SO	LOB	TOP																	
15 Raimel Tapia, L (1,8) 65 Brendan Rodgers, R (5,4)										3	0	0	0	0	1	1	Colorado Rockies @ Arizona Diamondbacks Salt River Fields at Talking Stick, Scottsdale, AZ Sat Feb 23 2019, 3:12 PM - 6:09 PM EST Att: 9,619 - Partly Cloudy - 52 F livebaseballscorecards.com																	
28 Nolan Arenado, R (1,5) 4 Pat Valaika, R (4,5) 79 Colton Welker, R (8,5)										2	0	0	0	0	0	0																		
26 David Dahl, L (1,7) 43 Sam Hilliard, L (4,9)										2	1	2	0	0	0	0																		
27 Trevor Story, R (1,6) 31 Yonathan Daza, R (4, PR) (4,7) (5,8)										1	0	0	0	0	0	1																		
12 Mark Reynolds, R (1,3) 1 Garrett Hampson, R (4,6)										1	0	0	0	0	1	2																		
24 Ryan McMahon, L (1,4) 23 Tom Murphy, R (5,2) 37 Chris Rabago, R (8,2)										2	0	1	2	0	0	1																		
25 Michael Saunders, L (1,10) 70 Peter Mooney, L (6, PH) (6,10)										1	0	1	0	1	0	0																		
3 Mike Tauchman, L (1,9) 73 Brian Mundell, R (4,3) 72 Tyler Nevin, R (7,3)										2	0	0	0	0	0	4																		
14 Tony Wolters, L (1,2) 56 Noel Cuevas, R (5,7)										2	1	1	0	0	0	0																		
Inning Stats	R: 0 H: 1 E: 0 K: 1 S: 8	H: 1 LOB: 1 BB: 0 P: 12	R: 0 H: 0 E: 0 K: 0 S: 7	H: 0 LOB: 1 BB: 1 P: 15	R: 0 H: 0 E: 0 K: 1 S: 6	H: 0 LOB: 0 BB: 0 P: 9	R: 2 H: 3 E: 0 K: 1 S: 17	H: 3 LOB: 2 BB: 0 P: 24	R: 1 H: 2 E: 0 K: 1 S: 16	H: 2 LOB: 1 BB: 0 P: 20	R: 0 H: 0 E: 0 K: 2 S: 7	H: 0 LOB: 0 BB: 0 P: 9	R: 0 H: 0 E: 0 K: 0 S: 5	H: 0 LOB: 0 BB: 1 P: 12	R: 2 H: 3 E: 1 K: 2 S: 21	H: 3 LOB: 1 BB: 0 P: 28		R: 2 H: 1 E: 0 K: 1 S: 12	H: 1 LOB: 0 BB: 2 P: 20	1B: 6 2B: 2 3B: 0 HR: 2	SF: 0 SAC: 0 DP: 4 HBP: 2	WP: 0 PB: 1 SB: 0 CS: 0	PA: 39											
PITCHER	IP WLS BF H R ER SO BB IBB HBP BLK WP HR S P ERA WHIP																																	
45 Nick Green, R (1,1) ERA: 13.5	2.0	8	1	0	0	1	1	0	0	0	0	0	0	15	27	0.00	1.000																	
33 Marc Rzepczynski, L (3,1) ERA: 18.0	1.0	3	0	0	0	0	0	0	0	0	0	0	0	6	9	0.00	0.000																	
54 Jimmie Sherry, R (4,1) ERA: 9.0	1.0	6	3	2	2	1	0	0	1	0	0	0	0	17	24	18.00	3.000																	
65 Joey Krehbiel, R (5,1) ERA: 9.0	1.0	B	5	2	1	1	1	0	0	0	0	0	0	16	20	9.00	2.000																	
73 Ryan Atkinson, R (6,1) ERA: 18.0	1.0	3	0	0	0	2	0	0	0	0	0	0	0	7	9	0.00	0.000																	
64 Joel Payamps, R (7,1) ERA: 10.8	1.2	L	8	3	2	2	1	1	0	0	0	0	0	1	23	34	10.80	2.400																
82 Vinny Nitto, R (8,1) ERA: 18.0	0.1	1	0	0	0	1	0	0	0	0	0	0	0	3	6	0.00	0.000																	
58 Stefan Crichton, R (9,1) ERA: 18.0	1.0	5	1	2	2	1	2	0	0	0	0	0	0	1	12	20	18.00	3.000																

Batter	1	2	3	4	5	6	7	8	9	AB	R	H	RBI	BB	SO	LOB	BOTTOM																
19 Sócrates Brito, L (1,8) 71 Andrew Applin, L (6,9)										3	1	1	0	0	0	1	Colorado Rockies @ Arizona Diamondbacks Salt River Fields at Talking Stick, Scottsdale, AZ Sat Feb 23 2019, 3:12 PM - 6:09 PM EST Att: 9,619 - Partly Cloudy - 52 F livebaseballscorecards.com																
4 Ketel Marte, S (1,4) 15 Idemaro Vargas, S (5,5)										2	0	1	0	0	0	1																	
5 Eduardo Escobar, S (1,5) 14 Caleb Joseph, R (5,2)										2	0	0	0	0	1	2																	
6 David Peraltá, L (1,7) 27 Matt Szczur, R (5,9) (6,8)										1	1	0	0	1	0	1																	
28 Steven Souza Jr, R (1,9) 32 Rob Refsnyder, R (5,7) (6, PR) (9,7)										2	1	1	3	0	0	0																	
16 Tim Lincecum, R (8,7)										1	0	0	0	1	0	0																	
22 Jake Lamb, L (1,3) 76 Kelby Tomlinson, R (5,4)										2	0	0	0	0	0	0																	
26 Yasmany Tomás, R (1,10) 48 Abraham Almonte, S (7, PH) (8,10)										2	0	1	0	0	0	0																	
13 Nick Ahmed, R (1,6) 82 Jazz Chisholm Jr., L (6,6)										2	0	0	0	0	0	1																	
31 Alex Avila, L (1,2) 68 Kevin Cron, R (5,3)										1	0	0	0	1	0	0																	
Inning Stats	R: 3 H: 2 E: 0 K: 0 S: 14	H: 2 LOB: 0 BB: 1 P: 23	R: 0 H: 1 E: 0 K: 1 S: 7	H: 1 LOB: 0 BB: 0 P: 12	R: 0 H: 1 E: 0 K: 1 S: 13	H: 1 LOB: 1 BB: 0 P: 20	R: 0 H: 0 E: 0 K: 0 S: 6	H: 0 LOB: 0 BB: 0 P: 10	R: 0 H: 1 E: 0 K: 0 S: 7	H: 1 LOB: 1 BB: 0 P: 12	R: 0 H: 1 E: 0 K: 0 S: 12	H: 1 LOB: 0 BB: 0 P: 17	R: 0 H: 0 E: 0 K: 1 S: 11	H: 0 LOB: 1 BB: 1 P: 19	R: 0 H: 1 E: 0 K: 0 S: 11	H: 1 LOB: 2 BB: 1 P: 21	R: 0 H: 0 E: 0 K: 2 S: 8	H: 0 LOB: 0 BB: 0 P: 13	1B: 6 2B: 0 3B: 0 HR: 1	SF: 0 SAC: 0 DP: 1 HBP: 0	WP: 1 PB: 0 SB: 1 CS: 0	PA: 36											
PITCHER	IP WLS BF H R ER SO BB IBB HBP BLK WP HR S P ERA WHIP																																
35 Chad Bettis, R (1,1) ERA: 13.5	2.0	9	3	3	3	1	1	0	0	0	0	0	0	19	30	0.00	0.500																
34 Jeff Hoffman, R (3,1) ERA: 13.5	2.0	7	1	0	0	1	0	0	0	0	0	0	0	19	29	0.00	1.000																
67 Chi Chi González, R (5,1) ERA: 13.5	2.0	8	2	0	0	0	0	0	0	0	1	0	0	19	29	0.00	1.000																
63 DJ Johnson, R (7,1) ERA: 13.5	1.0	W	4	0	0	0	1	0	0	0	0	0	0	11	19	0.00	1.000																
62 Yency Almonte, R (8,1) ERA: 13.5	1.0	5	1	0	0	0	1	0	0	0	0	0	0	11	21	0.00	2.000																
74 Justin Lawrence, R (9,1) ERA: 13.5	1.0	3	0	0	0	2	0	0	0	0	0	0	0	8	13	0.00	0.000																

Batter	1	2	3	4	5	6	7	8	9	AB	R	H	RBI	BB	SO	LOB	TOP				
19 Sócrates Brito, L OBP: 0.111, SLG: 0.125 16 Tim Locastro, R OBP: 0.800, SLG: 0.667	F7	SF7		G4-3			F7		F7	3	0	0	1	0	0	0	Arizona Diamondbacks @ Chicago Cubs Sloan Park, Mesa, AZ Tue Feb 26 2019, 3:07 PM - 6:33 PM EST Att: 10,666 - Sunny - 68 F				
76 Kelby Tomlinson, R 14 Domingo Leyba, S OBP: 0.667, SLG: 0.800	P4	E5		K			K		F7	3	1	0	0	0	1	2					
41 Wilmer Flores, R 14 Caleb Joseph, R OBP: 0.250, SLG: 0.250	BB	2B			G5-3		K		F8	2	1	1	3	1	0	0					
53 Christian Walker, R 68 Kevin Cron, R OBP: 0.300, SLG: 0.125	BB	1B			1B		P3			2	0	2	1	1	0	0					
28 Steven Souza Jr., R 15 Ildemaro Vargas, S OBP: 0.300, SLG: 0.400	F8	FC4			1B		L9			1	0	0	0	0	0	0					
31 Alex Avila, L 85 Andrew Young, R				K			G4-6-3		P5	2	0	0	0	1	1	2					
26 Yasmany Tomás, R 48 Abraham Almonte, S OBP: 0.222, SLG: 0.250		FC5-4					L9		BB	2	1	0	0	1	0	1					
82 Jazz Chisholm Jr., L 71 Andrew Aplin, L OBP: 0.500, SLG: 0.250		SF7					G3-1		BB	0	0	0	0	1	0	0					
82 Jazz Chisholm Jr., L 71 Andrew Aplin, L OBP: 0.500, SLG: 0.250		BB					K		K	2	1	0	0	1	1	1					
32 Rob Refsnyder, R 76 Wyatt Mathisen, R		BB					G5-3		F7	3	1	1	0	0	1	0					
		1B								1	0	0	0	0	0	0					
Inning Stats	R: 0 E: 0 K: 0 S: 6	H: 0 LOB: 2 BB: 2 P: 14	R: 5 E: 1 K: 0 S: 7	H: 3 LOB: 1 BB: 2 P: 15	R: 0 E: 0 K: 2 S: 6	H: 0 LOB: 1 BB: 1 P: 10	R: 0 E: 0 K: 1 S: 5	H: 0 LOB: 0 BB: 0 P: 5	R: 0 E: 0 K: 1 S: 5	H: 0 LOB: 2 BB: 1 P: 7	R: 0 E: 0 K: 1 S: 5	H: 0 LOB: 1 BB: 1 P: 10	R: 0 E: 0 K: 1 S: 5	H: 0 LOB: 1 BB: 1 P: 9	R: 0 E: 0 K: 0 S: 4	H: 1 LOB: 1 BB: 0 P: 4		1B: 4 2B: 2 3B: 0 HR: 0	SF: 1 SAC: 0 DP: 2 HBP: 0	WP: 0 PB: 0 SB: 1 CS: 1	PA: 39
PITCHER	IP WLS BF H R ER SO BB IBB HBP BLK WP HR S P ERA WHIP	11 Yu Darvish, R ERA: 6.75	1.1 8 0 2 1 0 4 0 0 0 0 0 0 6 23 6.75 3.000	67 Scott Effross, R ERA: 1.000	0.2 L 6 3 3 0 0 0 0 0 0 0 0 0 0 6 0.00 4.500	50 Rowan Wick, R ERA: 1.000	1.0 3 0 0 0 2 1 0 0 0 0 0 0 6 10 0.00 1.000	48 Mike Zagurski, L ERA: 0.750	1.1 5 1 0 0 1 0 0 0 0 0 0 0 7 7 0.00 0.750	78 Matt Carasiti, R ERA: 0.600	1.2 5 0 0 0 1 1 0 0 0 0 0 0 6 10 0.00 0.600	PITCHER	IP WLS BF H R ER SO BB IBB HBP BLK WP HR S P ERA WHIP	64 Carlos Ramirez, R ERA: 4.5	1.0 4 0 0 0 1 1 0 0 0 0 0 0 5 9 0.00 1.000	87 Alberto Baldonado, L ERA: 1.000		1.0 4 0 0 0 1 1 0 0 0 0 0 0 5 9 0.00 1.000	72 Craig Brooks, R ERA: 4.5	1.0 4 1 0 0 0 0 0 0 0 0 0 0 4 4 0.00 1.000	

Batter	1	2	3	4	5	6	7	8	9	AB	R	H	RBI	BB	SO	LOB	BOTTOM				
5 Albert Almora Jr., R 75 Jacob Hanemann, L OBP: 0.400, SLG: 0.600	BB	K		BB			K		K	2	1	1	0	0	1	0	Arizona Diamondbacks @ Chicago Cubs Sloan Park, Mesa, AZ Tue Feb 26 2019, 3:07 PM - 6:33 PM EST Att: 10,666 - Sunny - 68 F				
17 Kris Bryant, R 66 Ryan Court, R OBP: 0.455, SLG: 0.444	BB	G4-3		BB			G4-3		K	1	1	0	0	1	0	0					
44 Anthony Rizzo, L 37 James Adduci, L OBP: 0.125, SLG: 0.125	BB	G3		BB			L4			2	0	1	1	0	0	0					
9 Javier Báez, R 77 Evan Marzilli, L OBP: 0.167, SLG: 0.333	FC6-4			BB			K		P5	2	1	1	0	0	0	2					
12 Kyle Schwarber, L 54 Charcer Burks, R OBP: 0.143, SLG: 0.143	BB	BB		K			G3		K	1	1	0	0	1	1	1					
3 Daniel Descalso, L 85 Trent Giambrone, R OBP: 0.375, SLG: 0.875	FC3			K			G6-3		F8	2	0	0	1	0	1	2					
2 Mark Zagunis, R 83 Johnny Field, R OBP: 0.273, SLG: 0.444	BB			K			F8		F8	1	0	0	0	1	1	1					
Addison Russell, R 91 Zack Short, R OBP: 0.250, SLG: 0.250	SF8			K			F9		BB	1	0	0	1	0	0	0					
7 Victor Caratini, S 84 Ian Rice, R	G1-6-3			K			G6-3		BB	3	0	0	0	0	0	2					
91 Jose Cardona, R OBP: 0.500, SLG: 0.333				K					BB	0	0	0	0	1	0	0					
										0	0	0	0	0	0	0					
Inning Stats	R: 4 E: 1 K: 0 S: 8	H: 2 LOB: 3 BB: 3 P: 17	R: 0 E: 0 K: 1 S: 5	H: 0 LOB: 0 BB: 0 P: 5	R: 0 E: 0 K: 3 S: 10	H: 1 LOB: 1 BB: 0 P: 10	R: 0 E: 0 K: 0 S: 3	H: 0 LOB: 2 BB: 2 P: 11	R: 0 E: 0 K: 1 S: 5	H: 0 LOB: 0 BB: 0 P: 5	R: 0 E: 0 K: 1 S: 5	H: 0 LOB: 0 BB: 0 P: 5	R: 0 E: 0 K: 1 S: 5	H: 0 LOB: 0 BB: 0 P: 5	R: 0 E: 0 K: 2 S: 7	H: 0 LOB: 2 BB: 2 P: 15		1B: 1 2B: 2 3B: 0 HR: 0	SF: 1 SAC: 0 DP: 0 HBP: 0	WP: 1 PB: 0 SB: 2 CS: 0	PA: 38
PITCHER	IP WLS BF H R ER SO BB IBB HBP BLK WP HR S P ERA WHIP	52 Zack Godley, R ERA: 0.000	0.1 7 2 4 3 0 3 0 0 0 0 0 0 2 15 0.00 15.000	83 Damien Magnifico, R ERA: 0.000	0.2 W 2 0 0 0 0 0 0 0 0 0 0 0 2 2 0.00 0.000	47 Ricky Nolasco, R ERA: 0.000	1.0 H 3 0 0 0 1 0 0 0 0 0 0 0 5 5 0.00 0.000	33 Marc Rzepczynski, L ERA: 1.000	1.0 H 4 1 0 0 3 0 0 0 0 0 0 0 10 10 0.00 1.000	54 Jimmie Shaffer, R ERA: 9.0	1.0 H 5 0 0 0 0 2 0 0 0 0 0 0 3 11 0.00 2.000	PITCHER	IP WLS BF H R ER SO BB IBB HBP BLK WP HR S P ERA WHIP	67 Emilio Vargas, R ERA: 0.000	2.0 H 6 0 0 0 1 0 0 0 0 0 0 0 8 8 0.00 0.000	58 Stefan Crichton, R ERA: 9.0		1.0 H 3 0 0 0 1 0 0 0 0 0 0 0 5 5 0.00 0.000	83 Michael Kohn, R ERA: 0.000	1.0 H 3 0 0 0 1 0 0 0 0 0 0 0 5 5 0.00 0.000	83 Kevin McCanna, R ERA: 0.000

Batter	1	2	3	4	5	6	7	8	9	AB	R	H	RBI	BB	SO	LOB	TOP																
31 Joc Pederson, L OBP: 0.200, SLG: 0.308 80 DJ Peters, R OBP: 0.200, SLG: 0.643										2	0	0	0	1	1	2																	
10 Justin Turner, R OBP: 0.727, SLG: 1.375 70 Keibert Ruiz, S OBP: 0.250, SLG: 0.100										2	1	0	0	0	0	2																	
35 Cody Bellinger, L OBP: 0.556, SLG: 1.286 87 Angelo Mora, S OBP: 0.333, SLG: 0.333										3	1	3	2	0	0	0																	
14 Enrique Hernández, R OBP: 0.400, SLG: 0.538 80 Kyle Garlick, R OBP: 0.500, SLG: 0.727										2	0	0	1	0	0	2																	
3 Chris Taylor, R OBP: 0.333, SLG: 0.455 0 Logan Landon, R OBP: 0.200, SLG: 0.800										3	0	1	1	0	0	1																	
27 Alex Verdugo, L OBP: 0.250, SLG: 0.267 87 Cristian Santana, R OBP: 0.200, SLG: 0.400										3	0	0	0	0	1	2																	
43 Cameron Perkins, R OBP: 0.444, SLG: 0.333 84 Mike Ahmed, R OBP: 0.300, SLG: 0.700										2	0	1	0	1	0	0																	
28 Josh Thole, L OBP: 0.444, SLG: 0.333 83 Jake Peter, L OBP: 0.350, SLG: 0.300										1	1	0	0	1	0	1																	
58 Rocky Gale, R OBP: 0.222, SLG: 0.500 88 Omar Estévez, R OBP: 0.300, SLG: 0.700										2	1	0	0	0	0	2																	
Inning Stats	R: 0 E: 0 K: 0 S: 7	H: 1 LOB: 1 BB: 0 P: 10	R: 0 E: 0 K: 1 S: 10	H: 0 LOB: 0 BB: 0 P: 13	R: 4 E: 1 K: 1 S: 16	H: 2 LOB: 1 BB: 1 P: 28	R: 0 E: 0 K: 0 S: 15	H: 0 LOB: 2 BB: 2 P: 29	R: 0 E: 0 K: 1 S: 8	H: 1 LOB: 1 BB: 0 P: 13	R: 1 E: 0 K: 1 S: 13	H: 2 LOB: 1 BB: 0 P: 23	R: 0 E: 0 K: 2 S: 11	H: 1 LOB: 1 BB: 0 P: 16	R: 0 E: 0 K: 1 S: 8	H: 0 LOB: 0 BB: 0 P: 12	1B: 4 2B: 4 3B: 0 HR: 0	SF: 1 SAC: 0 DP: 0 HBP: 1	WP: 1 PB: 0 SB: 0 CS: 0	PA: 40													
PITCHER	IP: 2.0 WLS: 9 BF: 1 ERA: 4.5	WLS: 2 BF: 2 ERA: 9.0	WLS: 2 BF: 1 ERA: 9.0	WLS: 2 BF: 1 ERA: 9.0	IP: 2.0 WLS: 9 BF: 3 ERA: 2.25	IP: 2.0 WLS: 7 BF: 1 ERA: 3.38	IP: 2.0 WLS: 9 BF: 3 ERA: 2.25	IP: 2.0 WLS: 7 BF: 1 ERA: 3.38	IP: 2.0 WLS: 9 BF: 3 ERA: 2.25	IP: 2.0 WLS: 7 BF: 1 ERA: 3.38	IP: 2.0 WLS: 9 BF: 3 ERA: 2.25	IP: 2.0 WLS: 7 BF: 1 ERA: 3.38	IP: 2.0 WLS: 9 BF: 3 ERA: 2.25	IP: 2.0 WLS: 7 BF: 1 ERA: 3.38	IP: 2.0 WLS: 9 BF: 3 ERA: 2.25	IP: 2.0 WLS: 7 BF: 1 ERA: 3.38	IP: 2.0 WLS: 9 BF: 3 ERA: 2.25	ERA: 9.00 WHIP: 1.000	ERA: 9.00 WHIP: 2.000	ERA: 9.00 WHIP: 1.000	ERA: 4.50 WHIP: 1.500	ERA: 9.00 WHIP: 1.000	ERA: 3.38 WHIP: 0.500	ERA: 9.00 WHIP: 1.000	ERA: 9.00 WHIP: 2.000	ERA: 9.00 WHIP: 1.000	ERA: 4.50 WHIP: 1.500	ERA: 9.00 WHIP: 1.000	ERA: 3.38 WHIP: 0.500	ERA: 9.00 WHIP: 1.000	ERA: 4.50 WHIP: 1.500	ERA: 9.00 WHIP: 1.000	ERA: 3.38 WHIP: 0.500

Los Angeles Dodgers @ Arizona Diamondbacks
Salt River Fields at Talking Stick, Scottsdale, AZ
Sat Mar 02 2019, 3:11 PM - 6:09 PM EST
Att: 13,776 - Partly Cloudy - 69 F

AB 35
R 5
H 8
RBI 5
BB 3
SO 7
LOB 18



Batter	1	2	3	4	5	6	7	8	9	AB	R	H	RBI	BB	SO	LOB	BOTTOM											
16 Tim Lincecum, R OBP: 0.429, SLG: 0.400 32 Rob Refsnyder, R OBP: 0.250, SLG: 0.143										2	0	0	1	0	0	2												
74 Domingo Leiva, S OBP: 0.429, SLG: 0.667 82 Jazz Chisholm Jr., L OBP: 0.462, SLG: 0.300										3	1	1	1	0	0	1												
5 Eduardo Escobar, S OBP: 0.273, SLG: 0.273 76 Wyatt Mathisen, R OBP: 0.400, SLG: 0.286										3	0	1	0	0	1	1												
6 David Peralta, L OBP: 0.389, SLG: 0.471 26 Yasmany Tomás, R OBP: 0.500, SLG: 0.545										2	0	0	0	1	0	1												
28 Steven Souza Jr., R OBP: 0.214, SLG: 0.462 27 Matt Szczur, R OBP: 0.250, SLG: 0.250										3	0	0	0	0	2	2												
53 Christian Walker, R OBP: 0.533, SLG: 0.917 68 Kevin Cron, R OBP: 0.438, SLG: 0.538										3	1	0	0	0	1	0												
48 Abraham Almonte, S OBP: 0.167, SLG: 0.235 19 Sócrates Brito, L OBP: 0.167, SLG: 0.235										2	0	1	0	0	0	0												
76 Kelby Tomlinson, R OBP: 0.250, SLG: 0.100 14 Caleb Joseph, R OBP: 0.333, SLG: 0.333 75 Tyler Heineman, S ERA: 9.0										2	1	0	0	0	0	0												
Inning Stats	R: 1 E: 0 K: 1 S: 10	H: 1 LOB: 1 BB: 1 P: 17	R: 0 E: 0 K: 0 S: 5	H: 0 LOB: 0 BB: 0 P: 7	R: 0 E: 0 K: 1 S: 10	H: 0 LOB: 1 BB: 0 P: 17	R: 0 E: 0 K: 2 S: 11	H: 0 LOB: 0 BB: 0 P: 14	R: 0 E: 0 K: 1 S: 7	H: 1 LOB: 1 BB: 0 P: 11	R: 0 E: 0 K: 0 S: 7	H: 1 LOB: 1 BB: 0 P: 9	R: 5 E: 2 K: 1 S: 21	H: 2 LOB: 1 BB: 2 P: 40	R: 0 E: 0 K: 1 S: 7	H: 0 LOB: 0 BB: 0 P: 10	1B: 1 2B: 3 3B: 0 HR: 1	SF: 1 SAC: 0 DP: 1 HBP: 2	WP: 0 PB: 0 SB: 1 CS: 0	PA: 35								
PITCHER	IP: 2.0 WLS: 8 BF: 1 ERA: 3.0	IP: 1.0 WLS: 4 BF: 0 ERA: 0.0	IP: 1.0 WLS: 3 BF: 0 ERA: 0.0	IP: 2.0 WLS: 8 BF: 2 ERA: 0.0	IP: 0.2 WLS: 6 BF: 1 ERA: 9.0	IP: 1.0 WLS: 3 BF: 0 ERA: 0.0	IP: 1.0 WLS: 3 BF: 0 ERA: 0.0	IP: 1.0 WLS: 3 BF: 0 ERA: 0.0	IP: 2.0 WLS: 8 BF: 2 ERA: 0.0	IP: 0.2 WLS: 6 BF: 1 ERA: 9.0	IP: 1.0 WLS: 4 BF: 0 ERA: 0.0	IP: 1.0 WLS: 3 BF: 0 ERA: 0.0	IP: 1.0 WLS: 3 BF: 0 ERA: 0.0	IP: 2.0 WLS: 8 BF: 2 ERA: 0.0	IP: 0.2 WLS: 6 BF: 1 ERA: 9.0	IP: 1.0 WLS: 4 BF: 0 ERA: 0.0	IP: 1.0 WLS: 3 BF: 0 ERA: 0.0	ERA: 4.50 WHIP: 1.000	ERA: 0.00 WHIP: 3.000	ERA: 0.00 WHIP: 0.000	ERA: 9.00 WHIP: 4.500	ERA: 0.00 WHIP: 0.000	ERA: 9.00 WHIP: 3.000	ERA: 0.00 WHIP: 0.000	ERA: 9.00 WHIP: 4.500	ERA: 0.00 WHIP: 0.000	ERA: 9.00 WHIP: 4.500	ERA: 0.00 WHIP: 0.000

Los Angeles Dodgers @ Arizona Diamondbacks
Salt River Fields at Talking Stick, Scottsdale, AZ
Sat Mar 02 2019, 3:11 PM - 6:09 PM EST
Att: 13,776 - Partly Cloudy - 69 F

AB 28
R 6
H 5
RBI 6
BB 4
SO 7
LOB 12



Batter	1	2	3	4	5	6	7	8	9	AB	R	H	RBI	BB	SO	LOB	TOP							
4 Jose Iglesias, R OBP: 0.162, SLG: 0.100 69 Alfredo Rodriguez, R OBP: 0.375, SLG: 0.280	G4-3		E6 G5-4-3		K		G1-3			3	0	0	0	0	1	1	<p>Cincinnati Reds @ Arizona Diamondbacks Salt River Fields at Talking Stick, Scottsdale, AZ Mon Mar 04 2019, 3:12 PM - 5:55 PM EST Att. 7,101 - Partly Cloudy - 71 F</p> <p>livebaseballscorecards.com</p>							
6 Phillip Ervin, R OBP: 0.476, SLG: 0.941 79 TJ Friedl, L OBP: 0.455, SLG: 0.400	G1-3		G5-4-3		G5-3			L4		3	0	0	0	0	2	0								
27 Matt Kemp, R OBP: 1.000, SLG: 4.000 35 Courtney Hawkins, R OBP: 1.000, SLG: 4.000	L3				HR			HR		2	1	1	1	1	0	0								
46 Mason Williams, L OBP: 0.125, SLG: 0.133 2 Michael Stani, L OBP: 0.545, SLG: 0.600	K				2B			G4-3		4	0	1	0	0	1	1								
52 Kyle Farmer, R OBP: 0.500, SLG: 1.000 68 Juan Graterol, R OBP: 0.545, SLG: 0.600	1B		17 78 G3-1		P3			G5-3		3	1	2	0	0	0	1								
17 Connor Joe, R OBP: 0.333, SLG: 0.438 16 Brantley Bell, R OBP: 0.333, SLG: 0.438	2B		78 G3-1		G1-3			HR		2	0	1	0	1	0	1								
78 Taylor Trammell, L OBP: 0.368, SLG: 0.200	G3-1				G4-3			K		4	0	0	1	0	1	4								
77 Christian Colón, R OBP: 0.529, SLG: 0.692 4 Sherman Johnson, L OBP: 0.529, SLG: 0.692	K							K		2	0	0	0	1	1	1								
86 Jordan Patterson, L OBP: 0.063, SLG: 0.125 82 Brian O'Grady, L OBP: 0.429, SLG: 0.750	K				K			K		3	0	0	0	0	2	1								
										0	0	0	0	0	0	0								
Inning Stats	R: 0 E: 0 K: 0 S: 8	H: 0 LOB: 0 BB: 0 P: 9	R: 1 E: 0 K: 2 S: 12	H: 2 LOB: 1 BB: 0 P: 19	R: 0 E: 1 K: 1 S: 10	H: 0 LOB: 0 BB: 0 P: 13	R: 1 E: 0 K: 0 S: 8	H: 2 LOB: 1 BB: 0 P: 13	R: 0 E: 0 K: 0 S: 10	H: 1 LOB: 2 BB: 2 P: 22	R: 0 E: 0 K: 0 S: 10	H: 0 LOB: 0 BB: 0 P: 14	R: 1 E: 0 K: 0 S: 8	H: 1 LOB: 0 BB: 0 P: 13	R: 0 E: 0 K: 3 S: 9	H: 0 LOB: 0 BB: 0 P: 11	1B: 1 2B: 3 3B: 0 HR: 2	SF: 0 SAC: 0 DP: 2 HBP: 0	WP: 0 PB: 0 SB: 0 CS: 0	PA: 35				
PITCHER	IP WLS BF H R ER SO BB IBB HBP BLK WP HR S P ERA WHIP	3.0 11 2 2 1 1 3 0 0 0 0 0 0 30 41 3.00 0.667	1.0 5 2 0 0 0 2 0 0 0 0 0 1 8 9.00 2.000	1.0 4 0 0 0 2 1 0 0 0 0 0 11 20 0.00 1.000	1.0 5 1 0 0 0 2 0 0 0 0 0 10 22 0.00 3.000	2.0 7 1 1 1 0 0 0 0 0 0 1 16 4.50 0.500																		
24 Luke Weaver, R ERA: 3.0																								
56 Greg Holland, R ERA: 21.6																								
54 Jimmie Sherfy, R ERA: 9.75																								
33 Marc Rzepczynski, L ERA:																								
72 Taylor Clarke, R ERA: 2.25																								
49 Rubby De La Rosa, R ERA:																								

Batter	1	2	3	4	5	6	7	8	9	AB	R	H	RBI	BB	SO	LOB	BOTTOM							
15 Ildemaro Vargas, S OBP: 0.450, SLG: 0.474 48 Abraham Almonte, S OBP: 0.400, SLG: 0.474	F9		G3		BB		L7			3	0	0	0	1	0	0	<p>Cincinnati Reds @ Arizona Diamondbacks Salt River Fields at Talking Stick, Scottsdale, AZ Mon Mar 04 2019, 3:12 PM - 5:55 PM EST Att. 7,101 - Partly Cloudy - 71 F</p> <p>livebaseballscorecards.com</p>							
19 Sócrates Brito, L OBP: 0.174, SLG: 0.227 76 Wyatt Mathisen, R OBP: 0.333, SLG: 0.222	G4-3				FC3-6		G4-3		1B	4	1	1	0	0	2	1								
5 Eduardo Escobar, S OBP: 0.274, SLG: 0.274 78 Juiel Querecuto, S OBP: 0.250, SLG: 0.250	L9				1B		G5-3		1B	3	0	0	0	0	3	0								
6 David Peralta, L OBP: 0.286, SLG: 0.167 16 Tim Lincecum, R OBP: 0.497, SLG: 0.455	1B				L9		1B		1B	3	0	2	0	0	1	1								
28 Steven Souza Jr., R OBP: 0.235, SLG: 0.438 68 Kevin Cron, R OBP: 0.429, SLG: 0.500	FC5-4				1B		K		1B	3	1	1	0	0	1	2								
53 Christian Walker, R OBP: 0.500, SLG: 0.887 71 Andrew Apolin, L OBP: 0.250, SLG: 0.100	K				2B		G5-3		G4-6-3	3	0	1	2	0	1	2								
31 Alex Avila, L OBP: 0.375, SLG: 0.286 14 Caleb Joseph, R OBP: 0.364, SLG: 0.364	F7				G6-3				L9	2	0	0	0	0	2	2								
26 Yasmany Tomás, R OBP: 0.467, SLG: 0.571 76 Kelyb Tomlinson, R OBP: 0.467, SLG: 0.571	K				2B		K		K	3	0	1	0	0	2	2								
82 Jazz Chisholm Jr., L OBP: 0.375, SLG: 0.231 85 Andrew Young, R OBP: 0.250, SLG: 0.143	F8				L6		K		F7	3	0	0	0	0	1	1								
										1	0	0	0	0	0	0								
Inning Stats	R: 0 E: 0 K: 0 S: 10	H: 0 LOB: 0 BB: 0 P: 14	R: 0 E: 0 K: 1 S: 12	H: 1 LOB: 1 BB: 0 P: 17	R: 0 E: 0 K: 1 S: 6	H: 0 LOB: 0 BB: 0 P: 11	R: 2 E: 0 K: 0 S: 12	H: 3 LOB: 1 BB: 0 P: 22	R: 0 E: 0 K: 0 S: 9	H: 1 LOB: 2 BB: 1 P: 20	R: 0 E: 0 K: 2 S: 10	H: 2 LOB: 0 BB: 0 P: 17	R: 0 E: 0 K: 1 S: 11	H: 0 LOB: 0 BB: 0 P: 17	R: 1 E: 0 K: 0 S: 11	H: 3 LOB: 1 BB: 0 P: 15	R: 0 E: 0 K: 2 S: 10	H: 1 LOB: 1 BB: 0 P: 17	1B: 9 2B: 2 3B: 0 HR: 0	SF: 0 SAC: 0 DP: 1 HBP: 0	WP: 0 PB: 0 SB: 0 CS: 0	PA: 38		
PITCHER	IP WLS BF H R ER SO BB IBB HBP BLK WP HR S P ERA WHIP	3.0 10 4 2 2 0 0 1 0 0 0 0 0 19 39 10.80 3.000	1.2 1 0 0 0 0 0 0 0 0 0 0 0 2 3 0.00 0.000	0.1 1 0 0 0 0 0 0 0 0 0 0 0 10 17 0.00 2.000	1.0 3 0 0 0 1 0 0 0 0 0 0 0 11 17 0.00 0.000																			
35 Tanner Roark, R ERA: 1.69																								
63 Keury Mella, R ERA: 20.25																								
51 Ty Boyles, L ERA:																								
38 Anthony Bass, R ERA:																								
23 Cody Reed, L ERA: 15.75																								
76 Buddy Bosher, L ERA: 2.25																								
49 Jimmy Herget, R ERA:																								



Batter	1	2	3	4	5	6	7	8	9	AB	R	H	RBI	BB	SO	LOB	TOP			
15 Ildemaro Vargas, S OBP: 0.478, SLG: 0.545 76 Kelby Tomlinson, R (7, PH) (7, 10)	G3																3 0 2 2 0 0 0 1 0 0 0 0 0 0			
4 Ketel Marte, S OBP: 0.294, SLG: 0.353 27 Matt Szczur, R OBP: 0.250, SLG: 0.313		G6-3															3 1 2 0 0 0 1 1 0 0 0 0 0 0			
41 Wilmer Flores, R OBP: 0.333, SLG: 0.571 82 Jazz Chisholm Jr., L OBP: 0.353, SLG: 0.214	G6-3																3 0 1 1 0 0 3 1 0 0 0 0 0 0			
22 Jake Lamb, L OBP: 0.267, SLG: 0.231 68 Kevin Cron, R OBP: 0.455, SLG: 0.500																	3 0 1 1 0 0 2 0 0 0 0 1 0 0			
36 John Ryan Murphy, R OBP: 0.436, SLG: 0.417	F9																2 0 0 0 1 0 1 1 0 0 0 0 0 1			
16 Tim Lincecum, R OBP: 0.400, SLG: 0.250 85 Andrew Young, R OBP: 0.222, SLG: 0.125																	3 0 0 0 0 2 1 1 0 0 0 0 1 0			
13 Nick Ahmed, R OBP: 0.400, SLG: 0.250 85 Andrew Young, R OBP: 0.222, SLG: 0.125																	3 0 0 0 0 2 1 1 0 0 0 0 1 0			
76 Wyatt Mathisen, R OBP: 0.333, SLG: 0.250 78 Juniel Querecuto, S OBP: 0.333, SLG: 0.333																	3 1 1 0 0 0 1 1 0 1 0 0 0 0			
48 Abraham Almonte, S (1, 7) OBP: 0.391, SLG: 0.455 75 Tyler Heineman, S (7, 2)																	3 1 1 0 0 0 1 1 0 0 0 0 0 1			
32 Rob Refsnyder, R OBP: 0.200, SLG: 0.111 71 Andrew Applin, L OBP: 0.231, SLG: 0.091																	3 0 0 0 0 0 3 1 0 0 0 0 1 1			
Inning Stats	R: 1 E: 0 K: 0 S: 6	H: 2 LOB: 1 BB: 0 P: 6	R: 2 E: 1 K: 0 S: 6	H: 2 LOB: 1 BB: 0 P: 6	R: 0 E: 0 K: 0 S: 3	H: 1 LOB: 0 BB: 0 P: 3	R: 0 E: 0 K: 1 S: 6	H: 1 LOB: 1 BB: 0 P: 6	R: 0 E: 0 K: 0 S: 4	H: 0 LOB: 0 BB: 1 P: 8	R: 0 E: 0 K: 0 S: 3	H: 0 LOB: 0 BB: 0 P: 3	R: 0 E: 0 K: 2 S: 8	H: 0 LOB: 1 BB: 0 P: 7	R: 0 E: 0 K: 2 S: 8	H: 1 LOB: 1 BB: 0 P: 8	1B: 7 2B: 3 3B: 0 HR: 0	SF: 0 SAC: 0 DP: 3 HBP: 0	WP: 0 PB: 0 SB: 0 CS: 0	PA: 36
PITCHER	IP: 3.0 WLS: W BF: 14 H: 5 R: 3 ER: 1 SO: 0 BB: 0 IBB: 0 HBP: 0 BLK: 0 WP: 0 HR: 0 S: 15 P: 15 ERA: 3.00 WHIP: 1.667	IP: 1.0 WLS: H BF: 4 H: 1 R: 0 ER: 0 SO: 1 BB: 0 IBB: 0 HBP: 0 BLK: 0 WP: 0 HR: 0 S: 6 P: 6 ERA: 0.00 WHIP: 1.000	IP: 1.0 WLS: H BF: 4 H: 2 R: 0 ER: 0 SO: 0 BB: 0 IBB: 0 HBP: 0 BLK: 0 WP: 0 HR: 0 S: 4 P: 4 ERA: 0.00 WHIP: 2.000	IP: 1.0 WLS: H BF: 3 H: 0 R: 0 ER: 0 SO: 1 BB: 0 IBB: 0 HBP: 0 BLK: 0 WP: 0 HR: 0 S: 4 P: 8 ERA: 0.00 WHIP: 1.000	IP: 1.0 WLS: H BF: 3 H: 0 R: 0 ER: 0 SO: 0 BB: 0 IBB: 0 HBP: 0 BLK: 0 WP: 0 HR: 0 S: 3 P: 3 ERA: 0.00 WHIP: 0.000	PITCHER	IP: 1.0 WLS: H BF: 4 H: 0 R: 0 ER: 0 SO: 0 BB: 1 IBB: 0 HBP: 0 BLK: 0 WP: 0 HR: 0 S: 4 P: 7 ERA: 0.00 WHIP: 1.000	IP: 1.0 WLS: S BF: 4 H: 1 R: 0 ER: 0 SO: 2 BB: 0 IBB: 0 HBP: 0 BLK: 0 WP: 0 HR: 0 S: 8 P: 8 ERA: 0.00 WHIP: 1.000												
Batter	1	2	3	4	5	6	7	8	9	AB	R	H	RBI	BB	SO	LOB	BOTTOM			
27 Adalberto Mondesi, S OBP: 0.400, SLG: 0.643 9 Nicky Lopez, L OBP: 0.320, SLG: 0.333	L7																2 0 0 0 1 1 1 2 0 0 0 0 1 1			
15 Whit Merrifield, R OBP: 0.471, SLG: 0.538 1 Humberto Arteaga, R OBP: 0.375, SLG: 0.400																	1 1 1 0 2 0 0 2 0 0 0 0 0 0			
4 Alex Gordon, L OBP: 0.421, SLG: 0.333 0 Terrance Gore, R OBP: 0.421, SLG: 0.286																	1 1 0 0 1 1 2 1 0 0 0 0 0 0			
12 Jorge Soler, R OBP: 0.333, SLG: 0.545																	4 1 1 1 0 0 2			
66 Ryan O'Hearn, L OBP: 0.389, SLG: 0.286 69 Frank Schwindel, R OBP: 0.526, SLG: 0.688																	0 1 0 0 3 0 0 1 0 0 0 0 0 0			
25 Brian Goodwin, L OBP: 0.200, SLG: 0.083 14 Brett Phillips, L OBP: 0.421, SLG: 0.167																	3 0 0 1 0 1 5 1 0 0 0 0 1 0			
2 Chris Owings, R OBP: 0.227, SLG: 0.500 19 Cheslor Cuthbert, R OBP: 0.421, SLG: 0.353																	3 1 1 1 0 1 1 1 0 1 0 0 0 0			
36 Cam Gallagher, R OBP: 0.273, SLG: 0.200 71 Nick Dini, R OBP: 0.226, SLG: 0.429																	3 0 1 1 0 0 0 1 0 0 0 0 1 1			
6 Billy Hamilton, S OBP: 0.333, SLG: 0.375 11 Bubba Starling, R OBP: 0.667, SLG: 1.154																	2 0 1 0 1 1 1 1 0 0 0 0 0 0			
Inning Stats	R: 3 E: 2 K: 0 S: 5	H: 2 LOB: 1 BB: 2 P: 13	R: 0 E: 0 K: 2 S: 7	H: 0 LOB: 2 BB: 2 P: 15	R: 2 E: 0 K: 1 S: 7	H: 2 LOB: 1 BB: 1 P: 11	R: 0 E: 0 K: 1 S: 4	H: 0 LOB: 3 BB: 3 P: 18	R: 0 E: 0 K: 2 S: 8	H: 1 LOB: 1 BB: 0 P: 8	R: 0 E: 0 K: 0 S: 3	H: 0 LOB: 0 BB: 0 P: 3	R: 0 E: 0 K: 2 S: 8	H: 0 LOB: 0 BB: 0 P: 8	R: 0 E: 0 K: 0 S: 3	H: 0 LOB: 0 BB: 0 P: 3	1B: 4 2B: 1 3B: 1 HR: 0	SF: 0 SAC: 0 DP: 0 HBP: 1	WP: 0 PB: 0 SB: 1 CS: 2	PA: 38
PITCHER	IP: 1.2 WLS: L BF: 10 H: 2 R: 2 ER: 2 SO: 2 BB: 4 IBB: 0 HBP: 0 BLK: 0 WP: 0 HR: 10 S: 26 P: 26 ERA: 13.50 WHIP: 4.500	IP: 1.1 WLS: L BF: 10 H: 2 R: 2 ER: 2 SO: 2 BB: 4 IBB: 0 HBP: 0 BLK: 0 WP: 0 HR: 10 S: 26 P: 26 ERA: 13.50 WHIP: 4.500	IP: 1.0 WLS: 4 BF: 0 H: 0 R: 0 ER: 0 SO: 1 BB: 1 IBB: 0 HBP: 0 BLK: 0 WP: 0 HR: 4 S: 10 P: 10 ERA: 0.00 WHIP: 1.000	IP: 1.0 WLS: 4 BF: 1 H: 0 R: 0 ER: 0 SO: 2 BB: 0 IBB: 0 HBP: 0 BLK: 0 WP: 0 HR: 8 S: 10 P: 10 ERA: 0.00 WHIP: 1.000	IP: 1.0 WLS: 3 BF: 0 H: 0 R: 0 ER: 0 SO: 3 BB: 0 IBB: 0 HBP: 0 BLK: 0 WP: 0 HR: 3 S: 3 P: 3 ERA: 0.00 WHIP: 0.000	PITCHER	IP: 2.0 WLS: 7 BF: 7 H: 1 R: 0 ER: 0 SO: 2 BB: 0 IBB: 0 HBP: 0 BLK: 0 WP: 0 HR: 11 S: 11 P: 11 ERA: 0.00 WHIP: 0.500													


Arizona Diamondbacks @ Kansas City Royals
Surprise Stadium, Surprise, AZ
Tue Mar 05 2019, 8:08 PM - 11:00 PM EST
Att: 5,567 - Clear - 80 F

AB 34
R 3
H 9
RBI 3
BB 2
SO 4
LOB 16



Arizona Diamondbacks @ Kansas City Royals
Surprise Stadium, Surprise, AZ
Tue Mar 05 2019, 8:08 PM - 11:00 PM EST
Att: 5,567 - Clear - 80 F

AB 29
R 5
H 6
RBI 4
BB 8
SO 8
LOB 14



Batter	1	2	3	4	5	6	7	8	9	AB	R	H	RBI	BB	SO	LOB	TOP			
2 Leonys Martin, L (1, 10) OBP: 0.500, SLG: 0.789 24 Matt Joyce, L (6, PH) (6, 10)																				
22 Jason Kipnis, L (1, 4) OBP: 0.500, SLG: 0.700 84 Ernie Clement, R (4, 4) OBP: 0.391, SLG: 0.571																				
55 Roberto Pérez, R (1, 2) OBP: 0.263, SLG: 0.222 38 Eric Haase, R (7, 2) OBP: 0.364, SLG: 0.444																				
8 Jordan Luplow, R (1, 7) OBP: 0.211, SLG: 0.188 67 Oscar Mercado, R (5, 8) OBP: 0.409, SLG: 0.773																				
32 Trayce Thompson, R (1, 9) OBP: 0.348, SLG: 0.476 71 Daniel Johnson, L (5, 9) OBP: 0.375, SLG: 0.550																				
9 Brandon Barnes, R (1, 8) OBP: 0.294, SLG: 0.357 83 Mike Papi, L (5, 7) OBP: 0.471, SLG: 0.333																				
7 Ryan Flaherty, L (1, 3) OBP: 0.348, SLG: 0.263 88 Nellie Rodriguez, R (6, 3) OBP: 0.333, SLG: 0.611																				
75 Yu Chang, R (1, 5) OBP: 0.286, SLG: 0.600 66 Eric Stamets, R (6, 6) OBP: 0.263, SLG: 0.133																				
26 Max Moroff, S (1, 6) OBP: 0.400, SLG: 0.588 81 Mark Mathias, R (6, PR) OBP: 0.333, SLG: 0.611																				
Inning Stats	R: 0 H: 1 E: 1 K: 1 S: 11	H: 0 LOB: 2 BB: 0 P: 16	R: 0 H: 0 E: 0 K: 2 S: 17	H: 0 LOB: 3 BB: 2 P: 32	R: 2 H: 1 E: 0 K: 1 S: 13	H: 1 LOB: 2 BB: 3 P: 29	R: 0 H: 0 E: 0 K: 1 S: 8	H: 0 LOB: 0 BB: 0 P: 13	R: 0 H: 0 E: 0 K: 0 S: 7	H: 1 LOB: 1 BB: 0 P: 13	R: 2 H: 2 E: 0 K: 0 S: 15	H: 2 LOB: 2 BB: 2 P: 28	R: 0 H: 0 E: 0 K: 2 S: 7	H: 0 LOB: 0 BB: 1 P: 17	1B: 4 2B: 1 3B: 0 HR: 0	SF: 0 SAC: 0 DP: 1 HBP: 0	WP: 1 PA: 43			
PITCHER	IP: 2.0 WLS: 0 BF: 11 H: 1 R: 0 ER: 0 SO: 3 BB: 2 IBB: 0 HBP: 1 BLK: 0 WP: 0 HR: 0 S: 28 P: 48 ERA: 1.500 WHIP: 0.000	IP: 1.0 WLS: 0 BF: 4 H: 2 R: 2 ER: 2 SO: 1 BB: 0 IBB: 0 HBP: 0 BLK: 0 WP: 0 HR: 0 S: 5 P: 9 ERA: 0.000 WHIP: 0.000	IP: 3.1 WLS: 1 BF: 13 H: 2 R: 2 ER: 2 SO: 3 BB: 1 IBB: 0 HBP: 0 BLK: 0 WP: 0 HR: 0 S: 30 P: 50 ERA: 0.900 WHIP: 0.000	IP: 0.2 WLS: 0 BF: 4 H: 1 R: 0 ER: 0 SO: 0 BB: 1 IBB: 0 HBP: 0 BLK: 0 WP: 0 HR: 0 S: 9 P: 18 ERA: 3.000 WHIP: 0.000	54 Jimmie Sherry, R (8, 1) ERA: 5.4 91 Kirby Bellow, L (9, 1) ERA:	IP: 1.0 WLS: 0 BF: 3 H: 0 R: 0 ER: 0 SO: 2 BB: 0 IBB: 0 HBP: 0 BLK: 0 WP: 0 HR: 0 S: 7 P: 10 ERA: 0.000 WHIP: 1.000	IP: 1.0 WLS: 0 BF: 5 H: 0 R: 0 ER: 0 SO: 1 BB: 0 IBB: 0 HBP: 0 BLK: 0 WP: 0 HR: 0 S: 6 P: 17 ERA: 0.000 WHIP: 0.000	IP: 1.0 WLS: 0 BF: 3 H: 0 R: 0 ER: 0 SO: 2 BB: 0 IBB: 0 HBP: 0 BLK: 0 WP: 0 HR: 0 S: 7 P: 10 ERA: 0.000 WHIP: 0.000	IP: 1.0 WLS: 0 BF: 4 H: 1 R: 0 ER: 0 SO: 1 BB: 0 IBB: 0 HBP: 0 BLK: 0 WP: 0 HR: 0 S: 9 P: 14 ERA: 0.000 WHIP: 0.000	IP: 1.0 WLS: 0 BF: 5 H: 0 R: 0 ER: 0 SO: 1 BB: 0 IBB: 0 HBP: 0 BLK: 0 WP: 0 HR: 0 S: 10 P: 17 ERA: 0.000 WHIP: 1.000										
Batter	4 Ketel Marte, S (1, 8) OBP: 0.400, SLG: 0.450 68 Kevin Cron, R (7, 3) OBP: 0.435, SLG: 0.474																			
41 Wilmer Flores, R (1, 4) OBP: 0.550, SLG: 0.765 27 Matt Szczur, R (7, 8) OBP: 0.222, SLG: 0.278																				
5 Eduardo Escobar, S (1, 10) OBP: 0.200, SLG: 0.200 32 Rob Refsnyder, R (6, PH) OBP: 0.190, SLG: 0.105 (9, 10)																				
6 David Peralta, L (1, 7) OBP: 0.250, SLG: 0.222 48 Abraham Almonte, S (7, 7) OBP: 0.375, SLG: 0.435																				
28 Steven Souza Jr., R (1, 9) OBP: 0.304, SLG: 0.571 85 Andrew Young, R (7, 4) OBP: 0.152, SLG: 0.100																				
22 Jake Lamb, L (1, 3) OBP: 0.276, SLG: 0.250 76 Wyatt Mathisen, R (6, PR) OBP: 0.294, SLG: 0.214 (7, 5)																				
13 Nick Ahmed, R (1, 6) OBP: 0.399, SLG: 0.267 82 Jazz Chisholm Jr., L (7, 6) OBP: 0.389, SLG: 0.214																				
14 Caleb Joseph, R (1, 2) OBP: 0.357, SLG: 0.571 75 Tyler Heineman, S (8, 2)																				
76 Kelby Tomlinson, R (1, 5) OBP: 0.148, SLG: 0.192																				
19 Sócrates Brito, L (7, 9)																				
Inning Stats	R: 2 H: 3 E: 0 K: 1 S: 12	H: 1 LOB: 0 BB: 0 P: 18	R: 0 H: 0 E: 0 K: 0 S: 8	H: 1 LOB: 0 BB: 0 P: 13	R: 0 H: 0 E: 0 K: 1 S: 6	H: 0 LOB: 0 BB: 0 P: 10	R: 1 H: 3 E: 0 K: 0 S: 15	H: 3 LOB: 2 BB: 0 P: 24	R: 0 H: 1 E: 0 K: 0 S: 8	H: 0 LOB: 0 BB: 1 P: 15	R: 0 H: 0 E: 0 K: 1 S: 9	H: 0 LOB: 0 BB: 0 P: 16	R: 0 H: 0 E: 0 K: 0 S: 4	H: 0 LOB: 1 BB: 1 P: 11	1B: 7 2B: 0 3B: 0 HR: 2	SF: 0 SAC: 0 DP: 1 HBP: 0	WP: 1 PA: 35			
PITCHER	IP: 4.0 WLS: 1 BF: 15 H: 2 R: 2 ER: 2 SO: 2 BB: 0 IBB: 0 HBP: 0 BLK: 0 WP: 0 HR: 1 S: 34 P: 52 ERA: 4.500 WHIP: 1.250	IP: 1.0 WLS: 0 BF: 3 H: 1 R: 1 ER: 1 SO: 1 BB: 0 IBB: 0 HBP: 0 BLK: 0 WP: 0 HR: 0 S: 15 P: 24 ERA: 9.000 WHIP: 3.000	IP: 1.0 WLS: 0 BF: 4 H: 1 R: 0 ER: 0 SO: 0 BB: 1 IBB: 0 HBP: 0 BLK: 0 WP: 0 HR: 0 S: 8 P: 15 ERA: 0.000 WHIP: 2.000	IP: 1.0 WLS: 0 BF: 3 H: 0 R: 0 ER: 0 SO: 1 BB: 0 IBB: 0 HBP: 0 BLK: 0 WP: 0 HR: 0 S: 8 P: 11 ERA: 0.000 WHIP: 0.000	80 Henry Martinez, R (9, 1) ERA:	IP: 1.0 WLS: 0 BF: 4 H: 0 R: 0 ER: 0 SO: 1 BB: 0 IBB: 0 HBP: 0 BLK: 0 WP: 0 HR: 0 S: 11 P: 11 ERA: 0.000 WHIP: 1.000	IP: 1.0 WLS													

Batter	1	2	3	4	5	6	7	8	9	AB	R	H	RBI	BB	SO	LOB	TOP				
27 Matt Szczur, R OBP: 0.190, SLG: 0.238 15 Ildemaro Vargas, S OBP: 0.462, SLG: 0.500	F8			F9	K				K	3	0	0	0	0	1	1	Arizona Diamondbacks @ Milwaukee Brewers American Family Fields of Phoenix, Phoenix, AZ Fri Mar 08 2019, 1:09 PM - 3:47 PM CST Att: 7,073 - Partly Cloudy - 62 F livebaseballscorecards.com				
85 Andrew Young, R OBP: 0.286, SLG: 0.462 16 Tim Locastro, R OBP: 0.421, SLG: 0.400	K			53 G6-3 18 1B			G5-3		K	3	1	2	1	0	1	0					
18 Carson Kelly, R OBP: 0.313, SLG: 0.500 86 Daulton Varsho, L OBP: 0.556, SLG: 1.125	G5-3			53 G6-3 1-2 1B					K	3	0	2	0	0	0	0					
53 Christian Walker, R OBP: 0.417, SLG: 0.650 68 Kevin Cron, R OBP: 0.458, SLG: 0.474	F8			G6-3 1-2 2-3					26 1B 79 1B	3	0	0	0	0	1	3					
36 John Ryan Murphy, R 79 Jamie Westbrook, R OBP: 1.000, SLG: 1.000	K			K			G4-3		26 1B	3	0	0	0	0	2	3					
48 Abraham Almonte, S OBP: 0.370, SLG: 0.500 26 Yasmany Tomas, R OBP: 0.525, SLG: 0.688	G4-3						L9		26 1B	3	1	1	0	0	0	1					
76 Wyatt Mathisen, R OBP: 0.286, SLG: 0.389									1-3 2-3 1B	4	1	1	2	0	2	2					
71 Andrew Aplin, L OBP: 0.235, SLG: 0.133 32 Rob Refsnyder, R OBP: 0.182, SLG: 0.100				G3	L1		G3		K	3	0	0	0	0	0	0					
78 Juniel Quevedo, S OBP: 0.400, SLG: 0.429 85 Gallen Crabb Jr., L				P5			G5-3		15 S	3	0	1	0	0	0	0					
Inning Stats	R: 0 E: 0 K: 1 S: 6	H: 0 LOB: 0 BB: 0 P: 6	R: 0 E: 0 K: 1 S: 5	H: 0 LOB: 0 BB: 0 P: 5	R: 0 E: 0 K: 1 S: 5	H: 0 LOB: 0 BB: 0 P: 5	R: 0 E: 0 K: 1 S: 7	H: 2 LOB: 2 BB: 0 P: 7	R: 1 E: 0 K: 1 S: 7	H: 2 LOB: 1 BB: 0 P: 7	R: 1 E: 0 K: 0 S: 5	H: 1 LOB: 1 BB: 1 P: 9	R: 0 E: 0 K: 2 S: 8	H: 2 LOB: 2 BB: 1 P: 12	R: 0 E: 0 K: 3 S: 9	H: 0 LOB: 1 BB: 1 P: 14		1B: 4 2B: 2 3B: 1 HR: 2	SF: 0 SAC: 0 DP: 0 HBP: 0	WP: 0 PB: 0 SB: 1 CS: 1	PA: 38
PITCHER	IP	WLS	BF	H	R	ER	SO	BB	IBB	HBP	BLK	WP	HR	S	P	ERA	WHIP			ERA	WHIP
51 Freddy Peralta, R ERA: 7.38	3.0	W	9	2	0	0	3	0	0	0	0	0	0	16	16	0.00	0.000			0.00	1.000
43 Matt Albers, R ERA: 7.5	1.0	H	5	2	0	1	0	0	0	0	0	0	0	7	7	0.00	2.000				
41 Junior Guerra, R ERA: 2.25	2.0	H	10	4	2	2	2	0	0	0	0	0	1	14	15	9.00	2.000				
58 Alex Claudio, L ERA: 2.25	1.0	H	5	1	1	1	0	1	0	0	0	0	1	5	9	9.00	2.000				
54 Taylor Williams, R ERA: 3.18	1.0	H	5	2	0	0	2	1	0	0	0	0	0	8	12	0.00	3.000				


Batter	1	2	3	4	5	6	7	8	9	AB	R	H	RBI	BB	SO	LOB	BOTTOM				
6 Lorenzo Cain, R OBP: 0.364, SLG: 0.300 60 Tyrone Taylor, R OBP: 0.320, SLG: 0.417	K			22 G3-6-3 1B	8 1B				K	3	0	2	1	0	1	0	Arizona Diamondbacks @ Milwaukee Brewers American Family Fields of Phoenix, Phoenix, AZ Fri Mar 08 2019, 1:09 PM - 3:47 PM CST Att: 7,073 - Partly Cloudy - 62 F livebaseballscorecards.com				
22 Christian Yelich, L OBP: 0.400, SLG: 0.800 62 Troy Stokes Jr., R OBP: 0.211, SLG: 0.333				G3-6-3 1-2	2H 1B				G4-3	3	1	1	0	0	1	2					
8 Ryan Braun, R OBP: 0.333, SLG: 0.333 92 Payton Henry, R	F9			G5-3					P5	3	0	1	0	0	0	1					
21 Travis Shaw, L OBP: 0.353, SLG: 0.882 70 Nate Orf, R OBP: 0.316, SLG: 0.300					1-3 1B					3	2	2	3	0	1	2					
10 Yasmani Grandal, S OBP: 0.400, SLG: 0.214 72 Keston Hiura, R OBP: 0.318, SLG: 0.421	G3									1	1	1	2	0	0	0					
11 Mike Moustakas, L OBP: 0.472, SLG: 0.967 26 Jacob Nottingham, R OBP: 0.190, SLG: 0.150					11 G1-3 1B				2H HR	2	0	0	0	0	0	2					
7 Eric Thames, L OBP: 0.333, SLG: 0.474 29 Tuffy Gosewisch, R										3	0	0	0	0	0	2					
14 Hernán Pérez, R OBP: 0.227, SLG: 0.682 68 Jake Hager, R OBP: 0.097, SLG: 0.133										2	1	1	0	0	1	0					
16 Ben Gamel, L OBP: 0.273, SLG: 0.211 78 Corey Ray, L OBP: 0.292, SLG: 0.545										2	0	0	0	0	2	1					
Inning Stats	R: 2 E: 0 K: 1 S: 7	H: 2 LOB: 0 BB: 0 P: 7	R: 0 E: 0 K: 1 S: 5	H: 0 LOB: 0 BB: 0 P: 5	R: 0 E: 0 K: 1 S: 5	H: 1 LOB: 0 BB: 0 P: 5	R: 1 E: 0 K: 0 S: 6	H: 2 LOB: 1 BB: 0 P: 6	R: 1 E: 0 K: 3 S: 12	H: 3 LOB: 2 BB: 0 P: 12	R: 0 E: 0 K: 0 S: 2	H: 0 LOB: 1 BB: 1 P: 6	R: 0 E: 0 K: 2 S: 7	H: 0 LOB: 0 BB: 0 P: 7	R: 2 E: 0 K: 1 S: 8	H: 3 LOB: 1 BB: 0 P: 8		1B: 6 2B: 2 3B: 0 HR: 3	SF: 0 SAC: 0 DP: 2 HBP: 0	WP: 0 PB: 0 SB: 1 CS: 0	PA: 34
PITCHER	IP	WLS	BF	H	R	ER	SO	BB	IBB	HBP	BLK	WP	HR	S	P	ERA	WHIP			ERA	WHIP
52 Zack Godley, R ERA: 4.5	1.0	L	16	5	3	3	3	0	0	0	0	0	0	12	12	9.00	3.000				
66 Yoshihisa Hirano, R ERA: 4.5	1.0		3	0	0	0	0	1	0	0	0	0	0	2	6	0.00	1.000				
49 Rubby De La Rosa, R ERA: 7.36	1.0		3	0	0	0	2	0	0	0	0	0	0	7	7	0.00	0.000				
47 Ricky Nolasco, R ERA: 7.36	1.0		6	3	2	2	1	0	0	0	0	0	1	8	8	18.00	3.000				


Batter	1	2	3	4	5	6	7	8	9	AB	R	H	RBI	BB	SO	LOB	TOP					
19 Sócrates Brito, L OBP: 0.161, SLG: 0.200										4	0	1	0	0	1	1	Arizona Diamondbacks @ Colorado Rockies Estadio de Beisbol Monterrey, Monterrey, MX Sat Mar 09 2019, 7:12 PM - 10:14 PM EST Att: 9,372 - Partly Cloudy - 88 F livebaseballscorecards.com					
4 Ketel Marte, S OBP: 0.348, SLG: 0.391 85 Andrew Young, R OBP: 0.333, SLG: 0.462										3	0	0	0	0	3	1						
5 Eduardo Escobar, S OBP: 0.174, SLG: 0.194 78 Juniel Querecuto, S OBP: 0.375, SLG: 0.400										3	0	0	0	0	1	0						
6 David Peralta, L OBP: 0.261, SLG: 0.238 16 Tim Lincecum, R OBP: 0.400, SLG: 0.375										3	0	1	0	0	2	0						
28 Steven Souza Jr., R OBP: 0.308, SLG: 0.522 32 Rob Refsnyder, R OBP: 0.182, SLG: 0.100										2	0	0	0	1	1	0						
86 Daulton Varsho, L OBP: 0.500, SLG: 0.909										2	0	0	0	1	0	1						
68 Kevin Cron, R OBP: 0.444, SLG: 0.429										3	0	0	0	0	0	1						
36 John Ryan Murphy, R 75 Tyler Heineman, S										3	0	0	0	0	0	1						
15 Ildemaro Vargas, S OBP: 0.448, SLG: 0.481										0	0	0	0	0	0	0						
Inning Stats	R: 0 E: 0 K: 1 S: 5	H: 0 LOB: 0 BB: 0 P: 5	R: 0 E: 0 K: 0 S: 3	H: 1 LOB: 1 BB: 1 P: 7	R: 0 E: 0 K: 1 S: 6	H: 1 LOB: 1 BB: 0 P: 6	R: 0 E: 0 K: 3 S: 9	H: 0 LOB: 0 BB: 0 P: 9	R: 0 E: 0 K: 0 S: 3	H: 0 LOB: 0 BB: 0 P: 3	R: 0 E: 0 K: 2 S: 7	H: 0 LOB: 0 BB: 0 P: 7	R: 0 E: 0 K: 1 S: 5	H: 0 LOB: 0 BB: 0 P: 5	R: 1 E: 2 K: 1 S: 5	H: 1 LOB: 0 BB: 1 P: 10		R: 0 E: 0 K: 0 S: 3	H: 1 LOB: 1 BB: 0 P: 4	1B: 4 2B: 0 3B: 0 HR: 0	SF: 0 SAC: 0 DP: 3 HBP: 1	WP: 0 PB: 0 SB: 0 CS: 0
PITCHER	IP WLS BF H R ER SO BB IBB HBP BLK WP HR S P ERA WHIP																					
34 Jeff Hoffman, R ERA: 3.6	4.0 W 14 2 0 0 5 1 0 0 0 0 0 0 23 27 0.00 0.750																					
78 Peter Lambert, R ERA: 4.66	3.2 H 12 1 1 0 3 1 0 0 0 0 0 0 17 21 0.00 0.545																					
32 Jesus Tinoco, R ERA: 2.45	0.1 1 0 0 0 1 0 0 0 0 0 0 0 3 4 0.00 0.000																					
63 DJ Johnson, R ERA:	1.0 4 1 0 0 0 0 0 0 1 0 0 0 3 4 0.00 1.000																					

Batter	1	2	3	4	5	6	7	8	9	AB	R	H	RBI	BB	SO	LOB	BOTTOM			
1 Garrett Hampson, R OBP: 0.379, SLG: 0.654 82 Bret Boswell, L OBP: 0.667, SLG: 0.833										3	0	2	0	0	1	0	Arizona Diamondbacks @ Colorado Rockies Estadio de Beisbol Monterrey, Monterrey, MX Sat Mar 09 2019, 7:12 PM - 10:14 PM EST Att: 9,372 - Partly Cloudy - 88 F livebaseballscorecards.com			
65 Brendan Rodgers, R OBP: 0.281, SLG: 0.250										4	0	0	0	0	0	4				
32 Jesus Tinoco, R 63 DJ Johnson, L										0	0	0	0	0	0	0				
4 Pat Valaika, R OBP: 0.400, SLG: 0.900 88 Alan Trejo, R										4	1	2	1	0	1	1				
3 Mike Tauchman, L OBP: 0.382, SLG: 0.321 89 Mytz Jones, R										4	1	3	2	0	0	1				
31 Yonathan Daza, R OBP: 0.269, SLG: 0.136 92 Casey Golden, R										3	0	0	0	0	1	3				
79 Cotton Walker, R OBP: 0.600, SLG: 1.067										4	0	2	0	0	1	2				
92 Roberto Ramos, L OBP: 0.697, SLG: 2.000 73 Brian Mundell, R OBP: 0.350, SLG: 0.353										3	1	2	2	0	0	0				
56 Noel Cuevas, R OBP: 0.259, SLG: 0.370 43 Sam Hilliard, L OBP: 0.304, SLG: 0.500										3	0	0	0	0	1	2				
37 Chris Rabago, R 58 Dom Nunez, L OBP: 0.250, SLG: 0.286										2	0	0	0	0	1	2				
Inning Stats	R: 1 E: 0 K: 0 S: 5	H: 3 LOB: 2 BB: 0 P: 7	R: 0 E: 0 K: 0 S: 3	H: 0 LOB: 0 BB: 0 P: 3	R: 0 E: 0 K: 2 S: 7	H: 0 LOB: 0 BB: 0 P: 7	R: 1 E: 0 K: 3 S: 12	H: 3 LOB: 2 BB: 0 P: 12	R: 0 E: 0 K: 0 S: 5	H: 1 LOB: 1 BB: 0 P: 6	R: 1 E: 0 K: 1 S: 8	H: 1 LOB: 1 BB: 1 P: 11	R: 2 E: 0 K: 0 S: 5	H: 3 LOB: 1 BB: 1 P: 9	R: 0 E: 0 K: 1 S: 6	H: 1 LOB: 1 BB: 0 P: 7	1B: 7 2B: 3 3B: 1 HR: 1	SF: 0 SAC: 0 DP: 1 HBP: 1	WP: 2 PB: 0 SB: 1 CS: 1	PA: 36
PITCHER	IP WLS BF H R ER SO BB IBB HBP BLK WP HR S P ERA WHIP																			
72 Taylor Clarke, R ERA: 3.68	3.1 L 15 5 2 2 2 3 0 0 0 0 0 0 7 7 0.00 1.500																			
40 Andrew Chafin, L ERA: 7.36	0.2 3 1 0 0 2 0 0 0 0 0 0 0 7 7 0.00 1.500																			
65 Joey Krehbiel, R ERA: 2.08	1.0 4 1 0 0 0 0 0 0 0 0 1 0 5 6 0.00 1.000																			
82 Miguel Aguilar, L ERA: 6.75	1.0 4 1 1 1 1 0 0 0 0 0 0 1 8 11 9.00 1.000																			
50 Yoan López, R ERA: 6.75	1.0 6 3 2 2 0 1 0 0 0 0 0 0 5 9 18.00 4.000																			

Batter	1	2	3	4	5	6	7	8	9	AB	R	H	RBI	BB	SO	LOB	TOP			
2 Chris Owings, R OBP: 0.355, SLG: 0.655 85 Angelo Castellano, R OBP: 0.333, SLG: 0.333										3	2	3	1	0	0	0	Kansas City Royals @ Arizona Diamondbacks Salt River Fields at Talking Stick, Scottsdale, AZ Sat Mar 09 2019, 3:12 PM - 6:45 PM EST Att: 11,365 - Partly Cloudy - 64 F livebaseballscorecards.com			
1 Humberto Artesaga, R OBP: 0.406, SLG: 0.333 82 Gabriel Cancel, R OBP: 0.167, SLG: 0.333										3	1	3	1	0	0	0				
66 Ryan O'Hearn, L OBP: 0.360, SLG: 0.333 67 Samir Dueñez, L OBP: 0.643, SLG: 0.556										4	0	1	1	0	1	3				
38 Jorge Bonifacio, R OBP: 0.300, SLG: 0.481										5	0	1	0	0	3	5				
19 Cheslor Cuthbert, R OBP: 0.407, SLG: 0.380 69 Frank Schwindel, R OBP: 0.429, SLG: 0.500										3	0	1	0	0	0	3				
25 Brian Goodwin, L OBP: 0.174, SLG: 0.053 79 Erick Mejia, S OBP: 0.478, SLG: 0.789										2	0	0	0	1	0	1				
14 Brett Phillips, L OBP: 0.250, SLG: 0.222 81 Kyle Isbel, L OBP: 0.250, SLG: 0.250										3	0	1	0	0	2	2				
16 Elier Hernandez, R OBP: 0.333, SLG: 0.417 90 Nick Heath, L										3	0	0	0	0	1	2				
72 Meibrys Viloria, L OBP: 0.500, SLG: 0.778 78 Sebastian Rivero, R OBP: 0.460, SLG: 0.375										3	2	2	1	0	0	2				
Inning Stats	R: 1 H: 2 E: 0 K: 1 S: 10	H: 2 BB: 0 P: 15	R: 0 H: 2 E: 0 K: 0 S: 15	H: 2 BB: 0 P: 19	R: 0 H: 2 E: 0 K: 2 S: 13	H: 2 BB: 0 P: 20	R: 0 H: 0 E: 0 K: 2 S: 9	H: 0 BB: 0 P: 14	R: 3 H: 4 E: 0 K: 1 S: 18	H: 1 BB: 0 P: 12	R: 0 H: 1 E: 0 K: 2 S: 12	H: 1 BB: 0 P: 21	R: 0 H: 0 E: 0 K: 3 S: 9	H: 0 BB: 0 P: 12	R: 0 H: 1 E: 0 K: 0 S: 10	H: 1 BB: 1 P: 17		1B: 7 2B: 4 3B: 1 HR: 1	SF: 0 LOB: 0 DP: 1 HBP: 0	WP: 0 PB: 0 SB: 2 CS: 0
PITCHER	IP: 3.1 WLS: 15 BF: 6	H: 6 R: 0 ER: 1 SO: 3	BB: 0 IBB: 0 HBP: 0 BLK: 0	WP: 0 HR: 0 S: 41 P: 60	ERA: 2.84 WHIP: 1.800	IP: 1.0 WLS: 3 BF: 0	H: 0 R: 0 ER: 0 SO: 3	BB: 0 IBB: 0 HBP: 0 BLK: 0	WP: 0 HR: 0 S: 9 P: 12	ERA: 0.00 WHIP: 0.000	IP: 1.0 WLS: 5 BF: 1	H: 1 R: 0 ER: 0 SO: 0	BB: 0 IBB: 0 HBP: 0 BLK: 0	WP: 0 HR: 0 S: 10 P: 17	ERA: 0.00 WHIP: 2.000					

Batter	1	2	3	4	5	6	7	8	9	AB	R	H	RBI	BB	SO	LOB	BOTTOM			
27 Matt Sczuz, R OBP: 0.167, SLG: 0.208 75 Ben DeLuzio, R OBP: 0.667, SLG: 0.500										3	0	0	0	0	1	1	Kansas City Royals @ Arizona Diamondbacks Salt River Fields at Talking Stick, Scottsdale, AZ Sat Mar 09 2019, 3:12 PM - 6:45 PM EST Att: 11,365 - Partly Cloudy - 64 F livebaseballscorecards.com			
13 Nick Ahmed, R OBP: 0.495, SLG: 0.316 88 Drew Ellis, R										4	1	2	2	0	0	0				
41 Wilmer Flores, R OBP: 0.563, SLG: 0.737 85 Gali Cribbs Jr., L OBP: 0.667, SLG: 0.500										2	0	1	0	1	0	0				
22 Jake Lamb, L OBP: 0.286, SLG: 0.316 76 Adam Walton, R										3	0	1	1	0	1	1				
53 Christian Walker, R OBP: 0.444, SLG: 0.652 79 Jamie Westbrook, R OBP: 0.667, SLG: 0.500										3	0	2	1	0	0	2				
31 Alex Avila, L OBP: 0.357, SLG: 0.250 82 Alberto Rosario, R OBP: 1.000, SLG: 2.000										2	1	1	1	1	0	1				
26 Yasmany Tomás, R OBP: 1.000, SLG: 1.000 91 Pavin Smith, L OBP: 1.000, SLG: 1.000										2	1	1	1	1	0	0				
71 Andrew Aplin, L OBP: 0.300, SLG: 0.176 87 Travis Snider, R OBP: 0.750, SLG: 0.667										2	0	1	0	1	0	0				
76 Wyatt Mathisen, R OBP: 0.292, SLG: 0.350 82 Marcus Wilson, R										2	0	0	1	1	2	1				
Inning Stats	R: 0 H: 0 E: 0 K: 1 S: 9	H: 1 BB: 0 P: 14	R: 0 H: 0 E: 0 K: 1 S: 8	H: 0 BB: 0 P: 10	R: 1 H: 2 E: 0 K: 0 S: 12	H: 2 BB: 2 P: 20	R: 0 H: 1 E: 0 K: 1 S: 10	H: 1 BB: 0 P: 16	R: 7 H: 4 E: 2 K: 2 S: 30	H: 4 BB: 2 P: 53	R: 3 H: 1 E: 1 K: 2 S: 15	H: 1 BB: 4 P: 37	R: 2 H: 4 E: 0 K: 2 S: 14	H: 4 BB: 0 P: 25	R: 0 H: 1 E: 0 K: 0 S: 10	H: 1 BB: 1 P: 17		1B: 11 2B: 2 3B: 0 HR: 0	SF: 0 LOB: 0 DP: 2 HBP: 1	WP: 1 PB: 0 SB: 0 CS: 0
PITCHER	IP: 3.0 WLS: 3 BF: 10	H: 3 R: 0 ER: 0 SO: 0	BB: 1 IBB: 0 HBP: 0 BLK: 0	WP: 0 HR: 6 S: 35 P: 50	ERA: 3.00 WHIP: 1.333	IP: 0.1 WLS: 5 BF: 0	H: 0 R: 3 ER: 3 SO: 3	BB: 4 IBB: 0 HBP: 0 BLK: 0	WP: 1 HR: 0 S: 7 P: 23	ERA: 81.00 WHIP: 12.000	IP: 1.2 WLS: 10 BF: 5	H: 2 R: 2 ER: 2 SO: 3	BB: 0 IBB: 0 HBP: 0 BLK: 0	WP: 0 HR: 0 S: 22 P: 39	ERA: 10.80 WHIP: 3.000					

Batter	1	2	3	4	5	6	7	8	9	AB R H RBI BB SO LOB	TOP																								
											<p>Texas Rangers @ Arizona Diamondbacks Salt River Fields at Talking Stick, Scottsdale, AZ Tue Mar 12 2019, 9:40 PM EDT</p> <p>livebaseballscorecards.com</p> <p>AB 0 R 0 H 0 RBI 0 BB 0 SO 0 LOB 0</p>  <p>1B: 0 SF: 0 WP: 0 PA: 0 2B: 0 SAC: 0 FB: 0 3B: 0 DP: 0 SB: 0 HR: 0 HBP: 0 CS: 0</p>																								
Inning Stats																																			
PITCHER	IP	WLS	BF	H	R	ER	SO	BB	IBB	HBP	BLK	WP	HR	S	P	ERA	WHIP	PITCHER	IP	WLS	BF	H	R	ER	SO	BB	IBB	HBP	BLK	WP	HR	S	P	ERA	WHIP

Batter	1	2	3	4	5	6	7	8	9	AB R H RBI BB SO LOB	BOTTOM																								
											<p>Texas Rangers @ Arizona Diamondbacks Salt River Fields at Talking Stick, Scottsdale, AZ Tue Mar 12 2019, 9:40 PM EDT</p> <p>livebaseballscorecards.com</p> <p>AB 0 R 0 H 0 RBI 0 BB 0 SO 0 LOB 0</p>  <p>1B: 0 SF: 0 WP: 0 PA: 0 2B: 0 SAC: 0 FB: 0 3B: 0 DP: 0 SB: 0 HR: 0 HBP: 0 CS: 0</p>																								
Inning Stats																																			
PITCHER	IP	WLS	BF	H	R	ER	SO	BB	IBB	HBP	BLK	WP	HR	S	P	ERA	WHIP	PITCHER	IP	WLS	BF	H	R	ER	SO	BB	IBB	HBP	BLK	WP	HR	S	P	ERA	WHIP

Batter	1	2	3	4	5	6	7	8	9	AB	R	H	RBI	BB	SO	LOB	TOP					
19 Sócrates Brito, L OBP: 0.135, SLG: 0.167 32 Rob Refsnyder, R OBP: 0.250, SLG: 0.143	E4 15 G5-4-3	K			P5			K		4	0	0	0	0	2	1	Arizona Diamondbacks @ Colorado Rockies Salt River Fields at Talking Stick, Scottsdale, AZ Wed Mar 13 2019, 4:09 PM - 6:33 PM EDT Att: 11,034 - Overcast - 64 F livebaseballscorecards.com					
15 Idmaro Vargas, S OBP: 0.459, SLG: 0.259 88 Drew Ellis, R	G5-4-3		F7		L7					4	0	1	0	0	0	2						
41 Wilmer Flores, R OBP: 0.330, SLG: 0.727 53 Christian Walker, R OBP: 0.375, SLG: 0.536	6 1B 2B		G6-3		K			F8		3	1	1	0	0	1	0						
6 David Peralta, L OBP: 0.241, SLG: 0.222 71 Andrew Applin, L OBP: 0.292, SLG: 0.190	2H 1B		F7		K			G4-3		3	0	1	1	0	1	0						
22 Jake Lamb, L OBP: 0.292, SLG: 0.318 76 Kelby Tomlinson, R OBP: 0.150, SLG: 0.111	K				K			G5-3		3	0	1	0	0	2	1						
13 Nick Ahmed, R OBP: 0.400, SLG: 0.318 78 Juniel Querecuto, S OBP: 0.333, SLG: 0.353		27 HR 1B			K			G4-3		3	1	1	0	0	1	1						
27 Matt Szczur, R OBP: 0.290, SLG: 0.290 16 Tim Locastro, R OBP: 0.400, SLG: 0.350	1H HR		G5-3					G4-3		3	1	1	2	0	0	0						
31 Alex Avila, L OBP: 0.294, SLG: 0.200 75 Tyler Heineman, S					P5			G1-3		1	0	0	0	0	0	0						
18 Carson Kelly, R OBP: 0.273, SLG: 0.455					K					3	0	0	0	0	2	0						
Inning Stats	R: 1 E: 1 K: 1 S: 12	H: 2 LOB: 1 BB: 0 P: 19	R: 2 E: 0 K: 3 S: 14	H: 2 LOB: 0 BB: 0 P: 19	R: 0 E: 0 K: 0 S: 6	H: 0 LOB: 0 BB: 0 P: 9	R: 0 E: 0 K: 2 S: 9	H: 0 LOB: 0 BB: 0 P: 12	R: 0 E: 0 K: 0 S: 8	H: 1 LOB: 1 BB: 0 P: 11	R: 0 E: 0 K: 2 S: 9	H: 1 LOB: 1 BB: 0 P: 9	R: 0 E: 0 K: 1 S: 6	H: 0 LOB: 0 BB: 0 P: 10	R: 0 E: 0 K: 1 S: 9	H: 1 LOB: 1 BB: 0 P: 12		R: 0 E: 0 K: 0 S: 5	H: 0 LOB: 0 BB: 0 P: 8	1B: 4 2B: 2 3B: 0 HR: 1	SF: 0 SAC: 0 DP: 1 HBP: 0	WP: 0 PB: 0 SB: 0 CS: 0
PITCHER	IP WLS BF ERA	H R ER SO	BB IBB HBP BLK	WP HR S P	ERA WHIP	PITCHER										IP WLS BF ERA	H R ER SO	BB IBB HBP BLK	WP HR S P	ERA WHIP		
21 Kyle Freeland, L ERA: 4.0	4.0 W 16 6.75	4 3 3 6	0 0 0 0	0 1 41 59	6.75 1.000	45 Scott Oberg, R ERA: 0.00										1.0 S 3 0.00	0 0 0 0	0 0 0 0	0 0 5 8	0.00 0.000		
71 Wade Davis, R ERA: 0.00	1.0 H 4 0.00	1 0 0 0	0 0 0 0	0 0 8 11	0.00 1.000											0 0 9 10	0 0 0 0	0 0 0 0	0 0 0 0	0.00 0.000		
38 Mike Dunn, L ERA: 0.00	1.0 H 4 0.00	1 0 0 2	0 0 0 0	0 0 9 9	0.00 1.000											0 0 6 10	0 0 0 0	0 0 0 0	0 0 0 0	0.00 0.000		
29 Bryan Shaw, R ERA: 6.35	1.0 H 3 0.00	0 0 0 1	0 0 0 0	0 0 6 10	0.00 0.000											0 0 9 12	0 0 0 0	0 0 0 0	0 0 0 0	0.00 1.000		
18 Seungwhan Oh, R ERA: 15.43	1.0 H 4 0.00	1 0 0 1	0 0 0 0	0 0 9 12	0.00 1.000											0 0 9 12	0 0 0 0	0 0 0 0	0 0 0 0	0.00 1.000		

Batter	1	2	3	4	5	6	7	8	9	AB	R	H	RBI	BB	SO	LOB	BOTTOM			
19 Charlie Blackmon, L OBP: 0.250, SLG: 0.364 65 Brendan Rodgers, R OBP: 0.270, SLG: 0.250	F7		HR		G6-3			G5-3		3	1	1	1	0	0	0	Arizona Diamondbacks @ Colorado Rockies Salt River Fields at Talking Stick, Scottsdale, AZ Wed Mar 13 2019, 4:09 PM - 6:33 PM EDT Att: 11,034 - Overcast - 64 F livebaseballscorecards.com			
28 Nolan Arenado, R OBP: 0.285, SLG: 0.438 15 Raimel Tapia, L OBP: 0.263, SLG: 0.417	G2		F9					G1-3		3	0	1	0	0	0	0				
9 Daniel Murphy, L OBP: 0.195, SLG: 0.259 38 Mike Dunn, L	K		F7							3	0	0	0	0	1	1				
29 Bryan Shaw, S OBP: 0.448, SLG: 0.475 18 Seungwhan Oh, R ERA: 15.43 45 Scott Oberg, R					L8			K		0	0	0	0	0	0	0				
27 Trevor Story, R OBP: 0.406, SLG: 0.538 3 Mike Tauchman, L OBP: 0.359, SLG: 0.281	K							G4-3		3	2	2	1	0	1	0				
26 David Dahl, L OBP: 0.343, SLG: 0.559 70 Peter Mooney, L OBP: 0.440, SLG: 0.524	24 1B 2B				20 G3-1 24 SF9 2B			G3		3	2	3	1	0	0	0				
20 Ian Desmond, R OBP: 0.444, SLG: 0.650 56 Noel Cuevas, R OBP: 0.258, SLG: 0.452	K				G3-1			G4-3		2	0	0	0	1	1	2				
24 Ryan McMahon, L OBP: 0.462, SLG: 0.765 82 Bret Boswell, L OBP: 0.545, SLG: 0.625										2	0	1	2	0	0	2				
42 Chris Iannetta, R OBP: 0.130, SLG: 0.091 37 Chris Rabago, R					SF9			F9		0	0	0	0	0	0	0				
21 Kyle Freeland, L ERA: 4.17 71 Wade Davis, R ERA: 0.00					K			F4		3	0	0	0	0	2	3				
12 Mark Reynolds, R OBP: 0.364, SLG: 0.480 4 Pat Valaika, R OBP: 0.353, SLG: 0.818										1	0	0	0	0	1	0				
Inning Stats	R: 0 E: 0 K: 1 S: 7	H: 0 LOB: 0 BB: 0 P: 9	R: 1 E: 0 K: 3 S: 14	H: 2 LOB: 1 BB: 0 P: 22	R: 1 E: 0 K: 1 S: 7	H: 1 LOB: 0 BB: 0 P: 13	R: 2 E: 0 K: 1 S: 9	H: 2 LOB: 0 BB: 0 P: 12	R: 0 E: 0 K: 0 S: 8	H: 1 LOB: 1 BB: 0 P: 11	R: 1 E: 0 K: 0 S: 10	H: 2 LOB: 2 BB: 1 P: 22	R: 0 E: 0 K: 1 S: 10	H: 0 LOB: 0 BB: 0 P: 12	R: 0 E: 0 K: 0 S: 7	H: 0 LOB: 0 BB: 0 P: 11	1B: 4 2B: 2 3B: 0 HR: 2	SF: 1 SAC: 0 DP: 0 HBP: 0	WP: 0 PB: 0 SB: 2 CS: 0	PA: 33
PITCHER	IP WLS BF ERA	H R ER SO	BB IBB HBP BLK	WP HR S P	ERA WHIP	PITCHER										IP WLS BF ERA	H R ER SO	BB IBB HBP BLK	WP HR S P	ERA WHIP
35 Matt Andriese, R ERA: 6.17	4.1 L 18 8.31	5 4 4 6	0 0 0 0	0 1 39 59	8.31 1.154	33 Marc Rzepczynski, L ERA: 0.00										0.2 3 1 0	0 0 0 0	0 0 6 8	0.00 1.500	
54 Jimmie Sherry, R ERA: 5.14	1.0 6 2 9.00	2 1 1 0	1 0 0 0	0 1 10 22	9.00 3.000											0 0 10 12	0 0 0 0	0 0 0 0	0.00 0.000	
63 Robby Scott, L ERA: 4.76	1.0 3 0 0.00	0 0 0 1	0 0 0 0	0 0 7 11	0.00 0.000											0 0 7 11	0 0 0 0	0 0 0 0	0.00 0.000	
65 Joey Krehbiel, R ERA: 1.69	1.0 3 0 0.00	0 0 0 0	0 0 0 0	0 0 7 11	0.00 0.000											0 0 7 11	0 0 0 0	0 0 0 0	0.00 0.000	

AB 34
R 3
H 7
RBI 3
BB 0
SO 10
LOB 7



AB 31
R 5
H 8
RBI 5
BB 1
SO 7
LOB 10



Batter	1	2	3	4	5	6	7	8	9	AB	R	H	RBI	BB	SO	LOB	TOP					
12 Joe Panik, L OBP: 0.481, SLG: 0.577 7 Donovan Solano, R OBP: 0.350, SLG: 0.294										3	0	1	0	0	0	1	<p>San Francisco Giants @ Arizona Diamondbacks Salt River Fields at Talking Stick, Scottsdale, AZ</p> <p>Thu Mar 14 2019, 4:11 PM - 6:27 PM EDT Att: 12,051 - Sunny - 60 F</p> <p>livebaseballscorecards.com</p> <p>AB 29 R 0 H 3 RBI 0 BB 1 SO 7 LOB 6</p>					
28 Buster Posey, R OBP: 0.176, SLG: 0.125 16 Aramis Garcia, R OBP: 0.346, SLG: 0.524										3	0	0	0	0	1	1						
9 Brandon Belt, L OBP: 0.289, SLG: 0.560 88 Jonah Arenado, R OBP: 0.500, SLG: 2.000										3	0	0	0	0	0	1						
10 Evan Longoria, R OBP: 0.345, SLG: 0.577 76 Zach Green, R OBP: 0.435, SLG: 0.667										3	0	1	0	0	0	0						
35 Brandon Crawford, L OBP: 0.148, SLG: 0.115 79 Levi Michael, R OBP: 0.412, SLG: 0.500										3	0	0	0	0	1	1						
8 Gerardo Parra, L OBP: 0.281, SLG: 0.500 65 Mike Gerber, L OBP: 0.421, SLG: 0.588										3	0	0	0	0	0	0						
51 Mac Williamson, R OBP: 0.267, SLG: 0.259 53 Austin Slater, R OBP: 0.267, SLG: 0.259										2	0	1	0	0	1	0						
5 Cameron Maybin, R OBP: 0.256, SLG: 0.229 52 Drew Ferguson, R OBP: 0.321, SLG: 0.136										3	0	0	0	0	2	1						
48 Pablo Sandoval, S OBP: 0.250, SLG: 0.348										3	0	0	0	0	1	1						
Inning Stats	R: 0 E: 0 K: 0 S: 5	H: 1 LOB: 0 BB: 0 P: 9	R: 0 E: 0 K: 1 S: 12	H: 0 LOB: 0 BB: 0 P: 16	R: 0 E: 0 K: 2 S: 15	H: 1 LOB: 1 BB: 0 P: 20	R: 0 E: 0 K: 0 S: 11	H: 0 LOB: 0 BB: 0 P: 16	R: 0 E: 0 K: 1 S: 7	H: 0 LOB: 0 BB: 0 P: 8	R: 0 E: 0 K: 0 S: 6	H: 0 LOB: 0 BB: 0 P: 9	R: 0 E: 0 K: 0 S: 7	H: 0 LOB: 0 BB: 0 P: 10	R: 0 E: 0 K: 1 S: 7	H: 0 LOB: 1 BB: 1 P: 12		R: 0 E: 0 K: 1 S: 9	H: 0 LOB: 1 BB: 1 P: 14	1B: 2 2B: 1 3B: 0 HR: 0	SF: 0 SAC: 0 DP: 1 HBP: 0	WP: 0 PB: 0 SB: 0 CS: 0
PITCHER	IP WLS BF H R ER SO BB IBB HBP BLK WP HR S P ERA WHIP																					
24 Luke Weaver, R ERA: 1.59	5.0 W 17 3 0 0 4 0 0 0 0 0 0 0 50 69 0.00 0.600																					
58 Stefan Crichton, R ERA: 5.4	1.0 H 3 0 0 0 1 0 0 0 0 0 0 6 9 0.00 0.000																					
34 Braden Shipley, R ERA: 2.84	2.0 H 6 0 0 0 1 0 0 0 0 0 0 14 22 0.00 0.000																					
83 Michael Kohn, R ERA:	1.0 S 4 0 0 0 1 1 0 0 0 0 0 9 14 0.00 1.000																					

Batter	1	2	3	4	5	6	7	8	9	AB	R	H	RBI	BB	SO	LOB	BOTTOM			
4 Ketel Marte, S OBP: 0.321, SLG: 0.393 16 Tim Lincecum, R OBP: 0.385, SLG: 0.333										3	0	0	0	0	0	0	<p>San Francisco Giants @ Arizona Diamondbacks Salt River Fields at Talking Stick, Scottsdale, AZ</p> <p>Thu Mar 14 2019, 4:11 PM - 6:27 PM EDT Att: 12,051 - Sunny - 60 F</p> <p>livebaseballscorecards.com</p> <p>AB 27 R 3 H 5 RBI 3 SO 3 LOB 9</p>			
15 Idemar Vargas, S OBP: 0.425, SLG: 0.514 19 Sócrates Brito, L OBP: 0.132, SLG: 0.162										3	0	0	0	1	0	0				
5 Eduardo Escobar, S OBP: 0.241, SLG: 0.286 76 Kelby Tomlinson, R OBP: 0.143, SLG: 0.105										2	0	0	0	1	0	0				
53 Christian Walker, R OBP: 0.460, SLG: 0.645 26 Yasmany Tomás, R OBP: 0.440, SLG: 0.583										3	1	2	0	0	0	0				
28 Steven Souza Jr., R OBP: 0.355, SLG: 0.500 75 Tyler Heineman, S										2	0	1	0	1	0	1				
31 Alex Avila, L OBP: 0.250, SLG: 0.176										2	0	0	1	0	1	4				
18 Carson Kelly, R OBP: 0.280, SLG: 0.480 27 Matt Szczur, R OBP: 0.161, SLG: 0.290										3	0	1	0	0	0	3				
48 Abraham Almonte, S OBP: 0.353, SLG: 0.419 71 Andrew Apth, L OBP: 0.232, SLG: 0.190										2	1	0	0	1	0	0				
78 Juniel Quevedo, S OBP: 0.333, SLG: 0.400 85 Gail Cribbs Jr., L OBP: 0.333, SLG: 0.200										3	0	1	2	0	0	0				
Inning Stats	R: 0 E: 0 K: 0 S: 8	H: 0 LOB: 0 BB: 0 P: 10	R: 1 E: 0 K: 0 S: 9	H: 1 LOB: 0 BB: 0 P: 14	R: 0 E: 0 K: 0 S: 7	H: 0 LOB: 0 BB: 0 P: 11	R: 0 E: 0 K: 2 S: 20	H: 1 LOB: 3 BB: 2 P: 34	R: 0 E: 0 K: 0 S: 9	H: 0 LOB: 0 BB: 0 P: 12	R: 0 E: 0 K: 0 S: 4	H: 0 LOB: 0 BB: 0 P: 7	R: 2 E: 0 K: 1 S: 15	H: 3 LOB: 1 BB: 1 P: 24	R: 0 E: 0 K: 0 S: 5	H: 0 LOB: 0 BB: 0 P: 8		1B: 1 2B: 3 3B: 1 HR: 0	SF: 1 SAC: 0 DP: 1 HBP: 0	WP: 0 PB: 0 SB: 0 CS: 0
PITCHER	IP WLS BF H R ER SO BB IBB HBP BLK WP HR S P ERA WHIP																			
57 Dereck Rodriguez, R ERA:	4.2 L 18 2 1 1 2 2 0 0 0 0 0 7 11 0.00 0.000																			
60 Travis Bergen, L ERA:	1.1 4 0 0 0 0 0 0 0 0 0 0 7 11 0.00 0.000																			
41 Mark Melancon, R ERA: 11.57	1.0 6 3 2 2 1 1 0 0 0 0 0 15 24 18.00 4.000																			
61 Nick Vincent, R ERA: 3.86	1.0 3 0 0 0 0 0 0 0 0 0 0 5 8 0.00 0.000																			

Batter	1	2	3	4	5	6	7	8	9	AB	R	H	RBI	BB	SO	LOB	TOP					
18 Ben Zobrist, S OBP: 0.308, SLG: 0.348 63 Jared Young, L OBP: 0.412, SLG: 0.875										2	1	0	0	1	1	1	Chicago Cubs @ Arizona Diamondbacks Salt River Fields at Talking Stick, Scottsdale, AZ Sat Mar 16 2019, 4:12 PM - 7:08 PM EDT Att: 14,035 - Sunny - 76 F					
17 Kris Bryant, R OBP: 0.467, SLG: 0.625 59 Christian Donahue, L OBP: 0.250, SLG: 0.500										3	1	2	0	0	0	0						
44 Anthony Rizzo, L OBP: 0.393, SLG: 0.571 97 Yasiel Balaquero, R OBP: 0.333, SLG: 0.375										2	1	1	2	1	0	1						
9 Javier Báez, R OBP: 0.290, SLG: 0.333 58 Chesny Young, R OBP: 0.400, SLG: 0.250										3	1	1	0	0	0	1						
22 Jason Heyward, L OBP: 0.250, SLG: 0.143 58 Connor Myers, R OBP: 0.500, SLG: 1.000										1	1	0	1	2	0	0						
53 Taylor Davis, R OBP: 0.438, SLG: 0.476 65 Levi Jordan, R										3	0	1	1	0	0	1						
8 Ian Happ, S OBP: 0.205, SLG: 0.195 0 Wynton Bernard, R OBP: 0.353, SLG: 0.533										3	0	1	1	0	0	0						
13 David Bote, R OBP: 0.583, SLG: 0.769 65 Vimal Machin, L OBP: 0.236, SLG: 0.167										3	1	2	2	0	0	0						
28 Kyle Hendricks, R 21 Tyler Chatwood, R 2 Mark DeRosa, R 38 Mike Montgomery, L 61 Allen Webster, R 83 Johnny Fielder, R 90 Jordan Minch, L										1	0	0	0	0	0	1						
Inning Stats	R: 0 E: 0 K: 1 S: 7	H: 1 LOB: 0 BB: 0 P: 10	R: 0 E: 0 K: 0 S: 3	H: 0 LOB: 0 BB: 1 P: 8	R: 0 E: 0 K: 1 S: 6	H: 0 LOB: 0 BB: 0 P: 9	R: 3 E: 0 K: 0 S: 14	H: 2 LOB: 0 BB: 1 P: 21	R: 1 E: 0 K: 0 S: 7	H: 2 LOB: 0 BB: 0 P: 13	R: 3 E: 0 K: 1 S: 12	H: 4 LOB: 2 BB: 2 P: 28	R: 0 E: 0 K: 1 S: 10	H: 0 LOB: 1 BB: 0 P: 13	R: 0 E: 0 K: 2 S: 8	H: 0 LOB: 1 BB: 0 P: 16		R: 0 E: 1 K: 1 S: 10	H: 0 LOB: 0 BB: 0 P: 15	1B: 7 2B: 2 3B: 0 HR: 1	SF: 0 SAC: 0 DP: 3 HBP: 0	WP: 1 PB: 0 SB: 0 CS: 1
PITCHER	IP WLS BF H R ER SO BB IBB HBP BLK WP HR S P ERA WHIP	55 Matt Koch, R ERA: 3.0	5.0 L 19 5 2 4 2 2 0 0 0 0 1 37 61 7.20 1.400	49 Rubby De La Rosa, R ERA: 7.36	0.2 5 2 3 3 0 0 0 0 0 0 0 2 3 40.50 6.000	82 Miguel Aguilar, L ERA: 9.75	0.0 1 1 0 0 0 0 0 0 0 0 0 2 3 0.00 3.000	92 Bud Jeter, R ERA:	0.1 2 1 0 0 1 0 0 0 0 0 0 4 7 0.00 3.000	56 Greg Holland, R ERA: 12.27	1.0 3 0 0 0 1 0 0 0 0 0 0 10 13 0.00 0.000	66 Yoshihisa Hirano, R ERA:	1.0 4 0 0 0 2 1 0 0 0 0 0 0 0 0 0.00 1.000	40 Andrew Chafin, L ERA: 5.79	1.0 4 0 0 0 1 0 0 0 0 0 0 0 0 0 0.00 0.000							

Batter	1	2	3	4	5	6	7	8	9	AB	R	H	RBI	BB	SO	LOB	BOTTOM			
28 Steven Souza Jr., R OBP: 0.324, SLG: 0.419 16 Tim Lincecum, R OBP: 0.379, SLG: 0.304										2	1	0	0	1	1	0	Chicago Cubs @ Arizona Diamondbacks Salt River Fields at Talking Stick, Scottsdale, AZ Sat Mar 16 2019, 4:12 PM - 7:08 PM EDT Att: 14,035 - Sunny - 76 F			
15 Idemar Vargas, S OBP: 0.467, SLG: 0.595 88 Drew Ellis, R										4	0	3	1	0	0	0				
4 Ketel Marte, S OBP: 0.323, SLG: 0.387 48 Abraham Almonte, S OBP: 0.343, SLG: 0.406										3	0	1	0	0	0	1				
53 Christian Walker, R OBP: 0.395, SLG: 0.618 26 Yasmany Tomás, R OBP: 0.444, SLG: 0.615										3	0	1	0	0	1	3				
18 Carson Kelly, R OBP: 0.321, SLG: 0.462 91 Pavin Smith, L OBP: 0.667, SLG: 0.500										1	0	0	0	2	0	2				
27 Matt Szczur, R OBP: 0.371, SLG: 0.286 82 Marcus Wilson, R										3	0	0	0	0	0	3				
36 John Ryan Murphy, R OBP: 0.293, SLG: 0.165 86 Matt Jones, R										4	0	2	0	0	1	3				
76 Kelby Tomlinson, R OBP: 0.125, SLG: 0.091 81 Ryan Grotjohn, L										3	0	0	0	0	1	6				
78 Juniel Quequeto, S OBP: 0.292, SLG: 0.348 85 Gall Cribbs Jr., L OBP: 0.259, SLG: 0.167										3	0	0	0	0	0	3				
Inning Stats	R: 1 E: 0 K: 1 S: 15	H: 2 LOB: 1 BB: 1 P: 25	R: 0 E: 0 K: 1 S: 16	H: 1 LOB: 0 BB: 0 P: 23	R: 0 E: 0 K: 0 S: 8	H: 1 LOB: 0 BB: 0 P: 14	R: 0 E: 0 K: 0 S: 11	H: 1 LOB: 3 BB: 1 P: 18	R: 0 E: 0 K: 1 S: 8	H: 0 LOB: 0 BB: 0 P: 10	R: 0 E: 0 K: 0 S: 12	H: 1 LOB: 1 BB: 1 P: 19	R: 0 E: 0 K: 1 S: 10	H: 1 LOB: 1 BB: 0 P: 11	R: 0 E: 0 K: 2 S: 14	H: 0 LOB: 1 BB: 1 P: 21		1B: 4 2B: 4 3B: 0 HR: 0	SF: 0 SAC: 0 DP: 1 HBP: 0	WP: 0 PB: 0 SB: 2 CS: 0
PITCHER	IP WLS BF H R ER SO BB IBB HBP BLK WP HR S P ERA WHIP	28 Kyle Hendricks, R ERA: 5.06	3.1 W 16 5 0 0 1 0 0 0 0 0 0 11 16 0.00 0.000	21 Tyler Chatwood, R ERA: 3.27	1.2 H 5 0 0 0 1 0 0 0 0 0 0 22 32 0.00 1.500	38 Mike Montgomery, L ERA: 2.25	2.0 9 2 0 0 1 1 0 0 0 0 0 10 11 0.00 1.000	61 Allen Webster, R ERA: 2.0	1.0 4 1 0 0 1 0 0 0 0 0 0 14 21 0.00 1.000	90 Jordan Minch, L ERA:	1.0 4 0 0 0 2 1 0 0 0 0 0 0 0 0.00 1.000									

Batter	1	2	3	4	5	6	7	8	9	AB	R	H	RBI	BB	SO	LOB	TOP		
49 Ryan Cordell, R (1,8) OBP: 0.263, SLG: 0.324 15 Adam Engel, R (7,8) OBP: 0.333, SLG: 0.485										4	0	0	0	0	2	1	Chicago White Sox @ Arizona Diamondbacks Salt River Fields at Talking Stick, Scottsdale, AZ Sun Mar 17 2019, 4:13 PM - 6:54 PM EDT Att: 11,512 - Sunny - 73 F livebaseballscorecards.com		
38 Ryan Coles, L (1,6) OBP: 0.206, SLG: 0.194 86 Ramón Torres, S (8,6)										3	0	0	0	1	0	0			
79 José Abreu, R (1,10) OBP: 0.311, SLG: 0.537 24 Brandon Guyer, L (6,PR) OBP: 0.435, SLG: 0.444										3	0	1	0	0	1	1			
18 Daniel Palka, L (1,9) OBP: 0.227, SLG: 0.158 32 Preston Tucker, L (6,9) OBP: 0.360, SLG: 0.333										3	0	0	0	0	2	1			
33 James McCann, R (1,2) OBP: 0.500, SLG: 0.567 89 Alfredo González, R (7,2) OBP: 0.333, SLG: 0.111										3	1	2	0	0	0	0			
17 Yonder Alonso, L (1,3) OBP: 0.233, SLG: 0.425 84 Matt Skole, L (6,PR) OBP: 0.440, SLG: 0.400										2	0	0	0	1	1	1			
20 José Rondón, R (1,4) OBP: 0.357, SLG: 0.417 86 Mitch Roman, R (6,4) OBP: 0.400, SLG: 0.500										3	1	2	0	0	0	2			
22 Charles Tilson, L (1,7) OBP: 0.304, SLG: 0.429 90 Tyler Frost, L (7,7)										3	1	1	2	0	0	1			
87 Danny Mendick, R (1,5) OBP: 0.485, SLG: 0.704 91 Yeyson Yrizarri, R (7,5) OBP: 1.000, SLG: 1.000										3	0	1	1	0	1	0			
										1B: 6	SF: 0	2B: 2	SAC: 0	3B: 0	DP: 2	HBP: 0			
Inning Stats	R: 0 E: 0 K: 1 S: 8	H: 0 LOB: 0 BB: 1 P: 17	R: 3 E: 0 K: 1 S: 16	H: 4 LOB: 1 BB: 0 P: 18	R: 0 E: 0 K: 2 S: 10	H: 0 LOB: 0 BB: 0 P: 14	R: 0 E: 0 K: 1 S: 11	H: 1 LOB: 1 BB: 0 P: 16	R: 0 E: 0 K: 0 S: 7	H: 2 LOB: 2 BB: 1 P: 14	R: 0 E: 0 K: 1 S: 7	H: 0 LOB: 0 BB: 0 P: 10	R: 0 E: 0 K: 1 S: 8	H: 0 LOB: 0 BB: 0 P: 12	R: 0 E: 0 K: 0 S: 8	H: 0 LOB: 0 BB: 0 P: 9	WP: 0 PB: 0 CS: 0	PA: 34	
PITCHER	IP WLS BF H R ER SO BB IBB HBP BLK WP HR S P ERA WHIP	IP WLS BF H R ER SO BB IBB HBP BLK WP HR S P ERA WHIP	IP WLS BF H R ER SO BB IBB HBP BLK WP HR S P ERA WHIP	IP WLS BF H R ER SO BB IBB HBP BLK WP HR S P ERA WHIP	IP WLS BF H R ER SO BB IBB HBP BLK WP HR S P ERA WHIP	IP WLS BF H R ER SO BB IBB HBP BLK WP HR S P ERA WHIP	IP WLS BF H R ER SO BB IBB HBP BLK WP HR S P ERA WHIP	IP WLS BF H R ER SO BB IBB HBP BLK WP HR S P ERA WHIP	IP WLS BF H R ER SO BB IBB HBP BLK WP HR S P ERA WHIP	IP WLS BF H R ER SO BB IBB HBP BLK WP HR S P ERA WHIP	IP WLS BF H R ER SO BB IBB HBP BLK WP HR S P ERA WHIP	IP WLS BF H R ER SO BB IBB HBP BLK WP HR S P ERA WHIP	IP WLS BF H R ER SO BB IBB HBP BLK WP HR S P ERA WHIP	IP WLS BF H R ER SO BB IBB HBP BLK WP HR S P ERA WHIP	IP WLS BF H R ER SO BB IBB HBP BLK WP HR S P ERA WHIP	IP WLS BF H R ER SO BB IBB HBP BLK WP HR S P ERA WHIP	ERA WHIP		
21 Zack Greinke, R (1,1) ERA: 2.79	5.2	24	7	3	3	6	2	0	0	0	0	0	0	0	0	57	85	4.76	1.588
58 Stefan Crichton, R (6,1) ERA: 4.29	1.1	4	0	0	0	1	0	0	0	0	0	0	0	0	0	9	13	0.00	0.000
50 Yoan López, R (8,1) ERA: 5.4	1.0	3	0	0	0	1	0	0	0	0	0	0	0	0	8	12	0.00	0.000	
86 Daniel Gibson, L (9,1) ERA:	1.0	3	0	0	0	0	0	0	0	0	0	0	0	0	8	9	0.00	0.000	

Batter	1	2	3	4	5	6	7	8	9	AB	R	H	RBI	BB	SO	LOB	BOTTOM	
41 Wilmer Flores, R (1,4) OBP: 0.531, SLG: 0.704 14 Caleb Joseph, R (7,2) OBP: 0.286, SLG: 0.571										3	0	1	0	0	1	0	Chicago White Sox @ Arizona Diamondbacks Salt River Fields at Talking Stick, Scottsdale, AZ Sun Mar 17 2019, 4:13 PM - 6:54 PM EDT Att: 11,512 - Sunny - 73 F livebaseballscorecards.com	
4 Ketel Marte, S (1,8) OBP: 0.294, SLG: 0.353 58 Stefan Crichton, R (6,1)										3	0	0	0	0	1	0		
79 Jamie Westbrook, R (7,PH) OBP: 0.500, SLG: 0.333 50 Yoan López, R (8,1)										1	0	0	0	0	0	0		
86 Daniel Gibson, R (9,1)										0	0	0	0	0	0	0		
5 Eduardo Escobar, S (1,5) OBP: 0.229, SLG: 0.353 82 Jazz Chisholm Jr., L (7,6) OBP: 0.421, SLG: 0.214										3	1	1	1	0	0	0		
6 David Peralta, L (1,7) OBP: 0.257, SLG: 0.219 82 Marcus Wilson, R (6,PR) OBP: 0.250, SLG: 1.000										2	0	1	0	1	0	0		
28 Steven Souza Jr., R (1,9) OBP: 0.308, SLG: 0.394 1 Jarrod Dyson, L (5,9) (6,8)										2	0	0	0	0	1	1		
71 Jancarlos Cintron, R (9,4)										0	0	0	0	0	0	0		
22 Jake Lamb, L (1,3) OBP: 0.250, SLG: 0.269 26 Yasmany Tomás, R (4,3) (9,9)										1	0	0	0	0	0	1		
13 Nick Ahmed, R (1,6) OBP: 0.419, SLG: 0.360 88 Drew Ellis, R (7,5)										1	0	0	1	1	0	1		
31 Alex Avila, L (1,2) OBP: 0.304, SLG: 0.400 81 Ryan Grotjohn, L (7,4) (9,3)										3	1	2	1	0	0	1		
21 Zack Greinke, R (1,1) OBP: 0.333, SLG: 0.394										2	0	0	0	0	0	1		
48 Abraham Almonte, S (6,9) (7,7)										1	0	0	0	0	0	0		
Inning Stats	R: 0 E: 0 K: 1 S: 9	H: 0 LOB: 0 BB: 0 P: 11	R: 0 E: 0 K: 1 S: 11	H: 1 LOB: 1 BB: 0 P: 15	R: 1 E: 0 K: 0 S: 14	H: 1 LOB: 0 BB: 0 P: 17	R: 1 E: 0 K: 1 S: 11	H: 1 LOB: 0 BB: 0 P: 17	R: 1 E: 0 K: 0 S: 7	H: 2 LOB: 1 BB: 1 P: 18	R: 2 E: 0 K: 0 S: 16	H: 1 LOB: 1 BB: 2 P: 30	R: 0 E: 0 K: 2 S: 7	H: 0 LOB: 0 BB: 0 P: 10	R: 2 E: 0 K: 1 S: 10	H: 2 LOB: 1 BB: 2 P: 23	WP: 0 PB: 1 SB: 1 CS: 0	PA: 35
PITCHER	IP WLS BF H R ER SO BB IBB HBP BLK WP HR S P ERA WHIP	IP WLS BF H R ER SO BB IBB HBP BLK WP HR S P ERA WHIP	IP WLS BF H R ER SO BB IBB HBP BLK WP HR S P ERA WHIP	IP WLS BF H R ER SO BB IBB HBP BLK WP HR S P ERA WHIP	IP WLS BF H R ER SO BB IBB HBP BLK WP HR S P ERA WHIP	IP WLS BF H R ER SO BB IBB HBP BLK WP HR S P ERA WHIP	IP WLS BF H R ER SO BB IBB HBP BLK WP HR S P ERA WHIP	IP WLS BF H R ER SO BB IBB HBP BLK WP HR S P ERA WHIP	IP WLS BF H R ER SO BB IBB HBP BLK WP HR S P ERA WHIP	IP WLS BF H R ER SO BB IBB HBP BLK WP HR S P ERA WHIP	IP WLS BF H R ER SO BB IBB HBP BLK WP HR S P ERA WHIP	IP WLS BF H R ER SO BB IBB HBP BLK WP HR S P ERA WHIP	IP WLS BF H R ER SO BB IBB HBP BLK WP HR S P ERA WHIP	IP WLS BF H R ER SO BB IBB HBP BLK WP HR S P ERA WHIP	IP WLS BF H R ER SO BB IBB HBP BLK WP HR S P ERA WHIP	IP WLS BF H R ER SO BB IBB HBP BLK WP HR S P ERA WHIP	ERA WHIP	
55 Carlos Rodón, L (1,1) ERA: 5.11	0.2	4	1	1	1	0	2	0	0	0	0	10	18	13.50	3.000			
75 Cotton Turner, L (6,1) ERA: 7.2	1.0	3	0	0	0	2	0	0	0	0	0	7	10	0.00	0.000			
66 José Ruiz, R (7,1) ERA: 1.93	0.1	5	2	2	2	1	2	0	0	0	1	9	22	54.00	12.000			
65 Nate Jones, R (8,1) ERA: 15.43	0.2	1	0	0	0	0	0	0	0	0	0	1	1	0.00	0.000			
78 Zach Thompson, R (8,1) ERA: 1.42																		

AB 32
R 3
H 7
RBI 3
BB 2
SO 8
LOB 7



WP: 0
PB: 0
CS: 0

AB 29
R 7
H 8
RBI 6
BB 5
SO 6
LOB 10



WP: 0
PB: 1
SB: 1
CS: 0

Batter	1	2	3	4	5	6	7	8	9	AB	R	H	RBI	BB	SO	LOB	TOP					
8 Justin Upton, R OBP: 0.444, SLG: 0.667	2-2 C FF 93 B SL 92 H FF 93		3-0 D SL 79 B SL 81 X FF 91		0-0 X FF 90			1-2 F FF 90 B CH 94 X CH 84		2	0	0	0	0	0	1						
48 César Puello, R OBP: 0.353, SLG: 0.370			G5-3					L8		1	0	0	0	0	0	0						
49 Spencer Griffin, R OBP: 0.353, SLG: 0.370										0	0	0	0	0	0	0						
7 Zack Cozart, R OBP: 0.385, SLG: 0.500	2-1 B FF 92 F FF 91 B SL 92		4-0 B SL 80 B FF 91 D FF 92 B FF 91				1-3 F SI 93 B CH 87 S FF 91 F SL 93 S SL 84 S CH 85			2	0	0	0	1	1	1						
84 Jordan Zimmerman, R OBP: 0.300, SLG: 0.125			G5-4-3					K		1	0	0	0	0	1	0						
27 Mike Trout, R OBP: 0.357, SLG: 0.605										4	0	1	1	0	2	0						
41 Justin Bour, L OBP: 0.316, SLG: 0.529										4	0	1	0	0	2							
5 Albert Pujols, R OBP: 0.436, SLG: 0.571	3-2 B FF 91 C SI 91 B CU 81		0-1 F SL 83 X FF 90							3	0	1	0	0	0	1						
85 Matt Thaiss, L OBP: 0.389, SLG: 0.676			P5							1	1	0	0	0	0	0						
56 Kole Calhoun, L OBP: 0.413, SLG: 0.513	2-3 B SI 92 B CH 86 F SL 90 C SL 90 C SI 92		1-0 B FF 89 X FF 90							3	0	0	0	0	1	2						
81 Brennon Lund, L OBP: 0.279, SLG: 0.359			K							1	0	0	0	0	1	0						
2 Andreton Simmons, R OBP: 0.325, SLG: 0.564										3	0	0	0	0	1	3						
19 Wilfredo Tovar, R OBP: 0.325, SLG: 0.564			K							0	0	0	0	0	0	0						
20 Jonathan Lucroy, R OBP: 0.390, SLG: 0.432										2	0	0	0	0	0	0						
13 Dustin Garneau, R OBP: 0.348, SLG: 0.600			G5-3							1	0	1	1	0	0	0						
6 David Fletcher, R OBP: 0.340, SLG: 0.383										3	1	1	0	0	0	1						
36 Livan Soto, L										0	0	0	0	0	0	0						
Inning Stats	R: 0 E: 0 K: 1 S: 8	H: 0 LOB: 0 BB: 0 P: 14	R: 0 E: 0 K: 2 S: 13	H: 1 LOB: 1 BB: 0 P: 20	R: 1 E: 0 K: 0 S: 9	H: 2 LOB: 2 BB: 1 P: 21	R: 0 E: 0 K: 0 S: 6	H: 0 LOB: 0 BB: 0 P: 8	R: 0 E: 0 K: 0 S: 7	H: 0 LOB: 0 BB: 0 P: 8	R: 0 E: 0 K: 2 S: 12	H: 0 LOB: 2 BB: 0 P: 17	R: 1 E: 0 K: 0 S: 10	H: 2 LOB: 2 BB: 0 P: 17	R: 0 E: 0 K: 1 S: 7	H: 0 LOB: 0 BB: 0 P: 12	R: 0 E: 0 K: 1 S: 7	H: 0 LOB: 0 BB: 0 P: 12	1B: 4 2B: 1 3B: 0 HR: 0	SF: 0 SAC: 0 DP: 1 HBP: 1	WP: 0 PB: 0 SB: 1 CS: 0	PA: 33
PITCHER	IP WLS BF H R ER SO BB IBB HBP BLK WP HR S P ERA WHIP																					
29 Merrill Kelly, R ERA: 4.6	5.0 L 19 3 1 1 3 1 0 1 0 0 0 0 43 71 1.80 0.800																					
40 Andrew Chafin, L ERA: 4.76	1.0 3 0 0 0 2 0 0 0 0 0 0 0 12 17 0.00 0.000																					
33 Marc Rzepczynski, L ERA: 1.13	1.0 5 2 1 1 0 0 0 0 0 0 0 0 10 17 9.00 2.000																					
93 Alex Young, L ERA: 2.08	1.0 3 0 0 0 1 0 0 0 0 0 0 0 7 9 0.00 0.000																					
72 Tyler Mark, R ERA:	1.0 3 0 0 0 1 0 0 0 0 0 0 0 7 12 0.00 0.000																					

Los Angeles Angels @ Arizona Diamondbacks
Salt River Fields at Talking Stick, Scottsdale, AZ

Thu Mar 21 2019, 4:12 PM - 6:47 PM EDT
Att: 12,612 - Partly Cloudy - 69 F

livebaseballscorecards.com

AB	31
R	2
H	5
RBI	2
BB	1
SO	7
LOB	11



Batter	1	2	3	4	5	6	7	8	9	AB	R	H	RBI	BB	SO	LOB	BOTTOM					
1 Jarrod Dyson, L OBP: 0.429, SLG: 0.200	0-3 C SI 90 S CH 80		0-2 C CH 84 L CH 85 X CH 85		3-2 B FF 96 F FF 94 B SL 84 B CH 88 F FF 97 X FF 94			1-0 B SI 94 X SI 94		3	0	0	0	0	1	0						
40 Andrew Chafin, R			G4-3					L8		0	0	0	0	0	0	0						
15 Ildemaro Vargas, S OBP: 0.421, SLG: 0.519										1	0	0	0	0	0	1						
5 Eduardo Escobar, S OBP: 0.244, SLG: 0.385	0-2 C CU 78 S CH 85 X SI 91		1-2 C CU 79 S CH 85 B SI 90 X SI 90							3	0	1	0	0	0	0						
27 Matt Szczur, R OBP: 0.222, SLG: 0.295			F8							1	0	1	1	0	0	0						
10 Adam Jones, R	1-1 F CU 90 B SI 90 X CH 85									3	0	0	0	0	1	1						
78 Juniel Querecuto, S OBP: 0.323, SLG: 0.367										1	0	1	0	0	0	0						
6 David Peraltá, L OBP: 0.293, SLG: 0.250	1-0 B CH 85 X CH 84									2	0	0	0	1	0	1						
33 Marc Rzepczynski, L			G6-3							0	0	0	0	0	0	0						
53 Christian Walker, R OBP: 0.417, SLG: 0.581										1	0	0	0	0	0	2						
4 Ketel Marte, S OBP: 0.250, SLG: 0.318										3	0	0	0	0	2	1						
82 Marcus Wilson, R OBP: 0.200, SLG: 0.800			K							1	0	0	0	0	0	2						
22 Jake Lamb, L OBP: 0.290, SLG: 0.286	0-1 C SI 90 X CU 78									2	0	1	0	1	0	0						
81 Ryan Grotjohn, L										1	0	0	0	0	0	0						
13 Nick Ahmed, R OBP: 0.405, SLG: 0.355	0-3 1 SAFE C CU 79 C CU 79 C SI 90									3	0	1	0	0	1	3						
82 Alberto Rosario, R OBP: 1.000, SLG: 2.000										0	0	0	0	0	0	0						
89 Renae Martínez, R (9, PH)										1	0	0	0	0	0	0						
14 Caleb Joseph, R OBP: 0.250, SLG: 0.500	0-1 C SI 90 X CU 84									3	0	0	0	0	1	2						
93 Alex Young, L			FC6-4							0	0	0	0	0	0	0						
72 Tyler Mark, R										0	0	0	0	0	0	0						
87 Travis Snider, L OBP: 0.714, SLG: 0.600										0	0	0	0	1	0	0						
29 Merrill Kelly, R										1	0	0	0	0	0	0						
19 Sócrates Brito, L OBP: 0.170, SLG: 0.212										3	1	1	0	0	1	1						
Inning Stats	R: 0 E: 0 K: 1 S: 9	H: 1 LOB: 1 BB: 0 P: 11	R: 0 E: 0 K: 2 S: 10	H: 1 LOB: 1 BB: 0 P: 11	R: 0 E: 0 K: 0 S: 9	H: 0 LOB: 0 BB: 0 P: 12	R: 0 E: 0 K: 1 S: 11	H: 0 LOB: 2 BB: 2 P: 22	R: 0 E: 0 K: 1 S: 11	H: 0 LOB: 0 BB: 0 P: 16	R: 0 E: 0 K: 0 S: 5	H: 0 LOB: 0 BB: 0 P: 11	R: 0 E: 0 K: 1 S: 9	H: 1 LOB: 1 BB: 0 P: 15	R: 1 E: 0 K: 0 S: 11	H: 3 LOB: 2 BB: 0 P: 17	R: 0 E: 0 K: 1 S: 10	H: 0 LOB: 1 BB: 1 P: 18	1B: 4 2B: 1 3B: 1 HR: 0	SF: 0 SAC: 0 DP: 0 HBP: 0	WP: 0 PB: 0 SB: 0 CS: 0	PA: 36
PITCHER	IP WLS BF H R ER SO BB IBB HBP BLK WP HR S P ERA WHIP																					
24 Noé Ramirez, R ERA: 8.0	3.0 W 11 2 0 0 3 2 0 0 0 0 0 0 28 34 0.00 0.667																					
32 Cam Bedrosian, R ERA: 7.11	1.0 H 5 0 0 0 1 2 0 0 0 0 0 0 11 22 0.00 2.000																					
31 Ty Buttrey, R ERA: 2.35	1.0 H 3 0 0 0 1 0 0 0 0 0 0 0 11 16 0.00 0.000																					
38 Justin Anderson, R ERA: 2.16	1.0 H 3 0 0 0 0 0 0 0 0 0 0 0 5 11 0.00 0.000																					
65 Jake Jewell, R ERA: 1.93	1.0 H 4 1 0 0 1 0 0 0 0 0 0 0 9 15 0.00 1.000																					

Los Angeles Angels @ Arizona Diamondbacks
Salt River Fields at Talking Stick, Scottsdale, AZ

Thu Mar 21 2019, 4:12 PM - 6:47 PM EDT
Att: 12,612 - Partly Cloudy - 69 F

livebaseballscorecards.com

AB	33
R	1
H	6
RBI	1
BB	3
SO	7
LOB	14



Batter	1	2	3	4	5	6	7	8	9	AB	R	H	RBI	BB	SO	LOB	TOP								
Tyrone Taylor, R OBP: 0.303, SLG: 0.469 91 Carlos Rodriguez, L	P5			G5-3	L9		G6-3			3	0	0	0	0	0	1									
Mauricio Dubón, R OBP: 0.143, SLG: 0.143	1B			G5-3			G5-3		G6-3	4	0	1	0	0	0	0									
Tyler Saladino, R OBP: 0.302, SLG: 0.489 12 Yeison Coca, S	K			3B	BB		E4		F7	2	1	0	0	0	1	1									
Troy Stokes Jr., R OBP: 0.273, SLG: 0.367	CS			1-H	3B		P6		G1-3	4	0	1	1	0	1	1									
77 Lucas Erceg, L OBP: 0.217, SLG: 0.511 95 Blake Allemand, S OBP: 0.222, SLG: 0.125	F8			L8			2-6		L9	3	1	1	0	0	0	0									
Jacob Nottingham, R OBP: 0.200, SLG: 0.152 96 Ryan Aguilar, L	F9						L1		HBP	3	0	1	0	0	0	0									
97 Trent Grisham, L OBP: 0.419, SLG: 0.655				P5			93 WP 93 FC4		K	4	1	2	1	0	1	1									
93 Mario Feliciano, R 28 Brent Diaz, R	G6-3			G6-3			FC4		K	3	0	0	1	0	0	2									
18 David Fry, R 92 Payton Henry, R	K			K			P3		K	1	0	0	0	0	1	1									
Inning Stats	R: 0 E: 0 K: 1 S: 9	H: 1 LOB: 0 BB: 0 P: 12	R: 0 E: 0 K: 1 S: 8	H: 0 LOB: 0 BB: 0 P: 13	R: 0 E: 0 K: 1 S: 8	H: 0 LOB: 0 BB: 0 P: 13	R: 1 E: 0 K: 0 S: 10	H: 1 LOB: 1 BB: 0 P: 20	R: 1 E: 0 K: 0 S: 9	H: 1 LOB: 1 BB: 0 P: 13	R: 0 E: 1 K: 0 S: 7	H: 0 LOB: 1 BB: 0 P: 11	R: 1 E: 0 K: 0 S: 14	H: 3 LOB: 2 BB: 1 P: 25	R: 0 E: 0 K: 0 S: 9	H: 0 LOB: 0 BB: 0 P: 13	R: 0 E: 0 K: 2 S: 8	H: 0 LOB: 1 BB: 0 P: 17	1B: 3 2B: 2 3B: 1 HR: 0	SF: 0 SAC: 0 DP: 1 HBP: 1	WP: 1 PB: 0 SB: 0 CS: 1	PA: 36			
PITCHER	IP	WLS	BF	H	R	ER	SO	BB	IBB	HBP	BLK	WP	HR	S	P	ERA	WHIP								
52 Zack Godley, R ERA: 5.4	6.0	L	23	3	2	2	3	1	0	0	0	1	0	51	82	3.00	0.667								
33 Marc Rzepczynski, L ERA: 2.08	0.2		5	3	1	1	0	1	0	0	0	0	0	12	23	13.50	6.000								
35 Matt Andriese, R ERA: 4.67	1.1		4	0	0	0	0	0	0	0	0	0	0	11	15	0.00	0.000								
40 Andrew Chafin, L ERA: 4.05	1.0		4	0	0	0	2	0	0	1	0	0	0	8	17	0.00	0.000								

Milwaukee Brewers @ Arizona Diamondbacks
Salt River Fields at Talking Stick, Scottsdale, AZ
Sun Mar 24 2019, 3:11 PM - 6:08 PM EDT
Att. 13,488 - Sunny - 74 F

AB 32
R 3
H 6
RBI 3
BB 2
SO 5
LOB 11



Batter	1	2	3	4	5	6	7	8	9	AB	R	H	RBI	BB	SO	LOB	BOTTOM								
1 Jarrod Dyson, L OBP: 0.357, SLG: 0.250 82 Marcus Wilson, R OBP: 0.333, SLG: 0.625	G6-3				G4-3				G6-4-3	3	0	1	1	0	0	0									
15 Ildemaro Vargas, S OBP: 0.397, SLG: 0.600 71 Jancarlos Cintron, R OBP: 1.000, SLG: 1.000	L7			L8			G3		G3	4	0	0	0	0	0	3									
22 Jake Lamb, L OBP: 0.265, SLG: 0.258 91 Pavin Smith, L OBP: 0.444, SLG: 0.750	K			K			K		K	3	0	0	0	0	3	2									
36 John Ryan Murphy, R OBP: 0.345, SLG: 0.252 84 Dominio Miroglio, R OBP: 1.000, SLG: 1.000	K			K			1B		81 FC4-6 84 BB 78 1B	3	0	1	0	0	2	2									
19 Sócrates Brito, L OBP: 0.190, SLG: 0.204 87 Jake McCarthy, L OBP: 0.333, SLG: 0.333	K			K			K		K	2	0	0	0	0	2	1									
27 Matt Szczur, R OBP: 0.224, SLG: 0.313 81 Tra Holmes, R	2B			F7			F9		FC4-6 78 1B	3	0	1	0	0	0	2									
76 Kelby Tomlinson, R OBP: 0.167, SLG: 0.111 35 Matt Andriese, R OBP: 1.000, SLG: 1.000 78 Alek Thomas, L OBP: 0.500, SLG: 1.250 40 Andrew Chafin, R	K			BB			F8		1B	2	0	0	0	1	1	2									
85 Gali Crubbs Jr., L OBP: 0.214, SLG: 0.083				FC3-6			F7		G1-3	3	1	0	0	1	0	4									
52 Zack Godley, R OBP: 0.500, SLG: 0.500 33 Marc Rzepczynski, L 88 Drew Ellis, R 75 José Caballero, R	1B			G6-3			P4		BB	2	0	1	0	0	0	2									
Inning Stats	R: 0 E: 0 K: 1 S: 9	H: 0 LOB: 0 BB: 0 P: 10	R: 0 E: 0 K: 3 S: 12	H: 1 LOB: 1 BB: 0 P: 18	R: 1 E: 0 K: 2 S: 15	H: 2 LOB: 2 BB: 1 P: 23	R: 0 E: 0 K: 0 S: 8	H: 0 LOB: 2 BB: 1 P: 20	R: 0 E: 0 K: 1 S: 10	H: 0 LOB: 0 BB: 0 P: 12	R: 0 E: 0 K: 1 S: 10	H: 1 LOB: 1 BB: 0 P: 15	R: 0 E: 0 K: 0 S: 11	H: 0 LOB: 1 BB: 1 P: 21	R: 1 E: 0 K: 1 S: 12	H: 2 LOB: 2 BB: 1 P: 18	R: 0 E: 0 K: 1 S: 11	H: 1 LOB: 1 BB: 1 P: 22	1B: 6 2B: 1 3B: 0 HR: 0	SF: 0 SAC: 0 DP: 1 HBP: 1	WP: 0 PB: 0 SB: 0 CS: 0	PA: 39			
PITCHER	IP	WLS	BF	H	R	ER	SO	BB	IBB	HBP	BLK	WP	HR	S	P	ERA	WHIP								
51 Freddy Peralta, R ERA: 5.06	3.1		15	3	1	1	6	1	0	0	0	0	0	38	57	2.70	1.200								
90 Matt Hardy, R ERA:	0.2	W	3	0	0	0	0	1	0	0	0	0	0	6	14	0.00	1.500								
57 Chase Anderson, R ERA: 6.19	2.0	H	7	1	0	0	2	0	0	0	0	0	0	20	27	0.00	0.500								
43 Matt Albers, R ERA: 2.7	1.0	H	4	0	0	0	0	1	0	0	0	0	0	11	21	0.00	1.000								
36 Jake Petricka, R ERA: 3.27	1.0	H	6	2	1	1	1	1	0	0	0	0	0	12	18	9.00	3.000								

Milwaukee Brewers @ Arizona Diamondbacks
Salt River Fields at Talking Stick, Scottsdale, AZ
Sun Mar 24 2019, 3:11 PM - 6:08 PM EDT
Att. 13,488 - Sunny - 74 F

AB 33
R 2
H 7
RBI 2
BB 5
SO 10
LOB 24



Batter	1	2	3	4	5	6	7	8	9	AB	R	H	RBI	BB	SO	LOB	TOP			
28 Leury Garcia, S OBP: 0.456, SLG: 0.647 22 Charles Tilson, L OBP: 0.308, SLG: 0.417	10 BB 1B		G5-3			G6-3		87 2B 1B	G3	1	1	0	0	1	0	0				
10 Yairn Moncada, S OBP: 0.498, SLG: 0.647 87 Danny Mendick, R OBP: 0.465, SLG: 0.676	SAFE 1B		P4			K		91 1B 2B		3	0	1	0	0	1	0				
79 José Abreu, R OBP: 0.324, SLG: 0.587 84 Matt Skole, L OBP: 0.441, SLG: 0.393	L5				P6			L8		3	1	1	0	0	0	2				
17 Yonder Alonso, L OBP: 0.313, SLG: 0.517 91 Luis González, L OBP: 0.333, SLG: 0.350	F8				K			1B		3	0	0	0	0	1	3				
Eloy Jiménez, R OBP: 0.278, SLG: 0.486 88 Luis Robert Jr., R OBP: 0.357, SLG: 0.929	G5-3				K			F9		3	1	1	1	0	1	1				
18 Daniel Palko, L OBP: 0.275, SLG: 0.343 15 Adam Engel, R OBP: 0.345, SLG: 0.500			K			33 G4-6-3 BB		L4		2	1	1	2	1	1	0				
33 James McCann, R OBP: 0.360, SLG: 0.378			K			G4-6-3				4	0	0	0	0	3	1				
7 Tim Anderson, R OBP: 0.339, SLG: 0.474 97 Laz Rivera, R OBP: 0.500, SLG: 1.000						G6-3				3	0	2	0	0	0	0				
5 Yolmer Sánchez, S OBP: 0.340, SLG: 0.239 20 José Rondón, R OBP: 0.375, SLG: 0.500										3	0	0	0	0	0	1				
Inning Stats	R: 1 E: 0 K: 0 S: 13	H: 1 LOB: 1 BB: 1 P: 23	R: 0 E: 0 K: 2 S: 10	H: 1 LOB: 1 BB: 0 P: 14	R: 0 E: 0 K: 0 S: 6	H: 0 LOB: 0 BB: 0 P: 9	R: 0 E: 0 K: 2 S: 8	H: 0 LOB: 0 BB: 0 P: 12	R: 0 E: 0 K: 1 S: 8	H: 0 LOB: 0 BB: 1 P: 14	R: 3 E: 0 K: 1 S: 16	H: 4 LOB: 1 BB: 0 P: 24	R: 2 E: 0 K: 0 S: 21	H: 3 LOB: 1 BB: 0 P: 29	R: 0 E: 0 K: 1 S: 10	H: 1 LOB: 1 BB: 0 P: 12	1B: 6 2B: 3 3B: 0 HR: 1	SF: 0 SAC: 0 DP: 1 HBP: 0	WP: 0 PB: 0 CS: 2	PA: 37
PITCHER	IP: 6.0 WLS: 0 BF: 20 ERA: 1.04	WLS: L 6 0.1	H: 4 R: 3 ER: 0	R: 1 ER: 0	SO: 5 BB: 2	SO: 5 BB: 0	SO: 19 BB: 0	SO: 27 BB: 0	SO: 2 BB: 0	SO: 83 BB: 0	IP: 9.1 WLS: 1.0	WLS: 4 BF: 4 ERA: 0.64	WLS: 1 BF: 4 ERA: 0.64	WLS: 0 BF: 0 ERA: 0.00	WLS: 10 BF: 10 ERA: 0.00	WLS: 12 BF: 12 ERA: 0.00	WP: 0 HR: 0 S: 10 P: 12	ERA: 0.00 WHIP: 1.000		

Chicago White Sox @ Arizona Diamondbacks
Chase Field, Phoenix, AZ
Mon Mar 25 2019, 6:41 PM - 9:38 PM MST
Att: 16,468 - Clear - 80 F

livebaseballscorecards.com

AB 35
R 6
H 10
RBI 5
BB 2
SO 7
LOB 12



Batter	1	2	3	4	5	6	7	8	9	AB	R	H	RBI	BB	SO	LOB	BOTTOM			
10 Adam Jones, R OBP: 0.231, SLG: 0.417 18 Carson Kelly, R OBP: 0.324, SLG: 0.419	K		F9			F9		K	FC5-4	3	0	0	0	1	1	0				
5 Eduardo Escobar, S OBP: 0.255, SLG: 0.367 53 Christian Walker, R OBP: 0.426, SLG: 0.596	G6-3					K		K		3	0	1	0	0	1	0				
6 David Peralta, L OBP: 0.294, SLG: 0.311 27 Matt Szczur, R OBP: 0.220, SLG: 0.306	G4-3					G6-3				2	0	0	0	1	0	1				
28 Steven Souza Jr., R OBP: 0.315, SLG: 0.362 1 Jarrod Dyson, L OBP: 0.375, SLG: 0.286 56 Greg Holland, R	F8					FC6-4 4 WP 2B		K	88 G5-4-3 1B	2	1	0	0	0	0	1				
22 Jake Lamb, L OBP: 0.270, SLG: 0.353 82 Marcus Wilson, R OBP: 0.300, SLG: 0.556	G3					F8		K		3	1	1	1	0	0	1				
4 Ketel Marte, S OBP: 0.280, SLG: 0.360 88 Drew Ellis, R						HR		L8	G5-4-3	3	0	2	1	0	0	0				
13 Nick Ahmed, R OBP: 0.429, SLG: 0.599 85 Gali Cribbs Jr., L OBP: 0.267, SLG: 0.154	K									2	0	1	0	1	1	1				
36 John Ryan Murphy, R OBP: 0.300, SLG: 0.356 66 Yoshitaka Hirano, R OBP: 0.375, SLG: 0.286 83 Michael Kohn, R OBP: 0.375, SLG: 0.286 25 Archie Bradley, R OBP: 0.375, SLG: 0.286 93 Alex Young, L OBP: 0.460, SLG: 1.000										2	1	1	1	1	0	2				
24 Luke Weaver, R OBP: 0.458, SLG: 0.575 41 Wilmer Flores, R OBP: 0.458, SLG: 0.575 75 José Caballero, R	G3-1									2	0	0	0	0	0	0				
Inning Stats	R: 0 E: 0 K: 1 S: 6	H: 0 LOB: 0 BB: 0 P: 8	R: 0 E: 0 K: 1 S: 8	H: 1 LOB: 1 BB: 0 P: 13	R: 1 E: 0 K: 1 S: 7	H: 1 LOB: 0 BB: 0 P: 10	R: 1 E: 0 K: 0 S: 11	H: 1 LOB: 2 BB: 2 P: 22	R: 0 E: 0 K: 2 S: 8	H: 2 LOB: 2 BB: 1 P: 21	R: 0 E: 0 K: 2 S: 8	H: 0 LOB: 0 BB: 0 P: 11	R: 0 E: 0 K: 1 S: 8	H: 1 LOB: 0 BB: 0 P: 13	R: 0 E: 0 K: 0 S: 11	H: 1 LOB: 1 BB: 1 P: 16	1B: 5 2B: 1 3B: 0 HR: 2	SF: 0 SAC: 0 DP: 2 HBP: 0	WP: 1 PB: 0 SB: 1 CS: 0	PA: 37
PITCHER	IP: 5.0 WLS: 6.0	WLS: W 6 1.0	H: 2 R: 1 ER: 1	R: 2 ER: 1	SO: 2 BB: 1	SO: 2 BB: 0	SO: 12 BB: 0	SO: 21 BB: 1	SO: 21 BB: 1	IP: 6.0 WLS: 1.0	WLS: 6 BF: 21 ERA: 6.0	WLS: 1 BF: 6 ERA: 9.00	WLS: 1 BF: 3 ERA: 0.00	WLS: 1 BF: 3 ERA: 0.00	WLS: 1 BF: 1 ERA: 8.0	WLS: 1 BF: 4 ERA: 3.60	WP: 0 HR: 0 S: 11 P: 16	ERA: 3.60 WHIP: 3.000		

Chicago White Sox @ Arizona Diamondbacks
Chase Field, Phoenix, AZ
Mon Mar 25 2019, 6:41 PM - 9:38 PM MST
Att: 16,468 - Clear - 80 F

livebaseballscorecards.com

AB 33
R 3
H 8
RBI 3
BB 4
SO 8
LOB 12



Batter	1	2	3	4	5	6	7	8	9	AB	R	H	RBI	BB	SO	LOB	TOP												
10 Yoán Moncada, S OBP: 0.489, SLG: 0.642 87 Danny Mendick, R OBP: 0.478, SLG: 0.667	G6-3		FC3-6 1B	P5		G6-3 1B		G6-3 BB		2	0	1	1	0	0	0	Chicago White Sox @ Arizona Diamondbacks Chase Field, Phoenix, AZ Tue Mar 26 2019, 12:40 PM - 3:16 PM MST Att: 13,546 - Partly Cloudy - 82 F livebaseballscorecards.com												
5 Yolmer Sánchez, S OBP: 0.329, SLG: 0.229 92 Nick Madrigal, R OBP: 0.450, SLG: 0.444	B5-3		FC3-6 2B		G6-3 2B		G6-3 1B		2	0	0	1	0	0	1	3													
79 José Abreu, R OBP: 0.432, SLG: 0.600 84 Matt Skole, L OBP: 0.387	G6-3		2B		L9		G4-3 1B		2	0	1	1	0	0	0	3													
17 Yonder Alonso, L OBP: 0.319, SLG: 0.517 38 Ryan Goins, L OBP: 0.209, SLG: 0.275	G3		1B		G1		G1		2	0	1	1	0	0	0	1													
32 Preston Tucker, L OBP: 0.303, SLG: 0.250			1B		1B		G4-3		1	0	0	0	0	0	0	0													
Eloy Jiménez, R OBP: 0.263, SLG: 0.459 86 Steele Walker, L OBP: 0.250, SLG: 0.500	L8		F7		P6		G4-3		2	0	0	0	0	0	2	3													
18 Daniel Palka, L OBP: 0.256, SLG: 0.378 90 Blake Rutherford, L OBP: 0.300, SLG: 0.316	F7		2B		P6		F7		2	0	1	0	0	0	0	2													
21 Welington Castillo, R OBP: 0.296, SLG: 0.536 86 Zack Collins, L OBP: 0.435, SLG: 0.412			1B		G3		K		3	1	2	1	0	0	0	1													
7 Tim Anderson, R OBP: 0.344, SLG: 0.475 86 Ramón Torres, S OBP: 1.000, SLG: 1.000			1B		G6-3		BB		2	1	1	0	0	0	1	1													
15 Adam Engel, R OBP: 0.333, SLG: 0.481 88 Luis Robert Jr., R OBP: 0.313, SLG: 0.813			1B		G1		K		2	0	0	0	0	0	3	2													
			1B		G1		F8		2	0	0	0	0	1	2	0													
Inning Stats	R: 0 E: 0 K: 0 S: 6	H: 0 LOB: 0 BB: 0 P: 6	R: 0 E: 0 K: 0 S: 6	H: 0 LOB: 0 BB: 0 P: 8	R: 4 E: 0 K: 0 S: 17	H: 5 LOB: 2 BB: 0 P: 26	R: 1 E: 0 K: 0 S: 11	H: 2 LOB: 1 BB: 0 P: 16	R: 1 E: 0 K: 1 S: 12	H: 2 LOB: 1 BB: 1 P: 19	R: 0 E: 0 K: 0 S: 8	H: 1 LOB: 1 BB: 0 P: 9	R: 1 E: 0 K: 1 S: 12	H: 2 LOB: 2 BB: 1 P: 19	R: 0 E: 0 K: 0 S: 9	H: 1 LOB: 1 BB: 0 P: 11	1B: 10 2B: 4 3B: 0 HR: 0	SF: 0 SAC: 0 DP: 0 HBP: 0	WP: 1 PB: 0 SB: 0 CS: 0	PA: 43									
PITCHER	IP WLS BF	H R ER SO	BB IBB HBP BLK	WP HR S P	ERA WHIP	PITCHER	IP WLS BF	H R ER SO	BB IBB HBP BLK	WP HR S P	ERA WHIP	PITCHER	IP WLS BF	H R ER SO	BB IBB HBP BLK	WP HR S P	ERA WHIP												
29 Merrill Kelly, R ERA: 5.91	5.2 L 27	9 6 6 1	1 0 0 0	0 0 59 84	9.53 1.765	72 Tyler Mark, R ERA:	0.1 L 2	1 0 0 0	0 0 6 7	0.00 3.000	50 Yoan López, R ERA: 4.5	1.0 L 4	1 0 0 0	0 0 8 9	0 0 0 0	0 0 0 0	0.00 1.000	92 Bud Jeter, R ERA: 3.86	1.0 L 6	2 1 1 1	1 0 0 0	0 0 12 19	9.00 3.000	89 Cole Bartlett, R ERA:	1.0 L 4	1 0 0 0	0 0 0 0	0 0 9 11	0.00 1.000
10 Adam Jones, R OBP: 0.200, SLG: 0.357 1 Jarrod Dyson, L OBP: 0.369, SLG: 0.313 81 Tra Holmes, R	B5-3		K		L7			FC3-6 1B		2	0	0	0	0	1	0	Chicago White Sox @ Arizona Diamondbacks Chase Field, Phoenix, AZ Tue Mar 26 2019, 12:40 PM - 3:16 PM MST Att: 13,546 - Partly Cloudy - 82 F livebaseballscorecards.com												
5 Eduardo Escobar, S OBP: 0.284, SLG: 0.360 Ildemaro Vargas, S	F8		BB		G4-3 2B		G4-3 1B		1	0	0	0	1	0	0	2													
41 Wilmer Flores, R OBP: 0.440, SLG: 0.548 53 Christian Walker, R	P3		P5		2B		K		2	0	0	0	0	1	1														
6 David Peralta, L OBP: 0.283, SLG: 0.298 27 Matt Szczur, R OBP: 0.231, SLG: 0.314	G3-1		L8		1B		K		2	0	0	0	0	1	1														
22 Jake Lamb, L OBP: 0.308, SLG: 0.472 88 Drew Ellis, R	HR		1B		F7		G6-3		2	1	2	1	0	0	0	2													
4 Ketel Marte, S OBP: 0.269, SLG: 0.346 82 Marcus Wilson, R	P5		F8		K		G6-3		2	0	0	0	0	2	2														
13 Nick Ahmed, R OBP: 0.408, SLG: 0.341 79 Geraldo Perdomo, S	G4-3		K		K		K		2	0	0	0	0	1	0														
18 Carson Kelly, R OBP: 0.306, SLG: 0.394 84 Dominic Miroglio, R	K		K		G6-4-3 1B		K		2	0	0	0	0	2	0														
29 Merrill Kelly, R OBP: 0.333, SLG: 0.333 72 Tyler Mark, R	K		K		G6-4-3		G3		0	0	0	0	0	0	0														
50 Yoan López, R 91 Pavin Smith, L 92 Bud Jeter, R 89 Cole Bartlett, R	K		1B						0	0	0	0	0	0	0														
Inning Stats	R: 0 E: 0 K: 0 S: 6	H: 0 LOB: 0 BB: 0 P: 9	R: 1 E: 0 K: 0 S: 10	H: 1 LOB: 0 BB: 0 P: 14	R: 0 E: 0 K: 3 S: 11	H: 0 LOB: 0 BB: 0 P: 14	R: 0 E: 0 K: 0 S: 9	H: 1 LOB: 2 BB: 1 P: 18	R: 0 E: 0 K: 2 S: 10	H: 1 LOB: 1 BB: 0 P: 11	R: 0 E: 0 K: 1 S: 10	H: 2 LOB: 0 BB: 0 P: 14	R: 0 E: 0 K: 0 S: 6	H: 1 LOB: 0 BB: 0 P: 8	R: 0 E: 0 K: 2 S: 8	H: 1 LOB: 1 BB: 0 P: 16	R: 0 E: 0 K: 1 S: 9	H: 0 LOB: 0 BB: 0 P: 12	1B: 5 2B: 1 3B: 0 HR: 1	SF: 0 SAC: 0 DP: 1 HBP: 0	WP: 0 PB: 0 SB: 0 CS: 0	PA: 34							
PITCHER	IP WLS BF	H R ER SO	BB IBB HBP BLK	WP HR S P	ERA WHIP	PITCHER	IP WLS BF	H R ER SO	BB IBB HBP BLK	WP HR S P	ERA WHIP	PITCHER	IP WLS BF	H R ER SO	BB IBB HBP BLK	WP HR S P	ERA WHIP												
46 Iván Nova, R ERA: 4.26	3.0 W 10	1 1 1 3	0 0 0 0	0 0 27 37	3.00 0.333	53 Caleb Frare, L ERA: 7.0	1.0 L 5	1 0 0 0	1 0 0 0	0 0 9 18	0.00 2.000	61 Ryan Burr, R ERA: 2.38	1.0 L 4	1 0 0 2	0 0 0 0	0 0 10 11	0.00 1.000	59 Evan Marshall, R ERA: 2.45	1.0 L 5	2 0 0 1	0 0 0 0	0 0 10 14	0.00 2.000	95 Matt Foster, R ERA:	2.0 L 7	2 0 0 2	0 0 0 0	0 0 14 24	0.00 1.000

Batter	1	2	3	4	5	6	7	8	9	10	11	12	13	AB R H RBI BB SO LOB	TOP																																																																																																												
1 Jarrod Dyson, L OBP: 0.420, SLG: 0.200														5 0 1 0 2 2 0																																																																																																													
5 Eduardo Escobar, S OBP: 0.162, SLG: 0.273														7 0 0 0 0 2 5																																																																																																													
6 David Peralta, L OBP: 0.400, SLG: 0.500														6 1 3 0 0 1 1																																																																																																													
10 Adam Jones, R OBP: 0.300, SLG: 0.700														6 0 1 0 0 1 3																																																																																																													
22 Jake Lamb, L OBP: 0.333, SLG: 0.200														5 0 1 0 1 3 0																																																																																																													
4 Ketel Marte, S OBP: 0.333, SLG: 0.200														6 0 0 1 0 1 4																																																																																																													
13 Nick Ahmed, R OBP: 0.300, SLG: 0.375														5 2 1 0 1 1 4																																																																																																													
31 Alex Avila, L OBP: 0.500, SLG: 0.250														4 1 1 0 2 1 0																																																																																																													
20 Freddie Freese, R OBP: 0.100, SLG: 0.100														3 0 0 0 0 0 0																																																																																																													
68 Ross Stripling, R ERA: 0.000	<table border="1"> <thead> <tr> <th>PITCHER</th> <th>IP</th> <th>WLS</th> <th>BF</th> <th>H</th> <th>R</th> <th>ER</th> <th>SO</th> <th>BB</th> <th>IBB</th> <th>HBP</th> <th>BLK</th> <th>WP</th> <th>HR</th> <th>S</th> <th>P</th> <th>ERA</th> <th>WHIP</th> </tr> </thead> <tbody> <tr> <td>68 Ross Stripling, R</td> <td>5.1</td> <td>2</td> <td>20</td> <td>3</td> <td>0</td> <td>0</td> <td>5</td> <td>1</td> <td>0</td> <td>0</td> <td>0</td> <td>0</td> <td>0</td> <td>8</td> <td>76</td> <td>0.00</td> <td>0.750</td> </tr> <tr> <td>75 Scott Alexander, L</td> <td>0.2</td> <td>0</td> <td>2</td> <td>0</td> <td>0</td> <td>0</td> <td>1</td> <td>0</td> <td>0</td> <td>0</td> <td>0</td> <td>0</td> <td>0</td> <td>11</td> <td>12</td> <td>0.00</td> <td>0.000</td> </tr> <tr> <td>52 Pedro Báez, R</td> <td>0.2</td> <td>0</td> <td>2</td> <td>0</td> <td>2</td> <td>1</td> <td>2</td> <td>1</td> <td>0</td> <td>0</td> <td>0</td> <td>0</td> <td>0</td> <td>11</td> <td>22</td> <td>13.50</td> <td>1.500</td> </tr> <tr> <td>17 Joe Kelly, R</td> <td>1.1</td> <td>0</td> <td>8</td> <td>3</td> <td>2</td> <td>1</td> <td>0</td> <td>0</td> <td>1</td> <td>0</td> <td>0</td> <td>0</td> <td>1</td> <td>17</td> <td>27</td> <td>6.75</td> <td>2.250</td> </tr> <tr> <td>74 Kentley Jansen, R</td> <td>1.0</td> <td>0</td> <td>3</td> <td>0</td> <td>0</td> <td>0</td> <td>1</td> <td>0</td> <td>0</td> <td>0</td> <td>0</td> <td>0</td> <td>0</td> <td>11</td> <td>16</td> <td>0.00</td> <td>0.000</td> </tr> </tbody> </table>													PITCHER	IP	WLS	BF	H	R	ER	SO	BB	IBB	HBP	BLK	WP	HR	S	P	ERA	WHIP	68 Ross Stripling, R	5.1	2	20	3	0	0	5	1	0	0	0	0	0	8	76	0.00	0.750	75 Scott Alexander, L	0.2	0	2	0	0	0	1	0	0	0	0	0	0	11	12	0.00	0.000	52 Pedro Báez, R	0.2	0	2	0	2	1	2	1	0	0	0	0	0	11	22	13.50	1.500	17 Joe Kelly, R	1.1	0	8	3	2	1	0	0	1	0	0	0	1	17	27	6.75	2.250	74 Kentley Jansen, R	1.0	0	3	0	0	0	1	0	0	0	0	0	0	11	16	0.00	0.000		
PITCHER	IP	WLS	BF	H	R	ER	SO	BB	IBB	HBP	BLK	WP	HR	S	P	ERA	WHIP																																																																																																										
68 Ross Stripling, R	5.1	2	20	3	0	0	5	1	0	0	0	0	0	8	76	0.00	0.750																																																																																																										
75 Scott Alexander, L	0.2	0	2	0	0	0	1	0	0	0	0	0	0	11	12	0.00	0.000																																																																																																										
52 Pedro Báez, R	0.2	0	2	0	2	1	2	1	0	0	0	0	0	11	22	13.50	1.500																																																																																																										
17 Joe Kelly, R	1.1	0	8	3	2	1	0	0	1	0	0	0	1	17	27	6.75	2.250																																																																																																										
74 Kentley Jansen, R	1.0	0	3	0	0	0	1	0	0	0	0	0	0	11	16	0.00	0.000																																																																																																										
64 Caleb Ferguson, L ERA: 0.000	<table border="1"> <thead> <tr> <th>PITCHER</th> <th>IP</th> <th>WLS</th> <th>BF</th> <th>H</th> <th>R</th> <th>ER</th> <th>SO</th> <th>BB</th> <th>IBB</th> <th>HBP</th> <th>BLK</th> <th>WP</th> <th>HR</th> <th>S</th> <th>P</th> <th>ERA</th> <th>WHIP</th> </tr> </thead> <tbody> <tr> <td>64 Caleb Ferguson, L</td> <td>1.0</td> <td>1</td> <td>3</td> <td>0</td> <td>0</td> <td>0</td> <td>2</td> <td>0</td> <td>0</td> <td>0</td> <td>0</td> <td>0</td> <td>0</td> <td>9</td> <td>14</td> <td>0.00</td> <td>0.000</td> </tr> <tr> <td>51 Dylan Floro, R</td> <td>2.0</td> <td>0</td> <td>9</td> <td>3</td> <td>0</td> <td>0</td> <td>2</td> <td>0</td> <td>0</td> <td>0</td> <td>0</td> <td>0</td> <td>0</td> <td>21</td> <td>35</td> <td>0.00</td> <td>1.500</td> </tr> <tr> <td>63 Yimi Garcia, R</td> <td>1.0</td> <td>0</td> <td>7</td> <td>1</td> <td>1</td> <td>1</td> <td>2</td> <td>2</td> <td>1</td> <td>0</td> <td>0</td> <td>0</td> <td>0</td> <td>14</td> <td>30</td> <td>9.00</td> <td>3.000</td> </tr> </tbody> </table>													PITCHER	IP	WLS	BF	H	R	ER	SO	BB	IBB	HBP	BLK	WP	HR	S	P	ERA	WHIP	64 Caleb Ferguson, L	1.0	1	3	0	0	0	2	0	0	0	0	0	0	9	14	0.00	0.000	51 Dylan Floro, R	2.0	0	9	3	0	0	2	0	0	0	0	0	0	21	35	0.00	1.500	63 Yimi Garcia, R	1.0	0	7	1	1	1	2	2	1	0	0	0	0	14	30	9.00	3.000																																						
PITCHER	IP	WLS	BF	H	R	ER	SO	BB	IBB	HBP	BLK	WP	HR	S	P	ERA	WHIP																																																																																																										
64 Caleb Ferguson, L	1.0	1	3	0	0	0	2	0	0	0	0	0	0	9	14	0.00	0.000																																																																																																										
51 Dylan Floro, R	2.0	0	9	3	0	0	2	0	0	0	0	0	0	21	35	0.00	1.500																																																																																																										
63 Yimi Garcia, R	1.0	0	7	1	1	1	2	2	1	0	0	0	0	14	30	9.00	3.000																																																																																																										

Arizona Diamondbacks @ Los Angeles Dodgers
Dodger Stadium, Los Angeles, CA
Fri Mar 29 2019, 7:10 PM - 1:15 AM PDT
Att: 42,266 - Clear - 64 F

livebaseballscorecards.com

AB 50
R 5
H 10
RBI 5
BB 6
SO 15
LOB 19



W/P: 0 PA: 56
P/B: 1
S/B: 1
CS: 0

Batter	1	2	3	4	5	6	7	8	9	10	11	12	13	AB R H RBI BB SO LOB	BOTTOM																																																																																																												
14 Enrique Hernández, R OBP: 0.465, SLG: 1.000														6 1 1 0 1 1 6																																																																																																													
10 Justin Turner, R OBP: 0.333, SLG: 0.111														4 0 1 0 2 3 2																																																																																																													
25 David Freese, R OBP: 0.100, SLG: 0.100														4 0 0 0 0 1 3 3																																																																																																													
74 Kentley Jansen, S ERA: 0.000	<table border="1"> <thead> <tr> <th>PITCHER</th> <th>IP</th> <th>WLS</th> <th>BF</th> <th>H</th> <th>R</th> <th>ER</th> <th>SO</th> <th>BB</th> <th>IBB</th> <th>HBP</th> <th>BLK</th> <th>WP</th> <th>HR</th> <th>S</th> <th>P</th> <th>ERA</th> <th>WHIP</th> </tr> </thead> <tbody> <tr> <td>74 Kentley Jansen, S</td> <td>1.0</td> <td>0</td> <td>3</td> <td>0</td> <td>0</td> <td>0</td> <td>1</td> <td>0</td> <td>0</td> <td>0</td> <td>0</td> <td>0</td> <td>0</td> <td>11</td> <td>16</td> <td>0.00</td> <td>0.000</td> </tr> <tr> <td>64 Caleb Ferguson, R</td> <td>0.2</td> <td>0</td> <td>2</td> <td>0</td> <td>0</td> <td>0</td> <td>1</td> <td>0</td> <td>0</td> <td>0</td> <td>0</td> <td>0</td> <td>0</td> <td>11</td> <td>22</td> <td>13.50</td> <td>1.500</td> </tr> <tr> <td>15 Austin Barnes, R</td> <td>0.2</td> <td>0</td> <td>2</td> <td>0</td> <td>0</td> <td>0</td> <td>1</td> <td>0</td> <td>0</td> <td>0</td> <td>0</td> <td>0</td> <td>0</td> <td>11</td> <td>22</td> <td>13.50</td> <td>1.500</td> </tr> <tr> <td>51 Dylan Floro, L</td> <td>1.0</td> <td>0</td> <td>7</td> <td>1</td> <td>1</td> <td>1</td> <td>2</td> <td>2</td> <td>1</td> <td>0</td> <td>0</td> <td>0</td> <td>0</td> <td>14</td> <td>30</td> <td>9.00</td> <td>3.000</td> </tr> <tr> <td>99 Hyun Jin Ryu, R</td> <td>1.0</td> <td>0</td> <td>3</td> <td>0</td> <td>0</td> <td>0</td> <td>1</td> <td>0</td> <td>0</td> <td>0</td> <td>0</td> <td>0</td> <td>0</td> <td>11</td> <td>16</td> <td>0.00</td> <td>0.000</td> </tr> </tbody> </table>													PITCHER	IP	WLS	BF	H	R	ER	SO	BB	IBB	HBP	BLK	WP	HR	S	P	ERA	WHIP	74 Kentley Jansen, S	1.0	0	3	0	0	0	1	0	0	0	0	0	0	11	16	0.00	0.000	64 Caleb Ferguson, R	0.2	0	2	0	0	0	1	0	0	0	0	0	0	11	22	13.50	1.500	15 Austin Barnes, R	0.2	0	2	0	0	0	1	0	0	0	0	0	0	11	22	13.50	1.500	51 Dylan Floro, L	1.0	0	7	1	1	1	2	2	1	0	0	0	0	14	30	9.00	3.000	99 Hyun Jin Ryu, R	1.0	0	3	0	0	0	1	0	0	0	0	0	0	11	16	0.00	0.000		
PITCHER	IP	WLS	BF	H	R	ER	SO	BB	IBB	HBP	BLK	WP	HR	S	P	ERA	WHIP																																																																																																										
74 Kentley Jansen, S	1.0	0	3	0	0	0	1	0	0	0	0	0	0	11	16	0.00	0.000																																																																																																										
64 Caleb Ferguson, R	0.2	0	2	0	0	0	1	0	0	0	0	0	0	11	22	13.50	1.500																																																																																																										
15 Austin Barnes, R	0.2	0	2	0	0	0	1	0	0	0	0	0	0	11	22	13.50	1.500																																																																																																										
51 Dylan Floro, L	1.0	0	7	1	1	1	2	2	1	0	0	0	0	14	30	9.00	3.000																																																																																																										
99 Hyun Jin Ryu, R	1.0	0	3	0	0	0	1	0	0	0	0	0	0	11	16	0.00	0.000																																																																																																										
11 AJ Pollock, R OBP: 0.545, SLG: 0.889														6 2 4 3 1 1 3																																																																																																													
5 Corey Seager, L OBP: 0.364, SLG: 0.556														6 0 1 1 1 3 3																																																																																																													
3 Chris Taylor, R OBP: 0.300, SLG: 0.300														2 0 0 0 0 0 0																																																																																																													
31 Joc Pederson, L OBP: 0.500, SLG: 1.222														4 0 1 0 1 0 2																																																																																																													
35 Cody Bellinger, L OBP: 0.400, SLG: 0.667														5 0 1 0 1 1 5																																																																																																													
55 Russell Martin, R OBP: 0.667, SLG: 0.333														3 1 1 0 3 1 1																																																																																																													
68 Ross Stripling, R ERA: 0.000	<table border="1"> <thead> <tr> <th>PITCHER</th> <th>IP</th> <th>WLS</th> <th>BF</th> <th>H</th> <th>R</th> <th>ER</th> <th>SO</th> <th>BB</th> <th>IBB</th> <th>HBP</th> <th>BLK</th> <th>WP</th> <th>HR</th> <th>S</th> <th>P</th> <th>ERA</th> <th>WHIP</th> </tr> </thead> <tbody> <tr> <td>68 Ross Stripling, R</td> <td>5.0</td> <td>2</td> <td>23</td> <td>3</td> <td>3</td> <td>3</td> <td>9</td> <td>5</td> <td>0</td> <td>0</td> <td>0</td> <td>0</td> <td>1</td> <td>53</td> <td>102</td> <td>5.40</td> <td>1.600</td> </tr> <tr> <td>50 Yanis Lopez, R</td> <td>1.0</td> <td>0</td> <td>5</td> <td>1</td> <td>0</td> <td>0</td> <td>0</td> <td>1</td> <td>0</td> <td>0</td> <td>0</td> <td>0</td> <td>0</td> <td>9</td> <td>21</td> <td>0.00</td> <td>2.000</td> </tr> <tr> <td>60 Yoshitaka Hirano, R</td> <td>1.0</td> <td>0</td> <td>6</td> <td>3</td> <td>1</td> <td>1</td> <td>1</td> <td>1</td> <td>0</td> <td>0</td> <td>0</td> <td>0</td> <td>0</td> <td>15</td> <td>25</td> <td>9.00</td> <td>4.000</td> </tr> <tr> <td>25 Archie Bradley, R</td> <td>1.0</td> <td>0</td> <td>5</td> <td>2</td> <td>0</td> <td>0</td> <td>0</td> <td>0</td> <td>0</td> <td>0</td> <td>0</td> <td>0</td> <td>0</td> <td>14</td> <td>20</td> <td>0.00</td> <td>2.000</td> </tr> <tr> <td>40 Andrew Chafin, L</td> <td>1.2</td> <td>0</td> <td>7</td> <td>2</td> <td>0</td> <td>0</td> <td>2</td> <td>1</td> <td>0</td> <td>0</td> <td>0</td> <td>0</td> <td>0</td> <td>15</td> <td>21</td> <td>0.00</td> <td>1.800</td> </tr> </tbody> </table>													PITCHER	IP	WLS	BF	H	R	ER	SO	BB	IBB	HBP	BLK	WP	HR	S	P	ERA	WHIP	68 Ross Stripling, R	5.0	2	23	3	3	3	9	5	0	0	0	0	1	53	102	5.40	1.600	50 Yanis Lopez, R	1.0	0	5	1	0	0	0	1	0	0	0	0	0	9	21	0.00	2.000	60 Yoshitaka Hirano, R	1.0	0	6	3	1	1	1	1	0	0	0	0	0	15	25	9.00	4.000	25 Archie Bradley, R	1.0	0	5	2	0	0	0	0	0	0	0	0	0	14	20	0.00	2.000	40 Andrew Chafin, L	1.2	0	7	2	0	0	2	1	0	0	0	0	0	15	21	0.00	1.800		
PITCHER	IP	WLS	BF	H	R	ER	SO	BB	IBB	HBP	BLK	WP	HR	S	P	ERA	WHIP																																																																																																										
68 Ross Stripling, R	5.0	2	23	3	3	3	9	5	0	0	0	0	1	53	102	5.40	1.600																																																																																																										
50 Yanis Lopez, R	1.0	0	5	1	0	0	0	1	0	0	0	0	0	9	21	0.00	2.000																																																																																																										
60 Yoshitaka Hirano, R	1.0	0	6	3	1	1	1	1	0	0	0	0	0	15	25	9.00	4.000																																																																																																										
25 Archie Bradley, R	1.0	0	5	2	0	0	0	0	0	0	0	0	0	14	20	0.00	2.000																																																																																																										
40 Andrew Chafin, L	1.2	0	7	2	0	0	2	1	0	0	0	0	0	15	21	0.00	1.800																																																																																																										
38 Robbie Ray, L ERA: 0.000	<table border="1"> <thead> <tr> <th>PITCHER</th> <th>IP</th> <th>WLS</th> <th>BF</th> <th>H</th> <th>R</th> <th>ER</th> <th>SO</th> <th>BB</th> <th>IBB</th> <th>HBP</th> <th>BLK</th> <th>WP</th> <th>HR</th> <th>S</th> <th>P</th> <th>ERA</th> <th>WHIP</th> </tr> </thead> <tbody> <tr> <td>38 Robbie Ray, L</td> <td>5.0</td> <td>2</td> <td>23</td> <td>3</td> <td>3</td> <td>3</td> <td>9</td> <td>5</td> <td>0</td> <td>0</td> <td>0</td> <td>0</td> <td>1</td> <td>53</td> <td>102</td> <td>5.40</td> <td>1.600</td> </tr> <tr> <td>50 Yanis Lopez, R</td> <td>1.0</td> <td>0</td> <td>5</td> <td>1</td> <td>0</td> <td>0</td> <td>0</td> <td>1</td> <td>0</td> <td>0</td> <td>0</td> <td>0</td> <td>0</td> <td>9</td> <td>21</td> <td>0.00</td> <td>2.000</td> </tr> <tr> <td>60 Yoshitaka Hirano, R</td> <td>1.0</td> <td>0</td> <td>6</td> <td>3</td> <td>1</td> <td>1</td> <td>1</td> <td>1</td> <td>0</td> <td>0</td> <td>0</td> <td>0</td> <td>0</td> <td>15</td> <td>25</td> <td>9.00</td> <td>4.000</td> </tr> <tr> <td>25 Archie Bradley, R</td> <td>1.0</td> <td>0</td> <td>5</td> <td>2</td> <td>0</td> <td>0</td> <td>0</td> <td>0</td> <td>0</td> <td>0</td> <td>0</td> <td>0</td> <td>0</td> <td>14</td> <td>20</td> <td>0.00</td> <td>2.000</td> </tr> <tr> <td>40 Andrew Chafin, L</td> <td>1.2</td> <td>0</td> <td>7</td> <td>2</td> <td>0</td> <td>0</td> <td>2</td> <td>1</td> <td>0</td> <td>0</td> <td>0</td> <td>0</td> <td>0</td> <td>15</td> <td>21</td> <td>0.00</td> <td>1.800</td> </tr> </tbody> </table>													PITCHER	IP	WLS	BF	H	R	ER	SO	BB	IBB	HBP	BLK	WP	HR	S	P	ERA	WHIP	38 Robbie Ray, L	5.0	2	23	3	3	3	9	5	0	0	0	0	1	53	102	5.40	1.600	50 Yanis Lopez, R	1.0	0	5	1	0	0	0	1	0	0	0	0	0	9	21	0.00	2.000	60 Yoshitaka Hirano, R	1.0	0	6	3	1	1	1	1	0	0	0	0	0	15	25	9.00	4.000	25 Archie Bradley, R	1.0	0	5	2	0	0	0	0	0	0	0	0	0	14	20	0.00	2.000	40 Andrew Chafin, L	1.2	0	7	2	0	0	2	1	0	0	0	0	0	15	21	0.00	1.800		
PITCHER	IP	WLS	BF	H	R	ER	SO	BB	IBB	HBP	BLK	WP	HR	S	P	ERA	WHIP																																																																																																										
38 Robbie Ray, L	5.0	2	23	3	3	3	9	5	0	0	0	0	1	53	102	5.40	1.600																																																																																																										
50 Yanis Lopez, R	1.0	0	5	1	0	0	0	1	0	0	0	0	0	9	21	0.00	2.000																																																																																																										
60 Yoshitaka Hirano, R	1.0	0	6	3	1	1	1	1	0	0	0	0	0	15	25	9.00	4.000																																																																																																										
25 Archie Bradley, R	1.0	0	5	2	0	0	0	0	0	0	0	0	0	14	20	0.00	2.000																																																																																																										
40 Andrew Chafin, L	1.2	0	7	2	0	0	2	1	0	0	0	0	0	15	21	0.00	1.800																																																																																																										
35 Matt Andriese, R ERA: 0.000	<table border="1"> <thead> <tr> <th>PITCHER</th> <th>IP</th> <th>WLS</th> <th>BF</th> <th>H</th> <th>R</th> <th>ER</th> <th>SO</th> <th>BB</th> <th>IBB</th> <th>HBP</th> <th>BLK</th> <th>WP</th> <th>HR</th> <th>S</th> <th>P</th> <th>ERA</th> <th>WHIP</th> </tr> </thead> <tbody> <tr> <td>35 Matt Andriese, R</td> <td>2.1</td> <td>0</td> <td>11</td> <td>0</td> <td>0</td> <td>0</td> <td>0</td> <td>4</td> <td>0</td> <td>1</td> <td>0</td> <td>0</td> <td>0</td> <td>35</td> <td>62</td> <td>0.00</td> <td>1.714</td> </tr> <tr> <td>56 Greg Holland, R</td> <td>1.0</td> <td>0</td> <td>3</td> <td>0</td> <td>0</td> <td>0</td> <td>2</td> <td>0</td> <td>0</td> <td>0</td> <td>0</td> <td>0</td> <td>0</td> <td>9</td> <td>11</td> <td>0.00</td> <td>0.000</td> </tr> </tbody> </table>													PITCHER	IP	WLS	BF	H	R	ER	SO	BB	IBB	HBP	BLK	WP	HR	S	P	ERA	WHIP	35 Matt Andriese, R	2.1	0	11	0	0	0	0	4	0	1	0	0	0	35	62	0.00	1.714	56 Greg Holland, R	1.0	0	3	0	0	0	2	0	0	0	0	0	0	9	11	0.00	0.000																																																								
PITCHER	IP	WLS	BF	H	R	ER	SO	BB	IBB	HBP	BLK	WP	HR	S	P	ERA	WHIP																																																																																																										
35 Matt Andriese, R	2.1	0	11	0	0	0	0	4	0	1	0	0	0	35	62	0.00	1.714																																																																																																										
56 Greg Holland, R	1.0	0	3	0	0	0	2	0	0	0	0	0	0	9	11	0.00	0.000																																																																																																										

Arizona Diamondbacks @ Los Angeles Dodgers
Dodger Stadium, Los Angeles, CA
Fri Mar 29 2019, 7:10 PM - 1:15 AM PDT
Att: 42,266 - Clear - 64 F

livebaseballscorecards.com

AB 45
R 4
H 11
RBI 4
BB 12
SO 14
LOB 29



W/P: 2 PA: 61
P/B: 0
S/B: 1
CS: 1

Batter	1	2	3	4	5	6	7	8	9	AB	R	H	RBI	BB	SO	LOB	TOP																
41 Wilmer Flores, R OBP: 0.200, SLG: 0.300	G5-3		G5-3	G6-3 15 1B			L4	G4-3		5	0	1	0	0	0	3																	
15 Ildemaro Vargas, S OBP: 0.167, SLG: 0.333	G3						K2-3		L9	5	1	1	0	0	1	1																	
6 David Peralta, L OBP: 0.368, SLG: 0.579	F8									5	1	2	1	0	1	0																	
10 Adam Jones, R OBP: 0.368, SLG: 0.737	P3									5	1	2	0	0	1	0																	
22 Jake Lamb, L OBP: 0.308, SLG: 0.100	G3									2	1	0	0	0	1	0																	
50 Yoan López, R OBP: 0.133, SLG: 0.200	G3									0	0	0	0	0	0	0																	
5 Eduardo Escobar, S (7, PH)										1	0	0	0	0	0	2																	
25 Archie Bradley, R										0	0	0	0	0	0	0																	
1 Jarrod Dyson, L OBP: 0.455, SLG: 0.667										0	0	0	0	0	0	0																	
4 Ketel Marte, S OBP: 0.167, SLG: 0.294	G4-3									4	1	2	2	0	0	0																	
13 Nick Ahmed, R OBP: 0.333, SLG: 0.400										4	1	2	2	0	0	1																	
18 Carson Kelly, R OBP: 0.333, SLG: 0.500										4	0	1	0	0	0	3																	
24 Luke Weaver, R OBP: 0.500, SLG: 2.000										2	1	1	2	0	0	1																	
53 Christian Walker, R OBP: 0.571, SLG: 1.571										2	0	1	0	0	1	1																	
66 Yoshitsugu Hirano, R										0	0	0	0	0	0	0																	
Inning Stats	R: 0 E: 0 K: 0 S: 11	H: 0 LOB: 0 BB: 0 P: 15	R: 0 E: 0 K: 0 S: 11	H: 0 LOB: 0 BB: 0 P: 14	R: 0 E: 0 K: 0 S: 12	H: 1 LOB: 1 BB: 0 P: 17	R: 7 E: 0 K: 0 S: 25	H: 7 LOB: 0 BB: 0 P: 40	R: 0 E: 0 K: 1 S: 10	H: 1 LOB: 1 BB: 0 P: 16	R: 0 E: 0 K: 1 S: 12	H: 2 LOB: 2 BB: 0 P: 17	R: 0 E: 0 K: 0 S: 12	H: 2 LOB: 2 BB: 0 P: 18	R: 0 E: 0 K: 1 S: 11	H: 0 LOB: 0 BB: 0 P: 15	1B: 9 2B: 2 3B: 1 HR: 1	SF: 0 SAC: 0 DP: 1 HBP: 0	WP: 1 PB: 0 SB: 2 CS: 0	PA: 40													
PITCHER	IP WLS BF H R ER SO BB IBB HBP BLK WP HR S P ERA WHIP																																
21 Walker Buehler, R ERA: 15.0	3.0	15	5	5	5	0	1	0	0	0	0	1	0	45	66	15.00	2.000																
52 Pedro Báez, R ERA: 10.8	1.0	5	3	2	2	0	0	0	0	0	0	1	14	20	18.00	3.000																	
75 Scott Alexander, L ERA: 10.8	1.0	3	0	0	0	1	0	0	0	0	0	0	7	8	0.00	0.000																	
63 Yimi García, R ERA: 6.0	1.0	4	1	0	0	1	0	0	0	0	0	0	10	16	0.00	1.000																	
64 Caleb Ferguson, L ERA: 6.0	1.0	5	2	0	0	1	0	0	0	0	0	0	12	17	0.00	2.000																	
51 Dylan Floro, R ERA: 8.1	1.0	W	5	2	0	0	0	0	0	0	0	0	0	12	18	0.00	2.000																
74 Kenley Jansen, R ERA: 9.1	1.0	S	3	0	0	0	1	0	0	0	0	0	0	11	15	0.00	0.000																

Arizona Diamondbacks @ Los Angeles Dodgers
Dodger Stadium, Los Angeles, CA
Sun Mar 31 2019, 1:11 PM - 4:39 PM PDT
Att: 43,815 - Sunny - 82 F

AB	39
R	7
H	13
RBI	7
BB	1
SO	4
LOB	12



Batter	1	2	3	4	5	6	7	8	9	AB	R	H	RBI	BB	SO	LOB	BOTTOM															
31 Joc Pederson, L OBP: 0.619, SLG: 1.133	G3-1									3	1	0	0	1	1	1																
35 Cody Bellinger, L OBP: 0.375, SLG: 1.100										5	3	3	1	0	1	1																
11 AJ Pollock, R OBP: 0.500, SLG: 0.706										5	2	2	2	0	0	2																
13 Max Muncy, L OBP: 0.222, SLG: 0.333										3	0	0	1	1	2	3																
74 Kenley Jansen, S										0	0	0	0	0	0	0																
14 Enrique Hernández, R OBP: 0.438, SLG: 0.833										3	0	1	1	1	1	1																
27 Alex Verdugo, L OBP: 0.375, SLG: 0.625										4	0	1	2	0	0	3																
3 Chris Taylor, R										2	0	0	0	2	1	1																
55 Russell Martin, R OBP: 0.600, SLG: 0.333										3	1	1	0	1	2	2																
21 Walker Buehler, R										1	0	0	0	0	0	0																
52 Pedro Báez, R										0	0	0	0	0	0	0																
29 David Peralta, R										0	0	0	0	0	0	0																
75 Scott Alexander, L										0	0	0	0	0	0	0																
5 Eduardo Escobar, L										0	0	0	0	0	0	0																
43 Yair Buitrago, R										0	0	0	0	0	0	0																
64 Caleb Ferguson, R										0	0	0	0	0	0	0																
41 Wilmer Flores, R										0	0	0	0	0	0	0																
15 Ildemaro Vargas, S										0	0	0	0	0	0	0																
6 David Peralta, L										0	0	0	0	0	0	0																
10 Adam Jones, R										0	0	0	0	0	0	0																
22 Jake Lamb, L										0	0	0	0	0	0	0																
50 Yoan López, R										0	0	0	0	0	0	0																
5 Eduardo Escobar, S (7, PH)										0	0	0	0	0	0	0																
25 Archie Bradley, R										0	0	0	0	0	0	0																
1 Jarrod Dyson, L OBP: 0.455, SLG: 0.667										0	0	0	0	0	0	0																
4 Ketel Marte, S OBP: 0.167, SLG: 0.294										0	0	0	0	0	0	0																
13 Nick Ahmed, R OBP: 0.333, SLG: 0.400										0	0	0	0	0	0	0																
18 Carson Kelly, R OBP: 0.333, SLG: 0.500										0	0	0	0	0	0	0																
24 Luke Weaver, R OBP: 0.500, SLG: 2.000										0	0	0	0	0	0	0																
53 Christian Walker, R OBP: 0.571, SLG: 1.571										0	0	0	0	0	0	0																
66 Yoshitsugu Hirano, R										0	0	0	0	0	0	0																
Inning Stats	R: 3 E: 0 K: 1 S: 17	H: 3 LOB: 1 BB: 1 P: 28	R: 0 E: 0 K: 1 S: 13	H: 0 LOB: 0 BB: 0 P: 19	R: 1 E: 0 K: 0 S: 11	H: 1 LOB: 1 BB: 1 P: 19	R: 1 E: 1 K: 1 S: 16	H: 1 LOB: 2 BB: 0 P: 24	R: 0 E: 0 K: 0 S: 14	H: 1 LOB: 3 BB: 2 P: 25	R: 0 E: 0 K: 1 S: 5	H: 0 LOB: 0 BB: 0 P: 6	R: 0 E: 0 K: 2 S: 11	H: 0 LOB: 2 BB: 2 P: 22	R: 3 E: 2 K: 2 S: 18	H: 2 LOB: 0 BB: 0 P: 27	1B: 5 2B: 2 3B: 0 HR: 1	SF: 2 SAC: 0 DP: 0 HBP: 1	WP: 0 PB: 0 SB: 0 CS: 0	PA: 41												
PITCHER	IP WLS BF H R ER SO BB IBB HBP BLK WP HR S P ERA WHIP																															
24 Luke Weaver, R ERA: 8.31	4.1	23	6	5	4	3	2	0	1	0	0	0	14	24	0.00	1.200																
50 Yoan López, R ERA: 8.31	1.2	7	0	0	0	1	2	0	0	0	0	0	11	22	0.00	2.000																
25 Archie Bradley, R ERA: 8.31	1.0	H	5	0	0	2	2	0	0	0	0	0	18	27	9.00	2.000																
66 Yoshitsugu Hirano, R ERA: 9.0	1.0	L	6	2	3	1	2	0	0	0	0	0	18	27	9.00	2.000																

Arizona Diamondbacks @ Los Angeles Dodgers
Dodger Stadium, Los Angeles, CA
Sun Mar 31 2019, 1:11 PM - 4:39 PM PDT
Att: 43,815 - Sunny - 82 F

AB	32
R	8
H	8
RBI	7
BB	6
SO	8
LOB	18



Batter	1	2	3	4	5	6	7	8	9	AB	R	H	RBI	BB	SO	LOB	TOP							
10 Adam Jones, R OBP: 0.375, SLG: 0.792										5	1	2	1	0	0	3								
5 Eduardo Escobar, S OBP: 0.150, SLG: 0.200										5	0	1	1	0	1	3								
41 Wilmer Flores, R OBP: 0.200, SLG: 0.333										5	1	1	0	0	0	3								
6 David Peralta, L OBP: 0.417, SLG: 0.667										5	2	3	1	0	0	0								
53 Christian Walker, R OBP: 0.583, SLG: 1.273										4	1	2	0	1	1	1								
4 Ketel Marte, S OBP: 0.281, SLG: 0.364										5	3	3	1	0	1	3								
13 Nick Ahmed, R OBP: 0.304, SLG: 0.421										4	1	1	2	0	2	1								
31 Alex Avila, L OBP: 0.571, SLG: 0.667										3	1	1	2	2	1	0								
29 Merrill Kelly, R										2	0	0	0	1	1	2								
22 Jake Lamb, L 57 Jon Duplantier, L										1	0	1	1	0	0	0								
										1	0	0	0	0	1	0								
Inning Stats	R: 2 H: 3 E: 0 K: 0 S: 9	H: 3 LOB: 1 BB: 1 P: 15	R: 1 H: 2 E: 0 K: 1 S: 15	H: 2 LOB: 2 BB: 2 P: 25	R: 2 H: 3 E: 0 K: 1 S: 20	H: 3 LOB: 1 BB: 0 P: 29	R: 0 H: 0 E: 0 K: 0 S: 6	H: 0 LOB: 0 BB: 0 P: 8	R: 4 H: 4 E: 1 K: 2 S: 19	H: 4 LOB: 1 BB: 0 P: 29	R: 0 H: 0 E: 0 K: 0 S: 6	H: 0 LOB: 0 BB: 0 P: 11	R: 1 H: 2 E: 0 K: 0 S: 14	H: 2 LOB: 2 BB: 1 P: 20	R: 0 H: 1 E: 0 K: 1 S: 9	H: 1 LOB: 1 BB: 0 P: 12	R: 0 H: 0 E: 0 K: 3 S: 9	H: 0 LOB: 0 BB: 0 P: 12	1B: 9 2B: 6 3B: 0 HR: 1	SF: 1 SAC: 0 DP: 2 HBP: 0	WP: 0 PB: 0 SB: 1 CS: 0	PA: 45		
PITCHER	IP WLS BF H R ER SO BB IBB HBP BLK WP HR S P ERA WHIP	2.2 L 17 8 5 5 2 3 0 0 0 0 1 41 65 16.88 4.125	3.0 12 4 4 3 2 0 0 0 0 0 28 41 11.57 1.714	3.0 13 3 1 1 1 1 0 0 0 0 29 43 3.00 1.333	1.0 3 0 0 0 3 0 0 0 0 0 9 12 0.00 0.000																			

Arizona Diamondbacks @ San Diego Padres
Petco Park, San Diego, CA
Mon Apr 01 2019, 7:12 PM - 10:15 PM PDT
Att: 18,683 - Cloudy - 65 F

livebaseballscores.com

AB 40
R 10
H 15
RBI 9
BB 4
SO 8
LOB 16

Batter	1	2	3	4	5	6	7	8	9	AB	R	H	RBI	BB	SO	LOB	BOTTOM							
3 Ian Kinsler, R OBP: 0.333, SLG: 0.538										2	0	0	0	1	0	1								
88 Phil Maton, R										1	0	0	0	0	0	0								
66 Robert Stock, L										0	0	0	0	0	0	0								
30 Eric Hosmer, L OBP: 0.214, SLG: 0.471										4	1	2	0	0	0	2								
13 Manny Machado, R OBP: 0.283, SLG: 0.222										3	1	1	0	1	0	3								
32 Franmil Reyes, R OBP: 0.067, SLG: 0.154										3	0	0	1	0	0	1								
4 Wil Myers, R OBP: 0.421, SLG: 0.588										4	0	0	0	0	1	1								
29 Fernando Tatis Jr., R OBP: 0.283, SLG: 0.444										4	1	1	2	0	1	0								
7 Manuel Margot, R OBP: 0.214, SLG: 0.357										1	0	0	0	0	0	0								
41 Robbie Erlin, R										0	0	0	0	0	0	0								
5 Greg Garcia, L OBP: 0.333, SLG: 0.500										3	0	0	0	0	2	0								
18 Austin Hedges, R OBP: 0.462, SLG: 0.364										3	0	0	0	0	0	0								
55 Matt Strahm, R										0	0	0	0	0	0	0								
33 Franchy Cordero, L OBP: 0.500, SLG: 0.333										3	0	2	0	0	1	0								
Inning Stats	R: 0 H: 0 E: 0 K: 0 S: 6	H: 0 LOB: 1 BB: 1 P: 10	R: 0 H: 0 E: 0 K: 1 S: 10	H: 0 LOB: 0 BB: 0 P: 11	R: 0 H: 1 E: 0 K: 0 S: 10	H: 1 LOB: 2 BB: 1 P: 21	R: 0 H: 0 E: 0 K: 1 S: 8	H: 0 LOB: 0 BB: 0 P: 11	R: 0 H: 1 E: 0 K: 1 S: 14	H: 1 LOB: 1 BB: 0 P: 20	R: 3 H: 3 E: 0 K: 0 S: 10	H: 3 LOB: 0 BB: 0 P: 15	R: 0 H: 0 E: 0 K: 1 S: 6	H: 0 LOB: 0 BB: 0 P: 10	R: 0 H: 1 E: 0 K: 0 S: 9	H: 1 LOB: 0 BB: 0 P: 14	R: 0 H: 0 E: 0 K: 1 S: 7	H: 0 LOB: 0 BB: 0 P: 9	1B: 4 2B: 1 3B: 0 HR: 1	SF: 1 SAC: 0 DP: 1 HBP: 0	WP: 0 PB: 0 SB: 0 CS: 0	PA: 34		
PITCHER	IP WLS BF H R ER SO BB IBB HBP BLK WP HR S P ERA WHIP	6.0 W 25 5 3 3 3 2 0 0 0 0 22 33 0.00 0.333																						

Arizona Diamondbacks @ San Diego Padres
Petco Park, San Diego, CA
Mon Apr 01 2019, 7:12 PM - 10:15 PM PDT
Att: 18,683 - Cloudy - 65 F

livebaseballscores.com

AB 31
R 3
H 6
RBI 3
BB 2
SO 5
LOB 8

Batter	1	2	3	4	5	6	7	8	9	AB	R	H	RBI	BB	SO	LOB	TOP									
10 Adam Jones, R OBP: 0.379, SLG: 0.759										5	0	2	0	0	1	0	Arizona Diamondbacks @ San Diego Padres Petco Park, San Diego, CA Tue Apr 02 2019, 7:12 PM - 10:33 PM PDT Att: 22,504 - Partly Cloudy - 63 F livebaseballscorecards.com									
5 Eduardo Escobar, S OBP: 0.120, SLG: 0.160										5	0	0	0	0	2	2										
41 Wilmer Flores, R OBP: 0.300, SLG: 0.368										4	1	2	0	1	0	2										
6 David Peralta, L OBP: 0.448, SLG: 0.724										5	0	3	0	0	1	2										
53 Christian Walker, R OBP: 0.500, SLG: 1.200										4	1	1	1	0	0	3										
1 Jarrod Dyson, L OBP: 0.500, SLG: 0.667										0	0	0	0	1	0	0										
4 Ketel Marte, S OBP: 0.286, SLG: 0.481										5	1	2	1	0	0	3										
13 Nick Ahmed, R OBP: 0.286, SLG: 0.375										5	1	1	0	0	1	2										
36 John Ryan Murphy, R OBP: 0.300, SLG: 0.500										3	2	1	1	2	2	1										
21 Zack Greinke, R OBP: 0.400, SLG: 1.990										4	2	2	4	0	0	2										
40 Andrew Chafin, R ERA: 7.71										0	0	0	0	0	0	0										
50 Yoan López, R ERA: 0.000										0	0	0	0	0	0	0										
25 Archie Bradley, R ERA: 2.000										0	0	0	0	0	0	0										
18 Carson Kelly, R OBP: 0.286, SLG: 0.368										1	0	0	0	0	1	0										
56 Greg Holland, R ERA: 0.000										0	0	0	0	0	0	0										
Inning Stats	R: 0 E: 0 K: 0 S: 12	H: 2 LOB: 0 BB: 0 P: 16	R: 0 E: 0 K: 1 S: 10	H: 1 LOB: 1 BB: 0 P: 11	R: 0 E: 0 K: 1 S: 11	H: 1 LOB: 1 BB: 0 P: 15	R: 4 E: 0 K: 0 S: 14	H: 4 LOB: 1 BB: 0 P: 22	R: 0 E: 0 K: 0 S: 7	H: 1 LOB: 1 BB: 0 P: 11	R: 2 E: 0 K: 1 S: 12	H: 2 LOB: 1 BB: 1 P: 20	R: 1 E: 0 K: 0 S: 10	H: 1 LOB: 1 BB: 1 P: 18	R: 1 E: 0 K: 2 S: 13	H: 2 LOB: 2 BB: 1 P: 23	R: 0 E: 0 K: 3 S: 10	H: 0 LOB: 0 BB: 0 P: 14	1B: 6 2B: 3 3B: 0 HR: 5	SF: 0 SAC: 0 DP: 0 HBP: 0	WP: 1 PB: 0 SB: 2 CS: 0	PA: 45				
PITCHER	IP WLS BF H R ER SO BB IBB HBP BLK WP HR S P ERA WHIP	IP WLS BF H R ER SO BB IBB HBP BLK WP HR S P ERA WHIP	IP WLS BF H R ER SO BB IBB HBP BLK WP HR S P ERA WHIP	IP WLS BF H R ER SO BB IBB HBP BLK WP HR S P ERA WHIP	IP WLS BF H R ER SO BB IBB HBP BLK WP HR S P ERA WHIP	IP WLS BF H R ER SO BB IBB HBP BLK WP HR S P ERA WHIP	IP WLS BF H R ER SO BB IBB HBP BLK WP HR S P ERA WHIP	IP WLS BF H R ER SO BB IBB HBP BLK WP HR S P ERA WHIP	IP WLS BF H R ER SO BB IBB HBP BLK WP HR S P ERA WHIP	IP WLS BF H R ER SO BB IBB HBP BLK WP HR S P ERA WHIP	IP WLS BF H R ER SO BB IBB HBP BLK WP HR S P ERA WHIP	IP WLS BF H R ER SO BB IBB HBP BLK WP HR S P ERA WHIP	IP WLS BF H R ER SO BB IBB HBP BLK WP HR S P ERA WHIP	IP WLS BF H R ER SO BB IBB HBP BLK WP HR S P ERA WHIP	IP WLS BF H R ER SO BB IBB HBP BLK WP HR S P ERA WHIP	IP WLS BF H R ER SO BB IBB HBP BLK WP HR S P ERA WHIP	IP WLS BF H R ER SO BB IBB HBP BLK WP HR S P ERA WHIP	IP WLS BF H R ER SO BB IBB HBP BLK WP HR S P ERA WHIP	IP WLS BF H R ER SO BB IBB HBP BLK WP HR S P ERA WHIP	IP WLS BF H R ER SO BB IBB HBP BLK WP HR S P ERA WHIP	IP WLS BF H R ER SO BB IBB HBP BLK WP HR S P ERA WHIP	IP WLS BF H R ER SO BB IBB HBP BLK WP HR S P ERA WHIP	IP WLS BF H R ER SO BB IBB HBP BLK WP HR S P ERA WHIP			
46 Eric Lauer, L ERA: 3.27	5.0 L	25 9	4 4	4 2	2 1	0 0	0 0	0 0	0 0	0 0	3 22	38 23	13.50 9.00	2.500 3.000	0.000 0.000	0.000 0.000	0.000 0.000	0.000 0.000	0.000 0.000	0.000 0.000	0.000 0.000	0.000 0.000	0.000 0.000	0.000 0.000		
17 Adam Warren, R ERA: 6.75	2.0 11	3 3	3 3	1 2	2 0	0 0	0 0	0 0	0 0	0 0	3 22	38 23	13.50 9.00	2.500 3.000	0.000 0.000	0.000 0.000	0.000 0.000	0.000 0.000	0.000 0.000	0.000 0.000	0.000 0.000	0.000 0.000	0.000 0.000	0.000 0.000		
58 Trey Wingenter, R ERA: 3.86	1.0 6	2 1	1 2	1 2	1 0	0 0	0 0	0 0	0 0	0 0	10 13	14 23	0.00 9.00	0.000 3.000	0.000 0.000	0.000 0.000	0.000 0.000	0.000 0.000	0.000 0.000	0.000 0.000	0.000 0.000	0.000 0.000	0.000 0.000	0.000 0.000	0.000 0.000	
38 Aaron Loup, L ERA: 0.000	1.0 3	0 0	0 0	3 3	0 0	0 0	0 0	0 0	0 0	0 0	10 13	14 23	0.00 9.00	0.000 3.000	0.000 0.000	0.000 0.000	0.000 0.000	0.000 0.000	0.000 0.000	0.000 0.000	0.000 0.000	0.000 0.000	0.000 0.000	0.000 0.000	0.000 0.000	
21 Zack Greinke, R OBP: 0.400, SLG: 1.990																										
40 Andrew Chafin, R ERA: 7.71																										
50 Yoan López, R ERA: 0.000																										
25 Archie Bradley, R ERA: 2.000																										
18 Carson Kelly, R OBP: 0.286, SLG: 0.368																										
56 Greg Holland, R ERA: 0.000																										
Inning Stats	R: 2 E: 0 K: 1 S: 16	H: 3 LOB: 1 BB: 0 P: 22	R: 0 E: 0 K: 3 S: 14	H: 2 LOB: 2 BB: 0 P: 18	R: 0 E: 0 K: 1 S: 7	H: 0 LOB: 0 BB: 0 P: 13	R: 0 E: 0 K: 3 S: 9	H: 0 LOB: 0 BB: 0 P: 15	R: 0 E: 0 K: 2 S: 10	H: 0 LOB: 0 BB: 0 P: 15	R: 1 E: 0 K: 0 S: 12	H: 1 LOB: 1 BB: 0 P: 19	R: 2 E: 0 K: 1 S: 18	H: 2 LOB: 1 BB: 1 P: 30	R: 0 E: 0 K: 1 S: 12	H: 2 LOB: 2 BB: 0 P: 16	R: 0 E: 0 K: 1 S: 7	H: 1 LOB: 1 BB: 0 P: 11	1B: 8 2B: 0 3B: 0 HR: 3	SF: 0 SAC: 0 DP: 0 HBP: 0	WP: 0 PB: 0 SB: 1 CS: 0	PA: 39				
PITCHER	IP WLS BF H R ER SO BB IBB HBP BLK WP HR S P ERA WHIP	IP WLS BF H R ER SO BB IBB HBP BLK WP HR S P ERA WHIP	IP WLS BF H R ER SO BB IBB HBP BLK WP HR S P ERA WHIP	IP WLS BF H R ER SO BB IBB HBP BLK WP HR S P ERA WHIP	IP WLS BF H R ER SO BB IBB HBP BLK WP HR S P ERA WHIP	IP WLS BF H R ER SO BB IBB HBP BLK WP HR S P ERA WHIP	IP WLS BF H R ER SO BB IBB HBP BLK WP HR S P ERA WHIP	IP WLS BF H R ER SO BB IBB HBP BLK WP HR S P ERA WHIP	IP WLS BF H R ER SO BB IBB HBP BLK WP HR S P ERA WHIP	IP WLS BF H R ER SO BB IBB HBP BLK WP HR S P ERA WHIP	IP WLS BF H R ER SO BB IBB HBP BLK WP HR S P ERA WHIP	IP WLS BF H R ER SO BB IBB HBP BLK WP HR S P ERA WHIP	IP WLS BF H R ER SO BB IBB HBP BLK WP HR S P ERA WHIP	IP WLS BF H R ER SO BB IBB HBP BLK WP HR S P ERA WHIP	IP WLS BF H R ER SO BB IBB HBP BLK WP HR S P ERA WHIP	IP WLS BF H R ER SO BB IBB HBP BLK WP HR S P ERA WHIP	IP WLS BF H R ER SO BB IBB HBP BLK WP HR S P ERA WHIP	IP WLS BF H R ER SO BB IBB HBP BLK WP HR S P ERA WHIP	IP WLS BF H R ER SO BB IBB HBP BLK WP HR S P ERA WHIP	IP WLS BF H R ER SO BB IBB HBP BLK WP HR S P ERA WHIP	IP WLS BF H R ER SO BB IBB HBP BLK WP HR S P ERA WHIP	IP WLS BF H R ER SO BB IBB HBP BLK WP HR S P ERA WHIP	IP WLS BF H R ER SO BB IBB HBP BLK WP HR S P ERA WHIP	IP WLS BF H R ER SO BB IBB HBP BLK WP HR S P ERA WHIP		
21 Zack Greinke, R ERA: 3.27	6.0 W	24 9	3 3	3 2	1 1	0 0	0 0	0 0	0 0	0 0	1 17	27 27	4.50 27.00	1.000 4.500	0.000 0.000	0.000 0.000	0.000 0.000	0.000 0.000	0.000 0.000	0.000 0.000	0.000 0.000	0.000 0.000	0.000 0.000	0.000 0.000	0.000 0.000	
40 Andrew Chafin, L ERA: 7.71	0.2 5	2 2	2 2	1 1	1 0	0 0	0 0	0 0	0 0	0 0	1 17	27 27	27.00 4.500	4.500 1.000	0.000 0.000	0.000 0.000	0.000 0.000	0.000 0.000	0.000 0.000	0.000 0.000	0.000 0.000	0.000 0.000	0.000 0.000	0.000 0.000	0.000 0.000	
50 Yoan López, R ERA: 0.000	0.1 H	1 0	0 0	0 0	0 0	0 0	0 0	0 0	0 0	0 0	1 3	3 23	0.00 9.00	0.000 3.000	0.000 0.000	0.000 0.000	0.000 0.000	0.000 0.000	0.000 0.000	0.000 0.000	0.000 0.000	0.000 0.000	0.000 0.000	0.000 0.000	0.000 0.000	
25 Archie Bradley, R ERA: 2.000	1.0 H	5 2	0 0	1 1	0 0	0 0	0 0	0 0	0 0	0 0	12 16	16 23	0.00 9.00	2.000 3.000	0.000 0.000	0.000 0.000	0.000 0.000	0.000 0.000	0.000 0.000	0.000 0.000	0.000 0.000	0.000 0.000	0.000 0.000	0.000 0.000	0.000 0.000	
56 Greg Holland, R ERA: 0.000	1.0 S	4 1	0 0	1 1	0 0	0 0	0 0	0 0	0 0	0 0	7 11	11 23	0.00 9.00	1.000 3.000	0.000 0.000	0.000 0.000	0.000 0.000	0.000 0.000	0.000 0.000	0.000 0.000	0.000 0.000	0.000 0.000	0.000 0.000	0.000 0.000	0.000 0.000	
Inning Stats	R: 2 E: 0 K: 1 S: 16	H: 3 LOB: 1 BB: 0 P: 22	R: 0 E: 0 K: 3 S: 14	H: 2 LOB: 2 BB: 0 P: 18	R: 0 E: 0 K: 1 S: 7	H: 0 LOB: 0 BB: 0 P: 13	R: 0 E: 0 K: 3 S: 9	H: 0 LOB: 0 BB: 0 P: 15	R: 0 E: 0 K: 2 S: 10	H: 0 LOB: 0 BB: 0 P: 15	R: 1 E: 0 K: 0 S: 12	H: 1 LOB: 1 BB: 0 P: 19	R: 2 E: 0 K: 1 S: 18	H: 2 LOB: 1 BB: 1 P: 30	R: 0 E: 0 K: 1 S: 12	H: 2 LOB: 2 BB: 0 P: 16	R: 0 E: 0 K: 1 S: 7	H: 1 LOB: 1 BB: 0 P: 11	1B: 8 2B: 0 3B: 0 							

Batter	1	2	3	4	5	6	7	8	9	AB	R	H	RBI	BB	SO	LOB	TOP										
10 Adam Jones, R OBP: 0.364, SLG: 0.727	G3		G5-3					L7		4	0	1	0	0	0	0	Arizona Diamondbacks @ San Diego Padres Petco Park, San Diego, CA Wed Apr 03 2019, 12:44 PM - 3:40 PM PDT Att: 19,376 - Partly Cloudy - 66 F										
4 Ketel Marte, S OBP: 0.291, SLG: 0.484	E8		L8					F9		4	0	1	0	0	0	1											
6 David Peralta, L OBP: 0.455, SLG: 0.758	P4									4	1	2	0	0	1	1											
53 Christian Walker, R OBP: 0.400, SLG: 0.947	G6-3		F7							4	0	0	0	0	1	3											
5 Eduardo Escobar, S OBP: 0.103, SLG: 0.138	G3									4	0	0	0	0	1	1											
22 Jake Lamb, L OBP: 0.389, SLG: 0.333										4	0	2	1	0	2	0											
24 Luke Weaver, R OBP: 0.500, SLG: 2.000										0	0	0	0	0	0	0											
13 Nick Ahmed, R OBP: 0.281, SLG: 0.357										4	0	1	0	0	2	2											
18 Carson Kelly, R OBP: 0.300, SLG: 0.333										2	0	0	0	1	1	1											
35 Matt Andriese, R										0	0	0	0	0	0	0											
38 Robbie Ray, L										2	0	0	0	0	2	2											
66 Yoshihisa Hirano, R										0	0	0	0	0	0	0											
31 Alex Avila, L OBP: 0.533, SLG: 0.600										1	0	0	0	0	1	0											
Inning Stats	R: 0 E: 1 K: 0 S: 9	H: 1 LOB: 1 BB: 0 P: 12	R: 0 E: 0 K: 2 S: 14	H: 1 LOB: 2 BB: 1 P: 25	R: 0 E: 0 K: 2 S: 14	H: 0 LOB: 0 BB: 0 P: 18	R: 0 E: 0 K: 2 S: 12	H: 1 LOB: 1 BB: 0 P: 19	R: 0 E: 0 K: 1 S: 9	H: 0 LOB: 0 BB: 0 P: 12	R: 0 E: 0 K: 0 S: 4	H: 1 LOB: 0 BB: 0 P: 8	R: 0 E: 0 K: 1 S: 9	H: 0 LOB: 0 BB: 0 P: 14	R: 1 E: 0 K: 2 S: 14	H: 2 LOB: 1 BB: 0 P: 21	1B: 2 2B: 5 HR: 0	SF: 0 SAC: 0 DP: 1 HBP: 0	WP: 0 PB: 0 SB: 0 CS: 0	PA: 34							
PITCHER	IP	WLS	BF	H	R	ER	SO	BB	IBB	HBP	BLK	WP	HR	S	P	ERA	WHIP										
37 Joey Lucchesi, L ERA:	5.0	W	20	4	0	0	6	1	0	0	0	0	0	55	83	0.00	1.000										
34 Craig Stammen, R ERA:	2.0	H	6	1	0	0	2	0	0	0	0	0	0	13	20	0.00	0.500										
58 Trey Wingenter, R ERA: 2.7	1.0		3	0	0	0	1	0	0	0	0	0	0	9	14	0.00	0.000										
39 Kirby Yates, R ERA: 2.25	1.0		5	2	1	1	2	0	0	0	0	0	0	14	21	9.00	2.000										

Batter	1	2	3	4	5	6	7	8	9	AB	R	H	RBI	BB	SO	LOB	BOTTOM										
3 Ian Kinsler, R OBP: 0.250, SLG: 0.364	G2-3									4	1	1	0	0	0	2	Arizona Diamondbacks @ San Diego Padres Petco Park, San Diego, CA Wed Apr 03 2019, 12:44 PM - 3:40 PM PDT Att: 19,376 - Partly Cloudy - 66 F										
4 Wil Myers, R OBP: 0.440, SLG: 0.696	K									4	0	1	0	0	1	1											
13 Manny Machado, R OBP: 0.321, SLG: 0.360	K									2	2	1	2	2	1	0											
32 Franmil Reyes, R OBP: 0.105, SLG: 0.125	L8									2	0	0	0	1	0	2											
7 Manuel Margot, R OBP: 0.276, SLG: 0.353										1	0	0	0	0	1	0											
10 Hunter Renfroe, R OBP: 0.267, SLG: 0.667	G1-6-3									4	0	1	0	0	1	0											
30 Eric Hosmer, L OBP: 0.357, SLG: 0.360	L7									3	0	0	1	1	0	0											
23 Fernando Tatis Jr., R OBP: 0.259, SLG: 0.360										3	1	0	0	1	1	3											
18 Austin Hedges, R OBP: 0.438, SLG: 0.308										2	0	0	0	1	0	3											
37 Joey Lucchesi, L ERA: 4.35										1	0	0	0	0	1	0											
27 Francisco Mejia, S OBP: 0.333, SLG: 0.444										1	0	1	0	0	0	0											
34 Craig Stammen, R ERA:										0	0	0	0	0	0	0											
33 Franchy Cordero, L OBP: 0.385, SLG: 0.279										1	0	0	0	0	1	0											
58 Trey Wingenter, R ERA: 2.7										0	0	0	0	0	0	0											
39 Kirby Yates, L ERA: 2.25										0	0	0	0	0	0	0											
Inning Stats	R: 0 E: 0 K: 2 S: 8	H: 0 LOB: 0 BB: 0 P: 12	R: 0 E: 0 K: 0 S: 4	H: 0 LOB: 0 BB: 0 P: 5	R: 0 E: 0 K: 1 S: 8	H: 0 LOB: 0 BB: 0 P: 11	R: 0 E: 0 K: 0 S: 9	H: 1 LOB: 1 BB: 1 P: 14	R: 1 E: 0 K: 0 S: 10	H: 1 LOB: 3 BB: 3 P: 24	R: 2 E: 0 K: 2 S: 13	H: 2 LOB: 0 BB: 0 P: 18	R: 0 E: 0 K: 1 S: 8	H: 0 LOB: 0 BB: 0 P: 9	R: 0 E: 0 K: 1 S: 8	H: 0 LOB: 0 BB: 0 P: 9	1B: 3 2B: 1 3B: 0 HR: 1	SF: 0 SAC: 0 DP: 1 HBP: 0	WP: 1 PB: 0 SB: 0 CS: 0	PA: 34							
PITCHER	IP	WLS	BF	H	R	ER	SO	BB	IBB	HBP	BLK	WP	HR	S	P	ERA	WHIP										
38 Robbie Ray, L ERA: 4.35	5.1	L	22	2	2	2	3	5	0	0	0	0	0	50	89	3.38	1.312										
66 Yoshihisa Hirano, R ERA: 6.75	0.2		4	1	0	0	1	1	0	0	0	0	0	5	9	0.00	3.000										
35 Matt Andriese, R ERA: 4.15	2.0		8	2	2	2	3	0	0	0	0	0	1	21	27	9.00	1.000										

Batter	1	2	3	4	5	6	7	8	9	AB	R	H	RBI	BB	SO	LOB	TOP		
16 Andrew Benintendi, L (1.7) OBP: 0.289, SLG: 0.324										5	2	2	1	0	2	1	Boston Red Sox @ Arizona Diamondbacks Chase Field, Phoenix, AZ Fri Apr 05 2019, 4:12 PM - 7:34 PM MST Att: 48,338 - Roof Closed - 81 F		
50 Mookie Betts, R (1.8) OBP: 0.372, SLG: 0.526										4	2	3	2	1	0	0			
18 Mitch Moreland, L (1.3) OBP: 0.355, SLG: 0.593										5	1	1	3	0	1	3			
28 J.D. Martinez, R (1.9) OBP: 0.415, SLG: 0.595										4	0	1	0	1	0	0			
2 Xander Bogaerts, R (1.6) OBP: 0.382, SLG: 0.483										4	1	1	0	1	0	1			
11 Rafael Devers, L (1.5) OBP: 0.297, SLG: 0.294										4	1	1	0	0	1	3			
23 Blake Swihart, S (1.2) OBP: 0.571, SLG: 0.833										4	1	2	2	0	0	0			
12 Brock Holt, L (1.4) OBP: 0.211, SLG: 0.063										4	0	0	0	0	1	2			
22 Rick Porcello, R (1.1) 61 Brian Johnson, L (5.1) 19 Jackie Bradley Jr., L (7.7) 47 Tyler Thornburg, R (7.1) 36 Eduardo Núñez, R (8.1)										2	0	0	0	0	0	1			
Inning Stats	R: 0 E: 0 K: 1 S: 6	H: 0 LOB: 0 BB: 0 P: 8	R: 0 E: 0 K: 0 S: 5	H: 0 LOB: 0 BB: 0 P: 9	R: 1 E: 0 K: 0 S: 16	H: 3 LOB: 2 BB: 0 P: 23	R: 0 E: 0 K: 1 S: 10	H: 0 LOB: 0 BB: 0 P: 18	R: 0 E: 0 K: 2 S: 18	H: 0 LOB: 3 BB: 3 P: 36	R: 0 E: 0 K: 0 S: 8	H: 0 LOB: 0 BB: 0 P: 11	R: 4 E: 0 K: 0 S: 23	H: 5 LOB: 1 BB: 0 P: 35	R: 3 E: 0 K: 0 S: 15	H: 4 LOB: 0 BB: 0 P: 21		1B: 7 2B: 3 3B: 0 HR: 2	SF: 0 SAC: 0 DP: 1 HBP: 0
PITCHER	IP WLS BF H R ER SO BB IBB HBP BLK WP HR S P ERA WHIP	5.2 W 23 3 1 1 5 3 0 0 0 0 0 61 103 1.59 1.059	0.1 1 0 0 0 0 0 0 0 0 0 2 3 0.00 0.000	2.1 15 8 7 7 0 0 0 0 0 2 42 62 27.00 3.429	0.2 2 1 0 0 0 0 0 0 0 0 4 5 0.00 1.500														

Batter	1	2	3	4	5	6	7	8	9	AB	R	H	RBI	BB	SO	LOB	BOTTOM		
1 Jarrod Dyson, L (1.8) OBP: 0.529, SLG: 0.643										5	1	3	1	0	0	0	Boston Red Sox @ Arizona Diamondbacks Chase Field, Phoenix, AZ Fri Apr 05 2019, 4:12 PM - 7:34 PM MST Att: 48,338 - Roof Closed - 81 F		
5 Eduardo Escobar, S (1.5) OBP: 0.147, SLG: 0.152										4	1	1	1	1	1	1			
6 David Peralta, L (1.7) OBP: 0.447, SLG: 0.711										5	0	2	0	0	1	5			
10 Adam Jones, R (1.9) OBP: 0.405, SLG: 0.833										3	2	2	2	1	0	1			
53 Christian Walker, R (1.3) OBP: 0.360, SLG: 0.783										4	1	0	0	1	2	3			
4 Ketel Marte, S (1.4) OBP: 0.297, SLG: 0.639										5	2	2	5	0	2	0			
13 Nick Ahmed, R (1.6) 55 Matt Koch, L (7.1) 50 Yoan López, R (9.1)										4	3	3	0	0	0	0			
31 Alex Avila, L (1.2) OBP: 0.550, SLG: 0.857										4	2	2	2	1	1	1			
52 Zack Godley, R (1.1) OBP: 0.400, SLG: 0.400										3	2	2	1	0	1	1			
40 Andrew Chafin, R (6.1) 15 Ildemaro Vargas, S (6.7) OBP: 0.250, SLG: 0.750										0	0	0	0	0	0	0			
Inning Stats	R: 0 E: 1 K: 1 S: 11	H: 1 LOB: 2 BB: 0 P: 15	R: 0 E: 0 K: 2 S: 10	H: 0 LOB: 0 BB: 0 P: 13	R: 1 E: 0 K: 0 S: 13	H: 2 LOB: 1 BB: 2 P: 25	R: 4 E: 0 K: 0 S: 14	H: 4 LOB: 1 BB: 1 P: 28	R: 2 E: 0 K: 3 S: 16	H: 3 LOB: 1 BB: 0 P: 21	R: 7 E: 0 K: 1 S: 25	H: 6 LOB: 0 BB: 1 P: 35	R: 0 E: 0 K: 1 S: 11	H: 1 LOB: 0 BB: 0 P: 18	R: 1 E: 0 K: 0 S: 9	H: 1 LOB: 0 BB: 0 P: 14	1B: 9 2B: 4 3B: 0 HR: 5	SF: 0 SAC: 0 DP: 1 HBP: 0	WP: 1 PA: 46 PB: 0 SB: 0 CS: 1
PITCHER	IP WLS BF H R ER SO BB IBB HBP BLK WP HR S P ERA WHIP	4.2 L 26 10 7 7 2 3 0 0 0 0 0 2 61 98 13.50 2.786	1.1 11 6 7 7 2 0 1 0 0 0 2 28 39 47.25 4.500	1.0 4 1 0 0 1 0 0 0 0 0 0 11 18 0.00 1.000	1.0 4 1 1 1 0 0 0 0 0 0 1 9 14 9.00 1.000														

Batter	1	2	3	4	5	6	7	8	9	AB	R	H	RBI	BB	SO	LOB	TOP					
16 Andrew Benintendi, L OBP: 0.348, SLG: 0.390	G3-1		1B			K			1B	4	0	2	0	0	1	0	Boston Red Sox @ Arizona Diamondbacks Chase Field, Phoenix, AZ Sun Apr 07 2019, 1:11 PM - 3:39 PM MST Att: 31,565 - Roof Closed - 76 F					
2 Xander Bogaerts, R OBP: 0.357, SLG: 0.417	1B		P4			F9			L8	4	0	1	0	0	0	3						
18 Mitch Moreland, L OBP: 0.361, SLG: 0.645	G4-5-3				K				F8	4	1	1	1	0	1	2						
28 J.D. Martinez, R OBP: 0.404, SLG: 0.548		G6-3			G6-3				F9	3	0	0	0	1	0	0						
70 Ryan Brasier, R									11 BB	0	0	0	0	0	0	0						
11 Rafael Devers, L OBP: 0.311, SLG: 0.275		G6-3			G4-3				IBB	3	0	0	0	1	1	0						
23 Blake Swihart, S OBP: 0.444, SLG: 0.625									BB	4	0	0	0	0	2	3						
36 Eduardo Núñez, R OBP: 0.167, SLG: 0.200									K	3	0	0	0	0	1	0						
19 Jackie Bradley Jr., L OBP: 0.205, SLG: 0.211									16 BB	3	0	1	0	0	1	0						
76 Hector Velázquez, R									K	1	0	0	0	0	1	1						
44 Brandon Workman, R									K	0	0	0	0	0	0	0						
64 Marcus Walden, R									K	1	0	0	0	0	1	0						
32 Matt Barnes, R									K	1	0	0	0	0	1	0						
50 Mookie Betts, R OBP: 0.333, SLG: 0.476									K	0	0	0	0	0	0	0						
Inning Stats	R: 0 E: 0 K: 0 S: 9	H: 1 LOB: 0 BB: 0 P: 11	R: 0 E: 0 K: 1 S: 7	H: 0 LOB: 0 BB: 0 P: 7	R: 0 E: 0 K: 1 S: 13	H: 2 LOB: 2 BB: 0 P: 15	R: 0 E: 0 K: 1 S: 6	H: 0 LOB: 0 BB: 0 P: 10	R: 0 E: 0 K: 0 S: 11	H: 0 LOB: 0 BB: 0 P: 15	R: 0 E: 0 K: 2 S: 8	H: 0 LOB: 0 BB: 0 P: 12	R: 1 E: 0 K: 1 S: 7	H: 1 LOB: 0 BB: 0 P: 13	R: 0 E: 0 K: 3 S: 9	H: 0 LOB: 0 BB: 0 P: 11	R: 0 E: 0 K: 1 S: 12	H: 1 LOB: 3 BB: 2 P: 19	1B: 4 2B: 0 3B: 0 HR: 1	SF: 0 SAC: 0 DP: 1 HBP: 0	WP: 1 PB: 0 SB: 0 CS: 0	PA: 33
PITCHER	IP WLS BF H R ER SO BB IBB HBP BLK WP HR S P ERA WHIP																					
29 Merrill Kelly, R ERA: 2.57	8.0 L 27 4 1 1 9 0 0 0 0 0 1 70 94 1.12 0.500																					
57 Jon Duplantier, R ERA:	1.0 6 1 0 0 1 1 1 0 0 1 0 12 19 0.00 2.000																					

Batter	1	2	3	4	5	6	7	8	9	AB	R	H	RBI	BB	SO	LOB	BOTTOM					
1 Jarrod Dyson, L OBP: 0.409, SLG: 0.474	G3		K			G6-3			K	4	0	0	0	0	2	1	Boston Red Sox @ Arizona Diamondbacks Chase Field, Phoenix, AZ Sun Apr 07 2019, 1:11 PM - 3:39 PM MST Att: 31,565 - Roof Closed - 76 F					
5 Eduardo Escobar, S OBP: 0.214, SLG: 0.225	L7				F7				P5	3	0	0	0	1	0	0						
6 David Peralta, L OBP: 0.413, SLG: 0.652									BB	4	0	1	0	0	1	1						
16 Tim Lincecum, R	G6-3				L9				K	0	0	0	0	0	0	0						
10 Adam Jones, R OBP: 0.378, SLG: 0.727									G6-3	4	0	0	0	0	1	1						
53 Christian Walker, R OBP: 0.323, SLG: 0.690									K	3	0	1	0	0	2	0						
4 Ketel Marte, S OBP: 0.273, SLG: 0.558									2B	3	0	0	0	0	1	1						
13 Nick Ahmed, R OBP: 0.326, SLG: 0.436									K	3	0	0	0	0	0	1						
36 John Ryan Murphy, R OBP: 0.308, SLG: 0.455									K	3	0	1	0	0	1	1						
29 Merrill Kelly, R									K	1	0	0	0	0	0	0						
41 Wilmer Flores, R OBP: 0.280, SLG: 0.304									G6-3	1	0	0	0	0	0	0						
57 Jon Duplantier, L									K	0	0	0	0	0	0	0						
Inning Stats	R: 0 E: 0 K: 0 S: 7	H: 0 LOB: 0 BB: 0 P: 11	R: 0 E: 0 K: 2 S: 10	H: 0 LOB: 0 BB: 0 P: 14	R: 0 E: 0 K: 1 S: 9	H: 1 LOB: 1 BB: 0 P: 14	R: 0 E: 0 K: 1 S: 8	H: 0 LOB: 0 BB: 0 P: 12	R: 0 E: 0 K: 0 S: 6	H: 1 LOB: 1 BB: 0 P: 10	R: 0 E: 0 K: 1 S: 7	H: 0 LOB: 1 BB: 1 P: 14	R: 0 E: 0 K: 1 S: 10	H: 0 LOB: 0 BB: 0 P: 14	R: 0 E: 0 K: 1 S: 8	H: 0 LOB: 0 BB: 0 P: 11	R: 0 E: 0 K: 1 S: 10	H: 1 LOB: 1 BB: 0 P: 15	1B: 1 2B: 2 3B: 0 HR: 0	SF: 0 SAC: 1 DP: 0 HBP: 0	WP: 0 PB: 0 SB: 0 CS: 0	PA: 31
PITCHER	IP WLS BF H R ER SO BB IBB HBP BLK WP HR S P ERA WHIP																					
76 Hector Velázquez, R ERA: 3.12	3.0 10 3 0 0 0 3 0 0 0 0 0 26 39 0.00 0.333																					
44 Brandon Workman, R ERA:	1.0 3 0 0 0 0 1 0 0 0 0 0 8 12 0.00 0.000																					
64 Marcus Walden, R ERA:	2.0 W 8 1 0 0 1 1 0 0 0 0 0 0 13 24 0.00 1.000																					
32 Matt Barnes, R ERA:	2.0 H 6 0 0 0 2 0 0 0 0 0 0 0 18 25 0.00 0.000																					
70 Ryan Brasier, R ERA:	1.0 S 4 1 0 0 1 0 0 0 0 0 0 0 10 15 0.00 1.000																					

Batter	1	2	3	4	5	6	7	8	9	AB	R	H	RBI	BB	SO	LOB	TOP					
7 Manuel Margot, R OBP: 0.317, SLG: 0.450	F8		F9			G5-3		L7		4	0	0	0	0	0	1						
30 Eric Hosmer, L OBP: 0.276, SLG: 0.302	G4-3		K2-3			G6-3		K		4	0	0	0	0	2	1						
13 Manny Machado, R OBP: 0.355, SLG: 0.491	HR					K		K		4	1	1	1	0	3	0						
32 Franmil Reyes, R OBP: 0.268, SLG: 0.412	L7									4	0	1	0	0	1	0						
4 Wil Myers, R OBP: 0.333, SLG: 0.519		K								4	1	1	0	0	2	1						
23 Fernando Tatis Jr., R OBP: 0.399, SLG: 0.500	G6-3					G1-3				3	0	1	1	1	0	1						
18 Austin Hedges, R OBP: 0.278, SLG: 0.375	P5									4	0	0	0	0	1	2						
9 Luis Urias, R OBP: 0.313, SLG: 0.231										2	0	1	0	1	1	0						
59 Chris Paddack, R 64 Gerardo Reyes, R 10 Hunter Renfroe, R 17 Adam Warren, R 39 Kirby Yates, L										2	0	0	0	0	2	1						
Inning Stats	R: 1 E: 0 K: 0 S: 13	H: 1 LOB: 0 BB: 0 P: 20	R: 0 E: 0 K: 1 S: 9	H: 0 LOB: 0 BB: 0 P: 14	R: 0 E: 0 K: 2 S: 11	H: 1 LOB: 1 BB: 0 P: 17	R: 0 E: 0 K: 2 S: 9	H: 1 LOB: 1 BB: 0 P: 11	R: 0 E: 0 K: 2 S: 7	H: 0 LOB: 0 BB: 0 P: 9	R: 0 E: 0 K: 1 S: 7	H: 0 LOB: 0 BB: 0 P: 12	R: 1 E: 0 K: 0 S: 9	H: 2 LOB: 2 BB: 1 P: 18	R: 0 E: 0 K: 2 S: 8	H: 0 LOB: 0 BB: 0 P: 12	R: 0 E: 0 K: 2 S: 9	H: 0 LOB: 1 BB: 1 P: 15	1B: 1 2B: 3 3B: 0 HR: 1	SF: 0 SAC: 0 DP: 0 HBP: 0	WP: 0 PB: 0 SB: 0 CS: 0	PA: 34
PITCHER	IP	WLS	BF	H	R	ER	SO	BB	IBB	HBP	BLK	WP	HR	S	P	ERA	WHIP					
24 Luke Weaver, R ERA: 5.17	6.1	L	24	5	2	2	8	0	0	0	0	0	1	62	92	2.84	0.789					
66 Yoshinisa Hirano, R ERA: 5.4	0.2		3	0	0	0	0	1	0	0	0	0	0	3	9	0.00	1.500					
50 Yoan López, R ERA:	1.0		3	0	0	0	2	0	0	0	0	0	0	8	12	0.00	0.000					
56 Greg Holland, R ERA:	1.0		4	0	0	0	2	1	0	0	0	0	0	9	15	0.00	1.000					

San Diego Padres @ Arizona Diamondbacks
Chase Field, Phoenix, AZ
Fri Apr 12 2019, 6:40 PM - 9:18 PM MST
Att: 22,209 - Partly Cloudy - 75 F

AB	32
R	2
H	5
RBI	2
BB	2
SO	12
LOB	9



Batter	1	2	3	4	5	6	7	8	9	AB	R	H	RBI	BB	SO	LOB	BOTTOM					
1 Jarrod Dyson, L OBP: 0.351, SLG: 0.485	P4		G6-3			G6-3		G4-3		4	1	1	0	0	0	0						
41 Wilmer Flores, R OBP: 0.250, SLG: 0.270	G6-3		G6-3			L9		G6-3		4	0	1	0	0	0	1						
6 David Peralta, L OBP: 0.359, SLG: 0.547	G6-3		G3-1			G3-1		K		4	0	1	1	0	1	1						
10 Adam Jones, R OBP: 0.383, SLG: 0.618	K		L5			K		K		4	0	0	0	0	3	2						
5 Eduardo Escobar, S OBP: 0.288, SLG: 0.340	F7					G4-3		G4-3		3	0	0	0	0	0	0						
53 Christian Walker, R OBP: 0.302, SLG: 0.538						F8		G5-3		2	0	0	0	1	0	0						
13 Nick Ahmed, R OBP: 0.310, SLG: 0.444	L7		F9					K		3	0	0	0	0	1	1						
18 Carson Kelly, R OBP: 0.273, SLG: 0.300	K							G5-3		3	0	0	0	0	2	1						
24 Luke Weaver, R OBP: 0.200, SLG: 0.800 66 Yoshinisa Hirano, R 50 Yoan López, R 15 Ildemaro Vargas, S 56 Greg Holland, R								G6-3		2	0	0	0	0	2	0						
Inning Stats	R: 0 E: 0 K: 1 S: 14	H: 1 LOB: 1 BB: 0 P: 18	R: 0 E: 0 K: 1 S: 14	H: 0 LOB: 1 BB: 1 P: 22	R: 1 E: 0 K: 1 S: 12	H: 2 LOB: 1 BB: 0 P: 16	R: 0 E: 0 K: 0 S: 9	H: 0 LOB: 0 BB: 0 P: 11	R: 0 E: 0 K: 2 S: 12	H: 0 LOB: 0 BB: 0 P: 14	R: 0 E: 0 K: 1 S: 12	H: 0 LOB: 0 BB: 0 P: 17	R: 0 E: 0 K: 1 S: 7	H: 0 LOB: 0 BB: 0 P: 12	R: 0 E: 0 K: 0 S: 10	H: 0 LOB: 0 BB: 0 P: 15	R: 0 E: 0 K: 2 S: 11	H: 0 LOB: 0 BB: 0 P: 16	1B: 1 2B: 2 3B: 0 HR: 0	SF: 0 SAC: 0 DP: 0 HBP: 0	WP: 0 PB: 0 SB: 0 CS: 0	PA: 31
PITCHER	IP	WLS	BF	H	R	ER	SO	BB	IBB	HBP	BLK	WP	HR	S	P	ERA	WHIP					
59 Chris Paddack, R ERA: 1.29	5.1		20	3	1	1	5	1	0	0	0	0	0	66	88	1.69	0.750					
64 Gerardo Reyes, R ERA:	0.2	W	2	0	0	0	1	0	0	0	0	0	0	7	10	0.00	0.000					
17 Adam Warren, R ERA: 4.0	2.0	H	6	0	0	0	1	0	0	0	0	0	0	17	27	0.00	0.000					
39 Kirby Yates, R ERA: 1.0	1.0	S	3	0	0	0	2	0	0	0	0	0	0	11	16	0.00	0.000					

San Diego Padres @ Arizona Diamondbacks
Chase Field, Phoenix, AZ
Fri Apr 12 2019, 6:40 PM - 9:18 PM MST
Att: 22,209 - Partly Cloudy - 75 F

AB	30
R	1
H	3
RBI	1
BB	1
SO	9
LOB	6



Batter	1	2	3	4	5	6	7	8	9	AB	R	H	RBI	BB	SO	LOB	TOP
7 Manuel Margot, R (1, 8) OBP: 0.347, SLG: 0.563										4	2	2	2	0	0	0	San Diego Padres @ Arizona Diamondbacks Chase Field, Phoenix, AZ Sun Apr 14 2019, 1:12 PM - 3:59 PM MST Att: 25,489 - Roof Closed - 71 F livebaseballscorecards.com
32 Franmil Reyes, R (1, 9) OBP: 0.306, SLG: 0.488										3	0	2	1	1	0	0	
30 Eric Hosmer, L (1, 3) 88 Phil Maton, R (8, 1)										4	0	0	0	0	1	3	
10 Hunter Renfroe, R (1, 7)										4	0	0	0	0	1	1	
23 Fernando Tatis Jr., R (1, 6)										4	1	2	1	0	1	0	
27 Francisco Mejia, S (1, 2)										4	0	0	0	0	2	1	
3 Ian Kinsler, R (1, 4) OBP: 0.268, SLG: 0.265										3	0	0	0	0	2	0	
9 Luis Urias, R (1, 5) OBP: 0.263, SLG: 0.188										3	0	0	0	0	0	0	
46 Eric Lauer, R (1, 1)										1	0	0	0	0	1	0	
4 Wil Myers, R (6, PH) 49 Matt Wisler, R (6, 1) 5 Greg Garcia, L (8, PH) OBP: 0.267, SLG: 0.357										1	0	0	0	0	1	0	
Inning Stats	R: 1 E: 0 K: 11	H: 1 LOB: 0 BB: 0 P: 16	R: 0 E: 0 K: 10	H: 0 LOB: 0 BB: 0 P: 12	R: 0 E: 0 K: 9	H: 0 LOB: 0 BB: 0 P: 13	R: 0 E: 0 K: 11	H: 1 LOB: 1 BB: 0 P: 17	R: 0 E: 0 K: 10	H: 3 LOB: 1 BB: 0 P: 19	R: 0 E: 0 K: 8	H: 0 LOB: 0 BB: 0 P: 13	1B: 4 2B: 1 3B: 0 HR: 2	SF: 0 SAC: 0 DP: 2 HBP: 0	WP: 0 PB: 0 SB: 0 CS: 0	PA: 33	
PITCHER	IP WLS BF H R ER SO BB IBB HBP BLK WP HR S P ERA WHIP																
21 Zack Greinke, R (1, 1) ERA: 5.75	7.0 W 24 4 2 2 6 1 0 0 0 0 2 67 98 2.57 0.714																
66 Yoshinisa Hirano, R (8, 1) ERA: 7.94	0.2 5 3 2 2 1 0 0 0 0 0 0 11 18 27.00 4.500																
40 Andrew Chafin, L (8, 1) ERA: 4.76	0.1 H 1 0 0 0 0 0 0 0 0 0 0 1 1 0.00 0.000																
56 Greg Holland, R (9, 1) ERA:	1.0 3 0 0 0 2 0 0 0 0 0 0 0 8 13 0.00 0.000																

Batter	1	2	3	4	5	6	7	8	9	AB	R	H	RBI	BB	SO	LOB	BOTTOM			
16 Tim Lincecum, R (1, 7) OBP: 0.556, SLG: 0.429										4	1	2	0	0	2	2	San Diego Padres @ Arizona Diamondbacks Chase Field, Phoenix, AZ Sun Apr 14 2019, 1:12 PM - 3:59 PM MST Att: 25,489 - Roof Closed - 71 F livebaseballscorecards.com			
15 Ildemaro Vargas, S (1, 4) OBP: 0.263, SLG: 0.226										4	0	1	1	0	0	3				
4 Ketel Marte, S (1, 8) OBP: 0.250, SLG: 0.508										4	1	2	2	0	0	2				
10 Adam Jones, R (1, 9) OBP: 0.391, SLG: 0.603										3	1	1	0	1	0	1				
5 Eduardo Escobar, S (1, 5) OBP: 0.299, SLG: 0.333										4	0	1	0	0	2	2				
53 Christian Walker, R (1, 3) 66 Greg Holland, R (9, 1)										4	1	3	1	0	0	1				
13 Nick Ahmed, R (1, 6) OBP: 0.303, SLG: 0.435										4	1	0	0	0	2	4				
36 John Ryan Murphy, R (1, 2) 66 David Peralt, L (6, PH) 14 Caleb Joseph, R (7, 2)										2	0	0	0	0	1	2				
21 Zack Greinke, R (1, 1) 66 Yoshinisa Hirano, R (8, 1) 40 Andrew Chafin, R (8, 1) 41 Wilmer Flores, R (9, 3) OBP: 0.250, SLG: 0.268										3	2	2	0	0	0	0				
Inning Stats	R: 0 E: 0 K: 10 S: 10	H: 2 LOB: 1 BB: 0 P: 15	R: 0 E: 0 K: 2 S: 13	H: 1 LOB: 0 BB: 0 P: 18	R: 2 E: 0 K: 1 S: 14	H: 2 LOB: 0 BB: 0 P: 16	R: 0 E: 0 K: 1 S: 9	H: 1 LOB: 0 BB: 0 P: 13	R: 1 E: 0 K: 1 S: 11	H: 2 LOB: 0 BB: 0 P: 15	R: 3 E: 0 K: 0 S: 16	H: 3 LOB: 0 BB: 0 P: 20	R: 1 E: 0 K: 1 S: 9	H: 1 LOB: 1 BB: 1 P: 15	R: 1 E: 0 K: 2 S: 9	H: 1 LOB: 0 BB: 0 P: 17		1B: 7 2B: 4 3B: 0 HR: 3	SF: 0 SAC: 0 DP: 2 HBP: 0	WP: 1 PB: 0 SB: 0 CS: 0
PITCHER	IP WLS BF H R ER SO BB IBB HBP BLK WP HR S P ERA WHIP																			
46 Eric Lauer, L (1, 1) ERA: 4.91	5.0 L 21 8 3 3 3 0 0 0 0 0 1 57 77 5.40 1.600																			
49 Matt Wisler, R (6, 1) ERA: 9.0	2.0 11 4 4 4 1 1 0 0 1 0 1 25 35 18.00 2.500																			
88 Phil Maton, R (8, 1) ERA: 5.4	1.0 4 1 1 1 2 0 0 0 0 0 1 9 17 9.00 1.000																			

Batter	1	2	3	4	5	6	7	8	9	AB	R	H	RBI	BB	SO	LOB	TOP				
10 Adam Jones, R OBP: 0.397, SLG: 0.588	G6-3		F8		G1-3		HBP	L6	2B	5	1	1	2	0	0	0	Arizona Diamondbacks @ Atlanta Braves SunTrust Park, Atlanta, GA Tue Apr 16 2019, 7:22 PM - 10:57 PM EDT Att: 22,407 - Clear - 74 F				
4 Ketel Marte, S OBP: 0.257, SLG: 0.478	G1-3		G4-3		G6-3		BB	BB	K	4	1	0	0	2	1						
5 Eduardo Escobar, S OBP: 0.319, SLG: 0.344	K				G4-6-3		BB	G3		4	1	2	2	0	1						
6 David Peralta, L OBP: 0.413, SLG: 0.586		L4			G4-6-3		HBP			3	0	1	0	2	0	1					
53 Christian Walker, R OBP: 0.368, SLG: 0.667										4	2	3	2	1	0	2					
56 Greg Holland, R										0	0	0	0	0	0	0					
41 Wilmer Flores, R OBP: 0.265, SLG: 0.283										5	1	2	1	0	0	2					
13 Nick Ahmed, R OBP: 0.310, SLG: 0.424										4	0	1	1	1	1	2					
18 Carson Kelly, R OBP: 0.323, SLG: 0.448										5	1	2	1	0	1	5					
38 Robbie Ray, L										2	0	0	0	0	2	2					
16 Tim Lincecum, R										1	1	0	0	0	1	3					
50 Yoan López, R										0	0	0	0	0	0	0					
40 Andrew Chafin, R										0	0	0	0	0	0	0					
66 Yoshitsugu Hirano, R										0	0	0	0	0	0	0					
36 John Ryan Murphy, R										0	1	0	0	1	0	0					
1 Jarrod Dyson, L										0	0	0	0	0	0	0					
Inning Stats	R: 0 E: 0 K: 1 S: 10	H: 0 LOB: 0 BB: 0 P: 17	R: 0 E: 0 K: 0 S: 10	H: 1 LOB: 2 BB: 1 P: 17	R: 0 E: 0 K: 1 S: 8	H: 0 LOB: 0 BB: 0 P: 15	R: 2 E: 0 K: 1 S: 18	H: 5 LOB: 2 BB: 0 P: 24	R: 0 E: 0 K: 0 S: 8	H: 0 LOB: 0 BB: 0 P: 11	R: 4 E: 0 K: 2 S: 25	H: 2 LOB: 3 BB: 3 P: 48	R: 0 E: 0 K: 0 S: 7	H: 0 LOB: 2 BB: 2 P: 14	R: 3 E: 0 K: 2 S: 15	H: 3 LOB: 1 BB: 1 P: 25	1B: 8 2B: 3 3B: 0 HR: 1	SF: 0 SAC: 0 DP: 1 HBP: 3	WP: 0 PB: 0 SB: 0 CS: 0	PA: 47	
PITCHER	IP WLS BF H R ER SO BB IBB HBP BLK WP HR S P ERA WHIP	6.0 2 26 7 2 2 3 1 0 1 0 0 0 0 62 98 3.00 1.333	0.2 0 3 0 3 3 0 1 0 2 0 0 0 0 9 20 ∞ ∞	0.0 0 2 1 0 0 0 1 0 0 0 0 0 0 3 10 ∞ ∞	1.0 B 5 1 1 1 2 0 1 0 0 0 0 0 13 18 9.00 1.000	1.0 5 0 0 0 0 1 1 0 0 0 0 0 0 7 14 0.00 1.000	0.2 L 5 2 3 3 1 1 0 0 0 0 0 0 2 3 0.00 4.500	0.1 2 1 0 0 1 0 0 0 0 0 0 0 0 6 8 0.00 3.000													

Batter	1	2	3	4	5	6	7	8	9	AB	R	H	RBI	BB	SO	LOB	BOTTOM					
1 Ozzie Albies, S OBP: 0.397, SLG: 0.500	F9		F8		2B		HR		K	5	2	2	1	0	1	1	Arizona Diamondbacks @ Atlanta Braves SunTrust Park, Atlanta, GA Tue Apr 16 2019, 7:22 PM - 10:57 PM EDT Att: 22,407 - Clear - 74 F					
20 Josh Donaldson, R OBP: 0.386, SLG: 0.439	G5-3				K2-3		K		K	4	0	0	0	1	3	2						
5 Freddie Freeman, L OBP: 0.459, SLG: 0.483	F7				F7		2B		L3	5	1	1	1	0	1	1						
13 Ronald Acuña Jr., R OBP: 0.464, SLG: 0.709										2	2	2	1	2	0	0						
17 Johan Camargo, S OBP: 0.353, SLG: 0.483										4	0	2	3	0	1	2						
7 Dansby Swanson, R OBP: 0.410, SLG: 0.625										2	0	1	0	2	0	1						
25 Tyler Flowers, R OBP: 0.441, SLG: 0.467										4	0	0	0	0	1	3						
11 Ender Inciarte, L OBP: 0.259, SLG: 0.288										4	0	1	0	0	0	0						
54 Max Fried, L										1	1	1	0	0	0	0						
14 Matt Jones, L										0	0	0	0	0	0	0						
81 Chad Sobotka, R										0	0	0	0	0	0	0						
19 James Shields, L										0	0	0	0	0	0	0						
77 Luke Jackson, R										0	0	0	0	0	0	0						
31 Shane Bieber, R										0	0	0	0	0	0	0						
33 A.J. Minter, L										0	0	0	0	0	0	0						
71 Jacob Webb, R										0	0	0	0	0	0	0						
22 Nick Johnson, L										0	0	0	0	0	0	0						
Inning Stats	R: 0 E: 0 K: 0 S: 5	H: 0 LOB: 0 BB: 0 P: 5	R: 0 E: 0 K: 0 S: 9	H: 0 LOB: 2 BB: 2 P: 17	R: 0 E: 0 K: 0 S: 10	H: 1 LOB: 1 BB: 0 P: 15	R: 1 E: 0 K: 2 S: 12	H: 2 LOB: 2 BB: 1 P: 24	R: 4 E: 0 K: 1 S: 16	H: 4 LOB: 1 BB: 1 P: 26	R: 0 E: 0 K: 1 S: 8	H: 0 LOB: 0 BB: 0 P: 13	R: 1 E: 0 K: 2 S: 15	H: 2 LOB: 1 BB: 0 P: 23	R: 0 E: 0 K: 0 S: 6	H: 1 LOB: 0 BB: 0 P: 11	R: 0 E: 0 K: 2 S: 9	H: 0 LOB: 1 BB: 1 P: 16	1B: 4 2B: 5 3B: 0 HR: 2	SF: 0 SAC: 1 DP: 2 HBP: 0	WP: 0 PB: 0 SB: 0 CS: 1	PA: 40
PITCHER	IP WLS BF H R ER SO BB IBB HBP BLK WP HR S P ERA WHIP	6.0 2 27 7 5 5 4 3 1 0 0 0 0 1 60 100 7.50 1.667	0.1 B 2 1 1 1 1 0 0 0 0 0 0 0 5 9 27.00 3.000	0.1 2 1 0 0 0 0 0 0 0 0 0 0 0 6 8 0.00 3.000	1.1 W 4 1 0 0 1 0 0 0 0 0 0 0 10 17 0.00 0.750	1.0 S 4 0 0 0 2 1 0 0 0 0 0 0 9 16 0.00 1.000																



Batter	1	2	3	4	5	6	7	8	9	AB	R	H	RBI	BB	SO	LOB	TOP			
41 Wilmer Flores, R OBP: 0.288, SLG: 0.309	G6-3		G3-1			G6-3				4	0	1	0	0	0	0	Arizona Diamondbacks @ Chicago Cubs Wrigley Field, Chicago, IL Fri Apr 19 2019, 1:22 PM - 4:45 PM CDT Att: 33,938 - Partly Cloudy - 44 F			
5 Eduardo Escobar, S OBP: 0.317, SLG: 0.319								G4-3		2	0	0	0	2	1					
6 David Peralta, L OBP: 0.404, SLG: 0.554										4	1	1	0	0	3	2				
10 Adam Jones, R OBP: 0.393, SLG: 0.582										4	0	1	0	0	1	0				
53 Christian Walker, R OBP: 0.380, SLG: 0.672										4	0	2	0	0	2	2				
4 Ketel Marte, S OBP: 0.285, SLG: 0.475										4	0	2	1	0	2	2				
13 Nick Ahmed, R OBP: 0.288, SLG: 0.400										4	0	0	0	0	1	5				
14 Caleb Joseph, R OBP: 0.192, SLG: 0.385										2	0	0	0	0	1	1				
18 Carson Kelly, R OBP: 0.270, SLG: 0.371										1	0	0	0	0	0	0				
29 Merrill Kelly, R OBP: 0.285, SLG: 0.371										1	0	0	0	0	0	0				
55 Matt Koch, L										2	0	0	0	0	2	0				
Inning Stats	R: 0 E: 0 K: 1 S: 6	H: 0 LOB: 0 BB: 1 P: 13	R: 0 E: 0 K: 2 S: 15	H: 1 LOB: 1 BB: 22 P: 20	R: 0 E: 0 K: 0 S: 8	H: 0 LOB: 0 BB: 0 P: 11	R: 0 E: 0 K: 3 S: 9	H: 0 LOB: 0 BB: 0 P: 13	R: 0 E: 1 K: 2 S: 10	H: 1 LOB: 1 BB: 0 P: 14	R: 0 E: 0 K: 2 S: 11	H: 0 LOB: 1 BB: 1 P: 18	R: 0 E: 0 K: 1 S: 10	H: 1 LOB: 1 BB: 0 P: 16	R: 1 E: 0 K: 2 S: 16	H: 3 LOB: 2 BB: 0 P: 19	1B: 6 2B: 1 3B: 0 HR: 0	SF: 0 SAC: 0 DP: 0 HBP: 0	WP: 1 PB: 0 SB: 1 CS: 1	PA: 35
PITCHER	IP	WLS	BF	H	R	ER	SO	BB	IBB	HBP	BLK	WP	HR	S	P	ERA	WHIP			
28 Kyle Hendricks, R ERA: 3.54	7.0	W	25	3	0	0	11	2	0	0	0	1	0	66	100	0.00	0.714			
41 Steve Cishek, R ERA: 3.85	1.0		4	1	0	0	1	0	0	0	0	0	0	10	16	0.00	1.000			
29 Brad Brach, R ERA: 4.5	0.1		4	3	1	1	1	0	0	0	0	0	0	8	10	27.00	9.000			
46 Pedro Strop, R ERA: 3.18	0.2	S	2	0	0	0	1	0	0	0	0	0	0	8	9	0.00	0.000			

Batter	1	2	3	4	5	6	7	8	9	AB	R	H	RBI	BB	SO	LOB	BOTTOM			
3 Daniel Descalso, L OBP: 0.407, SLG: 0.479	G6-3									4	1	0	0	1	1	3	Arizona Diamondbacks @ Chicago Cubs Wrigley Field, Chicago, IL Fri Apr 19 2019, 1:22 PM - 4:45 PM CDT Att: 33,938 - Partly Cloudy - 44 F			
41 Steve Cishek, R										0	0	0	0	0	0	0				
29 Brad Brach, R										0	0	0	0	0	0	0				
46 Pedro Strop, R										0	0	0	0	0	0	0				
17 Kris Bryant, R OBP: 0.342, SLG: 0.368										4	1	2	2	1	0	1				
44 Anthony Rizzo, L OBP: 0.341, SLG: 0.354										2	0	1	1	2	0	0				
9 Javier Báez, R OBP: 0.329, SLG: 0.595										5	1	0	0	0	3	8				
40 Wilson Contreras, R OBP: 0.469, SLG: 0.765										4	0	2	1	1	0	2				
22 Jason Heyward, L OBP: 0.471, SLG: 0.604										2	0	1	0	2	0	1				
13 David Bote, R OBP: 0.378, SLG: 0.462										4	1	1	0	1	0	6				
12 Kyle Schwarber, L OBP: 0.277, SLG: 0.373										3	1	1	0	1	0	2				
28 Kyle Hendricks, R ERA: 4.37										4	0	0	0	0	2	8				
5 Albert Almora Jr., R OBP: 0.258, SLG: 0.213										0	0	0	0	0	0	0				
Inning Stats	R: 0 E: 0 K: 1 S: 17	H: 0 LOB: 2 BB: 2 P: 33	R: 2 E: 0 K: 2 S: 19	H: 4 LOB: 3 BB: 1 P: 26	R: 0 E: 0 K: 1 S: 11	H: 1 LOB: 2 BB: 1 P: 18	R: 1 E: 0 K: 1 S: 15	H: 1 LOB: 3 BB: 1 P: 35	R: 0 E: 0 K: 0 S: 6	H: 0 LOB: 0 BB: 0 P: 9	R: 2 E: 0 K: 1 S: 21	H: 2 LOB: 3 BB: 1 P: 38	R: 0 E: 0 K: 0 S: 6	H: 0 LOB: 0 BB: 0 P: 9	R: 0 E: 0 K: 0 S: 7	H: 0 LOB: 1 BB: 1 P: 14	1B: 5 2B: 2 3B: 1 HR: 0	SF: 0 SAC: 0 DP: 0 HBP: 2	WP: 2 PB: 0 SB: 0 CS: 0	PA: 43
PITCHER	IP	WLS	BF	H	R	ER	SO	BB	IBB	HBP	BLK	WP	HR	S	P	ERA	WHIP			
29 Merrill Kelly, R ERA: 4.37	3.2	L	24	6	3	3	5	7	0	0	0	1	0	61	109	7.36	3.545			
55 Matt Koch, R ERA: 11.48	4.1		19	2	2	2	1	2	0	2	0	1	0	41	73	4.15	0.923			

AB	33
R	1
H	7
RBI	1
BB	2
SO	14
LOB	15



Batter	1	2	3	4	5	6	7	8	9	AB	R	H	RBI	BB	SO	LOB	TOP					
1 Jarrod Dyson, L (1.8) OBP: 0.354, SLG: 0.439										4	0	1	1	0	1	3	Arizona Diamondbacks @ Chicago Cubs Wrigley Field, Chicago, IL Sat Apr 20 2019, 1:21 PM - 4:29 PM CDT Att: 37,667 - Partly Cloudy - 52 F					
5 Eduardo Escobar, S (1.5) OBP: 0.322, SLG: 0.364										5	1	2	1	0	1	2						
6 David Peralta, L (1.7) OBP: 0.421, SLG: 0.568										5	1	1	1	0	3	3						
10 Adam Jones, R (1.9) OBP: 0.372, SLG: 0.548											5	0	0	0	0	2		0				
53 Christian Walker, R (1.3) OBP: 0.421, SLG: 0.706										4	1	4	0	1	0	0						
4 Ketel Marte, S (1.4) OBP: 0.281, SLG: 0.459										5	0	1	0	0	3	4						
13 Nick Ahmed, R (1.6) OBP: 0.298, SLG: 0.397										3	2	1	0	1	1	0						
36 John Ryan Murphy, R (1.2) OBP: 0.360, SLG: 0.650										2	1	1	2	2	0	2						
21 Zack Greinke, R (1.1) OBP: 0.545, SLG: 1.300										1	0	1	0	0	0	0						
45 Taylor Clarke, R (7.1) OBP: 1.000, SLG: 1.000										1	0	1	0	0	0	0						
Inning Stats	R: 2 E: 0 K: 2 S: 17	H: 4 LOB: 1 BB: 0 P: 26	R: 1 E: 0 K: 1 S: 9	H: 0 LOB: 1 BB: 2 P: 19	R: 0 E: 0 K: 1 S: 9	H: 1 LOB: 1 BB: 0 P: 14	R: 0 E: 0 K: 1 S: 8	H: 0 LOB: 1 BB: 1 P: 18	R: 0 E: 0 K: 2 S: 7	H: 0 LOB: 0 BB: 0 P: 11	R: 3 E: 1 K: 1 S: 18	H: 5 LOB: 2 BB: 0 P: 24	R: 0 E: 0 K: 1 S: 12	H: 2 LOB: 2 BB: 0 P: 21	R: 0 E: 0 K: 2 S: 12	H: 1 LOB: 1 BB: 0 P: 14	R: 0 E: 0 K: 0 S: 7	H: 0 LOB: 1 BB: 1 P: 12	1B: 8 2B: 2 3B: 0 HR: 3	SF: 1 SAC: 2 DP: 1 HBP: 0	WP: 0 PB: 0 SB: 0 CS: 0	PA: 42
PITCHER	IP WLS BF H R ER SO BB IBB HBP BLK WP HR S P ERA WHIP																					
11 Yu Darvish, R (1.1) ERA: 5.96	5.0 L 22 5 3 3 7 3 0 0 0 0 2 50 88 5.40 1.600																					
61 Allen Webster, R (6.1) ERA: 4.75	1.2 11 6 3 2 2 0 0 0 0 0 1 25 36 10.80 3.600																					
37 Tim Collins, L (7.1) ERA: 2.7	0.1 2 1 0 0 0 0 0 0 0 0 0 5 9 0.00 3.000																					
47 Randy Rosario, L (8.1) ERA: 5.14	2.0 7 1 0 0 2 1 0 0 0 0 0 19 26 0.00 1.000																					

Batter	1	2	3	4	5	6	7	8	9	AB	R	H	RBI	BB	SO	LOB	BOTTOM					
18 Ben Zobrist, S (1.9) OBP: 0.355, SLG: 0.250										4	0	0	0	0	0	0	Arizona Diamondbacks @ Chicago Cubs Wrigley Field, Chicago, IL Sat Apr 20 2019, 1:21 PM - 4:29 PM CDT Att: 37,667 - Partly Cloudy - 52 F					
17 Kris Bryant, R (1.5) OBP: 0.349, SLG: 0.380										3	0	1	0	1	0	0						
44 Anthony Rizzo, L (1.3) OBP: 0.349, SLG: 0.353										3	0	1	0	0	0	2						
9 Javier Báez, R (1.6) OBP: 0.314, SLG: 0.566										4	0	0	0	0	0	3						
40 Wilson Contreras, R (1.2) OBP: 0.478, SLG: 0.755										2	0	1	0	1	1	0						
53 Taylor Davis, R (8.2)										3	0	1	0	0	1	3						
22 Jason Heyward, L (1.8) OBP: 0.485, SLG: 0.589										3	0	0	0	0	0	0						
3 Daniel Descalso, L (1.4) OBP: 0.386, SLG: 0.451										1	0	0	0	0	1	0						
47 Randy Rosario, L (8.1)										3	0	0	0	0	0	0						
11 Yu Darvish, R (1.1)										1	0	0	0	0	1	0						
2 Mark Zagunis, R (5,PH) OBP: 0.333, SLG: 0.476										1	0	0	0	0	1	0						
61 Allen Webster, R (6.1)										1	0	0	0	0	1	0						
37 Tim Collins, L (7.1)										0	0	0	0	0	0	0						
13 David Bote, R (8.4) OBP: 0.370, SLG: 0.450										1	0	0	0	0	0	0						
Inning Stats	R: 0 E: 0 K: 0 S: 12	H: 1 LOB: 1 BB: 0 P: 17	R: 0 E: 0 K: 1 S: 9	H: 1 LOB: 0 BB: 0 P: 15	R: 0 E: 0 K: 1 S: 7	H: 0 LOB: 0 BB: 0 P: 11	R: 0 E: 0 K: 1 S: 18	H: 1 LOB: 2 BB: 1 P: 30	R: 0 E: 0 K: 1 S: 7	H: 0 LOB: 0 BB: 0 P: 12	R: 0 E: 0 K: 0 S: 8	H: 0 LOB: 0 BB: 1 P: 15	R: 0 E: 0 K: 1 S: 8	H: 1 LOB: 1 BB: 0 P: 13	R: 0 E: 0 K: 0 S: 4	H: 0 LOB: 0 BB: 0 P: 8	R: 0 E: 0 K: 1 S: 10	H: 0 LOB: 1 BB: 0 P: 18	1B: 3 2B: 1 3B: 0 HR: 0	SF: 0 SAC: 0 DP: 2 HBP: 1	WP: 1 PB: 0 SB: 0 CS: 0	PA: 32
PITCHER	IP WLS BF H R ER SO BB IBB HBP BLK WP HR S P ERA WHIP																					
21 Zack Greinke, R (1.1) ERA: 4.6	6.0 W 21 3 0 0 4 2 0 0 0 0 1 61 100 0.00 0.833																					
45 Taylor Clarke, R (7.1) ERA:	3.0 S 11 1 0 0 2 0 0 1 0 1 0 22 39 0.00 0.333																					



Batter	1	2	3	4	5	6	7	8	9	AB	R	H	RBI	BB	SO	LOB	TOP								
1 Jarrod Dyson, L (1.8) OBP: 0.385, SLG: 0.523	4-0 BB 41 G5-4-3		1-0 F7			1-2 1B		1-1 HR	3 1 2 1 1 0 0																
41 Wilmer Flores, R (1.3) OBP: 0.270, SLG: 0.288	0-2 G5-4-3 1-2		1-1 G6-3			1-1 F8		0-0 F9	4 0 0 0 0 0 2																
6 David Peralta, L (1.7) OBP: 0.378, SLG: 0.543	2-1 G3-1		1-3 K			3-2 G4-3		2-3 K	4 0 0 0 0 2 0																
10 Adam Jones, R (1.9) OBP: 0.371, SLG: 0.540		0-1 FC6-4 1B		1-1 G5-3		1-1 F8		1-1 F8	3 0 1 0 0 0 0																
5 Eduardo Escobar, S (1.5) OBP: 0.311, SLG: 0.350	1-3 K		1-2 G1-3			1-2 F9		1-2 F9	3 0 0 0 0 1 1																
4 Ketel Marte, S (1.4) OBP: 0.284, SLG: 0.448	1-1 L9		4-0 BB 13 G5-4-3			2-1 G6-3		2-1 G6-3	2 0 0 0 1 0 1																
13 Nick Ahmed, R (1.6) OBP: 0.287, SLG: 0.383	1-2 FC6-4 1-2		2-2 G5-4-3			1-3 K		1-3 K	3 0 0 0 0 1 2																
18 Carson Kelly, R (1.2) OBP: 0.250, SLG: 0.342		2-2 G5-3		1-0 P3		2-2 G6-3		2-2 G6-3	3 0 0 0 0 0 0																
38 Robbie Ray, L (1.1)		0-1 G1-3		2-3 K				1-3 K	2 0 0 0 0 1 0																
50 Yoan López, R (7.1)									0 0 0 0 0 0 0																
40 Andrew Chafin, R (8.1)									0 0 0 0 0 0 0																
15 Ildemaro Vargas, S (9, PH)									1 0 0 0 0 1 0																
25 Archie Bradley, R (9.1)									0 0 0 0 0 0 0																
Inning Stats	R: 0 E: 0 K: 0 S: 5	H: 0 LOB: 0 BB: 1 P: 11	R: 0 E: 0 K: 1 S: 10	H: 1 LOB: 1 BB: 0 P: 13	R: 0 E: 0 K: 0 S: 6	H: 0 LOB: 0 BB: 0 P: 9	R: 0 E: 0 K: 1 S: 7	H: 0 LOB: 0 BB: 0 P: 10	R: 0 E: 0 K: 0 S: 6	H: 0 LOB: 0 BB: 1 P: 13	R: 0 E: 0 K: 1 S: 10	H: 1 LOB: 1 BB: 0 P: 15	R: 0 E: 0 K: 0 S: 8	H: 0 LOB: 0 BB: 0 P: 13	R: 0 E: 0 K: 1 S: 9	H: 0 LOB: 0 BB: 0 P: 14	R: 1 E: 0 K: 2 S: 9	H: 1 LOB: 0 BB: 0 P: 13	1B: 2 2B: 0 3B: 0 HR: 1	SF: 0 SAC: 0 DP: 2 HBP: 0	WP: 0 PB: 0 CS: 0	PA: 30			
PITCHER	IP WLS BF H R ER SO BB IBB HBP BLK WP HR S P ERA WHIP	IP WLS BF H R ER SO BB IBB HBP BLK WP HR S P ERA WHIP	IP WLS BF H R ER SO BB IBB HBP BLK WP HR S P ERA WHIP	IP WLS BF H R ER SO BB IBB HBP BLK WP HR S P ERA WHIP	IP WLS BF H R ER SO BB IBB HBP BLK WP HR S P ERA WHIP	IP WLS BF H R ER SO BB IBB HBP BLK WP HR S P ERA WHIP	IP WLS BF H R ER SO BB IBB HBP BLK WP HR S P ERA WHIP	IP WLS BF H R ER SO BB IBB HBP BLK WP HR S P ERA WHIP	IP WLS BF H R ER SO BB IBB HBP BLK WP HR S P ERA WHIP	IP WLS BF H R ER SO BB IBB HBP BLK WP HR S P ERA WHIP	IP WLS BF H R ER SO BB IBB HBP BLK WP HR S P ERA WHIP	IP WLS BF H R ER SO BB IBB HBP BLK WP HR S P ERA WHIP	IP WLS BF H R ER SO BB IBB HBP BLK WP HR S P ERA WHIP	IP WLS BF H R ER SO BB IBB HBP BLK WP HR S P ERA WHIP	IP WLS BF H R ER SO BB IBB HBP BLK WP HR S P ERA WHIP	IP WLS BF H R ER SO BB IBB HBP BLK WP HR S P ERA WHIP	IP WLS BF H R ER SO BB IBB HBP BLK WP HR S P ERA WHIP	IP WLS BF H R ER SO BB IBB HBP BLK WP HR S P ERA WHIP	IP WLS BF H R ER SO BB IBB HBP BLK WP HR S P ERA WHIP	IP WLS BF H R ER SO BB IBB HBP BLK WP HR S P ERA WHIP	IP WLS BF H R ER SO BB IBB HBP BLK WP HR S P ERA WHIP	IP WLS BF H R ER SO BB IBB HBP BLK WP HR S P ERA WHIP	IP WLS BF H R ER SO BB IBB HBP BLK WP HR S P ERA WHIP	IP WLS BF H R ER SO BB IBB HBP BLK WP HR S P ERA WHIP	IP WLS BF H R ER SO BB IBB HBP BLK WP HR S P ERA WHIP

Arizona Diamondbacks @ Chicago Cubs
Wrigley Field, Chicago, IL
Sun Apr 21 2019, 1:22 PM - 3:49 PM CDT
Att: 38,181 - Partly Cloudy - 73 F

livebaseballscorecards.com

AB 28
R 1
H 3
RBI 1
BB 2
SO 6
LOB 6




Batter	1	2	3	4	5	6	7	8	9	AB	R	H	RBI	BB	SO	LOB	BOTTOM								
5 Albert Almora Jr., R (1.8) OBP: 0.289, SLG: 0.196	0-2 G5-3		1-2 L8			1-0 F9		0-1 G4-3	4 0 0 0 0 0 0																
17 Kris Bryant, R (1.7) OBP: 0.345, SLG: 0.365	3-3 K		0-1 P4			2-0 G5-3		4-1 BB	3 0 0 0 1 1 0																
44 Anthony Rizzo, L (1.3) OBP: 0.387, SLG: 0.380	0-0 BB 9		1-1 BB 40 L8			1-1 HBP 9 3B		1-1 G4-3	3 1 2 0 0 0 1																
9 Javier Báez, R (1.6) OBP: 0.333, SLG: 0.605	4-1 BB		0-2 F7			0-0 HBP 1-H 3B		3-2 E9 13 1B 2B	3 1 2 1 1 0 1																
40 Wilson Contreras, R (1.2) OBP: 0.465, SLG: 0.714	2-2 P3		2-0 L8			1-3 K		1-0 HBP 13 1B	3 0 0 0 0 1 4																
13 David Bote, R (1.5) OBP: 0.380, SLG: 0.455	2-2 BB 2 2-4		1-1 G5-3			0-3 K		2-1 BB 1-2	4 0 2 1 0 1 1																
18 Ben Zobrist, S (1.4) OBP: 0.338, SLG: 0.236	0-3 K		0-0 G1-3			3-3 K		3-H 1B	3 0 0 0 0 2 1																
32 Tyler Chatwood, R (1.1) ERA: 3.95	2-3 K		2-2 L5			1-2 F7			2 0 0 0 0 1 1																
56 Kyle Ryan, L (7.1) ERA: 1.09	1-2 K		3-2 F9						0 0 0 0 0 0 0																
20 Brandon Kintzler, R (7.1) ERA: 3.24	1-2 K		1-1 L9						0 0 0 0 0 0 0																
3 Daniel Descalso, L (7, PH)									1 0 0 0 0 0 0																
41 Steve Cishek, R (8.1) ERA: 4.09									0 0 0 0 0 0 0																
46 Pedro Strop, R (9.1) ERA: 2.0									0 0 0 0 0 0 0																
2 Mark Zagunis, R (1.9) OBP: 0.304, SLG: 0.435	1-2 2-4		1-1 L9						2 0 0 0 0 0 0																
22 Jason Heyward, L (8.9)									1 0 0 0 0 1 0																
Inning Stats	R: 0 E: 0 K: 1 S: 13	H: 1 LOB: 2 BB: 1 P: 22	R: 0 E: 0 K: 2 S: 13	H: 1 LOB: 1 BB: 0 P: 18	R: 0 E: 0 K: 0 S: 10	H: 0 LOB: 0 BB: 0 P: 12	R: 0 E: 0 K: 0 S: 9	H: 1 LOB: 1 BB: 0 P: 13	R: 0 E: 0 K: 0 S: 10	H: 0 LOB: 0 BB: 0 P: 15	R: 1 E: 0 K: 1 S: 7	H: 1 LOB: 1 BB: 0 P: 12	R: 0 E: 0 K: 2 S: 9	H: 0 LOB: 0 BB: 0 P: 13	R: 0 E: 0 K: 1 S: 8	H: 0 LOB: 1 BB: 1 P: 14	R: 1 E: 1 K: 0 S: 5	H: 2 LOB: 2 BB: 0 P: 11	1B: 3 2B: 2 3B: 1 HR: 0	SF: 0 SAC: 0 DP: 0 HBP: 2	WP: 0 PB: 0 CS: 0	PA: 33			
PITCHER	IP WLS BF H R ER SO BB IBB HBP BLK WP HR S P ERA WHIP	IP WLS BF H R ER SO BB IBB HBP BLK WP HR S P ERA WHIP	IP WLS BF H R ER SO BB IBB HBP BLK WP HR S P ERA WHIP	IP WLS BF H R ER SO BB IBB HBP BLK WP HR S P ERA WHIP	IP WLS BF H R ER SO BB IBB HBP BLK WP HR S P ERA WHIP	IP WLS BF H R ER SO BB IBB HBP BLK WP HR S P ERA WHIP	IP WLS BF H R ER SO BB IBB HBP BLK WP HR S P ERA WHIP	IP WLS BF H R ER SO BB IBB HBP BLK WP HR S P ERA WHIP	IP WLS BF H R ER SO BB IBB HBP BLK WP HR S P ERA WHIP	IP WLS BF H R ER SO BB IBB HBP BLK WP HR S P ERA WHIP	IP WLS BF H R ER SO BB IBB HBP BLK WP HR S P ERA WHIP	IP WLS BF H R ER SO BB IBB HBP BLK WP HR S P ERA WHIP	IP WLS BF H R ER SO BB IBB HBP BLK WP HR S P ERA WHIP	IP WLS BF H R ER SO BB IBB HBP BLK WP HR S P ERA WHIP	IP WLS BF H R ER SO BB IBB HBP BLK WP HR S P ERA WHIP	IP WLS BF H R ER SO BB IBB HBP BLK WP HR S P ERA WHIP	IP WLS BF H R ER SO BB IBB HBP BLK WP HR S P ERA WHIP	IP WLS BF H R ER SO BB IBB HBP BLK WP HR S P ERA WHIP	IP WLS BF H R ER SO BB IBB HBP BLK WP HR S P ERA WHIP	IP WLS BF H R ER SO BB IBB HBP BLK WP HR S P ERA WHIP	IP WLS BF H R ER SO BB IBB HBP BLK WP HR S P ERA WHIP	IP WLS BF H R ER SO BB IBB HBP BLK WP HR S P ERA WHIP	IP WLS BF H R ER SO BB IBB HBP BLK WP HR S P ERA WHIP	IP WLS BF H R ER SO BB IBB HBP BLK WP HR S P ERA WHIP	IP WLS BF H R ER SO BB IBB HBP BLK WP HR S P ERA WHIP

Arizona Diamondbacks @ Chicago Cubs
Wrigley Field, Chicago, IL
Sun Apr 21 2019, 1:22 PM - 3:49 PM CDT
Att: 38,181 - Partly Cloudy - 73 F

livebaseballscorecards.com

AB 29
R 2
H 6
RBI 2
BB 2
SO 7
LOB 9



Batter	1	2	3	4	5	6	7	8	9	AB	R	H	RBI	BB	SO	LOB	TOP
4 Ketel Marte, S OBP: 0.275, SLG: 0.495	F FF 93 B CH 82 B CH 87 X CU 81	F8	C FF 93 B CH 82 B CH 87 S SL 87	K	B CU 77 X SL 86	1-1 HR	T SI 89 X CH 85	0-1 G4-3	X SL 82 0-0								5 2 2 4 0 1 2
5 Eduardo Escobar, S OBP: 0.371, SLG: 0.473	S FF 93 B CH 86 B CH 82 X CU 82	2-2	X CH 86	0-0	X SI 92	0-0	D KC 82 B FC 89 B CH 84 B FF 91	B FF 93 F FC 94 B CH 85 X CH 85	2-2								4 2 3 1 1 0 0
10 Adam Jones, R OBP: 0.368, SLG: 0.542	B FF 93 B CH 82 X CU 82	6 1B	2-H		B SI 91 B CH 84 X FF 93	2-1	B FF 92 C CH 84 B CH 84 X FF 92	C SL 82 S FF 92	0-3								0 0 0 0 0 0 0
6 David Peralta, L OBP: 0.366, SLG: 0.547	X CU 81	0-0	T FF 92 F FC 94 F FC 94 X FF 93	0-2			B FF 92 C CH 84 B CH 84 X FF 92	C SL 81 S FF 92	0-3								5 2 2 2 0 1 2
55 Matt Koch, L		53 E 41 SF8 1B	F7				B SI 89 B CH 85 X FF 93	1-H 2B									0 0 0 0 0 0 0
53 Christian Walker, R OBP: 0.393, SLG: 0.679	B SI 92 F FC 94 F FC 94 X CU 82	2-2	X CU 79	0-0			S KC 81 X FC 91	0-1									5 0 2 1 0 1 0
41 Wilmer Flores, R OBP: 0.257, SLG: 0.265	B FF 93 D CH 82 X FF 94	1-1			B FF 91 C SL 86 B SL 88 X FF 92	2-1	B FC 91 B SI 90 X FF 92	2-0	C SI 90 X KC 80								4 0 1 1 0 0 1
19 Blake Swihart, S OBP: 0.286, SLG: 0.344	B FF 92 D CH 82 C FF 93 X SI 92	3-1	F SI 91 F SL 88 B FF 92 X CU 81	1-2			C SI 89 S CH 86 C KC 82	0-3									5 0 0 0 0 3 2
13 Nick Ahmed, R OBP: 0.300, SLG: 0.409		E1 41 SF8 1B	F7		B CU 78 B FF 91 B FF 90 X FF 91	3-1	C SL 87 B FF 93 2 SAFE	1-1	F FF 91 X SL 88								4 2 2 1 0 0 0
14 Caleb Joseph, R OBP: 0.154, SLG: 0.231	B FF 93 D CH 82 X FF 94	1-1			C SI 87 X SL 88	1-1	B FC 91 B KC 82 S SL 89 X FC 91	2-1									4 1 2 0 0 1 1
29 Merrill Kelly, R		SF8	13 PO 19 G4-3 1B				B FC 91 B KC 82 S SL 89 X FC 91	2-1									4 2 2 1 0 0 0
15 Ildemaro Vargas, S (8, PH) OBP: 0.241, SLG: 0.414	B FF 92 D CH 82 C FF 93 X SI 92	3-1	F SI 91 F SL 88 B FF 92 X CU 81	1-2			C SI 89 S CH 86 C KC 82	0-3									5 0 0 0 0 3 2
		L8	G4-3				B FC 91 B KC 82 S SL 89 X FC 91	2-1									4 2 2 1 0 0 0
		HR	PO				B FC 91 B KC 82 S SL 89 X FC 91	2-1									4 1 2 0 0 1 1
		HR	G5-3				B FC 91 B KC 82 S SL 89 X FC 91	2-1									2 1 0 0 0 1 1
		HR	G4-3				B FC 91 B KC 82 S SL 89 X FC 91	2-1									1 1 1 0 0 0 0
		HR	G4-3				B FC 91 B KC 82 S SL 89 X FC 91	2-1									1 1 1 0 0 0 0
		HR	G4-3				B FC 91 B KC 82 S SL 89 X FC 91	2-1									1 1 1 0 0 0 0
		HR	G4-3				B FC 91 B KC 82 S SL 89 X FC 91	2-1									1 1 1 0 0 0 0
		HR	G4-3				B FC 91 B KC 82 S SL 89 X FC 91	2-1									1 1 1 0 0 0 0
		HR	G4-3				B FC 91 B KC 82 S SL 89 X FC 91	2-1									1 1 1 0 0 0 0
		HR	G4-3				B FC 91 B KC 82 S SL 89 X FC 91	2-1									1 1 1 0 0 0 0
		HR	G4-3				B FC 91 B KC 82 S SL 89 X FC 91	2-1									1 1 1 0 0 0 0
		HR	G4-3				B FC 91 B KC 82 S SL 89 X FC 91	2-1									1 1 1 0 0 0 0
		HR	G4-3				B FC 91 B KC 82 S SL 89 X FC 91	2-1									1 1 1 0 0 0 0
		HR	G4-3				B FC 91 B KC 82 S SL 89 X FC 91	2-1									1 1 1 0 0 0 0
		HR	G4-3				B FC 91 B KC 82 S SL 89 X FC 91	2-1									1 1 1 0 0 0 0
		HR	G4-3				B FC 91 B KC 82 S SL 89 X FC 91	2-1									1 1 1 0 0 0 0
		HR	G4-3				B FC 91 B KC 82 S SL 89 X FC 91	2-1									1 1 1 0 0 0 0
		HR	G4-3				B FC 91 B KC 82 S SL 89 X FC 91	2-1									1 1 1 0 0 0 0
		HR	G4-3				B FC 91 B KC 82 S SL 89 X FC 91	2-1									1 1 1 0 0 0 0
		HR	G4-3				B FC 91 B KC 82 S SL 89 X FC 91	2-1									1 1 1 0 0 0 0
		HR	G4-3				B FC 91 B KC 82 S SL 89 X FC 91	2-1									1 1 1 0 0 0 0
		HR	G4-3				B FC 91 B KC 82 S SL 89 X FC 91	2-1									1 1 1 0 0 0 0
		HR	G4-3				B FC 91 B KC 82 S SL 89 X FC 91	2-1									1 1 1 0 0 0 0
		HR	G4-3				B FC 91 B KC 82 S SL 89 X FC 91	2-1									1 1 1 0 0 0 0
		HR	G4-3				B FC 91 B KC 82 S SL 89 X FC 91	2-1									1 1 1 0 0 0 0
		HR	G4-3				B FC 91 B KC 82 S SL 89 X FC 91	2-1									1 1 1 0 0 0 0
		HR	G4-3				B FC 91 B KC 82 S SL 89 X FC 91	2-1									1 1 1 0 0 0 0
		HR	G4-3				B FC 91 B KC 82 S SL 89 X FC 91	2-1									1 1 1 0 0 0 0
		HR	G4-3				B FC 91 B KC 82 S SL 89 X FC 91	2-1									1 1 1 0 0 0 0
		HR	G4-3				B FC 91 B KC 82 S SL 89 X FC 91	2-1									1 1 1 0 0 0 0
		HR	G4-3				B FC 91 B KC 82 S SL 89 X FC 91	2-1									1 1 1 0 0 0 0
		HR	G4-3				B FC 91 B KC 82 S SL 89 X FC 91	2-1									1 1 1 0 0 0 0
		HR	G4-3				B FC 91 B KC 82 S SL 89 X FC 91	2-1									1 1 1 0 0 0 0
		HR	G4-3				B FC 91 B KC 82 S SL 89 X FC 91	2-1									1 1 1 0 0 0 0
		HR	G4-3				B FC 91 B KC 82 S SL 89 X FC 91	2-1									1 1 1 0 0 0 0
		HR	G4-3				B FC 91 B KC 82 S SL 89 X FC 91	2-1									1 1 1 0 0 0 0
		HR	G4-3				B FC 91 B KC 82 S SL 89 X FC 91	2-1									1 1 1 0 0 0 0
		HR	G4-3				B FC 91 B KC 82 S SL 89 X FC 91	2-1									1 1 1 0 0 0 0
		HR	G4-3				B FC 91 B KC 82 S SL 89 X FC 91	2-1									1 1 1 0 0 0 0
		HR	G4-3				B FC 91 B KC 82 S SL 89 X FC 91	2-1									1 1 1 0 0 0 0
		HR	G4-3				B FC 91 B KC 82 S SL 89 X FC 91	2-1									1 1 1 0 0 0 0
		HR	G4-3				B FC 91 B KC 82 S SL 89 X FC 91	2-1									1 1 1 0 0 0 0
		HR	G4-3				B FC 91 B KC 82 S SL 89 X FC 91	2-1									1 1 1 0 0 0 0
		HR	G4-3				B FC 91 B KC 82 S SL 89 X FC 91	2-1									1 1 1 0 0 0 0
		HR	G4-3				B FC 91 B KC 82 S SL 89 X FC 91	2-1									1 1 1 0 0 0 0
		HR	G4-3				B FC 91 B KC 82 S SL 89 X FC 91	2-1									1 1 1 0 0 0 0
		HR	G4-3				B FC 91 B KC 82 S SL 89 X FC 91	2-1									1 1 1 0 0 0 0
		HR	G4-3				B FC 91 B KC 82 S SL 89 X FC 91	2-1									1 1 1 0 0 0 0
		HR	G4-3				B FC 91 B KC 82 S SL 89 X FC 91	2-1									1 1 1 0 0 0 0
		HR	G4-3				B FC 91 B KC 82 S SL 89 X FC 91	2-1									1 1 1 0 0 0 0
		HR	G4-3				B FC 91 B KC 82 S SL 89 X FC 91	2-1									1 1 1 0 0 0 0
		HR	G4-3				B FC 91 B KC 82 S SL 89 X FC 91	2-1									1 1 1 0 0 0 0
		HR	G4-3				B FC 91 B KC 82 S SL 89 X FC 91	2-1									1 1 1 0 0 0 0
		HR	G4-3				B FC 91 B KC 82 S SL 89 X FC 91	2-1									1 1 1 0 0 0 0
		HR	G4-3				B FC 91 B KC 82 S SL 89 X FC 91	2-1									1 1 1 0 0 0 0
		HR	G4-3				B FC 91 B KC 82 S SL 89 X FC 91	2-1									1 1 1 0 0 0 0
		HR	G4-3				B FC 91 B KC 82 S SL 89 X FC 91	2-1									1 1 1 0 0 0 0
		HR	G4-3				B FC 91 B KC 82 S SL 89 X FC 91	2-1									1 1 1 0 0 0 0
		HR	G4-3				B FC 91 B KC 82 S SL 89 X FC 91	2-1									1 1 1 0 0 0 0
		HR	G4-3				B FC 91 B KC 82 S SL 89 X FC 91	2-1									1 1 1 0 0 0 0
		HR	G4-3				B FC 91 B KC 82 S SL 89 X FC 91	2-1									1 1 1 0 0 0 0
		HR	G4-3				B FC 91 B KC 82 S SL 89 X FC 91	2-1									1 1 1 0 0 0 0
		HR	G4-3				B FC 91 B KC 82 S SL 89 X FC 91	2-1									1 1 1 0 0 0 0
		HR	G4-3				B FC 91 B KC 82 S SL 89 X FC 91	2-1									1 1 1 0 0 0 0
		HR	G4-3				B FC 91 B KC 82 S SL 89 X FC 91	2-1									1 1 1 0 0 0 0
		HR	G4-3				B FC 91 B KC 82 S SL 89 X FC 91	2-									

Batter	1	2	3	4	5	6	7	8	9	AB	R	H	RBI	BB	SO	LOB	TOP
1 Jarrod Dyson, L (1.7) OBP: 0.418, SLG: 0.544										5	2	3	1	0	0	1	Arizona Diamondbacks @ Pittsburgh Pirates PNC Park, Pittsburgh, PA Thu Apr 25 2019, 1:07 PM - 3:47 PM EDT Att: 9,365 - Cloudy - 55 F
15 Ildemaro Vargas, S (1.4) OBP: 0.212, SLG: 0.364										4	0	0	0	0	2	3	
5 Eduardo Escobar, S (1.5) OBP: 0.367, SLG: 0.463										2	1	0	1	0	1	1	
53 Christian Walker, R (1.3) OBP: 0.398, SLG: 0.694										4	1	2	1	0	1	0	
4 Ketel Marte, S (1.8) OBP: 0.283, SLG: 0.490										3	0	1	1	1	0	1	
19 Blake Swihart, S (1.9) OBP: 0.256, SLG: 0.306										4	0	0	1	0	1	3	
13 Nick Ahmed, R (1.6) OBP: 0.298, SLG: 0.412										4	0	1	0	0	1	1	
36 John Ryan Murphy, R (1.2) OBP: 0.382, SLG: 0.621										4	0	1	0	0	1	2	
21 Zack Greinke, R (1.1) OBP: 0.500, SLG: 1.231										3	1	1	0	0	2	0	
40 Andrew Chafin, R (8.1)										0	0	0	0	0	0	0	
41 Wilmer Flores, R (9.1)										1	0	0	0	0	0	1	
66 Yoshinori Kamekura, R (9.1)										0	0	0	0	0	0	0	
Inning Stats	R: 2 H: 2 E: 0 K: 0 S: 16	H: 2 R: 0 ER: 0 LOB: 1 BB: 0 P: 23	R: 0 H: 0 E: 0 K: 2 S: 8	H: 0 R: 0 ER: 0 LOB: 0 BB: 0 P: 10	R: 0 H: 0 E: 0 K: 1 S: 6	H: 2 R: 0 ER: 0 LOB: 1 BB: 0 P: 16	R: 2 H: 2 E: 0 K: 1 S: 10	H: 1 R: 0 ER: 0 LOB: 1 BB: 0 P: 10	R: 0 H: 1 E: 0 K: 2 S: 13	H: 0 R: 0 ER: 0 LOB: 0 BB: 0 P: 14	R: 0 H: 1 E: 0 K: 0 S: 10	H: 1 R: 0 ER: 0 LOB: 1 BB: 0 P: 15	1B: 3 2B: 4 3B: 2 HR: 0	SF: 1 SAC: 0 DP: 1 HBP: 1	WP: 0 PB: 0 SB: 0 CS: 0	PA: 37	
PITCHER	IP WLS BF H R ER SO BB IBB HBP BLK WP HR S P ERA WHIP																
50 Jameson Taillon, R (1.1) ERA: 4.06	5.0 L 22 6 5 5 5 0 0 1 0 0 0 56 27 9.00 1.200																
47 Francisco Lirio, L (8.1) ERA: 7.2	2.0 8 2 0 0 3 0 0 0 0 0 0 22 27 0.00 1.000																
30 Kyle Crick, R (8.1) ERA: 7.2	1.0 3 0 0 0 1 1 0 0 0 0 0 8 14 0.00 1.000																
35 Keone Kela, R (9.1) ERA: 5.59	1.0 4 1 0 0 0 0 0 0 0 0 0 10 15 0.00 1.000																

Batter	1	2	3	4	5	6	7	8	9	AB	R	H	RBI	BB	SO	LOB	BOTTOM
3 Cole Tucker, S (1.6) OBP: 0.318, SLG: 0.571										4	0	2	0	0	0	0	Arizona Diamondbacks @ Pittsburgh Pirates PNC Park, Pittsburgh, PA Thu Apr 25 2019, 1:07 PM - 3:47 PM EDT Att: 9,365 - Cloudy - 55 F
25 Gregory Polanco, L (1.9) OBP: 0.385, SLG: 0.417										4	0	0	0	0	2	4	
19 Colin Moran, L (1.4) OBP: 0.357, SLG: 0.449										3	0	0	0	1	0	2	
55 Josh Bell, S (1.3) OBP: 0.368, SLG: 0.593										4	0	0	0	0	3	1	
16 Jung Ho Kang, R (1.5) OBP: 0.243, SLG: 0.406										4	0	1	0	0	1	0	
17 JB Shuck, L (1.7) OBP: 0.240, SLG: 0.244										4	0	0	0	0	2	1	
32 Elias Diaz, R (1.2) OBP: 0.125, SLG: 0.125										3	0	0	0	0	0	0	
51 Jason Martin, L (1.8) OBP: 0.289, SLG: 0.286										3	0	0	0	0	1	0	
50 Jameson Taillon, R (1.1) ERA: 3.72										1	0	1	0	0	0	0	
15 Pablo Reyes, R (5.1)										1	0	0	0	0	0	0	
47 Francisco Lirio, L (8.1)										0	0	0	0	0	0	0	
30 Kyle Crick, L (8.1)										0	0	0	0	0	0	0	
53 Melky Cabrera, S (8.1)										1	0	1	0	0	0	0	
35 Keone Kela, R (9.1)										0	0	0	0	0	0	0	
Inning Stats	R: 0 H: 0 E: 0 K: 2 S: 14	H: 0 R: 0 ER: 0 LOB: 0 BB: 0 P: 23	R: 0 H: 2 E: 0 K: 1 S: 11	H: 0 R: 0 ER: 0 LOB: 0 BB: 0 P: 16	R: 0 H: 0 E: 0 K: 2 S: 7	H: 0 R: 0 ER: 0 LOB: 0 BB: 0 P: 10	R: 0 H: 0 E: 0 K: 0 S: 12	H: 0 R: 0 ER: 0 LOB: 0 BB: 0 P: 11	R: 0 H: 0 E: 0 K: 2 S: 9	H: 2 R: 0 ER: 0 LOB: 2 BB: 0 P: 20	R: 0 H: 1 E: 0 K: 0 S: 10	H: 1 R: 0 ER: 0 LOB: 1 BB: 0 P: 14	1B: 5 2B: 0 3B: 0 HR: 0	SF: 0 SAC: 0 DP: 0 HBP: 0	WP: 0 PB: 0 SB: 0 CS: 0	PA: 33	
PITCHER	IP WLS BF H R ER SO BB IBB HBP BLK WP HR S P ERA WHIP																
21 Zack Greinke, R (1.1) ERA: 2.89	7.0 W 24 2 0 0 7 1 0 0 0 0 0 105 100 0.00 0.429																
40 Andrew Chafin, L (8.1) ERA: 2.89	1.0 5 2 0 0 2 0 0 0 0 0 0 13 20 0.00 2.000																
66 Yoshinori Kamekura, R (9.1) ERA: 4.5	1.0 4 1 0 0 0 0 0 0 0 0 0 10 14 0.00 1.000																

Batter	1	2	3	4	5	6	7	8	9	10	11	12	13	14	15	AB	R	H	RBI	BB	SO	LOB	TOP							
3 Daniel Descalso, L OBP: 0.358, SLG: 0.380 46 Pedro Strop, R OBP: 0.329, SLG: 0.294																4	0	0	0	1	1	3								
17 Kris Bryant, R OBP: 0.353, SLG: 0.417																6	1	1	3	0	1	2								
44 Anthony Rizzo, L OBP: 0.353, SLG: 0.449																7	0	1	0	0	2	5								
9 Javier Báez, R OBP: 0.366, SLG: 0.640																6	0	0	0	1	2	5								
13 David Bote, R OBP: 0.371, SLG: 0.525																7	0	1	0	0	3	7								
22 Jason Heyward, L OBP: 0.433, SLG: 0.519																7	0	1	0	0	2	4								
40 Wilson Contreras, R OBP: 0.415, SLG: 0.516																6	1	1	1	0	4	2								
12 Kyle Schwarber, L OBP: 0.437, SLG: 0.611 20 Brandon Kintzler, R OBP: 0.333, SLG: 0.333 2 Mark Zagunis, R OBP: 0.333, SLG: 0.333 36 Dillon Maples, R OBP: 0.333, SLG: 0.333 32 Ryan Zimmerman, R OBP: 0.333, SLG: 0.333 106 Kyle Ryan, L OBP: 0.333, SLG: 0.333 61 Allen Webster, R OBP: 0.333, SLG: 0.333																4	0	2	0	1	2	0								
62 Jose Quintana, R OBP: 0.263, SLG: 0.083 29 Brad Brach, R OBP: 0.333, SLG: 0.333 41 Steve Cishek, R OBP: 0.333, SLG: 0.333 5 Albert Ammons Jr., R OBP: 0.324, SLG: 0.323																3	1	1	0	0	1	2								
Inning Stats	R: 0 E: 0 K: 1 S: 8	H: 0 LOB: 0 BB: 0 P: 10	R: 0 E: 0 K: 1 S: 9	H: 1 LOB: 1 BB: 0 P: 10	R: 2 E: 0 K: 1 S: 13	H: 1 LOB: 1 BB: 1 P: 29	R: 1 E: 0 K: 2 S: 20	H: 3 LOB: 2 BB: 0 P: 30	R: 0 E: 0 K: 1 S: 12	H: 1 LOB: 1 BB: 0 P: 16	R: 0 E: 0 K: 1 S: 10	H: 0 LOB: 0 BB: 0 P: 17	R: 0 E: 0 K: 2 S: 15	H: 1 LOB: 1 BB: 0 P: 23	R: 0 E: 0 K: 1 S: 10	H: 0 LOB: 0 BB: 1 P: 17	R: 0 E: 0 K: 2 S: 5	H: 0 LOB: 0 BB: 0 P: 5	R: 0 E: 0 K: 2 S: 7	H: 0 LOB: 0 BB: 0 P: 10	R: 0 E: 0 K: 1 S: 12	H: 1 LOB: 3 BB: 1 P: 23	R: 0 E: 2 K: 1 S: 13	H: 1 LOB: 3 BB: 1 P: 15	R: 3 E: 0 K: 2 S: 16	H: 3 LOB: 0 BB: 0 P: 24	1B: 7 2B: 4 3B: 0 HR: 2	SF: 1 SAC: 0 DP: 0 HBP: 3	WP: 1 PB: 0 SI: 1 CS: 1	PA: 67
PITCHER	IP: 4.1 WLS: 2 BF: 21 H: 4 R: 3 ER: 3 SO: 5 BB: 0 IBB: 0 HBP: 0 BLK: 0 WP: 0 HR: 2 S: 6 P: 96 ERA: 0.23 WHIP: 0.60	IP: 0.2 WLS: 0 BF: 2 H: 0 R: 0 ER: 0 SO: 0 BB: 0 IBB: 0 HBP: 0 BLK: 0 WP: 0 HR: 0 S: 6 P: 6 ERA: 0.00 WHIP: 0.00	IP: 1.1 WLS: 1 BF: 5 H: 1 R: 0 ER: 0 SO: 2 BB: 0 IBB: 0 HBP: 0 BLK: 0 WP: 0 HR: 13 S: 22 P: 0 ERA: 0.750 WHIP: 2.000	IP: 0.2 WLS: 0 BF: 2 H: 0 R: 0 ER: 0 SO: 1 BB: 0 IBB: 0 HBP: 0 BLK: 0 WP: 0 HR: 7 S: 12 P: 0 ERA: 0.000 WHIP: 0.000	IP: 1.0 WLS: 1 BF: 4 H: 1 R: 0 ER: 0 SO: 2 BB: 0 IBB: 0 HBP: 0 BLK: 0 WP: 0 HR: 15 S: 23 P: 0 ERA: 1.000 WHIP: 1.000	PITCHER	IP: 1.0 WLS: 0 BF: 4 H: 0 R: 0 ER: 0 SO: 1 BB: 0 IBB: 0 HBP: 0 BLK: 0 WP: 0 HR: 4 S: 17 P: 0 ERA: 0.00 WHIP: 1.000	IP: 4.0 WLS: 16 BF: 16 H: 1 R: 0 ER: 0 SO: 4 BB: 2 IBB: 0 HBP: 2 BLK: 0 WP: 1 HR: 33 S: 58 P: 0 ERA: 0.750 WHIP: 0.750	IP: 2.0 WLS: L BF: 12 H: 4 R: 3 ER: 3 SO: 3 BB: 0 IBB: 0 HBP: 0 BLK: 0 WP: 0 HR: 29 S: 39 P: 0 ERA: 13.50 WHIP: 2.000																					

Chicago Cubs @ Arizona Diamondbacks
Chase Field, Phoenix, AZ
Sun Apr 29 2019, 1:12 PM - 6:46 PM MST
Att: 29,477 - Roof Closed - 73 F

AB: 57
R: 6
H: 13
RBI: 6
SO: 19
LOB: 32



Batter	1	2	3	4	5	6	7	8	9	10	11	12	13	14	15	AB	R	H	RBI	BB	SO	LOB	BOTTOM											
10 Adam Jones, R OBP: 0.364, SLG: 0.514																7	0	0	0	0	0	3												
4 Ketel Marte, S OBP: 0.298, SLG: 0.482																6	1	2	0	1	2	0												
5 Eduardo Escobar, S OBP: 0.307, SLG: 0.514																6	2	2	3	1	2	1												
6 David Peralta, L OBP: 0.307, SLG: 0.550																6	1	1	0	1	2	0												
53 Christian Walker, R OBP: 0.385, SLG: 0.533																5	1	2	0	2	1	0												
41 Miguel Diaz, R OBP: 0.333, SLG: 0.333 36 Dillon Maples, R OBP: 0.333, SLG: 0.333 32 Ryan Zimmerman, R OBP: 0.333, SLG: 0.333 106 Kyle Ryan, L OBP: 0.333, SLG: 0.333 61 Allen Webster, R OBP: 0.333, SLG: 0.333																3	0	1	0	0	0	1												
13 Nick Ahmed, R OBP: 0.303, SLG: 0.404																5	0	1	0	2	1	1												
18 Carson Kelly, R OBP: 0.226, SLG: 0.333																6	0	1	0	0	2	5												
24 Luke Weaver, R OBP: 0.100, SLG: 0.400 50 Yoan López, R OBP: 0.333, SLG: 0.333 15 Idemaro Vargas, S OBP: 0.200, SLG: 0.300 40 Andrew Chafin, R OBP: 0.333, SLG: 0.333 1 Jarrod Dyson, L OBP: 0.400, SLG: 0.500																1	0	0	0	0	0	1												
Inning Stats	R: 0 E: 0 K: 0 S: 8	H: 0 LOB: 0 BB: 0 P: 14	R: 0 E: 0 K: 0 S: 10	H: 0 LOB: 0 BB: 0 P: 12	R: 0 E: 0 K: 0 S: 8	H: 1 LOB: 1 BB: 0 P: 11	R: 1 E: 0 K: 2 S: 14	H: 2 LOB: 1 BB: 0 P: 22	R: 0 E: 0 K: 0 S: 6	H: 0 LOB: 0 BB: 0 P: 9	R: 2 E: 0 K: 1 S: 19	H: 3 LOB: 3 BB: 2 P: 36	R: 0 E: 0 K: 0 S: 6	H: 0 LOB: 0 BB: 1 P: 13	R: 0 E: 0 K: 3 S: 10	H: 0 LOB: 0 BB: 0 P: 14	R: 0 E: 0 K: 2 S: 7	H: 0 LOB: 0 BB: 1 P: 10	R: 0 E: 0 K: 1 S: 12	H: 2 LOB: 1 BB: 0 P: 16	R: 0 E: 0 K: 1 S: 11	H: 0 LOB: 0 BB: 0 P: 20	R: 0 E: 0 K: 0 S: 8	H: 1 LOB: 1 BB: 3 P: 9	R: 0 E: 0 K: 1 S: 12	H: 0 LOB: 3 BB: 1 P: 27	R: 0 E: 0 K: 1 S: 8	H: 0 LOB: 1 BB: 0 P: 14	R: 2 E: 0 K: 2 S: 14	H: 3 LOB: 1 BB: 0 P: 17	1B: 7 2B: 2 3B: 1 HR: 2	SF: 0 SAC: 0 DP: 2 HBP: 0	WP: 0 PB: 0 SI: 0 CS: 0	PA: 62
PITCHER	IP: 5.2 WLS: 0 BF: 22 H: 4 R: 3 ER: 3 SO: 0 BB: 0 IBB: 0 HBP: 0 BLK: 0 WP: 0 HR: 9 S: 20 P: 20 ERA: 0.00 WHIP: 9.000	IP: 0.1 WLS: 4 BF: 1 H: 0 R: 0 ER: 0 SO: 3 BB: 0 IBB: 0 HBP: 0 BLK: 0 WP: 0 HR: 6 S: 27 P: 0 ERA: 0.500 WHIP: 0.500	IP: 2.0 WLS: 7 BF: 2 H: 2 R: 0 ER: 0 SO: 2 BB: 0 IBB: 0 HBP: 0 BLK: 0 WP: 0 HR: 19 S: 26 P: 0 ERA: 1.000 WHIP: 1.000	IP: 2.0 WLS: 6 BF: 1 H: 0 R: 0 ER: 0 SO: 19 S: 29 P: 0 ERA: 0.000 WHIP: 0.000	IP: 0.2 WLS: 5 BF: 2 H: 0 R: 0 ER: 0 SO: 2 BB: 0 IBB: 0 HBP: 0 BLK: 0 WP: 0 HR: 19 S: 26 P: 0 ERA: 0.500 WHIP: 0.500	PITCHER	IP: 0.2 WLS: W BF: 5 H: 0 R: 0 ER: 0 SO: 2 BB: 1 IBB: 0 HBP: 0 BLK: 0 WP: 0 HR: 11 S: 18 P: 0 ERA: 0.750 WHIP: 0.750	IP: 1.1 WLS: H BF: 5 H: 3 R: 2 ER: 2 SO: 2 BB: 0 IBB: 0 HBP: 0 BLK: 0 WP: 0 HR: 12 S: 15 P: 0 ERA: 27.00 WHIP: 4.500	IP: 0.1 WLS: S BF: 1 H: 0 R: 0 ER: 0 SO: 0 BB: 0 IBB: 0 HBP: 0 BLK: 0 WP: 0 HR: 2 S: 2 P: 0 ERA: 0.000 WHIP: 0.000																									

Chicago Cubs @ Arizona Diamondbacks
Chase Field, Phoenix, AZ
Sun Apr 29 2019, 1:12 PM - 6:46 PM MST
Att: 29,477 - Roof Closed - 73 F

AB: 54
R: 5
H: 12
RBI: 5
BB: 7
SO: 13
LOB: 16



Batter	1	2	3	4	5	6	7	8	9	AB	R	H	RBI	BB	SO	LOB	TOP					
11 Brett Gardner, L (1, 8) OBP: 0.320, SLG: 0.413										5	0	1	0	0	0	5	New York Yankees @ Arizona Diamondbacks Chase Field, Phoenix, AZ Wed May 01 2019, 12:41 PM - 3:52 PM MST Att: 31,365 - Roof Closed - 72 F livebaseballscorecards.com					
45 Luke Voit, R (1, 3) OBP: 0.396, SLG: 0.545										3	2	1	1	1	0	1						
24 Gary Sánchez, R (1, 2) OBP: 0.310, SLG: 0.641										4	0	1	0	0	1	0						
25 Gleyber Torres, R (1, 6) OBP: 0.302, SLG: 0.466										4	0	1	0	0	0	2						
39 Mike Tauchman, L (1, 9) OBP: 0.293, SLG: 0.385										3	0	1	1	1	1	2						
29 Gio Urshela, R (1, 5) OBP: 0.400, SLG: 0.500										4	0	1	0	0	0	3						
14 Tyler Wade, L (1, 4) OBP: 0.309, SLG: 0.208										4	0	0	0	0	0	2						
38 Cameron Maybin, R (1, 7) OBP: 0.529, SLG: 0.385										2	0	1	0	2	0	0						
19 Masahiro Tanaka, R (1, 1) ERA: 3.6										1	0	0	0	0	0	0						
36 Mike Ford, L (5, PH) ERA: 0.77										0	0	0	0	0	0	0						
85 Luis Cessa, R (5, 1) ERA: 3.97										0	0	0	0	0	0	0						
50 Yoan López, R (7, 1) ERA: 0.77										1	0	0	0	0	0	1						
40 Andrew Chafin, L (7, 1) ERA: 2.38										0	0	0	0	0	0	0						
25 Archie Bradley, R (8, 1) ERA: 2.08										0	0	0	0	0	0	0						
28 Austin Romine, R (9, PH) ERA: 0.265, SLG: 0.326										1	0	0	0	0	0	1						
Inning Stats	R: 0 E: 0 K: 1 S: 9	H: 1 LOB: 0 BB: 0 P: 15	R: 0 E: 1 K: 1 S: 11	H: 1 LOB: 1 BB: 0 P: 16	R: 0 E: 0 K: 0 S: 9	H: 0 LOB: 0 BB: 0 P: 15	R: 0 E: 0 K: 0 S: 6	H: 0 LOB: 0 BB: 0 P: 8	R: 0 E: 0 K: 0 S: 14	H: 1 LOB: 3 BB: 2 P: 27	R: 1 E: 0 K: 1 S: 11	H: 2 LOB: 1 BB: 0 P: 16	R: 0 E: 0 K: 0 S: 9	H: 0 LOB: 1 BB: 1 P: 20	R: 1 E: 0 K: 0 S: 7	H: 2 LOB: 1 BB: 1 P: 16	R: 0 E: 0 K: 0 S: 13	H: 0 LOB: 1 BB: 1 P: 23	1B: 4 2B: 2 3B: 0 HR: 1	SF: 0 SAC: 0 DP: 2 HBP: 0	WP: 0 PB: 0 CS: 0	PA: 37
PITCHER	IP	WLS	BF	H	R	ER	SO	BB	IBB	HBP	BLK	WP	HR	S	P	ERA	WHIP					
29 Merrill Kelly, R (1, 1) ERA: 3.6	5.1	W	22	5	1	1	2	2	0	0	0	0	1	55	90	1.69	1.312					
66 Yoshitaka Hirano, R (6, 1) ERA: 3.97	0.2	H	2	0	0	0	1	0	0	0	0	0	0	5	7	0.00	0.000					
50 Yoan López, R (7, 1) ERA: 0.77	0.2	H	3	0	0	0	0	1	0	0	0	0	0	6	15	0.00	1.500					
40 Andrew Chafin, L (7, 1) ERA: 2.38	0.1	H	1	0	0	0	0	0	0	0	0	0	0	3	5	0.00	0.000					
25 Archie Bradley, R (8, 1) ERA: 2.08	1.0	H	5	2	1	1	0	1	0	0	0	0	0	7	16	9.00	3.000					

Batter	1	2	3	4	5	6	7	8	9	AB	R	H	RBI	BB	SO	LOB	BOTTOM				
1 Jarrod Dyson, L (1, 8) OBP: 0.392, SLG: 0.478										3	0	0	0	1	1	0	New York Yankees @ Arizona Diamondbacks Chase Field, Phoenix, AZ Wed May 01 2019, 12:41 PM - 3:52 PM MST Att: 31,365 - Roof Closed - 72 F livebaseballscorecards.com				
5 Eduardo Escobar, S (1, 5) OBP: 0.367, SLG: 0.522										4	0	0	0	0	2	2					
6 David Peralta, L (1, 7) OBP: 0.353, SLG: 0.528										4	0	1	0	0	0	0					
10 Adam Jones, R (1, 9) OBP: 0.349, SLG: 0.483										4	0	0	0	0	0	1					
53 Christian Walker, R (1, 3) OBP: 0.379, SLG: 0.606										3	1	1	0	0	1	0					
4 Ketel Marte, S (1, 4) OBP: 0.313, SLG: 0.525										2	2	2	1	1	0	0					
13 Nick Ahmed, R (1, 6) OBP: 0.304, SLG: 0.400										3	0	1	1	0	1	1					
14 Caleb Joseph, R (1, 2) OBP: 0.176, SLG: 0.235										3	0	0	0	0	2	2					
29 Merrill Kelly, R (1, 1) ERA: 3.92										2	0	0	0	0	2	1					
66 Yoshitaka Hirano, R (6, 1) ERA: 3.97										0	0	0	0	0	0	0					
50 Yoan López, R (7, 1) ERA: 0.77										0	0	0	0	0	0	0					
40 Andrew Chafin, R (7, 1) ERA: 1.54										0	0	0	0	0	0	0					
41 Wilmer Flores, R (8, 1) OBP: 0.296, SLG: 0.329										1	0	0	0	0	1	0					
25 Archie Bradley, R (8, 1) ERA: 2.08										0	0	0	0	0	0	0					
56 Greg Holland, R (9, 1) ERA: 2.35										0	0	0	0	0	0	0					
Inning Stats	R: 0 E: 0 K: 1 S: 12	H: 1 LOB: 1 BB: 0 P: 17	R: 2 E: 0 K: 2 S: 17	H: 3 LOB: 2 BB: 1 P: 30	R: 0 E: 0 K: 1 S: 8	H: 0 LOB: 0 BB: 0 P: 14	R: 1 E: 0 K: 2 S: 10	H: 1 LOB: 0 BB: 0 P: 13	R: 0 E: 0 K: 2 S: 9	H: 0 LOB: 0 BB: 0 P: 13	R: 0 E: 0 K: 1 S: 10	H: 0 LOB: 1 BB: 1 P: 18	R: 0 E: 0 K: 1 S: 8	H: 0 LOB: 0 BB: 0 P: 12	R: 0 E: 0 K: 0 S: 9	H: 0 LOB: 0 BB: 0 P: 13	1B: 3 2B: 1 3B: 0 HR: 1	SF: 0 SAC: 0 DP: 0 HBP: 0	WP: 1 PB: 0 CS: 0	PA: 31	
PITCHER	IP	WLS	BF	H	R	ER	SO	BB	IBB	HBP	BLK	WP	HR	S	P	ERA	WHIP				
19 Masahiro Tanaka, R (1, 1) ERA: 3.92	4.0	L	18	5	3	3	6	1	0	0	0	0	0	19	31	0.00	0.500				
85 Luis Cessa, R (5, 1) ERA: 3.6	2.0		7	0	0	0	3	1	0	0	0	0	0	19	31	0.00	0.500				
48 Tommy Kahnle, R (7, 1) ERA: 1.54	1.0		3	0	0	0	1	0	0	0	0	0	0	8	12	0.00	0.000				
0 Adam Ottavino, R (8, 1) ERA: 2.35	1.0		3	0	0	0	0	0	0	0	0	0	0	9	13	0.00	0.000				

Batter	1	2	3	4	5	6	7	8	9	AB	R	H	RBI	BB	SO	LOB	TOP					
10 Adam Jones, R OBP: 0.358, SLG: 0.521	F9		4 HR		4 HR		4 HR	P4		5	3	3	1	0	0	1						
4 Ketel Marte, S OBP: 0.323, SLG: 0.577	G5-3		2H		5 HR		1B		F8	5	3	3	4	0	0	0						
5 Eduardo Escobar, S OBP: 0.376, SLG: 0.551	K		41 FC6-4		1B		P6		6 FC1-6	5	1	3	2	0	1	0						
6 David Peralta, L OBP: 0.348, SLG: 0.511		53 2B 41 2B	P6		K		G3		FC1-6 53 BB	4	1	0	0	1	1	2						
53 Christian Walker, R OBP: 0.380, SLG: 0.602		41 2B	K		G5-3		K		16 FC5-4	4	1	1	0	1	2	1						
41 Wilmer Flores, R OBP: 0.304, SLG: 0.345																						
16 Tim Lincecum, R OBP: 0.529, SLG: 0.333																						
13 Nick Ahmed, R OBP: 0.295, SLG: 0.387					F9		G6-3		G6-3	4	0	0	0	0	1	2						
18 Carson Kelly, R OBP: 0.211, SLG: 0.309					G3-1		F9		FC4	4	0	0	1	0	0	2						
38 Robbie Ray, L																						
30 T.J. McFarland, L																						
50 Yoan López, R																						
19 Blake Swihart, S																						
25 Archie Bradley, R																						
40 Andrew Chafin, R																						
56 Greg Holland, R																						
Inning Stats	R: 0 E: 0 K: 1 S: 14	H: 0 LOB: 0 BB: 0 P: 20	R: 2 E: 0 K: 2 S: 16	H: 2 LOB: 1 BB: 1 P: 21	R: 2 E: 0 K: 1 S: 16	H: 3 LOB: 1 BB: 0 P: 19	R: 0 E: 0 K: 1 S: 10	H: 0 LOB: 0 BB: 0 P: 14	R: 3 E: 0 K: 1 S: 14	H: 3 LOB: 0 BB: 0 P: 21	R: 0 E: 0 K: 0 S: 6	H: 0 LOB: 0 BB: 0 P: 7	R: 2 E: 0 K: 1 S: 13	H: 2 LOB: 0 BB: 0 P: 17	R: 1 E: 0 K: 1 S: 13	H: 1 LOB: 1 BB: 0 P: 20	R: 0 E: 0 K: 0 S: 11	H: 1 LOB: 2 BB: 1 P: 20	1B: 5 2B: 3 3B: 0 HR: 4	SF: 0 SAC: 0 DP: 0 HBP: 0	WP: 0 PB: 1 SB: 0 CS: 0	PA: 42
PITCHER	IP WLS BF H R ER SO BB IBB HBP BLK WP HR S P ERA WHIP																					
44 Tyler Anderson, L ERA: 11.79	4.0 L 20 7 1 6 5 1 0 0 0 0 0 2 60 81 13.50 2.000																					
29 Bryan Shaw, R ERA: 1.29	2.0 7 1 1 1 1 0 0 0 0 0 0 1 16 21 4.50 0.500																					
18 Seungwhan Oh, R ERA: 7.71	1.0 5 2 2 2 1 0 0 0 0 0 0 1 13 17 18.00 2.000																					
35 Chad Bettis, R ERA: 6.75	1.0 5 1 1 0 1 0 0 0 0 0 0 0 13 20 0.00 1.000																					
59 Harrison Musgrave, L ERA: 3.6	1.0 5 1 0 0 0 1 0 0 0 0 0 0 11 20 0.00 2.000																					

Arizona Diamondbacks @ Colorado Rockies
Coors Field, Denver, CO
Fri May 03 2019, 6:42 PM - 10:03 PM MDT
Att: 29,1574 - Partly Cloudy - 67 F

livebaseballscorecards.com

AB	40
R	10
H	12
RBI	10
BB	2
SO	8
LOB	13

Batter	1	2	3	4	5	6	7	8	9	AB	R	H	RBI	BB	SO	LOB	BOTTOM					
19 Charlie Blackmon, L OBP: 0.342, SLG: 0.485			P6		F8		G4-3		1B	5	1	2	2	0	0	2						
27 Trevor Story, R OBP: 0.342, SLG: 0.504	K				F9		K		28 1B 26 FC6-4	4	1	0	0	1	2	1						
28 Nolan Arenado, R OBP: 0.347, SLG: 0.594	K		26 E 20 E		12 G5-3		G5-3		26 FC6-4 9 BB	5	1	3	0	0	1	1						
12 Mark Reynolds, R OBP: 0.329, SLG: 0.367			20 E 26 E 22 1B		G5-3		F7		26 FC6-4	3	1	0	0	1	1	2						
9 Daniel Murphy, L OBP: 0.341, SLG: 0.474										0	0	0	0	1	0	0						
26 David Dahl, L OBP: 0.354, SLG: 0.554					FC 22 1B 20 E 1 1B		G6-3		FC6-4 20 S	5	1	0	1	0	2	5						
20 Ian Desmond, R OBP: 0.299, SLG: 0.347	L3				E5 22 1B 1 1B		G1-4-3		E3	4	1	0	1	1	1	4						
22 Chris Iannetta, R OBP: 0.289, SLG: 0.353	K				1 1B				K	5	0	1	1	0	3	4						
1 Garrett Hampson, R OBP: 0.224, SLG: 0.284																						
18 Seungwhan Oh, R																						
35 Chad Bettis, R																						
15 Raimel Tapia, L OBP: 0.325, SLG: 0.577																						
59 Harrison Musgrave, L																						
44 Tyler Anderson, L OBP: 0.143, SLG: 0.143																						
29 Bryan Shaw, S																						
24 Ryan McMahon, L OBP: 0.341, SLG: 0.382																						
Inning Stats	R: 0 E: 0 K: 3 S: 12	H: 1 LOB: 1 BB: 0 P: 18	R: 0 E: 0 K: 2 S: 7	H: 0 LOB: 0 BB: 0 P: 9	R: 0 E: 0 K: 0 S: 6	H: 0 LOB: 0 BB: 1 P: 15	R: 4 E: 2 K: 1 S: 16	H: 3 LOB: 2 BB: 1 P: 27	R: 0 E: 0 K: 0 S: 9	H: 1 LOB: 0 BB: 0 P: 16	R: 2 E: 0 K: 0 S: 11	H: 2 LOB: 0 BB: 1 P: 19	R: 0 E: 0 K: 0 S: 3	H: 0 LOB: 0 BB: 0 P: 7	R: 0 E: 0 K: 2 S: 9	H: 0 LOB: 1 BB: 0 P: 12	R: 3 E: 0 K: 2 S: 18	H: 3 LOB: 2 BB: 2 P: 32	1B: 6 2B: 2 3B: 0 HR: 2	SF: 0 SAC: 0 DP: 2 HBP: 0	WP: 0 PB: 1 SB: 0 CS: 0	PA: 43
PITCHER	IP WLS BF H R ER SO BB IBB HBP BLK WP HR S P ERA WHIP																					
38 Robbie Ray, L ERA: 3.79	5.2 W 26 6 5 1 0 0 0 0 0 0 1 5 8 27.00 3.000																					
30 T.J. McFarland, L ERA: 27.0	0.1 H 2 1 1 1 0 0 0 0 0 0 0 1 5 8 27.00 3.000																					
50 Yoan López, R ERA: 0.71	1.0 H 3 0 0 0 0 0 0 0 0 0 0 3 7 0.00 0.000																					
25 Archie Bradley, R ERA: 1.93	1.0 4 0 0 0 2 0 0 0 0 0 0 9 12 0.00 0.000																					
40 Andrew Chafin, L ERA: 3.97	0.0 2 2 2 2 0 0 0 0 0 0 1 3 6 ∞ ∞																					

Arizona Diamondbacks @ Colorado Rockies
Coors Field, Denver, CO
Fri May 03 2019, 6:42 PM - 10:03 PM MDT
Att: 29,1574 - Partly Cloudy - 67 F

livebaseballscorecards.com

AB	38
R	9
H	10
RBI	9
BB	5
SO	11
LOB	23

Batter	1	2	3	4	5	6	7	8	9	AB	R	H	RBI	BB	SO	LOB	TOP				
10 Adam Jones, R (1,9) 16 Tim Locastro, R (4,9) OBP: 0.350, SLG: 0.508 OBP: 0.474, SLG: 0.286	G6-3		G4-3	G6-3		FC6-4		P5		3	0	0	0	0	0	0					
4 Ketel Marte, S (1,8) OBP: 0.326, SLG: 0.567	L8		G5-3			FC6-4			G4-6-3 53 BB 2B	4	2	1	0	1	0	1					
5 Eduardo Escobar, S (1,5) 15 Ildemaro Vargas, S (9, PR) OBP: 0.200, SLG: 0.350	P6		G3				G3-1		G4-6-3 6 BB	4	1	1	0	1	0	0					
6 David Peralta, L (1,7) OBP: 0.349, SLG: 0.529	K		HR		F7				G4-6-3 1B	5	1	2	3	0	1	2					
53 Christian Walker, R (1,3) OBP: 0.381, SLG: 0.611	F8		41 2B		L8				2B	5	1	2	1	0	1	1					
41 Wilmer Flores, R (1,4) OBP: 0.309, SLG: 0.360	13 HR		2B		P4				P3	5	1	2	1	0	0	3					
13 Nick Ahmed, R (1,6) OBP: 0.301, SLG: 0.423	HR		G5-3					L6		4	2	2	2	0	0	1					
18 Carson Kelly, R (1,2) OBP: 0.262, SLG: 0.386	HR		IBB			18 1B 24 SF9				2	1	2	1	2	0	0					
24 Luke Weaver, R (1,1) 19 Blake Swihart, S (8, PH) 35 Matt Andriese, R (8, 1) 66 Yoshihisa Hirano, R (9, 1)	F8		P4			16 FC6-4 1B			K	2	0	0	1	0	0	2					
Inning Stats	R: 0 E: 0 K: 0 S: 7	H: 0 LOB: 0 BB: 0 P: 9	R: 3 E: 0 K: 1 S: 16	H: 3 LOB: 0 BB: 24 P: 24	R: 4 E: 0 K: 0 S: 15	H: 4 LOB: 2 BB: 2 P: 24	R: 0 E: 0 K: 0 S: 4	H: 0 LOB: 0 BB: 0 P: 5	R: 0 E: 0 K: 0 S: 7	H: 0 LOB: 0 BB: 0 P: 10	R: 1 E: 0 K: 1 S: 14	H: 2 LOB: 1 BB: 1 P: 19	R: 0 E: 0 K: 1 S: 14	H: 0 LOB: 1 BB: 1 P: 20	R: 1 E: 0 K: 0 S: 12	H: 2 LOB: 2 BB: 1 P: 19	1B: 5 2B: 4 3B: 0 HR: 3	SF: 1 SAC: 0 DP: 1 HBP: 0	WP: 0 PB: 0 SB: 0 CS: 0	PA: 42	
PITCHER	IP WLS BF H R ER SO BB IBB HBP BLK WP HR S P ERA WHIP	IP WLS BF H R ER SO BB IBB HBP BLK WP HR S P ERA WHIP	IP WLS BF H R ER SO BB IBB HBP BLK WP HR S P ERA WHIP	IP WLS BF H R ER SO BB IBB HBP BLK WP HR S P ERA WHIP	IP WLS BF H R ER SO BB IBB HBP BLK WP HR S P ERA WHIP	IP WLS BF H R ER SO BB IBB HBP BLK WP HR S P ERA WHIP	IP WLS BF H R ER SO BB IBB HBP BLK WP HR S P ERA WHIP	IP WLS BF H R ER SO BB IBB HBP BLK WP HR S P ERA WHIP	IP WLS BF H R ER SO BB IBB HBP BLK WP HR S P ERA WHIP	IP WLS BF H R ER SO BB IBB HBP BLK WP HR S P ERA WHIP	IP WLS BF H R ER SO BB IBB HBP BLK WP HR S P ERA WHIP	IP WLS BF H R ER SO BB IBB HBP BLK WP HR S P ERA WHIP	IP WLS BF H R ER SO BB IBB HBP BLK WP HR S P ERA WHIP	IP WLS BF H R ER SO BB IBB HBP BLK WP HR S P ERA WHIP	IP WLS BF H R ER SO BB IBB HBP BLK WP HR S P ERA WHIP	IP WLS BF H R ER SO BB IBB HBP BLK WP HR S P ERA WHIP	IP WLS BF H R ER SO BB IBB HBP BLK WP HR S P ERA WHIP	IP WLS BF H R ER SO BB IBB HBP BLK WP HR S P ERA WHIP	IP WLS BF H R ER SO BB IBB HBP BLK WP HR S P ERA WHIP	IP WLS BF H R ER SO BB IBB HBP BLK WP HR S P ERA WHIP	IP WLS BF H R ER SO BB IBB HBP BLK WP HR S P ERA WHIP

Arizona Diamondbacks @ Colorado Rockies
Coors Field, Denver, CO
Sat May 04 2019, 6:12 PM - 9:02 PM MDT
Att: 37,765 - Cloudy - 68 F

AB	37
R	9
H	12
RBI	9
BB	4
SO	3
LOB	13



Batter	1	2	3	4	5	6	7	8	9	AB	R	H	RBI	BB	SO	LOB	BOTTOM					
19 Charlie Blackmon, L (1,9) OBP: 0.346, SLG: 0.507	L7			27 2B		K				4	1	2	1	0	1	0						
27 Trevor Story, R (1,6) OBP: 0.347, SLG: 0.511	G6-3			28 F9						4	0	2	1	0	1	1						
9 Daniel Murphy, L (1,3) OBP: 0.313, SLG: 0.429	F8			P5						4	0	0	0	0	1	3						
28 Nolan Arenado, R (1,5) OBP: 0.338, SLG: 0.577	G6-3			F9					P3	4	0	0	0	0	0	1						
26 David Dahl, L (1,8) OBP: 0.340, SLG: 0.531	G1-3			G3					G4-3	4	0	0	0	0	1	1						
15 Raimel Tapia, L (1,7) OBP: 0.322, SLG: 0.556	K								K	3	0	0	0	1	2	0						
24 Ryan McMahon, L (1,4) OBP: 0.330, SLG: 0.367	K			K					G5-3	3	0	0	0	0	2	1						
14 Tony Wolters, L (1,2) OBP: 0.354, SLG: 0.377	K			K						3	1	1	0	0	2	0						
21 Kyle Freeland, L (1,1) 20 Ian Desmond, R (6, PH) 62 Yency Almonte, R (7, 1) 1 Garrett Hampson, R (8, PH) 63 DJ Johnson, L (9, 1)	K			K					G6-3	1	0	0	0	0	1	0						
Inning Stats	R: 0 E: 0 K: 0 S: 6	H: 0 LOB: 0 BB: 0 P: 8	R: 0 E: 0 K: 1 S: 9	H: 0 LOB: 0 BB: 0 P: 10	R: 0 E: 0 K: 3 S: 12	H: 0 LOB: 0 BB: 0 P: 20	R: 1 E: 0 K: 0 S: 11	H: 2 LOB: 1 BB: 0 P: 14	R: 0 E: 0 K: 2 S: 12	H: 0 LOB: 0 BB: 0 P: 16	R: 0 E: 0 K: 1 S: 10	H: 1 LOB: 1 BB: 0 P: 15	R: 0 E: 0 K: 1 S: 10	H: 0 LOB: 1 BB: 1 P: 19	R: 1 E: 0 K: 2 S: 18	H: 2 LOB: 1 BB: 0 P: 26	R: 0 E: 0 K: 1 S: 10	H: 0 LOB: 0 BB: 0 P: 14	1B: 2 2B: 2 3B: 1 HR: 0	SF: 0 SAC: 0 DP: 0 HBP: 0	WP: 1 PB: 0 SB: 0 CS: 0	PA: 33
PITCHER	IP WLS BF H R ER SO BB IBB HBP BLK WP HR S P ERA WHIP	IP WLS BF H R ER SO BB IBB HBP BLK WP HR S P ERA WHIP	IP WLS BF H R ER SO BB IBB HBP BLK WP HR S P ERA WHIP	IP WLS BF H R ER SO BB IBB HBP BLK WP HR S P ERA WHIP	IP WLS BF H R ER SO BB IBB HBP BLK WP HR S P ERA WHIP	IP WLS BF H R ER SO BB IBB HBP BLK WP HR S P ERA WHIP	IP WLS BF H R ER SO BB IBB HBP BLK WP HR S P ERA WHIP	IP WLS BF H R ER SO BB IBB HBP BLK WP HR S P ERA WHIP	IP WLS BF H R ER SO BB IBB HBP BLK WP HR S P ERA WHIP	IP WLS BF H R ER SO BB IBB HBP BLK WP HR S P ERA WHIP	IP WLS BF H R ER SO BB IBB HBP BLK WP HR S P ERA WHIP	IP WLS BF H R ER SO BB IBB HBP BLK WP HR S P ERA WHIP	IP WLS BF H R ER SO BB IBB HBP BLK WP HR S P ERA WHIP	IP WLS BF H R ER SO BB IBB HBP BLK WP HR S P ERA WHIP	IP WLS BF H R ER SO BB IBB HBP BLK WP HR S P ERA WHIP	IP WLS BF H R ER SO BB IBB HBP BLK WP HR S P ERA WHIP	IP WLS BF H R ER SO BB IBB HBP BLK WP HR S P ERA WHIP	IP WLS BF H R ER SO BB IBB HBP BLK WP HR S P ERA WHIP	IP WLS BF H R ER SO BB IBB HBP BLK WP HR S P ERA WHIP	IP WLS BF H R ER SO BB IBB HBP BLK WP HR S P ERA WHIP	IP WLS BF H R ER SO BB IBB HBP BLK WP HR S P ERA WHIP	

Arizona Diamondbacks @ Colorado Rockies
Coors Field, Denver, CO
Sat May 04 2019, 6:12 PM - 9:02 PM MDT
Att: 37,765 - Cloudy - 68 F

AB	32
R	2
H	5
RBI	2
BB	1
SO	11
LOB	8



Batter	1	2	3	4	5	6	7	8	9	AB	R	H	RBI	BB	SO	LOB	TOP					
1 Jarrod Dyson, L OBP: 0.393, SLG: 0.472										5	1	2	0	0	2	1	Arizona Diamondbacks @ Colorado Rockies Coors Field, Denver, CO Sun May 05 2019, 1:12 PM - 4:20 PM MDT Att: 40,262 - Partly Cloudy - 70 F					
4 Ketel Marte, S OBP: 0.322, SLG: 0.550										4	1	0	0	1	1							
6 David Peralta, L OBP: 0.351, SLG: 0.532										5	0	2	1	0	2							
5 Eduardo Escobar, S OBP: 0.371, SLG: 0.556										4	1	1	2	0	1	3						
53 Christian Walker, R OBP: 0.382, SLG: 0.610										5	1	2	0	0	1	2						
15 Ildemaro Vargas, S OBP: 0.205, SLG: 0.341										4	1	1	0	0	0	2						
19 Blake Swihart, S OBP: 0.292, SLG: 0.372										3	2	2	2	1	0	1						
13 Nick Ahmed, R OBP: 0.301, SLG: 0.423										0	0	0	0	0	0	0						
36 John Ryan Murphy, R OBP: 0.289, SLG: 0.450										4	0	0	1	0	3	3						
21 Zack Greinke, R OBP: 0.396, SLG: 0.942										3	0	0	0	0	0	1						
30 T.J. McFarland, L ERA: 6.75										0	0	0	0	0	0	0						
41 Wilmer Flores, R OBP: 0.346, SLG: 0.545										1	0	1	1	0	0	0						
25 Archie Bradley, R ERA: 4.5										0	0	0	0	0	0	0						
40 Andrew Chafin, R ERA: 3.86										0	0	0	0	0	0	0						
50 Yoan López, R ERA: 0.69										0	0	0	0	0	0	0						
Inning Stats	R: 0 E: 0 K: 2 S: 9	H: 0 LOB: 0 BB: 0 P: 13	R: 1 E: 0 K: 2 S: 13	H: 1 LOB: 1 BB: 1 P: 19	R: 2 E: 0 K: 0 S: 12	H: 2 LOB: 1 BB: 1 P: 24	R: 0 E: 0 K: 1 S: 7	H: 1 LOB: 1 BB: 0 P: 11	R: 0 E: 0 K: 3 S: 11	H: 1 LOB: 0 BB: 0 P: 17	R: 2 E: 0 K: 1 S: 13	H: 2 LOB: 0 BB: 0 P: 18	R: 0 E: 0 K: 1 S: 8	H: 1 LOB: 1 BB: 0 P: 10	R: 2 E: 0 K: 0 S: 15	H: 3 LOB: 1 BB: 0 P: 25	R: 0 E: 1 K: 0 S: 10	H: 0 LOB: 1 BB: 0 P: 18	1B: 7 2B: 2 3B: 0 HR: 2	SF: 1 SAC: 0 DP: 0 HBP: 0	WP: 1 PB: 0 CS: 2	PA: 41
PITCHER	IP 6.0	WLS 0	BF 27	H 7	R 5	ER 5	SO 9	BB 2	IBB 0	HBP 0	BLK 0	WP 1	HR 2	S 65	P 102	ERA 7.50	WHIP 1.500					
54 Carlos Estévez, R ERA: 4.02	1.0	4	1	0	0	1	0	0	0	0	0	0	0	8	10	0.00	1.000					
45 Scott Oberg, R ERA: 2.3	1.0	W	6	3	2	2	0	0	0	0	0	0	0	15	25	18.00	3.000					
71 Wade Davis, R ERA: 0.77	1.0	S	4	0	0	0	0	0	0	0	0	0	0	10	18	0.00	0.000					

Batter	1	2	3	4	5	6	7	8	9	AB	R	H	RBI	BB	SO	LOB	BOTTOM						
19 Charlie Blackmon, L OBP: 0.344, SLG: 0.507										4	1	1	0	0	0	2	Arizona Diamondbacks @ Colorado Rockies Coors Field, Denver, CO Sun May 05 2019, 1:12 PM - 4:20 PM MDT Att: 40,262 - Partly Cloudy - 70 F						
27 Trevor Story, R OBP: 0.344, SLG: 0.504										4	1	1	0	0	1	2							
9 Daniel Murphy, L OBP: 0.288, SLG: 0.400										3	1	0	1	0	0	2							
28 Nolan Arenado, R OBP: 0.342, SLG: 0.574										4	1	2	0	0	0	0							
26 David Dahl, L OBP: 0.346, SLG: 0.525										3	1	1	1	1	1	1							
15 Raimel Tapia, L OBP: 0.319, SLG: 0.565										4	1	1	3	0	0	1							
24 Ryan McMahon, L OBP: 0.337, SLG: 0.373										4	1	2	1	0	1	0							
14 Tony Wolters, L OBP: 0.354, SLG: 0.389										3	1	1	0	0	1	0							
48 Germán Márquez, R ERA: 3.42	6.0	H	4	0	0	0	1	0	0	0	0	0	0	7	14	0.00		1.000					
30 T.J. McFarland, L ERA: 6.75	1.0	H	4	0	0	0	0	1	0	0	0	0	0	8	18	∞		∞					
25 Archie Bradley, R ERA: 4.5	0.0	L	5	3	5	4	0	1	0	0	0	0	0	2	2	0.00	3.000						
40 Andrew Chafin, L ERA: 3.86	0.1	2	1	0	0	0	0	0	0	0	0	0	0	2	3	0.00	0.000						
50 Yoan López, R ERA: 0.69	0.2	1	0	0	0	0	0	0	0	0	0	0	0	2	3	0.00	0.000						
Inning Stats	R: 1 E: 0 K: 1 S: 15	H: 2 LOB: 1 BB: 0 P: 20	R: 0 E: 0 K: 2 S: 9	H: 0 LOB: 0 BB: 0 P: 16	R: 0 E: 0 K: 0 S: 8	H: 0 LOB: 0 BB: 0 P: 11	R: 0 E: 0 K: 0 S: 12	H: 1 LOB: 1 BB: 0 P: 16	R: 2 E: 0 K: 1 S: 14	H: 3 LOB: 1 BB: 0 P: 23	R: 0 E: 0 K: 0 S: 7	H: 0 LOB: 0 BB: 0 P: 7	R: 0 E: 0 K: 0 S: 7	H: 0 LOB: 1 BB: 1 P: 14	R: 5 E: 1 K: 0 S: 12	H: 4 LOB: 0 BB: 1 P: 23	1B: 7 2B: 3 3B: 1 HR: 0	SF: 1 SAC: 1 DP: 1 HBP: 0	WP: 0 PB: 0 CS: 0	PA: 36			
PITCHER	IP 6.0	WLS 0	BF 24	H 4	R 3	ER 3	SO 4	BB 0	IBB 0	HBP 0	BLK 0	WP 0	HR 0	S 65	P 93	ERA 4.50	WHIP 1.000						
21 Zack Greinke, R ERA: 3.42	1.0	H	4	0	0	0	1	0	0	0	0	0	0	7	14	0.00	1.000						
20 Ian Desmond, R ERA: 6.75	0.0	L	5	3	5	4	0	1	0	0	0	0	0	2	2	0.00	3.000						
45 Scott Oberg, R ERA: 2.3	0.1	2	1	0	0	0	0	0	0	0	0	0	0	2	3	0.00	0.000						
12 Mark Reynolds, R ERA: 0.69	0.2	1	0	0	0	0	0	0	0	0	0	0	0	2	3	0.00	0.000						

AB	38
R	7
H	11
RBI	7
BB	2
SO	10
LOB	16

AB	32
R	8
H	10
RBI	8
BB	2
SO	4
LOB	9



Batter	1	2	3	4	5	6	7	8	9	AB	R	H	RBI	BB	SO	LOB	TOP			
4 Ketel Marte, S OBP: 0.311, SLG: 0.522										4	0	0	0	0	1	2				
5 Eduardo Escobar, S OBP: 0.360, SLG: 0.530										4	0	0	0	0	1	4				
6 David Peralta, L OBP: 0.342, SLG: 0.517										4	0	0	0	0	1	2				
10 Adam Jones, R OBP: 0.345, SLG: 0.489										3	1	1	0	1	2	0				
53 Christian Walker, R OBP: 0.367, SLG: 0.576										4	0	0	0	0	3	2				
41 Wilmer Flores, R OBP: 0.311, SLG: 0.388										4	1	2	1	0	1	2				
13 Nick Ahmed, R OBP: 0.293, SLG: 0.415										4	0	1	1	0	1	1				
15 Ildemaro Vargas, S OBP: 0.216, SLG: 0.333										4	0	1	0	0	1	1				
18 Carson Kelly, R OBP: 0.303, SLG: 0.467										3	1	2	1	1	0	0				
Inning Stats	R: 0 E: 0 K: 2 S: 8	H: 0 LOB: 0 BB: 0 P: 13	R: 0 E: 0 K: 2 S: 15	H: 1 LOB: 1 BB: 0 P: 20	R: 0 E: 0 K: 0 S: 7	H: 1 LOB: 2 BB: 0 P: 12	R: 1 E: 0 K: 3 S: 16	H: 2 LOB: 1 BB: 0 P: 26	R: 0 E: 0 K: 0 S: 10	H: 0 LOB: 1 BB: 1 P: 19	R: 0 E: 0 K: 0 S: 10	H: 1 LOB: 2 BB: 1 P: 19	R: 0 E: 0 K: 3 S: 10	H: 0 LOB: 0 BB: 0 P: 13	R: 2 E: 0 K: 1 S: 13	H: 2 LOB: 0 BB: 0 P: 21	1B: 3 2B: 2 3B: 0 HR: 2	SF: 0 SAC: 0 DP: 0 HBP: 1	WP: 0 PB: 0 SB: 1 CS: 1	PA: 37
PITCHER	IP: 2.0 WLS: 7 BF: 14 ERA: 2.5	WLS: 14 BF: 31 ERA: 2.49	H: 1 R: 3 ER: 1 SO: 3	H: 1 R: 1 ER: 1 SO: 3	H: 1 R: 0 ER: 0 SO: 4	H: 2 R: 1 ER: 0 SO: 4	H: 2 R: 0 ER: 0 SO: 5	H: 0 R: 2 ER: 2 SO: 1	H: 0 R: 2 ER: 2 SO: 1	H: 0 R: 2 ER: 2 SO: 1	H: 0 R: 2 ER: 2 SO: 1	H: 1 R: 2 ER: 2 SO: 1	H: 0 R: 2 ER: 2 SO: 1	H: 0 R: 2 ER: 2 SO: 1	H: 2 R: 2 ER: 2 SO: 1	H: 2 R: 2 ER: 2 SO: 1	WP: 0 HR: 2 S: 13	P: 21	ERA: 18.00 WHIP: 2.000	
55 Ryne Stanek, R ERA: 2.5	(1, 1)	(3, 1)	(6, 1)	(7, 1)	(8, 1)	(9, 1)	(9, 1)													
68 Jalen Beeks, L ERA: 2.49	(3, 1)	(6, 1)	(7, 1)	(8, 1)	(9, 1)	(9, 1)														
52 Chaz Roe, R ERA: 3.48	(7, 1)	(8, 1)																		
63 Diego Castillo, R ERA: 2.08	(8, 1)																			
15 Emilio Pagán, R ERA: 1.0																				

Arizona Diamondbacks @ Tampa Bay Rays
 Tropicana Field, St. Petersburg, FL
 Tue May 07 2019, 7:12 PM - 10:29 PM EDT
 Att: 8,059 - Dome - 72 F

AB	34
R	3
H	7
RBI	3
BB	2
SO	11
LOB	14



Batter	1	2	3	4	5	6	7	8	9	AB	R	H	RBI	BB	SO	LOB	BOTTOM			
8 Brandon Lowe, L OBP: 0.366, SLG: 0.597										5	1	2	2	0	0	4				
29 Tommy Pham, R OBP: 0.400, SLG: 0.454										4	0	0	0	0	1	4				
26 Ji Man Choi, L OBP: 0.349, SLG: 0.411										4	0	1	1	0	0	1				
2 Yandy Diaz, R OBP: 0.360, SLG: 0.521										4	1	2	0	0	1	2				
35 Nathaniel Lowe, L OBP: 0.333, SLG: 0.367										3	0	2	0	0	0	1				
54 Guillermo Heredia, R OBP: 0.316, SLG: 0.313										1	0	0	0	0	0	0				
28 Daniel Robertson, R OBP: 0.250, SLG: 0.250										4	1	1	0	0	0	2				
39 Kevin Kiermaier, L OBP: 0.305, SLG: 0.409										3	1	0	0	1	0	2				
1 Willy Adames, R OBP: 0.299, SLG: 0.327										3	1	2	0	1	1	1				
10 Mike Zunino, R OBP: 0.261, SLG: 0.420										4	1	2	2	0	1	1				
Inning Stats	R: 1 E: 0 K: 0 S: 9	H: 1 LOB: 0 BB: 0 P: 12	R: 0 E: 0 K: 1 S: 14	H: 1 LOB: 1 BB: 0 P: 21	R: 0 E: 0 K: 0 S: 10	H: 1 LOB: 1 BB: 0 P: 13	R: 1 E: 0 K: 0 S: 11	H: 2 LOB: 0 BB: 0 P: 15	R: 0 E: 0 K: 1 S: 9	H: 1 LOB: 1 BB: 0 P: 13	R: 0 E: 0 K: 0 S: 8	H: 1 LOB: 1 BB: 0 P: 16	R: 3 E: 0 K: 2 S: 21	H: 4 LOB: 2 BB: 0 P: 35	R: 1 E: 0 K: 0 S: 18	H: 1 LOB: 2 BB: 2 P: 31	1B: 8 2B: 3 3B: 0 HR: 1	SF: 0 SAC: 0 DP: 1 HBP: 0	WP: 0 PB: 0 SB: 2 CS: 0	PA: 37
PITCHER	IP: 6.0 WLS: L BF: 23 ERA: 2.0	WLS: 7 BF: 43 ERA: 5.54	H: 2 R: 3 ER: 3 SO: 1	H: 3 R: 3 ER: 3 SO: 1	H: 2 R: 2 ER: 2 SO: 2	H: 2 R: 2 ER: 2 SO: 2	H: 2 R: 1 ER: 1 SO: 2	H: 2 R: 0 ER: 0 SO: 1	H: 2 R: 2 ER: 2 SO: 1	H: 2 R: 2 ER: 2 SO: 1	H: 2 R: 2 ER: 2 SO: 1	H: 2 R: 2 ER: 2 SO: 1	H: 2 R: 2 ER: 2 SO: 1	H: 2 R: 2 ER: 2 SO: 1	H: 2 R: 2 ER: 2 SO: 1	H: 2 R: 2 ER: 2 SO: 1	WP: 0 HR: 1 S: 18	P: 31	ERA: 40.50 WHIP: 6.000	
45 Taylor Clarke, R ERA: 2.0	(1, 1)	(7, 1)	(7, 1)	(8, 1)	(8, 1)	(9, 1)	(9, 1)													
66 Yoshitaka Hirano, R ERA: 5.54	(7, 1)	(7, 1)																		
35 Matt Andriese, R ERA: 4.75	(7, 1)	(8, 1)																		
40 Andrew Chafin, L ERA: 3.75	(8, 1)																			

Arizona Diamondbacks @ Tampa Bay Rays
 Tropicana Field, St. Petersburg, FL
 Tue May 07 2019, 7:12 PM - 10:29 PM EDT
 Att: 8,059 - Dome - 72 F

AB	35
R	6
H	12
RBI	5
BB	2
SO	4
LOB	18



Batter	1	2	3	4	5	6	7	8	9	10	11	12	13	AB	R	H	RBI	BB	SO	LOB	TOP															
1 Jarrod Dyson, L OBP: 0.460, SLG: 0.453														3	2	0	0	3	0	1																
5 Eduardo Escobar, S OBP: 0.350, SLG: 0.515														5	1	1	0	1	3	3																
6 David Peralta, L OBP: 0.354, SLG: 0.520														5	0	3	0	1	2	1																
10 Adam Jones, R OBP: 0.331, SLG: 0.467														6	0	0	1	0	2	8																
4 Ketel Marte, S OBP: 0.325, SLG: 0.518														3	0	1	1	3	2	1																
41 Wilmer Flores, R OBP: 0.313, SLG: 0.385														6	0	2	1	0	1	6																
13 Nick Ahmed, R OBP: 0.295, SLG: 0.419														6	0	2	0	0	2	2																
19 Blake Swihart, S OBP: 0.278, SLG: 0.347														5	0	0	0	0	3	2																
36 John Ryan Murphy, R OBP: 0.245, SLG: 0.375														5	0	0	0	0	4	2																
Inning Stats	R: 1 E: 0 K: 2 S: 11	H: 1 LOB: 1 BB: 1 P: 18	R: 0 E: 0 K: 1 S: 12	H: 2 LOB: 1 BB: 0 P: 15	R: 1 E: 0 K: 3 S: 13	H: 2 LOB: 2 BB: 1 P: 23	R: 0 E: 0 K: 2 S: 10	H: 1 LOB: 0 BB: 0 P: 14	R: 0 E: 0 K: 1 S: 8	H: 0 LOB: 0 BB: 0 P: 11	R: 0 E: 0 K: 1 S: 8	H: 0 LOB: 0 BB: 0 P: 12	R: 0 E: 0 K: 2 S: 12	H: 0 LOB: 0 BB: 0 P: 17	R: 0 E: 0 K: 1 S: 9	H: 0 LOB: 0 BB: 0 P: 12	R: 1 E: 0 K: 1 S: 12	H: 2 LOB: 2 BB: 2 P: 24	1B: 8 2B: 1 3B: 0 HR: 0	SF: 0 SAC: 0 DP: 3 HBP: 0	W/P: 0 PB: 1 SB: 0 CS: 0	PA: 52														
PITCHER	IP ERA: 2.64	WLS BF: 24	H ER: 2	R ER: 2	SO 8	BB 4	IBB 0	HBP 0	BLK 0	WP 0	HR 0	S 52	P 86	ERA 3.60	WHIP 2.200	PITCHER	IP ERA: 3.46	WLS L	BF 5	H 1	R 1	ER 1	SO 0	BB 2	IBB 0	HBP 0	BLK 0	WP 0	HR 0	S 8	P 21	ERA 9.00	WHIP 3.000			
50 Charlie Morton, R ERA: 2.64	1.0	3	0	0	0	1	0	0	0	0	0	8	11	0.00	0.000	56 Adam Kolarek, L ERA: 3.46	0.1	2	1	0	0	1	0	0	0	0	0	0	0	6	7	0.00	3.000			
15 Emilio Pagan, R ERA: 0.9	2.2	8	0	0	2	1	0	0	0	0	0	17	31	0.00	0.375	52 Chaz Roe, R ERA: 3.38	0.1	2	1	0	0	1	0	0	0	0	0	0	0	6	7	0.00	3.000			
45 Austin Pruitt, R ERA: 2.84	1.1	5	0	0	3	1	0	0	0	0	0	11	17	0.00	0.750																					
46 José Alvarado, L ERA: 1.2	1.2	5	0	0	4	0	0	0	0	0	0	19	25	0.00	0.000																					
63 Diego Castillo, R ERA: 1.89																																				

Arizona Diamondbacks @ Tampa Bay Rays
Tropicana Field, St. Petersburg, FL
Wed May 08 2019, 1:11 PM - 5:49 PM EDT
Att. 8,663 - Dome - 72 F

livebaseballscores.com

AB 44
R 3
H 9
RBI 3
BB 8
SO 19
LOB 26

Batter	1	2	3	4	5	6	7	8	9	10	11	12	13	AB	R	H	RBI	BB	SO	LOB	BOTTOM														
2 Yandy Díaz, R OBP: 0.350, SLG: 0.516														5	2	1	0	1	0	2															
29 Tommy Pham, R OBP: 0.416, SLG: 0.466														3	0	2	0	3	1	0															
28 Daniel Robertson, R OBP: 0.289, SLG: 0.289														4	0	1	0	0	1	3															
11 Andrew Velazquez, S ERA: 0.63														0	0	0	0	0	0	0															
39 Kevin Kiermaier, L OBP: 0.308, SLG: 0.410														2	0	1	1	0	0	1															
24 Avisail Garcia, R OBP: 0.344, SLG: 0.479														4	0	0	0	1	2	2															
10 Mike Zunino, R OBP: 0.280, SLG: 0.407														3	0	0	0	1	2	5															
19 Nick Clifton, L ERA: 0.63														2	0	0	0	0	2	0															
8 Brandon Lowe, L OBP: 0.358, SLG: 0.576														6	0	1	0	0	5	5															
1 Willy Adames, R OBP: 0.293, SLG: 0.327														6	0	1	0	0	3	5															
35 Nathaniel Lowe, L OBP: 0.289, SLG: 0.314														6	0	1	0	0	5	5															
54 Guillermo Heredia, R OBP: 0.317, SLG: 0.343														3	0	0	0	1	2	5															
26 J Neri Cruz, L OBP: 0.343, SLG: 0.402														2	0	0	0	0	2	0															
Inning Stats	R: 0 E: 0 K: 2 S: 11	H: 1 LOB: 1 BB: 0 P: 15	R: 0 E: 0 K: 3 S: 14	H: 1 LOB: 2 BB: 1 P: 21	R: 0 E: 0 K: 3 S: 14	H: 0 LOB: 0 BB: 1 P: 12	R: 0 E: 0 K: 2 S: 9	H: 0 LOB: 0 BB: 0 P: 13	R: 0 E: 0 K: 2 S: 19	H: 1 LOB: 2 BB: 1 P: 31	R: 0 E: 0 K: 3 S: 19	H: 0 LOB: 0 BB: 0 P: 17	R: 1 E: 1 K: 1 S: 11	H: 1 LOB: 3 BB: 1 P: 32	R: 1 E: 0 K: 1 S: 11	H: 2 LOB: 2 BB: 1 P: 13	R: 0 E: 0 K: 2 S: 15	H: 0 LOB: 0 BB: 0 P: 10	R: 0 E: 0 K: 2 S: 7	H: 1 LOB: 1 BB: 0 P: 18	R: 0 E: 0 K: 1 S: 7	H: 0 LOB: 0 BB: 0 P: 11	R: 0 E: 0 K: 2 S: 10	H: 0 LOB: 0 BB: 0 P: 18	1B: 4 2B: 4 3B: 0 HR: 0	SF: 0 SAC: 0 DP: 1 HBP: 1	W/P: 1 PB: 0 SB: 0 CS: 0	PA: 52							
PITCHER	IP ERA: 3.1	WLS BF: 23	H ER: 0	R ER: 0	SO 11	BB 3	IBB 0	HBP 0	BLK 0	WP 1	HR 0	S 61	P 95	ERA 0.00	WHIP 1.235	PITCHER	IP ERA: 1.38	WLS B	BF 5	H 2	R 1	ER 1	SO 1	BB 0	IBB 1	HBP 0	BLK 0	WP 0	HR 0	S 11	P 13	ERA 9.00	WHIP 2.000		
38 Robbie Ray, L ERA: 3.1	0.1	H: 1	0	0	0	1	0	0	0	0	0	7	10	0.00	0.000	56 Greg Holland, R ERA: 1.38	1.0	W	10	1	0	0	5	1	0	0	0	0	30	39	0.00	0.667			
40 Andrew Chaffin, L ERA: 3.65	1.0	H: 6	1	1	0	2	1	0	0	0	0	18	30	0.00	2.000	25 Archie Bradley, R ERA: 3.71	3.0	S	3	0	0	0	2	0	0	0	0	0	10	18	0.00	0.000			
50 Yoan López, R ERA: 0.63	0.1	H: 2	0	0	0	1	0	0	0	0	0	5	8	0.00	0.000	52 Zack Godley, R ERA: 7.49	13.1	S	3	0	0	0	2	0	0	0	0	0	10	18	0.00	0.000			
66 Yoshihisa Hirano, R ERA: 5.4	0.2	H: 2	0	0	0	1	0	0	0	0	0	7	11	0.00	0.000																				
30 T.J. McFarland, L ERA: 4.5																																			

Arizona Diamondbacks @ Tampa Bay Rays
Tropicana Field, St. Petersburg, FL
Wed May 08 2019, 1:11 PM - 5:49 PM EDT
Att. 8,663 - Dome - 72 F

livebaseballscores.com

AB 45
R 2
H 8
RBI 1
BB 6
SO 23
LOB 29

Batter	1	2	3	4	5	6	7	8	9	10	AB	R	H	RBI	BB	SO	LOB	TOP									
1 Ozzie Albies, S OBP: 0.326, SLG: 0.476											5	0	1	1	0	3	2	Atlanta Braves @ Arizona Diamondbacks Chase Field, Phoenix, AZ Thu May 09 2019, 6:41 PM - 9:54 PM MST Att. 17,751 - Cloudy - 84 F									
20 Josh Donaldson, R OBP: 0.378, SLG: 0.492											3	1	1	1	1	1	0										
5 Freddie Freeman, L OBP: 0.401, SLG: 0.510											4	0	1	0	0	0	1										
13 Ronald Acuña Jr., R OBP: 0.370, SLG: 0.476											4	0	1	0	0	1	1										
22 Nick Markakis, L OBP: 0.305, SLG: 0.470											4	0	0	0	0	0	1										
7 Dansby Swanson, R OBP: 0.331, SLG: 0.477											3	0	0	0	1	1	0										
16 Brian McCann, L OBP: 0.382, SLG: 0.456											4	0	1	0	0	0	2										
8 Charlie Culberson, R OBP: 0.290, SLG: 0.706											0	0	0	0	0	0	0										
33 A.J. Minter, L											0	0	0	0	0	0	0										
11 Ender Inciarte, L OBP: 0.305, SLG: 0.336											2	1	0	0	0	0	0										
40 Michael Soroka, R OBP: 0.394, SLG: 0.501											2	0	0	0	0	0	2										
15 Sean Newcomb, L											1	0	0	0	0	0	0										
14 Matt Joyce, L											0	0	0	0	0	0	0										
58 Dan Winkler, R											0	0	0	0	0	0	0										
77 Luke Jackson, R											0	0	0	0	0	0	0										
25 Tyler Flowers, R OBP: 0.288, SLG: 0.345											1	0	0	0	0	1	2										
Inning Stats	R: 0 E: 0 K: 1 S: 7	H: 0 LOB: 0 BB: 0 P: 10	R: 0 E: 0 K: 0 S: 6	H: 1 LOB: 1 BB: 1 P: 13	R: 1 E: 0 K: 1 S: 11	H: 1 LOB: 1 BB: 1 P: 23	R: 0 E: 0 K: 2 S: 10	H: 0 LOB: 0 BB: 0 P: 14	R: 0 E: 0 K: 1 S: 11	H: 0 LOB: 0 BB: 0 P: 14	R: 0 E: 0 K: 1 S: 10	H: 1 LOB: 1 BB: 0 P: 15	R: 0 E: 0 K: 0 S: 9	H: 0 LOB: 0 BB: 0 P: 15	R: 0 E: 0 K: 1 S: 6	H: 0 LOB: 0 BB: 0 P: 11	R: 1 E: 0 K: 0 S: 11	H: 1 LOB: 0 BB: 0 P: 16	R: 0 E: 0 K: 2 S: 14	H: 1 LOB: 2 BB: 0 P: 21	1B: 2 2B: 2 3B: 0 HR: 1	SF: 0 SAC: 0 DP: 1 HBP: 2	WP: 0 PB: 0 SB: 0 CS: 0	PA: 37			
PITCHER	IP 7.0	WLS 25	BF 3	H 3	R 1	ER 1	SO 6	BB 2	IBB 0	HBP 1	BLK 0	WP 0	HR 0	S 64	P 104	ERA 1.29	WHIP 0.714										
24 Luke Weaver, R ERA: 2.98	1.0	3	0	0	0	1	0	0	0	0	0	0	0	6	11	0.00	0.000										
35 Matt Andriese, R ERA: 4.57	1.0	4	1	1	1	0	0	0	0	0	0	0	1	11	16	9.00	1.000										
56 Greg Holland, R ERA: 1.93	1.0	W	5	1	0	0	2	0	0	1	0	0	0	14	21	0.00	1.000										
57 Jon Duplantier, R ERA:																											



Batter	1	2	3	4	5	6	7	8	9	10	AB	R	H	RBI	BB	SO	LOB	BOTTOM									
1 Jarrod Dyson, L OBP: 0.400, SLG: 0.443											4	0	1	0	1	2	0	Atlanta Braves @ Arizona Diamondbacks Chase Field, Phoenix, AZ Thu May 09 2019, 6:41 PM - 9:54 PM MST Att. 17,751 - Cloudy - 84 F									
5 Eduardo Escobar, S OBP: 0.366, SLG: 0.525											4	0	2	0	1	0	1										
6 David Peralta, L OBP: 0.355, SLG: 0.535											5	1	2	1	0	1	4										
10 Adam Jones, R OBP: 0.327, SLG: 0.458											5	0	1	0	0	0	5										
53 Christian Walker, R OBP: 0.395, SLG: 0.581											4	1	1	0	1	0	0										
41 Wilmer Flores, R OBP: 0.325, SLG: 0.398											4	0	2	1	0	0	2										
57 Jon Duplantier, L											0	0	0	0	0	0	0										
13 Nick Ahmed, R OBP: 0.305, SLG: 0.413											2	1	0	0	2	0	1										
18 Carson Kelly, R OBP: 0.310, SLG: 0.453											4	0	1	0	1	1	4										
24 Luke Weaver, R OBP: 0.394, SLG: 0.501											2	0	0	0	0	0	2										
15 Sean Newcomb, L											1	0	0	0	0	0	0										
58 Dan Winkler, R											0	0	0	0	0	0	0										
77 Luke Jackson, R											0	0	0	0	0	0	0										
56 Greg Holland, R											1	0	1	0	0	0	0										
4 Ketel Marte, S OBP: 0.328, SLG: 0.521											1	0	1	0	0	0	0										
Inning Stats	R: 0 E: 0 K: 1 S: 8	H: 1 LOB: 1 BB: 0 P: 11	R: 1 E: 0 K: 0 S: 10	H: 1 LOB: 0 BB: 0 P: 18	R: 0 E: 0 K: 1 S: 10	H: 1 LOB: 1 BB: 0 P: 13	R: 0 E: 0 K: 1 S: 9	H: 1 LOB: 2 BB: 0 P: 16	R: 0 E: 0 K: 1 S: 15	H: 0 LOB: 2 BB: 2 P: 25	R: 0 E: 0 K: 1 S: 8	H: 2 LOB: 2 BB: 0 P: 18	R: 0 E: 0 K: 1 S: 14	H: 2 LOB: 2 BB: 0 P: 18	R: 0 E: 0 K: 0 S: 11	H: 1 LOB: 2 BB: 1 P: 16	R: 1 E: 0 K: 1 S: 11	H: 2 LOB: 2 BB: 1 P: 21	R: 1 E: 0 K: 0 S: 3	H: 2 LOB: 2 BB: 1 P: 7	1B: 7 2B: 2 3B: 1 HR: 1	SF: 0 SAC: 0 DP: 1 HBP: 2	WP: 0 PB: 0 SB: 2 CS: 0	PA: 45			
PITCHER	IP 6.0	WLS 26	BF 4	H 4	R 1	ER 1	SO 4	BB 3	IBB 0	HBP 2	BLK 0	WP 0	HR 0	S 60	P 102	ERA 1.50	WHIP 1.167										
40 Michael Soroka, R ERA: 1.21	1.0	5	2	0	0	1	0	0	0	0	0	0	0	14	18	0.00	2.000										
15 Sean Newcomb, L ERA: 3.52	1.0	5	1	0	0	0	1	0	0	0	0	0	1	11	16	0.00	2.000										
58 Dan Winkler, R ERA: 1.69	1.0	B	6	2	1	1	1	1	0	0	0	0	1	11	21	9.00	3.000										
77 Luke Jackson, R ERA: 2.65	0.0	L	3	2	1	1	0	0	0	0	0	0	0	3	7	∞	∞										
33 A.J. Minter, L ERA: 9.82																											



Batter	1	2	3	4	5	6	7	8	9	AB	R	H	RBI	BB	SO	LOB	TOP				
26 Adam Frazier, L (1,4) OBP: 0.314, SLG: 0.357										4	0	0	0	1	0	3	Pittsburgh Pirates @ Arizona Diamondbacks Chase Field, Phoenix, AZ Tue May 14 2019, 6:41 PM - 9:26 PM MST Att: 21,047 - Clear - 96 F				
6 Starling Marte, R (1,8) OBP: 0.297, SLG: 0.439										5	1	3	0	0	0	1					
25 Gregory Polanco, L (1,9) OBP: 0.366, SLG: 0.508										5	1	1	0	0	2	3					
55 Josh Bell, S (1,3) OBP: 0.401, SLG: 0.692										4	2	2	4	1	1	2					
53 Melky Cabrera, S (1,7) OBP: 0.379, SLG: 0.479										4	1	3	0	0	0	1					
48 Richard Rodriguez, R (8,1) OBP: 0.297, SLG: 0.439										0	0	0	0	0	0	0					
68 Jake Elmore, R (9,PH) OBP: 0.333, SLG: 0.333										1	0	0	0	0	1	2					
45 Michael Feliz, R (9,1) OBP: 0.229, SLG: 0.318										0	0	0	0	0	0	0					
19 Colin Moran, L (1,5) OBP: 0.320, SLG: 0.386										4	0	0	0	0	0	3					
32 Elias Diaz, R (1,2) OBP: 0.158, SLG: 0.162										4	1	1	2	0	1	2					
3 Cole Tucker, S (1,6) OBP: 0.229, SLG: 0.318										4	1	1	2	0	1	2					
59 Joe Musgrove, R (1,1) OBP: 0.200, SLG: 0.077										2	0	0	0	1	2	0					
10 Bryan Reynolds, S (8,PH) OBP: 0.333, SLG: 0.450										1	0	0	0	0	0	0					
Inning Stats	R: 0 H: 1 E: 0 K: 2 S: 11	H: 2 R: 3 ER: 0 LOB: 1 BB: 0 P: 17	R: 1 H: 2 E: 0 K: 0 S: 15	H: 2 R: 3 ER: 0 LOB: 1 BB: 0 P: 22	R: 0 H: 0 E: 0 K: 1 S: 7	H: 0 R: 0 ER: 0 LOB: 0 BB: 0 P: 8	R: 2 H: 2 E: 0 K: 0 S: 13	H: 2 R: 3 ER: 0 LOB: 1 BB: 1 P: 22	R: 0 H: 0 E: 0 K: 1 S: 8	H: 0 R: 0 ER: 0 LOB: 0 BB: 0 P: 14	R: 0 H: 0 E: 0 K: 0 S: 8	H: 0 R: 0 ER: 0 LOB: 0 BB: 0 P: 13	R: 3 H: 3 E: 0 K: 1 S: 16	H: 3 R: 2 ER: 0 LOB: 0 BB: 1 P: 23	R: 0 H: 1 E: 0 K: 2 S: 10	H: 2 R: 1 ER: 0 LOB: 1 BB: 1 P: 14	1B: 6 2B: 2 3B: 0 HR: 3	SF: 0 SAC: 0 DP: 0 HBP: 0	WP: 0 PA: 41 PB: 0 SB: 0 CS: 0		
PITCHER	IP: 6.0 WLS: L BF: 27 ERA: 3.16	IP: 2.0 WLS: 9 BF: 3 ERA: 7.55	IP: 1.0 WLS: 5 BF: 1 ERA: 1.8	IP: 3.16 WLS: L BF: 27 ERA: 3.16	IP: 2.0 WLS: 9 BF: 3 ERA: 7.55	IP: 1.0 WLS: 5 BF: 1 ERA: 1.8	IP: 6.0 WLS: L BF: 27 ERA: 3.16	IP: 2.0 WLS: 9 BF: 3 ERA: 7.55	IP: 1.0 WLS: 5 BF: 1 ERA: 1.8	IP: 3.16 WLS: L BF: 27 ERA: 3.16	IP: 2.0 WLS: 9 BF: 3 ERA: 7.55	IP: 1.0 WLS: 5 BF: 1 ERA: 1.8	IP: 6.0 WLS: L BF: 27 ERA: 3.16	IP: 2.0 WLS: 9 BF: 3 ERA: 7.55	IP: 1.0 WLS: 5 BF: 1 ERA: 1.8	IP: 3.16 WLS: L BF: 27 ERA: 3.16	IP: 2.0 WLS: 9 BF: 3 ERA: 7.55	IP: 1.0 WLS: 5 BF: 1 ERA: 1.8	IP: 6.0 WLS: L BF: 27 ERA: 3.16	IP: 2.0 WLS: 9 BF: 3 ERA: 7.55	IP: 1.0 WLS: 5 BF: 1 ERA: 1.8

Batter	1	2	3	4	5	6	7	8	9	AB	R	H	RBI	BB	SO	LOB	BOTTOM				
4 Ketel Marte, S (1,8) OBP: 0.320, SLG: 0.494										3	0	0	0	1	0	0	Pittsburgh Pirates @ Arizona Diamondbacks Chase Field, Phoenix, AZ Tue May 14 2019, 6:41 PM - 9:26 PM MST Att: 21,047 - Clear - 96 F				
5 Eduardo Escobar, S (1,5) OBP: 0.355, SLG: 0.525										4	0	1	0	0	2	1					
6 David Peralta, L (1,7) OBP: 0.365, SLG: 0.540										4	1	1	0	0	1	2					
10 Adam Jones, R (1,9) OBP: 0.333, SLG: 0.491										4	0	1	1	0	1	2					
41 Wilmer Flores, R (1,4) OBP: 0.313, SLG: 0.377										4	0	0	0	0	2	1					
53 Christian Walker, R (1,3) OBP: 0.360, SLG: 0.585										3	0	0	0	0	1	0					
13 Nick Ahmed, R (1,6) OBP: 0.300, SLG: 0.403										2	0	0	0	1	0	0					
18 Carson Kelly, R (1,2) OBP: 0.316, SLG: 0.486										3	1	1	1	0	0	1					
24 Luke Weaver, R (1,1) OBP: 0.063, SLG: 0.267										1	0	0	0	0	1	0					
31 Alex Avila, L (6,PH) OBP: 0.533, SLG: 0.714										1	0	0	0	0	0	0					
52 Zack Godley, R (7,1) OBP: 0.333, SLG: 0.273										0	0	0	0	0	0	0					
19 Blake Swihart, S (8,PH) OBP: 0.274, SLG: 0.375										1	0	0	0	0	1	0					
56 Greg Holland, R (9,1) OBP: 0.333, SLG: 0.450										0	0	0	0	0	0	0					
Inning Stats	R: 0 H: 0 E: 0 K: 1 S: 8	H: 0 R: 0 ER: 0 LOB: 0 BB: 0 P: 12	R: 0 H: 0 E: 0 K: 1 S: 6	H: 0 R: 0 ER: 0 LOB: 0 BB: 0 P: 9	R: 0 H: 0 E: 0 K: 0 S: 5	H: 1 R: 0 ER: 0 LOB: 0 BB: 0 P: 9	R: 0 H: 0 E: 0 K: 0 S: 9	H: 0 R: 0 ER: 0 LOB: 0 BB: 1 P: 14	R: 0 H: 0 E: 0 K: 1 S: 7	H: 0 R: 0 ER: 0 LOB: 0 BB: 0 P: 10	R: 0 H: 0 E: 0 K: 1 S: 5	H: 0 R: 0 ER: 0 LOB: 0 BB: 0 P: 10	R: 1 H: 1 E: 0 K: 2 S: 13	H: 1 R: 0 ER: 0 LOB: 0 BB: 0 P: 19	R: 1 H: 2 E: 0 K: 2 S: 15	H: 2 R: 1 ER: 0 LOB: 1 BB: 0 P: 23	1B: 3 2B: 0 3B: 0 HR: 1	SF: 0 SAC: 0 DP: 1 HBP: 0	WP: 0 PA: 32 PB: 0 SB: 0 CS: 0		
PITCHER	IP: 7.0 WLS: W BF: 23 ERA: 3.59	IP: 1.0 WLS: 4 BF: 1 ERA: 4.34	IP: 1.0 WLS: 5 BF: 2 ERA: 7.36	IP: 1.0 WLS: 4 BF: 1 ERA: 4.34	IP: 1.0 WLS: 5 BF: 2 ERA: 7.36	IP: 1.0 WLS: 4 BF: 1 ERA: 4.34	IP: 7.0 WLS: W BF: 23 ERA: 3.59	IP: 1.0 WLS: 4 BF: 1 ERA: 4.34	IP: 1.0 WLS: 5 BF: 2 ERA: 7.36	IP: 1.0 WLS: 4 BF: 1 ERA: 4.34	IP: 1.0 WLS: 5 BF: 2 ERA: 7.36	IP: 1.0 WLS: 4 BF: 1 ERA: 4.34	IP: 7.0 WLS: W BF: 23 ERA: 3.59	IP: 1.0 WLS: 4 BF: 1 ERA: 4.34	IP: 1.0 WLS: 5 BF: 2 ERA: 7.36	IP: 1.0 WLS: 4 BF: 1 ERA: 4.34	IP: 1.0 WLS: 5 BF: 2 ERA: 7.36	IP: 7.0 WLS: W BF: 23 ERA: 3.59	IP: 1.0 WLS: 4 BF: 1 ERA: 4.34	IP: 1.0 WLS: 5 BF: 2 ERA: 7.36	IP: 1.0 WLS: 4 BF: 1 ERA: 4.34

Batter	1	2	3	4	5	6	7	8	9	10	AB	R	H	RBI	BB	SO	LOB	TOP
12 Joe Panik, L OBP: 0.344, SLG: 0.356	(1,4) C FF 93 4-2 B FF 93 4-2 F FF 93 4-2 S FF 93 4-2 X FF 93 4-2		C SL 82 1-2 B KC 81 1-2 X FF 92	B FF 92 3-2 B FF 92 3-2 F FF 92 3-2 S FF 92 3-2 X FF 92 3-2			C FF 93 2-3 B SL 94 2-3 S FF 93 2-3 X FF 94 2-3			C FF 91 0-1 X FF 91	4 1 1 0 1 1 0							
7 Donovan Solano, R OBP: 0.300, SLG: 0.222	(1,6) C KC 81 0-3 B FF 93 0-3 F FF 93 0-3 S FF 93 0-3 X FF 93 0-3		C SL 82 1-0 B SI 91 1-0			C SL 76 1-2 B SL 80 1-2 X FF 79		B FF 97 1-0 X FF 98		B FF 91 1-3 X FF 91	3 1 1 0 0 1 1 2 0 0 0 0 1 0							
35 Brandon Crawford, L OBP: 0.276, SLG: 0.281	(8,PH) C KC 81 1 SAFE B FF 94 1 SAFE F FF 94 1 SAFE S FF 94 1 SAFE X FF 94 1 SAFE		C SI 92 4-2 B SI 92 4-2 F FF 92 4-2 S FF 92 4-2 X FF 92 4-2							B FS 83 1-1 X FF 90	2 0 0 0 1 1 1 2 0 1 0 0 0 0							
19 Tyler Austin, R OBP: 0.352, SLG: 0.451	(1,3) C KC 81 3-3 B FF 94 3-3 F FF 94 3-3 S FF 94 3-3 X FF 94 3-3		C SI 92 4-2 B SI 92 4-2 F FF 92 4-2 S FF 92 4-2 X FF 92 4-2							B FS 83 1-1 X FF 90	4 0 1 1 1 1 1							
9 Brandon Belt, L OBP: 0.352, SLG: 0.496	(8,PH) C KC 81 1 SAFE B FF 94 1 SAFE F FF 94 1 SAFE S FF 94 1 SAFE X FF 94 1 SAFE		C SI 92 1-2 B SI 92 1-2 F FF 92 1-2 S FF 92 1-2 X FF 92 1-2							T FS 84 0-2 C FF 92 0-2 X FS 84	4 0 1 1 1 1 1							
10 Evan Longoria, R OBP: 0.290, SLG: 0.420	(1,5) C KC 81 0-2 B FF 94 0-2 F FF 94 0-2 S FF 94 0-2 X FF 94 0-2		C SI 92 1-2 B SI 92 1-2 F FF 92 1-2 S FF 92 1-2 X FF 92 1-2								4 0 0 1 0 0 4							
1 Kevin Pillar, R OBP: 0.235, SLG: 0.363	(1,9) C KC 82 3-2 B FF 94 3-2 F FF 94 3-2 S FF 94 3-2 X FF 94 3-2		C SI 92 1-2 B SI 92 1-2 F FF 92 1-2 S FF 92 1-2 X FF 92 1-2								4 0 0 0 0 2 2							
21 Stephen Vogt, L OBP: 0.290, SLG: 0.448	(1,2) C KC 82 0-2 B FF 94 0-2 F FF 94 0-2 S FF 94 0-2 X FF 94 0-2		C SI 92 1-3 B SI 92 1-3 F FF 92 1-3 S FF 92 1-3 X FF 92 1-3								2 0 0 0 2 1 2							
51 Mac Williamson, R OBP: 0.268, SLG: 0.278	(1,7) C KC 80 4-2 B FF 93 4-2 F FF 93 4-2 S FF 93 4-2 X FF 93 4-2		C SI 92 0-3 B SI 92 0-3 F FF 92 0-3 S FF 92 0-3 X FF 92 0-3								4 0 0 0 0 2 2							
6 Steven Duggar, L OBP: 0.291, SLG: 0.369	(1,8) C FF 93 3-2 B SL 94 3-2 F FF 94 3-2 S FF 94 3-2 X FF 94 3-2		C SI 92 2-3 B SI 92 2-3 F FF 92 2-3 S FF 92 2-3 X FF 92 2-3								2 0 0 0 0 1 1 1 0 1 1 1 1 0 0 0 0 0 0 0 0 0 0							
37 Drew Pomeranz, R 58 Trevor Gott, R 28 Buster Posey, R 41 Mark Melancon, R 56 Tony Watson, L 49 Sam Dyson, R 48 Pablo Sandoval, S 13 Will Smith, R	(1,11) C KC 80 0-2 B FF 94 0-2 F FF 94 0-2 S FF 94 0-2 X FF 94 0-2		C SI 92 0-3 B SI 92 0-3 F FF 92 0-3 S FF 92 0-3 X FF 92 0-3								18: 4 SF: 0 2B: 0 SAC: 0 3B: 0 DP: 0 HR: 1 HBP: 0							
Inning Stats	R: 0 H: 1 E: 0 LOB: 2 K: 2 BB: 1 S: 19 P: 29	R: 0 H: 0 E: 0 LOB: 1 K: 0 BB: 1 S: 12 P: 19	R: 2 H: 2 E: 0 LOB: 2 K: 2 BB: 2 S: 14 P: 25	R: 0 H: 0 E: 0 LOB: 0 K: 2 BB: 0 S: 9 P: 14	R: 0 H: 0 E: 0 LOB: 0 K: 0 BB: 0 S: 8 P: 11	R: 0 H: 0 E: 0 LOB: 0 K: 0 BB: 0 S: 8 P: 13	R: 0 H: 0 E: 0 LOB: 0 K: 1 BB: 0 S: 6 P: 10	R: 0 H: 0 E: 0 LOB: 0 K: 1 BB: 0 S: 6 P: 8	R: 0 H: 0 E: 0 LOB: 1 K: 2 BB: 0 S: 13 P: 23	R: 1 H: 2 E: 0 LOB: 1 K: 1 BB: 0 S: 15 P: 18	1B: 4 SF: 0 2B: 0 SAC: 0 3B: 0 DP: 0 HR: 1 HBP: 0	WP: 0 PA: 40 PB: 0 SB: 1 CS: 0						
PITCHER	IP WLS BF H R ER SO BB IBB HBP BLK WP HR S P ERA WHIP	IP WLS BF H R ER SO BB IBB HBP BLK WP HR S P ERA WHIP	IP WLS BF H R ER SO BB IBB HBP BLK WP HR S P ERA WHIP	IP WLS BF H R ER SO BB IBB HBP BLK WP HR S P ERA WHIP	IP WLS BF H R ER SO BB IBB HBP BLK WP HR S P ERA WHIP	IP WLS BF H R ER SO BB IBB HBP BLK WP HR S P ERA WHIP	IP WLS BF H R ER SO BB IBB HBP BLK WP HR S P ERA WHIP	IP WLS BF H R ER SO BB IBB HBP BLK WP HR S P ERA WHIP	IP WLS BF H R ER SO BB IBB HBP BLK WP HR S P ERA WHIP	IP WLS BF H R ER SO BB IBB HBP BLK WP HR S P ERA WHIP	ERA: 3.25 ERA: 5.4							
38 Robbie Ray, L ERA: 3.25	(1,1) 4.0 19 3 2 2 6 4 0 0 0 0 0 0 54 87 4.50 1.750	(5,1) 2.0 6 0 0 0 0 0 0 0 0 0 0 0 16 24 0.00 0.000	(7,1) 1.0 3 0 0 0 1 0 0 0 0 0 0 0 6 10 0.00 0.000	(8,1) 1.0 3 0 0 0 1 0 0 0 0 0 0 0 6 8 0.00 0.000	(9,1) 1.0 4 0 0 0 2 1 0 0 0 0 0 0 13 23 0.00 1.000													

San Francisco Giants @ Arizona Diamondbacks
Chase Field, Phoenix, AZ
Sun May 19 2019, 1:12 PM - 4:38 PM MST
Att: 24,061 - Overcast - 79 F

AB 35
R 3
H 5
RBI 3
BB 5
SO 11
LOB 14



Batter	1	2	3	4	5	6	7	8	9	10	AB	R	H	RBI	BB	SO	LOB	BOTTOM
10 Adam Jones, R OBP: 0.337, SLG: 0.497	(1,9) C KC 80 0-2 B FF 92 0-2 F FF 92 0-2 S FF 92 0-2 X FF 92 0-2		B KC 78 1-2 C FF 92 1-2 X FF 92	C FF 93 2-2 B KC 82 2-2 D KC 80 2-2 F FF 93 2-2 S FF 93 2-2 X FF 93 2-2			B KC 83 1-0 X FF 92			B FC 93 2-1 B SI 93 2-1 X SI 95	5 0 0 0 0 0 3							
4 Ketel Marte, S OBP: 0.317, SLG: 0.475	(1,8) C FF 92 2-1 B FF 92 2-1 F FF 92 2-1 S FF 92 2-1 X FF 92 2-1		C FF 91 1-1 X FF 92	X KC 79 0-0			C FC 91 0-3 S FF 92			C FF 90 0-3 S SL 82	5 0 0 0 0 2 0							
5 Eduardo Escobar, S OBP: 0.350, SLG: 0.545	(1,5) C KC 80 0-1 B KC 81 0-1		B SI 90 2-2 C KC 80 2-2 F SI 92 2-2 X KC 82							B FF 91 1-3 S FF 81 1-3 X SI 91	5 0 0 0 0 1 0							
6 David Peralta, L OBP: 0.363, SLG: 0.538	(1,7) C KC 80 0-2 B FC 88 0-2 X KC 88		C KC 80 2-2 B FC 88 2-2 F FC 88 2-2 S FC 88 2-2 X FC 88	S FC 88 4-2 B FC 88 4-2 F FC 88 4-2 S FC 88 4-2 X FC 88						B FF 92 3-3 F CH 85 3-3 B FC 84 3-3 X FC 84	4 1 1 0 1 2 0							
53 Christian Walker, R OBP: 0.352, SLG: 0.531	(1,3) B KC 81 4-2 B FF 91 4-2 F KC 81 4-2 S KC 81 4-2 X FF 95		B SI 90 4-2 B CH 88 4-2 D KC 82 4-2 F SI 92 4-2 X KC 82	1 SAFE B FF 95 2-1 X FF 95						B CH 86 1-0 X CH 84	2 1 1 0 2 0 1							
41 Wilmer Flores, R OBP: 0.326, SLG: 0.398	(1,4) C KC 80 1-2 B FC 94 1-2 H KC 84		C FF 92 0-3 F FF 92 0-3 S FF 92 0-3							1 SAFE X SI 91	0 0 0 0 0 0 0 3 0 0 0 0 2 3							
1 Jarrod Dyson, L OBP: 0.385, SLG: 0.398	(4,8) C KC 80 1-2 B FC 94 1-2 H KC 84		C FF 91 1-2 C FC 91 1-2 D KC 82 1-2 X FF 92								3 0 1 1 1 1 2							
13 Nick Ahmed, R OBP: 0.301, SLG: 0.401	(1,6) C FF 91 1-2 C FC 91 1-2 D KC 82 1-2 X FF 92		C FF 91 1-2 C FC 91 1-2 D KC 82 1-2 X FF 92								3 0 1 1 1 1 2							
36 John Ryan Murphy, R OBP: 0.250, SLG: 0.379	(1,2) B KC 82 4-0 B KC 83 4-0 S SI 92		C FF 92 3-3 B FC 92 3-3 S FF 92 3-3							1 SAFE X SI 94	2 0 0 0 1 1 1							
38 Robbie Ray, L 18 Carson Kelly, R 24 Jimmy Soto, R 40 Andrew Chafin, R 31 Alex Avila, L 50 Noah Syndergaard, R 56 Greg Holland, R 48 Pablo Sandoval, S 13 Will Smith, R	(1,1) C KC 81 1-1 B KC 81 1-1 X KC 81		C KC 81 4-2 B KC 81 4-2 F KC 81 4-2 S KC 81 4-2 X KC 81								1 0 0 0 0 0 0 3 0 1 0 0 0 0 0 0 1 0 0 0 0 0 0 0 0							
Inning Stats	R: 0 H: 0 E: 0 LOB: 0 K: 0 BB: 0 S: 7 P: 9	R: 0 H: 0 E: 0 LOB: 3 K: 0 BB: 2 S: 13 P: 24	R: 0 H: 0 E: 0 LOB: 0 K: 0 BB: 0 S: 9 P: 13	R: 2 H: 2 E: 0 LOB: 2 K: 2 BB: 2 S: 21 P: 37	R: 0 H: 0 E: 0 LOB: 1 K: 0 BB: 1 S: 11 P: 17	R: 0 H: 0 E: 0 LOB: 0 K: 2 BB: 0 S: 10 P: 14	R: 0 H: 0 E: 0 LOB: 0 K: 1 BB: 0 S: 5 P: 8	R: 0 H: 1 E: 0 LOB: 1 K: 1 BB: 0 S: 7 P: 12	R: 0 H: 0 E: 0 LOB: 1 K: 0 BB: 1 S: 7 P: 14	R: 0 H: 0 E: 0 LOB: 0 K: 3 BB: 0 S: 9 P: 13	1B: 2 SF: 0 2B: 1 SAC: 1 3B: 0 DP: 0 HR: 0 HBP: 1	WP: 1 PA: 40 PB: 0 SB: 0 CS: 0						
PITCHER	IP WLS BF H R ER SO BB IBB HBP BLK WP HR S P ERA WHIP	IP WLS BF H R ER SO BB IBB HBP BLK WP HR S P ERA WHIP	IP WLS BF H R ER SO BB IBB HBP BLK WP HR S P ERA WHIP	IP WLS BF H R ER SO BB IBB HBP BLK WP HR S P ERA WHIP	IP WLS BF H R ER SO BB IBB HBP BLK WP HR S P ERA WHIP	IP WLS BF H R ER SO BB IBB HBP BLK WP HR S P ERA WHIP	IP WLS BF H R ER SO BB IBB HBP BLK WP HR S P ERA WHIP	IP WLS BF H R ER SO BB IBB HBP BLK WP HR S P ERA WHIP	IP WLS BF H R ER SO BB IBB HBP BLK WP HR S P ERA WHIP	IP WLS BF H R ER SO BB IBB HBP BLK WP HR S P ERA WHIP	ERA: 5.66 ERA: 2.89							
37 Drew Pomeranz, L ERA: 5.66	(1,1) 4.2 22 2 2 2 2 5 0 0 0 0 0 0 59 96 3.86 1.500	(5,1) 1.1 4 0 0 0 2 0 0 0 0 0 0 0 12 18 0.00 0.000	(7,1) 1.0 3 0 0 0 1 0 0 0 0 0 0 0 5 8 0.00 0.000	(8,1) 1.0 4 1 0 0 1 0 0 0 0 0 0 0 7 12 0.00 1.000	(9,1) 1.0 W 4 0 0 0 0 1 0 0 0 0 0 0 7 14 0.00 1.000													

San Francisco Giants @ Arizona Diamondbacks
Chase Field, Phoenix, AZ
Sun May 19 2019, 1:12 PM - 4:38 PM MST
Att: 24,061 - Overcast - 79 F

AB 32
R 2
H 3
RBI 1
BB 6
SO 9
LOB 14



Batter	1	2	3	4	5	6	7	8	9	AB	R	H	RBI	BB	SO	LOB	TOP					
1 Jarrod Dyson, L (1,8) OBP: 0.372, SLG: 0.382										4	0	0	1	0	2	4						
4 Ketel Marte, S (1,4) OBP: 0.320, SLG: 0.481										4	0	2	0	0	0	3						
5 Eduardo Escobar, S (1,5) OBP: 0.343, SLG: 0.533										4	0	0	0	0	2	3						
6 David Peralta, L (1,7) OBP: 0.361, SLG: 0.529										3	0	0	0	0	0	0						
53 Christian Walker, R (1,3) OBP: 0.344, SLG: 0.518										4	0	0	0	0	3	2						
19 Blake Swihart, S (1,9) OBP: 0.257, SLG: 0.373										4	0	0	0	0	3	0						
13 Nick Ahmed, R (1,6) OBP: 0.311, SLG: 0.406										3	1	2	0	1	1	0						
18 Carson Kelly, R (1,2) OBP: 0.337, SLG: 0.506										3	0	1	0	1	0	1						
24 Luke Weaver, R (1,1) OBP: 0.056, SLG: 0.235										2	0	0	0	0	1	2						
31 Alex Avila, L (7,PH) OBP: 0.514, SLG: 0.690										0	0	0	0	1	0	0						
25 Archie Bradley, R (7,1) OBP: 0.343, SLG: 0.451										0	0	0	0	0	0	0						
40 Andrew Chafin, R (8,1) OBP: 0.271, SLG: 0.348										0	0	0	0	0	0	0						
Inning Stats	R: 0 E: 0 K: 2 S: 8	H: 0 LOB: 0 BB: 0 P: 10	R: 0 E: 0 K: 2 S: 9	H: 0 LOB: 0 BB: 0 P: 12	R: 1 E: 0 K: 0 S: 14	H: 3 LOB: 2 BB: 0 P: 22	R: 0 E: 0 K: 1 S: 12	H: 0 LOB: 0 BB: 0 P: 16	R: 0 E: 0 K: 1 S: 12	H: 1 LOB: 0 BB: 0 P: 12	R: 0 E: 0 K: 1 S: 12	H: 1 LOB: 2 BB: 0 P: 17	R: 0 E: 0 K: 2 S: 10	H: 0 LOB: 3 BB: 3 P: 27	R: 0 E: 0 K: 1 S: 7	H: 0 LOB: 0 BB: 0 P: 9	R: 0 E: 0 K: 2 S: 9	H: 0 LOB: 0 BB: 0 P: 15	1B: 4 2B: 1 3B: 0 HR: 0	SF: 0 SAC: 0 DP: 1 HBP: 1	WP: 0 PB: 0 SB: 0 CS: 0	PA: 35
PITCHER	IP	WLS	BF	H	R	ER	SO	BB	IBB	HBP	BLK	WP	HR	S	P	ERA	WHIP					
59 Chris Paddock, R (1,1) ERA: 1.93	6.0	W	23	5	1	1	7	0	0	1	0	0	0	63	89	1.50	0.833					
58 Trey Wingerter, R (7,1) ERA: 2.87	0.1	H	3	0	0	0	1	2	0	0	0	0	0	3	12	0.00	6.000					
17 Adam Warren, R (7,1) ERA: 3.54	0.2	H	3	0	0	0	1	1	0	0	0	0	0	7	15	0.00	1.500					
34 Craig Stammen, R (8,1) ERA: 2.88	1.0	H	3	0	0	0	1	0	0	0	0	0	0	7	9	0.00	0.000					
39 Kirby Yates, R (9,1) ERA: 1.23	1.0	S	3	0	0	0	2	0	0	0	0	0	0	9	15	0.00	0.000					

Arizona Diamondbacks @ San Diego Padres
Petco Park, San Diego, CA
Mon May 20 2019, 7:13 PM - 9:52 PM PDT
Att: 17,578 - Cloudy - 63 F

AB	31
R	1
H	5
RBI	1
BB	3
SO	12
LOB	15



Batter	1	2	3	4	5	6	7	8	9	AB	R	H	RBI	BB	SO	LOB	BOTTOM					
5 Greg Garcia, L (1,5) OBP: 0.354, SLG: 0.364										4	1	1	0	0	3	3						
32 Frammi Reyes, R (1,9) OBP: 0.299, SLG: 0.596										4	1	1	2	0	2	2						
13 Manny Machado, R (1,6) OBP: 0.343, SLG: 0.451										3	0	1	0	1	0	0						
30 Eric Hosmer, L (1,3) OBP: 0.332, SLG: 0.428										4	0	0	0	0	2	4						
10 Hunter Renfroe, R (1,7) OBP: 0.271, SLG: 0.568										3	0	0	0	0	1	0						
4 Wil Myers, R (1,8) OBP: 0.286, SLG: 0.414										3	0	0	0	0	1	0						
34 Craig Stammen, R (8,1) OBP: 0.271, SLG: 0.348										0	0	0	0	0	0	0						
39 Kirby Yates, L (9,1) OBP: 0.271, SLG: 0.348										0	0	0	0	0	0	0						
3 Ian Kinsler, R (1,4) OBP: 0.239, SLG: 0.341										3	0	0	0	0	1	0						
18 Austin Hedges, R (1,2) OBP: 0.250, SLG: 0.304										3	0	2	0	0	1	0						
59 Chris Paddock, R (1,1) ERA: 3.14										1	0	0	0	0	1	1						
62 Austin Allen, L (6,PH) OBP: 0.200, SLG: 0.143										1	0	0	0	0	0	0						
58 Trey Wingerter, R (7,1) ERA: 4.29										0	0	0	0	0	0	0						
17 Adam Warren, R (7,1) OBP: 0.271, SLG: 0.348										0	0	0	0	0	0	0						
7 Manuel Margot, R (8,8) OBP: 0.271, SLG: 0.348										1	0	1	0	0	0	0						
Inning Stats	R: 0 E: 0 K: 1 S: 8	H: 0 LOB: 0 BB: 0 P: 15	R: 0 E: 0 K: 1 S: 8	H: 0 LOB: 0 BB: 0 P: 13	R: 0 E: 0 K: 2 S: 9	H: 1 LOB: 1 BB: 0 P: 16	R: 0 E: 0 K: 1 S: 9	H: 0 LOB: 0 BB: 0 P: 15	R: 0 E: 0 K: 0 S: 5	H: 0 LOB: 0 BB: 0 P: 6	R: 2 E: 0 K: 2 S: 13	H: 3 LOB: 1 BB: 0 P: 17	R: 0 E: 0 K: 2 S: 8	H: 0 LOB: 0 BB: 0 P: 10	R: 0 E: 0 K: 3 S: 14	H: 2 LOB: 3 BB: 1 P: 18	1B: 5 2B: 0 3B: 0 HR: 1	SF: 0 SAC: 0 DP: 0 HBP: 0	WP: 0 PB: 0 SB: 1 CS: 0	PA: 31		
PITCHER	IP	WLS	BF	H	R	ER	SO	BB	IBB	HBP	BLK	WP	HR	S	P	ERA	WHIP					
24 Luke Weaver, R (1,1) ERA: 3.14	6.0	L	22	4	2	2	7	0	0	0	0	0	0	19	25	0.00	1.200					
25 Archie Bradley, R (7,1) ERA: 4.29	1.2		8	2	0	0	4	0	1	0	0	0	0	3	3	0.00	0.000					
40 Andrew Chafin, L (8,1) ERA: 3.45	0.1		1	0	0	0	1	0	0	0	0	0	0	3	3	0.00	0.000					

Arizona Diamondbacks @ San Diego Padres
Petco Park, San Diego, CA
Mon May 20 2019, 7:13 PM - 9:52 PM PDT
Att: 17,578 - Cloudy - 63 F

AB	30
R	2
H	6
RBI	2
BB	1
SO	12
LOB	10



Batter	1	2	3	4	5	6	7	8	9	AB	R	H	RBI	BB	SO	LOB	TOP					
10 Adam Jones, R (1.9) OBP: 0.330, SLG: 0.486	F7		F8		FC5-4			K		4	0	0	0	0	1	2	Arizona Diamondbacks @ San Diego Padres Petco Park, San Diego, CA Tue May 21 2019, 7:11 PM - 9:31 PM PDT Att: 19,969 - Cloudy - 62 F					
4 Ketel Marte, S (1.4) OBP: 0.314, SLG: 0.471	P5			G5-3		L7		G1-3		4	0	0	0	0	0	0						
5 Eduardo Escobar, S (1.5) OBP: 0.341, SLG: 0.543	L8			HR		F7		K		4	1	1	1	0	1	0						
6 David Peralta, L (1.7) 19 Blake Swihart, S (5.7) OBP: 0.357, SLG: 0.524 OBP: 0.250, SLG: 0.382	K			K		G5-3		K		2	0	0	0	0	2	0						
53 Christian Walker, R (1.3) OBP: 0.342, SLG: 0.512	L7			L4				K		4	0	1	0	0	1	0						
13 Nick Ahmed, R (1.6) OBP: 0.306, SLG: 0.399	G5-3					G6-3		FC4		3	0	0	0	0	0	1						
1 Jarrod Dyson, L (1.8) OBP: 0.371, SLG: 0.381				G3-1				K		3	0	1	0	0	1	1						
36 John Ryan Murphy, R (1.2) OBP: 0.254, SLG: 0.426				L8		HR		FC6-4		3	1	1	1	0	0	2						
21 Zack Greinke, R (1.1) 31 Alex Avila, L (8,PH) 35 Matt Andriese, R (8.1) OBP: 0.370, SLG: 0.720 OBP: 0.500, SLG: 0.577	SH1-3							K		1	0	1	0	0	0	0						
										1	0	0	0	0	1	0						
										0	0	0	0	0	0	0						
Inning Stats	R: 0 E: 0 K: 0 S: 7	H: 0 LOB: 0 BB: 0 P: 12	R: 0 E: 0 K: 1 S: 7	H: 0 LOB: 0 BB: 0 P: 13	R: 0 E: 0 K: 0 S: 12	H: 1 LOB: 1 BB: 0 P: 16	R: 1 E: 0 K: 1 S: 8	H: 1 LOB: 0 BB: 0 P: 10	R: 1 E: 0 K: 0 S: 9	H: 2 LOB: 1 BB: 0 P: 11	R: 0 E: 0 K: 0 S: 6	H: 0 LOB: 0 BB: 0 P: 7	R: 0 E: 0 K: 1 S: 10	H: 1 LOB: 1 BB: 0 P: 15	R: 0 E: 0 K: 2 S: 11	H: 0 LOB: 0 BB: 0 P: 15	R: 0 E: 0 K: 3 S: 9	H: 0 LOB: 0 BB: 0 P: 15	1B: 3 2B: 0 3B: 0 HR: 2	SF: 0 SAC: 1 DP: 0 HBP: 0	WP: 0 PB: 0 SB: 0 CS: 0	PA: 32
PITCHER	IP WLS BF H R ER SO BB IBB HBP BLK WP HR S P ERA WHIP																					
55 Matt Strahm, L (1.1) ERA: 3.06	6.0 W 22 4 2 2 2 0 0 0 0 0 0 2 49 69 3.00 0.667																					
88 Phil Maton, R (7.1) ERA: 5.85	1.0 H 4 1 0 0 1 0 0 0 0 0 0 0 10 15 0.00 1.000																					
34 Craig Stammen, R (8.1) ERA: 2.77	1.0 H 3 0 0 0 2 0 0 0 0 0 0 0 11 15 0.00 0.000																					
39 Kirby Yates, R (9.1) ERA: 1.17	1.0 S 3 0 0 0 3 0 0 0 0 0 0 0 9 15 0.00 0.000																					

Batter	1	2	3	4	5	6	7	8	9	AB	R	H	RBI	BB	SO	LOB	BOTTOM			
3 Ian Kinsler, R (1.4) OBP: 0.240, SLG: 0.338	G6-3		F8					G6-3		4	1	1	0	0	0	1	Arizona Diamondbacks @ San Diego Padres Petco Park, San Diego, CA Tue May 21 2019, 7:11 PM - 9:31 PM PDT Att: 19,969 - Cloudy - 62 F			
32 Franmil Reyes, R (1.9) 39 Kirby Yates, L (9.1) OBP: 0.282, SLG: 0.581	K			K		G1-3		F9		4	0	0	0	0	2	1				
13 Manny Machado, R (1.6) OBP: 0.348, SLG: 0.452	F9			BB		HR				2	1	1	1	1	0	0				
30 Eric Hosmer, L (1.3) OBP: 0.332, SLG: 0.443	G4-3			K		HR				3	1	1	2	0	1	1				
10 Hunter Renfroe, R (1.7) 9.9) OBP: 0.266, SLG: 0.556	K			G4-3		G6-3				3	0	0	0	0	1	1				
11 Ty France, R (1.5) OBP: 0.246, SLG: 0.333	P6									3	0	0	0	0	0	0				
7 Manuel Margot, R (1.8) OBP: 0.284, SLG: 0.339	F7			L7		F7				3	0	0	0	0	0	0				
18 Austin Hedges, R (1.2) OBP: 0.252, SLG: 0.305	SH1-3			K		P6				3	0	1	0	0	1	0				
55 Matt Strahm, R (1.1) 5 Grover Cleveland Alexander, L (5,PH) 88 Phil Maton, R (7.1) 34 Craig Stammen, R (8.1) 4 Will Myers, R (9.7) OBP: 0.274, SLG: 0.357 OBP: 0.300, SLG: 0.398	SH1-3					G1-3		K		0	0	0	0	0	0	0				
										1	0	0	0	0	0	0				
										0	0	0	0	0	0	0				
										1	0	0	0	0	0	0				
Inning Stats	R: 0 E: 0 K: 1 S: 9	H: 0 LOB: 0 BB: 0 P: 12	R: 0 E: 0 K: 1 S: 6	H: 0 LOB: 0 BB: 0 P: 10	R: 0 E: 0 K: 0 S: 12	H: 1 LOB: 1 BB: 0 P: 16	R: 0 E: 0 K: 2 S: 11	H: 0 LOB: 1 BB: 1 P: 21	R: 0 E: 0 K: 1 S: 7	H: 0 LOB: 0 BB: 0 P: 8	R: 3 E: 0 K: 0 S: 12	H: 3 LOB: 0 BB: 0 P: 18	R: 0 E: 0 K: 0 S: 10	H: 0 LOB: 0 BB: 0 P: 13	R: 0 E: 0 K: 1 S: 7	H: 0 LOB: 0 BB: 0 P: 13	1B: 3 2B: 0 3B: 0 HR: 1	SF: 0 SAC: 1 DP: 0 HBP: 0	WP: 0 PB: 0 SB: 0 CS: 0	PA: 29
PITCHER	IP WLS BF H R ER SO BB IBB HBP BLK WP HR S P ERA WHIP																			
21 Zack Greinke, R (1.1) ERA: 2.89	7.0 L 26 4 3 3 3 1 0 0 0 0 0 1 67 98 3.86 0.714																			
35 Matt Andriese, R (8.1) ERA: 4.39	1.0 3 0 0 0 1 0 0 0 0 0 0 0 7 13 0.00 0.000																			

Batter	1	2	3	4	5	6	7	8	9	AB	R	H	RBI	BB	SO	LOB	TOP								
15 Idemaro Vargas, S OBP: 0.186, SLG: 0.288	G5-3		G3-6			G5-3		F7		4	0	0	0	0	0	2	Arizona Diamondbacks @ San Diego Padres Petco Park, San Diego, CA Wed May 22 2019, 12:42 PM - 3:38 PM PDT Att: 18,715 - Partly Cloudy - 64 F								
4 Ketel Marte, S OBP: 0.318, SLG: 0.477	G1-3			F8		5 2B		5 1B	2B	4	2	2	0	0	0	0									
5 Eduardo Escobar, S OBP: 0.344, SLG: 0.547	F7			G5-3		1H		2B	1B	4	0	2	2	0	0	0									
10 Adam Jones, R OBP: 0.323, SLG: 0.476		G6-3		K		G6-3		F8		4	0	0	0	0	1	2									
53 Christian Walker, R OBP: 0.335, SLG: 0.500		F8			G5-3		K		K	4	0	0	0	0	2	1									
31 Alex Avila, L OBP: 0.290, SLG: 0.559										1	0	0	0	0	0	0									
31 T.J. McFarland, L ERA: 4.75										0	0	0	0	0	0	0									
36 John Ryan Murphy, R OBP: 0.285, SLG: 0.419										1	0	0	0	0	1	0									
66 Yoshitsuga Hirano, R ERA: 3.98										0	0	0	0	0	0	0									
50 Yoan López, R ERA: 5.09										0	0	0	0	0	0	0									
1 Jarrod Dyson, L OBP: 0.368, SLG: 0.577										1	0	0	0	0	0	1									
13 Nick Ahmed, R OBP: 0.306, SLG: 0.398										3	0	1	0	0	2	1									
19 Blake Swihart, S OBP: 0.253, SLG: 0.361										3	0	1	0	0	1	1									
29 Merrill Kelly, R ERA: 4.75										0	0	0	0	0	0	0									
54 Jimmie Sherry, R ERA: 1.08										1	0	0	0	0	0	1	2								
18 Carson Kelly, R OBP: 0.330, SLG: 0.494										2	0	0	0	0	1	0									
Inning Stats	R: 0 E: 0 K: 0 S: 5	H: 0 LOB: 0 BB: 0 P: 9	R: 0 E: 0 K: 0 S: 11	H: 0 LOB: 0 BB: 0 P: 17	R: 0 E: 0 K: 1 S: 9	H: 2 LOB: 1 BB: 0 P: 11	R: 0 E: 0 K: 1 S: 10	H: 0 LOB: 0 BB: 0 P: 14	R: 0 E: 0 K: 3 S: 12	H: 0 LOB: 0 BB: 0 P: 16	R: 0 E: 0 K: 1 S: 8	H: 0 LOB: 1 BB: 0 P: 11	R: 1 E: 0 K: 1 S: 14	H: 2 LOB: 1 BB: 0 P: 19	R: 0 E: 0 K: 3 S: 12	H: 0 LOB: 0 BB: 0 P: 16	R: 1 E: 0 K: 1 S: 14	H: 2 LOB: 1 BB: 0 P: 16	1B: 4 2B: 2 3B: 0 HR: 0	SF: 0 SAC: 0 DP: 1 HBP: 1	WP: 0 PB: 0 SB: 0 CS: 0	PA: 33			
PITCHER	IP	WLS	BF	H	R	ER	SO	BB	IBB	HBP	BLK	WP	HR	S	P	ERA	WHIP								
46 Eric Lauer, L ERA: 4.73	7.0	W	25	4	1	1	7	0	0	1	0	0	0	69	100	1.29	0.571								
58 Trey Wingerter, R ERA: 2.7	1.0		3	0	0	0	1	0	0	0	0	0	0	8	11	0.00	0.000								
17 Adam Warren, R ERA: 3.98	0.0		2	2	1	1	0	0	0	0	0	0	0	5	6	∞	∞								
39 Kirby Yates, R ERA: 1.13	1.0	S	3	0	0	0	1	0	0	0	0	0	0	9	10	0.00	0.000								

Batter	1	2	3	4	5	6	7	8	9	AB	R	H	RBI	BB	SO	LOB	BOTTOM								
5 Greg Garcia, L OBP: 0.365, SLG: 0.389	13 F8 30 1B	32 BB 13 SF8 2B	32 1B		G3-1			FC4-6 32 FC6-4		5	2	3	1	0	0	1	Arizona Diamondbacks @ San Diego Padres Petco Park, San Diego, CA Wed May 22 2019, 12:42 PM - 3:38 PM PDT Att: 18,715 - Partly Cloudy - 64 F								
32 Franmil Reyes, R OBP: 0.301, SLG: 0.579										4	1	2	0	1	1	1									
17 Adam Warren, R ERA: 3.98										0	0	0	0	0	0	0									
39 Kirby Yates, L ERA: 1.13										0	0	0	0	0	0	0									
13 Manny Machado, R OBP: 0.346, SLG: 0.450	F8	SF8	P5							3	0	1	1	0	0	4									
30 Eric Hosmer, L OBP: 0.340, SLG: 0.446	11 2B	4 BB								3	1	2	2	1	1	1									
4 Wil Myers, R OBP: 0.299, SLG: 0.409	F7									3	0	1	0	1	0	1									
11 Ty France, R OBP: 0.274, SLG: 0.354										2	0	1	1	1	0	3									
7 Manuel Margot, R OBP: 0.264, SLG: 0.331										3	0	0	0	1	1	2									
18 Austin Hedges, R OBP: 0.261, SLG: 0.321	F7									4	1	2	0	0	1	2									
46 Eric Lauer, R ERA: 4.75										2	0	0	0	0	1	0									
58 Trey Wingerter, R ERA: 2.7										0	0	0	0	0	0	0									
10 Hunter Renfro, R OBP: 0.264, SLG: 0.551										1	0	0	0	0	0	1									
Inning Stats	R: 3 E: 0 K: 0 S: 17	H: 3 LOB: 2 BB: 2 P: 34	R: 1 E: 0 K: 0 S: 19	H: 2 LOB: 3 BB: 2 P: 32	R: 1 E: 0 K: 0 S: 13	H: 3 LOB: 2 BB: 0 P: 19	R: 0 E: 0 K: 0 S: 6	H: 2 LOB: 1 BB: 1 P: 15	R: 0 E: 0 K: 2 S: 8	H: 0 LOB: 0 BB: 0 P: 8	R: 0 E: 0 K: 2 S: 11	H: 1 LOB: 0 BB: 0 P: 16	R: 0 E: 0 K: 1 S: 10	H: 0 LOB: 1 BB: 0 P: 17	R: 0 E: 0 K: 0 S: 9	H: 1 LOB: 1 BB: 0 P: 16	R: 0 E: 0 K: 0 S: 9	H: 1 LOB: 1 BB: 0 P: 16	1B: 9 2B: 4 3B: 0 HR: 0	SF: 1 SAC: 1 DP: 1 HBP: 1	WP: 0 PB: 0 SB: 0 CS: 3	PA: 39			
PITCHER	IP	WLS	BF	H	R	ER	SO	BB	IBB	HBP	BLK	WP	HR	S	P	ERA	WHIP								
29 Merrill Kelly, R ERA: 4.75	1.2	L	14	5	1	1	0	4	0	0	0	0	0	33	63	21.60	5.400								
54 Jimmie Sherry, R ERA: 1.08	2.1		11	5	1	1	0	1	0	0	0	0	0	22	37	3.86	2.571								
30 T.J. McFarland, L ERA: 3.98	2.0		6	1	0	0	4	0	0	0	0	0	0	19	24	0.00	0.500								
66 Yoshitsuga Hirano, R ERA: 3.98	1.0		3	0	0	0	1	0	0	0	0	0	0	10	17	0.00	0.000								
50 Yoan López, R ERA: 5.09	1.0		4	1	0	0	0	0	0	0	0	0	0	9	16	0.00	1.000								

Batter	1	2	3	4	5	6	7	8	9	AB	R	H	RBI	BB	SO	LOB	TOP							
4 Ketel Marte, S OBP: 0.327, SLG: 0.515										4	2	2	1	1	1	2	<p>Arizona Diamondbacks @ San Francisco Giants Oracle Park, San Francisco, CA Sat May 25 2019, 1:05 PM - 4:10 PM PDT Att: 31,531 - Partly Cloudy - 62 F</p>							
15 Idemaro Vargas, S OBP: 0.243, SLG: 0.371										5	2	1	2	0	0	3								
5 Eduardo Escobar, S OBP: 0.341, SLG: 0.552										5	1	1	1	0	0	3								
10 Adam Jones, R OBP: 0.340, SLG: 0.510										2	1	2	1	0	0	0								
19 Blake Swarth, S OBP: 0.253, SLG: 0.355										4	1	1	2	0	1	1								
32 Kevin Cron, R OBP: 0.167, SLG: 0.400										4	1	1	2	0	1	1								
13 Nick Ahmed, R OBP: 0.234, SLG: 0.411										4	1	1	0	1	1	0								
16 Tim Lincecum, R OBP: 0.500, SLG: 0.375									4	2	2	1	1	0	2									
31 Alex Avila, L OBP: 0.477, SLG: 0.516									4	0	1	0	0	1	1									
45 Taylor Clarke, R OBP: 0.250, SLG: 0.250										3	0	0	0	0	1	4								
40 Andrew Chafin, R OBP: 0.337, SLG: 0.483										0	0	0	0	0	0	0								
18 Carson Kelly, R OBP: 0.337, SLG: 0.483										1	0	1	0	0	0	0								
25 Archie Bradley, R OBP: 0.246, SLG: 0.227										0	0	0	0	0	0	0								
56 Greg Holland, R OBP: 0.246, SLG: 0.227										0	0	0	0	0	0	0								
Inning Stats	R: 2 H: 2 E: 1 K: 0 S: 10	H: 2 LOB: 0 BB: 0 P: 17	R: 0 H: 1 E: 0 K: 1 S: 9	H: 1 LOB: 1 BB: 0 P: 18	R: 3 H: 3 E: 0 K: 1 S: 14	H: 3 LOB: 0 BB: 2 P: 20	R: 1 H: 1 E: 0 K: 0 S: 7	H: 1 LOB: 2 BB: 2 P: 16	R: 4 H: 3 E: 1 K: 2 S: 18	H: 3 LOB: 1 BB: 1 P: 24	R: 0 H: 0 E: 0 K: 0 S: 8	H: 0 LOB: 0 BB: 0 P: 12	R: 0 H: 0 E: 0 K: 0 S: 6	H: 0 LOB: 0 BB: 0 P: 9	R: 0 H: 1 E: 0 K: 0 S: 9	H: 1 LOB: 0 BB: 0 P: 11	R: 0 H: 2 E: 0 K: 1 S: 12	H: 2 LOB: 2 BB: 0 P: 13	1B: 6 2B: 6 3B: 1 HR: 1	SF: 2 SAC: 0 DP: 2 HBP: 0	WP: 2 PB: 0 CS: 0	PA: 43		
PITCHER	IP WLS BF H R ER SO BB IBB HBP BLK WP HR S P ERA WHIP	IP WLS BF H R ER SO BB IBB HBP BLK WP HR S P ERA WHIP	IP WLS BF H R ER SO BB IBB HBP BLK WP HR S P ERA WHIP	IP WLS BF H R ER SO BB IBB HBP BLK WP HR S P ERA WHIP	IP WLS BF H R ER SO BB IBB HBP BLK WP HR S P ERA WHIP	IP WLS BF H R ER SO BB IBB HBP BLK WP HR S P ERA WHIP	IP WLS BF H R ER SO BB IBB HBP BLK WP HR S P ERA WHIP	IP WLS BF H R ER SO BB IBB HBP BLK WP HR S P ERA WHIP	IP WLS BF H R ER SO BB IBB HBP BLK WP HR S P ERA WHIP	IP WLS BF H R ER SO BB IBB HBP BLK WP HR S P ERA WHIP	IP WLS BF H R ER SO BB IBB HBP BLK WP HR S P ERA WHIP	IP WLS BF H R ER SO BB IBB HBP BLK WP HR S P ERA WHIP	IP WLS BF H R ER SO BB IBB HBP BLK WP HR S P ERA WHIP	IP WLS BF H R ER SO BB IBB HBP BLK WP HR S P ERA WHIP	IP WLS BF H R ER SO BB IBB HBP BLK WP HR S P ERA WHIP	IP WLS BF H R ER SO BB IBB HBP BLK WP HR S P ERA WHIP	IP WLS BF H R ER SO BB IBB HBP BLK WP HR S P ERA WHIP	IP WLS BF H R ER SO BB IBB HBP BLK WP HR S P ERA WHIP	IP WLS BF H R ER SO BB IBB HBP BLK WP HR S P ERA WHIP	IP WLS BF H R ER SO BB IBB HBP BLK WP HR S P ERA WHIP	IP WLS BF H R ER SO BB IBB HBP BLK WP HR S P ERA WHIP	IP WLS BF H R ER SO BB IBB HBP BLK WP HR S P ERA WHIP	IP WLS BF H R ER SO BB IBB HBP BLK WP HR S P ERA WHIP	IP WLS BF H R ER SO BB IBB HBP BLK WP HR S P ERA WHIP
59 Andrew Suárez, L ERA: 9.0	4.0	L	24	9	9	7	2	2	1	0	0	0	2	1	47	82	15.75	2.750						
49 Sam Dyson, R ERA: 2.42	1.0		5	1	1	0	2	0	0	0	0	0	0	0	11	13	0.00	1.000						
57 Derek Rodriguez, R ERA: 4.81	2.0		6	0	0	0	0	0	0	0	0	0	0	0	14	21	0.00	0.000						
41 Mark Melancon, R ERA: 2.21	1.0		3	1	0	0	0	0	0	0	0	0	0	9	11	0.00	1.000							
56 Tony Watson, L ERA: 2.84	1.0		5	2	0	0	1	0	0	0	0	0	0	0	12	13	0.00	2.000						


Batter	1	2	3	4	5	6	7	8	9	AB	R	H	RBI	BB	SO	LOB	BOTTOM							
12 Joe Panik, L OBP: 0.330, SLG: 0.335										5	1	0	0	0	1	6	<p>Arizona Diamondbacks @ San Francisco Giants Oracle Park, San Francisco, CA Sat May 25 2019, 1:05 PM - 4:10 PM PDT Att: 31,531 - Partly Cloudy - 62 F</p>							
6 Steven Duggar, L OBP: 0.291, SLG: 0.354										3	0	2	0	0	1	0								
19 Tyler Austin, R OBP: 0.357, SLG: 0.574										3	0	0	0	0	0	2								
28 Buster Posey, R OBP: 0.295, SLG: 0.379										0	0	0	0	0	0	0								
57 Derek Rodriguez, R ERA: 4.81										0	0	0	0	0	0	0								
10 Eyan Longoria, R ERA: 4.81										0	0	0	0	0	0	0								
41 Mark Melancon, R ERA: 2.21										0	0	0	0	0	0	0								
56 Tony Watson, L ERA: 2.84										1	0	1	0	0	0	0								
7 Donovan Solano, R OBP: 0.246, SLG: 0.227										0	0	0	0	0	0	0								
48 Pablo Sandoval, S OBP: 0.330, SLG: 0.635										4	0	1	2	1	2	2								
9 Brandon Belt, L OBP: 0.333, SLG: 0.455										4	1	1	0	0	0	4								
1 Kevin Pillar, R OBP: 0.251, SLG: 0.364										4	0	2	0	0	0	2								
5 Mike Yastrzemski, L OBP: 0.251, SLG: 0.364										4	0	2	0	0	0	2								
5 Mike Yastrzemski, L OBP: 0.251, SLG: 0.364										3	1	0	0	0	2	2								
35 Brandon Crawford, L OBP: 0.276, SLG: 0.293										3	0	0	0	1	1	1								
59 Andrew Suárez, L ERA: 9.0	6.1	W	27	5	3	2	4	3	0	0	0	0	0	0	64	100	2.84	1.263						
40 Andrew Chafin, L ERA: 3.89	0.2		5	1	1	1	0	2	0	0	0	0	0	5	14	13.50	4.500							
25 Archie Bradley, R ERA: 4.09	1.0		3	0	0	0	1	0	0	0	0	0	0	12	19	0.00	0.000							
56 Greg Holland, R ERA: 1.59	1.0		5	2	0	0	2	0	0	0	0	0	0	13	17	0.00	2.000							
Inning Stats	R: 0 H: 1 E: 0 K: 0 S: 5	H: 1 LOB: 0 BB: 0 P: 6	R: 1 H: 2 E: 1 K: 1 S: 15	H: 2 LOB: 3 BB: 1 P: 23	R: 0 H: 1 E: 0 K: 0 S: 11	H: 1 LOB: 2 BB: 1 P: 19	R: 0 H: 0 E: 0 K: 0 S: 7	H: 0 LOB: 0 BB: 0 P: 10	R: 0 H: 0 E: 0 K: 1 S: 7	H: 0 LOB: 0 BB: 0 P: 11	R: 0 H: 1 E: 0 K: 1 S: 10	H: 1 LOB: 1 BB: 0 P: 15	R: 3 H: 1 E: 0 K: 1 S: 14	H: 1 LOB: 3 BB: 3 P: 30	R: 0 H: 0 E: 0 K: 1 S: 12	H: 0 LOB: 0 BB: 0 P: 19	R: 0 H: 2 E: 0 K: 2 S: 13	H: 2 LOB: 2 BB: 0 P: 17	1B: 6 2B: 2 3B: 0 HR: 0	SF: 0 SAC: 0 DP: 0 HBP: 1	WP: 0 PB: 0 CS: 0	PA: 40		
PITCHER	IP WLS BF H R ER SO BB IBB HBP BLK WP HR S P ERA WHIP	IP WLS BF H R ER SO BB IBB HBP BLK WP HR S P ERA WHIP	IP WLS BF H R ER SO BB IBB HBP BLK WP HR S P ERA WHIP	IP WLS BF H R ER SO BB IBB HBP BLK WP HR S P ERA WHIP	IP WLS BF H R ER SO BB IBB HBP BLK WP HR S P ERA WHIP	IP WLS BF H R ER SO BB IBB HBP BLK WP HR S P ERA WHIP	IP WLS BF H R ER SO BB IBB HBP BLK WP HR S P ERA WHIP	IP WLS BF H R ER SO BB IBB HBP BLK WP HR S P ERA WHIP	IP WLS BF H R ER SO BB IBB HBP BLK WP HR S P ERA WHIP	IP WLS BF H R ER SO BB IBB HBP BLK WP HR S P ERA WHIP	IP WLS BF H R ER SO BB IBB HBP BLK WP HR S P ERA WHIP	IP WLS BF H R ER SO BB IBB HBP BLK WP HR S P ERA WHIP	IP WLS BF H R ER SO BB IBB HBP BLK WP HR S P ERA WHIP	IP WLS BF H R ER SO BB IBB HBP BLK WP HR S P ERA WHIP	IP WLS BF H R ER SO BB IBB HBP BLK WP HR S P ERA WHIP	IP WLS BF H R ER SO BB IBB HBP BLK WP HR S P ERA WHIP	IP WLS BF H R ER SO BB IBB HBP BLK WP HR S P ERA WHIP	IP WLS BF H R ER SO BB IBB HBP BLK WP HR S P ERA WHIP	IP WLS BF H R ER SO BB IBB HBP BLK WP HR S P ERA WHIP	IP WLS BF H R ER SO BB IBB HBP BLK WP HR S P ERA WHIP	IP WLS BF H R ER SO BB IBB HBP BLK WP HR S P ERA WHIP	IP WLS BF H R ER SO BB IBB HBP BLK WP HR S P ERA WHIP	IP WLS BF H R ER SO BB IBB HBP BLK WP HR S P ERA WHIP	IP WLS BF H R ER SO BB IBB HBP BLK WP HR S P ERA WHIP
45 Taylor Clarke, R ERA: 2.35	6.1		27	5	3	2	4	3	0	0	0	0	0	0	64	100	2.84	1.263						
40 Andrew Chafin, L ERA: 3.89	0.2		5	1	1																			

Batter	1	2	3	4	5	6	7	8	9	AB	R	H	RBI	BB	SO	LOB	TOP	
16 Tim Locastro, R OBP: 0.465, SLG: 0.375	G5-3	L5		K		L7			G1-3	5	0	0	0	0	1	3		
15 Ildemaro Vargas, S OBP: 0.300, SLG: 0.390		BB				1B			BB	2	0	2	0	3	0	0		
5 Eduardo Escobar, S OBP: 0.346, SLG: 0.548	K	K			G6-4-3		K		K	5	0	0	0	0	4	7		
10 Adam Jones, R OBP: 0.323, SLG: 0.498	K			K		HR			K	4	1	1	1	0	3	2		
32 Kevin Cron, R OBP: 0.231, SLG: 0.500		19 1B			G6-3		F7			4	1	2	0	0	0	1		
19 Blake Swihart, S OBP: 0.322, SLG: 0.318		13 1B		K		G4-3			K	4	1	1	1	0	2	1		
13 Nick Ahmed, R OBP: 0.330, SLG: 0.426		18 1B		P3		G6-3			G5-3	4	0	1	0	0	0	1		
18 Carson Kelly, R OBP: 0.346, SLG: 0.505					F7					4	1	3	2	0	0	0		
1 Jarrod Dyson, L OBP: 0.371, SLG: 0.400		38 SH1-4								0	0	0	0	0	0	0		
40 Andrew Chafin, R OBP: 0.303, SLG: 0.447					G5-3				K	1	0	0	0	0	0	0		
38 Robbie Ray, L OBP: 0.467, SLG: 0.167										1	0	0	0	0	0	0		
58 Stefan Crichton, R ERA: 3.55										0	0	0	0	0	0	0		
66 Yoshinori Hirono, R ERA: 5.45										0	0	0	0	0	0	0		
50 Yoan López, R ERA: 0.82										0	0	0	0	0	0	0		
40 Andrew Chafin, L ERA: 3.63										0	0	0	0	0	0	0		
Inning Stats	R: 0 H: 0 E: 0 K: 2 S: 10	H: 0 R: 1 ER: 0 LOB: 1 BB: 1 P: 16	R: 2 H: 4 E: 0 K: 1 S: 17	H: 1 R: 0 ER: 0 LOB: 3 BB: 1 P: 17	R: 0 H: 0 E: 0 K: 1 S: 10	H: 0 R: 0 ER: 0 LOB: 0 BB: 0 P: 14	R: 1 H: 2 E: 0 K: 0 S: 11	H: 2 R: 0 ER: 0 LOB: 1 BB: 0 P: 13	R: 0 H: 1 E: 0 K: 2 S: 12	H: 1 R: 0 ER: 0 LOB: 1 BB: 0 P: 19	R: 0 H: 1 E: 0 K: 1 S: 6	H: 1 R: 0 ER: 0 LOB: 1 BB: 0 P: 12	R: 0 H: 0 E: 0 K: 2 S: 12	H: 0 R: 0 ER: 0 LOB: 1 BB: 1 P: 20	1B: 7 2B: 2 3B: 0 HR: 2	SF: 0 SAC: 1 DP: 1 HBP: 0	WP: 0 PB: 0 SB: 0 CS: 1	PA: 40
PITCHER	IP WLS BF H R ER SO BB IBB HBP BLK WP HR S P ERA WHIP																	
34 Jeff Hoffman, R ERA: 7.2	5.0 W 23 7 3 3 6 2 0 0 0 0 0 1 61 89 5.40 1.800																	
18 Seungwhan Oh, R ERA: 9.57	1.0 H 5 2 1 1 0 0 0 0 0 0 0 1 15 22 9.00 2.000																	
54 Carlos Estévez, R ERA: 4.21	1.0 H 4 1 0 0 2 0 0 0 0 0 0 0 12 19 0.00 1.000																	
29 Bryan Shaw, R ERA: 2.94	1.0 H 3 1 0 0 1 0 0 0 0 0 0 0 6 12 0.00 1.000																	
45 Scott Oberg, R ERA: 1.8	1.0 S 4 0 0 0 2 1 0 0 0 0 0 0 12 20 0.00 1.000																	

Arizona Diamondbacks @ Colorado Rockies
Coors Field, Denver, CO
Wed May 29 2019, 6:41 PM - 9:52 PM MDT
Att: 24,261 - Partly Cloudy - 58 F

livebaseballscorecards.com

AB 35
R 4
H 11
RBI 4
BB 3
SO 11
LOB 15



Batter	1	2	3	4	5	6	7	8	9	AB	R	H	RBI	BB	SO	LOB	BOTTOM	
15 Raimel Tapia, L OBP: 0.321, SLG: 0.490	G5-3		G4-3	K			K			4	1	1	0	0	2	1		
27 Trevor Story, R OBP: 0.346, SLG: 0.509	G5-3				K					4	0	3	0	0	1	0		
28 Nolan Arenado, R OBP: 0.387, SLG: 0.630	F8		K							3	1	1	0	1	1	3		
12 Mark Reynolds, R OBP: 0.315, SLG: 0.374	G5-3									2	1	0	1	1	1	2		
9 Daniel Murphy, L OBP: 0.298, SLG: 0.394							L4-6			1	0	0	0	0	0	2		
26 David Dahl, L OBP: 0.356, SLG: 0.484										3	1	2	0	1	1	1		
20 Ian Desmond, R OBP: 0.316, SLG: 0.443										3	1	1	0	1	1	2		
7 Brendan Rodgers, R OBP: 0.371, SLG: 0.375										2	0	1	2	2	1	0		
22 Chris Iannetta, R OBP: 0.338, SLG: 0.540										3	0	0	0	0	0	4		
34 Jeff Hoffman, R ERA: 7.2										2	0	1	1	0	1	0		
18 Seungwhan Oh, R ERA: 9.57										0	0	0	0	0	0	0		
31 Yonathan Daza, R ERA: 5.45										0	0	0	0	0	0	0		
54 Carlos Estévez, R ERA: 4.21										0	0	0	0	0	0	0		
29 Bryan Shaw, S ERA: 2.94										0	0	0	0	0	0	0		
45 Scott Oberg, R ERA: 1.8										0	0	0	0	0	0	0		
Inning Stats	R: 1 H: 2 E: 0 K: 1 S: 13	H: 1 R: 0 ER: 0 LOB: 1 BB: 0 P: 12	R: 0 H: 1 E: 0 K: 2 S: 13	H: 1 R: 0 ER: 0 LOB: 1 BB: 0 P: 18	R: 3 H: 2 E: 0 K: 1 S: 15	H: 2 R: 0 ER: 0 LOB: 1 BB: 3 P: 31	R: 1 H: 2 E: 0 K: 3 S: 17	H: 2 R: 0 ER: 0 LOB: 1 BB: 0 P: 20	R: 0 H: 0 E: 0 K: 0 S: 4	H: 0 R: 0 ER: 0 LOB: 1 BB: 1 P: 10	R: 0 H: 1 E: 0 K: 1 S: 8	H: 1 R: 0 ER: 0 LOB: 1 BB: 1 P: 12	R: 0 H: 1 E: 0 K: 1 S: 7	H: 1 R: 0 ER: 0 LOB: 0 BB: 0 P: 8	1B: 8 2B: 3 3B: 0 HR: 0	SF: 0 SAC: 0 DP: 5 HBP: 0	WP: 0 PB: 0 SB: 1 CS: 0	PA: 34
PITCHER	IP WLS BF H R ER SO BB IBB HBP BLK WP HR S P ERA WHIP																	
38 Robbie Ray, L ERA: 3.55	4.2 L 23 8 5 4 6 4 0 0 0 0 0 0 4 4 7.71 2.571																	
66 Yoshinori Hirono, R ERA: 5.45	1.0 3 0 0 0 0 1 0 0 0 0 0 0 4 10 0.00 1.000																	
50 Yoan López, R ERA: 0.82	1.0 4 1 0 0 1 0 1 0 0 0 0 0 8 12 0.00 1.000																	
40 Andrew Chafin, L ERA: 3.63	1.0 3 1 0 0 1 0 0 0 0 0 0 0 7 8 0.00 1.000																	

Arizona Diamondbacks @ Colorado Rockies
Coors Field, Denver, CO
Wed May 29 2019, 6:41 PM - 9:52 PM MDT
Att: 24,261 - Partly Cloudy - 58 F

livebaseballscorecards.com

AB 28
R 5
H 10
RBI 4
BB 6
SO 9
LOB 15



Batter	1	2	3	4	5	6	7	8	9	AB	R	H	RBI	BB	SO	LOB	TOP							
1 Amed Rosario, R OBP: 0.297, SLG: 0.414										5	0	0	0	0	2	5								
22 Dominic Smith, L OBP: 0.471, SLG: 0.534										3	0	1	0	2	1	1								
20 Pete Alonso, R 65 Robert Gsellman, R										5	0	1	0	0	1	4								
30 Michael Conforto, L OBP: 0.399, SLG: 0.512										4	1	1	0	1	1	2								
40 Wilson Ramos, R OBP: 0.342, SLG: 0.380										5	1	2	0	0	0	2								
21 Todd Frazier, R OBP: 0.302, SLG: 0.389										4	2	2	1	0	1	1								
11 Adeiny Hechavarría, R OBP: 0.296, SLG: 0.510										4	1	2	2	0	1	1								
12 Juan Lagares, R 28 J.D. Davis, R 67 Seth Lugo, R										3	0	1	0	0	1	1								
23 Aaron Altherr, R 45 Zack Wheeler, L 91 Carlos Gómez, R										2	0	1	0	0	0	1								
Inning Stats	R: 0 E: 0 K: 1 S: 5	H: 0 LOB: 0 BB: 1 P: 13	R: 3 E: 0 K: 1 S: 22	H: 3 LOB: 1 BB: 1 P: 32	R: 0 E: 0 K: 0 S: 9	H: 2 LOB: 0 BB: 0 P: 11	R: 0 E: 0 K: 2 S: 8	H: 0 LOB: 0 BB: 0 P: 12	R: 0 E: 0 K: 0 S: 7	H: 1 LOB: 1 BB: 0 P: 9	R: 0 E: 0 K: 1 S: 7	H: 1 LOB: 2 BB: 1 P: 15	R: 0 E: 0 K: 0 S: 11	H: 1 LOB: 2 BB: 1 P: 17	R: 2 E: 0 K: 1 S: 14	H: 4 LOB: 2 BB: 0 P: 23	R: 0 E: 0 K: 2 S: 10	H: 1 LOB: 1 BB: 0 P: 15	1B: 9 2B: 4 3B: 0 HR: 0	SF: 0 SAC: 1 DP: 2 HBP: 0	WP: 0 PB: 0 SB: 0 CS: 0	PA: 41		
PITCHER	IP WLS BF H R ER SO BB IBB HBP BLK WP HR S P ERA WHIP	5.0 21 6 3 3 4 2 0 0 0 0 0 0 51 77 5.40 1.600	1.0 4 1 0 0 1 0 0 0 0 0 0 0 7 15 0.00 1.000	1.0 H 5 1 0 0 0 1 0 0 0 0 0 11 17 0.00 2.000	1.0 L 7 4 2 2 1 0 0 0 0 0 0 14 23 18.00 4.000	1.0 4 1 0 0 2 0 0 0 0 0 0 10 15 0.00 1.000																		
57 Jon Duplantier, R ERA: 3.18	58 Stefan Crichton, R ERA:	25 Archie Bradley, R ERA: 4.44	35 Matt Andriese, R ERA: 4.7	56 Greg Holland, R ERA: 1.45																				
1 Jarrod Dyson, L OBP: 0.356, SLG: 0.381										5	0	0	0	0	2	1								
4 Ketel Marte, S OBP: 0.332, SLG: 0.531										4	1	1	1	0	1	0								
5 Eduardo Escobar, S OBP: 0.349, SLG: 0.566										4	1	1	0	0	0	2								
10 Adam Jones, R OBP: 0.328, SLG: 0.500										4	0	1	0	0	0	3								
53 Christian Walker, R OBP: 0.333, SLG: 0.497										3	2	3	2	1	0	0								
16 Tim Lincecum, R OBP: 0.442, SLG: 0.400										4	0	1	0	0	0	3								
13 Nick Ahmed, R OBP: 0.330, SLG: 0.424										4	0	0	0	0	1	3								
31 Alex Avila, L 15 Ildemaro Vargas, S										3	0	0	1	1	1	1								
57 Jon Duplantier, L 19 Blake Swihart, S 58 Stefan Crichton, R 25 Archie Bradley, R 35 Matt Andriese, R 56 Greg Holland, R 18 Carson Kelly, R										1	0	0	0	0	1	1								
Inning Stats	R: 0 E: 0 K: 1 S: 7	H: 1 LOB: 1 BB: 0 P: 10	R: 1 E: 0 K: 1 S: 16	H: 2 LOB: 0 BB: 0 P: 24	R: 0 E: 0 K: 1 S: 11	H: 0 LOB: 0 BB: 0 P: 16	R: 0 E: 0 K: 2 S: 9	H: 1 LOB: 1 BB: 0 P: 13	R: 0 E: 0 K: 1 S: 13	H: 3 LOB: 0 BB: 0 P: 16	R: 0 E: 0 K: 2 S: 10	H: 0 LOB: 2 BB: 1 P: 16	R: 0 E: 0 K: 0 S: 11	H: 1 LOB: 2 BB: 1 P: 16	R: 0 E: 0 K: 0 S: 10	H: 0 LOB: 1 BB: 1 P: 17	1B: 5 2B: 0 3B: 1 HR: 2	SF: 0 SAC: 0 DP: 0 HBP: 0	WP: 0 PB: 0 SB: 1 CS: 0	PA: 37				
PITCHER	IP WLS BF H R ER SO BB IBB HBP BLK WP HR S P ERA WHIP	7.0 28 7 4 4 9 0 0 0 0 0 0 0 74 102 5.14 1.000	1.0 H 5 1 0 0 0 0 1 0 0 0 0 11 16 0.00 1.000	1.0 S 4 0 0 0 0 1 0 0 0 0 0 10 17 0.00 1.000																				


New York Mets @ Arizona Diamondbacks
Chase Field, Phoenix, AZ
Fri May 31 2019, 6:42 PM - 9:55 PM MST
Att: 24,664 - Clear - 97 F

AB	37
R	5
H	13
RBI	5
BB	3
SO	8
LOB	18



New York Mets @ Arizona Diamondbacks
Chase Field, Phoenix, AZ
Fri May 31 2019, 6:42 PM - 9:55 PM MST
Att: 24,664 - Clear - 97 F

AB	35
R	4
H	8
RBI	4
BB	2
SO	9
LOB	12



Batter	1	2	3	4	5	6	7	8	9	10	11	AB	R	H	RBI	BB	SO	LOB	TOP			
1 Amed Rosario, R OBP: 0.291, SLG: 0.405	G6-3		P4	G3-6-1			K			K		5	0	0	0	0	2	2				
22 Dominic Smith, L OBP: 0.467, SLG: 0.571	G3-1		G3-1			K				G4-3		5	2	2	1	0	1	0				
20 Pete Alonso, R OBP: 0.340, SLG: 0.617	1B		F9			L8				HR		4	0	2	1	0	0	0				
12 Juan Lagares, R OBP: 0.252, SLG: 0.269	2B									1B		1	0	0	0	0	0	0				
30 Michael Conforto, L OBP: 0.394, SLG: 0.503	L6					G3-1				L7		5	1	1	0	0	1	2				
21 Todd Frazier, R OBP: 0.314, SLG: 0.414	BB					HR				G4-6-3		3	1	1	2	2	0	1				
91 Carlos Gómez, R OBP: 0.320, SLG: 0.364	K					1B				G4-6-3		5	1	1	0	0	3	3				
11 Adeiny Hechavarría, R OBP: 0.263, SLG: 0.491	K					1B				K		4	0	1	0	0	1	0				
3 Tomás Nido, R OBP: 0.214, SLG: 0.381	F9					1B				F7		4	0	1	1	0	1	0				
47 Drew Gagnon, R OBP: 0.333, SLG: 0.333						1B				K		0	0	0	0	0	0	0				
39 Edwin Díaz, R						1B						0	0	0	0	0	0	0				
49 Tyler Bashlor, R						1B						0	0	0	0	0	0	0				
48 Jacob deGrom, L OBP: 0.240, SLG: 0.400	G4-3					FC1-5				G5-3		3	0	0	0	0	0	2				
27 Jeury Familia, R						1B				G4-3		0	0	0	0	0	0	0				
65 Robert Gsellman, R						1B						0	0	0	0	0	0	0				
40 Wilson Ramos, R OBP: 0.340, SLG: 0.377						1B				G5-3		1	0	0	0	0	0	0				
Inning Stats	R: 1 E: 0 K: 1 S: 14	H: 2 LOB: 2 BB: 1 P: 24	R: 0 E: 0 K: 1 S: 12	H: 0 LOB: 0 BB: 0 P: 20	R: 0 E: 0 K: 0 S: 8	H: 0 LOB: 0 BB: 0 P: 12	R: 3 E: 0 K: 0 S: 15	H: 5 LOB: 1 BB: 0 P: 24	R: 0 E: 0 K: 1 S: 9	H: 0 LOB: 0 BB: 0 P: 14	R: 0 E: 0 K: 1 S: 7	H: 0 LOB: 0 BB: 0 P: 9	R: 1 E: 0 K: 2 S: 10	H: 2 LOB: 1 BB: 0 P: 15	R: 0 E: 0 K: 2 S: 9	H: 0 LOB: 0 BB: 0 P: 13	R: 0 E: 0 K: 1 S: 7	H: 0 LOB: 1 BB: 1 P: 14	1B: 6 2B: 1 3B: 0 HR: 2	SF: 0 SAC: 0 DP: 2 HBP: 0	WP: 0 PB: 0 SB: 0 CS: 0	PA: 42
PITCHER	IP ERA WLS BF H R ER SO BB IBB HBP BLK WP HR S P ERA WHIP	21 Zack Greinke, R ERA: 3.09	52 Zack Godley, R ERA: 6.0	56 Greg Holland, R ERA: 1.37	50 Yoan López, R ERA: 1.52	66 Yoshitaka Hirano, R ERA: 5.48	PITCHER	IP ERA WLS BF H R ER SO BB IBB HBP BLK WP HR S P ERA WHIP	49 Tyler Bashlor, R ERA: 5.56													

New York Mets @ Arizona Diamondbacks
Chase Field, Phoenix, AZ
Sat Jun 01 2019, 7:09 PM - 10:51 PM MST
Att: 34,886 - Clear - 97 F

livebaseballscores.com

AB 40
R 5
H 9
RBI 5
BB 2
SO 9
LOB 10



Batter	1	2	3	4	5	6	7	8	9	10	11	AB	R	H	RBI	BB	SO	LOB	BOTTOM			
1 Jarrod Dyson, L OBP: 0.364, SLG: 0.385	G4-3		G3-1					E2	F7			4	1	2	0	1	0	1				
4 Ketel Marte, S OBP: 0.329, SLG: 0.524	G4-3		G4-3			G4-3		1B	F8			5	1	1	1	0	0	4				
5 Eduardo Escobar, S OBP: 0.342, SLG: 0.556	F8		K					SF7				4	0	0	1	0	3	0				
10 Adam Jones, R OBP: 0.329, SLG: 0.516	K					F9		15 E	HR			5	2	2	2	0	2	0				
53 Christian Walker, R OBP: 0.328, SLG: 0.485	P4					P1		K	K			5	0	0	0	0	3	1				
15 Iliemaro Vargas, S OBP: 0.292, SLG: 0.372	G5-3					F7		E4				4	0	2	0	0	0	0				
56 Greg Holland, R								1B				0	0	0	0	0	0	0				
50 Yoan López, R								1B				0	0	0	0	0	0	0				
66 Yoshitaka Hirano, R								1B				1	1	1	0	0	0	0				
32 Kevin Cron, R OBP: 0.267, SLG: 0.571								1B				4	0	2	0	0	0	0				
13 Nick Ahmed, R OBP: 0.329, SLG: 0.425	L6					K		L6				4	0	1	0	0	1	1				
31 Alex Avila, L OBP: 0.435, SLG: 0.400	K					K		K				4	0	1	0	1	3	2				
21 Zack Greinke, R OBP: 0.333, SLG: 0.643	K					SH2-4		1B				1	0	0	0	0	1	0				
52 Zack Godley, R OBP: 0.286, SLG: 0.231	K							1B				0	0	0	0	0	0	0				
16 Tim Lincecum, R OBP: 0.473, SLG: 0.415								1B				1	1	1	1	1	0	0				
Inning Stats	R: 0 E: 0 K: 0 S: 6	H: 1 LOB: 0 BB: 0 P: 10	R: 0 E: 0 K: 1 S: 6	H: 0 LOB: 0 BB: 0 P: 7	R: 0 E: 0 K: 2 S: 7	H: 0 LOB: 0 BB: 0 P: 10	R: 0 E: 0 K: 1 S: 8	H: 0 LOB: 0 BB: 0 P: 10	R: 1 E: 1 K: 3 S: 18	H: 3 LOB: 2 BB: 0 P: 28	R: 4 E: 1 K: 1 S: 16	H: 4 LOB: 1 BB: 0 P: 25	R: 0 E: 0 K: 3 S: 9	H: 0 LOB: 1 BB: 0 P: 16	R: 0 E: 0 K: 3 S: 9	H: 0 LOB: 0 BB: 0 P: 13	R: 1 E: 0 K: 0 S: 6	H: 2 LOB: 2 BB: 1 P: 11	1B: 7 2B: 3 3B: 0 HR: 1	SF: 1 SAC: 2 DP: 1 HBP: 1	WP: 0 PB: 1 SB: 0 CS: 0	PA: 45
PITCHER	IP ERA WLS BF H R ER SO BB IBB HBP BLK WP HR S P ERA WHIP	48 Jacob deGrom, R ERA: 3.49	27 Jeury Familia, R ERA: 6.56	65 Robert Gsellman, R ERA: 3.82	47 Drew Gagnon, R ERA: 4.76	39 Edwin Díaz, R ERA: 3.04	PITCHER	IP ERA WLS BF H R ER SO BB IBB HBP BLK WP HR S P ERA WHIP	49 Tyler Bashlor, R ERA: 5.56													

New York Mets @ Arizona Diamondbacks
Chase Field, Phoenix, AZ
Sat Jun 01 2019, 7:09 PM - 10:51 PM MST
Att: 34,886 - Clear - 97 F

livebaseballscores.com

AB 38
R 6
H 11
RBI 5
BB 3
SO 13
LOB 9



Batter	1	2	3	4	5	6	7	8	9	AB	R	H	RBI	BB	SO	LOB	TOP				
3 Chris Taylor, R OBP: 0.295, SLG: 0.393										4	0	0	0	0	3	0	<p>Los Angeles Dodgers @ Arizona Diamondbacks Chase Field, Phoenix, AZ Mon Jun 03 2019, 6:41 PM - 9:06 PM MST Att: 24,124 - Clear - 96 F</p>				
14 Enrique Hernández, R OBP: 0.294, SLG: 0.461										4	0	0	0	0	0	0					
10 Justin Turner, R OBP: 0.396, SLG: 0.447										4	1	2	0	0	1	0					
25 David Freese, R OBP: 0.426, SLG: 0.580										3	1	1	0	1	1	1					
5 Corey Seager, L OBP: 0.339, SLG: 0.435										4	1	1	3	0	2	2					
16 Will Smith, R OBP: 0.316, SLG: 0.500										4	0	1	0	0	1	1					
27 Alex Verdugo, L OBP: 0.365, SLG: 0.494										4	0	2	0	0	0	1					
31 Joc Pederson, L OBP: 0.368, SLG: 0.655										3	0	0	0	0	2	1					
21 Walker Buehler, R OBP: 0.115, SLG: 0.167										3	0	0	0	0	2	1					
74 Kenley Jansen, S (9, 1)										0	0	0	0	0	0	0					
Inning Stats	R: 0 E: 0 K: 1 S: 7	H: 0 LOB: 0 BB: 0 P: 11	R: 0 E: 0 K: 0 S: 10	H: 2 LOB: 2 BB: 0 P: 14	R: 0 E: 0 K: 3 S: 10	H: 0 LOB: 0 BB: 0 P: 12	R: 3 E: 0 K: 1 S: 17	H: 2 LOB: 0 BB: 1 P: 29	R: 0 E: 0 K: 0 S: 4	H: 0 LOB: 0 BB: 0 P: 5	R: 0 E: 0 K: 2 S: 10	H: 1 LOB: 1 BB: 0 P: 13	R: 0 E: 0 K: 2 S: 9	H: 0 LOB: 0 BB: 0 P: 14	R: 0 E: 0 K: 1 S: 12	H: 1 LOB: 1 BB: 0 P: 19	1B: 5 2B: 1 3B: 0 HR: 1	SF: 0 SAC: 0 DP: 0 HBP: 0	WP: 1 PB: 0 SB: 1 CS: 0	PA: 34	
PITCHER	IP	WLS	BF	H	R	ER	SO	BB	IBB	HBP	BLK	WP	HR	S	P	ERA	WHIP				
38 Robbie Ray, L ERA: 3.62	7.0	L	27	6	3	3	9	1	0	0	0	1	1	67	98	3.86	1.000				
35 Matt Andriese, R ERA: 4.5	1.1		4	0	0	0	2	0	0	0	0	0	0	12	16	0.00	0.000				
40 Andrew Chafin, L ERA: 3.26	0.2		3	1	0	0	1	0	0	0	0	0	0	9	16	0.00	1.500				

Batter	1	2	3	4	5	6	7	8	9	AB	R	H	RBI	BB	SO	LOB	BOTTOM					
1 Jarrod Dyson, L OBP: 0.355, SLG: 0.373										4	0	0	0	0	2	0	<p>Los Angeles Dodgers @ Arizona Diamondbacks Chase Field, Phoenix, AZ Mon Jun 03 2019, 6:41 PM - 9:06 PM MST Att: 24,124 - Clear - 96 F</p>					
5 Eduardo Escobar, S OBP: 0.343, SLG: 0.567										4	0	1	0	0	3	0						
David Peralta, L OBP: 0.351, SLG: 0.513										4	0	0	0	0	1	1						
10 Adam Jones, R OBP: 0.324, SLG: 0.504										3	0	0	0	0	1	0						
4 Ketel Marte, S OBP: 0.327, SLG: 0.527										3	0	0	0	0	0	0						
53 Christian Walker, R OBP: 0.329, SLG: 0.502										3	1	1	1	0	1	0						
15 Ildemaro Vargas, S OBP: 0.313, SLG: 0.391										3	0	1	0	0	1	0						
18 Carson Kelly, R OBP: 0.342, SLG: 0.477										3	0	0	0	0	1	1						
38 Robbie Ray, L OBP: 0.043, SLG: 0.043										2	0	0	0	0	1	0						
35 Matt Andriese, R ERA: 3.69										0	0	0	0	0	0	0						
40 Andrew Chafin, R (9, 1)										0	0	0	0	0	0	0						
16 Tim Lincecum, R OBP: 0.459, SLG: 0.391										1	0	0	0	0	0	0						
Inning Stats	R: 0 E: 0 K: 2 S: 9	H: 0 LOB: 0 BB: 0 P: 14	R: 0 E: 0 K: 2 S: 8	H: 0 LOB: 0 BB: 0 P: 12	R: 0 E: 0 K: 1 S: 6	H: 0 LOB: 0 BB: 0 P: 10	R: 0 E: 0 K: 2 S: 10	H: 0 LOB: 0 BB: 0 P: 12	R: 1 E: 0 K: 1 S: 11	H: 1 LOB: 0 BB: 0 P: 20	R: 0 E: 0 K: 1 S: 7	H: 0 LOB: 0 BB: 0 P: 11	R: 0 E: 0 K: 1 S: 7	H: 0 LOB: 0 BB: 0 P: 10	R: 0 E: 0 K: 1 S: 11	H: 1 LOB: 1 BB: 0 P: 13	R: 0 E: 0 K: 0 S: 8	H: 1 LOB: 1 BB: 0 P: 12	1B: 1 2B: 1 3B: 0 HR: 1	SF: 0 SAC: 0 DP: 0 HBP: 0	WP: 0 PB: 0 SB: 0 CS: 0	PA: 30
PITCHER	IP	WLS	BF	H	R	ER	SO	BB	IBB	HBP	BLK	WP	HR	S	P	ERA	WHIP					
21 Walker Buehler, R ERA: 3.69	8.0	W	26	2	1	1	11	0	0	0	0	0	0	8	12	0.00	1.000					
74 Kenley Jansen, R ERA: 3.16	1.0	S	4	1	0	0	0	0	0	0	0	0	0	8	12	0.00	1.000					

AB	33
R	3
H	7
RBI	3
BB	1
SO	12
LOB	7



AB	30
R	1
H	3
RBI	1
BB	0
SO	11
LOB	2



Batter	1	2	3	4	5	6	7	8	9	10	11	AB	R	H	RBI	BB	SO	LOB	TOP	
31 Joc Pederson, L OBP: 0.363, SLG: 0.634												5	0	0	0	0	2	3		
13 Max Muncy, L OBP: 0.360, SLG: 0.505												5	0	1	0	0	3	0		
10 Justin Turner, R OBP: 0.390, SLG: 0.436												4	0	0	0	1	1	1		
35 Cody Bellinger, L OBP: 0.466, SLG: 0.721												5	0	1	0	0	1	1		
5 Corey Seager, L OBP: 0.341, SLG: 0.447												5	0	2	0	0	0	1		
3 Chris Taylor, R OBP: 0.295, SLG: 0.391												5	0	0	0	0	1	3		
27 Alex Verdugo, L OBP: 0.353, SLG: 0.471												3	1	0	0	1	1	0		
16 Will Smith, R OBP: 0.348, SLG: 0.619												3	1	1	2	1	0	0		
18 Kenta Maeda, R ERA: 3.45 7 Julio Urias, L ERA: 3.57 52 Pedro Báez, R ERA: 3.25 68 Ross Stripling, R ERA: 3.2 75 Scott Alexander, L ERA: 5.63												2	0	1	0	0	0	0		
Inning Stats	R: 0 E: 0 K: 2 S: 11	H: 0 LOB: 0 BB: 0 P: 17	R: 0 E: 0 K: 1 S: 8	H: 0 LOB: 0 BB: 0 P: 10	R: 2 E: 0 K: 1 S: 10	H: 1 LOB: 0 BB: 1 P: 18	R: 0 E: 0 K: 1 S: 7	H: 1 LOB: 1 BB: 0 P: 10	R: 0 E: 0 K: 2 S: 11	H: 1 LOB: 1 BB: 0 P: 16	R: 0 E: 0 K: 0 S: 9	H: 0 LOB: 0 BB: 0 P: 11	R: 0 E: 0 K: 0 S: 5	H: 1 LOB: 0 BB: 0 P: 9	R: 0 E: 0 K: 1 S: 7	H: 0 LOB: 0 BB: 0 P: 12	1B: 5 2B: 1 3B: 0 HR: 1	SF: 0 SAC: 0 DP: 1 HBP: 0	WP: 0 PB: 0 SB: 0 CS: 0	PA: 42
PITCHER	IP: 5.0 WLS: 19 BF: 4 H: 1 R: 2 ER: 2 SO: 7 BB: 0 IBB: 0 HBP: 0 BLK: 0 WP: 0 HR: 0 S: 14 P: 71 ERA: 3.27 WHIP: 0.800	IP: 1.0 WLS: 3 BF: 0 H: 0 R: 0 ER: 0 SO: 1 BB: 0 IBB: 0 HBP: 0 BLK: 0 WP: 0 HR: 0 S: 7 P: 14 ERA: 4.36 WHIP: 2.000	IP: 1.0 WLS: 3 BF: 0 H: 0 R: 0 ER: 0 SO: 1 BB: 0 IBB: 0 HBP: 0 BLK: 0 WP: 0 HR: 0 S: 7 P: 11 ERA: 1.51 WHIP: 0.000	IP: 1.0 WLS: 3 BF: 0 H: 0 R: 0 ER: 0 SO: 1 BB: 0 IBB: 0 HBP: 0 BLK: 0 WP: 0 HR: 0 S: 7 P: 12 ERA: 0.00 WHIP: 0.000																

Los Angeles Dodgers @ Arizona Diamondbacks
Chase Field, Phoenix, AZ
Wed Jun 05 2019, 12:41 PM - 4:07 PM MST
Att: 22,753 - Roof Closed - 73 F

AB 39
R 2
H 7
RBI 2
BB 3
SO 9
LOB 9



Batter	1	2	3	4	5	6	7	8	9	10	11	AB	R	H	RBI	BB	SO	LOB	BOTTOM			
1 Jarrod Dyson, L OBP: 0.354, SLG: 0.379												5	1	2	1	0	2	2				
5 Eduardo Escobar, S OBP: 0.336, SLG: 0.558												5	1	1	0	0	1	2				
4 Ketel Marte, S OBP: 0.518, SLG: 0.518												4	0	0	0	1	1	1				
David Peralta, L OBP: 0.350, SLG: 0.507												5	0	2	2	0	1	0				
53 Christian Walker, R OBP: 0.322, SLG: 0.488												4	0	0	0	0	2	1				
31 Alex Avila, L OBP: 0.424, SLG: 0.375												3	0	0	0	1	3	0				
13 Nick Ahmed, R OBP: 0.323, SLG: 0.408												2	0	0	0	2	0	0				
16 Tim Lincecum, R OBP: 0.433, SLG: 0.353												3	1	0	0	0	0	3				
18 Kenta Maeda, R ERA: 3.45 7 Julio Urias, L ERA: 3.57 52 Pedro Báez, R ERA: 3.25 68 Ross Stripling, R ERA: 3.2 75 Scott Alexander, L ERA: 5.63												1	0	0	0	0	0	0				
Inning Stats	R: 0 E: 0 K: 2 S: 10	H: 0 LOB: 0 BB: 0 P: 11	R: 0 E: 0 K: 3 S: 9	H: 0 LOB: 0 BB: 0 P: 10	R: 1 E: 0 K: 1 S: 11	H: 2 LOB: 1 BB: 0 P: 15	R: 0 E: 0 K: 2 S: 10	H: 0 LOB: 0 BB: 0 P: 14	R: 0 E: 0 K: 1 S: 11	H: 0 LOB: 0 BB: 0 P: 15	R: 1 E: 0 K: 0 S: 13	H: 1 LOB: 1 BB: 0 P: 21	R: 0 E: 0 K: 0 S: 7	H: 0 LOB: 0 BB: 0 P: 10	R: 0 E: 0 K: 1 S: 9	H: 0 LOB: 2 BB: 2 P: 20	R: 1 E: 0 K: 0 S: 3	H: 2 LOB: 2 BB: 1 P: 4	1B: 2 2B: 2 3B: 1 HR: 0	SF: 0 SAC: 0 DP: 0 HBP: 1	WP: 1 PB: 0 SB: 0 CS: 0	PA: 40
PITCHER	IP: 5.0 WLS: 20 BF: 6 H: 2 R: 1 ER: 1 SO: 7 BB: 1 IBB: 0 HBP: 0 BLK: 0 WP: 0 HR: 0 S: 22 P: 70 ERA: 1.80 WHIP: 0.600	IP: 1.0 WLS: 5 BF: 1 H: 1 R: 1 ER: 1 SO: 0 BB: 0 IBB: 0 HBP: 0 BLK: 0 WP: 0 HR: 0 S: 13 P: 21 ERA: 9.00 WHIP: 1.000	IP: 2.0 WLS: 8 BF: 0 H: 0 R: 0 ER: 0 SO: 1 BB: 2 IBB: 0 HBP: 0 BLK: 0 WP: 1 HR: 0 S: 16 P: 30 ERA: 0.00 WHIP: 1.000	IP: 0.0 WLS: 3 BF: 2 H: 1 R: 1 ER: 1 SO: 0 BB: 1 IBB: 0 HBP: 0 BLK: 0 WP: 0 HR: 0 S: 4 P: 4 ERA: ∞ WHIP: ∞																		

Los Angeles Dodgers @ Arizona Diamondbacks
Chase Field, Phoenix, AZ
Wed Jun 05 2019, 12:41 PM - 4:07 PM MST
Att: 22,753 - Roof Closed - 73 F

AB 35
R 3
H 5
RBI 3
BB 4
SO 11
LOB 13

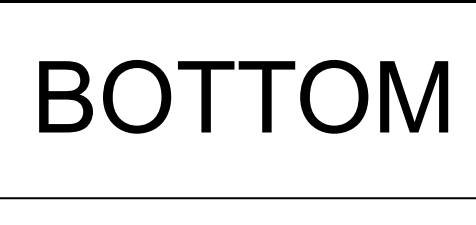


Batter	1	2	3	4	5	6	7	8	9	AB	R	H	RBI	BB	SO	LOB	TOP	
4 Ketel Marte, S OBP: 0.320, SLG: 0.513 (1, 8)	G6-3		HR		F8		P6			5	1	1	1	0	0	2	Arizona Diamondbacks @ Toronto Blue Jays Rogers Centre, Toronto, ON Sun Jun 09 2019, 1:07 PM - 4:11 PM EDT Att: 19,661 - Partly Cloudy - 67 F	
15 Ildemaro Vargas, S OBP: 0.294, SLG: 0.356 (1, 4)	P2		G5-3	53 BB	F7			G3-1		5	0	1	0	0	0	1		
5 Eduardo Escobar, S OBP: 0.349, SLG: 0.563 (1, 5)	2B		53 BB	32 WP	1B		FC6-4	1B		3	1	3	0	2	0	0		
David Peralta, L OBP: 0.350, SLG: 0.514 (1, 7)	K		53 BB	32 1B	F7		FC6-4	53 G1-4-3		4	1	0	0	1	1	5		
53 Christian Walker, R OBP: 0.329, SLG: 0.485 (1, 3)	P2		1 16 32 1B	1B			G1-4-3	F8		3	1	0	0	2	0	2		
32 Kevin Cron, R OBP: 0.282, SLG: 0.607 (1, 10)	L7		1 16 3B	1B	K		P3			5	1	1	2	0	2	4		
13 Nick Ahmed, R OBP: 0.323, SLG: 0.407 (3, PH)			1 16 3B	1B	F7					1	0	1	0	0	0	0		
1 Jarrod Dyson, L OBP: 0.349, SLG: 0.366 (3, B)			1 16 3B	1B						4	1	1	0	0	1	3		
16 Tim Locastro, R OBP: 0.407, SLG: 0.359 (1, 9)	FC6		1 18 HR	3B						4	1	1	3	1	1	1		
18 Carson Kelly, R OBP: 0.333, SLG: 0.500 (1, 2)			K							3	1	1	2	1	2	1		
Inning Stats	R: 0 H: 1 E: 0 K: 1 S: 11	H: 1 LOB: 1 BB: 0 P: 14	R: 0 H: 0 E: 0 K: 0 S: 8	H: 1 LOB: 1 BB: 0 P: 12	R: 8 H: 6 E: 0 K: 1 S: 28	H: 6 LOB: 2 BB: 2 P: 50	R: 0 H: 1 E: 0 K: 1 S: 14	H: 1 LOB: 3 BB: 2 P: 28	R: 0 H: 0 E: 0 K: 1 S: 10	H: 0 LOB: 1 BB: 0 P: 19	R: 0 H: 0 E: 0 K: 0 S: 9	H: 0 LOB: 1 BB: 1 P: 16	R: 0 H: 0 E: 0 K: 2 S: 11	H: 0 LOB: 0 BB: 0 P: 15	1B: 6 2B: 1 3B: 1 HR: 2	SF: 0 SAC: 0 DP: 0 HBP: 0	WP: 1 PB: 0 CS: 0	PA: 44
PITCHER	IP WLS BF H R ER SO BB IBB HBP BLK WP HR S P ERA WHIP																	
2 Clayton Richard, L ERA: 7.04 (1, 1)	2.2 L 17 7 7 7 2 2 0 0 0 0 1 1 44 70 23.62 3.375																	
45 Thomas Pannone, L ERA: 5.94 (3, 1)	1.1 8 2 1 1 1 2 0 0 0 0 0 1 17 34 6.75 3.000																	
64 Derek Law, R ERA: 5.89 (5, 1)	2.0 8 1 0 0 1 1 0 0 0 0 0 0 24 40 0.00 1.000																	
65 Elvis Luciano, R ERA: 5.93 (7, 1)	2.0 8 0 0 0 1 2 0 0 0 0 0 0 19 35 0.00 1.000																	
31 Joe Biagini, R ERA: 3.14 (9, 1)	1.0 3 0 0 0 2 0 0 0 0 0 0 0 11 15 0.00 0.000																	

Batter	1	2	3	4	5	6	7	8	9	AB	R	H	RBI	BB	SO	LOB	BOTTOM					
5 Eric Sogard, L OBP: 0.346, SLG: 0.453 (1, 10)	G4-3		K		K			K		4	0	0	0	0	3	2	Arizona Diamondbacks @ Toronto Blue Jays Rogers Centre, Toronto, ON Sun Jun 09 2019, 1:07 PM - 4:11 PM EDT Att: 19,661 - Partly Cloudy - 67 F					
13 Lourdes Gurriel Jr., R OBP: 0.301, SLG: 0.537 (1, 7)	HR		K		P4			2B		4	1	2	1	0	1	1						
15 Randal Grichuk, R OBP: 0.282, SLG: 0.416 (1, 9)	K		F8				P4			4	0	0	0	0	2	1						
14 Justin Smoak, S OBP: 0.374, SLG: 0.449 (1, 3)	1B		K				F8			4	0	1	0	0	1	1						
37 Teoscar Hernández, R OBP: 0.261, SLG: 0.333 (1, 8)	K		L7		F8					4	0	1	0	0	1	1						
8 Cavan Biggio, L OBP: 0.318, SLG: 0.237 (1, 4)	K		G4-3							4	0	0	0	0	3	1						
16 Freddy Galvis, S OBP: 0.276, SLG: 0.412 (1, 6)	9 WP		K				G4-3			4	1	1	0	0	1	1						
9 Danny Jansen, R OBP: 0.265, SLG: 0.259 (1, 2)	2B							G4-3		3	0	2	1	1	0	1						
3 Brandon Drury, R OBP: 0.265, SLG: 0.393 (1, 5)	K				P2		G4-3			3	0	0	0	0	1	3						
Inning Stats	R: 1 H: 2 E: 0 K: 2 S: 12	H: 2 LOB: 1 BB: 0 P: 18	R: 1 H: 2 E: 0 K: 3 S: 15	H: 2 LOB: 0 BB: 0 P: 24	R: 0 H: 0 E: 0 K: 2 S: 10	H: 0 LOB: 0 BB: 0 P: 17	R: 0 H: 0 E: 0 K: 1 S: 7	H: 0 LOB: 0 BB: 0 P: 10	R: 0 H: 0 E: 0 K: 1 S: 10	H: 0 LOB: 1 BB: 1 P: 18	R: 0 H: 0 E: 0 K: 0 S: 4	H: 0 LOB: 0 BB: 0 P: 6	R: 0 H: 1 E: 0 K: 1 S: 9	H: 1 LOB: 1 BB: 0 P: 15	R: 0 H: 1 E: 0 K: 2 S: 9	H: 1 LOB: 1 BB: 0 P: 12		R: 0 H: 1 E: 0 K: 1 S: 9	H: 1 LOB: 1 BB: 0 P: 15	1B: 3 2B: 3 3B: 0 HR: 1	SF: 0 SAC: 0 DP: 0 HBP: 0	WP: 1 PB: 0 CS: 0
PITCHER	IP WLS BF H R ER SO BB IBB HBP BLK WP HR S P ERA WHIP																					
38 Robbie Ray, L ERA: 3.54 (7, 1)	6.2 W 26 5 2 2 10 1 0 0 0 0 0 0 10 13 0.00 0.750																					
25 Archie Bradley, R ERA: 4.71 (9, 1)	1.1 5 1 0 0 2 0 0 0 0 0 0 0 9 15 0.00 1.000																					
50 Yoan López, R ERA: 1.4 (9, 1)	1.0 4 1 0 0 1 0 0 0 0 0 0 0 9 15 0.00 1.000																					

livebaseballscores.com

AB 37
R 8
H 10
RBI 8
BB 7
SO 7
LOB 19



livebaseballscores.com

AB 34
R 2
H 7
RBI 2
BB 1
SO 13
LOB 12



Batter	1	2	3	4	5	6	7	8	9	AB	R	H	RBI	BB	SO	LOB	TOP								
4 Ketel Marte, S OBP: 0.333, SLG: 0.549										4	3	2	2	1	0	1									
15 Ildemaro Vargas, S OBP: 0.281, SLG: 0.390										5	0	2	0	0	1	1									
David Peralta, L OBP: 0.345, SLG: 0.502										5	0	1	1	1	0	2									
10 Adam Jones, R OBP: 0.323, SLG: 0.494										5	1	1	1	0	1	2									
5 Eduardo Escobar, S OBP: 0.350, SLG: 0.571										4	2	1	0	1	2	0									
53 Christian Walker, R OBP: 0.330, SLG: 0.479										4	1	2	1	0	0	0									
50 Yoan López, R										0	0	0	0	0	0	0									
1 Jarrod Dyson, L OBP: 0.358, SLG: 0.401										0	0	0	0	1	0	0									
30 T.J. McFarland, L										0	0	0	0	0	0	0									
13 Nick Ahmed, R OBP: 0.329, SLG: 0.434										5	2	4	1	0	1	0									
18 Carson Kelly, R OBP: 0.342, SLG: 0.523										3	0	1	2	1	1	1									
45 Taylor Clarke, R OBP: 0.300, SLG: 0.600										2	0	0	0	0	1	4									
40 Andrew Chafin, R										0	0	0	0	0	0	0									
16 Tim Lincecum, R OBP: 0.384, SLG: 0.333										1	0	0	0	0	0	0									
66 Yoshinori Kamekura, R										0	0	0	0	0	0	0									
32 Kevin Cron, R OBP: 0.296, SLG: 0.579										2	1	1	2	0	2	2									
Inning Stats	R: 2 E: 0 K: 1 S: 12	H: 2 LOB: 0 BB: 0 P: 18	R: 2 E: 0 K: 2 S: 18	H: 3 LOB: 1 BB: 0 P: 28	R: 1 E: 0 K: 1 S: 13	H: 3 LOB: 1 BB: 1 P: 17	R: 1 E: 0 K: 0 S: 9	H: 1 LOB: 0 BB: 0 P: 15	R: 0 E: 0 K: 1 S: 11	H: 0 LOB: 0 BB: 0 P: 17	R: 0 E: 1 K: 1 S: 13	H: 1 LOB: 2 BB: 0 P: 20	R: 0 E: 0 K: 1 S: 12	H: 0 LOB: 0 BB: 0 P: 15	R: 3 E: 0 K: 0 S: 22	H: 4 LOB: 1 BB: 1 P: 37	R: 1 E: 0 K: 0 S: 14	H: 1 LOB: 1 BB: 2 P: 25	1B: 6 2B: 4 3B: 1 HR: 5	SF: 1 DP: 2 HBP: 0	WP: 1 PB: 0 CS: 0	PA: 45			
PITCHER	IP WLS BF H R ER SO BB IBB HBP BLK WP HR S P ERA WHIP	5.0 L 25 9 6 6 5 0 1 0 0 0 4 63 95 10.80 1.800	2.0 0 8 1 0 0 2 0 0 0 0 1 16 29 81.00 12.000	0.1 5 3 3 3 0 1 0 0 0 0 0 6 8 0.00 1.500	1.0 5 1 1 1 0 2 0 0 0 0 0 14 25 9.00 3.000																				

Arizona Diamondbacks @ Washington Nationals
 Nationals Park, Washington, DC
 Sat Jun 15 2019, 4:06 PM - 7:36 PM EDT
 Att: 38,044 - Partly Cloudy - 82 F

livebaseballscorecards.com

AB 40
 R 10
 H 15
 RBI 10
 BB 4
 SO 7
 LOB 13

Batter	1	2	3	4	5	6	7	8	9	AB	R	H	RBI	BB	SO	LOB	BOTTOM						
7 Trea Turner, R OBP: 0.348, SLG: 0.550										5	1	3	0	0	0	1							
2 Adam Eaton, L OBP: 0.354, SLG: 0.391										3	0	0	1	0	2	2							
6 Anthony Rendon, R OBP: 0.411, SLG: 0.647										4	0	1	0	0	1	2							
22 Juan Soto, L OBP: 0.383, SLG: 0.502										4	1	2	1	0	1	1							
15 Matt Adams, L OBP: 0.280, SLG: 0.487										4	1	1	1	0	1	2							
9 Brian Dozier, R OBP: 0.315, SLG: 0.411										4	0	1	0	0	1	0							
10 Yan Gomes, R OBP: 0.301, SLG: 0.318										4	0	1	0	0	2	1							
16 Victor Robles, R OBP: 0.304, SLG: 0.404										4	0	1	0	0	1	2							
37 Stephen Strasburg, R OBP: 0.150, SLG: 0.150										2	0	0	0	0	0	1							
48 Javy Guerra, R ERA: 3.08										0	0	0	0	0	0	0							
20 Kyle Barraclough, R ERA: 0.39										0	0	0	0	0	0	0							
36 Tony Sipp, L ERA: 4.73										0	0	0	0	0	0	0							
44 Trevor Rosenthal, R ERA: 19.5										1	0	0	0	0	0	1							
Inning Stats	R: 3 E: 0 K: 2 S: 20	H: 3 LOB: 0 BB: 0 P: 27	R: 0 E: 0 K: 1 S: 11	H: 0 LOB: 0 BB: 0 P: 17	R: 0 E: 0 K: 1 S: 10	H: 2 LOB: 0 BB: 0 P: 19	R: 0 E: 0 K: 1 S: 11	H: 1 LOB: 1 BB: 0 P: 17	R: 0 E: 0 K: 2 S: 14	H: 1 LOB: 1 BB: 0 P: 20	R: 0 E: 0 K: 1 S: 11	H: 1 LOB: 1 BB: 0 P: 16	R: 0 E: 0 K: 1 S: 7	H: 1 LOB: 1 BB: 0 P: 10	R: 0 E: 0 K: 1 S: 7	H: 0 LOB: 0 BB: 0 P: 8	R: 0 E: 0 K: 0 S: 9	H: 1 LOB: 1 BB: 0 P: 15	1B: 6 2B: 1 3B: 1 HR: 2	SF: 1 DP: 0 HBP: 0	WP: 0 PB: 0 CS: 0	PA: 37	
PITCHER	IP WLS BF H R ER SO BB IBB HBP BLK WP HR S P ERA WHIP	4.2 0 21 7 3 3 6 0 0 0 0 2 63 97 5.79 1.500	1.2 7 2 0 0 2 0 0 0 0 0 0 17 23 0.00 1.200	1.1 H 4 0 0 0 1 0 0 0 0 0 0 8 11 0.00 0.000	1.3 4 1 0 0 0 0 0 0 0 0 0 9 15 0.00 1.000																		

Arizona Diamondbacks @ Washington Nationals
 Nationals Park, Washington, DC
 Sat Jun 15 2019, 4:06 PM - 7:36 PM EDT
 Att: 38,044 - Partly Cloudy - 82 F

livebaseballscorecards.com

AB 36
 R 3
 H 10
 RBI 3
 BB 0
 SO 10
 LOB 13

Batter	1	2	3	4	5	6	7	8	9	AB	R	H	RBI	BB	SO	LOB	TOP							
19 Charlie Blackmon, L OBP: 0.389, SLG: 0.655										5	2	3	0	0	0	0								
27 Trevor Story, R OBP: 0.390, SLG: 0.549										5	1	2	0	0	1	2								
26 David Dahl, L OBP: 0.384, SLG: 0.541										4	1	1	1	1	0	2	3							
28 Nolan Arenado, R OBP: 0.385, SLG: 0.594										4	2	3	3	1	0	1								
9 Daniel Murphy, L OBP: 0.322, SLG: 0.455										3	1	0	0	1	0	2								
20 Ian Desmond, R OBP: 0.335, SLG: 0.505										4	0	1	1	0	1	4								
37 Jairo Diaz, R										0	0	0	0	0	0	0								
12 Mark Reynolds, R OBP: 0.291, SLG: 0.342										1	0	0	0	0	1	2								
54 Carlos Estévez, R										0	0	0	0	0	0	0								
24 Ryan McMahon, L OBP: 0.343, SLG: 0.413										4	1	1	2	0	0	3								
14 Tony Wolters, L OBP: 0.376, SLG: 0.397										4	0	1	0	0	0	2								
49 Antonio Senzateña, R										3	0	0	0	0	2	1								
15 Raimel Tapia, L OBP: 0.302, SLG: 0.443										1	0	0	0	0	0	0								
Inning Stats	R: 2 H: 2 E: 0 K: 2 S: 13	H: 2 LOB: 0 BB: 0 P: 20	R: 0 H: 1 E: 0 K: 0 S: 10	H: 1 LOB: 1 BB: 0 P: 16	R: 0 H: 1 E: 0 K: 0 S: 6	H: 1 LOB: 1 BB: 0 P: 10	R: 0 H: 1 E: 0 K: 1 S: 7	H: 1 LOB: 1 BB: 0 P: 10	R: 0 H: 0 E: 0 K: 1 S: 6	H: 0 LOB: 0 BB: 0 P: 8	R: 4 H: 3 E: 1 K: 2 S: 16	H: 3 LOB: 0 BB: 0 P: 20	R: 2 H: 2 E: 1 K: 0 S: 16	H: 2 LOB: 2 BB: 2 P: 30	R: 0 H: 0 E: 0 K: 0 S: 6	H: 0 LOB: 0 BB: 0 P: 8	R: 0 H: 2 E: 0 K: 2 S: 16	H: 2 LOB: 2 BB: 0 P: 21	1B: 7 2B: 4 3B: 0 HR: 1	SF: 1 SAC: 0 DP: 0 HBP: 0	WP: 1 PB: 0 SB: 0 CS: 0	PA: 42		
PITCHER	IP WLS BF H R ER SO BB IBB HBP BLK WP HR S P ERA WHIP	IP WLS BF H R ER SO BB IBB HBP BLK WP HR S P ERA WHIP	IP WLS BF H R ER SO BB IBB HBP BLK WP HR S P ERA WHIP	IP WLS BF H R ER SO BB IBB HBP BLK WP HR S P ERA WHIP	IP WLS BF H R ER SO BB IBB HBP BLK WP HR S P ERA WHIP	IP WLS BF H R ER SO BB IBB HBP BLK WP HR S P ERA WHIP	IP WLS BF H R ER SO BB IBB HBP BLK WP HR S P ERA WHIP	IP WLS BF H R ER SO BB IBB HBP BLK WP HR S P ERA WHIP	IP WLS BF H R ER SO BB IBB HBP BLK WP HR S P ERA WHIP	IP WLS BF H R ER SO BB IBB HBP BLK WP HR S P ERA WHIP	IP WLS BF H R ER SO BB IBB HBP BLK WP HR S P ERA WHIP	IP WLS BF H R ER SO BB IBB HBP BLK WP HR S P ERA WHIP	IP WLS BF H R ER SO BB IBB HBP BLK WP HR S P ERA WHIP	IP WLS BF H R ER SO BB IBB HBP BLK WP HR S P ERA WHIP	IP WLS BF H R ER SO BB IBB HBP BLK WP HR S P ERA WHIP	IP WLS BF H R ER SO BB IBB HBP BLK WP HR S P ERA WHIP	IP WLS BF H R ER SO BB IBB HBP BLK WP HR S P ERA WHIP	IP WLS BF H R ER SO BB IBB HBP BLK WP HR S P ERA WHIP	IP WLS BF H R ER SO BB IBB HBP BLK WP HR S P ERA WHIP	IP WLS BF H R ER SO BB IBB HBP BLK WP HR S P ERA WHIP	IP WLS BF H R ER SO BB IBB HBP BLK WP HR S P ERA WHIP	IP WLS BF H R ER SO BB IBB HBP BLK WP HR S P ERA WHIP	IP WLS BF H R ER SO BB IBB HBP BLK WP HR S P ERA WHIP	IP WLS BF H R ER SO BB IBB HBP BLK WP HR S P ERA WHIP

Colorado Rockies @ Arizona Diamondbacks
Chase Field, Phoenix, AZ
Tue Jun 18 2019, 6:41 PM - 9:31 PM MST
Att: 22,954 - Clear - 103 F

livebaseballscorecards.com

AB 38
R 8
H 12
RBI 7
BB 2
SO 7
LOB 20

Batter	1	2	3	4	5	6	7	8	9	AB	R	H	RBI	BB	SO	LOB	BOTTOM							
1 Jarrod Dyson, L OBP: 0.350, SLG: 0.390										5	1	1	0	0	1	0								
4 Ketel Marte, S OBP: 0.346, SLG: 0.568										4	0	3	0	0	0	0								
35 Matt Andriese, R										0	0	0	0	0	0	0								
16 Tim Lincecum, R OBP: 0.330, SLG: 0.338										2	0	1	1	2	0	1								
David Peralta, L OBP: 0.351, SLG: 0.502										2	0	1	1	2	0	1								
10 Adam Jones, R OBP: 0.322, SLG: 0.488										3	0	0	0	1	0	5								
5 Eduardo Escobar, S OBP: 0.345, SLG: 0.559										4	0	0	0	0	0	2								
53 Christian Walker, R OBP: 0.327, SLG: 0.476											3	0	1	0	0	1	0							
30 T.J. McFarland, L										0	0	0	0	0	0	0								
15 Ildemaro Vargas, S OBP: 0.291, SLG: 0.395										1	0	0	0	0	0	0								
13 Nick Ahmed, R OBP: 0.323, SLG: 0.426										4	0	1	0	0	0	1								
18 Carson Kelly, R OBP: 0.344, SLG: 0.515										3	0	0	0	1	0	2								
29 Merrill Kelly, R																								
32 Kevin Cron, R OBP: 0.261, SLG: 0.524										2	0	0	0	0	2	2								
Inning Stats	R: 0 H: 1 E: 0 K: 0 S: 9	H: 0 LOB: 0 BB: 0 P: 18	R: 0 H: 0 E: 0 K: 1 S: 6	H: 0 LOB: 0 BB: 0 P: 9	R: 0 H: 1 E: 0 K: 1 S: 8	H: 1 LOB: 1 BB: 1 P: 12	R: 0 H: 1 E: 0 K: 1 S: 11	H: 1 LOB: 2 BB: 1 P: 19	R: 1 H: 2 E: 0 K: 0 S: 7	H: 2 LOB: 0 BB: 0 P: 14	R: 0 H: 1 E: 0 K: 0 S: 8	H: 1 LOB: 1 BB: 0 P: 14	R: 0 H: 1 E: 0 K: 2 S: 12	H: 1 LOB: 2 BB: 1 P: 19	R: 0 H: 0 E: 1 K: 0 S: 9	H: 0 LOB: 1 BB: 0 P: 14	R: 0 H: 0 E: 0 K: 1 S: 7	H: 0 LOB: 0 BB: 0 P: 7	1B: 6 2B: 1 3B: 0 HR: 0	SF: 0 SAC: 0 DP: 1 HBP: 0	WP: 0 PB: 0 SB: 0 CS: 0	PA: 38		
PITCHER	IP WLS BF H R ER SO BB IBB HBP BLK WP HR S P ERA WHIP	IP WLS BF H R ER SO BB IBB HBP BLK WP HR S P ERA WHIP	IP WLS BF H R ER SO BB IBB HBP BLK WP HR S P ERA WHIP	IP WLS BF H R ER SO BB IBB HBP BLK WP HR S P ERA WHIP	IP WLS BF H R ER SO BB IBB HBP BLK WP HR S P ERA WHIP	IP WLS BF H R ER SO BB IBB HBP BLK WP HR S P ERA WHIP	IP WLS BF H R ER SO BB IBB HBP BLK WP HR S P ERA WHIP	IP WLS BF H R ER SO BB IBB HBP BLK WP HR S P ERA WHIP	IP WLS BF H R ER SO BB IBB HBP BLK WP HR S P ERA WHIP	IP WLS BF H R ER SO BB IBB HBP BLK WP HR S P ERA WHIP	IP WLS BF H R ER SO BB IBB HBP BLK WP HR S P ERA WHIP	IP WLS BF H R ER SO BB IBB HBP BLK WP HR S P ERA WHIP	IP WLS BF H R ER SO BB IBB HBP BLK WP HR S P ERA WHIP	IP WLS BF H R ER SO BB IBB HBP BLK WP HR S P ERA WHIP	IP WLS BF H R ER SO BB IBB HBP BLK WP HR S P ERA WHIP	IP WLS BF H R ER SO BB IBB HBP BLK WP HR S P ERA WHIP	IP WLS BF H R ER SO BB IBB HBP BLK WP HR S P ERA WHIP	IP WLS BF H R ER SO BB IBB HBP BLK WP HR S P ERA WHIP	IP WLS BF H R ER SO BB IBB HBP BLK WP HR S P ERA WHIP	IP WLS BF H R ER SO BB IBB HBP BLK WP HR S P ERA WHIP	IP WLS BF H R ER SO BB IBB HBP BLK WP HR S P ERA WHIP	IP WLS BF H R ER SO BB IBB HBP BLK WP HR S P ERA WHIP	IP WLS BF H R ER SO BB IBB HBP BLK WP HR S P ERA WHIP	IP WLS BF H R ER SO BB IBB HBP BLK WP HR S P ERA WHIP

Colorado Rockies @ Arizona Diamondbacks
Chase Field, Phoenix, AZ
Tue Jun 18 2019, 6:41 PM - 9:31 PM MST
Att: 22,954 - Clear - 103 F

livebaseballscorecards.com

AB 34
R 1
H 7
RBI 1
BB 4
SO 6
LOB 13

Batter	1	2	3	4	5	6	7	8	9	AB	R	H	RBI	BB	SO	LOB	TOP							
19 Charlie Blackmon, L OBP: 0.385, SLG: 0.646	F8		P5			G6-3			L3	5	0	1	0	0	0	0								
27 Trevor Story, R OBP: 0.380, SLG: 0.547	G4-3									3	0	1	0	0	0	0								
4 Pat Valaika, R OBP: 0.176, SLG: 0.100										1	0	0	0	0	0	2								
26 David Dahl, L OBP: 0.385, SLG: 0.544	G5-3					G6-3				4	2	2	0	0	0	0								
28 Nolan Arenado, R OBP: 0.387, SLG: 0.593						K				4	1	2	0	0	1	2								
9 Daniel Murphy, L OBP: 0.326, SLG: 0.473	G4-6-3									4	2	2	2	0	0	2								
24 Ryan McMahon, L OBP: 0.351, SLG: 0.426										4	1	3	3	0	0	0								
15 Raimel Tapia, L OBP: 0.301, SLG: 0.439	G4-3									4	0	1	0	0	1	2								
14 Tony Wolters, L OBP: 0.378, SLG: 0.400						G6-3				4	0	2	1	0	0	0								
55 Jon Gray, R OBP: 0.294, SLG: 0.466										2	0	0	0	0	1	0								
20 Ian Desmond, R OBP: 0.333, SLG: 0.502										1	0	0	0	0	0	2								
29 Bryan Shaw, S OBP: 0.189, SLG: 0.139										0	0	0	0	0	0	0								
45 Scott Oberg, R OBP: 0.176, SLG: 0.100										0	0	0	0	0	0	0								
12 Mark Reynolds, R OBP: 0.309, SLG: 0.539										1	0	0	0	0	1	1								
71 Wade Davis, R OBP: 0.176, SLG: 0.100										0	0	0	0	0	0	0								
Inning Stats	R: 0 E: 0 K: 0 S: 6	H: 0 LOB: 0 BB: 0 P: 9	R: 0 E: 0 K: 0 S: 8	H: 2 LOB: 1 BB: 0 P: 13	R: 0 E: 0 K: 0 S: 8	H: 0 LOB: 0 BB: 0 P: 12	R: 2 E: 0 K: 1 S: 11	H: 2 LOB: 0 BB: 0 P: 17	R: 0 E: 0 K: 1 S: 5	H: 0 LOB: 0 BB: 0 P: 5	R: 0 E: 0 K: 0 S: 7	H: 1 LOB: 0 BB: 0 P: 9	R: 3 E: 0 K: 0 S: 13	H: 6 LOB: 2 BB: 0 P: 22	R: 1 E: 0 K: 1 S: 12	H: 2 LOB: 1 BB: 0 P: 16	R: 0 E: 0 K: 1 S: 7	H: 1 LOB: 0 BB: 0 P: 11	1B: 11 2B: 3 3B: 0 HR: 1	SF: 0 SAC: 0 DP: 2 HBP: 0	WP: 0 PB: 0 SB: 0 CS: 1	PA: 37		
PITCHER	IP WLS BF H R ER SO BB IBB HBP BLK WP HR S P ERA WHIP	IP WLS BF H R ER SO BB IBB HBP BLK WP HR S P ERA WHIP	IP WLS BF H R ER SO BB IBB HBP BLK WP HR S P ERA WHIP	IP WLS BF H R ER SO BB IBB HBP BLK WP HR S P ERA WHIP	IP WLS BF H R ER SO BB IBB HBP BLK WP HR S P ERA WHIP	IP WLS BF H R ER SO BB IBB HBP BLK WP HR S P ERA WHIP	IP WLS BF H R ER SO BB IBB HBP BLK WP HR S P ERA WHIP	IP WLS BF H R ER SO BB IBB HBP BLK WP HR S P ERA WHIP	IP WLS BF H R ER SO BB IBB HBP BLK WP HR S P ERA WHIP	IP WLS BF H R ER SO BB IBB HBP BLK WP HR S P ERA WHIP	IP WLS BF H R ER SO BB IBB HBP BLK WP HR S P ERA WHIP	IP WLS BF H R ER SO BB IBB HBP BLK WP HR S P ERA WHIP	IP WLS BF H R ER SO BB IBB HBP BLK WP HR S P ERA WHIP	IP WLS BF H R ER SO BB IBB HBP BLK WP HR S P ERA WHIP	IP WLS BF H R ER SO BB IBB HBP BLK WP HR S P ERA WHIP	IP WLS BF H R ER SO BB IBB HBP BLK WP HR S P ERA WHIP	IP WLS BF H R ER SO BB IBB HBP BLK WP HR S P ERA WHIP	IP WLS BF H R ER SO BB IBB HBP BLK WP HR S P ERA WHIP	IP WLS BF H R ER SO BB IBB HBP BLK WP HR S P ERA WHIP	IP WLS BF H R ER SO BB IBB HBP BLK WP HR S P ERA WHIP	IP WLS BF H R ER SO BB IBB HBP BLK WP HR S P ERA WHIP	IP WLS BF H R ER SO BB IBB HBP BLK WP HR S P ERA WHIP	IP WLS BF H R ER SO BB IBB HBP BLK WP HR S P ERA WHIP	IP WLS BF H R ER SO BB IBB HBP BLK WP HR S P ERA WHIP

Colorado Rockies @ Arizona Diamondbacks
Chase Field, Phoenix, AZ
Wed Jun 19 2019, 6:40 PM - 9:35 PM MST
Att: 21,773 - Clear - 103 F

livebaseballscorecards.com

AB 37
R 6
H 14
RBI 6
BB 0
SO 4
LOB 11



Batter	1	2	3	4	5	6	7	8	9	AB	R	H	RBI	BB	SO	LOB	BOTTOM							
1 Jarrod Dyson, L OBP: 0.351, SLG: 0.387	K									4	0	1	0	1	2	1								
4 Ketel Marte, S OBP: 0.350, SLG: 0.569	1B									5	0	3	0	0	1	3								
David Peralta, L OBP: 0.352, SLG: 0.500	1B									5	0	2	1	0	1	3								
10 Adam Jones, R OBP: 0.318, SLG: 0.480	G5-4-3									4	0	0	0	0	1	5								
5 Eduardo Escobar, S OBP: 0.344, SLG: 0.553										3	1	0	0	1	0	1								
53 Christian Walker, R OBP: 0.330, SLG: 0.476										4	1	2	0	0	1	0								
13 Nick Ahmed, R OBP: 0.318, SLG: 0.419	FC4									4	0	0	1	0	0	3								
18 Carson Kelly, R OBP: 0.335, SLG: 0.500	F8									4	0	0	0	0	1	4								
21 Zack Greinke, R OBP: 0.343, SLG: 0.606	FC4-6									2	0	1	1	0	0	1								
16 Tim Lincecum, R OBP: 0.387, SLG: 0.338										0	1	0	0	0	0	0								
40 Andrew Chafin, R ERA: 3.89										0	0	0	0	0	0	0								
50 Yoan López, R ERA: 1.59										0	0	0	0	0	0	0								
32 Kevin Cron, R OBP: 0.277, SLG: 0.605										1	1	1	0	0	0	0								
Inning Stats	R: 0 E: 0 K: 1 S: 8	H: 2 LOB: 1 BB: 0 P: 11	R: 2 E: 1 K: 0 S: 12	H: 1 LOB: 1 BB: 1 P: 17	R: 0 E: 0 K: 1 S: 7	H: 1 LOB: 1 BB: 0 P: 8	R: 0 E: 0 K: 0 S: 6	H: 0 LOB: 0 BB: 0 P: 10	R: 0 E: 0 K: 2 S: 10	H: 1 LOB: 1 BB: 1 P: 20	R: 0 E: 0 K: 0 S: 12	H: 1 LOB: 2 BB: 0 P: 17	R: 1 E: 0 K: 0 S: 6	H: 2 LOB: 1 BB: 0 P: 9	R: 0 E: 0 K: 1 S: 9	H: 0 LOB: 0 BB: 0 P: 13	R: 1 E: 0 K: 2 S: 13	H: 2 LOB: 1 BB: 0 P: 17	1B: 9 2B: 0 3B: 0 HR: 1	SF: 0 SAC: 0 DP: 2 HBP: 1	WP: 0 PB: 0 SB: 2 CS: 0	PA: 39		
PITCHER	IP WLS BF H R ER SO BB IBB HBP BLK WP HR S P ERA WHIP	IP WLS BF H R ER SO BB IBB HBP BLK WP HR S P ERA WHIP	IP WLS BF H R ER SO BB IBB HBP BLK WP HR S P ERA WHIP	IP WLS BF H R ER SO BB IBB HBP BLK WP HR S P ERA WHIP	IP WLS BF H R ER SO BB IBB HBP BLK WP HR S P ERA WHIP	IP WLS BF H R ER SO BB IBB HBP BLK WP HR S P ERA WHIP	IP WLS BF H R ER SO BB IBB HBP BLK WP HR S P ERA WHIP	IP WLS BF H R ER SO BB IBB HBP BLK WP HR S P ERA WHIP	IP WLS BF H R ER SO BB IBB HBP BLK WP HR S P ERA WHIP	IP WLS BF H R ER SO BB IBB HBP BLK WP HR S P ERA WHIP	IP WLS BF H R ER SO BB IBB HBP BLK WP HR S P ERA WHIP	IP WLS BF H R ER SO BB IBB HBP BLK WP HR S P ERA WHIP	IP WLS BF H R ER SO BB IBB HBP BLK WP HR S P ERA WHIP	IP WLS BF H R ER SO BB IBB HBP BLK WP HR S P ERA WHIP	IP WLS BF H R ER SO BB IBB HBP BLK WP HR S P ERA WHIP	IP WLS BF H R ER SO BB IBB HBP BLK WP HR S P ERA WHIP	IP WLS BF H R ER SO BB IBB HBP BLK WP HR S P ERA WHIP	IP WLS BF H R ER SO BB IBB HBP BLK WP HR S P ERA WHIP	IP WLS BF H R ER SO BB IBB HBP BLK WP HR S P ERA WHIP	IP WLS BF H R ER SO BB IBB HBP BLK WP HR S P ERA WHIP	IP WLS BF H R ER SO BB IBB HBP BLK WP HR S P ERA WHIP	IP WLS BF H R ER SO BB IBB HBP BLK WP HR S P ERA WHIP	IP WLS BF H R ER SO BB IBB HBP BLK WP HR S P ERA WHIP	IP WLS BF H R ER SO BB IBB HBP BLK WP HR S P ERA WHIP

Colorado Rockies @ Arizona Diamondbacks
Chase Field, Phoenix, AZ
Wed Jun 19 2019, 6:40 PM - 9:35 PM MST
Att: 21,773 - Clear - 103 F

livebaseballscorecards.com

AB 36
R 4
H 10
RBI 4
BB 2
SO 7
LOB 21



Batter	1	2	3	4	5	6	7	8	9	AB	R	H	RBI	BB	SO	LOB	TOP			
12 Joe Panik, L OBP: 0.318, SLG: 0.324	F9	L6		G6-4-3 1B			G4-3 1B	G4-3		4	1	1	0	1	0	1	San Francisco Giants @ Arizona Diamondbacks Chase Field, Phoenix, AZ Fri Jun 21 2019, 6:41 PM - 9:49 PM MST Att: 29,312 - Clear - 102 F			
5 Mike Yastrzemski, L OBP: 0.319, SLG: 0.455	K2-3		G6-3	L5			G4-3 1B	K		5	1	1	0	0	2	1				
48 Pablo Sandoval, S OBP: 0.327, SLG: 0.574																				
10 Evan Longoria, R OBP: 0.310, SLG: 0.392				G6-4-3 1B			F9			1	1	1	0	0	0	0				
9 Brandon Belt, L OBP: 0.362, SLG: 0.428	F9			HBP						2	0	0	0	1	0	3				
21 Stephen Vogt, L OBP: 0.330, SLG: 0.457										3	3	0	0	2	0	2				
1 Kevin Pillar, R OBP: 0.284, SLG: 0.394										5	1	2	1	0	2	5				
8 Alex Dickerson, L OBP: 0.250, SLG: 0.458										4	3	2	4	1	0	1				
35 Brandon Crawford, L OBP: 0.281, SLG: 0.333										5	1	3	6	0	2	1				
29 Jeff Samardzija, R OBP: 0.106, SLG: 0.109										3	0	0	0	0	2	2				
54 Reyes Moronta, R ERA: 2.84										0	0	0	0	0	0	0				
19 Tyler Austin, R OBP: 0.265, SLG: 0.416										1	0	0	0	0	0	0				
56 Tony Watson, L ERA: 2.73										0	0	0	0	0	0	0				
57 Dereck Rodriguez, R OBP: 0.176, SLG: 0.176										0	0	0	0	0	0	0				
13 Will Smith, R ERA: 2.08										0	0	0	0	0	0	0				
Inning Stats	R: 0 E: 0 K: 1 S: 7	H: 1 LOB: 1 BB: 0 P: 9	R: 2 E: 0 K: 1 S: 16	H: 3 LOB: 1 BB: 20 P: 27	R: 4 E: 0 K: 1 S: 17	H: 2 LOB: 2 BB: 32 P: 32	R: 0 E: 0 K: 0 S: 6	H: 1 LOB: 0 BB: 0 P: 9	R: 0 E: 0 K: 1 S: 10	H: 0 LOB: 0 BB: 0 P: 14	R: 4 E: 0 K: 1 S: 18	H: 3 LOB: 1 BB: 2 P: 28	R: 0 E: 0 K: 1 S: 8	H: 0 LOB: 0 BB: 0 P: 11	R: 1 E: 0 K: 1 S: 8	H: 1 LOB: 1 BB: 1 P: 13	1B: 4 2B: 4 3B: 1 HR: 2	SF: 0 SAC: 0 DP: 1 HBP: 1	WP: 0 PB: 0 SB: 0 CS: 0	PA: 43
PITCHER	IP WLS BF H R ER SO BB IBB HBP BLK WP HR S P ERA WHIP																			
45 Taylor Clarke, R ERA: 6.48	3.0 L 19 7 6 6 3 2 0 1 0 0 0 2 42 71 18.00 3.000																			
30 T.J. McFarland, L ERA: 5.68	3.0 10 1 2 2 2 1 0 0 0 0 0 26 39 6.00 0.667																			
35 Matt Andriese, R ERA: 5.12	2.0 9 2 2 2 2 0 1 0 0 0 0 20 27 9.00 1.000																			
25 Archie Bradley, R ERA: 5.29	1.0 5 1 1 1 1 1 0 0 0 0 0 8 13 9.00 2.000																			

Batter	1	2	3	4	5	6	7	8	9	AB	R	H	RBI	BB	SO	LOB	BOTTOM					
1 Jarrod Dyson, L OBP: 0.350, SLG: 0.382	F9			G3						4	1	1	0	1	0	1	San Francisco Giants @ Arizona Diamondbacks Chase Field, Phoenix, AZ Fri Jun 21 2019, 6:41 PM - 9:49 PM MST Att: 29,312 - Clear - 102 F					
4 Ketel Marte, S OBP: 0.355, SLG: 0.586										2	0	2	1	0	0	0						
15 Ildemaro Vargas, S (3, PR) OBP: 0.308, SLG: 0.393										2	1	1	1	1	0	2						
David Peralta, L OBP: 0.352, SLG: 0.490										4	0	1	0	1	2	5						
10 Adam Jones, R OBP: 0.324, SLG: 0.481										4	0	1	1	0	2	6						
5 Eduardo Escobar, S OBP: 0.337, SLG: 0.540										4	0	0	0	0	0	4						
53 Christian Walker, R OBP: 0.332, SLG: 0.485										4	1	1	0	0	1	0						
13 Nick Ahmed, R OBP: 0.319, SLG: 0.426										4	1	1	2	0	1	0						
18 Carson Kelly, R OBP: 0.337, SLG: 0.510										4	1	2	0	0	1	0						
45 Taylor Clarke, R OBP: 0.273, SLG: 0.545										1	0	0	0	0	0	0						
30 T.J. McFarland, L ERA: 4.23										1	0	0	0	0	1	0						
35 Matt Andriese, R ERA: 5.12										0	0	0	0	0	0	0						
25 Archie Bradley, R ERA: 5.29										0	0	0	0	0	0	0						
32 Kevin Cron, R OBP: 0.269, SLG: 0.553										1	0	0	0	0	1	1						
Inning Stats	R: 0 E: 0 K: 1 S: 12	H: 1 LOB: 2 BB: 1 P: 24	R: 0 E: 0 K: 0 S: 6	H: 0 LOB: 0 BB: 0 P: 7	R: 1 E: 0 K: 1 S: 12	H: 2 LOB: 2 BB: 0 P: 20	R: 4 E: 0 K: 0 S: 13	H: 6 LOB: 3 BB: 0 P: 19	R: 0 E: 0 K: 1 S: 7	H: 0 LOB: 0 BB: 0 P: 11	R: 0 E: 0 K: 2 S: 8	H: 0 LOB: 0 BB: 0 P: 14	R: 0 E: 0 K: 0 S: 6	H: 0 LOB: 0 BB: 1 P: 12	R: 0 E: 0 K: 1 S: 13	H: 0 LOB: 0 BB: 0 P: 17	R: 0 E: 1 K: 3 S: 15	H: 1 LOB: 3 BB: 1 P: 25	1B: 6 2B: 2 3B: 1 HR: 1	SF: 0 SAC: 1 DP: 1 HBP: 1	WP: 0 PB: 0 SB: 1 CS: 0	PA: 40
PITCHER	IP WLS BF H R ER SO BB IBB HBP BLK WP HR S P ERA WHIP																					
29 Jeff Samardzija, R ERA: 4.23	6.0 W 28 9 5 5 5 1 0 1 0 0 0 0 6 12 7.50 1.667																					
54 Reyes Moronta, R ERA: 2.84	1.0 3 0 0 0 0 1 0 0 0 0 0 6 12 0.00 1.000																					
56 Tony Watson, L ERA: 2.73	1.0 3 0 0 0 0 1 0 0 0 0 0 13 17 0.00 0.000																					
57 Dereck Rodriguez, R ERA: 4.96	0.1 4 1 0 0 1 1 0 0 0 0 0 0 9 19 6.00 6.000																					
13 Will Smith, L ERA: 2.08	0.2 2 0 0 0 2 0 0 0 0 0 0 6 6 0.00 0.000																					



Batter	1	2	3	4	5	6	7	8	9	10	AB	R	H	RBI	BB	SO	LOB	TOP				
12 Joe Panik, L OBP: 0.314, SLG: 0.321	(1,4) B FF 91 1-2 C CU 92 F SI 93 X FC 93		(4,2) B FF 93 4-2 C CU 90 F SI 94 X FC 94					(1,3) B CU 77 1-3 S CH 86 C FF 92 X FC 92				3	0	1	0	1	1	0	San Francisco Giants @ Arizona Diamondbacks Chase Field, Phoenix, AZ Sun Jun 23 2019, 1:13 PM - 4:24 PM MST Att: 25,071 - Roof Closed - 74 F			
5 Mike Yastrzemski, L OBP: 0.288, SLG: 0.453	(1,9) F CU 80 3-3 B FF 91 C CH 85 D CU 80 F CH 86 S FF 92		(3,2) B CH 86 3-2 C CU 90 B FF 92 S FC 90 X FC 91 X FC 93				(1,2) C FF 92 1-2 B FF 92 X FC 92					4	0	0	0	0	2	2				
10 Evan Longoria, R OBP: 0.309, SLG: 0.390	(1,5) F FF 92 1-3 B SI 91 C FC 92											4	1	1	0	0	2	1				
9 Brandon Belt, L OBP: 0.358, SLG: 0.426	(1,3) B CU 81 1-0 X CH 88											4	0	1	0	0	0	1				
21 Stephen Vogt, L OBP: 0.323, SLG: 0.435												4	0	0	1	0	1	1				
1 Kevin Pillar, R OBP: 0.287, SLG: 0.404												4	1	1	1	0	1	1				
8 Alex Dickerson, L OBP: 0.281, SLG: 0.484												3	0	0	0	1	1	0				
35 Brandon Crawford, L OBP: 0.280, SLG: 0.331												4	0	0	0	0	1	2				
64 Shaun Anderson, R OBP: 0.231, SLG: 0.250												3	0	0	0	0	3	0				
54 Reyes Moronta, R ERA: 2.19												0	0	0	0	0	0	0				
49 Sam Dyson, R ERA: 4.99												0	0	0	0	0	0	0				
48 Pablo Sandoval, S OBP: 0.323, SLG: 0.562												1	0	0	0	0	0	0				
41 Mark Melancon, R ERA: 4.99												0	0	0	0	0	0	0				
Inning Stats	R: 0 E: 0 K: 2 S: 12	H: 1 LOB: 1 BB: 0 P: 18	R: 0 E: 0 K: 1 S: 9	H: 0 LOB: 0 BB: 0 P: 16	R: 0 E: 0 K: 2 S: 13	H: 0 LOB: 1 BB: 1 P: 22	R: 1 E: 0 K: 1 S: 10	H: 2 LOB: 2 BB: 1 P: 17	R: 0 E: 0 K: 2 S: 9	H: 0 LOB: 0 BB: 0 P: 12	R: 0 E: 0 K: 1 S: 9	H: 0 LOB: 0 BB: 0 P: 11	R: 0 E: 0 K: 0 S: 6	H: 0 LOB: 0 BB: 0 P: 12	R: 0 E: 0 K: 1 S: 8	H: 0 LOB: 0 BB: 0 P: 14	1B: 1 2B: 2 3B: 0 HR: 1	SF: 0 SAC: 0 DP: 0 HBP: 0	WP: 0 PB: 0 SB: 0 CS: 0	PA: 36		
PITCHER	IP 6.0	WLS 24	BF 4	H 2	R 2	ER 2	SO 9	BB 1	IBB 0	HBP 0	BLK 0	WP 0	HR 1	S 63	P 98	ERA 3.00	WHIP 0.833					
29 Merrill Kelly, R ERA: 3.93	(1,1)	1.0	3	0	0	0	1	0	0	0	0	0	0	11	17	0.00	0.000					
40 Andrew Chafin, L ERA: 3.2	(7,1)	1.0	3	0	0	0	1	0	0	0	0	0	0	8	11	0.00	0.000					
50 Yoan López, R ERA: 1.2	(8,1)	1.0	3	0	0	0	0	0	0	0	0	0	0	6	12	0.00	0.000					
56 Greg Holland, R ERA: 2.19	(9,1)	1.0	W	3	0	0	0	1	0	0	0	0	0	8	14	0.00	0.000					
35 Matt Andrese, R ERA: 4.99	(10,1)	1.0	W	3	0	0	0	1	0	0	0	0	0	8	14	0.00	0.000					
PITCHER	IP 6.0	WLS 24	BF 4	H 2	R 2	ER 2	SO 9	BB 1	IBB 0	HBP 0	BLK 0	WP 0	HR 1	S 63	P 98	ERA 3.00	WHIP 0.833					
16 Tim Lincecum, R OBP: 0.392, SLG: 0.341	(1,8) B FF 93 2-1 C CU 92 F SI 92 X FC 92																		San Francisco Giants @ Arizona Diamondbacks Chase Field, Phoenix, AZ Sun Jun 23 2019, 1:13 PM - 4:24 PM MST Att: 25,071 - Roof Closed - 74 F			
15 Ildemaro Vargas, S OBP: 0.289, SLG: 0.368	(1,4) C FF 93 0-1 X SL 88																					
David Peralta, L OBP: 0.355, SLG: 0.469	(1,7) B FF 94 1-1 X FC 94																					
10 Adam Jones, R OBP: 0.322, SLG: 0.474																						
5 Eduardo Escobar, S OBP: 0.341, SLG: 0.536																						
53 Christian Walker, R OBP: 0.337, SLG: 0.483																						
13 Nick Ahmed, R OBP: 0.310, SLG: 0.414																						
14 Caleb Joseph, R OBP: 0.192, SLG: 0.187																						
2 Domingo Leyba, S OBP: 0.209, SLG: 0.200																						
56 Greg Holland, R ERA: 2.19																						
35 Matt Andrese, R ERA: 4.99																						
1 Jared Dyson, L OBP: 0.286, SLG: 0.372																						
29 Merrill Kelly, R ERA: 3.94																						
40 Andrew Chafin, R ERA: 2.67																						
18 Carson Kelly, R OBP: 0.349, SLG: 0.507																						
Inning Stats	R: 0 E: 0 K: 0 S: 6	H: 0 LOB: 0 BB: 0 P: 9	R: 0 E: 0 K: 1 S: 6	H: 0 LOB: 0 BB: 0 P: 11	R: 1 E: 0 K: 0 S: 11	H: 1 LOB: 1 BB: 1 P: 19	R: 1 E: 0 K: 1 S: 16	H: 2 LOB: 1 BB: 0 P: 20	R: 0 E: 0 K: 0 S: 9	H: 0 LOB: 0 BB: 0 P: 15	R: 0 E: 0 K: 1 S: 15	H: 2 LOB: 1 BB: 0 P: 22	R: 0 E: 0 K: 0 S: 5	H: 0 LOB: 0 BB: 0 P: 8	R: 0 E: 0 K: 1 S: 7	H: 0 LOB: 0 BB: 0 P: 10	R: 1 E: 0 K: 0 S: 10	H: 2 LOB: 3 BB: 2 P: 22	1B: 6 2B: 2 3B: 0 HR: 0	SF: 0 SAC: 1 DP: 1 HBP: 0	WP: 2 PB: 0 SB: 0 CS: 0	PA: 37
PITCHER	IP 6.0	WLS 24	BF 5	H 2	R 2	ER 2	SO 2	BB 1	IBB 0	HBP 0	BLK 0	WP 1	HR 0	S 62	P 93	ERA 3.00	WHIP 1.000					
64 Shaun Anderson, R ERA: 3.94	(1,1)	2.0	5	0	0	0	1	0	0	0	0	0	0	11	18	0.00	0.000					
54 Reyes Moronta, R ERA: 2.67	(7,1)	1.0	3	0	0	0	1	0	0	0	0	0	0	7	10	0.00	0.000					
49 Sam Dyson, R ERA: 2.75	(9,1)	0.1	L	5	2	1	1	0	1	0	0	1	0	10	22	27.00	9.000					
41 Mark Melancon, R ERA: 3.41	(10,1)	0.1	L	5	2	1	1	0	1	0	0	1	0	10	22	27.00	9.000					
PITCHER	IP 6.0	WLS 24	BF 5	H 2	R 2	ER 2	SO 2	BB 1	IBB 0	HBP 0	BLK 0	WP 1	HR 0	S 62	P 93	ERA 3.00	WHIP 1.000					
16 Tim Lincecum, R OBP: 0.392, SLG: 0.341	(1,8) B FF 93 2-1 C CU 92 F SI 92 X FC 92																		San Francisco Giants @ Arizona Diamondbacks Chase Field, Phoenix, AZ Sun Jun 23 2019, 1:13 PM - 4:24 PM MST Att: 25,071 - Roof Closed - 74 F			
15 Ildemaro Vargas, S OBP: 0.289, SLG: 0.368	(1,4) C FF 93 0-1 X SL 88																					
David Peralta, L OBP: 0.355, SLG: 0.469	(1,7) B FF 94 1-1 X FC 94																					
10 Adam Jones, R OBP: 0.322, SLG: 0.474																						
5 Eduardo Escobar, S OBP: 0.341, SLG: 0.536																						
53 Christian Walker, R OBP: 0.337, SLG: 0.483																						
13 Nick Ahmed, R OBP: 0.310, SLG: 0.414																						
14 Caleb Joseph, R OBP: 0.192, SLG: 0.187																						
2 Domingo Leyba, S OBP: 0.209, SLG: 0.200																						
56 Greg Holland, R ERA: 2.19																						
35 Matt Andrese, R ERA: 4.99																						
1 Jared Dyson, L OBP: 0.286, SLG: 0.372																						
29 Merrill Kelly, R ERA: 3.94																						
40 Andrew Chafin, R ERA: 2.67																						
18 Carson Kelly, R OBP: 0.349, SLG: 0.507																						
Inning Stats	R: 0 E: 0 K: 0 S: 6	H: 0 LOB: 0 BB: 0 P: 9	R: 0 E: 0 K: 1 S: 6	H: 0 LOB: 0 BB: 0 P: 11	R: 1 E: 0 K: 0 S: 11	H: 1 LOB: 1 BB: 1 P: 19	R: 1 E: 0 K: 1 S: 16	H: 2 LOB: 1 BB: 0 P: 20	R: 0 E: 0 K: 0 S: 9	H: 0 LOB: 0 BB: 0 P: 15	R: 0 E: 0 K: 1 S: 15	H: 2 LOB: 1 BB: 0 P: 22	R: 0 E: 0 K: 0 S: 5	H: 0 LOB: 0 BB: 0 P: 8	R: 0 E: 0 K: 1 S: 7	H: 0 LOB: 0 BB: 0 P: 10	R: 1 E: 0 K: 0 S: 10	H: 2 LOB: 3 BB: 2 P: 22	1B: 6 2B: 2 3B: 0 HR: 0	SF: 0 SAC: 1 DP: 1 HBP: 0	WP: 2 PB: 0 SB: 0 CS: 0	PA: 37
PITCHER	IP 6.0	WLS 24	BF 5	H 2	R 2	ER 2	SO 2	BB 1	IBB 0	HBP 0	BLK 0	WP 1	HR 0	S 62	P 93	ERA 3.00	WHIP 1.000					
64 Shaun Anderson, R ERA: 3.94	(1,1)	2.0	5	0	0	0	1	0	0	0	0	0	0	11	18	0.00	0.000					
54 Reyes Moronta, R ERA: 2.67	(7,1)	1.0	3	0	0	0	1	0	0	0	0	0	0	7	10	0.00	0.000					
49 Sam Dyson, R ERA: 2.75	(9,1)	0.1	L	5	2	1	1	0	1	0	0	1	0	10	22	27.00	9.000					
41 Mark Melancon, R ERA: 3.41	(10,1)	0.1	L	5	2	1	1	0	1	0	0	1	0	10	22	27.00	9.000					
PITCHER	IP 6.0	WLS 24	BF 5	H 2	R 2	ER 2	SO 2	BB 1	IBB 0	HBP 0	BLK 0	WP 1	HR 0	S 62	P 93	ERA 3.00	WHIP 1.000					

Batter	1	2	3	4	5	6	7	8	9	AB	R	H	RBI	BB	SO	LOB	TOP								
14 Enrique Hernández, R (1.8) OBP: 0.285, SLG: 0.397										4	1	1	1	0	0	1	Los Angeles Dodgers @ Arizona Diamondbacks Chase Field, Phoenix, AZ Tue Jun 25 2019, 6:41 PM - 9:47 PM MST Att: 27,927 - Partly Cloudy - 103 F								
10 Justin Turner, R (1.5) OBP: 0.382, SLG: 0.442										3	1	1	1	0	0	0									
27 Alex Verdugo, L (1.9) OBP: 0.351, SLG: 0.487										4	1	1	0	0	1	0									
3 Chris Taylor, R (1.6) OBP: 0.321, SLG: 0.456										3	0	2	1	1	1	0									
16 Will Smith, R (1.2) OBP: 0.345, SLG: 0.654										3	0	0	0	1	3	3									
41 Kyle Garlick, R (1.7) OBP: 0.387, SLG: 0.593										3	0	0	0	1	2	4									
45 Matt Beaty, L (1.3) OBP: 0.316, SLG: 0.432										4	0	0	0	0	2	0									
15 Austin Barnes, R (1.4) OBP: 0.311, SLG: 0.364										2	0	0	0	0	2	0									
13 Max Muncy, L (6.4) OBP: 0.383, SLG: 0.527										1	0	0	0	1	0	0									
68 Ross Stripling, R (1.1) OBP: 0.167, SLG: 0.091										1	0	0	0	0	0	0									
17 Jose Kelly, R (4.1) OBP: 0.276, SLG: 0.345										0	0	0	0	0	0	0									
18 Kenta Maeda, R (5. PH) OBP: 0.276, SLG: 0.345										0	0	0	0	0	0	0									
7 Julio Urias, S (5.1) OBP: 0.276, SLG: 0.345										0	0	0	0	0	0	0									
52 Pedro Báez, R (8.1) OBP: 0.276, SLG: 0.345										0	0	0	0	0	0	0									
55 Russell Martin, R (9. PH) OBP: 0.276, SLG: 0.345										0	0	0	0	0	0	0									
74 Kenley Jansen, S (9.1) OBP: 0.276, SLG: 0.345										0	0	0	0	0	0	0									
Inning Stats	R: 1 H: 1 E: 0 K: 1 S: 13	H: 1 LOB: 0 BB: 0 P: 16	R: 0 H: 0 E: 0 K: 2 S: 9	H: 0 LOB: 0 BB: 0 P: 15	R: 0 H: 0 E: 0 K: 1 S: 8	H: 0 LOB: 0 BB: 0 P: 11	R: 0 H: 0 E: 0 K: 2 S: 10	H: 0 LOB: 2 BB: 1 P: 19	R: 0 H: 0 E: 0 K: 2 S: 7	H: 0 LOB: 0 BB: 0 P: 10	R: 2 H: 3 E: 0 K: 1 S: 15	H: 3 LOB: 2 BB: 1 P: 24	R: 0 H: 0 E: 0 K: 0 S: 5	H: 0 LOB: 0 BB: 1 P: 9	R: 0 H: 1 E: 0 K: 0 S: 11	H: 1 LOB: 2 BB: 1 P: 18	R: 0 H: 0 E: 0 K: 1 S: 7	H: 0 LOB: 0 BB: 0 P: 12	1B: 1 2B: 3 3B: 0 HR: 2	SF: 0 SAC: 1 DP: 1 HBP: 1	WP: 0 PB: 0 SB: 3 CS: 0	PA: 36			
PITCHER	IP WLS BF H R ER SO BB IBB HBP BLK WP HR S P ERA WHIP	IP WLS BF H R ER SO BB IBB HBP BLK WP HR S P ERA WHIP	IP WLS BF H R ER SO BB IBB HBP BLK WP HR S P ERA WHIP	IP WLS BF H R ER SO BB IBB HBP BLK WP HR S P ERA WHIP	IP WLS BF H R ER SO BB IBB HBP BLK WP HR S P ERA WHIP	IP WLS BF H R ER SO BB IBB HBP BLK WP HR S P ERA WHIP	IP WLS BF H R ER SO BB IBB HBP BLK WP HR S P ERA WHIP	IP WLS BF H R ER SO BB IBB HBP BLK WP HR S P ERA WHIP	IP WLS BF H R ER SO BB IBB HBP BLK WP HR S P ERA WHIP	IP WLS BF H R ER SO BB IBB HBP BLK WP HR S P ERA WHIP	IP WLS BF H R ER SO BB IBB HBP BLK WP HR S P ERA WHIP	IP WLS BF H R ER SO BB IBB HBP BLK WP HR S P ERA WHIP	IP WLS BF H R ER SO BB IBB HBP BLK WP HR S P ERA WHIP	IP WLS BF H R ER SO BB IBB HBP BLK WP HR S P ERA WHIP	IP WLS BF H R ER SO BB IBB HBP BLK WP HR S P ERA WHIP	IP WLS BF H R ER SO BB IBB HBP BLK WP HR S P ERA WHIP	IP WLS BF H R ER SO BB IBB HBP BLK WP HR S P ERA WHIP	IP WLS BF H R ER SO BB IBB HBP BLK WP HR S P ERA WHIP	IP WLS BF H R ER SO BB IBB HBP BLK WP HR S P ERA WHIP	IP WLS BF H R ER SO BB IBB HBP BLK WP HR S P ERA WHIP	IP WLS BF H R ER SO BB IBB HBP BLK WP HR S P ERA WHIP	IP WLS BF H R ER SO BB IBB HBP BLK WP HR S P ERA WHIP	IP WLS BF H R ER SO BB IBB HBP BLK WP HR S P ERA WHIP	IP WLS BF H R ER SO BB IBB HBP BLK WP HR S P ERA WHIP	IP WLS BF H R ER SO BB IBB HBP BLK WP HR S P ERA WHIP

AB	30
R	3
H	5
RBI	3
BB	4
SO	10
LOB	11



Batter	1	2	3	4	5	6	7	8	9	AB	R	H	RBI	BB	SO	LOB	BOTTOM								
10 Adam Jones, R (1.9) OBP: 0.316, SLG: 0.463										4	0	0	0	0	1	1	Los Angeles Dodgers @ Arizona Diamondbacks Chase Field, Phoenix, AZ Tue Jun 25 2019, 6:41 PM - 9:47 PM MST Att: 27,927 - Partly Cloudy - 103 F								
4 Ketel Marte, S (1.4) OBP: 0.363, SLG: 0.584										4	1	2	0	0	2	0									
5 Eduardo Escobar, S (1.5) OBP: 0.342, SLG: 0.531										3	1	0	0	1	2	0									
David Peralta, L (1.7) OBP: 0.356, SLG: 0.489										4	0	2	2	0	1	0									
53 Christian Walker, R (1.3) OBP: 0.338, SLG: 0.495										4	0	0	0	0	2	2									
1 Jarrod Dyson, L (1.8) OBP: 0.344, SLG: 0.366										3	0	0	0	0	0	0									
35 Matt Andriese, R (7.1) ERA: 4.79										0	0	0	0	0	0	0									
30 T.J. McFarland, L (9.1) ERA: 5.67										0	0	0	0	0	0	0									
2 Domingo Leyba, S (9. PH) OBP: 0.250, SLG: 0.250										1	0	0	0	0	0	0									
13 Nick Ahmed, R (1.6) OBP: 0.309, SLG: 0.411										4	0	1	0	0	1	0									
18 Carson Kelly, R (1.2) OBP: 0.350, SLG: 0.503										3	0	1	0	1	1	1									
38 Robbie Ray, L (1.1) OBP: 0.034, SLG: 0.034										2	0	0	0	0	0	1									
16 Tim Lincecum, R (7.8) OBP: 0.383, SLG: 0.333										1	0	0	0	0	0	1									
Inning Stats	R: 1 H: 1 E: 1 K: 1 S: 15	H: 1 LOB: 1 BB: 1 P: 26	R: 0 H: 1 E: 0 K: 1 S: 12	H: 1 LOB: 1 BB: 0 P: 20	R: 1 H: 2 E: 0 K: 2 S: 11	H: 2 LOB: 1 BB: 0 P: 14	R: 0 H: 0 E: 0 K: 1 S: 7	H: 0 LOB: 0 BB: 0 P: 10	R: 0 H: 1 E: 0 K: 0 S: 9	H: 1 LOB: 1 BB: 0 P: 9	R: 0 H: 0 E: 0 K: 1 S: 8	H: 0 LOB: 0 BB: 1 P: 11	R: 0 H: 0 E: 0 K: 0 S: 11	H: 0 LOB: 1 BB: 1 P: 20	R: 0 H: 0 E: 0 K: 2 S: 8	H: 0 LOB: 0 BB: 0 P: 13	R: 0 H: 1 E: 0 K: 1 S: 18	H: 1 LOB: 1 BB: 0 P: 27	1B: 4 2B: 2 3B: 0 HR: 0	SF: 0 SAC: 0 DP: 0 HBP: 0	WP: 0 PB: 0 SB: 1 CS: 0	PA: 35			
PITCHER	IP WLS BF H R ER SO BB IBB HBP BLK WP HR S P ERA WHIP	IP WLS BF H R ER SO BB IBB HBP BLK WP HR S P ERA WHIP	IP WLS BF H R ER SO BB IBB HBP BLK WP HR S P ERA WHIP	IP WLS BF H R ER SO BB IBB HBP BLK WP HR S P ERA WHIP	IP WLS BF H R ER SO BB IBB HBP BLK WP HR S P ERA WHIP	IP WLS BF H R ER SO BB IBB HBP BLK WP HR S P ERA WHIP	IP WLS BF H R ER SO BB IBB HBP BLK WP HR S P ERA WHIP	IP WLS BF H R ER SO BB IBB HBP BLK WP HR S P ERA WHIP	IP WLS BF H R ER SO BB IBB HBP BLK WP HR S P ERA WHIP	IP WLS BF H R ER SO BB IBB HBP BLK WP HR S P ERA WHIP	IP WLS BF H R ER SO BB IBB HBP BLK WP HR S P ERA WHIP	IP WLS BF H R ER SO BB IBB HBP BLK WP HR S P ERA WHIP	IP WLS BF H R ER SO BB IBB HBP BLK WP HR S P ERA WHIP	IP WLS BF H R ER SO BB IBB HBP BLK WP HR S P ERA WHIP	IP WLS BF H R ER SO BB IBB HBP BLK WP HR S P ERA WHIP	IP WLS BF H R ER SO BB IBB HBP BLK WP HR S P ERA WHIP	IP WLS BF H R ER SO BB IBB HBP BLK WP HR S P ERA WHIP	IP WLS BF H R ER SO BB IBB HBP BLK WP HR S P ERA WHIP	IP WLS BF H R ER SO BB IBB HBP BLK WP HR S P ERA WHIP	IP WLS BF H R ER SO BB IBB HBP BLK WP HR S P ERA WHIP	IP WLS BF H R ER SO BB IBB HBP BLK WP HR S P ERA WHIP	IP WLS BF H R ER SO BB IBB HBP BLK WP HR S P ERA WHIP	IP WLS BF H R ER SO BB IBB HBP BLK WP HR S P ERA WHIP	IP WLS BF H R ER SO BB IBB HBP BLK WP HR S P ERA WHIP	IP WLS BF H R ER SO BB IBB HBP BLK WP HR S P ERA WHIP



Batter	1	2	3	4	5	6	7	8	9	AB	R	H	RBI	BB	SO	LOB	TOP					
31 Joc Pederson, L OBP: 0.324, SLG: 0.549	G4-3		K		2B		F8			4	0	1	0	0	1	1	Los Angeles Dodgers @ Arizona Diamondbacks Chase Field, Phoenix, AZ Wed Jun 26 2019, 12:41 PM - 3:42 PM MST Att: 28,752 - Roof Closed - 75 F					
27 Alex Verdugo, L OBP: 0.350, SLG: 0.481	G4-3		G4-6-3		BB			G1-3		3	0	0	0	1	0	1						
45 Matt Beaty, L OBP: 0.313, SLG: 0.436	L8			G5-3	K			2B		4	0	1	0	0	1	2						
35 Cody Bellinger, L OBP: 0.452, SLG: 0.711						G3-1				2	2	1	1	1	0	0						
63 Yimi Garcia, R										0	0	0	0	0	0	0						
47 JT Chargois, S										0	0	0	0	0	0	0						
15 Austin Barnes, R OBP: 0.315, SLG: 0.364										0	0	0	0	1	0	0						
13 Max Muncy, L OBP: 0.378, SLG: 0.519	G4-3			G3		G6-3		G4-3		4	0	0	0	0	0	3						
3 Chris Taylor, R OBP: 0.321, SLG: 0.454	SF8			E3						3	0	1	1	0	1	0						
14 Enrique Hernández, R OBP: 0.284, SLG: 0.352				P2		K				3	0	0	0	1	1	2						
55 Russell Martin, R OBP: 0.349, SLG: 0.330					F8			K		4	0	0	0	0	3	1						
46 Tony Gonsolin, R OBP: 0.500, SLG: 0.500					F8					2	0	1	0	0	0	0						
64 Caleb Ferguson, R								P4		0	0	0	0	0	0	0						
41 Kyle Garlick, R OBP: 0.355, SLG: 0.571										1	0	0	0	0	0	0						
Inning Stats	R: 0 E: 0 K: 0 S: 13	H: 0 LOB: 0 BB: 0 P: 18	R: 1 E: 0 K: 1 S: 9	H: 0 LOB: 1 BB: 2 P: 21	R: 0 E: 0 K: 1 S: 7	H: 1 LOB: 0 BB: 0 P: 10	R: 1 E: 0 K: 0 S: 14	H: 1 LOB: 2 BB: 1 P: 22	R: 0 E: 0 K: 1 S: 12	H: 0 LOB: 0 BB: 0 P: 19	R: 0 E: 0 K: 1 S: 8	H: 1 LOB: 1 BB: 0 P: 11	R: 0 E: 0 K: 2 S: 9	H: 0 LOB: 0 BB: 0 P: 18	R: 0 E: 0 K: 2 S: 12	H: 0 LOB: 0 BB: 0 P: 18	1B: 2 2B: 2 3B: 0 HR: 1	SF: 1 SAC: 0 DP: 2 HBP: 0	WP: 1 PB: 0 SB: 0 CS: 0	PA: 35		
PITCHER	IP WLS BF H R ER SO BB IBB HBP BLK WP HR S P ERA WHIP	IP WLS BF H R ER SO BB IBB HBP BLK WP HR S P ERA WHIP	IP WLS BF H R ER SO BB IBB HBP BLK WP HR S P ERA WHIP	IP WLS BF H R ER SO BB IBB HBP BLK WP HR S P ERA WHIP	IP WLS BF H R ER SO BB IBB HBP BLK WP HR S P ERA WHIP	IP WLS BF H R ER SO BB IBB HBP BLK WP HR S P ERA WHIP	IP WLS BF H R ER SO BB IBB HBP BLK WP HR S P ERA WHIP	IP WLS BF H R ER SO BB IBB HBP BLK WP HR S P ERA WHIP	IP WLS BF H R ER SO BB IBB HBP BLK WP HR S P ERA WHIP	IP WLS BF H R ER SO BB IBB HBP BLK WP HR S P ERA WHIP	IP WLS BF H R ER SO BB IBB HBP BLK WP HR S P ERA WHIP	IP WLS BF H R ER SO BB IBB HBP BLK WP HR S P ERA WHIP	IP WLS BF H R ER SO BB IBB HBP BLK WP HR S P ERA WHIP	IP WLS BF H R ER SO BB IBB HBP BLK WP HR S P ERA WHIP	IP WLS BF H R ER SO BB IBB HBP BLK WP HR S P ERA WHIP	IP WLS BF H R ER SO BB IBB HBP BLK WP HR S P ERA WHIP	IP WLS BF H R ER SO BB IBB HBP BLK WP HR S P ERA WHIP					
45 Taylor Clarke, R ERA: 6.1	5.0	W	21	3	2	2	3	3	0	0	0	0	0	0	0	0	1	1	57	93	3.60	1.200
40 Andrew Chafin, L ERA: 3.08	0.2		2	0	0	0	0	0	0	0	0	0	0	0	0	0	0	0	6	10	0.00	0.000
58 Stefan Crichton, R ERA: 4.5	2.1		9	2	0	0	2	1	0	0	0	0	0	0	0	0	0	0	23	36	0.00	1.286
25 Archie Bradley, R ERA: 5.5	1.0		3	0	0	0	2	0	0	0	0	0	0	0	0	0	0	0	12	18	0.00	0.000

Batter	1	2	3	4	5	6	7	8	9	AB	R	H	RBI	BB	SO	LOB	BOTTOM					
1 Jarrod Dyson, L OBP: 0.349, SLG: 0.377	E	SF7		1B	K			P5		5	1	3	1	0	1	3	Los Angeles Dodgers @ Arizona Diamondbacks Chase Field, Phoenix, AZ Wed Jun 26 2019, 12:41 PM - 3:42 PM MST Att: 28,752 - Roof Closed - 75 F					
16 Tim Lincecum, R OBP: 0.378, SLG: 0.333	E	SF7		G6-3		K				3	1	1	1	0	1	1						
David Peralta, L OBP: 0.351, SLG: 0.482	E3	F9		E3	F8					4	2	0	1	0	0	2						
5 Eduardo Escobar, S OBP: 0.344, SLG: 0.540	HR		G4-3		F7					4	2	2	3	0	0	0						
22 Jake Lamb, L OBP: 0.318, SLG: 0.263	G6-3		K		K			K		4	0	0	0	0	3	2						
15 Ildemaro Vargas, S OBP: 0.288, SLG: 0.372	G6-3		G5-3		2B			G3-1		4	0	1	2	0	0	0						
13 Nick Ahmed, R OBP: 0.308, SLG: 0.406	K		K		2B			F8		3	0	0	0	1	2	0						
14 Caleb Joseph, R OBP: 0.200, SLG: 0.214	E6		F8		F9			P6		4	1	1	0	0	0	2						
45 Taylor Clarke, R OBP: 0.231, SLG: 0.452			FC3-6		F8					2	1	0	0	0	0	2						
40 Andrew Chafin, L ERA: 5.49										1	0	0	0	0	0	0						
58 Stefan Crichton, R ERA: 4.5										0	0	0	0	0	0	0						
53 Christian Walker, R OBP: 0.337, SLG: 0.609										0	0	0	0	0	0	0						
25 Archie Bradley, R ERA: 5.5										0	0	0	0	0	0	0						
Inning Stats	R: 4 E: 1 K: 1 S: 20	H: 3 LOB: 0 BB: 0 P: 33	R: 1 E: 1 K: 0 S: 10	H: 1 LOB: 1 BB: 0 P: 12	R: 0 E: 0 K: 1 S: 9	H: 0 LOB: 0 BB: 0 P: 14	R: 1 E: 0 K: 1 S: 12	H: 2 LOB: 1 BB: 0 P: 18	R: 2 E: 1 K: 2 S: 21	H: 3 LOB: 3 BB: 1 P: 34	R: 0 E: 0 K: 1 S: 8	H: 0 LOB: 0 BB: 0 P: 12	R: 0 E: 0 K: 1 S: 7	H: 0 LOB: 0 BB: 0 P: 9	R: 0 E: 0 K: 1 S: 5	H: 0 LOB: 0 BB: 0 P: 8	1B: 5 2B: 3 3B: 0 HR: 1	SF: 1 SAC: 0 DP: 0 HBP: 0	WP: 0 PB: 0 SB: 4 CS: 0	PA: 37		
PITCHER	IP WLS BF H R ER SO BB IBB HBP BLK WP HR S P ERA WHIP	IP WLS BF H R ER SO BB IBB HBP BLK WP HR S P ERA WHIP	IP WLS BF H R ER SO BB IBB HBP BLK WP HR S P ERA WHIP	IP WLS BF H R ER SO BB IBB HBP BLK WP HR S P ERA WHIP	IP WLS BF H R ER SO BB IBB HBP BLK WP HR S P ERA WHIP	IP WLS BF H R ER SO BB IBB HBP BLK WP HR S P ERA WHIP	IP WLS BF H R ER SO BB IBB HBP BLK WP HR S P ERA WHIP	IP WLS BF H R ER SO BB IBB HBP BLK WP HR S P ERA WHIP	IP WLS BF H R ER SO BB IBB HBP BLK WP HR S P ERA WHIP	IP WLS BF H R ER SO BB IBB HBP BLK WP HR S P ERA WHIP	IP WLS BF H R ER SO BB IBB HBP BLK WP HR S P ERA WHIP	IP WLS BF H R ER SO BB IBB HBP BLK WP HR S P ERA WHIP	IP WLS BF H R ER SO BB IBB HBP BLK WP HR S P ERA WHIP	IP WLS BF H R ER SO BB IBB HBP BLK WP HR S P ERA WHIP	IP WLS BF H R ER SO BB IBB HBP BLK WP HR S P ERA WHIP	IP WLS BF H R ER SO BB IBB HBP BLK WP HR S P ERA WHIP						
46 Tony Gonsolin, R ERA: 9.0	4.0	L	20	6	6	4	3	0	0	0	0	0	0	0	0	0	1	1	51	77	9.00	1.500
64 Caleb Ferguson, L ERA: 5.49	1.0		8	3	2	1	2	1	0	0	0	0	0	0	0	0	0	0	21	34	9.00	4.000
63 Yimi Garcia, R ERA: 3.9	1.0		3	0	0	0	1	0	0	0	0	0	0	0	0	0	0	0	8	12	0.00	0.000
47 JT Chargois, R ERA: 5.4	1.0		3	0	0	0	1	0	0	0	0	0	0	0	0	0	0	0	7	9	0.00	0.000
55 Russell Martin, R ERA: 5.5	1.0		3	0	0	0	1	0	0	0	0	0	0	0	0	0	0	0	5	8	0.00	0.000

Batter	1	2	3	4	5	6	7	8	9	AB	R	H	RBI	BB	SO	LOB	TOP										
10 Adam Jones, R OBP: 0.311, SLG: 0.455	F7		P3		G6-3		F8		F9	5	0	0	0	0	0	1											
1 Jarrod Dyson, L OBP: 0.343, SLG: 0.369	L3			G4-3		F8	G1-3			4	0	0	0	0	0	0											
4 Ketel Marte, S OBP: 0.369, SLG: 0.589	F9			2B 53 G4-3 BB					G1-6-3 1B	3	1	2	0	1	0	0											
David Peralta, L OBP: 0.356, SLG: 0.487				53 G4-3 1B					G1-6-3 1-2 2B	3	0	2	0	1	0	1											
53 Christian Walker, R OBP: 0.332, SLG: 0.486				G1-4-3 1-2 2B					G6-3	4	0	0	1	0	1	4											
22 Jake Lamb, L OBP: 0.320, SLG: 0.238																											
40 Andrew Chafin, R OBP: 0.375, SLG: 0.330																											
50 Yoan López, R OBP: 0.375, SLG: 0.330																											
16 Tim Lincecum, R OBP: 0.375, SLG: 0.330																											
56 Greg Holland, R OBP: 0.375, SLG: 0.330																											
13 Nick Ahmed, R OBP: 0.310, SLG: 0.416																											
18 Carson Kelly, R OBP: 0.354, SLG: 0.528																											
49 Alex Young, L OBP: 0.354, SLG: 0.528																											
5 Eduardo Escobar, S OBP: 0.354, SLG: 0.528																											
66 Yoshihisa Hirano, R OBP: 0.354, SLG: 0.528																											
Inning Stats	R: 0 E: 0 K: 0 S: 8	H: 0 LOB: 0 BB: 0 P: 12	R: 0 E: 0 K: 0 S: 10	H: 1 LOB: 1 BB: 1 P: 17	R: 0 E: 0 K: 2 S: 9	H: 0 LOB: 0 BB: 0 P: 14	R: 1 E: 0 K: 0 S: 12	H: 1 LOB: 1 BB: 1 P: 19	R: 1 E: 0 K: 1 S: 9	H: 1 LOB: 0 BB: 0 P: 13	R: 0 E: 0 K: 2 S: 10	H: 1 LOB: 2 BB: 1 P: 16	R: 2 E: 0 K: 0 S: 14	H: 1 LOB: 0 BB: 1 P: 21	R: 0 E: 0 K: 0 S: 6	H: 1 LOB: 1 BB: 0 P: 11	R: 1 E: 0 K: 1 S: 14	H: 2 LOB: 1 BB: 0 P: 20	1B: 3 2B: 3 3B: 0 HR: 2	SF: 0 SAC: 0 DP: 2 HBP: 0	WP: 0 PB: 0 SB: 0 CS: 0	PA: 37					
PITCHER	IP	WLS	BF	H	R	ER	SO	BB	IBB	HBP	BLK	WP	HR	S	P	ERA	WHIP										
38 Tyler Beede, R ERA: 6.45	5.1	L	22	4	2	2	3	3	0	0	0	0	1	52	84	3.38	1.312										
54 Reyes Moronta, R ERA: 2.62	0.2		0	0	0	0	2	0	0	0	0	0	0	6	7	0.00	0.000										
58 Trevor Gott, R ERA: 4.09	1.0		5	1	2	2	0	1	0	0	0	0	1	14	21	18.00	2.000										
41 Mark Melancon, R ERA: 3.46	1.0		3	1	0	0	0	0	0	0	0	0	0	6	11	0.00	1.000										
57 Derek Rodriguez, R ERA: 4.88	1.0		5	2	1	1	1	0	0	0	0	0	0	14	20	9.00	2.000										

Arizona Diamondbacks @ San Francisco Giants
Oracle Park, San Francisco, CA
Thu Jun 27 2019, 6:45 PM - 9:27 PM PDT
Att: 30,790 - Partly Cloudy - 61 F

AB 33
R 5
H 8
RBI 5
BB 4
SO 6
LOB 10



Batter	1	2	3	4	5	6	7	8	9	AB	R	H	RBI	BB	SO	LOB	BOTTOM										
7 Donovan Solano, R OBP: 0.339, SLG: 0.333	G4-3									3	0	1	0	0	1	0											
12 Joe Panik, L OBP: 0.315, SLG: 0.333										1	0	0	0	0	0	0											
9 Brandon Belt, L OBP: 0.355, SLG: 0.425										3	1	1	1	1	0	0											
57 Derek Rodriguez, R OBP: 0.176, SLG: 0.176										0	0	0	0	0	0	0											
19 Tyler Austin, R OBP: 0.280, SLG: 0.434										2	0	0	0	0	0	0											
8 Alex Dickerson, L OBP: 0.356, SLG: 0.512										1	0	0	0	1	0	2											
28 Buster Posey, R OBP: 0.295, SLG: 0.356										3	0	0	0	0	0	3											
10 Evan Longoria, R OBP: 0.299, SLG: 0.374										4	0	0	0	0	1	4											
1 Kevin Pillar, R OBP: 0.256, SLG: 0.392										4	0	0	0	0	1	2											
35 Brandon Crawford, L OBP: 0.287, SLG: 0.335										3	0	1	0	0	0	1											
5 Mike Yastrzemski, L OBP: 0.294, SLG: 0.434										3	0	0	0	0	2	1											
38 Tyler Beede, R ERA: 1.8	5.0	W	20	3	1	1	5	1	0	1	47	74	1.80	0.800													
66 Yoshihisa Hirano, R ERA: 4.45	1.1	H	4	0	0	0	0	0	0	0	10	16	0.00	0.000													
40 Andrew Chafin, L ERA: 3.0	0.2	H	2	0	0	0	1	0	0	0	6	9	0.00	0.000													
50 Yoan López, R ERA: 1.13	1.0	H	3	0	0	0	0	0	0	0	5	9	0.00	0.000													
56 Greg Holland, R ERA: 2.08	1.0		4	0	0	0	0	1	0	0	6	10	0.00	1.000													
Inning Stats	R: 0 E: 0 K: 0 S: 10	H: 0 LOB: 0 BB: 0 P: 16	R: 0 E: 0 K: 1 S: 9	H: 0 LOB: 1 BB: 0 P: 12	R: 0 E: 0 K: 2 S: 7	H: 0 LOB: 0 BB: 0 P: 11	R: 1 E: 0 K: 1 S: 7	H: 1 LOB: 0 BB: 0 P: 13	R: 0 E: 0 K: 1 S: 9	H: 1 LOB: 1 BB: 0 P: 12	R: 0 E: 0 K: 0 S: 14	H: 1 LOB: 2 BB: 1 P: 24	R: 0 E: 0 K: 1 S: 7	H: 0 LOB: 0 BB: 0 P: 11	R: 0 E: 0 K: 0 S: 5	H: 0 LOB: 0 BB: 0 P: 9	R: 0 E: 0 K: 0 S: 6	H: 0 LOB: 1 BB: 1 P: 10	1B: 1 2B: 1 3B: 0 HR: 1	SF: 0 SAC: 0 DP: 0 HBP: 1	WP: 0 PB: 0 SB: 0 CS: 0	PA: 33					
PITCHER	IP	WLS	BF	H	R	ER	SO	BB	IBB	HBP	BLK	WP	HR	S	P	ERA	WHIP										
49 Alex Young, L ERA: 1.8	5.0	W	20	3	1	1	5	1	0	1	47	74	1.80	0.800													
66 Yoshihisa Hirano, R ERA: 4.45	1.1	H	4	0	0	0	0	0	0	0	10	16	0.00	0.000													
40 Andrew Chafin, L ERA: 3.0	0.2	H	2	0	0	0	1	0	0	0	6	9	0.00	0.000													
50 Yoan López, R ERA: 1.13	1.0	H	3	0	0	0	0	0	0	0	5	9	0.00	0.000													
56 Greg Holland, R ERA: 2.08	1.0		4	0	0	0	0	1	0	0	6	10	0.00	1.000													

Arizona Diamondbacks @ San Francisco Giants
Oracle Park, San Francisco, CA
Thu Jun 27 2019, 6:45 PM - 9:27 PM PDT
Att: 30,790 - Partly Cloudy - 61 F

AB 30
R 1
H 3
RBI 1
BB 2
SO 6
LOB 14



Batter	1	2	3	4	5	6	7	8	9	AB	R	H	RBI	BB	SO	LOB	TOP					
10 Adam Jones, R OBP: 0.315, SLG: 0.448										5	1	2	1	0	1	1	<p>Arizona Diamondbacks @ San Francisco Giants Oracle Park, San Francisco, CA Sun Jun 30 2019, 1:08 PM - 4:15 PM PDT Att: 31,778 - Sunny - 64 F</p> <p>livebaseballscores.com</p>					
16 Tim Lincecum, R OBP: 0.380, SLG: 0.327										4	0	1	0	0	0	3						
4 Ketel Marte, S OBP: 0.357, SLG: 0.571										4	0	0	1	0	1	3						
5 Eduardo Escobar, S OBP: 0.351, SLG: 0.541										3	0	1	0	1	1	1						
53 Christian Walker, R OBP: 0.328, SLG: 0.474										4	0	1	1	0	3	2						
13 Nick Ahmed, R OBP: 0.308, SLG: 0.416										4	1	1	0	0	0	2						
18 Carson Kelly, R OBP: 0.354, SLG: 0.527										4	0	0	0	0	3	1						
15 Ildemaro Vargas, S OBP: 0.296, SLG: 0.375										2	1	1	1	1	0	0						
38 Robbie Ray, L OBP: 0.285, SLG: 0.229										1	0	0	0	0	0	0						
21 Zack Cozart, R OBP: 0.317, SLG: 0.493										1	0	0	0	0	0	0						
25 Archie Bradley, R ERA: 5.27										0	0	0	0	0	0	0						
35 Matt Andriese, R ERA: 5.83										0	0	0	0	0	0	0						
30 T.J. McFarland, L ERA: 6.37										0	0	0	0	0	0	0						
22 Jake Lamb, L OBP: 0.346, SLG: 0.529										1	1	1	0	0	0	0						
52 Zack Cozart, R ERA: 6.61										0	0	0	0	0	0	0						
David Peraltá, L ERA: 3.93										1	0	0	0	0	0	1						
Inning Stats	R: 0 E: 0 K: 0 S: 9	H: 0 LOB: 0 BB: 0 P: 14	R: 0 E: 0 K: 1 S: 7	H: 0 LOB: 0 BB: 0 P: 11	R: 0 E: 0 K: 1 S: 7	H: 0 LOB: 0 BB: 0 P: 8	R: 0 E: 0 K: 2 S: 15	H: 2 LOB: 2 BB: 0 P: 21	R: 1 E: 0 K: 2 S: 10	H: 1 LOB: 0 BB: 0 P: 15	R: 0 E: 0 K: 1 S: 9	H: 1 LOB: 1 BB: 0 P: 12	R: 0 E: 0 K: 2 S: 10	H: 0 LOB: 0 BB: 0 P: 15	R: 3 E: 0 K: 0 S: 21	H: 4 LOB: 2 BB: 1 P: 37	R: 0 E: 0 K: 2 S: 14	H: 0 LOB: 1 BB: 1 P: 21	1B: 6 2B: 1 3B: 1 HR: 0	SF: 1 SAC: 0 DP: 0 HBP: 0	WP: 0 PB: 0 SB: 0 CS: 0	PA: 37
PITCHER	IP: 7.0 WLS: W BF: 25 H: 4 R: 1 ER: 1 SO: 9 BB: 0 IBB: 0 HBP: 0 BLK: 0 WP: 0 HR: 0 S: 67 P: 96 ERA: 1.29 WHIP: 0.571	IP: 0.2 WLS: L BF: 7 H: 4 R: 3 ER: 3 SO: 0 BB: 1 IBB: 0 HBP: 0 BLK: 0 WP: 0 HR: 0 S: 19 P: 33 ERA: 40.50 WHIP: 7.500	IP: 1.1 WLS: L BF: 5 H: 0 R: 0 ER: 0 SO: 2 BB: 1 IBB: 0 HBP: 0 BLK: 0 WP: 0 HR: 0 S: 16 P: 25 ERA: 0.00 WHIP: 0.750	PITCHER																		

Batter	1	2	3	4	5	6	7	8	9	AB	R	H	RBI	BB	SO	LOB	BOTTOM				
7 Donovan Solano, R OBP: 0.328, SLG: 0.323										5	0	1	0	0	0	2	<p>Arizona Diamondbacks @ San Francisco Giants Oracle Park, San Francisco, CA Sun Jun 30 2019, 1:08 PM - 4:15 PM PDT Att: 31,778 - Sunny - 64 F</p> <p>livebaseballscores.com</p>				
9 Brandon Belt, L OBP: 0.358, SLG: 0.422										3	2	1	0	2	0	3					
19 Tyler Austin, R OBP: 0.285, SLG: 0.422										2	1	0	0	1	2	1					
8 Alex Dickerson, L OBP: 0.345, SLG: 0.529										2	1	1	0	0	0	2					
28 Buster Posey, R OBP: 0.315, SLG: 0.382										3	1	3	0	1	0	0					
21 Stephen Vogt, L OBP: 0.346, SLG: 0.495										1	0	0	0	0	1	0					
10 Evan Longoria, R OBP: 0.300, SLG: 0.371										4	2	1	1	1	2	4					
1 Kevin Pillar, R OBP: 0.268, SLG: 0.408										5	2	4	5	0	0	0					
5 Mike Yastrzemski, L OBP: 0.299, SLG: 0.441										4	1	1	2	0	2	4					
12 Joe Panik, L OBP: 0.313, SLG: 0.326										2	0	0	1	1	1	0					
40 Madison Bumgarner, R OBP: 0.231, SLG: 0.229										3	0	0	0	0	2	1					
48 Pablo Sandoval, S OBP: 0.300, SLG: 0.556										1	0	1	1	0	0	0					
57 Derek Rodriguez, R OBP: 0.170, SLG: 0.178										0	0	0	0	0	0	0					
58 Trevor Gott, R ERA: 6.61										0	0	0	0	0	0	0					
Inning Stats	R: 0 E: 0 K: 1 S: 11	H: 1 LOB: 2 BB: 1 P: 17	R: 2 E: 0 K: 0 S: 12	H: 1 LOB: 0 BB: 1 P: 19	R: 2 E: 0 K: 2 S: 22	H: 3 LOB: 2 BB: 1 P: 31	R: 0 E: 0 K: 2 S: 11	H: 1 LOB: 1 BB: 0 P: 16	R: 0 E: 0 K: 2 S: 15	H: 2 LOB: 2 BB: 0 P: 17	R: 0 E: 0 K: 1 S: 6	H: 0 LOB: 0 BB: 1 P: 12	R: 6 E: 1 K: 0 S: 16	H: 5 LOB: 2 BB: 2 P: 30	R: 0 E: 0 K: 2 S: 9	H: 0 LOB: 0 BB: 0 P: 12		1B: 8 2B: 4 3B: 0 HR: 1	SF: 1 SAC: 0 DP: 1 HBP: 0	WP: 0 PB: 0 SB: 0 CS: 0	PA: 42
PITCHER	IP: 4.0 WLS: L BF: 20 H: 6 R: 4 ER: 4 SO: 4 BB: 3 IBB: 0 HBP: 0 BLK: 0 WP: 0 HR: 0 S: 56 P: 83 ERA: 9.00 WHIP: 2.250	IP: 2.0 WLS: L BF: 8 H: 2 R: 0 ER: 0 SO: 3 BB: 1 IBB: 0 HBP: 0 BLK: 0 WP: 0 HR: 0 S: 21 P: 29 ERA: 0.00 WHIP: 1.500	IP: 0.0 WLS: L BF: 5 H: 3 R: 5 ER: 5 SO: 0 BB: 2 IBB: 0 HBP: 0 BLK: 0 WP: 0 HR: 0 S: 6 P: 15 ERA: ∞ WHIP: ∞	IP: 1.0 WLS: L BF: 6 H: 2 R: 1 ER: 1 SO: 0 BB: 0 IBB: 0 HBP: 0 BLK: 0 WP: 0 HR: 0 S: 10 P: 15 ERA: 9.00 WHIP: 2.000	IP: 1.0 WLS: L BF: 3 H: 0 R: 0 ER: 0 SO: 2 BB: 0 IBB: 0 HBP: 0 BLK: 0 WP: 0 HR: 0 S: 9 P: 12 ERA: 0.00 WHIP: 0.000	PITCHER															

Batter	1	2	3	4	5	6	7	8	9	AB	R	H	RBI	BB	SO	LOB	TOP							
1 Jarrod Dyson, L (1,8) OBP: 0.346, SLG: 0.368										4	0	0	0	1	3	2								
4 Ketel Marte, S (1,4) OBP: 0.355, SLG: 0.565										5	1	1	0	0	0	2								
David Peralta, L (1,7) OBP: 0.354, SLG: 0.479										5	1	3	0	0	1	0								
5 Eduardo Escobar, S (1,5) OBP: 0.353, SLG: 0.542										3	0	1	1	1	0	3								
10 Adam Jones, R (1,9) OBP: 0.311, SLG: 0.442										4	0	0	1	0	2	3								
22 Jake Lamb, L (1,3) OBP: 0.384, SLG: 0.296										2	1	0	0	1	0	1								
13 Nick Ahmed, R (1,6) OBP: 0.307, SLG: 0.424										4	1	1	2	0	2	2								
31 Alex Avila, L (1,2) OBP: 0.407, SLG: 0.500										3	0	0	0	1	1	0								
45 Taylor Clarke, R (1,1) OBP: 0.333, SLG: 0.533										2	0	2	0	0	0	0								
49 Alex Young, L (4,1)										1	0	0	0	0	1	0								
50 Yoan López, R (7,1)										0	0	0	0	0	0	0								
40 Andrew Chafin, R (7,1)										0	0	0	0	0	0	0								
15 Ildemaro Vargas, S (8,PH)										1	0	0	0	0	0	1								
66 Yoshihisa Hirano, R (8,1)										0	0	0	0	0	0	0								
56 Greg Holland, R (9,1)										0	0	0	0	0	0	0								
30 T.J. McFarland, L (9,1)										0	0	0	0	0	0	0								
Inning Stats	R: 1 E: 0 K: 2 S: 15	H: 2 LOB: 1 BB: 0 P: 18	R: 2 E: 1 K: 1 S: 12	H: 2 LOB: 1 BB: 1 P: 18	R: 0 E: 0 K: 2 S: 10	H: 0 LOB: 1 BB: 1 P: 18	R: 0 E: 0 K: 2 S: 10	H: 1 LOB: 1 BB: 0 P: 13	R: 1 E: 0 K: 1 S: 14	H: 2 LOB: 2 BB: 0 P: 19	R: 0 E: 0 K: 1 S: 10	H: 0 LOB: 1 BB: 1 P: 18	R: 0 E: 0 K: 1 S: 8	H: 0 LOB: 1 BB: 1 P: 11	R: 0 E: 0 K: 0 S: 6	H: 0 LOB: 1 BB: 0 P: 7	R: 0 E: 0 K: 1 S: 8	H: 0 LOB: 1 BB: 1 P: 9	1B: 6 2B: 1 3B: 0 HR: 1	SF: 0 SAC: 0 DP: 1 HBP: 1	WP: 0 PB: 0 SB: 0 CS: 0	PA: 39		
PITCHER	IP ERA WLS BF H R ER SO BB IBB HBP BLK WP HR S P ERA WHIP	IP ERA WLS BF H R ER SO BB IBB HBP BLK WP HR S P ERA WHIP	IP ERA WLS BF H R ER SO BB IBB HBP BLK WP HR S P ERA WHIP	IP ERA WLS BF H R ER SO BB IBB HBP BLK WP HR S P ERA WHIP	IP ERA WLS BF H R ER SO BB IBB HBP BLK WP HR S P ERA WHIP	IP ERA WLS BF H R ER SO BB IBB HBP BLK WP HR S P ERA WHIP	IP ERA WLS BF H R ER SO BB IBB HBP BLK WP HR S P ERA WHIP	IP ERA WLS BF H R ER SO BB IBB HBP BLK WP HR S P ERA WHIP	IP ERA WLS BF H R ER SO BB IBB HBP BLK WP HR S P ERA WHIP	IP ERA WLS BF H R ER SO BB IBB HBP BLK WP HR S P ERA WHIP	IP ERA WLS BF H R ER SO BB IBB HBP BLK WP HR S P ERA WHIP	IP ERA WLS BF H R ER SO BB IBB HBP BLK WP HR S P ERA WHIP	IP ERA WLS BF H R ER SO BB IBB HBP BLK WP HR S P ERA WHIP	IP ERA WLS BF H R ER SO BB IBB HBP BLK WP HR S P ERA WHIP	IP ERA WLS BF H R ER SO BB IBB HBP BLK WP HR S P ERA WHIP	IP ERA WLS BF H R ER SO BB IBB HBP BLK WP HR S P ERA WHIP	IP ERA WLS BF H R ER SO BB IBB HBP BLK WP HR S P ERA WHIP	IP ERA WLS BF H R ER SO BB IBB HBP BLK WP HR S P ERA WHIP	IP ERA WLS BF H R ER SO BB IBB HBP BLK WP HR S P ERA WHIP	IP ERA WLS BF H R ER SO BB IBB HBP BLK WP HR S P ERA WHIP	IP ERA WLS BF H R ER SO BB IBB HBP BLK WP HR S P ERA WHIP	IP ERA WLS BF H R ER SO BB IBB HBP BLK WP HR S P ERA WHIP	IP ERA WLS BF H R ER SO BB IBB HBP BLK WP HR S P ERA WHIP	IP ERA WLS BF H R ER SO BB IBB HBP BLK WP HR S P ERA WHIP

Arizona Diamondbacks @ Los Angeles Dodgers
Dodger Stadium, Los Angeles, CA
Tue Jul 02 2019, 7:12 PM - 10:36 PM PDT
Att: 52,969 - Clear - 75 F

livebaseballscores.com

AB 34
R 4
H 8
RBI 4
BB 4
SO 10
LOB 14

Batter	1	2	3	4	5	6	7	8	9	AB	R	H	RBI	BB	SO	LOB	BOTTOM							
31 Joc Pederson, L (1,3) OBP: 0.335, SLG: 0.535										2	0	0	0	1	0	3								
41 Kyle Garlick, R (7,PH) OBP: 0.324, SLG: 0.516										1	0	0	0	0	1	1								
51 Dylan Floro, L (8,1)										0	0	0	0	0	0	0								
63 Yimi García, R (9,1)										0	1	0	0	1	0	0								
55 Russell Martin, R (9,PH)										4	0	0	0	1	1	2								
27 Alex Verdugo, L (1,8) OBP: 0.357, SLG: 0.498										4	0	0	0	1	1	2								
45 Matt Beaty, L (1,7) OBP: 0.300, SLG: 0.412										4	0	1	1	1	0	0								
35 Cody Bellinger, L (1,9) OBP: 0.441, SLG: 0.692										4	0	1	1	1	0	2								
13 Max Muncy, L (1,4) OBP: 0.376, SLG: 0.535										3	1	0	0	1	1	1								
14 Enrique Hernández, R (1,6) OBP: 0.287, SLG: 0.413										4	1	1	2	0	1	1								
43 Edwin Ríos, L (1,5) OBP: 0.400, SLG: 0.417										3	1	0	0	1	1	0								
15 Austin Barnes, R (1,2) OBP: 0.305, SLG: 0.352										4	0	1	0	0	0	0								
68 Ross Stripling, R (1,1) OBP: 0.286, SLG: 0.231										2	0	2	1	0	0	0								
17 Joe Kelly, R (5,1)										0	0	0	0	0	0	0								
52 Pedro Báez, R (7,1)										0	0	0	0	0	0	0								
3 Chris Taylor, R (7,PH) OBP: 0.336, SLG: 0.483										1	1	1	0	1	0	0								
Inning Stats	R: 0 E: 0 K: 0 S: 8	H: 1 LOB: 1 BB: 1 P: 16	R: 1 E: 0 K: 0 S: 15	H: 2 LOB: 2 BB: 1 P: 26	R: 0 E: 0 K: 1 S: 6	H: 0 LOB: 0 BB: 1 P: 11	R: 2 E: 0 K: 0 S: 12	H: 2 LOB: 1 BB: 1 P: 21	R: 0 E: 0 K: 0 S: 5	H: 0 LOB: 0 BB: 0 P: 9	R: 0 E: 0 K: 1 S: 9	H: 0 LOB: 0 BB: 0 P: 14	R: 0 E: 0 K: 1 S: 12	H: 1 LOB: 1 BB: 0 P: 18	R: 0 E: 0 K: 2 S: 11	H: 1 LOB: 1 BB: 0 P: 15	R: 0 E: 0 K: 0 S: 12	H: 0 LOB: 3 BB: 5 P: 36	1B: 3 2B: 3 3B: 1 HR: 1	SF: 0 SAC: 0 DP: 1 HBP: 0	WP: 0 PB: 0 SB: 0 CS: 0	PA: 40		
PITCHER	IP ERA WLS BF H R ER SO BB IBB HBP BLK WP HR S P ERA WHIP	IP ERA WLS BF H R ER SO BB IBB HBP BLK WP HR S P ERA WHIP	IP ERA WLS BF H R ER SO BB IBB HBP BLK WP HR S P ERA WHIP	IP ERA WLS BF H R ER SO BB IBB HBP BLK WP HR S P ERA WHIP	IP ERA WLS BF H R ER SO BB IBB HBP BLK WP HR S P ERA WHIP	IP ERA WLS BF H R ER SO BB IBB HBP BLK WP HR S P ERA WHIP	IP ERA WLS BF H R ER SO BB IBB HBP BLK WP HR S P ERA WHIP	IP ERA WLS BF H R ER SO BB IBB HBP BLK WP HR S P ERA WHIP	IP ERA WLS BF H R ER SO BB IBB HBP BLK WP HR S P ERA WHIP	IP ERA WLS BF H R ER SO BB IBB HBP BLK WP HR S P ERA WHIP	IP ERA WLS BF H R ER SO BB IBB HBP BLK WP HR S P ERA WHIP	IP ERA WLS BF H R ER SO BB IBB HBP BLK WP HR S P ERA WHIP	IP ERA WLS BF H R ER SO BB IBB HBP BLK WP HR S P ERA WHIP	IP ERA WLS BF H R ER SO BB IBB HBP BLK WP HR S P ERA WHIP	IP ERA WLS BF H R ER SO BB IBB HBP BLK WP HR S P ERA WHIP	IP ERA WLS BF H R ER SO BB IBB HBP BLK WP HR S P ERA WHIP	IP ERA WLS BF H R ER SO BB IBB HBP BLK WP HR S P ERA WHIP	IP ERA WLS BF H R ER SO BB IBB HBP BLK WP HR S P ERA WHIP	IP ERA WLS BF H R ER SO BB IBB HBP BLK WP HR S P ERA WHIP	IP ERA WLS BF H R ER SO BB IBB HBP BLK WP HR S P ERA WHIP	IP ERA WLS BF H R ER SO BB IBB HBP BLK WP HR S P ERA WHIP	IP ERA WLS BF H R ER SO BB IBB HBP BLK WP HR S P ERA WHIP	IP ERA WLS BF H R ER SO BB IBB HBP BLK WP HR S P ERA WHIP	IP ERA WLS BF H R ER SO BB IBB HBP BLK WP HR S P ERA WHIP

Arizona Diamondbacks @ Los Angeles Dodgers
Dodger Stadium, Los Angeles, CA
Tue Jul 02 2019, 7:12 PM - 10:36 PM PDT
Att: 52,969 - Clear - 75 F

livebaseballscores.com


AB 32
R 5
H 7
RBI 5
BB 8
SO 5
LOB 10

Batter	1	2	3	4	5	6	7	8	9	10	AB	R	H	RBI	BB	SO	LOB	TOP								
1 Jarrod Dyson, L OBP: 0.347, SLG: 0.373 (1.9) (10.7)	L8		4 1B		G6-3		4 1B 2B		L4		5	1	2	0	0	0	0									
4 Ketel Marte, S OBP: 0.358, SLG: 0.566 (1.8)	G3						2H 1B		G4-3		5	0	3	1	0	0	0									
David Peralta, L OBP: 0.352, SLG: 0.476 (1.7)					L9						2	0	0	0	0	1	2									
16 Tim Lincecum, R OBP: 0.371, SLG: 0.317 (3.7)	K										3	0	0	0	0	1	2									
50 Yoan López, R (10.1)			F7				P3				0	0	0	0	0	0	0									
5 Eduardo Escobar, S OBP: 0.354, SLG: 0.540 (9.5)											5	1	2	0	0	2	1									
53 Christian Walker, R OBP: 0.327, SLG: 0.481 (1.3)			1B								4	1	1	2	0	1	1									
22 Jake Lamb, L OBP: 0.324, SLG: 0.258 (9.1)											4	0	0	0	0	1	1									
56 Greg Holland, R (9.1)											0	0	0	0	0	0	0									
66 Yoshitsugu Hirano, R (9.1)											0	0	0	0	0	0	0									
10 Adam Jones, R OBP: 0.311, SLG: 0.442 (10.9)											0	0	0	0	0	0	0									
13 Nick Ahmed, R OBP: 0.307, SLG: 0.422 (1.6)											4	0	1	0	0	2	1									
18 Carson Kelly, R OBP: 0.352, SLG: 0.538 (1.2)											4	1	1	1	0	1	1									
29 Merrill Kelly, R (7.9)											2	0	0	0	0	1	1									
32 Kevin Cron, R OBP: 0.306, SLG: 0.293 (7.1)											1	0	0	0	0	1	0									
35 Matt Andriese, R (7.1)											0	0	0	0	0	0	0									
40 Andrew Chafin, R (9.9)											1	0	0	0	0	0	0									
15 Ildemaro Vargas, S OBP: 0.285, SLG: 0.370 (9.4)											1	0	0	0	0	0	0									
Inning Stats	R: 0 E: 0 K: 1 S: 8	H: 0 LOB: 0 BB: 0 P: 14	R: 0 E: 0 K: 2 S: 9	H: 1 LOB: 1 BB: 0 P: 10	R: 0 E: 0 K: 2 S: 17	H: 2 LOB: 2 BB: 0 P: 23	R: 2 E: 0 K: 1 S: 19	H: 3 LOB: 1 BB: 0 P: 23	R: 0 E: 0 K: 1 S: 6	H: 0 LOB: 0 BB: 0 P: 6	R: 1 E: 0 K: 1 S: 11	H: 2 LOB: 1 BB: 0 P: 14	R: 0 E: 0 K: 1 S: 7	H: 0 LOB: 0 BB: 0 P: 12	R: 1 E: 0 K: 0 S: 11	H: 1 LOB: 0 BB: 0 P: 14	R: 0 E: 0 K: 1 S: 10	H: 0 LOB: 0 BB: 0 P: 11	1B: 7 2B: 1 3B: 0 HR: 2	SF: 0 SAC: 0 DP: 0 HBP: 0	WP: 0 PB: 0 SB: 0 CS: 0	PA: 40				
PITCHER	IP 7.0	WLS 30	H 9	R 3	ER 3	SO 9	BB 0	IBB 0	HBP 0	BLK 0	WP 0	HR 1	S 83	P 106	ERA 3.86	WHIP 1.286										
21 Walker Buehler, R ERA: 3.48 (1.1)	1.0	3	0	0	0	1	0	0	0	0	0	0	7	12	0.00	0.000										
52 Pedro Báez, R ERA: 2.52 (8.1)	1.0	4	1	1	1	0	0	0	0	0	0	1	11	14	9.00	1.000										
74 Kenley Jansen, R ERA: 3.28 (9.1)	1.0	W	3	0	0	0	1	0	0	0	0	0	10	11	0.00	0.000										
17 Joe Kelly, R ERA: 5.46 (10.1)																										

Arizona Diamondbacks @ Los Angeles Dodgers
Dodger Stadium, Los Angeles, CA
Wed Jul 03 2019, 7:10 PM - 10:29 PM PDT
Att: 53,327 - Clear - 73 F

livebaseballscores.com

AB 40
R 4
H 10
RBI 4
BB 0
SO 11
LOB 10




WP: 0 PA: 40
PB: 0
SB: 0
CS: 0

Batter	1	2	3	4	5	6	7	8	9	10	AB	R	H	RBI	BB	SO	LOB	BOTTOM							
31 Joc Pederson, L OBP: 0.339, SLG: 0.534 (1.3) (10.7)	F8										4	0	2	1	1	0	0								
27 Alex Verdugo, L OBP: 0.351, SLG: 0.488 (1.8)	L9										5	0	0	0	0	1	7								
17 Joe Kelly, R (10.1)											0	0	0	0	0	0	0								
3 Chris Taylor, R OBP: 0.333, SLG: 0.477 (1.6)	F9										5	0	1	0	0	1	0								
35 Cody Bellinger, L OBP: 0.440, SLG: 0.707 (1.9) (10.8)											5	2	2	2	0	2	1								
13 Max Muncy, L OBP: 0.374, SLG: 0.531 (1.5) (10.3)											4	0	1	0	0	1	1								
14 Enrique Hernández, R OBP: 0.286, SLG: 0.414 (1.4)											4	1	1	0	0	0	2								
45 Matt Beatty, L OBP: 0.298, SLG: 0.406 (1.7) (10.9)											4	1	1	1	0	1	1								
15 Austin Barnes, R OBP: 0.306, SLG: 0.351 (1.2)											3	1	1	0	0	1	0								
10 Justin Turner, R OBP: 0.385, SLG: 0.451 (9.9) (10.5)											1	0	0	0	0	1	1								
21 Walker Buehler, R OBP: 0.188, SLG: 0.194 (1.1) (7.9)											2	0	0	1	1	0	0								
43 Edwin Ríos, L OBP: 0.318, SLG: 0.417 (8.1)											0	0	0	0	0	0	0								
52 Pedro Báez, R (8.1)											0	0	0	0	0	0	0								
74 Kenley Jansen, S (9.9)											0	0	0	0	0	0	0								
55 Russell Martin, R OBP: 0.286, SLG: 0.320 (10.2)											0	0	0	0	1	0	0								
Inning Stats	R: 0 E: 0 K: 0 S: 7	H: 0 LOB: 0 BB: 0 P: 7	R: 3 E: 0 K: 0 S: 24	H: 5 LOB: 2 BB: 0 P: 37	R: 0 E: 0 K: 0 S: 12	H: 1 LOB: 1 BB: 0 P: 17	R: 0 E: 0 K: 1 S: 8	H: 0 LOB: 0 BB: 0 P: 11	R: 0 E: 0 K: 0 S: 4	H: 0 LOB: 0 BB: 0 P: 5	R: 0 E: 0 K: 1 S: 9	H: 1 LOB: 2 BB: 1 P: 21	R: 0 E: 0 K: 2 S: 10	H: 0 LOB: 0 BB: 0 P: 12	R: 1 E: 0 K: 1 S: 12	H: 2 LOB: 2 BB: 2 P: 24	R: 1 E: 0 K: 1 S: 4	H: 1 LOB: 0 BB: 0 P: 6	1B: 7 2B: 1 3B: 0 HR: 2	SF: 0 SAC: 0 DP: 1 HBP: 0	WP: 2 PB: 0 SB: 0 CS: 0	PA: 40			
PITCHER	IP 6.0	WLS 24	H 6	R 3	ER 3	SO 2	BB 0	IBB 0	HBP 0	BLK 0	WP 0	HR 1	S 64	P 90	ERA 4.50	WHIP 1.000									
29 Merrill Kelly, R ERA: 4.03 (1.1)	0.2	3	0	0	0	2	1	0	0	0	0	0	8	14	0.00	1.500									
35 Matt Andriese, R ERA: 5.74 (7.1)	1.1	5	1	0	0	3	0	0	0	0	1	0	14	19	0.00	0.750									
40 Andrew Chafin, L ERA: 3.03 (7.1)	0.1	B	3	2	1	1	0	0	0	0	1	0	6	10	27.00	6.000									
56 Greg Holland, R ERA: 3.21 (8.1)	0.2	3	0	0	0	0	2	0	0	0	0	0	6	14	0.00	3.000									
66 Yoshitsugu Hirano, R ERA: 4.22 (8.1)																									

Arizona Diamondbacks @ Los Angeles Dodgers
Dodger Stadium, Los Angeles, CA
Wed Jul 03 2019, 7:10 PM - 10:29 PM PDT
Att: 53,327 - Clear - 73 F

livebaseballscores.com

AB 37
R 5
H 10
RBI 5
BB 3
SO 9
LOB 13



WP: 2 PA: 40
PB: 0
SB: 0
CS: 0

Batter	1	2	3	4	5	6	7	8	9	AB	R	H	RBI	BB	SO	LOB	TOP				
19 Charlie Blackmon, L (1.9) OBP: 0.378, SLG: 0.632	F7		G4-3			G3		K		4	0	0	0	0	1	1					
27 Trevor Story, R (1.6) OBP: 0.358, SLG: 0.549	L7			G6-3			1B		HR	4	1	2	1	0	0	0					
28 Nolan Arenado, R (1.5) OBP: 0.377, SLG: 0.562	L7			G6-3			P3		G6-3	4	0	0	0	0	0	1					
26 David Dahl, L (1.7) OBP: 0.352, SLG: 0.530		L7			K				G3-1	4	0	0	0	0	2	1					
20 Ian Desmond, R (1.8) OBP: 0.328, SLG: 0.498		G5-3				P3				4	0	0	0	0	1	1					
9 Daniel Murphy, L (1.3) OBP: 0.328, SLG: 0.447			K			P6				3	0	0	0	0	1	0					
24 Ryan McMahon, L (1.4) OBP: 0.332, SLG: 0.399				P5		G3				3	1	1	0	0	0	0					
14 Tony Wolters, L (1.2) OBP: 0.357, SLG: 0.375						L3				1	0	0	0	1	0	0					
22 Chris Iannetta, R (6.2) OBP: 0.345, SLG: 0.595				48 SH1-4 BB						1	1	1	2	0	0	0					
48 Germán Márquez, R (1.1) OBP: 0.211, SLG: 0.316										1	0	0	0	0	1	0					
54 Carlos Estévez, R (7.1) OBP: 0.291, SLG: 0.320				SH1-4						0	0	0	0	0	0	0					
12 Mark Reynolds, R (8. PH) OBP: 0.291, SLG: 0.320										1	0	0	0	0	1	0					
45 Scott Oberg, R (8.1) OBP: 0.291, SLG: 0.320										0	0	0	0	0	0	0					
Inning Stats	R: 0 H: 0 E: 0 K: 0 S: 7	H: 0 LOB: 0 BB: 0 P: 10	R: 0 H: 0 E: 0 K: 1 S: 8	H: 0 LOB: 0 BB: 0 P: 14	R: 0 H: 0 E: 0 K: 0 S: 5	H: 0 LOB: 1 BB: 1 P: 9	R: 0 H: 0 E: 0 K: 1 S: 7	H: 0 LOB: 0 BB: 0 P: 12	R: 0 H: 0 E: 0 K: 0 S: 10	H: 0 LOB: 0 BB: 0 P: 16	R: 0 H: 0 E: 0 K: 1 S: 8	H: 0 LOB: 0 BB: 0 P: 10	R: 0 H: 1 E: 0 K: 1 S: 11	H: 1 LOB: 0 BB: 0 P: 18	R: 2 H: 2 E: 0 K: 2 S: 12	H: 2 LOB: 0 BB: 0 P: 20	R: 1 H: 1 E: 0 K: 1 S: 10	H: 1 LOB: 0 BB: 0 P: 14	1B: 2 2B: 0 3B: 0 HR: 2	SF: 0 SAC: 1 DP: 0 HBP: 0	WP: 0 PA: 32 PB: 0 SB: 0 CS: 0
PITCHER	IP WLS BF H R ER SO BB IBB HBP BLK WP HR S P ERA WHIP																				
49 Alex Young, L (1.1) ERA: 0.68	6.0 W 19 4 1 0 0 3 1 0 0 0 0 0 0 45 71 0.00 0.167																				
66 Yoshihisa Hirano, R (7.1) ERA: 4.09	1.0 4 1 0 0 1 0 0 0 0 0 0 1 11 28 0.00 1.000																				
40 Andrew Chafin, L (8.1) ERA: 3.41	1.0 5 2 2 2 2 0 0 0 0 0 0 1 12 20 18.00 2.000																				
56 Greg Holland, R (9.1) ERA: 3.3	1.0 S 4 1 1 1 1 0 0 0 0 0 0 1 10 14 9.00 1.000																				

Colorado Rockies @ Arizona Diamondbacks
Chase Field, Phoenix, AZ
Sun Jul 07 2019, 1:12 PM - 3:46 PM MST
Att: 22,964 - Roof Closed - 75 F

AB 30
R 3
H 4
RBI 3
BB 1
SO 7
LOB 4



Batter	1	2	3	4	5	6	7	8	9	AB	R	H	RBI	BB	SO	LOB	BOTTOM		
1 Jarrod Dyson, L (1.7) OBP: 0.342, SLG: 0.367	P5		K		G4-3		G4-3			4	0	0	0	0	1	1			
4 Ketel Marte, S (1.8) OBP: 0.355, SLG: 0.559	G1-3		F8			5B 1B	2B			3	1	1	0	1	0	1			
5 Eduardo Escobar, S (1.4) OBP: 0.353, SLG: 0.543		3B				5B 1B	F9			4	1	3	1	0	0	1			
53 Christian Walker, R (1.3) OBP: 0.333, SLG: 0.503	G5-3		F9			22 G3-1 13 HR	1B			4	1	1	2	0	1	2			
10 Adam Jones, R (1.9) OBP: 0.312, SLG: 0.441	G4-3		F9			F9				4	0	1	0	0	0	1			
22 Jake Lamb, L (1.5) OBP: 0.347, SLG: 0.341		K			L9		G3-1			4	0	0	0	0	2	2			
56 Greg Holland, R (9.1) ERA: 4.24										0	0	0	0	0	0	0			
13 Nick Ahmed, R (1.6) OBP: 0.311, SLG: 0.429			G5-3				HR			4	1	2	2	0	0	1			
31 Alex Avila, L (1.2) OBP: 0.409, SLG: 0.500		F8					L4			3	0	0	0	0	1	1			
49 Alex Young, L (1.1) ERA: 4.45										2	1	0	0	0	2	0			
66 Yoshihisa Hirano, R (7.1) OBP: 0.293, SLG: 0.290										0	0	0	0	0	0	0			
2 Domingo Leyba, S (7. PH) OBP: 0.293, SLG: 0.290										1	0	0	0	0	0	0			
40 Andrew Chafin, R (8.1) ERA: 4.24										0	0	0	0	0	0	0			
15 Ildemaro Vargas, S (9.4) OBP: 0.291, SLG: 0.368										0	0	0	0	0	0	0			
Inning Stats	R: 0 H: 1 E: 0 K: 0 S: 7	H: 1 LOB: 1 BB: 0 P: 9	R: 0 H: 1 E: 0 K: 1 S: 8	H: 1 LOB: 1 BB: 0 P: 13	R: 1 H: 1 E: 0 K: 2 S: 13	H: 1 LOB: 1 BB: 0 P: 18	R: 0 H: 0 E: 0 K: 0 S: 9	H: 0 LOB: 0 BB: 0 P: 13	R: 0 H: 0 E: 0 K: 2 S: 8	H: 0 LOB: 0 BB: 0 P: 14	R: 4 H: 3 E: 0 K: 0 S: 15	H: 3 LOB: 0 BB: 1 P: 28	R: 0 H: 1 E: 0 K: 0 S: 12	H: 1 LOB: 1 BB: 0 P: 16	R: 0 H: 1 E: 0 K: 2 S: 11	H: 1 LOB: 1 BB: 0 P: 16	1B: 4 2B: 2 3B: 1 HR: 1	SF: 0 SAC: 0 DP: 0 HBP: 0	WP: 1 PA: 34 PB: 1 SB: 0 CS: 0
PITCHER	IP WLS BF H R ER SO BB IBB HBP BLK WP HR S P ERA WHIP																		
48 Germán Márquez, R (1.1) ERA: 4.45	6.0 L 26 6 5 4 5 1 0 0 0 0 0 0 0 60 95 6.00 1.167																		
54 Carlos Estévez, R (7.1) ERA: 4.24	1.0 4 1 0 0 0 0 0 0 0 0 0 0 12 16 0.00 1.000																		
45 Scott Oberg, R (8.1) ERA: 1.24	1.0 4 1 0 0 2 0 0 0 0 0 0 0 11 16 0.00 1.000																		

Colorado Rockies @ Arizona Diamondbacks
Chase Field, Phoenix, AZ
Sun Jul 07 2019, 1:12 PM - 3:46 PM MST
Att: 22,964 - Roof Closed - 75 F

AB 33
R 5
H 8
RBI 5
BB 1
SO 7
LOB 10



Batter	1	2	3	4	5	6	7	8	9	AB	R	H	RBI	BB	SO	LOB	TOP								
1 Jarrod Dyson, L OBP: 0.337, SLG: 0.361 (1, 7)										4	0	0	0	0	1	1	Arizona Diamondbacks @ St. Louis Cardinals Busch Stadium, St. Louis, MO Fri Jul 12 2019, 7:18 PM - 10:12 PM CDT Att: 44,960 - Clear - 87 F								
4 Ketel Marte, S OBP: 0.358, SLG: 0.564 (1, 8)										4	1	1	2	0	0	0									
5 Eduardo Escobar, S OBP: 0.352, SLG: 0.540 (1, 4) (8, 5)										4	0	1	0	0	1	0									
53 Christian Walker, R OBP: 0.332, SLG: 0.510 50 Yoan López, R 56 Greg Holland, R (1, 3) (8, 1) (9, 1)										4	1	1	1	0	2	1									
10 Adam Jones, R OBP: 0.308, SLG: 0.436 (1, 9)										4	0	0	0	0	2	0									
22 Jake Lamb, L OBP: 0.377, SLG: 0.419 (1, 5) (8, 3)										2	1	1	1	0	1	0									
13 Nick Ahmed, R OBP: 0.313, SLG: 0.433 (1, 6)										4	0	2	0	0	0	2									
18 Carson Kelly, R OBP: 0.350, SLG: 0.525 (1, 2)										3	0	0	0	0	0	2									
38 Robbie Ray, L OBP: 0.559, SLG: 0.059 66 Yoshinisa Hirano, R 2 Domingo Leyba, S 15 Ildemaro Vargas, S (1, 1) (7, 1) (8, PH) (8, 4)										2	0	0	0	0	1	1									
Inning Stats	R: 0 E: 0 K: 2 S: 15	H: 1 LOB: 1 BB: 0 P: 23	R: 0 E: 0 K: 1 S: 9	H: 0 LOB: 0 BB: 0 P: 15	R: 0 E: 0 K: 1 S: 8	H: 0 LOB: 0 BB: 0 P: 12	R: 1 E: 0 K: 1 S: 13	H: 1 LOB: 0 BB: 0 P: 18	R: 0 E: 0 K: 1 S: 10	H: 1 LOB: 1 BB: 0 P: 14	R: 0 E: 0 K: 0 S: 6	H: 0 LOB: 0 BB: 0 P: 12	R: 1 E: 0 K: 1 S: 13	H: 2 LOB: 1 BB: 0 P: 19	R: 2 E: 0 K: 0 S: 7	H: 1 LOB: 0 BB: 1 P: 16		R: 0 E: 0 K: 1 S: 7	H: 0 LOB: 0 BB: 0 P: 8	1B: 2 2B: 1 3B: 0 HR: 3	SF: 0 SAC: 0 DP: 2 HBP: 2	WP: 0 PB: 0 SB: 0 CS: 0	PA: 34		
PITCHER	IP	WLS	BF	H	R	ER	SO	BB	IBB	HBP	BLK	WP	HR	S	P	ERA	WHIP								
62 Daniel Ponce de Leon, R ERA: 1.99 21 Andrew Miller, L ERA: 4.13 53 John Gant, R ERA: 2.54 60 John Brebbia, R ERA: 3.05	6.2		23	3	1	1	7	0	0	1	0	0	1	69	105	1.35	0.450								
19 Tommy Edman, S OBP: 0.288, SLG: 0.509 (1, 4) (9, 8)										4	0	0	0	0	2	3	Arizona Diamondbacks @ St. Louis Cardinals Busch Stadium, St. Louis, MO Fri Jul 12 2019, 7:18 PM - 10:12 PM CDT Att: 44,960 - Clear - 87 F								
38 José Martínez, R OBP: 0.342, SLG: 0.420 (1, 7)										3	0	0	0	1	1	3									
12 Paul DeJong, R OBP: 0.342, SLG: 0.440 (1, 6)										4	0	1	1	0	0	1									
46 Paul Goldschmidt, R OBP: 0.339, SLG: 0.421 (1, 3)										4	0	0	0	0	2	3									
13 Matt Carpenter, L OBP: 0.324, SLG: 0.379 (1, 5)										4	0	1	0	0	2	0									
25 Dexter Fowler, S OBP: 0.352, SLG: 0.422 (1, 9)										4	0	0	0	0	1	1									
32 Matt Wieters, S OBP: 0.280, SLG: 0.459 (1, 2)										3	1	1	1	1	0	1									
48 Harrison Bader, R OBP: 0.313, SLG: 0.355 16 Kolten Wong, L OBP: 0.328, SLG: 0.377 (1, 8) (8, PH) (9, 4)										2	0	0	0	0	2	0									
62 Daniel Ponce de Leon, R 21 Andrew Miller, L 53 John Gant, R 34 Yairo Muñoz, R 60 John Brebbia, L (1, 1) (7, 1) (7, 1) (8, PH) (9, 1)										1	0	0	0	1	1	0									
Inning Stats	R: 0 E: 0 K: 2 S: 11	H: 0 LOB: 0 BB: 0 P: 13	R: 0 E: 0 K: 1 S: 12	H: 1 LOB: 1 BB: 0 P: 15	R: 0 E: 0 K: 1 S: 9	H: 0 LOB: 1 BB: 1 P: 17	R: 0 E: 0 K: 0 S: 5	H: 0 LOB: 0 BB: 0 P: 10	R: 1 E: 0 K: 2 S: 11	H: 1 LOB: 0 BB: 0 P: 16	R: 0 E: 0 K: 1 S: 13	H: 0 LOB: 0 BB: 1 P: 21	R: 0 E: 0 K: 2 S: 9	H: 0 LOB: 0 BB: 0 P: 14	R: 1 E: 1 K: 1 S: 19	H: 2 LOB: 2 BB: 0 P: 23		R: 0 E: 0 K: 2 S: 9	H: 0 LOB: 1 BB: 1 P: 16	1B: 3 2B: 0 3B: 0 HR: 1	SF: 0 SAC: 0 DP: 0 HBP: 0	WP: 1 PB: 0 SB: 0 CS: 0	PA: 35		
PITCHER	IP	WLS	BF	H	R	ER	SO	BB	IBB	HBP	BLK	WP	HR	S	P	ERA	WHIP								
38 Robbie Ray, L ERA: 3.81 66 Yoshinisa Hirano, R ERA: 4.01 50 Yoan López, R ERA: 1.54 56 Greg Holland, R ERA: 3.19	6.1	W	23	2	1	1	8	2	0	0	0	0	0	5	9	0.00	0.000								

Batter	1	2	3	4	5	6	7	8	9	AB	R	H	RBI	BB	SO	LOB	BOTTOM								
19 Tommy Edman, S OBP: 0.288, SLG: 0.509 (1, 4) (9, 8)										4	0	0	0	0	2	3	Arizona Diamondbacks @ St. Louis Cardinals Busch Stadium, St. Louis, MO Fri Jul 12 2019, 7:18 PM - 10:12 PM CDT Att: 44,960 - Clear - 87 F								
38 José Martínez, R OBP: 0.342, SLG: 0.420 (1, 7)										3	0	0	0	1	1	3									
12 Paul DeJong, R OBP: 0.342, SLG: 0.440 (1, 6)										4	0	1	1	0	0	1									
46 Paul Goldschmidt, R OBP: 0.339, SLG: 0.421 (1, 3)										4	0	0	0	0	2	3									
13 Matt Carpenter, L OBP: 0.324, SLG: 0.379 (1, 5)										4	0	1	0	0	2	0									
25 Dexter Fowler, S OBP: 0.352, SLG: 0.422 (1, 9)										4	0	0	0	0	1	1									
32 Matt Wieters, S OBP: 0.280, SLG: 0.459 (1, 2)										3	1	1	1	1	0	1									
48 Harrison Bader, R OBP: 0.313, SLG: 0.355 16 Kolten Wong, L OBP: 0.328, SLG: 0.377 (1, 8) (8, PH) (9, 4)										2	0	0	0	0	2	0									
62 Daniel Ponce de Leon, R 21 Andrew Miller, L 53 John Gant, R 34 Yairo Muñoz, R 60 John Brebbia, L (1, 1) (7, 1) (7, 1) (8, PH) (9, 1)										1	0	0	0	1	1	0									
Inning Stats	R: 0 E: 0 K: 2 S: 11	H: 0 LOB: 0 BB: 0 P: 13	R: 0 E: 0 K: 1 S: 12	H: 1 LOB: 1 BB: 0 P: 15	R: 0 E: 0 K: 1 S: 9	H: 0 LOB: 1 BB: 1 P: 17	R: 0 E: 0 K: 0 S: 5	H: 0 LOB: 0 BB: 0 P: 10	R: 1 E: 0 K: 2 S: 11	H: 1 LOB: 0 BB: 0 P: 16	R: 0 E: 0 K: 1 S: 13	H: 0 LOB: 0 BB: 1 P: 21	R: 0 E: 0 K: 2 S: 9	H: 0 LOB: 0 BB: 0 P: 14	R: 1 E: 1 K: 1 S: 19	H: 2 LOB: 2 BB: 0 P: 23		R: 0 E: 0 K: 2 S: 9	H: 0 LOB: 1 BB: 1 P: 16	1B: 3 2B: 0 3B: 0 HR: 1	SF: 0 SAC: 0 DP: 0 HBP: 0	WP: 1 PB: 0 SB: 0 CS: 0	PA: 35		
PITCHER	IP	WLS	BF	H	R	ER	SO	BB	IBB	HBP	BLK	WP	HR	S	P	ERA	WHIP								
38 Robbie Ray, L ERA: 3.81 66 Yoshinisa Hirano, R ERA: 4.01 50 Yoan López, R ERA: 1.54 56 Greg Holland, R ERA: 3.19	6.1	W	23	2	1	1	8	2	0	0	0	0	0	5	9	0.00	0.000								

Batter	1	2	3	4	5	6	7	8	9	AB	R	H	RBI	BB	SO	LOB	TOP								
1 Jarrod Dyson, L (1,7) OBP: 0.331, SLG: 0.353	G5-3	K			L8		K		G3-1	5	0	0	0	0	2	3									
4 Ketel Marte, S (1,8) OBP: 0.360, SLG: 0.566	1B	F9			L6		2B			4	0	2	0	0	0	3									
5 Eduardo Escobar, S (1,4) OBP: 0.351, SLG: 0.545	FC4-6				HR		G3-1			4	1	1	1	0	1	2									
53 Christian Walker, R (1,3) OBP: 0.328, SLG: 0.503	G5-3		G5-3		G5-3			F8		4	0	0	0	0	0	1									
10 Adam Jones, R (1,9) OBP: 0.307, SLG: 0.432		HBP	K			F9		G6-3		3	1	0	0	0	1	0									
22 Jake Lamb, L (1,5) OBP: 0.386, SLG: 0.400		BB			K		L9			2	0	0	0	2	1	0									
13 Nick Ahmed, R (1,6) OBP: 0.315, SLG: 0.432		1B			G5-3				BB	3	0	1	1	1	1	1									
18 Carson Kelly, R (1,2) OBP: 0.353, SLG: 0.520		BB				G5-3			K	2	0	0	0	2	1	1									
29 Merrill Kelly, R (1,1) ERA: 3.48										2	0	0	0	0	0	1	4								
30 T.J. McFarland, L (6,1) ERA: 4.13										0	0	0	0	0	0	0	0								
25 Archie Bradley, R (6,1) ERA: 4.91										0	0	0	0	0	0	0	0								
32 Kevin Cron, R (7,PH) ERA: 5.23										1	0	0	0	0	0	0	1								
35 Matt Andriese, R (7,1) ERA: 5.48										0	0	0	0	0	0	0	0								
2 Domingo Leyba, S (8,PH) ERA: 5.26, SLG: 0.187										1	0	0	0	0	0	1	0								
Inning Stats	R: 0 E: 0 K: 0 S: 7	H: 1 LOB: 1 BB: 0 P: 11	R: 1 E: 0 K: 1 S: 11	H: 1 LOB: 2 BB: 2 P: 25	R: 0 E: 0 K: 2 S: 9	H: 0 LOB: 0 BB: 0 P: 13	R: 0 E: 0 K: 2 S: 9	H: 0 LOB: 1 BB: 1 P: 16	R: 1 E: 0 K: 0 S: 8	H: 1 LOB: 0 BB: 0 P: 12	R: 0 E: 0 K: 0 S: 9	H: 0 LOB: 1 BB: 1 P: 17	R: 0 E: 0 K: 1 S: 15	H: 0 LOB: 1 BB: 0 P: 17	R: 0 E: 0 K: 1 S: 7	H: 0 LOB: 1 BB: 0 P: 14	R: 0 E: 0 K: 2 S: 8	H: 0 LOB: 0 BB: 0 P: 10	1B: 2 2B: 1 3B: 0 HR: 1	SF: 0 SAC: 0 DP: 0 HBP: 1	WP: 0 PB: 0 SB: 0 CS: 0	PA: 37			
PITCHER	IP WLS BF H R ER SO BB IBB HBP BLK WP HR S P ERA WHIP	IP WLS BF H R ER SO BB IBB HBP BLK WP HR S P ERA WHIP	IP WLS BF H R ER SO BB IBB HBP BLK WP HR S P ERA WHIP	IP WLS BF H R ER SO BB IBB HBP BLK WP HR S P ERA WHIP	IP WLS BF H R ER SO BB IBB HBP BLK WP HR S P ERA WHIP	IP WLS BF H R ER SO BB IBB HBP BLK WP HR S P ERA WHIP	IP WLS BF H R ER SO BB IBB HBP BLK WP HR S P ERA WHIP	IP WLS BF H R ER SO BB IBB HBP BLK WP HR S P ERA WHIP	IP WLS BF H R ER SO BB IBB HBP BLK WP HR S P ERA WHIP	IP WLS BF H R ER SO BB IBB HBP BLK WP HR S P ERA WHIP	IP WLS BF H R ER SO BB IBB HBP BLK WP HR S P ERA WHIP	IP WLS BF H R ER SO BB IBB HBP BLK WP HR S P ERA WHIP	IP WLS BF H R ER SO BB IBB HBP BLK WP HR S P ERA WHIP	IP WLS BF H R ER SO BB IBB HBP BLK WP HR S P ERA WHIP	IP WLS BF H R ER SO BB IBB HBP BLK WP HR S P ERA WHIP	IP WLS BF H R ER SO BB IBB HBP BLK WP HR S P ERA WHIP	IP WLS BF H R ER SO BB IBB HBP BLK WP HR S P ERA WHIP	IP WLS BF H R ER SO BB IBB HBP BLK WP HR S P ERA WHIP	IP WLS BF H R ER SO BB IBB HBP BLK WP HR S P ERA WHIP	IP WLS BF H R ER SO BB IBB HBP BLK WP HR S P ERA WHIP	IP WLS BF H R ER SO BB IBB HBP BLK WP HR S P ERA WHIP	IP WLS BF H R ER SO BB IBB HBP BLK WP HR S P ERA WHIP	IP WLS BF H R ER SO BB IBB HBP BLK WP HR S P ERA WHIP	IP WLS BF H R ER SO BB IBB HBP BLK WP HR S P ERA WHIP	IP WLS BF H R ER SO BB IBB HBP BLK WP HR S P ERA WHIP

Arizona Diamondbacks @ St. Louis Cardinals
 Busch Stadium, St. Louis, MO
 Sat Jul 13 2019, 6:16 PM - 9:19 PM CDT
 Att. 46,152 - Clear - 90 F

AB	31
R	2
H	4
RBI	2
BB	5
SO	10
LOB	15



Batter	1	2	3	4	5	6	7	8	9	AB	R	H	RBI	BB	SO	LOB	BOTTOM								
13 Matt Carpenter, L (1,5) OBP: 0.322, SLG: 0.376	K	K			K			K		5	0	1	0	0	4	1									
38 José Martínez, R (1,9) OBP: 0.341, SLG: 0.415						1B				3	0	0	0	1	0	1									
65 Giovanni Gallegos, R (7,1) ERA: 2.50		G6-3			G6-3					0	0	0	0	0	0	0									
21 Andrew Miller, L (8,1) ERA: 4.13										0	0	0	0	0	0	0									
48 Harrison Bader, R (8,8) OBP: 0.313, SLG: 0.355										0	0	0	0	0	0	0									
18 Carlos Martínez, R (8,1) ERA: 2.21										0	0	0	0	0	0	0									
12 Paul DeJong, R (1,6) OBP: 0.339, SLG: 0.435	FC6-4				F9			G4-3		4	2	0	0	0	0	1									
46 Paul Goldschmidt, R (1,3) OBP: 0.337, SLG: 0.417	E5				F7			CI		3	1	0	0	0	0	2									
41 Tyler O'Neill, R (1,7) OBP: 0.311, SLG: 0.414	2B					G5-3		K		4	1	2	4	0	1	1									
25 Dexter Fowler, S (1,8) OBP: 0.354, SLG: 0.421	BB							F7		3	0	1	0	1	1	1									
32 Matt Wieters, S (1,2) OBP: 0.299, SLG: 0.466						G4-3				3	0	2	0	1	0	1									
16 Kolten Wong, L (1,4) OBP: 0.328, SLG: 0.377	K							SH1-3		3	0	1	0	0	1	3									
43 Dakota Hudson, R (1,1) OBP: 0.069, SLG: 0.036		G4-3			G4-3					2	0	0	0	0	0	2									
34 Yairo Muñoz, R (6,PH) OBP: 0.323, SLG: 0.378								G6-3		1	0	0	0	1	0	1									
Inning Stats	R: 2 E: 1 K: 2 S: 13	H: 1 LOB: 3 BB: 3 P: 30	R: 0 E: 0 K: 1 S: 8	H: 0 LOB: 0 BB: 0 P: 14	R: 2 E: 1 K: 1 S: 20	H: 3 LOB: 2 BB: 0 P: 27	R: 0 E: 0 K: 1 S: 9	H: 0 LOB: 0 BB: 0 P: 13	R: 0 E: 0 K: 0 S: 6	H: 1 LOB: 1 BB: 0 P: 12	R: 0 E: 0 K: 0 S: 7	H: 0 LOB: 1 BB: 1 P: 12	R: 0 E: 1 K: 1 S: 7	H: 0 LOB: 1 BB: 0 P: 10	R: 0 E: 0 K: 1 S: 10	H: 1 LOB: 1 BB: 0 P: 14	R: 0 E: 0 K: 1 S: 10	H: 1 LOB: 1 BB: 0 P: 14	1B: 5 2B: 1 3B: 0 HR: 1	SF: 0 SAC: 1 DP: 0 HBP: 0	WP: 0 PB: 0 SB: 0 CS: 1	PA: 37			
PITCHER	IP WLS BF H R ER SO BB IBB HBP BLK WP HR S P ERA WHIP	IP WLS BF H R ER SO BB IBB HBP BLK WP HR S P ERA WHIP	IP WLS BF H R ER SO BB IBB HBP BLK WP HR S P ERA WHIP	IP WLS BF H R ER SO BB IBB HBP BLK WP HR S P ERA WHIP	IP WLS BF H R ER SO BB IBB HBP BLK WP HR S P ERA WHIP	IP WLS BF H R ER SO BB IBB HBP BLK WP HR S P ERA WHIP	IP WLS BF H R ER SO BB IBB HBP BLK WP HR S P ERA WHIP	IP WLS BF H R ER SO BB IBB HBP BLK WP HR S P ERA WHIP	IP WLS BF H R ER SO BB IBB HBP BLK WP HR S P ERA WHIP	IP WLS BF H R ER SO BB IBB HBP BLK WP HR S P ERA WHIP	IP WLS BF H R ER SO BB IBB HBP BLK WP HR S P ERA WHIP	IP WLS BF H R ER SO BB IBB HBP BLK WP HR S P ERA WHIP	IP WLS BF H R ER SO BB IBB HBP BLK WP HR S P ERA WHIP	IP WLS BF H R ER SO BB IBB HBP BLK WP HR S P ERA WHIP	IP WLS BF H R ER SO BB IBB HBP BLK WP HR S P ERA WHIP	IP WLS BF H R ER SO BB IBB HBP BLK WP HR S P ERA WHIP	IP WLS BF H R ER SO BB IBB HBP BLK WP HR S P ERA WHIP	IP WLS BF H R ER SO BB IBB HBP BLK WP HR S P ERA WHIP	IP WLS BF H R ER SO BB IBB HBP BLK WP HR S P ERA WHIP	IP WLS BF H R ER SO BB IBB HBP BLK WP HR S P ERA WHIP	IP WLS BF H R ER SO BB IBB HBP BLK WP HR S P ERA WHIP	IP WLS BF H R ER SO BB IBB HBP BLK WP HR S P ERA WHIP	IP WLS BF H R ER SO BB IBB HBP BLK WP HR S P ERA WHIP	IP WLS BF H R ER SO BB IBB HBP BLK WP HR S P ERA WHIP	IP WLS BF H R ER SO BB IBB HBP BLK WP HR S P ERA WHIP

Arizona Diamondbacks @ St. Louis Cardinals
 Busch Stadium, St. Louis, MO
 Sat Jul 13 2019, 6:16 PM - 9:19 PM CDT
 Att. 46,152 - Clear - 90 F

AB	31
R	4
H	7
RBI	4
BB	4
SO	7
LOB	14



Batter	1	2	3	4	5	6	7	8	9	AB	R	H	RBI	BB	SO	LOB	TOP				
1 Jarrod Dyson, L OBP: 0.332, SLG: 0.356										4	2	1	1	1	0	0	Arizona Diamondbacks @ Texas Rangers Globe Life Park in Arlington, Arlington, TX Tue Jul 16 2019, 8:08 PM - 11:31 PM EDT Att: 19,202 - Clear - 95 F livebaseballscorecards.com				
4 Ketel Marte, S OBP: 0.363, SLG: 0.566										5	1	2	2	0	1	1					
5 Eduardo Escobar, S OBP: 0.345, SLG: 0.534										4	0	1	2	0	1	2					
22 Jake Lamb, L OBP: 0.365, SLG: 0.392										5	0	1	0	0	0	2					
32 Kevin Cron, R OBP: 0.259, SLG: 0.509										4	1	1	0	0	3	2					
31 Alex Avila, L OBP: 0.376, SLG: 0.450										4	0	0	0	0	4	3					
13 Nick Ahmed, R OBP: 0.319, SLG: 0.430										3	1	0	0	1	0	1					
15 Ildemaro Vargas, S OBP: 0.291, SLG: 0.383										4	2	2	2	0	0	1					
16 Tim Lincecum, R OBP: 0.377, SLG: 0.325										4	2	2	0	0	1	0					
Inning Stats	R: 1 H: 3 E: 0 K: 2 S: 14	H: 3 LOB: 2 BB: 0 P: 22	R: 0 H: 0 E: 0 K: 0 S: 6	H: 0 LOB: 0 BB: 0 P: 8	R: 0 H: 0 E: 0 K: 0 S: 9	H: 0 LOB: 0 BB: 0 P: 15	R: 0 H: 0 E: 0 K: 2 S: 9	H: 0 LOB: 0 BB: 0 P: 14	R: 2 H: 3 E: 0 K: 0 S: 21	H: 3 LOB: 2 BB: 1 P: 29	R: 2 H: 2 E: 0 K: 2 S: 16	H: 2 LOB: 0 BB: 0 P: 21	R: 0 H: 0 E: 0 K: 2 S: 11	H: 0 LOB: 0 BB: 0 P: 13	R: 0 H: 0 E: 0 K: 2 S: 19	H: 0 LOB: 0 BB: 1 P: 27	1B: 6 2B: 2 3B: 1 HR: 1	SF: 1 SAC: 0 DP: 0 HBP: 0	WP: 0 PB: 0 SB: 2 CS: 0	PA: 40	
PITCHER	IP WLS BF H R ER SO BB IBB HBP BLK WP HR S P ERA WHIP	IP WLS BF H R ER SO BB IBB HBP BLK WP HR S P ERA WHIP	IP WLS BF H R ER SO BB IBB HBP BLK WP HR S P ERA WHIP	IP WLS BF H R ER SO BB IBB HBP BLK WP HR S P ERA WHIP	IP WLS BF H R ER SO BB IBB HBP BLK WP HR S P ERA WHIP	IP WLS BF H R ER SO BB IBB HBP BLK WP HR S P ERA WHIP	IP WLS BF H R ER SO BB IBB HBP BLK WP HR S P ERA WHIP	IP WLS BF H R ER SO BB IBB HBP BLK WP HR S P ERA WHIP	IP WLS BF H R ER SO BB IBB HBP BLK WP HR S P ERA WHIP	IP WLS BF H R ER SO BB IBB HBP BLK WP HR S P ERA WHIP	IP WLS BF H R ER SO BB IBB HBP BLK WP HR S P ERA WHIP	IP WLS BF H R ER SO BB IBB HBP BLK WP HR S P ERA WHIP	IP WLS BF H R ER SO BB IBB HBP BLK WP HR S P ERA WHIP	IP WLS BF H R ER SO BB IBB HBP BLK WP HR S P ERA WHIP	IP WLS BF H R ER SO BB IBB HBP BLK WP HR S P ERA WHIP	IP WLS BF H R ER SO BB IBB HBP BLK WP HR S P ERA WHIP	IP WLS BF H R ER SO BB IBB HBP BLK WP HR S P ERA WHIP	IP WLS BF H R ER SO BB IBB HBP BLK WP HR S P ERA WHIP	IP WLS BF H R ER SO BB IBB HBP BLK WP HR S P ERA WHIP	IP WLS BF H R ER SO BB IBB HBP BLK WP HR S P ERA WHIP	IP WLS BF H R ER SO BB IBB HBP BLK WP HR S P ERA WHIP
35 Lance Lynn, R ERA: 3.87	(1, 1)	6.0	L	27	8	5	5	6	1	0	0	0	0	0	0	0	7.50	1.500			
59 Brett Martin, L ERA: 5.03	(7, 1)	2.0		6	0	0	0	4	0	0	0	0	0	0	0	0	0.00	0.000			
46 Taylor Guerrieri, R ERA: 108.0	(9, 1)	0.1		5	2	4	4	0	1	0	0	0	0	0	0	15	23	108.00	9.000		
67 Phillips Valdez, R ERA: 1.35	(9, 1)	0.2		2	0	0	0	0	0	0	0	0	0	0	0	4	4	0.00	0.000		

Batter	1	2	3	4	5	6	7	8	9	AB	R	H	RBI	BB	SO	LOB	BOTTOM				
17 Shin-Soo Choo, L OBP: 0.388, SLG: 0.503										3	0	0	0	1	1	1	Arizona Diamondbacks @ Texas Rangers Globe Life Park in Arlington, Arlington, TX Tue Jul 16 2019, 8:08 PM - 11:31 PM EDT Att: 19,202 - Clear - 95 F livebaseballscorecards.com				
1 Elvis Andrus, R OBP: 0.362, SLG: 0.441										2	0	0	1	1	0	1					
24 Hunter Pence, R OBP: 0.347, SLG: 0.596										4	0	0	0	0	3						
30 Nomar Mazara, L OBP: 0.310, SLG: 0.433											4	0	0	0	1	1					
13 Joey Gallo, L OBP: 0.407, SLG: 0.636											3	1	1	1	1	0		0			
38 Danny Santana, S OBP: 0.348, SLG: 0.546											4	0	2	0	0	1		0			
12 Rougned Odor, L OBP: 0.256, SLG: 0.390											4	0	0	0	1	3					
14 Asdrubal Cabrera, S OBP: 0.312, SLG: 0.382											3	1	1	0	0	2					
2 Jeff Mathis, R OBP: 0.214, SLG: 0.218										2	0	1	0	0	1	0					
41 Logan Forsythe, R OBP: 0.362, SLG: 0.407	(8, PH)																				
50 Tim Federowicz, R OBP: 0.264, SLG: 0.490	(9, 2)																				
Inning Stats	R: 0 H: 0 E: 0 K: 1 S: 7	H: 1 LOB: 2 BB: 1 P: 11	R: 0 H: 1 E: 0 K: 0 S: 11	H: 1 LOB: 0 BB: 0 P: 17	R: 1 H: 1 E: 0 K: 2 S: 11	H: 1 LOB: 0 BB: 0 P: 15	R: 0 H: 0 E: 0 K: 1 S: 7	H: 0 LOB: 0 BB: 1 P: 16	R: 0 H: 0 E: 0 K: 0 S: 7	H: 0 LOB: 0 BB: 0 P: 13	R: 1 H: 1 E: 0 K: 0 S: 8	H: 1 LOB: 1 BB: 2 P: 17	R: 0 H: 1 E: 0 K: 1 S: 9	H: 1 LOB: 0 BB: 0 P: 13	1B: 3 2B: 2 3B: 0 HR: 1	SF: 1 SAC: 0 DP: 1 HBP: 0	WP: 0 PB: 0 SB: 0 CS: 0	PA: 35			
PITCHER	IP WLS BF H R ER SO BB IBB HBP BLK WP HR S P ERA WHIP	IP WLS BF H R ER SO BB IBB HBP BLK WP HR S P ERA WHIP	IP WLS BF H R ER SO BB IBB HBP BLK WP HR S P ERA WHIP	IP WLS BF H R ER SO BB IBB HBP BLK WP HR S P ERA WHIP	IP WLS BF H R ER SO BB IBB HBP BLK WP HR S P ERA WHIP	IP WLS BF H R ER SO BB IBB HBP BLK WP HR S P ERA WHIP	IP WLS BF H R ER SO BB IBB HBP BLK WP HR S P ERA WHIP	IP WLS BF H R ER SO BB IBB HBP BLK WP HR S P ERA WHIP	IP WLS BF H R ER SO BB IBB HBP BLK WP HR S P ERA WHIP	IP WLS BF H R ER SO BB IBB HBP BLK WP HR S P ERA WHIP	IP WLS BF H R ER SO BB IBB HBP BLK WP HR S P ERA WHIP	IP WLS BF H R ER SO BB IBB HBP BLK WP HR S P ERA WHIP	IP WLS BF H R ER SO BB IBB HBP BLK WP HR S P ERA WHIP	IP WLS BF H R ER SO BB IBB HBP BLK WP HR S P ERA WHIP	IP WLS BF H R ER SO BB IBB HBP BLK WP HR S P ERA WHIP	IP WLS BF H R ER SO BB IBB HBP BLK WP HR S P ERA WHIP	IP WLS BF H R ER SO BB IBB HBP BLK WP HR S P ERA WHIP	IP WLS BF H R ER SO BB IBB HBP BLK WP HR S P ERA WHIP	IP WLS BF H R ER SO BB IBB HBP BLK WP HR S P ERA WHIP	IP WLS BF H R ER SO BB IBB HBP BLK WP HR S P ERA WHIP	IP WLS BF H R ER SO BB IBB HBP BLK WP HR S P ERA WHIP
49 Alex Young, L ERA: 0.96	(1, 1)	5.1	W	19	3	1	1	4	1	0	0	0	0	0	0	0	1.69	0.750			
25 Archie Bradley, R ERA: 4.87	(6, 1)	0.1		2	0	0	0	0	1	0	0	0	0	0	0	4	8	0.00	3.000		
40 Andrew Chafin, L ERA: 9.21	(6, 1)	1.1		4	0	0	0	0	0	0	0	0	0	0	10	18	0.00	0.000			
66 Yoshihisa Hirano, R ERA: 4.28	(8, 1)	0.0		3	1	1	1	0	2	0	0	0	0	0	4	12	=	=			
50 Yohan Lopez, R ERA: 1.5	(8, 1)	1.0	H	2	0	0	0	0	0	0	0	0	0	0	4	5	0.00	0.000			

Batter	1	2	3	4	5	6	7	8	9	AB	R	H	RBI	BB	SO	LOB	TOP										
6 Lorenzo Cain, R OBP: 0.312, SLG: 0.360	G6-3		G5-3			G5-3				4	0	1	0	0	0	0											
22 Christian Yelich, L OBP: 0.429, SLG: 0.709	G5-3					F7		K		4	0	1	0	0	1	1											
10 Yasmani Grandal, S OBP: 0.372, SLG: 0.503	G6-3									3	0	1	0	1	1	1											
11 Mike Moustakas, L OBP: 0.334, SLG: 0.547										4	1	1	0	0	1	4											
8 Ryan Braun, R OBP: 0.322, SLG: 0.474										3	1	1	2	0	2	1											
7 Eric Thames, L OBP: 0.372, SLG: 0.514										4	1	1	0	0	0	0											
18 Keston Hiura, R OBP: 0.383, SLG: 0.594										4	1	1	0	0	1	0											
3 Orlando Arcia, R OBP: 0.294, SLG: 0.388										4	1	1	1	0	1	0											
27 Zach Davies, R OBP: 0.154, SLG: 0.184										2	0	0	0	0	1	0											
24 Jesus Aguilar, R OBP: 0.325, SLG: 0.385										0	0	0	0	1	0	0											
32 Jeremy Jeffress, R OBP: 0.317, SLG: 0.438										0	0	0	0	0	0	0											
43 Matt Albers, L OBP: 0.343, SLG: 0.543										0	0	0	0	0	0	0											
Inning Stats	R: 0 E: 0 K: 0 S: 9	H: 0 LOB: 0 BB: 0 P: 11	R: 1 E: 0 K: 0 S: 11	H: 1 LOB: 0 BB: 0 P: 17	R: 0 E: 0 K: 1 S: 9	H: 0 LOB: 0 BB: 0 P: 11	R: 0 E: 0 K: 3 S: 13	H: 1 LOB: 1 BB: 0 P: 20	R: 0 E: 0 K: 1 S: 6	H: 0 LOB: 0 BB: 0 P: 8	R: 0 E: 0 K: 0 S: 9	H: 0 LOB: 0 BB: 0 P: 15	R: 0 E: 0 K: 1 S: 9	H: 1 LOB: 0 BB: 0 P: 11	R: 3 E: 0 K: 1 S: 19	H: 4 LOB: 2 BB: 1 P: 28	R: 1 E: 0 K: 1 S: 9	H: 1 LOB: 0 BB: 0 P: 14	1B: 5 2B: 1 3B: 1 HR: 1	SF: 2 SAC: 0 DP: 1 HBP: 0	WP: 0 PB: 0 SB: 3 CS: 0	PA: 35					
PITCHER	IP	WLS	BF	H	R	ER	SO	BB	IBB	HBP	BLK	WP	HR	S	P	ERA	WHIP										
29 Merrill Kelly, R ERA: 3.77	7.0		23	3	1	1	6	0	0	0	0	0	0	66	93	1.29	0.429										
50 Yoan López, R ERA: 2.23	0.1	L	5	4	3	3	0	0	0	0	0	0	0	13	18	81.00	12.000										
30 T.J. McFarland, L ERA: 6.0	1.2		7	1	1	1	2	0	1	0	0	0	1	15	24	5.40	0.600										

Milwaukee Brewers @ Arizona Diamondbacks
Chase Field, Phoenix, AZ
Thu Jul 18 2019, 6:41 PM - 9:39 PM MST
Att: 23,985 - Roof Closed - 78 F

AB 32
R 5
H 8
RBI 4
BB 1
SO 8
LOB 7



Batter	1	2	3	4	5	6	7	8	9	AB	R	H	RBI	BB	SO	LOB	BOTTOM										
16 Tim Lincecum, R OBP: 0.370, SLG: 0.328	G6-3									4	0	1	0	0	0	1											
4 Ketel Marte, S OBP: 0.397, SLG: 0.568	F7									4	0	2	0	0	0	1											
5 Eduardo Escobar, S OBP: 0.343, SLG: 0.543	F8									4	0	1	0	0	0	2											
53 Christian Walker, R OBP: 0.337, SLG: 0.495										2	1	0	0	2	0	2											
10 Adam Jones, R OBP: 0.317, SLG: 0.438										4	0	1	0	0	0	3											
22 Jake Lamb, L OBP: 0.384, SLG: 0.424										4	0	1	1	0	0	1											
13 Nick Ahmed, R OBP: 0.319, SLG: 0.427										4	0	1	0	0	1	1											
18 Carson Kelly, R OBP: 0.357, SLG: 0.527										2	0	0	0	1	0	2											
29 Merrill Kelly, R ERA: 2.79										2	0	0	0	0	0	1											
32 Jeremy Jeffress, R ERA: 3.52										1	0	0	0	0	0	1											
50 Yoan López, R ERA: 2.79										0	0	0	0	0	0	0											
30 T.J. McFarland, L ERA: 4.73										0	0	0	0	0	0	0											
Inning Stats	R: 0 E: 0 K: 0 S: 3	H: 0 LOB: 0 BB: 0 P: 7	R: 1 E: 0 K: 0 S: 13	H: 1 LOB: 1 BB: 1 P: 23	R: 0 E: 0 K: 0 S: 6	H: 1 LOB: 0 BB: 0 P: 10	R: 0 E: 0 K: 0 S: 8	H: 0 LOB: 0 BB: 1 P: 12	R: 0 E: 0 K: 0 S: 9	H: 1 LOB: 1 BB: 1 P: 16	R: 0 E: 0 K: 0 S: 9	H: 2 LOB: 1 BB: 0 P: 20	R: 0 E: 0 K: 1 S: 9	H: 0 LOB: 0 BB: 0 P: 13	1B: 7 2B: 0 3B: 0 HR: 0	SF: 0 SAC: 0 DP: 3 HBP: 0	WP: 0 PB: 0 SB: 2 CS: 0	PA: 34									
PITCHER	IP	WLS	BF	H	R	ER	SO	BB	IBB	HBP	BLK	WP	HR	S	P	ERA	WHIP										
27 Zach Davies, R ERA: 2.79	7.0		27	5	1	1	0	3	0	0	0	0	0	59	99	1.29	1.143										
32 Jeremy Jeffress, R ERA: 3.52	1.0	H	4	2	0	0	0	0	0	0	0	0	0	13	20	0.00	2.000										
43 Matt Albers, R ERA: 4.73	1.0		3	0	0	0	1	0	0	0	0	0	0	9	13	0.00	0.000										

Milwaukee Brewers @ Arizona Diamondbacks
Chase Field, Phoenix, AZ
Thu Jul 18 2019, 6:41 PM - 9:39 PM MST
Att: 23,985 - Roof Closed - 78 F

AB 31
R 1
H 7
RBI 1
BB 3
SO 1
LOB 15



Batter	1	2	3	4	5	6	7	8	9	AB	R	H	RBI	BB	SO	LOB	TOP						
10 Yasmani Grandal, S (1, 2) OBP: 0.370, SLG: 0.500										5	0	1	0	0	1	2							
22 Christian Yelich, L (1, 9)										5	3	3	1	0	0	1							
8 Ryan Braun, R (1, 7)										4	1	2	1	1	1	3							
11 Mike Moustakas, L (1, 5)										4	1	1	3	1	2	2							
18 Keston Hiura, R (1, 4)										5	0	2	2	0	2	0							
7 Eric Thames, L (1, 3)										4	1	1	1	1	1	2							
13 Tyler Saladino, R (1, 6) 71 Josh Hader, L (8, 1) 32 Jeremy Jeffress, R (9, 1)										4	0	0	0	0	3	3	AB 37 R 8 H 10 RBI 8 BB 5 SO 13 LOB 16						
47 Gio González, R (1, 1) 51 Freddy Peralta, R (5, 1) 6 Lorenzo Cain, R (7, PH) 37 Adrian Houser, R (7, 1) 3 Orlando Arcia, R (8, 6) 16 Ben Gamel, L (1, 8)										2	0	0	0	0	2	3							
										3	1	0	0	1	1	0							
Inning Stats	R: 0 H: 1 E: 0 K: 1 S: 8	H: 1 LOB: 1 BB: 0 P: 11	R: 0 H: 0 E: 0 K: 2 S: 7	H: 0 LOB: 0 BB: 0 P: 10	R: 0 H: 0 E: 0 K: 1 S: 8	H: 0 LOB: 0 BB: 0 P: 11	R: 1 H: 3 E: 0 K: 3 S: 18	H: 3 LOB: 3 BB: 1 P: 33	R: 0 H: 1 E: 0 K: 0 S: 8	H: 1 LOB: 1 BB: 0 P: 12	R: 1 H: 1 E: 0 K: 1 S: 7	H: 1 LOB: 0 BB: 0 P: 8	R: 0 H: 0 E: 0 K: 1 S: 11	H: 0 LOB: 0 BB: 0 P: 16	R: 3 H: 2 E: 0 K: 2 S: 12	H: 2 LOB: 0 BB: 1 P: 25	R: 3 H: 2 E: 0 K: 2 S: 20	H: 2 LOB: 2 BB: 3 P: 32	1B: 4 2B: 4 HR: 2	SF: 0 SAC: 0 DP: 0 HBP: 0	WP: 0 PB: 0 CS: 0	PA: 42	
PITCHER	IP WLS BF H R ER SO BB IBB HBP BLK WP HR S P ERA WHIP	7.0 L 6 2 3 2 1 0 0 0 0 1 67 101 2.57 0.857	1.0 L 4 1 3 3 2 0 0 0 0 1 12 25 27.00 3.000	0.1 L 6 1 3 3 1 2 0 0 0 0 9 18 81.00 9.000	0.2 L 4 1 0 0 1 0 1 0 0 0 0 11 14 0.00 1.500																		

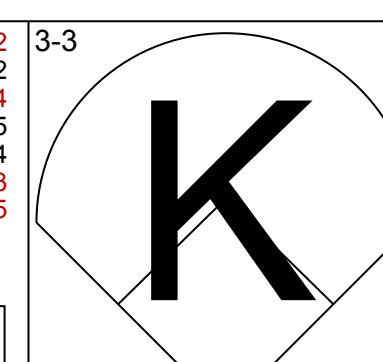
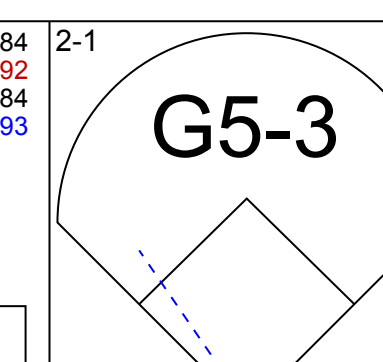
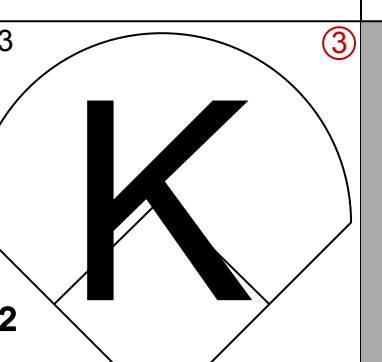
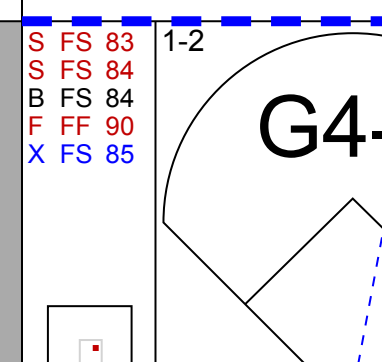
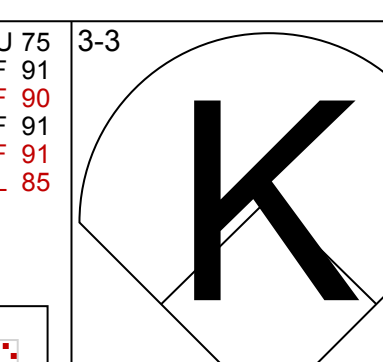
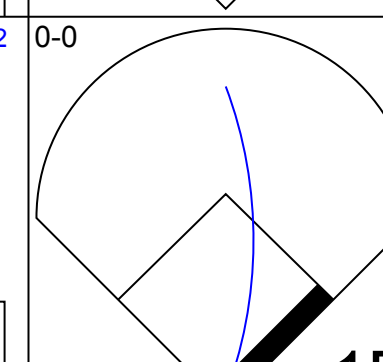
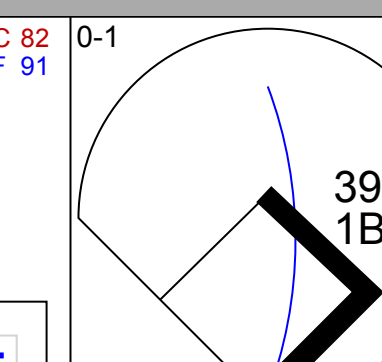
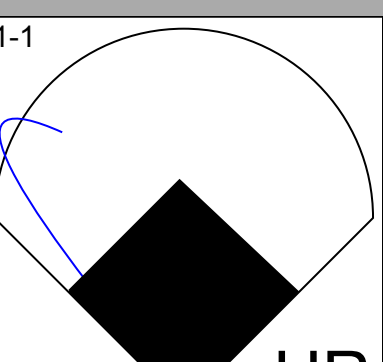
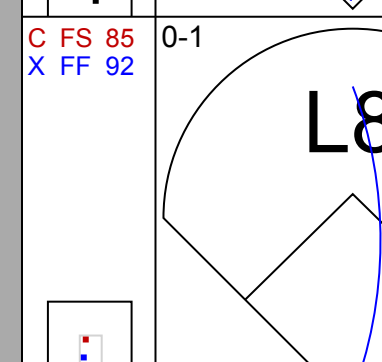
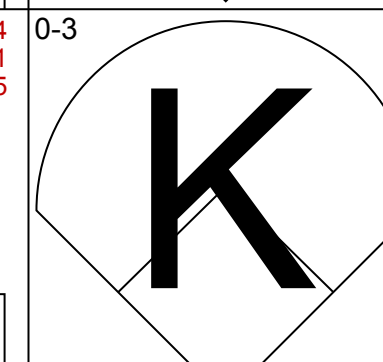
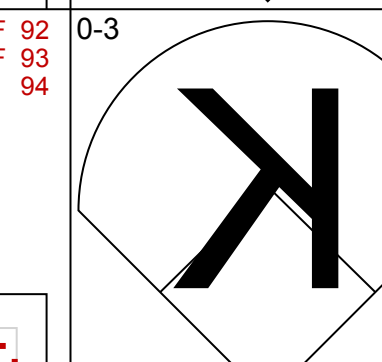
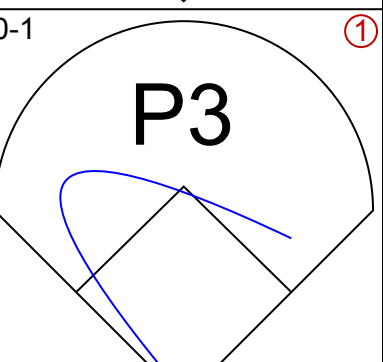
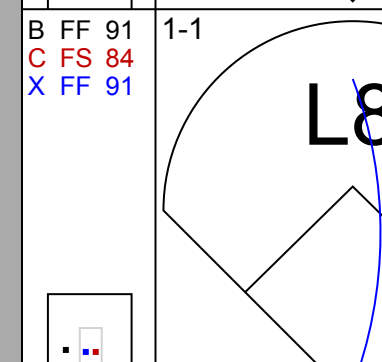
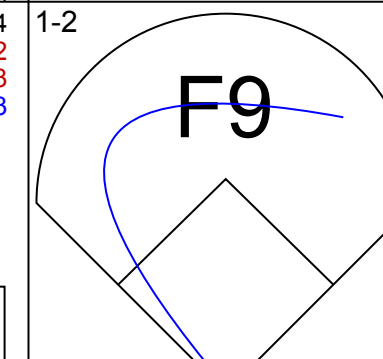
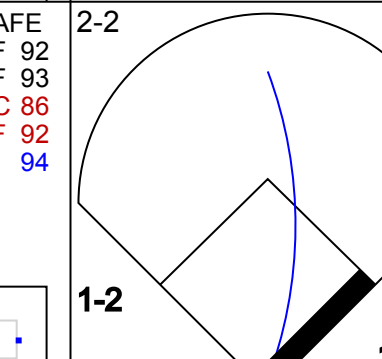
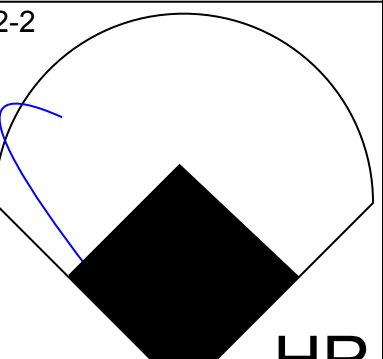
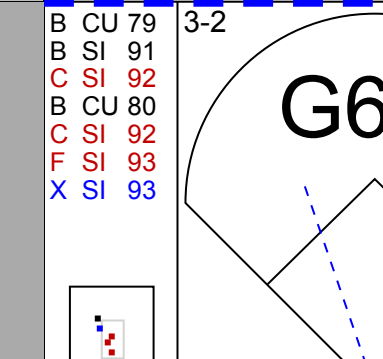

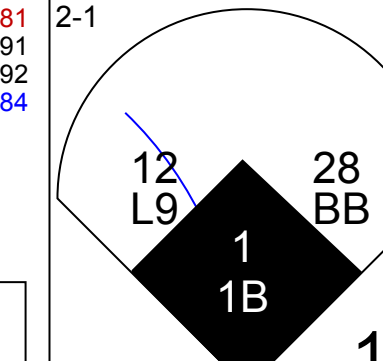
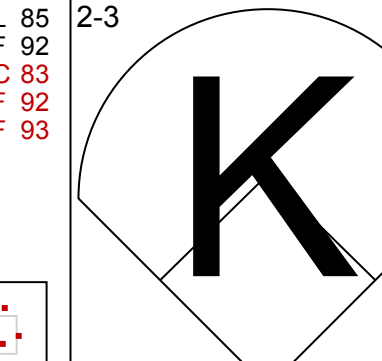
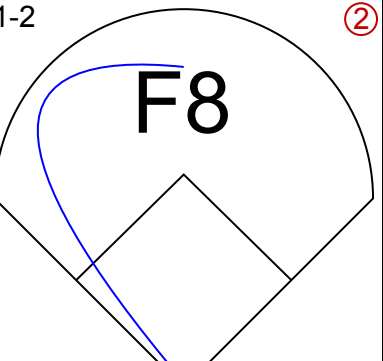
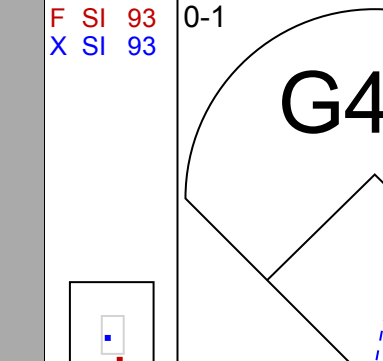

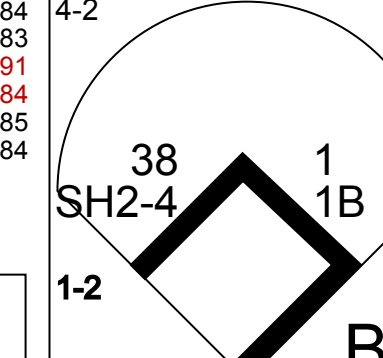
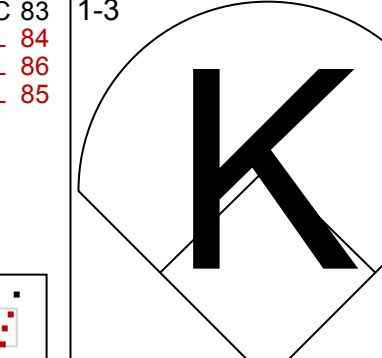
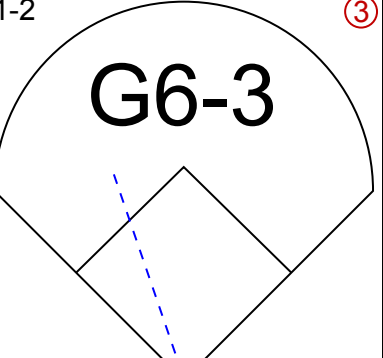
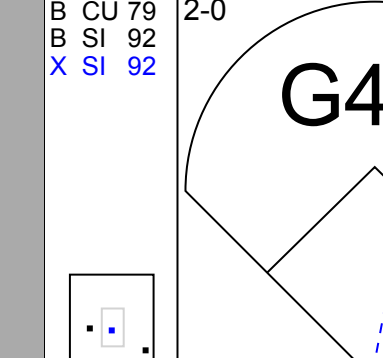




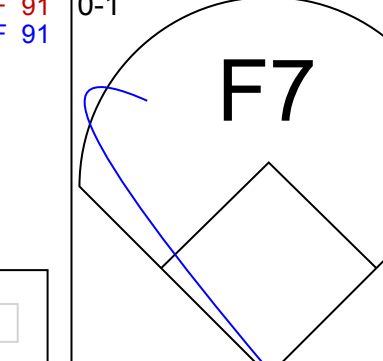




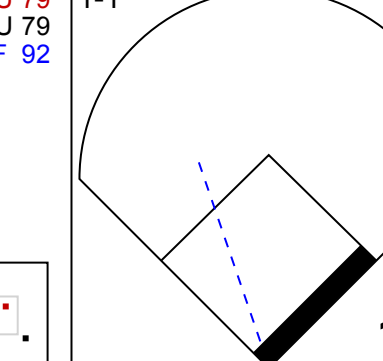




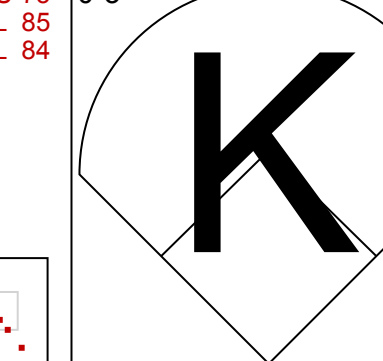

Milwaukee Brewers @ Arizona Diamondbacks
Chase Field, Phoenix, AZ
Sat Jul 20 2019, 5:11 PM - 8:27 PM MST
Att: 38,567 - Roof Closed - 76 F

livebaseballscorecards.com

Batter	1	2	3	4	5	6	7	8	9	AB	R	H	RBI	BB	SO	LOB	BOTTOM						
16 Tim Lincecum, R (1, 7)										3	0	0	0	0	0	0							
4 Ketel Marte, S (1, 8)										4	1	2	0	0	1	1							
5 Eduardo Escobar, S (1, 5)										4	0	0	0	0	2	3							
53 Christian Walker, R (1, 3)										3	0	1	1	1	2	1							
10 Adam Jones, R (1, 9)										4	0	0	0	0	3	2							
41 Wilmer Flores, R (1, 4)										3	0	0	0	1	0	1							
13 Nick Ahmed, R (1, 6)										3	1	1	0	1	1	1	AB 31 R 3 H 6 RBI 3 BB 3 SO 11 LOB 12						
18 Carson Kelly, R (1, 2)										4	1	1	1	0	1	2							
21 Zack Greinke, R (1, 1) 22 Jake Lamb, L (7, PH) 40 Andrew Chafin, R (8, 1) 52 Zack Godley, R (9, 1) 58 Stefan Crichton, R (9, 1)										2	0	1	1	0	0	1							
										1	0	0	0	0	1	0							
										0	0	0	0	0	0	0							
										0	0	0	0	0	0	0							
										0	0	0	0	0	0	0							
Inning Stats	R: 1 H: 2 E: 0 K: 0 S: 14	H: 2 LOB: 1 BB: 0 P: 20	R: 0 H: 0 E: 0 K: 0 S: 12	H: 0 LOB: 1 BB: 1 P: 20	R: 0 H: 0 E: 0 K: 0 S: 7	H: 0 LOB: 0 BB: 0 P: 9	R: 0 H: 0 E: 0 K: 1 S: 5	H: 0 LOB: 0 BB: 1 P: 13	R: 2 H: 3 E: 0 K: 2 S: 14	H: 3 LOB: 1 BB: 0 P: 19	R: 0 H: 0 E: 0 K: 2 S: 8	H: 0 LOB: 0 BB: 0 P: 12	R: 0 H: 0 E: 0 K: 3 S: 9	H: 0 LOB: 0 BB: 0 P: 13	R: 0 H: 1 E: 0 K: 2 S: 14	H: 1 LOB: 0 BB: 0 P: 20	R: 0 H: 0 E: 0 K: 1 S: 11	H: 0 LOB: 1 BB: 1 P: 17	1B: 2 2B: 3 HR: 0	SF: 0 SAC: 1 DP: 1 HBP: 0	WP: 1 PB: 0 CS: 0	PA: 35	
PITCHER	IP WLS BF H R ER SO BB IBB HBP BLK WP HR S P ERA WHIP	4.0 R 6 0 0 0 4 0 0 0 0 0 15 20 0.00 0.000	2.0 L 5 1 0 0 3 0 0 0 0 0 8 12 0.00 0.000	1.1 W 5 1 0 0 3 0 0 0 0 0 8 12 0.00 0.000	0.2 H 2 0 0 0 2 0 0 0 0 0 8 12 0.00 0.000	1.0 L 4 0 0 0 1 1 0 0 0 0 11 17 0.00 1.000																	

Milwaukee Brewers @ Arizona Diamondbacks
Chase Field, Phoenix, AZ
Sat Jul 20 2019, 5:11 PM - 8:27 PM MST
Att: 38,567 - Roof Closed - 76 F

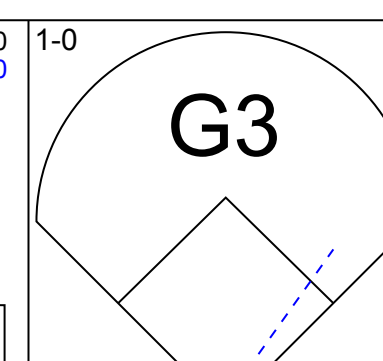
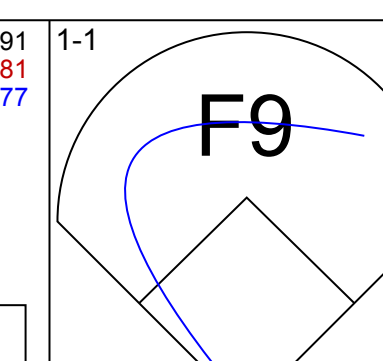
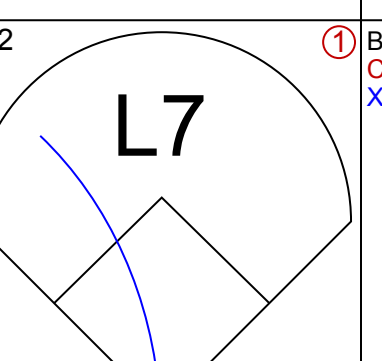
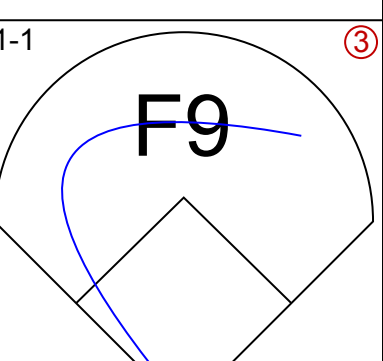
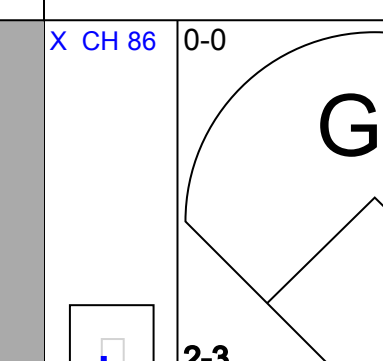
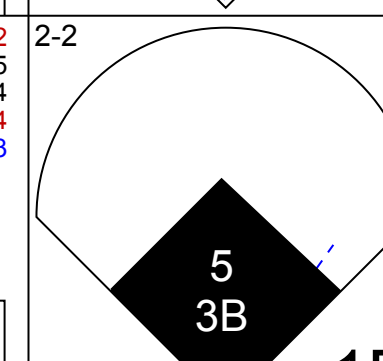
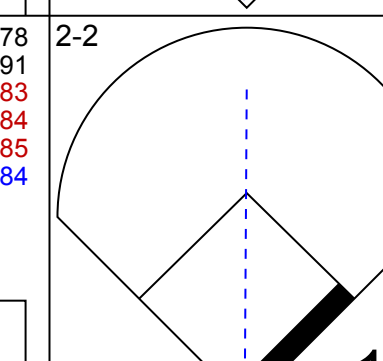
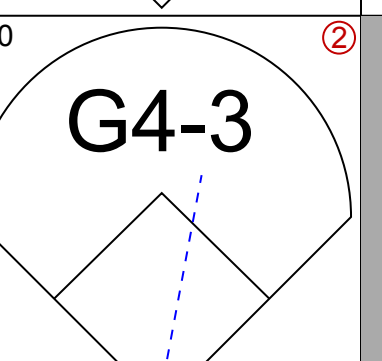

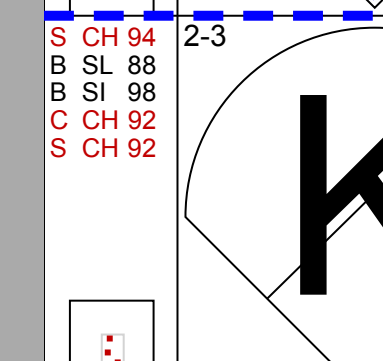
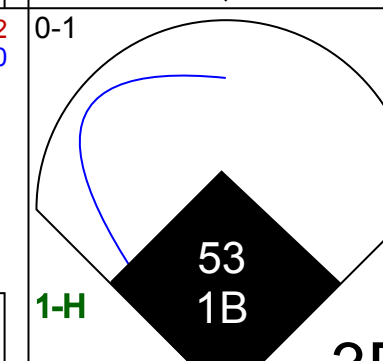
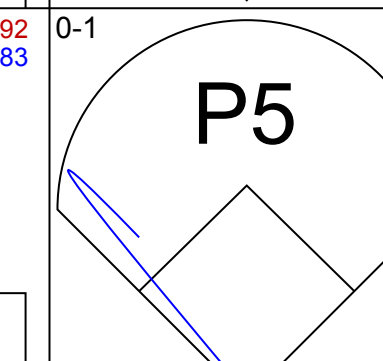
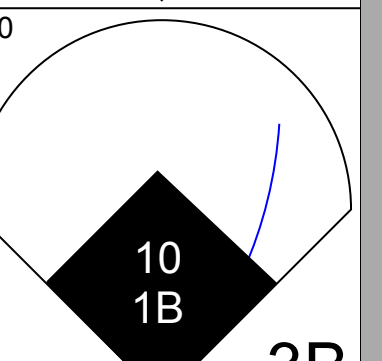


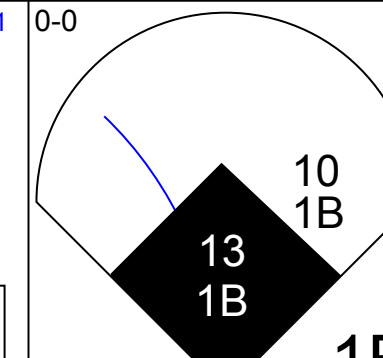
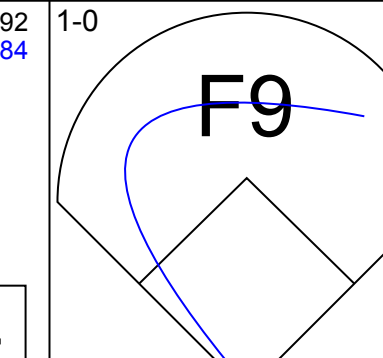
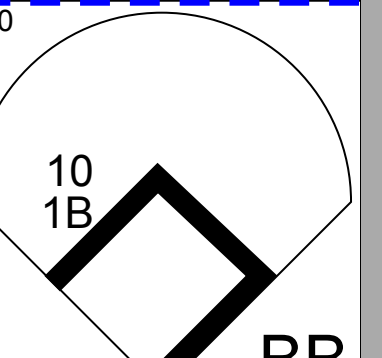


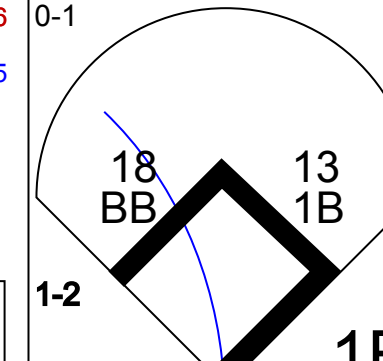

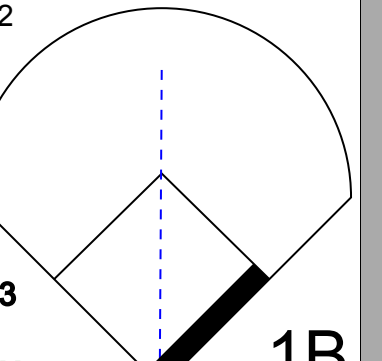


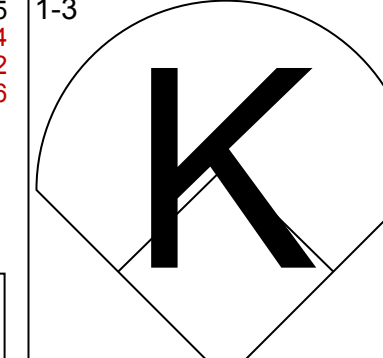
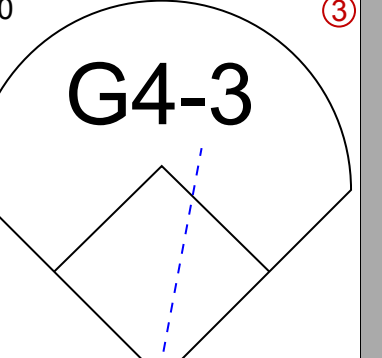

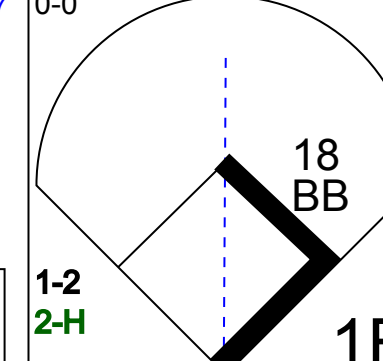

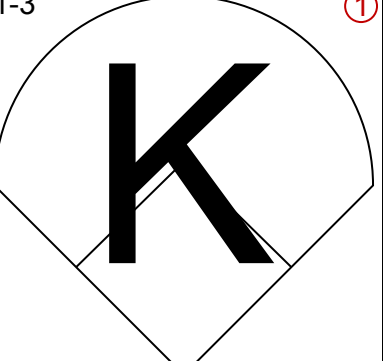

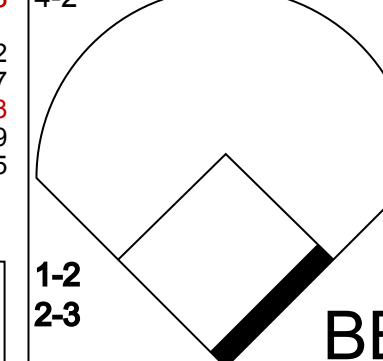

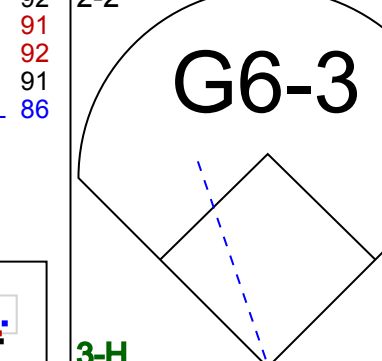
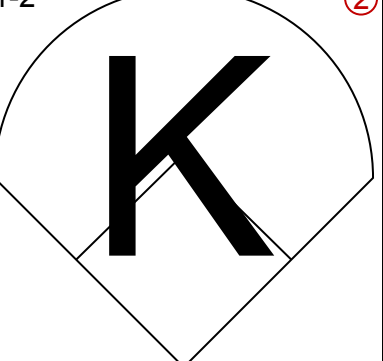
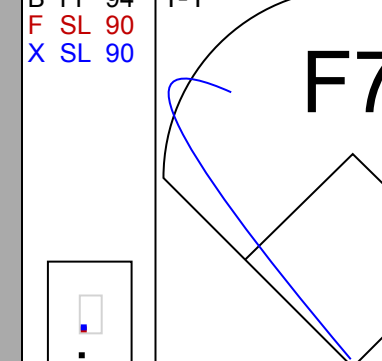
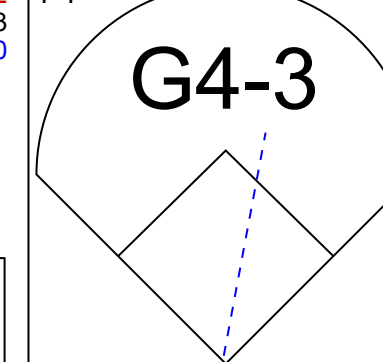

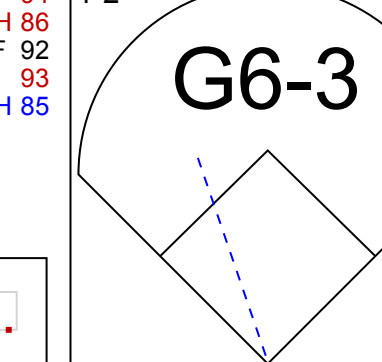
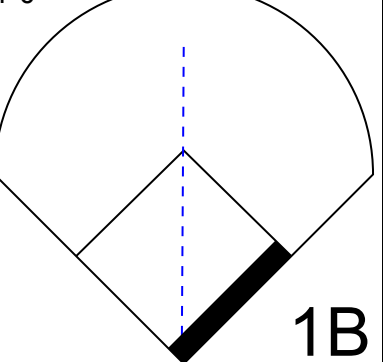

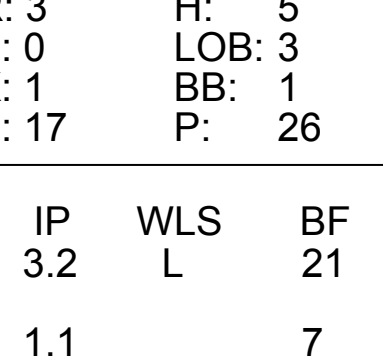
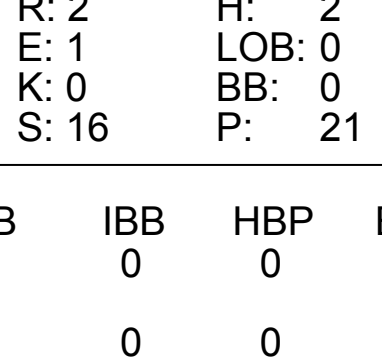
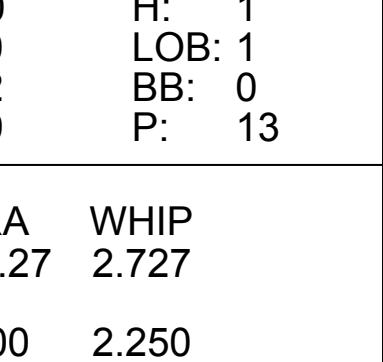


livebaseballscorecards.com

Batter	1	2	3	4	5	6	7	8	9	AB	R	H	RBI	BB	SO	LOB	TOP			
2 Jonathan Villar, S OBP: 0.321, SLG: 0.409										5	0	0	0	0	3	4				
57 Hanser Alberto, R OBP: 0.325, SLG: 0.409										4	1	3	1	0	0	0				
16 Trey Mancini, R OBP: 0.347, SLG: 0.533										4	0	0	0	0	2	2				
39 Renato Núñez, R OBP: 0.311, SLG: 0.507										4	1	2	1	0	0	1				
25 Anthony Santander, S OBP: 0.340, SLG: 0.469										4	1	1	0	0	1	2				
28 Pedro Severino, R OBP: 0.325, SLG: 0.451										3	0	0	0	1	1	2				
12 Stevie Wilkerson, S OBP: 0.270, SLG: 0.404										4	0	0	0	0	2	2				
1 Richie Martin, R OBP: 0.230, SLG: 0.302										3	0	2	1	0	0	0				
35 Dwight Smith Jr., L OBP: 0.289, SLG: 0.412										1	0	0	0	0	1	1				
38 Aaron Brooks, R 64 Gabriel Ynoa, R 14 Rip Ruiz, L 52 Branden Kline, R 50 Miguel Castro, R 19 Chris Davis, L										1	0	0	0	0	1	1				
Inning Stats	R: 0 E: 0 K: 2 S: 11	H: 1 LOB: 1 BB: 0 P: 15	R: 1 E: 0 K: 0 S: 12	H: 2 LOB: 2 BB: 1 P: 21	R: 0 E: 0 K: 3 S: 14	H: 2 LOB: 2 BB: 0 P: 19	R: 0 E: 0 K: 3 S: 10	H: 1 LOB: 1 BB: 0 P: 14	R: 2 E: 0 K: 0 S: 15	H: 2 LOB: 0 BB: 0 P: 20	R: 0 E: 0 K: 2 S: 7	H: 0 LOB: 0 BB: 0 P: 11	R: 0 E: 0 K: 0 S: 8	H: 0 LOB: 0 BB: 0 P: 10	R: 0 E: 0 K: 0 S: 7	H: 1 LOB: 1 BB: 0 P: 14	1B: 7 2B: 0 3B: 0 HR: 2	SF: 0 SAC: 1 DP: 0 HBP: 0	WP: 1 PB: 0 SB: 0 CS: 0	PA: 37
PITCHER	IP WLS BF H R ER SO BB IBB HBP BLK WP HR S P ERA WHIP	IP WLS BF H R ER SO BB IBB HBP BLK WP HR S P ERA WHIP	IP WLS BF H R ER SO BB IBB HBP BLK WP HR S P ERA WHIP	IP WLS BF H R ER SO BB IBB HBP BLK WP HR S P ERA WHIP	IP WLS BF H R ER SO BB IBB HBP BLK WP HR S P ERA WHIP	IP WLS BF H R ER SO BB IBB HBP BLK WP HR S P ERA WHIP	IP WLS BF H R ER SO BB IBB HBP BLK WP HR S P ERA WHIP	IP WLS BF H R ER SO BB IBB HBP BLK WP HR S P ERA WHIP	IP WLS BF H R ER SO BB IBB HBP BLK WP HR S P ERA WHIP	IP WLS BF H R ER SO BB IBB HBP BLK WP HR S P ERA WHIP	IP WLS BF H R ER SO BB IBB HBP BLK WP HR S P ERA WHIP	IP WLS BF H R ER SO BB IBB HBP BLK WP HR S P ERA WHIP	IP WLS BF H R ER SO BB IBB HBP BLK WP HR S P ERA WHIP	IP WLS BF H R ER SO BB IBB HBP BLK WP HR S P ERA WHIP	IP WLS BF H R ER SO BB IBB HBP BLK WP HR S P ERA WHIP	IP WLS BF H R ER SO BB IBB HBP BLK WP HR S P ERA WHIP	IP WLS BF H R ER SO BB IBB HBP BLK WP HR S P ERA WHIP	IP WLS BF H R ER SO BB IBB HBP BLK WP HR S P ERA WHIP	IP WLS BF H R ER SO BB IBB HBP BLK WP HR S P ERA WHIP	IP WLS BF H R ER SO BB IBB HBP BLK WP HR S P ERA WHIP

Baltimore Orioles @ Arizona Diamondbacks
Chase Field, Phoenix, AZ
Mon Jul 22 2019, 6:42 PM - 9:35 PM MST
Att. 19,192 - Roof Closed - 76 F

AB 35
R 3
H 9
RBI 3
BB 1
SO 12
LOB 15



Batter	1	2	3	4	5	6	7	8	9	AB	R	H	RBI	BB	SO	LOB	BOTTOM			
1 Jarrod Dyson, L OBP: 0.329, SLG: 0.362										5	0	0	0	0	0	2				
4 Ketel Marte, S OBP: 0.376, SLG: 0.578										4	1	2	0	1	1	1				
5 Eduardo Escobar, S OBP: 0.344, SLG: 0.556										4	2	2	1	1	0	2				
53 Christian Walker, R OBP: 0.339, SLG: 0.493										4	1	1	1	1	1	4				
10 Adam Jones, R OBP: 0.323, SLG: 0.441										4	1	3	1	0	0	1				
22 Jake Lamb, L OBP: 0.384, SLG: 0.397										4	1	1	1	1	0	2				
58 Stefan Crichton, R 56 Greg Holland, R										0	0	0	0	0	0	0				
13 Nick Ahmed, R OBP: 0.321, SLG: 0.426										4	0	1	1	0	1	1				
18 Carson Kelly, R OBP: 0.351, SLG: 0.515										3	0	0	1	1	1	0				
38 Robbie Ray, L OBP: 0.081, SLG: 0.081										3	0	1	0	0	0	3				
66 Yoshinisa Hirano, R 15 Ildemaro Vargas, S										0	0	0	0	0	0	0				
Inning Stats	R: 3 E: 0 K: 1 S: 17	H: 5 LOB: 3 BB: 1 P: 26	R: 0 E: 0 K: 0 S: 9	H: 1 LOB: 0 BB: 0 P: 13	R: 2 E: 1 K: 0 S: 16	H: 2 LOB: 0 BB: 0 P: 21	R: 1 E: 0 K: 0 S: 12	H: 2 LOB: 2 BB: 1 P: 24	R: 0 E: 0 K: 2 S: 9	H: 1 LOB: 1 BB: 0 P: 13	R: 0 E: 0 K: 0 S: 7	H: 0 LOB: 1 BB: 1 P: 12	R: 0 E: 0 K: 1 S: 8	H: 0 LOB: 0 BB: 0 P: 14	R: 0 E: 0 K: 2 S: 9	H: 1 LOB: 2 BB: 1 P: 19	1B: 7 2B: 3 3B: 2 HR: 0	SF: 0 SAC: 0 DP: 0 HBP: 0	WP: 0 PB: 0 SB: 1 CS: 0	PA: 40
PITCHER	IP WLS BF H R ER SO BB IBB HBP BLK WP HR S P ERA WHIP	IP WLS BF H R ER SO BB IBB HBP BLK WP HR S P ERA WHIP	IP WLS BF H R ER SO BB IBB HBP BLK WP HR S P ERA WHIP	IP WLS BF H R ER SO BB IBB HBP BLK WP HR S P ERA WHIP	IP WLS BF H R ER SO BB IBB HBP BLK WP HR S P ERA WHIP	IP WLS BF H R ER SO BB IBB HBP BLK WP HR S P ERA WHIP	IP WLS BF H R ER SO BB IBB HBP BLK WP HR S P ERA WHIP	IP WLS BF H R ER SO BB IBB HBP BLK WP HR S P ERA WHIP	IP WLS BF H R ER SO BB IBB HBP BLK WP HR S P ERA WHIP	IP WLS BF H R ER SO BB IBB HBP BLK WP HR S P ERA WHIP	IP WLS BF H R ER SO BB IBB HBP BLK WP HR S P ERA WHIP	IP WLS BF H R ER SO BB IBB HBP BLK WP HR S P ERA WHIP	IP WLS BF H R ER SO BB IBB HBP BLK WP HR S P ERA WHIP	IP WLS BF H R ER SO BB IBB HBP BLK WP HR S P ERA WHIP	IP WLS BF H R ER SO BB IBB HBP BLK WP HR S P ERA WHIP	IP WLS BF H R ER SO BB IBB HBP BLK WP HR S P ERA WHIP	IP WLS BF H R ER SO BB IBB HBP BLK WP HR S P ERA WHIP	IP WLS BF H R ER SO BB IBB HBP BLK WP HR S P ERA WHIP	IP WLS BF H R ER SO BB IBB HBP BLK WP HR S P ERA WHIP	IP WLS BF H R ER SO BB IBB HBP BLK WP HR S P ERA WHIP

Baltimore Orioles @ Arizona Diamondbacks
Chase Field, Phoenix, AZ
Mon Jul 22 2019, 6:42 PM - 9:35 PM MST
Att. 19,192 - Roof Closed - 76 F

AB 36
R 6
H 12
RBI 6
BB 4
SO 6
LOB 18



Batter	1	2	3	4	5	6	7	8	9	AB	R	H	RBI	BB	SO	LOB	TOP										
2 Jonathan Villar, S OBP: 0.314, SLG: 0.399	L7		K			G5-3	G1-3		F7	5	0	0	0	0	1	6											
16 Trey Mancini, R OBP: 0.346, SLG: 0.535	K2-3			F9		HR		K	F9	5	1	1	1	0	2	2											
25 Anthony Santander, S OBP: 0.343, SLG: 0.513	F8			HR		2B		K	P5	5	1	2	1	0	1	2											
39 Renato Núñez, R OBP: 0.315, SLG: 0.513		G5-3		K		K2-3		35 1B		3	0	0	0	1	2	1											
35 Dwight Smith Jr., L OBP: 0.294, SLG: 0.425	G4-3			F8			12 1B	28 BB		4	0	2	0	0	0	0											
28 Pedro Severino, R OBP: 0.325, SLG: 0.446	F7				G1-3		12 1B			2	0	0	0	1	0	0											
19 Chris Davis, L OBP: 0.262, SLG: 0.309			G4-3		K2-3					4	0	0	0	0	3	5											
1 Richie Martin, R OBP: 0.233, SLG: 0.298			K2-3		G6-3					3	0	0	0	0	2	2											
15 Chance Sisco, L OBP: 0.305, SLG: 0.523									57 BB	0	0	0	0	1	0	0											
67 John Means, L ERA: 6.1										1	0	1	0	0	0	0											
64 Gabriel Ynoa, R ERA: 6.12										0	0	0	0	0	0	0											
14 Ryo Ruiz, L ERA: 6.46										0	0	0	0	0	0	0											
48 Richard Bleier, L ERA: 6.46										0	0	0	0	0	0	0											
12 Stevie Wilkerson, S ERA: 5.2										0	0	0	0	0	0	0											
50 Miguel Castro, R ERA: 5.2										0	0	0	0	0	0	0											
66 Tanner Scott, L ERA: 3.94										0	0	0	0	0	0	0											
57 Hanser Alberto, R ERA: 3.94										0	0	0	0	0	0	0											
Inning Stats	R: 0 E: 0 K: 1 S: 8	H: 0 LOB: 0 BB: 0 P: 10	R: 0 E: 0 K: 0 S: 10	H: 0 LOB: 0 BB: 0 P: 16	R: 0 E: 0 K: 2 S: 10	H: 1 LOB: 1 BB: 0 P: 16	R: 1 E: 0 K: 1 S: 10	H: 1 LOB: 0 BB: 0 P: 17	R: 0 E: 0 K: 1 S: 7	H: 0 LOB: 0 BB: 0 P: 10	R: 1 E: 0 K: 2 S: 12	H: 2 LOB: 1 BB: 0 P: 18	R: 0 E: 0 K: 2 S: 18	H: 2 LOB: 3 BB: 1 P: 30	R: 0 E: 0 K: 3 S: 17	H: 1 LOB: 3 BB: 2 P: 32	R: 0 E: 0 K: 0 S: 4	H: 0 LOB: 2 BB: 2 P: 13	1B: 4 2B: 1 3B: 0 HR: 2	SF: 0 SAC: 0 DP: 0 HBP: 1	WP: 0 PA: 39 PB: 0 SB: 0 CS: 0						
PITCHER	IP	WLS	BF	H	R	ER	SO	BB	IBB	HBP	BLK	WP	HR	S	P	ERA	WHIP										
45 Taylor Clarke, R ERA: 3.82	6.0	W	22	4	2	2	7	0	0	0	0	0	2	57	87	3.00	0.667										
66 Yoshitaka Hirano, R ERA: 4.4	1.0	H	6	2	0	0	3	1	0	0	0	0	0	18	30	0.00	3.000										
25 Archie Bradley, R ERA: 4.4	1.0	H	6	1	0	0	2	1	0	1	0	0	0	17	32	0.00	2.000										
56 Greg Holland, R ERA: 3.0	0.0	S	2	0	0	0	0	2	0	0	0	0	0	1	9	-	-										
50 Yoan López, R ERA: 2.72	1.0	S	3	0	0	0	0	0	0	0	0	0	0	3	4	0.00	0.000										

Baltimore Orioles @ Arizona Diamondbacks
Chase Field, Phoenix, AZ
Wed Jul 24 2019, 12:41 PM - 4:04 PM MST
Att: 20,452 - Roof Closed - 75 F

livebaseballscorecards.com

AB 34
R 2
H 7
RBI 2
BB 4
SO 12
LOB 18



Batter	1	2	3	4	5	6	7	8	9	AB	R	H	RBI	BB	SO	LOB	BOTTOM										
16 Tim Lincecum, R OBP: 0.367, SLG: 0.331	F8		K			K				4	0	1	0	1	2	0											
4 Ketel Marte, S OBP: 0.375, SLG: 0.579	P4			FC5-6		HR				4	1	2	2	1	0	2											
5 Eduardo Escobar, S OBP: 0.344, SLG: 0.549	K			BB		E3				3	0	0	0	2	2	3											
53 Christian Walker, R OBP: 0.333, SLG: 0.483		K	L3		FC6-4					5	0	1	0	0	1	6											
10 Adam Jones, R OBP: 0.318, SLG: 0.433	L7			HR		L7				5	1	1	0	0	0	2											
41 Wilmer Flores, R OBP: 0.329, SLG: 0.387					F7					4	0	2	0	0	0	1											
1 Jarrod Dyson, L OBP: 0.333, SLG: 0.364						G6-3				1	1	1	0	0	0	0											
13 Nick Ahmed, R OBP: 0.325, SLG: 0.423						E5				3	1	1	0	2	0	1											
18 Carson Kelly, R OBP: 0.354, SLG: 0.528		F8			HR					3	1	1	3	1	1	4											
45 Taylor Clarke, R ERA: 3.12										3	0	1	0	0	2	2											
64 Gabriel Ynoa, R ERA: 6.02										0	0	0	0	0	0	0											
48 Richard Bleier, L ERA: 6.46										0	0	0	0	0	0	0											
50 Miguel Castro, R ERA: 5.2										0	0	0	0	0	0	0											
66 Tanner Scott, L ERA: 3.94										0	0	0	0	0	0	0											
57 Hanser Alberto, R ERA: 3.94										0	0	0	0	0	0	0											
Inning Stats	R: 0 E: 0 K: 1 S: 10	H: 0 LOB: 0 BB: 0 P: 17	R: 0 E: 0 K: 1 S: 11	H: 2 LOB: 2 BB: 0 P: 18	R: 0 E: 0 K: 2 S: 15	H: 1 LOB: 2 BB: 1 P: 27	R: 3 E: 0 K: 0 S: 23	H: 3 LOB: 3 BB: 3 P: 44	R: 0 E: 1 K: 1 S: 13	H: 0 LOB: 1 BB: 1 P: 17	R: 1 E: 1 K: 1 S: 11	H: 1 LOB: 1 BB: 0 P: 18	R: 1 E: 0 K: 2 S: 14	H: 2 LOB: 3 BB: 2 P: 25	R: 0 E: 0 K: 0 S: 5	H: 2 LOB: 1 BB: 0 P: 8	1B: 9 2B: 0 3B: 0 HR: 2	SF: 0 SAC: 0 DP: 1 HBP: 0	WP: 1 PA: 43 PB: 0 SB: 1 CS: 0								
PITCHER	IP	WLS	BF	H	R	ER	SO	BB	IBB	HBP	BLK	WP	HR	S	P	ERA	WHIP										
67 John Means, L ERA: 3.12	3.1	L	19	6	3	3	4	1	1	0	0	0	0	18	28	0.00	0.600										
48 Richard Bleier, L ERA: 6.46	1.0	S	5	1	1	1	1	0	0	0	0	0	1	11	18	9.00	1.000										
50 Miguel Castro, R ERA: 5.2	0.1	S	3	1	1	1	1	1	0	0	0	0	0	4	9	27.00	6.000										
66 Tanner Scott, L ERA: 3.94	1.2	S	8	3	0	0	1	1	0	0	0	0	0	15	24	0.00	2.400										

Baltimore Orioles @ Arizona Diamondbacks
Chase Field, Phoenix, AZ
Wed Jul 24 2019, 12:41 PM - 4:04 PM MST
Att: 20,452 - Roof Closed - 75 F

livebaseballscorecards.com

AB 36
R 5
H 11
RBI 5
BB 7
SO 8
LOB 23



Batter	1	2	3	4	5	6	7	8	9	AB	R	H	RBI	BB	SO	LOB	TOP			
1 Jarrod Dyson, L (1, 8) OBP: 0.332, SLG: 0.360										3	0	0	0	1	1	2	Arizona Diamondbacks @ Miami Marlins Marlins Park, Miami, FL Fri Jul 26 2019, 7:11 PM - 10:20 PM EDT Att: 8,867 - Roof Closed - 80 F			
4 Ketel Marte, S (1, 4) OBP: 0.376, SLG: 0.577										3	0	1	0	1	0	1				
5 Eduardo Escobar, S (1, 5) OBP: 0.343, SLG: 0.546										4	0	1	0	0	1	3				
6 David Peralta, L (1, 7) OBP: 0.347, SLG: 0.468										4	0	0	0	0	2	3				
10 Adam Jones, R (1, 9) OBP: 0.324, SLG: 0.434										4	1	2	0	0	1	1				
22 Jake Lamb, L (1, 3) OBP: 0.391, SLG: 0.432										3	1	1	0	0	1	2				
53 Christian Walker, R (9, PH) OBP: 0.332, SLG: 0.481										1	0	0	0	0	1	0				
13 Nick Ahmed, R (1, 6) OBP: 0.324, SLG: 0.419										3	0	0	1	1	0	2				
31 Alex Avila, L (1, 2) OBP: 0.371, SLG: 0.457										3	0	0	0	1	1	1				
21 Zack Greinke, R (1, 1) OBP: 0.306, SLG: 0.585										2	0	1	1	0	0	0				
26 Vladimir Torres, R (7, PH)										1	0	0	0	0	0	0				
25 Archie Bradley, R (7, 1)										0	0	0	0	0	0	0				
50 Yoan López, R (8, 1)										0	0	0	0	0	0	0				
56 Greg Holland, R (9, 1)										0	0	0	0	0	0	0				
66 Yoshitaka Hirano, R (9, 1)										0	0	0	0	0	0	0				
Inning Stats	R: 0 E: 0 K: 2 S: 11	H: 0 LOB: 1 BB: 1 P: 20	R: 1 E: 0 K: 1 S: 13	H: 2 LOB: 2 BB: 1 P: 20	R: 0 E: 0 K: 1 S: 7	H: 1 LOB: 0 BB: 0 P: 8	R: 1 E: 0 K: 0 S: 9	H: 1 LOB: 0 BB: 0 P: 15	R: 0 E: 1 K: 0 S: 10	H: 0 LOB: 1 BB: 1 P: 18	R: 0 E: 0 K: 1 S: 13	H: 0 LOB: 0 BB: 0 P: 12	R: 0 E: 0 K: 2 S: 12	H: 1 LOB: 0 BB: 1 P: 18	R: 0 E: 0 K: 1 S: 6	H: 0 LOB: 0 BB: 1 P: 16	1B: 4 2B: 1 3B: 1 HR: 0	SF: 0 2B: 1 DP: 1 HBP: 0	WP: 0 PB: 0 SB: 1 CS: 1	PA: 35
PITCHER	IP WLS BF H R ER SO BB IBB HBP BLK WP HR S P ERA WHIP																			
22 Sandy Alcantara, R (1, 1) ERA: 4.18	6.0	25	5	2	2	4	3	0	0	0	0	0	0	0	0	63	102	3.00	1.333	
66 Jarlin Garcia, L (7, 1) ERA: 2.59	1.0	3	0	0	0	1	0	0	0	0	0	0	0	0	8	12	0.00	0.000		
36 Trevor Richards, R (8, 1) ERA: 4.58	1.0	4	1	0	0	2	0	0	0	0	0	0	0	12	18	0.00	1.000			
74 José Quijada, L (9, 1) ERA: 3.77	1.0	W 3	0	0	0	1	1	0	0	0	0	0	0	6	16	0.00	1.000			

Batter	1	2	3	4	5	6	7	8	9	AB	R	H	RBI	BB	SO	LOB	BOTTOM			
19 Miguel Rojas, R (1, 6) OBP: 0.339, SLG: 0.355										4	1	2	0	0	0	1	Arizona Diamondbacks @ Miami Marlins Marlins Park, Miami, FL Fri Jul 26 2019, 7:11 PM - 10:20 PM EDT Att: 8,867 - Roof Closed - 80 F			
15 Brian Anderson, R (1, 9) OBP: 0.321, SLG: 0.421										4	0	1	0	0	1	2				
26 Garrett Cooper, R (1, 3) OBP: 0.373, SLG: 0.489										4	0	2	0	0	0	1				
2 Yadiel Rivera, R (9, PR) OBP: 0.271, SLG: 0.226										0	1	0	0	0	0	0				
18 Neil Walker, S (1, 5) OBP: 0.332, SLG: 0.380										2	1	0	1	1	0	1				
13 Starlin Castro, R (1, 4) OBP: 0.276, SLG: 0.356										3	0	1	0	1	1	1				
38 Jorge Alfaro, R (1, 2) OBP: 0.309, SLG: 0.432										3	0	0	1	0	2	2				
47 Harold Ramirez, R (1, 7) OBP: 0.311, SLG: 0.393										3	0	0	1	0	0	0				
46 César Puello, R (1, 8) OBP: 0.362, SLG: 0.411										3	0	1	0	0	1	0				
22 Sandy Alcantara, R (1, 1) ERA: 2.87	6.0	23	4	1	1	5	1	0	0	0	0	0	0	0	2	1				
66 Jarlin Garcia, L (7, 1) ERA: 4.3	1.0	H 3	0	0	0	2	0	0	0	0	0	9	14	0.00	0.000					
36 Trevor Richards, R (8, 1) ERA: 2.66	1.0	H 3	1	0	0	0	0	0	0	0	0	6	9	0.00	1.000					
21 Curtis Granderson, L (8, PH) OBP: 0.266, SLG: 0.355	0.1	L 4	2	2	2	0	1	0	0	0	0	10	17	54.00	9.000					
74 José Quijada, L (9, 1) ERA: 3.78	0.1	1	0	0	0	0	0	0	0	0	0	2	2	0.00	0.000					
Inning Stats	R: 1 E: 0 K: 1 S: 15	H: 2 LOB: 2 BB: 1 P: 27	R: 0 E: 0 K: 1 S: 7	H: 0 LOB: 0 BB: 0 P: 10	R: 0 E: 0 K: 0 S: 7	H: 0 LOB: 0 BB: 0 P: 11	R: 0 E: 0 K: 2 S: 10	H: 0 LOB: 0 BB: 0 P: 15	R: 0 E: 0 K: 1 S: 12	H: 1 LOB: 1 BB: 0 P: 21	R: 0 E: 0 K: 0 S: 10	H: 1 LOB: 0 BB: 0 P: 18	R: 0 E: 0 K: 2 S: 9	H: 0 LOB: 0 BB: 0 P: 14	R: 0 E: 0 K: 0 S: 6	H: 1 LOB: 2 BB: 1 P: 19	1B: 4 2B: 3 3B: 0 HR: 0	SF: 3 2B: 3 DP: 1 HBP: 0	WP: 0 PB: 0 SB: 0 CS: 0	PA: 34
PITCHER	IP WLS BF H R ER SO BB IBB HBP BLK WP HR S P ERA WHIP																			
21 Zack Greinke, R (1, 1) ERA: 2.87	6.0	23	4	1	1	5	1	0	0	0	0	0	0	0	2	1				
25 Archie Bradley, R (7, 1) ERA: 4.3	1.0	H 3	0	0	0	2	0	0	0	0	0	9	14	0.00	0.000					
50 Yoan López, R (8, 1) ERA: 2.66	1.0	H 3	1	0	0	0	0	0	0	0	0	6	9	0.00	1.000					
56 Greg Holland, R (9, 1) ERA: 3.51	0.1	L 4	2	2	2	0	1	0	0	0	0	10	17	54.00	9.000					
66 Yoshitaka Hirano, R (9, 1) ERA: 3.78	0.1	1	0	0	0	0	0	0	0	0	0	2	2	0.00	0.000					

AB	31
R	2
H	6
RBI	2
BB	4
SO	8
LOB	15



AB	29
R	3
H	7
RBI	3
BB	2
SO	7
LOB	9



Batter	1	2	3	4	5	6	7	8	9	AB	R	H	RBI	BB	SO	LOB	TOP										
1 Jarrod Dyson, L (1,8) OBP: 0.336, SLG: 0.358										3	0	1	0	1	1	1	Arizona Diamondbacks @ Miami Marlins Marlins Park, Miami, FL Sun Jul 28 2019, 1:12 PM - 4:23 PM EDT Att: 11,538 - Roof Closed - 79 F										
4 Ketel Marte, S (1,4) OBP: 0.376, SLG: 0.570									3	0	1	0	1	2	1												
5 Eduardo Escobar, S (1,5) OBP: 0.344, SLG: 0.540									2	0	0	0	2	0	2												
6 David Peralta, L (1,7) OBP: 0.344, SLG: 0.461									3	0	0	0	1	1	5												
10 Adam Jones, R (1,9) OBP: 0.316, SLG: 0.429									4	0	0	0	0	0	5												
22 Jake Lamb, L (1,3) OBP: 0.384, SLG: 0.450									3	0	0	0	0	1	0												
16 Tim Lincecum, R (9, PH) OBP: 0.365, SLG: 0.328									1	0	0	0	0	0	0												
13 Nick Ahmed, R (1,6) OBP: 0.328, SLG: 0.430									3	1	1	0	1	1	0												
31 Alex Avila, L (1,2) OBP: 0.370, SLG: 0.453									3	0	1	0	0	0	1												
52 Zack Godley, R (7, 1) OBP: 0.293, SLG: 0.176									0	0	0	0	0	0	0												
26 Yasmany Tomas, R (9, PH) OBP: 0.351, SLG: 0.525									1	0	0	0	0	1	0												
38 Robbie Ray, L (1, 1) OBP: 0.077, SLG: 0.077									2	0	0	0	0	1	1												
40 Andrew Chafin, R (7, 1) OBP: 0.077, SLG: 0.077									0	0	0	0	0	0	0												
18 Carson Kelly, R (7, 2) OBP: 0.351, SLG: 0.525									1	0	0	0	0	1	0												
Inning Stats	R: 0 E: 0 K: 1 S: 12	H: 1 LOB: 2 BB: 1 P: 20	R: 1 E: 1 K: 1 S: 13	H: 2 LOB: 1 BB: 0 P: 21	R: 0 E: 0 K: 0 S: 4	H: 0 LOB: 0 BB: 1 P: 11	R: 0 E: 0 K: 0 S: 9	H: 0 LOB: 0 BB: 0 P: 14	R: 0 E: 0 K: 2 S: 9	H: 0 LOB: 1 BB: 0 P: 12	R: 0 E: 0 K: 1 S: 7	H: 0 LOB: 1 BB: 1 P: 14	R: 0 E: 0 K: 0 S: 7	H: 1 LOB: 3 BB: 2 P: 24	R: 0 E: 0 K: 2 S: 13	H: 0 LOB: 0 BB: 0 P: 15	1B: 4 2B: 0 3B: 0 HR: 0	SF: 0 SAC: 0 DP: 1 HBP: 0	WP: 0 PB: 0 SB: 1 CS: 0	PA: 35							
PITCHER	IP	WLS	BF	H	R	ER	SO	BB	IBB	HBP	BLK	WP	HR	S	P	ERA	WHIP										
57 Eliaser Hernández, R (1, 1) ERA: 4.93	4.0		16	3	1	1	2	2	0	0	0	0	0	38	26	2.25	1.250										
74 José Quijada, L (5, 1) ERA: 3.31	2.0	W	6	0	0	0	3	1	0	0	0	0	0	16	6	0.00	0.500										
36 Trevor Richards, R (7, 1) ERA: 4.54	1.0	H	4	0	0	0	0	1	0	0	0	0	0	7	14	0.00	1.000										
70 Nick Anderson, R (8, 1) ERA: 3.95	1.0		6	1	0	0	2	2	0	0	0	0	0	13	24	0.00	3.000										
66 Jarlin García, L (9, 1) ERA: 2.51	1.0		3	0	0	0	2	0	0	0	0	0	0	12	15	0.00	0.000										

Batter	1	2	3	4	5	6	7	8	9	AB	R	H	RBI	BB	SO	LOB	BOTTOM										
19 Miguel Rojas, R (1,6) OBP: 0.343, SLG: 0.375										4	2	2	1	0	1	3	Arizona Diamondbacks @ Miami Marlins Marlins Park, Miami, FL Sun Jul 28 2019, 1:12 PM - 4:23 PM EDT Att: 11,538 - Roof Closed - 79 F										
47 Harold Ramírez, R (1,7) OBP: 0.313, SLG: 0.405										4	1	2	2	0	0												
26 Garrett Cooper, R (1,3) OBP: 0.365, SLG: 0.477										4	0	0	0	0	3	2											
13 Starlin Castro, R (1,4) OBP: 0.278, SLG: 0.357										4	0	0	0	0	2	1											
15 Brian Anderson, R (1,9) OBP: 0.324, SLG: 0.429										4	1	2	1	0	1	1											
14 Martín Prado, R (1,5) OBP: 0.267, SLG: 0.310										4	0	2	0	0	0	1											
28 Bryan Holaday, R (1,2) OBP: 0.394, SLG: 0.448										3	0	1	0	0	1	1											
2 Yadiel Rivera, R (1,8) OBP: 0.258, SLG: 0.214										3	0	0	0	0	3	2											
57 Eliaser Hernández, R (1, 1) ERA: 4.93										0	0	0	0	0	0	0											
74 José Quijada, L (5, 1) ERA: 3.31										1	0	0	0	0	1	0											
36 Trevor Richards, R (7, 1) ERA: 4.54										0	0	0	0	0	0	0											
18 Neftalí Valdez, S (7, PH) OBP: 0.196, SLG: 0.196										0	0	0	0	0	0	0											
70 Nick Anderson, R (8, 1) ERA: 3.95										0	1	0	0	1	0	0											
66 Jarlin García, L (9, 1) ERA: 2.51										0	0	0	0	0	0	0											
Inning Stats	R: 1 E: 0 K: 3 S: 21	H: 2 LOB: 1 BB: 0 P: 27	R: 0 E: 0 K: 2 S: 14	H: 2 LOB: 2 BB: 0 P: 19	R: 0 E: 0 K: 2 S: 9	H: 0 LOB: 0 BB: 0 P: 12	R: 0 E: 0 K: 0 S: 8	H: 1 LOB: 0 BB: 0 P: 12	R: 1 E: 1 K: 3 S: 18	H: 1 LOB: 1 BB: 0 P: 25	R: 1 E: 0 K: 1 S: 11	H: 1 LOB: 0 BB: 1 P: 14	R: 2 E: 0 K: 1 S: 15	H: 1 LOB: 0 BB: 1 P: 25	R: 0 E: 0 K: 0 S: 6	H: 1 LOB: 0 BB: 0 P: 8	1B: 6 2B: 0 3B: 0 HR: 3	SF: 0 SAC: 1 DP: 2 HBP: 0	WP: 0 PB: 0 SB: 0 CS: 0	PA: 33							
PITCHER	IP	WLS	BF	H	R	ER	SO	BB	IBB	HBP	BLK	WP	HR	S	P	ERA	WHIP										
38 Robbie Ray, L (1, 1) ERA: 3.91	6.0	L	25	7	3	2	11	0	0	0	0	0	2	81	109	3.00	1.167										
40 Andrew Chafin, L (7, 1) ERA: 4.21	0.2		4	1	2	2	1	1	0	0	0	0	1	13	21	27.00	3.000										
52 Zack Godley, R (7, 1) ERA: 6.26	1.1		4	1	0	0	0	0	0	0	0	0	0	8	12	0.00	0.750										

Batter	1	2	3	4	5	6	7	8	9	AB	R	H	RBI	BB	SO	LOB	TOP					
4 Ketel Marte, S OBP: 0.374, SLG: 0.569	F9		L7	FC5-4			G3		L3	5	0	0	0	0	0	3						
6 David Peralta, L OBP: 0.344, SLG: 0.457	G1-3		G1-3		G1-3		G6-3		G4-3	5	1	1	0	0	0	1						
5 Eduardo Escobar, S OBP: 0.341, SLG: 0.532	F9		F9		F8		F9			4	0	1	0	0	0	0						
53 Christian Walker, R OBP: 0.338, SLG: 0.486				HR				G5-3		3	1	2	1	1	0	0						
10 Adam Jones, R OBP: 0.318, SLG: 0.430	SF9		G4-3	K						3	1	2	1	0	1	1						
41 Wilmer Flores, R OBP: 0.323, SLG: 0.384	P2		G4-3					F8		4	0	1	0	0	0	4						
1 Jarrod Dyson, L OBP: 0.336, SLG: 0.358										0	0	0	0	0	0	0						
13 Nick Ahmed, R OBP: 0.324, SLG: 0.424		L8							FC6-4	4	0	1	1	0	0	2						
26 Yasmany Tomás, R (1, 10)										3	0	0	0	0	1	2						
22 Jake Lamb, L (9, PH)		K		F2						1	0	1	0	0	0	0						
18 Carson Kelly, R OBP: 0.360, SLG: 0.555		L8							F8	4	1	2	1	0	0	1						
Inning Stats	R: 1 E: 0 K: 0 S: 14	H: 2 LOB: 2 BB: 1 P: 26	R: 0 E: 0 K: 1 S: 5	H: 0 LOB: 0 BB: 0 P: 7	R: 0 E: 0 K: 0 S: 7	H: 0 LOB: 0 BB: 0 P: 10	R: 2 E: 0 K: 0 S: 18	H: 4 LOB: 2 BB: 0 P: 23	R: 0 E: 0 K: 1 S: 11	H: 1 LOB: 1 BB: 0 P: 16	R: 0 E: 0 K: 0 S: 8	H: 1 LOB: 0 BB: 0 P: 12	R: 1 E: 0 K: 0 S: 11	H: 1 LOB: 0 BB: 0 P: 14	R: 0 E: 0 K: 0 S: 14	H: 1 LOB: 1 BB: 0 P: 20	R: 0 E: 0 K: 0 S: 10	H: 1 LOB: 1 BB: 0 P: 16	1B: 8 HR: 2	SF: 1 2B: 1 3B: 0 HR: 2	WP: 1 PB: 0 CS: 0 SB: 0	PA: 38
PITCHER	IP WLS BF H R ER SO BB IBB HBP BLK WP HR S P ERA WHIP																					
34 J.A. Happ, L ERA: 5.19	(1, 1) 6.0 L 26 8 3 3 2 1 0 0 0 0 0 1 63 94 4.50 1.500																					
85 Luis Cessa, R ERA: 3.91	(7, 1) 3.0 12 3 1 1 0 0 0 0 0 0 1 1 35 50 3.00 1.000																					

Arizona Diamondbacks @ New York Yankees
 Yankee Stadium, Bronx, NY
 Tue Jul 30 2019, 7:10 PM - 10:20 PM EDT
 Att: 47,281 - Clear - 87 F
livebaseballscorecards.com

AB	36
R	4
H	11
RBI	4
BB	1
SO	2
LOB	14



Batter	1	2	3	4	5	6	7	8	9	AB	R	H	RBI	BB	SO	LOB	BOTTOM					
31 Aaron Hicks, S OBP: 0.329, SLG: 0.457	G1-3		K			G6-3				4	0	0	0	0	2	0						
99 Aaron Judge, R OBP: 0.400, SLG: 0.495	K						E9		K	3	1	0	0	1	2	0						
30 Edwin Encarnación, R (1, 10)										3	0	2	1	1	0	0						
45 Luke Voit, R OBP: 0.392, SLG: 0.493										1	0	0	0	0	1	2						
14 Tyler Wade, L OBP: 0.322, SLG: 0.275										2	1	1	1	0	0	1						
18 Didi Gregorius, L OBP: 0.306, SLG: 0.474	L9									3	0	0	0	1	0	2						
25 Cleyber Torres, R OBP: 0.355, SLG: 0.499	F8									4	0	0	0	0	0	2						
29 Gio Urshela, R OBP: 0.355, SLG: 0.514										4	0	2	0	0	0	0						
39 Mike Tauchman, L OBP: 0.353, SLG: 0.481										4	0	0	0	0	1	4						
66 Kyle Higashioka, R OBP: 0.185, SLG: 0.385										4	0	0	0	0	3	0						
Inning Stats	R: 0 E: 0 K: 1 S: 9	H: 0 LOB: 2 BB: 1 P: 21	R: 0 E: 0 K: 1 S: 10	H: 1 LOB: 0 BB: 0 P: 15	R: 0 E: 0 K: 3 S: 14	H: 1 LOB: 2 BB: 1 P: 25	R: 0 E: 0 K: 0 S: 8	H: 0 LOB: 0 BB: 0 P: 12	R: 0 E: 0 K: 1 S: 7	H: 0 LOB: 0 BB: 0 P: 13	R: 1 E: 0 K: 0 S: 15	H: 2 LOB: 3 BB: 1 P: 24	R: 0 E: 0 K: 3 S: 11	H: 0 LOB: 0 BB: 0 P: 16	R: 1 E: 0 K: 0 S: 9	H: 1 LOB: 0 BB: 0 P: 10	R: 0 E: 0 K: 0 S: 14	H: 0 LOB: 0 BB: 0 P: 18	1B: 3 HR: 1	SF: 0 2B: 1 3B: 0 HR: 1	WP: 0 PB: 0 CS: 0 SB: 0	PA: 36
PITCHER	IP WLS BF H R ER SO BB IBB HBP BLK WP HR S P ERA WHIP																					
45 Taylor Clarke, R ERA: 5.53	(1, 1) 5.1 W 22 3 1 0 0 2 1 0 0 0 0 0 0 16 25 0.00 1.500																					
66 Yoshitaka Hirano, R ERA: 3.66	(6, 1) 1.1 H 6 1 0 0 2 1 0 0 0 0 0 0 0 9 12 13.50 1.500																					
50 Yoan López, R ERA: 2.85	(7, 1) 0.2 H 3 1 1 1 1 0 0 0 0 0 0 0 0 2 2 0.00 0.000																					
40 Andrew Chafin, L ERA: 4.17	(8, 1) 0.1 H 1 0 0 0 0 0 0 0 0 0 0 0 0 0 16 20 0.00 0.000																					
25 Archie Bradley, R ERA: 4.16	(8, 1) 1.1 S 4 0 0 0 0 0 0 0 0 0 0 0 0 0 16 20 0.00 0.000																					

Arizona Diamondbacks @ New York Yankees
 Yankee Stadium, Bronx, NY
 Tue Jul 30 2019, 7:10 PM - 10:20 PM EDT
 Att: 47,281 - Clear - 87 F
livebaseballscorecards.com

AB	32
R	2
H	5
RBI	2
BB	3
SO	9
LOB	11



Batter	1	2	3	4	5	6	7	8	9	AB	R	H	RBI	BB	SO	LOB	TOP							
7 Trea Turner, R OBP: 0.341, SLG: 0.478										4	0	1	0	0	0	1								
2 Adam Eaton, L OBP: 0.361, SLG: 0.399										4	1	1	0	0	0	1								
6 Anthony Rendon, R OBP: 0.400, SLG: 0.602										4	0	0	0	0	2	2								
22 Juan Soto, L OBP: 0.399, SLG: 0.529										4	1	1	1	0	0	2								
9 Brian Dozier, R OBP: 0.341, SLG: 0.430										2	1	0	0	2	2	0								
15 Matt Adams, L OBP: 0.287, SLG: 0.536										4	0	1	2	0	3	1								
10 Yan Gomes, R OBP: 0.314, SLG: 0.332										3	0	0	0	1	1	1								
16 Victor Robles, R OBP: 0.311, SLG: 0.421										3	0	0	0	0	1	1								
41 Joe Ross, R OBP: 0.400, SLG: 0.400										2	0	0	0	0	2	1								
29 Roenis Elias, L ERA: 3.24										1	0	0	0	0	0	0								
60 Hunter Strickland, R ERA: 6.43										0	0	0	0	0	0	0								
56 Fernando Rodney, R ERA: 6.43										0	0	0	0	0	0	0								
63 Sean Doolittle, L ERA: 2.93										0	0	0	0	0	0	0								
Inning Stats	R: 0 E: 0 K: 1 S: 8	H: 1 LOB: 1 BB: 0 P: 13	R: 0 E: 0 K: 3 S: 13	H: 0 LOB: 1 BB: 1 P: 21	R: 0 E: 0 K: 1 S: 7	H: 0 LOB: 0 BB: 0 P: 11	R: 0 E: 0 K: 1 S: 9	H: 0 LOB: 1 BB: 1 P: 17	R: 0 E: 0 K: 2 S: 8	H: 0 LOB: 1 BB: 0 P: 12	R: 2 E: 0 K: 1 S: 13	H: 2 LOB: 1 BB: 1 P: 15	R: 0 E: 0 K: 0 S: 7	H: 0 LOB: 0 BB: 0 P: 10	R: 1 E: 0 K: 1 S: 13	H: 1 LOB: 0 BB: 0 P: 18	R: 0 E: 0 K: 1 S: 11	H: 0 LOB: 0 BB: 0 P: 12	1B: 1 2B: 2 3B: 0 HR: 1	SF: 0 SAC: 0 DP: 0 HBP: 1	WP: 0 PB: 0 SB: 1 CS: 0	PA: 35		
PITCHER	IP WLS BF H R ER SO BB IBB HBP BLK WP HR S P ERA WHIP	6.0 L 25 3 2 2 9 2 1 1 0 0 0 58 89 3.00 0.833	2.0 7 1 1 1 1 0 0 0 0 0 1 20 28 4.50 0.500	1.0 3 0 0 0 1 0 0 0 0 0 0 11 12 0.00 0.000																				

Washington Nationals @ Arizona Diamondbacks
Chase Field, Phoenix, AZ
Fri Aug 02 2019, 6:41 PM - 9:23 PM MST
Att: 24,298 - Roof Closed - 77 F

AB 31
R 3
H 4
RBI 3
BB 3
SO 11
LOB 10



Batter	1	2	3	4	5	6	7	8	9	AB	R	H	RBI	BB	SO	LOB	BOTTOM						
1 Jarrod Dyson, L OBP: 0.333, SLG: 0.353										3	0	0	0	1	2	1							
4 Ketel Marte, S OBP: 0.373, SLG: 0.564										2	0	0	0	2	0	1							
5 Eduardo Escobar, S OBP: 0.335, SLG: 0.521										4	0	0	0	0	1	3							
6 David Peralta, L OBP: 0.347, SLG: 0.458										4	0	0	0	0	0	3							
10 Adam Jones, R OBP: 0.316, SLG: 0.426										4	0	0	0	0	2	0							
22 Jake Lamb, L OBP: 0.374, SLG: 0.430										2	0	0	0	1	2	0							
13 Nick Ahmed, R OBP: 0.321, SLG: 0.417										2	0	0	0	1	0	0							
18 Carson Kelly, R OBP: 0.354, SLG: 0.545										3	0	0	0	0	1	2							
49 Alex Young, L OBP: 0.091, SLG: 0.091										2	0	1	0	0	0	0							
58 Stefan Crichton, R ERA: 9.23										0	0	0	0	0	0	0							
41 Wilmer Flores, R OBP: 0.323, SLG: 0.382										1	0	0	0	0	0	0							
56 Greg Holland, R ERA: 2.93										0	0	0	0	0	0	0							
Inning Stats	R: 0 E: 0 K: 1 S: 9	H: 0 LOB: 1 BB: 1 P: 17	R: 0 E: 0 K: 0 S: 7	H: 0 LOB: 2 BB: 2 P: 17	R: 0 E: 0 K: 1 S: 13	H: 0 LOB: 2 BB: 2 P: 25	R: 0 E: 0 K: 1 S: 7	H: 0 LOB: 0 BB: 0 P: 11	R: 0 E: 0 K: 0 S: 8	H: 1 LOB: 1 BB: 0 P: 11	R: 0 E: 0 K: 1 S: 9	H: 0 LOB: 0 BB: 0 P: 13	R: 0 E: 0 K: 2 S: 8	H: 0 LOB: 0 BB: 0 P: 10	R: 0 E: 0 K: 1 S: 7	H: 0 LOB: 0 BB: 0 P: 13	R: 0 E: 0 K: 1 S: 6	H: 0 LOB: 0 BB: 0 P: 9	1B: 1 2B: 0 3B: 0 HR: 0	SF: 0 SAC: 0 DP: 1 HBP: 0	WP: 0 PB: 0 SB: 0 CS: 0	PA: 32	
PITCHER	IP WLS BF H R ER SO BB IBB HBP BLK WP HR S P ERA WHIP	5.1 W 21 0 0 0 3 5 0 0 0 0 0 0 5 7 0.00 0.000	0.2 H 2 0 0 0 1 0 0 0 0 0 0 0 5 7 0.00 0.000	1.0 H 3 0 0 0 2 0 0 0 0 0 0 0 8 10 0.00 0.000	1.0 H 3 0 0 0 1 0 0 0 0 0 0 0 7 13 0.00 0.000	1.0 S 3 0 0 0 1 0 0 0 0 0 0 0 6 9 0.00 0.000																	

Washington Nationals @ Arizona Diamondbacks
Chase Field, Phoenix, AZ
Fri Aug 02 2019, 6:41 PM - 9:23 PM MST
Att: 24,298 - Roof Closed - 77 F

AB 27
R 0
H 1
RBI 0
BB 5
SO 8
LOB 10



Batter	1	2	3	4	5	6	7	8	9	10	11	AB	R	H	RBI	BB	SO	LOB	TOP					
1 Jarrod Dyson, L (1.9) OBP: 0.339, SLG: 0.359 (10.8)	F7		1B		G4-3		F9		G6-3		K	5	0	2	0	1	1	2						
4 Ketel Marte, S (1.8) OBP: 0.319, SLG: 0.569 (10.4)	K		1B		G4-3		K		G6-3		P4	6	0	1	0	0	2	4						
5 Eduardo Escobar, S (1.4) OBP: 0.333, SLG: 0.527 (10.5)	G5-3		K		F9		K		K		F9	6	0	0	0	0	3	6						
6 David Peralta, L (1.7) OBP: 0.354, SLG: 0.463		53 FC5-4 BB	L6		G3		K		53 G6-4-3 BB			3	0	0	0	2	1	2						
53 Christian Walker, R (1.3) OBP: 0.350, SLG: 0.479		1B	FC5-4 1B 22 HBP	K		22 1B 1B		1B		G6-4-3		5	0	2	0	0	1	4						
22 Jake Lamb, L (1.5) OBP: 0.388, SLG: 0.426 10 Adam Jones, R (10, PH) OBP: 0.315, SLG: 0.426 (10.9)		18 BB HBP		K				G6-3				3	0	1	0	0	1	0						
13 Nick Ahmed, R (1.6) OBP: 0.327, SLG: 0.423				G6-3				K			F9	5	1	1	0	0	2	5						
18 Carson Kelly, R (1.2) OBP: 0.354, SLG: 0.553				G4-3			L7				HR	4	2	2	3	1	0	2						
38 Pudge Ray, L 41 Nolan Arenz, L 30 J.J. McFarland, L 37 Kevin Ginkel, R 50 Yoan López, R 40 Andrew Chafin, L 16 Tim Lincecum, R 25 Archie Bradley, R				K				K			HR	2	0	0	0	0	2	3						
Inning Stats	R: 0 E: 0 K: 1 S: 9	H: 0 LOB: 0 BB: 0 P: 14	R: 0 E: 0 K: 2 S: 12	H: 0 LOB: 3 BB: 2 P: 28	R: 0 E: 0 K: 2 S: 15	H: 2 LOB: 2 BB: 0 P: 18	R: 0 E: 0 K: 1 S: 8	H: 0 LOB: 0 BB: 0 P: 12	R: 0 E: 0 K: 1 S: 10	H: 1 LOB: 1 BB: 0 P: 14	R: 0 E: 0 K: 1 S: 6	H: 1 LOB: 0 BB: 0 P: 9	R: 2 E: 0 K: 2 S: 16	H: 3 LOB: 1 BB: 0 P: 23	R: 0 E: 0 K: 0 S: 8	H: 1 LOB: 1 BB: 1 P: 14	R: 1 E: 0 K: 1 S: 13	H: 2 LOB: 1 BB: 0 P: 17	1B: 10 2B: 0 3B: 0 HR: 2	SF: 0 SAC: 0 DP: 1 HBP: 1	WP: 0 PB: 0 SB: 2 CS: 0	PA: 48		
PITCHER	21 Walker Buehler, R ERA: 3.08	52 Pedro Báez, R ERA: 3.1	56 Adam Kolarek, L ERA: 3.89	17 Joe Kelly, R ERA: 4.76	74 Kenley Jansen, R ERA: 9.83	PITCHER	7 Julio Urias, L ERA: 2.64																	
IP	6.0	7.1	8.1	8.1	9.1	3	2.0																	
WLS		H	H	H	B	L																		
BF	26	4	1	0	3	9																		
H	4	1	0	0	0	3																		
R	0	0	0	0	0	0																		
ER	0	0	0	0	0	0																		
SO	8	2	1	0	0	3																		
BB	0	0	0	0	0	0																		
IBB	0	0	0	0	0	0																		
HBP	0	0	0	0	0	0																		
BLK	0	0	0	0	0	0																		
WP	0	0	0	0	0	0																		
HR	0	0	0	0	0	0																		
S	65	10	3	3	16	3																		
P	101	14	6	3	23	1																		
ERA	0.00	0.00	0.00	0.00	18.00	0.00																		
WHIP	1.167	1.000	0.000	1.500	3.000	0.000																		

Arizona Diamondbacks @ Los Angeles Dodgers
Dodger Stadium, Los Angeles, CA
Fri Aug 09 2019, 7:11 PM - 10:59 PM PDT
Att. 49,538 - Clear - 79 F

livebaseballscorecards.com

AB 43
R 3
H 12
RBI 3
BB 4
SO 14
LOB 28



Batter	1	2	3	4	5	6	7	8	9	10	11	AB	R	H	RBI	BB	SO	LOB	BOTTOM					
11 AJ Pollock, R (1.8) OBP: 0.311, SLG: 0.434	F7		SF7		K			F8			HBP2	3	0	0	1	0	1	0						
10 Justin Turner, R (1.5) OBP: 0.369, SLG: 0.476	F7		16 BB		G1-3			K			L5	4	0	0	0	1	1	1						
16 Will Smith, R (1.2) OBP: 0.352, SLG: 0.688	P3		1B					K			K	5	0	1	1	0	2	1						
35 Cody Bellinger, L (1.9) OBP: 0.419, SLG: 0.659		P2						G6-3			G6-3	3	0	0	0	1	0	0						
9 Kristopher Negrón, R (1.7) OBP: 0.323, SLG: 0.430 7 Julio Urias, L OBP: 0.333, SLG: 0.273 (10.1)								G1-3			G3	4	0	0	0	0	2	3						
13 Max Muncy, L (1.4) OBP: 0.369, SLG: 0.513	F8				K			G6-3			G4-3	4	0	0	0	0	1	0						
5 Corey Seager, L (1.6) OBP: 0.341, SLG: 0.432								G4-3			L7	4	1	1	0	0	0	0						
28 Tyler White, R (1.3) OBP: 0.314, SLG: 0.311								G6-3			K	3	1	0	0	1	2	0						
21 Walker Buehler, R 52 Pedro Báez, R 56 Adam Kolarek, L 17 Joe Kelly, R 43 Edwin Rios, L 74 Kenley Jansen, S 31 Joe Pederson, L								K			BB	1	0	0	0	0	1	0						
Inning Stats	R: 0 E: 0 K: 0 S: 6	H: 0 LOB: 0 BB: 0 P: 11	R: 0 E: 0 K: 1 S: 12	H: 0 LOB: 0 BB: 0 P: 18	R: 2 E: 0 K: 1 S: 14	H: 2 LOB: 3 BB: 3 P: 29	R: 0 E: 0 K: 2 S: 7	H: 0 LOB: 0 BB: 0 P: 9	R: 0 E: 0 K: 1 S: 8	H: 0 LOB: 0 BB: 0 P: 13	R: 0 E: 0 K: 0 S: 5	H: 0 LOB: 0 BB: 0 P: 8	R: 0 E: 0 K: 1 S: 11	H: 0 LOB: 0 BB: 0 P: 17	R: 0 E: 0 K: 0 S: 9	H: 0 LOB: 0 BB: 0 P: 12	R: 0 E: 0 K: 1 S: 8	H: 0 LOB: 0 BB: 1 P: 14	1B: 0 2B: 2 3B: 0 HR: 0	SF: 1 SAC: 1 DP: 0 HBP: 0	WP: 0 PB: 0 SB: 0 CS: 0	PA: 39		
PITCHER	38 Robbie Ray, L ERA: 3.99	30 T.J. McFarland, L ERA: 4.78	37 Kevin Ginkel, R ERA: 3.89	50 Yoan López, R ERA: 2.62	40 Andrew Chafin, L ERA: 4.28	PITCHER	25 Archie Bradley, R ERA: 3.86																	
IP	6.0	7.1	8.1	8.1	9.1	1.0																		
WLS						S																		
BF	23	4	2	0	0	4																		
H	2	0	0	0	0	0																		
R	0	0	0	0	0	0																		
ER	0	0	0	0	0	0																		
SO	7	0	0	0	0	0																		
BB	2	0	0	0	0	0																		
IBB	1	0	0	0	0	0																		
HBP	0	0	0	0	0	0																		
BLK	0	0	0	0	0	0																		
WP	0	0	0	0	0	0																		
HR	0	0	0	0	0	0																		
S	58	14	8	3	16	4																		
P	92	11	6	3	22	1																		
ERA	3.00	0.00	0.00	0.00	0.00	0.00																		
WHIP	0.667	0.000	0.000	0.000	0.000	0.000																		

Arizona Diamondbacks @ Los Angeles Dodgers
Dodger Stadium, Los Angeles, CA
Fri Aug 09 2019, 7:11 PM - 10:59 PM PDT
Att. 49,538 - Clear - 79 F

livebaseballscorecards.com

AB 32
R 2
H 2
RBI 2
BB 4
SO 10
LOB 5



Batter	1	2	3	4	5	6	7	8	9	AB	R	H	RBI	BB	SO	LOB	TOP		
1 Jarrod Dyson, L OBP: 0.336, SLG: 0.358	G6-3			F7		F7			G6-3	4	0	1	0	0	0	1	Arizona Diamondbacks @ Los Angeles Dodgers Dodger Stadium, Los Angeles, CA Sat Aug 10 2019, 6:11 PM - 9:29 PM PDT Att: 52,606 - Clear - 79 F		
4 Ketel Marte, S OBP: 0.380, SLG: 0.569	G6-3			1B		G5-3			1B	4	0	2	0	0	0	1			
5 Eduardo Escobar, S OBP: 0.331, SLG: 0.522	G3			F8					L9	4	0	0	0	0	0	2			
6 David Peralta, L OBP: 0.351, SLG: 0.458		G3-1		K					F9	4	0	0	0	0	1	2			
10 Adam Jones, R OBP: 0.313, SLG: 0.422						K				3	0	0	0	0	2	0			
50 Yoan López, R						K				0	0	0	0	0	0	0			
22 Jake Lamb, L OBP: 0.327, SLG: 0.417						L6				2	0	0	0	0	0	0			
13 Nick Ahmed, R OBP: 0.327, SLG: 0.421									G1-3	1	0	0	0	0	0	0			
41 Wilmer Flores, R OBP: 0.330, SLG: 0.387									P6	2	0	0	0	0	2	0			
63 Robby Scott, R										0	0	0	0	0	0	0			
16 Tim Lincecum, R OBP: 0.362, SLG: 0.353										1	0	0	0	0	0	0			
31 Alex Avila, L OBP: 0.393, SLG: 0.505										2	0	0	0	1	1	0			
49 Alex Young, L OBP: 0.083, SLG: 0.083										1	0	0	0	0	0	0			
37 Kevin Ginkel, L										0	0	0	0	0	0	0			
53 Christian Walker, R OBP: 0.350, SLG: 0.479										2	0	1	0	0	0	1			
Inning Stats	R: 0 E: 0 K: 0 S: 7	H: 0 LOB: 0 BB: 0 P: 10	R: 0 E: 0 K: 0 S: 8	H: 0 LOB: 0 BB: 0 P: 11	R: 0 E: 0 K: 2 S: 9	H: 2 LOB: 1 BB: 0 P: 15	R: 0 E: 0 K: 1 S: 11	H: 1 LOB: 0 BB: 0 P: 16	R: 0 E: 0 K: 1 S: 8	H: 0 LOB: 0 BB: 0 P: 10	R: 0 E: 0 K: 0 S: 11	H: 1 LOB: 1 BB: 0 P: 14	R: 0 E: 0 K: 0 S: 11	H: 1 LOB: 1 BB: 0 P: 14	1B: 4 2B: 0 3B: 0 HR: 0	SF: 0 SAC: 0 DP: 0 HBP: 0	WP: 1 PB: 0 SB: 1 CS: 1	PA: 31	
PITCHER	IP WLS BF H R ER SO BB IBB HBP BLK WP HR S P ERA WHIP	7.0 W 23 3 0 0 6 0 0 0 0 0 0 63 93 0.00 0.429	0.2 3 0 0 0 0 1 0 0 0 0 0 8 14 0.00 1.500	0.1 1 0 0 0 0 0 0 0 0 0 0 3 6 0.00 0.000	1.0 4 1 0 0 0 0 0 0 0 0 0 11 14 0.00 1.000	PITCHER													

AB	30
R	0
H	4
RBI	0
BB	1
SO	6
LOB	7



Batter	1	2	3	4	5	6	7	8	9	AB	R	H	RBI	BB	SO	LOB	BOTTOM			
11 AJ Pollock, R OBP: 0.315, SLG: 0.433	L7		G6-3	1B						3	0	1	0	1	0	1	Arizona Diamondbacks @ Los Angeles Dodgers Dodger Stadium, Los Angeles, CA Sat Aug 10 2019, 6:11 PM - 9:29 PM PDT Att: 52,606 - Clear - 79 F			
10 Justin Turner, R OBP: 0.368, SLG: 0.474	G5-3			F9					P3	3	0	0	0	1	0	5				
9 Kristopher Negrón, R OBP: 0.327, SLG: 0.404	G1-3									2	0	1	1	0	0	0				
31 Joc Pederson, L OBP: 0.328, SLG: 0.499										2	0	1	0	0	0	3				
35 Cody Bellinger, L OBP: 0.416, SLG: 0.653		K	G3			P5			F7	4	0	0	0	0	1	3				
13 Max Muncy, L OBP: 0.370, SLG: 0.519		HR							K	3	2	1	1	1	2	1				
28 Tyler White, R OBP: 0.309, SLG: 0.305	G4-3			G6-3		F8			K	4	0	0	0	0	1	2				
5 Corey Seager, L OBP: 0.340, SLG: 0.428		K								3	1	0	0	1	2	0				
55 Russell Martin, R OBP: 0.354, SLG: 0.329										3	1	2	1	1	0	0				
18 Kenta Maeda, R OBP: 0.263, SLG: 0.316										1	0	0	1	0	0	1				
64 Caleb Ferguson, R										0	0	0	0	0	0	0				
17 Joe Kelly, R										0	0	0	0	0	0	0				
45 Matt Beaty, L OBP: 0.317, SLG: 0.484										1	0	0	0	0	0	0				
74 Kenley Jansen, S										0	0	0	0	0	0	0				
Inning Stats	R: 0 E: 0 K: 0 S: 8	H: 1 LOB: 0 BB: 0 P: 10	R: 1 E: 0 K: 2 S: 11	H: 1 LOB: 0 BB: 0 P: 17	R: 1 E: 0 K: 0 S: 19	H: 2 LOB: 2 BB: 1 P: 27	R: 2 E: 0 K: 0 S: 17	H: 2 LOB: 3 BB: 2 P: 31	R: 0 E: 0 K: 1 S: 9	H: 0 LOB: 0 BB: 0 P: 15	R: 0 E: 0 K: 1 S: 8	H: 0 LOB: 2 BB: 2 P: 18	R: 0 E: 0 K: 2 S: 15	H: 1 LOB: 1 BB: 0 P: 21	R: 0 E: 0 K: 0 S: 7	H: 0 LOB: 0 BB: 0 P: 11	1B: 4 2B: 1 3B: 0 HR: 1	SF: 0 SAC: 2 DP: 0 HBP: 0	WP: 1 PB: 0 SB: 0 CS: 0	PA: 36
PITCHER	IP WLS BF H R ER SO BB IBB HBP BLK WP HR S P ERA WHIP	3.1 L 19 5 4 0 0 2 2 0 0 0 0 0 49 77 0.00 2.100	0.2 2 0 0 0 0 0 0 0 0 0 0 6 8 0.00 0.000	2.2 11 1 0 0 3 2 0 0 0 0 0 28 48 0.00 1.125	1.1 4 0 0 0 1 0 0 0 0 0 0 11 17 0.00 0.000	PITCHER														

AB	29
R	4
H	6
RBI	4
BB	5
SO	6
LOB	16



Batter	1	2	3	4	5	6	7	8	9	AB	R	H	RBI	BB	SO	LOB	TOP			
1 Jarrod Dyson, L OBP: 0.337, SLG: 0.369										5	1	1	1	0	2	3				
6 David Peralta, L OBP: 0.348, SLG: 0.461										5	1	1	2	0	1	0				
4 Ketel Marte, S OBP: 0.377, SLG: 0.558										3	1	0	0	2	2	0				
53 Christian Walker, R OBP: 0.353, SLG: 0.483										5	1	2	2	0	0	1				
22 Jake Lamb, L OBP: 0.365, SLG: 0.432										4	2	1	0	1	1	1				
9 Josh Rojas, L OBP: 0.320, SLG: 0.429										3	1	1	0	1	1	1				
13 Nick Ahmed, R OBP: 0.331, SLG: 0.453										4	1	3	3	0	0	1				
31 Alex Avila, L OBP: 0.388, SLG: 0.491										3	0	0	0	1	2	2				
59 Zac Gallen, R ERA: 3.97, SLG: 0.197 30 T.J. McFarland, L ERA: 4.53 10 Adam Jones, R ERA: 4.22 37 Kevin Ginkel, R ERA: 1.8 41 Wilmer Flores, R OBP: 0.326, SLG: 0.391 50 Yoan López, R ERA: 2.63										2	1	1	0	0	0	2				
Inning Stats	R: 5 E: 0 K: 1 S: 20	H: 4 LOB: 0 BB: 1 P: 33	R: 2 E: 0 K: 2 S: 10	H: 2 LOB: 0 BB: 1 P: 12	R: 0 E: 0 K: 1 S: 10	H: 1 LOB: 2 BB: 1 P: 11	R: 0 E: 0 K: 1 S: 7	H: 0 LOB: 1 BB: 1 P: 15	R: 0 E: 0 K: 1 S: 9	H: 0 LOB: 0 BB: 1 P: 14	R: 0 E: 0 K: 1 S: 5	H: 0 LOB: 0 BB: 0 P: 7	R: 2 E: 0 K: 1 S: 13	H: 3 LOB: 1 BB: 1 P: 22	R: 0 E: 0 K: 2 S: 17	H: 1 LOB: 0 BB: 0 P: 23	1B: 6 2B: 1 3B: 1 HR: 4	SF: 0 SAC: 0 DP: 1 HBP: 0	WP: 0 PB: 0 SB: 0 CS: 1	PA: 41
PITCHER	IP	WLS	BF	H	R	ER	SO	BB	IBB	HBP	BLK	WP	HR	S	P	ERA	WHIP			
34 Jeff Hoffman, R ERA: 7.81	2.0	L	13	6	7	7	3	1	0	0	0	0	4	30	45	31.50	3.500			
32 Jesus Tinoco, R ERA: 4.91	3.0		12	1	0	0	2	2	1	0	0	0	0	23	40	0.00	1.000			
54 Carlos Estévez, R ERA: 4.02	2.0		6	0	0	0	1	0	0	0	0	0	0	14	19	0.00	0.000			
35 Chad Bettis, R ERA: 6.08	1.0		6	3	2	2	1	1	0	0	0	0	0	13	22	18.00	4.000			
51 Jake McGee, L ERA: 3.89	1.0		4	1	0	0	2	0	0	0	0	0	0	17	23	0.00	1.000			

Arizona Diamondbacks @ Colorado Rockies
Coors Field, Denver, CO
Tue Aug 13 2019, 6:41 PM - 10:13 PM MDT
Att: 31,815 - Clear - 84 F

AB	36
R	9
H	11
RBI	9
BB	5
SO	9
LOB	11



Batter	1	2	3	4	5	6	7	8	9	AB	R	H	RBI	BB	SO	LOB	BOTTOM					
19 Charlie Blackmon, L OBP: 0.389, SLG: 0.597										5	1	3	0	0	1	0						
27 Trevor Story, R OBP: 0.351, SLG: 0.568										5	0	2	0	0	1	3						
28 Nolan Arenado, R OBP: 0.363, SLG: 0.537										4	0	0	1	0	1	4						
9 Daniel Murphy, L OBP: 0.327, SLG: 0.459										5	0	1	1	0	1	3						
15 Raimel Tapia, L OBP: 0.325, SLG: 0.455										4	0	3	0	1	0	0						
24 Ryan McMahon, L OBP: 0.344, SLG: 0.440										4	0	1	0	1	2	4						
31 Yonathan Daza, R OBP: 0.295, SLG: 0.162 54 Carlos Estévez, R ERA: 4.02 35 Chad Bettis, R ERA: 6.08 13 Yonder Alonso, L OBP: 0.298, SLG: 0.352 51 Jake McGee, L ERA: 3.89										3	0	0	0	0	1	5						
58 Dom Nunez, L OBP: 0.250, SLG: 1.000										4	1	1	1	0	0	1						
34 Jeff Hoffman, R OBP: 0.214, SLG: 0.214 32 Jesus Tinoco, R OBP: 0.333, SLG: 0.333 1 Garrett Hampson, R OBP: 0.273, SLG: 0.320										1	0	1	0	0	0	0						
Inning Stats	R: 1 E: 0 K: 2 S: 17	H: 3 LOB: 3 BB: 1 P: 29	R: 0 E: 0 K: 0 S: 13	H: 2 LOB: 2 BB: 0 P: 18	R: 0 E: 0 K: 0 S: 13	H: 1 LOB: 1 BB: 0 P: 21	R: 1 E: 0 K: 1 S: 16	H: 3 LOB: 2 BB: 0 P: 22	R: 0 E: 0 K: 1 S: 9	H: 1 LOB: 1 BB: 0 P: 15	R: 0 E: 0 K: 1 S: 8	H: 0 LOB: 0 BB: 0 P: 13	R: 0 E: 0 K: 1 S: 9	H: 1 LOB: 1 BB: 0 P: 15	R: 1 E: 0 K: 1 S: 8	H: 1 LOB: 0 BB: 0 P: 12	R: 0 E: 0 K: 1 S: 15	H: 1 LOB: 2 BB: 1 P: 26	1B: 9 2B: 3 3B: 0 HR: 1	SF: 1 SAC: 0 DP: 0 HBP: 0	WP: 0 PB: 0 SB: 1 CS: 0	PA: 42
PITCHER	IP	WLS	BF	H	R	ER	SO	BB	IBB	HBP	BLK	WP	HR	S	P	ERA	WHIP					
59 Zac Gallen, R ERA: 2.58	4.0		22	9	2	2	3	1	0	0	0	0	0	9	15	0.00	1.000					
30 T.J. McFarland, L ERA: 4.53	1.0		4	1	0	0	1	0	0	0	0	0	0	17	28	0.00	0.500					
37 Kevin Ginkel, R ERA: 1.8	2.0	W	7	1	0	0	2	0	0	0	0	0	0	1	23	38	4.50	1.500				
50 Yoan López, R ERA: 2.63	2.0		9	2	1	1	2	1	0	0	0	0	1	23	38	4.50	1.500					

Arizona Diamondbacks @ Colorado Rockies
Coors Field, Denver, CO
Tue Aug 13 2019, 6:41 PM - 10:13 PM MDT
Att: 31,815 - Clear - 84 F

AB	39
R	3
H	13
RBI	3
BB	2
SO	8
LOB	20



Batter	1	2	3	4	5	6	7	8	9	AB	R	H	RBI	BB	SO	LOB	TOP					
7 Donovan Solano, R OBP: 0.363, SLG: 0.471										4	2	2	0	0	0	1	<p>San Francisco Giants @ Arizona Diamondbacks Chase Field, Phoenix, AZ Thu Aug 15 2019, 6:40 PM - 9:25 PM MST Att: 19,037 - Roof Closed - 77 F</p> <p>livebaseballscores.com</p>					
53 Austin Slater, R OBP: 0.404, SLG: 0.516										3	2	3	1	2	0	0						
65 Sam Coonrod, R										0	0	0	0	0	0	0						
50 Fernando Abad, L										0	0	0	0	0	0	0						
28 Buster Posey, R OBP: 0.324, SLG: 0.392										5	1	2	1	0	0	5						
10 Evan Longoria, R OBP: 0.322, SLG: 0.459										5	1	3	4	0	0	1						
1 Kevin Pillar, R OBP: 0.282, SLG: 0.427										3	0	0	0	1	1	3						
14 Scooter Gennett, L OBP: 0.250, SLG: 0.340										4	0	1	0	1	1	4						
37 Joey Rickard, R OBP: 0.311, SLG: 0.366										3	1	0	0	1	0	2						
8 Alex Dickerson, L OBP: 0.395, SLG: 0.651										1	0	0	0	0	1	2						
9 Brandon Belt, L OBP: 0.342, SLG: 0.378										5	0	1	1	0	0	4						
57 Derek Rodriguez, R OBP: 0.217, SLG: 0.217										3	0	1	0	0	2	1						
5 Mike Yastrzemski, L OBP: 0.320, SLG: 0.511										1	0	0	0	0	1	0						
Inning Stats	R: 2 H: 3 E: 0 K: 1 S: 18	H: 3 LOB: 1 BB: 1 P: 25	R: 0 H: 0 E: 0 K: 0 S: 7	H: 1 LOB: 1 BB: 0 P: 13	R: 0 H: 1 E: 0 K: 0 S: 6	H: 1 LOB: 2 BB: 1 P: 11	R: 0 H: 0 E: 0 K: 1 S: 7	H: 0 LOB: 0 BB: 0 P: 12	R: 3 H: 3 E: 0 K: 0 S: 15	H: 3 LOB: 0 BB: 0 P: 24	R: 1 H: 1 E: 0 K: 1 S: 17	H: 2 LOB: 2 BB: 1 P: 34	R: 0 H: 1 E: 0 K: 1 S: 13	H: 1 LOB: 2 BB: 1 P: 19	R: 1 H: 2 E: 0 K: 1 S: 11	H: 2 LOB: 0 BB: 0 P: 16	R: 0 H: 1 E: 0 K: 1 S: 6	H: 1 LOB: 2 BB: 0 P: 10	1B: 8 2B: 4 3B: 0 HR: 1	SF: 0 SAC: 0 DP: 2 HBP: 2	WP: 0 PB: 0 SB: 1 CS: 1	PA: 44
PITCHER	IP WLS BF H R ER SO BB IBB HBP BLK WP HR S P ERA WHIP																					
49 Alex Young, L ERA: 3.98	(1, 1) 5.0 L 24 8 5 5 2 1 1 0 0 0 0 1 53 85 9.00 1.800																					
57 Jon Duplantier, R ERA: 4.33	(6, 1) 2.0 11 2 1 1 2 3 0 1 0 0 0 30 53 4.50 2.500																					
58 Stefan Crichton, R ERA: 3.38	(8, 1) 2.0 9 3 1 1 2 0 0 1 0 0 0 17 26 4.50 1.500																					

Batter	1	2	3	4	5	6	7	8	9	AB	R	H	RBI	BB	SO	LOB	BOTTOM			
1 Jarrod Dyson, L OBP: 0.333, SLG: 0.364										4	0	0	0	0	0	1	<p>San Francisco Giants @ Arizona Diamondbacks Chase Field, Phoenix, AZ Thu Aug 15 2019, 6:40 PM - 9:25 PM MST Att: 19,037 - Roof Closed - 77 F</p> <p>livebaseballscores.com</p>			
9 Josh Rojas, L OBP: 0.357, SLG: 0.385										4	0	0	0	0	0	1				
5 Eduardo Escobar, S OBP: 0.329, SLG: 0.524										4	0	1	0	0	1	1				
6 David Peralta, L OBP: 0.346, SLG: 0.458										4	0	0	0	0	0	1				
53 Christian Walker, R OBP: 0.347, SLG: 0.475										3	0	0	0	0	1	0				
22 Jake Lamb, L OBP: 0.394, SLG: 0.425										2	0	0	0	0	1	0				
57 Jon Duplantier, L										0	0	0	0	0	0	0				
10 Adam Jones, R OBP: 0.316, SLG: 0.423										1	0	1	0	0	0	0				
58 Stefan Crichton, R										0	0	0	0	0	0	0				
13 Nick Ahmed, R OBP: 0.328, SLG: 0.448										3	0	1	0	0	0	1				
18 Carson Kelly, R OBP: 0.356, SLG: 0.548										3	0	0	0	0	1	1				
49 Alex Young, L OBP: 0.077, SLG: 0.077										1	0	0	0	0	1	0				
41 Wilmer Flores, R OBP: 0.337, SLG: 0.405										1	0	0	0	1	0	0				
Inning Stats	R: 0 H: 0 E: 0 K: 0 S: 9	H: 0 LOB: 0 BB: 0 P: 10	R: 0 H: 0 E: 0 K: 2 S: 12	H: 0 LOB: 0 BB: 0 P: 19	R: 0 H: 0 E: 0 K: 1 S: 6	H: 0 LOB: 0 BB: 0 P: 8	R: 0 H: 1 E: 0 K: 0 S: 7	H: 1 LOB: 1 BB: 0 P: 14	R: 0 H: 0 E: 0 K: 1 S: 9	H: 0 LOB: 1 BB: 1 P: 17	R: 0 H: 1 E: 0 K: 0 S: 7	H: 1 LOB: 1 BB: 0 P: 9	R: 0 H: 0 E: 0 K: 1 S: 7	H: 0 LOB: 0 BB: 0 P: 11	R: 0 H: 0 E: 0 K: 1 S: 6	H: 0 LOB: 0 BB: 0 P: 9	1B: 3 2B: 0 3B: 0 HR: 0	SF: 0 SAC: 0 DP: 0 HBP: 0	WP: 0 PB: 0 SB: 0 CS: 0	PA: 31
PITCHER	IP WLS BF H R ER SO BB IBB HBP BLK WP HR S P ERA WHIP																			
57 Derek Rodriguez, R ERA: 4.75	(1, 1) 7.0 W 25 3 0 0 4 1 0 0 0 0 0 7 11 0.00 0.571																			
65 Sam Coonrod, R ERA: 1.8	(8, 1) 1.0 3 0 0 0 1 0 0 0 0 0 0 7 11 0.00 0.000																			
50 Fernando Abad, L ERA:	(9, 1) 1.0 3 0 0 0 0 0 0 0 0 0 0 6 9 0.00 0.000																			

Batter	1	2	3	4	5	6	7	8	9	AB	R	H	RBI	BB	SO	LOB	TOP								
5 Mike Yastrzemski, L (1.7) OBP: 0.326, SLG: 0.548	F8		F7			14 1B	P5		K	5	1	1	0	0	1	2									
14 Scooter Gennett, L (1.4) OBP: 0.266, SLG: 0.355	28 L7-4			L8		53 BB	28 G5-3	G1-3		4	0	2	1	0	0	0									
28 Buster Posey, R (1.2) OBP: 0.326, SLG: 0.389	L7-4			G5-3		53 BB	G5-3		BB	3	0	0	0	1	0	2									
9 Brandon Belt, L (1.3) OBP: 0.344, SLG: 0.391		G6-3				53 BB			K	3	0	0	0	1	2	1									
1 Kevin Pillar, R (1.8) OBP: 0.290, SLG: 0.445		L5							P3	4	0	0	0	0	1	3									
53 Austin Stater, R (1.9) OBP: 0.410, SLG: 0.510				G5-3						3	0	1	0	1	1	0									
35 Brandon Crawford, L (1.6) OBP: 0.290, SLG: 0.346		G6-3				7 1B	G4-1			4	0	2	0	0	0	4									
7 Donovan Solano, R (1.5) OBP: 0.366, SLG: 0.476									K	3	0	1	0	0	2	0									
21 Stephen Vogt, L (9, PH) OBP: 0.340, SLG: 0.517									L9	1	0	0	0	0	0	1									
40 Madison Bumgarner, R (11.1) ERA: 3.24, SLG: 0.526										2	0	0	0	0	2	2									
2 Abdiel Avila, R (7, PH)										1	0	0	0	0	0	0									
50 Fernando Abad, L (7.1)										0	0	0	0	0	0	0									
56 Tony Watson, L (8.1)										0	0	0	0	0	0	0									
65 Sam Coonrod, R (8.1)										0	0	0	0	0	0	0									
8 Alex Dickerson, L (8, PH) OBP: 0.306, SLG: 0.616										0	0	0	0	1	0	0									
Inning Stats	R: 0 E: 0 K: 0 S: 5	H: 1 LOB: 0 BB: 0 P: 7	R: 0 E: 0 K: 0 S: 9	H: 1 LOB: 1 BB: 0 P: 16	R: 0 E: 0 K: 2 S: 9	H: 0 LOB: 0 BB: 0 P: 15	R: 0 E: 0 K: 1 S: 9	H: 0 LOB: 0 BB: 0 P: 14	R: 0 E: 0 K: 1 S: 15	H: 2 LOB: 2 BB: 0 P: 21	R: 1 E: 0 K: 1 S: 14	H: 2 LOB: 3 BB: 2 P: 29	R: 0 E: 0 K: 1 S: 10	H: 0 LOB: 0 BB: 0 P: 17	R: 0 E: 0 K: 1 S: 8	H: 0 LOB: 1 BB: 1 P: 15	R: 0 E: 0 K: 2 S: 13	H: 1 LOB: 2 BB: 1 P: 20	1B: 5 2B: 2 3B: 1 HR: 0	SF: 0 SAC: 0 DP: 1 HBP: 0	WP: 0 PB: 0 SB: 0 CS: 0	PA: 37			
PITCHER	IP	WLS	BF	H	R	ER	SO	BB	IBB	HBP	BLK	WP	HR	S	P	ERA	WHIP								
29 Merrill Kelly, R (1.1) ERA: 4.63	5.2	W	24	6	1	1	5	2	0	0	0	0	0	59	100	1.59	1.412								
40 Andrew Chafin, L (6.1) ERA: 3.83	2.0	H	7	0	0	0	2	1	0	0	0	0	0	18	31	0.00	0.500								
25 Archie Bradley, R (8.1) ERA: 3.95	1.1		6	1	0	0	2	1	0	0	0	0	0	15	23	0.00	1.500								

San Francisco Giants @ Arizona Diamondbacks
Chase Field, Phoenix, AZ
Sun Aug 18 2019, 1:11 PM - 4:29 PM MST
Att: 26,079 - Roof Closed - 75 F

AB	33
R	1
H	7
RBI	1
BB	4
SO	9
LOB	15



Batter	1	2	3	4	5	6	7	8	9	AB	R	H	RBI	BB	SO	LOB	BOTTOM								
41 Wilmer Flores, R (1.4) OBP: 0.355, SLG: 0.473	G6-3					HR	F9	FC6		5	1	2	1	0	0	3									
6 David Peralta, L (1.7) OBP: 0.342, SLG: 0.455	L7									4	1	1	1	0	2	1									
25 Archie Bradley, R (8.1)										0	0	0	0	0	0	0									
5 Eduardo Escobar, S (1.5) OBP: 0.327, SLG: 0.530	E9					F9	G6-3			4	1	1	0	0	1	0									
53 Christian Walker, R (1.3) OBP: 0.348, SLG: 0.477										2	1	0	0	1	1	0									
40 Andrew Chafin, R (6.1)										0	0	0	0	0	0	0									
1 Jarrod Dyson, L (8.8) OBP: 0.335, SLG: 0.366										1	1	1	0	0	0	0									
10 Adam Jones, R (1.8) OBP: 0.318, SLG: 0.434										4	1	1	2	0	1	1									
9 Josh Rojas, L (1.9) OBP: 0.375, SLG: 0.333										2	0	1	1	2	1	0									
13 Nick Ahmed, R (1.6) OBP: 0.334, SLG: 0.464										3	0	1	0	1	2	2									
18 Carson Kelly, R (1.2) OBP: 0.347, SLG: 0.528										4	0	0	0	0	1	5									
29 Merrill Kelly, R (1.1) ERA: 3.72										2	0	0	0	0	1	1									
22 Jake Lamb, L (6.3) OBP: 0.361, SLG: 0.412										1	0	0	1	1	0	0									
Inning Stats	R: 3 E: 1 K: 1 S: 16	H: 3 LOB: 1 BB: 1 P: 26	R: 0 E: 0 K: 2 S: 12	H: 1 LOB: 0 BB: 0 P: 15	R: 0 E: 0 K: 1 S: 9	H: 0 LOB: 0 BB: 0 P: 14	R: 0 E: 0 K: 1 S: 5	H: 0 LOB: 0 BB: 1 P: 12	R: 1 E: 0 K: 2 S: 12	H: 1 LOB: 1 BB: 0 P: 17	R: 0 E: 0 K: 2 S: 14	H: 1 LOB: 1 BB: 0 P: 20	R: 1 E: 0 K: 0 S: 8	H: 1 LOB: 0 BB: 0 P: 12	R: 1 E: 0 K: 1 S: 19	H: 1 LOB: 3 BB: 3 P: 34	1B: 4 2B: 1 3B: 1 HR: 2	SF: 0 SAC: 0 DP: 0 HBP: 0	WP: 0 PB: 0 SB: 2 CS: 0	PA: 37					
PITCHER	IP	WLS	BF	H	R	ER	SO	BB	IBB	HBP	BLK	WP	HR	S	P	ERA	WHIP								
40 Madison Bumgarner, L (1.1) ERA: 3.72	6.0	L	26	6	4	4	9	2	0	0	0	0	1	68	104	6.00	1.333								
50 Fernando Abad, L (7.1) ERA: 3.86	1.0		4	1	1	1	0	0	0	0	0	0	1	8	12	9.00	1.000								
56 Tony Watson, L (8.1) ERA: 4.53	0.2		6	1	1	1	1	3	0	0	0	0	0	16	30	13.50	6.000								
65 Sam Coonrod, R (8.1) ERA: 2.25	0.1		1	0	0	0	0	0	0	0	0	0	0	3	4	0.00	0.000								

San Francisco Giants @ Arizona Diamondbacks
Chase Field, Phoenix, AZ
Sun Aug 18 2019, 1:11 PM - 4:29 PM MST
Att: 26,079 - Roof Closed - 75 F

AB	32
R	6
H	8
RBI	6
BB	5
SO	10
LOB	13



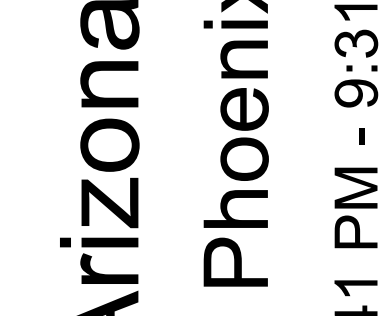
Batter	1	2	3	4	5	6	7	8	9	AB	R	H	RBI	BB	SO	LOB	TOP			
19 Charlie Blackmon, L (1.9)										5	1	2	1	0	1	0	Colorado Rockies @ Arizona Diamondbacks Chase Field, Phoenix, AZ Mon Aug 19 2019, 6:41 PM - 9:31 PM MST Att: 15,443 - Roof Closed - 75 F			
27 Trevor Story, R (1.6)									4	0	0	0	1	2	1					
28 Nolan Arenado, R (1.5)									5	0	2	0	0	1	0					
9 Daniel Murphy, L (1.3)									2	2	1	0	2	0	2					
15 Raimel Tapia, L (1.7)									4	0	1	0	0	1	4					
24 Ryan McMahon, L (1.4)										2	0	1	0	2	1	0				
14 Tony Wolters, L (1.2)										3	0	2	2	1	0	0				
1 Garrett Hampson, R (1.8)									3	0	0	0	0	1	4					
13 Yonder Alonso, L (8,PH)									1	0	0	0	0	0	2					
71 Wade Davis, R (8,PH)									0	0	0	0	0	0	0					
51 Jake McGee, L (8.1)									0	0	0	0	0	0	0					
50 Chi Chi González, R (1.1)									3	0	0	0	0	3	1					
32 Jesus Tinoco, R (7.1)									0	0	0	0	0	0	0					
20 Ian Desmond, R (8.7)									1	0	0	0	0	0	0					
Inning Stats	R: 0 E: 0 K: 1 S: 12	H: 1 LOB: 1 BB: 1 P: 21	R: 0 E: 0 K: 1 S: 5	H: 0 LOB: 0 BB: 0 P: 8	R: 0 E: 0 K: 1 S: 9	H: 0 LOB: 0 BB: 0 P: 12	R: 1 E: 0 K: 3 S: 14	H: 1 LOB: 3 BB: 3 P: 30	R: 0 E: 0 K: 1 S: 10	H: 1 LOB: 1 BB: 1 P: 18	R: 0 E: 0 K: 0 S: 4	H: 0 LOB: 0 BB: 0 P: 9	R: 1 E: 0 K: 1 S: 12	H: 3 LOB: 1 BB: 0 P: 17	R: 1 E: 0 K: 1 S: 12	H: 1 LOB: 0 BB: 0 P: 20	1B: 8 2B: 0 3B: 0 HR: 1	SF: 0 SAC: 0 DP: 2 HBP: 0	WP: 0 PB: 0 CS: 0 SB: 1	PA: 39
PITCHER	IP WLS BF H R ER SO BB IBB HBP BLK WP HR S P ERA WHIP																			
59 Zac Gallen, R (1.1)	6.0	27	5	1	1	8	6	0	0	0	0	0	0	0	61	103	1.50	1.833		
37 Kevin Ginkel, R (7.1)	1.0	3	0	0	0	0	0	0	0	0	0	0	0	4	9	0.00	0.000			
40 Andrew Chafin, L (8.1)	0.1	4	3	1	1	1	0	0	0	0	0	0	0	9	12	27.00	9.000			
50 Yoan López, R (8.1)	0.2	1	0	0	0	0	0	0	0	0	0	0	0	3	5	0.00	0.000			
25 Archie Bradley, R (9.1)	1.0	4	1	1	1	1	0	0	0	0	0	0	1	12	20	9.00	1.000			

Batter	1	2	3	4	5	6	7	8	9	AB	R	H	RBI	BB	SO	LOB	BOTTOM			
1 Jarrod Dyson, L (1.9)										4	1	1	0	0	1	1	Colorado Rockies @ Arizona Diamondbacks Chase Field, Phoenix, AZ Mon Aug 19 2019, 6:41 PM - 9:31 PM MST Att: 15,443 - Roof Closed - 75 F			
4 Ketel Marte, S (1.8)									3	1	1	2	1	1	1					
5 Eduardo Escobar, S (1.4)									3	1	0	0	1	0	1					
6 David Peralta, L (1.7)										4	0	2	2	0	0	1				
53 Christian Walker, R (1.3)										4	0	0	0	0	0	2				
22 Jake Lamb, L (1.5)										3	0	0	0	0	0	1				
40 Andrew Chafin, R (8.1)										0	0	0	0	0	0	0				
50 Yoan López, R (8.1)										0	0	0	0	0	0	0				
25 Archie Bradley, R (9.1)										0	0	0	0	0	0	0				
13 Nick Ahmed, R (1.6)										3	0	0	0	0	1	1				
18 Carson Kelly, R (1.2)									3	2	2	1	0	0	0	0				
59 Zac Gallen, R (1.1)										1	0	0	0	0	0	0				
9 Josh Rojas, L (6,PH)										1	0	0	0	0	0	1				
37 Kevin Ginkel, L (7.1)										0	0	0	0	0	0	0				
10 Adam Jones, R (8.9)										1	0	0	0	0	1	0				
Inning Stats	R: 0 E: 0 K: 0 S: 9	H: 0 LOB: 1 BB: 1 P: 14	R: 0 E: 0 K: 0 S: 8	H: 0 LOB: 0 BB: 0 P: 14	R: 0 E: 0 K: 0 S: 9	H: 0 LOB: 0 BB: 0 P: 14	R: 0 E: 0 K: 0 S: 9	H: 0 LOB: 0 BB: 0 P: 15	R: 0 E: 0 K: 1 S: 10	H: 0 LOB: 0 BB: 0 P: 15	R: 2 E: 0 K: 1 S: 13	H: 2 LOB: 0 BB: 0 P: 16	R: 0 E: 0 K: 0 S: 10	H: 1 LOB: 1 BB: 0 P: 18	R: 3 E: 0 K: 2 S: 13	H: 3 LOB: 1 BB: 1 P: 21	1B: 2 2B: 1 3B: 1 HR: 2	SF: 0 SAC: 0 DP: 0 HBP: 0	WP: 0 PB: 0 CS: 0 SB: 1	PA: 32
PITCHER	IP WLS BF H R ER SO BB IBB HBP BLK WP HR S P ERA WHIP																			
50 Chi Chi González, R (1.1)	6.0	22	3	2	2	2	1	0	0	0	0	0	0	0	6	12	3.00	0.667		
32 Jesus Tinoco, R (7.1)	1.0	3	0	0	0	0	0	0	0	0	0	0	0	6	12	0.00	0.000			
71 Wade Davis, R (8.1)	0.2	1	5	2	3	3	1	0	0	0	0	1	10	17	40.50	4.500				
51 Jake McGee, L (8.1)	0.1	2	1	0	0	0	0	0	0	0	0	0	3	4	0.00	3.000				

AB 33
R 3
H 9
RBI 3
BB 6
SO 10
LOB 14



AB 30
R 5
H 6
RBI 5
BB 2
SO 4
LOB 9



Batter	1	2	3	4	5	6	7	8	9	AB	R	H	RBI	BB	SO	LOB	TOP					
15 Raimel Tapia, L (1,9) OBP: 0.326, SLG: 0.444	K2-3		G6-3						G4-3	5	1	2	0	0	1	1	Colorado Rockies @ Arizona Diamondbacks Chase Field, Phoenix, AZ Tue Aug 20 2019, 6:41 PM - 9:54 PM MST Att: 17,691 - Roof Closed - 75 F livebaseballscorecards.com					
27 Trevor Story, R (1,6) OBP: 0.362, SLG: 0.573	G4-3								SF9	4	1	4	3	0	0	0						
28 Nolan Arenado, R (1,5) OBP: 0.361, SLG: 0.557	G4-3								P3	5	1	1	2	0	0	5						
9 Daniel Murphy, L (1,3) OBP: 0.332, SLG: 0.464	K									4	0	2	1	0	1	1						
20 Ian Desmond, R (1,7) OBP: 0.316, SLG: 0.468	G4-3									4	0	1	0	0	0	1						
24 Ryan McMahon, L (1,4) OBP: 0.350, SLG: 0.469	L9									4	0	1	0	0	1	2						
31 Yonathan Daza, R (1,8) OBP: 0.188, SLG: 0.152	G1-3									3	0	0	0	0	0	2						
29 Bryan Shaw, S (6,1)										0	0	0	0	0	0	0						
62 Yency Almonte, R (6,1)										0	0	0	0	0	0	0						
13 Yonder Alonso, L (8,PH) OBP: 0.300, SLG: 0.354										1	0	0	0	0	0	1						
63 DJ Johnson, L (8,1)										0	0	0	0	0	0	0						
14 Tony Wolters, L (1,2) OBP: 0.345, SLG: 0.356										4	1	0	0	0	1	0						
21 Kyle Freeland, L (1,1) OBP: 0.192, SLG: 0.087										1	1	0	0	1	1	0						
1 Garrett Hampson, R (6,8) OBP: 0.272, SLG: 0.317										1	1	1	0	0	0	0						
19 Charlie Blackmon, L (9,PH) OBP: 0.373, SLG: 0.610										1	1	1	0	0	0	0						
Inning Stats	R: 0 H: 1 E: 0 K: 2 S: 12	H: 1 LOB: 1 BB: 0 P: 12	R: 0 H: 0 E: 0 K: 0 S: 3	H: 0 LOB: 0 BB: 0 P: 5	R: 0 H: 0 E: 0 K: 1 S: 6	H: 0 LOB: 0 BB: 0 P: 10	R: 2 H: 2 E: 0 K: 0 S: 14	H: 2 LOB: 0 BB: 0 P: 21	R: 1 H: 2 E: 0 K: 0 S: 13	H: 2 LOB: 1 BB: 1 P: 23	R: 0 H: 2 E: 0 K: 1 S: 7	H: 2 LOB: 1 BB: 0 P: 10	R: 3 H: 4 E: 1 K: 0 S: 12	H: 4 LOB: 1 BB: 0 P: 16	R: 0 H: 1 E: 0 K: 1 S: 10	H: 1 LOB: 0 BB: 0 P: 15	R: 1 H: 1 E: 0 K: 0 S: 10	H: 1 LOB: 0 BB: 0 P: 17	1B: 8 2B: 4 3B: 0 HR: 1	SF: 1 SAC: 0 DP: 3 HBP: 0	WP: 0 PB: 0 SB: 0 CS: 0	PA: 39
PITCHER	IP WLS BF H R ER SO BB IBB HBP BLK WP HR S P ERA WHIP																					
49 Alex Young, L (1,1) ERA: 4.04	6.0 W 25 7 3 3 4 1 0 0 0 0 0 1 55 81 4.50 1.333																					
30 T.J. McFarland, L (7,1) ERA: 5.21	0.0 3 2 3 0 0 0 0 0 0 0 0 0 7 11 ∞ ∞																					
50 Yoan López, R (7,1) ERA: 2.66	1.0 H 5 3 0 0 0 0 0 0 0 0 0 0 6 7 0.00 3.000																					
37 Kevin Ginkel, R (8,1) ERA: 2.0	1.0 H 2 0 0 0 1 0 0 0 0 0 0 0 9 13 0.00 0.000																					
25 Archie Bradley, R (9,1) ERA: 4.13	1.0 S 4 1 1 1 0 0 0 0 0 0 0 0 10 17 9.00 1.000																					

Batter	1	2	3	4	5	6	7	8	9	AB	R	H	RBI	BB	SO	LOB	BOTTOM			
4 Ketel Marte, S (1,8) OBP: 0.380, SLG: 0.569	K		K							5	1	1	1	0	2	1	Colorado Rockies @ Arizona Diamondbacks Chase Field, Phoenix, AZ Tue Aug 20 2019, 6:41 PM - 9:54 PM MST Att: 17,691 - Roof Closed - 75 F livebaseballscorecards.com			
6 David Peralta, L (1,7) OBP: 0.346, SLG: 0.468	G3									5	2	3	0	0	1	1				
5 Eduardo Escobar, S (1,5) OBP: 0.326, SLG: 0.528	G5-3									4	1	1	2	0	0	2				
53 Christian Walker, R (1,3) OBP: 0.344, SLG: 0.470										4	0	1	0	0	1	2				
30 T.J. McFarland, L (7,1)										0	0	0	0	0	0	0				
50 Yoan López, R (7,1)										0	0	0	0	0	0	0				
37 Kevin Ginkel, L (8,1)										0	0	0	0	0	0	0				
25 Archie Bradley, R (9,1)										0	0	0	0	0	0	0				
41 Wilmer Flores, R (1,4) OBP: 0.353, SLG: 0.466										3	0	0	0	1	0	3				
1 Jarrod Dyson, L (7,PR) OBP: 0.334, SLG: 0.364										0	0	0	0	0	0	0				
10 Adam Jones, R (1,9) OBP: 0.317, SLG: 0.431										4	1	1	1	0	0	1				
13 Nick Ahmed, R (1,6) OBP: 0.333, SLG: 0.468										2	2	1	2	1	1	1				
18 Carson Kelly, R (1,2) OBP: 0.353, SLG: 0.538										2	1	0	0	2	0	0				
49 Alex Young, L (1,1) ERA: 6.98										2	0	0	0	0	0	3				
22 Jake Lamb, L (6,PH) OBP: 0.355, SLG: 0.403										2	0	1	2	0	1	0				
Inning Stats	R: 0 H: 0 E: 0 K: 1 S: 7	H: 0 LOB: 0 BB: 0 P: 9	R: 0 H: 0 E: 0 K: 0 S: 8	H: 0 LOB: 0 BB: 0 P: 12	R: 1 H: 1 E: 0 K: 1 S: 10	H: 1 LOB: 0 BB: 0 P: 14	R: 2 H: 3 E: 1 K: 0 S: 16	H: 3 LOB: 3 BB: 1 P: 27	R: 0 H: 1 E: 0 K: 0 S: 10	H: 1 LOB: 1 BB: 0 P: 14	R: 5 H: 3 E: 1 K: 1 S: 20	H: 3 LOB: 1 BB: 2 P: 35	R: 0 H: 0 E: 0 K: 1 S: 12	H: 0 LOB: 1 BB: 1 P: 18	R: 0 H: 1 E: 0 K: 2 S: 12	H: 1 LOB: 0 BB: 0 P: 14	1B: 6 2B: 2 3B: 1 HR: 1	SF: 1 SAC: 0 DP: 1 HBP: 0	WP: 0 PB: 0 SB: 0 CS: 1	PA: 38
PITCHER	IP WLS BF H R ER SO BB IBB HBP BLK WP HR S P ERA WHIP																			
21 Kyle Freeland, L (1,1) ERA: 6.98	5.1 L 24 5 4 3 0 2 0 0 0 0 0 0 12 24 81.00 15.000																			
29 Bryan Shaw, R (6,1) ERA: 5.07	0.1 6 3 4 3 0 2 0 0 0 0 0 0 16 24 0.00 0.750																			
62 Yency Almonte, R (6,1) ERA: 4.0	1.1 4 0 0 0 2 1 0 0 0 0 0 0 12 14 0.00 1.000																			
63 DJ Johnson, R (8,1) ERA: 8.53	1.0 4 1 0 0 2 0 0 0 0 0 0 0 12 14 0.00 1.000																			



Batter	1	2	3	4	5	6	7	8	9	AB	R	H	RBI	BB	SO	LOB	TOP			
1 Jarrod Dyson, L OBP: 0.330, SLG: 0.356										3	1	0	0	1	1	0	Arizona Diamondbacks @ Milwaukee Brewers Miller Park, Milwaukee, WI Fri Aug 23 2019, 7:12 PM - 10:17 PM CDT Att: 42,209 - Clear - 68 F livebaseballscorecards.com			
4 Ketel Marte, S OBP: 0.380, SLG: 0.571										4	0	1	1	0	1	0				
5 Eduardo Escobar, S OBP: 0.323, SLG: 0.524										4	0	0	0	0	0	1				
6 David Peralta, L OBP: 0.343, SLG: 0.461 30 T.J. McFarland, L OBP: 0.316, SLG: 0.430										3	0	0	0	0	1	0				
53 Christian Walker, R OBP: 0.347, SLG: 0.470										1	0	1	0	2	0	0				
22 Jake Lamb, L OBP: 0.340, SLG: 0.382										3	0	0	0	0	1	3				
13 Nick Ahmed, R OBP: 0.331, SLG: 0.462										3	0	0	0	0	1	2				
18 Carson Kelly, R OBP: 0.349, SLG: 0.531										3	0	0	0	0	2	1				
29 Merrill Kelly, R OBP: 0.288, SLG: 0.384 35 Matt Andriese, R ERA: 5.27 9 Josh Rojas, L OBP: 0.300, SLG: 0.429 45 Taylor Clarke, R ERA: 5.56 15 Ildemaro Vargas, S OBP: 0.296, SLG: 0.392										1	0	0	0	0	0	0				
Inning Stats	R: 0 E: 0 K: 1 S: 6	H: 0 LOB: 0 BB: 0 P: 10	R: 0 E: 0 K: 1 S: 13	H: 0 LOB: 1 BB: 1 P: 25	R: 0 E: 0 K: 1 S: 7	H: 0 LOB: 0 BB: 0 P: 10	R: 0 E: 0 K: 0 S: 12	H: 0 LOB: 1 BB: 1 P: 21	R: 0 E: 0 K: 2 S: 10	H: 0 LOB: 0 BB: 0 P: 17	R: 0 E: 0 K: 1 S: 13	H: 1 LOB: 1 BB: 0 P: 17	R: 0 E: 0 K: 2 S: 7	H: 0 LOB: 0 BB: 0 P: 9	R: 1 E: 0 K: 0 S: 11	H: 1 LOB: 0 BB: 1 P: 18		1B: 2 2B: 0 3B: 0 HR: 0	SF: 0 SAC: 0 DP: 1 HBP: 0	WP: 0 PB: 1 CS: 0
PITCHER	IP WLS BF H R ER SO BB IBB HBP BLK WP HR S P ERA WHIP																			
23 Jordan Lyles, R ERA: 4.69	(1, 1) 6.0 W 20 0 0 0 5 2 0 0 0 0 0 0 0 60 99 0.00 0.333																			
38 Devin Williams, R ERA: 1.35	(7, 1) 1.0 4 1 0 0 1 0 0 0 0 0 0 0 0 13 17 0.00 1.000																			
25 Jay Jackson, R ERA: 4.96	(8, 1) 1.0 3 0 0 0 2 0 0 0 0 0 0 0 0 7 9 0.00 0.000																			
32 Jeremy Jeffress, R ERA: 5.02	(9, 1) 1.0 4 1 1 0 0 1 0 0 0 0 0 0 0 11 18 0.00 2.000																			

Batter	1	2	3	4	5	6	7	8	9	AB	R	H	RBI	BB	SO	LOB	BOTTOM			
6 Lorenzo Cain, R OBP: 0.321, SLG: 0.359 2 Trent Grisham, L OBP: 0.295, SLG: 0.434										4	1	1	0	0	2	2	Arizona Diamondbacks @ Milwaukee Brewers Miller Park, Milwaukee, WI Fri Aug 23 2019, 7:12 PM - 10:17 PM CDT Att: 42,209 - Clear - 68 F livebaseballscorecards.com			
10 Yasmani Grandal, S OBP: 0.380, SLG: 0.469										3	0	2	0	2	0	0				
22 Christian Yelich, L OBP: 0.422, SLG: 0.683										4	1	0	0	1	2	6				
18 Keston Hiura, R OBP: 0.376, SLG: 0.582										4	2	1	1	1	1	5				
11 Mike Moustakas, L OBP: 0.333, SLG: 0.533 25 Jay Jackson, R ERA: 4.96 32 Jeremy Jeffress, R ERA: 5.02										4	0	1	2	0	2	0				
8 Ryan Braun, R OBP: 0.341, SLG: 0.500										4	0	2	1	0	0	0				
7 Eric Thames, L OBP: 0.357, SLG: 0.500										3	2	1	1	1	1	2				
3 Orlando Arcia, R OBP: 0.293, SLG: 0.367										4	0	2	0	0	0	2				
23 Jordan Lyles, R OBP: 0.143, SLG: 0.091 38 Devin Williams, R ERA: 5.27 14 Hernán Pérez, R OBP: 0.276, SLG: 0.374										3	0	1	1	0	1	0				
Inning Stats	R: 3 E: 0 K: 1 S: 21	H: 3 LOB: 2 BB: 2 P: 34	R: 0 E: 0 K: 1 S: 12	H: 1 LOB: 2 BB: 1 P: 21	R: 1 E: 0 K: 1 S: 8	H: 1 LOB: 0 BB: 0 P: 12	R: 0 E: 0 K: 2 S: 11	H: 1 LOB: 1 BB: 0 P: 17	R: 2 E: 0 K: 1 S: 23	H: 4 LOB: 2 BB: 1 P: 34	R: 0 E: 0 K: 2 S: 8	H: 0 LOB: 0 BB: 0 P: 12	R: 0 E: 0 K: 1 S: 10	H: 0 LOB: 0 BB: 0 P: 17	R: 0 E: 0 K: 1 S: 13	H: 1 LOB: 3 BB: 2 P: 25		1B: 7 2B: 2 3B: 0 HR: 2	SF: 0 SAC: 0 DP: 0 HBP: 0	WP: 0 PB: 1 CS: 0
PITCHER	IP WLS BF H R ER SO BB IBB HBP BLK WP HR S P ERA WHIP																			
29 Merrill Kelly, R ERA: 4.86	(1, 1) 4.1 L 25 8 6 6 5 4 0 0 0 0 0 0 0 8 105 12.46 2.769																			
35 Matt Andriese, R ERA: 5.27	(5, 1) 0.2 3 2 0 0 1 0 0 0 0 0 0 0 8 13 0.00 3.000																			
45 Taylor Clarke, R ERA: 5.56	(6, 1) 2.0 6 0 0 0 3 0 0 0 0 0 0 0 0 18 29 0.00 0.000																			
30 T.J. McFarland, L ERA: 5.11	(8, 1) 1.0 6 1 0 0 1 2 0 0 0 0 0 0 0 13 25 0.00 3.000																			

Batter	1	2	3	4	5	6	7	8	9	AB	R	H	RBI	BB	SO	LOB	TOP					
1 Jarrod Dyson, L OBP: 0.325, SLG: 0.353 (1, 9)										5	0	0	0	0	0	2	Arizona Diamondbacks @ San Francisco Giants Oracle Park, San Francisco, CA Mon Aug 26 2019, 6:46 PM - 10:15 PM PDT Att: 29,169 - Partly Cloudy - 65 F					
4 Ketel Marte, S OBP: 0.383, SLG: 0.572 (1, 8)										4	0	1	0	1	0	0						
5 Eduardo Escobar, S OBP: 0.320, SLG: 0.521 (1, 5)										5	1	2	2	0	1	1						
53 Christian Walker, R OBP: 0.350, SLG: 0.478 (1, 3)										5	1	1	0	0	0	4						
41 Wilmer Flores, R OBP: 0.361, SLG: 0.472 40 Andrew Chafin, R 50 Yoan López, R 25 Archie Bradley, R (1, 4)										4	1	3	1	0	0	0						
9 Josh Rojas, L OBP: 0.275, SLG: 0.222 35 Matt Andriese, R (1, 7)										3	0	1	0	0	0	2						
10 Adam Jones, R OBP: 0.317, SLG: 0.436 (8, PH)										1	1	1	1	0	0	0						
13 Nick Ahmed, R OBP: 0.323, SLG: 0.449 (1, 6)										4	0	0	0	0	1	1						
18 Carson Kelly, R OBP: 0.351, SLG: 0.525 (1, 2)										3	1	1	0	1	1	0						
49 Alex Young, L OBP: 0.059, SLG: 0.059 30 T.J. McFarland, L 16 Tim Locastro, R OBP: 0.364, SLG: 0.349 (1, 1)										2	0	0	0	0	2	0						
										2	1	1	0	0	1	1						
Inning Stats	R: 0 H: 1 E: 0 K: 0 S: 9	H: 1 LOB: 1 BB: 0 P: 14	R: 1 H: 2 E: 0 K: 0 S: 10	H: 2 LOB: 0 BB: 0 P: 14	R: 0 H: 0 E: 0 K: 1 S: 7	H: 0 LOB: 0 BB: 0 P: 9	R: 0 H: 1 E: 0 K: 1 S: 9	H: 1 LOB: 1 BB: 0 P: 16	R: 0 H: 0 E: 0 K: 2 S: 9	H: 0 LOB: 0 BB: 0 P: 14	R: 2 H: 2 E: 1 K: 0 S: 16	H: 2 LOB: 1 BB: 0 P: 25	R: 2 H: 2 E: 0 K: 1 S: 24	H: 2 LOB: 2 BB: 2 P: 42	R: 1 H: 2 E: 0 K: 0 S: 9	H: 2 LOB: 1 BB: 0 P: 15	R: 0 H: 1 E: 0 K: 0 S: 10	H: 1 LOB: 0 BB: 0 P: 14	1B: 10 2B: 0 3B: 0 HR: 1	SF: 0 DP: 1 HBP: 0	WP: 2 PA: 40 PB: 0 SB: 0 CS: 0	
PITCHER	IP WLS BF	H R ER SO	BB IBB HBP BLK	WP HR S P	ERA WHIP	PITCHER										IP WLS BF	H R ER SO	BB IBB HBP BLK	WP HR S P	ERA WHIP		
38 Tyler Beede, R ERA: 5.56 (1, 1)	5.2 L 23	6 3 1 4	0 0 0 0	1 0 57 88	1.59 1.059																	
50 Fernando Abad, L ERA: 4.5 (6, 1)	0.1 1 0 0	0 0 0 0	0 0 0 0	0 0 3 4	0.00 0.000																	
58 Trevor Gott, R ERA: 4.44 (7, 1)	0.2 5 1 2	2 2 1 1	2 0 0 0	1 17 31 40	27.00 4.500																	
64 Shaun Anderson, R ERA: 5.36 (7, 1)	2.1 11 4 1	1 1 0 0	0 0 0 0	0 1 26 40	3.86 1.714																	

Batter	1	2	3	4	5	6	7	8	9	AB	R	H	RBI	BB	SO	LOB	BOTTOM					
7 Donovan Solano, R OBP: 0.372, SLG: 0.475 14 Scooter Gennett, L OBP: 0.245, SLG: 0.323 (1, 4)										4	1	0	0	0	1	4	Arizona Diamondbacks @ San Francisco Giants Oracle Park, San Francisco, CA Mon Aug 26 2019, 6:46 PM - 10:15 PM PDT Att: 29,169 - Partly Cloudy - 65 F					
53 Austin Stater, R OBP: 0.401, SLG: 0.509 21 Stephen Vogt, L OBP: 0.329, SLG: 0.523 (1, 9)										3	0	0	0	1	2	1						
28 Buster Posey, R OBP: 0.311, SLG: 0.368 (1, 2)										5	0	0	1	0	1	5						
10 Evan Longoria, R OBP: 0.327, SLG: 0.466 (1, 5)										4	0	2	1	0	0	0						
1 Kevin Pillar, R OBP: 0.289, SLG: 0.454 (1, 8)										5	1	2	1	0	1	2						
2 Abital Avelino, R OBP: 0.375, SLG: 0.286 58 Trevor Gott, R 64 Shaun Anderson, R 5 Mike Yastrzemski, L OBP: 0.321, SLG: 0.535 (1, 7)										2	0	1	1	1	1	0						
9 Brandon Belt, L OBP: 0.339, SLG: 0.382 (1, 3)										4	0	1	0	0	0	1						
35 Brandon Crawford, L OBP: 0.305, SLG: 0.368 (1, 6)										4	0	3	0	0	0	0						
38 Tyler Beede, R OBP: 0.212, SLG: 0.133 50 Fernando Abad, L 8 Alex Dickerson, L OBP: 0.384, SLG: 0.594 (1, 1)										2	0	0	0	0	2	1						
										0	0	0	0	0	0	0						
Inning Stats	R: 1 H: 1 E: 1 K: 0 S: 13	H: 1 LOB: 1 BB: 0 P: 21	R: 0 H: 0 E: 0 K: 1 S: 8	H: 0 LOB: 0 BB: 0 P: 15	R: 0 H: 0 E: 0 K: 1 S: 8	H: 0 LOB: 1 BB: 1 P: 16	R: 0 H: 0 E: 0 K: 0 S: 7	H: 0 LOB: 1 BB: 1 P: 13	R: 0 H: 1 E: 1 K: 2 S: 15	H: 1 LOB: 2 BB: 0 P: 23	R: 1 H: 4 E: 0 K: 1 S: 18	H: 4 LOB: 3 BB: 1 P: 29	R: 0 H: 1 E: 0 K: 2 S: 13	H: 1 LOB: 1 BB: 0 P: 18	R: 0 H: 1 E: 0 K: 2 S: 13	H: 1 LOB: 1 BB: 0 P: 19	R: 2 H: 1 E: 1 K: 2 S: 12	H: 1 LOB: 1 BB: 0 P: 20	1B: 8 2B: 1 3B: 0 HR: 0	SF: 1 DP: 0 HBP: 0	WP: 1 PA: 42 PB: 1 SB: 0 CS: 0	
PITCHER	IP WLS BF	H R ER SO	BB IBB HBP BLK	WP HR S P	ERA WHIP	PITCHER										IP WLS BF	H R ER SO	BB IBB HBP BLK	WP HR S P	ERA WHIP		
49 Alex Young, L ERA: 3.81 (1, 1)	5.1 W 24	4 2 1 4	2 0 0 0	0 58 98	1.69 1.125																	
30 T.J. McFarland, L ERA: 5.01 (6, 1)	0.1 H 3	2 0 0 0	1 0 0 0	0 7 14	0.00 9.000																	
35 Matt Andriese, R ERA: 5.14 (6, 1)	1.1 H 5	1 0 0 3	0 0 0 0	0 17 23	0.00 0.750																	
40 Andrew Chafin, L ERA: 4.02 50 Yoan López, R ERA: 2.91 (8, 1)	1.0 4 1 0	0 0 0 2	0 0 0 0	0 13 19	0.00 1.000																	
	0.2 5 1 2	0 1 0 1	0 0 0 0	0 9 16	0.00 1.500																	



Batter	1	2	3	4	5	6	7	8	9	AB	R	H	RBI	BB	SO	LOB	TOP								
11 AJ Pollock, R OBP: 0.327, SLG: 0.448	G4-3		K				G5-3		G6-3	4	1	1	0	0	1	0	Los Angeles Dodgers @ Arizona Diamondbacks Chase Field, Phoenix, AZ Sat Aug 31 2019, 5:10 PM - 8:21 PM MST Att: 50,180 - Roof Closed - 76 F								
52 Pedro Báez, R (7, 1)										0	0	0	0	0	0	0									
74 Kenley Jansen, S (8, 1)										0	0	0	0	0	0	0									
55 Russell Martin, R OBP: 0.333, SLG: 0.297										1	0	0	0	0	0	1									
10 Justin Turner, R OBP: 0.375, SLG: 0.522	1B		HR				F8			4	1	3	1	0	0	0									
14 Enrique Hernández, R OBP: 0.319, SLG: 0.445	G4-6-3		K				SF8		F8	3	0	0	1	0	1	1									
16 Will Smith, R OBP: 0.364, SLG: 0.708		5B6-3		HR			K		F7	3	1	1	1	1	1	1									
5 Corey Seager, L OBP: 0.337, SLG: 0.454	G6-3		K				K		G3-1	4	0	0	0	0	2	2									
3 Chris Taylor, R OBP: 0.336, SLG: 0.460							G3			3	2	2	0	1	0	0									
26 Jedd Gyorko, R OBP: 0.278, SLG: 0.298									35 2B 45 G3-6-1	2	0	1	1	1	1	0									
35 Cody Bellinger, L OBP: 0.411, SLG: 0.649										1	0	1	0	0	0	0									
9 Kristopher Negrón, R OBP: 0.296, SLG: 0.333										2	0	0	0	0	1	3									
31 Joc Pederson, L OBP: 0.327, SLG: 0.488										1	0	0	0	1	0	0									
22 Clayton Kershaw, L OBP: 0.136, SLG: 0.140										2	0	1	0	0	0	1									
63 Yimi García, R (6, 1)										0	0	0	0	0	0	0									
45 Matt Beatty, L OBP: 0.341, SLG: 0.492										2	0	0	0	0	0	2									
Inning Stats	R: 0 E: 0 K: 0 S: 6	H: 1 LOB: 0 BB: 0 P: 8	R: 0 E: 0 K: 1 S: 13	H: 1 LOB: 2 BB: 2 P: 26	R: 1 E: 0 K: 2 S: 10	H: 2 LOB: 0 BB: 0 P: 15	R: 2 E: 0 K: 1 S: 10	H: 2 LOB: 1 BB: 1 P: 22	R: 1 E: 0 K: 2 S: 15	H: 2 LOB: 0 BB: 0 P: 20	R: 0 E: 0 K: 1 S: 10	H: 0 LOB: 0 BB: 0 P: 15	R: 0 E: 0 K: 0 S: 5	H: 0 LOB: 0 BB: 0 P: 9	R: 0 E: 0 K: 0 S: 7	H: 0 LOB: 0 BB: 0 P: 11	R: 1 E: 0 K: 0 S: 7	H: 2 LOB: 1 BB: 1 P: 14	1B: 4 2B: 4 3B: 0 HR: 2	SF: 1 SAC: 0 DP: 3 HBP: 0	WP: 1 PB: 0 SB: 0 CS: 0	PA: 37			
PITCHER	IP	WLS	BF	H	R	ER	SO	BB	IBB	HBP	BLK	WP	HR	S	P	ERA	WHIP								
38 Robbie Ray, L ERA: 3.97	5.0	W	23	8	4	4	6	3	0	0	0	1	2	54	91	7.20	2.200								
50 Yoán López, R ERA: 2.97	0.2	H	2	0	0	0	1	0	0	0	0	0	0	7	10	0.00	0.000								
30 T.J. McFarland, L ERA: 5.02	0.2	H	2	0	0	0	0	0	0	0	0	0	0	5	9	0.00	0.000								
37 Kevin Ginkel, R ERA: 1.93	1.2	H	5	0	0	0	0	0	0	0	0	0	0	10	16	0.00	0.000								
25 Archie Bradley, R ERA: 3.92	1.0	S	5	2	1	1	0	1	0	0	0	0	0	7	14	9.00	3.000								

Batter	1	2	3	4	5	6	7	8	9	AB	R	H	RBI	BB	SO	LOB	BOTTOM								
16 Tim Lincecum, R OBP: 0.367, SLG: 0.349	K		L4				K			4	1	1	0	0	2	1	Los Angeles Dodgers @ Arizona Diamondbacks Chase Field, Phoenix, AZ Sat Aug 31 2019, 5:10 PM - 8:21 PM MST Att: 50,180 - Roof Closed - 76 F								
13 Nick Ahmed, R OBP: 0.322, SLG: 0.449	E5									3	1	1	2	1	1	0									
5 Eduardo Escobar, S OBP: 0.323, SLG: 0.535	G4-3									4	1	1	1	0	2	3									
53 Christian Walker, R OBP: 0.350, SLG: 0.478		G3-1								4	1	1	2	0	1	1									
41 Wilmer Flores, R OBP: 0.367, SLG: 0.495										4	1	1	1	0	1	0									
15 Ildemaro Vargas, S OBP: 0.294, SLG: 0.384		K2-3								0	0	0	0	0	0	0									
10 Adam Jones, R OBP: 0.319, SLG: 0.433										2	0	0	0	0	0	0									
37 Kevin Ginkel, L (7, 1)		P6								0	0	0	0	0	0	0									
22 Jake Lamb, L OBP: 0.329, SLG: 0.375										1	0	0	0	0	0	0									
25 Archie Bradley, R (9, 1)										0	0	0	0	0	0	0									
9 Josh Rojas, L OBP: 0.298, SLG: 0.333										3	0	1	0	0	2	1									
18 Carson Kelly, R OBP: 0.359, SLG: 0.526										2	1	0	0	1	1	2									
38 Robbie Ray, L OBP: 0.065, SLG: 0.065										0	0	0	0	0	0	0									
4 Ketel Marte, S OBP: 0.383, SLG: 0.575										1	0	0	0	0	0	1									
50 Yoán López, R (6, 1)										0	0	0	0	0	0	0									
30 T.J. McFarland, L (6, 1)										0	0	0	0	0	0	0									
1 Jarrod Dyson, L OBP: 0.323, SLG: 0.349										1	0	0	0	0	0	0									
Inning Stats	R: 0 E: 1 K: 1 S: 8	H: 0 LOB: 0 BB: 0 P: 10	R: 0 E: 0 K: 1 S: 8	H: 0 LOB: 0 BB: 0 P: 13	R: 0 E: 0 K: 0 S: 13	H: 1 LOB: 1 BB: 0 P: 20	R: 3 E: 0 K: 2 S: 14	H: 2 LOB: 0 BB: 1 P: 24	R: 2 E: 0 K: 2 S: 15	H: 2 LOB: 1 BB: 1 P: 25	R: 0 E: 0 K: 2 S: 11	H: 0 LOB: 0 BB: 0 P: 18	R: 0 E: 0 K: 2 S: 8	H: 0 LOB: 0 BB: 0 P: 10	R: 1 E: 0 K: 0 S: 15	H: 1 LOB: 0 BB: 0 P: 20	1B: 1 2B: 2 3B: 0 HR: 3	SF: 0 SAC: 1 DP: 1 HBP: 1	WP: 0 PB: 0 SB: 0 CS: 0	PA: 33					
PITCHER	IP	WLS	BF	H	R	ER	SO	BB	IBB	HBP	BLK	WP	HR	S	P	ERA	WHIP								
22 Clayton Kershaw, L ERA: 2.96	5.0	L	22	5	5	5	6	2	0	0	0	0	2	58	92	9.00	1.400								
63 Yimi García, R ERA: 3.51	1.0		4	0	0	0	2	0	0	1	0	0	0	11	18	0.00	0.000								
52 Pedro Báez, R ERA: 3.43	1.0		3	0	0	0	2	0	0	0	0	0	0	8	10	0.00	0.000								
74 Kenley Jansen, R ERA: 3.83	1.0		4	1	1	1	0	0	0	0	0	0	1	15	20	9.00	1.000								

Batter	1	2	3	4	5	6	7	8	9	10	11	AB	R	H	RBI	BB	SO	LOB	TOP								
11 AJ Pollock, R OBP: 0.328, SLG: 0.451	(1, 8) 1-0 F9		(2, 0) 2-0 2B		(3, 1) 3-1 G6-3			(0, 2) 0-2 1B		(0, 0) 0-0 FC6-4		5	0	2	0	0	0	1									
25 David Freese, R OBP: 0.338, SLG: 0.488	(1, 3) 3-2 HR		(0, 3) 0-3 K			(1, 0) 1-0 L4		(2, 2) 2-2 G6-3			(3, 2) 3-2 HR	2	1	1	1	0	0	1									
74 Kenley Jansen, S 17 Joe Kelly, R 65 Casey Sadler, R 31 Joe Pederson, L 52 Pedro Báez, R	(8, 3) 3-2 HR		(0, 1) 0-1 F9			(0, 0) 0-0 G6-3			(0, 0) 0-0 B1-3		(1, 0) 1-0 P5	5	0	0	0	0	0	1									
10 Justin Turner, R OBP: 0.372, SLG: 0.516	(1, 5) 1-2 G6-3		(0, 1) 0-1 F9			(1, 1) 1-1 F8					(2, 2) 2-2 P2	5	1	2	1	0	0	0									
35 Cody Bellinger, L OBP: 0.411, SLG: 0.653	(1, 9) 1-1 F9			(0, 2) 0-2 1B							(2, 2) 2-2 P6	5	1	2	1	0	0	0									
14 Enrique Hernández, R OBP: 0.315, SLG: 0.439	(1, 7) 2-2 G5-3		(1, 1) 1-1 G5-4-3								(1, 2) 1-2 P6	5	0	0	0	0	0	1									
3 Chris Taylor, R OBP: 0.335, SLG: 0.460	(1, 6) 3-3 K		(1, 0) 1-0 2B									4	0	1	0	0	2	0									
26 Jedd Gyorko, R OBP: 0.265, SLG: 0.280	(1, 4) 0-2 L4			(3, 3) 3-3 K								4	0	0	0	0	2	1									
55 Russell Martin, R OBP: 0.336, SLG: 0.317	(1, 2) 2-1 HR				(2, 3) 2-3 K							4	1	2	1	0	2	0									
68 Ross Stripling, R OBP: 0.309, SLG: 0.388	(1, 1) 2-3 K											1	0	0	0	0	1	0									
85 Dustin May, R OBP: 0.262, SLG: 0.325	(4, 1) 3-3 K											1	0	0	0	0	0	0									
64 Caleb Ferguson, L OBP: 0.292, SLG: 0.328	(5, 1) 0-2 K											1	0	0	0	0	1	0									
51 Dylan Floro, R OBP: 0.283, SLG: 0.422	(7, 1) 2-1 K											2	0	0	0	0	0	0									
5 Corey Seager, L OBP: 0.383, SLG: 0.452	(8, 6) 2-3 K											2	0	0	0	0	0	1									
Inning Stats	R: 1 E: 0 K: 0 S: 9	H: 1 LOB: 0 BB: 0 P: 15	R: 0 E: 0 K: 1 S: 14	H: 0 LOB: 0 BB: 0 P: 19	R: 1 E: 0 K: 2 S: 11	H: 2 LOB: 1 BB: 0 P: 17	R: 0 E: 0 K: 1 S: 9	H: 2 LOB: 1 BB: 0 P: 14	R: 0 E: 0 K: 2 S: 14	H: 0 LOB: 0 BB: 0 P: 22	R: 0 E: 0 K: 1 S: 4	H: 1 LOB: 1 BB: 0 P: 6	R: 0 E: 0 K: 1 S: 10	H: 1 LOB: 0 BB: 0 P: 12	R: 1 E: 0 K: 0 S: 12	H: 1 LOB: 0 BB: 0 P: 16	R: 0 E: 0 K: 1 S: 9	H: 1 LOB: 1 BB: 0 P: 14	R: 1 E: 0 K: 0 S: 12	H: 1 LOB: 0 BB: 0 P: 19	1B: 3 2B: 2 3B: 0 HR: 4	SF: 0 SAC: 0 DP: 1 HBP: 0	WP: 1 PB: 0 SB: 0 CS: 0	PA: 41			
PITCHER	IP ERA	WLS BF	H R	ER SO	BB IBB	HBP BLK	WP HR	S 20	P 31	ERA WHIP	PITCHER	IP ERA	WLS BF	H R	ER SO	BB IBB	HBP BLK	WP HR	S 9	P 14	ERA WHIP						
49 Alex Young, L ERA: 3.84	(1, 1) 0.2	2	0	0	1	0	0	5	10	0.00	0.000	40 Andrew Chafin, L ERA: 4.07	(9, 1) 0.0	1	1	1	0	0	0	0	9	12	0.00	0.000			
58 Stefan Crichton, R ERA: 3.92	(5, 1) 0.2	H	2	0	0	0	0	2	3	0.00	0.000	37 Kevin Ginkel, R ERA: 1.84	(9, 1) 0.2	L	8	2	1	1	1	0	0	0	0	0.00	1.000		
50 Yoan López, R ERA: 2.83	(6, 1) 0.1	H	1	0	0	0	0	2	3	0.00	0.000	45 Taylor Clarke, R ERA: 5.45	(10, 1) 2.0	L	8	2	1	1	1	0	0	0	0	0	4.50	1.000	
30 T.J. McFarland, L ERA: 4.99	(6, 1) 2.1	H	8	1	0	0	0	0	0	0.00	0.429																
35 Matt Andriese, R ERA: 5.01	(7, 1) 2.1	H	8	1	0	0	0	0	0	0.00	0.429																
Batter	1	2	3	4	5	6	7	8	9	10	11	AB	R	H	RBI	BB	SO	LOB	BOTTOM								
1 Jarrod Dyson, L OBP: 0.319, SLG: 0.344	(1, 8) 1-0 G5-3			(3, 3) 3-3 K		(0, 0) 0-0 B1-3		(1, 2) 1-2 G3		(1, 1) 1-1 G4-3		5	0	0	0	1	2										
16 Tim Lincecum, R OBP: 0.363, SLG: 0.344	(1, 9) 3-3 K			(0, 1) 0-1 1B		(1, 2) 1-2 G6-3						5	1	1	0	0	3	0									
4 Ketel Marte, S OBP: 0.381, SLG: 0.571	(1, 4) 2-0 G3			(3, 2) 3-2 1B				(0, 0) 0-0 G6-3				5	1	1	0	0	0	0									
5 Eduardo Escobar, S OBP: 0.323, SLG: 0.533	(1, 5) 0-1 1B			(2, 2) 2-2 1B				(2, 3) 2-3 K				5	1	2	0	0	1	0									
22 Jake Lamb, L OBP: 0.359, SLG: 0.374	(1, 3) 0-0 G4-6-3			(1, 1) 1-1 1B				(1, 2) 1-2 G4-3				3	0	1	2	0	0	1									
35 Matt Andriese, R 40 Andrew Chafin, R 27 Kevin Ginkel, L 48 Abraham Almonte, S 45 Taylor Clarke, R	(7, 1) 0-0 G4-6-3			(1, 1) 1-1 1B				(1, 2) 1-2 L4				3	0	0	0	0	0	0									
9 Josh Rojas, L OBP: 0.294, SLG: 0.326	(1, 7) 2-2 G4-3			(0, 2) 0-2 1B								4	0	1	1	0	2	0									
13 Nick Ahmed, R OBP: 0.325, SLG: 0.452	(1, 6) 2-2 1B			(4, 1) 4-1 BB								3	0	2	0	1	0	0									
31 Alex Avila, L OBP: 0.350, SLG: 0.444	(1, 2) 0-1 G4-6-3			(2, 0) 2-0 G4-6-3								4	0	0	0	0	0	5									
49 Alex Young, L OBP: 0.309, SLG: 0.388	(1, 1) 1-3 K											1	0	0	0	0	1	0									
58 Stefan Crichton, R OBP: 0.262, SLG: 0.325	(5, 1) 3-3 K											1	0	0	0	0	0	0									
50 Yoan López, R OBP: 0.292, SLG: 0.422	(6, 1) 2-3 K											1	0	0	0	0	1	0									
30 T.J. McFarland, L ERA: 4.99	(6, 1) 2-3 K											1	0	0	0	0	0	0									
53 Christian Walker, R OBP: 0.353, SLG: 0.471	(7, 3) 2-3 K											1	0	0	0	1	1	0									
Inning Stats	R: 0 E: 0 K: 1 S: 6	H: 0 LOB: 0 BB: 0 P: 12	R: 0 E: 0 K: 0 S: 6	H: 1 LOB: 0 BB: 0 P: 8	R: 0 E: 0 K: 1 S: 8	H: 1 LOB: 0 BB: 0 P: 11	R: 3 E: 0 K: 1 S: 23	H: 5 LOB: 2 BB: 1 P: 38	R: 0 E: 0 K: 1 S: 9	H: 0 LOB: 0 BB: 0 P: 12	R: 0 E: 0 K: 1 S: 8	H: 0 LOB: 0 BB: 0 P: 11	R: 0 E: 0 K: 2 S: 8	H: 0 LOB: 0 BB: 0 P: 14	R: 0 E: 0 K: 0 S: 8	H: 0 LOB: 0 BB: 0 P: 12	R: 0 E: 0 K: 1 S: 9	H: 1 LOB: 2 BB: 1 P: 15	R: 0 E: 0 K: 1 S: 8	H: 0 LOB: 0 BB: 0 P: 13	1B: 7 2B: 1 3B: 0 HR: 0	SF: 0 SAC: 0 DP: 3 HBP: 0	WP: 0 PB: 0 SB: 0 CS: 0	PA: 40			
PITCHER	IP ERA	WLS BF	H R	ER SO	BB IBB	HBP BLK	WP HR	S 20	P 31	ERA WHIP	PITCHER	IP ERA	WLS BF	H R	ER SO	BB IBB	HBP BLK	WP HR	S 9	P 14	ERA WHIP						
68 Ross Stripling, R ERA: 3.5	(1, 1) 3.0	5	4	2	0	0	0	16	25	0.00	0.667	74 Kenley Jansen, R ERA: 3.78	(8, 1) 1.0	3	0	0	0	0	0	0	8	12	0.00	0.000			
85 Dustin May, R ERA: 5.11	(4, 1) 0.1	5	4	3	3	1	0	0	0	0.00	3.000	17 Joe Kelly, R ERA: 4.56	(9, 1) 1.0	3	0	0	0	0	0	0	8	14	0.00	0.000			
56 Adam Kolarek, L ERA: 3.4	(4, 1) 0.2	3	1	0	0	0	0	7	13	0.00	3.000	65 Casey Sadler, R ERA: 2.69	(10, 1) 1.0	W	5	1	0	0	1	0	9	15	0.00	1.000			
64 Caleb Ferguson, L ERA: 4.95	(5, 1) 2.0	6	0	0	0	2	0	0	17	0.00	0.000	52 Pedro Báez, R ERA: 3.38	(11, 1) 1.0	S	3	0	0	0	1	0	8	13	0.00	0.000			
51 Dylan Floro, R ERA: 3.79	(7, 1) 1.0	3	0	0	0	1	0	0	7	0.00	0.000																

Los Angeles Dodgers @ Arizona Diamondbacks
Chase Field, Phoenix, AZ
Sun Sep 01 2019, 1:12 PM - 5:08 PM MST
Att: 34,439 - Roof Closed - 76 F

livebaseballscorecards.com



AB 41
R 4
H 9
RBI 4
BB 0
SO 10
LOB 7

Los Angeles Dodgers @ Arizona Diamondbacks
Chase Field, Phoenix, AZ
Sun Sep 01 2019, 1:12 PM - 5:08 PM MST
Att: 34,439 - Roof Closed - 76 F

AB 38
R 3
H 8
RBI 3
BB 2
SO 10
LOB 8



Batter	1	2	3	4	5	6	7	8	9	AB	R	H	RBI	BB	SO	LOB	TOP				
5 Greg Garcia, L OBP: 0.358, SLG: 0.375	G5-3		1B					1B		3	0	2	0	2	0	0	San Diego Padres @ Arizona Diamondbacks Chase Field, Phoenix, AZ Tue Sep 03 2019, 6:40 PM - 9:48 PM MST Att: 15,402 - Roof Closed - 76 F				
2 Nick Martini, L OBP: 0.281, SLG: 0.367	K		1B				FC5-6	K	K	5	0	1	0	0	3	6					
13 Manny Machado, R OBP: 0.334, SLG: 0.473	K		K					K		4	0	0	0	0	3	4					
30 Eric Hosmer, L OBP: 0.330, SLG: 0.455		G4-3						G1-3		4	0	0	0	0	2	2					
10 Hunter Renfroe, R OBP: 0.295, SLG: 0.507										2	1	1	0	2	0	0					
11 Ty France, R OBP: 0.286, SLG: 0.399										4	0	0	0	0	3	3					
7 Manuel Margot, R OBP: 0.258, SLG: 0.401										3	0	0	0	0	0	2					
55 Matt Strahm, R OBP: 0.348, SLG: 0.381										0	0	0	0	0	0	0					
34 Craig Stammen, R										1	0	0	0	0	1	1					
22 Josh Naylor, L OBP: 0.316, SLG: 0.423										4	0	1	0	0	0	0					
18 Austin Hedges, R OBP: 0.258, SLG: 0.335										0	0	0	0	0	0	0					
16 Travis Jankowski, L OBP: 0.250, SLG: 0.143										0	0	0	0	0	0	0					
57 Ronald Bolafios, R										2	0	0	0	0	2	0					
67 David Bednar, L										0	0	0	0	0	0	0					
4 Wil Myers, R OBP: 0.316, SLG: 0.399										2	0	2	1	0	0	0					
Inning Stats	R: 0 E: 0 K: 2 S: 8	H: 0 LOB: 0 BB: 0 P: 13	R: 0 E: 0 K: 1 S: 9	H: 0 LOB: 1 BB: 1 P: 18	R: 0 E: 0 K: 2 S: 12	H: 2 LOB: 2 BB: 0 P: 16	R: 0 E: 0 K: 2 S: 12	H: 1 LOB: 1 BB: 0 P: 20	R: 0 E: 0 K: 1 S: 9	H: 0 LOB: 0 BB: 1 P: 15	R: 0 E: 0 K: 1 S: 8	H: 0 LOB: 0 BB: 0 P: 12	R: 0 E: 0 K: 0 S: 15	H: 2 LOB: 2 BB: 0 P: 26	R: 1 E: 0 K: 3 S: 19	H: 2 LOB: 3 BB: 2 P: 32	1B: 7 2B: 0 3B: 0 HR: 0	SF: 0 SAC: 0 DP: 0 HBP: 0	WP: 0 PB: 0 SB: 2 CS: 0	PA: 38	
PITCHER	IP WLS BF H R ER SO BB IBB HBP BLK WP HR S P ERA WHIP	7.0 W 26 3 0 0 9 2 0 0 0 0 0 65 102 0.00 0.714	0.2 H 4 2 0 0 2 0 0 0 0 0 0 12 20 0.00 3.000	0.1 H 1 0 0 0 0 0 0 0 0 0 0 3 6 0.00 0.000	1.0 S 7 2 1 1 3 2 0 0 0 0 0 19 32 9.00 4.000																

Batter	1	2	3	4	5	6	7	8	9	AB	R	H	RBI	BB	SO	LOB	BOTTOM			
4 Ketel Marte, S OBP: 0.384, SLG: 0.584		G4-3								4	1	3	0	0	0	1	San Diego Padres @ Arizona Diamondbacks Chase Field, Phoenix, AZ Tue Sep 03 2019, 6:40 PM - 9:48 PM MST Att: 15,402 - Roof Closed - 76 F			
9 Josh Rojas, L OBP: 0.310, SLG: 0.455										4	1	2	1	0	0	3				
5 Eduardo Escobar, S OBP: 0.323, SLG: 0.535										3	0	0	0	1	0	4				
53 Christian Walker, R OBP: 0.350, SLG: 0.480										4	0	1	0	0	1	4				
22 Jake Lamb, L OBP: 0.324, SLG: 0.367										3	0	0	1	0	1	2				
41 Wilmer Flores, R OBP: 0.365, SLG: 0.493										1	0	0	0	0	0	1				
25 Archie Bradley, R										0	0	0	0	0	0	0				
10 Adam Jones, R OBP: 0.319, SLG: 0.434										4	0	1	0	0	1	2				
13 Nick Ahmed, R OBP: 0.325, SLG: 0.449										3	0	0	0	1	1	1				
18 Carson Kelly, R OBP: 0.361, SLG: 0.522										2	0	0	0	2	1	3				
29 Merrill Kelly, R OBP: 0.065, SLG: 0.023										2	0	0	0	0	0	2				
48 Abraham Almonte, R OBP: 0.571, SLG: 0.667										1	0	0	0	0	1	1				
37 Kevin Ginkel, L										0	0	0	0	0	0	0				
40 Andrew Chafin, R										0	0	0	0	0	0	0				
1 Jarrod Dyson, L OBP: 0.317, SLG: 0.339										0	0	0	0	0	0	0				
Inning Stats	R: 2 E: 0 K: 0 S: 11	H: 2 LOB: 1 BB: 1 P: 20	R: 0 E: 0 K: 0 S: 6	H: 0 LOB: 1 BB: 1 P: 14	R: 0 E: 0 K: 1 S: 8	H: 1 LOB: 0 BB: 0 P: 15	R: 0 E: 0 K: 1 S: 9	H: 1 LOB: 1 BB: 0 P: 10	R: 0 E: 0 K: 1 S: 11	H: 1 LOB: 1 BB: 0 P: 20	R: 0 E: 0 K: 1 S: 6	H: 0 LOB: 0 BB: 0 P: 9	R: 0 E: 0 K: 1 S: 17	H: 1 LOB: 2 BB: 1 P: 26	R: 0 E: 0 K: 1 S: 12	H: 1 LOB: 2 BB: 1 P: 21	1B: 4 2B: 2 3B: 1 HR: 0	SF: 0 SAC: 0 DP: 0 HBP: 0	WP: 0 PB: 1 SB: 0 CS: 0	PA: 35
PITCHER	IP WLS BF H R ER SO BB IBB HBP BLK WP HR S P ERA WHIP	6.0 L 25 5 2 2 4 2 0 0 0 0 0 51 88 3.00 1.167	0.1 3 1 0 0 1 1 0 0 0 0 0 0 4 6 0.00 0.000	1.1 6 1 0 0 0 0 1 0 0 0 0 0 14 24 0.00 0.750	0.1 1 0 0 0 1 0 0 0 0 0 0 0 4 6 0.00 0.000															

AB 34
R 1
H 7
RBI 1
BB 4
SO 14
LOB 18



AB 31
R 2
H 7
RBI 2
BB 4
SO 6
LOB 24



WP: 0
PB: 1
SB: 0
CS: 0

Batter	1	2	3	4	5	6	7	8	9	AB	R	H	RBI	BB	SO	LOB	TOP										
5 Greg Garcia, L (1,6) OBP: 0.358, SLG: 0.373 24 Seth Mejias-Brean, R (9, PH)	1-2 G5-3 HBP			3-3 K		1-2 G4-3			3-1 G5-3	2	0	0	0	0	1	1											
22 Josh Naylor, L (1,7) OBP: 0.315, SLG: 0.419	3-2 G5-3			2-2 G3-1			2-2 G5-3		1-2 G3 BB	4	0	1	0	0	0	1											
13 Manny Machado, R (1,5) OBP: 0.335, SLG: 0.472	1-0 F7-2			0-0 E4			0-2 1B		4-2 BB	3	0	1	0	1	0	1											
30 Eric Hosmer, L (1,3) OBP: 0.330, SLG: 0.453		1-2 P6		2-1 CS		4-1 BB			0-1 G3	3	0	0	0	1	1	3											
10 Hunter Renfroe, R (1,9) OBP: 0.293, SLG: 0.502		1-3 K		2-3 K		2-3 K			0-0 G6-3	4	0	0	0	0	3	4											
11 Ty France, R (1,4) OBP: 0.280, SLG: 0.390		3-3 K		0-1 G5-4-3					2-2 F8	3	0	0	0	0	1	1											
7 Manuel Margot, R (1,8) OBP: 0.314, SLG: 0.397			2-2 L8			2-1 F9			1-0 L9	3	0	0	0	0	0	0											
18 Austin Hedges, R (1,2) OBP: 0.256, SLG: 0.331			0-1 G5-3			1-2 F7			2-1 L8	3	0	0	0	0	0	0											
59 Chris Paddack, R (1,1) OBP: 0.105, SLG: 0.105 34 Craig Stammen, R (6,1)			1-3 K			0-3 K			3-2 HR	2	0	0	0	0	2	0											
61 Luis Perdomo, R (7,1) OBP: 0.143, SLG: 0.143 16 Travis Jankowski, L (9, PH) OBP: 0.250, SLG: 0.143 4 Will Myers, R (9, PH) OBP: 0.317, SLG: 0.409										0	0	0	0	0	0	0											
Inning Stats	R: 0 E: 0 K: 0 S: 8	H: 0 LOB: 0 BB: 0 P: 13	R: 0 E: 0 K: 2 S: 10	H: 0 LOB: 0 BB: 0 P: 15	R: 0 E: 0 K: 1 S: 8	H: 0 LOB: 0 BB: 0 P: 11	R: 0 E: 1 K: 1 S: 9	H: 0 LOB: 0 BB: 0 P: 16	R: 0 E: 0 K: 1 S: 7	H: 0 LOB: 0 BB: 1 P: 13	R: 0 E: 0 K: 1 S: 16	H: 0 LOB: 1 BB: 0 P: 20	R: 0 E: 0 K: 2 S: 12	H: 1 LOB: 0 BB: 0 P: 15	R: 0 E: 0 K: 0 S: 6	H: 0 LOB: 0 BB: 0 P: 11	R: 1 E: 0 K: 0 S: 17	H: 2 LOB: 2 BB: 1 P: 28	1B: 2 2B: 1 3B: 0 HR: 1	SF: 0 SAC: 0 DP: 2 HBP: 1	WP: 1 PB: 0 SB: 0 CS: 1	PA: 33					
PITCHER	IP	WLS	BF	H	R	ER	SO	BB	IBB	HBP	BLK	WP	HR	S	P	ERA	WHIP										
59 Zac Gallen, R (1,1) ERA: 2.5	7.0	W	23	1	0	0	8	1	0	1	0	1	0	70	103	0.00	0.286										
50 Yoan López, R (8,1) ERA: 2.79	1.0		3	0	0	0	0	0	0	0	0	0	0	6	11	0.00	0.000										
30 T.J. McFarland, L (9,1) ERA: 5.13	0.1	S	3	2	1	1	0	0	0	0	0	0	1	12	19	27.00	6.000										
25 Archie Bradley, R (9,1) ERA: 3.96	0.2	S	3	0	0	0	0	1	0	0	0	0	0	5	9	0.00	1.500										

San Diego Padres @ Arizona Diamondbacks
Chase Field, Phoenix, AZ
Wed Sep 04 2019, 6:41 PM - 9:35 PM MST
Att: 18,096 - Roof Closed - 75 F


AB 29
R 1
H 3
RBI 1
BB 2
SO 8
LOB 11



Batter	1	2	3	4	5	6	7	8	9	AB	R	H	RBI	BB	SO	LOB	BOTTOM										
1 Jarrod Dyson, L (1,9) OBP: 0.316, SLG: 0.338	3-3 K		4-0 BB		0-0 P6		0-1 HR		0-0 G4-3	4	1	1	0	1	1	2											
4 Ketel Marte, S (1,8) OBP: 0.397, SLG: 0.591	1-0 FC3-6 1B		1-3 K		0-1 5B		1-2 HR			4	1	3	4	0	1	2											
5 Eduardo Escobar, S (1,5) OBP: 0.323, SLG: 0.533	0-0 FC3-6 1-2		3-2 G5-3		0-1 1B		0-1 F8			4	0	1	0	0	0	4											
53 Christian Walker, R (1,3) OBP: 0.349, SLG: 0.478	0-3 K		1-2 K		1-3 K		3-1 1B			4	0	1	0	0	3	3											
41 Wilmer Flores, R (1,4) OBP: 0.363, SLG: 0.488 50 Yoan López, R (8,1) 30 T.J. McFarland, L (9,1) 25 Archie Bradley, R (9,1)		2-3 K		0-2 FC6-4 1B		0-1 L8		0-1 F8		4	0	1	0	0	1	4											
9 Josh Rojas, L (1,7) OBP: 0.328, SLG: 0.424	3-2 F7		2-3 K		1-0 F8				0-0 F7	4	0	0	0	0	1	3											
13 Nick Ahmed, R (1,6) OBP: 0.327, SLG: 0.448	1-2 G4-3		0-2 FC6-4		0-2 FC6-4		3-2 HBP		0-1 31B 1B	3	0	1	0	0	0	1											
18 Carson Kelly, R (1,2) OBP: 0.364, SLG: 0.520 48 Abraham Almonte, S (7, PR) 31 Alex Avila, L (8,2) OBP: 0.357, SLG: 0.457			4-1 BB		2-2 G6-3		4-1 BB		1-1 1B	1	0	0	0	2	0	0											
59 Zac Gallen, R (1,1) OBP: 0.118, SLG: 0.118 22 Jake Lamb, L (7, PH) 16 Tim Lincecum, R (8,9) OBP: 0.364, SLG: 0.343			1-2 P4		2-3 K		4-2 BB		0-3 K	2	0	0	0	0	1	1											
Inning Stats	R: 0 E: 0 K: 2 S: 8	H: 1 LOB: 1 BB: 0 P: 12	R: 0 E: 0 K: 1 S: 12	H: 0 LOB: 0 BB: 0 P: 18	R: 0 E: 0 K: 1 S: 12	H: 0 LOB: 2 BB: 2 P: 25	R: 0 E: 0 K: 2 S: 12	H: 1 LOB: 1 BB: 0 P: 15	R: 0 E: 0 K: 1 S: 7	H: 0 LOB: 0 BB: 0 P: 11	R: 0 E: 0 K: 1 S: 11	H: 2 LOB: 2 BB: 0 P: 16	R: 4 E: 0 K: 0 S: 16	H: 3 LOB: 2 BB: 2 P: 31	R: 0 E: 0 K: 1 S: 9	H: 2 LOB: 2 BB: 0 P: 10	1B: 8 2B: 0 3B: 0 HR: 1	SF: 0 SAC: 0 DP: 0 HBP: 1	WP: 0 PB: 0 SB: 0 CS: 1	PA: 37							
PITCHER	IP	WLS	BF	H	R	ER	SO	BB	IBB	HBP	BLK	WP	HR	S	P	ERA	WHIP										
59 Chris Paddack, R (1,1) ERA: 3.54	5.1	L	22	4	0	0	8	2	0	0	0	0	0	10	25	18.00	2.000										
34 Craig Stammen, R (6,1) ERA: 3.59	1.0	L	5	0	2	2	0	2	0	1	0	0	0	10	25	18.00	2.000										
61 Luis Perdomo, R (7,1) ERA: 3.43	1.2		10	5	2	2	1	0	0	0	0	0	1	18	23	10.80	3.000										

San Diego Padres @ Arizona Diamondbacks
Chase Field, Phoenix, AZ
Wed Sep 04 2019, 6:41 PM - 9:35 PM MST
Att: 18,096 - Roof Closed - 75 F

AB 32
R 4
H 9
RBI 4
BB 4
SO 9
LOB 22



Batter	1	2	3	4	5	6	7	8	9	AB	R	H	RBI	BB	SO	LOB	TOP										
16 Tim Locastro, R OBP: 0.361, SLG: 0.335	G5-3		G4-3				L8		G6-4-3	4	1	0	0	0	0	1	Arizona Diamondbacks @ Cincinnati Reds Great American Ball Park, Cincinnati, OH Sun Sep 08 2019, 1:13 PM - 4:24 PM EDT Att: 19,777 - Partly Cloudy - 77 F livebaseballscorecards.com										
9 Josh Rojas, L OBP: 0.336, SLG: 0.406	F8						F8			3	0	1	0	1	0	1											
4 Ketel Marte, S OBP: 0.390, SLG: 0.599	P4		P3							4	1	1	2	0	0	2											
5 Eduardo Escobar, S OBP: 0.323, SLG: 0.530			G3-1						K	3	1	0	0	1	1	1											
22 Jake Lamb, L OBP: 0.330, SLG: 0.359		FC4								2	0	0	0	2	0	1											
48 Abraham Almonte, S OBP: 0.333, SLG: 0.365										4	0	0	0	0	1	4											
40 Andrew Chafin, R ERA: 4.56										0	0	0	0	0	0	0											
54 Jimmie Sherry, R ERA: 1.46										0	0	0	0	0	0	0											
63 Robby Scott, R ERA: 4.15										0	0	0	0	0	0	0											
30 T.J. McFarland, L ERA: 4.15										0	0	0	0	0	0	0											
13 Nick Ahmed, R OBP: 0.327, SLG: 0.449			L9				G4-3		K	4	0	1	1	0	1	2											
31 Alex Avila, L OBP: 0.355, SLG: 0.447										3	0	0	0	1	2	2											
8 Mike Leake, R OBP: 0.118, SLG: 0.063										3	0	0	0	0	1	4											
35 Matt Andriese, R ERA: 4.33										0	0	0	0	0	0	0											
1 Jarrod Dyson, L OBP: 0.316, SLG: 0.334										0	0	0	0	1	0	0											
Inning Stats	R: 0 H: 0 E: 0 K: 0 S: 5	H: 0 LOB: 0 BB: 0 P: 8	R: 1 H: 1 E: 1 K: 1 S: 15	H: 1 LOB: 2 BB: 1 P: 26	R: 0 H: 1 E: 0 K: 0 S: 8	H: 1 LOB: 1 BB: 0 P: 14	R: 0 H: 0 E: 0 K: 1 S: 8	H: 0 LOB: 2 BB: 2 P: 15	R: 2 H: 1 E: 0 K: 0 S: 7	H: 1 LOB: 0 BB: 0 P: 12	R: 0 H: 0 E: 0 K: 1 S: 9	H: 0 LOB: 0 BB: 0 P: 16	R: 0 H: 0 E: 0 K: 3 S: 13	H: 0 LOB: 1 BB: 1 P: 17	R: 0 H: 0 E: 0 K: 0 S: 9	H: 0 LOB: 0 BB: 1 P: 17	1B: 1 2B: 1 3B: 0 HR: 1	SF: 0 SAC: 0 DP: 1 HBP: 1	WP: 1 PB: 0 SB: 1 CS: 0	PA: 37							
PITCHER	IP	WLS	BF	H	R	ER	SO	BB	IBB	HBP	BLK	WP	HR	S	P	ERA	WHIP										
28 Anthony DeSclafani, R ERA: 4.06	6.0		26	3	3	2	3	2	1	1	0	0	1	52	91	3.00	0.833										
50 Amir Garrett, L ERA: 2.73	1.0		4	0	0	0	0	1	0	0	0	1	0	7	17	0.00	1.000										
55 Robert Stephenson, R ERA: 3.9	1.0		4	0	0	0	3	1	0	0	0	0	0	13	19	0.00	1.000										
26 Raisel Iglesias, R ERA: 4.33	1.0	W	3	0	0	0	0	1	0	0	0	0	0	9	17	0.00	1.000										

Batter	1	2	3	4	5	6	7	8	9	AB	R	H	RBI	BB	SO	LOB	BOTTOM										
17 Josh VanMeter, L OBP: 0.335, SLG: 0.417	G3									4	0	0	0	0	1	1	Arizona Diamondbacks @ Cincinnati Reds Great American Ball Park, Cincinnati, OH Sun Sep 08 2019, 1:13 PM - 4:24 PM EDT Att: 19,777 - Partly Cloudy - 77 F livebaseballscorecards.com										
21 Michael Lorenzen, R OBP: 0.417, SLG: 0.571										1	0	1	1	0	0	0											
19 Joey Votto, L OBP: 0.397, SLG: 0.415	G4-3									4	1	2	0	0	1	0											
7 Eugenio Suárez, R OBP: 0.346, SLG: 0.568										4	2	3	3	0	0	1											
16 Tucker Barnhart, L OBP: 0.330, SLG: 0.376										4	0	1	0	0	0	0											
3 Freddy Galvis, S OBP: 0.292, SLG: 0.436										4	0	1	0	0	1	2											
4 Jose Iglesias, R OBP: 0.319, SLG: 0.416										3	0	1	0	0	0	0											
50 Amir Garrett, R ERA: 4.56										0	0	0	0	0	0	0											
55 Robert Stephenson, R ERA: 3.9										0	0	0	0	0	0	0											
44 Aristides Aquino, R OBP: 0.340, SLG: 0.659										1	0	0	0	0	0	1											
26 Raisel Iglesias, R ERA: 4.33										0	0	0	0	0	0	0											
22 Derek Dietrich, L OBP: 0.339, SLG: 0.481										3	0	0	0	0	0	0											
2 Alex Blandino, R OBP: 0.579, SLG: 0.455										1	0	0	0	0	1	0											
34 Brian O'Grady, L OBP: 0.304, SLG: 0.300										2	0	1	0	0	1	0											
9 José Peraza, R OBP: 0.286, SLG: 0.346										1	1	1	0	0	0	0											
28 Anthony DeSclafani, R OBP: 0.125, SLG: 0.125										2	0	0	0	0	0	1											
6 Phillip Ervin, R OBP: 0.347, SLG: 0.497										2	0	1	0	0	0	1											
Inning Stats	R: 0 H: 2 E: 0 K: 0 S: 12	H: 1 LOB: 1 BB: 0 P: 19	R: 0 H: 1 E: 0 K: 0 S: 10	H: 1 LOB: 0 BB: 0 P: 13	R: 2 H: 2 E: 0 K: 2 S: 13	H: 2 LOB: 0 BB: 0 P: 25	R: 0 H: 0 E: 0 K: 1 S: 5	H: 0 LOB: 0 BB: 0 P: 8	R: 0 H: 1 E: 0 K: 0 S: 12	H: 1 LOB: 1 BB: 0 P: 14	R: 0 H: 0 E: 0 K: 0 S: 13	H: 0 LOB: 1 BB: 0 P: 20	R: 1 H: 2 E: 0 K: 1 S: 12	H: 2 LOB: 1 BB: 0 P: 15	R: 1 H: 3 E: 0 K: 1 S: 12	H: 3 LOB: 2 BB: 0 P: 20	1B: 9 2B: 1 3B: 0 HR: 2	SF: 0 SAC: 0 DP: 0 HBP: 1	WP: 0 PB: 0 SB: 0 CS: 1	PA: 38							
PITCHER	IP	WLS	BF	H	R	ER	SO	BB	IBB	HBP	BLK	WP	HR	S	P	ERA	WHIP										
8 Mike Leake, R ERA: 4.44	6.1		26	7	2	2	3	0	0	0	0	0	0	5	8	0.00	0.000										
35 Matt Andriese, R ERA: 4.56	0.2	H	2	0	0	0	0	0	0	0	0	0	0	5	8	0.00	0.000										
40 Andrew Chafin, L ERA: 3.96	0.1	H	1	0	0	0	1	0	0	0	0	0	0	3	4	0.00	0.000										
54 Jimmie Sherry, R ERA: 1.46	0.2	B	4	2	1	1	0	0	0	0	0	0	1	9	11	13.50	3.000										
63 Robby Scott, L ERA: 4.15	0.1		1	0	0	0	1	0	0	0	0	0	0	3	6	0.00	0.000										
PITCHER	IP	WLS	BF	H	R	ER	SO	BB	IBB	HBP	BLK	WP	HR	S	P	ERA	WHIP										
50 Yoan López, R ERA: 2.95	0.0	L	2	2	0	0	0	0	0	0	0	0	0	0	0	0	0	0	0	6	9	*	*				
30 T.J. McFarland, L ERA: 5.13	0.0		1	1	1	1	0	0	0	0	0	0	0	0	0	0	0	0	0	6	9	*	*				



Batter	1	2	3	4	5	6	7	8	9	AB	R	H	RBI	BB	SO	LOB	TOP					
4 Ketel Marte, S OBP: 0.389, SLG: 0.596										4	1	2	0	1	0	3	Arizona Diamondbacks @ New York Mets Citi Field, Flushing, NY Tue Sep 10 2019, 7:11 PM - 10:12 PM EDT Att: 20,843 - Partly Cloudy - 74 F					
41 Wilmer Flores, R OBP: 0.354, SLG: 0.487										5	0	0	0	0	1	6						
5 Eduardo Escobar, S OBP: 0.323, SLG: 0.533										4	1	2	2	0	0	1						
53 Christian Walker, R OBP: 0.344, SLG: 0.470										4	0	1	0	0	1	1						
9 Josh Rojas, L OBP: 0.341, SLG: 0.387										2	0	0	0	2	1	2						
10 Adam Jones, R OBP: 0.317, SLG: 0.429										4	0	1	0	0	0	2						
13 Nick Ahmed, R OBP: 0.326, SLG: 0.447										4	0	2	0	0	1	0						
31 Alex Avila, L OBP: 0.347, SLG: 0.434										3	0	0	0	0	2	2						
18 Carson Kelly, R OBP: 0.357, SLG: 0.509										1	0	0	0	0	0	1						
59 Zac Gallen, R OBP: 0.105, SLG: 0.105										2	0	0	0	0	0	0						
22 Jorge Lugo, L OBP: 0.333, SLG: 0.384										1	0	1	0	0	0	0						
54 Jimmie Sherry, R OBP: 0.333, SLG: 0.384										0	0	0	0	0	0	0						
30 T.J. McFarland, L ERA: 5.03										0	0	0	0	0	0	0						
58 Stefan Crichton, R ERA: 5.03										1	0	1	0	0	0	0						
32 Kevin Cron, R ERA: 5.03										0	0	0	0	0	0	0						
16 Tim Lincecum, R ERA: 5.03										0	0	0	0	0	0	0						
Inning Stats	R: 1 E: 0 K: 2 S: 13	H: 2 LOB: 1 BB: 0 P: 20	R: 0 E: 0 K: 1 S: 7	H: 0 LOB: 0 BB: 0 P: 13	R: 0 E: 0 K: 1 S: 9	H: 1 LOB: 1 BB: 0 P: 12	R: 0 E: 0 K: 1 S: 15	H: 3 LOB: 2 BB: 0 P: 19	R: 0 E: 0 K: 1 S: 8	H: 0 LOB: 1 BB: 1 P: 14	R: 0 E: 0 K: 0 S: 7	H: 0 LOB: 1 BB: 1 P: 13	R: 0 E: 0 K: 1 S: 9	H: 1 LOB: 1 BB: 0 P: 13	R: 1 E: 0 K: 0 S: 18	H: 1 LOB: 1 BB: 1 P: 25	R: 0 E: 0 K: 1 S: 12	H: 2 LOB: 3 BB: 0 P: 18	1B: 8 2B: 1 3B: 0 HR: 1	SF: 0 SAC: 0 DP: 2 HBP: 0	WP: 0 PB: 0 SB: 2 CS: 0	PA: 38
PITCHER	IP WLS BF H R ER SO BB IBB HBP BLK WP HR S P ERA WHIP	7.0 W 28 7 1 1 7 2 0 0 0 0 0 68 104 1.29 1.286	0.2 H 3 1 1 1 0 0 0 0 0 0 1 8 10 13.50 1.500	1.1 S 7 2 0 0 1 1 0 0 0 0 0 22 33 0.00 2.250											IP WLS BF H R ER SO BB IBB HBP BLK WP HR S P ERA WHIP							

Batter	1	2	3	4	5	6	7	8	9	AB	R	H	RBI	BB	SO	LOB	BOTTOM					
6 Jeff McNeil, L OBP: 0.390, SLG: 0.519										4	0	0	0	0	3	3	Arizona Diamondbacks @ New York Mets Citi Field, Flushing, NY Tue Sep 10 2019, 7:11 PM - 10:12 PM EDT Att: 20,843 - Partly Cloudy - 74 F					
20 Pete Alonso, R OBP: 0.366, SLG: 0.594										4	0	0	0	0	3	0						
30 Michael Conforto, L OBP: 0.359, SLG: 0.499										4	0	1	0	0	2	0						
40 Wilson Ramos, R OBP: 0.360, SLG: 0.434										4	0	0	0	0	1	1						
24 Robinson Canó, L OBP: 0.305, SLG: 0.437									3	2	2	0	0	1	0	0						
1 Amed Rosario, R OBP: 0.324, SLG: 0.426									2	1	0	0	1	0	1	0						
9 Brandon Nimmo, L OBP: 0.367, SLG: 0.336									2	0	0	0	1	1	2	0						
12 Juan Lagares, R OBP: 0.276, SLG: 0.303										0	0	0	0	0	0	0						
21 Todd Frazier, R OBP: 0.314, SLG: 0.425									3	0	2	3	0	1	0	0						
45 Zack Wheeler, L OBP: 0.278, SLG: 0.320										2	0	0	0	0	0	3						
13 Luis Guillorme, L OBP: 0.316, SLG: 0.336										1	0	0	0	0	0	0						
29 Brad Brach, R OBP: 0.250, SLG: 0.250										0	0	0	0	0	0	0						
38 Justin Wilson, L ERA: 5.03										0	0	0	0	0	0	0						
Inning Stats	R: 0 E: 0 K: 2 S: 13	H: 1 LOB: 1 BB: 0 P: 18	R: 2 E: 0 K: 2 S: 11	H: 2 LOB: 1 BB: 1 P: 17	R: 0 E: 0 K: 1 S: 10	H: 0 LOB: 0 BB: 0 P: 16	R: 1 E: 0 K: 1 S: 11	H: 2 LOB: 2 BB: 1 P: 17	R: 0 E: 0 K: 2 S: 8	H: 0 LOB: 0 BB: 0 P: 12	R: 0 E: 0 K: 1 S: 8	H: 0 LOB: 0 BB: 0 P: 8	R: 0 E: 0 K: 1 S: 7	H: 0 LOB: 0 BB: 0 P: 10	R: 0 E: 0 K: 2 S: 13	H: 0 LOB: 0 BB: 0 P: 17	R: 0 E: 0 K: 1 S: 13	H: 0 LOB: 0 BB: 0 P: 17	1B: 1 2B: 4 3B: 0 HR: 0	SF: 0 SAC: 0 DP: 0 HBP: 0	WP: 0 PB: 0 SB: 0 CS: 0	PA: 31
PITCHER	IP WLS BF H R ER SO BB IBB HBP BLK WP HR S P ERA WHIP	6.0 L 25 5 3 3 3 2 0 0 0 0 0 61 88 4.50 1.167	0.2 2 0 0 0 1 0 0 0 0 0 6 8 0.00 0.000	0.1 1 0 0 0 0 0 0 0 0 0 1 2 0.00 0.000	1.0 3 0 0 0 2 0 0 0 0 0 0 13 17 0.00 0.000											IP WLS BF H R ER SO BB IBB HBP BLK WP HR S P ERA WHIP						

Batter	1	2	3	4	5	6	7	8	9	AB	R	H	RBI	BB	SO	LOB	TOP								
4 Ketel Marte, S OBP: 0.389, SLG: 0.594 48 Abraham Almonte, S OBP: 0.333, SLG: 0.308	G3-1					K			G3	2	0	0	0	1	1	1									
9 Josh Rojas, L OBP: 0.333, SLG: 0.375										4	0	1	0	0	0	1									
5 Eduardo Escobar, S OBP: 0.321, SLG: 0.529										4	0	0	0	0	0	1									
53 Christian Walker, R OBP: 0.342, SLG: 0.464 35 Matt Andriese, R										3	0	0	0	0	1	0									
22 Jake Lamb, L OBP: 0.333, SLG: 0.358										4	0	0	0	0	0	1									
13 Nick Ahmed, R OBP: 0.325, SLG: 0.443 37 Kevin Ginkel, L										3	0	0	0	0	0	1									
25 Archie Bradley, R OBP: 0.261, SLG: 0.508										3	0	0	0	0	0	0									
31 Alex Avila, L OBP: 0.307, SLG: 0.449 14 Caleb Joseph, R OBP: 0.235, SLG: 0.250										2	1	2	0	1	0	0									
1 Jarrod Dyson, L OBP: 0.319, SLG: 0.330										2	0	0	0	0	1	2									
49 Alex Young, L OBP: 0.245, SLG: 0.465 50 Yoan López, R 2 Domingo Leyba, S 63 Robby Scott, R 54 Jimmie Sherry, R 40 Andrew Chafin, R 15 Ildemaro Vargas, S OBP: 0.268, SLG: 0.326										1	0	0	0	0	0	1									
Inning Stats	R: 0 E: 0 K: 0 S: 6	H: 1 LOB: 1 BB: 0 P: 11	R: 0 E: 0 K: 1 S: 11	H: 1 LOB: 1 BB: 0 P: 16	R: 0 E: 0 K: 1 S: 8	H: 0 LOB: 1 BB: 1 P: 17	R: 0 E: 0 K: 1 S: 7	H: 0 LOB: 0 BB: 0 P: 10	R: 0 E: 0 K: 2 S: 9	H: 1 LOB: 1 BB: 0 P: 12	R: 0 E: 0 K: 1 S: 7	H: 0 LOB: 3 BB: 1 P: 14	R: 1 E: 0 K: 1 S: 20	H: 1 LOB: 3 BB: 3 P: 36	R: 0 E: 0 K: 0 S: 12	H: 0 LOB: 1 BB: 0 P: 15	R: 0 E: 0 K: 0 S: 7	H: 0 LOB: 1 BB: 0 P: 11	1B: 2 2B: 2 3B: 0 HR: 0	SF: 0 SAC: 0 DP: 0 HBP: 1	WP: 0 PB: 1 CS: 0	PA: 37			
PITCHER	IP WLS BF H R ER SO BB IBB HBP BLK WP HR S P ERA WHIP	IP WLS BF H R ER SO BB IBB HBP BLK WP HR S P ERA WHIP	IP WLS BF H R ER SO BB IBB HBP BLK WP HR S P ERA WHIP	IP WLS BF H R ER SO BB IBB HBP BLK WP HR S P ERA WHIP	IP WLS BF H R ER SO BB IBB HBP BLK WP HR S P ERA WHIP	IP WLS BF H R ER SO BB IBB HBP BLK WP HR S P ERA WHIP	IP WLS BF H R ER SO BB IBB HBP BLK WP HR S P ERA WHIP	IP WLS BF H R ER SO BB IBB HBP BLK WP HR S P ERA WHIP	IP WLS BF H R ER SO BB IBB HBP BLK WP HR S P ERA WHIP	IP WLS BF H R ER SO BB IBB HBP BLK WP HR S P ERA WHIP	IP WLS BF H R ER SO BB IBB HBP BLK WP HR S P ERA WHIP	IP WLS BF H R ER SO BB IBB HBP BLK WP HR S P ERA WHIP	IP WLS BF H R ER SO BB IBB HBP BLK WP HR S P ERA WHIP	IP WLS BF H R ER SO BB IBB HBP BLK WP HR S P ERA WHIP	IP WLS BF H R ER SO BB IBB HBP BLK WP HR S P ERA WHIP	IP WLS BF H R ER SO BB IBB HBP BLK WP HR S P ERA WHIP	IP WLS BF H R ER SO BB IBB HBP BLK WP HR S P ERA WHIP	IP WLS BF H R ER SO BB IBB HBP BLK WP HR S P ERA WHIP	IP WLS BF H R ER SO BB IBB HBP BLK WP HR S P ERA WHIP	IP WLS BF H R ER SO BB IBB HBP BLK WP HR S P ERA WHIP	IP WLS BF H R ER SO BB IBB HBP BLK WP HR S P ERA WHIP	IP WLS BF H R ER SO BB IBB HBP BLK WP HR S P ERA WHIP	IP WLS BF H R ER SO BB IBB HBP BLK WP HR S P ERA WHIP	IP WLS BF H R ER SO BB IBB HBP BLK WP HR S P ERA WHIP	IP WLS BF H R ER SO BB IBB HBP BLK WP HR S P ERA WHIP

Arizona Diamondbacks @ New York Mets
Citi Field, Flushing, NY
Thu Sep 12 2019, 1:11 PM - 4:35 PM EDT
Att: 21,856 - Cloudy - 78 F

AB 31
R 1
H 4
RBI 1
BB 5
SO 7
LOB 17



Batter	1	2	3	4	5	6	7	8	9	AB	R	H	RBI	BB	SO	LOB	BOTTOM									
1 Amed Rosario, R OBP: 0.324, SLG: 0.425	G4-3									5	0	1	0	0	1	0										
20 Pete Alonso, R OBP: 0.363, SLG: 0.586										5	1	0	0	0	3	1										
24 Robinson Cano, L OBP: 0.307, SLG: 0.445 2 Joe Panik, L OBP: 0.314, SLG: 0.331										3	1	1	1	1	0	1										
28 J.D. Davis, R OBP: 0.371, SLG: 0.512 18 Rajai Davis, R OBP: 0.211, SLG: 0.389										3	1	2	1	0	0	0										
30 Michael Conforto, L OBP: 0.361, SLG: 0.496										3	3	2	1	1	0	2										
21 Todd Frazier, R OBP: 0.318, SLG: 0.449 13 Luis Guillorme, L OBP: 0.322, SLG: 0.365										2	2	1	1	1	1	1										
12 Juan Lagares, R OBP: 0.279, SLG: 0.335										4	2	2	6	0	0	1										
3 Tomás Nido, R OBP: 0.233, SLG: 0.339										4	1	1	1	0	1	0										
7 Marcus Stroman, R OBP: 0.059, SLG: 0.059 73 Daniel Zamora, L 74 Chris Mazza, R										3	0	0	0	0	1	0										
Inning Stats	R: 0 E: 0 K: 1 S: 12	H: 1 LOB: 2 BB: 1 P: 22	R: 1 E: 0 K: 1 S: 10	H: 1 LOB: 0 BB: 0 P: 15	R: 5 E: 1 K: 1 S: 23	H: 3 LOB: 0 BB: 1 P: 40	R: 0 E: 0 K: 1 S: 6	H: 0 LOB: 0 BB: 0 P: 9	R: 4 E: 0 K: 2 S: 17	H: 3 LOB: 0 BB: 1 P: 27	R: 0 E: 0 K: 1 S: 11	H: 0 LOB: 0 BB: 0 P: 15	R: 1 E: 0 K: 0 S: 14	H: 2 LOB: 0 BB: 0 P: 22	R: 0 E: 0 K: 0 S: 10	H: 1 LOB: 1 BB: 0 P: 14	R: 0 E: 0 K: 0 S: 7	H: 0 LOB: 0 BB: 0 P: 11	1B: 5 2B: 0 3B: 0 HR: 6	SF: 0 SAC: 0 DP: 1 HBP: 0	WP: 0 PB: 0 SB: 0 CS: 0	PA: 38				
PITCHER	IP WLS BF H R ER SO BB IBB HBP BLK WP HR S P ERA WHIP	IP WLS BF H R ER SO BB IBB HBP BLK WP HR S P ERA WHIP	IP WLS BF H R ER SO BB IBB HBP BLK WP HR S P ERA WHIP	IP WLS BF H R ER SO BB IBB HBP BLK WP HR S P ERA WHIP	IP WLS BF H R ER SO BB IBB HBP BLK WP HR S P ERA WHIP	IP WLS BF H R ER SO BB IBB HBP BLK WP HR S P ERA WHIP	IP WLS BF H R ER SO BB IBB HBP BLK WP HR S P ERA WHIP	IP WLS BF H R ER SO BB IBB HBP BLK WP HR S P ERA WHIP	IP WLS BF H R ER SO BB IBB HBP BLK WP HR S P ERA WHIP	IP WLS BF H R ER SO BB IBB HBP BLK WP HR S P ERA WHIP	IP WLS BF H R ER SO BB IBB HBP BLK WP HR S P ERA WHIP	IP WLS BF H R ER SO BB IBB HBP BLK WP HR S P ERA WHIP	IP WLS BF H R ER SO BB IBB HBP BLK WP HR S P ERA WHIP	IP WLS BF H R ER SO BB IBB HBP BLK WP HR S P ERA WHIP	IP WLS BF H R ER SO BB IBB HBP BLK WP HR S P ERA WHIP	IP WLS BF H R ER SO BB IBB HBP BLK WP HR S P ERA WHIP	IP WLS BF H R ER SO BB IBB HBP BLK WP HR S P ERA WHIP	IP WLS BF H R ER SO BB IBB HBP BLK WP HR S P ERA WHIP	IP WLS BF H R ER SO BB IBB HBP BLK WP HR S P ERA WHIP	IP WLS BF H R ER SO BB IBB HBP BLK WP HR S P ERA WHIP	IP WLS BF H R ER SO BB IBB HBP BLK WP HR S P ERA WHIP	IP WLS BF H R ER SO BB IBB HBP BLK WP HR S P ERA WHIP	IP WLS BF H R ER SO BB IBB HBP BLK WP HR S P ERA WHIP	IP WLS BF H R ER SO BB IBB HBP BLK WP HR S P ERA WHIP	IP WLS BF H R ER SO BB IBB HBP BLK WP HR S P ERA WHIP	IP WLS BF H R ER SO BB IBB HBP BLK WP HR S P ERA WHIP

Arizona Diamondbacks @ New York Mets
Citi Field, Flushing, NY
Thu Sep 12 2019, 1:11 PM - 4:35 PM EDT
Att: 21,856 - Cloudy - 78 F

AB 35
R 11
H 11
RBI 11
BB 3
SO 7
LOB 6



Batter	1	2	3	4	5	6	7	8	9	AB	R	H	RBI	BB	SO	LOB	TOP
17 Josh VanMeter, L (1,7) OBP: 0.330, SLG: 0.416	F8		F8			K			F8	4	0	0	0	0	1	0	Cincinnati Reds @ Arizona Diamondbacks Chase Field, Phoenix, AZ Sat Sep 14 2019, 5:11 PM - 7:26 PM MST Att: 35,151 - Roof Closed - 76 F
19 Joey Votto, L (1,3) OBP: 0.359, SLG: 0.423	G6-3		G6-3			G1			K	4	0	1	0	0	1	0	
7 Eugenio Suárez, R (1,5) OBP: 0.348, SLG: 0.588	F9					F9			F7	4	0	1	0	0	0	0	
44 Aristides Aquino, R (1,9) OBP: 0.329, SLG: 0.605	F8					P6			16 G3-6-1	3	0	1	0	0	0	2	
16 Tucker Barnhart, L (1,2) OBP: 0.327, SLG: 0.367	G4-3					K			G3-6-1	3	0	0	0	0	1	3	
3 Freddy Galvis, S (1,6) OBP: 0.296, SLG: 0.438										0	0	0	0	2	0	0	
2 Alex Blandino, R (7,PH) OBP: 0.433, SLG: 0.286										1	0	0	0	0	1	0	
9 José Peraza, R (1,4) OBP: 0.283, SLG: 0.347										3	0	0	0	0	0	2	
21 Michael Lorenzen, R (1,8) OBP: 0.333, SLG: 0.444										3	0	0	0	0	0	1	
28 Anthony DeSclafani, R (1,1) OBP: 0.120, SLG: 0.120										2	0	0	0	0	2	1	
34 Brian O'Grady, L (8,PH) OBP: 0.333, SLG: 0.400										1	0	0	0	0	1	0	
66 Joel Kuhnel, R (8,1)										0	0	0	0	0	0	0	
Inning Stats	R: 0 H: 2 E: 0 K: 0 S: 10	H: 0 LOB: 2 BB: 0 P: 16	R: 0 H: 0 E: 0 K: 0 S: 7	H: 0 LOB: 0 BB: 1 P: 12	R: 0 H: 0 E: 0 K: 1 S: 9	H: 0 LOB: 0 BB: 0 P: 14	R: 0 H: 0 E: 0 K: 1 S: 8	H: 0 LOB: 0 BB: 0 P: 11	R: 0 H: 0 E: 0 K: 1 S: 10	H: 0 LOB: 1 BB: 0 P: 11	R: 0 H: 0 E: 0 K: 1 S: 5	H: 0 LOB: 0 BB: 0 P: 7	R: 0 H: 0 E: 0 K: 1 S: 7	H: 0 LOB: 0 BB: 0 P: 13	1B: 3 2B: 0 3B: 0 HR: 0	SF: 0 SAC: 0 DP: 1 HBP: 0	WP: 0 PA: 30 PB: 0 SB: 0 CS: 1
PITCHER	IP WLS BF H R ER SO BB IBB HBP BLK WP HR S P ERA WHIP																
29 Merrill Kelly, R (1,1) ERA: 4.49	7.0 W 24 3 0 0 5 2 0 0 0 0 0 0 61 91 0.00 0.714																
37 Kevin Ginkel, R (8,1) ERA: 1.93	1.0 H 3 0 0 0 1 0 0 0 0 0 0 0 5 7 0.00 0.000																
25 Archie Bradley, R (9,1) ERA: 3.8	1.0 S 3 0 0 0 1 0 0 0 0 0 0 0 7 13 0.00 0.000																

AB 28
R 0
H 3
RBI 0
BB 2
SO 7
LOB 9



Batter	1	2	3	4	5	6	7	8	9	AB	R	H	RBI	BB	SO	LOB	BOTTOM		
15 Ildemaro Vargas, S (1,4) OBP: 0.292, SLG: 0.384	G4-3		G4-3			K				3	0	0	0	0	1	0	Cincinnati Reds @ Arizona Diamondbacks Chase Field, Phoenix, AZ Sat Sep 14 2019, 5:11 PM - 7:26 PM MST Att: 35,151 - Roof Closed - 76 F		
4 Ketel Marte, S (1,8) OBP: 0.387, SLG: 0.590	G3-1					G6-3				3	0	0	0	0	0	0			
5 Eduardo Escobar, S (1,5) OBP: 0.321, SLG: 0.526	F8					F8				3	0	0	0	0	1	0			
53 Christian Walker, R (1,3) OBP: 0.339, SLG: 0.459						G4-3				3	0	0	0	0	0	0			
9 Josh Rojas, L (1,7) OBP: 0.316, SLG: 0.345						G4-3				3	0	0	0	0	1	0			
18 Carson Kelly, R (1,2) OBP: 0.349, SLG: 0.497						G5-3				3	0	0	0	0	1	0			
13 Nick Ahmed, R (1,6) OBP: 0.322, SLG: 0.441						G1-6-3				3	1	1	0	0	1	0			
1 Jarrod Dyson, L (1,9) OBP: 0.318, SLG: 0.329						G3				1	0	0	1	0	0	0			
29 Merrill Kelly, R (1,1) ERA: 3.62										2	0	0	0	0	1	0			
37 Kevin Ginkel, L (8,1) ERA: 1.93										0	0	0	0	0	0	0			
25 Archie Bradley, R (9,1) ERA: 3.8										0	0	0	0	0	0	0			
Inning Stats	R: 0 H: 0 E: 0 K: 0 S: 6	H: 0 LOB: 0 BB: 0 P: 10	R: 0 H: 0 E: 0 K: 2 S: 9	H: 0 LOB: 0 BB: 0 P: 13	R: 1 H: 1 E: 1 K: 0 S: 5	H: 1 LOB: 0 BB: 0 P: 8	R: 0 H: 0 E: 0 K: 0 S: 8	H: 0 LOB: 0 BB: 0 P: 13	R: 0 H: 0 E: 0 K: 0 S: 7	H: 0 LOB: 0 BB: 0 P: 9	R: 0 H: 0 E: 0 K: 2 S: 9	H: 0 LOB: 0 BB: 0 P: 12	R: 0 H: 0 E: 0 K: 1 S: 9	H: 0 LOB: 0 BB: 0 P: 13	R: 0 H: 0 E: 0 K: 1 S: 9	H: 0 LOB: 0 BB: 0 P: 12	1B: 0 2B: 1 3B: 0 HR: 0	SF: 1 SAC: 0 DP: 0 HBP: 0	WP: 0 PA: 25 PB: 0 SB: 0 CS: 0
PITCHER	IP WLS BF H R ER SO BB IBB HBP BLK WP HR S P ERA WHIP																		
28 Anthony DeSclafani, R (1,1) ERA: 3.62	7.0 L 22 1 1 1 5 0 0 0 0 0 0 0 53 78 1.29 0.143																		
66 Joel Kuhnel, R (8,1) ERA: 6.14	1.0 3 0 0 0 1 0 0 0 0 0 0 0 9 12 0.00 0.000																		

AB 24
R 1
H 1
RBI 1
BB 0
SO 6
LOB 0



Batter	1	2	3	4	5	6	7	8	9	AB	R	H	RBI	BB	SO	LOB	TOP					
6 Phillip Ervin, R OBP: 0.347, SLG: 0.510										4	0	1	0	0	2	1	Cincinnati Reds @ Arizona Diamondbacks Chase Field, Phoenix, AZ Sun Sep 15 2019, 1:12 PM - 4:06 PM MST Att: 25,193 - Roof Closed - 75 F					
17 Josh VanMeter, L OBP: 0.329, SLG: 0.427										4	1	1	1	0	1	1						
7 Eugenio Suárez, R OBP: 0.350, SLG: 0.580										3	2	2	2	1	1	0						
44 Aristides Aquino, R OBP: 0.327, SLG: 0.596										4	0	1	0	0	0	1						
16 Tucker Barnhart, L OBP: 0.323, SLG: 0.361										4	0	0	0	0	0	1						
21 Michael Lorenzen, R OBP: 0.324, SLG: 0.450										3	0	0	0	1	2	0						
34 Brian O'Grady, L OBP: 0.313, SLG: 0.370										2	0	0	0	0	0	0						
2 Alex Blandino, R OBP: 0.438, SLG: 0.273										1	0	0	0	1	0	0						
9 José Peraza, R OBP: 0.280, SLG: 0.342										4	0	0	0	0	0	3						
27 Trevor Bauer, R OBP: 0.211, SLG: 0.167										3	0	1	0	0	1	0						
26 Raisel Iglesias, R OBP: 0.327, SLG: 0.510										0	0	0	0	0	0	0						
Inning Stats	R: 0 E: 0 K: 1 S: 10	H: 0 LOB: 1 BB: 1 P: 17	R: 0 E: 0 K: 1 S: 12	H: 0 LOB: 0 BB: 0 P: 17	R: 0 E: 0 K: 2 S: 7	H: 0 LOB: 0 BB: 0 P: 10	R: 2 E: 0 K: 0 S: 13	H: 2 LOB: 0 BB: 0 P: 18	R: 0 E: 0 K: 1 S: 8	H: 1 LOB: 1 BB: 0 P: 14	R: 1 E: 0 K: 0 S: 21	H: 2 LOB: 3 BB: 2 P: 38	R: 0 E: 0 K: 1 S: 5	H: 0 LOB: 0 BB: 0 P: 6	R: 0 E: 0 K: 1 S: 5	H: 0 LOB: 0 BB: 0 P: 9	R: 0 E: 0 K: 1 S: 5	H: 0 LOB: 0 BB: 0 P: 9	1B: 3 2B: 0 3B: 0 HR: 3	SF: 0 SAC: 0 DP: 0 HBP: 0	WP: 1 PB: 0 CS: 2	PA: 35
PITCHER	IP WLS BF H R ER SO BB IBB HBP BLK WP HR S P ERA WHIP																					
59 Zac Gallen, R ERA: 2.81	5.2 L 24 5 3 3 5 2 0 0 0 0 1 3 66 103 4.76 1.235																					
63 Robby Scott, L ERA: 5.75	0.0 1 0 0 0 0 1 0 0 0 0 0 0 3 7 ∞ ∞																					
54 Jimmie Sherry, R ERA: 2.51	0.1 1 0 0 0 0 0 0 0 0 0 0 0 2 4 0.00 0.000																					
35 Matt Andriese, R ERA: 4.64	2.0 6 1 0 0 1 0 0 0 0 0 0 0 12 15 0.00 0.500																					
58 Stefan Crichton, R ERA: 3.86	1.0 3 0 0 0 1 0 0 0 0 0 0 0 5 9 0.00 0.000																					

Batter	1	2	3	4	5	6	7	8	9	AB	R	H	RBI	BB	SO	LOB	BOTTOM					
41 Wilmer Flores, R OBP: 0.357, SLG: 0.485										4	0	1	1	0	0	1	Cincinnati Reds @ Arizona Diamondbacks Chase Field, Phoenix, AZ Sun Sep 15 2019, 1:12 PM - 4:06 PM MST Att: 25,193 - Roof Closed - 75 F					
4 Ketel Marte, S OBP: 0.387, SLG: 0.590										4	0	2	0	0	1	1						
5 Eduardo Escobar, S OBP: 0.319, SLG: 0.522										4	0	0	0	0	2	2						
53 Christian Walker, R OBP: 0.337, SLG: 0.455										4	0	0	0	0	2	2						
9 Josh Rojas, L OBP: 0.314, SLG: 0.341										4	0	1	0	0	1	0						
10 Adam Jones, R OBP: 0.314, SLG: 0.422										3	0	0	0	0	1	1						
13 Nick Ahmed, R OBP: 0.321, SLG: 0.439										3	0	0	0	0	1	1						
31 Alex Avila, L OBP: 0.362, SLG: 0.440										2	1	0	0	1	2	0						
59 Zac Gallen, R ERA: 2.81										0	0	0	0	0	0	0						
63 Robby Scott, L ERA: 5.75										0	0	0	0	0	0	0						
54 Jimmie Sherry, R ERA: 2.51										0	0	0	0	0	0	0						
22 Jake Lamb, L OBP: 0.339, SLG: 0.394										1	0	0	0	0	0	0						
35 Matt Andriese, R ERA: 4.64										0	0	0	0	0	0	0						
15 Ildemaro Vargas, S OBP: 0.290, SLG: 0.329										1	0	0	0	0	1	0						
58 Stefan Crichton, R ERA: 3.86										0	0	0	0	0	0	0						
Inning Stats	R: 0 E: 0 K: 1 S: 10	H: 0 LOB: 0 BB: 0 P: 16	R: 0 E: 0 K: 1 S: 8	H: 0 LOB: 0 BB: 0 P: 14	R: 1 E: 0 K: 0 S: 11	H: 2 LOB: 2 BB: 1 P: 20	R: 0 E: 0 K: 1 S: 9	H: 0 LOB: 0 BB: 0 P: 12	R: 0 E: 0 K: 1 S: 8	H: 0 LOB: 0 BB: 0 P: 11	R: 0 E: 0 K: 1 S: 11	H: 1 LOB: 2 BB: 0 P: 15	R: 0 E: 0 K: 3 S: 17	H: 0 LOB: 1 BB: 0 P: 19	R: 0 E: 0 K: 2 S: 8	H: 0 LOB: 0 BB: 0 P: 13	R: 0 E: 0 K: 1 S: 8	H: 0 LOB: 0 BB: 0 P: 13	1B: 4 2B: 0 3B: 0 HR: 0	SF: 0 SAC: 1 DP: 1 HBP: 0	WP: 0 PB: 0 CS: 0	PA: 32
PITCHER	IP WLS BF H R ER SO BB IBB HBP BLK WP HR S P ERA WHIP																					
27 Trevor Bauer, R ERA: 4.41	8.0 W 29 4 1 1 9 1 0 0 0 0 0 0 80 117 1.12 0.625																					
26 Raisel Iglesias, R ERA: 4.19	1.0 S 3 0 0 0 2 0 0 0 0 0 0 0 8 13 0.00 0.000																					

Batter	1	2	3	4	5	6	7	8	9	AB	R	H	RBI	BB	SO	LOB	TOP					
55 Jon Bertl, R OBP: 0.342, SLG: 0.409 (1, 8)											6	2	2	0	0	4	5					
19 Miguel Rojas, R OBP: 0.338, SLG: 0.388 (1, 6)										6	0	4	6	0	0	1						
13 Starlin Castro, R OBP: 0.293, SLG: 0.413 34 Magneuris Sierra, L OBP: 0.357, SLG: 0.333 (1, 5)										4	0	0	0	2	1	4						
38 Jorge Alfaro, R OBP: 0.310, SLG: 0.413 28 Bryan Holaday, R OBP: 0.354, SLG: 0.463 (1, 2)										1	0	0	0	0	0	1						
14 Martín Prado, R OBP: 0.272, SLG: 0.289 (1, 3)										6	2	2	0	0	0	4						
1 Isan Díaz, L OBP: 0.253, SLG: 0.272 (1, 4)										5	1	2	1	0	1	1						
9 Lewis Brinson, R OBP: 0.251, SLG: 0.244 (1, 9)										3	1	1	1	2	2	0						
44 Austin Dean, R OBP: 0.255, SLG: 0.358 (1, 7)										5	3	3	2	0	0	3						
31 Caleb Smith, R OBP: 0.268, SLG: 0.300 18 Neil Walker, S OBP: 0.304, SLG: 0.366 43 Jeff Bringham, R OBP: 0.336, SLG: 0.361 47 Harold Ramirez, R OBP: 0.265, SLG: 0.324 35 Ryne Stanek, R OBP: 0.265, SLG: 0.324 21 Curtis Granderson, L OBP: 0.265, SLG: 0.324 48 Hector Noesi, R OBP: 0.265, SLG: 0.324 (1, 1)										1	0	0	0	0	1	0						
Inning Stats	R: 0 E: 0 K: 1 S: 8	H: 0 LOB: 1 BB: 1 P: 15	R: 0 E: 0 K: 1 S: 6	H: 0 LOB: 0 BB: 12	R: 1 E: 0 K: 1 S: 9	H: 2 LOB: 1 BB: 0 P: 11	R: 0 E: 0 K: 0 S: 15	H: 1 LOB: 2 BB: 28	R: 1 E: 0 K: 1 S: 12	H: 2 LOB: 1 BB: 1 P: 15	R: 3 E: 0 K: 2 S: 13	H: 3 LOB: 1 BB: 1 P: 23	R: 5 E: 0 K: 1 S: 24	H: 6 LOB: 2 BB: 0 P: 37	R: 2 E: 0 K: 1 S: 20	H: 2 LOB: 2 BB: 2 P: 32	R: 0 E: 0 K: 1 S: 6	H: 1 LOB: 1 BB: 0 P: 10	1B: 8 2B: 8 3B: 0 HR: 1	SF: 0 SAC: 1 DP: 1 HBP: 0	WP: 0 PB: 0 SB: 0 CS: 0	PA: 50
PITCHER	IP WLS BF H R ER SO BB IBB HBP BLK WP HR S P ERA WHIP	5.0 23 5 2 1 4 3 1 0 0 0 0 50 81 1.80 1.600	1.0 L 7 3 3 2 1 0 0 0 0 0 0 13 23 27.00 4.000	0.0 5 5 5 0 0 0 0 0 0 0 0 12 16 ∞ ∞	2.0 11 3 2 2 2 2 0 0 0 0 1 32 53 9.00 2.500	1.0 4 1 0 0 1 0 0 0 0 0 0 6 10 0.00 1.000											IP WLS BF H R ER SO BB IBB HBP BLK WP HR S P ERA WHIP					

Miami Marlins @ Arizona Diamondbacks
Chase Field, Phoenix, AZ
Tue Sep 17 2019, 6:42 PM - 10:29 PM MST
Att: 19,745 - Clear - 96 F

AB 42
R 12
H 17
RBI 12
BB 7
SO 9
LOB 22

Batter	1	2	3	4	5	6	7	8	9	AB	R	H	RBI	BB	SO	LOB	BOTTOM					
15 Ildemaro Vargas, S OBP: 0.292, SLG: 0.361 (1, 6)										5	1	1	0	0	1	0						
4 Ketel Marte, S OBP: 0.385, SLG: 0.592 9 Josh Rojas, L OBP: 0.336, SLG: 0.361 (1, 8)										2	1	2	0	0	0	0						
5 Eduardo Escobar, S OBP: 0.322, SLG: 0.529 (1, 5)										5	1	2	1	0	1	3						
53 Christian Walker, R OBP: 0.341, SLG: 0.460 (1, 3)										4	0	3	2	0	0	1						
41 Wilmer Flores, R OBP: 0.362, SLG: 0.481 48 Abraham Almonte, S OBP: 0.333, SLG: 0.313 (1, 4)										4	0	1	1	0	1	4						
10 Adam Jones, R OBP: 0.312, SLG: 0.418 14 Caleb Joseph, R OBP: 0.235, SLG: 0.250 (1, 9)										4	0	1	0	0	1	3						
18 Carson Kelly, R OBP: 0.347, SLG: 0.488 57 Jon Duplantier, L (9, 1)										4	0	0	0	0	2	1						
16 Tim Lincecum, R OBP: 0.361, SLG: 0.335 (5, 8)										3	0	0	0	1	0	1						
49 Alex Young, L ERA: 4.24 32 Kevin Cronin, S ERA: 4.51 35 Matt Andriese, R ERA: 4.16 22 Jake Lamb, L ERA: 4.16 54 Jimmie Sherry, R ERA: 4.16 45 Taylor Clarke, R ERA: 4.16 2 Domingo Posada, S ERA: 9.0 (1, 1)										1	0	0	0	0	0	1						
Inning Stats	R: 0 E: 0 K: 1 S: 15	H: 1 LOB: 2 BB: 0 P: 21	R: 0 E: 0 K: 1 S: 10	H: 0 LOB: 1 BB: 1 P: 20	R: 1 E: 0 K: 1 S: 10	H: 2 LOB: 1 BB: 0 P: 14	R: 0 E: 0 K: 1 S: 11	H: 1 LOB: 1 BB: 0 P: 16	R: 3 E: 0 K: 0 S: 14	H: 4 LOB: 1 BB: 1 P: 22	R: 0 E: 0 K: 0 S: 9	H: 0 LOB: 0 BB: 0 P: 16	R: 1 E: 0 K: 2 S: 15	H: 2 LOB: 2 BB: 1 P: 27	R: 0 E: 0 K: 1 S: 8	H: 0 LOB: 0 BB: 0 P: 11	R: 1 E: 0 K: 0 S: 8	H: 3 LOB: 1 BB: 0 P: 14	1B: 7 2B: 5 3B: 1 HR: 1	SF: 0 SAC: 0 DP: 1 HBP: 1	WP: 1 PB: 0 SB: 0 CS: 0	PA: 41
PITCHER	IP WLS BF H R ER SO BB IBB HBP BLK WP HR S P ERA WHIP	5.0 24 8 4 4 4 1 0 0 0 0 0 9 16 0.00 0.000	1.0 H 3 0 0 0 0 0 0 0 0 0 0 15 27 9.00 3.000	1.0 6 2 1 1 2 1 0 0 0 0 0 0 16 25 4.50 1.500	2.0 8 3 1 1 1 0 0 0 0 0 0 16 25 4.50 1.500											IP WLS BF H R ER SO BB IBB HBP BLK WP HR S P ERA WHIP						

Miami Marlins @ Arizona Diamondbacks
Chase Field, Phoenix, AZ
Tue Sep 17 2019, 6:42 PM - 10:29 PM MST
Att: 19,745 - Clear - 96 F

AB 38
R 6
H 13
RBI 6
BB 2
SO 7
LOB 16

Batter	1	2	3	4	5	6	7	8	9	AB	R	H	RBI	BB	SO	LOB	TOP			
34 Magneur Sierra, L (1.8)	G3-1		G4-3			1B	1B		B4	5	0	2	0	0	0	0	Miami Marlins @ Arizona Diamondbacks Chase Field, Phoenix, AZ Wed Sep 18 2019, 12:41 PM - 3:35 PM MST Att: 17,731 - Roof Closed - 75 F			
19 Miguel Rojas, R (1.6)	F9		L8		K		G5-3		G6-3	5	0	0	0	0	1	2				
18 Neil Walker, S (1.3)	K				L7				G4-3	4	0	1	0	0	1	0				
13 Starlin Castro, R (1.5)		HR							E9	4	2	3	1	0	0	0				
38 Jorge Alfaro, R (1.2)		F7			P3				2B	4	0	1	1	0	0	2				
1 Isan Diaz, L (1.4)					G6-3				1B	3	1	1	0	0	1	1				
47 Harold Ramirez, R (1.9)					L9				CI	3	0	1	1	0	0	1				
44 Austin Dean, R (1.7)		F8							P3	4	1	1	1	0	0	3				
22 Sandy Alcantara, R (1.1)									G3	2	0	0	0	0	2	1				
68 Josh Smith, L (6.1)										1	0	0	0	0	0	0				
21 Curtis Granderson, L (7.7PH)										0	0	0	0	0	0	0				
74 José Quijada, L (7.1)										0	0	0	0	0	0	0				
43 Jeff Bringham, R (7.1)										0	0	0	0	0	0	0				
66 Jarlin García, L (8.1)										0	0	0	0	0	0	0				
62 José Ureña, R (8.1)										0	0	0	0	0	0	0				
14 Martín Prado, R (8.7PH)										1	0	0	0	0	0	0				
Inning Stats	R: 0 E: 0 K: 1 S: 8	H: 0 LOB: 0 BB: 0 P: 11	R: 2 E: 0 K: 1 S: 13	H: 3 LOB: 1 BB: 0 P: 19	R: 0 E: 0 K: 0 S: 10	H: 2 LOB: 2 BB: 0 P: 15	R: 1 E: 0 K: 1 S: 9	H: 1 LOB: 0 BB: 0 P: 12	R: 0 E: 0 K: 0 S: 4	H: 0 LOB: 1 BB: 0 P: 8	R: 0 E: 0 K: 0 S: 11	H: 1 LOB: 1 BB: 0 P: 16	R: 1 E: 2 K: 1 S: 13	H: 2 LOB: 2 BB: 0 P: 17	R: 0 E: 0 K: 0 S: 6	H: 0 LOB: 0 BB: 0 P: 8	1B: 5 2B: 3 3B: 1 HR: 2	SF: 0 SAC: 0 DP: 1 HBP: 1	WP: 0 PB: 0 SB: 1 CS: 1	PA: 38
PITCHER	IP WLS BF H R ER SO BB IBB HBP BLK WP HR S P ERA WHIP	IP WLS BF H R ER SO BB IBB HBP BLK WP HR S P ERA WHIP	IP WLS BF H R ER SO BB IBB HBP BLK WP HR S P ERA WHIP	IP WLS BF H R ER SO BB IBB HBP BLK WP HR S P ERA WHIP	IP WLS BF H R ER SO BB IBB HBP BLK WP HR S P ERA WHIP	IP WLS BF H R ER SO BB IBB HBP BLK WP HR S P ERA WHIP	IP WLS BF H R ER SO BB IBB HBP BLK WP HR S P ERA WHIP	IP WLS BF H R ER SO BB IBB HBP BLK WP HR S P ERA WHIP	IP WLS BF H R ER SO BB IBB HBP BLK WP HR S P ERA WHIP	IP WLS BF H R ER SO BB IBB HBP BLK WP HR S P ERA WHIP	IP WLS BF H R ER SO BB IBB HBP BLK WP HR S P ERA WHIP	IP WLS BF H R ER SO BB IBB HBP BLK WP HR S P ERA WHIP	IP WLS BF H R ER SO BB IBB HBP BLK WP HR S P ERA WHIP	IP WLS BF H R ER SO BB IBB HBP BLK WP HR S P ERA WHIP	IP WLS BF H R ER SO BB IBB HBP BLK WP HR S P ERA WHIP	IP WLS BF H R ER SO BB IBB HBP BLK WP HR S P ERA WHIP	IP WLS BF H R ER SO BB IBB HBP BLK WP HR S P ERA WHIP	IP WLS BF H R ER SO BB IBB HBP BLK WP HR S P ERA WHIP		

AB	36
R	4
H	10
RBI	4
BB	0
SO	5
LOB	10

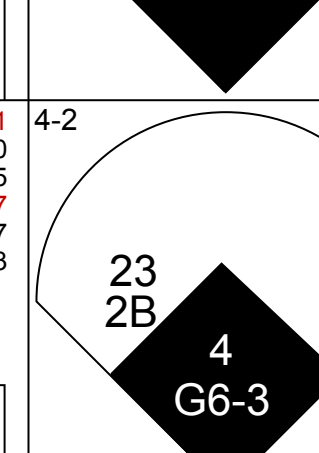

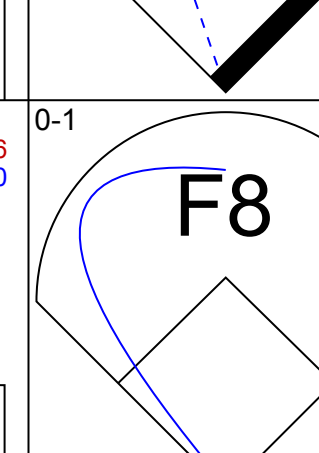
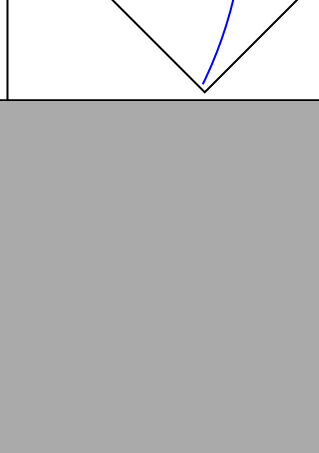

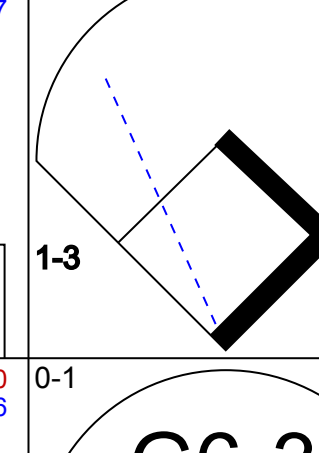
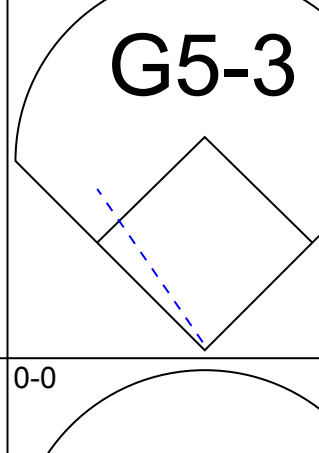


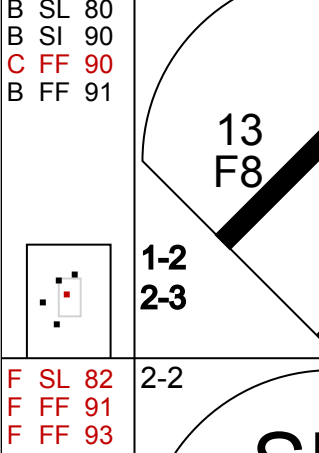
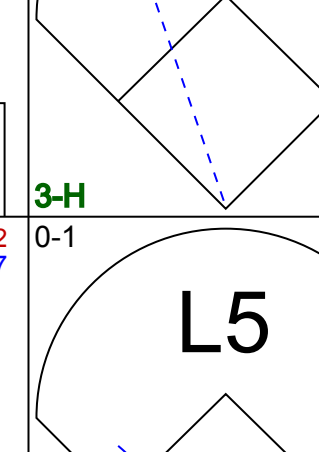
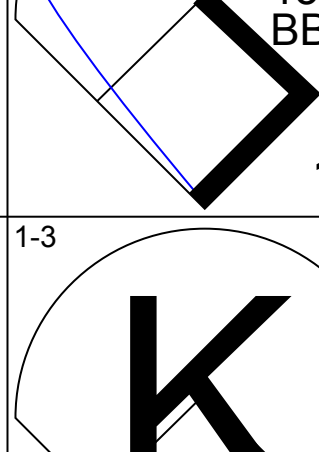


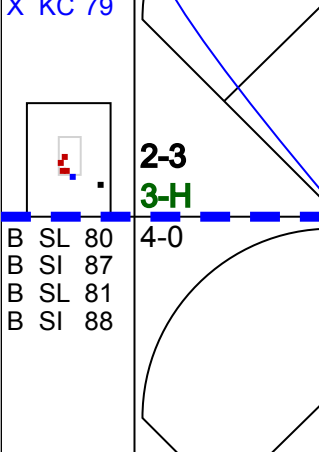

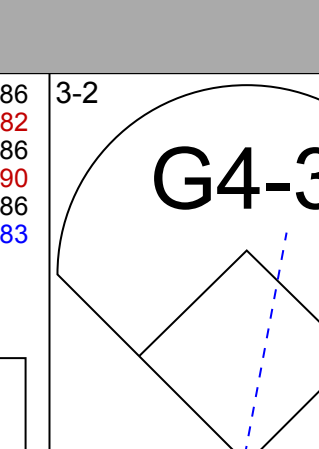
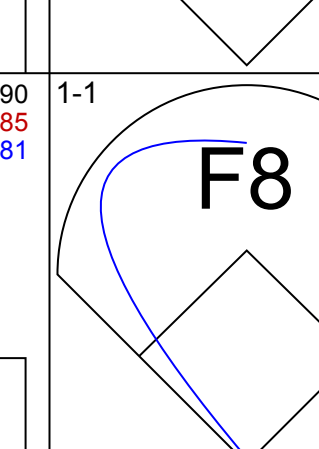

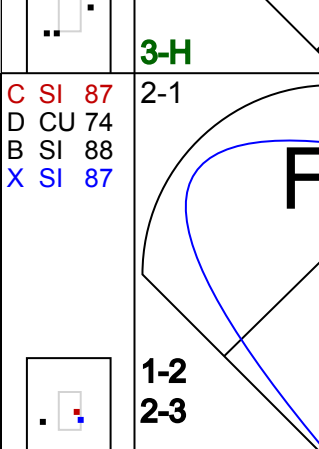

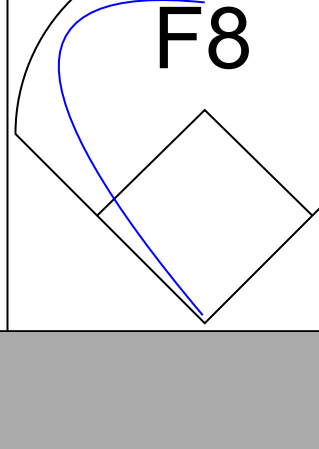
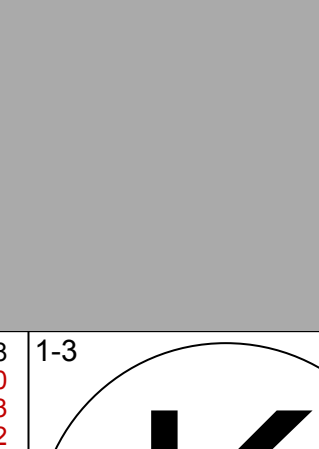
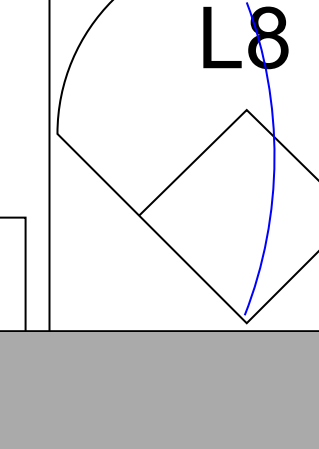

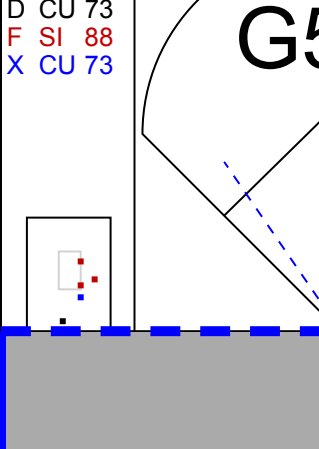
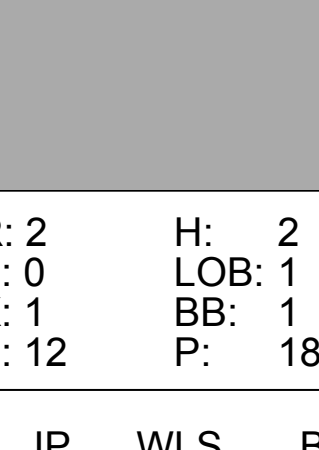
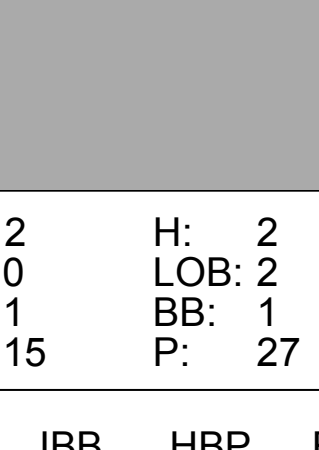
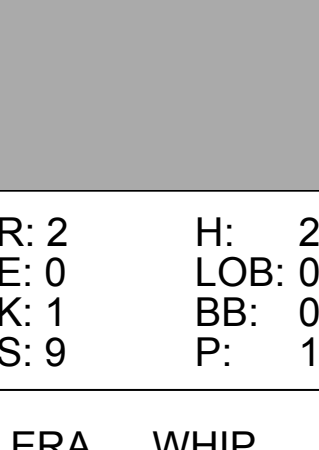
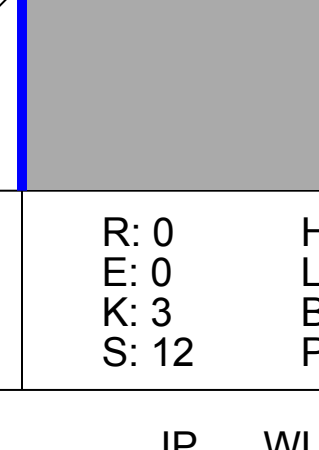
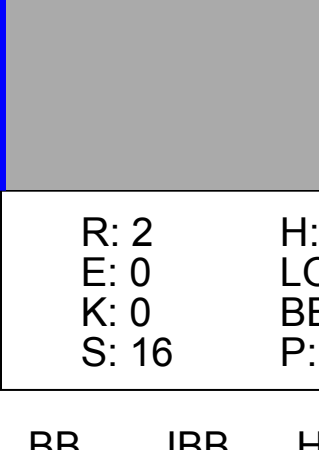

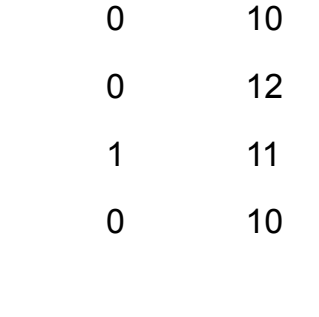
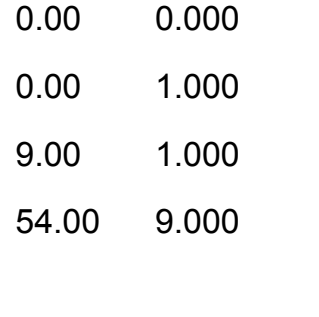



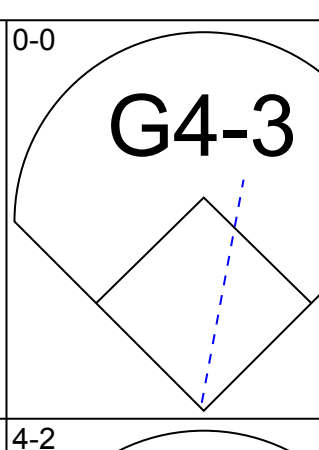
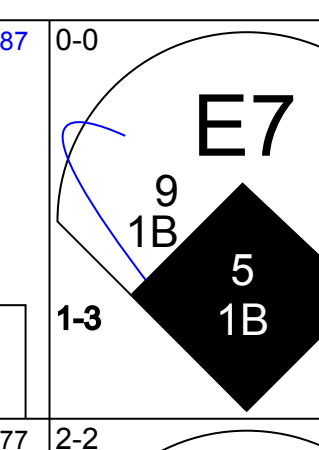
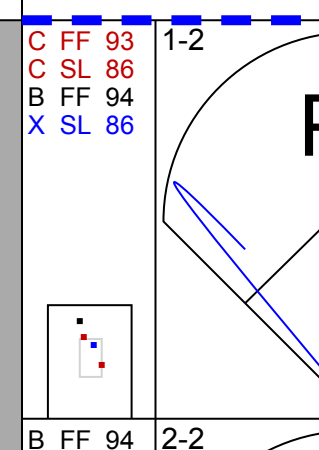
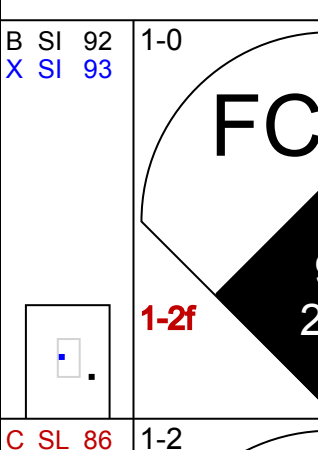
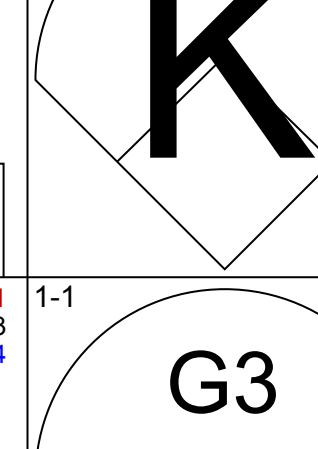
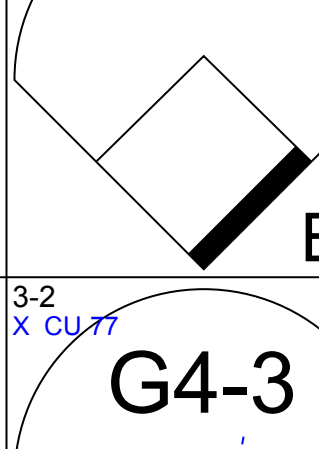
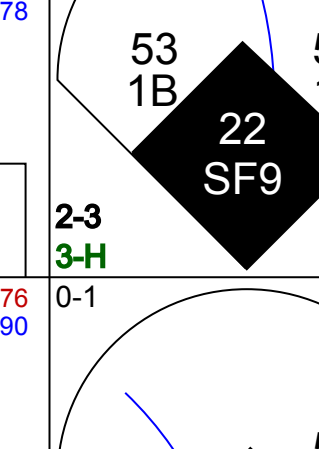




Batter	1	2	3	4	5	6	7	8	9	AB	R	H	RBI	BB	SO	LOB	BOTTOM			
48 Abraham Almonte, S (1.9)	HR				G6-3				G5-3	3	1	1	1	1	0	2	Miami Marlins @ Arizona Diamondbacks Chase Field, Phoenix, AZ Wed Sep 18 2019, 12:41 PM - 3:35 PM MST Att: 17,731 - Roof Closed - 75 F			
9 Josh Rojas, L (1.7)	K		G3			G4-3			K	4	0	0	0	0	2	2				
5 Eduardo Escobar, S (1.4)	G4-3				G6-3				1B	4	0	1	0	0	0	0				
53 Christian Walker, R (1.3)	G4-3				G6-3				K	4	2	2	1	0	1	1				
25 Archie Bradley, R (8.1)										0	0	0	0	0	0	0				
22 Jake Lamb, L (1.5)										2	1	0	0	1	0	1				
15 Ildemaro Vargas, S (7.7PH)										1	0	0	0	0	0	1				
2 Domingo Leyba, S (1.6)										4	1	1	2	0	0	1				
31 Alex Avila, L (1.2)										4	0	2	0	0	1	2				
1 Jarrod Dyson, L (1.8)										4	0	2	1	0	0	1				
8 Mike Leake, R (1.1)										2	0	0	0	0	1	2				
37 Kevin Ginkel, L (7.1)										0	0	0	0	0	0	0				
41 Wilmer Flores, R (8.3)										1	0	0	0	0	0	1				
Inning Stats	R: 1 E: 0 K: 1 S: 11	H: 1 LOB: 0 BB: 0 P: 14	R: 2 E: 0 K: 1 S: 16	H: 2 LOB: 2 BB: 2 P: 29	R: 1 E: 1 K: 0 S: 13	H: 1 LOB: 1 BB: 0 P: 21	R: 0 E: 0 K: 0 S: 5	H: 0 LOB: 0 BB: 0 P: 6	R: 1 E: 0 K: 0 S: 12	H: 1 LOB: 0 BB: 0 P: 18	R: 0 E: 0 K: 2 S: 12	H: 2 LOB: 1 BB: 0 P: 20	R: 0 E: 0 K: 0 S: 7	H: 1 LOB: 1 BB: 0 P: 10	R: 0 E: 0 K: 0 S: 7	H: 1 LOB: 1 BB: 0 P: 10	1B: 5 2B: 1 3B: 1 HR: 2	SF: 0 SAC: 1 DP: 0 HBP: 0	WP: 0 PB: 0 SB: 0 CS: 0	PA: 36
PITCHER	IP WLS BF H R ER SO BB IBB HBP BLK WP HR S P ERA WHIP	IP WLS BF H R ER SO BB IBB HBP BLK WP HR S P ERA WHIP	IP WLS BF H R ER SO BB IBB HBP BLK WP HR S P ERA WHIP	IP WLS BF H R ER SO BB IBB HBP BLK WP HR S P ERA WHIP	IP WLS BF H R ER SO BB IBB HBP BLK WP HR S P ERA WHIP	IP WLS BF H R ER SO BB IBB HBP BLK WP HR S P ERA WHIP	IP WLS BF H R ER SO BB IBB HBP BLK WP HR S P ERA WHIP	IP WLS BF H R ER SO BB IBB HBP BLK WP HR S P ERA WHIP	IP WLS BF H R ER SO BB IBB HBP BLK WP HR S P ERA WHIP	IP WLS BF H R ER SO BB IBB HBP BLK WP HR S P ERA WHIP	IP WLS BF H R ER SO BB IBB HBP BLK WP HR S P ERA WHIP	IP WLS BF H R ER SO BB IBB HBP BLK WP HR S P ERA WHIP	IP WLS BF H R ER SO BB IBB HBP BLK WP HR S P ERA WHIP	IP WLS BF H R ER SO BB IBB HBP BLK WP HR S P ERA WHIP	IP WLS BF H R ER SO BB IBB HBP BLK WP HR S P ERA WHIP	IP WLS BF H R ER SO BB IBB HBP BLK WP HR S P ERA WHIP	IP WLS BF H R ER SO BB IBB HBP BLK WP HR S P ERA WHIP	IP WLS BF H R ER SO BB IBB HBP BLK WP HR S P ERA WHIP		

AB	33
R	5
H	9
RBI	5
BB	2
SO	5
LOB	14



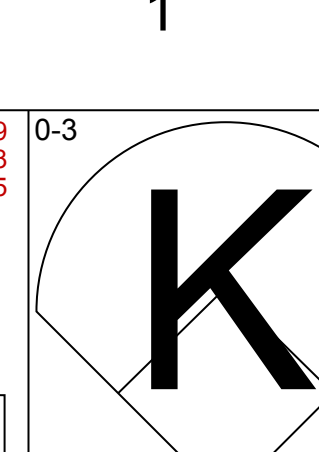
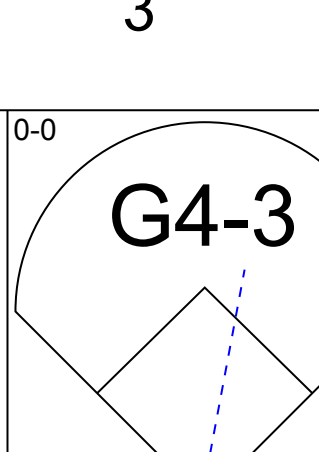
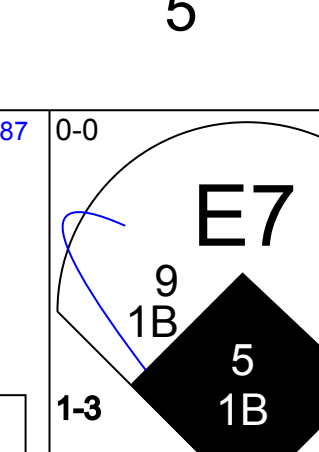
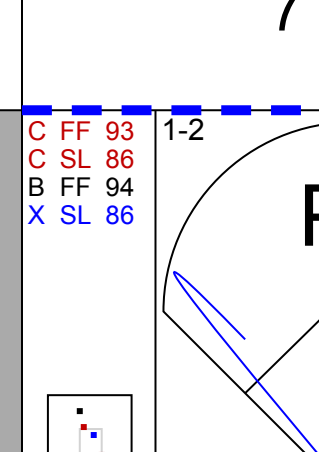
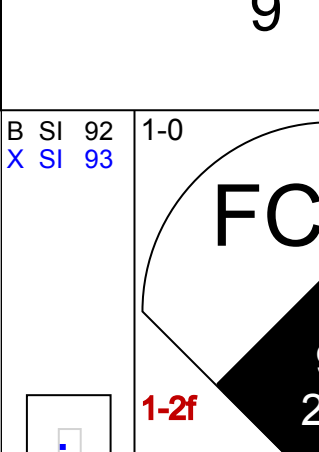
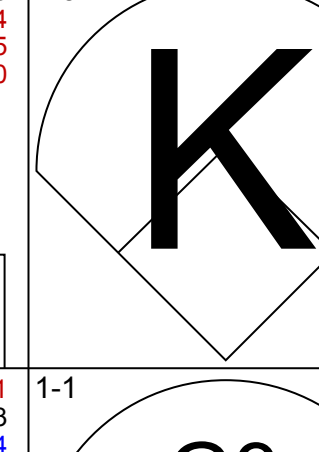
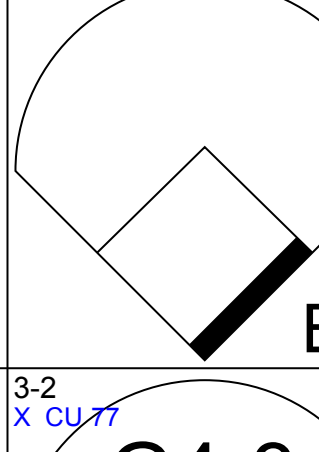
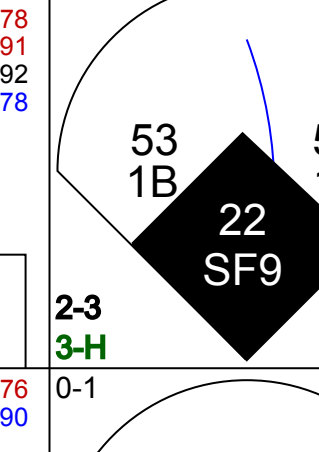
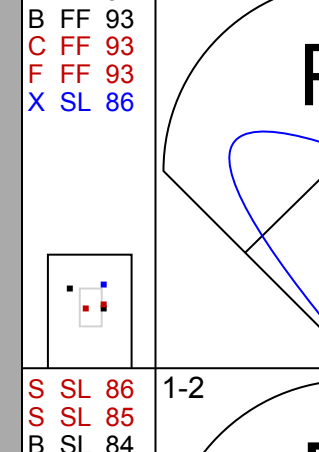
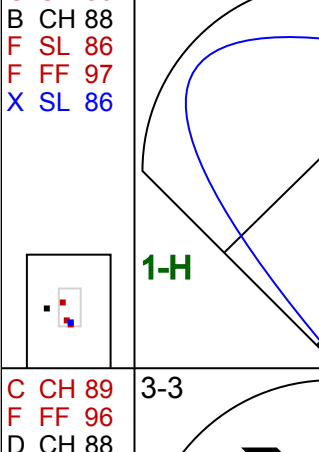
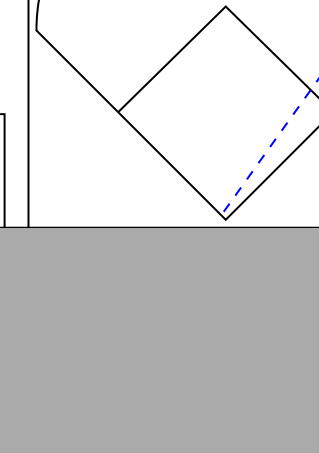
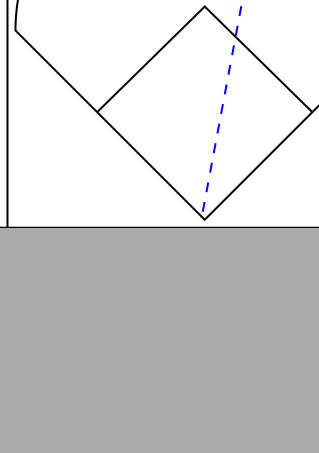
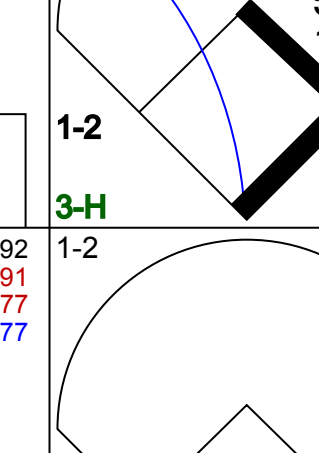
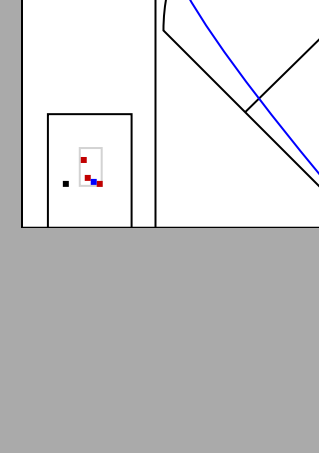
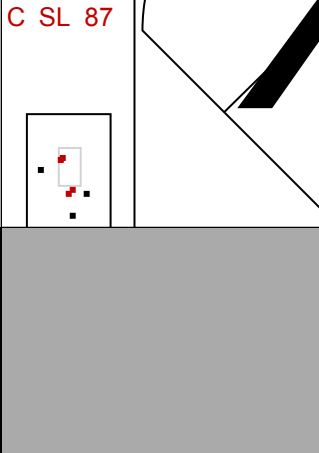
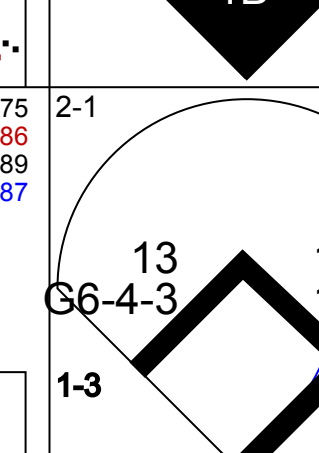
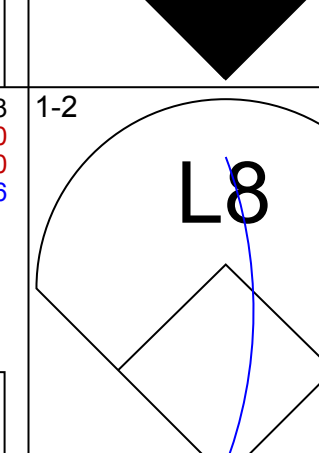
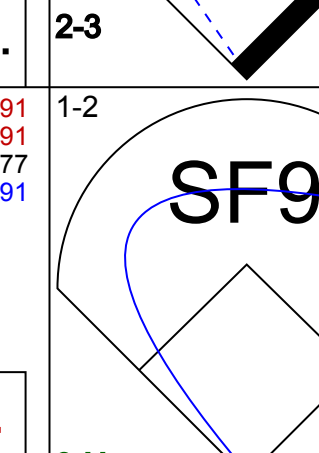


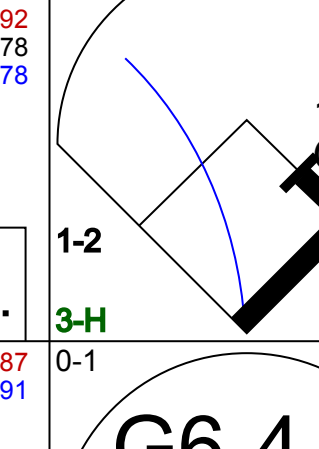
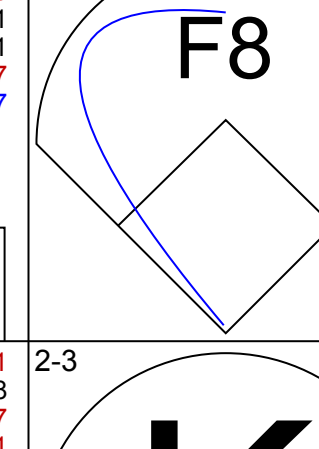
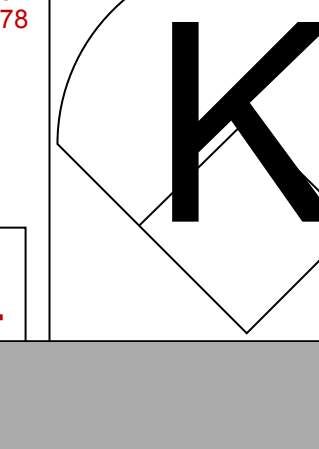

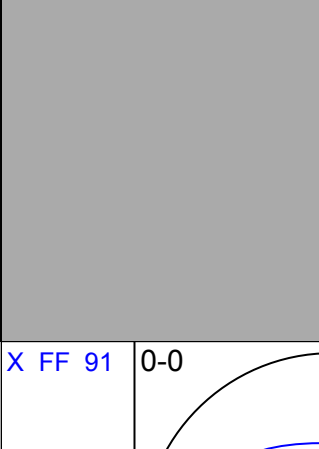
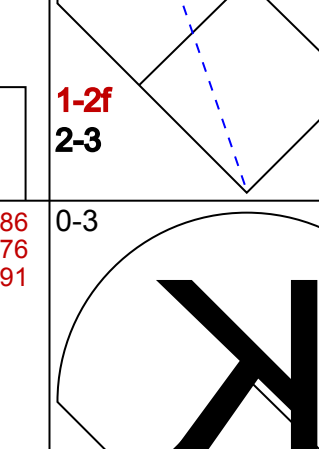
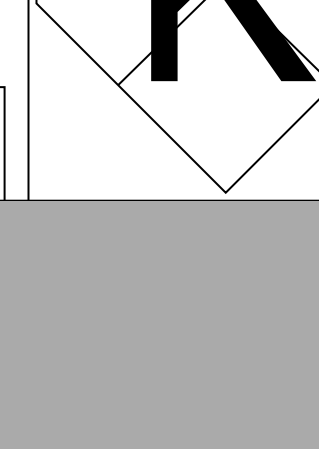
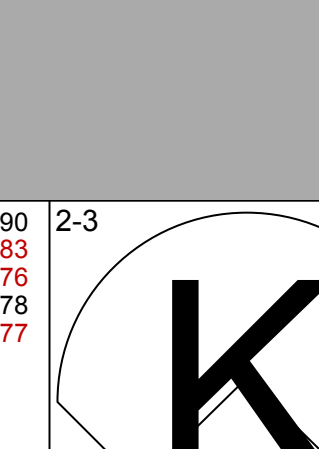

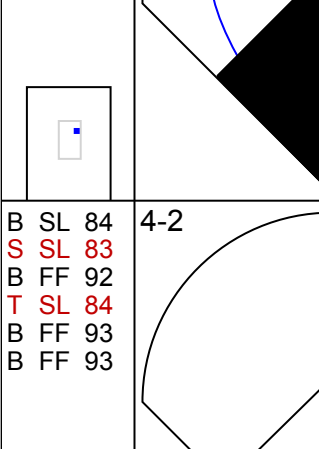


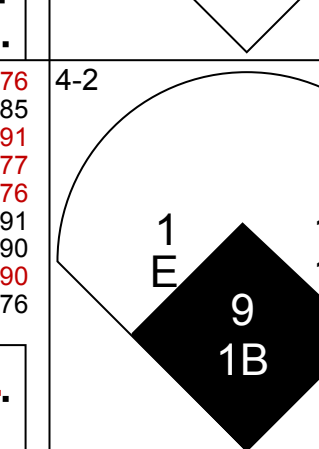

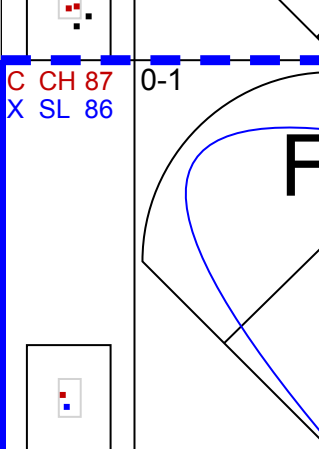
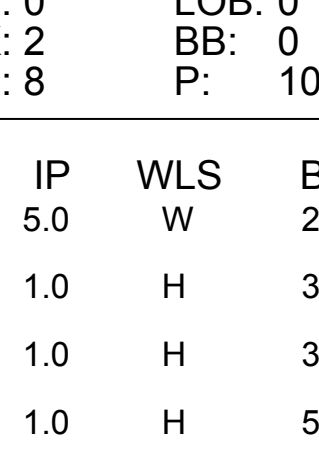
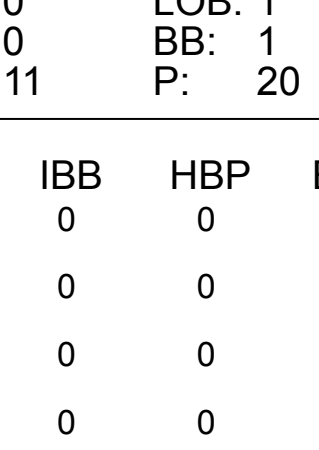
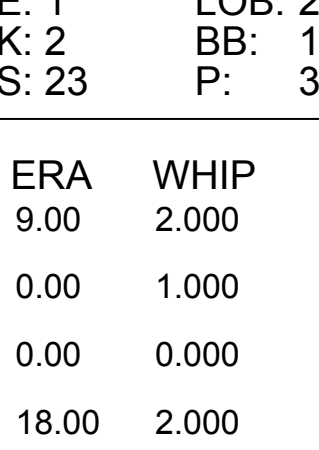
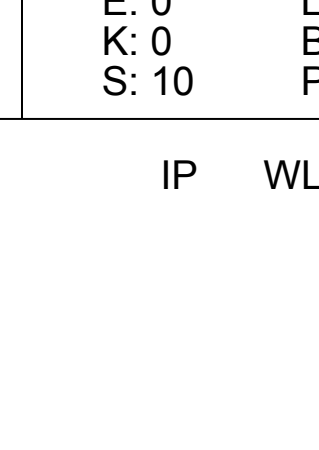
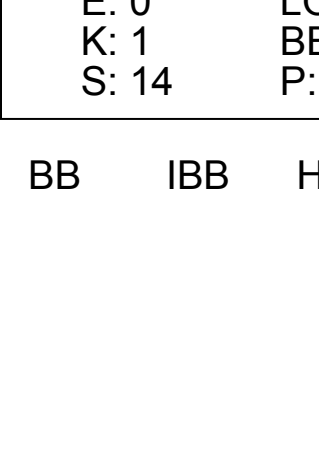
Batter	1	2	3	4	5	6	7	8	9	10	AB	R	H	RBI	BB	SO	LOB	TOP
48 Abraham Almonte, S OBP: 0.438, SLG: 0.630											4	0	1	1	1	3	0	Arizona Diamondbacks @ San Diego Padres Petco Park, San Diego, CA Sun Sep 22 2019, 1:17 PM - 4:57 PM PDT Att: 31,293 - Partly Cloudy - 77 F livebaseballscorecards.com
9 Josh Rojas, L OBP: 0.313, SLG: 0.333											4	0	1	0	1	1	1	
5 Eduardo Escobar, S OBP: 0.321, SLG: 0.522											5	0	1	0	0	0	4	
53 Christian Walker, R OBP: 0.344, SLG: 0.463											4	1	0	0	1	2	2	
41 Wilmer Flores, R OBP: 0.358, SLG: 0.470											4	0	0	0	1	0	1	
10 Adam Jones, R OBP: 0.312, SLG: 0.422											5	1	2	2	0	1	0	
13 Nick Ahmed, R OBP: 0.320, SLG: 0.439											4	1	2	0	0	0	2	
18 Carson Kelly, R OBP: 0.349, SLG: 0.485											4	1	1	1	0	1	3	
38 Robbie Ray, L OBP: 0.207, SLG: 0.377											2	0	0	0	0	0	2	
35 Matt Andriese, R OBP: 0.312, SLG: 0.395											4	0	1	0	1	1	2	
2 Nick Martini, L OBP: 0.343, SLG: 0.345											3	0	0	0	1	2	2	
13 Manny Machado, R OBP: 0.331, SLG: 0.452											1	0	0	0	0	0	2	
39 Kirby Yates, L OBP: 0.348, SLG: 0.381											0	0	0	0	0	0	0	
4 Wil Myers, R OBP: 0.319, SLG: 0.413											5	0	0	0	0	3	3	
10 Hunter Renfroe, R OBP: 0.292, SLG: 0.501											3	2	0	0	2	1	1	
11 Ty France, R OBP: 0.302, SLG: 0.413											3	2	2	2	0	1	0	
9 Luis Urias, R OBP: 0.322, SLG: 0.310											5	0	1	0	0	3	5	
18 Austin Hedges, R OBP: 0.253, SLG: 0.315											2	0	0	0	0	1	1	
30 Eric Hosmer, L OBP: 0.318, SLG: 0.443											1	0	0	0	0	0	0	
34 Craig Stammen, R OBP: 0.312, SLG: 0.443											0	0	0	0	0	0	0	
67 David Bednar, L OBP: 0.302, SLG: 0.413											1	0	0	0	0	0	0	
22 Josh Naylor, L OBP: 0.214, SLG: 0.403											1	0	0	0	0	0	0	
5 Greg Garcia, L OBP: 0.290, SLG: 0.355											1	1	1	0	0	0	0	
24 Seth Mejias-Brean, R OBP: 0.364, SLG: 0.700											4	1	3	3	1	0	0	
43 Garrett Richards, R OBP: 0.312, SLG: 0.395											4	0	1	0	1	1	2	
8 Javy Guerra, R OBP: 0.343, SLG: 0.345											3	0	0	0	1	2	2	
13 Manny Machado, R OBP: 0.331, SLG: 0.452											1	0	0	0	0	0	2	
39 Kirby Yates, L OBP: 0.348, SLG: 0.381											0	0	0	0	0	0	0	
4 Wil Myers, R OBP: 0.319, SLG: 0.413											0	0	0	0	0	0	0	
10 Hunter Renfroe, R OBP: 0.292, SLG: 0.501											0	0	0	0	0	0	0	
11 Ty France, R OBP: 0.302, SLG: 0.413											0	0	0	0	0	0	0	
9 Luis Urias, R OBP: 0.322, SLG: 0.310											0	0	0	0	0	0	0	
18 Austin Hedges, R OBP: 0.253, SLG: 0.315											0	0	0	0	0	0	0	
30 Eric Hosmer, L OBP: 0.318, SLG: 0.443											0	0	0	0	0	0	0	
34 Craig Stammen, R OBP: 0.312, SLG: 0.443											0	0	0	0	0	0	0	
67 David Bednar, L OBP: 0.302, SLG: 0.413											0	0	0	0	0	0	0	
22 Josh Naylor, L OBP: 0.214, SLG: 0.403											0	0	0	0	0	0	0	
5 Greg Garcia, L OBP: 0.290, SLG: 0.355											0	0	0	0	0	0	0	
24 Seth Mejias-Brean, R OBP: 0.364, SLG: 0.700											0	0	0	0	0	0	0	
43 Garrett Richards, R OBP: 0.312, SLG: 0.395											0	0	0	0	0	0	0	
8 Javy Guerra, R OBP: 0.343, SLG: 0.345											0	0	0	0	0	0	0	
13 Manny Machado, R OBP: 0.331, SLG: 0.452											0	0	0	0	0	0	0	
39 Kirby Yates, L OBP: 0.348, SLG: 0.381											0	0	0	0	0	0	0	
4 Wil Myers, R OBP: 0.319, SLG: 0.413											0	0	0	0	0	0	0	
10 Hunter Renfroe, R OBP: 0.292, SLG: 0.501											0	0	0	0	0	0	0	
11 Ty France, R OBP: 0.302, SLG: 0.413											0	0	0	0	0	0	0	
9 Luis Urias, R OBP: 0.322, SLG: 0.310											0	0	0	0	0	0	0	
18 Austin Hedges, R OBP: 0.253, SLG: 0.315											0	0	0	0	0	0	0	
30 Eric Hosmer, L OBP: 0.318, SLG: 0.443											0	0	0	0	0	0	0	
34 Craig Stammen, R OBP: 0.312, SLG: 0.443											0	0	0	0	0	0	0	
67 David Bednar, L OBP: 0.302, SLG: 0.413											0	0	0	0	0	0	0	
22 Josh Naylor, L OBP: 0.214, SLG: 0.403											0	0	0	0	0	0	0	
5 Greg Garcia, L OBP: 0.290, SLG: 0.355											0	0	0	0	0	0	0	
24 Seth Mejias-Brean, R OBP: 0.364, SLG: 0.700											0	0	0	0	0	0	0	
43 Garrett Richards, R OBP: 0.312, SLG: 0.395											0	0	0	0	0	0	0	
8 Javy Guerra, R OBP: 0.343, SLG: 0.345											0	0	0	0	0	0	0	
13 Manny Machado, R OBP: 0.331, SLG: 0.452											0	0	0	0	0	0	0	
39 Kirby Yates, L OBP: 0.348, SLG: 0.381											0	0	0	0	0	0	0	
4 Wil Myers, R OBP: 0.319, SLG: 0.413											0	0	0	0	0	0	0	
10 Hunter Renfroe, R OBP: 0.292, SLG: 0.501											0	0	0	0	0	0	0	
11 Ty France, R OBP: 0.302, SLG: 0.413											0	0	0	0	0	0	0	
9 Luis Urias, R OBP: 0.322, SLG: 0.310											0	0	0	0	0	0	0	

Batter	1	2	3	4	5	6	7	8	9	AB	R	H	RBI	BB	SO	LOB	TOP									
25 Dexter Fowler, S OBP: 0.346, SLG: 0.406										5	0	0	0	0	0	4	1									
19 Tommy Edman, S OBP: 0.340, SLG: 0.500										3	3	2	1	1	0	0	0									
46 Paul Goldschmidt, R OBP: 0.340, SLG: 0.474										4	3	2	2	1	1	1	1									
23 Marcell Ozuna, R OBP: 0.329, SLG: 0.485										3	1	2	0	2	0	0	0									
4 Yadier Molina, R OBP: 0.308, SLG: 0.403										4	1	2	4	0	1	2	2									
12 Paul DeJong, R OBP: 0.318, SLG: 0.448										4	0	0	0	1	3	3	3									
13 Matt Carpenter, L OBP: 0.327, SLG: 0.386										4	0	0	0	1	1	2	2									
48 Harrison Bader, R OBP: 0.316, SLG: 0.369										5	1	1	1	1	0	0	4									
50 Adam Wainwright, R ERA: 3.74										2	0	0	0	0	1	0	0									
47 Rafael Devers, R OBP: 0.287, SLG: 0.471										2	0	0	0	0	1	0	0									
56 Ryan Helsley, R ERA: 2.34										0	0	0	0	0	0	0	0									
65 Giovanny Gallegos, R ERA: 2.28										0	0	0	0	0	0	0	0									
41 Tyler O'Neill, R OBP: 0.308, SLG: 0.420										1	0	0	0	0	0	0	0									
60 John Brebbia, R ERA: 3.27										0	0	0	0	0	0	0	0									
18 Carlos Martinez, R ERA: 3.3										0	0	0	0	0	0	0	0									
Inning Stats	R: 2 E: 0 K: 1 S: 12	H: 2 LOB: 1 BB: 1 P: 18	R: 0 E: 1 K: 0 S: 11	H: 0 LOB: 1 BB: 0 P: 15	R: 2 E: 0 K: 1 S: 15	H: 2 LOB: 2 BB: 1 P: 27	R: 0 E: 0 K: 2 S: 12	H: 1 LOB: 1 BB: 0 P: 16	R: 2 E: 0 K: 1 S: 9	H: 2 LOB: 0 BB: 0 P: 14	R: 0 E: 0 K: 1 S: 10	H: 0 LOB: 0 BB: 0 P: 14	R: 0 E: 0 K: 3 S: 12	H: 0 LOB: 1 BB: 1 P: 18	R: 1 E: 0 K: 2 S: 11	H: 1 LOB: 0 BB: 0 P: 19	R: 2 E: 0 K: 0 S: 16	H: 1 LOB: 2 BB: 3 P: 35	1B: 3 2B: 2 3B: 0 HR: 4	SF: 1 SAC: 0 DP: 0 HBP: 1	WP: 0 PB: 1 SB: 0 CS: 0	PA: 44				
PITCHER	IP WLS BF H R ER SO BB IBB HBP BLK WP HR S P ERA WHIP	5.0 L 26 7 6 6 5 2 0 0 0 0 3 59 90 10.80 1.800	1.0 3 0 0 0 1 0 0 0 0 0 0 10 14 0.00 0.000	1.0 4 0 0 0 3 1 0 0 0 0 0 12 18 0.00 1.000	1.0 4 1 1 1 2 0 0 0 0 0 1 11 19 9.00 1.000	0.1 4 1 2 2 0 2 0 0 0 0 0 0 10 22 54.00 9.000																				
49 Alex Young, L ERA: 6.0																										
54 Jimmie Sherfy, R ERA: 4.96																										
37 Kevin Ginkel, R ERA: 1.51																										
66 Yoshinori Hirono, R ERA: 4.94																										
57 Jon Duplantier, R ERA: 5.23																										

St. Louis Cardinals @ Arizona Diamondbacks
Chase Field, Phoenix, AZ
Mon Sep 23 2019, 6:41 PM - 10:09 PM MST
Att: 24,826 - Roof Closed - 74 F

AB	36
R	9
H	9
RBI	8
BB	6
SO	11
LOB	13



Batter	1	2	3	4	5	6	7	8	9	AB	R	H	RBI	BB	SO	LOB	BOTTOM							
1 Jarrod Dyson, L OBP: 0.314, SLG: 0.325										5	2	1	0	0	1	1	1							
9 Josh Rojas, L OBP: 0.323, SLG: 0.347										4	1	2	2	1	1	0	0							
5 Eduardo Escobar, S OBP: 0.320, SLG: 0.519										5	0	1	1	0	1	2	2							
53 Christian Walker, R OBP: 0.346, SLG: 0.471										4	2	3	1	0	1	0	0							
22 Jake Lamb, L OBP: 0.325, SLG: 0.343										3	0	1	1	0	1	0	0							
10 Adam Jones, R OBP: 0.311, SLG: 0.420										4	0	1	1	0	1	2	2							
13 Nick Ahmed, R OBP: 0.322, SLG: 0.445										4	1	2	1	0	1	2	2							
18 Carson Kelly, R OBP: 0.348, SLG: 0.480										3	0	0	0	1	3	2	2							
49 Alex Young, L ERA: 3.98																								
56 Ryan Helsley, R ERA: 2.34																								
65 Giovanny Gallegos, R ERA: 2.28																								
41 Tyler O'Neill, R OBP: 0.308, SLG: 0.420																								
60 John Brebbia, R ERA: 3.27																								
18 Carlos Martinez, R ERA: 3.3																								
Inning Stats	R: 0 E: 0 K: 2 S: 8	H: 0 LOB: 0 BB: 0 P: 10	R: 1 E: 0 K: 1 S: 14	H: 3 LOB: 1 BB: 0 P: 19	R: 0 E: 0 K: 0 S: 11	H: 0 LOB: 1 BB: 1 P: 20	R: 1 E: 0 K: 1 S: 11	H: 1 LOB: 0 BB: 0 P: 18	R: 3 E: 1 K: 2 S: 23	H: 4 LOB: 2 BB: 1 P: 33	R: 0 E: 0 K: 1 S: 6	H: 1 LOB: 0 BB: 0 P: 7	R: 0 E: 0 K: 0 S: 10	H: 0 LOB: 0 BB: 0 P: 14	R: 0 E: 0 K: 2 S: 9	H: 0 LOB: 0 BB: 0 P: 12	R: 2 E: 0 K: 1 S: 14	H: 2 LOB: 1 BB: 1 P: 23	1B: 8 2B: 1 3B: 0 HR: 2	SF: 1 SAC: 0 DP: 2 HBP: 0	WP: 0 PB: 0 SB: 0 CS: 0	PA: 39		
PITCHER	IP WLS BF H R ER SO BB IBB HBP BLK WP HR S P ERA WHIP	5.0 W 24 8 5 5 5 2 0 0 0 0 1 67 100 9.00 2.000	1.0 H 3 1 0 0 1 0 0 0 0 0 0 6 7 0.00 1.000	1.0 H 3 0 0 0 0 0 0 0 0 0 0 10 14 0.00 0.000	1.0 H 5 1 2 2 2 1 0 0 0 0 0 1 12 19 18.00 2.000	1.0 S 4 1 0 0 1 0 0 0 0 0 0 0 11 16 0.00 1.000																		

St. Louis Cardinals @ Arizona Diamondbacks
Chase Field, Phoenix, AZ
Mon Sep 23 2019, 6:41 PM - 10:09 PM MST
Att: 24,826 - Roof Closed - 74 F

AB	35
R	7
H	11
RBI	7
BB	3
SO	10
LOB	11



Batter	1	2	3	4	5	6	7	8	9	AB	R	H	RBI	BB	SO	LOB	TOP																				
19 Tommy Edman, S (1.5)										4	2	2	0	0	1	2																					
38 José Martínez, R (1.9)										5	2	3	2	2	0	2																					
47 Rangel Ravelo, R (1.3)										3	0	0	1	1	1	2																					
32 Matt Wieters, S (1.2)										5	0	1	2	0	0	2																					
25 Dexter Fowler, S (9, PR)										0	0	0	0	0	0	0																					
41 Tyler O'Neill, R (11, 7)										2	0	0	0	1	2	0																					
61 Genesis Cabrera, L (5, 1)										0	0	0	0	0	0	0																					
44 Junior Fernández, R (5, 1)										0	0	0	0	0	0	0																					
30 Tyler Webb, L (5, 1)										0	0	0	0	0	0	0																					
7 Andrew Knizner, R (5, PH)										1	0	0	0	0	0	0																					
55 Dominic Leone, R (5, 1)										0	0	0	0	0	0	0																					
46 Paul Goldschmidt, R (5, PH)										1	0	0	0	0	0	2																					
66 Randy Arozarena, R (1, 8)										4	2	2	1	0	0	1																					
34 Yairo Muñoz, R (1, 6)										3	0	1	0	1	0	1																					
63 Edmundo Sosa, R (1, 4)										3	1	1	0	1	1	2																					
52 Michael Wacha, R (1, 1)										0	0	0	0	0	0	0																					
59 Mike Mayers, R (2, 1)										1	0	0	0	0	1	1																					
13 Matt Carpenter, L (4, PH)										1	0	0	0	0	0	2																					
53 John Gant, R (4, 1)										0	0	0	0	0	0	0																					
48 Harrison Bader, R (5, 8)										2	0	0	0	0	2	0																					
Inning Stats	R: 0 E: 1 K: 2 S: 10	H: 1 LOB: 1 BB: 0 P: 13	R: 0 E: 0 K: 1 S: 8	H: 1 LOB: 0 BB: 0 P: 12	R: 2 E: 0 K: 1 S: 11	H: 2 LOB: 1 BB: 1 P: 18	R: 1 E: 1 K: 0 S: 10	H: 2 LOB: 2 BB: 1 P: 19	R: 1 E: 0 K: 1 S: 9	H: 1 LOB: 0 BB: 0 P: 17	R: 1 E: 0 K: 2 S: 15	H: 1 LOB: 0 BB: 0 P: 20	R: 0 E: 0 K: 2 S: 8	H: 0 LOB: 0 BB: 0 P: 11	R: 0 E: 1 K: 0 S: 8	H: 0 LOB: 2 BB: 1 P: 15	R: 2 E: 0 K: 1 S: 13	H: 2 LOB: 2 BB: 1 P: 27	1B: 7 2B: 1 3B: 1 HR: 1	SF: 1 SAC: 0 DP: 2 HBP: 1	WP: 0 PB: 0 SB: 1 CS: 0	PA: 41															
PITCHER	IP	WLS	BF	H	R	ER	SO	BB	IBB	HBP	BLK	WP	HR	S	P	ERA	WHIP	PITCHER	IP	WLS	BF	H	R	ER	SO	BB	IBB	HBP	BLK	WP	HR	S	P	ERA	WHIP		
29 Merrill Kelly, R (1, 1)	6.0	W	27	8	5	5	7	2	0	0	0	0	1	63	99	7.50	1.667																				
50 Yoan López, R (7, 1)	1.0		3	0	0	0	2	0	0	0	0	0	0	8	11	0.00	0.000																				
30 T.J. McFarland, L (5, 1)	1.0		5	0	0	0	0	1	0	0	0	0	0	8	15	0.00	1.000																				
54 Jimmie Sherry, R (9, 1)	0.1	S	3	1	2	2	1	0	0	1	0	0	0	8	15	54.00	3.000																				
25 Archie Bradley, R (9, 1)	0.2	S	3	1	0	0	0	1	0	0	0	0	0	5	12	0.00	3.000																				

St. Louis Cardinals @ Arizona Diamondbacks
Chase Field, Phoenix, AZ
Wed Sep 25 2019, 12:40 PM - 4:32 PM MST
Att: 21,420 - Roof Closed - 74 F

AB	35
R	7
H	10
RBI	6
BB	4
SO	10
LOB	16



Batter	1	2	3	4	5	6	7	8	9	AB	R	H	RBI	BB	SO	LOB	BOTTOM																				
16 Tim Lincecum, R (1, 8)										5	2	2	1	0	0	0																					
48 Abraham Almonte, S (1, 9)										0	1	0	0	2	0	0																					
10 Adam Jones, R (5, 9)										1	1	1	1	2	0	0																					
41 Wilmer Flores, R (1, 4)										4	1	3	4	0	0	2																					
31 Alex Avila, L (7, 2)										0	0	0	0	1	0	0																					
22 Jake Lamb, L (1, 5)										5	0	0	0	0	3	4																					
54 Jimmie Sherry, R (9, 1)										0	0	0	0	0	0	0																					
25 Archie Bradley, R (9, 1)										0	0	0	0	0	0	0																					
32 Kevin Cron, R (1, 3)										4	1	1	0	0	0	0																					
50 Yoan López, R (7, 1)										0	0	0	0	0	0	0																					
30 T.J. McFarland, L (5, 1)										0	0	0	0	0	0	0																					
15 Ildemaro Vargas, S (5, 5)										0	0	0	0	0	0	0																					
9 Josh Rojas, L (1, 7)										3	1	0	0	1	1	2																					
13 Nick Ahmed, R (1, 6)										4	1	1	1	0	2	2																					
14 Caleb Joseph, R (1, 2)										2	0	0	0	0	1	0																					
2 Domingo Leyba, S (6, PH)										1	1	0	0	1	1	0																					
29 Merrill Kelly, R (1, 1)										2	0	0	0	0	1	0																					
53 Christian Walker, R (6, PH)										2	0	0	0	0	1	2																					
Inning Stats	R: 2 E: 0 K: 3 S: 16	H: 3 LOB: 2 BB: 1 P: 27	R: 0 E: 0 K: 0 S: 13	H: 1 LOB: 2 BB: 1 P: 24	R: 0 E: 0 K: 1 S: 8	H: 0 LOB: 0 BB: 0 P: 11	R: 0 E: 0 K: 3 S: 11	H: 0 LOB: 0 BB: 0 P: 14	R: 0 E: 0 K: 1 S: 8	H: 1 LOB: 1 BB: 1 P: 17	R: 7 E: 2 K: 0 S: 25	H: 3 LOB: 0 BB: 2 P: 43	R: 0 E: 0 K: 1 S: 7	H: 0 LOB: 0 BB: 0 P: 11	R: 0 E: 0 K: 1 S: 12	H: 0 LOB: 2 BB: 2 P: 22	1B: 4 2B: 3 3B: 0 HR: 1	SF: 0 SAC: 0 DP: 0 HBP: 0	WP: 2 PB: 0 SB: 1 CS: 0	PA: 40																	
PITCHER	IP	WLS	BF	H	R	ER	SO	BB	IBB	HBP	BLK	WP	HR	S	P	ERA	WHIP	PITCHER	IP	WLS	BF	H	R	ER	SO	BB	IBB	HBP	BLK	WP	HR	S	P	ERA	WHIP		
52 Michael Wacha, R (1, 1)	1.2		10	4	2	2	3	1	0	0	0	0	0	25	41	10.80	3.000																				
59 Mike Mayers, R (2, 1)	1.1		5	0	0	0	1	1	0	0	0	0	0	12	21	0.00	0.750																				
53 John Gant, R (4, 1)	1.2	H	6	1	0	0	3	1	0	0	0	0	0	16	26	0.00	1.200																				
61 Génesis Cabrera, L (5, 1)	0.1	H	4	1	3	2	1	1	0	0	0	1	0	14	25	54.00	6.000																				
44 Junior Fernández, R (6, 1)	0.1	L	5	2	4	3	0	1	0	0	0																										

Batter	1	2	3	4	5	6	7	8	9	AB	R	H	RBI	BB	SO	LOB	TOP					
5 Greg Garcia, L (1.4) OBP: 0.364, SLG: 0.354	G5-3		G5-4-3 1B		F6			G4-3		4	0	1	0	0	0	3	San Diego Padres @ Arizona Diamondbacks Chase Field, Phoenix, AZ Sun Sep 29 2019, 12:11 PM - 2:56 PM MST Att: 45,446 - Roof Closed - 74 F livebaseballscorecards.com					
4 Wil Myers, R (1.7) OBP: 0.321, SLG: 0.418		G5-4-3 2B		G5-3	FC5			K		4	0	1	0	0	1	4						
13 Manny Machado, R (1.5) OBP: 0.334, SLG: 0.462	F9			G6-3		G6-3 27 G6-3 30 G4-3 1B				4	0	2	0	0	0	1						
30 Eric Hosmer, L (1.3) OBP: 0.310, SLG: 0.425	K			K		G4-3		K		4	0	0	0	0	3	3						
27 Francisco Mejia, S (1.2) OBP: 0.316, SLG: 0.438	G5-3			G5-3		G6-3		K		4	0	0	0	0	1	1						
22 Josh Naylor, L (1.9) OBP: 0.315, SLG: 0.403	G5-3 1B				G5-3 10 1B 9 HBP 1B	K		F8		4	0	2	0	0	1	1						
9 Luis Urias, R (1.6) OBP: 0.329, SLG: 0.326	G5-3				FC5 10 1B 1-2 HBP		G5-3	G6-3		3	0	0	0	0	0	1						
16 Travis Jankowski, L (1.8) OBP: 0.250, SLG: 0.182	P4				F7					3	0	1	0	0	0	3						
49 Michel Baez, R (1.1) ERA: 3.03	G5-3							K		0	0	0	0	0	0	0						
21 Luis Torrens, R (1.1) ERA: 3.03										0	0	0	0	0	0	0						
97 Ronald Bolanos, R (3.1) ERA: 5.95										0	0	0	0	0	0	0						
54 Eric Yardley, R (5.1) ERA: 2.31										0	0	0	0	0	0	0						
8 Javy Guerra, R (7.1) ERA: 5.19										0	0	0	0	0	0	0						
61 Luis Perdomo, R (8.1) ERA: 4.0										0	0	0	0	0	0	0						
Inning Stats	R: 0 E: 0 K: 1 S: 11	H: 1 LOB: 1 BB: 0 P: 15	R: 0 E: 0 K: 0 S: 7	H: 1 LOB: 1 BB: 0 P: 10	R: 0 E: 0 K: 0 S: 6	H: 1 LOB: 0 BB: 0 P: 9	R: 0 E: 0 K: 1 S: 7	H: 0 LOB: 0 BB: 0 P: 12	R: 0 E: 0 K: 0 S: 12	H: 2 LOB: 3 BB: 0 P: 15	R: 0 E: 0 K: 1 S: 17	H: 1 LOB: 1 BB: 0 P: 26	R: 0 E: 0 K: 2 S: 15	H: 1 LOB: 0 BB: 0 P: 24	R: 0 E: 0 K: 1 S: 8	H: 0 LOB: 0 BB: 0 P: 11	1B: 6 2B: 3 3B: 0 HR: 0	SF: 0 SAC: 0 DP: 2 HBP: 1	WP: 0 PB: 0 SB: 0 CS: 1	PA: 34		
PITCHER	IP WLS BF H R ER SO BB IBB HBP BLK WP HR S P ERA WHIP	IP WLS BF H R ER SO BB IBB HBP BLK WP HR S P ERA WHIP	IP WLS BF H R ER SO BB IBB HBP BLK WP HR S P ERA WHIP	IP WLS BF H R ER SO BB IBB HBP BLK WP HR S P ERA WHIP	IP WLS BF H R ER SO BB IBB HBP BLK WP HR S P ERA WHIP	IP WLS BF H R ER SO BB IBB HBP BLK WP HR S P ERA WHIP	IP WLS BF H R ER SO BB IBB HBP BLK WP HR S P ERA WHIP	IP WLS BF H R ER SO BB IBB HBP BLK WP HR S P ERA WHIP	IP WLS BF H R ER SO BB IBB HBP BLK WP HR S P ERA WHIP	IP WLS BF H R ER SO BB IBB HBP BLK WP HR S P ERA WHIP	IP WLS BF H R ER SO BB IBB HBP BLK WP HR S P ERA WHIP	IP WLS BF H R ER SO BB IBB HBP BLK WP HR S P ERA WHIP	IP WLS BF H R ER SO BB IBB HBP BLK WP HR S P ERA WHIP	IP WLS BF H R ER SO BB IBB HBP BLK WP HR S P ERA WHIP	IP WLS BF H R ER SO BB IBB HBP BLK WP HR S P ERA WHIP	IP WLS BF H R ER SO BB IBB HBP BLK WP HR S P ERA WHIP	IP WLS BF H R ER SO BB IBB HBP BLK WP HR S P ERA WHIP	IP WLS BF H R ER SO BB IBB HBP BLK WP HR S P ERA WHIP	IP WLS BF H R ER SO BB IBB HBP BLK WP HR S P ERA WHIP	IP WLS BF H R ER SO BB IBB HBP BLK WP HR S P ERA WHIP	IP WLS BF H R ER SO BB IBB HBP BLK WP HR S P ERA WHIP	IP WLS BF H R ER SO BB IBB HBP BLK WP HR S P ERA WHIP
99 Tajuan Walker, R (1.1) ERA: 3.03	4.0	16	4	0	0	1	0	0	1	0	0	32	46	0.00	1.000							
49 Alex Young, L (2.1) ERA: 3.55	2.2	10	3	0	0	3	0	0	0	0	0	38	58	0.00	1.125							
57 Jon Duplantier, R (6.1) ERA: 4.42	0.1	1	0	0	0	1	0	0	0	0	0	3	5	0.00	0.000							
40 Andrew Chafin, L (8.1) ERA: 3.76	1.0	W 3	0	0	0	1	0	0	0	0	0	8	11	0.00	0.000							
58 Stefan Crichton, R (9.1) ERA: 3.56																						
Batter	1	2	3	4	5	6	7	8	9	AB	R	H	RBI	BB	SO	LOB	BOTTOM					
41 Wilmer Flores, R (1.4) OBP: 0.361, SLG: 0.487	K		G5-3 2B		G5-3			G5-3 13 FC5-4 1B		4	0	2	0	0	1	0	San Diego Padres @ Arizona Diamondbacks Chase Field, Phoenix, AZ Sun Sep 29 2019, 12:11 PM - 2:56 PM MST Att: 45,446 - Roof Closed - 74 F livebaseballscorecards.com					
13 Nick Ahmed, R (1.6) OBP: 0.316, SLG: 0.437	K		F7		E6 5 1B			FC5-4		4	0	0	0	0	1	2						
5 Eduardo Escobar, S (1.5) OBP: 0.320, SLG: 0.511	G3-1				K			G4-6-3 53 C4-6-3 1B		4	0	2	0	0	1	0						
53 Christian Walker, R (1.3) OBP: 0.348, SLG: 0.476	G3-1				K			G4-6-3 1-2		4	1	1	0	0	1	2						
9 Josh Rojas, L (1.7) OBP: 0.312, SLG: 0.312					F8			F8		3	0	0	0	1	0	1						
16 Tim Lincecum, R (1.9) OBP: 0.357, SLG: 0.340	K				G6-3			G5-3		4	0	1	1	0	1	1						
1 Jarrod Dyson, L (1.8) OBP: 0.313, SLG: 0.320	K				G3-1			G4-3		3	0	0	0	0	1	1						
14 Caleb Joseph, R (1.2) OBP: 0.250, SLG: 0.263	K				K			L9		3	0	1	0	0	1	0						
99 Tajuan Walker, R (1.1) ERA: 3.03								G3-1		0	0	0	0	0	0	0						
49 Alex Young, L (2.1) ERA: 3.55										1	0	0	0	0	1	0						
57 Jon Duplantier, R (6.1) ERA: 4.42										0	0	0	0	0	0	0						
40 Andrew Chafin, L (8.1) ERA: 3.76										0	0	0	0	0	0	0						
32 Kevin Cron, R (8.1) ERA: 3.06, SLG: 0.251										1	0	0	0	0	0	0						
58 Stefan Crichton, R (9.1) ERA: 3.56										0	0	0	0	0	0	0						
Inning Stats	R: 0 E: 0 K: 2 S: 13	H: 0 LOB: 0 BB: 0 P: 17	R: 0 E: 0 K: 2 S: 8	H: 0 LOB: 1 BB: 1 P: 16	R: 0 E: 0 K: 2 S: 9	H: 1 LOB: 1 BB: 0 P: 15	R: 0 E: 0 K: 2 S: 10	H: 0 LOB: 0 BB: 0 P: 14	R: 0 E: 1 K: 0 S: 8	H: 1 LOB: 1 BB: 0 P: 9	R: 0 E: 0 K: 0 S: 8	H: 0 LOB: 0 BB: 0 P: 14	R: 0 E: 0 K: 0 S: 8	H: 1 LOB: 1 BB: 0 P: 11	R: 1 E: 0 K: 0 S: 6	H: 3 LOB: 1 BB: 0 P: 8	1B: 5 2B: 2 3B: 0 HR: 0	SF: 0 SAC: 0 DP: 1 HBP: 0	WP: 0 PB: 0 SB: 0 CS: 0	PA: 33		
PITCHER	IP WLS BF H R ER SO BB IBB HBP BLK WP HR S P ERA WHIP	IP WLS BF H R ER SO BB IBB HBP BLK WP HR S P ERA WHIP	IP WLS BF H R ER SO BB IBB HBP BLK WP HR S P ERA WHIP	IP WLS BF H R ER SO BB IBB HBP BLK WP HR S P ERA WHIP	IP WLS BF H R ER SO BB IBB HBP BLK WP HR S P ERA WHIP	IP WLS BF H R ER SO BB IBB HBP BLK WP HR S P ERA WHIP	IP WLS BF H R ER SO BB IBB HBP BLK WP HR S P ERA WHIP	IP WLS BF H R ER SO BB IBB HBP BLK WP HR S P ERA WHIP	IP WLS BF H R ER SO BB IBB HBP BLK WP HR S P ERA WHIP	IP WLS BF H R ER SO BB IBB HBP BLK WP HR S P ERA WHIP	IP WLS BF H R ER SO BB IBB HBP BLK WP HR S P ERA WHIP	IP WLS BF H R ER SO BB IBB HBP BLK WP HR S P ERA WHIP	IP WLS BF H R ER SO BB IBB HBP BLK WP HR S P ERA WHIP	IP WLS BF H R ER SO BB IBB HBP BLK WP HR S P ERA WHIP	IP WLS BF H R ER SO BB IBB HBP BLK WP HR S P ERA WHIP	IP WLS BF H R ER SO BB IBB HBP BLK WP HR S P ERA WHIP	IP WLS BF H R ER SO BB IBB HBP BLK WP HR S P ERA WHIP	IP WLS BF H R ER SO BB IBB HBP BLK WP HR S P ERA WHIP	IP WLS BF H R ER SO BB IBB HBP BLK WP HR S P ERA WHIP	IP WLS BF H R ER SO BB IBB HBP BLK WP HR S P ERA WHIP	IP WLS BF H R ER SO BB IBB HBP BLK WP HR S P ERA WHIP	IP WLS BF H R ER SO BB IBB HBP BLK WP HR S P ERA WHIP
49 Michel Baez, R (1.1) ERA: 3.03	2.0	7	1	0	0	4	1	0	0	0	0	21	33	0.00	0.500							
57 Ronald Bolanos, R (3.1) ERA: 5.95	2.0	7	1	0	0	4	1	0	0	0	0	19	29	0.00	0.500							
54 Eric Yardley, R (5.1) ERA: 2.31	2.0	8	2	0	0	0	0	0	0	0	0	18	25	0.00	1.000							
8 Javy Guerra, R (7.1) ERA: 5.19	1.0	3	0	0	0	0	0	0	0	0	0	8	14	0.00	0.000							
61 Luis Perdomo, R (8.1) ERA: 4.0	1.0	4	1	0	0	0	0	0	0	0	0	8	11	0.00	1.000							