


Arizona Diamondbacks - 2020

Batter	1	2	3	4	5	6	7	8	9	AB R H RBI BB SO LOB	TOP																								
												Arizona Diamondbacks @ Colorado Rockies Salt River Fields at Talking Stick, Scottsdale, AZ Sat Feb 22 2020, 3:10 PM EST livebaseballscorecards.com																							
											AB 0 R 0 H 0 RBI 0 BB 0 SO 0 LOB 0																								
																																			
Inning Stats											1B: 0 SF: 0 2B: 0 SAC: 0 3B: 0 DP: 0 HR: 0 HBP: 0 WP: 0 PA: 0 PB: 0 SB: 0 CS: 0																								
PITCHER	IP	WLS	BF	H	R	ER	SO	BB	IBB	HBP	BLK	WP	HR	S	P	ERA	WHIP	PITCHER	IP	WLS	BF	H	R	ER	SO	BB	IBB	HBP	BLK	WP	HR	S	P	ERA	WHIP

Batter	1	2	3	4	5	6	7	8	9	AB R H RBI BB SO LOB	TOP
13 Jorge Mateo, R OBP: 0.167, SLG: 0.167 85 Nate Mondou, L (7, PH) (7, 10)										3 0 0 0 0 1 3 2 0 0 0 0 1 3	
79 Ramón Laureano, R 72 Michael Reed, S (1, 8) (5, 8)										3 0 0 0 0 2 0 1 0 0 0 0 1 1	
18 Chad Pinder, R OBP: 0.500, SLG: 0.333 78 Greg Deichmann, L (4, PR) (4, 9)										1 0 1 0 1 0 0 2 1 1 0 0 0 0	
15 Seth Brown, L OBP: 0.200, SLG: 0.400 96 Ryan Court, R (1, 3) (5, 3)										3 1 1 1 0 2 2 1 0 0 0 0 1 0	
21 Sheldon Neuse, R 0 Logan Davidson, S (1, 5) (6, 6)										3 0 0 0 0 0 2 1 0 0 0 0 0 0	
39 Vimal Machin, L OBP: 0.250, SLG: 0.250 71 Jeremy Eierman, R (6, PR) (6, 4)										3 0 1 0 0 0 2 1 0 0 0 0 1 0	
49 Skye Bolt, S 65 Jason Krizan, L OBP: 1.000, SLG: 1.000 (1, 7) (6, 7)										1 1 0 0 2 1 1 1 0 1 0 0 0 0	AB 32 R 3 H 7 RBI 3 BB 5 SO 12 LOB 17
23 Ryan Goins, L OBP: 0.250, SLG: 0.250 23 Mikey White, R (6, 5) (6, 5)										3 0 1 1 0 1 2 1 0 0 0 0 1 1	
63 Carlos Pérez, R OBP: 0.500, SLG: 1.000 73 Ronnie Freeman, R (4, 2) (4, 2)										2 0 1 1 0 0 0 0 0 0 0 2 0 0	
Inning Stats	R: 0 H: 0 E: 0 LOB: 1 K: 3 BB: 1 S: 16 P: 26	R: 0 H: 0 E: 0 LOB: 1 K: 1 BB: 1 S: 9 P: 15	R: 0 H: 0 E: 0 LOB: 0 K: 1 BB: 0 S: 8 P: 10	R: 3 H: 4 E: 0 LOB: 3 K: 0 BB: 1 S: 16 P: 26	R: 0 H: 1 E: 0 LOB: 1 K: 1 BB: 0 S: 11 P: 19	R: 0 H: 1 E: 0 LOB: 1 K: 1 BB: 0 S: 14 P: 18	R: 0 H: 0 E: 0 LOB: 0 K: 1 BB: 1 S: 8 P: 18	R: 0 H: 0 E: 0 LOB: 0 K: 1 BB: 0 S: 8 P: 11	R: 0 H: 1 E: 0 LOB: 2 K: 3 BB: 1 S: 13 P: 24	1B: 5 SF: 0 2B: 3 SAC: 0 3B: 0 DP: 1 HR: 0 HBP: 0	WP: 2 PA: 38 PB: 0 SB: 0 CS: 2
PITCHER	IP WLS BF H R ER SO BB IBB HBP BLK WP HR S P ERA WHIP	IP WLS BF H R ER SO BB IBB HBP BLK WP HR S P ERA WHIP	IP WLS BF H R ER SO BB IBB HBP BLK WP HR S P ERA WHIP	IP WLS BF H R ER SO BB IBB HBP BLK WP HR S P ERA WHIP	IP WLS BF H R ER SO BB IBB HBP BLK WP HR S P ERA WHIP	IP WLS BF H R ER SO BB IBB HBP BLK WP HR S P ERA WHIP	IP WLS BF H R ER SO BB IBB HBP BLK WP HR S P ERA WHIP	IP WLS BF H R ER SO BB IBB HBP BLK WP HR S P ERA WHIP	IP WLS BF H R ER SO BB IBB HBP BLK WP HR S P ERA WHIP		
38 Robbie Ray, L ERA:	1.2 W 7 0 0 0 3 2 0 0 0 0 0 0 22 36 0.00 1.200										
37 Jayson McKinley, R ERA:	0.1 H 1 0 0 0 1 0 0 0 0 0 0 0 3 5 0.00 0.000										
45 Taylor Clarke, R ERA: 16.2	1.2 H 9 3 3 3 1 1 0 0 0 0 0 0 19 30 16.20 2.400										
31 David Huff, L ERA:	0.1 H 2 1 0 0 0 0 0 0 0 0 0 0 5 6 0.00 3.000										
74 Josh Green, R ERA:	2.0 H 7 2 0 0 2 0 0 0 0 0 0 0 25 37 0.00 1.000										
PITCHER	IP WLS BF H R ER SO BB IBB HBP BLK WP HR S P ERA WHIP	IP WLS BF H R ER SO BB IBB HBP BLK WP HR S P ERA WHIP	IP WLS BF H R ER SO BB IBB HBP BLK WP HR S P ERA WHIP	IP WLS BF H R ER SO BB IBB HBP BLK WP HR S P ERA WHIP	IP WLS BF H R ER SO BB IBB HBP BLK WP HR S P ERA WHIP	IP WLS BF H R ER SO BB IBB HBP BLK WP HR S P ERA WHIP	IP WLS BF H R ER SO BB IBB HBP BLK WP HR S P ERA WHIP	IP WLS BF H R ER SO BB IBB HBP BLK WP HR S P ERA WHIP	IP WLS BF H R ER SO BB IBB HBP BLK WP HR S P ERA WHIP		
41 Junior Guerra, R ERA:	1.0 H 3 0 0 0 1 1 0 0 0 0 0 0 8 18 0.00 1.000										
50 Yoan López, R ERA:	1.0 3 0 0 0 1 0 0 0 0 0 0 0 8 11 0.00 0.000										
37 Kevin Ginkel, R ERA:	1.0 5 1 0 0 3 1 0 0 0 0 2 0 13 24 0.00 2.000										

Oakland Athletics @ Arizona Diamondbacks
Salt River Fields at Talking Stick, Scottsdale, AZ
Sun Feb 23 2020, 3:14 PM - 6:24 PM EST
Att. 9,437 - Overcast - 59 F

livebaseballscores.com



Batter	1	2	3	4	5	6	7	8	9
9 Jon Jay, L OBP: 0.667, SLG: 0.667 87 Pavin Smith, L OBP: 1.000, SLG: 1.000	1-1 G4-3	0-0 1B	0-0 1B			2-2 1B		1-1 1B	
4 Ketel Marte, S OBP: 0.667, SLG: 1.667 10 Josh Rojas, L	1-2 HR	0-1 1B	1-2 L7			1-1 F8		0-3 K	
56 Kole Calhoun, L 27 Travis Snider, L	4-0 BB	1-1 SF8	1-2 G6-3			3-3 K		2-2 P5	
32 Kevin Cron, R 30 Trayce Thompson, R	0-3 K	0-1 P4				1-2 G3-1		0-3 K	
22 Jake Lamb, L 15 Ildemaro Vargas, S	4-2 BB		1-0 1B			0-0 G4-3		3-2 2B	
13 Nick Ahmed, R 1 Domingo Leyba, S	2-2 1B		1-0 1B			2-2 G4-3		1-0 G4-3	
16 Tim Locastro, R 88 Ben DeLuzio, R	3-1 G6-3		0-2 1B			1-2 P4		0-2 3B	
18 Carson Kelly, R 86 Daulton Varsho, L		1-0 F8	4-0 BB			3-3 K		2-3 K	
76 Wyatt Mathisen, R 80 Seth Beer, L		2-2 1B	1-1 1B			1-3 K		3-2 G3	

Inning Stats	R: 2	H: 2	E: 0	K: 1	S: 16	R: 1	H: 3	E: 0	K: 0	S: 11	R: 3	H: 4	E: 0	K: 0	S: 16	R: 0	H: 0	E: 0	K: 2	S: 10	R: 0	H: 1	E: 0	K: 1	S: 14	R: 0	H: 1	E: 0	K: 2	S: 11
	LOB: 2	BB: 31	LOB: 2	BB: 0	P: 15	LOB: 2	BB: 1	LOB: 0	BB: 0	P: 10	LOB: 0	BB: 0	LOB: 0	BB: 0	P: 15	LOB: 1	BB: 0	LOB: 1	BB: 0	P: 18	LOB: 1	BB: 0	LOB: 1	BB: 0	P: 23	LOB: 1	BB: 0	LOB: 1	BB: 0	P: 14

PITCHER	IP	WLS	BF	H	R	ER	SO	BB	IBB	HBP	BLK	WP	HR	S	P	ERA	WHIP
40 Chris Bassitt, R ERA: 18.0	1.0	L	7	2	2	2	1	2	0	0	0	0	1	16	31	18.00	4.000
58 Paul Blackburn, R ERA: 21.6	1.2		13	7	4	4	0	1	0	0	0	0	0	24	36	21.60	4.800
38 T.J. McFarland, L ERA:	0.1		1	0	0	0	0	0	0	0	0	0	0	3	4	0.00	0.000
57 J.B. Wendelken, R ERA:	1.0		3	0	0	0	0	0	0	0	0	0	0	7	10	0.00	0.000
68 Jaime Schultz, R ERA:	1.0		3	0	0	0	2	0	0	0	0	0	0	10	15	0.00	0.000

AB R H RBI BB SO LOB

3	0	2	1	0	0	0
2	0	2	0	0	0	0
3	1	2	1	0	0	2
2	0	0	0	0	1	2
1	1	0	1	1	0	2
2	0	0	0	0	1	2
3	0	0	0	0	1	3
2	0	0	0	0	2	2
2	0	1	0	1	0	0
1	1	1	0	0	0	0
3	1	2	1	0	0	0
1	0	0	0	0	0	1
3	1	0	0	0	0	4
1	0	1	1	0	0	0
1	1	0	0	1	0	0
2	0	0	0	0	2	1
3	1	2	2	0	1	0
1	0	0	0	0	0	1

AB	36
R	7
H	13
RBI	7
BB	3
SO	8
LOB	20



WP	HR	S	P	ERA	WHIP
0	0	11	18	0.00	1.000
0	0	25	37	4.50	1.500

Oakland Athletics @ Arizona Diamondbacks
Salt River Fields at Talking Stick, Scottsdale, AZ

livebaseballscores.com

Sun Feb 23 2020, 3:14 PM - 6:24 PM EST
Att. 9,437 - Overcast - 59 F

Batter	1	2	3	4	5	6	7	8	9
35 Brandon Crawford, L (1, 6) 74 Ryan Howard, R (4, 6) OBP: 0.667, SLG: 1.400	0-0 G3-1		0-0 FC3-6 10 2B		0-0 84 1B 2B		84 1B 33 SF9		
10 Evan Longoria, R (1, 5) 84 Sean Roby, R (4, 5) OBP: 1.000, SLG: 1.000	0-0 F8		0-0 1-H 3-H 2B		0-0 2-H 1B		77 1B 85 2B		
9 Brandon Belt, L (1, 3) 33 Darin Ruf, R (4, 3)	0-0 G4-3		0-2 K		0-3 K		SF9		
28 Buster Posey, R (1, 2) 77 Joey Bart, R (5, 2) 93 Trevor Oaks, R (9, 1)		0-0 F9		0-0 L4		0-0 85 1B G5-4-3	0-0 85 2B 49 3B 1B	0-3 K	
73 Austin Slater, R (1, 7) 85 Jacob Heyward, R (5, 7) OBP: 0.333, SLG: 0.667		0-3 K		0-0 F9		0-0 G5-4-3	0-0 49 3B 2B	0-3 K	
Billy Hamilton, S (1, 8) 49 Jaylin Davis, R (5, 8) OBP: 0.400, SLG: 1.000		0-0 F9		0-0 F7		0-0 80 1B 2B	0-0 80 1B 3B	0-0 G5-3	
1 Mauricio Dubón, R (1, 4) 80 Drew Robinson, L (6, 4) OBP: 0.500, SLG: 1.250			0-0 F7		0-3 K	0-0 81 BB 1B	0-0 74 BB 82 BB 84 BB 1B		
6 Steven Duggar, L (1, 9) 81 Alexander Canario, R (6, 9)		4-0 35 FC3-6 26 S 10 2B BB		4-0 74 2B BB		4-0 1-2 BB	0-3 K		
26 Chris Shaw, L (1, 10) 82 Chadwick Tromp, R (6, PH) (7, 10) (9, 2)		4-0 35 FC3-6 1-2 BB		0-3 K		0-0 F7	4-0 84 BB 74 BB BB		

Inning Stats	R: 0 E: 0 K: 3	H: 0 LOB: 0 BB: 3	R: 0 E: 0 K: 5	H: 0 LOB: 0 BB: 5	R: 2 E: 0 K: 6	H: 1 LOB: 1 BB: 14	R: 0 E: 0 K: 3	H: 0 LOB: 0 BB: 3	R: 2 E: 1 K: 11	H: 2 LOB: 1 BB: 15	R: 1 E: 0 K: 5	H: 3 LOB: 2 BB: 9	R: 6 E: 0 K: 13	H: 6 LOB: 3 BB: 25	R: 0 E: 0 K: 7	H: 0 LOB: 0 BB: 7
1B: 7 2B: 4 3B: 1 HR: 0	SF: 1 SAC: 0 DP: 1 HBP: 0	WP: 0 PB: 0 SB: 1 CS: 0	PA: 42													

PITCHER	IP	WLS	BF	H	R	ER	SO	BB	IBB	HBP	BLK	WP	HR	S	P	ERA	WHIP
23 Zac Gallen, R (1, 1) ERA: 18.0	2.0		6	0	0	0	1	0	0	0	0	0	0	8	8	0.00	0.000
36 Edwin Jackson, R (3, 1) ERA: 18.0	1.0	B	6	1	2	2	1	2	0	0	0	0	0	6	14	18.00	3.000
47 Andrew Chafin, L (4, 1) ERA: 18.0	1.0	H	3	0	0	0	0	0	0	0	0	0	0	3	3	0.00	0.000
62 Taylor Widener, R (5, 1) ERA: 18.0	1.0	B	6	2	2	2	3	1	0	0	0	0	0	11	15	18.00	3.000
24 Junior Garcia, L (6, 1) ERA: 9.0	1.0	L	6	3	1	1	0	1	0	0	0	0	0	5	9	9.00	4.000
PITCHER	IP	WLS	BF	H	R	ER	SO	BB	IBB	HBP	BLK	WP	HR	S	P	ERA	WHIP
72 Joe Mantiply, L (7, 1) ERA: 135.0	0.1		6	5	5	5	0	0	0	0	0	0	0	6	6	135.00	15.000
39 Matt Brill, R (7, 1) ERA: 27.0	0.1		5	1	1	1	1	3	0	0	0	0	0	4	16	27.00	12.000
35 Colton Turner, L (7, 1) ERA: 18.0	0.1		1	0	0	0	1	0	0	0	0	0	0	3	3	0.00	0.000
64 Keury Mella, R (8, 1) ERA: 9.0	1.0		3	0	0	0	2	0	0	0	0	0	0	7	7	0.00	0.000

BOTTOM

Arizona Diamondbacks @ San Francisco Giants
 Scottsdale Stadium, Scottsdale, AZ
 Mon Feb 24 2020, 3:08 PM - 6:33 PM EST
 Att. 6,124 - Sunny - 65 F

livebaseballscorecards.com

AB	34
R	11
H	12
RBI	11
BB	7
SO	9
LOB	12



Batter	1	2	3	4	5	6	7	8	9	AB R H RBI BB SO LOB	TOP									
9 Gavin Lux, L (1, 4) OBP: 0.200, SLG: 0.200 71 Omar Estévez, R (5, 4) OBP: 0.286, SLG: 0.714	0-2 G4-3		0-1 G3		2-2 P5			0-0 F9		3 0 0 0 0 0 1 1 0 0 0 0 0 0										
10 Justin Turner, R (1, 5) OBP: 0.750, SLG: 1.000 43 Edwin Ríos, L (4, PR) OBP: 0.222, SLG: 0.125 (4, 5) (5, 3)	4-2 5 1B BB			0-1 5 2B 2B	1-3 K			2-2 F7		1 0 1 0 1 0 0 2 1 0 0 0 1 1										
5 Corey Seager, L (1, 6) OBP: 0.500, SLG: 0.667 88 Zach Reks, L (6, 7) OBP: 0.286, SLG: 0.333	1-0 11 CS 1B			1-0 11 HR 2B		0-1 P4			0-3 K	3 1 2 1 0 0 0 1 0 0 0 0 1 0										
11 AJ Pollock, R (1, 8) OBP: 0.125, SLG: 0.500 70 DJ Peters, R (6, 8) OBP: 0.143, SLG: 0.286	3-3 K			3-1 2-H HR		0-3 K			1-1 G6-3	3 1 1 2 0 2 2 1 0 0 0 0 0 0										
14 Enrique Hernández, R (1, 7) 79 Jacob Amaya, R (6, 6)			1-2 G6-3			1-2 K			1-0 G6-3	3 0 0 0 0 1 1 1 0 0 0 0 0 0										
15 Austin Barnes, R (1, 2) OBP: 0.200, SLG: 0.200 47 Jose Lobaton, S (7, 2)			3-3 K		1-1 G5-3			2-0 F9		3 0 0 0 0 1 1 0 0 0 0 0 0 0										
62 Luke Raley, L (1, 10) OBP: 0.375, SLG: 0.500 95 Cody Thomas, L (7, PH) OBP: 0.200, SLG: 1.000 (7, 10)			3-3 K		0-0 F9			0-1 L8		2 0 0 0 0 1 1 1 0 0 0 0 0 0										
28 Tyler White, R (1, 3) OBP: 0.167, SLG: 0.333 72 Anthony García, R (5, 9)					1-3 K			2-3 K		2 0 1 0 0 1 0 1 0 0 0 0 1 0										
27 Terrance Gore, R (1, 9) 73 Zach McKinstry, L (5, 5) OBP: 0.286, SLG: 0.167					3-3 K			1-2 L8		2 0 0 0 0 1 1 1 0 0 0 0 0 0										
Inning Stats	R: 0 H: 1 E: 0 K: 1 S: 14	H: 1 LOB: 2 BB: 1 P: 22	R: 0 H: 0 E: 0 K: 2 S: 10	H: 0 LOB: 0 BB: 0 P: 17	R: 0 H: 0 E: 0 K: 2 S: 10	H: 0 LOB: 0 BB: 0 P: 14	R: 3 H: 3 E: 0 K: 0 S: 9	H: 3 LOB: 1 BB: 0 P: 14	R: 0 H: 1 E: 0 K: 1 S: 14	H: 1 LOB: 1 BB: 0 P: 18	R: 0 H: 0 E: 0 K: 2 S: 8	H: 0 LOB: 0 BB: 0 P: 9	R: 0 H: 0 E: 0 K: 1 S: 6	H: 0 LOB: 0 BB: 0 P: 10	R: 0 H: 0 E: 0 K: 0 S: 6	H: 0 LOB: 0 BB: 0 P: 10	R: 0 H: 0 E: 0 K: 1 S: 6	H: 0 LOB: 0 BB: 0 P: 8	1B: 1 SF: 0 2B: 4 SAC: 0 3B: 0 DP: 1 HR: 1 HBP: 0	WP: 0 PA: 32 PB: 0 SB: 0 CS: 1
PITCHER	IP WLS BF H R ER SO BB IBB HBP BLK WP HR S P ERA WHIP																			
34 Jon Duplantier, R (1, 1) ERA:	2.0 W 7 1 0 0 3 1 0 0 0 0 0 0 24 39 0.00 1.000																			
28 Héctor Rondón, R (3, 1) ERA:	1.0 H 3 0 0 0 2 0 0 0 0 0 0 0 10 14 0.00 0.000																			
33 Matt Grace, L (4, 1) ERA: 27.0	1.0 H 6 3 3 3 0 0 0 0 0 0 1 9 14 27.00 3.000																			
67 Emilio Vargas, R (5, 1) ERA:	2.0 H 7 1 0 0 3 0 0 0 0 0 0 0 22 27 0.00 0.500																			
35 Joel Payamps, R (7, 1) ERA:	2.0 H 6 0 0 0 1 0 0 0 0 0 0 0 12 20 0.00 0.000																			
PITCHER	IP WLS BF H R ER SO BB IBB HBP BLK WP HR S P ERA WHIP																			
58 Stefan Crichton, R (9, 1) ERA:	1.0 3 0 0 0 1 0 0 0 0 0 0 0 10 14 0.00 0.000																			

Los Angeles Dodgers @ Arizona Diamondbacks
 Salt River Fields at Talking Stick, Scottsdale, AZ

AB	31
R	3
H	5
RBI	3
BB	1
SO	10
LOB	8



Tue Feb 25 2020, 3:11 PM - 5:56 PM EST
 Att. 7,871 - Sunny - 64 F

livebaseballscorecards.com

Batter	1	2	3	4	5	6	7	8	9	AB	R	H	RBI	BB	SO	LOB
4 Ketel Marte, S OBP: 0.667, SLG: 1.400 33 Drew Ellis, R OBP: 1.000, SLG: 4.000	4-2 9 1B 56 1B BB	3-2 32 BB 2B	1-3 K		4-2 9 FC6 BB			2-0 27 G6-3 88 BB HBP		2	1	1	2	1	1	1
9 Jon Jay, L OBP: 0.571, SLG: 0.571 88 Ben DeLuzio, R OBP: 0.750, SLG: 1.333	1-1 1B	1-3 K		2-2 56 WP 56 1B 1B	0-2 FC6			4-0 27 G6-3 BB		4	1	2	0	0	1	4
56 Kole Calhoun, L OBP: 0.667, SLG: 0.667 27 Travis Snider, L	1-0 1B	4-1 32 BB BB		2-2 1B			0-2 G4-3	2-2 G6-3		2	0	2	2	1	0	0
32 Kevin Cron, R 49 Alex Young, L	2-3 K	4-2 13 FC6-4 BB		0-0 L8			2-3 K	1-2 G1-4-3		2	0	0	1	1	1	2
22 Jake Lamb, L 78 Juniel Querecuto, S	0-0 G1-3	1-3 K		2-3 K			0-0 G4-3			3	0	0	0	0	2	5
13 Nick Ahmed, R 26 Yasmany Tomás, R OBP: 0.667, SLG: 2.000				2-3 K						3	1	1	0	0	1	4
16 Tim Lincecum, R 86 Daulton Varsho, L		2-2 55 1B 4 2B HBP			0-2 33 BB 1B			3-2 L8		2	1	1	0	0	1	0
55 John Hicks, R 87 Pavin Smith, L OBP: 0.667, SLG: 0.667		1-2 76 BB 4 2B 1B			0-2 F8			2-2 G4-6-3		3	1	1	1	0	1	1
76 Wyatt Mathisen, R 82 Geraldo Perdomo, S		4-2 4 2B 32 BB BB			3-0 F7			4-1 88 BB 27 G6-3 33 HBP BB		1	1	1	0	1	0	0
										1	1	0	0	1	0	1

Inning Stats	R: 1	H: 2	E: 0	K: 1	S: 9	H: 2	LOB: 1	BB: 1	P: 17	R: 4	H: 3	E: 0	K: 2	S: 26	R: 0	H: 1	E: 0	K: 3	S: 13	R: 1	H: 2	E: 0	K: 2	S: 13	R: 0	H: 1	E: 0	K: 1	S: 7	R: 0	H: 0	E: 0	K: 0	S: 7	R: 0	H: 0	E: 0	K: 0	S: 7	R: 1	H: 0	E: 0	K: 0	S: 7	1B: 7	2B: 2	3B: 0	HR: 0	SF: 0	SAC: 0	DP: 2	HBP: 2	WP: 1	PB: 0	SB: 0	CS: 0	PA: 40
--------------	------	------	------	------	------	------	--------	-------	-------	------	------	------	------	-------	------	------	------	------	-------	------	------	------	------	-------	------	------	------	------	------	------	------	------	------	------	------	------	------	------	------	------	------	------	------	------	-------	-------	-------	-------	-------	--------	-------	--------	-------	-------	-------	-------	--------

PITCHER	IP	WLS	BF	H	R	ER	SO	BB	IBB	HBP	BLK	WP	HR	S	P	ERA	WHIP
81 Víctor González, L ERA: 9.0	1.0		5	2	1	1	1	1	0	0	0	0	0	9	17	9.00	3.000
95 Joe Broussard, R ERA: 27.0	0.0		5	3	4	4	0	1	0	1	0	0	0	16	28	∞	∞
80 Austin Drury, L ERA:	1.0		5	0	0	0	2	2	0	0	0	0	0	10	20	0.00	2.000
77 Dennis Santana, R ERA:	1.0		4	1	0	0	3	0	0	0	0	0	0	13	14	0.00	1.000
63 Reymin Guduan, L ERA: 4.5	1.0		5	2	1	1	2	0	0	0	0	1	0	13	21	9.00	2.000
PITCHER	IP	WLS	BF	H	R	ER	SO	BB	IBB	HBP	BLK	WP	HR	S	P	ERA	WHIP
93 Brett de Geus, R ERA: 4.5	1.0		5	1	0	0	0	1	0	0	0	0	0	13	20	0.00	2.000
87 Marshall Kasowski, R ERA:	1.0		3	0	0	0	1	0	0	0	0	0	0	7	9	0.00	0.000
76 Josh Sporz, R ERA: 4.5	1.0		3	0	0	0	0	1	0	0	0	0	0	7	16	0.00	1.000
84 Ryan Moseley, R ERA: 4.5	1.0		5	0	1	1	0	2	0	1	0	0	0	7	20	9.00	2.000

BOTTOM

Los Angeles Dodgers @ Arizona Diamondbacks
Salt River Fields at Talking Stick, Scottsdale, AZ
 Tue Feb 25 2020, 3:11 PM - 5:56 PM EST
 Att. 7,871 - Sunny - 64 F

livebaseballscorecards.com

AB	28
R	7
H	9
RBI	6
BB	8
SO	8
LOB	22



Batter	1	2	3	4	5	6	7	8	9
10 Marcus Semien, R OBP: 0.571, SLG: 0.400 13 Jorge Mateo, R OBP: 0.333, SLG: 0.273									
26 Matt Chapman, R OBP: 0.429, SLG: 0.833 39 Vimal Machin, L OBP: 0.333, SLG: 0.417									
28 Matt Olson, L OBP: 0.286, SLG: 0.333 21 Sheldon Neuse, R OBP: 0.500, SLG: 0.286									
20 Mark Canha, R OBP: 0.667, SLG: 0.600 78 Greg Deichmann, L OBP: 0.500, SLG: 0.429									
15 Seth Brown, L OBP: 0.417, SLG: 0.727 1 Franklin Barreto, R OBP: 0.250, SLG: 0.333									
79 Ramón Laureano, R OBP: 0.333, SLG: 0.200 72 Michael Reed, S OBP: 0.833, SLG: 0.750									
Tony Kemp, L OBP: 0.444, SLG: 0.750 73 Ronnie Freeman, R OBP: 0.833, SLG: 0.750									
37 Jonah Heim, S OBP: 0.400, SLG: 0.500 71 Dillon Thomas, L OBP: 0.500, SLG: 0.500									
30 Austin Allen, L OBP: 0.250, SLG: 0.500 0 Logan Davidson, S OBP: 0.400, SLG: 0.400									

Inning Stats	R: 6	H: 4	E: 0	LOB: 1	K: 2	P: 11	R: 2	H: 3	E: 0	LOB: 1	K: 0	P: 5	R: 2	H: 1	E: 0	LOB: 0	K: 2	P: 10	R: 0	H: 1	E: 0	LOB: 1	K: 1	P: 6	R: 2	H: 2	E: 0	LOB: 1	K: 0	P: 9	R: 4	H: 6	E: 0	LOB: 3	K: 2	P: 18	R: 0	H: 2	E: 0	LOB: 2	K: 1	P: 7	R: 0	H: 0	E: 0	LOB: 2	K: 1	P: 13
--------------	------	------	------	--------	------	-------	------	------	------	--------	------	------	------	------	------	--------	------	-------	------	------	------	--------	------	------	------	------	------	--------	------	------	------	------	------	--------	------	-------	------	------	------	--------	------	------	------	------	------	--------	------	-------

PITCHER	IP	WLS	BF	H	R	ER	SO	BB	IBB	HBP	BLK	WP	HR	S	P	ERA	WHIP
24 Luke Weaver, R ERA: 54.0	0.2	L	6	2	4	4	2	2	0	0	0	0	0	8	16	54.00	6.000
37 Jayson McKinley, R ERA: 27.0	0.1		4	2	2	2	0	1	0	0	0	0	0	3	7	54.00	9.000
29 Merrill Kelly, R ERA: 13.5	1.1		7	3	2	2	0	1	0	0	0	1	0	6	11	13.50	3.000
31 Kyle Crockett, L ERA: 27.0	0.2		4	1	2	2	2	1	0	0	0	0	1	9	15	27.00	3.000
25 Archie Bradley, R ERA:	1.0		4	1	0	0	1	0	0	0	0	0	0	6	6	0.00	1.000

BOTTOM

Arizona Diamondbacks @ Oakland Athletics
Hohokam Stadium, Mesa, AZ
Wed Feb 26 2020, 3:09 PM - 6:55 PM EST
Att. 3,745 - Sunny - 63 F

AB	R	H	RBI	BB	SO	LOB
2	2	1	0	1	0	1
2	2	1	2	1	0	2
3	1	1	2	0	1	1
3	0	2	2	0	0	0
3	1	1	0	0	2	1
2	0	1	1	1	0	1
2	2	1	1	1	1	0
2	0	1	0	1	0	1
2	1	2	1	1	0	0
3	0	0	0	0	1	5
2	1	1	2	1	0	1
2	1	0	0	1	2	2
2	1	0	0	1	0	3
2	1	2	0	0	0	0
3	2	2	3	0	0	0
2	1	1	1	0	0	1
3	0	1	1	0	1	1
2	0	1	0	0	1	2

AB	42
R	16
H	19
RBI	16
BB	9
SO	9
LOB	22

livebaseballscores.com

PITCHER	IP	WLS	BF	H	R	ER	SO	BB	IBB	HBP	BLK	WP	HR	S	P	ERA	WHIP
65 Eduardo Jiménez, R ERA: 18.0	1.0		6	2	2	2	0	1	0	0	0	0	0	5	9	18.00	3.000
63 Mauricio Cabrera, R ERA: 54.0	0.2		7	4	4	4	2	1	0	0	0	1	0	10	15	54.00	7.500
53 Cole Stapler, R ERA:	0.1		3	2	0	0	0	0	0	0	0	0	0	3	3	0.00	6.000
75 Damien Magnifico, R ERA:	1.0		5	2	0	0	1	0	0	0	0	0	0	7	7	0.00	2.000
40 Michael Tonkin, R ERA:	1.0		5	0	0	0	1	2	0	0	0	0	0	5	13	0.00	2.000

Batter	1	2	3	4	5	6	7	8	9	AB R H RBI BB SO LOB	TOP										
4 Shogo Akiyama, L OBP: 0.222, SLG: 0.222 34 Mark Payton, L OBP: 0.364, SLG: 0.364	(1, 8) S FF 91 B FF 91 C FF 92 B FF 92 B FF 92 S FF 91	3-3 ①	(1, 1) C FF 94 B FF 86 X FF 94	1-1 ③		(1, 2) C CH 93 B CH 82 F FF 83 X FF 94	1-2 ②	(1, 3) C CH 91 F SI 93 B SL 86 S SL 86	3-1 C FF 90 B SL 86 B FF 89 X FF 89	3 0 0 0 0 1 0 2 0 1 0 0 1 0	<p>Cincinnati Reds @ Arizona Diamondbacks</p> <p>Salt River Fields at Talking Stick, Scottsdale, AZ</p> <p>Thu Feb 27 2020, 3:12 PM - 5:51 PM EST Att. 7,023 - Sunny - 69 F</p> <p>livebaseballscorecards.com</p>										
44 Aristides Aquino, R 41 Francisco Peña, R OBP: 0.333, SLG: 0.500 44 Alberti Chavez, R	(1, 10) B FF 92 S FF 92 S FF 92	1-3 ②	(8, PH) B CH 86 F SI 94 F SI 92 B SL 84 X FF 93	3-2 ①	X FF 93 0-0 ③	(8, 10) B SL 84 F SI 92 B SL 86 X FF 93	0-1 C SL 84 X SI 93	2-3 B FF 90 B FF 90 F SL 87 S SL 85	3 0 0 0 0 1 0 1 1 1 0 0 0 0 1 0 0 0 0 1 3												
12 Curt Casali, R 71 Tyler Stephenson, R OBP: 0.500, SLG: 1.143	(1, 2) C CU 79 X CH 86	0-1 ③	(6, 2) B CH 86 F SI 94 B CH 87 F SI 93 S SL 84	2-3 ②	(1, 2) B SI 92 B SI 93 B SI 93	4-0 B SI 92 B SI 93 B SI 93	2-0 B SI 92 B SL 83 X CH 90	0-0 X SI 94	2 0 0 0 0 1 0 2 2 2 4 1 0 0												
43 Scott Schebler, L OBP: 0.375, SLG: 0.333 4 Andy Sugilio, L	(1, 7) S FF 91 B FF 92 F FC 87 B FF 92 C CU 78	2-3 ①	(7, 9)	3-3 ③	(1, 7) S SL 82 B FF 94 B FF 94 B SI 91 T FF 92 F FF 92 S SL 84	3-2 ②	(2, 0) B FF 91 B FF 92 X FF 92	1-3 S SI 93 S SI 93 S SI 92	3 1 1 1 0 2 0 2 0 0 0 0 1 2												
52 Kyle Farmer, R 0 Alex Blandino, R OBP: 0.429, SLG: 0.833	(1, 6) C CU 78 S CU 78 S FC 86	0-3 ②	(6, 6)	1-2 ①	(1, 6) F FF 96 B SI 94 C SL 84 X SL 85	1-0 B SI 94 X SI 93	4-0 B FF 93 B FF 92 B FF 92		2 0 0 0 0 1 0 1 1 1 2 1 0 0												
35 Derek Dietrich, L OBP: 0.286, SLG: 0.667 3 Gavin LaValley, R	(1, 3) B FF 91 X FF 92	1-0	(7, 3)	2-3 ②	(1, 3) B SI 96 S CH 88 B FF 96 F FF 95 S SL 85	1-1 B SI 93 C SI 93 X SI 93	0-0 X FF 92	0-0 ③	3 1 1 1 0 1 0 1 0 0 0 0 0 1												
64 Matt Davidson, R OBP: 0.500, SLG: 0.600 63 Blake Trahan, R OBP: 0.300, SLG: 0.125	(1, 5) C FC 87 X CU 78	0-1 ③	(6, 5)	3-1 ③	(1, 5) B SL 86 B CH 90 F SL 85 B CH 90 X FF 95	1-0 B SI 94 X SI 93		1-0 B FF 91 X FF 91	2 0 1 0 0 0 0 2 0 1 0 0 0 0												
84 Stuart Fairchild, R OBP: 0.200, SLG: 0.444 9 Lorenzo Cedrola, R OBP: 1.000, SLG: 1.000	(1, 9) B FF 94 F SI 94 S CU 82 X FF 94	1-2 ①	(7, 7)	0-1 ③	(1, 9) C SL 85 X FF 96	0-1 C SL 85 X SI 92	0-3 S SL 86 1 SAFE C SL 85 1 SAFE C SL 85	2-2 B FF 90 S SL 86 B FF 91 B FF 91 F FF 91 F SL 86 X CU 80	3 0 0 0 0 1 2 1 1 1 0 0 0 0												
69 Alfredo Rodríguez, R OBP: 0.250, SLG: 0.375 85 Jonathan India, R	(1, 4) B CU 83 X CU 82	1-0 ②	(6, 4)	0-1 ③	(1, 4) C SL 78 X SL 80	0-2 C SL 85 X SI 92		4-1 D FF 91 B FF 91 F FF 91 B FF 91 B FF 90	2 0 0 0 0 0 0 1 1 0 0 1 0 1												
Inning Stats	R: 0 E: 0 K: 2 S: 8	H: 0 LOB: 0 BB: 0 P: 12	R: 1 E: 0 K: 2 S: 9	H: 1 LOB: 0 BB: 0 P: 12	R: 0 E: 0 K: 0 S: 6	H: 0 LOB: 0 BB: 0 P: 9	R: 0 E: 0 K: 2 S: 10	H: 0 LOB: 0 BB: 0 P: 18	R: 0 E: 0 K: 1 S: 10	H: 1 LOB: 1 BB: 0 P: 16		R: 0 E: 0 K: 0 S: 6	H: 0 LOB: 0 BB: 0 P: 7	R: 3 E: 0 K: 1 S: 13	H: 3 LOB: 1 BB: 1 P: 23	R: 2 E: 0 K: 1 S: 8	H: 2 LOB: 1 BB: 1 P: 17	R: 2 E: 0 K: 2 S: 17	H: 3 LOB: 2 BB: 1 P: 30	1B: 4 2B: 3 3B: 0 HR: 3	SF: 0 SAC: 0 DP: 0 HBP: 0
PITCHER	IP WLS BF H R ER SO BB IBB HBP BLK WP HR S P ERA WHIP	IP WLS BF H R ER SO BB IBB HBP BLK WP HR S P ERA WHIP	IP WLS BF H R ER SO BB IBB HBP BLK WP HR S P ERA WHIP	IP WLS BF H R ER SO BB IBB HBP BLK WP HR S P ERA WHIP	IP WLS BF H R ER SO BB IBB HBP BLK WP HR S P ERA WHIP	IP WLS BF H R ER SO BB IBB HBP BLK WP HR S P ERA WHIP	IP WLS BF H R ER SO BB IBB HBP BLK WP HR S P ERA WHIP	IP WLS BF H R ER SO BB IBB HBP BLK WP HR S P ERA WHIP	IP WLS BF H R ER SO BB IBB HBP BLK WP HR S P ERA WHIP	IP WLS BF H R ER SO BB IBB HBP BLK WP HR S P ERA WHIP	IP WLS BF H R ER SO BB IBB HBP BLK WP HR S P ERA WHIP	IP WLS BF H R ER SO BB IBB HBP BLK WP HR S P ERA WHIP	IP WLS BF H R ER SO BB IBB HBP BLK WP HR S P ERA WHIP	IP WLS BF H R ER SO BB IBB HBP BLK WP HR S P ERA WHIP	IP WLS BF H R ER SO BB IBB HBP BLK WP HR S P ERA WHIP	IP WLS BF H R ER SO BB IBB HBP BLK WP HR S P ERA WHIP	IP WLS BF H R ER SO BB IBB HBP BLK WP HR S P ERA WHIP	IP WLS BF H R ER SO BB IBB HBP BLK WP HR S P ERA WHIP	IP WLS BF H R ER SO BB IBB HBP BLK WP HR S P ERA WHIP	IP WLS BF H R ER SO BB IBB HBP BLK WP HR S P ERA WHIP	IP WLS BF H R ER SO BB IBB HBP BLK WP HR S P ERA WHIP
40 Madison Bumgarner, L ERA: 4.5 41 Junior Guerra, R ERA: 47 Andrew Chafin, L ERA: 50 Yoan López, R ERA: 54 Jimmie Sherry, R ERA:	(1, 1) 2.0 L 7 1 1 1 4 0 0 0 0 0 1 17 24 4.50 0.500	(3, 1) 1.0 3 0 0 0 0 0 0 0 0 0 0 6 9 0.00 0.000	(4, 1) 1.0 3 0 0 0 2 0 0 0 0 0 0 10 18 0.00 0.000	(5, 1) 1.0 4 1 0 0 1 0 0 0 0 0 0 10 16 0.00 1.000	(6, 1) 1.0 3 0 0 0 0 0 0 0 0 0 0 6 7 0.00 0.000	(7, 1) 1.1 WLS 10 5 5 5 2 1 0 0 0 0 1 5 33.75 4.500	(8, 1) 0.2 3 0 0 0 0 0 0 0 0 0 0 2 8 0.00 1.500	(9, 1) 0.2 5 2 2 2 1 1 0 0 0 1 0 0 13 25 27.00 4.500	(9, 1) 0.1 2 1 0 0 1 0 0 0 0 0 0 4 5 0.00 3.000												

AB	37
R	8
H	10
RBI	8
BB	3
SO	11
LOB	9



Batter	1	2	3	4	5	6	7	8	9	AB	R	H	RBI	BB	SO	LOB
9 Jon Jay, L OBP: 0.600, SLG: 0.556 88 Ben DeLuzio, R OBP: 0.429, SLG: 0.667	(1, 8) 2-2 F9			(3, 2) 56 L8 4 G6-3 HBP		(2, 2) 15 G5-4-3 1B			(1, 3) K	2	0	1	0	0	0	0
4 Ketel Marte, S OBP: 0.500, SLG: 1.000 15 Ildemaro Vargas, S OBP: 0.444, SLG: 0.889	(1, 4) 0-0 F8			(1, 1) G6-3		(1, 0) G5-4-3			(0, 0) L3	2	0	0	0	0	0	1
56 Kole Calhoun, L OBP: 0.500, SLG: 0.400 1 Domingo Leyba, S OBP: 0.286, SLG: 0.714	(1, 9) 0-3 K			(3, 2) L8				(1, 0) G6-3		2	0	0	0	0	1	1
32 Kevin Cron, R 87 Pavin Smith, L OBP: 0.500, SLG: 0.500	(1, 3) 1-1 F7			(1, 1) G4-3				(3, 3) K		2	0	0	0	0	0	1
22 Jake Lamb, L 49 Alex Young, L OBP: 0.375, SLG: 0.167	(1, 5) 1-2 G3-1			(4, 2) 16 L6-4 21 1B BB				(0, 3) K		1	0	0	0	1	0	0
13 Nick Ahmed, R 27 Travis Snider, L OBP: 0.375, SLG: 0.375	(1, 6) 2-3 K			(0, 3) K				(1, 3) K		2	0	0	0	0	2	1
21 Stephen Vogt, L 33 Renae Martinez, R OBP: 0.250, SLG: 0.250	(1, 2) 0-2 P6			(0, 2) 1B				(1, 3) K		2	0	1	0	0	0	0
16 Tim Llocastro, R 30 Tracey Thompson, R OBP: 0.250, SLG: 0.143	(1, 7) 3-2 F9			(1, 0) L6-4				(2, 3) K		2	0	0	0	0	0	2
80 Seth Beer, L 26 Yasmany Tomás, R OBP: 0.125, SLG: 0.125	(1, 10) 0-0 F7			(0, 3) K				(2, 1) 15 L3 1B		2	0	0	0	0	1	0

Inning Stats	R: 0	H: 0	E: 0	LOB: 0	K: 1	S: 8	R: 0	H: 0	E: 0	LOB: 0	K: 1	S: 9	R: 0	H: 0	E: 0	LOB: 0	K: 0	S: 11	R: 0	H: 0	E: 0	LOB: 1	K: 0	S: 14	R: 0	H: 1	E: 0	LOB: 1	K: 1	S: 12	R: 0	H: 1	E: 0	LOB: 1	K: 2	S: 9	R: 0	H: 0	E: 0	LOB: 0	K: 2	S: 7	R: 0	H: 0	E: 0	LOB: 0	K: 3	S: 9	R: 0	H: 1	E: 0	LOB: 0	K: 1	S: 6	1B: 3	2B: 2	3B: 0	SF: 0	SAC: 0	DP: 3	HBP: 1	WP: 0	PA: 29
--------------	------	------	------	--------	------	------	------	------	------	--------	------	------	------	------	------	--------	------	-------	------	------	------	--------	------	-------	------	------	------	--------	------	-------	------	------	------	--------	------	------	------	------	------	--------	------	------	------	------	------	--------	------	------	------	------	------	--------	------	------	-------	-------	-------	-------	--------	-------	--------	-------	--------

PITCHER	IP	WLS	BF	H	R	ER	SO	BB	IBB	HBP	BLK	WP	HR	S	P	ERA	WHIP
27 Trevor Bauer, R ERA: 0.000	(1, 1)	2.0	W	6	0	0	2	0	0	0	0	0	0	17	23	0.00	0.000
48 Tyler Thornburg, R ERA: 0.000	(3, 1)	1.0	H	3	0	0	0	0	0	0	0	0	0	11	14	0.00	0.000
47 Sal Romano, R ERA: 0.000	(4, 1)	1.0	H	4	0	0	0	0	0	1	0	0	0	14	22	0.00	0.000
67 Matt Bowman, R ERA: 0.000	(5, 1)	1.0	H	4	1	0	1	1	0	0	0	0	0	12	17	0.00	2.000
66 Joel Kuhnel, R ERA: 0.000	(6, 1)	1.0	H	3	1	0	1	0	0	0	0	0	0	9	12	0.00	1.000
PITCHER	IP	WLS	BF	H	R	ER	SO	BB	IBB	HBP	BLK	WP	HR	S	P	ERA	WHIP
79 Brooks Raley, L ERA: 0.000	(7, 1)	1.0		3	0	0	2	0	0	0	0	0	0	7	11	0.00	0.000
77 David Carpenter, R ERA: 13.5	(8, 1)	1.0		3	0	0	3	0	0	0	0	0	0	9	13	0.00	0.000
32 R.J. Alaniz, R ERA: 0.000	(9, 1)	1.0		3	1	0	1	0	0	0	0	0	0	6	9	0.00	1.000

BOTTOM

Cincinnati Reds @ Arizona Diamondbacks
Salt River Fields at Talking Stick, Scottsdale, AZ

Thu Feb 27 2020, 3:12 PM - 5:51 PM EST
Att. 7,023 - Sunny - 69 F

livebaseballscorecards.com

AB	26
R	0
H	3
RBI	0
BB	1
SO	9
LOB	9



Batter	1	2	3	4	5	6	7	8	9	AB R H RBI BB SO LOB	TOP																										
4 Shed Long Jr., L (1, 4) OBP: 0.462, SLG: 0.545 38 Alen Hanson, S (6, 4) OBP: 0.333, SLG: 0.333	G3	G4-3		1B		1B			L9	4 0 2 2 0 0 2 1 0 0 0 0 0 0																											
8 Jake Fraley, L (1, 10) OBP: 0.385, SLG: 0.700 64 Brian O'Keefe, R (9, PH) OBP: 0.500, SLG: 0.400	K		BB	BB		L8			K	2 1 0 0 2 1 2 1 0 0 0 0 1 0																											
23 Austin Nola, R (1, 2) OBP: 0.375, SLG: 0.375 41 Cal Raleigh, S (6, 2) OBP: 0.200, SLG: 0.500	G6-3		1B	K			P5			3 0 1 0 0 1 2 1 0 0 0 0 0 0																											
1 Kyle Lewis, R (1, 9) OBP: 0.182, SLG: 0.400 85 Julio Rodríguez, R (6, 9) OBP: 0.200, SLG: 0.111		HR	FC5-4		K		F9			3 1 1 2 0 1 1 1 0 0 0 0 0 0																											
75 José Marmolejos, L (1, 3) OBP: 0.308, SLG: 0.500 90 Joe Rizzo, L (6, 3)		3B	G6-3		L8		G4-3			3 1 1 0 0 0 1 1 0 0 0 0 0 0																											
10 Tim Lopes, R (1, 5) OBP: 0.545, SLG: 1.000 70 Jordan Cowan, L (6, 5)		2B	L4		K			K		3 0 1 1 0 1 1 1 0 0 0 0 1 0																											
9 Dee Strange-Gordon, L (1, 6) OBP: 0.600, SLG: 0.800 28 Sam Haggerty, S (6, PR) OBP: 0.444, SLG: 0.667		1B		1B		2B		G4-3		3 1 3 0 0 0 0 1 1 0 0 0 0 0																											
0 Mallex Smith, L (1, 8) OBP: 0.182, SLG: 0.273 58 Jarred Kelenic, L (6, 8) OBP: 0.500, SLG: 0.500		K		K		2B		L3		3 1 1 1 0 2 3 1 0 0 0 0 0 0																											
5 Braden Bishop, R (1, 7) 80 Luis Liberato, L (6, 7) OBP: 0.375, SLG: 0.167		K		L9		G6-3			K	3 0 0 0 0 1 4 1 0 0 0 0 1 0																											
Inning Stats	R: 0 E: 0 K: 1 S: 9	H: 0 LOB: 0 BB: 0 P: 12	R: 2 E: 0 K: 2 S: 19	H: 4 LOB: 2 BB: 0 P: 27	R: 1 E: 0 K: 0 S: 12	H: 1 LOB: 1 BB: 1 P: 23	R: 1 E: 0 K: 2 S: 13	H: 2 LOB: 2 BB: 1 P: 23	R: 0 E: 0 K: 2 S: 8	H: 0 LOB: 0 BB: 0 P: 11	R: 2 E: 0 K: 0 S: 11	H: 3 LOB: 1 BB: 0 P: 16	R: 0 E: 0 K: 0 S: 8	H: 0 LOB: 0 BB: 0 P: 14	R: 0 E: 0 K: 1 S: 9	H: 0 LOB: 0 BB: 0 P: 13	R: 0 E: 0 K: 2 S: 11	H: 0 LOB: 0 BB: 0 P: 16	1B: 5 2B: 3 3B: 1 HR: 1	SF: 0 SAC: 0 DP: 0 HBP: 0	WP: 2 PB: 0 SB: 3 CS: 1	PA: 38															
PITCHER	IP WLS BF H R ER SO BB IBB HBP BLK WP HR S P ERA WHIP																																				
49 Alex Young, L (1, 1) ERA: 13.5 71 Riley Smith, R (3, 1) ERA: 4.5 28 Héctor Rondón, R (5, 1) ERA: 36 Edwin Jackson, R (6, 1) ERA: 18.0 72 Joe Mantiply, L (7, 1) ERA: 33.75	2.0 L	11	4	3	3	3	1	0	0	0	0	0	1	30	45	13.50	2.500																				
52 Bo Takahashi, R (8, 1) ERA:	2.0	6	0	0	0	3	0	0	0	0	0	0	0	0	20	29	0.00	0.000																			

Seattle Mariners @ Arizona Diamondbacks
 Salt River Fields at Talking Stick, Scottsdale, AZ
 Fri Feb 28 2020, 3:10 PM - 5:53 PM EST
 Att. 9,243 - Partly Cloudy - 75 F

AB	36
R	6
H	10
RBI	6
BB	2
SO	10
LOB	16



Seattle Mariners @ Arizona Diamondbacks

Salt River Fields at Talking Stick, Scottsdale, AZ

Fri Feb 28 2020, 3:10 PM - 5:53 PM EST
 Att: 9,243 - Party Cloudy - 75 F

livebaseballscorecards.com

AB	29
R	2
H	4
RBI	2
BB	6
SO	11
LOB	15



WP:	0	PA:	36
PB:	0		
SB:	0		
CS:	0		

AB R H RBI BB SO LOB

3	1	1	0	0	0	2
1	0	0	0	0	0	1
2	0	0	0	1	1	1
1	0	0	0	0	0	1
2	0	1	2	0	0	0
1	0	0	0	0	0	0
2	0	0	0	1	1	3
1	0	0	0	0	1	0
2	0	0	0	0	2	1
2	0	0	0	0	2	0
1	0	0	0	1	1	0
1	0	0	0	1	0	0
2	0	0	0	0	1	2
2	0	0	0	0	1	1
2	1	1	0	0	1	2
1	0	0	0	1	0	0
2	0	1	0	0	0	0
1	0	0	0	1	0	1

Batter	1	2	3	4	5	6	7	8	9
2 Starling Marte, R OBP: 0.444, SLG: 0.625 33 Drew Ellis, R OBP: 0.429, SLG: 0.800	G3-1 0-1		5 1B 2B 1-2		L7 0-0		P6 3-2 1-2		
10 Josh Rojas, L OBP: 0.273, SLG: 0.300 78 Juniel Querecuto, S	G6-3 0-1		K 0-3		BB 4-1 1-2 2-3		P6 1-0		
5 Eduardo Escobar, S OBP: 0.222, SLG: 0.250 88 Ben DeLuzio, R OBP: 0.375, SLG: 0.571	G3-1 1-2		2-H 1B 0-0		SF8 0-0		G5-3 0-2		
6 David Peralta, L OBP: 0.444, SLG: 0.167 30 Trayce Thompson, R OBP: 0.111, SLG: 0.111		27 BB BB 4-2	G1-3 0-1		K 0-3		K 0-3		K 0-3
53 Christian Walker, R OBP: 0.500, SLG: 0.667 32 Kevin Cron, R		K 3-3		K 0-3		K 2-3		K 1-3	
27 Travis Snider, L 87 Pavin Smith, L OBP: 0.500, SLG: 0.444		BB 4-0 1-2		K 0-3		80 G6-4-3 BB 4-2		G3 1-1	
26 Yasmany Tomás, R OBP: 0.571, SLG: 1.000 80 Seth Beer, L OBP: 0.100, SLG: 0.100		K 3-3		G3 1-2		G6-4-3 1-0		K 1-3	
85 Andrew Young, R OBP: 0.111, SLG: 0.111 82 Geraldo Perdomo, S		K 1-3			10 BB 5 SF8 1B 0-1		G6-3 0-1		BB 4-1
55 John Hicks, R OBP: 0.400, SLG: 0.400 86 Daulton Varsho, L OBP: 0.429, SLG: 0.500			F8 3-2		10 BB 1B 0-1		BB 4-1		P6 1-1

Inning Stats	R: 0	H: 0	E: 0	K: 0	S: 7	LOB: 0	BB: 0	P: 8	R: 0	H: 0	E: 0	K: 3	S: 12	LOB: 2	BB: 2	P: 27	R: 1	H: 2	E: 0	K: 1	S: 12	LOB: 1	BB: 0	P: 16	R: 0	H: 0	E: 0	K: 2	S: 9	LOB: 0	BB: 0	P: 10	R: 1	H: 2	E: 0	K: 1	S: 10	LOB: 2	BB: 1	P: 14	R: 0	H: 0	E: 0	K: 1	S: 7	LOB: 0	BB: 1	P: 14	R: 0	H: 0	E: 1	K: 0	S: 7	LOB: 1	BB: 1	P: 15	R: 0	H: 0	E: 0	K: 2	S: 9	LOB: 0	BB: 0	P: 10	R: 0	H: 0	E: 0	K: 1	S: 8	LOB: 1	BB: 1	P: 15	1B: 3	SF: 1	2B: 1	SAC: 0	3B: 0	DP: 1	HR: 0	HBP: 0	WP: 0	PA: 36
--------------	------	------	------	------	------	--------	-------	------	------	------	------	------	-------	--------	-------	-------	------	------	------	------	-------	--------	-------	-------	------	------	------	------	------	--------	-------	-------	------	------	------	------	-------	--------	-------	-------	------	------	------	------	------	--------	-------	-------	------	------	------	------	------	--------	-------	-------	------	------	------	------	------	--------	-------	-------	------	------	------	------	------	--------	-------	-------	-------	-------	-------	--------	-------	-------	-------	--------	-------	--------

PITCHER	IP	WLS	BF	H	R	ER	SO	BB	IBB	HBP	BLK	WP	HR	S	P	ERA	WHIP
18 Yusei Kikuchi, L ERA: 7.36	(1, 1)	2.1	W	10	1	1	3	2	0	0	0	0	0	25	45	3.86	1.286
99 Scott Boches, R ERA:	(3, 1)	0.2	H	3	1	0	1	0	0	0	0	0	0	6	6	0.00	1.500
30 Nestor Cortes, L ERA: 3.0	(4, 1)	2.0	H	9	2	1	3	1	0	0	0	0	0	19	24	4.50	1.500
78 Joey Gerber, R ERA:	(6, 1)	1.0		3	0	0	1	1	0	0	0	0	0	7	14	0.00	1.000
83 Wyatt Mills, R ERA: 4.5	(7, 1)	1.0		4	0	0	0	1	0	0	0	0	0	7	15	0.00	1.000

PITCHER	IP	WLS	BF	H	R	ER	SO	BB	IBB	HBP	BLK	WP	HR	S	P	ERA	WHIP
37 Zac Grotz, R ERA:	(8, 1)	1.0		3	0	0	2	0	0	0	0	0	0	9	10	0.00	0.000
79 Ian McKinney, L ERA:	(9, 1)	1.0		4	0	0	1	1	0	0	0	0	0	8	15	0.00	1.000

Batter	1	2	3	4	5	6	7	8	9	AB R H RBI BB SO LOB	TOP		
9 Jon Jay, L (1, 7) OBP: 0.500, SLG: 0.538 19 Michael De La Cruz, S (7, 2) OBP: 0.500, SLG: 2.000	0-1 G3 2B		0-0 G3		0-3 K		0-0 F8		0-0 G3-1	4 0 1 0 0 1 3 1 0 0 0 0 0 0			
4 Ketel Marte, S (1, 4) OBP: 0.455, SLG: 0.900 15 Ildemaro Vargas, S (6, PR) OBP: 0.455, SLG: 0.818	0-0 G3 2-3		0-0 G2-3			0-0 5 WP 5 1B 2B	0-0 85 2B 1B		0-0 G5-3	3 0 1 0 0 0 2 2 1 1 0 0 0 0			
5 Eduardo Escobar, S (1, 10) OBP: 0.250, SLG: 0.273 49 Alex Young, L (6, PR) (6, 10)	0-0 F8			0-3 K		1-0 1B	0-0 1-3 2B		0-0 30 HR 1B	3 0 1 1 0 1 1 0 0 0 0 0 0 0			
56 Kole Calhoun, L (1, 9) OBP: 0.455, SLG: 0.375 30 Trayce Thompson, R (6, PR) OBP: 0.182, SLG: 0.455	0-0 F7			0-0 L7		0-0 32 G3 22 BB 1B	0-0 G4-3		0-1 1-H HR	3 0 1 0 0 0 1 2 1 1 2 0 0 2			
13 Nick Ahmed, R (1, 6) OBP: 0.273, SLG: 0.273 1 Domingo Leyba, S (6, 6)		0-0 G6-3		0-0 P4		0-0 F9		0-0 88 FC1-4 87 1B 1B	0-0 G4-3	3 0 0 0 0 0 2 2 0 1 0 0 0 0			
22 Jake Lamb, L (1, 5) OBP: 0.364, SLG: 0.125 33 Drew Ellis, R (6, PR) OBP: 0.375, SLG: 0.667		0-0 F9			0-0 G1	4-0 32 G3 BB		0-0 P4		2 0 0 0 1 0 0 1 0 0 0 0 0 1			
32 Kevin Cron, R (1, 3) 87 Pavin Smith, L (7, 3) OBP: 0.545, SLG: 0.500		0-0 F9			0-0 G1-3	0-0 G3		0-0 88 FC1-4 1B		3 0 0 1 0 0 2 1 0 1 0 0 0 0	AB 37 R 2 H 10 RBI 4 BB 2 SO 2 LOB 22		
86 Daulton Varsho, L (1, 2) OBP: 0.500, SLG: 0.500 88 Ben DeLuzio, R (7, 8) OBP: 0.333, SLG: 0.500			4-0 16 FC6-4 BB		0-0 16 2B 1B	0-0 F9		0-0 1-2 2-3 FC1-4		2 0 1 0 1 0 3 1 0 0 0 0 0 2			
16 Tim Locastro, R (1, 8) OBP: 0.273, SLG: 0.300 27 Travis Snider, L (7, 7)			0-0 FC6-4 9 G3		0-0 2B		0-0 G5-3	0-0 G3		3 0 1 0 0 0 1 1 0 0 0 0 0 2			
Inning Stats	R: 0 H: 1 E: 0 LOB: 1 K: 0 BB: 0 S: 5 P: 5	R: 0 H: 0 E: 0 LOB: 0 K: 0 BB: 0 S: 3 P: 3	R: 0 H: 0 E: 0 LOB: 1 K: 0 BB: 1 S: 3 P: 7	R: 0 H: 0 E: 0 LOB: 0 K: 1 BB: 0 S: 5 P: 5	R: 0 H: 2 E: 0 LOB: 2 K: 1 BB: 0 S: 7 P: 7	R: 2 H: 3 E: 0 LOB: 3 K: 0 BB: 1 S: 6 P: 11	R: 0 H: 2 E: 0 LOB: 2 K: 0 BB: 0 S: 5 P: 5	R: 0 H: 2 E: 0 LOB: 2 K: 0 BB: 0 S: 5 P: 5	R: 2 H: 2 E: 0 LOB: 0 K: 0 BB: 0 S: 6 P: 6	1B: 7 SF: 0 2B: 4 SAC: 0 3B: 0 DP: 0 HR: 1 HBP: 0	WP: 1 PA: 41 PB: 0 SB: 0 CS: 0		
PITCHER	IP WLS BF H R ER SO BB IBB HBP BLK WP HR S P ERA WHIP											PITCHER	IP WLS BF H R ER SO BB IBB HBP BLK WP HR S P ERA WHIP
68 Ross Stripling, R (1, 1) ERA:	2.0 W 7 1 0 0 0 0 0 0 0 0 0 0 8 8 0.00 0.500											92 Edwin Uceta, R (7, 1) ERA:	2.0 W 10 4 0 0 0 0 0 0 0 0 0 0 10 10 0.00 2.000
75 Scott Alexander, L (3, 1) ERA:	1.0 4 0 0 0 0 1 0 0 0 0 0 0 3 7 0.00 1.000											91 Markus Solbach, R (9, 1) ERA: 22.5	1.0 5 2 2 2 0 0 0 0 0 0 0 1 6 6 18.00 2.000
64 Caleb Ferguson, L (4, 1) ERA:	1.0 3 0 0 0 0 1 0 0 0 0 0 0 5 5 0.00 0.000												
44 Zach McAllister, R (5, 1) ERA:	1.0 5 2 0 0 0 1 0 0 0 0 0 0 7 7 0.00 2.000												
66 Mitch White, R (6, 1) ERA: 6.0	1.0 7 3 2 2 0 1 0 0 0 0 1 0 6 11 18.00 4.000												

Arizona Diamondbacks @ Los Angeles Dodgers
 Camelback Ranch, Glendale, AZ
 Sat Feb 29 2020, 3:08 PM - 6:03 PM EST
 Att. 13,223 - Sunny - 75 F

livebaseballscorecards.com



Batter	1	2	3	4	5	6	7	8	9
50 Mookie Betts, R OBP: 0.333, SLG: 0.308 90 Donovan Casey, R (5, 9)	0-0 9 3B 1B	0-0 L5		0-0 G5-3		0-0 G5-3		0-0 F9	
10 Justin Turner, R OBP: 0.545, SLG: 0.500 88 Devin Mann, R (5, PR) (6, 5)	0-0 F7	0-0 1B 2-H 3-H			0-0 62 L3-6 9 1B 1B		4-0 95 F9 89 1B BB		
3 Chris Taylor, R OBP: 0.455, SLG: 0.625 89 Deacon Liput, L OBP: 1.000, SLG: 1.000 (1, 4) (6, 4)	0-0 F9	0-0 P6			0-0 F8		0-0 80 WP 1B		
9 Gavin Lux, L OBP: 0.286, SLG: 0.429 95 Carlos Rincon, R (1, 6) (6, 7)	1-0 62 HR 3B	0-3 K			0-0 1B		0-0 F9		
62 Luke Raley, L OBP: 0.333, SLG: 0.667 80 Errol Robinson, R (1, 7) (6, 6)	0-1 HR		0-3 K		0-0 L3-6		1-3 K		
67 Keibert Ruiz, S 47 Jose Lobaton, S (1, 2) (7, 2)	0-3 K		0-0 L7			0-0 G4-3		0-3 K	
27 Terrance Gore, R OBP: 0.300, SLG: 0.222 70 DJ Peters, R OBP: 0.182, SLG: 0.545 (1, 8) (7, 8)		0-0 28 E 28 S 2B 1B		0-3 K		0-0 88 E 88 S 88 G3 1B		0-0 G5-3	
28 Tyler White, R OBP: 0.267, SLG: 0.429 88 Miquel Vargas, R OBP: 0.500, SLG: 0.500 (1, 3) (5, 3)		1-0 43 2B 10 1B 2B		0-0 F9		1-0 G3		0-0 1B	
43 Edwin Rios, L OBP: 0.267, SLG: 0.231 94 Dillon Paulson, L (6, PH) (7, 10)		0-0 10 1B 2B		0-3 K		4-0 BB		0-3 K	

Inning Stats	R: 3 E: 0 K: 1 S: 9	H: 3 LOB: 0 BB: 0 P: 10	R: 3 E: 0 K: 1 S: 9	H: 4 LOB: 1 BB: 0 P: 10	R: 0 E: 0 K: 2 S: 7	H: 0 LOB: 0 BB: 0 P: 7	R: 0 E: 0 K: 1 S: 5	H: 0 LOB: 0 BB: 0 P: 5	R: 0 E: 0 K: 0 S: 4	H: 2 LOB: 1 BB: 0 P: 4	R: 1 E: 1 K: 0 S: 4	H: 1 LOB: 1 BB: 1 P: 9	R: 0 E: 0 K: 2 S: 8	H: 1 LOB: 2 BB: 1 P: 13	R: 0 E: 0 K: 1 S: 6	H: 1 LOB: 1 BB: 0 P: 6
--------------	------------------------------	----------------------------------	------------------------------	----------------------------------	------------------------------	---------------------------------	------------------------------	---------------------------------	------------------------------	---------------------------------	------------------------------	---------------------------------	------------------------------	----------------------------------	------------------------------	---------------------------------

AB	R	H	RBI	BB	SO	LOB
3	1	1	0	0	0	2
2	0	0	0	0	0	2
3	0	2	2	0	0	1
0	0	0	0	1	0	0
3	0	0	0	0	0	3
1	0	1	0	0	0	0
3	1	2	1	0	1	1
1	0	0	0	0	0	2
3	1	1	2	0	1	2
1	0	0	0	0	1	2
3	0	0	0	0	1	0
1	0	0	0	0	1	2
3	2	2	0	0	1	0
1	0	0	0	0	0	0
2	1	1	1	0	0	0
2	0	1	1	0	0	0
2	1	1	0	0	1	0
1	0	0	0	1	1	1
1B: 8	SF: 0					
2B: 3	SAC: 0					
3B: 1	DP: 1					
HR: 1	HBP: 0					

BOTTOM

Arizona Diamondbacks @ Los Angeles Dodgers
Camelback Ranch, Glendale, AZ

Sat Feb 29 2020, 3:08 PM - 6:03 PM EST
Att: 13,223 - Sunny - 75 F

livebaseballscorecards.com

AB	35
R	7
H	12
RBI	7
BB	2
SO	8
LOB	18



PITCHER	IP	WLS	BF	H	R	ER	SO	BB	IBB	HBP	BLK	WP	HR	S	P	ERA	WHIP
45 Taylor Clarke, R ERA: 18.69 (1, 1)	2.2	L	15	7	6	6	3	0	0	0	0	0	1	22	24	20.25	2.625
15 Cameron Gann, R ERA: (3, 1)	0.1		1	0	0	0	1	0	0	0	0	0	0	3	3	0.00	0.000
64 Keury Mella, R ERA: (4, 1)	1.0		3	0	0	0	1	0	0	0	0	0	0	5	5	0.00	0.000
33 Matt Grace, L ERA: 13.5 (5, 1)	1.0		4	2	0	0	0	0	0	0	0	0	0	4	4	0.00	2.000
74 Josh Green, R ERA: (6, 1)	2.0		10	2	1	0	2	2	0	0	0	1	0	12	22	0.00	2.000
PITCHER	IP	WLS	BF	H	R	ER	SO	BB	IBB	HBP	BLK	WP	HR	S	P	ERA	WHIP
31 David Huff, L ERA: (8, 1)	1.0		4	1	0	0	1	0	0	0	0	0	0	6	6	0.00	1.000

Batter	1	2	3	4	5	6	7	8	9	AB	R	H	RBI	BB	SO	LOB	TOP										
2 Starling Marte, R OBP: 0.417, SLG: 0.500 88 Ben DeLuzio, R OBP: 0.364, SLG: 0.600	0-0 P6		4-0 BB		0-0 G5-3			0-0 G6-3	0-0 2B	2	0	0	0	1	0	1											
10 Josh Rojas, L OBP: 0.286, SLG: 0.250 27 Travis Snider, L	4-0 BB		0-0 F8		0-3 K			4-0 BB	0-0 P2	2	0	0	0	1	1	1											
21 Stephen Vogt, L OBP: 0.286, SLG: 0.286 76 Wyatt Mathisen, R OBP: 0.714, SLG: 0.800	0-0 F7		0-0 1B		0-3 K			0-3 BB	4-0 BB	3	0	1	0	0	1	1											
26 Yasmany Tomás, R OBP: 0.400, SLG: 0.667 33 Renae Martinez, R OBP: 0.667, SLG: 2.000	0-0 G4-3		0-0 FC5-4 1B		0-0 F8			4-0 BB	1-0 HR	3	0	0	0	0	0	2											
87 Pavin Smith, L OBP: 0.429, SLG: 0.385 82 Geraldo Perdomo, S		0-3 K	0-0 G4-6-3		0-3 K			4-0 BB	0-0 F9	3	0	0	0	0	2	1											
55 John Hicks, R OBP: 0.375, SLG: 0.500 80 Seth Beer, L		0-0 G1-3			0-0 F8			4-0 BB		3	0	1	0	0	0	0											
30 Trayce Thompson, R OBP: 0.214, SLG: 0.643 34 Dalton Pompey, S		0-0 F9			1-1 HR			0-0 K		3	1	1	1	0	0	1											
15 Ildemaro Vargas, S OBP: 0.429, SLG: 0.714 49 Alex Young, L			0-3 K		0-0 1B			0-0 FC4		3	0	1	0	0	1	2											
1 Domingo Leyba, S OBP: 0.250, SLG: 0.500 78 Juniel Querecuto, S			0-0 G4-3		0-2 K			0-0 FC6-4		3	0	0	0	0	1	4											
Inning Stats	R: 0 E: 0 K: 0 S: 3	H: 0 LOB: 1 BB: 1 P: 7	R: 0 E: 0 K: 1 S: 5	H: 0 LOB: 0 BB: 0 P: 5	R: 0 E: 1 K: 1 S: 5	H: 0 LOB: 1 BB: 1 P: 9	R: 0 E: 0 K: 0 S: 3	H: 1 LOB: 0 BB: 0 P: 3	R: 1 E: 0 K: 1 S: 8	H: 2 LOB: 1 BB: 0 P: 9	R: 0 E: 0 K: 2 S: 7	H: 0 LOB: 0 BB: 0 P: 7	R: 0 E: 1 K: 1 S: 7	H: 1 LOB: 3 BB: 0 P: 7	R: 1 E: 0 K: 2 S: 7	H: 0 LOB: 3 BB: 4 P: 23	R: 4 E: 0 K: 0 S: 6	H: 3 LOB: 0 BB: 1 P: 11	1B: 3 2B: 2 3B: 0 HR: 2	SF: 0 SAC: 0 DP: 1 HBP: 0	WP: 0 PB: 0 SB: 1 CS: 0	PA: 41					
PITCHER	IP	WLS	BF	H	R	ER	SO	BB	IBB	HBP	BLK	WP	HR	S	P	ERA	WHIP										
57 Shane Bieber, R ERA: 0.00	(1, 1)	2.2	9	0	0	0	2	1	0	0	0	0	0	12	16	0.00	0.375										
92 Jerson Ramirez, R ERA: 0.00	(3, 1)	0.1	2	0	0	0	0	1	0	0	0	0	0	1	5	0.00	3.000										
91 Jared Robinson, R ERA: 9.82	(4, 1)	1.0	3	1	0	0	0	0	0	0	0	0	0	3	3	0.00	1.000										
80 Henry Martinez, R ERA: 3.0	(5, 1)	1.0	5	2	1	1	1	0	0	0	0	0	1	8	9	9.00	2.000										
93 Dalbert Siri, R ERA: 2.25	(6, 1)	1.0	3	0	0	0	2	0	0	0	0	0	0	7	7	0.00	0.000										
PITCHER	IP	WLS	BF	H	R	ER	SO	BB	IBB	HBP	BLK	WP	HR	S	P	ERA	WHIP										
76 Kyle Nelson, L ERA: 0.00	(7, 1)	1.0	5	1	0	0	1	0	0	0	0	0	0	7	7	0.00	1.000										
63 Alex Royalty, R ERA: 13.5	(8, 1)	0.2	6	0	1	1	1	4	0	0	0	0	0	4	20	13.50	6.000										
64 Wes Helsabeck, L ERA: 36.0	(8, 1)	1.0	7	3	4	4	1	1	0	0	0	0	1	8	13	36.00	4.000										
43 Juan Hillman, L ERA: 0.00	(9, 1)	0.1	1	0	0	0	0	0	0	0	0	0	0	1	1	0.00	0.000										

Arizona Diamondbacks @ Cleveland Indians
Goodyear Ballpark, Goodyear, AZ
Sun Mar 01 2020, 3:07 PM - 6:24 PM EST
Att. 7,130 - Sunny - 73 F

AB	33
R	6
H	7
RBI	6
BB	7
SO	8
LOB	19



Batter	1	2	3	4	5	6	7	8	9
4 Bradley Zimmer, L (1, 8) <small>OBP: 0.200, SLG: 0.533</small> 90 Jodd Carter, R (6, 8) <small>OBP: 0.500, SLG: 0.500</small>	0-0 G4-3		0-3 K		0-0 G6-3 11 HR 2B	0-0 32 2B 1B	0-0 F9		
2 Yu Chang, R (1, 6) <small>OBP: 0.263, SLG: 0.333</small> 32 Andrew Monasterio, R (6, 6) <small>OBP: 0.200, SLG: 0.400</small>	0-3 K		0-0 G6-3		0-0 G6-3	0-0 1B 2B		0-0 G6-3	
11 José Ramírez, S (1, 5) <small>OBP: 0.467, SLG: 0.786</small> 95 Nolan Jones, L (6, 5) <small>OBP: 0.455, SLG: 0.143</small>	0-3 K		4-0 BB		0-0 HR	0-3 K		0-3 K	
41 Carlos Santana, S (1, 10) <small>OBP: 0.333, SLG: 0.429</small> 29 Clark Scolamiero, L (5, PR) <small>OBP: 0.455, SLG: 0.143</small>		0-0 G6-3	0-3 K		0-0 1B	0-3 K		0-3 K	
9 Sandy León, S (1, 2) <small>OBP: 0.111, SLG: 0.111</small> 65 Gavin Collins, R (5, 2) <small>OBP: 0.111, SLG: 0.444</small>		0-3 K		0-0 66 CS 1B	0-3 K		0-2 K		
71 Daniel Johnson, L (1, 7) 30 Mike Papi, L (6, 7)		0-0 G3-1		0-0 P4	0-0 G4-3		0-0 L7		
91 George Valera, L (1, 9) <small>OBP: 0.750, SLG: 2.000</small>			4-0 66 HBP 89 HR BB	0-2 K		2-0 HR	4-0 88 BB 72 1B BB		
66 Wilson Garcia, S (1, 3) <small>OBP: 0.500, SLG: 0.778</small> 88 Jonathan Engelmann, R (7, 3)			1-0 89 HR HBP	0-1 CS	0-0 89 1B 4 2B 1B	0-0 G3	4-0 72 1B 1-2 BB		
89 Brayan Rocchio, S (1, 4) <small>OBP: 0.750, SLG: 1.500</small> 72 Raynel Delgado, L (7, 4) <small>OBP: 1.000, SLG: 1.000</small>			0-2 1-H 2-H HR		0-0 4 2B 2 G6-3 1B	0-0 90 1B 32 2B 1B	0-0 1-3 2-H 1B		

Inning Stats	R: 0	H: 0	E: 0	K: 2	S: 7	H: 0	LOB: 0	BB: 0	P: 7	R: 0	H: 0	E: 0	K: 1	S: 5	R: 3	H: 1	E: 0	K: 2	S: 10	R: 0	H: 1	E: 0	K: 1	S: 6	R: 4	H: 5	E: 0	K: 1	S: 10	R: 2	H: 4	E: 0	K: 2	S: 11	R: 1	H: 1	E: 0	K: 1	S: 6	R: 0	H: 0	E: 0	K: 2	S: 7
	0	0	0	2	7	0	0	0	7	0	0	0	1	5	3	1	0	2	10	0	1	0	6	4	2	2	0	4	0	11	0	4	0	1	14	1	1	0	6	7	0	0	0	7

PITCHER	IP	WLS	BF	H	R	ER	SO	BB	IBB	HBP	BLK	WP	HR	S	P	ERA	WHIP
23 Zac Gallen, R (1, 1) <small>ERA: 6.23</small>	2.1	L	10	1	3	3	4	1	0	0	0	0	1	18	23	11.57	0.857
23 Kevin McCanna, R (3, 1) <small>ERA: 6.23</small>	0.2		3	0	0	0	1	1	0	0	0	0	0	4	8	0.00	1.500
41 Junior Guerra, R (4, 1) <small>ERA: 6.23</small>	1.0		3	1	0	0	1	0	0	0	0	0	0	6	6	0.00	1.000
50 Yoan López, R (5, 1) <small>ERA: 12.0</small>	1.0		8	5	4	4	1	0	0	0	0	0	1	10	10	36.00	5.000
65 Eduardo Jiménez, R (6, 1) <small>ERA: 18.0</small>	1.0		7	4	2	2	2	0	0	0	0	0	1	11	13	18.00	4.000

BOTTOM

AB	R	H	RBI	BB	SO	LOB
3	1	1	1	0	1	0
2	0	1	0	0	0	2
3	0	0	1	0	1	1
2	0	1	1	0	0	0
2	1	1	2	1	1	0
2	0	0	0	0	2	2
3	0	1	0	0	1	1
2	0	0	0	0	2	2
2	0	1	0	0	1	0
2	0	0	0	0	2	1
3	0	0	0	0	0	2
1	0	0	0	0	0	0
2	3	1	1	2	1	1
2	2	1	0	0	0	0
0	0	0	0	1	0	0
3	3	3	3	0	0	0
1	0	1	1	0	0	0

AB 35
R 10
H 12
RBI 10
BB 4
SO 12
LOB 12

C

PITCHER	IP	WLS	BF	H	R	ER	SO	BB	IBB	HBP	BLK	WP	HR	S	P	ERA	WHIP
75 Damien Magnifico, R (7, 1) <small>ERA: 4.5</small>	1.0		6	1	1	1	1	2	0	0	0	0	0	6	14	9.00	3.000
68 Miguel Aguilar, L (8, 1) <small>ERA: 10.8</small>	1.0		3	0	0	0	2	0	0	0	0	0	0	7	7	0.00	0.000

Arizona Diamondbacks @ Cleveland Indians
Goodyear Ballpark, Goodyear, AZ
 Sun Mar 01 2020, 3:07 PM - 6:24 PM EST
 Att. 7,130 - Sunny - 73 F

livebaseballscorecards.com

BOTTOM

San Francisco Giants @ Arizona Diamondbacks
Salt River Fields at Talking Stick, Scottsdale, AZ

livebaseballscorecards.com

AB	30
R	1
H	4
RBI	1
BB	4
SO	7
LOB	19



WP	1	PA	35
PB	0		
SB	0		
CS	0		

Mon Mar 02 2020, 3:11 PM - 6:45 PM EST
Att: 8,015 - Party Cloudy - 62 F

AB	3	R	0	H	2	RBI	0	BB	0	SO	0	LOB	0
	0	0	0	0	0	0	0	0	0	0	0	0	0

3	0	1	0	0	0	1	2
1	0	0	0	0	0	1	

3	0	0	0	0	1	3
1	0	0	0	0	1	0

2	0	0	0	1	0	1
1	0	0	0	0	1	0

2	0	0	0	0	1	1
2	0	0	0	0	1	1

0	0	0	0	2	0	0
1	0	0	0	1	1	1

2	0	0	0	0	0	3
2	0	0	0	0	0	3

2	0	0	0	0	0	2
2	0	0	0	0	0	1

2	1	1	1	0	0	0
1	0	0	0	0	0	0

1B	2	SF	0
2B	2	SAC	0
3B	0	DP	2
HR	1	HBP	0

Batter	1	2	3	4	5	6	7	8	9
16 Tim Locastro, R OBP: 0.357, SLG: 0.462 49 Alex Young, L (6, 5)	3-1 G4-3 2B		X FF 88 0-0 F9		B SI 83 1-1 C SL 74 X SI 83 1B		C FC 87 1-1 B FF 89 X FC 87 1B		
4 Ketel Marte, S OBP: 0.429, SLG: 0.846 9 Jon Jay, L OBP: 0.467, SLG: 0.500 (6, 8)	2-2 F8		B FF 89 2-0 B FC 87 X SI 90 2B		F SI 83 0-2 S SL 73 T SL 73 K		S CU 77 0-2 S FC 86 F FF 89 1 SAFE F FF 88 X CU 77 G1-3		
5 Eduardo Escobar, S OBP: 0.200, SLG: 0.214 76 Wyatt Mathisen, R OBP: 0.625, SLG: 0.667 (6, 4)	1-1 G4-3		C FF 89 3-3 F FF 90 B FS 82 D FS 81 B KC 80 F FF 91 S FF 91 K		1 SAFE F FF 83 X SL 72 F9		C SI 89 2-3 B SL 85 F SL 83 B CU 75 C SI 89 K		
6 David Peralta, L OBP: 0.417, SLG: 0.125 27 Travis Snider, L (7, 9)	0-1 G4-3			X 0-0 E1 22 L9 56 BB		B SL 82 4-1 B FF 92 F FF 92 B FF 90 B FF 91 BB		C SI 89 0-3 F SL 82 C SI 88 K	
53 Christian Walker, R OBP: 0.333, SLG: 0.400 88 Ben DeLuzio, R OBP: 0.308, SLG: 0.500 (7, 7)		C FF 88 0-1 X SL 82 F7		B SL 82 2-3 C SL 82 B SI 93 S SL 82 K		B CH 86 1-1 C FF 91 X CH 84 L9		S CU 75 3-3 B CU 76 B SL 84 B FF 89 C SI 89 K	
56 Kole Calhoun, L OBP: 0.538, SLG: 0.375 80 Seth Beer, L OBP: 0.231, SLG: 0.091 (7, 3)		B FF 88 4-2 B FS 80 S SL 83 B FF 90 F FF 90 B SL 83 22 G3-6 BB		B SI 92 4-2 C SL 81 F SL 82 B FF 92 1 SAFE F CH 85 B SL 80 1-2 BB		1 SAFE 2-3 B FF 92 C SL 82 C FF 92 F SL 83 B SL 83 S SL 83 K		B SI 95 4-1 B SI 93 B SI 94 B SI 94 78 G1-6-3 BB	
22 Jake Lamb, L OBP: 0.308, SLG: 0.100 32 Kevin Cron, R (7, 10)		B FS 81 2-1 C FC 87 B FS 81 1 SAFE X SL 85 G3-6		F SI 91 1-2 B SI 92 F SL 82 X CH 86 L9		C CH 84 0-2 C FF 91 F SL 81 F FF 92 X FF 92 G4-3		C FO 81 1-2 S SI 93 B FO 80 X SI 93 F7	
13 Nick Ahmed, R OBP: 0.231, SLG: 0.231 78 Juniel Querecuto, S OBP: 0.250, SLG: 0.143 (7, 6)			B SI 89 1-0 X SI 89 F7		C SL 82 3-2 B SL 83 1 SAFE C SL 81 B SL 83 B SL 82 X SL 81 G4-3		C FF 88 2-2 B FF 88 F CH 83 F FC 87 X FF 89 L5		X SI 92 0-0 G1-6-3
55 John Hicks, R OBP: 0.400, SLG: 0.800 19 Michael De La Cruz, S OBP: 0.333, SLG: 1.333 (7, 2)			X SL 83 0-0 HR		C SI 83 0-2 S SL 73 X SL 74 G1-3		B CU 76 1-1 C FC 89 X FC 86 G6-3		

Inning Stats	R: 0 E: 0 K: 0 S: 10	H: 1 LOB: 1 BB: 0 P: 16	R: 0 E: 0 K: 0 S: 6	H: 0 LOB: 0 BB: 1 P: 12	R: 1 E: 0 K: 1 S: 8	H: 2 LOB: 1 BB: 0 P: 14	R: 0 E: 1 K: 1 S: 14	H: 0 LOB: 2 BB: 1 P: 24	R: 0 E: 0 K: 1 S: 10	H: 1 LOB: 1 BB: 0 P: 11	R: 0 E: 0 K: 1 S: 12	H: 0 LOB: 2 BB: 1 P: 19	R: 0 E: 0 K: 0 S: 13	H: 1 LOB: 1 BB: 0 P: 17	R: 0 E: 0 K: 3 S: 9	H: 0 LOB: 0 BB: 0 P: 14	R: 0 E: 0 K: 0 S: 5	H: 0 LOB: 0 BB: 1 P: 10	1B: 2 2B: 2 3B: 0 HR: 1	SF: 0 SAC: 0 DP: 2 HBP: 0	WP: 1 PB: 0 SB: 0 CS: 0	PA: 35
--------------	-------------------------------	----------------------------------	------------------------------	----------------------------------	------------------------------	----------------------------------	-------------------------------	----------------------------------	-------------------------------	----------------------------------	-------------------------------	----------------------------------	-------------------------------	----------------------------------	------------------------------	----------------------------------	------------------------------	----------------------------------	----------------------------------	------------------------------------	----------------------------------	--------

PITCHER	IP	WLS	BF	H	R	ER	SO	BB	IBB	HBP	BLK	WP	HR	S	P	ERA	WHIP
29 Jeff Samardzija, R ERA: 1.8	(1, 1)	3.0	W	12	3	1	1	1	1	0	0	0	1	24	42	3.00	1.333
Luis Madero, R ERA:	(4, 1)	1.0	H	5	0	0	1	1	0	0	0	0	0	14	24	0.00	1.000
71 Tyler Rogers, R ERA:	(5, 1)	1.0		4	1	0	1	0	0	0	0	0	0	10	11	0.00	1.000
97 Jarlín García, L ERA:	(6, 1)	1.0		4	0	0	1	1	0	0	0	1	0	12	19	0.00	1.000
50 Nick Vincent, R ERA: 15.43	(7, 1)	1.0		4	1	0	0	0	0	0	0	0	0	13	17	0.00	1.000

PITCHER	IP	WLS	BF	H	R	ER	SO	BB	IBB	HBP	BLK	WP	HR	S	P	ERA	WHIP
66 Andrew Triggs, R ERA:	(8, 1)	1.0		3	0	0	3	0	0	0	0	0	0	9	14	0.00	0.000
63 Matt Carasiti, R ERA: 2.25	(9, 1)	1.0		3	0	0	0	1	0	0	0	0	0	5	10	0.00	1.000

Batter	1	2	3	4	5	6	7	8	9	AB R H RBI BB SO LOB	TOP								
10 Josh Rojas, L (1, 4) OBP: 0.278, SLG: 0.438 87 Pavin Smith, L (8, 7) OBP: 0.400, SLG: 0.357	0-0 G3-1	0-0 2-H HR		0-0 P5			0-3 K		0-3 K	4 1 1 2 0 1 1 1 0 0 0 0 1 0									
18 Carson Kelly, R (1, 10) OBP: 0.286, SLG: 0.167 32 Kevin Cron, R (7, PH) (7, 10)	0-0 56 BB 1B	0-0 F8			0-0 F8		0-0 F7		0-0 G5-3	3 0 1 0 0 0 0 2 0 0 0 0 0 0									
56 Kole Calhoun, L (1, 9) OBP: 0.563, SLG: 0.700 27 Travis Snider, L (5, 9) OBP: 0.176, SLG: 0.067	4-0 1-2 BB		0-3 K		0-1 HR		0-0 1B		0-0 G4-3	2 1 1 1 1 1 0 2 0 1 0 0 0 0									
21 Stephen Vogt, L (1, 2) OBP: 0.364, SLG: 0.636 33 Renae Martinez, R (7, 2) OBP: 0.667, SLG: 2.000	0-0 L8		0-0 2B		0-0 3B		0-0 P5			4 0 2 0 0 0 3 0 0 0 0 0 0 0									
30 Trayce Thompson, R (1, 7) OBP: 0.222, SLG: 0.529 49 Alex Young, L (8, 5)	0-0 F8		0-3 K		0-3 K			4-0 26 1B BB		3 0 0 0 1 2 4 0 0 0 0 0 0 0									
22 Jake Lamb, L (1, 3) OBP: 0.250, SLG: 0.077 26 Yasmany Tomás, R (5, 3) OBP: 0.455, SLG: 0.700		0-0 F7	0-3 K		0-0 G3			0-0 1-3 1B		3 0 0 0 0 1 2 1 0 1 0 0 0 0									
15 Ildemaro Vargas, S (1, 6) OBP: 0.333, SLG: 0.556 76 Wyatt Mathisen, R (8, 4) OBP: 0.625, SLG: 0.667		0-0 P4		0-3 K		0-0 F7		0-3 K		4 0 0 0 0 2 2 0 0 0 0 0 0 0									
16 Tim Lcastro, R (1, 8) OBP: 0.333, SLG: 0.375 78 Juniel Querecuto, S (8, 6) OBP: 0.250, SLG: 0.143		1-0 1 2B HBP		0-3 K		0-3 K		0-0 L6		3 1 0 0 0 2 2 0 0 0 0 0 0 0									
1 Domingo Leyba, S (1, 5) OBP: 0.313, SLG: 0.533 88 Ben DeLuzio, R (8, 8) OBP: 0.308, SLG: 0.500		0-0 1-H 10 HR 2B		4-0 BB		0-0 G4-3		0-0 G4-3		3 1 1 1 1 0 2 0 0 0 0 0 0 0									
Inning Stats	R: 0 H: 1 E: 0 LOB: 2 K: 0 BB: 1 S: 4 P: 8	R: 3 H: 2 E: 0 LOB: 0 K: 0 BB: 0 S: 5 P: 6	R: 0 H: 1 E: 0 LOB: 1 K: 3 BB: 0 S: 10 P: 10	R: 0 H: 0 E: 0 LOB: 1 K: 2 BB: 1 S: 7 P: 11	R: 1 H: 2 E: 0 LOB: 1 K: 1 BB: 0 S: 8 P: 8	R: 0 H: 0 E: 0 LOB: 0 K: 1 BB: 0 S: 5 P: 5	R: 0 H: 1 E: 0 LOB: 1 K: 1 BB: 0 S: 6 P: 6	R: 0 H: 1 E: 0 LOB: 2 K: 1 BB: 1 S: 6 P: 10	R: 0 H: 0 E: 0 LOB: 0 K: 1 BB: 0 S: 5 P: 5	1B: 3 SF: 0 2B: 2 SAC: 0 3B: 1 DP: 0 HR: 2 HBP: 1	WP: 0 PA: 39 PB: 0 SB: 0 CS: 0								
PITCHER	IP WLS BF H R ER SO BB IBB HBP BLK WP HR S P ERA WHIP	IP WLS BF H R ER SO BB IBB HBP BLK WP HR S P ERA WHIP											IP WLS BF H R ER SO BB IBB HBP BLK WP HR S P ERA WHIP						
45 Kyle Zimmer, R (1, 1) ERA: 6.75	1.0		5 1 0 0 0 0 1 0 0 0 0 0 4 8 0.00 2.000	68 Jake Newberry, R (6, 1) ERA:	1.0	H	3 0 0 0 1 0 0 0 0 0 0 0 5 5 0.00 0.000	48 Chance Adams, R (7, 1) ERA: 2.08	1.0	H	4 1 0 0 1 0 0 0 0 0 0 0 6 6 0.00 1.000	61 Kevin McCarthy, R (8, 1) ERA: 6.0	1.0	H	5 1 0 0 1 1 0 0 0 0 0 0 6 10 0.00 2.000	59 Andrés Machado, R (9, 1) ERA:	1.0	S	3 0 0 0 1 0 0 0 0 0 0 0 5 5 0.00 0.000
31 Ian Kennedy, R (2, 1) ERA: 22.5	1.0	B	6 2 3 3 0 0 0 0 1 0 0 0 1 5 6 27.00 2.000	40 Trevor Rosenthal, R (3, 1) ERA:	1.0		4 1 0 0 3 0 0 0 0 0 0 0 10 10 0.00 1.000	63 Josh Staumont, R (4, 1) ERA:	1.0		4 0 0 0 2 1 0 0 0 0 0 0 7 11 0.00 1.000	35 Greg Holland, R (5, 1) ERA: 2.25	1.0	W	5 2 1 1 1 1 0 0 0 0 0 1 8 8 9.00 2.000				

Arizona Diamondbacks @ Kansas City Royals
 Surprise Stadium, Surprise, AZ
 Tue Mar 03 2020, 9:06 PM - 12:12 AM EST
 Att. 5,407 - Clear - 70 F

livebaseballscores.com

AB	35
R	4
H	8
RBI	4
BB	3
SO	10
LOB	16



Batter	1	2	3	4	5	6	7	8	9
15 Whit Merrifield, R OBP: 0.333, SLG: 0.563 9 Ryan McBroom, R OBP: 0.364, SLG: 0.700	4-0 66 1B 7 1B 4 BB BB	0-0 4 S 1B		0-3 K		2-1 HR		4-0 BB	
4 Alex Gordon, L OBP: 0.357, SLG: 0.308 19 Matt Reynolds, R OBP: 0.048, SLG: 0.095	4-0 66 1B 7 1B 1-2 BB	1-3 K			0-3 K	0-0 L8		0-3 K	
17 Hunter Dozier, R OBP: 0.333, SLG: 0.143 73 Nick Heath, L OBP: 0.214, SLG: 0.167	0-3 K		0-0 E3 66 G3-6		4-0 66 E 66 2B BB		0-0 B3-4		
76 Kyle Isbel, L OBP: 0.235, SLG: 0.500									
66 Ryan O'Hearn, L OBP: 0.381, SLG: 0.579 14 Brett Phillips, L OBP: 0.438, SLG: 0.273	0-0 7 1B 1-2 2-3 1B		0-0 G3-6 1-2f		0-0 13 G6-3 7 1B 2B		4-0 16 WP 13 G6-3 BB		
13 Salvador Perez, R OBP: 0.318, SLG: 0.176	0-3 K		0-0 P4		0-0 G6-3 2-3		0-0 G6-3 1-2		
7 Maikel Franco, R OBP: 0.316, SLG: 0.474 16 Kelvin Gutiérrez, R OBP: 0.235, SLG: 0.313	0-0 1-2 2-H 3-H 1B		1-0 HR		0-0 3-H 1B		1-3 K 2-3		
26 Erick Mejia, S OBP: 0.333, SLG: 0.400 2 Humberto Arteaga, R	0-0 F8		0-3 K		0-0 P3		0-0 F9		
11 Bubba Starling, R OBP: 0.450, SLG: 0.824 72 Meibrys Viloria, L OBP: 0.400, SLG: 0.333		0-3 K		1-0 36 S HBP		0-3 K	4-0 24 G4-3 24 PB BB		
36 Cam Gallagher, R OBP: 0.333, SLG: 0.467 24 Khalil Lee, L OBP: 0.350, SLG: 0.526		0-0 G6-3		1-0 P3 1-2		0-0 F8	1-0 G4-3 1-3		

Inning Stats	R: 2	H: 2	E: 0	K: 2	S: 9	H: 2	LOB: 2	BB: 2	P: 17	R: 0	H: 1	E: 0	K: 2	S: 8	R: 0	H: 0	E: 1	K: 0	S: 3	R: 1	H: 1	E: 0	K: 2	S: 8	R: 2	H: 2	E: 1	K: 1	S: 7	R: 1	H: 1	E: 0	K: 1	S: 7	R: 0	H: 0	E: 0	K: 1	S: 5	R: 0	H: 0	E: 0	K: 1	S: 5	R: 0	H: 0	E: 0	K: 1	S: 5
--------------	------	------	------	------	------	------	--------	-------	-------	------	------	------	------	------	------	------	------	------	------	------	------	------	------	------	------	------	------	------	------	------	------	------	------	------	------	------	------	------	------	------	------	------	------	------	------	------	------	------	------

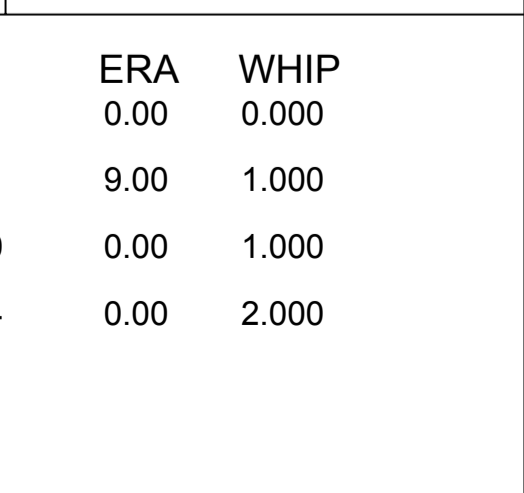
PITCHER	IP	WLS	BF	H	R	ER	SO	BB	IBB	HBP	BLK	WP	HR	S	P	ERA	WHIP
24 Luke Weaver, R ERA: 27.0	1.1		8	2	2	2	3	2	0	0	0	0	0	12	20	13.50	3.000
48 Jeff Bain, R ERA:	0.2		3	1	0	0	1	0	0	0	0	0	0	5	6	0.00	1.500
58 Stefan Crichton, R ERA:	1.0	H	3	0	0	0	0	0	0	0	0	0	0	3	3	0.00	0.000
28 Héctor Rondón, R ERA: 3.0	1.0	B	5	1	1	1	2	0	0	1	0	0	1	8	11	9.00	1.000
37 Kevin Ginkel, R ERA: 10.8	0.2	L	5	2	2	2	1	1	0	0	0	0	0	6	10	27.00	4.500

AB	R	H	RBI	BB	SO	LOB
2	1	1	0	1	1	1
1	1	1	1	1	0	0
2	1	0	0	1	2	1
2	0	0	0	0	1	2
2	0	0	0	1	1	2
1	1	0	0	0	0	0
0	0	0	0	0	0	0
3	0	2	1	0	0	1
0	1	0	0	1	0	0
4	0	0	0	0	1	6
3	1	3	4	0	0	0
1	0	0	0	0	1	1
3	0	0	0	0	1	4
1	0	0	0	0	0	0
2	0	0	0	0	2	0
0	0	0	0	1	0	0
2	0	0	0	0	0	1
2	0	0	0	0	0	1

WP	HR	S	P	ERA	WHIP
1	1	7	9	9.00	1.000
2	0	5	10	0.00	1.000
0	0	5	14	0.00	2.000

Arizona Diamondbacks @ Kansas City Royals
Surprise Stadium, Surprise, AZ
 Tue Mar 03 2020, 9:06 PM - 12:12 AM EST
 Att: 5,407 - Clear - 70 F

AB	31
R	6
H	7
RBI	6
BB	6
SO	10
LOB	20



Cleveland Indians @ Arizona Diamondbacks
Salt River Fields at Talking Stick, Scottsdale, AZ

Wed Mar 04 2020, 3:11 PM - 6:04 PM EST
 Att: 8,017 - Sunny - 68 F

AB	34
R	6
H	7
RBI	6
BB	3
SO	7
LOB	10



WP:	1	PA:	38
PB:	1		
SB:	0		
CS:	0		

AB R H RBI BB SO LOB

4	1	1	3	0	0	1
1	0	0	0	0	0	2
4	1	1	0	0	0	1
1	0	0	0	0	0	2
2	0	0	1	0	1	0
1	0	0	0	0	0	0
3	1	1	0	0	0	0
1	0	0	0	0	0	0
4	0	0	0	0	4	1
0	0	0	0	0	0	0
2	0	0	0	1	1	0
1	0	0	0	0	0	0
2	0	0	1	1	0	0
1	1	0	0	0	1	0
2	1	0	0	1	0	3
1	0	1	0	0	0	0
3	1	2	0	0	0	0
1	0	1	1	0	0	0

Batter	1	2	3	4	5	6	7	8	9
12 Francisco Lindor, S OBP: 0.429, SLG: 0.810 2 Yu Chang, R OBP: 0.238, SLG: 0.300	G4-3		HR	G6-3			G5-4-3		F8
6 Mike Freeman, L OBP: 0.438, SLG: 0.462 67 Tyler Krieger, S OBP: 0.231, SLG: 0.091	0 SF7 3B		G4-3	G3			L8		G4-3
0 Delino DeShields, R OBP: 0.353, SLG: 0.357 79 Connor Marabell, L OBP: 0.077, SLG: 0.154	SF7		L8			K		G4-3	
55 Roberto Pérez, R OBP: 0.300, SLG: 0.300 65 Gavin Collins, R OBP: 0.100, SLG: 0.400	F9		L8	8 BB 10 PB 71 BB 1B		G5-3		G6-3	
10 Jake Bauers, L OBP: 0.182, SLG: 0.227 66 Wilson Garcia, S OBP: 0.417, SLG: 0.636			K	71 BB 8 BB		K		K	
8 Jordan Luplow, R OBP: 0.167, SLG: 0.182 40 Bobby Bradley, L OBP: 0.333, SLG: 0.647			K	71 BB BB			F8		F7
71 Daniel Johnson, L OBP: 0.462, SLG: 0.545			L9	BB			P4		K 87 BB 84 1B
1 Greg Allen, S OBP: 0.176, SLG: 0.067 87 Oscar Gonzalez, R OBP: 1.000, SLG: 1.000			BB	BB			L9		BB
26 Christian Arroyo, R OBP: 0.421, SLG: 0.556 84 Ernie Clement, R OBP: 0.294, SLG: 0.353			12 HR 1B				G5-3		BB
									12 HR G5-4-3 1B

Inning Stats	R: 1 E: 0 K: 0 S: 13	H: 1 LOB: 0 BB: 0 P: 17	R: 0 E: 0 K: 2 S: 7	H: 0 LOB: 0 BB: 0 P: 9	R: 4 E: 0 K: 1 S: 24	H: 3 LOB: 3 BB: 3 P: 42	R: 0 E: 0 K: 0 S: 8	H: 0 LOB: 0 BB: 0 P: 9	R: 0 E: 0 K: 2 S: 10	H: 0 LOB: 0 BB: 0 P: 12	R: 0 E: 0 K: 0 S: 9	H: 0 LOB: 0 BB: 0 P: 14	R: 0 E: 0 K: 0 S: 6	H: 1 LOB: 1 BB: 0 P: 7	R: 0 E: 0 K: 1 S: 8	H: 0 LOB: 0 BB: 0 P: 14	R: 1 E: 0 K: 1 S: 9	H: 2 LOB: 2 BB: 0 P: 13	1B: 5 2B: 0 3B: 1 HR: 1	SF: 1 SAC: 0 DP: 1 HBP: 0
--------------	-------------------------------	----------------------------------	------------------------------	---------------------------------	-------------------------------	----------------------------------	------------------------------	---------------------------------	-------------------------------	----------------------------------	------------------------------	----------------------------------	------------------------------	---------------------------------	------------------------------	----------------------------------	------------------------------	----------------------------------	----------------------------------	------------------------------------

PITCHER	IP	WLS	BF	H	R	ER	SO	BB	IBB	HBP	BLK	WP	HR	S	P	ERA	WHIP
40 Madison Bumgarner, L ERA: 9.64	(1, 1)	2.2	L 13	4	5	4	2	1	0	0	0	0	1	35	47	13.50	1.875
23 Kevin McCanna, R ERA:	(3, 1)	0.1	4	0	0	0	1	2	0	0	0	0	0	9	21	0.00	6.000
25 Archie Bradley, R ERA:	(4, 1)	1.0	3	0	0	0	0	0	0	0	0	0	0	8	9	0.00	0.000
49 Alex Young, L ERA: 4.76	(5, 1)	3.2	11	1	0	0	2	0	0	0	0	0	0	30	42	0.00	0.273
65 Eduardo Jiménez, R ERA: 15.43	(8, 1)	0.1	1	0	0	0	1	0	0	0	0	0	0	3	5	0.00	0.000

PITCHER	IP	WLS	BF	H	R	ER	SO	BB	IBB	HBP	BLK	WP	HR	S	P	ERA	WHIP
75 Damien Magnifico, R ERA: 6.0	(9, 1)	1.0	6	2	1	1	1	0	0	0	0	1	0	9	13	9.00	2.000

Batter	1	2	3	4	5	6	7	8	9	AB	R	H	RBI	BB	SO	LOB	BOTTOM	
2 Starling Marte, R OBP: 0.400, SLG: 0.462 85 Andrew Young, R OBP: 0.286, SLG: 0.357	(1, 8) C FF 92 X CU 77 0-1 L8		B SL 76 X SL 75 1-0 P3		C SI 91 X SL 84 0-1 1-2 1B		B FF 97 S FF 98 S FF 98 F FF 98 B FF 98 B CH 82 T FF 100 3-2 K			3	0	1	0	0	0	2		
4 Ketel Marte, S OBP: 0.412, SLG: 0.733 76 Wyatt Mathisen, R OBP: 0.556, SLG: 0.571	(1, 4) B FF 92 B CH 85 S CU 77 C SI 92 S SI 86 2-3 K		B FF 87 H FF 86 2-0 6 SF9 5 FC5 HBP		C SL 82 B FF 92 F CH 87 S SL 84 1-3 K		D CU 80 C CH 83 F FF 98 B CU 80 B CU 80 B FF 98 X FF 99 3-2 L9			2	0	0	0	0	2	2		
5 Eduardo Escobar, S OBP: 0.222, SLG: 0.188 32 Kevin Cron, R	(1, 5) F FF 92 B FF 92 S CU 77 B CH 85 F SL 86 B SI 93 4-2 BB		F FF 85 C FF 86 X SL 77 0-2 FC5		B SI 92 F CH 87 X CH 87 1-1 F7		S CH 83 F FF 99 C CU 80 0-3 K			2	0	0	1	1	0	4		
6 David Peralta, L OBP: 0.333, SLG: 0.100 27 Travis Snider, L OBP: 0.167, SLG: 0.063	(1, 7) C SI 92 F CU 77 B SL 85 C SL 85 1-3 K		F SL 76 X FF 86 0-1 SF9		B SI 92 C SI 92 S SL 85 S SL 84 1-3 K		F FF 92 F FF 93 B SL 84 F SL 83 B CU 80 B FF 93 F FF 92 F FF 92 F CU 77 3-3 K			2	0	0	1	0	2	3		
53 Christian Walker, R OBP: 0.333, SLG: 0.375 88 Ben DeLuzio, R OBP: 0.286, SLG: 0.462	(1, 3) (6, PR) (7, 8)		B FF 92 F SL 81 S SL 82 B SI 92 S SI 93 2-3 K		F SL 76 S SL 77 S SL 77 0-3 K		B SL 81 X CU 79 1-0 9 FC6-4 1B		B FF 93 C CH 80 S CU 78 F FF 93 F FF 93 X CH 80 1-2 L9		3	0	1	0	0	2	2	
9 Jon Jay, L OBP: 0.389, SLG: 0.412 87 Pavin Smith, L OBP: 0.375, SLG: 0.333	(1, 9) (8, 7)		B CU 77 S SL 86 B CH 86 F SI 92 X SI 92 3-2 L8		B SL 84 S SL 85 B FF 93 B CH 84 X FF 92 3-1 G3		B CU 77 C FC 87 S FF 93 B FF 92 F CU 77 X FF 93 2-2 FC6-4 13 FC5-4 1-2f		C CU 78 S SL 83 X SL 82 0-2 G4-3		3	0	0	0	0	0	1	
13 Nick Ahmed, R OBP: 0.188, SLG: 0.188 78 Juniel Querecuto, S OBP: 0.222, SLG: 0.125	(1, 6) (7, 6)		C SI 92 B SI 93 F SL 83 F SI 93 B SI 93 X CU 77 2-2 G5-3		S SL 86 B SL 86 S SL 86 F FF 92 F FF 93 C FF 93 2-3 K		S CU 78 B FC 87 S CU 78 F CU 76 F FF 92 B CU 78 B FF 94 X FC 86 3-2 FC5-4 1-2f		B CH 79 C FF 91 B FF 91 T CH 81 F CU 78 F FF 93 F SL 83 B CU 78 3-3 S FF 82 K		3	0	0	0	0	1	1	
18 Carson Kelly, R OBP: 0.300, SLG: 0.222 19 Michael De La Cruz, S OBP: 0.333, SLG: 1.333 86 Dalton Varsho, L OBP: 0.455, SLG: 0.444	(1, 2) (7, 2) (9, PH)		C SI 84 B SL 76 X SI 85 1-1 80 E 5 FC5 1B		C FF 93 C CH 85 X SL 88 0-2 G3		B FF 92 C CU 78 F FC 87 F FF 93 F CU 77 F CU 77 1-3 K		C FF 92 C FF 92 B FF 92 F CU 78 B SL 83 F FF 92 C CU 76 3-3 K		3	1	1	0	0	1	1	
80 Seth Beer, L OBP: 0.313, SLG: 0.214 34 Dalton Pompey, S	(1, 10) (7, PR) (8, 10)		B FF 86 X FF 85 1-0 E9 5 FC5 6 SF9 1B		B SI 92 X SI 90 1-0 2 1B 1B		B FF 98 X FF 98 1-0 E3		B CU 77 S CH 80 S CH 80 B FF 93 B FF 92 X CH 79 3-2 G5-3		3	1	2	0	0	0	0	

Inning Stats	R: 0	H: 0	E: 0	LOB: 1	K: 2	BB: 1	S: 11	P: 18	R: 0	H: 0	E: 0	LOB: 0	K: 1	BB: 0	S: 10	P: 17	R: 2	H: 2	E: 1	LOB: 2	K: 1	BB: 0	S: 12	P: 17	R: 0	H: 0	E: 0	LOB: 0	K: 1	BB: 0	S: 10	P: 15	R: 0	H: 2	E: 0	LOB: 2	K: 2	BB: 0	S: 11	P: 15	R: 0	H: 1	E: 0	LOB: 1	K: 1	BB: 0	S: 15	P: 22	R: 0	H: 0	E: 1	LOB: 1	K: 2	BB: 0	S: 11	P: 18	R: 0	H: 0	E: 0	LOB: 0	K: 2	BB: 0	S: 14	P: 18	R: 0	H: 0	E: 0	LOB: 0	K: 2	BB: 0	S: 15	P: 24	1B: 5	SF: 1	2B: 0	SAC: 0	3B: 0	DP: 0	HR: 0	HBP: 1	WP: 0	PA: 36
PITCHER	IP	WLS	BF	H	R	ER	SO	BB	IBB	HBP	BLK	WP	HR	S	P	ERA	WHIP																																																																	
43 Aaron Civale, R ERA: 2.25	(1, 1)	2.0	W	7	0	0	3	1	0	0	0	0	0	21	35	0.00	0.500																																																																	
90 Adam Cimber, R ERA: 9.0	(3, 1)	1.0		7	2	2	1	0	0	1	0	0	0	12	17	18.00	2.000																																																																	
62 Nick Wittgren, R ERA: 2.25	(4, 1)	1.0	H	3	0	0	1	0	0	0	0	0	0	10	15	0.00	0.000																																																																	
50 James Hoyt, R ERA: 10.8	(5, 1)	1.0	H	5	2	0	2	0	0	0	0	0	0	11	15	0.00	2.000																																																																	
88 Phil Maton, R ERA: 1.8	(6, 1)	1.0	H	4	1	0	1	0	0	0	0	0	0	15	22	0.00	1.000																																																																	
PITCHER	IP	WLS	BF	H	R	ER	SO	BB	IBB	HBP	BLK	WP	HR	S	P	ERA	WHIP																																																																	
89 Anthony Gose, L ERA: 2.25	(7, 1)	1.0	H	4	0	0	2	0	0	0	0	0	0	0	3	0	0.00	0.000																																																																
54 Logan Allen, L ERA: 4.15	(8, 1)	2.0	S	6	0	0	3	0	0	0	0	0	0	29	42	0.00	0.000																																																																	

Cleveland Indians @ Arizona Diamondbacks
Salt River Fields at Talking Stick, Scottsdale, AZ

AB 33
R 2
H 5
RBI 2
BB 1
SO 13
LOB 19



Wed Mar 04 2020, 3:11 PM - 6:04 PM EST
Att. 8,017 - Sunny - 68 F

livebaseballscorecards.com

Batter	1	2	3	4	5	6	7	8	9	AB R H RBI BB SO LOB
38 Danny Santana, S OBP: 0.190, SLG: 0.105 76 Eli White, R OBP: 0.500, SLG: 0.875	0-3 K		0-0 F8			0-3 K		0-0 67 BB, 16 1B, 77 1B	4-0 16 1B, 77 1B	3 0 0 0 0 2 1 1 2 1 0 1 0 0
12 Rougned Odor, L OBP: 0.348, SLG: 0.727 77 Andy Ibáñez, R OBP: 0.294, SLG: 0.438	0-0 G5-3		0-0 G1-3			0-0 F8		0-0 L9	0-0 16 1B, 67 1B	3 0 0 0 0 0 1 2 1 1 0 0 0 1
13 Joey Gallo, L OBP: 0.286, SLG: 0.579 16 Scott Heineman, R OBP: 0.458, SLG: 0.571	0-3 K				0-0 G4-3	3-2 HR		0-0 77 1B, 14 2B, 67 BB	0-0 14 BB, 67 1B	3 1 1 1 0 1 0 2 1 2 0 0 0 0
20 Greg Bird, L OBP: 0.238, SLG: 0.111 98 Tyreque Reed, R OBP: 0.250, SLG: 1.000		0-0 P5			0-0 1B	0-0 G4-3		0-3 K	0-3 K	3 0 1 0 0 0 0 2 0 0 0 0 2 5
61 Robinson Chirinos, R OBP: 0.400, SLG: 0.600 67 Henry Ramos, S OBP: 0.278, SLG: 0.235		0-3 K			0-0 F8		0-3 K	4-0 14 2B, 77 1B	0-0 14 BB	3 0 0 0 0 2 1 1 1 1 2 1 0 0
6 Matt Duffy, R OBP: 0.240, SLG: 0.240 77 Josh Jung, R OBP: 0.200, SLG: 0.200		0-0 G4-3			0-0 F8		0-0 G5-3	0-0 14 2B, 0 2B	0-3 K	3 0 0 0 0 0 1 2 1 1 1 0 1 2
53 Adolis García, R OBP: 0.333, SLG: 0.647 14 Rob Refsnyder, R OBP: 0.474, SLG: 0.625			1-1 HR			0-0 G5-3		0-0 E6, 0 1B	4-0 0 2B	2 1 1 1 0 0 0 2 1 1 2 1 0 0
58 Nick Ciuffo, L OBP: 0.500, SLG: 0.923 0 Blake Swihart, S OBP: 0.556, SLG: 0.667			0-0 L9			0-0 32 F9-6, 2B		0-0 1-2 2B, 2-H 2B, 3-H 2B	0-3 K	2 0 1 0 0 0 0 3 0 2 2 0 1 3
32 Yadiel Rivera, R OBP: 0.550, SLG: 0.647 53 Osleivis Basabe, R			0-0 1B			0-0 F9-6, 2-2		0-0 G4-3	0-0 L4	2 0 1 0 0 0 1 2 0 0 0 0 0 3


Inning Stats	R: 0	H: 0	E: 0	K: 2	S: 7	LOB: 0	BB: 0	P: 7	R: 0	H: 0	E: 0	K: 1	S: 5	LOB: 0	BB: 0	P: 5	R: 1	H: 2	E: 0	K: 0	S: 6	LOB: 1	BB: 0	P: 7	R: 0	H: 1	E: 0	K: 0	S: 4	LOB: 1	BB: 0	P: 4	R: 0	H: 1	E: 0	K: 0	S: 3	LOB: 0	BB: 0	P: 3	R: 1	H: 1	E: 0	K: 1	S: 8	LOB: 0	BB: 0	P: 11	R: 0	H: 1	E: 1	K: 1	S: 7	LOB: 2	BB: 0	P: 7	R: 5	H: 5	E: 0	K: 1	S: 10	LOB: 1	BB: 1	P: 14	R: 2	H: 3	E: 0	K: 3	S: 12	LOB: 3	BB: 2	P: 20	1B: 9	SF: 0	2B: 4	SAC: 0	3B: 0	DP: 1	HR: 2	HBP: 0	WP: 0	PA: 44
--------------	------	------	------	------	------	--------	-------	------	------	------	------	------	------	--------	-------	------	------	------	------	------	------	--------	-------	------	------	------	------	------	------	--------	-------	------	------	------	------	------	------	--------	-------	------	------	------	------	------	------	--------	-------	-------	------	------	------	------	------	--------	-------	------	------	------	------	------	-------	--------	-------	-------	------	------	------	------	-------	--------	-------	-------	-------	-------	-------	--------	-------	-------	-------	--------	-------	--------

PITCHER	IP	WLS	BF	H	R	ER	SO	BB	IBB	HBP	BLK	WP	HR	S	P	ERA	WHIP
38 Robbie Ray, L ERA: 1.59	(1, 1)	4.0	15	3	1	1	3	0	0	0	0	0	0	22	23	2.25	0.750
73 J.B. Bukauskas, R ERA:	(5, 1)	1.0	3	1	0	0	0	0	0	0	0	0	0	3	3	0.00	1.000
45 Taylor Clarke, R ERA: 16.71	(6, 1)	2.2	14	4	4	4	3	1	0	0	0	0	1	21	28	13.50	1.875
31 David Huff, L ERA: 10.8	(8, 1)	0.1	4	3	2	2	0	0	0	0	0	0	0	4	4	54.00	9.000
15 Cameron Gann, R ERA: 27.0	(9, 1)	0.1	5	3	2	2	1	1	0	0	0	0	0	6	10	54.00	12.000

BOTTOM

Arizona Diamondbacks @ Texas Rangers
Surprise Stadium, Surprise, AZ
 Thu Mar 05 2020, 3:07 PM - 6:37 PM EST
 Att. 4,604 - Sunny - 75 F

AB	41
R	9
H	14
RBI	9
BB	3
SO	9
LOB	19



PITCHER	IP	WLS	BF	H	R	ER	SO	BB	IBB	HBP	BLK	WP	HR	S	P	ERA	WHIP
16 Connor Grey, R ERA:	(9, 1)	0.2	3	0	0	0	2	1	0	0	0	0	0	6	10	0.00	1.500

Colorado Rockies @ Arizona Diamondbacks
Salt River Fields at Talking Stick, Scottsdale, AZ

livebaseballscores.com



WP: 0 PA: 37
 PB: 0
 SB: 3
 CS: 0

Fri Mar 06 2020, 3:12 PM - 5:58 PM EST
 Att. 12,238 - Partly Cloudy - 82 F

AB R H RBI BB SO LOB

3	0	0	0	0	1	0
2	0	0	0	0	0	1
3	0	0	0	0	1	0
1	0	0	0	0	1	2
4	2	2	0	0	1	2
0	0	0	0	0	0	0
3	2	2	4	0	0	0
1	0	0	0	0	0	0
3	0	0	0	0	1	0
1	0	0	0	0	0	0
3	1	3	0	0	0	0
0	0	0	0	1	0	0
3	1	1	0	0	0	2
1	0	0	0	0	0	1
3	0	0	1	0	0	3
1	0	1	0	0	0	0
2	0	1	1	0	1	0
0	0	0	0	0	0	0
1	0	0	0	0	0	1
0	0	0	0	0	0	0

AB 35
 R 6
 H 10
 RBI 6
 BB 1
 SO 6
 LOB 12

Batter	1	2	3	4	5	6	7	8	9
26 David Dahl, L OBP: 0.200, SLG: 0.520 82 Bret Boswell, L OBP: 0.429, SLG: 0.667	K	G6-3			L7		G6-4-3		F7
27 Trevor Story, R OBP: 0.318, SLG: 0.421 73 Brian Mundell, R OBP: 0.391, SLG: 0.350	F8		G6-3		K		K		
9 Daniel Murphy, L OBP: 0.400, SLG: 0.421 70 Mike Gerber, L OBP: 0.333, SLG: 0.143	24 HR 1B		K			24 HR 1B	G1-6-3		
24 Ryan McMahon, L OBP: 0.346, SLG: 0.696 83 Alan Trejo, R OBP: 0.471, SLG: 0.429	1-H HR		G4-3			1-H HR		G5-3	
20 Ian Desmond, R OBP: 0.167, SLG: 0.471 7 Brendan Rodgers, R OBP: 0.500, SLG: 0.500	F7				K		F9	F8	
1 Garrett Hampson, R OBP: 0.345, SLG: 0.360 81 Eric Stamets, R OBP: 0.286, SLG: 0.500		22 2B 35 G4-3 2B			35 S 1B		22 G4-3 1B	90 S BB	
22 Sam Hilliard, L OBP: 0.250, SLG: 0.500 90 Scott Burcham, R		35 G4-3 2 SF8 2B			P4		G4-3	F9	
35 Elias Díaz, R OBP: 0.474, SLG: 0.647 65 Chris Rabago, R OBP: 0.429, SLG: 0.333		G4-3			P3		L9	90 G6-4-3 1B	
2 Yonathan Daza, R OBP: 0.414, SLG: 0.462 88 Matt Hearn, L	SF8				K2-3		82 G6-4-3 82 S 1B	G6-4-3	
90 Taylor Snyder, R 91 Sean Bouchard, R									

Inning Stats	R: 2	H: 2	E: 0	LOB: 0	K: 1	BB: 0	S: 13	P: 20
	R: 2	H: 2	E: 0	LOB: 0	K: 0	BB: 0	S: 12	P: 19
	R: 0	H: 0	E: 0	LOB: 0	K: 1	BB: 0	S: 10	P: 18
	R: 0	H: 1	E: 0	LOB: 1	K: 1	BB: 0	S: 14	P: 21
	R: 0	H: 0	E: 0	LOB: 0	K: 2	BB: 0	S: 8	P: 12
	R: 2	H: 3	E: 0	LOB: 1	K: 0	BB: 0	S: 11	P: 13
	R: 0	H: 1	E: 0	LOB: 2	K: 1	BB: 0	S: 9	P: 13
	R: 0	H: 0	E: 0	LOB: 1	K: 0	BB: 1	S: 11	P: 19
	R: 0	H: 1	E: 0	LOB: 0	K: 0	BB: 0	S: 5	P: 5
	1B: 6	SF: 1	2B: 2	SAC: 0	3B: 0	DP: 1	HR: 2	HBP: 0

PITCHER	IP	WLS	BF	H	R	ER	SO	BB	IBB	HBP	BLK	WP	HR	S	P	ERA	WHIP
68 Miguel Aguilar, L ERA: 12.0	1.0		5	2	2	2	1	0	0	0	0	0	1	13	20	18.00	2.000
36 Edwin Jackson, R ERA: 20.25	1.0		5	2	2	2	0	0	0	0	0	0	0	12	19	18.00	2.000
21 Bryan Valdez, L ERA:	1.0		3	0	0	0	1	0	0	0	0	0	0	10	18	0.00	0.000
72 Joe Mantiply, L ERA: 13.5	1.0		4	1	0	0	1	0	0	0	0	0	0	14	21	0.00	1.000
64 Keury Mella, R ERA: 2.25	1.0		3	0	0	0	2	0	0	0	0	0	0	8	12	0.00	0.000

PITCHER	IP	WLS	BF	H	R	ER	SO	BB	IBB	HBP	BLK	WP	HR	S	P	ERA	WHIP
28 Héctor Rondón, R ERA: 6.75	1.0		6	3	2	2	0	0	0	0	0	0	1	11	13	18.00	3.000
50 Yoan López, R ERA: 9.0	1.0		4	1	0	0	1	0	0	0	0	0	0	9	13	0.00	1.000
41 Junior Guerra, R ERA:	1.0		4	0	0	0	0	1	0	0	0	0	0	11	19	0.00	1.000
47 Andrew Chafin, L ERA:	1.0		3	1	0	0	0	0	0	0	0	0	0	5	5	0.00	1.000

Batter	1	2	3	4	5	6	7	8	9	AB R H RBI BB SO LOB	TOP																		
10 Josh Rojas, L (1, 4) OBP: 0.259, SLG: 0.458 33 Luis Jimenez, R (8, 3)	1-0 L8		4-0 16 1B 56 SF8 BB	0-3 K		0-0 L7		0-3 K		4 1 0 0 1 2 2 0 0 0 0 0 0 0																			
16 Tim Locastro, R (1, 8) OBP: 0.370, SLG: 0.417 3 Alek Thomas, L (8, 8)	0-0 G6-3		0-0 32 1B 56 SF8 1B		0-3 K	0-0 G3		0-0 L7		5 0 1 0 0 1 2 0 0 0 0 0 0 0																			
56 Kole Calhoun, L (1, 9) OBP: 0.500, SLG: 0.533 31 Jake McCarthy, L (6, PR) (6, 9)	4-0 32 HR BB		0-0 SF8		0-3 K	4-0 BB			0-0 G3	1 1 0 1 2 1 0 1 0 0 0 0 0 0																			
32 Kevin Cron, R (1, 3) OBP: 0.333, SLG: 0.542 85 Andrew Young, R (8, 4) OBP: 0.412, SLG: 0.647	1-0 1-H HR		0-0 27 BB 1B		0-0 27 BB 55 1B 2B	0-0 F9			2-1 HR	4 2 3 2 0 0 2 1 1 1 1 0 0 0																			
26 Yasmany Tomás, R (1, 10) OBP: 0.438, SLG: 0.571 25 Buddy Kennedy, R (9, PH) OBP: 1.000, SLG: 2.000 (9, 10)	0-0 1B		0-0 P4		4-0 27 BB 55 1B BB		0-3 K		0-0 G6-3 2B	3 1 1 0 1 1 2 1 0 1 0 0 0 0																			
27 Travis Snider, L (1, 7) OBP: 0.269, SLG: 0.095 Dominic Fletcher, L (7, 7)	0-3 K		4-0 1-2 BB		4-0 55 1B 1-2 2-3 BB		0-0 F8		0-0 G6-3 2-3	2 0 0 0 2 1 1 1 0 0 0 0 0 1																			
55 John Hicks, R (1, 2) OBP: 0.294, SLG: 0.529 86 Daulton Varsho, L (6, 2) OBP: 0.357, SLG: 0.333		0-0 P6	0-0 F8		0-0 1-3 2-H 3-H 1B		0-0 P3		0-0 F8	3 0 1 2 0 0 3 2 0 0 0 0 0 1	AB 36 R 6 H 11 RBI 6 BB 6 SO 6 LOB 18																		
15 Ildemaro Vargas, S (1, 6) OBP: 0.385, SLG: 0.520 11 Galli Cribbs Jr., L (8, 6)		0-0 78 CS 1B		0-0 P2		0-0 G3		0-0 78 G3-1 1B		4 0 2 0 0 0 2 0 0 0 0 0 0 0																			
78 Juniel Querecuto, S (1, 5) OBP: 0.200, SLG: 0.143 22 Tristin English, R (8, 5)		1-0 G1-3		0-0 G3		0-0 16 G3 1B		0-0 G3-1		4 0 1 0 0 0 2 0 0 0 0 0 0 0																			
Inning Stats	R: 2 E: 0 K: 1 S: 7 H: 2 LOB: 1 BB: 1 P: 13	R: 0 E: 0 K: 0 S: 3 H: 1 LOB: 0 BB: 0 P: 4	R: 1 E: 0 K: 0 S: 5 H: 2 LOB: 3 BB: 2 P: 13	R: 0 E: 0 K: 1 S: 5 H: 0 LOB: 0 BB: 0 P: 5	R: 2 E: 0 K: 2 S: 9 H: 2 LOB: 2 BB: 2 P: 17	R: 0 E: 0 K: 0 S: 4 H: 1 LOB: 2 BB: 1 P: 8	R: 0 E: 0 K: 1 S: 5 H: 0 LOB: 0 BB: 0 P: 5	R: 0 E: 0 K: 1 S: 6 H: 1 LOB: 1 BB: 0 P: 6	R: 1 E: 0 K: 0 S: 6 H: 2 LOB: 1 BB: 0 P: 8	1B: 7 2B: 2 3B: 0 HR: 2 SF: 1 SAC: 0 DP: 0 HBP: 0	WP: 0 PB: 0 SB: 0 CS: 1 PA: 43																		
PITCHER	IP WLS BF H R ER SO BB IBB HBP BLK WP HR S P ERA WHIP												PITCHER	IP WLS BF H R ER SO BB IBB HBP BLK WP HR S P ERA WHIP															
49 Julio Teheran, R (1, 1) ERA: 5.4	3.0	16	5	3	3	1	3	0	0	0	0	0	1	15	30	9.00	2.667												
43 Patrick Sandoval, L (4, 1) ERA: 3.6	3.0	15	3	2	2	3	3	0	0	0	0	0	0	18	30	6.00	2.000												
39 Luke Bard, R (7, 1) ERA: 2.25	1.0	3	0	0	0	1	0	0	0	0	0	0	0	5	5	0.00	0.000												
24 Noé Ramirez, R (8, 1) ERA:	0.0	0	0	0	0	0	0	0	0	0	0	0	0	0	0	∞	∞												
65 José Quijada, L (9, 1) ERA: 2.25	1.0	5	2	1	1	0	0	0	0	0	0	0	1	6	8	9.00	2.000												

Arizona Diamondbacks @ Los Angeles Angels
Tempe Diablo Stadium, Tempe, AZ
 Sat Mar 07 2020, 3:13 PM - 6:25 PM EST
 Att: 9,207 - Sunny - 83 F

livebaseballscores.com



Batter	1	2	3	4	5	6	7	8	9	AB R H RBI BB SO LOB
9 Tommy La Stella, L (1, 4) OBP: 0.176, SLG: 0.353 22 Connor Justus, R (6, 4) OBP: 0.500, SLG: 0.667	0-0 G4-3 1B		0-0 G5-4-3 1B		0-0 F7 1B		0-2 K		0-0 1B	3 0 1 1 0 0 1 2 0 1 1 0 1 0
17 Shohei Ohtani, L (1, 10) OBP: 0.333, SLG: 0.143 25 Jared Walsh, L (5, PR) OBP: 0.368, SLG: 0.467	4-0 G5-4-3 BB		0-3 K		1-0 FC5-4 1B			0-3 K	0-3 K	2 0 1 0 1 1 2 2 0 0 0 0 2 1
5 Albert Pujols, R (1, 3) OBP: 0.235, SLG: 0.294 15 Dustin Peterson, R (6, 3) OBP: 0.500, SLG: 1.000	0-0 G5-4-3 1-2f		0-0 G5-4-3 1-2f		0-0 FC5-4 1-2f			0-0 53 HR 2B		3 0 0 0 0 0 4 1 1 1 0 0 0 0
59 Jo Adell, R (1, 9) OBP: 0.348, SLG: 0.409 53 Gareth Morgan, R (7, 9) OBP: 0.300, SLG: 0.500		0-3 K		0-0 G5-4-3 1B		0-3 K		1-1 HR		3 0 1 0 0 0 2 0 1 1 1 2 0 0 0
3 Taylor Ward, R (1, 7) OBP: 0.280, SLG: 0.500 4 Victor Acosta, R (6, PR) OBP: 0.333, SLG: 0.375		0-0 G5-3		0-0 G5-4-3 1-2f		0-0 G3-4-1 2B		0-0 L1		3 0 1 0 0 0 1 1 0 0 0 0 0 0
12 Anthony Bemboom, L (1, 2) OBP: 0.286, SLG: 0.462 98 Jack Kruger, R (7, 2) OBP: 0.100, SLG: 0.100		2-0 HR		0-0 FC5-4 1B		0-0 G3-4-1 2-3		0-0 F8		3 1 2 1 0 0 1 1 0 0 0 0 0 0
21 Jordyn Adams, R (1, 8) OBP: 0.176, SLG: 0.067 20 D'Shawn Knowles, S (7, 8) OBP: 0.182, SLG: 0.182		4-0 BB 20 PO		0-0 FC5-4 1-2f		0-0 G3			0-0 G6-3	2 0 0 0 1 0 3 1 0 0 0 0 0 0
20 Arismendy Alcántara, S (1, 6) OBP: 0.450, SLG: 0.632 25 Luis Aviles Jr., R (8, 6) OBP: 0.571, SLG: 0.400	1 SAFE 0-0 PO 1-2		0-0 76 E 9 1B		0-0 E7 17 WP 17 E 1B		0-3 K		0-0 G5-3	3 2 2 0 0 1 0 1 0 0 0 0 0 0
76 Elliot Soto, R (1, 5) OBP: 0.313, SLG: 0.286 2 Erick Salcedo, S (8, 5) OBP: 0.167, SLG: 0.333			0-0 E4 9 1B		0-3 K		0-0 L9		0-0 22 1B 2B	3 0 0 0 0 1 2 1 1 1 0 0 0 0

Inning Stats	R: 0 E: 0 K: 0 S: 2	H: 0 LOB: 0 BB: 1 P: 6	R: 1 E: 0 K: 1 S: 5	H: 1 LOB: 0 BB: 1 P: 11	R: 1 E: 1 K: 1 S: 7	H: 2 LOB: 1 BB: 0 P: 7	R: 0 E: 0 K: 0 S: 4	H: 2 LOB: 1 BB: 0 P: 4	R: 1 E: 1 K: 1 S: 7	H: 2 LOB: 1 BB: 0 P: 8	R: 0 E: 0 K: 1 S: 6	H: 1 LOB: 2 BB: 0 P: 6	R: 0 E: 0 K: 2 S: 7	H: 0 LOB: 0 BB: 0 P: 7	R: 2 E: 0 K: 1 S: 8	H: 2 LOB: 0 BB: 0 P: 9	R: 1 E: 0 K: 1 S: 7	H: 2 LOB: 1 BB: 0 P: 7	1B: 7 2B: 3 3B: 0 HR: 2	SF: 0 SAC: 0 DP: 3 HBP: 0
--------------	------------------------------	---------------------------------	------------------------------	----------------------------------	------------------------------	---------------------------------	------------------------------	---------------------------------	------------------------------	---------------------------------	------------------------------	---------------------------------	------------------------------	---------------------------------	------------------------------	---------------------------------	------------------------------	---------------------------------	----------------------------------	------------------------------------

PITCHER	IP	WLS	BF	H	R	ER	SO	BB	IBB	HBP	BLK	WP	HR	S	P	ERA	WHIP
23 Zac Gallen, R (1, 1) ERA: 5.63	3.2		15	5	2	2	2	2	2	0	0	0	1	17	27	4.91	1.909
36 Trevor Clifton, R (4, 1) ERA:	0.1		1	0	0	0	0	0	0	0	0	0	0	1	1	0.00	0.000
58 Stefan Crichton, R (5, 1) ERA:	1.0	H	5	2	1	0	1	0	0	0	0	1	0	7	8	0.00	2.000
62 Taylor Widener, R (6, 1) ERA: 9.0	4.0	B	17	5	3	3	5	0	0	0	0	0	1	28	29	6.75	1.250

BOTTOM

Arizona Diamondbacks @ Los Angeles Angels
Tempe Diablo Stadium, Tempe, AZ
 Sat Mar 07 2020, 3:13 PM - 6:25 PM EST
 Att. 9,207 - Sunny - 83 F

AB	36
R	6
H	12
RBI	5
BB	2
SO	8
LOB	15



WP: 1	PA: 39
PB: 0	
SB: 0	
CS: 0	

livebaseballscorecards.com

Batter	1	2	3	4	5	6	7	8	9	AB R H RBI BB SO LOB	TOP
2 Starling Marte, R (1, 8) <small>OBP: 0.364, SLG: 0.353</small> 30 Trayce Thompson, R (5, 8) <small>OBP: 0.360, SLG: 0.682</small> (6, 7) (7, 9)	1-3 1B	0-0 2B		0-0 1B	0-0 2B			0-0 2B	0-3 1B	3 0 0 1 0 1 1 2 1 1 0 0 1 0	
10 Josh Rojas, L (1, 6) <small>OBP: 0.258, SLG: 0.407</small> 33 Drew Ellis, R (8, PH) <small>OBP: 0.500, SLG: 0.714</small> (8, 5)	4-0 6 1B BB	0-0 1B		0-0 1B	0-0 1B			0-0 1B		3 1 0 0 1 0 2 1 0 1 1 0 0 0	
21 Stephen Vogt, L (1, 2) <small>OBP: 0.381, SLG: 0.600</small> 27 Travis Snider, L (7, 7) <small>OBP: 0.259, SLG: 0.091</small>	0-0 22 FC3-2-5 2B		0-0 2B	0-0 22 1B			0-3 1B	0-0 1B		4 2 3 0 0 1 0 1 0 0 0 0 0 1	
6 David Peralta, L (1, 7) <small>OBP: 0.318, SLG: 0.176</small> 32 Kevin Cron, R (6, 3) <small>OBP: 0.321, SLG: 0.520</small>	0-0 22 FC3-2-5 1B		0-3 1B	0-0 1-2 1B			0-2 1B	0-0 1B		4 0 2 1 0 1 1 1 0 0 0 0 0 1	
22 Jake Lamb, L (1, 3) <small>OBP: 0.429, SLG: 0.652</small> 16 Tim Lincecum, R (6, 8) <small>OBP: 0.357, SLG: 0.400</small>	0-0 85 BB 1-2 3-H 1B		0-0 2B	0-0 2-H 1B			0-3 1B	0-0 1-2f 1B		4 1 2 3 0 1 2 1 0 0 0 0 0 1	
85 Andrew Young, R (1, 5) <small>OBP: 0.381, SLG: 0.550</small> 24 Mike Ahmed, R (8, 4)	4-0 1-2 2-3 BB		0-3 1B	0-0 1B			0-3 1B	0-3 1B		3 0 0 0 1 2 2 1 0 0 0 0 1 0	
9 Jon Jay, L (1, 9) <small>OBP: 0.400, SLG: 0.500</small> 78 Junitel Querecuto, S (7, 4) <small>OBP: 0.250, SLG: 0.143</small> (8, 6)	0-0 1-2f 1B		0-0 2 SF8 1B	0-0 2 SF8 2B			0-0 1B	1-0 HBP		4 1 2 0 0 0 3 0 1 0 0 0 0 0	
15 Ildemaro Vargas, S (1, 4) <small>OBP: 0.467, SLG: 0.571</small> 19 Michael De La Cruz, S (7, 2) <small>OBP: 0.400, SLG: 1.200</small>		0-0 1B	1-0 1B	0-0 1B			0-0 1B	0-0 1B		3 0 3 0 0 0 0 1 0 0 0 0 0 1	
55 John Hicks, R (1, 10) <small>OBP: 0.250, SLG: 0.450</small> 26 Yasmany Tomás, R (7, PH) <small>OBP: 0.444, SLG: 0.750</small> (7, 10)		0-3 1B	0-3 1B	0-3 1B			0-0 1B	1-2 1B		3 0 0 0 0 3 5 2 1 1 2 0 0 1	
Inning Stats	R: 1 H: 2 E: 0 LOB: 3 K: 1 BB: 2 S: 7 P: 16	R: 0 H: 1 E: 0 LOB: 1 K: 1 BB: 0 S: 6 P: 6	R: 2 H: 3 E: 0 LOB: 2 K: 3 BB: 0 S: 12 P: 13	R: 1 H: 3 E: 0 LOB: 2 K: 0 BB: 0 S: 6 P: 6	R: 1 H: 2 E: 0 LOB: 1 K: 1 BB: 0 S: 7 P: 7	R: 0 H: 0 E: 0 LOB: 0 K: 2 BB: 0 S: 9 P: 9	R: 0 H: 1 E: 0 LOB: 1 K: 1 BB: 0 S: 6 P: 6	R: 1 H: 2 E: 0 LOB: 1 K: 0 BB: 0 S: 5 P: 5	R: 2 H: 1 E: 0 LOB: 0 K: 2 BB: 0 S: 10 P: 12	1B: 9 SF: 1 2B: 4 SAC: 0 3B: 0 DP: 0 HR: 2 HBP: 2	WP: 0 PA: 46 PB: 0 SB: 0 CS: 0
PITCHER 62 Jose Quintana, L (1, 1) <small>ERA: 9.0</small> 46 Craig Kimbrel, R (3, 1) <small>ERA: 16.2</small> 56 Kyle Ryan, L (3, 1) <small>ERA: 2.08</small> 24 Jeremy Jeffress, R (5, 1) <small>ERA: 2.25</small> 36 Dillon Maples, R (6, 1) <small>ERA:</small>	IP WLS BF H R ER SO BB IBB HBP BLK WP HR S P ERA WHIP 2.0 0 11 3 1 1 2 2 0 0 0 0 0 0 13 22 4.50 2.500 0.2 L 5 3 2 2 2 0 0 0 0 0 0 1 9 9 27.00 4.500 1.1 8 3 1 1 1 1 0 0 1 0 0 0 9 10 6.75 2.250 1.0 5 2 1 1 1 1 0 0 0 0 0 0 7 7 9.00 2.000 1.0 3 0 0 0 0 2 0 0 0 0 0 0 9 9 0.00 0.000	PITCHER 0 Danny Hultzen, L (7, 1) <small>ERA:</small> 87 Brock Stewart, R (8, 1) <small>ERA: 9.64</small> 60 Jason Adam, R (9, 1) <small>ERA: 7.94</small>	IP WLS BF H R ER SO BB IBB HBP BLK WP HR S P ERA WHIP 1.0 0 4 1 0 0 1 0 0 0 0 0 0 13 22 4.50 2.500 1.0 5 2 1 1 0 0 0 0 0 0 0 5 5 9.00 2.000 1.0 5 1 2 2 2 0 0 1 0 0 1 10 12 18.00 1.000								

Arizona Diamondbacks @ Chicago Cubs
 Sloan Park, Mesa, AZ
 Sun Mar 08 2020, 4:10 PM - 7:31 PM EDT
 Att. 15,800 - Partly Cloudy - 72 F

AB	41
R	8
H	15
RBI	8
BB	2
SO	11
LOB	21



livebaseballscorecards.com

Batter	1	2	3	4	5	6	7	8	9	AB	R	H	RBI	BB	SO	LOB
13 David Bote, R OBP: 0.423, SLG: 0.286 Robel García, S OBP: 0.346, SLG: 0.250	0-0 F9	4-0 12 BB 1-2 2-3 BB			4-0 BB		0-0 G5-3			2	0	0	0	2	0	0
12 Kyle Schwarber, L OBP: 0.379, SLG: 0.440 95 Jared Young, L OBP: 0.333, SLG: 0.333	0-0 G4-3	4-0 40 FC6-4 1-2 2-3 3-H BB			0-3 K			0-0 2B		3	0	1	1	1	1	1
40 Wilson Contreras, R OBP: 0.261, SLG: 0.333 75 Miguel Amaya, R OBP: 0.160, SLG: 0.200	0-0 22 BB 1B	0-0 FC6-4 1-2f			0-0 F8			0-2 K		3	0	1	0	0	0	4
22 Jason Heyward, L OBP: 0.417, SLG: 0.278 85 Charcer Burks, R OBP: 0.222, SLG: 0.250	4-0 1-2 BB				0-3 K			0-0 G5-3		2	0	0	0	1	1	1
5 Albert Almora Jr., R OBP: 0.345, SLG: 0.556 82 Donnie Dewees, L OBP: 0.333, SLG: 0.643	0-3 K				0-0 F8			0-0 G3-1		3	0	0	0	0	2	2
33 Daniel Descalso, L OBP: 0.231, SLG: 0.130 97 Christopher Morel, R OBP: 0.250, SLG: 0.250		0-0 13 BB 41 HBP 12 BB 1B			0-3 K			0-0 F9		2	1	1	0	0	1	0
41 Hernán Pérez, R OBP: 0.308, SLG: 0.100 88 Zach Davis, S OBP: 0.600, SLG: 0.800		1-0 12 BB 13 BB HBP			0-3 K			0-0 G5-3		1	0	0	0	0	1	0
76 Zack Short, R OBP: 0.393, SLG: 0.333 93 Luis Verduugo, R OBP: 0.500, SLG: 0.333		0-0 F7			0-0 G4-3			0-0 F7		3	0	0	0	0	0	2
21 Steven Souza Jr., R OBP: 0.391, SLG: 0.400 84 Alfonso Rivas III, L OBP: 0.471, SLG: 0.643		0-3 K			0-0 G6-3			0-0 G6-3		1	0	0	0	0	1	2

Inning Stats	R: 0	H: 1	E: 0	LOB: 2	K: 1	P: 10	R: 1	H: 1	E: 0	LOB: 3	K: 1	P: 15	R: 0	H: 0	E: 0	LOB: 0	K: 1	P: 5	R: 0	H: 0	E: 0	LOB: 1	K: 2	P: 11	R: 0	H: 0	E: 0	LOB: 0	K: 2	P: 7	R: 0	H: 0	E: 0	LOB: 0	K: 0	P: 3	R: 0	H: 1	E: 0	LOB: 1	K: 1	P: 6	R: 0	H: 0	E: 0	LOB: 0	K: 0	P: 3	1B: 2	SF: 0	2B: 1	SAC: 0	3B: 0	DP: 0	HR: 0	HBP: 1	WP: 0	PA: 35
--------------	------	------	------	--------	------	-------	------	------	------	--------	------	-------	------	------	------	--------	------	------	------	------	------	--------	------	-------	------	------	------	--------	------	------	------	------	------	--------	------	------	------	------	------	--------	------	------	------	------	------	--------	------	------	-------	-------	-------	--------	-------	-------	-------	--------	-------	--------

PITCHER	IP	WLS	BF	H	R	ER	SO	BB	IBB	HBP	BLK	WP	HR	S	P	ERA	WHIP
34 Jon Duplantier, R ERA: 3.0	(1, 1)	2.1	W	13	2	1	2	3	0	0	0	0	0	13	26	3.86	2.143
41 Junior Guerra, R ERA:	(3, 1)	1.2	H	5	0	0	2	0	0	0	0	0	0	9	9	0.00	0.000
36 Edwin Jackson, R ERA: 16.2	(5, 1)	1.0		4	0	0	2	1	0	0	0	0	0	7	11	0.00	1.000
50 Yoan López, R ERA: 6.0	(6, 1)	2.0		6	0	0	2	0	0	0	0	0	0	10	10	0.00	0.000
63 Mauricio Cabrera, R ERA: 9.82	(8, 1)	2.0		7	1	0	1	0	0	0	0	0	0	9	9	0.00	0.500

BOTTOM

Arizona Diamondbacks @ Chicago Cubs
Sloan Park, Mesa, AZ
Sun Mar 08 2020, 4:10 PM - 7:31 PM EDT
Att. 15,800 - Partly Cloudy - 72 F

AB	30
R	1
H	3
RBI	1
BB	4
SO	9
LOB	15



PITCHER	IP	WLS	BF	H	R	ER	SO	BB	IBB	HBP	BLK	WP	HR	S	P	ERA	WHIP
---------	----	-----	----	---	---	----	----	----	-----	-----	-----	----	----	---	---	-----	------

Batter	1	2	3	4	5	6	7	8	9	AB R H RBI BB SO LOB	TOP						
11 Bubba Starling, R (1, 8) OBP: 0.500, SLG: 0.885 76 Kyle Isbel, L (5, 8) OBP: 0.276, SLG: 0.607	2-1 2B		4-2 BB		2-2 F8		0-2 G6-3		1-1 IHR	2 0 1 0 1 0 1 2 1 1 1 0 0 0							
19 Matt Reynolds, R (1, 4) OBP: 0.200, SLG: 0.303 77 Gabriel Cancel, R (6, 4) OBP: 0.313, SLG: 0.563	2-2 P4		3-3 K		1-2 L6		0-1 G4-3 2B		0-0 1B	3 0 0 0 0 1 3 2 0 2 0 0 0 0							
9 Ryan McBroom, R (1, 9) OBP: 0.400, SLG: 0.719 24 Khalil Lee, L (5, 9) OBP: 0.258, SLG: 0.345	2-1 F9		0-1 1B		0-1 F8		2-0 G4-3 2B		1-0 P5	3 0 1 0 0 0 2 2 0 0 0 0 0 2							
66 Ryan O'Hearn, L (1, 3) OBP: 0.371, SLG: 0.750 87 Travis Jones, R (6, 3) OBP: 0.375, SLG: 0.167 33 Nick Dini, R (9, PH) 43 Randy Rosario, L (9, 1)	2-3 K		1-1 G3			2-2 HR		2-3 K	1-2 F8	3 1 1 1 0 1 3 1 0 0 0 0 1 1 1 0 0 0 0 0 1 0 0 0 0 0 0 0							
16 Kelvin Gutiérrez, R (1, 10) OBP: 0.300, SLG: 0.517 (9, 3)		2-3 K		3-2 G5-3		1-1 3B 14 E		0-1 HR		4 2 2 1 0 1 0							
26 Erick Mejia, S (1, 5) OBP: 0.235, SLG: 0.273		1-2 F8		2-3 K		3-2 F8		0-3 K		4 0 0 0 0 2 1							
14 Brett Phillips, L (1, 7) OBP: 0.429, SLG: 0.391 73 Nick Heath, L (6, 7) OBP: 0.231, SLG: 0.292		3-2 1B		0-1 1B		0-2 E6 3-H		0-0 L7		3 0 2 1 0 0 0 1 0 0 0 0 0 0							
36 Cam Gallagher, R (1, 2) OBP: 0.320, SLG: 0.375 18 D.J. Burt, R (8, PR) 69 Sebastián Rivero, R (8, 2)		0-0 P3		1-3 K		0-1 P4		4-1 BB 79 CS		3 0 0 0 1 1 3 0 0 0 0 0 0 0 0 0 0 0 0 0 0							
1 Nicky Lopez, L (1, 6) OBP: 0.375, SLG: 0.500 79 Kevin Merrell, L (6, 6) OBP: 0.250, SLG: 0.267			1-2 G5-3		0-1 1B		0-0 P6		2-1 CS	1-2 1B	3 0 1 0 0 0 1 1 0 1 0 0 0 0						
Inning Stats	R: 0 H: 1 E: 0 LOB: 1 K: 1 BB: 0 S: 11 P: 19	R: 0 H: 1 E: 0 LOB: 1 K: 1 BB: 0 S: 11 P: 17	R: 0 H: 1 E: 0 LOB: 2 K: 1 BB: 1 S: 17 P: 26	R: 0 H: 1 E: 0 LOB: 1 K: 2 BB: 0 S: 11 P: 17	R: 0 H: 1 E: 0 LOB: 1 K: 0 BB: 0 S: 11 P: 14	R: 2 H: 2 E: 1 LOB: 1 K: 0 BB: 0 S: 15 P: 21	R: 0 H: 1 E: 0 LOB: 1 K: 1 BB: 0 S: 9 P: 13	R: 1 H: 1 E: 0 LOB: 1 K: 1 BB: 1 S: 9 P: 15	R: 1 H: 3 E: 0 LOB: 1 K: 0 BB: 0 S: 13 P: 17	1B: 6 SF: 0 2B: 2 SAC: 0 3B: 1 DP: 0 HR: 3 HBP: 0	WP: 0 PA: 41 PB: 0 SB: 1 CS: 1						
PITCHER	IP WLS BF H R ER SO BB IBB HBP BLK WP HR S P ERA WHIP											PITCHER	IP WLS BF H R ER SO BB IBB HBP BLK WP HR S P ERA WHIP				
40 Madison Bumgarner, L (1, 1) ERA: 5.4	3.2		15	3	0	0	4	1	0	0	0	0	0	45	73	0.00	1.091
47 Andrew Chafin, L (4, 1) ERA:	1.1		6	2	0	0	1	0	0	0	0	0	0	16	20	0.00	1.500
49 Alex Young, L (6, 1) ERA: 7.0	3.1	B	17	7	4	4	2	1	0	0	0	0	2	39	57	10.80	2.400
72 Joe Mantiply, L (9, 1) ERA: 11.25	0.2		2	0	0	0	0	0	0	0	0	0	0	7	9	0.00	0.000

Kansas City Royals @ Arizona Diamondbacks
Salt River Fields at Talking Stick, Scottsdale, AZ
 Mon Mar 09 2020, 4:11 PM - 7:12 PM EDT
 Att. 10,256 - Sunny - 72 F

livebaseballscorecards.com

AB	38
R	4
H	12
RBI	4
BB	2
SO	7
LOB	18



Batter	1	2	3	4	5	6	7	8	9	AB	R	H	RBI	BB	SO	LOB
4 Ketel Marte, S (1, 4) 34 Dalton Pompey, S (8, 9)	F8		FC6-4 1B		K		F8		K	4	0	1	0	0	1	3
2 Starling Marte, R (1, 8) 30 Tracey Thompson, R (6, 8)	K		FC6-4 1-2f		L9		BB		HR	3	0	0	0	0	1	2
5 Eduardo Escobar, S (1, 5) 24 Mike Ahmed, R (8, 4)	L8			L8		G4-3	K		BB 27 PO	4	0	0	0	0	1	3
6 David Peralta, L (1, 7) 27 Travis Snider, L (6, PR) (7, 7)	L7			K		3B		K	PO	3	0	1	0	0	1	0
53 Christian Walker, R (1, 3) 33 Renae Martinez, R (7, 2)			FC4-5 1B		56 HR 1B					3	1	2	0	0	1	1
56 Kole Calhoun, L (1, 9) 15 Ildemaro Vargas, S (8, 6)			FC4-5 1-2f		HR		G6-3		F7	3	1	1	2	0	0	2
22 Jake Lamb, L (1, 10) 26 Yasmany Tomás, R (8, PH) (9, 10)			G3		K					3	0	1	0	0	1	1
13 Nick Ahmed, R (1, 6) 78 Juniel Querecuto, S (8, 5)			G6-3		G6-3				G4-3	3	0	1	0	0	0	0
18 Carson Kelly, R (1, 2) 32 Kevin Cron, R (7, 3)			K		BB				G5-3	1	0	0	0	1	1	0

Inning Stats	R: 0	H: 0	E: 0	K: 1	S: 5	LOB: 0	BB: 0	P: 6	R: 0	H: 1	E: 0	K: 0	S: 9	LOB: 1	BB: 0	P: 17	R: 0	H: 1	E: 0	K: 1	S: 9	LOB: 1	BB: 0	P: 15	R: 2	H: 2	E: 0	K: 2	S: 11	LOB: 0	BB: 0	P: 17	R: 0	H: 0	E: 0	K: 1	S: 7	LOB: 1	BB: 1	P: 12	R: 0	H: 1	E: 0	K: 1	S: 11	LOB: 1	BB: 0	P: 13	R: 0	H: 2	E: 0	K: 1	S: 10	LOB: 3	BB: 1	P: 18	R: 1	H: 2	E: 0	K: 1	S: 11	LOB: 1	BB: 0	P: 18	R: 1	H: 1	E: 0	K: 1	S: 9	LOB: 0	BB: 1	P: 17	1B: 6	SF: 0	2B: 1	SAC: 0	3B: 1	DP: 0	HR: 2	HBP: 0
--------------	------	------	------	------	------	--------	-------	------	------	------	------	------	------	--------	-------	-------	------	------	------	------	------	--------	-------	-------	------	------	------	------	-------	--------	-------	-------	------	------	------	------	------	--------	-------	-------	------	------	------	------	-------	--------	-------	-------	------	------	------	------	-------	--------	-------	-------	------	------	------	------	-------	--------	-------	-------	------	------	------	------	------	--------	-------	-------	-------	-------	-------	--------	-------	-------	-------	--------

PITCHER	IP	WLS	BF	H	R	ER	SO	BB	IBB	HBP	BLK	WP	HR	S	P	ERA	WHIP
21 Mike Montgomery, L (1, 1) ERA: 6.43	4.0		16	4	2	2	4	0	0	0	0	0	1	34	55	4.50	1.000
35 Greg Holland, R (5, 1) ERA: 4.5	1.0		4	0	0	0	1	1	0	0	0	0	0	7	12	0.00	1.000
40 Trevor Rosenthal, R (6, 1) ERA:	1.0		4	1	0	0	1	0	0	0	0	0	0	11	13	0.00	1.000
63 Josh Staumont, R (7, 1) ERA:	1.0		6	2	0	0	1	1	0	0	0	0	0	10	18	0.00	3.000
59 Andrés Machado, R (8, 1) ERA: 2.25	1.0	B	5	2	1	1	1	0	0	0	0	0	0	11	18	9.00	2.000


BOTTOM

Kansas City Royals @ Arizona Diamondbacks
Salt River Fields at Talking Stick, Scottsdale, AZ

Mon Mar 09 2020, 4:11 PM - 7:12 PM EDT
Att: 10,256 - Sunny - 72 F

livebaseballscorecards.com

AB	36
R	4
H	10
RBI	4
BB	3
SO	9
LOB	16



WP: 0	PA: 40
PB: 0	
SB: 0	
CS: 0	

Batter	1	2	3	4	5	6	7	8	9	AB	R	H	RBI	BB	SO	LOB	TOP								
16 Tim Locastro, R (1, 8) OBP: 0.323, SLG: 0.357 27 Travis Snider, L (5, 7) OBP: 0.233, SLG: 0.080	1-3 K		0-0 FC5-4 10 S	0-3 K		0-3 K		0-0 F8		3	0	0	0	0	2	2									
10 Josh Rojas, L (1, 6) OBP: 0.257, SLG: 0.484 2 Gavin Cecchini, R (8, PH) (8, 4)	0-0 G4-3		1-0 L8		0-0 G4-3		0-0 HR	0-3 K		4	1	1	1	0	0	1									
21 Stephen Vogt, L (1, 10) OBP: 0.440, SLG: 0.609 11 Galli Cribbs Jr., L (7, PR) (7, 10)	0-3 K			0-0 53 3B	0-0 53 1B		4-0 30 HR		0-0 32 HR	3	1	2	0	1	1	0									
53 Christian Walker, R (1, 3) OBP: 0.364, SLG: 0.421 32 Kevin Cron, R (5, PR) (5, 3)		0-3 K		0-0 9 1B	4-0 30 1B		0-3 K		1-2 HR	2	1	1	1	1	1	0									
9 Jon Jay, L (1, 7) OBP: 0.429, SLG: 0.519 3 Alek Thomas, L (6, 8)		0-0 30 BB		0-0 15 2B	0-0 F9		0-0 P6		0-3 HR	3	1	2	1	0	0	2									
30 Trayce Thompson, R (1, 9) OBP: 0.452, SLG: 0.923 82 Geraldo Perdomo, S (7, 6)		4-0 15 G4-6-3 BB		0-3 K	0-0 1-2 2-H		1-0 HR		0-0 G4-3	3	1	2	2	1	1	1									
15 Ildemaro Vargas, S (1, 4) OBP: 0.429, SLG: 0.545 15 Jose Herrera, S (7, 2)		0-0 G4-6-3		0-0 78 1B		0-0 P4		0-0 G4-3		0-3 K	4	1	1	1	0	0	3								
55 John Hicks, R (1, 2) OBP: 0.261, SLG: 0.565 Dominic Fletcher, L (7, 9)			0-0 G6-3		0-0 P6		1-0 HR		0-0 G4-3	3	1	1	1	0	0	1									
78 Juniel Querecuto, S (1, 5) OBP: 0.333, SLG: 0.263 33 Luis Jimenez, R (8, 5)			0-0 16 FC5-4		0-0 2-H		0-0 L6		0-0 1B	4	0	3	1	0	0	0									
Inning Stats	R: 0 E: 0 K: 2 S: 7	H: 0 LOB: 0 BB: 0 P: 8	R: 0 E: 0 K: 1 S: 5	H: 1 LOB: 1 BB: 1 P: 9	R: 0 E: 0 K: 0 S: 4	H: 1 LOB: 1 BB: 0 P: 5	R: 4 E: 0 K: 2 S: 12	H: 5 LOB: 1 BB: 0 P: 12	R: 0 E: 0 K: 0 S: 4	H: 2 LOB: 2 BB: 1 P: 8	R: 1 E: 0 K: 1 S: 6	H: 1 LOB: 0 BB: 0 P: 7	R: 3 E: 0 K: 1 S: 7	H: 2 LOB: 1 BB: 1 P: 12	R: 0 E: 0 K: 1 S: 6	H: 1 LOB: 1 BB: 0 P: 6	R: 2 E: 0 K: 2 S: 11	H: 2 LOB: 0 BB: 0 P: 12	1B: 9 2B: 1 3B: 1 HR: 4	SF: 0 SAC: 0 DP: 1 HBP: 0	WP: 0 PB: 0 SB: 3 CS: 0	PA: 43			
PITCHER	IP	WLS	BF	H	R	ER	SO	BB	IBB	HBP	BLK	WP	HR	S	P	ERA	WHIP								
58 Luis Castillo, R (1, 1) ERA: 8.68	3.2	L	18	7	4	4	4	1	0	0	0	0	0	25	31	9.82	2.182								
29 Brandon Finnegan, L (4, 1) ERA: 6.75	0.1		1	0	0	0	1	0	0	0	0	0	0	3	3	0.00	0.000								
21 Michael Lorenzen, R (5, 1) ERA: 1.5	1.0		5	2	0	0	0	1	0	0	0	0	0	4	8	0.00	3.000								
48 Tyler Thornburg, R (6, 1) ERA: 4.5	1.0		4	1	1	1	1	0	0	0	0	0	1	6	7	9.00	1.000								
67 Matt Bowman, R (7, 1) ERA: 5.4	1.0		6	2	3	3	1	1	0	0	0	0	2	7	12	27.00	3.000								
PITCHER	IP	WLS	BF	H	R	ER	SO	BB	IBB	HBP	BLK	WP	HR	S	P	ERA	WHIP								
77 David Carpenter, R (8, 1) ERA: 6.35	1.0		4	1	0	0	1	0	0	0	0	0	0	6	6	0.00	1.000								
0 Nick Lodolo, L (9, 1) ERA: 18.0	1.0		5	2	2	2	2	0	0	0	0	0	1	11	12	18.00	2.000								

Arizona Diamondbacks @ Cincinnati Reds
Goodyear Ballpark, Goodyear, AZ
Tue Mar 10 2020, 4:07 PM - 7:01 PM EDT
Att: 3,619 - Cloudy - 72 F

AB	40
R	10
H	15
RBI	10
BB	3
SO	10
LOB	15



Batter	1	2	3	4	5	6	7	8	9	AB	R	H	RBI	BB	SO	LOB
4 Shogo Akiyama, L (1, 8) 84 Stuart Fairchild, R (6, 8) OBP: 0.367, SLG: 0.357 OBP: 0.250, SLG: 0.261	4-0 BB 19 BB		0-3 K 1		0-3 K 3			1-0 G6-3 2 1-2		2	0	0	0	1	2	1
19 Joey Votto, L (1, 3) 19 Ibandel Isabel, R (7, 3) OBP: 0.367, SLG: 0.095 OBP: 0.273, SLG: 0.636	0-3 K 1-2		0-0 F7 2			0-0 G6-3 1		0-3 K 3		3	0	0	0	0	1	1
2 Nick Castellanos, R (1, 9) 39 Brandon Barnes, R (7, 9)	0-0 9 HR 1B		0-3 K 3			0-3 K 2		0-0 G5-3 1		3	1	1	0	0	2	0
9 Mike Moustakas, L (1, 4) 63 Blake Trahan, R (7, 4) OBP: 0.421, SLG: 0.733 OBP: 0.259, SLG: 0.095	0-0 1-H HR		0-0 F7 1			0-2 K 3		0-3 K 2		3	1	1	2	0	1	0
16 Tucker Barnhart, L (1, 2) 85 Jonathan India, R (8, 4) OBP: 0.100, SLG: 0.053 OBP: 0.321, SLG: 0.409	0-0 L9 3		0-0 G3 2			0-0 G6-3 1		0-0 34 DI 1B		3	0	0	0	0	0	0
3 Freddy Galvis, S (1, 10) 34 Michael Beltre, S (9, PH) OBP: 0.556, SLG: 0.500 OBP: 0.333, SLG: 0.200	4-0 BB BB		0-0 G5-3 3			0-3 K 2		0-3 K 3		2	0	0	0	1	1	0
52 Kyle Farmer, R (1, 6) 55 Alejo Lopez, S (8, 5) OBP: 0.409, SLG: 0.600 OBP: 0.571, SLG: 0.500	0-3 K 1		4-0 BB BB		4-0 BB BB	0-3 K 3		0-3 K 1		2	0	0	0	1	2	1
64 Matt Davidson, R (1, 5) 41 Francisco Peña, R (8, 2) OBP: 0.429, SLG: 0.778 OBP: 0.350, SLG: 0.684	0-3 K 2		0-3 K 1			0-3 K 1		0-3 K 1		2	0	0	0	0	2	2
34 Mark Payton, L (1, 7) 55 Narciso Crook, R (9, 7) OBP: 0.333, SLG: 0.303 OBP: 0.400, SLG: 0.375	0-3 K 3		0-3 K 2			0-3 K 2		4-0 84 WP BB		2	0	0	0	1	2	2

Inning Stats	R: 2	H: 2	E: 0	K: 1	S: 6	LOB: 0	BB: 1	P: 10	R: 0	H: 0	E: 0	K: 3	S: 9	LOB: 1	BB: 1	P: 13	R: 0	H: 0	E: 0	K: 2	S: 7	LOB: 0	BB: 0	P: 7	R: 0	H: 0	E: 0	K: 0	S: 3	LOB: 0	BB: 0	P: 3	R: 0	H: 0	E: 0	K: 3	S: 9	LOB: 1	BB: 1	P: 13	R: 0	H: 0	E: 0	K: 2	S: 7	LOB: 0	BB: 0	P: 7	R: 0	H: 0	E: 0	K: 2	S: 7	LOB: 0	BB: 0	P: 7	R: 0	H: 0	E: 0	K: 2	S: 7	LOB: 1	BB: 1	P: 12	R: 0	H: 1	E: 0	K: 2	S: 8	LOB: 1	BB: 0	P: 8	1B: 2	2B: 0	3B: 0	HR: 1	SF: 0	SAC: 0	DP: 0	HBP: 0	WP: 1	PA: 33
--------------	------	------	------	------	------	--------	-------	-------	------	------	------	------	------	--------	-------	-------	------	------	------	------	------	--------	-------	------	------	------	------	------	------	--------	-------	------	------	------	------	------	------	--------	-------	-------	------	------	------	------	------	--------	-------	------	------	------	------	------	------	--------	-------	------	------	------	------	------	------	--------	-------	-------	------	------	------	------	------	--------	-------	------	-------	-------	-------	-------	-------	--------	-------	--------	-------	--------


PITCHER	IP	WLS	BF	H	R	ER	SO	BB	IBB	HBP	BLK	WP	HR	S	P	ERA	WHIP
45 Taylor Clarke, R (1, 1) ERA: 13.5	3.0	W	12	2	2	2	6	2	0	0	0	0	1	22	30	6.00	1.333
33 Matt Grace, L (4, 1) ERA: 4.5	2.0	H	7	0	0	0	3	1	0	0	0	0	0	12	16	0.00	0.500
54 Jimmie Sherfy, R (6, 1) ERA:	1.0	H	3	0	0	0	2	0	0	0	0	0	0	7	7	0.00	0.000
58 Stefan Crichton, R (7, 1) ERA:	1.1		5	0	0	0	3	1	0	0	0	0	0	10	14	0.00	0.750
64 Keury Mella, R (8, 1) ERA: 1.59	1.2		6	1	0	0	3	0	0	0	0	1	0	12	13	0.00	0.600


BOTTOM

Arizona Diamondbacks @ Cincinnati Reds
Goodyear Ballpark, Goodyear, AZ
 Tue Mar 10 2020, 4:07 PM - 7:01 PM EDT
 Att. 3,619 - Cloudy - 72 F

livebaseballscorecards.com

AB	29
R	2
H	3
RBI	2
BB	4
SO	17
LOB	10



Batter	1	2	3	4	5	6	7	8	9	AB R H RBI BB SO LOB	TOP																								
												<p>Milwaukee Brewers @ Arizona Diamondbacks Salt River Fields at Talking Stick, Scottsdale, AZ Thu Mar 12 2020, 4:10 PM EDT Snow - 74 F</p> <p>livebaseballscorecards.com</p> <table> <tr><td>AB</td><td>0</td></tr> <tr><td>R</td><td>0</td></tr> <tr><td>H</td><td>0</td></tr> <tr><td>RBI</td><td>0</td></tr> <tr><td>BB</td><td>0</td></tr> <tr><td>SO</td><td>0</td></tr> <tr><td>LOB</td><td>0</td></tr> </table> 	AB	0	R	0	H	0	RBI	0	BB	0	SO	0	LOB	0									
AB											0																								
R											0																								
H											0																								
RBI											0																								
BB											0																								
SO											0																								
LOB											0																								
Inning Stats										1B: 0 SF: 0 2B: 0 SAC: 0 3B: 0 DP: 0 HR: 0 HBP: 0	WP: 0 PA: 0 PB: 0 SB: 0 CS: 0																								
PITCHER	IP	WLS	BF	H	R	ER	SO	BB	IBB	HBP	BLK	WP	HR	S	P	ERA	WHIP	PITCHER	IP	WLS	BF	H	R	ER	SO	BB	IBB	HBP	BLK	WP	HR	S	P	ERA	WHIP

Batter	1	2	3	4	5	6	7	8	9	AB R H RBI BB SO LOB	TOP		
56 Kole Calhoun, L (1, 9) OBP: 0.419, SLG: 0.545 16 Tim Locastro, R (8, 7) OBP: 0.323, SLG: 0.357	0-0 F8		1-0 L7			3-2 F7		0-3 K		4 0 0 0 0 1 2 0 0 0 0 0 0 0			
4 Ketel Marte, S (1, 4) OBP: 0.433, SLG: 0.704 15 Ildemaro Vargas, S (8, 4) OBP: 0.417, SLG: 0.529	1-1 HR			1-2 G3-1		1-3 K		0-2 L4		3 1 1 1 0 1 1 1 0 0 0 0 0 0			
2 Starling Marte, R (1, 8) OBP: 0.286, SLG: 0.261 10 Josh Rojas, L (8, 6) OBP: 0.250, SLG: 0.469	2-1 F8			0-2 G6-3		1-2 G5-3		1-1 G3-1		3 0 0 0 0 0 0 1 0 0 0 0 0 0			
5 Eduardo Escobar, S (1, 5) OBP: 0.226, SLG: 0.222 9 Jon Jay, L (8, 9) OBP: 0.414, SLG: 0.500	2-2 G3			1-0 F8		0-2 F8		1-2 F7		3 0 0 0 0 0 0 1 0 0 0 0 0 0			
6 David Peralta, L (1, 7) OBP: 0.286, SLG: 0.261 49 Alex Young, L (8, 5)		1-2 G6-3			1-0 G3		1-3 K			3 0 0 0 0 1 0 0 0 0 0 0 0 0			
18 Carson Kelly, R (1, 2) OBP: 0.364, SLG: 0.278 55 John Hicks, R (8, 2) OBP: 0.261, SLG: 0.565		1-1 G6-3			2-3 K		0-1 1B			3 1 1 0 0 1 0 0 0 0 0 0 0 0			
22 Jake Lamb, L (1, 3) OBP: 0.412, SLG: 0.571 Wyatt Mathisen, R (8, 3) OBP: 0.500, SLG: 0.786		0-2 P6			0-1 G3-1		1-0 1B			2 0 0 0 0 0 0 0 0 0 0 0 0 0			
13 Nick Ahmed, R (1, 6) OBP: 0.276, SLG: 0.333 86 Daulton Varsho, L (8, 8) OBP: 0.357, SLG: 0.333			0-3 K		3-1 1B		0-2 G1-4-3			3 0 1 0 0 1 2 0 0 0 0 0 0 0			
21 Stephen Vogt, L (1, 10) OBP: 0.429, SLG: 0.577			1-2 G5-3		0-1 L6		0-2 1B			3 0 1 1 0 0 1			
Inning Stats	R: 1 H: 1 E: 0 LOB: 0 K: 0 BB: 0 S: 8 P: 13	R: 0 H: 0 E: 0 LOB: 0 K: 0 BB: 0 S: 9 P: 11	R: 0 H: 0 E: 0 LOB: 0 K: 1 BB: 0 S: 9 P: 11	R: 0 H: 0 E: 0 LOB: 0 K: 0 BB: 0 S: 7 P: 9	R: 0 H: 0 E: 0 LOB: 0 K: 1 BB: 0 S: 7 P: 10	R: 0 H: 1 E: 0 LOB: 1 K: 1 BB: 0 S: 11 P: 18	R: 0 H: 0 E: 0 LOB: 0 K: 1 BB: 0 S: 10 P: 12	R: 1 H: 2 E: 0 LOB: 1 K: 1 BB: 0 S: 11 P: 12	R: 0 H: 0 E: 0 LOB: 0 K: 0 BB: 0 S: 9 P: 11	1B: 3 SF: 0 2B: 0 SAC: 0 3B: 0 DP: 1 HR: 1 HBP: 1	WP: 0 PA: 31 PB: 0 SB: 0 CS: 0		
PITCHER	IP WLS BF H R ER SO BB IBB HBP BLK WP HR S P ERA WHIP											PITCHER	IP WLS BF H R ER SO BB IBB HBP BLK WP HR S P ERA WHIP
66 Mitch White, R (1, 1) ERA: 3.38	5.0 W 16 1 1 1 2 0 0 0 0 0 0 1 40 54 1.80 0.200												
56 Adam Kolarek, L (6, 1) ERA: 13.5	0.2 3 1 0 0 0 0 0 0 0 0 0 0 8 14 0.00 1.500												
44 AJ Ramos, R (6, 1) ERA:	0.1 1 0 0 0 1 0 0 0 0 0 0 0 3 4 0.00 0.000												
Victor González, L (7, 1) ERA: 3.6	2.0 8 2 1 1 2 0 0 1 0 0 0 0 21 24 4.50 1.000												
74 Kenley Jansen, R (9, 1) ERA: 1.29	1.0 3 0 0 0 0 0 0 0 0 0 0 0 9 11 0.00 0.000												

Arizona Diamondbacks @ Los Angeles Dodgers
Dodger Stadium, Los Angeles, CA
Sun Jul 19 2020, 6:10 PM - 8:48 PM PDT
Clear - 71 F

livebaseballscorecards.com

AB	30
R	2
H	4
RBI	2
BB	0
SO	5
LOB	6



Batter	1	2	3	4	5	6	7	8	9	AB	R	H	RBI	BB	SO	LOB	BOTTOM			
50 Mookie Betts, R (1, 9) OBP: 0.333, SLG: 0.375 27 Terrance Gore, R (7, PR) OBP: 0.222, SLG: 0.250 (8, 9)	4-2 10 1B, 13 BB, 35 HR, BB		1-0 13 2B, 10 SF8, 1B	2-1 L8			0-0 9 PB, 3 1B, 2B	0-1 F9		3	2	2	0	1	0	2				
13 Max Muncy, L (1, 3) OBP: 0.429, SLG: 0.593 9 Gavin Lux, L (7, 4) OBP: 0.303, SLG: 0.323	4-2 10 1B, 35 HR, BB		0-0 10 SF8, 35 1B, 2B			0-1 5 2B, 2B	3-3 K	3-3 K		2	3	2	0	1	0	0				
10 Justin Turner, R (1, 5) OBP: 0.522, SLG: 0.647 3 Chris Taylor, R (7, 6) OBP: 0.429, SLG: 0.706	0-2 35 HR, 1B		0-0 SF8			0-3 K	0-0 45 G1-3, 35 1B, 1B	3-2 L9		2	1	1	1	0	1	1				
35 Cody Bellinger, L (1, 8) OBP: 0.345, SLG: 0.643	2-2 HR		3-2 1B			1-2 L7	1-2 45 G1-3, 1B			4	1	3	5	0	0	1				
5 Corey Seager, L (1, 6) OBP: 0.469, SLG: 0.607 45 Matt Beaty, L (7, 3) OBP: 0.400, SLG: 0.409	4-1 BB		2-3 K			0-0 2B	1-0 G1-3			2	0	1	1	1	1	1				
11 AJ Pollock, R (1, 10) OBP: 0.158, SLG: 0.243	0-0 3-H	1-0 F9		2-2 G6-3		2-0 L8	1-0 F7			5	0	0	0	0	0	4				
31 Joc Pederson, L (1, 7) OBP: 0.250, SLG: 0.250		1-2 L9		1-2 L8		2-3 K		1-1 43 1B, 58 1B, 1B		4	1	1	0	0	1	0				
14 Enrique Hernández, R (1, 4) OBP: 0.324, SLG: 0.625 43 Edwin Ríos, L (7, 5) OBP: 0.387, SLG: 0.464		0-3 K		4-2 15 HBP, BB		2-2 K	0-0 58 1B, 1B			2	0	0	0	1	2	0				
15 Austin Barnes, R (1, 2) OBP: 0.464, SLG: 0.545 58 Rocky Gale, R (5, 2) OBP: 0.273, SLG: 0.364			2-3 K	1-2 HBP		1-3 K	0-1 1B			1	0	0	0	0	1	0				
Inning Stats	R: 4 E: 0 K: 0 S: 13	H: 2 LOB: 1 BB: 3 P: 27	R: 0 E: 0 K: 1 S: 7	H: 0 LOB: 0 BB: 0 P: 9	R: 2 E: 0 K: 2 S: 12	H: 3 LOB: 1 BB: 0 P: 20	R: 0 E: 0 K: 0 S: 16	H: 0 LOB: 2 BB: 1 P: 26	R: 1 E: 0 K: 1 S: 10	H: 2 LOB: 1 BB: 0 P: 13	R: 0 E: 0 K: 3 S: 9	H: 0 LOB: 0 BB: 0 P: 14	R: 1 E: 0 K: 1 S: 13	H: 3 LOB: 2 BB: 0 P: 19	R: 1 E: 0 K: 1 S: 14	H: 3 LOB: 2 BB: 0 P: 21	1B: 8 2B: 4 3B: 0 HR: 1	SF: 1 SAC: 0 DP: 0 HBP: 1	WP: 0 PB: 1 SB: 0 CS: 0	PA: 40
62 Taylor Widener, R (1, 1) ERA: 11.0	IP: 4.0 WLS: L	BF: 20 H: 5 R: 6 ER: 6 SO: 3	BB: 4 IBB: 0 HBP: 1 BLK: 0	WP: 0 HR: 1 S: 48 P: 82	ERA: 13.50 WHIP: 2.250															
25 Archie Bradley, R (5, 1) ERA: 6.23	IP: 1.0	BF: 5 H: 2 R: 1 ER: 1 SO: 1	BB: 0 IBB: 0 HBP: 0 BLK: 0	WP: 0 HR: 0 S: 10 P: 13	ERA: 9.00 WHIP: 2.000															
41 Junior Guerra, R (6, 1) ERA:	IP: 1.0	BF: 3 H: 0 R: 0 ER: 0 SO: 3	BB: 0 IBB: 0 HBP: 0 BLK: 0	WP: 0 HR: 0 S: 9 P: 14	ERA: 0.00 WHIP: 0.000															
58 Stefan Crichton, R (7, 1) ERA: 1.69	IP: 1.0	BF: 6 H: 3 R: 1 ER: 1 SO: 1	BB: 0 IBB: 0 HBP: 0 BLK: 0	WP: 0 HR: 0 S: 13 P: 19	ERA: 9.00 WHIP: 3.000															
72 Joe Mantiply, L (8, 1) ERA: 10.8	IP: 1.0	BF: 6 H: 3 R: 1 ER: 1 SO: 1	BB: 0 IBB: 0 HBP: 0 BLK: 0	WP: 0 HR: 0 S: 14 P: 21	ERA: 9.00 WHIP: 3.000															

Arizona Diamondbacks @ Los Angeles Dodgers
Dodger Stadium, Los Angeles, CA
 Sun Jul 19 2020, 6:10 PM - 8:48 PM PDT
 Clear - 71 F

livebaseballscorecards.com

AB	34
R	9
H	13
RBI	9
BB	4
SO	9
LOB	18



Batter	1	2	3	4	5	6	7	8	9	AB	R	H	RBI	BB	SO	LOB	TOP											
56 Kole Calhoun, L OBP: 0.382, SLG: 0.480 9 Jon Jay, L OBP: 0.400, SLG: 0.483	(1, 9) (6, 7)																											
4 Ketel Marte, S OBP: 0.394, SLG: 0.633 49 Alex Young, L	(1, 4) (6, PR) (6, 4)																											
2 Starling Marte, R OBP: 0.290, SLG: 0.269 86 Daulton Varsho, L OBP: 0.333, SLG: 0.308	(1, 8) (6, 8)																											
5 Eduardo Escobar, S OBP: 0.206, SLG: 0.200 Wyatt Mathisen, R OBP: 0.529, SLG: 0.800	(1, 5) (6, 5)																											
6 David Peralta, L OBP: 0.323, SLG: 0.320 55 John Hicks, R OBP: 0.292, SLG: 0.565	(1, 7) (6, 3) (8, 2)																											
15 Ildemaro Vargas, S OBP: 0.425, SLG: 0.605	(1, 10)																											
22 Jake Lamb, L OBP: 0.417, SLG: 0.600 10 Josh Rojas, L OBP: 0.237, SLG: 0.441	(1, 3) (6, 6)																											
13 Nick Ahmed, R OBP: 0.258, SLG: 0.310 16 Tim Lincecum, R OBP: 0.303, SLG: 0.333	(1, 6) (6, 9)																											
21 Stephen Vogt, L OBP: 0.375, SLG: 0.500	(1, 2) (8, 3)																											
Inning Stats	R: 0 E: 0 K: 0 S: 10	H: 1 LOB: 1 BB: 0 P: 15	R: 1 E: 0 K: 1 S: 9	H: 1 LOB: 0 BB: 1 P: 16	R: 0 E: 0 K: 1 S: 7	H: 0 LOB: 0 BB: 0 P: 11	R: 0 E: 0 K: 0 S: 12	H: 1 LOB: 1 BB: 0 P: 17	R: 0 E: 0 K: 1 S: 9	H: 1 LOB: 1 BB: 0 P: 14	R: 0 E: 1 K: 2 S: 19	H: 0 LOB: 1 BB: 0 P: 27	R: 0 E: 0 K: 0 S: 4	H: 1 LOB: 1 BB: 0 P: 8	R: 0 E: 1 K: 1 S: 13	H: 1 LOB: 3 BB: 1 P: 20	R: 0 E: 0 K: 1 S: 6	H: 0 LOB: 0 BB: 0 P: 9	1B: 3 2B: 2 3B: 0 HR: 1	SF: 0 SAC: 0 DP: 0 HBP: 0	WP: 0 PB: 1 SB: 1 CS: 1	PA: 36						
PITCHER	IP	WLS	BF	H	R	ER	SO	BB	IBB	HBP	BLK	WP	HR	S	P	ERA	WHIP											
7 Julio Urias, L ERA: 1.04	(1, 1)	5.0	W	19	4	1	1	3	1	0	0	0	0	1	47	73	1.80	1.000										
61 Edubray Ramos, R ERA: 6.75	(6, 1)	0.2		3	0	0	0	1	0	0	0	0	0	0	14	19	0.00	0.000										
51 Dylan Floro, R ERA: 7.2	(6, 1)	1.1		5	1	0	0	1	0	0	0	0	0	9	16	0.00	0.750											
49 Blake Treinen, R ERA:	(8, 1)	1.0		6	1	0	0	1	1	0	0	0	0	13	20	0.00	2.000											
48 Brusdar Graterol, R ERA:	(9, 1)	1.0		3	0	0	0	1	0	0	0	0	0	6	9	0.00	0.000											

Arizona Diamondbacks @ Los Angeles Dodgers
Dodger Stadium, Los Angeles, CA
Mon Jul 20 2020, 6:43 PM - 9:43 PM PDT
Clear - 74 F

livebaseballscorecards.com

AB	33
R	1
H	6
RBI	1
BB	2
SO	7
LOB	15



Batter	1	2	3	4	5	6	7	8	9	AB	R	H	RBI	BB	SO	LOB	BOTTOM
50 Mookie Betts, R OBP: 0.333, SLG: 0.481 43 Edwin Rios, L OBP: 0.364, SLG: 0.433	2-1 G6-3	3-1 HR		3-2 F8		1-1 FC3-6 45 G3		2-3 K		3	1	1	3	0	0	0	Arizona Diamondbacks @ Los Angeles Dodgers Dodger Stadium, Los Angeles, CA Mon Jul 20 2020, 6:43 PM - 9:43 PM PDT Clear - 74 F
13 Max Muncy, L OBP: 0.421, SLG: 0.552 45 Matt Beatty, L OBP: 0.406, SLG: 0.417	0-3 K	3-2 G4-3			4-1 BB 5 1B 35 1B 11 1B	0-1 G3		1-2 14 G5-4-3 1B		2	1	0	0	1	1	0	
10 Justin Turner, R OBP: 0.560, SLG: 0.722 14 Enrique Hernández, R OBP: 0.297, SLG: 0.571	3-2 2B	0-0	4-2 BB 35 FC4-5		2-2 F9	0-3 K		2-2 G5-4-3		2	0	1	0	1	0	0	
35 Cody Bellinger, L OBP: 0.344, SLG: 0.613 9 Gavin Lux, L OBP: 0.294, SLG: 0.313	3-2 P6		2-0 FC4-5 5 1B		2-0 1B 11 1B 5 1B 31 2B		3-2 G4-3			3	1	1	0	0	0	2	
5 Corey Seager, L OBP: 0.514, SLG: 0.677 Zach McKinstry, L OBP: 0.433, SLG: 0.750		1-0 HR 11 F8 31 HR	0-1	1-2 1B	1-2 1B 31 2B 11 1B		0-2 F8			3	2	3	0	0	0	0	
11 AJ Pollock, R OBP: 0.190, SLG: 0.268 27 Terrance Gore, R OBP: 0.222, SLG: 0.250		1-1 F8	2-2 F8		0-0 1B 31 2B 3 HR		1-0 1B 3 2B 1B			4	1	2	1	0	0	3	
31 Joc Pederson, L OBP: 0.429, SLG: 1.000 Keibert Ruiz, S OBP: 0.091, SLG: 0.091		2-1 HR	1-0 L7		1-2 1B 3 HR		0-0 1B 3 2B 1B			3	2	2	4	0	0	2	
3 Chris Taylor, R OBP: 0.480, SLG: 0.900		4-0 BB 50 HR 16 1B		1-3 K	0-2 HR 2-H 3-H		3-1 2B 1-3 2-H			3	2	2	4	1	1	0	
16 Will Smith, R OBP: 0.321, SLG: 0.261 58 Rocky Gale, R OBP: 0.250, SLG: 0.333	1-1 1B 50 HR			0-2 F8		4-1 BB 43 FC3-6		1-2 F8		3	1	1	0	1	0	0	

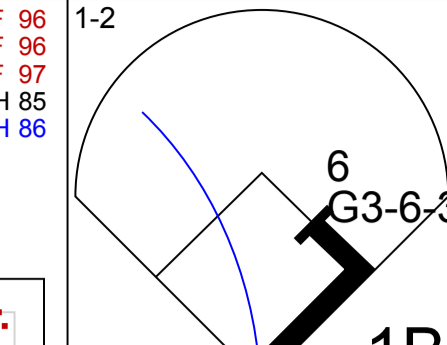
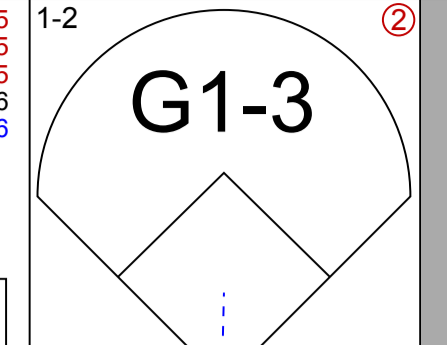
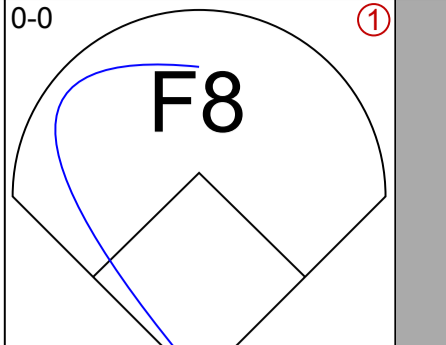
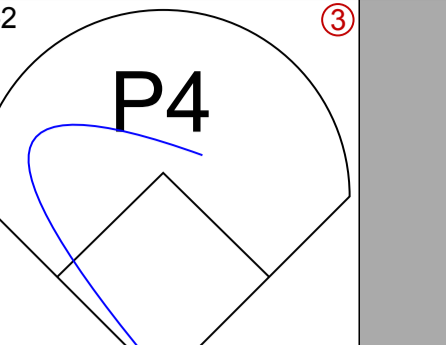
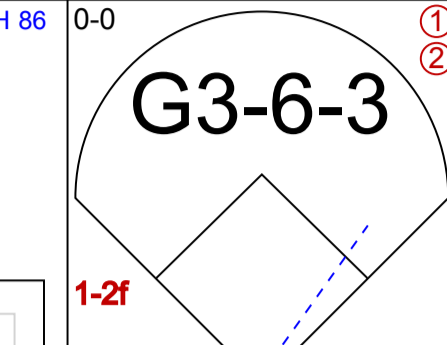
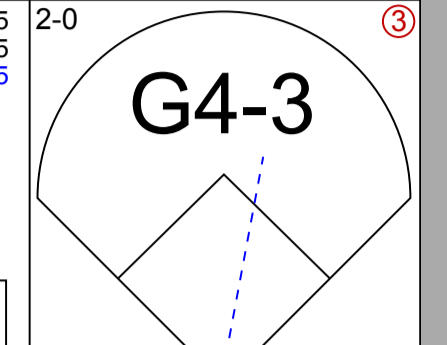
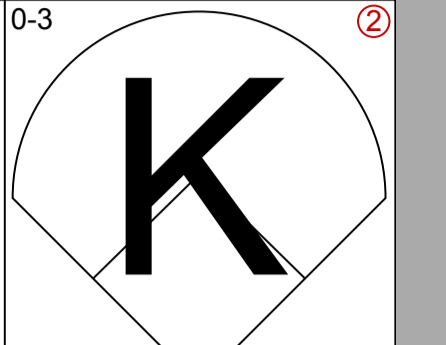
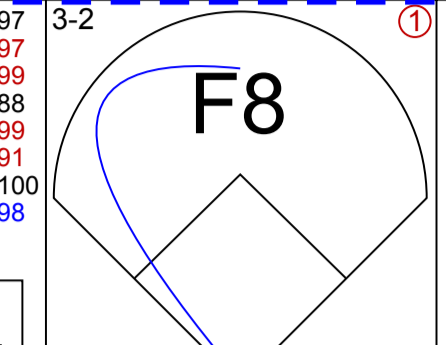
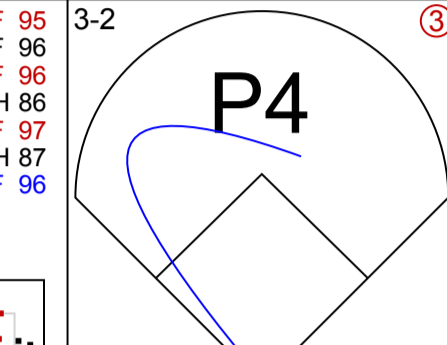
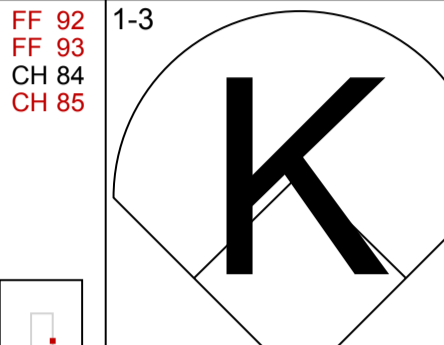
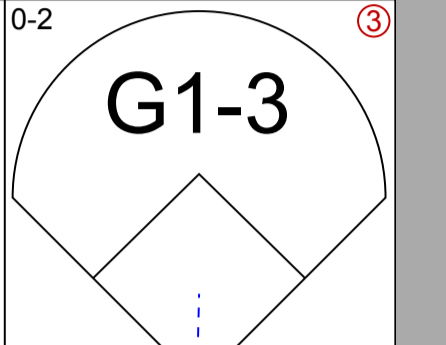
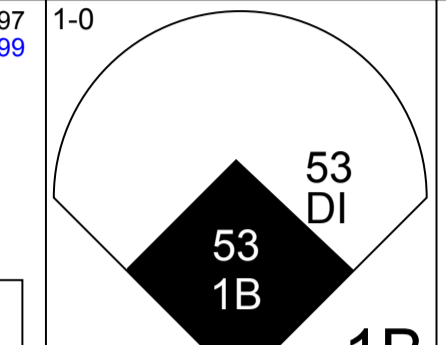
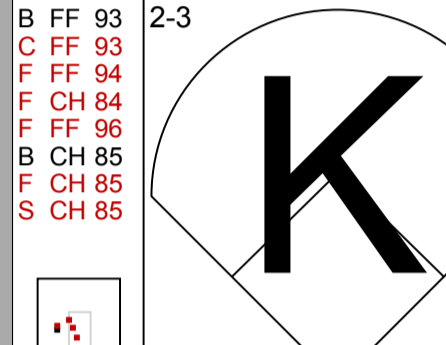
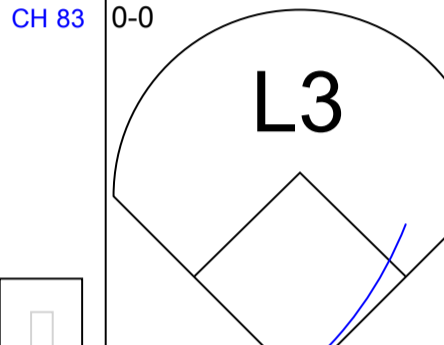
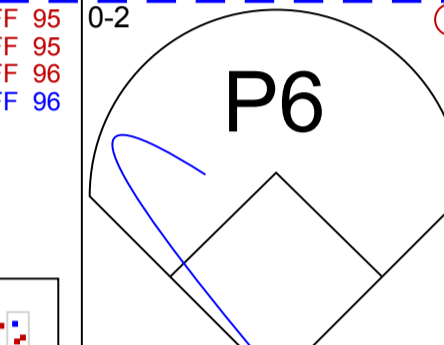
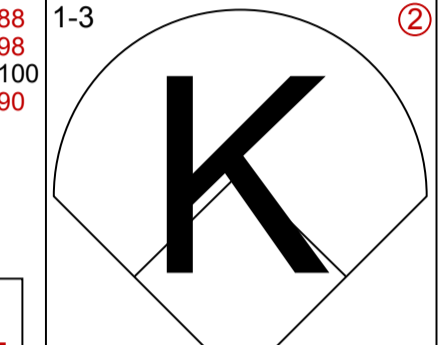
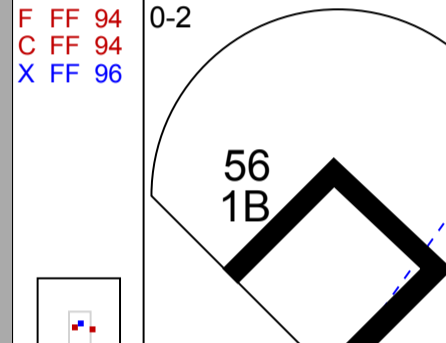
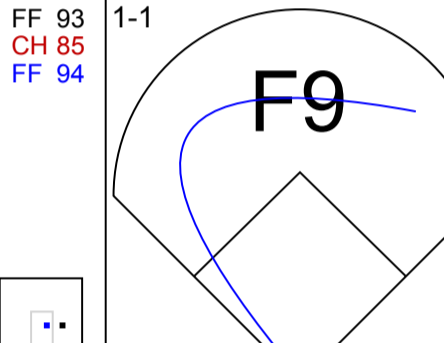
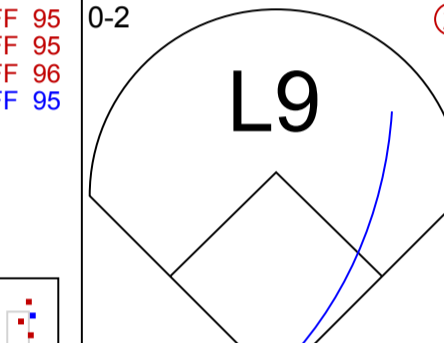
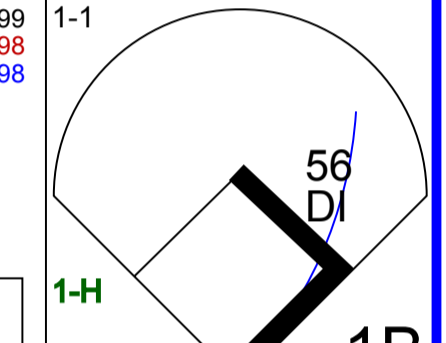
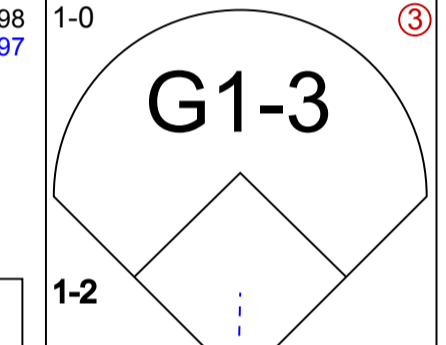
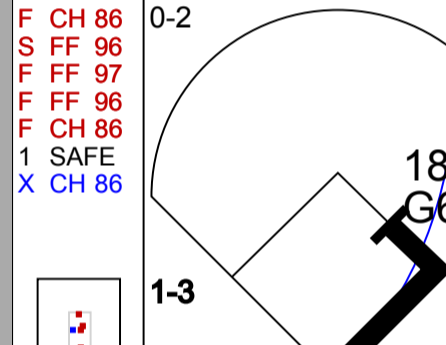
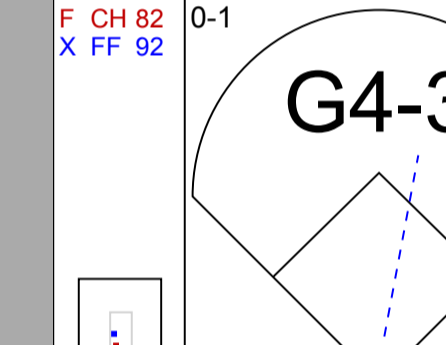
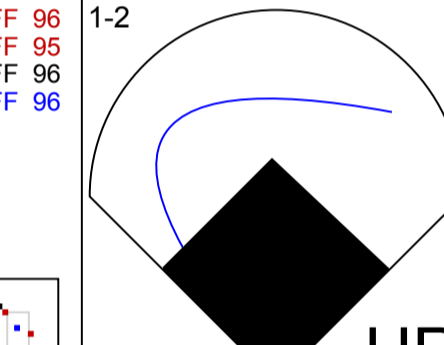

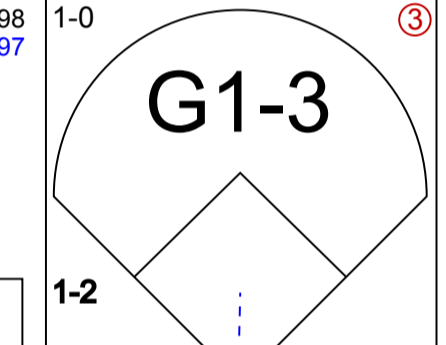
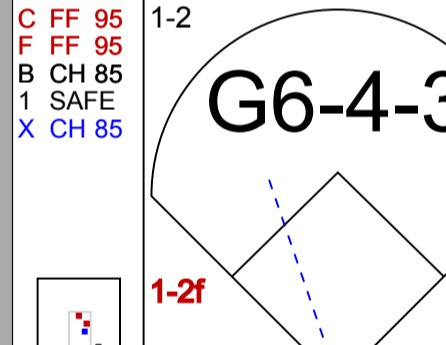
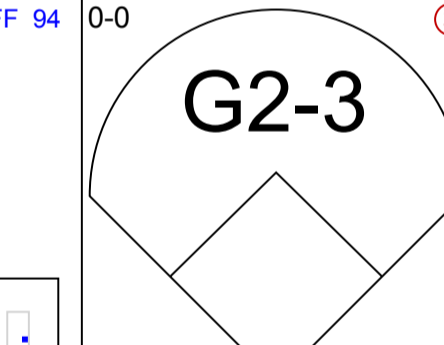
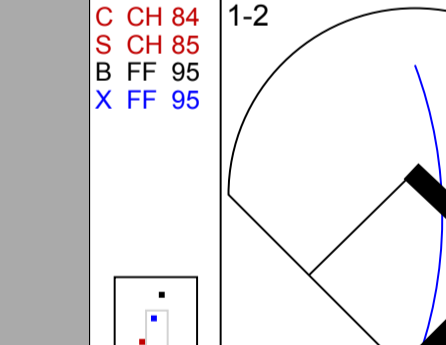
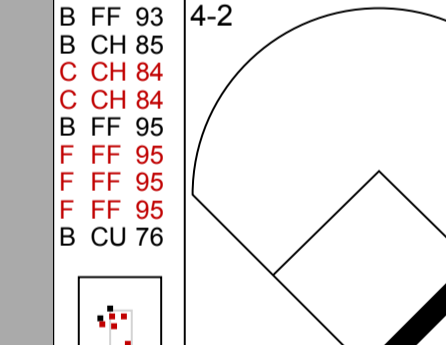
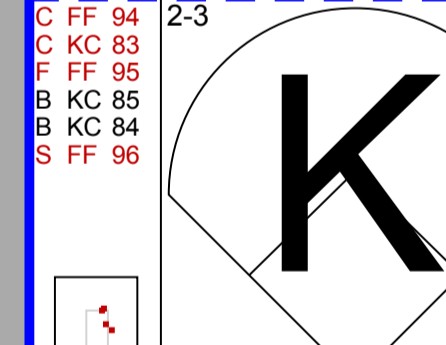
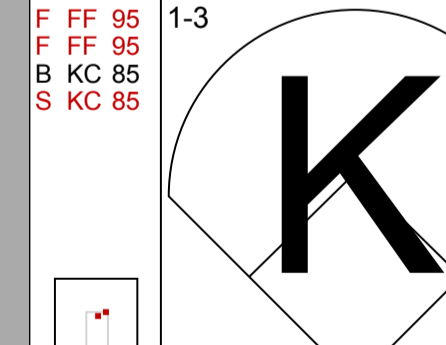
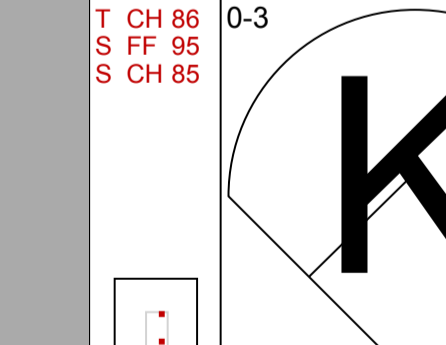
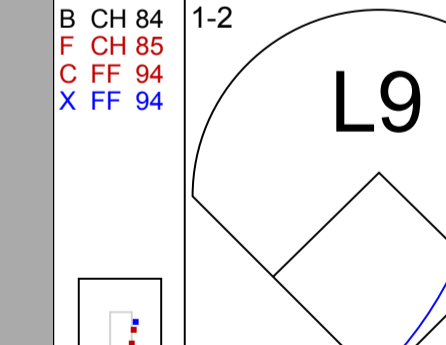
Inning Stats	R: 0	H: 1	E: 0	K: 1	S: 20	R: 5	H: 4	E: 0	K: 0	S: 12	R: 0	H: 1	E: 0	K: 0	S: 9	R: 0	H: 0	E: 0	K: 1	S: 12	R: 6	H: 5	E: 0	K: 0	S: 16	R: 0	H: 0	E: 1	K: 1	S: 8	R: 1	H: 3	E: 0	K: 0	S: 14	R: 0	H: 1	E: 0	K: 1	S: 14	1B: 8	2B: 4	3B: 0	HR: 3	SF: 0	SAC: 0	DP: 1	HBP: 0	WP: 0	PB: 0	SB: 0	CS: 0	PA: 41
--------------	------	------	------	------	-------	------	------	------	------	-------	------	------	------	------	------	------	------	------	------	-------	------	------	------	------	-------	------	------	------	------	------	------	------	------	------	-------	------	------	------	------	-------	-------	-------	-------	-------	-------	--------	-------	--------	-------	-------	-------	-------	--------

PITCHER	IP	WLS	BF	H	R	ER	SO	BB	IBB	HBP	BLK	WP	HR	S	P	ERA	WHIP
45 Taylor Clarke, R ERA: 12.86	(1, 1)	4.0	L	20	6	5	5	2	2	0	0	0	0	0	0	11.25	2.000
47 Andrew Chafin, L ERA: 10.13	(5, 1)	1.0		8	5	6	0	1	0	0	0	0	1	16	27	54.00	6.000
28 Héctor Rondón, R ERA: 5.4	(6, 1)	1.0		4	0	0	1	1	0	0	0	0	0	8	13	0.00	1.000
37 Kevin Ginkel, R ERA: 10.13	(7, 1)	1.0		6	3	1	0	0	0	0	0	0	0	14	22	9.00	3.000
59 Jeremy Beasley, R ERA:	(8, 1)	1.0		3	1	0	0	1	0	0	0	0	0	14	19	0.00	1.000

livebaseballscorecards.com

AB	37
R	12
H	15
RBI	12
BB	4
SO	4
LOB	15



Batter	1	2	3	4	5	6	7	8	9	AB R H RBI BB SO LOB	TOP		
4 Ketel Marte, S OBP: 0.250, SLG: 0.250 (1, 4)										4 0 1 0 0 0 1			
6 David Peralta, L (1, 7)										4 0 0 0 0 1 2			
2 Starling Marte, R OBP: 0.250, SLG: 0.250 (1, 8)										4 1 1 0 0 1 0			
5 Eduardo Escobar, S (1, 5)										4 0 0 0 0 2 1			
53 Christian Walker, R OBP: 0.500, SLG: 0.500 (1, 10)										4 0 2 1 0 0 0 0 0 0 0 0 0 0			
16 Tim Locastro, R (9, PR)													
56 Kole Calhoun, L OBP: 0.500, SLG: 1.250 (1, 9)										4 1 2 1 0 0 1			
18 Carson Kelly, R (1, 2)										3 0 0 0 0 0 2			
22 Jake Lamb, L OBP: 1.000, SLG: 2.000 (1, 3)										1 0 1 0 1 0 0 1 0 0 0 0 1 0			
15 Ildemaro Vargas, S (8, PH) (8, 3)													
13 Nick Ahmed, R (1, 6)										3 0 0 0 0 2 2			
Inning Stats	R: 0 H: 1 E: 0 LOB: 0 K: 0 BB: 0 S: 9 P: 13	R: 0 H: 2 E: 0 LOB: 1 K: 1 BB: 0 S: 18 P: 21	R: 0 H: 1 E: 0 LOB: 1 K: 1 BB: 0 S: 11 P: 15	R: 0 H: 0 E: 0 LOB: 0 K: 1 BB: 0 S: 6 P: 8	R: 0 H: 0 E: 0 LOB: 1 K: 0 BB: 1 S: 12 P: 17	R: 0 H: 0 E: 0 LOB: 0 K: 1 BB: 0 S: 7 P: 7	R: 1 H: 1 E: 0 LOB: 0 K: 0 BB: 0 S: 12 P: 13	R: 0 H: 0 E: 0 LOB: 0 K: 2 BB: 0 S: 10 P: 14	R: 1 H: 2 E: 0 LOB: 2 K: 1 BB: 0 S: 12 P: 19	1B: 5 SF: 0 2B: 1 SAC: 0 3B: 0 DP: 2 HR: 1 HBP: 0	WP: 0 PA: 33 PB: 0 SB: 0 CS: 0		
PITCHER	IP WLS BF H R ER SO BB IBB HBP BLK WP HR S P ERA WHIP											PITCHER	IP WLS BF H R ER SO BB IBB HBP BLK WP HR S P ERA WHIP
59 Chris Paddack, R ERA: 9.0 (1, 1)	6.0 W 21 4 0 0 4 1 0 0 0 0 0 0 63 81 0.00 0.833												
14 Emilio Pagán, R ERA: 9.0 (7, 1)	1.0 H 4 1 1 1 0 0 0 0 0 0 0 1 12 13 9.00 1.000												
15 Drew Pomeranz, L ERA: 9.0 (8, 1)	1.0 3 0 0 0 2 0 0 0 0 0 0 0 10 14 0.00 0.000												
8 Javy Guerra, R ERA: 9.0 (9, 1)	1.0 5 2 1 1 1 0 0 0 0 0 0 0 12 19 9.00 2.000												

Arizona Diamondbacks @ San Diego Padres
 Petco Park, San Diego, CA
 Fri Jul 24 2020, 6:13 PM - 9:17 PM PDT
 Clear - 73 F

AB	32
R	2
H	7
RBI	2
BB	1
SO	7
LOB	9



Batter	1	2	3	4	5	6	7	8	9
23 Fernando Tatis Jr., R OBP: 0.400, SLG: 0.500	F9		G5-3			G6-3 2B	28 1B 30 2B BB	K	
13 Manny Machado, R OBP: 0.250, SLG: 0.250	K			1B		G6-3	K		
28 Tommy Pham, R OBP: 0.500, SLG: 0.333	K			F8		10 S 30 2B BB	10 S 30 2B 1B		
10 Jurickson Profar, S (1, 4)		L3		P2		30 2B BB	30 2B BB		
30 Eric Hosmer, L OBP: 0.750, SLG: 1.250				F9		1-H 2-H 3-H 2B	1-H 2-H 3-H 2B		
4 Wil Myers, R (1, 9)						27 G5-4-3 BB			
11 Ty France, R OBP: 0.250, SLG: 0.250						P3	G2-3	18 G5-4-3 1B	
27 Francisco Mejia, S 5 Greg Garcia, L (7, PH) 18 Austin Hedges, R (8, 2)			L5			G5-4-3	K	G5-4-3	
2 Trent Grisham, L OBP: 0.500, SLG: 0.333							L3	23 BB 28 1B 1B	

Inning Stats	R: 0	H: 0	E: 0	K: 2	S: 12	LOB: 0	BB: 0	P: 20	R: 0	H: 1	E: 0	K: 1	S: 7	LOB: 1	BB: 0	P: 10	R: 0	H: 0	E: 0	K: 1	S: 9	LOB: 0	BB: 0	P: 14	R: 0	H: 1	E: 0	K: 0	S: 11	LOB: 1	BB: 0	P: 18	R: 0	H: 0	E: 0	K: 0	S: 8	LOB: 0	BB: 1	P: 13	R: 3	H: 2	E: 0	K: 0	S: 20	LOB: 2	BB: 3	P: 35	R: 4	H: 3	E: 0	K: 3	S: 20	LOB: 1	BB: 2	P: 37	R: 0	H: 1	E: 0	K: 1	S: 11	LOB: 1	BB: 1	P: 21	R: 0	H: 0	E: 0	K: 0	S: 11	LOB: 0	BB: 0	P: 21
--------------	------	------	------	------	-------	--------	-------	-------	------	------	------	------	------	--------	-------	-------	------	------	------	------	------	--------	-------	-------	------	------	------	------	-------	--------	-------	-------	------	------	------	------	------	--------	-------	-------	------	------	------	------	-------	--------	-------	-------	------	------	------	------	-------	--------	-------	-------	------	------	------	------	-------	--------	-------	-------	------	------	------	------	-------	--------	-------	-------

PITCHER	IP	WLS	BF	H	R	ER	SO	BB	IBB	HBP	BLK	WP	HR	S	P	ERA	WHIP
40 Madison Bumgarner, L ERA: 4.76	(1, 1)	5.2	L	23	4	3	4	3	0	0	0	0	0	63	100	4.76	1.235
41 Junior Guerra, R ERA:	(6, 1)	0.1		2	0	0	0	1	0	0	0	0	0	4	10	0.00	3.000
37 Kevin Ginkel, R ERA: 54.0	(7, 1)	0.2		7	3	4	2	2	0	0	0	0	0	17	33	54.00	7.500
58 Stefan Crichton, R ERA:	(7, 1)	0.1		1	0	0	1	0	0	0	0	0	0	3	4	0.00	0.000
50 Yoan López, R ERA:	(8, 1)	1.0		4	1	0	1	1	0	0	0	0	0	11	21	0.00	2.000

BOTTOM

Arizona Diamondbacks @ San Diego Padres
 Petco Park, San Diego, CA
 Fri Jul 24 2020, 6:13 PM - 9:17 PM PDT
 Clear - 73 F

AB	R	H	RBI	BB	SO	LOB
4	2	1	0	1	1	1
4	0	1	0	0	2	3
3	2	1	1	1	1	1
2	2	0	0	2	0	1
4	0	3	6	0	0	1
2	0	0	0	2	2	2
4	0	1	0	0	0	4
2	0	0	0	0	0	1
1	0	0	0	0	1	0
1	0	0	0	0	0	1
3	1	1	0	1	1	0

AB	30
R	7
H	8
RBI	7
BB	7
SO	8
LOB	15



WP	PA
0	37
0	
2	
0	

livebaseballscorecards.com

Batter	1	2	3	4	5	6	7	8	9	AB R H RBI BB SO LOB	TOP																
4 Ketel Marte, S OBP: 0.250, SLG: 0.375 (1, 4)										4 0 1 0 0 1 0	<p>Arizona Diamondbacks @ San Diego Padres Petco Park, San Diego, CA Sat Jul 25 2020, 6:13 PM - 9:30 PM PDT Clear - 73 F</p>																
6 David Peralta, L (1, 7)										4 0 0 0 0 2 2																	
2 Starling Marte, R OBP: 0.375, SLG: 0.500 (1, 8)										4 1 2 0 0 0 1																	
5 Eduardo Escobar, S (1, 5)										4 0 0 0 0 2 2																	
53 Christian Walker, R OBP: 0.375, SLG: 0.500 (1, 10)										4 0 1 1 0 1 1																	
56 Kole Calhoun, L OBP: 0.500, SLG: 0.857 (1, 9)										3 0 1 0 1 0 0																	
21 Stephen Vogt, L (1, 2)										2 0 0 0 0 2 3																	
32 Kevin Cron, R (7, PH)										1 0 0 0 0 1 0																	
18 Carson Kelly, R (7, 2)										0 0 0 0 0 0 0																	
22 Jake Lamb, L OBP: 0.400, SLG: 0.500 (1, 3)										3 0 0 0 0 1 2																	
13 Nick Ahmed, R (1, 6)										3 0 0 0 0 1 0																	
Inning Stats	R: 0 E: 0 K: 1 S: 7	H: 0 LOB: 0 BB: 0 P: 9	R: 0 E: 0 K: 1 S: 11	H: 0 LOB: 1 BB: 1 P: 15	R: 0 E: 0 K: 3 S: 11	H: 1 LOB: 1 BB: 0 P: 17	R: 1 E: 0 K: 2 S: 19	H: 3 LOB: 2 BB: 0 P: 23	R: 0 E: 0 K: 1 S: 10	H: 0 LOB: 0 BB: 0 P: 14	R: 0 E: 0 K: 0 S: 12	H: 1 LOB: 0 BB: 0 P: 18	R: 0 E: 0 K: 1 S: 7	H: 0 LOB: 0 BB: 0 P: 11	R: 0 E: 1 K: 0 S: 6	H: 0 LOB: 1 BB: 0 P: 9	R: 0 E: 0 K: 2 S: 7	H: 0 LOB: 0 BB: 0 P: 9	1B: 2 2B: 3 3B: 0 HR: 0	SF: 0 SAC: 0 DP: 0 HBP: 0	WP: 0 PB: 1 SB: 0 CS: 1	PA: 34					
PITCHER	IP	WLS	BF	H	R	ER	SO	BB	IBB	HBP	BLK	WP	HR	S	P	ERA	WHIP										
29 Dinelson Lamet, R ERA: 1.8 (1, 1)	5.0	W	21	5	1	1	8	1	0	0	0	0	0	59	80	1.80	1.200										
55 Matt Strahm, L ERA: (6, 1)	1.1	H	3	0	0	0	0	0	0	0	0	0	0	12	18	0.00	0.000										
34 Craig Stammen, R ERA: (7, 1)	1.2	H	6	0	0	0	1	0	0	0	0	0	0	12	18	0.00	0.000										
39 Kirby Yates, R ERA: (9, 1)	1.0		3	0	0	0	2	0	0	0	0	0	0	7	9	0.00	0.000										

livebaseballscorecards.com

AB	32
R	1
H	5
RBI	1
BB	1
SO	11
LOB	11



Batter	1	2	3	4	5	6	7	8	9
23 Fernando Tatis Jr., R OBP: 0.444, SLG: 0.571	2-3 K		4-0 BB	1-1 L8			1-0 13 HR 2B		
13 Manny Machado, R OBP: 0.250, SLG: 0.625	3-2 P6		3-3 K		2-3 K		3-0 2-H HR		
28 Tommy Pham, R OBP: 0.625, SLG: 0.400	3-3 K			4-2 11 1B 4 HR 11 S BB	3-2 10 S 1B		4-1 11 F7-6-3 BB		
10 Jurickson Profar, S (1, 4)		3-2 P3		0-2 P4	4-2 4 FC6-4 BB		3-3 1 SAFE K		
11 Ty France, R OBP: 0.250, SLG: 0.250		1-1 F7		1 SAFE 2-2 4 HR 1B	3-3 K		0-0 F7-6-3		
4 Wil Myers, R OBP: 0.500, SLG: 0.800		0-2 K		2-2 1-H 3-H HR	0-2 FC6-4		4-2 24 G5-3 BB		
24 Edward Olivares, R OBP: 0.500, SLG: 0.667			2-3 K	3-2 18 K2-3 2B		4-1 2 CS BB	3-2 G5-3		
18 Austin Hedges, R (1, 2)			3-3 K	3-3 K2-3		1-3 K	2-0 L4		
2 Trent Grisham, L OBP: 0.500, SLG: 0.333			1-2 23 BB 1B	4-2 BB		1-3 K	3-3 K		

Inning Stats	R: 0	H: 0	E: 0	K: 2	S: 10	R: 0	H: 0	E: 0	K: 1	S: 9	R: 0	H: 1	E: 0	K: 3	S: 23	R: 0	H: 1	E: 0	K: 2	S: 18	R: 0	H: 0	E: 0	K: 2	S: 7	R: 2	H: 2	E: 0	K: 1	S: 9	R: 0	H: 0	E: 0	K: 1	S: 9
	LOB: 0	BB: 0				LOB: 0	BB: 0				LOB: 2	BB: 1		LOB: 2	BB: 1	LOB: 0	BB: 1		LOB: 0	BB: 1	LOB: 0	BB: 0		LOB: 1	BB: 1	LOB: 0	BB: 0	LOB: 0	BB: 1	LOB: 1	BB: 1	LOB: 0	BB: 0	LOB: 1	BB: 21

PITCHER	IP	WLS	BF	H	R	ER	SO	BB	IBB	HBP	BLK	WP	HR	S	P	ERA	WHIP
38 Robbie Ray, L ERA: 7.36	3.2	L	18	4	3	3	7	3	0	0	0	0	1	54	97	7.36	1.909
58 Stefan Crichton, R ERA:	1.1		6	1	0	0	2	1	0	0	0	0	0	20	33	0.00	1.500
47 Andrew Chafin, L ERA:	1.0		3	0	0	0	2	1	0	0	0	0	0	7	13	0.00	1.000
28 Héctor Rondón, R ERA: 54.0	0.1		4	2	2	2	1	1	0	0	0	0	1	8	19	54.00	9.000
57 Taylor Widener, R ERA:	1.2		5	0	0	0	1	1	0	0	0	0	0	10	22	0.00	0.600

BOTTOM

Arizona Diamondbacks @ San Diego Padres
 Petco Park, San Diego, CA
 Sat Jul 25 2020, 6:13 PM - 9:30 PM PDT
 Clear - 73 F

AB	R	H	RBI	BB	SO	LOB
3	1	1	0	1	1	2
4	1	1	2	0	2	2
2	1	1	0	2	1	0
3	0	0	0	1	1	2
4	1	1	0	0	1	3
3	1	1	3	1	1	2
3	0	1	0	1	1	1
4	0	0	0	0	3	3
3	0	1	0	1	2	2

AB	29
R	5
H	7
RBI	5
BB	7
SO	13
LOB	17

WP: 0 PA: 36
 PB: 0
 SB: 2
 CS: 1

livebaseballscorecards.com



Batter	1	2	3	4	5	6	7	8	9	AB R H RBI BB SO LOB	TOP										
4 Ketel Marte, S OBP: 0.385, SLG: 0.545 (1, 4)	G1-3 ①		2B ①			5 1B ①		6 1B ①	SF8 ②	3 1 2 1 1 0 0	Arizona Diamondbacks @ San Diego Padres Petco Park, San Diego, CA Sun Jul 26 2020, 1:11 PM - 4:55 PM PDT Sunny - 75 F										
6 David Peralta, L OBP: 0.231, SLG: 0.167 (1, 7)	K ②		BB ②			F7 ①		2 1B ①	E8 ②	4 1 2 1 1 1 1											
2 Starling Marte, R OBP: 0.308, SLG: 0.385 (1, 8)	K ③		K ③			K ②		5 G6-3 ①	K ③	5 0 1 1 0 4 5											
5 Eduardo Escobar, S OBP: 0.083, SLG: 0.083 (1, 5)		K ①		F7 ①		1B ①		G6-3 ②		4 0 1 0 0 1 1											
56 Kole Calhoun, L OBP: 0.500, SLG: 0.667 (1, 9)		18 G5-3 BB ②		18 CS BB ②		K ③		G3-1 ③		2 0 0 0 2 1 2											
18 Carson Kelly, R (1, 2)		G5-3 ②		F8 ③			13 PB BB ①		K ①	3 0 0 0 1 1 2											
22 Jake Lamb, L OBP: 0.286, SLG: 0.333 15 Ildemaro Vargas, S OBP: 0.333, SLG: 0.333 (7, 3) (7, 3)		G6-3 ③		K2-3 ①			K ①		13 BB 32 BB 4 SF8 1B ①	2 0 0 0 0 1 1 2 1 1 0 0 1 1											
32 Kevin Cron, R 16 Tim Llocastro, R (9, PR) (9, 10)		G5-3 ①		K ②			F9 ②		13 BB 6 E BB ②	3 0 0 0 1 1 1 0 1 0 0 0 0 0											
13 Nick Ahmed, R (1, 6)		L9 ②		G6-3 ③			G6-3 ③		6 E BB ③	3 0 0 0 1 0 1											
Inning Stats	R: 0 H: 0 E: 0 K: 2 S: 8	H: 0 LOB: 0 BB: 0 P: 13	R: 0 H: 0 E: 0 K: 1 S: 9	H: 0 LOB: 1 BB: 1 P: 18	R: 0 H: 1 E: 0 K: 1 S: 13	H: 1 LOB: 2 BB: 1 P: 20	R: 0 H: 0 E: 0 K: 2 S: 9	H: 0 LOB: 0 BB: 0 P: 13	R: 0 H: 2 E: 0 K: 2 S: 14	H: 2 LOB: 2 BB: 0 P: 23		R: 0 H: 0 E: 0 K: 1 S: 13	H: 0 LOB: 1 BB: 1 P: 23	R: 2 H: 2 E: 0 K: 2 S: 14	H: 2 LOB: 0 BB: 1 P: 20	R: 2 H: 2 E: 1 K: 2 S: 19	H: 2 LOB: 2 BB: 2 P: 31	1B: 6 SF: 1 2B: 1 SAC: 0 3B: 0 DP: 1 HR: 0 HBP: 0	WP: 0 PA: 39 PB: 1 SB: 0 CS: 1		
PITCHER	IP WLS BF H R ER SO BB IBB HBP BLK WP HR S P ERA WHIP	43 Garrett Richards, R (1, 1) 5.0 0 18 1 0 0 6 3 0 0 0 0 0 44 73 0.00 0.800 8 Javy Guerra, R (6, 1) 0.2 H 4 2 0 0 1 0 0 0 0 0 0 0 11 17 0.00 3.000 25 Tim Hill, L (6, 1) 0.1 H 1 0 0 0 1 0 0 0 0 0 0 0 3 6 0.00 0.000 15 Drew Pomeranz, L (7, 1) 1.0 H 4 0 0 0 1 1 0 0 0 0 0 0 13 23 0.00 1.000 14 Emilio Pagan, R (8, 1) 1.0 B 5 2 2 2 0 1 0 0 0 0 0 0 14 20 18.00 3.000										PITCHER 39 Kirby Yates, R (9, 1) 0.2 L 6 2 2 2 1 2 0 0 0 0 0 0 11 17 10.8 36 Pierce Johnson, R (9, 1) 0.1 1 0 0 0 1 0 0 0 0 0 0 3 6 0.00 0.000									

livebaseballscores.com

AB	31
R	4
H	7
RBI	3
BB	7
SO	11
LOB	15



Batter	1	2	3	4	5	6	7	8	9	AB	R	H	RBI	BB	SO	LOB
23 Fernando Tatis Jr., R OBP: 0.444, SLG: 0.600	2-3 K		X CU 78 0-0 1B	F CH 84 2-2 B CH 84 C FC 94 B CH 85 X FF 95		B SL 86 2-3 C FF 94 B SL 86 S FF 94 C FF 94				4	0	2	3	0	2	0
2 Trent Grisham, L OBP: 0.412, SLG: 0.500	3-1 HR		1 SAFE 2-1 1 SAFE B FF 93 B CH 85 C FF 94 X CH 84	F CU 78 2-3 F FF 94 B FF 94 D CH 85 F FF 94 S CH 85		C FF 93 2-3 B CH 89 B CU 82 F FF 94 C CH 89				4	1	1	1	0	2	2
13 Manny Machado, R OBP: 0.353, SLG: 0.429	2-2 1B		1 SAFE 0-1 F FF 93 X FF 92	B CU 81 2-0 B FF 95		F SL 86 0-1 X FF 94				3	0	1	0	1	0	1
28 Tommy Pham, R OBP: 0.353, SLG: 0.154	1-3 K		1 SAFE 3-2 F FC 89 B FC 87 B CH 85 C FF 94 F FF 94 F CH 85 X FF 94	1 SAFE 0-0 X SL 87		F SL 87 0-3 C FF 94 C FF 93				4	0	0	0	0	2	4
10 Jurickson Profar, S OBP: 0.375, SLG: 0.091	1-0 G4-3			B FC 87 4-2 B FF 93 C CH 85 B FF 93 C CH 85 B CH 85		C FF 94 0-1 X CH 89		F FF 93 1-2 B SL 94 F SL 94 X FS 86		3	1	0	0	1	0	1
4 Wil Myers, R OBP: 0.412, SLG: 0.500		B CU 76 1-3 S FF 93 C FF 94 C FF 94		F FF 94 2-2 1 SAFE F FF 93 F FF 93 F CH 85 B FF 94 B CH 85 X CH 84		C CU 82 4-2 B CU 82 B FF 94 B CU 81 S FF 95 B FF 95		C SL 94 1-3 B FF 93 C SL 94 C FS 86		3	1	1	0	1	2	0
5 Greg Garcia, L OBP: 0.500, SLG: 0.400		B FF 94 4-2 B CU 77 F FF 93 B CH 86 C FF 95 B FF 95		X FF 92 0-0		B CH 89 3-2 F FF 96 B FF 95 S CH 90 B FF 95 1 SAFE X FF 94		X FF 94 0-0		3	1	1	1	1	0	1
27 Francisco Mejia, S OBP: 0.429, SLG: 0.500		F CH 86 0-3 B CH 84 S FF 94		H FC 88 1-0		1 SAFE 0-0		B CU 80 2-2 B CH 88 C FF 95 F FF 94 X CU 82		2	1	0	0	0	1	1
24 Edward Olivares, R OBP: 0.429, SLG: 0.500		C FF 94 0-3 1 SAFE C FF 93 S FF 95		X CU 78 0-0		C FF 95 1-2 F FF 94 F FF 94 B FF 94 F FF 94 X CU 81				3	1	1	1	0	1	1

Inning Stats		R: 1	H: 2	E: 0	LOB: 1	K: 2	BB: 0	S: 13	R: 0	H: 0	E: 0	LOB: 1	K: 3	BB: 1	S: 11	R: 0	H: 1	E: 0	LOB: 1	K: 0	BB: 0	S: 9	R: 5	H: 4	E: 0	LOB: 1	K: 1	BB: 2	S: 17	R: 0	H: 0	E: 0	LOB: 0	K: 0	BB: 1	S: 7	R: 0	H: 0	E: 0	LOB: 0	K: 2	BB: 0	S: 8	R: 0	H: 0	E: 0	LOB: 0	K: 1	BB: 0	S: 7	R: 0	H: 0	E: 0	LOB: 0	K: 1	BB: 0	S: 9
PITCHER	IP	WLS	BF	H	R	ER	SO	BB	IBB	HBP	BLK	WP	HR	S	P	ERA	WHIP																																								
24 Luke Weaver, R ERA: 16.2	(1, 1)	3.1	L	20	7	6	6	6	2	0	0	0	0	1	49	79	16.20	2.700																																							
45 Taylor Clarke, R ERA:	(4, 1)	3.2		11	0	0	3	1	1	0	0	0	0	27	43	0.00	0.273																																								
41 Junior Guerra, R ERA:	(8, 1)	1.0		3	0	0	1	0	0	0	0	0	0	7	9	0.00	0.000																																								

BOTTOM

Arizona Diamondbacks @ San Diego Padres
Petco Park, San Diego, CA
 Mon Jul 27 2020, 1:11 PM - 4:14 PM PDT
 Sunny - 75 F

AB	29
R	6
H	7
RBI	6
BB	4
SO	10
LOB	11



1B: 4	SF: 0	WP: 0	PA: 35
2B: 1	SAC: 0	PB: 0	
3B: 1	DP: 1	SB: 0	
HR: 1	HBP: 1	CS: 0	

livebaseballscores.com

Batter	1	2	3	4	5	6	7	8	9	AB R H RBI BB SO LOB	TOP		
4 Ketel Marte, S OBP: 0.348, SLG: 0.429 (1, 4)	B SI 92 C FF 93 X FF 92 1-1 L9	B SL 82 X FF 92 1-0 F9			B SI 91 B CH 84 F CH 84 B CH 84 X SI 92 3-1 56 G4-6-3 1B	F CH 86 T FF 94 2 SAFE X CH 85 0-2 F8			B SI 94 C SI 94 B SI 95 S CH 83 B SI 95 X CH 85 3-2 2 HBP 1B	5 0 2 0 0 0 3			
56 Kole Calhoun, L OBP: 0.333, SLG: 0.353 (1, 9)	B FF 84 C CH 84 F FF 93 B SL 85 S SL 84 3-3 K	B CU 79 S SL 94 X FF 93 1-1 F9			X SI 90 0-0 G4-6-3 1-2f			F FF 94 B FF 94 F CH 86 B CU 82 C CU 81 2-3 K	F CH 84 B FF 94 S KC 80 B CH 85 1 SAFE 1 SAFE B KC 80 X CH 83 3-2 L8	5 0 0 0 0 2 3			
2 Starling Marte, R OBP: 0.455, SLG: 0.474 (1, 8)	F SL 83 B SI 93 F SI 94 B SL 83 B SI 93 F CH 84 B SI 93 4-2 5 1B 53 E BB	B SI 92 S CH 84 S SL 85 B SI 93 F CH 94 SAFE X SI 93 2-2 G5-3			B SL 84 S CH 86 S SL 84 F SI 94 X CH 85 1-2 5 S 1B			F FF 94 B CU 82 B CU 81 X CU 78 2-1 G4-3	B KC 81 S CH 83 C SI 94 B KC 84 F SI 94 1 SAFE H FF 94 3-2 HBP	3 1 1 0 1 0 1			
5 Eduardo Escobar, S OBP: 0.238, SLG: 0.158 (1, 5)	B CH 83 X SI 93 1-0 53 E 1B		L FF 91 B FF 92 B FF 92 B SI 93 4-1 53 G6-4-3 BB		1 SAFE B FF 92 C FF 92 F SL 82 C SI 91 1-3 K			X CH 86 0-0 F8	F SI 94 X CH 84 0-1 G3	4 1 1 0 1 1 3			
53 Christian Walker, R OBP: 0.313, SLG: 0.400 (1, 3)	C SL 84 B SI 93 X SI 94 1-1 E5 6 1B 2-H 3-H		B SL 82 C SL 83 X SI 91 1-1 G6-4-3 1-2f		B FF 94 B SL 86 F SL 86 X FF 96 2-1 6 BLK 21 2B			F FF 93 C CU 81 B CH 81 S CU 81 2-3 K		4 2 1 0 0 1 1			
6 David Peralta, L OBP: 0.238, SLG: 0.158 (1, 7)	C FF 93 X CH 85 0-1 22 BB 1B 2-H		C FF 94 B FF 93 X FF 92 1-1 F8		C FF 94 F SL 87 F FF 96 F FF 96 D CH 86 X SL 87 2-2 G4-3			F FF 94 B FF 93 B CH 89 B CH 87 B FF 93 4-1 BB		3 0 1 1 1 0 1			
22 Jake Lamb, L OBP: 0.273, SLG: 0.222 (1, 10)	C SL 83 C SI 92 B FF 91 B SL 83 D CH 84 F FF 92 B SI 91 4-2 1-2 BB			C SI 90 B FF 89 S CH 84 B SL 84 B SI 90 F CH 84 F FF 92 C FF 92 3-3 K			F CH 85 S SL 88 F FF 96 F FF 96 S CH 85 0-3 K		B FF 93 F CU 79 B FF 92 X CH 86 2-1 F7	3 0 0 0 1 2 2			
21 Stephen Vogt, L OBP: 0.167, SLG: 0.333 (1, 2)	B FF 92 C CU 78 X FF 91 1-1 G4-3			C FF 92 B SL 83 F SI 92 B CH 86 S CH 85 2-3 K			D SL 88 X SL 88 1-0 2B		C CU 80 B FF 92 X CH 86 1-1 G4-3	4 0 1 1 0 1 3			
13 Nick Ahmed, R OBP: 0.222, SLG: 0.125 (1, 6)		C SI 92 X SI 92 0-1 1B		B SL 82 S SI 94 B CH 86 F CH 86 B SL 83 F SI 93 X SI 92 3-2 G4-3			C SL 86 B FF 95 D FF 96 B SL 86 B FF 94 4-1 BB		C SI 95 X CH 83 0-1 L8	3 0 1 0 1 0 0			
Inning Stats	R: 3 E: 1 K: 1 S: 18 H: 2 LOB: 2 BB: 2 P: 33	R: 0 E: 0 K: 0 S: 9 H: 1 LOB: 1 BB: 0 P: 13	R: 0 E: 0 K: 0 S: 5 H: 0 LOB: 0 BB: 1 P: 11	R: 0 E: 0 K: 2 S: 13 H: 0 LOB: 0 BB: 0 P: 21	R: 0 E: 0 K: 1 S: 10 H: 2 LOB: 1 BB: 0 P: 15	R: 1 E: 0 K: 1 S: 17 H: 2 LOB: 2 BB: 1 P: 26	R: 0 E: 0 K: 1 S: 6 H: 0 LOB: 0 BB: 0 P: 10	R: 0 E: 0 K: 1 S: 8 H: 0 LOB: 1 BB: 1 P: 17	R: 0 E: 0 K: 0 S: 13 H: 1 LOB: 2 BB: 0 P: 22	1B: 6 2B: 2 3B: 0 HR: 0 SF: 0 SAC: 0 DP: 2 HBP: 1	WP: 0 PB: 0 SB: 1 CS: 0 PA: 40		
PITCHER	IP WLS BF H R ER SO BB IBB HBP BLK WP HR S P ERA WHIP											PITCHER	IP WLS BF H R ER SO BB IBB HBP BLK WP HR S P ERA WHIP
44 Kyle Gibson, R ERA: (1, 1)	5.0 L 22 5 3 0 4 3 0 0 0 0 0 0 55 93 0.00 1.600												
63 Ian Gibaut, R ERA: 2.7 (6, 1)	1.0 6 2 1 1 1 1 0 0 1 0 0 0 17 26 9.00 3.000												
24 Jordan Lyles, R ERA: (7, 1)	2.0 7 0 0 0 2 1 0 0 0 0 0 0 14 27 0.00 0.500												
36 Edinson Volquez, R ERA: (9, 1)	1.0 5 1 0 0 0 0 0 0 1 0 0 0 13 22 0.00 1.000												

Arizona Diamondbacks @ Texas Rangers
 Globe Life Field, Arlington, TX
 Tue Jul 28 2020, 8:07 PM - 11:16 PM CDT
 Roof Closed - 72 F

livebaseballscorecards.com

AB	34
R	4
H	8
RBI	2
BB	5
SO	7
LOB	17



Batter	1	2	3	4	5	6	7	8	9	AB R H RBI BB SO LOB
17 Shin-Soo Choo, L OBP: 0.143, SLG: 0.077	0-1 F7		1-3 K			0-0 G4-6-3		3-3 K		4 0 0 0 0 2 3
38 Danny Santana, S OBP: 0.059, SLG: 0.118	1-3 K			1-1 G3-1			0-3 K		2-3 K	4 0 0 0 0 3 0
12 Rougned Odor, L OBP: 0.250, SLG: 0.467	0-3 K			3-3 K			0-0 HR		1-3 K	4 1 1 1 0 3 0
13 Joey Gallo, L OBP: 0.353, SLG: 0.429		4-2 BB		2-2 G3-1			3-2 F9		2-3 K	3 0 0 0 1 1 0
21 Todd Frazier, R OBP: 0.286, SLG: 0.091		2-2 P3			1-2 P5		1-3 K			3 0 0 0 0 1 1
5 Willie Calhoun, L (1, 10)		2-0 F8			3-1 P3			0-3 K		3 0 0 0 0 1 1
1 Elvis Andrus, R OBP: 0.313, SLG: 0.154		1-2 G6-3			1-1 L4			2-2 61 1B		3 0 1 0 0 0 1
61 Robinson Chirinos, R OBP: 0.222, SLG: 0.125			0-1 F9			0-0 L8		1-0 1 SAFE 1B		3 0 1 0 0 0 0
9 Isiah Kiner-Falefa, R OBP: 0.333, SLG: 0.600			1-1 G5-3			1-1 E6 G4-6-3		1-2 F4		3 0 0 0 0 0 2

Inning Stats	R: 0	H: 0	E: 0	K: 2	S: 11	LOB: 0	BB: 0	P: 12	R: 0	H: 0	E: 0	K: 0	S: 11	LOB: 1	BB: 1	P: 20	R: 0	H: 0	E: 0	K: 1	S: 7	LOB: 0	BB: 0	P: 9	R: 0	H: 0	E: 0	K: 1	S: 8	LOB: 0	BB: 0	P: 14	R: 0	H: 0	E: 1	K: 0	S: 4	LOB: 0	BB: 0	P: 5	R: 1	H: 1	E: 0	K: 2	S: 10	LOB: 0	BB: 0	P: 14	R: 0	H: 2	E: 0	K: 2	S: 17	LOB: 2	BB: 0	P: 24	R: 0	H: 0	E: 0	K: 3	S: 9	LOB: 0	BB: 0	P: 14	1B: 2	SF: 0	2B: 0	SAC: 0	3B: 0	DP: 1	HR: 1	HBP: 0
--------------	------	------	------	------	-------	--------	-------	-------	------	------	------	------	-------	--------	-------	-------	------	------	------	------	------	--------	-------	------	------	------	------	------	------	--------	-------	-------	------	------	------	------	------	--------	-------	------	------	------	------	------	-------	--------	-------	-------	------	------	------	------	-------	--------	-------	-------	------	------	------	------	------	--------	-------	-------	-------	-------	-------	--------	-------	-------	-------	--------

PITCHER	IP	WLS	BF	H	R	ER	SO	BB	IBB	HBP	BLK	WP	HR	S	P	ERA	WHIP
29 Merrill Kelly, R ERA: 1.17	7.2	W	27	3	1	1	7	1	0	0	0	0	1	72	104	1.17	0.522
47 Andrew Chafin, L ERA: 5.4	0.1	H	1	0	0	0	1	0	0	0	0	0	0	3	6	0.00	0.000
25 Archie Bradley, R ERA: 3.38	1.0	S	3	0	0	0	3	0	0	0	0	0	0	9	14	0.00	0.000

BOTTOM

Arizona Diamondbacks @ Texas Rangers
 Globe Life Field, Arlington, TX
 Tue Jul 28 2020, 8:07 PM - 11:16 PM CDT
 Roof Closed - 72 F

livebaseballscorecards.com

AB	30
R	1
H	3
RBI	1
BB	1
SO	11
LOB	8



WP	PA	ERA	WHIP
0	31		
0			
1			
0			

Batter	1	2	3	4	5	6	7	8	9	AB R H RBI BB SO LOB	TOP																										
4 Ketel Marte, S OBP: 0.333, SLG: 0.375 (1, 4)										3 0 0 0 1 2 0																											
56 Kole Calhoun, L OBP: 0.320, SLG: 0.300 16 Tim Lincecum, R (8, PR) (8, 8)										3 0 0 0 0 1 3 0 1 0 0 0 0 0																											
5 Eduardo Escobar, S OBP: 0.240, SLG: 0.261 (1, 5)										4 1 1 1 0 1 3																											
53 Christian Walker, R OBP: 0.350, SLG: 0.421 (1, 10)										4 1 2 0 0 1 0																											
6 David Peralta, L OBP: 0.240, SLG: 0.227 (1, 7)										3 1 1 1 0 1 0																											
22 Jake Lamb, L OBP: 0.200, SLG: 0.154 (1, 3)										4 0 0 0 0 4 3																											
18 Carson Kelly, R OBP: 0.214, SLG: 0.083 (1, 2)										3 0 1 1 1 1 0	AB 31 R 4 H 6 RBI 4 BB 2 SO 12 LOB 12																										
9 Jon Jay, L OBP: 0.250, SLG: 0.333 (8, 9)										3 0 1 1 0 1 0																											
13 Nick Ahmed, R OBP: 0.182, SLG: 0.100 (1, 6)										4 0 0 0 0 0 3																											
Inning Stats	R: 0 E: 0 K: 2 S: 9	H: 0 LOB: 0 BB: 0 P: 14	R: 0 E: 0 K: 2 S: 13	H: 0 LOB: 0 BB: 0 P: 15	R: 0 E: 0 K: 1 S: 18	H: 1 LOB: 3 BB: 2 P: 30	R: 0 E: 0 K: 2 S: 10	H: 0 LOB: 0 BB: 0 P: 17	R: 0 E: 0 K: 1 S: 12	H: 0 LOB: 0 BB: 0 P: 16	R: 0 E: 0 K: 0 S: 10	H: 0 LOB: 0 BB: 0 P: 10	R: 2 E: 0 K: 1 S: 14	H: 3 LOB: 1 BB: 0 P: 21	R: 2 E: 0 K: 2 S: 15	H: 2 LOB: 1 BB: 0 P: 24	R: 0 E: 0 K: 1 S: 8	H: 0 LOB: 0 BB: 0 P: 11	1B: 4 2B: 1 3B: 1 HR: 0	SF: 2 SAC: 0 DP: 0 HBP: 1	WP: 0 PB: 0 SB: 0 CS: 0	PA: 36															
PITCHER	IP WLS BF H R ER SO BB IBB HBP BLK WP HR S P ERA WHIP																																				
35 Lance Lynn, R ERA: 4.5 (1, 1)	6.0		21	1	0	0	8	2	0	0	0	0	0	72	102	0.00	0.500																				
30 Jesse Chavez, R ERA: 4.5 (7, 1)	1.0	B	6	3	2	2	1	0	0	0	0	0	0	14	21	18.00	3.000																				
72 Jonathan Hernández, R ERA: 6.0 (8, 1)	1.0	W	6	2	2	2	2	0	0	1	0	0	0	15	24	18.00	2.000																				
41 Nick Goody, R ERA: 3.86 (9, 1)	1.0	S	3	0	0	0	1	0	0	0	0	0	0	8	11	0.00	0.000																				

Arizona Diamondbacks @ Texas Rangers
Globe Life Field, Arlington, TX
Wed Jul 29 2020, 3:07 PM - 6:34 PM CDT
Roof Closed - 72 F

livebaseballscorecards.com

BOTTOM

Arizona Diamondbacks @ Texas Rangers
Globe Life Field, Arlington, TX
Wed Jul 29 2020, 3:07 PM - 6:34 PM CDT
Roof Closed - 72 F

livebaseballscorecards.com

AB	33
R	7
H	9
RBI	7
BB	6
SO	7
LOB	17



WP:	1	PA:	40
PB:	0	SB:	4
CS:	0		

AB R H RBI BB SO LOB

4	0	2	2	1	0	0
5	0	1	1	0	0	3
2	1	0	0	2	2	2
5	1	1	2	0	2	4
4	2	3	1	0	0	0
3	0	0	0	0	2	1
0	0	0	0	1	0	0
3	2	1	0	1	0	3
3	0	0	0	0	0	2
1	0	0	0	0	1	2
3	1	1	1	1	0	0

1B:	5	SF:	0
2B:	2	SAC:	0
3B:	0	DP:	0
HR:	2	HBP:	1

Batter	1	2	3	4	5	6	7	8	9
1 Elvis Andrus, R OBP: 0.381, SLG: 0.235	F9		G6-3		FC5-4 1B		WP BB	1B	
15 Nick Solak, R OBP: 0.308, SLG: 0.308	G6-3		F7		FC5-4 S		G5-3	1B	
12 Rougned Odor, L OBP: 0.333, SLG: 0.412				K	K			BB	
13 Joey Gallo, L OBP: 0.318, SLG: 0.526				K		F8		HR	
21 Todd Frazier, R OBP: 0.389, SLG: 0.600		F7						FC6-4 1B	
53 Adolis Garcia, R		P6						IBB	
17 Shin-Soo Choo, L OBP: 0.200, SLG: 0.077				K					
9 Isiah Kiner-Falefa, R OBP: 0.400, SLG: 0.500						G5-3		FC6-4 S	
16 Scott Heineman, R									
5 Willie Calhoun, L		F8			F8		F9	K	
56 Jose Trevino, R OBP: 0.400, SLG: 0.250			G5-3				P2	1B	BB

Inning Stats	R: 0	H: 0	E: 0	K: 1	S: 8	R: 0	H: 0	E: 0	K: 0	S: 9	R: 0	H: 0	E: 0	K: 0	S: 7	R: 1	H: 1	E: 0	K: 3	S: 14	R: 1	H: 3	E: 0	K: 1	S: 21	R: 0	H: 1	E: 0	K: 1	S: 12	R: 0	H: 0	E: 0	K: 0	S: 11	R: 5	H: 4	E: 0	K: 1	S: 22	R: 3	H: 0	E: 0	K: 1	S: 11
--------------	------	------	------	------	------	------	------	------	------	------	------	------	------	------	------	------	------	------	------	-------	------	------	------	------	-------	------	------	------	------	-------	------	------	------	------	-------	------	------	------	------	-------	------	------	------	------	-------

PITCHER	IP	WLS	BF	H	R	ER	SO	BB	IBB	HBP	BLK	WP	HR	S	P	ERA	WHIP
40 Madison Bumgarner, L ERA: 4.09	(1, 1)	5.1	22	4	2	2	5	1	0	0	0	0	0	61	88	3.38	0.938
58 Stefan Crichton, R ERA:	(6, 1)	0.2	3	1	0	0	1	0	0	0	0	0	0	10	14	0.00	1.500
37 Kevin Ginkel, R ERA: 13.5	(7, 1)	1.0	4	0	0	0	0	1	0	0	0	1	0	11	20	0.00	1.000
47 Andrew Chafin, L ERA: 21.6	(8, 1)	0.0	L 3	2	3	3	0	1	0	0	0	0	1	9	16	∞	∞
28 Héctor Rondón, R ERA: 36.0	(8, 1)	0.2	7	2	2	2	1	2	1	0	0	0	0	12	26	27.00	6.000

PITCHER	IP	WLS	BF	H	R	ER	SO	BB	IBB	HBP	BLK	WP	HR	S	P	ERA	WHIP
50 Yoan López, R ERA:	(8, 1)	0.1	1	0	0	0	0	0	0	0	0	0	0	1	3	0.00	0.000

Batter	1	2	3	4	5	6	7	8	9	AB R H RBI BB SO LOB	TOP																									
50 Mookie Betts, R OBP: 0.270, SLG: 0.265 (1, 9)	4-1 C FF 94 B SL 88 B SL 94 B SL 89 B FF 95 13 1B 10 SF9 BB	3-2 C SL 87 B FF 94 B FF 93 B SL 87 D KC 86 X KC 86 1-3 1B		2-3 B KC 87 B FF 96 B SL 88 F SL 87 F SL 95 C SI 95 2		2-2 C SI 93 C CU 77 B CU 76 B SI 93 F SI 93 F SI 92 F SI 92 B CH 87 X SI 93 1		0-0 X SI 97 G4-6-3 1-2f 2		4 1 1 0 1 1 1																										
13 Max Muncy, L OBP: 0.389, SLG: 0.621 (1, 3)	1-0 B FF 94 X SL 88 1-3 11 HR 1B	1-0 B SL 88 X FF 93 P2 1B		4-1 B KC 86 B SL 88 C FF 95 B SL 88 10 BB BB		2-2 S FC 88 S FC 88 B FC 88 F FC 88 F CU 82 B FC 88 X FF 93 HR		1-0 B FF 95 X SI 96 L7 3		4 2 2 1 1 0 2																										
10 Justin Turner, R OBP: 0.424, SLG: 0.462 (1, 5)	1-0 B FF 94 X SL 88 3-H SF9 BB	4-2 C SL 88 B SL 87 B SL 87 C SL 88 F FF 94 1		4-0 B FF 93 B KC 84 B FF 94 B FF 92 1-2 BB		3-2 F SI 92 B CH 86 B CH 86 B FC 88 S FC 88 F CU 83 X FC 88 2		1-2 S SL 86 S SL 85 B SL 88 F SL 86 X FF 96 F8 1		2 0 0 1 2 0 0																										
35 Cody Bellinger, L OBP: 0.235, SLG: 0.194 (1, 8)	1 SAFE B FF 94 X SL 88 1-0 F8 BB	0-1 C SL 90 X FF 94 G4-3 3		0-2 S SL 86 T SL 86 F SL 87 X FF 95 G6-3 3		1-3 F FC 88 B FC 87 S CU 82 F CU 87 C FC 93 C FF 93 3		2-0 B FF 96 B SL 87 X FF 96 G3-1 2		5 0 0 0 0 1 6																										
11 AJ Pollock, R OBP: 0.526, SLG: 0.824 (1, 7)	1-1 B FF 93 C KC 84 X FF 93 1-H HR 3		1-1 B FF 94 C KC 84 X SL 87 G5-3 1		0-0 X FF 91 3 F8 5 G5-3 2B		1-2 F FC 86 F FC 86 B FC 87 X FC 87 G6-3 1		1-3 C SL 85 C SL 86 B FF 96 S FF 95 K 3		5 2 2 2 0 1 0																									
3 Chris Taylor, R OBP: 0.357, SLG: 0.182 (1, 6)	3-3 B SL 88 B SL 87 S FF 94 B SL 88 C FF 94 C SL 86 3		4-1 B SL 86 B FF 94 S SL 87 B SL 88 B FF 94 5 G1-3 BB		1-1 S SL 86 D SL 85 X SL 84 F8 1		2-3 B CU 79 B FC 86 C FC 87 S CH 85 S CH 86 K 2				3 0 0 0 1 2 1																									
5 Corey Seager, L OBP: 0.406, SLG: 0.607 (1, 10)		1-1 S SL 86 B SL 87 X SL 85 HR 2		2-2 B FF 93 B SL 87 F FF 94 S FF 95 1 SAFE X FF 95 G1-3 1-2		0-0 X SL 86 G5-3 2		4-1 B FC 86 B CU 81 B FC 87 S FF 92 B FC 88 BB 3			3 1 1 2 1 0 1																									
14 Enrique Hernández, R OBP: 0.276, SLG: 0.379 (1, 4)		2-3 C FF 93 S KC 84 B FF 93 F SL 87 S FF 95 1	0-0 X KC 84 F9 3		1-1 B CU 77 S CU 77 X CU 78 1-1 F9 1B		0-1 S FF 96 X SI 95 G5-3 3			4 0 1 0 0 1 2																										
16 Will Smith, R OBP: 0.278, SLG: 0.308 (1, 2)		4-0 B KC 84 B FF 94 B FF 93 B FF 93 50 1B 50 WP BB		3-3 S KC 84 B KC 84 F SL 86 B SL 87 B FF 96 C FF 94 1		3-2 B SI 92 C SI 91 C CU 78 B SI 93 X CU 78 G5-3 3		4-2 C FF 96 B SI 94 F CU 83 B SI 96 F FS 86 F SI 96 B FF 95 B FF 95 F SI 96 B SI 95 50 G4-6-3 BB		2 0 0 0 2 1 1																										
Inning Stats	R: 3 E: 0 K: 1 S: 9	H: 2 LOB: 0 BB: 1 P: 20	R: 1 E: 0 K: 1 S: 15	H: 2 LOB: 3 BB: 2 P: 30	R: 0 E: 0 K: 0 S: 7	H: 0 LOB: 1 BB: 1 P: 14	R: 0 E: 0 K: 2 S: 12	H: 0 LOB: 2 BB: 2 P: 25	R: 1 E: 0 K: 0 S: 9	H: 2 LOB: 1 BB: 0 P: 14	R: 1 E: 0 K: 1 S: 19	H: 1 LOB: 0 BB: 0 P: 27	R: 0 E: 0 K: 1 S: 9	H: 0 LOB: 1 BB: 1 P: 16	R: 0 E: 0 K: 0 S: 7	H: 0 LOB: 0 BB: 1 P: 12	R: 0 E: 0 K: 1 S: 8	H: 0 LOB: 0 BB: 0 P: 12	1B: 3 2B: 1 3B: 0 HR: 3	SF: 1 SAC: 0 DP: 1 HBP: 0	WP: 1 PB: 0 SB: 0 CS: 0	PA: 41														
PITCHER	IP	WLS	BF	H	R	ER	SO	BB	IBB	HBP	BLK	WP	HR	S	P	ERA	WHIP	PITCHER	IP	WLS	BF	H	R	ER	SO	BB	IBB	HBP	BLK	WP	HR	S	P	ERA	WHIP	
38 Robbie Ray, L ERA: 8.64 (1, 1)	4.2	L	25	5	5	5	4	6	0	0	0	1	2	47	94	9.64	2.357																			
58 Stefan Crichton, R ERA: (5, 1)	0.2		3	1	0	0	0	0	0	0	0	0	0	11	17	0.00	1.500																			
49 Alex Young, L ERA: 2.7 (6, 1)	1.1		6	1	1	1	2	1	0	0	0	0	1	20	33	6.75	1.500																			
41 Junior Guerra, R ERA: (7, 1)	1.1		4	0	0	0	0	1	0	0	0	0	0	9	14	0.00	0.750																			
50 Yoan López, R ERA: (9, 1)	1.0		3	0	0	0	1	0	0	0	0	0	0	8	12	0.00	0.000																			

Los Angeles Dodgers @ Arizona Diamondbacks
Chase Field, Phoenix, AZ
Thu Jul 30 2020, 6:42 PM - 9:59 PM MST
Roof Closed - 77 F

livebaseballscorecards.com

AB	32
R	6
H	7
RBI	6
BB	8
SO	7
LOB	14



BOTTOM

Los Angeles Dodgers @ Arizona Diamondbacks
Chase Field, Phoenix, AZ
Thu Jul 30 2020, 6:42 PM - 9:59 PM MST
Roof Closed - 77 F

livebaseballscorecards.com

AB	32
R	3
H	5
RBI	3
BB	3
SO	4
LOB	11



WP:	0	PA:	36
PB:	0		
SB:	0		
CS:	0		

AB R H RBI BB SO LOB

4 1 2 1 0 0 0

4 0 0 0 0 0 1

2 0 0 0 1 1 1

4 1 0 0 0 1 3

4 1 1 1 0 1 0

1 0 0 0 1 0 0

2 0 0 0 0 0 2

4 0 0 0 0 0 1

1B: 2 SF: 0
2B: 2 SAC: 0
3B: 0 DP: 0
HR: 1 HBP: 1

Batter	1	2	3	4	5	6	7	8	9	
4 Ketel Marte, S OBP: 0.355, SLG: 0.500 (1, 4) (7, 8)	1-1 1B		1-0 HR		3-2 L8		3-1 G5-3			
56 Kole Calhoun, L OBP: 0.276, SLG: 0.250 (1, 9)	0-0 F8		2-2 L9		0-1 G3		0-1 F7			
2 Starling Marte, R OBP: 0.462, SLG: 0.429 (1, 8) (7, 7)	3-2 F8		4-0 BB			H KC 75 1-0 FC6-4 HBP		F SI 100 1-3 K		
5 Eduardo Escobar, S OBP: 0.207, SLG: 0.222 (1, 5)	1-0 L6		0-3 K			B FF 90 2-2 FC6-4 53 2B		C SI 99 0-2 F9		
53 Christian Walker, R OBP: 0.333, SLG: 0.435 (1, 3)		B FF 91 1-1 F7		F FF 90 1-3 K		C FF 92 0-1 18 1B 2B		X SI 100 0-0 G4-3		
6 David Peralta, L OBP: 0.259, SLG: 0.217 15 Ildemaro Vargas, S OBP: 0.222, SLG: 0.222 (6, PH) (7, 4)		B FF 92 4-1 BB		C FF 93 1-1 G4-3		B SI 90 1-1 P1		B FF 94 2-2 L9	1 0 0 0 1 0 0 2 0 0 0 0 0 1	
18 Carson Kelly, R OBP: 0.278, SLG: 0.250 (1, 2)		B FF 92 2-1 P6		C KC 78 2-2 2B		F FF 92 3-2 1B		B FF 96 2-2 G4-3	4 0 2 1 0 0 1	
22 Jake Lamb, L OBP: 0.176, SLG: 0.133 16 Tim Lincecum, R (6, PH) (7, 10) 12 Daulton Varsho, L (9, PH)		C KC 79 1-2 L8		C KC 78 1-1 F8		B SI 90 1-3 K		B FF 94 4-2 13 DI BB	2 0 0 0 0 0 2 1 0 0 0 0 1 1 0 0 0 0 1 0 0	
13 Nick Ahmed, R OBP: 0.154, SLG: 0.083 (1, 6)			B KC 77 1-1 G4-3		X FF 91 0-0 L9		B FF 98 2-2 G6-3		B FF 96 2-1 P6	4 0 0 0 0 0 1

Inning Stats	R: 0	H: 1	E: 0	K: 15	LOB: 1	BB: 0	P: 20	R: 0	H: 0	E: 0	K: 8	LOB: 1	BB: 1	P: 16	R: 1	H: 1	E: 0	K: 9	LOB: 1	BB: 1	P: 17	R: 0	H: 1	E: 0	K: 11	LOB: 1	BB: 0	P: 16	R: 0	H: 0	E: 0	K: 6	LOB: 0	BB: 0	P: 9	R: 2	H: 2	E: 0	K: 17	LOB: 1	BB: 0	P: 25	R: 0	H: 0	E: 0	K: 7	LOB: 0	BB: 0	P: 12	R: 0	H: 0	E: 0	K: 10	LOB: 1	BB: 1	P: 20	1B: 2	SF: 0	2B: 2	SAC: 0	3B: 0	DP: 0	HR: 1	HBP: 1	WP: 0	PA: 36
--------------	------	------	------	-------	--------	-------	-------	------	------	------	------	--------	-------	-------	------	------	------	------	--------	-------	-------	------	------	------	-------	--------	-------	-------	------	------	------	------	--------	-------	------	------	------	------	-------	--------	-------	-------	------	------	------	------	--------	-------	-------	------	------	------	-------	--------	-------	-------	-------	-------	-------	--------	-------	-------	-------	--------	-------	--------

PITCHER	IP	WLS	BF	H	R	ER	SO	BB	IBB	HBP	BLK	WP	HR	S	P	ERA	WHIP
68 Ross Stripling, R ERA: 2.92	(1, 1)	5.1	W	23	4	3	2	2	0	0	0	0	1	54	86	5.06	1.125
56 Adam Kolarek, L ERA:	(6, 1)	0.2		3	1	0	1	0	0	0	0	0	0	12	17	0.00	1.500
17 Joe Kelly, R ERA:	(7, 1)	1.0	H	3	0	0	0	0	0	0	0	0	0	7	12	0.00	0.000
48 Brusdar Graterol, R ERA: 2.7	(8, 1)	1.0	H	3	0	0	1	0	0	0	0	0	0	7	8	0.00	0.000
52 Pedro Báez, R ERA: 2.08	(9, 1)	1.0	S	4	0	0	0	1	0	0	0	0	0	10	20	0.00	1.000

Batter	1	2	3	4	5	6	7	8	9	AB R H RBI BB SO LOB	TOP																
13 Max Muncy, L OBP: 0.390, SLG: 0.576 (1, 10)	 C FF 94 F KC 82 B CH 84 F KC 82 S CH 86		 C CH 86 B KC 81 S CH 84 F FC 90 B KC 82 F KC 82 X CH 85			 S KC 82 D KC 81 H FF 92		 C FC 88 C CU 81 X CU 83		 B KC 79 B CH 86 D CH 87 C CH 85 S KC 80	4 0 1 0 0 2 1	<p>Los Angeles Dodgers @ Arizona Diamondbacks</p> <p>Chase Field, Phoenix, AZ</p> <p>Fri Jul 31 2020, 6:42 PM - 9:57 PM MST</p> <p>Roof Closed - 77 F</p>															
50 Mookie Betts, R OBP: 0.310, SLG: 0.410 (1, 9) (7, 8)	 C FF 95 B FF 95 C FF 94 B FC 88 C FF 94			 B FC 89 F CH 84 C FC 89 B FC 87 X CH 85	 X FC 89		 B FF 94 C SL 83 1 SAFE X SL 85		 X FF 94	5 1 3 2 0 1 1																	
35 Cody Bellinger, L OBP: 0.205, SLG: 0.167 (1, 8) (7, 3)	 C FF 95 B CH 86 C FF 94 F FC 87 S CH 85			 B CH 85 F FF 93 C FF 93 X FF 93	 C CH 84 C FF 94 X FC 87			 B FF 95 B CH 84 F FF 95 F FF 96 F SL 85 B SL 89 F FF 97 S FF 97	 X FF 94	5 0 0 0 0 2 4																	
10 Justin Turner, R OBP: 0.378, SLG: 0.400 (1, 5)		 F FC 88 C FF 92 S KC 81		 S KC 81 B FC 89 S FC 88 C FF 93	 1 SAFE 1 SAFE 1 SAFE C FF 92 X FF 93			 C SL 84 B SL 85 S SL 84 X SL 85		4 0 0 0 0 2 2																	
5 Corey Seager, L OBP: 0.417, SLG: 0.688 (1, 6)		 B FC 89 F CH 86 S FF 93 X CH 85		 S FC 90 B FF 93 F CH 86 F CH 84 X FF 94		 C CH 83 F FC 88 S CH 83		 B FF 96 C FF 96 X SL 84		4 1 2 1 0 1 0																	
3 Chris Taylor, R OBP: 0.406, SLG: 0.240 (1, 4)		 F FC 89 B FC 88 T FF 93 B FF 94 B CH 85		 1 SAFE 1 SAFE 1 SAFE S CH 83 C SI 94 X FC 88		 C FF 91 T FC 89 B FF 93 B FC 85 F FF 92 F FF 93 S FF 94		 S SL 84 F FF 97 B SL 84 X FF 97		3 0 2 0 1 1 0																	
31 Joc Pederson, L OBP: 0.353, SLG: 0.214 (1, 7) (7, 9)		 1 SAFE C KC 82 S CH 83 D CH 84 T CH 84		 S KC 83 S KC 82 F KC 82 F KC 81 D CH 85 F CH 83 F FF 94 B KC 81 S CH 84		 C KC 81 X CH 85		 C SL 83 1 SAFE F SL 85 S FF 96		4 0 0 0 0 3 4																	
43 Edwin Ríos, L OBP: 0.400, SLG: 1.200 11 AJ Pollock, R OBP: 0.476, SLG: 0.737 (7, PH) (7, 7)			 X FF 92		 C FF 91 B FF 91 X CH 82		 C CU 80 C FF 91 S CU 82		 F SI 93 C FF 94 F FF 94 B KC 82 C FF 94	2 1 1 0 0 0 0 2 0 0 0 0 2 0																	
15 Austin Barnes, R OBP: 0.286, SLG: 0.167 45 Matt Beaty, L (9, PH)		 B FF 93 X FF 93		 B KC 78 X FF 92			 B FF 91 B FC 85 C SI 90 F CU 82 T SI 91	 B FF 95 B FF 94 C FF 94 B FF 93		2 0 0 0 0 1 0 0 0 0 0 1 0 0																	
Inning Stats	R: 0 E: 0 K: 3 S: 11	H: 0 LOB: 0 BB: 0 P: 15	R: 0 E: 0 K: 2 S: 11	H: 0 LOB: 1 BB: 1 P: 17	R: 0 E: 0 K: 0 S: 7	H: 0 LOB: 0 BB: 0 P: 10	R: 1 E: 0 K: 2 S: 23	H: 3 LOB: 2 BB: 0 P: 30	R: 1 E: 0 K: 0 S: 10	H: 2 LOB: 2 BB: 0 P: 14	R: 0 E: 0 K: 2 S: 10		H: 0 LOB: 0 BB: 0 P: 12	R: 0 E: 0 K: 2 S: 12	H: 1 LOB: 1 BB: 0 P: 16	R: 1 E: 0 K: 2 S: 16	H: 2 LOB: 1 BB: 0 P: 22	R: 0 E: 0 K: 2 S: 10	H: 1 LOB: 2 BB: 1 P: 17	1B: 5 2B: 2 3B: 0 HR: 2	SF: 0 SAC: 1 DP: 0 HBP: 1	WP: 0 PB: 0 SB: 2 CS: 0	PA: 39				
PITCHER	IP	WLS	BF	H	R	ER	SO	BB	IBB	HBP	BLK	WP	HR	S	P	ERA	WHIP										
23 Zac Gallen, R ERA: 2.7 (1, 1)	6.0		25	5	2	2	9	1	0	1	0	0	1	72	98	3.00	1.000										
49 Alex Young, L ERA: 2.25 (7, 1)	0.2		3	1	0	0	2	0	0	0	0	0	0	9	12	0.00	1.500										
37 Kevin Ginkel, R ERA: 12.27 (7, 1)	1.0		5	2	1	1	1	0	0	0	0	0	1	16	23	9.00	2.000										
28 Héctor Rondón, R ERA: 27.0 (8, 1)	0.1	W	1	0	0	0	1	0	0	0	0	0	0	3	3	0.00	0.000										
25 Archie Bradley, R ERA: 2.45 (9, 1)	1.0	S	5	1	0	0	2	1	0	0	0	0	0	10	17	0.00	2.000										

livebaseballscorecards.com

AB	35
R	3
H	9
RBI	3
BB	2
SO	15
LOB	12



Batter	1	2	3	4	5	6	7	8	9	AB R H RBI BB SO LOB	TOP									
13 Max Muncy, L (1, 4) OBP: 0.370, SLG: 0.514	 1-3		 1-3	 1-2	 0-2			 4-1		4 1 0 0 1 2 1	<p>Los Angeles Dodgers @ Arizona Diamondbacks</p> <p>Chase Field, Phoenix, AZ</p> <p>Sat Aug 01 2020, 5:11 PM - 7:59 PM MST</p> <p>Roof Closed - 77 F</p>									
50 Mookie Betts, R (1, 9) 14 Enrique Hernández, R (7, 9) OBP: 0.326, SLG: 0.429	 3-2		 0-1		 4-1	 0-1		 2-2		3 1 1 0 1 0 0 1 1 1 0 0 0 0										
5 Corey Seager, L (1, 6) 3 Chris Taylor, R (6, 6) OBP: 0.425, SLG: 0.694	 0-1		 2-2		 0-0	 2-2		 1-0		4 1 2 0 0 0 1 1 1 1 3 0 0 0										
10 Justin Turner, R (1, 10) OBP: 0.357, SLG: 0.429	 0-1		 2-0		 2-1	 2-0		 3-3		5 1 1 2 0 1 2										
31 Joc Pederson, L (1, 7) OBP: 0.364, SLG: 0.222		 1-3		 4-2	 0-2		 2-0		 1-3	4 2 1 1 1 2 0										
11 AJ Pollock, R (1, 8) OBP: 0.462, SLG: 0.783		 4-2		 0-2	 0-0		 2-3		 2-0	4 1 1 2 1 1 1										
43 Edwin Ríos, L (1, 5) OBP: 0.300, SLG: 1.000		 2-3		 1-0	 0-0		 1-1		 1-0	5 1 1 2 0 1 1										
16 Will Smith, R (1, 2) OBP: 0.273, SLG: 0.294		 3-2		 2-1	 3-3			 2-0		4 0 1 0 0 1 1										
45 Matt Beaty, L (1, 3) OBP: 0.286, SLG: 0.667		 0-3		 0-0	 0-0			 1-1		4 1 1 1 0 1 3										
Inning Stats	R: 0 H: 1 E: 0 K: 1 S: 10	H: 1 LOB: 1 BB: 0 P: 14	R: 0 H: 1 E: 0 K: 3 S: 17	H: 1 LOB: 2 BB: 1 P: 27	R: 0 H: 1 E: 0 K: 1 S: 9	H: 1 LOB: 1 BB: 0 P: 14	R: 3 H: 2 E: 0 K: 0 S: 13	H: 2 LOB: 0 BB: 1 P: 21	R: 5 H: 4 E: 1 K: 1 S: 16	H: 4 LOB: 1 BB: 1 P: 25	R: 0 H: 0 E: 0 K: 0 S: 7	H: 0 LOB: 0 BB: 0 P: 11	R: 0 H: 0 E: 0 K: 1 S: 6	H: 0 LOB: 0 BB: 0 P: 11	R: 3 H: 2 E: 0 K: 1 S: 11	H: 2 LOB: 0 BB: 1 P: 24	R: 0 H: 0 E: 0 K: 1 S: 6	H: 0 LOB: 0 BB: 0 P: 10	1B: 4 SF: 0 2B: 2 SAC: 0 3B: 1 DP: 0 HR: 4 HBP: 0	WP: 0 PA: 43 PB: 0 SB: 0 CS: 0
PITCHER	IP WLS BF H R ER SO BB IBB HBP BLK WP HR S P ERA WHIP																			
24 Luke Weaver, R (1, 1) ERA: 14.73	4.0 L 22 7 6 6 5 3 0 0 0 0 0 2 53 86 13.50 2.500																			
50 Yoan López, R (5, 1) ERA: 5.4	1.0 6 2 2 2 1 0 0 0 0 0 0 1 12 15 18.00 2.000																			
45 Taylor Clarke, R (6, 1) ERA: 4.05	3.0 12 2 3 3 2 1 0 0 0 0 0 1 24 46 9.00 1.000																			
57 Taylor Widener, R (9, 1) ERA:	1.0 3 0 0 0 0 1 0 0 0 0 0 0 6 10 0.00 0.000																			

livebaseballscorecards.com

AB	39
R	11
H	11
RBI	11
BB	4
SO	9
LOB	10



BOTTOM

Los Angeles Dodgers @ Arizona Diamondbacks
Chase Field, Phoenix, AZ
Sat Aug 01 2020, 5:11 PM - 7:59 PM MST
Roof Closed - 77 F

AB	31
R	2
H	5
RBI	2
BB	1
SO	9
LOB	7



WP	0	PA	32
PB	0		
SB	0		
CS	0		

AB	3	R	0	H	1	RBI	0	BB	0	SO	1	LOB	0
	1	0	0	0	0	0	0	0	0	0	0	0	0

AB	3	R	1	H	0	RBI	0	BB	0	SO	1	LOB	1
----	---	---	---	---	---	-----	---	----	---	----	---	-----	---

AB	3	R	0	H	1	RBI	0	BB	0	SO	0	LOB	0
	1	0	0	0	0	0	1	0					

AB	4	R	0	H	1	RBI	1	BB	0	SO	1	LOB	0
----	---	---	---	---	---	-----	---	----	---	----	---	-----	---

AB	4	R	1	H	1	RBI	0	BB	0	SO	3	LOB	2
----	---	---	---	---	---	-----	---	----	---	----	---	-----	---

AB	3	R	0	H	0	RBI	0	BB	0	SO	1	LOB	3
	0	0	0	0	0	0	0	0	0	0	0	0	0

AB	3	R	0	H	1	RBI	1	BB	0	SO	1	LOB	0
----	---	---	---	---	---	-----	---	----	---	----	---	-----	---

AB	3	R	0	H	0	RBI	0	BB	0	SO	0	LOB	1
----	---	---	---	---	---	-----	---	----	---	----	---	-----	---

AB	3	R	0	H	0	RBI	0	BB	0	SO	0	LOB	1
----	---	---	---	---	---	-----	---	----	---	----	---	-----	---

1B	4	SF	0
2B	1	SAC	0
3B	0	DP	1
HR	0	HBP	0

Batter	1	2	3	4	5	6	7	8	9
4 Ketel Marte, S OBP: 0.368, SLG: 0.514 9 Jon Jay, L OBP: 0.200, SLG: 0.250 (1, 4) (8, PH) (9, 7)	G6-3 ①		K ①		G5-4-3 1B ①			F9 ②	
15 Ildemaro Vargas, S OBP: 0.176, SLG: 0.125 (1, 3)	2B 1B 5 BB ②		G6-3 ②		G5-4-3 1-2f ②			G4-3 ③	
2 Starling Marte, R OBP: 0.424, SLG: 0.370 12 Daulton Varsho, L (1, 8) (9, 8)	5B 1B 1-2 1B ③		G6-3 ③			F9 ①		K ①	
5 Eduardo Escobar, S OBP: 0.216, SLG: 0.206 (1, 5)	1-2 2-H 1B ②		F9 ①			K ②		F8 ②	
53 Christian Walker, R OBP: 0.344, SLG: 0.484 (1, 10)	K ②		18B 1B 2B ②			K ③		K ③	
6 David Peralta, L OBP: 0.265, SLG: 0.233 14 Andrew Young, R (1, 7) (9, 4)	K ③		F7 ②			G4-1 ①			
18 Carson Kelly, R OBP: 0.304, SLG: 0.286 (1, 2)		F7 ①	13 FC6-4 1B 2-H ③			K ②			
13 Nick Ahmed, R OBP: 0.161, SLG: 0.071 (1, 6)	G1-3 ②		FC6-4 ③			L8 ③			
16 Tim Lincecum, R (1, 9)	P2 ③				F8 ①			K ①	

Inning Stats	R: 1 E: 0 K: 2 S: 15	H: 2 LOB: 2 BB: 1 P: 28	R: 0 E: 0 K: 0 S: 6	H: 0 LOB: 0 BB: 0 P: 7	R: 0 E: 0 K: 1 S: 12	H: 0 LOB: 0 BB: 0 P: 19	R: 1 E: 0 K: 0 S: 10	H: 2 LOB: 1 BB: 0 P: 13	R: 0 E: 0 K: 0 S: 6	H: 1 LOB: 0 BB: 0 P: 9	R: 0 E: 0 K: 2 S: 8	H: 0 LOB: 0 BB: 0 P: 14	R: 0 E: 0 K: 1 S: 6	H: 0 LOB: 0 BB: 0 P: 9	R: 0 E: 0 K: 1 S: 8	H: 0 LOB: 0 BB: 0 P: 11	R: 0 E: 0 K: 2 S: 12	H: 0 LOB: 0 BB: 0 P: 19	1B: 4 2B: 1 3B: 0 HR: 0	SF: 0 SAC: 0 DP: 1 HBP: 0	WP: 0 PB: 0 SB: 0 CS: 0	PA: 32
--------------	-------------------------------	----------------------------------	------------------------------	---------------------------------	-------------------------------	----------------------------------	-------------------------------	----------------------------------	------------------------------	---------------------------------	------------------------------	----------------------------------	------------------------------	---------------------------------	------------------------------	----------------------------------	-------------------------------	----------------------------------	----------------------------------	------------------------------------	----------------------------------	--------

PITCHER	IP	WLS	BF	H	R	ER	SO	BB	IBB	HBP	BLK	WP	HR	S	P	ERA	WHIP
7 Julio Urias, L ERA: 2.45 (1, 1)	6.0	W	23	5	2	2	5	1	0	0	0	0	0	57	90	3.00	1.000
48 Brusdar Graterol, R ERA: 2.08 (7, 1)	1.0		3	0	0	0	1	0	0	0	0	0	0	6	9	0.00	0.000
77 Dennis Santana, R ERA: 3.38 (8, 1)	1.0		3	0	0	0	1	0	0	0	0	0	0	8	11	0.00	0.000
41 Jake McGee, L ERA: (9, 1)	1.0		3	0	0	0	2	0	0	0	0	0	0	12	19	0.00	0.000

livebaseballscorecards.com

Batter	1	2	3	4	5	6	7	8	9	AB R H RBI BB SO LOB	TOP		
50 Mookie Betts, R OBP: 0.347, SLG: 0.533 43 Edwin Ríos, L OBP: 0.273, SLG: 0.909 (1, 9) (7, 3)	0-0 L8		2-1 2B		2-1 HR		1-1 L7			3 1 2 1 0 0 0 1 0 0 0 0 0 0	<p>Los Angeles Dodgers @ Arizona Diamondbacks</p> <p>Chase Field, Phoenix, AZ</p> <p>Sun Aug 02 2020, 1:10 PM - 4:07 PM MST</p> <p>Roof Closed - 77 F</p>		
13 Max Muncy, L OBP: 0.360, SLG: 0.488 (1, 3) (7, 4)	2-1 G3-1		1-0 P7		0-0 1B		2-3 K			4 0 1 0 0 1 1			
10 Justin Turner, R OBP: 0.370, SLG: 0.436 (1, 5) (7, 4)	2-2 35 HR 1B		0-0 L9		2-2 1B		2-3 K2-3			4 1 2 0 0 1 1			
35 Cody Bellinger, L OBP: 0.209, SLG: 0.250 (1, 8) (7, 4)	3-2 1-H HR		1-0 L9		1-2 FC4-6		3-1 G6-3			4 1 1 2 0 0 2			
3 Chris Taylor, R OBP: 0.378, SLG: 0.333 (1, 6) (7, 4)	0-0 F8		1-2 G6-3		2-3 K		0-3 K2-3			4 0 0 0 0 2 2			
11 AJ Pollock, R OBP: 0.433, SLG: 0.704 (1, 7) (7, 4)		0-1 G5-3		0-1 31 1B 1B		2-2 L9		1-3 K		4 0 1 0 0 1 0			
31 Joc Pederson, L OBP: 0.346, SLG: 0.227 (1, 10) (7, 4)		1-2 P4		0-0 1B		1-0 G4-3		1-3 K		4 0 1 0 0 1 0			
14 Enrique Hernández, R OBP: 0.294, SLG: 0.382 (1, 4) (7, 9)		1-1 G3-1		1-0 P4		0-0 1B		2-2 G6-3		4 0 1 0 0 0 2			
15 Austin Barnes, R OBP: 0.222, SLG: 0.125 (1, 2) (7, 9)			2-3 K		2-3 K		1-2 K		2-0 P4	4 0 0 0 0 3 1			
Inning Stats	R: 2 H: 2 E: 0 LOB: 0 K: 0 BB: 0 S: 11 P: 18	R: 0 H: 0 E: 0 LOB: 0 K: 0 BB: 0 S: 7 P: 9	R: 0 H: 1 E: 0 LOB: 1 K: 1 BB: 0 S: 10 P: 15	R: 0 H: 2 E: 0 LOB: 2 K: 0 BB: 0 S: 8 P: 11	R: 1 H: 3 E: 0 LOB: 2 K: 2 BB: 0 S: 16 P: 25	R: 0 H: 1 E: 0 LOB: 1 K: 1 BB: 0 S: 8 P: 12	R: 0 H: 0 E: 0 LOB: 0 K: 2 BB: 0 S: 8 P: 13	R: 0 H: 0 E: 0 LOB: 0 K: 2 BB: 0 S: 8 P: 12	R: 0 H: 0 E: 0 LOB: 0 K: 1 BB: 0 S: 7 P: 12	1B: 6 SF: 0 2B: 1 SAC: 0 3B: 0 DP: 0 HR: 2 HBP: 0		WP: 0 PA: 36 PB: 0 SB: 0 CS: 0	
PITCHER	IP WLS BF H R ER SO BB IBB HBP BLK WP HR S P ERA WHIP											PITCHER	IP WLS BF H R ER SO BB IBB HBP BLK WP HR S P ERA WHIP
29 Merrill Kelly, R ERA: 2.63 (1, 1)	6.0 L 27 9 3 3 4 0 0 0 0 0 0 2 60 90 4.50 1.500												
47 Andrew Chafin, L ERA: 12.0 (7, 1)	1.1 4 0 0 0 2 0 0 0 0 0 0 0 10 18 0.00 0.000												
58 Stefan Crichton, R ERA: (8, 1)	0.2 2 0 0 0 2 0 0 0 0 0 0 0 6 7 0.00 0.000												
41 Junior Guerra, R ERA: (9, 1)	1.0 3 0 0 0 1 0 0 0 0 0 0 0 7 12 0.00 0.000												

livebaseballscorecards.com

AB	36
R	3
H	9
RBI	3
BB	0
SO	9
LOB	9



Batter	1	2	3	4	5	6	7	8	9	AB R H RBI BB SO LOB	
4 Ketel Marte, S OBP: 0.333, SLG: 0.462 (1, 4)										4 0 0 0 0 2 0	
2 Starling Marte, R OBP: 0.432, SLG: 0.367 (1, 8)										3 0 1 0 0 1 0	
53 Christian Walker, R OBP: 0.333, SLG: 0.457 (1, 3)										4 0 1 0 0 1 1	
5 Eduardo Escobar, S OBP: 0.195, SLG: 0.184 (1, 10)											4 0 0 0 0 2 3
56 Kole Calhoun, L OBP: 0.324, SLG: 0.300 (1, 9)											4 0 1 0 0 1 3
18 Carson Kelly, R OBP: 0.269, SLG: 0.250 (1, 2)											3 0 0 0 0 0 1
6 David Peralta, L OBP: 0.243, SLG: 0.212 (1, 7)											3 0 0 0 0 1 1
15 Ildemaro Vargas, S OBP: 0.200, SLG: 0.158 (1, 5)											3 0 1 0 0 1 0
13 Nick Ahmed, R OBP: 0.147, SLG: 0.065 (1, 6)											3 0 0 0 0 3 1

Inning Stats	R: 0	H: 0	E: 0	K: 2	S: 10	LOB: 0	BB: 0	P: 13	R: 0	H: 0	E: 0	K: 0	S: 5	LOB: 0	BB: 0	P: 8	R: 0	H: 0	E: 0	K: 1	S: 14	LOB: 0	BB: 0	P: 20	R: 0	H: 2	E: 0	K: 1	S: 13	LOB: 2	BB: 0	P: 16	R: 0	H: 1	E: 0	K: 1	S: 10	LOB: 1	BB: 0	P: 17	R: 0	H: 0	E: 0	K: 0	S: 8	LOB: 0	BB: 0	P: 12	R: 0	H: 1	E: 0	K: 1	S: 13	LOB: 1	BB: 0	P: 22	R: 0	H: 0	E: 0	K: 3	S: 11	LOB: 0	BB: 0	P: 18	R: 0	H: 0	E: 0	K: 2	S: 14	LOB: 1	BB: 0	P: 21	1B: 4	SF: 0	2B: 0	SAC: 0	3B: 0	DP: 0	HR: 0	HBP: 1	WP: 0	PA: 32
--------------	------	------	------	------	-------	--------	-------	-------	------	------	------	------	------	--------	-------	------	------	------	------	------	-------	--------	-------	-------	------	------	------	------	-------	--------	-------	-------	------	------	------	------	-------	--------	-------	-------	------	------	------	------	------	--------	-------	-------	------	------	------	------	-------	--------	-------	-------	------	------	------	------	-------	--------	-------	-------	------	------	------	------	-------	--------	-------	-------	-------	-------	-------	--------	-------	-------	-------	--------	-------	--------

PITCHER	IP	WLS	BF	H	R	ER	SO	BB	IBB	HBP	BLK	WP	HR	S	P	ERA	WHIP
22 Clayton Kershaw, L (1, 1)	5.2	W	20	3	0	0	6	0	0	0	0	0	0	57	81	0.00	0.529
52 Pedro Báez, R (6, 1)	1.1	H	5	1	0	0	1	0	0	0	0	0	0	16	27	0.00	0.750
75 Scott Alexander, L (8, 1)	1.0	H	3	0	0	0	3	0	0	0	0	0	0	11	18	0.00	0.000
74 Kenley Jansen, R (9, 1)	1.0	S	4	0	0	0	2	0	0	1	0	0	0	14	21	0.00	0.000

Los Angeles Dodgers @ Arizona Diamondbacks
Chase Field, Phoenix, AZ
 Sun Aug 02 2020, 1:10 PM - 4:07 PM MST
 Roof Closed - 77 F

AB	31
R	0
H	4
RBI	0
BB	0
SO	12
LOB	10



Houston Astros @ Arizona Diamondbacks
 Chase Field, Phoenix, AZ
 Tue Aug 04 2020, 6:10 PM - 9:19 PM MST
 Roof Closed - 77 F

livebaseballscorecards.com

AB	37
R	8
H	10
RBI	7
BB	4
SO	7
LOB	19



WP:	0	PA:	46
PB:	0		
SB:	0		
CS:	0		

Batter	1	2	3	4	5	6	7	8	9	AB	R	H	RBI	BB	SO	LOB
4 George Springer, R OBP: 0.333, SLG: 0.378 (1, 8)	G5-3	SF8		F8	2B		27 FC5-4 HBP		K	4	0	1	3	0	1	1
27 Jose Altuve, R OBP: 0.280, SLG: 0.326 (1, 4)	HR	G1-3		F7	K		FC5-4			5	1	1	1	0	1	6
2 Alex Bregman, R OBP: 0.320, SLG: 0.395 (1, 5)	P5				G5-3			G6-3		5	0	1	0	0	0	2
10 Yuli Gurriel, R OBP: 0.362, SLG: 0.385 (1, 3)	K							G6-3		5	1	1	0	0	2	1
1 Carlos Correa, R OBP: 0.488, SLG: 0.639 (1, 6)		HR			22 E 30 1B IBB			22 1B 1B		3	2	3	1	2	0	0
22 Josh Reddick, L OBP: 0.333, SLG: 0.459 (1, 9)	F9	F9		FC1	30 1B 15 BB HBP			1B		5	1	1	0	0	1	4
31 Abraham Toro, S OBP: 0.222, SLG: 0.133 (1, 10)		30 1B 4 SF8 HBP		P4	15 BB 30 1B 4 2B HBP			L3		3	2	0	0	0	0	5
30 Kyle Tucker, L OBP: 0.270, SLG: 0.314 (1, 7)	4 SF8 15 HBP 1B			K	15 BB 4 2B 1B			G3		5	1	2	1	0	2	0
15 Martín Maldonado, R OBP: 0.414, SLG: 0.261 (1, 2)								G6-3		2	0	0	1	2	0	0

Inning Stats	R: 1	H: 1	E: 0	LOB: 0	K: 1	BB: 0	S: 8	P: 9	R: 2	H: 2	E: 0	LOB: 2	K: 0	BB: 0	S: 15	P: 25	R: 0	H: 2	E: 0	LOB: 2	K: 0	BB: 0	S: 14	P: 20	R: 0	H: 0	E: 0	LOB: 1	K: 1	BB: 1	S: 8	P: 15	R: 5	H: 3	E: 1	LOB: 2	K: 1	BB: 2	S: 23	P: 35	R: 0	H: 0	E: 0	LOB: 1	K: 2	BB: 1	S: 12	P: 20	R: 0	H: 0	E: 0	LOB: 1	K: 0	BB: 0	S: 8	P: 14	R: 0	H: 2	E: 0	LOB: 2	K: 0	BB: 0	S: 11	P: 18	R: 0	H: 0	E: 0	LOB: 0	K: 2	BB: 0	S: 7	P: 9	1B: 6	SF: 1	2B: 2	SAC: 0	3B: 0	DP: 0	HR: 2	HBP: 4	WP: 0	PA: 46
--------------	------	------	------	--------	------	-------	------	------	------	------	------	--------	------	-------	-------	-------	------	------	------	--------	------	-------	-------	-------	------	------	------	--------	------	-------	------	-------	------	------	------	--------	------	-------	-------	-------	------	------	------	--------	------	-------	-------	-------	------	------	------	--------	------	-------	------	-------	------	------	------	--------	------	-------	-------	-------	------	------	------	--------	------	-------	------	------	-------	-------	-------	--------	-------	-------	-------	--------	-------	--------

PITCHER	IP	WLS	BF	H	R	ER	SO	BB	IBB	HBP	BLK	WP	HR	S	P	ERA	WHIP
40 Madison Bumgarner, L ERA: 7.04 (1, 1)	4.1	L	26	7	8	7	2	1	1	3	0	0	2	56	83	14.54	1.846
58 Stefan Crichton, R ERA: (5, 1)	0.2		4	1	0	0	1	1	0	0	0	0	0	12	21	0.00	3.000
57 Taylor Widener, R ERA: (6, 1)	3.0		13	2	0	0	2	1	0	1	0	0	0	31	52	0.00	1.000
28 Héctor Rondón, R ERA: 15.43 (9, 1)	1.0		3	0	0	0	2	0	0	0	0	0	0	7	9	0.00	0.000

BOTTOM

Houston Astros @ Arizona Diamondbacks
 Chase Field, Phoenix, AZ
 Tue Aug 04 2020, 6:10 PM - 9:19 PM MST
 Roof Closed - 77 F

livebaseballscorecards.com

AB	33
R	2
H	7
RBI	2
BB	5
SO	3
LOB	18



WP: 0	PA: 38
PB: 0	
SB: 0	
CS: 0	

AB	R	H	RBI	BB	SO	LOB
3	0	0	0	0	0	1
1	0	0	1	1	0	0

2	1	1	0	0	0	0
3	0	0	0	0	0	3

2	0	0	0	0	0	1
1	0	0	0	1	0	0

1	0	0	0	1	1	0
2	0	0	0	0	0	1

2	0	1	1	0	0	0
2	1	2	0	0	0	0

4	0	2	0	0	0	3
---	---	---	---	---	---	---

2	0	0	0	1	1	1
1	0	0	0	0	0	3

4	0	0	0	0	1	5
---	---	---	---	---	---	---

3	0	1	0	1	0	0
---	---	---	---	---	---	---

1B:	5	SF:	0
2B:	2	SAC:	0
3B:	0	DP:	1
HR:	0	HBP:	0

Batter	1	2	3	4	5	6	7	8	9
4 Ketel Marte, S OBP: 0.311, SLG: 0.429 16 Tim Lincecum, R (1, 4) (6, 8)	F7		L8		G3		BB		F8
56 Kole Calhoun, L OBP: 0.333, SLG: 0.344 9 Jon Jay, L OBP: 0.125, SLG: 0.143 (1, 9) (6, 9)	L9			5 1B 2B		L8	L8		F8
2 Starling Marte, R OBP: 0.410, SLG: 0.344 21 Stephen Vogt, L OBP: 0.200, SLG: 0.222 (1, 8) (6, 3)	F9			F9		L8		22 FC3-6 BB	
53 Christian Walker, R OBP: 0.342, SLG: 0.444 22 Jake Lamb, L OBP: 0.190, SLG: 0.111 (1, 3) (6, 5)			K	5 1B BB		P6		FC3-6 6 1B 14 1B 1-2f	
5 Eduardo Escobar, S OBP: 0.209, SLG: 0.200 14 Andrew Young, R OBP: 1.000, SLG: 1.500 (1, 5) (6, 4) (8, 7)			P6		6 G4-6-3 1B		6 G4-1 16 BB 2B	6 1B 1B	
6 David Peralta, L OBP: 0.268, SLG: 0.243 (1, 10)				G4-6-3		G4-1		1B	
18 Carson Kelly, R OBP: 0.276, SLG: 0.231 15 Ildemaro Vargas, S OBP: 0.190, SLG: 0.150 (1, 2) (8, 4)			G6-3		K		16 BB 13 BB BB	L6	
12 Daulton Varsho, L (1, 7) (8, 2)			G6-3		L7		K	L6	
13 Nick Ahmed, R OBP: 0.184, SLG: 0.088 (1, 6)			G5-3		1B		16 BB BB	G5-3	

Inning	R	H	E	K	S	P	BB	IBB	HBP	BLK	WP	HR	S	P	ERA	WHIP
1	0	0	0	7	11											
2	0	1	0	9	13											
3	0	0	0	5	8											
4	1	2	0	12	23											
5	0	1	0	9	13											
6	0	0	0	7	11											
7	1	1	0	15	33											
8	0	2	0	10	17											
9	0	0	0	6	7											

PITCHER	IP	WLS	BF	H	R	ER	SO	BB	IBB	HBP	BLK	WP	HR	S	P	ERA	WHIP
53 Cristian Javier, R ERA: 1.42 (1, 1)	6.0	W	22	4	1	1	2	1	0	0	0	0	0	49	79	1.50	0.833
66 Bryan Abreu, R ERA: 2.7 (7, 1)	0.2		6	1	1	1	1	3	0	0	0	0	0	8	24	13.50	6.000
60 Enoli Paredes, R ERA: 3.86 (7, 1)	1.1		7	2	0	0	0	1	0	0	0	0	0	17	26	0.00	2.250
72 Humberto Castellanos, R ERA: (9, 1)	1.0		3	0	0	0	0	0	0	0	0	0	0	6	7	0.00	0.000

Batter	1	2	3	4	5	6	7	8	9	AB R H RBI BB SO LOB	TOP											
4 George Springer, R OBP: 0.340, SLG: 0.439 (1, 9) (8, 8)	0-3 K	3-0 F9			3-1 HR		0-0 L7		4-2 BB G6-4-3	4 1 1 2 1 1 0												
27 Jose Altuve, R OBP: 0.255, SLG: 0.292 (1, 4)	0-0 F8		3-1 F7		2-3 K		2-3 K		0-1 G6-4-3	5 0 0 0 0 2 1												
2 Alex Bregman, R OBP: 0.315, SLG: 0.404 (1, 5)	1-1 2B		3-1 P4		1-3 K			0-0 F9		4 0 1 0 0 1 0												
10 Yuli Gurriel, R OBP: 0.373, SLG: 0.452 (1, 3)	2-0 L8		2-0 F8		4-1 BB			2-2 HR		3 1 1 1 1 0 1												
1 Carlos Correa, R OBP: 0.489, SLG: 0.650 (1, 6)		1-0 31 1B		2-3 K	2-3 K			0-1 30 BB		4 1 2 0 0 2 1												
31 Abraham Toro, S OBP: 0.273, SLG: 0.368 (1, 10)		3-2 30 HR		2-1 HR		2-3 K		3-2 1 SAFE F7		4 2 2 2 0 1 1												
30 Kyle Tucker, L OBP: 0.293, SLG: 0.395 (1, 7)		1-1 HR		0-3 K		1-1 L3		4-0 BB		3 1 1 2 1 1 0												
3 Myles Straw, R OBP: 0.182, SLG: 0.182 (8, PH) (8, 9)		2-0 F8		1-2 F9		1-3 K		1-3 K		3 0 0 0 0 1 0 1 0 0 0 0 1 2												
15 Martín Maldonado, R OBP: 0.406, SLG: 0.240 11 Garrett Stubbs, L OBP: 0.333, SLG: 0.500 (1, 2) (9, PH)		0-2 F8			4-1 4 HR		3-2 G6-3		0-0 F7	2 1 0 0 1 0 0 1 0 0 0 0 0 0												
Inning Stats	R: 0 E: 0 K: 1 S: 7	H: 1 LOB: 1 BB: 0 P: 10	R: 3 E: 0 K: 0 S: 11	H: 3 LOB: 0 BB: 0 P: 21	R: 0 E: 0 K: 0 S: 5	H: 0 LOB: 0 BB: 0 P: 13	R: 1 E: 0 K: 2 S: 11	H: 1 LOB: 0 BB: 0 P: 16	R: 2 E: 0 K: 3 S: 15	H: 1 LOB: 1 BB: 2 P: 31	R: 0 E: 0 K: 2 S: 8	H: 0 LOB: 0 BB: 0 P: 12	R: 0 E: 0 K: 1 S: 7	H: 0 LOB: 0 BB: 0 P: 12	R: 1 E: 0 K: 1 S: 15	H: 2 LOB: 2 BB: 1 P: 25	R: 0 E: 0 K: 0 S: 5	H: 0 LOB: 0 BB: 1 P: 9	1B: 2 2B: 2 3B: 0 HR: 4	SF: 0 SAC: 0 DP: 1 HBP: 0	WP: 0 PB: 0 SB: 0 CS: 0	PA: 38
PITCHER	IP WLS BF H R ER SO BB IBB HBP BLK WP HR S P ERA WHIP												PITCHER	IP WLS BF H R ER SO BB IBB HBP BLK WP HR S P ERA WHIP								
38 Robbie Ray, L ERA: 9.45 (1, 1)	5.0 W 23 6 6 6 6 2 0 0 0 0 0 3 49 91 10.80 1.600																					
37 Kevin Ginkel, R ERA: 9.64 (6, 1)	1.0 3 0 0 0 2 0 0 0 0 0 0 0 8 12 0.00 0.000																					
41 Junior Guerra, R ERA: (7, 1)	1.0 3 0 0 0 1 0 0 0 0 0 0 0 7 12 0.00 0.000																					
28 Héctor Rondón, R ERA: 13.5 (8, 1)	1.0 6 2 1 1 1 1 0 0 0 0 0 1 15 25 9.00 3.000																					
50 Yoan López, R ERA: 4.15 (9, 1)	1.0 3 0 0 0 0 1 0 0 0 0 0 0 5 9 0.00 1.000																					

Houston Astros @ Arizona Diamondbacks
Chase Field, Phoenix, AZ
Wed Aug 05 2020, 6:11 PM - 9:23 PM MST
Roof Closed - 77 F

AB	34
R	7
H	8
RBI	7
BB	4
SO	10
LOB	6



BOTTOM

Houston Astros @ Arizona Diamondbacks
Chase Field, Phoenix, AZ
Wed Aug 05 2020, 6:11 PM - 9:23 PM MST
Roof Closed - 77 F

livebaseballscorecards.com

AB	39
R	14
H	16
RBI	14
BB	4
SO	2
LOB	13



WP	1	PA	44
PB	0		
SB	0		
CS	1		

AB	R	H	RBI	BB	SO	LOB
5	2	3	1	0	0	1
5	2	2	3	0	0	1
3	2	2	0	2	0	0
5	1	2	1	0	1	2
4	2	1	2	0	0	3
4	2	2	4	1	0	0
4	1	2	1	1	0	0
5	1	1	0	0	0	4
4	1	1	2	0	1	2
1B: 6	SF: 0					
2B: 5	SAC: 0					
3B: 1	DP: 0					
HR: 4	HBP: 1					

Batter	1	2	3	4	5	6	7	8	9								
4 Ketel Marte, S OBP: 0.340, SLG: 0.468 (1, 4)	G4-3 1-0			1B 1-1	1B 0-1		P6 1-0										
56 Kole Calhoun, L OBP: 0.341, SLG: 0.432 (1, 9)	G6-3 1-1			IHR 1-1	G3 2-2		F8 1-2										
2 Starling Marte, R OBP: 0.455, SLG: 0.371 (1, 8)	G5-3 0-1			1B 0-0	BB 4-1		53 WP 1B 2-0										
53 Christian Walker, R OBP: 0.349, SLG: 0.463 (1, 3)	G5-3 2-1			2B 1-2	F8 0-1		K 1-2										
5 Eduardo Escobar, S OBP: 0.229, SLG: 0.273 (1, 5)	G3-1 0-1			HBP 1-0	F7 0-1		HR 2-H										
6 David Peralta, L OBP: 0.304, SLG: 0.390 (1, 7)	G3 3-2			21 2B 3B 1-H 2-H 3-H	F7 2-1		HR 0-0	21 BB BB 4-1									
21 Stephen Vogt, L OBP: 0.333, SLG: 0.462 (1, 2)	G3 1-2			4 2B 2B 3-H	P4 3-2		2B 0-1	BB 1-2									
9 Jon Jay, L OBP: 0.154, SLG: 0.250 (1, 10)	G4-3 0-1			G1-3 0-0	13 HR 2B 1-1		G6-3 0-0	F8 3-1									
13 Nick Ahmed, R OBP: 0.190, SLG: 0.184 (1, 6)	K 1-2			L5 1-1	HR 0-0		G5-3 1-2										
Inning Stats	R: 0 E: 0 K: 0 S: 5	H: 0 LOB: 0 BB: 0 P: 7	R: 0 E: 0 K: 0 S: 11	H: 0 LOB: 0 BB: 0 P: 16	R: 0 E: 0 K: 1 S: 8	H: 0 LOB: 0 BB: 0 P: 10	R: 9 E: 0 K: 0 S: 31	H: 9 LOB: 2 BB: 1 P: 46	R: 2 E: 0 K: 0 S: 15	H: 3 LOB: 1 BB: 0 P: 22	R: 0 E: 0 K: 0 S: 8	H: 0 LOB: 0 BB: 1 P: 13	R: 1 E: 0 K: 0 S: 8	H: 2 LOB: 1 BB: 0 P: 10	R: 2 E: 0 K: 1 S: 13	H: 2 LOB: 2 BB: 2 P: 29	
PITCHER	IP	WLS	BF	H	R	ER	SO	BB	IBB	HBP	BLK	WP	HR	S	P	ERA	WHIP
43 Lance McCullers Jr., R ERA: 9.22 (1, 1)	3.2	L	19	7	8	8	1	0	0	0	0	0	0	44	61	19.64	1.909
68 Nivaldo Rodriguez, R ERA: 7.36 (4, 1)	1.0		9	5	3	3	0	1	0	0	0	0	1	23	35	27.00	6.000
63 Brandon Bailey, R ERA: 2.45 (5, 1)	2.1		9	2	1	1	0	1	0	0	0	0	1	19	28	3.86	1.286
71 Carlos Sanabria, R ERA: 18.0 (8, 1)	1.0		7	2	2	2	1	2	0	0	0	1	1	13	29	18.00	4.000

Batter	1	2	3	4	5	6	7	8	9								
4 Ketel Marte, S OBP: 0.340, SLG: 0.468 (1, 4)	G4-3 1-0			1B 1-1	1B 0-1		P6 1-0										
56 Kole Calhoun, L OBP: 0.341, SLG: 0.432 (1, 9)	G6-3 1-1			IHR 1-1	G3 2-2		F8 1-2										
2 Starling Marte, R OBP: 0.455, SLG: 0.371 (1, 8)	G5-3 0-1			1B 0-0	BB 4-1		53 WP 1B 2-0										
53 Christian Walker, R OBP: 0.349, SLG: 0.463 (1, 3)	G5-3 2-1			2B 1-2	F8 0-1		K 1-2										
5 Eduardo Escobar, S OBP: 0.229, SLG: 0.273 (1, 5)	G3-1 0-1			HBP 1-0	F7 0-1		HR 2-H										
6 David Peralta, L OBP: 0.304, SLG: 0.390 (1, 7)	G3 3-2			21 2B 3B 1-H 2-H 3-H	F7 2-1		HR 0-0	21 BB BB 4-1									
21 Stephen Vogt, L OBP: 0.333, SLG: 0.462 (1, 2)	G3 1-2			4 2B 2B 3-H	P4 3-2		2B 0-1	BB 1-2									
9 Jon Jay, L OBP: 0.154, SLG: 0.250 (1, 10)	G4-3 0-1			G1-3 0-0	13 HR 2B 1-1		G6-3 0-0	F8 3-1									
13 Nick Ahmed, R OBP: 0.190, SLG: 0.184 (1, 6)	K 1-2			L5 1-1	HR 0-0		G5-3 1-2										
Inning Stats	R: 0 E: 0 K: 0 S: 5	H: 0 LOB: 0 BB: 0 P: 7	R: 0 E: 0 K: 0 S: 11	H: 0 LOB: 0 BB: 0 P: 16	R: 0 E: 0 K: 1 S: 8	H: 0 LOB: 0 BB: 0 P: 10	R: 9 E: 0 K: 0 S: 31	H: 9 LOB: 2 BB: 1 P: 46	R: 2 E: 0 K: 0 S: 15	H: 3 LOB: 1 BB: 0 P: 22	R: 0 E: 0 K: 0 S: 8	H: 0 LOB: 0 BB: 1 P: 13	R: 1 E: 0 K: 0 S: 8	H: 2 LOB: 1 BB: 0 P: 10	R: 2 E: 0 K: 1 S: 13	H: 2 LOB: 2 BB: 2 P: 29	
PITCHER	IP	WLS	BF	H	R	ER	SO	BB	IBB	HBP	BLK	WP	HR	S	P	ERA	WHIP
43 Lance McCullers Jr., R ERA: 9.22 (1, 1)	3.2	L	19	7	8	8	1	0	0	0	0	0	0	44	61	19.64	1.909
68 Nivaldo Rodriguez, R ERA: 7.36 (4, 1)	1.0		9	5	3	3	0	1	0	0	0	0	1	23	35	27.00	6.000
63 Brandon Bailey, R ERA: 2.45 (5, 1)	2.1		9	2	1	1	0	1	0	0	0	0	1	19	28	3.86	1.286
71 Carlos Sanabria, R ERA: 18.0 (8, 1)	1.0		7	2	2	2	1	2	0	0	0	1	1	13	29	18.00	4.000

Batter	1	2	3	4	5	6	7	8	9	AB R H RBI BB SO LOB	TOP
4 George Springer, R OBP: 0.321, SLG: 0.409 3 Myles Straw, R OBP: 0.167, SLG: 0.167										3 0 0 0 0 1 1 1 0 0 0 0 0 0	
27 Jose Altuve, R OBP: 0.288, SLG: 0.404										4 3 3 1 0 1 0	
2 Alex Bregman, R OBP: 0.328, SLG: 0.490										4 1 2 2 0 2 1	
23 Michael Brantley, L OBP: 0.463, SLG: 0.583										4 0 0 0 0 0 2	
10 Yuli Gurriel, R OBP: 0.364, SLG: 0.435										4 0 1 1 0 1 1	
1 Carlos Correa, R OBP: 0.471, SLG: 0.614										4 0 1 0 0 1 1	
22 Josh Reddick, L OBP: 0.319, SLG: 0.429										4 0 1 0 0 2 2	
30 Kyle Tucker, L OBP: 0.267, SLG: 0.357										4 0 0 0 0 0 2	
15 Martin Maldonado, R OBP: 0.400, SLG: 0.222										2 0 0 0 1 1 0	
Inning Stats	R: 0 H: 0 E: 0 LOB: 0 K: 3 BB: 0 S: 10 P: 15	R: 0 H: 1 E: 0 LOB: 1 K: 1 BB: 0 S: 14 P: 19	R: 0 H: 0 E: 0 LOB: 0 K: 0 BB: 1 S: 6 P: 12	R: 1 H: 2 E: 0 LOB: 1 K: 2 BB: 0 S: 12 P: 20	R: 0 H: 1 E: 0 LOB: 0 K: 0 BB: 0 S: 6 P: 7	R: 1 H: 2 E: 0 LOB: 1 K: 0 BB: 0 S: 11 P: 19	R: 0 H: 0 E: 0 LOB: 0 K: 1 BB: 0 S: 7 P: 13	R: 2 H: 2 E: 0 LOB: 0 K: 1 BB: 0 S: 13 P: 20	R: 0 H: 0 E: 1 LOB: 1 K: 1 BB: 0 S: 8 P: 9	1B: 4 SF: 0 2B: 2 SAC: 0 3B: 0 DP: 2 HR: 2 HBP: 0	WP: 0 PA: 35 PB: 0 SB: 1 CS: 0
PITCHER	IP WLS BF H R ER SO BB IBB HBP BLK WP HR S P ERA WHIP										
23 Zac Gallen, R ERA: 2.81	(1, 1) 6.0 0 23 6 2 2 6 1 0 0 0 0 1 59 92 3.00 1.167										
49 Alex Young, L ERA: 1.8	(7, 1) 1.0 H 3 0 0 0 1 0 0 0 0 0 0 7 13 0.00 0.000										
58 Stefan Crichton, R ERA: 3.6	(8, 1) 0.2 B 4 2 2 2 1 0 0 0 0 0 1 11 17 27.00 3.000										
47 Andrew Chafin, L ERA: 10.8	(8, 1) 0.1 1 0 0 0 0 0 0 0 0 0 0 2 3 0.00 0.000										
41 Junior Guerra, R ERA:	(9, 1) 1.0 W 4 0 0 0 1 0 0 0 0 0 0 0 8 9 0.00 0.000										

Houston Astros @ Arizona Diamondbacks
Chase Field, Phoenix, AZ
Thu Aug 06 2020, 4:11 PM - 7:25 PM MST
Roof Closed - 77 F

livebaseballscorecards.com

AB	34
R	4
H	8
RBI	4
BB	1
SO	9
LOB	10



BOTTOM

Houston Astros @ Arizona Diamondbacks
 Chase Field, Phoenix, AZ
 Thu Aug 06 2020, 4:11 PM - 7:25 PM MST
 Roof Closed - 77 F

livebaseballscorecards.com

AB	33
R	5
H	11
RBI	5
BB	5
SO	3
LOB	14



WP: 0	PA: 38
PB: 0	
SB: 0	
CS: 0	

AB	R	H	RBI	BB	SO	LOB
5	0	3	0	0	0	0

5	0	1	2	0	1	3
---	---	---	---	---	---	---

4	1	3	0	0	0	2
---	---	---	---	---	---	---

4	1	1	1	0	0	2
---	---	---	---	---	---	---

4	1	1	0	0	0	0
---	---	---	---	---	---	---

2	0	1	1	2	0	0
---	---	---	---	---	---	---

3	0	0	0	1	1	2
---	---	---	---	---	---	---

2	0	0	1	2	0	2
---	---	---	---	---	---	---

0	1	0	0	0	0	0
---	---	---	---	---	---	---

1B:	7	SF:	0
2B:	4	SAC:	0
3B:	0	DP:	2
HR:	0	HBP:	0

Batter	1	2	3	4	5	6	7	8	9
4 Ketel Marte, S OBP: 0.364, SLG: 0.481 (1, 4)	G6-3 1-1		G6-3 2-2 1B		G4-3 0-0		G4-6-3 1-0 1B		G6-3 0-2 2B
56 Kole Calhoun, L OBP: 0.327, SLG: 0.429 (1, 9)	G3-1 1-2		K 1-3			F8 1-0	G4-6-3 2-1		G6-3 2-2 2B
2 Starling Marte, R OBP: 0.479, SLG: 0.462 (1, 8)	G6-3 0-0 1B		G6-3 0-1			53 2B 1-1	G6-3 3-1 2B		
53 Christian Walker, R OBP: 0.340, SLG: 0.467 (1, 3)	G5-3 2-2			L1-4 2-2		5 1B 6 1B 2B 2-1	G5-3 0-0		
5 Eduardo Escobar, S OBP: 0.231, SLG: 0.271 (1, 5)		P6 2-1		L8 2-1		18 BB 14 FC4-6 1B 2-3	G4-3 0-1		
6 David Peralta, L OBP: 0.340, SLG: 0.395 (1, 7)		18 G6-4-3 BB 4-1		BB 4-2		14 FC4-6 18 BB 1B 1-2	G1-3 3-2		
18 Carson Kelly, R OBP: 0.273, SLG: 0.207 (1, 2)		G6-4-3 0-2 1-2f		F9 2-0		14 FC4-6 BB 4-1	K 0-2		
14 Andrew Young, R OBP: 0.667, SLG: 0.750 (1, 10)			4 1B BB 4-2		L8 3-2	FC4-6 1-2			4 1B 13 1B 56 2B BB 4-2
16 Tim Lincecum, R (9, PR)									
13 Nick Ahmed, R OBP: 0.196, SLG: 0.190 (1, 6)			F7 2-1		G5-3 2-2	K 1-3			4 1B 56 2B 1B 1-2

Inning Stats	R: 0	H: 1	E: 0	K: 11	LOB: 1	BB: 0	P: 15	R: 0	H: 0	E: 0	K: 6	LOB: 0	BB: 1	P: 12	R: 0	H: 1	E: 0	K: 13	LOB: 2	BB: 1	P: 22	R: 0	H: 0	E: 0	K: 8	LOB: 1	BB: 1	P: 18	R: 0	H: 0	E: 0	K: 10	LOB: 0	BB: 0	P: 15	R: 3	H: 4	E: 0	K: 21	LOB: 2	BB: 1	P: 33	R: 0	H: 2	E: 0	K: 6	LOB: 1	BB: 0	P: 12	R: 0	H: 0	E: 0	K: 9	LOB: 0	BB: 0	P: 12	R: 2	H: 3	E: 0	K: 9	LOB: 3	BB: 1	P: 15	1B: 7	2B: 4	3B: 0	HR: 0	SF: 0	SAC: 0	DP: 2	HBP: 0	WP: 0	PA: 38
--------------	------	------	------	-------	--------	-------	-------	------	------	------	------	--------	-------	-------	------	------	------	-------	--------	-------	-------	------	------	------	------	--------	-------	-------	------	------	------	-------	--------	-------	-------	------	------	------	-------	--------	-------	-------	------	------	------	------	--------	-------	-------	------	------	------	------	--------	-------	-------	------	------	------	------	--------	-------	-------	-------	-------	-------	-------	-------	--------	-------	--------	-------	--------

PITCHER	IP	WLS	BF	H	R	ER	SO	BB	IBB	HBP	BLK	WP	HR	S	P	ERA	WHIP
64 Brandon Bielak, R ERA: 0.87 (1, 1)	5.0		19	2	0	0	1	3	0	0	0	0	0	48	82	0.00	1.000
67 Cy Sneed, R ERA: 6.75 (6, 1)	0.1	H	4	3	3	3	0	0	0	0	0	0	0	10	15	81.00	9.000
62 Blake Taylor, L ERA: (6, 1)	1.1	B	7	3	0	0	1	1	0	0	0	0	0	16	29	0.00	3.000
70 Andre Scrubb, R ERA: (7, 1)	1.1		4	0	0	0	1	0	0	0	0	0	0	10	13	0.00	0.000
55 Ryan Pressly, R ERA: 40.5 (9, 1)	0.0	L	4	3	2	2	0	1	0	0	0	0	0	9	15	∞	∞

Batter	1	2	3	4	5	6	7	8	9	AB R H RBI BB SO LOB	TOP											
4 Ketel Marte, S OBP: 0.339, SLG: 0.446 (1, 4)	F7			F8		P1		K		4 0 0 0 0 1 1	Arizona Diamondbacks @ San Diego Padres Petco Park, San Diego, CA Fri Aug 07 2020, 6:11 PM - 8:37 PM PDT Clear - 73 F											
56 Kole Calhoun, L OBP: 0.302, SLG: 0.391 (1, 9)	K			G5-3		P5		K	4 0 0 0 0 2 1													
2 Starling Marte, R OBP: 0.462, SLG: 0.442 (1, 8)	G6-3			L7		K		E1 5 DI 1B	4 0 1 0 0 1 1													
53 Christian Walker, R OBP: 0.314, SLG: 0.429 (1, 10)		K				K		P4	4 0 0 0 0 3 1													
5 Eduardo Escobar, S OBP: 0.232, SLG: 0.269 (1, 5)		F7				G4-3 6 1B		L3	4 0 1 0 0 0 1													
6 David Peralta, L OBP: 0.358, SLG: 0.400 (1, 7)		F7							2 0 1 0 1 0 0													
21 Stephen Vogt, L OBP: 0.294, SLG: 0.400 (1, 2)				K		F4		K	2 0 0 0 0 1 2													
14 Andrew Young, R OBP: 0.571, SLG: 0.600 (7, PH)									1 0 0 0 0 1 1													
12 Daulton Varsho, L OBP: 0.571, SLG: 0.600 (7, 2)									0 0 0 0 0 0 0													
22 Jake Lamb, L OBP: 0.167, SLG: 0.095 (1, 3)				K		P6		G5-3	3 0 0 0 0 1 2													
13 Nick Ahmed, R OBP: 0.204, SLG: 0.200 (1, 6)				K				F7	3 0 1 0 0 1 0													
Inning Stats	R: 0 E: 0 K: 1 S: 8	H: 0 LOB: 0 BB: 0 P: 12	R: 0 E: 0 K: 1 S: 7	H: 0 LOB: 0 BB: 0 P: 14	R: 0 E: 0 K: 3 S: 10	H: 0 LOB: 0 BB: 0 P: 17	R: 0 E: 0 K: 0 S: 8	H: 0 LOB: 0 BB: 0 P: 10	R: 0 E: 0 K: 1 S: 12	H: 2 LOB: 2 BB: 0 P: 17	R: 0 E: 0 K: 1 S: 11	H: 1 LOB: 1 BB: 0 P: 19	R: 0 E: 0 K: 2 S: 13	H: 0 LOB: 1 BB: 1 P: 19	R: 0 E: 0 K: 1 S: 6	H: 0 LOB: 0 BB: 0 P: 8	R: 0 E: 1 K: 1 S: 12	H: 1 LOB: 1 BB: 0 P: 15	1B: 4 2B: 0 3B: 0 HR: 0	SF: 0 SAC: 0 DP: 0 HBP: 0	WP: 0 PB: 0 SB: 0 CS: 0	PA: 32
PITCHER	IP WLS BF H R ER SO BB IBB HBP BLK WP HR S P ERA WHIP																					
17 Zach Davies, R ERA: 2.87 (1, 1)	5.2 W 20 3 0 0 6 0 0 0 0 0 0 0 53 84 0.00 0.529																					
34 Craig Stammen, R ERA: 4.5 (6, 1)	0.1 H 1 0 0 0 1 0 0 0 0 0 0 0 3 5 0.00 0.000																					
15 Drew Pomeranz, L ERA: (7, 1)	1.0 H 4 0 0 0 2 1 0 0 0 0 0 0 13 19 0.00 1.000																					
14 Emilio Pagán, R ERA: 7.94 (8, 1)	1.0 H 3 0 0 0 1 0 0 0 0 0 0 0 6 8 0.00 0.000																					
39 Kirby Yates, R ERA: 10.38 (9, 1)	1.0 S 4 1 0 0 1 0 0 0 0 0 0 0 12 15 0.00 1.000																					

livebaseballscores.com

AB	31
R	0
H	4
RBI	0
BB	1
SO	11
LOB	10



Batter	1	2	3	4	5	6	7	8	9	AB R H RBI BB SO LOB	TOP
4 Ketel Marte, S OBP: 0.333, SLG: 0.433 (1, 4)	1-0 F8		1-1 L3		1-0 1B		3-0 F8			4 0 1 0 0 0 0	<p>Arizona Diamondbacks @ San Diego Padres</p> <p>Petco Park, San Diego, CA</p> <p>Sat Aug 08 2020, 6:11 PM - 9:02 PM PDT</p> <p>Clear - 72 F</p> <p>livebaseballscores.com</p>
66 Kole Calhoun, L OBP: 0.298, SLG: 0.367 (1, 10)	4-2 FC6-4 BB		1-3 K		2-1 F8		2-3 K			3 0 0 0 1 2 1	
2 Starling Marte, R OBP: 0.464, SLG: 0.532 (1, 8)	3-2 FC6-4			0-1 G4-3 21 SF9 2B		3-1 HR		1-2 L9		4 2 2 1 0 0 1	
6 David Peralta, L OBP: 0.351, SLG: 0.388 (1, 7)	1-1 G1-3			2-1 G4-3		2-0 G6-4-3 1B		0-1 G4-3		4 0 1 0 0 0 2	
5 Eduardo Escobar, S OBP: 0.233, SLG: 0.255 (1, 5)		1-3 K		4-0 BB		0-1 G6-4-3 1-2f		0-3 K		3 0 0 0 1 2 1	
21 Stephen Vogt, L OBP: 0.286, SLG: 0.556 (1, 2)		2-2 E5		1-1 SF9		3-2 HR		3-1 G3		3 1 1 2 0 0 0	
22 Jake Lamb, L OBP: 0.154, SLG: 0.087 53 Christian Walker, R OBP: 0.321, SLG: 0.420 (6, PH) (6, 3)		2-3 K		2-0 G4-3		1-1 HBP		3-2 G1-4-3		2 0 0 0 0 1 2 1 0 0 0 0 0 0	
9 Jon Jay, L OBP: 0.118, SLG: 0.188 (1, 9)		0-3 K			0-2 K	1-1 F9		1-3 K		4 0 0 0 0 3 2	
13 Nick Ahmed, R OBP: 0.192, SLG: 0.188 (1, 6)			2-3 K		1-1 P5		0-1 G6-3			3 0 0 0 0 1 0	
Inning Stats	R: 0 H: 0 E: 0 LOB: 1 K: 0 BB: 1 S: 8 P: 17	R: 0 H: 0 E: 1 LOB: 1 K: 3 BB: 0 S: 15 P: 20	R: 0 H: 0 E: 0 LOB: 0 K: 2 BB: 0 S: 10 P: 14	R: 1 H: 1 E: 0 LOB: 1 K: 0 BB: 1 S: 7 P: 16	R: 0 H: 1 E: 0 LOB: 1 K: 1 BB: 0 S: 8 P: 12	R: 2 H: 3 E: 0 LOB: 1 K: 0 BB: 0 S: 11 P: 21	R: 0 H: 0 E: 0 LOB: 0 K: 1 BB: 0 S: 7 P: 12	R: 0 H: 0 E: 0 LOB: 0 K: 1 BB: 0 S: 8 P: 9	R: 0 H: 0 E: 0 LOB: 0 K: 1 BB: 0 S: 11 P: 18	1B: 2 SF: 1 2B: 1 SAC: 0 3B: 0 DP: 1 HR: 2 HBP: 1	WP: 0 PA: 35 PB: 0 SB: 0 CS: 0
PITCHER	IP WLS BF H R ER SO BB IBB HBP BLK WP HR S P ERA WHIP										
59 Chris Paddack, R ERA: 3.18 (1, 1)	5.2 L 24 5 3 3 6 2 0 0 0 0 0 2 56 95 4.76 1.235										
55 Matt Strahm, L ERA: 2.7 (6, 1)	1.1 5 0 0 0 1 0 0 1 0 0 0 10 17 0.00 0.000										
36 Pierce Johnson, R ERA: 1.8 (8, 1)	1.0 3 0 0 0 1 0 0 0 0 0 0 8 9 0.00 0.000										
8 Javy Guerra, R ERA: 7.94 (9, 1)	1.0 3 0 0 0 1 0 0 0 0 0 0 11 18 0.00 0.000										

AB	31
R	3
H	5
RBI	3
BB	2
SO	9
LOB	9



Batter	1	2	3	4	5	6	7	8	9
23 Fernando Tatis Jr., R OBP: 0.412, SLG: 0.780	1-0 HR		1-0 1B			1-0 G5-3		2-0 HR	
2 Trent Grisham, L OBP: 0.369, SLG: 0.545	3-3 K		3-3 K			3-2 1B		2-2 L3	
13 Manny Machado, R OBP: 0.303, SLG: 0.333	1-0 2B		0-0 G5-4-3			1-0 G6-4-3		1-1 F9	
28 Tommy Pham, R OBP: 0.344, SLG: 0.309	0-0 G6-3			0-1 F9			3-2 1B	4-1 BB	
30 Eric Hosmer, L OBP: 0.438, SLG: 0.714	1-2 G4-3			0-0 G1-3			0-1 F8	2-2 F9	
4 Wil Myers, R OBP: 0.339, SLG: 0.620		0-1 G6-3		3-3 K			1-3 K	0-1 L7	
9 Jake Cronenworth, L OBP: 0.357, SLG: 0.778		0-1 G4-3			1-2 G3				
10 Jurickson Profar, S OBP: 0.245, SLG: 0.171						3-2 F7			
18 Austin Hedges, R OBP: 0.091, SLG: 0.091		2-2 F8						1-3 K	
27 Francisco Mejía, S OBP: 0.179, SLG: 0.120								2-2 G6-3	
5 Greg Garcia, L OBP: 0.375, SLG: 0.409			3-2 2B			1-3 K			

Inning Stats	R: 1	H: 2	E: 0	K: 11	S: 17	R: 0	H: 0	E: 0	K: 10	S: 12	R: 0	H: 2	E: 0	K: 1	S: 8	R: 0	H: 0	E: 0	K: 1	S: 6	R: 0	H: 0	E: 0	K: 9	S: 14	R: 0	H: 1	E: 0	K: 2	S: 13	R: 1	H: 1	E: 0	K: 11	S: 18	R: 0	H: 0	E: 0	K: 8	S: 15	R: 0	H: 0	E: 0	K: 10	S: 18			
	LOB: 1	BB: 0	P: 17			LOB: 0	BB: 0	P: 12			LOB: 0	BB: 0	P: 15			LOB: 1	BB: 0	P: 14			LOB: 0	BB: 0	P: 14			LOB: 0	BB: 0	P: 18			LOB: 0	BB: 0	P: 18			LOB: 1	BB: 1	P: 15			LOB: 0	BB: 0	P: 10			LOB: 0	BB: 0	P: 18

PITCHER	IP	WLS	BF	H	R	ER	SO	BB	IBB	HBP	BLK	WP	HR	S	P	ERA	WHIP
29 Merrill Kelly, R ERA: 2.29	6.0	W	22	6	1	1	4	0	0	0	0	0	1	53	84	1.50	1.000
47 Andrew Chafin, L ERA: 8.31	1.0	H	3	0	0	0	2	0	0	0	0	0	0	9	11	0.00	0.000
28 Héctor Rondón, R ERA: 12.46	1.0	H	4	1	1	1	1	0	0	0	0	0	1	11	18	9.00	1.000
25 Archie Bradley, R ERA: 1.93	1.0	S	4	0	0	0	0	1	0	0	0	0	0	8	15	0.00	1.000

AB R H RBI BB SO LOB

4	2	3	2	0	0	0
4	0	1	0	0	2	2
4	0	1	0	0	0	3
3	0	1	0	1	0	1
4	0	0	0	0	0	3
4	0	0	0	0	2	2
2	0	0	0	0	0	0
1	0	0	0	0	1	1
2	0	0	0	0	0	0
1	0	0	0	0	1	0
3	0	1	0	0	1	0

AB	32
R	2
H	7
RBI	2
BB	1
SO	7
LOB	12



WP	PA	ERA	WHIP
0	33		

Arizona Diamondbacks @ San Diego Padres
 Petco Park, San Diego, CA
 Sat Aug 08 2020, 6:11 PM - 9:02 PM PDT
 Clear - 72 F


livebaseballscorecards.com

Batter	1	2	3	4	5	6	7	8	9	AB R H RBI BB SO LOB	TOP									
4 Ketel Marte, S (1, 4) OBP: 0.318, SLG: 0.413 16 Tim Locoastro, R (6, 8)										3 0 0 0 0 1 0 2 0 0 0 0 2 2										
56 Kole Calhoun, L (1, 9) OBP: 0.311, SLG: 0.423										3 1 1 1 1 1 0										
2 Starling Marte, R (1, 8) OBP: 0.448, SLG: 0.510 9 Jon Jay, L (6, 7) OBP: 0.105, SLG: 0.167										2 0 0 0 0 2 0 2 0 0 0 0 2 3										
53 Christian Walker, R (1, 3) OBP: 0.298, SLG: 0.389										4 0 0 0 0 1 0										
6 David Peralta, L (1, 7) OBP: 0.339, SLG: 0.373 22 Jake Lamb, L (6, 5) OBP: 0.214, SLG: 0.125										2 0 0 0 0 1 0 1 1 1 0 1 0 0										
14 Andrew Young, R (1, 5) OBP: 0.545, SLG: 0.875										3 1 1 2 0 1 1										
12 Daulton Varsho, L (1, 10) OBP: 0.200, SLG: 0.222										4 1 1 0 0 1 1										
18 Carson Kelly, R (1, 2) OBP: 0.270, SLG: 0.188										3 0 0 0 1 2 1										
13 Nick Ahmed, R (1, 6) OBP: 0.214, SLG: 0.255										3 1 1 2 1 1 0										
Inning Stats	R: 0 E: 0 K: 2 S: 7	H: 0 LOB: 0 BB: 0 P: 10	R: 0 E: 0 K: 1 S: 5	H: 0 LOB: 0 BB: 0 P: 7	R: 0 E: 0 K: 3 S: 15	H: 0 LOB: 0 BB: 0 P: 20	R: 0 E: 0 K: 2 S: 9	H: 0 LOB: 0 BB: 0 P: 11	R: 0 E: 0 K: 1 S: 10	H: 0 LOB: 1 BB: 0 P: 16	R: 1 E: 0 K: 2 S: 12	H: 2 LOB: 1 BB: 0 P: 16	R: 0 E: 0 K: 2 S: 15	H: 0 LOB: 3 BB: 3 P: 32	R: 4 E: 0 K: 1 S: 19	H: 3 LOB: 0 BB: 1 P: 29	1B: 1 2B: 1 3B: 0 HR: 3	SF: 0 SAC: 0 DP: 0 HBP: 1	WP: 0 PB: 1 SB: 0 CS: 0	PA: 37
PITCHER	IP WLS BF H R ER SO BB IBB HBP BLK WP HR S P ERA WHIP																			
29 Dinelson Lamet, R (1, 1) ERA: 1.61 62 Luis Patiño, R (7, 1) ERA: 12.27 25 Tim Hill, L (9, 1) ERA: 11.25	6.2 W 22 1 1 1 11 0 0 1 0 0 1 60 83 1.35 0.150	1.2 11 2 2 2 3 4 0 0 0 0 1 25 49 10.80 3.600	0.2 4 2 2 2 1 0 0 0 0 0 1 13 18 27.00 3.000																	

Arizona Diamondbacks @ San Diego Padres
 Petco Park, San Diego, CA
 Sun Aug 09 2020, 1:12 PM - 4:10 PM PDT
 Partly Cloudy - 75 F

AB	32
R	5
H	5
RBI	5
BB	4
SO	15
LOB	8



Batter	1	2	3	4	5	6	7	8	9	AB R H RBI BB SO LOB	TOP											
56 Kole Calhoun, L OBP: 0.328, SLG: 0.491 (1, 9)	0-0 HR	1-3 K		2-2 HBP	2-3 K		3-2 2B		3-1 G3-1	5 2 2 3 0 2 3												
4 Ketel Marte, S OBP: 0.347, SLG: 0.449 (1, 4)	3-2 2B		1-0 1B	0-2 1B		2-1 G4-3	2-1 F8		0-0 1B	6 3 4 1 0 0 1												
2 Starling Marte, R OBP: 0.422, SLG: 0.473 (1, 8)	0-0 F9		0-0 1B	1-1 G6-3		2-3 K	0-2 G3		0-2 L7	6 1 1 1 0 1 5												
6 David Peralta, L OBP: 0.375, SLG: 0.429 (1, 10)	1-3 K		0-0 1B	1-1 1B		1-2 E1		0-0 2B		5 1 4 2 0 1 1												
53 Christian Walker, R OBP: 0.306, SLG: 0.407 (1, 3)	2-1 2B		0-2 1B	2-0 L9		2-3 K		1-2 G6-3		5 0 2 2 0 1 3												
5 Eduardo Escobar, S OBP: 0.231, SLG: 0.250 (1, 5)	1-1 L8		1-2 G6-3	1-3 K			1-0 1B	1-3 K		5 1 1 0 0 2 5												
21 Stephen Vogt, L OBP: 0.269, SLG: 0.455 (1, 2)			2-2 F8	1-1 G3		4-2 56 WP BB	1-3 K	0-0 G4-3		4 0 0 1 1 1 3	AB 45 R 12 H 18 RBI 11 BB 2 SO 10 LOB 24											
9 Jon Jay, L OBP: 0.125, SLG: 0.174 (1, 7)			0-0 G3	1-1 G3-1		1-1 L8	0-1 1B		1-3 K	5 1 1 0 0 1 2												
13 Nick Ahmed, R OBP: 0.262, SLG: 0.291 (1, 6)			1-1 56 WP 1B	2-1 4 1B 2 G6-3 56 HBP 1B		2-3 K	1-1 56 S 2B 1B		4-1 56 G3-1 56 S 4 1B BB	4 3 3 1 1 1 1												
Inning Stats	R: 2 E: 0 K: 1 S: 12	H: 3 LOB: 1 BB: 0 P: 19	R: 0 E: 0 K: 1 S: 10	H: 1 LOB: 1 BB: 0 P: 14	R: 3 E: 0 K: 0 S: 13	H: 4 LOB: 1 BB: 0 P: 17	R: 3 E: 1 K: 1 S: 15	H: 3 LOB: 1 BB: 0 P: 24	R: 0 E: 0 K: 2 S: 12	H: 1 LOB: 1 BB: 0 P: 19	R: 3 E: 0 K: 1 S: 16	H: 4 LOB: 1 BB: 0 P: 24	R: 0 E: 0 K: 1 S: 8	H: 1 LOB: 1 BB: 0 P: 10	R: 1 E: 0 K: 1 S: 10	H: 1 LOB: 1 BB: 1 P: 18	1B: 13 2B: 4 3B: 0 HR: 1	SF: 0 SAC: 0 DP: 0 HBP: 1	WP: 2 PB: 0 SB: 2 CS: 0	PA: 48		
PITCHER	IP WLS BF H R ER SO BB IBB HBP BLK WP HR S P ERA WHIP	IP WLS BF H R ER SO BB IBB HBP BLK WP HR S P ERA WHIP																				
55 Jon Gray, R ERA: 6.41 (1, 1)	3.1 L 22 11 8 8 2 0 0 1 0 0 1 1 46 67 21.60 3.300	1.2 6 0 0 0 3 1 0 0 0 0 1 0 16 28 0.00 0.600	1.0 4 1 0 0 2 0 0 0 0 0 0 0 12 19 0.00 1.000	1.0 7 4 3 3 1 0 0 0 0 0 0 0 16 24 27.00 4.000	1.0 4 1 0 0 1 0 0 0 0 0 0 0 8 10 0.00 1.000	1.0 5 1 1 1 1 1 1 0 0 0 0 0 10 18 9.00 2.000																
34 Jeff Hoffman, R ERA: (4, 1)																						
52 Daniel Bard, R ERA: 3.12 (6, 1)																						
62 Yency Almonte, R ERA: 4.66 (7, 1)																						
30 Joe Harvey, R ERA: (8, 1)																						

Arizona Diamondbacks @ Colorado Rockies
 Coors Field, Denver, CO
 Mon Aug 10 2020, 6:42 PM - 10:24 PM MDT
 Partly Cloudy - 87 F

livebaseballscores.com

Batter	1	2	3	4	5	6	7	8	9	AB R H RBI BB SO LOB
1 Garrett Hampson, R (1, 7) OBP: 0.343, SLG: 0.414	F8	G5-3		19 S, 27 BB, 19 1B	G6-3			G6-3		5 1 1 0 0 0 0
27 Trevor Story, R (1, 6) OBP: 0.380, SLG: 0.574	HR		19 1B, 28 SF6, BB	19 1B, 28 1B, BB	F8			G3		3 3 1 1 2 0 0
19 Charlie Blackmon, L (1, 9) OBP: 0.514, SLG: 0.703	1B		25 WP, 25 1B, 1B	9 1B, 28 1B, 1B	F8			28 1B, 25 G5-3, 1B		5 3 4 1 0 0 0
28 Nolan Arenado, R (1, 5) OBP: 0.303, SLG: 0.414	2B		SF6	9 1B, 1B	1B			25 G5-3, 9 1B, 1B		4 0 4 2 0 0 0
9 Daniel Murphy, L (1, 3) OBP: 0.404, SLG: 0.592	K		K	1B	F7			25 G5-3, 1B		5 0 2 1 0 2 4
25 Matt Kemp, R (1, 10) OBP: 0.370, SLG: 0.462	IBB		1B	F9	G5-3			G5-3		4 0 1 1 1 0 4
26 David Dahl, L (1, 8) OBP: 0.269, SLG: 0.290	K		K	G4-3	G4-3			K		5 0 0 0 0 3 5
12 Chris Owings, R (1, 4) OBP: 0.316, SLG: 0.457	F7		G4-3	HR	G1-3			G4-3		4 1 1 1 0 0 0
14 Tony Wolters, L (1, 2) OBP: 0.222, SLG: 0.229										3 0 0 0 0 3 0
15 Raimel Tapia, L (8, PH) OBP: 0.167, SLG: 0.125										1 0 0 0 0 0 0
6 Drew Butera, R (9, 2) OBP: 0.154, SLG: 0.091										0 0 0 0 0 0 0

Inning Stats	R: 1	H: 3	E: 0	K: 12	S: 12	L: 0	LOB: 3	BB: 1	P: 21	R: 0	H: 0	E: 0	K: 1	S: 6	R: 2	H: 2	E: 0	K: 2	S: 19	R: 3	H: 4	E: 0	K: 1	S: 17	R: 1	H: 1	E: 0	K: 1	S: 7	R: 0	H: 1	E: 0	K: 0	S: 7	R: 0	H: 0	E: 0	K: 6	S: 6	R: 0	H: 0	E: 0	K: 0	S: 7	R: 0	H: 0	E: 0	K: 0	S: 7	R: 1	H: 3	E: 0	K: 1	S: 15	1B: 11	SF: 1	2B: 1	SAC: 0	3B: 0	DP: 1	HR: 2	HBP: 0	WP: 1	PA: 43
PITCHER	IP	WLS	BF	H	R	ER	SO	BB	IBB	HBP	BLK	WP	HR	S	P	ERA	WHIP																IP	WLS	BF	H	R	ER	SO	BB	IBB	HBP	BLK	WP	HR	S	P	ERA	WHIP															
38 Robbie Ray, L (1, 1) ERA: 10.59	3.2		21	7	6	6	6	2	1	0	0	1	1	48	84	14.73	2.455																47 Andrew Chafin, L (9, 1) ERA: 10.38	0.0		3	3	1	1	0	0	0	0	0	0	8	15	∞	∞															
37 Kevin Ginkel, R (4, 1) ERA: 9.0	0.1		3	2	0	0	0	0	0	0	0	0	0	6	7	0.00	6.000																25 Archie Bradley, R (9, 1) ERA: 1.59	1.0	S	2	0	0	0	1	0	0	0	0	7	9	0.00	0.000																
49 Alex Young, L (5, 1) ERA: 3.0	2.0	W	8	2	1	1	1	0	0	0	0	0	0	14	24	4.50	1.000																																															
28 Héctor Rondón, R (7, 1) ERA: 10.13	1.0		3	0	0	0	0	0	0	0	0	0	0	6	9	0.00	0.000																																															
41 Junior Guerra, R (8, 1) ERA:	1.0		3	0	0	0	0	0	0	0	0	0	0	7	13	0.00	0.000																																															

Arizona Diamondbacks @ Colorado Rockies
 Coors Field, Denver, CO
 Mon Aug 10 2020, 6:42 PM - 10:24 PM MDT
 Partly Cloudy - 87 F

AB	39
R	8
H	14
RBI	7
BB	3
SO	8
LOB	13



Batter	1	2	3	4	5	6	7	8	9	AB R H RBI BB SO LOB	TOP															
14 Andrew Young, R OBP: 0.438, SLG: 0.615	0-3 K	3-2 G5-3			0-0 G5-3		0-0 G1-3		1-1 4 2B 1-2 1B	5 1 1 0 0 1 1																
4 Ketel Marte, S OBP: 0.351, SLG: 0.452	1-0 G5-3		1-1 G6-3		1-1 G6-3			1-0 6 G3 HBP	2-2 2 1B 1-H 2-H 2B	4 1 1 2 0 0 0																
2 Starling Marte, R OBP: 0.435, SLG: 0.483	2-2 53 1B 6 BB 1B		0-1 G5-3		0-0 53 6 G6-4-3 1B			1-0 L8	0-0 53 DI 2-H 1B	5 1 3 1 0 0 1																
6 David Peralta, L OBP: 0.377, SLG: 0.417	4-2 53 1B BB		1-3 K		1-1 53 G6-4-3 1B			0-1 G3	0-0 F7	4 0 1 0 1 1 2																
53 Christian Walker, R OBP: 0.343, SLG: 0.468	0-0		2-2 HR		3-2 G6-4-3			4-2 BB	4-0 5 1B 1-2 BB	3 1 2 1 2 0 2																
12 Daulton Varsho, L OBP: 0.200, SLG: 0.222	1-2 2-3 1B		0-0 HR		1-2 F9			2-3 K	1-1 1-3 2-H 1B	0 0 0 0 0 0 0																
5 Eduardo Escobar, S OBP: 0.229, SLG: 0.246	0-1 F7		0-0 F9		0-1 L6			2-3 K	1-1 1-3 2-H 1B	5 0 1 1 0 1 6																
18 Carson Kelly, R OBP: 0.268, SLG: 0.278		0-1 G5-3		1-2 L8		0-0 HR			1-1 G6-3	4 1 1 1 0 0 0																
21 Stephen Vogt, L OBP: 0.259, SLG: 0.435		2-1 2B		2-1 P2		1-0 G1-3			1-1 13 1B 2B	1 0 0 0 0 1 2																
16 Tim Lincecum, R OBP: 0.250, SLG: 0.364		1-1 G6-3			1-0 G5-3		1-2 G5-3		1-1 14 1B 4 2B 1B	4 1 2 0 0 0 0																
13 Nick Ahmed, R OBP: 0.262, SLG: 0.288										4 1 1 1 0 0 1																
Inning Stats	R: 0 E: 0 K: 1 S: 14	H: 2 LOB: 3 BB: 1 P: 21	R: 0 E: 0 K: 0 S: 10	H: 1 LOB: 1 BB: 0 P: 16	R: 0 E: 0 K: 1 S: 7	H: 0 LOB: 0 BB: 0 P: 9	R: 1 E: 0 K: 0 S: 9	H: 1 LOB: 0 BB: 0 P: 14	R: 0 E: 0 K: 0 S: 4	H: 0 LOB: 0 BB: 0 P: 6	R: 0 E: 0 K: 0 S: 8	H: 2 LOB: 1 BB: 0 P: 12	R: 1 E: 0 K: 0 S: 7	H: 1 LOB: 0 BB: 0 P: 9	R: 0 E: 0 K: 1 S: 9	H: 0 LOB: 2 BB: 1 P: 17	R: 5 E: 0 K: 1 S: 19	H: 6 LOB: 2 BB: 1 P: 31	1B: 8 2B: 3 3B: 0 HR: 2	SF: 0 SAC: 0 DP: 1 HBP: 1	WP: 0 PB: 0 SB: 0 CS: 0	PA: 43				
PITCHER	IP WLS BF H R ER SO BB IBB HBP BLK WP HR S P ERA WHIP																									
21 Kyle Freeland, L ERA: 2.45	(1, 1) 7.0	WLS 28	H 7	R 2	ER 2	SO 2	BB 1	IBB 0	HBP 0	BLK 0	WP 0	HR 2	S 59	P 87	ERA 2.57	WHIP 1.143										
54 Carlos Estévez, R ERA: 0.96	(8, 1) 1.0	W 5	H 0	R 0	ER 0	SO 1	BB 1	IBB 0	HBP 1	BLK 0	WP 0	HR 0	S 9	P 17	ERA 0.00	WHIP 1.000										
64 Phillip Diehl, L ERA: 13.5	(9, 1) 0.1	4	H 3	R 3	ER 3	SO 0	BB 0	IBB 0	HBP 0	BLK 0	WP 0	HR 0	S 8	P 11	ERA 81.00	WHIP 9.000										
37 Jairo Díaz, R ERA: 3.86	(9, 1) 0.1	5	H 3	R 2	ER 2	SO 0	BB 1	IBB 0	HBP 0	BLK 0	WP 0	HR 0	S 7	P 14	ERA 54.00	WHIP 12.000										
52 Daniel Bard, R ERA: 3.0	(9, 1) 0.1	S 1	H 0	R 0	ER 0	SO 1	BB 0	IBB 0	HBP 0	BLK 0	WP 0	HR 0	S 4	P 6	ERA 0.00	WHIP 0.000										

Arizona Diamondbacks @ Colorado Rockies
Coors Field, Denver, CO
Tue Aug 11 2020, 6:41 PM - 9:57 PM MDT
Cloudy - 91 F

AB	39
R	7
H	13
RBI	7
BB	3
SO	4
LOB	15



Batter	1	2	3	4	5	6	7	8	9
1 Garrett Hampson, R OBP: 0.350, SLG: 0.500	0-3 K		0-1 F9		2-0 G6-3			27 1B	
27 Trevor Story, R OBP: 0.382, SLG: 0.561	3-3 K		0-0 L8		1-1 19 1B			19 2B	
19 Charlie Blackmon, L OBP: 0.527, SLG: 0.721	0-0 28 WP 1B			2-1 28 HR 1B	2-2 F9			0-1 9 1B 2B	
28 Nolan Arenado, R OBP: 0.314, SLG: 0.459	1-0 F9		1-1 HR		3-2 P3			0-0 9 1B 15 2B IBB	
9 Daniel Murphy, L OBP: 0.393, SLG: 0.566		2-2 G4-3		0-1 G5-3		0-1 P5		2-2 15 2B 1B	
24 Ryan McMahon, L OBP: 0.290, SLG: 0.333		0-3 K2-3		3-2 15 1B 14 CS 1B		1-3 K		3-3 K	
26 David Dahl, L OBP: 0.257, SLG: 0.277		0-3 K		1-3 K				3-0 P4	
25 Matt Kemp, R OBP: 0.362, SLG: 0.450								1-3 14 1B 2B	
15 Raimel Tapia, L OBP: 0.273, SLG: 0.300			2-1 14 E 14 S 1B	1-1 1B	1-3 1B			2-0 14 1B 2B	
14 Tony Wolters, L OBP: 0.225, SLG: 0.231			2-3 K	2-2 CS	0-0 G3			1-2 1 2B 1B	

Inning Stats	R: 0	H: 1	E: 0	LOB: 1	K: 2	BB: 0	S: 9	R: 0	H: 0	E: 0	LOB: 0	K: 2	BB: 0	S: 9	R: 0	H: 1	E: 0	LOB: 1	K: 1	BB: 0	S: 8	R: 2	H: 4	E: 0	LOB: 1	K: 1	BB: 0	S: 16	R: 0	H: 1	E: 0	LOB: 1	K: 0	BB: 0	S: 8	R: 0	H: 0	E: 0	LOB: 0	K: 1	BB: 0	S: 5	R: 6	H: 7	E: 0	LOB: 2	K: 2	BB: 1	S: 25	1B: 9	SF: 0	2B: 3	SAC: 0	3B: 1	DP: 0	HR: 1	HBP: 0
--------------	------	------	------	--------	------	-------	------	------	------	------	--------	------	-------	------	------	------	------	--------	------	-------	------	------	------	------	--------	------	-------	-------	------	------	------	--------	------	-------	------	------	------	------	--------	------	-------	------	------	------	------	--------	------	-------	-------	-------	-------	-------	--------	-------	-------	-------	--------

PITCHER	IP	WLS	BF	H	R	ER	SO	BB	IBB	HBP	BLK	WP	HR	S	P	ERA	WHIP
23 Zac Gallen, R ERA: 2.74	(1, 1)	7.0	27	7	2	2	7	0	0	0	0	1	1	63	94	2.57	1.000
37 Kevin Ginkel, R ERA: 16.2	(8, 1)	0.0	L 4	3	4	4	0	0	1	0	0	0	0	5	8	∞	∞
49 Alex Young, L ERA: 4.66	(8, 1)	0.2	4	2	1	1	1	0	0	0	0	0	0	11	21	13.50	3.000
59 Jeremy Beasley, R ERA:	(8, 1)	0.1	3	2	1	1	1	0	0	0	0	0	0	9	16	27.00	6.000

BOTTOM

Arizona Diamondbacks @ Colorado Rockies
Coors Field, Denver, CO
 Tue Aug 11 2020, 6:41 PM - 9:57 PM MDT
 Cloudy - 91 F

AB	R	H	RBI	BB	SO	LOB
5	1	2	0	0	1	1
5	1	2	1	0	2	3
4	2	3	1	0	0	1
3	2	1	2	1	0	1
4	1	1	1	0	0	0
4	0	1	0	0	3	2
3	0	0	0	0	2	1
1	0	0	0	0	0	2
4	1	3	2	0	0	0
4	0	1	1	0	1	1

AB	37
R	8
H	14
RBI	8
BB	1
SO	9
LOB	12

livebaseballscores.com

AB 37
R 8
H 14
RBI 8
BB 1
SO 9
LOB 12

WP: 1 **PA: 39**
PB: 0
SB: 2
CS: 1



Batter	1	2	3	4	5	6	7	8	9	AB R H RBI BB SO LOB	TOP																									
56 Kole Calhoun, L OBP: 0.342, SLG: 0.492 (1, 9)										6 2 3 1 0 0 2																										
4 Ketel Marte, S OBP: 0.366, SLG: 0.455 (1, 4)										4 2 2 1 1 1 1																										
2 Starling Marte, R OBP: 0.446, SLG: 0.538 (1, 8)										5 2 3 4 0 0 1																										
6 David Peralta, L OBP: 0.378, SLG: 0.431 (1, 7)										5 1 2 3 0 0 2																										
53 Christian Walker, R OBP: 0.361, SLG: 0.493 (1, 10)										5 0 3 0 0 0 1																										
5 Eduardo Escobar, S OBP: 0.227, SLG: 0.243 (1, 5)										5 1 1 1 0 1 4																										
21 Stephen Vogt, L OBP: 0.250, SLG: 0.429 (1, 2)										5 1 1 0 0 1 4																										
22 Jake Lamb, L OBP: 0.182, SLG: 0.103 (1, 3)										5 1 0 0 0 1 2																										
13 Nick Ahmed, R OBP: 0.300, SLG: 0.333 (1, 6)										4 3 3 2 1 0 0																										
Inning Stats	R: 1 E: 0 K: 0 S: 7	H: 2 LOB: 0 BB: 0 P: 9	R: 0 E: 0 K: 2 S: 8	H: 0 LOB: 0 BB: 0 P: 11	R: 0 E: 0 K: 1 S: 8	H: 0 LOB: 0 BB: 0 P: 12	R: 1 E: 0 K: 1 S: 11	H: 2 LOB: 1 BB: 0 P: 17	R: 3 E: 0 K: 0 S: 19	H: 4 LOB: 1 BB: 0 P: 27	R: 0 E: 0 K: 0 S: 9	H: 1 LOB: 1 BB: 0 P: 13	R: 8 E: 1 K: 0 S: 24	H: 7 LOB: 1 BB: 1 P: 37	R: 0 E: 0 K: 0 S: 13	H: 2 LOB: 2 BB: 0 P: 16	R: 0 E: 0 K: 0 S: 12	H: 0 LOB: 0 BB: 1 P: 20	1B: 13 2B: 4 3B: 0 HR: 1	SF: 0 SAC: 0 DP: 2 HBP: 0	WP: 1 PB: 0 SB: 0 CS: 0	PA: 46														
PITCHER	IP WLS BF H R ER SO BB IBB HBP BLK WP HR S P ERA WHIP																																			
49 Antonio Senzatela, R ERA: 3.91 (1, 1)	6.0		26	9	5	5	4	0	0	0	0	0	1	62	89	7.50	1.500																			
40 Tyler Kinley, R ERA: 7.11 (7, 1)	0.0	L	5	4	5	5	0	1	0	0	0	0	0	11	17	∞	∞																			
62 Yency Almonte, R ERA: 4.22 (7, 1)	1.0		7	3	3	0	0	0	0	0	0	0	0	13	20	0.00	3.000																			
30 Joe Harvey, R ERA: (8, 1)	1.0		5	2	0	0	0	0	0	0	0	0	0	13	16	0.00	2.000																			
47 James Pazos, L ERA: 16.88 (9, 1)	1.0		3	0	0	0	0	1	0	0	0	0	0	12	20	0.00	1.000																			

Arizona Diamondbacks @ Colorado Rockies
 Coors Field, Denver, CO
 Wed Aug 12 2020, 1:14 PM - 5:07 PM MDT
 Partly Cloudy - 84 F

AB	44
R	13
H	18
RBI	12
BB	2
SO	4
LOB	17



Batter	1	2	3	4	5	6	7	8	9	AB R H RBI BB SO LOB
1 Garrett Hampson, R OBP: 0.391, SLG: 0.575 (1, 8) (3, 4)										6 1 4 0 0 2 0
27 Trevor Story, R OBP: 0.390, SLG: 0.583 (1, 6)										6 1 3 1 0 0 3
19 Charlie Blackmon, L OBP: 0.506, SLG: 0.681 (1, 10)										4 0 0 0 1 1 5
28 Nolan Arenado, R OBP: 0.333, SLG: 0.576 (1, 5)										5 2 3 3 0 0 4
26 David Dahl, L OBP: 0.253, SLG: 0.261 (1, 7)										4 0 0 0 0 2 2
12 Chris Owings, R OBP: 0.308, SLG: 0.444 22 Sam Hilliard, L OBP: 0.286, SLG: 0.323 (1, 4) (3, 8)										1 0 0 0 0 0 0 3 1 1 0 1 0 2
15 Raimel Tapia, L OBP: 0.370, SLG: 0.348 (1, 9)										3 1 2 0 2 1 1 5 1 2 3 0 3 5
24 Ryan McMahon, L OBP: 0.299, SLG: 0.390 (1, 3)										5 0 1 0 0 1 3
35 Elias Díaz, R OBP: 0.250, SLG: 0.333 (1, 2)										5 0 1 0 0 1 3

Inning Stats	R: 0	H: 0	E: 0	K: 1	S: 9	H: 0	LOB: 0	BB: 0	P: 16	R: 1	H: 2	E: 0	K: 1	S: 12	R: 0	H: 2	E: 0	K: 0	S: 11	R: 3	H: 4	E: 0	K: 1	S: 17	R: 1	H: 2	E: 0	K: 1	S: 16	R: 0	H: 1	E: 0	K: 1	S: 8	R: 0	H: 1	E: 0	K: 2	S: 14	R: 2	H: 3	E: 0	K: 2	S: 21	R: 0	H: 1	E: 0	K: 1	S: 7	1B: 9	2B: 3	3B: 1	HR: 3	SF: 0	SAC: 0	DP: 1	HBP: 1	WP: 0	HR: 0	S: 15	P: 27	ERA: 0.00	WHIP: 2.000
PITCHER	IP	WLS	BF	H	R	ER	SO	BB	IBB	HBP	BLK	WP	HR	S	P	ERA	WHIP											IP	WLS	BF	H	R	ER	SO	BB	IBB	HBP	BLK	WP	HR	S	P	ERA	WHIP																			
24 Luke Weaver, R ERA: 11.85 (1, 1)	3.1		17	6	4	4	3	1	0	0	0	0	2	40	67	10.80	2.100											41 Junior Guerra, R ERA: (8, 1)	1.0		6	1	0	0	2	1	0	0	0	0	15	27	0.00	2.000																			
45 Taylor Clarke, R ERA: 3.18 (4, 1)	1.2		10	4	1	1	1	1	0	0	0	0	1	25	38	5.40	3.000											25 Archie Bradley, R ERA: 1.35 (9, 1)	1.0		3	1	0	0	1	0	0	0	0	0	7	12	0.00	1.000																			
58 Stefan Crichton, R ERA: 2.35 (6, 1)	0.2		4	1	0	0	1	0	1	0	0	0	0	7	10	0.00	1.500																																														
47 Andrew Chafin, L ERA: 8.44 (6, 1)	1.0	W	4	1	0	0	2	0	0	0	0	0	0	12	16	0.00	1.000																																														
28 Héctor Rondón, R ERA: 12.71 (7, 1)	0.1		3	2	2	0	0	0	0	0	0	0	0	9	15	54.00	6.000																																														

Arizona Diamondbacks @ Colorado Rockies
Coors Field, Denver, CO
Wed Aug 12, 2020, 1:14 PM - 5:07 PM MDT
Partly Cloudy - 84 F

AB	42
R	7
H	16
RBI	7
BB	4
SO	10
LOB	25

livebaseballscorecards.com



Batter	1	2	3	4	5	6	7	8	9	AB R H RBI BB SO LOB	TOP											
23 Fernando Tatis Jr., R OBP: 0.370, SLG: 0.663 (1, 6)	 B FF 93 B CU 82 C FF 93 C FF 94 S FF 94		 F FF 92 B CU 81 X CH 88		 B CH 86 S CU 81 B CH 87 B CU 82 C SI 92 F FF 93 X SI 93			 B SL 84 B SL 84 B SL 85 C FF 95 C FF 96 X FF 97		4 0 1 0 0 1 0	<p>San Diego Padres @ Arizona Diamondbacks Chase Field, Phoenix, AZ Fri Aug 14 2020, 6:42 PM - 9:43 PM MST Clear - 113 F</p> <p>livebaseballscorecards.com</p> <p>AB 34 R 1 H 6 RBI 1 BB 2 SO 9 LOB 16</p>											
2 Trent Grisham, L OBP: 0.379, SLG: 0.500 (1, 8)	 C FF 93 B CU 82 S CH 89		 F CU 80 F FC 90 F FF 93 X CH 86		 X CH 87			 C FF 86 B FF 95 C SL 83 X SL 84		4 0 2 0 0 1 0												
13 Manny Machado, R OBP: 0.303, SLG: 0.443 (1, 5)	 C FF 93 B FF 92 X SI 93		 D FC 91 B SI 90			 F CU 79 B SI 90 B FC 91 X SI 91		 B FF 95 C SI 95 S SL 84		3 0 0 0 1 1 1												
28 Tommy Pham, R OBP: 0.315, SLG: 0.299 (1, 10)	 S SI 92 B SI 91 S CU 82 B FC 92 C SI 92		 F SI 92 F SI 93 S SI 92			 C SI 91 F SI 92 B SI 90 S CU 82		 B SI 94 F SI 94 X SI 95		4 0 0 0 0 3 5												
30 Eric Hosmer, L OBP: 0.313, SLG: 0.533 (1, 3)		 F FF 92 C CU 80 B CH 88 F CH 86 S SI 93 X CU 82	 C FC 92 X CH 88			 B CH 86 B CU 81 T CH 86 C FC 91 X CU 82		 C FF 92 B SI 92 X SI 92		4 0 1 0 0 0 3												
4 Wil Myers, R OBP: 0.363, SLG: 0.592 (1, 9)		 B SI 92 B FF 93 C FC 92 S CU 82		 B CU 80 X FC 89			 C CH 89 F CU 90 B SI 90 S CU 81		 C SI 91 B SI 94 C SI 94 B SI 94 S SI 94			4 1 1 0 0 2 1										
9 Jake Cronenworth, L OBP: 0.356, SLG: 0.651 (1, 4)		 1 SAFE B FF 93 C SI 93 B FF 93 X FC 91		 C CU 80 X FC 90			 B SI 91 C FC 90 B FF 92 B CH 87 B CU 82		 C SI 93 B SI 93 D SL 86 X SI 93			3 0 1 1 1 0 1										
27 Francisco Mejía, S OBP: 0.162, SLG: 0.206 (1, 2)			 F FC 91 X CH 87		 B CU 80 S CH 87 X CH 86			 C SI 93 F FF 92 F SI 93 F SL 83 S SL 84		3 0 0 0 0 0 2 1 0 0 0 0 1 1												
3 Jorge Mateo, R (9, PH)								 B FC 90 1 SAFE 1 SAFE X FC 89														
10 Jurickson Profar, S OBP: 0.296, SLG: 0.267 (1, 7)			 B FF 90 X FC 89		 B FC 88 B FF 90 C FC 90 X FC 90		 1 SAFE B SI 95 C SI 95 1 SAFE B SI 95 X SI 95		 F FF 92 B FF 93 B FF 94 X FF 93			4 0 0 0 0 0 2										
Inning Stats	R: 0 E: 1 K: 3 S: 11	H: 0 LOB: 1 BB: 0 P: 18	R: 0 E: 0 K: 1 S: 12	H: 1 LOB: 1 BB: 0 P: 17	R: 0 E: 1 K: 1 S: 12	H: 2 LOB: 3 BB: 1 P: 16	R: 0 E: 0 K: 0 S: 5	H: 0 LOB: 0 BB: 0 P: 7	R: 0 E: 0 K: 1 S: 7	H: 0 LOB: 0 BB: 0 P: 12	R: 0 E: 0 K: 1 S: 8	H: 0 LOB: 0 BB: 0 P: 14	R: 0 E: 0 K: 1 S: 8	H: 0 LOB: 1 BB: 1 P: 17	R: 0 E: 0 K: 1 S: 11	H: 1 LOB: 1 BB: 0 P: 17	R: 1 E: 0 K: 1 S: 15	H: 2 LOB: 1 BB: 0 P: 21	1B: 4 2B: 2 3B: 0 HR: 0	SF: 0 SAC: 0 DP: 0 HBP: 0	WP: 0 PB: 0 SB: 2 CS: 0	PA: 36
PITCHER	IP WLS BF H R ER SO BB IBB HBP BLK WP HR S P ERA WHIP																					
29 Merrill Kelly, R ERA: 1.71 (1, 1)	6.2 W 26 3 0 0 7 1 1 0 0 0 0 61 96 0.00 0.600																					
41 Junior Guerra, R ERA: (7, 1)	0.1 H 1 0 0 0 0 0 0 0 0 0 0 2 5 0.00 0.000																					
28 Héctor Rondón, R ERA: 10.8 (8, 1)	1.0 H 4 1 0 0 1 0 0 0 0 0 0 0 11 17 0.00 1.000																					
47 Andrew Chafin, L ERA: 8.53 (9, 1)	1.0 5 2 1 1 1 0 0 0 0 0 0 0 15 21 9.00 2.000																					

BOTTOM

San Diego Padres @ Arizona Diamondbacks
Chase Field, Phoenix, AZ
Fri Aug 14 2020, 6:42 PM - 9:43 PM MST
Clear - 113 F

livebaseballscorecards.com

AB 32
R 5
H 8
RBI 5
BB 2
SO 11
LOB 9



WP: 2 PA: 35
PB: 0
SB: 0
CS: 0

AB R H RBI BB SO LOB

4 2 2 2 0 0 1

3 0 0 1 0 2 0

4 1 1 1 0 1 0

4 0 2 1 0 0 0

4 0 0 0 0 2 2

4 0 1 0 0 1 0

1 0 0 0 1 1 0

1 0 0 0 1 0 0

4 1 1 0 0 2 4

3 1 1 0 0 2 2

1B: 6 SF: 1
2B: 1 SAC: 0
3B: 0 DP: 0
HR: 1 HBP: 0

Batter	1	2	3	4	5	6	7	8	9		
56 Kole Calhoun, L OBP: 0.351, SLG: 0.537 (1, 9)	L9 0-0		P2 0-1			HR 0-1		2B 1-2			
4 Ketel Marte, S OBP: 0.349, SLG: 0.438 (1, 4)	K 3-3			K 3-3		G3 1-1		SF8 0-1			
2 Starling Marte, R OBP: 0.436, SLG: 0.536 (1, 8)	F8 0-0			G6-3 0-0		K 3-3		2B 1-0			
6 David Peralta, L OBP: 0.385, SLG: 0.435 (1, 10)		L7 3-1		1B 1-2		L8 0-2		1B 0-1			
53 Christian Walker, R OBP: 0.342, SLG: 0.465 (1, 3)		G6-3 3-2		K 0-3			P6 2-1	K 1-3			
21 Stephen Vogt, L OBP: 0.250, SLG: 0.406 (1, 2)		K 1-3			F7 0-1		G5-3 0-0	5 IBB 1-3	1B 1-3		
14 Andrew Young, R OBP: 0.444, SLG: 0.571 (1, 5)			BB 4-0		K 2-3		G5-3 3-2	IBB 2-0			
5 Eduardo Escobar, S OBP: 0.234, SLG: 0.239 (7, 5)											
12 Daulton Varsho, L OBP: 0.214, SLG: 0.231 (1, 7)			P6 1-2		1B 0-0			K 1-3			
13 Nick Ahmed, R OBP: 0.301, SLG: 0.333 (1, 6)			K 1-3		K 2-3			56 IBB 1-0	1B 1-3		
Inning Stats	R: 0 H: 0 E: 0 LOB: 0 K: 1 BB: 0 S: 5 P: 8	R: 0 H: 0 E: 0 LOB: 0 K: 1 BB: 0 S: 10 P: 17	R: 0 H: 0 E: 0 LOB: 1 K: 1 BB: 1 S: 8 P: 14	R: 0 H: 1 E: 0 LOB: 1 K: 2 BB: 0 S: 10 P: 14	R: 0 H: 1 E: 0 LOB: 1 K: 2 BB: 0 S: 9 P: 13	R: 1 H: 1 E: 0 LOB: 0 K: 1 BB: 0 S: 11 P: 15	R: 0 H: 0 E: 0 LOB: 0 K: 0 BB: 0 S: 7 P: 12	R: 4 H: 5 E: 0 LOB: 3 K: 3 BB: 1 S: 19 P: 30			
PITCHER	IP WLS BF H R ER SO BB IBB HBP BLK WP HR S P ERA WHIP										
29 Dinelson Lamet, R ERA: 1.59 (1, 1)	6.0 L 22 3 1 1 8 1 0 0 0 0 0 1 53 81 1.50 0.667										
14 Emilio Pagán, R ERA: 5.87 (7, 1)	1.0 3 0 0 0 0 0 0 0 0 0 0 7 12 0.00 0.000										
39 Kirby Yates, R ERA: 12.46 (8, 1)	0.0 1 0 1 1 1 0 0 0 0 0 1 0 3 6 ∞ ∞										
8 Javy Guerra, R ERA: 11.05 (8, 1)	0.2 6 4 3 3 1 0 0 0 0 0 1 0 12 16 40.50 6.000										
25 Tim Hill, L ERA: 9.0 (8, 1)	0.1 3 1 0 0 1 0 0 1 0 0 0 0 4 8 0.00 3.000										

Batter	1	2	3	4	5	6	7	8	9	AB R H RBI BB SO LOB	TOP																									
28 Tommy Pham, R OBP: 0.311, SLG: 0.295 24 Edward Olivares, R OBP: 0.235, SLG: 0.313 (5, 9)										1 0 0 0 0 1 0 4 1 1 0 0 1 1																										
13 Manny Machado, R OBP: 0.309, SLG: 0.446 (1, 5)										4 1 1 0 1 1 0																										
23 Fernando Tatis Jr., R OBP: 0.381, SLG: 0.701 (1, 10)										4 3 2 3 1 1 1																										
30 Eric Hosmer, L OBP: 0.324, SLG: 0.600 (1, 3)										5 1 2 2 0 1 1																										
4 Wil Myers, R OBP: 0.366, SLG: 0.603 5 Greg Garcia, L OBP: 0.375, SLG: 0.414 3 Jorge Mateo, R (9, PR)										2 0 1 0 0 1 1 2 0 1 1 1 0 0 0 0 0 0 0 0 0																										
10 Jurickson Profar, S OBP: 0.303, SLG: 0.277 (1, 4) (5, 7)										5 0 2 0 0 2 2																										
9 Jake Cronenworth, L OBP: 0.367, SLG: 0.622 (1, 6)										2 0 0 0 2 0 1																										
27 Francisco Mejía, S OBP: 0.146, SLG: 0.184 (1, 2)										4 0 0 0 0 1 6																										
2 Trent Grisham, L OBP: 0.374, SLG: 0.480 (1, 8)										3 0 0 0 0 0 0																										
Inning Stats	R: 1 E: 0 K: 2 S: 10	H: 1 LOB: 0 BB: 0 P: 18	R: 0 E: 0 K: 1 S: 9	H: 1 LOB: 1 BB: 0 P: 12	R: 0 E: 0 K: 0 S: 7	H: 0 LOB: 0 BB: 0 P: 8	R: 0 E: 0 K: 2 S: 15	H: 2 LOB: 3 BB: 1 P: 24	R: 0 E: 0 K: 0 S: 8	H: 0 LOB: 1 BB: 1 P: 16	R: 0 E: 0 K: 0 S: 7	H: 0 LOB: 0 BB: 0 P: 9	R: 0 E: 0 K: 2 S: 10	H: 0 LOB: 1 BB: 0 P: 18	R: 2 E: 0 K: 1 S: 19	H: 1 LOB: 2 BB: 3 P: 35	R: 3 E: 0 K: 1 S: 11	H: 5 LOB: 2 BB: 0 P: 17	1B: 5 2B: 3 3B: 0 HR: 2	SF: 0 SAC: 0 DP: 0 HBP: 1	WP: 0 PB: 0 SB: 0 CS: 0	PA: 42														
PITCHER	IP WLS BF H R ER SO BB IBB HBP BLK WP HR S P ERA WHIP																																			
49 Alex Young, L ERA: 3.86 (1, 1)	4.1		18	4	1	1	5	1	0	0	0	0	1	42	63	2.08	1.154																			
37 Kevin Ginkel, R ERA: 14.29 (5, 1)	0.2		3	0	0	0	0	1	0	0	0	0	0	7	15	0.00	1.500																			
58 Stefan Crichton, R ERA: 1.86 (6, 1)	2.0	W	7	0	0	0	2	0	0	1	0	0	0	17	27	0.00	0.000																			
57 Taylor Widener, R ERA: 4.82 (8, 1)	0.2		6	1	2	2	1	3	0	0	0	0	1	16	30	27.00	6.000																			
25 Archie Bradley, R ERA: 4.5 (8, 1)	1.1	S	8	5	3	3	1	0	0	0	0	0	0	14	22	20.25	3.750																			

San Diego Padres @ Arizona Diamondbacks
Chase Field, Phoenix, AZ
Sat Aug 15 2020, 5:11 PM - 8:33 PM MST
Roof Closed - 77 F

AB	36
R	6
H	10
RBI	6
BB	5
SO	9
LOB	13



BOTTOM

San Diego Padres @ Arizona Diamondbacks
Chase Field, Phoenix, AZ

livebaseballscorecards.com

AB	37
R	7
H	14
RBI	7
BB	3
SO	8
LOB	22



WP:	0	PA:	41
PB:	0		
SB:	1		
CS:	0		

WP:	0	PA:	41
PB:	0		
SB:	1		
CS:	0		

Roof Closed - 77 F

AB R H RBI BB SO LOB

5	0	0	1	0	2	4
5	0	2	1	0	1	1
4	0	1	0	0	1	1
5	1	3	0	0	0	3
5	2	2	0	0	1	3
1	2	0	0	3	0	1
4	1	3	2	0	1	1
4	0	1	0	0	1	7
4	1	2	3	0	1	1

1B: 11 SF: 0
2B: 3 SAC: 0
3B: 0 DP: 0
HR: 0 HBP: 1

1B:	11	SF:	0
2B:	3	SAC:	0
3B:	0	DP:	0
HR:	0	HBP:	1

WP: 0 PA: 41
PB: 0
SB: 1
CS: 0

Batter	1	2	3	4	5	6	7	8	9
56 Kole Calhoun, L OBP: 0.329, SLG: 0.500	(1, 9) B SI 94 F SL 87 C FF 96 F CH 87 S SI 95	2-3 K	X SI 96 0-0 F7	X SI 92 0-0 G4-3	X SI 92 0-0 G4-3	1-2 G4-3	1-3 K		
4 Ketel Marte, S OBP: 0.352, SLG: 0.435	(1, 4) C SL 87 B SI 95 B CH 86 S SI 95 B SL 88 X SL 88	3-2 G5-3	B SI 95 1-3 C SI 96 S SL 87	C CH 86 0-1 X FF 93	X SI 92 0-0	2-3 3-H FC5-4	1-1 G3		
2 Starling Marte, R OBP: 0.434, SLG: 0.521	(1, 8) C SI 96 X SI 96	0-1 G5-3	B SL 85 1-3 F SL 86 F SI 95 S SL 87	1 SAFE S CU 79 B CH 85 C FF 92 H FC 86	X SI 92 0-0	FC5-4	B CU 74 1-1 S FS 88 X FS 88		
6 David Peralta, L OBP: 0.398, SLG: 0.446	(1, 7) C SI 95 C CH 85 F SL 96 F SI 95 X SL 87 X FF 96	1-2 G6-3	B SI 95 1-0 X SL 86	X SI 92 0-0 G4-3	C FF 97 2-2 B FF 96 F FF 96 X FF 98	2-2 5 E 18 BB 1B	1 SAFE F FS 87 X FS 87	0-1 F8	
53 Christian Walker, R OBP: 0.346, SLG: 0.474	(1, 3) B SI 94 X SI 94	1-0 L8	1 SAFE D SL 88 F SI 95 F SI 94 F SL 86 1 SAFE B SI 95 D CH 88	X CU 84 0-0	B CU 76 2-3 S FF 97 F FF 96 S FF 96 1 SAFE S FF 98	1 SAFE B FF 94 B FS 87 1 SAFE X FF 94	2-0 L8		
5 Eduardo Escobar, S OBP: 0.259, SLG: 0.236	(1, 5) F SI 95 B CH 85 F CH 86 B SI 95 X SL 88	3-2 G6-3	C SI 94 2-1 B SI 95 B SI 95	B FF 97 4-0 D CU 76 F FF 96 B FF 96 B FF 96	4-1 E2	12 F8 18 BB 1B			
18 Carson Kelly, R OBP: 0.311, SLG: 0.325	(1, 2) C SL 88 D SL 88 F SI 96 S SL 87	1-3 K	D SL 87 1-2 C SL 89 F SI 96 X SL 88	B FF 96 1-0 X FF 96	X CU 74 0-0	13 BB 1B			
12 Daulton Varsho, L OBP: 0.222, SLG: 0.294	(1, 10) B SL 87 B SL 88 C SI 95 X CH 86	2-1 2B	X SI 92 0-0 G6-3	C CU 85 0-3 S CU 86 X CU 86	0-2 F8				
13 Nick Ahmed, R OBP: 0.312, SLG: 0.357	(1, 6) F SI 95 D SL 87 F SL 86 C SI 96	1-3 K	C CH 86 1-1 B SI 93 X CU 80	D CU 86 3-1 B SI 87 B FF 97 C FF 96 X FF 96	1 SAFE B CU 76 1 SAFE S FS 89 C FF 90 D FS 92 X FF 98				

Inning Stats	R: 0 H: 0 E: 0 K: 1 S: 9	H: 0 LOB: 0 BB: 0 P: 14	R: 0 H: 1 E: 0 K: 1 S: 12	H: 1 LOB: 1 BB: 0 P: 18	R: 0 H: 1 E: 0 K: 2 S: 9	H: 1 LOB: 1 BB: 0 P: 13	R: 1 H: 3 E: 0 K: 1 S: 14	H: 3 LOB: 2 BB: 1 P: 22	R: 0 H: 1 E: 0 K: 0 S: 8	H: 1 LOB: 2 BB: 0 P: 11	R: 4 H: 4 E: 0 K: 1 S: 12	H: 4 LOB: 1 BB: 1 P: 21	R: 2 H: 3 E: 1 K: 2 S: 17	H: 3 LOB: 2 BB: 1 P: 28	R: 0 H: 1 E: 0 K: 0 S: 7	H: 1 LOB: 1 BB: 0 P: 11
--------------	--------------------------	-------------------------	---------------------------	-------------------------	--------------------------	-------------------------	---------------------------	-------------------------	--------------------------	-------------------------	---------------------------	-------------------------	---------------------------	-------------------------	--------------------------	-------------------------

PITCHER	IP	WLS	BF	H	R	ER	SO	BB	IBB	HBP	BLK	WP	HR	S	P	ERA	WHIP
40 Cal Quantrill, R ERA: 2.92	(1, 1)	3.2	16	5	1	1	5	0	0	0	0	0	0	43	66	2.46	1.364
55 Matt Strahm, L ERA: 1.8	(4, 1)	1.1	6	1	0	0	0	0	0	1	0	0	0	9	12	0.00	0.750
36 Pierce Johnson, R ERA: 6.14	(6, 1)	0.1	5	3	4	4	1	1	0	0	0	0	0	7	15	108.00	12.000
34 Craig Stammen, R ERA: 7.27	(6, 1)	0.2	3	1	0	0	0	0	0	0	0	0	0	5	6	0.00	1.500
67 David Bednar, R ERA: 6.23	(7, 1)	2.0	11	4	2	2	2	1	0	0	0	0	0	24	39	9.00	2.500

Roof Closed - 77 F

Batter	1	2	3	4	5	6	7	8	9	AB R H RBI BB SO LOB	TOP									
10 Marcus Semien, R OBP: 0.271, SLG: 0.360	1-0 G4-3			4-2 FC3-4 BB		1-2 1B		0-2 P3		3 0 1 0 1 0 2										
Tony Kemp, L OBP: 0.429, SLG: 0.308	0-1 G3-1			1-0 L8		2-3 K		4-1 BB 28 E		3 0 0 0 1 1 3										
26 Matt Chapman, R OBP: 0.267, SLG: 0.531	3-2 G4-3			2-0 FC3-4 1-2f		2-3 K		2-0 SF9		3 0 0 1 0 1 3										
28 Matt Olson, L OBP: 0.314, SLG: 0.459		2-3 K		0-0 G6-3			1-3 K	2-1 E6		4 0 0 0 0 2 3										
20 Mark Canha, R OBP: 0.392, SLG: 0.423		3-2 L7			0-3 K		2-0 L7	1-0 F7		4 0 0 0 0 1 2										
8 Robbie Grossman, S OBP: 0.455, SLG: 0.633		1-0 F9			0-2 G6-3		1-0 HR		1-0 G4-6-3 BB 25	4 1 2 1 0 0 0										
25 Stephen Piscotty, R OBP: 0.306, SLG: 0.464			3-3 K		3-3 K		1-0 G6-3		0-2 G4-6-3 1-2f	4 0 0 0 0 2 1										
39 Vimal Machin, L OBP: 0.188, SLG: 0.133			1-2 G5-3			0-1 L7		0-0 30 2B 26 SF9 1B	1-0 L7	4 1 1 0 0 0 0										
30 Austin Allen, L OBP: 0.214, SLG: 0.333 Franklin Barreto, R (8, PR) 12 Sean Murphy, R OBP: 0.364, SLG: 0.378			2-3 K			1-0 1B 10 1B		0-2 26 SF9 28 E 2B		3 0 2 0 0 1 0 0 1 0 0 0 0 0 0 0 0 0 0 0 0										
Inning Stats	R: 0 E: 0 K: 0 S: 7	H: 0 LOB: 0 BB: 0 P: 11	R: 0 E: 0 K: 1 S: 7	H: 0 LOB: 0 BB: 0 P: 13	R: 0 E: 0 K: 2 S: 11	H: 0 LOB: 0 BB: 0 P: 17	R: 0 E: 0 K: 0 S: 5	H: 0 LOB: 1 BB: 1 P: 12	R: 0 E: 0 K: 2 S: 12	H: 2 LOB: 2 BB: 0 P: 18	R: 1 E: 0 K: 1 S: 6	H: 1 LOB: 0 BB: 0 P: 11	R: 2 E: 1 K: 0 S: 12	H: 2 LOB: 2 BB: 1 P: 21	R: 0 E: 0 K: 0 S: 5	H: 1 LOB: 0 BB: 0 P: 7	1B: 4 2B: 1 3B: 0 HR: 1	SF: 1 SAC: 0 DP: 1 HBP: 0	WP: 0 PB: 0 SB: 0 CS: 0	PA: 35
PITCHER	IP WLS BF H R ER SO BB IBB HBP BLK WP HR S P ERA WHIP																			
23 Zac Gallen, R ERA: 2.4	(1, 1) 7.0 25 3 1 1 8 1 0 0 0 0 0 1 60 97 1.29 0.571																			
28 Héctor Rondón, R ERA: 11.05	(8, 1) 0.2 H 5 2 2 1 0 1 0 0 0 0 0 9 15 13.50 4.500																			
47 Andrew Chafin, L ERA: 8.1	(8, 1) 0.1 B 3 1 0 0 0 0 0 0 0 0 0 4 8 0.00 3.000																			
58 Stefan Crichton, R ERA: 1.69	(9, 1) 1.0 W 2 0 0 0 0 0 0 0 0 0 0 0 4 5 0.00 0.000																			

Oakland Athletics @ Arizona Diamondbacks
Chase Field, Phoenix, AZ
Mon Aug 17 2020, 6:44 PM - 9:50 PM MST
Clear - 79 F

livebaseballscores.com

AB	32
R	3
H	6
RBI	2
BB	2
SO	8
LOB	14



Oakland Athletics @ Arizona Diamondbacks
 Chase Field, Phoenix, AZ
 Mon Aug 17 2020, 6:44 PM - 9:50 PM MST
 Clear - 79 F

livebaseballscorecards.com

AB	35
R	4
H	10
RBI	4
BB	4
SO	5
LOB	17



WP	0	PA	40
PB	0		
SB	2		
CS	0		

Batter	1	2	3	4	5	6	7	8	9	AB	R	H	RBI	BB	SO	LOB
56 Kole Calhoun, L OBP: 0.319, SLG: 0.500	(1, 9) B SI 94 X SI 94 1-0 L9	X CH 86 0-0 G3			B CU 70 B FF 92 B SI 93 C SI 92 F SI 93 B SI 93 4-2 G4-6-3 BB	X CH 82 0-0 F8			B ST 82 C FF 94 S FF 95 S ST 84 1-3 K	4	0	0	0	1	1	6
4 Ketel Marte, S OBP: 0.350, SLG: 0.426	(1, 4) C SI 94 X CH 84 0-1 F7		C SI 93 S FC 88 X CU 70 0-2 P6		B CH 84 F CH 83 1 SAFE X SI 94 1-1 G4-6-3		C SI 89 X SL 79 0-1 P6	X FF 95 0-0 6 1B 2 1B 2-3	5	0	1	0	0	0	1	
2 Starling Marte, R OBP: 0.435, SLG: 0.500	(1, 8) C SI 95 B FC 89 S ST 73 B CU 71 B FC 89 4-2 BB		C SI 94 B CH 83 B SI 92 B SI 94 F SI 91 F SI 94 F SI 94 X SI 95 3-2 G4-3		B ST 73 F FC 89 C SI 94 X ST 74 1-2 F7		L SI 89 C SI 89 B SL 79 B CH 83 X SI 90 2-2 6 1B G4-3 6 S 1B	0-0 6 1B 1-2 IBB	3	0	1	0	2	0	0	
6 David Peralta, L OBP: 0.391, SLG: 0.482	(1, 7) 1 SAFE B CH 84 C SI 93 F SI 92 1 SAFE S SI 94 1-3 K		B CH 83 F CH 83 X FC 88 1-1 HR		B FF 91 X FF 92 1-0 53 F8 5 FC4 2B		1 SAFE B SI 90 C SI 89 D SL 79 1 SAFE F SI 89 B SI 90 X SI 90 3-2 G4-3	S ST 83 S ST 83 X ST 83 0-2 1-2 2-3 3-H 1B	5	2	3	2	0	1	2	
53 Christian Walker, R OBP: 0.337, SLG: 0.446	(1, 3)	B SI 93 B FC 89 B SI 93 C SI 92 X SI 93 3-1 5 2B 1B	B SI 92 X SI 92 1-0 G6-3		X SI 94 0-0 F8		B SL 87 B SL 86 B FF 95 X FF 95 3-0 F8		4	0	1	0	0	0	2	
5 Eduardo Escobar, S OBP: 0.281, SLG: 0.313	(1, 5) X SI 92 0-0 1-3 2B		B CU 69 F CH 83 X FC 89 1-1 G4-3		F FC 89 X CU 72 0-1 18 E 18 S 18 1B 3-H		B FF 93 F FF 93 B FF 93 F FF 92 X CH 87 2-2 G4-3		4	1	1	1	0	0	0	
18 Carson Kelly, R OBP: 0.306, SLG: 0.318	(1, 2) D FC 91 C SI 94 F FF 95 S ST 72 1-3 K		B FC 88 X FC 87 1-0 G6-3		B SI 92 1 SAFE B SI 92 C SI 92 1 SAFE T FF 94 X FF 95 2-2 13 1B 1B 1-H		C FF 92 B FF 94 B FF 94 B SL 76 X FF 92 3-1 F7		4	0	1	1	0	1	2	
32 Kevin Cron, R (1, 10) F SI 94 C SI 96 F FF 94 S ST 74 0-3 K			B CU 70 C SI 93 H SI 93 2-1 HBP		B FC 85 F FC 85 F FF 88 S CU 75 1-3 K		S SL 78 S SL 77 X SL 78 0-2 P4		3	0	0	0	0	2	3	
13 Nick Ahmed, R OBP: 0.321, SLG: 0.368	(1, 6) D ST 74 B FC 90 C SI 95 B SI 94 C FF 94 B FF 96 4-2 BB		B FC 90 C SI 93 X CU 70 1-1 B2-3		B FF 86 X FC 85 1-0 1-2 1B		F FF 92 B FF 94 X SL 78 1-1 4 1B 6 1B 2B		3	1	2	0	1	0	1	

Inning Stats	R: 0 E: 0 K: 1 S: 8	H: 0 LOB: 1 BB: 1 P: 14	R: 0 E: 0 K: 2 S: 13	H: 2 LOB: 3 BB: 1 P: 21	R: 1 E: 0 K: 0 S: 12	H: 1 LOB: 0 BB: 0 P: 17	R: 0 E: 0 K: 0 S: 6	H: 0 LOB: 1 BB: 0 P: 11	R: 0 E: 0 K: 0 S: 8	H: 0 LOB: 0 BB: 1 P: 14	R: 2 E: 0 K: 1 S: 12	H: 3 LOB: 2 BB: 0 P: 17	R: 0 E: 0 K: 0 S: 9	H: 1 LOB: 1 BB: 0 P: 17	R: 0 E: 0 K: 0 S: 8	H: 0 LOB: 0 BB: 0 P: 13	R: 1 E: 0 K: 1 S: 9	H: 3 LOB: 3 BB: 1 P: 11	1B: 6 2B: 3 3B: 0 HR: 1	SF: 0 SAC: 0 DP: 1 HBP: 1	WP: 0 PB: 0 SB: 2 CS: 0	PA: 40
--------------	------------------------------	----------------------------------	-------------------------------	----------------------------------	-------------------------------	----------------------------------	------------------------------	----------------------------------	------------------------------	----------------------------------	-------------------------------	----------------------------------	------------------------------	----------------------------------	------------------------------	----------------------------------	------------------------------	----------------------------------	----------------------------------	------------------------------------	----------------------------------	--------

PITCHER	IP	WLS	BF	H	R	ER	SO	BB	IBB	HBP	BLK	WP	HR	S	P	ERA	WHIP
40 Chris Bassitt, R ERA: 2.93	(1, 1)	5.1	25	5	3	3	3	3	0	0	0	0	0	54	87	5.06	1.500
36 Yusmeiro Petit, R ERA: 2.89	(6, 1)	0.2	3	1	0	0	1	0	0	0	0	0	0	5	7	0.00	1.500
38 T.J. McFarland, L ERA: 0.96	(7, 1)	0.2	3	1	0	0	0	0	0	0	0	0	0	8	13	0.00	1.500
57 J.B. Wendelken, R ERA: 2.79	(7, 1)	0.1	1	0	0	0	0	0	0	0	0	0	0	1	4	0.00	0.000
48 Joaquin Soria, R ERA: 0.84	(8, 1)	1.0	L 4	1	1	1	0	0	0	0	0	0	0	10	16	9.00	1.000
PITCHER	IP	WLS	BF	H	R	ER	SO	BB	IBB	HBP	BLK	WP	HR	S	P	ERA	WHIP
35 Jake Diekman, L ERA:	(9, 1)	0.1	4	2	0	0	1	0	0	0	0	0	0	7	8	0.00	6.000

Batter	1	2	3	4	5	6	7	8	9	AB R H RBI BB SO LOB	TOP	
10 Marcus Semien, R (1, 6) OBP: 0.273, SLG: 0.359 39 Vimal Machin, L (7, 3) OBP: 0.176, SLG: 0.125	3-2 1B	3-2 F9			3-3 K			1-2 G4-3		3 0 1 0 0 1 1 1 0 0 0 0 0 0		
22 Ramón Laureano, R (1, 8) OBP: 0.402, SLG: 0.448	4-1 BB		1-2 F9			2-3 K		4-2 BB		2 0 0 0 2 1 0		
28 Matt Olson, L (1, 3) OBP: 0.305, SLG: 0.443 18 Chad Pinder, R (7, 5) OBP: 0.289, SLG: 0.429	3-2 G3		1-2 K			2-3 K		1-2 P4		3 0 0 0 0 2 2 1 0 0 0 0 0 1		
26 Matt Chapman, R (1, 5) OBP: 0.269, SLG: 0.520 30 Austin Allen, L (7, 2) OBP: 0.207, SLG: 0.321	2-3 K		0-3 K			4-2 BB			0-3 K		2 0 0 0 1 2 2 1 0 0 0 0 1 0	
20 Mark Canha, R (1, 10) OBP: 0.386, SLG: 0.415	1-1 F9			3-2 K			1-2 K		3-2 G1-4-3 1B		4 0 1 0 0 2 3	
8 Robbie Grossman, S (1, 7) OBP: 0.438, SLG: 0.603 2 Kris Davis, R (9, PH) OBP: 0.268, SLG: 0.229		1-0 F9		0-0 G3			1-3 K		1-0 G1-4-3		3 0 0 0 0 1 0 1 0 0 0 0 0 1	
25 Stephen Piscotty, R (1, 9) OBP: 0.307, SLG: 0.478		1-1 1B		2-3 K			0-2 K				3 1 1 0 0 2 0	
Tony Kemp, L (1, 4) OBP: 0.404, SLG: 0.286		0-0 F8			3-2 F7			2-2 L8		3 0 0 0 0 0 1		
12 Sean Murphy, R (1, 2) OBP: 0.368, SLG: 0.404 Franklin Barreto, R (7, 6)		2-2 2B		2-2 L8				1-3 K		2 0 1 1 0 0 0 1 0 0 0 0 1 0		
Inning Stats	R: 0 H: 1 E: 0 LOB: 2 K: 1 BB: 1 S: 13 P: 26	R: 1 H: 2 E: 0 LOB: 1 K: 0 BB: 0 S: 11 P: 18	R: 0 H: 0 E: 0 LOB: 0 K: 2 BB: 0 S: 9 P: 11	R: 0 H: 0 E: 0 LOB: 0 K: 2 BB: 0 S: 7 P: 12	R: 0 H: 0 E: 0 LOB: 0 K: 1 BB: 0 S: 12 P: 20	R: 0 H: 0 E: 0 LOB: 1 K: 3 BB: 1 S: 12 P: 21	R: 0 H: 0 E: 0 LOB: 0 K: 2 BB: 0 S: 11 P: 14	R: 0 H: 0 E: 0 LOB: 1 K: 1 BB: 1 S: 8 P: 12	1B: 3 SF: 0 2B: 1 SAC: 0 3B: 0 DP: 1 HR: 0 HBP: 0	WP: 0 PA: 33 PB: 0 SB: 0 CS: 0		
24 Luke Weaver, R (1, 1) ERA: 9.16 57 Taylor Widener, R (6, 1) ERA: 3.65 50 Yoan López, R (9, 1) ERA: 3.38	IP WLS BF H R ER SO BB IBB HBP BLK WP HR S P ERA WHIP 5.0 W 19 3 1 1 6 1 0 0 0 0 0 52 87 1.80 0.800 3.0 H 11 0 0 0 6 2 0 0 0 0 0 35 54 0.00 0.667 1.0 3 1 0 0 1 0 0 0 0 0 0 8 12 0.00 1.000											

Oakland Athletics @ Arizona Diamondbacks
 Chase Field, Phoenix, AZ
 Tue Aug 18 2020, 3:12 PM - 6:14 PM MST
 Roof Closed - 78 F

AB	30
R	1
H	4
RBI	1
BB	3
SO	13
LOB	11



WP: 0	PA: 33
PB: 0	
SB: 0	
CS: 0	

ERA	WHIP
1.80	0.800
0.00	0.667
0.00	1.000

Batter	1	2	3	4	5	6	7	8	9
56 Kole Calhoun, L OBP: 0.326, SLG: 0.548 9 Jon Jay, L OBP: 0.179, SLG: 0.160	0-0 2B 6 WP	1-1 2B	1-3 K		2-3 K			4-2 2B BB	
21 Stephen Vogt, L OBP: 0.244, SLG: 0.350	0-0 F8	1-3 K	1-2 G3		0-2 F9			1-1 F9	
2 Starling Marte, R OBP: 0.448, SLG: 0.506 16 Tim Lincecum, R OBP: 0.308, SLG: 0.500	2-2 53 BB 6 WP 5 SF7 1B	2-1 6 FC6-4 1B	4-1 BB		0-2 G5-3			1-0 2B	
6 David Peralta, L OBP: 0.381, SLG: 0.460	4-0 5 SF7 13 HR 53 BB 1B BB	1-1 5 BB 13 HR 53 BB 1B BB	3-1 F7		3-3 K			1-0 F7	
53 Christian Walker, R OBP: 0.340, SLG: 0.437	4-1 5 SF7 13 HR BB	4-1 5 BB 13 HR 1B		1-3 K		0-2 G6-3		1-1 P4	
5 Eduardo Escobar, S OBP: 0.280, SLG: 0.305	0-0 SF7	4-2 13 HR 22 BB BB		2-2 P5			1-0 G3		
13 Nick Ahmed, R OBP: 0.341, SLG: 0.438	0-1 HR	0-0 22 HR 1B		2-3 K			1-1 22 HR 1B 2B		
22 Jake Lamb, L OBP: 0.243, SLG: 0.156	4-2 BB	2-1 1B			0-3 K		1-2 12 HR G4-6-3 1B		
12 Daulton Varsho, L OBP: 0.227, SLG: 0.250	2-1 L7	2-3 K			2-2 HBP		1-2 G4-6-3		

Inning Stats	R: 5	H: 3	E: 0	K: 0	S: 16	R: 4	H: 5	E: 0	K: 2	S: 23	R: 0	H: 0	E: 0	K: 1	S: 9	R: 0	H: 0	E: 0	K: 2	S: 14	R: 0	H: 0	E: 0	K: 2	S: 16	R: 0	H: 2	E: 0	K: 0	S: 9	R: 1	H: 1	E: 0	K: 0	S: 8	R: 0	H: 0	E: 0	K: 1	S: 11
	LOB: 1	BB: 3	P: 32			LOB: 2	BB: 1	P: 36			LOB: 0	BB: 0	P: 19			LOB: 1	BB: 0	P: 20			LOB: 0	BB: 0	P: 14			LOB: 1	BB: 0	P: 13			LOB: 1	BB: 1	P: 16							

PITCHER	IP	WLS	BF	H	R	ER	SO	BB	IBB	HBP	BLK	WP	HR	S	P	ERA	WHIP
47 Frankie Montas, R ERA: 4.74	1.2	L	15	6	9	9	1	4	0	0	0	1	2	31	56	48.60	6.000
62 Lou Trivino, R ERA: 4.35	2.1		10	2	0	0	4	1	0	0	0	0	0	31	49	0.00	1.286
33 Daniel Mengden, R ERA: 3.65	4.0		16	3	1	1	3	1	0	1	0	0	0	44	63	2.25	1.000

BOTTOM

Oakland Athletics @ Arizona Diamondbacks
Chase Field, Phoenix, AZ
Tue Aug 18 2020, 3:12 PM - 6:14 PM MST
Roof Closed - 78 F

AB	R	H	RBI	BB	SO	LOB
4	2	2	1	0	2	1
0	1	0	0	1	0	0
5	0	0	0	0	1	3
3	1	2	0	1	0	0
1	0	1	1	0	0	0
4	2	0	0	1	1	3
4	2	1	0	1	1	1
2	1	0	1	1	0	0
4	1	3	5	0	1	0
3	0	2	1	1	1	0
3	0	0	0	0	1	5

AB	33
R	10
H	11
RBI	9
BB	6
SO	8
LOB	13

1B	6	SF	1
2B	3	SAC	0
3B	0	DP	1
HR	2	HBP	1
WP	1	PA	41
PB	0		
SB	0		
CS	0		

livebaseballscorecards.com



Batter	1	2	3	4	5	6	7	8	9	AB R H RBI BB SO LOB
16 Tim Locastro, R OBP: 0.333, SLG: 0.421	1-0 G6-4-3 1B		2-1 G4-3			3-3 K		0-0 F8		4 0 1 0 0 1 0
4 Ketel Marte, S OBP: 0.361, SLG: 0.441	2-2 G6-4-3 1-2f			1-1 2B		0-0 1B		3-2 G6-3		4 0 2 0 0 0 1
2 Starling Marte, R OBP: 0.423, SLG: 0.472	1-0 G4-3			1-3 K		3-2 F9		4-2 BB		3 0 0 0 1 1 2
6 David Peralta, L OBP: 0.373, SLG: 0.446		2-2 G6-3		0-1 F8		2-1 1B		0-3 K		4 0 1 0 0 1 2
53 Christian Walker, R OBP: 0.324, SLG: 0.404			3-2 L9		0-1 G5-3		2-3 K		1-3 K	4 0 0 0 0 2 3
5 Eduardo Escobar, S OBP: 0.277, SLG: 0.333		1-1 1B			1-2 HR		1-1 F8		3-2 G3-1	4 1 2 1 0 0 0
13 Nick Ahmed, R OBP: 0.333, SLG: 0.420		1-1 F9			0-0 G4-3		1-0 F7		2-3 K	4 0 0 0 0 1 1
32 Kevin Cron, R OBP: 0.330, SLG: 0.534			2-1 L9		0-3 K		4-2 BB			2 0 0 0 0 1 0 0 0 0 0 1 0 0
18 Carson Kelly, R OBP: 0.283, SLG: 0.292			3-1 G6-3		3-3 K		0-1 G6-3			2 0 0 0 0 1 0 1 0 0 0 0 0 1
21 Stephen Vogt, L OBP: 0.239, SLG: 0.341										

Inning Stats	R: 0	H: 1	E: 0	K: 0	S: 8	P: 12	R: 0	H: 1	E: 0	K: 0	S: 10	P: 17	R: 0	H: 0	E: 0	K: 0	S: 6	P: 13	R: 0	H: 1	E: 0	K: 1	S: 9	P: 11	R: 1	H: 1	E: 0	K: 2	S: 10	P: 14	R: 0	H: 2	E: 0	K: 2	S: 13	P: 23	R: 0	H: 0	E: 0	K: 0	S: 10	P: 16	R: 0	H: 0	E: 0	K: 1	S: 9	P: 15	R: 0	H: 0	E: 0	K: 2	S: 9	P: 15	1B: 4	2B: 1	3B: 0	HR: 1	SF: 0	SAC: 0	DP: 1	HBP: 0	WP: 0	PA: 34
--------------	------	------	------	------	------	-------	------	------	------	------	-------	-------	------	------	------	------	------	-------	------	------	------	------	------	-------	------	------	------	------	-------	-------	------	------	------	------	-------	-------	------	------	------	------	-------	-------	------	------	------	------	------	-------	------	------	------	------	------	-------	-------	-------	-------	-------	-------	--------	-------	--------	-------	--------

PITCHER	IP	WLS	BF	H	R	ER	SO	BB	IBB	HBP	BLK	WP	HR	S	P	ERA	WHIP
55 Sean Manaea, L ERA: 6.39	(1, 1)	5.1	W	20	5	1	1	4	0	0	0	0	1	47	74	1.69	0.938
57 J.B. Wendelken, R ERA: 2.61	(6, 1)	0.2	H	3	1	0	1	0	0	0	0	0	0	9	16	0.00	1.500
36 Yusmeiro Petit, R ERA: 2.53	(7, 1)	0.2	H	3	0	0	0	1	0	0	0	0	0	8	14	0.00	1.500
35 Jake Diekman, L ERA:	(7, 1)	1.1	H	5	0	0	1	1	0	0	0	0	0	12	19	0.00	0.750
16 Liam Hendriks, R ERA: 1.35	(9, 1)	1.0		3	0	0	2	0	0	0	0	0	0	9	15	0.00	0.000

TOP

Arizona Diamondbacks @ Oakland Athletics
Oakland Coliseum, Oakland, CA
 Thu Aug 20 2020, 6:40 PM - 9:29 PM PDT
 Partly Cloudy - 73 F

AB	32
R	1
H	6
RBI	1
BB	2
SO	8
LOB	10



Batter	1	2	3	4	5	6	7	8	9	AB R H RBI BB SO LOB	TOP
56 Kole Calhoun, L OBP: 0.327, SLG: 0.522 (1, 9)	B FF 94 F FF 95 S FF 95 C CH 86 B FF 94 S FF 95 2-3 K ①		B FF 93 F CH 86 C FF 93 S FF 93 1-3 K ③		S FF 93 FC 91 S CH 86 0-3 K ③			B SI 89 X SI 90 1-0 K 1B		4 0 1 0 0 3 0	
4 Ketel Marte, S OBP: 0.348, SLG: 0.425 (1, 4)	C CH 87 B FC 90 B FF 94 F CH 86 F FF 94 F FF 94 B FF 94 F CH 87 X FF 94 3-2 G4-3 ②		C FF 91 B FF 94 F CH 84 B FF 93 X CH 84 2-2 L5 ①		B CH 83 X FC 90 1-0 G6-3 ①			F CH 84 B SI 91 C CH 84 B CH 84 C SI 91 2-3 K ③		4 0 0 0 0 1 1	
53 Christian Walker, R OBP: 0.349, SLG: 0.449 (1, 10)	C FF 94 X ST 82 0-1 2B		C SI 92 B FF 93 X CH 85 1-1 6 2B 2B		C SI 93 C SI 93 B FF 95 X SI 92 1-2 6 G3-6-3 1B			B SI 82 B SI 82 F SI 82 F SI 83 X FF 83 2-2 5 G1-3 1B		4 1 4 0 0 0 0	
6 David Peralta, L OBP: 0.368, SLG: 0.448 (1, 7)	B FF 92 C FF 93 B CH 85 B CH 84 C FF 92 C FF 93 3-3 K ③		S CH 83 X FF 94 0-1 5 1B 2B		F FC 90 F CH 85 X CH 83 0-2 G3-6-3 ② ③ 1-2f			C SI 83 F SL 70 F SI 84 F SI 84 X SL 70 1-2 L8 ①		4 1 1 1 0 1 3	
5 Eduardo Escobar, S OBP: 0.276, SLG: 0.330 (1, 5)		C FF 93 F FF 93 C FF 92 0-3 K ①		X FF 92 0-0 13 WP 1B		S CH 84 X CH 83 0-1 G6-3 ①		F SI 82 X SI 82 0-1 G1-3 ②		4 0 1 1 0 1 1	
21 Stephen Vogt, L OBP: 0.220, SLG: 0.311 (1, 2)	B FF 94 C CH 87 C CH 87 B FF 94 F FF 93 X FF 94 3-2 G3-1 ②		X CH 85 0-0 F7 ②		B FC 90 B CH 84 C FF 93 F CH 84 X FF 93 2-2 F8 ②			B SI 84 X SI 82 1-0 F9 ③		4 0 0 0 0 0 2	
13 Nick Ahmed, R OBP: 0.323, SLG: 0.407 (1, 6)		C SI 92 C CH 85 F CH 86 B CH 88 B ST 82 B SI 94 F SI 92 3-2 K ③		1 SAFE F SI 91 1 SAFE B ST 84 X CH 84 1-2 G6-3 ③ 1-2		F SI 92 S CH 85 C ST 82 0-3 K ③				3 0 0 0 0 2 1	
22 Jake Lamb, L OBP: 0.231, SLG: 0.147 16 Tim Lincecum, R OBP: 0.318, SLG: 0.400 (8, PH) (8, 8)			B FF 93 B FF 92 F SI 91 S FF 93 B CH 84 C CH 84 3-3 K ①		B CH 84 C FC 90 F FF 94 X CH 85 1-2 G4-3 ①			B CH 82 C CH 83 C CH 84 S CH 84 1-3 K ①		2 0 0 0 0 1 0 1 0 0 0 0 1 0	
9 Jon Jay, L OBP: 0.167, SLG: 0.148 32 Kevin Cron, R (8, PH) (8, 3)			B ST 81 B FF 92 C FF 92 B CH 84 C FF 91 X FF 93 3-2 L8 ②		B ST 81 C CH 84 X FC 90 1-1 G4-3 ②			C CH 84 S CH 84 B CH 83 F CH 84 B SI 90 X CH 85 2-2 G6-3 ②		2 0 0 0 0 0 0 1 0 0 0 0 0 0	
Inning Stats	R: 0 E: 0 K: 2 S: 15 H: 1 LOB: 1 BB: 0 P: 23	R: 0 E: 0 K: 2 S: 12 H: 0 LOB: 0 BB: 0 P: 18	R: 0 E: 0 K: 2 S: 9 H: 0 LOB: 0 BB: 0 P: 16	R: 2 E: 0 K: 0 S: 12 H: 3 LOB: 1 BB: 0 P: 16	R: 0 E: 0 K: 1 S: 8 H: 0 LOB: 0 BB: 0 P: 10	R: 0 E: 0 K: 0 S: 7 H: 1 LOB: 0 BB: 0 P: 9	R: 0 E: 0 K: 1 S: 8 H: 0 LOB: 0 BB: 0 P: 10	R: 0 E: 0 K: 2 S: 11 H: 1 LOB: 1 BB: 0 P: 17	R: 0 E: 0 K: 0 S: 11 H: 1 LOB: 1 BB: 0 P: 15	1B: 4 2B: 3 3B: 0 HR: 0 SF: 0 SAC: 0 DP: 1 HBP: 0	WP: 1 PB: 0 SB: 0 CS: 0 PA: 33
PITCHER	IP WLS BF H R ER SO BB IBB HBP BLK WP HR S P ERA WHIP	IP WLS BF H R ER SO BB IBB HBP BLK WP HR S P ERA WHIP	IP WLS BF H R ER SO BB IBB HBP BLK WP HR S P ERA WHIP	IP WLS BF H R ER SO BB IBB HBP BLK WP HR S P ERA WHIP	IP WLS BF H R ER SO BB IBB HBP BLK WP HR S P ERA WHIP	IP WLS BF H R ER SO BB IBB HBP BLK WP HR S P ERA WHIP	IP WLS BF H R ER SO BB IBB HBP BLK WP HR S P ERA WHIP	IP WLS BF H R ER SO BB IBB HBP BLK WP HR S P ERA WHIP	IP WLS BF H R ER SO BB IBB HBP BLK WP HR S P ERA WHIP		
62 Logan Webb, R ERA: 3.29 (1, 1)	7.0 W 25 5 2 2 8 0 0 0 0 1 0 71 102 2.57 0.714										
56 Tony Watson, L ERA: 1.04 (8, 1)	1.0 4 1 0 0 2 0 0 0 0 0 0 11 17 0.00 1.000										
71 Tyler Rogers, R ERA: 7.07 (9, 1)	1.0 4 1 0 0 0 0 0 0 0 0 0 11 15 0.00 1.000										

Arizona Diamondbacks @ San Francisco Giants
Oracle Park, San Francisco, CA
Fri Aug 21 2020, 6:48 PM - 9:44 PM PDT
Partly Cloudy - 67 F

livebaseballscorecards.com

AB	33
R	2
H	7
RBI	2
BB	0
SO	10
LOB	8



Batter	1	2	3	4	5	6	7	8	9
13 Austin Slater, R (1, 10) OBP: 0.458, SLG: 0.653 33 Darin Ruf, R (1, PR) OBP: 0.348, SLG: 0.375 (2, 10) 48 Pablo Sandoval, S (6, PH) OBP: 0.270, SLG: 0.268 (7, 10)	4-2 BB	1-3 K		1-1 2B		2-3 K		1-3 K	
7 Donovan Solano, R (1, 4) OBP: 0.411, SLG: 0.511	0-1 1-2 1B	0-1 L8		0-1 F7		1-3 K		2-2 G6-3	
5 Mike Yastrzemski, L (1, 9) OBP: 0.435, SLG: 0.650	2-2 1-2 2-3 1B		1-2 K		4-2 41 HR BB		1-2 41 1B 21 BB 2B	2-1 F8	
41 Wilmer Flores, R (1, 3) OBP: 0.385, SLG: 0.589 9 Brandon Belt, L (8, 3) OBP: 0.306, SLG: 0.418	0-3 K		4-0 10 HR BB		0-0 10 HR HR		0-2 21 BB 10 G5-3 35 G3-1 1B		
10 Evan Longoria, R (1, 5) OBP: 0.306, SLG: 0.461	1-0 1-2f G5-4-3		0-1 21 WP HR		2-1 21 WP 1B		0-0 G5-3		
8 Hunter Pence, R (1, 7) OBP: 0.161, SLG: 0.250 12 Alex Dickerson, L (7, PH) OBP: 0.297, SLG: 0.354 (8, 7)		4-2 21 2B BB	1-3 K		2-2 K		0-0 35 G3-1 21 BB IBB		
21 Joey Bart, R (1, 2) OBP: 0.444, SLG: 0.571		0-0 1-3 2B	1-3 K		1-3 K		4-2 35 G3-1 BB		
35 Brandon Crawford, L (1, 6) OBP: 0.321, SLG: 0.382		1-1 P5		1-2 G4-3		0-3 K		2-2 G3-1	
1 Mauricio Dubón, R (1, 8) OBP: 0.306, SLG: 0.328		4-2 BB		0-2 G5-3		0-2 7 CS 1B		1-1 G3-1	

AB	R	H	RBI	BB	SO	LOB
0	0	0	0	1	0	0
2	0	1	0	0	1	3
2	0	0	0	0	2	1
5	0	1	0	0	1	5
4	2	2	0	1	1	0
3	3	2	2	1	1	3
0	0	0	0	0	0	0
4	1	2	2	0	0	5
2	0	0	0	1	2	1
0	0	0	0	1	0	0
3	0	1	1	1	2	1
4	0	0	1	0	1	5
3	0	1	0	1	0	2

AB	R	H	RBI	BB	SO	LOB
32	6	10	6	7	11	26

Inning	Stats
1	R: 0 H: 2 E: 0 K: 12 S: 15
2	R: 0 H: 1 E: 0 K: 15 S: 15
3	R: 2 H: 1 E: 0 K: 3 S: 12
4	R: 0 H: 1 E: 0 K: 13 S: 13
5	R: 2 H: 2 E: 0 K: 14 S: 14
6	R: 0 H: 1 E: 0 K: 9 S: 9
7	R: 2 H: 2 E: 0 K: 20 S: 20
8	R: 0 H: 0 E: 0 K: 12 S: 12

Arizona Diamondbacks @ San Francisco Giants
Oracle Park, San Francisco, CA
 Fri Aug 21 2020, 6:48 PM - 9:44 PM PDT
 Partly Cloudy - 67 F

PITCHER	IP	WLS	BF	H	R	ER	SO	BB	IBB	HBP	BLK	WP	HR	S	P	ERA	WHIP
38 Robbie Ray, L	(1, 1)	5.0	26	7	4	4	8	5	0	0	0	1	2	66	101	7.20	2.400
37 Kevin Ginkel, R	(6, 1)	1.0	3	1	0	0	2	0	0	0	0	0	9	12	0.00	1.000	
41 Junior Guerra, R	(7, 1)	1.0	7	2	2	2	0	1	1	0	0	0	20	28	18.00	3.000	
28 Héctor Rondón, R	(8, 1)	1.0	3	0	0	0	1	0	0	0	0	0	12	17	0.00	0.000	



Batter	1	2	3	4	5	6	7	8	9	AB R H RBI BB SO LOB	TOP	
56 Kole Calhoun, L OBP: 0.324, SLG: 0.505 (1, 9) B FF 91 F SI 90 B FC 85 C FC 88 F SI 91 F FF 93 S CH 82	3-3 K		2-3 K			3-1 HBP		1-1 G4-3		3 0 0 0 0 2 0		
4 Ketel Marte, S OBP: 0.353, SLG: 0.445 (1, 4) C FF 92 B CH 82 F CH 84 X FF 92	1-2 2B			X CH 80 0-0 F7		1-0 F9			2-1 6 DI 2B	4 0 2 0 0 0 1		
2 Starling Marte, R OBP: 0.407, SLG: 0.452 (1, 8) C CH 81 X CH 79	0-1 G6-3			B FF 90 X FF 91 1-0 F9			S CH 79 B FF 90 X CH 81 1-1 E6 6 1B		0-1 L4	4 1 0 0 0 0 2		
53 Christian Walker, R OBP: 0.336, SLG: 0.431 (1, 3) C FF 91 S FC 86 X CH 82	0-2 G6-3			C FF 91 B FF 92 S CH 82 X CH 82 2-2 P2			C CH 80 B FC 85 1 SAFE X CH 80 1-1 F9		2-0 F8	4 0 0 0 0 0 3		
6 David Peralta, L OBP: 0.364, SLG: 0.440 (1, 7) C FF 90 F SI 89 B FF 91 S FC 86	1-3 K				C FC 84 X CH 80 0-1 G4-3		C FC 83 F SI 87 F SI 90 D CH 90 1 SAFE B FC 85 X FC 84 2-2 13 FC6-4 1B		1-1 G6-3	4 0 1 1 0 1 1		
5 Eduardo Escobar, S OBP: 0.269, SLG: 0.320 (1, 5) X CH 79	0-0 F8			C FF 91 B CH 81 B CH 82 C CH 81 X FF 92 2-2 L8			C FF 89 S CH 81 X FF 91 0-2 F9			3 0 0 0 0 0 1		
13 Nick Ahmed, R OBP: 0.314, SLG: 0.394 (1, 6) B FF 90 X CH 81	1-0 P5			B FC 88 B FF 92 C FF 91 B CH 83 F FF 90 S FF 93 3-3 K			X CH 81 0-0 FC6-4			3 0 0 0 0 1 1		
32 Kevin Cron, R (1, 10) X FF 88	0-0 P3				C FF 91 S CH 81 X CH 81 1-2 L7			B FC 84 C CH 79 X FF 91 1-1 F8		3 0 0 0 0 0 0		
18 Carson Kelly, R OBP: 0.268, SLG: 0.275 (1, 2) C FF 89 B CH 81 X FF 91	1-1 P3				X CH 82 0-0 P6			B FC 84 C FF 88 X CH 82 1-1 G3		3 0 0 0 0 0 0		
Inning Stats	R: 0 E: 0 K: 1 S: 14 H: 1 LOB: 1 BB: 0 P: 18	R: 0 E: 0 K: 1 S: 5 H: 0 LOB: 0 BB: 0 P: 7	R: 0 E: 0 K: 1 S: 6 H: 0 LOB: 0 BB: 0 P: 9	R: 0 E: 0 K: 0 S: 5 H: 0 LOB: 0 BB: 0 P: 8	R: 0 E: 0 K: 1 S: 8 H: 0 LOB: 0 BB: 0 P: 13	R: 0 E: 0 K: 0 S: 6 H: 0 LOB: 1 BB: 0 P: 11	R: 1 E: 1 K: 0 S: 12 H: 1 LOB: 1 BB: 0 P: 16	R: 0 E: 0 K: 0 S: 6 H: 0 LOB: 0 BB: 0 P: 9	R: 0 E: 0 K: 0 S: 7 H: 1 LOB: 1 BB: 0 P: 12	1B: 1 2B: 2 3B: 0 HR: 0 SF: 0 SAC: 0 DP: 0 HBP: 1	WP: 0 PB: 0 SB: 1 CS: 0 PA: 32	
PITCHER 31 Tyler Anderson, L ERA: 3.45 (1, 1)	IP WLS BF H R ER SO BB IBB HBP BLK WP HR S P ERA WHIP	9.0 W 32 3 1 0 4 0 0 1 0 0 0 0 69 103 0.00 0.333										

Arizona Diamondbacks @ San Francisco Giants
Oracle Park, San Francisco, CA
Sat Aug 22 2020, 6:19 PM - 8:59 PM PDT
Partly Cloudy - 68 F

livebaseballscorecards.com

AB	31
R	1
H	3
RBI	1
BB	0
SO	4
LOB	9



Batter	1	2	3	4	5	6	7	8	9	AB	R	H	RBI	BB	SO	LOB
5 Mike Yastrzemski, L (1, 9) OBP: 0.434, SLG: 0.632	4-2 7 BB 12 BB 9 G4-3-6 BB	0-3 K			2-3 K		4-1 7 BB 12 BB 9 1B FC5-4 BB	2-2 P6		3	2	0	1	2	2	4
12 Alex Dickerson, L (1, 7) OBP: 0.308, SLG: 0.343	4-1 9 BB 7 BB G4-3-6 BB		0-1 L7		1-1 G4-3		4-1 7 BB FC5-4 BB			2	0	0	1	2	0	1
7 Donovan Solano, R (1, 4) OBP: 0.404, SLG: 0.495	4-0 9 BB G4-3-6 BB		2-2 F9			0-1 F9	2-2 9 BB 1B FC5-4			3	0	0	1	1	0	2
9 Brandon Belt, L (1, 3) OBP: 0.318, SLG: 0.424	1-1 G4-3-6		0-2 F8			3-1 10 BB FC5-4 1B	1-2 1B			4	0	2	1	0	0	2
10 Evan Longoria, R (1, 5) OBP: 0.292, SLG: 0.438	3-3 K			1-3 K		1-1 FC5-4	0-2 F9			4	0	0	0	0	2	4
41 Wilmer Flores, R (1, 10) OBP: 0.350, SLG: 0.564		2-3 K		2-1 F8		1-2 P4	1-0 P3			4	0	0	0	0	1	3
35 Brandon Crawford, L (1, 6) OBP: 0.330, SLG: 0.372		4-0 6 BB 2B BB		1-2 G4-3			4-2 21 BB 5 BB BB	1-2 K		2	1	0	0	2	1	0
14 Chadwick Tromp, R (1, 2) OBP: 0.200, SLG: 0.340		1-3 K		2-1 1B			0-1 5 BB 12 BB 2B	1-1 1 G4-3 HBP		2	0	1	0	0	1	1
21 Joey Bart, R (7, PH) OBP: 0.545, SLG: 0.750 (8, 2)							1-3 12 BB 5 BB 2B			1	1	1	0	0	0	0
6 Steven Duggar, L (1, 8) OBP: 0.182, SLG: 0.238		0-1 K		0-0 F7			4-0 12 BB 5 BB 7 BB FC5-4 BB	1-0 G4-3		2	0	1	0	0	0	1
1 Mauricio Dubón, R (7, PH) OBP: 0.311, SLG: 0.324 (8, 8)		1-3 2B						1-2 G4-3		1	1	0	0	1	0	1

Inning Stats	R: 1	H: 0	E: 0	K: 1	S: 10	LOB: 1	BB: 3	P: 26	R: 0	H: 1	E: 0	K: 3	S: 12	LOB: 2	BB: 1	P: 19	R: 0	H: 0	E: 0	K: 0	S: 8	LOB: 0	BB: 0	P: 10	R: 0	H: 0	E: 0	K: 1	S: 9	LOB: 0	BB: 0	P: 13	R: 0	H: 1	E: 0	K: 1	S: 8	LOB: 1	BB: 0	P: 13	R: 0	H: 1	E: 0	K: 0	S: 9	LOB: 1	BB: 0	P: 14	R: 4	H: 2	E: 0	K: 0	S: 19	LOB: 2	BB: 4	P: 39	R: 0	H: 0	E: 0	K: 1	S: 9	LOB: 1	BB: 0	P: 14	1B: 3	2B: 2	3B: 0	HR: 0	SF: 0	SAC: 0	DP: 1	HBP: 1	WP: 0	PB: 0	SB: 0	CS: 0	PA: 37
--------------	------	------	------	------	-------	--------	-------	-------	------	------	------	------	-------	--------	-------	-------	------	------	------	------	------	--------	-------	-------	------	------	------	------	------	--------	-------	-------	------	------	------	------	------	--------	-------	-------	------	------	------	------	------	--------	-------	-------	------	------	------	------	-------	--------	-------	-------	------	------	------	------	------	--------	-------	-------	-------	-------	-------	-------	-------	--------	-------	--------	-------	-------	-------	-------	--------

PITCHER	IP	WLS	BF	H	R	ER	SO	BB	IBB	HBP	BLK	WP	HR	S	P	ERA	WHIP
23 Zac Gallen, R (1, 1) ERA: 2.25	6.0		24	3	1	1	6	4	0	0	0	0	0	56	95	1.50	1.167
33 Matt Grace, L (7, 1) ERA: 27.0	0.0	L	3	1	3	3	0	2	0	0	0	0	0	6	14	∞	∞
41 Junior Guerra, R (7, 1) ERA: 4.35	0.1		3	0	0	0	0	2	0	0	0	0	0	6	16	0.00	6.000
57 Taylor Widener, R (7, 1) ERA: 3.21	1.2		7	1	1	1	1	0	0	1	0	0	0	16	23	5.40	0.600

BOTTOM

Arizona Diamondbacks @ San Francisco Giants
Oracle Park, San Francisco, CA
Sat Aug 22 2020, 6:19 PM - 8:59 PM PDT
Partly Cloudy - 68 F

livebaseballscorecards.com

AB	28
R	5
H	5
RBI	4
BB	8
SO	7
LOB	19



Batter	1	2	3	4	5	6	7	8	9	AB R H RBI BB SO LOB	TOP																
56 Kole Calhoun, L OBP: 0.330, SLG: 0.495 (1, 9)	0-0 G4-3		1-1 P6			4-2 2B 6 SF9 BB		4-1 2B 4 HBP BB		2 1 0 0 2 0 0	<p>Arizona Diamondbacks @ San Francisco Giants</p> <p>Oracle Park, San Francisco, CA</p> <p>Sun Aug 23 2020, 1:11 PM - 4:03 PM PDT</p> <p>Cloudy - 70 F</p>																
4 Ketel Marte, S OBP: 0.358, SLG: 0.442 (1, 4)	1-1 FC5-4 1B		3-3 K			2-3 K		2-1 2B HBP		3 0 1 0 0 2 1																	
2 Starling Marte, R OBP: 0.402, SLG: 0.454 (1, 8)	1-2 FC5-4 1-2f		2-3 K			3-2 6 SF9 2B		1-1 G5-3		4 0 1 0 0 1 3																	
6 David Peralta, L OBP: 0.351, SLG: 0.427 (1, 7)	1-3 K		2-3 K			0-0 SF9		0-3 K		3 0 0 1 0 3 2																	
53 Christian Walker, R OBP: 0.342, SLG: 0.429 (1, 3)		1-3 K	4-2 BB			0-2 G4-3			0-0 16 F8 13 1B 1B	3 0 1 0 1 1 1																	
5 Eduardo Escobar, S OBP: 0.259, SLG: 0.307 (1, 5)		1-1 F7	2-0 F9				1-2 G6-3		2-3 K	4 0 0 0 0 1 2																	
13 Nick Ahmed, R OBP: 0.321, SLG: 0.398 (1, 6)		0-1 E6		2-2 K			0-1 1B		2-1 1B	4 0 2 0 0 1 0																	
21 Stephen Vogt, L OBP: 0.208, SLG: 0.292 (1, 2)		2-0 P5		0-1 P2			0-1 F9		0-1 F8	3 0 0 0 0 0 2																	
16 Tim Lincecum, R OBP: 0.304, SLG: 0.381 (9, PH)									2-3 F8	1 0 0 0 0 0 2																	
12 Daulton Varsho, L OBP: 0.208, SLG: 0.227 (1, 10)			1-2 G5-3			3-3 K			2-2 F9	2 0 0 0 0 1 0																	
32 Kevin Cron, R (7, PH)										2 0 0 0 0 0 3																	
Inning Stats	R: 0 E: 0 K: 1 S: 12	H: 1 LOB: 1 BB: 0 P: 15	R: 0 E: 1 K: 1 S: 8	H: 0 LOB: 1 BB: 0 P: 12	R: 0 E: 0 K: 1 S: 10	H: 0 LOB: 0 BB: 0 P: 15	R: 0 E: 0 K: 2 S: 11	H: 0 LOB: 1 BB: 1 P: 21	R: 0 E: 0 K: 2 S: 8	H: 1 LOB: 0 BB: 0 P: 13	R: 1 E: 0 K: 1 S: 16	H: 1 LOB: 1 BB: 1 P: 25	R: 0 E: 0 K: 0 S: 11	H: 1 LOB: 1 BB: 0 P: 14	R: 0 E: 0 K: 1 S: 7	H: 0 LOB: 1 BB: 1 P: 14	R: 0 E: 0 K: 1 S: 12	H: 2 LOB: 2 BB: 0 P: 18	1B: 4 2B: 1 3B: 0 HR: 0	SF: 1 SAC: 0 DP: 1 HBP: 1	WP: 0 PB: 0 SB: 1 CS: 0	PA: 36					
PITCHER	IP WLS BF H R ER SO BB IBB HBP BLK WP HR S P ERA WHIP																										
53 Trevor Cahill, R ERA: 1.64 (1, 1)	5.1		1	1	1	8	2	0	0	0	0	0	0	55	88	1.69	0.562										
73 Caleb Baragar, L ERA: 7.5 (6, 1)	0.2	W	3	1	0	0	0	0	0	0	0	0	0	10	13	0.00	1.500										
56 Tony Watson, L ERA: 0.93 (7, 1)	1.0	H	4	1	0	0	0	0	0	0	0	0	0	11	14	0.00	1.000										
71 Tyler Rogers, R ERA: 6.6 (8, 1)	1.0		4	0	0	0	1	1	0	1	0	0	0	7	14	0.00	1.000										
76 Jarlin Garcia, L ERA: (9, 1)	1.0		5	2	0	0	1	0	0	0	0	0	0	12	18	0.00	2.000										

livebaseballscorecards.com

AB	31
R	1
H	5
RBI	1
BB	3
SO	10
LOB	16



Batter	1	2	3	4	5	6	7	8	9	AB	R	H	RBI	BB	SO	LOB
5 Mike Yastrzemski, L (1, 9) OBP: 0.429, SLG: 0.645				G3		HR	F8			4	1	1	1	0	1	2
12 Alex Dickerson, L (1, 7) OBP: 0.305, SLG: 0.380				G3		L9				4	1	1	3	0	1	0
7 Donovan Solano, R (8, 4) OBP: 0.404, SLG: 0.495				G3			HR			0	0	0	0	0	0	0
41 Wilmer Flores, R (1, 4) OBP: 0.337, SLG: 0.541				F9		P6				4	0	0	0	0	1	0
1 Mauricio Dubón, R (8, 8) OBP: 0.311, SLG: 0.324				F9			F7			0	0	0	0	0	0	0
9 Brandon Belt, L (1, 3) OBP: 0.357, SLG: 0.484				10 G4-3 1B		10 2B		10 G4-3 2B		3	2	3	0	1	0	0
10 Evan Longoria, R (1, 5) OBP: 0.301, SLG: 0.452				G4-3		48 1B 21 2B		G4-3		4	0	2	1	0	0	2
48 Pablo Sandoval, S (1, 10) OBP: 0.284, SLG: 0.283				P3		35 FC4-6 21 1B		P4		4	0	2	1	0	0	2
21 Joey Bart, R (1, 2) OBP: 0.467, SLG: 0.583				G6-3		FC6-2-5 35 FC4-6		12 HR 1B		4	1	1	0	0	1	3
35 Brandon Crawford, L (1, 6) OBP: 0.326, SLG: 0.358				K		FC4-6		12 HR HBP		3	1	0	0	0	2	3
6 Steven Duggar, L (1, 8) OBP: 0.160, SLG: 0.208				G3-1		K		K		3	0	0	0	0	2	4

Inning Stats	R: 0	H: 0	E: 0	K: 3	S: 9	P: 13	R: 0	H: 1	E: 0	K: 0	S: 6	P: 9	R: 0	H: 0	E: 0	K: 1	S: 7	R: 0	H: 0	E: 0	K: 0	S: 8	P: 12	R: 1	H: 3	E: 0	K: 1	S: 14	R: 1	H: 2	E: 0	K: 0	S: 17	R: 3	H: 2	E: 0	K: 1	S: 13	R: 1	H: 2	E: 0	K: 2	S: 13	P: 18
--------------	------	------	------	------	------	-------	------	------	------	------	------	------	------	------	------	------	------	------	------	------	------	------	-------	------	------	------	------	-------	------	------	------	------	-------	------	------	------	------	-------	------	------	------	------	-------	-------

PITCHER	IP	WLS	BF	H	R	ER	SO	BB	IBB	HBP	BLK	WP	HR	S	P	ERA	WHIP
24 Luke Weaver, R (1, 1) ERA: 7.77	5.2	L	22	5	2	2	5	1	0	0	0	0	1	58	84	3.18	1.059
37 Kevin Ginkel, R (6, 1) ERA: 10.13	0.1		2	1	0	0	0	0	0	0	0	0	0	3	4	0.00	3.000
28 Héctor Rondón, R (7, 1) ERA: 11.57	1.0		6	2	3	3	1	0	0	1	0	0	1	13	21	27.00	2.000
50 Yoan López, R (8, 1) ERA: 6.14	1.0		5	2	1	1	2	0	0	0	0	0	0	13	18	9.00	2.000

BOTTOM

Arizona Diamondbacks @ San Francisco Giants
Oracle Park, San Francisco, CA

Sun Aug 23 2020, 1:11 PM - 4:03 PM PDT
Cloudy - 70 F

AB	33
R	6
H	10
RBI	6
BB	1
SO	8
LOB	16

livebaseballscorecards.com

WP	PA	3B	HR	SF	SAC	DP	HBP	CS
0	35	0	2	0	0	1	1	0

Batter	1	2	3	4	5	6	7	8	9	AB	R	H	RBI	BB	SO	LOB	
56 Kole Calhoun, L OBP: 0.328, SLG: 0.515 (1, 9)	F9 2-2 C FF 92 B SL 93 F FF 92 B FF 93 X FF 94		HR 1-1 C FF 93 B SL 84 X FF 93		FC3-6 4 F7 1-2f 1-1 C FF 93 D SL 85 X CH 86		F7 0-0 X FF 98			4	1	1	1	0	0	3	
4 Ketel Marte, S OBP: 0.355, SLG: 0.431 (1, 4)	F8 2-1 C CH 88 B FF 93 B CH 88 X FF 94		BB 4-1 B FF 91 B CH 86 S CH 87 B FF 93 B CH 86		F7 1-2 X FF 93			L7 0-2 C FF 95 F FF 98 X FF 97		3	0	0	0	1	0	1	
2 Starling Marte, R OBP: 0.397, SLG: 0.446 (1, 8)	G3-1 0-0 X FF 94		F8 1-0 1 SAFE B CH 84 1 SAFE X FF 94			G4-3 1-0 B SL 82 X CH 84		1B 2-2 B SL 87 S SL 86 B SL 88 C FF 99 F FF 98 X SL 87		4	0	1	0	0	0	1	
6 David Peralta, L OBP: 0.339, SLG: 0.411 (1, 7)		G4-3 0-1 C SL 82 X CU 78		F7 3-2 C SL 82 F CU 77 B SL 93 B SL 85 B SL 85 X FF 92		G5-3 2-1 B SL 84 B FF 93 F FF 92 X CH 86		F8 0-1 1 SAFE C SL 84 1 SAFE X FF 94		4	0	0	0	0	0	1	
53 Christian Walker, R OBP: 0.347, SLG: 0.454 (1, 3)		5 1B 4-2 B CH 85 B SL 84 C FF 91 F CH 87 B CU 80 D FF 94		HR 1-2 C CH 85 S SL 83 B SL 84 X CH 85		K 1-3 C SL 84 B CU 78 S FF 93 F FF 94 S SL 86		K 0-3 1 SAFE S FF 98 S FF 98 S FF 98		3	1	1	1	1	2	1	
5 Eduardo Escobar, S OBP: 0.267, SLG: 0.308 (1, 5)		1B 0-1 C FF 94 X CH 87		HBP 1-0 H SL 85			F8 1-2 C SL 85 F SL 84 X SL 84		G5-3 2-2 B FF 96 B CH 91 C FF 98 S FF 98 X FF 99		3	0	1	0	0	0	
13 Nick Ahmed, R OBP: 0.309, SLG: 0.382 (1, 6)		1B 2-2 C FF 93 B CH 85 S SL 86 D CU 78 X SL 86		K 1-3 B FF 91 S SL 84 1 SAFE S SL 85 S SL 84			F8 3-1 B CH 89 C FF 96 B CH 90 B SL 86 X FF 97		G5-3 0-2 F SL 98 F SL 96 X SL 86		4	0	0	0	0	1	2
21 Stephen Vogt, L OBP: 0.211, SLG: 0.288 (1, 2)			K 1-3 C CU 78 F CU 80 F FF 92 B CH 85 F CH 86 S FF 93		F7 0-1 1 SAFE C FF 94 X SL 84		1B 1-1 C SL 88 B SL 86 X FF 97		K2-3 0-3 C FF 97 C FF 99 F FF 99 S SL 89		4	0	1	0	0	2	1
12 Daulton Varsho, L OBP: 0.259, SLG: 0.250 (1, 10)			P6 1-0 B CH 86 X CH 85		56 FC3-6 BB 4-2 C CU 75 B SL 83 B FF 92 F CU 77 F SL 84 B SL 84 D CU 79		1B 1-1 B FF 97 F FF 96 X SL 86				2	0	1	0	1	0	0

Inning Stats	R: 0	H: 0	E: 0	K: 0	S: 6	H: 0	LOB: 0	BB: 0	P: 10	R: 0	H: 1	E: 0	K: 0	S: 9	H: 1	LOB: 1	BB: 1	P: 15	R: 1	H: 1	E: 0	K: 1	S: 10	H: 1	LOB: 1	BB: 1	P: 18	R: 1	H: 1	E: 0	K: 1	S: 11	H: 0	LOB: 0	BB: 0	P: 11	R: 0	H: 0	E: 0	K: 0	S: 6	H: 0	LOB: 0	BB: 0	P: 11	R: 0	H: 2	E: 0	K: 0	S: 10	H: 2	LOB: 2	BB: 0	P: 16	R: 0	H: 1	E: 0	K: 1	S: 12	H: 1	LOB: 1	BB: 0	P: 14	R: 0	H: 0	E: 0	K: 1	S: 10	H: 0	LOB: 0	BB: 0	P: 12	1B: 4	2B: 0	3B: 0	HR: 2	SF: 0	SAC: 0	DP: 0	HBP: 1	WP: 0	PB: 0	SB: 0	CS: 0	PA: 35
--------------	------	------	------	------	------	------	--------	-------	-------	------	------	------	------	------	------	--------	-------	-------	------	------	------	------	-------	------	--------	-------	-------	------	------	------	------	-------	------	--------	-------	-------	------	------	------	------	------	------	--------	-------	-------	------	------	------	------	-------	------	--------	-------	-------	------	------	------	------	-------	------	--------	-------	-------	------	------	------	------	-------	------	--------	-------	-------	-------	-------	-------	-------	-------	--------	-------	--------	-------	-------	-------	-------	--------


PITCHER	IP	WLS	BF	H	R	ER	SO	BB	IBB	HBP	BLK	WP	HR	S	P	ERA	WHIP
60 Ryan Castellani, R ERA: 3.54 (1, 1)	6.0	W	23	3	2	2	3	3	0	1	0	0	2	49	82	3.00	1.000
62 Yency Almonte, R ERA: 3.14 (7, 1)	0.2	H	4	2	0	0	0	0	0	0	0	0	0	9	15	0.00	3.000
54 Carlos Estévez, R ERA: 2.4 (7, 1)	1.1	H	5	1	0	0	1	0	0	0	0	0	0	13	15	0.00	0.750
52 Daniel Bard, R ERA: 4.15 (9, 1)	1.0	S	3	0	0	0	1	0	0	0	0	0	0	10	12	0.00	0.000

BOTTOM

Colorado Rockies @ Arizona Diamondbacks
Chase Field, Phoenix, AZ
 Mon Aug 24 2020, 6:43 PM - 9:59 PM MST
 Partly Cloudy - 113 F

livebaseballscorecards.com

AB	31
R	2
H	6
RBI	2
BB	3
SO	5
LOB	10



BOTTOM

Colorado Rockies @ Arizona Diamondbacks

Chase Field, Phoenix, AZ

Tue Aug 25 2020, 6:41 PM - 10:31 PM MST

Roof Closed - 79 F

livebaseballscorecards.com

AB	35
R	4
H	9
RBI	4
BB	6
SO	10
LOB	24



WP:	0	PA:	43
PB:	0		
SB:	0		
CS:	0		

AB R H RBI BB SO LOB

2	0	0	0	3	1	1
5	0	1	0	0	1	5
5	1	1	0	0	0	3
5	0	2	1	0	1	3
0	0	0	0	0	0	0
4	2	2	1	0	0	2
0	0	0	0	0	0	0
4	0	1	0	1	3	1
3	0	1	0	2	1	3
3	1	1	2	0	1	2
3	0	0	0	0	2	3
1	0	0	0	0	0	1

Batter	1	2	3	4	5	6	7	8	9
56 Kole Calhoun, L OBP: 0.339, SLG: 0.505	L7		FC3-6 BB	BB		K			FC BB
4 Ketel Marte, S OBP: 0.349, SLG: 0.430	G3 2B		FC3-6 1-2f	F9			G3-1		K
2 Starling Marte, R OBP: 0.368, SLG: 0.443	G3		G5-3		F9		G4-3 2B		FC 6 DI 1B
6 David Peralta, L OBP: 0.341, SLG: 0.411 16 Tim Lincecum, R OBP: 0.304, SLG: 0.381	G4-3		K		53 G5-3 1B		G4-3		5 BB 53 HBP 1B
53 Christian Walker, R OBP: 0.358, SLG: 0.482 12 Daulton Varsho, L OBP: 0.259, SLG: 0.250		HR			5 2B 9 SF8 1B		G5-3		5 BB HBP
5 Eduardo Escobar, S OBP: 0.273, SLG: 0.315		K			9 SF8 2B		K		BB
13 Nick Ahmed, R OBP: 0.322, SLG: 0.390		G6-3			9 SF8 BB				K
9 Jon Jay, L OBP: 0.176, SLG: 0.267		HR			SF8		G3		K
18 Carson Kelly, R OBP: 0.254, SLG: 0.259 21 Stephen Vogt, L OBP: 0.207, SLG: 0.283		K			K		G6-3		G3

Inning Stats	R: 0 E: 0 K: 0 S: 12	H: 1 LOB: 1 BB: 0 P: 16	R: 2 E: 0 K: 2 S: 15	H: 2 LOB: 0 BB: 0 P: 22	R: 0 E: 1 K: 1 S: 9	H: 0 LOB: 1 BB: 1 P: 19	R: 1 E: 0 K: 1 S: 13	H: 2 LOB: 3 BB: 2 P: 26	R: 0 E: 0 K: 1 S: 9	H: 1 LOB: 1 BB: 0 P: 12	R: 0 E: 0 K: 1 S: 11	H: 1 LOB: 1 BB: 0 P: 17	R: 0 E: 0 K: 0 S: 9	H: 1 LOB: 1 BB: 0 P: 13	R: 0 E: 0 K: 2 S: 12	H: 0 LOB: 1 BB: 1 P: 18	R: 1 E: 0 K: 2 S: 18	H: 1 LOB: 3 BB: 2 P: 32	1B: 3 2B: 4 3B: 0 HR: 2	SF: 1 SAC: 0 DP: 0 HBP: 1
--------------	-------------------------------	----------------------------------	-------------------------------	----------------------------------	------------------------------	----------------------------------	-------------------------------	----------------------------------	------------------------------	----------------------------------	-------------------------------	----------------------------------	------------------------------	----------------------------------	-------------------------------	----------------------------------	-------------------------------	----------------------------------	----------------------------------	------------------------------------

PITCHER	IP	WLS	BF	H	R	ER	SO	BB	IBB	HBP	BLK	WP	HR	S	P	ERA	WHIP
48 Germán Márquez, R ERA: 4.5	(1, 1)	5.0	24	6	3	3	5	3	0	0	0	0	2	58	95	5.40	1.800
37 Jairo Díaz, R ERA: 2.45	(6, 1)	1.0	4	1	0	0	1	0	0	0	0	0	0	11	17	0.00	1.000
54 Carlos Estévez, R ERA: 2.25	(7, 1)	1.0	4	1	0	0	0	0	0	0	0	0	0	9	13	0.00	1.000
40 Tyler Kinley, R ERA: 5.91	(8, 1)	1.0	4	0	0	0	2	1	0	0	0	0	0	12	18	0.00	1.000
52 Daniel Bard, R ERA: 4.5	(9, 1)	1.0	7	1	1	1	2	2	0	1	0	0	0	18	32	9.00	3.000

Batter	1	2	3	4	5	6	7	8	9	AB	R	H	RBI	BB	SO	LOB	TOP										
1 Garrett Hampson, R OBP: 0.326, SLG: 0.412 (1, 8)	C FF 95 B CH 89 S SL 88 F FF 91 B SL 88 F FF 96 F FF 92 B SL 94		B KC 79 B CH 89 C FF 91 F FF 92 S SL 86	C FF 91 B FF 92 X FF 92		B FF 96 B FF 95 C FF 96 B FF 96 C FF 96 F FF 97 F FF 95 X FF 96		1 SAFE X FF 90		4	2	2	1	1	1	2											
27 Trevor Story, R OBP: 0.386, SLG: 0.613 (1, 6)	B KC 84 1 SAFE 1 SAFE B SL 87 B KC 83 B FF 94		B KC 82 S KC 82 F KC 84 B FF 91 B SL 85 F SL 86 B FF 92		B SL 83 B CH 88 C CH 90 C KC 80 B KC 79 B FF 91	B SAFE B FF 96 X SL 83		B SI 96 C CU 80 B SI 94 F SI 96 C SI 96		2	1	1	0	3	1	2											
28 Nolan Arenado, R OBP: 0.294, SLG: 0.482 (1, 5)	C FF 92 S KC 84 D SL 88 X SL 88		B CH 90 1 SAFE D KC 81 1 SAFE B CH 90 C CH 90 B FF 91		C FF 96 F SL 86 X SL 87		B FF 96 C FF 96 F FF 95 S SL 85	C CU 82 B SI 95 F SI 96 X CU 86		4	1	2	2	1	1	1											
19 Charlie Blackmon, L OBP: 0.438, SLG: 0.568 (1, 9)	F FF 93 F FF 92 X SL 86		S SL 85 B FF 92 F CH 90 F SL 86 F FF 92 B FF 92 F KC 82 S SL 88				F FF 97 F FF 96 S FF 97	B SI 95 B CH 89 X SI 95		4	1	1	4	1	2	3											
8 Joshua Fuentes, R OBP: 0.273, SLG: 0.364 (1, 3)	C FF 94 S SL 85 C FF 93		B CH 89 S SL 85 B SL 86 F CH 90 C FF 91		B FF 96 S SL 85 F SL 87 F FF 96 X SL 87		C FF 97 S SL 86 B FF 97 F SL 85	B CU 81 C SI 96 X SI 96		5	0	1	0	0	2	5											
35 Elias Díaz, R OBP: 0.318, SLG: 0.263 (1, 10)	S KC 84 F KC 82 B SL 85 X FF 92		B CH 88 B FF 92 F CH 90 B KC 80 B FF 92		1 SAFE B FF 95 C SL 85 S SL 88		B SL 85 S FF 97 F SL 84 B FF 97	B SL 83 F SL 82 X CU 80		3	0	0	0	2	1	3											
7 Brendan Rodgers, R OBP: 0.100, SLG: 0.150 (1, 4)			S KC 79 C CH 90 S KC 81		B CH 89 B CH 90 1 SAFE C CH 90 D SL 87 F FF 91 X FF 91		C SL 85 S SL 88 S SL 87	C FF 97 S SL 86 B SL 84 X SL 85		5	0	1	0	0	2	2											
22 Sam Hilliard, L OBP: 0.323, SLG: 0.500 (1, 7)			B KC 80 B FF 92 C FF 92 F FF 91		B SL 85 B SL 85 F KC 81 S SL 87		B FF 98 B SL 87 X FF 98	X FF 89		5	2	2	1	0	2	2											
6 Drew Butera, R OBP: 0.233, SLG: 0.259 (1, 2)			C CH 90 B KC 80 B KC 82 F CH 89 C FF 93		C CH 90 B CH 90 X SL 86		C FF 96 1 SAFE B FF 96 F FF 97 B SL 88 S SL 88	X FF 90		5	1	1	0	0	2	3											
Inning Stats	R: 2 E: 0 K: 1 S: 15	H: 1 LOB: 1 BB: 2 P: 26	R: 0 E: 0 K: 3 S: 9	H: 0 LOB: 0 BB: 0 P: 13	R: 0 E: 0 K: 3 S: 16	H: 0 LOB: 2 BB: 2 P: 30	R: 0 E: 0 K: 1 S: 13	H: 1 LOB: 2 BB: 1 P: 24	R: 0 E: 0 K: 1 S: 12	H: 0 LOB: 2 BB: 2 P: 19	R: 1 E: 0 K: 2 S: 13	H: 3 LOB: 2 BB: 0 P: 21	R: 0 E: 0 K: 2 S: 14	H: 1 LOB: 2 BB: 1 P: 22	R: 5 E: 0 K: 1 S: 14	H: 5 LOB: 0 BB: 0 P: 21	R: 0 E: 0 K: 0 S: 7	H: 0 LOB: 0 BB: 0 P: 10	1B: 7 2B: 2 3B: 0 HR: 2	SF: 0 SAC: 0 DP: 0 HBP: 0	WP: 1 PB: 0 SB: 3 CS: 0	PA: 45					
PITCHER	IP	WLS	BF	H	R	ER	SO	BB	IBB	HBP	BLK	WP	HR	S	P	ERA	WHIP										
38 Robbie Ray, L ERA: 7.84 (1, 1)	4.0	L	20	2	2	2	8	6	0	0	0	1	0	55	99	4.50	2.000										
50 Yoan López, R ERA: 6.0 (5, 1)	1.2		8	2	1	1	3	0	1	0	1	0	0	22	32	5.40	1.200										
37 Kevin Ginkel, R ERA: 7.84 (6, 1)	1.1		6	2	0	0	2	1	0	0	0	0	0	15	24	0.00	2.250										
33 Matt Grace, L ERA: 54.0 (8, 1)	0.0		3	3	3	3	0	0	0	0	0	0	1	3	3	∞	∞										
46 Riley Smith, R ERA: 9.0 (8, 1)	2.0		8	2	2	2	1	0	0	0	0	0	1	18	28	9.00	1.000										

Colorado Rockies @ Arizona Diamondbacks
 Chase Field, Phoenix, AZ
 Wed Aug 26 2020, 6:42 PM - 10:22 PM MST
 Party Cloudy - 107 F

AB	37
R	8
H	11
RBI	8
BB	8
SO	14
LOB	23



BOTTOM

San Francisco Giants @ Arizona Diamondbacks
Chase Field, Phoenix, AZ
 Fri Aug 28 2020, 6:44 PM - 9:32 PM MST
 Clear - 108 F

livebaseballscorecards.com

AB	30
R	7
H	9
RBI	6
BB	4
SO	6
LOB	17



WP: 1	PA: 38
PB: 0	
SB: 0	
CS: 0	

AB R H RBI BB SO LOB

3 2 1 0 2 1 0

3 2 2 0 0 0 1

4 1 2 2 0 0 4

3 1 1 2 0 0 2

4 0 1 1 0 1 2

3 0 0 0 1 0 3

4 0 1 1 0 0 1

2 0 0 0 1 1 1

1B: 6	SF: 1
2B: 3	SAC: 0
3B: 0	DP: 1
HR: 0	HBP: 2

Batter	1	2	3	4	5	6	7	8	9
16 Tim Locastro, R OBP: 0.357, SLG: 0.375	1-3 K		0-0 6 1B 4 HBP	0-0 PO	4-1 2 1B 4 1B	4-2 4 F9 BB		3-1 P3	
4 Ketel Marte, S OBP: 0.348, SLG: 0.426	3-2 2 1B 2B		1-2 6 1B HBP		0-1 53 1B 2 1B 1B	0-2 F9			
2 Starling Marte, R OBP: 0.400, SLG: 0.465	0-1 53 G4-6-3 1B		1-2 P6		0-0 53 1B 5 E 1B	2-1 F9			
53 Christian Walker, R OBP: 0.364, SLG: 0.496	1-2 G4-6-3		0-0 SF7		1-2 13 WP 13 2B 1B	3-2 F9			
6 David Peralta, L OBP: 0.348, SLG: 0.408		1-1 L8	0-0 1B		0-1 P6		3-2 K		
5 Eduardo Escobar, S OBP: 0.277, SLG: 0.298		4-2 BB	1-0 P6		2-1 F7		2-1 G6-3		
13 Nick Ahmed, R OBP: 0.315, SLG: 0.386		1-0 F8		1-1 G6-3	2-0 2B		2-1 G5-3		
14 Andrew Young, R OBP: 0.455, SLG: 0.500	2-3 K		4-2 16 PO BB		2-2 HBP		2-2 L4		
18 Carson Kelly, R OBP: 0.254, SLG: 0.276			1-2 16 1B 53 SF7 2B		0-3 K		2-3 K		

Inning Stats	R: 1	H: 2	E: 0	K: 11	S: 11	LOB: 0	BB: 16	R: 0	H: 0	E: 0	K: 11	S: 11	LOB: 1	BB: 1	P: 19	R: 2	H: 3	E: 0	K: 14	S: 14	LOB: 2	BB: 0	P: 18	R: 0	H: 0	E: 0	K: 1	S: 8	LOB: 0	BB: 1	P: 14	R: 4	H: 4	E: 1	K: 17	S: 17	LOB: 2	BB: 1	P: 28	R: 0	H: 0	E: 0	K: 13	S: 13	LOB: 1	BB: 1	P: 22	R: 0	H: 0	E: 0	K: 1	S: 8	LOB: 0	BB: 0	P: 15	R: 0	H: 0	E: 0	K: 12	S: 12	LOB: 0	BB: 0	P: 19
--------------	------	------	------	-------	-------	--------	--------	------	------	------	-------	-------	--------	-------	-------	------	------	------	-------	-------	--------	-------	-------	------	------	------	------	------	--------	-------	-------	------	------	------	-------	-------	--------	-------	-------	------	------	------	-------	-------	--------	-------	-------	------	------	------	------	------	--------	-------	-------	------	------	------	-------	-------	--------	-------	-------

PITCHER	IP	WLS	BF	H	R	ER	SO	BB	IBB	HBP	BLK	WP	HR	S	P	ERA	WHIP
31 Tyler Anderson, L ERA: 4.75	4.2	L	25	9	7	7	3	3	0	1	0	1	0	56	88	13.50	2.571
73 Caleb Baragar, L ERA: 6.43	1.1		6	0	0	0	1	1	0	1	0	0	0	18	29	0.00	0.750
67 Sam Selman, L ERA: 2.25	1.0		3	0	0	0	1	0	0	0	0	0	0	8	15	0.00	0.000
60 Wandy Peralta, L ERA: 5.52	1.0		3	0	0	0	1	0	0	0	0	0	0	12	19	0.00	0.000

Batter	1	2	3	4	5	6	7	8	9	AB R H RBI BB SO LOB	TOP													
5 Mike Yastrzemski, L OBP: 0.403, SLG: 0.581 (1, 9)	0-3 C FF 93 C SL 88 S FF 95	2-2 CU 78 SAFE C FF 93 B FF 94 1 SAFE B SL 86 F FF 94 1 SAFE		3-3 F FF 95 F SL 85 B SL 86 B SL 87 B FF 96 C SL 84		0-3 S FF 95 S FS 87		1-3 S SI 93 1 SAFE S SI 92 B SI 93 S CU 78		5 0 1 1 0 4 1														
12 Alex Dickerson, L OBP: 0.290, SLG: 0.354 (1, 7)	1-2 C FF 94 B FF 97 X FF 95	1-3 D CH 86 C CU 79 S CH 85		0-2 C SL 87 X SL 87		0-0 X FF 94		1-0 B CU 79 X SI 92		5 1 2 0 0 1 1 0 0 0 0 0 0 0														
6 Steven Duggar, L OBP: 0.148, SLG: 0.192 (8, PR) (8, 7)	10 2B 1B	K		G4-3		L6		1B																
10 Evan Longoria, R OBP: 0.342, SLG: 0.505 (1, 5)	2-1 B SL 87 B SL 88 F FF 94 X FF 93	9 2B 1B	0-0 X CU 79	2-3 C FF 96 F SL 87 B FF 97 B SL 87 S SL 86		4-0 B SL 85 B SL 86 B FF 95 B FF 96		2-3 C SI 93 F SI 94 1 SAFE D CU 79 1 SAFE B CU 79 S CU 78		4 2 2 1 1 2 1														
9 Brandon Belt, L OBP: 0.418, SLG: 0.620 (1, 3)	1-2 F FF 94 S CU 79 F FF 96 D CH 86 X CH 85	2B	4-1 B FF 92 B FF 93 F FF 93 F FF 93 D CH 86 B FF 93	35 1B 48 1B BB	4-1 B SL 86 B FF 96 B FF 96 C FF 96 B FF 95	41 FC6-4 BB	1-2 C FF 96 F FF 96 B FF 96 X SL 85	41 FC4-6 1B	3-2 B FF 95 B FF 94 C FF 92 F FF 96 F FF 95 F FF 96 X FF 95	F9	3 0 2 1 2 0 0													
41 Wilmer Flores, R OBP: 0.312, SLG: 0.517 (1, 4)	0-3 C SL 87 C FF 93 S SL 85	K	0-3 S CH 84 S CH 85 S FF 96	0-1 C SL 86 X SL 86	0-1 C SL 86 X SL 86	35 2B FC6-4	1-2 C SL 86 X SL 86	1-0 D SL 87 X FF 96	3-1 B FF 95 B SL 82 F FF 95 B FF 96 X FF 95	HR	5 1 1 1 0 2 6 0 0 0 0 0 0 0													
7 Donovan Solano, R OBP: 0.374, SLG: 0.486 (9, 4)	K	K	K	FC6-4	FC6-4	35 2B	1-2 C SL 86 X SL 86	1-0 D SL 87 X FF 96	3-1 B FF 95 B SL 82 F FF 95 B FF 96 X FF 95	HR	5 1 1 1 0 2 6 0 0 0 0 0 0 0													
48 Pablo Sandoval, S OBP: 0.267, SLG: 0.265 (1, 10)	0-2 C CU 78 T FF 94 X FF 96	F7	0-0 X CH 86	0-0 X CH 86	1-1 B FF 97 F SL 85 X SL 86	L7	1-1 B FF 97 F SL 85 X SL 86	1-3 B SL 84 F FF 96 F CH 90 F FF 96 S FF 95	3-2 B SL 82 B FF 96 B FF 95 C FF 94 S FF 94 X FF 94	F7	5 0 1 1 0 1 4													
35 Brandon Crawford, L OBP: 0.349, SLG: 0.412 (1, 6)		1-3 F FF 92 F CU 79 FF 93 B CH 86 S CH 87	K2-3	0-0 X SL 88	2-1 C CU 82 B FF 94 B CU 81 X FF 94	1-3 C CU 82 B FF 94 B CU 81 X FF 94	1-2 B SI 92 B CU 79 B CU 78	2-1 B SI 92 B CU 79 B CU 78	0-0 X FF 95	F8	4 0 2 0 1 1 0													
21 Joey Bart, R OBP: 0.265, SLG: 0.267 (1, 2)	1-2 C CU 80 F SL 87 FF 93 B SL 86 X FF 94	G3	2-3 B FF 93 D FC 90 C CH 84 F CH 84 S FF 94	1-1 S CU 82 D CU 83 X SI 94	1-1 S CU 82 D CU 83 X SI 94	G6-3	1-1 S CU 82 D CU 83 X SI 94	3-1 B SI 93 B CU 79 B SI 92 C SI 92 X SI 92	3-1 B SI 92 B SI 91 C SI 92 X SI 91	L4	4 0 0 0 0 1 8													
1 Mauricio Dubón, R OBP: 0.317, SLG: 0.329 (1, 8)	2-2 B SL 85 F CU 79 C CU 80 B SL 88 F CU 79 X FF 94	5 2B 1B	2-2 F FF 94 B SL 89 T CH 84 D CH 86 X FF 95	2-2 F FF 94 B SL 89 T CH 84 D CH 86 X FF 95	0-3 C CU 81 C CU 80 S FS 87	K	0-3 C CU 81 C CU 80 S FS 87	3-1 B SI 92 B SI 91 C SI 92 X SI 91	5 CS 1B	4 1 2 0 0 1 3														
Inning Stats	R: 2 E: 0 K: 2 S: 18	H: 3 LOB: 1 BB: 0 P: 22	R: 1 E: 0 K: 2 S: 19	H: 2 LOB: 1 BB: 0 P: 26	R: 1 E: 0 K: 2 S: 14	H: 3 LOB: 3 BB: 1 P: 22	R: 0 E: 0 K: 2 S: 9	H: 0 LOB: 0 BB: 0 P: 14	R: 0 E: 0 K: 0 S: 9	H: 1 LOB: 2 BB: 1 P: 17	R: 0 E: 0 K: 2 S: 7	H: 0 LOB: 0 BB: 0 P: 7	R: 0 E: 0 K: 1 S: 11	H: 1 LOB: 3 BB: 2 P: 23	R: 0 E: 0 K: 2 S: 9	H: 2 LOB: 1 BB: 0 P: 16	R: 1 E: 0 K: 0 S: 11	H: 1 LOB: 0 BB: 0 P: 20	1B: 7 2B: 5 3B: 0 HR: 1	SF: 0 SAC: 0 DP: 0 HBP: 0	WP: 0 PB: 0 SB: 1 CS: 1	PA: 43		
PITCHER	IP WLS BF H R ER SO BB IBB HBP BLK WP HR S P ERA WHIP	24 Luke Weaver, R ERA: 8.23 (1, 1)	50 Yoan López, R ERA: 5.06 (4, 1)	41 Junior Guerra, R ERA: 3.46 (5, 1)	28 Héctor Rondón, R ERA: 9.82 (7, 1)	58 Stefan Crichton, R ERA: 2.2 (7, 1)	PITCHER	IP WLS BF H R ER SO BB IBB HBP BLK WP HR S P ERA WHIP	37 Kevin Ginkel, R ERA: 7.94 (9, 1)															

San Francisco Giants @ Arizona Diamondbacks
Chase Field, Phoenix, AZ
Sat Aug 29 2020, 5:11 PM - 8:23 PM MST
Roof Closed - 78 F

livebaseballscorecards.com

AB	39
R	5
H	13
RBI	5
BB	4
SO	13
LOB	24



BOTTOM

San Francisco Giants @ Arizona Diamondbacks
Chase Field, Phoenix, AZ
 Sat Aug 29 2020, 5:11 PM - 8:23 PM MST
 Roof Closed - 78 F

livebaseballscorecards.com

AB	29
R	2
H	3
RBI	2
BB	3
SO	7
LOB	9



WP: 0	PA: 33
PB: 0	
SB: 0	
CS: 0	

AB R H RBI BB SO LOB

3	0	0	0	1	1	1
4	0	0	0	0	0	3
4	1	1	0	0	1	1
4	0	0	0	0	2	1
4	1	1	2	0	1	0
3	0	1	0	1	0	0
3	0	0	0	0	1	1
1	0	0	0	0	0	0
0	0	0	0	1	0	0

1B: 1	SF: 0
2B: 0	SAC: 0
3B: 1	DP: 1
HR: 1	HBP: 1

IP	WLS	BF	H	R	ER	SO	BB	IBB	HBP	BLK	WP	HR	S	P	ERA	WHIP
3.1		14	2	2	2	4	1	0	0	0	0	0	12	20	0.00	0.600
1.2	W	5	0	0	0	0	1	0	0	0	0	0	12	15	0.00	0.000
1.0	H	3	0	0	0	1	0	0	0	0	0	0	9	16	0.00	1.000
1.0	H	4	1	0	0	1	0	0	0	0	0	0	8	16	0.00	1.000

Batter	1	2	3	4	5	6	7	8	9
56 Kole Calhoun, L OBP: 0.338, SLG: 0.491 (1, 9)	L8 3-2 ①		BB 4-2 1-2		G3-1 1-2 ③			K 1-3 ①	
4 Ketel Marte, S OBP: 0.338, SLG: 0.414 (1, 4)	G3 0-1 ②		F8 0-0 ③			P6 1-2 ①		FC6-4 1-1 ②	
2 Starling Marte, R OBP: 0.396, SLG: 0.458 (1, 8)	K 3-3 ③			6 HR 0-0 ①		G6-3 0-2 ②		G6-3 2-0 ③	
6 David Peralta, L OBP: 0.338, SLG: 0.395 (1, 10)		K 2-3 ①		G3 0-2 ①		K 2-3 ③		G4-3 0-1 ①	
53 Christian Walker, R OBP: 0.360, SLG: 0.512 (1, 3)		K 2-3 ②		HR 1-2 ①		G4-3 1-2 ①		F9 0-0 ②	
5 Eduardo Escobar, S OBP: 0.284, SLG: 0.316 (1, 5)		G4-3 2-2 ③		13 BB 4-0 ①		3B 3-1 ②		G4-3 2-1 ③	
13 Nick Ahmed, R OBP: 0.307, SLG: 0.376 (1, 6)			K 3-3 ①	G6-4-3 1-2 ②		F9 1-0 ②			
21 Stephen Vogt, L OBP: 0.215, SLG: 0.259 (1, 2)			P6 2-2 ②		F7 0-1 ①		K 2-3 ③		
9 Jon Jay, L OBP: 0.194, SLG: 0.258 (8, PH)					F7 2-2 ②				
16 Tim Lincecum, R OBP: 0.379, SLG: 0.375 (9, 7)			56 BB HBP					4 FC6-4 4-2 ①	

Inning Stats	R: 0	H: 0	E: 0	LOB: 0	K: 1	BB: 0	S: 8	R: 0	H: 0	E: 0	LOB: 0	K: 2	BB: 0	S: 9	R: 0	H: 0	E: 0	LOB: 2	K: 1	BB: 1	S: 14	R: 2	H: 2	E: 0	LOB: 0	K: 0	BB: 0	S: 11	R: 0	H: 0	E: 0	LOB: 0	K: 0	BB: 0	S: 9	R: 0	H: 1	E: 0	LOB: 1	K: 1	BB: 0	S: 9	R: 0	H: 0	E: 0	LOB: 1	K: 1	BB: 1	S: 8	R: 0	H: 0	E: 0	LOB: 0	K: 0	BB: 0	S: 5	1B: 1	SF: 0	2B: 0	SAC: 0	3B: 1	DP: 1	HR: 1	HBP: 1	WP: 0	PA: 33
--------------	------	------	------	--------	------	-------	------	------	------	------	--------	------	-------	------	------	------	------	--------	------	-------	-------	------	------	------	--------	------	-------	-------	------	------	------	--------	------	-------	------	------	------	------	--------	------	-------	------	------	------	------	--------	------	-------	------	------	------	------	--------	------	-------	------	-------	-------	-------	--------	-------	-------	-------	--------	-------	--------

PITCHER	IP	WLS	BF	H	R	ER	SO	BB	IBB	HBP	BLK	WP	HR	S	P	ERA	WHIP
53 Trevor Cahill, R ERA: 2.51 (1, 1)	3.1		14	2	2	2	4	1	0	0	0	0	0	12	20	0.00	0.600
76 Jarlin Garcia, L ERA: (4, 1)	1.2	W	5	0	0	0	0	1	0	0	0	0	0	12	15	0.00	0.000
65 Sam Coonrod, R ERA: 4.26 (6, 1)	1.0	H	3	0	0	0	1	0	0	0	0	0	0	9	16	0.00	1.000
58 Trevor Gott, R ERA: 11.17 (7, 1)	1.0	H	4	1	0	0	1	0	0	0	0	0	0	8	16	0.00	1.000
56 Tony Watson, L ERA: 0.84 (8, 1)	1.0	H	4	0	0	0	1	1	0	0	0	0	0	8	16	0.00	1.000

PITCHER	IP	WLS	BF	H	R	ER	SO	BB	IBB	HBP	BLK	WP	HR	S	P	ERA	WHIP
71 Tyler Rogers, R ERA: 5.71 (9, 1)	1.0		3	0	0	0	0	0	0	0	0	0	0	5	7	0.00	0.000

Batter	1	2	3	4	5	6	7	8	9	AB R H RBI BB SO LOB	TOP								
5 Mike Yastrzemski, L OBP: 0.399, SLG: 0.568 (1, 9)										3 1 0 0 0 2 0									
12 Alex Dickerson, L OBP: 0.299, SLG: 0.395 (1, 7)										4 1 2 2 0 1 1									
6 Steven Duggar, L OBP: 0.148, SLG: 0.192 (8, PR) (8, 7)										0 0 0 0 0 0 0									
10 Evan Longoria, R OBP: 0.339, SLG: 0.495 (1, 5)										4 0 1 2 0 1 0									
9 Brandon Belt, L OBP: 0.400, SLG: 0.590 (1, 3)										4 0 0 0 0 2 3									
7 Donovan Solano, R OBP: 0.370, SLG: 0.473 (1, 4)										3 0 0 0 1 1 0									
48 Pablo Sandoval, S OBP: 0.266, SLG: 0.264 (1, 10)										4 0 1 0 0 1 1									
35 Brandon Crawford, L OBP: 0.345, SLG: 0.405 (1, 6)										4 1 1 0 0 2 1									
1 Mauricio Dubón, R OBP: 0.314, SLG: 0.325 (1, 8)										4 0 1 0 0 2 1									
14 Chadwick Tromp, R OBP: 0.185, SLG: 0.314 (1, 2)										2 0 0 0 0 1 0									
41 Wilmer Flores, R OBP: 0.317, SLG: 0.529 (8, PH)										1 0 1 0 0 0 0									
37 Joey Rickard, R (8, PR)										0 1 0 0 0 0 0									
21 Joey Bart, R OBP: 0.257, SLG: 0.258 (8, 2)										1 0 0 0 0 1 2									
Inning Stats	R: 1 H: 1 E: 0 K: 1 S: 7	H: 1 LOB: 0 BB: 0 P: 12	R: 0 H: 0 E: 0 K: 1 S: 8	H: 0 LOB: 0 BB: 0 P: 13	R: 0 H: 0 E: 0 K: 2 S: 12	H: 0 LOB: 1 BB: 1 P: 20	R: 0 H: 0 E: 0 K: 1 S: 10	H: 0 LOB: 0 BB: 0 P: 13	R: 0 H: 0 E: 0 K: 2 S: 10	H: 0 LOB: 0 BB: 0 P: 12	R: 0 H: 0 E: 0 K: 1 S: 9	H: 0 LOB: 0 BB: 0 P: 13	R: 3 H: 4 E: 0 K: 1 S: 16	H: 4 LOB: 2 BB: 0 P: 22	R: 0 H: 2 E: 0 K: 3 S: 16	H: 2 LOB: 2 BB: 0 P: 18	1B: 5 SF: 0 2B: 1 SAC: 0 3B: 0 DP: 1 HR: 1 HBP: 1	WP: 0 PA: 36 PB: 0 SB: 1 CS: 0	
PITCHER 45 Taylor Clarke, R ERA: 2.22 (1, 1)	IP: 5.0 WLS: 18 BF: 18 H: 1 R: 1 ER: 1 SO: 7 BB: 1 IBB: 0 HBP: 0 BLK: 0 WP: 0 HR: 1 S: 51 P: 81 ERA: 1.80 WHIP: 0.400												PITCHER 28 Héctor Rondón, R ERA: 9.0 (9, 1)	IP: 1.0 WLS: 5 BF: 5 H: 2 R: 0 ER: 0 SO: 3 BB: 0 IBB: 0 HBP: 0 BLK: 0 WP: 0 HR: 0 S: 16 P: 18 ERA: 0.00 WHIP: 2.000					
37 Kevin Ginkel, R ERA: 7.3 (6, 1)	IP: 1.0 WLS: 3 BF: 3 H: 0 R: 0 ER: 0 SO: 2 BB: 0 IBB: 0 HBP: 0 BLK: 0 WP: 0 HR: 0 S: 10 P: 12 ERA: 0.00 WHIP: 0.000																		
41 Junior Guerra, R ERA: 3.21 (7, 1)	IP: 1.0 WLS: 3 BF: 3 H: 0 R: 0 ER: 0 SO: 1 BB: 0 IBB: 0 HBP: 0 BLK: 0 WP: 0 HR: 0 S: 9 P: 13 ERA: 0.00 WHIP: 0.000																		
58 Stefan Crichton, R ERA: 3.24 (8, 1)	IP: 0.1 WLS: L BF: 3 H: 2 R: 2 ER: 2 SO: 1 BB: 0 IBB: 0 HBP: 0 BLK: 0 WP: 0 HR: 0 S: 8 P: 12 ERA: 54.00 WHIP: 6.000																		
Archie Bradley, R ERA: 4.22 (8, 1)	IP: 0.2 WLS: 4 BF: 4 H: 2 R: 1 ER: 1 SO: 0 BB: 0 IBB: 0 HBP: 0 BLK: 0 WP: 0 HR: 0 S: 8 P: 10 ERA: 13.50 WHIP: 3.000																		

San Francisco Giants @ Arizona Diamondbacks
Chase Field, Phoenix, AZ
Sun Aug 30 2020, 1:11 PM - 4:05 PM MST
Roof Closed - 76 F

livebaseballscorecards.com

AB	34
R	4
H	7
RBI	4
BB	1
SO	14
LOB	9



BOTTOM

San Francisco Giants @ Arizona Diamondbacks
Chase Field, Phoenix, AZ
 Sun Aug 30 2020, 1:11 PM - 4:05 PM MST
 Roof Closed - 76 F

livebaseballscorecards.com

AB	29
R	1
H	3
RBI	1
BB	3
SO	7
LOB	10



WP: 0	PA: 33
PB: 0	
SB: 0	
CS: 1	

AB	R	H	RBI	BB	SO	LOB
3	0	0	0	1	1	1
4	0	1	0	0	1	1
4	0	0	0	0	1	3
4	0	0	0	0	2	3
4	0	0	0	0	0	0
3	1	2	1	0	0	0
3	0	0	0	0	0	1
2	0	0	0	1	1	1
1	0	0	0	1	0	0
0	0	0	0	0	0	0
1	0	0	0	0	1	0

R	H	ER	SO	BB	IBB	HBP	BLK	WP	HR	S	P	ERA	WHIP
0	0	0	0	0	0	0	0	0	0	0	0	0.00	0.000
0	0	0	0	0	0	0	0	0	0	0	0	0.00	0.000
0	0	0	0	0	0	0	0	0	0	0	0	0.00	0.000
0	0	0	0	0	0	0	0	0	0	0	0	0.00	0.000

R	H	ER	SO	BB	IBB	HBP	BLK	WP	HR	S	P	ERA	WHIP
0	0	0	0	0	0	0	0	0	0	0	0	0.00	0.000
0	0	0	0	0	0	0	0	0	0	0	0	0.00	0.000
0	0	0	0	0	0	0	0	0	0	0	0	0.00	0.000
0	0	0	0	0	0	0	0	0	0	0	0	0.00	0.000

R	H	ER	SO	BB	IBB	HBP	BLK	WP	HR	S	P	ERA	WHIP
0	0	0	0	0	0	0	0	0	0	0	0	0.00	0.000
0	0	0	0	0	0	0	0	0	0	0	0	0.00	0.000
0	0	0	0	0	0	0	0	0	0	0	0	0.00	0.000
0	0	0	0	0	0	0	0	0	0	0	0	0.00	0.000

R	H	ER	SO	BB	IBB	HBP	BLK	WP	HR	S	P	ERA	WHIP
0	0	0	0	0	0	0	0	0	0	0	0	0.00	0.000
0	0	0	0	0	0	0	0	0	0	0	0	0.00	0.000
0	0	0	0	0	0	0	0	0	0	0	0	0.00	0.000
0	0	0	0	0	0	0	0	0	0	0	0	0.00	0.000

R	H	ER	SO	BB	IBB	HBP	BLK	WP	HR	S	P	ERA	WHIP
0	0	0	0	0	0	0	0	0	0	0	0	0.00	0.000
0	0	0	0	0	0	0	0	0	0	0	0	0.00	0.000
0	0	0	0	0	0	0	0	0	0	0	0	0.00	0.000
0	0	0	0	0	0	0	0	0	0	0	0	0.00	0.000

R	H	ER	SO	BB	IBB	HBP	BLK	WP	HR	S	P	ERA	WHIP
0	0	0	0	0	0	0	0	0	0	0	0	0.00	0.000
0	0	0	0	0	0	0	0	0	0	0	0	0.00	0.000
0	0	0	0	0	0	0	0	0	0	0	0	0.00	0.000
0	0	0	0	0	0	0	0	0	0	0	0	0.00	0.000

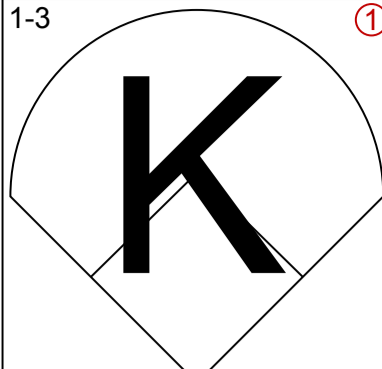
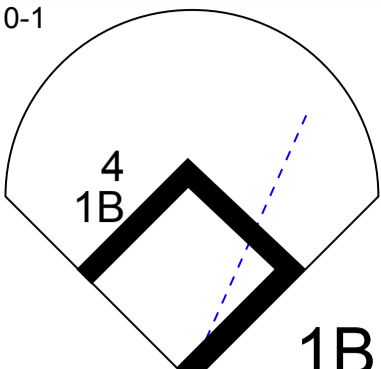
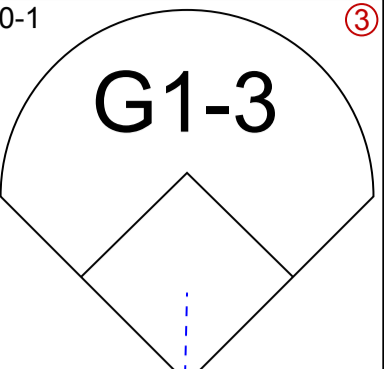
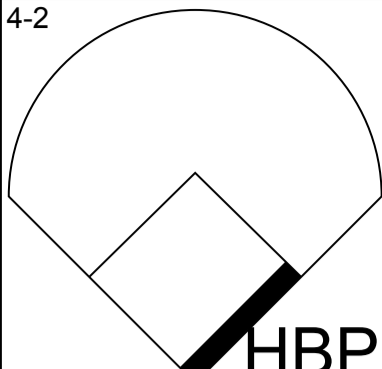
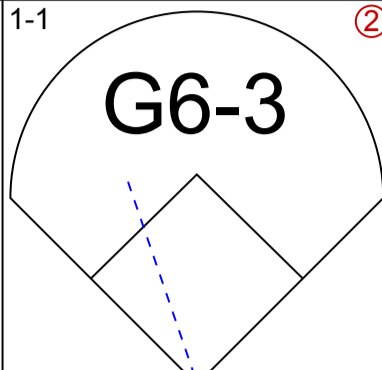
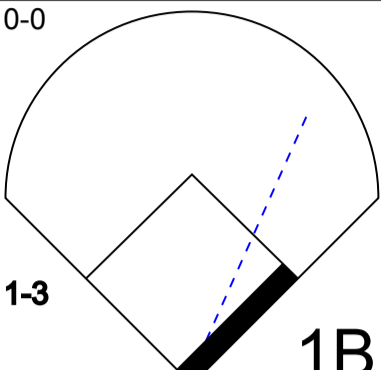
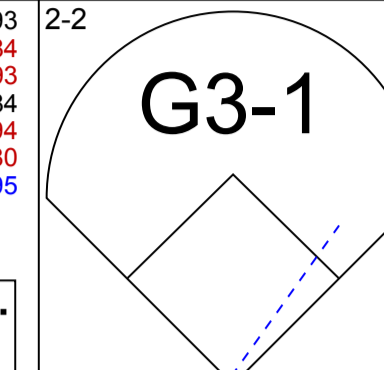
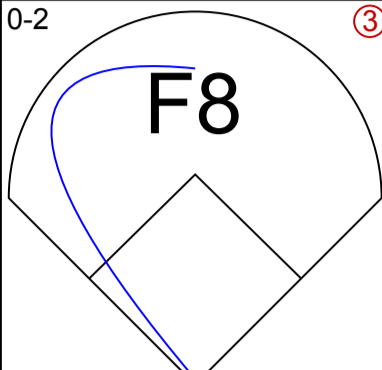
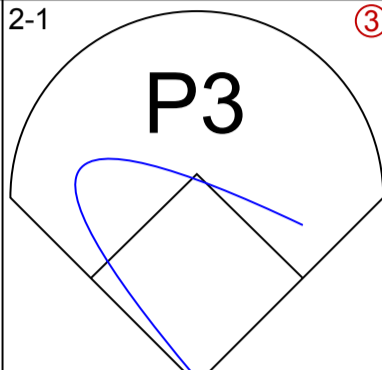
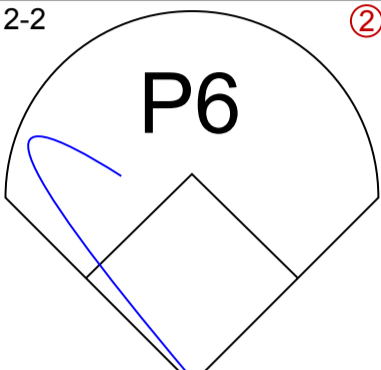
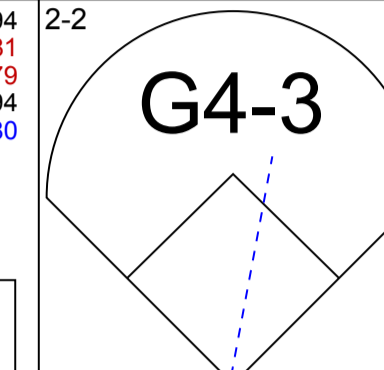
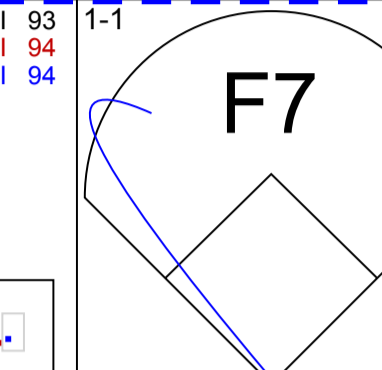
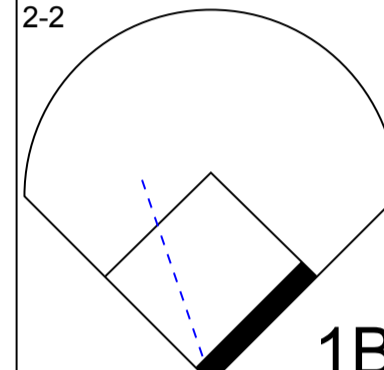
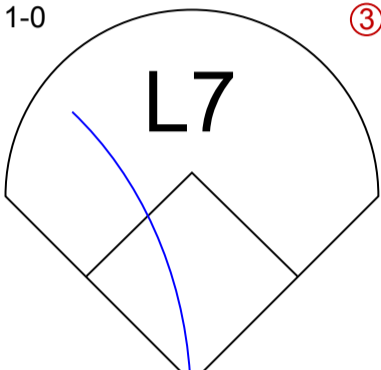
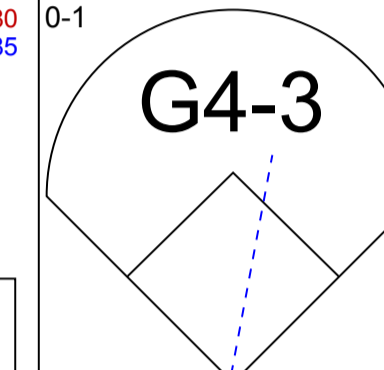
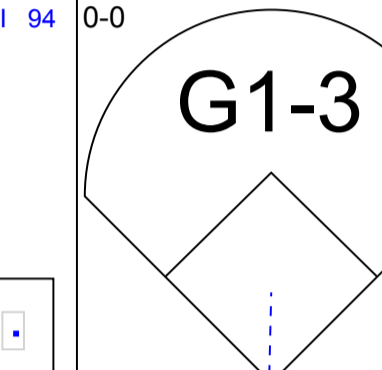
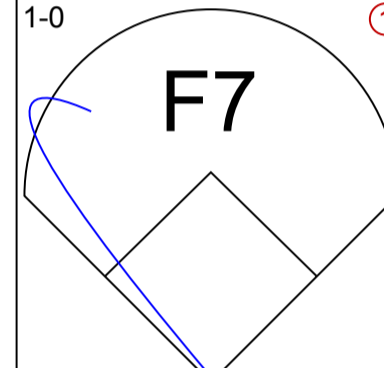
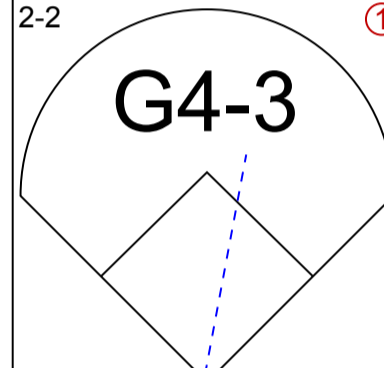
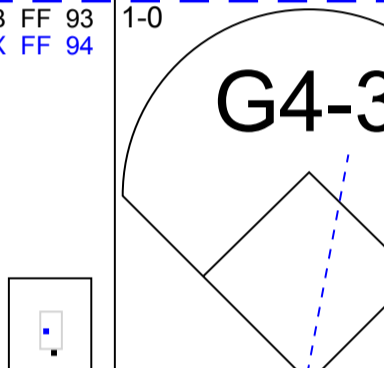
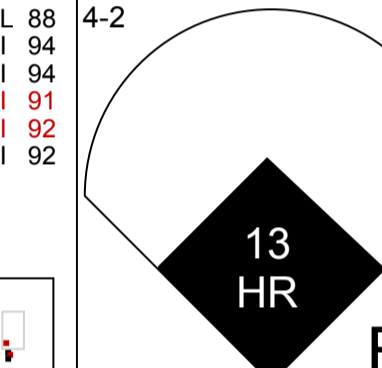
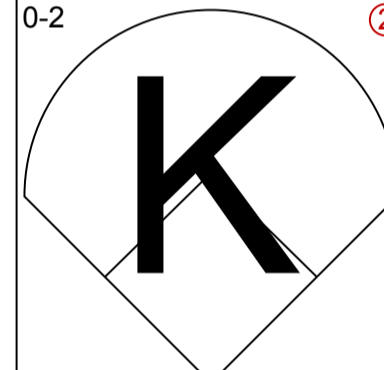
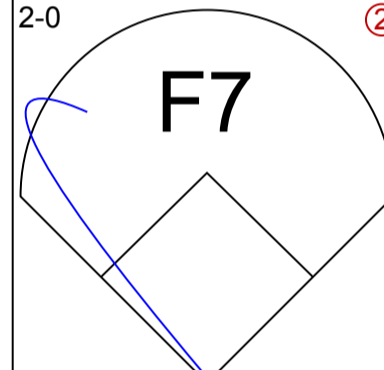
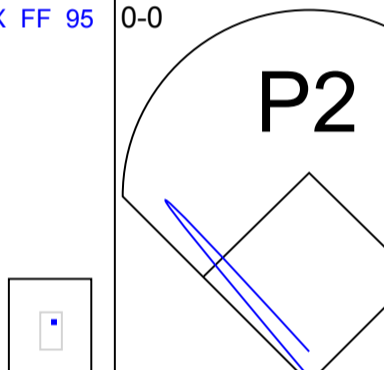
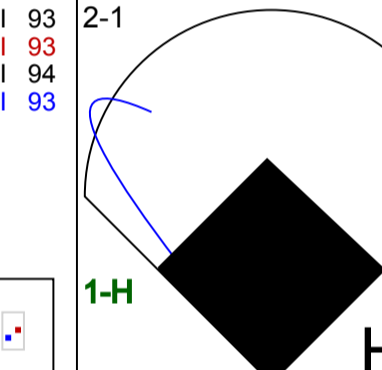
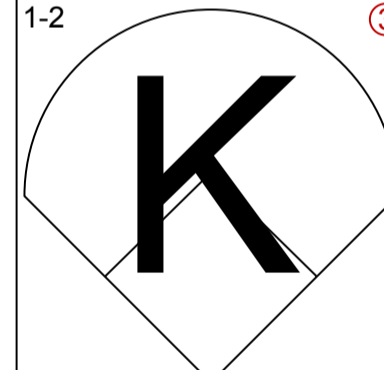
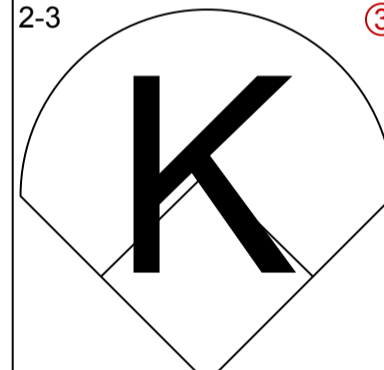
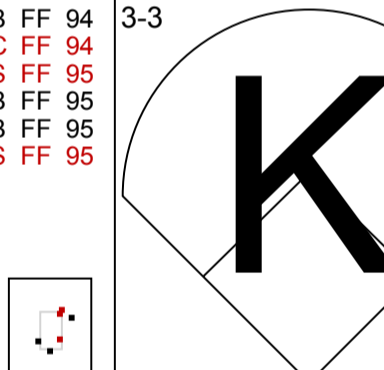
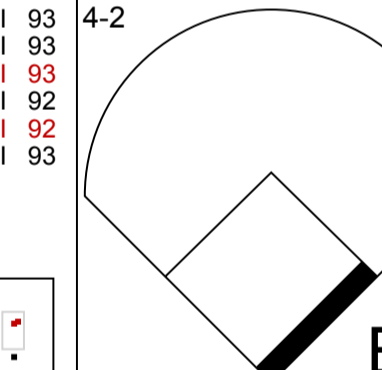
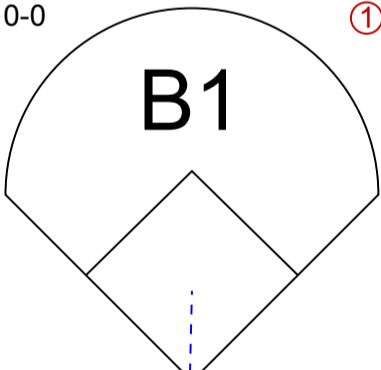
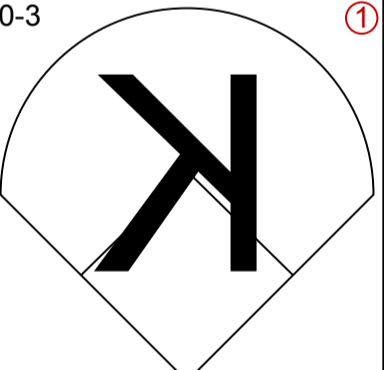
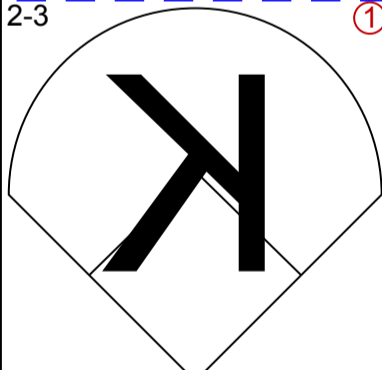
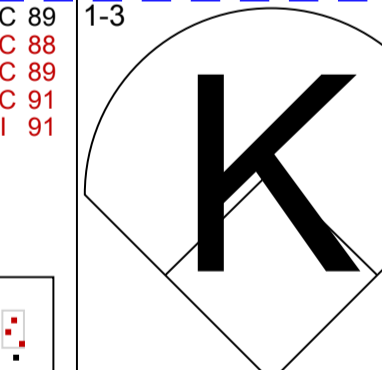
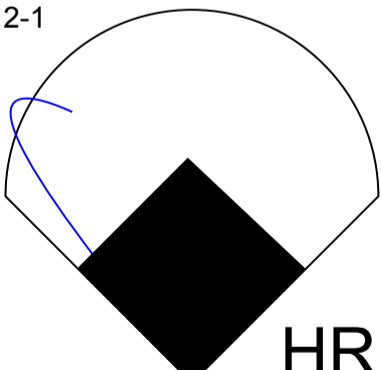
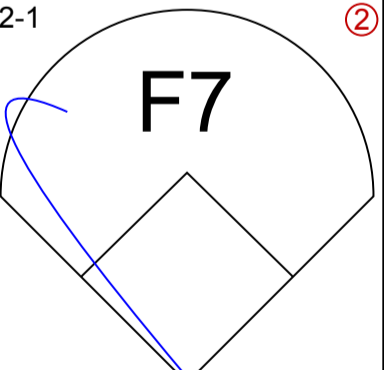
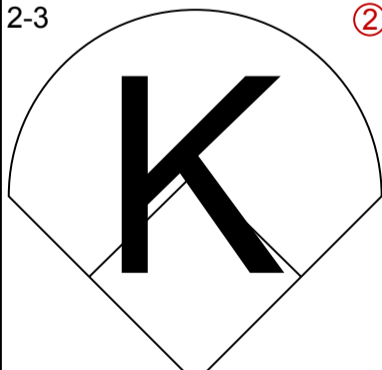
R	H	ER	SO	BB	IBB	HBP	BLK	WP	HR	S	P	ERA	WHIP
0	0	0	0	0	0	0	0	0	0	0	0	0.00	0.000
0	0	0	0	0	0	0	0	0	0	0	0	0.00	0.000
0	0	0	0	0	0	0	0	0	0	0	0	0.00	0.000
0	0	0	0	0	0	0	0	0	0	0	0	0.00	0.000

R	H	ER	SO	BB	IBB	HBP	BLK	WP	HR	S	P	ERA	WHIP
0	0	0	0	0	0	0	0	0	0	0	0	0.00	0.000
0	0	0	0	0	0	0	0	0	0	0	0	0.00	0.000
0	0	0	0	0	0	0	0	0	0	0	0	0.00	0.000
0	0	0	0	0	0	0	0	0	0	0	0	0.00	0.000

R	H	ER	SO	BB	IBB	HBP	BLK	WP	HR	S	P	ERA	WHIP
0	0	0	0	0	0	0	0	0	0	0	0	0.00	0.000
0	0	0	0	0	0	0	0	0	0	0	0	0.00	0.000
0	0	0	0	0	0	0	0	0	0	0	0	0.00	0.000
0	0	0	0	0	0	0	0	0	0	0	0	0.00	0.000

R	H	ER	SO	BB	IBB	HBP	BLK	WP	HR	S	P	ERA	WHIP
0	0	0	0	0	0	0	0	0	0	0	0	0.00	0.000
0	0	0	0	0	0	0	0	0	0	0	0	0.00	0.000
0	0	0	0	0	0	0	0	0	0	0	0	0.00	0.000
0	0	0	0	0	0	0	0	0	0	0	0	0.00	0.000

Batter	1	2	3	4	5	6	7	8	9	AB	R	H	RBI	BB	SO	LOB										
56 Kole Calhoun, L OBP: 0.336, SLG: 0.478	(1, 9)									3	0	0	0	1	1	1										
4 Ketel Marte, S OBP: 0.336, SLG: 0.409	(1, 4)									4	0	1	0	0	1	1										
Starting Marte, R OBP: 0.384, SLG: 0.443	(1, 8)									4	0	0	0	0	1	3										
6 David Peralta, L OBP: 0.329, SLG: 0.383	(1, 7)									4	0	0	0	0	2	3										
53 Christian Walker, R OBP: 0.350, SLG: 0.496	(1, 3)									4	0	0	0	0	0	0										
5 Eduardo Escobar, S OBP: 0.292, SLG: 0.350	(1, 5)									3	1	2	1	0	0	0										
13 Nick Ahmed, R OBP: 0.300, SLG: 0.367	(1, 6)									3	0	0	0	0	0	1										
22 Jake Lamb, L OBP: 0.217, SLG: 0.125	(1, 10)									2	0	0	0	1	1	1										
12 Daulton Varsho, L OBP: 0.276, SLG: 0.240	(1, 2)									1	0	0	0	1	0	0										
14 Andrew Young, R OBP: 0.455, SLG: 0.500	(7, PH)									0	0	0	0	0	0	0										
18 Carson Kelly, R OBP: 0.250, SLG: 0.271	(8, 2)									1	0	0	0	0	1	0										
Inning Stats																										
PITCHER																										
42 Johnny Cueto, R ERA: 4.75	(1, 1)									6.2	WLS	BF	H	R	ER	SO	BB	IBB	HBP	BLK	WP	HR	S	P	ERA	WHIP
56 Tony Watson, L ERA: 0.82	(7, 1)									0.1	W	0	0	0	0	0	0	0	0	0	0	0	2	4	0.00	0.000
71 Tyler Rogers, R ERA: 5.4	(8, 1)									1.0	H	3	0	0	0	1	0	0	0	0	0	0	8	10	0.00	0.000
65 Sam Coonrod, R ERA: 3.68	(9, 1)									1.0	S	3	0	0	0	0	0	0	0	0	0	0	9	14	0.00	0.000

Batter	1	2	3	4	5	6	7	8	9	AB R H RBI BB SO LOB	TOP											
16 Tim Locastro, R OBP: 0.394, SLG: 0.370 (1, 7)										3 0 1 0 0 1 0	<p>Arizona Diamondbacks @ Los Angeles Dodgers Dodger Stadium, Los Angeles, CA Tue Sep 01 2020, 6:42 PM - 9:27 PM PDT Clear - 71 F</p>											
4 Ketel Marte, S OBP: 0.333, SLG: 0.404 (1, 4)										4 0 1 0 0 0 1												
53 Christian Walker, R OBP: 0.340, SLG: 0.481 (1, 3)										4 0 0 0 0 0 2												
5 Eduardo Escobar, S OBP: 0.291, SLG: 0.347 (1, 5)										4 0 1 0 0 0 2												
56 Kole Calhoun, L OBP: 0.333, SLG: 0.466 (1, 9)										3 1 0 0 1 0 1												
13 Nick Ahmed, R OBP: 0.299, SLG: 0.387 (1, 6)										4 1 1 2 0 1 1												
14 Andrew Young, R OBP: 0.423, SLG: 0.421 (1, 10)										3 0 0 0 1 3 1												
12 Daulton Varsho, L OBP: 0.242, SLG: 0.207 (1, 8)										4 0 0 0 0 3 1												
18 Carson Kelly, R OBP: 0.254, SLG: 0.323 (1, 2)										3 1 1 1 0 1 0												
Inning Stats	R: 0 E: 0 K: 1 S: 8	H: 0 LOB: 0 BB: 0 P: 12	R: 0 E: 0 K: 2 S: 11	H: 1 LOB: 1 BB: 0 P: 15	R: 1 E: 0 K: 0 S: 10	H: 3 LOB: 2 BB: 0 P: 15	R: 0 E: 0 K: 1 S: 7	H: 0 LOB: 0 BB: 0 P: 13	R: 0 E: 0 K: 1 S: 7	H: 0 LOB: 0 BB: 0 P: 9	R: 0 E: 0 K: 0 S: 10	H: 0 LOB: 0 BB: 0 P: 14	R: 0 E: 0 K: 1 S: 5	H: 0 LOB: 0 BB: 0 P: 9	R: 0 E: 0 K: 2 S: 14	H: 0 LOB: 1 BB: 0 P: 22	R: 2 E: 0 K: 1 S: 13	H: 1 LOB: 1 BB: 2 P: 25	1B: 3 2B: 0 3B: 0 HR: 2	SF: 0 SAC: 0 DP: 0 HBP: 1	WP: 0 PB: 0 SB: 0 CS: 0	PA: 35
PITCHER	IP WLS BF H R ER SO BB IBB HBP BLK WP HR S P ERA WHIP																					
7 Julio Urias, L ERA: 3.27 (1, 1)	6.0 W 22 4 1 1 5 0 0 0 0 0 0 1 53 78 1.50 0.667																					
41 Jake McGee, L ERA: 3.55 (7, 1)	1.0 3 0 0 0 1 0 0 0 0 0 0 0 5 9 0.00 0.000																					
57 Alex Wood, L ERA: 6.75 (8, 1)	1.0 4 0 0 0 2 0 0 1 0 0 0 0 14 22 0.00 0.000																					
75 Scott Alexander, L ERA: 2.92 (9, 1)	0.2 5 1 2 2 0 2 0 0 0 0 0 1 9 20 27.00 4.500																					
74 Kenley Jansen, R ERA: 1.2 (9, 1)	0.1 S 1 0 0 0 1 0 0 0 0 0 0 0 4 5 0.00 0.000																					

livebaseballscorecards.com

AB	32
R	3
H	5
RBI	3
BB	2
SO	9
LOB	9



Batter	1	2	3	4	5	6	7	8	9	AB R H RBI BB SO LOB	TOP		
16 Tim Locastro, R OBP: 0.378, SLG: 0.355 (1, 8)	G6-3		K			G4-3		FC6-4 6 HBP 1B		4 0 1 0 0 1 0	Arizona Diamondbacks @ Los Angeles Dodgers Dodger Stadium, Los Angeles, CA Thu Sep 03 2020, 6:42 PM - 9:38 PM PDT Clear - 75 F		
56 Kole Calhoun, L OBP: 0.327, SLG: 0.439 (1, 9)	K			G3		G4-3		FC6-4 6 HBP	3 0 0 0 0 1 0				
53 Christian Walker, R OBP: 0.340, SLG: 0.489 (1, 3)	K			K		FC5-6 6 1B		F9	4 0 1 0 0 2 2				
6 David Peralta, L OBP: 0.329, SLG: 0.382 (1, 7)		10 G1-3 BB		G3		FC5-6 1-2f		FC6-4 13 FC6-4 1-2f 2-3	3 0 0 0 1 0 3				
13 Nick Ahmed, R OBP: 0.296, SLG: 0.369 (1, 6)			K			14 HBP BB		FC6-4 1-2f	2 1 0 0 2 1 3				
10 Josh Rojas, L OBP: 0.333, SLG: 0.250 (1, 4)				G1-3		F8		K	4 0 1 0 0 1 2				
14 Andrew Young, R OBP: 0.433, SLG: 0.455 (1, 5)			K			FC5-4 1-2f 3-H		FC6-4 2B	3 0 1 1 0 1 2				
12 Daulton Varsho, L OBP: 0.195, SLG: 0.162 (1, 10)			G6-3			K		K	4 0 0 0 0 2 4				
18 Carson Kelly, R OBP: 0.240, SLG: 0.300 (1, 2)			K			G4-3		L9	4 0 0 0 0 2 4				
Inning Stats	R: 0 H: 0 E: 0 LOB: 0 K: 2 BB: 0 S: 10 P: 16	R: 0 H: 0 E: 0 LOB: 1 K: 2 BB: 1 S: 11 P: 16	R: 0 H: 0 E: 0 LOB: 0 K: 2 BB: 0 S: 15 P: 18	R: 0 H: 0 E: 0 LOB: 0 K: 1 BB: 0 S: 10 P: 13	R: 0 H: 0 E: 0 LOB: 2 K: 1 BB: 1 S: 12 P: 21	R: 0 H: 1 E: 0 LOB: 1 K: 0 BB: 0 S: 10 P: 15	R: 1 H: 1 E: 0 LOB: 1 K: 0 BB: 1 S: 15 P: 24	R: 0 H: 1 E: 0 LOB: 2 K: 0 BB: 0 S: 9 P: 12	R: 0 H: 1 E: 0 LOB: 1 K: 3 BB: 0 S: 12 P: 15	1B: 3 SF: 0 2B: 1 SAC: 0 3B: 0 DP: 0 HR: 0 HBP: 2	WP: 0 PA: 36 PB: 0 SB: 0 CS: 0		
PITCHER	IP WLS BF H R ER SO BB IBB HBP BLK WP HR S P ERA WHIP											PITCHER	IP WLS BF H R ER SO BB IBB HBP BLK WP HR S P ERA WHIP
22 Clayton Kershaw, L (1, 1) ERA: 1.5	6.0 W 22 1 0 0 8 2 0 1 0 0 0 0 68 99 0.00 0.500												
51 Dylan Floro, R (7, 1) ERA: 1.08	1.0 H 5 1 1 1 0 1 0 0 0 0 0 0 15 24 9.00 2.000												
49 Blake Treinen, R (8, 1) ERA: 1.04	1.0 H 5 1 0 0 0 0 0 0 1 0 0 0 9 12 0.00 1.000												
41 Jake McGee, L (9, 1) ERA: 3.29	1.0 4 1 0 0 3 0 0 0 0 0 0 0 12 15 0.00 1.000												

livebaseballscorecards.com

AB	31
R	1
H	4
RBI	1
BB	3
SO	11
LOB	20



Batter	1	2	3	4	5	6	7	8	9	AB	R	H	RBI	BB	SO	LOB
5 Mike Yastrzemski, L (1, 9) OBP: 0.416, SLG: 0.597	1-3 S FF 94 B FF 94 B FF 93 C SL 85	3-2 CH 89 CH 89 C SL 86 F FF 95 F FF 95 F FF 95 X FF 95		4-1 B CU 79 B FF 92 C CU 80 B CU 80 B FF 92		3-2 B FF 94 B CU 81 B FF 93 B FF 93 F FF 92 X CU 80		3-2 T SI 93 B CU 78 B CU 78 F SI 93 H SI 92		3 0 1 0 1 1 0						
12 Alex Dickerson, L (1, 7) OBP: 0.351, SLG: 0.554	1-0 B CU 77 X FF 95		0-0 X CU 77	0-1 C FF 92 X CU 79		4-2 B CU 81 B FF 94 B CU 79 B SI 93 S CU 81 D FS 87		2-1 B CU 80 B CU 77 F SI 93 X CU 78		4 2 2 0 1 0 5						
10 Evan Longoria, R (1, 5) OBP: 0.331, SLG: 0.467	3-1 C FF 94 1 SAFE B SL 87 D SL 87 X FF 95		1-2 S SL 84 B FF 94 C CU 80 X SL 86	1-3 C FF 93 C CU 81 B FF 94 S CU 79		0-1 F SI 94 X SI 93		1-1 C CU 78 B CU 78 X SI 92		5 0 0 0 0 1 7						
9 Brandon Belt, L (1, 3) OBP: 0.429, SLG: 0.659	3-2 C CU 79 B FF 95 S SL 86 D SL 87 B SL 85 X CU 79		4-1 F SL 85 B FF 94 B FF 94 B FF 94 B FF 95		1-0 B FF 95 X FF 95		1-1 F FF 96 B SL 87 X FF 96		3-0 B FF 95 B FF 94 X FF 94	4 1 2 2 1 0 0						
41 Wilmer Flores, R (1, 10) OBP: 0.340, SLG: 0.523	4-1 C SL 85 B SL 86 B FF 94 D SL 87		3-2 B FF 95 C FF 95 B CH 89 1 SAFE C SL 87 F FF 94 1 SAFE F CH 89 B CH 89		0-2 F FF 95 C FF 96 X SL 87		1-3 F FF 97 B SL 87 F SL 86 S SL 87		4-2 C FF 95 S SL 86 B SL 85 F SL 84 F SL 84 F SL 83 F SL 84 B FF 95 B FF 95 F FF 96	3 1 1 0 2 2 2 0 0 0 0 0 0 0						
2 Daniel Robertson, R (9, PR) OBP: 0.667, SLG: 0.600																
7 Donovan Solano, R (1, 4) OBP: 0.370, SLG: 0.472	4-1 B SL 87 C SL 86 C FF 95 D SL 87 B FF 95		1-2 B FF 94 C SL 86 1 SAFE S SL 87 X SL 87		0-3 S SL 85 S SL 87		2-1 C SL 86 B SL 88 B FF 97 X SL 86		0-1 C SL 84 X SL 85	4 0 1 1 1 1 2						
35 Brandon Crawford, L (1, 6) OBP: 0.344, SLG: 0.434	0-0 X FF 94		1-1 F CU 79 B FF 94 X CH 89		1-1 B FF 95 S SL 86 X SL 87		1-1 F FF 96 B FF 97 X SL 86		3-3 1 SAFE F FF 94 F FF 96 D SL 84 B SL 84 S FF 95	5 0 1 1 0 1 6						
21 Joey Bart, R (1, 2) OBP: 0.340, SLG: 0.318		0-1 F FF 93 X SL 84		2-2 F FF 93 F FF 94 B CH 87 F SL 86 B SL 86 X FF 94		1-0 D SL 87 X FF 96		0-1 C SI 92 X SI 92		4 1 2 0 0 0 1						
6 Steven Duggar, L (8, PR) OBP: 0.138, SLG: 0.179										0 0 0 0 0 0 0						
14 Chadwick Tromp, R (9, 2) OBP: 0.185, SLG: 0.314										0 0 0 0 0 0 0						
1 Mauricio Dubón, R (1, 8) OBP: 0.330, SLG: 0.352		1-2 C CU 78 B FF 93 S FF 95 X SL 86		2-2 F SL 84 B SL 85 C FF 94 F FF 94 B SL 85 1 SAFE F SL 86 X CU 78		1-3 F CU 80 C CU 80 B FS 87 S FS 85		2-0 B SI 92 1 SAFE B SI 92 X SI 92			4 0 2 1 0 1 1					

Inning Stats	R: 1	H: 2	E: 0	LOB: 3	K: 1	S: 13	R: 0	H: 0	E: 1	LOB: 0	K: 0	S: 10	R: 1	H: 2	E: 0	LOB: 2	K: 1	S: 15	R: 1	H: 2	E: 0	LOB: 1	K: 1	S: 15	R: 0	H: 1	E: 0	LOB: 1	K: 1	S: 10	R: 1	H: 1	E: 0	LOB: 0	K: 1	S: 10	R: 0	H: 2	E: 0	LOB: 2	K: 0	S: 9	R: 0	H: 0	E: 0	LOB: 1	K: 1	S: 12	1B: 7	2B: 5	3B: 0	HR: 1	SF: 0	SAC: 0	DP: 4	HBP: 1	WP: 0	PB: 0	SB: 0	CS: 0	PA: 43
--------------	------	------	------	--------	------	-------	------	------	------	--------	------	-------	------	------	------	--------	------	-------	------	------	------	--------	------	-------	------	------	------	--------	------	-------	------	------	------	--------	------	-------	------	------	------	--------	------	------	------	------	------	--------	------	-------	-------	-------	-------	-------	-------	--------	-------	--------	-------	-------	-------	-------	--------

PITCHER	IP	WLS	BF	H	R	ER	SO	BB	IBB	HBP	BLK	WP	HR	S	P	ERA	WHIP
45 Taylor Clarke, R (1, 1) ERA: 2.96	3.0		18	6	3	3	2	3	0	0	0	0	0	47	81	9.00	3.000
47 Travis Bergen, L (4, 1) ERA:	1.0	W	3	0	0	0	1	1	0	0	0	0	0	6	11	0.00	1.000
50 Yoan López, R (5, 1) ERA: 5.4	1.0	H	5	2	1	1	1	0	0	0	0	0	0	10	13	9.00	2.000
41 Junior Guerra, R (6, 1) ERA: 2.93	1.0	H	4	1	0	0	1	1	0	0	0	0	0	10	18	0.00	2.000
28 Héctor Rondón, R (7, 1) ERA: 9.0	1.0	H	4	1	1	1	1	0	0	0	0	0	0	10	15	9.00	1.000

Arizona Diamondbacks @ San Francisco Giants
Oracle Park, San Francisco, CA
 Fri Sep 04 2020, 6:46 PM - 10:17 PM PDT
 Clear - 66 F

livebaseballscorecards.com

AB 36
R 5
H 12
RBI 5
BB 6
SO 7
LOB 24



Batter	1	2	3	4	5	6	7	8	9
13 Austin Slater, R OBP: 0.422, SLG: 0.593	0-1 P6		1-1 F7		1-1 FC4-6 41 1B	1-3 K		0-3 K	
41 Wilmer Flores, R OBP: 0.345, SLG: 0.530	1-1 G5-3		3-1 2B		0-2 1-2 1B		1-1 F9		
7 Donovan Solano, R OBP: 0.370, SLG: 0.472									
5 Mike Yastrzemski, L OBP: 0.412, SLG: 0.588	0-1 L8		3-1 P4		1-2 F8		1-0 1B		
10 Evan Longoria, R OBP: 0.328, SLG: 0.484		1-1 HR		3-2 G6-3	0-2 F8		1-3 K		
33 Darin Ruf, R OBP: 0.356, SLG: 0.431		2-2 HR		4-2 9 BB		0-3 K	1-3 K		
12 Alex Dickerson, L OBP: 0.345, SLG: 0.544									
9 Brandon Belt, L OBP: 0.431, SLG: 0.645		1-1 G2-3		4-2 1 SAFE 1 SAFE B FF 88 1 SAFE B FF 88 F FC 84 B FF 89 F FC 83 F FC 84	1-2 BB	4-2 2 G3 21 3B BB		2-2 K	
2 Daniel Robertson, R OBP: 0.500, SLG: 0.375		1-2 F9		0-0 L7		1-2 G3		4-0 21 1B BB	
21 Joey Bart, R OBP: 0.352, SLG: 0.375		2-3 K		0-0 G4-3		0-2 1 3B 3B		1-0 1B	
1 Mauricio Dubón, R OBP: 0.337, SLG: 0.379			2-3 K		1-0 13 FC4-6 1B	0-0 3B		1-2 L7	

AB	R	H	RBI	BB	SO	LOB
5	0	0	0	0	2	4
4	0	2	0	0	0	0
0	0	0	0	0	0	0
4	0	1	0	0	0	3
4	1	1	1	0	1	3
1	1	1	1	1	0	0
2	0	0	0	0	2	1
2	1	0	0	2	1	0
3	0	0	0	1	0	3
4	1	2	1	0	1	2
4	0	2	1	0	1	2

BOTTOM	
WP: 0	PA: 37
PB: 0	
SB: 0	
CS: 0	
1B: 4	SF: 0
2B: 1	SAC: 0
3B: 2	DP: 0
HR: 2	HBP: 0

Arizona Diamondbacks @ San Francisco Giants
Oracle Park, San Francisco, CA
Sat Sep 05 2020, 6:16 PM - 9:22 PM PDT
Clear - 84 F

livebaseballscorecards.com

AB	33
R	4
H	9
RBI	4
BB	4
SO	8
LOB	18



Inning Stats																																																																																																																		
R: 0		H: 0		E: 0		K: 0		S: 6		R: 2		H: 2		E: 0																																																																																																				
LOB: 0		BB: 0		K: 1		S: 15		R: 0		H: 1		E: 0		K: 1																																																																																																				
P: 7		P: 22		P: 20		P: 23		P: 15		P: 24		P: 13		P: 19																																																																																																				
<table border="1"> <thead> <tr> <th colspan="15">PITCHER</th> </tr> <tr> <th>IP</th> <th>WLS</th> <th>BF</th> <th>H</th> <th>R</th> <th>ER</th> <th>SO</th> <th>BB</th> <th>IBB</th> <th>HBP</th> <th>BLK</th> <th>WP</th> <th>HR</th> <th>S</th> <th>P</th> <th>ERA</th> <th>WHIP</th> </tr> </thead> <tbody> <tr> <td>40 Madison Bumgarner, L</td> <td>(1, 1)</td> <td>4.0</td> <td>L</td> <td>17</td> <td>3</td> <td>2</td> <td>2</td> <td>2</td> <td>0</td> <td>0</td> <td>0</td> <td>2</td> <td>44</td> <td>72</td> <td>4.50</td> <td>1.250</td> </tr> <tr> <td>64 Keury Mella, R</td> <td>(5, 1)</td> <td>1.0</td> <td></td> <td>5</td> <td>2</td> <td>0</td> <td>0</td> <td>0</td> <td>0</td> <td>0</td> <td>0</td> <td>0</td> <td>12</td> <td>15</td> <td>0.00</td> <td>2.000</td> </tr> <tr> <td>36 Joe Mantiply, L</td> <td>(6, 1)</td> <td>0.2</td> <td></td> <td>3</td> <td>0</td> <td>1</td> <td>1</td> <td>1</td> <td>0</td> <td>0</td> <td>0</td> <td>0</td> <td>8</td> <td>13</td> <td>13.50</td> <td>1.500</td> </tr> <tr> <td>54 Artie Lewicki, R</td> <td>(6, 1)</td> <td>2.1</td> <td></td> <td>12</td> <td>4</td> <td>1</td> <td>1</td> <td>5</td> <td>1</td> <td>0</td> <td>0</td> <td>0</td> <td>30</td> <td>43</td> <td>3.86</td> <td>2.143</td> </tr> </tbody> </table>															PITCHER															IP	WLS	BF	H	R	ER	SO	BB	IBB	HBP	BLK	WP	HR	S	P	ERA	WHIP	40 Madison Bumgarner, L	(1, 1)	4.0	L	17	3	2	2	2	0	0	0	2	44	72	4.50	1.250	64 Keury Mella, R	(5, 1)	1.0		5	2	0	0	0	0	0	0	0	12	15	0.00	2.000	36 Joe Mantiply, L	(6, 1)	0.2		3	0	1	1	1	0	0	0	0	8	13	13.50	1.500	54 Artie Lewicki, R	(6, 1)	2.1		12	4	1	1	5	1	0	0	0	30	43	3.86	2.143
PITCHER																																																																																																																		
IP	WLS	BF	H	R	ER	SO	BB	IBB	HBP	BLK	WP	HR	S	P	ERA	WHIP																																																																																																		
40 Madison Bumgarner, L	(1, 1)	4.0	L	17	3	2	2	2	0	0	0	2	44	72	4.50	1.250																																																																																																		
64 Keury Mella, R	(5, 1)	1.0		5	2	0	0	0	0	0	0	0	12	15	0.00	2.000																																																																																																		
36 Joe Mantiply, L	(6, 1)	0.2		3	0	1	1	1	0	0	0	0	8	13	13.50	1.500																																																																																																		
54 Artie Lewicki, R	(6, 1)	2.1		12	4	1	1	5	1	0	0	0	30	43	3.86	2.143																																																																																																		

Batter	1	2	3	4	5	6	7	8	9
13 Austin Slater, R OBP: 0.426, SLG: 0.603	0-2 G6-3		2-2 F9			1-1 7 HR	2-2 FC4-6		
7 Donovan Solano, R OBP: 0.388, SLG: 0.516	3-1 5 1B		1-2 5 G5-3			0-0 1-H	4-2 5 FC4-6		
5 Mike Yastrzemski, L OBP: 0.409, SLG: 0.579	2-2 10 G6-4-3		0-2 G5-3			3-2 G4-3	2-2 FC4-6		
10 Evan Longoria, R OBP: 0.319, SLG: 0.469	2-3 G6-4-3		1-2f			1-2 F8	0-1 G4-3		
41 Wilmer Flores, R OBP: 0.345, SLG: 0.533		3-2 F7				2-2 2B	1-1 P3		
21 Joey Bart, R OBP: 0.345, SLG: 0.367									
33 Darin Ruf, R OBP: 0.361, SLG: 0.453		3-2 2B				0-0 IBB	2-0 F7		
12 Alex Dickerson, L OBP: 0.347, SLG: 0.538									
2 Daniel Robertson, R OBP: 0.357, SLG: 0.250		0-1 F9				1-3 K	0-1 G5-3		
1 Mauricio Dubón, R OBP: 0.327, SLG: 0.367									
14 Chadwick Tromp, R OBP: 0.196, SLG: 0.377						1-1 F9	0-1 F7		
9 Brandon Belt, L OBP: 0.436, SLG: 0.681			0-1 HR			0-0 G6-3	2-1 HR		

Inning Stats	R: 0	H: 2	E: 0	LOB: 1	K: 0	S: 12	R: 0	H: 1	E: 0	LOB: 1	K: 0	S: 10	R: 1	H: 2	E: 0	LOB: 0	K: 0	S: 13	R: 0	H: 0	E: 0	LOB: 0	K: 2	S: 8	R: 0	H: 0	E: 0	LOB: 0	K: 1	S: 6	R: 2	H: 3	E: 0	LOB: 2	K: 0	S: 14	R: 1	H: 2	E: 0	LOB: 2	K: 0	S: 15	R: 0	H: 0	E: 0	LOB: 0	K: 0	S: 5

PITCHER	IP	WLS	BF	H	R	ER	SO	BB	IBB	HBP	BLK	WP	HR	S	P	ERA	WHIP
49 Alex Young, L ERA: 4.59	(1, 1)	5.1	L	21	7	3	3	3	0	0	0	0	2	55	81	5.06	1.312
41 Junior Guerra, R ERA: 2.81	(6, 1)	0.2		4	1	0	0	0	1	0	0	0	0	8	14	0.00	1.500
50 Yoan López, R ERA: 5.68	(7, 1)	1.0		6	2	1	0	1	0	0	0	0	1	15	25	9.00	3.000
46 Riley Smith, R ERA: 6.0	(8, 1)	1.0		3	0	0	0	0	0	0	0	0	0	5	8	0.00	0.000

AB R H RBI BB SO LOB

4	1	2	0	0	0	0
3	1	3	2	1	0	0
4	0	1	0	0	0	3
4	0	0	0	0	1	4
3	0	1	0	0	0	0
1	0	0	0	0	0	0
2	0	1	0	0	1	0
1	0	0	0	1	0	0
4	0	0	0	0	1	3
3	0	0	0	0	0	1
2	1	1	1	0	0	0
1	1	1	1	0	0	0


AB	32
R	4
H	10
RBI	4
BB	2
SO	3
LOB	11



WP	HR	S	P	ERA	WHIP
0	0	0	0	0.00	1.500
0	0	0	0	9.00	3.000
0	0	0	0	0.00	0.000

Arizona Diamondbacks @ San Francisco Giants
Oracle Park, San Francisco, CA
Sun Sep 06 2020, 1:11 PM - 4:01 PM PDT
Sunny - 88 F

livebaseballscorecards.com

Batter	1	2	3	4	5	6	7	8	9	AB R H RBI BB SO LOB	TOP											
10 Josh Rojas, L (1, 4) OBP: 0.240, SLG: 0.143	3-1 G4-3		4-2 BB		1-3 K			3-3 K		3 0 0 0 1 2 0	Arizona Diamondbacks @ San Francisco Giants Oracle Park, San Francisco, CA Mon Sep 07 2020, 5:07 PM - 8:02 PM PDT Clear - 82 F											
4 Ketel Marte, S (1, 8) OBP: 0.333, SLG: 0.420	2-2 G3		1-2 FC6		1-2 F9			1-0 G6-3		4 0 0 1 0 0 2												
53 Christian Walker, R (1, 3) OBP: 0.343, SLG: 0.480	2-3 K		0-3 K			2-3 K		4-2 BB		3 0 0 0 1 3 2												
56 Kole Calhoun, L (1, 9) OBP: 0.329, SLG: 0.426	0-2 PO	1-2 G4-3		3-2 2B		1-2 G3		1-1 E4		4 0 1 0 0 0 1												
27 Wyatt Mathisen, R (1, 5)		0-3 K		2-3 K		1-0 G6-3		1-0 P6		4 0 0 0 0 2 3												
6 David Peralta, L (1, 10) OBP: 0.329, SLG: 0.395		1-3 K		0-3 K			3-3 K		0-1 HR	4 1 1 1 0 3 1												
13 Nick Ahmed, R (1, 6) OBP: 0.310, SLG: 0.371			2-3 K	4-1 BB		4-2 BB		0-1 G6-3		2 0 0 0 2 1 0	AB 31 R 2 H 3 RBI 2 BB 5 SO 12 LOB 13											
12 Daulton Varsho, L (1, 7) OBP: 0.222, SLG: 0.245			4-2 BB	0-0 F7		0-0 F7		3-3 K		3 1 0 0 1 1 3												
18 Carson Kelly, R (1, 2) OBP: 0.238, SLG: 0.291			1-2 BB		0-0 F7		2-1 G6-3		2-1 G5-3	4 0 1 0 0 0 1												
Inning Stats	R: 0 E: 0 K: 1 S: 11	H: 0 LOB: 0 BB: 0 P: 18	R: 0 E: 0 K: 2 S: 9	H: 0 LOB: 0 BB: 0 P: 11	R: 1 E: 0 K: 2 S: 17	H: 1 LOB: 2 BB: 2 P: 29	R: 0 E: 0 K: 2 S: 11	H: 1 LOB: 2 BB: 1 P: 20	R: 0 E: 0 K: 1 S: 7	H: 0 LOB: 0 BB: 0 P: 9	R: 0 E: 0 K: 1 S: 9	H: 0 LOB: 0 BB: 0 P: 13	R: 0 E: 0 K: 1 S: 10	H: 0 LOB: 1 BB: 1 P: 19	R: 0 E: 1 K: 1 S: 13	H: 0 LOB: 2 BB: 1 P: 23	R: 1 E: 0 K: 1 S: 10	H: 1 LOB: 0 BB: 0 P: 15	1B: 1 2B: 1 3B: 0 HR: 1	SF: 0 SAC: 0 DP: 0 HBP: 0	WP: 1 PB: 0 SB: 0 CS: 0	PA: 37
PITCHER	IP WLS BF H R ER SO BB IBB HBP BLK WP HR S P ERA WHIP																					
34 Kevin Gausman, R (1, 1) ERA: 4.05	6.0 W 23 2 1 1 9 3 0 0 0 1 0 64 100 1.50 0.833																					
60 Wandy Peralta, L (7, 1) ERA: 4.91	1.0 H 4 0 0 0 1 1 0 0 0 0 0 10 19 0.00 1.000																					
67 Sam Selman, L (8, 1) ERA: 1.8	0.2 H 4 0 0 0 1 1 0 0 0 0 0 12 21 0.00 1.500																					
65 Sam Coonrod, R (8, 1) ERA: 8.1	1.1 S 5 1 1 1 1 0 0 0 0 0 1 11 17 6.75 0.750																					

BOTTOM

Los Angeles Dodgers @ Arizona Diamondbacks
Chase Field, Phoenix, AZ
Tue Sep 08 2020, 6:41 PM - 11:06 PM MST
Cloudy - 95 F

livebaseballscorecards.com

AB 41
R 9
H 10
RBI 9
BB 2
SO 7
LOB 13



WP: 1 PA: 44
PB: 0
SB: 2
CS: 0

AB R H RBI BB SO LOB

5 2 2 0 0 0 1

6 0 0 1 0 0 3

5 2 1 3 0 1 2

3 2 1 2 1 0 0

5 1 2 0 0 1 1

5 0 2 2 0 1 1

2 0 0 0 0 1 0

3 0 0 0 0 2 4

4 1 1 1 0 1 1

4 1 1 0 1 0 0

1B: 6 SF: 0
2B: 1 SAC: 0
3B: 0 DP: 0
HR: 3 HBP: 1

Batter	1	2	3	4	5	6	7	8	9	10
10 Josh Rojas, L OBP: 0.267, SLG: 0.192 (1, 6)	F7		4 E 53 FC3-6 1B		4 FC3-4 1B		F7		F8	
4 Ketel Marte, S OBP: 0.324, SLG: 0.407 (1, 4)	G3-1		E4 53 FC3-6 1B		FC3-4 1B		G1-3		S	4 G3-1 53 HR
53 Christian Walker, R OBP: 0.339, SLG: 0.490 (1, 3)	K		FC3-6 56 HR 1-2f 3-H		L6			G5-3		G3-1
56 Kole Calhoun, L OBP: 0.337, SLG: 0.446 (1, 9)		G1-3	1-H HR		5 1B 6 FC5-4 BB			6 1B HBP		3 2 1 2 1 0 0
5 Eduardo Escobar, S OBP: 0.287, SLG: 0.347 (1, 5)	F7		K		6 FC5-4 1B			F8		G4-3
6 David Peralta, L OBP: 0.331, SLG: 0.395 (1, 7)	K				FC5-4 27 WP 1-2f 3-H			1B		6 DI 6 1B 2B
21 Stephen Vogt, L OBP: 0.214, SLG: 0.270 (1, 10)			F8		K			L8		2 0 0 0 0 1 0
27 Wyatt Mathisen, R (6, PH) (7, 10)					K					3 0 0 0 0 2 4
12 Daulton Varsho, L OBP: 0.224, SLG: 0.302 (1, 2)			HR		G4-3			G6-3		2 0 0 0 0 1 0
16 Tim Lincecum, R OBP: 0.347, SLG: 0.381 (1, 8)			10 1B 4 E 10 S 1B		G6-3			G5-3		4 1 1 1 0 1 1
										3 1 1 0 1 0 0

Inning Stats	R: 0 H: 0 E: 0 K: 1 S: 9	H: 0 LOB: 0 BB: 0 P: 13	R: 0 H: 0 E: 0 K: 1 S: 10	H: 0 LOB: 0 BB: 0 P: 16	R: 5 H: 4 E: 1 K: 1 S: 25	H: 0 LOB: 0 BB: 0 P: 35	R: 0 H: 0 E: 0 K: 1 S: 7	H: 0 LOB: 0 BB: 0 P: 13	R: 0 H: 1 E: 0 K: 0 S: 11	H: 1 LOB: 1 BB: 0 P: 17	R: 1 H: 1 E: 0 K: 1 S: 11	H: 1 LOB: 1 BB: 1 P: 18	R: 0 H: 0 E: 0 K: 0 S: 8	H: 0 LOB: 0 BB: 0 P: 8	R: 0 H: 1 E: 0 K: 0 S: 11	H: 1 LOB: 2 BB: 0 P: 15	R: 0 H: 0 E: 1 K: 1 S: 9	H: 0 LOB: 1 BB: 1 P: 17	R: 3 H: 3 E: 0 K: 1 S: 19	H: 3 LOB: 1 BB: 0 P: 29	1B: 6 2B: 1 3B: 0 HR: 3	SF: 0 SAC: 0 DP: 0 HBP: 1
--------------	--------------------------	-------------------------	---------------------------	-------------------------	---------------------------	-------------------------	--------------------------	-------------------------	---------------------------	-------------------------	---------------------------	-------------------------	--------------------------	------------------------	---------------------------	-------------------------	--------------------------	-------------------------	---------------------------	-------------------------	-------------------------	---------------------------

PITCHER	IP	WLS	BF	H	R	ER	SO	BB	IBB	HBP	BLK	WP	HR	S	P	ERA	WHIP
21 Walker Buehler, R ERA: 3.86 (1, 1)	2.2		13	4	5	2	2	0	0	0	0	0	2	41	61	6.75	1.500
81 Victor González, L ERA: 1.38 (3, 1)	1.1		4	0	0	0	2	0	0	0	0	0	0	10	16	0.00	0.000
51 Dylan Floro, R ERA: 1.42 (5, 1)	1.0		4	1	0	0	0	0	0	0	0	0	0	11	17	0.00	1.000
56 Adam Kolarek, L ERA: 0.68 (6, 1)	1.0		5	1	1	1	1	1	0	0	0	1	0	11	18	9.00	2.000
49 Blake Treinen, R ERA: 2.37 (7, 1)	1.1		4	0	0	0	0	0	0	0	0	0	0	12	12	0.00	0.000
PITCHER	IP	WLS	BF	H	R	ER	SO	BB	IBB	HBP	BLK	WP	HR	S	P	ERA	WHIP
57 Alex Wood, L ERA: 4.26 (8, 1)	1.1		7	1	0	0	1	1	0	1	0	0	0	15	26	0.00	1.500
74 Kenley Jansen, R ERA: 1.96 (9, 1)	1.1	W	7	3	3	2	1	0	0	0	0	0	1	20	31	13.50	2.250

BOTTOM

Los Angeles Dodgers @ Arizona Diamondbacks
Chase Field, Phoenix, AZ
 Wed Sep 09 2020, 6:40 PM - 10:00 PM MST
 Clear - 86 F

livebaseballscorecards.com

AB	35
R	4
H	6
RBI	3
BB	3
SO	9
LOB	14



WP:	0	PA:	40
PB:	0		
SB:	0		
CS:	0		

AB	R	H	RBI	BB	SO	LOB
4	1	1	1	0	1	0

4	0	2	0	1	1	1
---	---	---	---	---	---	---

5	0	0	0	0	1	4
---	---	---	---	---	---	---

5	0	1	0	0	0	2
---	---	---	---	---	---	---

4	1	1	0	0	2	1
---	---	---	---	---	---	---

3	1	1	0	1	1	1
---	---	---	---	---	---	---

3	1	0	0	1	1	2
---	---	---	---	---	---	---

4	0	0	1	0	1	3
---	---	---	---	---	---	---

3	0	0	1	0	1	0
---	---	---	---	---	---	---

1B:	3	SF:	1
2B:	2	SAC:	0
3B:	1	DP:	1
HR:	0	HBP:	1

Batter	1	2	3	4	5	6	7	8	9	10	AB	R	H	RBI	BB	SO	LOB								
16 Tim Llocastro, R OBP: 0.352, SLG: 0.413	G6-3	3B			E6 13 E		HBP 13 1B		K		4	1	1	1	0	1	0								
13 Nick Ahmed, R OBP: 0.319, SLG: 0.381	53 G6-3 BB				E9 2B		53 G6-4-3 1B		G6-3		4	0	2	0	1	1	1								
53 Christian Walker, R OBP: 0.330, SLG: 0.475	G6-3				F9		G6-4-3		F7		5	0	0	0	0	1	4								
5 Eduardo Escobar, S OBP: 0.284, SLG: 0.349	L9				G6-3				G3		5	0	1	0	0	0	2								
10 Josh Rojas, L OBP: 0.265, SLG: 0.200		12 BB 18 G6-3 27 1B 1B			G3-1		K		K		4	1	1	0	0	2	1								
27 Wyatt Mathisen, R OBP: 0.182, SLG: 0.100		18 G6-3 9 SF9 12 BB 1B			F9		BB		K		3	1	1	0	1	1	1								
12 Daulton Varsho, L OBP: 0.226, SLG: 0.286		18 G6-3 16 3B BB			K		P4		G4-3		3	1	0	0	1	1	2								
18 Carson Kelly, R OBP: 0.227, SLG: 0.277	G6-3				P3		P3		K		4	0	0	1	0	1	3								
9 Jon Jay, L OBP: 0.159, SLG: 0.211	SF9				L7		K		G4-3		3	0	0	1	0	1	0								
Inning Stats	R: 0 E: 0 K: 0 S: 11	H: 0 LOB: 1 BB: 1 P: 20	R: 3 E: 0 K: 1 S: 14	H: 3 LOB: 1 BB: 1 P: 27	R: 0 E: 0 K: 0 S: 6	H: 0 LOB: 0 BB: 0 P: 7	R: 0 E: 0 K: 1 S: 9	H: 0 LOB: 0 BB: 0 P: 12	R: 1 E: 2 K: 1 S: 17	H: 1 LOB: 1 BB: 0 P: 21	R: 0 E: 0 K: 1 S: 7	H: 0 LOB: 1 BB: 1 P: 14	R: 0 E: 0 K: 1 S: 6	H: 1 LOB: 1 BB: 0 P: 9	R: 0 E: 0 K: 2 S: 13	H: 1 LOB: 1 BB: 0 P: 19	R: 0 E: 0 K: 2 S: 9	H: 0 LOB: 0 BB: 0 P: 11	R: 0 E: 0 K: 0 S: 8	H: 0 LOB: 0 BB: 0 P: 13	1B: 3 2B: 2 3B: 1 HR: 0	SF: 1 SAC: 0 DP: 1 HBP: 1	WP: 0 PB: 0 SB: 0 CS: 0	PA: 40	
PITCHER	IP	WLS	BF	H	R	ER	SO	BB	IBB	HBP	BLK	WP	HR	S	P	ERA	WHIP								
22 Clayton Kershaw, L ERA: 1.98	(1, 1)	5.0	22	4	4	3	3	2	0	0	0	0	0	57	87	5.40	1.200								
56 Adam Kolarek, L ERA: 0.64	(6, 1)	0.2	3	0	0	0	1	1	0	0	0	0	0	6	13	0.00	1.500								
48 Brusdar Graterol, R ERA: 3.24	(6, 1)	1.1	5	1	0	0	1	0	0	1	0	0	0	7	10	0.00	0.750								
64 Caleb Ferguson, L ERA: 3.12	(8, 1)	1.0	4	1	0	0	2	0	0	0	0	0	0	13	19	0.00	1.000								
41 Jake McGee, L ERA: 3.0	(9, 1)	1.0	W	3	0	0	2	0	0	0	0	0	0	9	11	0.00	0.000								
PITCHER	IP	WLS	BF	H	R	ER	SO	BB	IBB	HBP	BLK	WP	HR	S	P	ERA	WHIP								
49 Blake Treinen, R ERA: 2.25	(10, 1)	1.0	3	0	0	0	0	0	0	0	0	0	0	8	13	0.00	0.000								

Batter	1	2	3	4	5	6	7	8	9
16 Tim Locastro, R OBP: 0.345, SLG: 0.400	(1, 8) C FF 94 F CH 88 B FC 93 X FC 94 1-2 FC3-6 10 1B	B SL 84 B FF 96 C FC 93 X FC 93 2-1 G1-3	B CH 82 D FC 91 X FC 91 2-0 F9	B ST 81 B ST 80 F FF 96 F FF 95 F FF 97 X ST 80 2-2 F9					
10 Josh Rojas, L OBP: 0.279, SLG: 0.231	(1, 7) 1 SAFE 1 SAFE C FF 93 C FC 93 F FC 32 F FC 92 X FF 95 1-2 FC3-6 53 3B 1-2f	X FF 93 0-0 5 2B 53 G4-3 56 SF8 1B	C FC 90 T SL 80 X SL 82 0-2 G4-3	C FC 92 C FC 92 B FC 92 X FC 92 1-2 53 F8 1B					
53 Christian Walker, R OBP: 0.332, SLG: 0.488	(1, 3) C CH 86 X FC 94 0-1 5 SF7 3B 1-H	C CH 84 1 SAFE X CH 85 0-1 G4-3	B FF 96 X FC 92 1-0 L4	C FC 92 1 SAFE B FF 94 1 SAFE X FC 91 1-1 F8					
5 Eduardo Escobar, S OBP: 0.277, SLG: 0.346	(1, 4) X FC 93 0-0 SF7 3B 3-H	B CH 85 C FF 94 D FC 93 X FC 92 2-1 56 SF8 2B	C SL 83 F FF 96 S SL 84 0-3 K	B FC 92 S FF 94 X FF 94 1-1 F9					
56 Kole Calhoun, L OBP: 0.328, SLG: 0.438	(1, 9) B FF 94 F FC 92 S SL 83 X FF 95 1-2 13 1B 2B	C SL 84 X SL 83 0-1 SF8 2B 2-3 3-H	F FC 92 X FC 92 0-1 G4-3	B FC 93 B CU 85 S FC 92 F FC 94 B FC 91 S FC 93 3-3 K					
13 Nick Ahmed, R OBP: 0.324, SLG: 0.383	(1, 6) C CH 85 X CH 86 0-1 27 S 1B 2-H	C FF 96 F FF 95 D FC 94 X SL 84 1-2 L8	B SL 85 C FF 98 B FF 96 F FC 91 B FF 97 F FC 92 F FC 93 S FC 93 3-3 K	C SL 86 S FF 97 B FF 97 F SL 85 S FC 93 1-3 K					
27 Wyatt Mathisen, R OBP: 0.143, SLG: 0.077	(1, 5) C SL 83 F FC 32 B FC 92 F SL 83 S SL 83 1-3 K 1-2	S FF 83 C FF 95 B FC 91 S FF 94 1-3 K	B FC 90 B FF 94 F FC 91 B FC 91 B FC 92 4-1 BB	C FF 95 X ST 80 0-1 F8					
21 Stephen Vogt, L OBP: 0.219, SLG: 0.262	(1, 2) B FF 92 F FC 91 C FC 92 S FC 92 F FC 91 B SL 83 X FC 92 3-2 G6-3	B FC 90 B FF 94 F FC 91 B FC 91 B FC 92 4-1 BB	B FF 97 C FF 97 B ST 81 B FF 97 X FF 95 3-1 L6						
18 Carson Kelly, R OBP: 0.232, SLG: 0.311	(1, 10) C FF 94 B CH 85 F FC 92 F SL 83 B FF 96 X FC 94 2-2 L9	F FF 93 B CH 85 S SL 82 X SL 83 1-2 F9							

Inning Stats	R: 3	H: 4	E: 0	LOB: 1	K: 1	S: 20	P: 24	R: 0	H: 0	E: 0	LOB: 0	K: 0	S: 10	P: 17	R: 1	H: 2	E: 0	LOB: 1	K: 0	S: 11	P: 14	R: 0	H: 0	E: 0	LOB: 1	K: 1	S: 8	P: 16	R: 0	H: 0	E: 0	LOB: 0	K: 1	S: 7	P: 8	R: 0	H: 0	E: 0	LOB: 0	K: 2	S: 11	P: 15	R: 0	H: 0	E: 0	LOB: 0	K: 0	S: 8	P: 13	R: 0	H: 1	E: 0	LOB: 1	K: 1	S: 10	P: 16
--------------	------	------	------	--------	------	-------	-------	------	------	------	--------	------	-------	-------	------	------	------	--------	------	-------	-------	------	------	------	--------	------	------	-------	------	------	------	--------	------	------	------	------	------	------	--------	------	-------	-------	------	------	------	--------	------	------	-------	------	------	------	--------	------	-------	-------

PITCHER	IP	WLS	BF	H	R	ER	SO	BB	IBB	HBP	BLK	WP	HR	S	P	ERA	WHIP
18 Yusei Kikuchi, L ERA: 5.35	(1, 1)	6.0	L	25	6	4	4	5	1	0	0	0	0	67	94	6.00	1.167
55 Yohan Ramirez, R ERA: 2.87	(7, 1)	1.0		3	0	0	0	0	0	0	0	0	0	8	13	0.00	0.000
38 Anthony Misiewicz, L ERA: 3.78	(8, 1)	1.0		4	1	0	1	0	0	0	0	0	0	10	16	0.00	1.000

BOTTOM

AB R H RBI BB SO LOB

4 0 1 0 0 0 1

4 2 2 0 0 0 1

4 1 1 1 0 0 2

3 0 1 1 0 1 1

3 1 1 1 0 1 1


3 0 1 1 0 1 1

3 0 0 0 0 3 1

2 0 0 0 1 0 0

3 0 0 0 0 0 1

AB 29
R 4
H 7
RBI 4
BB 1
SO 6
LOB 9



WP: 0 PA: 32
PB: 0
SB: 1
CS: 0

Seattle Mariners @ Arizona Diamondbacks
Chase Field, Phoenix, AZ
Fri Sep 11 2020, 6:41 PM - 9:12 PM MST
Partly Cloudy - 89 F

livebaseballscorecards.com

Seattle Mariners @ Arizona Diamondbacks

Chase Field, Phoenix, AZ

Sat Sep 12 2020, 5:14 PM - 7:57 PM MST

Roof Closed - 78 F

livebaseballscorecards.com

AB	33
R	3
H	7
RBI	3
BB	3
SO	7
LOB	16



WP:	1	PA:	37
PB:	0		
SB:	0		
CS:	0		

Batter	1	2	3	4	5	6	7	8	9	AB	R	H	RBI	BB	SO	LOB
16 Tim Llocastro, R OBP: 0.333, SLG: 0.382	(1, 8) C SI 91 C SI 93 C SI 94 0-3 F8		X SI 95 0-0 F8		C SL 79 X CH 66 0-1 L9		C CH 88 S SL 83 B SI 94 F SL 82 X SL 82 1-2 13 WP 1B		B FF 91 F FF 89 X FS 81 1-1 G5-3	5	0	1	0	0	1	2
13 Nick Ahmed, R OBP: 0.328, SLG: 0.386	(1, 6) B SI 92 C SI 94 B CH 88 X SI 93 2-1 53 G6-4-3 1B		X CH 87 0-0 5 1B 27 1B 53 BB 1B		C SI 92 C SI 92 F SI 94 F SI 82 X SI 94 2-2 F9		B SI 93 X CH 87 1-0 G5-3			4	1	2	0	0	0	1
53 Christian Walker, R OBP: 0.340, SLG: 0.494	(1, 3) C CH 88 F CH 88 B SI 95 1 SAFE X CH 88 1-2 G6-4-3 1-2f		B CH 87 F SI 93 D CH 86 B SL 82 4-1 5 1B 27 1B BB		T CH 88 C SI 94 C SI 95 F SI 82 B SI 94 H SI 93 2-2 HBP		C SI 96 B SI 96 S SI 98 X SI 97 1-2 5 G4-3 6 G4-3 2B			2	2	1	0	1	0	1
5 Eduardo Escobar, S OBP: 0.276, SLG: 0.344	(1, 10)	B SI 91 X CH 88 1-0 G5-3		C CH 88 F SL 83 F SL 84 X SI 95 X CH 88 0-2 19 BB 27 1B 1-2 2-3 1B		X SI 93 0-0 F9		C SI 97 X CH 91 0-1 G4-3		4	0	1	0	0	0	2
6 David Peralta, L OBP: 0.328, SLG: 0.388	(1, 7)	C SI 92 B SL 84 C SI 94 B SI 93 B SI 85 C SI 94 3-3 K		B SL 84 X SI 94 1-0 F7		C SL 81 S SL 81 S SI 94 0-3 K		X CH 91 0-0 G4-3		4	0	0	1	0	2	3
27 Wyatt Mathisen, R OBP: 0.167, SLG: 0.118	(1, 5)	C SI 92 T CH 88 B CH 88 T SL 85 1-2 K		X CH 87 0-0 19 BB 1-2 2-H 3-H 1B		B SI 92 C SL 81 B SL 82 F SI 92 C SI 92 2-3 K		B SI 97 B SI 97 C SI 95 X SI 97 2-1 F8		4	0	1	2	0	2	0
19 Josh VanMeter, L OBP: 0.174, SLG: 0.195	(1, 4)	F SI 93 B SI 82 X SI 94 1-1 G3-1		B SI 94 B SI 92 B SI 92 4-0 1-2 2-3 BB		S SL 81 C SL 81 S SL 84 0-3 K		F FF 91 B FF 89 X FS 82 1-1 G5-3		3	0	0	0	1	1	0
18 Carson Kelly, R OBP: 0.232, SLG: 0.301	(1, 2)	B SI 93 B SI 94 B SI 93 F SI 92 F SI 94 B SI 94 4-2 26 FC6-4 BB		C SI 92 F SI 93 T SI 94 0-2 K		X CH 86 0-0 G6-3		X FS 82 0-0 F7		3	0	0	0	1	1	3
26 Pavin Smith, L OBP: 0.250, SLG: 0.250	(1, 9)	C SI 93 X SI 94 0-1 FC6-4		C SL 82 X SL 83 0-1 G3-1		C SL 79 X SL 81 0-1 G3		B FS 83 C FF 91 X FS 83 1-1 1B		4	0	1	0	0	0	4

Inning Stats	R: 0	H: 1	E: 0	LOB: 0	K: 1	S: 8	P: 11	R: 0	H: 0	E: 0	LOB: 0	K: 2	S: 7	R: 0	H: 0	E: 0	LOB: 1	K: 0	S: 7	R: 2	H: 3	E: 0	LOB: 3	K: 1	S: 14	R: 0	H: 0	E: 0	LOB: 1	K: 0	S: 12	R: 0	H: 0	E: 0	LOB: 0	K: 3	S: 9	R: 0	H: 1	E: 0	LOB: 1	K: 0	S: 9	R: 1	H: 1	E: 0	LOB: 0	K: 0	S: 8	R: 0	H: 1	E: 0	LOB: 1	K: 0	S: 7	1B: 6	SF: 0	2B: 1	SAC: 0	3B: 0	DP: 1	HR: 0	HBP: 1	WP: 1	PA: 37
--------------	------	------	------	--------	------	------	-------	------	------	------	--------	------	------	------	------	------	--------	------	------	------	------	------	--------	------	-------	------	------	------	--------	------	-------	------	------	------	--------	------	------	------	------	------	--------	------	------	------	------	------	--------	------	------	------	------	------	--------	------	------	-------	-------	-------	--------	-------	-------	-------	--------	-------	--------

PITCHER	IP	WLS	BF	H	R	ER	SO	BB	IBB	HBP	BLK	WP	HR	S	P	ERA	WHIP
33 Justus Sheffield, L ERA: 4.06	(1, 1)	7.0	W	29	5	2	2	7	3	0	0	1	0	66	96	2.57	1.143
49 Kendall Graveman, R ERA: 6.94	(8, 1)	1.0		4	1	1	1	0	0	0	0	0	0	8	11	9.00	1.000
6 Yoshihisa Hirano, R ERA: 3.86	(9, 1)	1.0		4	1	0	0	0	0	0	0	0	0	7	10	0.00	1.000

Batter	1	2	3	4	5	6	7	8	9	AB R H RBI BB SO LOB	TOP											
25 Dylan Moore, R OBP: 0.357, SLG: 0.536 (1, 8)	G6-3	BB			F9		G6-3		SF8	4 1 1 0 1 0 1												
23 Ty France, R OBP: 0.404, SLG: 0.557 (1, 10)	K	CS	G4-3				K		BB	4 0 1 0 1 2 0												
15 Kyle Seager, L OBP: 0.363, SLG: 0.455 (1, 5)	BB		P5		F8		G6-3		F8	4 1 0 0 1 0 4												
26 José Marmolejos, L OBP: 0.309, SLG: 0.513 1 Kyle Lewis, R OBP: 0.383, SLG: 0.472 (8, PR)	2B		L3			BB		BB	SF8	3 1 2 1 1 0 0 0 1 0 1 0 0 0												
12 Evan White, R OBP: 0.252, SLG: 0.331 (1, 3)	K				K		K	BB	K	5 1 1 0 0 4 3												
20 Phillip Ervin, R OBP: 0.294, SLG: 0.196 (1, 9)		BB			P4		BB			2 2 1 1 2 0 0												
9 Dee Strange-Gordon, L OBP: 0.247, SLG: 0.206 (1, 4)		1B	G4-3		G4-3		L8		F7	4 0 1 0 0 0 5												
31 Donovan Walton, L OBP: 0.167, SLG: 0.182 (1, 6)		G4-3			G3		2B		K2-3	4 0 1 3 0 1 4												
54 Joseph Odom, R OBP: 0.167, SLG: 0.107 (1, 2)		F9				1B	G6-3		K	4 0 1 0 0 1 4												
Inning Stats	R: 1 E: 0 K: 2 S: 14	H: 1 LOB: 1 BB: 1 P: 26	R: 1 E: 0 K: 0 S: 13	H: 1 LOB: 1 BB: 2 P: 24	R: 0 E: 0 K: 0 S: 14	H: 0 LOB: 0 BB: 0 P: 19	R: 0 E: 0 K: 1 S: 8	H: 0 LOB: 0 BB: 0 P: 11	R: 0 E: 0 K: 0 S: 9	H: 2 LOB: 2 BB: 0 P: 13	R: 2 E: 0 K: 1 S: 15	H: 1 LOB: 1 BB: 2 P: 31	R: 0 E: 0 K: 1 S: 8	H: 0 LOB: 0 BB: 0 P: 10	R: 2 E: 0 K: 2 S: 12	H: 3 LOB: 2 BB: 0 P: 16	R: 1 E: 0 K: 1 S: 13	H: 1 LOB: 1 BB: 1 P: 22	1B: 5 2B: 4 3B: 0 HR: 0	SF: 1 SAC: 0 DP: 0 HBP: 0	WP: 2 PB: 0 SB: 2 CS: 1	PA: 42
PITCHER	IP WLS BF H R ER SO BB IBB HBP BLK WP HR S P ERA WHIP																					
24 Luke Weaver, R ERA: 6.7 (1, 1)	5.0 L 21 4 2 2 3 3 0 0 0 0 0 0 58 93 3.60 1.400																					
47 Travis Bergen, L ERA: 3.38 (6, 1)	0.2 5 1 2 2 1 2 0 0 0 0 0 0 12 25 27.00 4.500																					
28 Héctor Rondón, R ERA: 7.31 (6, 1)	1.1 4 0 0 0 1 0 0 0 0 1 0 11 16 0.00 0.000																					
41 Junior Guerra, R ERA: 3.15 (8, 1)	1.0 6 3 2 2 2 0 0 0 0 1 0 12 16 18.00 3.000																					
64 Keury Mella, R ERA: 3.0 (9, 1)	1.0 5 1 1 1 1 1 0 0 0 0 0 13 22 9.00 2.000																					

Seattle Mariners @ Arizona Diamondbacks
Chase Field, Phoenix, AZ
Sun Sep 13 2020, 1:11 PM - 4:42 PM MST
Roof Closed - 75 F

livebaseballscorecards.com

AB	34
R	7
H	9
RBI	6
BB	6
SO	8
LOB	21



BOTTOM

Seattle Mariners @ Arizona Diamondbacks

Chase Field, Phoenix, AZ

Sun Sep 13 2020, 1:11 PM - 4:42 PM MST

Roof Closed - 75 F

livebaseballscorecards.com

AB	30
R	3
H	5
RBI	3
BB	8
SO	13
LOB	22



WP	0	PA	39
PB	0		
SB	3		
CS	0		

AB R H RBI BB SO LOB

2	2	0	0	3	0	0
4	0	2	1	1	1	3
5	0	0	1	0	4	7
2	0	0	1	1	1	1
4	0	1	0	0	3	3
2	0	0	0	0	1	3
1	0	0	0	1	0	0
4	0	1	0	0	1	2
3	0	0	0	1	2	2
3	1	1	0	1	0	1

Batter	1	2	3	4	5	6	7	8	9
10 Josh Rojas, L OBP: 0.313, SLG: 0.220 (1, 4)	4-2 BB 19 2B	4-2 BB 1-2 2-3		2-2 L7			4-2 BB 53 FC3-6 19 1B 56 SF8		1-0 L9
19 Josh VanMeter, L OBP: 0.216, SLG: 0.244 (1, 5)	0-0 2B 1-H	3-3 K			4-2 BB 56 G3-6		2-0 1B 53 FC3-6		3-2 L9
53 Christian Walker, R OBP: 0.332, SLG: 0.480 (1, 10)	3-3 K	2-3 K			1-3 K		3-1 FC3-6		1-3 K
56 Kole Calhoun, L OBP: 0.326, SLG: 0.432 (1, 9)	4-1 BB		1-3 K		0-1 G3-6		1-2 SF8		
6 David Peralta, L OBP: 0.326, SLG: 0.390 (1, 7)	2-3 K		3-2 2B			0-3 K	2-3 K		
9 Jon Jay, L OBP: 0.152, SLG: 0.200 (1, 8)	1-1 F8		3-3 K			1-1 G6-3		4-0 BB	
16 Tim Lincecum, R OBP: 0.338, SLG: 0.375 (6, PH) (7, 8)									
13 Nick Ahmed, R OBP: 0.326, SLG: 0.383 (1, 6)		2-3 K	0-1 L4			1-0 1B		1-1 P5	
12 Daulton Varsho, L OBP: 0.243, SLG: 0.306 (1, 2)	4-2 BB 10 S 26 S			2-3 K		0-0 F7		0-3 K	
26 Pavin Smith, L OBP: 0.375, SLG: 0.286 (1, 3)	4-1 BB 10 S			0-0 G3			0-1 1B 19 1B 53 FC3-6 10 BB	2-2 P4	

Inning Stats	R: 1	H: 1	E: 0	LOB: 2	K: 2	S: 14	R: 0	H: 0	E: 0	LOB: 3	K: 3	S: 19	R: 0	H: 1	E: 0	LOB: 1	K: 2	S: 11	R: 0	H: 0	E: 0	LOB: 0	K: 1	S: 8	R: 0	H: 0	E: 0	LOB: 0	K: 1	S: 8	R: 2	H: 2	E: 0	LOB: 1	K: 1	S: 15	R: 0	H: 0	E: 0	LOB: 1	K: 1	S: 8	R: 0	H: 0	E: 0	LOB: 0	K: 1	S: 7	R: 0	H: 0	E: 0	LOB: 1	K: 1	S: 8	R: 0	H: 0	E: 0	LOB: 0	K: 1	S: 7	1B: 3	SF: 1	2B: 2	SAC: 0	3B: 0	DP: 1	HR: 0	HBP: 0
--------------	------	------	------	--------	------	-------	------	------	------	--------	------	-------	------	------	------	--------	------	-------	------	------	------	--------	------	------	------	------	------	--------	------	------	------	------	------	--------	------	-------	------	------	------	--------	------	------	------	------	------	--------	------	------	------	------	------	--------	------	------	------	------	------	--------	------	------	-------	-------	-------	--------	-------	-------	-------	--------

PITCHER	IP	WLS	BF	H	R	ER	SO	BB	IBB	HBP	BLK	WP	HR	S	P	ERA	WHIP
35 Justin Dunn, R ERA: 4.11 (1, 1)	2.0		12	1	1	1	5	5	0	0	0	0	0	33	66	4.50	3.000
37 Casey Sadler, R ERA: 4.38 (3, 1)	2.0	W	7	1	0	0	3	0	0	0	0	0	0	19	30	0.00	0.500
59 Joey Gerber, R ERA: 3.0 (5, 1)	1.0	H	3	0	0	0	1	1	0	0	0	0	0	8	13	0.00	1.000
38 Anthony Misiewicz, L ERA: 4.58 (6, 1)	1.0	H	7	3	2	2	1	1	0	0	0	0	0	13	21	18.00	4.000
49 Kendall Graveman, R ERA: 6.39 (7, 1)	1.0	H	3	0	0	0	1	0	0	0	0	0	0	9	15	0.00	0.000

PITCHER	IP	WLS	BF	H	R	ER	SO	BB	IBB	HBP	BLK	WP	HR	S	P	ERA	WHIP
55 Yohan Ramirez, R ERA: 2.7 (8, 1)	1.0		4	0	0	0	1	1	0	0	0	0	0	8	15	0.00	1.000
6 Yoshihisa Hirano, R ERA: 3.38 (9, 1)	1.0		3	0	0	0	1	0	0	0	0	0	0	7	12	0.00	0.000

Batter	1	2	3	4	5	6	7	8	9	AB R H RBI BB SO LOB	TOP		
10 Josh Rojas, L OBP: 0.283, SLG: 0.196	(1, 4) X FC 88 0-0 P6	(1) C CU 79 X CU 81 0-1 G4-3		X SL 80 0-0 G3		F SL 83 B FF 91 F FF 92 B SL 84 X SL 84 2-2 L9			B FF 96 C CH 87 C FF 97 X CH 86 1-2 L8	5 0 0 0 0 0 2			
26 Pavin Smith, L OBP: 0.308, SLG: 0.273	(1, 10) C FC 85 C FC 87 F FC 88 B FC 90 X CH 82 1-2 F7		B FF 88 C ST 78 F FF 88 X FF 88 1-2 53 BB 56 HR 1B	C FF 92 X FF 92 0-1 SF9		F SL 85 B FF 94 B SL 85 D SL 85 C SL 86 2-3 K			B FF 98 B FF 97 F CH 87 B CH 86 X FF 96 3-2 G4-3	4 1 1 1 0 1 1			
53 Christian Walker, R OBP: 0.338, SLG: 0.483	(1, 3) B FC 88 B SI 87 B FC 88 B FC 89 4-0 56 HR BB		C ST 77 C ST 78 B FF 89 F FF 89 B ST 78 B FF 88 1 SAFE B ST 78 4-2 56 HR BB	B FF 92 X SL 80 1-0 P6		C FF 94 F SL 86 B SL 86 X SL 85 1-2 L9			S SL 84 X SL 83 0-1 2B	3 2 1 0 2 0 0			
56 Kole Calhoun, L OBP: 0.333, SLG: 0.477	(1, 9) B FC 88 X SI 87 1-0 HR		X ST 79 0-0 HR		X FF 92 0-0 5 FC6-5 1B			S SL 86 C SL 85 B SL 86 B FF 95 B FF 95 F SL 88 S SL 88 3-3 K	C FF 96 B FF 97 D CH 88 F FF 96 S CH 87 2-3 K	5 2 3 5 0 2 1			
5 Eduardo Escobar, S OBP: 0.270, SLG: 0.335	(1, 5) C CU 70 B CH 82 C FC 89 X SI 88 1-2 L8		T FF 87 F FF 88 F FF 88 B ST 78 B ST 78 F FF 87 S ST 78 2-3 K	S SL 80 X SL 79 0-1 FC6-5		C SL 86 B FF 94 S FF 95 F FF 95 X SL 87 1-2 G1-3				4 0 0 0 0 1 1			
6 David Peralta, L OBP: 0.330, SLG: 0.411	(1, 7)	C CU 69 B FF 88 X CH 81 1-1 F9	C FF 87 F FF 87 X FF 87 0-2 1B	X SL 80 0-0 P5		B CU 80 C FF 93 S CH 86 B FF 93 X CH 86 2-2 HR				4 1 2 1 0 0 1			
13 Nick Ahmed, R OBP: 0.319, SLG: 0.373	(1, 6)	C SI 88 F SI 88 FF 90 X CU 79 0-2 G5-3	C FF 87 B ST 77 F FF 87 C ST 77 X ST 78 2-2 P3	C FF 90 B FF 92 1 SAFE S SL 82 1-3 K		C FF 93 C FF 94 F FF 94 X CH 88 0-2 G6-3				4 0 0 0 0 1 2			
12 Daulton Varsho, L OBP: 0.243, SLG: 0.348	(1, 8)	C FC 88 X FF 89 0-1 HR	C FF 87 F FF 87 C ST 78 0-3 K		C FF 91 F SL 79 B FF 91 X SL 80 1-2 P5			C CU 81 B CH 87 B FF 93 C FF 93 F FF 94 X CH 87 2-2 G6-3		4 1 1 1 0 1 1			
18 Carson Kelly, R OBP: 0.252, SLG: 0.371	(1, 2)	C SI 89 X FF 89 0-1 HR	C FF 91 C SL 79 B SL 82 F SL 80 B FF 92 F FF 92 F SL 80 X FF 92 2-2 10 G3 26 SF9 2B		B SL 81 F FF 91 F SL 80 X SL 81 1-2 2B			C FF 94 C CH 87 B FF 95 B FF 94 S FF 94 2-3 K		4 2 3 1 0 1 0			
Inning Stats	R: 2 E: 0 K: 0 S: 9 H: 1 LOB: 0 BB: 1 P: 16	R: 2 E: 0 K: 0 S: 12 H: 2 LOB: 0 BB: 0 P: 13	R: 3 E: 0 K: 2 S: 21 H: 3 LOB: 1 BB: 1 P: 30	R: 1 E: 0 K: 0 S: 10 H: 1 LOB: 0 BB: 0 P: 13	R: 0 E: 0 K: 1 S: 7 H: 1 LOB: 1 BB: 0 P: 8	R: 0 E: 0 K: 1 S: 12 H: 1 LOB: 1 BB: 0 P: 18	R: 0 E: 0 K: 1 S: 11 H: 0 LOB: 0 BB: 0 P: 16	R: 1 E: 0 K: 1 S: 14 H: 1 LOB: 0 BB: 0 P: 20	R: 0 E: 0 K: 1 S: 11 H: 1 LOB: 1 BB: 0 P: 17	1B: 3 2B: 3 3B: 0 HR: 5 SF: 1 SAC: 0 DP: 0 HBP: 0	WP: 0 PB: 0 SB: 0 CS: 0 PA: 40		
PITCHER	IP WLS BF H R ER SO BB IBB HBP BLK WP HR S P ERA WHIP											PITCHER	IP WLS BF H R ER SO BB IBB HBP BLK WP HR S P ERA WHIP
49 Julio Teheran, R ERA: 8.9	(1, 1) 2.0											31 Ty Buttrey, R ERA: 5.55	(9, 1) 1.0
61 Hoby Milner, L ERA: 6.75	(3, 1) 1.0												
32 Cam Bedrosian, R ERA: 2.38	(4, 1) 2.1												
60 Mike Mayers, R ERA: 2.14	(6, 1) 1.2												
35 Matt Andriese, R ERA: 5.13	(8, 1) 1.0 L												

Arizona Diamondbacks @ Los Angeles Angels
 Angel Stadium, Anaheim, CA
 Tue Sep 15 2020, 6:42 PM - 9:48 PM PDT
 Clear - 82 F

livebaseballscores.com

AB	37
R	9
H	11
RBI	9
BB	2
SO	7
LOB	9



Batter	1	2	3	4	5	6	7	8	9	AB R H RBI BB SO LOB
22 David Fletcher, R OBP: 0.371, SLG: 0.428	0-1 1B		2-3 K		1-2 1B	1-2 2B		1-3 K		5 1 3 1 0 2 1
25 Jared Walsh, L OBP: 0.328, SLG: 0.759	2-2 2B		1-0 HR		1-0 2B	G6-3 2B		2-2 P5		5 2 3 3 0 0 2
27 Mike Trout, R OBP: 0.403, SLG: 0.639	1-2 HBP		0-1 1B		0-0 F9	2-3 K			0-1 L9	4 0 1 0 0 1 2
6 Anthony Rendon, R OBP: 0.427, SLG: 0.506	0-1 G4-6-3		0-0 L7		1-0 2B	1-0 F9			3-1 L8	5 1 1 1 0 0 4
5 Albert Pujols, R OBP: 0.288, SLG: 0.393		4-2 BB		1-1 G4-3	1-2 G1-3				3-2 F7	4 0 0 0 1 0 1
10 Justin Upton, R OBP: 0.277, SLG: 0.379		1-0 FC5-4		0-1 P6	0-0 HR			2-2 F9		4 1 1 2 0 0 1
33 Max Stassi, R OBP: 0.333, SLG: 0.422		1-2 L6		0-0 1B	0-0 G5-3			0-1 G6-3		4 0 1 0 0 0 1
3 Taylor Ward, R OBP: 0.328, SLG: 0.362		0-1 F8		1-3 K		1-0 2B		2-2 G4-3		4 1 1 0 0 1 2
2 Andrelton Simmons, R OBP: 0.352, SLG: 0.361			0-2 G6-3		0-0 1B	2-H 2B		4-1 BB		3 2 2 1 1 0 0

Inning Stats	R: 0	H: 2	E: 0	LOB: 1	K: 0	S: 9	R: 0	H: 0	E: 0	LOB: 1	K: 0	S: 10	R: 1	H: 2	E: 0	LOB: 1	K: 1	S: 11	R: 0	H: 1	E: 0	LOB: 1	K: 1	S: 8	R: 5	H: 5	E: 0	LOB: 0	K: 0	S: 12	R: 2	H: 3	E: 0	LOB: 1	K: 1	S: 16	R: 0	H: 0	E: 0	LOB: 0	K: 0	S: 8	R: 0	H: 0	E: 0	LOB: 1	K: 1	S: 11	R: 0	H: 0	E: 0	LOB: 0	K: 0	S: 7	1B: 5	SF: 0	2B: 6	SAC: 0	3B: 0	DP: 1	HR: 2	HBP: 1	WP: 0	PA: 41
--------------	------	------	------	--------	------	------	------	------	------	--------	------	-------	------	------	------	--------	------	-------	------	------	------	--------	------	------	------	------	------	--------	------	-------	------	------	------	--------	------	-------	------	------	------	--------	------	------	------	------	------	--------	------	-------	------	------	------	--------	------	------	-------	-------	-------	--------	-------	-------	-------	--------	-------	--------

PITCHER	IP	WLS	BF	H	R	ER	SO	BB	IBB	HBP	BLK	WP	HR	S	P	ERA	WHIP
40 Madison Bumgarner, L ERA: 8.53	(1, 1)	5.1		13	8	8	2	1	0	0	0	0	2	61	81	13.50	2.625
41 Junior Guerra, R ERA: 3.05	(6, 1)	0.2		2	0	0	1	0	0	0	0	0	0	5	8	0.00	0.000
64 Keury Mella, R ERA: 2.57	(7, 1)	1.0	W	3	0	0	0	0	0	0	0	0	0	8	13	0.00	0.000
28 Héctor Rondón, R ERA: 6.88	(8, 1)	1.0	H	4	0	0	1	1	0	0	0	0	0	11	20	0.00	1.000
58 Stefan Crichton, R ERA: 2.78	(9, 1)	1.0	S	3	0	0	0	0	0	0	0	0	0	7	13	0.00	0.000

BOTTOM

Arizona Diamondbacks @ Los Angeles Angels
 Angel Stadium, Anaheim, CA
 Tue Sep 15 2020, 6:42 PM - 9:48 PM PDT
 Clear - 82 F

AB	38
R	8
H	13
RBI	8
BB	2
SO	4
LOB	14



PITCHER	IP	WLS	BF	H	R	ER	SO	BB	IBB	HBP	BLK	WP	HR	S	P	ERA	WHIP
---------	----	-----	----	---	---	----	----	----	-----	-----	-----	----	----	---	---	-----	------

Batter	1	2	3	4	5	6	7	8	9	AB R H RBI BB SO LOB	TOP											
10 Josh Rojas, L OBP: 0.276, SLG: 0.196	2-2 L7	1-3 K	3-2 L7			0-2 1B		0-2 G6-3		5 0 1 0 0 1 4												
19 Josh VanMeter, L OBP: 0.196, SLG: 0.220	2-2 G6-3	0-1 F9			1-3 K	2-1 G4-3		1-2 P5		5 0 0 0 0 1 3												
53 Christian Walker, R OBP: 0.335, SLG: 0.481	1-3 K	1-1 G6-3			1-3 K		1-0 56 HR 2B		1-2 F8	5 1 1 0 0 2 2												
56 Kole Calhoun, L OBP: 0.335, SLG: 0.494		2-0 6 BB 1B			2-3 K		0-1 2-H HR		1-1 L9	5 2 2 2 0 1 0												
5 Eduardo Escobar, S OBP: 0.268, SLG: 0.327		4-0 6 BB 13 BB 1B			3-2 G6-3		0-1 G1-3		1-1 F9	4 1 0 0 1 0 0												
6 David Peralta, L OBP: 0.339, SLG: 0.436		2-1 13 BB 1B			0-0 G1-3		0-0 HR			4 3 3 2 0 0 0												
13 Nick Ahmed, R OBP: 0.323, SLG: 0.376		1-2 21 S 21 BB 1B			0-0 G5-3		0-2 G6-3			4 2 2 2 0 0 0												
21 Stephen Vogt, L OBP: 0.234, SLG: 0.265		2-1 19 F9 12 BB 1B			4-1 12 E BB		0-2 L7		0-0 G4-3	3 0 1 1 1 0 0												
12 Daulton Varsho, L OBP: 0.256, SLG: 0.348		4-2 BB			1-2 E4 1B		1-2 F9		0-0 G3-1	3 0 1 1 1 0 0												
Inning Stats	R: 0 E: 0 K: 1 S: 10	H: 0 LOB: 0 BB: 0 P: 15	R: 4 E: 0 K: 1 S: 20	H: 4 LOB: 2 BB: 2 P: 37	R: 2 E: 1 K: 0 S: 16	H: 3 LOB: 2 BB: 1 P: 28	R: 0 E: 0 K: 3 S: 11	H: 0 LOB: 0 BB: 0 P: 15	R: 0 E: 0 K: 0 S: 6	H: 0 LOB: 0 BB: 0 P: 9	R: 0 E: 0 K: 0 S: 11	H: 1 LOB: 1 BB: 0 P: 14	R: 3 E: 0 K: 0 S: 11	H: 3 LOB: 0 BB: 0 P: 12	R: 0 E: 0 K: 0 S: 8	H: 0 LOB: 0 BB: 0 P: 9	R: 0 E: 0 K: 0 S: 8	H: 0 LOB: 0 BB: 0 P: 11	1B: 8 2B: 1 3B: 0 HR: 2	SF: 0 SAC: 0 DP: 0 HBP: 0	WP: 0 PB: 0 SB: 1 CS: 0	PA: 41
PITCHER	IP WLS BF H R ER SO BB IBB HBP BLK WP HR S P ERA WHIP																					
37 Dylan Bundy, R ERA: 3.12	(1, 1) 2.2 L 16 6 6 5 2 2 0 0 0 0 0 0 37 63 16.88 3.000																					
61 Hoby Milner, L ERA: 6.52	(3, 1) 0.1 3 1 0 0 0 1 0 0 0 0 0 9 17 0.00 6.000																					
43 Patrick Sandoval, L ERA: 6.75	(4, 1) 4.0 16 4 3 3 3 0 0 0 0 0 2 39 50 6.75 1.000																					
24 Noé Ramirez, R ERA: 3.5	(8, 1) 2.0 6 0 0 0 0 0 0 0 0 0 0 16 20 0.00 0.000																					

Arizona Diamondbacks @ Los Angeles Angels
 Angel Stadium, Anaheim, CA
 Wed Sep 16 2020, 6:42 PM - 9:50 PM PDT
 Clear - 87 F

AB	38
R	9
H	11
RBI	8
BB	3
SO	5
LOB	9



Batter	1	2	3	4	5	6	7	8	9	AB R H RBI BB SO LOB
22 David Fletcher, R OBP: 0.366, SLG: 0.421	2-1 F9	3-2 1B			1-2 G6-4-3		2-3 K		0-1 L8	5 0 1 0 0 1 2
25 Jared Walsh, L OBP: 0.349, SLG: 0.793	2-2 6 F8 27 BB	1 SAFE K			0-0 HR		4-1 27 2B 6 G6-3 BB		0-1 G6-3	4 2 2 1 1 1 1
27 Mike Trout, R OBP: 0.403, SLG: 0.635	4-2 1-2 BB		2-2 F9		3-3 K		1-2 1-3 2-H 2B		0-1 E5 6 FC6-4	4 0 1 1 1 1 0
6 Anthony Rendon, R OBP: 0.416, SLG: 0.491	2-2 F8		0-1 L9			1-1 L9	1-2 G6-3		0-0 FC6-4	5 0 0 1 0 0 4
5 Albert Pujols, R OBP: 0.279, SLG: 0.381	2-3 K		1-1 P3			1-2 L4	3-0 L8			4 0 0 0 0 1 3
10 Justin Upton, R OBP: 0.291, SLG: 0.412		4-2 33 HR BB			0-1 G6-3		0-0 HR		2-2 59 WP 33 1B	3 2 2 1 1 0 0
33 Max Stassi, R OBP: 0.354, SLG: 0.500		0-1 HR			2-2 P4		0-0 2B		0-1 2 G4-6-3 1B	4 1 3 2 0 0 0
59 Jo Adell, R OBP: 0.208, SLG: 0.256		2-3 K			1-3 K		1-2 G5-3		3-2 K	4 0 0 0 0 3 3
2 Andrelton Simmons, R OBP: 0.358, SLG: 0.366		3-3 K			0-0 22 G6-4-3 1B		0-0 25 BB 27 2B 1B		0-2 G4-6-3	4 1 2 0 0 1 2

Inning Stats	R: 0	H: 1	E: 0	LOB: 2	K: 1	S: 17	P: 29	R: 2	H: 2	E: 0	LOB: 1	K: 3	S: 20	P: 32	R: 0	H: 0	E: 0	LOB: 0	K: 0	S: 8	P: 11	R: 0	H: 0	E: 0	LOB: 0	K: 1	S: 9	R: 1	H: 2	E: 0	LOB: 0	K: 1	S: 8	P: 12	R: 1	H: 2	E: 0	LOB: 1	K: 0	S: 10	P: 13	R: 2	H: 2	E: 0	LOB: 1	K: 1	S: 13	R: 0	H: 2	E: 0	LOB: 1	K: 1	S: 11	P: 16	R: 0	H: 0	E: 1	LOB: 1	K: 0	S: 7	P: 7	1B: 6	SF: 0	2B: 2	SAC: 0	3B: 0	DP: 2	HR: 3	HBP: 0
--------------	------	------	------	--------	------	-------	-------	------	------	------	--------	------	-------	-------	------	------	------	--------	------	------	-------	------	------	------	--------	------	------	------	------	------	--------	------	------	-------	------	------	------	--------	------	-------	-------	------	------	------	--------	------	-------	------	------	------	--------	------	-------	-------	------	------	------	--------	------	------	------	-------	-------	-------	--------	-------	-------	-------	--------

PITCHER	IP	WLS	BF	H	R	ER	SO	BB	IBB	HBP	BLK	WP	HR	S	P	ERA	WHIP
31 Caleb Smith, L ERA: 4.5	2.0		11	3	2	2	4	2	0	0	0	0	1	37	61	9.00	2.500
45 Taylor Clarke, R ERA: 3.99	5.0	W	21	6	4	4	3	1	0	0	0	0	2	48	72	7.20	1.400
41 Junior Guerra, R ERA: 2.91	1.0	H	4	2	0	0	1	0	0	0	0	1	0	11	16	0.00	2.000
58 Stefan Crichton, R ERA: 2.66	1.0	S	4	0	0	0	0	0	0	0	0	0	0	7	7	0.00	0.000

BOTTOM

Arizona Diamondbacks @ Los Angeles Angels
Angel Stadium, Anaheim, CA
Wed Sep 16 2020, 6:42 PM - 9:50 PM PDT
Clear - 87 F

livebaseballscorecards.com

AB	37
R	6
H	11
RBI	6
BB	3
SO	8
LOB	15



WP: 1 PA: 40
PB: 0
SB: 0
CS: 0

Batter	1	2	3	4	5	6	7	8	9	AB R H RBI BB SO LOB	TOP											
12 Daulton Varsho, L OBP: 0.253, SLG: 0.329	(1, 8) C FF 94 B SL 93 S SL 88 B FF 94 B SL 88 B CH 89 19 CS BB		(2) C CH 88 D FC 90 B FF 93 F FF 93 D CU 81 1 SAFE S SL 88		(2) B FF 92 B FC 87 B FC 88 C FC 91 C FC 87 S FC 88		(2) B FC 90 F FF 94 X SL 85		(2) C SI 97 F CH 88 X SL 86	4 0 0 0 1 2 2												
19 Josh VanMeter, L OBP: 0.213, SLG: 0.222	(1, 4) C FC 88 B SL 88 F FF 94 F CU 82 B SL 88 B SL 88 X FC 88 P6 1-2		(3) C FF 93 D CH 88 X SL 87		(2) F CH 88 B FF 92 B FF 93 X FF 93					4 1 1 1 1 0 2												
53 Christian Walker, R OBP: 0.341, SLG: 0.481	(1, 10) C SL 88 F FF 94 F FF 94 B SL 88 F SL 88 S SL 87 K									4 1 2 1 1 1 1												
56 Kole Calhoun, L OBP: 0.338, SLG: 0.497	(1, 9) B SL 87 B FF 93 C FF 93 F SL 88 B FF 94 B FF 93 13 WP BB									3 0 1 0 1 0 3												
5 Eduardo Escobar, S OBP: 0.263, SLG: 0.320	(1, 5) B FC 89 C CH 89 F CH 89 S FF 94 K									4 0 0 0 0 2 4												
6 David Peralta, L OBP: 0.337, SLG: 0.432	(1, 7) C FC 89 X FF 94 F7									4 0 1 0 0 2 1												
13 Nick Ahmed, R OBP: 0.321, SLG: 0.379	(1, 6) D SL 88 F FF 93 B SL 87 D SL 88 S FF 93 K									4 0 1 1 0 2 1												
26 Pavin Smith, L OBP: 0.353, SLG: 0.333	(1, 3) B FF 92 C FF 91 B CH 88 S CH 88 X FF 93 1B									4 1 2 0 0 2 2												
18 Carson Kelly, R OBP: 0.243, SLG: 0.356	(1, 2) C SL 87 X FF 93 F9									4 0 0 0 0 0 2												
Inning Stats	R: 0 E: 0 K: 1 S: 11	H: 0 LOB: 0 BB: 1 P: 20	R: 0 E: 0 K: 2 S: 11	H: 0 LOB: 1 BB: 1 P: 19	R: 0 E: 0 K: 1 S: 10	H: 1 LOB: 1 BB: 0 P: 16	R: 1 E: 0 K: 2 S: 18	H: 3 LOB: 2 BB: 0 P: 25	R: 1 E: 1 K: 1 S: 14	H: 2 LOB: 2 BB: 0 P: 24	R: 0 E: 0 K: 2 S: 7	H: 0 LOB: 0 BB: 0 P: 11	R: 0 E: 0 K: 0 S: 11	H: 0 LOB: 2 BB: 2 P: 23	R: 0 E: 0 K: 2 S: 7	H: 0 LOB: 0 BB: 0 P: 12	R: 1 E: 0 K: 0 S: 16	H: 2 LOB: 1 BB: 0 P: 25	1B: 6 2B: 2 3B: 0 HR: 0	SF: 0 SAC: 0 DP: 0 HBP: 0	WP: 4 PB: 0 SB: 0 CS: 1	PA: 39
PITCHER	IP WLS BF H R ER SO BB IBB HBP BLK WP HR S P ERA WHIP																					
47 Griffin Canning, R ERA: 4.29	(1, 1) 5.0 W 23 6 2 1 7 2 0 0 0 2 0 64 104 1.80 1.600																					
60 Mike Mayers, R ERA: 1.96	(6, 1) 2.0 8 0 0 0 2 2 0 0 0 0 0 18 34 0.00 1.000																					
64 Félix Peña, R ERA: 3.86	(8, 1) 1.2 7 2 1 1 2 0 0 0 0 1 0 19 30 5.40 1.200																					
31 Ty Buttrey, R ERA: 5.47	(9, 1) 0.1 1 0 0 0 0 0 0 0 0 1 0 4 7 0.00 0.000																					

Arizona Diamondbacks @ Los Angeles Angels
 Angel Stadium, Anaheim, CA
 Thu Sep 17 2020, 1:13 PM - 4:19 PM PDT
 Sunny - 93 F

livebaseballscores.com

AB	35
R	3
H	8
RBI	3
BB	4
SO	11
LOB	18



Batter	1	2	3	4	5	6	7	8	9
22 David Fletcher, R OBP: 0.372, SLG: 0.432	1-2 25 1B 27 SF7 2B	0-1 27 1B 1B		0-1 1B		0-2 G1-3		1-0 G6-3	
25 Jared Walsh, L OBP: 0.343, SLG: 0.770	1-2 6 HR 1B	2-1 SF7 3-H		0-1 F7			2-1 G4-3		
27 Mike Trout, R OBP: 0.400, SLG: 0.630	0-0 SF7 3-H	2-1 1B		1-1 F8			0-1 F9		
6 Anthony Rendon, R OBP: 0.418, SLG: 0.515	0-2 HR 1-H	0-3 K		2-1 F8			2-2 2B		
5 Albert Pujols, R OBP: 0.286, SLG: 0.385	0-1 G4-3			1-0 10 F8 12 SF8 1B		1-2 10 G5-4-3 1B			
10 Justin Upton, R OBP: 0.283, SLG: 0.398	0-0 F9			3-2 F8		2-2 G5-4-3		3-2 P3	
3 Taylor Ward, R OBP: 0.353, SLG: 0.419		3-2 22 1B 25 SF7 2B		2-1 12 S 1B		3-3 K		2-1 2 1B 2B	
12 Anthony Bemboom, L OBP: 0.333, SLG: 0.385		2-3 K		2-1 SF8				0-3 K	
2 Andrelton Simmons, R OBP: 0.363, SLG: 0.365		4-2 22 1B 27 1B BB		0-0 G5-3				1-1 G5-4-3 1B	

AB	R	H	RBI	BB	SO	LOB
5	1	3	0	0	0	1
3	1	1	1	0	0	1
3	0	1	2	0	0	1
4	1	2	2	0	1	3
4	1	2	0	0	1	1
4	0	0	0	0	0	2
4	2	3	0	0	1	0
3	0	1	1	0	2	2
3	1	1	1	1	0	2

BOTTOM

Arizona Diamondbacks @ Los Angeles Angels
Angel Stadium, Anaheim, CA
 Thu Sep 17 2020, 1:13 PM - 4:19 PM PDT
 Sunny - 93 F

AB	33
R	7
H	14
RBI	7
BB	1
SO	5
LOB	13



1B: 9	SF: 3
2B: 4	SAC: 0
3B: 0	DP: 2
HR: 1	HBP: 0

WP: 0	PA: 37
PB: 0	
SB: 1	
CS: 0	

Inning Stats	R	H	E	K	S	P	IP	WLS	BF	H	R	ER	SO	BB	IBB	HBP	BLK	WP	HR	S	P	ERA	WHIP
49 Alex Young, L ERA: 5.44	3	3	0	14	9	62	2.2	L	17	8	6	6	2	1	0	0	0	0	0	39	62	20.25	3.375
50 Yoan López, R ERA: 5.63	0	1	0	0	0	1	0.1		1	0	0	0	0	0	0	0	0	0	1	1	0.00	0.000	
46 Riley Smith, R ERA: 2.38	0	1	0	0	0	1	5.0		19	6	1	1	3	0	0	0	0	0	45	65	1.80	1.200	

PITCHER	IP	WLS	BF	H	R	ER	SO	BB	IBB	HBP	BLK	WP	HR	S	P	ERA	WHIP
49 Alex Young, L	2.2	L	17	8	6	6	2	1	0	0	0	0	0	39	62	20.25	3.375
50 Yoan López, R	0.1		1	0	0	0	0	0	0	0	0	0	1	1	0.00	0.000	
46 Riley Smith, R	5.0		19	6	1	1	3	0	0	0	0	0	45	65	1.80	1.200	

Batter	1	2	3	4	5	6	7	8	9	AB R H RBI BB SO LOB	TOP												
10 Josh Rojas, L OBP: 0.270, SLG: 0.196	(1, 4) C FF 88 B FF 88 S CH 86 S CH 86 S CH 86	2-3 K2-3	1-0 G6-3		3-2 1B		1-2 G3		0-0 G3	5 0 1 0 0 1 2													
19 Josh VanMeter, L OBP: 0.215, SLG: 0.224	(1, 5) C FF 89 B CH 86 F CH 87 B FF 88 S CH 87	2-3 K		3-2 53 1B 56 HR 1B	2-3 K		1-2 G1-3			4 1 1 0 0 2 2													
53 Christian Walker, R OBP: 0.344, SLG: 0.481	(1, 3) C FF 89 B FF 88 X FF 89	1-1 1B		2-2 56 HR 1B		3-2 F9		2-2 G5-3		4 1 2 0 0 0 0													
56 Kole Calhoun, L OBP: 0.342, SLG: 0.533	(1, 9) X FF 89	0-0 G4-3		2-1 1-H 2-H HR		1-0 F9		1-2 HR		4 2 2 4 0 0 1													
6 David Peralta, L OBP: 0.330, SLG: 0.422	(1, 7)		1-3 K	2-3 K		3-3 K		1-0 G4-3		4 0 0 0 0 3 0													
13 Nick Ahmed, R OBP: 0.325, SLG: 0.382	(1, 6)		3-2 G5-3	1-0 L7			1-2 26 3B 1B	1-1 1B		4 1 2 0 0 0 0													
26 Pavin Smith, L OBP: 0.333, SLG: 0.421	(1, 10)		2-3 K	0-1 P6			0-1 12 WP 3B	2-3 K		4 1 1 1 0 2 1													
12 Daulton Varsho, L OBP: 0.253, SLG: 0.338	(1, 8)		1-3 K		1-3 K		1-1 10 G3 2B		1-3 K	4 0 1 0 0 3 0													
18 Carson Kelly, R OBP: 0.243, SLG: 0.352	(1, 2)		1-2 10 G6-3 1B		3-2 K		0-3 K	1-1 F8		4 0 1 0 0 2 1													
Inning Stats	R: 0 E: 0 K: 2 S: 10	H: 1 LOB: 1 BB: 0 P: 15	R: 0 E: 0 K: 2 S: 11	H: 0 LOB: 0 BB: 0 P: 17	R: 0 E: 0 K: 1 S: 7	H: 1 LOB: 0 BB: 0 P: 10	R: 3 E: 0 K: 1 S: 14	H: 3 LOB: 0 BB: 0 P: 24	R: 0 E: 0 K: 3 S: 14	H: 1 LOB: 1 BB: 0 P: 23	R: 0 E: 0 K: 1 S: 7	H: 0 LOB: 0 BB: 0 P: 14	R: 2 E: 0 K: 1 S: 17	H: 3 LOB: 1 BB: 0 P: 21	R: 1 E: 0 K: 1 S: 14	H: 2 LOB: 1 BB: 0 P: 21	R: 0 E: 0 K: 1 S: 6	H: 0 LOB: 0 BB: 0 P: 8	1B: 7 2B: 1 3B: 1 HR: 2	SF: 0 SAC: 0 DP: 1 HBP: 0	WP: 1 PB: 0 SB: 0 CS: 0	PA: 37	
PITCHER	IP WLS BF H R ER SO BB IBB HBP BLK WP HR S P ERA WHIP																						
21 Zack Greinke, R ERA: 3.9	(1, 1) 5.0		6 3 3 9 0 0 0 0 0 0 0 0 1 56 89 5.40 1.200																				
77 Luis Garcia, R ERA: 2.53	(6, 1) 1.1	L	7 3 2 2 0 0 0 0 0 0 0 0 0 17 26 13.50 2.250																				
62 Blake Taylor, L ERA: 2.5	(7, 1) 1.0		4 1 1 0 0 0 0 0 0 0 0 0 0 14 19 9.00 1.000																				
70 Andre Scrubb, R ERA: 1.35	(8, 1) 1.2		6 1 0 2 0 0 0 0 0 0 0 0 0 13 19 0.00 0.600																				

Arizona Diamondbacks @ Houston Astros
Minute Maid Park, Houston, TX
Fri Sep 18 2020, 7:11 PM - 10:18 PM CDT
Roof Closed - 75 F

AB	37
R	6
H	11
RBI	5
BB	0
SO	13
LOB	7



BOTTOM

Arizona Diamondbacks @ Houston Astros
Minute Maid Park, Houston, TX
Fri Sep 18 2020, 7:11 PM - 10:18 PM CDT
Roof Closed - 75 F

livebaseballscorecards.com

AB	35
R	3
H	7
RBI	2
BB	1
SO	7
LOB	17



WP:	1	PA:	36
PB:	0		
SB:	1		
CS:	0		

AB R H RBI BB SO LOB

4	2	1	1	0	0	0
3	1	1	0	1	0	1
4	0	2	0	0	0	1
4	0	0	0	0	1	5
4	0	2	1	0	1	2
4	0	0	0	0	2	5
4	0	1	0	0	2	1
4	0	0	0	0	0	2
4	0	0	0	0	1	0

1B:	4	SF:	0
2B:	2	SAC:	0
3B:	0	DP:	1
HR:	1	HBP:	0

1B:	4	SF:	0
2B:	2	SAC:	0
3B:	0	DP:	1
HR:	1	HBP:	0

1B:	4	SF:	0
2B:	2	SAC:	0
3B:	0	DP:	1
HR:	1	HBP:	0

Batter	1	2	3	4	5	6	7	8	9
4 George Springer, R OBP: 0.344, SLG: 0.500	E6 23 1B, 27 BB, 30 WP		E5 27 FC5-4		HR		L8		
27 Jose Altuve, R OBP: 0.287, SLG: 0.314	BB 30 WP, 23 1B		FC5-4 23 1B, 30 2B		L9		2B		
23 Michael Brantley, L OBP: 0.364, SLG: 0.493	1B 30 WP		1B 30 2B		G3		G5-3		
2 Alex Bregman, R OBP: 0.357, SLG: 0.442			F8		G4-3		G4-3		
30 Kyle Tucker, L OBP: 0.307, SLG: 0.534	K		2B		1B		F9		
10 Yuli Gurriel, R OBP: 0.293, SLG: 0.428	K		K		P6		G6-3		
1 Carlos Correa, R OBP: 0.339, SLG: 0.385		G1-3	G6-3 22 1B		K		K		
22 Josh Reddick, L OBP: 0.306, SLG: 0.366	P6		G6-3		G4-3		F8		
15 Martin Maldonado, R OBP: 0.352, SLG: 0.385	K		G5-3		G5-3		P3		

Inning Stats	R: 1	H: 1	E: 1	LOB: 2	K: 3	S: 16	R: 0	H: 0	E: 0	LOB: 0	K: 1	S: 7	R: 1	H: 2	E: 1	LOB: 2	K: 1	S: 13	R: 0	H: 1	E: 0	LOB: 0	K: 0	S: 7	R: 1	H: 1	E: 0	LOB: 0	K: 0	S: 7	R: 0	H: 1	E: 0	LOB: 1	K: 1	S: 8	R: 0	H: 1	E: 0	LOB: 1	K: 0	S: 16	R: 0	H: 0	E: 0	LOB: 0	K: 0	S: 6	R: 0	H: 0	E: 0	LOB: 0	K: 0	S: 6	R: 0	H: 0	E: 0	LOB: 0	K: 1	S: 6
--------------	------	------	------	--------	------	-------	------	------	------	--------	------	------	------	------	------	--------	------	-------	------	------	------	--------	------	------	------	------	------	--------	------	------	------	------	------	--------	------	------	------	------	------	--------	------	-------	------	------	------	--------	------	------	------	------	------	--------	------	------	------	------	------	--------	------	------

PITCHER	IP	WLS	BF	H	R	ER	SO	BB	IBB	HBP	BLK	WP	HR	S	P	ERA	WHIP
23 Zac Gallen, R ERA: 3.0	6.0	W	26	6	3	1	6	1	0	0	0	1	1	58	94	1.50	1.167
28 Héctor Rondón, R ERA: 6.5	1.0	H	4	1	0	0	0	0	0	0	0	0	0	16	24	0.00	1.000
41 Junior Guerra, R ERA: 2.78	1.0	H	3	0	0	0	0	0	0	0	0	0	0	6	7	0.00	0.000
58 Stefan Crichton, R ERA: 2.55	1.0	S	3	0	0	0	1	0	0	0	0	0	0	6	8	0.00	0.000

Batter	1	2	3	4	5	6	7	8	9	AB R H RBI BB SO LOB	TOP										
12 Daulton Varsho, L OBP: 0.253, SLG: 0.346	1-3 K		2-1 19 G3 10 SF8 2B		0-0 P6			2-2 G3		4 1 1 0 0 1 0											
19 Josh VanMeter, L OBP: 0.217, SLG: 0.213	3-3 K		0-1 G3		1-0 G3			4-2 BB		3 0 0 0 1 1 1											
10 Josh Rojas, L OBP: 0.254, SLG: 0.186	3-3 K		2-2 SF8			1-2 G4-3		0-3 K		3 0 0 1 0 2 1											
56 Kole Calhoun, L OBP: 0.345, SLG: 0.550		3-1 HR	1-1 1B			3-1 F9		0-3 K		4 1 2 1 0 1 1											
5 Eduardo Escobar, S OBP: 0.258, SLG: 0.313		2-1 F9	1-3 K			0-0 G3		0-3 K		4 0 0 0 0 2 1											
6 David Peralta, L OBP: 0.328, SLG: 0.424	1-0 27 PB 2B			3-3 K			1-2 G6-3		0-1 L7	4 0 1 0 0 1 0											
26 Pavin Smith, L OBP: 0.320, SLG: 0.364		2-2 L7		1-0 G6-3			4-1 9 L7-4 27 HBP BB		1-3 K	3 0 0 0 1 1 1											
27 Wyatt Mathisen, R OBP: 0.238, SLG: 0.111		4-2 BB		3-3 K			2-0 HBP			1 0 0 0 1 1 0											
9 Jon Jay, L OBP: 0.143, SLG: 0.186		1-0 F7			0-2 G1-3		2-2 L7-4			3 0 0 0 0 0 4											
Inning Stats	R: 0 E: 0 K: 3 S: 11	H: 0 LOB: 0 BB: 0 P: 18	R: 1 E: 0 K: 1 S: 11	H: 2 LOB: 2 BB: 1 P: 24	R: 1 E: 0 K: 1 S: 13	H: 2 LOB: 1 BB: 0 P: 19	R: 0 E: 0 K: 2 S: 9	H: 0 LOB: 0 BB: 0 P: 16	R: 0 E: 0 K: 0 S: 5	H: 0 LOB: 0 BB: 0 P: 6	R: 0 E: 0 K: 0 S: 7	H: 0 LOB: 1 BB: 1 P: 11	R: 0 E: 0 K: 2 S: 13	H: 0 LOB: 1 BB: 1 P: 19	R: 0 E: 0 K: 2 S: 10	H: 0 LOB: 0 BB: 0 P: 11	1B: 1 2B: 3 3B: 0 HR: 1	SF: 1 SAC: 0 DP: 1 HBP: 1	WP: 0 PB: 1 SB: 0 CS: 0	PA: 34	
PITCHER	IP WLS BF H R ER SO BB IBB HBP BLK WP HR S P ERA WHIP																				
53 Cristian Javier, R ERA: 3.33	(1, 1) 4.0	WLS 17	H 4	R 2	ER 2	SO 6	BB 1	IBB 0	HBP 0	BLK 0	WP 0	HR 1	S 44	P 77	ERA 4.50	WHIP 1.250					
60 Enoli Paredes, R ERA: 2.84	(5, 1) 2.0	W 6	H 0	R 0	ER 0	SO 0	BB 0	IBB 0	HBP 0	BLK 0	WP 0	HR 0	S 12	P 17	ERA 0.00	WHIP 0.000					
39 Josh James, R ERA: 7.71	(7, 1) 1.0	H 4	H 4	R 0	ER 0	SO 0	BB 1	IBB 0	HBP 1	BLK 0	WP 0	HR 0	S 7	P 16	ERA 0.00	WHIP 1.000					
58 Brooks Raley, L ERA: 5.21	(8, 1) 1.0	H 4	H 4	R 0	ER 0	SO 2	BB 1	IBB 0	HBP 0	BLK 0	WP 0	HR 0	S 13	P 19	ERA 0.00	WHIP 1.000					
55 Ryan Pressly, R ERA: 3.32	(9, 1) 1.0	S 3	H 0	R 0	ER 0	SO 2	BB 0	IBB 0	HBP 0	BLK 0	WP 0	HR 0	S 10	P 11	ERA 0.00	WHIP 0.000					

Arizona Diamondbacks @ Houston Astros
 Minute Maid Park, Houston, TX
 Sat Sep 19 2020, 6:11 PM - 8:47 PM CDT
 Roof Closed - 73 F

livebaseballscorecards.com

AB	29
R	2
H	4
RBI	2
BB	3
SO	10
LOB	9



Batter	1	2	3	4	5	6	7	8	9
4 George Springer, R OBP: 0.342, SLG: 0.494 (1, 8)	L8		FC5-4 27 FC5-4			27 2B		G5-3	
27 Jose Altuve, R OBP: 0.286, SLG: 0.319 (1, 4)	K		FC5-4			23 1B 30 1B		K	
23 Michael Brantley, L OBP: 0.367, SLG: 0.493 (1, 7)	G1-3		L8			30 1B			
2 Alex Bregman, R OBP: 0.347, SLG: 0.427 (1, 5)		K2-3			F9			F8	
30 Kyle Tucker, L OBP: 0.308, SLG: 0.530 (1, 9)		F9			G6-3				
1 Carlos Correa, R OBP: 0.333, SLG: 0.379 (1, 6)		E5			P3				
16 Aledmys Diaz, R OBP: 0.234, SLG: 0.391 (1, 3)		L7			G3-1			G5-3	
22 Josh Reddick, L OBP: 0.306, SLG: 0.366 (1, 10)			FC5-4 4 15 BB 27 FC5-4		K			P6	
15 Martin Maldonado, R OBP: 0.351, SLG: 0.379 (1, 2)			FC5-4 4 BB		K			F9	

Inning Stats	R: 0	H: 0	E: 0	K: 1	S: 8	R: 0	H: 0	E: 1	K: 1	S: 8	R: 0	H: 0	E: 0	K: 0	S: 13	R: 0	H: 0	E: 0	K: 0	S: 8	R: 0	H: 0	E: 0	K: 2	S: 12	R: 2	H: 4	E: 0	K: 1	S: 10	R: 0	H: 0	E: 0	K: 0	S: 6	R: 0	H: 1	E: 0	K: 1	S: 9	R: 0	H: 0	E: 0	K: 0	S: 6		
	LOB: 0	BB: 0	LOB: 1	BB: 0	LOB: 1	LOB: 0	BB: 0	LOB: 0	BB: 0	LOB: 0	LOB: 0	BB: 0	LOB: 0	BB: 0	LOB: 0	LOB: 1	BB: 0	LOB: 0	BB: 0	LOB: 0	LOB: 0	BB: 0	LOB: 0	BB: 0	LOB: 0	LOB: 1	BB: 0	LOB: 0	BB: 0	LOB: 0	LOB: 0	BB: 0	LOB: 0	LOB: 0	BB: 0	LOB: 0	LOB: 1	BB: 0	LOB: 1	BB: 0	LOB: 0	LOB: 0	BB: 0	LOB: 0	LOB: 0	BB: 0	LOB: 0

PITCHER	IP	WLS	BF	H	R	ER	SO	BB	IBB	HBP	BLK	WP	HR	S	P	ERA	WHIP
24 Luke Weaver, R ERA: 6.51 (1, 1)	5.1	L	23	5	3	3	5	1	0	0	0	0	0	58	91	5.06	1.125
50 Yoan López, R ERA: 5.09 (6, 1)	1.2		4	0	0	0	0	0	0	0	0	0	0	7	8	0.00	0.000
64 Keury Mella, R ERA: 2.25 (8, 1)	1.0		4	1	0	0	1	0	0	0	0	0	0	9	14	0.00	1.000

BOTTOM


AB R H RBI BB SO LOB

4	1	1	0	0	0	2
4	1	1	2	0	2	1
4	0	2	0	0	0	1
4	0	0	0	0	2	3
3	0	1	1	0	0	0
3	0	0	0	0	0	2
3	0	0	0	0	0	1
3	1	1	0	0	1	0
2	0	0	0	1	1	0

Arizona Diamondbacks @ Houston Astros
Minute Maid Park, Houston, TX
Sat Sep 19 2020, 6:11 PM - 8:47 PM CDT
Roof Closed - 73 F

livebaseballscorecards.com

AB	30
R	3
H	6
RBI	3
BB	1
SO	6
LOB	10



WP: 0	PA: 31
PB: 0	
SB: 0	
CS: 0	

Batter	1	2	3	4	5	6	7	8	9	AB R H RBI BB SO LOB	TOP		
10 Josh Rojas, L OBP: 0.257, SLG: 0.180 19 Josh VanMeter, L OBP: 0.214, SLG: 0.210	4-2 BB 53 CS		G4-3		G5-3			1-3 K		2 0 0 0 1 0 0 1 0 0 0 0 1 0			
26 Pavin Smith, L OBP: 0.345, SLG: 0.385	1-0 L9			0-1 53 1B 5 G4-6-3 1B		1-3 K		1-1 1B		4 1 2 0 0 1 1			
53 Christian Walker, R OBP: 0.343, SLG: 0.477	3-3 K 1-2			0-1 5 56 BB G4-6-3 1B		1-0 P2		1-2 G1-3		4 0 1 0 0 1 2			
56 Kole Calhoun, L OBP: 0.348, SLG: 0.547		0-1 F8		4-2 5 G4-6-3 BB 1-2		1-2 5 S 1B		3-2 F7		3 0 1 0 1 0 0			
5 Eduardo Escobar, S OBP: 0.257, SLG: 0.311		2-1 6 1B 1B		2-2 G4-6-3 1-2f 2-3 3-H 1B		1-2 F7		0-3 K		4 0 1 0 0 1 3			
6 David Peralta, L OBP: 0.327, SLG: 0.420		1-2 13 G4-3 1B		0-1 F7			3-3 K		1-2 G4-3	4 0 1 0 0 1 1			
13 Nick Ahmed, R OBP: 0.325, SLG: 0.398		0-1 G4-3 1-2f				0-1 HR		1-3 K		3 1 1 1 0 1 2			
12 Daulton Varsho, L OBP: 0.245, SLG: 0.333			1-1 P2		0-2 L8		2-0 G4-3			3 0 0 0 0 0 0			
18 Carson Kelly, R OBP: 0.237, SLG: 0.343			2-2 L6		0-2 L1			1-1 G6-3		3 0 0 0 0 0 0			
Inning Stats	R: 0 H: 0 E: 0 LOB: 1 K: 1 BB: 1 S: 9 P: 17	R: 0 H: 2 E: 0 LOB: 1 K: 0 BB: 0 S: 10 P: 13	R: 0 H: 0 E: 0 LOB: 0 K: 0 BB: 0 S: 9 P: 12	R: 1 H: 2 E: 0 LOB: 1 K: 0 BB: 1 S: 14 P: 20	R: 1 H: 1 E: 0 LOB: 0 K: 0 BB: 0 S: 13 P: 14	R: 0 H: 1 E: 0 LOB: 1 K: 1 BB: 0 S: 10 P: 14	R: 0 H: 0 E: 0 LOB: 0 K: 2 BB: 0 S: 9 P: 15	R: 0 H: 1 E: 0 LOB: 1 K: 1 BB: 0 S: 11 P: 15	R: 0 H: 0 E: 0 LOB: 0 K: 1 BB: 0 S: 10 P: 14	1B: 6 SF: 0 2B: 1 SAC: 0 3B: 0 DP: 3 HR: 1 HBP: 0	WP: 0 PA: 33 PB: 0 SB: 1 CS: 1		
PITCHER	IP WLS BF H R ER SO BB IBB HBP BLK WP HR S P ERA WHIP											PITCHER	IP WLS BF H R ER SO BB IBB HBP BLK WP HR S P ERA WHIP
65 José Urquidy, R ERA: 2.78	(1, 1) 6.0												
70 Andre Scrubb, R ERA: 1.27	(7, 1) 1.1												
62 Blake Taylor, L ERA: 2.41	(8, 1) 0.2												
55 Ryan Pressly, R ERA: 3.15	(9, 1) 1.0												

Arizona Diamondbacks @ Houston Astros
 Minute Maid Park, Houston, TX
 Sun Sep 20 2020, 1:12 PM - 4:14 PM CDT
 Roof Closed - 73 F

AB	31
R	2
H	7
RBI	1
BB	2
SO	6
LOB	9



Batter	1	2	3	4	5	6	7	8	9	AB R H RBI BB SO LOB
4 George Springer, R OBP: 0.350, SLG: 0.535 (1, 9)	1-1 10 S 2 1B 1B		0-2 L8			1-2 IHR	3-2 HR			4 2 3 2 0 0 1
27 Jose Altuve, R OBP: 0.279, SLG: 0.311 (1, 4)	1-2 L7		3-3 K			0-0 G4-3	2-2 G4-3			4 0 0 0 0 1 2
2 Alex Bregman, R OBP: 0.358, SLG: 0.429 (1, 5)	0-1 10 FC6-4 1B		2-0 FC5-4			4-1 30 BB 10 1B BB	1-0 30 BB 23 BB 1 E HBP			2 1 1 0 1 0 1
23 Michael Brantley, L OBP: 0.364, SLG: 0.463 (1, 10)	1-3 K		0-3 K			1-1 F7	4-2 1 SF9 30 BB BB			3 0 0 0 1 2 3
10 Yuli Gurriel, R OBP: 0.292, SLG: 0.424 (1, 3)	1-2 FC6-4		1-2 P3			1-1 30 BB 1B	0-2 L4			4 0 1 0 0 0 4
30 Kyle Tucker, L OBP: 0.312, SLG: 0.525 (1, 7)	0-2 L6		3-3 K			4-1 1-2 2-3 BB	4-2 1 E BB			2 0 0 0 2 1 0
1 Carlos Correa, R OBP: 0.327, SLG: 0.372 (1, 6)	0-3 K		3-2 F7			3-3 K	2-2 SF9			3 0 0 1 0 2 3
3 Myles Straw, R OBP: 0.263, SLG: 0.278 (1, 8)	1-0 L8		2-3 K			1-2 L8	3-3 K			4 0 0 0 0 2 2
13 Dustin Garneau, R OBP: 0.281, SLG: 0.333 (1, 2)	4-2 2 FC5-4 BB		1-2 K			2-2 F8				2 0 0 0 1 1 0

Inning Stats	R: 0	H: 2	E: 0	LOB: 2	K: 1	S: 15	R: 0	H: 0	E: 0	LOB: 0	K: 1	S: 7	R: 0	H: 0	E: 0	LOB: 1	K: 1	S: 11	R: 0	H: 0	E: 0	LOB: 0	K: 2	S: 10	R: 0	H: 0	E: 0	LOB: 0	K: 2	S: 13	R: 1	H: 2	E: 0	LOB: 3	K: 1	S: 14	R: 1	H: 1	E: 0	LOB: 0	K: 0	S: 15	R: 1	H: 0	E: 1	LOB: 2	K: 1	S: 15	1B: 3	SF: 1	2B: 0	SAC: 0	3B: 0	DP: 0	HR: 2	HBP: 1
--------------	------	------	------	--------	------	-------	------	------	------	--------	------	------	------	------	------	--------	------	-------	------	------	------	--------	------	-------	------	------	------	--------	------	-------	------	------	------	--------	------	-------	------	------	------	--------	------	-------	------	------	------	--------	------	-------	-------	-------	-------	--------	-------	-------	-------	--------


PITCHER	IP	WLS	BF	H	R	ER	SO	BB	IBB	HBP	BLK	WP	HR	S	P	ERA	WHIP
40 Madison Bumgarner, L ERA: 7.36 (1, 1)	5.0		18	2	0	0	7	1	0	0	0	0	0	56	80	0.00	0.600
57 Taylor Widener, R ERA: 4.74 (6, 1)	0.2	H	6	2	1	1	0	2	0	0	0	0	0	11	22	13.50	6.000
50 Yoan López, R ERA: 5.0 (6, 1)	0.1	H	1	0	0	0	1	0	0	0	0	0	0	3	6	0.00	0.000
28 Héctor Rondón, R ERA: 6.83 (7, 1)	1.0	B	4	1	1	1	0	0	0	0	0	0	1	15	23	9.00	1.000
41 Junior Guerra, R ERA: 3.04 (8, 1)	1.0	L	6	0	1	1	1	2	0	1	0	0	0	15	29	9.00	2.000

BOTTOM

Arizona Diamondbacks @ Houston Astros
Minute Maid Park, Houston, TX
Sun Sep 20 2020, 1:12 PM - 4:14 PM CDT
Roof Closed - 73 F

AB	28
R	3
H	5
RBI	3
BB	5
SO	9
LOB	16

WP: 0 PA: 35
PB: 0
SB: 1
CS: 0



PITCHER	IP	WLS	BF	H	R	ER	SO	BB	IBB	HBP	BLK	WP	HR	S	P	ERA	WHIP
---------	----	-----	----	---	---	----	----	----	-----	-----	-----	----	----	---	---	-----	------

Batter	1	2	3	4	5	6	7	8	9	AB R H RBI BB SO LOB	TOP						
65 Leody Taveras, S OBP: 0.298, SLG: 0.350 (1, 8)	4-0 9 BB 15 BB BB	2-1 P3			0-0 SH1-3		0-3 K			2 0 0 0 1 1 3							
15 Nick Solak, R OBP: 0.319, SLG: 0.347 (1, 10)	4-2 9 BB BB		1-1 F9		1-0 F9			1-3 K		3 0 0 0 1 1 1							
9 Isiah Kiner-Falefa, R OBP: 0.337, SLG: 0.378 (1, 5)	4-2 BB		3-2 G6-3		0-1 G4-3		0-2 G4-3			3 0 0 0 1 0 0							
13 Joey Gallo, L OBP: 0.304, SLG: 0.399 (1, 9)	0-2 P5		0-2 F7		1-1 F7		0-0 P5			4 0 0 0 0 0 3							
12 Rougned Odor, L OBP: 0.205, SLG: 0.387 (1, 4)	2-3 K		3-2 F7		0-3 K			0-3 K		4 0 0 0 0 3 3							
71 Anderson Tejeda, S OBP: 0.262, SLG: 0.484 (1, 6)	0-3 K		2-2 P6		0-3 K			0-1 82 G6-3 74 1B		4 0 1 0 0 2 3							
74 Sam Huff, R OBP: 0.286, SLG: 0.450 (1, 2)		2-2 G6-3		2-2 F8		0-2 76 1B		1-0 82 G6-3 1B		4 0 2 0 0 0 0							
82 Sherten Apostel, R OBP: 0.118, SLG: 0.176 (1, 3)		3-2 G5-3		1-3 K		0-0 F9		1-2 G6-3		4 0 0 0 0 1 3							
76 Eli White, R OBP: 0.227, SLG: 0.225 (1, 7)		2-2 65 S 1B		2-2 65 SH1-3 1B		1-1 1B		3-3 K		4 0 3 0 0 1 2							
Inning Stats	R: 0 H: 0 E: 0 LOB: 3 K: 2 BB: 3 S: 15 P: 29	R: 0 H: 1 E: 0 LOB: 1 K: 0 BB: 0 S: 12 P: 21	R: 0 H: 0 E: 0 LOB: 0 K: 0 BB: 0 S: 8 P: 12	R: 0 H: 0 E: 0 LOB: 0 K: 0 BB: 0 S: 9 P: 16	R: 0 H: 1 E: 0 LOB: 1 K: 1 BB: 0 S: 8 P: 12	R: 0 H: 0 E: 0 LOB: 0 K: 1 BB: 0 S: 7 P: 8	R: 0 H: 2 E: 0 LOB: 2 K: 2 BB: 0 S: 12 P: 13	R: 0 H: 0 E: 0 LOB: 0 K: 1 BB: 0 S: 7 P: 8	R: 0 H: 2 E: 0 LOB: 2 K: 2 BB: 0 S: 13 P: 18	1B: 6 SF: 0 2B: 0 SAC: 1 3B: 0 DP: 0 HR: 0 HBP: 0	WP: 0 PA: 36 PB: 0 SB: 1 CS: 0						
PITCHER	IP WLS BF H R ER SO BB IBB HBP BLK WP HR S P ERA WHIP																
31 Caleb Smith, L ERA: 3.0 (1, 1)	4.0	W	16	1	0	0	2	3	0	0	0	0	0	44	78	0.00	1.000
46 Riley Smith, R ERA: 1.65 (5, 1)	5.0	W	20	5	0	0	7	0	0	0	0	0	0	47	59	0.00	1.000

Texas Rangers @ Arizona Diamondbacks
 Chase Field, Phoenix, AZ
 Tue Sep 22 2020, 6:11 PM - 9:06 PM MST
 Clear - 100 F

AB	32
R	0
H	6
RBI	0
BB	3
SO	9
LOB	18



Batter	1	2	3	4	5	6	7	8	9
12 Daulton Varsho, L OBP: 0.263, SLG: 0.333 (1, 8)									
4 Ketel Marte, S OBP: 0.322, SLG: 0.404 16 Tim Lincecum, R OBP: 0.333, SLG: 0.368 (1, 4) (8, 9)									
53 Christian Walker, R OBP: 0.339, SLG: 0.470 (1, 10)									
56 Kole Calhoun, L OBP: 0.341, SLG: 0.537 19 Josh VanMeter, L OBP: 0.214, SLG: 0.210 (1, 9) (8, 4)									
5 Eduardo Escobar, S OBP: 0.262, SLG: 0.316 (1, 5)									
6 David Peralta, L OBP: 0.335, SLG: 0.432 (1, 7)									
13 Nick Ahmed, R OBP: 0.323, SLG: 0.405 (1, 6)									
26 Pavin Smith, L OBP: 0.333, SLG: 0.379 (1, 3)									
18 Carson Kelly, R OBP: 0.237, SLG: 0.366 (1, 2)									

Inning Stats	R: 0	H: 1	E: 0	K: 1	S: 10	R: 0	H: 2	E: 0	K: 0	S: 10	R: 0	H: 0	E: 0	K: 0	S: 6	R: 2	H: 2	E: 1	K: 1	S: 16	R: 1	H: 1	E: 1	K: 1	S: 13	R: 4	H: 4	E: 1	K: 1	S: 19	R: 0	H: 0	E: 0	K: 0	S: 10	R: 0	H: 1	E: 0	K: 2	S: 13
	LOB: 1	BB: 0	P: 16			LOB: 2	BB: 0	P: 13			LOB: 0	BB: 0	P: 8			LOB: 1	BB: 0	P: 27			LOB: 2	BB: 1	P: 35			LOB: 0	BB: 0	P: 17			LOB: 1	BB: 0	P: 19			LOB: 0	BB: 0	P: 19		

PITCHER	IP	WLS	BF	H	R	ER	SO	BB	IBB	HBP	BLK	WP	HR	S	P	ERA	WHIP
24 Jordan Lyles, R ERA: 7.08 (1, 1)	5.0	L	27	10	7	4	3	0	0	1	0	0	0	60	93	7.20	2.000
64 Jimmy Herget, R ERA: 2.89 (6, 1)	1.0		5	0	0	0	1	1	0	0	0	0	0	14	24	0.00	1.000
39 Kolby Allard, L ERA: 7.99 (7, 1)	2.0		7	1	0	0	2	0	0	0	0	0	0	23	36	0.00	0.500

AB R H RBI BB SO LOB

BOTTOM

Texas Rangers @ Arizona Diamondbacks
Chase Field, Phoenix, AZ
Tue Sep 22 2020, 6:11 PM - 9:06 PM MST
Clear - 100 F

AB 35
R 7
H 11
RBI 7
BB 1
SO 6
LOB 21

WP: 0 PA: 39
PB: 0
SB: 0
CS: 0

1B: 8 SF: 2
2B: 1 SAC: 0
3B: 1 DP: 0
HR: 1 HBP: 1

WP: 0 PA: 39
ERA WHIP

WP	PA	ERA	WHIP
0	39		

Batter	1	2	3	4	5	6	7	8	9
16 Tim Locastro, R OBP: 0.352, SLG: 0.426	0-1 G6-3		2-2 L6		1-1 1B	0-2 HR		1-0 HBP	
4 Ketel Marte, S OBP: 0.319, SLG: 0.409	1-2 E5 5B		0-2 G4-3		1-1 F9	1-2 3B		3-2 K	
53 Christian Walker, R OBP: 0.338, SLG: 0.463	1-3 K		4-2 BB		3-3 K	3-1 G3			
5 Eduardo Escobar, S OBP: 0.267, SLG: 0.319	0-0 1B		2-0 F9			1B			
56 Kole Calhoun, L OBP: 0.340, SLG: 0.531	0-3 K			1-2 G3-1		0-0 13 18 1B G6-3		1-3 K	
13 Nick Ahmed, R OBP: 0.322, SLG: 0.402		0-1 G4-3		0-1 18 G5-4-3 1B		3-2 G6-3		3-3 K	
18 Carson Kelly, R OBP: 0.246, SLG: 0.371		2-2 1B		2-1 G5-4-3		2-2 12 3B 1B		0-2 P3	
12 Daulton Varsho, L OBP: 0.262, SLG: 0.352		1-1 F8			0-0 B2	2-2 27 HR 3B		1-3 K	
27 Wyatt Mathisen, R OBP: 0.280, SLG: 0.455		3-2 G5-3			0-1 HR	0-2 HR		1-1 P3	

Inning Stats	R: 0	H: 1	E: 1	LOB: 2	K: 2	S: 12	P: 14	R: 0	H: 1	E: 0	LOB: 1	K: 0	S: 11	P: 17	R: 0	H: 0	E: 0	LOB: 1	K: 0	S: 11	P: 19	R: 0	H: 1	E: 0	LOB: 0	K: 0	S: 7	P: 10	R: 1	H: 2	E: 0	LOB: 1	K: 1	S: 10	P: 15	R: 6	H: 7	E: 0	LOB: 1	K: 0	S: 28	P: 42	R: 0	H: 0	E: 0	LOB: 0	K: 2	S: 10	P: 14	R: 0	H: 0	E: 0	LOB: 1	K: 2	S: 8	P: 14
--------------	------	------	------	--------	------	-------	-------	------	------	------	--------	------	-------	-------	------	------	------	--------	------	-------	-------	------	------	------	--------	------	------	-------	------	------	------	--------	------	-------	-------	------	------	------	--------	------	-------	-------	------	------	------	--------	------	-------	-------	------	------	------	--------	------	------	-------

PITCHER	IP	WLS	BF	H	R	ER	SO	BB	IBB	HBP	BLK	WP	HR	S	P	ERA	WHIP
75 Wes Benjamin, L ERA: 4.64	(1, 1)		23	7	3	3	3	1	0	0	0	0	1	54	80	5.40	1.600
41 Nick Goody, R ERA: 9.0	(6, 1)	0.1	4	3	3	3	0	0	0	0	0	0	1	16	23	81.00	9.000
59 Brett Martin, L ERA: 2.13	(6, 1)	0.2	4	2	1	1	0	0	0	0	0	0	1	9	14	13.50	3.000
67 Demarcus Evans, R ERA: 3.0	(7, 1)	1.0	3	0	0	0	2	0	0	0	0	0	0	10	14	0.00	0.000
72 Jonathan Hernández, R ERA: 2.51	(8, 1)	1.0	4	0	0	0	2	0	0	1	0	0	0	8	14	0.00	0.000

BOTTOM

AB R H RBI BB SO LOB

4 1 2 1 0 0 0

5 0 1 0 0 1 2

3 0 0 0 1 2 3

4 1 2 0 0 0 2

4 1 1 0 0 2 2

4 0 1 0 0 1 2

4 1 2 2 0 0 1

4 1 1 1 0 1 1


4 2 2 3 0 0 1

1B: 7 SF: 0
2B: 0 SAC: 0
3B: 2 DP: 1
HR: 3 HBP: 1

WP: 0 PA: 38
PB: 0
SB: 1
CS: 0

Texas Rangers @ Arizona Diamondbacks
Chase Field, Phoenix, AZ
Wed Sep 23 2020, 3:10 PM - 6:06 PM MST
Roof Closed - 78 F

livebaseballscorecards.com



Batter	1	2	3	4	5	6	7	8	9	AB R H RBI BB SO LOB	TOP		
15 Raimel Tapia, L (1, 7) OBP: 0.358, SLG: 0.378	C FF 96 F FF 95 B KC 82 B FF 94 F SL 90 2-2 CI 27 WP		X FF 92 0-0		C CH 86 F FF 94 X FC 90 0-2		X FF 94 0-0			3 0 3 0 0 0 0			
11 Kevin Pillar, R (1, 8) OBP: 0.332, SLG: 0.455	B FF 93 1 SAFE B FF 94 S FF 93 F SL 89 1 SAFE S CH 86 2-3 K		F FF 91 F CH 84 1 SAFE 1 SAFE B FF 94 S CH 88 S FF 93 0-3 K		C FF 93 1 SAFE B CH 84 C FF 93 X CH 84 1-2 L5		B SI 91 S SI 92 X SI 93 1-1 G5-3			4 0 0 0 0 2 5			
27 Trevor Story, R (1, 6) OBP: 0.360, SLG: 0.525	B KC 82 1 SAFE B FF 95 F SL 90 C FF 94 1 SAFE S KC 82 2-3 K		C FC 89 B FF 93 1 SAFE B FF 94 S CH 88 S FF 93 2-3 K		C FF 92 F SL 85 B KC 81 B KC 80 F FF 94 C FF 93 2-3 K					3 0 0 0 0 3 2			
19 Charlie Blackmon, L (1, 9) OBP: 0.362, SLG: 0.460	B CH 87 C FF 94 C CH 85 C FF 95 1-3 K		B CH 85 X FF 94 1-0 G4-3		S KC 82 B CH 86 X KC 81 1-1 K					3 0 1 0 0 1 2			
8 Joshua Fuentes, R (1, 3) OBP: 0.341, SLG: 0.453		B FF 93 S SL 85 B SL 84 X SL 88 2-1 G5-3		B FF 93 B FF 92 B FF 94 B FF 93 4-0 24 G4-6-3 BB		B FC 89 C FF 93 X FF 94 1-1 24 G3-6-1 1B				2 0 1 0 1 0 0			
24 Ryan McMahon, L (1, 5) OBP: 0.297, SLG: 0.385		C FF 92 B CH 86 X CH 86 1-1 G3		C FF 94 1 SAFE X CH 85 0-1 24 G4-6-3 1-2f		S FF 95 D CH 86 X CH 87 1-1 24 G3-6-1 1-2f				3 0 0 0 0 0 3			
25 Matt Kemp, R (1, 10) OBP: 0.326, SLG: 0.419		B FF 93 C FF 94 B CH 87 B SL 88 B FF 93 4-1 35 1B BB		B FF 94 B FC 89 C FF 94 S CH 87 C FF 95 2-3 K		C FF 96 S FF 96 S FF 95 0-3 K				1 0 0 0 1 1 0 1 0 0 0 0 1 0			
22 Sam Hilliard, L (7, PH) OBP: 0.274, SLG: 0.439		X FF 93 0-0		B FF 92 S FF 93 F SL 88 S SL 83 1-3 K		X FF 97 0-0				3 0 1 0 0 1 0			
35 Elias Díaz, R (1, 2) OBP: 0.281, SLG: 0.288													
1 Garrett Hampson, R (1, 4) OBP: 0.294, SLG: 0.395		C KC 82 B SL 89 B FF 95 F KC 82 S CH 86 2-3 K		C KC 80 B KC 81 C SL 87 B KC 81 S KC 82 2-3 K		C FF 96 B FF 97 B FF 96 F FF 96 B FF 97 F FF 95 B FF 96 4-2 15 1B BB				2 0 0 0 1 2 2			
Inning Stats	R: 0 E: 1 K: 3 S: 12 H: 0 LOB: 1 BB: 0 P: 19	R: 0 E: 0 K: 1 S: 9 H: 1 LOB: 2 BB: 1 P: 18	R: 0 E: 0 K: 2 S: 8 H: 1 LOB: 1 BB: 0 P: 11	R: 0 E: 0 K: 1 S: 5 H: 0 LOB: 0 BB: 1 P: 11	R: 0 E: 0 K: 1 S: 12 H: 1 LOB: 1 BB: 0 P: 16	R: 0 E: 0 K: 1 S: 10 H: 2 LOB: 1 BB: 0 P: 15	R: 0 E: 0 K: 1 S: 10 H: 1 LOB: 2 BB: 1 P: 15			1B: 6 2B: 0 3B: 0 HR: 0 SF: 0 SAC: 0 DP: 2 HBP: 0	WP: 1 PB: 0 SB: 0 CS: 0 PA: 29		
PITCHER	IP WLS BF H R ER SO BB IBB HBP BLK WP HR S P ERA WHIP											PITCHER	IP WLS BF H R ER SO BB IBB HBP BLK WP HR S P ERA WHIP
23 Zac Gallen, R (1, 1) ERA: 2.75	6.0 W 24 5 0 0 10 2 0 0 0 1 0 56 90 0.00 1.167												
50 Yoan López, R (7, 1) ERA: 4.58	0.2 4 1 0 0 1 1 0 0 0 0 0 8 12 0.00 3.000												
58 Stefan Crichton, R (7, 1) ERA: 2.42	0.1 S 1 0 0 0 0 0 0 0 0 0 0 2 3 0.00 0.000												

Colorado Rockies @ Arizona Diamondbacks
Chase Field, Phoenix, AZ
Fri Sep 25 2020, 3:43 PM - 6:18 PM MST
Roof Closed - 77 F

livebaseballscorecards.com

AB	25
R	0
H	6
RBI	0
BB	3
SO	11
LOB	14




Batter	1	2	3	4	5	6	7	8	9
12 Daulton Varsho, L OBP: 0.280, SLG: 0.362 (1, 8)									
4 Ketel Marte, S OBP: 0.323, SLG: 0.408 (1, 4)									
53 Christian Walker, R OBP: 0.341, SLG: 0.478 (1, 3)									
56 Kole Calhoun, L OBP: 0.342, SLG: 0.525 (1, 9)									
5 Eduardo Escobar, S OBP: 0.268, SLG: 0.330 (1, 5)									
6 David Peralta, L OBP: 0.340, SLG: 0.433 (1, 10)									
13 Nick Ahmed, R OBP: 0.322, SLG: 0.401 (1, 6)									
26 Pavin Smith, L OBP: 0.333, SLG: 0.355 (1, 7)									
18 Carson Kelly, R OBP: 0.248, SLG: 0.370 (1, 2)									

AB	R	H	RBI	BB	SO	LOB
3	1	2	0	1	1	1
3	0	1	0	1	0	2
4	2	2	2	0	0	4
2	1	0	0	2	0	4
3	0	1	1	0	0	3
2	0	1	1	1	0	1
3	0	1	0	0	1	3
2	0	0	0	1	0	5
3	0	1	0	0	1	1

Colorado Rockies @ Arizona Diamondbacks
Chase Field, Phoenix, AZ
Fri Sep 25 2020, 3:43 PM - 6:18 PM MST
Roof Closed - 77 F

AB	25
R	4
H	9
RBI	4
BB	6
SO	3
LOB	24



Inning Stats		R: 0	H: 1	E: 0	LOB: 1	K: 0	BB: 0	S: 13	P: 20								
49 Antonio Senzateia, R ERA: 3.44 (1, 1)	IP	WLS	BF	H	R	ER	SO	BB	IBB	HBP	BLK	WP	HR	S	P	ERA	WHIP
54 Carlos Estévez, R ERA: 7.5 (5, 1)	4.1	L	24	8	4	4	2	4	0	0	0	0	1	62	99	8.31	2.769
62 Yency Almonte, R ERA: 2.93 (6, 1)	0.2		2	0	0	0	1	0	0	0	0	0	0	5	9	0.00	0.000
	1.0		5	1	0	0	0	2	0	0	0	0	0	10	19	0.00	3.000

WP	HR	S	P	ERA	WHIP
0	0	0	31	0	0

Batter	1	2	3	4	5	6	7	8	9	AB R H RBI BB SO LOB	TOP								
15 Raimel Tapia, L OBP: 0.361, SLG: 0.383 (1, 7)	 C FF 93 B FF 94 F CH 89 T FF 94	 1 SAFE B FF 94 B FF 95 B FF 95		 F FF 94 B FF 94 T SL 88 B SL 88 X FF 94			 B CU 78 C CU 77 X CU 77			3 1 1 0 1 1 0									
11 Kevin Pillar, R OBP: 0.339, SLG: 0.471 (1, 8)	 C FF 95 X SL 87	 F FF 96 D SL 88 X FF 95		 S FF 95 D CH 89 X CH 88			 C CU 78 X FF 91			4 1 3 3 0 0 1									
27 Trevor Story, R OBP: 0.360, SLG: 0.522 6 Drew Butera, R OBP: 0.195, SLG: 0.211 (1, 6) (5, 3)	 F SL 86 X SL 87	 S FF 95 S SL 87					 B FF 90 B FF 95 F FF 91 C FF 90 F CU 90 D CU 79 F FF 92 T FF 92			3 0 1 1 0 1 1 1 0 0 0 0 1 1									
19 Charlie Blackmon, L OBP: 0.364, SLG: 0.458 (1, 10)	 1 SAFE B FF 94 B CH 89 B FF 94			 S CU 80 X CH 89			 C FF 91 B CU 79 X CU 79			3 0 1 0 1 0 1									
8 Joshua Fuentes, R OBP: 0.330, SLG: 0.438 (1, 3) (5, 5)	 X FF 94			 B FF 95 1 SAFE F CH 88 S FF 94 D SL 89 1 SAFE B FF 95 F FF 94 1 SAFE			 C FF 95 B FF 95 X SL 87			3 0 0 0 0 0 2									
24 Ryan McMahon, L OBP: 0.303, SLG: 0.415 (1, 5) (5, 4)		 B FF 93 C FF 94 B FF 95 X FF 95		 F CH 89 1 SAFE B FF 94 B CH 89 1 SAFE X CH 89			 X FF 90			3 2 2 1 0 0 1									
22 Sam Hilliard, L OBP: 0.266, SLG: 0.426 (1, 9)		 S FF 94 B CH 88 C FF 95 X FF 95		 S CH 89 F CH 89 F FF 94 D CH 89 X CH 88			 C CU 78 B CU 78 S FF 91 F FF 92 F CU 79 X FF 92			3 0 0 0 0 0 2									
1 Garrett Hampson, R OBP: 0.285, SLG: 0.390 (1, 4) (5, 6)		 B FF 94 C CH 89 F FF 95 S SL 87		 F FF 94 B FF 94 B FF 94 S SL 88 S SL 88			 B FF 91 F FF 91 B FF 90 B FF 91 F FF 91 B FF 91			2 0 0 0 1 2 1									
14 Tony Wolters, L OBP: 0.260, SLG: 0.255 (1, 2)		 T FF 95 D CH 90 B FF 95 D CU 81 D CH 91		 C CH 88 B CH 88 F FF 95 B SL 86 S SL 86			 C CU 78 C CU 79 F FF 92 F FF 92 X CU 79			2 1 0 0 1 1 1									
Inning Stats	R: 1 E: 0 K: 1 S: 8	H: 2 LOB: 1 BB: 1 P: 13	R: 3 E: 0 K: 2 S: 14	H: 2 LOB: 1 BB: 2 P: 29	R: 0 E: 0 K: 0 S: 13	H: 1 LOB: 1 BB: 0 P: 19	R: 0 E: 0 K: 2 S: 11	H: 1 LOB: 1 BB: 0 P: 18	R: 0 E: 0 K: 0 S: 5	H: 0 LOB: 0 BB: 0 P: 8	R: 1 E: 0 K: 0 S: 13	H: 1 LOB: 0 BB: 1 P: 18	R: 0 E: 0 K: 1 S: 12	H: 1 LOB: 1 BB: 0 P: 17	1B: 3 2B: 4 3B: 0 HR: 1	SF: 0 SAC: 0 DP: 1 HBP: 0	WP: 0 PA: 31 PB: 0 SB: 0 CS: 0		
PITCHER 45 Taylor Clarke, R ERA: 4.36 47 Travis Bergen, L ERA: 3.24	IP 5.0 2.0	WLS W 8	BF 23 8	H 6 2	R 4 1	ER 4 1	SO 5 1	BB 3 1	IBB 0 0	HBP 0 0	BLK 0 0	WP 0 0	HR 0 1	S 51 25	P 87 35	ERA 7.20 4.50	WHIP 1.800 1.500		

Colorado Rockies @ Arizona Diamondbacks
Chase Field, Phoenix, AZ
Fri Sep 25 2020, 7:01 PM - 9:57 PM MST
Clear - 102 F

livebaseballscores.com

AB 27
R 5
H 8
RBI 5
BB 4
SO 6
LOB 11



Batter	1	2	3	4	5	6	7	8	9
16 Tim Locastro, R OBP: 0.395, SLG: 0.453									
19 Josh VanMeter, L OBP: 0.227, SLG: 0.258									
53 Christian Walker, R OBP: 0.338, SLG: 0.471									
6 David Peralta, L OBP: 0.346, SLG: 0.442									
26 Pavin Smith, L OBP: 0.350, SLG: 0.441									
13 Nick Ahmed, R OBP: 0.321, SLG: 0.395									
21 Stephen Vogt, L OBP: 0.247, SLG: 0.278									
27 Wyatt Mathisen, R OBP: 0.310, SLG: 0.417									
9 Jon Jay, L OBP: 0.189, SLG: 0.217									

Inning Stats	R: 6	H: 5	E: 1	K: 1	S: 24	L: 3	LOB: 3	BB: 2	P: 44	R: 0	H: 1	E: 0	K: 0	S: 10	R: 3	H: 3	E: 0	K: 1	S: 17	R: 1	H: 1	E: 0	K: 2	S: 10	R: 1	H: 2	E: 0	K: 0	S: 17	R: 0	H: 1	E: 0	K: 1	S: 11
--------------	------	------	------	------	-------	------	--------	-------	-------	------	------	------	------	-------	------	------	------	------	-------	------	------	------	------	-------	------	------	------	------	-------	------	------	------	------	-------

PITCHER	IP	WLS	BF	H	R	ER	SO	BB	IBB	HBP	BLK	WP	HR	S	P	ERA	WHIP
46 Antonio Santos, R ERA: 16.5	(1, 1)	0.2	L	10	5	6	1	2	0	1	0	0	0	19	37	81.00	10.500
34 Jeff Hoffman, R ERA: 9.28	(1, 1)	2.0		12	4	3	1	0	0	1	0	1	1	30	44	13.50	2.000
32 Jesus Tinoco, R ERA: 1.04	(3, 1)	1.1		7	1	1	2	2	0	0	0	1	0	12	27	6.75	2.250
51 AJ Ramos, R ERA: 3.38	(5, 1)	1.0		6	2	1	0	1	0	0	0	0	1	17	27	9.00	3.000
59 Tommy Doyle, R ERA: 9.0	(6, 1)	1.0		5	1	0	1	1	0	0	0	0	0	11	23	0.00	2.000

BOTTOM

Colorado Rockies @ Arizona Diamondbacks
Chase Field, Phoenix, AZ
Fri Sep 25 2020, 7:01 PM - 9:57 PM MST
Clear - 102 F

AB	R	H	RBI	BB	SO	LOB
3	2	3	2	1	0	0
4	2	1	3	0	1	6
5	1	1	0	0	1	5
5	1	3	2	0	1	2
3	1	1	1	1	0	2
3	1	0	1	1	0	3
4	1	2	1	0	1	1
2	1	0	0	2	0	2
3	1	2	0	1	1	3

AB	32
R	11
H	13
RBI	10
BB	6
SO	5
LOB	24

livebaseballscorecards.com

WP	PA
2	40

1B	SF	WP	PA
10	0	2	40
2B	0	PB	0
3B	0	SB	0
HR	2	CS	0

Batter	1	2	3	4	5	6	7	8	9	AB R H RBI BB SO LOB	TOP		
15 Raimel Tapia, L OBP: 0.367, SLG: 0.389 (1, 7)	B FF 94 C CH 84 S CH 84 B FF 96 X CH 84 2-2 1B		B FF 94 X FF 94 1-0 G6-3		F FF 93 F CH 95 B FF 93 X FF 95 1-2 11 F8 19 SF7 11 PB 2-H 1B		X SI 94 0-0 L7		B FF 97 C FF 96 F FF 96 X FF 97 1-2 E5 19 WP 19 1B 1B	5 2 3 1 0 0 0			
11 Kevin Pillar, R OBP: 0.336, SLG: 0.462 (1, 9) (8, 8)	X FF 94 0-0 F8		B FF 94 B FF 94 C FF 94 C FF 94 B FF 94 X FF 94 3-2 F8		B FF 92 F FF 93 F CH 85 F SL 88 X FF 93 1-2 F8		B FF 96 B FF 96 B SI 97 B FF 96 4-0 27 1B BB		C SI 97 X SL 87 0-1 L5	4 0 0 0 1 0 3			
19 Charlie Blackmon, L OBP: 0.361, SLG: 0.454 (1, 10)	1 SAFE B FF 93 C FF 93 L FF 94 B FF 94 F CH 84 X CH 84 2-2 L6			B FF 93 F FF 94 B FF 94 F CH 83 B CH 85 X CH 85 3-2 F7		X FF 93 0-0 SF7		F FF 96 B FF 96 B SL 82 X FF 96 2-1 F7		B FF 97 C FF 97 B SL 88 B SL 88 F FF 96 B SL 87 F SL 86 X FF 98 3-2 27 3B 1B	4 1 1 2 0 0 2		
27 Trevor Story, R OBP: 0.361, SLG: 0.528 (1, 6)	C FF 94 1 SAFE C FF 94 T FF 97 0-2 K			X CU 80 0-0 F7		C FF 95 F FF 96 B FF 97 S FF 96 1-3 K		B FF 95 X FF 96 1-0 K 1-3		B SL 86 B FF 97 C SL 84 X SI 97 2-1 8 G3 3B	5 1 2 1 0 2 1		
8 Joshua Fuentes, R OBP: 0.323, SLG: 0.436 (8, 3)			B FF 92 C FF 92 B FF 94 S FF 94 S FF 96 2-3 K		F FF 94 X FF 94 0-1 9 1B 2B		F CH 81 B CH 83 X FF 92 1-1 G6-3		1 SAFE 1 SAFE C FF 96 F SI 97 1 SAFE D SL 86 F FF 97 F SI 97 1-2 K		B FF 96 X SL 87 1-0 G3	5 1 1 1 0 2 2	
9 Daniel Murphy, L OBP: 0.275, SLG: 0.333 (1, 3)			B CU 77 X FF 93 1-0 F9		D CH 86 F FF 94 C FF 93 B CH 85 X CH 85 2-2 35 HR 1B		B SL 81 F CH 81 B CH 83 X CH 82 2-1 L6		B SL 94 S FF 96 C CH 87 F FF 96 F CH 88 B CH 88 X CH 88 2-2 G3-1		B SL 84 B FF 95 S FF 96 B SL 85 F FF 96 F CH 88 B CH 88 B FF 96 4-2 BB	4 1 1 1 0 0 0 0 0 0 0 1 0 0	
22 Sam Hilliard, L OBP: 0.273, SLG: 0.426 (8, 9)													
35 Elias Díaz, R OBP: 0.304, SLG: 0.375 (1, 2)			C FF 94 S FF 95 B FF 96 B CH 84 F FF 95 B FF 96 X FF 95 3-2 2B		C FF 94 F FF 93 D CH 85 X CH 84 1-2 1-H HR		B SL 93 B FF 92 X CH 81 2-0 24 HR 1B		F FF 95 S SL 88 S FF 97 0-3 K		C SL 85 F SL 85 D SL 86 S SL 86 1-3 K	5 2 3 2 0 2 1	
24 Ryan McMahon, L OBP: 0.302, SLG: 0.429 (1, 4) (8, 5)			B FF 94 F CH 83 S FF 94 T FF 94 S CH 85 1-3 K		F CH 84 S CH 86 B FF 96 F FF 95 S CH 86 1-3 K		B SL 80 C FF 92 C FF 92 X FF 92 1-2 1-H HR		C FF 97 X CH 88 0-1 E6			4 1 1 2 0 2 1	
1 Garrett Hampson, R OBP: 0.294, SLG: 0.393 (1, 8) (8, 4)			C FF 93 B FF 94 C FF 94 F FF 95 C FF 96 1-3 K		F FF 92 B FF 94 B FF 94 B FF 94 X FF 94 3-1 15 1B 2B		C CH 80 B CH 82 B FF 91 F FF 91 F FF 92 B CH 82 S CH 81 3-3 K		S FF 94 C FF 95 C FF 95 F FF 95 B FF 96 C FF 96 2-3 K			4 1 1 0 0 3 1	
Inning Stats	R: 0 E: 0 K: 1 S: 11 H: 1 LOB: 1 BB: 0 P: 15	R: 0 E: 0 K: 2 S: 12 H: 1 LOB: 1 BB: 0 P: 19	R: 0 E: 0 K: 1 S: 8 H: 0 LOB: 0 BB: 0 P: 13	R: 3 E: 0 K: 1 S: 17 H: 3 LOB: 0 BB: 0 P: 24	R: 2 E: 0 K: 1 S: 13 H: 2 LOB: 0 BB: 0 P: 19	R: 2 E: 0 K: 1 S: 12 H: 2 LOB: 0 BB: 0 P: 21	R: 0 E: 0 K: 1 S: 10 H: 1 LOB: 2 BB: 1 P: 20	R: 0 E: 1 K: 2 S: 14 H: 0 LOB: 1 BB: 0 P: 18	R: 3 E: 1 K: 1 S: 19 H: 3 LOB: 1 BB: 1 P: 31	1B: 7 2B: 3 3B: 1 HR: 2 SF: 1 SAC: 0 DP: 0 HBP: 0	WP: 1 PA: 43 PB: 1 SB: 1 CS: 0		
24 Luke Weaver, R ERA: 6.58 (1, 1)	IP 5.0 WLS L BF 22 H 7 R 5 ER 4 SO 6 BB 0 IBB 0 HBP 0 BLK 0 WP 0 HR 1 S 61 P 90 ERA 7.20 WHIP 1.400												
61 Silvano Bracho, R ERA: 18.0 (6, 1)	IP 1.0 WLS BF 5 H 2 R 2 ER 2 SO 1 BB 0 IBB 0 HBP 0 BLK 0 WP 0 HR 1 S 12 P 21 ERA 18.00 WHIP 2.000												
64 Keury Mella, R ERA: 1.8 (7, 1)	IP 1.0 WLS BF 5 H 1 R 0 ER 0 SO 1 BB 1 IBB 0 HBP 0 BLK 0 WP 0 HR 0 S 10 P 20 ERA 0.00 WHIP 2.000												
57 Taylor Widener, R ERA: 4.5 (8, 1)	IP 1.0 WLS BF 4 H 0 R 0 ER 0 SO 2 BB 0 IBB 0 HBP 0 BLK 0 WP 0 HR 0 S 14 P 18 ERA 0.00 WHIP 0.000												
28 Héctor Rondón, R ERA: 7.65 (9, 1)	IP 1.0 WLS BF 7 H 3 R 3 ER 3 SO 1 BB 1 IBB 0 HBP 0 BLK 0 WP 1 HR 0 S 19 P 31 ERA 27.00 WHIP 4.000												

Colorado Rockies @ Arizona Diamondbacks
Chase Field, Phoenix, AZ
Sat Sep 26 2020, 5:11 PM - 8:12 PM MST
Roof Closed - 76 F

AB	40
R	10
H	13
RBI	10
BB	2
SO	11
LOB	11



Batter	1	2	3	4	5	6	7	8	9	AB R H RBI BB SO LOB	TOP											
15 Raimel Tapia, L OBP: 0.369, SLG: 0.402 (1, 7)	 0-3 FC 89 FF 89 S FC 85		 0-1 FC 84 X FC 85		 1-0 CU 78 X FC 85			 0-1 FC 96 X FF 97		4 1 2 0 0 1 1												
8 Joshua Fuentes, R OBP: 0.320, SLG: 0.439 (1, 3) (7, 5)	 1-3 FC 90 FC 85 C FC 90		 1-0 CU 76 X FF 90			 1-3 FF 93 S FF 93 S FF 94		 1-1 FC 88 FF 97 X SL 85		4 0 1 1 0 2 2												
19 Charlie Blackmon, L OBP: 0.356, SLG: 0.448 6 Drew Butera, R OBP: 0.190, SLG: 0.205 (1, 9) (7, 3)	 3-2 FC 85 B FF 90 B FC 85 B FC 90 F FC 86 F FC 90 X CU 79			 2-0 CU 76 X FC 84		 0-3 SL 84 C FF 94 S SL 86		 0-2 FF 97 S SL 86 X SL 87		3 0 0 0 0 1 0 1 0 0 0 0 0 1												
27 Trevor Story, R OBP: 0.355, SLG: 0.519 (1, 6)		 0-0 X FF 89		 2-3 FC 86 B FF 89 C FF 90 F CU 78 F FC 86 F FC 86 S CU 79		 0-1 FC 93 X FF 94		 1-0 SI 93 X SL 84		4 0 0 0 0 1 3												
35 Elias Díaz, R OBP: 0.288, SLG: 0.353 (1, 10)		 2-0 B FF 89 B FF 89 X FF 90		 0-2 FC 84 F CU 78 X FF 90			 0-2 CU 75 S CH 81 X SL 83	 1-0 SI 93 X SL 84		4 0 0 0 0 0 3												
24 Ryan McMahon, L OBP: 0.295, SLG: 0.419 (1, 5) (7, 4)		 0-1 FC 91 X FC 86		 3-2 FF 89 D FC 84 C FC 79 F FF 90 D CH 86 B FC 86 X FF 90			 0-2 FF 93 S SL 86 X SL 83		 0-3 SI 93 S SI 83	4 0 0 0 0 1 1												
1 Garrett Hampson, R OBP: 0.287, SLG: 0.383 (1, 4) (7, 8)			 1-0 FF 89 X FF 89		 0-0 X FF 89		 0-3 FC 93 C CH 83 S SL 85		 1-3 SL 83 F SI 94 F CU 82 B CU 82 C SI 95	4 0 0 0 0 2 0												
22 Sam Hilliard, L OBP: 0.272, SLG: 0.438 (1, 8) (7, 9)			 2-3 FC 90 F FC 86 B FC 85 B FF 89 C CU 78		 3-2 FF 89 B FC 86 B FC 84 S FC 85 B FF 90 X FC 84			 0-0 X FF 96	 3-3 CU 80 C CU 80 B SI 95 B CU 82 B CH 87 S SI 94	4 1 1 0 0 2 0												
14 Tony Wolters, L OBP: 0.280, SLG: 0.270 (1, 2)			 1-1 FF 90 F FF 91 X FC 85		 1-0 H FF 90			 1-2 FF 96 C SL 86 C FF 96 X SL 86		2 1 2 1 0 0 0												
Inning Stats	R: 0 E: 0 K: 2 S: 10	H: 0 LOB: 0 BB: 0 P: 14	R: 0 E: 0 K: 0 S: 4	H: 0 LOB: 0 BB: 0 P: 6	R: 0 E: 0 K: 1 S: 9	H: 2 LOB: 2 BB: 0 P: 14	R: 0 E: 1 K: 1 S: 15	H: 0 LOB: 1 BB: 0 P: 22	R: 0 E: 0 K: 0 S: 5	H: 0 LOB: 1 BB: 0 P: 10	R: 0 E: 0 K: 2 S: 8	H: 0 LOB: 0 BB: 0 P: 9	R: 0 E: 0 K: 1 S: 9	H: 0 LOB: 0 BB: 0 P: 9	R: 3 E: 2 K: 0 S: 13	H: 4 LOB: 1 BB: 0 P: 17	R: 0 E: 0 K: 3 S: 10	H: 0 LOB: 0 BB: 0 P: 14	1B: 2 2B: 3 3B: 1 HR: 0	SF: 0 SAC: 0 DP: 1 HBP: 1	WP: 0 PB: 0 SB: 0 CS: 0	PA: 35
PITCHER	IP WLS BF H R ER SO BB IBB HBP BLK WP HR S P ERA WHIP																					
40 Madison Bumgarner, L ERA: 6.48 (1, 1)	5.0 W 19 2 0 0 4 0 0 1 0 0 0 43 66 0.00 0.400																					
31 Caleb Smith, L ERA: 2.57 (6, 1)	2.0 6 0 0 0 3 0 0 0 0 0 0 17 18 0.00 0.000																					
50 Yoan López, R ERA: 5.95 (8, 1)	0.0 5 4 3 3 0 0 0 0 0 0 0 11 13 ∞ ∞																					
46 Riley Smith, R ERA: 1.47 (8, 1)	2.0 5 0 0 0 3 0 0 0 0 0 0 12 18 0.00 0.000																					

Colorado Rockies @ Arizona Diamondbacks
Chase Field, Phoenix, AZ
Sun Sep 27 2020, 12:11 PM - 3:03 PM MST
Roof Closed - 75 F

AB	34
R	3
H	6
RBI	2
BB	0
SO	10
LOB	11




Batter	1	2	3	4	5	6	7	8	9
16 Tim Locastro, R <small>OBP: 0.395, SLG: 0.464</small> (1, 7) (9, 9)	 2-1 <small>C SI 87, B KC 79, B KC 81, X SI 89</small>	 1-1 <small>B FF 92, F CH 86, X CH 87</small>	 1-0 <small>B FF 94, X CH 85</small>			 0-0 <small>X CH 86</small>	 2-2 <small>C FF 93, F FF 94, B FF 95, F CH 87, F CH 87, B FF 95, X CH 86</small>		
4 Ketel Marte, S <small>OBP: 0.323, SLG: 0.409</small> 19 Josh VanMeter, L <small>OBP: 0.228, SLG: 0.257</small> (1, 4) (7, PR) (8, 4)	 2-0 <small>B SI 91, B SI 91, X SL 85</small>		 0-0 <small>B CH 88, B SI 91, B SI 91, X SL 85</small>			 0-1 <small>C FF 94, X FF 94</small>	 0-1 <small>C CH 86, X FF 94</small>		
53 Christian Walker, R <small>OBP: 0.333, SLG: 0.459</small> (1, 3)	 4-0 <small>B SI 91, D CH 87, B KC 80, B SI 90</small>		 0-1 <small>C SI 92, X CH 88</small>	 2-0 <small>B FF 94, B FF 94, X CH 86</small>		 1-0 <small>B FF 95, X FF 94</small>	 0-0 <small>X FF 93</small>		
56 Kole Calhoun, L <small>OBP: 0.338, SLG: 0.526</small> 26 Pavin Smith, L <small>OBP: 0.341, SLG: 0.405</small> (1, 9) (9, 7)	 0-1 <small>C FF 92, X SL 86</small>		 1-2 <small>B FF 92, S SL 84, F SAFE, F FF 92, X SL 83</small>	 0-1 <small>C FF 93, X CH 87</small>		 1-3 <small>C FF 93, D CU 80, S CH 88, S CU 78</small>		 0-0 <small>X FF 92</small>	
5 Eduardo Escobar, S <small>OBP: 0.270, SLG: 0.335</small> (1, 10)	 2-3 <small>C KC 81, F SI 92, F KC 81, B SI 93, S SL 87</small>		 1-1 <small>B SL 83, C SI 92, X KC 81</small>	 1-1 <small>C FF 94, B CU 79, X FF 94</small>		 1-0 <small>B FF 94</small>	 3-1 <small>B FF 94, B SI 94, B SI 96, X FF 95</small>	 3-2 <small>C FF 94, F CH 86, B FF 94, B CH 88, B FF 93, X FF 94</small>	
13 Nick Ahmed, R <small>OBP: 0.327, SLG: 0.402</small> (1, 6)	 0-1 <small>F FF 92, X SL 85</small>		 0-1 <small>C FF 92, X CH 88</small>		 1-2 <small>C FF 94, F CU 80, B FF 93, X CU 78</small>		 4-2 <small>B SL 87, B SL 88, B FF 95, C FF 95, S SI 94, B SL 87</small>	 2-1 <small>S CH 86, B CH 86, B FF 93, X CU 81</small>	
12 Daulton Varsho, L <small>OBP: 0.287, SLG: 0.366</small> (1, 8)	 2-3 <small>C FF 91, C SL 85, B SL 86, C KC 80</small>		 0-1 <small>C SI 92, X FF 92</small>	 0-1 <small>S CH 86, X CH 86</small>		 4-0 <small>D SI 95, D FF 95, B FF 95, B FF 95</small>	 1-2 <small>C FF 96, B SI 95, D SI 94, B SI 94, B FF 96</small>		
27 Wyatt Mathisen, R <small>OBP: 0.364, SLG: 0.444</small> (1, 5)		 1-1 <small>G KC 76, B CH 86, X CH 85</small>	 3-2 <small>B KC 81, B SL 84, C SI 88, F SI 88, B FF 91, X KC 79</small>	 2-3 <small>C FF 95, C CH 87, B FF 94, C CH 87</small>		 4-1 <small>C FF 96, B SI 95, D SI 94, B SI 94, B FF 96</small>	 1-2 <small>C CH 85, B CU 78, F FF 93, F CH 86, X FF 95</small>	 3-2 <small>B FF 96, C SL 86, B SI 95, B SL 87, B SL 87, F FF 95, X SL 86</small>	
18 Carson Kelly, R <small>OBP: 0.264, SLG: 0.385</small> (1, 2)	 1-1 <small>B CH 85, C SL 82, X CH 86</small>		 2-1 <small>C FF 94, B FF 92, H FF 91</small>			 1-2 <small>C CH 85, B CU 78, F FF 93, F CH 86, X FF 95</small>	 3-2 <small>B FF 96, C SL 86, B SI 95, B SL 87, B SL 87, F FF 95, X SL 86</small>		

AB	R	H	RBI	BB	SO	LOB
5	1	2	0	0	0	5
3	2	2	3	1	0	3
0	0	0	0	0	0	0
4	0	1	0	1	0	2
5	1	2	3	0	1	2
0	0	0	0	0	0	0
5	1	2	0	0	1	3
4	2	2	2	1	0	3
3	1	0	1	1	1	3
3	1	2	0	1	1	0
3	2	2	2	0	0	1

Colorado Rockies @ Arizona Diamondbacks
 Chase Field, Phoenix, AZ
 Sun Sep 27 2020, 12:11 PM - 3:03 PM MST
 Roof Closed - 75 F

AB	35
R	11
H	15
RBI	11
BB	5
SO	4
LOB	22



Inning Stats		R: 2	H: 3	E: 0	K: 2	S: 14	R: 0	H: 1	E: 0	K: 0	S: 6	R: 4	H: 4	E: 0	K: 0	S: 20	R: 0	H: 0	E: 0	K: 0	S: 5	R: 0	H: 1	E: 0	K: 1	S: 8	R: 1	H: 3	E: 0	K: 1	S: 11	R: 4	H: 2	E: 0	K: 0	S: 17	R: 0	H: 1	E: 0	K: 0	S: 6	1B: 9	2B: 7	3B: 0	HR: 1	SF: 1	SAC: 0	DP: 3	HBP: 1	WP: 0	PB: 1	SB: 0	CS: 1	PA: 43
21 Kyle Freeland, L <small>ERA: 4.33</small>	(1, 1)	IP: 2.1	WLS: L	BF: 17	H: 8	R: 6	ER: 6	SO: 2	BB: 2	IBB: 0	HBP: 0	BLK: 0	WP: 0	HR: 1	S: 37	P: 61	ERA: 23.14	WHIP: 4.286																																				
Ashton Goudeau, R <small>ERA: 7.56</small>	(3, 1)	3.2		14	4	1	1	2	0	0	1	0	0	0	27	40	2.46	1.091																																				
59 Tommy Doyle, R <small>ERA: 23.14</small>	(7, 1)	0.1		5	1	4	4	0	3	0	0	0	0	0	9	27	108.00	12.000																																				
44 José Mujica, R <small>ERA: 12.46</small>	(7, 1)	1.2		6	2	0	0	0	0	0	0	0	0	0	14	21	0.00	1.200																																				