





Arizona Diamondbacks - 2020

Batter	1	2	3	4	5	6	7	8	9	AB R H RBI BB SO LOB	TOP																								
											<p>Arizona Diamondbacks @ Colorado Rockies Salt River Fields at Talking Stick, Scottsdale, AZ Sat Feb 22 2020, 3:10 PM EST</p> <p>livebaseballscorecards.com</p> <p>AB 0 R 0 H 0 RBI 0 BB 0 SO 0 LOB 0</p> 																								
Inning Stats										1B: 0 SF: 0 2B: 0 SAC: 0 3B: 0 DP: 0 HR: 0 HBP: 0	WP: 0 PA: 0 FB: 0 SB: 0 CS: 0																								
PITCHER	IP	WLS	BF	H	R	ER	SO	BB	IBB	HBP	BLK	WP	HR	S	P	ERA	WHIP	PITCHER	IP	WLS	BF	H	R	ER	SO	BB	IBB	HBP	BLK	WP	HR	S	P	ERA	WHIP

Batter	1	2	3	4	5	6	7	8	9	AB R H RBI BB SO LOB	BOTTOM																								
											<p>Arizona Diamondbacks @ Colorado Rockies Salt River Fields at Talking Stick, Scottsdale, AZ Sat Feb 22 2020, 3:10 PM EST</p> <p>livebaseballscorecards.com</p> <p>AB 0 R 0 H 0 RBI 0 BB 0 SO 0 LOB 0</p> 																								
Inning Stats										1B: 0 SF: 0 2B: 0 SAC: 0 3B: 0 DP: 0 HR: 0 HBP: 0	WP: 0 PA: 0 FB: 0 SB: 0 CS: 0																								
PITCHER	IP	WLS	BF	H	R	ER	SO	BB	IBB	HBP	BLK	WP	HR	S	P	ERA	WHIP	PITCHER	IP	WLS	BF	H	R	ER	SO	BB	IBB	HBP	BLK	WP	HR	S	P	ERA	WHIP

Batter	1	2	3	4	5	6	7	8	9	AB	R	H	RBI	BB	SO	LOB	TOP																																																																																																																								
9 Gavin Lux, L OBP: 0.200, SLG: 0.200 71 Omar Estevez, R OBP: 0.286, SLG: 0.714	G4-3		G3		P5			F9		3	0	0	0	0	0	1	<p>Los Angeles Dodgers @ Arizona Diamondbacks Salt River Fields at Talking Stick, Scottsdale, AZ</p> <p>Tue Feb 25 2020, 3:11 PM - 5:56 PM EST Att: 7,871 - Sunny - 64 F</p> <p>livebaseballscores.com</p> <p>AB 31 R 3 H 5 RBI 3 BB 1 SO 10 LOB 8</p> 																																																																																																																								
10 Justin Turner, R OBP: 0.750, SLG: 1.000 43 Edwin Rios, L OBP: 0.222, SLG: 0.125	5 BB			5 2B				F7		1	0	1	0	1	0	0																																																																																																																									
5 Corey Seager, L OBP: 0.375, SLG: 0.667 88 Zach Reks, L OBP: 0.286, SLG: 0.333	11 CS			11 HR					K	3	1	2	0	2	2	0																																																																																																																									
11 AJ Pollock, R OBP: 0.125, SLG: 0.500 70 DJ Peters, R OBP: 0.143, SLG: 0.286									G6-3	3	1	1	2	0	2	2																																																																																																																									
14 Enrique Hernández, R OBP: 0.125, SLG: 0.500 79 Jacob Amaya, R		G6-3								3	0	0	0	0	1	1																																																																																																																									
15 Austin Barnes, R OBP: 0.200, SLG: 0.200 47 Jose Lobaton, S										3	0	0	0	0	1	1																																																																																																																									
62 Luke Raley, L 95 Cody Thomas, L OBP: 0.200, SLG: 1.000										2	0	0	0	0	1	1																																																																																																																									
28 Tyler White, R OBP: 0.167, SLG: 0.333 72 Anthony Garcia, R										2	0	1	0	0	1	0																																																																																																																									
27 Terrance Gore, R 73 Zach McKinstry, L OBP: 0.286, SLG: 0.167										2	0	0	0	0	1	1																																																																																																																									
										1	0	0	0	0	0	0																																																																																																																									
Inning Stats	R: 0 E: 0 K: 1 S: 14	H: 1 LOB: 2 BB: 1 P: 22	R: 0 E: 0 K: 2 S: 10	H: 0 LOB: 0 BB: 0 P: 17	R: 0 E: 0 K: 2 S: 10	H: 0 LOB: 0 BB: 0 P: 14	R: 3 E: 0 K: 0 S: 9	H: 3 LOB: 1 BB: 0 P: 14	R: 0 E: 0 K: 1 S: 14	H: 0 LOB: 0 BB: 0 P: 18	R: 0 E: 0 K: 2 S: 8	H: 0 LOB: 0 BB: 0 P: 9	R: 0 E: 0 K: 1 S: 6	H: 0 LOB: 0 BB: 0 P: 10	R: 0 E: 0 K: 0 S: 6	H: 0 LOB: 0 BB: 0 P: 10	R: 0 E: 0 K: 1 S: 6	H: 0 LOB: 0 BB: 0 P: 8	1B: 1 2B: 4 3B: 0 HR: 1	SF: 0 SAC: 0 DP: 1 HBP: 0	WP: 0 PB: 0 SB: 0 CS: 1	PA: 32																																																																																																																			
PITCHER	IP WLS BF H R ER SO BB IBB HBP BLK WP HR S P ERA WHIP	<table border="1"> <tr> <td>34 Jon Duplantier, R ERA: 1.400</td> <td>2.0</td> <td>W</td> <td>7</td> <td>1</td> <td>0</td> <td>0</td> <td>3</td> <td>1</td> <td>0</td> <td>0</td> <td>0</td> <td>0</td> <td>0</td> <td>0</td> <td>0</td> <td>0</td> <td>0</td> <td>0</td> <td>0</td> <td>24</td> <td>39</td> <td>0.00</td> <td>1.000</td> </tr> <tr> <td>28 Héctor Rondón, R ERA: 27.0</td> <td>1.0</td> <td>H</td> <td>3</td> <td>0</td> <td>0</td> <td>0</td> <td>2</td> <td>0</td> <td>0</td> <td>0</td> <td>0</td> <td>0</td> <td>0</td> <td>0</td> <td>0</td> <td>0</td> <td>0</td> <td>0</td> <td>0</td> <td>10</td> <td>14</td> <td>0.00</td> <td>0.000</td> </tr> <tr> <td>33 Matt Grace, L ERA: 27.0</td> <td>1.0</td> <td>H</td> <td>6</td> <td>3</td> <td>3</td> <td>3</td> <td>0</td> <td>0</td> <td>0</td> <td>0</td> <td>0</td> <td>0</td> <td>0</td> <td>0</td> <td>1</td> <td>9</td> <td>14</td> <td>27.00</td> <td>3.000</td> <td></td> <td></td> <td></td> <td></td> </tr> <tr> <td>67 Emilio Vargas, R ERA: 27.0</td> <td>2.0</td> <td>H</td> <td>7</td> <td>1</td> <td>0</td> <td>0</td> <td>3</td> <td>0</td> <td>0</td> <td>0</td> <td>0</td> <td>0</td> <td>0</td> <td>0</td> <td>0</td> <td>22</td> <td>27</td> <td>0.00</td> <td>0.500</td> <td></td> <td></td> <td></td> <td></td> </tr> <tr> <td>35 Joel Payamars, R ERA: 27.0</td> <td>2.0</td> <td>H</td> <td>6</td> <td>0</td> <td>0</td> <td>0</td> <td>1</td> <td>0</td> <td>0</td> <td>0</td> <td>0</td> <td>0</td> <td>0</td> <td>0</td> <td>0</td> <td>12</td> <td>20</td> <td>0.00</td> <td>0.000</td> <td></td> <td></td> <td></td> <td></td> </tr> </table>																34 Jon Duplantier, R ERA: 1.400	2.0	W	7	1	0	0	3	1	0	0	0	0	0	0	0	0	0	0	0	24	39	0.00	1.000	28 Héctor Rondón, R ERA: 27.0	1.0	H	3	0	0	0	2	0	0	0	0	0	0	0	0	0	0	0	0	10	14	0.00	0.000	33 Matt Grace, L ERA: 27.0	1.0	H	6	3	3	3	0	0	0	0	0	0	0	0	1	9	14	27.00	3.000					67 Emilio Vargas, R ERA: 27.0	2.0	H	7	1	0	0	3	0	0	0	0	0	0	0	0	22	27	0.00	0.500					35 Joel Payamars, R ERA: 27.0	2.0	H	6	0	0	0	1	0	0	0	0	0	0	0	0	12	20	0.00	0.000				
34 Jon Duplantier, R ERA: 1.400	2.0	W	7	1	0	0	3	1	0	0	0	0	0	0	0	0	0	0	0	24	39	0.00	1.000																																																																																																																		
28 Héctor Rondón, R ERA: 27.0	1.0	H	3	0	0	0	2	0	0	0	0	0	0	0	0	0	0	0	0	10	14	0.00	0.000																																																																																																																		
33 Matt Grace, L ERA: 27.0	1.0	H	6	3	3	3	0	0	0	0	0	0	0	0	1	9	14	27.00	3.000																																																																																																																						
67 Emilio Vargas, R ERA: 27.0	2.0	H	7	1	0	0	3	0	0	0	0	0	0	0	0	22	27	0.00	0.500																																																																																																																						
35 Joel Payamars, R ERA: 27.0	2.0	H	6	0	0	0	1	0	0	0	0	0	0	0	0	12	20	0.00	0.000																																																																																																																						

Batter	1	2	3	4	5	6	7	8	9	AB	R	H	RBI	BB	SO	LOB	BOTTOM																																																																																																		
4 Ketel Marte, S OBP: 0.667, SLG: 1.400 33 Drew Ellis, R OBP: 1.000, SLG: 4.000	9 1B	32 BB			9 FC6			27 G6-3		2	1	1	2	1	1	1	<p>Los Angeles Dodgers @ Arizona Diamondbacks Salt River Fields at Talking Stick, Scottsdale, AZ</p> <p>Tue Feb 25 2020, 3:11 PM - 5:56 PM EST Att: 7,871 - Sunny - 64 F</p> <p>livebaseballscores.com</p> <p>AB 28 R 7 H 9 RBI 6 BB 8 SO 8 LOB 22</p> 																																																																																																		
9 Jon Jay, L OBP: 0.571, SLG: 0.571 88 Ben DeLuzio, R OBP: 0.750, SLG: 1.333										4	1	2	0	0	1	4																																																																																																			
56 Kole Calhoun, L OBP: 0.667, SLG: 0.667 27 Travis Snider, L										2	0	2	2	1	0	0																																																																																																			
32 Kevin Cron, R 49 Alex Young, L										2	0	0	0	0	2	2																																																																																																			
22 Jake Lamb, L OBP: 0.333, SLG: 0.200 78 Juniel Querecuto, S										2	0	0	0	0	0	0																																																																																																			
13 Nick Ahmed, R OBP: 0.500, SLG: 0.500 26 Yasmany Tomás, R OBP: 0.667, SLG: 2.000										3	0	0	0	0	2	5																																																																																																			
16 Tim Lincecum, R OBP: 0.333, SLG: 0.200 86 Daulton Varsho, L										3	1	1	0	0	1	4																																																																																																			
55 John Hicks, R OBP: 0.333, SLG: 0.333 87 Pavin Smith, L OBP: 0.667, SLG: 0.667										2	1	1	0	0	1	0																																																																																																			
76 Wyatt Mathisen, R OBP: 0.800, SLG: 1.000 82 Geraldo Perdomo, S										1	1	1	0	1	0	0																																																																																																			
										1	1	0	0	1	0	1																																																																																																			
Inning Stats	R: 1 E: 0 K: 1 S: 9	H: 2 LOB: 1 BB: 1 P: 17	R: 4 E: 0 K: 2 S: 26	H: 3 LOB: 3 BB: 3 P: 48	R: 0 E: 0 K: 3 S: 13	H: 1 LOB: 1 BB: 0 P: 14	R: 1 E: 0 K: 2 S: 13	H: 2 LOB: 1 BB: 0 P: 21	R: 0 E: 0 K: 0 S: 13	H: 1 LOB: 2 BB: 1 P: 20	R: 0 E: 0 K: 1 S: 7	H: 0 LOB: 0 BB: 0 P: 9	R: 0 E: 0 K: 0 S: 7	H: 0 LOB: 0 BB: 1 P: 16	R: 1 E: 0 K: 0 S: 7	H: 0 LOB: 1 BB: 2 P: 20	1B: 7 2B: 2 3B: 0 HR: 0	SF: 0 SAC: 0 DP: 2 HBP: 2	WP: 1 PB: 0 SB: 0 CS: 0	PA: 40																																																																																															
PITCHER	IP WLS BF H R ER SO BB IBB HBP BLK WP HR S P ERA WHIP	<table border="1"> <tr> <td>81 Victor González, L ERA: 9.0</td> <td>1.0</td> <td>L</td> <td>5</td> <td>2</td> <td>1</td> <td>1</td> <td>1</td> <td>1</td> <td>0</td> <td>0</td> <td>0</td> <td>0</td> <td>0</td> <td>0</td> <td>0</td> <td>16</td> <td>28</td> <td>9.00</td> <td>3.000</td> </tr> <tr> <td>95 Joe Broussard, R ERA: 27.0</td> <td>0.0</td> <td></td> <td>5</td> <td>3</td> <td>4</td> <td>4</td> <td>0</td> <td>1</td> <td>0</td> <td>1</td> <td>0</td> <td>0</td> <td>0</td> <td>0</td> <td>0</td> <td>7</td> <td>9</td> <td>0.00</td> <td>0.000</td> </tr> <tr> <td>80 Austin Drury, L ERA: 27.0</td> <td>1.0</td> <td></td> <td>5</td> <td>0</td> <td>0</td> <td>0</td> <td>2</td> <td>2</td> <td>0</td> <td>0</td> <td>0</td> <td>0</td> <td>0</td> <td>0</td> <td>0</td> <td>7</td> <td>16</td> <td>0.00</td> <td>1.000</td> </tr> <tr> <td>77 Dennis Santana, R ERA: 4.5</td> <td>1.0</td> <td></td> <td>4</td> <td>1</td> <td>0</td> <td>0</td> <td>3</td> <td>0</td> <td>0</td> <td>0</td> <td>0</td> <td>0</td> <td>0</td> <td>0</td> <td>7</td> <td>20</td> <td>9.00</td> <td>2.000</td> </tr> <tr> <td>63 Reynin Guduan, L ERA: 4.5</td> <td>1.0</td> <td></td> <td>5</td> <td>2</td> <td>1</td> <td>1</td> <td>2</td> <td>0</td> <td>0</td> <td>0</td> <td>0</td> <td>0</td> <td>0</td> <td>0</td> <td>7</td> <td>20</td> <td>9.00</td> <td>2.000</td> </tr> </table>																81 Victor González, L ERA: 9.0	1.0	L	5	2	1	1	1	1	0	0	0	0	0	0	0	16	28	9.00	3.000	95 Joe Broussard, R ERA: 27.0	0.0		5	3	4	4	0	1	0	1	0	0	0	0	0	7	9	0.00	0.000	80 Austin Drury, L ERA: 27.0	1.0		5	0	0	0	2	2	0	0	0	0	0	0	0	7	16	0.00	1.000	77 Dennis Santana, R ERA: 4.5	1.0		4	1	0	0	3	0	0	0	0	0	0	0	7	20	9.00	2.000	63 Reynin Guduan, L ERA: 4.5	1.0		5	2	1	1	2	0	0	0	0	0	0	0	7	20	9.00	2.000
81 Victor González, L ERA: 9.0	1.0	L	5	2	1	1	1	1	0	0	0	0	0	0	0	16	28	9.00	3.000																																																																																																
95 Joe Broussard, R ERA: 27.0	0.0		5	3	4	4	0	1	0	1	0	0	0	0	0	7	9	0.00	0.000																																																																																																
80 Austin Drury, L ERA: 27.0	1.0		5	0	0	0	2	2	0	0	0	0	0	0	0	7	16	0.00	1.000																																																																																																
77 Dennis Santana, R ERA: 4.5	1.0		4	1	0	0	3	0	0	0	0	0	0	0	7	20	9.00	2.000																																																																																																	
63 Reynin Guduan, L ERA: 4.5	1.0		5	2	1	1	2	0	0	0	0	0	0	0	7	20	9.00	2.000																																																																																																	

Batter	1	2	3	4	5	6	7	8	9	AB	R	H	RBI	BB	SO	LOB	TOP						
4 Shogo Akiyama, L (1,8) OBP: 0.222, SLG: 0.222 34 Mark Payton, L (6,8) OBP: 0.364, SLG: 0.364										3	0	0	0	0	1	0	Cincinnati Reds @ Arizona Diamondbacks Salt River Fields at Talking Stick, Scottsdale, AZ Thu Feb 27 2020, 3:12 PM - 5:51 PM EST Att: 7,023 - Sunny - 69 F						
44 Aristides Aquino, R (1,10) 41 Francisco Peña, R (8,PH) OBP: 0.333, SLG: 0.500 44 Alberti Chavez, R (9,PH) (9,10)										3	0	0	0	0	1	0							
12 Curt Casali, R (1,2) 71 Tyler Stephenson, R (6,2)										2	0	0	0	0	1	0							
43 Scott Schebler, L (1,7) OBP: 0.300, SLG: 0.333 4 Andy Suglio, L (7,9)										3	1	1	1	0	2	0							
52 Kyle Farmer, R (1,6) 0 Alex Blandino, R (6,6) OBP: 0.429, SLG: 0.833										2	0	0	0	0	1	0							
35 Derek Dietrich, L (1,3) OBP: 0.286, SLG: 0.667 3 Gavin LaValley, R (7,3)										3	1	1	1	0	1	0							
64 Matt Davidson, R (1,5) 63 Blake Trahan, R (6,5) OBP: 0.300, SLG: 0.125										2	0	1	0	0	0	0							
84 Stuart Fairchild, L (1,9) 9 Lorenzo Cedroia, R (7,7) OBP: 1.000, SLG: 1.000										3	0	0	0	0	1	2							
69 Alfredo Rodriguez, R (1,4) OBP: 0.250, SLG: 0.375 85 Jonathan India, R (6,4)										2	0	0	0	0	0	0							
										1	1	0	0	1	0	1							
Inning Stats	R: 0 K: 2 S: 8	H: 0 LOB: 0 BB: 12	R: 1 E: 0 K: 2 S: 9	H: 1 LOB: 0 BB: 12	R: 0 E: 0 K: 0 S: 6	H: 0 LOB: 0 BB: 9	R: 0 E: 0 K: 2 S: 10	H: 0 LOB: 1 BB: 0 P: 18	R: 0 E: 0 K: 1 S: 10	H: 0 LOB: 1 BB: 0 P: 16	R: 0 E: 0 K: 0 S: 6	H: 0 LOB: 0 BB: 7	R: 3 E: 0 K: 1 S: 13	H: 3 LOB: 1 BB: 1 P: 23	R: 2 E: 0 K: 1 S: 8	H: 2 LOB: 1 BB: 1 P: 17	R: 2 E: 0 K: 2 S: 17	H: 3 LOB: 2 BB: 1 P: 30	1B: 4 2B: 3 3B: 0 HR: 3	SF: 0 SAC: 0 DP: 0 HBP: 0	WP: 1 PB: 0 SB: 0 CS: 0	PA: 40	
PITCHER	IP WLS BF H R ER SO BB IBB HBP BLK WP HR S P ERA WHIP											PITCHER	IP WLS BF H R ER SO BB IBB HBP BLK WP HR S P ERA WHIP										
40 Madison Bumgarner, L (1,1) ERA: 4.5	2.0 L 7 1 1 1 4 0 0 0 0 0 0 1 17 24 4.50 0.500											79 Matt Peacock, R (7,1) ERA: 33.75	1.1 10 5 5 5 2 1 0 0 0 0 0 2 19 32 33.75 4.500										
41 Junior Guerra, R (3,1) ERA:	1.0 3 0 0 0 0 2 0 0 0 0 0 0 0 6 9 0.00 0.000											23 Kevin McCanna, R (8,1) ERA:	0.2 3 0 0 0 0 1 0 0 0 0 0 0 0 2 8 0.00 1.500										
47 Andrew Chafin, L (4,1) ERA:	1.0 3 0 0 0 0 2 0 0 0 0 0 0 0 10 18 0.00 0.000											68 Miguel Aguilar, L (9,1) ERA: 27.0	0.2 5 2 2 2 1 1 0 0 0 0 1 0 0 13 25 27.00 4.500										
50 Yoan López, R (5,1) ERA:	1.0 4 1 0 0 0 1 0 0 0 0 0 0 0 10 16 0.00 1.000											36 Trevor Clifton, R (9,1) ERA:	0.1 2 1 0 0 0 1 0 0 0 0 0 0 0 4 5 0.00 3.000										
54 Jimmie Sherry, R (6,1) ERA:	1.0 3 0 0 0 0 0 0 0 0 0 0 0 0 6 7 0.00 0.000																						

AB	37
R	8
H	10
RBI	8
BB	3
SO	11
LOB	9



Batter	1	2	3	4	5	6	7	8	9	AB	R	H	RBI	BB	SO	LOB	BOTTOM						
9 Jon Jay, L (1,8) OBP: 0.600, SLG: 0.556 88 Ben DeLuzio, R (6,PR) OBP: 0.429, SLG: 0.667										2	0	1	0	0	0	0	Cincinnati Reds @ Arizona Diamondbacks Salt River Fields at Talking Stick, Scottsdale, AZ Thu Feb 27 2020, 3:12 PM - 5:51 PM EST Att: 7,023 - Sunny - 69 F						
4 Ketel Marte, S (1,4) OBP: 0.500, SLG: 1.000 15 Ildemaro Vargas, S (6,4) OBP: 0.444, SLG: 0.889										2	0	0	0	0	1	0							
56 Kole Calhoun, L (1,9) OBP: 0.500, SLG: 0.400 1 Domingo Leyba, S (6,6) OBP: 0.286, SLG: 0.714										2	0	0	0	0	1	1							
32 Kevin Cron, R (1,3) 87 Pavin Smith, L (7,3) OBP: 0.500, SLG: 0.500										2	0	0	0	0	0	1							
22 Jake Lamb, L (1,5) OBP: 0.375, SLG: 0.167 49 Alex Young, L (6,5)										1	0	0	0	1	0	0							
13 Nick Ahmed, R (1,6) 27 Travis Snider, L (6,9)										2	0	0	0	0	2	1							
21 Stephen Vogt, L (1,2) OBP: 0.250, SLG: 0.250 33 Renae Martinez, R (6,2)										2	0	1	0	0	0	0							
16 Tim Lincecum, R (1,7) OBP: 0.250, SLG: 0.143 30 Trayce Thompson, R (7,7) OBP: 0.125, SLG: 0.125										2	0	0	0	0	2	0							
80 Seth Beer, L (1,10) OBP: 0.125, SLG: 0.125 26 Yasmany Tomás, R (9,PH) OBP: 0.800, SLG: 1.500										2	0	0	0	0	1	0							
										1	0	1	0	0	0	0							
Inning Stats	R: 0 E: 0 K: 1 S: 8	H: 0 LOB: 0 BB: 0 P: 10	R: 0 E: 0 K: 1 S: 9	H: 0 LOB: 0 BB: 0 P: 13	R: 0 E: 0 K: 0 S: 11	H: 0 LOB: 0 BB: 0 P: 14	R: 0 E: 0 K: 0 S: 14	H: 0 LOB: 1 BB: 0 P: 22	R: 0 E: 0 K: 1 S: 12	H: 1 LOB: 1 BB: 1 P: 17	R: 0 E: 0 K: 1 S: 9	H: 1 LOB: 0 BB: 0 P: 12	R: 0 E: 0 K: 2 S: 7	H: 0 LOB: 0 BB: 0 P: 11	R: 0 E: 0 K: 3 S: 9	H: 0 LOB: 0 BB: 0 P: 13	R: 0 E: 0 K: 1 S: 6	H: 1 LOB: 0 BB: 0 P: 9	1B: 3 2B: 2 3B: 0 HR: 0	SF: 0 SAC: 0 DP: 3 HBP: 1	WP: 0 PB: 0 SB: 0 CS: 0	PA: 29	
PITCHER	IP WLS BF H R ER SO BB IBB HBP BLK WP HR S P ERA WHIP											PITCHER	IP WLS BF H R ER SO BB IBB HBP BLK WP HR S P ERA WHIP										
27 Trevor Bauer, R (1,1) ERA:	1.0 W 6 0 0 0 0 0 0 0 0 0 0 0 0 11 14 0.00 0.000											79 Brooks Riley, L (7,1) ERA:	1.0 3 0 0 0 0 3 0 0 0 0 0 0 0 9 13 0.00 0.000										
48 Tyler Thornburg, R (3,1) ERA:	1.0 H 3 0 0 0 0 0 0 0 0 0 0 0 0 14 22 0.00 0.000											77 David Carpenter, R (8,1) ERA: 13.5	1.0 3 0 0 0 0 3 0 0 0 0 0 0 0 6 9 0.00 1.000										
47 Sal Romano, R (4,1) ERA:	1.0 H 4 0 0 0 0 0 0 0 0 0 0 0 0 12 17 0.00 2.000											32 R.J. Alaniz, R (9,1) ERA:	1.0 3 1 0 0 0 1 0 0 0 0 0 0 0 6 9 0.00 1.000										
67 Matt Bowman, R (5,1) ERA:	1.0 H 4 1 0 0 0 1 1 0 0 0 0 0 0 9 12 0.00 1.000																						
66 Joel Kuhnel, R (6,1) ERA:	1.0 H 3 1 0 0 0 1 0 0 0 0 0 0 0 9 12 0.00 1.000																						

AB	26
R	0
H	3
RBI	0
BB	1
SO	9
LOB	9



Batter	1	2	3	4	5	6	7	8	9	AB	R	H	RBI	BB	SO	LOB	TOP				
4 Shed Long Jr, L (1,4) 38 Alen Hanson, S (6,4) OBP: 0.482, SLG: 0.545 OBP: 0.333, SLG: 0.333	G3	G4-3																			
8 Jake Fraley, L (1,10) 64 Brian O'Keefe, R (9,PH) OBP: 0.385, SLG: 0.700 OBP: 0.500, SLG: 0.400	K																				
23 Austin Nola, R (1,2) 41 Cal Raleigh, S (6,2) OBP: 0.375, SLG: 0.375 OBP: 0.200, SLG: 0.500	G6-3																				
1 Kyle Lewis, R (1,9) 85 Julio Rodriguez, R (6,9) OBP: 0.182, SLG: 0.400 OBP: 0.200, SLG: 0.111																					
75 José Marmolejos, L (1,3) 90 Joe Rizzo, L (6,3) OBP: 0.308, SLG: 0.500																					
10 Tim Lopes, R (1,5) 70 Jordan Cowan, L (6,5) OBP: 0.245, SLG: 1.000																					
9 Dee Strange-Gordon, L (1,6) 28 Sam Haggerty, S (6,PR) OBP: 0.600, SLG: 0.800 OBP: 0.444, SLG: 0.667																					
0 Mallex Smith, L (1,8) 58 Jarred Kelenic, L (6,8) OBP: 0.182, SLG: 0.273 OBP: 0.500, SLG: 0.500																					
5 Braden Bishop, R (1,7) 80 Luis Liberato, L (6,7) OBP: 0.375, SLG: 0.167																					
Inning Stats	R: 0 E: 0 K: 1 S: 9	H: 0 LOB: 0 BB: 0 P: 12	R: 2 E: 0 K: 2 S: 19	H: 4 LOB: 2 BB: 0 P: 27	R: 1 E: 0 K: 0 S: 12	H: 1 LOB: 1 BB: 1 P: 23	R: 1 E: 0 K: 2 S: 13	H: 2 LOB: 2 BB: 1 P: 23	R: 0 E: 0 K: 2 S: 8	H: 0 LOB: 0 BB: 0 P: 11	R: 2 E: 0 K: 0 S: 11	H: 3 LOB: 1 BB: 0 P: 16	R: 0 E: 0 K: 1 S: 9	H: 0 LOB: 0 BB: 0 P: 13	R: 0 E: 0 K: 2 S: 11	H: 0 LOB: 0 BB: 0 P: 16	1B: 5 2B: 3 3B: 1 HR: 1	SF: 0 SAC: 0 DP: 0 HBP: 0	WP: 2 PB: 0 CS: 3 PA: 38		
PITCHER	IP WLS BF H R ER SO BB IBB HBP BLK WP HR S P ERA WHIP	IP WLS BF H R ER SO BB IBB HBP BLK WP HR S P ERA WHIP	IP WLS BF H R ER SO BB IBB HBP BLK WP HR S P ERA WHIP	IP WLS BF H R ER SO BB IBB HBP BLK WP HR S P ERA WHIP	IP WLS BF H R ER SO BB IBB HBP BLK WP HR S P ERA WHIP	IP WLS BF H R ER SO BB IBB HBP BLK WP HR S P ERA WHIP	IP WLS BF H R ER SO BB IBB HBP BLK WP HR S P ERA WHIP	IP WLS BF H R ER SO BB IBB HBP BLK WP HR S P ERA WHIP	IP WLS BF H R ER SO BB IBB HBP BLK WP HR S P ERA WHIP	IP WLS BF H R ER SO BB IBB HBP BLK WP HR S P ERA WHIP	IP WLS BF H R ER SO BB IBB HBP BLK WP HR S P ERA WHIP	IP WLS BF H R ER SO BB IBB HBP BLK WP HR S P ERA WHIP	IP WLS BF H R ER SO BB IBB HBP BLK WP HR S P ERA WHIP	IP WLS BF H R ER SO BB IBB HBP BLK WP HR S P ERA WHIP	IP WLS BF H R ER SO BB IBB HBP BLK WP HR S P ERA WHIP	IP WLS BF H R ER SO BB IBB HBP BLK WP HR S P ERA WHIP	IP WLS BF H R ER SO BB IBB HBP BLK WP HR S P ERA WHIP	IP WLS BF H R ER SO BB IBB HBP BLK WP HR S P ERA WHIP	IP WLS BF H R ER SO BB IBB HBP BLK WP HR S P ERA WHIP		
49 Alex Young, L (1,1) ERA: 13.5	2.0 L 11 4 3 3 3 1 0 0 0 0 1 30 45 13.50 2.500	2.0 L 10 3 1 1 2 1 0 0 0 2 0 23 40 4.50 2.000	1.0 L 3 0 0 0 0 0 0 0 0 0 0 8 11 0.00 0.000	1.0 L 5 3 2 2 0 0 0 0 0 0 0 11 16 18.00 3.000	1.0 L 3 0 0 0 0 0 0 0 0 0 0 8 14 0.00 0.000	2.0 L 6 0 0 0 3 0 0 0 0 0 0 20 29 0.00 0.000	2.0 L 11 4 3 3 3 1 0 0 0 0 1 30 45 13.50 2.500	2.0 L 10 3 1 1 2 1 0 0 0 2 0 23 40 4.50 2.000	1.0 L 3 0 0 0 0 0 0 0 0 0 0 8 11 0.00 0.000	1.0 L 5 3 2 2 0 0 0 0 0 0 0 11 16 18.00 3.000	1.0 L 3 0 0 0 0 0 0 0 0 0 0 8 14 0.00 0.000	2.0 L 6 0 0 0 3 0 0 0 0 0 0 20 29 0.00 0.000	2.0 L 11 4 3 3 3 1 0 0 0 0 1 30 45 13.50 2.500	2.0 L 10 3 1 1 2 1 0 0 0 2 0 23 40 4.50 2.000	1.0 L 3 0 0 0 0 0 0 0 0 0 0 8 11 0.00 0.000	1.0 L 5 3 2 2 0 0 0 0 0 0 0 11 16 18.00 3.000	1.0 L 3 0 0 0 0 0 0 0 0 0 0 8 14 0.00 0.000	2.0 L 6 0 0 0 3 0 0 0 0 0 0 20 29 0.00 0.000	2.0 L 11 4 3 3 3 1 0 0 0 0 1 30 45 13.50 2.500		
Batter	1	2	3	4	5	6	7	8	9	AB <th>R</th> <th>H</th> <th>RBI</th> <th>BB</th> <th>SO</th> <th>LOB</th> <th>BOTTOM</th>	R	H	RBI	BB	SO	LOB	BOTTOM				
2 Starling Marte, R (1,8) 33 Drew Ellis, R (6,5) OBP: 0.444, SLG: 0.625 OBP: 0.429, SLG: 0.800	G3-1																				
10 Josh Rojas, L (1,6) 78 Juniel Querecuto, S (7,4) OBP: 0.273, SLG: 0.300	G6-3																				
5 Eduardo Escobar, S (1,5) 88 Ben DeLuzio, R (6,8) OBP: 0.375, SLG: 0.571	G3-1																				
6 David Peralta, L (1,7) 30 Trayce Thompson, R (6,9) OBP: 0.444, SLG: 0.167 OBP: 0.111, SLG: 0.111																					
53 Christian Walker, R (1,3) 32 Kevin Cron, R (5,3) OBP: 0.500, SLG: 0.667																					
27 Travis Snider, L (1,9) 87 Pavin Smith, L (6,7) OBP: 0.500, SLG: 0.444																					
26 Yasmany Tomás, R (1,10) 80 Seth Beer, L (6,PH) OBP: 0.571, SLG: 1.000 OBP: 0.100, SLG: 0.100																					
85 Andrew Young, R (1,4) 82 Geraldo Perdomo, S (7,6) OBP: 0.111, SLG: 0.111																					
55 John Hicks, R (1,2) 86 Daulton Varsho, L (7,2) OBP: 0.400, SLG: 0.400 OBP: 0.429, SLG: 0.500																					
Inning Stats	R: 0 E: 0 K: 0 S: 7	H: 0 LOB: 0 BB: 0 P: 8	R: 0 E: 0 K: 3 S: 12	H: 0 LOB: 2 BB: 2 P: 27	R: 1 E: 0 K: 1 S: 12	H: 2 LOB: 1 BB: 0 P: 16	R: 0 E: 0 K: 2 S: 9	H: 0 LOB: 0 BB: 0 P: 10	R: 1 E: 0 K: 1 S: 10	H: 2 LOB: 2 BB: 1 P: 14	R: 0 E: 0 K: 1 S: 7	H: 0 LOB: 1 BB: 1 P: 14	R: 0 E: 1 K: 0 S: 7	H: 0 LOB: 0 BB: 0 P: 15	R: 0 E: 0 K: 2 S: 9	H: 0 LOB: 0 BB: 0 P: 10	R: 0 E: 0 K: 1 S: 8	H: 0 LOB: 1 BB: 1 P: 15	1B: 3 2B: 1 3B: 0 HR: 0	SF: 1 SAC: 0 DP: 1 HBP: 0	WP: 0 PB: 0 CS: 0 PA: 36
PITCHER	IP WLS BF H R ER SO BB IBB HBP BLK WP HR S P ERA WHIP	IP WLS BF H R ER SO BB IBB HBP BLK WP HR S P ERA WHIP	IP WLS BF H R ER SO BB IBB HBP BLK WP HR S P ERA WHIP	IP WLS BF H R ER SO BB IBB HBP BLK WP HR S P ERA WHIP	IP WLS BF H R ER SO BB IBB HBP BLK WP HR S P ERA WHIP	IP WLS BF H R ER SO BB IBB HBP BLK WP HR S P ERA WHIP	IP WLS BF H R ER SO BB IBB HBP BLK WP HR S P ERA WHIP	IP WLS BF H R ER SO BB IBB HBP BLK WP HR S P ERA WHIP	IP WLS BF H R ER SO BB IBB HBP BLK WP HR S P ERA WHIP	IP WLS BF H R ER SO BB IBB HBP BLK WP HR S P ERA WHIP	IP WLS BF H R ER SO BB IBB HBP BLK WP HR S P ERA WHIP	IP WLS BF H R ER SO BB IBB HBP BLK WP HR S P ERA WHIP	IP WLS BF H R ER SO BB IBB HBP BLK WP HR S P ERA WHIP	IP WLS BF H R ER SO BB IBB HBP BLK WP HR S P ERA WHIP	IP WLS BF H R ER SO BB IBB HBP BLK WP HR S P ERA WHIP	IP WLS BF H R ER SO BB IBB HBP BLK WP HR S P ERA WHIP	IP WLS BF H R ER SO BB IBB HBP BLK WP HR S P ERA WHIP	IP WLS BF H R ER SO BB IBB HBP BLK WP HR S P ERA WHIP	IP WLS BF H R ER SO BB IBB HBP BLK WP HR S P ERA WHIP		
18 Yusei Kikuchi, L (1,1) ERA: 7.36	1.0 H 3 1 0 0 1 0 0 0 0 0 6 6 0.00 1.500	0.2 H 3 1 0 0 1 0 0 0 0 0 6 6 0.00 1.500	2.0 H 9 2 1 1 3 1 0 0 0 0 19 24 4.50 1.500	1.0 H 3 0 0 0 1 1 0 0 0 0 7 14 0.00 1.000	1.0 H 4 0 0 0 0 1 0 0 0 0 7 15 0.00 1.000	1.0 H 3 0 0 0 1 0 0 0 0 0 4 4 0.00 1.000	1.0 H 3 0 0 0 1 0 0 0 0 0 4 4 0.00 1.000	1.0 H 3 0 0 0 1 0 0 0 0 0 4 4 0.00 1.000	1.0 H 3 0 0 0 1 0 0 0 0 0 4 4 0.00 1.000	1.0 H 3 0 0 0 1 0 0 0 0 0 4 4 0.00 1.000	1.0 H 3 0 0 0 1 0 0 0 0 0 4 4 0.00 1.000	1.0 H 3 0 0 0 1 0 0 0 0 0 4 4 0.00 1.000	1.0 H 3 0 0 0 1 0 0 0 0 0 4 4 0.00 1.000	1.0 H 3 0 0 0 1 0 0 0 0 0 4 4 0.00 1.000	1.0 H 3 0 0 0 1 0 0 0 0 0 4 4 0.00 1.000	1.0 H 3 0 0 0 1 0 0 0 0 0 4 4 0.00 1.000	1.0 H 3 0 0 0 1 0 0 0 0 0 4 4 0.00 1.000	1.0 H 3 0 0 0 1 0 0 0 0 0 4 4 0.00 1.000	1.0 H 3 0 0 0 1 0 0 0 0 0 4 4 0.00 1.000	1.0 H 3 0 0 0 1 0 0 0 0 0 4 4 0.00 1.000	


Seattle Mariners @ Arizona Diamondbacks
Salt River Fields at Talking Stick, Scottsdale, AZ
Fri Feb 28 2020, 3:10 PM - 5:53 PM EST
Att: 9,243 - Partly Cloudy - 75 F

AB	36
R	6
H	10
RBI	6
BB	2
SO	10
LOB	16



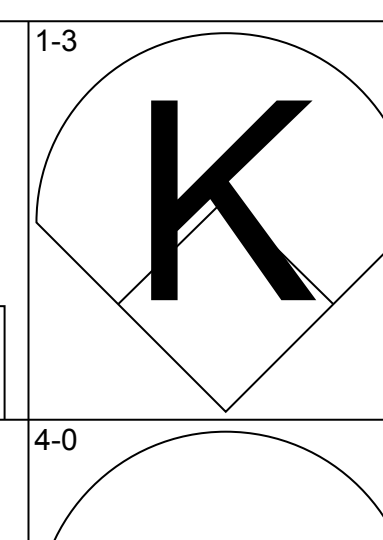
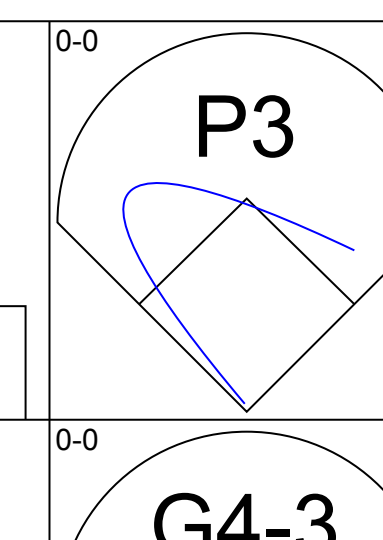
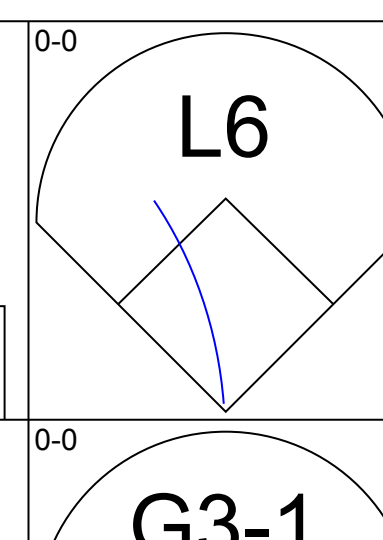
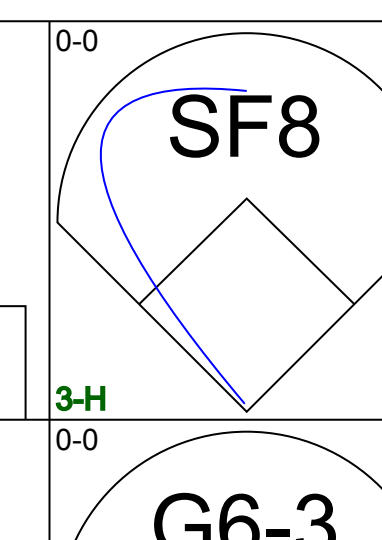
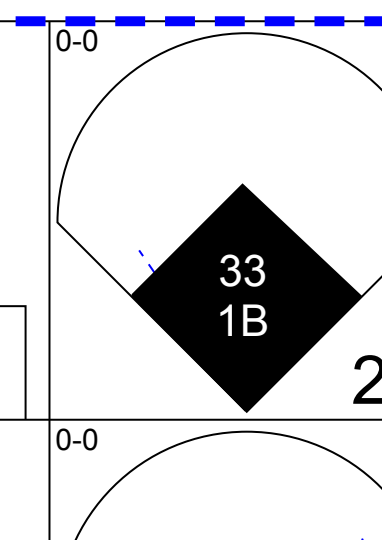
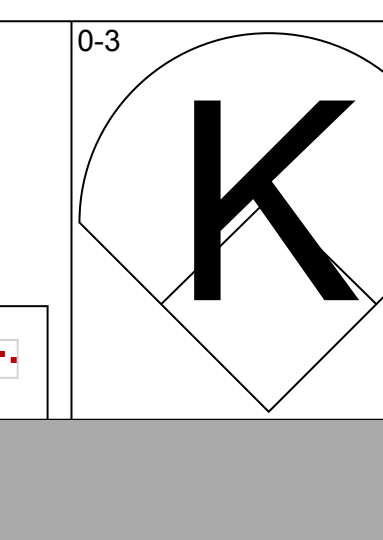
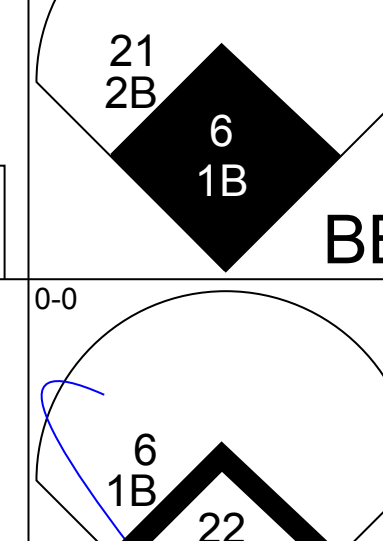
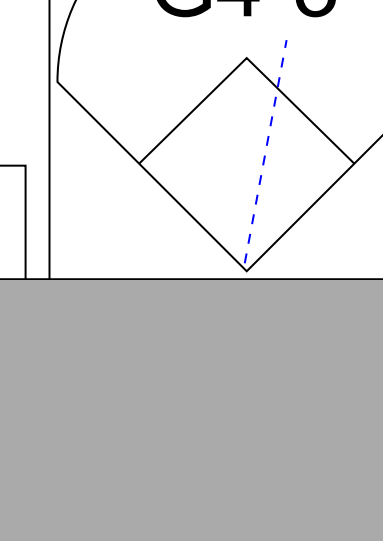
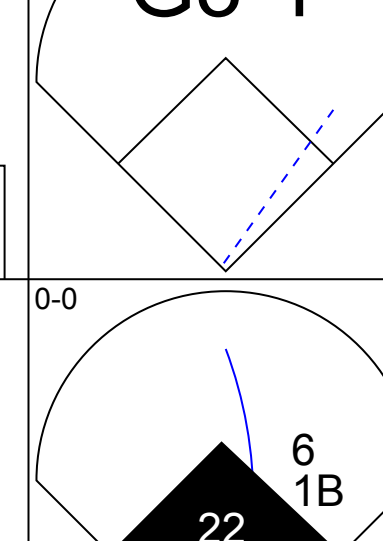
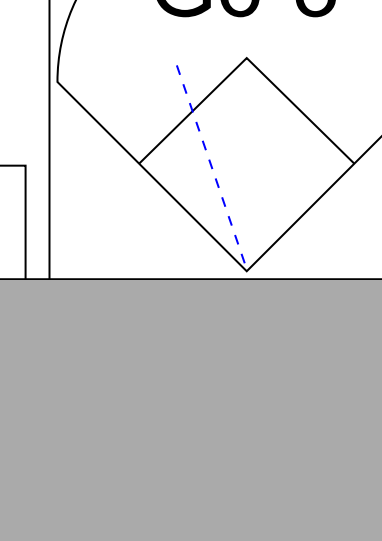
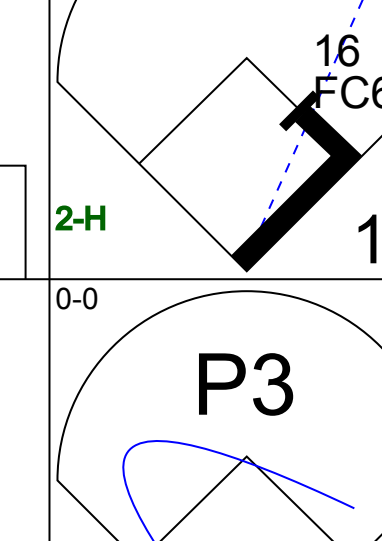
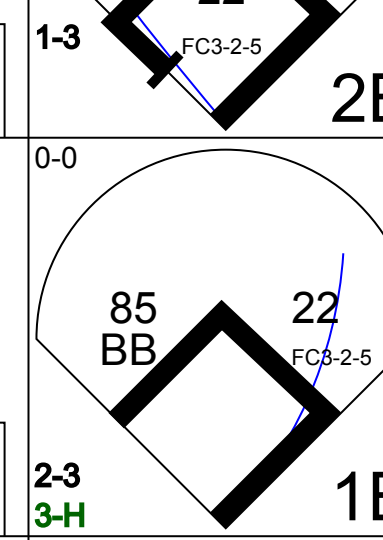
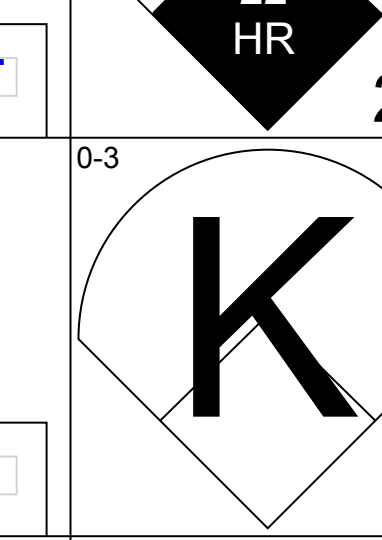
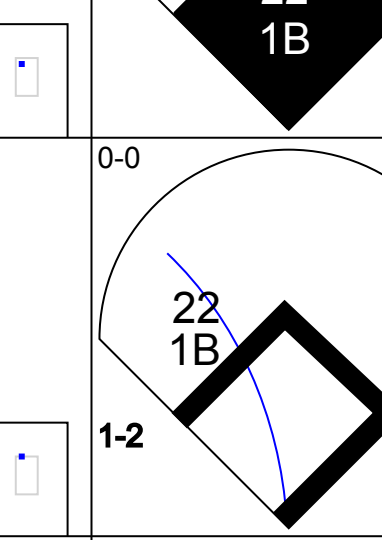
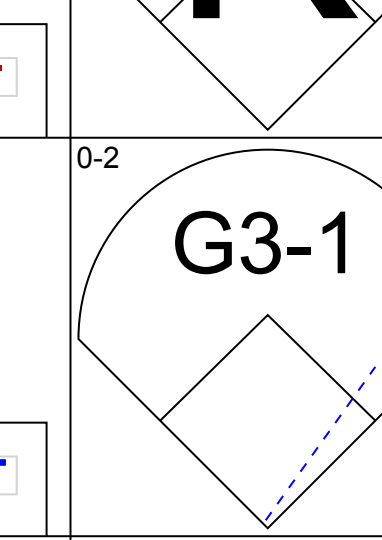
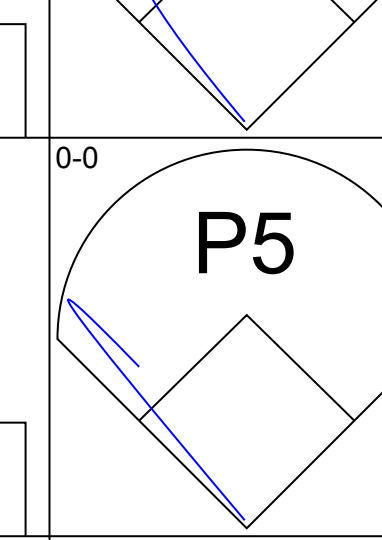
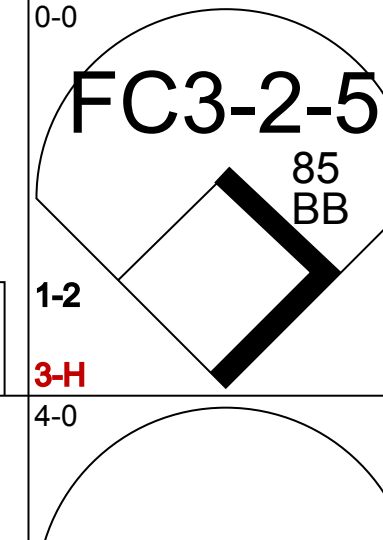
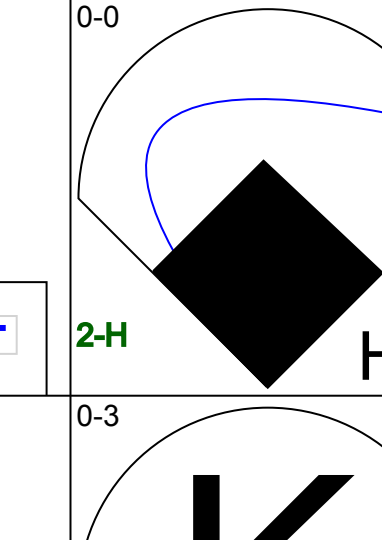
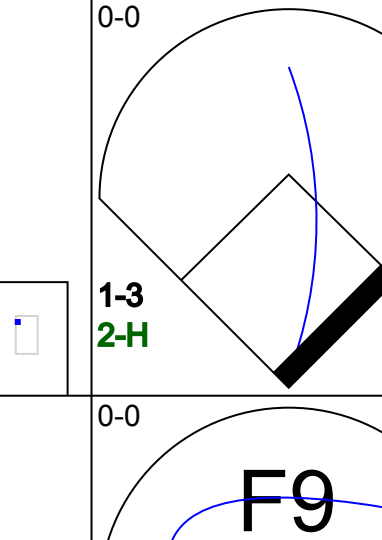
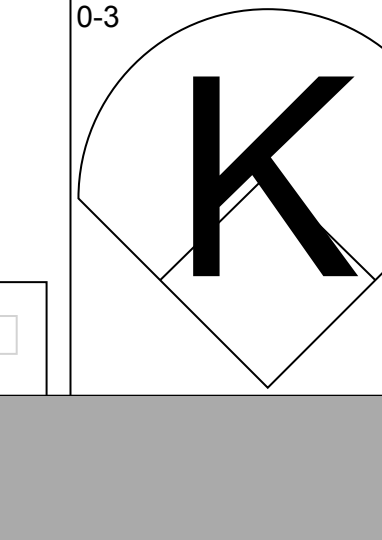
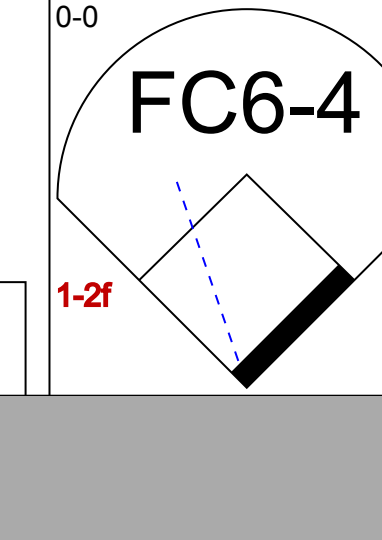
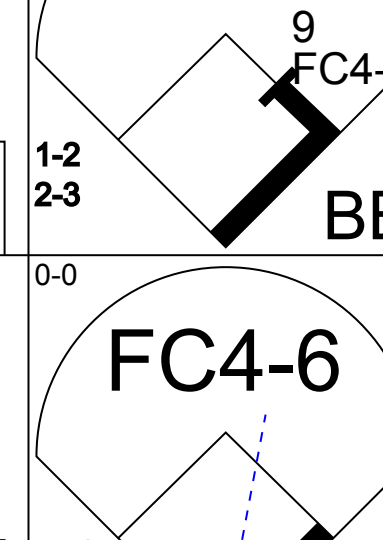
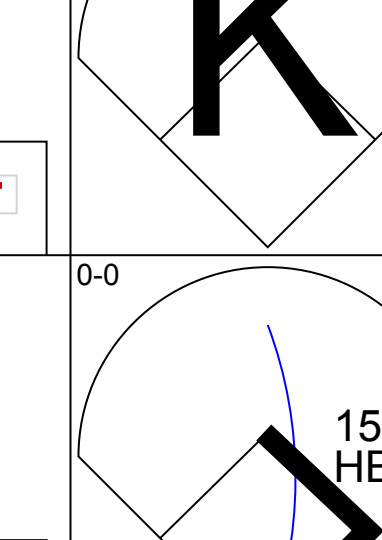
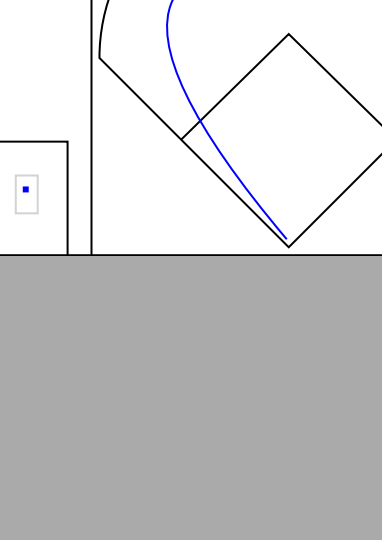


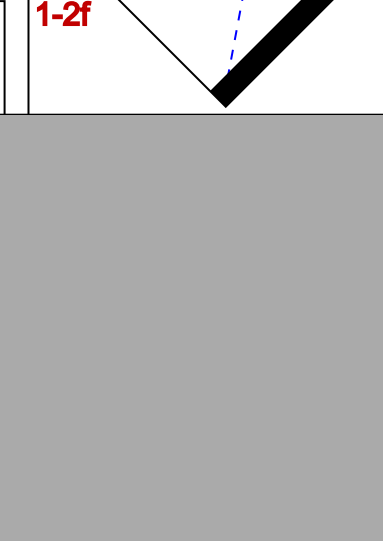
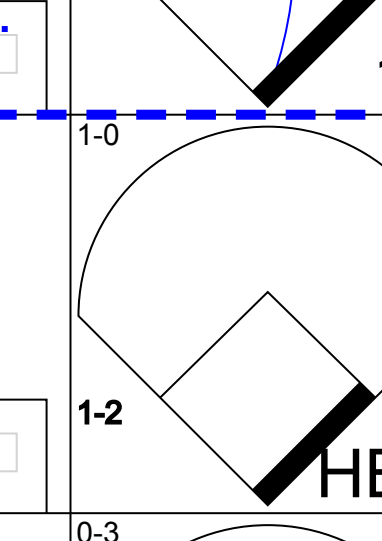

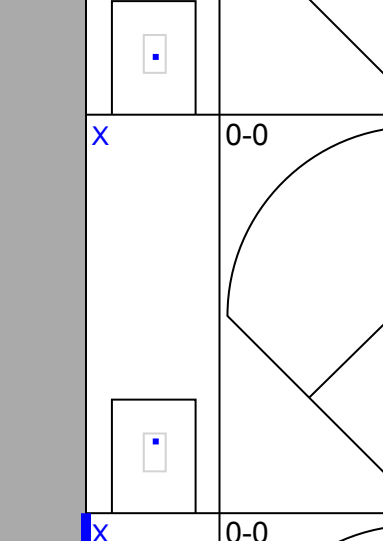
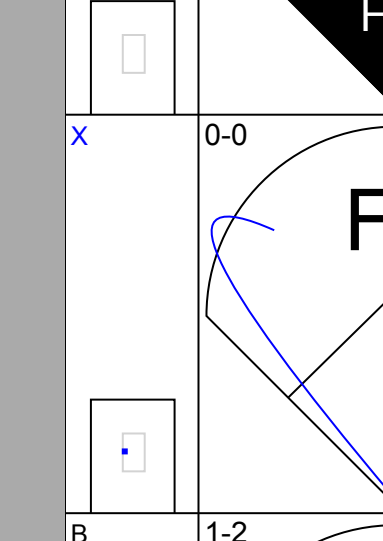
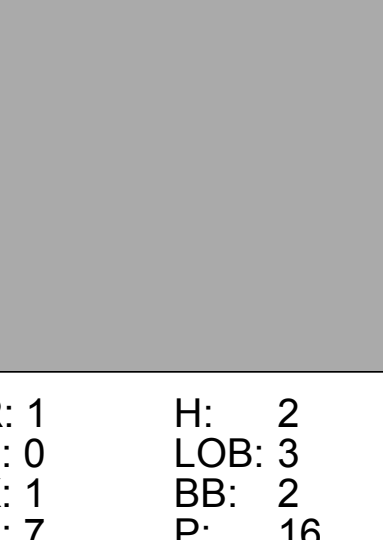
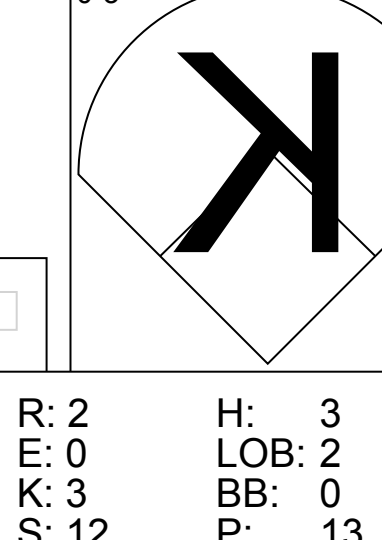
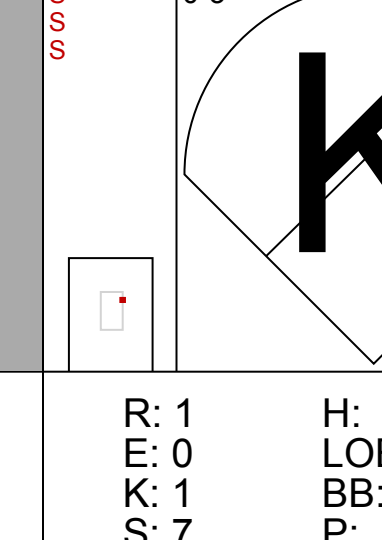
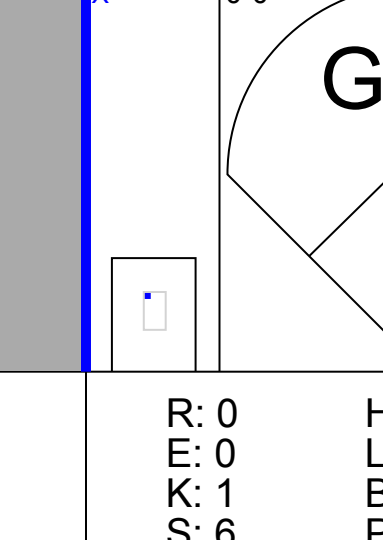
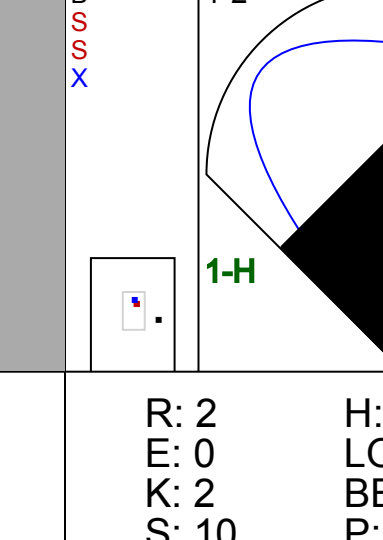
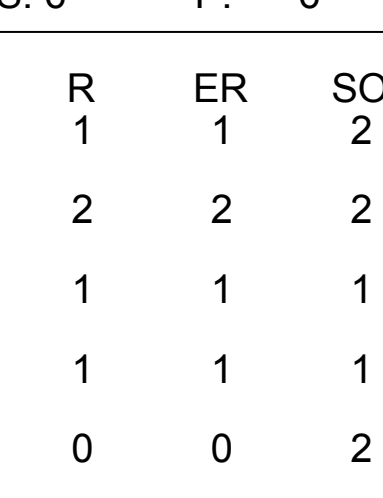
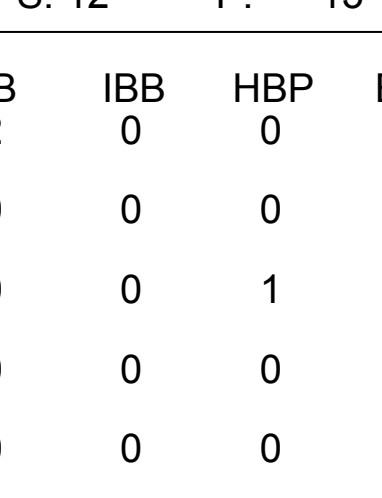
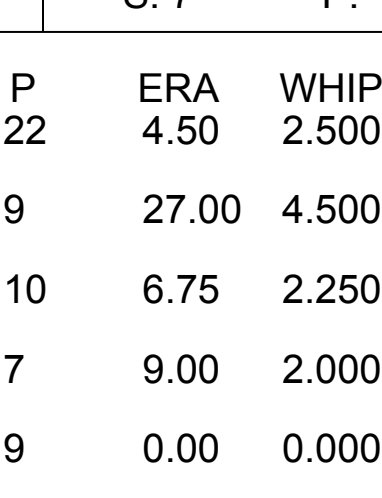
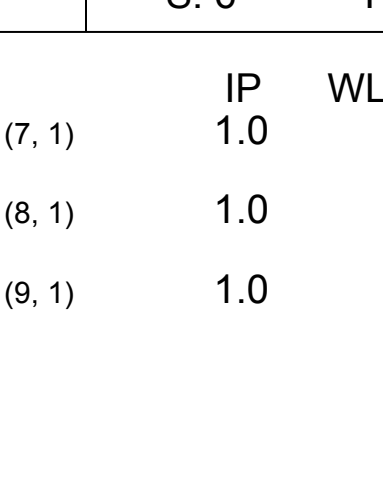
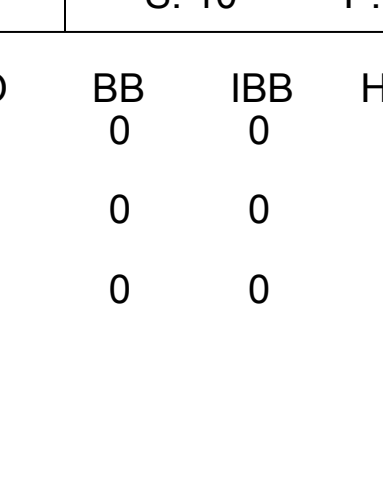
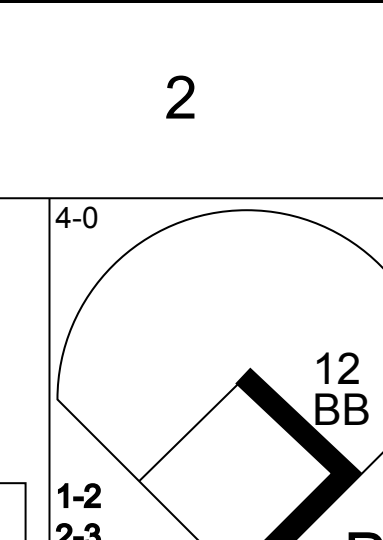


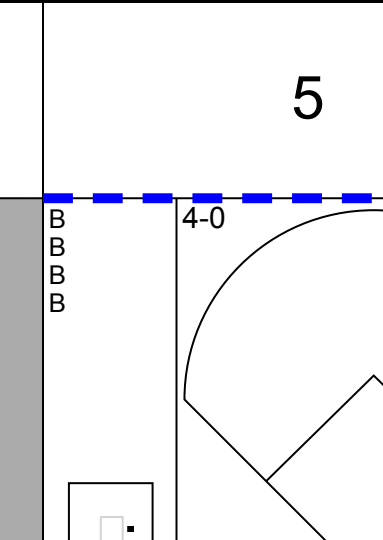
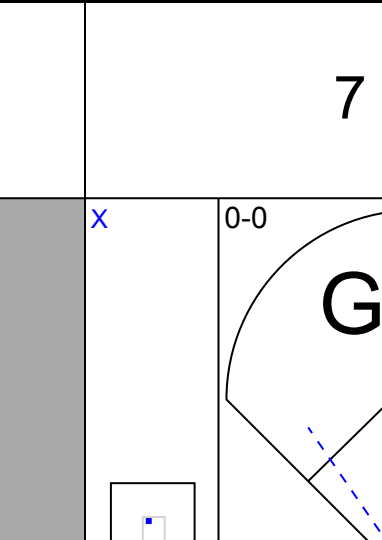

Seattle Mariners @ Arizona Diamondbacks
Salt River Fields at Talking Stick, Scottsdale, AZ
Fri Feb 28 2020, 3:10 PM - 5:53 PM EST
Att: 9,243 - Partly Cloudy - 75 F

AB	29
R	2
H	4
RBI	2
BB	6
SO	11
LOB	15



Batter	1	2	3	4	5	6	7	8	9	AB	R	H	RBI	BB	SO	LOB	TOP			
12 Alex Dickerson, L OBP: 0.273, SLG: 0.364 70 Joe McCarthy, L OBP: 0.364, SLG: 0.222	G6-3		K			K				3	0	1	0	0	1	0	San Francisco Giants @ Arizona Diamondbacks Salt River Fields at Talking Stick, Scottsdale, AZ Mon Mar 02, 2020, 3:11 PM - 6:45 PM EST Att: 8,015 - Partly Cloudy - 62 F			
41 Wilmer Flores, R OBP: 0.385, SLG: 0.417 26 Chris Shaw, L OBP: 0.308, SLG: 0.182										2	1	1	0	1	1	1				
48 Pablo Sandoval, S OBP: 0.300, SLG: 0.500 83 Hunter Bishop, L OBP: 0.250, SLG: 0.143	L6									2	1	1	0	1	0	1				
8 Hunter Pence, R OBP: 0.500, SLG: 0.500 33 Darin Ruf, R OBP: 0.357, SLG: 0.636										2	0	1	1	0	0	1				
73 Austin Slater, R OBP: 0.333, SLG: 0.583 37 Joey Rickard, R OBP: 0.545, SLG: 0.900										3	1	2	0	0	1	0				
1 Mauricio Dubón, R OBP: 0.533, SLG: 1.000 7 Donovan Solano, R OBP: 0.500, SLG: 0.444										3	1	2	0	0	0	2				
81 Tyler Heineman, S OBP: 0.273, SLG: 0.364 76 Rob Brantly, L OBP: 0.273, SLG: 0.364										3	0	1	0	0	0	3				
46 Abiatavelino, R OBP: 0.231, SLG: 0.417 14 Christian Adames, S OBP: 0.400, SLG: 0.600										2	0	0	0	0	1	3				
68 Zach Green, R OBP: 0.500, SLG: 1.250 32 Kean Wong, L OBP: 0.333, SLG: 0.273										2	0	1	3	0	1	0				
										2	0	1	0	1	1	1				
Inning Stats	R: 0 E: 0 K: 0 S: 10	H: 1 LOB: 1 BB: 0 P: 14	R: 0 E: 0 K: 1 S: 15	H: 2 LOB: 1 BB: 0 P: 21	R: 1 E: 0 K: 2 S: 14	H: 2 LOB: 1 BB: 1 P: 22	R: 3 E: 0 K: 1 S: 16	H: 4 LOB: 1 BB: 0 P: 28	R: 1 E: 0 K: 1 S: 14	H: 1 LOB: 1 BB: 1 P: 23	R: 0 E: 0 K: 3 S: 13	H: 0 LOB: 1 BB: 1 P: 23	R: 0 E: 0 K: 2 S: 10	H: 1 LOB: 2 BB: 3 P: 15	R: 3 E: 0 K: 2 S: 20	H: 1 LOB: 1 BB: 3 P: 37	1B: 8 2B: 3 3B: 1 HR: 1	SF: 0 SAC: 0 DP: 0 HBP: 0	WP: 3 PB: 0 SB: 1 CS: 1	PA: 46
PITCHER	IP WLS BF H R ER SO	IP WLS BF H R ER SO	IP WLS BF H R ER SO	IP WLS BF H R ER SO	IP WLS BF H R ER SO	IP WLS BF H R ER SO	IP WLS BF H R ER SO	IP WLS BF H R ER SO	IP WLS BF H R ER SO	IP WLS BF H R ER SO	IP WLS BF H R ER SO	IP WLS BF H R ER SO	IP WLS BF H R ER SO	IP WLS BF H R ER SO	IP WLS BF H R ER SO	IP WLS BF H R ER SO	ERA WHIP	ERA WHIP		
29 Merrill Kelly, R ERA: 6.75 36 Trevor Clifton, R ERA: 36 Edwin Jackson, R ERA: 21.0 34 Jon Duplantier, R ERA: 2.45 35 Cotton Turner, L ERA:	2.2 0.1 (4, 1) (5, 1) (6, 1)	2.2 0.1 (4, 1) (5, 1) (6, 1)	2.2 0.1 (4, 1) (5, 1) (6, 1)	2.2 0.1 (4, 1) (5, 1) (6, 1)	2.2 0.1 (4, 1) (5, 1) (6, 1)	2.2 0.1 (4, 1) (5, 1) (6, 1)	2.2 0.1 (4, 1) (5, 1) (6, 1)	2.2 0.1 (4, 1) (5, 1) (6, 1)	2.2 0.1 (4, 1) (5, 1) (6, 1)	2.2 0.1 (4, 1) (5, 1) (6, 1)	2.2 0.1 (4, 1) (5, 1) (6, 1)	2.2 0.1 (4, 1) (5, 1) (6, 1)	2.2 0.1 (4, 1) (5, 1) (6, 1)	2.2 0.1 (4, 1) (5, 1) (6, 1)	2.2 0.1 (4, 1) (5, 1) (6, 1)	2.2 0.1 (4, 1) (5, 1) (6, 1)	2.2 0.1 (4, 1) (5, 1) (6, 1)	3.38 1.500	0.00 6.000	
54 Jimmie Sherry, R ERA: 72 Joe Mantiply, L ERA: 19.28 39 Ryan Atkinson, R ERA: 31 Kyle Crockett, L ERA: 10.8	(7, 1) (8, 1) (9, 1) (9, 1)	(7, 1) (8, 1) (9, 1) (9, 1)	(7, 1) (8, 1) (9, 1) (9, 1)	(7, 1) (8, 1) (9, 1) (9, 1)	(7, 1) (8, 1) (9, 1) (9, 1)	(7, 1) (8, 1) (9, 1) (9, 1)	(7, 1) (8, 1) (9, 1) (9, 1)	(7, 1) (8, 1) (9, 1) (9, 1)	(7, 1) (8, 1) (9, 1) (9, 1)	(7, 1) (8, 1) (9, 1) (9, 1)	(7, 1) (8, 1) (9, 1) (9, 1)	(7, 1) (8, 1) (9, 1) (9, 1)	(7, 1) (8, 1) (9, 1) (9, 1)	(7, 1) (8, 1) (9, 1) (9, 1)	(7, 1) (8, 1) (9, 1) (9, 1)	(7, 1) (8, 1) (9, 1) (9, 1)	10.8 0.00 2.000	0.00 8.000	0.00 0.000	
Batter	1	2	3	4	5	6	7	8	9	AB	R	H	RBI	BB	SO	LOB	BOTTOM			
16 Tim Locastro, R OBP: 0.357, SLG: 0.462 49 Alex Young, L	G4-3		F9							3	0	2	0	0	0	0	San Francisco Giants @ Arizona Diamondbacks Salt River Fields at Talking Stick, Scottsdale, AZ Mon Mar 02, 2020, 3:11 PM - 6:45 PM EST Att: 8,015 - Partly Cloudy - 62 F			
4 Ketel Marte, S OBP: 0.425, SLG: 0.846 9 Jon Jay, L OBP: 0.467, SLG: 0.500										3	0	1	0	0	1	2				
5 Eduardo Escobar, S OBP: 0.200, SLG: 0.214 76 Wyatt Mathisen, R OBP: 0.625, SLG: 0.667										3	0	0	0	0	1	3				
6 David Peralta, L OBP: 0.417, SLG: 0.125 27 Travis Snider, L										2	0	0	0	1	0	1				
53 Christian Walker, R OBP: 0.333, SLG: 0.400 88 Ben DeLuzio, R OBP: 0.300, SLG: 0.500										2	0	0	0	0	1	1				
56 Kole Calhoun, L OBP: 0.538, SLG: 0.375 80 Seth Beer, L OBP: 0.231, SLG: 0.091										0	0	0	0	2	0	0				
22 Jake Lamb, L OBP: 0.308, SLG: 0.100 32 Kevin Cron, R										2	0	0	0	0	0	3				
13 Nick Ahmed, R OBP: 0.231, SLG: 0.231 78 Juniel Quevedo, S OBP: 0.250, SLG: 0.143										2	0	0	0	0	0	2				
55 John Hicks, R OBP: 0.400, SLG: 0.800 19 Michael De La Cruz, S OBP: 0.333, SLG: 1.333										2	0	0	0	0	0	1				
										1	0	0	0	0	0	0				
Inning Stats	R: 0 E: 0 K: 0 S: 10	H: 1 LOB: 1 BB: 0 P: 16	R: 0 E: 0 K: 0 S: 6	H: 0 LOB: 0 BB: 1 P: 12	R: 1 E: 0 K: 1 S: 8	H: 2 LOB: 1 BB: 0 P: 14	R: 0 E: 0 K: 1 S: 14	H: 0 LOB: 1 BB: 1 P: 24	R: 0 E: 0 K: 1 S: 10	H: 1 LOB: 2 BB: 0 P: 11	R: 0 E: 0 K: 1 S: 12	H: 0 LOB: 1 BB: 1 P: 19	R: 0 E: 0 K: 3 S: 9	H: 0 LOB: 0 BB: 0 P: 14	R: 0 E: 0 K: 0 S: 5	H: 0 LOB: 0 BB: 1 P: 10	1B: 2 2B: 2 3B: 0 HR: 1	SF: 0 SAC: 0 DP: 2 HBP: 0	WP: 1 PB: 0 SB: 0 CS: 0	PA: 35
PITCHER	IP WLS BF H R ER SO	IP WLS BF H R ER SO	IP WLS BF H R ER SO	IP WLS BF H R ER SO	IP WLS BF H R ER SO	IP WLS BF H R ER SO	IP WLS BF H R ER SO	IP WLS BF H R ER SO	IP WLS BF H R ER SO	IP WLS BF H R ER SO	IP WLS BF H R ER SO	IP WLS BF H R ER SO	IP WLS BF H R ER SO	IP WLS BF H R ER SO	IP WLS BF H R ER SO	IP WLS BF H R ER SO	ERA WHIP	ERA WHIP		
29 Jeff Samardzija, R ERA: 1.8 Luis Madero, R ERA: 71 Tyler Rogers, R ERA: 97 Jarlin Garcia, L ERA: 50 Nick Vincent, R ERA: 15.43	(1, 1) (4, 1) (5, 1) (6, 1) (7, 1)	(1, 1) (4, 1) (5, 1) (6, 1) (7, 1)	(1, 1) (4, 1) (5, 1) (6, 1) (7, 1)	(1, 1) (4, 1) (5, 1) (6, 1) (7, 1)	(1, 1) (4, 1) (5, 1) (6, 1) (7, 1)	(1, 1) (4, 1) (5, 1) (6, 1) (7, 1)	(1, 1) (4, 1) (5, 1) (6, 1) (7, 1)	(1, 1) (4, 1) (5, 1) (6, 1) (7, 1)	(1, 1) (4, 1) (5, 1) (6, 1) (7, 1)	(1, 1) (4, 1) (5, 1) (6, 1) (7, 1)	(1, 1) (4, 1) (5, 1) (6, 1) (7, 1)	(1, 1) (4, 1) (5, 1) (6, 1) (7, 1)	(1, 1) (4, 1) (5, 1) (6, 1) (7, 1)	(1, 1) (4, 1) (5, 1) (6, 1) (7, 1)	(1, 1) (4, 1) (5, 1) (6, 1) (7, 1)	(1, 1) (4, 1) (5, 1) (6, 1) (7, 1)	0.00 1.333	0.00 1.000		
66 Andrew Triggs, R ERA: 63 Matt Carasiti, R ERA: 2.25	(8, 1) (9, 1)	(8, 1) (9, 1)	(8, 1) (9, 1)	(8, 1) (9, 1)	(8, 1) (9, 1)	(8, 1) (9, 1)	(8, 1) (9, 1)	(8, 1) (9, 1)	(8, 1) (9, 1)	(8, 1) (9, 1)	(8, 1) (9, 1)	(8, 1) (9, 1)	(8, 1) (9, 1)	(8, 1) (9, 1)	(8, 1) (9, 1)	(8, 1) (9, 1)	0.00 2.25	0.00 1.000		

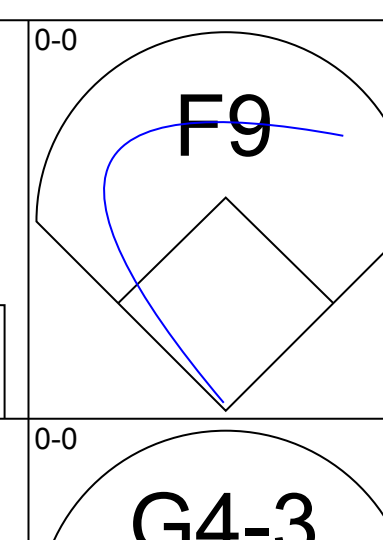
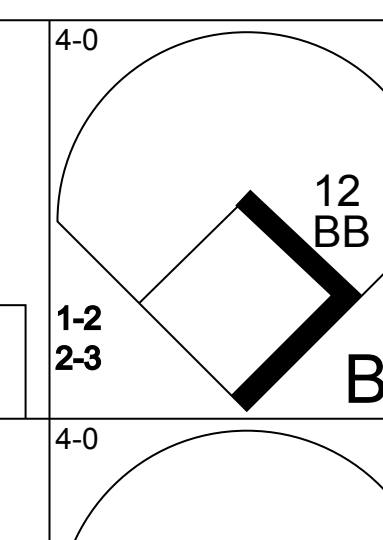
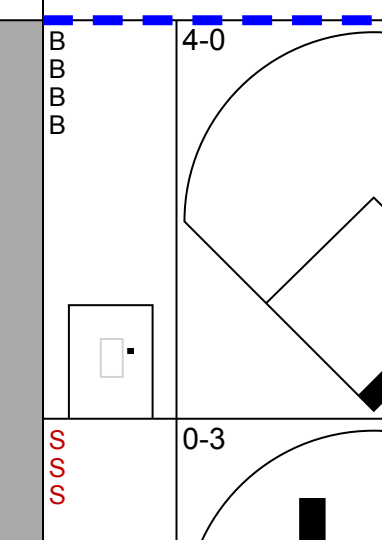
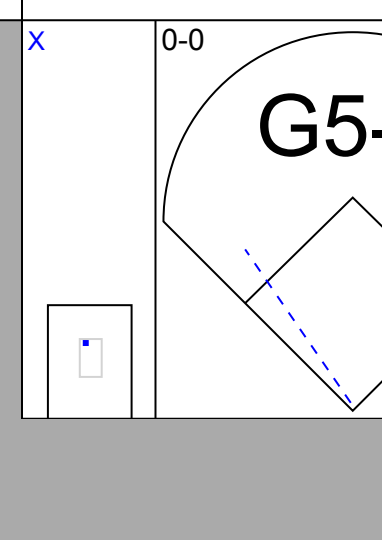
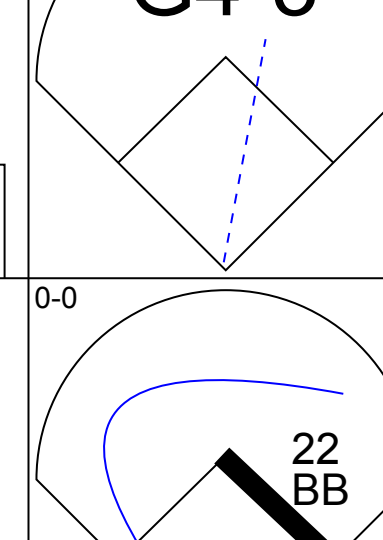
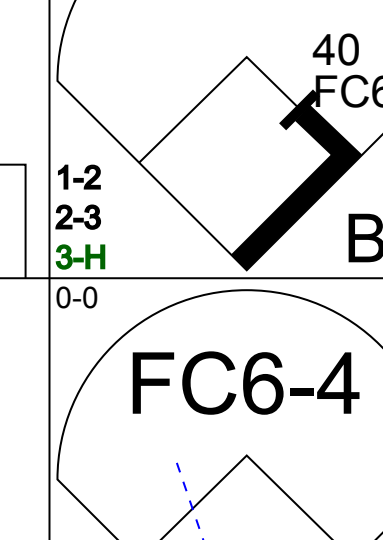
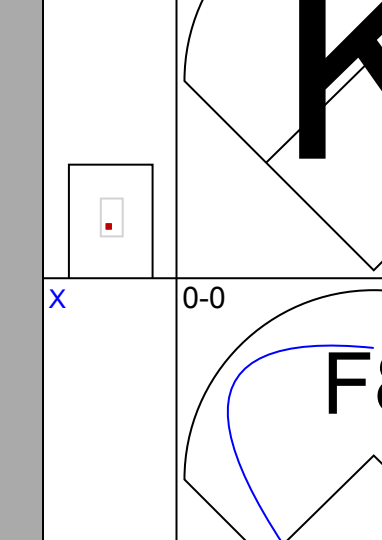
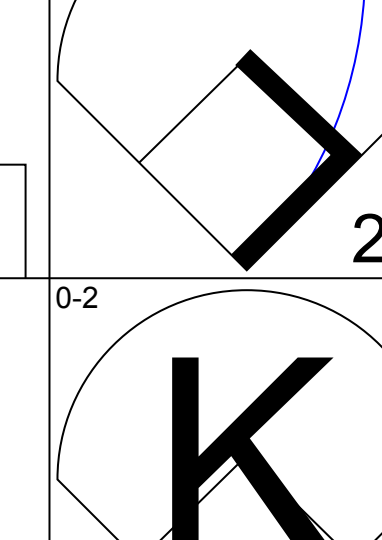
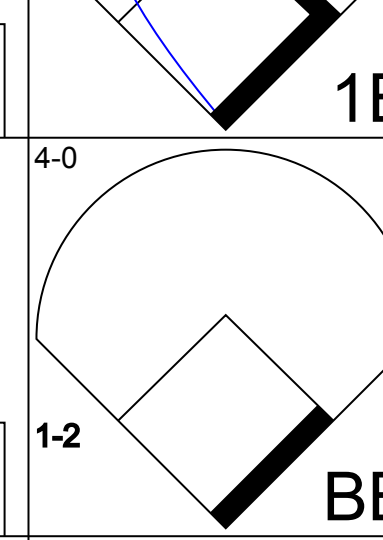
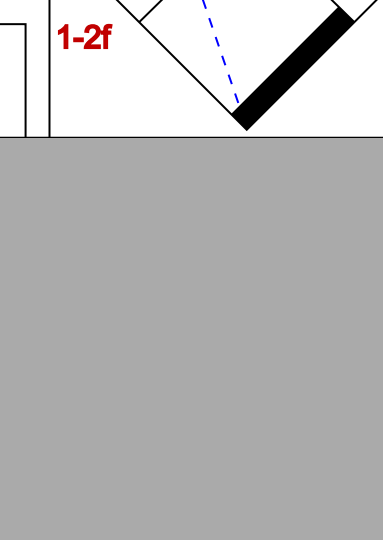
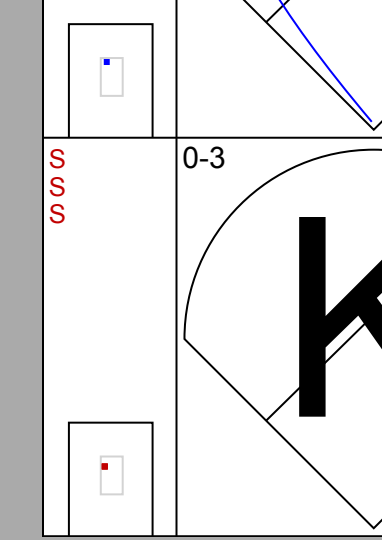
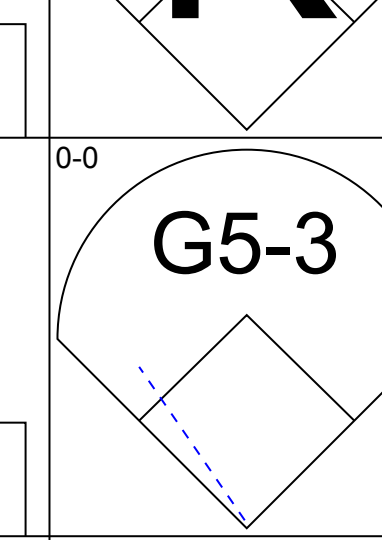
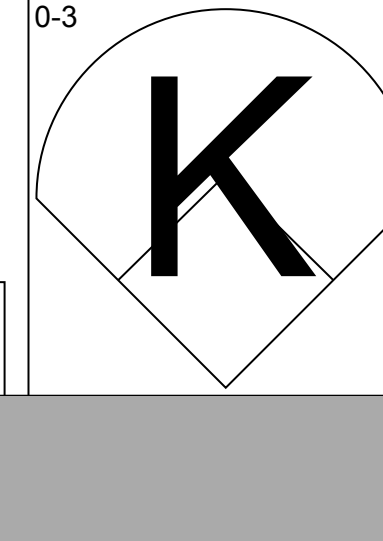
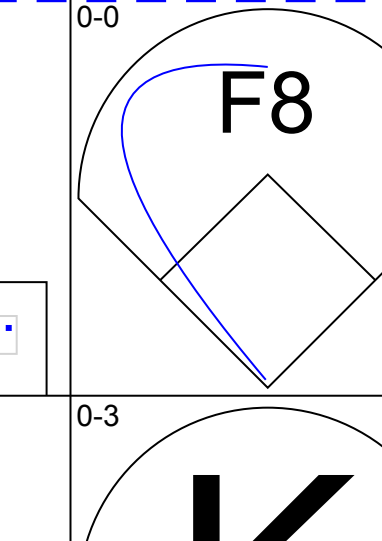

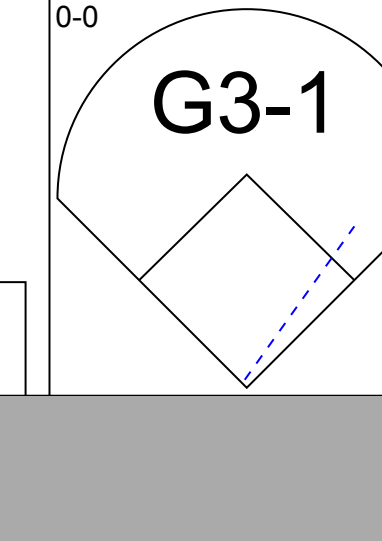


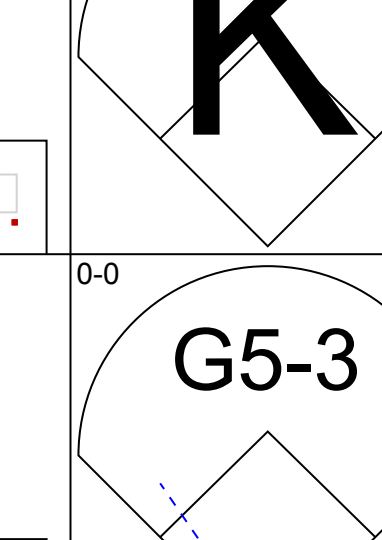

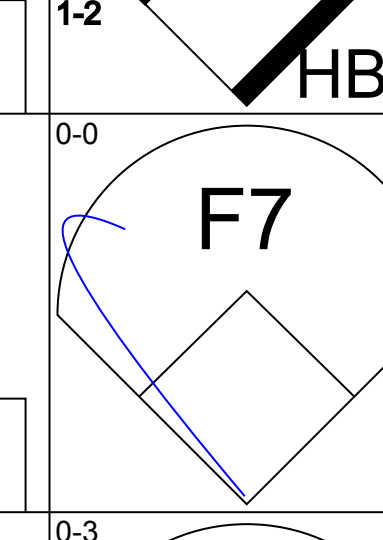

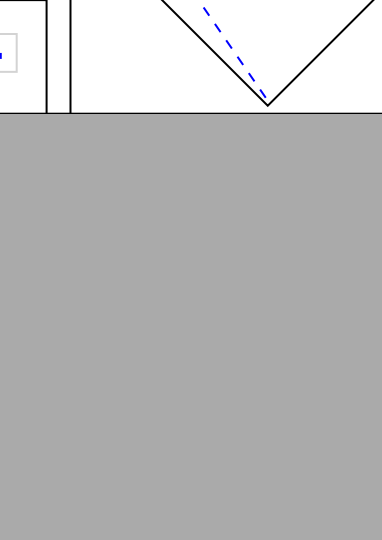
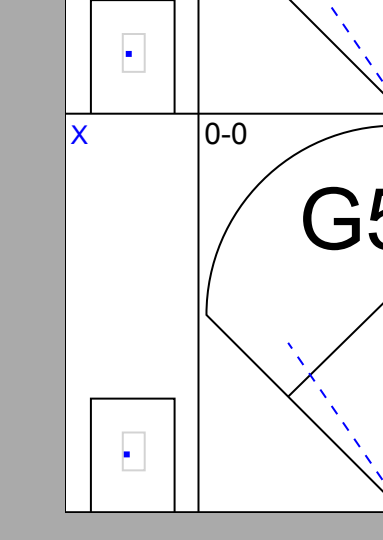
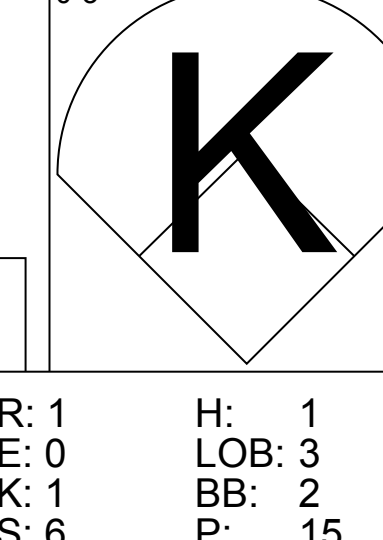
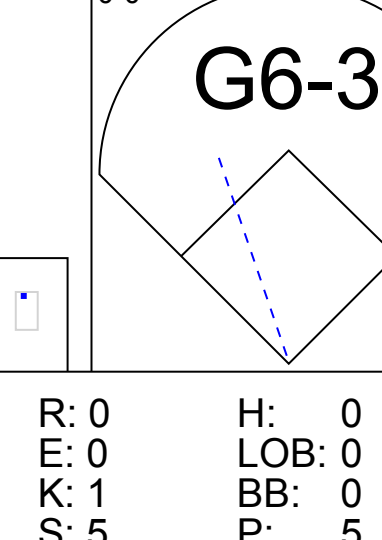
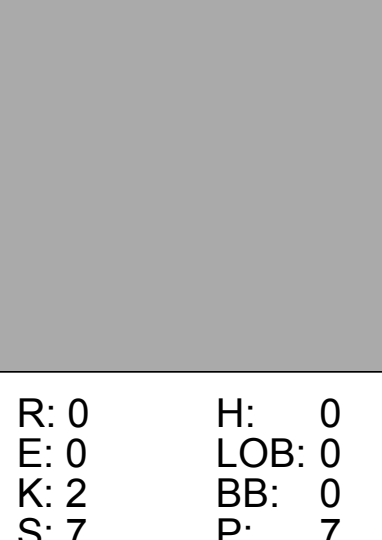
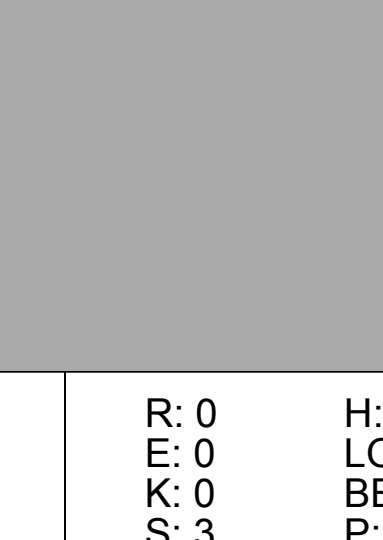
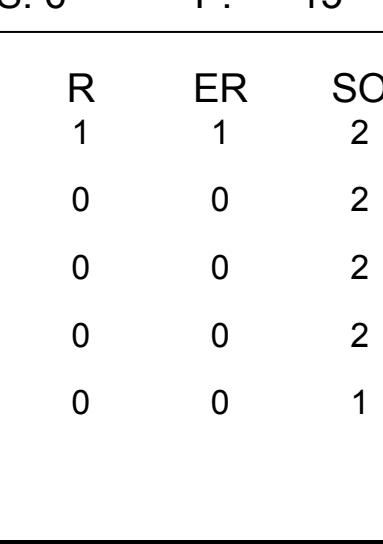
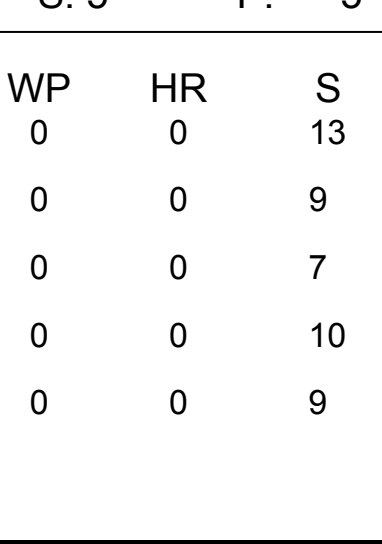

Batter	1	2	3	4	5	6	7	8	9	AB	R	H	RBI	BB	SO	LOB	TOP			
26 David Dahl, L (1,8) OBP: 0.200, SLG: 0.520 82 Bret Boswell, L (6,8) OBP: 0.429, SLG: 0.667										3	0	0	0	0	1	0	Colorado Rockies @ Arizona Diamondbacks Salt River Fields at Talking Stick, Scottsdale, AZ Fri Mar 06 2020, 3:12 PM - 5:58 PM EST Att: 12,238 - Partly Cloudy - 82 F livebaseballscorecards.com			
27 Trevor Story, R (1,6) OBP: 0.318, SLG: 0.421 73 Brian Mundell, R (6,7) OBP: 0.391, SLG: 0.350										3	0	0	0	0	1	0				
9 Daniel Murphy, L (1,3) OBP: 0.400, SLG: 0.421 70 Mike Gerber, L (7,7) OBP: 0.333, SLG: 0.143										4	2	2	0	0	1	2				
24 Ryan McMahon, L (1,5) OBP: 0.346, SLG: 0.696 83 Alan Trejo, R (6,4) OBP: 0.471, SLG: 0.429										3	2	2	4	0	0	0				
20 Ian Desmond, R (1,10) OBP: 0.167, SLG: 0.471 7 Brendan Rodgers, R (8, PH) OBP: 0.500, SLG: 0.500										3	0	0	0	0	1	0				
1 Garrett Hampson, R (1,4) OBP: 0.345, SLG: 0.360 81 Eric Stamets, R (6,6) OBP: 0.286, SLG: 0.500										3	1	3	0	0	0	0				
22 Sam Hilliard, L (1,9) OBP: 0.250, SLG: 0.500 90 Scott Burcham, R (6,5)										3	1	1	0	0	0	2				
35 Elias Diaz, R (1,2) OBP: 0.474, SLG: 0.647 65 Chris Rabago, R (7,2) OBP: 0.429, SLG: 0.333										3	0	0	1	0	0	3				
2 Yonathan Daza, R (1,7) OBP: 0.414, SLG: 0.452 88 Matt Hearn, L (7, PR) OBP: 0.474, SLG: 0.471 90 Taylor Snyder, R (9, PH) 91 Sean Bouchard, R (9,9)										2	0	1	1	0	1	0				
Inning Stats	R: 2 H: 2 E: 0 K: 1 S: 13	H: 2 BB: 0 P: 20	R: 2 H: 2 E: 0 K: 0 S: 12	H: 2 BB: 0 P: 19	R: 0 H: 0 E: 0 K: 1 S: 10	H: 0 BB: 0 P: 18	R: 0 H: 1 E: 0 K: 1 S: 14	H: 3 LOB: 1 BB: 0 P: 13	R: 0 H: 1 E: 0 K: 0 S: 11	H: 0 LOB: 1 BB: 0 P: 19	R: 0 H: 1 E: 0 K: 0 S: 5	H: 1 LOB: 0 BB: 0 P: 5	1B: 6 2B: 2 3B: 0 HR: 2	SF: 1 SAC: 0 DP: 1 HBP: 0	WP: 0 PB: 0 SB: 3 CS: 0	PA: 37				
PITCHER	IP WLS BF H R ER SO BB IBB HBP BLK WP HR S P ERA WHIP	68 Miguel Aguilar, L (1,1) ERA: 12.0	36 Edwin Jackson, R (2,1) ERA: 20.25	21 Bryan Valdez, L (3,1) ERA:	72 Joe Mantiply, L (4,1) ERA: 13.5	64 Kaury Mella, R (5,1) ERA: 2.25	28 Héctor Rondón, R (6,1) ERA: 6.75	50 Yoan López, R (7,1) ERA: 9.0	41 Junior Guerra, R (8,1) ERA:	47 Andrew Chafin, L (9,1) ERA:	28 Héctor Rondón, R (6,1) ERA: 6.75	50 Yoan López, R (7,1) ERA: 9.0	41 Junior Guerra, R (8,1) ERA:	47 Andrew Chafin, L (9,1) ERA:	28 Héctor Rondón, R (6,1) ERA: 6.75	50 Yoan López, R (7,1) ERA: 9.0	41 Junior Guerra, R (8,1) ERA:	47 Andrew Chafin, L (9,1) ERA:		
Batter	1	2	3	4	5	6	7	8	9	AB	R	H	RBI	BB	SO	LOB	BOTTOM			
2 Starling Marte, R (1,8) OBP: 0.444, SLG: 0.429 87 Pavin Smith, L (7,7) OBP: 0.474, SLG: 0.471										1	0	0	0	2	1	1				
4 Ketel Marte, S (1,4) OBP: 0.450, SLG: 0.706 76 Wyatt Mathisen, R (7,5) OBP: 0.462, SLG: 0.727										2	0	1	1	1	0	1				
5 Eduardo Escobar, S (1,5) OBP: 0.190, SLG: 0.167 80 Seth Beer, L (7,8) OBP: 0.278, SLG: 0.188										2	0	0	1	0	0	1				
6 David Peralta, L (1,7) OBP: 0.278, SLG: 0.077 49 Alex Young, L (7,4)										3	0	0	0	0	1	2				
53 Christian Walker, R (1,3) OBP: 0.250, SLG: 0.273 78 Jumié Querecuto, S (7,6) OBP: 0.152, SLG: 0.100										3	0	0	0	0	0	0				
21 Stephen Vogt, L (1,2) OBP: 0.294, SLG: 0.438 86 Daulton Varsho, L (8,2) OBP: 0.417, SLG: 0.400										3	0	0	0	0	1	0				
13 Nick Ahmed, R (1,6) OBP: 0.263, SLG: 0.389 88 Ben DeLuizio, R (6, PR) OBP: 0.313, SLG: 0.600										2	1	1	1	1	1	0				
9 Jon Jay, L (1,9) OBP: 0.381, SLG: 0.450 30 Trayce Thompson, R (8,9) OBP: 0.300, SLG: 0.611										3	1	1	0	0	0	1				
18 Carson Kelly, R (1,10) OBP: 0.385, SLG: 0.364 19 Michael De La Cruz, S (9, PH) OBP: 0.500, SLG: 1.500 24 Mike Ahmed, R (9, PR)										2	2	1	1	1	0	0				
Inning Stats	R: 0 H: 0 E: 0 K: 0 S: 8	H: 0 LOB: 1 P: 16	R: 2 H: 3 E: 0 K: 2 S: 12	H: 3 LOB: 0 P: 18	R: 0 H: 0 E: 0 K: 1 S: 12	H: 0 LOB: 0 P: 16	R: 2 H: 1 E: 0 K: 0 S: 15	H: 0 LOB: 1 BB: 3 P: 13	R: 0 H: 0 E: 0 K: 0 S: 6	H: 1 LOB: 0 BB: 1 P: 9	R: 2 H: 3 E: 0 K: 2 S: 15	H: 3 LOB: 1 BB: 0 P: 21	1B: 2 2B: 6 3B: 0 HR: 1	SF: 1 SAC: 0 DP: 2 HBP: 0	WP: 0 PB: 0 SB: 0 CS: 0	PA: 39				
PITCHER	IP WLS BF H R ER SO BB IBB HBP BLK WP HR S P ERA WHIP	48 Germán Márquez, R (1,1) ERA: 3.0	47 James Pazos, L (4,1) ERA: 1.59	60 Ryan Castellani, R (5,1) ERA: 5.79	94 Zac Rosscup, L (6,1) ERA:	37 Jairo Díaz, R (7,1) ERA: 2.25	29 Bryan Shaw, R (8,1) ERA: 12.27	95 Heath Holder, R (9,1) ERA: 16.0	48 Germán Márquez, R (1,1) ERA: 3.0	47 James Pazos, L (4,1) ERA: 1.59	60 Ryan Castellani, R (5,1) ERA: 5.79	94 Zac Rosscup, L (6,1) ERA:	37 Jairo Díaz, R (7,1) ERA: 2.25	29 Bryan Shaw, R (8,1) ERA: 12.27	95 Heath Holder, R (9,1) ERA: 16.0	48 Germán Márquez, R (1,1) ERA: 3.0	47 James Pazos, L (4,1) ERA: 1.59	60 Ryan Castellani, R (5,1) ERA: 5.79	94 Zac Rosscup, L (6,1) ERA:	37 Jairo Díaz, R (7,1) ERA: 2.25

Batter	1	2	3	4	5	6	7	8	9	AB	R	H	RBI	BB	SO	LOB	TOP							
2 Starling Marte, R OBP: 0.364, SLG: 0.353 30 Trayce Thompson, R OBP: 0.360, SLG: 0.682										3	0	0	1	0	1	1								
10 Josh Rojas, L OBP: 0.298, SLG: 0.407 33 Drew Ellis, R OBP: 0.500, SLG: 0.714										3	1	0	0	1	0	2								
21 Stephen Vogt, L OBP: 0.381, SLG: 0.600 27 Travis Snider, R OBP: 0.259, SLG: 0.091										4	2	3	0	0	1	0								
6 David Peralta, L OBP: 0.318, SLG: 0.176 32 Kevin Cron, R OBP: 0.321, SLG: 0.520										4	0	2	1	0	1	1								
22 Jake Lamb, L OBP: 0.429, SLG: 0.652 16 Tim Lincecum, R OBP: 0.357, SLG: 0.400										4	1	2	3	0	1	2								
85 Andrew Young, R OBP: 0.381, SLG: 0.550 24 Mike Ahmed, R										3	0	0	0	1	2									
9 Jon Jay, L OBP: 0.400, SLG: 0.500 78 Juniel Querecuto, S OBP: 0.250, SLG: 0.143										4	1	2	0	0	0	3								
15 Ildemaro Vargas, S OBP: 0.467, SLG: 0.571 19 Michael De La Cruz, S OBP: 0.400, SLG: 1.200										3	0	3	0	0	0	0								
55 John Hicks, R OBP: 0.250, SLG: 0.450 26 Yasmany Tomás, R OBP: 0.444, SLG: 0.750										3	0	0	0	0	3	5								
Inning Stats	R: 1 E: 0 K: 1 S: 7	H: 2 LOB: 3 BB: 2 P: 16	R: 0 E: 0 K: 1 S: 6	H: 1 LOB: 1 BB: 0 P: 6	R: 2 E: 0 K: 3 S: 12	H: 3 LOB: 2 BB: 0 P: 13	R: 1 E: 0 K: 0 S: 6	H: 3 LOB: 2 BB: 0 P: 6	R: 1 E: 0 K: 1 S: 7	H: 2 LOB: 1 BB: 0 P: 7	R: 0 E: 0 K: 2 S: 9	H: 0 LOB: 0 BB: 0 P: 9	R: 0 E: 0 K: 1 S: 6	H: 1 LOB: 1 BB: 0 P: 6	R: 1 E: 0 K: 0 S: 5	H: 2 LOB: 1 BB: 0 P: 5	R: 2 E: 0 K: 2 S: 10	H: 1 LOB: 0 BB: 0 P: 12	1B: 9 2B: 4 3B: 0 HR: 2	SF: 1 SAC: 0 DP: 0 HBP: 2	WP: 0 PB: 0 SB: 0 CS: 0	PA: 46		
PITCHER	IP WLS BF H R ER SO BB IBB HBP BLK WP HR S P ERA WHIP	IP WLS BF H R ER SO BB IBB HBP BLK WP HR S P ERA WHIP	IP WLS BF H R ER SO BB IBB HBP BLK WP HR S P ERA WHIP	IP WLS BF H R ER SO BB IBB HBP BLK WP HR S P ERA WHIP	IP WLS BF H R ER SO BB IBB HBP BLK WP HR S P ERA WHIP	IP WLS BF H R ER SO BB IBB HBP BLK WP HR S P ERA WHIP	IP WLS BF H R ER SO BB IBB HBP BLK WP HR S P ERA WHIP	IP WLS BF H R ER SO BB IBB HBP BLK WP HR S P ERA WHIP	IP WLS BF H R ER SO BB IBB HBP BLK WP HR S P ERA WHIP	IP WLS BF H R ER SO BB IBB HBP BLK WP HR S P ERA WHIP	IP WLS BF H R ER SO BB IBB HBP BLK WP HR S P ERA WHIP	IP WLS BF H R ER SO BB IBB HBP BLK WP HR S P ERA WHIP	IP WLS BF H R ER SO BB IBB HBP BLK WP HR S P ERA WHIP	IP WLS BF H R ER SO BB IBB HBP BLK WP HR S P ERA WHIP	IP WLS BF H R ER SO BB IBB HBP BLK WP HR S P ERA WHIP	IP WLS BF H R ER SO BB IBB HBP BLK WP HR S P ERA WHIP	IP WLS BF H R ER SO BB IBB HBP BLK WP HR S P ERA WHIP	IP WLS BF H R ER SO BB IBB HBP BLK WP HR S P ERA WHIP	IP WLS BF H R ER SO BB IBB HBP BLK WP HR S P ERA WHIP	IP WLS BF H R ER SO BB IBB HBP BLK WP HR S P ERA WHIP	IP WLS BF H R ER SO BB IBB HBP BLK WP HR S P ERA WHIP	IP WLS BF H R ER SO BB IBB HBP BLK WP HR S P ERA WHIP	IP WLS BF H R ER SO BB IBB HBP BLK WP HR S P ERA WHIP	IP WLS BF H R ER SO BB IBB HBP BLK WP HR S P ERA WHIP

Arizona Diamondbacks @ Chicago Cubs
Sloan Park, Mesa, AZ
Sun Mar 08 2020, 4:10 PM - 7:31 PM EDT
Att: 15,800 - Partly Cloudy - 72 F

AB 41
R 8
H 15
RBI 8
BB 2
SO 11
LOB 21



Batter	1	2	3	4	5	6	7	8	9	AB	R	H	RBI	BB	SO	LOB	BOTTOM							
13 David Bote, R OBP: 0.423, SLG: 0.286 Robel Garcia, S OBP: 0.346, SLG: 0.250										2	0	0	0	2	0	0								
12 Kyle Schwarber, L OBP: 0.379, SLG: 0.440 95 Jared Young, L OBP: 0.333, SLG: 0.333										3	0	1	1	1	1	1								
40 Wilson Contreras, R OBP: 0.291, SLG: 0.333 75 Miguel Avaya, R OBP: 0.160, SLG: 0.200										3	0	1	0	0	0	4								
22 Jason Heyward, L OBP: 0.417, SLG: 0.278 85 Charcer Burks, R OBP: 0.222, SLG: 0.250										2	0	0	0	1	1	1								
5 Albert Almora Jr., R OBP: 0.345, SLG: 0.556 82 Donnie Dewees, L OBP: 0.333, SLG: 0.643										3	0	0	0	0	2	2								
33 Daniel Descalso, L OBP: 0.231, SLG: 0.130 97 Christopher Morel, R OBP: 0.250, SLG: 0.250										2	1	1	0	0	1	0								
41 Hernán Pérez, R OBP: 0.308, SLG: 0.100 88 Zach Davis, S OBP: 0.600, SLG: 0.800										1	0	0	0	0	1	0								
76 Zack Short, R OBP: 0.393, SLG: 0.333 93 Luis Verdugo, R OBP: 0.500, SLG: 0.333										3	0	0	0	0	0	2								
21 Steven Souza Jr., R OBP: 0.391, SLG: 0.400 84 Alfonso Rivas III, L OBP: 0.471, SLG: 0.643										1	0	0	0	0	1	2								
Inning Stats	R: 0 E: 0 K: 1 S: 6	H: 1 LOB: 2 BB: 1 P: 10	R: 1 E: 0 K: 1 S: 6	H: 1 LOB: 3 BB: 2 P: 15	R: 0 E: 0 K: 1 S: 5	H: 0 LOB: 0 BB: 0 P: 5	R: 0 E: 0 K: 1 S: 5	H: 0 LOB: 0 BB: 0 P: 5	R: 0 E: 0 K: 2 S: 7	H: 0 LOB: 1 BB: 1 P: 11	R: 0 E: 0 K: 2 S: 9	H: 0 LOB: 0 BB: 0 P: 9	R: 0 E: 0 K: 1 S: 6	H: 1 LOB: 1 BB: 0 P: 6	R: 0 E: 0 K: 0 S: 3	H: 0 LOB: 0 BB: 0 P: 3	R: 0 E: 0 K: 1 S: 6	H: 0 LOB: 0 BB: 0 P: 3	1B: 2 2B: 1 3B: 0 HR: 0	SF: 0 SAC: 0 DP: 0 HBP: 1	WP: 0 PB: 0 SB: 0 CS: 0	PA: 35		
PITCHER	IP WLS BF H R ER SO BB IBB HBP BLK WP HR S P ERA WHIP	IP WLS BF H R ER SO BB IBB HBP BLK WP HR S P ERA WHIP	IP WLS BF H R ER SO BB IBB HBP BLK WP HR S P ERA WHIP	IP WLS BF H R ER SO BB IBB HBP BLK WP HR S P ERA WHIP	IP WLS BF H R ER SO BB IBB HBP BLK WP HR S P ERA WHIP	IP WLS BF H R ER SO BB IBB HBP BLK WP HR S P ERA WHIP	IP WLS BF H R ER SO BB IBB HBP BLK WP HR S P ERA WHIP	IP WLS BF H R ER SO BB IBB HBP BLK WP HR S P ERA WHIP	IP WLS BF H R ER SO BB IBB HBP BLK WP HR S P ERA WHIP	IP WLS BF H R ER SO BB IBB HBP BLK WP HR S P ERA WHIP	IP WLS BF H R ER SO BB IBB HBP BLK WP HR S P ERA WHIP	IP WLS BF H R ER SO BB IBB HBP BLK WP HR S P ERA WHIP	IP WLS BF H R ER SO BB IBB HBP BLK WP HR S P ERA WHIP	IP WLS BF H R ER SO BB IBB HBP BLK WP HR S P ERA WHIP	IP WLS BF H R ER SO BB IBB HBP BLK WP HR S P ERA WHIP	IP WLS BF H R ER SO BB IBB HBP BLK WP HR S P ERA WHIP	IP WLS BF H R ER SO BB IBB HBP BLK WP HR S P ERA WHIP	IP WLS BF H R ER SO BB IBB HBP BLK WP HR S P ERA WHIP	IP WLS BF H R ER SO BB IBB HBP BLK WP HR S P ERA WHIP	IP WLS BF H R ER SO BB IBB HBP BLK WP HR S P ERA WHIP	IP WLS BF H R ER SO BB IBB HBP BLK WP HR S P ERA WHIP	IP WLS BF H R ER SO BB IBB HBP BLK WP HR S P ERA WHIP	IP WLS BF H R ER SO BB IBB HBP BLK WP HR S P ERA WHIP	IP WLS BF H R ER SO BB IBB HBP BLK WP HR S P ERA WHIP

Arizona Diamondbacks @ Chicago Cubs
Sloan Park, Mesa, AZ
Sun Mar 08 2020, 4:10 PM - 7:31 PM EDT
Att: 15,800 - Partly Cloudy - 72 F


AB 30
R 1
H 3
RBI 1
BB 4
SO 9
LOB 15




Batter	1	2	3	4	5	6	7	8	9	AB	R	H	RBI	BB	SO	LOB	TOP						
16 Tim Locastro, R OBP: 0.323, SLG: 0.357 27 Travis Snider, L OBP: 0.233, SLG: 0.080										3	0	0	0	0	2	2	Arizona Diamondbacks @ Cincinnati Reds Goodyear Ballpark, Goodyear, AZ Tue Mar 10 2020, 4:07 PM - 7:01 PM EDT Att: 3,619 - Cloudy - 72 F						
10 Josh Rojas, L OBP: 0.257, SLG: 0.484 2 Gavin Cecchini, R (8, PH)										4	1	1	1	0	0	1							
21 Stephen Vogt, L OBP: 0.429, SLG: 0.699 11 Gali Crabb Jr., L OBP: 1.000, SLG: 1.000										3	1	2	0	1	1	0							
53 Christian Walker, R OBP: 0.364, SLG: 0.421 32 Kevin Cron, R OBP: 0.313, SLG: 0.586										2	1	1	1	1	1	0							
9 Jon Jay, L OBP: 0.429, SLG: 0.519 3 Alek Thomas, L										3	1	2	1	0	0	2							
30 Travis Thompson, R OBP: 0.452, SLG: 0.923 82 Geraldo Perdomo, S										2	0	0	0	0	1	2							
15 Ildemaro Vargas, S OBP: 0.261, SLG: 0.545 15 Jose Herrera, S										4	1	1	1	0	0	3							
55 John Hicks, R OBP: 0.261, SLG: 0.565 Dominic Fletcher, L										3	1	1	1	0	0	1							
78 Juniel Querecuto, S OBP: 0.333, SLG: 0.263 33 Luis Jimenez, R										4	0	3	1	0	0	0							
Inning Stats	R: 0 E: 0 K: 2 S: 7	H: 0 LOB: 0 BB: 0 P: 8	R: 0 E: 0 K: 1 S: 5	H: 1 LOB: 1 BB: 1 P: 9	R: 0 E: 0 K: 0 S: 4	H: 1 LOB: 1 BB: 0 P: 5	R: 4 E: 0 K: 2 S: 12	H: 5 LOB: 1 BB: 0 P: 12	R: 0 E: 0 K: 0 S: 4	H: 2 LOB: 2 BB: 1 P: 8	R: 1 E: 0 K: 1 S: 6	H: 1 LOB: 0 BB: 0 P: 7	R: 3 E: 0 K: 1 S: 7	H: 2 LOB: 1 BB: 1 P: 12	R: 0 E: 0 K: 1 S: 6	H: 1 LOB: 0 BB: 0 P: 6		R: 2 E: 0 K: 2 S: 11	H: 2 LOB: 0 BB: 0 P: 12	1B: 9 2B: 1 3B: 1 HR: 4	SF: 0 SAC: 0 DP: 1 HBP: 0	WP: 0 PB: 0 SB: 3 CS: 0	PA: 43
PITCHER	IP WLS BF H R ER SO BB IBB HBP BLK WP HR S P ERA WHIP	58 Luis Castillo, R ERA: 8.88 29 Brandon Finnegan, L ERA: 6.75 21 Michael Lorenzen, R ERA: 1.5 48 Tyler Thornburg, R ERA: 4.5 67 Matt Bowman, R ERA: 5.4	3.2 L 18 7 4 4 4 1 0 0 0 0 0 0 0 25 31 9.82 2.182	0.1 1 0 0 0 1 0 0 0 0 0 0 0 3 3 0.00 0.000	1.0 5 2 0 0 0 1 0 0 0 0 0 0 4 8 0.00 3.000	1.0 4 1 1 1 1 0 0 0 0 0 0 1 6 7 9.00 1.000	1.0 6 2 3 3 1 1 0 0 0 0 0 2 7 12 27.00 3.000	PITCHER	IP WLS BF H R ER SO BB IBB HBP BLK WP HR S P ERA WHIP	77 David Carpenter, R ERA: 6.35 0 Nick Lodolo, L ERA: 19.0	1.0 4 1 0 0 1 0 0 0 0 0 0 0 1 6 6 0.00 1.000	1.0 5 2 2 2 2 0 0 0 0 0 0 1 11 12 18.00 2.000											

Batter	1	2	3	4	5	6	7	8	9	AB	R	H	RBI	BB	SO	LOB	BOTTOM						
4 Shogo Akiyama, L OBP: 0.367, SLG: 0.357 84 Stuart Fairchild, R OBP: 0.250, SLG: 0.261										2	0	0	0	1	2	1	Arizona Diamondbacks @ Cincinnati Reds Goodyear Ballpark, Goodyear, AZ Tue Mar 10 2020, 4:07 PM - 7:01 PM EDT Att: 3,619 - Cloudy - 72 F						
19 Joey Votto, L OBP: 0.397, SLG: 0.095 19 Ibandel Isabel, R OBP: 0.273, SLG: 0.636										3	0	0	0	0	1	1							
2 Nick Castellanos, R OBP: 0.236, SLG: 0.250 39 Brandon Barnes, R										3	1	1	0	0	2	0							
9 Mike Moustakas, L OBP: 0.421, SLG: 0.733 63 Blake Trahan, R OBP: 0.259, SLG: 0.095										3	1	1	2	0	1	0							
16 Tucker Barnhart, L OBP: 0.100, SLG: 0.053 85 Jonathan India, R OBP: 0.321, SLG: 0.409										3	0	0	0	0	0	0							
3 Freddy Galvis, S OBP: 0.596, SLG: 0.500 34 Michael Belfre, S OBP: 0.333, SLG: 0.200										2	0	0	0	1	1	0							
52 Kyle Farmer, R OBP: 0.409, SLG: 0.600 55 Alejo Lopez, S OBP: 0.571, SLG: 0.500										2	0	0	0	1	2	1							
64 Matt Davidson, R OBP: 0.429, SLG: 0.778 41 Francisco Peña, R OBP: 0.350, SLG: 0.684										0	0	0	0	0	0	0							
34 Mark Payton, L OBP: 0.333, SLG: 0.303 55 Narciso Crook, R OBP: 0.400, SLG: 0.375										2	0	0	0	0	2	2							
Inning Stats	R: 2 E: 0 K: 1 S: 6	H: 2 LOB: 0 BB: 1 P: 10	R: 0 E: 0 K: 3 S: 9	H: 0 LOB: 1 BB: 1 P: 13	R: 0 E: 0 K: 2 S: 7	H: 0 LOB: 0 BB: 0 P: 7	R: 0 E: 0 K: 0 S: 3	H: 0 LOB: 0 BB: 0 P: 3	R: 0 E: 0 K: 3 S: 9	H: 0 LOB: 1 BB: 1 P: 13	R: 0 E: 0 K: 2 S: 7	H: 0 LOB: 0 BB: 0 P: 7	R: 0 E: 0 K: 2 S: 7	H: 0 LOB: 1 BB: 1 P: 7	R: 0 E: 0 K: 2 S: 7	H: 0 LOB: 1 BB: 1 P: 12		R: 0 E: 0 K: 2 S: 8	H: 1 LOB: 1 BB: 0 P: 8	1B: 2 2B: 0 3B: 0 HR: 1	SF: 0 SAC: 0 DP: 0 HBP: 0	WP: 1 PB: 0 SB: 0 CS: 0	PA: 33
PITCHER	IP WLS BF H R ER SO BB IBB HBP BLK WP HR S P ERA WHIP	45 Taylor Clarke, R ERA: 13.5 33 Matt Grace, L ERA: 4.5 54 Jimmie Sherry, R ERA: 58 Stefan Crichton, R ERA: 64 Keany Mella, R ERA: 1.59	3.0 W 12 2 2 2 6 2 0 0 0 0 0 0 12 16 6.00 1.333	2.0 H 7 0 0 0 3 1 0 0 0 0 0 0 7 7 0.00 0.000	1.0 H 3 0 0 0 2 0 0 0 0 0 0 0 10 14 0.00 0.750	1.1 5 0 0 0 3 1 0 0 0 0 0 1 12 13 0.00 0.600																	



Batter	1	2	3	4	5	6	7	8	9	AB R H RBI BB SO LOB	TOP																								
											Milwaukee Brewers @ Arizona Diamondbacks Salt River Fields at Talking Stick, Scottsdale, AZ Thu Mar 12 2020, 4:10 PM EDT Snow - 74 F livebaseballscorecards.com																								
		AB 0 R 0 H 0 RBI 0 BB 0 SO 0 LOB 0																																	
																																			
Inning Stats										1B: 0 SF: 0 WP: 0 PA: 0 2B: 0 SAC: 0 FB: 0 3B: 0 DP: 0 SB: 0 HR: 0 HBP: 0 CS: 0																									
PITCHER	IP	WLS	BF	H	R	ER	SO	BB	IBB	HBP	BLK	WP	HR	S	P	ERA	WHIP	PITCHER	IP	WLS	BF	H	R	ER	SO	BB	IBB	HBP	BLK	WP	HR	S	P	ERA	WHIP

Batter	1	2	3	4	5	6	7	8	9	AB R H RBI BB SO LOB	BOTTOM																								
											Milwaukee Brewers @ Arizona Diamondbacks Salt River Fields at Talking Stick, Scottsdale, AZ Thu Mar 12 2020, 4:10 PM EDT Snow - 74 F livebaseballscorecards.com																								
		AB 0 R 0 H 0 RBI 0 BB 0 SO 0 LOB 0																																	
																																			
Inning Stats										1B: 0 SF: 0 WP: 0 PA: 0 2B: 0 SAC: 0 FB: 0 3B: 0 DP: 0 SB: 0 HR: 0 HBP: 0 CS: 0																									
PITCHER	IP	WLS	BF	H	R	ER	SO	BB	IBB	HBP	BLK	WP	HR	S	P	ERA	WHIP	PITCHER	IP	WLS	BF	H	R	ER	SO	BB	IBB	HBP	BLK	WP	HR	S	P	ERA	WHIP

Batter	1	2	3	4	5	6	7	8	9	AB	R	H	RBI	BB	SO	LOB	TOP				
56 Kole Calhoun, L (1,9) OBP: 0.419, SLG: 0.545 16 Tim Lincecum, R (8,7) OBP: 0.323, SLG: 0.357	F8		L7			F7		K		4	0	0	0	0	1	2					
4 Ketel Marte, S (1,4) OBP: 0.433, SLG: 0.704 15 Ildemaro Vargas, S (8,4) OBP: 0.417, SLG: 0.529	HR			G3-1		K		L4		3	1	1	1	0	1	1					
2 Starling Marte, R (1,8) OBP: 0.286, SLG: 0.261 10 Josh Rojas, L (8,6) OBP: 0.250, SLG: 0.469	F8			G6-3		G5-3		G3-1		3	0	0	0	0	0	0					
5 Eduardo Escobar, S (1,5) OBP: 0.412, SLG: 0.222 9 Jon Jay, L (8,9) OBP: 0.414, SLG: 0.500	G3			F8		F8		F7		3	0	0	0	0	0	0					
6 David Peralta, L (1,7) OBP: 0.286, SLG: 0.261 49 Alex Young, L (8,5)	G6-3			G3		K		K		3	0	0	0	0	1	0					
18 Carson Kelly, R (1,2) OBP: 0.384, SLG: 0.278 55 John Hicks, R (8,2) OBP: 0.261, SLG: 0.565	G6-3			K		K		G1-4-3 13 21 1B		3	1	1	0	0	1	0					
22 Jake Lamb, L (1,3) OBP: 0.500, SLG: 0.571 Wyatt Mathisen, R (8,3) OBP: 0.500, SLG: 0.786	P6			G3-1		L6		G1-4-3 13 HBP		2	0	0	0	0	0	0					
13 Nick Ahmed, R (1,6) OBP: 0.276, SLG: 0.333 86 Daulton Varsho, L (8,8) OBP: 0.357, SLG: 0.533	K			K		L6		G1-4-3 13 2B		3	0	1	0	0	1	2					
21 Stephen Vogt, L (1,10) OBP: 0.429, SLG: 0.577	G5-3			G5-3		L6		G1-4-3 13 2B		3	0	1	1	0	0	1					
Inning Stats	R: 1 H: 1 E: 0 K: 0 S: 8	L: 1 LOB: 0 BB: 0 P: 13	R: 0 H: 0 E: 0 K: 0 S: 9	L: 0 LOB: 0 BB: 0 P: 11	R: 0 H: 0 E: 0 K: 1 S: 9	L: 0 LOB: 0 BB: 0 P: 11	R: 0 H: 0 E: 0 K: 0 S: 7	L: 0 LOB: 0 BB: 0 P: 9	R: 0 H: 1 E: 0 K: 1 S: 11	L: 0 LOB: 1 BB: 0 P: 18	R: 0 H: 0 E: 0 K: 1 S: 10	L: 0 LOB: 0 BB: 0 P: 12	R: 1 H: 2 E: 0 K: 1 S: 11	L: 2 LOB: 1 BB: 0 P: 12	R: 0 H: 0 E: 0 K: 0 S: 9	L: 0 LOB: 0 BB: 0 P: 11	1B: 3 2B: 0 3B: 0 HR: 1	SF: 0 SAC: 0 DP: 1 HBP: 1	WP: 0 PB: 0 SB: 0 CS: 0	PA: 31	
PITCHER	IP WLS BF H R ER SO BB IBB HBP BLK WP HR S P ERA WHIP	IP WLS BF H R ER SO BB IBB HBP BLK WP HR S P ERA WHIP	IP WLS BF H R ER SO BB IBB HBP BLK WP HR S P ERA WHIP	IP WLS BF H R ER SO BB IBB HBP BLK WP HR S P ERA WHIP	IP WLS BF H R ER SO BB IBB HBP BLK WP HR S P ERA WHIP	IP WLS BF H R ER SO BB IBB HBP BLK WP HR S P ERA WHIP	IP WLS BF H R ER SO BB IBB HBP BLK WP HR S P ERA WHIP	IP WLS BF H R ER SO BB IBB HBP BLK WP HR S P ERA WHIP	IP WLS BF H R ER SO BB IBB HBP BLK WP HR S P ERA WHIP	IP WLS BF H R ER SO BB IBB HBP BLK WP HR S P ERA WHIP	IP WLS BF H R ER SO BB IBB HBP BLK WP HR S P ERA WHIP	IP WLS BF H R ER SO BB IBB HBP BLK WP HR S P ERA WHIP	IP WLS BF H R ER SO BB IBB HBP BLK WP HR S P ERA WHIP	IP WLS BF H R ER SO BB IBB HBP BLK WP HR S P ERA WHIP	IP WLS BF H R ER SO BB IBB HBP BLK WP HR S P ERA WHIP	IP WLS BF H R ER SO BB IBB HBP BLK WP HR S P ERA WHIP	IP WLS BF H R ER SO BB IBB HBP BLK WP HR S P ERA WHIP	IP WLS BF H R ER SO BB IBB HBP BLK WP HR S P ERA WHIP	IP WLS BF H R ER SO BB IBB HBP BLK WP HR S P ERA WHIP	IP WLS BF H R ER SO BB IBB HBP BLK WP HR S P ERA WHIP	IP WLS BF H R ER SO BB IBB HBP BLK WP HR S P ERA WHIP

Arizona Diamondbacks @ Los Angeles Dodgers
Dodger Stadium, Los Angeles, CA
Sun Jul 19 2020, 6:10 PM - 8:48 PM PDT
Clear - 71 F

livebaseballscorecards.com

AB 30
R 2
H 4
RBI 2
BB 0
SO 5
LOB 6



Batter	1	2	3	4	5	6	7	8	9	AB	R	H	RBI	BB	SO	LOB	BOTTOM				
50 Mookie Betts, R (1,9) OBP: 0.333, SLG: 0.375 27 Terrance Gore, R (7, PR) OBP: 0.222, SLG: 0.250	10 1B 13 BB 35 HR		13 2B 10 SF8	L8		9 PB 3 1B		F9		3	2	2	0	1	0	2					
13 Max Muncy, L (1,3) OBP: 0.428, SLG: 0.593 9 Gavin Lux, L (7,4) OBP: 0.303, SLG: 0.323	10 1B 35 HR		10 SF8 35 1B		5 2B		K	K		2	3	2	0	1	0	0					
10 Justin Turner, R (1,5) OBP: 0.522, SLG: 0.647 3 Chris Taylor, R (7,6) OBP: 0.428, SLG: 0.706	35 HR		SF8		K		G1-3 45 35 1B	L9		2	1	1	1	0	1	1					
35 Cody Bellinger, L (1,8) OBP: 0.345, SLG: 0.643	HR		1B		L7		45 G1-3 1B			4	1	3	5	0	0	1					
5 Corey Seager, L (1,6) OBP: 0.469, SLG: 0.607 45 Matt Beaty, L (7,3) OBP: 0.400, SLG: 0.409	BB		K		L7		G1-3			2	0	1	1	1	1	1					
11 AJ Pollock, R (1,10) OBP: 0.158, SLG: 0.243			F9		L8		F7			5	0	0	0	0	0	4					
31 Joc Pederson, L (1,7) OBP: 0.250, SLG: 0.250	L9		L8		L8		K			4	1	1	0	0	1	0					
14 Enrique Hernández, R (1,4) OBP: 0.324, SLG: 0.625 43 Edwin Ríos, L (7,5) OBP: 0.387, SLG: 0.464	K		15 HBP		K		K			2	0	0	0	1	2	0					
15 Austin Barnes, R (1,2) OBP: 0.464, SLG: 0.545 58 Rocky Gale, R (5,2) OBP: 0.273, SLG: 0.364	K		HBP		K		K			1	0	0	0	0	1	0					
Inning Stats	R: 4 H: 2 E: 0 K: 0 S: 13	L: 2 LOB: 1 BB: 3 P: 27	R: 0 H: 0 E: 0 K: 1 S: 7	L: 0 LOB: 0 BB: 0 P: 9	R: 2 H: 3 E: 0 K: 2 S: 12	L: 3 LOB: 1 BB: 0 P: 20	R: 0 H: 0 E: 0 K: 0 S: 16	L: 0 LOB: 2 BB: 1 P: 26	R: 1 H: 2 E: 0 K: 1 S: 10	L: 2 LOB: 1 BB: 0 P: 13	R: 0 H: 0 E: 0 K: 3 S: 9	L: 0 LOB: 0 BB: 0 P: 14	R: 1 H: 3 E: 0 K: 1 S: 13	L: 3 LOB: 2 BB: 0 P: 19	R: 1 H: 3 E: 0 K: 1 S: 14	L: 3 LOB: 2 BB: 0 P: 21	1B: 8 2B: 4 3B: 0 HR: 1	SF: 1 SAC: 0 DP: 0 HBP: 1	WP: 0 PB: 1 SB: 0 CS: 0	PA: 40	
PITCHER	IP WLS BF H R ER SO BB IBB HBP BLK WP HR S P ERA WHIP	IP WLS BF H R ER SO BB IBB HBP BLK WP HR S P ERA WHIP	IP WLS BF H R ER SO BB IBB HBP BLK WP HR S P ERA WHIP	IP WLS BF H R ER SO BB IBB HBP BLK WP HR S P ERA WHIP	IP WLS BF H R ER SO BB IBB HBP BLK WP HR S P ERA WHIP	IP WLS BF H R ER SO BB IBB HBP BLK WP HR S P ERA WHIP	IP WLS BF H R ER SO BB IBB HBP BLK WP HR S P ERA WHIP	IP WLS BF H R ER SO BB IBB HBP BLK WP HR S P ERA WHIP	IP WLS BF H R ER SO BB IBB HBP BLK WP HR S P ERA WHIP	IP WLS BF H R ER SO BB IBB HBP BLK WP HR S P ERA WHIP	IP WLS BF H R ER SO BB IBB HBP BLK WP HR S P ERA WHIP	IP WLS BF H R ER SO BB IBB HBP BLK WP HR S P ERA WHIP	IP WLS BF H R ER SO BB IBB HBP BLK WP HR S P ERA WHIP	IP WLS BF H R ER SO BB IBB HBP BLK WP HR S P ERA WHIP	IP WLS BF H R ER SO BB IBB HBP BLK WP HR S P ERA WHIP	IP WLS BF H R ER SO BB IBB HBP BLK WP HR S P ERA WHIP	IP WLS BF H R ER SO BB IBB HBP BLK WP HR S P ERA WHIP	IP WLS BF H R ER SO BB IBB HBP BLK WP HR S P ERA WHIP	IP WLS BF H R ER SO BB IBB HBP BLK WP HR S P ERA WHIP	IP WLS BF H R ER SO BB IBB HBP BLK WP HR S P ERA WHIP	IP WLS BF H R ER SO BB IBB HBP BLK WP HR S P ERA WHIP

Arizona Diamondbacks @ Los Angeles Dodgers
Dodger Stadium, Los Angeles, CA
Sun Jul 19 2020, 6:10 PM - 8:48 PM PDT
Clear - 71 F

livebaseballscorecards.com

AB 34
R 9
H 13
RBI 9
BB 4
SO 9
LOB 18



Batter	1	2	3	4	5	6	7	8	9	AB	R	H	RBI	BB	SO	LOB	TOP					
4 Ketel Marte, S OBP: 0.250, SLG: 0.250										4	0	1	0	0	0	1						
6 David Peralta, L (1.7)										4	0	0	0	0	1	2						
2 Starling Marte, R OBP: 0.250, SLG: 0.250										4	1	1	0	0	1	0						
5 Eduardo Escobar, S (1.5)										4	0	0	0	0	2	1						
53 Christian Walker, R OBP: 0.500, SLG: 0.500 16 Tim Lincecum, R (8, PH)										4	0	2	1	0	0	0						
56 Kole Calhoun, L OBP: 0.500, SLG: 1.250										4	1	2	1	0	0	1						
18 Carson Kelly, R (1.2)										3	0	0	0	0	0	2						
22 Jake Lamb, L OBP: 1.000, SLG: 2.000 15 Ildemaro Vargas, S (8, PH)										1	0	1	0	1	0	0						
13 Nick Ahmed, R (1.6)										1	0	0	0	0	1	0						
										3	0	0	0	0	2	2						
Inning Stats	R: 0 E: 0 K: 0 S: 9	H: 1 LOB: 0 BB: 0 P: 13	R: 0 E: 0 K: 1 S: 18	H: 2 LOB: 1 BB: 0 P: 21	R: 0 E: 0 K: 1 S: 11	H: 1 LOB: 1 BB: 0 P: 15	R: 0 E: 0 K: 1 S: 6	H: 0 LOB: 0 BB: 0 P: 8	R: 0 E: 0 K: 0 S: 12	H: 0 LOB: 1 BB: 1 P: 17	R: 0 E: 0 K: 1 S: 7	H: 0 LOB: 0 BB: 0 P: 7	R: 1 E: 0 K: 0 S: 12	H: 1 LOB: 0 BB: 0 P: 13	R: 0 E: 0 K: 2 S: 10	H: 0 LOB: 0 BB: 0 P: 14	R: 1 E: 0 K: 1 S: 12	H: 2 LOB: 2 BB: 0 P: 19	1B: 5 2B: 1 3B: 0 HR: 1	SF: 0 SAC: 0 DP: 2 HBP: 0	WP: 0 PB: 0 SB: 0 CS: 0	PA: 33
PITCHER	IP WLS BF H R ER SO BB IBB HBP BLK WP HR S P ERA WHIP																					
59 Chris Paddock, R ERA: 9.0	6.0 W 21 4 0 0 4 1 0 0 0 0 0 0 63 81 0.00 0.833																					
14 Emilio Pagan, R ERA: 9.0	1.0 H 4 1 1 1 0 0 0 0 0 0 1 12 13 9.00 1.000																					
15 Drew Pomeranz, L ERA: 9.0	1.0 3 0 0 0 2 0 0 0 0 0 0 0 10 14 0.00 0.000																					
8 Javy Guerra, R ERA: 9.0	1.0 5 2 1 1 1 0 0 0 0 0 0 0 12 19 9.00 2.000																					

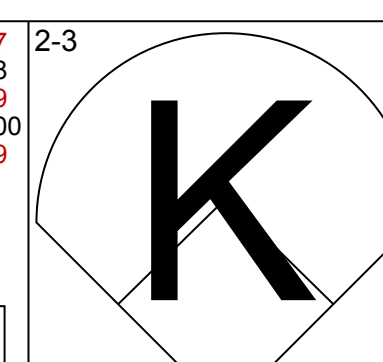
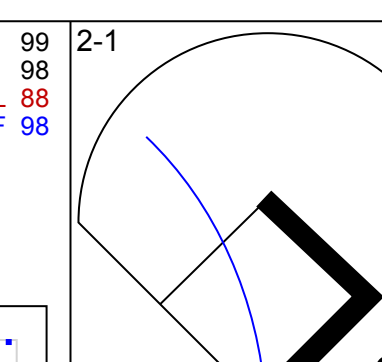
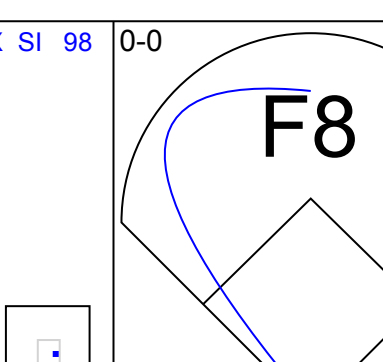
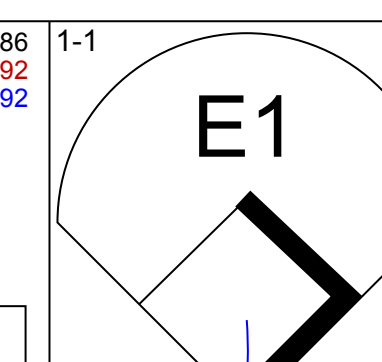
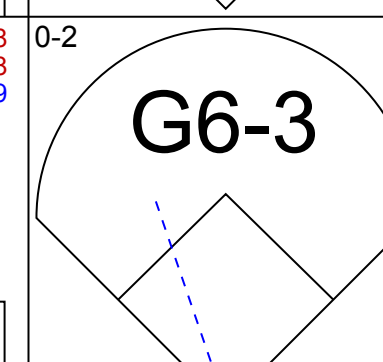
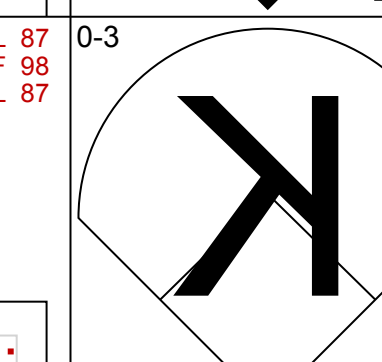
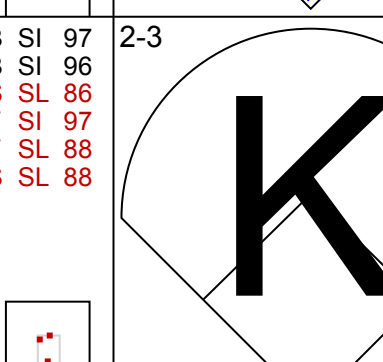
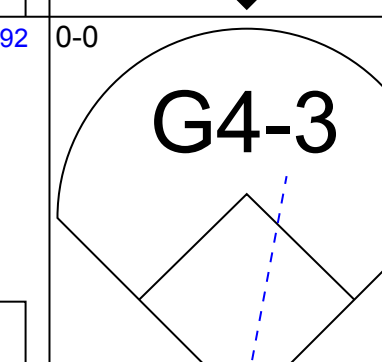
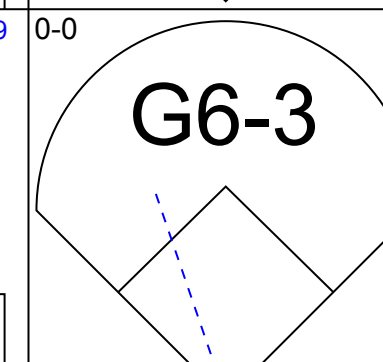
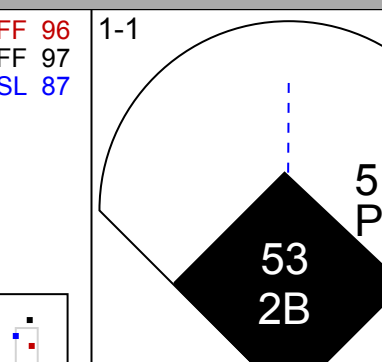
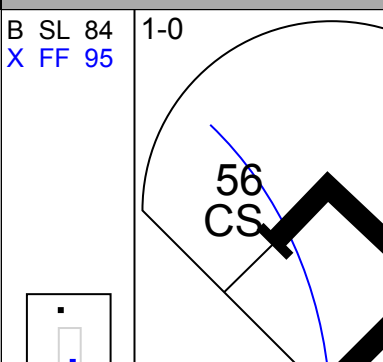
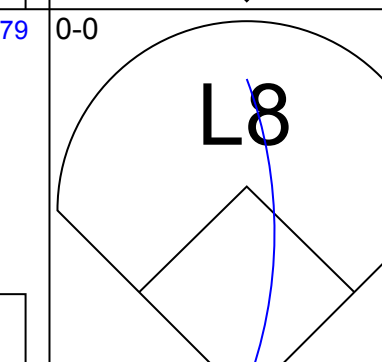
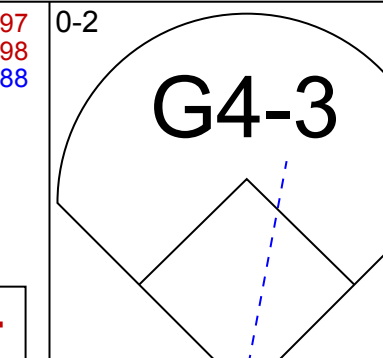
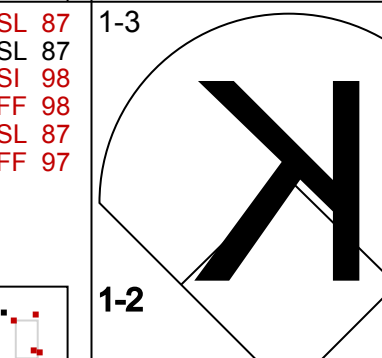
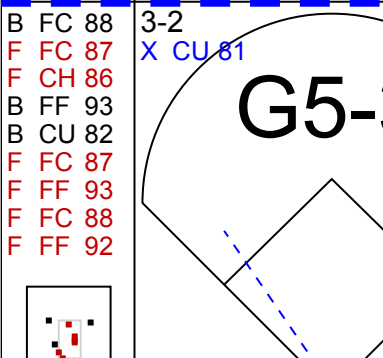
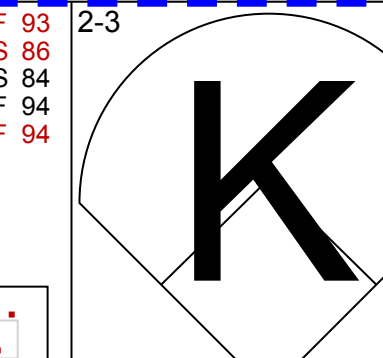
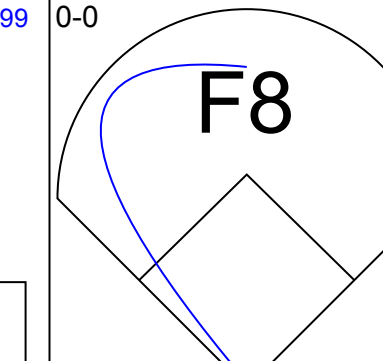
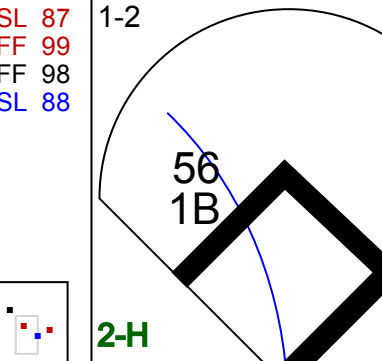
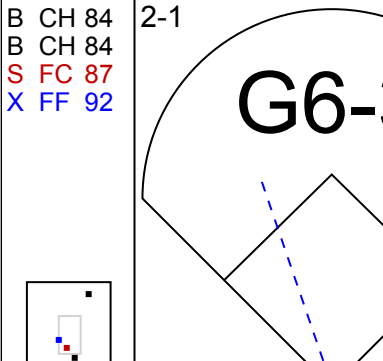
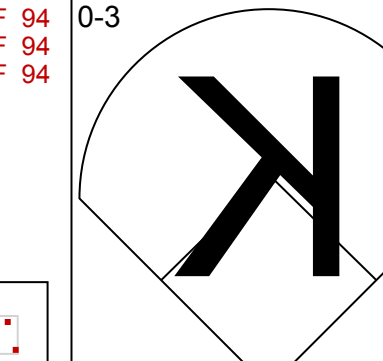
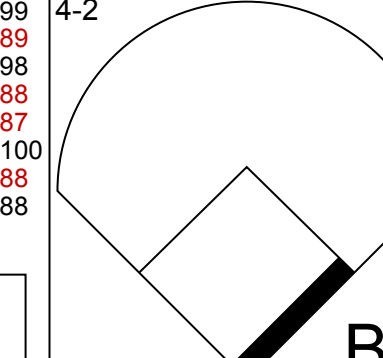
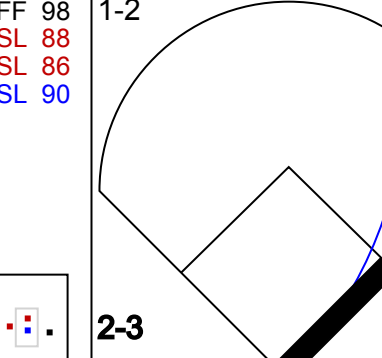
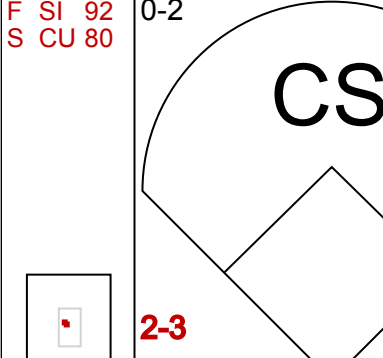
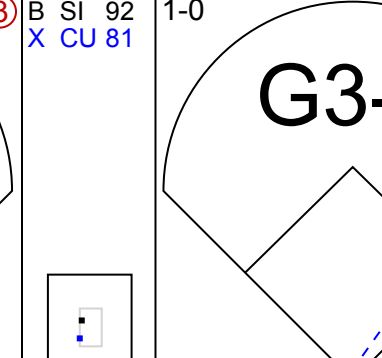
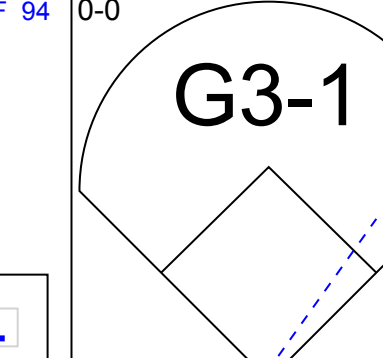
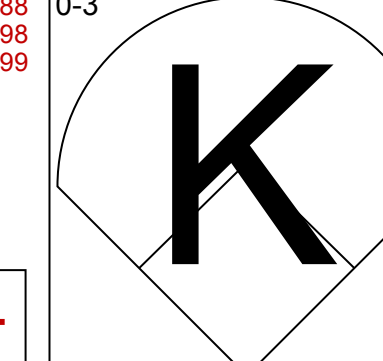
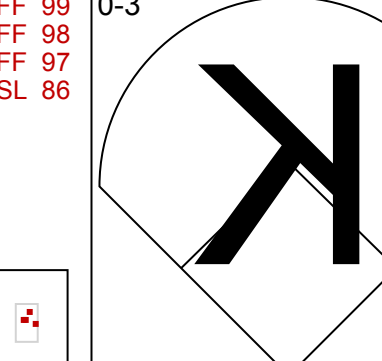
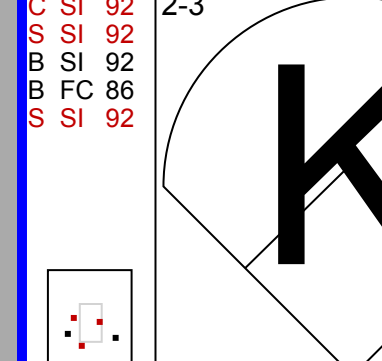
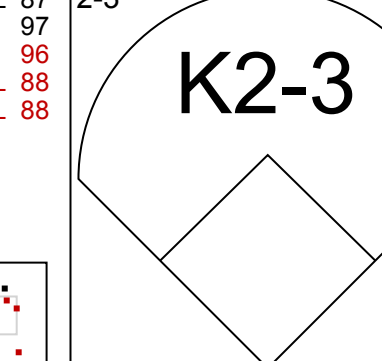
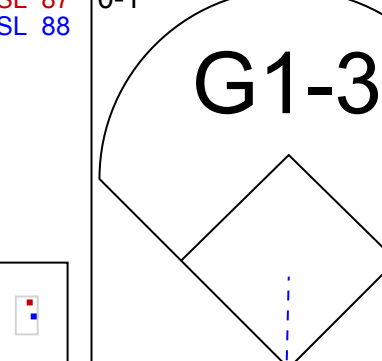
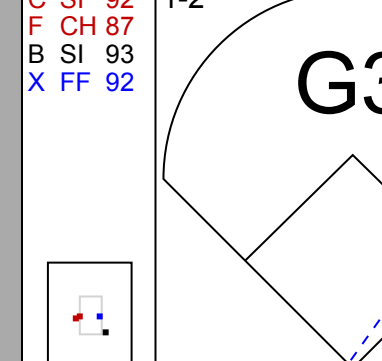
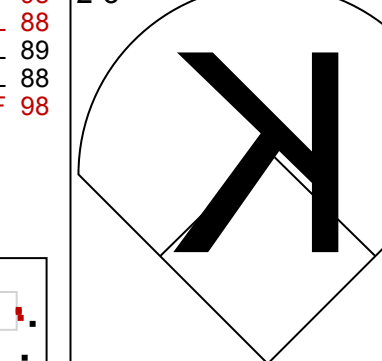
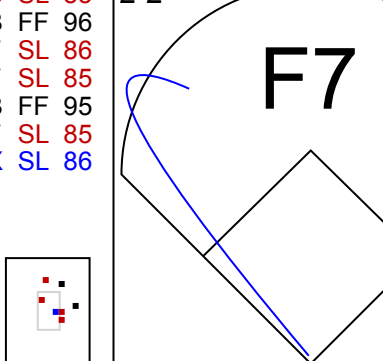
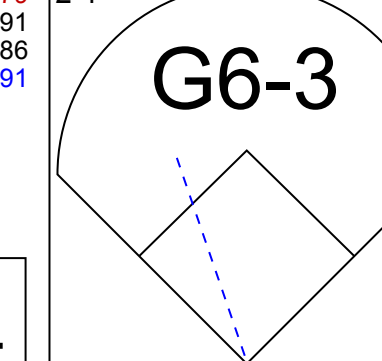
Arizona Diamondbacks @ San Diego Padres
 Petco Park, San Diego, CA
 Fri Jul 24 2020, 6:13 PM - 9:17 PM PDT
 Clear - 73 F

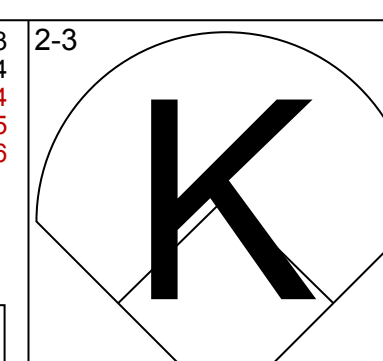
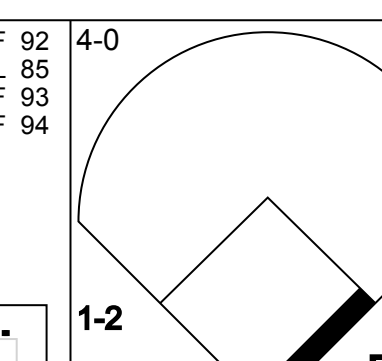
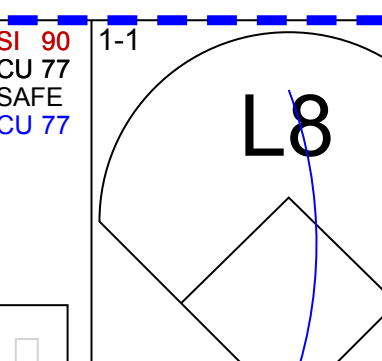
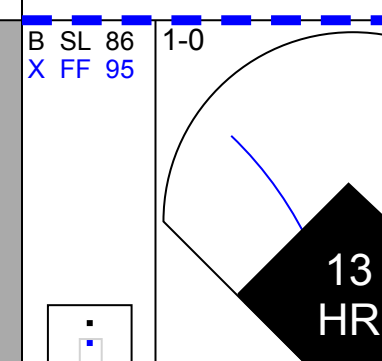
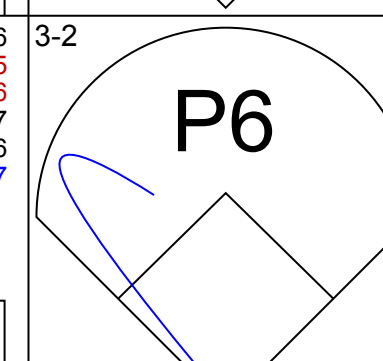
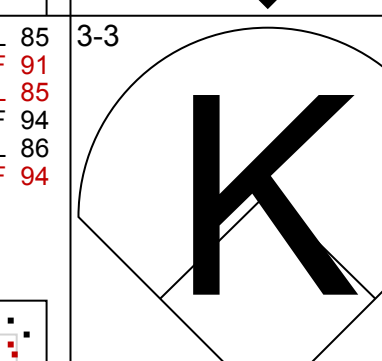
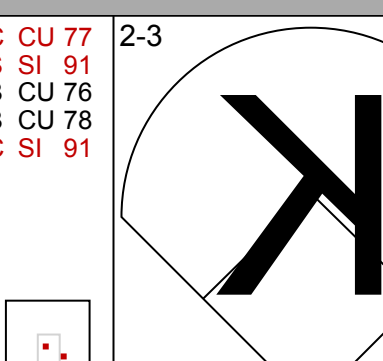
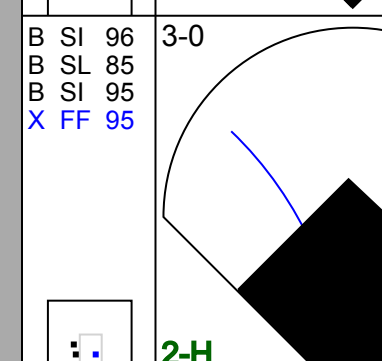
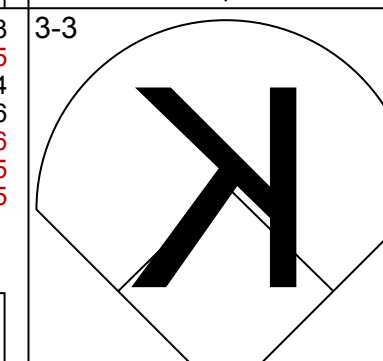
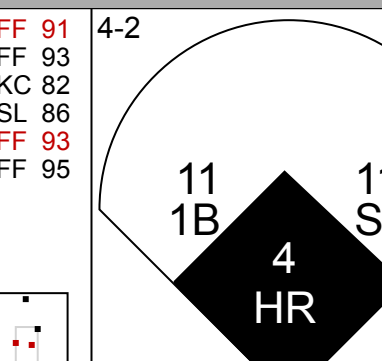
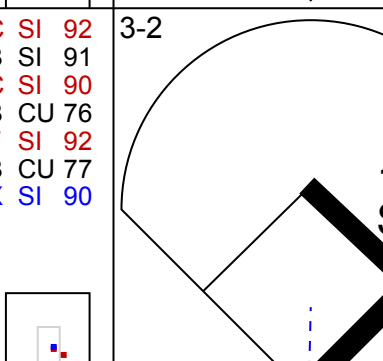
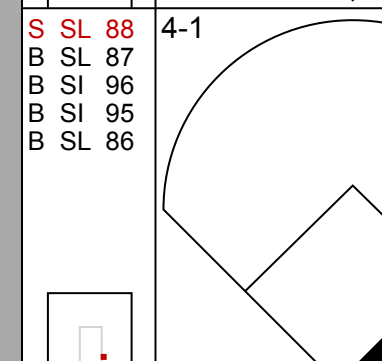

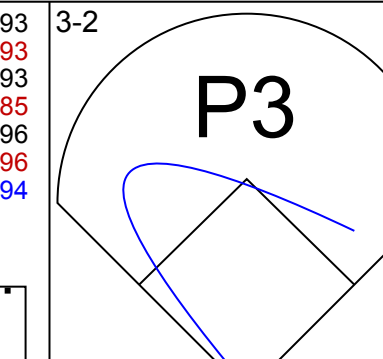
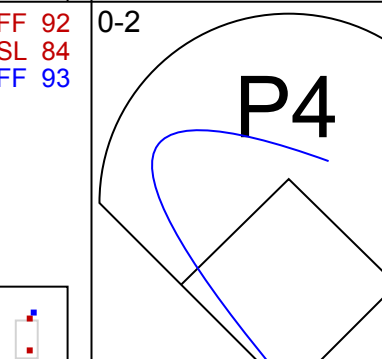
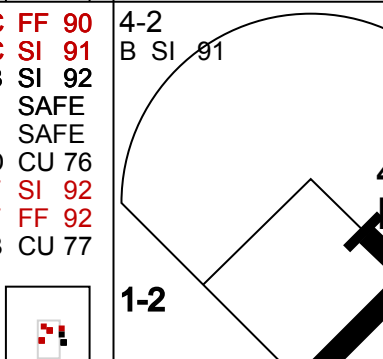
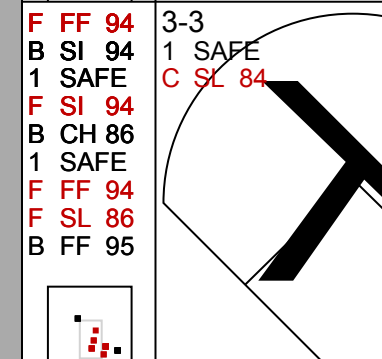
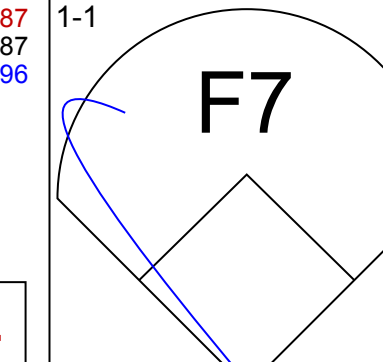
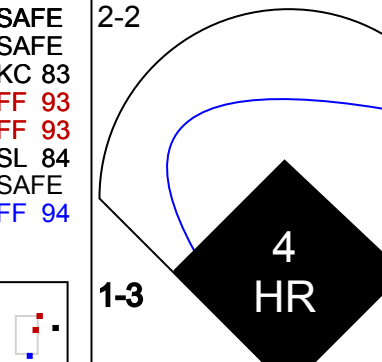
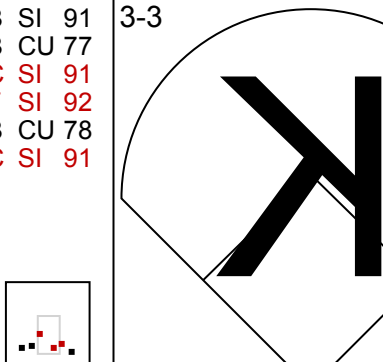
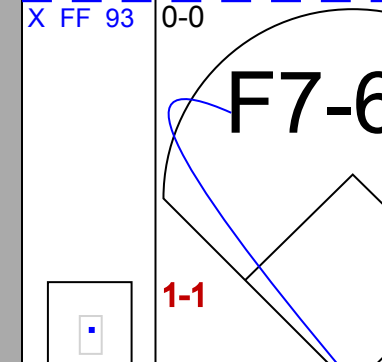
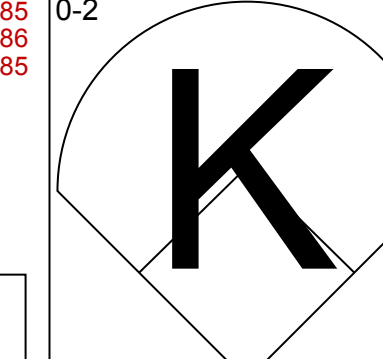
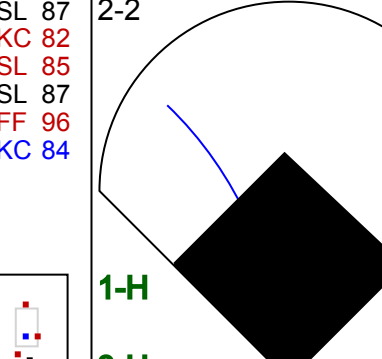
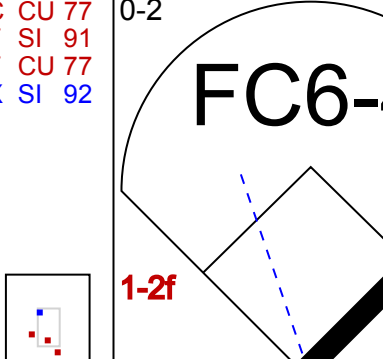
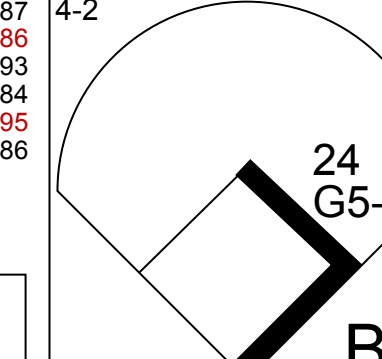
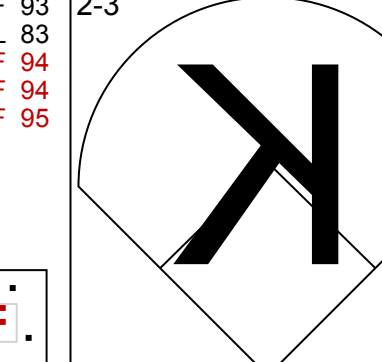
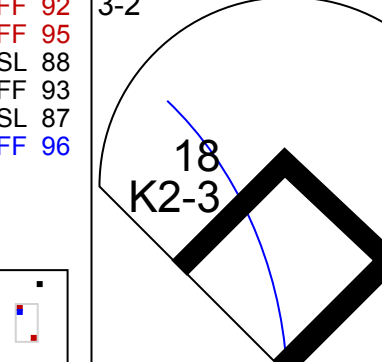

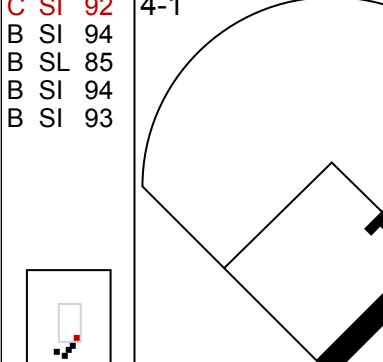
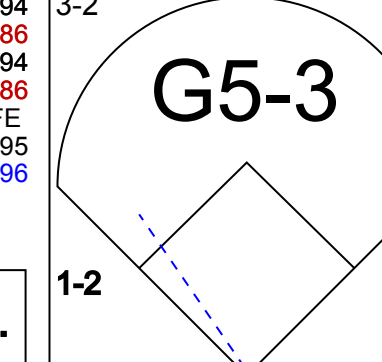
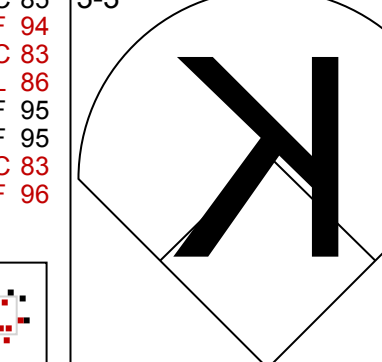
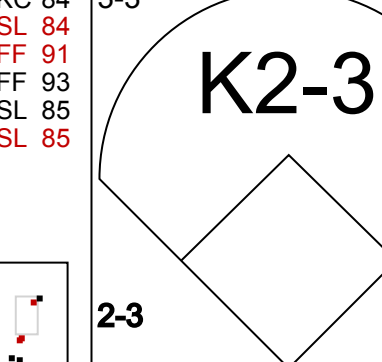

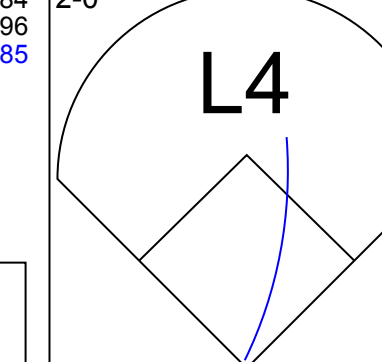

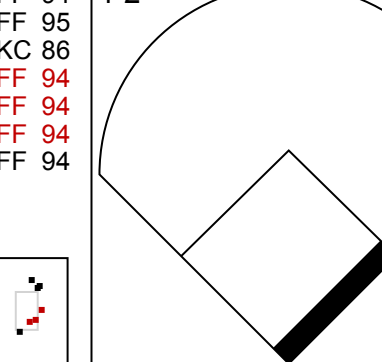

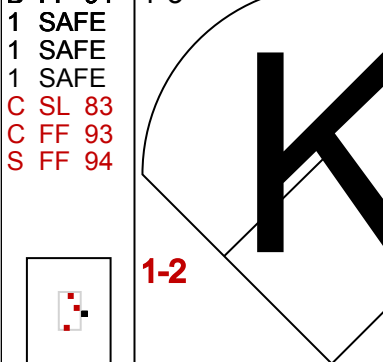
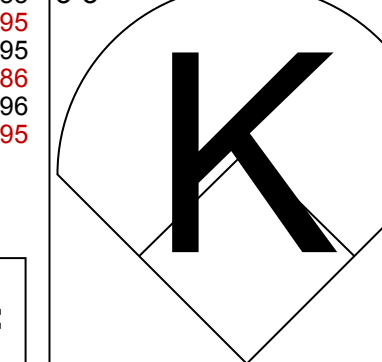
AB 32
R 2
H 7
RBI 2
BB 1
SO 7
LOB 9

Batter	1	2	3	4	5	6	7	8	9	AB	R	H	RBI	BB	SO	LOB	BOTTOM			
23 Fernando Tatis Jr., R OBP: 0.400, SLG: 0.500										4	2	1	0	1	1	1				
13 Manny Machado, R OBP: 0.250, SLG: 0.250										4	0	1	0	0	2	3				
28 Tommy Pham, R OBP: 0.500, SLG: 0.333										3	2	1	1	1	1	1				
10 Jurickson Profar, S (1.4)										2	2	0	0	2	0	1				
30 Eric Hosmer, L OBP: 0.750, SLG: 1.250										4	0	3	6	0	0	1				
4 Wil Myers, R (1.9)											2	0	0	0	2	2				
11 Ty France, R OBP: 0.250, SLG: 0.250										4	0	1	0	0	0	4				
27 Francisco Mejia, S (1.2) 5 Greg Garcia, L (7, PH) 18 Austin Hedges, R (8.2)										2	0	0	0	0	0	1				
2 Trent Grisham, L OBP: 0.500, SLG: 0.333										3	1	1	0	1	1	0				
Inning Stats	R: 0 E: 0 K: 2 S: 12	H: 0 LOB: 0 BB: 0 P: 20	R: 0 E: 0 K: 1 S: 7	H: 1 LOB: 1 BB: 0 P: 10	R: 0 E: 0 K: 1 S: 9	H: 0 LOB: 0 BB: 0 P: 14	R: 0 E: 0 K: 0 S: 11	H: 1 LOB: 1 BB: 0 P: 18	R: 0 E: 0 K: 0 S: 8	H: 0 LOB: 0 BB: 1 P: 13	R: 3 E: 0 K: 0 S: 20	H: 2 LOB: 2 BB: 3 P: 35	R: 4 E: 0 K: 3 S: 20	H: 3 LOB: 1 BB: 2 P: 37	R: 0 E: 0 K: 1 S: 11	H: 1 LOB: 1 BB: 1 P: 21	1B: 5 2B: 3 3B: 0 HR: 0	SF: 0 SAC: 0 DP: 2 HBP: 0	WP: 0 PB: 0 SB: 2 CS: 0	PA: 37
PITCHER	IP WLS BF H R ER SO BB IBB HBP BLK WP HR S P ERA WHIP																			
40 Madison Bumgarner, L ERA: 4.76	5.2 L 23 4 3 3 4 3 0 0 0 0 0 0 63 100 4.76 1.235																			
41 Junior Guerra, R ERA: 4.76	0.1 2 0 0 0 0 1 0 0 0 0 0 0 4 10 0.00 3.000																			
37 Kevin Ginkel, R ERA: 54.0	0.2 7 3 4 4 2 2 0 0 0 0 0 0 17 33 54.00 7.500																			
58 Stefan Crichton, R ERA: 54.0	0.1 1 0 0 0 1 0 0 0 0 0 0 0 3 4 0.00 0.000																			
50 Yoan López, R ERA: 54.0	1.0 4 1 0 0 1 1 0 0 0 0 0 0 11 21 0.00 2.000																			

Arizona Diamondbacks @ San Diego Padres
 Petco Park, San Diego, CA
 Fri Jul 24 2020, 6:13 PM - 9:17 PM PDT
 Clear - 73 F

AB 30
R 7
H 8
RBI 7
BB 7
SO 8
LOB 15

Batter	1	2	3	4	5	6	7	8	9	AB	R	H	RBI	BB	SO	LOB	TOP					
4 Ketel Marte, S (1.4)										4	0	1	0	0	1	0	Arizona Diamondbacks @ San Diego Padres Petco Park, San Diego, CA Sat Jul 25 2020, 6:13 PM - 9:30 PM PDT Clear - 73 F					
6 David Peralta, L (1.7)										4	0	0	0	0	2	2						
2 Starling Marte, R (1.8)										4	1	2	0	0	0	1						
5 Eduardo Escobar, S (1.5)										4	0	0	0	0	2	2						
53 Christian Walker, R (1.10)										4	0	1	1	0	1	1						
56 Kyle Calhoun, L (1.9)										3	0	1	0	1	0	0						
21 Stephen Vogt, L (1.2)										2	0	0	0	0	2	3						
32 Kevin Cron, R (7. PH)										1	0	0	0	0	1	0						
18 Carson Kelly, R (7.2)										0	0	0	0	0	0	0						
22 Jake Lamb, L (1.3)										3	0	0	0	0	1	2						
13 Nick Ahmed, R (1.6)										3	0	0	0	0	1	0						
Inning Stats	R: 0 E: 0 K: 1 S: 7	H: 0 LOB: 0 BB: 0 P: 9	R: 0 E: 0 K: 1 S: 11	H: 0 LOB: 1 BB: 1 P: 15	R: 0 E: 0 K: 3 S: 11	H: 1 LOB: 0 BB: 0 P: 17	R: 1 E: 0 K: 2 S: 19	H: 3 LOB: 2 BB: 0 P: 23	R: 0 E: 0 K: 1 S: 10	H: 0 LOB: 0 BB: 0 P: 14	R: 0 E: 0 K: 0 S: 12	H: 1 LOB: 0 BB: 0 P: 18	R: 0 E: 0 K: 1 S: 7	H: 0 LOB: 0 BB: 0 P: 11	R: 0 E: 1 K: 0 S: 6	H: 0 LOB: 1 BB: 0 P: 9	R: 0 E: 0 K: 2 S: 7	H: 0 LOB: 0 BB: 0 P: 9	1B: 2 2B: 3 HR: 0	SF: 0 SAC: 0 DP: 0 HBP: 0	WP: 0 PB: 1 SB: 0 CS: 1	PA: 34
PITCHER	IP WLS BF H R ER SO BB IBB HBP BLK WP HR S P ERA WHIP																					
29 Dineson Lamet, R (1.1)	5.0 W 21 5 1 1 8 1 0 0 0 0 0 0 59 80 1.80 1.200																					
55 Matt Strahm, L (6.1)	1.1 H 3 0 0 0 0 0 0 0 0 0 0 0 12 18 0.00 0.000																					
34 Craig Stammen, R (7.1)	1.2 H 6 0 0 0 1 0 0 0 0 0 0 0 0 12 18 0.00 0.000																					
39 Kirby Yates, R (9.1)	1.0 3 0 0 0 2 0 0 0 0 0 0 0 0 7 9 0.00 0.000																					

Batter	1	2	3	4	5	6	7	8	9	AB	R	H	RBI	BB	SO	LOB	BOTTOM					
23 Fernando Tatis Jr., R (1.6)										3	1	1	0	1	1	2	Arizona Diamondbacks @ San Diego Padres Petco Park, San Diego, CA Sat Jul 25 2020, 6:13 PM - 9:30 PM PDT Clear - 73 F					
13 Manny Machado, R (1.5)										4	1	1	2	0	2	2						
28 Tommy Pham, R (1.7)										2	1	1	0	2	1	0						
10 Jurickson Profar, S (1.4)										3	0	0	0	1	1	2						
11 Ty France, R (1.3)										4	1	1	0	0	1	3						
4 Wil Myers, R (1.10)										3	1	1	3	1	1	2						
24 Edward Olivares, R (1.9)										3	0	1	0	1	1	1						
18 Austin Hedges, R (1.2)										4	0	0	0	0	3	3						
2 Trent Grisham, L (1.8)										3	0	1	0	1	2	2						
Inning Stats	R: 0 E: 0 K: 2 S: 10	H: 0 LOB: 0 BB: 0 P: 18	R: 0 E: 0 K: 1 S: 9	H: 0 LOB: 0 BB: 0 P: 13	R: 0 E: 0 K: 3 S: 14	H: 1 LOB: 2 BB: 1 P: 27	R: 3 E: 0 K: 1 S: 23	H: 3 LOB: 2 BB: 2 P: 42	R: 0 E: 0 K: 2 S: 18	H: 0 LOB: 0 BB: 1 P: 30	R: 0 E: 0 K: 2 S: 7	H: 0 LOB: 0 BB: 1 P: 13	R: 2 E: 0 K: 1 S: 9	H: 2 LOB: 1 BB: 0 P: 20	R: 0 E: 0 K: 1 S: 9	H: 0 LOB: 1 BB: 1 P: 21		R: 0 E: 0 K: 1 S: 9	H: 0 LOB: 1 BB: 1 P: 21	1B: 3 2B: 3 HR: 2	SF: 0 SAC: 0 DP: 1 HBP: 0	WP: 0 PB: 0 SB: 2 CS: 1
PITCHER	IP WLS BF H R ER SO BB IBB HBP BLK WP HR S P ERA WHIP																					
38 Robbie Ray, L (1.1)	3.2 L 18 4 3 3 0 3 0 0 0 0 0 0 54 97 7.36 1.909																					
58 Stefan Crichton, R (4.1)	1.1 6 1 0 0 2 1 0 0 0 0 0 0 20 33 0.00 1.500																					
47 Andrew Chafin, L (6.1)	1.0 3 0 0 0 2 1 0 0 0 0 0 0 7 13 0.00 1.000																					
28 Héctor Rondón, R (7.1)	0.1 4 2 2 2 1 1 0 0 0 0 0 1 8 19 54.00 9.000																					
57 Taylor Widener, R (7.1)	1.2 5 0 0 0 1 1 0 0 0 0 0 0 10 22 0.00 0.600																					

Batter	1	2	3	4	5	6	7	8	9	AB	R	H	RBI	BB	SO	LOB	TOP		
4 Ketel Marte, S OBP: 0.333, SLG: 0.438										5	0	1	0	0	0	2	Arizona Diamondbacks @ San Diego Padres Petco Park, San Diego, CA Mon Jul 27 2020, 1:11 PM - 4:14 PM PDT Sunny - 75 F livebaseballscorecards.com		
15 Ildemaro Vargas, S OBP: 0.286, SLG: 0.286										4	0	1	0	0	1	3			
2 Starling Marte, R OBP: 0.412, SLG: 0.500										3	1	2	1	1	0	1			
5 Eduardo Escobar, S OBP: 0.188, SLG: 0.133										3	0	1	1	1	1	2			
53 Christian Walker, R OBP: 0.333, SLG: 0.384										3	0	0	0	1	0	6			
56 Kole Calhoun, L OBP: 0.438, SLG: 0.500										3	0	0	0	0	3	1			
18 Carson Kelly, R										3	0	0	0	0	0	1			
10 Josh Rojas, L										1	0	0	0	0	1	1			
21 Stephen Vogt, L										0	0	0	0	0	0	0			
6 David Peralta, L OBP: 0.176, SLG: 0.125										4	0	0	0	0	0	1			
13 Nick Ahmed, R OBP: 0.143, SLG: 0.077										4	1	1	0	0	0	1			
Inning Stats	R: 0 H: 2 K: 1 S: 9	H: 0 LOB: 0 BB: 1 P: 16	R: 0 H: 0 K: 1 S: 10	H: 0 LOB: 0 BB: 0 P: 13	R: 2 H: 3 K: 0 S: 13	H: 0 LOB: 1 BB: 0 P: 20	R: 0 H: 0 K: 0 S: 11	H: 0 LOB: 2 BB: 1 P: 17	R: 0 H: 1 K: 1 S: 11	H: 0 LOB: 0 BB: 0 P: 16	R: 0 H: 0 K: 0 S: 9	H: 0 LOB: 1 BB: 1 P: 15	R: 0 H: 0 K: 2 S: 8	H: 0 LOB: 1 BB: 1 P: 15	R: 0 H: 0 K: 0 S: 6	H: 0 LOB: 0 BB: 0 P: 6	1B: 5 2B: 1 3B: 0 HR: 0	SF: 0 SAC: 0 DP: 1 HBP: 1	WP: 0 PA: 37 PB: 0 SB: 0 CS: 0
PITCHER	IP WLS BF H R ER SO BB IBB HBP BLK WP HR S P ERA WHIP																		
37 Joey Lucchesi, L ERA: 4.91	3.2 17 5 2 2 2 1 0 1 0 0 0 0 39 61 4.91 1.636																		
40 Cal Quantrill, R ERA:	4.1 6 1 0 0 1 1 0 0 0 0 0 0 15 23 0.00 1.500																		
25 Tim Hill, L ERA:	6.1 3 0 0 0 1 0 0 0 0 0 0 0 11 16 0.00 0.000																		
61 Luis Perdomo, R ERA:	7.1 8 0 0 0 2 1 0 0 0 0 0 0 17 26 0.00 0.500																		
34 Craig Stammen, R ERA:	9.1 3 0 0 0 0 0 0 0 0 0 0 0 6 6 0.00 0.000																		

Batter	1	2	3	4	5	6	7	8	9	AB	R	H	RBI	BB	SO	LOB	BOTTOM		
23 Fernando Tatis Jr., R OBP: 0.444, SLG: 0.600										4	0	2	3	0	2	0	Arizona Diamondbacks @ San Diego Padres Petco Park, San Diego, CA Mon Jul 27 2020, 1:11 PM - 4:14 PM PDT Sunny - 75 F livebaseballscorecards.com		
2 Trent Grisham, L OBP: 0.412, SLG: 0.500										4	1	1	1	0	2	2			
13 Manny Machado, R OBP: 0.353, SLG: 0.429										3	0	1	0	1	0	1			
28 Tommy Pham, R OBP: 0.353, SLG: 0.154										4	0	0	0	0	2	4			
10 Jurickson Profar, S OBP: 0.375, SLG: 0.091										3	1	0	0	1	0	1			
4 Wil Myers, R OBP: 0.412, SLG: 0.500										3	1	1	0	1	2	0			
5 Greg Garcia, L OBP: 0.500, SLG: 0.400										3	1	1	1	1	0	1			
27 Francisco Mejia, S										2	1	0	0	0	1	1			
24 Edward Olivares, R OBP: 0.429, SLG: 0.500										3	1	1	1	0	1	1			
Inning Stats	R: 1 H: 2 K: 2 S: 13	H: 0 LOB: 1 BB: 0 P: 22	R: 0 H: 0 K: 3 S: 11	H: 0 LOB: 1 BB: 1 P: 16	R: 0 H: 1 K: 0 S: 9	H: 1 LOB: 0 BB: 0 P: 14	R: 5 H: 4 K: 1 S: 17	H: 4 LOB: 1 BB: 2 P: 30	R: 0 H: 0 K: 0 S: 7	H: 0 LOB: 0 BB: 1 P: 14	R: 0 H: 0 K: 1 S: 11	H: 0 LOB: 0 BB: 0 P: 16	R: 0 H: 0 K: 2 S: 8	H: 0 LOB: 0 BB: 0 P: 10	R: 0 H: 0 K: 1 S: 7	H: 0 LOB: 0 BB: 0 P: 9		1B: 4 2B: 1 3B: 1 HR: 1	SF: 0 SAC: 0 DP: 1 HBP: 1
PITCHER	IP WLS BF H R ER SO BB IBB HBP BLK WP HR S P ERA WHIP																		
24 Luke Weaver, R ERA: 16.2	3.1 20 7 6 6 0 2 0 0 0 0 0 1 49 79 16.20 2.700																		
45 Taylor Clarke, R ERA:	4.1 11 0 0 0 3 1 1 0 0 0 0 0 27 43 0.00 0.273																		
41 Junior Guerra, R ERA:	8.1 3 0 0 0 1 0 0 0 0 0 0 0 7 9 0.00 0.000																		

Batter	1	2	3	4	5	6	7	8	9	AB	R	H	RBI	BB	SO	LOB	TOP					
13 Max Muncy, L OBP: 0.390, SLG: 0.576										4	0	1	0	0	2	1	Los Angeles Dodgers @ Arizona Diamondbacks Chase Field, Phoenix, AZ Fri Jul 31 2020, 6:42 PM - 9:57 PM MST Roof Closed - 77 F					
50 Mookie Betts, R OBP: 0.310, SLG: 0.410										5	1	3	2	0	1	1						
35 Cody Bellinger, L OBP: 0.205, SLG: 0.167										5	0	0	0	0	2	4						
10 Justin Turner, R OBP: 0.378, SLG: 0.400										4	0	0	0	0	2	2						
5 Corey Seager, L OBP: 0.417, SLG: 0.688										4	1	2	1	0	1	0						
3 Chris Taylor, R OBP: 0.406, SLG: 0.240										3	0	2	0	1	1	0						
31 Joc Pederson, L OBP: 0.353, SLG: 0.214										4	0	0	0	0	3	4						
43 Edwin Rios, L OBP: 0.400, SLG: 1.200										2	1	1	0	0	0	0						
11 AJ Pollock, R OBP: 0.476, SLG: 0.737										2	0	0	0	0	2	0						
15 Austin Barnes, R OBP: 0.286, SLG: 0.167										2	0	0	0	0	1	0						
45 Matt Beaty, L										0	0	0	0	1	0	0						
Inning Stats	R: 0 E: 0 K: 3 S: 11	H: 0 LOB: 0 BB: 0 P: 15	R: 0 E: 0 K: 2 S: 11	H: 0 LOB: 1 BB: 1 P: 17	R: 0 E: 0 K: 0 S: 7	H: 0 LOB: 0 BB: 0 P: 10	R: 1 E: 0 K: 2 S: 23	H: 3 LOB: 2 BB: 0 P: 30	R: 1 E: 0 K: 0 S: 10	H: 2 LOB: 2 BB: 0 P: 14	R: 0 E: 0 K: 2 S: 10	H: 0 LOB: 0 BB: 0 P: 12	R: 0 E: 0 K: 2 S: 12	H: 1 LOB: 1 BB: 0 P: 16	R: 1 E: 0 K: 2 S: 16	H: 2 LOB: 1 BB: 0 P: 22	R: 0 E: 0 K: 2 S: 10	H: 1 LOB: 2 BB: 1 P: 17	1B: 5 2B: 2 HR: 2	SF: 0 SAC: 1 DP: 0	WP: 0 PB: 0 CS: 2	PA: 39
PITCHER	IP ERA WHIP	WLS BF	H R ER SO	BB IBB HBP BLK	WP HR S P	ERA WHIP	PITCHER	IP ERA WHIP	WLS BF	H R ER SO	BB IBB HBP BLK	WP HR S P	ERA WHIP									
23 Zac Gallen, R ERA: 2.7	6.0	25	5 2 2 9	1 0 1 0	0 1 72 98	3.00 1.000	49 Alex Young, L ERA: 2.25	0.2	3	1 0 0 2	0 0 0 0	0 0 9 12	0.00 1.500									
37 Kevin Ginkel, R ERA: 12.27	1.0	5	2 1 1 1	0 0 0 0	0 0 1 16	23 9.00 2.000	28 Héctor Rondón, R ERA: 27.0	0.1	W	1 0 0 0	0 0 0 0	0 0 3 3	0.00 0.000									
25 Archie Bradley, R ERA: 2.45	1.0	S	5 1 0 0	0 0 0 2	1 0 0 10	17 0.00 2.000																
Batter	1	2	3	4	5	6	7	8	9	AB	R	H	RBI	BB	SO	LOB	BOTTOM					
4 Ketel Marte, S OBP: 0.371, SLG: 0.531										4	2	2	0	0	0	0	Los Angeles Dodgers @ Arizona Diamondbacks Chase Field, Phoenix, AZ Fri Jul 31 2020, 6:42 PM - 9:57 PM MST Roof Closed - 77 F					
56 Kole Calhoun, L OBP: 0.333, SLG: 0.308										2	1	1	1	2	0	0						
2 Starling Marte, R OBP: 0.433, SLG: 0.375										3	0	0	0	1	0	3						
5 Eduardo Escobar, S OBP: 0.212, SLG: 0.200										3	1	0	0	1	1	3						
53 Christian Walker, R OBP: 0.357, SLG: 0.481										4	1	2	3	0	0	1						
6 David Peralta, L OBP: 0.290, SLG: 0.259										4	0	2	1	0	0	1						
21 Stephen Vogt, L ERA: 0.125, SLG: 0.250										2	0	0	0	0	1	1						
18 Carson Kelly, R OBP: 0.300, SLG: 0.278										2	0	1	0	0	0	1						
22 Jake Lamb, L OBP: 0.211, SLG: 0.125										1	0	0	0	0	0	0						
13 Nick Ahmed, R OBP: 0.179, SLG: 0.080										1	0	0	0	1	0	0						
15 Ildemaro Vargas, S OBP: 0.154, SLG: 0.154										4	0	0	0	0	1	5						
Inning Stats	R: 0 E: 0 K: 0 S: 8	H: 1 LOB: 0 BB: 0 P: 12	R: 0 E: 0 K: 0 S: 10	H: 0 LOB: 0 BB: 0 P: 13	R: 0 E: 0 K: 0 S: 9	H: 0 LOB: 0 BB: 0 P: 16	R: 0 E: 0 K: 1 S: 13	H: 0 LOB: 1 BB: 1 P: 22	R: 0 E: 0 K: 1 S: 11	H: 1 LOB: 2 BB: 0 P: 16	R: 1 E: 0 K: 0 S: 14	H: 2 LOB: 1 BB: 1 P: 23	R: 0 E: 0 K: 0 S: 9	H: 1 LOB: 0 BB: 0 P: 12	R: 4 E: 1 K: 1 S: 18	H: 3 LOB: 3 BB: 3 P: 36	1B: 5 2B: 3 HR: 0	SF: 0 SAC: 0 DP: 2	WP: 1 PB: 0 CS: 0	PA: 36		
PITCHER	IP ERA WHIP	WLS BF	H R ER SO	BB IBB HBP BLK	WP HR S P	ERA WHIP	PITCHER	IP ERA WHIP	WLS BF	H R ER SO	BB IBB HBP BLK	WP HR S P	ERA WHIP									
46 Tony Gonsolin, R ERA: 8.0	4.0	13	1 0 0 13	1 0 0 0	0 0 40 63	0.00 0.500	17 Joe Kelly, R ERA: 8.1	0.1	4	2 0 0 0	1 0 0 0	0 0 6 13	0.00 9.000									
51 Dylan Floro, R ERA: 8.1	1.0	H	3 0 0 0	0 0 0 0	0 0 8 15	0.00 1.000	64 Caleb Ferguson, L ERA: 7.1	1.0	H	3 1 0 0	0 0 0 0	0 0 9 12	0.00 1.000									
49 Blake Treinen, R ERA: 8.1	0.2	L	6 1 4 0	1 1 0 0	0 0 12 23	0.00 3.000																

Batter	1	2	3	4	5	6	7	8	9	AB	R	H	RBI	BB	SO	LOB	TOP					
4 George Springer, R OBP: 0.340, SLG: 0.439	(1, 9) F FF 94 0-3 K B SL 97 0-3 X FF 97	(1) B KC 84 3-0 F9 B SL 95 3-0 X FF 94			(1) B FF 84 3-1 HR B CH 89 3-1 X FF 84		(2) X SI 94 0-0 L7 B SL 94 0-0 X FF 94		(2) B FF 96 4-2 BB B SL 95 4-2 X FF 96	4	1	1	2	1	1	0	Houston Astros @ Arizona Diamondbacks Chase Field, Phoenix, AZ Wed Aug 05, 2020, 6:11 PM - 9:23 PM MST Roof Closed - 77 F					
27 Jose Altuve, R OBP: 0.255, SLG: 0.292	(1, 4) X FF 87 0-0 F8 B SL 94 0-0 X FF 87		(1) B SL 87 3-1 F7 B SL 85 3-1 X FF 86		(1) B SL 86 2-3 K B CH 89 2-3 X FF 86		(3) F SI 96 2-3 K B SL 94 2-3 X FF 96		(3) C FF 96 0-1 G6-4-3 X SL 85 0-1 X FF 96	5	0	0	0	0	2	1						
2 Alex Bregman, R OBP: 0.315, SLG: 0.404	(1, 5) C FF 96 1-1 2B B SL 90 1-1 X FF 96		(2) B SL 86 3-1 P4 B SL 87 3-1 X FF 96		(2) B KC 81 1-3 K B SL 86 1-3 X FF 87			(1) X FF 95 0-0 F9 B SL 94 0-0 X FF 95		4	0	1	0	0	1	0						
10 Yuli Gurriel, R OBP: 0.373, SLG: 0.452	(1, 3) D KC 85 2-0 L8 B SL 86 2-0 X FF 96		(3) B KC 86 2-0 F8 B SL 87 2-0 X FF 96		(4-1) F KC 88 4-1 BB B SL 87 4-1 X FF 94			(2-2) B SL 96 2-2 HR B SL 96 2-2 X FF 96		3	1	1	1	1	0	1						
1 Carlos Correa, R OBP: 0.489, SLG: 0.650	(1, 6)	(1-0) B KC 86 1-0 31 1B X FF 95 1-0 2B		(2-3) C FF 94 2-3 K B SL 86 2-3 X FF 95	(2-3) S KC 84 2-3 K C SI 96 2-3 X FF 95			(0-1) F SI 96 0-1 BB X SL 87 0-1 30		4	1	2	0	0	2	1						
31 Abraham Toro, S OBP: 0.273, SLG: 0.368	(1, 10) B FF 94 3-2 30 HR S SL 85 3-2 X FF 96	(2-H) B SL 86 3-2 1B S SL 86 3-2 X FF 96		(2-1) C SI 96 2-1 HR X FF 94 2-1		(2-3) C FF 95 2-3 K B SL 84 2-3 X FF 96		(3-2) S SL 86 3-2 F7 B SL 86 3-2 X FF 94		4	2	2	2	0	1	1						
30 Kyle Tucker, L OBP: 0.293, SLG: 0.395	(1, 7) S SL 86 1-1 HR D SL 86 1-1 X FF 94		(2) C KC 84 0-3 K S SL 86 0-3 X FF 96		(1-1) C SL 84 1-1 L3 X SL 83 1-1			(4-0) B FF 94 4-0 BB B SL 88 4-0 X FF 94		3	1	1	2	1	1	0						
3 Myles Straw, R OBP: 0.182, SLG: 0.182	(1, 8) B FF 95 2-0 F8 X FF 95 2-0		(1-2) C SL 86 1-2 F9 B CH 89 1-2 X FF 95		(1-3) C SL 86 1-3 K S SL 85 1-3 X FF 95			(1-3) C FF 93 1-3 K B FF 94 1-3 X FF 96		3	0	0	0	0	1	0						
22 Josh Reddick, L OBP: 0.226, SLG: 0.447	(8, PH) F8 (8, 9)									1	0	0	0	0	1	2						
15 Martin Maldonado, R OBP: 0.406, SLG: 0.240	(1, 2) C SL 86 0-2 F8 X SL 86 0-2									2	1	0	0	1	0	0						
11 Garrett Stubbs, L OBP: 0.353, SLG: 0.500	(8, PH) F8				(4-1) B FF 92 4-1 4 HR B SL 84 4-1 X FF 92					1	0	0	0	0	0	0						
Inning Stats	R: 0 E: 0 K: 1 S: 7	H: 1 LOB: 1 BB: 0 P: 10	R: 3 E: 0 K: 0 S: 11	H: 3 LOB: 0 BB: 21 P: 21	R: 0 E: 0 K: 0 S: 5	H: 0 LOB: 0 BB: 0 P: 13	R: 1 E: 0 K: 2 S: 11	H: 1 LOB: 0 BB: 0 P: 16	R: 2 E: 0 K: 3 S: 15	H: 1 LOB: 0 BB: 2 P: 31	R: 0 E: 0 K: 2 S: 8	H: 0 LOB: 0 BB: 0 P: 12	R: 0 E: 0 K: 1 S: 7	H: 0 LOB: 0 BB: 0 P: 12	R: 1 E: 0 K: 1 S: 15	H: 2 LOB: 2 BB: 1 P: 25	R: 0 E: 0 K: 0 S: 5	H: 0 LOB: 0 BB: 1 P: 9	1B: 2 2B: 2 3B: 0 HR: 4	SF: 0 SAC: 0 DP: 1 HBP: 0	WP: 0 PB: 0 SB: 0 CS: 0	PA: 38
PITCHER	IP WLS BF H R ER SO BB IBB HBP BLK WP HR S P ERA WHIP																					
38 Robbie Ray, L ERA: 9.45	(1, 1) 5.0 W 23 6 6 6 6 2 0 0 0 0 0 3 49 91 10.80 1.600																					
37 Kevin Ginkel, R ERA: 9.64	(6, 1) 1.0 3 0 0 0 2 0 0 0 0 0 0 0 8 12 0.00 0.000																					
41 Junior Guerra, R ERA:	(7, 1) 1.0 3 0 0 0 1 0 0 0 0 0 0 0 7 12 0.00 0.000																					
28 Héctor Rondón, R ERA: 13.5	(8, 1) 1.0 6 2 1 1 1 1 0 0 0 0 0 1 15 25 9.00 3.000																					
50 Yoan López, R ERA: 4.15	(9, 1) 1.0 3 0 0 0 0 1 0 0 0 0 0 0 5 9 0.00 1.000																					

Batter	1	2	3	4	5	6	7	8	9	AB	R	H	RBI	BB	SO	LOB	BOTTOM			
4 Ketel Marte, S OBP: 0.340, SLG: 0.468	(1, 4) B SI 93 1-0 G4-3 X SI 93 1-0									5	2	3	1	0	0	1	Houston Astros @ Arizona Diamondbacks Chase Field, Phoenix, AZ Wed Aug 05, 2020, 6:11 PM - 9:23 PM MST Roof Closed - 77 F			
56 Kole Calhoun, L OBP: 0.341, SLG: 0.432	(1, 9) B FF 94 1-1 G6-3 C KC 82 1-1 X KC 83 1-1								5	2	2	3	0	0	1					
2 Starling Marte, R OBP: 0.455, SLG: 0.371	(1, 8) S SI 93 0-1 G5-3 X SI 94 0-1								3	2	2	0	2	0	0					
53 Christian Walker, R OBP: 0.349, SLG: 0.463	(1, 3) B SI 92 2-1 G5-3 B CH 85 2-1 X SI 93 2-1								5	1	2	1	0	1	2					
5 Eduardo Escobar, S OBP: 0.229, SLG: 0.273	(1, 5) C KC 83 0-1 G3-1 X CH 86 0-1								4	2	1	2	0	0	3					
6 David Peralta, L OBP: 0.304, SLG: 0.390	(1, 7) C CH 86 3-2 G3 B CH 86 3-2 X KC 85 3-2								4	2	2	4	1	0	0					
21 Stephen Vogt, L OBP: 0.333, SLG: 0.462	(1, 2) C KC 82 1-2 G3 B CH 86 1-2 X CH 86 1-2								4	1	2	1	1	0	0					
9 Jon Jay, L OBP: 0.154, SLG: 0.250	(1, 10) C SI 94 0-1 G4-3 X CH 87 0-1								5	1	1	0	0	0	4					
13 Nick Ahmed, R OBP: 0.190, SLG: 0.184	(1, 6) C SI 93 1-2 K S SI 94 1-2 X CH 88 1-2								4	1	1	2	0	1	2					
Inning Stats	R: 0 E: 0 K: 0 S: 5	H: 0 LOB: 0 BB: 0 P: 7	R: 0 E: 0 K: 0 S: 11	H: 0 LOB: 0 BB: 0 P: 16	R: 0 E: 0 K: 1 S: 8	H: 0 LOB: 0 BB: 0 P: 10	R: 9 E: 0 K: 0 S: 31	H: 9 LOB: 2 BB: 1 P: 46	R: 2 E: 0 K: 0 S: 15	H: 3 LOB: 1 BB: 0 P: 22	R: 0 E: 0 K: 0 S: 8	H: 0 LOB: 0 BB: 1 P: 13	R: 1 E: 0 K: 0 S: 8	H: 2 LOB: 1 BB: 0 P: 10	R: 2 E: 0 K: 1 S: 13	H: 2 LOB: 2 BB: 2 P: 29		1B: 6 2B: 5 3B: 1 HR: 4	SF: 0 SAC: 0 DP: 0 HBP: 1	WP: 1 PB: 0 SB: 0 CS: 1
PITCHER	IP WLS BF H R ER SO BB IBB HBP BLK WP HR S P ERA WHIP																			
43 Lance McCullers Jr., R ERA: 9.22	(1, 1) 3.2 L 19 7 8 8 1 0 0 0 0 0 0 1 23 35 27.00 6.000																			
68 Nivaldo Rodriguez, R ERA: 7.36	(4, 1) 1.0 9 5 3 3 0 1 0 0 0 0 0 1 23 35 27.00 6.000																			
63 Brandon Bailey, R ERA: 2.45	(5, 1) 2.1 9 2 1 1 0 1 0 0 0 0 0 1 19 28 3.86 1.286																			
71 Carlos Sanabria, R ERA: 18.0	(8, 1) 1.0 7 2 2 2 1 2 0 0 0 0 1 1 13 29 18.00 4.000																			

AB	34
R	7
H	8
RBI	7
BB	4
SO	10
LOB	6



AB	39
R	14
H	16
RBI	14
BB	4
SO	2
LOB	13



Batter	1	2	3	4	5	6	7	8	9	AB	R	H	RBI	BB	SO	LOB	TOP										
4 Ketel Marte, S OBP: 0.339, SLG: 0.446										4	0	0	0	0	1	1	Arizona Diamondbacks @ San Diego Padres Petco Park, San Diego, CA Fri Aug 07 2020, 6:11 PM - 8:37 PM PDT Clear - 73 F										
56 Kole Calhoun, L OBP: 0.302, SLG: 0.391										4	0	0	0	0	2	1											
2 Starling Marte, R OBP: 0.462, SLG: 0.442										4	0	1	0	0	1	1											
53 Christian Walker, R OBP: 0.314, SLG: 0.429										4	0	0	0	0	3	1											
5 Eduardo Escobar, S OBP: 0.232, SLG: 0.269										4	0	1	0	0	0	1											
6 David Peralta, L OBP: 0.358, SLG: 0.400										2	0	1	0	1	0	0											
21 Stephen Vogt, L OBP: 0.294, SLG: 0.400										2	0	0	0	0	1	2											
14 Andrew Young, R OBP: 0.571, SLG: 0.600										1	0	0	0	0	1	1											
12 Daulton Varsho, L OBP: 0.358, SLG: 0.400										0	0	0	0	0	0	0											
22 Jake Lamb, L OBP: 0.167, SLG: 0.095										3	0	0	0	0	1	2											
13 Nick Ahmed, R OBP: 0.204, SLG: 0.200										3	0	1	0	0	1	0											
Inning Stats	R: 0 E: 0 K: 1 S: 8	H: 0 LOB: 0 BB: 0 P: 12	R: 0 E: 0 K: 1 S: 7	H: 0 LOB: 0 BB: 0 P: 14	R: 0 E: 0 K: 3 S: 10	H: 0 LOB: 0 BB: 0 P: 17	R: 0 E: 0 K: 0 S: 8	H: 2 LOB: 2 BB: 0 P: 10	R: 0 E: 0 K: 1 S: 11	H: 1 LOB: 1 BB: 0 P: 19	R: 0 E: 0 K: 2 S: 13	H: 0 LOB: 1 BB: 1 P: 19	R: 0 E: 0 K: 1 S: 6	H: 0 LOB: 0 BB: 0 P: 8	R: 0 E: 1 K: 1 S: 12	H: 1 LOB: 1 BB: 0 P: 15	1B: 4 2B: 0 3B: 0 HR: 0	SF: 0 SAC: 0 DP: 0 HBP: 0	WP: 0 PB: 0 SB: 0 CS: 0	PA: 32							
PITCHER	IP	WLS	BF	H	R	ER	SO	BB	IBB	HBP	BLK	WP	HR	S	P	ERA	WHIP										
17 Zach Davies, R ERA: 2.87	5.2	W	20	3	0	0	6	0	0	0	0	0	0	53	84	0.00	0.529										
34 Craig Stammen, R ERA: 4.5	0.1	H	1	0	0	0	1	0	0	0	0	0	0	3	5	0.00	0.000										
15 Drew Pomeranz, L ERA: 7.94	1.0	H	4	0	0	0	2	1	0	0	0	0	0	13	19	0.00	1.000										
14 Emilio Pagan, R ERA: 7.94	1.0	H	3	0	0	0	1	0	0	0	0	0	0	6	8	0.00	0.000										
39 Kirby Yates, R ERA: 10.38	1.0	S	4	1	0	0	1	0	0	0	0	0	0	12	15	0.00	1.000										

Batter	1	2	3	4	5	6	7	8	9	AB	R	H	RBI	BB	SO	LOB	BOTTOM										
23 Fernando Tatis Jr., R OBP: 0.391, SLG: 0.673										4	1	1	1	0	0	1	Arizona Diamondbacks @ San Diego Padres Petco Park, San Diego, CA Fri Aug 07 2020, 6:11 PM - 8:37 PM PDT Clear - 73 F										
2 Trent Grisham, L OBP: 0.377, SLG: 0.569										3	0	0	0	1	1	1											
13 Manny Machado, R OBP: 0.306, SLG: 0.321										3	0	0	0	0	1	1											
28 Tommy Pham, R OBP: 0.333, SLG: 0.308										3	0	0	0	0	2	1											
9 Jake Cronenworth, L OBP: 0.385, SLG: 0.840										3	1	2	1	0	0	0											
4 Will Myers, R OBP: 0.365, SLG: 0.674										3	0	0	0	0	1	1											
16 Abraham Almonte, S OBP: 0.200, SLG: 0.111										1	0	0	0	0	0	0											
24 Edward Olivares, R OBP: 0.333, SLG: 0.474										2	1	1	1	0	1	0											
27 Francisco Mejia, S OBP: 0.185, SLG: 0.125										3	0	0	0	0	0	0											
18 Austin Hedges, R OBP: 0.100, SLG: 0.100										0	0	0	0	0	0	0											
10 Jurickson Profar, S OBP: 0.250, SLG: 0.175										3	0	1	0	0	1	0											
Inning Stats	R: 1 E: 0 K: 0 S: 9	H: 1 LOB: 0 BB: 1 P: 17	R: 1 E: 0 K: 1 S: 10	H: 1 LOB: 0 BB: 0 P: 14	R: 0 E: 0 K: 2 S: 9	H: 0 LOB: 0 BB: 0 P: 12	R: 0 E: 0 K: 1 S: 9	H: 1 LOB: 1 BB: 0 P: 16	R: 1 E: 0 K: 0 S: 15	H: 2 LOB: 1 BB: 0 P: 17	R: 0 E: 0 K: 2 S: 10	H: 0 LOB: 0 BB: 0 P: 13	R: 0 E: 0 K: 1 S: 7	H: 0 LOB: 0 BB: 0 P: 9	R: 0 E: 0 K: 0 S: 6	H: 0 LOB: 0 BB: 0 P: 8	1B: 2 2B: 0 3B: 0 HR: 3	SF: 0 SAC: 0 DP: 0 HBP: 0	WP: 0 PB: 0 SB: 0 CS: 1	PA: 30							
PITCHER	IP	WLS	BF	H	R	ER	SO	BB	IBB	HBP	BLK	WP	HR	S	P	ERA	WHIP										
24 Luke Weaver, R ERA: 12.19	3.0	L	11	2	2	2	3	1	0	0	0	0	0	24	33	6.00	1.000										
49 Alex Young, L ERA: 2.57	2.0		9	3	1	1	1	0	0	0	0	0	1	24	33	4.50	1.500										
45 Taylor Clarke, R ERA: 2.79	3.0		9	0	0	0	3	0	0	0	0	0	0	23	30	0.00	0.000										

AB	31
R	0
H	4
RBI	0
BB	1
SO	11
LOB	10

AB	28
R	3
H	5
RBI	3
BB	1
SO	7
LOB	5

Batter	1	2	3	4	5	6	7	8	9	AB	R	H	RBI	BB	SO	LOB	TOP										
4 Ketel Marte, S OBP: 0.333, SLG: 0.433										4	0	1	0	0	0	0	Arizona Diamondbacks @ San Diego Padres Petco Park, San Diego, CA Sat Aug 08 2020, 6:11 PM - 9:02 PM PDT Clear - 72 F										
56 Kole Calhoun, L OBP: 0.298, SLG: 0.387										3	0	0	0	1	2	1											
2 Starling Marte, R OBP: 0.464, SLG: 0.532										4	2	2	1	0	0	1											
6 David Peralta, L OBP: 0.351, SLG: 0.388										4	0	1	0	0	0	2											
5 Eduardo Escobar, S OBP: 0.233, SLG: 0.255										3	0	0	0	1	2	1											
21 Stephen Vogt, L OBP: 0.286, SLG: 0.556										3	1	1	2	0	0	0											
22 Jake Lamb, L OBP: 0.194, SLG: 0.087										2	0	0	0	0	1	2											
53 Christian Walker, R OBP: 0.321, SLG: 0.420										1	0	0	0	0	0	0											
9 Jon Jay, L OBP: 0.118, SLG: 0.188										4	0	0	0	0	3	2											
13 Nick Ahmed, R OBP: 0.192, SLG: 0.188										3	0	0	0	0	1	0											
Inning Stats	R: 0 H: 0 E: 0 K: 0 S: 8	H: 0 LOB: 1 BB: 1 P: 17	R: 0 H: 0 E: 1 K: 3 S: 15	H: 0 LOB: 1 BB: 0 P: 20	R: 0 H: 0 E: 0 K: 2 S: 10	H: 0 LOB: 0 BB: 0 P: 14	R: 1 H: 1 E: 0 K: 0 S: 7	H: 1 LOB: 1 BB: 1 P: 16	R: 0 H: 1 E: 0 K: 1 S: 8	H: 1 LOB: 1 BB: 0 P: 12	R: 2 H: 3 E: 0 K: 0 S: 11	H: 3 LOB: 1 BB: 0 P: 21	R: 0 H: 0 E: 0 K: 1 S: 7	H: 0 LOB: 0 BB: 0 P: 12	R: 0 H: 0 E: 0 K: 1 S: 8	H: 0 LOB: 0 BB: 0 P: 9	R: 0 H: 0 E: 0 K: 1 S: 11	H: 0 LOB: 0 BB: 0 P: 18	1B: 2 2B: 1 3B: 0 HR: 2	SF: 1 SAC: 0 DP: 1 HBP: 1	WP: 0 PB: 0 SB: 0 CS: 0	PA: 35					
PITCHER	IP	WLS	BF	H	R	ER	SO	BB	IBB	HBP	BLK	WP	HR	S	P	ERA	WHIP										
59 Chris Paddock, R ERA: 3.18	5.2	L	24	5	3	3	6	2	0	0	0	0	2	56	95	4.76	1.235										
55 Matt Strahm, L ERA: 2.7	1.1		5	0	0	0	1	0	0	1	0	0	0	10	17	0.00	0.000										
36 Pierce Johnson, R ERA: 1.8	1.0		3	0	0	0	1	0	0	0	0	0	0	8	9	0.00	0.000										
8 Javy Guerra, R ERA: 7.94	1.0		3	0	0	0	1	0	0	0	0	0	0	11	18	0.00	0.000										

Batter	1	2	3	4	5	6	7	8	9	AB	R	H	RBI	BB	SO	LOB	BOTTOM										
23 Fernando Tatis Jr., R OBP: 0.412, SLG: 0.780										4	2	3	2	0	0	0	Arizona Diamondbacks @ San Diego Padres Petco Park, San Diego, CA Sat Aug 08 2020, 6:11 PM - 9:02 PM PDT Clear - 72 F										
2 Trent Grisham, L OBP: 0.389, SLG: 0.545										4	0	1	0	0	2	2											
13 Manny Machado, R OBP: 0.303, SLG: 0.333										4	0	1	0	0	0	3											
28 Tommy Pham, R OBP: 0.344, SLG: 0.309										3	0	1	0	1	0	1											
30 Eric Hosmer, L OBP: 0.438, SLG: 0.714										4	0	0	0	0	0	3											
4 Wil Myers, R OBP: 0.339, SLG: 0.620										4	0	0	0	0	2	2											
9 Jake Cronenworth, L OBP: 0.357, SLG: 0.776										2	0	0	0	0	0	0											
10 Jurickson Profar, S OBP: 0.245, SLG: 0.171										1	0	0	0	0	1	1											
18 Austin Hedges, R OBP: 0.091, SLG: 0.091										2	0	0	0	0	0	0											
27 Francisco Mejia, S OBP: 0.179, SLG: 0.120										1	0	0	0	0	1	0											
5 Greg Garcia, L OBP: 0.375, SLG: 0.409										3	0	1	0	0	1	0											
Inning Stats	R: 1 H: 2 E: 0 K: 1 S: 11	H: 2 LOB: 1 BB: 0 P: 17	R: 0 H: 0 E: 0 K: 0 S: 10	H: 0 LOB: 0 BB: 0 P: 12	R: 0 H: 2 E: 0 K: 1 S: 8	H: 2 LOB: 1 BB: 0 P: 15	R: 0 H: 0 E: 0 K: 1 S: 6	H: 0 LOB: 0 BB: 0 P: 9	R: 0 H: 1 E: 0 K: 0 S: 5	H: 1 LOB: 0 BB: 0 P: 10	R: 0 H: 1 E: 0 K: 2 S: 13	H: 1 LOB: 0 BB: 0 P: 18	R: 1 H: 1 E: 0 K: 1 S: 11	H: 1 LOB: 0 BB: 0 P: 18	R: 0 H: 0 E: 0 K: 0 S: 8	H: 0 LOB: 1 BB: 1 P: 15	1B: 3 2B: 2 3B: 0 HR: 2	SF: 0 SAC: 0 DP: 2 HBP: 0	WP: 0 PB: 0 SB: 0 CS: 0	PA: 33							
PITCHER	IP	WLS	BF	H	R	ER	SO	BB	IBB	HBP	BLK	WP	HR	S	P	ERA	WHIP										
29 Merrill Kelly, R ERA: 2.29	6.0		22	6	1	1	4	0	0	0	0	0	1	53	84	1.50	1.000										
47 Andrew Chafin, L ERA: 8.31	1.0	H	3	0	0	0	2	0	0	0	0	0	0	9	11	0.00	0.000										
28 Héctor Rondón, R ERA: 12.46	1.0	H	4	1	1	1	1	0	0	0	0	0	1	11	18	9.00	1.000										
25 Archie Bradley, R ERA: 1.93	1.0	S	4	0	0	0	0	1	0	0	0	0	0	8	15	0.00	1.000										

AB	31
R	3
H	5
RBI	3
BB	2
SO	9
LOB	9



AB	32
R	2
H	7
RBI	2
BB	1
SO	7
LOB	12



Batter	1	2	3	4	5	6	7	8	9	AB	R	H	RBI	BB	SO	LOB	TOP		
14 Andrew Young, R OBP: 0.438, SLG: 0.615										5	1	1	0	0	1	1	Arizona Diamondbacks @ Colorado Rockies Coors Field, Denver, CO Tue Aug 11 2020, 6:41 PM - 9:57 PM MDT Cloudy - 91 F		
4 Ketel Marte, S OBP: 0.351, SLG: 0.452										4	1	1	2	0	0	0			
2 Starling Marte, R OBP: 0.435, SLG: 0.483										5	1	3	1	0	0	1			
6 David Peralta, L OBP: 0.377, SLG: 0.417										4	0	1	0	1	1	2			
53 Christian Walker, R OBP: 0.268, SLG: 0.278										3	1	2	1	2	0	2			
12 Daulton Varsho, L OBP: 0.250, SLG: 0.222										0	0	0	0	0	0	0			
5 Eduardo Escobar, S OBP: 0.229, SLG: 0.246										5	0	1	1	0	1	6			
18 Carson Kelly, R OBP: 0.343, SLG: 0.468										4	1	1	1	0	0	0			
21 Stephen Vogt, L OBP: 0.259, SLG: 0.435										1	0	0	0	0	1	2			
16 Tim Lincecum, R OBP: 0.250, SLG: 0.364										4	1	2	0	0	0	0			
13 Nick Ahmed, R OBP: 0.262, SLG: 0.288										4	1	1	1	0	0	1			
Inning Stats	R: 0 H: 2 E: 0 K: 1 S: 14	H: 1 LOB: 3 BB: 1 P: 21	R: 0 H: 0 E: 0 K: 1 S: 10	H: 1 LOB: 1 BB: 0 P: 16	R: 0 H: 0 E: 0 K: 1 S: 7	H: 0 LOB: 0 BB: 0 P: 9	R: 1 H: 1 E: 0 K: 0 S: 9	H: 1 LOB: 1 BB: 0 P: 14	R: 0 H: 0 E: 0 K: 0 S: 4	H: 2 LOB: 1 BB: 0 P: 12	R: 1 H: 1 E: 0 K: 0 S: 7	H: 1 LOB: 0 BB: 0 P: 9	R: 0 H: 0 E: 0 K: 1 S: 9	H: 0 LOB: 2 BB: 1 P: 17	R: 5 H: 6 E: 0 K: 1 S: 19	H: 6 LOB: 2 BB: 1 P: 31	1B: 8 2B: 3 3B: 0 HR: 2	SF: 0 SAC: 0 DP: 1 HBP: 1	WP: 0 PA: 43 PB: 0 SB: 0 CS: 0
PITCHER	IP WLS BF H R ER SO BB IBB HBP BLK WP HR S P ERA WHIP	IP WLS BF H R ER SO BB IBB HBP BLK WP HR S P ERA WHIP																	
21 Kyle Freeland, L ERA: 2.45	7.0	28	7	2	2	2	1	0	0	0	0	0	0	0	0	0	2.57	1.143	
54 Carlos Estevez, R ERA: 0.96	1.0	5	0	0	0	1	1	0	1	0	0	0	0	0	0	0	0.00	1.000	
64 Phillip Diehl, L ERA: 13.5	0.1	4	3	3	3	0	0	0	0	0	0	0	0	8	11	81.00	9.000		
37 Jairo Diaz, R ERA: 3.86	0.1	5	3	2	2	0	1	0	0	0	0	0	0	7	14	54.00	12.000		
52 Daniel Bard, R ERA: 3.0	0.1	1	0	0	0	1	0	0	0	0	0	0	0	4	6	0.00	0.000		
Batter	1	2	3	4	5	6	7	8	9	AB	R	H	RBI	BB	SO	LOB	BOTTOM		
1 Garrett Hampson, R OBP: 0.257, SLG: 0.500										5	1	2	0	0	1	1	Arizona Diamondbacks @ Colorado Rockies Coors Field, Denver, CO Tue Aug 11 2020, 6:41 PM - 9:57 PM MDT Cloudy - 91 F		
27 Trevor Story, R OBP: 0.382, SLG: 0.561										5	1	2	1	0	2	3			
19 Charlie Blackmon, L OBP: 0.527, SLG: 0.721										4	2	3	1	0	0	1			
28 Nolan Arenado, R OBP: 0.314, SLG: 0.459										3	2	1	2	1	0	1			
9 Daniel Murphy, L OBP: 0.393, SLG: 0.566										4	1	1	1	0	0	0			
24 Ryan McMahon, L OBP: 0.290, SLG: 0.333										4	0	1	0	0	3	2			
26 David Dahl, L OBP: 0.277										3	0	0	0	0	2	1			
25 Matt Kemp, R OBP: 0.362, SLG: 0.450										1	0	0	0	0	0	2			
15 Raimel Tapia, L OBP: 0.273, SLG: 0.300										4	1	3	2	0	0	0			
14 Tony Wolters, L OBP: 0.225, SLG: 0.231										4	0	1	1	0	1	1			
Inning Stats	R: 0 H: 1 E: 0 K: 2 S: 9	H: 0 LOB: 0 BB: 0 P: 13	R: 0 H: 0 E: 0 K: 2 S: 9	H: 0 LOB: 0 BB: 0 P: 11	R: 0 H: 1 E: 0 K: 1 S: 8	H: 1 LOB: 1 BB: 0 P: 12	R: 2 H: 4 E: 0 K: 1 S: 16	H: 4 LOB: 1 BB: 0 P: 26	R: 0 H: 1 E: 0 K: 0 S: 8	H: 0 LOB: 1 BB: 0 P: 13	R: 0 H: 0 E: 0 K: 1 S: 8	H: 0 LOB: 1 BB: 0 P: 12	R: 0 H: 0 E: 0 K: 0 S: 5	H: 0 LOB: 0 BB: 0 P: 7	R: 6 H: 7 E: 0 K: 2 S: 25	H: 7 LOB: 2 BB: 1 P: 45	1B: 9 2B: 3 3B: 1 HR: 1	SF: 0 SAC: 0 DP: 0 HBP: 0	WP: 1 PA: 39 PB: 0 SB: 2 CS: 1
PITCHER	IP WLS BF H R ER SO BB IBB HBP BLK WP HR S P ERA WHIP	IP WLS BF H R ER SO BB IBB HBP BLK WP HR S P ERA WHIP																	
23 Zac Gallen, R ERA: 2.74	7.0	27	7	2	2	7	0	0	0	0	0	0	0	0	0	0	2.57	1.000	
37 Kevin Ginkel, R ERA: 16.2	0.0	4	3	4	4	0	0	1	0	0	0	0	0	5	8	∞	∞		
49 Alex Young, L ERA: 4.66	0.2	4	2	1	1	1	0	0	0	0	0	0	0	11	21	13.50	3.000		
59 Jeremy Beasley, R ERA:	0.1	3	2	1	1	1	0	0	0	0	0	0	0	9	16	27.00	6.000		

Batter	1	2	3	4	5	6	7	8	9	AB	R	H	RBI	BB	SO	LOB	TOP					
56 Kole Calhoun, L OBP: 0.342, SLG: 0.492			G4-3		G4-1				G3-5-1	6	2	3	1	0	0	2	Arizona Diamondbacks @ Colorado Rockies Coors Field, Denver, CO Wed Aug 12, 2020, 1:14 PM - 5:07 PM MDT Partly Cloudy - 84 F					
4 Ketel Marte, S OBP: 0.366, SLG: 0.455				K						4	2	2	1	1	1							
2 Starling Marte, R OBP: 0.446, SLG: 0.538								F8		5	2	3	4	0	0	1						
6 David Peralta, L OBP: 0.378, SLG: 0.431										5	1	2	3	0	0	2						
53 Christian Walker, R OBP: 0.361, SLG: 0.493										5	0	3	0	0	0	1						
5 Eduardo Escobar, S OBP: 0.227, SLG: 0.243										5	1	1	1	0	1	4						
21 Stephen Vogt, L OBP: 0.250, SLG: 0.429										5	1	1	0	0	1	4						
22 Jake Lamb, L OBP: 0.182, SLG: 0.103			K							5	1	0	0	0	1	2						
13 Nick Ahmed, R OBP: 0.300, SLG: 0.333										4	3	3	2	1	0	0						
Inning Stats	R: 1 E: 0 K: 0 S: 7	H: 2 LOB: 0 BB: 0 P: 9	R: 0 E: 0 K: 2 S: 8	H: 0 LOB: 0 BB: 0 P: 11	R: 0 E: 0 K: 1 S: 8	H: 0 LOB: 0 BB: 0 P: 12	R: 1 E: 0 K: 1 S: 11	H: 2 LOB: 1 BB: 0 P: 17	R: 3 E: 0 K: 0 S: 19	H: 4 LOB: 1 BB: 0 P: 27	R: 0 E: 0 K: 0 S: 9	H: 1 LOB: 1 BB: 0 P: 13	R: 3 E: 1 K: 0 S: 24	H: 7 LOB: 1 BB: 1 P: 37	R: 0 E: 0 K: 0 S: 13	H: 2 LOB: 2 BB: 0 P: 16		R: 0 E: 0 K: 0 S: 12	H: 0 LOB: 0 BB: 1 P: 20	1B: 13 2B: 4 3B: 0 HR: 1	SF: 0 SAC: 0 DP: 2 HBP: 0	WP: 1 PB: 0 SB: 0 CS: 0
PITCHER	IP WLS BF H R ER SO BB IBB HBP BLK WP HR S P ERA WHIP																					
49 Antonio Senzate, R ERA: 3.91	(1, 1) 6.0 26 9 5 5 4 0 0 0 0 0 0 1 62 89 7.50 1.500																					
40 Tyler Kinley, R ERA: 7.11	(7, 1) 0.0 L 5 4 5 5 0 1 0 0 0 0 1 0 11 17 ∞ ∞																					
62 Yency Almonte, R ERA: 4.22	(7, 1) 1.0 7 3 3 0 0 0 0 0 0 0 0 0 13 20 0.00 3.000																					
30 Joe Harvey, R ERA:	(8, 1) 1.0 5 2 0 0 0 0 0 0 0 0 0 0 13 16 0.00 2.000																					
47 James Pazos, L ERA: 16.85	(9, 1) 1.0 3 0 0 0 0 0 1 0 0 0 0 0 0 12 20 0.00 1.000																					
Batter	1	2	3	4	5	6	7	8	9	AB	R	H	RBI	BB	SO	LOB	BOTTOM					
1 Garrett Hampson, R OBP: 0.391, SLG: 0.575										6	1	4	0	0	2	0	Arizona Diamondbacks @ Colorado Rockies Coors Field, Denver, CO Wed Aug 12, 2020, 1:14 PM - 5:07 PM MDT Partly Cloudy - 84 F					
27 Trevor Story, R OBP: 0.308, SLG: 0.583										6	1	3	1	0	0	3						
19 Charlie Blackmon, L OBP: 0.566, SLG: 0.691										4	0	0	0	1	1	5						
28 Nolan Arenado, R OBP: 0.333, SLG: 0.576										5	2	3	3	0	0	4						
26 David Dahl, L OBP: 0.253, SLG: 0.261										4	0	0	0	0	2	2						
12 Chris Owings, R OBP: 0.308, SLG: 0.444										1	0	0	0	0	0	0						
22 Sam Hilliard, L OBP: 0.286, SLG: 0.323										3	1	1	0	1	0	2						
15 Raimel Tapia, L OBP: 0.370, SLG: 0.348										3	1	2	0	2	1	1						
24 Ryan McMahon, L OBP: 0.299, SLG: 0.390										5	1	2	3	0	3	5						
35 Elias Diaz, R OBP: 0.250, SLG: 0.333										5	0	1	0	0	1	3						
Inning Stats	R: 0 E: 0 K: 1 S: 9	H: 0 LOB: 0 BB: 0 P: 16	R: 1 E: 0 K: 1 S: 12	H: 2 LOB: 0 BB: 0 P: 18	R: 0 E: 0 K: 0 S: 11	H: 2 LOB: 2 BB: 0 P: 16	R: 3 E: 0 K: 1 S: 17	H: 4 LOB: 2 BB: 1 P: 28	R: 1 E: 0 K: 1 S: 16	H: 2 LOB: 2 BB: 1 P: 27	R: 0 E: 0 K: 1 S: 8	H: 1 LOB: 1 BB: 1 P: 11	R: 0 E: 0 K: 2 S: 14	H: 1 LOB: 1 BB: 0 P: 20	R: 2 E: 0 K: 2 S: 21	H: 3 LOB: 3 BB: 1 P: 37	R: 0 E: 0 K: 1 S: 7	H: 1 LOB: 0 BB: 0 P: 12	1B: 9 2B: 3 3B: 1 HR: 3	SF: 0 SAC: 0 DP: 1 HBP: 1	WP: 0 PB: 0 SB: 0 CS: 0	PA: 47
PITCHER	IP WLS BF H R ER SO BB IBB HBP BLK WP HR S P ERA WHIP																					
24 Luke Weaver, R ERA: 11.85	(1, 1) 3.1 17 4 4 4 3 1 0 0 0 0 0 1 25 38 10.80 2.100																					
45 Taylor Clarke, R ERA: 3.19	(4, 1) 1.2 10 4 1 1 1 1 0 0 0 0 0 1 25 38 5.40 3.000																					
58 Stefan Crichton, R ERA: 2.35	(6, 1) 0.2 4 1 0 0 1 0 1 0 0 0 0 0 7 10 0.00 1.500																					
47 Andrew Chafin, L ERA: 8.44	(6, 1) 1.0 W 4 1 0 0 2 0 0 0 0 0 0 0 12 16 0.00 1.000																					
28 Héctor Rondón, R ERA: 12.71	(7, 1) 0.1 3 2 2 2 0 0 0 0 0 0 0 0 9 15 54.00 6.000																					
PITCHER	IP WLS BF H R ER SO BB IBB HBP BLK WP HR S P ERA WHIP																					
41 Junior Guerra, R ERA:	(8, 1) 1.0 6 1 0 0 0 1 0 0 0 0 0 0 7 10 0.00 1.500																					
25 Héctor Bradley, R ERA: 1.35	(9, 1) 1.0 3 1 0 0 1 0 0 0 0 0 0 0 7 12 0.00 1.000																					

Batter	1	2	3	4	5	6	7	8	9	AB	R	H	RBI	BB	SO	LOB	TOP			
10 Marcus Semien, R OBP: 0.271, SLG: 0.360	G4-3			FC3-4 BB				P3		3	0	1	0	1	0	2	Oakland Athletics @ Arizona Diamondbacks Chase Field, Phoenix, AZ Mon Aug 17 2020, 6:44 PM - 9:50 PM MST Clear - 79 F livebaseballscorecards.com			
Tony Kemp, L OBP: 0.429, SLG: 0.308	G3-1			L8			K		3	0	0	0	1	1	3					
26 Matt Chapman, R OBP: 0.287, SLG: 0.531	G4-3			FC3-4			K	SF9	3	0	0	1	0	1	3					
28 Matt Olson, L OBP: 0.314, SLG: 0.459		K		G6-3			K	E6	4	0	0	0	0	2	3					
20 Mark Canha, R OBP: 0.392, SLG: 0.423	L7			K			L7	F7	4	0	0	0	0	1	2					
8 Robbie Grossman, S OBP: 0.455, SLG: 0.633	F9			G6-3			HR		4	1	2	1	0	0	0					
25 Stephen Piscotty, R OBP: 0.306, SLG: 0.464				K			G6-3	G4-6-3	4	0	0	0	0	2	1					
39 Vimal Machin, L OBP: 0.188, SLG: 0.133				G5-3			L7	L7	4	1	1	0	0	0	0					
30 Austin Allen, L OBP: 0.214, SLG: 0.333 Franklin Barreto, R (8, PR)				K					3	0	2	0	0	1	0					
12 Sean Murphy, R OBP: 0.364, SLG: 0.378									0	0	0	0	0	0	0					
Inning Stats	R: 0 E: 0 K: 0 S: 7	H: 0 LOB: 0 BB: 0 P: 11	R: 0 E: 0 K: 1 S: 7	H: 0 LOB: 0 BB: 0 P: 13	R: 0 E: 0 K: 2 S: 11	H: 0 LOB: 0 BB: 0 P: 17	R: 0 E: 0 K: 0 S: 5	H: 0 LOB: 1 BB: 0 P: 12	R: 0 E: 0 K: 2 S: 12	H: 2 LOB: 2 BB: 0 P: 18	R: 1 E: 0 K: 1 S: 6	H: 1 LOB: 0 BB: 0 P: 11	R: 2 E: 1 K: 0 S: 12	H: 2 LOB: 2 BB: 1 P: 21	R: 0 E: 0 K: 0 S: 5	H: 1 LOB: 0 BB: 0 P: 7	1B: 4 2B: 1 3B: 0 HR: 1	SF: 1 SAC: 0 DP: 1 HBP: 0	WP: 0 PB: 0 SB: 0 CS: 0	PA: 35
PITCHER	IP WLS BF H R ER SO BB IBB HBP BLK WP HR S P ERA WHIP																			
23 Zac Gallen, R ERA: 2.4	7.0	25	3	1	1	8	1	0	0	0	0	0	0	0	0	9	15	1.29	4.500	
28 Héctor Rondón, R ERA: 11.05	0.2	5	2	2	1	0	1	0	0	0	0	0	0	0	0	4	8	0.00	3.000	
47 Andrew Chafin, L ERA: 8.1	0.1	3	1	0	0	0	0	0	0	0	0	0	0	0	0	4	5	0.00	0.000	
58 Stefan Crichton, R ERA: 1.69	1.0	2	0	0	0	0	0	0	0	0	0	0	0	0	4	5	0.00	0.000		

Batter	1	2	3	4	5	6	7	8	9	AB	R	H	RBI	BB	SO	LOB	BOTTOM			
56 Kole Calhoun, L OBP: 0.319, SLG: 0.500	L9	G3			G4-6-3 BB	F8			K	4	0	0	0	1	1	6	Oakland Athletics @ Arizona Diamondbacks Chase Field, Phoenix, AZ Mon Aug 17 2020, 6:44 PM - 9:50 PM MST Clear - 79 F livebaseballscorecards.com			
4 Ketel Marte, S OBP: 0.350, SLG: 0.426	F7		P6		G4-6-3		P6		5	0	1	0	0	0	1					
2 Starling Marte, R OBP: 0.435, SLG: 0.500			G4-3		F7		G4-3		3	0	1	0	2	0	0					
6 David Peralta, L OBP: 0.391, SLG: 0.482				HR			G4-3		5	2	3	2	0	1	2					
53 Christian Walker, R OBP: 0.337, SLG: 0.446			G6-3			F8		F8	4	0	1	0	0	0	2					
5 Eduardo Escobar, S OBP: 0.281, SLG: 0.313				G4-3		FC4		G4-3	4	1	1	1	0	0	0					
18 Carson Kelly, R OBP: 0.306, SLG: 0.318				G6-3				F7	4	0	1	1	0	1	2					
32 Kevin Cron, R (1, 10)								P4	3	0	0	0	0	2	3					
13 Nick Ahmed, R OBP: 0.321, SLG: 0.368				B2-3					3	1	2	0	1	0	1					
Inning Stats	R: 0 E: 0 K: 1 S: 8	H: 2 LOB: 3 BB: 1 P: 14	R: 0 E: 0 K: 2 S: 13	H: 2 LOB: 1 BB: 1 P: 21	R: 1 E: 0 K: 0 S: 12	H: 1 LOB: 0 BB: 0 P: 17	R: 0 E: 0 K: 0 S: 6	H: 0 LOB: 0 BB: 0 P: 11	R: 0 E: 0 K: 0 S: 8	H: 3 LOB: 2 BB: 0 P: 17	R: 0 E: 0 K: 0 S: 9	H: 1 LOB: 1 BB: 0 P: 17	R: 0 E: 0 K: 0 S: 8	H: 0 LOB: 0 BB: 0 P: 13	R: 1 E: 0 K: 1 S: 9	H: 3 LOB: 3 BB: 1 P: 11		1B: 6 2B: 3 3B: 0 HR: 1	SF: 0 SAC: 0 DP: 1 HBP: 1	WP: 0 PB: 0 SB: 2 CS: 0
PITCHER	IP WLS BF H R ER SO BB IBB HBP BLK WP HR S P ERA WHIP																			
40 Chris Bassitt, R ERA: 2.93	5.1	25	5	3	3	3	3	0	1	0	0	0	0	0	0	7	8	5.06	1.500	
36 Yusmeiro Petit, R ERA: 2.69	0.2	3	1	0	0	1	0	0	0	0	0	0	0	0	0	5	7	0.00	1.500	
38 T.J. McFarland, L ERA: 0.96	0.2	3	1	0	0	0	0	0	0	0	0	0	0	0	0	8	13	0.00	1.500	
57 J.B. Wendelken, R ERA: 2.79	0.1	1	0	0	0	0	0	0	0	0	0	0	0	0	0	1	4	0.00	0.000	
48 Joakim Soria, R ERA: 0.84	1.0	4	1	1	1	0	0	0	0	0	0	0	0	0	10	16	9.00	1.000		



Batter	1	2	3	4	5	6	7	8	9	AB	R	H	RBI	BB	SO	LOB	TOP										
10 Marcus Semien, R (1, 6) OBP: 0.305, SLG: 0.359 39 Vimal Machin, L (7, 3) OBP: 0.176, SLG: 0.125										3	0	1	0	0	1	1	Oakland Athletics @ Arizona Diamondbacks Chase Field, Phoenix, AZ Tue Aug 18 2020, 3:12 PM - 6:14 PM MST Roof Closed - 78 F livebaseballscorecards.com										
22 Ramón Laureano, R (1, 8) OBP: 0.402, SLG: 0.445										2	0	0	0	2	1	0											
28 Matt Olson, L (1, 3) OBP: 0.273, SLG: 0.443 18 Chad Pinder, R (7, 5) OBP: 0.289, SLG: 0.429										3	0	0	0	0	2	2											
26 Matt Chapman, R (1, 5) OBP: 0.269, SLG: 0.520 30 Austin Allen, L (7, 2) OBP: 0.207, SLG: 0.321										2	0	0	0	1	2	2											
20 Mark Canha, R (1, 10) OBP: 0.386, SLG: 0.415										4	0	1	0	0	2	3											
8 Robbie Grossman, S (1, 7) OBP: 0.438, SLG: 0.603 2 Khris Davis, R (9, PH) OBP: 0.268, SLG: 0.229										3	0	0	0	0	1	0											
25 Stephen Piscotty, R (1, 9) OBP: 0.307, SLG: 0.476										3	1	1	0	0	2	0											
Tony Kemp, L (1, 4) OBP: 0.404, SLG: 0.286										3	0	0	0	0	0	1											
12 Sean Murphy, R (1, 2) OBP: 0.388, SLG: 0.404 Franklin Barreto, R (7, 6)										2	0	1	1	0	0	0											
Inning Stats	R: 0 H: 1 E: 0 K: 1 S: 13	H: 1 LOB: 2 BB: 1 P: 26	R: 1 H: 2 E: 0 K: 0 S: 11	H: 2 LOB: 1 BB: 0 P: 18	R: 0 H: 0 E: 0 K: 2 S: 9	H: 0 LOB: 0 BB: 0 P: 11	R: 0 H: 0 E: 0 K: 2 S: 7	H: 0 LOB: 0 BB: 0 P: 12	R: 0 H: 0 E: 0 K: 1 S: 12	H: 0 LOB: 1 BB: 1 P: 21	R: 0 H: 0 E: 0 K: 2 S: 11	H: 0 LOB: 0 BB: 0 P: 14	R: 0 H: 0 E: 0 K: 1 S: 12	H: 0 LOB: 1 BB: 1 P: 19	R: 0 H: 1 E: 0 K: 1 S: 8	H: 0 LOB: 0 BB: 0 P: 12		1B: 3 2B: 1 3B: 0 HR: 0	SF: 0 SAC: 0 DP: 1 HBP: 0	WP: 0 PB: 0 SB: 0 CS: 0	PA: 33						
PITCHER	IP	WLS	BF	H	R	ER	SO	BB	IBB	HBP	BLK	WP	HR	S	P	ERA	WHIP										
24 Luke Weaver, R (1, 1) ERA: 9.16	5.0	W	19	3	1	1	6	1	0	0	0	0	0	52	87	1.80	0.800										
57 Taylor Widener, R (6, 1) ERA: 3.65	3.0	H	11	0	0	0	6	2	0	0	0	0	0	35	54	0.00	0.667										
50 Yoan López, R (9, 1) ERA: 3.38	1.0	3	1	0	0	0	1	0	0	0	0	0	0	8	12	0.00	1.000										

Batter	1	2	3	4	5	6	7	8	9	AB	R	H	RBI	BB	SO	LOB	BOTTOM										
56 Kole Calhoun, L (1, 9) OBP: 0.326, SLG: 0.548 9 Jon Jay, L (7, 9) OBP: 0.179, SLG: 0.160										4	2	2	1	0	2	1	Oakland Athletics @ Arizona Diamondbacks Chase Field, Phoenix, AZ Tue Aug 18 2020, 3:12 PM - 6:14 PM MST Roof Closed - 78 F livebaseballscorecards.com										
21 Stephen Vogt, L (1, 2) OBP: 0.244, SLG: 0.350										5	0	0	0	0	1	3											
2 Starling Marte, R (1, 8) OBP: 0.448, SLG: 0.596 16 Tim Lincecum, R (7, 8) OBP: 0.308, SLG: 0.500										3	1	2	0	1	0	0											
6 David Peralta, L (1, 10) OBP: 0.381, SLG: 0.460										4	2	0	0	1	1	3											
53 Christian Walker, R (1, 3) OBP: 0.340, SLG: 0.437										4	2	1	0	1	1	1											
5 Eduardo Escobar, S (1, 4) OBP: 0.280, SLG: 0.305										2	1	0	1	1	0	0											
13 Nick Ahmed, R (1, 6) OBP: 0.341, SLG: 0.438										4	1	3	5	0	1	0											
22 Jake Lamb, L (1, 5) OBP: 0.243, SLG: 0.156										3	0	2	1	1	1	0											
12 Daulton Varsho, L (1, 7) OBP: 0.227, SLG: 0.250										3	0	0	0	0	1	5											
Inning Stats	R: 5 H: 3 E: 0 K: 0 S: 16	H: 3 LOB: 1 BB: 3 P: 32	R: 4 H: 5 E: 0 K: 2 S: 23	H: 5 LOB: 2 BB: 1 P: 36	R: 0 H: 0 E: 0 K: 1 S: 9	H: 0 LOB: 1 BB: 1 P: 18	R: 0 H: 0 E: 0 K: 2 S: 14	H: 0 LOB: 0 BB: 0 P: 19	R: 0 H: 0 E: 0 K: 2 S: 16	H: 0 LOB: 1 BB: 1 P: 20	R: 0 H: 0 E: 0 K: 1 S: 11	H: 0 LOB: 0 BB: 0 P: 14	R: 0 H: 2 E: 0 K: 0 S: 9	H: 2 LOB: 1 BB: 0 P: 13	R: 1 H: 1 E: 0 K: 0 S: 8	H: 1 LOB: 1 BB: 1 P: 16		1B: 6 2B: 3 3B: 0 HR: 2	SF: 1 SAC: 0 DP: 1 HBP: 1	WP: 1 PB: 0 SB: 0 CS: 0	PA: 41						
PITCHER	IP	WLS	BF	H	R	ER	SO	BB	IBB	HBP	BLK	WP	HR	S	P	ERA	WHIP										
47 Frankie Montas, R (1, 1) ERA: 4.74	1.2	L	15	6	9	9	1	4	0	0	0	0	2	31	56	48.60	6.000										
62 Lou Trivino, R (2, 1) ERA: 4.35	2.1	10	2	0	0	4	1	0	0	0	0	0	0	31	49	0.00	1.286										
33 Daniel Mengden, R (5, 1) ERA: 3.65	4.0	16	3	1	1	3	1	0	1	0	0	0	0	44	63	2.25	1.000										

Batter	1	2	3	4	5	6	7	8	9	AB	R	H	RBI	BB	SO	LOB	TOP
16 Tim Locastro, R OBP: 0.333, SLG: 0.421	(1,9) 1-0 B SI 91 X SI 90 G6-4-3 1B		(2,1) 2-1 B ST 73 G CH 81 X SI 88 G4-3			(1) 3-1 B CH 81 S SL 87 C SL 76 F ST 75 X SI 88		(1) 0-0 X FF 93 F8		4	0	1	0	0	1	0	
4 Ketel Marte, S OBP: 0.361, SLG: 0.441	(1,4) 2-2 B CH 84 F SL 83 S ST 76 F CH 84 B SI 91 F ST 77 X SI 90 G6-4-3 1-2			(1) 1-1 F CH 81 B ST 75 X SI 90 2B		(2) 0-0 X SI 89 6 1B		(2) 3-2 B ST 83 C ST 84 B FF 94 B SI 95 F ST 83 X FF 95 G6-3		4	0	2	0	0	0	1	
2 Starling Marte, R OBP: 0.423, SLG: 0.472	(1,8) 1-0 B CH 83 X SI 91 G4-3			(1) 1-3 B ST 75 F CH 81 C SI 88 2B		(2) 0-2 F FF 95 B SL 84 D SI 94 1 SAFE S SL 84 B CH 85 1 SAFE X FF 94 F9		(2) 4-2 C ST 84 B ST 82 B SI 93 B FF 96 B SI 96 BB		3	0	0	0	1	1	2	
6 David Peralta, L OBP: 0.373, SLG: 0.446		(1) 2-2 B SI 89 S CH 80 B CH 82 X SI 90 G6-3		(2) 0-1 C SI 88 X SL 77 F8		(2) 2-1 B SI 93 S CH 87 S FF 94 X FF 95 1B		(3) 0-3 C FF 94 C FF 94 B SL 85 S SL 85 X FF 94 K		4	0	1	0	0	1	2	
53 Christian Walker, R OBP: 0.324, SLG: 0.404		(2) 3-2 C SI 89 B ST 76 B SI 88 F CH 83 X SI 90 L9		(3) 0-1 F CH 82 X CH 84 G5-3		(3) 2-3 B CH 80 S CH 82 X FF 99 F8		(3) 1-3 C FF 95 B SL 86 S SL 86 X FF 94 K		4	0	0	0	0	2	3	
5 Eduardo Escobar, S OBP: 0.277, SLG: 0.333	(1,5) 1-1 B SI 90 B SI 89 X SI 89 1B			(1) 1-2 C SL 76 F CH 82 X ST 76 HR		(1) 1-1 B CH 80 S CH 82 X FF 99 F8		(2) 3-2 C FF 96 B CU 82 B CU 85 C FF 95 X FF 94 G3-1		4	1	2	1	0	0	0	
13 Nick Ahmed, R OBP: 0.333, SLG: 0.420	(1,6) 1-1 B CH 80 1 SAFE S SI 87 X SI 89 F9			(1) 0-0 X SI 90 G4-3		(2) 1-0 B FF 88 X FF 88 F7		(3) 2-3 S SL 87 B SL 85 S FF 96 K		4	0	0	0	0	1	1	
32 Kevin Cron, R (1, 10)			(1) 2-1 B SI 89 B CH 85 B ST 76 X SI 90 L9		(2) 0-3 C CH 82 S CH 82 K		(2) 4-2 F CH 82 B FF 88 F FC 84 F CH 80 B SI 88 B CH 81 BB			2	0	0	0	0	1	0	
56 Kole Calhoun, L OBP: 0.330, SLG: 0.534 (7, 10)				(2) 3-3 B SI 89 B CH 80 C SI 88 X SI 89 G6-3		(3) 3-3 B SI 90 B CH 80 C SI 88 X SI 89 K		(3) 0-1 C ST 81 X FF 94 G6-3		2	0	0	0	0	1	0	

Arizona Diamondbacks @ Oakland Athletics
Oakland Coliseum, Oakland, CA
Thu Aug 20 2020, 6:40 PM - 9:29 PM PDT
Partly Cloudy - 73 F

AB	32
R	1
H	6
RBI	1
BB	2
SO	8
LOB	10



Inning Stats	R: 0 E: 0 K: 0 S: 8	H: 1 LOB: 0 BB: 0 P: 12	R: 0 E: 0 K: 0 S: 10	H: 1 LOB: 1 BB: 0 P: 17	R: 0 E: 0 K: 0 S: 6	H: 0 LOB: 0 BB: 0 P: 13	R: 0 E: 0 K: 1 S: 9	H: 1 LOB: 1 BB: 0 P: 11	R: 1 E: 0 K: 2 S: 10	H: 1 LOB: 0 BB: 0 P: 14	R: 0 E: 0 K: 2 S: 13	H: 2 LOB: 2 BB: 0 P: 23	R: 0 E: 0 K: 0 S: 10	H: 0 LOB: 1 BB: 1 P: 16	R: 0 E: 0 K: 2 S: 10	H: 0 LOB: 0 BB: 0 P: 15	R: 0 E: 0 K: 2 S: 9	H: 0 LOB: 0 BB: 0 P: 15	1B: 4 2B: 1 3B: 0 HR: 1	SF: 0 SAC: 0 DP: 1 HBP: 0	WP: 0 PB: 0 SB: 0 CS: 0	PA: 34
--------------	------------------------------	----------------------------------	-------------------------------	----------------------------------	------------------------------	----------------------------------	------------------------------	----------------------------------	-------------------------------	----------------------------------	-------------------------------	----------------------------------	-------------------------------	----------------------------------	-------------------------------	----------------------------------	------------------------------	----------------------------------	----------------------------------	------------------------------------	----------------------------------	--------

PITCHER	IP	WLS	BF	H	R	ER	SO	BB	IBB	HBP	BLK	WP	HR	S	P	ERA	WHIP
55 Sean Manaea, L ERA: 6.39	5.1	W	20	5	1	1	4	0	0	0	0	0	1	47	74	1.69	0.938
57 J.B. Wendelken, R ERA: 2.51	0.2	H	3	1	0	0	1	0	0	0	0	0	0	9	16	0.00	1.500
36 Yusmeiro Petit, R ERA: 2.53	0.2	H	3	0	0	0	0	1	0	0	0	0	0	8	14	0.00	1.500
35 Jake Diekman, L ERA: 1.35	1.1	H	5	0	0	0	1	1	0	0	0	0	0	12	19	0.00	0.750
16 Liam Hendriks, R ERA: 1.35	1.0		3	0	0	0	2	0	0	0	0	0	0	9	15	0.00	0.000

Batter	1	2	3	4	5	6	7	8	9	AB	R	H	RBI	BB	SO	LOB	BOTTOM
10 Marcus Semien, R OBP: 0.261, SLG: 0.339	(1,6) 3-1 B SI 90 B CH 85 B CH 86 X SI 92 L7		(2) 3-2 B SI 90 B CH 85 C FC 87 F CH 86 B FC 88 F FF 92 X CH 87 G6-3		(2) 1-1 C SI 92 X SL 78 P4		(3) 0-0 X SL 85 G5-3			4	0	0	0	0	0	0	
22 Ramón Laureano, R OBP: 0.379, SLG: 0.413	(1,8) 2-3 B CU 81 C SI 91 C SI 92 B CU 83 S CH 87 K		(3) 1-3 C FC 86 F CU 82 B CH 87 C FC 87 K		(3) 2-2 S CU 77 S CU 78 B CU 79 X SI 93 G5-3			(1) 0-1 C FF 94 X SL 85 26 HR 1B		4	1	1	0	0	2	0	
26 Matt Chapman, R OBP: 0.286, SLG: 0.581	(1,5) 1-2 C SI 91 C FF 92 B CH 87 X FF 92 HR			(1) 2-1 B CU 80 C CH 85 F FC 90 X FC 87 G5-3		(1) 0-0 X SI 91 G4-3		(2) 2-1 1 SAFE 1 SAFE B FF 94 1 SAFE F FF 94 X SL 84 HR		4	2	2	3	0	0	0	
20 Mark Canha, R OBP: 0.413, SLG: 0.465	(1,7) 1-3 C CU 82 B CH 86 F FC 87 S CH 86 K			(2) 4-2 C CU 80 B CH 85 B CU 80 B CH 86 F CH 85 B FC 87 28 HR BB		(1) 0-0 X SI 91 G4-3		(4) 0-0 B SL 87 B SL 89 B FF 95 B FF 95 25 1B BB		2	1	1	0	2	1	0	
28 Matt Olson, L OBP: 0.310, SLG: 0.457		(1) 2-1 B SI 90 S FF 92 X SI 91 G6-3		(1) 1-1 C SI 90 X FC 96 HR		(1) 0-0 G4-3		(1) 2-1 S FF 88 1 SAFE B SL 82 B FF 88 1 SAFE X FF 88 P2		3	1	1	2	1	0	1	
25 Stephen Piscotty, R OBP: 0.301, SLG: 0.453	(1,9) 1-3 S CU 81 B CU 83 S CH 86 K			(2) 1-2 C CU 80 F CH 84 F CU 82 X FC 86 G5-3		(2) 0-3 F CU 79 S CU 79 S SI 92 K		(3) 3-2 B CH 84 F FF 96 F FF 89 B FF 89 P SL 82 B SI 90 1 SAFE X SL 83 1B		4	0	1	0	0	2	2	
2 Khris Davis, R OBP: 0.283, SLG: 0.269	(1, 10) 2-2 B CU 81 B CH 86 C CU 82 X CH 86 18 C6-4 1B			(2) 2-2 F CU 80 B FC 86 F CU 81 X FC 86 2B		(3) 2-2 B CU 76 B SI 91 C CU 78 X SI 92 F9		(2) 2-3 F SL 82 D SL 84 S SL 82 K		4	0	2	0	0	1	4	
18 Chad Pinder, R OBP: 0.275, SLG: 0.405	(1,4) 2-2 B SI 91 1 SAFE S CH 85 S CH 85 X CH 86 FC6-4			(3) 3-2 S CH 83 F FF 91 B CU 81 B CH 84 S CH 85 X CU 81 F8			(3) 4-1 C FF 95 B SL 86 B FF 94 S FF 94 12 G6-4-3 BB		(3) 0-3 S FF 88 S FF 89 K		2	0	0	0	0	2	
Tony Kemp, L OBP: 0.386, SLG: 0.261	(7, PH)																
Franklin Barreto, R (8, PH)																	
Franklin Barreto, R (9, 4)																	
12 Sean Murphy, R OBP: 0.359, SLG: 0.396	(1,2) 3-1 B CH 84 B FF 92 C FC 82 X CH 87 G5-3			(1) 0-3 C CU 78 F SI 92 K			(1) 1-2 1 SAFE B FF 94 F SL 84 1 SAFE X SL 86 G6-4-3			3	0	0	0	0	1	1	

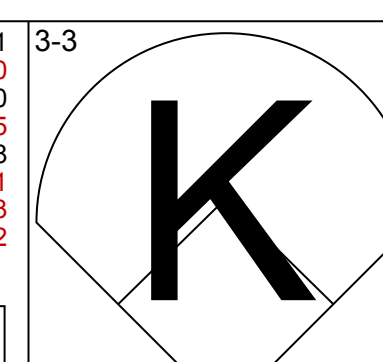
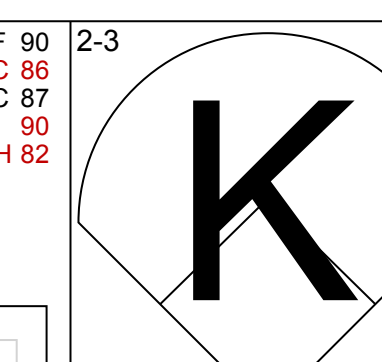
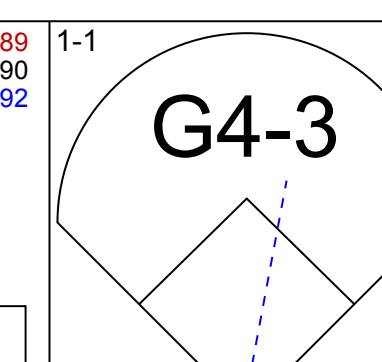
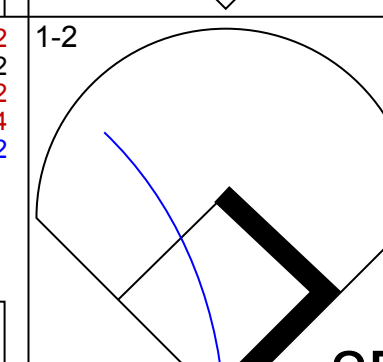
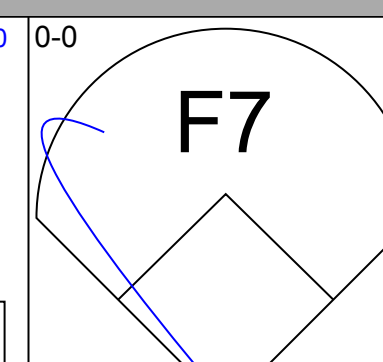
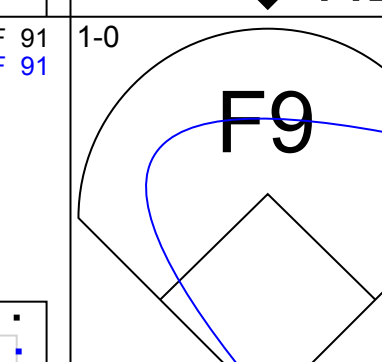
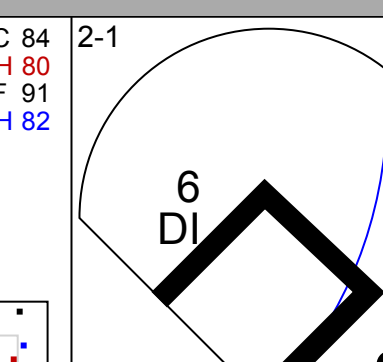
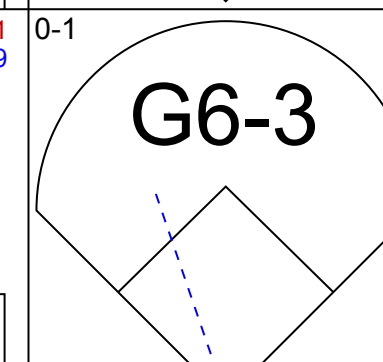
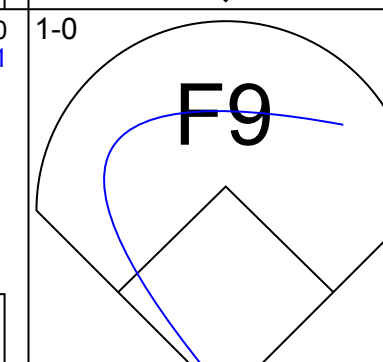
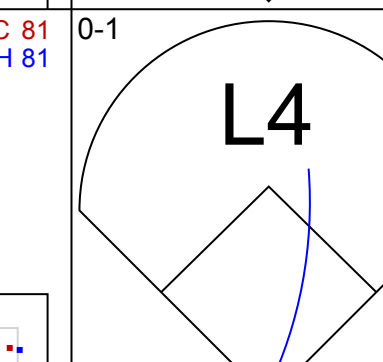
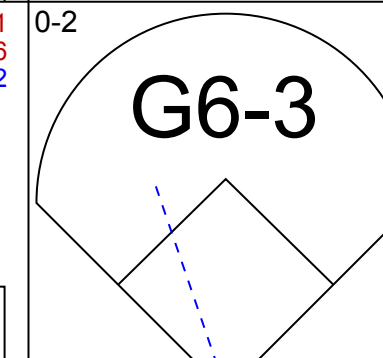
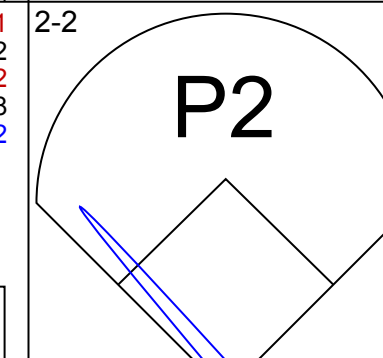
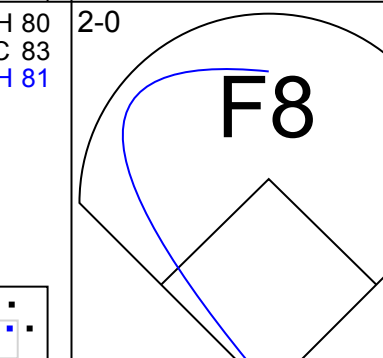
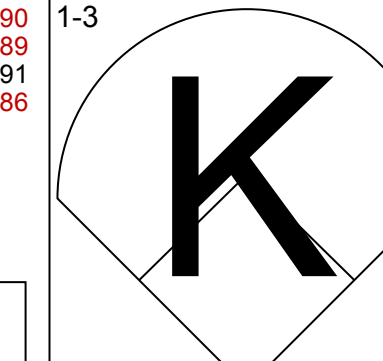
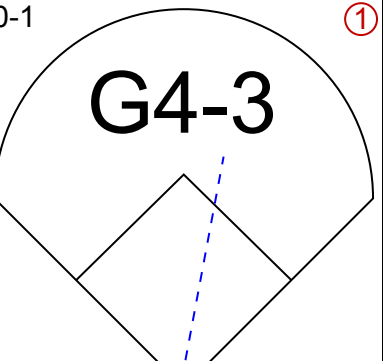
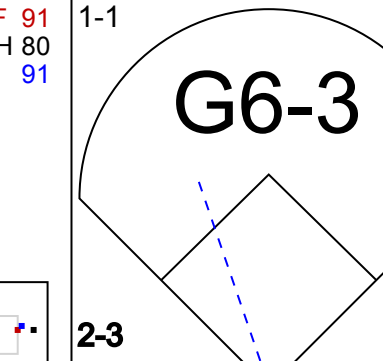
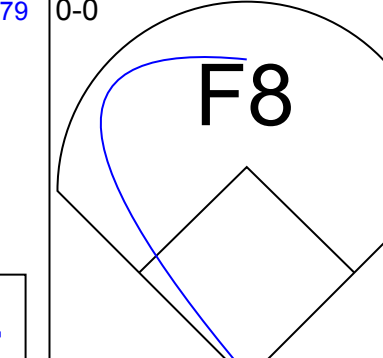
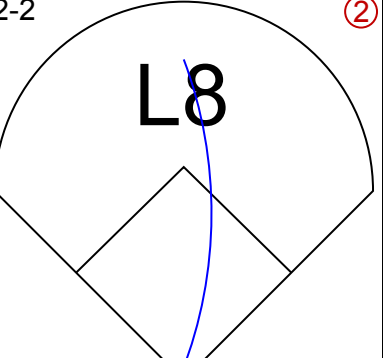
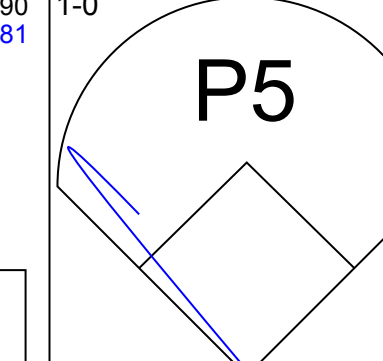
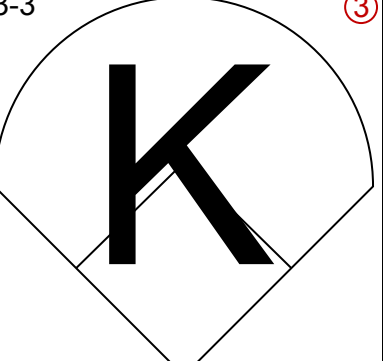
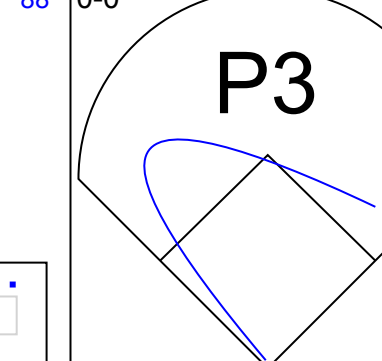
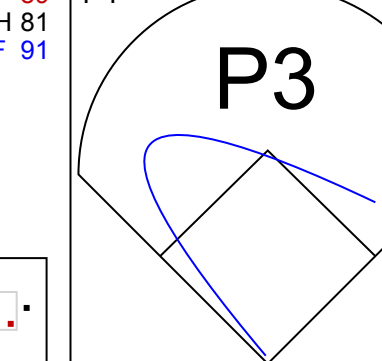
Arizona Diamondbacks @ Oakland Athletics
Oakland Coliseum, Oakland, CA
Thu Aug 20 2020, 6:40 PM - 9:29 PM PDT
Partly Cloudy - 73 F

AB	31
R	5
H	8
RBI	5
BB	4
SO	8
LOB	12



Inning Stats	R: 1 E: 0 K: 2 S: 11	H: 1 LOB: 0 BB: 0 P: 18	R: 0 E: 0 K: 1 S: 11	H: 1 LOB: 1 BB: 0 P: 18	R: 0 E: 0 K: 1 S: 11	H: 0 LOB: 0 BB: 0 P: 18	R: 2 E: 0 K: 0 S: 19	H: 2 LOB: 1 BB: 1 P: 32	R: 0 E: 0 K: 1 S: 9	H: 0 LOB: 0 BB: 0 P: 11	R: 0 E: 0 K: 1 S: 9	H: 1 LOB: 2 BB: 1 P: 11	R: 0 E: 0 K: 0 S: 5	H: 0 LOB: 0 BB: 1 P: 10	R: 2 E: 0 K: 2 S: 16	H: 3 LOB: 2 BB: 1 P: 29	R: 2 E: 0 K: 2 S: 16	H: 0 LOB: 0 BB: 0 P: 10	1B: 3 2B: 2 3B: 0 HR: 3	SF: 0 SAC: 0 DP: 1 HBP: 0	WP: 0 PB: 0 SB: 1 CS: 0	PA: 35
--------------	-------------------------------	----------------------------------	-------------------------------	----------------------------------	-------------------------------	----------------------------------	-------------------------------	----------------------------------	------------------------------	----------------------------------	------------------------------	----------------------------------	------------------------------	----------------------------------	-------------------------------	----------------------------------	-------------------------------	----------------------------------	----------------------------------	------------------------------------	----------------------------------	--------

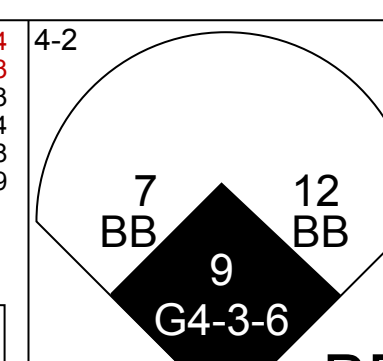
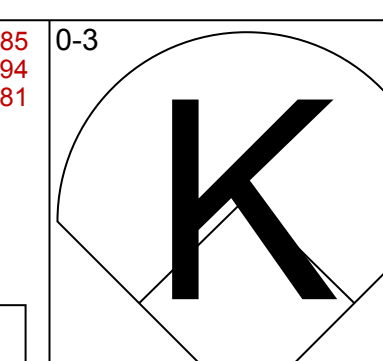
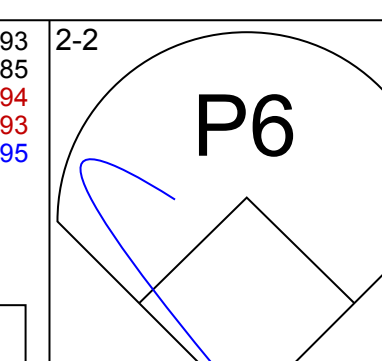
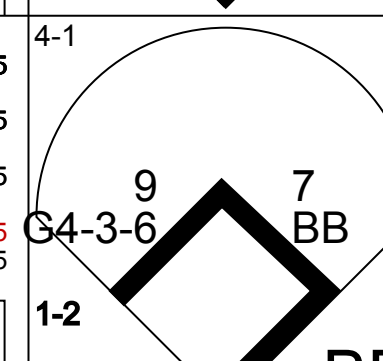
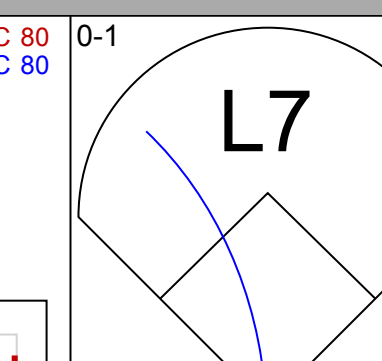
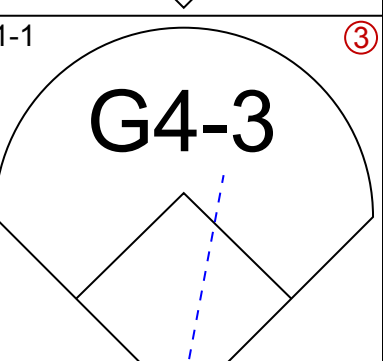

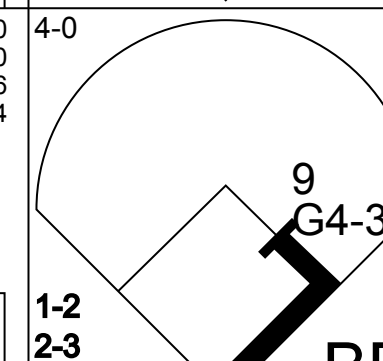
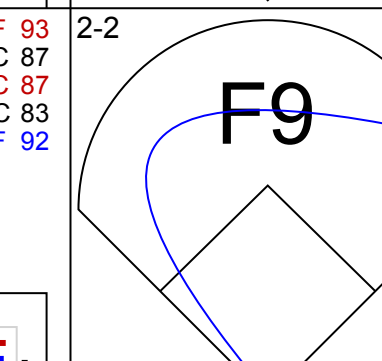

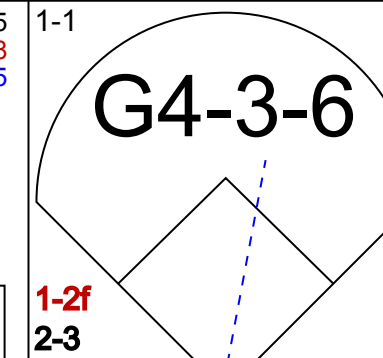
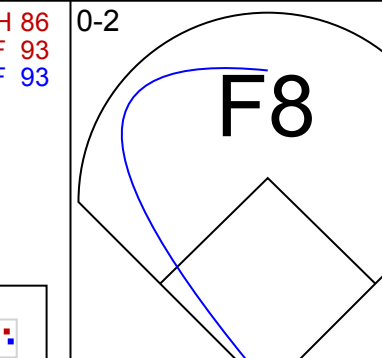

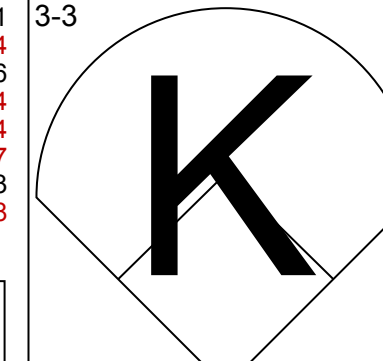


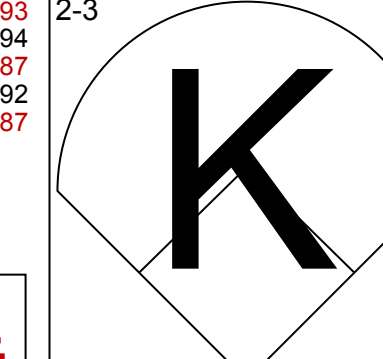
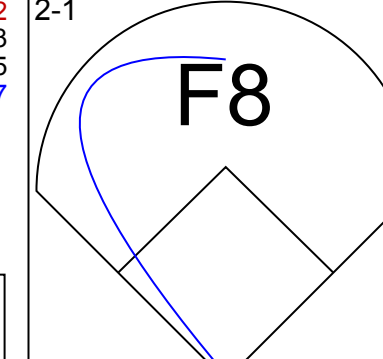

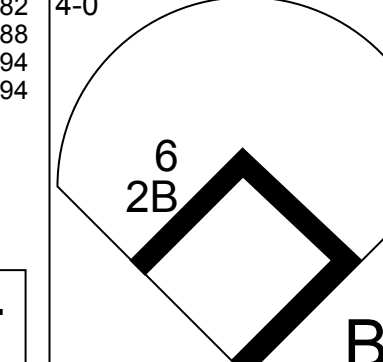
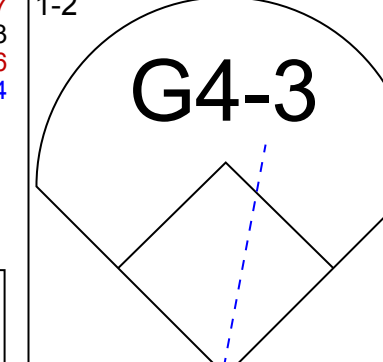
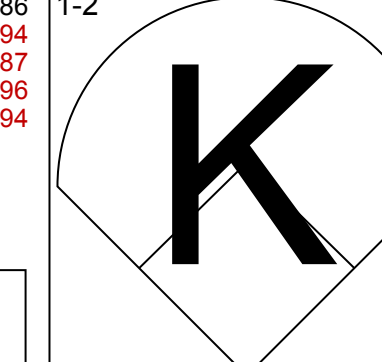
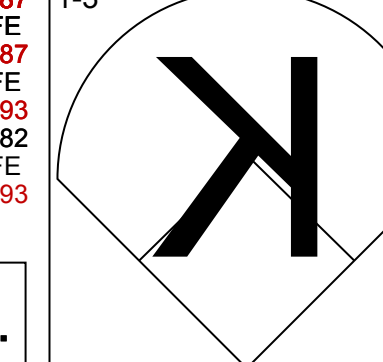
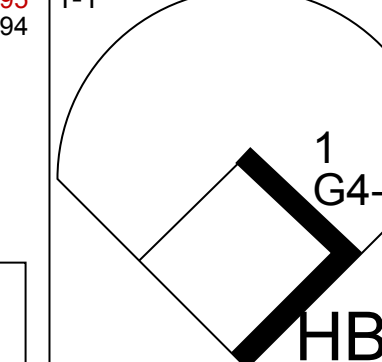

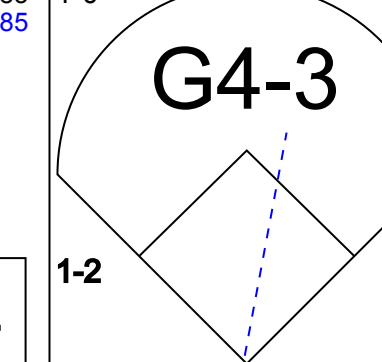
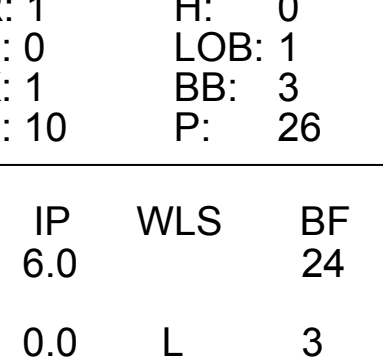
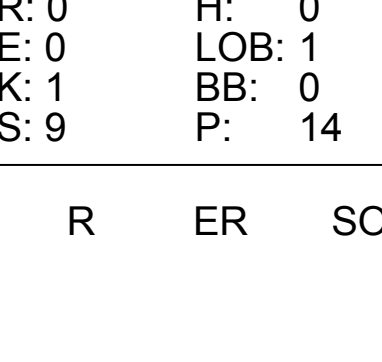


PITCHER	IP	WLS	BF	H	R	ER	SO	BB	IBB	HBP	BLK	WP	HR	S	P	ERA	WHIP
49 Alex Young, L ERA: 4.5	4.0	L	17	4	3	3	4	1	0	0	0	0	2	52	86	6.75	1.250
58 Stefan Crichton, R ERA: 1.42	2.0		8	1	0	0	2	0	1	0	0	0	0	17	22	0.00	0.500
50 Yoan López, R ERA: 5.68	1.0		6	2	2	2	0	2	0	0	0	0	1	9	20	18.00	4.000
33 Matt Grace, L ERA: 1.42	1.0		4	1	0	0	2	0	0	0	0	0	0	12	19	0.00	1.000

Batter	1	2	3	4	5	6	7	8	9	AB	R	H	RBI	BB	SO	LOB	TOP				
56 Kole Calhoun, L (1,9) OBP: 0.324, SLG: 0.505										3	0	0	0	0	2	0					
4 Ketel Marte, S (1,4) OBP: 0.353, SLG: 0.445										4	0	2	0	0	0	1					
2 Starling Marte, R (1,8) OBP: 0.407, SLG: 0.452										4	1	0	0	0	0	2					
53 Christian Walker, R (1,3) OBP: 0.336, SLG: 0.431										4	0	0	0	0	0	3					
6 David Peralta, L (1,7) OBP: 0.364, SLG: 0.440										4	0	1	1	0	1	1					
5 Eduardo Escobar, S (1,5) OBP: 0.269, SLG: 0.320										3	0	0	0	0	0	1					
13 Nick Ahmed, R (1,6) OBP: 0.314, SLG: 0.394										3	0	0	0	0	1	1					
32 Kevin Cron, R (1,10)										3	0	0	0	0	0	0					
18 Carson Kelly, R (1,2) OBP: 0.268, SLG: 0.275										3	0	0	0	0	0	0					
Inning Stats	R: 0 H: 1 E: 0 K: 1 S: 14	H: 0 LOB: 1 BB: 0 P: 18	R: 0 H: 0 E: 0 K: 1 S: 5	H: 0 LOB: 0 BB: 7	R: 0 H: 0 E: 0 K: 1 S: 6	H: 0 LOB: 0 BB: 9	R: 0 H: 0 E: 0 K: 0 S: 5	H: 0 LOB: 0 BB: 8	R: 0 H: 0 E: 0 K: 1 S: 8	H: 0 LOB: 1 BB: 0 P: 13	R: 0 H: 0 E: 0 K: 0 S: 6	H: 0 LOB: 1 BB: 11	R: 1 H: 1 E: 0 K: 0 S: 12	H: 1 LOB: 1 BB: 0 P: 16	R: 0 H: 0 E: 0 K: 0 S: 6	H: 0 LOB: 0 BB: 9	R: 0 H: 1 E: 0 K: 0 S: 7	H: 1 LOB: 0 BB: 0 P: 12	1B: 1 2B: 2 HR: 0	SF: 0 SAC: 0 DP: 1 HBP: 1	WP: 0 PA: 32 PB: 0 SB: 1 CS: 0
PITCHER 31 Tyler Anderson, L (1,1) ERA: 3.45	IP: 9.0 WLS: W BF: 32 H: 3 R: 1 ER: 0 SO: 4 BB: 0 IBB: 0 HBP: 1 BLK: 0 WP: 0 HR: 0 S: 69 P: 103 ERA: 0.00 WHIP: 0.333															PITCHER					

Arizona Diamondbacks @ San Francisco Giants
 Oracle Park, San Francisco, CA
 Sat Aug 22 2020, 6:19 PM - 8:59 PM PDT
 Partly Cloudy - 68 F

AB	31
R	1
H	3
RBI	1
BB	0
SO	4
LOB	9



Batter	1	2	3	4	5	6	7	8	9	AB	R	H	RBI	BB	SO	LOB	BOTTOM
5 Mike Yastrzemski, L (1,9) OBP: 0.434, SLG: 0.632										3	2	0	1	2	2	4	
12 Alex Dickerson, L (1,7) OBP: 0.308, SLG: 0.343										2	0	0	1	2	0	1	
7 Donovan Solano, R (1,4) OBP: 0.404, SLG: 0.495										3	0	0	1	1	0	2	
9 Brandon Belt, L (1,3) OBP: 0.318, SLG: 0.424										4	0	2	1	0	0	2	
10 Evan Longoria, R (1,5) OBP: 0.292, SLG: 0.438										4	0	0	0	0	2	4	
41 Wilmer Flores, R (1,10) OBP: 0.350, SLG: 0.564										4	0	0	0	0	1	3	
35 Brandon Crawford, L (1,6) OBP: 0.330, SLG: 0.372										2	1	0	0	2	1	0	
14 Chadwick Tromp, R (1,2) OBP: 0.200, SLG: 0.340										2	0	1	0	0	1	1	
21 Joey Bart, R (7,PH) OBP: 0.545, SLG: 0.750										1	1	1	0	0	0	0	
6 Steven Duggar, L (1,8) OBP: 0.182, SLG: 0.238										2	0	1	0	0	0	1	
1 Mauricio Dubón, R (7,PH) OBP: 0.311, SLG: 0.324										1	1	0	0	1	0	1	
Inning Stats	R: 1 H: 0 E: 0 K: 1 S: 10	H: 0 LOB: 3 BB: 3 P: 26	R: 0 H: 1 E: 0 K: 3 S: 12	H: 1 LOB: 2 BB: 1 P: 19	R: 0 H: 0 E: 0 K: 0 S: 8	H: 0 LOB: 0 BB: 0 P: 10	R: 0 H: 0 E: 0 K: 1 S: 9	H: 0 LOB: 0 BB: 0 P: 13	R: 0 H: 1 E: 0 K: 0 S: 9	H: 1 LOB: 1 BB: 0 P: 14	R: 4 H: 2 E: 0 K: 0 S: 19	H: 2 LOB: 4 BB: 4 P: 39	R: 0 H: 0 E: 0 K: 1 S: 9	H: 0 LOB: 1 BB: 0 P: 14	1B: 3 2B: 2 HR: 0	SF: 0 SAC: 0 DP: 1 HBP: 1	WP: 0 PA: 37 PB: 0 SB: 0 CS: 0
PITCHER 23 Zac Gallen, R (1,1) ERA: 2.25 33 Matt Grace, L (7,1) ERA: 27.0 41 Junior Guerra, R (7,1) ERA: 4.35 57 Taylor Widener, R (7,1) ERA: 3.21	IP: 6.0 WLS: L BF: 24 H: 4 R: 1 ER: 1 SO: 6 BB: 4 IBB: 0 HBP: 0 BLK: 0 WP: 0 HR: 0 S: 56 P: 95 ERA: 1.50 WHIP: 1.167															PITCHER	

Arizona Diamondbacks @ San Francisco Giants
 Oracle Park, San Francisco, CA
 Sat Aug 22 2020, 6:19 PM - 8:59 PM PDT
 Partly Cloudy - 68 F

AB	28
R	5
H	5
RBI	4
BB	8
SO	7
LOB	19



Batter	1	2	3	4	5	6	7	8	9	AB	R	H	RBI	BB	SO	LOB	TOP							
15 Raimel Tapia, L (1,7) OBP: 0.397, SLG: 0.338	G1-3	K			HBP		F7	BB		3	0	0	0	1	1	0								
27 Trevor Story, R (1,6) OBP: 0.370, SLG: 0.615	28 2B	3B	1B		F9		28 2B	K		4	2	2	0	1	1	2								
28 Nolan Arenado, R (1,5) OBP: 0.281, SLG: 0.472	25 2B	2B	P4		P5		25 1B	F8		5	2	2	2	0	0	3								
19 Charlie Blackmon, L (1,9) OBP: 0.440, SLG: 0.553	25 2B	BB	K		G1-3		24 PB	25 1B		3	0	0	0	2	1	2								
22 Sam Hilliard, L (9,9) OBP: 0.317, SLG: 0.453									F8	0	0	0	0	0	0	0								
25 Matt Kemp, R (1,10) OBP: 0.338, SLG: 0.385	1-3 2H	2B	F8				K	24 PB	L7	5	0	2	1	0	1	1								
8 Joshua Fuentes, R (1,3) OBP: 0.323, SLG: 0.500	K		K		K		1B	K	1B	5	0	2	0	0	3	5								
7 Brendan Rodgers, R (1,4) OBP: 0.067, SLG: 0.067	F9		P4		G5-3		2B	BB	K	3	0	0	0	0	0	3								
24 Ryan McMahon, L (7,7) OBP: 0.324, SLG: 0.457									K	1	0	0	0	1	1	1								
1 Garrett Hampson, R (1,8) OBP: 0.311, SLG: 0.407		G6-3			HR		F7			3	1	1	1	1	0	3								
6 Drew Butera, R (1,2) OBP: 0.240, SLG: 0.273		K			F7					2	0	0	0	0	1	0								
9 Daniel Murphy, L (6,PH) OBP: 0.292, SLG: 0.378										1	0	0	0	0	0	2								
14 Tony Wolters, L (6,2) OBP: 0.238, SLG: 0.274										1	0	0	0	0	1	0								
Inning Stats	R: 2 H: 3 E: 0 K: 1 S: 18	H: 3 LOB: 2 BB: 1 P: 30	R: 0 H: 0 E: 0 K: 2 S: 8	H: 0 LOB: 0 BB: 0 P: 12	R: 0 H: 1 E: 0 K: 1 S: 10	LOB: 1 BB: 0 P: 14	R: 1 H: 1 E: 0 K: 1 S: 14	H: 1 LOB: 0 BB: 0 P: 20	R: 0 H: 0 E: 0 K: 0 S: 8	H: 1 LOB: 2 BB: 1 P: 17	R: 2 H: 2 E: 0 K: 1 S: 21	H: 2 LOB: 3 BB: 3 P: 37	R: 0 H: 0 E: 0 K: 2 S: 15	H: 0 LOB: 1 BB: 0 P: 23	R: 0 H: 1 E: 0 K: 1 S: 8	LOB: 1 BB: 0 P: 11	1B: 3 2B: 4 3B: 1 HR: 1	SF: 0 SAC: 0 DP: 0 HBP: 1	WP: 1 PB: 1 CS: 2	PA: 43				
PITCHER	IP WLS BF H R ER SO BB IBB HBP BLK WP HR S P ERA WHIP	5.0 22 5 3 3 5 1 0 1 0 0 1 58 90 5.40 1.200	1.0 5 1 0 0 1 1 0 0 0 1 0 9 17 0.00 2.000	0.1 L 5 2 2 0 0 1 1 0 0 0 0 0 13 23 54.00 9.000	1.1 6 0 0 0 3 2 0 0 0 0 0 21 34 0.00 1.500	0.1 1 0 0 0 0 0 0 0 0 0 0 0 2 3 0.00 0.000																		
49 Alex Young, L (1,1) ERA: 4.7																								
28 Héctor Rondón, R (6,1) ERA: 10.45																								
58 Stefan Crichton, R (7,1) ERA: 2.4																								
41 Junior Guerra, R (7,1) ERA: 3.86																								
57 Taylor Widener, R (8,1) ERA: 3.31																								
25 Archie Bradley, R (9,1) ERA: 3.6																								
Batter	1	2	3	4	5	6	7	8	9	AB	R	H	RBI	BB	SO	LOB	BOTTOM							
56 Kole Calhoun, L (1,10) OBP: 0.339, SLG: 0.505	L7		FC3-6	BB		K			2 FC	2	0	0	0	3	1	1								
4 Ketel Marte, S (1,4) OBP: 0.348, SLG: 0.430	G3	2B	FC3-6	F9		G3-1		K		5	0	1	0	0	1	5								
2 Starling Marte, R (1,8) OBP: 0.388, SLG: 0.443	G3	G3	G5-3		F9		G4-3	2B	FC	5	1	1	0	0	0	3								
6 David Peralta, L (1,7) OBP: 0.341, SLG: 0.411	G4-3		K		53 G5-3		G4-3		6 DI	5	0	2	1	0	1	3								
16 Tim Lincecum, R (9,PR) OBP: 0.304, SLG: 0.381									5 BB	0	0	0	0	0	0	0								
53 Christian Walker, R (1,3) OBP: 0.358, SLG: 0.482		HR			G5-3		G5-3		5 BB	4	2	2	1	0	0	2								
12 Daulton Varsho, L (9,PR) OBP: 0.259, SLG: 0.250					2B				1B	0	0	0	0	0	0	0								
5 Eduardo Escobar, S (1,5) OBP: 0.273, SLG: 0.315	K	K			9 SF8		K		BB	4	0	1	0	1	3	1								
13 Nick Ahmed, R (1,6) OBP: 0.322, SLG: 0.390	G6-3				9 SF8				2B	3	0	1	0	2	1	3								
9 Jon Jay, L (1,9) OBP: 0.176, SLG: 0.267		HR			SF8		G3		K	3	1	1	2	0	1	2								
18 Carson Kelly, R (1,2) OBP: 0.254, SLG: 0.259							G6-3			3	0	0	0	0	2	3								
21 Stephen Vogt, L (8,PH) OBP: 0.207, SLG: 0.283										1	0	0	0	0	0	1								
Inning Stats	R: 0 H: 1 E: 0 K: 0 S: 12	H: 2 LOB: 0 BB: 0 P: 22	R: 0 H: 0 E: 0 K: 1 S: 9	H: 0 LOB: 1 BB: 1 P: 19	R: 1 H: 2 E: 0 K: 1 S: 13	LOB: 3 BB: 2 P: 26	R: 0 H: 1 E: 0 K: 1 S: 11	H: 1 LOB: 1 BB: 0 P: 17	R: 0 H: 1 E: 0 K: 0 S: 9	H: 1 LOB: 1 BB: 0 P: 13	R: 0 H: 0 E: 0 K: 2 S: 12	H: 0 LOB: 1 BB: 1 P: 18	R: 1 H: 1 E: 0 K: 2 S: 18	H: 1 LOB: 3 BB: 2 P: 32	1B: 3 2B: 4 3B: 0 HR: 2	SF: 1 SAC: 0 DP: 0 HBP: 1	WP: 0 PB: 0 SB: 0 CS: 0	PA: 43						
PITCHER	IP WLS BF H R ER SO BB IBB HBP BLK WP HR S P ERA WHIP	5.0 24 6 3 3 5 3 0 0 0 0 0 0 11 95 5.40 1.800	1.0 4 1 0 0 0 0 0 0 0 0 0 0 9 13 0.00 1.000	1.0 H 4 0 0 0 2 1 0 0 0 0 0 0 12 18 0.00 1.000	1.0 S 7 1 1 1 2 2 0 1 0 0 0 0 18 32 9.00 3.000																			
48 Germán Márquez, R (1,1) ERA: 4.5																								
37 Jairo Díaz, R (6,1) ERA: 2.45																								
54 Carlos Estévez, R (7,1) ERA: 2.25																								
40 Tyler Kinley, R (8,1) ERA: 5.91																								
52 Daniel Bard, R (9,1) ERA: 4.5																								

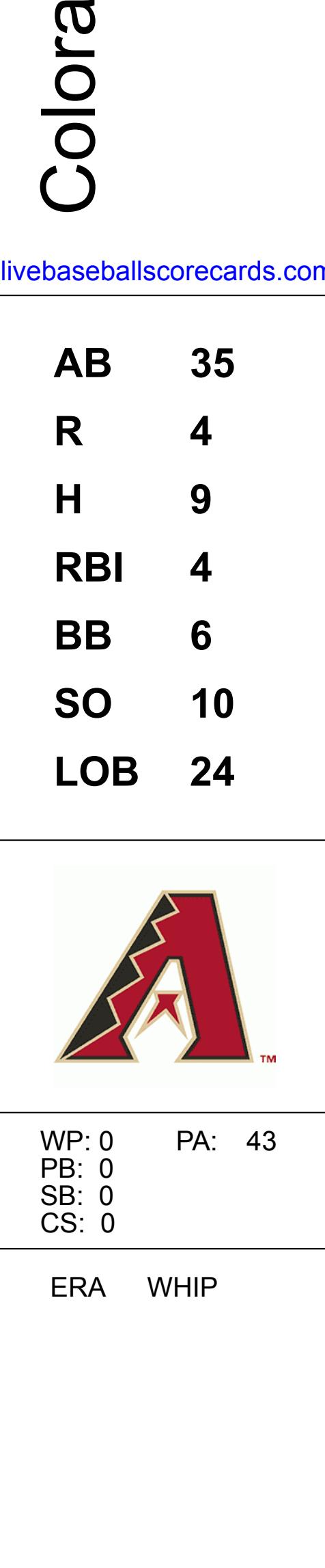
Colorado Rockies @ Arizona Diamondbacks
Chase Field, Phoenix, AZ
Tue Aug 25 2020, 6:41 PM - 10:31 PM MST
Roof Closed - 79 F

AB 36
R 5
H 9
RBI 4
BB 6
SO 10
LOB 22

WP: 1 PA: 43
PB: 1
CS: 2


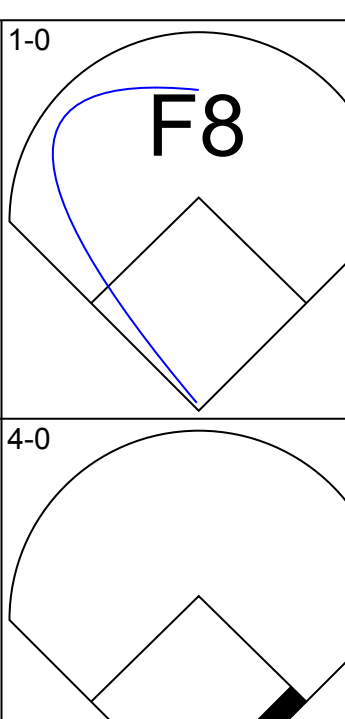
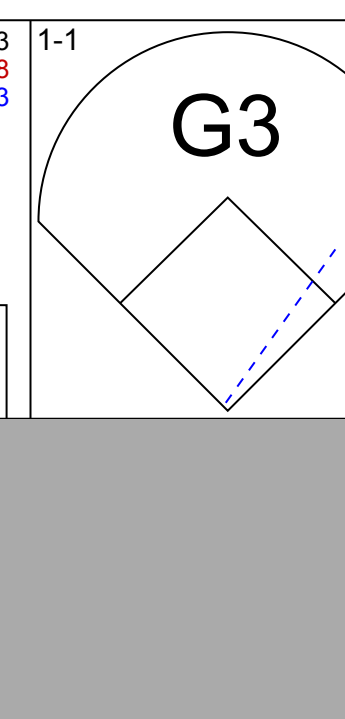
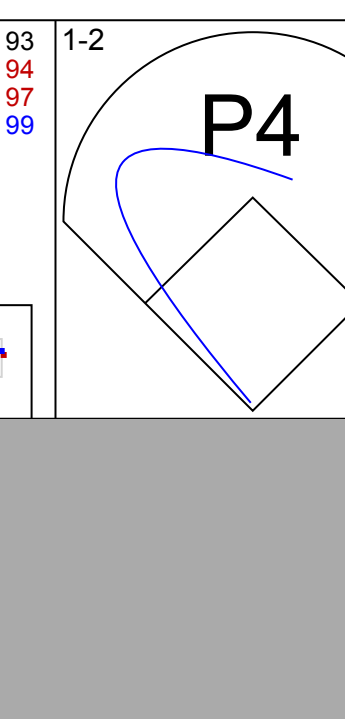
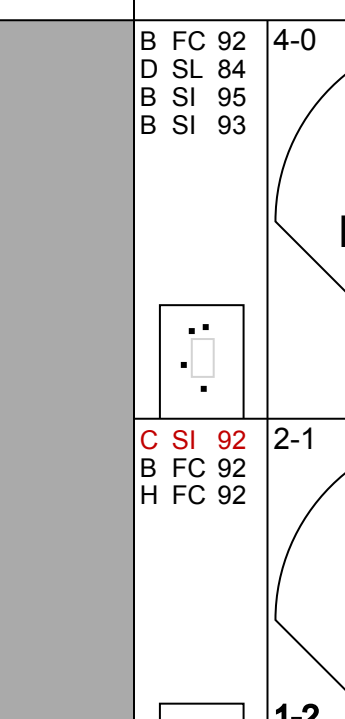

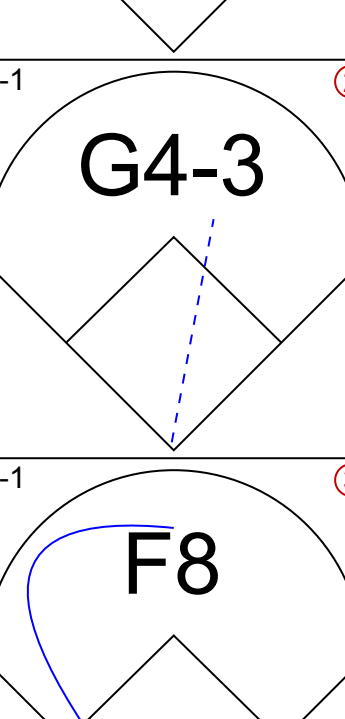
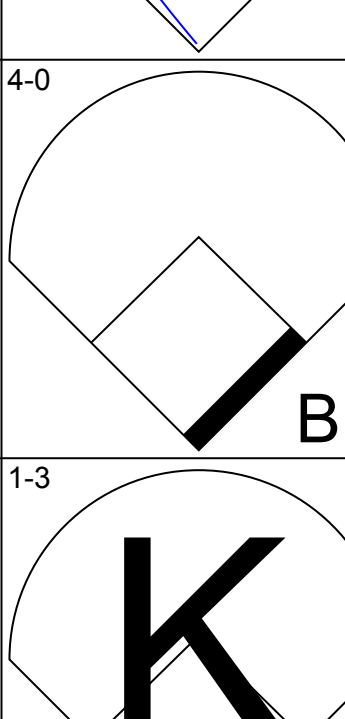
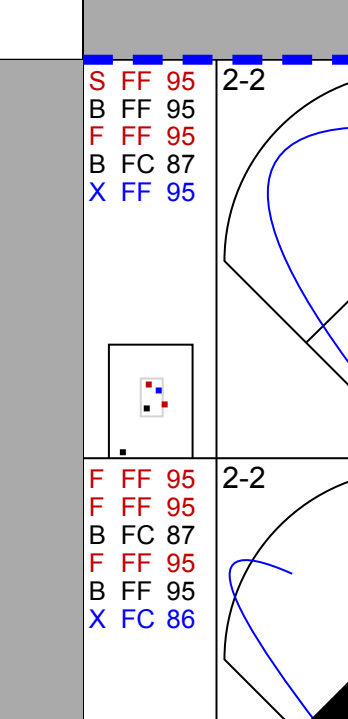
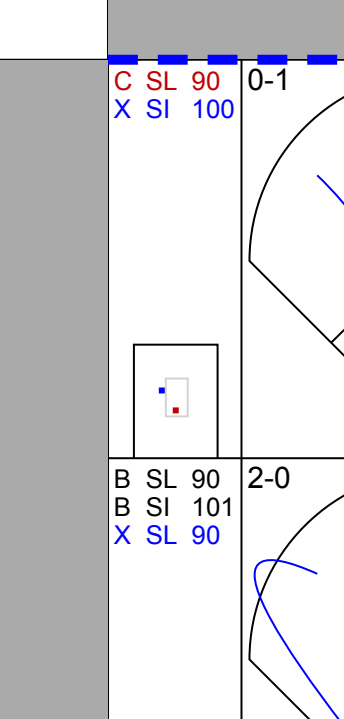
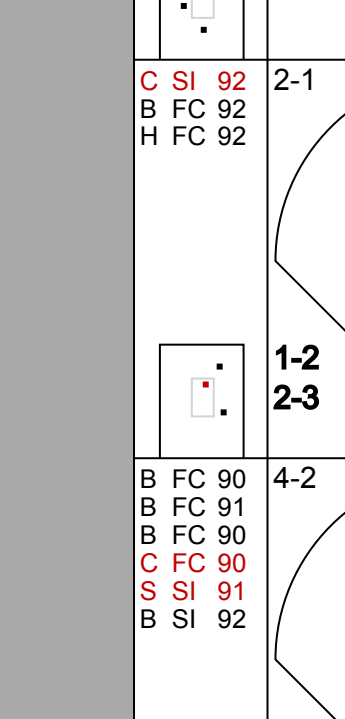
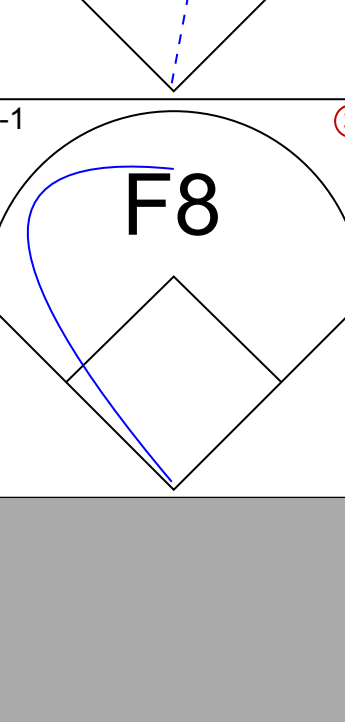

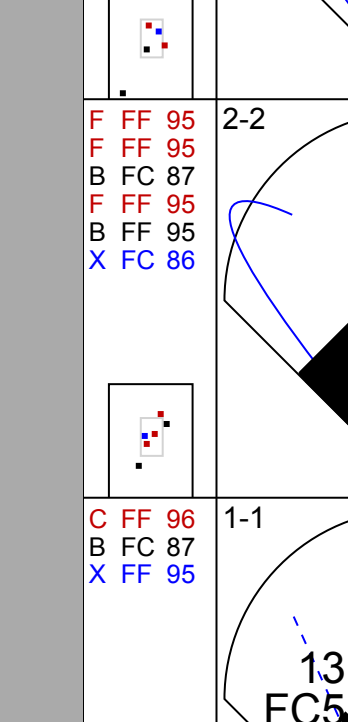
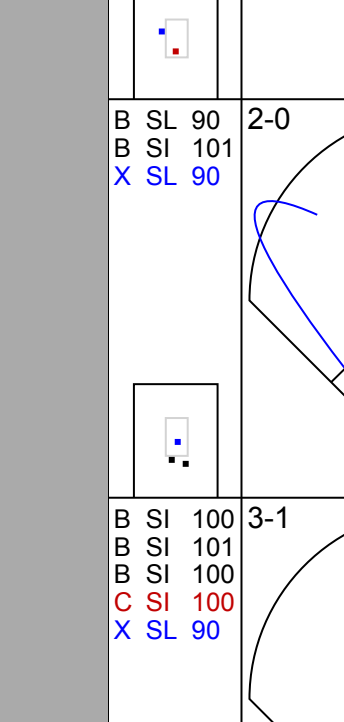
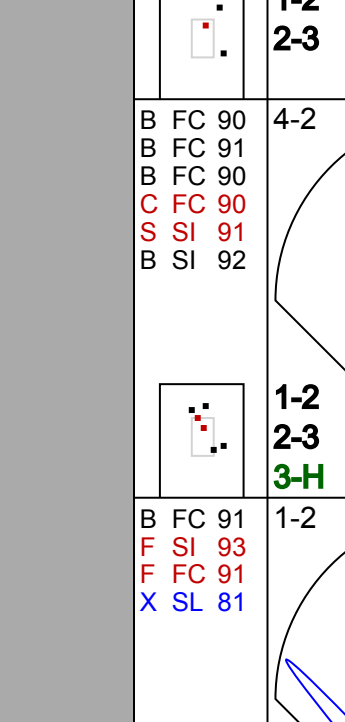


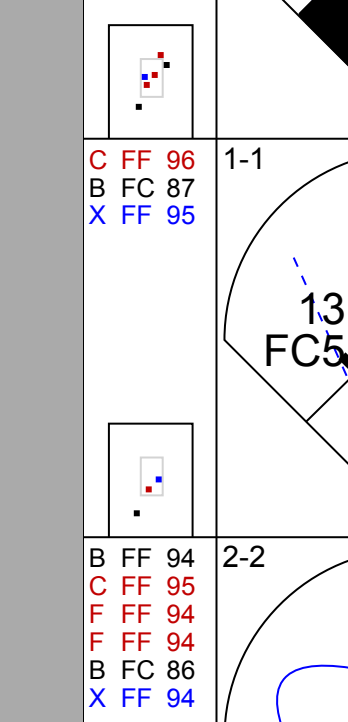
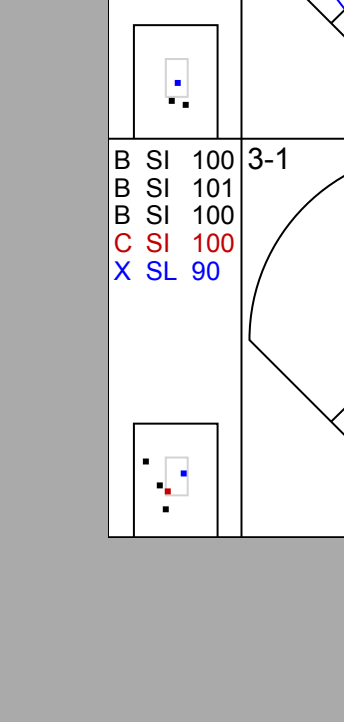
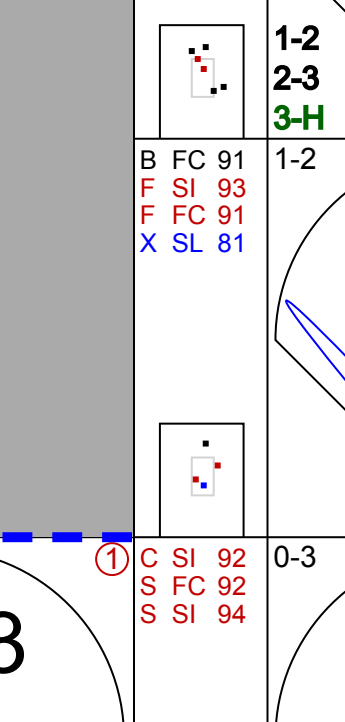


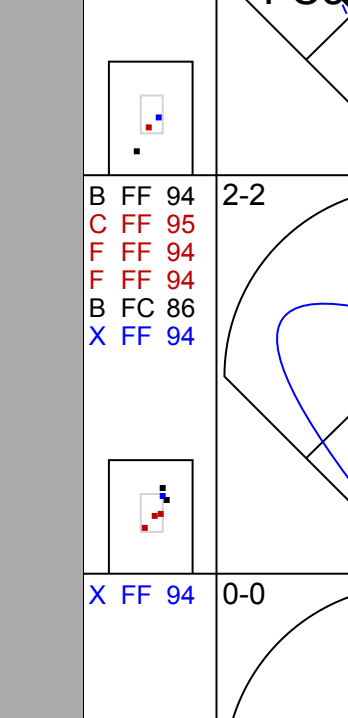

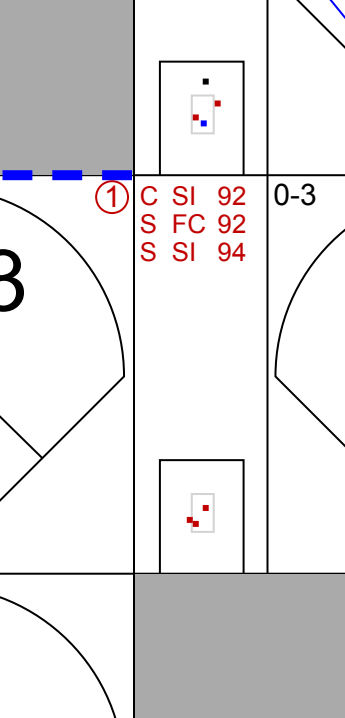


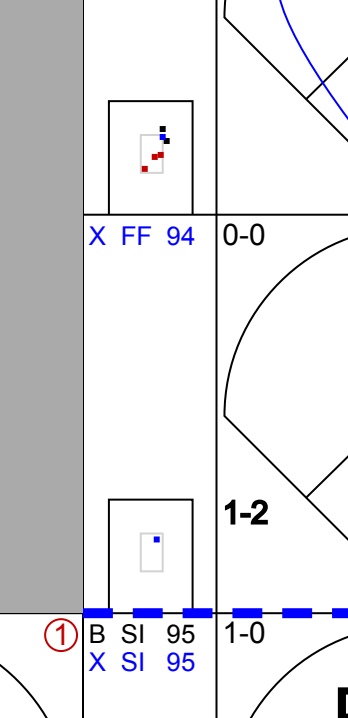

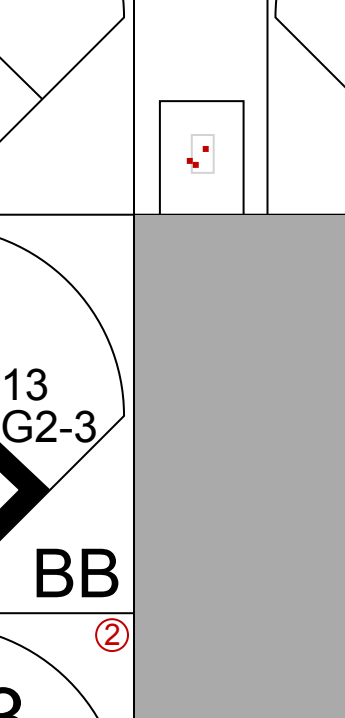


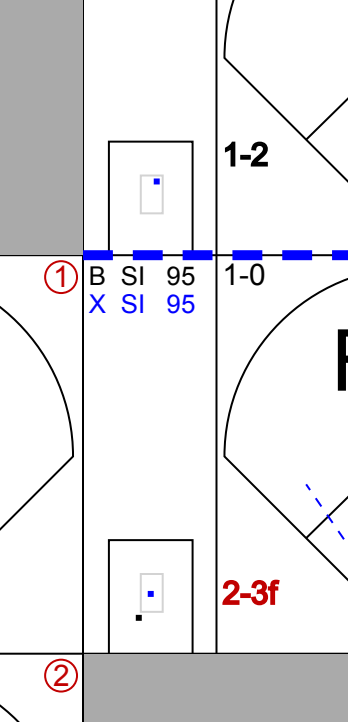

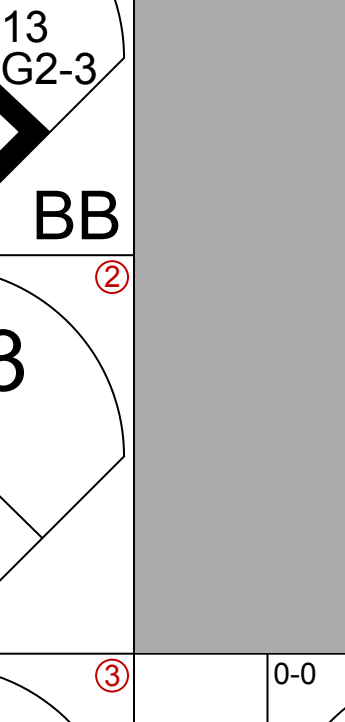


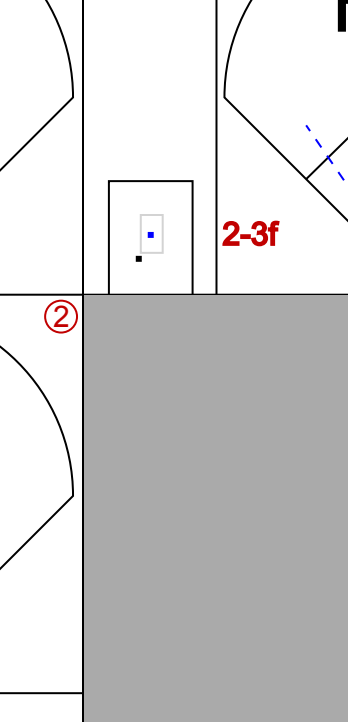
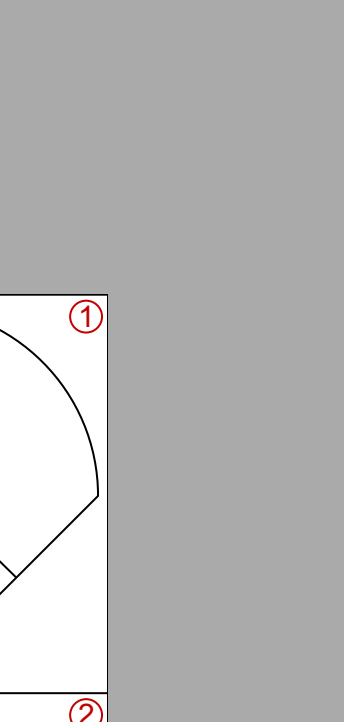
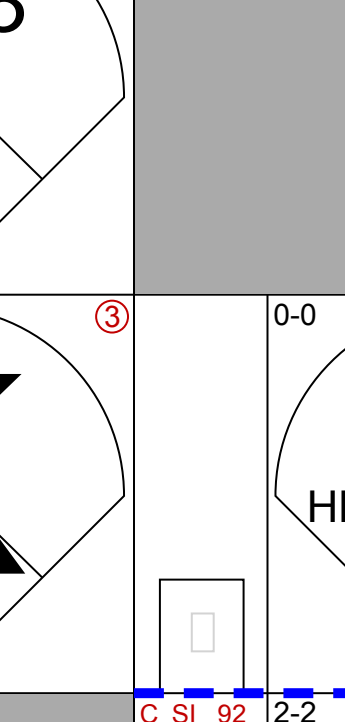

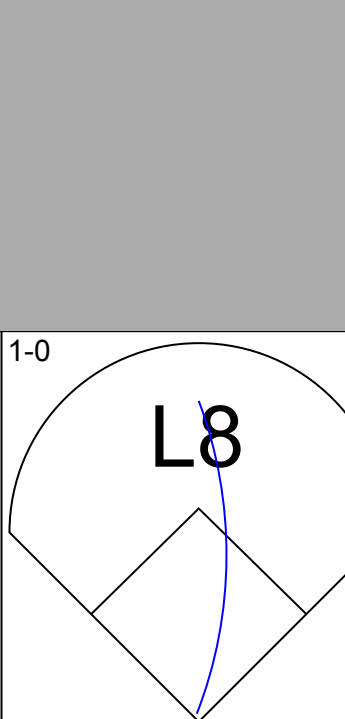
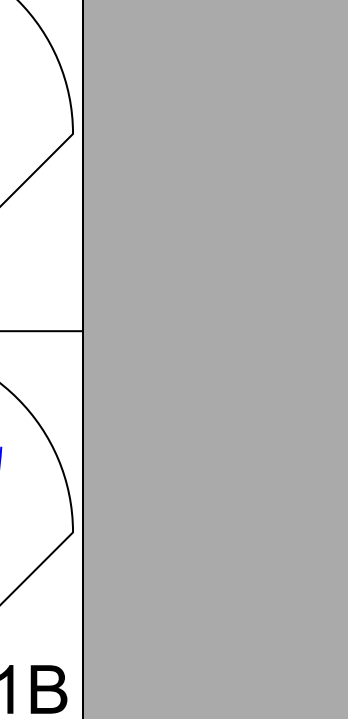
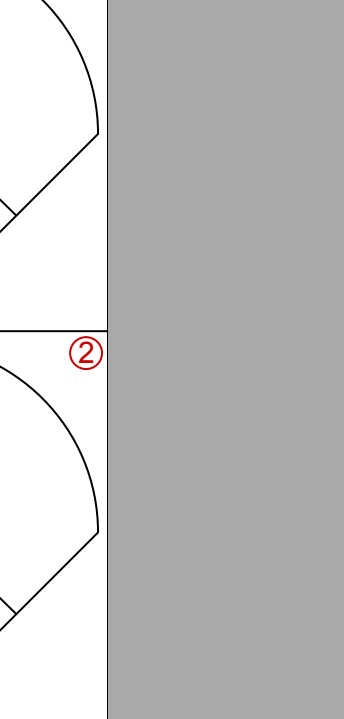
AB 35
R 4
H 9
RBI 4
BB 6
SO 10
LOB 24

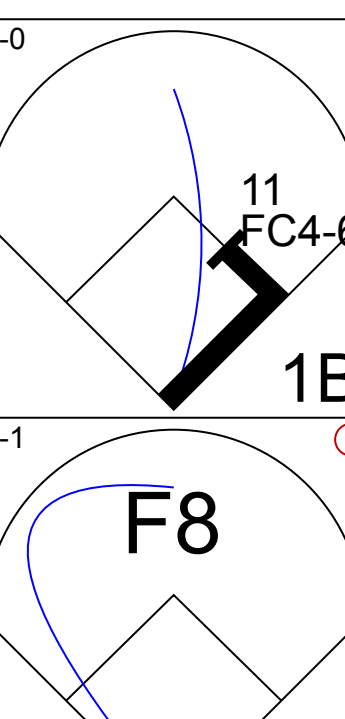

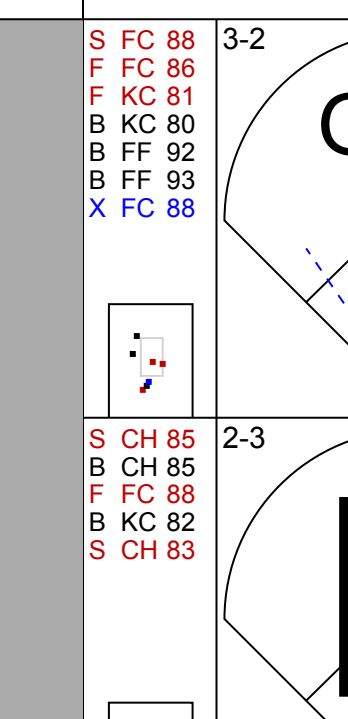
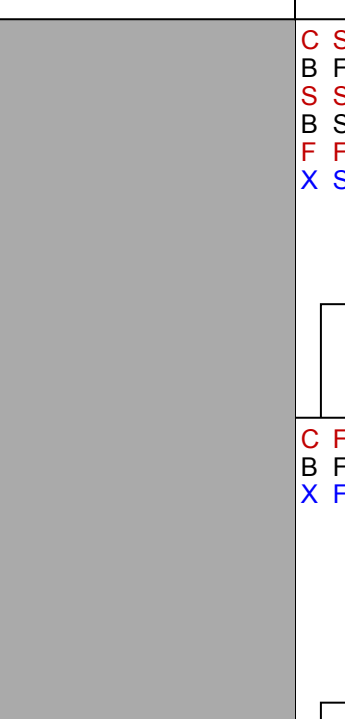

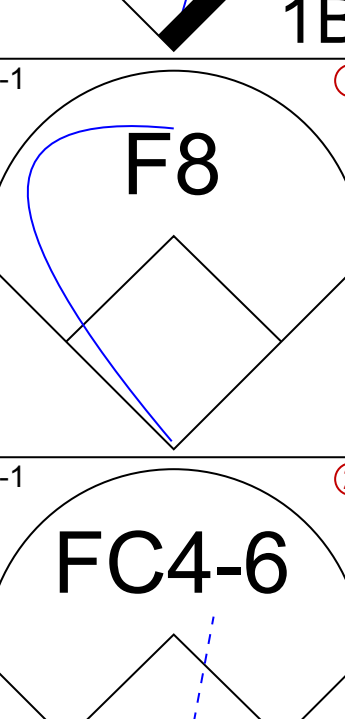
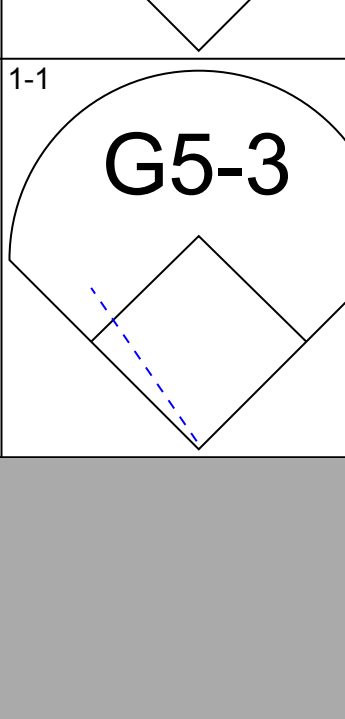
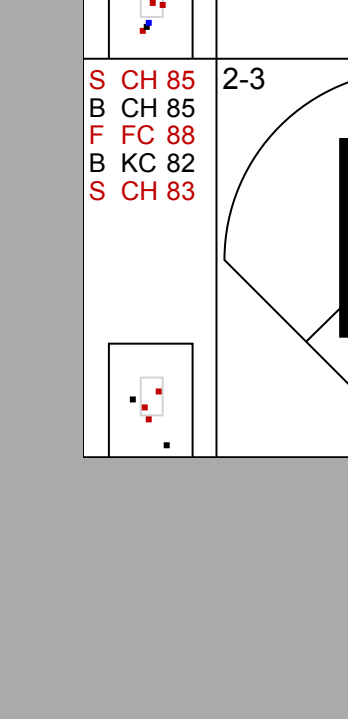


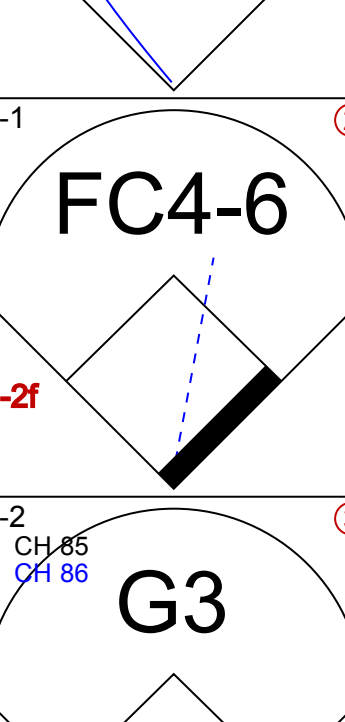


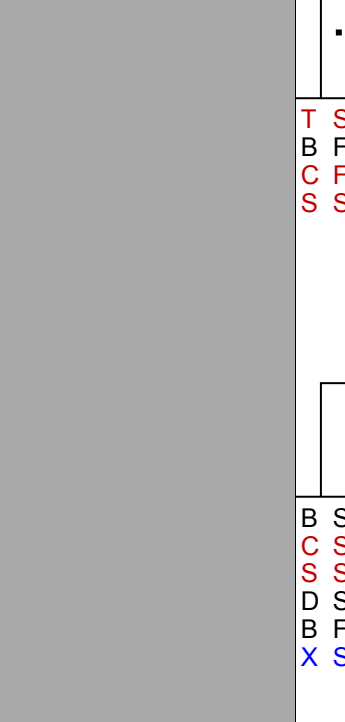
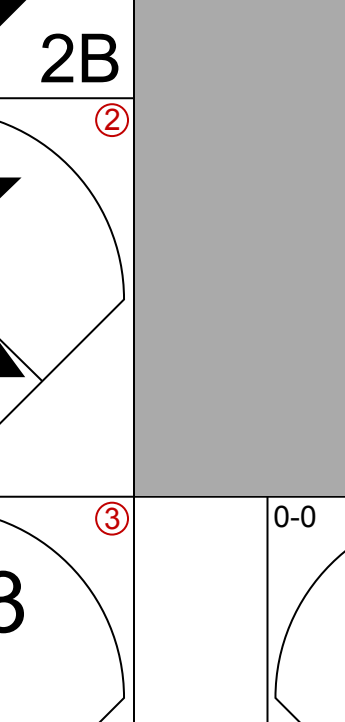
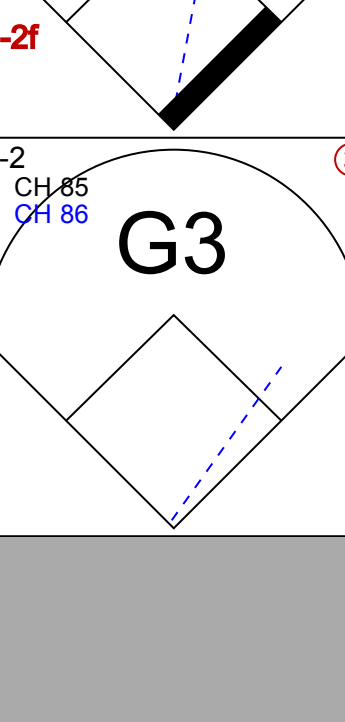



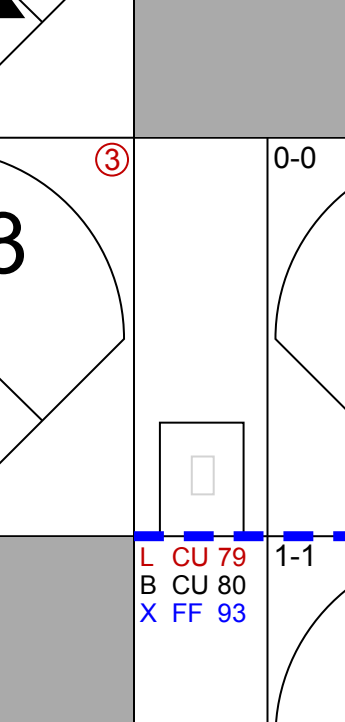
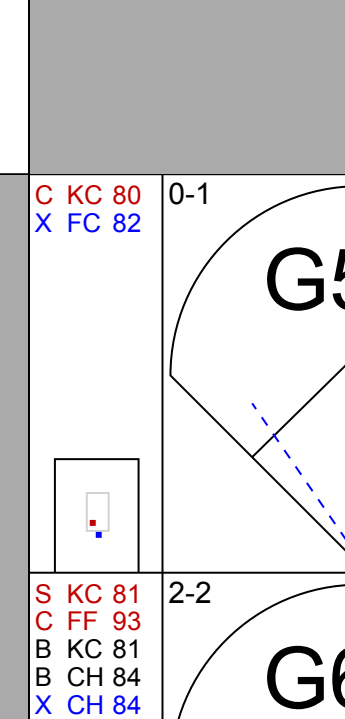



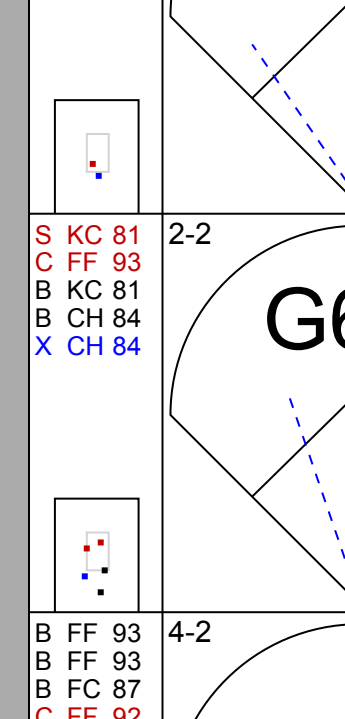

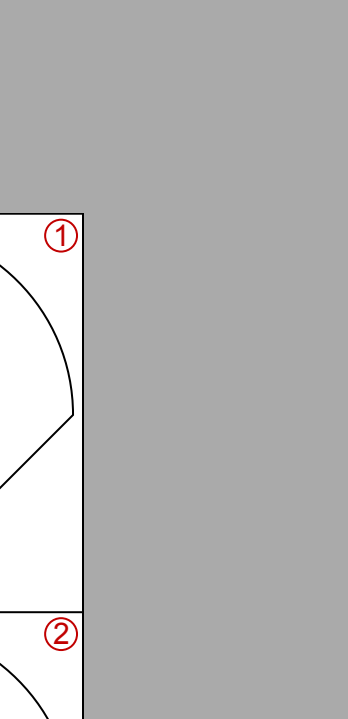
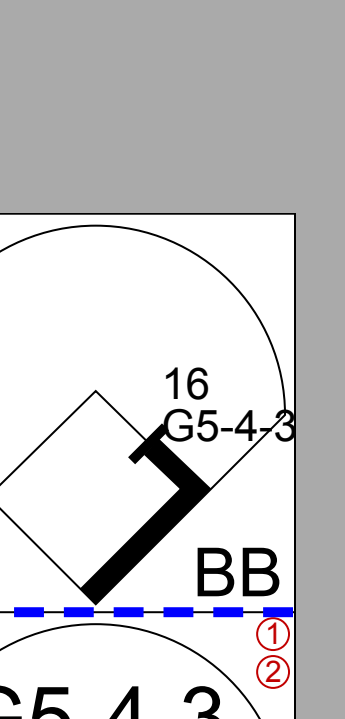
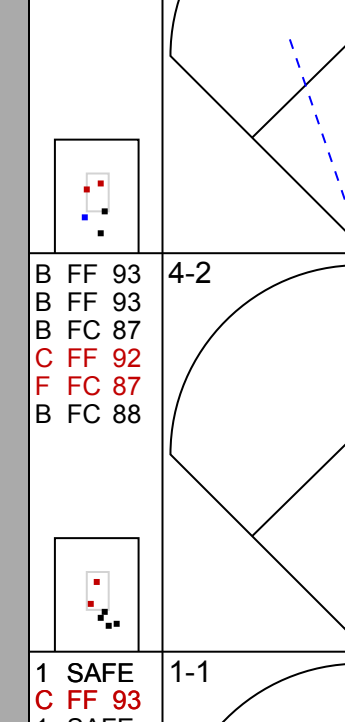

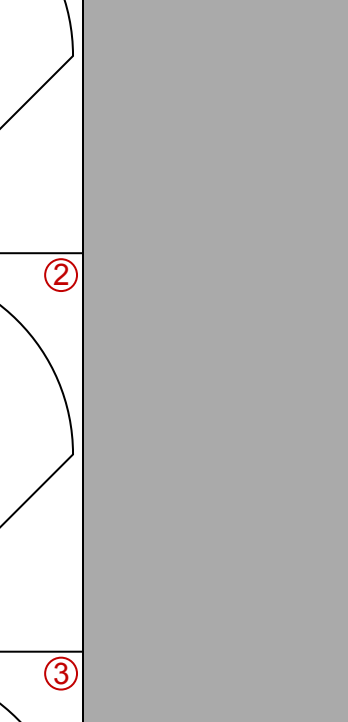
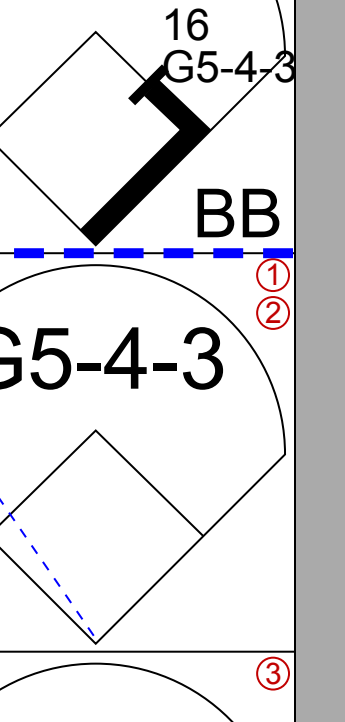
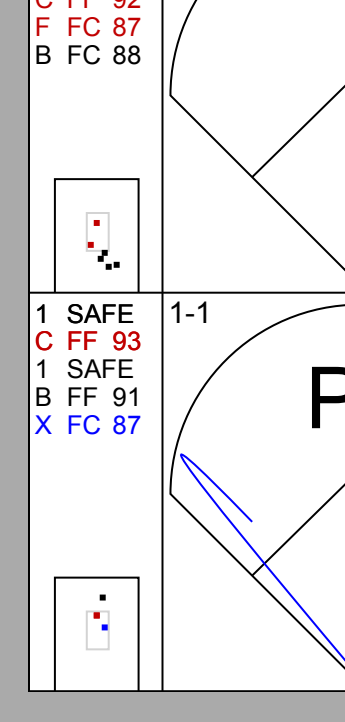

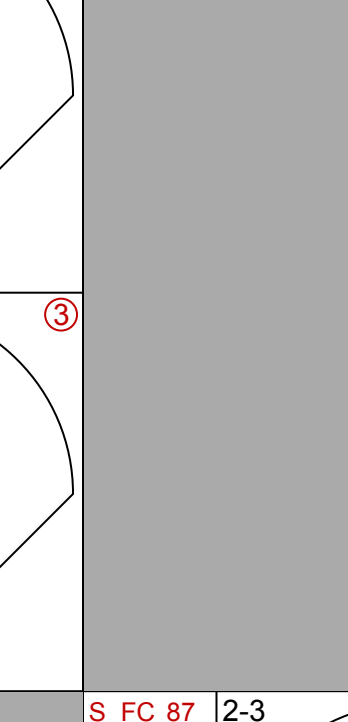
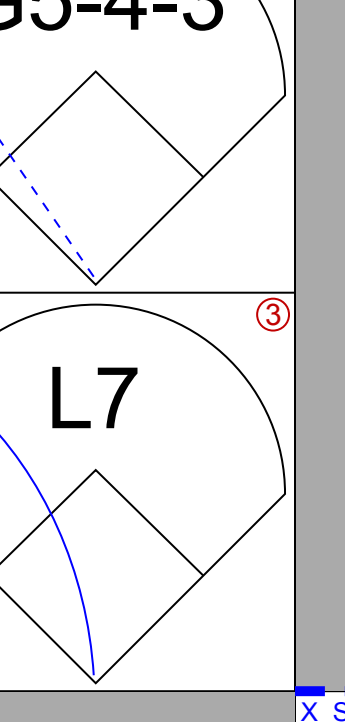
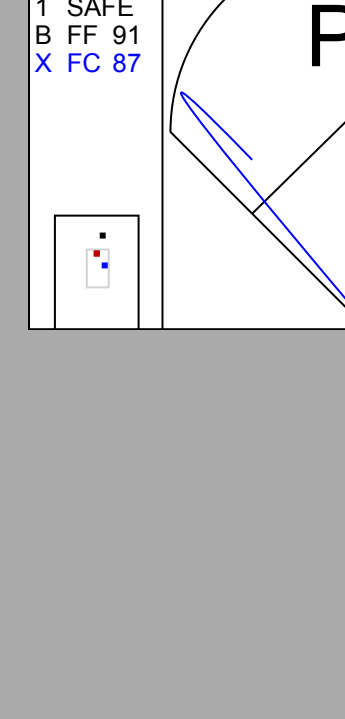
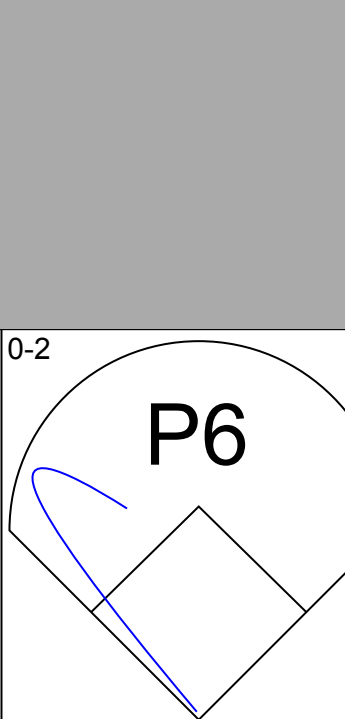
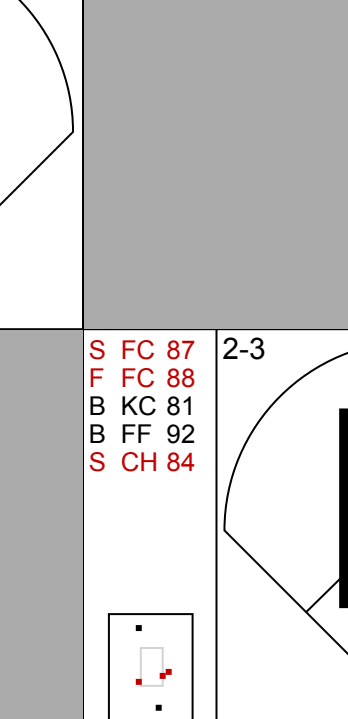
WP: 0 PA: 43
PB: 0
SB: 0
CS: 0



Batter	1	2	3	4	5	6	7	8	9	AB	R	H	RBI	BB	SO	LOB	TOP						
1 Garrett Hampson, R (1, 8) OBP: 0.326, SLG: 0.412										4	2	2	1	1	1	2	Colorado Rockies @ Arizona Diamondbacks Chase Field, Phoenix, AZ Wed Aug 26 2020, 6:42 PM - 10:22 PM MST Partly Cloudy - 107 F						
27 Trevor Story, R (1, 6) OBP: 0.273, SLG: 0.613										2	1	1	0	3	1	2							
28 Nolan Arenado, R (1, 5) OBP: 0.294, SLG: 0.482										4	1	2	2	1	1	1							
19 Charlie Blackmon, L (1, 9) OBP: 0.438, SLG: 0.568										4	1	1	4	1	2	3							
8 Joshua Fuentes, R (1, 3) OBP: 0.273, SLG: 0.364										5	0	1	0	0	2	5							
35 Elias Diaz, R (1, 10) OBP: 0.318, SLG: 0.263										3	0	0	0	2	1	3							
7 Brendan Rodgers, R (1, 4) OBP: 0.100, SLG: 0.150										5	0	1	0	0	2	2							
22 Sam Hilliard, L (1, 7) OBP: 0.323, SLG: 0.500										5	2	2	1	0	2	2							
6 Drew Butera, R (1, 2) OBP: 0.233, SLG: 0.259										5	1	1	0	0	2	3							
Inning Stats	R: 2 E: 0 K: 1 S: 15	H: 1 LOB: 1 BB: 2 P: 26	R: 0 E: 0 K: 3 S: 9	H: 0 LOB: 0 BB: 0 P: 13	R: 0 E: 0 K: 3 S: 16	H: 0 LOB: 2 BB: 2 P: 30	R: 0 E: 0 K: 1 S: 13	H: 1 LOB: 2 BB: 1 P: 24	R: 0 E: 0 K: 2 S: 12	H: 0 LOB: 2 BB: 0 P: 19	R: 1 E: 0 K: 2 S: 13	H: 3 LOB: 2 BB: 0 P: 21	R: 0 E: 0 K: 2 S: 14	H: 1 LOB: 2 BB: 1 P: 22	R: 5 E: 0 K: 1 S: 14	H: 5 LOB: 0 BB: 0 P: 21	R: 0 E: 0 K: 0 S: 7	H: 0 LOB: 0 BB: 0 P: 10	1B: 7 2B: 2 3B: 0 HR: 2	SF: 0 SAC: 0 DP: 0 HBP: 0	WP: 1 PB: 0 SB: 3 CS: 0	PA: 45	
PITCHER	IP WLS BF H R ER SO BB IBB HBP BLK WP HR S P ERA WHIP	IP WLS BF H R ER SO BB IBB HBP BLK WP HR S P ERA WHIP	IP WLS BF H R ER SO BB IBB HBP BLK WP HR S P ERA WHIP	IP WLS BF H R ER SO BB IBB HBP BLK WP HR S P ERA WHIP	IP WLS BF H R ER SO BB IBB HBP BLK WP HR S P ERA WHIP	IP WLS BF H R ER SO BB IBB HBP BLK WP HR S P ERA WHIP	IP WLS BF H R ER SO BB IBB HBP BLK WP HR S P ERA WHIP	IP WLS BF H R ER SO BB IBB HBP BLK WP HR S P ERA WHIP	IP WLS BF H R ER SO BB IBB HBP BLK WP HR S P ERA WHIP	IP WLS BF H R ER SO BB IBB HBP BLK WP HR S P ERA WHIP	IP WLS BF H R ER SO BB IBB HBP BLK WP HR S P ERA WHIP	IP WLS BF H R ER SO BB IBB HBP BLK WP HR S P ERA WHIP	IP WLS BF H R ER SO BB IBB HBP BLK WP HR S P ERA WHIP	IP WLS BF H R ER SO BB IBB HBP BLK WP HR S P ERA WHIP	IP WLS BF H R ER SO BB IBB HBP BLK WP HR S P ERA WHIP	IP WLS BF H R ER SO BB IBB HBP BLK WP HR S P ERA WHIP	IP WLS BF H R ER SO BB IBB HBP BLK WP HR S P ERA WHIP	IP WLS BF H R ER SO BB IBB HBP BLK WP HR S P ERA WHIP	IP WLS BF H R ER SO BB IBB HBP BLK WP HR S P ERA WHIP	IP WLS BF H R ER SO BB IBB HBP BLK WP HR S P ERA WHIP	IP WLS BF H R ER SO BB IBB HBP BLK WP HR S P ERA WHIP	IP WLS BF H R ER SO BB IBB HBP BLK WP HR S P ERA WHIP	IP WLS BF H R ER SO BB IBB HBP BLK WP HR S P ERA WHIP
38 Robbie Ray, L (1, 1) ERA: 7.84	4.0	L	20	2	2	2	8	6	0	0	0	0	1	0	55	99	4.50	2.000					
50 Yoan López, R (5, 1) ERA: 5.0	1.2		8	2	1	1	3	0	1	0	1	0	0	0	22	32	5.40	1.200					
37 Kevin Ginkel, R (6, 1) ERA: 7.84	1.1		6	2	0	0	2	1	0	0	0	0	0	15	24	0.00	2.250						
33 Matt Grace, L (8, 1) ERA: 54.0	0.0		3	3	3	3	0	0	0	0	0	0	1	3	3	∞	∞						
46 Riley Smith, R (8, 1) ERA: 9.0	2.0		8	2	2	2	1	0	0	0	0	0	0	1	18	28	9.00	1.000					
Batter	1	2	3	4	5	6	7	8	9	AB	R	H	RBI	BB	SO	LOB	BOTTOM						
56 Kole Calhoun, L (1, 9) OBP: 0.341, SLG: 0.505										4	1	1	0	1	1	1	Colorado Rockies @ Arizona Diamondbacks Chase Field, Phoenix, AZ Wed Aug 26 2020, 6:42 PM - 10:22 PM MST Partly Cloudy - 107 F						
4 Ketel Marte, S (1, 4) OBP: 0.336, SLG: 0.413										5	1	0	1	0	4								
2 Starling Marte, R (1, 8) OBP: 0.397, SLG: 0.464										4	3	2	1	0	1								
6 David Peralta, L (1, 7) OBP: 0.352, SLG: 0.414											4	0	2	1	1	0							
16 Tim Lincecum, R (9, PR) OBP: 0.304, SLG: 0.381										0	0	0	0	0	0	0							
53 Christian Walker, R (1, 10) OBP: 0.367, SLG: 0.500										4	0	3	4	0	0	0							
12 Daulton Varsho, L (9, PR) OBP: 0.259, SLG: 0.250										0	0	0	0	0	0	0							
5 Eduardo Escobar, S (1, 5) OBP: 0.276, SLG: 0.306										3	0	0	0	2	0	4							
13 Nick Ahmed, R (1, 6) OBP: 0.317, SLG: 0.382											5	1	1	0	0	2	5						
21 Stephen Vogt, L (1, 2) OBP: 0.226, SLG: 0.273											2	1	0	0	2	1	0						
22 Jake Lamb, L (1, 3) OBP: 0.209, SLG: 0.132											4	0	0	0	1	3							
Inning Stats	R: 0 E: 0 K: 2 S: 10	H: 0 LOB: 0 BB: 0 P: 14	R: 0 E: 0 K: 0 S: 11	H: 0 LOB: 1 BB: 1 P: 20	R: 0 E: 0 K: 0 S: 8	H: 0 LOB: 1 BB: 1 P: 13	R: 1 E: 0 K: 1 S: 13	H: 2 LOB: 1 BB: 0 P: 15	R: 0 E: 0 K: 2 S: 9	H: 0 LOB: 0 BB: 0 P: 14	R: 0 E: 0 K: 0 S: 12	H: 1 LOB: 2 BB: 1 P: 20	R: 0 E: 0 K: 0 S: 11	H: 0 LOB: 0 BB: 0 P: 14	R: 2 E: 0 K: 0 S: 11	H: 3 LOB: 1 BB: 0 P: 13	R: 4 E: 0 K: 1 S: 15	H: 3 LOB: 3 BB: 3 P: 33	1B: 6 2B: 2 3B: 1 HR: 0	SF: 1 SAC: 0 DP: 0 HBP: 1	WP: 0 PB: 0 SB: 1 CS: 0	PA: 43	
PITCHER	IP WLS BF H R ER SO BB IBB HBP BLK WP HR S P ERA WHIP	IP WLS BF H R ER SO BB IBB HBP BLK WP HR S P ERA WHIP	IP WLS BF H R ER SO BB IBB HBP BLK WP HR S P ERA WHIP	IP WLS BF H R ER SO BB IBB HBP BLK WP HR S P ERA WHIP	IP WLS BF H R ER SO BB IBB HBP BLK WP HR S P ERA WHIP	IP WLS BF H R ER SO BB IBB HBP BLK WP HR S P ERA WHIP	IP WLS BF H R ER SO BB IBB HBP BLK WP HR S P ERA WHIP	IP WLS BF H R ER SO BB IBB HBP BLK WP HR S P ERA WHIP	IP WLS BF H R ER SO BB IBB HBP BLK WP HR S P ERA WHIP	IP WLS BF H R ER SO BB IBB HBP BLK WP HR S P ERA WHIP	IP WLS BF H R ER SO BB IBB HBP BLK WP HR S P ERA WHIP	IP WLS BF H R ER SO BB IBB HBP BLK WP HR S P ERA WHIP	IP WLS BF H R ER SO BB IBB HBP BLK WP HR S P ERA WHIP	IP WLS BF H R ER SO BB IBB HBP BLK WP HR S P ERA WHIP	IP WLS BF H R ER SO BB IBB HBP BLK WP HR S P ERA WHIP	IP WLS BF H R ER SO BB IBB HBP BLK WP HR S P ERA WHIP	IP WLS BF H R ER SO BB IBB HBP BLK WP HR S P ERA WHIP	IP WLS BF H R ER SO BB IBB HBP BLK WP HR S P ERA WHIP	IP WLS BF H R ER SO BB IBB HBP BLK WP HR S P ERA WHIP	IP WLS BF H R ER SO BB IBB HBP BLK WP HR S P ERA WHIP	IP WLS BF H R ER SO BB IBB HBP BLK WP HR S P ERA WHIP	IP WLS BF H R ER SO BB IBB HBP BLK WP HR S P ERA WHIP	IP WLS BF H R ER SO BB IBB HBP BLK WP HR S P ERA WHIP
55 Jon Gray, R (1, 1) ERA: 5.45	6.0	W	24	3	1	1	5	3	0	0	0	0	0	0	16	20	13.50	1.500					
62 Yency Almonte, R (7, 1) ERA: 4.02	1.1	H	6	2	2	2	0	0	0	0	0	0	0	8	15	27.00	4.500						
40 Tyler Kinley, R (8, 1) ERA: 7.15	0.2		5	2	2	2	0	1	0	0	0	0	0	10	19	27.00	4.500						
37 Jairo Diaz, R (9, 1) ERA: 3.86	0.2		6	2	2	2	0	1	0	1	0	0	0	3	6	0.00	0.000						
34 Jeff Hoffman, R (9, 1) ERA: 5.11	0.1	S	2	0	0	0	1	0	1	0	0	0	0	3	6	0.00	0.000						

Batter	1	2	3	4	5	6	7	8	9	AB	R	H	RBI	BB	SO	LOB	TOP					
5 Mike Yastrzemski, L OBP: 0.403, SLG: 0.581										5	0	1	1	0	4	1	San Francisco Giants @ Arizona Diamondbacks Chase Field, Phoenix, AZ Sat Aug 29 2020, 5:11 PM - 8:23 PM MST Roof Closed - 78 F					
12 Alex Dickerson, L OBP: 0.290, SLG: 0.354										5	1	2	0	0	1	1						
6 Steven Duggar, L OBP: 0.148, SLG: 0.192										0	0	0	0	0	0	0						
10 Evan Longoria, R OBP: 0.342, SLG: 0.505										4	2	2	1	1	2	1						
9 Brandon Belt, L OBP: 0.418, SLG: 0.620										3	0	2	1	2	0	0						
41 Wilmer Flores, R OBP: 0.312, SLG: 0.517										5	1	1	1	0	2	6						
7 Donovan Solano, R OBP: 0.374, SLG: 0.486										0	0	0	0	0	0	0						
48 Pablo Sandoval, S OBP: 0.287, SLG: 0.265										5	0	1	1	0	1	4						
35 Brandon Crawford, L OBP: 0.349, SLG: 0.412										4	0	2	0	1	1	0						
21 Joey Bart, R OBP: 0.265, SLG: 0.267										4	0	0	0	0	1	8						
1 Mauricio Dubón, R OBP: 0.317, SLG: 0.329										4	1	2	0	0	1	3						
Inning Stats	R: 2 E: 0 K: 2 S: 18	H: 3 LOB: 1 BB: 0 P: 22	R: 1 E: 0 K: 2 S: 19	H: 2 LOB: 1 BB: 0 P: 26	R: 1 E: 0 K: 2 S: 14	H: 3 LOB: 3 BB: 1 P: 22	R: 0 E: 0 K: 2 S: 9	H: 0 LOB: 0 BB: 0 P: 14	R: 0 E: 0 K: 1 S: 9	H: 1 LOB: 2 BB: 1 P: 17	R: 0 E: 0 K: 2 S: 7	H: 0 LOB: 0 BB: 0 P: 7	R: 0 E: 0 K: 1 S: 11	H: 2 LOB: 1 BB: 2 P: 16	R: 1 E: 0 K: 0 S: 11	H: 1 LOB: 0 BB: 0 P: 20	1B: 7 2B: 5 3B: 0 HR: 1	SF: 0 SAC: 0 DP: 0 HBP: 0	WP: 0 PB: 0 SB: 1 CS: 1	PA: 43		
PITCHER	IP WLS BF H R ER SO BB IBB HBP BLK WP HR S P ERA WHIP	IP WLS BF H R ER SO BB IBB HBP BLK WP HR S P ERA WHIP	IP WLS BF H R ER SO BB IBB HBP BLK WP HR S P ERA WHIP	IP WLS BF H R ER SO BB IBB HBP BLK WP HR S P ERA WHIP	IP WLS BF H R ER SO BB IBB HBP BLK WP HR S P ERA WHIP	IP WLS BF H R ER SO BB IBB HBP BLK WP HR S P ERA WHIP	IP WLS BF H R ER SO BB IBB HBP BLK WP HR S P ERA WHIP	IP WLS BF H R ER SO BB IBB HBP BLK WP HR S P ERA WHIP	IP WLS BF H R ER SO BB IBB HBP BLK WP HR S P ERA WHIP	IP WLS BF H R ER SO BB IBB HBP BLK WP HR S P ERA WHIP	IP WLS BF H R ER SO BB IBB HBP BLK WP HR S P ERA WHIP	IP WLS BF H R ER SO BB IBB HBP BLK WP HR S P ERA WHIP	IP WLS BF H R ER SO BB IBB HBP BLK WP HR S P ERA WHIP	IP WLS BF H R ER SO BB IBB HBP BLK WP HR S P ERA WHIP	IP WLS BF H R ER SO BB IBB HBP BLK WP HR S P ERA WHIP	IP WLS BF H R ER SO BB IBB HBP BLK WP HR S P ERA WHIP	IP WLS BF H R ER SO BB IBB HBP BLK WP HR S P ERA WHIP	IP WLS BF H R ER SO BB IBB HBP BLK WP HR S P ERA WHIP	IP WLS BF H R ER SO BB IBB HBP BLK WP HR S P ERA WHIP	IP WLS BF H R ER SO BB IBB HBP BLK WP HR S P ERA WHIP	IP WLS BF H R ER SO BB IBB HBP BLK WP HR S P ERA WHIP	IP WLS BF H R ER SO BB IBB HBP BLK WP HR S P ERA WHIP
24 Luke Weaver, R ERA: 8.23	3.0	L	18	8	4	4	6	1	0	0	0	0	0	0	0	0	12.00	3.000				
50 Yoan López, R ERA: 5.09	1.2		6	0	0	0	2	1	0	0	0	0	0	0	0	14	24	0.00	0.600			
41 Junior Guerra, R ERA: 3.46	1.1		5	1	0	0	2	0	0	0	0	0	0	0	0	14	24	0.00	0.750			
28 Héctor Rondón, R ERA: 9.82	0.2		4	1	0	0	1	1	0	0	0	0	0	0	8	15	0.00	3.000				
58 Stefan Crichton, R ERA: 2.2	1.1		6	2	0	0	2	0	1	0	0	0	0	0	12	24	0.00	1.500				
PITCHER	IP WLS BF H R ER SO BB IBB HBP BLK WP HR S P ERA WHIP	IP WLS BF H R ER SO BB IBB HBP BLK WP HR S P ERA WHIP	IP WLS BF H R ER SO BB IBB HBP BLK WP HR S P ERA WHIP	IP WLS BF H R ER SO BB IBB HBP BLK WP HR S P ERA WHIP	IP WLS BF H R ER SO BB IBB HBP BLK WP HR S P ERA WHIP	IP WLS BF H R ER SO BB IBB HBP BLK WP HR S P ERA WHIP	IP WLS BF H R ER SO BB IBB HBP BLK WP HR S P ERA WHIP	IP WLS BF H R ER SO BB IBB HBP BLK WP HR S P ERA WHIP	IP WLS BF H R ER SO BB IBB HBP BLK WP HR S P ERA WHIP	IP WLS BF H R ER SO BB IBB HBP BLK WP HR S P ERA WHIP	IP WLS BF H R ER SO BB IBB HBP BLK WP HR S P ERA WHIP	IP WLS BF H R ER SO BB IBB HBP BLK WP HR S P ERA WHIP	IP WLS BF H R ER SO BB IBB HBP BLK WP HR S P ERA WHIP	IP WLS BF H R ER SO BB IBB HBP BLK WP HR S P ERA WHIP	IP WLS BF H R ER SO BB IBB HBP BLK WP HR S P ERA WHIP	IP WLS BF H R ER SO BB IBB HBP BLK WP HR S P ERA WHIP	IP WLS BF H R ER SO BB IBB HBP BLK WP HR S P ERA WHIP	IP WLS BF H R ER SO BB IBB HBP BLK WP HR S P ERA WHIP	IP WLS BF H R ER SO BB IBB HBP BLK WP HR S P ERA WHIP	IP WLS BF H R ER SO BB IBB HBP BLK WP HR S P ERA WHIP	IP WLS BF H R ER SO BB IBB HBP BLK WP HR S P ERA WHIP	IP WLS BF H R ER SO BB IBB HBP BLK WP HR S P ERA WHIP
56 Kole Calhoun, L OBP: 0.338, SLG: 0.491										3	0	0	0	1	1	1	San Francisco Giants @ Arizona Diamondbacks Chase Field, Phoenix, AZ Sat Aug 29 2020, 5:11 PM - 8:23 PM MST Roof Closed - 78 F					
4 Ketel Marte, S OBP: 0.338, SLG: 0.414										4	0	0	0	0	0	3						
2 Starling Marte, R OBP: 0.396, SLG: 0.458										4	1	1	0	0	1	1						
6 David Peralta, L OBP: 0.338, SLG: 0.395										4	0	0	0	0	2	1						
53 Christian Walker, R OBP: 0.360, SLG: 0.512										4	1	1	2	0	1	0						
5 Eduardo Escobar, S OBP: 0.284, SLG: 0.316										3	0	1	0	1	0	0						
13 Nick Ahmed, R OBP: 0.307, SLG: 0.376										3	0	0	0	0	1	2						
21 Stephen Vogt, L OBP: 0.215, SLG: 0.259										3	0	0	0	0	1	1						
9 Jon Jay, L OBP: 0.194, SLG: 0.258										1	0	0	0	0	0	0						
16 Tim Lincecum, R OBP: 0.379, SLG: 0.375										0	0	0	0	1	0	0						
Inning Stats	R: 0 E: 0 K: 1 S: 8	H: 0 LOB: 0 BB: 0 P: 14	R: 0 E: 0 K: 2 S: 9	H: 0 LOB: 0 BB: 0 P: 15	R: 0 E: 0 K: 1 S: 14	H: 0 LOB: 2 BB: 1 P: 26	R: 2 E: 0 K: 0 S: 11	H: 2 LOB: 0 BB: 1 P: 17	R: 0 E: 0 K: 1 S: 12	H: 0 LOB: 0 BB: 0 P: 15	R: 0 E: 0 K: 1 S: 9	H: 1 LOB: 1 BB: 0 P: 16	R: 0 E: 0 K: 1 S: 8	H: 0 LOB: 1 BB: 1 P: 16	R: 0 E: 0 K: 0 S: 5	H: 0 LOB: 0 BB: 0 P: 7	1B: 1 2B: 0 3B: 1 HR: 1	SF: 0 SAC: 0 DP: 1 HBP: 1	WP: 0 PB: 0 SB: 0 CS: 0	PA: 33		
PITCHER	IP WLS BF H R ER SO BB IBB HBP BLK WP HR S P ERA WHIP	IP WLS BF H R ER SO BB IBB HBP BLK WP HR S P ERA WHIP	IP WLS BF H R ER SO BB IBB HBP BLK WP HR S P ERA WHIP	IP WLS BF H R ER SO BB IBB HBP BLK WP HR S P ERA WHIP	IP WLS BF H R ER SO BB IBB HBP BLK WP HR S P ERA WHIP	IP WLS BF H R ER SO BB IBB HBP BLK WP HR S P ERA WHIP	IP WLS BF H R ER SO BB IBB HBP BLK WP HR S P ERA WHIP	IP WLS BF H R ER SO BB IBB HBP BLK WP HR S P ERA WHIP	IP WLS BF H R ER SO BB IBB HBP BLK WP HR S P ERA WHIP	IP WLS BF H R ER SO BB IBB HBP BLK WP HR S P ERA WHIP	IP WLS BF H R ER SO BB IBB HBP BLK WP HR S P ERA WHIP	IP WLS BF H R ER SO BB IBB HBP BLK WP HR S P ERA WHIP	IP WLS BF H R ER SO BB IBB HBP BLK WP HR S P ERA WHIP	IP WLS BF H R ER SO BB IBB HBP BLK WP HR S P ERA WHIP	IP WLS BF H R ER SO BB IBB HBP BLK WP HR S P ERA WHIP	IP WLS BF H R ER SO BB IBB HBP BLK WP HR S P ERA WHIP	IP WLS BF H R ER SO BB IBB HBP BLK WP HR S P ERA WHIP	IP WLS BF H R ER SO BB IBB HBP BLK WP HR S P ERA WHIP	IP WLS BF H R ER SO BB IBB HBP BLK WP HR S P ERA WHIP	IP WLS BF H R ER SO BB IBB HBP BLK WP HR S P ERA WHIP	IP WLS BF H R ER SO BB IBB HBP BLK WP HR S P ERA WHIP	IP WLS BF H R ER SO BB IBB HBP BLK WP HR S P ERA WHIP
53 Trevor Cahill, R ERA: 2.51	1.2	W	5	0	0	0	0	1	0	0	0	0	0	0	0	12	20	0.00	0.600			
76 Jarlin Garcia, L ERA: 4.26	1.0	H	3	0	0	0	1	0	0	0	0	0	0	0	0	12	15	0.00	0.000			
58 Trevor Gott, R ERA: 11.17	1.0	H	4	1	0	0	1	0	0	0	0	0	0	0	9	16	0.00	1.000				
56 Tony Watson, L ERA: 0.84	1.0	H	4	0	0	0	1	1	0	0	0	0	0	0	8	16	0.00	1.000				

Batter	1	2	3	4	5	6	7	8	9	10	AB	R	H	RBI	BB	SO	LOB	TOP						
56 Kole Calhoun, L OBP: 0.329, SLG: 0.450	(1,9) 		(1,0) 		(1,1) 		(1,2) 			(4,0) 	4	0	0	0	1	1	1	<p>Arizona Diamondbacks @ Los Angeles Dodgers Dodger Stadium, Los Angeles, CA Wed Sep 02 2020, 6:42 PM - 9:52 PM PDT Clear - 73 F</p> <p>livebaseballscorecards.com</p> <p>AB 36 R 2 H 5 RBI 2 BB 4 SO 9 LOB 19</p> 						
4 Ketel Marte, S OBP: 0.335, SLG: 0.396	(1,4) 		(4,0) 		(2,2) 			(0,1) 		(2,1) 	3	0	0	0	1	0	0							
53 Christian Walker, R OBP: 0.342, SLG: 0.496	(1,3) 		(1,3) 		(2,2) 			(2,0) 		(4,2) 	4	1	1	2	1	1	1							
6 David Peraltá, L OBP: 0.331, SLG: 0.391	(1,7) 		(1,2) 		(1,1) 			(3,1) 		(1,2) 	5	0	2	0	0	0	3							
5 Eduardo Escobar, S OBP: 0.291, SLG: 0.353	(1,5) 		(0,0) 		(2,2) 			(1,1) 		(0,3) 	5	0	0	0	0	1	5							
10 Josh Rojas, L OBP: 0.400, SLG: 0.250	(1,10) 		(0,3) 		(0,0) 			(4,1) 		(3,0) 	3	0	1	0	1	2	1							
13 Nick Ahmed, R OBP: 0.290, SLG: 0.375	(1,6) 		(3,3) 		(1,0) 			(1,0) 		(1,2) 	4	0	0	0	0	1	5							
12 Daulton Varsho, L OBP: 0.216, SLG: 0.182	(1,8) 		(1,3) 		(1,0) 			(0,3) 		(0,0) 	4	1	0	0	0	2	3							
18 Carson Kelly, R OBP: 0.254, SLG: 0.318	(1,2) 		(1,0) 		(1,1) 			(2,2) 			4	0	1	0	0	1	0							
Inning Stats	R: 0 E: 0 K: 1 S: 8	H: 0 LOB: 0 BB: 0 P: 12	R: 0 E: 1 K: 15 S: 15	H: 1 LOB: 2 BB: 0 P: 20	R: 0 E: 0 K: 1 S: 5	H: 0 LOB: 1 BB: 1 P: 12	R: 0 E: 0 K: 1 S: 7	H: 0 LOB: 0 BB: 0 P: 11	R: 0 E: 0 K: 2 S: 10	H: 1 LOB: 1 BB: 0 P: 16	R: 1 E: 0 K: 15 S: 15	H: 3 LOB: 2 BB: 0 P: 23	R: 0 E: 0 K: 1 S: 7	H: 0 LOB: 0 BB: 0 P: 10	R: 0 E: 0 K: 0 S: 5	H: 0 LOB: 0 BB: 0 P: 10	R: 0 E: 0 K: 1 S: 7		H: 0 LOB: 1 BB: 1 P: 13	R: 0 E: 0 K: 1 S: 12	H: 0 LOB: 3 BB: 2 P: 25	1B: 3 2B: 1 3B: 0 HR: 1	SF: 0 DP: 0 HBP: 1	WP: 1 PB: 0 SB: 0 CS: 0
PITCHER	IP WLS BF H R ER SO BB IBB HBP BLK WP HR S P ERA WHIP	21 Walker Buehler, R ERA: 3.6	64 Caleb Ferguson, L ERA: 1.2	49 Blake Treinen, R ERA: 1.1	48 Brusdar Graterol, R ERA: 2.57	81 Victor González, L ERA: 1.8	74 Kenley Jansen, R ERA: 1.13	IP WLS BF H R ER SO BB IBB HBP BLK WP HR S P ERA WHIP	10.1 1 6 0 1 0 1 25 0 0 0 0 0 0 14 21 0.00 0.600															

Batter	1	2	3	4	5	6	7	8	9	10	AB	R	H	RBI	BB	SO	LOB	BOTTOM		
50 Mookie Betts, R OBP: 0.384, SLG: 0.619	(1,9) 		(0,3) 			(3,2) 			(2,2) 		4	1	2	1	0	1	0	<p>Arizona Diamondbacks @ Los Angeles Dodgers Dodger Stadium, Los Angeles, CA Wed Sep 02 2020, 6:42 PM - 9:52 PM PDT Clear - 73 F</p> <p>livebaseballscorecards.com</p> <p>AB 31 R 3 H 4 RBI 2 BB 2 SO 8 LOB 8</p> 		
5 Corey Seager, L OBP: 0.360, SLG: 0.595	(1,6) 		(1,1) 		(2,3) 			(1,1) 		(1,3) 	4	0	1	0	0	1	1			
11 AJ Pollock, R OBP: 0.302, SLG: 0.483	(1,8) 		(0,2) 		(0,0) 			(1,3) 		(0,0) 	4	0	0	0	0	1	2			
13 Max Muncy, L OBP: 0.331, SLG: 0.432	(1,3) 		(3,0) 		(3,3) 			(0,0) 		(1,1) 	3	1	0	0	0	1	0			
3 Chris Taylor, R OBP: 0.352, SLG: 0.376		(0,1) 		(0,3) 				(0,0) 		(1,1) 	3	1	0	0	0	1	0			
31 Joc Pederson, L OBP: 0.304, SLG: 0.398		(2,2) 			(0,3) 			(4,2) 		(3,2) 	3	0	0	0	1	1	1			
16 Will Smith, R OBP: 0.386, SLG: 0.491		(4,2) 			(2,2) 			(2,1) 		(2,1) 	3	0	1	1	1	0	1			
43 Edwin Ríos, L OBP: 0.263, SLG: 0.571		(1,1) 			(2,3) 			(1,1) 		(3,1) 	3	0	0	0	0	1	1			
9 Gavin Lux, L OBP: 0.167, SLG: 0.176		(0,2) 			(2,3) 			(0,0) 			3	0	0	0	0	1	0			
Inning Stats	R: 0 E: 0 K: 0 S: 10	H: 1 LOB: 1 BB: 0 P: 15	R: 0 E: 0 K: 9 S: 9	H: 0 LOB: 1 BB: 1 P: 16	R: 0 E: 0 K: 1 S: 10	H: 0 LOB: 0 BB: 0 P: 10	R: 0 E: 0 K: 1 S: 7	H: 0 LOB: 0 BB: 0 P: 13	R: 0 E: 0 K: 1 S: 6	H: 0 LOB: 0 BB: 0 P: 9	R: 0 E: 0 K: 0 S: 5	H: 0 LOB: 0 BB: 0 P: 13	R: 1 E: 0 K: 13 S: 13	H: 2 LOB: 1 BB: 0 P: 20	R: 2 E: 1 K: 0 S: 7	H: 1 LOB: 1 BB: 0 P: 13	1B: 2 2B: 1 3B: 0 HR: 1		SF: 0 DP: 0 HBP: 0	WP: 0 PB: 0 SB: 0 CS: 0
PITCHER	IP WLS BF H R ER SO BB IBB HBP BLK WP HR S P ERA WHIP	23 Zac Gallen, R ERA: 1.8	58 Stefan Crichton, R ERA: 3.06	37 Kevin Ginkel, R ERA: 7.43	41 Junior Guerra, R ERA: 3.14	IP WLS BF H R ER SO BB IBB HBP BLK WP HR S P ERA WHIP	7.0 1 24 1 0 0 7 2 0 0 0 0 0 0 63 97 0.00 0.429													

Batter	1	2	3	4	5	6	7	8	9	AB	R	H	RBI	BB	SO	LOB	TOP										
56 Kole Calhoun, L OBP: 0.321, SLG: 0.419										2	1	0	0	2	2	1	Arizona Diamondbacks @ San Francisco Giants Oracle Park, San Francisco, CA Sat Sep 05 2020, 6:16 PM - 9:22 PM PDT Clear - 84 F										
4 Ketel Marte, S OBP: 0.341, SLG: 0.431										4	1	0	0	0	1	3											
53 Christian Walker, R OBP: 0.340, SLG: 0.490										3	0	1	1	0	1	1											
6 David Peralta, L OBP: 0.333, SLG: 0.381										3	0	1	0	1	0	2											
16 Tim Lincecum, R OBP: 0.341, SLG: 0.314										0	0	0	0	0	0	0											
5 Eduardo Escobar, S OBP: 0.241, SLG: 0.341										4	0	2	1	0	0	1											
10 Josh Rojas, L OBP: 0.224, SLG: 0.267										3	0	0	0	1	2	3											
13 Nick Ahmed, R OBP: 0.300, SLG: 0.377										4	0	0	0	0	1	2											
12 Daulton Varsho, L OBP: 0.224, SLG: 0.267										4	0	1	0	0	0	0											
18 Carson Kelly, R OBP: 0.241, SLG: 0.297																											
Inning Stats	R: 1 H: 0 E: 0 K: 0 S: 9	H: 0 LOB: 0 BB: 1 P: 17	R: 0 H: 0 E: 0 K: 1 S: 6	H: 0 LOB: 1 BB: 1 P: 13	R: 0 H: 2 E: 0 K: 1 S: 11	H: 2 LOB: 0 BB: 0 P: 14	R: 0 H: 1 E: 0 K: 1 S: 13	H: 1 LOB: 1 BB: 0 P: 21	R: 0 H: 0 E: 0 K: 2 S: 9	H: 0 LOB: 0 BB: 0 P: 15	R: 0 H: 1 E: 0 K: 1 S: 9	H: 1 LOB: 0 BB: 2 P: 13	R: 1 H: 1 E: 0 K: 1 S: 14	H: 1 LOB: 2 BB: 2 P: 25	R: 0 H: 0 E: 0 K: 0 S: 9	H: 0 LOB: 0 BB: 0 P: 13	1B: 4 2B: 1 3B: 0 HR: 1	SF: 1 SAC: 0 DP: 1 HBP: 0	WP: 1 PB: 0 SB: 1 CS: 0	PA: 36							
PITCHER	IP	WLS	BF	H	R	ER	SO	BB	IBB	HBP	BLK	WP	HR	S	P	ERA	WHIP										
53 Trevor Cahill, R ERA: 2.65	(1, 1)	2.2	12	2	1	1	2	2	0	0	0	1	0	24	42	3.38	1.500										
73 Caleb Baragar, L ERA: 5.51	(3, 1)	1.1	5	1	0	0	1	0	0	0	0	0	0	15	23	0.00	0.750										
65 Sam Coonrod, R ERA: 8.31	(5, 1)	1.0	3	0	0	0	2	0	0	0	0	0	0	9	15	0.00	0.000										
76 Jarlin Garcia, L ERA: 10.97	(6, 1)	1.1	4	1	0	0	2	0	0	0	0	0	0	12	15	0.00	0.750										
58 Trevor Gott, R ERA: 10.97	(7, 1)	0.2	3	1	1	1	0	0	0	0	0	0	1	4	9	13.50	1.500										
71 Tyler Rogers, R ERA: 6.3	(8, 1)	0.2	5	1	1	1	0	2	0	0	0	0	0	11	21	13.50	4.500										
67 Sam Selman, L ERA: 1.95	(8, 1)	0.1	1	0	0	0	1	0	0	0	0	0	0	3	4	0.00	0.000										
56 Tony Watson, L ERA: 0.75	(9, 1)	1.0	3	0	0	0	0	0	0	0	0	0	0	9	13	0.00	0.000										
Batter	1	2	3	4	5	6	7	8	9	AB	R	H	RBI	BB	SO	LOB	BOTTOM										
13 Austin Slater, R OBP: 0.422, SLG: 0.593										5	0	0	0	0	2	4	Arizona Diamondbacks @ San Francisco Giants Oracle Park, San Francisco, CA Sat Sep 05 2020, 6:16 PM - 9:22 PM PDT Clear - 84 F										
41 Wilmer Flores, R OBP: 0.345, SLG: 0.530										4	0	2	0	0	0	0											
7 Donovan Solano, R OBP: 0.370, SLG: 0.472										0	0	0	0	0	0	0											
5 Mike Yastrzemski, L OBP: 0.412, SLG: 0.585										4	0	1	0	0	0	3											
10 Evan Longoria, R OBP: 0.328, SLG: 0.484										4	1	1	1	0	1	3											
33 Darin Ruf, R OBP: 0.356, SLG: 0.431										1	1	1	1	1	0	0											
12 Alex Dickerson, L OBP: 0.345, SLG: 0.544										2	0	0	0	0	2	1											
9 Brandon Belt, L OBP: 0.431, SLG: 0.645										2	1	0	0	2	1	0											
2 Daniel Robertson, R OBP: 0.500, SLG: 0.375										3	0	0	0	1	0	3											
21 Joey Bart, R OBP: 0.352, SLG: 0.375										4	1	2	1	0	1	2											
1 Mauricio Dubón, R OBP: 0.337, SLG: 0.379										4	0	2	1	0	1	2											
Inning Stats	R: 0 H: 0 E: 0 K: 0 S: 6	H: 2 LOB: 0 BB: 0 P: 7	R: 2 H: 2 E: 0 K: 1 S: 15	H: 2 LOB: 0 BB: 0 P: 22	R: 0 H: 1 E: 0 K: 1 S: 11	H: 1 LOB: 1 BB: 0 P: 20	R: 0 H: 0 E: 0 K: 0 S: 12	H: 0 LOB: 2 BB: 2 P: 23	R: 0 H: 2 E: 0 K: 2 S: 12	H: 2 LOB: 2 BB: 1 P: 15	R: 2 H: 2 E: 0 K: 2 S: 18	H: 1 LOB: 1 BB: 1 P: 24	R: 0 H: 1 E: 0 K: 2 S: 9	H: 1 LOB: 2 BB: 1 P: 13	R: 0 H: 1 E: 0 K: 2 S: 11	H: 1 LOB: 2 BB: 1 P: 19	1B: 4 2B: 1 3B: 2 HR: 2	SF: 0 SAC: 0 DP: 0 HBP: 0	WP: 0 PB: 0 SB: 0 CS: 0	PA: 37							
PITCHER	IP	WLS	BF	H	R	ER	SO	BB	IBB	HBP	BLK	WP	HR	S	P	ERA	WHIP										
40 Madison Bumgarner, L ERA: 3.38	(1, 1)	4.0	17	3	2	2	2	2	0	0	0	0	2	44	72	4.50	1.250										
64 Keury Mella, R ERA: 3.38	(5, 1)	1.0	5	2	0	0	0	0	0	0	0	0	0	12	15	0.00	2.000										
36 Joe Mantiply, L ERA: 9.0	(6, 1)	0.2	3	0	1	1	1	1	0	0	0	0	0	8	13	13.50	1.500										
54 Artie Lewicki, R ERA: 5.4	(6, 1)	2.1	12	4	1	1	5	1	0	0	0	0	0	30	43	3.86	2.143										
GIANTS																											

Batter	1	2	3	4	5	6	7	8	9	AB	R	H	RBI	BB	SO	LOB	TOP			
16 Tim Locastro, R OBP: 0.333, SLG: 0.385	1-1 HR		1-2 F9		0-0 FC3-2 56 BB		0-3 K		0-1 G1-3	4	1	1	1	0	1	2	Arizona Diamondbacks @ San Francisco Giants Oracle Park, San Francisco, CA Sun Sep 06 2020, 1:11 PM - 4:01 PM PDT Sunny - 88 F			
12 Daulton Varsho, L OBP: 0.220, SLG: 0.261	2-0 1B		2-2 G5-3		4-0 BB		2-1 1B			3	1	2	0	1	0	0				
6 David Peralta, L OBP: 0.331, SLG: 0.378	2-2 1B		2-3 K		3-3 K		0-1 FC5-6 5 PB			4	0	1	0	0	2	4				
5 Eduardo Escobar, S OBP: 0.283, SLG: 0.338	3-3 K			1-0 1B		1-3 K				4	0	1	0	0	3	3				
10 Josh Rojas, L OBP: 0.238, SLG: 0.167	1-0 SF8			2-3 K		0-2 G1-3				3	0	0	1	0	2	1				
21 Stephen Vogt, L OBP: 0.221, SLG: 0.279	1-3 K			0-0 G4-5-3		2-1 2B				3	0	1	0	0	1	2				
18 Carson Kelly, R OBP: 0.238, SLG: 0.293										1	0	0	0	0	0	0				
13 Nick Ahmed, R OBP: 0.305, SLG: 0.376		0-0 F8			2-2 1B		4-2 BB			3	0	1	0	1	1	0				
22 Jake Lamb, L OBP: 0.240, SLG: 0.140		2-3 K			1-0 1B		4-2 BB		1-3 K	3	0	1	0	1	2	0				
9 Jon Jay, L OBP: 0.175, SLG: 0.229		1-0 L8			1-1 P5		3-2 F7		2-3 K	4	0	0	0	0	1	5				
Inning Stats	R: 2 H: 3 E: 0 K: 2 S: 15	H: 3 LOB: 1 BB: 0 P: 25	R: 0 H: 0 E: 0 K: 1 S: 5	H: 0 LOB: 0 BB: 8 P: 8	R: 0 H: 0 E: 0 K: 1 S: 12	H: 1 LOB: 0 BB: 10 P: 10	R: 0 H: 2 E: 0 K: 1 S: 11	H: 1 LOB: 3 BB: 1 P: 22	R: 0 H: 1 E: 0 K: 2 S: 16	H: 0 LOB: 0 BB: 0 P: 20	R: 0 H: 0 E: 0 K: 2 S: 11	H: 0 LOB: 0 BB: 16 P: 16	R: 0 H: 0 E: 0 K: 2 S: 9	H: 0 LOB: 0 BB: 12 P: 12	1B: 6 2B: 1 3B: 0 HR: 1	SF: 1 SAC: 0 DP: 1 HBP: 0	WP: 0 PB: 1 SB: 0 CS: 0	PA: 37		
PITCHER	IP WLS BF H R ER SO BB IBB HBP BLK WP HR S P ERA WHIP	IP WLS BF H R ER SO BB IBB HBP BLK WP HR S P ERA WHIP	IP WLS BF H R ER SO BB IBB HBP BLK WP HR S P ERA WHIP	IP WLS BF H R ER SO BB IBB HBP BLK WP HR S P ERA WHIP	IP WLS BF H R ER SO BB IBB HBP BLK WP HR S P ERA WHIP	IP WLS BF H R ER SO BB IBB HBP BLK WP HR S P ERA WHIP	IP WLS BF H R ER SO BB IBB HBP BLK WP HR S P ERA WHIP	IP WLS BF H R ER SO BB IBB HBP BLK WP HR S P ERA WHIP	IP WLS BF H R ER SO BB IBB HBP BLK WP HR S P ERA WHIP	IP WLS BF H R ER SO BB IBB HBP BLK WP HR S P ERA WHIP	IP WLS BF H R ER SO BB IBB HBP BLK WP HR S P ERA WHIP	IP WLS BF H R ER SO BB IBB HBP BLK WP HR S P ERA WHIP	IP WLS BF H R ER SO BB IBB HBP BLK WP HR S P ERA WHIP	IP WLS BF H R ER SO BB IBB HBP BLK WP HR S P ERA WHIP	IP WLS BF H R ER SO BB IBB HBP BLK WP HR S P ERA WHIP	IP WLS BF H R ER SO BB IBB HBP BLK WP HR S P ERA WHIP	ERA WHIP	ERA WHIP		
42 Johnny Cueto, R ERA: 4.56	5.2	26	7	2	2	7	3	0	0	0	0	0	0	0	0	0	3.18	1.765		
73 Caleb Baragar, L ERA: 5.4	0.1	W	1	0	0	0	0	0	0	0	0	0	0	0	0	0	0.00	0.000		
76 Jarlin Garcia, L ERA:	1.0	H	4	1	0	2	0	0	0	0	0	0	0	0	0	0	0.00	1.000		
56 Tony Watson, L ERA: 0.89	1.0	H	3	0	0	2	0	0	0	0	0	0	0	0	0	0	0.00	0.000		
71 Tyler Rogers, R ERA: 6.0	1.0	S	3	0	0	2	0	0	0	0	0	0	0	0	0	0	0.00	0.000		
13 Austin Slater, R OBP: 0.426, SLG: 0.603	0-2 G6-3		2-2 F9		1-1 HR		2-2 FC4-6 5			4	1	2	0	0	0	0	Arizona Diamondbacks @ San Francisco Giants Oracle Park, San Francisco, CA Sun Sep 06 2020, 1:11 PM - 4:01 PM PDT Sunny - 88 F			
7 Donovan Solano, R OBP: 0.388, SLG: 0.516	3-1 2B		1-2 G5-3		0-0 HR		4-2 BB			3	1	3	2	1	0	0				
5 Mike Yastrzemski, L OBP: 0.409, SLG: 0.579	2-2 1B		0-2 G5-3		3-2 G4-3		2-2 FC4-6			4	0	1	0	0	0	3				
10 Evan Longoria, R OBP: 0.319, SLG: 0.469	2-1 G6-4-3			1-3 K		1-2 F8				4	0	0	0	0	1	4				
41 Wilmer Flores, R OBP: 0.345, SLG: 0.533		3-2 F7		3-1 F8		2-2 2B				3	0	1	0	0	0	0				
21 Joey Bart, R OBP: 0.345, SLG: 0.367										1	0	0	0	0	0	0				
33 Darin Ruf, R OBP: 0.381, SLG: 0.453		3-2 2B		0-3 K		0-0 IBB				2	0	1	0	0	1	0				
12 Alex Dickerson, L OBP: 0.347, SLG: 0.538										1	0	0	0	1	0	0				
2 Daniel Robertson, R OBP: 0.397, SLG: 0.290	0-1 F9				1-3 K		3-1 G6-3			4	0	0	0	0	1	3				
1 Mauricio Dubón, R OBP: 0.327, SLG: 0.367		0-0 G3-1			1-1 F9					3	0	0	0	0	0	1				
14 Chadwick Tromp, R OBP: 0.196, SLG: 0.377					0-1 G6-3					2	1	1	1	0	0	0				
9 Brandon Belt, L OBP: 0.436, SLG: 0.681										1	1	1	1	0	0	0				
Inning Stats	R: 0 H: 2 E: 0 K: 0 S: 12	H: 2 LOB: 1 BB: 0 P: 19	R: 0 H: 1 E: 0 K: 0 S: 10	H: 1 LOB: 0 BB: 0 P: 16	R: 1 H: 2 E: 0 K: 0 S: 13	H: 2 LOB: 0 BB: 0 P: 16	R: 0 H: 0 E: 0 K: 2 S: 8	H: 0 LOB: 0 BB: 0 P: 12	R: 0 H: 0 E: 0 K: 1 S: 6	H: 0 LOB: 0 BB: 8 P: 8	R: 2 H: 3 E: 0 K: 0 S: 14	H: 3 LOB: 2 BB: 1 P: 24	R: 1 H: 2 E: 0 K: 0 S: 15	H: 2 LOB: 1 BB: 1 P: 25	R: 0 H: 0 E: 0 K: 0 S: 5	H: 0 LOB: 0 BB: 8 P: 8	1B: 3 2B: 4 3B: 0 HR: 3	SF: 0 SAC: 0 DP: 2 HBP: 0	WP: 0 PB: 0 SB: 0 CS: 0	PA: 34
PITCHER	IP WLS BF H R ER SO BB IBB HBP BLK WP HR S P ERA WHIP	IP WLS BF H R ER SO BB IBB HBP BLK WP HR S P ERA WHIP	IP WLS BF H R ER SO BB IBB HBP BLK WP HR S P ERA WHIP	IP WLS BF H R ER SO BB IBB HBP BLK WP HR S P ERA WHIP	IP WLS BF H R ER SO BB IBB HBP BLK WP HR S P ERA WHIP	IP WLS BF H R ER SO BB IBB HBP BLK WP HR S P ERA WHIP	IP WLS BF H R ER SO BB IBB HBP BLK WP HR S P ERA WHIP	IP WLS BF H R ER SO BB IBB HBP BLK WP HR S P ERA WHIP	IP WLS BF H R ER SO BB IBB HBP BLK WP HR S P ERA WHIP	IP WLS BF H R ER SO BB IBB HBP BLK WP HR S P ERA WHIP	IP WLS BF H R ER SO BB IBB HBP BLK WP HR S P ERA WHIP	IP WLS BF H R ER SO BB IBB HBP BLK WP HR S P ERA WHIP	IP WLS BF H R ER SO BB IBB HBP BLK WP HR S P ERA WHIP	IP WLS BF H R ER SO BB IBB HBP BLK WP HR S P ERA WHIP	IP WLS BF H R ER SO BB IBB HBP BLK WP HR S P ERA WHIP	IP WLS BF H R ER SO BB IBB HBP BLK WP HR S P ERA WHIP	ERA WHIP	ERA WHIP		
49 Alex Young, L ERA: 4.99	5.1	L	21	7	3	3	0	0	0	0	0	0	0	0	0	0	5.06	1.312		
41 Junior Guerra, R ERA: 2.81	0.2	4	1	0	0	0	0	1	0	0	0	0	0	0	0	0	0.00	1.500		
50 Yoan López, R ERA: 5.88	1.0	6	2	1	1	0	1	0	0	0	0	1	0	0	0	0	9.00	3.000		
46 Riley Smith, R ERA: 6.0	1.0	3	0	0	0	0	0	0	0	0	0	0	0	0	0	0	0.00	0.000		
PITCHER	IP WLS BF H R ER SO BB IBB HBP BLK WP HR S P ERA WHIP	IP WLS BF H R ER SO BB IBB HBP BLK WP HR S P ERA WHIP	IP WLS BF H R ER SO BB IBB HBP BLK WP HR S P ERA WHIP	IP WLS BF H R ER SO BB IBB HBP BLK WP HR S P ERA WHIP	IP WLS BF H R ER SO BB IBB HBP BLK WP HR S P ERA WHIP	IP WLS BF H R ER SO BB IBB HBP BLK WP HR S P ERA WHIP	IP WLS BF H R ER SO BB IBB HBP BLK WP HR S P ERA WHIP	IP WLS BF H R ER SO BB IBB HBP BLK WP HR S P ERA WHIP	IP WLS BF H R ER SO BB IBB HBP BLK WP HR S P ERA WHIP	IP WLS BF H R ER SO BB IBB HBP BLK WP HR S P ERA WHIP	IP WLS BF H R ER SO BB IBB HBP BLK WP HR S P ERA WHIP	IP WLS BF H R ER SO BB IBB HBP BLK WP HR S P ERA WHIP	IP WLS BF H R ER SO BB IBB HBP BLK WP HR S P ERA WHIP	IP WLS BF H R ER SO BB IBB HBP BLK WP HR S P ERA WHIP	IP WLS BF H R ER SO BB IBB HBP BLK WP HR S P ERA WHIP	IP WLS BF H R ER SO BB IBB HBP BLK WP HR S P ERA WHIP	ERA WHIP	ERA WHIP		
49 Alex Young, L ERA: 4.99	5.1	L	21	7	3	3	0	0	0	0	0	0	0	0	0	0	5.06	1.312		
41 Junior Guerra, R ERA: 2.81	0.2	4	1	0	0	0	0	1	0	0	0	0	0	0	0	0	0.00	1.500		
50 Yoan López, R ERA: 5.88	1.0	6	2	1	1	0	1	0	0	0	0	1	0	0	0	0	9.00	3.000		
46 Riley Smith, R ERA: 6.0	1.0	3	0	0	0	0	0	0	0	0	0	0	0	0	0	0	0.00	0.000		

Batter	1	2	3	4	5	6	7	8	9	AB	R	H	RBI	BB	SO	LOB	TOP			
10 Josh Rojas, L (1.4) OBP: 0.240, SLG: 0.143	G4-3		FC6		K			K		3	0	0	0	1	2	0	Arizona Diamondbacks @ San Francisco Giants Oracle Park, San Francisco, CA Mon Sep 07 2020, 5:07 PM - 8:02 PM PDT Clear - 82 F			
4 Ketel Marte, S (1.8) OBP: 0.333, SLG: 0.420	G3		FC6		F9			G6-3		4	0	0	1	0	0	2				
53 Christian Walker, R (1.3) OBP: 0.343, SLG: 0.480	K		K		K			K		3	0	0	0	1	3	2				
56 Kole Calhoun, L (1.9) OBP: 0.329, SLG: 0.426	PO	G4-3				G3		E4		4	0	1	0	0	0	1				
27 Wyatt Mathisen, R (1.5)		K			K			P6		4	0	0	0	0	2	3				
6 David Peralta, L (1.10) OBP: 0.329, SLG: 0.395					K					4	1	1	1	0	3	1				
13 Nick Ahmed, R (1.6) OBP: 0.310, SLG: 0.371									HR	2	0	0	0	2	1	0				
12 Daulton Varsho, L (1.7) OBP: 0.222, SLG: 0.245									G6-3	3	1	0	0	1	1	3				
18 Carson Kelly, R (1.2) OBP: 0.238, SLG: 0.291									G5-3	4	0	1	0	0	0	1				
Inning Stats	R: 0 H: 0 E: 0 K: 1 S: 11	H: 0 LOB: 0 BB: 0 P: 18	R: 0 H: 0 E: 0 K: 2 S: 9	H: 0 LOB: 0 BB: 0 P: 11	R: 1 H: 1 E: 0 K: 2 S: 17	H: 1 LOB: 2 BB: 2 P: 29	R: 0 H: 1 E: 0 K: 2 S: 11	H: 1 LOB: 0 BB: 1 P: 20	R: 0 H: 0 E: 0 K: 1 S: 7	H: 0 LOB: 0 BB: 0 P: 13	R: 0 H: 0 E: 0 K: 1 S: 10	H: 0 LOB: 1 BB: 1 P: 19	R: 0 H: 0 E: 1 K: 1 S: 13	H: 0 LOB: 2 BB: 2 P: 23	R: 1 H: 1 E: 0 K: 1 S: 10	H: 1 LOB: 0 BB: 0 P: 15		1B: 1 2B: 1 3B: 0 HR: 1	SF: 0 SAC: 0 DP: 0 HBP: 0	WP: 1 PB: 0 CS: 0
PITCHER	IP WLS BF H R ER SO BB IBB HBP BLK WP HR S P ERA WHIP																			
34 Kevin Gausman, R (1.1) ERA: 4.05	6.0 W 23 2 1 1 9 3 0 0 0 0 1 0 64 100 1.50 0.833																			
60 Wandy Peralta, L (7.1) ERA: 4.91	1.0 H 4 0 0 0 1 1 0 0 0 0 0 0 10 19 0.00 1.000																			
67 Sam Selman, L (8.1) ERA: 1.8	0.2 H 4 0 0 0 1 1 0 0 0 0 0 0 12 21 0.00 1.500																			
65 Sam Coonrod, R (8.1) ERA: 8.1	1.1 S 5 1 1 1 1 0 0 0 0 0 0 1 11 17 6.75 0.750																			

Batter	1	2	3	4	5	6	7	8	9	AB	R	H	RBI	BB	SO	LOB	BOTTOM	
5 Mike Yastrzemski, L (1.9) OBP: 0.411, SLG: 0.577	G6-3			K		K		G6-3		4	1	2	1	0	1	0	Arizona Diamondbacks @ San Francisco Giants Oracle Park, San Francisco, CA Mon Sep 07 2020, 5:07 PM - 8:02 PM PDT Clear - 82 F	
12 Alex Dickerson, L (1.7) OBP: 0.342, SLG: 0.528	G6-3			K						1	0	0	0	0	0	1		
33 Darin Ruf, R (4, PH) OBP: 0.381, SLG: 0.491										3	0	2	2	0	1	0		
7 Donovan Solano, R (1.4) OBP: 0.385, SLG: 0.508	K			L8				E3		4	0	1	0	0	1	1		
9 Brandon Belt, L (1.3) OBP: 0.430, SLG: 0.660		G3				G4-3		K		3	0	0	1	1	1	2		
41 Wilmer Flores, R (1.10) OBP: 0.336, SLG: 0.518		G5-3				F9		F8		4	0	0	0	0	0	5		
35 Brandon Crawford, L (1.6) OBP: 0.336, SLG: 0.422						L9		F7		3	0	0	0	0	1	2		
48 Pablo Sandoval, S (1.5) OBP: 0.267, SLG: 0.256				G4-3						1	0	0	0	1	0	0		
2 Daniel Robertson, R (6, PR) OBP: 0.333, SLG: 0.231										1	1	0	0	0	1	0		
21 Joey Bart, R (1.2) OBP: 0.345, SLG: 0.365				K						3	1	1	0	0	2	0		
1 Mauricio Dubon, R (1.8) OBP: 0.327, SLG: 0.360				K						2	1	0	0	1	2	0		
Inning Stats	R: 0 H: 1 E: 0 K: 1 S: 8	H: 0 LOB: 0 BB: 0 P: 12	R: 0 H: 0 E: 0 K: 1 S: 7	H: 0 LOB: 0 BB: 0 P: 11	R: 0 H: 0 E: 0 K: 2 S: 10	H: 0 LOB: 0 BB: 0 P: 16	R: 0 H: 0 E: 0 K: 2 S: 8	H: 0 LOB: 0 BB: 0 P: 11	R: 0 H: 4 E: 0 K: 0 S: 19	H: 2 LOB: 3 BB: 3 P: 40	R: 0 H: 0 E: 0 K: 3 S: 11	H: 0 LOB: 0 BB: 0 P: 14	R: 0 H: 1 E: 1 K: 1 S: 13	H: 1 LOB: 2 BB: 0 P: 16	1B: 5 2B: 1 3B: 0 HR: 0	SF: 0 SAC: 0 DP: 2 HBP: 0	WP: 1 PB: 0 CS: 0	PA: 32
PITCHER	IP WLS BF H R ER SO BB IBB HBP BLK WP HR S P ERA WHIP																	
23 Zac Gallen, R (1.1) ERA: 2.29	5.0 L 21 5 4 4 4 0 0 0 0 0 0 0 6 82 7.20 1.400																	
41 Junior Guerra, R (6.1) ERA: 2.65	1.0 3 0 0 0 0 1 0 0 0 0 0 0 6 15 0.00 1.000																	
64 Keury Mella, R (7.1) ERA: 2.45	1.0 3 0 0 0 0 3 0 0 0 0 0 0 11 14 0.00 0.000																	
36 Joe Mantiply, L (8.1) ERA: 4.5	1.0 5 1 0 0 1 0 0 0 0 0 0 0 13 16 0.00 1.000																	

Batter	1	2	3	4	5	6	7	8	9	AB	R	H	RBI	BB	SO	LOB	TOP							
50 Mookie Betts, R OBP: 0.381, SLG: 0.602	F7		G5-3	G4-6-3 IBB				F8		3	0	0	0	2	0	2								
5 Corey Seager, L OBP: 0.365, SLG: 0.609	1B		HR	G4-6-3		G3-1			G4-3	5	1	2	1	0	0	5								
11 AJ Pollock, R OBP: 0.327, SLG: 0.530	L7		HR							4	1	1	1	1	1	1								
13 Max Muncy, L OBP: 0.342, SLG: 0.410	K		G1							5	0	0	0	0	3	2								
3 Chris Taylor, R OBP: 0.367, SLG: 0.393				E5						4	0	0	0	1	2	1								
35 Cody Bellinger, L OBP: 0.292, SLG: 0.422	1B		F8			G1-3				4	0	1	0	0	0	2								
14 Enrique Hernández, R OBP: 0.271, SLG: 0.400	F9			1B						2	0	1	0	2	0	1	AB 34							
16 Will Smith, R OBP: 0.425, SLG: 0.603	1B			2B						4	0	4	0	0	0	0	R 2							
15 Austin Barnes, R OBP: 0.337, SLG: 0.342	F7									2	0	0	0	1	0	4	H 9							
43 Edwin Ríos, L OBP: 0.280, SLG: 0.590										1	0	0	0	0	1	2	RBI 2							
46 Tony Gonsolin, R OBP: 0.280, SLG: 0.590										0	0	0	0	0	0	0	BB 7							
										0	0	0	0	0	0	0	SO 7							
										0	0	0	0	0	0	0	LOB 20							
Inning Stats	R: 0 H: 1 E: 0 K: 1 S: 15	H: 2 LOB: 1 BB: 0 P: 19	R: 0 H: 2 E: 0 K: 1 S: 16	H: 2 LOB: 2 BB: 0 P: 23	R: 2 H: 2 E: 1 K: 0 S: 13	H: 2 LOB: 1 BB: 0 P: 20	R: 0 H: 2 E: 0 K: 0 S: 11	H: 2 LOB: 2 BB: 1 P: 17	R: 0 H: 0 E: 0 K: 0 S: 9	H: 0 LOB: 1 BB: 1 P: 14	R: 0 H: 1 E: 0 K: 0 S: 11	H: 2 LOB: 3 BB: 3 P: 25	R: 0 H: 0 E: 0 K: 3 S: 11	H: 0 LOB: 0 BB: 0 P: 16	R: 0 H: 1 E: 0 K: 1 S: 12	H: 2 LOB: 2 BB: 1 P: 20	R: 0 H: 0 E: 0 K: 1 S: 10	H: 0 LOB: 1 BB: 1 P: 19	1B: 6 2B: 1 3B: 0 HR: 2	SF: 0 SAC: 0 DP: 1 HBP: 0	WP: 0 PB: 0 CS: 2	PA: 41		
PITCHER	IP WLS BF H R ER SO BB IBB HBP BLK WP HR S P ERA WHIP	IP WLS BF H R ER SO BB IBB HBP BLK WP HR S P ERA WHIP	IP WLS BF H R ER SO BB IBB HBP BLK WP HR S P ERA WHIP	IP WLS BF H R ER SO BB IBB HBP BLK WP HR S P ERA WHIP	IP WLS BF H R ER SO BB IBB HBP BLK WP HR S P ERA WHIP	IP WLS BF H R ER SO BB IBB HBP BLK WP HR S P ERA WHIP	IP WLS BF H R ER SO BB IBB HBP BLK WP HR S P ERA WHIP	IP WLS BF H R ER SO BB IBB HBP BLK WP HR S P ERA WHIP	IP WLS BF H R ER SO BB IBB HBP BLK WP HR S P ERA WHIP	IP WLS BF H R ER SO BB IBB HBP BLK WP HR S P ERA WHIP	IP WLS BF H R ER SO BB IBB HBP BLK WP HR S P ERA WHIP	IP WLS BF H R ER SO BB IBB HBP BLK WP HR S P ERA WHIP	IP WLS BF H R ER SO BB IBB HBP BLK WP HR S P ERA WHIP	IP WLS BF H R ER SO BB IBB HBP BLK WP HR S P ERA WHIP	IP WLS BF H R ER SO BB IBB HBP BLK WP HR S P ERA WHIP	IP WLS BF H R ER SO BB IBB HBP BLK WP HR S P ERA WHIP	IP WLS BF H R ER SO BB IBB HBP BLK WP HR S P ERA WHIP	IP WLS BF H R ER SO BB IBB HBP BLK WP HR S P ERA WHIP	IP WLS BF H R ER SO BB IBB HBP BLK WP HR S P ERA WHIP	IP WLS BF H R ER SO BB IBB HBP BLK WP HR S P ERA WHIP	IP WLS BF H R ER SO BB IBB HBP BLK WP HR S P ERA WHIP	IP WLS BF H R ER SO BB IBB HBP BLK WP HR S P ERA WHIP	IP WLS BF H R ER SO BB IBB HBP BLK WP HR S P ERA WHIP	IP WLS BF H R ER SO BB IBB HBP BLK WP HR S P ERA WHIP

Los Angeles Dodgers @ Arizona Diamondbacks
Chase Field, Phoenix, AZ
Thu Sep 10 2020, 6:42 PM - 10:10 PM MST
Partly Cloudy - 87 F

AB 34
R 2
H 9
RBI 2
BB 7
SO 7
LOB 20



Batter	1	2	3	4	5	6	7	8	9	AB	R	H	RBI	BB	SO	LOB	BOTTOM								
10 Josh Rojas, L OBP: 0.256, SLG: 0.200	1B		E5	F6		G6-3		L7		5	1	1	0	0	0	4									
19 Josh VanMeter, L OBP: 0.187, SLG: 0.211	FC3-6 1B			F7		P6				4	1	1	0	0	0	3									
53 Christian Walker, R OBP: 0.333, SLG: 0.481	1B									4	0	2	2	0	1	0									
56 Kole Calhoun, L OBP: 0.329, SLG: 0.434	F7		F9			G4-3				4	0	0	0	0	0	3									
5 Eduardo Escobar, S OBP: 0.277, SLG: 0.340	F8		F7			K				4	0	0	0	0	1	3									
6 David Peralta, L OBP: 0.335, SLG: 0.397			K			G4-3				4	0	2	0	0	1	1									
13 Nick Ahmed, R OBP: 0.323, SLG: 0.384										4	1	2	0	0	1	2	AB 36								
12 Daulton Varsho, L OBP: 0.242, SLG: 0.322	L6		L8							3	1	1	1	1	0	2	R 5								
18 Carson Kelly, R OBP: 0.239, SLG: 0.322	F9									4	1	2	2	0	1	3	H 11								
																	RBI 5								
																	BB 1								
																	SO 5								
																	LOB 21								
Inning Stats	R: 0 H: 2 E: 0 K: 0 S: 12	H: 1 LOB: 1 BB: 0 P: 16	R: 0 H: 1 E: 0 K: 1 S: 10	H: 1 LOB: 1 BB: 0 P: 16	R: 2 H: 2 E: 1 K: 1 S: 17	H: 2 LOB: 1 BB: 0 P: 26	R: 0 H: 2 E: 0 K: 0 S: 15	H: 2 LOB: 2 BB: 0 P: 20	R: 0 H: 0 E: 0 K: 1 S: 6	H: 0 LOB: 0 BB: 0 P: 6	R: 3 H: 3 E: 0 K: 0 S: 13	H: 3 LOB: 0 BB: 0 P: 19	R: 0 H: 0 E: 0 K: 1 S: 10	H: 0 LOB: 0 BB: 0 P: 14	R: 0 H: 1 E: 0 K: 1 S: 13	H: 2 LOB: 2 BB: 1 P: 21	R: 0 H: 0 E: 0 K: 1 S: 13	H: 0 LOB: 0 BB: 0 P: 19	1B: 7 2B: 2 3B: 1 HR: 1	SF: 0 SAC: 0 DP: 0 HBP: 0	WP: 2 PB: 0 CS: 0	PA: 37			
PITCHER	IP WLS BF H R ER SO BB IBB HBP BLK WP HR S P ERA WHIP	IP WLS BF H R ER SO BB IBB HBP BLK WP HR S P ERA WHIP	IP WLS BF H R ER SO BB IBB HBP BLK WP HR S P ERA WHIP	IP WLS BF H R ER SO BB IBB HBP BLK WP HR S P ERA WHIP	IP WLS BF H R ER SO BB IBB HBP BLK WP HR S P ERA WHIP	IP WLS BF H R ER SO BB IBB HBP BLK WP HR S P ERA WHIP	IP WLS BF H R ER SO BB IBB HBP BLK WP HR S P ERA WHIP	IP WLS BF H R ER SO BB IBB HBP BLK WP HR S P ERA WHIP	IP WLS BF H R ER SO BB IBB HBP BLK WP HR S P ERA WHIP	IP WLS BF H R ER SO BB IBB HBP BLK WP HR S P ERA WHIP	IP WLS BF H R ER SO BB IBB HBP BLK WP HR S P ERA WHIP	IP WLS BF H R ER SO BB IBB HBP BLK WP HR S P ERA WHIP	IP WLS BF H R ER SO BB IBB HBP BLK WP HR S P ERA WHIP	IP WLS BF H R ER SO BB IBB HBP BLK WP HR S P ERA WHIP	IP WLS BF H R ER SO BB IBB HBP BLK WP HR S P ERA WHIP	IP WLS BF H R ER SO BB IBB HBP BLK WP HR S P ERA WHIP	IP WLS BF H R ER SO BB IBB HBP BLK WP HR S P ERA WHIP	IP WLS BF H R ER SO BB IBB HBP BLK WP HR S P ERA WHIP	IP WLS BF H R ER SO BB IBB HBP BLK WP HR S P ERA WHIP	IP WLS BF H R ER SO BB IBB HBP BLK WP HR S P ERA WHIP	IP WLS BF H R ER SO BB IBB HBP BLK WP HR S P ERA WHIP	IP WLS BF H R ER SO BB IBB HBP BLK WP HR S P ERA WHIP	IP WLS BF H R ER SO BB IBB HBP BLK WP HR S P ERA WHIP	IP WLS BF H R ER SO BB IBB HBP BLK WP HR S P ERA WHIP	IP WLS BF H R ER SO BB IBB HBP BLK WP HR S P ERA WHIP

Los Angeles Dodgers @ Arizona Diamondbacks
Chase Field, Phoenix, AZ
Thu Sep 10 2020, 6:42 PM - 10:10 PM MST
Partly Cloudy - 87 F

AB 36
R 5
H 11
RBI 5
BB 1
SO 5
LOB 21



Batter	1	2	3	4	5	6	7	8	9	AB	R	H	RBI	BB	SO	LOB	TOP										
25 Dylan Moore, R (1, 7) OBP: 0.362, SLG: 0.563	E6		HR		FC6-4			F8		4	1	1	1	0	0	1	Seattle Mariners @ Arizona Diamondbacks Chase Field, Phoenix, AZ Fri Sep 11 2020, 6:41 PM - 9:12 PM MST Partly Cloudy - 89 F										
23 Ty France, R (1, 4) OBP: 0.392, SLG: 0.513	F9		P5				F9	HR	4	1	1	1	0	0	1												
1 Kyle Lewis, R (1, 8) OBP: 0.390, SLG: 0.484	K		G6-3				L8	P5	4	0	0	0	0	0	1												
15 Kyle Seager, L (1, 5) OBP: 0.361, SLG: 0.473	K				L8		F8		4	0	0	0	0	0	2												
12 Evan White, R (1, 3) OBP: 0.254, SLG: 0.344		L5			P4			22 WP 26 1B BB	3	1	0	0	1	1	0												
22 Luis Torrens, R (1, 2) OBP: 0.306, SLG: 0.281					L5		G5-3		3	0	0	0	1	0	1												
26 José Marmolejos, L (1, 10) OBP: 0.274, SLG: 0.435		BB							3	0	1	1	0	1	1												
20 Phillip Ervin, R (1, 9) OBP: 0.250, SLG: 0.120							G5-4-3	20 G5-4-3 1B	2	0	0	0	1	0	2												
9 Dee Strange-Gordon, L (1, 6) OBP: 0.246, SLG: 0.203					G3				3	0	0	0	0	0	1												
Inning Stats	R: 0 H: 0 E: 1 K: 2 S: 12	H: 0 LOB: 1 BB: 0 P: 15	R: 0 H: 0 E: 0 K: 1 S: 9	LOB: 1 BB: 1 P: 15	R: 1 H: 1 E: 0 K: 0 S: 8	LOB: 0 BB: 0 P: 10	R: 0 H: 0 E: 0 K: 0 S: 9	LOB: 0 BB: 0 P: 14	R: 0 H: 0 E: 0 K: 0 S: 10	LOB: 1 BB: 1 P: 14	R: 0 H: 0 E: 0 K: 0 S: 6	LOB: 0 BB: 0 P: 9	R: 1 H: 1 E: 0 K: 0 S: 13	LOB: 1 BB: 1 P: 21	R: 1 H: 1 E: 0 K: 0 S: 9	LOB: 0 BB: 0 P: 14	R: 0 H: 0 E: 0 K: 2 S: 10	LOB: 0 BB: 0 P: 15	1B: 1 2B: 0 3B: 0 HR: 2	SF: 0 SAC: 0 DP: 1 HBP: 0	WP: 1 PB: 0 SB: 1 CS: 0	PA: 33					
PITCHER	IP	WLS	BF	H	R	ER	SO	BB	IBB	HBP	BLK	WP	HR	S	P	ERA	WHIP										
31 Caleb Smith, L (1, 1) ERA: 3.0	3.0		12	1	1	1	3	1	0	0	0	0	1	29	40	3.00	0.667										
49 Alex Young, L (4, 1) ERA: 4.42	5.1	W	19	2	2	2	1	2	0	0	0	1	1	51	78	3.38	0.750										
58 Stefan Crichton, R (9, 1) ERA: 2.91	0.2	S	2	0	0	0	1	0	0	0	0	0	0	6	9	0.00	0.000										

Batter	1	2	3	4	5	6	7	8	9	AB	R	H	RBI	BB	SO	LOB	BOTTOM										
16 Tim Lincecum, R (1, 8) OBP: 0.345, SLG: 0.400	FC3-6	G1-3		F9			F9			4	0	1	0	0	0	1	Seattle Mariners @ Arizona Diamondbacks Chase Field, Phoenix, AZ Fri Sep 11 2020, 6:41 PM - 9:12 PM MST Partly Cloudy - 89 F										
10 Josh Rojas, L (1, 7) OBP: 0.275, SLG: 0.231	FC3-6		5 2B 53 3B 56 SF8	G4-3		G4-3		53 F8 1B	4	2	2	0	0	0	1												
53 Christian Walker, R (1, 3) OBP: 0.332, SLG: 0.485			G4-3		L4			F8	4	1	1	1	0	0	2												
5 Eduardo Escobar, S (1, 4) OBP: 0.277, SLG: 0.346	SF7		56 SF8 2B		K			F9	3	0	1	1	0	1	1												
56 Kole Calhoun, L (1, 9) OBP: 0.328, SLG: 0.438	13 1B 2B		SF8			G4-3		K	3	1	1	1	0	1	1												
13 Nick Ahmed, R (1, 6) OBP: 0.324, SLG: 0.383			L8			K			3	0	1	1	0	1	1												
27 Wyatt Mathisen, R (1, 5) OBP: 0.143, SLG: 0.077	K				K				3	0	0	0	0	3	1												
21 Stephen Vogt, L (1, 2) OBP: 0.219, SLG: 0.262		G6-3						F8	2	0	0	0	1	0	0												
18 Carson Kelly, R (1, 10) OBP: 0.232, SLG: 0.311		L9			F9			L6	3	0	0	0	0	0	1												
Inning Stats	R: 3 H: 4 E: 0 K: 1 S: 20	H: 4 LOB: 1 BB: 0 P: 24	R: 0 H: 0 E: 0 K: 0 S: 10	LOB: 0 BB: 0 P: 17	R: 1 H: 2 E: 0 K: 0 S: 11	LOB: 1 BB: 0 P: 14	R: 0 H: 0 E: 0 K: 1 S: 8	LOB: 1 BB: 1 P: 16	R: 0 H: 0 E: 0 K: 2 S: 11	LOB: 0 BB: 0 P: 15	R: 0 H: 0 E: 0 K: 0 S: 8	LOB: 0 BB: 0 P: 13	R: 0 H: 1 E: 0 K: 1 S: 10	LOB: 1 BB: 0 P: 16	R: 0 H: 0 E: 0 K: 1 S: 10	LOB: 0 BB: 0 P: 16	1B: 4 2B: 2 3B: 1 HR: 0	SF: 2 SAC: 0 DP: 0 HBP: 0	WP: 0 PB: 0 SB: 1 CS: 0	PA: 32							
PITCHER	IP	WLS	BF	H	R	ER	SO	BB	IBB	HBP	BLK	WP	HR	S	P	ERA	WHIP										
18 Yusei Kikuchi, L (1, 1) ERA: 5.35	6.0	L	25	6	4	4	5	1	0	0	0	0	0	67	94	6.00	1.167										
55 Yohan Ramirez, R (7, 1) ERA: 2.87	1.0		3	0	0	0	0	0	0	0	0	0	0	8	13	0.00	0.000										
38 Anthony Misiewicz, L (8, 1) ERA: 3.78	1.0		4	1	0	0	1	0	0	0	0	0	0	10	16	0.00	1.000										

Batter	1	2	3	4	5	6	7	8	9	AB R H RBI BB SO LOB	TOP									
25 Dylan Moore, R OBP: 0.355, SLG: 0.546										5 0 1 0 0 2 2	Seattle Mariners @ Arizona Diamondbacks Chase Field, Phoenix, AZ Sat Sep 12 2020, 5:14 PM - 7:57 PM MST Roof Closed - 78 F									
23 Ty France, R OBP: 0.404, SLG: 0.560										4 1 3 1 1 0 1										
1 Kyle Lewis, R OBP: 0.385, SLG: 0.472										4 0 0 0 1 2 4										
15 Kyle Seager, L OBP: 0.368, SLG: 0.467										2 2 0 1 3 0 1										
26 José Marmolejos, L OBP: 0.286, SLG: 0.493										4 2 2 3 0 0 3										
12 Evan White, R OBP: 0.253, SLG: 0.336										3 1 0 0 1 2 3										
22 Luis Torrens, R OBP: 0.325, SLG: 0.333										4 0 2 2 0 0 0										
31 Donovan Walton, L OBP: 0.266, SLG: 0.167										4 0 0 0 0 2 2										
20 Phillip Ervin, R OBP: 0.266, SLG: 0.167										4 1 2 0 0 1 0										
Inning Stats	R: 4 H: 3 E: 0 K: 3 S: 17	H: 3 LOB: 1 BB: 2 P: 29	R: 1 H: 2 E: 0 K: 1 S: 15	H: 2 LOB: 3 BB: 2 P: 28	R: 0 H: 0 E: 0 K: 0 S: 7	H: 0 LOB: 0 BB: 0 P: 11	R: 0 H: 1 E: 0 K: 2 S: 10	H: 1 LOB: 0 BB: 1 P: 20	R: 0 H: 1 E: 0 K: 2 S: 8	H: 1 LOB: 0 BB: 0 P: 8		R: 0 H: 1 E: 0 K: 1 S: 7	H: 1 LOB: 1 BB: 1 P: 18	1B: 5 2B: 3 HR: 2	SF: 0 SAC: 0 DP: 3 HBP: 0	WP: 0 PB: 0 SB: 0 CS: 0	PA: 40			
PITCHER	IP WLS BF H R ER SO BB IBB HBP BLK WP HR S P ERA WHIP	5.0 L 26 7 7 7 6 5 0 0 0 0 2 56 98 12.60 2.400	2.0 7 1 0 0 2 0 0 0 0 0 0 13 19 0.00 0.500	1.0 3 1 0 0 1 0 0 0 0 0 0 7 11 0.00 1.000	1.0 4 1 0 0 0 1 0 0 0 0 0 8 18 0.00 2.000	PITCHER														
23 Zac Gallen, R ERA: 3.15																				
50 Yoan López, R ERA: 5.74																				
64 Keury Mella, R ERA: 1.8																				
35 Joel Payamps, R ERA: 3.0																				
Batter	1	2	3	4	5	6	7	8	9	AB R H RBI BB SO LOB	BOTTOM									
16 Tim Locastro, R OBP: 0.333, SLG: 0.382										5 0 1 0 0 1 2	Seattle Mariners @ Arizona Diamondbacks Chase Field, Phoenix, AZ Sat Sep 12 2020, 5:14 PM - 7:57 PM MST Roof Closed - 78 F									
13 Nick Ahmed, R OBP: 0.328, SLG: 0.386										4 1 2 0 0 0 1										
53 Christian Walker, R OBP: 0.340, SLG: 0.494										2 2 1 0 1 0 1										
5 Eduardo Escobar, S OBP: 0.276, SLG: 0.344												4 0 1 0 0 0 2								
6 David Peralta, L OBP: 0.328, SLG: 0.388												4 0 0 1 0 2 3								
27 Wyatt Mathisen, R OBP: 0.167, SLG: 0.118												4 0 1 2 0 2 0								
19 Josh VanMeter, L OBP: 0.174, SLG: 0.195										3 0 0 0 1 1 0										
18 Carson Kelly, R OBP: 0.232, SLG: 0.301										3 0 0 0 1 1 3										
26 Pavin Smith, L OBP: 0.250, SLG: 0.250										4 0 1 0 0 0 4										
Inning Stats	R: 0 H: 1 E: 0 K: 1 S: 8	H: 0 LOB: 0 BB: 0 P: 11	R: 0 H: 0 E: 0 K: 2 S: 7	H: 0 LOB: 0 BB: 0 P: 12	R: 0 H: 0 E: 0 K: 0 S: 7	H: 0 LOB: 1 BB: 1 P: 12	R: 2 H: 3 E: 0 K: 1 S: 14	H: 3 LOB: 3 BB: 2 P: 23	R: 0 H: 0 E: 0 K: 0 S: 12	H: 0 LOB: 1 BB: 0 P: 16		R: 0 H: 0 E: 0 K: 3 S: 9	H: 0 LOB: 0 BB: 0 P: 11	R: 0 H: 1 E: 0 K: 0 S: 9	R: 1 H: 1 E: 0 K: 0 S: 8	R: 0 H: 1 E: 0 K: 0 S: 7	H: 1 LOB: 0 BB: 0 P: 10	1B: 6 2B: 1 3B: 0 HR: 0	SF: 0 SAC: 0 DP: 1 HBP: 1	WP: 1 PB: 0 SB: 0 CS: 0
PITCHER	IP WLS BF H R ER SO BB IBB HBP BLK WP HR S P ERA WHIP	7.0 W 29 5 2 2 7 3 0 1 0 0 1 0 66 2.57 1.143	1.0 4 1 1 1 0 0 0 0 0 0 0 8 11 9.00 1.000	1.0 4 1 0 0 0 0 0 0 0 0 0 7 10 0.00 1.000	PITCHER															
33 Justus Sheffield, L ERA: 4.68																				
49 Kendall Graveman, R ERA: 6.94																				
6 Yoshihisa Hirano, R ERA: 3.86																				

Batter	1	2	3	4	5	6	7	8	9	AB	R	H	RBI	BB	SO	LOB	TOP					
10 Josh Rojas, L OBP: 0.283, SLG: 0.196										5	0	0	0	0	0	2						
26 Pavin Smith, L OBP: 0.308, SLG: 0.273										4	1	1	1	0	1	1						
53 Christian Walker, R OBP: 0.339, SLG: 0.483										3	2	1	0	2	0	0						
56 Kole Calhoun, L OBP: 0.333, SLG: 0.477										5	2	3	5	0	2	1						
5 Eduardo Escobar, S OBP: 0.270, SLG: 0.335										4	0	0	0	0	1	1						
6 David Peralta, L OBP: 0.330, SLG: 0.411										4	1	2	1	0	0	1						
13 Nick Ahmed, R OBP: 0.319, SLG: 0.373										4	0	0	0	0	1	2						
12 Daulton Varsho, L OBP: 0.243, SLG: 0.348										4	1	1	1	0	1	1						
18 Carson Kelly, R OBP: 0.252, SLG: 0.371										4	2	3	1	0	1	0						
Inning Stats	R: 2 E: 0 K: 0 S: 9	H: 1 LOB: 0 BB: 1 P: 16	R: 2 E: 0 K: 0 S: 12	H: 2 LOB: 0 BB: 1 P: 13	R: 3 E: 0 K: 2 S: 21	H: 3 LOB: 1 BB: 1 P: 30	R: 1 E: 0 K: 0 S: 10	H: 1 LOB: 0 BB: 0 P: 13	R: 0 E: 0 K: 1 S: 7	H: 1 LOB: 0 BB: 0 P: 8	R: 0 E: 0 K: 1 S: 12	H: 0 LOB: 0 BB: 0 P: 16	R: 1 E: 0 K: 1 S: 14	H: 1 LOB: 1 BB: 0 P: 20	R: 0 E: 0 K: 1 S: 11	H: 1 LOB: 0 BB: 0 P: 17	1B: 3 2B: 3 3B: 0 HR: 5	SF: 1 SAC: 0 DP: 0 HBP: 0	WP: 0 PB: 0 SB: 0 CS: 0	PA: 40		
PITCHER	IP: 2.0 ERA: 8.9	WLS: 10 ERA: 8.9	BF: 3 ERA: 8.9	H: 4 ERA: 8.9	R: 4 ERA: 8.9	ER: 4 ERA: 8.9	SO: 0 ERA: 8.9	BB: 1 ERA: 8.9	IBB: 0 ERA: 8.9	HBP: 0 ERA: 8.9	BLK: 0 ERA: 8.9	WP: 0 ERA: 8.9	HR: 3 ERA: 8.9	S: 21 ERA: 8.9	P: 29 ERA: 8.9	ERA: 18.00 WHIP: 2.000						
49 Julio Teheran, R ERA: 8.9	IP: 3.1 ERA: 8.9	WLS: 7 ERA: 8.9	BF: 3 ERA: 8.9	H: 3 ERA: 8.9	R: 3 ERA: 8.9	ER: 3 ERA: 8.9	SO: 2 ERA: 8.9	BB: 1 ERA: 8.9	IBB: 0 ERA: 8.9	HBP: 0 ERA: 8.9	BLK: 0 ERA: 8.9	WP: 0 ERA: 8.9	HR: 1 ERA: 8.9	S: 21 ERA: 8.9	P: 30 ERA: 8.9	ERA: 27.00 WHIP: 4.000						
61 Hoboy Milner, L ERA: 8.75	IP: 4.1 ERA: 8.75	WLS: 10 ERA: 8.75	BF: 3 ERA: 8.75	H: 1 ERA: 8.75	R: 1 ERA: 8.75	ER: 1 ERA: 8.75	SO: 1 ERA: 8.75	BB: 0 ERA: 8.75	IBB: 0 ERA: 8.75	HBP: 0 ERA: 8.75	BLK: 0 ERA: 8.75	WP: 0 ERA: 8.75	HR: 0 ERA: 8.75	S: 23 ERA: 8.75	P: 29 ERA: 8.75	ERA: 3.86 WHIP: 1.286						
32 Cam Bedrosian, R ERA: 2.38	IP: 6.1 ERA: 2.38	WLS: 5 ERA: 2.38	BF: 0 ERA: 2.38	H: 0 ERA: 2.38	R: 0 ERA: 2.38	ER: 0 ERA: 2.38	SO: 2 ERA: 2.38	BB: 0 ERA: 2.38	IBB: 0 ERA: 2.38	HBP: 0 ERA: 2.38	BLK: 0 ERA: 2.38	WP: 0 ERA: 2.38	HR: 0 ERA: 2.38	S: 17 ERA: 2.38	P: 26 ERA: 2.38	ERA: 0.00 WHIP: 0.000						
60 Mike Mayers, R ERA: 2.14	IP: 8.1 ERA: 2.14	WLS: 4 ERA: 2.14	BF: 1 ERA: 2.14	H: 1 ERA: 2.14	R: 1 ERA: 2.14	ER: 1 ERA: 2.14	SO: 1 ERA: 2.14	BB: 0 ERA: 2.14	IBB: 0 ERA: 2.14	HBP: 0 ERA: 2.14	BLK: 0 ERA: 2.14	WP: 0 ERA: 2.14	HR: 1 ERA: 2.14	S: 14 ERA: 2.14	P: 20 ERA: 2.14	ERA: 9.00 WHIP: 1.000						
35 Matt Andriese, R ERA: 5.13																						

Arizona Diamondbacks @ Los Angeles Angels
Angel Stadium, Anaheim, CA
Tue Sep 15 2020, 6:42 PM - 9:48 PM PDT
Clear - 82 F

AB	37
R	9
H	11
RBI	9
BB	2
SO	7
LOB	9

Batter	1	2	3	4	5	6	7	8	9	AB	R	H	RBI	BB	SO	LOB	BOTTOM					
22 David Fletcher, R OBP: 0.371, SLG: 0.428										5	1	3	1	0	2	1						
25 Jared Walsh, L OBP: 0.328, SLG: 0.759										5	2	3	3	0	0	2						
27 Mike Trout, R OBP: 0.403, SLG: 0.639										4	0	1	0	0	1	2						
6 Anthony Rendon, R OBP: 0.427, SLG: 0.506										5	1	1	1	0	0	4						
5 Albert Pujols, R OBP: 0.288, SLG: 0.393										4	0	0	0	1	0	1						
10 Justin Upton, R OBP: 0.277, SLG: 0.379										4	1	1	2	0	0	1						
33 Max Stassi, R OBP: 0.333, SLG: 0.422										4	0	1	0	0	0	1						
3 Taylor Ward, R OBP: 0.328, SLG: 0.362										4	1	1	0	0	1	2						
2 Andrelton Simmons, R OBP: 0.352, SLG: 0.381										3	2	2	1	1	0	0						
Inning Stats	R: 0 E: 0 K: 0 S: 9	H: 2 LOB: 1 BB: 0 P: 12	R: 0 E: 0 K: 0 S: 10	H: 0 LOB: 1 BB: 1 P: 16	R: 1 E: 0 K: 1 S: 11	H: 2 LOB: 1 BB: 0 P: 14	R: 0 E: 0 K: 1 S: 8	H: 1 LOB: 0 BB: 0 P: 10	R: 5 E: 0 K: 0 S: 12	H: 5 LOB: 0 BB: 0 P: 16	R: 2 E: 0 K: 1 S: 16	H: 3 LOB: 1 BB: 0 P: 21	R: 0 E: 0 K: 0 S: 8	H: 0 LOB: 0 BB: 0 P: 13	R: 0 E: 0 K: 1 S: 11	H: 0 LOB: 1 BB: 1 P: 20	R: 0 E: 0 K: 0 S: 7	H: 0 LOB: 0 BB: 0 P: 13	1B: 5 2B: 6 3B: 0 HR: 2	SF: 0 SAC: 0 DP: 1 HBP: 1	WP: 0 PB: 1 SB: 0 CS: 0	PA: 41
PITCHER	IP: 5.1 ERA: 8.53	WLS: 2 ERA: 8.53	BF: 0 ERA: 8.53	H: 8 ERA: 8.53	R: 8 ERA: 8.53	ER: 8 ERA: 8.53	SO: 2 ERA: 8.53	BB: 1 ERA: 8.53	IBB: 0 ERA: 8.53	HBP: 0 ERA: 8.53	BLK: 0 ERA: 8.53	WP: 0 ERA: 8.53	HR: 2 ERA: 8.53	S: 61 ERA: 8.53	P: 81 ERA: 8.53	ERA: 13.50 WHIP: 2.625						
40 Madison Bumgarner, L ERA: 8.53	IP: 6.1 ERA: 8.53	WLS: 2 ERA: 8.53	BF: 0 ERA: 8.53	H: 0 ERA: 8.53	R: 0 ERA: 8.53	ER: 0 ERA: 8.53	SO: 1 ERA: 8.53	BB: 0 ERA: 8.53	IBB: 0 ERA: 8.53	HBP: 0 ERA: 8.53	BLK: 0 ERA: 8.53	WP: 0 ERA: 8.53	HR: 5 ERA: 8.53	S: 8 ERA: 8.53	P: 8 ERA: 8.53	ERA: 0.00 WHIP: 0.000						
41 Junior Guerra, R ERA: 3.05	IP: 7.1 ERA: 3.05	WLS: 3 ERA: 3.05	BF: 0 ERA: 3.05	H: 0 ERA: 3.05	R: 0 ERA: 3.05	ER: 0 ERA: 3.05	SO: 0 ERA: 3.05	BB: 0 ERA: 3.05	IBB: 0 ERA: 3.05	HBP: 0 ERA: 3.05	BLK: 0 ERA: 3.05	WP: 0 ERA: 3.05	HR: 8 ERA: 3.05	S: 13 ERA: 3.05	P: 20 ERA: 3.05	ERA: 0.00 WHIP: 0.000						
64 Keury Mella, R ERA: 2.57	IP: 8.1 ERA: 2.57	WLS: 4 ERA: 2.57	BF: 0 ERA: 2.57	H: 0 ERA: 2.57	R: 0 ERA: 2.57	ER: 0 ERA: 2.57	SO: 1 ERA: 2.57	BB: 1 ERA: 2.57	IBB: 0 ERA: 2.57	HBP: 0 ERA: 2.57	BLK: 0 ERA: 2.57	WP: 0 ERA: 2.57	HR: 11 ERA: 2.57	S: 20 ERA: 2.57	P: 23 ERA: 2.57	ERA: 0.00 WHIP: 1.000						
28 Héctor Rondón, R ERA: 6.88	IP: 9.1 ERA: 6.88	WLS: 3 ERA: 6.88	BF: 0 ERA: 6.88	H: 0 ERA: 6.88	R: 0 ERA: 6.88	ER: 0 ERA: 6.88	SO: 0 ERA: 6.88	BB: 0 ERA: 6.88	IBB: 0 ERA: 6.88	HBP: 0 ERA: 6.88	BLK: 0 ERA: 6.88	WP: 0 ERA: 6.88	HR: 7 ERA: 6.88	S: 13 ERA: 6.88	P: 13 ERA: 6.88	ERA: 0.00 WHIP: 0.000						
56 Stefan Crichton, R ERA: 2.78																						

Arizona Diamondbacks @ Los Angeles Angels
Angel Stadium, Anaheim, CA
Tue Sep 15 2020, 6:42 PM - 9:48 PM PDT
Clear - 82 F

AB	38
R	8
H	13
RBI	8
BB	2
SO	4
LOB	14

Batter	1	2	3	4	5	6	7	8	9	AB	R	H	RBI	BB	SO	LOB	TOP					
12 Daulton Varsho, L (1,8) OBP: 0.253, SLG: 0.329										4	0	0	0	1	2	2						
19 Josh VanMeter, L (1,4) OBP: 0.213, SLG: 0.222										4	1	1	1	1	0	2						
53 Christian Walker, R (1,10) OBP: 0.341, SLG: 0.451										4	1	2	1	1	1	1						
56 Kole Calhoun, L (1,9) OBP: 0.338, SLG: 0.497										3	0	1	0	1	0	3						
5 Eduardo Escobar, S (1,5) OBP: 0.263, SLG: 0.320										4	0	0	0	0	2	4						
6 David Peralta, L (1,7) OBP: 0.337, SLG: 0.432										4	0	1	0	0	2	1						
13 Nick Ahmed, R (1,6) OBP: 0.321, SLG: 0.379										4	0	1	1	0	2	1						
26 Pavin Smith, L (1,3) OBP: 0.353, SLG: 0.333										4	1	2	0	0	2	2						
18 Carson Kelly, R (1,2) OBP: 0.243, SLG: 0.356										4	0	0	0	0	0	2						
Inning Stats	R: 0 E: 0 K: 1 S: 11	H: 0 LOB: 0 BB: 1 P: 20	R: 0 E: 0 K: 2 S: 11	H: 0 LOB: 1 BB: 1 P: 19	R: 0 E: 0 K: 1 S: 10	H: 1 LOB: 1 BB: 0 P: 16	R: 1 E: 0 K: 2 S: 18	H: 3 LOB: 2 BB: 0 P: 25	R: 1 E: 1 K: 1 S: 14	H: 2 LOB: 2 BB: 0 P: 24	R: 0 E: 0 K: 2 S: 7	H: 0 LOB: 0 BB: 0 P: 11	R: 0 E: 0 K: 0 S: 11	H: 0 LOB: 0 BB: 2 P: 23	R: 0 E: 0 K: 2 S: 7	H: 0 LOB: 0 BB: 0 P: 12	R: 1 E: 0 K: 0 S: 16	H: 2 LOB: 1 BB: 0 P: 25	1B: 6 2B: 2 3B: 0 HR: 0	SF: 0 SAC: 0 DP: 0 HBP: 0	WP: 4 PB: 0 SB: 1 CS: 0	PA: 39
PITCHER	IP	WLS	BF	H	R	ER	SO	BB	IBB	HBP	BLK	WP	HR	S	P	ERA	WHIP					
47 Griffin Canning, R (1,1) ERA: 4.29	5.0	W	23	6	2	1	7	2	0	0	0	2	0	64	104	1.80	1.600					
60 Mike Mayers, R (6,1) ERA: 1.95	2.0		8	0	0	0	2	2	0	0	0	0	0	18	34	0.00	1.000					
64 Félix Peña, R (8,1) ERA: 3.86	1.2		7	2	1	1	2	0	0	0	0	1	0	19	30	5.40	1.200					
31 Ty Buttrey, R (9,1) ERA: 5.47	0.1		1	0	0	0	0	0	0	0	0	1	0	4	7	0.00	0.000					

Arizona Diamondbacks @ Los Angeles Angels
Angel Stadium, Anaheim, CA
Thu Sep 17 2020, 1:13 PM - 4:19 PM PDT
Sunny - 93 F

livebaseballscores.com

AB 35
R 3
H 8
RBI 3
BB 4
SO 11
LOB 18

Batter	1	2	3	4	5	6	7	8	9	AB	R	H	RBI	BB	SO	LOB	BOTTOM					
22 David Fletcher, R (1,4) OBP: 0.372, SLG: 0.432										5	1	3	0	0	0	1						
25 Jared Walsh, L (1,3) OBP: 0.343, SLG: 0.770										3	1	1	1	0	0	1						
27 Mike Trout, R (1,8) OBP: 0.400, SLG: 0.630										3	0	1	2	0	0	1						
6 Anthony Rendon, R (1,5) OBP: 0.418, SLG: 0.515										4	1	2	2	0	1	3						
5 Albert Pujols, R (1,10) OBP: 0.286, SLG: 0.385										4	1	2	0	0	1	1						
10 Justin Upton, R (1,7) OBP: 0.283, SLG: 0.398										4	0	0	0	0	0	2						
3 Taylor Ward, R (1,9) OBP: 0.353, SLG: 0.419										4	2	3	0	0	1	0						
12 Anthony Bemboom, L (1,2) OBP: 0.333, SLG: 0.385										3	0	1	1	0	2	2						
2 Andrelton Simmons, R (1,6) OBP: 0.363, SLG: 0.385										3	1	1	1	1	0	2						
Inning Stats	R: 3 E: 0 K: 0 S: 14	H: 3 LOB: 0 BB: 0 P: 16	R: 2 E: 0 K: 2 S: 17	H: 3 LOB: 2 BB: 1 P: 30	R: 1 E: 0 K: 0 S: 9	H: 2 LOB: 1 BB: 0 P: 17	R: 0 E: 0 K: 0 S: 8	H: 1 LOB: 1 BB: 0 P: 11	R: 0 E: 0 K: 1 S: 9	H: 1 LOB: 0 BB: 0 P: 15	R: 0 E: 0 K: 0 S: 7	H: 1 LOB: 0 BB: 0 P: 7	R: 0 E: 0 K: 1 S: 10	H: 1 LOB: 1 BB: 0 P: 14	R: 1 E: 0 K: 1 S: 11	H: 2 LOB: 1 BB: 0 P: 18	1B: 9 2B: 4 3B: 0 HR: 1	SF: 3 SAC: 0 DP: 2 HBP: 0	WP: 0 PB: 0 SB: 1 CS: 0	PA: 37		
PITCHER	IP	WLS	BF	H	R	ER	SO	BB	IBB	HBP	BLK	WP	HR	S	P	ERA	WHIP					
49 Alex Young, L (1,1) ERA: 5.44	2.2	L	17	1	0	0	2	1	0	0	0	0	0	39	62	20.25	3.375					
50 Yoan López, R (3,1) ERA: 5.63	0.1		1	0	0	0	0	0	0	0	0	0	0	1	1	0.00	0.000					
46 Riley Smith, R (4,1) ERA: 2.38	5.0		19	6	1	1	3	0	0	0	0	0	0	45	65	1.80	1.200					

Arizona Diamondbacks @ Los Angeles Angels
Angel Stadium, Anaheim, CA
Thu Sep 17 2020, 1:13 PM - 4:19 PM PDT
Sunny - 93 F

livebaseballscores.com

AB 33
R 7
H 14
RBI 7
BB 1
SO 5
LOB 13

Batter	1	2	3	4	5	6	7	8	9	AB	R	H	RBI	BB	SO	LOB	TOP										
10 Josh Rojas, L (1,4) OBP: 0.270, SLG: 0.196										5	0	1	0	0	1	2											
19 Josh VanMeter, L (1,5) OBP: 0.215, SLG: 0.224										4	1	1	0	0	2	2											
53 Christian Walker, R (1,3) OBP: 0.344, SLG: 0.481										4	1	2	0	0	0	0											
56 Kole Calhoun, L (1,9) OBP: 0.342, SLG: 0.533										4	2	2	4	0	0	1											
6 David Peralta, L (1,7) OBP: 0.330, SLG: 0.422										4	0	0	0	0	3	0											
13 Nick Ahmed, R (1,6) OBP: 0.325, SLG: 0.382										4	1	2	0	0	0	0											
26 Pavin Smith, L (1,10) OBP: 0.333, SLG: 0.421										4	1	1	1	0	2	1											
12 Daulton Varsho, L (1,8) OBP: 0.253, SLG: 0.338										4	0	1	0	0	3	0											
18 Carson Kelly, R (1,2) OBP: 0.243, SLG: 0.352										4	0	1	0	0	2	1											
Inning Stats	R: 0 H: 1 E: 0 K: 2 S: 10	H: 1 LOB: 1 BB: 0 P: 15	R: 0 H: 0 E: 0 K: 2 S: 11	H: 0 LOB: 0 BB: 0 P: 17	R: 0 H: 1 E: 0 K: 1 S: 7	H: 1 LOB: 0 BB: 0 P: 10	R: 3 H: 3 E: 0 K: 1 S: 14	H: 3 LOB: 0 BB: 0 P: 24	R: 0 H: 1 E: 0 K: 3 S: 14	H: 1 LOB: 1 BB: 0 P: 23	R: 0 H: 0 E: 0 K: 1 S: 7	H: 0 LOB: 0 BB: 0 P: 14	R: 2 H: 3 E: 0 K: 1 S: 17	H: 3 LOB: 1 BB: 0 P: 21	R: 1 H: 2 E: 0 K: 1 S: 14	H: 2 LOB: 1 BB: 0 P: 20	R: 0 H: 0 E: 0 K: 1 S: 6	H: 0 LOB: 0 BB: 0 P: 8	1B: 7 2B: 1 3B: 1 HR: 2	SF: 0 SAC: 0 DP: 1 HBP: 0	WP: 1 PB: 0 SB: 0 CS: 0	PA: 37					
PITCHER	IP	WLS	BF	H	R	ER	SO	BB	IBB	HBP	BLK	WP	HR	S	P	ERA	WHIP										
21 Zack Greinke, R (1,1) ERA: 3.9	5.0		20	6	3	3	9	0	0	0	0	0	1	56	89	5.40	1.200										
77 Luis Garcia, R (6,1) ERA: 2.53	1.1	L	7	3	2	2	2	0	0	0	0	1	0	17	26	13.50	2.250										
62 Blake Taylor, L (7,1) ERA: 2.5	1.0	A	4	1	1	1	0	0	0	0	0	0	1	14	19	9.00	1.000										
70 Andre Scrubb, R (8,1) ERA: 1.35	1.2		6	1	0	0	2	0	0	0	0	0	0	13	19	0.00	0.600										

Arizona Diamondbacks @ Houston Astros
Minute Maid Park, Houston, TX
Fri Sep 18 2020, 7:11 PM - 10:18 PM CDT
Roof Closed - 75 F

livebaseballscores.com

AB 37
R 6
H 11
RBI 5
BB 0
SO 13
LOB 7

Batter	1	2	3	4	5	6	7	8	9	AB	R	H	RBI	BB	SO	LOB	BOTTOM										
4 George Springer, R (1,8) OBP: 0.344, SLG: 0.500										4	2	1	1	0	0	0											
27 Jose Altuve, R (1,4) OBP: 0.287, SLG: 0.314										3	1	1	0	1	0	1											
23 Michael Brantley, L (1,7) OBP: 0.364, SLG: 0.483										4	0	2	0	0	0	1											
2 Alex Bregman, R (1,5) OBP: 0.357, SLG: 0.442										4	0	0	0	0	1	5											
30 Kyle Tucker, L (1,10) OBP: 0.307, SLG: 0.534										4	0	2	1	0	1	2											
10 Yuli Gurriel, R (1,3) OBP: 0.293, SLG: 0.428										4	0	0	0	0	2	5											
1 Carlos Correa, R (1,6) OBP: 0.339, SLG: 0.385										4	0	1	0	0	2	1											
22 Josh Reddick, L (1,9) OBP: 0.306, SLG: 0.366										4	0	0	0	0	0	2											
15 Martin Maldonado, R (1,2) OBP: 0.352, SLG: 0.385										4	0	0	0	0	1	0											
Inning Stats	R: 1 H: 1 E: 1 K: 3 S: 16	H: 1 LOB: 2 BB: 1 P: 28	R: 0 H: 0 E: 0 K: 1 S: 7	H: 0 LOB: 0 BB: 0 P: 11	R: 1 H: 2 E: 1 K: 1 S: 13	H: 2 LOB: 2 BB: 0 P: 20	R: 0 H: 1 E: 0 K: 0 S: 7	H: 1 LOB: 0 BB: 0 P: 10	R: 1 H: 1 E: 0 K: 0 S: 7	H: 1 LOB: 0 BB: 0 P: 13	R: 0 H: 1 E: 0 K: 1 S: 8	H: 1 LOB: 1 BB: 0 P: 12	R: 0 H: 1 E: 0 K: 0 S: 16	H: 1 LOB: 1 BB: 0 P: 24	R: 0 H: 0 E: 0 K: 0 S: 6	H: 0 LOB: 0 BB: 0 P: 7	R: 0 H: 0 E: 0 K: 1 S: 6	H: 0 LOB: 0 BB: 0 P: 8	1B: 4 2B: 2 3B: 0 HR: 1	SF: 0 SAC: 0 DP: 1 HBP: 0	WP: 1 PB: 0 SB: 1 CS: 0	PA: 36					
PITCHER	IP	WLS	BF	H	R	ER	SO	BB	IBB	HBP	BLK	WP	HR	S	P	ERA	WHIP										
23 Zac Gallen, R (1,1) ERA: 3.0	6.0	W	26	6	3	1	6	1	0	0	0	1	58	94	1.50	1.167											
28 Héctor Rondón, R (7,1) ERA: 6.5	1.0	H	4	1	0	0	0	0	0	0	0	0	0	16	24	0.00	1.000										
41 Junior Guerra, R (8,1) ERA: 2.78	1.0	H	3	0	0	0	0	0	0	0	0	0	0	6	7	0.00	0.000										
58 Stefan Crichton, R (9,1) ERA: 2.55	1.0	S	3	0	0	0	1	0	0	0	0	0	0	6	8	0.00	0.000										

Arizona Diamondbacks @ Houston Astros
Minute Maid Park, Houston, TX
Fri Sep 18 2020, 7:11 PM - 10:18 PM CDT
Roof Closed - 75 F

livebaseballscores.com

AB 35
R 3
H 7
RBI 2
BB 1
SO 7
LOB 17

Batter	1	2	3	4	5	6	7	8	9	AB	R	H	RBI	BB	SO	LOB	TOP										
65 Leody Taveras, S OBP: 0.305, SLG: 0.365										4	1	2	0	0	1	1	Texas Rangers @ Arizona Diamondbacks Chase Field, Phoenix, AZ Wed Sep 23, 2020, 3:10 PM - 6:06 PM MST Roof Closed - 78 F										
15 Nick Solak, R OBP: 0.316, SLG: 0.342										3	1	0	0	1	1	3											
9 Isiah Kiner-Falefa, R OBP: 0.335, SLG: 0.386										4	0	1	2	0	0	1											
13 Joey Gallo, L OBP: 0.298, SLG: 0.390										4	0	0	0	0	1	1											
74 Sam Huff, R OBP: 0.320, SLG: 0.542										4	1	2	0	0	1	0											
5 Willie Calhoun, L OBP: 0.220, SLG: 0.214										4	0	1	0	0	0	2											
71 Anderson Tejeda, S OBP: 0.261, SLG: 0.471										4	0	1	1	0	1	2											
82 Sherten Apostel, R OBP: 0.143, SLG: 0.150										3	0	0	0	1	2	2											
76 Eli White, R OBP: 0.213, SLG: 0.209										3	0	0	0	0	1	1											
Inning Stats	R: 1 E: 0 K: 0 S: 8	H: 1 LOB: 0 BB: 0 P: 11	R: 0 E: 0 K: 3 S: 11	H: 1 LOB: 1 BB: 0 P: 17	R: 0 E: 0 K: 0 S: 10	H: 1 LOB: 1 BB: 0 P: 12	R: 1 E: 0 K: 1 S: 16	H: 2 LOB: 1 BB: 0 P: 24	R: 1 E: 0 K: 1 S: 12	H: 1 LOB: 1 BB: 1 P: 19	R: 0 E: 0 K: 0 S: 7	H: 0 LOB: 1 BB: 0 P: 13	R: 0 E: 0 K: 3 S: 14	H: 0 LOB: 1 BB: 1 P: 26	R: 0 E: 0 K: 0 S: 8	H: 0 LOB: 0 BB: 0 P: 10		R: 0 E: 0 K: 0 S: 6	H: 0 LOB: 0 BB: 0 P: 8	1B: 3 2B: 3 3B: 1 HR: 0	SF: 0 SAC: 0 DP: 0 HBP: 0	WP: 0 PB: 0 SB: 0 CS: 1	PA: 36				
PITCHER	IP	WLS	BF	H	R	ER	SO	BB	IBB	HBP	BLK	WP	HR	S	P	ERA	WHIP										
49 Alex Young, L ERA: 5.44	5.0		22	6	3	3	5	1	0	0	0	0	0	57	83	5.40	1.400										
64 Keury Mella, R ERA: 2.0	1.0	W	3	1	0	0	0	0	0	0	0	0	0	7	13	0.00	1.000										
47 Travis Bergen, L ERA: 2.84	1.0		4	0	0	0	3	1	0	0	0	0	0	14	26	0.00	1.000										
50 Yoan López, R ERA: 4.74	1.0		3	0	0	0	0	0	0	0	0	0	0	8	10	0.00	0.000										
58 Stefan Crichton, R ERA: 2.45	1.0		3	0	0	0	0	0	0	0	0	0	0	6	8	0.00	0.000										
Batter	1	2	3	4	5	6	7	8	9	AB	R	H	RBI	BB	SO	LOB	BOTTOM										
16 Tim Locastro, R OBP: 0.352, SLG: 0.426										4	1	2	1	0	0	0	Texas Rangers @ Arizona Diamondbacks Chase Field, Phoenix, AZ Wed Sep 23, 2020, 3:10 PM - 6:06 PM MST Roof Closed - 78 F										
4 Ketel Marte, S OBP: 0.319, SLG: 0.409										5	0	1	0	0	1	2											
53 Christian Walker, R OBP: 0.330, SLG: 0.463										3	0	0	0	1	2	3											
5 Eduardo Escobar, S OBP: 0.267, SLG: 0.319										4	1	2	0	0	0	2											
56 Kole Calhoun, L OBP: 0.340, SLG: 0.531										4	1	1	0	0	2	2											
13 Nick Ahmed, R OBP: 0.322, SLG: 0.402										4	0	1	0	0	1	2											
18 Carson Kelly, R OBP: 0.246, SLG: 0.371										4	1	2	2	0	0	1											
12 Daulton Varsho, L OBP: 0.262, SLG: 0.352										4	1	1	1	0	1	1											
27 Wyatt Mathisen, R OBP: 0.280, SLG: 0.455										4	2	2	3	0	0	1											
Inning Stats	R: 0 E: 1 K: 2 S: 12	H: 1 LOB: 2 BB: 0 P: 14	R: 0 E: 0 K: 0 S: 11	H: 1 LOB: 1 BB: 0 P: 17	R: 0 E: 0 K: 0 S: 11	H: 0 LOB: 1 BB: 1 P: 19	R: 0 E: 0 K: 0 S: 7	H: 1 LOB: 0 BB: 0 P: 10	R: 1 E: 0 K: 1 S: 10	H: 2 LOB: 1 BB: 0 P: 15	R: 6 E: 0 K: 0 S: 28	H: 7 LOB: 1 BB: 0 P: 42	R: 0 E: 0 K: 2 S: 10	H: 0 LOB: 0 BB: 0 P: 14	R: 0 E: 0 K: 2 S: 8	H: 0 LOB: 1 BB: 0 P: 14		1B: 7 2B: 0 3B: 2 HR: 3	SF: 0 SAC: 0 DP: 1 HBP: 1	WP: 0 PB: 0 SB: 1 CS: 0	PA: 38						
PITCHER	IP	WLS	BF	H	R	ER	SO	BB	IBB	HBP	BLK	WP	HR	S	P	ERA	WHIP										
75 Wes Benjamin, L ERA: 4.64	5.0		23	7	3	3	3	1	0	0	0	0	1	54	80	5.40	1.600										
41 Nick Goody, R ERA: 9.0	0.1	L	4	3	3	3	0	0	0	0	0	0	1	16	23	81.00	9.000										
59 Brett Martin, L ERA: 2.13	0.2		4	2	1	1	0	0	0	0	0	0	1	9	14	13.50	3.000										
67 Demarcus Evans, R ERA: 3.0	1.0		3	0	0	0	2	0	0	0	0	0	0	10	14	0.00	0.000										
72 Jonathan Hernández, R ERA: 2.51	1.0		4	0	0	0	2	0	0	1	0	0	0	8	14	0.00	0.000										

Batter	1	2	3	4	5	6	7	8	9	AB	R	H	RBI	BB	SO	LOB	TOP	
15 Raimel Tapia, L (1, 7) OBP: 0.358, SLG: 0.378										3	0	3	0	0	0	0	Colorado Rockies @ Arizona Diamondbacks Chase Field, Phoenix, AZ Fri Sep 25 2020, 3:43 PM - 6:18 PM MST Roof Closed - 77 F	
11 Kevin Pillar, R (1, 8) OBP: 0.332, SLG: 0.455										4	0	0	0	0	2	5		
27 Trevor Story, R (1, 6) OBP: 0.360, SLG: 0.525										3	0	0	0	0	3	2		
19 Charlie Blackmon, L (1, 9) OBP: 0.362, SLG: 0.460										3	0	1	0	0	1	2		
8 Joshua Fuentes, R (1, 3) OBP: 0.341, SLG: 0.453										2	0	1	0	1	0	0		
24 Ryan McMahon, L (1, 5) OBP: 0.297, SLG: 0.385										3	0	0	0	0	0	3		
25 Matt Kemp, R (1, 10) OBP: 0.326, SLG: 0.419										1	0	0	0	1	1	0		
22 Sam Hilliard, L (7, PH) OBP: 0.274, SLG: 0.439										1	0	0	0	0	1	0		
35 Elias Diaz, R (1, 2) OBP: 0.281, SLG: 0.288										3	0	1	0	0	1	0		
1 Garrett Hampson, R (1, 4) OBP: 0.294, SLG: 0.395										2	0	0	0	1	2	2		
Inning Stats	R: 0 H: 0 E: 1 K: 3 S: 12	H: 0 LOB: 1 BB: 0 P: 19	R: 0 H: 1 E: 0 K: 1 S: 9	LOB: 2 BB: 1 P: 18	R: 0 H: 1 E: 0 K: 2 S: 8	LOB: 1 BB: 0 P: 11	R: 0 H: 0 E: 0 K: 1 S: 5	H: 0 LOB: 0 BB: 1 P: 11	R: 0 H: 1 E: 0 K: 2 S: 12	H: 2 LOB: 1 BB: 0 P: 15	R: 0 H: 1 E: 0 K: 1 S: 10	H: 1 LOB: 2 BB: 1 P: 15	R: 0 H: 0 E: 0 K: 1 S: 10	H: 1 LOB: 2 BB: 1 P: 15			WP: 1 PA: 29	
PITCHER	IP	WLS	BF	H	R	ER	SO	BB	IBB	HBP	BLK	WP	HR	S	P	ERA	WHIP	
23 Zac Gallen, R (1, 1) ERA: 2.75	6.0	W	24	5	0	0	10	2	0	0	0	1	0	56	90	0.00	1.167	
50 Yoan López, R (7, 1) ERA: 4.59	0.2		4	1	0	0	1	1	0	0	0	0	0	8	12	0.00	3.000	
58 Stefan Crichton, R (7, 1) ERA: 2.42	0.1	S	1	0	0	0	0	0	0	0	0	0	0	2	3	0.00	0.000	

AB	25
R	0
H	6
RBI	0
BB	3
SO	11
LOB	14



Batter	1	2	3	4	5	6	7	8	9	AB	R	H	RBI	BB	SO	LOB	BOTTOM	
12 Daulton Varsho, L (1, 8) OBP: 0.280, SLG: 0.362										3	1	2	0	1	1	1	Colorado Rockies @ Arizona Diamondbacks Chase Field, Phoenix, AZ Fri Sep 25 2020, 3:43 PM - 6:18 PM MST Roof Closed - 77 F	
4 Ketel Marte, S (1, 4) OBP: 0.323, SLG: 0.408										3	0	1	0	1	0	2		
53 Christian Walker, R (1, 3) OBP: 0.341, SLG: 0.476										4	2	2	2	0	0	4		
56 Kole Calhoun, L (1, 9) OBP: 0.342, SLG: 0.525										2	1	0	0	2	0	4		
5 Eduardo Escobar, S (1, 5) OBP: 0.268, SLG: 0.330										3	0	1	1	0	0	3		
6 David Peralta, L (1, 10) OBP: 0.340, SLG: 0.433										2	0	1	1	1	0	1		
13 Nick Ahmed, R (1, 6) OBP: 0.322, SLG: 0.401										3	0	1	0	0	1	3		
26 Pavin Smith, L (1, 7) OBP: 0.333, SLG: 0.355										2	0	0	0	1	0	5		
18 Carson Kelly, R (1, 2) OBP: 0.248, SLG: 0.370										3	0	1	0	0	1	1		
Inning Stats	R: 0 H: 1 E: 0 K: 0 S: 13	H: 1 LOB: 1 BB: 0 P: 20	R: 0 H: 1 E: 0 K: 0 S: 8	LOB: 1 BB: 1 P: 14	R: 3 H: 3 E: 0 K: 1 S: 17	LOB: 1 BB: 1 P: 25	R: 0 H: 0 E: 0 K: 1 S: 11	H: 0 LOB: 1 BB: 1 P: 20	R: 1 H: 3 E: 1 K: 1 S: 18	H: 3 LOB: 3 BB: 1 P: 29	R: 0 H: 1 E: 0 K: 0 S: 10	H: 1 LOB: 2 BB: 2 P: 19	R: 0 H: 0 E: 0 K: 1 S: 10	H: 1 LOB: 2 BB: 2 P: 19				WP: 0 PA: 31
PITCHER	IP	WLS	BF	H	R	ER	SO	BB	IBB	HBP	BLK	WP	HR	S	P	ERA	WHIP	
49 Antonio Senzatela, R (1, 1) ERA: 3.44	4.1	L	24	4	4	2	4	4	0	0	0	0	1	62	99	8.31	2.769	
54 Carlos Estévez, R (5, 1) ERA: 7.5	0.2		2	0	0	0	1	0	0	0	0	0	0	5	9	0.00	0.000	
62 Yency Almonte, R (6, 1) ERA: 2.93	1.0		5	1	0	0	0	2	0	0	0	0	0	10	19	0.00	3.000	

AB	25
R	4
H	9
RBI	4
BB	6
SO	3
LOB	24



Batter	1	2	3	4	5	6	7	8	9	AB	R	H	RBI	BB	SO	LOB	TOP					
15 Raimel Tapia, L OBP: 0.367, SLG: 0.389										5	2	3	1	0	0	0	Colorado Rockies @ Arizona Diamondbacks Chase Field, Phoenix, AZ Sat Sep 26 2020, 5:11 PM - 8:12 PM MST Roof Closed - 76 F					
11 Kevin Pillar, R OBP: 0.336, SLG: 0.462										4	0	0	0	1	0	3						
19 Charlie Blackmon, L OBP: 0.361, SLG: 0.454										4	1	1	2	0	0	2						
27 Trevor Story, R OBP: 0.361, SLG: 0.528										5	1	2	1	0	2	1						
8 Joshua Fuentes, R OBP: 0.323, SLG: 0.436										5	1	1	1	0	2	2						
9 Daniel Murphy, L OBP: 0.275, SLG: 0.333										4	1	1	1	0	0	0						
22 Sam Hilliard, L OBP: 0.273, SLG: 0.426										0	0	0	0	1	0	0						
35 Elias Diaz, R OBP: 0.304, SLG: 0.375										5	2	3	2	0	2	1	AB 40 R 10 H 13 RBI 10 BB 2 SO 11 LOB 11					
24 Ryan McMahon, L OBP: 0.302, SLG: 0.429										4	1	1	2	0	2	1						
1 Garrett Hampson, R OBP: 0.294, SLG: 0.393										4	1	1	0	0	3	1						
Inning Stats	R: 0 H: 1 E: 0 K: 1 S: 11	H: 1 LOB: 1 BB: 0 P: 15	R: 0 H: 0 E: 0 K: 2 S: 12	H: 1 LOB: 1 BB: 0 P: 19	R: 0 H: 0 E: 0 K: 1 S: 8	H: 0 LOB: 0 BB: 0 P: 13	R: 3 H: 3 E: 0 K: 1 S: 17	H: 3 LOB: 0 BB: 0 P: 24	R: 2 H: 2 E: 0 K: 1 S: 13	H: 2 LOB: 0 BB: 0 P: 19	R: 2 H: 2 E: 0 K: 1 S: 12	H: 2 LOB: 0 BB: 0 P: 21	R: 0 H: 1 E: 0 K: 1 S: 10	H: 1 LOB: 2 BB: 1 P: 20	R: 0 H: 0 E: 1 K: 2 S: 14	H: 0 LOB: 1 BB: 0 P: 18		R: 3 H: 3 E: 1 K: 1 S: 19	H: 3 LOB: 1 BB: 1 P: 31	1B: 7 2B: 3 3B: 1 HR: 2	SF: 1 SAC: 0 DP: 0 HBP: 0	WP: 1 PB: 1 CS: 1 SB: 0
PITCHER	IP WLS BF H R ER SO BB IBB HBP BLK WP HR S P ERA WHIP																					
24 Luke Weaver, R ERA: 6.58	5.0 L 22 7 5 4 6 0 0 0 0 0 0 1 61 90 7.20 1.400																					
61 Silvino Bracho, R ERA: 18.0	1.0 5 2 2 2 1 0 0 0 0 0 0 1 12 21 18.00 2.000																					
64 Keury Mella, R ERA: 1.8	1.0 5 1 0 0 1 1 0 0 0 0 0 0 10 20 0.00 2.000																					
57 Taylor Widener, R ERA: 4.5	1.0 4 0 0 0 2 0 0 0 0 0 0 0 14 18 0.00 0.000																					
28 Héctor Rondón, R ERA: 7.65	1.0 7 3 3 3 1 1 0 0 0 1 0 19 31 27.00 4.000																					

Batter	1	2	3	4	5	6	7	8	9	AB	R	H	RBI	BB	SO	LOB	BOTTOM					
12 Daulton Varsho, L OBP: 0.288, SLG: 0.376										4	1	2	0	0	2	1	Colorado Rockies @ Arizona Diamondbacks Chase Field, Phoenix, AZ Sat Sep 26 2020, 5:11 PM - 8:12 PM MST Roof Closed - 76 F					
4 Ketel Marte, S OBP: 0.316, SLG: 0.399										4	0	0	0	0	1	3						
53 Christian Walker, R OBP: 0.332, SLG: 0.463										4	1	0	0	0	1	2						
56 Kole Calhoun, L OBP: 0.336, SLG: 0.514										4	0	0	0	0	2	2						
5 Eduardo Escobar, S OBP: 0.267, SLG: 0.328										4	0	1	1	0	1	1						
6 David Peralta, L OBP: 0.339, SLG: 0.433										4	0	0	0	0	1	1						
26 Pavin Smith, L OBP: 0.341, SLG: 0.495										3	0	0	0	1	1	0		AB 35 R 3 H 6 RBI 1 BB 1 SO 9 LOB 12				
19 Josh VanMeter, L OBP: 0.228, SLG: 0.257										4	1	1	0	0	0	1						
9 Jon Jay, L OBP: 0.211, SLG: 0.240										4	0	2	0	0	0	1						
Inning Stats	R: 1 H: 1 E: 2 K: 1 S: 13	H: 0 LOB: 0 BB: 0 P: 19	R: 0 H: 0 E: 0 K: 1 S: 7	H: 0 LOB: 0 BB: 0 P: 11	R: 0 H: 0 E: 0 K: 1 S: 7	H: 0 LOB: 0 BB: 0 P: 9	R: 0 H: 0 E: 0 K: 0 S: 4	H: 0 LOB: 0 BB: 0 P: 6	R: 1 H: 1 E: 1 K: 2 S: 9	H: 1 LOB: 1 BB: 1 P: 15	R: 1 H: 1 E: 1 K: 1 S: 10	H: 1 LOB: 1 BB: 0 P: 17	R: 0 H: 2 E: 0 K: 1 S: 9	H: 2 LOB: 2 BB: 0 P: 11	R: 0 H: 0 E: 0 K: 2 S: 9	H: 0 LOB: 0 BB: 0 P: 10		R: 0 H: 1 E: 0 K: 0 S: 9	H: 1 LOB: 0 BB: 0 P: 12	1B: 5 2B: 1 3B: 0 HR: 0	SF: 0 SAC: 0 DP: 0 HBP: 0	WP: 2 PB: 0 CS: 0 SB: 0
PITCHER	IP WLS BF H R ER SO BB IBB HBP BLK WP HR S P ERA WHIP																					
48 Germán Márquez, R ERA: 3.75	7.0 W 29 5 3 0 7 1 0 0 0 0 0 0 59 88 0.00 0.857																					
40 Tyler Kinley, R ERA: 5.32	1.0 3 0 0 0 2 0 0 0 0 0 0 0 9 10 0.00 0.000																					
37 Jairo Diaz, R ERA: 7.65	1.0 4 1 0 0 0 0 0 0 0 0 0 0 9 12 0.00 1.000																					

Batter	1	2	3	4	5	6	7	8	9	AB	R	H	RBI	BB	SO	LOB	TOP																																																																																											
15 Raimel Tapia, L OBP: 0.369, SLG: 0.402										4	1	2	0	0	1	1	Colorado Rockies @ Arizona Diamondbacks Chase Field, Phoenix, AZ Sun Sep 27 2020, 12:11 PM - 3:03 PM MST Roof Closed - 75 F																																																																																											
8 Joshua Fuentes, R OBP: 0.320, SLG: 0.439										4	0	1	1	0	2	2																																																																																												
19 Charlie Blackmon, L OBP: 0.349, SLG: 0.448 6 Drew Butera, R OBP: 0.190, SLG: 0.205										3	0	0	0	0	1	0																																																																																												
27 Trevor Story, R OBP: 0.355, SLG: 0.519										4	0	0	0	0	1	3																																																																																												
35 Elias Diaz, R OBP: 0.288, SLG: 0.353										4	0	0	0	0	0	3																																																																																												
24 Ryan McMahon, L OBP: 0.295, SLG: 0.419										4	0	0	0	0	1	1																																																																																												
1 Garrett Hampson, R OBP: 0.287, SLG: 0.383										4	0	0	0	0	2	0																																																																																												
22 Sam Hilliard, L OBP: 0.272, SLG: 0.438										4	1	1	0	0	2	0																																																																																												
14 Tony Wolters, L OBP: 0.280, SLG: 0.270										2	1	2	1	0	0	0																																																																																												
Inning Stats	R: 0 E: 0 K: 2 S: 10	H: 0 LOB: 0 BB: 0 P: 14	R: 0 E: 0 K: 0 S: 4	H: 0 LOB: 0 BB: 0 P: 6	R: 0 E: 0 K: 1 S: 9	H: 2 LOB: 0 BB: 0 P: 14	R: 0 E: 1 K: 1 S: 15	H: 0 LOB: 1 BB: 0 P: 22	R: 0 E: 0 K: 0 S: 5	H: 0 LOB: 0 BB: 0 P: 10	R: 0 E: 0 K: 2 S: 8	H: 0 LOB: 0 BB: 0 P: 9	R: 0 E: 0 K: 1 S: 9	H: 0 LOB: 0 BB: 0 P: 9	R: 3 E: 2 K: 0 S: 13	H: 4 LOB: 1 BB: 0 P: 17		R: 0 E: 0 K: 3 S: 10	H: 0 LOB: 0 BB: 0 P: 14	1B: 2 2B: 3 3B: 1 HR: 0	SF: 0 SAC: 0 DP: 1 HBP: 1	WP: 0 PB: 0 SB: 0 CS: 0	PA: 35																																																																																					
PITCHER	IP WLS BF H R ER SO BB IBB HBP BLK WP HR S P ERA WHIP	<table border="1"> <thead> <tr> <th>PITCHER</th> <th>IP</th> <th>WLS</th> <th>BF</th> <th>H</th> <th>R</th> <th>ER</th> <th>SO</th> <th>BB</th> <th>IBB</th> <th>HBP</th> <th>BLK</th> <th>WP</th> <th>HR</th> <th>S</th> <th>P</th> <th>ERA</th> <th>WHIP</th> </tr> </thead> <tbody> <tr> <td>40 Madison Bumgarner, L</td> <td>(1, 1)</td> <td>5.0</td> <td>W</td> <td>19</td> <td>2</td> <td>0</td> <td>0</td> <td>4</td> <td>0</td> <td>0</td> <td>1</td> <td>0</td> <td>0</td> <td>0</td> <td>43</td> <td>66</td> <td>0.00</td> <td>0.400</td> </tr> <tr> <td>31 Caleb Smith, L</td> <td>(6, 1)</td> <td>2.0</td> <td></td> <td>6</td> <td>0</td> <td>0</td> <td>0</td> <td>3</td> <td>0</td> <td>0</td> <td>0</td> <td>0</td> <td>0</td> <td>17</td> <td>18</td> <td>0.00</td> <td>0.000</td> </tr> <tr> <td>50 Yoan López, R</td> <td>(8, 1)</td> <td>0.0</td> <td></td> <td>5</td> <td>4</td> <td>3</td> <td>3</td> <td>0</td> <td>0</td> <td>0</td> <td>0</td> <td>0</td> <td>0</td> <td>11</td> <td>13</td> <td>∞</td> <td>∞</td> </tr> <tr> <td>46 Riley Smith, R</td> <td>(8, 1)</td> <td>2.0</td> <td></td> <td>5</td> <td>0</td> <td>0</td> <td>0</td> <td>3</td> <td>0</td> <td>0</td> <td>0</td> <td>0</td> <td>0</td> <td>12</td> <td>18</td> <td>0.00</td> <td>0.000</td> </tr> </tbody> </table>																PITCHER	IP	WLS	BF	H	R	ER	SO	BB	IBB	HBP	BLK	WP	HR	S	P	ERA	WHIP	40 Madison Bumgarner, L	(1, 1)	5.0	W	19	2	0	0	4	0	0	1	0	0	0	43	66	0.00	0.400	31 Caleb Smith, L	(6, 1)	2.0		6	0	0	0	3	0	0	0	0	0	17	18	0.00	0.000	50 Yoan López, R	(8, 1)	0.0		5	4	3	3	0	0	0	0	0	0	11	13	∞	∞	46 Riley Smith, R	(8, 1)	2.0		5	0	0	0	3	0	0	0	0	0	12	18	0.00	0.000
PITCHER	IP	WLS	BF	H	R	ER	SO	BB	IBB	HBP	BLK	WP	HR	S	P	ERA	WHIP																																																																																											
40 Madison Bumgarner, L	(1, 1)	5.0	W	19	2	0	0	4	0	0	1	0	0	0	43	66	0.00	0.400																																																																																										
31 Caleb Smith, L	(6, 1)	2.0		6	0	0	0	3	0	0	0	0	0	17	18	0.00	0.000																																																																																											
50 Yoan López, R	(8, 1)	0.0		5	4	3	3	0	0	0	0	0	0	11	13	∞	∞																																																																																											
46 Riley Smith, R	(8, 1)	2.0		5	0	0	0	3	0	0	0	0	0	12	18	0.00	0.000																																																																																											

Batter	1	2	3	4	5	6	7	8	9	AB	R	H	RBI	BB	SO	LOB	BOTTOM																																																																																											
16 Tim Locastro, R OBP: 0.395, SLG: 0.464										5	1	2	0	0	0	5	Colorado Rockies @ Arizona Diamondbacks Chase Field, Phoenix, AZ Sun Sep 27 2020, 12:11 PM - 3:03 PM MST Roof Closed - 75 F																																																																																											
4 Ketel Marte, S OBP: 0.323, SLG: 0.409 19 Josh VanMeter, L OBP: 0.228, SLG: 0.257										3	2	2	3	1	0	3																																																																																												
53 Christian Walker, R OBP: 0.333, SLG: 0.499										4	0	1	0	1	0	2																																																																																												
56 Kole Calhoun, L OBP: 0.338, SLG: 0.526 26 Pavin Smith, L OBP: 0.341, SLG: 0.405										5	1	2	3	0	1	2																																																																																												
5 Eduardo Escobar, S OBP: 0.270, SLG: 0.335										5	1	2	0	0	1	3																																																																																												
13 Nick Ahmed, R OBP: 0.327, SLG: 0.402										4	2	2	2	1	0	3																																																																																												
12 Daulton Varsho, L OBP: 0.287, SLG: 0.366										3	1	0	1	1	1	3																																																																																												
27 Wyatt Mathisen, R OBP: 0.364, SLG: 0.444										3	1	2	0	1	1	0																																																																																												
18 Carson Kelly, R OBP: 0.264, SLG: 0.385										3	2	2	2	0	0	1																																																																																												
Inning Stats	R: 2 E: 0 K: 2 S: 14	H: 3 LOB: 2 BB: 1 P: 26	R: 0 E: 0 K: 0 S: 6	H: 1 LOB: 0 BB: 0 P: 9	R: 4 E: 0 K: 0 S: 20	H: 4 LOB: 3 BB: 1 P: 32	R: 0 E: 0 K: 0 S: 5	H: 0 LOB: 0 BB: 0 P: 8	R: 0 E: 0 K: 1 S: 8	H: 1 LOB: 0 BB: 0 P: 11	R: 1 E: 0 K: 1 S: 11	H: 3 LOB: 1 BB: 0 P: 15	R: 4 E: 0 K: 0 S: 17	H: 2 LOB: 1 BB: 3 P: 37	R: 0 E: 0 K: 0 S: 6	H: 1 LOB: 0 BB: 0 P: 11		1B: 9 2B: 7 3B: 0 HR: 1	SF: 1 SAC: 0 DP: 3 HBP: 1	WP: 0 PB: 1 SB: 0 CS: 1	PA: 43																																																																																							
PITCHER	IP WLS BF H R ER SO BB IBB HBP BLK WP HR S P ERA WHIP	<table border="1"> <thead> <tr> <th>PITCHER</th> <th>IP</th> <th>WLS</th> <th>BF</th> <th>H</th> <th>R</th> <th>ER</th> <th>SO</th> <th>BB</th> <th>IBB</th> <th>HBP</th> <th>BLK</th> <th>WP</th> <th>HR</th> <th>S</th> <th>P</th> <th>ERA</th> <th>WHIP</th> </tr> </thead> <tbody> <tr> <td>21 Kyle Freeland, L</td> <td>(1, 1)</td> <td>2.1</td> <td>L</td> <td>17</td> <td>8</td> <td>6</td> <td>6</td> <td>2</td> <td>0</td> <td>0</td> <td>0</td> <td>0</td> <td>0</td> <td>1</td> <td>37</td> <td>61</td> <td>23.14</td> <td>4.286</td> </tr> <tr> <td>Ashton Goudeau, R</td> <td>(3, 1)</td> <td>3.2</td> <td></td> <td>14</td> <td>4</td> <td>1</td> <td>1</td> <td>2</td> <td>0</td> <td>0</td> <td>1</td> <td>0</td> <td>0</td> <td>27</td> <td>40</td> <td>2.46</td> <td>1.091</td> </tr> <tr> <td>59 Tommy Doyle, R</td> <td>(7, 1)</td> <td>0.1</td> <td></td> <td>5</td> <td>1</td> <td>4</td> <td>4</td> <td>0</td> <td>3</td> <td>0</td> <td>0</td> <td>0</td> <td>0</td> <td>9</td> <td>27</td> <td>108.00</td> <td>12.000</td> </tr> <tr> <td>44 José Mujica, R</td> <td>(7, 1)</td> <td>1.2</td> <td></td> <td>6</td> <td>2</td> <td>0</td> <td>0</td> <td>0</td> <td>0</td> <td>0</td> <td>0</td> <td>0</td> <td>0</td> <td>14</td> <td>21</td> <td>0.00</td> <td>1.200</td> </tr> </tbody> </table>																PITCHER	IP	WLS	BF	H	R	ER	SO	BB	IBB	HBP	BLK	WP	HR	S	P	ERA	WHIP	21 Kyle Freeland, L	(1, 1)	2.1	L	17	8	6	6	2	0	0	0	0	0	1	37	61	23.14	4.286	Ashton Goudeau, R	(3, 1)	3.2		14	4	1	1	2	0	0	1	0	0	27	40	2.46	1.091	59 Tommy Doyle, R	(7, 1)	0.1		5	1	4	4	0	3	0	0	0	0	9	27	108.00	12.000	44 José Mujica, R	(7, 1)	1.2		6	2	0	0	0	0	0	0	0	0	14	21	0.00	1.200
PITCHER	IP	WLS	BF	H	R	ER	SO	BB	IBB	HBP	BLK	WP	HR	S	P	ERA	WHIP																																																																																											
21 Kyle Freeland, L	(1, 1)	2.1	L	17	8	6	6	2	0	0	0	0	0	1	37	61	23.14	4.286																																																																																										
Ashton Goudeau, R	(3, 1)	3.2		14	4	1	1	2	0	0	1	0	0	27	40	2.46	1.091																																																																																											
59 Tommy Doyle, R	(7, 1)	0.1		5	1	4	4	0	3	0	0	0	0	9	27	108.00	12.000																																																																																											
44 José Mujica, R	(7, 1)	1.2		6	2	0	0	0	0	0	0	0	0	14	21	0.00	1.200																																																																																											

AB	34
R	3
H	6
RBI	2
BB	0
SO	10
LOB	11



AB	35
R	11
H	15
RBI	11
BB	5
SO	4
LOB	22

