

Baltimore Orioles - 1955

Batter	1	2	3	4	5	6	7	8	9	AB R H RBI BB SO LOB	TOP											
Billy Cox, R (1, 5) OBP: 0.250, SLG: 0.500	0-3 K			0-0 L6-3	0-0 L6-4-3			0-0 F9 2-H 2B		4 0 1 1 0 1 1	<p>Baltimore Orioles @ Washington Senators Griffith Stadium, Washington, DC</p> <p>Mon Apr 11 1955, 3:33 AM EST Att: 26,634 - Unknown</p> <p>livebaseballscorecards.com</p>											
Don Leppert, L (1, 4) OBP: 0.250, SLG: 0.250	0-0 F7			0-0 1-3 1B		0-3 K		0-0 F9 2-3		4 0 1 0 0 1 1												
Gil Coan, L (1, 7) OBP: 0.250, SLG: 0.250	0-0 1B			0-0 1-3 1-2		0-0 4-3		0-0 F9		4 0 1 0 0 0 2												
Gene Woodling, L (1, 9) OBP: 0.250, SLG: 0.750	0-0 L 1-2	0-0 F7		0-0 4-3		0-3 K		0-0 4-3 3B		5 1 1 0 0 1 2												
Eddie Waitkus, L (1, 3)			0-0 1-3		0-0 F7		0-0 L1		0-0 1-3	4 0 0 0 0 0 1												
Cal Abrams, L (1, 8)			0-0 4-3		4-0 SH BB		0-0 F8		0-0 4-3	3 1 0 1 1 0 0												
Hal Smith, R (1, 2) Bob Alexander, R (7, 1) Charlie Maxwell, L (9, PH)			0-0 1-3		0-0 L6 SH 1B 1-2		0-0 P4		0-0 F7 3-H	3 1 0 0 0 0 1 0 0 0 0 0 0 0 1 0 0 0 0 0 0												
Willy Miranda, S (1, 6)			0-0 F7		0-0 SH 1B 1-3 2-H		0-0 F8			2 1 0 0 0 0 0												
Lou Kretlow, R (1, 1) Bill Miller, L (6, 1) Don Johnson, R (6, 1) Les Moss, R (7, 2) Don Ferrarese, R (7, 1)			0-0 1-3		0-0 L6-4-3 1B 2-H 3-H		0-0 2B 2B			2 0 1 2 0 0 0 0 0 0 0 0 0 0 0 0 0 0 0 0 0 1 1 1 0 0 0 0 0 0 0 0 0 0 0												
Inning Stats	R: 0 E: 0 K: 1 S: 5	H: 1 LOB: 0 BB: 0 P: 5	R: 0 E: 0 K: 0 S: 3	H: 0 LOB: 0 BB: 0 P: 3	R: 0 E: 0 K: 0 S: 3	H: 0 LOB: 0 BB: 0 P: 3	R: 0 E: 0 K: 0 S: 4	H: 1 LOB: 1 BB: 0 P: 4	R: 3 E: 2 K: 0 S: 5	H: 1 LOB: 0 BB: 1 P: 9	R: 0 E: 0 K: 2 S: 7	H: 0 LOB: 0 BB: 0 P: 7	R: 0 E: 0 K: 0 S: 3	H: 0 LOB: 0 BB: 0 P: 3	R: 1 E: 0 K: 0 S: 5	H: 2 LOB: 1 BB: 0 P: 5	R: 1 E: 0 K: 0 S: 4	H: 1 LOB: 0 BB: 0 P: 4	1B: 3 2B: 2 3B: 1 HR: 0	SF: 0 SAC: 1 DP: 1 HBP: 0	WP: 0 PB: 0 SB: 0 CS: 0	PA: 35
PITCHER Bob Porterfield, R (1, 1) ERA: 2.0	IP: 9.0 WLS: W BF: 35 H: 6 R: 5 ER: 2 SO: 3 BB: 1 IBB: 0 HBP: 0 BLK: 0 WP: 0 HR: 0 S: 39 P: 43 ERA: 2.00 WHIP: 0.778											PITCHER IP: WLS: BF: H: R: ER: SO: BB: IBB: HBP: BLK: WP: HR: S: P: ERA: WHIP										



Batter	1	2	3	4	5	6	7	8	9
Eddie Yost, R OBP: 0.800, SLG: 0.500 (1, 5) BBB	4-0 1B BB		H 1-0 FC3 S 2-3 HBP		X 0-0 6-3	0-0 PO	0-0 1B 1B	H 1-0 2B WP HBP	
Jim Busby, R OBP: 0.600, SLG: 0.800 (1, 8) X	0-0 1-2 1B		S 0-3 K		X 0-0 5-3		0-0 1-3 1B 1B	0-0 1-3 WP SF7 2B	
Mickey Vernon, L (1, 3) X	0-0 P6		X 0-0 FC3 2-3		X 0-0 F7		0-0 F2	0-0 2-H 3-H SF7	
Pete Runnels, L (1, 4) SS	0-3 K		X 0-0 2-3		X 0-0 F7	0-0 1-2 2B BB	4-0 1-2 2B BB	0-0 4-3	
Roy Sievers, R OBP: 0.800, SLG: 0.500 (1, 7) X	0-0 6-3		B 0-0 BB		B 4-0 1B BB	X 0-0 1-3 2-H 3-H 2B 1B	B 4-0 BB	4-0 BB	
Tom Umphlett, R OBP: 0.400, SLG: 0.600 (1, 9) X		X 0-0 5-3	X 0-0 F3		X 0-0 1B E 1B	X 0-0 2B 2B	X 0-0 F8		
Bruce Edwards, R (1, 2)		X 0-0 5-3		S 0-3 K		X 0-0 E SF8 1B	X 0-0 6-3		
Jesse Levan, L OBP: 1.000, SLG: 1.000 (6, PH)									
Pedro Ramos, S (6, PR)									
Bob Oldis, R (6, PR) (7, 2)									
Bobby Kline, R (1, 6)		X 0-0 L2		X 0-0 L7		X 0-0 E4 PC	X 0-0 2B		
Ernie Oravetz, S (6, PH)									
Jerry Snyder, R OBP: 1.000, SLG: 2.000 (7, 6)									
Bob Porterfield, R OBP: 0.250, SLG: 0.667 (1, 1)			X 0-0 WP FC3 2B		S 0-3 K	X 0-0 SF8	X 0-0 F8		

Inning Stats	R: 0 E: 0 K: 1 S: 6	H: 1 LOB: 2 BB: 1 P: 10	R: 0 E: 0 K: 0 S: 3	H: 0 LOB: 0 BB: 0 P: 3	R: 2 E: 0 K: 1 S: 7	H: 1 LOB: 2 BB: 1 P: 12	R: 0 E: 0 K: 2 S: 7	H: 0 LOB: 0 BB: 0 P: 7	R: 0 E: 0 K: 0 S: 3	H: 0 LOB: 0 BB: 0 P: 3	R: 3 E: 1 K: 0 S: 5	H: 2 LOB: 2 BB: 1 P: 9	R: 5 E: 0 K: 0 S: 8	H: 5 LOB: 1 BB: 1 P: 12	R: 2 E: 0 K: 0 S: 4	H: 1 LOB: 1 BB: 1 P: 9
1B: 6 2B: 4 3B: 0 HR: 0	SF: 2 SAC: 0 DP: 0 HBP: 2	WP: 2 PB: 0 SB: 1 CS: 0	PA: 43													

PITCHER	IP	WLS	BF	H	R	ER	SO	BB	IBB	HBP	BLK	WP	HR	S	P	ERA	WHIP
Lou Kretlow, R ERA: 6.75 (1, 1)	5.1	L	25	4	5	4	4	3	0	0	0	1	0	29	42	6.75	1.312
Bill Miller, L ERA: (6, 1)	0.0		1	0	0	0	0	0	0	0	0	0	0	1	1	∞	∞
Don Johnson, R ERA: 27.0 (6, 1)	0.2		3	2	2	2	0	0	0	0	0	0	0	3	3	27.00	3.000
Don Ferrarese, L ERA: 27.0 (7, 1)	0.1		2	0	0	0	0	1	0	0	0	0	0	1	5	0.00	3.000
Bob Alexander, R ERA: 21.6 (7, 1)	1.2		11	4	5	5	0	1	0	1	0	1	0	9	14	27.00	3.000

BOTTOM

Baltimore Orioles @ Washington Senators
Griffith Stadium, Washington, DC
Mon Apr 11 1955, 3:33 AM EST
Att. 26,634 - Unknown

AB	33
R	12
H	10
RBI	11
BB	5
SO	4
LOB	18



WP	HR	S	P	ERA	WHIP
2	3	1	0	1	0
5	2	3	0	0	1
4	0	0	2	0	0
4	1	0	1	1	1
2	2	1	2	3	0
5	2	2	2	0	0
2	0	0	0	0	2
5	2	2	2	0	3
2	0	0	0	0	0
1	0	1	1	0	0
3	1	1	1	0	1

Batter	1	2	3	4	5	6	7	8	9	AB R H RBI BB SO LOB	TOP		
Billy Goodman, L (1, 4) OBP: 0.400, SLG: 0.600	0-0 1B FC6-4 1B	0-0 6-3		0-0 E4 1-H 2B		0-0 F9		0-0 F7		5 1 2 1 0 0 3			
Eddie Joost, R (1, 6) OBP: 0.400, SLG: 0.250	0-0 1B FC6-4 1-3	4-0 BB		0-0 F3		0-0 F9		0-0 6-3		4 0 1 0 1 0 3			
Faye Throneberry, L (1, 7) OBP: 0.200, SLG: 0.400	0-0 FC6-4 FC3-6 1-2f 3-H	0-3 K								5 1 1 1 0 1 3			
Jackie Jensen, R (1, 9) OBP: 0.600, SLG: 0.500	0-0 FC3-6 1-2f		0-0 5-3							4 0 2 0 1 0 1			
Sammy White, R (1, 2) OBP: 0.200, SLG: 0.200	0-0 L4		0-0 F3							5 0 1 0 0 1 3			
Norm Zauchin, R (1, 3)		0-0 E3 HR	0-0 L6							5 1 0 0 0 1 3			
Ted Lepcio, R (1, 5) OBP: 0.500, SLG: 2.000		0-0 HR		0-3 K		0-0 HR		0-3 K		4 2 2 3 0 2 1			
Jim Piersall, R (1, 8) OBP: 1.000, SLG: 1.333		0-0 SH1-4 1B		0-0 2B 1B		0-0 1B 2B		4-0 SH1-4 BB		3 2 3 0 1 0 0			
Frank Sullivan, R (1, 1) OBP: 0.500, SLG: 0.500		0-0 SH1-4		0-3 K		0-0 1B		0-0 SH1-4		2 0 1 1 0 1 1			
Inning Stats	R: 1 E: 0 K: 0 S: 5 H: 2 LOB: 1 BB: 0 P: 5	R: 2 E: 1 K: 1 S: 8 H: 2 LOB: 2 BB: 1 P: 12	R: 0 E: 0 K: 0 S: 3 H: 0 LOB: 0 BB: 0 P: 3	R: 1 E: 1 K: 2 S: 9 H: 2 LOB: 1 BB: 0 P: 9	R: 0 E: 0 K: 1 S: 5 H: 1 LOB: 1 BB: 0 P: 5	R: 2 E: 0 K: 1 S: 8 H: 3 LOB: 1 BB: 0 P: 8	R: 1 E: 0 K: 1 S: 6 H: 2 LOB: 1 BB: 1 P: 10	R: 0 E: 0 K: 0 S: 3 H: 0 LOB: 1 BB: 1 P: 7	R: 0 E: 0 K: 0 S: 4 H: 1 LOB: 1 BB: 0 P: 4	1B: 8 2B: 4 3B: 0 HR: 2 SF: 0 SAC: 2 DP: 2 HBP: 0	WP: 0 PB: 0 SB: 1 CS: 1 PA: 42		
PITCHER	IP WLS BF H R ER SO BB IBB HBP BLK WP HR S P ERA WHIP											PITCHER	IP WLS BF H R ER SO BB IBB HBP BLK WP HR S P ERA WHIP
Joe Coleman, R (1, 1) ERA: 9.0	2.0 L 12 4 3 2 1 1 0 0 0 0 1 13 17 9.00 2.500												
Lou Kretlow, R (3, 1) ERA: 7.27	3.1 15 6 3 3 4 0 0 0 0 0 1 23 23 8.10 1.800												
Don Ferrarese, L (6, 1) ERA: 4.5	3.2 15 3 1 1 1 2 0 0 0 0 0 15 23 2.46 1.364												

Boston Red Sox @ Baltimore Orioles
Memorial Stadium, Baltimore, MD
 Tue Apr 12 1955, 3:33 AM EST
 Att. 38,085 - Unknown

livebaseballscorecards.com

AB	37
R	7
H	13
RBI	6
BB	3
SO	6
LOB	18



Batter	1	2	3	4	5	6	7	8	9	AB R H RBI BB SO LOB
--------	---	---	---	---	---	---	---	---	---	----------------------

Billy Cox, R OBP: 0.222, SLG: 0.333 (1, 5)	0-0 SH5-3 1B		0-0 F5	0-3 K			0-0 F8		0-0 5-3	5 0 1 0 0 1 2
Don Leppert, L OBP: 0.286, SLG: 0.167 (1, 4)	0-0 SH5-3 1-2		4-0 2B SF7 BB	0-0 F6			0-0 F7			2 1 0 0 1 0 2
Gil Coan, L OBP: 0.375, SLG: 0.429 (1, 7)	0-3 K		0-0 2B				4-0 BB			3 0 1 0 1 1 1
Gene Woodling, L OBP: 0.250, SLG: 0.500 (1, 9)	0-0 F7		0-0 SF7 3-H				4-0 CS 1B BB		0-0 1-3	2 0 0 1 1 0 2
Eddie Waitkus, L OBP: 0.250, SLG: 0.143 (1, 3)		0-0 G3	4-0 BB				0-0 1-2 1B		0-0 F9	3 0 1 0 1 0 0
Cal Abrams, L (1, 8)		4-0 2B BB	0-0 L9				0-3 K 2-3		0-0 F7	3 0 0 0 1 1 4
Les Moss, R (1, 2)		0-0 F8					0-3 K FC4-6 1B		0-0 F7	4 0 1 0 0 1 1
Willy Miranda, S (1, 6)		0-0 2B					4-0 1-2 FC4-6 BB		0-0 F8	3 0 1 0 1 0 0
Joe Coleman, R (1, 1)		0-0 F3					0-0 FC4-6 1-2f 2-3		0-0 F3	0 0 0 0 0 0 0
Bobby Young, L (2, PH)										1 0 0 0 0 0 2
Lou Kretlow, R (3, 1)										1 0 0 0 0 0 2
Don Ferrarese, R (6, 1)										1 0 0 0 0 1 0
Vern Stephens, R (9, PH)										1 0 0 0 0 0 0

Inning Stats	R: 0	H: 1	E: 0	LOB: 1	K: 1	S: 6	P: 6	R: 0	H: 1	E: 0	LOB: 2	K: 0	S: 4	P: 8	R: 1	H: 1	E: 0	LOB: 2	K: 0	S: 4	P: 12	R: 0	H: 1	E: 0	LOB: 2	K: 1	S: 6	P: 9	R: 0	H: 0	E: 0	LOB: 0	K: 2	S: 7	P: 7	R: 0	H: 0	E: 0	LOB: 1	K: 0	S: 3	P: 7	R: 0	H: 0	E: 0	LOB: 0	K: 0	S: 3	P: 3	R: 0	H: 0	E: 0	LOB: 0	K: 0	S: 3	P: 3	R: 0	H: 0	E: 0	LOB: 0	K: 0	S: 3	P: 3
--------------	------	------	------	--------	------	------	------	------	------	------	--------	------	------	------	------	------	------	--------	------	------	-------	------	------	------	--------	------	------	------	------	------	------	--------	------	------	------	------	------	------	--------	------	------	------	------	------	------	--------	------	------	------	------	------	------	--------	------	------	------	------	------	------	--------	------	------	------

PITCHER	IP	WLS	BF	H	R	ER	SO	BB	IBB	HBP	BLK	WP	HR	S	P	ERA	WHIP
Frank Sullivan, R (1, 1) ERA: 1.0	9.0	W	37	5	1	1	5	6	0	0	0	0	0	41	65	1.00	1.222

BOTTOM

Boston Red Sox @ Baltimore Orioles
Memorial Stadium, Baltimore, MD
 Tue Apr 12 1955, 3:33 AM EST
 Att. 38,085 - Unknown

livebaseballscorecards.com

AB	29
R	1
H	5
RBI	1
BB	6
SO	5
LOB	16



WP	PA	ERA	WHIP
0	37		

Batter	1	2	3	4	5	6	7	8	9	AB R H RBI BB SO LOB	TOP	
Billy Cox, R (1, 6) OBP: 0.143, SLG: 0.214 Gil Coan, L (9, PR) OBP: 0.375, SLG: 0.429	0-0 5-3		0-0 E5 4-3		0-0 5-3		0-0 5-3		0-0 E5	5 0 0 0 0 0 0 0 0 0 0 0 0 0		
Bob Kennedy, R (1, 9) OBP: 0.200, SLG: 0.200	0-0 F7		0-0 4-3 1-2		0-0 E5 2B 1B		0-0 2B 1B		0-0 F8	5 2 1 0 0 0 2		
Hoot Evers, R (1, 8) OBP: 0.400, SLG: 0.800	0-3 K		0-3 K		0-0 1B 1-3 2B		0-0 1-H 2B		0-0 F8	5 1 2 1 0 2 2		
Gene Woodling, L (1, 7) OBP: 0.250, SLG: 0.400		0-0 E7 4-3 1B	0-0 F8		0-0 1B 2-H 3-H		0-0 F9			4 1 1 2 0 0 2		
Vern Stephens, R (1, 5) OBP: 0.200, SLG: 0.200		0-0 F7		0-0 5-3		0-0 5-3 1B		0-0 6-3		4 0 1 0 0 0 1		
Les Moss, R (1, 2) OBP: 0.333, SLG: 0.778		0-0 4-3 1-2		0-0 6-3		0-0 F8		0-0 HR		4 1 1 1 0 0 2		
Gus Triandos, R (1, 3) OBP: 0.500, SLG: 0.500		0-0 1B 2-H 1B		0-0 1B		0-0 5-3 1-2		0-0 F5		4 0 2 1 0 0 1		
Bobby Young, L (1, 4) OBP: 0.200, SLG: 0.200		0-0 FC6-4 1-2 1B		0-0 4-3		0-0 G3		0-0 G3		4 0 1 0 0 0 2		
Erv Palica, R (1, 1) Harry Byrd, R (5, 1) Eddie Waitkus, L (9, PH) OBP: 0.222, SLG: 0.125		0-0 FC6-4 1-2		0-3 K		0-3 K		0-3 K		2 0 0 0 0 1 2 1 0 0 0 0 1 0 1 0 0 0 0 1 0		
Inning Stats	R: 0 E: 0 K: 1 S: 5 H: 0 LOB: 0 BB: 0 P: 5	R: 1 E: 1 K: 0 S: 6 H: 2 LOB: 2 BB: 0 P: 6	R: 0 E: 1 K: 1 S: 6 H: 0 LOB: 1 BB: 0 P: 6	R: 0 E: 0 K: 0 S: 4 H: 1 LOB: 1 BB: 0 P: 4	R: 2 E: 1 K: 1 S: 7 H: 2 LOB: 1 BB: 0 P: 7	R: 0 E: 0 K: 0 S: 4 H: 1 LOB: 1 BB: 0 P: 4	R: 1 E: 0 K: 1 S: 7 H: 2 LOB: 1 BB: 0 P: 7	R: 1 E: 0 K: 0 S: 4 H: 1 LOB: 0 BB: 0 P: 4	R: 0 E: 1 K: 1 S: 6 H: 0 LOB: 1 BB: 0 P: 6	1B: 6 2B: 2 3B: 0 HR: 1 SF: 0 SAC: 0 DP: 0 HBP: 0	WP: 0 PB: 0 SB: 0 CS: 0 PA: 39	
PITCHER Ike Delock, R (1, 1) ERA: 1.35 Ellis Kinder, R (7, 1) ERA: 2.25	IP WLS BF H R ER SO BB IBB HBP BLK WP HR S P ERA WHIP	6.2 W 30 8 4 1 4 0 0 0 0 0 0 0 38 38 1.35 1.200	2.1 S 9 1 1 1 1 0 0 0 0 0 0 1 11 11 3.86 0.429	PITCHER IP WLS BF H R ER SO BB IBB HBP BLK WP HR S P ERA WHIP								ERA WHIP

Baltimore Orioles @ Boston Red Sox
Fenway Park, Boston, MA
Sat Apr 16 1955, 3:33 AM EST
Att. 7,120 - Unknown

livebaseballscorecards.com

AB 39
R 5
H 9
RBI 5
BB 0
SO 5
LOB 14



Batter	1	2	3	4	5	6	7	8	9	AB R H RBI BB SO LOB	TOP	
Billy Cox, R OBP: 0.222, SLG: 0.444 Jim Pyburn, R (1, 6) (4, 5) (7, 5)	0-0 5-3 HR		0-0 HR		0-0 G3 E 1B	0-0 F5			0-0 F9	4 2 2 1 0 0 2 1 0 0 0 0 0 1		
Bob Kennedy, R OBP: 0.200, SLG: 0.200 (1, 9)	0-0 E9 HR 1B		0-0 F7		0-0 E6 G3 1B		0-0 6-3		0-0 F8	5 2 1 0 0 0 2		
Hoot Evers, R OBP: 0.300, SLG: 0.800 (1, 8)	0-0 HR 2-H		0-0 F8		0-3 K		0-3 K		0-0 F9	5 1 1 2 0 2 3		
Gene Woodling, L OBP: 0.188, SLG: 0.286 Gil Coan, L OBP: 0.375, SLG: 0.429 (1, 7) (7, 7)	0-0 F8			0-3 K	0-0 G3		0-3 K			4 0 0 0 0 2 2 0 0 0 0 0 0 0		
Vern Stephens, R OBP: 0.286, SLG: 0.167 Willy Miranda, S OBP: 0.375, SLG: 0.429 (1, 5) (4, 6)	0-0 5-3			1-0 BB 1B HBP	0-0 1B 2-H 3-H			0-0 6-3		1 0 0 0 0 0 0 2 0 1 2 0 0 0		
Gus Triandos, R OBP: 0.250, SLG: 0.250 (1, 3)		0-0 6-3		0-0 F8		0-0 F5		0-0 5-3		4 0 0 0 0 0 1		
Hal Smith, R OBP: 0.429, SLG: 0.429 (1, 2)		0-0 F7		0-0 BB 1B		0-0 1B 1B		0-0 1B		4 0 3 0 0 0 0		
Bobby Young, L OBP: 0.333, SLG: 0.250 (1, 4)		0-0 1-3		4-0 BB FC6-4	1-2 2-3 BB	1-2 1B		0-0 F8		3 0 1 0 1 0 1		
Saul Rogovin, R Bob Alexander, R Les Moss, R Jim McDonald, R Earl Miller, L Earl Abrams, L Joe Coleman, R Don Ferrarese, R Eddie Walkus, L (1, 5) (1, 5) (1, 5) (1, 5) (1, 5) (1, 5) (1, 5) (1, 5) (1, 5)			0-3 K	0-0 FC6-4	0-0 F6			0-0 1B		1 0 0 0 0 0 1 0 0 0 0 0 0 0 0 0 0 3 0 0 0 0 0 0 0 0 0 0 0 0 0 0 0 0 0 0 1 0 0 0 0 0 0 0 2 0 0 0 0 0 0 0 0 0 1 0 0 1 0 0 0 0 0		
Inning Stats	R: 2 E: 1 K: 0 S: 5 H: 2 LOB: 0 BB: 0 P: 5	R: 0 E: 0 K: 0 S: 3 H: 0 LOB: 0 BB: 0 P: 3	R: 1 E: 0 K: 1 S: 6 H: 1 LOB: 0 BB: 0 P: 6	R: 0 E: 0 K: 1 S: 6 H: 1 LOB: 3 BB: 1 P: 11	R: 2 E: 1 K: 1 S: 7 H: 2 LOB: 1 BB: 0 P: 7	R: 0 E: 0 K: 0 S: 5 H: 2 LOB: 2 BB: 0 P: 5	R: 0 E: 0 K: 2 S: 7 H: 0 LOB: 0 BB: 0 P: 7	R: 0 E: 0 K: 0 S: 4 H: 1 LOB: 1 BB: 0 P: 4	R: 0 E: 0 K: 0 S: 4 H: 1 LOB: 1 BB: 0 P: 4	1B: 8 2B: 0 3B: 0 HR: 2 SF: 0 SAC: 0 DP: 0 HBP: 1	WP: 0 PB: 0 SB: 0 CS: 0 PA: 39	
PITCHER Frank Sullivan, R ERA: 2.0 (1, 1)	IP 9.0 WLS W BF 39 H 10 R 5 ER 3 SO 5 BB 1 IBB 0 HBP 1 BLK 0 WP 0 HR 2 S 47 P 52 ERA 3.00 WHIP 1.222											PITCHER IP WLS BF H R ER SO BB IBB HBP BLK WP HR S P ERA WHIP

Baltimore Orioles @ Boston Red Sox
Fenway Park, Boston, MA
Sun Apr 17 1955, 3:33 AM EST
Unknown

livebaseballscorecards.com

AB 37
R 5
H 10
RBI 5
BB 1
SO 5
LOB 17



Batter	1	2	3	4	5	6	7	8	9	AB	R	H	RBI	BB	SO	LOB
Billy Goodman, L (1, 4) OBP: 0.542, SLG: 0.632 Billy Klaus, L (7, PR) (8, 6)	0-0 B5-3	0-0 F2		4-0 1-2 3B BB		0-0 SH1-3 HR 1B	0-0 BB BB BB BB 1B			4	2	2	0	1	0	1
Jim Piersall, R (1, 8) OBP: 0.333, SLG: 0.688	0-0 F8		0-0 1B 3B	0-0 1-2 2-3		0-0 SH1-3 1-2	0-0 3-H SF9			3	1	1	1	0	0	2
Faye Throneberry, L (1, 7) OBP: 0.435, SLG: 1.000	0-0 F3		0-0 G6-4-3 1B 1B 3-H	4-0 3B BB		0-0 2-H HR	4-0 1-2 2-3 G4-3 BB			3	3	2	3	2	0	0
Jackie Jensen, R (1, 9) OBP: 0.545, SLG: 0.889		0-0 HR	0-0 G6-4-3 1B 1-2	0-0 1B 3B 1-H 2-H 3-H		4-0 BB HR	0-0 1-2f G4-3			4	3	3	4	1	0	3
Sammy White, R (1, 2) OBP: 0.409, SLG: 0.700		0-0 6-3	0-0 G6-4-3	0-0 1B 1B 1-2f 2-3		0-0 1-H HR		0-0 F5		5	1	2	3	0	0	2
Harry Agganis, L (1, 3) OBP: 0.444, SLG: 0.500		0-0 4-3	0-0 1B 3-H	0-0 1B 1-3		0-0 F9		4-0 BB 1B		4	0	2	1	1	0	0
Ted Lepcio, R (1, 5) OBP: 0.429, SLG: 0.722		0-0 1B 3B 1B	0-3 K			0-0 F7	0-0 F3		0-0 1-2 1B	5	1	2	0	0	1	1
Owen Friend, R (1, 6) OBP: 0.800, SLG: 0.667 (8, 4)		0-0 1-2 3B 1B		4-0 1-6-3 3B BB	4-0 L6-3 BB		0-0 1B BB SF9 1B	0-3 K		3	3	2	0	2	1	2
Frank Sullivan, R (1, 1) OBP: 0.429, SLG: 0.667		0-0 1-H 2-H 3B		0-3 K		0-0 1-2 L6-3	4-0 BB 1B BB	0-3 K		4	0	1	2	1	2	4

Inning Stats	R: 0	H: 0	E: 0	K: 0	S: 3	R: 3	H: 4	E: 0	K: 0	S: 7	R: 2	H: 4	E: 0	K: 1	S: 8	R: 4	H: 3	E: 1	K: 1	S: 7	R: 0	H: 0	E: 0	K: 0	S: 2	R: 4	H: 3	E: 0	K: 0	S: 6	R: 1	H: 2	E: 0	K: 0	S: 4	R: 0	H: 1	E: 0	K: 2	S: 8
	LOB: 0	BB: 0	P: 3	ER: 5	SO: 7	LOB: 1	BB: 0	P: 7	ER: 8	SO: 8	LOB: 2	BB: 3	P: 19	LOB: 0	BB: 1	P: 6	LOB: 3	BB: 2	P: 12	LOB: 2	BB: 1	P: 12	LOB: 0	BB: 2	P: 12	LOB: 2	BB: 1	P: 12	LOB: 0	BB: 3	IBB: 0	HBP: 0	BLK: 0	WP: 0	HR: 0	S: 14	P: 26	ERA: 3.38	WHIP: 2.250	

PITCHER	IP	WLS	BF	H	R	ER	SO	BB	IBB	HBP	BLK	WP	HR	S	P	ERA	WHIP
Saul Rogovin, R (1, 1) ERA: 22.5	2.0	L	13	7	5	5	0	0	0	0	0	0	0	13	13	22.50	3.500
Bob Alexander, R (3, 1) ERA: 13.5	1.0		3	1	0	0	1	0	0	0	0	0	0	5	5	0.00	1.000
Jim McDonald, R (4, 1) ERA:	1.0		8	3	4	0	1	3	0	0	0	0	0	7	19	0.00	6.000
Bill Miller, L (5, 1) ERA:	1.0		3	0	0	0	0	1	0	0	0	0	0	2	6	0.00	1.000
Joe Coleman, R (6, 1) ERA: 23.14	0.1		5	3	4	4	0	1	0	0	0	0	2	4	8	108.00	12.000

BOTTOM

Baltimore Orioles @ Boston Red Sox
Fenway Park, Boston, MA
Sun Apr 17 1955, 3:33 AM EST
Unknown

AB	35
R	14
H	17
RBI	14
BB	8
SO	4
LOB	15



PITCHER	IP	WLS	BF	H	R	ER	SO	BB	IBB	HBP	BLK	WP	HR	S	P	ERA	WHIP
Don Ferrarese, L (6, 1) ERA: 4.05	2.2		13	3	1	1	2	3	0	0	0	0	0	14	26	3.38	2.250

Batter	1	2	3	4	5	6	7	8	9	AB R H RBI BB SO LOB	TOP																									
Billy Cox, R OBP: 0.333, SLG: 0.565 (1, 5) X	0-0 2B 1B	0-0 1B 2B		0-0 2B		4-0 1B BB FC3 BB	0-0 4-3 ①		0-0 F8 ②	5 3 3 0 1 0 0																										
Cal Abrams, L OBP: 0.267, SLG: 0.083 (1, 8) SSS	0-3 K	0-0 1B		0-0 F7 ①		4-0 FC3 1B 1-2 PB BB	0-0 4-3 ②		0-0 F9 ③	5 1 1 1 1 1 2																										
Gil Coan, L OBP: 0.400, SLG: 0.556 (1, 7) X	0-0 2B	0-0 G3 ③		4-0 FC6-4 BB		0-0 1B 1-2 2-3	0-0 F8 ③			2 1 1 0 0 0 1 2 1 1 0 1 0 0																										
Hoot Evers, R OBP: 0.385, SLG: 0.750 (4, PH) (4, 7)	1-3 2B																																			
Gene Woodling, L OBP: 0.190, SLG: 0.316 (1, 9) X	0-0 1B 2B 2-H 3-H			0-0 F7 ①		0-0 FC3 1B 1-2 2-3 3-H	0-0 F3 ①			5 2 1 3 0 1 4																										
Les Moss, R OBP: 0.400, SLG: 0.615 (1, 2) BBB	4-0 1B BB			0-0 FC6-4 ③		0-0 5-3 1-3 2-H 3-H	0-0 1B		4-0 1B FC4-6 BB	3 0 1 1 2 1 2 0 1 0 0 0 0 0 0 0 0 0 0 0 0																										
Chuck Diering, R (8, PR)																																				
Hal Smith, R OBP: 0.429, SLG: 0.429 (8, 2)	1B BB																																			
Gus Triandos, R OBP: 0.385, SLG: 0.385 (1, 3) X	0-0 1B 1-3 2-H			0-0 BB 1B 1B		0-0 E3 G5-6-3 SH	0-0 5-3 ①		0-0 FC4-6 1B	5 0 3 2 0 0 1 0 0 0 0 0 0 0																										
Fred Marsh, R (8, 6)																																				
Bobby Young, L OBP: 0.308, SLG: 0.250 (1, 4) X	0-0 F5 ③			0-0 BB 1-2 1B		0-0 SH G5-6-3	0-0 6-3 ②		0-0 FC4-6 ②	4 0 1 1 0 0 3																										
Willy Miranda, S OBP: 0.417, SLG: 0.333 (1, 6) X		0-0 5-3 ①		4-0 BB 1-2 2-3		0-0 G5-6-3 ②	4-0 IBB		0-0 5-3 ③	2 0 0 0 2 0 2 1 0 0 0 0 0 2																										
Eddie Waitkus, L OBP: 0.273, SLG: 0.200 (8, PH) (8, 3)																																				
Lou Kretlow, R OBP: 0.167, SLG: 0.167 (1, 1)		0-3 K ②		0-3 K ③		0-3 K ③	0-3 K ③		0-3 K ①	3 0 0 0 0 3 4 1 0 0 0 0 1 2 1 0 0 0 0 1 0																										
Don Johnson, R (5, 1)																																				
Don Leppert, L OBP: 0.250, SLG: 0.143 (9, PH)																																				
Inning Stats	R: 3 E: 0 K: 1 S: 8	H: 4 LOB: 1 BB: 1 P: 12	R: 1 E: 0 K: 1 S: 7	H: 2 LOB: 1 BB: 0 P: 7	R: 0 E: 0 K: 2 S: 9	H: 2 LOB: 3 BB: 1 P: 13	R: 0 E: 0 K: 1 S: 6	H: 1 LOB: 2 BB: 1 P: 10	R: 0 E: 2 K: 1 S: 6	H: 0 LOB: 1 BB: 0 P: 6	R: 4 E: 0 K: 1 S: 8	H: 2 LOB: 2 BB: 3 P: 20	R: 0 E: 0 K: 0 S: 3	H: 0 LOB: 0 BB: 0 P: 3	R: 1 E: 1 K: 0 S: 4	H: 1 LOB: 2 BB: 1 P: 8	R: 0 E: 0 K: 1 S: 5	H: 0 LOB: 0 BB: 0 P: 5	1B: 8 2B: 4 3B: 0 HR: 0	SF: 0 SAC: 1 DP: 1 HBP: 0	WP: 0 PA: 47 PB: 1 SB: 0 CS: 0															
PITCHER	IP WLS BF H R ER SO BB IBB HBP BLK WP HR S P ERA WHIP																																			
Russ Kemmerer, R ERA: 13.5 (1, 1)	2.2		16	8	4	4	3	1	0	0	0	0	0	21	25	13.50	3.375																			
Leo Kiely, L ERA: 11.57 (3, 1)	2.1		15	2	4	3	3	4	0	0	0	0	0	17	33	11.57	2.571																			
Hersh Freeman, R ERA: (6, 1)	1.0		5	1	0	0	1	0	1	0	0	0	0	6	10	0.00	1.000																			
George Susce, R ERA: (7, 1)	1.0		3	0	0	0	0	0	0	0	0	0	0	3	3	0.00	0.000																			
Hal Brown, R ERA: 4.5 (8, 1)	2.0	W	8	1	1	1	1	1	0	0	0	0	0	9	13	4.50	1.000																			

Baltimore Orioles @ Boston Red Sox
Fenway Park, Boston, MA
Sun Apr 17 1955, 3:38 AM EST
Att. 15,345 - Unknown

livebaseballscorecards.com

AB	39
R	9
H	12
RBI	8
BB	7
SO	8
LOB	23



Batter	1	2	3	4	5	6	7	8	9	AB	R	H	RBI	BB	SO	LOB
Billy Goodman, L (1, 4) OBP: 0.483, SLG: 0.545	0-0 F3		0-0 FC3-6		4-0 FC1-6 BB	0-0 6-3	0-0 SF8			3	0	0	1	1	0	2
Jim Piersall, R (1, 8) OBP: 0.304, SLG: 0.550	0-0 F8		0-3 K		0-0 FC1-6 FC	4-0 1-3 BB	0-0 FC6-4			4	1	0	0	1	1	4
Faye Throneberry, L (1, 7) OBP: 0.429, SLG: 0.920	0-3 K			0-0 1B 2B	0-0 FC 2B 1B	0-0 1-3		0-0 SH 2B 1B		5	3	2	1	0	1	2
Jackie Jensen, R (1, 9) OBP: 0.538, SLG: 0.864		0-0 F5		0-0 WP 1B 1B	0-0 1-3 1B 2B	0-0 4-3		0-0 SH 2B		4	3	2	0	0	0	2
Sammy White, R (1, 2) OBP: 0.444, SLG: 0.720		0-0 F5		0-0 F4	0-0 1B 1B		0-0 2B BB 1B	0-0 1H 2H 1B 2B		5	2	3	4	0	0	2
Harry Agganis, L (1, 3) OBP: 0.429, SLG: 0.462		0-0 E3		0-0 HR 1B	0-0 1-2 1B		0-3 K	0-0 F8		5	1	2	2	0	1	2
Ted Lepcio, R (1, 5) OBP: 0.423, SLG: 0.826		0-0 F9		0-0 HR	0-3 K		0-0 BB SF8 2B	0-0 6-3		5	2	2	2	0	1	4
Owen Friend, R (1, 6) OBP: 0.500, SLG: 0.333 Grady Hatton, L (7, PH) Hal Brown, R (8, 1) OBP: 1.000, SLG: 1.000		0-3 K	0-3 K	0-0 F9	0-0 F7		4-0 BB BB	0-0 2H 1B		3	0	0	0	0	1	2
Russ Kemmerer, R (1, 1) Leo Kiely, L (3, 1) Hersh Freeman, R (6, 1) Gene Stephens, L (6, PH) George Susce, R (7, 1) Billy Klaus, L (7, PH) (8, 8)		0-0 FC3-6 1B	0-3 K		4-0 1-3 6-3 BB	4-0 FC6-4 BB	0-0 F4			0	0	0	0	0	0	0

Inning Stats	R: 0	H: 0	E: 0	K: 1	S: 5	R: 0	H: 0	E: 1	K: 0	S: 4	R: 0	H: 1	E: 0	K: 2	S: 8	R: 4	H: 4	E: 0	K: 1	S: 9	R: 3	H: 3	E: 1	K: 1	S: 9	R: 0	H: 0	E: 0	K: 0	S: 3	R: 2	H: 2	E: 0	K: 1	S: 7	R: 3	H: 3	E: 1	K: 0	S: 7	1B: 8	SF: 1	2B: 4	SAC: 1	3B: 0	DP: 0	HR: 1	HBP: 0		
	0	0	0	1	5	0	0	1	0	4	0	1	0	2	8	3	0	0	0	0	9	0	0	0	0	9	0	0	0	0	11	0	2	0	0	7	3	3	0	0	7	8	1	4	0	1	0	1	0	
PITCHER	IP	WLS	BF	H	R	ER	SO	BB	IBB	HBP	BLK	WP	HR	S	P	ERA	WHIP													IP	WLS	BF	H	R	ER	SO	BB	IBB	HBP	BLK	WP	HR	S	P	ERA	WHIP				
Lou Kretlow, R (1, 1) ERA: 9.69	4.1		24	8	7	7	4	1	0	0	0	1	1	31	35	14.54	2.077																																	
Don Johnson, R (5, 1) ERA: 10.38	3.2	L	21	5	5	3	2	4	0	0	0	0	0	21	37	7.36	2.455																																	

BOTTOM

Baltimore Orioles @ Boston Red Sox
Fenway Park, Boston, MA
Sun Apr 17 1955, 3:38 AM EST
Att. 15,345 - Unknown

livebaseballscorecards.com

AB	38
R	12
H	13
RBI	12
BB	5
SO	6
LOB	21



WP: 1	PA: 45
PB: 0	
SB: 0	
CS: 0	

New York Yankees @ Baltimore Orioles
Memorial Stadium, Baltimore, MD

Mon Apr 18 1955, 3:33 AM EST
 Att. 35,372 - Unknown

livebaseballscorecards.com



AB	32
R	6
H	8
RBI	6
BB	3
SO	5
LOB	13

WP:	0	PA:	38
PB:	0		
SB:	0		
CS:	0		

AB R H RBI BB SO LOB

5	2	2	3	0	2	0
4	0	0	0	0	0	1
3	1	1	2	1	1	0
3	0	0	0	1	0	0
4	0	2	0	0	0	3
2	0	0	1	1	0	1
4	0	1	0	0	1	6
4	2	1	0	0	1	2
3	1	1	0	0	0	0

Batter 1 2 3 4 5 6 7 8 9

Irv Noren, L (1, 7) OBP: 0.429, SLG: 0.714 					
Andy Carey, R (1, 5) OBP: 0.200, SLG: 0.214 					
Mickey Mantle, S (1, 8) OBP: 0.556, SLG: 0.700 					
Yogi Berra, L (1, 2) OBP: 0.333, SLG: 0.500 					
Bill Skowron, R (1, 3) OBP: 0.481, SLG: 0.808 					
Hank Bauer, R (1, 9) OBP: 0.464, SLG: 0.400 					
Jerry Coleman, R (1, 4) OBP: 0.261, SLG: 0.227 					
Phil Rizzuto, R (1, 6) OBP: 0.500, SLG: 0.286 					
Whitey Ford, L (1, 1) OBP: 0.500, SLG: 0.500 					

Inning Stats	R: 0 E: 0 K: 2 S: 7	H: 0 LOB: 0 BB: 0 P: 7	R: 0 E: 0 K: 0 S: 3	H: 1 LOB: 1 BB: 1 P: 7	R: 3 E: 1 K: 0 S: 6	H: 2 LOB: 3 BB: 2 P: 15	R: 3 E: 0 K: 0 S: 6	H: 3 LOB: 0 BB: 0 P: 6	R: 0 E: 0 K: 2 S: 8	H: 1 LOB: 1 BB: 0 P: 8	R: 0 E: 0 K: 0 S: 3	H: 0 LOB: 0 BB: 0 P: 3	R: 0 E: 0 K: 0 S: 3	H: 0 LOB: 0 BB: 0 P: 3	R: 0 E: 0 K: 1 S: 5	H: 1 LOB: 0 BB: 0 P: 5	R: 0 E: 0 K: 1 S: 5	H: 0 LOB: 0 BB: 0 P: 5	1B: 5 2B: 2 3B: 1 HR: 1	SF: 0 SAC: 2 DP: 2 HBP: 1	WP: 0 PB: 0 SB: 0 CS: 0	PA: 38
---------------------	------------------------------	---------------------------------	------------------------------	---------------------------------	------------------------------	----------------------------------	------------------------------	---------------------------------	------------------------------	---------------------------------	------------------------------	---------------------------------	------------------------------	---------------------------------	------------------------------	---------------------------------	------------------------------	---------------------------------	----------------------------------	------------------------------------	----------------------------------	--------

PITCHER	IP	WLS	BF	H	R	ER	SO	BB	IBB	HBP	BLK	WP	HR	S	P	ERA	WHIP
Ray Moore, R (1, 1) ERA: 3.86	2.1	L	13	3	3	1	2	3	0	0	0	0	0	14	26	3.86	2.571
Harry Byrd, R (3, 1) ERA: 5.68	2.2		13	4	3	3	2	0	0	1	0	0	1	16	17	10.12	1.500
Jim Wilson, R (6, 1) ERA:	4.0		12	1	0	0	1	0	0	0	0	0	0	14	14	0.00	0.250

PITCHER	IP	WLS	BF	H	R	ER	SO	BB	IBB	HBP	BLK	WP	HR	S	P	ERA	WHIP
----------------	----	-----	----	---	---	----	----	----	-----	-----	-----	----	----	---	---	-----	------

Batter	1	2	3	4	5	6	7	8	9	AB R H RBI BB SO LOB	TOP		
Billy Cox, R OBP: 0.333, SLG: 0.467 (1, 5) X	0-0 FC3-6 BB FC5-4 1B	4-0 E BB BB		0-0 FC4-6 G3-6-3 1-2f		4-0 BB		0-0 G6-4-3 1-2f		3 2 1 0 2 0 2			
Cal Abrams, L OBP: 0.292, SLG: 0.105 (1, 8) BB (5, 9) BB	4-0 FC3-6 1-2 BB	4-0 BB E L5 BB		0-0 G3-6-3 1-2f		0-0 F8		0-0 FC5-4 1B		3 0 1 0 2 0 2			
Gil Coan, L OBP: 0.385, SLG: 0.455 Chuck Diering, R (1, 7) X (5, 8)	0-0 FC3-6 FC5-4 BB 1-2f 2-3 E	4-0 BB 1-2 BB			0-3 K	0-0 F9		0-0 F9		2 1 0 0 1 1 2 2 0 0 0 0 0 2			
Gene Woodling, L OBP: 0.233, SLG: 0.269 (1, 9) BB (5, 7) BB	4-0 FC5-4 1-2 BB	4-0 BB 1-2 BB 2-3 3-H			0-0 HR 1B	0-0 F3		0-0 F8		3 1 1 1 2 0 1			
Hal Smith, R OBP: 0.333, SLG: 0.533 (1, 2) X	0-0 FC5-4 1B E 1-2f 2-3 3-H	0-0 L5 3-H			0-0 HR	0-0 4-3		0-0 FC5-4 1-2f		5 1 1 3 0 0 6			
Gus Triandos, R OBP: 0.250, SLG: 0.250 (1, 3) X	0-0 E5 1B 1-2 3-H		0-0 5-3		0-0 F7	0-0 6-3				4 0 0 0 0 0 1			
Bobby Young, L OBP: 0.412, SLG: 0.333 (1, 4) X	0-0 1B 1-2 2-3		0-3 K		4-0 BB		0-0 E S 1B			3 1 2 0 1 1 0			
Willy Miranda, S OBP: 0.263, SLG: 0.188 (1, 6) X	0-0 F7		0-0 F6		0-0 F7		0-0 F7 1-3			4 0 0 0 0 0 5			
Erv Palica, R OBP: 0.333, SLG: 0.333 Ray Moore, R (1, 1) (8, 1)		0-3 K		0-0 FC4-6 1B		0-3 K		0-0 G6-4-3 1B 3-H		4 0 2 1 0 2 0 0 0 0 0 0 0 0			
Inning Stats	R: 2 H: 2 E: 1 LOB: 3 K: 0 BB: 2 S: 6 P: 14	R: 1 H: 0 E: 1 LOB: 2 K: 1 BB: 4 S: 4 P: 20	R: 0 H: 0 E: 0 LOB: 0 K: 1 BB: 0 S: 5 P: 5	R: 0 H: 1 E: 0 LOB: 0 K: 0 BB: 0 S: 3 P: 3	R: 2 H: 2 E: 0 LOB: 1 K: 1 BB: 1 S: 7 P: 11	R: 0 H: 0 E: 0 LOB: 1 K: 1 BB: 1 S: 5 P: 9	R: 0 H: 0 E: 0 LOB: 0 K: 0 BB: 0 S: 3 P: 3	R: 1 H: 2 E: 0 LOB: 0 K: 0 BB: 0 S: 4 P: 4	R: 0 H: 1 E: 0 LOB: 1 K: 0 BB: 0 S: 4 P: 4	1B: 7 SF: 0 2B: 1 SAC: 0 3B: 0 DP: 3 HR: 1 HBP: 0	WP: 0 PA: 41 PB: 0 SB: 1 CS: 0		
PITCHER	IP WLS BF H R ER SO BB IBB HBP BLK WP HR S P ERA WHIP											PITCHER	IP WLS BF H R ER SO BB IBB HBP BLK WP HR S P ERA WHIP
Bob Grim, R ERA: 8.59 (1, 1)	1.1 L 13 2 3 2 1 6 0 0 0 0 0 0 9 33 13.50 6.000												
Jim Konstanty, R ERA: (2, 1)	1.2 4 0 0 0 1 0 0 0 0 0 0 0 6 6 0.00 0.000												
Art Schallack, L ERA: 9.0 (4, 1)	2.0 9 3 2 2 1 1 0 0 0 0 0 1 10 14 9.00 2.000												
Tom Sturdivant, R ERA: 6.75 (6, 1)	2.0 7 0 0 0 1 1 0 0 0 0 0 0 8 12 0.00 0.500												
Tom Morgan, R ERA: 1.93 (8, 1)	2.0 8 3 1 1 0 0 0 0 0 0 0 0 8 8 4.50 1.500												

Baltimore Orioles @ New York Yankees
Yankee Stadium, Bronx, NY
Wed Apr 20 1955, 3:33 AM EST
Att. 4,725 - Unknown

livebaseballscorecards.com

AB	33
R	6
H	8
RBI	5
BB	8
SO	4
LOB	21



Batter	1	2	3	4	5	6	7	8	9	AB R H RBI BB SO LOB	TOP																								
Fred Marsh, R OBP: 0.500, SLG: 0.333 (1, 5) (5, 6)	0-3 K		4-0 BB		0-0 6-3			0-0 BB 1B	4-0 BB	3 0 1 0 2 1 0																									
Cal Abrams, L OBP: 0.345, SLG: 0.095 (1, 8)	4-0 CS BB		0-0 F8			4-0 BB		4-0 BB 1-2	0-3 K	2 0 0 0 3 1 4																									
Gil Coan, L OBP: 0.294, SLG: 0.333 (1, 7)	0-0 F7 1-2		0-0 4-3			0-3 K		0-0 F3		4 0 0 0 0 1 5																									
Gene Woodling, L OBP: 0.235, SLG: 0.300 (1, 9)		0-0 4-3		0-0 F9 CS 2B		0-0 F4		0-0 F2		4 1 1 0 0 0 3																									
Les Moss, R OBP: 0.421, SLG: 0.765 (1, 2)		0-0 BB 1B		0-0 F3		0-0 F3			0-0 HR	4 1 2 1 0 0 2																									
Gus Triandos, R OBP: 0.208, SLG: 0.208 (1, 3)		0-0 F9		0-0 F9 2-3			0-0 L6		0-0 6-3	4 0 0 0 0 0 2																									
Bobby Young, L OBP: 0.476, SLG: 0.353 (1, 4)		4-0 BB 1-2		4-0 CS BB		0-0 1-3		0-0 BB 1B	0-0 BB 1B	2 0 1 0 2 0 0																									
Willy Miranda, S OBP: 0.238, SLG: 0.167 Jim Pyburn, R (5, 5)		0-3 K		0-0 CS 1-2 3-H	0-0 F4		0-0 5-3		0-3 K	2 0 0 0 0 1 2 2 0 0 0 0 1 1																									
Lou Kretlow, R OBP: 0.143, SLG: 0.143 Bob Kuzava, S (4, 1) Charlie Maxwell, L (8, PH) Bob Alexander, R (8, 1) Eddie Waitkus, L OBP: 0.333, SLG: 0.200 (9, PH)			0-3 K		0-0 5-3			0-3 K	4-0 BB 1-2 BB	1 0 0 0 0 1 0 1 0 0 0 0 0 0 1 0 0 0 0 1 0 0 0 0 0 0 0 0 0 0 0 0 1 0 0																									
Inning Stats	R: 0 E: 0 K: 1 S: 4 H: 0 LOB: 0 BB: 1 P: 8	R: 0 E: 0 K: 1 S: 6 H: 1 LOB: 2 BB: 1 P: 10	R: 0 E: 0 K: 1 S: 5 H: 0 LOB: 1 BB: 1 P: 9	R: 1 E: 0 K: 0 S: 3 H: 1 LOB: 0 BB: 1 P: 7	R: 0 E: 0 K: 0 S: 3 H: 0 LOB: 0 BB: 0 P: 3	R: 0 E: 0 K: 1 S: 5 H: 0 LOB: 1 BB: 1 P: 9	R: 0 E: 0 K: 0 S: 3 H: 0 LOB: 0 BB: 0 P: 3	R: 0 E: 0 K: 1 S: 6 H: 1 LOB: 2 BB: 1 P: 10	R: 1 E: 0 K: 2 S: 9 H: 2 LOB: 3 BB: 2 P: 17	1B: 3 2B: 1 3B: 0 HR: 1 SF: 0 SAC: 0 DP: 0 HBP: 0	WP: 0 PB: 0 SB: 0 CS: 3 PA: 39																								
PITCHER Bob Turley, R ERA: 3.0 (1, 1)	IP 9.0	WLS W	BF 38	H 5	R 2	ER 2	SO 7	BB 8	IBB 0	HBP 0	BLK 0	WP 0	HR 1	S 44	P 76	ERA 2.00	WHIP 1.444	PITCHER	IP 9.0	WLS W	BF 38	H 5	R 2	ER 2	SO 7	BB 8	IBB 0	HBP 0	BLK 0	WP 0	HR 1	S 44	P 76	ERA 2.00	WHIP 1.444

Baltimore Orioles @ New York Yankees
Yankee Stadium, Bronx, NY
Thu Apr 21 1955, 3:33 AM EST
Att. 2,932 - Unknown

livebaseballscorecards.com

AB	30
R	2
H	5
RBI	1
BB	8
SO	7
LOB	19



Batter	1	2	3	4	5	6	7	8	9	AB	R	H	RBI	BB	SO	LOB
Hank Bauer, R OBP: 0.459, SLG: 0.607 (1, 9)	0-0 HR	0-0 L3-6 2-3		0-0 F9 6-3 1-H 2-H 3-H	0-0 FC6-4 1-2f			0-0 F9		5	2	2	3	0	0	3
Andy Carey, R OBP: 0.231, SLG: 0.243 (1, 5)	0-0 BB 2B 1B		0-0 F8	0-0 F9 2-3		0-0 6-3		0-0 1B 1B		5	2	2	0	0	0	1
Mickey Mantle, S OBP: 0.528, SLG: 0.593 (1, 8)	4-0 1-2 2B BB		0-0 1-3	0-0 6-3		0-0 F7		0-0 1B 5-3 1B		4	2	1	1	1	0	0
Yogi Berra, L OBP: 0.306, SLG: 0.455 (1, 2)	0-0 F7 SF8 2B		0-0 F8	0-0 F3		0-0 G3		0-0 5-3 1B		5	1	2	3	0	0	0
Bill Skowron, R OBP: 0.500, SLG: 0.735 (1, 3)	0-0 F7 2-3			0-0 1B 1B	0-0 SH5-3 SF7 1B		0-0 F5 2B 1B	0-0 5-3 1-2 3-H		5	3	3	1	0	0	2
Irv Noren, L OBP: 0.412, SLG: 0.538 (1, 7)	0-0 SF8			0-0 1B 1B E 1B	0-0 SH5-3 1B		0-0 F5 1-2	0-0 BB BB BB 4-0		3	1	2	1	1	0	1
Jerry Coleman, R OBP: 0.300, SLG: 0.286 (1, 4)	0-0 F9			0-0 E 1B WP 1B	0-0 SH5-3		0-0 F3 2B	0-0 F3		4	1	2	2	0	0	2
Billy Hunter, R OBP: 0.600, SLG: 0.500 (1, 6)		0-0 L3-6 S 1B		0-0 WP E 2B 1B	0-0 FC6-4 IBB		0-0 F8			3	1	2	0	1	0	1
Bob Turley, R (1, 1)		0-0 F5 1-2		0-0 E6 WP 2B	0-0 SF7		0-0 F4			3	1	0	1	0	0	4

Inning Stats	R: 4	H: 3	E: 0	LOB: 0	K: 0	BB: 1	S: 6	P: 10	R: 0	H: 1	E: 0	LOB: 0	K: 0	BB: 0	S: 3	P: 3	R: 0	H: 0	E: 0	LOB: 0	K: 0	BB: 0	S: 3	P: 3	R: 6	H: 5	E: 1	LOB: 0	K: 0	BB: 0	S: 9	P: 9	R: 1	H: 2	E: 0	LOB: 2	K: 0	BB: 1	S: 5	P: 9	R: 0	H: 0	E: 0	LOB: 0	K: 0	BB: 0	S: 3	P: 3	R: 1	H: 2	E: 0	LOB: 1	K: 0	BB: 0	S: 5	P: 5	R: 2	H: 3	E: 0	LOB: 2	K: 0	BB: 1	S: 6	P: 10
--------------	------	------	------	--------	------	-------	------	-------	------	------	------	--------	------	-------	------	------	------	------	------	--------	------	-------	------	------	------	------	------	--------	------	-------	------	------	------	------	------	--------	------	-------	------	------	------	------	------	--------	------	-------	------	------	------	------	------	--------	------	-------	------	------	------	------	------	--------	------	-------	------	-------

PITCHER	IP	WLS	BF	H	R	ER	SO	BB	IBB	HBP	BLK	WP	HR	S	P	ERA	WHIP
Lou Kretlow, R ERA: 11.81 (1, 1)	3.0	L	16	7	7	7	0	1	0	0	0	0	1	15	19	21.00	2.667
Bob Kuzava, L ERA: 6.75 (4, 1)	4.0		20	6	5	3	0	0	1	0	0	1	0	19	23	6.75	1.500
Bob Alexander, R ERA: 14.73 (8, 1)	1.0		7	3	2	2	0	1	0	0	0	0	0	6	10	18.00	4.000


BOTTOM

Baltimore Orioles @ New York Yankees
 Yankee Stadium, Bronx, NY

Thu Apr 21 1955, 3:33 AM EST
 Att. 2,932 - Unknown

AB	37
R	14
H	16
RBI	12
BB	3
SO	0
LOB	14

WP: 1 PA: 43
 PB: 0
 SB: 1
 CS: 0




PITCHER	IP	WLS	BF	H	R	ER	SO	BB	IBB	HBP	BLK	WP	HR	S	P	ERA	WHIP
---------	----	-----	----	---	---	----	----	----	-----	-----	-----	----	----	---	---	-----	------

Batter	1	2	3	4	5	6	7	8	9	AB R H RBI BB SO LOB	TOP		
Jim Busby, R (1, 8) OBP: 0.333, SLG: 0.407	0-0 G6-4-3 1B		0-0 HR	0-0 FC4-6 1-2f			0-0 F7			4 1 2 1 0 0 1			
Eddie Yost, R (1, 5) OBP: 0.433, SLG: 0.348	0-0 G6-4-3 1-2f		1-0 F8 1B HBP		0-0 5-3			0-0 F5		3 1 0 0 0 0 1			
Mickey Vernon, L (1, 3) OBP: 0.367, SLG: 0.538	0-0 6-3		0-0 F8 1-3		0-3 K			0-0 F5		4 0 0 0 0 1 1			
Roy Sievers, R (1, 7) OBP: 0.400, SLG: 0.348		0-0 F8	0-3 K		0-3 K			0-3 K		4 0 0 0 0 3 1			
Pete Runnels, L (1, 4) OBP: 0.300, SLG: 0.231		4-0 6-3 E BB	0-0 FC6-4 1B		0-0 F7			0-3 K		3 1 1 1 1 1 0			
Tom Umphlett, R (1, 9) OBP: 0.310, SLG: 0.240		4-0 E 6-3 1-2 BB	0-0 FC6-4 1-2f		0-0 F6			0-0 1-3		3 0 0 0 1 0 1			
Ed Fitz Gerald, R (1, 2) Pedro Ramos, S (9, PR) Bruce Edwards, R (9, 2)		0-0 6-3 1-2 2-3		0-0 5-3		0-0 1-3		4-0 1B BB		3 0 0 0 1 0 2 0 0 0 0 0 0 0 0 0 0 0 0 0 0	AB 31 R 3 H 4 RBI 2 BB 4 SO 5 LOB 12		
Jerry Snyder, R (1, 6) OBP: 0.143, SLG: 0.286 Jesse Levan, L (9, PH) OBP: 0.500, SLG: 0.500 Juan Delis, R (9, PR) Bobby Kline, R (9, 6)		0-0 E6 2-3 3-H		0-0 F3		0-0 1-3		0-0 1-3 1B		3 0 0 0 0 0 1 1 0 1 0 0 0 0 0 0 0 0 0 0 0 0 0 0 0 0 0 0			
Mickey McDermott, L (1, 1) Camilo Pascual, R (7, 1) Ted Abernathy, R (7, 1) Chuck Stobbs, L (7, 1) Johnny Schmitz, R (8, 1) OBP: 0.250, SLG: 0.250		0-0 4-3		4-0 FC4-6 BB		0-0 G3		0-0 F8		2 0 0 0 1 0 2 0 1 0 0 0 0 0 2			
Inning Stats	R: 0 H: 1 E: 0 LOB: 0 K: 0 BB: 0 S: 3 P: 3	R: 1 H: 0 E: 1 LOB: 2 K: 0 BB: 2 S: 4 P: 12	R: 2 H: 2 E: 0 LOB: 1 K: 1 BB: 0 S: 7 P: 8	R: 0 H: 0 E: 0 LOB: 1 K: 0 BB: 1 S: 3 P: 7	R: 0 H: 0 E: 0 LOB: 0 K: 2 BB: 0 S: 7 P: 7	R: 0 H: 0 E: 0 LOB: 0 K: 0 BB: 0 S: 3 P: 3	R: 0 H: 0 E: 0 LOB: 0 K: 0 BB: 0 S: 3 P: 3	R: 0 H: 0 E: 0 LOB: 0 K: 1 BB: 0 S: 5 P: 5	R: 0 H: 1 E: 0 LOB: 2 K: 1 BB: 1 S: 6 P: 10	1B: 3 SF: 0 2B: 0 SAC: 0 3B: 0 DP: 1 HR: 1 HBP: 1	WP: 0 PA: 36 PB: 0 SB: 2 CS: 0		
PITCHER	IP WLS BF H R ER SO BB IBB HBP BLK WP HR S P ERA WHIP											PITCHER	IP WLS BF H R ER SO BB IBB HBP BLK WP HR S P ERA WHIP
Jim Wilson, R (1, 1) ERA: 1.64 Don Johnson, R (8, 1) ERA: 7.11	7.0 L 28 3 3 2 3 3 0 1 0 0 0 1 30 43 2.57 0.857												

Washington Senators @ Baltimore Orioles
 Memorial Stadium, Baltimore, MD
 Fri Apr 22 1955, 3:33 AM EST
 Att. 18,723 - Unknown

livebaseballscorecards.com



Batter	1	2	3	4	5	6	7	8	9	AB	R	H	RBI	BB	SO	LOB
Billy Cox, R OBP: 0.342, SLG: 0.441 (1, 5) (8, 6)	0-3 K		0-0 F9		4-0 BB BB		0-0 BB 1B	0-0 F9		4	1	1	0	1	1	2
Bob Kennedy, R OBP: 0.333, SLG: 0.231 (1, 9)	0-0 F7		0-0 E1 1-3 1B		4-0 1-2 BB		4-0 BB BB 1B		0-0 F9	3	1	1	0	2	0	0
Hoot Evers, R OBP: 0.429, SLG: 0.737 (1, 7)	0-0 3B		0-0 5-3		0-0 F4		0-0 BB BB 1B 1-2 2-H		0-0 CS 1B	5	0	3	1	0	0	4
Gus Triandos, R OBP: 0.222, SLG: 0.222 (1, 3) Cal Abrams, L OBP: 0.367, SLG: 0.095 (7, PH) Bobby Young, L OBP: 0.455, SLG: 0.333 (8, 4)	0-0 F3			0-0 FC5-4 1B		0-0 F4	4-0 FC5 BB BB		0-0 F3 1-2	3	0	1	0	0	0	1
Hal Smith, R OBP: 0.333, SLG: 0.471 (1, 2) Gene Woodling, L OBP: 0.257, SLG: 0.300 (7, PH) Don Johnson, R (8, 1)		0-0 F4		0-0 FC5-4 1-2f		4-0 BB	4-0 BB BB BB		0-0 F3 1-2 2-3 3-H	2	0	0	0	1	0	1
Fred Marsh, R OBP: 0.364, SLG: 0.222 (1, 4) Les Moss, R OBP: 0.400, SLG: 0.722 (7, PH) (8, 2)		0-3 K		0-0 F9		0-3 K	0-0 FC5 2-3f			3	0	0	0	0	2	2
Chuck Diering, R (1, 8)		0-0 F8		0-0 F8		0-0 L9		0-3 K		4	0	0	0	0	1	2
Willy Miranda, S OBP: 0.217, SLG: 0.150 (1, 6) Jim Pyburn, R OBP: 0.400, SLG: 0.250 (7, PH) (8, 5)			0-3 K		0-0 F9		4-0 L3 BB	0-0 FC1-6 1B		2	0	0	0	0	1	0
Jim Wilson, R OBP: 0.750, SLG: 0.667 (1, 1) Gil Coan, L OBP: 0.278, SLG: 0.313 (7, PH) Eddie Waitkus, L OBP: 0.308, SLG: 0.182 (8, 3)			0-0 E 1B 1B		0-3 K		0-0 L3 1-2	0-0 FC1-6 1-2f		1	0	0	0	0	0	1

Inning Stats	R: 0	H: 1	E: 0	K: 1	S: 6	LOB: 1	BB: 0	P: 6	R: 0	H: 0	E: 0	K: 1	S: 5	LOB: 0	BB: 0	P: 5	R: 0	H: 2	E: 1	K: 1	S: 7	LOB: 2	BB: 0	P: 7	R: 0	H: 1	E: 1	K: 0	S: 4	LOB: 1	BB: 0	P: 4	R: 0	H: 0	E: 0	K: 1	S: 5	LOB: 2	BB: 2	P: 13	R: 0	H: 0	E: 0	K: 1	S: 5	LOB: 1	BB: 1	P: 9	R: 2	H: 2	E: 0	K: 0	S: 4	LOB: 3	BB: 4	P: 20	R: 0	H: 1	E: 0	K: 1	S: 6	LOB: 1	BB: 0	P: 6	R: 0	H: 1	E: 0	K: 0	S: 3	LOB: 0	BB: 0	P: 3	1B: 7	2B: 1	3B: 1	HR: 0	SF: 0	SAC: 0	DP: 1	HBP: 0	WP: 0	PB: 0	SB: 0	CS: 1	PA: 40
--------------	------	------	------	------	------	--------	-------	------	------	------	------	------	------	--------	-------	------	------	------	------	------	------	--------	-------	------	------	------	------	------	------	--------	-------	------	------	------	------	------	------	--------	-------	-------	------	------	------	------	------	--------	-------	------	------	------	------	------	------	--------	-------	-------	------	------	------	------	------	--------	-------	------	------	------	------	------	------	--------	-------	------	-------	-------	-------	-------	-------	--------	-------	--------	-------	-------	-------	-------	--------

PITCHER	IP	WLS	BF	H	R	ER	SO	BB	IBB	HBP	BLK	WP	HR	S	P	ERA	WHIP
Mickey McDermott, L ERA: 5.79 (1, 1)	6.0	W	26	4	1	1	5	4	0	0	0	0	0	32	48	1.50	1.333
Camilo Pascual, R ERA: 16.2 (7, 1)	0.2		5	2	0	0	0	2	0	0	0	0	0	3	11	0.00	6.000
Ted Abernathy, R ERA: 13.5 (7, 1)	0.0		1	0	1	0	0	1	0	0	0	0	0	4	1	∞	∞
Chuck Stobbs, L ERA: 1.08 (7, 1)	0.1		1	0	0	0	0	0	0	0	0	0	0	1	1	0.00	0.000
Johnny Schmitz, L ERA: 1.69 (8, 1)	2.0	S	7	2	0	0	1	0	0	0	0	0	0	9	9	0.00	1.000

BOTTOM

Washington Senators @ Baltimore Orioles
Memorial Stadium, Baltimore, MD


Fri Apr 22 1955, 3:33 AM EST
Att. 18,723 - Unknown

AB	33
R	2
H	8
RBI	2
BB	7
SO	6
LOB	18



WP	HR	S	P	ERA	WHIP
0	0	0	0	0	0

livebaseballscores.com

Batter	1	2	3	4	5	6	7	8	9	AB R H RBI BB SO LOB	TOP														
Jim Busby, R (1, 8) OBP: 0.294, SLG: 0.355	0-0 5-3		0-0 F8		0-0 FC6-4		0-0 FC6-4			4 0 0 0 0 0 4	<p>Washington Senators @ Baltimore Orioles</p> <p>Memorial Stadium, Baltimore, MD</p> <p>Sat Apr 23 1955, 3:33 AM EST Att. 7,891 - Unknown</p> <p>livebaseballscorecards.com</p> <table border="1"> <tr><td>AB</td><td>29</td></tr> <tr><td>R</td><td>0</td></tr> <tr><td>H</td><td>3</td></tr> <tr><td>RBI</td><td>0</td></tr> <tr><td>BB</td><td>4</td></tr> <tr><td>SO</td><td>2</td></tr> <tr><td>LOB</td><td>14</td></tr> </table> 	AB	29	R	0	H	3	RBI	0	BB	4	SO	2	LOB	14
AB	29																								
R	0																								
H	3																								
RBI	0																								
BB	4																								
SO	2																								
LOB	14																								
Eddie Yost, R (1, 5) OBP: 0.382, SLG: 0.296	0-0 F7		0-0 P2			0-0 5-6-3		0-0 F2		4 0 0 0 0 0 1															
Mickey Vernon, L (1, 3) OBP: 0.324, SLG: 0.467	0-0 F7			0-0 G3		0-0 F9		0-0 6-3		4 0 0 0 0 0 0															
Roy Sievers, R (1, 7) OBP: 0.412, SLG: 0.320		0-0 F8		4-0 FC6-4 BB		4-0 BB		0-0 F7		2 0 0 0 2 0 0															
Pete Runnels, L (1, 4) OBP: 0.265, SLG: 0.200	0-0 4-3			0-0 F3		0-0 4-1			0-0 F8	4 0 0 0 0 0 2															
Ernie Oravetz, S (1, 9) OBP: 0.286, SLG: 0.286		0-0 1B		0-0 FC6-4			0-0 HBP 1B		0-0 4-3	4 0 2 0 0 0 1															
Ed Fitz Gerald, R (1, 2) OBP: 0.222, SLG: 0.067	0-3 K				0-0 FC6-4 1B		0-0 F7		4-0 BB	3 0 1 0 1 1 2															
Jerry Snyder, R (1, 6) OBP: 0.222, SLG: 0.250			4-0 SH1-4 BB		0-0 F7		0-0 F9		0-0 4-3	1 0 0 0 1 0 1															
Jesse Levan, L (7, PH) OBP: 0.400, SLG: 0.400										1 0 0 0 0 0 1															
Bobby Kline, R (7, 6)										0 0 0 0 0 0 0															
Juan Delis, R (9, PH)										1 0 0 0 0 0 1															
Dean Stone, L (1, 1) Carlos Paula, R (7, PH) Spec Shea, R (7, 1) Dick Hyde, R (7, 1) Bunky Stewart, L (7, 1) Bill Currie, R (7, 1)			0-0 SH1-4		0-3 K		1-0 FC6-4 HBP			1 0 0 0 0 0 1 1 0															
Inning Stats	R: 0 E: 0 K: 0 S: 3	H: 0 LOB: 0 BB: 0 P: 3	R: 0 E: 0 K: 1 S: 6	H: 1 LOB: 1 BB: 0 P: 6	R: 0 E: 0 K: 0 S: 3	H: 0 LOB: 1 BB: 1 P: 7	R: 0 E: 0 K: 0 S: 3	H: 0 LOB: 1 BB: 1 P: 7	R: 0 E: 0 K: 0 S: 4	H: 1 LOB: 2 BB: 0 P: 5	R: 0 E: 0 K: 0 S: 3	H: 0 LOB: 0 BB: 0 P: 3	R: 0 E: 0 K: 0 S: 3	H: 0 LOB: 1 BB: 1 P: 7	1B: 3 2B: 0 3B: 0 HR: 0	SF: 0 SAC: 1 DP: 0 HBP: 1	WP: 0 PB: 0 SB: 0 CS: 0	PA: 35							
PITCHER Harry Byrd, R (1, 1) ERA: 2.35	IP 9.0	WLS W	BF 35	H 3	R 0	ER 0	SO 2	BB 4	IBB 0	HBP 1	BLK 0	WP 0	HR 0	S 34	P 51	ERA 0.00	WHIP 0.778								
PITCHER		IP	WLS	BF	H	R	ER	SO	BB	IBB	HBP	BLK	WP	HR	S	P	ERA	WHIP							

Batter	1	2	3	4	5	6	7	8	9
Jim Pyburn, R (1, 5) <small>OBP: 0.375, SLG: 0.167</small> Gene Woodling, L (7, PH) <small>OBP: 0.278, SLG: 0.300</small> (8, 7)	0-0 F2		0-0 5-3		4-0 BB		4-0 IBB		
Bob Kennedy, R (1, 9) <small>OBP: 0.278, SLG: 0.188</small> Eddie Waitkus, L (7, PH) <small>OBP: 0.308, SLG: 0.182</small> Billy Cox, R (7, PH) <small>OBP: 0.359, SLG: 0.457</small> (8, 5)	0-3 K		0-0 6-3		0-0 F8		0-0 E8 1B		
Hoot Evers, R (1, 7) <small>OBP: 0.375, SLG: 0.636</small> Gil Coan, L (6, PR) <small>OBP: 0.278, SLG: 0.313</small> (7, 7)	0-0 6-3		0-3 K			0-0 E5 F7 S		4-0 IBB	
Les Moss, R (7, PH) <small>OBP: 0.429, SLG: 0.722</small> Cal Abrams, L (8, 9) <small>OBP: 0.367, SLG: 0.095</small>									
Gus Triandos, R (1, 3) <small>OBP: 0.194, SLG: 0.194</small>		0-0 5-3		0-0 L7		0-0 F7	0-3 K		
Hal Smith, R (1, 2) <small>OBP: 0.318, SLG: 0.400</small>		4-0 1B 1B 1B BB		0-0 F8		0-0 F9	0-0 G3		
Fred Marsh, R (1, 4) <small>OBP: 0.417, SLG: 0.300</small> Bobby Young, L (2, PR) <small>OBP: 0.400, SLG: 0.286</small> (3, 4)		0-0 1B 1B G1-2-3 1B		0-3 K		0-0 F2		0-0 1-3	
Chuck Diering, R (1, 8) <small>OBP: 0.364, SLG: 0.364</small>		0-0 1B 1-2 2-3 1B			0-0 S 1B		0-0 SH3-4 BB E 1B	0-0 S 1B	
Willy Miranda, S (1, 6) <small>OBP: 0.259, SLG: 0.174</small>		0-0 1B 1-2 2-3 3-H 1B		0-3 K	0-3 K		4-0 SH3-4 BB E	0-0 L6	
Harry Byrd, R (1, 1)		0-0 G1-2-3 3-H		0-3 K			0-0 SH3-4	0-0 F7	

Inning Stats	R: 0	H: 0	E: 0	K: 1	S: 5	R: 1	H: 3	E: 0	K: 0	S: 5	R: 0	H: 0	E: 0	K: 1	S: 5	R: 0	H: 1	E: 0	K: 2	S: 8	R: 0	H: 0	E: 1	K: 0	S: 4	R: 2	H: 2	E: 1	K: 1	S: 7	R: 0	H: 1	E: 0	K: 0	S: 4
	0	0	0	1	5	1	3	0	0	5	0	0	0	1	5	0	1	0	2	8	0	0	1	0	4	0	0	0	1	0	0	1	0	4	

AB	R	H	RBI	BB	SO	LOB
2	0	0	0	1	0	0
0	0	0	0	1	0	0
3	0	0	0	0	1	2
0	0	0	0	0	0	0
1	0	1	2	0	0	0
3	0	0	0	0	1	0
0	0	0	0	0	0	0
4	0	0	0	0	1	4
3	1	0	0	1	0	5
1	0	1	0	0	0	0
3	0	0	0	0	1	2
4	1	4	0	0	0	0
3	1	1	1	1	1	2
3	0	0	0	0	1	5

BOTTOM

Washington Senators @ Baltimore Orioles
Memorial Stadium, Baltimore, MD
 Sat Apr 23 1955, 3:33 AM EST
 Att. 7,891 - Unknown

livebaseballscorecards.com

AB	30
R	3
H	7
RBI	3
BB	5
SO	6
LOB	20



PITCHER	IP	WLS	BF	H	R	ER	SO	BB	IBB	HBP	BLK	WP	HR	S	P	ERA	WHIP
Dean Stone, L (1, 1) <small>ERA: 1.29</small>	6.0	L	24	4	1	1	5	2	0	0	0	0	0	32	40	1.50	1.000
Spec Shea, R (7, 1) <small>ERA: 54.0</small>	0.0		2	1	2	2	0	1	0	0	0	0	0	1	5	∞	∞
Dick Hyde, R (7, 1) <small>ERA:</small>	0.1		2	0	0	0	0	0	1	0	0	0	0	1	5	0.00	0.000
Bunky Stewart, L (7, 1) <small>ERA:</small>	0.0		2	1	0	0	0	0	1	0	0	0	0	1	5	∞	∞
Bill Currie, R (7, 1) <small>ERA: 12.27</small>	1.2		6	1	0	0	1	0	0	0	0	0	0	8	8	0.00	0.600

WP	HR	S	P	ERA	WHIP
0	0	1	36	0	0
0	0	1	3	0	0
0	0	1	0	0	0

Batter	1	2	3	4	5	6	7	8	9	10	AB R H RBI BB SO LOB	TOP												
Jim Busby, R (1, 8) OBP: 0.282, SLG: 0.361	0-0 L6		0-3 K		0-0 1-H 2-H 2B		0-0 F8			0-0 L6	5 0 1 1 0 1 3	Washington Senators @ Baltimore Orioles Memorial Stadium, Baltimore, MD Sun Apr 24 1955, 3:33 AM EDT Unknown livebaseballscorecards.com												
Eddie Yost, R (1, 5) OBP: 0.342, SLG: 0.258	0-0 6-3			0-3 K		0-0 F9		0-0 F7			4 0 0 0 0 1 0													
Mickey Vernon, L (1, 3) OBP: 0.316, SLG: 0.441	0-0 F9			0-0 4-1 1B		0-0 L9		0-0 F8			4 0 1 0 0 0 0													
Roy Sievers, R (1, 7) OBP: 0.395, SLG: 0.310 Tom Umphlett, R (9, 7) OBP: 0.310, SLG: 0.240		0-0 F8		0-0 4-1 1-2		0-0 1B		0-0 F3			4 0 1 0 0 0 1 0 0 0 0 0 0 0													
Pete Runnels, L (1, 4) OBP: 0.237, SLG: 0.176		0-0 F9		0-0 6-3		0-0 P6			0-0 F8		4 0 0 0 0 0 2													
Ernie Oravetz, S (1, 9) OBP: 0.182, SLG: 0.182		0-0 F7			0-0 F7		0-0 4-3		0-0 4-3		4 0 0 0 0 0 0													
Bruce Edwards, R (1, 2) OBP: 0.167, SLG: 0.091			0-0 F9		0-0 1B 2B 1B		4-0 1B BB		0-0 P4		3 1 1 0 1 0 0													
Jerry Snyder, R (1, 6) OBP: 0.250, SLG: 0.273 Carlos Paula, R (10, PH) Bobby Kline, R (10, 6)			0-0 E6		0-0 1-2 2B 1B		0-0 F8			0-0 6-3	3 0 1 0 0 0 1 1 0 0 0 0 0 0 0 0 0 0 0 0 0													
Camilo Pascual, R (1, 1) OBP: 0.333, SLG: 0.333 Bob Porterfield, R (9, 1) Mickey McDermott, L (10, 1)			0-3 K		0-3 K		0-0 1-2 1B			0-0 L8	3 0 1 0 0 2 3 1 0 0 0 0 0 0 0 0 0 0 0 0 0													
Inning Stats	R: 0 E: 0 K: 0 S: 3	H: 0 LOB: 0 BB: 0 P: 3	R: 0 E: 0 K: 0 S: 3	H: 0 LOB: 0 BB: 0 P: 3	R: 0 E: 1 K: 2 S: 8	H: 0 LOB: 1 BB: 0 P: 8	R: 0 E: 0 K: 1 S: 6	H: 1 LOB: 1 BB: 0 P: 6	R: 1 E: 0 K: 1 S: 7	H: 3 LOB: 2 BB: 0 P: 7	R: 0 E: 0 K: 0 S: 4		H: 1 LOB: 1 BB: 0 P: 4	R: 0 E: 0 K: 0 S: 4	H: 1 LOB: 2 BB: 1 P: 8	R: 0 E: 0 K: 0 S: 3	H: 0 LOB: 0 BB: 0 P: 3	R: 0 E: 0 K: 0 S: 3	H: 0 LOB: 0 BB: 0 P: 3	R: 0 E: 0 K: 0 S: 3	H: 0 LOB: 0 BB: 0 P: 3	1B: 5 2B: 1 3B: 0 HR: 0	SF: 0 SAC: 0 DP: 0 HBP: 0	WP: 0 PB: 0 SB: 1 CS: 0
PITCHER Saul Rogovin, R (1, 1) ERA: 4.5	IP 10.0	WLS W	BF 37	H 6	R 1	ER 1	SO 4	BB 1	IBB 0	HBP 0	BLK 0	WP 0	HR 0	S 44	P 48	ERA 0.90	WHIP 0.700							



Batter	1	2	3	4	5	6	7	8	9	10	AB	R	H	RBI	BB	SO	LOB
Bobby Young, L (1, 4) OBP: 0.367, SLG: 0.269	0-0 CS 1B		0-0 P6			0-3 K		0-0 G3		0-3 K	5	0	1	0	0	2	1
Jim Pyburn, R (1, 5) OBP: 0.308, SLG: 0.182	0-3 K			0-0 1-3		0-0 2B 1B		0-3 K		0-0 L6 1B	5	1	1	0	0	2	2
Cal Abrams, L (1, 9) OBP: 0.355, SLG: 0.091 Gil Coan, L (3, 7) OBP: 0.318, SLG: 0.400	0-0 2-3			0-0 F8		0-0 1-H 2B		0-0 1-3		0-0 1-2 3-H 1B	1	0	0	0	0	0	1
Gene Woodling, L (1, 7) OBP: 0.275, SLG: 0.294 (3, 9) (10, 8)		0-0 P6		0-0 1B		0-0 1-4-3			0-0 F2		4	0	1	0	0	0	1
Hal Smith, R (1, 2) OBP: 0.346, SLG: 0.500 Billy Cox, R (9, PR) OBP: 0.359, SLG: 0.457 (10, 6)		0-0 4-3		0-0 F9			0-0 SH1-4 1B		0-0 G5-2-3 3B		4	0	2	0	0	0	1
Gus Triandos, R (1, 3) OBP: 0.235, SLG: 0.212		0-0 1B			0-0 F3		0-0 SH1-4 1-2		4-0 IBB IBB		2	0	1	0	1	0	0
Chuck Diering, R (1, 8) OBP: 0.286, SLG: 0.286 Eddie Waitkus, L (9, PH) OBP: 0.357, SLG: 0.182 Les Moss, R (10, 2) OBP: 0.429, SLG: 0.722		0-3 K		0-0 P6		0-0 K		0-3 K		4-0 1-2 IBB	3	0	0	0	0	2	2
Willy Miranda, S (1, 6) OBP: 0.267, SLG: 0.160 Bob Kennedy, R (9, PH) OBP: 0.263, SLG: 0.176 (10, 9)			0-3 K		0-0 F7		4-0 BB BB		0-0 G5-2-3		2	0	0	0	1	1	0
Saul Rogovin, R (1, 1) OBP: 0.400, SLG: 0.696 Hoot Evers, R (10, PH)			0-3 K		0-3 K		0-3 K		0-0 5-3		3	0	0	0	0	2	2
										0-0 E 1B 2B	1	1	1	0	0	0	0

Inning Stats	R: 0	H: 1	R: 0	H: 1	R: 0	H: 0	R: 0	H: 0	R: 1	H: 2	R: 0	H: 1	R: 0	H: 0	R: 0	H: 1	R: 1	H: 2	R: 0	H: 0	R: 0	H: 1	R: 1	H: 2	1B: 6	SF: 0	WP: 0	PA: 39
	E: 0	LOB: 0	E: 0	LOB: 1	E: 0	LOB: 0	E: 0	LOB: 0	E: 0	LOB: 1	E: 0	LOB: 2	E: 0	LOB: 0	E: 0	LOB: 3	E: 1	LOB: 2	E: 0	LOB: 0	E: 0	LOB: 0	E: 1	LOB: 2	2B: 2	SAC: 1	FB: 0	
	K: 1	BB: 0	K: 1	BB: 0	K: 2	BB: 0	K: 0	BB: 0	K: 2	BB: 0	K: 1	BB: 1	K: 1	BB: 0	K: 0	BB: 2	K: 1	BB: 0	K: 1	BB: 0	K: 1	BB: 0	K: 1	BB: 0	3B: 1	DP: 1	SB: 0	
	S: 5	P: 5	S: 6	P: 6	S: 7	P: 7	S: 4	P: 4	S: 3	P: 3	S: 9	P: 9	S: 6	P: 10	S: 5	P: 5	S: 3	P: 6	S: 6	P: 6	S: 3	P: 11	S: 6	P: 6	HR: 0	HBP: 0	CS: 1	

PITCHER	IP	WLS	BF	H	R	ER	SO	BB	IBB	HBP	BLK	WP	HR	S	P	ERA	WHIP
Camilo Pascual, R (1, 1) ERA: 3.6	8.1		32	7	1	1	8	1	0	0	0	0	0	47	51	1.08	0.960
Bob Porterfield, R (9, 1) ERA: 2.03	0.2	L	4	1	1	0	0	0	2	0	0	0	0	2	10	13.50	1.500
Mickey McDermott, L (10, 1) ERA: 5.59	0.1		3	1	0	0	1	0	0	0	0	0	0	5	5	0.00	3.000

BOTTOM

Washington Senators @ Baltimore Orioles
Memorial Stadium, Baltimore, MD
Sun Apr 24 1955, 3:33 AM EDT
Unknown

livebaseballscorecards.com

AB	35
R	2
H	9
RBI	2
BB	3
SO	9
LOB	13



Batter	1	2	3	4	5	6	7	8	9	AB R H RBI BB SO LOB	TOP											
Jim Busby, R (1, 8) <small>OBP: 0.295, SLG: 0.350</small>	0-0 F9		0-0 4-3	0-0 F8		0-0 S 1B		4-0 2B IBB		4 1 1 2 1 0 2												
Eddie Yost, R (1, 5) <small>OBP: 0.372, SLG: 0.294</small>	0-0 L5		4-0 1B BB		1-0 HBP	0-0 1-2 5-3		0-0 1-H 2-H 2B		3 0 1 2 1 0 1												
Mickey Vernon, L (1, 3) <small>OBP: 0.326, SLG: 0.421</small>	0-0 G3		0-0 1-3 1B		0-0 F9		0-0 B B B 6-3	4-0 FC6-4 BB		4 0 1 0 1 0 1												
Roy Sievers, R (1, 7) <small>OBP: 0.372, SLG: 0.382</small>		0-0 HR	0-0 P6		0-0 F9		0-0 F7	0-0 1-2f FC6-4		5 1 1 1 0 0 5												
Pete Runnels, L (1, 4) <small>OBP: 0.279, SLG: 0.211</small>		0-0 1B 1B	0-0 F2		0-0 F8		0-0 1B	B B B 4-0 CS BB		4 0 2 0 1 0 3												
Ernie Oravetz, S (1, 9) <small>OBP: 0.250, SLG: 0.250</small>		0-0 F8		0-0 1B 1B		0-0 SH1-4 1B 1B	0-0 G3	S S S 0-3 K		5 1 2 0 0 1 3												
Ed Fitz Gerald, R (1, 2) <small>OBP: 0.261, SLG: 0.150</small>		0-0 P6		0-0 F8		0-0 SH1-4 1-2 1B 1B		S S S 0-3 SH1-4 2B 1B 1-2 K		5 2 2 0 0 1 3												
Bobby Kline, R (1, 6) <small>OBP: 0.125, SLG: 0.067</small> Jesse Levan, L (6, PH) <small>OBP: 0.333, SLG: 0.333</small> Jerry Snyder, R (6, 6) <small>OBP: 0.250, SLG: 0.273</small>		0-0 1-2 1B		0-3 K		0-0 P3		0-0 SH1-4 1-2		2 0 1 0 0 1 1 1 0 0 0 0 0 2 0 0 0 0 0 0 0												
Johnny Schmitz, R (1, 1) <small>OBP: 0.286, SLG: 0.286</small>		0-0 F9		0-0 1-2 1B		0-0 SH1-4 1-2 2-3		0-0 6-3		3 0 1 0 0 0 3												
Inning Stats	R: 0 E: 0 K: 0 S: 3	H: 0 LOB: 0 BB: 0 P: 3	R: 1 E: 0 K: 0 S: 6	H: 3 LOB: 2 BB: 0 P: 6	R: 0 E: 0 K: 1 S: 4	H: 1 LOB: 2 BB: 1 P: 8	R: 0 E: 0 K: 1 S: 7	H: 2 LOB: 2 BB: 0 P: 7	R: 0 E: 0 K: 0 S: 3	H: 0 LOB: 1 BB: 0 P: 4	R: 2 E: 0 K: 0 S: 6	H: 3 LOB: 1 BB: 0 P: 6	R: 0 E: 0 K: 0 S: 4	H: 1 LOB: 1 BB: 0 P: 4	R: 2 E: 0 K: 0 S: 5	H: 2 LOB: 2 BB: 2 P: 13	R: 0 E: 0 K: 2 S: 6	H: 0 LOB: 1 BB: 1 P: 10	1B: 10 2B: 2 3B: 0 HR: 1	SF: 0 SAC: 2 DP: 1 HBP: 1	WP: 0 PB: 0 SB: 1 CS: 1	PA: 43
PITCHER	IP WLS BF H R ER SO BB IBB HBP BLK WP HR S P ERA WHIP																					
Ray Moore, R (1, 1) <small>ERA: 3.48</small> Don Johnson, R (7, 1) <small>ERA: 6.75</small>	6.0 L 29 9 3 3 1 1 0 1 0 0 0 1 29 34 4.50 1.667																					

Washington Senators @ Baltimore Orioles
 Memorial Stadium, Baltimore, MD
 Sun Apr 24 1955, 3:38 AM EDT
 Att. 22,896 - Unknown

AB	36
R	5
H	12
RBI	5
BB	4
SO	3
LOB	24



Batter	1	2	3	4	5	6	7	8	9	AB	R	H	RBI	BB	SO	LOB
Jim Pyburn, R (1, 5) OBP: 0.278, SLG: 0.188	0-0 P3	0-0 P4			0-0 E 1B		0-0 1-3		0-0 F7	5	0	1	0	0	0	2
Bobby Young, L (1, 4) OBP: 0.324, SLG: 0.233 Les Moss, R (9, PH) OBP: 0.409, SLG: 0.684	0-3 K		0-0 F3		0-0 L7		0-3 K		0-0 E6 FC5-4	4	0	0	0	0	2	1
Hoot Evers, R (1, 9) OBP: 0.367, SLG: 0.593	0-3 K		0-3 K		0-0 E4 1-2		4-0 K S BB		0-0 FC5-4 1-2f	4	0	0	0	1	2	2
Gene Woodling, L (1, 7) OBP: 0.250, SLG: 0.263		0-0 1-3	0-0 F7		0-0 F9		0-0 4-3 1-2			4	0	0	0	0	0	3
Hal Smith, R (1, 2) OBP: 0.333, SLG: 0.464		0-0 1B 1B		0-0 F5		0-0 4-3		0-3 K		4	1	1	0	0	1	0
Gus Triandos, R (1, 3) OBP: 0.237, SLG: 0.216		0-0 1B 1B 1-2		0-0 L6-3		0-0 P4		0-0 6-3		4	1	1	0	0	0	0
Chuck Diering, R (1, 8) OBP: 0.444, SLG: 0.500		0-0 1B 1B 1-2 2-H		0-0 FC6-4 1B		0-0 1B 1B		0-0 2B		4	0	4	1	0	0	0
Willy Miranda, S (1, 6) OBP: 0.265, SLG: 0.172		0-0 F7		0-0 FC6-4 1-2f		0-0 1B 1-3		0-0 F7		4	0	1	0	0	0	4
Ray Moore, R (1, 1) OBP: 0.500, SLG: 0.500 Bob Kennedy, R (6, PH) OBP: 0.250, SLG: 0.167 Don Johnson, R (7, 1) Billy Cox, R (9, PH) OBP: 0.350, SLG: 0.444		0-0 1B 1-2 2-H		0-3 K		0-0 F2		0-0 F8		2	0	1	1	0	1	0

Inning Stats	R: 0	H: 0	E: 0	K: 2	S: 7	R: 2	H: 4	E: 0	K: 0	S: 7	R: 0	H: 0	E: 0	K: 1	S: 5	R: 0	H: 1	E: 1	K: 1	S: 7	R: 0	H: 2	E: 0	K: 0	S: 5	R: 0	H: 0	E: 0	K: 1	S: 6	R: 0	H: 1	E: 1	K: 0	S: 4	R: 0	H: 0	E: 0	K: 0	S: 7	R: 0	H: 1	E: 0	K: 1	S: 5	R: 0	H: 2	E: 0	K: 1	S: 5	R: 0	H: 1	E: 0	K: 1	S: 6	R: 0	H: 0	E: 1	K: 0	S: 4	1B: 8	SF: 0	2B: 1	SAC: 0	3B: 0	DP: 0	HR: 0	HBP: 0	WP: 0	PA: 39
--------------	------	------	------	------	------	------	------	------	------	------	------	------	------	------	------	------	------	------	------	------	------	------	------	------	------	------	------	------	------	------	------	------	------	------	------	------	------	------	------	------	------	------	------	------	------	------	------	------	------	------	------	------	------	------	------	------	------	------	------	------	-------	-------	-------	--------	-------	-------	-------	--------	-------	--------

PITCHER	IP	WLS	BF	H	R	ER	SO	BB	IBB	HBP	BLK	WP	HR	S	P	ERA	WHIP
Johnny Schmitz, L (1, 1) ERA: 1.83	9.0	W	39	9	2	2	6	1	0	0	0	0	0	50	54	2.00	1.111

BOTTOM

Washington Senators @ Baltimore Orioles
Memorial Stadium, Baltimore, MD
 Sun Apr 24 1955, 3:38 AM EDT
 Att. 22,896 - Unknown

AB	38
R	2
H	9
RBI	2
BB	1
SO	6
LOB	14



Batter	1	2	3	4	5	6	7	8	9	AB R H RBI BB SO LOB	TOP																
Billy Cox, R OBP: 0.333, SLG: 0.415 (1, 5)	0-3 K	0-0 G1-4-3			0-0 2B		0-0 F6		0-0 L7	5 1 1 0 0 1 2																	
Bobby Young, L OBP: 0.333, SLG: 0.235 (1, 4)	4-0 1B		0-0 FC2-6		0-0 F8		0-0 4-3		0-0 F8	4 1 1 0 1 0 2																	
Gil Coan, L OBP: 0.346, SLG: 0.458 (1, 7)	0-0 1B		0-0 F3		0-0 2B		0-0 1-3			4 0 2 1 0 0 1																	
Gene Woodling, L OBP: 0.292, SLG: 0.300 (1, 9)	4-0 1B		0-0 FC2-6		4-0 FC5-4		0-0 FC1-5		0-0 2B	2 0 1 0 2 0 1																	
Hal Smith, R OBP: 0.353, SLG: 0.469 (1, 2)	0-0 1B		0-0 F8		0-0 FC5-4		0-0 L8-4		0-0 FC1-5	4 0 2 1 0 0 3																	
Gus Triandos, R OBP: 0.214, SLG: 0.195 (1, 3)	0-0 F8		0-0 F7		0-0 5-3		0-0 FC1-5		0-0 1B	4 0 0 0 0 0 5																	
Chuck Diering, R OBP: 0.364, SLG: 0.409 (1, 8)	0-0 L9		0-0 F7		0-0 F2		0-0 L8-4		0-0 L8-4	4 0 0 0 0 0 5																	
Willy Miranda, S OBP: 0.263, SLG: 0.182 (1, 6)		0-0 F8		0-0 L6		0-0 1B		0-0 F6		4 0 1 0 0 0 0																	
Erv Palica, R OBP: 0.400, SLG: 0.400 (1, 1)		0-0 1B		0-0 F2		0-0 L9		0-0 1B		4 0 2 0 0 0 1																	
Inning Stats	R: 1 E: 0 K: 1 S: 7	H: 2 LOB: 3 BB: 2 P: 15	R: 0 E: 0 K: 0 S: 3	H: 1 LOB: 0 BB: 0 P: 3	R: 0 E: 0 K: 0 S: 4	H: 1 LOB: 1 BB: 0 P: 4	R: 0 E: 0 K: 0 S: 3	H: 0 LOB: 0 BB: 0 P: 3	R: 1 E: 0 K: 0 S: 5	H: 2 LOB: 2 BB: 1 P: 9	R: 0 E: 0 K: 0 S: 4	H: 1 LOB: 1 BB: 0 P: 4	R: 0 E: 0 K: 0 S: 3	H: 0 LOB: 0 BB: 0 P: 3	R: 0 E: 0 K: 0 S: 4	H: 2 LOB: 1 BB: 0 P: 4	R: 0 E: 0 K: 0 S: 4	H: 1 LOB: 1 BB: 0 P: 4	R: 0 E: 0 K: 0 S: 4	H: 1 LOB: 1 BB: 0 P: 4	1B: 8 2B: 3 3B: 0 HR: 0	SF: 0 SAC: 0 DP: 2 HBP: 0	WP: 0 PB: 0 SB: 0 CS: 0	PA: 38			
PITCHER Ned Garver, R ERA: 4.97 (1, 1)	IP 9.0	WLS W	BF 38	H 10	R 2	ER 2	SO 1	BB 2	IBB 1	HBP 0	BLK 0	WP 0	HR 0	S 37	P 49	ERA 2.00	WHIP 1.333									ERA 2.00	WHIP 1.333

Baltimore Orioles @ Detroit Tigers
 Briggs Stadium, Detroit, MI
 Tue Apr 26 1955, 4:33 AM EDT
 Att. 1,319 - Unknown

livebaseballscorecards.com

AB 35
R 2
H 10
RBI 2
BB 3
SO 1
LOB 20



Batter	1	2	3	4	5	6	7	8	9	AB R H RBI BB SO LOB	TOP																						
Willy Miranda, S (1, 6) OBP: 0.262, SLG: 0.167 Hoot Evers, R (9, PH) OBP: 0.387, SLG: 0.593	0-0 4-3		4-0 BB		0-0 F4		0-0 F8		4-0 FC5-4 BB	3 0 0 0 1 0 1 0 0 0 1 1 0 0																							
Bobby Young, L (1, 4) OBP: 0.333, SLG: 0.222 Jim Pyburn, R (5, 5) OBP: 0.250, SLG: 0.167	4-0 BB		0-0 F4		0-0 G3-6			0-0 F7	0-3 K	2 0 0 0 1 0 2 2 0 0 0 0 1 3																							
Billy Cox, R (1, 5) OBP: 0.320, SLG: 0.378 (5, 4)	0-0 F8		0-0 F5			4-0 2B BB		0-0 6-3	0-0 FC5-4	4 0 0 0 1 0 5																							
Gene Woodling, L (1, 9) OBP: 0.269, SLG: 0.273	0-0 L9		0-0 F8			0-0 L9		0-0 6-3		4 0 0 0 0 0 3																							
Gil Coan, L (1, 7) OBP: 0.333, SLG: 0.464		0-0 F5		0-3 K		0-0 2B			0-0 L9 BB 1B 1B	4 1 1 0 0 1 0																							
Hal Smith, R (1, 2) OBP: 0.368, SLG: 0.472		0-0 1B 1B		0-0 F5		0-0 F4			0-0 1B BB 1B	4 1 2 0 0 0 2																							
Eddie Waitkus, L (1, 3) OBP: 0.333, SLG: 0.143		0-0 L9		0-0 1-3		0-0 L9			4-0 BB 1B BB	3 0 0 0 1 0 3																							
Chuck Diering, R (1, 8) OBP: 0.423, SLG: 0.577		0-0 1-2 1B			0-0 HR		0-0 F7		0-0 BB 1B	4 1 3 2 0 0 0																							
Jim Wilson, R (1, 1) OBP: 0.600, SLG: 0.500 Bill Miller, L (4, 1) OBP: 1.000, SLG: 1.000 Don Johnson, R (5, 1) OBP: 0.200, SLG: 0.190 Gus Triandos, R (7, PH) OBP: 0.143, SLG: 0.143 Lou Kretlow, R (7, 1) OBP: 0.143, SLG: 0.143 Bob Kennedy, R (9, PH) OBP: 0.238, SLG: 0.158		0-3 K			0-0 G3-6 1B		0-0 F3		0-3 K	1 0 0 0 0 1 2 1 0 1 0 0 0 0 0 0 0 0 0 0 0 1 0 0 0 0 0 0 0 0 0 0 0 0 0 1 0 0 0 0 1 3																							
Inning Stats	R: 0 E: 0 K: 0 S: 3	H: 0 LOB: 1 BB: 1 P: 7	R: 0 E: 0 K: 1 S: 7	H: 2 LOB: 2 BB: 0 P: 7	R: 0 E: 0 K: 0 S: 3	H: 0 LOB: 1 BB: 1 P: 7	R: 0 E: 0 K: 1 S: 5	H: 0 LOB: 0 BB: 0 P: 5	R: 1 E: 0 K: 0 S: 4	H: 2 LOB: 0 BB: 0 P: 4	R: 0 E: 0 K: 0 S: 4	H: 1 LOB: 2 BB: 1 P: 8	R: 0 E: 0 K: 0 S: 3	H: 0 LOB: 0 BB: 0 P: 3	R: 0 E: 0 K: 0 S: 3	H: 0 LOB: 0 BB: 0 P: 3	R: 2 E: 1 K: 2 S: 10	H: 2 LOB: 3 BB: 2 P: 18	1B: 5 2B: 1 3B: 0 HR: 1	SF: 0 SAC: 0 DP: 1 HBP: 0	WP: 0 PB: 0 SB: 0 CS: 0	PA: 39											
PITCHER Steve Gromek, R (1, 1) ERA: 2.9	IP 9.0	WLS W	BF 39	H 7	R 3	ER 2	SO 4	BB 5	IBB 0	HBP 0	BLK 0	WP 0	HR 1	S 42	P 62	ERA 2.00	WHIP 1.333																
											PITCHER	IP	WLS	BF	H	R	ER	SO	BB	IBB	HBP	BLK	WP	HR	S	P	ERA	WHIP					

Baltimore Orioles @ Detroit Tigers
 Briggs Stadium, Detroit, MI
 Wed Apr 27 1955, 4:33 AM EDT
 Att. 3,969 - Unknown

livebaseballscorecards.com

AB	34
R	3
H	7
RBI	3
BB	5
SO	4
LOB	24



Batter	1	2	3	4	5	6	7	8	9	AB R H RBI BB SO LOB	TOP	
Billy Cox, R OBP: 0.309, SLG: 0.347 (1, 5) (9, 4)	0-3 K		0-0 F8			0-0 F8		0-0 F9	4-0 1B BB	4 0 0 0 1 1 2		
Eddie Waitkus, L OBP: 0.435, SLG: 0.333 (1, 3) BB	4-0 FC5-4 BB			0-0 F6		0-0 1B 1B		0-0 2B	0-0 1B	4 0 3 2 1 0 0		
Chuck Diering, R OBP: 0.387, SLG: 0.516 (1, 8) SS	0-3 K			0-0 F4		0-0 1B 1B		0-0 F9	0-0 F8	5 0 1 1 0 1 6		
Gene Woodling, L OBP: 0.268, SLG: 0.292 (1, 9) X	0-0 FC5-4 1-2f			0-0 4-3		0-0 F6			0-0 1B E 2B	4 1 1 0 0 0 3		
Gil Coan, L OBP: 0.353, SLG: 0.452 (1, 7) BB		4-0 L6-3 BB			0-3 K		0-0 F6		0-0 1B E 1B	3 1 1 0 1 1 0		
Hal Smith, R OBP: 0.333, SLG: 0.425 (1, 2)		0-0 L6-3 1-2			0-0 F6		0-3 K		0-0 F2	4 0 0 0 0 1 3		
Bobby Young, L OBP: 0.311, SLG: 0.205 (1, 4) Bob Kennedy, R OBP: 0.227, SLG: 0.150 (9, PH) (9, 5)		0-0 6-3			0-0 F6		0-0 F9		0-0 E6 BB 1B 1B	0 0 0 0 0 0 0 1 1 0 1 0 0 1		
Willy Miranda, S OBP: 0.304, SLG: 0.205 (1, 6)			0-0 6-3			0-0 1B 1B		4-0 FC1-6 BB	0-0 1B 1B	3 2 2 1 1 0 0		
Harry Byrd, R (1, 1) Gus Triandos, R OBP: 0.205, SLG: 0.186 (8, PH) Cal Abrams, L OBP: 0.355, SLG: 0.091 (8, PR) Ray Moore, R OBP: 0.333, SLG: 0.333 (8, 1)			0-3 K			0-0 F2		0-0 FC1-6 2B	0-3 K	2 0 0 0 0 1 1 1 0 0 0 0 0 1 0 0 0 0 0 0 0 1 0 0 0 0 1 2		
Inning Stats	R: 0 E: 0 K: 2 S: 7 H: 0 LOB: 1 BB: 1 P: 11	R: 0 E: 0 K: 0 S: 2 H: 0 LOB: 0 BB: 1 P: 6	R: 0 E: 0 K: 1 S: 5 H: 0 LOB: 0 BB: 0 P: 5	R: 0 E: 0 K: 0 S: 3 H: 0 LOB: 0 BB: 0 P: 3	R: 0 E: 0 K: 1 S: 5 H: 0 LOB: 0 BB: 0 P: 5	R: 1 E: 0 K: 0 S: 6 H: 3 LOB: 2 BB: 0 P: 6	R: 0 E: 0 K: 1 S: 5 H: 0 LOB: 0 BB: 0 P: 5	R: 0 E: 0 K: 0 S: 4 H: 1 LOB: 3 BB: 1 P: 8	R: 4 E: 1 K: 1 S: 10 H: 4 LOB: 2 BB: 1 P: 14	1B: 6 2B: 3 3B: 0 HR: 0 SF: 0 SAC: 0 DP: 1 HBP: 0	WP: 0 PB: 0 SB: 0 CS: 0 PA: 39	
PITCHER	IP WLS BF H R ER SO BB IBB HBP BLK WP HR S P ERA WHIP											
Mike Garcia, R ERA: 4.82 (1, 1)	8.0 L 32 6 3 3 5 3 0 0 0 0 0 0 39 51 3.38 1.125											
Ray Narleski, R ERA: 8.22 (9, 1)	0.1 1 0 0 0 0 0 0 0 0 0 0 0 1 1 0.00 0.000											
Don Mossi, L ERA: (9, 1)	0.1 5 2 2 0 1 1 0 0 0 0 0 0 6 10 0.00 9.000											
Art Houtteman, R ERA: 3.21 (9, 1)	0.1 1 0 0 0 0 0 0 0 0 0 0 0 0 1 1 0.00 0.000											

Baltimore Orioles @ Cleveland Indians
Cleveland Municipal Stadium, Cleveland, OH

livebaseballscorecards.com

AB	32
R	5
H	8
RBI	5
BB	4
SO	6
LOB	19



Fri Apr 29 1955, 3:33 AM EDT
Att. 9,014 - Unknown

Batter	1	2	3	4	5	6	7	8	9	AB	R	H	RBI	BB	SO	LOB
Al Smith, R OBP: 0.408, SLG: 0.441 (1, 9)	0-0 F9	0-0 F8			4-0 BB		0-0 F6		0-0 F7	4	0	0	0	1	0	2
Bobby Avila, R OBP: 0.448, SLG: 0.463 (1, 4)	0-0 1B		0-0 1B		0-0 F8		0-0 1B			4	0	3	0	0	0	1
Larry Doby, L OBP: 0.313, SLG: 0.414 (1, 8)	0-3 K		0-0 F7		0-0 F4		0-0 F9			4	0	0	0	0	1	4
Al Rosen, R OBP: 0.364, SLG: 0.491 (1, 5)	0-0 F2		0-0 F5		0-0 F5			0-0 F5		4	0	0	0	0	0	3
Ralph Kiner, R OBP: 0.369, SLG: 0.347 (1, 7)		0-0 BB	0-3 K			0-0 F3		0-0 F8		4	1	1	0	0	1	1
Jim Hegan, R OBP: 0.278, SLG: 0.267 (9, 2)		0-0 1B								0	0	0	0	0	0	0
Vic Wertz, L OBP: 0.474, SLG: 0.600 (1, 3)		4-0 FC2-5		0-0 SH5-4		4-0 BB		0-0 F1		2	0	1	0	2	0	0
Joe Altobelli, L OBP: 0.286, SLG: 0.300 (9, 3)		1-2 BB		2-3						0	0	0	0	0	0	0
George Strickland, R OBP: 0.357, SLG: 0.391 (1, 6)		0-0 FC2-5		0-0 SH5-4		0-3 K		0-3 K		2	1	1	1	0	1	1
Dale Mitchell, L (9, PH)		1-2 2-H 1B		2-3						1	0	0	0	0	1	0
Hal Naragon, L (1, 2)		0-0 FC2-5		0-0 G3		0-0 F7		0-0 F5		3	0	0	0	0	0	4
Dave Pope, L OBP: 0.250, SLG: 0.250 (9, 7)		1-2 2-3f 1B								1	0	0	0	0	0	0
Mike Garcia, R OBP: 0.400, SLG: 0.333 (1, 1)		0-0 1B		0-0 L8			0-0 F4		0-0 1B	3	0	1	1	0	0	1
Ray Narleski, R OBP: 0.500, SLG: 0.500 (9, 1)										0	0	0	0	0	0	0
Don Mossi, L (9, 1)										0	0	0	0	0	0	0
Art Houtteman, R OBP: 0.333, SLG: 0.333 (9, 1)		1-3 2-H 1B								0	0	0	0	0	0	0
Dave Philley, S OBP: 0.667, SLG: 0.667 (9, PH)										1	0	1	0	0	0	0

Inning Stats	R: 0	H: 1	E: 0	K: 1	S: 6	R: 2	H: 3	E: 0	K: 0	S: 5	R: 0	H: 1	E: 0	K: 1	S: 6	R: 0	H: 0	E: 0	K: 0	S: 3	R: 0	H: 0	E: 0	K: 1	S: 5	R: 0	H: 0	E: 0	K: 0	S: 4	R: 0	H: 0	E: 0	K: 0	S: 3	R: 0	H: 0	E: 0	K: 0	S: 4	R: 0	H: 0	E: 0	K: 1	S: 6	R: 0	H: 1	E: 0	K: 1	S: 6	1B: 7	2B: 1	3B: 0	HR: 0	SF: 0	SAC: 1	DP: 0	HBP: 0	WP: 0	PB: 0	SB: 0	CS: 0	PA: 37
PITCHER	IP	WLS	BF	H	R	ER	SO	BB	IBB	HBP	BLK	WP	HR	S	P	ERA	WHIP																																														
Harry Byrd, R ERA: 2.42 (1, 1)	7.0		30	7	2	2	3	3	0	0	0	0	0	33	45	2.57	1.429																																														
Ray Moore, R ERA: 2.92 (8, 1)	2.0	W	7	1	0	0	1	0	0	0	0	0	0	9	9	0.00	0.500																																														

BOTTOM

Baltimore Orioles @ Cleveland Indians
Cleveland Municipal Stadium, Cleveland, OH

Fri Apr 29 1955, 3:33 AM EDT
 Att: 9,014 - Unknown

AB	33
R	2
H	8
RBI	2
BB	3
SO	4
LOB	17



WP: 0	PA: 37
PB: 0	
SB: 0	
CS: 0	

livebaseballscorecards.com

Batter	1	2	3	4	5	6	7	8	9	AB R H RBI BB SO LOB	TOP										
Billy Cox, R OBP: 0.288, SLG: 0.321 (1, 5) X	0-0 F5			X 0-0 6-3		X 0-0 4-3		X 0-0 6-3	4 0 0 0 0 0 2												
Eddie Waitkus, L OBP: 0.444, SLG: 0.364 (1, 3) X	0-0 G3			0-3 K		X 0-0 1B		X 0-0 1B	4 0 2 2 0 1 0												
Chuck Diering, R OBP: 0.371, SLG: 0.471 (1, 8) X	0-0 F5			4-0 CS BB		X 0-0 6-3		X 0-0 F3	3 0 0 0 1 0 2												
Gene Woodling, L OBP: 0.267, SLG: 0.288 (1, 9)		0-3 K		0-0 CS 1-2	0-3 K		X 0-0 5-3	X 0-0 1B	4 0 1 0 0 2 0												
Gil Coan, L OBP: 0.316, SLG: 0.400 (1, 7) X		0-0 F4			0-0 4-3		X 0-0 1-3	X 0-0 F8	4 0 0 0 0 0 2												
Les Moss, R OBP: 0.360, SLG: 0.591 (1, 2) X		0-0 F5			0-0 F9		X 0-3 K		3 0 0 0 0 1 0												
Bobby Young, L OBP: 0.292, SLG: 0.190 (1, 4)			0-3 K			X 0-0 1-3		X 0-0 B1-3	0 0 0 0 0 0 0												
Willy Miranda, S OBP: 0.306, SLG: 0.214 (1, 6) X			0-0 F8			X 0-0 4-3 1B 1B		X 0-0 F8	3 1 1 0 0 0 0												
Saul Rogovin, R (1, 1)			0-3 K			X 0-0 E5 4-3 1B		X 0-3 K	2 1 0 0 0 1 1												
Bill Miller, L OBP: 1.000, SLG: 1.000 (7, 1)									0 0 0 0 0 0 0												
Bob Kennedy, R OBP: 0.217, SLG: 0.143 (8, PH)									1 0 0 0 0 1 0												
Lou Kretlow, R OBP: 0.143, SLG: 0.143 (8, 1)									0 0 0 0 0 0 0												
Inning Stats	R: 0 E: 0 K: 0 S: 3	H: 0 LOB: 0 BB: 0 P: 3	R: 0 E: 0 K: 1 S: 5	H: 0 LOB: 0 BB: 0 P: 5	R: 0 E: 0 K: 2 S: 7	H: 0 LOB: 0 BB: 0 P: 7	R: 0 E: 0 K: 1 S: 4	H: 0 LOB: 0 BB: 1 P: 8	R: 0 E: 0 K: 1 S: 5	H: 0 LOB: 0 BB: 0 P: 5	R: 2 E: 1 K: 0 S: 6	H: 2 LOB: 1 BB: 0 P: 6	R: 0 E: 0 K: 1 S: 5	H: 0 LOB: 0 BB: 0 P: 5	R: 0 E: 0 K: 0 S: 5	H: 2 LOB: 2 BB: 0 P: 5	1B: 4 2B: 0 3B: 0 HR: 0	SF: 0 SAC: 0 DP: 0 HBP: 0	WP: 0 PB: 0 SB: 0 CS: 1	PA: 33	
PITCHER Bob Lemon, R ERA: 2.08 (1, 1)	IP: 9.0 WLS: W BF: 32 H: 4 R: 2 ER: 0 SO: 7 BB: 1 IBB: 0 HBP: 0 BLK: 0 WP: 0 HR: 0 S: 45 P: 49 ERA: 0.00 WHIP: 0.556																				

Baltimore Orioles @ Cleveland Indians
Cleveland Municipal Stadium, Cleveland, OH

AB 28
R 2
H 4
RBI 2
BB 1
SO 6
LOB 7



Sat Apr 30 1955, 3:33 AM EDT
Att. 4,608 - Unknown

livebaseballscorecards.com

Batter	1	2	3	4	5	6	7	8	9
Al Smith, R OBP: 0.387, SLG: 0.413 (1, 9)	0-3 K		0-0 5-3		0-0 F3		0-3 K		
Bobby Avila, R OBP: 0.451, SLG: 0.456 (1, 4)	0-0 1B			0-0 5-3		0-0 F6	4-0 BB		
Vic Wertz, L OBP: 0.429, SLG: 0.529 Joe Altobelli, L OBP: 0.286, SLG: 0.300 (1, 3) (8, 3)	0-3 K			0-0 6-3		0-0 L9	0-3 K		
Al Rosen, R OBP: 0.357, SLG: 0.464 (1, 5)		0-0 6-3		4-0 1B HR BB		0-0 F8		0-0 F6	
Larry Doby, L OBP: 0.324, SLG: 0.419 (1, 8)		0-0 4-3		0-0 1-2 HR 1B		0-0 SH1-4 1B BB		0-0 F7	
Ralph Kiner, R OBP: 0.377, SLG: 0.404 (1, 7)		0-0 6-3		0-0 1-2 HR		4-0 1-2 1B SH1-4 BB		0-3 K	
George Strickland, R OBP: 0.345, SLG: 0.375 (1, 6)			0-0 F8	0-0 F2		0-0 SH1-4			
Jim Hegan, R OBP: 0.289, SLG: 0.281 Dale Mitchell, L (7, PH) Hank Foiles, R OBP: 0.556, SLG: 0.545 (7, PH) (8, 2)			0-0 E6 1B		0-0 F4	4-0 BB 1B IBB			
Bob Lemon, L OBP: 0.375, SLG: 0.533 (1, 1)			0-3 K		0-0 F9	0-0 BB 1B			

Inning Stats	R: 0	H: 1	E: 0	K: 2	S: 7	LOB: 0	BB: 0	P: 7
	R: 0	H: 0	E: 0	K: 0	S: 3	LOB: 0	BB: 0	P: 3
	R: 0	H: 1	E: 1	K: 1	S: 6	LOB: 1	BB: 0	P: 6
	R: 3	H: 2	E: 0	K: 0	S: 5	LOB: 0	BB: 1	P: 9
	R: 0	H: 0	E: 0	K: 0	S: 3	LOB: 0	BB: 0	P: 3
	R: 0	H: 0	E: 0	K: 0	S: 3	LOB: 0	BB: 0	P: 3
	R: 2	H: 2	E: 0	K: 2	S: 9	LOB: 3	BB: 3	P: 21
	R: 0	H: 0	E: 0	K: 1	S: 5	LOB: 0	BB: 0	P: 5

PITCHER	IP	WLS	BF	H	R	ER	SO	BB	IBB	HBP	BLK	WP	HR	S	P	ERA	WHIP
Saul Rogovin, R ERA: 5.4 (1, 1)	6.1	L	25	5	5	5	3	2	0	0	0	0	1	29	37	7.11	1.105
Bill Miller, L ERA: 5.4 (7, 1)	0.2		5	1	0	0	2	1	1	0	0	0	0	7	15	0.00	3.000
Lou Kretlow, R ERA: 11.37 (8, 1)	1.0		3	0	0	0	1	0	0	0	0	0	0	5	5	0.00	0.000


BOTTOM

Baltimore Orioles @ Cleveland Indians
Cleveland Municipal Stadium, Cleveland, OH

Sat Apr 30 1955, 3:33 AM EDT
Att. 4,608 - Unknown

AB	28
R	5
H	6
RBI	5
BB	4
SO	6
LOB	8

livebaseballscores.com



WP	HR	S	P	ERA	WHIP
WP: 0	HR: 1	S: 0	P: 5	ERA: 0	WHIP: 0
PA: 33					

Batter	1	2	3	4	5	6	7	8	9	10	11	AB R H RBI BB SO LOB	TOP													
Billy Cox, R OBP: 0.308, SLG: 0.316 (1, 5) (11, 4)	0-0 F9	4-0 1B BB		0-0 F9		4-0 E 1B BB		0-0 1B 2B 1B		0-0 F8		4 2 1 0 2 0 1														
Chuck Diering, R OBP: 0.341, SLG: 0.425 (1, 8)	0-0 5-3	0-0 1B		0-0 F3		0-0 E5 1B		0-0 F6		0-0 5-3		6 0 1 1 0 0 4														
Bob Kennedy, R OBP: 0.241, SLG: 0.185 (1, 9)	0-0 1B	0-0 G3		0-0 FC5-4		0-0 1B		0-3 K		0-0 5-3		6 0 2 2 0 1 5														
Hoot Evers, R OBP: 0.353, SLG: 0.533 Gene Woodling, L OBP: 0.302, SLG: 0.302 (1, 7) (6, PH) (6, 7)	0-0 F7					0-0 5-3		0-0 1B IBB		0-0 2B 1B		3 0 0 0 0 1 1 1 2 1 0 1 0 0														
Hal Smith, R OBP: 0.354, SLG: 0.444 (1, 2)		4-0 1B 2B BB		0-0 1-3		0-0 F7		0-0 F8		0-0 2B		5 2 2 2 1 0 3														
Gus Triandos, R OBP: 0.265, SLG: 0.333 Gil Coan, L OBP: 0.316, SLG: 0.400 Eddie Waitkus, L OBP: 0.464, SLG: 0.364 (1, 3) (9, PR) (9, 3)		0-0 2B 1B		0-0 BB 1B		0-0 L6		0-0 HR		0-0 2B		5 2 4 1 0 0 0 0 0 0 0 0 0 0 0 0 0 0 1 0 0														
Bobby Young, L OBP: 0.283, SLG: 0.174 Les Moss, R OBP: 0.346, SLG: 0.565 Harry Byrd, R (1, 4) (11, PH) (11, 1)		0-3 K		4-0 BB				0-0 4-3		0-0 F7		4 0 0 0 1 1 3 0 0 0 0 0 0 0 0 0 0 0 0 0 0														
Willy Miranda, S OBP: 0.291, SLG: 0.229 (1, 6)		0-0 F9		0-0 L6		0-0 E 1B 2B		0-0 K		0-0 4-3		6 1 1 0 0 2 8														
Joe Coleman, R Jim McDonald, R Charlie Maxwell, L Don Johnson, R Ray Nagin, R Don Ferraresi, R Bob Alexander, R Jim Pyburn, R (1, 1) (1, 1) (1, 1) (1, 1) (1, 1) (1, 1) (1, 1) (1, 1)		0-0 1B 2B		0-0 FC5-4 1B		0-0 F5		0-0 F9		0-0 F7		2 0 0 2 1 0 0 0 1 0 1 0 0 1 2 0 0 0														
Inning Stats	R: 0 E: 0 K: 0 S: 4	H: 1 LOB: 1 BB: 0 P: 4	R: 2 E: 0 K: 1 S: 8	H: 3 LOB: 3 BB: 2 P: 16	R: 0 E: 0 K: 1 S: 6	H: 1 LOB: 2 BB: 1 P: 10	R: 0 E: 0 K: 0 S: 4	H: 1 LOB: 1 BB: 0 P: 4	R: 0 E: 0 K: 0 S: 3	H: 0 LOB: 0 BB: 0 P: 3	R: 2 E: 1 K: 1 S: 6	H: 2 LOB: 3 BB: 2 P: 14	R: 1 E: 0 K: 1 S: 6	H: 1 LOB: 0 BB: 0 P: 6	R: 2 E: 0 K: 1 S: 7	H: 3 LOB: 1 BB: 0 P: 7	R: 0 E: 0 K: 0 S: 4	H: 1 LOB: 1 BB: 0 P: 4	R: 0 E: 0 K: 0 S: 3	H: 0 LOB: 0 BB: 0 P: 3	R: 2 E: 0 K: 2 S: 8	H: 2 LOB: 3 BB: 1 P: 13	1B: 10 2B: 4 3B: 0 HR: 1	SF: 0 SAC: 0 DP: 0 HBP: 1	WP: 0 PB: 0 SB: 0 CS: 0	PA: 54
PITCHER	IP WLS BF H R ER SO BB IBB HBP BLK WP HR S P ERA WHIP												PITCHER	IP WLS BF H R ER SO BB IBB HBP BLK WP HR S P ERA WHIP												
Ted Gray, L ERA: 10.8 (1, 1)	1.2 9 3 2 2 1 1 0 0 0 0 0 0 10 14 10.80 2.400												Bob Keegan, R ERA: 9.0 (9, 1)	2.0 L 10 2 2 2 0 1 0 1 0 0 0 8 13 9.00 1.500												
Harry Dorish, R ERA: (2, 1)	1.1 9 3 0 0 1 2 0 0 0 0 0 0 9 17 0.00 3.750												Jack Harshman, L ERA: 3.24 (11, 1)	1.0 3 1 0 0 2 0 0 0 0 0 0 0 7 7 0.00 1.000												
Morrie Martin, L ERA: (4, 1)	2.2 12 2 2 0 0 1 0 0 0 0 0 0 11 15 0.00 1.125																									
Bob Chakales, R ERA: 5.4 (6, 1)	1.1 6 1 1 1 1 0 1 0 0 0 0 1 7 11 6.75 0.750																									
Virgil Trucks, R ERA: 6.85 (8, 1)	1.0 5 3 2 2 1 0 0 0 0 0 0 0 7 7 18.00 3.000																									

Baltimore Orioles @ Chicago White Sox
Comiskey Park, Chicago, IL
Sun May 01 1955, 4:33 AM EDT
Unknown

AB	46
R	9
H	15
RBI	9
BB	6
SO	5
LOB	27



WP: 0	PA: 54
PB: 0	
SB: 0	
CS: 0	

livebaseballscorecards.com

Batter	1	2	3	4	5	6	7	8	9	10	11	AB	R	H	RBI	BB	SO	LOB	BOTTOM									
Chico Carrasquel, R OBP: 0.420, SLG: 0.508 (1.6)	4-0 FC6-4 1B SF7 BB	0-0 5-3			0-0 F8	0-0 FC6-4 1B		0-0 F3		0-3 K		5	1	1	0	1	1	6										
Nellie Fox, L OBP: 0.400, SLG: 0.533 (1.4)	0-0 FC6-4 1B		0-0 4-3		0-0 1-3	0-0 FC6-4 1-2f		0-0 4-3		4-0 BB		5	0	1	0	1	0	2										
Minnie Minoso, R OBP: 0.338, SLG: 0.391 (1.7)	0-0 FC6-4 1-2f 2-3		0-0 4-3		4-0 1B BB		0-0 G3		0-0 SF9 3B	0-0 F3		5	1	1	0	1	0	5										
Bob Nieman, R OBP: 0.426, SLG: 0.711 (1.9)	0-0 SF7 1-2 3-H		0-0 5-3		0-0 1B		0-0 6-3		0-0 SF9		0-0 G3	4	0	1	2	0	0	0										
Jim Rivera, L OBP: 0.314, SLG: 0.250 (1.8)	0-0 F9			0-0 HR 1B	0-0 F7		4-0 1B BB		0-0 F7		0-0 2-3	5	1	1	0	1	0	3										
Walt Dropo, R OBP: 0.422, SLG: 0.630 (1.3)		0-0 L7		0-0 HR	0-0 F3		0-0 1B		0-0 F7		0-0 2B 1B	6	2	3	2	0	0	0										
Sherm Lollar, R OBP: 0.433, SLG: 0.755 Johnny Groth, R OBP: 0.250, SLG: 0.167 Clint Courtney, L OBP: 0.667, SLG: 1.000 (1.2)		1-0 BB HBP		0-0 5-3	0-0 HR		0-0 F8		0-0 SH5-4 1B	0-0 1B 1-H	0-0 2B	4	1	2	1	0	0	0	AB 44									
Stan Jok, R OBP: 0.400, SLG: 1.333 George Kell, R OBP: 0.365, SLG: 0.385 (1.5)		4-0 BB		0-3 K	0-0 HR		0-0 HR		0-0 HR	0-0 SH5-4 1B	4-0 IBB	2	1	1	1	1	1	0	R 8									
Ted Gray, S Harry Dorish, R Morrie Martin, L Bob Chakales, R Virgil Trucks, R Willard Marshall, L Ed McChesney, R Bob Knepper, R Jack Harshbarger, L (11.2)		0-0 F5		0-0 1-3	0-0 L8		0-0 1B		0-0 SH5-4 1B	0-0 L4	0-0 1-2 2-3	2	1	1	1	1	1	0	H 15									
Inning Stats	R: 1 E: 0 K: 0 S: 4	H: 1 LOB: 1 BB: 1 P: 8	R: 0 E: 0 K: 0 S: 3	H: 0 LOB: 2 BB: 1 P: 8	R: 0 E: 0 K: 0 S: 3	H: 0 LOB: 0 BB: 0 P: 3	R: 2 E: 0 K: 1 S: 7	H: 2 LOB: 0 BB: 0 P: 7	R: 0 E: 0 K: 0 S: 4	H: 1 LOB: 2 BB: 1 P: 8	R: 2 E: 0 K: 0 S: 6	H: 3 LOB: 1 BB: 0 P: 6	R: 0 E: 0 K: 0 S: 3	H: 1 LOB: 2 BB: 1 P: 7	R: 1 E: 0 K: 0 S: 5	H: 2 LOB: 1 BB: 0 P: 5	R: 1 E: 0 K: 0 S: 4	H: 1 LOB: 0 BB: 0 P: 4	R: 0 E: 0 K: 1 S: 7	H: 2 LOB: 3 BB: 1 P: 11	R: 1 E: 0 K: 0 S: 5	H: 2 LOB: 2 BB: 1 P: 9	1B: 9 2B: 1 3B: 1 HR: 4	SF: 2 SAC: 1 DP: 0 HBP: 1	WP: 0 PB: 0 SB: 1 CS: 0	PA: 54		
PITCHER	IP	WLS	BF	H	R	ER	SO	BB	IBB	HBP	BLK	WP	HR	S	P	ERA	WHIP											
Joe Coleman, R ERA: 14.29 (1, 1)	3.1		16	3	3	3	0	2	0	1	0	0	1	13	22	8.10	1.500											
Jim McDonald, R ERA: 4.91 (4, 1)	2.2		13	4	2	2	1	1	0	0	0	0	2	14	18	6.75	1.875											
Don Johnson, R ERA: 6.0 (7, 1)	1.1		7	3	1	1	0	1	0	0	0	0	1	6	10	6.75	3.000											
Ray Moore, R ERA: 3.21 (8, 1)	1.2		8	3	1	1	0	0	0	0	0	0	0	8	8	5.40	1.800											
Don Ferrarese, L ERA: 3.68 (10, 1)	0.2		3	0	0	0	1	1	0	0	0	0	0	4	8	0.00	1.500											
PITCHER	IP	WLS	BF	H	R	ER	SO	BB	IBB	HBP	BLK	WP	HR	S	P	ERA	WHIP											
Bob Alexander, R ERA: 13.5 (10, 1)	0.1	W	1	0	0	0	0	0	0	0	0	0	0	0	1	1	0.00	0.000										
Harry Byrd, R ERA: 2.7 (11, 1)	1.0	S	6	2	1	1	0	0	1	0	0	0	0	5	9	9.00	2.000											

Baltimore Orioles @ Chicago White Sox
 Comiskey Park, Chicago, IL
 Sun May 01 1955, 4:33 AM EDT
 Unknown

AB	44
R	8
H	15
RBI	8
BB	6
SO	2
LOB	20



1B	9
2B	1
3B	1
HR	4
SF	2
SAC	1
DP	0
HBP	1

WP	0
PB	0
SB	1
CS	0

Baltimore Orioles @ Chicago White Sox
 Comiskey Park, Chicago, IL
 Sun May 01 1955, 4:38 AM EDT
 Att. 19,083 - Unknown

AB	36
R	3
H	10
RBI	1
BB	2
SO	8
LOB	25



AB R H RBI BB SO LOB

5 1 0 0 0 0 2

5 0 2 0 0 0 1

4 2 2 0 1 0 3

5 0 3 0 0 0 3

0 0 0 0 0 0 0

4 0 1 1 1 1 5

5 0 1 0 0 3 8

4 0 1 0 0 2 1

3 0 0 0 0 1 1

0 0 0 0 0 0 0

1 0 0 0 0 1 1

0 0 0 0 0 0 0

1B: 12 SF: 0
 2B: 0 SAC: 0
 3B: 0 DP: 0
 HR: 0 HBP: 0

WP: 0 PA: 43
 PB: 0
 SB: 1
 CS: 0

Batter	1	2	3	4	5	6	7	8	9										
Billy Cox, R OBP: 0.286, SLG: 0.290 (1, 4) X	0-0 E6 1B	0-0 L5		0-0 F9		0-0 F9		0-0 F7											
Chuck Diering, R OBP: 0.348, SLG: 0.422 (1, 8) X	0-0 F7 1-2		0-0 F8	0-0 1B		0-0 FC3-5 1B		0-0 F9	0-0 F9										
Bob Kennedy, R OBP: 0.294, SLG: 0.226 (1, 9) X	0-0 F7		4-0 1B BB	0-0 L8		0-0 FC3-5 1B		0-0 1B	0-0 1B										
Hoot Evers, R OBP: 0.385, SLG: 0.543 (1, 7) X	0-0 E5 BB 1B 2-3		0-0 1B 1B		0-0 1B		0-0 FC3-5 1-2 2-3f	0-0 1B 1B	0-0 1B 1B										
Les Moss, R OBP: 0.355, SLG: 0.536 (1, 2) X	0-0 1B		0-0 1B		0-0 F7		0-0 F8	0-0 F3	0-0 F3										
Gus Triandos, R OBP: 0.278, SLG: 0.327 (1, 3) B B B	4-0 1B BB		0-0 F7		0-3 K		0-0 5-3	0-0 1B	0-0 1B										
Jim Pyburn, R OBP: 0.269, SLG: 0.208 (1, 5) X	0-0 6-3		0-3 K		0-3 K			0-0 1B	0-3 K										
Willy Miranda, S OBP: 0.288, SLG: 0.231 (1, 6)		0-0 1-3		0-0 FC2-6 1B		0-3 K		0-3 K											
Jim Wilson, R OBP: 0.375, SLG: 0.286 (1, 1)				0-0 FC2-6 1B		0-3 K		0-3 K											
Erv Palica, R OBP: 0.400, SLG: 0.400 (7, 1)				1-2f															
Hal Smith, R OBP: 0.347, SLG: 0.435 (8, PH)																			
Don Ferrarese, R (8, 1)																			
Inning Stats	R: 1 E: 2 K: 0 S: 6	H: 1 LOB: 3 BB: 1 P: 10	R: 0 E: 0 K: 0 S: 3	H: 0 LOB: 0 BB: 0 P: 3	R: 1 E: 0 K: 1 S: 7	H: 2 LOB: 2 BB: 1 P: 11	R: 0 E: 0 K: 1 S: 5	H: 2 LOB: 2 BB: 0 P: 5	R: 0 E: 0 K: 2 S: 8	H: 1 LOB: 1 BB: 0 P: 8	R: 0 E: 0 K: 2 S: 7	H: 0 LOB: 0 BB: 0 P: 7	R: 0 E: 0 K: 0 S: 5	H: 2 LOB: 2 BB: 0 P: 5	R: 0 E: 0 K: 2 S: 8	H: 1 LOB: 1 BB: 0 P: 8	R: 1 E: 0 K: 1 S: 8	H: 3 LOB: 2 BB: 0 P: 8	
PITCHER Billy Pierce, L ERA: 2.7 (1, 1)	IP: 9.0 WLS: W BF: 43 H: 12 R: 3 ER: 2 SO: 8 BB: 2 IBB: 0 HBP: 0 BLK: 0 WP: 0 HR: 0 S: 57 P: 65 ERA: 2.00 WHIP: 1.556																		

livebaseballscorecards.com

Batter	1	2	3	4	5	6	7	8	9
Chico Carrasquel, R (1, 6) OBP: 0.392, SLG: 0.470	0-0 1-3		0-3 K		0-0 F3		0-0 F6	0-0 G6-4-3	
Nellie Fox, L (1, 4) OBP: 0.405, SLG: 0.524	0-0 F9			0-0 4-3		4-0 SH1-4 1B BB	0-0 1B BB		
Minnie Minoso, R (1, 7) OBP: 0.360, SLG: 0.394	0-0 5-3			4-0 3-1 E BB		0-0 1B SH1-4 1B	4-0 1B S BB		
Bob Nieman, R (1, 9) OBP: 0.421, SLG: 0.688 Ed McGhee, R (7, PR) OBP: 0.462, SLG: 0.125 (8, 8)		0-0 F9		0-0 E6 3-1		0-0 SH1-4 1B	0-0 S 1B		
Jim Rivera, L (1, 8) OBP: 0.309, SLG: 0.250 (8, 9)		0-0 F9		0-0 3-1		0-0 1B L5-3	0-0 4-1		
Walt Dropo, R (1, 3) OBP: 0.426, SLG: 0.649 Johnny Groth, R (8, PR) OBP: 0.250, SLG: 0.167 Phil Cavaretta, L (9, 3)		0-3 K		4-0 BB		0-0 L5-3 1B		0-0 3B	
George Kell, R (1, 5) OBP: 0.379, SLG: 0.377 Stan Jok, R (7, PR) OBP: 0.333, SLG: 1.000 (8, 5)			4-0 3-1 BB	0-0 F7			4-0 1B BB	0-0 F9	
Clint Courtney, L (1, 2) OBP: 0.333, SLG: 0.500 Sherm Lollar, R (8, PH) OBP: 0.443, SLG: 0.755 (9, 2)			0-0 F4		0-0 F5		0-0 F5	4-0 BB BB	
Billy Pierce, L (1, 1) OBP: 0.429, SLG: 0.200			0-0 3-1		0-0 F7		4-0 1B BB	4-0 G6-4-3 BB	

Inning Stats	R: 0	H: 0	E: 0	LOB: 0	K: 0	S: 3	R: 0	H: 0	E: 0	LOB: 0	K: 1	S: 5	R: 0	H: 0	E: 1	LOB: 3	K: 0	S: 4	R: 0	H: 0	E: 0	LOB: 0	K: 0	S: 3	R: 2	H: 2	E: 0	LOB: 0	K: 0	S: 4	R: 4	H: 2	E: 0	LOB: 2	K: 0	S: 5	R: 0	H: 1	E: 0	LOB: 2	K: 0	S: 3
	3	0	0	0	0	3	0	0	0	0	0	5	0	0	1	3	2	12	0	0	0	0	0	3	0	0	0	0	0	8	0	2	17	0	2	0	11	0	2	0	0	

PITCHER	IP	WLS	BF	H	R	ER	SO	BB	IBB	HBP	BLK	WP	HR	S	P	ERA	WHIP
Jim Wilson, R (1, 1) ERA: 6.1	6.2	L	30	3	6	6	2	7	0	0	0	0	0	27	55	8.10	1.500
Erv Palica, R (7, 1) ERA: 4.58	0.1		2	1	0	0	0	0	0	0	0	0	0	2	2	0.00	3.000
Don Ferrarese, L (8, 1) ERA: 3.24	1.0		5	1	0	0	0	2	0	0	0	0	0	3	11	0.00	3.000

BOTTOM

Baltimore Orioles @ Chicago White Sox
Comiskey Park, Chicago, IL


Sun May 01 1955, 4:38 AM EDT
Att. 19,083 - Unknown

AB	R	H	RBI	BB	SO	LOB
5	0	0	0	0	0	16
3	2	1	1	1	0	0
2	2	1	0	2	0	0
3	0	1	2	0	0	1
0	0	0	0	0	0	0
4	0	1	2	0	0	3
3	0	1	0	1	1	1
0	0	0	0	0	0	0
0	0	0	0	0	0	0
1	0	0	0	2	0	3
1	1	0	0	0	0	1
3	0	0	0	0	0	2
0	0	0	0	1	0	0
2	1	0	0	2	0	1

AB	R	H	RBI	BB	SO	LOB
27	6	5	5	9	2	18

livebaseballscorecards.com

AB 27
R 6
H 5
RBI 5
BB 9
SO 2
LOB 18



WP	PA
0	37


Batter	1	2	3	4	5	6	7	8	9	AB R H RBI BB SO LOB	TOP																
Billy Cox, R OBP: 0.267, SLG: 0.269 (1, 4) (8, 5)	0-0 F3		0-0 F9		0-3 K		0-0 F7		0-0 G6-4-3	5 0 0 0 0 1 2																	
Chuck Diering, R OBP: 0.353, SLG: 0.469 (1, 8)	0-0 F9		0-0 F2		4-0 BB		0-0 HR		0-0 5-3	4 1 1 1 1 0 1																	
Bob Kennedy, R OBP: 0.263, SLG: 0.200 Bobby Young, L OBP: 0.283, SLG: 0.174 (1, 9) (8, 4)	0-3 K		0-0 1-3		0-0 B6-3		0-0 F3			4 0 0 0 0 1 2 0 0 0 0 0 0 0																	
Hoot Evers, R OBP: 0.372, SLG: 0.590 (1, 7) (8, 9)		0-0 6-3		0-0 HR		0-3 K		0-3 K		4 1 1 1 0 2 0																	
Hal Smith, R OBP: 0.377, SLG: 0.500 (1, 2)		0-0 FC6-4 2B		0-0 CS 1B		0-0 BB F3-2 2B		0-3 K		4 0 3 0 0 1 0																	
Gus Triandos, R OBP: 0.310, SLG: 0.333 (1, 3)		4-0 FC6-4 BB		0-0 L8		4-0 BB IBB		0-0 1B		2 0 1 0 2 0 1																	
Jim Pyburn, R OBP: 0.310, SLG: 0.200 Gil Coan, L OBP: 0.308, SLG: 0.389 (1, 5) (8, PH) (8, 7)		0-0 FC6-4		4-0 WP BB		4-0 1-2 2-3 BB		0-3 K		1 0 0 0 2 0 2 1 0 0 0 0 1 1																	
Willy Miranda, S OBP: 0.286, SLG: 0.268 (1, 6)		0-0 F9		0-0 4-3		0-0 F3-2			0-0 G6-4-3 3B	4 1 1 0 0 0 6																	
Erv Palica, R OBP: 0.385, SLG: 0.385 Lou Kretlow, R OBP: 0.143, SLG: 0.143 Gene Woodling, L OBP: 0.313, SLG: 0.302 (1, 1) (8, 1) (9, PH)			0-0 1B		0-3 K		0-0 6-3		4-0 G6-4-3 BB	3 0 1 0 0 1 0 0 0 0 0 0 0 0 0 0 0 0 1 0 0																	
Inning Stats	R: 0 E: 0 K: 1 S: 5	H: 0 LOB: 0 BB: 0 P: 5	R: 0 E: 0 K: 0 S: 4	H: 1 LOB: 2 BB: 1 P: 8	R: 0 E: 0 K: 0 S: 4	H: 1 LOB: 1 BB: 0 P: 4	R: 1 E: 0 K: 0 S: 4	H: 2 LOB: 1 BB: 1 P: 8	R: 0 E: 0 K: 2 S: 7	H: 0 LOB: 1 BB: 1 P: 11	R: 0 E: 0 K: 1 S: 5	H: 1 LOB: 2 BB: 2 P: 13	R: 1 E: 0 K: 0 S: 4	H: 1 LOB: 0 BB: 0 P: 4	R: 0 E: 0 K: 3 S: 10	H: 1 LOB: 1 BB: 0 P: 10	R: 1 E: 0 K: 0 S: 3	H: 1 LOB: 0 BB: 1 P: 7	1B: 3 2B: 3 3B: 1 HR: 2	SF: 0 SAC: 0 DP: 2 HBP: 0	WP: 1 PB: 0 SB: 0 CS: 1	PA: 38					
PITCHER	IP	WLS	BF	H	R	ER	SO	BB	IBB	HBP	BLK	WP	HR	S	P	ERA	WHIP										
Art Ceccarelli, L ERA: 2.57 (1, 1)	7.0		30	6	2	2	4	4	1	0	0	1	2	33	53	2.57	1.429										
Moe Burttsch, R ERA: 12.38 (8, 1)	1.0	W	6	2	1	1	3	1	0	0	0	0	0	11	15	9.00	3.000										
Tom Gorman, R ERA: 5.0 (9, 1)	1.0	S	2	0	0	0	0	0	0	0	0	0	0	2	2	0.00	0.000										

Baltimore Orioles @ Kansas City Athletics
Municipal Stadium, Kansas City, MO
 Tue May 03 1955, 4:33 AM EDT
 Att: 15,953 - Unknown

livebaseballscorecards.com

AB	32
R	3
H	8
RBI	2
BB	6
SO	7
LOB	15



Batter	1	2	3	4	5	6	7	8	9	AB R H RBI BB SO LOB	TOP																
Billy Cox, R OBP: 0.266, SLG: 0.282 (1, 5) X	0-0 HR 2B	0-0 F3			0-0 G5-4-3 1-2f		0-0 F8			4 1 1 0 0 0 2	<p>Baltimore Orioles @ Kansas City Athletics Municipal Stadium, Kansas City, MO</p> <p>Wed May 04 1955, 4:33 AM EDT Att: 13,624 - Unknown</p> <p>livebaseballscorecards.com</p>																
Chuck Diering, R OBP: 0.345, SLG: 0.453 (1, 8) S	0-3 K		0-3 K			0-0 2B 1B	0-0 F7			4 1 1 0 0 2 2																	
Gus Triandos, R OBP: 0.311, SLG: 0.333 (1, 3) X	0-0 HR 1B		0-3 K			0-3 K		0-3 K		3 1 1 0 0 2 1 1 0 0 0 0 1 0																	
Hoot Evers, R OBP: 0.404, SLG: 0.698 (1, 9) X	0-0 1-H 2-H HR		0-0 5-3			0-0 1B FC1-6 2B		0-0 1B		4 2 3 4 0 0 0																	
Hal Smith, R OBP: 0.368, SLG: 0.481 (1, 2) X	0-0 5-3			0-0 F2		0-0 FC1-6 1B		0-0 L4		4 0 1 0 0 0 1																	
Gil Coan, L OBP: 0.302, SLG: 0.375 (1, 7) X	0-0 1B			0-0 L7		0-0 FC1-6 1-2f 3-H		0-0 F6		4 0 1 1 0 0 2																	
Bobby Young, L OBP: 0.263, SLG: 0.160 (1, 4) X	0-0 L8			0-0 4-3		0-0 1-3			0-0 F7	4 0 0 0 0 0 2																	
Willy Miranda, S OBP: 0.299, SLG: 0.283 (1, 6) X		0-0 F7			0-0 G5-4-3 1B		0-0 1B		0-0 4-3	4 0 2 0 0 0 0																	
Harry Byrd, R (1, 1)		0-0 F5			0-3 K		0-0 L6		0-3 K	1 0 0 0 0 0 0 1 0 0 0 0 1 1 0 0 0 0 0 0 0 2 0 0 0 0 1 1																	
Bob Kennedy, R OBP: 0.256, SLG: 0.194 (5, PH)																											
Jim McDonald, R (5, 1)																											
Eddie Waitkus, L OBP: 0.433, SLG: 0.333 (6, 3)																											
Inning Stats	R: 3 E: 0 K: 1 S: 9	H: 4 LOB: 1 BB: 0 P: 9	R: 0 E: 0 K: 0 S: 3	H: 0 LOB: 0 BB: 0 P: 3	R: 0 E: 0 K: 2 S: 7	H: 0 LOB: 0 BB: 0 P: 7	R: 0 E: 0 K: 0 S: 3	H: 0 LOB: 0 BB: 0 P: 3	R: 0 E: 0 K: 1 S: 5	H: 1 LOB: 0 BB: 0 P: 5	R: 2 E: 0 K: 1 S: 8	H: 3 LOB: 1 BB: 0 P: 8	R: 0 E: 0 K: 0 S: 4	H: 1 LOB: 1 BB: 0 P: 4	R: 0 E: 0 K: 1 S: 6	H: 1 LOB: 1 BB: 0 P: 6	R: 0 E: 0 K: 1 S: 5	H: 0 LOB: 0 BB: 0 P: 5	1B: 7 2B: 2 3B: 0 HR: 1	SF: 0 SAC: 0 DP: 1 HBP: 0	WP: 0 PB: 0 SB: 1 CS: 0	PA: 36					
PITCHER	IP WLS BF H R ER SO BB IBB HBP BLK WP HR S P ERA WHIP																										
Vic Raschi, R ERA: 11.12 (1, 1)	4.0		16	4	3	3	3	0	0	0	0	0	1	22	22	6.75	1.000										
Alex Kellner, L ERA: 3.74 (5, 1)	2.0		9	4	2	2	2	0	0	0	0	0	0	13	13	9.00	2.000										
Tom Gorman, R ERA: 3.75 (7, 1)	3.0	W	11	2	0	0	2	0	0	0	0	0	0	15	15	0.00	0.667										

Batter	1	2	3	4	5	6	7	8	9	AB	R	H	RBI	BB	SO	LOB
--------	---	---	---	---	---	---	---	---	---	----	---	---	-----	----	----	-----

Spook Jacobs, R (1, 4) <small>OBP: 0.389, SLG: 0.267</small> Tom Gorman, R (7, 1)										3	1	2	1	0	0	1
Elmer Valo, L (1, 9) <small>OBP: 0.656, SLG: 0.667</small> Bill Renna, R (6, PH) <small>OBP: 0.300, SLG: 0.532</small> (7, 9)										2	2	2	0	1	0	0
Jim Finigan, R (1, 5) <small>OBP: 0.338, SLG: 0.594</small>										3	0	0	1	0	0	3
Gus Zernial, R (1, 7) <small>OBP: 0.333, SLG: 0.569</small>										4	1	2	2	0	1	1
Bill Wilson, R (1, 8) <small>OBP: 0.368, SLG: 0.629</small>										4	0	1	1	0	1	1
Dick Kryhoski, L (1, 3) <small>OBP: 0.200, SLG: 0.200</small>										4	0	0	0	0	0	2
Joe Demaestri, R (1, 6) <small>OBP: 0.175, SLG: 0.180</small>										4	1	1	0	0	0	0
Joe Astroth, R (1, 2) <small>OBP: 0.452, SLG: 0.469</small>										3	1	1	1	1	0	1
Vic Raschi, R (1, 1) Lou Sleater, L (4, PH) Alex Kellner, R (5, 1) <small>OBP: 0.250, SLG: 0.500</small> Don Bollweg, L (6, PH) <small>OBP: 0.400, SLG: 0.143</small> Pete Suder, R (7, 4) <small>OBP: 0.230, SLG: 0.288</small>										1	0	0	0	0	0	1


Inning Stats	R: 2	H: 2	E: 0	LOB: 1	K: 0	P: 6	R: 1	H: 2	E: 0	LOB: 0	K: 0	P: 4	R: 1	H: 2	E: 0	LOB: 1	K: 1	P: 7	R: 1	H: 2	E: 0	LOB: 2	K: 0	P: 9	R: 1	H: 1	E: 0	LOB: 0	K: 0	P: 4	R: 0	H: 0	E: 0	LOB: 1	K: 0	P: 7	R: 0	H: 0	E: 0	LOB: 0	K: 1	P: 5	R: 0	H: 0	E: 0	LOB: 0	K: 0	P: 3
--------------	------	------	------	--------	------	------	------	------	------	--------	------	------	------	------	------	--------	------	------	------	------	------	--------	------	------	------	------	------	--------	------	------	------	------	------	--------	------	------	------	------	------	--------	------	------	------	------	------	--------	------	------

PITCHER	IP	WLS	BF	H	R	ER	SO	BB	IBB	HBP	BLK	WP	HR	S	P	ERA	WHIP
Harry Byrd, R (1, 1) <small>ERA: 3.95</small>	4.0	L	21	8	5	5	1	1	0	1	0	0	1	21	26	11.25	2.250
Jim McDonald, R (5, 1) <small>ERA: 5.06</small>	1.2		7	1	1	1	0	1	0	0	0	0	1	6	10	5.40	1.200
Ray Moore, R (6, 1) <small>ERA: 2.76</small>	2.1		7	0	0	0	1	0	0	0	0	0	0	9	9	0.00	0.000

BOTTOM

Baltimore Orioles @ Kansas City Athletics
 Municipal Stadium, Kansas City, MO
 Wed May 04 1955, 4:33 AM EDT
 Att. 13,624 - Unknown

AB	31
R	6
H	9
RBI	6
BB	2
SO	2
LOB	12



WP: 0	PA: 36
PB: 1	
SB: 2	
CS: 1	

Batter	1	2	3	4	5	6	7	8	9	AB R H RBI BB SO LOB	TOP
Billy Cox, R OBP: 0.253, SLG: 0.267 (1, 5) X	0-0 5-3			X 0-0 F7	X 0-0 1-3			X 0-0 F3		4 0 0 0 0 0 2	Baltimore Orioles @ Washington Senators Griffith Stadium, Washington, DC Fri May 06 1955, 3:33 AM EDT Att. 5,262 - Unknown livebaseballscorecards.com
Chuck Diering, R OBP: 0.373, SLG: 0.464 (1, 8) X	0-0 F8			X 0-0 1B SF7 1B		B B B B 4-0 L6-4-3 1B BB		X 0-0 E 1B		3 1 2 0 1 0 0	
Gil Coan, L OBP: 0.340, SLG: 0.395 (1, 7) H	1-0 CS HBP			X 0-0 1B SF7 1B		X 0-0 1-2 L6-4-3 1B		X 0-0 L6		3 0 2 0 0 0 1	
Hoot Evers, R OBP: 0.392, SLG: 0.674 (1, 9) X	0-0 CS 1-2	0-0 5-3		X 0-0 1B SF7		X 0-0 1-2 2-3 L6-4-3		X 0-0 1-3 E8 1B		3 0 1 1 0 0 2	
Gus Triandos, R OBP: 0.292, SLG: 0.311 (1, 3) X				X 0-0 F7		S S S 0-3 K		X 0-0 5-3		4 0 0 0 0 1 4	
Hal Smith, R OBP: 0.361, SLG: 0.466 (1, 2) X				X 0-0 G3		X 0-0 F2		X 0-0 FC4-6-5 SH1-4 1B		4 0 1 0 0 0 0	
Bobby Young, L OBP: 0.254, SLG: 0.154 (1, 4) X			X 0-0 4-3		X 0-0 F5		X 0-0 SH1-4		X 0-0 F8	2 0 0 0 0 0 0	
Les Moss, R OBP: 0.344, SLG: 0.517 (9, PH)										1 0 0 0 0 0 0	
Willy Miranda, S OBP: 0.296, SLG: 0.297 (1, 6) X			X 0-0 L6-3		X 0-0 FC 2B		X 0-0 FC4-6-5		X 0-0 F3	4 0 1 0 0 0 1	
Saul Rogovin, R Don Johnson, R (8, 1) X			X 0-0 L6		X 0-0 FC 2-3		X 0-0 F3			3 0 0 0 0 0 2	
										0 0 0 0 0 0 0	
Inning Stats	R: 0 E: 0 K: 0 S: 2 H: 0 LOB: 0 BB: 0 P: 3	R: 0 E: 0 K: 0 S: 3 H: 0 LOB: 0 BB: 0 P: 3	R: 0 E: 0 K: 0 S: 3 H: 0 LOB: 0 BB: 0 P: 3	R: 1 E: 0 K: 0 S: 5 H: 2 LOB: 1 BB: 0 P: 5	R: 0 E: 0 K: 0 S: 5 H: 1 LOB: 2 BB: 0 P: 5	R: 0 E: 0 K: 1 S: 5 H: 1 LOB: 1 BB: 1 P: 9	R: 0 E: 0 K: 0 S: 4 H: 1 LOB: 1 BB: 0 P: 4	R: 0 E: 1 K: 0 S: 5 H: 2 LOB: 2 BB: 0 P: 5	R: 0 E: 0 K: 0 S: 3 H: 0 LOB: 0 BB: 0 P: 3	1B: 6 2B: 1 3B: 0 HR: 0 SF: 1 SAC: 1 DP: 1 HBP: 1	WP: 0 PB: 0 SB: 0 CS: 1 PA: 36
PITCHER Dean Stone, L (1, 1) ERA: 2.52	IP 9.0 WLS W BF 35 H 7 R 1 ER 1 SO 1 BB 1 IBB 0 HBP 1 BLK 0 WP 0 HR 0 S 35 P 40 ERA 1.00 WHIP 0.889										



Batter	1	2	3	4	5	6	7	8	9	AB	R	H	RBI	BB	SO	LOB
Eddie Yost, R OBP: 0.391, SLG: 0.319 (1, 5)	0-0 3B	0-0 FC5-4 1-2f			0-0 4-3		0-0 FC3-5 G6-4-3 1-2 2-3f			4	0	1	0	0	0	4
Ernie Oravetz, S OBP: 0.409, SLG: 0.359 (1, 9)	0-0 F8		0-0 F6		4-0 FC6-4 BB		0-0 G6-4-3 1-2f			3	0	0	0	1	0	3
Pete Runnels, L OBP: 0.300, SLG: 0.272 (1, 4)	4-0 BB BB		0-0 1-3		0-0 FC6-4 1-2f			0-0 SF8 3B		3	1	1	0	1	0	2
Mickey Vernon, L OBP: 0.393, SLG: 0.633 (1, 3)	4-0 G6-4-3 1-2 BB		0-0 G3			0-0 2B		0-0 SF8		2	0	1	1	1	0	0
Roy Sievers, R OBP: 0.295, SLG: 0.315 (1, 7)	0-0 G6-4-3 1-2f			0-0 F6		0-0 F6		0-0 F6		4	0	0	0	0	0	4
Jim Busby, R OBP: 0.348, SLG: 0.549 (1, 8)		0-0 1B 3B		0-0 F8		0-0 F3		0-0 2B		3	1	1	0	0	0	1
Tom Umphlett, R OBP: 0.333, SLG: 0.286 (7, 8)										1	0	1	0	0	0	0
Ed Fitz Gerald, R OBP: 0.317, SLG: 0.346 (1, 2)		0-0 1-3		0-0 F5		0-0 4-3		0-0 F7		4	0	0	0	0	0	3
Bobby Kline, R OBP: 0.273, SLG: 0.226 (1, 6)		0-0 FC5-4 3-H 1B			0-0 4-3 SH1-4 1B		0-0 FC3-5 SH 1B			3	0	3	1	0	0	0
Dean Stone, L (1, 1)		0-0 F9			0-0 SH1-4 1-2		0-0 SH FC3-5 1-2			1	0	0	0	0	0	1

Inning Stats	R: 0	H: 1	E: 0	LOB: 2	K: 0	BB: 2	S: 3	P: 11	R: 1	H: 2	E: 0	LOB: 1	K: 0	BB: 0	S: 5	P: 5	R: 0	H: 0	E: 0	LOB: 0	K: 0	BB: 0	S: 3	P: 3	R: 0	H: 0	E: 0	LOB: 0	K: 0	BB: 0	S: 3	P: 3	R: 0	H: 1	E: 0	LOB: 2	K: 0	BB: 1	S: 4	P: 8	R: 0	H: 1	E: 0	LOB: 1	K: 0	BB: 0	S: 4	P: 4	R: 0	H: 1	E: 1	LOB: 1	K: 0	BB: 0	S: 4	P: 4	R: 1	H: 2	E: 0	LOB: 1	K: 0	BB: 0	S: 5	P: 5
--------------	------	------	------	--------	------	-------	------	-------	------	------	------	--------	------	-------	------	------	------	------	------	--------	------	-------	------	------	------	------	------	--------	------	-------	------	------	------	------	------	--------	------	-------	------	------	------	------	------	--------	------	-------	------	------	------	------	------	--------	------	-------	------	------	------	------	------	--------	------	-------	------	------

PITCHER	IP	WLS	BF	H	R	ER	SO	BB	IBB	HBP	BLK	WP	HR	S	P	ERA	WHIP
Saul Rogovin, R ERA: 4.5 (1, 1)	7.2	L	33	8	2	2	0	3	0	0	0	0	0	30	42	2.35	1.435
Don Johnson, R ERA: 5.84 (8, 1)	0.1		1	0	0	0	0	0	0	0	0	0	0	1	1	0.00	0.000

BOTTOM

Baltimore Orioles @ Washington Senators
Griffith Stadium, Washington, DC
Fri May 06 1955, 3:33 AM EDT
Att. 5,262 - Unknown

livebaseballscores.com

AB	28
R	2
H	8
RBI	2
BB	3
SO	0
LOB	18



WP: 0	PA: 34
PB: 0	CS: 0
SB: 0	

Batter	1	2	3	4	5	6	7	8	9	AB R H RBI BB SO LOB	TOP	
Chuck Diering, R (1, 8) <small>OBP: 0.344, SLG: 0.426</small>	0-3 		0-0 1-3		0-0 1-3	0-0 4-3		0-0 5-3		5 0 0 0 0 1 1		
Gil Coan, L (1, 7) <small>OBP: 0.365, SLG: 0.391</small>	0-0 F9		0-0 1-3		4-0 1B 1B BB		0-0 SH5-3 2B 1B	4-0 SH1-4 S 1B BB		3 3 1 0 2 0 0		
Hoot Evers, R (1, 9) <small>OBP: 0.407, SLG: 0.735</small>	0-0 HR		0-0 5-3		0-0 1B 1B 1B		0-0 SH5-3 1-2	0-0 SH1-4 1-3		3 2 2 1 0 0 0		
Gus Triandos, R (1, 3) <small>OBP: 0.304, SLG: 0.338</small> Cal Abrams, L (7, PR) <small>OBP: 0.355, SLG: 0.091</small> Eddie Waitkus, L (7, 3) <small>OBP: 0.452, SLG: 0.360</small>	0-0 5-3			0-0 F8	0-0 1B 1B		0-0 E 2B	0-0 4-3 1B		4 0 2 2 0 0 0 0 0 0 0 0 0 0 1 0 1 1 0 0 0		
Hal Smith, R (1, 2) <small>OBP: 0.348, SLG: 0.444</small>		0-0 L8		0-0 L6-3	0-0 1-2 1B		0-0 L8	0-0 4-3		5 0 1 1 0 0 2		
Billy Cox, R (1, 5) <small>OBP: 0.250, SLG: 0.263</small>		0-3 K		0-0 1B 1B	0-0 F3		0-0 L6 FC6	0-0 4-3		5 0 1 0 0 1 4		
Bobby Young, L (1, 4) <small>OBP: 0.270, SLG: 0.179</small>			0-0 FC5 1B 1B	0-0 FC6-4 1B		0-0 2-3	0-0 FC6 1-2f			4 0 2 0 0 0 3		
Willy Miranda, S (1, 6) <small>OBP: 0.293, SLG: 0.294</small>			0-0 1-2 1B	0-0 FC6-4 1-2f		0-0 F7		0-0 4-3		4 0 1 0 0 0 2		
Jim Wilson, R (1, 1) <small>OBP: 0.333, SLG: 0.273</small>		0-0 FC5 2-3f		0-0 5-3	0-0 1B		0-0 L6-3			4 0 1 0 0 0 2		
Inning Stats	R: 1 H: 1 E: 0 LOB: 0 K: 1 BB: 0 S: 6 P: 6	R: 0 H: 2 E: 0 LOB: 2 K: 1 BB: 0 S: 7 P: 7	R: 0 H: 0 E: 0 LOB: 0 K: 0 BB: 0 S: 3 P: 3	R: 0 H: 2 E: 0 LOB: 2 K: 0 BB: 0 S: 5 P: 5	R: 2 H: 3 E: 0 LOB: 2 K: 0 BB: 1 S: 6 P: 10	R: 0 H: 1 E: 0 LOB: 1 K: 0 BB: 0 S: 4 P: 4	R: 1 H: 2 E: 1 LOB: 3 K: 0 BB: 0 S: 6 P: 6	R: 0 H: 0 E: 0 LOB: 0 K: 0 BB: 0 S: 3 P: 3	R: 1 H: 1 E: 0 LOB: 1 K: 0 BB: 1 S: 4 P: 8	1B: 10 SF: 0 2B: 1 SAC: 2 3B: 0 DP: 0 HR: 1 HBP: 0	WP: 0 PA: 42 PB: 0 SB: 1 CS: 0	
PITCHER Johnny Schmitz, L (1, 1) <small>ERA: 1.85</small> Ted Abernathy, R (9, 1) <small>ERA: 6.0</small>	IP WLS BF H R ER SO BB IBB HBP BLK WP HR S P ERA WHIP	8.0 L 37 11 4 4 2 1 0 0 0 0 0 1 40 44 4.50 1.500	1.0 5 1 1 1 0 1 0 0 0 0 0 0 4 8 9.00 2.000								PITCHER IP WLS BF H R ER SO BB IBB HBP BLK WP HR S P ERA WHIP	

Baltimore Orioles @ Washington Senators
 Griffith Stadium, Washington, DC
 Sat May 07 1955, 3:33 AM EDT
 Att. 4,584 - Unknown

AB	38
R	5
H	12
RBI	5
BB	2
SO	2
LOB	14



livebaseballscorecards.com

Batter	1	2	3	4	5	6	7	8	9	AB R H RBI BB SO LOB	TOP	
Chuck Diering, R (1, 8) <small>OBP: 0.333, SLG: 0.400</small>	0-0 		0-0 		0-0 			0-0 	4-0 	4 0 0 0 1 0 1		
Gil Coan, L (1, 7) Ray Moore, R (9, 1) <small>OBP: 0.386, SLG: 0.412</small> <small>OBP: 0.200, SLG: 0.200</small>	0-0 		0-0 			0-0 		0-0 	0-0 	5 1 3 0 0 0 2 0 0 0 0 0 0 0		
Hoot Evers, R (1, 9) <small>OBP: 0.414, SLG: 0.717</small>	0-0 		0-0 			0-0 		0-0 		4 0 2 1 0 0 1		
Gus Triandos, R (1, 3) <small>OBP: 0.301, SLG: 0.348</small>		0-0 	0-0 			0-0 		0-0 		4 1 1 0 0 0 3		
Hal Smith, R (1, 2) <small>OBP: 0.343, SLG: 0.424</small>		0-0 		0-0 			0-0 		4-0 	3 0 0 0 1 0 1		
Jim Pyburn, R (1, 5) <small>OBP: 0.333, SLG: 0.310</small>		0-0 	0-0 			0-0 		0-0 	0-0 	4 1 2 1 0 0 1		
Bobby Young, L (1, 4) Billy Cox, R (7, PH) <small>OBP: 0.262, SLG: 0.172</small> <small>OBP: 0.256, SLG: 0.268</small>		0-0 	0-0 			0-0 		0-0 	0-0 	2 0 0 0 0 0 1 2 1 1 0 0 0 1		
Willy Miranda, S (1, 6) <small>OBP: 0.278, SLG: 0.278</small>		0-0 		0-0 		0-0 		0-0 	0-0 	4 0 0 0 0 0 4		
Erv Palica, R (1, 1) Les Moss, R (8, PH) Cal Abrams, L (8, PR) Jim McDonald, R (8, 1) Bob Kennedy, R (9, PH) Eddie Waitkus, L (9, PH) Gene Woodling, L (9, 7) <small>OBP: 0.333, SLG: 0.333</small> <small>OBP: 0.364, SLG: 0.533</small> <small>OBP: 0.355, SLG: 0.091</small> <small>OBP: 0.256, SLG: 0.194</small> <small>OBP: 0.469, SLG: 0.462</small> <small>OBP: 0.313, SLG: 0.302</small>		0-3 	0-3 			0-0 		0-0 	0-0 	2 0 0 0 0 1 0 1 0 1 0 1 0 1 2 0 0 0 0 0 0 0 0 0 0		
Inning Stats	R: 0 H: 0 E: 0 LOB: 0 K: 0 BB: 0 S: 3 P: 3	R: 1 H: 2 E: 0 LOB: 1 K: 0 BB: 0 S: 5 P: 5	R: 0 H: 2 E: 0 LOB: 2 K: 1 BB: 0 S: 7 P: 7	R: 0 H: 0 E: 0 LOB: 0 K: 0 BB: 0 S: 3 P: 3	R: 0 H: 0 E: 0 LOB: 0 K: 0 BB: 0 S: 3 P: 3	R: 0 H: 1 E: 0 LOB: 0 K: 0 BB: 0 S: 3 P: 3	R: 0 H: 1 E: 0 LOB: 1 K: 0 BB: 0 S: 4 P: 4	R: 1 H: 3 E: 1 LOB: 1 K: 0 BB: 0 S: 5 P: 5	R: 2 H: 2 E: 0 LOB: 2 K: 0 BB: 2 S: 5 P: 13	1B: 8 SF: 0 2B: 1 SAC: 0 3B: 2 DP: 2 HR: 0 HBP: 0	WP: 0 PA: 38 PB: 0 SB: 0 CS: 0	
PITCHER	IP WLS BF H R ER SO BB IBB HBP BLK WP HR S P ERA WHIP											
Chuck Stobbs, L (1, 1) <small>ERA: 3.28</small>	8.2 L 35 10 4 3 1 1 0 0 0 0 0 0 36 40 3.12 1.269											
Bob Porterfield, R (9, 1) <small>ERA: 4.32</small>	0.1 3 1 0 0 0 1 0 0 0 0 0 0 2 6 0.00 6.000											

Baltimore Orioles @ Washington Senators
 Griffith Stadium, Washington, DC
 Sun May 08 1955, 3:33 AM EDT
 Unknown

AB	36
R	4
H	11
RBI	4
BB	2
SO	1
LOB	15



Batter	1	2	3	4	5	6	7	8	9	AB	R	H	RBI	BB	SO	LOB
Eddie Yost, R OBP: 0.380, SLG: 0.293 (1, 5)	0-0 6-3		0-0 F3		0-0 F8		0-3 K			4	0	0	0	0	1	4
Ernie Oravetz, S OBP: 0.385, SLG: 0.340 (1, 9)	0-0 1-3		0-0 L8		0-0 1B		0-0 6-3			4	0	1	1	0	0	2
Pete Runnels, L OBP: 0.306, SLG: 0.276 (1, 4)	0-0 G3			0-0 F7	0-0 F8		0-0 CS 1B			4	0	1	0	0	0	2
Mickey Vernon, L OBP: 0.371, SLG: 0.581 (1, 3)		0-0 F5		0-0 G1		0-0 F9	0-0 CS	0-0 F9		4	0	0	0	0	0	0
Jim Busby, R OBP: 0.371, SLG: 0.562 (1, 8)		0-0 G1-4-3 1B		4-0 BB		0-0 E 2B		0-0 6-3		3	1	2	0	1	0	0
Tom Umphlett, R OBP: 0.297, SLG: 0.250 (1, 7)		0-0 G1-4-3		0-0 F8		0-0 E6 1B		0-0 F9		4	1	0	0	0	0	2
Ed Fitz Gerald, R OBP: 0.309, SLG: 0.322 (1, 2)			0-0 6-3		4-0 SH3-4 1B BB	0-0 L1-3 1B		0-0 F9		3	1	1	1	1	0	0
Bobby Kline, R OBP: 0.297, SLG: 0.235 (1, 6)			4-0 BB		0-0 SH3-4	0-0 L1-3		0-3 K		1	0	0	0	1	0	1
Jesse Levan, L OBP: 0.154, SLG: 0.154 (9, PH)					1-2 BB	1-2 BB				1	0	0	0	0	1	0
Chuck Stobbs, L OBP: 0.500, SLG: 0.615 (1, 1)			4-0 BB		4-0 1B BB	0-3 K		0-0 F9		1	0	0	0	2	1	1
Bob Porterfield, R OBP: 0.167, SLG: 0.235 (9, 1)										0	0	0	0	0	0	0
Mickey McDermott, L OBP: 0.500, SLG: 0.615 (9, PH)			1-2 BB							1	0	0	0	0	0	0

Inning Stats	R: 0	H: 0	E: 0	K: 0	S: 3	R: 0	H: 1	E: 0	K: 0	S: 3	R: 0	H: 0	E: 0	K: 0	S: 3	R: 0	H: 0	E: 0	K: 1	S: 5	R: 0	H: 0	E: 0	K: 0	S: 3	R: 0	H: 0	E: 0	K: 1	S: 5	R: 0	H: 0	E: 0	K: 0	S: 3	1B: 4	SF: 0	2B: 1	3B: 0	HR: 0	SAC: 1	DP: 1	HBP: 0	WP: 0	PB: 0	SB: 0	CS: 1	PA: 37
--------------	------	------	------	------	------	------	------	------	------	------	------	------	------	------	------	------	------	------	------	------	------	------	------	------	------	------	------	------	------	------	------	------	------	------	------	-------	-------	-------	-------	-------	--------	-------	--------	-------	-------	-------	-------	--------

PITCHER	IP	WLS	BF	H	R	ER	SO	BB	IBB	HBP	BLK	WP	HR	S	P	ERA	WHIP
Erv Palica, R ERA: 4.19 (1, 1)	7.0		30	5	3	2	2	5	0	0	0	0	0	29	49	2.57	1.429
Jim McDonald, R ERA: 4.26 (8, 1)	1.0	W	3	0	0	0	0	0	0	0	0	0	0	3	3	0.00	0.000
Ray Moore, R ERA: 2.6 (9, 1)	1.0	S	3	0	0	0	1	0	0	0	0	0	0	5	5	0.00	0.000


BOTTOM

Baltimore Orioles @ Washington Senators
Griffith Stadium, Washington, DC

Sun May 08 1955, 3:33 AM EDT
Unknown

livebaseballscorecards.com

AB	30
R	3
H	5
RBI	2
BB	5
SO	3
LOB	12



Batter	1	2	3	4	5	6	7	8	9	AB R H RBI BB SO LOB	TOP		
Chuck Diering, R (1, 8) <small>OBP: 0.311, SLG: 0.371</small>	0-0 F2		0-0 L6-3		0-0 L7		0-0 F9		0-0 F7	5 0 0 0 0 0 1	Baltimore Orioles @ Washington Senators Griffith Stadium, Washington, DC Sun May 08 1955, 3:38 AM EDT Att. 8,644 - Unknown		
Gil Coan, L (1, 7) <small>OBP: 0.371, SLG: 0.382</small>	0-0 4-3			0-0 4-3		0-3 K		4-0 1B WP 1B BB	0-0 F7	4 1 0 0 1 1 0			
Eddie Waitkus, L (1, 3) <small>OBP: 0.432, SLG: 0.419</small>	0-0 G3			0-0 S 1B 1B		0-3 K		0-0 L6-3 1-2	0-3 K	5 1 1 0 0 2 1			
Gene Woodling, L (1, 9) <small>OBP: 0.309, SLG: 0.298</small>		0-0 G3		0-3 S S S K 1-2		0-3 K		0-0 1B 1B		4 1 1 0 0 2 1			
Les Moss, R (1, 2) <small>OBP: 0.405, SLG: 0.559</small>		0-0 L6-3		0-0 2-H 1B			0-0 3-1 2B 1B	0-0 1B 1B		4 1 3 1 0 0 0			
<small>Billy Cox, R Lou Kittle, R Charlie Maxwell, L Bob Kuzava, S Hal Smith, R Don Johnson, R Don Ferrarese, R Gas Trandorf, R Jim McDonald, R</small>		0-0 F7		0-0 1-3			0-0 1-2 2B 1B	0-3 K		1 0 0 0 0 0 0 0 0 0 0 0 0 0 1 0 0 0 0 0 1 0 0 0 0 0 0 0 1 1 1 0 0 0 0 0 0 0 0 0 0 0 0 0 0 0 0 0 0 1 0 0 0 0 1 3 0 0 0 0 0 0 0			
Bobby Young, L (1, 4) <small>OBP: 0.265, SLG: 0.230</small> Hoot Evers, R (8, PH) <small>OBP: 0.424, SLG: 0.722</small> Fred Marsh, R (8, 4) <small>OBP: 0.417, SLG: 0.300</small>			0-0 F7		0-0 HR		0-0 F4	0-0 1B 1B	1-2 2-H 3-H	3 1 1 1 0 0 2 1 0 1 2 0 0 0 0 0 0 0 0 0 0			
Willy Miranda, S (1, 6) <small>OBP: 0.289, SLG: 0.329</small>			0-0 IHR		0-0 L5		0-0 3-1	0-0 1B	1-2 2-3	4 1 2 1 0 0 2			
Bill Miller, L (1, 1) <small>OBP: 1.000, SLG: 1.000</small> Joe Coleman, R (1, 1) <small>OBP: 1.000, SLG: 1.500</small> Jim Pyburn, R (3, PH) <small>OBP: 0.324, SLG: 0.333</small> (3, 5)			0-3 K		0-3 K		0-0 2B	0-3 K		0 0 0 0 0 0 0 0 0 0 0 0 0 0 4 0 1 2 0 3 3			
Inning Stats	R: 0 H: 0 E: 0 LOB: 0 K: 0 BB: 0 S: 3 P: 3	R: 0 H: 0 E: 0 LOB: 0 K: 0 BB: 0 S: 3 P: 3	R: 1 H: 1 E: 0 LOB: 0 K: 1 BB: 0 S: 6 P: 6	R: 1 H: 2 E: 0 LOB: 1 K: 1 BB: 0 S: 7 P: 7	R: 1 H: 1 E: 0 LOB: 0 K: 1 BB: 0 S: 6 P: 6	R: 0 H: 0 E: 0 LOB: 0 K: 3 BB: 0 S: 9 P: 9	R: 2 H: 3 E: 0 LOB: 1 K: 0 BB: 0 S: 6 P: 6	R: 2 H: 4 E: 0 LOB: 3 K: 2 BB: 1 S: 11 P: 15	R: 0 H: 0 E: 0 LOB: 0 K: 1 BB: 0 S: 5 P: 5	1B: 8 SF: 0 2B: 1 SAC: 0 3B: 0 DP: 0 HR: 2 HBP: 0		WP: 1 PA: 39 PB: 0 SB: 1 CS: 0	
PITCHER	Camilo Pascual, R (1, 1) <small>ERA: 5.4</small>	Mickey McDermott, L (8, 1) <small>ERA: 6.08</small>	PITCHER										IP WLS BF H R ER SO BB IBB HBP BLK WP HR S P ERA WHIP
	7.0 W 28 7 5 5 6 0 0 0 0 0 1 40 40 6.43 1.000	2.0 S 11 4 2 2 3 1 0 0 0 1 0 16 20 9.00 2.500											

livebaseballscorecards.com




BOTTOM

Baltimore Orioles @ Washington Senators
Griffith Stadium, Washington, DC

Sun May 08 1955, 3:38 AM EDT
Att. 8,644 - Unknown

livebaseballscorecards.com

AB	38
R	15
H	15
RBI	14
BB	12
SO	8
LOB	21



WP	1	PA	52
PB	0		
SB	0		
CS	1		

Batter	1	2	3	4	5	6	7	8	9	AB	R	H	RBI	BB	SO	LOB
Eddie Yost, R OBP: 0.368, SLG: 0.275 (1, 5)	6-3 K		6-4-3 1B BB		5-3		K	F4		5	0	0	0	1	2	1
Tom Umphlett, R OBP: 0.372, SLG: 0.405 (1, 7)	0-0 BB 1B	0-0 HR	0-0 6-4-3 1B		0-3 K		0-0 BB 1B	4-0 WP BB		5	4	4	1	1	1	0
Pete Runnels, L OBP: 0.317, SLG: 0.267 (1, 4)	4-0 BB 1B	0-0 F6	0-0 6-4-3		0-0 F8		4-0 1B BB BB	4-0 2B BB		3	3	0	0	3	0	2
Mickey Vernon, L OBP: 0.379, SLG: 0.578 (1, 3)	0-3 K	4-0 4-3 1B BB	4-0 BB		0-0 4-3		0-0 F5	0-0 1B 2B		4	1	1	2	2	1	4
Jim Busby, R OBP: 0.388, SLG: 0.559 (1, 8)	4-0 1B E BB	0-0 4-3 1B	0-3 K		0-0 F9		4-0 BB 1B BB	0-0 2B 1B		4	1	2	1	2	1	3
Carlos Paula, R OBP: 0.357, SLG: 0.538 (1, 9)	0-0 BB E 1B	0-0 4-3	0-3 K		0-0 CS 1B		0-0 BB 1B	0-0 1-3		6	1	3	3	0	1	3
Bruce Edwards, R OBP: 0.320, SLG: 0.200 (1, 2)	4-0 BB E BB	4-0 BB	0-0 1B		0-0 CS		0-0 SH HR 2B	0-0 SH HR 2B		2	2	2	1	3	0	0
Bobby Kline, R OBP: 0.293, SLG: 0.263 (1, 6)	0-0 E6 2B	0-0 L8	0-3 K		0-0 SH HR 2B		0-0 K	0-0 K		4	2	1	3	0	2	7
Camilo Pascual, R OBP: 0.375, SLG: 0.375 (1, 1)	0-0 1B		0-0 F9		0-0 F8		0-0 1B HR	0-0 F7		3	0	1	0	0	0	1
Jesse Levan, L OBP: 0.214, SLG: 0.429 (7, PH)										1	1	1	3	0	0	0
Mickey McDermott, L OBP: 0.467, SLG: 0.571 (8, 1)										1	0	0	0	0	0	0

Inning Stats	R: 6	H: 4	E: 1	LOB: 1	K: 2	P: 11	R: 1	H: 2	E: 0	LOB: 3	K: 0	P: 13	R: 0	H: 1	E: 0	LOB: 3	K: 1	P: 14	R: 0	H: 1	E: 0	LOB: 1	K: 2	P: 8	R: 0	H: 0	E: 0	LOB: 0	K: 1	P: 5	R: 0	H: 1	E: 0	LOB: 0	K: 0	P: 3	R: 5	H: 4	E: 0	LOB: 3	K: 2	P: 24	R: 3	H: 2	E: 0	LOB: 1	K: 0	P: 13
--------------	------	------	------	--------	------	-------	------	------	------	--------	------	-------	------	------	------	--------	------	-------	------	------	------	--------	------	------	------	------	------	--------	------	------	------	------	------	--------	------	------	------	------	------	--------	------	-------	------	------	------	--------	------	-------

PITCHER	IP	WLS	BF	H	R	ER	SO	BB	IBB	HBP	BLK	WP	HR	S	P	ERA	WHIP
Bill Miller, L ERA: 13.5 (1, 1)	0.2	L	6	2	4	4	1	2	0	0	0	0	0	6	14	54.00	6.000
Joe Coleman, R ERA: 15.43 (1, 1)	1.1		11	4	3	3	1	3	0	0	0	0	1	10	22	20.25	5.250
Lou Kretlow, R ERA: 10.62 (3, 1)	1.0		6	1	0	0	1	2	0	0	0	0	0	6	14	0.00	3.000
Bob Kuzava, L ERA: 3.86 (4, 1)	3.0		10	2	0	0	3	0	0	0	0	0	0	16	16	0.00	0.667
Don Johnson, R ERA: 9.24 (7, 1)	0.1		6	3	5	5	1	1	0	0	0	0	1	7	11	135.00	12.000
PITCHER	IP	WLS	BF	H	R	ER	SO	BB	IBB	HBP	BLK	WP	HR	S	P	ERA	WHIP
Don Ferrarese, L ERA: 3.0 (7, 1)	0.2		5	1	0	0	1	2	0	0	0	0	0	5	13	0.00	4.500
Jim McDonald, R ERA: 7.36 (8, 1)	1.0		7	2	3	3	0	2	0	0	0	1	0	5	13	27.00	4.000

Batter	1	2	3	4	5	6	7	8	9	AB R H RBI BB SO LOB	TOP											
Joe Demaestri, R (1, 6) OBP: 0.179, SLG: 0.173 Jack Littrell, R (7, 6) OBP: 0.091, SLG: 0.091	0-0 6-3		0-0 5-6-3		0-3 K			0-0 F9		3 0 0 0 0 1 0 1 0 0 0 0 0 0												
Elmer Valo, L (1, 9) OBP: 0.639, SLG: 0.643	0-0 6-3		0-0 F8			0-0 1B 1B		0-0 1B		4 0 2 0 0 0 0												
Dick Kryhoski, L (1, 3) OBP: 0.233, SLG: 0.214	0-0 F5		0-3 K			0-0 L9		0-0 F5		4 0 0 0 0 1 2												
Gus Zernial, R (1, 7) OBP: 0.340, SLG: 0.590		0-0 5-3		0-3 K		0-0 1B 1B		0-0 F8		4 0 1 0 0 1 1												
Bill Wilson, R (1, 8) OBP: 0.340, SLG: 0.549		0-0 1B 1B		0-0 2B		0-3 K		0-0 4-3 1B		4 1 3 0 0 1 2												
Jim Finigan, R (1, 5) OBP: 0.343, SLG: 0.573		0-0 BB 1B 1-2 7-2 1B		0-0 5-3		0-0 L7		4-0 1-2 BB		3 0 1 0 1 0 3												
Pete Suder, R (1, 4) OBP: 0.233, SLG: 0.296 Spook Jacobs, R (7, 4) OBP: 0.370, SLG: 0.261		0-0 1-2 2-H 1B		0-0 F9		0-0 F9		0-0 L5		3 0 1 1 0 0 1 1 0 0 0 0 0 2												
Joe Astroth, R (1, 2) OBP: 0.429, SLG: 0.421 Billy Shantz, R (7, 2) OBP: 0.375, SLG: 0.387		4-0 1-2 2-3 BB		0-0 6-3		0-0 F9		0-0 4-3		2 0 0 0 1 0 0 1 0 0 0 0 0 2												
Lou Sleater, L (1, 1) OBP: 0.250, SLG: 0.250 Tom Gorman, R (6, 1) Moe Burtchvy, R (6, 1) OBP: 0.333, SLG: 0.333 Don Bollweg, L (7, PH) OBP: 0.333, SLG: 0.111 Johnny Gray, R (7, 1) OBP: 0.600, SLG: 0.500 Jim Robertson, R (9, PH) OBP: 0.333, SLG: 0.250		0-0 7-2		0-0 L9		0-3 K		0-0 F7		2 0 0 0 0 0 3 0 0 0 0 0 0 0 0 0 0 0 0 0 0 1 0 0 0 0 0 1 0 0 0 0 0 0 0 0 0 1 0 0 0 0 0 0 2												
Inning Stats	R: 0 E: 0 K: 0 S: 3	H: 0 LOB: 0 BB: 0 P: 3	R: 1 E: 0 K: 0 S: 5	H: 3 LOB: 2 BB: 1 P: 9	R: 0 E: 0 K: 1 S: 5	H: 0 LOB: 0 BB: 0 P: 5	R: 0 E: 0 K: 1 S: 6	H: 1 LOB: 1 BB: 0 P: 6	R: 0 E: 0 K: 1 S: 5	H: 0 LOB: 0 BB: 0 P: 5	R: 0 E: 0 K: 1 S: 7	H: 2 LOB: 2 BB: 0 P: 7	R: 0 E: 0 K: 1 S: 5	H: 0 LOB: 0 BB: 0 P: 5	R: 0 E: 0 K: 0 S: 4	H: 1 LOB: 1 BB: 0 P: 4	R: 0 E: 0 K: 0 S: 4	H: 1 LOB: 2 BB: 1 P: 8	1B: 7 2B: 2 3B: 0 HR: 0	SF: 0 SAC: 0 DP: 1 HBP: 0	WP: 0 PB: 0 SB: 0 CS: 0	PA: 36
PITCHER	IP WLS BF H R ER SO BB IBB HBP BLK WP HR S P ERA WHIP																					
Harry Byrd, R (1, 1) ERA: 3.58 Ray Moore, R (6, 1) ERA: 2.14	5.1 W 22 6 1 1 3 1 0 0 0 0 0 0 27 31 1.69 1.312																					

Kansas City Athletics @ Baltimore Orioles
 Memorial Stadium, Baltimore, MD
 Tue May 10 1955, 3:33 AM EDT
 Att. 9,747 - Unknown

AB	34
R	1
H	8
RBI	1
BB	2
SO	5
LOB	18



Batter	1	2	3	4	5	6	7	8	9
Billy Cox, R (1, 5) OBP: 0.253, SLG: 0.256 Jim Pyburn, R (7, 5) OBP: 0.342, SLG: 0.353	0-0 F6		0-0 2-3		4-0 BB	0-0 F3		0-0 1B FC5-4 1B	
Bob Kennedy, R (1, 9) OBP: 0.262, SLG: 0.184 Gil Coan, L (6, PH) OBP: 0.391, SLG: 0.404	0-0 1-3			4-0 1B SF8 BB	0-0 L7	0-0 2B 1B		0-0 1B FC5-4 1B	
Hoot Evers, R (1, 8) OBP: 0.406, SLG: 0.695	0-0 F6			0-3 K	0-0 F2	0-0 2B 2B		0-0 FC5-4 1B	
Gus Triandos, R (1, 3) OBP: 0.316, SLG: 0.413		0-3 K		0-0 1B SF8 1B		0-0 HR		0-0 G5-4-3 1B	
Hal Smith, R (1, 2) OBP: 0.347, SLG: 0.443		0-0 6-3		0-0 SF8		0-0 2B		0-0 F9	
Gene Woodling, L (1, 7) OBP: 0.319, SLG: 0.300		0-0 F7		0-0 1B		0-0 BB HBP 1B BB		0-0 K2-3	
Bobby Young, L (1, 4) OBP: 0.292, SLG: 0.250			0-0 FC2-6 1B	0-0 3-1		0-0 1B BB	4-0 FC3-6 BB		
Willy Miranda, S (1, 6) OBP: 0.287, SLG: 0.316			0-0 F4		0-0 F3	4-0 1B BB	0-0 FC3-6 CS		
Harry Byrd, R (1, 1) OBP: 0.100, SLG: 0.100 Ray Moore, R (6, 1) OBP: 0.286, SLG: 0.167			0-0 FC2-6		0-0 BB	1-0 1B 2B	0-3 K		

Inning Stats	R: 0	H: 0	E: 0	K: 0	S: 3	R: 0	H: 0	E: 0	K: 1	S: 5	R: 0	H: 1	E: 0	K: 0	S: 4	R: 2	H: 2	E: 0	K: 1	S: 7	R: 0	H: 1	E: 0	K: 0	S: 4	R: 8	H: 6	E: 0	K: 1	S: 11	R: 0	H: 0	E: 0	K: 1	S: 4	R: 1	H: 2	E: 0	K: 0	S: 4
	LOB: 0	BB: 0	P: 3	LOB: 0	BB: 0	P: 5	LOB: 1	BB: 0	P: 4	LOB: 1	BB: 1	P: 11	LOB: 2	BB: 1	P: 8	LOB: 1	BB: 2	P: 20	LOB: 0	BB: 1	P: 8	LOB: 0	BB: 0	P: 4	LOB: 0	BB: 0	P: 4	LOB: 1	BB: 1	P: 8	LOB: 0	BB: 0	P: 4	LOB: 0	BB: 0	P: 4	LOB: 0	BB: 0	P: 4	

PITCHER	IP	WLS	BF	H	R	ER	SO	BB	IBB	HBP	BLK	WP	HR	S	P	ERA	WHIP
Lou Slesater, L (1, 1) ERA: 11.37	5.0	L	25	7	6	6	2	3	0	0	0	0	1	26	38	10.80	2.000
Tom Gorman, R (6, 1) ERA: 5.25	0.0		2	0	0	0	0	1	0	1	0	0	0	0	5	∞	∞
Moe Burttschy, R (6, 1) ERA: 10.32	1.0		6	3	4	4	1	0	0	0	0	0	0	8	8	36.00	3.000
Johnny Gray, R (7, 1) ERA: 10.64	2.0		7	2	1	1	1	1	0	0	0	0	0	8	12	4.50	1.500


BOTTOM

AB	R	H	RBI	BB	SO	LOB
3	0	0	0	1	0	4
1	1	1	0	0	0	0
2	1	0	0	1	0	2
2	1	2	2	0	0	0
5	1	1	3	0	1	4
5	2	3	2	0	1	1
3	1	1	1	0	0	1
3	1	1	1	1	1	1
3	1	2	0	1	0	1
3	1	0	1	1	0	2
2	0	1	0	0	0	1
1	1	0	1	0	1	1

AB 33
R 11
H 12
RBI 11
BB 5
SO 4
LOB 18

WP: 0 PA: 40
PB: 0 SB: 0 CS: 1


Kansas City Athletics @ Baltimore Orioles
Memorial Stadium, Baltimore, MD
Tue May 10 1955, 3:33 AM EDT
Att. 9,747 - Unknown



Batter	1	2	3	4	5	6	7	8	9	AB R H RBI BB SO LOB	TOP											
Joe Demaestri, R (1, 6) OBP: 0.169, SLG: 0.163	0-3 K		0-0 FC2-6 FC3-6 1B 1-2f	0-0 6-3			0-0 1-3		0-0 5-3	5 1 0 0 0 1 2												
Elmer Valo, L (1, 9) OBP: 0.650, SLG: 0.677 Bill Renna, R (7, 9) OBP: 0.353, SLG: 0.524	0-0 4-3		0-0 FC3-6 1B 1-2		4-0 G5-3 BB		0-0 2B		0-0 F8	3 0 2 0 1 0 0 1 0 0 0 0 0 0												
Dick Kryhoski, L (1, 3) OBP: 0.265, SLG: 0.258	0-0 2B		0-0 FC3-6 1B 1-2f 2-3		4-0 G5-3 BB 1-2		0-0 F9		0-0 F9	3 1 1 0 1 0 3												
Gus Zernial, R (1, 7) OBP: 0.337, SLG: 0.575	0-0 F3		0-0 1B 1-2 3-H		0-0 G5-3 1-2 2-3f		0-0 6-3		0-0 6-3	4 0 1 1 0 0 4												
Jim Finigan, R (1, 5) OBP: 0.350, SLG: 0.565		4-0 BB BB BB	0-0 1-3 BB	0-0 1B 1-3 2-H		0-0 F9		0-0 F9		3 0 1 1 1 0 1												
Bill Wilson, R (1, 8) OBP: 0.337, SLG: 0.532		0-0 F6	0-0 F4			0-0 5-3		4-0 BB		3 0 0 0 1 0 3												
Pete Suder, R (1, 4) OBP: 0.234, SLG: 0.293		0-0 1-3		0-0 6-3		0-0 FC4-6 1B		0-0 F8		4 0 1 0 0 0 2												
Joe Astroth, R (1, 2) OBP: 0.415, SLG: 0.405		0-0 1-3		0-0 PB 1B		0-0 FC4-6 FC4 1-2f		0-0 4-3		4 0 1 0 0 0 3												
Alex Kellner, R (1, 1) OBP: 0.333, SLG: 0.455 Bobby Shantz, R (4, 1) OBP: 0.200, SLG: 0.111			4-0 FC2-6 BB	0-0 F8 1-2		0-0 FC4 1-2f			0-0	1 0 0 0 1 0 1 2 0 0 0 0 0 1												
Inning Stats	R: 0 E: 0 K: 1 S: 6	H: 1 LOB: 1 BB: 0 P: 6	R: 0 E: 0 K: 0 S: 3	H: 0 LOB: 1 BB: 1 P: 7	R: 2 E: 0 K: 0 S: 6	H: 3 LOB: 2 BB: 1 P: 10	R: 0 E: 0 K: 0 S: 4	H: 1 LOB: 1 BB: 0 P: 4	R: 0 E: 0 K: 0 S: 2	H: 0 LOB: 1 BB: 2 P: 10	R: 0 E: 0 K: 0 S: 4	H: 1 LOB: 1 BB: 0 P: 4	R: 0 E: 0 K: 0 S: 4	H: 1 LOB: 1 BB: 0 P: 4	R: 0 E: 0 K: 0 S: 3	H: 0 LOB: 1 BB: 1 P: 7	R: 0 E: 0 K: 0 S: 3	H: 0 LOB: 0 BB: 0 P: 3	1B: 5 2B: 2 3B: 0 HR: 0	SF: 0 SAC: 0 DP: 1 HBP: 0	WP: 0 PB: 1 SB: 0 CS: 0	PA: 38
PITCHER	IP WLS BF H R ER SO BB IBB HBP BLK WP HR S P ERA WHIP																					
Lou Kretlow, R (1, 1) ERA: 8.56	7.0 L 31 7 2 2 1 4 0 0 0 0 0 0 29 45 2.57 1.571																					
Bob Kuzava, L (8, 1) ERA: 3.0	2.0 7 0 0 0 0 1 0 0 0 0 0 0 6 10 0.00 0.500																					

Kansas City Athletics @ Baltimore Orioles
 Memorial Stadium, Baltimore, MD
 Wed May 11 1955, 3:33 AM EDT
 Att. 3,965 - Unknown

AB	33
R	2
H	7
RBI	2
BB	5
SO	1
LOB	20



Batter	1	2	3	4	5	6	7	8	9	AB	R	H	RBI	BB	SO	LOB
Billy Cox, R OBP: 0.263, SLG: 0.267 (1, 5) (8, 4)	0-0 5-3	0-0 1-3 1B			0-0 F7			0-0 SH1-4 E 1B		4	0	2	0	0	0	0
Bob Kennedy, R OBP: 0.261, SLG: 0.171 (1, 9)	4-0 1B BB	0-0 F4			0-3 K			0-0 E6 SH1-4 1-2		3	0	0	0	1	1	3
Hoot Evers, R OBP: 0.418, SLG: 0.689 (1, 8)	0-0 1-3 BB 1B				0-0 4-3			0-0 SH1-4 1-2 2-3		2	0	1	0	1	0	0
Gus Triandos, R OBP: 0.301, SLG: 0.392 (1, 3)	0-0 F6				0-0 G5-4-3 1-2f			0-3 K		4	0	0	0	0	1	5
Hal Smith, R OBP: 0.342, SLG: 0.425 (1, 2)	4-0 1-2 BB				0-0 F7			0-3 K		3	0	0	0	1	1	2
Gene Woodling, L OBP: 0.316, SLG: 0.286 (1, 7)	0-0 F9				4-0 FC4-6 BB			0-0 F8		3	0	0	0	1	0	3
Bobby Young, L OBP: 0.284, SLG: 0.242 (1, 4)		0-0 5-3			0-0 FC4-6 1-2f			0-3 K		2	0	0	0	0	0	1
Jim Pyburn, R OBP: 0.325, SLG: 0.333 (7, PH) (8, 5)					0-0 F8			0-0 6-3		2	0	0	0	0	1	0
Willy Miranda, S OBP: 0.297, SLG: 0.325 (1, 6)		0-0 1B 1B			0-0 F8			0-0 6-3		4	0	2	0	0	0	1
Lou Kretlow, R OBP: 0.111, SLG: 0.111 (1, 1)		0-3 K			0-0 6-3			0-0 F6		2	0	0	0	0	1	2
Les Moss, R OBP: 0.395, SLG: 0.543 (7, PH)										1	0	0	0	0	0	0
Bob Kuzava, S (8, 1)										0	0	0	0	0	0	0
Fred Marsh, R OBP: 0.385, SLG: 0.273 (9, PH)										1	0	0	0	0	0	1

Inning Stats	R: 0	H: 1	E: 0	K: 0	S: 4	H: 1	LOB: 3	BB: 2	P: 12	R: 0	H: 2	E: 0	K: 1	S: 7	H: 0	LOB: 0	BB: 1	P: 6	R: 0	H: 0	E: 0	K: 0	S: 2	R: 0	H: 0	E: 0	K: 1	S: 3	R: 0	H: 0	E: 0	K: 1	S: 5	R: 0	H: 0	E: 0	K: 0	S: 3	R: 0	H: 0	E: 1	K: 2	S: 9	R: 0	H: 1	E: 0	K: 0	S: 4	R: 0	H: 1	E: 0	K: 0	S: 4	1B: 5	2B: 0	3B: 0	HR: 0	SF: 0	SAC: 1	DP: 1	HBP: 0	WP: 0	PB: 0	SB: 0	CS: 0	PA: 36
--------------	------	------	------	------	------	------	--------	-------	-------	------	------	------	------	------	------	--------	-------	------	------	------	------	------	------	------	------	------	------	------	------	------	------	------	------	------	------	------	------	------	------	------	------	------	------	------	------	------	------	------	------	------	------	------	------	-------	-------	-------	-------	-------	--------	-------	--------	-------	-------	-------	-------	--------

PITCHER	IP	WLS	BF	H	R	ER	SO	BB	IBB	HBP	BLK	WP	HR	S	P	ERA	WHIP
Alex Kellner, L ERA: 3.69 (1, 1)	3.0		14	3	0	0	1	3	0	0	0	0	0	13	25	0.00	2.000
Bobby Shantz, L ERA: 6.59 (4, 1)	6.0	W	22	2	0	0	4	1	0	0	0	0	0	29	33	0.00	0.500

BOTTOM

Kansas City Athletics @ Baltimore Orioles
Memorial Stadium, Baltimore, MD
 Wed May 11 1955, 3:33 AM EDT
 Att. 3,965 - Unknown

AB	31
R	0
H	5
RBI	0
BB	4
SO	5
LOB	18



PITCHER	IP	WLS	BF	H	R	ER	SO	BB	IBB	HBP	BLK	WP	HR	S	P	ERA	WHIP
---------	----	-----	----	---	---	----	----	----	-----	-----	-----	----	----	---	---	-----	------

Batter	1	2	3	4	5	6	7	8	9	AB R H RBI BB SO LOB	TOP																									
Nellie Fox, L OBP: 0.389, SLG: 0.480 (1, 4) X	0-0 6-3 1B		0-0 F8 1B 2B		H 1-0 HBP		0-0 FC5-4 1-2f		0-0 5-3 1B	4 2 3 2 0 0 1																										
George Kell, R OBP: 0.370, SLG: 0.405 (1, 5) X	0-0 6-3 1-2		0-0 F8 2-3		0-3 K		0-0 G3		0-0 5-3 1-2 2-3	5 0 0 0 0 1 7																										
Jim Rivera, L OBP: 0.337, SLG: 0.358 (1, 8) S (9, 9) S	0-3 K		0-0 CS 1B		0-0 F9		0-0 F3		0-0 2B 2-H 3-H	5 0 2 3 0 1 1																										
Minnie Minoso, R OBP: 0.351, SLG: 0.337 (1, 7) X	0-0 F9		0-0 CS 1-2	0-0 5-3		0-0 CS 1B		0-0 6-3	0-0 4-3	5 0 1 0 0 0 2																										
Willard Marshall, L OBP: 0.353, SLG: 0.083 Johnny Groth, R OBP: 0.250, SLG: 0.167 (1, 9) (9, 8)		0-0 F5		0-0 F2		4-0 BB BB BB 1-2		0-0 F2		3 0 0 0 1 0 0 0 0 0 0 0 0 0																										
Ron Jackson, R OBP: 0.333, SLG: 0.800 (1, 3) X		0-0 F9		0-0 F3		4-0 BB BB 1-2		0-3 K		3 0 0 0 1 1 0																										
Clint Courtney, L OBP: 0.333, SLG: 0.417 Sherm Lollar, R OBP: 0.456, SLG: 0.689 (1, 2) (6, PH) (6, 2)		0-0 G3			0-0 SH1-3 1B		0-0 F6		4-0 1B BB	2 0 1 0 0 0 0 1 1 0 0 1 0 2																										
Chico Carrasquel, R OBP: 0.342, SLG: 0.396 (1, 6) X			0-0 WP 2B 1B		0-0 F4		0-0 5-3		0-0 1B 1B	4 2 2 0 0 0 1																										
Jack Harshman, L OBP: 0.438, SLG: 0.538 Harry Dorish, R OBP: 0.333, SLG: 0.333 Bob Nieman, R OBP: 0.388, SLG: 0.589 Mike Fornieles, R OBP: 0.200, SLG: 0.300 (1, 1) (7, 1) (9, PH) (9, 1)			0-3 K		0-0 SH1-3		0-0 FC5-4 1B		0-0 5-3 1B 2B 1B	2 0 1 0 0 1 1 0 0 0 0 0 0 0 1 1 1 1 0 0 0 0 0 0 0 0 0 0																										
Inning Stats	R: 0 E: 0 K: 1 S: 6	H: 1 LOB: 1 BB: 0 P: 6	R: 0 E: 0 K: 0 S: 3	H: 0 LOB: 0 BB: 0 P: 3	R: 2 E: 0 K: 1 S: 7	H: 3 LOB: 0 BB: 0 P: 7	R: 0 E: 0 K: 0 S: 3	H: 0 LOB: 0 BB: 0 P: 3	R: 0 E: 0 K: 1 S: 6	H: 1 LOB: 2 BB: 0 P: 7	R: 0 E: 0 K: 0 S: 4	H: 1 LOB: 1 BB: 0 P: 4	R: 0 E: 0 K: 0 S: 3	H: 0 LOB: 0 BB: 0 P: 3	R: 4 E: 0 K: 1 S: 9	H: 4 LOB: 1 BB: 1 P: 13	1B: 9 2B: 2 3B: 0 HR: 0	SF: 0 SAC: 1 DP: 0 HBP: 1	WP: 1 PB: 0 SB: 0 CS: 2	PA: 41																
PITCHER	IP WLS BF H R ER SO BB IBB HBP BLK WP HR S P ERA WHIP																																			
Saul Rogovin, R ERA: 4.26 (1, 1)	5.2		23	6	2	2	3	1	0	1	0	1	0	27	32	3.18	1.235																			
Art Schallcock, L ERA: 6.0 (6, 1)	0.0		1	0	0	0	0	1	0	0	0	0	0	4	∞	∞																				
Ray Moore, R ERA: 3.38 (6, 1)	3.0	L	15	5	4	4	1	1	0	0	0	0	0	16	20	12.00	2.000																			
Bob Kuzava, L ERA: 2.89 (9, 1)	0.1		1	0	0	0	0	0	0	0	0	0	0	1	1	0.00	0.000																			

Chicago White Sox @ Baltimore Orioles
 Memorial Stadium, Baltimore, MD
 Thu May 12 1955, 3:33 AM EDT
 Att. 14,014 - Unknown

livebaseballscorecards.com

AB	35
R	6
H	11
RBI	6
BB	3
SO	4
LOB	15



BOTTOM

Chicago White Sox @ Baltimore Orioles
Memorial Stadium, Baltimore, MD

Thu May 12 1955, 3:33 AM EDT
Att. 14,014 - Unknown

livebaseballscorecards.com

AB	31
R	2
H	5
RBI	1
BB	5
SO	5
LOB	19



WP:	0	PA:	37
PB:	1	SB:	1
CS:	0		

AB R H RBI BB SO LOB

5 1 1 0 0 3 2
3 0 0 0 0 0 1
0 0 0 0 0 0 0

4 0 0 0 0 1 2

3 0 1 1 1 0 0
0 0 0 0 0 0 0

3 0 1 0 1 0 2

3 0 1 0 1 1 2

4 1 0 0 0 0 5
0 0 0 0 0 0 0

3 0 0 0 1 0 2

1 0 0 0 1 0 3
0 0 0 0 0 0 0
1 0 1 0 0 0 0
0 0 0 0 0 0 0
1 0 0 0 0 0 0

1B: 3 SF: 0
2B: 1 SAC: 1
3B: 1 DP: 0
HR: 0 HBP: 0

Batter	1	2	3	4	5	6	7	8	9
Billy Cox, R OBP: 0.260, SLG: 0.274 (1, 4) (9, 5)	0-0 4-3 1B		0-0 1B 2B	0-3 K			0-3 K		0-3 K
Bob Kennedy, R OBP: 0.245, SLG: 0.159 Gil Coan, L OBP: 0.391, SLG: 0.404 (1, 9) (7, PH) (8, 7)	0-0 L6		0-0 L4		0-0 F9		0-0 SH1-3		
Hoot Evers, R OBP: 0.394, SLG: 0.646 (1, 8)	0-0 F8		0-3 K		0-0 F5		0-0 L5		
Hal Smith, R OBP: 0.349, SLG: 0.421 Bobby Young, L OBP: 0.284, SLG: 0.242 (1, 2) (8, PR) (9, 4)		0-0 F9	0-0 1B		0-0 F7			4-0 BB	
Gene Woodling, L OBP: 0.325, SLG: 0.318 (1, 7) (8, 9)		4-0 1-3 BB BB	0-0 F8			0-0 3B		0-0 F9	
Gus Triandos, R OBP: 0.310, SLG: 0.390 (1, 3)		4-0 1-3 BB BB		0-0 FC4-6 1B		0-3 K		0-0 F7	
Jim Pyburn, R OBP: 0.295, SLG: 0.300 Les Moss, R OBP: 0.395, SLG: 0.543 (1, 5) (9, 2)		0-0 1-3		0-0 FC4-6 PB		0-0 1-3		0-0 1-3	
Willy Miranda, S OBP: 0.295, SLG: 0.314 (1, 6)		4-0 IBB		0-0 6-3		0-0 1-3			0-0 F7
Saul Rogovin, R Art Schallock, L Ray Moore, R OBP: 0.375, SLG: 0.286 Bob Kuzava, S Eddie Waitkus, L OBP: 0.421, SLG: 0.406 (1, 1) (6, 1) (6, 1) (9, 1) (9, PH)		0-0 G3		4-0 BB			0-0 SH1-3 1B		0-0 F7

Inning Stats	R: 0	H: 0	E: 0	K: 0	S: 3	H: 0	LOB: 0	BB: 0	P: 3	R: 0	H: 2	E: 0	K: 1	S: 7	H: 1	LOB: 1	BB: 0	P: 7	R: 1	H: 1	E: 0	K: 1	S: 6	R: 0	H: 0	E: 0	K: 0	S: 3	H: 1	LOB: 1	BB: 0	P: 6	R: 0	H: 1	E: 0	K: 1	S: 6	R: 0	H: 0	E: 0	K: 0	S: 3	R: 0	H: 0	E: 0	K: 1	S: 5	R: 0	H: 0	E: 0	K: 1	S: 5	R: 0	H: 0	E: 0	K: 0	S: 3	R: 0	H: 0	E: 0	K: 1	S: 5	1B: 3	SF: 0	2B: 1	SAC: 1	3B: 1	DP: 0	HR: 0	HBP: 0	WP: 0	PA: 37
--------------	------	------	------	------	------	------	--------	-------	------	------	------	------	------	------	------	--------	-------	------	------	------	------	------	------	------	------	------	------	------	------	--------	-------	------	------	------	------	------	------	------	------	------	------	------	------	------	------	------	------	------	------	------	------	------	------	------	------	------	------	------	------	------	------	------	-------	-------	-------	--------	-------	-------	-------	--------	-------	--------

PITCHER	IP	WLS	BF	H	R	ER	SO	BB	IBB	HBP	BLK	WP	HR	S	P	ERA	WHIP
Jack Harshman, L ERA: 3.32 (1, 1)	6.0		27	5	2	1	3	3	1	0	0	0	0	29	45	1.50	1.333
Harry Dorish, R ERA: (7, 1)	2.0	W	7	0	0	0	1	1	0	0	0	0	0	8	12	0.00	0.500
Mike Fornieles, R ERA: 1.76 (9, 1)	1.0	S	3	0	0	0	1	0	0	0	0	0	0	5	5	0.00	0.000

Batter	1	2	3	4	5	6	7	8	9	AB R H RBI BB SO LOB	TOP											
Al Smith, R OBP: 0.425, SLG: 0.545 (1, 5) (7, 6)	0-0 6-3		0-0 1B		0-0 FC5-4 1-2f			4-0 BB 1B 1-2 BB	0-0 F8	4 0 1 0 1 0 2												
Bobby Avila, R OBP: 0.416, SLG: 0.433 Hank Majeski, R OBP: 0.290, SLG: 0.346 (1, 4) (4, 4)	0-3 K		0-3 K			0-0 F7		0-0 F8		2 0 0 0 0 2 2 2 0 0 0 0 0 2												
Al Rosen, R OBP: 0.352, SLG: 0.417 (1, 3) (7, 5)	4-0 BB		0-0 5-3			0-0 6-3		0-0 BB 1B 1-2 2-H		3 0 1 1 1 0 2												
Ralph Kiner, R OBP: 0.388, SLG: 0.387 Jim Hegan, R OBP: 0.234, SLG: 0.241 Bill Wight, L (1, 7) (8, PR) (8, 1)	0-3 K			0-0 F5		0-0 F5		4-0 BB 1B 1-2 2-3		3 0 0 0 1 1 1 0 0 0 0 0 0 0 0 0 0 0 0 0 0												
Dave Pope, L OBP: 0.420, SLG: 0.683 (1, 9)		0-0 G4-6-3 1B		0-0 P8			4-0 FC3-6 BB	0-0 P6		3 0 1 0 1 0 3												
Larry Doby, L OBP: 0.304, SLG: 0.384 (1, 8)		0-0 G4-6-3 1-2f		0-3 K			0-0 F4	0-3 K		4 0 0 0 0 2 5												
Sam Dente, R Dale Mitchell, L OBP: 0.333, SLG: 0.286 (1, 6) (7, PH) (7, 3)		0-3 K			0-0 F2		0-0 FC3-6 1-2f		0-0 1B	2 0 0 0 0 1 0 2 0 1 0 0 0 1												
Hal Naragon, L (1, 2)			4-0 FC4-6 BB		0-0 1-3		0-0 5-3		0-0 F8	3 0 0 0 1 0 2												
Bob Lemon, L OBP: 0.320, SLG: 0.364 Dave Philley, S OBP: 0.600, SLG: 0.600 (1, 1) (8, PH) (8, 7)			0-0 FC4-6 1B 1-2f		0-0 FC5-4 BB			0-0 S 1B	0-3 K	1 0 0 0 1 0 1 2 1 1 0 0 1 1												
Inning Stats	R: 0 E: 0 K: 2 S: 7	H: 0 LOB: 1 BB: 1 P: 11	R: 0 E: 0 K: 1 S: 5	H: 1 LOB: 0 BB: 0 P: 5	R: 0 E: 0 K: 1 S: 6	H: 1 LOB: 2 BB: 1 P: 10	R: 0 E: 0 K: 1 S: 5	H: 0 LOB: 0 BB: 0 P: 5	R: 0 E: 0 K: 0 S: 3	H: 0 LOB: 1 BB: 1 P: 7	R: 0 E: 0 K: 0 S: 3	H: 0 LOB: 1 BB: 1 P: 3	R: 0 E: 0 K: 0 S: 3	H: 0 LOB: 1 BB: 1 P: 7	R: 1 E: 0 K: 1 S: 7	H: 2 LOB: 3 BB: 2 P: 15	R: 0 E: 0 K: 1 S: 6	H: 1 LOB: 1 BB: 0 P: 6	1B: 5 2B: 0 3B: 0 HR: 0	SF: 0 SAC: 0 DP: 1 HBP: 0	WP: 0 PB: 0 SB: 1 CS: 0	PA: 37
PITCHER Jim Wilson, R ERA: 3.89 Ray Moore, R ERA: 3.16 (1, 1) (8, 1)	IP 7.1	WLS W	BF 30	H 4	R 1	ER 1	SO 5	BB 5	IBB 0	HBP 0	BLK 0	WP 0	HR 0	S 35	P 55	ERA 1.23	WHIP 1.227					
PITCHER	IP	WLS	BF	H	R	ER	SO	BB	IBB	HBP	BLK	WP	HR	S	P	ERA	WHIP					

Cleveland Indians @ Baltimore Orioles
 Memorial Stadium, Baltimore, MD
 Sun May 15 1955, 3:33 AM EDT
 Unknown

livebaseballscorecards.com

AB	31
R	1
H	5
RBI	1
BB	6
SO	7
LOB	22



Batter	1	2	3	4	5	6	7	8	9	AB R H RBI BB SO LOB	TOP																													
Al Smith, R OBP: 0.417, SLG: 0.526 (1, 9) (1, 5)	0-0 F2	0-0 F8			0-0 L5		0-0 5-3		4-0 BB	4 0 0 0 1 0 1																														
Dave Pope, L OBP: 0.436, SLG: 0.667 (1, 7) BBB	4-0 2B BB		0-0 P1-3		0-0 1B		0-0 1B	0-0 1B	0-3 K	4 2 2 0 1 1 2																														
Vic Wertz, L OBP: 0.373, SLG: 0.419 (1, 3) BBB	0-0 1B 2B		4-0 BB		0-0 SF7		0-0 1-5-3	0-0 1-2	0-0 FC5	3 1 1 2 1 0 3																														
Al Rosen, R OBP: 0.358, SLG: 0.417 Dave Philley, S OBP: 0.500, SLG: 0.625 (1, 5) (1, PR) (1, 9)	4-0 1B BB		0-0 G4-6-3 BB		0-0 4-3		0-0 2B	0-0 2B		0 0 0 0 1 0 0 3 1 1 1 0 0 2																														
Larry Doby, L OBP: 0.302, SLG: 0.389 (1, 8) BBB	0-0 F7			0-0 1-3		0-0 F3		0-0 1-3 2B		4 0 1 1 0 0 2																														
Hank Majeski, R OBP: 0.286, SLG: 0.333 (1, 4) BBB	0-0 FC6-4 1B			0-0 E5		0-0 F6		0-0 1-3		4 0 1 1 0 0 1																														
Sam Dente, R (1, 6) BBB	0-0 FC6-4			0-0 4-3		0-3 K		0-3 K		4 0 0 0 0 2 4																														
Jim Hegan, R OBP: 0.221, SLG: 0.224 (1, 2) BBB		0-3 K		0-0 1-3		0-0 F7		0-0 F3		4 0 0 0 0 1 1																														
Mike Garcia, R OBP: 0.389, SLG: 0.375 (1, 1) BBB		0-0 F6			0-0 1B SF7 2B		0-0 F6		0-0 FC5 WP 1B	4 1 2 0 0 0 0																														
Inning Stats	R: 2 E: 0 K: 0 S: 5	H: 2 LOB: 2 BB: 2 P: 13	R: 0 E: 0 K: 1 S: 5	H: 0 LOB: 0 BB: 0 P: 5	R: 0 E: 0 K: 0 S: 2	H: 0 LOB: 0 BB: 1 P: 6	R: 0 E: 1 K: 0 S: 4	H: 0 LOB: 1 BB: 0 P: 4	R: 1 E: 0 K: 0 S: 5	H: 2 LOB: 1 BB: 0 P: 5	R: 0 E: 0 K: 1 S: 5	H: 0 LOB: 0 BB: 0 P: 5	R: 0 E: 0 K: 0 S: 3	H: 0 LOB: 0 BB: 0 P: 3	R: 2 E: 0 K: 1 S: 8	H: 3 LOB: 1 BB: 0 P: 8	R: 0 E: 0 K: 1 S: 6	H: 1 LOB: 2 BB: 1 P: 10	1B: 4 2B: 4 3B: 0 HR: 0	SF: 1 SAC: 0 DP: 1 HBP: 0	WP: 1 PB: 0 SB: 0 CS: 0	PA: 39																		
PITCHER	IP	WLS	BF	H	R	ER	SO	BB	IBB	HBP	BLK	WP	HR	S	P	ERA	WHIP						PITCHER	IP	WLS	BF	H	R	ER	SO	BB	IBB	HBP	BLK	WP	HR	S	P	ERA	WHIP
Bob Kuzava, L ERA: 4.5 (1, 1)	0.2	L	6	2	2	2	0	2	0	0	0	0	0	4	12	27.00	6.000																							
Harry Byrd, R ERA: 3.66 (1, 1)	6.2		26	5	3	3	2	1	0	0	0	0	0	29	33	4.05	0.900																							
Lou Kretlow, R ERA: 8.36 (8, 1)	0.2		2	0	0	0	1	0	0	0	0	0	0	4	4	0.00	0.000																							
Don Johnson, R ERA: 8.56 (9, 1)	1.0		5	1	0	0	1	1	0	0	0	1	0	6	10	0.00	2.000																							

Cleveland Indians @ Baltimore Orioles
 Memorial Stadium, Baltimore, MD
 Sun May 15 1955, 3:38 AM EDT
 Att: 34,109 - Unknown

livebaseballscorecards.com

AB	34
R	5
H	8
RBI	5
BB	4
SO	4
LOB	16



Batter	1	2	3	4	5	6	7	8	9	AB	R	H	RBI	BB	SO	LOB
Billy Cox, R OBP: 0.250, SLG: 0.262 (1, 5) X	0-0 F3 ①			0-3 K2-3 ①		0-0 L8 ①		0-0 F9 ②		4	0	0	0	0	1	0
Eddie Waitkus, L OBP: 0.391, SLG: 0.375 (1, 3) S S S	0-3 K ②			0-0 1B 1B ②		0-0 3-1 ②		0-0 4-3 ③		4	0	1	0	0	1	0
Chuck Diering, R OBP: 0.293, SLG: 0.346 (1, 8) X	0-0 F4 ③			0-0 F9 ②		0-3 K ③			0-0 4-3 1B ①	4	0	1	0	0	1	1
Gene Woodling, L OBP: 0.341, SLG: 0.370 (1, 9) X		0-0 G6-4-3 1B ①		0-0 1-2 1B ③		0-0 F2 ①		0-0 4-3 ①	0-0 4-3 1-2 ①	4	0	2	0	0	0	1
Gil Coan, L OBP: 0.380, SLG: 0.391 (1, 7) S S S	0-3 K ①			0-0 F5 ③		0-0 1B 1B ②		0-0 F6 ②		4	0	1	0	0	1	4
Les Moss, R OBP: 0.357, SLG: 0.487 (1, 2) X		0-0 G6-4-3 ② ③		0-0 F9 ①		0-0 F4 ②		0-0 P7 ③		4	0	0	0	0	0	3
Bobby Young, L OBP: 0.288, SLG: 0.250 (1, 4) X			0-0 1-3 ①		0-3 K ②		0-0 1-2 1B ②			3	0	1	0	0	1	0
Willy Miranda, S OBP: 0.310, SLG: 0.341 (1, 6) X			0-0 F3 ②		0-0 K ③		0-0 F4 ③			2	0	1	0	0	0	0
Hal Smith, R OBP: 0.356, SLG: 0.425 (7, PH)										1	0	0	0	0	0	2
Fred Marsh, R OBP: 0.385, SLG: 0.273 (8, 6) X										0	0	0	0	0	0	0
Bob Kuzava, S OBP: 0.083, SLG: 0.083 (1, 1) X			0-0 5-3 ③		0-3 K ③			0-0 F8 ①		0	0	0	0	0	0	0
Harry Byrd, R OBP: 0.111, SLG: 0.111 (1, 1) X										2	0	0	0	0	1	1
Lou Kretlow, R OBP: 0.344, SLG: 0.087 (8, PH) X										0	0	0	0	0	0	0
Cal Abrams, L OBP: 0.344, SLG: 0.087 (8, PH) X										1	0	0	0	0	0	0
Don Johnson, R OBP: 0.344, SLG: 0.087 (9, 1) X										0	0	0	0	0	0	0

Inning Stats	R: 0	H: 0	E: 0	K: 1	S: 5	R: 0	H: 1	E: 0	K: 1	S: 5	R: 0	H: 0	E: 0	K: 0	S: 3	R: 0	H: 2	E: 0	K: 1	S: 7	R: 0	H: 1	E: 0	K: 2	S: 8	R: 0	H: 0	E: 0	K: 1	S: 5	R: 0	H: 2	E: 0	K: 0	S: 5	R: 0	H: 0	E: 0	K: 0	S: 3	R: 0	H: 1	E: 0	K: 0	S: 4	1B: 7	2B: 0	3B: 0	HR: 0	SF: 0	SAC: 0	DP: 1	HBP: 0	WP: 0	PA: 33
PITCHER Mike Garcia, R ERA: 3.46 (1, 1)	IP: 9.0	WLS: W	BF: 33	H: 7	R: 0	ER: 0	SO: 6	BB: 0	IBB: 0	HBP: 0	BLK: 0	WP: 0	HR: 0	S: 45	P: 45	ERA: 0.00	WHIP: 0.778																																						

BOTTOM

Cleveland Indians @ Baltimore Orioles
Memorial Stadium, Baltimore, MD

Sun May 15 1955, 3:38 AM EDT
Att. 34,109 - Unknown

AB	33
R	0
H	7
RBI	0
BB	0
SO	6
LOB	12



WP: 0	PA: 33
PB: 0	ERA: 0.00
SB: 0	WHIP: 0.778
CS: 0	

livebaseballscorecards.com

Batter	1	2	3	4	5	6	7	8	9	AB R H RBI BB SO LOB	TOP	
Harvey Kuenn, R (1, 6) OBP: 0.427, SLG: 0.526	0-0 4-3 BB 1B		0-0 CS 1B		0-0 1B		0-0 F6			4 0 3 0 0 0 0		
Bill Tuttle, R (1, 8) OBP: 0.385, SLG: 0.345	0-0 F9		4-0 BB 1-2 BB		0-0 F3			0-3 K		3 0 0 0 1 1 2		
Al Kaline, R (1, 9) OBP: 0.464, SLG: 0.664	4-0 BB 1-2 BB		0-0 L4			0-0 SF8 3B		0-0 L8		3 1 1 0 1 0 1		
Ferris Fain, L (1, 3) OBP: 0.459, SLG: 0.351	0-0 4-3 1-2 2-3			4-0 BB G4-6-3		0-0 SF8		0-0 F9		2 0 0 1 1 0 2		
Ray Boone, R (1, 5) OBP: 0.318, SLG: 0.391	0-0 F4			0-0 G4-6-3 1-2f		0-0 F2			0-0 F3	4 0 0 0 0 0 3		
Jim Delsing, L (1, 7) OBP: 0.346, SLG: 0.478				0-0 3B		0-0 F7			0-0 F4	4 0 1 0 0 0 0		
Fred Hatfield, L (1, 4) OBP: 0.321, SLG: 0.323				0-0 F6					0-0 F8	4 1 1 0 0 0 1		
Frank House, L (1, 2) OBP: 0.275, SLG: 0.311						0-0 F8			0-0 F6	3 0 0 0 0 0 1		
Ned Garver, R (1, 1) OBP: 0.190, SLG: 0.125				0-0 F2		0-0 F7			0-0 SF8	2 0 0 1 0 0 0		
Inning Stats	R: 0 H: 1 E: 0 LOB: 2 K: 0 BB: 1 S: 4 P: 8	R: 0 H: 0 E: 0 LOB: 0 K: 0 BB: 0 S: 3 P: 3	R: 0 H: 1 E: 0 LOB: 1 K: 0 BB: 1 S: 3 P: 7	R: 0 H: 1 E: 0 LOB: 1 K: 0 BB: 1 S: 3 P: 7	R: 0 H: 1 E: 0 LOB: 1 K: 0 BB: 0 S: 4 P: 4	R: 1 H: 1 E: 0 LOB: 0 K: 0 BB: 0 S: 4 P: 4	R: 1 H: 1 E: 0 LOB: 0 K: 0 BB: 0 S: 4 P: 4	R: 0 H: 0 E: 0 LOB: 0 K: 1 BB: 0 S: 5 P: 5	R: 0 H: 0 E: 0 LOB: 0 K: 0 BB: 0 S: 3 P: 3	1B: 3 SF: 2 2B: 0 SAC: 0 3B: 3 DP: 1 HR: 0 HBP: 0	WP: 0 PA: 34 PB: 0 SB: 0 CS: 1	
PITCHER Erv Palica, R (1, 1) ERA: 3.74	IP WLS BF H R ER SO BB IBB HBP BLK WP HR S P ERA WHIP											PITCHER IP WLS BF H R ER SO BB IBB HBP BLK WP HR S P ERA WHIP
	9.0 W 34 6 2 2 1 3 0 0 0 0 0 0 33 45 2.00 1.000											

Detroit Tigers @ Baltimore Orioles
Memorial Stadium, Baltimore, MD
 Tue May 17 1955, 3:33 AM EDT
 Att. 28,532 - Unknown

livebaseballscorecards.com

AB 29
R 2
H 6
RBI 2
BB 3
SO 1
LOB 10



Batter	1	2	3	4	5	6	7	8	9
Billy Cox, R OBP: 0.259, SLG: 0.308 (1, 5) X	0-0 1B BB 2B		0-0 6-3		0-0 HR		0-0 F7		
Eddie Waitkus, L OBP: 0.380, SLG: 0.364 (1, 3) X	0-0 BB BB 2-3 1B		0-0 F3		0-0 4-3			0-0 L5	
Hoot Evers, R OBP: 0.382, SLG: 0.629 (1, 9) X	0-0 F6		0-0 F2			0-0 F8 SF8 2B		0-0 F8	
Gene Woodling, L OBP: 0.337, SLG: 0.355 (1, 7) B B B	4-0 BB 1-2 BB			0-0 F8		0-0 F8		0-0 E4	
Hal Smith, R OBP: 0.352, SLG: 0.415 (1, 2) B B B	4-0 BB 1-2 2-3 3-H BB			0-0 F3		0-0 SF8		0-3 K2-3	
Chuck Diering, R OBP: 0.282, SLG: 0.333 (1, 8) X	0-0 G6-4-3 1-2f			0-0 E5		0-0 6-3			
Bobby Young, L OBP: 0.277, SLG: 0.240 (1, 4) X		0-0 4-3		0-0 F7			0-0 6-3		
Willy Miranda, S OBP: 0.311, SLG: 0.351 (1, 6) X		0-0 F5			0-0 4-3		0-0 2B		
Erv Palica, R OBP: 0.278, SLG: 0.278 (1, 1) X		0-0 4-3			0-3 K		0-3 K		

Inning Stats	R: 1	H: 2	E: 0	LOB: 2	K: 0	P: 12	R: 0	H: 0	E: 0	LOB: 0	K: 0	P: 3	R: 0	H: 0	E: 0	LOB: 0	K: 0	P: 3	R: 0	H: 0	E: 1	LOB: 1	K: 0	P: 4	R: 1	H: 1	E: 0	LOB: 0	K: 1	P: 6	R: 0	H: 1	E: 0	LOB: 1	K: 1	P: 6	R: 0	H: 0	E: 1	LOB: 1	K: 1	P: 6			
	1	2	0	2	0	12	0	0	0	0	0	3	0	0	0	0	0	0	3	0	0	1	0	4	0	0	0	1	0	0	6	0	1	0	1	0	1	0	1	0	1	0	1	0	1

PITCHER	IP	WLS	BF	H	R	ER	SO	BB	IBB	HBP	BLK	WP	HR	S	P	ERA	WHIP	PITCHER	IP	WLS	BF	H	R	ER	SO	BB	IBB	HBP	BLK	WP	HR	S	P	ERA	WHIP											
Ned Garver, R ERA: 3.48 (1, 1)	8.0	L	32	5	3	3	3	2	0	0	0	0	1	36	44	3.38	0.875																													

BOTTOM

AB	R	H	RBI	BB	SO	LOB
4	2	2	1	0	0	1
4	0	1	0	0	0	0
4	1	1	0	0	0	2
3	0	0	0	1	0	1
2	0	0	2	1	1	1
3	0	0	0	0	0	3
3	0	0	0	0	0	1
3	0	1	0	0	0	0
3	0	0	0	0	2	1

AB	29
R	3
H	5
RBI	3
BB	2
SO	3
LOB	10



WP	PA
0	32

Detroit Tigers @ Baltimore Orioles
Memorial Stadium, Baltimore, MD
 Tue May 17 1955, 3:33 AM EDT
 Att. 28,532 - Unknown

livebaseballscorecards.com

Batter	1	2	3	4	5	6	7	8	9	10	AB R H RBI BB SO LOB	TOP																									
Harvey Kuenn, R (1, 6) OBP: 0.419, SLG: 0.514	0-0 5-3		0-0 1B		0-0 F7		0-0 1-2f		0-0 8-3	0-0 FC5-4 BB 1B	5 1 1 1 0 0 3																										
Bill Tuttle, R (1, 8) OBP: 0.385, SLG: 0.336	0-0 6-3		0-0 F9			4-0 S 1B BB		0-0 1-3		4-0 1B SF7 BB	3 2 0 0 2 0 1																										
Al Kaline, R (1, 9) OBP: 0.462, SLG: 0.653	0-0 L6-3		0-0 L4-3			0-0 S 1B		0-0 L7		0-0 1-3 2-H 1B	5 2 2 1 0 0 1																										
Ferris Fain, L (1, 3) Bubba Phillips, R (10, PR) OBP: 0.456, SLG: 0.338 OBP: 0.222, SLG: 0.200		0-3 S K		0-3 S K		0-0 F2		4-0 BB		4-0 1B IBB	3 0 0 0 2 2 2 0 0 0 0 0 0 0																										
Jim Delsing, L (1, 7) Ray Boone, R (10, PH) Jack Phillips, R (10, 3) OBP: 0.333, SLG: 0.458 OBP: 0.316, SLG: 0.391	0-0 F2		0-0 L3		0-0 K		0-3 1-2 2-3	0-0 5-3		0-0 3-H SF7	4 0 0 0 0 1 3 0 0 0 1 0 0 0 0 0 0 0 0 0 0																										
Fred Hatfield, L (1, 5) OBP: 0.333, SLG: 0.337	0-0 1B		0-0 F6		0-0 F6		0-0 1B 2-H 3-H		0-0 F6	0-0 1-3 2-H FC5-4 1B	5 0 3 3 0 0 0																										
Red Wilson, R (1, 2) OBP: 0.262, SLG: 0.291	0-0 4-3		0-0 F9		0-0 F9		0-0 1-3 1B		0-0 F8	0-0 1-2f FC5-4	5 0 1 0 0 0 3																										
Harry Malmberg, R (1, 4) OBP: 0.296, SLG: 0.250			0-0 1B 2B		0-0 F8		0-0 1-3 1B		0-0 1-3 F8		4 1 1 0 0 0 0																										
Frank Lary, R (1, 1) OBP: 0.364, SLG: 0.429			0-0 F3		0-0 F3		0-0 8-3 1B		0-0 8-3 1B	0-0 FC5-4 1B	4 0 3 0 0 0 1																										
Inning Stats	R: 0 E: 0 K: 0 S: 3	H: 0 LOB: 0 BB: 0 P: 3	R: 0 E: 0 K: 1 S: 6	H: 1 LOB: 1 BB: 0 P: 6	R: 1 E: 0 K: 0 S: 5	H: 2 LOB: 1 BB: 0 P: 5	R: 0 E: 0 K: 1 S: 5	H: 0 LOB: 0 BB: 0 P: 5	R: 0 E: 0 K: 1 S: 4	H: 1 LOB: 1 BB: 0 P: 4	R: 2 E: 0 K: 1 S: 7	H: 3 LOB: 2 BB: 1 P: 11	R: 0 E: 0 K: 0 S: 3	H: 1 LOB: 0 BB: 0 P: 3	R: 0 E: 0 K: 0 S: 3	H: 0 LOB: 1 BB: 1 P: 7	R: 0 E: 0 K: 0 S: 3	H: 0 LOB: 0 BB: 0 P: 3	R: 3 E: 0 K: 0 S: 6	H: 3 LOB: 2 BB: 2 P: 14	1B: 10 2B: 2 3B: 0 HR: 0	SF: 1 SAC: 0 DP: 1 HBP: 0	WP: 0 PB: 0 SB: 2 CS: 0	PA: 43													
PITCHER	IP WLS BF H R ER SO BB IBB HBP BLK WP HR S P ERA WHIP																				IP WLS BF H R ER SO BB IBB HBP BLK WP HR S P ERA WHIP																
Saul Rogovin, R (1, 1) ERA: 4.3	6.0	L	25	7	3	3	3	1	0	0	0	0	0	0	30	34	4.50	1.333																			
Ray Moore, R (7, 1) ERA: 3.72	3.1	L	14	3	3	3	0	2	0	0	0	0	0	12	20	8.10	1.500																				
Art Schallock, L (10, 1) ERA: 6.0	0.0		1	0	0	0	0	0	1	0	0	0	0	0	4	∞	∞																				
Don Johnson, R (10, 1) ERA: 8.16	0.2		3	1	0	0	0	0	0	0	0	0	0	3	3	0.00	1.500																				

Detroit Tigers @ Baltimore Orioles
 Memorial Stadium, Baltimore, MD
 Wed May 18 1955, 3:33 AM EDT
 Att: 4,975 - Unknown

livebaseballscorecards.com

AB 38
 R 6
 H 11
 RBI 6
 BB 4
 SO 3
 LOB 14



BOTTOM

Detroit Tigers @ Baltimore Orioles
Memorial Stadium, Baltimore, MD
Wed May 18 1955, 3:33 AM EDT
Att. 4,975 - Unknown

livebaseballscorecards.com

AB	33
R	3
H	5
RBI	3
BB	6
SO	5
LOB	12




AB	R	H	RBI	BB	SO	LOB
5	1	1	2	0	0	1
4	0	1	1	1	1	0
2	0	0	0	1	1	1
1	0	0	0	0	1	2
0	0	0	0	0	0	0
0	0	0	0	0	0	0
1	0	0	0	0	0	1
3	0	0	0	1	0	1
4	0	0	0	0	0	1
3	0	1	0	1	1	0
2	0	0	0	0	0	0
1	0	0	0	0	0	1
1	0	1	0	0	0	0
3	1	1	0	1	1	0
1	0	0	0	0	0	0
2	1	0	0	1	0	4

Batter	1	2	3	4	5	6	7	8	9	10
Billy Cox, R OBP: 0.256, SLG: 0.321 (1, 5) (8, 4)	0-0 5-3		0-0 CS	0-0 5-3		0-0 1B 3B		0-0 FC5-4		0-0 F7
Eddie Waitkus, L OBP: 0.382, SLG: 0.354 (1, 3) (5, 5)	0-3 K			0-0 4-3		0-0 G6-4-3 1B		4-0 IBB		0-0 E4 G6-4-3
Hoot Evers, R OBP: 0.380, SLG: 0.611 (1, 9) (5, 5)	0-3 K			4-0 BB		0-0 G6-4-3 1-2f		0-3 K		0-0 G6-4-3 1-2f
Ray Moore, R OBP: 0.333, SLG: 0.250 (7, 1)										
Art Schallack, L (10, 1)										
Don Johnson, R (10, 1)										
Bob Kennedy, R OBP: 0.240, SLG: 0.156 (10, 9)										
Gene Woodling, L OBP: 0.333, SLG: 0.342 (1, 7) (7, 9) (10, 7)		4-0 BB BB BB		0-0 G1-6-3 BB		0-0 4-3			0-0 4-3	
Hal Smith, R OBP: 0.337, SLG: 0.395 (1, 2)		0-0 G1-6-3 1-2f		0-0 4-3			0-0 F6		0-0 6-3	
Chuck Diering, R OBP: 0.292, SLG: 0.357 (1, 8)		0-0 L9		0-3 K			0-0 FC1-2 3B		4-0 1B 1B BB	
Bobby Young, L OBP: 0.271, SLG: 0.234 (1, 4)			0-0 G3		0-0 6-3		0-0 FC1-2 CS		0-0 1B 1B	
Cal Abrams, L OBP: 0.333, SLG: 0.083 (7, PH)										
Jim Pyburn, R OBP: 0.311, SLG: 0.317 (8, 5)										
Willy Miranda, S OBP: 0.318, SLG: 0.351 (1, 6)		0-3 K		0-0 BB BB BB		4-0 BB 3B BB		0-0 CS 1-2	0-0 E6 FC5-4	0-0 1-2 2-3 1B
Saul Rogovin, R (1, 1)										
Gil Coan, L OBP: 0.378, SLG: 0.379 (6, PH) (7, 7)			0-0 E6 CS		4-0 BB BB BB	4-0 BB 3B BB		0-0 F8	0-0 G3	

Inning Stats	R: 0	H: 0	E: 0	K: 2	S: 7	R: 0	H: 0	E: 0	K: 0	S: 2	R: 0	H: 0	E: 0	K: 1	S: 5	R: 0	H: 0	E: 0	K: 0	S: 3	R: 0	H: 0	E: 0	K: 1	S: 5	R: 3	H: 2	E: 0	K: 0	S: 4	R: 0	H: 1	E: 0	K: 0	S: 3	R: 0	H: 0	E: 2	K: 1	S: 6	R: 0	H: 0	E: 0	K: 0	S: 5	R: 0	H: 2	E: 0	K: 0	S: 3	R: 0	H: 0	E: 1	K: 0	S: 3																																				
Frank Lary, R ERA: 3.02 (1, 1)	IP	WLS	BF	H	R	ER	SO	BB	IBB	HBP	BLK	WP	HR	S	P	ERA	WHIP																																																																										
																												<table border="1"> <thead> <tr> <th>PITCHER</th> <th>IP</th> <th>WLS</th> <th>BF</th> <th>H</th> <th>R</th> <th>ER</th> <th>SO</th> <th>BB</th> <th>IBB</th> <th>HBP</th> <th>BLK</th> <th>WP</th> <th>HR</th> <th>S</th> <th>P</th> <th>ERA</th> <th>WHIP</th> </tr> </thead> <tbody> <tr> <td>Frank Lary, R</td> <td>10.0</td> <td>W</td> <td>39</td> <td>5</td> <td>3</td> <td>3</td> <td>5</td> <td>5</td> <td>1</td> <td>0</td> <td>0</td> <td>0</td> <td>0</td> <td>43</td> <td>67</td> <td>2.70</td> <td>1.000</td> </tr> </tbody> </table>																												PITCHER	IP	WLS	BF	H	R	ER	SO	BB	IBB	HBP	BLK	WP	HR	S	P	ERA	WHIP	Frank Lary, R	10.0	W	39	5	3	3	5	5	1	0	0	0	0	43	67	2.70	1.000
PITCHER	IP	WLS	BF	H	R	ER	SO	BB	IBB	HBP	BLK	WP	HR	S	P	ERA	WHIP																																																																										
Frank Lary, R	10.0	W	39	5	3	3	5	5	1	0	0	0	0	43	67	2.70	1.000																																																																										

WP: 0	PA: 41
PB: 0	
SB: 0	
CS: 2	

Batter	1	2	3	4	5	6	7	8	9	AB R H RBI BB SO LOB	TOP											
Billy Cox, R (1, 5) OBP: 0.270, SLG: 0.328	0-0 BB 1B	0-0 F8		0-3 K		4-0 1B BB		0-0 1B 1B		4 1 2 1 1 1 3												
Eddie Waitkus, L (1, 3) OBP: 0.400, SLG: 0.353	4-0 1B 6-3 BB	0-0 L6		4-0 BB		0-0 F8		0-0 FC6-4 1B		3 1 1 0 2 0 4												
Gil Coan, L (1, 7) OBP: 0.372, SLG: 0.371 Don Johnson, R (6, 1) Gus Triandos, R (8, PH) OBP: 0.307, SLG: 0.386 Jim McDonald, R (8, 1)	0-0 F7		0-0 F6	4-3		0-0 1B		0-3 K		4 0 1 1 0 0 5 0 0 0 0 0 0 0 1 0 0 0 0 0 1 2 0 0 0 0 0 0 0												
Gene Woodling, L (1, 9) OBP: 0.337, SLG: 0.349	0-0 6-3 1B		0-0 1-3 1B		0-0 F5	SF8		0-0 F7		4 0 2 2 0 0 2												
Hal Smith, R (1, 2) OBP: 0.320, SLG: 0.374	0-0 6-3 1B		0-0 1-3 1B		0-0 4-3	L6		0-0 FC6-4		5 0 0 1 0 0 6												
Bobby Young, L (1, 4) OBP: 0.278, SLG: 0.235	4-0 BB		0-0 F8		0-3 K		0-0 SH3 1B		0-0 F6	4 0 1 0 0 1 1 1												
Chuck Diering, R (1, 8) OBP: 0.301, SLG: 0.349	0-0 F7			4-0 BB HBP BB		4-0 BB BB	0-0 SH3		0-0 6-3	2 1 0 0 2 0 2	AB 31 R 5 H 8 RBI 5 BB 9 SO 4 LOB 27											
Willy Miranda, S (1, 6) OBP: 0.330, SLG: 0.350		4-0 SH3-4 BB		0-3 K		4-0 BB 1B BB	0-0 1B		0-0 3-1	3 1 1 0 2 1 1												
Lou Kretlow, R (1, 1) OBP: 0.111, SLG: 0.111 Jim Pivum, R (4, PH) OBP: 0.326, SLG: 0.317 Saul Rogovin, R (4, PR) Harry Byrd, R (4, 1) OBP: 0.083, SLG: 0.083 Art Schallock, L (5, 1) Hoot Evers, R (6, PH) OBP: 0.383, SLG: 0.603		0-0 SH3-4		1-0 BB HBP		4-0 1B BB SF8 BB	0-0 F7			0 1 1 0 0 0 1 0 1												
Inning Stats	R: 2 E: 0 K: 0 S: 5	H: 2 LOB: 2 BB: 2 P: 13	R: 0 E: 0 K: 0 S: 3	H: 0 LOB: 1 BB: 1 P: 7	R: 0 E: 0 K: 0 S: 4	H: 1 LOB: 1 BB: 0 P: 4	R: 0 E: 0 K: 2 S: 7	H: 0 LOB: 3 BB: 2 P: 16	R: 0 E: 0 K: 1 S: 5	H: 0 LOB: 0 BB: 0 P: 5	R: 3 E: 0 K: 0 S: 4	H: 1 LOB: 2 BB: 4 P: 20	R: 0 E: 0 K: 0 S: 4	H: 2 LOB: 1 BB: 0 P: 4	R: 0 E: 0 K: 1 S: 7	H: 2 LOB: 2 BB: 0 P: 7	R: 0 E: 0 K: 0 S: 3	H: 0 LOB: 0 BB: 0 P: 3	1B: 8 2B: 0 3B: 0 HR: 0	SF: 1 SAC: 2 DP: 0 HBP: 1	WP: 0 PB: 0 SB: 0 CS: 0	PA: 44
PITCHER	IP WLS BF H R ER SO BB IBB HBP BLK WP HR S P ERA WHIP																					
Bob Turley, R (1, 1) ERA: 2.55	5.0 W 28 3 5 5 3 9 0 1 0 0 0 24 61 9.00 2.400																					
Jim Konstanty, R (6, 1) ERA: 0.68	2.0 8 3 0 0 0 0 0 0 0 0 0 8 8 0.00 1.500																					
Tom Morgan, R (8, 1) ERA: 0.76	2.0 S 8 2 0 0 0 1 0 0 0 0 0 10 10 0.00 1.000																					

Baltimore Orioles @ New York Yankees
 Yankee Stadium, Bronx, NY
 Fri May 20 1955, 3:33 AM EDT
 Att. 16,614 - Unknown - 68 F

livebaseballscorecards.com

BOTTOM

Baltimore Orioles @ New York Yankees
 Yankee Stadium, Bronx, NY

Fri May 20 1955, 3:33 AM EDT
 Att: 16,614 - Unknown - 68 F

AB	30
R	7
H	10
RBI	6
BB	9
SO	3
LOB	21



WP:	2	PA:	41
PB:	0	SB:	0
CS:	0		

Batter	1	2	3	4	5	6	7	8	9	AB	R	H	RBI	BB	SO	LOB
Hank Bauer, R OBP: 0.424, SLG: 0.576 (1, 9)	0-0 FC1-6 1B		0-0 SH1-4 2B 1B	1-0 HBP		0-0 5-3	0-0 FC6-4			4	1	2	1	0	0	2
Andy Carey, R OBP: 0.275, SLG: 0.341 (1, 5)	0-0 FC1-6 BB 1-2f		0-0 SH1-4	0-0 F8		0-0 F7	0-0 F7			4	0	0	0	0	0	4
Mickey Mantle, S OBP: 0.468, SLG: 0.700 (1, 8)	4-0 G4-6-3 BB		0-0 2-H 1B 2B		0-0 HR 1B	4-0 WP BB		4-0 F8 BB		2	2	2	1	3	0	0
Yogi Berra, L OBP: 0.344, SLG: 0.430 (1, 2)	0-0 G4-6-3 1-2f		0-0 2-H BB 1B		0-0 1-H HR	4-0 1-3 BB		0-0 F8 1-2		4	1	2	3	1	0	3
Irv Noren, L OBP: 0.298, SLG: 0.356 (1, 7)		0-3 K	0-0 F3		0-0 F9 1B 2B	0-0 5-3		0-0 L8		5	1	1	0	0	1	3
Eddie Robinson, L OBP: 0.500, SLG: 0.500 (1, 3)		4-0 BB E BB	4-0 BB 1-2 BB		0-0 F9		0-0 4-3 BB FC6-4 1B			2	1	1	0	2	0	1
Phil Rizzuto, R OBP: 0.444, SLG: 0.286 (7, PR) (8, 6)										0	1	0	0	0	0	0
Gil McDougald, R OBP: 0.333, SLG: 0.247 (1, 4)		4-0 BB FC1-6 BB 1-2	0-0 F3		0-0 1B B3-5 1B		4-0 FC6-4 4-3 1-2 BB			2	0	1	1	2	0	2
Billy Hunter, R OBP: 0.276, SLG: 0.271 (1, 6)		0-0 FC1-6 1-2f 2-H		0-0 5-3		0-0 1-3 1B	0-0 4-3			3	0	1	0	0	0	1
Joe Collins, L OBP: 0.354, SLG: 0.429 (7, PH) (8, 3)										1	0	0	0	0	0	2
Bob Turley, R OBP: 0.179, SLG: 0.192 (1, 1)		0-3 K		0-3 K		0-0 B3-5	4-0 FC6-4 IBB			3	0	0	0	0	2	3
Jim Konstanty, R OBP: 0.482, SLG: 0.808 (7, PH) (7, PR)										0	0	0	0	0	0	0
Bill Skowron, R OBP: 0.482, SLG: 0.808 (7, PH) (7, PR)										0	0	0	0	1	0	0
Tom Carroll, R OBP: 0.269, SLG: 0.292 (7, PR) (8, 1)										0	0	0	0	0	0	0
Bob Cerv, R OBP: 0.269, SLG: 0.292 (7, PR) (8, 1)										0	0	0	0	0	0	0
Tom Morgan, R OBP: 0.167, SLG: 0.167 (8, 1)										0	0	0	0	0	0	0

Inning Stats	R: 0	H: 1	E: 0	LOB: 1	K: 0	P: 7	R: 1	H: 0	E: 1	LOB: 1	K: 2	P: 15	R: 2	H: 3	E: 0	LOB: 2	K: 0	P: 10	R: 0	H: 0	E: 0	LOB: 1	K: 1	P: 6	R: 3	H: 5	E: 0	LOB: 1	K: 0	P: 7	R: 0	H: 0	E: 0	LOB: 2	K: 0	P: 11	R: 1	H: 1	E: 0	LOB: 2	K: 0	P: 12	R: 0	H: 0	E: 0	LOB: 0	K: 0	P: 6
	S: 3	BB: 1	S: 7	BB: 2	S: 6	BB: 10	S: 5	BB: 0	S: 5	BB: 0	S: 7	BB: 0	S: 3	BB: 2	S: 4	BB: 12	S: 2	BB: 6																														

PITCHER	IP	WLS	BF	H	R	ER	SO	BB	IBB	HBP	BLK	WP	HR	S	P	ERA	WHIP
Lou Kretlow, R ERA: 8.13 (1, 1)	3.0	L	16	4	3	2	2	4	0	0	0	0	0	16	32	6.00	2.667
Harry Byrd, R ERA: 4.2 (4, 1)	1.1		10	5	3	3	1	0	0	1	0	0	1	11	12	20.25	3.750
Art Schallock, L ERA: 4.91 (5, 1)	0.2		1	0	0	0	0	0	0	0	0	0	0	1	1	0.00	0.000
Don Johnson, R ERA: 7.71 (6, 1)	2.0		11	1	1	1	0	3	1	0	0	1	0	7	23	4.50	2.000
Jim McDonald, R ERA: 6.48 (8, 1)	1.0		3	0	0	0	0	1	0	0	0	0	0	2	6	0.00	1.000

WP	HR	S	P	ERA	WHIP
2	0	1	0	6.00	2.667

Batter	1	2	3	4	5	6	7	8	9	AB R H RBI BB SO LOB	TOP
Billy Cox, R (1, 5) <small>OBP: 0.271, SLG: 0.328</small> Jim Pyburn, R (5, 5) <small>OBP: 0.313, SLG: 0.302</small>	0-0 		0-0 		0-0 		0-0 		0-0 	3 0 1 0 0 0 0 2 0 0 0 0 0 4	Baltimore Orioles @ New York Yankees Yankee Stadium, Bronx, NY Sat May 21 1955, 3:33 AM EDT Att. 11,479 - Unknown - 77 F livebaseballscorecards.com
Eddie Waitkus, L (1, 3) <small>OBP: 0.385, SLG: 0.339</small>	0-0 		0-0 		0-0 		0-0 		0-0 	5 0 1 1 0 0 3	
Gil Coan, L (1, 7) <small>OBP: 0.390, SLG: 0.403</small>	0-0 			4-0 		4-0 		0-0 		2 2 1 0 2 0 1	
Gene Woodling, L (1, 9) <small>OBP: 0.343, SLG: 0.349</small>	0-0 			0-0 		4-0 		0-0 		3 1 1 0 1 0 1	
Hal Smith, R (1, 2) <small>OBP: 0.327, SLG: 0.400</small>		0-0 		0-0 		0-0 		0-0 		4 0 2 2 0 0 0	
Bobby Young, L (1, 4) <small>OBP: 0.266, SLG: 0.224</small>		0-0 		0-0 		0-0 		0-3 		4 0 0 0 0 1 3	
Chuck Diering, R (1, 8) <small>OBP: 0.302, SLG: 0.348</small> Bob Kuzava, S (6, 1) Gus Triandos, R (9, PH) <small>OBP: 0.315, SLG: 0.393</small>				0-3 		0-0 		0-0 		3 0 1 0 0 0 1 2 0 0 0 0 0 0 0 1 0 1 0 0 0 0	
Willy Miranda, S (1, 6) <small>OBP: 0.328, SLG: 0.346</small>		0-0 		0-0 		0-0 		0-0 		4 1 1 0 0 0 3	
Jim Wilson, R (1, 1) <small>OBP: 0.250, SLG: 0.200</small> Cal Abrams, L (6, 8) <small>OBP: 0.371, SLG: 0.192</small>			0-0 		0-0 		0-0 		0-0 	2 0 0 0 0 0 0 2 0 2 0 0 0 0	
Inning Stats	R: 0 H: 1 E: 0 LOB: 1 K: 0 BB: 0 S: 4 P: 4	R: 0 H: 1 E: 0 LOB: 1 K: 0 BB: 0 S: 4 P: 4	R: 0 H: 0 E: 0 LOB: 0 K: 0 BB: 0 S: 3 P: 3	R: 2 H: 2 E: 0 LOB: 1 K: 1 BB: 1 S: 7 P: 11	R: 0 H: 1 E: 0 LOB: 0 K: 0 BB: 0 S: 3 P: 3	R: 1 H: 1 E: 0 LOB: 1 K: 0 BB: 2 S: 3 P: 11	R: 1 H: 3 E: 0 LOB: 1 K: 0 BB: 0 S: 5 P: 5	R: 0 H: 0 E: 0 LOB: 0 K: 1 BB: 0 S: 5 P: 5	R: 0 H: 2 E: 0 LOB: 2 K: 0 BB: 0 S: 5 P: 5	1B: 8 SF: 0 2B: 1 SAC: 0 3B: 2 DP: 3 HR: 0 HBP: 0	WP: 0 PA: 38 PB: 0 SB: 0 CS: 0
PITCHER Johnny Kucks, R (1, 1) <small>ERA: 4.58</small>	IP WLS BF H R ER SO BB IBB HBP BLK WP HR S P ERA WHIP 9.0 W 38 11 4 4 2 3 0 0 0 0 0 0 39 51 4.00 1.556					PITCHER IP WLS BF H R ER SO BB IBB HBP BLK WP HR S P ERA WHIP					

AB	35
R	4
H	11
RBI	3
BB	3
SO	2
LOB	17



Batter	1	2	3	4	5	6	7	8	9
Hank Bauer, R OBP: 0.416, SLG: 0.569 (1, 9)	0-0 F5 1B	0-0 1B 2B		0-0 5-3		0-0 F8		0-0 5-3	
Andy Carey, R OBP: 0.282, SLG: 0.346 (1, 5)	0-0 1-3	0-0 3B 1B		0-0 F8		0-0 BB 1B			
Mickey Mantle, S OBP: 0.476, SLG: 0.714 (1, 8)	4-0 1B BB	0-0 1-H 3B			0-0 E1 HR	4-0 1-2 BB			
Yogi Berra, L OBP: 0.349, SLG: 0.459 (1, 2)	0-0 1-2 HR 1B	0-0 F3			0-0 1-H HR	0-0 4-3			
Irv Noren, L OBP: 0.284, SLG: 0.338 (1, 7)	0-0 1-3 2-H HR		0-0 3-1		0-0 6-3		0-0 F6		
Eddie Robinson, L OBP: 0.500, SLG: 0.773 (1, 3)	0-0 1-H 3-H HR		0-0 4-3		0-0 HR		0-3 K		
Gil McDougald, R OBP: 0.340, SLG: 0.250 (1, 4)	0-3 K		0-0 FC6-4 1B		4-0 BB BB	0-0 G6-4-3 BB		0-0 F9	
Billy Hunter, R OBP: 0.263, SLG: 0.257 (1, 6)		0-0 F6	0-0 FC6-4		0-0 1-2f G6-4-3		0-0 F2		
Johnny Kucks, R (1, 1)		0-0 4-3		0-0 1-3		0-0 5-3		0-3 K	

Inning Stats	R: 4	H: 2	E: 1	K: 1	S: 8	LOB: 0	BB: 1	P: 12
	R: 2	H: 3	E: 0	K: 0	S: 6	LOB: 1	BB: 0	P: 6
	R: 0	H: 1	E: 0	K: 0	S: 4	LOB: 1	BB: 0	P: 4
	R: 0	H: 0	E: 0	K: 0	S: 3	LOB: 0	BB: 0	P: 3
	R: 3	H: 2	E: 1	K: 0	S: 5	LOB: 0	BB: 1	P: 9
	R: 0	H: 1	E: 0	K: 0	S: 4	LOB: 2	BB: 1	P: 8
	R: 0	H: 0	E: 0	K: 1	S: 5	LOB: 0	BB: 0	P: 5
	R: 0	H: 0	E: 0	K: 1	S: 5	LOB: 0	BB: 0	P: 5

PITCHER	IP	WLS	BF	H	R	ER	SO	BB	IBB	HBP	BLK	WP	HR	S	P	ERA	WHIP
Jim Wilson, R ERA: 4.22 (1, 1)	5.2	L	30	9	9	4	1	3	0	0	0	0	3	29	41	6.35	2.118
Bob Kuzava, L ERA: 3.65 (6, 1)	2.1		7	0	0	0	2	0	0	0	0	0	0	11	11	0.00	0.000

BOTTOM


Baltimore Orioles @ New York Yankees
Yankee Stadium, Bronx, NY

Sat May 21 1955, 3:33 AM EDT
Att. 11,479 - Unknown - 77 F

AB	R	H	RBI	BB	SO	LOB
5	1	1	0	0	0	0
4	1	2	1	0	0	0
2	2	1	1	2	0	0
4	2	2	2	0	0	3
4	1	0	0	0	0	1
4	2	2	4	0	1	0
3	0	1	0	1	1	0
4	0	0	0	0	0	2
4	0	0	0	0	1	0

AB	34
R	9
H	9
RBI	8
BB	3
SO	3
LOB	6

WP: 0 PA: 37
PB: 0 SB: 0
CS: 0



1B	2B	3B	HR	SF	SAC	DP	HBP
4	1	1	3	0	0	1	0

WP	HR	S	P	ERA	WHIP
0	3	11	11	0.00	0.000

Batter	1	2	3	4	5	6	7	8	9	AB R H RBI BB SO LOB	TOP																			
Billy Cox, R OBP: 0.263, SLG: 0.317 (1, 5) X	0-0 5-3			X 0-0 6-3			X 0-0 F8		X 0-0 5-3	4 0 0 0 0 0 0	Baltimore Orioles @ New York Yankees Yankee Stadium, Bronx, NY Sun May 22 1955, 3:33 AM EDT Unknown - 71 F livebaseballscorecards.com																			
Bob Kennedy, R OBP: 0.245, SLG: 0.167 (1, 9) X	0-0 G4-3 1B			X 0-0 F7			X 0-0 F5			3 0 1 0 0 0 0																				
Hoot Evers, R OBP: 0.381, SLG: 0.592 (1, 7) X	0-0 G4-3 1-2f			X 0-0 F8			X 0-0 FC6-4 1B			3 0 1 0 0 0 1																				
Gus Triandos, R OBP: 0.315, SLG: 0.391 (1, 3) X		X 0-0 G5-4-3 1B		X 0-0 6-3			X 0-0 FC6-4 1-2f			3 0 1 0 0 0 1																				
Hal Smith, R OBP: 0.318, SLG: 0.388 (1, 2) X		X 0-0 G5-4-3 1-2f		S S 0-3 K			X 0-0 F7			3 0 0 0 0 1 1																				
Chuck Diering, R OBP: 0.293, SLG: 0.337 (1, 8) S S		S S 0-3 K		X 0-0 F8			X 0-0 F8			3 0 0 0 0 1 0																				
Bobby Young, L OBP: 0.266, SLG: 0.227 (1, 4) S S			S S 0-3 K		X 0-0 G6-4-3 1B		X 0-0 F9			3 0 1 0 0 1 0																				
Willy Miranda, S OBP: 0.322, SLG: 0.340 (1, 6) X			X 0-0 F8		X 0-0 G6-4-3 1-2f		X 0-0 F7			2 0 0 0 0 0 1																				
Les Moss, R OBP: 0.349, SLG: 0.475 (9, PH) X			X 0-0 F8		X 0-0 F8		X 0-0 1-3			1 0 0 0 0 0 0																				
Erv Palica, R OBP: 0.250, SLG: 0.250 (1, 1) X			X 0-0 6-3							2 0 0 0 0 0 0																				
Jim Pyburn, R OBP: 0.306, SLG: 0.295 (9, PH) X										1 0 0 0 0 0 0																				
Inning Stats	R: 0 E: 0 K: 0 S: 3	H: 1 LOB: 0 BB: 0 P: 3	R: 0 E: 0 K: 1 S: 5	H: 1 LOB: 0 BB: 0 P: 5	R: 0 E: 0 K: 1 S: 5	H: 0 LOB: 0 BB: 0 P: 5	R: 0 E: 0 K: 0 S: 3	H: 0 LOB: 0 BB: 0 P: 3	R: 0 E: 0 K: 0 S: 3	H: 1 LOB: 0 BB: 0 P: 3	R: 0 E: 0 K: 0 S: 4	H: 1 LOB: 1 BB: 0 P: 4	R: 0 E: 0 K: 0 S: 3	H: 0 LOB: 0 BB: 0 P: 3	R: 0 E: 0 K: 0 S: 3	H: 0 LOB: 0 BB: 0 P: 3	1B: 4 2B: 0 3B: 0 HR: 0	SF: 0 SAC: 0 DP: 3 HBP: 0	WP: 0 PB: 0 SB: 0 CS: 0	PA: 28										
PITCHER Ed Lopat, L ERA: 3.28 (1, 1)	IP 9.0	WLS W	BF 28	H 4	R 0	ER 0	SO 3	BB 0	IBB 0	HBP 0	BLK 0	WP 0	HR 0	S 34	P 34	ERA 0.00	WHIP 0.444													
											PITCHER	IP	WLS	BF	H	R	ER	SO	BB	IBB	HBP	BLK	WP	HR	S	P	ERA	WHIP		



Batter	1	2	3	4	5	6	7	8	9	AB R H RBI BB SO LOB
--------	---	---	---	---	---	---	---	---	---	----------------------

Hank Bauer, R <small>OBP: 0.412, SLG: 0.556</small> (1, 9)	0-0 L5		0-0 F7		0-0 G6-4-3			4-0 2B SF9 BB		3 1 0 0 1 0 1
Andy Carey, R <small>OBP: 0.288, SLG: 0.358</small> (1, 5)	0-0 F9		0-0 F9			0-0 1B		0-0 SF9 PB 2B		4 1 2 0 0 0 0
Mickey Mantle, S <small>OBP: 0.476, SLG: 0.719</small> (1, 8)	4-0 HR BB			0-0 4-3 WP 2B		0-3 K		0-0 SF9		2 2 1 1 1 1 1
Yogi Berra, L <small>OBP: 0.346, SLG: 0.478</small> (1, 2)	0-0 1-H HR			0-0 4-3 2-3		0-0 F6		0-0 F9		4 1 1 2 0 0 2
Irv Noren, L <small>OBP: 0.275, SLG: 0.325</small> (1, 7)	0-0 1-3			0-0 G3		0-0 F9		0-0 F9		3 0 0 0 0 0 1
Eddie Robinson, L <small>OBP: 0.484, SLG: 0.708</small> (1, 3)		0-3 K2-3		4-0 FC6-4 BB		0-0 4-3				2 0 0 0 1 1 0
Gil McDougald, R <small>OBP: 0.330, SLG: 0.241</small> (1, 4)		0-3 K		0-0 FC6-4 1-2f		0-0 L4				3 0 0 0 0 1 1
Billy Hunter, R <small>OBP: 0.253, SLG: 0.247</small> (1, 6)		0-0 6-3			0-0 B2-3		0-0 F7			3 0 0 0 0 0 0
Ed Lopat, L <small>OBP: 0.231, SLG: 0.167</small> (1, 1)			0-0 4-3		0-0 G6-4-3 1B			0-0 4-3		3 0 1 0 0 0 0

Inning Stats	R: 2 E: 0 K: 0 S: 4	H: 1 LOB: 0 BB: 1 P: 8	R: 0 E: 0 K: 2 S: 7	H: 0 LOB: 0 BB: 0 P: 7	R: 0 E: 0 K: 0 S: 3	H: 0 LOB: 0 BB: 0 P: 3	R: 1 E: 0 K: 0 S: 4	H: 1 LOB: 1 BB: 1 P: 8	R: 0 E: 0 K: 0 S: 3	H: 1 LOB: 0 BB: 0 P: 3	R: 0 E: 0 K: 1 S: 6	H: 1 LOB: 1 BB: 0 P: 6	R: 0 E: 0 K: 0 S: 3	H: 0 LOB: 0 BB: 0 P: 3	R: 2 E: 0 K: 0 S: 4	H: 1 LOB: 0 BB: 1 P: 8
--------------	------------------------------	---------------------------------	------------------------------	---------------------------------	------------------------------	---------------------------------	------------------------------	---------------------------------	------------------------------	---------------------------------	------------------------------	---------------------------------	------------------------------	---------------------------------	------------------------------	---------------------------------

BOTTOM

Baltimore Orioles @ New York Yankees
 Yankee Stadium, Bronx, NY
 Sun May 22 1955, 3:33 AM EDT
 Unknown - 71 F

livebaseballscorecards.com

AB	27
R	5
H	5
RBI	3
BB	3
SO	3
LOB	6



PITCHER	IP	WLS	BF	H	R	ER	SO	BB	IBB	HBP	BLK	WP	HR	S	P	ERA	WHIP
---------	----	-----	----	---	---	----	----	----	-----	-----	-----	----	----	---	---	-----	------

Erv Palica, R <small>ERA: 4.03</small> (1, 1)	8.0	L	31	5	5	5	3	3	0	0	0	1	1	34	46	5.62	1.000
--	-----	---	----	---	---	---	---	---	---	---	---	---	---	----	----	------	-------

WP	PA	ERA	WHIP
WP: 1	PA: 31	ERA: 5.62	WHIP: 1.000

Batter	1	2	3	4	5	6	7	8	9	AB R H RBI BB SO LOB	TOP																		
Billy Cox, R OBP: 0.268, SLG: 0.315 (1, 5) X	0-0 6-3		4-0 BB		0-0 1B 1B	0-0 F9			0-0 1-3	4 0 1 1 1 0 2	Baltimore Orioles @ New York Yankees Yankee Stadium, Bronx, NY Sun May 22 1955, 3:38 AM EDT Att. 25,409 - Overcast - 73 F livebaseballscorecards.com																		
Bob Kennedy, R OBP: 0.224, SLG: 0.151 (1, 9) X (2, 3)	0-0 5-3		0-0 F4		0-0 F6		0-3 K	0-0 F3	5 0 0 0 0 1 4																				
Hoot Evers, R OBP: 0.382, SLG: 0.575 (1, 7) X	0-0 F7			0-0 F5	0-0 1B		0-3 K	4-0 BB	4 0 1 1 1 1 0																				
Gus Triandos, R OBP: 0.312, SLG: 0.386 (1, 3) Gene Woodling, L OBP: 0.330, SLG: 0.333 (2, 9)		0-0 6-3		0-0 4-3	0-3 K		0-0 4-3	0-0 4-3	1 0 0 0 0 0 0 4 0 0 0 0 1 4																				
Les Moss, R OBP: 0.362, SLG: 0.477 (1, 2) X		0-0 1B 1B		0-0 F7		0-0 1B 1B		0-0 F5	4 1 2 0 0 0 0																				
Chuck Diering, R OBP: 0.311, SLG: 0.365 (1, 8) X		0-0 1B			0-0 E 1B 2B	0-0 1B 1B		0-3 K	4 1 3 0 0 1 0																				
Bobby Young, L OBP: 0.257, SLG: 0.217 (1, 4) X		0-0 4-3			0-0 F7	0-0 L8		0-0 4-3	4 0 0 0 0 0 4																				
Willy Miranda, S OBP: 0.314, SLG: 0.330 (1, 6) Gil Coan, L OBP: 0.398, SLG: 0.403 (9, PH)			0-0 F3		0-0 E 1B 1B	0-3 K		4-0 HR BB	3 1 0 0 0 1 3 0 1 0 0 1 0 0																				
Saul Rogovin, R OBP: 0.133, SLG: 0.071 (1, 1) Ray Moore, R OBP: 0.333, SLG: 0.250 (6, 1) Art Schallock, L (8, 1) Cal Abrams, L OBP: 0.389, SLG: 0.333 (9, PH)			0-0 F7		0-0 E 1B 1B	0-0 1B		0-0 HR	3 0 1 1 0 0 2 0 0 0 0 0 0 0 0 0 0 0 0 0 0 1 1 1 2 0 0 0																				
Inning Stats	R: 0 E: 0 K: 0 S: 3	H: 0 LOB: 0 BB: 0 P: 3	R: 0 E: 0 K: 0 S: 4	H: 2 LOB: 1 BB: 0 P: 4	R: 0 E: 0 K: 0 S: 3	H: 0 LOB: 1 BB: 1 P: 7	R: 0 E: 0 K: 0 S: 3	H: 0 LOB: 0 BB: 0 P: 3	R: 2 E: 2 K: 1 S: 10	H: 3 LOB: 3 BB: 0 P: 10		R: 1 E: 0 K: 1 S: 8	H: 3 LOB: 2 BB: 0 P: 8	R: 0 E: 0 K: 2 S: 7	H: 0 LOB: 0 BB: 0 P: 7	R: 0 E: 0 K: 1 S: 5	H: 0 LOB: 0 BB: 0 P: 5	R: 2 E: 0 K: 0 S: 4	H: 1 LOB: 1 BB: 2 P: 12	1B: 7 2B: 1 3B: 0 HR: 1	SF: 0 SAC: 0 DP: 0 HBP: 0	WP: 0 PB: 0 SB: 0 CS: 0	PA: 40						
PITCHER	IP WLS BF H R ER SO BB IBB HBP BLK WP HR S P ERA WHIP																												
Whitey Ford, L ERA: 2.82 (1, 1)	6.0		28	8	3	1	2	1	0	0	0	0	0	0	31	35	1.50	1.500											
Tom Sturdivant, R ERA: 3.57 (7, 1)	2.0	W	8	1	2	2	3	1	0	0	0	0	1	13	17	9.00	1.000												
Tom Morgan, R ERA: 0.73 (9, 1)	1.0	S	4	0	0	0	0	1	0	0	0	0	0	3	7	0.00	1.000												

AB	37
R	5
H	9
RBI	5
BB	3
SO	5
LOB	19



Batter	1	2	3	4	5	6	7	8	9
Hank Bauer, R OBP: 0.405, SLG: 0.543 (1, 9) X	0-0 6-3 ①		0-3 K ①		0-0 F6 ② X	0-0 F7 ③		0-0 2B 1B ②	
Andy Carey, R OBP: 0.285, SLG: 0.348 (1, 5) X	0-0 5-3 ②		0-0 F9 ②		4-0 PB BB ②		0-0 F3 ① X	0-0 1-3 ②	
Mickey Mantle, S OBP: 0.480, SLG: 0.718 (1, 8) B B B B	4-0 1B BB ③		0-0 G3 ③		0-3 K ③		4-0 HR BB ③	0-0 2B ③	
Yogi Berra, L OBP: 0.363, SLG: 0.538 (1, 2) X	0-0 1B ③			0-0 L3 ①		0-0 HR ①	0-0 HR ①	4-0 BB ①	
Irv Noren, L OBP: 0.281, SLG: 0.341 (1, 7) X		0-0 6-3 ①		0-0 F7 ②		0-0 BB 2B ②	0-0 CS 1B ②	0-0 F2 ③	
Eddie Robinson, L OBP: 0.486, SLG: 0.667 (1, 3) X		0-0 FC6-4 1B ②		4-0 BB ②		0-0 F8 ①	0-3 K ② ③		
Gil McDougald, R OBP: 0.337, SLG: 0.244 (1, 4) X		0-0 FC6-4 1B S ②		0-3 K ③		0-0 BB 1B ②		4-0 SH3-4 1B BB ②	
Billy Hunter, R OBP: 0.259, SLG: 0.253 (1, 6) X		0-0 1B ②			0-0 F3 ①	0-3 K ②		0-0 SH3-4 1B ②	
Bill Skowron, R OBP: 0.474, SLG: 0.792 (6, PH) X								1-2 1B ①	
Tom Sturdivant, L OBP: 0.500, SLG: 0.500 (7, 1) X		1-3 1B ③							
Tom Morgan, R OBP: 0.167, SLG: 0.167 (9, 1) X									
Whitey Ford, L OBP: 0.400, SLG: 0.333 (1, 1) X			0-3 K ③			0-0 PB BB ③	4-0 BB ③	0-0 SH3-4 ①	
Joe Collins, L OBP: 0.363, SLG: 0.429 (6, PH) X							1-2 2-3 BB ③		
Phil Rizzuto, R OBP: 0.444, SLG: 0.286 (7, 6) X								1-2 2-3 BB ③	

Inning Stats	R: 1	H: 1	E: 0	K: 0	S: 3	R: 0	H: 2	E: 0	K: 1	S: 7	R: 0	H: 0	E: 0	K: 1	S: 5	R: 0	H: 0	E: 0	K: 1	S: 5	R: 0	H: 1	E: 0	K: 1	S: 6	R: 1	H: 3	E: 0	K: 1	S: 8	R: 2	H: 2	E: 0	K: 1	S: 6	R: 3	H: 3	E: 0	K: 0	S: 6
	LOB: 1	BB: 1	P: 7	LOB: 2	BB: 0	P: 7	LOB: 0	BB: 0	P: 5	LOB: 1	BB: 1	P: 9	LOB: 2	BB: 1	P: 10	LOB: 3	BB: 3	LOB: 1	BB: 1	P: 12	LOB: 1	BB: 1	P: 10	LOB: 2	BB: 2	LOB: 2	BB: 2	LOB: 1	BB: 1	P: 14	SF: 0	SAC: 1	DP: 1	HBP: 0	1B: 8	2B: 3	3B: 0	HR: 2		

PITCHER	IP	WLS	BF	H	R	ER	SO	BB	IBB	HBP	BLK	WP	HR	S	P	ERA	WHIP
Saul Rogovin, R ERA: 4.19 (1, 1)	5.1		25	7	2	2	4	3	0	0	0	0	1	30	42	3.38	1.875
Ray Moore, R ERA: 4.88 (6, 1)	2.1	L	14	5	5	5	2	3	0	0	0	0	1	15	27	19.29	3.429
Art Schallcock, L ERA: 4.5 (8, 1)	0.1		2	0	0	0	0	1	0	0	0	0	0	1	5	0.00	3.000


BOTTOM

Baltimore Orioles @ New York Yankees
 Yankee Stadium, Bronx, NY
 Sun May 22 1955, 3:38 AM EDT
 Att. 25,409 - Overcast - 73 F

AB	R	H	RBI	BB	SO	LOB
5	1	1	2	0	1	4
4	0	0	0	1	0	1
3	2	1	1	2	1	2
4	2	3	4	1	0	0
5	0	2	0	0	0	2
3	0	1	0	1	1	2
3	1	1	0	1	1	2
2	0	1	0	0	0	0
1	0	0	0	0	1	2
1	1	1	0	0	0	0
0	0	0	0	0	0	0
2	0	1	0	0	1	2
0	0	0	0	1	0	0
0	0	0	0	0	0	0

AB	33
R	7
H	12
RBI	7
BB	7
SO	6
LOB	17

WP: 0 PA: 41
 PB: 1
 SB: 3
 CS: 1



PITCHER	IP	WLS	BF	H	R	ER	SO	BB	IBB	HBP	BLK	WP	HR	S	P	ERA	WHIP
Saul Rogovin, R ERA: 4.19 (1, 1)	5.1		25	7	2	2	4	3	0	0	0	0	1	30	42	3.38	1.875
Ray Moore, R ERA: 4.88 (6, 1)	2.1	L	14	5	5	5	2	3	0	0	0	0	1	15	27	19.29	3.429
Art Schallcock, L ERA: 4.5 (8, 1)	0.1		2	0	0	0	0	1	0	0	0	0	0	1	5	0.00	3.000

Batter	1	2	3	4	5	6	7	8	9	AB R H RBI BB SO LOB	TOP			
Billy Goodman, L (1, 4) OBP: 0.363, SLG: 0.324	0-0 4-3		4-0 CS BB		4-0 BB		4-0 BB 2B BB		0-0 F7	2 1 0 0 3 0 0				
Eddie Joost, R (1, 6) OBP: 0.293, SLG: 0.306	0-0 L6		0-3 K		0-0 F8		4-0 2B BB		0-0 F4	4 0 0 0 1 1 3				
Gene Stephens, L (1, 7) OBP: 0.457, SLG: 0.553	0-0 F4			0-0 F8		0-0 G3		0-0 2B	0-3 K	5 0 1 1 0 1 0				
Jackie Jensen, R (1, 9) OBP: 0.316, SLG: 0.500		0-0 L7		0-0 1B		0-0 6-3		0-3 K		4 0 1 0 0 1 2				
Norm Zauchin, R (1, 3) OBP: 0.305, SLG: 0.292		0-0 1-3		0-0 L7		0-0 BB 1B		0-0 F3		4 0 1 0 0 0 1				
Sammy White, R (1, 2) OBP: 0.297, SLG: 0.340		0-0 BB 1B		0-3 K2-3		4-0 1-2 BB		0-0 FC5-4 BB 1B		3 0 2 0 1 1 1				
Billy Klaus, L (1, 5) OBP: 0.351, SLG: 0.339		4-0 1-2 BB			4-0 G6-4-3 BB		0-0 F7		4-0 FC5-4 BB	1 0 0 0 3 0 2				
Karl Olson, R (1, 8) OBP: 0.192, SLG: 0.240		0-0 1-3			0-0 G6-4-3		0-0 6-3		0-0 FC5-4	4 0 0 0 0 0 5				
Willard Nixon, L (1, 1) OBP: 0.238, SLG: 0.316 Tom Hurd, R (6, 1) OBP: 0.296, SLG: 0.211 Grady Hatton, L (7, PH) OBP: 0.296, SLG: 0.211 Bill Henry, L (7, 1) Ted Lepcio, R (8, PH) OBP: 0.308, SLG: 0.483 Russ Kemmerer, R (8, 1)			0-0 F7		0-0 2B		0-0 F7		0-3 K	2 0 1 0 0 0 0 0 0 0 0 0 0 0 1 0 0 0 0 0 0 0 0 0 0 0 0 0 1 0 0 0 0 1 2 0 0 0 0 0 0 0				
Inning Stats	R: 0 E: 0 K: 0 S: 3 H: 0 LOB: 0 BB: 0 P: 3	R: 0 E: 0 K: 0 S: 4 H: 1 LOB: 2 BB: 1 P: 8	R: 0 E: 0 K: 1 S: 4 H: 0 LOB: 0 BB: 1 P: 8	R: 0 E: 0 K: 1 S: 6 H: 1 LOB: 1 BB: 0 P: 6	R: 0 E: 0 K: 0 S: 3 H: 1 LOB: 2 BB: 2 P: 11	R: 0 E: 0 K: 0 S: 4 H: 1 LOB: 2 BB: 1 P: 8	R: 1 E: 0 K: 1 S: 6 H: 1 LOB: 2 BB: 2 P: 14	R: 0 E: 0 K: 1 S: 6 H: 1 LOB: 2 BB: 1 P: 10	R: 0 E: 0 K: 1 S: 5 H: 0 LOB: 0 BB: 0 P: 5	1B: 4 2B: 2 3B: 0 HR: 0 SF: 0 SAC: 0 DP: 1 HBP: 0	WP: 0 PB: 0 SB: 0 CS: 1 PA: 39			
PITCHER	IP WLS BF H R ER SO BB IBB HBP BLK WP HR S P ERA WHIP												PITCHER	IP WLS BF H R ER SO BB IBB HBP BLK WP HR S P ERA WHIP
Jim McDonald, R (1, 1) ERA: 4.2	6.2 W 30 5 1 1 2 7 0 0 0 0 0 27 55 1.35 1.800													
Ray Moore, R (7, 1) ERA: 4.54	2.1 S 9 1 0 0 3 1 0 0 0 0 0 0 14 18 0.00 0.857													

Boston Red Sox @ Baltimore Orioles
Memorial Stadium, Baltimore, MD
 Tue May 24 1955, 3:33 AM EDT
 Att. 13,853 - Unknown

livebaseballscorecards.com

AB	31
R	1
H	6
RBI	1
BB	8
SO	5
LOB	16



Batter	1	2	3	4	5	6	7	8	9
Billy Cox, R OBP: 0.262, SLG: 0.308 (1, 5)	0-0 1-3		0-3 K		0-0 1-3		0-0 SH3		
Cal Abrams, L OBP: 0.425, SLG: 0.387 (1, 8) (7, 9)	0-0 E S 1B		0-0 G1-4-3 1-2 2-H 1B			0-0 1-3	0-0 1B SF8 2-3 1B		
Hoot Evers, R OBP: 0.380, SLG: 0.578 (1, 9) Chuck Diering, R OBP: 0.317, SLG: 0.371 (6, PR) (7, 8)	0-0 5-3 1-3		0-0 G1-4-3 1-2f			0-0 1B 2B	0-0 1-3 3-H 1B		
Gene Woodling, L OBP: 0.327, SLG: 0.333 (1, 7)	0-0 4-3			0-0 L7		0-0 2-H 1B	0-0 3-H SF8		
Hal Smith, R OBP: 0.315, SLG: 0.376 (1, 2)		0-0 1-3		0-0 1-3		4-0 1-2 1B BB	0-0 F6		
Bob Kennedy, R OBP: 0.226, SLG: 0.143 (1, 3)		0-0 5-3		4-0 BB		0-0 1-2 2-H E6 1B	0-0 L7		
Bobby Young, L OBP: 0.257, SLG: 0.219 (1, 4)		0-0 4-3		0-0 5-3		0-0 1-2 2-H G4-6-3 1B	0-0 F7		
Willy Miranda, S OBP: 0.328, SLG: 0.339 (1, 6)			0-0 S 1B		4-0 CS BB	0-0 1-2f G4-6-3	0-0 E6 1B		
Jim McDonald, R (1, 1) Ray Moore, R OBP: 0.364, SLG: 0.300 (7, 1)			4-0 1-2 1B BB		0-0 6-3 1-2		0-0 1B SH3 1B	0-3 K	

AB	R	H	RBI	BB	SO	LOB
3	0	0	0	0	1	2
4	1	3	1	0	0	0
3	0	1	0	0	0	3
1	1	1	1	0	0	0
3	1	1	2	0	0	1
3	1	0	0	1	0	1
3	0	0	0	1	0	1
4	0	1	1	0	0	1
3	1	2	0	1	0	2
1	0	0	0	1	0	1
2	1	1	0	0	1	1


BOTTOM

Boston Red Sox @ Baltimore Orioles
Memorial Stadium, Baltimore, MD

Tue May 24 1955, 3:33 AM EDT
Att. 13,853 - Unknown

livebaseballscorecards.com

AB	30
R	6
H	10
RBI	5
BB	4
SO	2
LOB	13



Inning Stats		R: 0	H: 1	E: 0	K: 0	S: 4	L: 0	LOB: 1	BB: 0	P: 4	R: 0	H: 0	E: 0	K: 0	S: 3	R: 1	H: 2	E: 0	K: 1	S: 6	R: 0	H: 0	E: 0	K: 0	S: 3	R: 0	H: 0	E: 0	K: 0	S: 2	R: 3	H: 3	E: 1	K: 0	S: 6	R: 2	H: 3	E: 0	K: 0	S: 6	R: 0	H: 1	E: 1	K: 1	S: 6
Willard Nixon, R ERA: 4.14 (1, 1)	5.1	WLS	BF	H	R	ER	SO	BB	IBB	HBP	BLK	WP	HR	S	P	ERA	WHIP																												
Tom Hurd, R ERA: 2.19 (6, 1)	0.2		1	0	0	0	0	0	0	0	0	0	0	1	1	0.00	0.000																												
Bill Henry, L ERA: 3.48 (7, 1)	1.0		6	3	2	2	0	0	0	0	0	0	0	6	6	18.00	3.000																												
Russ Kemmerer, R ERA: 7.27 (8, 1)	1.0		4	1	0	0	1	0	0	0	0	0	0	6	6	0.00	1.000																												

WP	HR	S	P	ERA	WHIP
0	0	0	0	0	0
0	0	0	0	0	0
0	0	0	0	0	0
0	0	0	0	0	0

Batter	1	2	3	4	5	6	7	8	9	AB R H RBI BB SO LOB	TOP									
Billy Goodman, L (1, 4) OBP: 0.366, SLG: 0.324	4-0 BB		0-0 F8		0-0 F7			0-0 1B 1B		3 1 1 0 1 0 0	Boston Red Sox @ Baltimore Orioles Memorial Stadium, Baltimore, MD Wed May 25 1955, 3:33 AM EDT Unknown									
Billy Klaus, L (1, 6) OBP: 0.359, SLG: 0.394	0-3 K		0-0 HR			0-0 4-3		0-0 1B 1B	4 1 2 1 0 1 1											
Gene Stephens, L (1, 7) OBP: 0.480, SLG: 0.610	0-0 F5		0-0 3B			4-0 PB BB		0-0 G4-3 1B	3 0 2 1 1 0 1											
Jackie Jensen, R (1, 9) OBP: 0.308, SLG: 0.486	0-0 F5		0-0 F7			0-0 F9		0-0 G4-3 1-2f	4 0 0 0 0 0 5											
Norm Zauchin, R (1, 3) OBP: 0.302, SLG: 0.289		0-0 G4-6-3 1B		0-3 K		0-3 K		0-3 K	4 0 1 0 0 3 1											
Sammy White, R (1, 2) OBP: 0.302, SLG: 0.352		0-0 G4-6-3 1-2f		0-0 6-3			0-0 G4-6-3 1B		4 0 2 0 0 0 1											
Ted Lepcio, R (1, 5) OBP: 0.305, SLG: 0.447		1-0 FC6-4 HBP		0-3 K		0-3 K		0-3 K	3 0 0 0 0 3 2											
Jim Piersall, R (1, 8) OBP: 0.260, SLG: 0.261		0-0 FC6-4 1-2f			0-0 F9		0-0 G4-6-3 1-2f		4 0 0 0 0 0 3											
Frank Sullivan, R (1, 1) OBP: 0.190, SLG: 0.211			0-0 F3		0-3 K			0-0 4-3	2 0 0 0 0 1 0											
George Susce, R (5, 1)									0 0 0 0 0 0 0											
Grady Hatton, L (8, PH) OBP: 0.250, SLG: 0.205									1 0 0 0 0 0 0											
Tom Hurd, R (8, 1)									0 0 0 0 0 0 0											
Inning Stats	R: 0 E: 0 K: 1 S: 5	H: 0 LOB: 1 BB: 1 P: 9	R: 0 E: 0 K: 0 S: 3	H: 1 LOB: 1 BB: 0 P: 4	R: 1 E: 0 K: 0 S: 5	H: 2 LOB: 1 BB: 0 P: 5	R: 0 E: 0 K: 2 S: 7	H: 0 LOB: 0 BB: 0 P: 7	R: 0 E: 0 K: 1 S: 5	H: 0 LOB: 0 BB: 0 P: 5	R: 0 E: 0 K: 1 S: 5	H: 1 LOB: 0 BB: 0 P: 5	R: 1 E: 0 K: 0 S: 5	H: 3 LOB: 1 BB: 0 P: 5	R: 0 E: 0 K: 2 S: 8	H: 1 LOB: 1 BB: 0 P: 8	1B: 5 2B: 1 3B: 1 HR: 1	SF: 0 SAC: 0 DP: 3 HBP: 1	WP: 0 PB: 1 SB: 0 CS: 0	PA: 35
PITCHER	IP WLS BF H R ER SO BB IBB HBP BLK WP HR S P ERA WHIP																			
Harry Byrd, R (1, 1) ERA: 3.94	7.1 W 30 7 2 2 6 2 0 1 0 0 1 39 48 2.46 1.227																			
Saul Rogovin, R (8, 1) ERA: 4.03	1.2 S 5 1 0 0 2 0 0 0 0 0 0 9 9 0.00 0.600																			

livebaseballscorecards.com

AB	32
R	2
H	8
RBI	2
BB	2
SO	8
LOB	14



Batter	1	2	3	4	5	6	7	8	9
Billy Cox, R OBP: 0.274, SLG: 0.333 (1, 5)	0-0 BB 1B	0-0 F9		0-0 6-3		0-0 1B 3B		0-0 G3 IBB 1B	
Cal Abrams, L OBP: 0.467, SLG: 0.394 (1, 8) (7, 9)	4-0 1B SF8 BB		4-0 G1-4-3 BB		0-0 E3 SH5-3 1B	0-0 1B		4-0 G3 IBB	
Hoot Evers, R OBP: 0.368, SLG: 0.558 (1, 9) Chuck Diering, R OBP: 0.314, SLG: 0.367 (7, 8)	0-3 K		0-0 G1-4-3		0-0 SH5-3	0-0 4-3		0-0 G3	
Gene Woodling, L OBP: 0.339, SLG: 0.340 (1, 7)	0-0 1B		0-0 1B		4-0 1B IBB		0-0 L5	0-0 4-3	
Hal Smith, R OBP: 0.322, SLG: 0.385 (1, 2)	0-0 SF8		0-0 F8		0-0 1B CS 1B		0-0 6-3 1B		
Bob Kennedy, R OBP: 0.242, SLG: 0.153 (1, 3)	0-0 F8			4-0 FC1-6 BB	0-0 1B		0-0 6-3		
Bobby Young, L OBP: 0.248, SLG: 0.210 (1, 4)		0-0 F9		0-0 FC1-6 SH1-3 1B	0-0 F9		0-0 F7		
Willy Miranda, S OBP: 0.326, SLG: 0.336 (1, 6)		0-0 5-3		0-0 SH1-3 1B		0-0 G3		0-0 5-3	
Harry Byrd, R OBP: 0.143, SLG: 0.143 (1, 1) Saul Rogovin, R OBP: 0.188, SLG: 0.133 (8, 1)		0-0 S 1B		0-0 SH1-3		0-0 4-3		0-0 1B G3 1B	

Inning Stats	R: 2 E: 0 K: 1 S: 7	H: 2 LOB: 1 BB: 1 P: 11	R: 0 E: 0 K: 0 S: 4	H: 1 LOB: 1 BB: 0 P: 4	R: 0 E: 0 K: 0 S: 3	H: 1 LOB: 1 BB: 1 P: 7	R: 0 E: 0 K: 0 S: 4	H: 1 LOB: 2 BB: 1 P: 8	R: 2 E: 1 K: 0 S: 5	H: 2 LOB: 1 BB: 1 P: 9	R: 1 E: 0 K: 0 S: 5	H: 2 LOB: 1 BB: 0 P: 5	R: 0 E: 0 K: 0 S: 4	H: 1 LOB: 1 BB: 0 P: 4	R: 1 E: 0 K: 0 S: 5	H: 2 LOB: 2 BB: 1 P: 9
--------------	------------------------------	----------------------------------	------------------------------	---------------------------------	------------------------------	---------------------------------	------------------------------	---------------------------------	------------------------------	---------------------------------	------------------------------	---------------------------------	------------------------------	---------------------------------	------------------------------	---------------------------------

PITCHER	IP	WLS	BF	H	R	ER	SO	BB	IBB	HBP	BLK	WP	HR	S	P	ERA	WHIP
Frank Sullivan, R ERA: 3.28 (1, 1)	4.1	L	24	7	4	3	1	3	1	0	0	0	0	22	38	6.23	2.308
George Susce, R ERA: 3.66 (5, 1)	2.2		10	3	1	1	0	0	0	0	0	0	0	10	10	3.38	1.125
Tom Hurd, R ERA: 2.03 (8, 1)	1.0		6	2	1	0	0	0	1	0	0	0	0	5	9	0.00	2.000

BOTTOM

Boston Red Sox @ Baltimore Orioles
Memorial Stadium, Baltimore, MD

Wed May 25 1955, 3:33 AM EDT
Unknown

AB	R	H	RBI	BB	SO	LOB
5	2	3	0	0	0	3
2	2	1	1	3	0	0
3	0	0	0	0	1	4
1	0	0	1	0	0	2
4	1	2	1	1	0	2
3	0	2	2	0	0	1
3	0	1	1	1	0	2
4	0	0	0	0	0	4
4	0	1	0	0	0	0
2	0	1	0	0	0	0
1	1	1	0	0	0	0

AB	32
R	6
H	12
RBI	6
BB	5
SO	1
LOB	18



WP: 0	PA: 40
PB: 0	
SB: 1	
CS: 1	

livebaseballscorecards.com

Batter	1	2	3	4	5	6	7	8	9	AB R H RBI BB SO LOB	TOP									
Billy Goodman, L (1, 4) OBP: 0.367, SLG: 0.326	0-0 FC4-6 1B	0-0 G6-4-3		0-0 BB SF7 1B		0-0 4-1			0-0 F6	5 2 2 0 0 0 3	Boston Red Sox @ Baltimore Orioles Memorial Stadium, Baltimore, MD Wed May 25 1955, 3:38 AM EDT Att: 16,516 - Unknown									
Billy Klaus, L (1, 6) OBP: 0.361, SLG: 0.386	0-0 F5		0-0 1B 1B	4-0 BB BB		0-0 F8		0-0 5-3	4 1 1 0 1 0 1											
Gene Stephens, L (1, 7) OBP: 0.509, SLG: 0.622	0-0 FC4-6 1B		0-0 1B WP 1B	4-0 BB BB		0-0 F6		0-0 FC6-4 1B	4 1 3 0 1 0 0											
Jackie Jensen, R (1, 9) OBP: 0.305, SLG: 0.480	0-0 FC4-6 1B		0-0 WP S 1B 1B	0-0 SF7		0-0 F7		0-0 FC6-4	4 1 1 3 0 0 2											
Norm Zauchin, R (1, 3) OBP: 0.300, SLG: 0.288	0-0 1B		0-0 5-3	0-0 F7		0-0 F8			4 0 1 0 0 0 4											
Grady Hatton, L (1, 5) OBP: 0.271, SLG: 0.195		4-0 1B BB	4-0 1B BB	0-3 K		0-0 F3			2 0 0 0 2 1 2											
Jim Piersall, R (1, 8) OBP: 0.274, SLG: 0.280		4-0 1B BB	0-0 1B	0-0 L6 2B		0-0 E6			3 0 2 1 1 0 0											
Pete Daley, R (1, 2) OBP: 0.200, SLG: 0.200		0-0 G6-4-3 1B	0-0 F7	0-0 L6		0-0 6-3-2			4 0 1 0 0 0 4											
Ike Delock, R (1, 1) OBP: 0.158, SLG: 0.158		0-0 F5	0-3 K	0-3 K		0-0 6-3			4 0 0 0 0 2 5											
Inning Stats	R: 1 E: 0 K: 0 S: 5	H: 3 LOB: 2 BB: 0 P: 5	R: 0 E: 0 K: 0 S: 3	H: 1 LOB: 2 BB: 2 P: 11	R: 3 E: 0 K: 1 S: 9	H: 4 LOB: 2 BB: 1 P: 13	R: 1 E: 0 K: 1 S: 6	H: 1 LOB: 0 BB: 2 P: 14	R: 0 E: 0 K: 1 S: 5	H: 0 LOB: 0 BB: 0 P: 3	R: 0 E: 0 K: 0 S: 3	H: 0 LOB: 0 BB: 0 P: 3	R: 0 E: 1 K: 0 S: 3	H: 0 LOB: 0 BB: 0 P: 3	R: 0 E: 0 K: 0 S: 4	H: 1 LOB: 1 BB: 0 P: 4	1B: 10 2B: 3 3B: 0 HR: 0	SF: 1 SAC: 0 DP: 3 HBP: 0	WP: 1 PB: 0 SB: 2 CS: 0	PA: 40
PITCHER	IP WLS BF H R ER SO BB IBB HBP BLK WP HR S P ERA WHIP																			
Don Johnson, R (1, 1) ERA: 8.84	2.0 L 13 7 4 4 0 2 0 0 0 0 0 0 11 19 18.00 4.500																			
Lou Kretlow, R (3, 1) ERA: 8.16	1.0 8 2 1 1 1 3 0 0 0 1 0 7 19 9.00 5.000																			
Art Schallack, L (4, 1) ERA: 1.8	6.0 19 2 0 0 2 0 0 0 0 0 0 23 23 0.00 0.333																			

livebaseballscorecards.com

AB	34
R	5
H	11
RBI	4
BB	5
SO	3
LOB	21



Batter	1	2	3	4	5	6	7	8	9	AB	R	H	RBI	BB	SO	LOB
Jim Pyburn, R OBP: 0.340, SLG: 0.304 (1, 5)	4-0 CS BB		0-3 K		0-0 1B			4-0 BB		2	0	1	0	2	1	1
Cal Abrams, L OBP: 0.449, SLG: 0.378 (1, 8)	0-0 F5 1-2			0-0 1B 3-1 1B	0-0 3-1			0-3 K		4	1	1	0	0	1	3
Gil Coan, L OBP: 0.379, SLG: 0.382 (1, 7)	0-0 F7			0-0 F7		0-3 K		0-0 F9		4	0	0	0	0	1	2
Gene Woodling, L OBP: 0.336, SLG: 0.337 (1, 9)		0-0 F8		0-0 3-1 1B BB 1B	0-0 3-1			0-0 F5		4	1	1	0	0	0	1
Les Moss, R OBP: 0.392, SLG: 0.478 (1, 2)		4-0 G6-4-3 BB		4-0 1-2 1B BB		0-0 1B			0-0 F8	2	0	1	0	2	0	0
Bob Kennedy, R OBP: 0.229, SLG: 0.143 (1, 3)		0-0 G6-4-3 1-2f		0-0 3-1		0-0 F6			0-0 F5	4	0	0	1	0	0	4
Bobby Young, L OBP: 0.248, SLG: 0.210 (1, 4)			4-0 BB		0-0 2-H 3-H 1B		0-0 F2		0-0 F8	0	0	0	0	0	0	0
Billy Cox, R OBP: 0.280, SLG: 0.333 (2, 4)										3	0	1	1	1	0	0
Willy Miranda, S OBP: 0.318, SLG: 0.328 (1, 6)			0-3 K		0-0 F7		0-3 K			3	0	0	0	0	2	1
Don Johnson, R (1, 1)			0-3 K			0-3 K				0	0	0	0	0	0	0
Lou Kretlow, R (3, 1)										1	0	0	0	0	1	1
Art Schallock, L (4, 1)										2	0	0	0	0	2	0

Inning Stats	R: 0	H: 0	E: 0	LOB: 0	K: 0	BB: 1	S: 2	P: 6	R: 0	H: 0	E: 0	LOB: 0	K: 0	BB: 1	S: 2	P: 6	R: 0	H: 0	E: 0	LOB: 0	K: 3	BB: 1	S: 9	P: 13	R: 2	H: 3	E: 0	LOB: 3	K: 0	BB: 1	S: 5	P: 9	R: 0	H: 1	E: 0	LOB: 1	K: 1	BB: 0	S: 6	P: 6	R: 0	H: 1	E: 0	LOB: 1	K: 1	BB: 0	S: 6	P: 6	R: 0	H: 0	E: 0	LOB: 0	K: 2	BB: 0	S: 7	P: 7	R: 0	H: 0	E: 0	LOB: 1	K: 1	BB: 1	S: 5	P: 9	R: 0	H: 0	E: 0	LOB: 0	K: 0	BB: 0	S: 3	P: 3	R: 0	H: 0	E: 0	LOB: 0	K: 0	BB: 0	S: 3	P: 3	1B: 5	SF: 0	2B: 0	SAC: 0	3B: 0	DP: 1	HR: 0	HBP: 0	WP: 0	PA: 34	ERA	WHIP
PITCHER Ike Delock, R ERA: 4.43 (1, 1)	IP	WLS	BF	H	R	ER	SO	BB	IBB	HBP	BLK	WP	HR	S	P	ERA	WHIP	IP	WLS	BF	H	R	ER	SO	BB	IBB	HBP	BLK	WP	HR	S	P	ERA	WHIP	IP	WLS	BF	H	R	ER	SO	BB	IBB	HBP	BLK	WP	HR	S	P	ERA	WHIP																																									

BOTTOM

Boston Red Sox @ Baltimore Orioles
Memorial Stadium, Baltimore, MD
 Wed May 25 1955, 3:38 AM EDT
 Att. 16,516 - Unknown

livebaseballscorecards.com

AB	29
R	2
H	5
RBI	2
BB	5
SO	8
LOB	13



Batter	1	2	3	4	5	6	7	8	9	AB R H RBI BB SO LOB	TOP												
Billy Goodman, L (1, 4) OBP: 0.359, SLG: 0.318	0-0 F8		0-3 K			0-0 4-3		0-0 F7		4 0 0 0 0 1 0													
Billy Klaus, L (1, 6) OBP: 0.368, SLG: 0.384	4-0 1B BB		0-0 F6			0-0 L9		0-0 1B		3 0 1 0 1 0 0													
Gene Stephens, L (1, 7) OBP: 0.508, SLG: 0.653	0-0 1-2 1B			0-0 4-3		0-0 3B		0-0 4-3		4 0 2 0 0 0 1													
Jackie Jensen, R (1, 9) OBP: 0.298, SLG: 0.467	0-0 F9		0-3 K			0-0 F8			0-0 1-3	4 0 0 0 0 1 3													
Norm Zauchin, R (1, 3) OBP: 0.287, SLG: 0.274	0-0 6-3			0-0 F8			0-0 5-3		0-0 6-3	4 0 0 0 0 0 2													
Sammy White, R (1, 2) OBP: 0.307, SLG: 0.358		0-0 F2			0-0 2B		0-0 F8		4-0 BB	3 0 1 0 1 0 0													
Grady Hatton, L (1, 5) OBP: 0.269, SLG: 0.182		0-0 L8			0-0 F8		4-0 BB		0-0 L4	3 0 0 0 1 0 2													
Jim Piersall, R (1, 8) OBP: 0.268, SLG: 0.273		0-0 F9			0-0 5-3		0-0 F9			3 0 0 0 0 0 2													
Leo Kiely, L (1, 1) OBP: 0.333, SLG: 0.250 Pete Daley, R (8, PH) OBP: 0.167, SLG: 0.167 Ellis Kinder, R (8, 1) OBP: 0.667, SLG: 0.500			0-0 F3		0-3 K			0-0 F9		2 0 0 0 0 1 1 1 0 0 0 0 0 0 0 0 0 0 0 0 0													
Inning Stats	R: 0 E: 0 K: 0 S: 4	H: 1 LOB: 2 BB: 1 P: 8	R: 0 E: 0 K: 0 S: 3	H: 0 LOB: 0 BB: 0 P: 3	R: 0 E: 0 K: 1 S: 5	H: 0 LOB: 0 BB: 0 P: 5	R: 0 E: 0 K: 1 S: 5	H: 0 LOB: 0 BB: 0 P: 5	R: 0 E: 0 K: 1 S: 6	H: 1 LOB: 1 BB: 0 P: 6	R: 0 E: 0 K: 0 S: 4	H: 1 LOB: 1 BB: 0 P: 4	R: 0 E: 0 K: 0 S: 3	H: 0 LOB: 1 BB: 1 P: 7	R: 0 E: 0 K: 0 S: 4	H: 1 LOB: 1 BB: 0 P: 4	R: 0 E: 0 K: 0 S: 3	H: 0 LOB: 1 BB: 1 P: 7	1B: 2 2B: 1 3B: 1 HR: 0	SF: 0 SAC: 0 DP: 0 HBP: 0	WP: 0 PB: 0 SB: 0 CS: 0	PA: 34	
PITCHER Jim Wilson, R (1, 1) ERA: 3.48	IP 9.0	WLS W	BF 34	H 4	R 0	ER 0	SO 3	BB 3	IBB 0	HBP 0	BLK 0	WP 0	HR 0	S 37	P 49	ERA 0.00	WHIP 0.778						PITCHER IP WLS BF H R ER SO BB IBB HBP BLK WP HR S P ERA WHIP

Boston Red Sox @ Baltimore Orioles
Memorial Stadium, Baltimore, MD
 Thu May 26 1955, 3:33 AM EDT
 Att. 3,438 - Unknown

livebaseballscorecards.com

AB 31
R 0
H 4
RBI 0
BB 3
SO 3
LOB 11



Batter	1	2	3	4	5	6	7	8	9
Billy Cox, R OBP: 0.279, SLG: 0.331 (1, 4) X	0-0 2B 1B 1B		0-0 L8		0-0 FC2-6 1-2f		0-0 FC1-6 CS 1-2f		
Bob Kennedy, R OBP: 0.243, SLG: 0.167 (1, 3) X	0-0 1B 1-3 1B 2B		4-0 CS BB BB		0-3 K		0-0 L4 1-2		
Hoot Evers, R OBP: 0.374, SLG: 0.551 (1, 9) X	0-0 2-3 3-H 1B		4-0 1-2 BB		0-0 6-3		0-0 L7		
Gene Woodling, L OBP: 0.333, SLG: 0.327 (1, 7) B B B B	4-0 1B BB		0-3 K 2-3		0-0 F9		0-0 F9		
Hal Smith, R OBP: 0.328, SLG: 0.389 (1, 2) X	0-0 1-2 3-H 1B		0-0 6-3 SH5-3 1B		0-0 6-3		0-0 F7		
Chuck Diering, R OBP: 0.318, SLG: 0.370 (1, 8) X	0-0 3-1		0-0 SH5-3 1-2		0-0 FC6-4 1B				
Jim Pyburn, R OBP: 0.321, SLG: 0.286 (1, 5) X		0-0 L1	0-0 6-3 2-3		0-0 FC6-4 1-2f				
Willy Miranda, S OBP: 0.319, SLG: 0.344 (1, 6) X		0-0 1-3	0-0 5-3			0-0 1B 3B			
Jim Wilson, R OBP: 0.316, SLG: 0.278 (1, 1) X		0-0 L5			0-0 FC2-6 1B		0-0 FC1-6 3-H 1B		

Inning Stats	R: 1 E: 0 K: 0 S: 5	H: 4 LOB: 2 BB: 1 P: 9	R: 0 E: 0 K: 0 S: 3	H: 0 LOB: 0 BB: 0 P: 3	R: 0 E: 0 K: 1 S: 4	H: 0 LOB: 2 BB: 2 P: 12	R: 0 E: 0 K: 0 S: 4	H: 1 LOB: 1 BB: 0 P: 4	R: 0 E: 0 K: 1 S: 6	H: 1 LOB: 1 BB: 0 P: 6	R: 0 E: 0 K: 0 S: 4	H: 1 LOB: 1 BB: 0 P: 4	R: 1 E: 0 K: 0 S: 4	H: 2 LOB: 0 BB: 0 P: 4	R: 0 E: 0 K: 0 S: 3	H: 0 LOB: 0 BB: 0 P: 3
1B: 7 2B: 2 3B: 1 HR: 0	SF: 0 SAC: 1 DP: 1 HBP: 0	WP: 0 PB: 0 SB: 0 CS: 2	PA: 32													

PITCHER	IP	WLS	BF	H	R	ER	SO	BB	IBB	HBP	BLK	WP	HR	S	P	ERA	WHIP
Leo Kiely, L ERA: 3.24 (1, 1)	7.0	L	29	9	2	2	2	3	0	0	0	0	0	30	42	2.57	1.714
Ellis Kinder, R ERA: 2.08 (8, 1)	1.0		3	0	0	0	0	0	0	0	0	0	0	3	3	0.00	0.000

BOTTOM

Boston Red Sox @ Baltimore Orioles
Memorial Stadium, Baltimore, MD
Thu May 26 1955, 3:33 AM EDT
Att. 3,438 - Unknown

AB	28
R	2
H	9
RBI	2
BB	3
SO	2
LOB	12



WP	HR	S	P	ERA	WHIP
0	0	0	0	0.00	0.000

New York Yankees @ Baltimore Orioles
Memorial Stadium, Baltimore, MD

Fri May 27 1955, 3:33 AM EDT
 Att: 21,150 - Unknown

livebaseballscorecards.com

AB	37
R	6
H	11
RBI	6
BB	2
SO	6
LOB	16



WP: 0	PA: 40
PB: 0	
SB: 0	
CS: 0	

Batter	1	2	3	4	5	6	7	8	9	AB R H RBI BB SO LOB	TOP										
Hank Bauer, R OBP: 0.391, SLG: 0.503 (1, 9) X	0-0 1B SF9 1B	0-0 4-3			0-0 6-3		0-0 F3		0-0 FC3-6 1B	5 1 2 0 0 0 0											
Andy Carey, R OBP: 0.306, SLG: 0.369 (1, 5) X	0-0 1B HR 1B		0-0 1B		0-0 B1-3		0-0 L7		0-0 FC3-6 1B	5 1 3 0 0 0 0											
Yogi Berra, L OBP: 0.369, SLG: 0.558 (1, 2) X	0-0 SF9		0-0 F9		4-0 3B BB			0-0 2B FC6-4 1B	0-0 FC3-6	3 2 1 1 1 0 3											
Mickey Mantle, S OBP: 0.483, SLG: 0.726 (1, 8) S S	0-3 K		0-3 K		0-0 3B			0-0 FC6-4 2B	0-0 F8	5 0 2 1 0 2 4											
Irv Noren, L OBP: 0.275, SLG: 0.330 (1, 7) X	0-0 1B HR		0-0 G3		0-0 F9			0-3 K		4 1 1 0 0 1 4											
Eddie Robinson, L OBP: 0.491, SLG: 0.683 (1, 3) X	0-0 HR			0-0 F8		0-3 K		4-0 FC6-4 IBB		3 1 1 3 1 1 0											
Gil McDougald, R OBP: 0.354, SLG: 0.257 (1, 4) X	0-0 L3			0-0 F8		0-0 F6		0-0 FC6-4		4 0 0 1 0 0 2											
Billy Hunter, R OBP: 0.265, SLG: 0.292 (1, 6) X		0-0 4-3		0-0 2B		0-0 F3		0-0 F8		4 0 1 0 0 0 2											
Whitey Ford, L OBP: 0.333, SLG: 0.273 (1, 1) X		0-0 G3		0-0 4-3			0-3 K		0-3 K	4 0 0 0 0 2 1											
Inning Stats	R: 4 E: 0 K: 1 S: 9	H: 4 LOB: 0 BB: 0 P: 9	R: 0 E: 0 K: 0 S: 3	H: 0 LOB: 0 BB: 0 P: 3	R: 0 E: 0 K: 1 S: 6	H: 1 LOB: 1 BB: 0 P: 6	R: 0 E: 0 K: 0 S: 4	H: 1 LOB: 1 BB: 0 P: 4	R: 1 E: 0 K: 0 S: 4	H: 1 LOB: 1 BB: 1 P: 8	R: 0 E: 0 K: 1 S: 5	H: 0 LOB: 0 BB: 0 P: 5	R: 0 E: 0 K: 1 S: 5	H: 0 LOB: 0 BB: 0 P: 5	R: 1 E: 0 K: 1 S: 7	H: 2 LOB: 2 BB: 1 P: 11	R: 0 E: 0 K: 1 S: 7	H: 2 LOB: 2 BB: 0 P: 7	1B: 7 2B: 2 3B: 1 HR: 1	SF: 1 SAC: 0 DP: 0 HBP: 0	WP: 0 PA: 40
PITCHER Erv Palica, R ERA: 4.33 (1, 1)	IP: 9.0 WLS: L BF: 40 H: 11 R: 6 ER: 6 SO: 6 BB: 1 IBB: 1 HBP: 0 BLK: 0 WP: 0 HR: 1 S: 50 P: 58 ERA: 6.00 WHIP: 1.333											PITCHER	IP: 9.0 WLS: L BF: 40 H: 11 R: 6 ER: 6 SO: 6 BB: 1 IBB: 1 HBP: 0 BLK: 0 WP: 0 HR: 1 S: 50 P: 58 ERA: 6.00 WHIP: 1.333								

Batter	1	2	3	4	5	6	7	8	9	AB R H RBI BB SO LOB
Billy Cox, R OBP: 0.270, SLG: 0.320 (1, 4)	0-0 5-3	0-0 6-3			0-0 5-3		0-0 E5 BB		0-0 5-3	5 0 0 0 0 0 1
Bob Kennedy, R OBP: 0.253, SLG: 0.159 (1, 3)	4-0 1B BB		0-3 K		4-0 BB BB		0-0 F4		0-0 6-3	3 1 0 0 2 1 1
Hoot Evers, R OBP: 0.388, SLG: 0.549 (1, 9)	0-0 1B 1-2 1B		4-0 FC6-4 BB		4-0 1-2 BB		0-0 L7			2 0 1 0 2 0 1
Gene Woodling, L OBP: 0.338, SLG: 0.327 (1, 7)	0-0 1B 1-2 2-H G6-4-3		0-0 F9		0-3 K		4-0 1-2 BB			3 0 1 1 1 1 3
Hal Smith, R OBP: 0.317, SLG: 0.375 (1, 2)	0-0 G6-4-3 1-2f		0-0 FC6-4 1-2f		0-0 F7		0-0 F5			4 0 0 0 0 0 7
Chuck Diering, R OBP: 0.324, SLG: 0.404 (1, 8)		0-0 HR		0-0 4-3		0-0 1B		0-0 F7		4 1 2 1 0 0 0
Jim Pyburn, R OBP: 0.333, SLG: 0.288 (1, 5)		4-0 4-3 BB		0-0 1B		0-0 F6		0-0 1-3		3 0 1 0 1 0 1
Willy Miranda, S OBP: 0.309, SLG: 0.333 (1, 6)		0-0 F7		0-0 F6		0-3 K		0-3 K		4 0 0 0 0 2 3
Erv Palica, R OBP: 0.217, SLG: 0.217 (1, 1)		0-0 4-3		0-0 4-3		0-0 1-3			0-0 F8	3 0 0 0 0 0 3
Les Moss, R OBP: 0.385, SLG: 0.468 (9, PH)		1-2								1 0 0 0 0 0 0

Inning Stats	R: 1 E: 0 K: 0 S: 4	H: 2 LOB: 1 BB: 1 P: 8	R: 1 E: 0 K: 0 S: 4	H: 1 LOB: 1 BB: 1 P: 8	R: 0 E: 0 K: 1 S: 5	H: 0 LOB: 1 BB: 1 P: 9	R: 0 E: 0 K: 0 S: 4	H: 1 LOB: 1 BB: 0 P: 4	R: 0 E: 0 K: 1 S: 5	H: 0 LOB: 2 BB: 2 P: 13	R: 0 E: 1 K: 0 S: 4	H: 0 LOB: 2 BB: 1 P: 8	R: 0 E: 0 K: 1 S: 5	H: 0 LOB: 0 BB: 0 P: 5	R: 0 E: 0 K: 0 S: 3	H: 0 LOB: 0 BB: 0 P: 3	1B: 4 2B: 0 3B: 0 HR: 1	SF: 0 SAC: 0 DP: 1 HBP: 0	
PITCHER Whitey Ford, L ERA: 2.66 (1, 1)	IP 9.0	WLS W	BF 38	H 5	R 2	ER 2	SO 4	BB 6	IBB 0	HBP 0	BLK 0	WP 0	HR 1	S 40	P 64	ERA 2.00	WHIP 1.222	WP: 0 PB: 0 SB: 0 CS: 0	PA: 38 ERA WHIP

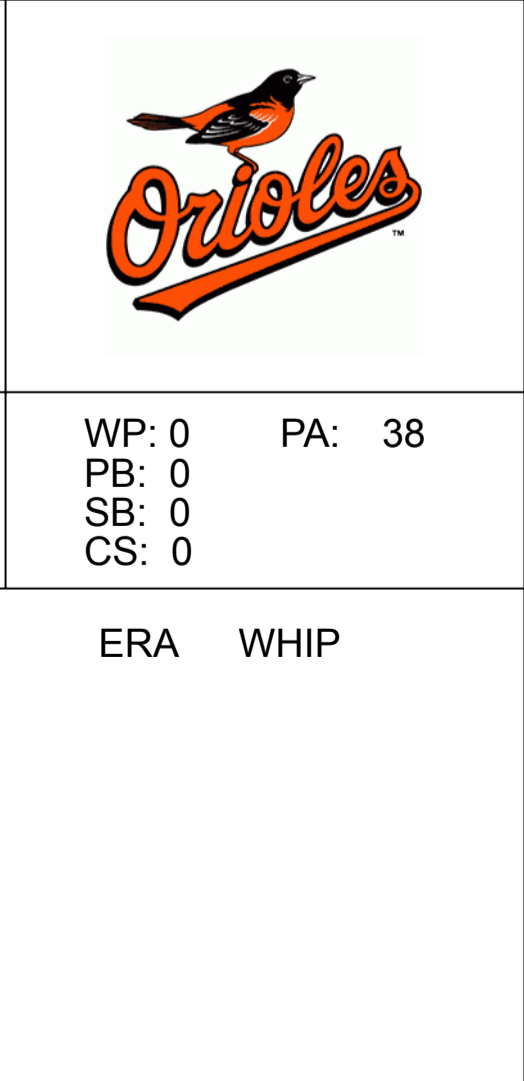
BOTTOM

New York Yankees @ Baltimore Orioles
Memorial Stadium, Baltimore, MD

Fri May 27 1955, 3:33 AM EDT
Att. 21,150 - Unknown

livebaseballscorecards.com

AB	32
R	2
H	5
RBI	2
BB	6
SO	4
LOB	20



New York Yankees @ Baltimore Orioles
Memorial Stadium, Baltimore, MD
 Sat May 28 1955, 3:33 AM EDT
 Att. 22,169 - Unknown

livebaseballscorecards.com

AB	33
R	3
H	6
RBI	3
BB	2
SO	7
LOB	11



AB R H RBI BB SO LOB

4	1	0	0	0	2	2
4	0	1	0	0	0	2
1	0	0	0	0	0	1
3	1	1	1	0	0	1
4	0	0	0	0	2	2
3	0	0	0	1	1	0
4	0	1	1	0	1	0
3	1	1	1	1	0	2
4	0	0	0	0	0	1
3	0	2	0	0	1	0
0	0	0	0	0	0	0

Batter	1	2	3	4	5	6	7	8	9
Hank Bauer, R (1, 9) OBP: 0.383, SLG: 0.491	0-3 K		0-0 F3			0-3 K 1B	0-0 FC1-6 CS		
Andy Carey, R (1, 5) OBP: 0.305, SLG: 0.366	0-0 4-1 1B		0-0 F8			0-0 F6	0-0 CS	0-0 L7	
Yogi Berra, L (1, 2) OBP: 0.367, SLG: 0.554	0-0 4-1		0-0 F9			0-0 BB 1B		0-0 F6	
Charles Silvera, R (1, 2) OBP: 0.286, SLG: 0.167	1-2					2-H 1B			
Mickey Mantle, S (1, 8) OBP: 0.472, SLG: 0.705	0-0 4-3			0-0 F8		0-3 K		0-3 K	
Irv Noren, L (1, 7) OBP: 0.274, SLG: 0.319		0-0 F8		0-3 K		4-0 1B BB		0-0 F8	
Eddie Robinson, L (1, 3) OBP: 0.475, SLG: 0.644		0-0 1-6-3		0-3 K		0-0 FC6-4 1B		0-0 F8	
Gil McDougald, R (1, 4) OBP: 0.359, SLG: 0.287		0-0 HR			0-0 5-3	0-0 FC6-4		4-0 BB	
Billy Hunter, R (1, 6) OBP: 0.255, SLG: 0.280		0-0 4-3			0-0 6-3		0-0 F8	0-0 F8	
Ed Lopat, L (1, 1) OBP: 0.313, SLG: 0.267			0-0 1B		0-3 K		0-0 FC1-6 1B		
Tom Morgan, R (9, 1) OBP: 0.167, SLG: 0.167									

Inning Stats	R: 0	H: 1	R: 1	H: 1	R: 0	H: 1	R: 0	H: 0	R: 2	H: 2	R: 0	H: 1	R: 0	H: 0	R: 0	H: 0	R: 0	H: 0	R: 0	H: 0	R: 0	H: 0	R: 0	H: 0	R: 0	H: 0	R: 0	H: 0	R: 0	H: 0	R: 0	H: 0	R: 0	H: 0	R: 0	H: 0		
	E: 0	LOB: 1	E: 0	LOB: 0	E: 0	LOB: 1	E: 0	LOB: 0	E: 1	LOB: 2	E: 0	LOB: 0	E: 0	LOB: 0	E: 0	LOB: 0	E: 0	LOB: 0	E: 0	LOB: 0	E: 0	LOB: 0	E: 0	LOB: 1	E: 0	LOB: 1	E: 0	LOB: 1	E: 0	LOB: 0	E: 0	LOB: 0	E: 0	LOB: 0	E: 0	LOB: 0	E: 0	LOB: 0
	K: 1	BB: 0	K: 0	BB: 0	K: 0	BB: 0	K: 2	BB: 0	K: 0	BB: 1	K: 1	BB: 0	K: 0	BB: 0	K: 0	BB: 0	K: 1	BB: 0	K: 0	BB: 0	K: 0	BB: 0	K: 0	BB: 1	K: 0	BB: 1	K: 0	BB: 0	K: 0	BB: 0	K: 0	BB: 0	K: 0	BB: 0	K: 0	BB: 0	K: 0	BB: 0
	S: 6	P: 6	S: 4	P: 4	S: 4	P: 4	S: 7	P: 7	S: 5	P: 5	S: 5	P: 5	S: 3	P: 3	S: 5	P: 5	S: 3	P: 7	S: 3	P: 7	S: 3	P: 7	S: 3	P: 7	S: 3	P: 7	S: 3	P: 7	S: 3	P: 7	S: 3	P: 7	S: 3	P: 7	S: 3	P: 7	S: 3	P: 7

PITCHER	IP	WLS	BF	H	R	ER	SO	BB	IBB	HBP	BLK	WP	HR	S	P	ERA	WHIP
Saul Rogovin, R (1, 1) ERA: 4.01	7.0	L	28	6	3	3	6	1	0	0	0	0	1	39	43	3.86	1.000
Ray Moore, R (8, 1) ERA: 4.29	2.0		7	0	0	0	1	1	0	0	0	0	0	8	12	0.00	0.500

1B: 5	SF: 0	WP: 0	PA: 36
2B: 0	SAC: 0	PB: 0	
3B: 0	DP: 0	SB: 1	
HR: 1	HBP: 0	CS: 1	

Batter	1	2	3	4	5	6	7	8	9	AB R H RBI BB SO LOB	TOP											
Gil McDougald, R (1, 4) OBP: 0.356, SLG: 0.279	0-0 5-3		4-0 BB CS BB		0-0 6-3			0-3 K		3 0 0 0 1 1 0												
Andy Carey, R (1, 5) OBP: 0.309, SLG: 0.365	4-0 1B BB		0-0 FC5-4 1B			0-0 F8		0-0 F6		3 0 1 0 1 0 0												
Yogi Berra, L (1, 2) OBP: 0.370, SLG: 0.549	0-0 1B		0-0 F9			1-0 G4-3 HBP			0-0 6-3	3 0 1 0 0 0 1												
Mickey Mantle, S (1, 8) OBP: 0.467, SLG: 0.692	0-0 F7		0-0 FC5-4			0-0 G4-3			0-0 6-3 1B	4 1 1 0 0 0 4												
Hank Bauer, R (1, 9) OBP: 0.380, SLG: 0.482	0-3 K			0-0 F5			4-0 1B BB		0-0 6-3	3 0 0 0 1 1 3												
Elston Howard, R (1, 7) OBP: 0.431, SLG: 0.560		0-0 1B		0-0 F8			0-0 F8		0-0 1B	4 0 2 1 0 0 1												
Irv Noren, L (9, PR) OBP: 0.274, SLG: 0.319									2-H 1B	0 0 0 0 0 0 0												
Eddie Robinson, L (1, 3) OBP: 0.444, SLG: 0.592		0-0 F6		0-0 F2			0-0 F9		0-3 K	4 0 0 0 0 1 3												
Billy Hunter, R (1, 6) OBP: 0.257, SLG: 0.282		0-0 F6			0-0 5-3		0-0 1B			3 0 1 0 0 0 1												
Bob Grim, R (1, 1) OBP: 0.143, SLG: 0.077		0-0 F2			0-3 K			0-0 F3		3 0 0 0 0 1 1												
Inning Stats	R: 0 E: 0 K: 1 S: 6	H: 1 LOB: 2 BB: 1 P: 10	R: 0 E: 0 K: 0 S: 4	H: 1 LOB: 1 BB: 0 P: 4	R: 0 E: 0 K: 0 S: 3	H: 1 LOB: 1 BB: 1 P: 7	R: 0 E: 0 K: 0 S: 3	H: 0 LOB: 0 BB: 0 P: 3	R: 0 E: 0 K: 1 S: 5	H: 0 LOB: 0 BB: 0 P: 5	R: 0 E: 0 K: 0 S: 2	H: 0 LOB: 0 BB: 0 P: 3	R: 0 E: 0 K: 0 S: 3	H: 1 LOB: 2 BB: 1 P: 7	R: 0 E: 0 K: 1 S: 5	H: 0 LOB: 0 BB: 0 P: 5	R: 1 E: 0 K: 1 S: 7	H: 2 LOB: 1 BB: 0 P: 7	1B: 6 2B: 0 3B: 0 HR: 0	SF: 0 SAC: 0 DP: 1 HBP: 1	WP: 0 PB: 0 SB: 0 CS: 1	PA: 34
PITCHER Art Schallack, L (1, 1) ERA: 1.42	IP: 9.0 WLS: L BF: 34 H: 6 R: 1 ER: 1 SO: 4 BB: 3 IBB: 0 HBP: 1 BLK: 0 WP: 0 HR: 0 S: 38 P: 51 ERA: 1.00 WHIP: 1.000																					

New York Yankees @ Baltimore Orioles
Memorial Stadium, Baltimore, MD
 Sun May 29 1955, 3:33 AM EDT
 Att: 20,900 - Unknown

AB	30
R	1
H	6
RBI	1
BB	3
SO	4
LOB	14



Batter	1	2	3	4	5	6	7	8	9	AB	R	H	RBI	BB	SO	LOB
Billy Goodman, L OBP: 0.360, SLG: 0.311 (1, 4)	4-0 BB HR BB	0-0 F8			0-0 6-3		0-0 F9	0-3 K		4	1	0	0	1	1	5
Eddie Joost, R OBP: 0.286, SLG: 0.333 (1, 6)	4-0 1-2 HR BB		0-0 F2			0-3 K	0-0 3-1		0-0 4-3	4	1	0	0	1	1	1
Ted Williams, L OBP: 0.429, SLG: 0.833 (1, 7)	0-0 1-H 2-H HR		0-0 L9			4-0 BB 1B BB		0-0 F7	0-0 6-3	4	2	1	3	1	0	0
Jackie Jensen, R OBP: 0.324, SLG: 0.515 (1, 9)	0-0 B3-1		0-0 4-3			0-0 F9		0-0 HR 2B	0-0 F6	5	1	1	0	0	0	1
Norm Zauchin, R OBP: 0.319, SLG: 0.426 (1, 3)	0-0 F4			0-0 F5		4-0 1-2 1B BB		0-0 2-H HR		3	1	1	2	1	0	0
Sammy White, R OBP: 0.318, SLG: 0.357 (1, 2)	0-0 F6			0-0 6-3		0-0 1-2 2-H 1B		0-0 5-3 BB 1B		4	0	2	1	0	0	0
Grady Hatton, L OBP: 0.343, SLG: 0.328 (1, 5)		0-0 F9		0-0 F4		0-0 3-1		4-0 1-2 5-3 BB		3	0	0	0	1	0	2
Jim Piersall, R OBP: 0.309, SLG: 0.315 (1, 8)		4-0 BB		0-0 6-3		0-0 1-3 1B		0-0 1-2 2-3 5-3		3	0	1	0	1	0	2
Frank Sullivan, R OBP: 0.174, SLG: 0.190 (1, 1)		0-3 K		0-3 K			0-0 1-3	4-0 BB		2	0	0	0	0	2	1
Gene Stephens, L OBP: 0.478, SLG: 0.593 (7, PH)										1	0	0	0	0	0	1
Bill Henry, L (8, 1)										0	0	0	0	0	0	0
Billy Klaus, L OBP: 0.365, SLG: 0.367 (8, PH)										0	0	0	0	1	0	0
Tom Hurd, R (9, 1)										0	0	0	0	0	0	0

Inning Stats	R: 3	H: 1	E: 0	K: 0	S: 4	H: 1	LOB: 0	BB: 2	P: 12	R: 0	H: 0	E: 0	K: 1	S: 5	H: 0	LOB: 1	BB: 1	P: 9	R: 0	H: 0	E: 0	K: 0	S: 3	H: 0	LOB: 0	BB: 0	P: 3	R: 0	H: 0	E: 0	K: 0	S: 3	H: 0	LOB: 0	BB: 0	P: 3	R: 0	H: 0	E: 0	K: 1	S: 5	H: 0	LOB: 0	BB: 0	P: 5	R: 1	H: 1	E: 0	K: 1	S: 6	H: 1	LOB: 2	BB: 2	P: 14	R: 0	H: 1	E: 0	K: 0	S: 4	H: 1	LOB: 1	BB: 0	P: 4	R: 2	H: 3	E: 0	K: 1	S: 8	H: 3	LOB: 3	BB: 2	P: 16	R: 0	H: 0	E: 0	K: 0	S: 3	H: 0	LOB: 0	BB: 0	P: 3	1B: 3	2B: 1	3B: 0	HR: 2	SF: 0	SAC: 0	DP: 0	HBP: 0	WP: 0	PB: 0	SB: 0	CS: 0	PA: 40
--------------	------	------	------	------	------	------	--------	-------	-------	------	------	------	------	------	------	--------	-------	------	------	------	------	------	------	------	--------	-------	------	------	------	------	------	------	------	--------	-------	------	------	------	------	------	------	------	--------	-------	------	------	------	------	------	------	------	--------	-------	-------	------	------	------	------	------	------	--------	-------	------	------	------	------	------	------	------	--------	-------	-------	------	------	------	------	------	------	--------	-------	------	-------	-------	-------	-------	-------	--------	-------	--------	-------	-------	-------	-------	--------

PITCHER	IP	WLS	BF	H	R	ER	SO	BB	IBB	HBP	BLK	WP	HR	S	P	ERA	WHIP
Harry Byrd, R ERA: 4.39 (1, 1)	7.1		33	6	6	6	3	5	0	0	0	0	2	34	54	7.36	1.500
Ray Moore, R ERA: 4.1 (8, 1)	1.2	W	7	0	0	0	1	2	0	0	0	0	0	7	15	0.00	1.200

BOTTOM

Baltimore Orioles @ Boston Red Sox
Fenway Park, Boston, MA
Mon May 30 1955, 3:33 AM EDT
Unknown

AB	33
R	6
H	6
RBI	6
BB	7
SO	4
LOB	13



livebaseballscorecards.com

Batter	1	2	3	4	5	6	7	8	9	AB R H RBI BB SO LOB	TOP											
Jim Pyburn, R (1, 5) OBP: 0.296, SLG: 0.242	0-0 1-4-3		4-0 BB		0-0 F4		0-0 G6-4-3			3 0 0 0 1 0 1	<p>Baltimore Orioles @ Boston Red Sox</p> <p>Fenway Park, Boston, MA</p> <p>Mon May 30 1955, 3:38 AM EDT</p> <p>Att: 17,732 - Unknown</p>											
Cal Abrams, L (1, 8) OBP: 0.429, SLG: 0.417	0-0 4-3		0-0 F5		0-3 K			0-0 4-3		4 0 0 0 0 1 1												
Hoot Evers, R (1, 9) OBP: 0.397, SLG: 0.549	0-0 F7		4-0 BB		0-3 K			0-0 F8		3 0 0 0 1 1 0												
Gene Woodling, L (1, 7)		4-0 BB	0-0 F5		0-0 G3			0-0 HR		3 1 1 1 1 0 2												
Gus Triandos, R (1, 3) OBP: 0.340, SLG: 0.420		0-0 F9		0-0 F4		4-0 1B		0-0 F8		3 0 0 0 1 0 1												
Les Moss, R (1, 2) OBP: 0.393, SLG: 0.455		4-0 BB		0-0 1B		0-0 1B		0-0 F8		3 0 2 0 1 0 0												
Bobby Young, L (1, 4) OBP: 0.237, SLG: 0.202		0-3 K		0-0 F2		0-0 4-3		0-0 F3		4 0 0 0 0 1 5												
Willy Miranda, S (1, 6) OBP: 0.305, SLG: 0.326		0-0 1-3		0-0 F2			0-0 L9		0-0 F9	4 0 0 0 0 0 3												
Jim McDonald, R (1, 1)			0-3 K		0-0 6-3		0-0 G6-4-3			1 0 0 0 0 1 0												
Billy Cox, R (5, PH) OBP: 0.276, SLG: 0.308										1 0 0 0 0 0 0												
Don Johnson, R (5, 1)										0 0 0 0 0 0 0												
Gil Coan, L (7, PH) OBP: 0.387, SLG: 0.383										1 0 1 0 0 0 0												
Lou Kretlow, R (7, 1) OBP: 0.100, SLG: 0.100										0 0 0 0 0 0 0												
Inning Stats	R: 0 E: 0 K: 0 S: 3	H: 0 LOB: 0 BB: 0 P: 3	R: 0 E: 0 K: 1 S: 5	H: 0 LOB: 2 BB: 2 P: 13	R: 0 E: 0 K: 1 S: 5	H: 0 LOB: 2 BB: 2 P: 13	R: 0 E: 0 K: 0 S: 4	H: 1 LOB: 1 BB: 0 P: 4	R: 0 E: 0 K: 1 S: 5	H: 0 LOB: 0 BB: 0 P: 5	R: 0 E: 0 K: 1 S: 6	H: 1 LOB: 2 BB: 1 P: 10	R: 0 E: 0 K: 0 S: 3	H: 1 LOB: 0 BB: 0 P: 3	R: 1 E: 0 K: 0 S: 4	H: 1 LOB: 0 BB: 0 P: 4	R: 0 E: 0 K: 0 S: 3	H: 0 LOB: 0 BB: 0 P: 3	1B: 3 2B: 0 3B: 0 HR: 1	SF: 0 SAC: 0 DP: 1 HBP: 0	WP: 0 PB: 0 SB: 0 CS: 0	PA: 35
PITCHER Ike Delock, R (1, 1) ERA: 3.86	IP: 9.0 WLS: W BF: 35 H: 4 R: 1 ER: 1 SO: 4 BB: 5 IBB: 0 HBP: 0 BLK: 0 WP: 0 HR: 1 S: 38 P: 58 ERA: 1.00 WHIP: 1.000											PITCHER	IP: 9.0 WLS: W BF: 35 H: 4 R: 1 ER: 1 SO: 4 BB: 5 IBB: 0 HBP: 0 BLK: 0 WP: 0 HR: 1 S: 38 P: 58 ERA: 1.00 WHIP: 1.000									

livebaseballscorecards.com

AB	30
R	1
H	4
RBI	1
BB	5
SO	4
LOB	13



Batter	1	2	3	4	5	6	7	8	9	AB	R	H	RBI	BB	SO	LOB
Billy Goodman, L OBP: 0.365, SLG: 0.320 (1, 4)	0-0 4-3	0-0 BB 1-2 3B 1B		0-0 F9 PB SF9 1B		0-0 F7		0-0 1-3 1B		5	2	3	0	0	0	0
Billy Klaus, L OBP: 0.366, SLG: 0.354 (1, 6)	0-0 F8	4-0 BB 1-2 2-3 3B BB		0-0 F9			4-0 WP BB 2B BB	0-0 F4		3	2	0	0	2	0	2
Gene Stephens, L OBP: 0.486, SLG: 0.645 (1, 7)	0-0 1B 2B	0-0 1-H 2-H 3-H 3B		0-0 SF9			4-0 WP BB 2B BB	0-0 1-3		3	2	2	4	1	0	1
Jackie Jensen, R OBP: 0.326, SLG: 0.518 (1, 9)	0-0 1B 2-H 1B	0-0 F9		0-0 F8			0-0 1B SF9 2B	0-0 F8		5	1	2	3	0	0	2
Norm Zauchin, R OBP: 0.325, SLG: 0.423 (1, 3)	0-0 1-3 1B			0-0 F3		0-0 L6	4-0 1B BB			3	0	1	0	1	0	0
Pete Daley, R OBP: 0.125, SLG: 0.125 (1, 2)	0-0 F5			0-0 6-3		0-0 6-3	0-3 K			4	0	0	0	0	1	4
Ted Lepcio, R OBP: 0.320, SLG: 0.449 (1, 5)				0-0 6-3		0-0 F2	0-0 1-2 2-3 1B			4	0	2	0	0	0	0
Jim Piersall, R OBP: 0.308, SLG: 0.316 (1, 8)				0-0 E1			0-0 F9			3	1	1	1	0	0	1
Karl Olson, R OBP: 0.222, SLG: 0.269 (9, 8)				0-0 BB 1B 3B 1B			0-0 SF9			0	0	0	0	0	0	0
Ike Delock, R OBP: 0.130, SLG: 0.130 (1, 1)				0-0 K			0-3 K			4	0	0	0	0	2	5


Inning Stats	R: 1	H: 3	E: 0	LOB: 2	K: 0	BB: 0	S: 6	P: 6	R: 3	H: 3	E: 0	LOB: 1	K: 1	BB: 1	S: 8	P: 12	R: 0	H: 1	E: 1	LOB: 2	K: 0	BB: 0	S: 5	P: 5	R: 1	H: 1	E: 0	LOB: 0	K: 0	BB: 0	S: 4	P: 4	R: 0	H: 0	E: 0	LOB: 0	K: 0	BB: 0	S: 3	P: 3	R: 0	H: 0	E: 0	LOB: 0	K: 1	BB: 0	S: 5	P: 5	R: 3	H: 2	E: 0	LOB: 2	K: 1	BB: 3	S: 7	P: 19	R: 0	H: 1	E: 0	LOB: 1	K: 0	BB: 0	S: 4	P: 4
--------------	------	------	------	--------	------	-------	------	------	------	------	------	--------	------	-------	------	-------	------	------	------	--------	------	-------	------	------	------	------	------	--------	------	-------	------	------	------	------	------	--------	------	-------	------	------	------	------	------	--------	------	-------	------	------	------	------	------	--------	------	-------	------	-------	------	------	------	--------	------	-------	------	------

PITCHER	IP	WLS	BF	H	R	ER	SO	BB	IBB	HBP	BLK	WP	HR	S	P	ERA	WHIP
Jim McDonald, R ERA: 5.21 (1, 1)	4.0	L	22	8	5	4	1	1	0	0	0	0	0	23	27	9.00	2.250
Don Johnson, R ERA: 7.97 (5, 1)	2.0		6	0	0	0	1	0	0	0	0	0	0	8	8	0.00	0.000
Lou Kretlow, R ERA: 8.47 (7, 1)	2.0		12	3	3	3	1	3	0	0	0	1	0	11	23	13.50	3.000

BOTTOM

Baltimore Orioles @ Boston Red Sox
Fenway Park, Boston, MA
Mon May 30 1955, 3:38 AM EDT
Att. 17,732 - Unknown

AB	34
R	8
H	11
RBI	8
BB	4
SO	3
LOB	15



WP	PA	ERA	WHIP
1	40		
1			
0			
0			

Batter	1	2	3	4	5	6	7	8	9	10	11	12	13	AB R H RBI BB SO LOB	TOP															
Billy Cox, R OBP: 0.283, SLG: 0.311 (1, 4)	F6		1B		P7			L7		1B			BB	5 0 2 0 1 0 0	Baltimore Orioles @ Cleveland Indians Cleveland Municipal Stadium, Cleveland, OH Tue May 31 1955, 3:33 AM EDT Att: 7,037 - Unknown															
Cal Abrams, L OBP: 0.435, SLG: 0.404 (1, 8) (7, 9)	6-3		1B		CS			1B		L8			BB	4 0 1 0 2 0 2																
Eddie Waitkus, L OBP: 0.387, SLG: 0.338 (1, 3)	F9		P7		CS			1B		4-3				5 0 1 0 0 0 2																
Gene Woodling, L OBP: 0.325, SLG: 0.357 (7, 7)		HR	1-3		4-3			K		F5				5 1 1 1 0 1 4																
Gil Coan, L OBP: 0.375, SLG: 0.369 Chuck Diering, R OBP: 0.322, SLG: 0.396 (1, 7) (7, 8)	G3		F8		K			K		K				3 0 0 0 0 1 2 2 0 0 0 0 2 0																
Hal Smith, R OBP: 0.299, SLG: 0.349 (1, 2)	F3				K			F8		4-3			F9	5 0 0 0 0 1 0																
Jim Pyburn, R OBP: 0.289, SLG: 0.254 (1, 5)	2B		F9		F9			P7		F2			K	5 0 1 0 0 1 0																
Willy Miranda, S OBP: 0.302, SLG: 0.317 (1, 6)	BB		4-3		4-3			F9		F9			F2	4 0 0 0 1 0 0																
Jim Wilson, R OBP: 0.250, SLG: 0.217 (1, 1)	K				K			5-3		K			F4	5 0 0 0 0 3 2																
Inning Stats	R: 0 E: 0 K: 0 S: 3	H: 0 LOB: 0 BB: 0 P: 3	R: 1 E: 0 K: 1 S: 7	H: 2 LOB: 2 BB: 1 P: 11	R: 0 E: 0 K: 0 S: 5	H: 2 LOB: 2 BB: 0 P: 5	R: 0 E: 0 K: 1 S: 5	H: 0 LOB: 0 BB: 0 P: 5	R: 0 E: 0 K: 1 S: 5	H: 0 LOB: 0 BB: 0 P: 5	R: 0 E: 0 K: 1 S: 5	H: 0 LOB: 0 BB: 0 P: 5	R: 0 E: 0 K: 1 S: 5	H: 0 LOB: 0 BB: 0 P: 5		R: 0 E: 0 K: 1 S: 2	H: 0 LOB: 0 BB: 1 P: 6	R: 0 E: 0 K: 0 S: 2	H: 0 LOB: 0 BB: 1 P: 6	1B: 4 2B: 2 3B: 0 HR: 1	SF: 0 SAC: 0 DP: 1 HBP: 0	WP: 0 PB: 0 SB: 0 CS: 1	PA: 48							
PITCHER	IP WLS BF H R ER SO BB IBB HBP BLK WP HR S P ERA WHIP															IP WLS BF H R ER SO BB IBB HBP BLK WP HR S P ERA WHIP														
Bob Feller, R ERA: 3.97 (1, 1)	7.0	26	4	1	1	4	2	0	0	0	0	0	0	0		1.29	0.857													
Don Mossi, L ERA: 0.44 (8, 1)	6.0	21	2	0	0	5	2	0	0	0	0	0	0	0		0.00	0.667													

livebaseballscorecards.com

AB	43
R	1
H	6
RBI	1
BB	4
SO	9
LOB	12



Batter	1	2	3	4	5	6	7	8	9
Al Smith, R OBP: 0.394, SLG: 0.508 (1, 5) BBB	4-0 1B BB	0-0 1-H HR		0-0 F6			0-0 6-3		
Bobby Avila, R OBP: 0.397, SLG: 0.423 (1, 4) X	0-0 1B 1-3	0-0 F2			0-0 F8			0-0 F7	
Larry Doby, L OBP: 0.331, SLG: 0.391 Ralph Kiner, R OBP: 0.392, SLG: 0.463 (2, PH) (3, 7) SS	0-3 K	0-0 F8			0-3 K			0-0 F6	
Al Rosen, R OBP: 0.373, SLG: 0.404 (1, 3) X	0-0 1B 1-3 3-H		0-3 K		0-0 F7			0-0 L7	
Dave Pope, L OBP: 0.387, SLG: 0.550 (1, 7) (3, 8) X	0-0 1-3 3-H		0-0 P3-1		0-3 K				
Dave Philley, S OBP: 0.442, SLG: 0.650 (1, 9) X	0-0 1-3		0-0		0-0 L8				
Sam Dente, R OBP: 0.300, SLG: 0.246 (1, 6) X	0-0 L7		0-0 L9		0-0 F8				
Jim Hegan, R OBP: 0.238, SLG: 0.200 (1, 2) X		0-0 L8		0-0 F8			0-0 6-3		
Early Wynn, S OBP: 0.259, SLG: 0.240 (1, 1) BBB		4-0 HR BB		0-0 F7			0-0 3-1		

AB	R	H	RBI	BB	SO	LOB
3	2	1	2	1	0	0
4	1	1	0	0	0	0
1	0	0	0	0	1	2
3	0	0	0	0	1	0
4	1	1	1	0	1	0
3	0	1	1	0	1	0
3	0	1	1	0	0	1
3	0	0	0	0	0	2
3	0	0	0	0	0	0
2	1	0	0	1	0	0
1B: 4	SF: 0	2B: 0	SAC: 0	3B: 0	DP: 0	HR: 1

BOTTOM

Baltimore Orioles @ Cleveland Indians
Cleveland Municipal Stadium, Cleveland, OH

Wed Jun 01 1955, 3:33 AM EDT
Att. 7,942 - Unknown

livebaseballscorecards.com

AB	29
R	5
H	5
RBI	5
BB	2
SO	4
LOB	5



Inning Stats	R	H	E	K	S	P	IP	WLS	BF	H	R	ER	SO	BB	IBB	HBP	BLK	WP	HR	S	P	ERA	WHIP
	3	3	0	1	8	6	7.0	L	28	5	5	5	4	2	0	0	0	0	1	34	42	6.43	1.000
	2	1	0	0	8	6	1.0		3	0	0	0	0	0	0	0	0	0	0	3	3	0.00	0.000

WP	PA	ERA	WHIP
0	31		

Batter	1	2	3	4	5	6	7	8	9	AB R H RBI BB SO LOB	TOP																								
Billy Cox, R OBP: 0.275, SLG: 0.301 (1, 4) X	0-0 F2		0-0 BB 1B		0-0 F7		0-0 F7		0-0 5-3	5 0 1 0 0 0 0																									
Cal Abrams, L OBP: 0.462, SLG: 0.382 (1, 9) B B B B	4-0 BB		4-0 1-2 BB		4-0 BB		0-0 4-3		4-0 1B BB	1 0 0 0 4 0 0																									
Hoot Evers, R OBP: 0.376, SLG: 0.514 (1, 7) S S S	0-3 K		0-3 K		0-0 F2		0-0 P8		0-0 1-2 1B	5 0 1 0 0 2 4																									
Gus Triandos, R OBP: 0.330, SLG: 0.406 (1, 3) S S S	0-3 K		0-0 F7		0-0 F4				0-0 1B 1B P8	5 1 1 0 0 1 6																									
Hal Smith, R OBP: 0.308, SLG: 0.358 (1, 2) B B B B		4-0 BB		0-3 K		0-0 FC6-4 2B		0-0 1-3 1B 1B	0-0 F5	4 1 2 0 1 1 2																									
Chuck Diering, R OBP: 0.336, SLG: 0.393 (1, 8) S S S S		0-3 K		4-0 BB BB		4-0 FC6-4 BB		4-0 1-2 1B G5-4-3 BB		1 1 0 0 3 1 1																									
Jim Pyburn, R OBP: 0.286, SLG: 0.253 (1, 5) S S S S		0-3 K		0-3 K		0-0 FC6-4		0-0 1-3 2-H 3-H 1B		4 0 1 2 0 2 4																									
Willy Miranda, S OBP: 0.295, SLG: 0.305 (1, 6) S S S S		0-3 K		4-0 1-2 BB		0-0 F6		0-0 G5-4-3		3 0 0 0 1 1 4																									
Saul Rogovin, R OBP: 0.198, SLG: 0.111 (1, 1) S S S S		0-3 K		0-3 K		0-0 F7		0-0 F5		1 0 0 0 0 1 0																									
Eddie Waitkus, L OBP: 0.388, SLG: 0.343 (4, PH) S S S S										1 0 0 0 0 1 2																									
Don Johnson, R (4, 1) S S S S										0 0 0 0 0 0 0																									
Gene Woodling, L OBP: 0.314, SLG: 0.344 (6, PH) S S S S										1 0 0 0 0 0 2																									
Lou Kretlow, R OBP: 0.109, SLG: 0.100 (6, 1) S S S S										0 0 0 0 0 0 0																									
Jim McDonald, R (7, 1) S S S S										1 0 0 0 0 0 0																									
Inning Stats	R: 0 E: 0 K: 2 S: 7 H: 0 LOB: 1 BB: 1 P: 11	R: 0 E: 0 K: 3 S: 9 H: 0 LOB: 1 BB: 1 P: 13	R: 0 E: 0 K: 2 S: 8 H: 1 LOB: 2 BB: 1 P: 12	R: 0 E: 0 K: 3 S: 9 H: 0 LOB: 2 BB: 2 P: 17	R: 0 E: 0 K: 0 S: 3 H: 1 LOB: 1 BB: 1 P: 7	R: 0 E: 0 K: 0 S: 4 H: 1 LOB: 2 BB: 1 P: 8	R: 0 E: 0 K: 0 S: 3 H: 0 LOB: 0 BB: 0 P: 3	R: 3 E: 0 K: 0 S: 5 H: 3 LOB: 0 BB: 1 P: 9	R: 0 E: 0 K: 0 S: 4 H: 1 LOB: 2 BB: 1 P: 8	1B: 5 2B: 1 3B: 0 HR: 0 SF: 0 SAC: 0 DP: 1 HBP: 0	WP: 0 PB: 0 SB: 0 CS: 0 PA: 41																								
PITCHER Herb Score, L ERA: 2.89 (1, 1)	IP 9.0	WLS W	BF 41	H 6	R 3	ER 3	SO 10	BB 9	IBB 0	HBP 0	BLK 0	WP 0	HR 0	S 52	P 88	ERA 3.00	WHIP 1.667	PITCHER	IP 9.0	WLS W	BF 41	H 6	R 3	ER 3	SO 10	BB 9	IBB 0	HBP 0	BLK 0	WP 0	HR 0	S 52	P 88	ERA 3.00	WHIP 1.667

Baltimore Orioles @ Cleveland Indians
Cleveland Municipal Stadium, Cleveland, OH

livebaseballscorecards.com

AB	32
R	3
H	6
RBI	2
BB	9
SO	10
LOB	25



Thu Jun 02 1955, 3:33 AM EDT
Att. 3,248 - Unknown

Batter	1	2	3	4	5	6	7	8	9
Al Smith, R OBP: 0.399, SLG: 0.505 (1, 5)	0-3 K	4-0 HR BB		0-0 1B			4-0 SF9 BB	0-3 K	
Bobby Avila, R OBP: 0.402, SLG: 0.421 (1, 4)	0-0 F3	4-0 HR BB		4-0 1B			0-0 1B BB	0-0 5-3	
Dave Pope, L OBP: 0.398, SLG: 0.588 (1, 8)	0-0 1B	0-0 HR		0-0 P4-3			0-3 K	0-0 1B	
Al Rosen, R OBP: 0.361, SLG: 0.389 (1, 3)	0-3 K	0-0 6-3			0-0 F3		0-0 SF9	0-0 F9	
Ralph Kiner, R OBP: 0.395, SLG: 0.460 (1, 7)		0-0 F2	0-0 G1-6-3 1B		0-0 F2		4-0 1B BB		
Dave Philley, S OBP: 0.426, SLG: 0.614 (1, 9)		0-0 F8	0-0 G1-6-3		0-0 F3		0-0 1B BB		
Sam Dente, R OBP: 0.324, SLG: 0.277 (1, 6)		0-0 E 1B BB 1B	0-0 L6			0-0 G6-4-3 1B	0-0 1B BB		
Hank Foiles, R OBP: 0.455, SLG: 0.442 (1, 2)		0-0 BB E BB 1B		0-0 F9		0-0 G6-4-3	4-0 1B BB		
Herb Score, L OBP: 0.063, SLG: 0.063 (1, 1)		0-0 E6 BB HR BB		0-0 G3		0-0 3-1	0-0 6-3		

Inning Stats	R: 0	H: 1	E: 0	K: 2	S: 8	R: 6	H: 3	E: 1	K: 0	S: 7	R: 0	H: 1	E: 0	K: 0	S: 3	R: 0	H: 0	E: 0	K: 0	S: 3	R: 0	H: 1	E: 0	K: 0	S: 3	R: 3	H: 3	E: 0	K: 1	S: 8	R: 0	H: 1	E: 0	K: 1	S: 6
	0	1	0	2	8	6	3	1	0	7	0	1	0	0	3	0	0	0	0	3	0	0	0	1	0	0	3	0	3	0	1	0	0	0	6

PITCHER	IP	WLS	BF	H	R	ER	SO	BB	IBB	HBP	BLK	WP	HR	S	P	ERA	WHIP
Saul Rogovin, R ERA: 3.79 (1, 1)	3.0	L	16	5	6	0	2	2	0	0	0	0	1	18	26	0.00	2.333
Don Johnson, R ERA: 6.94 (4, 1)	2.0		8	1	0	0	0	1	0	0	0	0	0	7	11	0.00	1.000
Lou Kretlow, R ERA: 8.83 (6, 1)	1.2		11	4	3	3	1	3	0	0	0	0	0	10	22	16.20	4.200
Jim McDonald, R ERA: 4.87 (7, 1)	1.1		5	1	0	0	1	0	0	0	0	0	0	7	7	0.00	0.750

AB R H RBI BB SO LOB

3	2	1	1	2	2	0
3	2	1	1	2	0	0
5	1	3	4	0	1	4
4	0	0	1	0	1	2
3	1	1	0	1	0	0
4	0	1	1	0	0	1
4	1	3	1	0	0	0
3	1	1	0	1	0	1
4	1	0	0	0	0	5

AB	33
R	9
H	11
RBI	9
BB	6
SO	4
LOB	13



Baltimore Orioles @ Cleveland Indians
Cleveland Municipal Stadium, Cleveland, OH
 Thu Jun 02 1955, 3:33 AM EDT
 Att. 3,248 - Unknown

livebaseballscorecards.com

AB	33
R	9
H	11
RBI	9
BB	6
SO	4
LOB	13



WP	0	PA	40
PB	0		
SB	1		
CS	0		

Batter	1	2	3	4	5	6	7	8	9	AB R H RBI BB SO LOB	TOP									
Chuck Diering, R (1, 8) <small>OBP: 0.333, SLG: 0.383</small>	0-0 6-3		0-0 F7			4-0 1B WP BB	0-0 F4			3 1 0 0 1 0 3										
Cal Abrams, L (1, 7) <small>OBP: 0.476, SLG: 0.475</small>	0-0 HR		0-3 K			0-0 1B 4-3 1H		0-0 2B 4-3		4 1 3 2 0 1 0										
Eddie Waitkus, L (1, 3) <small>OBP: 0.369, SLG: 0.324</small>	0-0 4-3			0-0 L9		0-0 4-3 1-2		0-0 F4		4 0 0 0 0 0 2										
Gene Woodling, L (1, 9) <small>OBP: 0.314, SLG: 0.343</small> Ray Moore, R (6, 1) <small>OBP: 0.364, SLG: 0.300</small> Gil Coan, L (8, PH) <small>OBP: 0.371, SLG: 0.365</small> Erv Palica, R (8, 1) <small>OBP: 0.240, SLG: 0.208</small>	0-0 1B		0-3 K		0-0 F6			0-0 4-3 2-3		3 0 1 0 0 0 1 1 0 0 0 0 0 0 0 0 1 0 0 0 0 0 0 1 0 0 0 0 0 0 0 0										
Hal Smith, R (1, 2) <small>OBP: 0.300, SLG: 0.348</small>	0-0 L4			0-0 F8			0-0 1-3	0-0 L8		4 0 0 0 0 0 2										
Bobby Young, L (1, 4) <small>OBP: 0.230, SLG: 0.195</small>		0-0 G3			0-0 1-3		0-0 F8		0-0 L4	4 0 0 0 0 0 0										
Jim Pyburn, R (1, 5) <small>OBP: 0.284, SLG: 0.253</small>		0-0 4-3		0-3 K		0-0 1B E BB		0-3 K		4 0 1 0 0 2 0										
Willy Miranda, S (1, 6) <small>OBP: 0.292, SLG: 0.301</small> Les Moss, R (7, PH) <small>OBP: 0.403, SLG: 0.455</small> Billy Cox, R (7, 6) <small>OBP: 0.279, SLG: 0.305</small>		0-0 4-3			0-0 1-3		4-0 1B E BB		0-0 1B FC6-4	2 0 0 0 0 0 0 0 0 0 0 0 0 1 0 0 1 0 1 0 0 0 0 0										
Duane Pillette, R (1, 1) Gus Triandos, R (3, PH) <small>OBP: 0.327, SLG: 0.402</small> Art Schallock, L (3, 1) Hoot Evers, R (6, 9) <small>OBP: 0.370, SLG: 0.504</small>			0-0 F7			0-0 L5	0-0 E6		0-0 1B FC6-4 1-2f	0 0 0 0 0 0 0 0 1 0 0 0 0 0 0 0 1 0 0 0 0 0 0 0 2 0 0 0 0 0 0 3										
Inning Stats	R: 1 E: 0 K: 0 S: 5	H: 2 LOB: 1 BB: 0 P: 5	R: 0 E: 0 K: 0 S: 3	H: 0 LOB: 0 BB: 0 P: 3	R: 0 E: 0 K: 1 S: 5	H: 0 LOB: 0 BB: 0 P: 5	R: 0 E: 0 K: 1 S: 5	H: 0 LOB: 0 BB: 0 P: 5	R: 1 E: 0 K: 0 S: 4	H: 1 LOB: 1 BB: 1 P: 8	R: 0 E: 1 K: 0 S: 5	H: 1 LOB: 3 BB: 1 P: 9	R: 0 E: 0 K: 0 S: 4	H: 1 LOB: 1 BB: 0 P: 4	R: 0 E: 0 K: 1 S: 6	H: 1 LOB: 1 BB: 0 P: 6	1B: 4 2B: 1 3B: 0 HR: 1	SF: 0 SAC: 0 DP: 0 HBP: 0	WP: 1 PB: 0 SB: 0 CS: 0	PA: 36
PITCHER Ned Garver, R (1, 1) <small>ERA: 3.73</small>	IP: 9.0 WLS: W BF: 36 H: 6 R: 2 ER: 2 SO: 4 BB: 2 IBB: 0 HBP: 0 BLK: 0 WP: 1 HR: 1 S: 42 P: 50 ERA: 2.00 WHIP: 0.889																			
	PITCHER IP WLS BF H R ER SO BB IBB HBP BLK WP HR S P ERA WHIP																			

Baltimore Orioles @ Detroit Tigers
 Briggs Stadium, Detroit, MI
 Fri Jun 03 1955, 4:33 AM EDT
 Att. 19,968 - Unknown

livebaseballscorecards.com

AB	34
R	2
H	6
RBI	2
BB	2
SO	4
LOB	12



BOTTOM

Baltimore Orioles @ Detroit Tigers
Briggs Stadium, Detroit, MI
Fri Jun 03 1955, 4:33 AM EDT
Att. 19,968 - Unknown

livebaseballscorecards.com

AB 36
R 7
H 13
RBI 6
BB 2
SO 1
LOB 19



WP: 0 PA: 39
PB: 1
SB: 0
CS: 0

AB	R	H	RBI	BB	SO	LOB
5	1	3	2	0	0	1
5	0	1	0	0	0	5
5	0	1	1	0	0	3
4	0	0	0	0	0	2
3	0	1	0	1	1	0
4	2	2	0	0	0	2
3	2	2	0	0	0	1
2	0	0	0	0	0	3
2	0	1	1	0	0	2
0	1	0	0	0	0	0
3	1	2	2	1	0	0
1B: 11	SF: 0					
2B: 2	SAC: 1					
3B: 0	DP: 2					
HR: 0	HBP: 0					

Batter	1	2	3	4	5	6	7	8	9
Harry Malmberg, R (1, 4) OBP: 0.354, SLG: 0.356	0-0 L4-3 5-3 1B		0-0 4-3		0-0 FC1-6 1B	0-0 FC5 1B		0-0 G4-3 1B	
Bill Tuttle, R (1, 8) OBP: 0.366, SLG: 0.364	0-0 5-3 1-2		0-0 PB 2B		0-0 F2	0-0 FC5 2-3		0-0 G4-3 1-2f 3-H	
Al Kaline, R (1, 9) OBP: 0.454, SLG: 0.607	0-0 L4-3 2-3		0-0 F3 2-3		0-0 2-H 1B		0-0 L6-3	0-0 L6-3	
Jack Phillips, R (1, 3) OBP: 0.313, SLG: 0.533	0-0 6-3			0-0 F8	0-0 6-3		0-0 F8		
Ray Boone, R (1, 5) OBP: 0.316, SLG: 0.398		4-0 BB BB BB		0-0 FC4-6 1B		0-0 6-3	0-3 K		
Jim Delsing, L (1, 7) OBP: 0.340, SLG: 0.433		0-0 G4-6-3 1-2f		0-0 FC4-6 1B 1-2f		0-0 E 1B 1B	0-0 SH 1B 1B		
Red Wilson, R (1, 2) OBP: 0.299, SLG: 0.337		0-0 1B		0-0 1B 1-2		0-0 E6 1B 1B 1-2	0-0 SH 1B 2B		
Fred Hatfield, L (1, 6) OBP: 0.327, SLG: 0.358		0-0 F7		0-0 F7		0-0 F9	0-0 2B 1B 1B		
Harvey Kuenn, R (6, PH) OBP: 0.410, SLG: 0.490							1-3 2-H 1B 1B		
Reno Bertoia, R (8, PR) OBP: 0.333, SLG: 0.333							1-3 2-H 3-H 1B 2B		
Ned Garver, R (1, 1) OBP: 0.259, SLG: 0.238			0-0 L8		4-0 FC1-6 BB	0-0 1B 1B 1-2 2-H		0-0 1B G4-3 2B	
Inning Stats	R: 0 H: 1 E: 0 LOB: 1 K: 0 BB: 0 S: 4 P: 4	R: 0 H: 1 E: 0 LOB: 1 K: 0 BB: 1 S: 3 P: 7	R: 0 H: 1 E: 0 LOB: 1 K: 0 BB: 0 S: 4 P: 4	R: 0 H: 2 E: 0 LOB: 2 K: 0 BB: 0 S: 5 P: 5	R: 1 H: 1 E: 1 LOB: 1 K: 0 BB: 1 S: 4 P: 8	R: 2 H: 3 E: 1 LOB: 2 K: 0 BB: 0 S: 7 P: 7	R: 0 H: 0 E: 0 LOB: 0 K: 1 BB: 0 S: 5 P: 5	R: 4 H: 4 E: 1 LOB: 1 K: 0 BB: 0 S: 7 P: 7	

PITCHER	IP	WLS	BF	H	R	ER	SO	BB	IBB	HBP	BLK	WP	HR	S	P	ERA	WHIP
Duane Pilette, R (1, 1) ERA: 1.19	2.0		8	2	0	0	0	1	0	0	0	0	0	7	11	0.00	1.500
Art Schallock, L (3, 1) ERA: 1.19	3.2	L	20	7	3	0	0	1	0	0	0	0	0	19	23	0.00	2.182
Ray Moore, R (6, 1) ERA: 3.96	1.1		4	0	0	0	1	0	0	0	0	0	0	6	6	0.00	0.000
Erv Palica, R (8, 1) ERA: 4.74	1.0		7	4	4	2	0	0	0	0	0	0	0	7	7	18.00	4.000

WP	HR	S	P	ERA	WHIP
0	0	0	0	0.00	1.500
0	0	0	0	0.00	2.182
0	0	0	0	0.00	0.000
0	0	0	0	18.00	4.000

Batter	1	2	3	4	5	6	7	8	9	AB R H RBI BB SO LOB	TOP
Chuck Diering, R (1, 8) OBP: 0.331, SLG: 0.373	0-3 		4-0 		0-0 			0-0 		3 0 0 0 1 1 1	
Cal Abrams, L (1, 7) OBP: 0.453, SLG: 0.444	0-3 		0-0 			0-0 			0-3 	4 0 0 1 0 2 2	
Eddie Waitkus, L (1, 3) OBP: 0.375, SLG: 0.325	0-0 		0-0 			0-0 			4-0 	3 0 1 0 1 0 2	
Hoot Evers, R (1, 9) OBP: 0.359, SLG: 0.487		0-0 		0-0 		0-0 			0-0 	4 0 0 0 0 0 2	
Hal Smith, R (1, 2) OBP: 0.292, SLG: 0.338		0-0 		0-0 			0-0 		0-0 	4 0 0 0 0 0 1	
Bobby Young, L (1, 4) OBP: 0.224, SLG: 0.190		0-0 		0-0 			0-0 			3 0 0 0 0 0 0	
Billy Cox, R (1, 5) OBP: 0.280, SLG: 0.322 (8, 6)			0-0 		0-0 		0-0 			3 1 1 1 0 0 0	AB 30 R 2 H 4 RBI 2 BB 2 SO 4 LOB 9
Willy Miranda, S (1, 6) OBP: 0.294, SLG: 0.310 Gus Triandos, R (8, PH) OBP: 0.325, SLG: 0.398 Don Johnson, R (8, 1)			0-0 		0-0 			0-0 		2 1 1 0 0 0 0 1 0 0 0 0 0 0 0 0 0 0 0 0 0	
Harry Byrd, R (1, 1) OBP: 0.158, SLG: 0.158 Les Moss, R (8, PH) OBP: 0.413, SLG: 0.464 Jim Pyburn, R (8, PR) OBP: 0.284, SLG: 0.253 (8, 5)		0-3 	0-3 		0-0 			0-0 		2 0 0 0 0 1 1 1 0 1 0 0 0 0 0 0 0 0 0 0 0	
Inning Stats	R: 0 H: 0 E: 0 LOB: 0 K: 2 BB: 0 S: 7 P: 7	R: 0 H: 0 E: 0 LOB: 0 K: 0 BB: 0 S: 3 P: 3	R: 1 H: 1 E: 1 LOB: 2 K: 1 BB: 1 S: 7 P: 11	R: 0 H: 0 E: 0 LOB: 0 K: 0 BB: 0 S: 3 P: 3	R: 1 H: 1 E: 0 LOB: 0 K: 0 BB: 0 S: 4 P: 4	R: 0 H: 1 E: 0 LOB: 0 K: 0 BB: 0 S: 3 P: 3	R: 0 H: 0 E: 0 LOB: 0 K: 0 BB: 0 S: 3 P: 3	R: 0 H: 1 E: 0 LOB: 1 K: 0 BB: 0 S: 3 P: 3	R: 0 H: 0 E: 0 LOB: 1 K: 1 BB: 1 S: 5 P: 9	1B: 2 SF: 0 2B: 1 SAC: 0 3B: 0 DP: 2 HR: 1 HBP: 0	WP: 0 PA: 32 PB: 0 SB: 0 CS: 0
PITCHER Frank Lary, R (1, 1) ERA: 2.93	IP 9.0 WLS W BF 32 H 4 R 2 ER 1 SO 4 BB 2 IBB 0 HBP 0 BLK 0 WP 0 HR 1 S 38 P 46 ERA 1.00 WHIP 0.667										

Baltimore Orioles @ Detroit Tigers
 Briggs Stadium, Detroit, MI
 Sat Jun 04 1955, 4:33 AM EDT
 Att. 6,070 - Unknown

livebaseballscorecards.com

Batter	1	2	3	4	5	6	7	8	9	AB R H RBI BB SO LOB	TOP	
Billy Cox, R (1, 5) OBP: 0.276, SLG: 0.317 Wayne Causey, L (7, 5)	0-0 5-3		0-0 5-3		0-0 L7			0-0 4-3		3 0 0 0 0 0 0 1 0 0 0 0 0 0	<p>Baltimore Orioles @ Detroit Tigers Briggs Stadium, Detroit, MI Sun Jun 05 1955, 4:33 AM EDT Unknown</p>	
Cal Abrams, L (1, 7) OBP: 0.444, SLG: 0.424	4-0 BB BB		0-3 K			0-0 4-3		0-0 F8	3 0 0 0 1 1 0			
Hoot Evers, R (1, 9) OBP: 0.356, SLG: 0.475	4-0 BB BB		0-3 K			0-0 5-3		0-0 6-3	3 0 0 0 1 1 0			
Gus Triandos, R (1, 3) OBP: 0.314, SLG: 0.384	0-0 F8			0-3 K		0-0 6-3		0-0 6-3	4 0 0 0 0 1 2			
Hal Smith, R (1, 2) OBP: 0.287, SLG: 0.331 Les Moss, R (7, 2) OBP: 0.413, SLG: 0.464	0-3 K			0-0 F8			0-0 F7		3 0 0 0 0 1 2 0 0 0 0 0 0 0			
Bobby Young, L (1, 4) OBP: 0.227, SLG: 0.193		0-0 L7		0-0 1B			0-0 G3		3 0 1 0 0 0 0			
Chuck Diering, R (1, 8) OBP: 0.323, SLG: 0.364		0-0 6-3		0-0 F2			0-0 F8		3 0 0 0 0 0 1			
Willy Miranda, S (1, 6) OBP: 0.301, SLG: 0.316		0-0 FC5-4 1B			0-0 G4-6-3 1B			0-0 6-3	3 0 2 0 0 0 0			
Jim McDonald, R (1, 1) Gil Coan, L (5, PH) OBP: 0.367, SLG: 0.360 Saul Rogovin, R (5, 1) OBP: 0.158, SLG: 0.111 Lou Kretlow, R (6, 1) OBP: 0.091, SLG: 0.091		0-0 FC5-4 1-2f			0-0 G4-6-3 1-2f			0-0 L7	1 0 0 0 0 0 1 1 0 0 0 0 0 1 0 0 0 0 0 0 0 1 0 0 0 0 0 0			
Inning Stats	R: 0 H: 0 E: 0 LOB: 2 K: 1 BB: 2 S: 5 P: 13	R: 0 H: 1 E: 0 LOB: 1 K: 0 BB: 0 S: 4 P: 4	R: 0 H: 0 E: 0 LOB: 0 K: 2 BB: 0 S: 7 P: 7	R: 0 H: 1 E: 0 LOB: 1 K: 1 BB: 0 S: 6 P: 6	R: 0 H: 1 E: 0 LOB: 0 K: 0 BB: 0 S: 3 P: 3	R: 0 H: 0 E: 0 LOB: 0 K: 0 BB: 0 S: 3 P: 3	R: 0 H: 0 E: 0 LOB: 0 K: 0 BB: 0 S: 3 P: 3	R: 0 H: 0 E: 0 LOB: 0 K: 0 BB: 0 S: 3 P: 3	R: 0 H: 0 E: 0 LOB: 0 K: 0 BB: 0 S: 3 P: 3	1B: 3 SF: 0 2B: 0 SAC: 0 3B: 0 DP: 1 HR: 0 HBP: 0		WP: 0 PA: 31 PB: 0 SB: 0 CS: 0
PITCHER Duke Maas, R (1, 1) ERA: 3.86	IP WLS BF H R ER SO BB IBB HBP BLK WP HR S P ERA WHIP	9.0 W 31 3 0 0 4 2 0 0 0 0 0 0 37 45 0.00 0.556										

livebaseballscorecards.com

AB	29
R	0
H	3
RBI	0
BB	2
SO	4
LOB	7




Batter	1	2	3	4	5	6	7	8	9
Harry Malmberg, R (1, 4) OBP: 0.341, SLG: 0.333	0-0 6-3		0-0 6-3	0-0 FC6-5-6-5		0-0 BB SH5-4 SF8 1B		0-0 F8	
Bill Tuttle, R (1, 8) OBP: 0.366, SLG: 0.364	0-0 F7		0-0 L6-4-3 1B	0-0 6-3		0-0 SH5-4		0-0 E 2B 1B	
Al Kaline, R (1, 9) OBP: 0.458, SLG: 0.601	4-0 E BB		0-0 L6-4-3		0-0 SH3 2B 1B	4-0 SF8 BB IBB		0-0 L6 2B	
Jack Phillips, R (1, 3) OBP: 0.375, SLG: 0.571	0-0 E6 1-2			4-0 1B BB	0-0 SH3	4-0 BB BB		0-0 F6	
Ray Boone, R (1, 5) OBP: 0.323, SLG: 0.411	0-0 F6			0-0 1B 1B	0-0 F3	0-0 SF8		0-0 2B	
Jim Delsing, L (1, 7) OBP: 0.339, SLG: 0.430		0-0 F7		0-0 E 1B	0-0 1B 2B	0-0 G3		0-0 L7	
Red Wilson, R (1, 2) OBP: 0.314, SLG: 0.392		0-0 2B		0-0 E 1B	0-0 2B 1B		0-3 K		
Fred Hatfield, L (1, 6) OBP: 0.335, SLG: 0.357		0-0 F7		0-0 E8 1B	0-0 F9		0-0 G3		
Duke Maas, R (1, 1) OBP: 0.167, SLG: 0.118		0-0 6-3		0-0 6-3		4-0 SH5-4 BB BB	0-3 K		

AB	R	H	RBI	BB	SO	LOB
5	1	1	1	0	0	1
4	1	2	0	0	0	1
3	2	1	0	2	0	2
2	1	0	1	2	0	3
4	1	2	3	0	0	3
5	2	2	2	0	0	3
4	1	3	2	0	1	0
4	0	1	1	0	0	2
3	1	0	0	1	1	3

BOTTOM

Baltimore Orioles @ Detroit Tigers
Briggs Stadium, Detroit, MI
Sun Jun 05 1955, 4:33 AM EDT
Unknown

AB	34
R	10
H	12
RBI	10
BB	5
SO	2
LOB	18



Inning Stats	R	H	E	K	S	P	IP	WLS	BF	H	R	ER	SO	BB	IBB	HBP	BLK	WP	HR	S	P	ERA	WHIP
Harry Malmberg, R (1, 4) ERA: 5.55	0	0	1	1	8	0	4.0	L	20	6	4	4	0	2	0	0	0	0	0	18	26	9.00	2.000
Bill Tuttle, R (1, 8) ERA: 4.34	0	0	0	0	8	0	1.1		11	4	4	4	0	2	1	0	0	0	0	8	20	27.00	4.500
Al Kaline, R (1, 9) ERA: 8.22	0	0	0	0	2	0	2.2		11	2	2	0	2	0	0	0	0	0	0	15	15	0.00	0.750

WP	PA	ERA	WHIP
0	42		

Batter	1	2	3	4	5	6	7	8	9	AB R H RBI BB SO LOB	TOP		
Billy Cox, R OBP: 0.279, SLG: 0.321 (1, 5) X	0-0 3-1		4-0 HR BB	0-0 2B		0-3 K		0-0 5-3		4 1 1 1 1 1 0			
Cal Abrams, L OBP: 0.453, SLG: 0.500 (1, 7) X	0-0 1B 3B		0-0 HR	4-0 IBB		0-0 4-3		0-0 F2		4 2 2 2 1 0 0			
Hoot Evers, R OBP: 0.350, SLG: 0.464 (1, 9) X	0-0 1B 1B		0-0 6-3	0-0 L6		0-0 F5			0-0 L6	5 0 1 1 0 0 2			
Gus Triandos, R OBP: 0.311, SLG: 0.388 (1, 3) X	0-0 F7		0-0 F5		0-0 5-3		0-0 6-3 F3 2B		0-0 4-3	4 0 1 0 0 0 1			
Gil Coan, L OBP: 0.367, SLG: 0.360 (7, PR)										0 1 0 0 0 0 0			
Eddie Waitkus, L OBP: 0.371, SLG: 0.321 (7, 3)										1 0 0 0 0 0 0			
Hal Smith, R OBP: 0.296, SLG: 0.347 (1, 2) X	0-0 1-2 1B		0-0 1B		0-0 E8 1B 2B		0-0 6-3		0-0 5-3	5 1 3 0 0 0 1			
Bobby Young, L OBP: 0.227, SLG: 0.195 (1, 4) X	0-0 F8		0-0 L7		0-0 1B 1B		0-0 F3			4 0 1 2 0 0 4			
Chuck Diering, R OBP: 0.336, SLG: 0.379 (1, 8)					0-0 3-H		0-0 6-3			3 0 2 0 1 1 0			
Willy Miranda, S OBP: 0.294, SLG: 0.309 (1, 6)					0-0 FC6-4 BB		0-0 1-2 1B		0-0 6-3	4 1 0 0 0 1 4			
Jim Wilson, R OBP: 0.222, SLG: 0.192 (1, 1)					0-0 1-2f 2B		0-0 K		0-0 6-3	3 0 0 0 0 1 3			
Art Schallcock, L (6, 1)					0-0 L9		0-3 K		0-0 L8	0 0 0 0 0 0 0			
Ray Moore, R OBP: 0.364, SLG: 0.300 (7, 1)										0 0 0 0 0 0 0			
Don Johnson, R (7, 1)										1 0 0 0 0 0 0			
Inning Stats	R: 1 H: 3 E: 0 LOB: 2 K: 0 BB: 0 S: 6 P: 6	R: 0 H: 0 E: 0 LOB: 0 K: 1 BB: 0 S: 5 P: 5	R: 2 H: 2 E: 0 LOB: 1 K: 0 BB: 1 S: 5 P: 9	R: 1 H: 1 E: 0 LOB: 2 K: 0 BB: 2 S: 4 P: 12	R: 1 H: 3 E: 1 LOB: 2 K: 2 BB: 0 S: 10 P: 10	R: 0 H: 0 E: 0 LOB: 0 K: 1 BB: 0 S: 5 P: 5	R: 1 H: 2 E: 0 LOB: 1 K: 0 BB: 0 S: 5 P: 5	R: 0 H: 0 E: 0 LOB: 0 K: 0 BB: 0 S: 3 P: 3	R: 0 H: 0 E: 0 LOB: 0 K: 0 BB: 0 S: 3 P: 3	1B: 5 SF: 0 2B: 4 SAC: 0 3B: 1 DP: 0 HR: 1 HBP: 0	WP: 0 PA: 41 PB: 0 SB: 0 CS: 0		
PITCHER	IP WLS BF H R ER SO BB IBB HBP BLK WP HR S P ERA WHIP											PITCHER	IP WLS BF H R ER SO BB IBB HBP BLK WP HR S P ERA WHIP
George Zverink, R ERA: 6.75 (1, 1)	3.0 L 15 5 3 3 1 1 0 0 0 0 0 1 16 20 9.00 2.000												
Babe Birrer, R ERA: 9.0 (4, 1)	1.0 6 1 1 1 0 1 1 0 0 0 0 0 4 12 9.00 2.000												
Al Aber, L ERA: 3.3 (5, 1)	3.0 14 5 2 2 3 0 0 0 0 0 0 0 20 20 6.00 1.667												
Leo Cristante, R ERA: 3.86 (8, 1)	2.0 6 0 0 0 0 0 0 0 0 0 0 0 6 6 0.00 0.000												

Baltimore Orioles @ Detroit Tigers
 Briggs Stadium, Detroit, MI
 Sun Jun 05 1955, 4:38 AM EDT
 Att. 21,282 - Unknown

livebaseballscorecards.com

AB 38
R 6
H 11
RBI 6
BB 3
SO 4
LOB 15



Batter	1	2	3	4	5	6	7	8	9	AB	R	H	RBI	BB	SO	LOB
Harry Malmberg, R (1, 4) OBP: 0.344, SLG: 0.372	0-0 SF8 3B		0-3 K		0-0 6-3		0-3 K	0-0 2B		5	1	2	0	0	2	0
Bill Tuttle, R (1, 8) OBP: 0.357, SLG: 0.356	0-0 SF8 3-H		0-0 F3		0-0 6-3		0-0 E6 1B	0-3 K		4	1	0	1	0	1	1
Al Kaline, R (1, 9) OBP: 0.457, SLG: 0.594	4-0 FC6-4 BB		0-0 L5-3		0-0 L1-3		0-0 E 1B		0-0 L5-3	4	1	1	0	1	0	0
Jack Phillips, R (1, 3) OBP: 0.393, SLG: 0.560 Billy Hoefl, L (7, PR) OBP: 0.185, SLG: 0.083 Leo Cristante, R (8, 1) Charlie Maxwell, L (9, PH) OBP: 0.235, SLG: 0.412	0-0 FC6-4 1-2f			0-0 BB 1B		0-0 L6	0-0 BB E 1B		0-0 1B SF9 1B	4	1	2	1	0	0	1
Ray Boone, R (1, 5) OBP: 0.325, SLG: 0.407 Reno Bertoia, R (9, PR) OBP: 0.333, SLG: 0.333	0-0 6-3			0-0 L8		4-0 BB 1B	0-0 E1 BB		0-0 BB 1B	4	0	1	0	1	0	3
Jim Delsing, L (1, 7) OBP: 0.353, SLG: 0.431		0-0 F9		4-0 BB 1B		0-0 BB 1B	0-0 BB 1B		4-0 BB 1B	2	0	1	0	3	0	0
Frank House, L (1, 2) OBP: 0.281, SLG: 0.354			0-0 1B		0-0 F5		0-0 F3		0-0 SF9	4	0	1	1	0	0	7
Fred Hatfield, L (1, 6) OBP: 0.332, SLG: 0.352		0-0 F8		0-0 BB 1B		0-0 G3		0-0 4-3	0-0 3-H F6	5	0	1	1	0	0	5
George Zuverink, R (1, 1) Babe Birrer, R (4, 1) Harvey Kuenn, R (4, PH) OBP: 0.407, SLG: 0.487 Al Aber, L (5, 1) Bubba Phillips, R (7, PH) OBP: 0.269, SLG: 0.396 Ferris Fain, L (8, 3) OBP: 0.431, SLG: 0.327		0-3 K		0-0 G3			0-0 F4		0-0 4-3	1	0	0	0	0	1	1

Inning Stats	R: 1	H: 1	E: 0	LOB: 1	K: 0	P: 8	R: 0	H: 1	E: 0	LOB: 1	K: 1	P: 6	R: 0	H: 2	E: 0	LOB: 2	K: 0	P: 9	R: 0	H: 0	E: 0	LOB: 0	K: 0	P: 3	R: 0	H: 1	E: 2	LOB: 3	K: 1	P: 13	R: 0	H: 1	E: 0	LOB: 1	K: 1	P: 6	R: 1	H: 2	E: 0	LOB: 2	K: 0	P: 9	1B: 8	SF: 2	2B: 1	SAC: 0	3B: 1	DP: 0	HR: 0	HBP: 0	WP: 0	PA: 44
--------------	------	------	------	--------	------	------	------	------	------	--------	------	------	------	------	------	--------	------	------	------	------	------	--------	------	------	------	------	------	--------	------	-------	------	------	------	--------	------	------	------	------	------	--------	------	------	-------	-------	-------	--------	-------	-------	-------	--------	-------	--------

PITCHER	IP	WLS	BF	H	R	ER	SO	BB	IBB	HBP	BLK	WP	HR	S	P	ERA	WHIP
Jim Wilson, R (1, 1) ERA: 3.1	5.1	W	23	4	2	2	2	3	0	0	0	0	0	24	36	3.38	1.312
Art Schallcock, L (6, 1) ERA: 1.13	1.1		7	2	2	0	1	0	0	0	0	0	0	9	9	0.00	1.500
Ray Moore, R (7, 1) ERA: 3.96	0.0		2	1	0	0	0	0	0	0	0	0	0	2	2	∞	∞
Don Johnson, R (7, 1) ERA: 6.41	2.1	S	12	3	1	1	1	2	0	0	0	0	0	12	20	3.86	2.143

BOTTOM

Baltimore Orioles @ Detroit Tigers
Briggs Stadium, Detroit, MI
Sun Jun 05 1955, 4:38 AM EDT
Att. 21,282 - Unknown

livebaseballscores.com

AB	37
R	5
H	10
RBI	4
BB	5
SO	4
LOB	20



Batter	1	2	3	4	5	6	7	8	9	AB R H RBI BB SO LOB	TOP																													
Billy Cox, R OBP: 0.273, SLG: 0.314 (1, 5)	0-3 K	0-3 K			X 0-0 4-3		X 0-0 6-3			4 0 0 0 0 2 3																														
Cal Abrams, L OBP: 0.465, SLG: 0.514 (1, 7)	4-0 CS BB		X 0-0 SH1-4 SF8 2B			BBB 4-0 CS BB		SSS 0-3 K		2 1 1 0 2 1 0																														
Hoot Evers, R OBP: 0.350, SLG: 0.484 (1, 9)	0-3 K 1-2		X 0-0 SH1-4 2-3		X 0-0 E6 FC6-4 1-2			X 0-0 HR		3 1 1 1 0 1 2																														
Gus Triandos, R OBP: 0.317, SLG: 0.381 (1, 3)		BBB 4-0 FC4-6 E 1B BB	BBB 4-0 FC6-4 BB		X 0-0 FC6-4 1-2f			X 0-0 6-3		2 1 0 0 2 0 1																														
Hal Smith, R OBP: 0.301, SLG: 0.353 (1, 2)		X 0-0 FC4-6 1B	X 0-0 SF8		X 0-0 CS 1B			X 0-0 F9		3 0 2 1 0 0 0																														
Chuck Diering, R OBP: 0.326, SLG: 0.367 (1, 8)		X 0-0 F8	X 0-0 FC6-4 1-2f		SSS 0-3 K 1-2			X 0-0 F9		4 0 0 0 0 1 4																														
Bobby Young, L OBP: 0.221, SLG: 0.189 (1, 4)		X 0-0 FC4-6 BB E 1-2f 2-3		SSS 0-3 K		X 0-0 4-3		X 0-0 4-3		4 0 0 0 0 1 2																														
Willy Miranda, S OBP: 0.287, SLG: 0.301 (1, 6)		X 0-0 E6 BB 1-2 3-H		X 0-0 F4		X 0-0 6-3		X 0-0 F8		4 0 0 0 0 0 1																														
Harry Byrd, R OBP: 0.200, SLG: 0.158 Don Johnson, R (3, 1)		BBB 4-0 BB 1-2 2-3		X 0-0 F4						0 0 0 0 1 0 0																														
Inning Stats	R: 0 E: 0 K: 2 S: 6	H: 0 LOB: 1 BB: 1 P: 10	R: 1 E: 1 K: 1 S: 7	H: 1 LOB: 3 BB: 2 P: 15	R: 1 E: 0 K: 0 S: 4	H: 1 LOB: 1 BB: 1 P: 8	R: 0 E: 0 K: 1 S: 5	H: 0 LOB: 0 BB: 0 P: 5	R: 0 E: 1 K: 0 S: 3	H: 0 LOB: 1 BB: 1 P: 7	R: 0 E: 0 K: 1 S: 5	H: 1 LOB: 0 BB: 0 P: 5	R: 0 E: 0 K: 0 S: 3	H: 0 LOB: 0 BB: 0 P: 3	R: 1 E: 0 K: 1 S: 6	H: 1 LOB: 0 BB: 0 P: 6	R: 0 E: 0 K: 0 S: 3	H: 0 LOB: 0 BB: 0 P: 3	1B: 2 2B: 3 3B: 0 HR: 1	SF: 1 SAC: 1 DP: 2 HBP: 0	WP: 0 PB: 0 SB: 0 CS: 3	PA: 35																		
PITCHER Jack Harshman, L ERA: 2.93 (1, 1)	IP 9.0	WLS L	BF 35	H 4	R 3	ER 2	SO 6	BB 5	IBB 0	HBP 0	BLK 0	WP 0	HR 1	S 42	P 62	ERA 2.00	WHIP 1.000						PITCHER	IP 9.0	WLS L	BF 35	H 4	R 3	ER 2	SO 6	BB 5	IBB 0	HBP 0	BLK 0	WP 0	HR 1	S 42	P 62	ERA 2.00	WHIP 1.000

Baltimore Orioles @ Chicago White Sox
Comiskey Park, Chicago, IL
Wed Jun 08 1955, 4:33 AM EDT
Att. 2,873 - Unknown

livebaseballscorecards.com

AB	28
R	3
H	4
RBI	2
BB	5
SO	6
LOB	13



Batter	1	2	3	4	5	6	7	8	9	AB R H RBI BB SO LOB	TOP													
Billy Cox, R OBP: 0.276, SLG: 0.316 (1, 5) X	0-0 F9		0-0 6-3		0-0 G4-6-3 1B		0-0 L6		0-0 1B	5 0 2 0 0 0 0														
Cal Abrams, L OBP: 0.452, SLG: 0.487 (1, 7) B B B	4-0 FC4-6 BB		0-3 K		0-0 G4-6-3 1-2f			0-0 E3 1B SH3-4 SF8	0-0 F6	4 1 0 0 1 1 2														
Hoot Evers, R OBP: 0.349, SLG: 0.477 (1, 9) X	0-0 FC4-6			4-0 1B E BB	0-0 1-3			0-0 SH3-4 1-2		2 1 0 0 1 0 1 0 0 0 0 0 0 0														
Chuck Diering, R OBP: 0.326, SLG: 0.367 (7, 8)	0-0 FC4-6 1-2f																							
Gene Woodling, L OBP: 0.325, SLG: 0.358 (1, 8) X (7, 9)	0-0 FC4-6 1-2f			0-0 E 1-2 1B		0-0 6-3 SF9 2B		4-0 1B IBB		3 1 2 0 1 0 1														
Hal Smith, R OBP: 0.306, SLG: 0.357 (1, 2) X		0-0 4-3		0-0 E7 1-3 2-H 1B		0-0 6-3		0-0 1-2 2-3 1B		4 0 2 1 0 0 1														
Gus Triandos, R OBP: 0.308, SLG: 0.375 (1, 3) X		0-0 1-3		0-0 L5		0-0 SF9		0-0 SF8		2 0 0 2 0 0 2														
Bobby Young, L OBP: 0.229, SLG: 0.192 (1, 4) X		0-0 1B		4-0 IBB		0-0 3-H 3-1		0-0 4-3		3 0 1 0 1 0 2														
Willy Miranda, S OBP: 0.281, SLG: 0.294 (1, 6) X		0-0 4-3		0-0 F7			0-3 K		0-0 F7	4 0 0 0 0 1 4														
Jim Wilson, R OBP: 0.200, SLG: 0.172 (1, 1) X			0-0 F5		0-0 F9				0-0 F8	3 0 0 0 0 1 3 1 0 0 0 0 0 0														
Ray Moore, R OBP: 0.333, SLG: 0.273 (7, 1) X							0-3 K																	
Inning Stats	R: 0 E: 0 K: 0 S: 3	H: 0 LOB: 1 BB: 1 P: 7	R: 0 E: 0 K: 0 S: 4	H: 1 LOB: 1 BB: 0 P: 4	R: 0 E: 0 K: 1 S: 5	H: 0 LOB: 0 BB: 0 P: 5	R: 1 E: 1 K: 0 S: 5	H: 2 LOB: 3 BB: 2 P: 13	R: 0 E: 0 K: 0 S: 3	H: 1 LOB: 0 BB: 0 P: 3	R: 1 E: 0 K: 0 S: 4	H: 1 LOB: 0 BB: 0 P: 4	R: 0 E: 0 K: 2 S: 7	H: 0 LOB: 0 BB: 0 P: 7	R: 1 E: 1 K: 0 S: 5	H: 1 LOB: 2 BB: 1 P: 9	R: 0 E: 0 K: 0 S: 4	H: 1 LOB: 1 BB: 0 P: 4	1B: 6 2B: 1 3B: 0 HR: 0	SF: 2 SAC: 1 DP: 1 HBP: 0	WP: 0 PB: 0 SB: 0 CS: 0	PA: 38		
PITCHER Ray Herbert, R ERA: 4.76 (1, 1)	IP: 9.0 WLS: L BF: 38 H: 7 R: 3 ER: 2 SO: 3 BB: 2 IBB: 2 HBP: 0 BLK: 0 WP: 0 HR: 0 S: 40 P: 56 ERA: 2.00 WHIP: 1.000																							

Baltimore Orioles @ Kansas City Athletics
Municipal Stadium, Kansas City, MO
 Fri Jun 10 1955, 4:33 AM EDT
 Att. 10,499 - Unknown

AB	31
R	3
H	7
RBI	3
BB	4
SO	3
LOB	16



Batter	1	2	3	4	5	6	7	8	9	AB	R	H	RBI	BB	SO	LOB
Joe Demaestri, R (1, 6) OBP: 0.243, SLG: 0.236 Enos Slaughter, L (7, PH) OBP: 0.439, SLG: 0.400 Jack Littrell, R (8, 6) OBP: 0.250, SLG: 0.245	0-0 F8		0-0 6-3		0-0 1-2 1B		4-0 BB		0-0 F8	3	0	1	0	0	0	0
Hector Lopez, R (1, 4) OBP: 0.301, SLG: 0.243 Dick Kryhoski, L (7, PH) OBP: 0.302, SLG: 0.255 Clete Boyer, R (8, 5) Lou Sleater, L (9, PH) OBP: 0.400, SLG: 0.400	4-0 2B BB		0-0 F8		0-0 L9		0-3 K		0-0 1-2 1B	2	0	0	0	1	0	2
Elmer Valo, L (1, 9) OBP: 0.513, SLG: 0.533	0-0 1-3 2B			0-0 2B		4-0 G5-4-3 BB		0-3 K	0-0 F3	4	0	2	0	1	1	2
Gus Zernial, R (1, 7) OBP: 0.323, SLG: 0.526	0-3 K			0-0 F7		0-0 G5-4-3 1-2f		4-0 WP BB		3	0	0	0	1	1	4
Harry Simpson, L (1, 8) OBP: 0.288, SLG: 0.268	0-0 L8			0-0 3-1		0-3 K		0-0 F7		4	0	0	0	0	1	4
Vic Power, R (1, 3) OBP: 0.379, SLG: 0.517		0-0 5-3		0-0 6-3			0-0 4-3		0-0 1B	4	0	1	0	0	0	1
Jim Finigan, R (1, 5) OBP: 0.364, SLG: 0.500		0-0 5-3			0-0 4-3		4-0 FC4-6 BB		0-3 K	3	0	0	0	1	1	2
Billy Shantz, R (1, 2) OBP: 0.367, SLG: 0.398		0-0 F4			0-0 5-3		0-0 FC4-6 2B 1-2f		0-0 1B 1B	4	0	1	0	0	0	1
Ray Herbert, R (1, 1) OBP: 0.200, SLG: 0.300 Bill Renna, R (9, PH) OBP: 0.331, SLG: 0.423			0-0 F6		0-0 1B 1B		0-0 1-3 2B		0-3 K	3	0	2	0	0	0	0

Inning Stats	R: 0	H: 1	E: 0	K: 1	S: 6	LOB: 2	BB: 1	P: 10	R: 0	H: 0	E: 0	K: 0	S: 3	LOB: 0	BB: 0	P: 3	R: 0	H: 0	E: 0	K: 0	S: 3	LOB: 0	BB: 0	P: 3	R: 0	H: 1	E: 0	K: 0	S: 4	LOB: 1	BB: 0	P: 4	R: 0	H: 2	E: 0	K: 0	S: 5	LOB: 2	BB: 0	P: 5	R: 0	H: 0	E: 0	K: 1	S: 4	LOB: 0	BB: 1	P: 8	R: 0	H: 1	E: 0	K: 1	S: 6	LOB: 3	BB: 2	P: 14	R: 0	H: 1	E: 0	K: 2	S: 8	LOB: 2	BB: 1	P: 12	R: 0	H: 2	E: 0	K: 1	S: 7	LOB: 2	BB: 0	P: 7	1B: 5	2B: 3	3B: 0	HR: 0	SF: 0	SAC: 0	DP: 1	HBP: 0	WP: 1	PB: 0	SB: 0	CS: 0	PA: 39
--------------	------	------	------	------	------	--------	-------	-------	------	------	------	------	------	--------	-------	------	------	------	------	------	------	--------	-------	------	------	------	------	------	------	--------	-------	------	------	------	------	------	------	--------	-------	------	------	------	------	------	------	--------	-------	------	------	------	------	------	------	--------	-------	-------	------	------	------	------	------	--------	-------	-------	------	------	------	------	------	--------	-------	------	-------	-------	-------	-------	-------	--------	-------	--------	-------	-------	-------	-------	--------

PITCHER	IP	WLS	BF	H	R	ER	SO	BB	IBB	HBP	BLK	WP	HR	S	P	ERA	WHIP
Jim Wilson, R (1, 1) ERA: 2.83	6.2	W	27	5	0	0	2	3	0	0	0	0	0	28	40	0.00	1.200
Ray Moore, R (7, 1) ERA: 3.73	2.1	S	12	3	0	0	4	2	0	0	0	1	0	18	26	0.00	2.143

BOTTOM

Baltimore Orioles @ Kansas City Athletics
Municipal Stadium, Kansas City, MO

AB	34
R	0
H	8
RBI	0
BB	5
SO	6
LOB	21



WP: 1	PA: 39
PB: 0	
SB: 0	
CS: 0	

Fri Jun 10 1955, 4:33 AM EDT
Att. 10,499 - Unknown

livebaseballscorecards.com

Batter	1	2	3	4	5	6	7	8	9	AB R H RBI BB SO LOB	TOP									
Billy Cox, R (1, 5) <small>OBP: 0.275, SLG: 0.314</small> Jim Pyburn, R (3, PR) <small>OBP: 0.289, SLG: 0.259</small>	0-0 F8		0-0 SH FC1-2 BB 1-2		0-0 6-3		0-0 2B 1B			1 0 0 0 0 0 0 2 1 1 0 0 0 0										
Cal Abrams, L (1, 7) <small>OBP: 0.454, SLG: 0.494</small>	0-3 K		4-0 FC1-2 1-2 BB 2-3		0-0 3-1		0-0 2B 1-H			3 0 1 1 1 1 0										
Hoot Evers, R (1, 9) <small>OBP: 0.347, SLG: 0.466</small>	4-0 BB		0-0 F7		0-0 F7		0-0 L5			3 0 0 0 1 0 4										
Gene Woodling, L (1, 8) <small>OBP: 0.323, SLG: 0.355</small>	0-3 K		0-0 FC1-2 1-2 2-3 3-Hr		0-0 4-3		0-0 1B G4-6-3			4 0 1 0 0 1 4										
Hal Smith, R (1, 2) <small>OBP: 0.305, SLG: 0.354</small>		0-0 1B	0-0 F5		0-3 K		0-0 G4-6-3 1-2f			4 0 1 0 0 1 4										
Gus Triandos, R (1, 3) <small>OBP: 0.306, SLG: 0.366</small>		0-0 F7		0-0 5-3		4-0 BB	0-0 F7			3 0 0 0 1 0 1										
Bobby Young, L (1, 4) <small>OBP: 0.222, SLG: 0.187</small>		0-3 K		0-0 E4 FC5-4		0-0 F8		0-0 6-3		4 0 0 0 0 1 2										
Willy Miranda, S (1, 6) <small>OBP: 0.275, SLG: 0.287</small>		0-3 K		0-0 FC5-4 1-2f		0-0 F6		0-0 4-3		4 0 0 0 0 1 2										
Duane Pillette, R (1, 1) <small>OBP: 0.500, SLG: 0.500</small> Harry Dorish, R (6, 1) <small>OBP: 0.333, SLG: 0.333</small> Wayne Causey, L (7, PH) Jim McDonald, R (7, 1) Ray Moore, R (8, 1) <small>OBP: 0.333, SLG: 0.273</small> Eddie Waitkus, L (9, PH) <small>OBP: 0.367, SLG: 0.316</small>			0-0 BB SH FC1-2 1B		0-0 5-3		0-0 1-3		0-3 K	2 0 1 0 0 0 1 0 0 0 0 0 0 0 1 0 1 0 0 0 0 1 0										
Inning Stats	R: 0 E: 0 K: 2 S: 7	H: 0 LOB: 1 BB: 1 P: 11	R: 0 E: 0 K: 2 S: 8	H: 1 LOB: 1 BB: 0 P: 8	R: 0 E: 1 K: 0 S: 5	H: 1 LOB: 3 BB: 1 P: 9	R: 0 E: 1 K: 0 S: 4	H: 0 LOB: 1 BB: 0 P: 4	R: 0 E: 0 K: 1 S: 5	H: 0 LOB: 1 BB: 1 P: 9	R: 1 E: 0 K: 0 S: 5	H: 2 LOB: 1 BB: 0 P: 5	R: 0 E: 0 K: 0 S: 3	H: 1 LOB: 0 BB: 0 P: 3	R: 0 E: 0 K: 1 S: 5	H: 0 LOB: 0 BB: 0 P: 5	1B: 4 2B: 1 3B: 0 HR: 0	SF: 0 SAC: 1 DP: 1 HBP: 0	WP: 0 PB: 0 SB: 0 CS: 0	PA: 36
PITCHER Vic Raschi, R (1, 1) <small>ERA: 5.57</small>	IP: 9.0 WLS: W BF: 36 H: 5 R: 1 ER: 1 SO: 6 BB: 3 IBB: 0 HBP: 0 BLK: 0 WP: 0 HR: 0 S: 45 P: 57 ERA: 1.00 WHIP: 0.889																			

Baltimore Orioles @ Kansas City Athletics
 Municipal Stadium, Kansas City, MO
 Sat Jun 11 1955, 4:33 AM EDT
 Att. 7,852 - Unknown

livebaseballscorecards.com

AB	32
R	1
H	5
RBI	1
BB	3
SO	6
LOB	18



Batter	1	2	3	4	5	6	7	8	9	AB	R	H	RBI	BB	SO	LOB
Joe Demaestri, R OBP: 0.249, SLG: 0.248 (1, 6)	0-0 BB BB 1B		0-0 6-3	0-0 1-H 2-H 2B			0-0 F8			4	0	2	2	0	0	0
Hector Lopez, R OBP: 0.299, SLG: 0.243 (1, 4)	0-0 F9		0-0 L9	0-0 4-3			0-0 1B			4	0	1	0	0	0	2
Elmer Valo, L OBP: 0.521, SLG: 0.533 (1, 9)	4-0 BB 1-2 BB		0-0 BB 1B		4-0 BB G4-6-3 BB		0-0 F2			2	0	1	0	2	0	1
Gus Zernial, R OBP: 0.322, SLG: 0.517 (1, 7)	0-3 K		4-0 BB 1-2 BB		0-0 F1		0-0 F8			3	0	0	0	1	1	4
Harry Simpson, L OBP: 0.286, SLG: 0.254 (1, 8)	4-0 FC6-4 1-2 2-3 BB		0-0 F8		0-0 G4-6-3 1-2f		0-3 K			3	0	0	0	1	1	3
Vic Power, R OBP: 0.377, SLG: 0.511 (1, 3)	0-0 FC6-4 1-2f		0-0 F8		0-0 F5		0-0 CS 1B 1B			4	0	1	0	0	0	3
Jim Finigan, R OBP: 0.367, SLG: 0.500 (1, 5)		0-0 6-3		0-0 1B 2B 1B		0-0 F9		0-0 1-2 1B		4	1	2	0	0	0	0
Billy Shantz, R OBP: 0.372, SLG: 0.402 (1, 2)		0-0 F4		0-0 1-2 2B 1B		0-0 FC6-4 1B		0-0 F7 2-3		4	1	2	0	0	0	2
Vic Raschi, R OBP: 0.200, SLG: 0.300 (1, 1)		0-0 F4		0-3 K		0-0 FC6-4 1-2f				3	0	0	0	0	1	3

Inning Stats	R: 0	H: 1	E: 0	K: 1	S: 6	LOB: 3	BB: 2	P: 14	R: 0	H: 0	E: 0	K: 0	S: 3	LOB: 0	BB: 0	P: 3	R: 0	H: 1	E: 0	K: 0	S: 4	LOB: 2	BB: 1	P: 8	R: 2	H: 3	E: 0	K: 1	S: 8	LOB: 1	BB: 0	P: 8	R: 0	H: 0	E: 0	K: 0	S: 2	LOB: 0	BB: 1	P: 6	R: 0	H: 1	E: 0	K: 0	S: 4	LOB: 1	BB: 0	P: 4	R: 0	H: 1	E: 0	K: 0	S: 4	LOB: 1	BB: 0	P: 4	R: 0	H: 2	E: 0	K: 1	S: 6	LOB: 1	BB: 0	P: 6
--------------	------	------	------	------	------	--------	-------	-------	------	------	------	------	------	--------	-------	------	------	------	------	------	------	--------	-------	------	------	------	------	------	------	--------	-------	------	------	------	------	------	------	--------	-------	------	------	------	------	------	------	--------	-------	------	------	------	------	------	------	--------	-------	------	------	------	------	------	------	--------	-------	------

PITCHER	IP	WLS	BF	H	R	ER	SO	BB	IBB	HBP	BLK	WP	HR	S	P	ERA	WHIP
Duane Pilette, R ERA: 2.57 (1, 1)	5.0	L	23	5	2	2	2	4	0	0	0	0	0	23	39	3.60	1.800
Harry Dorish, R ERA: 1.5 (6, 1)	1.0		4	1	0	0	0	0	0	0	0	0	0	4	4	0.00	1.000
Jim McDonald, R ERA: 5.26 (7, 1)	1.1		7	3	0	0	1	0	0	0	0	0	0	9	9	0.00	2.250
Ray Moore, R ERA: 3.67 (8, 1)	0.2		1	0	0	0	0	0	0	0	0	0	0	1	1	0.00	0.000

BOTTOM

Baltimore Orioles @ Kansas City Athletics
Municipal Stadium, Kansas City, MO

Sat Jun 11 1955, 4:33 AM EDT
Att. 7,852 - Unknown

AB	31
R	2
H	9
RBI	2
BB	4
SO	3
LOB	18

livebaseballscorecards.com



WP: 0	PA: 35
PB: 0	
SB: 0	
CS: 1	

Batter	1	2	3	4	5	6	7	8	9	AB R H RBI BB SO LOB	TOP
Cal Abrams, L (1, 9) <small>OBP: 0.446, SLG: 0.476</small> Harry Dorish, R (7, 1) <small>OBP: 0.250, SLG: 0.250</small>	4-0 	0-3 			0-3 		0-3 		0-3 	3 1 0 0 1 3 0 1 0 0 0 0 1 0	
Gil Coan, L (1, 7) <small>OBP: 0.370, SLG: 0.364</small> Hoot Evers, R (5, PH) <small>OBP: 0.340, SLG: 0.456</small> (5, 7)	0-0 		0-0 		0-3 		0-0 		0-0 	2 0 1 0 0 0 0 3 1 0 0 0 1 0	
Gene Woodling, L (1, 8) <small>OBP: 0.331, SLG: 0.354</small> (7, 9)	4-0 		0-0 		0-0 			4-0 	0-0 	3 2 1 0 2 0 0	
Gus Triandos, R (1, 3) <small>OBP: 0.317, SLG: 0.383</small>	0-3 		0-0 		0-0 			0-0 	0-0 	5 1 3 1 0 1 4	
Hal Smith, R (1, 2) <small>OBP: 0.307, SLG: 0.373</small>	0-0 		0-0 		0-0 			0-0 	0-0 	5 2 2 4 0 0 4	
Wayne Causey, L (1, 5) Jim Pyburn, R (4, PH) <small>OBP: 0.287, SLG: 0.259</small> (4, 5)	0-0 			0-3 		0-0 		0-0 	0-0 	1 0 0 0 0 0 3 4 0 1 0 0 1 3	
Bobby Young, L (1, 4) <small>OBP: 0.235, SLG: 0.203</small>	0-0 			0-0 		4-0 		0-0 	0-3 	4 0 2 1 1 1 4	
Willy Miranda, S (1, 6) <small>OBP: 0.275, SLG: 0.287</small>		0-0 		0-0 		0-0 		0-0 		4 0 1 1 0 0 3	
Don Johnson, R (1, 1) Chuck Diering, R (7, PH) <small>OBP: 0.322, SLG: 0.362</small> (7, 8)			0-0 		0-0 		0-0 	0-0 		2 0 0 0 0 0 1 2 0 0 0 0 0 2	
Inning Stats	R: 1 H: 1 E: 1 LOB: 3 K: 1 BB: 2 S: 7 P: 15	R: 0 H: 0 E: 0 LOB: 0 K: 1 BB: 0 S: 5 P: 5	R: 0 H: 1 E: 0 LOB: 1 K: 0 BB: 0 S: 4 P: 4	R: 0 H: 1 E: 0 LOB: 1 K: 1 BB: 0 S: 6 P: 6	R: 0 H: 0 E: 0 LOB: 0 K: 2 BB: 0 S: 7 P: 7	R: 0 H: 1 E: 1 LOB: 2 K: 0 BB: 1 S: 4 P: 8	R: 0 H: 0 E: 0 LOB: 0 K: 1 BB: 0 S: 5 P: 5	R: 2 H: 3 E: 0 LOB: 2 K: 0 BB: 1 S: 6 P: 10	R: 4 H: 4 E: 1 LOB: 0 K: 2 BB: 0 S: 11 P: 11	1B: 8 SF: 0 2B: 2 SAC: 0 3B: 0 DP: 0 HR: 1 HBP: 0	WP: 0 PA: 43 PB: 0 SB: 0 CS: 0
PITCHER Arnie Portocarrero, R (1, 1) <small>ERA: 7.4</small> Alex Kellner, L (4, 1) <small>ERA: 3.79</small>	IP WLS BF H R ER SO BB IBB HBP BLK WP HR S P ERA WHIP 3.0 0 14 2 1 1 2 2 0 0 0 0 0 16 24 3.00 1.333 6.0 L 29 9 6 5 6 2 0 0 0 0 0 1 39 47 7.50 1.833										

Baltimore Orioles @ Kansas City Athletics
 Municipal Stadium, Kansas City, MO
 Sun Jun 12 1955, 4:33 AM EDT
 Unknown

AB	39
R	7
H	11
RBI	7
BB	4
SO	8
LOB	24



Batter	1	2	3	4	5	6	7	8	9	AB	R	H	RBI	BB	SO	LOB
Joe Demaestri, R (1, 6) OBP: 0.249, SLG: 0.249	0-0 F9 ①		0-0 1-3 ②		0-0 1B ③			0-0 1-3 ①		4	0	1	1	0	0	0
Hector Lopez, R (1, 4) OBP: 0.289, SLG: 0.234	0-0 F9 ②		0-0 6-3 ③		0-0 5-3 ③			0-0 6-3 ②		4	0	0	0	0	0	1
Elmer Valo, L (1, 9) OBP: 0.512, SLG: 0.521	0-0 F9 ③			0-0 FC3-6 1B			0-0 F3 ①	0-0 G3 ③		4	0	1	0	0	0	0
Gus Zernial, R (1, 7) OBP: 0.315, SLG: 0.505		0-0 5-3 ①		0-3 K ①		0-3 K ②			0-0 F8 ①	4	0	0	0	0	2	1
Harry Simpson, L (1, 8) OBP: 0.270, SLG: 0.238		0-0 F7 ②		0-0 FC3-6 FC4 ②	1-2f	0-0 4-3 ③			0-3 K ②	4	0	0	0	0	1	1
Vic Power, R (1, 3) OBP: 0.379, SLG: 0.511		0-0 1B 1B		0-0 FC4 ③	1-2f		0-0 F7 ①		0-0 1B	4	1	2	0	0	0	1
Jim Finigan, R (1, 5) OBP: 0.369, SLG: 0.500		0-0 1B PO 1B			0-0 1B SH1-4 1B		0-0 F2 ②		0-0 F9 ③	4	1	2	0	0	0	1
Joe Astroth, R (1, 2) OBP: 0.395, SLG: 0.343		0-0 1B		0-0 SH1-4 ①		0-0 1B	0-0 FC6-4 1B			2	0	2	1	0	0	0
Arnie Portocarrero, R (1, 1) OBP: 0.200, SLG: 0.800		0-0 PO ③	0-0 G3 ①		0-0 1-3 ②		0-0 FC6-4 ③			0	0	0	0	0	0	0
Lou Sleater, L (3, PH) OBP: 0.333, SLG: 0.333					0-0 1-3 ②					1	0	0	0	0	0	0
Alex Kellner, R (4, 1) OBP: 0.321, SLG: 0.385					0-0 2-3		0-0 FC6-4 ③			2	0	0	0	0	0	2

Inning Stats	R: 0	H: 0	E: 0	K: 0	S: 3	P: 3	R: 1	H: 3	E: 0	K: 0	S: 5	R: 0	H: 0	E: 0	K: 0	S: 3	R: 0	H: 1	E: 0	K: 1	S: 6	R: 1	H: 2	E: 0	K: 0	S: 5	R: 0	H: 0	E: 0	K: 1	S: 5	R: 0	H: 0	E: 0	K: 0	S: 3	R: 0	H: 0	E: 0	K: 0	S: 3	R: 0	H: 1	E: 0	K: 1	S: 6	R: 0	H: 0	E: 0	K: 0	S: 3	R: 0	H: 1	E: 0	K: 1	S: 6	1B: 8	SF: 0	2B: 0	SAC: 1	3B: 0	DP: 0	HR: 0	HBP: 0	WP: 0	PA: 35
--------------	------	------	------	------	------	------	------	------	------	------	------	------	------	------	------	------	------	------	------	------	------	------	------	------	------	------	------	------	------	------	------	------	------	------	------	------	------	------	------	------	------	------	------	------	------	------	------	------	------	------	------	------	------	------	------	------	-------	-------	-------	--------	-------	-------	-------	--------	-------	--------

PITCHER	IP	WLS	BF	H	R	ER	SO	BB	IBB	HBP	BLK	WP	HR	S	P	ERA	WHIP
Don Johnson, R (1, 1) ERA: 5.03	6.0		23	6	2	2	2	0	0	0	0	0	0	27	27	3.00	1.000
Harry Dorish, R (7, 1) ERA: 1.29	3.0	W	11	2	0	0	1	0	0	0	0	0	0	13	13	0.00	0.667

BOTTOM

Baltimore Orioles @ Kansas City Athletics
Municipal Stadium, Kansas City, MO

Sun Jun 12 1955, 4:33 AM EDT
Unknown

livebaseballscorecards.com

AB	33
R	2
H	8
RBI	2
BB	0
SO	3
LOB	7



Batter	1	2	3	4	5	6	7	8	9	AB R H RBI BB SO LOB	TOP									
Cal Abrams, L (1, 9) OBP: 0.431, SLG: 0.453	0-3 K		0-0 F6		0-0 G4-6-3			0-0 5-3		4 0 0 0 0 1 3	Baltimore Orioles @ Kansas City Athletics Municipal Stadium, Kansas City, MO Sun Jun 12 1955, 4:38 AM EDT Att. 18,110 - Unknown livebaseballscorecards.com									
Jim Pyburn, R (1, 5) OBP: 0.286, SLG: 0.281	0-0 F8		0-0 E5			0-0 F7		0-0 3B		4 0 1 0 0 0 2										
Hoot Evers, R (1, 7) OBP: 0.331, SLG: 0.443	0-0 F4		0-3 K			0-0 6-3		0-0 5-3		4 0 0 0 0 1 4										
Gus Triandos, R (1, 3) OBP: 0.308, SLG: 0.371		0-0 F8	0-0 5-3			0-0 L3		0-0 F8		4 0 0 0 0 0 3										
Hal Smith, R (1, 2) OBP: 0.301, SLG: 0.365		0-0 4-3		0-0 F9		0-0 L6		0-0 F8		4 0 0 0 0 0 0										
Chuck Diering, R (1, 8) OBP: 0.327, SLG: 0.356		4-0 BB		0-3 K		4-0 BB		0-0 F6		2 0 0 0 2 1 0										
Bobby Young, L (1, 4) OBP: 0.230, SLG: 0.199		0-0 4-3		0-0 F6		0-0 1-3				3 0 0 0 0 0 2										
Willy Miranda, S (1, 6) OBP: 0.281, SLG: 0.293			0-0 SH 1B		0-0 G4-6-3 1B		0-3 K			3 0 2 0 0 1 1										
Erv Palica, R (1, 1) OBP: 0.240, SLG: 0.208			0-0 SH		0-0 F1		0-0 F3			0 0 0 0 0 0 0										
Art Schallcock, L (1, 1)										1 0 0 0 0 0 1										
Eddie Waitkus, L (8, PH) OBP: 0.363, SLG: 0.313										1 0 0 0 0 0 0										
Joe Coleman, R (8, 1) OBP: 1.000, SLG: 1.500										0 0 0 0 0 0 0										
Inning Stats	R: 0 E: 0 K: 1 S: 5	H: 0 LOB: 0 BB: 0 P: 5	R: 0 E: 0 K: 0 S: 3	H: 0 LOB: 1 BB: 1 P: 7	R: 0 E: 2 K: 1 S: 8	H: 1 LOB: 3 BB: 0 P: 8	R: 0 E: 0 K: 1 S: 5	H: 0 LOB: 0 BB: 0 P: 5	R: 0 E: 0 K: 0 S: 3	H: 1 LOB: 0 BB: 0 P: 3	R: 0 E: 0 K: 1 S: 5	H: 0 LOB: 1 BB: 1 P: 9	R: 0 E: 0 K: 0 S: 4	H: 1 LOB: 1 BB: 0 P: 4	R: 0 E: 0 K: 0 S: 3	H: 0 LOB: 0 BB: 0 P: 3	1B: 2 2B: 0 3B: 1 HR: 0	SF: 0 SAC: 1 DP: 1 HBP: 0	WP: 0 PB: 0 SB: 0 CS: 0	PA: 33
PITCHER Art Ceccarelli, L (1, 1) ERA: 4.53	IP 9.0 WLS W BF 33 H 3 R 0 ER 0 SO 4 BB 2 IBB 0 HBP 0 BLK 0 WP 0 HR 0 S 39 P 47 ERA 0.00 WHIP 0.556																			



Batter	1	2	3	4	5	6	7	8	9	AB R H RBI BB SO LOB	TOP																
Chico Carrasquel, R OBP: 0.353, SLG: 0.392 (1, 6)	0-0 E1 4-3 SH5-3		0-0 F4		0-0 F4		0-3 K		0-0 1B	5 0 1 0 0 1 0																	
Nellie Fox, L OBP: 0.372, SLG: 0.458 (1, 4)	0-0 SH5-3		0-0 F8			0-0 2B 1B	0-0 1B		0-0 1B	4 2 3 1 0 0 0																	
Jim Rivera, L OBP: 0.356, SLG: 0.420 (1, 9)	0-0 4-3		0-0 BB 1B			0-0 1B 1B 2B	0-0 F9		0-0 F6	5 1 2 0 0 0 3																	
Sherm Lollar, R OBP: 0.420, SLG: 0.544 (1, 2)	0-0 6-3		4-0 PO BB			0-0 F8	0-0 5-3			3 0 0 0 1 0 3																	
Minnie Minoso, R OBP: 0.342, SLG: 0.292 (1, 7) (6, 5)		0-0 6-3	0-0 PO	0-0 F3		0-0 1B 1B		0-0 F3		4 1 1 1 0 0 0																	
George Kell, R OBP: 0.360, SLG: 0.361 (1, 5) (6, 3)		0-3 K 1B SF9		0-0 F4		0-0 1B 1B		0-0 5-3		4 1 1 1 0 1 0																	
Jim Busby, R OBP: 0.275, SLG: 0.355 (1, 8)		0-0 1B		0-0 L8		0-0 1B		0-0 F3		4 0 2 1 0 0 0																	
Ron Jackson, R OBP: 0.328, SLG: 0.431 (1, 3)		0-0 SF9			0-0 4-3	0-0 F6			0-0 L8	2 0 0 1 0 0 2																	
Dixie Howell, L (6, 1)										0 0 0 0 0 0 0																	
Sandy Consuegra, R OBP: 0.133, SLG: 0.133 (7, 1)										0 0 0 0 0 0 0																	
Vern Stephens, R OBP: 0.344, SLG: 0.500 (9, PH)										1 0 0 0 0 0 0																	
Bob Keegan, R OBP: 0.500, SLG: 0.444 (1, 1)		0-0 G3			0-0 4-3	0-0 F9			0-0 P7	2 0 0 0 0 0 1																	
Morrie Martin, L (5, 1)										0 0 0 0 0 0 0																	
Bob Nieman, R OBP: 0.344, SLG: 0.496 (6, PH) (6, 7)										2 0 0 0 0 0 2																	
Inning Stats	R: 0 E: 1 K: 0 S: 4	H: 0 LOB: 1 BB: 0 P: 4	R: 1 E: 1 K: 1 S: 7	H: 1 LOB: 1 BB: 0 P: 7	R: 0 E: 0 K: 0 S: 3	H: 1 LOB: 1 BB: 0 P: 7	R: 0 E: 0 K: 0 S: 3	H: 0 LOB: 0 BB: 0 P: 3	R: 0 E: 0 K: 0 S: 3	H: 0 LOB: 0 BB: 0 P: 3	R: 3 E: 0 K: 0 S: 8	H: 5 LOB: 2 BB: 0 P: 8	R: 1 E: 0 K: 1 S: 6	H: 1 LOB: 0 BB: 0 P: 6	R: 0 E: 0 K: 0 S: 3	H: 0 LOB: 0 BB: 0 P: 3	R: 0 E: 0 K: 0 S: 5	H: 2 LOB: 2 BB: 0 P: 5	1B: 8 2B: 1 3B: 0 HR: 1	SF: 1 SAC: 1 DP: 0 HBP: 0	WP: 0 PB: 0 SB: 0 CS: 0	PA: 40					
PITCHER	IP WLS BF H R ER SO BB IBB HBP BLK WP HR S P ERA WHIP																										
Erv Palica, R ERA: 4.86 (1, 1)	5.1		24	6	4	3	1	1	0	0	0	0	0	25	29	5.06	1.312										
Harry Dorish, R ERA: 1.59 (6, 1)	1.2		7	2	1	1	1	0	0	0	0	0	1	9	9	5.40	1.200										
Art Schallack, L ERA: 1.38 (8, 1)	2.0	W	8	2	0	0	0	0	0	0	0	0	0	8	8	0.00	1.000										

Chicago White Sox @ Baltimore Orioles
Memorial Stadium, Baltimore, MD
Wed Jun 15 1955, 3:33 AM EDT
Unknown

livebaseballscorecards.com

AB	36
R	5
H	10
RBI	5
BB	1
SO	2
LOB	11



Batter	1	2	3	4	5	6	7	8	9
Cal Abrams, L OBP: 0.431, SLG: 0.440 (1, 7) (9, 3)	0-0 1B 1B	0-0 F9			0-0 1-3		0-0 SH5-3		
Wayne Causey, L OBP: 0.286, SLG: 0.167 (1, 5)	0-0 1B		0-0 6-3		4-0 HR BB		0-3 K		
Hoot Evers, R OBP: 0.333, SLG: 0.459 (1, 9)	0-0 FC5-4 1B		0-3 K		0-0 HR		0-0 L1		
Gus Triandos, R OBP: 0.305, SLG: 0.360 Gil Coan, L OBP: 0.370, SLG: 0.364 Dave Pope, L OBP: 0.373, SLG: 0.519 (1, 3) (8, PR) (9, 7)	0-0 FC5-4 1B		0-3 K		0-0 F8			0-0 1-3 SH1-4 1B	
Hal Smith, R OBP: 0.295, SLG: 0.356 (1, 2)	0-0 FC5-4			0-0 F7		0-0 F5		0-0 SH1-4	
Chuck Diering, R OBP: 0.325, SLG: 0.343 (1, 8)		4-0 1B BB		0-0 F7		0-0 F2		0-0 1-3	
Bobby Young, L OBP: 0.228, SLG: 0.197 (1, 4)		0-0 4-3		0-0 4-3		0-0 4-3		0-0 CS 1B	
Willy Miranda, S OBP: 0.282, SLG: 0.290 (1, 6)		0-0 F5			4-0 1-3 SH1-3 HR BB		0-0 SH5-3 BB 1B	0-0 CS	
Erv Palica, R OBP: 0.269, SLG: 0.240 Harry Dorish, R OBP: 0.250, SLG: 0.250 Eddie Waitkus, L OBP: 0.370, SLG: 0.313 Art Schallock, L (8, 1)		0-0 1B			0-0 SH1-3		4-0 SH5-3 BB		

AB	R	H	RBI	BB	SO	LOB
3	1	1	0	0	0	2
3	1	1	0	1	1	2
4	1	2	3	0	1	2
4	0	1	0	0	1	1
0	1	0	0	0	0	0
0	0	0	0	0	0	0
3	0	0	0	0	0	1
3	1	0	0	1	0	2
4	0	1	1	0	0	1
2	1	1	0	1	0	1
1	0	1	1	0	0	0
0	0	0	0	0	0	0
0	0	0	0	1	0	0
0	0	0	0	0	0	0


AB	R	H	RBI	BB	SO	LOB
27	6	8	5	4	3	12

Inning Stats		R: 1	H: 3	E: 0	K: 5	S: 5	R: 1	H: 1	E: 0	K: 0	S: 4	R: 0	H: 0	E: 0	K: 2	S: 7	R: 0	H: 0	E: 0	K: 0	S: 3	R: 3	H: 1	E: 0	K: 0	S: 4	R: 0	H: 0	E: 0	K: 0	S: 3	R: 0	H: 1	E: 0	K: 1	S: 6	R: 1	H: 2	E: 0	K: 0	S: 4
PITCHER		IP	WLS	BF	H	R	ER	SO	BB	IBB	HBP	BLK	WP	HR	S	P	ERA	WHIP																							
Bob Keegan, R	(1, 1)	4.2		21	5	5	5	2	3	0	0	0	0	1	22	34	9.64	1.714																							
Morrie Martin, L	(5, 1)	0.1		1	0	0	0	0	0	0	0	0	0	1	1		0.00	0.000																							
Dixie Howell, R	(6, 1)	1.0		5	1	0	0	0	1	0	0	0	0	4	8		0.00	2.000																							
Sandy Consuegra, R	(7, 1)	2.0	L	7	2	1	1	1	0	0	0	0	0	9	9		4.50	1.000																							

Chicago White Sox @ Baltimore Orioles
Memorial Stadium, Baltimore, MD
 Wed Jun 15 1955, 3:33 AM EDT
 Unknown

livebaseballscorecards.com

AB 27
R 6
H 8
RBI 5
BB 4
SO 3
LOB 12



Batter	1	2	3	4	5	6	7	8	9	AB R H RBI BB SO LOB	TOP	
Chico Carrasquel, R OBP: 0.352, SLG: 0.389 (1, 6)	0-0 F6		0-3 K			0-0 P8		0-0 1B FC6-4 1B		4 1 1 0 0 1 0		
Nellie Fox, L OBP: 0.379, SLG: 0.477 (1, 4)	0-0 2B FC5-2-3 1B		0-0 HR			0-0 P8		0-0 1-3 FC6-4 1B		4 1 3 1 0 0 0		
Jim Rivera, L OBP: 0.354, SLG: 0.421 (1, 9)	0-0 1-3 2B		0-0 G3			0-0 F9		0-0 1-2f 3-H FC6-4		4 0 1 1 0 0 1		
Sherm Lollar, R OBP: 0.416, SLG: 0.536 (1, 2)	0-0 3-H FC5-2-3			0-0 5-3			0-0 SH5-4 1B	0-0 6-3		4 0 1 0 0 0 3		
Minnie Minoso, R OBP: 0.341, SLG: 0.293 (1, 7)		0-0 1B		0-0 1-3			0-0 SH5-4 1-2	0-0 6-3		3 0 1 0 0 0 0		
Vern Stephens, R OBP: 0.333, SLG: 0.482 (1, 5)		0-3 K		0-0 5-3			0-3 K	0-0 6-3		2 0 0 0 0 1 1		
Willard Marshall, L OBP: 0.364, SLG: 0.171 (7, PH)										1 0 0 0 0 1 1		
Bob Kennedy, R OBP: 0.236, SLG: 0.190 (7, 5)										1 0 0 0 0 0 0		
Jim Busby, R OBP: 0.275, SLG: 0.350 (1, 8)		0-0 L7			0-0 P8		4-0 BB	0-0 F3		3 0 0 0 1 0 1		
Ron Jackson, R OBP: 0.311, SLG: 0.407 (1, 3)		0-0 F7			0-3 K		0-0 F9			3 0 0 0 0 1 3		
Walt Dropo, R OBP: 0.314, SLG: 0.390 (7, 3)										0 0 0 0 0 0 0		
Mike Fornieles, R OBP: 0.111, SLG: 0.167 (1, 1)			0-0 3-1		0-0 B1-3			0-0 3-1		2 0 0 0 0 0 0		
Billy Pierce, L OBP: 0.231, SLG: 0.167 (7, 1)										1 0 0 0 0 0 0		
Sandy Consuegra, R OBP: 0.133, SLG: 0.133 (8, 1)										0 0 0 0 0 0 0		
Inning Stats	R: 0 E: 0 K: 0 S: 4 H: 2 LOB: 1 BB: 0 P: 4	R: 0 E: 0 K: 1 S: 6 H: 1 LOB: 1 BB: 0 P: 6	R: 1 E: 0 K: 1 S: 6 H: 1 LOB: 0 BB: 0 P: 6	R: 0 E: 0 K: 0 S: 3 H: 0 LOB: 0 BB: 0 P: 3	R: 0 E: 0 K: 1 S: 5 H: 0 LOB: 0 BB: 0 P: 5	R: 0 E: 0 K: 0 S: 3 H: 0 LOB: 0 BB: 0 P: 3	R: 0 E: 0 K: 1 S: 6 H: 1 LOB: 2 BB: 1 P: 10	R: 1 E: 0 K: 0 S: 5 H: 2 LOB: 1 BB: 0 P: 5	R: 0 E: 0 K: 0 S: 3 H: 0 LOB: 0 BB: 0 P: 3	1B: 5 2B: 2 3B: 0 HR: 1 SF: 0 SAC: 1 DP: 1 HBP: 0	WP: 0 PB: 0 SB: 0 CS: 0 PA: 34	
PITCHER Jim Wilson, R ERA: 2.74 (1, 1)	IP: 9.0 WLS: L BF: 34 H: 7 R: 2 ER: 2 SO: 4 BB: 1 IBB: 0 HBP: 0 BLK: 0 WP: 0 HR: 1 S: 41 P: 45 ERA: 2.00 WHIP: 0.889											PITCHER IP: WLS: BF: H: R: ER: SO: BB: IBB: HBP: BLK: WP: HR: S: P: ERA: WHIP

Chicago White Sox @ Baltimore Orioles
 Memorial Stadium, Baltimore, MD
 Wed Jun 15 1955, 3:38 AM EDT
 Att: 16,395 - Unknown

livebaseballscorecards.com

AB	32
R	2
H	7
RBI	2
BB	1
SO	4
LOB	10



BOTTOM

Chicago White Sox @ Baltimore Orioles
Memorial Stadium, Baltimore, MD

Wed Jun 15 1955, 3:38 AM EDT
Att. 16,395 - Unknown

livebaseballscorecards.com

AB	30
R	0
H	6
RBI	0
BB	3
SO	4
LOB	17



WP:	0	PA:	35
PB:	0	SB:	0
CS:	0		

AB R H RBI BB SO LOB

4 0 0 0 0 1 2

2 0 0 0 0 0 2

1 0 1 0 0 0 0

3 0 1 0 1 1 1

3 0 1 0 1 0 1

4 0 0 0 0 0 5

3 0 0 0 1 0 1

3 0 2 0 0 0 0

2 0 1 0 0 0 1

1 0 0 0 0 1 1

1 0 0 0 0 0 0

3 0 0 0 0 1 3

1B: 4 SF: 0

2B: 3 SAC: 2

3B: 0 DP: 1

HR: 0 HBP: 0

Batter	1	2	3	4	5	6	7	8	9
Cal Abrams, L OBP: 0.417, SLG: 0.421 (1, 9)	0-0 E1 SH5-4		0-0 F7		0-0 FC3-6			0-3 K	
Wayne Causey, L OBP: 0.222, SLG: 0.125 (1, 5) (6, 6)	0-0 SH5-4		0-0 F7		0-0 F6			0-0 BB F8 2B	
Chuck Diering, R OBP: 0.329, SLG: 0.355 (8, PH) (9, 6)	1-2							4-0 BB BB	
Dave Pope, L OBP: 0.377, SLG: 0.514 (1, 8)	0-3 K			0-0 8-6 1B 1B		0-0 P4-3		4-0 BB BB	
Gus Triandos, R OBP: 0.310, SLG: 0.359 (1, 3)	0-0 F2			0-0 1-2 1B		0-0 F8		4-0 1-2 2-3 BB	
Hal Smith, R OBP: 0.289, SLG: 0.348 (1, 2)		0-0 F3		0-0 8-6 2-3f		0-0 F2		0-0 F8 3-H	
Gil Coan, L OBP: 0.365, SLG: 0.352 (1, 7)		0-0 F8		0-0 F9			4-0 SH2-4 BB	0-0 F9	
Bobby Young, L OBP: 0.236, SLG: 0.213 (1, 4)		0-0 1B			0-0 1B FC3-2 2B		0-0 SH2-4 1-2	0-0 4-3	
Willy Miranda, S OBP: 0.284, SLG: 0.293 (1, 6)		0-0 F8			0-0 FC3-6 FC3-2 1B		0-3 K	0-0 F6	
Jim Pyburn, R OBP: 0.284, SLG: 0.280 (5, PR) (6, 5)					2-3				
Eddie Waitkus, L OBP: 0.366, SLG: 0.309 (9, PH)					1-2 3-H				
Jim Wilson, R OBP: 0.182, SLG: 0.156 (1, 1)			0-0 6-3		0-0 FC3-2 FC3-6		0-3 K		

Inning Stats	R: 0 E: 1 K: 1 S: 6	H: 0 LOB: 1 BB: 0 P: 6	R: 0 E: 0 K: 0 S: 4	H: 1 LOB: 1 BB: 0 P: 4	R: 0 E: 0 K: 0 S: 3	H: 0 LOB: 0 BB: 0 P: 3	R: 0 E: 0 K: 0 S: 4	H: 2 LOB: 1 BB: 0 P: 4	R: 0 E: 0 K: 0 S: 5	H: 2 LOB: 2 BB: 0 P: 5	R: 0 E: 0 K: 0 S: 3	H: 0 LOB: 0 BB: 0 P: 3	R: 0 E: 0 K: 2 S: 7	H: 0 LOB: 1 BB: 1 P: 11	R: 0 E: 0 K: 1 S: 5	H: 1 LOB: 2 BB: 2 P: 13	R: 0 E: 0 K: 0 S: 3	H: 0 LOB: 0 BB: 0 P: 3	1B: 4 2B: 3 3B: 0 HR: 0	SF: 0 SAC: 2 DP: 1 HBP: 0
--------------	------------------------------	---------------------------------	------------------------------	---------------------------------	------------------------------	---------------------------------	------------------------------	---------------------------------	------------------------------	---------------------------------	------------------------------	---------------------------------	------------------------------	----------------------------------	------------------------------	----------------------------------	------------------------------	---------------------------------	----------------------------------	------------------------------------

PITCHER	IP	WLS	BF	H	R	ER	SO	BB	IBB	HBP	BLK	WP	HR	S	P	ERA	WHIP
Mike Fornieles, R ERA: 3.62 (1, 1)	6.0	W	24	5	0	0	1	1	0	0	0	0	0	25	29	0.00	1.000
Billy Pierce, L ERA: 1.8 (7, 1)	1.1		7	1	0	0	3	2	0	0	0	0	0	11	19	0.00	2.250
Sandy Consuegra, R ERA: 1.43 (8, 1)	1.2	S	4	0	0	0	0	0	0	0	0	0	0	4	4	0.00	0.000

PITCHER	IP	WLS	BF	H	R	ER	SO	BB	IBB	HBP	BLK	WP	HR	S	P	ERA	WHIP
---------	----	-----	----	---	---	----	----	----	-----	-----	-----	----	----	---	---	-----	------

Batter	1	2	3	4	5	6	7	8	9	AB R H RBI BB SO LOB	TOP											
Chico Carrasquel, R OBP: 0.360, SLG: 0.392 (1, 6) X	0-0 SH1-4 1B 1B	0-0 F6		0-0 FC5-4 1-2f		0-0 BB 1B 1B		4-0 1B SF7 BB	4-0 1-2 BB	4 2 2 0 2 0 3												
Nellie Fox, L OBP: 0.386, SLG: 0.480 (1, 4) X	0-0 SH1-4 1B 1B		0-0 4-3		4-0 5-3 2B BB	0-0 BB 1B		0-0 1-3 1B 1B	0-0 G3	5 2 3 0 1 0 2												
Minnie Minoso, R OBP: 0.333, SLG: 0.287 (1, 7) X	0-0 SH1-4 1-2 2-3		0-0 1-3		0-0 5-3 1-2	0-3 K		0-0 SF7 3-H		3 0 0 1 0 1 4												
George Kell, R OBP: 0.373, SLG: 0.378 (1, 5) X	0-0 2-H 3-H 1B		0-0 1-3		0-0 1B 2B	4-0 1-2 2-3 3-H BB		0-0 1-2 1B		4 1 3 4 1 0 0												
Jim Rivera, L OBP: 0.345, SLG: 0.410 (1, 9) X	0-0 F6			0-0 4-3	0-0 F9	0-0 G3		0-0 F2		5 0 0 0 0 0 7												
Sherm Lollar, R OBP: 0.421, SLG: 0.535 (1, 2) X	0-0 F7			4-0 1B BB	0-0 2-H 1B		0-0 L8		0-0 FC5-4 1B	4 1 2 1 1 0 1												
Jim Busby, R OBP: 0.269, SLG: 0.342 (1, 8) X		0-0 P8		0-3 K	0-0 P8		0-3 K		0-0 FC5-4 1B	5 1 0 0 0 2 3												
Walt Dropo, R OBP: 0.323, SLG: 0.397 (1, 3) X		0-0 F9		0-0 1B 1-2 1B		0-0 FC2-6 1B	0-0 5-3		0-0 1-H BB 1B	5 0 3 1 0 0 0												
Virgil Trucks, R OBP: 0.125, SLG: 0.161 (1, 1) X		0-0 2B		0-0 FC5-4 1-2 2-H 1B		0-0 FC2-6 1B BB		0-0 F2	0-0 F2	5 1 2 1 0 0 2												
Inning Stats	R: 2 E: 0 K: 0 S: 6	H: 3 LOB: 1 BB: 0 P: 6	R: 0 E: 0 K: 0 S: 4	H: 1 LOB: 1 BB: 0 P: 4	R: 0 E: 0 K: 0 S: 3	H: 0 LOB: 0 BB: 0 P: 3	R: 1 E: 0 K: 1 S: 7	H: 2 LOB: 2 BB: 1 P: 11	R: 2 E: 0 K: 0 S: 5	H: 2 LOB: 1 BB: 1 P: 9	R: 1 E: 0 K: 1 S: 8	H: 3 LOB: 3 BB: 1 P: 12	R: 0 E: 0 K: 1 S: 5	H: 0 LOB: 0 BB: 0 P: 5	R: 1 E: 0 K: 0 S: 5	H: 2 LOB: 2 BB: 1 P: 9	R: 1 E: 0 K: 0 S: 5	H: 2 LOB: 2 BB: 1 P: 9	1B: 13 2B: 2 3B: 0 HR: 0	SF: 1 SAC: 1 DP: 0 HBP: 0	WP: 0 PB: 0 SB: 1 CS: 0	PA: 47
PITCHER	IP WLS BF H R ER SO BB IBB HBP BLK WP HR S P ERA WHIP											PITCHER	IP WLS BF H R ER SO BB IBB HBP BLK WP HR S P ERA WHIP									
Duane Pillette, R ERA: 5.84 (1, 1)	5.1 L 29 11 6 6 1 2 0 0 0 0 0 0 29 37 10.12 2.438											Joe Coleman, R ERA: 10.8 (6, 1)	3.2 18 4 2 2 2 3 0 0 0 0 0 0 19 31 4.91 1.909									

Chicago White Sox @ Baltimore Orioles
 Memorial Stadium, Baltimore, MD
 Thu Jun 16 1955, 3:33 AM EDT
 Att. 16,395 - Unknown

AB	40
R	8
H	15
RBI	8
BB	5
SO	3
LOB	22



Batter	1	2	3	4	5	6	7	8	9	AB	R	H	RBI	BB	SO	LOB
Cal Abrams, L (1, 9) OBP: 0.424, SLG: 0.412	4-0 SH5-3 BB		4-0 1B BB		4-0 FC6-4 BB		0-0 4-3		0-0 G3	2	0	0	0	3	0	0
Gil Coan, L (1, 7) OBP: 0.355, SLG: 0.340	0-0 SH5-3 1-2		0-0 F5		0-0 FC6-4 1-2		0-0 4-3			3	0	0	0	0	0	2
Dave Pope, L (1, 8) OBP: 0.381, SLG: 0.514	0-3 K		0-0 1B		0-0 P9		0-0 1B			4	0	2	0	0	1	2
Gus Triandos, R (1, 3) OBP: 0.308, SLG: 0.352 (7, 2)	4-0 BB		0-0 F6		0-0 L7		0-0 F3			3	0	0	0	1	0	4
Hal Smith, R (1, 2) OBP: 0.284, SLG: 0.342 Eddie Waitkus, L (7, 3) OBP: 0.362, SLG: 0.305	0-0 F3		0-0 F5				0-0 F2		0-0 4-3	3	0	0	0	0	0	4
Wayne Causey, L (1, 5) OBP: 0.231, SLG: 0.167		0-0 B1-3		0-0 E3 CS		0-0 1B 1B		0-0 F9		4	0	1	0	0	0	0
Bobby Young, L (1, 4) OBP: 0.236, SLG: 0.214		0-0 1B		0-0 F8 1-2		0-0 F8		0-3 K		4	0	1	0	0	1	2
Chuck Diering, R (1, 6) OBP: 0.333, SLG: 0.366		0-3 K		0-0 2B		0-0 1B		0-0 6-3		4	0	2	0	0	1	1
Duane Pillette, R (1, 1) OBP: 0.250, SLG: 0.250 Joe Coleman, R (6, 1) OBP: 0.667, SLG: 1.000 Jim Pyburn, R (9, PH) OBP: 0.282, SLG: 0.277		0-0 F5		0-3 K		0-0 F8		0-0 6-3		2	0	0	0	0	1	2
										1	0	0	0	0	0	2
										1	0	0	0	0	0	0

BOTTOM

Chicago White Sox @ Baltimore Orioles
Memorial Stadium, Baltimore, MD

Thu Jun 16 1955, 3:33 AM EDT
Att. 16,395 - Unknown

livebaseballscorecards.com

AB	32
R	0
H	6
RBI	0
BB	4
SO	4
LOB	19



Inning Stats	R: 0 E: 0 K: 1 S: 5	H: 0 LOB: 2 BB: 2 P: 13	R: 0 E: 0 K: 1 S: 6	H: 1 LOB: 1 BB: 0 P: 6	R: 0 E: 0 K: 0 S: 4	H: 1 LOB: 2 BB: 1 P: 8	R: 0 E: 1 K: 1 S: 6	H: 1 LOB: 1 BB: 0 P: 6	R: 0 E: 0 K: 0 S: 3	H: 0 LOB: 1 BB: 1 P: 7	R: 0 E: 0 K: 0 S: 5	H: 2 LOB: 2 BB: 0 P: 5	R: 0 E: 0 K: 0 S: 4	H: 1 LOB: 1 BB: 0 P: 4	R: 0 E: 0 K: 1 S: 5	H: 0 LOB: 0 BB: 0 P: 5	R: 0 E: 0 K: 0 S: 3	H: 0 LOB: 0 BB: 0 P: 3	1B: 5 2B: 1 3B: 0 HR: 0	SF: 0 SAC: 1 DP: 0 HBP: 0	WP: 0 PB: 0 SB: 0 CS: 1	PA: 37		
PITCHER Virgil Trucks, R (1, 1) ERA: 3.79	IP: 9.0 WLS: W BF: 37 H: 6 R: 0 ER: 0 SO: 4	BB: 4 IBB: 0 HBP: 0 BLK: 0	WP: 0 HR: 0 S: 41 P: 57	ERA: 0.00 WHIP: 1.111	PITCHER	IP: 9.0 WLS: W BF: 37 H: 6 R: 0 ER: 0 SO: 4	BB: 4 IBB: 0 HBP: 0 BLK: 0	WP: 0 HR: 0 S: 41 P: 57	ERA: 0.00 WHIP: 1.111	PITCHER	IP: 9.0 WLS: W BF: 37 H: 6 R: 0 ER: 0 SO: 4	BB: 4 IBB: 0 HBP: 0 BLK: 0	WP: 0 HR: 0 S: 41 P: 57	ERA: 0.00 WHIP: 1.111	PITCHER	IP: 9.0 WLS: W BF: 37 H: 6 R: 0 ER: 0 SO: 4	BB: 4 IBB: 0 HBP: 0 BLK: 0	WP: 0 HR: 0 S: 41 P: 57	ERA: 0.00 WHIP: 1.111	PITCHER	IP: 9.0 WLS: W BF: 37 H: 6 R: 0 ER: 0 SO: 4	BB: 4 IBB: 0 HBP: 0 BLK: 0	WP: 0 HR: 0 S: 41 P: 57	ERA: 0.00 WHIP: 1.111

Batter	1	2	3	4	5	6	7	8	9	10	11	AB R H RBI BB SO LOB	TOP												
Harvey Kuenn, R OBP: 0.373, SLG: 0.471 (1, 6)	0-0 1-3 1B		0-0 L4-3 1B		0-0 1B 2B		0-0 F7		0-0 6-3		0-3 K	6 1 3 0 0 1 0													
Earl Torgeson, L OBP: 0.385, SLG: 0.348 (1, 3)	0-0 1-2 1B		0-0 L4-3 1-2		0-0 F2		0-0 4-3		4-0 FC6 BB			4 0 1 0 1 0 2													
Al Kaline, R OBP: 0.455, SLG: 0.599 (1, 9)	0-0 F3		0-0 L8		0-0 1B 2-3 1B			0-0 L6	0-3 K			5 0 1 0 0 1 3													
Jim Delsing, L OBP: 0.372, SLG: 0.463 (1, 7)	0-0 1-3 1-2 2-3			0-0 6-3	0-0 1-3 3-H 1B			0-3 K	0-0 FC6 1-2f			5 0 1 1 0 1 3													
Bill Tuttle, R OBP: 0.364, SLG: 0.356 (1, 8)	0-3 K			0-0 BB 1B	0-0 6-3			4-0 1B BB		0-0 F3		4 1 1 0 1 1 4													
Frank House, L OBP: 0.308, SLG: 0.398 (1, 2)		0-0 FC5-4 1B		0-0 F9		0-0 G1-6-3 1B		0-0 1B 1-3 1B		0-0 6-3		5 0 3 0 0 0 1													
Fred Hatfield, L OBP: 0.323, SLG: 0.333 (1, 5)		0-0 FC5-4 FC5-4 1-2f		4-0 1-2 BB		0-0 G1-6-3 1-2f		0-0 PB 1-3 3-H 1B		0-0 4-3		4 0 1 1 1 0 2													
Harry Malmberg, R OBP: 0.326, SLG: 0.294 (1, 4)		0-3 K		0-0 P8		0-3 K		4-0 1-2 IBB			0-0 5-3	4 0 0 0 1 2 3													
Steve Gromek, S OBP: 0.353, SLG: 0.250 (1, 1)		0-0 FC5-4 1-2f			0-0 6-3		0-0 5-3	0-0 6-3			0-0 5-3	5 0 0 0 0 0 4													
Inning Stats	R: 0 E: 0 K: 1 S: 7	H: 2 LOB: 2 BB: 0 P: 7	R: 0 E: 0 K: 1 S: 6	H: 1 LOB: 1 BB: 0 P: 6	R: 0 E: 0 K: 0 S: 3	H: 1 LOB: 0 BB: 0 P: 3	R: 0 E: 0 K: 0 S: 4	H: 1 LOB: 2 BB: 1 P: 8	R: 1 E: 0 K: 0 S: 6	H: 3 LOB: 2 BB: 0 P: 6	R: 0 E: 0 K: 1 S: 5	H: 0 LOB: 0 BB: 0 P: 5	R: 0 E: 0 K: 1 S: 7	H: 2 LOB: 3 BB: 2 P: 15	R: 0 E: 0 K: 1 S: 5	H: 0 LOB: 1 BB: 1 P: 9	R: 0 E: 0 K: 0 S: 3	H: 0 LOB: 0 BB: 0 P: 3	R: 0 E: 0 K: 1 S: 5	H: 0 LOB: 0 BB: 0 P: 5	1B: 10 2B: 2 3B: 0 HR: 0	SF: 0 SAC: 0 DP: 2 HBP: 0	WP: 0 PB: 1 SB: 0 CS: 0	PA: 46	
PITCHER	IP WLS BF H R ER SO BB IBB HBP BLK WP HR S P ERA WHIP																								
Don Johnson, R ERA: 4.6 (1, 1)	7.2	33	10	2	2	4	2	0	0	0	0	0	0	0	39	47	2.35	1.565							
Art Schalllock, L ERA: 1.25 (8, 1)	3.1	13	1	0	0	2	1	1	0	0	0	0	0	0	15	23	0.00	0.600							

Detroit Tigers @ Baltimore Orioles
 Memorial Stadium, Baltimore, MD
 Fri Jun 17 1955, 3:33 AM EDT
 Att. 11,430 - Unknown

livebaseballscores.com

AB	42
R	2
H	11
RBI	2
BB	4
SO	6
LOB	22



Batter	1	2	3	4	5	6	7	8	9	10	11	AB R H RBI BB SO LOB	BOTTOM	
Cal Abrams, L (1, 7) OBP: 0.415, SLG: 0.400 Chuck Diering, R (8, 7) OBP: 0.335, SLG: 0.375 (9, 6)	0-0 F3 		0-0 G3 			0-0 G3 			0-0 1-4-3 		0-0 1-H 2B	3 0 0 0 0 0 0 2 0 1 1 0 0 0	Detroit Tigers @ Baltimore Orioles Memorial Stadium, Baltimore, MD Fri Jun 17 1955, 3:33 AM EDT Att. 11,430 - Unknown livebaseballscorecards.com	
Wayne Causey, L (1, 5) OBP: 0.294, SLG: 0.438	0-0 F5 			0-0 G6-4-3 1B 			0-0 HR 		0-0 F8 			4 1 2 1 0 0 0		
Hoot Evers, R (1, 9) OBP: 0.331, SLG: 0.450	4-0 BB 			0-0 G6-4-3 1-2f 			0-3 K 		0-3 K 			3 0 0 0 1 2 1		
Dave Pope, L (1, 8) OBP: 0.369, SLG: 0.496	0-3 K 			0-0 P8 			0-3 K 			0-0 P2-3 		4 0 0 0 0 2 1		
Gus Triandos, R (1, 3) OBP: 0.307, SLG: 0.349		0-3 K 				0-0 G4-6-3 1B 		0-0 L9 		0-0 F8 		4 0 1 0 0 1 0		
Hal Smith, R (1, 2) OBP: 0.279, SLG: 0.335		0-3 K 				0-0 F2 		0-0 F7 		0-0 E6 		4 0 0 0 0 1 1		
Bobby Young, L (1, 4) OBP: 0.231, SLG: 0.209		0-0 F8 				0-0 G4-6-3 1-2f 		0-3 K 		0-0 F5 		4 0 0 0 0 1 2		
Willy Miranda, S (1, 6) OBP: 0.282, SLG: 0.289 Gil Coan, L (8, PH) OBP: 0.358, SLG: 0.375 (9, 7)			0-0 4-3 			0-0 L9 		0-0 HR 			0-0 F8 	2 0 0 0 0 0 0 2 1 1 1 0 0 0		
Don Johnson, R (1, 1) Art Schallock, L (8, 1) OBP: 0.125, SLG: 0.125			0-3 K 			0-3 K 		0-3 K 			0-0 2B 1B 	2 0 0 0 0 2 0 2 1 1 0 0 1 0		
Inning Stats	R: 0 H: 0 E: 0 LOB: 1 K: 1 BB: 1 S: 5 P: 9	R: 0 H: 0 E: 0 LOB: 0 K: 2 BB: 0 S: 7 P: 7	R: 0 H: 0 E: 0 LOB: 0 K: 1 BB: 0 S: 5 P: 5	R: 0 H: 1 E: 0 LOB: 0 K: 0 BB: 0 S: 3 P: 3	R: 0 H: 1 E: 0 LOB: 0 K: 0 BB: 0 S: 3 P: 3	R: 0 H: 0 E: 0 LOB: 0 K: 1 BB: 0 S: 5 P: 5	R: 1 H: 1 E: 0 LOB: 0 K: 2 BB: 0 S: 8 P: 8	R: 1 H: 1 E: 0 LOB: 0 K: 2 BB: 0 S: 8 P: 8	R: 0 H: 0 E: 1 LOB: 1 K: 0 BB: 0 S: 4 P: 4	R: 0 H: 2 E: 0 LOB: 1 K: 0 BB: 0 S: 3 P: 3	1B: 3 SF: 0 2B: 1 SAC: 0 3B: 0 DP: 2 HR: 2 HBP: 0	WP: 0 PA: 37 PB: 0 SB: 0 CS: 0		
PITCHER Steve Gromek, R (1, 1) ERA: 3.02	IP WLS BF H R ER SO BB IBB HBP BLK WP HR S P ERA WHIP 10.1 L 37 6 3 3 10 1 0 0 0 0 2 56 60 2.61 0.677													



Detroit Tigers @ Baltimore Orioles
Memorial Stadium, Baltimore, MD
 Sat Jun 18 1955, 3:33 AM EDT
 Att. 8,781 - Unknown

livebaseballscorecards.com

AB	36
R	7
H	12
RBI	7
BB	4
SO	4
LOB	14



WP: 0	PA: 41
PB: 0	
SB: 0	
CS: 1	

Batter	1	2	3	4	5	6	7	8	9	AB	R	H	RBI	BB	SO	LOB					
Fred Hatfield, L (1, 4) OBP: 0.324, SLG: 0.332	0-0 CS 1B	0-0 6-3		4-0 1B BB		0-0 4-3		0-0 FC4-6 1-2f		4	1	1	0	1	0	1					
Bill Tuttle, R (1, 8) OBP: 0.368, SLG: 0.373	4-0 1B 1-2 BB	0-0 IHR		0-0 1B 1-3 2-H		0-0 P8		0-0 5-3		4	3	2	2	1	0	1					
Al Kaline, R (1, 9) OBP: 0.461, SLG: 0.603	0-0 BB 1-3 1B	0-0 FC4-6 1B		0-0 1B 1-2 3-H		0-0 L1-3		0-0 G3-6-3 1B		5	1	4	1	0	0	0					
Earl Torgeson, L (1, 3) OBP: 0.386, SLG: 0.346	4-0 1B 1-2 BB	0-0 FC4-6		0-0 1B 1-2 2-H		0-0 G3		0-0 G3-6-3 1-2f		4	1	1	1	1	0	2					
Jim Delsing, L (1, 7) OBP: 0.373, SLG: 0.458	0-0 1B 1-3 2-H 3-H		0-0 G3	0-3 K		4-0 1-3 BB		0-0 F2		4	0	1	2	1	1	2					
Frank House, L (1, 2) OBP: 0.296, SLG: 0.381	0-0 F5		0-0 6-3	0-3 K		0-0 1-3		0-0 1-2		4	0	0	0	0	1	5					
Jack Phillips, R (1, 5) OBP: 0.325, SLG: 0.417	0-0 1-2 3-H 1B		0-0 5-3		0-3 K		0-0 F9			4	0	1	1	0	1	1					
Reno Bertoia, R (1, 6) OBP: 0.304, SLG: 0.273	0-0 6-3			0-0 SH5-4 1B		0-0 F3		0-0 6-3		4	1	1	0	0	0	2					
Duke Maas, R (1, 1) OBP: 0.174, SLG: 0.136		0-0 6-3		0-0 SH5-4 1-2		0-3 K		0-0 FC4-6 1B		3	0	1	0	0	1	0					
Inning Stats	R: 3 E: 0 K: 0 S: 6	H: 4 LOB: 2 BB: 2 P: 14	R: 1 E: 0 K: 0 S: 5	H: 2 LOB: 1 BB: 0 P: 5	R: 0 E: 0 K: 0 S: 3	H: 0 LOB: 0 BB: 0 P: 3	R: 3 E: 0 K: 2 S: 11	H: 4 LOB: 2 BB: 1 P: 15	R: 0 E: 0 K: 2 S: 7	H: 0 LOB: 0 BB: 0 P: 7	R: 0 E: 0 K: 0 S: 3	H: 0 LOB: 0 BB: 0 P: 3	R: 0 E: 0 K: 0 S: 3	H: 0 LOB: 1 BB: 1 P: 7	R: 0 E: 0 K: 0 S: 4	H: 1 LOB: 1 BB: 0 P: 4	R: 0 E: 0 K: 0 S: 3	H: 1 LOB: 0 BB: 0 P: 3	1B: 11 2B: 0 3B: 0 HR: 1	SF: 0 SAC: 1 DP: 1 HBP: 0	WP: 0 PA: 41

PITCHER	IP	WLS	BF	H	R	ER	SO	BB	IBB	HBP	BLK	WP	HR	S	P	ERA	WHIP
Harry Dorish, R (1, 1) ERA: 2.92	2.0	L	13	6	4	4	0	2	0	0	0	0	0	11	19	18.00	4.000
Jim McDonald, R (3, 1) ERA: 4.96	7.0		28	6	3	3	4	2	0	0	0	0	0	34	42	3.86	1.143

Batter	1	2	3	4	5	6	7	8	9	AB R H RBI BB SO LOB
Chuck Diering, R <small>(1, 7)</small> <small>OBP: 0.333, SLG: 0.372</small> <small>(5, 6)</small>	0-0 4-3 			0-0 F7 		0-3 K 			0-0 	4 0 1 0 0 1 0
Wayne Causey, L <small>(1, 5)</small> <small>OBP: 0.238, SLG: 0.350</small>	0-3 K 			0-0 4-3 			0-0 F8 		0-0 G3 	4 0 0 0 0 1 1
Hoot Evers, R <small>(1, 9)</small> <small>OBP: 0.326, SLG: 0.442</small>	0-0 F2 			0-0 1-3 			0-0 L9 			3 0 0 0 0 0 0
Dave Pope, L <small>(1, 8)</small> <small>OBP: 0.361, SLG: 0.483</small>			0-3 K 		0-0 P3 		0-0 P4-3 			3 0 0 0 0 1 0
Gus Triandos, R <small>(1, 2)</small> <small>OBP: 0.307, SLG: 0.355</small>			0-0 F8 		0-0 G3 			0-0 6-3 		3 0 1 0 0 0 0
Eddie Waitkus, L <small>(1, 3)</small> <small>OBP: 0.351, SLG: 0.294</small>			0-0 G3 		0-0 G3 			0-0 F5 		3 0 0 0 0 0 1
Bobby Young, L <small>(1, 4)</small> <small>OBP: 0.227, SLG: 0.205</small>			0-3 K 		0-0 4-3 			0-0 1-3 		3 0 0 0 0 1 1
Willy Miranda, S <small>(1, 6)</small> <small>OBP: 0.280, SLG: 0.288</small> Gil Coan, L <small>(5, 7)</small> <small>OBP: 0.351, SLG: 0.367</small>			0-0 4-3 			0-0 F8 			0-0 1-3 	1 0 0 0 0 0 0 2 0 0 0 0 0 0
Harry Dorish, R <small>(1, 1)</small> <small>OBP: 0.250, SLG: 0.250</small> Jim McDonald, R <small>(3, 1)</small> Hal Smith, R <small>(9, PH)</small> <small>OBP: 0.277, SLG: 0.333</small>			0-3 K 			0-0 F6 		0-0 5-3 		0 0 0 0 0 0 0 2 0 0 0 0 1 0 1 0 0 0 0 0 0

Inning Stats	R: 0	H: 0	E: 0	LOB: 0	K: 1	BB: 0	S: 5	P: 5	R: 0	H: 0	E: 0	LOB: 0	K: 2	BB: 0	S: 7	P: 7	R: 0	H: 0	E: 0	LOB: 0	K: 0	BB: 0	S: 3	P: 3	R: 0	H: 1	E: 0	LOB: 1	K: 0	BB: 0	S: 4	P: 4	R: 0	H: 0	E: 0	LOB: 0	K: 1	BB: 0	S: 5	P: 5	R: 0	H: 0	E: 0	LOB: 0	K: 0	BB: 0	S: 3	P: 3	R: 0	H: 0	E: 0	LOB: 0	K: 0	BB: 0	S: 3	P: 3	R: 0	H: 1	E: 0	LOB: 1	K: 0	BB: 0	S: 4	P: 4
PITCHER Duke Maas, R <small>(1, 1)</small> <small>ERA: 3.36</small>	IP	WLS	BF	H	R	ER	SO	BB	IBB	HBP	BLK	WP	HR	S	P	ERA	WHIP																																															
	9.0	W	29	2	0	0	5	0	0	0	0	0	0	39	39	0.00	0.222																																															

BOTTOM

Detroit Tigers @ Baltimore Orioles
Memorial Stadium, Baltimore, MD
 Sat Jun 18 1955, 3:33 AM EDT
 Att. 8,781 - Unknown

AB	29
R	0
H	2
RBI	0
BB	0
SO	5
LOB	3

WP: 0	PA: 29
PB: 0	SB: 0
CS: 0	

Batter	1	2	3	4	5	6	7	8	9	AB R H RBI BB SO LOB	TOP	
Al Smith, R OBP: 0.388, SLG: 0.494 (1, 5) X	0-0 F7		0-0 F7		0-0 2-H HR			0-0 1B SF8 1B		4 2 2 2 0 0 0		
Bobby Avila, R OBP: 0.394, SLG: 0.386 (1, 4) X	0-0 E5 1B			4-0 4-3 BB	0-0 1-3			0-0 1-3 SF8 1B		3 0 2 0 1 0 0		
Larry Doby, L OBP: 0.356, SLG: 0.413 (1, 8) X	0-0 P8			0-0 4-3 1-2			0-0 1-3	0-0 SF8 1-2 3-H		3 0 0 1 0 0 2		
Al Rosen, R OBP: 0.356, SLG: 0.406 (1, 3) X	0-0 F6			0-0 F7			0-0 L6	0-0 F7		4 0 0 0 0 0 3		
Gene Woodling, L OBP: 0.330, SLG: 0.352 (1, 7) X		0-0 4-3		4-0 4-3 BB			0-0 4-3	0-0 4-3		3 0 0 0 1 0 1		
Dave Philley, S OBP: 0.370, SLG: 0.438 (1, 9) X		0-0 4-3		0-0 L3			0-0 F7	0-0 4-3		4 0 0 0 0 0 2		
George Strickland, R OBP: 0.329, SLG: 0.326 (1, 6) X		0-0 F4			0-0 SH1-4 HR 1B		0-0 6-3	0-0 6-3		4 1 1 0 0 0 0		
Jim Hegan, R OBP: 0.285, SLG: 0.300 (1, 2) X			0-0 F3		0-0 SH1-4 1-2		0-0 2B	0-0 6-3		3 0 1 0 0 0 0		
Bob Lemon, L OBP: 0.315, SLG: 0.261 Ray Narleski, R OBP: 0.143, SLG: 0.143 (1, 1) (7, 1)			0-0 F9		0-0 P8		0-0 3-1			3 0 0 0 0 0 2 0 0 0 0 0 0 0		
Inning Stats	R: 0 E: 1 K: 0 S: 4 H: 1 LOB: 1 BB: 0 P: 4	R: 0 E: 0 K: 0 S: 3 H: 0 LOB: 0 BB: 0 P: 3	R: 0 E: 0 K: 0 S: 3 H: 0 LOB: 0 BB: 0 P: 3	R: 0 E: 0 K: 0 S: 3 H: 0 LOB: 2 BB: 2 P: 11	R: 2 E: 0 K: 0 S: 5 H: 2 LOB: 0 BB: 0 P: 5	R: 0 E: 0 K: 0 S: 3 H: 0 LOB: 0 BB: 0 P: 3	R: 0 E: 0 K: 0 S: 4 H: 1 LOB: 1 BB: 0 P: 4	R: 1 E: 0 K: 0 S: 5 H: 2 LOB: 1 BB: 0 P: 5	R: 0 E: 0 K: 0 S: 3 H: 0 LOB: 0 BB: 0 P: 3	1B: 4 2B: 1 3B: 0 HR: 1 SF: 1 SAC: 1 DP: 0 HBP: 0	WP: 0 PB: 0 SB: 0 CS: 0 PA: 35	
PITCHER Jim Wilson, R ERA: 2.77 (1, 1)	IP 9.0 WLS L BF 35 H 6 R 3 ER 3 SO 0 BB 2 IBB 0 HBP 0 BLK 0 WP 0 HR 1 S 33 P 41 ERA 3.00 WHIP 0.889											PITCHER IP WLS BF H R ER SO BB IBB HBP BLK WP HR S P ERA WHIP

Cleveland Indians @ Baltimore Orioles
 Memorial Stadium, Baltimore, MD
 Tue Jun 21 1955, 3:33 AM EDT
 Att. 19,363 - Unknown

livebaseballscorecards.com

AB	31
R	3
H	6
RBI	3
BB	2
SO	0
LOB	10



Batter	1	2	3	4	5	6	7	8	9	AB R H RBI BB SO LOB	TOP			
Al Smith, R (1, 5) OBP: 0.394, SLG: 0.500	0-0 4-3 S 1B	0-0 6-3		0-0 1B			0-0 SH1-3 S 1B		0-0 1B	5 1 4 0 0 0 1				
Bobby Avila, R (1, 4) OBP: 0.395, SLG: 0.388	0-0 4-3 1-3		0-0 1B G6-4-3	0-0 F7			0-0 SH1-3 1-3		0-0 1B 1-3	4 1 2 0 0 0 2				
Larry Doby, L (1, 8) OBP: 0.361, SLG: 0.418	0-3 K		0-0 1B G6-4-3		0-0 F6		0-0 1B G6-4-3		0-0 1B	5 0 3 1 0 1 1				
Ralph Kiner, R (1, 7) OBP: 0.384, SLG: 0.451	0-0 6-3		0-0 1B G6-4-3 1-2f 3-H		0-0 P8		0-0 1B G6-4-3 1-2f 3-H		0-3 K	5 0 0 0 0 1 4				
Al Rosen, R (1, 3) OBP: 0.367, SLG: 0.412		4-0 1B PB BB	4-0 3B BB		0-0 1B			0-0 1B E		2 1 2 0 2 0 0				
Dave Philley, S (1, 9) OBP: 0.375, SLG: 0.462		0-0 1B 1-H 2B 1B	0-0 3B 1-H		0-0 F3			0-0 F9		4 1 2 1 0 0 2				
George Strickland, R (1, 6) OBP: 0.327, SLG: 0.323		0-0 2B 2-3 1B	0-0 5-3			0-0 6-3		0-0 1B 1-3 E5		4 1 1 0 0 0 2				
Jim Hegan, R (1, 2) OBP: 0.277, SLG: 0.291		0-0 F5		0-3 K		0-0 4-3		0-3 K		4 0 0 0 0 2 4				
Early Wynn, S (1, 1) OBP: 0.268, SLG: 0.359		0-0 2B 1-H 3-H		0-0 4-3		0-0 G3		0-0 4-3		4 0 1 2 0 0 2				
Inning Stats	R: 0 E: 0 K: 1 S: 6 H: 1 LOB: 1 BB: 0 P: 6	R: 2 E: 0 K: 0 S: 5 H: 3 LOB: 1 BB: 1 P: 9	R: 2 E: 0 K: 0 S: 5 H: 3 LOB: 1 BB: 1 P: 9	R: 0 E: 0 K: 1 S: 6 H: 1 LOB: 1 BB: 0 P: 6	R: 0 E: 0 K: 0 S: 4 H: 1 LOB: 1 BB: 0 P: 4	R: 0 E: 0 K: 0 S: 3 H: 0 LOB: 0 BB: 0 P: 3	R: 1 E: 0 K: 0 S: 4 H: 2 LOB: 0 BB: 0 P: 4	R: 0 E: 1 K: 1 S: 7 H: 1 LOB: 2 BB: 0 P: 7	R: 0 E: 0 K: 1 S: 6 H: 3 LOB: 1 BB: 0 P: 6	1B: 13 2B: 1 3B: 1 HR: 0 SF: 0 SAC: 1 DP: 2 HBP: 0	WP: 0 PB: 1 SB: 2 CS: 0 PA: 40			
PITCHER	IP WLS BF H R ER SO BB IBB HBP BLK WP HR S P ERA WHIP												PITCHER	IP WLS BF H R ER SO BB IBB HBP BLK WP HR S P ERA WHIP
Art Schallack, L (1, 1) ERA: 2.08	3.0 L 16 7 4 4 1 2 0 0 0 0 0 0 16 24 12.00 3.000													
Ray Moore, R (4, 1) ERA: 3.48	2.0 8 2 0 0 1 0 0 0 0 0 0 10 10 0.00 1.000													
Harry Dorish, R (6, 1) ERA: 2.93	3.0 12 3 1 1 1 0 0 0 0 0 0 14 14 3.00 1.000													
Jim McDonald, R (9, 1) ERA: 4.81	1.0 4 3 0 0 1 0 0 0 0 0 0 6 6 0.00 3.000													

Cleveland Indians @ Baltimore Orioles
 Memorial Stadium, Baltimore, MD
 Wed Jun 22 1955, 3:33 AM EDT
 Att: 10,577 - Unknown

livebaseballscorecards.com

AB	37
R	5
H	15
RBI	4
BB	2
SO	4
LOB	18



Batter	1	2	3	4	5	6	7	8	9	AB R H RBI BB SO LOB	TOP											
Al Smith, R OBP: 0.398, SLG: 0.500 (1, 5) X	0-0 1B 1B	4-0 1B BB	0-0 1B BB 1B	0-3 K			0-0 E1			4 3 2 0 1 1 0												
Bobby Avila, R OBP: 0.402, SLG: 0.394 (1, 4) X	0-0 BB 1B 1B	0-0 1B SF8 1B	0-0 BB 1B 1B			4-0 BB G3-6-3	0-0 L9			4 3 3 0 1 0 1												
Larry Doby, L OBP: 0.370, SLG: 0.426 Stu Locklin, L (3, 8)	0-0 1B BB	0-0 1B BB 1B	0-0 BB 1B 1B			0-0 G3-6-3	0-3 K			3 3 3 2 0 0 0 2 0 0 0 0 1 1												
Al Rosen, R OBP: 0.369, SLG: 0.410 Dale Mitchell, L OBP: 0.273, SLG: 0.333 (1, 3) (6, 3)	4-0 G3-6-1 1B BB	0-0 SF8	4-0 2B BB			0-0 F4	0-0 L8			1 0 0 2 2 0 0 1 0 0 0 0 0 0												
Gene Woodling, L OBP: 0.347, SLG: 0.374 (1, 7) X	0-0 G3-6-1 1B	4-0 1B BB	0-0 1B 2B			0-0 G5-4-3 1B	0-0 1B			4 0 4 4 1 0 0												
Dave Philley, S OBP: 0.367, SLG: 0.449 (1, 9) X	0-0 G3-6-1	0-0 1B 1B	0-0 F3			0-0 G5-4-3	0-0 4-3			5 0 1 0 0 0 6												
George Strickland, R OBP: 0.335, SLG: 0.328 (1, 6) B B B B	4-0 BB BB	0-0 1B BB	0-0 F3			0-3 K		0-0 G1-6-3 1B		4 0 2 1 1 1 2	AB 37 R 9 H 15 RBI 9 BB 7 SO 7 LOB 17											
Hal Naragon, L OBP: 0.375, SLG: 0.269 (1, 2) B B B B	4-0 1B BB	0-0 G4-6-3		0-0 4-3		0-3 K	0-0 G1-6-3			4 0 0 0 1 1 4												
Bob Feller, R OBP: 0.143, SLG: 0.077 (1, 1) S S S S	0-3 K		0-3 K	0-0 P8		0-3 K	0-0 F7			5 0 0 0 0 3 3												
Inning Stats	R: 3 E: 0 K: 1 S: 8	H: 4 LOB: 3 BB: 3 P: 20	R: 3 E: 0 K: 0 S: 6	H: 4 LOB: 2 BB: 2 P: 14	R: 3 E: 0 K: 1 S: 9	H: 4 LOB: 2 BB: 1 P: 13	R: 0 E: 0 K: 1 S: 5	H: 0 LOB: 0 BB: 0 P: 5	R: 0 E: 0 K: 0 S: 2	H: 0 LOB: 0 BB: 1 P: 6	R: 0 E: 0 K: 1 S: 5	H: 1 LOB: 0 BB: 0 P: 5	R: 0 E: 1 K: 2 S: 8	H: 0 LOB: 1 BB: 0 P: 8	R: 0 E: 0 K: 1 S: 6	H: 1 LOB: 1 BB: 0 P: 6	R: 0 E: 0 K: 0 S: 3	H: 1 LOB: 0 BB: 0 P: 3	1B: 14 2B: 1 3B: 0 HR: 0	SF: 1 SAC: 0 DP: 5 HBP: 0	WP: 0 PB: 0 SB: 0 CS: 0	PA: 45
PITCHER	IP WLS BF H R ER SO BB IBB HBP BLK WP HR S P ERA WHIP																					
Duane Pilette, R ERA: 8.03 (1, 1)	0.0 L 5 4 3 3 0 1 0 0 0 0 0 0 4 8 ∞ ∞																					
Jim McDonald, R ERA: 5.75 (1, 1)	2.1 15 6 5 5 2 4 0 0 0 0 0 0 15 31 19.29 4.286																					
Art Schallack, L ERA: 2.06 (3, 1)	4.2 18 3 1 1 4 2 0 0 0 0 0 0 24 32 1.93 1.071																					
Harry Dorish, R ERA: 2.73 (8, 1)	2.0 7 2 0 0 1 0 0 0 0 0 0 0 9 9 0.00 1.000																					

Cleveland Indians @ Baltimore Orioles
 Memorial Stadium, Baltimore, MD
 Thu Jun 23 1955, 3:33 AM EDT
 Att. 6,486 - Unknown

livebaseballscorecards.com



Batter	1	2	3	4	5	6	7	8	9	AB R H RBI BB SO LOB	TOP
Joe Demaestri, R (1, 6) OBP: 0.257, SLG: 0.260	0-0 1B 1B		0-0 F4		0-0 FC4-6 1B		0-0 4-3			4 0 2 0 0 0 0	Kansas City Athletics @ Baltimore Orioles Memorial Stadium, Baltimore, MD Fri Jun 24 1955, 3:33 AM EDT Att. 9,320 - Unknown livebaseballscorecards.com
Enos Slaughter, L (1, 9) OBP: 0.396, SLG: 0.354	0-0 F6		0-0 F8		0-0 FC4-6 3B		0-0 P7			4 1 0 1 0 0 2	
Elmer Valo, L (1, 7) OBP: 0.500, SLG: 0.521	0-0 BB 1B		0-0 P7		0-0 1-H 3B			0-0 F5		4 0 2 1 0 0 0	
Harry Simpson, L (1, 8) OBP: 0.286, SLG: 0.301	4-0 BB 1-2 BB			0-0 F4	0-0 F9			0-0 E3		3 0 0 0 1 0 1	
Vic Power, R (1, 3) OBP: 0.359, SLG: 0.493	0-0 F6			0-0 F8		0-0 F9		0-0 P8		4 0 0 0 0 0 4	
Jim Finigan, R (1, 4) OBP: 0.365, SLG: 0.498	0-0 5-3			0-0 CS 1B 1B		0-0 E3		0-0 F9		4 0 1 0 0 0 4	
Hector Lopez, R (1, 5) OBP: 0.283, SLG: 0.238		0-0 L8		0-0 1-2 1B		0-0 F8			0-0 F3	4 0 1 0 0 0 1	
Joe Astroth, R (1, 2) OBP: 0.366, SLG: 0.301		0-0 4-3		0-0 CS 2-3	4-0 1B FC4-6 BB	0-3 K			0-0 5-3	3 1 0 0 1 1 1	
Arnie Portocarrero, R (1, 1) OBP: 0.111, SLG: 0.444 Tom Gorman, R (6, 1)		0-0 6-3			0-3 K		0-3 K		0-3 K	2 0 0 0 0 1 1 2 0 0 0 0 2 0	
Inning Stats	R: 0 H: 2 E: 0 LOB: 3 K: 0 BB: 1 S: 5 P: 9	R: 0 H: 0 E: 0 LOB: 0 K: 0 BB: 0 S: 3 P: 3	R: 0 H: 0 E: 0 LOB: 0 K: 0 BB: 0 S: 3 P: 3	R: 0 H: 2 E: 0 LOB: 1 K: 0 BB: 0 S: 4 P: 4	R: 2 H: 2 E: 0 LOB: 1 K: 1 BB: 1 S: 7 P: 11	R: 0 H: 0 E: 1 LOB: 1 K: 1 BB: 0 S: 6 P: 6	R: 0 H: 0 E: 0 LOB: 0 K: 1 BB: 0 S: 5 P: 5	R: 0 H: 0 E: 1 LOB: 1 K: 0 BB: 0 S: 4 P: 4	R: 0 H: 0 E: 0 LOB: 0 K: 1 BB: 0 S: 5 P: 5	1B: 5 SF: 0 2B: 0 SAC: 0 3B: 1 DP: 0 HR: 0 HBP: 0	WP: 0 PA: 37 PB: 0 SB: 1 CS: 1
PITCHER	IP WLS BF H R ER SO BB IBB HBP BLK WP HR S P ERA WHIP										
Saul Rogovin, R (1, 1) ERA: 3.91	5.0 L 22 6 2 2 1 2 0 0 0 0 0 0 22 30 3.60 1.600										
Ray Moore, R (6, 1) ERA: 3.19	4.0 14 0 0 0 3 0 0 0 0 0 0 0 20 20 0.00 0.000										

Batter	1	2	3	4	5	6	7	8	9	AB	R	H	RBI	BB	SO	LOB
Chuck Diering, R <small>(1, 8) OBP: 0.324, SLG: 0.355</small> <small>(8, 6)</small>	0-0 F9 		0-0 F7 		0-0 6-3 			0-0 F4 		4	0	0	0	0	0	0
Bobby Young, L <small>(1, 4) OBP: 0.237, SLG: 0.217</small>	0-0 4-3 		0-0 1-3 			0-0 BB 1B 		0-0 1-6-3 		4	0	1	0	0	0	0
Wally Westlake, R <small>(1, 9) OBP: 0.406, SLG: 0.280</small>	4-0 BB			0-0 F7 		4-0 1-2 BB 		0-0 6-3 		2	0	0	0	2	0	0
Dave Pope, L <small>(1, 7) OBP: 0.349, SLG: 0.451</small> <small>(8, 8)</small>	0-3 K 			4-0 BB BB 		0-0 F2 		0-0 G6-4-3 1B 		3	0	1	0	1	1	3
Hal Smith, R <small>(1, 2) OBP: 0.282, SLG: 0.332</small>		0-0 FC6-4 1B 		4-0 1-2 BB 		0-0 L7 		0-0 G6-4-3 1-2f 		3	0	1	0	1	0	3
Wayne Causey, L <small>(1, 5) OBP: 0.216, SLG: 0.257</small>	0-0 F9 			0-0 L7 		0-0 G3 		0-0 F8 		4	0	0	0	0	0	5
Tex Nelson, L <small>(1, 3) OBP: 0.500, SLG: 0.400</small>		0-0 FC6-4 1-2f 		0-0 L7 			0-0 G4-6-3 1B 			3	0	1	0	0	0	3
Willy Miranda, S <small>(1, 6) OBP: 0.279, SLG: 0.286</small> Gil Coan, L <small>(7, PH) OBP: 0.312, SLG: 0.321</small> <small>(8, 7)</small>		0-0 1-3 			0-0 4-3 		0-0 G4-6-3 1-2f 			2	0	0	0	0	0	1
Saul Rogovin, R <small>(1, 1) OBP: 0.136, SLG: 0.095</small> Gus Triandos, R <small>(5, PH) OBP: 0.316, SLG: 0.366</small> Ray Moore, R <small>(6, 1) OBP: 0.308, SLG: 0.250</small>			0-0 F6 		0-0 F6 		0-0 1-3 			1	0	0	0	0	0	0

Inning Stats	R: 0	H: 0	E: 0	K: 1	S: 5	LOB: 1	BB: 1	P: 9	R: 0	H: 1	E: 0	K: 0	S: 4	LOB: 1	BB: 0	P: 4	R: 0	H: 0	E: 0	K: 0	S: 3	LOB: 0	BB: 0	P: 3	R: 0	H: 0	E: 0	K: 0	S: 3	LOB: 0	BB: 0	P: 3	R: 0	H: 1	E: 0	K: 0	S: 4	LOB: 2	BB: 1	P: 8	R: 0	H: 1	E: 0	K: 0	S: 3	LOB: 0	BB: 0	P: 3	R: 0	H: 0	E: 0	K: 0	S: 3	LOB: 0	BB: 0	P: 3	R: 0	H: 1	E: 0	K: 0	S: 3	LOB: 0	BB: 0	P: 3
PITCHER Amie Portocarrero, R <small>(1, 1) ERA: 4.96</small> Tom Gorman, R <small>(6, 1) ERA: 3.32</small>	IP	WLS	BF	H	R	ER	SO	BB	IBB	HBP	BLK	WP	HR	S	P	ERA	WHIP																																															
	5.0	W	21	2	0	0	1	4	0	0	0	0	0	19	35	0.00	1.200																																															
	4.0	S	12	2	0	0	0	0	0	0	0	0	0	12	12	0.00	0.500																																															

BOTTOM


Kansas City Athletics @ Baltimore Orioles
Memorial Stadium, Baltimore, MD

Fri Jun 24 1955, 3:33 AM EDT
 Att. 9,320 - Unknown

AB	29
R	0
H	4
RBI	0
BB	4
SO	1
LOB	16

livebaseballscorecards.com

WP: 0	PA: 33
PB: 0	SB: 0
CS: 0	

Batter	1	2	3	4	5	6	7	8	9	10	11	AB R H RBI BB SO LOB	TOP														
Joe Demaestri, R OBP: 0.263, SLG: 0.268 (1, 6)												5 1 2 0 1 0 2	<p>Kansas City Athletics @ Baltimore Orioles Memorial Stadium, Baltimore, MD Sat Jun 25 1955, 3:33 AM EDT Att: 4,480 - Unknown</p> <p>livebaseballscorecards.com</p> <table border="0"> <tr><td>AB</td><td>40</td></tr> <tr><td>R</td><td>3</td></tr> <tr><td>H</td><td>9</td></tr> <tr><td>RBI</td><td>1</td></tr> <tr><td>BB</td><td>5</td></tr> <tr><td>SO</td><td>2</td></tr> <tr><td>LOB</td><td>30</td></tr> </table> 	AB	40	R	3	H	9	RBI	1	BB	5	SO	2	LOB	30
AB	40																										
R	3																										
H	9																										
RBI	1																										
BB	5																										
SO	2																										
LOB	30																										
Enos Slaughter, L OBP: 0.371, SLG: 0.329 (1, 9)												6 1 0 0 0 0 5															
Gus Zernial, R OBP: 0.312, SLG: 0.488 (1, 7)												4 0 0 0 1 1 3															
Harry Simpson, L OBP: 0.291, SLG: 0.307 (1, 8)												5 0 2 0 0 0 2															
Vic Power, R OBP: 0.356, SLG: 0.487 (1, 3)												5 0 1 0 0 0 4															
Jim Finigan, R OBP: 0.366, SLG: 0.498 (1, 4)												4 1 1 0 1 0 6															
Hector Lopez, R OBP: 0.287, SLG: 0.252 (1, 5)												4 0 1 1 0 0 3															
Joe Astroth, R OBP: 0.368, SLG: 0.299 (1, 2)												4 0 1 0 1 0 3															
Vic Raschi, R OBP: 0.353, SLG: 0.375 Johnny Sain, R Tom Gorman, R												2 0 1 0 1 0 2 0 0 0 0 0 0 0 1 0 0 0 0 1 0															
Inning Stats	R: 0 H: 1 E: 0 LOB: 1 K: 1 BB: 0 S: 6 P: 6	R: 1 H: 2 E: 0 LOB: 1 K: 0 BB: 1 S: 4 P: 8	R: 2 H: 0 E: 2 LOB: 1 K: 0 BB: 1 S: 5 P: 9	R: 0 H: 0 E: 0 LOB: 1 K: 0 BB: 1 S: 3 P: 7	R: 0 H: 1 E: 0 LOB: 2 K: 0 BB: 1 S: 4 P: 8	R: 0 H: 2 E: 0 LOB: 2 K: 0 BB: 0 S: 5 P: 5	R: 0 H: 2 E: 1 LOB: 2 K: 0 BB: 0 S: 5 P: 5	R: 0 H: 1 E: 0 LOB: 1 K: 0 BB: 0 S: 4 P: 4	R: 0 H: 0 E: 0 LOB: 3 K: 1 BB: 1 S: 5 P: 9	R: 0 H: 0 E: 0 LOB: 0 K: 0 BB: 0 S: 0 P: 0	R: 0 H: 0 E: 0 LOB: 0 K: 0 BB: 0 S: 0 P: 0	1B: 6 SF: 0 2B: 2 SAC: 1 3B: 1 DP: 2 HR: 0 HBP: 2	WP: 0 PA: 48 PB: 0 SB: 0 CS: 0														
PITCHER	IP WLS BF H R ER SO BB IBB HBP BLK WP HR S P ERA WHIP																										
Erv Palica, R ERA: 4.5 Ray Moore, R ERA: 3.06	(1, 1) 8.0 38 9 3 1 1 4 0 0 0 0 0 0 36 52 1.12 1.625																										
	(9, 1) 2.0 10 0 0 0 1 1 0 2 0 0 0 0 8 14 0.00 0.500																										

BOTTOM

Kansas City Athletics @ Baltimore Orioles
Memorial Stadium, Baltimore, MD

Sat Jun 25 1955, 3:33 AM EDT
Att: 4,480 - Unknown

livebaseballscores.com

AB	39
R	3
H	12
RBI	3
BB	1
SO	4
LOB	17



WP:	0	PA:	42
PB:	0		
SB:	0		
CS:	0		

Batter	1	2	3	4	5	6	7	8	9	10	11	AB	R	H	RBI	BB	SO	LOB
Bobby Young, L OBP: 0.246, SLG: 0.233 (1, 4)	X 0-0 G6-4-3 1B		X 0-0 F9		X 0-0 FC6-4 2-H 1B			X 0-0 1B 2B	X 0-3 K			5	1	3	1	0	1	3
Wally Westlake, R OBP: 0.405, SLG: 0.333 (1, 9)	X 0-0 G6-4-3 1-2f		X 0-0 2B		X 0-0 FC6-4 1-2f			X 0-0 F8		X 0-0 SH3-4 1B		5	0	2	0	0	0	3
Dave Pope, L OBP: 0.346, SLG: 0.445 (1, 7) (10, 8)	X 0-0 P4-3		X 0-0 P4			X 0-0 P8		X 0-0 2-H 1B		X 0-0 SH3-4 1-2		4	0	1	1	0	0	1
Gus Triandos, R OBP: 0.313, SLG: 0.358 (1, 3) (11, 2)		X 0-0 5-3		X 0-0 5-3		X 0-3 K		X 0-0 F6			X 4-0 IBB	4	0	0	0	1	1	1
Hal Smith, R OBP: 0.281, SLG: 0.335 (1, 2) Tom Gastall, R (9, PR) (10, 2)		X 0-0 F3		X 0-0 6-3		X 0-0 5-3				X 0-0 SH5-4 2B 2B	X 0-0 F2	4	0	1	0	0	0	0
Cal Abrams, L OBP: 0.410, SLG: 0.388 (10, PH) (11, 3)												0	1	0	0	0	0	0
Wayne Causey, L OBP: 0.220, SLG: 0.256 (1, 5)		X 0-0 1B 1B		X 0-0 F9			X 0-0 4-3		X 0-0 SH5-4 2-3	X 0-3 K		4	0	1	0	0	1	2
Chuck Diering, R OBP: 0.322, SLG: 0.352 (1, 8) (10, 6)		X 0-0 1-2 1B		X 0-0 5-3		X 0-0 1-3		X 0-0 4-3	X 0-3 K			4	0	1	0	0	1	2
Willy Miranda, S OBP: 0.280, SLG: 0.287 (1, 6) Hoot Evers, R OBP: 0.324, SLG: 0.441 (9, PH) (10, 7)		X 0-0 4-3		X 0-0 1-3 1B 1B		X 0-0 4-3		X 0-0 4-3	X 0-0 1B 2B			3	1	1	0	0	0	2
Erv Palica, R OBP: 0.250, SLG: 0.222 (1, 1) Gil Coan, L OBP: 0.310, SLG: 0.319 (8, PH) Ray Moore, R OBP: 0.357, SLG: 0.308 (9, 1)			X 0-0 6-3		X 0-0 1-3 1-2		X 0-0 4-3	X 0-0 4-3	X 0-0 3-H 1B			2	0	0	0	0	0	1
												1	0	0	0	0	0	0
												1	0	1	0	0	0	0

Inning Stats	R: 0	H: 1	E: 0	LOB: 0	K: 0	BB: 0	S: 3	P: 3	R: 0	H: 2	E: 0	LOB: 2	K: 0	BB: 0	S: 5	P: 5	R: 0	H: 1	E: 0	LOB: 1	K: 0	BB: 0	S: 4	P: 4	R: 0	H: 0	E: 0	LOB: 0	K: 0	BB: 0	S: 3	P: 3	R: 1	H: 2	E: 0	LOB: 1	K: 0	BB: 0	S: 5	P: 5	R: 0	H: 0	E: 0	LOB: 0	K: 1	BB: 0	S: 5	P: 5	R: 0	H: 0	E: 0	LOB: 0	K: 0	BB: 0	S: 3	P: 3	R: 1	H: 2	E: 0	LOB: 1	K: 0	BB: 0	S: 5	P: 5	R: 1	H: 3	E: 0	LOB: 3	K: 2	BB: 0	S: 10	P: 10	R: 0	H: 1	E: 0	LOB: 2	K: 1	BB: 1	S: 6	P: 10
Vic Raschi, R ERA: 4.91 Johnny Sain, R ERA: 5.45 Tom Gorman, R ERA: 3.21	IP	WLS	BF	H	R	ER	SO	BB	IBB	HBP	BLK	WP	HR	S	P	ERA	WHIP																																																															
	7.2	30	8	2	2	1	1	0	0	0	0	0	0	32	32	2.35	1.043																																																															
	1.0	6	3	1	1	1	1	0	0	0	0	0	0	8	8	9.00	3.000																																																															
	1.1	6	1	0	0	0	2	0	1	0	0	0	0	9	13	0.00	0.750																																																															

PITCHER	IP	WLS	BF	H	R	ER	SO	BB	IBB	HBP	BLK	WP	HR	S	P	ERA	WHIP																		
Vic Raschi, R ERA: 4.91	7.2	30	8	2	2	1	1	0	0	0	0	0	0	32	32	2.35	1.043																		
Johnny Sain, R ERA: 5.45	1.0	6	3	1	1	1	1	0	0	0	0	0	0	8	8	9.00	3.000																		
Tom Gorman, R ERA: 3.21	1.1	6	1	0	0	0	2	0	1	0	0	0	0	9	13	0.00	0.750																		

Batter	1	2	3	4	5	6	7	8	9	AB R H RBI BB SO LOB	TOP
Joe Demaestri, R OBP: 0.259, SLG: 0.263 (1, 6) X	0-0 P8 ①		0-0 G4-6-3 ② ③ 1-2f			0-0 F3 ①		0-0 6-3 ③		4 0 0 0 0 0 2	Kansas City Athletics @ Baltimore Orioles Memorial Stadium, Baltimore, MD Sun Jun 26 1955, 3:33 AM EDT Unknown
Enos Slaughter, L OBP: 0.356, SLG: 0.315 (1, 9) X	0-0 F9 ②			0-0 3-1 ①		0-0 P8 ②		0-0 4-3 ①		4 0 0 0 0 0 1	
Gus Zernial, R OBP: 0.308, SLG: 0.481 Bill Renna, R OBP: 0.319, SLG: 0.415 (1, 7) X (8, 7)	0-0 P8 ③			0-0 F2 ②		0-3 K ③		0-0 P8 ②		3 0 0 0 0 1 1 1 0 0 0 0 0 0	
Harry Simpson, L OBP: 0.290, SLG: 0.304 (1, 8)		0-0 F5 ①		0-0 G3 ③			0-0 1B	0-3 K ③		4 0 1 0 0 1 0	
Vic Power, R OBP: 0.356, SLG: 0.485 (1, 3)		0-0 1B			0-0 6-3 ①		0-0 F2 ①			3 0 1 0 0 0 1	
Jim Finigan, R OBP: 0.362, SLG: 0.492 (1, 4)		0-0 F5 ②			0-3 K ②		0-0 F7 ②			3 0 0 0 0 1 2	
Hector Lopez, R OBP: 0.281, SLG: 0.247 (1, 5)		0-3 K ③			0-0 F9 ③		0-0 F3 ③			3 0 0 0 0 1 2	
Joe Astroth, R OBP: 0.367, SLG: 0.311 (1, 2)			0-0 L7 ①			0-0 1B 2B		0-3 K ①		3 1 1 0 0 1 0	
Alex Kellner, R OBP: 0.344, SLG: 0.400 (1, 1)			0-0 G4-6-3 1B			0-0 2-H 1B		0-0 5-3 ②		3 0 2 1 0 0 0	
Inning Stats	R: 0 H: 0 E: 0 LOB: 0 K: 0 BB: 0 S: 3 P: 3	R: 0 H: 1 E: 0 LOB: 1 K: 1 BB: 0 S: 6 P: 6	R: 0 H: 1 E: 0 LOB: 0 K: 0 BB: 0 S: 3 P: 3	R: 0 H: 0 E: 0 LOB: 0 K: 0 BB: 0 S: 3 P: 3	R: 0 H: 0 E: 0 LOB: 0 K: 1 BB: 0 S: 5 P: 5	R: 1 H: 2 E: 0 LOB: 1 K: 1 BB: 0 S: 7 P: 7	R: 0 H: 1 E: 0 LOB: 1 K: 0 BB: 0 S: 4 P: 4	R: 0 H: 0 E: 0 LOB: 0 K: 1 BB: 0 S: 5 P: 5	R: 0 H: 0 E: 0 LOB: 0 K: 1 BB: 0 S: 5 P: 5	1B: 4 SF: 0 2B: 1 SAC: 0 3B: 0 DP: 1 HR: 0 HBP: 0	
PITCHER Jim Wilson, R ERA: 2.61 (1, 1)	IP WLS BF H R ER SO BB IBB HBP BLK WP HR S P ERA WHIP										
	9.0 L 31 5 1 1 5 0 0 0 0 0 0 0 41 41 1.00 0.556										


AB	31
R	1
H	5
RBI	1
BB	0
SO	5
LOB	9



Batter	1	2	3	4	5	6	7	8	9	AB R H RBI BB SO LOB	TOP
Joe Demaestri, R (1, 6) OBP: 0.262, SLG: 0.266	0-0 P8		0-0 F7		0-0 1B		0-0 1B		0-0 6-3	5 0 2 0 0 0 0	Kansas City Athletics @ Baltimore Orioles Memorial Stadium, Baltimore, MD Sun Jun 26 1955, 3:38 AM EDT Att. 16,489 - Unknown livebaseballscorecards.com
Enos Slaughter, L (1, 9) OBP: 0.352, SLG: 0.312	0-0 4-3		0-0 1-3		0-0 1B		0-0 P8			4 0 1 1 0 0 2	
Gus Zernial, R (1, 7) OBP: 0.307, SLG: 0.491 Bill Renna, R (7, 7) OBP: 0.319, SLG: 0.415	0-0 HR		0-3 K		0-0 1B		0-0 F7			4 1 1 1 0 1 4 0 0 0 0 0 0 0	
Harry Simpson, L (1, 8) OBP: 0.306, SLG: 0.344	0-0 3B			0-0 1B		0-0 3-1		0-0 1B		4 0 3 0 0 0 0	
Vic Power, R (1, 3) OBP: 0.350, SLG: 0.477	0-0 P8			0-0 F2		0-0 5-3		0-0 L7		4 0 0 0 0 0 3	
Jim Finigan, R (1, 4) OBP: 0.357, SLG: 0.484		0-3 K		0-0 P8		0-3 K		0-0 G6-3		4 0 0 0 0 2 2	
Hector Lopez, R (1, 5) OBP: 0.298, SLG: 0.280		0-0 1B		0-0 CS		0-0 HR		0-0 1B		3 3 3 1 1 0 0	
Billy Shantz, R (1, 2) OBP: 0.341, SLG: 0.364		0-0 6-3		0-0 4-3		0-0 4-3		0-0 L1		3 0 0 0 0 0 2	
Ray Herbert, R (1, 1) OBP: 0.313, SLG: 0.357 Tom Gorman, R (9, 1)		0-3 K		4-0 1B		0-0 1B		0-0 SF7		2 1 1 2 1 1 1 0 0 0 0 0 0 0	
Inning Stats	R: 1 H: 2 E: 0 LOB: 1 K: 0 BB: 0 S: 5 P: 5	R: 0 H: 1 E: 0 LOB: 1 K: 2 BB: 0 S: 8 P: 8	R: 0 H: 0 E: 0 LOB: 0 K: 1 BB: 0 S: 5 P: 5	R: 0 H: 1 E: 1 LOB: 0 K: 0 BB: 0 S: 3 P: 3	R: 2 H: 3 E: 0 LOB: 1 K: 0 BB: 1 S: 5 P: 9	R: 0 H: 0 E: 0 LOB: 0 K: 1 BB: 0 S: 5 P: 5	R: 1 H: 2 E: 0 LOB: 2 K: 0 BB: 1 S: 5 P: 9	R: 0 H: 1 E: 0 LOB: 0 K: 0 BB: 0 S: 3 P: 3	R: 1 H: 1 E: 1 LOB: 0 K: 0 BB: 0 S: 4 P: 4	1B: 8 SF: 1 2B: 0 SAC: 1 3B: 1 DP: 2 HR: 2 HBP: 0	WP: 0 PA: 38 PB: 0 SB: 0 CS: 1
PITCHER	IP WLS BF H R ER SO BB IBB HBP BLK WP HR S P ERA WHIP										
Don Johnson, R (1, 1) ERA: 4.67	5.0 L 21 7 3 3 3 1 0 0 0 0 0 2 26 30 5.40 1.600										
Harry Dorish, R (6, 1) ERA: 2.84	2.0 10 3 1 1 1 1 0 0 0 0 0 0 11 15 4.50 2.000										
Jim McDonald, R (8, 1) ERA: 5.59	1.0 2 0 0 0 0 0 0 0 0 0 0 0 2 2 0.00 0.000										
Art Schallcock, L (9, 1) ERA: 2.01	1.0 4 1 1 0 0 0 0 0 0 0 0 0 0 4 4 0.00 1.000										

Kansas City Athletics @ Baltimore Orioles
Memorial Stadium, Baltimore, MD
 Sun Jun 26 1955, 3:38 AM EDT
 Att. 16,489 - Unknown
livebaseballscorecards.com

AB	33
R	5
H	11
RBI	5
BB	2
SO	4
LOB	14



Batter	1	2	3	4	5	6	7	8	9	AB	R	H	RBI	BB	SO	LOB
Bobby Young, L (1, 4) OBP: 0.244, SLG: 0.231	0-0 CS 1B		0-0 F8		0-0 1-3			0-0 4-3		4	0	1	0	0	0	2
Dave Pope, L (1, 8) OBP: 0.340, SLG: 0.434	0-0 P8 1-2			0-0 P6-3		0-0 5-4-3 1B		0-3 K		4	0	1	0	0	1	1
Wally Westlake, R (1, 9) OBP: 0.378, SLG: 0.278	0-0 L4			0-0 1-3		0-3 K		4-0 FC3-6 1B BB		3	0	0	0	1	1	1
Gus Triandos, R (1, 3) OBP: 0.312, SLG: 0.351		H 1-0 G5-4-3 HBP		0-0 F5		0-0 5-4-3		0-0 1-2 FC3-6 1B		3	0	1	0	0	0	1
Hoot Evers, R (1, 7) OBP: 0.316, SLG: 0.426		X 0-0 G5-4-3 1-2f		0-0 1B 2B 1B		0-0 F9		0-0 F8		4	1	1	0	0	0	4
Wayne Causey, L (1, 5) OBP: 0.222, SLG: 0.256		X 0-0 5-3		0-0 2B SF9 1B		0-0 1-3		0-0 FC3-6 1-2f 2-3		4	1	1	0	0	0	2
Tom Gastall, R (1, 2) OBP: 0.100, SLG: 0.100			X 0-0 FC3-6 1B		0-0 F7		0-0 5-3		0-0 F7		4	0	1	0	0	4
Willy Miranda, S (1, 6) OBP: 0.279, SLG: 0.283			X 0-0 FC3-6		0-0 1-3 2-H 2B		0-0 4-3			1	0	0	0	0	0	1
Gil Coan, L (5, PH) OBP: 0.315, SLG: 0.333			X 1-2f		0-0 SF9					1	0	1	1	0	0	0
Chuck Diering, R (6, 6) OBP: 0.313, SLG: 0.341			X 0-0 F8		0-0 3-H					1	0	0	0	0	0	0
Don Johnson, R (1, 1) OBP: 0.407, SLG: 0.388			X 0-0 F8							0	0	0	1	0	0	0
Cal Abrams, L (5, PH) OBP: 0.250, SLG: 0.250			X 0-0 F8							0	0	0	0	0	0	0
Harry Dorrish, R (6, 1) OBP: 0.250, SLG: 0.250			X 0-0 F8							0	0	0	0	0	0	0
Jim McDonald, R (8, 1) OBP: 0.250, SLG: 0.250			X 0-0 F8							0	0	0	0	0	0	0
Hal Smith, R (8, PH) OBP: 0.250, SLG: 0.250			X 0-0 F8							1	0	0	0	0	0	0
Art Schallock, L (9, 1) OBP: 0.100, SLG: 0.100			X 0-0 F8							0	0	0	0	0	0	0

Inning Stats	R: 0	H: 1	E: 0	LOB: 0	K: 0	BB: 0	S: 3	P: 3	R: 0	H: 0	E: 0	LOB: 0	K: 0	BB: 0	S: 2	P: 3	R: 0	H: 1	E: 1	LOB: 1	K: 0	BB: 0	S: 4	P: 4	R: 0	H: 0	E: 0	LOB: 0	K: 0	BB: 0	S: 3	P: 3	R: 2	H: 3	E: 0	LOB: 1	K: 0	BB: 0	S: 6	P: 6	R: 0	H: 1	E: 0	LOB: 1	K: 1	BB: 0	S: 6	P: 6	R: 0	H: 0	E: 0	LOB: 0	K: 0	BB: 0	S: 3	P: 3	R: 0	H: 0	E: 0	LOB: 0	K: 1	BB: 0	S: 5	P: 5	R: 0	H: 1	E: 0	LOB: 2	K: 0	BB: 1	S: 4	P: 8	1B: 6	SF: 1	2B: 1	SAC: 0	3B: 0	DP: 1	HR: 0	HBP: 1	WP: 0	PA: 34
PITCHER	IP	WLS	BF	H	R	ER	SO	BB	IBB	HBP	BLK	WP	HR	S	P	ERA	WHIP																																																																	
Ray Herbert, R (1, 1) ERA: 5.07	8.0	W	31	7	2	2	2	1	0	1	0	0	0	33	38	2.25	1.000																																																																	
Tom Gorman, R (9, 1) ERA: 3.14	1.0	S	3	0	0	0	0	0	0	0	0	0	0	3	3	0.00	0.000																																																																	

BOTTOM

Kansas City Athletics @ Baltimore Orioles
Memorial Stadium, Baltimore, MD
 Sun Jun 26 1955, 3:38 AM EDT
 Att. 16,489 - Unknown

livebaseballscorecards.com

AB	31
R	2
H	7
RBI	2
BB	1
SO	2
LOB	17



Batter	1	2	3	4	5	6	7	8	9	AB R H RBI BB SO LOB	TOP											
Wally Westlake, R (1, 7) OBP: 0.340, SLG: 0.244	0-3 K		0-0 F5		0-3 K		0-0 F3	0-3 K		5 0 0 0 0 3 6	<p>Baltimore Orioles @ New York Yankees Yankee Stadium, Bronx, NY Wed Jun 29 1955, 3:33 AM EDT Unknown - 87 F</p>											
Gil Coan, L (1, 9) Hoot Evers, R (9, PR) OBP: 0.326, SLG: 0.347 OBP: 0.316, SLG: 0.426	0-3 K		0-3 K		4-0 BB		0-0 1B		0-0 P8 6-3 2B	4 0 2 0 1 2 1 0 1 0 0 0 0 0												
Dave Pope, L (1, 8) OBP: 0.329, SLG: 0.419	0-3 K			0-0 P4	0-0 P8		0-0 P8		0-0 P8 2-3	5 0 0 0 0 1 5												
Hank Majeski, R (1, 4) OBP: 0.313, SLG: 0.340		0-0 F8		0-0 5-3		0-0 4-3 E 1B 1B	0-0 F7		0-0 6-3	5 1 1 1 0 0 2												
Gus Triandos, R (1, 3) OBP: 0.314, SLG: 0.354		0-0 F3		4-0 FC6-4 BB		0-0 F7		0-0 1B 2B	0-0 F9	4 0 1 0 1 0 2												
Hal Smith, R (1, 2) Tom Gastall, R (6, 2) OBP: 0.281, SLG: 0.333 OBP: 0.182, SLG: 0.100		0-0 1B		0-0 FC6-4 1-2f		0-0 E6 1B 4-3 1-2		4-0 1B BB		3 0 1 0 0 0 2 0 0 0 0 1 0 0												
Wayne Causey, L (1, 5) OBP: 0.224, SLG: 0.255		0-3 K			0-0 F8	0-0 4-3		0-0 1B 1-2 2-3		4 0 1 0 0 1 3												
Willy Miranda, S (1, 6) OBP: 0.288, SLG: 0.288			4-0 BB		0-0 BB 1B	0-0 1B		0-3 K 1-2 2-3		3 0 2 1 1 1 3												
Saul Rogovin, R (1, 1) Duane Pilette, R (3, 1) Cal Abrams, L (8, PH) Jim McDonald, R (8, 1) OBP: 0.130, SLG: 0.091 OBP: 0.333, SLG: 0.200 OBP: 0.404, SLG: 0.385			0-3 K		4-0 BB BB	0-3 K		0-3 K		1 0 0 0 0 1 1 1 0 0 0 1 1 2 1 0 0 0 0 1 3 0 0 0 0 0 0 0												
Inning Stats	R: 0 E: 0 K: 3 S: 9	H: 0 LOB: 0 BB: 0 P: 9	R: 0 E: 0 K: 1 S: 6	H: 1 LOB: 1 BB: 0 P: 6	R: 0 E: 0 K: 2 S: 7	H: 0 LOB: 1 BB: 1 P: 11	R: 0 E: 0 K: 0 S: 3	H: 0 LOB: 1 BB: 1 P: 7	R: 0 E: 0 K: 1 S: 6	H: 1 LOB: 3 BB: 2 P: 14		R: 1 E: 1 K: 1 S: 8	H: 2 LOB: 2 BB: 0 P: 8	R: 0 E: 0 K: 0 S: 4	H: 1 LOB: 1 BB: 0 P: 4	R: 0 E: 0 K: 3 S: 11	H: 2 LOB: 3 BB: 1 P: 15	R: 1 E: 0 K: 0 S: 4	H: 1 LOB: 1 BB: 0 P: 4	1B: 6 2B: 2 3B: 0 HR: 0	SF: 0 SAC: 0 DP: 0 HBP: 0	WP: 0 PB: 0 SB: 0 CS: 0
PITCHER Bob Turley, R (1, 1) ERA: 3.16	IP 9.0 WLS W BF 41 H 8 R 2 ER 1 SO 11 BB 5 IBB 0 HBP 0 BLK 0 WP 0 HR 0 S 58 P 78 ERA 1.00 WHIP 1.444											PITCHER	IP WLS BF H R ER SO BB IBB HBP BLK WP HR S P ERA WHIP									

livebaseballscorecards.com

AB	36
R	2
H	8
RBI	2
BB	5
SO	11
LOB	30



Batter	1	2	3	4	5	6	7	8	9
Gil McDougald, R OBP: 0.366, SLG: 0.375 (1, 4)	0-0 P8	0-3 K		0-3 K		0-3 K		0-0 1B	
Irv Noren, L OBP: 0.322, SLG: 0.404 (1, 7)	0-0 F4		4-0 S BB	0-0 F4			0-0 WP	0-0 1B	
Mickey Mantle, S OBP: 0.426, SLG: 0.591 (1, 8)	0-3 K		4-0 BB	4-0 BB			0-0 F7	0-0 F6	
Yogi Berra, L OBP: 0.359, SLG: 0.498 (1, 2)		0-0 1B	4-0 S 1B	0-0 P8			0-3 K		
Charles Silvera, R OBP: 0.368, SLG: 0.200 (5, 2)		E 1B	1-2 2-3 1B BB						
Bill Skowron, R OBP: 0.412, SLG: 0.659 (1, 3)		0-0 F6	0-0 S 1B		0-0 F9		0-0 2B		
Elston Howard, R OBP: 0.410, SLG: 0.538 (1, 9)	0-3 K	0-3 K	0-3 K		0-0 P8		0-0 5-3		
Andy Carey, R OBP: 0.306, SLG: 0.372 (1, 5)	0-0 E9	0-0 1B	4-0 1B		0-0 P8		0-0 1B	0-0 1B	
Billy Hunter, R OBP: 0.254, SLG: 0.298 (1, 6)		0-0 2B	0-0 1B			0-3 K		0-0 F4	
Eddie Robinson, L OBP: 0.380, SLG: 0.574 (3, PH)									
Phil Rizzuto, R OBP: 0.375, SLG: 0.250 (3, PR) (4, 6)		2-H 2B	1-3 2-H 3-H 1B					1-2 1B	
Bob Turley, R OBP: 0.224, SLG: 0.227 (1, 1)		0-0 E	0-0 G5-4-3			0-3 K		0-0 1-3	

AB	R	H	RBI	BB	SO	LOB
5	0	1	0	0	3	1
4	2	2	1	1	0	0
3	1	0	0	2	1	3
2	2	1	0	1	0	1
1	0	0	0	0	1	1
4	1	2	3	0	0	1
4	0	0	0	0	2	4
3	2	2	0	1	0	0
1	1	1	1	0	0	0
1	0	1	2	0	0	0
2	0	0	0	0	1	1
4	0	1	1	0	1	3


BOTTOM

Baltimore Orioles @ New York Yankees
Yankee Stadium, Bronx, NY

Wed Jun 29 1955, 3:33 AM EDT
Unknown - 87 F

livebaseballscorecards.com

AB	34
R	9
H	11
RBI	8
BB	5
SO	9
LOB	15



Inning Stats	R: 0	H: 0	E: 0	K: 1	S: 5	LOB: 0	BB: 0	P: 5
R: 3	H: 4	E: 2	K: 2	S: 11	LOB: 1	BB: 0	P: 11	
R: 4	H: 2	E: 0	K: 1	S: 6	LOB: 2	BB: 4	P: 22	
R: 0	H: 0	E: 0	K: 1	S: 5	LOB: 1	BB: 1	P: 9	
R: 0	H: 0	E: 0	K: 0	S: 3	LOB: 0	BB: 0	P: 3	
R: 0	H: 0	E: 0	K: 3	S: 9	LOB: 0	BB: 0	P: 9	
R: 1	H: 2	E: 0	K: 1	S: 7	LOB: 1	BB: 0	P: 7	
R: 1	H: 3	E: 0	K: 0	S: 6	LOB: 2	BB: 0	P: 6	

PITCHER	IP	WLS	BF	H	R	ER	SO	BB	IBB	HBP	BLK	WP	HR	S	P	ERA	WHIP
Saul Rogovin, R ERA: 4.56 (1, 1)	2.0	L	13	4	6	6	3	3	3	0	0	0	0	16	28	27.00	3.500
Duane Pillette, R ERA: 6.75 (3, 1)	5.0		20	4	2	2	6	1	1	0	0	1	0	30	38	3.60	1.000
Jim McDonald, R ERA: 5.68 (8, 1)	1.0		6	3	1	1	0	0	0	0	0	0	0	6	6	9.00	3.000

WP: 1	PA: 39
1B: 9	SF: 0
2B: 2	SAC: 0
3B: 0	DP: 1
HR: 0	HBP: 0
PB: 0	CS: 0
SB: 4	

Batter	1	2	3	4	5	6	7	8	9	AB R H RBI BB SO LOB	TOP																				
Chuck Diering, R (1, 8) <small>OBP: 0.305, SLG: 0.331</small>	0-0 5-3		0-0 4-3	0-0 L8			0-0 1-3		0-0 F7	5 0 0 0 0 0 4																					
Hoot Evers, R (1, 7) <small>OBP: 0.309, SLG: 0.416</small>	0-3 K		0-0 6-3	0-0 FC5			0-0 F7			4 0 0 0 0 1 4																					
Dave Pope, L (1, 9) <small>OBP: 0.339, SLG: 0.424</small>	0-0 1B			0-0 E 1B	0-0 P4-3		4-0 BB			3 1 2 0 1 0 0																					
Hank Majeski, R (1, 4) <small>OBP: 0.324, SLG: 0.351</small>	0-0 1B			0-0 E 1B	0-0 F9		0-0 6-3			4 1 2 0 0 0 1																					
Gus Triandos, R (1, 3) <small>OBP: 0.318, SLG: 0.363</small>		0-3 K		0-0 E6	0-0 1B		0-0 F4			4 1 2 2 0 1 0																					
Hal Smith, R (1, 2) <small>OBP: 0.281, SLG: 0.336</small>		0-0 F8		0-0 FC1-5 2B	0-0 1-3		0-0 F8			4 0 1 0 0 0 1																					
Wayne Causey, L (1, 5) <small>OBP: 0.245, SLG: 0.260</small>		0-0 4-3		4-0 1B FC1-5 BB		0-0 FC4-6 1B		0-0 F7		3 0 1 0 1 0 0																					
Willy Miranda, S (1, 6) <small>OBP: 0.288, SLG: 0.289</small> Tex Nelson, L (9, PH) <small>OBP: 0.429, SLG: 0.333</small>			0-0 4-3 SH3-4 1B	0-0 FC1-5 1B		0-0 FC4-6 G4-6-3		0-3 K	3 0 1 0 0 0 3 1 0 0 0 0 1 0																						
Erv Palica, R (1, 1) <small>OBP: 0.250, SLG: 0.222</small> Gil Coan, L (4, PH) <small>OBP: 0.331, SLG: 0.353</small> Ray Moore, R (4, 1) <small>OBP: 0.333, SLG: 0.286</small> Harry Dorish, R (8, 1) <small>OBP: 0.250, SLG: 0.250</small> Cal Abrams, L (9, PH) <small>OBP: 0.401, SLG: 0.381</small>			0-0 SH3-4	0-0 1B		0-0 G4-6-3		0-0 4-3	0 0 0 0 0 0 0 1 0 1 0 0 0 0 1 0 0 0 0 0 1 0 0 0 0 0 0 0 1 0 0 0 0 0 0																						
Inning Stats	R: 0 E: 0 K: 1 S: 6	H: 2 LOB: 2 BB: 0 P: 6	R: 0 E: 0 K: 1 S: 5	H: 0 LOB: 0 BB: 0 P: 5	R: 0 E: 0 K: 0 S: 4	H: 1 LOB: 1 BB: 0 P: 4	R: 3 E: 1 K: 0 S: 8	H: 5 LOB: 3 BB: 1 P: 12	R: 0 E: 0 K: 0 S: 4	H: 1 LOB: 1 BB: 0 P: 4	R: 0 E: 0 K: 0 S: 3	H: 1 LOB: 0 BB: 0 P: 3	R: 0 E: 0 K: 0 S: 3	H: 0 LOB: 1 BB: 1 P: 7	R: 0 E: 0 K: 0 S: 3	H: 0 LOB: 0 BB: 0 P: 3	R: 0 E: 0 K: 1 S: 5	H: 0 LOB: 0 BB: 0 P: 5	1B: 8 2B: 2 3B: 0 HR: 0	SF: 0 SAC: 1 DP: 1 HBP: 0	WP: 0 PB: 0 SB: 0 CS: 0	PA: 37									
PITCHER	IP WLS BF H R ER SO BB IBB HBP BLK WP HR S P ERA WHIP																														
Johnny Kucks, R (1, 1) <small>ERA: 3.84</small> Tom Morgan, R (4, 1) <small>ERA: 0.68</small> Jim Konstanty, R (8, 1) <small>ERA: 0.94</small>	3.0		15	7	3	3	2	0	0	0	0	0	0	19	19	9.00	2.333														
	4.0	W	16	3	0	0	0	2	0	0	0	0	0	14	22	0.00	1.250														
	2.0	S	6	0	0	0	1	0	0	0	0	0	0	8	8	0.00	0.000														

Baltimore Orioles @ New York Yankees
 Yankee Stadium, Bronx, NY
 Wed Jun 29 1955, 3:38 AM EDT
 Att. 11,178 - Unknown - 87 F

livebaseballscorecards.com

AB	34
R	3
H	10
RBI	2
BB	2
SO	3
LOB	14



Batter	1	2	3	4	5	6	7	8	9
Gil McDougald, R OBP: 0.371, SLG: 0.394 (1, 4)	0-0 F8 BB 4-3 1B		0-0 1B 2B		0-0 F8		0-0 SF8 1-H 2-H 3B		
Irv Noren, L OBP: 0.321, SLG: 0.400 (1, 7)	4-0 4-3 1-2 BB		0-0 F7		0-0 4-3		0-0 SF8 3-H		
Mickey Mantle, S OBP: 0.430, SLG: 0.601 (1, 8)	0-0 F8 2-3		0-0 CS 1B 2-H		0-0 SH1-3 1B		0-0 WP 3B		
Yogi Berra, L OBP: 0.355, SLG: 0.492 (1, 2)	0-0 4-3 1-2 3-H		0-0 F8 1-2		0-0 SH1-3 1-2		0-0 F7 3-H		
Bill Skowron, R OBP: 0.407, SLG: 0.646 (1, 3)	0-0 6-3			0-0 1-3		0-0 5-3		0-0 5-3 1B	
Elston Howard, R OBP: 0.408, SLG: 0.561 (1, 9)		0-0 HR		0-0 F8		0-0 F8		0-0 F8	
Hank Bauer, R OBP: 0.327, SLG: 0.387 (7, 9)									
Andy Carey, R OBP: 0.306, SLG: 0.381 (1, 5)		0-0 4-3		0-0 3B			0-0 SH3-4 3B 1B	0-0 5-3 1-2	
Billy Hunter, R OBP: 0.251, SLG: 0.295 (1, 6)			0-0 F6		0-0 F7		0-0 SH3-4 1-2	0-0 F7	
Phil Rizzuto, R OBP: 0.367, SLG: 0.244 (7, PH)									
Johnny Kucks, R OBP: 0.045, SLG: 0.091 (1, 1)		0-0 5-3			0-0 5-3		4-0 3B BB		
Tom Morgan, R OBP: 0.200, SLG: 0.200 (4, 1)									
Eddie Robinson, L OBP: 0.385, SLG: 0.574 (7, PH)									
Bob Cerv, R OBP: 0.282, SLG: 0.324 (7, PR)									
Jim Konstanty, R OBP: 0.282, SLG: 0.324 (8, 1)									

Inning Stats	R: 1	H: 1	E: 0	LOB: 1	K: 0	P: 8	R: 1	H: 1	E: 0	LOB: 0	K: 0	P: 4	R: 1	H: 2	E: 0	LOB: 0	K: 0	P: 4	R: 0	H: 1	E: 0	LOB: 1	K: 0	P: 4	R: 0	H: 0	E: 0	LOB: 0	K: 0	P: 3	R: 0	H: 1	E: 0	LOB: 1	K: 0	P: 4	R: 4	H: 3	E: 0	LOB: 1	K: 0	P: 10	R: 0	H: 1	E: 0	LOB: 1	K: 0	P: 4
	S: 4	BB: 1	S: 4	BB: 1	S: 4	BB: 8	S: 4	BB: 0	S: 4	BB: 0	S: 4	BB: 4	S: 4	BB: 0	S: 4	BB: 0	S: 4	BB: 0	S: 3	BB: 0	S: 4	BB: 0	S: 4	BB: 4	S: 6	BB: 1	S: 6	BB: 1	S: 4	BB: 0	S: 4	BB: 0	S: 4	BB: 4	S: 4	BB: 0	S: 4	BB: 0	S: 4	BB: 4	S: 4	BB: 0	S: 4	BB: 0	S: 4	BB: 4		

PITCHER	IP	WLS	BF	H	R	ER	SO	BB	IBB	HBP	BLK	WP	HR	S	P	ERA	WHIP
Erv Palica, R ERA: 4.66 (1, 1)	3.0		13	4	3	3	0	1	0	0	0	0	1	12	16	9.00	1.667
Ray Moore, R ERA: 3.5 (4, 1)	4.0	L	18	5	4	4	0	1	0	0	0	1	0	17	21	9.00	1.500
Harry Dorish, R ERA: 2.76 (8, 1)	1.0		4	1	0	0	0	0	0	0	0	0	0	4	4	0.00	1.000

BOTTOM


Baltimore Orioles @ New York Yankees
Yankee Stadium, Bronx, NY

Wed Jun 29 1955, 3:38 AM EDT
Att: 11,178 - Unknown - 87 F

AB	R	H	RBI	BB	SO	LOB
4	3	3	2	0	0	0
2	0	0	1	1	0	1
4	1	3	1	0	0	2
3	0	0	1	0	0	3
4	0	1	0	0	0	2
3	1	1	1	0	0	1
1	0	0	0	0	0	1
4	1	2	0	0	0	1
2	0	0	0	0	0	1
1	0	0	0	0	0	1
1	0	0	0	0	0	0
0	0	0	0	1	0	0
0	1	0	0	0	0	0
0	0	0	0	0	0	0

AB	30
R	7
H	10
RBI	6
BB	2
SO	0
LOB	13

WP: 1 PA: 35
PB: 0
SB: 0
CS: 1



1B	2B	3B	HR	SF	SAC	DP	HBP
5	1	3	1	1	2	0	0

Batter	1	2	3	4	5	6	7	8	9	10	11	12	13	AB R H RBI BB SO LOB
Chuck Diering, R (1, 8) <small>OBP: 0.295, SLG: 0.320</small>	0-0 1-3	0-0 FC6-4			0-3 K		0-0 L8		0-0 F8			0-0 F3		6 0 0 0 0 1 5
Dave Pope, L (1, 9) <small>OBP: 0.345, SLG: 0.433</small>	0-0 FC4 1B		0-0 1-3 1B 2B		0-0 1B FC6-4 1B		0-0 P8		0-0 P4-3			0-0 P3		6 2 3 0 0 0 0
Hoot Evers, R (1, 7) <small>OBP: 0.309, SLG: 0.415</small> Gil Coan, L (5, PR) <small>OBP: 0.331, SLG: 0.353</small> Wally Westlake, R (6, 7) <small>OBP: 0.321, SLG: 0.227</small>	0-0 F2		0-0 5-3		0-0 CS 1-3 1B		0-0 F9		0-0 6-3			0-0 F7		3 0 1 0 0 0 2 0 0 0 0 0 0 0 3 0 0 0 0 0 0
Hank Majeski, R (1, 5) <small>OBP: 0.311, SLG: 0.323</small>	0-0 FC4		0-0 1-3		4-0 FC6-4 1-2 IBB		0-0 F7		0-0 6-3			0-0 F7		5 0 0 0 1 0 2
Gus Triandos, R (1, 3) <small>OBP: 0.315, SLG: 0.359</small>		0-0 6-3	0-0 1B		0-0 FC6-4		0-0 5-3				0-0 4-3			5 0 1 2 0 0 2
Hal Smith, R (1, 2) <small>OBP: 0.280, SLG: 0.332</small> Wayne Causey, L (9, PR) <small>OBP: 0.245, SLG: 0.260</small> Harry Dorish, R (10, 1) <small>OBP: 0.200, SLG: 0.200</small>		0-0 F8	0-0 F2		0-0 CS	0-0 F8		4-0 2B G5-2-3 BB			0-3 K			3 0 0 0 1 0 1 0 0 0 0 0 0 0 1 0 0 0 0 1 0
Fred Marsh, R (1, 4) <small>OBP: 0.389, SLG: 0.333</small>		4-0 1B E BB		0-3 K		0-3 K		0-0 1-3 2B			0-3 K			4 1 1 0 1 3 0
Willy Miranda, S (1, 6) <small>OBP: 0.291, SLG: 0.288</small>		0-0 E 1-3 1B		0-0 F9		0-0 6-3		4-0 G5-2-3 IBB			0-0 F2			4 0 1 0 1 0 0
Jim Wilson, R (1, 1) <small>OBP: 0.150, SLG: 0.128</small> Ray Moore, R (7, 1) <small>OBP: 0.313, SLG: 0.267</small> Tom Gastall, R (9, PH) <small>OBP: 0.154, SLG: 0.083</small> (10, 2)		0-0 E6 FC6-4		0-0 6-3		0-3 K		0-0 1-2 2-3 3-H			0-0 6-3			2 0 0 0 0 0 1 1 0 0 0 0 1 0 2 0 0 0 0 0 3


Inning Stats	R: 0	H: 1	E: 0	LOB: 1	K: 0	BB: 0	S: 4	P: 4	R: 1	H: 1	E: 1	LOB: 2	K: 0	BB: 1	S: 5	P: 9	R: 0	H: 0	E: 0	LOB: 0	K: 1	BB: 0	S: 5	P: 5	R: 1	H: 2	E: 0	LOB: 1	K: 1	BB: 1	S: 6	P: 10	R: 0	H: 0	E: 0	LOB: 0	K: 1	BB: 0	S: 5	P: 5	R: 0	H: 0	E: 0	LOB: 0	K: 0	BB: 0	S: 3	P: 3	R: 0	H: 1	E: 0	LOB: 3	K: 0	BB: 2	S: 3	P: 11	R: 0	H: 0	E: 0	LOB: 0	K: 0	BB: 0	S: 3	P: 3	R: 0	H: 0	E: 0	LOB: 0	K: 2	BB: 0	S: 7	P: 7	R: 0	H: 0	E: 0	LOB: 0	K: 0	BB: 0	S: 3	P: 3	R: 0	H: 0	E: 0	LOB: 0	K: 0	BB: 0	S: 3	P: 3	R: 0	H: 0	E: 0	LOB: 0	K: 0	BB: 0	S: 3	P: 3
--------------	------	------	------	--------	------	-------	------	------	------	------	------	--------	------	-------	------	------	------	------	------	--------	------	-------	------	------	------	------	------	--------	------	-------	------	-------	------	------	------	--------	------	-------	------	------	------	------	------	--------	------	-------	------	------	------	------	------	--------	------	-------	------	-------	------	------	------	--------	------	-------	------	------	------	------	------	--------	------	-------	------	------	------	------	------	--------	------	-------	------	------	------	------	------	--------	------	-------	------	------	------	------	------	--------	------	-------	------	------

PITCHER	IP	WLS	BF	H	R	ER	SO	BB	IBB	HBP	BLK	WP	HR	S	P	ERA	WHIP
Tom Brewer, R (1, 1) <small>ERA: 3.97</small>	5.0		23	6	3	2	2	1	1	0	0	0	0	25	33	3.60	1.400
Leo Kiely, L (6, 1) <small>ERA: 2.63</small>	5.0		17	1	0	0	2	1	1	0	0	0	0	19	27	0.00	0.400
Ellis Kinder, R (11, 1) <small>ERA: 2.03</small>	3.0	W	9	0	0	0	2	0	0	0	0	0	0	13	13	0.00	0.000

BOTTOM

Boston Red Sox @ Baltimore Orioles
Memorial Stadium, Baltimore, MD
 Fri Jul 01 1955, 3:33 AM EDT
 Att: 10,200 - Unknown

AB	45
R	3
H	7
RBI	2
BB	4
SO	6
LOB	16



WP	PA
0	50
0	
2	
1	

Boston Red Sox @ Baltimore Orioles
 Memorial Stadium, Baltimore, MD

Sat Jul 02 1955, 3:33 AM EDT
 Att. 12,077 - Unknown

AB	34
R	5
H	9
RBI	4
BB	9
SO	6
LOB	18



WP:	0	PA:	44
PB:	0		
SB:	2		
CS:	0		

AB R H RBI BB SO LOB

4	0	0	1	1	1	5
5	1	1	0	0	0	3
5	0	1	0	0	2	1
5	1	2	1	0	0	2
3	1	0	0	2	1	1
4	1	2	0	0	0	0
1	1	0	0	4	1	1
4	0	2	1	1	0	4
3	0	1	1	1	1	1

Batter	1	2	3	4	5	6	7	8	9
Billy Goodman, L (1, 4) OBP: 0.368, SLG: 0.336	0-0 F8	0-0 FC6-4			0-3 K		4-0 1B BB	0-0 6-3	
Billy Klaus, L (1, 6) OBP: 0.361, SLG: 0.409	0-0 4-3	0-0 F8			0-0 4-3		0-0 F8		0-0 S 1B 1B
Gene Stephens, L (1, 7) OBP: 0.417, SLG: 0.553	0-0 P9				0-3 K		0-0 1-2 1B		0-3 K
Jackie Jensen, R (1, 9) OBP: 0.342, SLG: 0.498		0-0 1B 2B			0-0 F4		0-0 P9		0-0 S E 1B
Norm Zauchin, R (1, 3) OBP: 0.343, SLG: 0.514		4-0 1B 1B BB			0-0 F8		0-0 F8		4-0 1B SH1-4 BB
Sammy White, R (1, 2) OBP: 0.329, SLG: 0.398		0-0 1B BB BB 1B			0-0 F8		0-0 BB 1B		0-0 SH1-4 E4 FC5 BB
Grady Hatton, L (1, 5) OBP: 0.378, SLG: 0.328		4-0 BB 1B FC6-4 BB			4-0 1B BB		4-0 1-2 BB		0-3 K
Jim Piersall, R (1, 8) OBP: 0.336, SLG: 0.391		0-0 FC6-4 BB 1B			0-0 1-2 1B		0-0 F3		4-0 1B IBB
George Susce, R (1, 1) OBP: 0.158, SLG: 0.167		4-0 FC6-4 BB			0-0 5-3		0-3 K		0-0 1-2 2-3 1B

Inning Stats	R: 0	H: 0	E: 0	K: 0	S: 3	P: 3	R: 3	H: 3	E: 0	K: 0	S: 5	P: 17	R: 0	H: 0	E: 0	K: 0	S: 3	P: 3	R: 0	H: 1	E: 0	K: 2	S: 7	P: 7	R: 0	H: 1	E: 0	K: 1	S: 6	P: 10	R: 0	H: 1	E: 0	K: 1	S: 6	P: 14	R: 2	H: 2	E: 1	K: 2	S: 10	P: 14	1B: 8	SF: 0	2B: 1	SAC: 1	3B: 0	DP: 0	HR: 0	HBP: 0	WP: 0	PA: 44
--------------	------	------	------	------	------	------	------	------	------	------	------	-------	------	------	------	------	------	------	------	------	------	------	------	------	------	------	------	------	------	-------	------	------	------	------	------	-------	------	------	------	------	-------	-------	-------	-------	-------	--------	-------	-------	-------	--------	-------	--------

PITCHER	IP	WLS	BF	H	R	ER	SO	BB	IBB	HBP	BLK	WP	HR	S	P	ERA	WHIP
Don Johnson, R (1, 1) ERA: 5.06	1.1	L	9	3	3	3	0	3	0	0	0	0	0	6	18	20.25	4.500
Erv Palica, R (2, 1) ERA: 4.32	6.2		28	4	0	0	4	4	1	0	0	0	0	31	51	0.00	1.200
Duane Pillette, R (9, 1) ERA: 6.87	1.0		7	2	2	1	2	1	0	0	0	0	0	10	14	9.00	3.000

PITCHER	IP	WLS	BF	H	R	ER	SO	BB	IBB	HBP	BLK	WP	HR	S	P	ERA	WHIP
---------	----	-----	----	---	---	----	----	----	-----	-----	-----	----	----	---	---	-----	------

Batter	1	2	3	4	5	6	7	8	9	AB R H RBI BB SO LOB	TOP											
Billy Goodman, L (1, 4) OBP: 0.372, SLG: 0.338	0-0 E 1B	0-0 6-3		0-0 6-3			4-0 G3-6-3 BB		0-0 G3 1B	4 1 2 0 1 0 1	Boston Red Sox @ Baltimore Orioles Memorial Stadium, Baltimore, MD Sun Jul 03 1955, 3:33 AM EDT Att. 7,362 - Unknown livebaseballscorecards.com											
Billy Klaus, L (1, 6) OBP: 0.362, SLG: 0.408	0-0 E 1B		0-0 FC6-4 1B	0-0 4-3			0-0 G3-6-3 1-2f	0-0 G3	5 1 2 0 0 0 2													
Ted Williams, L (1, 7) Gene Stephens, L (8, 7) OBP: 0.505, SLG: 0.873 OBP: 0.414, SLG: 0.548	0-0 P8		0-0 FC6-4 1B	0-0 G3			0-0 F5	0-3 K	4 0 1 0 0 0 2 1 0 0 0 0 1 1													
Jackie Jensen, R (1, 9) OBP: 0.341, SLG: 0.495	0-0 E2 1-3 2-H		0-0 FC6-4 1B		0-0 F7			0-0 SH1-4 1B	4 2 1 0 0 0 3													
Norm Zauchin, R (1, 3) OBP: 0.345, SLG: 0.509	0-3 K		4-0 1B	0-0 P8			4-0 SH1-4 1B	4 0 0 0 2 1 2														
Sammy White, R (1, 2) OBP: 0.329, SLG: 0.397	0-0 L7		0-0 1B	0-3 K			0-0 SH1-4	3 1 1 2 0 1 2														
Grady Hatton, L (1, 5) Ted Lepcio, R (8, PR) OBP: 0.386, SLG: 0.348 OBP: 0.310, SLG: 0.447		0-0 2B	0-0 1B	0-0 3-1			0-0 CS 1B	4 0 3 3 0 0 0 0 0 0 0 0 0 0														
Jim Piersall, R (1, 8) OBP: 0.331, SLG: 0.387		0-0 1-3	0-0 SF8	0-0 F9			0-3 K	3 0 0 1 0 1 2														
Frank Sullivan, R (1, 1) OBP: 0.160, SLG: 0.170		0-3 K	0-0 6-3	0-0 L8			0-3 K	4 0 0 0 0 2 2														
Inning Stats	R: 1 E: 1 K: 1 S: 8	H: 2 LOB: 2 BB: 0 P: 8	R: 0 E: 0 K: 1 S: 6	H: 1 LOB: 1 BB: 0 P: 6	R: 4 E: 0 K: 0 S: 7	H: 4 LOB: 1 BB: 1 P: 11	R: 0 E: 0 K: 0 S: 3	H: 0 LOB: 0 BB: 0 P: 3	R: 0 E: 0 K: 1 S: 5	H: 0 LOB: 0 BB: 0 P: 5	R: 0 E: 0 K: 0 S: 3	H: 0 LOB: 0 BB: 0 P: 3	R: 0 E: 0 K: 0 S: 2	H: 0 LOB: 0 BB: 1 P: 6	R: 2 E: 0 K: 1 S: 6	H: 2 LOB: 1 BB: 1 P: 10	R: 0 E: 0 K: 2 S: 8	H: 1 LOB: 1 BB: 0 P: 8	1B: 9 2B: 2 3B: 0 HR: 0	SF: 1 SAC: 1 DP: 2 HBP: 0	WP: 0 PB: 0 SB: 1 CS: 1	PA: 39
PITCHER	IP WLS BF H R ER SO BB IBB HBP BLK WP HR S P ERA WHIP																					
Jim McDonald, R (1, 1) ERA: 6.25	2.1 L 16 7 5 4 2 1 0 0 0 0 0 0 19 23 15.43 3.429																					
Harry Dorish, R (3, 1) ERA: 2.4	4.2 14 0 0 0 1 1 0 0 0 0 0 0 15 19 0.00 0.214																					
Don Johnson, R (8, 1) ERA: 5.2	2.0 9 3 2 2 3 1 0 0 0 0 0 0 14 18 9.00 2.000																					



BOTTOM

Boston Red Sox @ Baltimore Orioles
Memorial Stadium, Baltimore, MD

Sun Jul 03 1955, 3:33 AM EDT
 Att. 7,362 - Unknown

livebaseballscorecards.com

AB	33
R	2
H	7
RBI	2
BB	5
SO	3
LOB	14



WP:	1	PA:	38
PB:	0		
SB:	0		
CS:	0		

AB R H RBI BB SO LOB

5	0	1	1	0	1	2
5	0	0	0	0	0	4
4	0	2	0	0	0	0
4	0	1	0	0	1	1
4	0	2	0	0	1	2
4	0	0	0	0	0	3
2	1	0	0	2	0	0
1	1	0	0	1	0	0
1	0	0	0	1	0	2
0	0	0	0	0	1	0
1	0	0	0	0	0	0
1	0	0	0	0	0	0
0	0	0	0	0	0	0
1	0	1	1	0	0	0
0	0	0	0	0	0	0

1B:	7	SF:	0
2B:	0	SAC:	0
3B:	0	DP:	1
HR:	0	HBP:	0

Batter	1	2	3	4	5	6	7	8	9
Wayne Causey, L (1, 5) OBP: 0.241, SLG: 0.255	0-3 K ① X	0-0 1B 1B 1-2 2-H			0-0 G3 ① X		0-0 4-3 ② X		0-0 F2 ② X
Gil Coan, L (1, 7) OBP: 0.317, SLG: 0.336	0-0 4-3 ② X	0-0 F5 ③ X			0-0 F4 ② X		0-0 4-3 ③ X		0-0 F8 ③ X
Dave Philley, S (1, 9) OBP: 0.372, SLG: 0.435	0-0 1B 1B		0-0 1B 1B		0-0 F8 ③ X			0-0 1-3 ① X	
Dave Pope, L (1, 8) OBP: 0.341, SLG: 0.424	0-0 1-3 1B		0-3 K ① S S S			0-0 P3-1 ① X		0-0 P9 ② X	
Gus Triandos, R (1, 3) OBP: 0.313, SLG: 0.354	0-3 K ③ S S S		0-0 G6-4-3 1B 1-3			0-0 BB 1B		0-0 L6 ③ X	
Hal Smith, R (1, 2) OBP: 0.275, SLG: 0.324		0-0 6-3 ① X	0-0 G6-4-3 ② ③ X			0-0 F3 ② X		0-0 L8 ① X	
Fred Marsh, R (1, 4) (7, 6) OBP: 0.400, SLG: 0.300		0-0 4-3 ② X		0-0 F7 ① X		4-0 FC6-4 BB 1-2 BB		4-0 BB BB 1B BB	
Willy Miranda, S (1, 6) Hank Majeski, R (6, PH) (7, 4) OBP: 0.290, SLG: 0.284 OBP: 0.300, SLG: 0.299		4-0 WP 1B BB		0-0 3-1 ② X		0-0 FC6-4 ③ X		4-0 1B BB 1-2 BB	
Jim McDonald, R (1, 1) Harry Dorish, R (3, 1) Hoot Evers, R (7, PH) Don Johnson, R (8, 1) Tex Nelson, L (9, PH) Chuck Diering, R (9, PR) OBP: 0.167, SLG: 0.167 OBP: 0.312, SLG: 0.411 OBP: 0.429 OBP: 0.299, SLG: 0.316		4-0 1B BB 1-2 BB		0-0 F5 ③ X			0-0 F8 ① X		0-0 1-2 2-H 1B

Inning Stats	R: 0 H: 2 E: 0 K: 2 S: 9	R: 1 H: 1 E: 0 K: 0 S: 4	R: 0 H: 2 E: 0 K: 1 S: 6	R: 0 H: 0 E: 0 K: 0 S: 3	R: 0 H: 0 E: 0 K: 0 S: 3	R: 0 H: 1 E: 0 K: 0 S: 4	R: 0 H: 0 E: 0 K: 0 S: 3	R: 0 H: 0 E: 0 K: 0 S: 3	R: 1 H: 1 E: 0 K: 0 S: 4
--------------	--------------------------	--------------------------	--------------------------	--------------------------	--------------------------	--------------------------	--------------------------	--------------------------	--------------------------

PITCHER	IP	WLS	BF	H	R	ER	SO	BB	IBB	HBP	BLK	WP	HR	S	P	ERA	WHIP
Frank Sullivan, R (1, 1) ERA: 2.71	9.0	W	38	7	2	2	3	5	0	0	0	1	0	39	59	2.00	1.333

Batter	1	2	3	4	5	6	7	8	9	AB R H RBI BB SO LOB	TOP	
Ernie Oravetz, S (1, 9) OBP: 0.323, SLG: 0.252 Bobby Kline, R (8, 6) OBP: 0.305, SLG: 0.273	0-0 5-3		0-3 K			0-3 K		0-0 3-1		4 0 0 0 0 2 2 0 0 0 0 0 0 0		
Pete Runnels, L (1, 4) OBP: 0.344, SLG: 0.329	0-3 K			0-3 K		0-0 5-3		0-0 G6-3 1B		4 0 1 0 0 2 1		
Mickey Vernon, L (1, 3) OBP: 0.373, SLG: 0.432	4-0 FC4-6 BB			0-0 F8			4-0 FC5-4 BB	0-0 G6-3		2 0 0 0 2 0 1		
Clint Courtney, L (1, 2) OBP: 0.395, SLG: 0.500	0-0 FC4-6			0-0 4-3			0-0 F8		0-0 4-3	4 0 0 0 0 0 2		
Johnny Groth, R (1, 8) OBP: 0.330, SLG: 0.453		0-0 6-3			0-0 F6		0-0 FC5-4 1B		0-0 1B	4 0 1 0 0 0 1		
Roy Sievers, R (1, 7) OBP: 0.340, SLG: 0.402		0-0 F8			0-0 F7		0-0 1-2 1B		0-0 F6	4 0 1 0 0 0 1		
Harmon Killebrew, R (1, 5) OBP: 0.173, SLG: 0.245 Juan Delis, R (7, PH) OBP: 0.245, SLG: 0.257		0-3 K			0-3 K		0-0 F8		0-0 P7	2 0 0 0 0 2 0 2 0 0 0 0 0 3		
Jose Valdivielso, R (1, 6) OBP: 0.327, SLG: 0.404 Chuck Stobbs, L (8, 1) Spec Shea, R (8, 1)			0-0 F8			0-0 CS BB 1B		0-0 HR 1B		3 1 2 0 0 0 0 0 0 0 0 0 0 0 0 0 0 0 0 0 0		
Dean Stone, L (1, 1) OBP: 0.172, SLG: 0.077 Eddie Yost, R (6, PH) OBP: 0.367, SLG: 0.299 Camilo Pascual, R (6, 1) OBP: 0.286, SLG: 0.286 Carlos Paula, R (8, PH) OBP: 0.317, SLG: 0.389		0-3 K				4-0 CS BB		0-0 1-H HR		1 0 0 0 0 1 0 0 0 0 0 1 0 0 0 0 0 0 0 0 0 1 1 1 2 0 0 0		
Inning Stats	R: 0 H: 0 E: 0 LOB: 1 K: 1 BB: 1 S: 5 P: 9	R: 0 H: 0 E: 0 LOB: 0 K: 1 BB: 0 S: 5 P: 5	R: 0 H: 0 E: 0 LOB: 0 K: 2 BB: 0 S: 7 P: 7	R: 0 H: 0 E: 0 LOB: 0 K: 1 BB: 0 S: 5 P: 5	R: 0 H: 0 E: 0 LOB: 0 K: 1 BB: 0 S: 5 P: 5	R: 0 H: 1 E: 0 LOB: 1 K: 1 BB: 1 S: 5 P: 9	R: 0 H: 1 E: 0 LOB: 2 K: 0 BB: 1 S: 4 P: 8	R: 2 H: 3 E: 0 LOB: 0 K: 0 BB: 0 S: 5 P: 5	R: 0 H: 1 E: 0 LOB: 1 K: 0 BB: 0 S: 4 P: 4	1B: 5 SF: 0 2B: 0 SAC: 0 3B: 0 DP: 1 HR: 1 HBP: 0	WP: 0 PA: 34 PB: 0 SB: 0 CS: 2	
PITCHER Ray Moore, R (1, 1) ERA: 3.15	IP WLS BF H R ER SO BB IBB HBP BLK WP HR S P ERA WHIP											PITCHER IP WLS BF H R ER SO BB IBB HBP BLK WP HR S P ERA WHIP

Washington Senators @ Baltimore Orioles
 Memorial Stadium, Baltimore, MD
 Mon Jul 04 1955, 3:33 AM EDT
 Att. 6,929 - Unknown

AB	31
R	2
H	6
RBI	2
BB	3
SO	7
LOB	11



Batter	1	2	3	4	5	6	7	8	9
Fred Marsh, R (1, 4) OBP: 0.367, SLG: 0.280	0-0 F7		0-0 1B		0-0 F2		0-0 5-3	0-0 F7	
Bob Hale, L (1, 3) OBP: 0.400, SLG: 0.250	0-0 F5		0-0 1B		4-0 BB		0-0 6-3	0-0 F9	
Dave Philley, S (1, 9) OBP: 0.384, SLG: 0.436	4-0 2B BB		0-0 1B		4-0 BB		0-0 6-3		
Hank Majeski, R (1, 5) OBP: 0.310, SLG: 0.324	0-0 2B		0-0 1-4-3		0-0 5-3			0-0 FC1-6 1B	
Gil Coan, L (8, PR) OBP: 0.317, SLG: 0.336	1-H								
Wayne Causey, L (9, 5) OBP: 0.241, SLG: 0.255									
Hoot Evers, R (1, 7) OBP: 0.308, SLG: 0.407	0-0 F4				0-3 K			0-0 FC1-6 1B	
Dave Pope, L (6, PH) OBP: 0.337, SLG: 0.419								1-2f 2B	
Hal Smith, R (1, 2) OBP: 0.279, SLG: 0.328		0-0 4-3		0-0 5-3		0-0 BB 1B		0-0 2B 1B	
Chuck Diering, R (1, 8) OBP: 0.308, SLG: 0.322		0-0 F2 1B		0-0 FC6-4 1B		4-0 BB		0-0 L6 2B 1B	
Willy Miranda, S (1, 6) OBP: 0.289, SLG: 0.288	0-0 F2		0-0 FC6-4		0-3 K			0-0 1B 2B	
Ray Moore, R (1, 1) OBP: 0.300, SLG: 0.263			0-0 F7		0-0 F3		0-0 L5	0-0 1B	

Inning Stats	R: 1 E: 0 K: 0 S: 4	H: 1 LOB: 1 BB: 1 P: 8	R: 0 E: 0 K: 0 S: 3	H: 1 LOB: 0 BB: 0 P: 3	R: 1 E: 0 K: 0 S: 5	H: 3 LOB: 1 BB: 0 P: 5	R: 0 E: 0 K: 0 S: 4	H: 1 LOB: 1 BB: 0 P: 4	R: 0 E: 0 K: 0 S: 3	H: 0 LOB: 2 BB: 2 P: 11	R: 0 E: 0 K: 2 S: 8	H: 1 LOB: 2 BB: 1 P: 12	R: 0 E: 0 K: 0 S: 3	H: 0 LOB: 0 BB: 0 P: 3	R: 4 E: 1 K: 0 S: 8	H: 4 LOB: 1 BB: 0 P: 8
--------------	------------------------------	---------------------------------	------------------------------	---------------------------------	------------------------------	---------------------------------	------------------------------	---------------------------------	------------------------------	----------------------------------	------------------------------	----------------------------------	------------------------------	---------------------------------	------------------------------	---------------------------------

PITCHER															PITCHER																			
IP	WLS	BF	H	R	ER	SO	BB	IBB	HBP	BLK	WP	HR	S	P	ERA	WHIP	IP	WLS	BF	H	R	ER	SO	BB	IBB	HBP	BLK	WP	HR	S	P	ERA	WHIP	
Dean Stone, L (1, 1) ERA: 3.44	5.0		22	6	2	2	0	3	0	0	0	0	19	31	3.60	1.800																		
Camilo Pascual, R (6, 1) ERA: 5.33	2.0		8	1	0	0	2	1	0	0	0	0	11	15	0.00	1.000																		
Chuck Stobbs, L (8, 1) ERA: 5.37	0.1	L	5	3	4	3	0	0	0	0	0	0	5	5	81.00	9.000																		
Spec Shea, R (8, 1) ERA: 5.24	0.2		3	1	0	0	0	0	0	0	0	0	3	3	0.00	1.500																		

BOTTOM


Washington Senators @ Baltimore Orioles
Memorial Stadium, Baltimore, MD
 Mon Jul 04 1955, 3:33 AM EDT
 Att. 6,929 - Unknown

AB	R	H	RBI	BB	SO	LOB
5	1	1	0	0	0	1
4	0	1	0	1	0	1
2	1	1	1	2	0	0
4	0	2	1	0	0	3
0	0	0	0	0	0	0
0	0	0	0	0	0	0
2	0	0	0	0	0	1
2	1	0	0	0	1	1
4	1	2	0	0	0	0
3	1	2	0	1	0	2
4	1	1	2	0	1	4
4	0	1	2	0	0	2

AB	34
R	6
H	11
RBI	6
BB	4
SO	2
LOB	15

livebaseballscores.com

AB 34
R 6
H 11
RBI 6
BB 4
SO 2
LOB 15



WP	PA
0	38

Batter	1	2	3	4	5	6	7	8	9
Fred Marsh, R OBP: 0.412, SLG: 0.321 (1, 4)	0-0 F5		4-0 BB G6-4-3	0-0 1B			0-0 1B 5-3		
Hank Majeski, R OBP: 0.307, SLG: 0.320 (1, 5)	0-0 1B BB		0-0 1-2f G6-4-3	0-0 F4			0-0 1-2 5-3		
Dave Philley, S OBP: 0.380, SLG: 0.439 (1, 9)	0-0 F5			0-0 1B 2B 3-4-3	0-0 F4		0-0 F5		
Gus Triandos, R OBP: 0.312, SLG: 0.349 (1, 3)	4-0 1-2 BB			0-0 2-3 3-4-3	0-3 K		0-0 6-3		
Hoot Evers, R OBP: 0.307, SLG: 0.400 (1, 7)	0-0 F9			4-0 1B 2B BB	0-0 6-3		0-0 F7		
Dave Pope, L OBP: 0.337, SLG: 0.419 (9, 7)									
Hal Smith, R OBP: 0.282, SLG: 0.328 (1, 2)		0-0 F8		0-0 1B 2B 1-2		4-0 BB G4-6-3	0-0 F6		
Chuck Diering, R OBP: 0.304, SLG: 0.317 (1, 8)		0-0 5-3		0-0 F7		0-0 1-2f G4-6-3			
Willy Miranda, S OBP: 0.290, SLG: 0.293 (1, 6)		0-3 K		0-0 1B 2B 1-3 2-H		0-0 F4			
Jim Wilson, R OBP: 0.163, SLG: 0.143 (1, 1)			0-0 5-3	0-0 1B 1B 2-H 3-H			0-0 F9		


Inning Stats	R: 0	H: 1	E: 0	K: 0	S: 4	LOB: 2	BB: 1	P: 8	R: 0	H: 0	E: 0	K: 1	S: 5	LOB: 0	BB: 0	P: 5	R: 0	H: 0	E: 0	K: 0	S: 2	LOB: 0	BB: 1	P: 6	R: 4	H: 5	E: 0	K: 0	S: 8	LOB: 2	BB: 1	P: 12	R: 0	H: 0	E: 0	K: 1	S: 5	LOB: 0	BB: 0	P: 5	R: 0	H: 0	E: 0	K: 0	S: 2	LOB: 0	BB: 1	P: 6	R: 0	H: 1	E: 0	K: 0	S: 4	LOB: 1	BB: 0	P: 4	R: 0	H: 0	E: 0	K: 0	S: 3	LOB: 0	BB: 0	P: 3
--------------	------	------	------	------	------	--------	-------	------	------	------	------	------	------	--------	-------	------	------	------	------	------	------	--------	-------	------	------	------	------	------	------	--------	-------	-------	------	------	------	------	------	--------	-------	------	------	------	------	------	------	--------	-------	------	------	------	------	------	------	--------	-------	------	------	------	------	------	------	--------	-------	------

AB	R	H	RBI	BB	SO	LOB
3	0	2	0	1	0	0
4	0	1	0	0	0	4
4	1	1	0	0	0	2
3	0	0	0	1	1	1
3	1	0	0	1	0	2
0	0	0	0	0	0	0
3	1	1	1	1	0	0
3	0	0	0	0	0	3
3	1	1	1	0	1	0
3	0	1	2	0	0	0

WP	PA	ERA	WHIP
0	33	9.82	2.455
0	0	0.00	0.000
0	0	0.00	0.667
0	0	0.00	0.000

NEW YORK YANKEES @ BALTIMORE ORIOLES
Memorial Stadium, Baltimore, MD
 Wed Jul 06 1955, 3:33 AM EDT
 Att. 18,743 - Unknown

AB	29
R	4
H	7
RBI	4
BB	4
SO	2
LOB	12



PITCHER	IP	WLS	BF	H	R	ER	SO	BB	IBB	HBP	BLK	WP	HR	S	P	ERA	WHIP
Whitey Ford, L ERA: 2.5 (1, 1)	3.2	L	19	6	4	4	1	3	0	0	0	0	0	18	30	9.82	2.455
Tom Sturdivant, R ERA: 3.2 (4, 1)	0.1		1	0	0	0	0	0	0	0	0	0	0	1	1	0.00	0.000
Bob Wiesler, L ERA: 4.82 (5, 1)	3.0		10	1	0	0	1	1	0	0	0	0	0	11	15	0.00	0.667
Ed Lopat, L ERA: 3.3 (8, 1)	1.0		3	0	0	0	0	0	0	0	0	0	0	3	3	0.00	0.000

Batter	1	2	3	4	5	6	7	8	9	AB R H RBI BB SO LOB	TOP											
Fred Marsh, R (1, 4) OBP: 0.385, SLG: 0.281	0-0 4-3		0-0 6-3	0-0 3-1		0-0 E4 G3		4-0 P4-6-3 BB		4 0 0 0 1 0 2												
Bob Hale, L (1, 3) OBP: 0.286, SLG: 0.167	0-0 4-3		0-0 L4	0-0 6-3		0-0 G3		0-3 K		2 0 0 0 0 0 0												
Harry Dorish, R (3, 1) OBP: 0.125, SLG: 0.125										2 0 0 0 0 0 3												
Ray Moore, R (7, 1) OBP: 0.286, SLG: 0.250										1 0 0 0 0 1 1												
Dave Pope, L (1, 7) OBP: 0.339, SLG: 0.421	4-0 1B BB		0-0 2B	0-0 P5-3		0-3 K		0-0 P4-6-3 1-2f		4 2 1 0 1 1 4												
Dave Philley, S (1, 9) OBP: 0.396, SLG: 0.483	0-0 1B		0-0 HR 2B		0-0 4-3		0-0 HR		4-0 1B BB	4 3 3 3 1 0 0												
Gus Triandos, R (1, 2) OBP: 0.318, SLG: 0.370	0-0 L5		0-0 HR		0-0 6-3		0-0 G1-6-3 1B		0-0 1-3 1B	5 1 3 2 0 0 1												
Wayne Causey, L (1, 5) OBP: 0.254, SLG: 0.283		0-0 4-3	0-0 1B 2B		0-0 F7		0-0 G1-6-3 1-2f		0-0 1-3 1B	5 1 2 1 0 0 1												
Chuck Diering, R (1, 8) OBP: 0.316, SLG: 0.335		0-0 2B	0-0 FC6-4 1B			0-0 SH1-4 1B		0-0 3B 1B	0-0 1-3 2	5 2 4 1 0 0 1												
Willy Miranda, S (1, 6) OBP: 0.289, SLG: 0.301		0-0 5-3	0-0 FC6-4			0-0 SH1-4		0-0 3B	0-3 K	4 0 1 1 0 1 3												
Duane Pillette, R (1, 1) OBP: 0.286, SLG: 0.167		0-0 L7		0-0 6-3 3-1 1B		0-0 G3 E 1B		0-0 F6		1 0 0 0 0 0 1												
Hal Smith, R (3, 2) OBP: 0.287, SLG: 0.332										3 0 2 1 0 0 1												
Inning Stats	R: 1 E: 0 K: 0 S: 4	H: 1 LOB: 1 BB: 1 P: 8	R: 0 E: 0 K: 0 S: 4	H: 1 LOB: 1 BB: 0 P: 4	R: 4 E: 0 K: 0 S: 8	H: 5 LOB: 1 BB: 0 P: 8	R: 0 E: 0 K: 0 S: 4	H: 1 LOB: 1 BB: 0 P: 4	R: 0 E: 0 K: 0 S: 3	H: 0 LOB: 0 BB: 0 P: 3	R: 1 E: 1 K: 1 S: 8	H: 2 LOB: 2 BB: 0 P: 8	R: 2 E: 0 K: 0 S: 6	H: 4 LOB: 1 BB: 0 P: 6	R: 0 E: 0 K: 1 S: 4	H: 0 LOB: 0 BB: 1 P: 8	R: 1 E: 0 K: 1 S: 6	H: 2 LOB: 1 BB: 1 P: 10	1B: 9 2B: 4 3B: 1 HR: 2	SF: 0 SAC: 1 DP: 2 HBP: 0	WP: 0 PB: 0 SB: 1 CS: 0	PA: 44
PITCHER	IP WLS BF H R ER SO BB IBB HBP BLK WP HR S P ERA WHIP																					
Frank Sullivan, R (1, 1) ERA: 2.99	2.2 L 16 7 5 5 0 1 0 0 0 0 0 1 15 19 16.88 3.000																					
Leo Kiely, L (3, 1) ERA: 2.85	4.0 19 7 3 3 1 0 0 0 0 0 0 1 21 21 6.75 1.750																					
Dick Brodowski, R (7, 1) ERA: 8.03	1.1 4 0 0 0 1 1 0 0 0 0 0 0 5 9 0.00 0.750																					
Tom Hurd, R (9, 1) ERA: 1.98	1.0 5 2 1 1 1 1 0 0 0 0 0 0 6 10 9.00 3.000																					

Baltimore Orioles @ Boston Red Sox
Fenway Park, Boston, MA
 Fri Jul 08 1955, 3:33 AM EDT
 Att. 24,520 - Unknown

livebaseballscorecards.com

AB	40
R	9
H	16
RBI	9
BB	3
SO	3
LOB	18



Batter	1	2	3	4	5	6	7	8	9	AB R H RBI BB SO LOB	TOP														
Fred Marsh, R OBP: 0.419, SLG: 0.343 (1, 4) (7, 6)	0-0 1B 1B 2B	0-0 F8		0-0 SH2-3		4-0 BB		0-0 1B 1B		3 1 2 0 1 0 1															
Bob Hale, L OBP: 0.417, SLG: 0.455 (1, 3)	0-0 1B HBP 1B	0-0 WP 4-3 2B		0-0 F6		0-0 F4		0-0 1B		5 2 3 1 0 0 3															
Dave Pope, L OBP: 0.346, SLG: 0.421 Gil Coan, L OBP: 0.310, SLG: 0.328 (1, 7) (2, 7)	4-0 HBP 1B 1-2 BB	1-0 4-3 HBP		0-0 3-1			0-0 3-1	0-3 K		0 0 0 0 1 0 0 3 0 0 0 0 1 3															
Dave Philley, S OBP: 0.381, SLG: 0.463 (1, 9)	0-0 F6	0-0 4-3 2B		0-0 G3			0-0 F9	0-0 F7		5 0 0 1 0 0 6															
Gus Triandos, R OBP: 0.320, SLG: 0.368 (1, 2)	0-0 HBP 1B	0-0 5-3		0-0 F9			4-0 BB 1B BB	0-3 K		4 0 1 1 1 1 1															
Wayne Causey, L OBP: 0.265, SLG: 0.281 (1, 5)	1-0 HBP		0-0 3-1		0-3 K		0-0 BB 1B	0-0 F6		4 0 1 1 0 1 0															
Chuck Diering, R OBP: 0.318, SLG: 0.333 (1, 8)	0-3 K		0-0 5-3		0-0 1-3		4-0 BB 1B	0-0 1B		4 0 1 0 1 1 3															
Willy Miranda, S OBP: 0.290, SLG: 0.302 Hank Majeski, R OBP: 0.300, SLG: 0.312 (1, 6) (7, PH) (7, 4)	0-0 F5		0-0 1-3		0-0 E S 1B		0-0 4-3	0-0 F3		3 0 1 0 0 0 3 2 0 0 0 0 0 4															
Erv Palica, R OBP: 0.281, SLG: 0.290 Jim Wilson, R OBP: 0.156, SLG: 0.136 (1, 1) (5, 1)		0-0 2B 2B		0-0 SH2-3 1B		0-0 5-3		0-0 F8		2 1 2 0 0 0 0 2 0 0 0 0 0 1															
Inning Stats	R: 2 E: 0 K: 1 S: 8	H: 3 LOB: 3 BB: 1 P: 13	R: 2 E: 0 K: 0 S: 5	H: 2 LOB: 1 BB: 0 P: 6	R: 0 E: 0 K: 0 S: 3	H: 0 LOB: 0 BB: 0 P: 3	R: 0 E: 0 K: 0 S: 4	H: 1 LOB: 1 BB: 0 P: 4	R: 0 E: 0 K: 1 S: 5	H: 0 LOB: 0 BB: 0 P: 5	R: 0 E: 0 K: 0 S: 4	H: 1 LOB: 2 BB: 1 P: 8	R: 0 E: 0 K: 0 S: 4	H: 1 LOB: 3 BB: 2 P: 12	R: 0 E: 0 K: 1 S: 7	H: 2 LOB: 2 BB: 0 P: 7	R: 0 E: 0 K: 1 S: 6	H: 1 LOB: 1 BB: 0 P: 6	1B: 8 2B: 3 3B: 0 HR: 0	SF: 0 SAC: 1 DP: 0 HBP: 2	WP: 1 PB: 0 SB: 1 CS: 0	PA: 44			
PITCHER	IP WLS BF H R ER SO BB IBB HBP BLK WP HR S P ERA WHIP																								
Ike Delock, R ERA: 3.79 (1, 1)	1.1		11	5	4	4	1	1	0	1	0	0	0	11	16	27.00	4.500								
Tom Brewer, R ERA: 3.93 (2, 1)	5.1		23	3	0	0	1	3	0	1	0	1	0	21	34	0.00	1.125								
Ellis Kinder, R ERA: 2.25 (7, 1)	2.1	W	10	3	0	0	2	0	0	0	0	0	0	14	14	0.00	1.286								

Baltimore Orioles @ Boston Red Sox
Fenway Park, Boston, MA
Sat Jul 09 1955, 3:33 AM EDT
Att. 10,506 - Unknown

livebaseballscorecards.com

AB	37
R	4
H	11
RBI	4
BB	4
SO	4
LOB	25



Batter	1	2	3	4	5	6	7	8	9	AB R H RBI BB SO LOB	TOP																		
Fred Marsh, R (1, 4) OBP: 0.438, SLG: 0.359	4-0 BB		0-0 1B	0-0 6-3			0-0 E6	0-0 1B		4 1 2 1 1 0 1																			
Bob Hale, L (1, 3) OBP: 0.353, SLG: 0.375	0-0 F9		0-0 1B	0-0 6-3			0-0 F8	0-0 F8		5 1 1 0 0 0 5																			
Ray Moore, R (8, 1) OBP: 0.286, SLG: 0.250			BB 1B							0 0 0 0 0 0 0																			
Harry Dorish, R (8, 1) OBP: 0.125, SLG: 0.125			1-3 1B							0 0 0 0 0 0 0																			
Tex Nelson, L (1, 7) OBP: 0.333, SLG: 0.273	4-3 1-2		0-3 K				0-3 K			4 0 0 0 0 2 4																			
Hal Smith, R (8, 2) OBP: 0.290, SLG: 0.339										1 0 1 0 0 0 0																			
Dave Philley, S (1, 9) OBP: 0.382, SLG: 0.461	0-0 F8		0-0 BB 1B				0-0 3-1	0-0 F4	0-0 2B	5 1 2 1 0 0 1																			
Gus Triandos, R (1, 2) OBP: 0.326, SLG: 0.399			1-2 2-3 1B				0-0 F8	0-0 HR	0-3 K	4 2 2 2 1 1 2																			
Wayne Causey, L (1, 5) OBP: 0.260, SLG: 0.275			1-2 2-H 3-H 1B				0-0 4-3	0-3 K	0-0 F2	5 0 1 2 0 2 2																			
Chuck Diering, R (1, 8) OBP: 0.315, SLG: 0.330			0-3 K				0-0 5-3	0-0 1B 1B	0-0 F4	5 1 1 0 0 1 4																			
Willy Miranda, S (1, 6) OBP: 0.293, SLG: 0.302	0-0 F7						0-0 F7	0-0 1B 1B		3 1 1 0 1 0 0																			
Jim McDonald, R (1, 1) OBP: 0.091, SLG: 0.091			0-3 K				0-0 SH1-4	0-0 1B 1B		1 0 0 0 0 1 0																			
Art Schallock, L (4, 1) OBP: 0.315, SLG: 0.333							0-0 SH1-4	0-0 1B		1 0 0 0 0 0 0																			
Gil Coan, L (8, PH) OBP: 0.315, SLG: 0.333			1-2 1B				0-0 6-3	1-3 2-H 1B		1 0 1 1 0 0 0																			
Inning Stats	R: 0 E: 0 K: 0 S: 3	H: 0 LOB: 1 BB: 1 P: 7	R: 1 E: 0 K: 1 S: 6	H: 1 LOB: 0 BB: 0 P: 6	R: 3 E: 0 K: 3 S: 13	H: 4 LOB: 2 BB: 1 P: 17	R: 0 E: 0 K: 0 S: 3	H: 0 LOB: 1 BB: 1 P: 7	R: 0 E: 0 K: 0 S: 3	H: 0 LOB: 0 BB: 0 P: 3	R: 0 E: 1 K: 1 S: 6	H: 0 LOB: 1 BB: 0 P: 6	R: 3 E: 0 K: 1 S: 10	H: 5 LOB: 2 BB: 0 P: 10	R: 0 E: 0 K: 1 S: 7	H: 2 LOB: 2 BB: 0 P: 7	1B: 9 2B: 1 3B: 0 HR: 2	SF: 0 SAC: 1 DP: 0 HBP: 0	WP: 0 PB: 0 SB: 0 CS: 0	PA: 43									
PITCHER	IP WLS BF H R ER SO BB IBB HBP BLK WP HR S P ERA WHIP																												
Willard Nixon, R (1, 1) ERA: 4.2	7.0		30	5	4	4	5	3	0	0	0	0	0	1	37	49	5.14	1.143											
Tom Hurd, R (8, 1) ERA: 2.57	1.0	W	8	5	3	3	1	0	0	0	0	0	0	1	10	10	27.00	5.000											
Ellis Kinder, R (9, 1) ERA: 2.18	1.0	S	5	2	0	0	1	0	0	0	0	0	0	0	7	7	0.00	2.000											

Baltimore Orioles @ Boston Red Sox
Fenway Park, Boston, MA
 Sun Jul 10 1955, 3:33 AM EDT
 Att. 20,774 - Unknown - 91 F

livebaseballscorecards.com

AB	39
R	7
H	12
RBI	7
BB	3
SO	7
LOB	19



Batter	1	2	3	4	5	6	7	8	9	AB R H RBI BB SO LOB
Billy Goodman, L OBP: 0.390, SLG: 0.344 (1, 4)	0-0 1B HR 1B	0-0 4-3		1-0 HBP 2-3		4-0 BB		0-0 BB 3-1 1B		3 2 2 2 1 0 0
Billy Klaus, L OBP: 0.354, SLG: 0.385 (1, 6)	0-0 1-3 HR 1B		0-0 6-3	0-3 K		0-0 F9		0-0 3-1		5 1 1 0 0 1 4
Ted Williams, L OBP: 0.531, SLG: 0.909 (1, 7)	0-0 1-H 3-H HR		0-0 6-3		0-0 1-3		0-0 3-1	4-0 BB 1B IBB		4 2 1 3 1 0 0
Jackie Jensen, R OBP: 0.349, SLG: 0.498 (1, 9)	0-0 1-3		0-0 1B 3B		0-0 F2		0-0 F2	4-0 1B BB		4 1 1 1 1 0 0
Norm Zauchin, R OBP: 0.343, SLG: 0.504 (1, 3)	0-3 K		0-0 3-H 1B		4-0 1B BB		0-3 K	0-0 1-3 2-H 3-H FC6-4 1B		4 0 2 3 1 2 0
Sammy White, R OBP: 0.331, SLG: 0.403 (1, 2)	0-0 3B		0-0 F8		0-0 1-2 1B		0-0 F8	0-0 FC6-4		5 0 2 0 0 0 3
Grady Hatton, L OBP: 0.379, SLG: 0.333 (1, 5)	0-0 3-1			0-0 E6 1B 1B		0-0 F9		0-0 2B 1B 1B		4 2 2 0 0 0 3
Jim Piersall, R OBP: 0.337, SLG: 0.408 (1, 8)			0-0 F8		0-0 CS SH1-4 2-H 1B		0-0 F9	0-0 1-3 1B 2B		4 1 2 1 0 0 0
Willard Nixon, L OBP: 0.275, SLG: 0.306 (1, 1)			0-0 F7		0-0 SH1-4 1-2		0-0 4-3	4-0 BB 3-1 1B BB		2 0 0 0 0 0 0 0 0 0 0 0 0 0 0 1 0 0 1 0 0 0 0 0 0 0 0 0


Inning Stats	R: 3	H: 4	E: 0	LOB: 1	K: 1	P: 9	R: 0	H: 0	E: 0	LOB: 0	K: 0	P: 3	R: 1	H: 2	E: 0	LOB: 1	K: 0	P: 5	R: 1	H: 2	E: 1	LOB: 1	K: 1	P: 7	R: 0	H: 1	E: 0	LOB: 2	K: 0	P: 8	R: 0	H: 0	E: 0	LOB: 1	K: 1	P: 7	R: 0	H: 0	E: 0	LOB: 0	K: 1	P: 5	R: 5	H: 4	E: 0	LOB: 2	K: 0	P: 19
--------------	------	------	------	--------	------	------	------	------	------	--------	------	------	------	------	------	--------	------	------	------	------	------	--------	------	------	------	------	------	--------	------	------	------	------	------	--------	------	------	------	------	------	--------	------	------	------	------	------	--------	------	-------

PITCHER	IP	WLS	BF	H	R	ER	SO	BB	IBB	HBP	BLK	WP	HR	S	P	ERA	WHIP
Jim McDonald, R ERA: 6.85 (1, 1)	3.0		17	8	5	5	1	0	0	0	0	0	1	19	19	15.00	2.667
Art Schallcock, L ERA: 1.85 (4, 1)	4.0		15	1	0	0	2	2	0	1	0	0	0	16	25	0.00	0.750
Ray Moore, R ERA: 3.39 (8, 1)	0.1	L	4	2	3	3	0	1	0	0	0	0	0	3	7	81.00	9.000
Harry Dorish, R ERA: 2.96 (8, 1)	0.2		6	2	2	2	0	1	1	0	0	0	0	4	12	27.00	4.500

BOTTOM

Baltimore Orioles @ Boston Red Sox
Fenway Park, Boston, MA
Sun Jul 10 1955, 3:33 AM EDT
Att: 20,774 - Unknown - 91 F

AB	35
R	10
H	13
RBI	10
BB	5
SO	3
LOB	10



1B	2B	3B	HR	SF	SAC	DP	HBP	WP	PA
9	1	2	1	0	0	0	1	0	42

Batter	1	2	3	4	5	6	7	8	9	AB R H RBI BB SO LOB	TOP																
Fred Marsh, R (1, 4) OBP: 0.472, SLG: 0.381	4-0 BB G6-4-3		4-0 BB 3B		0-0 6-3		0-0 HR HBP 1B	0-0 1B		3 2 2 2 2 0 0																	
Cal Abrams, L (1, 9) OBP: 0.401, SLG: 0.394	0-0 G6-4-3		0-0 3B		0-3 K		1-0 HR HBP 1B	0-0 F5		3 0 1 2 0 1 1																	
Wayne Causey, L (7, PR) OBP: 0.257, SLG: 0.271	1-2f		1-H 2-H 3B		0-0 L7		1-2 HR HBP			1 1 0 0 0 0 1																	
Dave Philley, S (1, 7) OBP: 0.369, SLG: 0.444	0-3 K		0-3 K		0-0 L7		0-0 F2			5 0 0 0 0 2 3																	
Gus Triandos, R (1, 3) OBP: 0.332, SLG: 0.432		0-0 P4-6-3 1B		0-0 HR		0-0 F8	0-0 HR 1-H 2-H			5 2 3 4 0 0 0																	
Hal Smith, R (1, 2) OBP: 0.288, SLG: 0.349		0-0 F8		0-0 6-3		0-0 F7	0-0 HR			5 1 1 1 0 0 1																	
Dave Pope, L (1, 8) OBP: 0.344, SLG: 0.417		0-0 P4-6-3		0-0 BB 1B		0-0 P4-3	0-0 P4-3			4 0 1 0 0 0 2																	
Chuck Diering, R (1, 5) OBP: 0.323, SLG: 0.332			4-0 BB 3B BB		0-0 L8		4-0 3B BB	0-0 4-3 1B 1B		2 3 1 0 2 0 1																	
Willy Miranda, S (1, 6) OBP: 0.296, SLG: 0.311			0-3 K		4-0 1-2 BB		0-0 1B 3B	0-0 4-3		3 1 1 1 1 1 2																	
Jim Wilson, R (1, 1) OBP: 0.156, SLG: 0.136			0-0 F6		0-3 K		0-0 F8	0-0 4-3		0 0 0 0 0 0 0																	
Bob Hale, L (3, PH) OBP: 0.333, SLG: 0.353										1 0 0 0 0 0 1																	
Don Johnson, R (3, 1)										1 0 0 0 0 0 1																	
Gil Coan, L (7, PH) OBP: 0.213, SLG: 0.331										1 0 0 0 0 0 1																	
Art Schallock, L (7, 1) OBP: 0.091, SLG: 0.091										0 0 0 0 0 0 0																	
Harry Dorish, R (7, 1) OBP: 0.111, SLG: 0.111										1 0 0 0 0 0 1																	
Inning Stats	R: 0 E: 0 K: 1 S: 4	H: 0 LOB: 0 BB: 1 P: 8	R: 0 E: 0 K: 0 S: 3	H: 1 LOB: 0 BB: 0 P: 3	R: 2 E: 0 K: 2 S: 8	H: 1 LOB: 1 BB: 2 P: 16	R: 1 E: 0 K: 1 S: 7	H: 2 LOB: 2 BB: 1 P: 11	R: 0 E: 0 K: 1 S: 5	H: 0 LOB: 0 BB: 0 P: 5	R: 0 E: 0 K: 0 S: 3	H: 0 LOB: 0 BB: 0 P: 3	R: 6 E: 0 K: 0 S: 7	H: 4 LOB: 1 BB: 1 P: 12	R: 1 E: 0 K: 0 S: 5	H: 2 LOB: 1 BB: 0 P: 5	R: 0 E: 0 K: 0 S: 3	H: 0 LOB: 0 BB: 0 P: 3	1B: 5 2B: 0 3B: 2 HR: 3	SF: 0 SAC: 0 DP: 2 HBP: 1	WP: 0 PB: 0 SB: 0 CS: 0	PA: 41					
PITCHER	IP	WLS	BF	H	R	ER	SO	BB	IBB	HBP	BLK	WP	HR	S	P	ERA	WHIP										
Art Ceccarelli, L (1, 1) ERA: 5.05	4.0		18	4	3	3	4	4	0	0	0	0	1	22	38	6.75	2.000										
Bill Harrington, R (5, 1) ERA: 6.0	2.1	L	11	2	4	4	1	1	0	1	0	0	0	11	16	15.43	1.286										
Johnny Sain, R (7, 1) ERA: 5.69	1.2		9	4	3	3	0	0	0	0	0	0	2	9	9	16.20	2.400										
Cloyd Boyer, R (9, 1) ERA: 5.06	1.0		3	0	0	0	0	0	0	0	0	0	0	3	3	0.00	0.000										

Baltimore Orioles @ Kansas City Athletics
Municipal Stadium, Kansas City, MO
Thu Jul 14 1955, 4:33 AM EDT
Unknown

AB	35
R	10
H	10
RBI	10
BB	5
SO	5
LOB	16



1B	5	SF	0
2B	0	SAC	0
3B	2	DP	2
HR	3	HBP	1

WP	0	PA	41
----	---	----	----

ERA	WHIP
-----	------

Batter	1	2	3	4	5	6	7	8	9	AB	R	H	RBI	BB	SO	LOB
Joe Demaestri, R (1, 6) OBP: 0.277, SLG: 0.316	0-0 6-3	0-0 3B 1B		0-0 SH2-4		4-0 G1-6-3 BB		0-0 FC1-6		3	1	1	1	1	0	1
Enos Slaughter, L (1, 9) OBP: 0.347, SLG: 0.321	0-3 K	0-0 1B 3B		0-0 FC6-5		0-0 G1-6-3		0-0 F2		5	1	1	1	0	1	3
Elmer Valo, L (1, 7) OBP: 0.503, SLG: 0.527	4-0 HR BB	0-0 1B		0-0 G3			4-0 1B BB	0-0 4-3		3	2	1	1	2	0	2
Harry Simpson, L (1, 8) OBP: 0.372, SLG: 0.488	0-0 HR	0-3 K			0-0 P8		0-0 1B FC5-4		0-0 FC5-6 1B	5	2	3	2	0	1	1
Vic Power, R (1, 3) OBP: 0.345, SLG: 0.502	0-0 2B			0-0 P8		0-0 F7		0-0 FC5-4 1B		5	0	2	1	0	0	1
Jim Finigan, R (1, 4) OBP: 0.358, SLG: 0.481	0-0 F7			4-0 FC6-4 BB		0-0 1B 1B		0-0 FC5-4		4	0	1	1	1	0	3
Hector Lopez, R (1, 5) OBP: 0.325, SLG: 0.354		4-0 WP 1-3 1B BB		0-0 FC6-4 FC5-4		0-0 1B 1B		0-0 F6		4	1	1	0	1	0	3
Joe Astroth, R (1, 2) OBP: 0.374, SLG: 0.324		0-0 1-3		0-0 FC5-4		0-0 L9		0-0 F6		3	0	0	0	0	0	4
Gus Zernial, R (7, PH) OBP: 0.300, SLG: 0.487										1	0	0	0	0	0	1
Billy Shantz, R (8, 2) OBP: 0.320, SLG: 0.340		1-2		1-2f						0	0	0	0	0	0	0
Art Ceccarelli, R (1, 1) Lou Slaughter, L (4, PH) Bill Harrington, R (5, 1) Johnny Sain, R (7, 1) Bill Wilson, R (8, PH) Cloyd Boyer, R (9, 1)		0-0 4-3		0-0 E3 FC6-5 SH2-4		0-0 F2		0-0 E6 FC1-6		1	0	0	0	0	0	1
										1	0	0	0	0	0	0
										1	0	0	0	0	0	0
										0	0	0	0	0	0	0
										1	0	0	0	0	0	0
										0	0	0	0	0	0	0

Inning Stats	R: 2	H: 2	E: 0	K: 1	S: 7	LOB: 1	BB: 1	P: 11	R: 3	H: 3	E: 0	K: 1	S: 8	LOB: 1	BB: 1	P: 12	R: 0	H: 0	E: 0	K: 0	S: 3	LOB: 1	BB: 1	P: 7	R: 0	H: 0	E: 1	K: 0	S: 4	LOB: 1	BB: 0	P: 4	R: 0	H: 2	E: 0	K: 0	S: 5	LOB: 2	BB: 0	P: 5	R: 0	H: 0	E: 0	K: 0	S: 2	LOB: 0	BB: 1	P: 6	R: 2	H: 2	E: 0	K: 0	S: 5	LOB: 1	BB: 1	P: 9	R: 0	H: 0	E: 1	K: 0	S: 4	LOB: 1	BB: 0	P: 4	R: 0	H: 1	E: 0	K: 0	S: 4	LOB: 1	BB: 0	P: 4	1B: 7	SF: 0	2B: 1	SAC: 1	3B: 1	DP: 1	HR: 1	HBP: 0	WP: 1	PA: 43
--------------	------	------	------	------	------	--------	-------	-------	------	------	------	------	------	--------	-------	-------	------	------	------	------	------	--------	-------	------	------	------	------	------	------	--------	-------	------	------	------	------	------	------	--------	-------	------	------	------	------	------	------	--------	-------	------	------	------	------	------	------	--------	-------	------	------	------	------	------	------	--------	-------	------	------	------	------	------	------	--------	-------	------	-------	-------	-------	--------	-------	-------	-------	--------	-------	--------

PITCHER	IP	WLS	BF	H	R	ER	SO	BB	IBB	HBP	BLK	WP	HR	S	P	ERA	WHIP
Jim Wilson, R (1, 1) ERA: 2.82	2.0		13	5	5	5	2	2	0	0	0	1	1	15	23	22.50	3.500
Don Johnson, R (3, 1) ERA: 4.85	4.0	W	16	2	0	0	0	2	0	0	0	0	0	14	22	0.00	1.000
Art Schallcock, L (7, 1) ERA: 2.22	0.0		3	2	2	2	0	1	0	0	0	0	0	2	6	∞	∞
Harry Dorish, R (7, 1) ERA: 2.77	3.0	S	11	1	0	0	0	0	0	0	0	0	0	11	11	0.00	0.333

BOTTOM

Baltimore Orioles @ Kansas City Athletics
Municipal Stadium, Kansas City, MO

AB	37
R	7
H	10
RBI	7
BB	5
SO	2
LOB	20



WP: 1	PA: 43
PB: 1	
SB: 0	
CS: 0	

Thu Jul 14 1955, 4:33 AM EDT
Unknown

livebaseballscores.com

Batter	1	2	3	4	5	6	7	8	9	AB R H RBI BB SO LOB	TOP											
Fred Marsh, R (1, 4) OBP: 0.431, SLG: 0.340	0-0 F7		0-0 F9			0-0 F9		0-3 K	0-0 F8	5 0 0 0 0 1 2												
Cal Abrams, L (1, 9) OBP: 0.404, SLG: 0.398	0-3 K			0-3 K		0-0 FC3-6 1B		0-0 HR 1B		4 1 2 1 0 2 0												
Dave Philley, S (1, 7) OBP: 0.379, SLG: 0.474	0-0 CS 1B			0-0 2B 1B		0-0 FC3-6 1-2f		0-0 HR		4 2 3 2 0 0 1												
Gus Triandos, R (1, 2) OBP: 0.331, SLG: 0.429	0-0 CS 1-2	0-0 6-3		0-0 L8		0-3 K		0-0 3B 1B		4 1 1 0 0 1 2												
Bob Hale, L (1, 3) OBP: 0.364, SLG: 0.524				0-0 F5		0-0 1-H 2B	0-0 3-1	0-0 1B 3B		4 0 2 2 0 0 0												
Chuck Diering, R (8, PR) OBP: 0.323, SLG: 0.332										0 1 0 0 0 0 0												
Dave Pope, L (1, 8) OBP: 0.342, SLG: 0.413				0-0 P5-3			0-0 P4-3	0-0 1B		4 0 1 1 0 0 1												
Erv Palica, R (8, 1) OBP: 0.281, SLG: 0.290										0 0 0 0 0 0 0												
Wayne Causey, L (1, 5) OBP: 0.256, SLG: 0.270				0-0 K2-6-2 1B		0-0 L8	0-0 F6	0-3 K		4 0 1 0 0 1 2												
Willy Miranda, S (1, 6) OBP: 0.295, SLG: 0.310				0-0 1B		0-0 F5		0-0 4-3	0-0 6-3	4 0 1 0 0 0 0												
Ray Moore, R (1, 1) OBP: 0.261, SLG: 0.227				0-3 K2-6-2		0-0 6-3		4-0 PB 1B BB	0-3 K	2 0 0 0 0 1 2												
Tex Nelson, L (8, PH) OBP: 0.385, SLG: 0.273										0 1 0 0 1 0 0												
Hal Smith, R (8, 2) OBP: 0.287, SLG: 0.347										1 0 0 0 0 1 0												
Inning Stats	R: 0 E: 0 K: 1 S: 5	H: 1 LOB: 0 BB: 0 P: 5	R: 0 E: 0 K: 0 S: 3	H: 0 LOB: 0 BB: 0 P: 3	R: 0 E: 0 K: 1 S: 6	H: 2 LOB: 1 BB: 0 P: 6	R: 1 E: 0 K: 1 S: 7	H: 2 LOB: 1 BB: 0 P: 7	R: 0 E: 0 K: 0 S: 3	H: 0 LOB: 0 BB: 0 P: 3	R: 0 E: 0 K: 1 S: 6	H: 1 LOB: 1 BB: 0 P: 6	R: 0 E: 0 K: 0 S: 3	H: 0 LOB: 0 BB: 0 P: 3	R: 5 E: 0 K: 2 S: 12	H: 5 LOB: 2 BB: 1 P: 16	R: 0 E: 0 K: 1 S: 5	H: 0 LOB: 0 BB: 0 P: 5	1B: 8 2B: 2 3B: 1 HR: 1	SF: 0 SAC: 0 DP: 1 HBP: 0	WP: 0 PB: 1 SB: 0 CS: 1	PA: 38
PITCHER	IP WLS BF H R ER SO BB IBB HBP BLK WP HR S P ERA WHIP																					
Art Ditmar, R (1, 1) ERA: 5.36	7.2 L 32 10 6 6 5 1 0 0 0 0 0 1 41 45 7.04 1.435																					
Tom Gorman, R (8, 1) ERA: 3.72	1.1 5 1 0 0 2 0 0 0 0 0 0 0 9 9 0.00 0.750																					

Baltimore Orioles @ Kansas City Athletics
Municipal Stadium, Kansas City, MO
 Thu Jul 14 1955, 4:38 AM EDT
 Att. 14,842 - Unknown

AB	36
R	6
H	11
RBI	6
BB	1
SO	7
LOB	10



WP	0	PA	38
PB	1		
SB	0		
CS	1		

ERA	7.04	WHIP	1.435
ERA	0.00	WHIP	0.750

1B	8	SF	0
2B	2	SAC	0
3B	1	DP	1
HR	1	HBP	0

Batter	1	2	3	4	5	6	7	8	9	AB R H RBI BB SO LOB
--------	---	---	---	---	---	---	---	---	---	----------------------

Joe Demaestri, R OBP: 0.273, SLG: 0.312 (1, 6)	0-0 E3 BB 1B	0-0 4-3			0-0 5-3		0-0 E5			4 1 0 0 0 0 0
Jim Finigan, R OBP: 0.357, SLG: 0.476 (1, 4)	4-0 1B BB		0-0 6-3		0-0 P8		0-0 4-3			3 1 0 0 1 0 1
Gus Zernial, R OBP: 0.303, SLG: 0.488 (1, 7)	0-0 1B 1-2 2-H		0-3 K		0-3 K					4 0 2 1 0 2 0
Harry Simpson, L OBP: 0.374, SLG: 0.485 (1, 8)	0-0 P8		4-0 BB CS		0-0 1B		0-3 K			3 0 1 0 1 1 3
Vic Power, R OBP: 0.347, SLG: 0.511 (1, 3)	0-0 1B 1-2 2-H		0-0 CS	0-0 HR		0-0 F4 1B		0-0 F8		4 1 2 2 0 0 2
Bill Wilson, R OBP: 0.293, SLG: 0.462 (1, 9)	0-3 K			0-0 F7		0-3 K		0-0 F3		4 0 0 0 0 2 4
Hector Lopez, R OBP: 0.324, SLG: 0.366 (1, 5)	0-0 L6			0-0 HR		0-3 K				4 1 1 1 0 1 3
Billy Shantz, R OBP: 0.314, SLG: 0.333 Enos Slaughter, L OBP: 0.344, SLG: 0.319 (9, PH)		0-0 P8		0-0 F7			0-0 5-3		0-0 6-3	3 0 0 0 0 0 0 1 0 0 0 0 0 0
Art Ditmar, R OBP: 0.222, SLG: 0.222 Tom Gorman, R OBP: 0.067, SLG: 0.133 Elmer Valo, L OBP: 0.500, SLG: 0.524 (9, PH)		0-0 6-3		0-0 6-3			0-0 4-3		0-3 K	3 0 0 0 0 0 0 0 0 0 0 0 0 0 1 0 0 0 0 1 0

BOTTOM

Baltimore Orioles @ Kansas City Athletics
Municipal Stadium, Kansas City, MO
Thu Jul 14 1955, 4:38 AM EDT
Att. 14,842 - Unknown

AB	34
R	4
H	6
RBI	4
BB	2
SO	7
LOB	13

Inning Stats	R	H	E	K	S	R	H	E	K	S	R	H	E	K	S	R	H	E	K	S	R	H	E	K	S	1B	2B	3B	HR	SF	SAC	DP	HBP	WP	PB	SB	CS	PA
	2	2	1	8	12	0	0	0	0	3	0	0	0	0	3	0	0	0	0	4	0	0	0	0	0	4	0	0	0	0	0	0	2	0	0	0	0	37

PITCHER	IP	WLS	BF	H	R	ER	SO	BB	IBB	HBP	BLK	WP	HR	S	P	ERA	WHIP
Ray Moore, R ERA: 3.43 (1, 1)	7.0	W	29	5	4	3	5	2	0	0	0	0	0	37	45	3.86	1.000
Erv Palica, R ERA: 4.41 (8, 1)	2.0	S	7	1	0	0	2	0	0	0	0	0	0	11	11	0.00	0.500



Batter	1	2	3	4	5	6	7	8	9	AB R H RBI BB SO LOB	TOP											
Fred Marsh, R OBP: 0.413, SLG: 0.333 (1, 4)	0-0 1-3		0-0 FC6-4			0-0 BB 1B		0-0 L7		4 1 1 1 0 0 1												
Cal Abrams, L OBP: 0.410, SLG: 0.397 Gil Coan, L OBP: 0.313, SLG: 0.331 Wayne Causey, L OBP: 0.256, SLG: 0.270 (1, 9)	0-3 K			4-0 FC5-4 BB		0-0 BB FC6-2	0-0 4-3		0-0 E8 2B 1B	3 0 1 0 2 1 2 0 1 0 0 0 0 0 0 0 0 0 0 0 0												
Dave Philley, S OBP: 0.380, SLG: 0.486 (1, 7)	0-0 5-3			0-0 FC5-4		0-0 FC6-2 1B 2B	0-0 BLK 2B		0-3 K	5 1 2 2 0 1 2												
Gus Triandos, R OBP: 0.328, SLG: 0.428 (1, 3)		0-0 F5		0-0 F8		0-0 FC6-2 1B 1B	0-0 F9		0-0 2B 2B	5 1 1 1 0 0 4												
Hal Smith, R OBP: 0.293, SLG: 0.354 (1, 2)		0-0 F3		0-0 F5		0-0 1B 1B 1B	1-0 BLK HBP		0-0 2B 2B	4 1 2 1 0 0 1												
Dave Pope, L OBP: 0.343, SLG: 0.410 (1, 8)		0-3 K			0-0 P9	0-0 1B 1B 1B	0-0 P7		4-0 IBB	4 1 1 1 1 1 2												
Chuck Diering, R OBP: 0.325, SLG: 0.330 (1, 5)			0-3 K		4-0 L6-3 BB	0-0 1B 1B 1B	0-0 F8		0-3 K	4 1 1 0 1 2 5												
Willy Miranda, S OBP: 0.294, SLG: 0.308 (1, 6)			0-0 F9		0-0 L6-3	0-0 1B 1B		0-0 B1-3	0-0 3-1	5 0 1 1 0 0 4												
Jim McDonald, R OBP: 0.333, SLG: 0.200 Bob Hale, L OBP: 0.391, SLG: 0.545 Jim Wilson, R OBP: 0.152, SLG: 0.133 Erv Palica, R OBP: 0.281, SLG: 0.290 (1, 1)			0-0 FC6-4 1B			0-0 1B 2B 1B		0-0 F7		2 1 2 0 0 0 0 1 0 1 1 0 0 0 1 0 0 0 0 0 0 0 0 0 0 0 0 0												
Inning Stats	R: 0 E: 0 K: 1 S: 5	H: 0 LOB: 0 BB: 0 P: 5	R: 0 E: 0 K: 1 S: 5	H: 0 LOB: 0 BB: 0 P: 5	R: 0 E: 0 K: 1 S: 6	H: 1 LOB: 1 BB: 0 P: 6	R: 0 E: 0 K: 0 S: 3	H: 0 LOB: 1 BB: 1 P: 7	R: 0 E: 0 K: 0 S: 2	H: 0 LOB: 0 BB: 1 P: 6	R: 7 E: 0 K: 0 S: 11	H: 8 LOB: 2 BB: 1 P: 15	R: 0 E: 0 K: 0 S: 4	H: 1 LOB: 2 BB: 0 P: 5	R: 0 E: 0 K: 0 S: 3	H: 0 LOB: 0 BB: 0 P: 3	R: 1 E: 1 K: 2 S: 10	H: 3 LOB: 3 BB: 1 P: 14	1B: 9 2B: 5 3B: 0 HR: 0	SF: 1 SAC: 0 DP: 1 HBP: 1	WP: 0 PB: 0 SB: 0 CS: 0	PA: 44
PITCHER	IP WLS BF H R ER SO BB IBB HBP BLK WP HR S P ERA WHIP																					
Bobby Shantz, L ERA: 5.33 (1, 1)	5.0 L 21 4 4 4 3 3 0 0 0 0 0 0 24 36 7.20 1.400																					
Tom Gorman, R ERA: 4.17 (6, 1)	0.1 5 4 1 1 0 0 0 0 0 0 0 0 5 5 27.00 12.000																					
Lou Sleater, L ERA: 7.61 (6, 1)	0.2 3 1 2 2 0 0 0 0 0 0 0 0 3 3 27.00 1.500																					
Arnie Portocarrero, R ERA: 5.32 (7, 1)	2.0 8 1 0 0 0 0 0 0 1 1 0 0 7 8 0.00 0.500																					
Johnny Sain, R ERA: 5.76 (9, 1)	1.0 7 3 1 1 2 0 1 0 0 0 0 0 10 14 9.00 3.000																					

Baltimore Orioles @ Kansas City Athletics
Municipal Stadium, Kansas City, MO
 Fri Jul 15 1955, 4:33 AM EDT
 Att. 4,946 - Unknown

AB	38
R	8
H	13
RBI	8
BB	4
SO	5
LOB	21



Batter	1	2	3	4	5	6	7	8	9	AB R H RBI BB SO LOB
Joe Demaestri, R (1, 6) OBP: 0.275, SLG: 0.311	0-0 6-3 BB		4-0 3B BB		0-0 5-3		0-0 F7		0-0 1B SF8 1B	4 2 1 0 1 0 0
Jim Finigan, R (1, 4) OBP: 0.360, SLG: 0.481	4-0 BB		0-0 1-H HR 3B		4-0 BB		0-0 L9		0-0 P9	3 1 1 1 2 0 1
Gus Zernial, R (1, 7) OBP: 0.305, SLG: 0.498	0-0 F4		0-0 3-H HR		0-3 K		0-0 F7		0-0 1-3 BB 1B	5 1 2 2 0 1 2
Harry Simpson, L (1, 8) OBP: 0.375, SLG: 0.491	0-0 5-3		0-0 4-3		0-0 4-3		0-0 4-3		0-0 E 3B 1-2 BB	4 1 1 0 1 0 1
Vic Power, R (1, 3) OBP: 0.345, SLG: 0.508		0-0 4-3	0-0 F9		0-0 FC1-4 BB 1B		0-0 E6 E		0-0 SF8	4 0 1 2 0 0 0
Bill Renna, R (1, 9) OBP: 0.315, SLG: 0.386		0-0 E7 1B		0-0 1-3		4-0 1-2 FC1-4 BB		0-0 3-H L5	0-3 K	4 0 1 0 1 1 3
Hector Lopez, R (1, 5) OBP: 0.319, SLG: 0.359		0-0 F9		0-0 F9		0-0 FC1-4 BB 1-2f 2-3		0-0 F9		4 0 0 0 0 0 4
Joe Astroth, R (1, 2) OBP: 0.370, SLG: 0.319		0-0 F6		0-0 6-3		4-0 1-2 BB		4-0 FC6-4 BB		2 0 0 0 0 0 1
Elmer Valo, L (6, PH) OBP: 0.503, SLG: 0.524										0 0 0 0 1 0 0
Billy Shantz, R (7, 2) OBP: 0.318, SLG: 0.333										0 0 0 0 1 0 0
Bobby Shantz, R (1, 1) OBP: 0.200, SLG: 0.172			0-0 6-3		0-0 F4		0-0 P8		0-0 FC6-4 1-2f	2 0 0 0 0 0 0
Tom Gorman, R (6, 1) OBP: 0.067, SLG: 0.133										0 0 0 0 0 0 0
Lou Slaughter, L (6, 1) OBP: 0.167, SLG: 0.167										0 0 0 0 0 0 0
Enos Slaughter, L (6, PH) OBP: 0.345, SLG: 0.316										1 0 0 0 0 0 3
Arnie Portocarrero, R (7, 1) OBP: 0.072, SLG: 0.036										0 0 0 0 0 0 0
Bill Wilson, R (8, PH) OBP: 0.292, SLG: 0.460										1 0 0 0 0 0 2
Johnny Sain, R (9, 1) OBP: 0.292, SLG: 0.460										0 0 0 0 0 0 0

Inning Stats	R: 0 E: 0 K: 3	H: 0 LOB: 1 BB: 1 P: 7	R: 0 E: 1 K: 0 S: 4	H: 1 LOB: 1 BB: 0 P: 4	R: 3 E: 0 K: 5 S: 5	H: 2 LOB: 0 BB: 1 P: 9	R: 0 E: 0 K: 3 S: 3	H: 0 LOB: 0 BB: 0 P: 3	R: 0 E: 0 K: 5 S: 5	H: 0 LOB: 1 BB: 1 P: 9	R: 0 E: 0 K: 4 S: 4	H: 1 LOB: 3 BB: 2 P: 12	R: 0 E: 0 K: 0 S: 3	H: 0 LOB: 0 BB: 0 P: 3	R: 1 E: 2 K: 0 S: 5	H: 1 LOB: 2 BB: 1 P: 9	R: 1 E: 0 K: 1 S: 7	H: 2 LOB: 2 BB: 1 P: 11	1B: 4 2B: 0 3B: 2 HR: 1	SF: 1 SAC: 0 DP: 0 HBP: 0	WP: 0 PB: 0 SB: 0 CS: 0	PA: 42
--------------	----------------------	---------------------------------	------------------------------	---------------------------------	------------------------------	---------------------------------	------------------------------	---------------------------------	------------------------------	---------------------------------	------------------------------	----------------------------------	------------------------------	---------------------------------	------------------------------	---------------------------------	------------------------------	----------------------------------	----------------------------------	------------------------------------	----------------------------------	--------


PITCHER	IP	WLS	BF	H	R	ER	SO	BB	IBB	HBP	BLK	WP	HR	S	P	ERA	WHIP
Jim McDonald, R (1, 1) ERA: 6.7	5.0	W	21	3	3	3	1	3	0	0	0	0	1	20	32	5.40	1.200
Jim Wilson, R (6, 1) ERA: 2.83	2.2		14	2	1	1	0	3	0	0	0	0	0	11	23	3.38	1.875
Erv Palica, R (8, 1) ERA: 4.44	1.1	S	7	2	1	1	1	1	0	0	0	0	0	8	12	6.75	2.250

BOTTOM

Baltimore Orioles @ Kansas City Athletics
Municipal Stadium, Kansas City, MO

Fri Jul 15 1955, 4:33 AM EDT
Att. 4,946 - Unknown

AB	34
R	5
H	7
RBI	5
BB	7
SO	2
LOB	17



PITCHER	IP	WLS	BF	H	R	ER	SO	BB	IBB	HBP	BLK	WP	HR	S	P	ERA	WHIP
---------	----	-----	----	---	---	----	----	----	-----	-----	-----	----	----	---	---	-----	------

Batter	1	2	3	4	5	6	7	8	9	AB	R	H	RBI	BB	SO	LOB	TOP																				
Fred Marsh, R (1, 4) OBP: 0.388, SLG: 0.309	0-0 F6		0-0 5-3			0-0 F7		0-0 5-3		4	0	0	0	0	0	1																					
Cal Abrams, L (1, 9) OBP: 0.413, SLG: 0.390	4-0 BB			0-3 K		0-0 1-3			4-0 3B BB	2	1	0	0	2	1	0																					
Dave Philley, S (1, 7) OBP: 0.383, SLG: 0.521	0-0 L8			0-0 HR		0-0 L8			0-0 1B 3B	4	2	2	2	0	0	1																					
Gus Triandos, R (1, 2) OBP: 0.328, SLG: 0.427 Chuck Diering, R (7, PR) OBP: 0.328, SLG: 0.330 (7, 8)	0-0 F3			0-0 5-3		0-0 5-3		0-0 CS 1B	4-0 1B BB	3	0	1	0	0	0	1																					
Bob Hale, L (1, 3) OBP: 0.333, SLG: 0.462		0-0 5-3		0-0 4-3		0-0 F8		0-0 F8	0-3 K	4	0	0	0	0	1	3																					
Dave Pope, L (1, 8) OBP: 0.343, SLG: 0.405 Hal Smith, R (7, 2) OBP: 0.295, SLG: 0.356		0-0 P3-1			4-0 FC3-6 BB	0-0 P8		0-0 P8	0-0 1B FC6-4	2	0	0	0	1	0	1																					
Wayne Causey, L (1, 5) OBP: 0.244, SLG: 0.256		0-0 4-3			0-0 FC3-6	0-0 G3		0-0 G3	0-3 K	4	0	0	0	0	1	3																					
Willy Miranda, S (1, 6) OBP: 0.293, SLG: 0.307			0-0 L6		0-0 F7	0-0 F7		0-0 F7	0-0 FC6-4	4	0	1	0	0	0	3																					
Bill Wight, L (1, 1) Harry Dorish, R (9, 1) OBP: 0.111, SLG: 0.111 Ray Moore, R (9, 1) OBP: 0.261, SLG: 0.227			0-0 4-3		0-0 F5	0-0 F5		0-0 F3		3	0	0	0	0	0	2																					
Inning Stats	R: 0 E: 0 K: 0 S: 3	H: 0 LOB: 1 BB: 1 P: 7	R: 0 E: 0 K: 0 S: 3	H: 0 LOB: 0 BB: 0 P: 3	R: 1 E: 0 K: 1 S: 6	H: 1 LOB: 0 BB: 0 P: 6	R: 0 E: 0 K: 0 S: 3	H: 0 LOB: 1 BB: 1 P: 7	R: 0 E: 0 K: 0 S: 3	H: 1 LOB: 1 BB: 0 P: 3	R: 0 E: 0 K: 0 S: 4	H: 1 LOB: 1 BB: 0 P: 4	R: 2 E: 0 K: 2 S: 9	H: 2 LOB: 2 BB: 2 P: 17	1B: 3 2B: 0 3B: 1 HR: 1	SF: 0 SAC: 0 DP: 0 HBP: 0	WP: 0 PB: 0 SB: 0 CS: 1	PA: 35																			
PITCHER	IP	WLS	BF	H	R	ER	SO	BB	IBB	HBP	BLK	WP	HR	S	P	ERA	WHIP																				
Harry Byrd, R (1, 1) ERA: 4.1	8.0		29	3	2	2	1	3	0	0	0	0	1	28	40	2.25	0.750																				
Connie Johnson, R (9, 1) ERA: 2.53	0.0		2	1	0	0	0	1	0	0	0	0	0	1	5	∞	∞																				
Morrie Martin, L (9, 1) ERA: 5.6	0.1		1	0	0	0	1	0	0	0	0	0	0	3	3	0.00	0.000																				
Dixie Howell, R (9, 1) ERA: 4.09	0.2	W	3	1	1	1	1	0	0	0	0	0	0	5	5	13.50	1.500																				

Baltimore Orioles @ Chicago White Sox
Comiskey Park, Chicago, IL
Sat Jul 16 1955, 4:33 AM EDT
Att. 5,880 - Unknown

AB	31
R	3
H	5
RBI	3
BB	4
SO	3
LOB	15



WP: 0	PA: 35
PB: 0	
SB: 0	
CS: 1	

livebaseballscores.com

Batter	1	2	3	4	5	6	7	8	9	AB	R	H	RBI	BB	SO	LOB
Chico Carrasquel, R (1, 6) OBP: 0.336, SLG: 0.357	0-3 K			0-0 4-3		0-0 1-3		4-0 SH3 BB		3	0	0	0	1	1	1
Nellie Fox, L (1, 4) OBP: 0.385, SLG: 0.446	0-0 F7			0-0 F4		0-0 FC6 1B		0-0 SH3		3	0	1	1	0	0	0
Minnie Minoso, R (1, 7) OBP: 0.343, SLG: 0.327	0-0 1-3			0-0 1B		0-0 FC6		0-0 6-3		4	0	1	0	0	0	2
George Kell, R (1, 5) OBP: 0.383, SLG: 0.411		0-0 5-3		0-0 4-3		0-0 5-3		0-0 SH 1B 1B		4	1	1	0	0	0	1
Jim Rivera, L (1, 9) OBP: 0.333, SLG: 0.367		0-3 K			0-0 1-3		0-0 G3	0-0 1B SH 1B		3	0	0	0	0	1	0
Bob Kennedy, R (9, PH) OBP: 0.284, SLG: 0.250								1-2 HBP		1	1	1	0	0	0	0
Jim Busby, R (1, 8) OBP: 0.298, SLG: 0.386		0-0 6-3			0-0 P8		0-0 1B 1B	0-0 SH HBP 1B BB		3	1	1	0	0	0	0
Walt Dropo, R (1, 3) OBP: 0.331, SLG: 0.445			0-3 K		0-0 5-3		0-0 1B	0-0 BB HBP		3	0	1	0	0	1	0
Gil Coan, L (9, PH) OBP: 0.317, SLG: 0.336							1-2 1B	1-2 2-3 3-H		1	0	1	1	0	0	0
Sherm Lollar, R (1, 2) OBP: 0.390, SLG: 0.459		0-0 6-3				4-0 1B BB	0-0 F8	1-0 BB HBP		2	1	0	1	1	0	2
Harry Byrd, R (1, 1) OBP: 0.188, SLG: 0.161			0-0 1-3			0-3 K		4-0 BB		3	0	0	0	0	2	1
Connie Johnson, R (9, 1) OBP: 0.250, SLG: 0.375								0-3 K		0	0	0	0	0	0	0
Morrie Martin, L (9, 1) OBP: 0.500, SLG: 0.500										0	0	0	0	0	0	0
Dixie Howell, L (9, 1) OBP: 0.200, SLG: 0.200										0	0	0	0	0	0	0
Dick Donovan, L (9, PH) OBP: 0.264, SLG: 0.217								1-2 2-3 3-H		0	0	0	1	1	0	0

BOTTOM


Baltimore Orioles @ Chicago White Sox
Comiskey Park, Chicago, IL
Sat Jul 16 1955, 4:33 AM EDT
Att. 5,880 - Unknown

livebaseballscorecards.com

AB	30
R	4
H	7
RBI	4
BB	3
SO	5
LOB	7



Inning Stats																	WP: 0	PA: 36																																																																																					
R: 0	H: 0	R: 0	H: 0	R: 0	H: 0	R: 0	H: 1	R: 0	H: 0	R: 1	H: 1	R: 0	H: 2	R: 0	H: 0	R: 3	H: 3	1B: 7	SF: 0																																																																																				
E: 0	LOB: 0	E: 0	LOB: 0	E: 0	LOB: 0	E: 0	LOB: 1	E: 0	LOB: 0	E: 0	LOB: 1	E: 0	LOB: 2	E: 0	LOB: 1	E: 1	LOB: 3	2B: 0	SAC: 2																																																																																				
K: 1	BB: 0	K: 1	BB: 0	K: 1	BB: 0	K: 0	BB: 0	K: 0	BB: 0	K: 1	BB: 1	K: 0	BB: 0	K: 1	BB: 1	K: 0	BB: 1	3B: 0	DP: 0																																																																																				
S: 5	P: 5	S: 5	P: 5	S: 5	P: 5	S: 4	P: 4	S: 3	P: 3	S: 6	P: 10	S: 5	P: 5	S: 5	P: 9	S: 4	P: 9	HR: 0	HBP: 1																																																																																				
<table border="1"> <thead> <tr> <th colspan="17">PITCHER</th> </tr> <tr> <th>IP</th> <th>WLS</th> <th>BF</th> <th>H</th> <th>R</th> <th>ER</th> <th>SO</th> <th>BB</th> <th>IBB</th> <th>HBP</th> <th>BLK</th> <th>WP</th> <th>HR</th> <th>S</th> <th>P</th> <th>ERA</th> <th>WHIP</th> </tr> </thead> <tbody> <tr> <td>Bill Wight, L (1, 1) ERA: 2.53</td> <td>8.0</td> <td></td> <td>31</td> <td>5</td> <td>2</td> <td>2</td> <td>5</td> <td>2</td> <td>0</td> <td>0</td> <td>0</td> <td>0</td> <td>39</td> <td>47</td> <td>2.25</td> <td>0.875</td> </tr> <tr> <td>Harry Dorish, R (9, 1) ERA: 2.96</td> <td>0.0</td> <td>L</td> <td>2</td> <td>1</td> <td>0</td> <td>0</td> <td>0</td> <td>0</td> <td>0</td> <td>0</td> <td>0</td> <td>0</td> <td>2</td> <td>2</td> <td>∞</td> <td>∞</td> </tr> <tr> <td>Ray Moore, R (9, 1) ERA: 3.43</td> <td>0.0</td> <td></td> <td>3</td> <td>1</td> <td>2</td> <td>1</td> <td>0</td> <td>1</td> <td>0</td> <td>0</td> <td>0</td> <td>0</td> <td>1</td> <td>6</td> <td>∞</td> <td>∞</td> </tr> </tbody> </table>																	PITCHER																	IP	WLS	BF	H	R	ER	SO	BB	IBB	HBP	BLK	WP	HR	S	P	ERA	WHIP	Bill Wight, L (1, 1) ERA: 2.53	8.0		31	5	2	2	5	2	0	0	0	0	39	47	2.25	0.875	Harry Dorish, R (9, 1) ERA: 2.96	0.0	L	2	1	0	0	0	0	0	0	0	0	2	2	∞	∞	Ray Moore, R (9, 1) ERA: 3.43	0.0		3	1	2	1	0	1	0	0	0	0	1	6	∞	∞	ERA	WHIP
PITCHER																																																																																																							
IP	WLS	BF	H	R	ER	SO	BB	IBB	HBP	BLK	WP	HR	S	P	ERA	WHIP																																																																																							
Bill Wight, L (1, 1) ERA: 2.53	8.0		31	5	2	2	5	2	0	0	0	0	39	47	2.25	0.875																																																																																							
Harry Dorish, R (9, 1) ERA: 2.96	0.0	L	2	1	0	0	0	0	0	0	0	0	2	2	∞	∞																																																																																							
Ray Moore, R (9, 1) ERA: 3.43	0.0		3	1	2	1	0	1	0	0	0	0	1	6	∞	∞																																																																																							

Batter	1	2	3	4	5	6	7	8	9	AB R H RBI BB SO LOB	TOP																													
Fred Marsh, R (1, 4) OBP: 0.361, SLG: 0.283	0-0 F2		0-0 F4		0-0 E5 1B BB FC9-4	0-0 F8			0-0 6-3	5 1 0 0 0 0 3	<p>Baltimore Orioles @ Chicago White Sox Comiskey Park, Chicago, IL Sun Jul 17 1955, 4:33 AM EDT Unknown</p> <p>livebaseballscorecards.com</p> <table border="1"> <tr><td>AB</td><td>32</td></tr> <tr><td>R</td><td>2</td></tr> <tr><td>H</td><td>4</td></tr> <tr><td>RBI</td><td>2</td></tr> <tr><td>BB</td><td>4</td></tr> <tr><td>SO</td><td>4</td></tr> <tr><td>LOB</td><td>16</td></tr> </table> 	AB	32	R	2	H	4	RBI	2	BB	4	SO	4	LOB	16															
AB	32																																							
R	2																																							
H	4																																							
RBI	2																																							
BB	4																																							
SO	4																																							
LOB	16																																							
Cal Abrams, L (1, 9) OBP: 0.415, SLG: 0.388	0-0 FC5-4 1B		0-3 K		4-0 FC9-4 1B 1-2 2-3 BB		0-0 F8			3 0 1 0 1 1 0																														
Dave Philley, S (1, 8) OBP: 0.380, SLG: 0.513	0-0 FC5-4 1-2f		0-0 4-3		0-0 FC9-4 1B 1-2 2-3 3-H		0-0 F8			4 0 1 1 0 0 1																														
Gus Triandos, R (1, 3) OBP: 0.323, SLG: 0.419	0-0 1-4-3			0-0 F9	0-0 FC9-4 1-2f 2-3 3-H		0-0 4-3			4 0 0 1 0 0 3																														
Jim Dyck, R (1, 7)		0-3 K		0-0 F8	0-0 F4		0-0 F8			4 0 0 0 0 1 2																														
Hal Smith, R (1, 2) OBP: 0.299, SLG: 0.359		0-0 F9		0-0 1B		0-0 BB 1B		0-0 4-3		4 0 2 0 0 0 0																														
Chuck Diering, R (1, 5) OBP: 0.330, SLG: 0.327		4-0 BLK BB		0-0 1-3		4-0 1-2 BB		0-0 L6		2 0 0 0 2 0 1																														
Willy Miranda, S (1, 6) OBP: 0.292, SLG: 0.303		4-0 1-2 BB			0-0 E4 BB SH1-4 1B	0-0 F2		0-3 K		3 1 0 0 1 1 2																														
George Zuverink, R (1, 1) Hank Majeski, R (6, PH) Harry Dorish, R (6, 1) Bob Hale, L (9, PH) OBP: 0.321, SLG: 0.444		0-0 4-3			0-0 SH1-4 1-2	0-0 F3		0-3 K		1 0 0 0 0 0 2 1 0 0 0 0 0 2 0 0 0 0 0 0 0 1 0 0 0 0 1 0																														
Inning Stats	R: 0 E: 0 K: 0 S: 4	H: 1 LOB: 1 BB: 0 P: 4	R: 0 E: 0 K: 1 S: 5	H: 0 LOB: 2 BB: 2 P: 13	R: 0 E: 0 K: 1 S: 5	H: 0 LOB: 0 BB: 0 P: 5	R: 0 E: 0 K: 0 S: 4	H: 1 LOB: 1 BB: 0 P: 4	R: 2 E: 2 K: 0 S: 6	H: 1 LOB: 2 BB: 1 P: 10	R: 0 E: 0 K: 0 S: 4	H: 1 LOB: 2 BB: 1 P: 8	R: 0 E: 0 K: 0 S: 3	H: 0 LOB: 0 BB: 0 P: 3	R: 0 E: 0 K: 0 S: 3	H: 0 LOB: 0 BB: 0 P: 3	R: 0 E: 0 K: 2 S: 7	H: 0 LOB: 0 BB: 0 P: 7	1B: 4 2B: 0 3B: 0 HR: 0	SF: 0 SAC: 1 DP: 0 HBP: 0	WP: 0 PB: 0 SB: 0 CS: 0	PA: 37																		
PITCHER Billy Pierce, L (1, 1) ERA: 1.92	IP 9.0	WLS W	BF 37	H 4	R 2	ER 0	SO 4	BB 4	IBB 0	HBP 0	BLK 1	WP 0	HR 0	S 41	P 57	ERA 0.00	WHIP 0.889						PITCHER	IP	WLS	BF	H	R	ER	SO	BB	IBB	HBP	BLK	WP	HR	S	P	ERA	WHIP

Batter	1	2	3	4	5	6	7	8	9
Jim Busby, R (1, 8) <small>OBP: 0.295, SLG: 0.382</small>	0-0 5-3	0-0 G6-4-3		0-0 FC5-4		0-0 F7			
Nellie Fox, L (1, 4) <small>OBP: 0.384, SLG: 0.443</small>	0-0 F9		0-0 2B 1B		0-0 4-3		0-0 F4		
Minnie Minoso, R (1, 7) <small>OBP: 0.348, SLG: 0.332</small>	1-0 BB HBP		0-0 1B 2B		4-0 BB		0-0 6-3		
George Kell, R (1, 5) <small>OBP: 0.385, SLG: 0.410</small>	4-0 1-2 BB		0-0 G3-6 1B		0-0 L9		0-0 5-3		
Jim Rivera, L (1, 9) <small>OBP: 0.329, SLG: 0.361</small>	0-3 K		0-0 G3-6 1B		0-0 G3		0-0 F7		
Sherm Lollar, R (1, 2) <small>OBP: 0.391, SLG: 0.464</small>		0-0 1B 2B		0-0 6-3		0-0 FC6-4 1B CS 1B		0-0 F7	
Walt Dropo, R (1, 3) <small>OBP: 0.337, SLG: 0.459</small>		0-0 2-H 1B		0-3 K		0-0 1-2 FC6-4 1B		0-0 3B	
Chico Carrasquel, R (1, 6) <small>OBP: 0.338, SLG: 0.357</small>		1-0 1B HBP		0-0 FC5-4 1B		0-0 1-2 2-3 FC6-4 BB		0-0 5-3	
Billy Pierce, L (1, 1) <small>OBP: 0.222, SLG: 0.152</small>		0-0 1-3 G6-4-3 1B		0-3 K		4-0 1-2 3-H BB			

Inning Stats	R: 0	H: 0	E: 0	K: 1	S: 5	R: 1	H: 3	E: 0	K: 0	S: 4	R: 2	H: 3	E: 0	K: 0	S: 5	R: 0	H: 1	E: 0	K: 2	S: 8	R: 0	H: 0	E: 0	K: 0	S: 3	R: 0	H: 2	E: 0	K: 0	S: 4	R: 0	H: 1	E: 0	K: 0	S: 4
	LOB: 2	BB: 1	P: 10	LOB: 1	BB: 0	P: 5	LOB: 1	BB: 0	P: 8	LOB: 2	BB: 1	P: 8	LOB: 1	BB: 1	P: 7	LOB: 2	BB: 1	P: 8	LOB: 2	BB: 1	P: 8	LOB: 0	BB: 0	P: 3	LOB: 1	BB: 0	P: 4	LOB: 0	BB: 0	P: 4	LOB: 1	BB: 0	P: 4		


PITCHER											PITCHER																								
IP	WLS	BF	H	R	ER	SO	BB	IBB	HBP	BLK	WP	HR	S	P	ERA	WHIP	IP	WLS	BF	H	R	ER	SO	BB	IBB	HBP	BLK	WP	HR	S	P	ERA	WHIP		
George Zuerink, R	(1, 1)	5.0	L	23	7	3	3	2	0	0	0	0	25	35	5.40	1.800																			
Harry Dorish, R	(6, 1)	3.0		12	3	0	0	1	0	0	0	0	11	15	0.00	1.333																			

BOTTOM

Baltimore Orioles @ Chicago White Sox
 Comiskey Park, Chicago, IL
 Sun Jul 17 1955, 4:33 AM EDT
 Unknown

AB	R	H	RBI	BB	SO	LOB
4	0	0	0	0	0	5
4	1	1	0	0	0	0
2	1	1	0	1	0	0
3	0	1	2	1	0	1
4	0	0	0	0	1	4
4	1	2	0	0	0	0
4	0	3	1	0	1	0
3	0	1	0	0	0	3
2	0	1	0	1	1	1

AB	30
R	3
H	10
RBI	3
BB	3
SO	3
LOB	14



1B: 7	SF: 0	WP: 0	PA: 35
2B: 2	SAC: 0	PB: 0	
3B: 1	DP: 2	SB: 0	
HR: 0	HBP: 2	CS: 1	

Batter	1	2	3	4	5	6	7	8	9	AB R H RBI BB SO LOB	TOP											
Fred Marsh, R (1, 4) OBP: 0.351, SLG: 0.277	0-0 F9 1B 1B	0-0 G6-4-3 1-2f 2-3 3-H		0-0 5-3		0-0 F2		0-0 FC6-4 1-2f		5 1 1 0 0 0 6												
Cal Abrams, L (1, 9) OBP: 0.414, SLG: 0.413	0-0 5-3 1-2 1B 1B	0-3 K			0-0 HR		0-0 F7		0-3 K	5 1 2 1 0 2 1												
Dave Philley, S (1, 8) (8, 5) OBP: 0.374, SLG: 0.503	0-0 F9 2-3		0-3 K		0-3 K		0-0 6-3		0-0 CS 1B	5 0 1 0 0 2 2												
Gus Triandos, R (1, 3) OBP: 0.324, SLG: 0.432	0-0 5-3 1-2 3-H 1B		0-0 6-3		0-0 F2		0-0 HR		0-0 F7 1-2	5 1 2 2 0 0 1												
Jim Dyck, R (1, 7) OBP: 0.250, SLG: 0.286	0-0 5-3 1-2 2-3		0-0 2B		4-0 BB		0-0 1-3			3 0 1 0 1 0 2												
Hal Smith, R (1, 2) OBP: 0.294, SLG: 0.353	0-0 4-3		0-0 F8		0-0 4-3			0-0 F9		4 0 0 0 0 0 4												
Chuck Diering, R (1, 5) OBP: 0.335, SLG: 0.333		4-0 1B 1B G6-4-3 BB		0-0 4-3 2B		0-0 F4		0-0 1B FC3-2 1B		2 1 1 0 1 0 0 1 0 1 0 0 0 0												
Dave Pope, L (8, PH) (8, 8) OBP: 0.346, SLG: 0.409																						
Willy Miranda, S (1, 6) OBP: 0.295, SLG: 0.306		0-0 G6-4-3 1-2 1B 1B		0-0 F8		0-0 F8		0-0 1-3 FC3-2 1B		4 0 2 0 0 0 1												
Art Schallack, L (1, 1) OBP: 0.167, SLG: 0.167																						
Erv Palica, R (2, 1) OBP: 0.294, SLG: 0.281																						
Don Johnson, R (6, 1)																						
Bob Hale, L (8, PH) OBP: 0.310, SLG: 0.429		0-0 G6-4-3 1-2 2-3 1B		0-0 4-3		4-0 BB		0-0 1-2 3-H FC3-2 FC6-4		1 0 1 0 0 0 0 1 0 0 0 1 0 1 0 0 0 0 0 0 0 1 0 0 0 0 0 2 0 0 0 0 0 0 0												
Ray Moore, R (8, 1) OBP: 0.261, SLG: 0.227																						
Inning Stats	R: 1 E: 0 K: 0 S: 6	H: 3 LOB: 2 BB: 0 P: 6	R: 1 E: 0 K: 1 S: 6	H: 2 LOB: 1 BB: 1 P: 10	R: 0 E: 0 K: 1 S: 6	H: 1 LOB: 1 BB: 0 P: 6	R: 0 E: 0 K: 0 S: 4	H: 1 LOB: 1 BB: 0 P: 4	R: 1 E: 0 K: 1 S: 6	H: 1 LOB: 1 BB: 1 P: 10	R: 0 E: 0 K: 0 S: 3	H: 0 LOB: 1 BB: 1 P: 7	R: 1 E: 0 K: 0 S: 4	H: 1 LOB: 0 BB: 0 P: 4	R: 0 E: 0 K: 0 S: 5	H: 2 LOB: 2 BB: 0 P: 5	R: 0 E: 0 K: 1 S: 5	H: 1 LOB: 0 BB: 0 P: 5	1B: 8 2B: 2 3B: 0 HR: 2	SF: 0 SAC: 0 DP: 1 HBP: 0	WP: 0 PB: 0 SB: 0 CS: 1	PA: 40
PITCHER	IP WLS BF H R ER SO BB IBB HBP BLK WP HR S P ERA WHIP																					
Jack Harshman, L (1, 1) ERA: 3.19	7.0 0 32 9 4 4 3 3 0 0 0 0 2 35 47 5.14 1.714																					
Dick Donovan, R (8, 1) ERA: 2.31	2.0 W 8 3 0 0 1 0 0 0 0 0 0 0 10 10 0.00 1.500																					

Baltimore Orioles @ Chicago White Sox
Comiskey Park, Chicago, IL
 Sun Jul 17 1955, 4:38 AM EDT
 Att. 13,542 - Unknown

livebaseballscorecards.com

AB 37
R 4
H 12
RBI 3
BB 3
SO 4
LOB 20



Batter	1	2	3	4	5	6	7	8	9
Jim Busby, R OBP: 0.291, SLG: 0.376 (1, 8)	0-0 F9	0-3 K		0-0 F1		0-0 F8		0-0 F6	
Nellie Fox, L OBP: 0.385, SLG: 0.444 (1, 4)	2B 1B		2B 1B	F9		6-3			
Minnie Minoso, R OBP: 0.350, SLG: 0.342 (1, 7)	2B		1-2 K	1-3 2B		6-3			
George Kell, R OBP: 0.386, SLG: 0.416 (1, 5)	F7		2-H 1B 2B	F4		1B 1B			
Bob Kennedy, R OBP: 0.310, SLG: 0.290 (1, 9)		E 1B SF7 1B	2-H 1B		L4-6 2B		1-3 G6-4-3 1B		
Sherm Lollar, R OBP: 0.389, SLG: 0.460 (1, 2)		1-2 E 1B	F2		F9		G6-4-3		
Walt Dropo, R OBP: 0.340, SLG: 0.472 (1, 3)		1-2 2-3 E1	1-3 1B		L4-6			HR	
Chico Carrasquel, R OBP: 0.337, SLG: 0.355 (1, 6)		3-H SF7	K			K		G1-6-3 BB	
Jack Harshman, L OBP: 0.442, SLG: 0.485 (1, 1)		0-0 F3			4-0 2B BB			G1-6-3	
Dick Donovan, L OBP: 0.259, SLG: 0.213 (8, 1)									

AB	R	H	RBI	BB	SO	LOB
5	0	0	0	0	1	4
4	2	2	0	0	0	2
4	0	2	1	0	1	1
4	1	2	1	0	0	2
4	1	4	1	0	0	0
4	0	1	0	0	0	4
4	1	2	1	0	0	3
2	0	0	1	1	2	2
2	0	1	0	1	0	2
1	0	0	0	0	0	1

BOTTOM

Baltimore Orioles @ Chicago White Sox
Comiskey Park, Chicago, IL

Sun Jul 17 1955, 4:38 AM EDT
Att. 13,542 - Unknown

livebaseballscorecards.com

AB	34
R	5
H	14
RBI	5
BB	2
SO	4
LOB	21



1B: 9	SF: 1	WP: 0	PA: 37
2B: 5	SAC: 0	PB: 0	
3B: 0	DP: 3	SB: 1	
HR: 1	HBP: 0	CS: 0	

Inning Stats	R	H	E	K	S	R	H	E	K	S	R	H	E	K	S	R	H	E	K	S	P	ERA	WHIP
	1	2	0	4	8	1	2	0	2	11	0	1	0	2	8	0	1	0	1	6	9.00	4.000	
	1	2	0	4	8	1	2	0	2	11	0	1	0	2	8	0	1	0	1	6	9.00	4.000	
	1	2	0	4	8	1	2	0	2	11	0	1	0	2	8	0	1	0	1	6	9.00	4.000	
	1	2	0	4	8	1	2	0	2	11	0	1	0	2	8	0	1	0	1	6	9.00	4.000	


PITCHER	IP	WLS	BF	H	R	ER	SO	BB	IBB	HBP	BLK	WP	HR	S	P	ERA	WHIP
Art Schalllock, L ERA: 2.36 (1, 1)	1.0		6	4	2	1	0	0	0	0	0	0	0	6	6	9.00	4.000
Erv Palica, R ERA: 4.43 (2, 1)	4.1		21	7	2	2	4	1	0	0	0	0	0	28	32	4.15	1.846
Don Johnson, R ERA: 4.72 (6, 1)	1.2		6	2	0	0	0	0	0	0	0	0	0	6	6	0.00	1.200
Ray Moore, R ERA: 3.51 (8, 1)	1.0	L	4	1	1	1	0	1	0	0	0	0	1	3	7	9.00	2.000

Batter	1	2	3	4	5	6	7	8	9	AB R H RBI BB SO LOB	TOP											
Fred Marsh, R (1, 4) OBP: 0.329, SLG: 0.257	0-0 5-3	0-0 F7		0-0 6-3			0-0 G5-4-3		0-0 F5	5 0 0 0 0 0 4												
Cal Abrams, L (1, 9) OBP: 0.413, SLG: 0.411	0-0 HR	0-3 K2-3			0-3 K			0-0 F9		3 1 1 0 0 2 2												
Chuck Diering, R (7, 8) OBP: 0.333, SLG: 0.332										1 0 0 0 0 0 0												
Dave Philley, S (1, 7) OBP: 0.366, SLG: 0.491	0-0 F7		0-0 4-3		0-0 L7			0-0 5-3		4 0 0 0 0 0 1												
Gus Triandos, R (1, 2) OBP: 0.323, SLG: 0.441	0-0 HR			0-0 F5		0-0 5-3		0-0 E5		4 2 1 2 0 0 0												
Bob Hale, L (1, 3) OBP: 0.355, SLG: 0.467	0-0			0-0			0-0 1-3			2 0 2 0 0 0 0												
Hal Smith, R (6, PH) OBP: 0.296, SLG: 0.358	0-0 1B			0-0 1B				0-0 2B		2 0 1 1 0 0 0												
Dave Pope, L (1, 8) OBP: 0.344, SLG: 0.402	0-0 P6		0-3 K			0-0 P8		4-0 BB		3 0 0 0 1 1 2												
Wayne Causey, L (1, 5) OBP: 0.247, SLG: 0.250		4-0 FC1-5 BB		0-0 L4		0-0 F7		0-0 F7		2 0 0 0 1 0 0												
Hank Majeski, R (8, PH) OBP: 0.293, SLG: 0.304										1 0 0 0 0 0 2	AB 34											
Willy Miranda, S (1, 6) OBP: 0.302, SLG: 0.310		4-0 FC1-5 BB		0-0 1B			0-0 G5-4-3		0-0 4-3	3 0 2 0 1 0 0	R 3											
Jim Wilson, R (1, 1) OBP: 0.140, SLG: 0.122		0-0 FC1-5		0-0 F7			0-0 F9		0-0 1-3	4 0 0 0 0 0 4	H 7											
Inning Stats	R: 2 E: 0 K: 0 S: 6	H: 3 LOB: 1 BB: 0 P: 6	R: 0 E: 0 K: 1 S: 5	H: 0 LOB: 2 BB: 2 P: 13	R: 0 E: 0 K: 1 S: 6	H: 1 LOB: 1 BB: 0 P: 6	R: 0 E: 0 K: 0 S: 4	H: 1 LOB: 1 BB: 0 P: 4	R: 0 E: 0 K: 1 S: 5	H: 0 LOB: 0 BB: 0 P: 5	R: 0 E: 0 K: 0 S: 3	H: 0 LOB: 0 BB: 0 P: 3	R: 0 E: 0 K: 0 S: 3	H: 1 LOB: 0 BB: 0 P: 3	R: 1 E: 1 K: 0 S: 5	H: 1 LOB: 2 BB: 1 P: 9	R: 0 E: 0 K: 0 S: 3	H: 0 LOB: 0 BB: 0 P: 3	1B: 5 2B: 1 3B: 0 HR: 1	SF: 0 SAC: 0 DP: 1 HBP: 0	WP: 0 PB: 0 SB: 0 CS: 0	PA: 37
PITCHER	IP WLS BF H R ER SO BB IBB HBP BLK WP HR S P ERA WHIP																					
Mike Forneles, R (1, 1) ERA: 3.82	5.0 L 22 5 2 2 3 2 0 0 0 0 0 1 26 34 3.60 1.400																					
Morrie Martin, L (6, 1) ERA: 4.87	2.2 11 2 1 0 0 1 0 0 0 0 0 0 10 14 0.00 1.125																					
Dixie Howell, R (8, 1) ERA: 3.86	1.1 4 0 0 0 0 0 0 0 0 0 0 0 4 4 0.00 0.000																					

Baltimore Orioles @ Chicago White Sox
Comiskey Park, Chicago, IL
Mon Jul 18 1955, 4:33 AM EDT
Att. 4,334 - Unknown

livebaseballscorecards.com




Batter	1	2	3	4	5	6	7	8	9	AB R H RBI BB SO LOB	TOP		
Fred Marsh, R (1, 4) OBP: 0.322, SLG: 0.293	0-0 HR		0-0 F7		0-0 5-3		0-0 E5 FC6		0-0 L1	5 1 1 1 0 0 4			
Cal Abrams, L (1, 9) OBP: 0.418, SLG: 0.417	0-3 K			0-0 1B 2B		4-0 2B BB	0-0 FC6		4-0 FC6 BB	3 2 1 0 2 1 2			
Dave Philley, S (1, 7) OBP: 0.367, SLG: 0.491 (6, 8) (7, 5)	0-0 L9			4-0 1B G6-4-3 BB		0-0 6-3 1-H 2B		0-0 4-3	0-0 FC6	4 1 1 1 1 0 3			
Gus Triandos, R (1, 2) OBP: 0.326, SLG: 0.440	0-0 6-3			0-0 G6-4-3 1B		0-3 K		4-0 BB		3 0 1 1 1 1 1			
Bob Hale, L (1, 3) OBP: 0.343, SLG: 0.441		0-0 CS 1B		0-0 G6-4-3 1-2f		0-0 6-3 2-3		0-0 L9		4 0 1 0 0 0 3			
Dave Pope, L (1, 8) OBP: 0.338, SLG: 0.394 (6, 7) (7, 8)		0-3 K		0-0 P4-3		0-0 L7		0-0 P4-3		4 0 0 0 0 1 3			
Wayne Causey, L (1, 5) OBP: 0.239, SLG: 0.241 Don Johnson, R (7, 1) Art Schallack, L (8, 1) OBP: 0.167, SLG: 0.167 Jim Dyck, R (9, PH) OBP: 0.333, SLG: 0.375		0-3 K			0-0 4-3		0-0 L9		0-0 2B 1B	3 0 0 0 0 1 1 0 0 0 0 0 0 0 0 0 0 0 0 0 0 1 0 1 0 0 0 0	AB 34 R 4 H 9 RBI 3 BB 5 SO 5 LOB 21		
Willy Miranda, S (1, 6) OBP: 0.308, SLG: 0.318			0-0 L9-3 1B		4-0 BB		0-0 4-3		0-0 1-3 2B	3 0 2 0 1 0 0			
Jim McDonald, R (1, 1) OBP: 0.308, SLG: 0.182 George Zuverink, R (4, 1) Tex Nelson, L (7, PH) OBP: 0.400, SLG: 0.308 (7, 7)			0-0 L9-3		0-0 F2		0-0 E 1B		0-3 K2-3	1 0 0 0 0 0 1 1 0 0 0 0 0 1 2 0 1 0 0 1 2			
Inning Stats	R: 1 E: 0 K: 1 S: 6 H: 1 LOB: 0 BB: 0 P: 6	R: 0 E: 0 K: 2 S: 7 H: 1 LOB: 1 BB: 0 P: 7	R: 0 E: 0 K: 0 S: 3 H: 1 LOB: 0 BB: 0 P: 3	R: 2 E: 0 K: 0 S: 4 H: 2 LOB: 0 BB: 1 P: 8	R: 0 E: 0 K: 0 S: 3 H: 0 LOB: 1 BB: 1 P: 7	R: 1 E: 0 K: 1 S: 6 H: 1 LOB: 1 BB: 1 P: 10	R: 0 E: 1 K: 0 S: 5 H: 1 LOB: 2 BB: 0 P: 5	R: 0 E: 0 K: 0 S: 3 H: 0 LOB: 1 BB: 1 P: 7	R: 0 E: 0 K: 1 S: 7 H: 2 LOB: 3 BB: 1 P: 11	1B: 5 2B: 5 3B: 0 HR: 1 SF: 0 SAC: 0 DP: 3 HBP: 0	WP: 0 PB: 0 SB: 0 CS: 1 PA: 39		
PITCHER	IP WLS BF H R ER SO BB IBB HBP BLK WP HR S P ERA WHIP											PITCHER	IP WLS BF H R ER SO BB IBB HBP BLK WP HR S P ERA WHIP
Frank Lary, R (1, 1) ERA: 3.34 Babe Birrer, R (6, 1) ERA: 4.15	5.0 W 21 6 4 4 3 3 0 0 0 0 0 1 24 36 7.20 1.800												4.0 S 18 3 0 0 2 2 0 0 0 0 0 0 20 28 0.00 1.250

Baltimore Orioles @ Detroit Tigers
Briggs Stadium, Detroit, MI
 Tue Jul 19 1955, 4:33 AM EDT
 Att. 6,527 - Unknown

livebaseballscorecards.com

Batter	1	2	3	4	5	6	7	8	9
Harvey Kuenn, R (1, 6) OBP: 0.362, SLG: 0.440	0-0 5-3		0-0 2B 1B	0-3 K		0-0 F9		4-0 1B E BB	
Bill Tuttle, R (1, 8) OBP: 0.350, SLG: 0.392	0-3 K		0-0 2B 1-2 3-H 1B		0-0 P8		0-0 P8	0-0 F9	
Al Kaline, R (1, 9) OBP: 0.441, SLG: 0.609	0-0 L1-3		0-0 1-3 2-H 1B 2B		0-0 L6		0-3 K	0-0 L5 1B 1-2	
Earl Torgeson, L (1, 3) OBP: 0.385, SLG: 0.362		0-0 F4	4-0 1-3 1B IBB		0-0 4-1		0-0 S 1B	0-0 L4	
Ray Boone, R (1, 5) OBP: 0.351, SLG: 0.466		4-0 BB	0-0 1-3			0-0 F6	0-0 5-3	0-0 1-2 2-3 1B	
Charlie Maxwell, L (1, 7) OBP: 0.310, SLG: 0.600		0-0 F7	0-0 2-H 3-H 1B			0-0 F8		0-0 1B 2B	
Frank House, L (1, 2) OBP: 0.271, SLG: 0.347		0-0 L4	0-0 6-3			0-0 1B HR 1B		0-0 1B HR 1B 2-3	
Fred Hatfield, L (1, 4) OBP: 0.333, SLG: 0.348			0-0 1B S 1B 1B	0-0 G3		0-0 1-2 HR 1B		0-0 1-3 3-H HR 1B	
Frank Lary, R (1, 1) OBP: 0.333, SLG: 0.333			0-3 K	0-0 L1		0-0 1-H 2-H HR		0-0 1-H 3-H HR	
Babe Birrer, R (6, 1) OBP: 0.333, SLG: 1.111									

AB	R	H	RBI	BB	SO	LOB
4	1	1	0	1	1	0
5	1	1	1	0	1	1
5	1	1	1	0	1	1
4	1	1	0	1	0	2
4	0	1	1	1	0	3
4	1	2	2	0	0	1
4	2	2	0	0	0	2
4	3	3	1	0	0	0
2	0	0	0	0	1	1
2	2	2	6	0	0	0

BOTTOM	
Baltimore Orioles @ Detroit Tigers	
Briggs Stadium, Detroit, MI	
Tue Jul 19 1955, 4:33 AM EDT	
Att. 6,527 - Unknown	
	livebaseballscorecards.com
AB	38
R	12
H	14
RBI	12
BB	3
SO	4
LOB	11
	
WP: 0	PA: 41
PB: 0	
SB: 2	
CS: 0	

Inning Stats		R: 0	H: 0	E: 0	K: 1	S: 5	R: 0	H: 0	E: 0	K: 0	S: 3	R: 5	H: 5	E: 0	K: 1	S: 10	R: 0	H: 0	E: 0	K: 1	S: 5	R: 0	H: 0	E: 0	K: 0	S: 3	R: 3	H: 3	E: 0	K: 0	S: 6	R: 0	H: 1	E: 0	K: 1	S: 6	R: 4	H: 5	E: 1	K: 0	S: 8
PITCHER		IP	WLS	BF	H	R	ER	SO	BB	IBB	HBP	BLK	WP	HR	S	P	ERA	WHIP																							
Jim McDonald, R (1, 1) ERA: 7.19	3.0	L	16	5	5	5	2	2	1	1	0	0	0	0	18	26	15.00	2.000																							
George Zuverink, R (4, 1) ERA: 6.94	3.0		12	3	3	3	1	0	0	0	0	0	0	1	14	14	9.00	1.000																							
Don Johnson, R (7, 1) ERA: 4.94	1.0		6	3	2	2	1	0	0	0	0	0	0	0	8	8	18.00	3.000																							
Art Schallock, L (8, 1) ERA: 2.66	1.0		7	3	2	2	0	1	0	0	0	0	0	1	6	10	18.00	4.000																							

Batter	1	2	3	4	5	6	7	8	9	AB R H RBI BB SO LOB	TOP						
Fred Marsh, R (1, 4) OBP: 0.304, SLG: 0.275	0-0 4-3		0-3 K		0-0 F8			0-0 F6	0-0 L5	5 0 0 0 0 1 1							
Cal Abrams, L (1, 9) OBP: 0.418, SLG: 0.412	0-0 4-1		0-0 F6		1-0 HBP			0-0 BB 1B 1B	0-3 K	4 1 1 0 0 1 1							
Dave Philley, S (1, 7) OBP: 0.364, SLG: 0.485	0-0 F5			0-0 6-3	0-0 F8			0-0 BB 1B		4 1 1 0 0 0 1							
Gus Triandos, R (1, 3) OBP: 0.325, SLG: 0.437		0-0 L9		0-0 BB 2B 1B		0-0 F6		0-3 K		4 1 1 0 0 1 2							
Jim Dyck, R (1, 5) OBP: 0.462, SLG: 0.400		0-0 P4-3 1B		4-0 BB BB BB BB 1-2 2B BB		0-0 L7		4-0 1B 2B BB		2 2 1 0 2 0 0							
Dave Pope, L (1, 8) OBP: 0.336, SLG: 0.391		0-0 P4-3		0-3 K		0-0 P7		0-0 1-3 2-H 3-H 2B 1B		4 1 1 2 0 1 3 0 0 0 0 0 0 0							
Harry Dorish, R (8, 1) OBP: 0.111, SLG: 0.111		1-2															
Hal Smith, R (1, 2) OBP: 0.299, SLG: 0.368		0-3 K		0-0 1-H 2-H 2B			0-0 F3	0-0 1-H 3-H 2B		4 0 2 4 0 1 1							
Willy Miranda, S (1, 6) OBP: 0.304, SLG: 0.313			0-0 L9	0-0 F4			0-0 F7	0-0 L9		4 0 0 0 0 0 2							
Ray Moore, R (1, 1) OBP: 0.269, SLG: 0.240			0-0 1B		0-3 K		0-0 F7		0-0 F8	3 0 1 0 0 1 0 1 0 0 0 0 0 0							
Chuck Diering, R (8, 8) OBP: 0.332, SLG: 0.330																	
Inning Stats	R: 0 H: 0 E: 0 K: 0 S: 3	H: 0 LOB: 0 BB: 0 P: 3	R: 0 H: 1 E: 0 K: 1 S: 6	H: 1 LOB: 1 BB: 0 P: 6	R: 2 H: 2 E: 0 K: 1 S: 7	H: 2 LOB: 1 BB: 1 P: 11	R: 0 H: 0 E: 0 K: 1 S: 5	H: 0 LOB: 1 BB: 0 P: 6	R: 0 H: 0 E: 0 K: 0 S: 3	H: 0 LOB: 0 BB: 0 P: 3	R: 0 H: 0 E: 0 K: 1 S: 9	H: 4 LOB: 1 BB: 1 P: 13	R: 0 H: 0 E: 0 K: 1 S: 5	H: 0 LOB: 0 BB: 0 P: 5	1B: 6 SF: 0 2B: 2 SAC: 0 3B: 0 DP: 0 HR: 0 HBP: 1	WP: 0 PA: 38 PB: 0 SB: 0 CS: 0	
PITCHER	IP WLS BF H R ER SO BB IBB HBP BLK WP HR S P ERA WHIP																
Jim Bunning, R (1, 1) ERA: 7.04	7.2 L 34 8 6 6 5 2 0 1 0 0 0 0 41 50 7.04 1.304																
Joe Coleman, R (8, 1) ERA: 7.41	0.0 0 0 0 0 0 0 0 0 0 0 0 0 0 0 0 0 0																

Baltimore Orioles @ Detroit Tigers
 Briggs Stadium, Detroit, MI
 Wed Jul 20 1955, 4:33 AM EDT
 Att: 28,796 - Unknown

livebaseballscorecards.com

AB 35
 R 6
 H 8
 RBI 6
 BB 2
 SO 6
 LOB 11



Batter	1	2	3	4	5	6	7	8	9
Harvey Kuenn, R (1, 6) OBP: 0.358, SLG: 0.435	0-0 4-3		0-0 L4			0-0 F2		0-0 1-3	
Bill Tuttle, R (1, 8) OBP: 0.351, SLG: 0.391	4-0 FC5-4 BB			0-0 P8		0-0 4-3		0-0 FC5-4 1B	
Al Kaline, R (1, 9) OBP: 0.436, SLG: 0.602	0-0 FC5-4 1-2f			0-3 K		0-0 L8		0-0 FC5-4 1-2f	
Earl Torgeson, L (1, 3) OBP: 0.380, SLG: 0.357	0-0 P8			0-0 F7		0-0 4-3		0-0 4-3	
Ray Boone, R (1, 5) OBP: 0.350, SLG: 0.474		0-0 P8			0-0 P8		0-0 HR		0-0 F9
Charlie Maxwell, L (1, 7) OBP: 0.304, SLG: 0.568		0-3 K			0-0 4-3		0-0 HR 1B		0-0 F8
Frank House, L (1, 2) OBP: 0.271, SLG: 0.362		0-0 F6			0-0 L8		0-0 1-H HR		0-0 4-3
Fred Hatfield, L (1, 4) OBP: 0.336, SLG: 0.347			0-0 F7			4-0 6-3 BB	4-0 BB		
Jim Bunning, R (1, 1) Joe Coleman, R (8, 1) OBP: 0.667, SLG: 1.000			0-3 K			0-0 6-3 1-2	0-0 5-3		

AB	R	H	RBI	BB	SO	LOB
4	0	0	0	0	0	1
3	0	1	0	1	0	1
4	0	0	0	0	1	2
4	0	0	0	0	0	2
4	1	1	1	0	0	0
4	1	1	0	0	1	0
4	1	1	2	0	0	0
1	0	0	0	2	0	0
3	0	0	0	0	1	2
0	0	0	0	0	0	0

BOTTOM

Baltimore Orioles @ Detroit Tigers
Briggs Stadium, Detroit, MI
Wed Jul 20 1955, 4:33 AM EDT
Att. 28,796 - Unknown

AB	31
R	3
H	4
RBI	3
BB	3
SO	3
LOB	8



Inning Stats		R: 0	H: 0	E: 0	LOB: 1	K: 0	BB: 1	S: 3	R: 0	H: 0	E: 0	LOB: 0	K: 1	BB: 0	S: 5	R: 0	H: 0	E: 0	LOB: 0	K: 1	BB: 0	S: 5	R: 0	H: 0	E: 0	LOB: 0	K: 0	BB: 0	S: 3	R: 0	H: 0	E: 0	LOB: 1	K: 0	BB: 1	S: 3	R: 3	H: 3	E: 0	LOB: 1	K: 0	BB: 1	S: 6	R: 0	H: 1	E: 0	LOB: 1	K: 0	BB: 0	S: 4	R: 0	H: 0	E: 0	LOB: 0	K: 0	BB: 0	S: 3	1B: 2	SF: 0	2B: 0	SAC: 0	3B: 0	DP: 0	HR: 2	HBP: 0	WP: 0	PA: 34
PITCHER	IP	WLS	BF	H	R	ER	SO	BB	IBB	HBP	BLK	WP	HR	S	P	ERA	WHIP																																																		
Ray Moore, R (1, 1) ERA: 3.54	7.0	W	27	3	3	3	3	3	0	0	0	0	0	30	42	3.86	0.857																																																		
Harry Dorish, R (8, 1) ERA: 2.68	2.0	S	7	1	0	0	0	0	0	0	0	0	0	7	7	0.00	0.500																																																		

Batter	1	2	3	4	5	6	7	8	9	AB R H RBI BB SO LOB	TOP									
Fred Marsh, R (1, 4) OBP: 0.302, SLG: 0.274	0-0 L9		0-0 5-3			0-0 F7		0-0 G5-3 1B		4 0 1 0 0 0 0	Baltimore Orioles @ Detroit Tigers Briggs Stadium, Detroit, MI Thu Jul 21 1955, 4:33 AM EDT Att. 4,442 - Unknown									
Jim Dyck, R (1, 7) OBP: 0.471, SLG: 0.385	0-3 K		0-0 1B			4-0 BB BB		0-0 F5		3 0 1 0 1 1 1										
Dave Philley, S (1, 9) OBP: 0.372, SLG: 0.500	0-0 3B		0-0 1-4-3			4-0 1-2 BB		0-0 1B		3 0 2 0 1 0 1										
Gus Triandos, R (1, 3) OBP: 0.320, SLG: 0.430	0-0 6-3			0-0 4-3		0-0 F4		0-0 G5-3 2-3f		4 0 0 0 0 0 5										
Hank Majeski, R (1, 5) OBP: 0.292, SLG: 0.301		0-3 K		0-0 5-3		0-0 F8		0-0 1B		4 0 1 0 0 1 2										
Wayne Causey, L (9, PR) OBP: 0.239, SLG: 0.241										0 0 0 0 0 0 0										
Dave Pope, L (9, PR) OBP: 0.336, SLG: 0.391										0 0 0 0 0 0 0										
Hal Smith, R (1, 2) OBP: 0.294, SLG: 0.362		0-0 4-3		0-0 F9		0-0 F9		0-0 F4		4 0 0 0 0 0 1										
Chuck Diering, R (1, 8) OBP: 0.335, SLG: 0.330		0-0 1B			0-3 K	4-0 BB		0-3 K		3 0 1 0 1 2 1										
Willy Miranda, S (1, 6) OBP: 0.301, SLG: 0.310		0-0 F3			0-0 F9	0-0 F2		0-3 K		3 0 0 0 0 0 2										
Cal Abrams, L (9, PH) OBP: 0.415, SLG: 0.409										1 0 0 0 0 1 1										
Hal Brown, R (1, 1) OBP: 0.250, SLG: 0.250			0-0 5-3		0-0 F4	0-0 F9				3 0 0 0 0 0 1										
Inning Stats	R: 0 E: 0 K: 1 S: 6	H: 1 LOB: 1 BB: 0 P: 6	R: 0 E: 0 K: 1 S: 6	H: 1 LOB: 1 BB: 0 P: 6	R: 0 E: 0 K: 0 S: 4	H: 0 LOB: 0 BB: 0 P: 4	R: 0 E: 0 K: 0 S: 3	H: 0 LOB: 0 BB: 0 P: 5	R: 0 E: 0 K: 1 S: 5	H: 0 LOB: 2 BB: 2 P: 11	R: 0 E: 0 K: 0 S: 3	H: 0 LOB: 1 BB: 1 P: 7	R: 0 E: 0 K: 0 S: 4	H: 2 LOB: 1 BB: 0 P: 4	R: 0 E: 0 K: 2 S: 8	H: 1 LOB: 1 BB: 0 P: 8	1B: 5 2B: 0 3B: 1 HR: 0	SF: 0 SAC: 0 DP: 1 HBP: 0	WP: 0 PB: 0 SB: 0 CS: 0	PA: 35
PITCHER Billy Hoelt, L (1, 1) ERA: 3.48	IP: 9.0 WLS: W BF: 35 H: 6 R: 0 ER: 0 SO: 5 BB: 3 IBB: 0 HBP: 0 BLK: 0 WP: 0 HR: 0 S: 42 P: 54 ERA: 0.00 WHIP: 1.000																			

livebaseballscorecards.com

AB	32
R	0
H	6
RBI	0
BB	3
SO	5
LOB	15



Batter	1	2	3	4	5	6	7	8	9
Harvey Kuenn, R (1, 6) OBP: 0.354, SLG: 0.430	0-0 F4		0-0 6-3-5-4		0-0 FC6-4			0-0 F7	
Bill Tuttle, R (1, 8) OBP: 0.348, SLG: 0.387	0-0 F9			0-0 6-3		0-0 F7		0-0 G6-3	
Al Kaline, R (1, 9) Charlie Maxwell, L (4, 9) OBP: 0.435, SLG: 0.601 OBP: 0.313, SLG: 0.565	0-0 L6-3			0-0 FC5-4 1B		0-0 4-3			
Earl Torgeson, L (1, 3) OBP: 0.376, SLG: 0.352		0-0 3-1		0-0 FC5-4		0-0 F2			
Jim Delsing, L (1, 7) Bubba Phillips, R (4, 7) OBP: 0.350, SLG: 0.416 OBP: 0.272, SLG: 0.293		0-0 F8		0-3 K			0-0 F8		
Frank House, L (1, 2) OBP: 0.277, SLG: 0.383		0-0 PB 1B			0-0 F4		0-0 HR		
Fred Hatfield, L (1, 5) OBP: 0.333, SLG: 0.343		0-0 L7			0-0 4-3		0-0 F8		
Harry Malmberg, R (1, 4) OBP: 0.325, SLG: 0.280			0-0 SH1-4 1B		4-0 BB 1B		0-0 6-3		
Billy Hoefl, L (1, 1) OBP: 0.250, SLG: 0.212			0-0 SH1-4		0-0 FC6-4 1B			0-0 G6-3 1B	

Inning Stats	R: 0	H: 0	E: 0	K: 0	S: 3	R: 0	H: 1	E: 0	K: 0	S: 4	R: 0	H: 1	E: 0	K: 1	S: 6	R: 0	H: 1	E: 0	K: 0	S: 4	R: 1	H: 1	E: 0	K: 0	S: 4	R: 0	H: 1	E: 0	K: 0	S: 3	
	0	0	0	0	3	0	1	0	0	4	0	1	0	1	6	0	1	0	0	1	8	0	1	0	0	4	0	1	0	0	3


PITCHER	IP	WLS	BF	H	R	ER	SO	BB	IBB	HBP	BLK	WP	HR	S	P	ERA	WHIP
Hal Brown, R (1, 1) ERA: 1.5	8.0	L	29	6	1	1	1	1	0	0	0	0	1	30	34	1.12	0.875

BOTTOM

Baltimore Orioles @ Detroit Tigers
Briggs Stadium, Detroit, MI

Thu Jul 21 1955, 4:33 AM EDT
Att. 4,442 - Unknown

AB	27
R	1
H	6
RBI	1
BB	1
SO	1
LOB	8



WP	PA	ERA	WHIP
0	29		

Batter	1	2	3	4	5	6	7	8	9	AB R H RBI BB SO LOB	TOP											
Fred Marsh, R (1, 4) OBP: 0.310, SLG: 0.276	0-0 FC4 1B		4-0 BB			0-0 L6		0-0 F3		3 0 1 0 1 0 0												
Jim Dyck, R (1, 7) OBP: 0.429, SLG: 0.353	0-3 K		0-0 F5			0-0 1B 1B 1B		0-0 F5		4 0 1 0 0 1 3												
Dave Philley, S (1, 9) OBP: 0.375, SLG: 0.500	0-3 K		0-0 F4			0-0 1B 1-2 1B		0-0 BB 1B		4 0 2 0 0 1 3												
Gus Triandos, R (1, 3) OBP: 0.322, SLG: 0.429	0-0 FC4 1-2f				0-0 5-6-3	0-0 1B 1-2 2-3 1B		4-0 FC6-4 BB		3 0 1 0 1 0 1												
Hank Majeski, R (1, 5) OBP: 0.283, SLG: 0.291			0-0 F5		0-3 K	0-0 F9		0-0 FC6-4 1-2f		3 0 0 0 0 1 3												
Dave Pope, L (8, PH) OBP: 0.335, SLG: 0.389										1 0 0 0 0 0 2												
Hal Smith, R (1, 2) OBP: 0.291, SLG: 0.358			0-0 F8		0-0 F4	0-0 F8		0-0 F8		3 0 0 0 0 0 3												
Cal Abrams, L (9, PH) OBP: 0.413, SLG: 0.406										1 0 0 0 0 0 0												
Chuck Diering, R (1, 8) OBP: 0.333, SLG: 0.329			0-0 F4		0-0 CS 1B	0-0 F3		0-0 F5		4 0 1 0 0 0 0												
Willy Miranda, S (1, 6) OBP: 0.301, SLG: 0.308			0-3 K		4-0 BB G6-3 1-2	0-0 F2		0-0 F8		2 0 0 0 1 1 0												
Bob Hale, L (9, PH) OBP: 0.333, SLG: 0.429										1 0 0 0 0 0 0												
Jim Wilson, R (1, 1) OBP: 0.151, SLG: 0.154			0-0 2B		0-0 G6-3 1-2f	0-3 K				3 0 1 0 0 1 1												
Inning Stats	R: 0 E: 0 K: 2 S: 8	H: 1 LOB: 1 BB: 0 P: 8	R: 0 E: 0 K: 0 S: 3	H: 0 LOB: 0 BB: 0 P: 3	R: 0 E: 0 K: 1 S: 6	H: 1 LOB: 2 BB: 1 P: 10	R: 0 E: 0 K: 1 S: 5	H: 0 LOB: 0 BB: 0 P: 5	R: 0 E: 0 K: 1 S: 2	H: 1 LOB: 0 BB: 1 P: 6	R: 0 E: 0 K: 0 S: 6	H: 3 LOB: 3 BB: 0 P: 6	R: 0 E: 0 K: 1 S: 5	H: 0 LOB: 0 BB: 0 P: 5	R: 0 E: 0 K: 0 S: 4	H: 1 LOB: 2 BB: 1 P: 8	R: 0 E: 0 K: 0 S: 3	H: 0 LOB: 0 BB: 0 P: 3	1B: 6 2B: 1 3B: 0 HR: 0	SF: 0 SAC: 0 DP: 1 HBP: 0	WP: 0 PB: 0 SB: 0 CS: 1	PA: 35
PITCHER	IP WLS BF H R ER SO BB IBB HBP BLK WP HR S P ERA WHIP																					
Herb Score, L (1, 1) ERA: 3.12	7.2 W 31 7 0 0 5 3 0 0 0 0 0 0 38 50 0.00 1.304																					
Ray Narleski, R (8, 1) ERA: 2.9	1.1 S 4 0 0 0 0 0 0 0 0 0 0 0 4 4 0.00 0.000																					

Baltimore Orioles @ Cleveland Indians
Cleveland Municipal Stadium, Cleveland, OH

Fri Jul 22 1955, 3:33 AM EDT
 Att: 11,727 - Unknown

livebaseballscorecards.com

AB	32
R	0
H	7
RBI	0
BB	3
SO	5
LOB	16



Batter	1	2	3	4	5	6	7	8	9
Gene Woodling, L (1, 7) OBP: 0.333, SLG: 0.333	0-0 F8		0-0 F4		0-0 F9			0-0 SH 1B	
Bobby Avila, R (1, 4) OBP: 0.376, SLG: 0.367	0-0 F5		0-0 F5			0-0 F3		0-0 SH L3-6	
Al Smith, R (1, 9) OBP: 0.411, SLG: 0.501	0-3 K			0-0 HR		0-3 K		0-0 P8	
Larry Doby, L (1, 8) OBP: 0.359, SLG: 0.502		0-3 K		0-0 F5		0-0 F9		0-0 L3-6	
Al Rosen, R (1, 5) OBP: 0.355, SLG: 0.407		0-0 F3		0-0 F5			0-0 1B SF8		
Ferris Fain, L (1, 3) OBP: 0.451, SLG: 0.341		4-0 BB		0-0 F4			0-0 1B SF8		
George Strickland, R (1, 6) OBP: 0.320, SLG: 0.305		0-0 F3			4-0 1B SH1-4 BB		0-3 K		
Hank Foiles, R (1, 2) OBP: 0.376, SLG: 0.364			0-0 F4		0-0 F7		0-0 SF8		
Herb Score, L (1, 1) OBP: 0.080, SLG: 0.042			0-0 E4			0-0 SH1-4		0-0 F4	
Ray Narleski, R (8, 1) OBP: 0.267, SLG: 0.267									

AB	R	H	RBI	BB	SO	LOB
4	0	1	0	0	0	2
3	0	0	0	0	0	1
4	1	1	1	0	2	2
4	0	0	0	0	1	2
3	1	1	0	0	0	0
2	0	1	0	1	0	0
2	0	0	0	1	1	3
2	0	0	1	0	0	1
2	0	0	0	0	0	1
0	0	0	0	0	0	0

BOTTOM	
Baltimore Orioles @ Cleveland Indians Cleveland Municipal Stadium, Cleveland, OH	
livebaseballscorecards.com	
AB 26 R 2 H 4 RBI 2 BB 2 SO 4 LOB 12	
	
WP: 0 PA: 31 PB: 0 SB: 0 CS: 0	

Inning Stats	R: 0	H: 0	E: 0	LOB: 0	K: 1	BB: 0	S: 5	P: 5
	R: 0	H: 0	E: 0	LOB: 1	K: 1	BB: 1	S: 5	P: 9
	R: 0	H: 0	E: 1	LOB: 1	K: 0	BB: 0	S: 4	P: 4
	R: 1	H: 1	E: 0	LOB: 0	K: 0	BB: 0	S: 4	P: 4
	R: 0	H: 0	E: 0	LOB: 1	K: 0	BB: 1	S: 3	P: 7
	R: 0	H: 0	E: 0	LOB: 0	K: 1	BB: 0	S: 5	P: 5
	R: 1	H: 2	E: 0	LOB: 1	K: 1	BB: 0	S: 7	P: 7
	R: 0	H: 1	E: 1	LOB: 1	K: 0	BB: 0	S: 4	P: 4

PITCHER	IP	WLS	BF	H	R	ER	SO	BB	IBB	HBP	BLK	WP	HR	S	P	ERA	WHIP
Jim Wilson, R (1, 1) ERA: 2.63	8.0	L	31	4	2	2	4	2	0	0	0	0	1	37	45	2.25	0.750

PITCHER	IP	WLS	BF	H	R	ER	SO	BB	IBB	HBP	BLK	WP	HR	S	P	ERA	WHIP

Fri Jul 22 1955, 3:33 AM EDT
Att. 11,727 - Unknown

Baltimore Orioles @ Cleveland Indians
 Cleveland Municipal Stadium, Cleveland, OH

Sat Jul 23 1955, 3:33 AM EDT
 Att. 5,710 - Unknown

livebaseballscorecards.com

AB	33
R	2
H	7
RBI	2
BB	3
SO	6
LOB	21



Batter	1	2	3	4	5	6	7	8	9	AB	R	H	RBI	BB	SO	LOB
Fred Marsh, R OBP: 0.295, SLG: 0.261 (1, 4)	0-0 5-3		0-0 6-3		0-0 FC5-6 BB BB 1-2f 2-3		0-0 F7		0-0 5-3	5	0	0	0	0	0	2
Tex Nelson, L OBP: 0.421, SLG: 0.313 Chuck Diering, R OBP: 0.333, SLG: 0.329 (1, 7) (7, 8)	0-3 K			0-0 1B 1B 1B	4-0 BB 1-2 BB		0-3 K			3	0	1	0	1	2	0
Dave Philley, S OBP: 0.372, SLG: 0.494 (1, 9)	0-0 F5			0-0 1B 1-2 1B	0-3 K			0-0 F9		4	0	1	0	0	1	3
Jim Dyck, R OBP: 0.480, SLG: 0.400 (1, 5) (8, 7)		0-0 1B FC6-4 1B		0-0 F9	4-0 BB 1-2 2-3 3-H BB			0-0 1B 1B		3	1	2	1	1	0	2
Bob Hale, L OBP: 0.350, SLG: 0.436 (1, 3)		0-0 FC6-4 1B		0-0 1B 1-2 2-3	0-0 F4			0-0 F8		4	0	2	0	0	0	4
Gus Triandos, R OBP: 0.321, SLG: 0.426 (1, 2)		0-0 FC6-4 P6-4-3		0-0 F9		0-0 1-3		0-0 1B		4	0	1	1	0	0	4
Dave Pope, L OBP: 0.329, SLG: 0.381 (1, 8) (7, 7)		0-0 P6-4-3		0-3 K		0-0 P9		0-0 P1-3		4	0	0	0	0	1	6
Harry Dorish, R OBP: 0.111, SLG: 0.111 (8, 1)										0	0	0	0	0	0	0
Willy Miranda, S OBP: 0.301, SLG: 0.305 Tom Gastall, R OBP: 0.143, SLG: 0.077 (1, 6) (9, PH)			0-0 6-3		4-0 FC5-6 SH BB BB		0-3 K		0-0 L1	2	1	0	0	1	1	0
Bill Wight, L Hank Majeski, R OBP: 0.280, SLG: 0.287 (1, 1) (8, 5)			0-3 K		0-0 SH FC5-6 1-2		0-0 1-3		0-0 F4	2	0	0	0	0	1	0
										1	0	0	0	0	0	0

Inning Stats	R: 0	H: 0	E: 0	K: 1	S: 5	P: 5	R: 1	H: 2	E: 0	K: 0	S: 4	P: 4	R: 0	H: 0	E: 0	K: 1	S: 5	P: 5	R: 0	H: 3	E: 0	K: 1	S: 8	P: 8	R: 1	H: 0	E: 1	K: 1	S: 6	P: 18	R: 0	H: 0	E: 0	K: 1	S: 5	P: 5	R: 0	H: 0	E: 0	K: 1	S: 5	P: 5	R: 0	H: 2	E: 0	K: 0	S: 3	P: 3	R: 0	H: 0	E: 0	K: 0	S: 3	P: 3	1B: 7	2B: 0	3B: 0	HR: 0	SF: 0	SAC: 1	DP: 1	HBP: 0	WP: 0	PB: 0	SB: 0	CS: 0	PA: 37
--------------	------	------	------	------	------	------	------	------	------	------	------	------	------	------	------	------	------	------	------	------	------	------	------	------	------	------	------	------	------	-------	------	------	------	------	------	------	------	------	------	------	------	------	------	------	------	------	------	------	------	------	------	------	------	------	-------	-------	-------	-------	-------	--------	-------	--------	-------	-------	-------	-------	--------

PITCHER	IP	WLS	BF	H	R	ER	SO	BB	IBB	HBP	BLK	WP	HR	S	P	ERA	WHIP
Mike Garcia, R ERA: 4.03 (1, 1)	3.1		14	5	1	1	2	0	0	0	0	0	0	18	18	2.70	1.500
Jose Santiago, R ERA: (4, 1)	3.2	W	15	0	1	0	4	3	0	0	0	0	0	20	32	0.00	0.818
Don Mossi, L ERA: 1.75 (8, 1)	2.0	S	8	2	0	0	0	0	0	0	0	0	0	8	8	0.00	1.000

Batter	1	2	3	4	5	6	7	8	9
Gene Woodling, L OBP: 0.336, SLG: 0.333 (1, 7) (8, 9)	0-0 G3		4-0 BB G6-4-3			0-0 1-3	0-0 1B		
Ferris Fain, L OBP: 0.443, SLG: 0.333 (1, 3)	0-0 1-3		0-0 G6-4-3 1-2f			0-0 5-3	0-0 3-4		
Al Smith, R OBP: 0.410, SLG: 0.499 (1, 9) (8, 4)	0-0 5-3			0-0 P8		0-0 BB 1B		0-3 K	
Al Rosen, R OBP: 0.359, SLG: 0.409 (1, 5)		0-0 FC3-6 1B		0-0 P8		4-0 1-2 BB		0-0 G4-6-3 1B	
Larry Doby, L OBP: 0.358, SLG: 0.498 (1, 8)		0-0 FC3-6 1B FC5-4 1-2f		0-0 1B		0-0 3-1		0-0 G4-6-3 1-2f	
Hank Foiles, R OBP: 0.375, SLG: 0.363 (1, 2)		0-0 FC5-4 1B 2-3		0-0 L6			0-0 F8		
George Strickland, R OBP: 0.318, SLG: 0.302 Ralph Kiner, R OBP: 0.379, SLG: 0.456 Don Mossi, L OBP: 0.333, SLG: 0.143 (7, PH) (8, 1)		0-0 FC5-4 1-2f 3-H			0-0 F6		0-0 1-3		
Bobby Young, L OBP: 0.256, SLG: 0.251 Sam Dente, R OBP: 0.296, SLG: 0.250 (7, PH) (8, 6)		0-0 F6 3-H			0-0 F4		0-0 HR 1B		
Mike Garcia, R OBP: 0.304, SLG: 0.333 Jose Santiago, R Hoot Evers, R OBP: 0.310, SLG: 0.416 (7, PH) (8, 7)			0-3 K			0-0 1-3			

AB	R	H	RBI	BB	SO	LOB
3	0	1	0	1	0	0
4	0	0	0	0	0	2
4	0	1	0	0	1	0
3	0	2	0	1	0	0
4	1	1	0	0	0	4
3	0	1	0	0	0	1
2	0	0	1	0	0	1
1	0	0	0	0	0	0
0	0	0	0	0	0	0
2	0	0	0	0	0	1
1	1	1	0	0	0	0
1	0	0	0	0	1	0
1	0	0	0	0	0	0
1	1	1	2	0	0	0

AB	R	H	RBI	BB	SO	LOB
30	3	8	3	2	2	9

WP	PA
0	32

Inning Stats	R	H	E	K	S	R	H	E	K	S	R	H	E	K	S	R	H	E	K	S	R	H	E	K	S
	0	0	0	0	3	1	2	0	0	5	0	0	0	1	4	0	1	0	0	3	0	0	0	0	0
	1	2	1	0	5	2	0	1	0	8	0	0	0	1	4	0	0	0	0	3	0	0	0	0	0
	0	0	0	1	4	0	0	0	0	8	0	0	0	0	4	0	0	0	0	3	0	0	0	0	0
	0	0	0	0	3	0	0	0	0	3	0	0	0	0	3	0	0	0	0	3	0	0	0	0	0
	0	1	0	0	8	0	1	0	0	4	0	0	0	0	4	0	0	0	0	3	0	0	0	0	0
	0	0	0	0	3	0	0	0	0	3	0	0	0	0	3	0	0	0	0	3	0	0	0	0	0
	0	0	0	0	3	0	0	0	0	3	0	0	0	0	3	0	0	0	0	3	0	0	0	0	0
	0	0	0	0	3	0	0	0	0	3	0	0	0	0	3	0	0	0	0	3	0	0	0	0	0
	0	0	0	0	3	0	0	0	0	3	0	0	0	0	3	0	0	0	0	3	0	0	0	0	0
	0	0	0	0	3	0	0	0	0	3	0	0	0	0	3	0	0	0	0	3	0	0	0	0	0

PITCHER	IP	WLS	BF	H	R	ER	SO	BB	IBB	HBP	BLK	WP	HR	S	P	ERA	WHIP
Bill Wight, L ERA: 2.54 (1, 1)	7.0	L	29	7	3	2	1	2	0	0	0	0	1	29	37	2.57	1.286
Harry Dorish, R ERA: 2.63 (8, 1)	1.0		3	1	0	0	1	0	0	0	0	0	0	5	5	0.00	1.000

Baltimore Orioles @ Cleveland Indians
Cleveland Municipal Stadium, Cleveland, OH
 Sat Jul 23 1955, 3:33 AM EDT
 Att. 5,710 - Unknown

livebaseballscorecards.com



Batter	1	2	3	4	5	6	7	8	9	AB R H RBI BB SO LOB	TOP											
Fred Marsh, R OBP: 0.291, SLG: 0.250 (1, 4) BB (6, 6)	4-0 BB G6-4-3		0-0 1-2f B1-6-4		0-0 6-3		0-0 1-2f G5-4-3		0-3 K	4 0 0 0 1 1 2												
Cal Abrams, L OBP: 0.410, SLG: 0.401 (1, 9) X	0-0 F5		0-0 1B		0-0 G3		0-0 F7			4 0 1 0 0 0 1												
Dave Philley, S OBP: 0.365, SLG: 0.484 (1, 7) X	0-0 1-2f G6-4-3		0-0 F9		0-0 4-3		0-0 F5			4 0 0 0 0 0 2												
Jim Dyck, R OBP: 0.517, SLG: 0.478 (1, 5) BB BB		4-0 1B BB		0-0 FC 2B		0-0 1B SF8 1B		0-0 F6		3 1 2 0 1 0 0												
Bob Hale, L OBP: 0.386, SLG: 0.465 (1, 3) X		0-0 1-2 1B		0-0 FC 2-3 1B		0-0 1-3 BB 1B		0-0 BB 1B		4 0 3 0 0 0 1												
Dave Pope, L OBP: 0.328, SLG: 0.377 (1, 8) X		0-0 P8		0-0 P8		0-0 SF8		4-0 1-2 BB		2 0 0 1 1 0 4												
Gus Triandos, R OBP: 0.320, SLG: 0.421 (1, 2) X		0-0 F6		0-0 F8		4-0 1-2 BB		0-0 F8		3 0 0 0 1 0 6												
Willy Miranda, S OBP: 0.299, SLG: 0.303 (1, 6) Tex Nelson, L OBP: 0.400, SLG: 0.294 (6, PH) Wayne Causey, L OBP: 0.236, SLG: 0.238 (6, 4) X		0-0 F7		0-0 4-3		0-0 3-1		0-0 F7		2 0 0 0 0 0 4 1 0 0 0 0 0 2 1 0 0 0 0 0 0												
Jim McDonald, R OBP: 0.308, SLG: 0.182 (1, 1) Art Schallock, L OBP: 0.214, SLG: 0.154 (1, 1) Chuck Diering, R OBP: 0.336, SLG: 0.329 (7, PH) George Zuberink, R (7, 1) Hank Majeski, R OBP: 0.277, SLG: 0.284 (9, PH) X			4-0 BB B1-6-4		0-0 L7		4-0 BB G5-4-3		0-3 K	0 0 0 0 0 0 0 1 0 0 0 1 0 0 0 0 0 0 1 0 0 0 0 0 0 0 0 0 1 0 0 0 0 1 0												
Inning Stats	R: 0 E: 0 K: 0 S: 2	H: 0 LOB: 0 BB: 1 P: 6	R: 0 E: 0 K: 0 S: 4	H: 1 LOB: 2 BB: 1 P: 8	R: 0 E: 0 K: 0 S: 3	H: 1 LOB: 1 BB: 1 P: 7	R: 0 E: 0 K: 0 S: 5	H: 1 LOB: 2 BB: 0 P: 5	R: 0 E: 0 K: 0 S: 3	H: 0 LOB: 0 BB: 0 P: 3	R: 1 E: 0 K: 0 S: 5	H: 2 LOB: 2 BB: 1 P: 9	R: 0 E: 0 K: 0 S: 2	H: 0 LOB: 0 BB: 1 P: 6	R: 0 E: 0 K: 0 S: 4	H: 1 LOB: 2 BB: 1 P: 8	R: 0 E: 0 K: 2 S: 7	H: 0 LOB: 0 BB: 0 P: 7	1B: 5 2B: 1 3B: 0 HR: 0	SF: 1 SAC: 0 DP: 3 HBP: 0	WP: 0 PB: 0 SB: 0 CS: 0	PA: 37
PITCHER	IP WLS BF H R ER SO BB IBB HBP BLK WP HR S P ERA WHIP																					
Bob Feller, R ERA: 3.81 (1, 1)	6.0 W 27 5 1 1 0 5 0 0 0 0 0 0 22 42 1.50 1.667																					
Ray Narleski, R ERA: 2.78 (7, 1)	3.0 S 10 1 0 0 2 1 0 0 0 0 0 0 13 17 0.00 0.667																					

Baltimore Orioles @ Cleveland Indians
Cleveland Municipal Stadium, Cleveland, OH

livebaseballscorecards.com

AB	30
R	1
H	6
RBI	1
BB	6
SO	2
LOB	22



Sun Jul 24 1955, 3:33 AM EDT
Unknown

Batter	1	2	3	4	5	6	7	8	9	AB R H RBI BB SO LOB
Gene Woodling, L (1, 7) OBP: 0.338, SLG: 0.337	0-0 1B 2B		4-0 BLK 1B BB		0-0 4-3	0-3 K				3 1 1 0 1 1 0
Ferris Fain, L (1, 3) OBP: 0.444, SLG: 0.333	0-0 F9		0-0 BLK 1-2 1B		4-0 BB 1B BB		0-0 6-3			3 1 1 0 1 0 1
Al Smith, R (1, 9) OBP: 0.411, SLG: 0.497	0-0 FC4-6 1B		0-3 K		4-0 1B 1-2 1B BB		0-0 F9			3 1 1 1 1 1 2
Larry Doby, L (1, 8) OBP: 0.357, SLG: 0.495	0-0 FC4-6 BB		0-3 K		0-0 1-3 2-H 1B 1B		0-0 3-1			4 1 1 1 0 1 3
Al Rosen, R (1, 5) OBP: 0.363, SLG: 0.420	4-0 1-2 BB		4-0 1-2 2-3 IBB		0-0 P8			0-0 HR		2 1 1 1 2 0 2
Bobby Young, L (1, 4) OBP: 0.260, SLG: 0.256	0-0 F7		0-0 3-1		0-0 2-H 3-H 1B			0-0 E1 1-2 1B		4 0 2 2 0 0 5
George Strickland, R (1, 6) OBP: 0.314, SLG: 0.298		0-0 F2		0-0 B5-3	0-0 F4			0-0 SH1-3		3 0 0 0 0 0 1
Hal Naragon, L (1, 2) OBP: 0.355, SLG: 0.339		0-3 K		0-0 F7		0-0 F4		0-0 L6		4 0 0 0 0 1 1
Bob Feller, R (1, 1) OBP: 0.111, SLG: 0.059		0-0 F9		0-0 6-3		0-3 K		0-0 6-3		3 0 0 0 0 1 0
Ray Narleski, R (7, 1) OBP: 0.250, SLG: 0.250										1 0 0 0 0 0 1

Inning Stats	R: 1 E: 0 K: 0 S: 5	H: 2 LOB: 2 BB: 1 P: 9	R: 0 E: 0 K: 1 S: 5	H: 0 LOB: 0 BB: 0 P: 5	R: 0 E: 0 K: 2 S: 8	H: 1 LOB: 3 BB: 2 P: 16	R: 0 E: 0 K: 0 S: 3	H: 0 LOB: 0 BB: 0 P: 3	R: 3 E: 0 K: 0 S: 5	H: 2 LOB: 1 BB: 2 P: 13	R: 0 E: 0 K: 2 S: 7	H: 0 LOB: 0 BB: 0 P: 7	R: 0 E: 0 K: 0 S: 3	H: 0 LOB: 0 BB: 0 P: 3	R: 1 E: 1 K: 0 S: 5	H: 2 LOB: 1 BB: 0 P: 5
1B: 5 2B: 1 3B: 0 HR: 1	SF: 0 SAC: 1 DP: 0 HBP: 0	WP: 0 PB: 0 SB: 0 CS: 0	PA: 36													

PITCHER	IP	WLS	BF	H	R	ER	SO	BB	IBB	HBP	BLK	WP	HR	S	P	ERA	WHIP
Jim McDonald, R (1, 1) ERA: 7.32	0.1	L	3	2	1	1	0	0	0	0	0	0	0	3	3	27.00	6.000
Art Schallcock, L (1, 1) ERA: 2.88	5.2		25	3	3	3	5	4	1	0	1	0	0	30	50	4.76	1.235
George Zuverink, R (7, 1) ERA: 6.81	2.0		8	2	1	1	0	0	0	0	0	0	1	8	8	4.50	1.000

BOTTOM

Baltimore Orioles @ Cleveland Indians
Cleveland Municipal Stadium, Cleveland, OH

Sun Jul 24 1955, 3:33 AM EDT
Unknown

AB	30
R	5
H	7
RBI	5
BB	5
SO	5
LOB	16



Batter	1	2	3	4	5	6	7	8	9	AB R H RBI BB SO LOB	TOP											
Fred Marsh, R (1, 4) <small>OBP: 0.286, SLG: 0.245</small> Wayne Causey, L (4, 4) <small>OBP: 0.228, SLG: 0.230</small>	0-3 K		0-3 K		X 0-0 F2		X 0-0 F9		X 0-0 F9	2 0 0 0 0 2 0 3 0 0 0 0 0 0	Baltimore Orioles @ Cleveland Indians Cleveland Municipal Stadium, Cleveland, OH Sun Jul 24 1955, 3:38 AM EDT Att: 16,718 - Unknown											
Cal Abrams, L (1, 9) <small>OBP: 0.409, SLG: 0.397</small>	0-3 K		0-3 K		B B B B 4-0 BB BB		X 0-0 E5	X 0-0 1B	4 0 1 0 1 2 0													
Dave Philley, S (1, 7) <small>OBP: 0.376, SLG: 0.489</small>	0-0 1B		0-0 1-3		B B B B 4-0 1-2 BB		X 0-0 G6-4-3 1B	X 0-0 1-2 1B	4 0 3 0 1 0 0													
Jim Dyck, R (1, 5) <small>OBP: 0.471, SLG: 0.429</small>	0-0 F2			X 0-0 1B 1B		X 0-0 G6-4-3 1-2f		X 0-0 F6	5 1 1 0 0 1 7													
Bob Hale, L (1, 3) <small>OBP: 0.388, SLG: 0.458</small>		X 0-0 1B 1B		X 0-0 1-2 1B		X 0-0 F5		X 0-0 F9	5 0 2 0 0 1 2													
Dave Pope, L (1, 8) <small>OBP: 0.339, SLG: 0.394</small>		X 0-0 1-2 1B		X 0-0 1-2 2-H 1B		X 0-0 1B 2B		X 0-0 BB 1B	4 1 4 1 0 0 0													
Gus Triandos, R (1, 2) <small>OBP: 0.319, SLG: 0.418</small>		X 0-0 F4		X 0-0 F8		X 0-0 2-H 1B		X 0-0 F7	4 0 1 1 0 0 5													
Willy Miranda, S (1, 6) <small>OBP: 0.299, SLG: 0.300</small>		X 0-0 F8		X 0-0 G6-4-3 1-2f		X 0-0 F8		B B B B 4-0 1-2 BB	3 0 0 0 1 0 5													
Erv Palica, R (1, 1) <small>OBP: 0.286, SLG: 0.273</small> Tex Nelson, L (5, PH) <small>OBP: 0.381, SLG: 0.278</small> Don Johnson, R (5, 1) <small>OBP: 0.275, SLG: 0.281</small> Hank Majeski, R (6, PH) <small>OBP: 0.250, SLG: 0.250</small> Hal Brown, R (6, 1) <small>OBP: 0.335, SLG: 0.327</small> Chuck Diering, R (8, PH) <small>OBP: 0.335, SLG: 0.327</small> Harry Dorish, R (8, 1) <small>OBP: 0.111, SLG: 0.111</small>	0-3 K			X 0-0 3-1	X 0-0 5-3		X 0-0 F2		1 0 0 0 0 1 2 1 0 0 0 0 0 0 0 0 0 0 0 0 0 1 0 0 0 0 0 1 0 0 0 0 0 0 0 0 0 0 0 0 0 2 0 0 0 0 0 0 0													
Inning Stats	R: 0 E: 0 K: 2 S: 8	H: 1 LOB: 1 BB: 0 P: 8	R: 0 E: 0 K: 1 S: 7	H: 2 LOB: 2 BB: 0 P: 7	R: 0 E: 0 K: 2 S: 7	H: 0 LOB: 0 BB: 0 P: 7	R: 1 E: 0 K: 0 S: 5	H: 3 LOB: 1 BB: 0 P: 5	R: 0 E: 0 K: 1 S: 5	H: 0 LOB: 2 BB: 2 P: 13		R: 1 E: 0 K: 0 S: 5	H: 2 LOB: 1 BB: 0 P: 5	R: 0 E: 1 K: 0 S: 4	H: 1 LOB: 1 BB: 0 P: 4	R: 0 E: 0 K: 0 S: 4	H: 1 LOB: 2 BB: 1 P: 8	R: 0 E: 0 K: 1 S: 7	H: 2 LOB: 2 BB: 0 P: 7	1B: 11 2B: 1 3B: 0 HR: 0	SF: 0 SAC: 0 DP: 2 HBP: 0	WP: 0 PB: 0 SB: 0 CS: 0
PITCHER	IP WLS BF H R ER SO BB IBB HBP BLK WP HR S P ERA WHIP																					
Early Wynn, R (1, 1) <small>ERA: 2.77</small> Ray Narleski, R (9, 1) <small>ERA: 2.77</small> Don Mossi, L (9, 1) <small>ERA: 1.74</small>	8.1 W 39 12 2 2 6 3 0 0 0 0 0 0 48 60 2.16 1.800																					

livebaseballscorecards.com

AB	38
R	2
H	12
RBI	2
BB	3
SO	7
LOB	24



Batter	1	2	3	4	5	6	7	8	9	AB	R	H	RBI	BB	SO	LOB
Gene Woodling, L OBP: 0.342, SLG: 0.351 (1, 7)	0-0 SH1-3 1B 2B	0-0 1-3 2-H 2B		0-0 P8		0-0 G3-6 1B		0-0 1-3		5	1	3	1	0	0	0
Bobby Young, L OBP: 0.260, SLG: 0.260 (1, 4)	0-0 SH1-3 2-3	0-0 F7		0-0 2B		0-0 G3-6 1-2f		0-0 6-3		4	0	1	0	0	0	3
Al Smith, R OBP: 0.410, SLG: 0.494 (1, 9)	1-0 S 1B HBP	0-0 4-3		4-0 BB		0-0 FC6-4 1-		0-0 L5		3	1	0	0	1	0	3
Larry Doby, L OBP: 0.356, SLG: 0.492 (1, 8)	0-0 F6 1-2		0-0 1B 1B	0-0 F7		0-0 P8				4	1	1	0	0	0	5
Al Rosen, R OBP: 0.365, SLG: 0.421 (1, 5)	0-0 2-H 3-H 1B		0-0 1B 1B		0-0 6-3		0-0 E6 PB FC 3-4			4	1	2	2	0	0	0
Vic Wertz, L OBP: 0.339, SLG: 0.510 Ferris Fain, L OBP: 0.444, SLG: 0.333 (1, 3) (8, 3)	0-3 K		0-0 F7 1-3 2-H 1B	0-0 1B 1B		0-0 3-4		0-0 3-4		4	0	2	1	0	1	2
George Strickland, R OBP: 0.313, SLG: 0.294 (1, 6)		4-0 SH3-4 2B BB	0-3 K		0-0 F3		0-0 FC			3	1	0	1	1	1	3
Jim Hegan, R OBP: 0.277, SLG: 0.324 (1, 2)		0-0 SH3-4 1-2	0-0 F7 2-3		0-0 1B		0-0 F2			3	0	1	0	0	0	3
Early Wynn, S OBP: 0.262, SLG: 0.298 Ray Narleski, R OBP: 0.250, SLG: 0.250 Don Mossi, L OBP: 0.333, SLG: 0.143 (1, 1) (9, 1) (9, 1)		4-0 2B BB	0-3 K		0-0 F7		0-0 F2			3	0	0	0	1	1	3

Inning Stats	R: 2	H: 2	E: 0	K: 1	S: 7	LOB: 1	BB: 0	P: 8	R: 1	H: 1	E: 0	K: 0	S: 4	LOB: 2	BB: 2	P: 12	R: 1	H: 3	E: 0	K: 1	S: 7	LOB: 1	BB: 0	P: 7	R: 0	H: 1	E: 0	K: 1	S: 6	LOB: 2	BB: 1	P: 10	R: 0	H: 2	E: 0	K: 0	S: 5	LOB: 2	BB: 0	P: 5	R: 0	H: 1	E: 0	K: 0	S: 4	LOB: 1	BB: 0	P: 4	R: 1	H: 0	E: 1	K: 0	S: 5	LOB: 1	BB: 0	P: 5	R: 0	H: 0	E: 0	K: 0	S: 3	LOB: 0	BB: 0	P: 3
AB	33																																																															
R	5																																																															
H	10																																																															
RBI	5																																																															
BB	3																																																															
SO	3																																																															
LOB	22																																																															
	1B: 7	2B: 3	3B: 0	HR: 0	SF: 0	SAC: 2	DP: 0	HBP: 1	WP: 0	PB: 1	SB: 1	CS: 0	PA: 39																																																			
PITCHER	IP	WLS	BF	H	R	ER	SO	BB	IBB	HBP	BLK	WP	HR	S	P	ERA	WHIP																PITCHER	IP	WLS	BF	H	R	ER	SO	BB	IBB	HBP	BLK	WP	HR	S	P	ERA	WHIP														
Erv Palica, R ERA: 4.6 (1, 1)	4.0	L	22	7	4	4	3	3	0	1	0	0	0	24	37	9.00	2.500																																															
Don Johnson, R ERA: 4.86 (5, 1)	1.0		5	2	0	0	0	0	0	0	0	0	0	5	5	0.00	2.000																																															
Hal Brown, R ERA: 1.29 (6, 1)	2.0		9	1	1	0	0	0	0	0	0	0	0	9	9	0.00	0.500																																															
Harry Dorish, R ERA: 2.59 (8, 1)	1.0		3	0	0	0	0	0	0	0	0	0	0	3	3	0.00	0.000																																															

BOTTOM

Baltimore Orioles @ Cleveland Indians
Cleveland Municipal Stadium, Cleveland, OH
 Sun Jul 24 1955, 3:38 AM EDT
 Att. 16,718 - Unknown

livebaseballscorecards.com

AB 33
R 5
H 10
RBI 5
BB 3
SO 3
LOB 22



Batter	1	2	3	4	5	6	7	8	9	10	11	12	AB	R	H	RBI	BB	SO	LOB	TOP		
Harvey Kuenn, R (1, 6) OBP: 0.357, SLG: 0.437	0-0 5-3		0-0 SF9	0-3 K		0-0 FC5-4		0-0 1-3			0-0 5-3		5	0	0	1	0	1	5			
Bill Tuttle, R (1, 8) OBP: 0.344, SLG: 0.392	0-0 HR		4-0 BB 1B BB			0-0 4-3		0-0 6-3		0-0 1B 1B	0-3 K		5	2	2	1	1	1	0			
Al Kaline, R (1, 9) OBP: 0.438, SLG: 0.616	0-0 L6-3		4-0 BB 1B BB			0-0 L6-3		0-0 HR		0-0 L8			5	2	1	1	1	0	1			
Earl Torgeson, L (1, 3) OBP: 0.382, SLG: 0.368	0-3 K		4-0 BB 1B BB			4-0 2B BB		0-3 K		0-0 1B G1-4-3			3	2	1	0	3	2	0			
Ray Boone, R (1, 5) OBP: 0.359, SLG: 0.514		0-0 F3	0-0 1B			0-0 2B		0-0 1B		0-0 G1-4-3			6	1	4	4	0	0	2			
Jim Delsing, L (1, 7) OBP: 0.343, SLG: 0.414		0-0 6-3				0-0 F7		0-0 L9		0-0 6-3			4	0	0	0	0	0	2			
Bubba Phillips, R (10, PH) OBP: 0.294, SLG: 0.315						0-0 F9							2	0	1	1	0	0	0			
Frank House, L (1, 2) OBP: 0.295, SLG: 0.401						4-3 2B				0-0 F3			5	0	2	0	0	0	0			
Red Wilson, R (12, PH) OBP: 0.303, SLG: 0.302										0-0 SH3-4 1B			1	0	0	0	0	0	1			
Fred Hatfield, L (1, 4) OBP: 0.333, SLG: 0.346						0-0 4-3				0-0 F9			2	1	1	0	0	0	1			
Harry Malmberg, R (4, 4) OBP: 0.320, SLG: 0.270						SF9 3B				0-0 SH3-4			2	0	0	0	0	1	0			
Billy Hoelt, L (1, 1) OBP: 0.271, SLG: 0.208						0-0 5-3				0-0 F9			1	0	0	0	2	0	1			
Babe Birrer, R (6, 1) OBP: 0.364, SLG: 1.000										4-0 FC5-4 BB			1	0	0	0	1	0	1			
Inning Stats	R: 1 E: 0 K: 1 S: 6	H: 1 LOB: 0 BB: 0 P: 6	R: 0 E: 0 K: 0 S: 3	H: 0 LOB: 0 BB: 0 P: 3	R: 3 E: 0 K: 0 S: 4	H: 2 LOB: 3 BB: 3 P: 16	R: 0 E: 0 K: 1 S: 6	H: 1 LOB: 2 BB: 1 P: 10	R: 1 E: 0 K: 0 S: 4	H: 2 LOB: 1 BB: 0 P: 7	R: 0 E: 0 K: 0 S: 4	H: 1 LOB: 1 BB: 0 P: 4	R: 0 E: 0 K: 1 S: 5	H: 0 LOB: 0 BB: 0 P: 5	R: 0 E: 0 K: 1 S: 4	H: 0 LOB: 0 BB: 1 P: 8	R: 2 E: 0 K: 0 S: 4	H: 2 LOB: 0 BB: 1 P: 8	1B: 6 2B: 3 3B: 1 HR: 2	SF: 1 SAC: 1 DP: 2 HBP: 0	WP: 0 PB: 0 SB: 0 CS: 0	PA: 52
PITCHER	IP	WLS	BF	H	R	ER	SO	BB	IBB	HBP	BLK	WP	HR	S	P	ERA	WHIP					
Ray Moore, R (1, 1) ERA: 3.81	3.1		16	4	4	4	1	3	0	0	0	0	1	15	27	10.80	2.100					
Harry Dorish, R (4, 1) ERA: 2.69	4.2		21	4	2	2	2	3	0	0	0	0	1	22	34	3.86	1.500					
George Zverink, R (9, 1) ERA: 6.64	1.0		4	2	0	0	0	0	0	0	0	0	0	4	4	0.00	2.000					
Bill Wight, L (10, 1) ERA: 2.79	3.0	L	11	2	2	2	2	2	0	0	0	0	0	13	21	6.00	1.333					

Detroit Tigers @ Baltimore Orioles
 Memorial Stadium, Baltimore, MD
 Tue Jul 26 1955, 3:33 AM EDT
 Unknown

livebaseballscorecards.com

AB	42
R	8
H	12
RBI	8
BB	8
SO	5
LOB	14



Batter	1	2	3	4	5	6	7	8	9	AB R H RBI BB SO LOB	TOP											
Harvey Kuenn, R (1, 6) OBP: 0.360, SLG: 0.438	0-0 SF8 1B		0-0 FC5-4 1B	0-3 K		4-0 E BB	0-3 K			4 2 2 0 1 2 3												
Bill Tuttle, R (1, 8) OBP: 0.348, SLG: 0.397	0-0 1-3 2B		0-0 FC5-4 FC3-6 1-2f		0-0 1B	0-0 E BB 1B	0-0 P8			5 1 3 1 0 0 3												
Al Kaline, R (1, 9) OBP: 0.433, SLG: 0.608	0-0 L6		0-0 FC3-6 1-2f		0-0 L6 4-3	0-0 L5 BB BB 1-3 2-H		0-3 K		5 0 0 0 0 1 4												
Earl Torgeson, L (1, 3) OBP: 0.382, SLG: 0.364	4-0 BB		0-0 F6		0-0 4-3	4-0 BB BB 1-2		0-0 3-1		3 0 0 0 2 0 2												
Ray Boone, R (1, 5) OBP: 0.357, SLG: 0.509	0-0 SF8 3-H			0-3 K 1B 2B	0-0 L8	4-0 BB BB 1-2 2-3 3-H		0-0 F9		3 1 0 2 1 1 1												
Jim Delsing, L (1, 7) OBP: 0.345, SLG: 0.419	0-0 F6			0-0 2B 1B		0-0 WP 2B			0-0 4-3	4 2 2 0 0 0 5												
Bubba Phillips, R (7, 7) OBP: 0.291, SLG: 0.312										1 0 0 0 0 0 0												
Red Wilson, R (1, 2) OBP: 0.311, SLG: 0.316		0-0 4-3		0-0 2B 1B 1-H 3-H		0-0 CS 1B 2-3	0-0 FC1-5 1B		0-0 F7	5 0 3 2 0 0 0												
Harry Malmberg, R (1, 4) OBP: 0.316, SLG: 0.268		0-0 F7		0-0 P8		0-0 4-3 1-2 3-H	0-0 FC1-5 1B		0-0 5-3	5 0 1 0 0 0 2												
Ned Garver, R (1, 1) OBP: 0.262, SLG: 0.214		0-3 K		0-0 F7		4-0 BB 1B BB	0-0 FC1-5			3 1 0 0 1 1 3												
Inning Stats	R: 1 E: 0 K: 0 S: 5	H: 2 LOB: 2 BB: 1 P: 9	R: 0 E: 0 K: 1 S: 5	H: 0 LOB: 0 BB: 0 P: 5	R: 0 E: 0 K: 0 S: 4	H: 1 LOB: 1 BB: 0 P: 4	R: 2 E: 1 K: 2 S: 10	H: 2 LOB: 1 BB: 0 P: 10	R: 0 E: 1 K: 0 S: 4	H: 1 LOB: 1 BB: 0 P: 4	R: 4 E: 1 K: 0 S: 6	H: 3 LOB: 3 BB: 4 P: 22	R: 0 E: 0 K: 1 S: 7	H: 2 LOB: 2 BB: 0 P: 7	R: 0 E: 0 K: 1 S: 5	H: 0 LOB: 0 BB: 0 P: 5	R: 0 E: 0 K: 0 S: 3	H: 0 LOB: 0 BB: 0 P: 3	1B: 8 2B: 3 3B: 0 HR: 0	SF: 1 SAC: 0 DP: 0 HBP: 0	WP: 1 PB: 0 SB: 0 CS: 1	PA: 44
PITCHER	IP WLS BF H R ER SO BB IBB HBP BLK WP HR S P ERA WHIP																					
Jim Wilson, R (1, 1) ERA: 2.77	5.2 L 31 9 7 4 3 4 0 0 0 1 0 33 49 6.35 2.294																					
George Zuverink, R (6, 1) ERA: 6.12	3.1 13 2 0 0 2 1 0 0 0 0 0 16 20 0.00 0.900																					

Detroit Tigers @ Baltimore Orioles
Memorial Stadium, Baltimore, MD
 Tue Jul 26 1955, 3:38 AM EDT
 Att. 29,150 - Unknown

livebaseballscorecards.com

AB 38
R 7
H 11
RBI 5
BB 5
SO 5
LOB 23

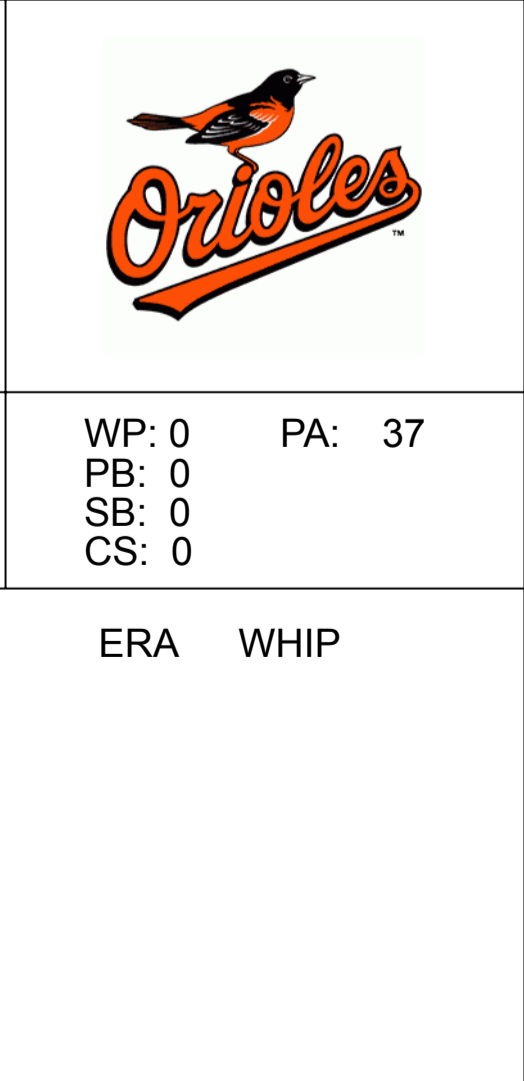


Batter	1	2	3	4	5	6	7	8	9	AB R H RBI BB SO LOB
Fred Marsh, R (1, 4) Wayne Causey, L (4, 4) OBP: 0.286, SLG: 0.248 OBP: 0.221, SLG: 0.222	0-3 K	0-0 6-3			0-3 K		0-0 F8		0-0 F5	2 0 0 0 0 1 1 3 0 0 0 0 1 0
Cal Abrams, L (1, 9) OBP: 0.409, SLG: 0.386	4-0 1B BB		0-3 K		0-0 L9			0-0 FC4-6 1B		3 1 1 0 1 1 0
Dave Philley, S (1, 7) Tex Nelson, L (7, 7) OBP: 0.379, SLG: 0.490 OBP: 0.348, SLG: 0.250	0-0 1B 1-3 1B		0-0 F8		0-3 K			0-3 K		3 0 1 0 0 1 0 1 0 0 0 0 1 1
Jim Dyck, R (1, 5) OBP: 0.432, SLG: 0.395	0-0 1-3 1B		0-0 5-3		0-0 6-3			0-0 FC4-6 1B		4 1 1 1 0 0 1
Bob Hale, L (1, 3) OBP: 0.389, SLG: 0.453	0-0 F4			0-0 2B 1B		0-0 G3		0-0 1B 1-2 1B		4 0 2 0 0 0 2
Dave Pope, L (1, 8) OBP: 0.338, SLG: 0.388	0-0 F2			0-0 L9		4-0 BB		0-0 1-3 2-H 1B		3 0 1 1 1 0 3
Hal Smith, R (1, 2) Tom Gastall, R (7, 2) OBP: 0.296, SLG: 0.365 OBP: 0.133, SLG: 0.071		0-0 5-4-3 1B		0-0 1-3 2B		0-0 1-3		0-0 F2		3 0 2 0 0 0 1 1 0 0 0 0 0 2
Willy Miranda, S (1, 6) OBP: 0.303, SLG: 0.304		0-0 F6		0-0 L7			0-0 G5-4-3 1B		0-0 4-3	4 0 1 0 0 0 3
Jim Wilson, R (1, 1) George Zuverink, R (6, 1) Gus Triandos, R (9, PH) OBP: 0.145, SLG: 0.148 OBP: 0.319, SLG: 0.422		0-0 5-4-3 1-2		0-0 F8			0-0 G5-4-3 1-2		0-3 K	2 0 0 0 0 0 3 1 0 0 0 0 0 1 1 0 0 0 0 1 0

Inning Stats	R: 1 E: 0 K: 1 S: 7	H: 2 LOB: 2 BB: 1 P: 11	R: 0 E: 0 K: 0 S: 4	H: 1 LOB: 1 BB: 0 P: 4	R: 0 E: 0 K: 1 S: 5	H: 0 LOB: 0 BB: 0 P: 5	R: 0 E: 0 K: 0 S: 5	H: 2 LOB: 2 BB: 0 P: 5	R: 0 E: 0 K: 2 S: 7	H: 0 LOB: 0 BB: 0 P: 7	R: 0 E: 0 K: 0 S: 3	H: 0 LOB: 1 BB: 1 P: 7	R: 0 E: 0 K: 0 S: 3	H: 1 LOB: 0 BB: 0 P: 3	R: 1 E: 0 K: 1 S: 8	H: 3 LOB: 2 BB: 0 P: 8	R: 0 E: 0 K: 1 S: 5	H: 0 LOB: 0 BB: 0 P: 5	1B: 8 2B: 1 3B: 0 HR: 0	SF: 0 SAC: 0 DP: 1 HBP: 0	WP: 0 PB: 0 SB: 0 CS: 0	PA: 37
PITCHER Ned Garver, R (1, 1) ERA: 3.39	IP 9.0 WLS W BF 37 H 9 R 2 ER 2 SO 6 BB 2 IBB 0 HBP 0 BLK 0 WP 0 HR 0 S 47 P 55 ERA 2.00 WHIP 1.222																					

DETROIT TIGERS @ BALTIMORE ORIOLES
Memorial Stadium, Baltimore, MD
 Tue Jul 26 1955, 3:38 AM EDT
 Att. 29,150 - Unknown

AB	35
R	2
H	9
RBI	2
BB	2
SO	6
LOB	18




Batter	1	2	3	4	5	6	7	8	9	AB	R	H	RBI	BB	SO	LOB
Fred Marsh, R (1, 4) OBP: 0.290, SLG: 0.255	0-0 6-3		0-0 L6			0-0 1B 1B	0-0 HBP 1B	0-0 1-3		5	2	2	0	0	0	1
Dave Pope, L (1, 7) OBP: 0.331, SLG: 0.379	0-0 P7			0-0 L9		0-3 K	0-3 K		0-0 P3-1	5	0	0	0	0	2	3
Dave Philley, S (1, 9) OBP: 0.368, SLG: 0.492	0-0 G3			4-0 S BB		0-0 BB 1B	0-0 HBP 1B		4-0 L4-3 BB	3	1	2	0	2	0	0
Bob Hale, L (1, 3) OBP: 0.390, SLG: 0.439		0-0 F7		0-0 F8		0-0 1-2 BB 1B	1-0 1B HBP		0-0 L4-3	4	0	1	2	0	0	2
Jim Dyck, R (1, 5) George Zuverink, R (8, 1) OBP: 0.438, SLG: 0.390		0-0 L3		0-3 K		4-0 BB 1B	0-0 FC5-4 1B			3	0	1	2	1	1	1
Gus Triandos, R (1, 2) Tom Gastall, R (7, 2) OBP: 0.319, SLG: 0.421		0-0 1B			0-0 F8	0-0 F6	0-0 FC5-4			3	0	1	0	0	0	3
Chuck Diering, R (1, 8) OBP: 0.329, SLG: 0.321		0-0 L7			0-0 1-3 1B	0-0 F7		0-0 F7		4	0	1	0	0	0	4
Willy Miranda, S (1, 6) OBP: 0.305, SLG: 0.307			0-0 4-3		0-0 1-3		0-0 1B HBP 1B	0-0 4-3 1B		4	1	2	0	0	0	1
Ted Gray, S (1, 1) Don Johnson, R (6, 1) Wayne Causey, L (7, PH) OBP: 0.216, SLG: 0.217			0-0 F7		0-0 F4		0-0 F7	0-0 4-3		2	0	0	0	0	0	1

Inning Stats	R: 0	H: 0	E: 0	K: 0	S: 3	R: 0	H: 1	E: 0	K: 0	S: 4	R: 0	H: 0	E: 0	K: 0	S: 3	R: 0	H: 0	E: 0	K: 1	S: 5	R: 0	H: 1	E: 0	K: 0	S: 4	R: 1	H: 3	E: 0	K: 1	S: 8	R: 3	H: 4	E: 0	K: 1	S: 9	R: 0	H: 1	E: 0	K: 0	S: 4	R: 0	H: 0	E: 0	K: 0	S: 2	1B: 10	SF: 0	2B: 1	SAC: 0	3B: 0	DP: 1	HR: 0	HBP: 1	WP: 0	PA: 40
Steve Gromek, R (1, 1) ERA: 3.84	6.2	WLS	W	BF	32	H	9	R	4	ER	4	SO	3	BB	2	IBB	0	HBP	1	BLK	0	WP	0	HR	0	S	35	P	44	ERA	5.40	WHIP	1.650																						
Joe Coleman, R (7, 1) ERA: 5.91	2.1	S	8	1	0	0	0	0	0	0	1	0	0	0	0	0	0	0	0	0	0	0	0	0	0	7	11	0.00	0.857																										

DETROIT TIGERS @ BALTIMORE ORIOLES
Memorial Stadium, Baltimore, MD
 Wed Jul 27 1955, 3:33 AM EDT
 Unknown

AB	36
R	4
H	10
RBI	4
BB	3
SO	3
LOB	20



livebaseballscorecards.com

Batter	1	2	3	4	5	6	7	8	9	AB R H RBI BB SO LOB	TOP														
Harvey Kuenn, R (1, 6) OBP: 0.361, SLG: 0.444	0-0 L5-4-3 1B			0-0 5-3	0-0 F7	0-0 5-3		0-0 F8		5 0 1 0 0 0 1															
Bill Tuttle, R (1, 8) OBP: 0.349, SLG: 0.394	0-0 F7			4-0 1B BB	4-0 1B BB		0-0 1B BB 1B	0-0 E5 L5-4-3		3 2 1 0 2 0 1															
Al Kaline, R (1, 9) OBP: 0.430, SLG: 0.601	0-0 L5-4-3 1-2			0-0 WP 1B 1-3	0-0 1B E 1-2		4-0 1-2 BB 1B	0-0 L5-4-3 1-2		4 2 2 0 1 0 2															
Earl Torgeson, L (1, 3) OBP: 0.385, SLG: 0.366		0-0 1-3		4-0 1B HR 1-2	0-0 E 7-2 1B 1-2 2-H		0-0 1-2 2-3 1B	0-0 G3		4 1 2 1 1 0 0															
Jim Delsing, L (1, 7) OBP: 0.341, SLG: 0.413		0-0 G3		0-3 K	0-0 E4 1-3 2-H		0-0 F9			4 0 0 0 0 1 6															
Frank House, L (1, 2) OBP: 0.299, SLG: 0.400		0-0 F2		0-0 HR 1-3 2-H 3-H	4-0 IBB		0-0 6-3			3 1 1 2 1 0 2															
Reno Bertoia, R (1, 5) OBP: 0.294, SLG: 0.364			0-0 6-3	0-0 HR 1-H 3-H	0-0 7-2 3-H			0-0 4-3 SH1-4 1B		4 1 2 3 0 0 3															
Harry Malmberg, R (1, 4) OBP: 0.315, SLG: 0.281			0-3 K	0-0 1B		0-0 5-3		0-0 SH1-4 1-2		3 0 1 0 0 1 0															
Leo Cristante, R (1, 1)			0-3 K	0-0 F8		0-0 6-3		0-0 4-3 2-3		2 0 0 0 0 1 1															
Paul Foytack, R (5, 1) OBP: 0.250, SLG: 0.250										1 0 0 0 0 0 0															
Billy Hoef, L (7, 1) OBP: 0.271, SLG: 0.208										0 0 0 0 0 0 0															
Charlie Maxwell, L (8, PH) OBP: 0.294, SLG: 0.531										1 0 0 0 0 0 1															
Al Aber, L (8, 1)										0 0 0 0 0 0 0															
Inning Stats	R: 0 E: 0 K: 0 S: 3	H: 1 LOB: 0 BB: 0 P: 3	R: 0 E: 0 K: 0 S: 3	H: 0 LOB: 0 BB: 0 P: 3	R: 0 E: 0 K: 2 S: 7	H: 0 LOB: 0 BB: 0 P: 7	R: 5 E: 0 K: 1 S: 9	H: 4 LOB: 1 BB: 2 P: 17	R: 2 E: 1 K: 0 S: 5	H: 2 LOB: 2 BB: 2 P: 13	R: 0 E: 0 K: 0 S: 3	H: 0 LOB: 0 BB: 0 P: 3	R: 0 E: 0 K: 0 S: 4	H: 2 LOB: 2 BB: 1 P: 8	R: 0 E: 0 K: 0 S: 4	H: 1 LOB: 1 BB: 0 P: 4	R: 0 E: 1 K: 0 S: 3	H: 0 LOB: 0 BB: 0 P: 3	1B: 9 2B: 1 3B: 0 HR: 1	SF: 0 SAC: 1 DP: 3 HBP: 0	WP: 1 PB: 0 SB: 0 CS: 0	PA: 40			
PITCHER	IP WLS BF H R ER SO BB IBB HBP BLK WP HR S P ERA WHIP																								
Hal Brown, R (1, 1) ERA: 3.6	6.0		30	8	7	6	3	4	1	0	0	1	1	31	51	9.00	2.000								
Harry Dorish, R (7, 1) ERA: 2.56	3.0	W	10	2	0	0	0	0	0	0	0	0	0	10	10	0.00	0.667								

Detroit Tigers @ Baltimore Orioles
 Memorial Stadium, Baltimore, MD
 Wed Jul 27 1955, 3:38 AM EDT
 Att. 12,707 - Unknown

livebaseballscorecards.com

AB	34
R	7
H	10
RBI	6
BB	5
SO	3
LOB	17



BOTTOM

Detroit Tigers @ Baltimore Orioles
Memorial Stadium, Baltimore, MD

Wed Jul 27 1955, 3:38 AM EDT
Att. 12,707 - Unknown

livebaseballscorecards.com

AB	38
R	8
H	14
RBI	8
BB	7
SO	4
LOB	30



WP:	0	PA:	45
PB:	0		
SB:	0		
CS:	0		

AB R H RBI BB SO LOB

4 0 1 0 1 0 4

4 2 3 1 1 0 0

3 2 1 0 2 0 3

5 1 2 1 0 2 6

3 1 1 1 2 1 5

5 1 2 3 0 0 8

5 0 1 1 0 0 2

1 0 0 0 0 0 0

3 0 2 1 0 0 1

2 0 0 0 1 0 1

1 0 0 0 0 0 0

2 1 1 0 0 1 0

1B:	11	SF:	0
2B:	2	SAC:	0
3B:	1	DP:	0
HR:	0	HBP:	0

Batter	1	2	3	4	5	6	7	8	9
Fred Marsh, R OBP: 0.295, SLG: 0.263 (1, 4) (5, 6) (6, 4)	0-0 6-3 BB		4-0 5-3 1B BB	0-0 L9	0-0 5-3 BB		0-0 1B 2B		
Jim Dyck, R OBP: 0.472, SLG: 0.422 (1, 7)	0-0 F5		0-0 5-3 1B		4-0 1B 1B BB	0-0 2B 1B	0-0 BB 1B	0-0 BB 1B	
Dave Philley, S OBP: 0.393, SLG: 0.490 (1, 9)	4-0 1B BB		0-0 5-3 1-2 2-3		0-0 5-3 1B 1B	0-0 F8	4-0 1-2 BB		
Gus Triandos, R OBP: 0.320, SLG: 0.421 (1, 3)	0-0 1B 1-2 1B		0-0 F4		0-0 1B 5-3 1B	0-3 K	0-3 K		
Hal Smith, R OBP: 0.301, SLG: 0.364 (1, 2)	0-0 1-3 2-H 1B		4-0 IBB		0-0 5-3 1-2 2-3 1B	4-0 2B BB	0-3 K		
Chuck Diering, R OBP: 0.331, SLG: 0.328 (1, 8) (5, 5) (6, 6)	0-0 F2		0-0 3-1		0-0 BB 1B 1B	0-0 1B 2B	0-0 F8		
Wayne Causey, L OBP: 0.216, SLG: 0.216 (1, 5) (5, 4) (6, 5)		0-0 F8		0-0 G3	0-0 F2	0-0 2-H 1B		0-0 L7	
Willy Miranda, S OBP: 0.304, SLG: 0.306 Dave Pope, L OBP: 0.335, SLG: 0.392 (4, PH) (5, 8)		0-0 L6		0-0 3B	0-0 BB 1B	0-0 P2-3		0-0 4-3	
Hal Brown, R OBP: 0.286, SLG: 0.167 Harry Dorish, R OBP: 0.091, SLG: 0.091 Cal Abrams, L OBP: 0.410, SLG: 0.387 (1, 1) (7, 1) (7, 8)		0-0 F3		0-0 F5	4-0 BB		0-0 2B 1B	0-3 K	

Inning Stats	R: 1	H: 2	E: 0	K: 0	S: 5	LOB: 2	BB: 1	P: 9	R: 0	H: 0	E: 0	K: 0	S: 3	LOB: 0	BB: 0	P: 3	R: 0	H: 1	E: 0	K: 0	S: 4	LOB: 3	BB: 2	P: 12	R: 0	H: 1	E: 0	K: 0	S: 4	R: 3	H: 4	E: 0	K: 0	S: 7	LOB: 3	BB: 2	P: 15	R: 3	H: 3	E: 0	K: 1	S: 8	LOB: 1	BB: 1	P: 12	R: 1	H: 3	E: 0	K: 2	S: 10	LOB: 3	BB: 1	P: 14	R: 0	H: 0	E: 0	K: 1	S: 5	LOB: 0	BB: 0	P: 5
--------------	------	------	------	------	------	--------	-------	------	------	------	------	------	------	--------	-------	------	------	------	------	------	------	--------	-------	-------	------	------	------	------	------	------	------	------	------	------	--------	-------	-------	------	------	------	------	------	--------	-------	-------	------	------	------	------	-------	--------	-------	-------	------	------	------	------	------	--------	-------	------

PITCHER	IP	WLS	BF	H	R	ER	SO	BB	IBB	HBP	BLK	WP	HR	S	P	ERA	WHIP
Leo Cristante, R ERA: 3.38 (1, 1)	4.2		26	8	4	4	0	3	1	0	0	0	0	22	38	7.71	2.357
Paul Foytack, R ERA: 8.47 (5, 1)	1.1		9	3	3	3	1	2	0	0	0	0	0	9	17	20.25	3.750
Billy Hoef, L ERA: 3.64 (7, 1)	1.0	L	7	3	1	1	2	1	0	0	0	0	0	10	14	9.00	4.000
Al Aber, L ERA: 3.13 (8, 1)	1.0		3	0	0	0	1	0	0	0	0	0	0	5	5	0.00	0.000

WP	HR	S	P	ERA	WHIP
0	0	0	0	0	0

Detroit Tigers @ Baltimore Orioles
Memorial Stadium, Baltimore, MD
 Thu Jul 28 1955, 3:33 AM EDT
 Att. 4,218 - Unknown

livebaseballscorecards.com

AB	38
R	7
H	12
RBI	6
BB	5
SO	3
LOB	15



WP:	0	PA:	43
PB:	1		
SB:	0		
CS:	1		

AB	R	H	RBI	BB	SO	LOB
5	0	2	2	0	0	1
4	1	2	1	1	0	1
3	1	1	0	2	0	2
6	1	3	0	0	0	1
5	1	2	0	0	0	3
5	0	1	3	0	1	2
4	1	1	0	0	0	2
2	2	0	0	2	0	0
4	0	0	0	0	2	3
0	0	0	0	0	0	0

Batter	1	2	3	4	5	6	7	8	9	
Harvey Kuenn, R OBP: 0.361, SLG: 0.446 (1, 6) X	0-0 F8 ① X	0-0 1B		0-0 P7 ② X			0-0 6-3 ① X	0-0 2B ② X		
Bill Tuttle, R OBP: 0.352, SLG: 0.395 (1, 8) B B B	4-0 1B BB	0-0 1B		0-0 1B E 1B ② X			0-0 5-3 ② X	0-0 F8 ③ X		
Al Kaline, R OBP: 0.432, SLG: 0.599 (1, 9) B B B	4-0 1B 1B 2B BB	0-0 L8 ③ X		0-0 E3 1B CS 1B ② X			4-0 1B BB	0-0 L1-3 ① X		
Jack Phillips, R OBP: 0.386, SLG: 0.443 (1, 3) X	0-0 1B 2B 1B ② X		0-0 5-3 ① X	0-0 L 1-2 ③ X	0-0 P7 ① X		0-0 1-2 1B	0-0 FC6-4 1B		
Bubba Phillips, R OBP: 0.313, SLG: 0.327 (1, 7) X	0-0 1-2 2-3 2B 1B		0-0 FC4 1B		0-0 L5 ② X		0-0 P7 ③ X	0-0 F4 ② X		
Reno Bertoia, R OBP: 0.262, SLG: 0.368 (1, 5) X	0-0 1-2 2-3 2B		0-0 F4 ② X		0-3 K ③ X		0-0 4-3 ① X	0-0 FC6-4 1-2f ③ X		
Red Wilson, R OBP: 0.305, SLG: 0.309 (1, 2) X	0-0 3-1 ③ X		0-0 FC4 ③ X			0-0 F5 ① X	0-0 1-3 BB 2B 1B			
Harry Malmberg, R OBP: 0.319, SLG: 0.278 (1, 4) X		0-0 6-3 ① X		4-0 1B PB BB		0-0 5-3 ② X	4-0 1-2 2B 1-3 BB			
Frank Lary, R OBP: 0.315, SLG: 0.314 (1, 1) X				0-3 K ① X		0-3 K ③ X	0-0 1-3 ② X			
Joe Coleman, R OBP: 0.500, SLG: 0.750 (9, 1) X		0-0 6-3 ② X		1-2 K			1-2 2-3			
Inning Stats	R: 3 H: 3 E: 0 LOB: 1 K: 0 BB: 2 S: 5 P: 13	R: 0 H: 2 E: 0 LOB: 2 K: 0 BB: 0 P: 5	R: 0 H: 1 E: 0 LOB: 1 K: 0 BB: 0 P: 4	R: 2 H: 2 E: 1 LOB: 0 K: 1 BB: 1 P: 10	R: 0 H: 0 E: 0 LOB: 0 K: 1 BB: 0 P: 5	R: 0 H: 0 E: 0 LOB: 0 K: 1 BB: 0 P: 5	R: 0 H: 1 E: 0 LOB: 2 K: 0 BB: 1 P: 8	R: 2 H: 2 E: 0 LOB: 1 K: 0 BB: 1 P: 9	R: 0 H: 1 E: 0 LOB: 1 K: 0 BB: 0 P: 4	1B: 10 SF: 0 2B: 2 SAC: 0 3B: 0 DP: 0 HR: 0 HBP: 0
PITCHER	IP WLS BF H R ER SO BB IBB HBP BLK WP HR S P ERA WHIP									
Art Schallack, L ERA: 3.38 (1, 1)	7.2 L 38 11 7 6 3 5 0 0 0 0 0 0 38 58 7.04 2.087									
George Zuverink, R ERA: 5.67 (8, 1)	1.1 5 1 0 0 0 0 0 0 0 0 0 0 5 5 0.00 0.750									

Batter	1	2	3	4	5	6	7	8	9	AB R H RBI BB SO LOB	TOP
Al Smith, R (1, 9) x OBP: 0.407, SLG: 0.483	0-0 F4		4-0 G4-6-3 BB		0-0 5-3		0-0 E HR 1B	0-0 BB BB 1B	0-0 FC5-4	5 1 2 0 1 0 3	
Bobby Avila, R (1, 4) x OBP: 0.375, SLG: 0.367	0-0 E6		0-0 F7		0-0 6-3		0-0 L5	4-0 BB BB		4 0 0 0 1 0 3	
Vic Wertz, L (1, 3) x Ferris Fain, L (7, 3) x OBP: 0.339, SLG: 0.533 OBP: 0.445, SLG: 0.328	0-0 G4-6-3		0-0 G4-6-3		0-0 1B		0-0 1-H HR	4-0 1-2 2-3 BB		4 1 2 2 0 0 2 0 0 0 0 1 0 0	
Al Rosen, R (1, 5) x		0-0 F5		0-0 CS 1B		0-0 F7	0-0 1B 1B	0-0 F2		5 0 2 0 0 0 3	
Larry Doby, L (1, 8) x		4-0 2B E BB		4-0 1B BB		0-0 1B SF8 1B	0-0 1-2 1B		0-0 2B SF8 1B	3 3 3 0 2 0 0	
Hoot Evers, R (1, 7) x		0-0 E SF7 2B		0-0 F4		0-0 SF8 1B	0-3 K		0-0 F4	5 2 2 0 0 1 4	
George Strickland, R (1, 6) x		0-0 E6		0-0 1B		0-0 SF8	0-0 P8		0-0 2B	4 0 2 2 0 0 3	
Jim Hegan, R (1, 2) x		0-0 SF7		0-0 F2		0-0 1B		0-0 1-3	4-0 FC5-4 IBB	3 0 1 2 1 0 2	
Mike Garcia, R (1, 1) x		0-0 1-3				0-0 6-3 1B 2B	0-0 F4	0-0 P8	0-0 SF8	4 0 1 1 0 0 2	
Inning Stats	R: 0 H: 0 E: 1 LOB: 0 K: 0 BB: 0 S: 3 P: 3	R: 2 H: 1 E: 1 LOB: 1 K: 0 BB: 1 S: 5 P: 9	R: 0 H: 0 E: 0 LOB: 0 K: 0 BB: 1 S: 2 P: 6	R: 0 H: 2 E: 0 LOB: 2 K: 0 BB: 1 S: 4 P: 8	R: 0 H: 2 E: 0 LOB: 2 K: 0 BB: 0 S: 4 P: 4	R: 2 H: 3 E: 0 LOB: 1 K: 0 BB: 0 S: 6 P: 6	R: 2 H: 4 E: 1 LOB: 2 K: 1 BB: 0 S: 9 P: 9	R: 0 H: 1 E: 0 LOB: 3 K: 0 BB: 2 S: 4 P: 12	R: 1 H: 2 E: 0 LOB: 2 K: 0 BB: 1 S: 5 P: 9	1B: 11 SF: 3 2B: 3 SAC: 0 3B: 0 DP: 2 HR: 1 HBP: 0	WP: 0 PA: 46 PB: 0 SB: 0 CS: 1
PITCHER	IP WLS BF H R ER SO BB IBB HBP BLK WP HR S P ERA WHIP										
Bill Wight, L (1, 1) ERA: 3.31	7.0 L 34 12 6 5 1 3 0 0 0 0 0 1 33 45 6.43 2.143										
Ted Gray, L (8, 1) ERA: 9.98	2.0 12 3 1 1 0 2 1 0 0 0 0 0 9 21 4.50 2.500										

Cleveland Indians @ Baltimore Orioles
 Memorial Stadium, Baltimore, MD
 Fri Jul 29 1955, 3:33 AM EDT
 Att. 11,899 - Unknown

livebaseballscorecards.com

AB 37
 R 7
 H 15
 RBI 7
 BB 6
 SO 1
 LOB 22



Batter	1	2	3	4	5	6	7	8	9	AB	R	H	RBI	BB	SO	LOB
Fred Marsh, R OBP: 0.297, SLG: 0.256 (1, 4) (8, 6)	0-3 K		0-0 F4			0-0 F7		4-0 1B BB		3	0	0	0	1	1	1
Wayne Causey, L OBP: 0.226, SLG: 0.220 (1, 5) (8, 4)	0-3 K			4-0 FC1-6 BB		0-0 4-3		0-0 1-2 1B		3	0	1	0	1	1	0
Dave Philley, S OBP: 0.391, SLG: 0.488 (1, 9)	0-0 F2			0-0 FC1-6 PB 1-2f		0-0 2B		0-0 F6		4	0	1	0	0	0	3
Jim Dyck, R OBP: 0.452, SLG: 0.396 (1, 7) (8, 5)		0-0 F7		0-0 F4 1-2		4-0 BB		0-0 F8		3	0	0	0	1	0	3
Gus Triandos, R OBP: 0.317, SLG: 0.416 (1, 3)		0-3 K		0-0 F3		0-0 3-1		0-0 6-3		4	0	0	0	0	1	5
Hal Smith, R OBP: 0.309, SLG: 0.374 (1, 2)		0-0 F4			0-0 P6-3 3B		0-0 1B		0-0 6-3	4	1	2	0	0	0	0
Chuck Diering, R OBP: 0.330, SLG: 0.323 Dave Pope, L OBP: 0.337, SLG: 0.397 (1, 8) (4, 8)			4-0 FC6-4 BB		0-0 P6-3		0-0 P7		0-0 P1-3	0	0	0	0	1	0	0
Willy Miranda, S OBP: 0.305, SLG: 0.307 Cal Abrams, L OBP: 0.404, SLG: 0.380 (1, 6) (7, PH) (8, 7)			0-0 FC6-4 SH1-3 1-2f		0-0 6-3		0-3 K		0-3 K	2	0	0	0	0	0	1
Bill Wight, L Bob Hale, L Ted Gray, S (1, 1) (7, PH) (8, 1)			0-0 SH1-3		0-0 F9		0-0 4-3			2	0	0	0	0	0	1
			1-2							0	0	0	0	0	0	0

Inning Stats	R: 0	H: 0	R: 0	H: 0	R: 0	H: 0	R: 1	H: 1	R: 0	H: 1	R: 0	H: 1	R: 0	H: 1	R: 0	H: 0	R: 0	H: 0	1B: 2	SF: 0	WP: 0	PA: 35	
	E: 0	LOB: 0	E: 0	LOB: 0	E: 0	LOB: 1	E: 0	LOB: 0	E: 0	LOB: 2	E: 0	LOB: 1	E: 0	LOB: 2	E: 0	LOB: 0	E: 0	LOB: 0	2B: 1	SAC: 1	PB: 1		
	K: 2	BB: 0	K: 1	BB: 0	K: 0	BB: 1	K: 0	BB: 0	K: 1	BB: 1	K: 1	BB: 0	K: 0	BB: 1	K: 1	BB: 0	K: 1	BB: 0	3B: 1	DP: 0	SB: 0		
	S: 7	P: 7	S: 5	P: 5	S: 3	P: 7	S: 4	P: 4	S: 4	P: 8	S: 6	P: 6	S: 4	P: 8	S: 5	P: 5	S: 5	P: 5	HR: 0	HBP: 0	CS: 0		
PITCHER Mike Garcia, R ERA: 3.84 (1, 1)	IP: 9.0	WLS: W	BF: 35	H: 4	R: 1	ER: 1	SO: 5	BB: 4	IBB: 0	HBP: 0	BLK: 0	WP: 0	HR: 0	S: 41	P: 57	ERA: 1.00	WHIP: 0.889						


BOTTOM

Cleveland Indians @ Baltimore Orioles
Memorial Stadium, Baltimore, MD

Fri Jul 29 1955, 3:33 AM EDT
Att. 11,899 - Unknown

livebaseballscorecards.com

AB	30
R	1
H	4
RBI	1
BB	4
SO	5
LOB	16



Batter	1	2	3	4	5	6	7	8	9	AB R H RBI BB SO LOB	TOP	
Al Smith, R (1, 9) ^x OBP: 0.411, SLG: 0.486 Stu Locklin, L (7, 9) OBP: 0.167, SLG: 0.333	0-0 2B		4-0 BB	0-0 F7		4-0 1-2 HR BB	0-0 2-3 1B			3 1 2 0 2 0 1 0 0 0 0 0 0 0		
Bobby Avila, R (1, 4) ^x OBP: 0.370, SLG: 0.361 Bobby Young, L (7, 4) OBP: 0.257, SLG: 0.258	0-0 F6		0-0 F9	0-0 F9		0-0 F9 2-3	0-0 5-3			5 0 0 0 0 0 7 0 0 0 0 0 0 0		
Vic Wertz, L (1, 3) ^x OBP: 0.335, SLG: 0.541	0-0 F7		0-0 F8		0-0 F9	0-0 1-H HR		0-0 4-3		5 1 1 2 0 0 2		
Al Rosen, R (1, 5) ^x OBP: 0.367, SLG: 0.432	0-0 F9		0-0 F9		0-0 2B 1B	4-0 1B BB		0-0 5-3		4 1 1 0 1 0 2		
Larry Doby, L (1, 8) OBP: 0.369, SLG: 0.499		4-0 BB 1B FC5-2 BB		4-0 2B 3B BB	0-3 K	0-0 1-2 1B		0-0 1-3		3 1 1 0 2 1 1		
Gene Woodling, L (1, 7) OBP: 0.341, SLG: 0.356		0-0 FC5-2 BB 1-2 1B		0-0 1-3 3B 2B	0-0 1B 2B	0-0 1-3		0-0 1-3		5 2 3 0 0 0 2		
George Strickland, R (1, 6) OBP: 0.315, SLG: 0.309 Sam Dente, R (7, 6) OBP: 0.290, SLG: 0.244		4-0 1-2 2-3 FC5-2 BB		0-0 2-H 3-H SF9 3B	0-0 2-H 3-H 1B		0-0 F5		0-0 6-3	3 1 2 4 1 0 0 1 0 0 0 0 0 0		
Hank Foiles, R (1, 2) OBP: 0.363, SLG: 0.353 Hal Naragon, L (7, 2) OBP: 0.373, SLG: 0.410		0-0 FC5-2		0-0 SF9	0-0 1-3		0-0 1B SH1-3 1B		0-0 1B 3B	3 0 1 1 0 0 4 1 0 1 0 0 0 0		
Herb Score, L (1, 1) OBP: 0.107, SLG: 0.074		0-3 K		0-3 K		0-0 CS BB 1B	0-0 SH1-3		0-0 F5	4 0 1 0 0 2 3		
Inning Stats	R: 0 H: 1 E: 0 LOB: 1 K: 0 BB: 0 S: 4 P: 4	R: 0 H: 1 E: 0 LOB: 2 K: 1 BB: 2 S: 5 P: 13	R: 0 H: 0 E: 0 LOB: 1 K: 0 BB: 1 S: 3 P: 7	R: 3 H: 2 E: 1 LOB: 1 K: 1 BB: 1 S: 8 P: 12	R: 2 H: 3 E: 0 LOB: 1 K: 1 BB: 0 S: 8 P: 8	R: 2 H: 3 E: 0 LOB: 2 K: 0 BB: 2 S: 5 P: 13	R: 0 H: 2 E: 0 LOB: 2 K: 0 BB: 0 S: 5 P: 5	R: 0 H: 0 E: 0 LOB: 0 K: 0 BB: 0 S: 3 P: 3	R: 0 H: 1 E: 0 LOB: 1 K: 0 BB: 0 S: 4 P: 4	1B: 7 SF: 1 2B: 4 SAC: 1 3B: 2 DP: 1 HR: 1 HBP: 0	WP: 0 PA: 45 PB: 0 SB: 0 CS: 1	
PITCHER Erv Palica, R (1, 1) ERA: 4.72 Hal Brown, R (4, 1) ERA: 4.76 George Zuverink, R (6, 1) ERA: 5.29	IP WLS BF H R ER SO BB IBB HBP BLK WP HR S P ERA WHIP											PITCHER IP WLS BF H R ER SO BB IBB HBP BLK WP HR S P ERA WHIP

Cleveland Indians @ Baltimore Orioles
 Memorial Stadium, Baltimore, MD

Sat Jul 30 1955, 3:33 AM EDT
 Att. 8,106 - Unknown

AB	37
R	7
H	13
RBI	7
BB	6
SO	3
LOB	22



livebaseballscorecards.com

Batter	1	2	3	4	5	6	7	8	9
Fred Marsh, R (1, 4) OBP: 0.298, SLG: 0.252 Wayne Causey, L (8, PH) OBP: 0.234, SLG: 0.220 (9, 4)	0-0 5-3		0-0 F7		4-0 G6-4-3 BB			4-0 BB	
Cal Abrams, L (1, 9) OBP: 0.401, SLG: 0.373	4-0 BB		0-0 F9		0-0 G6-4-3			0-3 K	
Dave Philley, S (1, 7) OBP: 0.384, SLG: 0.479	0-0 F4			0-0 F7				0-3 K	
Jim Dyck, R (1, 5) OBP: 0.439, SLG: 0.386	0-0 F7			0-0 BB 1B			0-3 K	0-3 K	
Gus Triandos, R (1, 3) OBP: 0.316, SLG: 0.412		0-0 F5		4-0 BB			0-0 F2	0-0 F8	
Hal Smith, R (1, 2) OBP: 0.307, SLG: 0.372 Tom Gastall, R (7, PH) OBP: 0.111, SLG: 0.059 (8, 2)		0-0 4-3		0-0 F8			0-3 K	0-0 F7	
Chuck Diering, R (1, 8) OBP: 0.330, SLG: 0.321		4-0 BB		0-0 F7			0-0 F7		
Willy Miranda, S (1, 6) OBP: 0.305, SLG: 0.305		0-3 K			4-0 BB BB		0-3 K		
Erv Palica, R (1, 1) OBP: 0.278, SLG: 0.265 Hal Brown, R (4, 1) OBP: 0.250, SLG: 0.143 George Zuverink, R (6, 1)			0-3 K2-3		0-3 K			0-3 K	


AB	R	H	RBI	BB	SO	LOB
2	0	0	0	1	0	0
0	0	0	0	1	0	0
3	0	0	0	1	1	3
4	0	0	0	0	1	2
4	0	1	0	0	2	1
3	0	0	0	1	0	0
2	0	0	0	0	0	2
2	0	0	0	0	1	0
2	0	0	0	1	2	1
1	0	0	0	0	1	0
1	0	0	0	0	1	1
1	0	0	0	0	1	0

BOTTOM

Cleveland Indians @ Baltimore Orioles
 Memorial Stadium, Baltimore, MD

Sat Jul 30 1955, 3:33 AM EDT
 Att. 8,106 - Unknown

AB	27
R	0
H	1
RBI	0
BB	6
SO	10
LOB	12



Inning Stats	R: 0	H: 0	E: 0	K: 0	S: 3	R: 0	H: 0	E: 0	K: 1	S: 5	R: 0	H: 0	E: 0	K: 1	S: 5	R: 0	H: 1	E: 0	K: 0	S: 4	R: 0	H: 0	E: 0	K: 1	S: 4	R: 0	H: 0	E: 0	K: 1	S: 4	R: 0	H: 0	E: 0	K: 1	S: 5	R: 0	H: 0	E: 0	K: 2	S: 7	R: 0	H: 0	E: 0	K: 3	S: 9	R: 0	H: 0	E: 0	K: 1	S: 5	R: 0	H: 0	E: 0	K: 1	S: 5	R: 0	H: 0	E: 0	K: 1	S: 5							
IP	9.0	WLS	W	BF	33	H	1	R	0	ER	0	SO	10	BB	6	IBB	0	HBP	0	BLK	0	WP	0	HR	0	S	47	P	71	ERA	0.00	WHIP	0.778	IP		WLS		BF		H		R		ER		SO		BB		IBB		HBP		BLK		WP		HR		S		P		ERA		WHIP	

WP: 0	PA: 33
PB: 0	
SB: 0	
CS: 0	

Batter	1	2	3	4	5	6	7	8	9	AB R H RBI BB SO LOB	TOP																						
Al Smith, R (1, 9) OBP: 0.413, SLG: 0.489	0-0 2B	4-0 1B 1-2 BB		0-0 FC5 BB 1B		0-0 F7			0-3 K	4 0 2 0 1 1 0	<p>Cleveland Indians @ Baltimore Orioles Memorial Stadium, Baltimore, MD Sun Jul 31 1955, 3:33 AM EDT Unknown</p>																						
Bobby Avila, R (1, 4) OBP: 0.369, SLG: 0.360	0-0 F2	0-0 1B		0-0 F8			0-0 6-3			4 0 1 1 0 0 1																							
Vic Wertz, L (1, 3) OBP: 0.338, SLG: 0.534 Ferris Fain, L (7, 3) OBP: 0.445, SLG: 0.328	4-0 BB	0-0 F7		4-0 1-2 BB			0-0 F8			2 0 0 0 2 0 2 0 0 0 0 0 0 0																							
Al Rosen, R (1, 5) OBP: 0.366, SLG: 0.428	0-0 F8		4-0 F9 BB BB	0-0 FC5			0-0 F7			3 0 0 0 1 0 3																							
Larry Doby, L (1, 8) OBP: 0.373, SLG: 0.497		4-0 SH BB BB	4-0 1-2 BB		0-0 F8			4-0 F8 BB		1 1 0 0 3 0 0																							
Gene Woodling, L (1, 7) OBP: 0.340, SLG: 0.352		4-0 SH SF9 BB	0-0 F9		0-0 F9			0-0 F8 1-2		3 1 0 0 1 0 3																							
George Strickland, R (1, 6) OBP: 0.312, SLG: 0.305		0-0 SH BB 1B	0-0 F3		0-3 K			0-0 F9		3 1 0 0 0 1 2																							
Jim Hegan, R (1, 2) OBP: 0.273, SLG: 0.318 Dale Mitchell, L (9, PH) OBP: 0.255, SLG: 0.279		0-0 SF9	0-0 F9			0-0 F8			0-0 6-3	2 0 0 1 0 0 2 1 0 0 0 0 0 0																							
Bob Feller, R (1, 1) OBP: 0.095, SLG: 0.050 Don Mossi, L (8, 1) OBP: 0.333, SLG: 0.143 Ray Narleski, R (8, 1) OBP: 0.250, SLG: 0.250 Hal Naragon, L (9, PH) OBP: 0.368, SLG: 0.403		0-3 K		0-3 K					0-0 F7	3 0 0 0 0 3 1 0 0 0 0 0 0 0 0 0 0 0 0 0 0 1 0 0 0 0 0 0																							
Inning Stats	R: 0 E: 0 K: 0 S: 3	H: 1 LOB: 1 BB: 1 P: 7	R: 3 E: 1 K: 1 S: 7	H: 1 LOB: 2 BB: 3 P: 19	R: 0 E: 0 K: 0 S: 3	H: 0 LOB: 2 BB: 2 P: 11	R: 0 E: 0 K: 1 S: 6	H: 1 LOB: 2 BB: 1 P: 10	R: 0 E: 0 K: 1 S: 5	H: 0 LOB: 0 BB: 0 P: 5		R: 0 E: 0 K: 1 S: 5	H: 0 LOB: 0 BB: 0 P: 5	R: 0 E: 0 K: 0 S: 3	H: 0 LOB: 0 BB: 0 P: 3	R: 0 E: 0 K: 0 S: 2	H: 0 LOB: 0 BB: 1 P: 6	R: 0 E: 0 K: 1 S: 5	H: 0 LOB: 0 BB: 0 P: 5	1B: 2 2B: 1 3B: 0 HR: 0	SF: 1 SAC: 1 DP: 0 HBP: 0	WP: 0 PB: 0 SB: 0 CS: 0	PA: 37										
PITCHER Ray Moore, R (1, 1) ERA: 3.49 Harry Dorish, R (9, 1) ERA: 2.52	IP 8.0	WLS W	BF 34	H 3	R 3	ER 0	SO 4	BB 8	IBB 0	HBP 0	BLK 0	WP 0	HR 0	S 34	P 66	ERA 0.00	WHIP 1.375																
											PITCHER	IP	WLS	BF	H	R	ER	SO	BB	IBB	HBP	BLK	WP	HR	S	P	ERA	WHIP					

livebaseballscorecards.com

AB	27
R	3
H	3
RBI	2
BB	8
SO	5
LOB	14



Batter	1	2	3	4	5	6	7	8	9
Wayne Causey, L OBP: 0.243, SLG: 0.223 (1, 5)	4-0 FC6-4 BB		0-0 FC3-6 1B		0-0 F8			0-0 F8	
Cal Abrams, L OBP: 0.398, SLG: 0.370 (1, 8) (9, 9)	0-0 FC6-4 BB 1-2f		0-0 FC3-6 1-2f			0-0 4-3		0-0 1B 2B 1B 1-2	
Dave Philley, S OBP: 0.386, SLG: 0.477 (1, 9) (9, 7)	4-0 1-2 BB		0-0 4-3			0-0 4-3		0-0 2B WP 1B 1-3 2-H	
Jim Dyck, R OBP: 0.457, SLG: 0.433 Harry Dorish, R OBP: 0.091, SLG: 0.091 (1, 7) (9, 1)	0-0 F2			4-0 4-3 BB		0-0 2B		0-0 WP 1B 2B 1-3	
Bob Hale, L OBP: 0.369, SLG: 0.413 (1, 3)	0-0 F7			0-0 4-3		0-0 L4		0-0 BB 1B 2-H 3-H	
Gus Triandos, R OBP: 0.313, SLG: 0.406 (1, 2)		0-0 5-3		0-0 F6		0-0 5-3		0-0 F7	
Don Leppert, L OBP: 0.250, SLG: 0.100 (1, 4)		0-0 F7		0-0 F6		0-0 L3		4-0 BB 1-2	
Fred Marsh, R OBP: 0.292, SLG: 0.246 Dave Pope, L OBP: 0.336, SLG: 0.396 Willy Miranda, S OBP: 0.305, SLG: 0.305 (1, 6) (8, PH) (9, 6)		0-0 F9			0-0 6-3		0-0 L6	0-0 P8	
Ray Moore, R OBP: 0.241, SLG: 0.214 Hal Smith, R OBP: 0.310, SLG: 0.372 Hal Brown, R OBP: 0.250, SLG: 0.143 Chuck Diering, R OBP: 0.330, SLG: 0.321 (1, 1) (8, PH) (8, PR) (9, 8)			0-3 K		0-0 5-3			4-0 1B 1B BB	

Inning Stats	R: 0 E: 0 K: 0 S: 3	H: 0 LOB: 2 BB: 2 P: 11	R: 0 E: 0 K: 0 S: 3	H: 0 LOB: 0 BB: 0 P: 3	R: 0 E: 0 K: 1 S: 6	H: 1 LOB: 1 BB: 0 P: 6	R: 0 E: 0 K: 0 S: 3	H: 0 LOB: 1 BB: 1 P: 7	R: 0 E: 0 K: 0 S: 3	H: 0 LOB: 0 BB: 0 P: 3	R: 0 E: 0 K: 0 S: 4	H: 1 LOB: 1 BB: 0 P: 4	R: 0 E: 0 K: 0 S: 3	H: 0 LOB: 0 BB: 0 P: 3	R: 4 E: 0 K: 0 S: 7	H: 4 LOB: 2 BB: 2 P: 15
--------------	------------------------------	----------------------------------	------------------------------	---------------------------------	------------------------------	---------------------------------	------------------------------	---------------------------------	------------------------------	---------------------------------	------------------------------	---------------------------------	------------------------------	---------------------------------	------------------------------	----------------------------------

PITCHER	IP	WLS	BF	H	R	ER	SO	BB	IBB	HBP	BLK	WP	HR	S	P	ERA	WHIP
Bob Feller, R ERA: 3.58 (1, 1)	7.1		29	3	2	2	1	4	0	0	0	0	0	27	43	2.46	0.955
Don Mossi, L ERA: 2.28 (8, 1)	0.0	L	3	3	2	2	0	0	0	0	0	1	0	3	3	∞	∞
Ray Narleski, R ERA: 2.83 (8, 1)	0.2		3	0	0	0	0	1	0	0	0	0	0	2	6	0.00	1.500


BOTTOM

Cleveland Indians @ Baltimore Orioles
Memorial Stadium, Baltimore, MD
 Sun Jul 31 1955, 3:33 AM EDT
 Unknown

AB	R	H	RBI	BB	SO	LOB
3	0	1	0	1	0	1
4	1	1	0	0	0	2
3	1	1	1	1	0	1
3	1	2	1	1	0	2
0	0	0	0	0	0	0
4	0	1	1	0	0	4
4	0	0	0	0	0	2
3	0	0	0	1	0	1
3	0	0	0	0	0	0
1	0	0	0	0	0	2
0	0	0	0	0	0	0
2	0	0	0	0	1	0
0	0	0	0	1	0	0
0	1	0	0	0	0	0
0	0	0	0	0	0	0

AB	30
R	4
H	6
RBI	3
BB	5
SO	1
LOB	15

WP: 1 PA: 35
 PB: 0
 SB: 0
 CS: 0



PITCHER	IP	WLS	BF	H	R	ER	SO	BB	IBB	HBP	BLK	WP	HR	S	P	ERA	WHIP
---------	----	-----	----	---	---	----	----	----	-----	-----	-----	----	----	---	---	-----	------

Batter	1	2	3	4	5	6	7	8	9	AB R H RBI BB SO LOB	TOP											
Al Smith, R (1, 9) OBP: 0.411, SLG: 0.486	0-0 F4		0-0 F7		0-0 5-3		0-3 K		0-0 1B 1B	5 1 1 0 0 1 0												
Bobby Avila, R (1, 4) OBP: 0.369, SLG: 0.361	0-0 F2		0-0 5-3		0-0 6-3		0-0 1B		0-0 1B 1B	5 0 2 1 0 0 0												
Vic Wertz, L (1, 3) OBP: 0.337, SLG: 0.525 Ferris Fain, L (7, 3) OBP: 0.448, SLG: 0.331	0-3 K			4-0 1B 1B BB	0-0 F8		0-0 F3		0-0 1B 1B	3 1 0 0 1 1 1 1 0 1 1 0 0 0												
Al Rosen, R (1, 5) OBP: 0.364, SLG: 0.425		0-0 5-3		0-0 1B 1-2 SF7 1B		0-0 F7		0-3 K2-3	0-0 F6	5 1 1 0 0 1 2												
Larry Doby, L (1, 8) OBP: 0.376, SLG: 0.497		0-0 F8		0-0 1-3 2-H 2B 1B		0-0 2B 1B		4-0 BB	0-0 4-1	4 2 2 1 1 0 2												
Gene Woodling, L (1, 7) OBP: 0.342, SLG: 0.360		0-0 1B 1B		0-0 SF7		0-0 1-H 2B		0-0 F8		3 0 2 2 0 0 1												
George Strickland, R (1, 6) OBP: 0.311, SLG: 0.304		0-0 1-2 1B		0-0 F8		0-0 F2		0-0 5-3		4 0 1 0 0 0 3												
Hal Naragon, L (1, 2) OBP: 0.361, SLG: 0.409		0-0 F6		0-0 1-H 2B		0-0 F6			0-0 F8	4 0 1 1 0 0 3												
Art Houtteman, R (1, 1) OBP: 0.200, SLG: 0.143			0-0 F4	0-3 K		0-0 F4			0-0 1B 1B	4 1 1 0 0 1 1												
Inning Stats	R: 0 E: 0 K: 1 S: 5	H: 0 LOB: 0 BB: 0 P: 5	R: 0 E: 0 K: 0 S: 5	H: 2 LOB: 2 BB: 0 P: 5	R: 0 E: 0 K: 0 S: 3	H: 0 LOB: 0 BB: 0 P: 3	R: 3 E: 0 K: 1 S: 8	H: 3 LOB: 1 BB: 1 P: 12	R: 0 E: 0 K: 0 S: 3	H: 0 LOB: 0 BB: 0 P: 3	R: 1 E: 0 K: 0 S: 5	H: 2 LOB: 1 BB: 0 P: 5	R: 0 E: 0 K: 1 S: 6	H: 1 LOB: 1 BB: 0 P: 6	R: 0 E: 0 K: 1 S: 5	H: 0 LOB: 1 BB: 1 P: 9	R: 2 E: 0 K: 0 S: 7	H: 4 LOB: 2 BB: 0 P: 7	1B: 10 2B: 2 3B: 0 HR: 0	SF: 1 SAC: 0 DP: 0 HBP: 0	WP: 0 PB: 0 SB: 0 CS: 0	PA: 41
PITCHER	IP WLS BF H R ER SO BB IBB HBP BLK WP HR S P ERA WHIP																					
Jim Wilson, R (1, 1) ERA: 2.85	8.0 L 34 8 4 4 4 2 0 0 0 0 0 0 40 48 4.50 1.250																					
Art Schallock, L (9, 1) ERA: 3.6	1.0 7 4 2 2 0 0 0 0 0 0 0 0 7 7 18.00 4.000																					

Cleveland Indians @ Baltimore Orioles
 Memorial Stadium, Baltimore, MD
 Sun Jul 31 1955, 3:38 AM EDT
 Att: 13,708 - Unknown

AB	38
R	6
H	12
RBI	6
BB	2
SO	4
LOB	13



Batter	1	2	3	4	5	6	7	8	9	AB R H RBI BB SO LOB	TOP											
Vic Power, R (1, 3) OBP: 0.344, SLG: 0.483	0-0 1-3			0-0 F7		0-3 K		0-0 FC6-4		4 0 0 0 0 1 3												
Hector Lopez, R (1, 5) OBP: 0.331, SLG: 0.375	0-0 1-3			0-0 6-3		0-0 FC6-4		0-0 F2		4 0 0 0 0 0 1												
Bill Renna, R (1, 9) OBP: 0.327, SLG: 0.402	0-3 K			0-0 6-3			0-0 6-3		0-3 K	4 0 0 0 0 2 0												
Gus Zernial, R (1, 7) OBP: 0.310, SLG: 0.493		0-0 F9			0-3 K		0-3 K		0-0 1B	4 0 1 0 0 2 0												
Bill Wilson, R (1, 8) OBP: 0.290, SLG: 0.443		0-3 K			0-0 HR		0-0 1-3		0-3 K	4 1 1 1 0 2 1												
Jim Finigan, R (1, 4) OBP: 0.338, SLG: 0.425		0-0 6-3			0-0 5-3			0-0 6-3		3 0 0 0 0 0 0												
Joe Demaestri, R (1, 6) OBP: 0.282, SLG: 0.314			0-0 F8		0-0 F3			0-0 5-3		3 0 0 0 0 0 0												
Joe Astroth, R (1, 2) OBP: 0.343, SLG: 0.287			0-0 6-3			4-0 FC2-6 BB		0-0 1B 1B		2 0 1 0 1 0 0												
Don Plarski, R (8, PR) OBP: 0.091, SLG: 0.091										0 0 0 0 0 0 0												
Billy Shantz, R (8, 2) OBP: 0.299, SLG: 0.303										0 0 0 0 0 0 0												
Bobby Shantz, R (1, 1) OBP: 0.184, SLG: 0.162			0-0 5-3			0-0 FC2-6 FC6-4		0-0 1B 1B		2 0 0 0 0 0 1												
Elmer Valo, L (8, PH) OBP: 0.483, SLG: 0.516										1 0 1 0 0 0 0												
Marion Fricano, R (8, 1) OBP: 1.000, SLG: 1.000										0 0 0 0 0 0 0												
Inning Stats	R: 0 E: 0 K: 1 S: 5	H: 0 LOB: 0 BB: 0 P: 5	R: 0 E: 0 K: 1 S: 5	H: 0 LOB: 0 BB: 0 P: 5	R: 0 E: 0 K: 0 S: 3	H: 0 LOB: 0 BB: 0 P: 3	R: 0 E: 0 K: 0 S: 3	H: 0 LOB: 0 BB: 0 P: 3	R: 1 E: 0 K: 1 S: 6	H: 1 LOB: 0 BB: 0 P: 6	R: 0 E: 0 K: 1 S: 5	H: 0 LOB: 1 BB: 1 P: 9	R: 0 E: 0 K: 1 S: 5	H: 0 LOB: 0 BB: 0 P: 5	R: 0 E: 0 K: 0 S: 5	H: 2 LOB: 2 BB: 0 P: 5	R: 0 E: 0 K: 2 S: 8	H: 1 LOB: 1 BB: 0 P: 8	1B: 3 2B: 0 3B: 0 HR: 1	SF: 0 SAC: 0 DP: 0 HBP: 0	WP: 0 PB: 0 SB: 0 CS: 0	PA: 32
PITCHER Bill Wight, L (1, 1) ERA: 2.95	IP: 9.0 WLS: W BF: 32 H: 4 R: 1 ER: 1 SO: 7 BB: 1 IBB: 0 HBP: 0 BLK: 0 WP: 0 HR: 1 S: 45 P: 49 ERA: 1.00 WHIP: 0.556																					

Kansas City Athletics @ Baltimore Orioles
 Memorial Stadium, Baltimore, MD
 Tue Aug 02 1955, 3:33 AM EDT
 Att. 8,329 - Unknown

AB	31
R	1
H	4
RBI	1
BB	1
SO	7
LOB	6



Batter	1	2	3	4	5	6	7	8	9
Fred Marsh, R OBP: 0.289, SLG: 0.244 (1, 4) (9, 5)	0-0 5-3		0-0 L7		0-0 FC6 1B		0-0 F2	0-0 F8	
Cal Abrams, L OBP: 0.397, SLG: 0.366 (1, 9) (9, 8)	1-0 HBP		0-0 G5-3 1B		0-0 FC6 1-2f		0-0 F7		
Dave Philley, S OBP: 0.386, SLG: 0.471 (1, 7)	0-3 K		0-0 1-2 1B		4-0 E 1B BB		0-3 K		
Jim Dyck, R OBP: 0.423, SLG: 0.397 Don Leppert, L OBP: 0.267, SLG: 0.083 (1, 5) (9, 4)	0-0 F7		0-0 G5-3 2-3f		0-0 E1 1B SF8 1-2		0-0 4-3		
Hal Smith, R OBP: 0.312, SLG: 0.371 (1, 2)		0-0 E6 E 1B		0-0 6-3		0-0 L9		0-0 E 1B 1B	
Gus Triandos, R OBP: 0.315, SLG: 0.407 (1, 3)		0-0 E8 1B 2-H 1B		0-0 6-3		0-0 SF8 1-3 2-H 1B		0-0 E1 1-3 2B 1B	
Chuck Diering, R OBP: 0.330, SLG: 0.318 Bob Hale, L OBP: 0.386, SLG: 0.426 Dave Pope, L OBP: 0.335, SLG: 0.394 (1, 8) (8, PH) (9, 9)		0-0 F9		0-0 5-3		4-0 IBB		0-0 2B 1-2 3-H 1B	
Willy Miranda, S OBP: 0.300, SLG: 0.300 (1, 6)		0-0 5-3			0-0 L4	0-0 SF8 2-3 3-H		0-0 L8	
Bill Wight, L OBP: 0.182, SLG: 0.273 (1, 1)		0-0 2-H 1B			0-3 K	0-3 K		0-0 1-3 2-H 2B	

Inning Stats	R: 0	H: 0	E: 0	K: 1	S: 5	R: 1	H: 3	E: 2	K: 0	S: 5	R: 0	H: 2	E: 0	K: 0	S: 4	R: 0	H: 0	E: 0	K: 0	S: 3	R: 0	H: 1	E: 1	K: 1	S: 6	R: 2	H: 1	E: 1	K: 1	S: 7	R: 0	H: 0	E: 0	K: 1	S: 5	R: 2	H: 3	E: 1	K: 0	S: 7
	LOB: 1	BB: 0	P: 6	ER: 2	LOB: 2	BB: 0	P: 5	LOB: 1	BB: 0	P: 4	LOB: 0	BB: 0	P: 3	LOB: 1	BB: 0	P: 6	LOB: 2	BB: 2	P: 15	LOB: 0	BB: 0	P: 6	LOB: 2	BB: 2	P: 15	LOB: 0	BB: 0	P: 5	LOB: 2	BB: 0	P: 5	LOB: 2	BB: 0	P: 7	LOB: 2	BB: 0	P: 7			

PITCHER	IP	WLS	BF	H	R	ER	SO	BB	IBB	HBP	BLK	WP	HR	S	P	ERA	WHIP
Bobby Shantz, L ERA: 4.68 (1, 1)	7.0	L	30	7	3	0	4	1	1	1	0	0	0	35	44	0.00	1.143
Marion Fricano, R ERA: 3.07 (8, 1)	1.0		7	3	2	0	0	0	0	0	0	0	0	7	7	0.00	3.000

BOTTOM

Kansas City Athletics @ Baltimore Orioles
Memorial Stadium, Baltimore, MD

Tue Aug 02 1955, 3:33 AM EDT
Att. 8,329 - Unknown

AB	R	H	RBI	BB	SO	LOB
5	0	1	0	0	0	2
3	0	1	0	0	0	1
3	1	1	0	1	2	1
4	1	0	0	0	0	4
0	0	0	0	0	0	0
4	2	2	0	0	0	2
4	1	2	1	0	0	1
2	0	0	0	1	0	1
1	0	1	1	0	0	0
0	0	0	0	0	0	0
3	0	0	1	0	0	3
4	0	2	1	0	2	2

AB	33
R	5
H	10
RBI	4
BB	2
SO	4
LOB	17

livebaseballscorecards.com



1B:	9	SF:	1	WP:	0	PA:	37
2B:	1	SAC:	0	PB:	0	SB:	0
3B:	0	DP:	1	CS:	0		
HR:	0	HBP:	1				

Batter	1	2	3	4	5	6	7	8	9	AB R H RBI BB SO LOB
Vic Power, R (1, 3) OBP: 0.344, SLG: 0.482	0-0 L4-3 1B		0-0 SH G4-6-3 1-2 2-H			0-0 F5		0-0 F7		3 0 1 0 0 0 0
Enos Slaughter, L (1, 9) OBP: 0.383, SLG: 0.381	0-0 F7		0-0 G4-6-3 1-2f 2-3			0-0 5-3		0-0 F5		4 0 0 0 0 0 3
Elmer Valo, L (1, 7) OBP: 0.479, SLG: 0.510	0-0 L4-3 1-2		0-0 F4			0-0 1B E 1B		0-0 F7		4 1 1 0 0 0 2
Harry Simpson, L (1, 8) OBP: 0.355, SLG: 0.448		0-0 2B		0-0 6-3		0-0 E8 1-H 1B		0-0 P8		4 0 2 0 0 0 0
Hector Lopez, R (1, 5) OBP: 0.327, SLG: 0.370		0-0 L6		0-3 K		0-0 F3		0-0 L5		4 0 0 0 0 1 2
Joe Demaestri, R (1, 6) OBP: 0.282, SLG: 0.314		0-0 F4		0-0 6-3			0-0 1B 2B 1B		0-0 5-3	4 1 1 0 0 0 1
Jack Littrell, R (1, 4) OBP: 0.226, SLG: 0.220		0-3 K			0-0 5-3		0-0 2B 1-3 G3-6-2 1B			3 0 1 0 0 1 1
Jim Finigan, R (7, PR) OBP: 0.338, SLG: 0.425										0 0 0 0 0 0 0
Billy Shantz, R (1, 2) OBP: 0.311, SLG: 0.321			0-0 E SH 1B		0-0 1-4 1B		0-0 G3-6-2 1-3 2B			3 1 3 1 0 0 0
Art Ceccarelli, R (1, 1) OBP: 0.037, SLG: 0.037			0-0 E6 G4-6-3 SH 1-2		0-0 1-4		0-0 G3-6-2			3 0 0 0 0 0 5
Tom Gorman, R (8, 1) OBP: 0.059, SLG: 0.118					1-2f		2-3f 3-Hf			0 0 0 0 0 0 0


Inning Stats	R: 0 E: 0 K: 0 S: 3	H: 1 LOB: 0 BB: 0 P: 3	R: 0 E: 0 K: 1 S: 6	H: 1 LOB: 1 BB: 0 P: 6	R: 1 E: 2 K: 0 S: 5	H: 1 LOB: 1 BB: 0 P: 5	R: 0 E: 0 K: 1 S: 5	H: 0 LOB: 0 BB: 0 P: 5	R: 0 E: 0 K: 0 S: 3	H: 1 LOB: 0 BB: 0 P: 3	R: 1 E: 1 K: 0 S: 5	H: 2 LOB: 1 BB: 0 P: 5	R: 1 E: 0 K: 0 S: 4	H: 3 LOB: 1 BB: 0 P: 4	R: 0 E: 0 K: 0 S: 3	H: 0 LOB: 0 BB: 0 P: 3	R: 0 E: 0 K: 0 S: 3	H: 0 LOB: 0 BB: 0 P: 3	1B: 7 2B: 4 3B: 1 HR: 0	SF: 0 SAC: 1 DP: 3 HBP: 0	WP: 0 PB: 0 SB: 0 CS: 0	PA: 33
--------------	------------------------------	---------------------------------	------------------------------	---------------------------------	------------------------------	---------------------------------	------------------------------	---------------------------------	------------------------------	---------------------------------	------------------------------	---------------------------------	------------------------------	---------------------------------	------------------------------	---------------------------------	------------------------------	---------------------------------	----------------------------------	------------------------------------	----------------------------------	--------

PITCHER	IP	WLS	BF	H	R	ER	SO	BB	IBB	HBP	BLK	WP	HR	S	P	ERA	WHIP
George Zuverink, R (1, 1) ERA: 4.71	8.0		30	9	3	1	2	0	0	0	0	0	0	34	34	1.12	1.125
Ted Gray, L (9, 1) ERA: 9.37	1.0	W	3	0	0	0	0	0	0	0	0	0	0	3	3	0.00	0.000

TOP

Kansas City Athletics @ Baltimore Orioles
Memorial Stadium, Baltimore, MD
Wed Aug 03 1955, 3:33 AM EDT
Unknown

AB	32
R	3
H	9
RBI	1
BB	0
SO	2
LOB	14



Batter	1	2	3	4	5	6	7	8	9	AB R H RBI BB SO LOB	TOP									
Vic Power, R OBP: 0.343, SLG: 0.479 (1, 3) X	0-0 BB BB BB 1B	0-0 G4-3 1-2f		0-0 4-3 2-3		0-0 6-3			0-0 5-3	5 1 1 0 0 0 2										
Hector Lopez, R OBP: 0.325, SLG: 0.377 (1, 5) X	0-0 F9	0-0 HR		0-0 F3		0-0 F8		0-3 K	0-3 K	5 1 1 1 0 1 2										
Bill Renna, R OBP: 0.328, SLG: 0.399 (1, 9) S S S	0-3 K	0-0 1B			0-3 K		4-0 G5-4-3 BB	0-3 K	0-3 K	4 0 1 0 1 3 1										
Gus Zernial, R OBP: 0.313, SLG: 0.491 (1, 7) B B B	4-0 BB BB 1-2 1B	0-0 F3			0-0 1B 1B		0-0 G5-4-3 1-2f			3 1 1 0 1 0 2										
Bill Wilson, R OBP: 0.297, SLG: 0.444 (1, 8) B B B	4-0 BB BB 1-2 2-3 1B		0-0 F6		0-0 1B		4-0 SH3-4 1B BB			2 2 1 0 2 0 0										
Joe Demaestri, R OBP: 0.282, SLG: 0.312 (1, 6) B B B	4-0 1B 1-2 2-3 3-H BB		0-0 F7		0-3 K		0-0 SH3-4			2 0 0 1 1 1 2										
Jim Finigan, R OBP: 0.337, SLG: 0.423 (1, 4) X	0-0 1B 1-2 2-H 3-H		0-0 F4		0-0 F2		0-0 5-3			4 0 1 2 0 0 3										
Joe Astroth, R OBP: 0.346, SLG: 0.288 (1, 2) X	0-0 1-3			4-0 4-3 SH3 BB		0-0 F3		0-0 FC4 2-H 1B		3 0 1 1 1 0 2										
Alex Kellner, R OBP: 0.333, SLG: 0.342 (1, 1) B B B		4-0 G4-3 BB		0-0 SH3		0-0 F8		0-0 FC4 1-2f		2 0 0 0 1 0 1										
Inning Stats	R: 3 E: 0 K: 1 S: 7	H: 2 LOB: 2 BB: 3 P: 19	R: 1 E: 0 K: 0 S: 4	H: 2 LOB: 1 BB: 1 P: 8	R: 0 E: 0 K: 0 S: 3	H: 0 LOB: 0 BB: 0 P: 3	R: 0 E: 0 K: 0 S: 3	H: 2 LOB: 2 BB: 0 P: 9	R: 0 E: 0 K: 0 S: 3	H: 0 LOB: 0 BB: 0 P: 3	R: 0 E: 0 K: 0 S: 2	H: 0 LOB: 0 BB: 1 P: 6	R: 1 E: 0 K: 0 S: 4	H: 1 LOB: 1 BB: 1 P: 8	R: 0 E: 0 K: 2 S: 7	H: 0 LOB: 0 BB: 0 P: 7	1B: 6 2B: 0 3B: 0 HR: 1	SF: 0 SAC: 2 DP: 2 HBP: 0	WP: 0 PB: 0 SB: 0 CS: 0	PA: 39
PITCHER	IP WLS BF H R ER SO BB IBB HBP BLK WP HR S P ERA WHIP																			
Art Schallack, L ERA: 3.74 (1, 1)	0.0 L 1 1 1 1 0 0 0 0 0 0 0 0 0 1 1 ∞ ∞																			
Harry Dorish, R ERA: 2.85 (1, 1)	2.0 12 3 3 3 1 4 0 0 0 0 0 1 10 26 13.50 3.500																			
Hal Brown, R ERA: 3.9 (3, 1)	5.0 18 2 0 0 2 2 0 0 0 0 0 0 20 28 0.00 0.800																			
Ted Gray, L ERA: 8.84 (8, 1)	2.0 8 1 1 1 2 1 0 0 0 0 0 0 11 15 4.50 1.000																			


Kansas City Athletics @ Baltimore Orioles
 Memorial Stadium, Baltimore, MD
 Wed Aug 03 1955, 3:38 AM EDT
 Att: 10,922 - Unknown

AB	30
R	5
H	7
RBI	5
BB	7
SO	5
LOB	15



Batter	1	2	3	4	5	6	7	8	9	AB R H RBI BB SO LOB	TOP	
Vic Power, R (1, 3) OBP: 0.349, SLG: 0.486 Clete Boyer, R (8, 6) OBP: 0.316, SLG: 0.368	0-0 G1-6-3 1B		0-0 2B 1B			0-0 2B		0-0 1-2 1B		4 0 4 0 0 0 0 0 0 0 0 0 0 0	Kansas City Athletics @ Baltimore Orioles Memorial Stadium, Baltimore, MD Thu Aug 04 1955, 3:33 AM EDT Att. 3,660 - Unknown	
Hector Lopez, R (1, 5) OBP: 0.324, SLG: 0.379	0-0 G1-6-3 1-2f		0-0 1-3 2B			0-0 6-3		0-3 K		4 0 1 0 0 1 4		
Bill Renna, R (1, 9) OBP: 0.322, SLG: 0.390	0-0 P9		0-0 F7			0-0 L6		0-3 K		4 0 0 0 0 1 5		
Gus Zernial, R (1, 7) OBP: 0.309, SLG: 0.485		0-0 F7		0-0 F4		0-0 F4		0-0 F9		4 0 0 0 0 0 1		
Bill Wilson, R (1, 8) OBP: 0.292, SLG: 0.437		0-0 1-3		0-0 F2		0-0 3-1		0-0 6-3		4 0 0 0 0 0 0		
Joe Demaestri, R (1, 6) OBP: 0.290, SLG: 0.309 Harry Simpson, L (8, 3) OBP: 0.357, SLG: 0.451		0-0 F8		0-0 F7		0-0 L5		0-0 1B		3 0 0 0 0 0 0 1 0 1 0 0 0 0		
Jim Finigan, R (1, 4) OBP: 0.334, SLG: 0.419			0-0 6-3		0-0 4-3		0-0 F9		0-0 5-3			4 0 0 0 0 0 1
Joe Astroth, R (1, 2) OBP: 0.346, SLG: 0.306			0-0 HR		0-0 6-3		0-0 P7			3 1 1 1 0 0 0		
Bill Harrington, R (1, 1) OBP: 0.231, SLG: 0.167 Cloyd Boyer, R (4, 1) OBP: 0.138, SLG: 0.074 Marion Fricano, R (4, 1) OBP: 0.667, SLG: 0.667			0-0 G3		0-0 G3		0-0 1B 1B			1 0 0 0 0 0 0 0 0 0 0 0 0 0 2 0 1 0 0 0 0		
Inning Stats	R: 0 H: 1 E: 0 LOB: 0 K: 0 BB: 0 S: 3 P: 3	R: 0 H: 0 E: 0 LOB: 0 K: 0 BB: 0 S: 3 P: 3	R: 1 H: 3 E: 0 LOB: 2 K: 0 BB: 0 S: 6 P: 6	R: 0 H: 0 E: 0 LOB: 0 K: 0 BB: 0 S: 3 P: 3	R: 0 H: 0 E: 0 LOB: 0 K: 0 BB: 0 S: 3 P: 3	R: 0 H: 1 E: 0 LOB: 1 K: 0 BB: 0 S: 4 P: 4	R: 0 H: 0 E: 0 LOB: 0 K: 0 BB: 0 S: 3 P: 3	R: 0 H: 2 E: 0 LOB: 2 K: 2 BB: 0 S: 9 P: 9	R: 0 H: 1 E: 0 LOB: 1 K: 0 BB: 0 S: 4 P: 4	1B: 5 SF: 0 2B: 2 SAC: 0 3B: 0 DP: 1 HR: 1 HBP: 0	WP: 0 PA: 34 PB: 0 SB: 0 CS: 0	
PITCHER Ed Lopat, L (1, 1) ERA: 3.48	IP WLS BF H R ER SO BB IBB HBP BLK WP HR S P ERA WHIP	9.0 W 34 8 1 1 2 0 0 0 0 0 0 1 38 38 1.00 0.889										

livebaseballscorecards.com



Batter	1	2	3	4	5	6	7	8	9
Wayne Causey, L (1, 5) OBP: 0.258, SLG: 0.227 Tex Nelson, L (8, PH) OBP: 0.346, SLG: 0.227 Fred Marsh, R (9, 5) OBP: 0.293, SLG: 0.252	0-0 SH1-3 BB 1B	0-0 4-3		4-0 BB BB 1-2 G3 BB	0-3 K			0-3 K	
Cal Abrams, L (1, 8) OBP: 0.403, SLG: 0.361 (7, 9)	4-0 SH1-3 BB 1-2 1B		0-0 F8	4-0 G3 BB 1-2 1B BB 2-3 3-H		0-0 3-1			
Dave Philley, S (1, 7) OBP: 0.388, SLG: 0.466 Chuck Diering, R (6, PR) OBP: 0.324, SLG: 0.309 (7, 8)	0-0 SH1-3 1-2 2-3		0-0 2B 1B	4-0 G3 BB 1-2 1B BB 2-3 3-H		0-0 CS 1B			
Bob Hale, L (1, 3) OBP: 0.382, SLG: 0.432	0-0 1B 1B 2-H 3-H		0-0 F2	0-0 G3 1-2 2-3 3-H		0-0 L8 1-2			
Dave Pope, L (1, 9) OBP: 0.342, SLG: 0.405 (7, 7)	0-0 1B		0-0 2B	0-0 FC5-4 1B 2-H 3-H		0-0 P3-1			
Gus Triandos, R (1, 2) OBP: 0.310, SLG: 0.398	0-0 F8		0-0 F6	0-0 FC5-4 1-2f		0-0 L7			
Don Leppert, L (1, 4) OBP: 0.263, SLG: 0.067	0-0 3-1			0-0 F8 BB FC6-4 BB	4-0	0-0 G3			
Willy Miranda, S (1, 6) OBP: 0.299, SLG: 0.299		0-0 F9		0-0 1B BB 1B	0-0 FC6-4 G3 1-2f		0-0 3-1		
Ed Lopat, L (1, 1) OBP: 0.200, SLG: 0.152		0-0 F2		0-0 BB BB 1B	0-0 G3		0-0 F1		

AB	R	H	RBI	BB	SO	LOB
3	2	1	0	1	1	1
1	0	0	0	0	1	0
0	0	0	0	0	0	0
2	2	0	1	2	0	0
2	2	2	1	1	0	0
0	0	0	0	0	0	0
4	0	1	3	0	0	4
4	0	3	3	0	0	0
4	0	0	0	0	0	4
3	0	0	0	1	0	2
4	1	1	0	0	0	1
4	1	1	0	0	0	1
1B: 8	SF: 0	2B: 1	SAC: 1	3B: 0	DP: 0	HR: 0
	HBP: 0					

BOTTOM

Kansas City Athletics @ Baltimore Orioles
Memorial Stadium, Baltimore, MD
 Thu Aug 04 1955, 3:33 AM EDT
 Att. 3,660 - Unknown

livebaseballscorecards.com

AB	31
R	8
H	9
RBI	8
BB	5
SO	2
LOB	13



Inning Stats		R: 2	H: 3	E: 0	K: 0	S: 6	H: 3	LOB: 2	BB: 1	P: 10	R: 0	H: 0	E: 0	K: 0	S: 3	R: 1	H: 2	E: 0	K: 0	S: 5	R: 5	H: 3	E: 0	K: 0	S: 6	R: 0	H: 0	E: 0	K: 1	S: 5	R: 0	H: 1	E: 0	K: 0	S: 3	R: 0	H: 0	E: 0	K: 0	S: 3	R: 0	H: 0	E: 0	K: 1	S: 5	R: 0	H: 0	E: 0	K: 0	S: 3
PITCHER	IP	WLS	BF	H	R	ER	SO	BB	IBB	HBP	BLK	WP	HR	S	P	ERA	WHIP																																	
Bill Harrington, R (1, 1) ERA: 3.89	3.1	L	18	7	5	5	0	1	0	0	0	0	0	17	21	13.50	2.400																																	
Cloyd Boyer, R (4, 1) ERA: 5.86	0.0		3	0	0	0	3	0	0	0	0	0	0	0	12	∞	∞																																	
Marion Fricano, R (4, 1) ERA: 2.33	4.2		16	2	3	3	2	1	0	0	0	0	0	19	23	5.79	0.643																																	

WP	PA	ERA	WHIP
0	37		
0			
0			

Batter	1	2	3	4	5	6	7	8	9	10	11	AB R H RBI BB SO LOB	TOP
Minnie Minoso, R (1, 7) OBP: 0.355, SLG: 0.367	4-0 1B FC6-4 BB		x 0-0 F7		x 0-0 FC6-4			x 0-0 F2		x 0-0 P9-3-6-2 1B		4 1 1 0 1 0 1	
Nellie Fox, L (1, 4) OBP: 0.367, SLG: 0.408	x 0-0 FC6-4 1-3 1B			x 0-0 L3		x 0-0 4-3		x 0-0 F8		x 0-0 P9-3-6-2		5 0 1 0 0 0 3	
George Kell, R (1, 5) OBP: 0.397, SLG: 0.419	x 0-0 FC6-4 G5-4-3 1-2f 3-H			x 0-0 1B 1B		x 0-0 F6		x 0-3 K		x 0-0 6-3		5 0 1 1 0 1 3	
Walt Dropo, R (1, 3) OBP: 0.354, SLG: 0.477	x 0-0 G5-4-3 1-2f			x 0-0 1B		x 0-3 K			x 0-0 SH1-4 1B		x 0-0 F8	4 0 2 0 0 1 1 1 0 0 0 0 0 0	
Bobby Adams, R (9, PR) OBP: 0.341, SLG: 0.387													
Jim Rivera, L (1, 9) OBP: 0.355, SLG: 0.388		x 0-0 F4		x 0-0 F6		x 0-0 SH3-4 S 1B		x 0-0 SH1-4		x 0-0 4-3		4 0 1 0 0 0 2	
Chico Carrasquel, R (1, 6) OBP: 0.336, SLG: 0.348		x 0-3 K		x 0-0 5-3		x 0-0 SH3-4 1-3		x 0-0 5-3		x 0-0 F7		4 0 0 0 0 1 4	
Jim Busby, R (1, 8) OBP: 0.291, SLG: 0.354		x 0-0 F8			x 4-0 FC6-4 BB		x 0-3 K		x 0-0 P9			3 0 0 0 1 1 3	
Les Moss, R (1, 2) OBP: 0.371, SLG: 0.442			x 0-0 F5		x 0-3 K		x 4-0 S IBB			x 0-0 1B SH P9-3-6-2 1B		0 0 0 0 0 0 0 0 0 0 0 1 0 0 1 0 1 0 0 0 0	
Bob Nieman, R (7, PH) OBP: 0.336, SLG: 0.454													
Sherm Lollar, R (7, 2) OBP: 0.375, SLG: 0.412													
Harry Byrd, R (1, 1) OBP: 0.146, SLG: 0.125			x 0-0 4-3		x 0-0 FC6-4		x 0-0 1-3			x 0-0 SH P9-3-6-2 1B		3 0 0 0 0 0 3 0 0 0 0 0 0 0	
Dixie Howell, L (11, 1) OBP: 0.400, SLG: 0.400													
Inning Stats	R: 1 H: 1 E: 0 LOB: 0 K: 0 BB: 1 S: 3 P: 7	R: 0 H: 0 E: 0 LOB: 0 K: 1 BB: 0 S: 5 P: 5	R: 0 H: 0 E: 0 LOB: 0 K: 0 BB: 0 S: 3 P: 3	R: 0 H: 2 E: 0 LOB: 2 K: 0 BB: 0 S: 5 P: 5	R: 0 H: 0 E: 0 LOB: 1 K: 1 BB: 1 S: 5 P: 9	R: 0 H: 0 E: 0 LOB: 0 K: 1 BB: 0 S: 5 P: 5	R: 0 H: 1 E: 0 LOB: 2 K: 1 BB: 1 S: 6 P: 10	R: 0 H: 0 E: 0 LOB: 0 K: 1 BB: 0 S: 5 P: 5	R: 0 H: 1 E: 0 LOB: 2 K: 0 BB: 0 S: 4 P: 4	R: 0 H: 2 E: 1 LOB: 2 K: 0 BB: 0 S: 5 P: 5	R: 0 H: 0 E: 0 LOB: 0 K: 0 BB: 0 S: 3 P: 3	1B: 7 SF: 0 2B: 1 SAC: 3 3B: 0 DP: 2 HR: 0 HBP: 0	WP: 0 PA: 42 PB: 0 SB: 2 CS: 0
PITCHER Jim Wilson, R (1, 1) ERA: 2.72	IP WLS BF H R ER SO BB IBB HBP BLK WP HR S P ERA WHIP												
	11.0 W 42 7 1 1 5 2 1 0 0 0 0 49 61 0.82 0.818												

Chicago White Sox @ Baltimore Orioles
Memorial Stadium, Baltimore, MD
Fri Aug 05 1955, 3:33 AM EDT
Att. 12,159 - Unknown

livebaseballscorecards.com

AB	34
R	1
H	7
RBI	1
BB	3
SO	4
LOB	20



Batter	1	2	3	4	5	6	7	8	9	10	11	AB	R	H	RBI	BB	SO	LOB	BOTTOM							
Wayne Causey, L (1, 5) OBP: 0.272, SLG: 0.237	4-0 1B BB		x 0-0 F8		x 0-0 1-2 1B		x 0-0 1B			x 0-0 F7		4	0	2	0	1	0	0								
Cal Abrams, L (1, 8) OBP: 0.402, SLG: 0.362	0-0			0-3 K	0-0 F6		x 0-0 4-3			x 0-0 1B		5	0	2	0	0	1	3								
Chuck Diering, R (10, PR) OBP: 0.324, SLG: 0.309	1-2 G6-4-3 1B											0	0	0	0	0	0	0								
Dave Philley, S (1, 7) OBP: 0.385, SLG: 0.460	0-0 L7		x 0-0	0-0 1B E	x 0-0 F8				x 0-0 6-3	x 0-0 F7		5	1	1	0	0	0	5								
Bob Hale, L (1, 3) OBP: 0.375, SLG: 0.423	0-0 G6-4-3			x 0-0		0-3 K2-3			x 0-0 F8		x 0-0 4-3 E	4	0	1	0	0	1	2								
Gus Triandos, R (10, 3) OBP: 0.312, SLG: 0.403	1-2f			1-3 E 1B								1	0	1	0	0	0	0								
Hal Brown, R (11, PR) OBP: 0.222, SLG: 0.125												0	1	0	0	0	0	0								
Dave Pope, L (1, 9) OBP: 0.340, SLG: 0.398		x 0-0 F5		x 0-0 P4 S		0-3 K			x 0-0 P6		x 0-0 4-3 E IBB	4	0	0	1	1	1	1								
Hal Smith, R (1, 2) OBP: 0.309, SLG: 0.361		x 0-0 6-3		0-3 K							x 0-0 4-3	5	0	1	0	0	1	4								
Don Leppert, L (1, 4) OBP: 0.227, SLG: 0.056		x 0-0 5-3		x 0-0 F8								3	0	0	0	0	0	3								
Jim Dyck, R (9, PH) OBP: 0.402, SLG: 0.390												1	0	0	0	0	1	0								
Fred Marsh, R (10, 4) OBP: 0.297, SLG: 0.252												0	0	0	0	1	0	0								
Willy Miranda, S (1, 6) OBP: 0.297, SLG: 0.297			0-3 K		x 0-0 1B 1B				x 0-0 F7		x 0-0 1-3 IBB	5	0	1	0	0	1	2								
Jim Wilson, R (1, 1) OBP: 0.131, SLG: 0.133			0-3 K		x 0-0 F7				x 0-0 F9		x 0-0 5-3	4	0	0	0	0	1	1								
Inning Stats	R: 0 E: 0 K: 0 S: 3	H: 1 LOB: 1 BB: 1 P: 7	R: 0 E: 0 K: 0 S: 3	H: 0 LOB: 0 BB: 0 P: 3	R: 0 E: 0 K: 2 S: 7	H: 0 LOB: 0 BB: 0 P: 7	R: 1 E: 1 K: 2 S: 10	H: 2 LOB: 2 BB: 0 P: 10	R: 0 E: 0 K: 0 S: 5	H: 2 LOB: 2 BB: 0 P: 5	R: 0 E: 0 K: 2 S: 8	H: 1 LOB: 1 BB: 0 P: 8	R: 0 E: 0 K: 0 S: 3	H: 0 LOB: 0 BB: 0 P: 3	R: 0 E: 0 K: 1 S: 5	H: 0 LOB: 0 BB: 0 P: 5	R: 0 E: 0 K: 0 S: 4	H: 1 LOB: 1 BB: 0 P: 4	R: 0 E: 0 K: 0 S: 4	H: 1 LOB: 1 BB: 0 P: 4	R: 1 E: 1 K: 0 S: 3	H: 1 LOB: 3 BB: 2 P: 11	1B: 8 2B: 1 3B: 0 HR: 0	SF: 0 SAC: 0 DP: 1 HBP: 0	WP: 0 PB: 0 SB: 1 CS: 0	PA: 44
PITCHER	IP	WLS	BF	H	R	ER	SO	BB	IBB	HBP	BLK	WP	HR	S	P	ERA	WHIP									
Harry Byrd, R (1, 1) ERA: 4.28	10.0	L	41	9	2	1	7	1	1	0	0	0	0	53	61	0.90	1.000									
Dixie Howell, R (11, 1) ERA: 3.57	0.1		3	0	0	0	0	0	1	0	0	0	0	2	6	0.00	0.000									

Chicago White Sox @ Baltimore Orioles
 Memorial Stadium, Baltimore, MD
 Fri Aug 05 1955, 3:33 AM EDT
 Att. 12,159 - Unknown

livebaseballscorecards.com

AB 41
 R 2
 H 9
 RBI 1
 BB 3
 SO 7
 LOB 21



Chicago White Sox @ Baltimore Orioles
 Memorial Stadium, Baltimore, MD
 Sat Aug 06 1955, 3:33 AM EDT
 Att. 7,244 - Unknown

livebaseballscorecards.com

AB	28
R	1
H	4
RBI	1
BB	4
SO	5
LOB	9



Batter	1	2	3	4	5	6	7	8	9	AB	R	H	RBI	BB	SO	LOB
Minnie Minoso, R (1, 7) OBP: 0.356, SLG: 0.366 Gil Coan, L (4, 7) OBP: 0.302, SLG: 0.317	0-0 6-3			4-0 BB		0-0 F7		0-3 K		1	0	0	0	1	0	0
Bobby Adams, R (1, 4) OBP: 0.339, SLG: 0.380	0-0 6-3			0-3 K		4-0 BB		0-3 K		3	0	0	0	1	2	1
Jim Rivera, L (1, 8) OBP: 0.351, SLG: 0.383	0-0 4-3			0-3 K		0-0 F2		0-0 F6		4	0	0	0	0	1	2
Walt Dropo, R (1, 3) OBP: 0.352, SLG: 0.474 Ron Jackson, R (4, 3) OBP: 0.297, SLG: 0.354		0-0 6-3		0-0 6-3		0-3 K			0-0 5-3	2	0	0	0	0	0	1
Bob Nieman, R (1, 9) OBP: 0.330, SLG: 0.444					0-0 F4			0-0 6-3		4	0	0	0	0	0	0
Bob Kennedy, R (1, 5) OBP: 0.331, SLG: 0.361		0-0 CS 1B			4-0 BB BB			0-0 HR		3	1	3	1	1	0	0
Chico Carrasquel, R (1, 6) OBP: 0.335, SLG: 0.347 Jim Brideweser, R (4, 6) OBP: 0.273, SLG: 0.375		0-0 CS	0-0 F5		4-0 BB			0-0 3B		1	0	0	0	0	0	0
Sherm Lollar, R (1, 2) OBP: 0.374, SLG: 0.411 Les Moss, R (4, 2) OBP: 0.364, SLG: 0.433			0-0 6-3		0-0 F7			0-0 F5		1	0	0	0	0	0	0
Jack Harshman, L (1, 1) OBP: 0.380, SLG: 0.400 Mike Fornieles, R (3, 1) OBP: 0.107, SLG: 0.143 George Kell, R (7, PH) OBP: 0.395, SLG: 0.417 Sandy Consuegra, R (7, 1) OBP: 0.150, SLG: 0.150			0-0 4-3		0-0 F8			0-0 F8		1	0	0	0	0	0	0
										1	0	0	0	0	0	2
										1	0	0	0	0	0	1
										0	0	0	0	0	0	0

Inning Stats	R: 0	H: 0	R: 0	H: 1	R: 0	H: 0	R: 0	H: 0	R: 0	H: 0	R: 1	H: 2	R: 0	H: 0	R: 0	H: 1
	E: 0	LOB: 0	E: 0	LOB: 0	E: 0	LOB: 0	E: 0	LOB: 1	E: 0	LOB: 2	E: 0	LOB: 1	E: 0	LOB: 0	E: 0	LOB: 1
	K: 0	BB: 0	K: 0	BB: 0	K: 2	BB: 1	K: 0	BB: 1	K: 1	BB: 1	K: 0	BB: 0	K: 2	BB: 0	K: 0	BB: 0
	S: 3	P: 3	S: 3	P: 3	S: 7	P: 11	S: 3	P: 11	S: 5	P: 9	S: 5	P: 5	S: 7	P: 7	S: 4	P: 4

PITCHER	IP	WLS	BF	H	R	ER	SO	BB	IBB	HBP	BLK	WP	HR	S	P	ERA	WHIP
Erv Palica, R (1, 1) ERA: 4.51	7.0	W	27	3	1	1	3	4	0	0	0	0	1	29	45	1.29	1.000
Harry Dorish, R (8, 1) ERA: 2.77	2.0	S	7	1	0	0	2	0	0	0	0	0	0	11	11	0.00	0.500

WP: 0	PA: 35
PB: 0	
SB: 0	
CS: 1	

Batter	1	2	3	4	5	6	7	8	9
Fred Marsh, R OBP: 0.302, SLG: 0.254 (1, 4) (6, 5) (8, 4)	0-0 6-3 ①		4-0 BB 1-2 HR BB	0-0 1B			0-0 1-3 ①	0-0 CS ③ 1-2	
Cal Abrams, L OBP: 0.404, SLG: 0.367 (1, 8) (6, 9)	0-3 K ②		4-0 BB 1-2 2-3 HR BB	0-0 G3 ③			0-0 1B 2B		
Dave Philley, S OBP: 0.390, SLG: 0.475 (1, 9) (6, 7)	4-0 FC6-4 BB		0-0 1-H 2-H 3-H HR		0-0 4-3 ①		0-0 1B WP 1B 2-H		
Jim Dyck, R OBP: 0.400, SLG: 0.388 Don Leppert, L OBP: 0.227, SLG: 0.056 Bob Hale, L OBP: 0.363, SLG: 0.430 Harry Dorish, R OBP: 0.091, SLG: 0.091 (1, 7) (6, 4) (7, PH) (8, 1)	0-0 FC6-4 ③ 1-2f		0-0 HR 1B		0-0 F3 ②		0-0 1B 1B 1-3		
Gus Triandos, R OBP: 0.317, SLG: 0.415 (1, 3)		0-0 6-3 ①	0-0 1-H HR		1-0 HBP		0-0 1B G6-4-3 1-2 3-H		
Hal Smith, R OBP: 0.305, SLG: 0.356 (1, 2)		0-0 F3 ②	0-0 F9 ②		0-0 4-3 ③		0-0 G6-4-3 ② ③ 1-2f		
Chuck Diering, R OBP: 0.319, SLG: 0.304 (1, 5) (6, 8)		0-0 F8 ③	0-0 F3 ③			0-3 K ①		0-0 1-3 ①	
Willy Miranda, S OBP: 0.294, SLG: 0.294 (1, 6)			0-0 F8 ①	0-0 4-3 ①		0-0 F9 ②		0-0 F6 ②	
Erv Palica, R OBP: 0.282, SLG: 0.250 Wayne Causey, L OBP: 0.278, SLG: 0.243 (1, 1) (8, 5)			4-0 BB HR BB	0-0 6-3 ②		0-0 6-3 ③		0-0 CS 1B	

AB	R	H	RBI	BB	SO	LOB
3	1	1	0	1	0	0
3	2	1	0	1	1	1
3	2	2	5	1	0	0
3	1	1	0	0	0	1
0	0	0	0	0	0	0
1	0	1	0	0	0	0
0	0	0	0	0	0	0
3	1	2	3	0	0	0
4	0	0	0	0	0	3
4	0	0	0	0	1	0
4	0	0	0	0	0	0
2	1	0	0	1	0	0
1	0	1	0	0	0	0

BOTTOM


Chicago White Sox @ Baltimore Orioles
Memorial Stadium, Baltimore, MD

Sat Aug 06 1955, 3:33 AM EDT
Att. 7,244 - Unknown

AB	31
R	8
H	9
RBI	8
BB	4
SO	2
LOB	5

livebaseballscorecards.com

WP: 1	PA: 37
PB: 0	
SB: 0	
CS: 1	



Inning Stats	R: 0	H: 0	E: 0	K: 1	S: 5	LOB: 1	BB: 1	P: 9	R: 0	H: 0	E: 0	K: 0	S: 3	LOB: 0	BB: 0	P: 3	R: 6	H: 3	E: 0	K: 0	S: 6	LOB: 0	BB: 3	P: 18	R: 0	H: 1	E: 0	K: 0	S: 4	LOB: 1	BB: 0	P: 4	R: 0	H: 0	E: 0	K: 0	S: 3	LOB: 1	BB: 0	P: 4	R: 0	H: 0	E: 0	K: 1	S: 5	LOB: 0	BB: 0	P: 5	R: 2	H: 4	E: 0	K: 0	S: 6	LOB: 1	BB: 0	P: 6	R: 0	H: 1	E: 0	K: 0	S: 3	LOB: 0	BB: 0	P: 3
PITCHER	IP	WLS	BF	H	R	ER	SO	BB	IBB	HBP	BLK	WP	HR	S	P	ERA	WHIP																																															
Jack Harshman, L ERA: 3.43 (1, 1)	2.1	L	13	2	5	5	1	4	0	0	0	0	1	11	27	19.29	2.571																																															
Mike Fornieles, R ERA: 3.69 (3, 1)	3.2		14	2	1	1	1	0	0	1	0	0	1	15	16	2.46	0.545																																															
Sandy Consuegra, R ERA: 2.96 (7, 1)	2.0		9	5	2	2	0	0	0	0	0	1	0	9	9	9.00	2.500																																															

WP	HR	S	P	ERA	WHIP
1	0	1	3	9.00	2.500

Batter	1	2	3	4	5	6	7	8	9	10	11	12	AB R H RBI BB SO LOB	TOP													
Minnie Minoso, R OBP: 0.350, SLG: 0.360 (1, 7)	0-0 5-3		0-0 6-3		0-0 6-3			0-0 6-3		0-3 K		0-0 FC1-6 FC6-4	6 0 0 0 0 1 1	Chicago White Sox @ Baltimore Orioles Memorial Stadium, Baltimore, MD Sun Aug 07 1955, 3:33 AM EDT Att. 16,232 - Unknown livebaseballscorecards.com													
Nellie Fox, L OBP: 0.364, SLG: 0.410 (1, 4)	0-0 L8		0-0 F3			0-0 P8		0-0 1B 3B		0-0 E3		0-0 FC6-4	6 1 1 0 0 0 1														
George Kell, R OBP: 0.395, SLG: 0.427 (1, 5) (8, 3)	0-0 HR		0-0 P8			0-3 K		0-0 1B 1B		0-0 4-3			5 1 2 2 0 1 1														
Walt Dropo, R OBP: 0.354, SLG: 0.473 Jim Busby, R OBP: 0.290, SLG: 0.353 (1, 3) (8, PR) (8, 8)	4-0 BB			0-0 F7		0-0 6-3		0-0 1B 1B			0-0 4-3		3 0 1 0 1 0 0 1 0 0 0 0 0 0														
Jim Rivera, L OBP: 0.350, SLG: 0.379 Morrie Martin, L OBP: 0.286, SLG: 0.286 (1, 8) (8, 1)	0-0 F9			4-0 5-3 BB			0-0 F9	0-0 F6			0-0 5-3 1B		3 0 0 0 1 0 3 1 0 1 0 0 0 0														
Bob Kennedy, R OBP: 0.333, SLG: 0.362 (1, 9) (8, 5)		0-0 1B 1B		0-0 5-3			0-0 F3		0-0 1B G5-6-3		0-0 5-3		5 0 2 0 0 0 2														
Jim Brideweser, R OBP: 0.263, SLG: 0.351 (1, 6)		0-0 F9		0-3 K			0-0 1B		0-0 G5-6-3		0-0 5-3		5 0 1 0 0 1 4														
Sherm Lollar, R OBP: 0.371, SLG: 0.407 (1, 2)		0-0 G6-4-3 1B			0-0 6-3		0-0 P8		0-0 5-3			0-0 F8	5 0 1 0 0 0 1														
Connie Johnson, R OBP: 0.111, SLG: 0.167 Dixie Howell, L OBP: 0.364, SLG: 0.364 Bob Nieman, R OBP: 0.326, SLG: 0.438 (1, 1) (4, 1) (8, PH) (8, 9)	0-0 G6-4-3				0-3 K			0-0 F4		0-0 F4		0-0 E5 FC1-6	1 0 0 0 0 0 2 1 0 0 0 0 1 0 3 0 0 0 0 0 0														
Inning Stats	R: 1 E: 0 K: 0 S: 4	H: 1 LOB: 1 BB: 1 P: 8	R: 0 E: 0 K: 0 S: 4	H: 2 LOB: 1 BB: 0 P: 4	R: 0 E: 0 K: 1 S: 3	H: 0 LOB: 1 BB: 1 P: 9	R: 0 E: 0 K: 1 S: 5	H: 0 LOB: 0 BB: 0 P: 5	R: 0 E: 0 K: 1 S: 5	H: 1 LOB: 1 BB: 0 P: 4	R: 1 E: 0 K: 0 S: 6	H: 3 LOB: 2 BB: 0 P: 6	R: 0 E: 0 K: 0 S: 3		H: 1 LOB: 0 BB: 0 P: 3	R: 0 E: 1 K: 1 S: 6	H: 0 LOB: 1 BB: 0 P: 6	R: 0 E: 0 K: 0 S: 4	H: 1 LOB: 1 BB: 0 P: 4	R: 0 E: 1 K: 0 S: 4	H: 0 LOB: 1 BB: 0 P: 4	1B: 7 2B: 0 3B: 1 HR: 1	SF: 0 SAC: 0 DP: 2 HBP: 0	WP: 0 PB: 0 SB: 0 CS: 0	PA: 47		
PITCHER	IP WLS BF H R ER SO BB IBB HBP BLK WP HR S P ERA WHIP																										
Ray Moore, R ERA: 3.4 (1, 1)	8.0		33	8	2	2	3	2	0	0	0	0	0		0	0	0	0	0	0	0	0	0	0	0	0	2.25
George Zuverink, R ERA: 4.4 (9, 1)	4.0		14	1	0	0	1	0	0	0	0	0	0	0	0	0	0	0	0	0	0	0	0	0	0.00	0.250	



Batter	1	2	3	4	5	6	7	8	9	AB R H RBI BB SO LOB	TOP									
Eddie Yost, R OBP: 0.378, SLG: 0.333 (1, 5) X	0-0 E3 G3-6-3			X 0-0 6-3		H 1-0 HBP			B B B B 4-0 L3 BB	2 0 0 0 1 0 0										
Jerry Snyder, R OBP: 0.299, SLG: 0.325 (1, 4) X	0-0 G3-6-3 1-2f		X 0-0 L4 1B		X 0-0 6-3			X 0-0 L3 1-2	4 0 1 0 0 0 4											
Carlos Paula, R OBP: 0.317, SLG: 0.431 (1, 9) X	0-0 F9		X 0-0 L4 1-2		X 0-0 FC6-4 1B			X 0-0 F9	4 0 1 0 0 0 1											
Roy Sievers, R OBP: 0.360, SLG: 0.456 (1, 3)		0-3 K		X 0-0 F7		X 0-0 FC6-4 G5-4-3 1-2f			3 0 0 0 0 1 1											
Johnny Groth, R OBP: 0.305, SLG: 0.385 (1, 7)		0-3 K		X 0-0 F6		X 0-0 G5-4-3 1-2f			3 0 0 0 0 1 1											
Tom Umphlett, R OBP: 0.254, SLG: 0.260 (1, 8)		0-0 F4		X 0-0 1-3				X 0-0 F8	3 0 0 0 0 0 0											
Ed Fitz Gerald, R OBP: 0.342, SLG: 0.350 (1, 2)		0-3 K		X 0-0 4-3				B B B B 4-0 1B BB	2 0 0 0 1 1 0											
Juan Delis, R OBP: 0.221, SLG: 0.229 (8, PR)									0 0 0 0 0 0 0											
Clint Courtney, L OBP: 0.386, SLG: 0.442 (8, 2)									0 0 0 0 0 0 0											
Jose Valdivielso, R OBP: 0.298, SLG: 0.381 (1, 6)		0-0 F3		X 0-0 SH1-4 1B				X 0-0 1-2 1B	3 0 2 0 0 0 0											
Dean Stone, L OBP: 0.119, SLG: 0.051 (1, 1)		0-0 1-3		X 0-0 SH1-4				X 0-0 6-3	1 0 0 0 0 0 0											
Mickey Vernon, L OBP: 0.360, SLG: 0.433 (8, PH)									1 0 0 0 0 0 1											
Pedro Ramos, S OBP: 0.150, SLG: 0.056 (8, 1)									0 0 0 0 0 0 0											
Inning Stats	R: 0 E: 1 K: 0 S: 3	H: 0 LOB: 0 BB: 0 P: 3	R: 0 E: 0 K: 2 S: 7	H: 0 LOB: 0 BB: 0 P: 7	R: 0 E: 0 K: 1 S: 5	H: 0 LOB: 0 BB: 0 P: 5	R: 0 E: 0 K: 0 S: 3	H: 1 LOB: 0 BB: 0 P: 3	R: 0 E: 0 K: 0 S: 3	H: 1 LOB: 2 BB: 0 P: 5	R: 0 E: 0 K: 0 S: 3	H: 1 LOB: 0 BB: 0 P: 3	R: 0 E: 0 K: 0 S: 3	H: 1 LOB: 1 BB: 1 P: 7	R: 0 E: 0 K: 0 S: 2	H: 0 LOB: 0 BB: 1 P: 6	1B: 4 2B: 1 3B: 0 HR: 0	SF: 0 SAC: 1 DP: 3 HBP: 1	WP: 0 PB: 0 SB: 0 CS: 0	PA: 30
PITCHER Bill Wight, L ERA: 2.55 (1, 1)	IP: 9.0 WLS: W BF: 30 H: 4 R: 0 ER: 0 SO: 3 BB: 2 IBB: 0 HBP: 1 BLK: 0 WP: 0 HR: 0 S: 33 P: 42 ERA: 0.00 WHIP: 0.667																			

Washington Senators @ Baltimore Orioles
 Memorial Stadium, Baltimore, MD
 Tue Aug 09 1955, 3:33 AM EDT
 Unknown

AB	26
R	0
H	4
RBI	0
BB	2
SO	3
LOB	8



Batter	1	2	3	4	5	6	7	8	9	AB	R	H	RBI	BB	SO	LOB
Fred Marsh, R OBP: 0.287, SLG: 0.238 (1, 4) (9, 5)	0-0 1-3	0-0 F5			0-0 6-3		0-0 E3 E			4	1	0	0	0	0	3
Cal Abrams, L OBP: 0.406, SLG: 0.372 (1, 8) (9, 9)	4-0 1B BB		0-0 4-3		0-0 F8		0-0 E4 1-H 2B			3	0	1	1	1	0	0
Dave Philley, S OBP: 0.368, SLG: 0.466 (1, 9) (9, 7)	0-0 1-2 1B		4-0 1B BB		0-0 F5		0-0 6-3			3	0	1	0	1	0	1
Jim Dyck, R OBP: 0.402, SLG: 0.384 Don Leppert, L OBP: 0.227, SLG: 0.056 (1, 7) (9, 4)	0-0 F7		0-0 1-2 1B		0-0 1B		0-3 K			4	0	2	0	0	1	2
Gus Triandos, R OBP: 0.314, SLG: 0.410 (1, 3) (9, 3)	0-0 F3		0-3 K		0-0 F7		0-3 K			4	0	0	0	0	2	5
Hal Smith, R OBP: 0.304, SLG: 0.354 (1, 2) (9, 2)		0-0 F4	0-0 5-3		0-0 F3		0-0 6-3			4	0	0	0	0	0	3
Chuck Diering, R OBP: 0.317, SLG: 0.299 (1, 5) (9, 8)		4-0 1B S BB		0-0 F8		0-0 F3				2	0	0	0	1	0	1
Willy Miranda, S OBP: 0.290, SLG: 0.290 (1, 6) (9, 6)		0-0 1-3 1B		0-0 6-3		0-0 F5				3	0	1	0	0	0	0
Bill Wight, L OBP: 0.214, SLG: 0.231 (1, 1) (9, 1)		0-3 K		0-0 F9		4-0 E3 BB				2	0	0	0	1	1	2
Inning Stats	R: 0 E: 0 K: 0 S: 4	H: 1 LOB: 2 BB: 1 P: 8	R: 0 E: 0 K: 1 S: 6	H: 1 LOB: 2 BB: 1 P: 10	R: 0 E: 0 K: 1 S: 6	H: 1 LOB: 2 BB: 1 P: 10	R: 0 E: 0 K: 0 S: 3	H: 0 LOB: 0 BB: 0 P: 3	R: 0 E: 0 K: 0 S: 4	H: 1 LOB: 1 BB: 0 P: 4	R: 1 E: 2 K: 0 S: 4	H: 1 LOB: 1 BB: 1 P: 8	R: 0 E: 0 K: 2 S: 7	H: 0 LOB: 0 BB: 0 P: 7	1B: 4 2B: 1 3B: 0 HR: 0	SF: 0 SAC: 0 DP: 0 HBP: 0
PITCHER Dean Stone, L ERA: 4.01 Pedro Ramos, R ERA: 3.82	IP 7.0 WLS L BF 30 H 5 R 1 ER 0 SO 2 BB 4 IBB 0 HBP 0 BLK 0 WP 0 HR 0 S 30 P 46 ERA 0.00 WHIP 1.286	IP 1.0 WLS L BF 3 H 0 R 0 ER 0 SO 2 BB 0 IBB 0 HBP 0 BLK 0 WP 0 HR 0 S 7 P 7 ERA 0.00 WHIP 0.000														

BOTTOM

Washington Senators @ Baltimore Orioles
Memorial Stadium, Baltimore, MD
 Tue Aug 09 1955, 3:33 AM EDT
 Unknown

livebaseballscorecards.com

AB	29
R	1
H	5
RBI	1
BB	4
SO	4
LOB	17



WP: 0	PA: 33
PB: 0	SB: 1
CS: 0	

Batter	1	2	3	4	5	6	7	8	9	AB R H RBI BB SO LOB	TOP									
Eddie Yost, R OBP: 0.380, SLG: 0.333 (1, 5)	0-3 K		0-0 SH2-4		0-0 9-3		0-0 1B		4-0 BB	3 0 1 1 1 1 1										
Ernie Oravetz, S OBP: 0.355, SLG: 0.327 (1, 9)	0-0 1-3		0-0 F9			0-0 F6	0-0 F7		0-0 4-3	5 0 0 0 0 0 3										
Pete Runnels, L OBP: 0.358, SLG: 0.335 (1, 4)	0-0 F7		4-0 BB			0-0 3-1		0-0 6-3	0-0 4-3	4 0 0 0 1 0 1										
Mickey Vernon, L OBP: 0.359, SLG: 0.431 (1, 3)		0-0 6-3	0-0 F8			0-0 F3		0-0 1B 1B		4 1 1 0 0 0 2										
Clint Courtney, L OBP: 0.392, SLG: 0.448 (1, 2)		0-0 HR 1B		0-0 6-3			0-0 HR 1B	0-0 1B 1B		4 2 3 0 0 0 0										
Roy Sievers, R OBP: 0.362, SLG: 0.474 (1, 7)		0-0 HR		0-0 F7			0-0 HR	0-3 K		4 2 2 4 0 1 2										
Jose Valdivielso, R OBP: 0.297, SLG: 0.378 (1, 6)		0-3 K		0-0 1-3			0-0 1-3	0-0 1B		4 0 1 1 0 1 0										
Tom Umphlett, R OBP: 0.258, SLG: 0.261 (1, 8)		0-0 F8			4-0 BB		0-0 1B 1B	0-0 6-3		3 1 1 0 1 0 2										
Chuck Stobbs, L OBP: 0.423, SLG: 0.211 Bob Chakales, R (5, 1)			0-0 SH2-4 1B		0-0 F6		0-0 6-3		0-0 F6	2 0 1 0 0 0 1 2 0 0 0 0 0 1										
Inning Stats	R: 0 E: 0 K: 1 S: 5	H: 0 LOB: 0 BB: 0 P: 5	R: 2 E: 0 K: 1 S: 7	H: 2 LOB: 0 BB: 0 P: 7	R: 0 E: 0 K: 0 S: 4	H: 1 LOB: 2 BB: 1 P: 8	R: 0 E: 0 K: 0 S: 3	H: 0 LOB: 0 BB: 0 P: 3	R: 0 E: 0 K: 0 S: 3	H: 0 LOB: 0 BB: 0 P: 3	R: 3 E: 0 K: 0 S: 7	H: 4 LOB: 1 BB: 0 P: 7	R: 1 E: 0 K: 1 S: 8	H: 3 LOB: 2 BB: 0 P: 8	R: 0 E: 0 K: 0 S: 3	H: 0 LOB: 1 BB: 1 P: 7	1B: 8 2B: 1 3B: 0 HR: 2	SF: 0 SAC: 1 DP: 1 HBP: 0	WP: 0 PB: 0 SB: 0 CS: 0	PA: 39
PITCHER	IP WLS BF H R ER SO BB IBB HBP BLK WP HR S P ERA WHIP																			
Jim Wilson, R ERA: 2.87 (1, 1)	7.0 L 29 7 5 5 2 2 0 0 0 0 0 2 31 39 6.43 1.286																			
Art Schallcock, L ERA: 3.86 (8, 1)	0.1 3 2 1 1 0 0 0 0 0 0 0 0 3 3 27.00 6.000																			
Harry Dorish, R ERA: 2.7 (8, 1)	1.2 7 1 0 0 1 1 0 0 0 0 0 0 8 12 0.00 1.200																			

Washington Senators @ Baltimore Orioles
 Memorial Stadium, Baltimore, MD
 Tue Aug 09 1955, 3:38 AM EDT
 Att: 16,806 - Unknown

AB	35
R	6
H	10
RBI	6
BB	3
SO	3
LOB	13



New York Yankees @ Baltimore Orioles
Memorial Stadium, Baltimore, MD
 Sun Aug 14 1955, 3:33 AM EDT
 Unknown

AB	34
R	7
H	10
RBI	7
BB	5
SO	4
LOB	15



AB	R	H	RBI	BB	SO	LOB
5	2	2	2	0	2	1
4	0	0	0	0	1	1
5	1	2	0	0	0	1
3	3	1	2	2	0	0
2	0	1	1	1	0	0
1	0	1	2	0	0	0
4	0	2	0	1	1	2
2	0	0	0	0	0	4
2	0	0	0	0	0	2
4	0	1	0	0	0	4
2	1	0	0	1	0	0
0	0	0	0	0	0	0

Batter	1	2	3	4	5	6	7	8	9
Hank Bauer, R (1, 9) OBP: 0.342, SLG: 0.420	0-0 L5		0-3 K		0-0 1-H HR		0-0 WP SH3-4 1B	0-3 K	
Phil Rizzuto, R (1, 6) OBP: 0.333, SLG: 0.239	0-3 K		0-0 5-3		0-0 3-1		0-0 SH3-4	0-0 F3	
Yogi Berra, L (1, 2) OBP: 0.354, SLG: 0.474	0-0 F4				0-0 F9 HR 2B		0-0 F3		0-0 SH1-4 BB FC1-4-2 1B
Mickey Mantle, S (1, 8) OBP: 0.429, SLG: 0.597		0-0 5-3		0-0 E5 1B	0-0 HR		4-0 WP 1B BB	4-0 SH1-4 BB	
Bill Skowron, R (1, 3) OBP: 0.354, SLG: 0.518		4-0 1B BB		0-0 1B	0-0 F8		0-0 BB 1B	0-0 SH1-4	
Joe Collins, L (7, PH) OBP: 0.336, SLG: 0.383				2-H 1B			1-H 2-H 1B	1-2 2-3	
Gil McDougald, R (1, 4) OBP: 0.376, SLG: 0.394		0-0 FC6-4 1B		0-0 1-2 1B	0-3 K		4-0 1-2 BB	0-0 FC1-4-2	
Elston Howard, R (1, 7) OBP: 0.341, SLG: 0.508		0-0 F7		0-0 F2		0-0 F8	0-0 F8		
Irv Noren, L (5, 7) OBP: 0.309, SLG: 0.374									
Andy Carey, R (1, 5) OBP: 0.306, SLG: 0.371		0-0 FC6-4		0-0 F6		0-0 6-3		0-0 SH1-4 2B	
Whitey Ford, L (1, 1) OBP: 0.254, SLG: 0.194			0-0 5-3		4-0 HR BB		0-0 G3	0-0 SH1-4	
Jim Konstanty, R (7, 1) OBP: 0.250, SLG: 0.143								2-3	

Inning Stats	R: 0	H: 0	R: 0	H: 1	R: 0	H: 0	R: 1	H: 2	R: 4	H: 3	R: 0	H: 0	R: 2	H: 2	R: 0	H: 1	R: 0	H: 1
	E: 0	LOB: 0	E: 0	LOB: 2	E: 0	LOB: 0	E: 1	LOB: 2	E: 0	LOB: 0	E: 0	LOB: 0	E: 0	LOB: 2	E: 0	LOB: 1	E: 0	LOB: 1
	K: 1	BB: 0	K: 0	BB: 1	K: 1	BB: 0	K: 0	BB: 0	K: 1	BB: 1	K: 0	BB: 0	K: 0	BB: 2	K: 1	BB: 0	K: 0	BB: 1
	S: 5	P: 5	S: 4	P: 8	S: 5	P: 5	S: 6	P: 6	S: 8	P: 12	S: 3	P: 3	S: 5	P: 13	S: 6	P: 6	S: 3	P: 7

PITCHER	IP	WLS	BF	H	R	ER	SO	BB	IBB	HBP	BLK	WP	HR	S	P	ERA	WHIP
Ed Lopat, L (1, 1) ERA: 3.69	4.1	L	22	6	5	4	2	2	0	0	0	0	2	24	32	8.31	1.846
Hal Brown, R (5, 1) ERA: 4.15	2.2		12	2	2	2	1	2	0	0	0	1	0	12	20	6.75	1.500
Ted Gray, L (8, 1) ERA: 7.97	2.0		8	2	0	0	1	1	0	0	0	0	0	9	13	0.00	1.500

WP: 1	PA: 42
PB: 0	
SB: 0	
CS: 0	

WP	HR	S	P	ERA	WHIP
1	0	0	0	8.31	1.846
0	0	0	0	6.75	1.500
0	0	0	0	0.00	1.500

Batter	1	2	3	4	5	6	7	8	9	AB	R	H	RBI	BB	SO	LOB
Fred Marsh, R OBP: 0.287, SLG: 0.248 (1, 4)	0-0 SH1-4 1B 2B	0-0 1-2 2-H 1B		0-0 F7		0-0 5-3		0-0 F7		5	1	2	1	0	0	5
Cal Abrams, L OBP: 0.415, SLG: 0.397 (1, 8)	0-0 SH1-4 2-3	0-0 4-3			0-0 1B 1B		4-0 BB BB		0-0 4-3-6 1B	3	0	2	0	1	0	2
Dave Philley, S OBP: 0.369, SLG: 0.457 (1, 9)	0-0 3-H 1B		4-0 BB BB	G5-4-3 BB		0-3 K		0-0 F7	0-0 L3	4	0	1	1	1	1	3
Jim Dyck, R OBP: 0.415, SLG: 0.391 (1, 7) (9, 5)	0-3 K		0-0 G5-4-3	1-2f	0-0 L5-3 1B		4-0 BB BB	4-0 FC6-4 BB	0-0 4-3-6	4	0	1	0	1	1	3
Gus Triandos, R OBP: 0.310, SLG: 0.403 (1, 3) (8, 2)	0-0 F8		0-3 K		0-0 L5-3		0-0 F8		1-2f	4	0	0	0	0	1	5
Hal Smith, R OBP: 0.301, SLG: 0.352 Ted Gray, S (8, 1)		0-0 FC1-5 2B		0-0 F4		0-0 F8	0-0 FC6-4			4	0	1	0	0	0	2
Chuck Diering, R OBP: 0.317, SLG: 0.294 Dave Pope, L OBP: 0.336, SLG: 0.405 (8, PH) (9, 7)		0-0 FC1-5 BB 1B		0-0 F5		4-0 WP 1B BB		0-0 P1-3		2	1	0	0	1	0	1
Willy Miranda, S OBP: 0.298, SLG: 0.293 (1, 6)		4-0 BB BB	4-0 BB BB	4-0 1B BB		0-0 WP 1B		0-0 4-3 1B		2	0	2	0	2	0	0
Ed Lopat, L OBP: 0.216, SLG: 0.171 Hal Brown, R OBP: 0.200, SLG: 0.111 Bob Hale, L OBP: 0.379, SLG: 0.424 (1, 1) (5, 1) (8, 3)		0-3 K		0-0 1-2 1B		0-0 F6		0-0 4-3		2	0	1	0	0	1	2

Inning Stats	R: 1	H: 2	E: 0	LOB: 1	K: 1	BB: 0	S: 7	P: 7	R: 1	H: 2	E: 0	LOB: 2	K: 1	BB: 1	S: 7	P: 11	R: 0	H: 0	E: 0	LOB: 0	K: 1	BB: 1	S: 4	P: 8	R: 0	H: 2	E: 0	LOB: 1	K: 1	BB: 0	S: 6	P: 6	R: 0	H: 1	E: 0	LOB: 2	K: 0	BB: 1	S: 4	P: 8	R: 0	H: 0	E: 0	LOB: 2	K: 0	BB: 2	S: 3	P: 11	R: 0	H: 1	E: 0	LOB: 1	K: 0	BB: 0	S: 4	P: 4	R: 0	H: 1	E: 0	LOB: 0	K: 0	BB: 0	S: 3	P: 3	1B: 8	SF: 0	2B: 4	SAC: 1	3B: 0	DP: 3	HR: 0	HBP: 0	WP: 1	PA: 40
Whitey Ford, L ERA: 2.91 (1, 1)	IP	WLS	BF	H	R	ER	SO	BB	IBB	HBP	BLK	WP	HR	S	P	ERA	WHIP																																																									
Jim Konstanty, R ERA: 2.04 (7, 1)	2.2	S	9	2	0	0	0	0	0	0	0	0	0	9	9	0.00	0.750																																																									


BOTTOM

New York Yankees @ Baltimore Orioles
Memorial Stadium, Baltimore, MD

Sun Aug 14 1955, 3:33 AM EDT
Unknown

livebaseballscorecards.com

AB	33
R	2
H	10
RBI	2
BB	6
SO	4
LOB	26



New York Yankees @ Baltimore Orioles
Memorial Stadium, Baltimore, MD
 Sun Aug 14 1955, 3:38 AM EDT
 Att: 19,216 - Overcast

AB	46
R	20
H	20
RBI	20
BB	11
SO	4
LOB	27



WP	1	PA	59
PB	0		
SB	0		
CS	0		

AB R H RBI BB SO LOB

6	3	3	2	1	1	4
5	4	3	2	2	0	1
0	0	0	0	0	0	0
4	2	3	5	2	0	0
0	0	0	0	0	0	0
6	1	1	1	1	2	5
2	0	1	1	0	0	2
3	2	1	1	2	0	3
1	0	0	0	0	0	2
4	1	2	1	1	0	2
5	1	1	1	1	1	2
4	3	2	2	1	0	2
4	1	2	1	0	0	2
0	0	0	0	0	0	0
1	1	1	2	0	0	0
1	1	0	1	0	0	2

Batter	1	2	3	4	5	6	7	8	9
Hank Bauer, R (1, 9) OBP: 0.346, SLG: 0.437	0-0 6-3 1B 2B	0-0 2-H HR		F8 K			0-0 2B	0-0 P9 2B	4-0 1B 1-2 2-3 BB
Jerry Coleman, R (1, 6) OBP: 0.324, SLG: 0.246 Bobby Richardson, R (9, 6) OBP: 0.222, SLG: 0.125	0-0 6-3 2-3	0-0 HBP 2B 1B		0-0 BB BB 1B	0-0 F8		4-0 FC3-6 BB	4-0 HR BB	0-0 1B 1-3 2-H 3-H 1B
Yogi Berra, L (1, 2) OBP: 0.362, SLG: 0.485 Charles Silvera, R (9, 2) OBP: 0.355, SLG: 0.200	0-0 1B 3-H 1B	1-0 2B 1-2 HBP		4-0 BB BB 1-2 BB	0-0 F6		4-0 FC3-6 BB	0-0 1-H HR	0-0 3-1 1-3 1B
Mickey Mantle, S (1, 8) OBP: 0.427, SLG: 0.590	0-0 1-2 1B	0-3 K		4-0 BB BB 1-2 2-3 BB	0-3 K		0-0 FC3-6 1-2 2-3	0-0 G3 3-H	0-0 3-1 1-2 3-H
Joe Collins, L (1, 3) OBP: 0.338, SLG: 0.389 Bill Skowron, R (4, PH) OBP: 0.359, SLG: 0.515	0-0 F8	0-0 1-3 2-H 2B		4-0 BB BB 1-2 2-3 3-H SF8 BB		0-0 2B 1B	0-0 P9		1-3 1B 1B BB 5-3
Irv Noren, L (1, 7) OBP: 0.308, SLG: 0.372 Elston Howard, R (2, PH) OBP: 0.347, SLG: 0.513	0-0 G3	0-0 F9		4-0 1B BB 1-2 2-3 3-H BB		0-0 2B	0-0 P9	0-0 1B 1B 1-2 FC6-5 1B	
Gil McDougald, R (1, 4) OBP: 0.376, SLG: 0.391		0-3 K	0-0 F2	4-0 1-2 2-3 3-H 1B BB		0-0 6-3	0-0 E4 2B	0-0 FC6-5 1B 1-2 2-3 1B	
Andy Carey, R (1, 5) OBP: 0.309, SLG: 0.373		0-0 2B 1B	0-0 F8	0-0 SF8		0-0 L4	4-0 2B BB	0-0 BB FC6-5 1B 1-2 2-3 3-H 1B	
Tommy Byrne, L (1, 1) OBP: 0.277, SLG: 0.310 Jim Konstanty, R (7, 1) OBP: 0.250, SLG: 0.143 Bob Cerv, R (8, PH) OBP: 0.344, SLG: 0.509 Bob Turley, R (8, 1) OBP: 0.197, SLG: 0.185		0-0 1-H HR 2B	0-0 4-3	0-0 1-2 2-3 1B		0-0 6-3	0-0 WP 1-H 2-H HR 2B	0-0 FC6-5 1B 1-2 2-3 3-H 1B	

Inning Stats	R: 1 E: 0 K: 0 S: 6	H: 3 LOB: 2 BB: 0 P: 6	R: 4 E: 0 K: 2 S: 12	H: 5 LOB: 2 BB: 0 P: 13	R: 0 E: 0 K: 0 S: 3	H: 0 LOB: 0 BB: 0 P: 3	R: 4 E: 0 K: 1 S: 7	H: 2 LOB: 3 BB: 5 P: 27	R: 0 E: 0 K: 1 S: 5	H: 0 LOB: 0 BB: 0 P: 5	R: 0 E: 0 K: 0 S: 5	H: 2 LOB: 2 BB: 0 P: 5	R: 0 E: 0 K: 0 S: 3	H: 1 LOB: 2 BB: 2 P: 11	R: 5 E: 1 K: 0 S: 6	H: 2 LOB: 0 BB: 2 P: 14	R: 6 E: 0 K: 0 S: 8	H: 5 LOB: 1 BB: 2 P: 16	1B: 12 2B: 6 3B: 0 HR: 2	SF: 1 SAC: 0 DP: 0 HBP: 1	WP: 1 PB: 0 SB: 0 CS: 0	PA: 59
--------------	------------------------------	---------------------------------	-------------------------------	----------------------------------	------------------------------	---------------------------------	------------------------------	----------------------------------	------------------------------	---------------------------------	------------------------------	---------------------------------	------------------------------	----------------------------------	------------------------------	----------------------------------	------------------------------	----------------------------------	-----------------------------------	------------------------------------	----------------------------------	--------

PITCHER	IP	WLS	BF	H	R	ER	SO	BB	IBB	HBP	BLK	WP	HR	S	P	ERA	WHIP
Jim Wilson, R (1, 1) ERA: 3.1	1.2	L	14	8	5	5	2	0	0	1	0	0	1	17	18	27.00	4.800
Art Schallcock, L (2, 1) ERA: 4.16	1.2		8	1	3	3	0	2	0	0	0	0	0	6	14	16.20	1.800
Harry Dorish, R (4, 1) ERA: 2.83	0.0		3	0	0	0	0	3	0	0	0	0	0	0	12	∞	∞
George Zuverink, R (4, 1) ERA: 4.15	3.2		16	4	1	1	2	2	0	0	0	0	0	18	26	2.46	1.636
Ted Gray, L (8, 1) ERA: 8.14	0.2		7	2	5	1	0	2	0	0	0	1	1	5	13	13.50	6.000

PITCHER	IP	WLS	BF	H	R	ER	SO	BB	IBB	HBP	BLK	WP	HR	S	P	ERA	WHIP
Don Johnson, R (8, 1) ERA: 5.65	0.2		7	3	5	5	0	2	0	0	0	0	0	5	13	67.50	7.500
Hal Brown, R (9, 1) ERA: 4.35	0.2		4	2	1	1	0	0	0	0	0	0	0	4	4	13.50	3.000

Batter	1	2	3	4	5	6	7	8	9	AB R H RBI BB SO LOB	TOP
Hank Bauer, R (1, 9) OBP: 0.350, SLG: 0.444	4-0 BB 1B E BB	4-0 BB 1B BB		x 0-0 F5		x 0-0 F9			x 0-0 HR	3 2 1 1 2 0 0	
Phil Rizzuto, R (1, 6) OBP: 0.337, SLG: 0.250	0-0 1-2 6-3	0-0 1-3 2-H 1B		x 0-0 1B				0-3 K	x 0-0 F7	5 0 2 1 0 1 1	
Yogi Berra, L (1, 2) OBP: 0.360, SLG: 0.480	0-0 5-3	0-0 6-3		x 0-0 F5				BB 4-0 1B BB	x 0-0 4-3	4 0 0 0 1 0 4	
Mickey Mantle, S (1, 8) OBP: 0.429, SLG: 0.594	0-0 2-H 1B		x 0-0 1B 2B					x 0-0 L7	x 0-0 G6-4-3 1B	4 1 3 1 0 0 0	
Bill Skowron, R (1, 3) Joe Collins, L (9, 3) OBP: 0.338, SLG: 0.389	0-0 1-3		x 0-0 1B					x 0-0 E5 FC6-2	x 0-0 G6-4-3	4 0 1 1 0 0 3 0 0 0 0 0 0 0	
Gil McDougald, R (1, 4) OBP: 0.374, SLG: 0.390		x 0-0 SH1-4 1B SF9 1B	x 0-0 F9					x 0-0 FC6-2	x 0-0 1-3	4 1 1 0 0 0 2	
Elston Howard, R (1, 7) Irv Noren, L (9, 7) OBP: 0.308, SLG: 0.372		x 0-0 SH1-4 1B 1B	x 0-0 F7					x 0-0 F4	x 0-0 1-3	4 1 1 0 0 0 2 0 0 0 0 0 0 0	
Andy Carey, R (1, 5) OBP: 0.307, SLG: 0.370		x 0-0 SH1-4 1-2 2-3	x 0-0 F9					x 0-0 6-3	x 0-0 5-3	3 0 0 0 0 0 1	
Bob Wiesler, S (1, 1) Johnny Kucks, R (5, 1) OBP: 0.057, SLG: 0.086		x 0-0 SF9		x 0-0 4-3				0-3 K	0-3 K	1 0 0 1 0 0 0 2 0 0 0 0 2 0	
Inning Stats	R: 1 E: 1 K: 0 S: 4 H: 1 LOB: 1 BB: 1 P: 8	R: 2 E: 0 K: 0 S: 6 H: 3 LOB: 2 BB: 1 P: 10	R: 1 E: 0 K: 0 S: 5 H: 2 LOB: 1 BB: 0 P: 5	R: 0 E: 0 K: 0 S: 4 H: 1 LOB: 1 BB: 0 P: 4	R: 0 E: 2 K: 0 S: 4 H: 0 LOB: 1 BB: 0 P: 4	R: 0 E: 0 K: 1 S: 5 H: 0 LOB: 0 BB: 0 P: 5	R: 0 E: 0 K: 1 S: 5 H: 1 LOB: 1 BB: 1 P: 9	R: 0 E: 0 K: 0 S: 3 H: 0 LOB: 0 BB: 0 P: 3	R: 1 E: 0 K: 1 S: 6 H: 1 LOB: 0 BB: 0 P: 6	1B: 7 2B: 1 3B: 0 HR: 1 SF: 1 SAC: 1 DP: 1 HBP: 0	WP: 0 PB: 0 SB: 0 CS: 0 PA: 39
PITCHER Bill Wight, L (1, 1) ERA: 2.72	IP: 9.0 WLS: L BF: 39 H: 9 R: 5 ER: 4 SO: 3 BB: 3 IBB: 0 HBP: 0 BLK: 0 WP: 0 HR: 1 S: 42 P: 54 ERA: 4.00 WHIP: 1.333										

New York Yankees @ Baltimore Orioles
 Memorial Stadium, Baltimore, MD
 Mon Aug 15 1955, 3:33 AM EDT
 Overcast

livebaseballscorecards.com

AB	34
R	5
H	9
RBI	5
BB	3
SO	3
LOB	13



Batter	1	2	3	4	5	6	7	8	9	AB R H RBI BB SO LOB	TOP											
Hank Bauer, R (1, 9) OBP: 0.352, SLG: 0.442	4-0 BB BB		4-0 BB SH3-4 G3 BB	0-0 F6	0-0 1B		0-0 F2		0-0 E5 BB E	4 2 1 0 2 0 1												
Gil McDougald, R (1, 4) OBP: 0.377, SLG: 0.391	0-3 K		0-0 SH3-4	0-0 E HR 1B	0-0 1B		0-0 P7		4-0 E BB	4 1 2 0 1 1 1												
Yogi Berra, L (1, 2) OBP: 0.357, SLG: 0.474	0-0 F9		4-0 G3 1B BB	0-0 E3 HR		0-0 F4		0-0 F4	0-0 E3 1-3 2-H	5 2 0 0 1 0 3												
Mickey Mantle, S (1, 8) OBP: 0.432, SLG: 0.608	4-0 1-2 BB		4-0 G3 1B BB	0-0 1-H 3-H HR		0-0 HR		0-0 6-3	0-0 F9	4 3 2 4 2 0 2												
Joe Collins, L (1, 3) OBP: 0.339, SLG: 0.387	0-0 F5		0-0 G3	0-0 F7		0-0 E 1B SF9 1B		4-0 BB		4 1 1 1 1 0 4												
Irv Noren, L (1, 7) OBP: 0.312, SLG: 0.374		0-0 F7	0-0 2B 1B	4-0 BB		0-0 E9 FC6-4 1B		0-3 K		4 1 2 2 1 1 1												
Andy Carey, R (1, 5) OBP: 0.306, SLG: 0.376		0-0 G3	0-0 1-H 2B	0-0 F6		0-0 SF9		0-0 E 2B		4 1 2 2 0 0 1												
Jerry Coleman, R (1, 6) OBP: 0.316, SLG: 0.258		0-0 2B	0-3 K		0-0 6-3	0-0 FC6-4		0-3 K		5 0 1 0 0 2 3												
Rip Coleman, L (1, 1) OBP: 0.333, SLG: 0.333		0-3 K		0-0 1B E 1B	0-3 K		0-3 K		0-0 F8	3 1 1 0 0 2 1												
Bob Grim, R (6, 1) OBP: 0.208, SLG: 0.136										2 0 0 0 0 1 1												
Inning Stats	R: 0 E: 0 K: 1 S: 5	H: 0 LOB: 2 BB: 2 P: 13	R: 0 E: 0 K: 1 S: 6	H: 1 LOB: 1 BB: 0 P: 6	R: 4 E: 0 K: 1 S: 7	H: 2 LOB: 1 BB: 3 P: 19	R: 4 E: 1 K: 0 S: 7	H: 3 LOB: 1 BB: 1 P: 11	R: 0 E: 0 K: 1 S: 6	H: 2 LOB: 2 BB: 0 P: 6	R: 2 E: 1 K: 0 S: 6	H: 3 LOB: 1 BB: 0 P: 6	R: 0 E: 0 K: 1 S: 5	H: 0 LOB: 0 BB: 0 P: 5	R: 0 E: 0 K: 1 S: 5	H: 0 LOB: 1 BB: 1 P: 9	R: 2 E: 2 K: 1 S: 8	H: 1 LOB: 2 BB: 1 P: 12	1B: 7 2B: 3 3B: 0 HR: 2	SF: 1 SAC: 1 DP: 0 HBP: 0	WP: 0 PB: 0 SB: 0 CS: 0	PA: 49
PITCHER	IP WLS BF H R ER SO BB IBB HBP BLK WP HR S P ERA WHIP																					
Ray Moore, R (1, 1) ERA: 3.86	4.0 L 25 6 8 7 3 6 0 0 0 0 0 1 25 49 15.75 3.000																					
Art Schallcock, L (5, 1) ERA: 4.0	5.0 24 6 4 1 4 2 0 0 0 0 0 1 30 38 1.80 1.600																					

New York Yankees @ Baltimore Orioles
 Memorial Stadium, Baltimore, MD
 Mon Aug 15 1955, 3:38 AM EDT
 Att: 13,152 - Unknown

livebaseballscorecards.com

AB	39
R	12
H	12
RBI	9
BB	8
SO	7
LOB	18



Batter	1	2	3	4	5	6	7	8	9	AB R H RBI BB SO LOB	TOP
Fred Marsh, R OBP: 0.301, SLG: 0.259 (1, 4) X	0-0 L6-4 BB 1B		0-0 1B		0-0 FC5-4 1-2f 2-3		0-0 SH2-4 1-2	0-0 F8		4 0 2 0 0 0 3	Baltimore Orioles @ Washington Senators Griffith Stadium, Washington, DC Tue Aug 16 1955, 3:33 AM EDT Att. 1,683 - Unknown
Cal Abrams, L OBP: 0.424, SLG: 0.415 (1, 8) BB (7, 9) BB	4-0 1-2 BB		0-0 G6-4-3 1B		0-0 4-3		0-0 2-H HR	4-0 1-2 BB		3 1 2 2 2 0 2	
Dave Philley, S OBP: 0.380, SLG: 0.438 (1, 9) S (7, 7) S	0-3 K		0-0 G6-4-3 1-2f			4-0 6-3 1B 1B BB	0-3 K	0-0 4-3		4 1 0 0 1 2 7	
Jim Dyck, R OBP: 0.431, SLG: 0.419 Wayne Causey, L OBP: 0.286, SLG: 0.238 (1, 7) X (7, 5)	0-0 L6-4 2-3			0-0 G6-4-3 1B		0-0 6-3 1B 1-2 1B	0-0 2B		0-0 F4	4 1 3 0 0 0 2 1 0 0 0 0 0 0	
Gus Triandos, R OBP: 0.316, SLG: 0.400 (1, 3) X		0-0 F9		0-0 F4		0-3 K	0-0 F7		0-3 K	5 0 0 0 0 2 4	
Hal Smith, R OBP: 0.300, SLG: 0.352 (1, 2) X		0-0 F8		0-0 G6-4-3 1-2f		0-0 6-3 1-2 2-3		0-0 E 1B 1B	0-0 E 1B 1B	5 2 2 0 0 0 3	
Chuck Diering, R OBP: 0.328, SLG: 0.306 (1, 5) X (7, 8)		0-0 6-3			0-0 FC5-4 1B 1B	0-0 2-H 3-H 1B		0-0 E3 1B FC6-4	0-0 E8 1B	5 1 3 2 0 0 1	
Willy Miranda, S OBP: 0.299, SLG: 0.289 (1, 6) X			0-0 1-3		0-0 F8	0-0 F3		0-0 FC6-4 1-3 3-H 1B	0-0 6-3	5 0 1 1 0 0 3	
Erv Palica, R OBP: 0.333, SLG: 0.308 Bob Hale, L OBP: 0.366, SLG: 0.407 (8, PH) Hal Brown, R OBP: 0.200, SLG: 0.111 (8, PR) George Zuverink, R OBP: 0.077, SLG: 0.077 (8, 1) X			0-0 1B 1B 1B		0-0 FC5-4 1-2 1B		0-0 SH2-4 HR 1B	0-0 FC6-4 1-2f 3-H BB		3 1 3 0 0 0 0 1 0 0 1 0 0 1 0 0 0 0 0 0 0 0 0 0 0 0 0 0	
Inning Stats	R: 0 H: 1 E: 0 LOB: 1 K: 1 BB: 1 S: 5 P: 9	R: 0 H: 0 E: 0 LOB: 0 K: 0 BB: 0 S: 3 P: 3	R: 0 H: 3 E: 0 LOB: 2 K: 0 BB: 0 S: 5 P: 5	R: 0 H: 1 E: 0 LOB: 0 K: 0 BB: 0 S: 3 P: 3	R: 0 H: 2 E: 0 LOB: 2 K: 0 BB: 0 S: 5 P: 5	R: 2 H: 2 E: 0 LOB: 1 K: 1 BB: 1 S: 7 P: 11	R: 2 H: 3 E: 0 LOB: 1 K: 1 BB: 0 S: 8 P: 8	R: 2 H: 2 E: 1 LOB: 2 K: 0 BB: 1 S: 6 P: 10	R: 1 H: 2 E: 1 LOB: 1 K: 1 BB: 0 S: 7 P: 7	1B: 14 SF: 0 2B: 2 SAC: 1 3B: 0 DP: 3 HR: 1 HBP: 0	
PITCHER Johnny Schmitz, L ERA: 3.5 (1, 1) Camilo Pascual, R ERA: 5.76 (7, 1)	IP WLS BF H R ER SO BB IBB HBP BLK WP HR S P ERA WHIP										

livebaseballscorecards.com

AB	40
R	7
H	16
RBI	6
BB	3
SO	4
LOB	26



Batter	1	2	3	4	5	6	7	8	9	AB R H RBI BB SO LOB	TOP
Fred Marsh, R OBP: 0.300, SLG: 0.254 (1, 4) X	0-0 F4		4-0 BB BB		0-0 F7		0-0 G5-4-3 1-2f			3 0 0 0 1 0 1	Baltimore Orioles @ New York Yankees Yankee Stadium, Bronx, NY Fri Aug 19 1955, 3:33 AM EDT Att. 14,602 - Unknown - 81 F
Cal Abrams, L OBP: 0.429, SLG: 0.416 (1, 8) X	0-0 5-3		4-0 BB 1-2			0-0 BB FC5-2 1B		4-0 L4-3 BB		2 0 1 0 2 0 0	
Dave Philley, S OBP: 0.375, SLG: 0.432 (1, 9) S S S	0-3 K		0-0 F8			0-0 F8		0-0 L4-3 1-2		4 0 0 0 0 1 4	
Jim Dyck, R OBP: 0.433, SLG: 0.426 (1, 7)		0-0 2B	0-0 L7			4-0 FC5-2 1-2 BB		0-0 F8		3 0 1 0 1 0 2	
Gus Triandos, R OBP: 0.316, SLG: 0.397 (1, 3) S S	0-3 K			0-0 F8		4-0 FC5-2 1-2 2-3 BB		0-0 F8		3 0 0 0 1 1 1	
Hal Smith, R OBP: 0.297, SLG: 0.349 (1, 2)		0-0 F3		0-0 F8		0-0 FC5-2		0-0 P5-3		3 0 0 0 0 0 4	
Art Schallack, L OBP: 0.200, SLG: 0.111 (7, 1)										0 0 0 0 0 0 0	
Erv Palica, R OBP: 0.333, SLG: 0.308 (8, 1)										0 0 0 0 0 0 0	
Dave Pope, L OBP: 0.331, SLG: 0.403 (9, PH)						1-2 2-3 3-Hf				1 0 0 0 0 0 0	
Chuck Diering, R OBP: 0.327, SLG: 0.302 (1, 5) B B B B		4-0 BB		0-0 F7		0-0 F9		0-0 F9		3 0 0 0 1 0 3	
Willy Miranda, S OBP: 0.297, SLG: 0.287 (1, 6) X	0-0 F8				0-0 F7		0-0 F8			3 0 0 0 0 0 2	
Jim Wilson, R OBP: 0.121, SLG: 0.123 (1, 1) S S S S			0-3 K		0-0 F7		0-0 F8			2 0 0 0 0 1 0	
Tom Gastall, R OBP: 0.182, SLG: 0.100 (7, PH) (7, 2)							4-0 G5-4-3 BB			0 0 0 0 1 0 0	
Inning Stats	R: 0 E: 0 K: 1 S: 5 H: 0 LOB: 0 BB: 0 P: 5	R: 0 E: 0 K: 1 S: 6 H: 1 LOB: 2 BB: 1 P: 10	R: 0 E: 0 K: 1 S: 5 H: 0 LOB: 2 BB: 2 P: 13	R: 0 E: 0 K: 0 S: 3 H: 0 LOB: 0 BB: 0 P: 3	R: 0 E: 0 K: 0 S: 3 H: 0 LOB: 0 BB: 0 P: 3	R: 0 E: 0 K: 0 S: 4 H: 1 LOB: 3 BB: 2 P: 12	R: 0 E: 0 K: 0 S: 2 H: 0 LOB: 0 BB: 1 P: 6	R: 0 E: 0 K: 0 S: 2 H: 0 LOB: 0 BB: 1 P: 6	R: 0 E: 0 K: 0 S: 3 H: 0 LOB: 0 BB: 0 P: 3	1B: 1 2B: 2 3B: 0 HR: 0 SF: 0 SAC: 0 DP: 2 HBP: 0	WP: 0 PB: 0 SB: 0 CS: 0 PA: 34
PITCHER Whitey Ford, L ERA: 2.78 (1, 1)	IP: 9.0 WLS: W BF: 34 H: 2 R: 0 ER: 0 SO: 3 BB: 7 IBB: 0 HBP: 0 BLK: 0 WP: 0 HR: 0 S: 33 P: 61 ERA: 0.00 WHIP: 1.000										

livebaseballscorecards.com

AB	27
R	0
H	2
RBI	0
BB	7
SO	3
LOB	17



Batter	1	2	3	4	5	6	7	8	9	AB R H RBI BB SO LOB	TOP		
Wayne Causey, L (1, 5) OBP: 0.283, SLG: 0.231	0-0 E3 SH3 2B	0-0 F8		0-0 F4			0-0 5-3		4-0 BB 1-2 BB	4 1 0 0 1 0 3			
Cal Abrams, L (1, 9) OBP: 0.430, SLG: 0.412	0-0 SH3 1-2		0-0 F3		4-0 1B BB		4-0 CS BB		0-0 F9 BB	2 0 0 0 2 0 2			
Dave Philley, S (1, 7) OBP: 0.370, SLG: 0.425	0-0 F3		0-0 F6		0-3 K		0-0 5-3 1-2			4 0 0 0 0 1 3			
Gus Triandos, R (1, 3) OBP: 0.317, SLG: 0.395 George Zuverink, R (4, 1) OBP: 0.077, SLG: 0.077 Bob Hale, L (5, PH) OBP: 0.379, SLG: 0.419	4-0 2B BB		0-0 F7		0-0 G6-4-3 1B			0-0 L3-6 SH2-3 1B		1 0 0 0 1 0 0 0 0 0 0 0 0 0 2 0 2 0 0 0 0			
Hal Smith, R (1, 2) OBP: 0.300, SLG: 0.353	0-0 2B 1-3 2-H			4-0 FC3-6 SH E BB		0-0 G6-4-3 1-2f		0-0 SH2-3 1-2		2 1 1 1 1 0 2			
Fred Marsh, R (1, 4) OBP: 0.296, SLG: 0.250	0-0 F7			0-0 SH FC3-6 1-2		0-0 F7		0-0 L3-6 2-3		3 0 0 0 0 0 3			
Chuck Diering, R (1, 8) OBP: 0.326, SLG: 0.301		0-0 6-3		0-0 FC3-6 E 1-2f 2-3		0-0 1B			0-3 K	4 0 1 0 0 1 2			
Willy Miranda, S (1, 6) OBP: 0.297, SLG: 0.287 Dave Pope, L (9, PH) OBP: 0.330, SLG: 0.402		0-0 1B		0-0 F6		0-3 K			0-0 P3	3 0 1 0 0 1 3 1 0 0 0 0 0 0			
Bill Wight, L (1, 1) OBP: 0.200, SLG: 0.211 Tex Nelson, L (9, PH) OBP: 0.345, SLG: 0.240 Don Leppert, L (9, PR) OBP: 0.217, SLG: 0.053		0-3 K		0-0 E8 1-3 3-H 1B		0-3 K			0-0 BB 1B	3 0 1 1 0 2 2 1 0 1 0 0 0 0 0 0 0 0 0 0 0			
Inning Stats	R: 1 E: 1 K: 0 S: 5 H: 1 LOB: 2 BB: 1 P: 9	R: 0 E: 0 K: 1 S: 6 H: 1 LOB: 1 BB: 0 P: 6	R: 0 E: 0 K: 0 S: 3 H: 0 LOB: 0 BB: 0 P: 3	R: 1 E: 1 K: 0 S: 5 H: 1 LOB: 2 BB: 1 P: 9	R: 0 E: 0 K: 1 S: 5 H: 1 LOB: 1 BB: 1 P: 9	R: 0 E: 0 K: 2 S: 8 H: 1 LOB: 1 BB: 0 P: 8	R: 0 E: 0 K: 0 S: 2 H: 0 LOB: 0 BB: 1 P: 6	R: 0 E: 0 K: 0 S: 3 H: 1 LOB: 0 BB: 0 P: 3	R: 0 E: 0 K: 1 S: 6 H: 1 LOB: 2 BB: 1 P: 10	1B: 6 2B: 2 3B: 0 HR: 0 SF: 0 SAC: 3 DP: 2 HBP: 0	WP: 0 PB: 0 SB: 0 CS: 1 PA: 38		
PITCHER	IP WLS BF H R ER SO BB IBB HBP BLK WP HR S P ERA WHIP											PITCHER	IP WLS BF H R ER SO BB IBB HBP BLK WP HR S P ERA WHIP
Tommy Byrne, L (1, 1) ERA: 2.64	7.0 W 30 5 2 1 4 4 0 0 0 0 0 0 34 50 1.29 1.286												
Bob Grim, R (8, 1) ERA: 4.61	1.2 7 2 0 0 1 1 0 0 0 0 0 0 8 12 0.00 1.800												
Rip Coleman, L (9, 1) ERA: 9.53	0.1 S 1 0 0 0 0 0 0 0 0 0 0 0 1 1 0.00 0.000												

Baltimore Orioles @ New York Yankees
 Yankee Stadium, Bronx, NY
 Sat Aug 20 1955, 3:33 AM EDT
 Att. 10,869 - Unknown - 92 F

livebaseballscorecards.com

AB 30
 R 2
 H 7
 RBI 2
 BB 5
 SO 5
 LOB 20



Batter	1	2	3	4	5	6	7	8	9	AB	R	H	RBI	BB	SO	LOB
Hank Bauer, R OBP: 0.355, SLG: 0.448 (1, 9)	0-3 K		0-3 K		0-0 FC6-4-5 SH2-3		0-0 F7			4	0	0	0	0	2	3
Gil McDougald, R OBP: 0.374, SLG: 0.395 (1, 4)	0-0 6-3			4-0 FC6-4 1B 2B BB	0-0 SH2-3		0-0 F7			2	1	0	0	1	0	1
Yogi Berra, L OBP: 0.356, SLG: 0.465 (1, 2)	0-0 F9			0-0 FC6-4 1B	0-0 F9			0-0 4-3		4	0	1	0	0	0	1
Mickey Mantle, S OBP: 0.436, SLG: 0.617 (1, 8)		4-0 G6-4-3 BB		0-0 FC6-4 2B 2B		4-0 G2-5-3 1B BB		0-0 6-3		2	1	0	0	2	0	2
Bill Skowron, R OBP: 0.365, SLG: 0.531 (1, 3)		0-0 G6-4-3		0-0 2B		0-0 G2-5-3 1B		0-3 K		3	1	2	1	0	0	1
Joe Collins, L OBP: 0.343, SLG: 0.383 (7, 3)		1-2f		1-3 2B		1-2 G2-5-3 1B				1	0	0	0	0	1	0
Elston Howard, R OBP: 0.346, SLG: 0.507 (1, 7)		0-3 K		0-0 2B		0-0 G2-5-3				3	0	1	2	0	1	2
Bob Grim, R OBP: 0.208, SLG: 0.136 (8, 1)				2-H 3-H		1-2 2-3f				0	0	0	0	0	0	0
Rip Coleman, L OBP: 0.333, SLG: 0.333 (9, 1)										0	0	0	0	0	0	0
Andy Carey, R OBP: 0.304, SLG: 0.371 (1, 5)			0-0 F8	0-0 F4		0-0 F7				3	0	0	0	0	0	2
Phil Rizzuto, R OBP: 0.350, SLG: 0.259 (1, 6)			0-0 F7	0-0 F9		0-0 E5 SH1-4				3	0	0	0	0	0	1
Tommy Byrne, L OBP: 0.299, SLG: 0.333 (1, 1)			0-0 1B		0-0 FC6-4-5 WP 1B		0-0 SH1-4			2	0	2	0	0	0	0
Irv Noren, L OBP: 0.312, SLG: 0.370 (8, 7)										0	0	0	0	0	0	0

Inning Stats	R: 0	H: 0	E: 0	K: 1	S: 5	LOB: 0	BB: 0	P: 5	R: 0	H: 0	E: 0	K: 1	S: 4	LOB: 0	BB: 1	P: 8	R: 0	H: 1	E: 0	K: 1	S: 6	LOB: 1	BB: 0	P: 6	R: 3	H: 3	E: 0	K: 0	S: 6	LOB: 1	BB: 1	P: 10	R: 0	H: 1	E: 0	K: 0	S: 4	LOB: 1	BB: 0	P: 4	R: 0	H: 1	E: 0	K: 0	S: 3	LOB: 1	BB: 1	P: 7	R: 0	H: 0	E: 1	K: 0	S: 4	LOB: 1	BB: 0	P: 4	R: 0	H: 0	E: 0	K: 1	S: 5	LOB: 0	BB: 0	P: 5
--------------	------	------	------	------	------	--------	-------	------	------	------	------	------	------	--------	-------	------	------	------	------	------	------	--------	-------	------	------	------	------	------	------	--------	-------	-------	------	------	------	------	------	--------	-------	------	------	------	------	------	------	--------	-------	------	------	------	------	------	------	--------	-------	------	------	------	------	------	------	--------	-------	------


PITCHER	IP	WLS	BF	H	R	ER	SO	BB	IBB	HBP	BLK	WP	HR	S	P	ERA	WHIP
Bill Wight, L ERA: 2.81 (1, 1)	7.1	L	29	5	3	3	4	3	0	0	0	1	0	34	46	3.68	1.091
George Zuverink, R ERA: 3.99 (4, 1)	0.2		3	1	0	0	0	0	0	0	0	0	0	3	3	0.00	1.500
Bill Wight, L ERA: 2.81 (5, 1)	7.1	L	29	5	3	3	4	3	0	0	0	1	0	34	46	3.68	1.091

BOTTOM

Baltimore Orioles @ New York Yankees
 Yankee Stadium, Bronx, NY
 Sat Aug 20 1955, 3:33 AM EDT
 Att. 10,869 - Unknown - 92 F

AB	27
R	3
H	6
RBI	3
BB	3
SO	4
LOB	13

WP: 1 PA: 32
 PB: 0
 SB: 0
 CS: 0



Batter	1	2	3	4	5	6	7	8	9	AB R H RBI BB SO LOB	TOP
Fred Marsh, R OBP: 0.288, SLG: 0.243 (1, 5) X	0-0 L6		0-0 6-3		0-0 F8		0-0 FC6-4 1-2f		0-0 F9	5 0 0 0 0 0 5	
Cal Abrams, L OBP: 0.428, SLG: 0.406 (1, 8) B B B (8, 9)	4-0 G3 BB			0-3 K		0-3 K		0-0 F7		3 0 0 0 1 2 0	
Dave Philley, S OBP: 0.368, SLG: 0.421 Chuck Diering, R OBP: 0.326, SLG: 0.301 (1, 7) X (8, 8)	0-0 G3 1-2		0-0 6-3		0-0 F7			4-0 FC4-8 BB		3 0 0 0 1 0 1 0 0 0 0 0 0 0	
Dave Pope, L OBP: 0.329, SLG: 0.399 (1, 9) X (8, 7)	0-0 P4-3		0-3 K		0-0 1B 1B			0-0 FC4-6 1-2f		4 0 1 0 0 1 2	
Bob Hale, L OBP: 0.384, SLG: 0.423 (1, 3) X		0-0 4-3			0-0 FC3-6 1B 1B		0-0 1-2 1B	0-3 K		4 1 2 0 0 1 1	
Gus Triandos, R OBP: 0.316, SLG: 0.392 (1, 2) X		0-0 6-3			4-0 FC3-6 1-2 BB		0-0 F8		0-0 5-3	3 0 0 0 1 0 2	
Don Leppert, L OBP: 0.185, SLG: 0.043 (1, 4) X		0-0 6-3			0-0 FC3-6 1-2f 2-3 1B		0-0 F8		0-0 6-3	4 0 0 0 0 0 2	
Willy Miranda, S OBP: 0.302, SLG: 0.290 (1, 6) X			0-3 K		0-0 1-2 3-H 1B		4-0 FC6-4 BB		0-0 1B 1B	3 0 2 1 1 1 0	
Ed Lopat, L OBP: 0.211, SLG: 0.167 Hal Brown, R OBP: 0.200, SLG: 0.111 Tex Nelson, L OBP: 0.335, SLG: 0.231 Harry Dorish, R OBP: 0.091, SLG: 0.091 Wayne Causey, L OBP: 0.281, SLG: 0.229 Ray Moore, R OBP: 0.212, SLG: 0.188 Hal Smith, R OBP: 0.302, SLG: 0.355 (1, 1) (3, 1) (5, PH) (5, 1) (7, PH) (7, 1) (9, PH)			0-0 4-3		0-0 F7		0-3 K		0-0 1-2 1B	1 0 0 0 0 0 0 0 0 0 0 0 0 0 1 0 0 0 0 0 2 0 0 0 0 0 0 0 1 0 0 0 0 1 1 0 0 0 0 0 0 0 1 0 1 0 0 0 0	
Inning Stats	R: 0 E: 0 K: 0 S: 3 H: 0 LOB: 1 BB: 1 P: 7	R: 0 E: 0 K: 0 S: 3 H: 0 LOB: 0 BB: 0 P: 3	R: 0 E: 0 K: 1 S: 5 H: 0 LOB: 0 BB: 0 P: 5	R: 0 E: 0 K: 2 S: 7 H: 0 LOB: 0 BB: 0 P: 7	R: 1 E: 0 K: 0 S: 5 H: 2 LOB: 2 BB: 1 P: 9	R: 0 E: 0 K: 1 S: 7 H: 2 LOB: 2 BB: 0 P: 7	R: 0 E: 0 K: 1 S: 5 H: 0 LOB: 1 BB: 1 P: 9	R: 0 E: 0 K: 1 S: 5 H: 0 LOB: 1 BB: 1 P: 9	R: 0 E: 0 K: 0 S: 5 H: 2 LOB: 2 BB: 0 P: 5	1B: 6 2B: 0 3B: 0 HR: 0 SF: 0 SAC: 0 DP: 0 HBP: 0	WP: 0 PB: 0 SB: 0 CS: 0 PA: 37
PITCHER Don Larsen, R ERA: 2.63 (1, 1)	IP 9.0 WLS W BF 37 H 6 R 1 ER 1 SO 6 BB 4 IBB 0 HBP 0 BLK 0 WP 0 HR 0 S 45 P 61 ERA 1.00 WHIP 1.111										

Baltimore Orioles @ New York Yankees
Yankee Stadium, Bronx, NY
Sun Aug 21 1955, 3:33 AM EDT
Att. 13,924 - Unknown - 94 F

livebaseballscorecards.com

AB	33
R	1
H	6
RBI	1
BB	4
SO	6
LOB	16



Batter	1	2	3	4	5	6	7	8	9	AB R H RBI BB SO LOB	TOP												
Fred Marsh, R OBP: 0.296, SLG: 0.253 (1, 5) (7, 6)	0-0 1B 1B		0-0 1B		0-0 F9		0-0 1-2 1B		0-0 6-3	5 0 3 0 0 0 1													
Cal Abrams, L OBP: 0.420, SLG: 0.397 (1, 8)	0-0 F7		0-0 6-3		0-0 E6		0-3 K		0-0 4-3	5 0 0 0 0 1 5													
Dave Philley, S OBP: 0.373, SLG: 0.426 (1, 7)	0-0 1-2 1B G6-4-3			0-0 1B SF9		0-0 F7		0-0 1B FC6-4		4 2 3 0 0 0 2													
Bob Hale, L OBP: 0.388, SLG: 0.426 (1, 3)	0-0 G6-4-3 1-2f			0-0 1-3 1B SF9		0-0 G3		0-0 1-3 1B FC6-4		4 0 2 0 0 0 2													
Dave Pope, L OBP: 0.324, SLG: 0.393 (1, 9)		0-0 P1-4-3		0-3 K		0-0 P8		0-0 1-2f 3-H 1B FC6-4		4 0 0 1 0 1 3													
Hal Smith, R OBP: 0.302, SLG: 0.355 (1, 2)		0-0 5-3		0-0 1-2 3-H 1B SF9		0-0 F9		0-0 1-2 1B FC6-4		3 0 1 1 0 0 0													
Don Leppert, L OBP: 0.161, SLG: 0.037 (1, 4)		0-0 F6		0-3 K2-3			0-0 4-3	0-0 F9		4 0 0 0 0 1 3													
Willy Miranda, S OBP: 0.300, SLG: 0.289 (1, 6)			0-0 1-3		0-0 F7		0-0 FC6-4 1B	0-0 FC6-4		2 0 0 0 0 0 0													
Gus Triandos, R OBP: 0.317, SLG: 0.393 (7, PH) (7, 5)								1-2f		2 0 1 0 0 0 2													
Chuck Diering, R OBP: 0.326, SLG: 0.301 (8, 5)								1-2f		0 0 0 0 0 0 0													
Erv Palica, R OBP: 0.341, SLG: 0.300 (1, 1)			0-0 6-3		4-0 E BB		0-0 FC6-4 1B 1-2f		0-3 K	1 0 0 0 1 0 0													
Jim Dyck, R OBP: 0.430, SLG: 0.422 (7, PH)										1 0 0 0 0 0 1													
Ed Lopat, L OBP: 0.211, SLG: 0.167 (7, 1)										0 0 0 0 0 0 0													
Wayne Causey, L OBP: 0.279, SLG: 0.227 (9, PH)										1 0 0 0 0 1 0													
Inning Stats	R: 0 E: 0 K: 0 S: 4	H: 2 LOB: 1 BB: 0 P: 4	R: 0 E: 0 K: 0 S: 3	H: 0 LOB: 0 BB: 0 P: 3	R: 0 E: 0 K: 0 S: 4	H: 1 LOB: 1 BB: 0 P: 4	R: 1 E: 0 K: 2 S: 9	H: 2 LOB: 1 BB: 0 P: 9	R: 0 E: 1 K: 0 S: 4	H: 0 LOB: 2 BB: 1 P: 8	R: 0 E: 0 K: 0 S: 3	H: 0 LOB: 0 BB: 0 P: 3	R: 0 E: 0 K: 1 S: 7	H: 2 LOB: 2 BB: 0 P: 7	R: 1 E: 0 K: 0 S: 6	H: 3 LOB: 2 BB: 0 P: 6	R: 0 E: 0 K: 1 S: 5	H: 0 LOB: 0 BB: 0 P: 5	1B: 10 2B: 0 3B: 0 HR: 0	SF: 1 SAC: 0 DP: 1 HBP: 0	WP: 0 PB: 0 SB: 0 CS: 0	PA: 38	
PITCHER Virgil Trucks, R ERA: 3.43 (1, 1)	IP 9.0	WLS W	BF 38	H 10	R 2	ER 2	SO 4	BB 1	IBB 0	HBP 0	BLK 0	WP 0	HR 0	S 45	P 49	ERA 2.00	WHIP 1.222						PITCHER IP WLS BF H R ER SO BB IBB HBP BLK WP HR S P ERA WHIP

Baltimore Orioles @ Chicago White Sox
Comiskey Park, Chicago, IL
Tue Aug 23 1955, 4:33 AM EDT
Unknown

livebaseballscorecards.com

AB	36
R	2
H	10
RBI	2
BB	1
SO	4
LOB	19



Batter	1	2	3	4	5	6	7	8	9
Chico Carrasquel, R OBP: 0.345, SLG: 0.356 (1, 6)	0-0 4-3 ①		4-0 E G3 1B BB	0-0 E7 1B			0-0 1B WP 1B		
Nellie Fox, L OBP: 0.352, SLG: 0.391 (1, 4)	0-0 F5		0-0 G3 1-3	0-0 F7			0-0 5-3 WP 1B		
Minnie Minoso, R OBP: 0.368, SLG: 0.414 (1, 7)	4-0 1B E BB		0-0 1B 3-H		0-0 F3 ①		0-0 5-3 1-3 3-H ①		
Jim Rivera, L OBP: 0.376, SLG: 0.423 (1, 9)	0-0 E7 1-3 1B		0-3 K ③		0-0 CS 1B		0-0 G3 ②		
Bob Kennedy, R OBP: 0.332, SLG: 0.385 (1, 5)	0-0 L4 ③			0-0 E5 P9 1B	0-0 HR 1-2		0-0 5-3 ③		
Walt Dropo, R OBP: 0.355, SLG: 0.483 (1, 3)		0-0 6-3 ①		0-0 P9 2-3	0-0 5-3 ③			0-0 4-3 ①	
Jim Busby, R OBP: 0.293, SLG: 0.351 (1, 8)		0-0 F8 ②		0-0 FC1-5 1B 3-H 1B		0-0 P9 ①		0-0 6-3 ②	
Sherm Lollar, R OBP: 0.384, SLG: 0.417 (1, 2)		0-0 1-3 ③		0-0 FC1-5 1-2 E 1B		0-0 F6 ②		1-0 HBP ③	
Virgil Trucks, R OBP: 0.131, SLG: 0.150 (1, 1)			0-0 P9 ①	0-0 FC1-5 1-2 2-3f E		0-0 F4 ③		0-0 6-3 ③	

Inning Stats	R: 1	H: 1	R: 0	H: 0	R: 1	H: 1	R: 2	H: 3	R: 1	H: 2	R: 0	H: 0	R: 1	H: 2	R: 0	H: 0	R: 0	H: 0	R: 0	H: 0
	E: 1	LOB: 1	E: 0	LOB: 0	E: 1	LOB: 1	E: 2	LOB: 2	E: 0	LOB: 0	E: 0	LOB: 0	E: 0	LOB: 0	E: 0	LOB: 1	E: 0	LOB: 1	E: 0	LOB: 0
	K: 0	BB: 1	K: 0	BB: 0	K: 1	BB: 1	K: 0	BB: 0	K: 0	BB: 0	K: 0	BB: 0	K: 0	BB: 0	K: 0	BB: 0	K: 0	BB: 0	K: 0	BB: 0
	S: 4	P: 8	S: 3	P: 3	S: 6	P: 10	S: 7	P: 7	S: 4	P: 4	S: 3	P: 3	S: 5	P: 5	S: 3	P: 4	S: 3	P: 4	S: 3	P: 4

PITCHER	IP	WLS	BF	H	R	ER	SO	BB	IBB	HBP	BLK	WP	HR	S	P	ERA	WHIP
Erv Palica, R ERA: 4.33 (1, 1)	6.0	L	27	7	5	2	1	2	0	0	0	0	1	27	35	3.00	1.500
Ed Lopat, L ERA: 3.87 (7, 1)	2.0		9	2	1	1	0	0	0	1	0	1	0	8	9	4.50	1.000


BOTTOM

Baltimore Orioles @ Chicago White Sox
Comiskey Park, Chicago, IL
Tue Aug 23 1955, 4:33 AM EDT
Unknown

AB	R	H	RBI	BB	SO	LOB
3	2	2	1	1	0	0
4	0	1	0	0	0	3
3	1	1	1	1	0	1
4	0	2	0	0	1	2
4	2	1	1	0	0	2
4	0	0	0	0	0	1
4	0	1	1	0	0	0
3	1	1	0	0	0	0
4	0	0	0	0	0	3

AB	33
R	6
H	9
RBI	4
BB	2
SO	1
LOB	12

livebaseballscorecards.com



WP	PA
1	36

Batter	1	2	3	4	5	6	7	8	9	AB R H RBI BB SO LOB	TOP														
Fred Marsh, R OBP: 0.289, SLG: 0.246 (1, 5) (4, 4)	0-0 5-3		0-0 5-3		0-0 F4	0-0 1-3		0-0 6-3		5 0 0 0 0 0 0															
Cal Abrams, L OBP: 0.423, SLG: 0.399 (1, 8)	0-0 F7			0-0 6-3	0-0 HR 1B	4-0 BB		0-0 E 1B		4 2 2 0 1 0 0															
Dave Philley, S OBP: 0.380, SLG: 0.446 (1, 7)	0-0 1B			0-0 1B 2B	0-0 HR	0-0 F2		0-0 E 1B		5 3 4 2 0 0 1															
Bob Hale, L OBP: 0.393, SLG: 0.429 Hal Smith, R OBP: 0.301, SLG: 0.354 (1, 3) (6, 2)	0-0 F7			0-0 HBP 1B 1B	0-0 BB 1B 1B	0-0 F7		0-0 F9		4 2 2 1 0 0 2 1 0 0 0 0 0 2															
Gus Triandos, R OBP: 0.321, SLG: 0.396 (1, 2) (6, 3)		0-0 FC4-6 1B		0-0 HBP 1B 1B	0-0 BB 1B 1B		0-0 F7	0-0 E6 1B		5 2 3 0 0 0 0															
Dave Pope, L OBP: 0.325, SLG: 0.389 (1, 9)		0-0 FC4-6 G4-6-3 1-2f		1-0 1B HBP	4-0 1B E BB		0-3 K	0-0 P1-3		3 1 0 0 1 1 2															
Don Leppert, L OBP: 0.156, SLG: 0.036 Chuck Diering, R OBP: 0.328, SLG: 0.304 (1, 4) (4, PH) (4, 5)		0-0 G4-6-3 1-2f		0-0 F8	0-0 E 1B		0-0 F4	0-0 FC6-4 1B		1 0 0 0 0 0 1 4 0 2 3 0 0 3															
Willy Miranda, S OBP: 0.301, SLG: 0.290 (1, 6)			0-0 F7	0-0 1-2 2-H 3-H 1B	0-0 E7 1B		0-0 F4	0-0 FC6-4		5 0 2 2 0 0 1															
George Zuverink, R OBP: 0.063, SLG: 0.063 Harry Dorish, R OBP: 0.083, SLG: 0.083 (1, 1) (7, 1)			0-0 F4		0-0 6-3 F8		0-0 F8			3 0 0 0 0 0 2 1 0 0 0 0 0 0															
Inning Stats	R: 0 E: 0 K: 0 S: 4	H: 1 LOB: 1 BB: 0 P: 4	R: 0 E: 0 K: 0 S: 3	H: 1 LOB: 0 BB: 0 P: 3	R: 0 E: 0 K: 0 S: 3	H: 0 LOB: 0 BB: 0 P: 3	R: 2 E: 0 K: 0 S: 6	H: 4 LOB: 2 BB: 0 P: 7	R: 5 E: 1 K: 0 S: 9	H: 6 LOB: 2 BB: 1 P: 13	R: 0 E: 0 K: 0 S: 3	H: 0 LOB: 1 BB: 1 P: 7	R: 0 E: 0 K: 1 S: 5	H: 0 LOB: 0 BB: 0 P: 5	R: 0 E: 0 K: 0 S: 3	H: 0 LOB: 0 BB: 0 P: 3	R: 3 E: 1 K: 0 S: 7	H: 3 LOB: 1 BB: 0 P: 7	1B: 13 2B: 1 3B: 0 HR: 1	SF: 0 SAC: 0 DP: 1 HBP: 1	WP: 0 PB: 0 SB: 0 CS: 0	PA: 44			
PITCHER	IP	WLS	BF	H	R	ER	SO	BB	IBB	HBP	BLK	WP	HR	S	P	ERA	WHIP								
Sandy Consuegra, R ERA: 3.04 (1, 1)	3.1	L	14	5	2	2	0	0	0	0	0	0	0	14	14	5.40	1.500								
Morrie Martin, L ERA: 3.68 (4, 1)	1.1		10	5	5	5	0	1	0	1	0	0	1	8	13	33.75	4.500								
Bob Keegan, R ERA: 7.5 (5, 1)	2.1		10	2	0	0	1	1	0	0	0	0	0	11	15	0.00	1.286								
Jack Harshman, L ERA: 3.46 (8, 1)	2.0		10	3	3	0	0	0	0	0	0	0	0	10	10	0.00	1.500								

Baltimore Orioles @ Chicago White Sox
Comiskey Park, Chicago, IL
Tue Aug 23 1955, 4:38 AM EDT
Att: 33,524 - Unknown

AB	41
R	10
H	15
RBI	8
BB	2
SO	1
LOB	14



WP	0	PA	44
PB	0		
SB	0		
CS	0		

Batter	1	2	3	4	5	6	7	8	9	AB R H RBI BB SO LOB	TOP
Fred Marsh, R (1, 4) OBP: 0.287, SLG: 0.241	0-3 K		4-0 1B BB	0-0 F7			0-0 F8		0-0 F7	4 0 0 0 1 1 3	
Cal Abrams, L (1, 8) OBP: 0.424, SLG: 0.401	0-3 K		0-0 1B			0-0 F7			0-0 1B	4 0 2 0 0 1 0	
Dave Philley, S (1, 7) Ted Gray, S (7, 1)	0-3 K		0-0 F9			0-0 HR			0-0 F4	4 1 1 1 0 1 4 0 0 0 0 0 0 0	
Gus Triandos, R (1, 3) OBP: 0.320, SLG: 0.392		4-0 BB	0-0 F8			0-0 5-3			0-0 F8	3 0 0 0 1 0 3	
Hal Smith, R (1, 2) OBP: 0.300, SLG: 0.353		0-0 F6		0-0 F8		0-0 6-3			0-0 1B	4 0 1 0 0 0 1	
Dave Pope, L (1, 9) OBP: 0.324, SLG: 0.387	0-3 K			0-0 P6-3		0-0 G5-4-3 1B			0-3 K	4 0 1 0 0 2 2	
Chuck Diering, R (1, 5) OBP: 0.327, SLG: 0.304	0-3 K			0-0 1B 1B 1B		0-0 G5-4-3 1-2f			0-0 F7	4 0 1 0 0 1 3	
Willy Miranda, S (1, 6) OBP: 0.301, SLG: 0.290			0-0 F8	0-0 1B 1-2 1B		0-0 F7			0-3 K	4 0 1 0 0 1 0	
Jim Wilson, R (1, 1) OBP: 0.132, SLG: 0.134			0-0 E5 1B BB	0-0 1B					0-3 K	2 0 1 0 0 0 0	
Art Schallock, L (4, 1) OBP: 0.200, SLG: 0.111									0-3 K	0 0 0 0 0 0 0	
Don Johnson, R (5, 1)									0-3 K	0 0 0 0 0 0 0	
Bob Hale, L (7, PH) OBP: 0.389, SLG: 0.425				1-2 2-3 1B					0-3 K	1 0 0 0 0 1 0	
Tex Nelson, L (7, 7) OBP: 0.323, SLG: 0.222									0-3 K	1 0 0 0 0 1 0	
Inning Stats	R: 0 E: 0 K: 3 S: 9 H: 0 LOB: 0 BB: 0 P: 9	R: 0 E: 0 K: 2 S: 7 H: 0 LOB: 1 BB: 1 P: 11	R: 0 E: 1 K: 0 S: 5 H: 1 LOB: 3 BB: 1 P: 9	R: 0 E: 0 K: 0 S: 6 H: 3 LOB: 3 BB: 0 P: 6	R: 1 E: 0 K: 0 S: 4 H: 1 LOB: 0 BB: 0 P: 4	R: 0 E: 0 K: 0 S: 3 H: 1 LOB: 0 BB: 0 P: 3	R: 0 E: 0 K: 1 S: 6 H: 1 LOB: 1 BB: 0 P: 6	R: 0 E: 0 K: 1 S: 6 H: 1 LOB: 1 BB: 0 P: 6	R: 0 E: 0 K: 2 S: 7 H: 0 LOB: 0 BB: 0 P: 7	1B: 7 2B: 0 3B: 0 HR: 1 SF: 0 SAC: 0 DP: 1 HBP: 0	WP: 0 PB: 0 SB: 0 CS: 0 PA: 37
PITCHER Billy Pierce, L (1, 1) ERA: 1.79	IP 9.0 WLS W BF 37 H 8 R 1 ER 1 SO 9 BB 2 IBB 0 HBP 0 BLK 0 WP 0 HR 1 S 53 P 61 ERA 1.00 WHIP 1.111	PITCHER IP WLS BF H R ER SO BB IBB HBP BLK WP HR S P ERA WHIP									

Baltimore Orioles @ Chicago White Sox
Comiskey Park, Chicago, IL
Wed Aug 24 1955, 4:33 AM EDT
Unknown

livebaseballscorecards.com

AB	35
R	1
H	8
RBI	1
BB	2
SO	9
LOB	16



Batter	1	2	3	4	5	6	7	8	9	AB	R	H	RBI	BB	SO	LOB	BOTTOM			
Chico Carrasquel, R (1, 6) OBP: 0.343, SLG: 0.358	0-0 5-3	0-0 5-3		0-0 1B 2B	0-0 1B	0-0 F7		0-0 7-4 2B		6	1	3	2	0	0	1	Baltimore Orioles @ Chicago White Sox Comiskey Park, Chicago, IL Wed Aug 24 1955, 4:33 AM EDT Unknown			
Nellie Fox, L (1, 4) OBP: 0.355, SLG: 0.395	0-0 1B 1B		0-0 1B WP 1B	0-0 SH1-4 1B 1B	0-0 1-2 1B		0-0 F4	0-0 7-4 2B		6	3	4	0	0	0	1				
Minnie Minoso, R (1, 7) OBP: 0.367, SLG: 0.415	0-0 1B 1-2 1B		0-0 F7	0-0 SH1-4 1B 1B	0-0 6-3		0-3 K			5	1	2	1	0	1	3				
Jim Rivera, L (1, 9) OBP: 0.378, SLG: 0.425	0-0 1-3 2-H 1B		0-0 WP 1B 1B	0-0 SH1-4 1-2 2-3		0-0 FC4 1B	0-0 G3			4	1	3	1	0	0	0				
Bob Kennedy, R (1, 5) OBP: 0.332, SLG: 0.399	0-3 K		0-0 F6	0-0 1-3 2-H 1B	0-0 2-H 3-H 1B	0-0 FC4 BB 1B 2B		0-0 HR		5	2	2	3	0	1	4				
Walt Dropo, R (1, 3) OBP: 0.364, SLG: 0.486	4-0 BB		0-0 BB 1B 1B	4-0 BB BB		0-0 1-2 2B 1B	4-0 BB 2B BB			2	3	2	1	3	0	0				
Jim Busby, R (1, 8) OBP: 0.296, SLG: 0.354	0-0 F6		4-0 BB 1B BB	0-0 P9		0-0 F5	0-0 1-H 2B 2B			4	1	1	1	1	0	6				
Sherm Lollar, R (1, 2) OBP: 0.386, SLG: 0.425		0-0 5-3-4	0-0 1-2 2-H 1B		0-3 K	4-0 1-2 2-3 2B BB		0-0 2-3 1B		3	1	1	1	1	1	0				
Les Moss, R (8, 2) OBP: 0.376, SLG: 0.439										1	0	1	0	0	0	0				
Billy Pierce, L (1, 1) OBP: 0.196, SLG: 0.170		0-0 4-3	0-0 1-3		0-0 F8	0-0 1-H 2-H 3-H 2B		0-0 1-3		5	0	1	3	0	0	4				
Inning Stats	R: 1 E: 0 K: 1 S: 8	H: 3 LOB: 3 BB: 1 P: 12	R: 0 E: 0 K: 0 S: 3	H: 0 LOB: 0 BB: 0 P: 3	R: 3 E: 0 K: 0 S: 7	H: 4 LOB: 2 BB: 1 P: 11	R: 3 E: 0 K: 0 S: 6	H: 4 LOB: 1 BB: 1 P: 10	R: 0 E: 0 K: 1 S: 7	H: 2 LOB: 2 BB: 0 P: 7	R: 3 E: 0 K: 0 S: 6	H: 3 LOB: 1 BB: 1 P: 10	R: 0 E: 0 K: 1 S: 5	H: 0 LOB: 0 BB: 0 P: 5	R: 4 E: 0 K: 0 S: 6	H: 4 LOB: 0 BB: 1 P: 10	1B: 15 2B: 5 3B: 0 HR: 1	SF: 0 SAC: 1 DP: 1 HBP: 0	WP: 3 PB: 0 SB: 1 CS: 0	PA: 47 ERA WHIP
PITCHER	IP WLS L	BF H R	ER SO	BB IBB HBP BLK	WP HR S P	ERA WHIP	PITCHER	IP WLS L	BF H R	ER SO	BB IBB HBP BLK	WP HR S P	ERA WHIP							
Jim Wilson, R (1, 1) ERA: 3.43	3.0	21	7	1	2	21.00	Art Schallack, L (4, 1) ERA: 4.34	1.0	4	0	0	1	0.00							
Don Johnson, R (5, 1) ERA: 5.88	2.0	12	3	1	0	13.50	Ted Gray, L (7, 1) ERA: 9.0	2.0	10	4	4	1	18.00							

livebaseballscorecards.com

AB	41
R	13
H	20
RBI	13
BB	5
SO	3
LOB	19



Batter	1	2	3	4	5	6	7	8	9	AB R H RBI BB SO LOB	TOP		
Fred Marsh, R OBP: 0.286, SLG: 0.246 (1, 5) X	0-0 ① 5-3		0-0 ③ F6			0-0 2B		0-0 ① 6-3		4 1 1 0 0 0 0	Baltimore Orioles @ Chicago White Sox Comiskey Park, Chicago, IL Wed Aug 24 1955, 4:38 AM EDT Att: 14,105 - Unknown livebaseballscorecards.com		
Cal Abrams, L OBP: 0.422, SLG: 0.398 (1, 8) SSS (9, 9)	0-3 ② K			0-0 G6-3 1B		0-0 ① F7		0-3 ② K		4 0 1 0 0 2 1			
Dave Philley, S OBP: 0.380, SLG: 0.458 (1, 7) X	0-0 1B			0-0 ① ② G6-3 1-2f		0-0 E 2B		0-0 ③ 3-1		4 1 2 1 0 0 1			
Bob Hale, L OBP: 0.384, SLG: 0.418 (1, 3) X Hal Smith, R OBP: 0.300, SLG: 0.353 (9, 2)	0-0 ③ 4-3			0-0 ③ 4-3		0-0 E4 P4-6-3 1B 2-H		0-0 ① 4-3		4 0 1 0 0 0 1 0 0 0 0 0 0 0			
Dave Pope, L OBP: 0.320, SLG: 0.381 (1, 9) X Chuck Diering, R OBP: 0.327, SLG: 0.304 (9, 8)		0-0 ① L7			0-0 ① X P8	0-0 ② ③ P4-6-3 1-2f		0-0 ② P7		4 0 0 0 0 0 1 0 0 0 0 0 0 0			
Gus Triandos, R OBP: 0.322, SLG: 0.392 (1, 2) SSS (9, 3)		0-3 ② K			4-0 E 1B BB		0-0 WP 1B	0-0 ③ 5-3		3 0 1 0 1 1 0			
Don Leppert, L OBP: 0.171, SLG: 0.065 (1, 4) X		0-0 ③ F8			0-0 E6 S 1B 1-3		0-0 ① F2 1-2			3 0 1 0 0 0 1			
Willy Miranda, S OBP: 0.299, SLG: 0.288 (1, 6) X			0-0 ① F7		0-3 ② K		0-0 ② L6			3 0 0 0 0 1 3			
Bill Wight, L OBP: 0.174, SLG: 0.182 (1, 1) SSS			0-3 ② K		0-0 ③ F6		0-3 ③ K			3 0 0 0 0 2 3			
Inning Stats	R: 0 H: 1 E: 0 LOB: 1 K: 1 BB: 0 S: 6 P: 6	R: 0 H: 0 E: 0 LOB: 0 K: 1 BB: 0 S: 5 P: 5	R: 0 H: 0 E: 0 LOB: 0 K: 1 BB: 0 S: 5 P: 5	R: 0 H: 1 E: 0 LOB: 0 K: 0 BB: 0 S: 3 P: 3	R: 0 H: 1 E: 1 LOB: 2 K: 1 BB: 1 S: 6 P: 10	R: 2 H: 3 E: 1 LOB: 0 K: 0 BB: 0 S: 5 P: 5	R: 0 H: 1 E: 0 LOB: 1 K: 1 BB: 0 S: 6 P: 6	R: 0 H: 0 E: 0 LOB: 0 K: 0 BB: 0 S: 5 P: 5	R: 0 H: 0 E: 0 LOB: 0 K: 0 BB: 0 S: 3 P: 3	1B: 5 SF: 0 2B: 2 SAC: 0 3B: 0 DP: 2 HR: 0 HBP: 0	WP: 1 PA: 33 PB: 0 SB: 1 CS: 0		
PITCHER	IP WLS BF H R ER SO BB IBB HBP BLK WP HR S P ERA WHIP											PITCHER	IP WLS BF H R ER SO BB IBB HBP BLK WP HR S P ERA WHIP
Harry Byrd, R ERA: 4.44 (1, 1)	5.1 L 22 6 2 2 4 1 0 0 0 0 0 0 29 33 3.38 1.312												
Dixie Howell, R ERA: 2.7 (6, 1)	3.2 11 1 0 0 2 0 0 0 0 1 0 15 15 0.00 0.273												



Batter	1	2	3	4	5	6	7	8	9	AB R H RBI BB SO LOB
Chico Carrasquel, R (1, 6) OBP: 0.342, SLG: 0.357	0-3 K ①		0-3 K ②		0-3 K ②			0-0 F6 ①	0-0 1B	5 0 1 0 0 3 2
Nellie Fox, L (1, 4) OBP: 0.356, SLG: 0.396 Bobby Adams, R (9, PH) OBP: 0.342, SLG: 0.375	0-0 G3 ②		0-0 1B ③		0-0 1B ③			0-0 3-1 ②	0-0 5-3 ③	4 0 2 0 0 0 0 1 0 0 0 0 0 2
Minnie Minoso, R (1, 7) OBP: 0.366, SLG: 0.413	0-0 F8 ③		0-3 K ③		0-0 6-3 ③			0-0 1B ③		4 0 1 0 0 1 4
George Kell, R (1, 5) OBP: 0.388, SLG: 0.414 Jim Brideweser, R (8, PR) OBP: 0.256, SLG: 0.342 (9, 5)		0-0 5-3 ①		4-0 BB ①		0-0 L3 ①		0-0 1B ①		3 0 1 0 1 0 0 0 0 0 0 0 0 0
Bob Kennedy, R (1, 9) OBP: 0.330, SLG: 0.393		0-0 5-3 ②		4-0 BB ②		0-0 F8 ②		0-0 1B ②		3 0 0 0 1 0 2
Walt Dropo, R (1, 3) OBP: 0.363, SLG: 0.484		0-0 1B ③		0-0 BB ③		0-3 K2-3 ③				4 0 1 0 0 1 2
Sherm Lollar, R (1, 2) OBP: 0.385, SLG: 0.431		0-0 F2 ③		0-0 5-3 ③						4 1 1 1 0 1 2
Jim Busby, R (1, 8) OBP: 0.295, SLG: 0.353			0-0 B2-3 ①		0-0 1B ①		0-0 F8 ②		0-0 6-3 ②	4 0 1 0 0 0 0
Harry Byrd, R (1, 1) OBP: 0.125, SLG: 0.106 Dixie Howell, L (6, 1) OBP: 0.333, SLG: 0.333 Bob Nieman, R (9, PH) OBP: 0.328, SLG: 0.433 Gil Coan, L (9, PR) OBP: 0.300, SLG: 0.315			0-0 E4 ①		0-3 K ①		0-3 K ③		0-0 1B ③	2 0 0 0 0 1 1 1 0 0 0 0 1 0 1 0 1 0 0 0 0 0 0 0 0 0 0 0

Inning Stats	R: 0	H: 0	E: 0	K: 1	S: 5	R: 0	H: 1	E: 0	K: 0	S: 4	R: 0	H: 1	E: 1	K: 2	S: 9	R: 0	H: 0	E: 0	K: 0	S: 2	R: 0	H: 2	E: 0	K: 2	S: 9	R: 0	H: 0	E: 0	K: 1	S: 5	R: 0	H: 0	E: 0	K: 2	S: 7	R: 0	H: 2	E: 0	K: 0	S: 5	R: 1	H: 3	E: 0	K: 0	S: 6	1B: 8	2B: 0	3B: 0	HR: 1	SF: 0	SAC: 0	DP: 1	HBP: 0	WP: 0	PB: 0	SB: 0	CS: 0	PA: 38
--------------	------	------	------	------	------	------	------	------	------	------	------	------	------	------	------	------	------	------	------	------	------	------	------	------	------	------	------	------	------	------	------	------	------	------	------	------	------	------	------	------	------	------	------	------	------	-------	-------	-------	-------	-------	--------	-------	--------	-------	-------	-------	-------	--------

PITCHER	IP	WLS	BF	H	R	ER	SO	BB	IBB	HBP	BLK	WP	HR	S	P	ERA	WHIP
Bill Wight, L (1, 1) ERA: 2.63	9.0	W	38	9	1	1	8	2	0	0	0	0	1	52	60	1.00	1.222

BOTTOM

Baltimore Orioles @ Chicago White Sox
Comiskey Park, Chicago, IL

Wed Aug 24 1955, 4:38 AM EDT
Att. 14,105 - Unknown

AB	36
R	1
H	9
RBI	1
BB	2
SO	8
LOB	15



livebaseballscorecards.com

Batter	1	2	3	4	5	6	7	8	9	AB R H RBI BB SO LOB	TOP												
Fred Marsh, R (1, 4) OBP: 0.286, SLG: 0.246	0-0 G3		0-0 5-3			0-0 L5-4 BB 1B		0-0 F8		4 0 1 0 0 0 0													
Cal Abrams, L (1, 8) OBP: 0.423, SLG: 0.397	0-3 K			0-0 6-3		4-0 1-2 BB		0-0 FC5-4 1B		3 0 1 0 1 1 0													
Dave Philley, S (1, 9) OBP: 0.375, SLG: 0.452	0-0 F9			0-3 K		0-0 L5-4 2-3		0-0 FC5-4 1-2f		4 0 0 0 0 1 3													
Jim Dyck, R (1, 7) OBP: 0.417, SLG: 0.407		0-0 F8		0-3 K			0-0 L7		0-0 F4	4 0 0 0 0 1 0													
Gus Triandos, R (1, 3) OBP: 0.323, SLG: 0.391		0-0 5-3			0-0 FC6-4 1B		4-0 HR BB		0-0 L7	3 1 1 0 1 0 0													
Hal Smith, R (1, 2) OBP: 0.302, SLG: 0.361		4-0 FC6-4 BB			0-0 FC6-4 1-2f		0-0 1-H HR		0-0 4-3	3 1 1 2 1 0 1													
Chuck Diering, R (1, 5) OBP: 0.324, SLG: 0.300		0-0 FC6-4 1-2f			0-0 F8		0-0 4-3			3 0 0 0 0 0 2													
Willy Miranda, S (1, 6) OBP: 0.297, SLG: 0.285			0-0 6-3		0-3 K		0-0 F8			3 0 0 0 0 1 1													
Hal Brown, R (1, 1) OBP: 0.167, SLG: 0.091			0-0 5-3			0-3 K		0-0 6-3		2 0 0 0 0 1 0													
Art Schallock, L (6, 1) OBP: 0.200, SLG: 0.111										0 0 0 0 0 0 0													
Harry Dorish, R (6, 1) OBP: 0.083, SLG: 0.083										0 0 0 0 0 0 0													
Tom Gastall, R (8, PH) OBP: 0.174, SLG: 0.095										1 0 0 0 0 0 0													
Erv Palica, R (8, 1) OBP: 0.341, SLG: 0.300										0 0 0 0 0 0 0													
Inning Stats	R: 0 E: 0 K: 1 S: 5	H: 0 LOB: 0 BB: 0 P: 5	R: 0 E: 0 K: 0 S: 3	H: 0 LOB: 1 BB: 1 P: 7	R: 0 E: 0 K: 0 S: 3	H: 0 LOB: 0 BB: 0 P: 3	R: 0 E: 0 K: 2 S: 7	H: 0 LOB: 0 BB: 0 P: 7	R: 0 E: 0 K: 1 S: 6	H: 1 LOB: 1 BB: 0 P: 6	R: 0 E: 0 K: 1 S: 5	H: 1 LOB: 1 BB: 1 P: 9	R: 2 E: 0 K: 0 S: 4	H: 1 LOB: 0 BB: 1 P: 8	R: 0 E: 0 K: 0 S: 4	H: 1 LOB: 1 BB: 0 P: 4	R: 0 E: 0 K: 0 S: 3	H: 0 LOB: 0 BB: 0 P: 3	1B: 3 2B: 1 3B: 0 HR: 1	SF: 0 SAC: 0 DP: 1 HBP: 0	WP: 0 PB: 0 SB: 0 CS: 0	PA: 33	
PITCHER Art Ceccarelli, L (1, 1) ERA: 4.91	IP 9.0	WLS W	BF 33	H 4	R 2	ER 2	SO 5	BB 3	IBB 0	HBP 0	BLK 0	WP 0	HR 1	S 40	P 52	ERA 2.00	WHIP 0.778						PITCHER IP WLS BF H R ER SO BB IBB HBP BLK WP HR S P ERA WHIP

Baltimore Orioles @ Kansas City Athletics
Municipal Stadium, Kansas City, MO
Thu Aug 25 1955, 4:33 AM EDT
Att: 12,590 - Unknown

AB	30
R	2
H	4
RBI	2
BB	3
SO	5
LOB	7



Batter	1	2	3	4	5	6	7	8	9	AB	R	H	RBI	BB	SO	LOB
Vic Power, R OBP: 0.350, SLG: 0.508 (1, 3)	0-0 E 1B 1B	0-0 F5		0-0 1-2 1B		0-0 F9	0-0 4-3 2B			5	1	3	0	0	0	4
Enos Slaughter, L OBP: 0.388, SLG: 0.390 (1, 9)	0-0 E 1B 1-2 6-3 1B	0-0 4-3		0-0 L9		4-0 1-2 2-3 1B BB	0-0 4-3			4	2	1	0	1	0	5
Elmer Valo, L OBP: 0.465, SLG: 0.494 (1, 7)	0-0 F4		0-0 L7		0-0 6-3	4-0 1-2 2-3 3-H 1B BB	0-0 L9			4	1	0	1	1	0	3
Harry Simpson, L OBP: 0.373, SLG: 0.454 (1, 8)	0-0 E8 1-3 2-H 1B		0-3 K2-3		4-0 1B BB	0-0 1-3 2-H 3-H 1B 1B		0-0 4-3		4	1	2	3	1	1	0
Hector Lopez, R OBP: 0.334, SLG: 0.413 (1, 5)	0-0 6-3		0-0 HR		0-0 1-3 1B	4-0 1-2 1B BB		0-0 F4		4	2	2	2	1	0	1
Jim Finigan, R OBP: 0.325, SLG: 0.397 (1, 4)	0-0 3-H 5-3		0-3 K		0-0 L3 1-2	0-0 1-2 2-H 3-H 1B 1B		0-0 1-3		5	0	1	2	0	1	3
Joe Demaestri, R OBP: 0.281, SLG: 0.316 (1, 6)		0-0 L6		0-0 1B 1B		0-0 F2				4	0	2	1	0	0	0
Joe Astroth, R OBP: 0.335, SLG: 0.299 (1, 2)		0-0 BB 1B		0-0 L7		0-0 BB BB	0-0 5-3			3	1	1	0	1	0	3
Art Ceccarelli, R OBP: 0.091, SLG: 0.063 (1, 1)		4-0 1-2 BB		0-3 K		0-0 BB BB 1B 1B	0-0 5-3			3	1	1	0	1	1	1

Inning Stats	R: 2	H: 3	E: 1	K: 0	S: 6	L: 1	LOB: 1	BB: 0	P: 6	R: 0	H: 1	E: 0	K: 0	S: 4	R: 1	H: 1	E: 0	K: 2	S: 8	R: 0	H: 2	E: 0	K: 1	S: 7	R: 0	H: 1	E: 0	K: 0	S: 3	R: 6	H: 4	E: 0	K: 0	S: 7	R: 0	H: 1	E: 0	K: 0	S: 4	R: 0	H: 0	E: 0	K: 0	S: 3	1B: 11	SF: 0	2B: 2	SAC: 0	3B: 0	DP: 1	HR: 1	HBP: 0	WP: 0	PA: 42
--------------	------	------	------	------	------	------	--------	-------	------	------	------	------	------	------	------	------	------	------	------	------	------	------	------	------	------	------	------	------	------	------	------	------	------	------	------	------	------	------	------	------	------	------	------	------	--------	-------	-------	--------	-------	-------	-------	--------	-------	--------

PITCHER	IP	WLS	BF	H	R	ER	SO	BB	IBB	HBP	BLK	WP	HR	S	P	ERA	WHIP
Hal Brown, R ERA: 4.5 (1, 1)	5.2	L	28	9	5	4	3	3	0	0	0	0	1	31	43	6.35	2.118
Art Schallcock, L ERA: 4.7 (6, 1)	0.0		3	1	1	1	0	2	0	0	0	0	0	1	9	∞	∞
Harry Dorish, R ERA: 2.71 (6, 1)	1.1		8	3	3	3	0	1	0	0	0	0	0	7	11	20.25	3.000
Erv Palica, R ERA: 4.3 (8, 1)	1.0		3	0	0	0	0	0	0	0	0	0	0	3	3	0.00	0.000

BOTTOM

Baltimore Orioles @ Kansas City Athletics
Municipal Stadium, Kansas City, MO
Thu Aug 25 1955, 4:33 AM EDT
Att. 12,590 - Unknown

AB	36
R	9
H	13
RBI	9
BB	6
SO	3
LOB	20



WP	HR	S	P	ERA	WHIP
0	0	0	0	0	0

Batter	1	2	3	4	5	6	7	8	9	AB R H RBI BB SO LOB	TOP															
Fred Marsh, R OBP: 0.285, SLG: 0.246 (1, 4) (7, 6)	0-0 6-3		0-3 K			0-0 F5	0-0 FC6-4 1B			4 0 1 1 0 1 0																
Cal Abrams, L OBP: 0.424, SLG: 0.397 (1, 8)	0-0 6-3		0-0 1B			4-0 1B BB	0-0 FC6-4 1-2f			3 0 1 0 1 0 2																
Dave Philley, S OBP: 0.379, SLG: 0.455 (1, 7)	0-0 WP 1B		0-0 1-3			0-0 1-3 1B		0-0 SH1-3 1B		4 0 3 0 0 0 1																
Bob Hale, L OBP: 0.374, SLG: 0.407 (1, 3)	0-3 K 1-2			0-0 4-3		0-0 G6-4-3 1-2f		0-0 SH1-3 1-2		3 0 0 0 0 1 3																
Dave Pope, L OBP: 0.322, SLG: 0.380 (1, 9)		0-0 1B		0-0 P6			4-0 1B BB	0-0 FC3-5-3 2-3		3 1 1 0 1 0 1																
Gus Triandos, R OBP: 0.323, SLG: 0.390 (1, 2)		0-0 F9		0-0 F4			0-0 1B 1B		0-0 6-3	4 1 1 0 0 0 1																
Wayne Causey, L OBP: 0.272, SLG: 0.221 (1, 5)		0-0 L9			0-0 L9		0-3 K		0-0 E4	4 0 0 0 0 1 3																
Willy Miranda, S OBP: 0.295, SLG: 0.284 (1, 6)		0-0 F9			0-0 F5		0-0 1B 1-2 2-H		0-3 K	2 0 0 0 0 0 1																
Jim Dyck, R OBP: 0.421, SLG: 0.412 (7, PH)										1 0 1 1 0 0 0																
Don Leppert, L OBP: 0.167, SLG: 0.063 (7, 4)										1 0 0 0 0 1 1																
Ray Moore, R OBP: 0.200, SLG: 0.176 (1, 1)			0-3 K		0-3 K		0-0 F3		0-0 F7	2 0 0 0 0 2 0																
Hal Smith, R OBP: 0.302, SLG: 0.360 (7, PH)										1 0 0 0 0 0 2																
George Zuverink, R OBP: 0.063, SLG: 0.063 (7, 1)										0 0 0 0 0 0 0																
Bill Wight, L OBP: 0.174, SLG: 0.182 (8, 1)										0 0 0 0 0 0 0																
Chuck Diering, R OBP: 0.323, SLG: 0.299 (9, PH)										1 0 0 0 0 0 1																
Inning Stats	R: 0 E: 0 K: 1 S: 6	H: 1 LOB: 1 BB: 0 P: 6	R: 0 E: 0 K: 0 S: 4	H: 1 LOB: 1 BB: 0 P: 4	R: 0 E: 0 K: 2 S: 8	H: 1 LOB: 1 BB: 0 P: 8	R: 0 E: 0 K: 0 S: 3	H: 0 LOB: 0 BB: 0 P: 3	R: 0 E: 0 K: 1 S: 5	H: 0 LOB: 0 BB: 0 P: 5	R: 0 E: 0 K: 0 S: 3	H: 1 LOB: 1 BB: 1 P: 7	R: 2 E: 0 K: 1 S: 8	H: 3 LOB: 2 BB: 1 P: 12	R: 0 E: 0 K: 0 S: 3	H: 1 LOB: 0 BB: 0 P: 3	R: 0 E: 1 K: 1 S: 6	H: 0 LOB: 1 BB: 0 P: 6	1B: 8 2B: 1 3B: 0 HR: 0	SF: 0 SAC: 1 DP: 2 HBP: 0	WP: 1 PB: 0 SB: 0 CS: 0	PA: 36				
PITCHER	IP WLS BF H R ER SO BB IBB HBP BLK WP HR S P ERA WHIP																									
Mike Kume, R ERA: 2.7 (1, 1)	6.2	28	7	2	2	5	2	0	0	0	1	0	36	44	2.70	1.350										
Art Ditmar, R ERA: 5.56 (7, 1)	2.1	W	8	1	0	0	1	0	0	0	0	0	10	10	0.00	0.429										

Baltimore Orioles @ Kansas City Athletics
Municipal Stadium, Kansas City, MO
Fri Aug 26 1955, 4:33 AM EDT
Att. 15,193 - Unknown

AB	33
R	2
H	8
RBI	2
BB	2
SO	6
LOB	16



Batter	1	2	3	4	5	6	7	8	9
Vic Power, R OBP: 0.347, SLG: 0.504 (1, 3)	0-0 F7		0-0 F6			0-0 F8		0-0 6-3	
Enos Slaughter, L OBP: 0.390, SLG: 0.402 (1, 9)	0-0 6-3			0-0 F6		4-0 BB BB		0-0 HR	
Elmer Valo, L OBP: 0.466, SLG: 0.492 (1, 7)	0-0 4-3			0-0 G4-6-3 1B		4-0 1-2 BB		0-0 4-3	
Harry Simpson, L OBP: 0.372, SLG: 0.451 (1, 8)		0-0 4-3		0-0 G4-6-3 1-2f		0-0 F7		0-0 WP 1B	
Hector Lopez, R OBP: 0.333, SLG: 0.410 (1, 5)		4-0 PO BB			0-0 L7	0-0 F3		0-0 L6	
Jim Finigan, R OBP: 0.327, SLG: 0.396 (1, 4)		0-0 F3			4-0 HR BB		4-0 BB		
Joe Demaestri, R OBP: 0.282, SLG: 0.323 (1, 6)		0-0 PO 1-2	0-0 6-3		0-0 HR		0-0 F2		
Joe Astroth, R OBP: 0.335, SLG: 0.296 (1, 2)			4-0 BB		0-0 1-3		0-0 F8		
Mike Kume, R (1, 1)			0-3 K		0-3 K		0-0 6-3		
Art Ditmar, R (7, 1)									

AB	R	H	RBI	BB	SO	LOB
4	0	0	0	0	0	1
3	1	1	1	1	0	0
3	0	1	0	1	0	0
4	0	1	0	0	0	3
3	0	0	0	1	0	3
1	1	0	0	2	0	1
3	1	1	2	0	0	1
2	0	0	0	1	0	1
2	0	0	0	0	2	1
1	0	0	0	0	0	1


BOTTOM

Baltimore Orioles @ Kansas City Athletics
Municipal Stadium, Kansas City, MO

Fri Aug 26 1955, 4:33 AM EDT
Att. 15,193 - Unknown

AB	26
R	3
H	4
RBI	3
BB	6
SO	2
LOB	12

WP: 1 PA: 33
PB: 0
SB: 0
CS: 0



Inning Stats	R: 0	H: 0	E: 0	K: 0	S: 3	H: 0	LOB: 0	BB: 0	P: 3	R: 0	H: 0	E: 0	K: 1	S: 5	H: 0	LOB: 1	BB: 1	P: 9	R: 0	H: 1	E: 0	K: 0	S: 3	H: 1	LOB: 0	BB: 0	P: 3	R: 2	H: 1	E: 0	K: 1	S: 6	H: 0	LOB: 2	BB: 2	P: 11	R: 0	H: 0	E: 0	K: 0	S: 3	H: 0	LOB: 1	BB: 1	P: 7	R: 1	H: 2	E: 0	K: 0	S: 5	H: 2	LOB: 1	BB: 0	P: 5
PITCHER	IP	WLS	BF	H	R	ER	SO	BB	IBB	HBP	BLK	WP	HR	S	P	ERA	WHIP	PITCHER	IP	WLS	BF	H	R	ER	SO	BB	IBB	HBP	BLK	WP	HR	S	P	ERA	WHIP																			
Ray Moore, R (1, 1) ERA: 3.9	6.0		23	2	2	2	2	5	0	0	0	0	1	22	42	3.00	1.167	George Zverink, R (7, 1) ERA: 4.08	1.1	L	6	1	1	1	0	1	0	0	0	0	1	5	9	6.75	1.500	Bill Wight, L (8, 1) ERA: 2.61	0.2		3	1	0	0	0	0	0	0	1	0	3	3	0.00	1.500		

Batter	1	2	3	4	5	6	7	8	9	AB R H RBI BB SO LOB	TOP									
Fred Marsh, R OBP: 0.292, SLG: 0.251 (1, 4) (7, 5)	0-0 5-3	0-0 E 1B			4-0 PB BB		0-0 FC3-6 1B		0-0 1-3	4 1 2 0 1 0 0										
Cal Abrams, L OBP: 0.424, SLG: 0.401 (1, 8) (8, 9)	0-0 G3	0-0 E6 BLK 2B			0-0 F8		0-0 FC3-6		0-0 BB 1B	5 1 2 1 0 0 2										
Dave Philley, S OBP: 0.378, SLG: 0.453 Don Leppert, L OBP: 0.189, SLG: 0.063 (1, 7) (7, 4)	0-0 HBP 1B 1B	0-0 4-3			0-3 K		0-0 F6		4-0 BB 1B	4 1 1 0 0 1 2 0 0 0 0 1 0 0										
Bob Hale, L OBP: 0.367, SLG: 0.398 (1, 3)	0-0 1-2 HBP 1B		0-0 4-3		0-0 L7		0-0 L9		0-0 6-3	5 1 1 0 0 0 4										
Jim Dyck, R OBP: 0.423, SLG: 0.410 (1, 5) (7, 7)	1-0 1B HBP		0-3 K			0-0 HR 1B		0-0 F7		3 1 1 0 0 1 0 0 0 0 0 0 0 0										
Chuck Diering, R OBP: 0.323, SLG: 0.299 (8, 8)	1-2 2-3 HBP																			
Dave Pope, L OBP: 0.322, SLG: 0.379 (1, 9) (8, 7)	0-0 1-3 2-H 3-H 1B		0-0 L9							4 0 1 2 0 0 1										
Gus Triandos, R OBP: 0.324, SLG: 0.399 (1, 2)	0-0 F6				0-0 L7					4 1 2 2 0 0 2										
Willy Miranda, S OBP: 0.292, SLG: 0.281 (1, 6)		0-0 4-3			0-0 F8					4 0 0 0 0 1 1										
Erv Palica, R OBP: 0.313, SLG: 0.273 (1, 1)		0-0 5-3			0-0 6-3					4 0 0 0 0 1 0										
Inning Stats	R: 2 E: 0 K: 0 S: 6	H: 3 LOB: 2 BB: 0 P: 7	R: 2 E: 1 K: 0 S: 5	H: 2 LOB: 0 BB: 0 P: 5	R: 0 E: 0 K: 1 S: 5	H: 0 LOB: 0 BB: 0 P: 3	R: 0 E: 0 K: 1 S: 5	H: 0 LOB: 1 BB: 1 P: 9	R: 2 E: 0 K: 2 S: 9	H: 2 LOB: 0 BB: 0 P: 9	R: 0 E: 0 K: 0 S: 4	H: 1 LOB: 1 BB: 0 P: 4	R: 0 E: 0 K: 0 S: 4	H: 1 LOB: 1 BB: 0 P: 4	R: 0 E: 0 K: 0 S: 4	H: 1 LOB: 2 BB: 1 P: 8	1B: 8 2B: 1 3B: 0 HR: 1	SF: 0 SAC: 0 DP: 0 HBP: 1	WP: 0 PB: 1 SB: 0 CS: 0	PA: 40
PITCHER	IP WLS BF H R ER SO BB IBB HBP BLK WP HR S P ERA WHIP																			
Steve Gromek, R ERA: 4.03 (1, 1)	2.0 L 12 5 4 3 0 0 0 0 1 1 0 0 11 12 13.50 2.500																			
Paul Foytack, R ERA: 5.09 (3, 1)	5.0 19 3 2 2 4 1 0 0 0 0 1 26 30 3.60 0.800																			
Joe Coleman, R ERA: 6.27 (8, 1)	0.0 0 0 0 0 0 0 0 0 0 0 0 0 0 0 ∞ ∞																			

Baltimore Orioles @ Detroit Tigers
Briggs Stadium, Detroit, MI
Mon Aug 29 1955, 4:33 AM EDT
Unknown

livebaseballscorecards.com

AB 37
R 6
H 10
RBI 5
BB 2
SO 4
LOB 12



Batter	1	2	3	4	5	6	7	8	9	AB	R	H	RBI	BB	SO	LOB	TOP										
Fred Marsh, R OBP: 0.295, SLG: 0.252 (1, 4) BB (7, 5)	4-0 1B FC4-6 BB		0-3 K		0-0 5-3		0-0 1B			3	1	1	2	1	1	0											
Cal Abrams, L OBP: 0.422, SLG: 0.396 Bill Wight, L OBP: 0.174, SLG: 0.182 (1, 8) BB (7, 1)	4-0 FC4-6 1B 1-2 6-3 BB		0-3 K			0-0 F6	0-0 4-3			3	1	0	0	1	1	2											
Dave Philley, S OBP: 0.379, SLG: 0.453 (1, 7) X (7, 9)	0-0 FC4-6 1B 1-2 2-3		0-0 F2			0-0 G3-6-3 1B		0-0 6-3		4	0	2	0	0	0	0											
Chuck Diering, R OBP: 0.323, SLG: 0.299 (8, 8)										0	0	0	0	0	0	0											
Bob Hale, L OBP: 0.363, SLG: 0.402 (1, 3) X	0-0 FC4-6 1B 1-2f 2-3 3-H			0-0 L9 2B		0-0 G3-6-3 1B 1-2f		0-0 6-3		4	0	1	1	0	0	3											
Jim Dyck, R OBP: 0.418, SLG: 0.405 (1, 5) X (7, 7)	0-0 6-3 1B 1-2 3-H			0-0 L9 2-3			0-0 F7	0-0 PO 1B		4	0	1	1	0	0	2											
Dave Pope, L OBP: 0.317, SLG: 0.373 (1, 9) X (7, 8) (8, 9)	0-0 P3			0-0 P3			0-0 P6	0-0 PO 1-2	0-0 P7	4	0	0	0	0	0	2											
Hal Smith, R OBP: 0.304, SLG: 0.363 Don Leppert, L OBP: 0.184, SLG: 0.061 (1, 2) (7, PR) (7, 4)		X	0-0 G4-6-3 1B		0-0 6-3		0-0 BB 1B 1B		0-0 L4	3	0	2	0	0	0	1											
Willy Miranda, S OBP: 0.294, SLG: 0.283 (1, 6)		X	0-0 G4-6-3 1B 1-2f			X	0-0 CS 1B		0-0 F7	4	1	2	0	0	0	1											
George Zuverink, R OBP: 0.056, SLG: 0.056 Ray Moore, R OBP: 0.200, SLG: 0.176 Gus Triandos, R OBP: 0.326, SLG: 0.399 (1, 1) (5, 1) (7, PH) (7, 2)		X	0-0 F2		0-0 F8		0-0 BB 1B BB			2	0	0	0	0	0	1											
Inning Stats	R: 2 E: 0 K: 0 S: 4	H: 1 LOB: 1 BB: 2 P: 12	R: 0 E: 0 K: 0 S: 3	H: 1 LOB: 0 BB: 0 P: 3	R: 0 E: 0 K: 2 S: 7	H: 0 LOB: 0 BB: 0 P: 7	R: 0 E: 0 K: 0 S: 4	H: 1 LOB: 1 BB: 0 P: 4	R: 0 E: 0 K: 0 S: 3	H: 1 LOB: 0 BB: 0 P: 3	R: 0 E: 0 K: 0 S: 3	H: 1 LOB: 0 BB: 0 P: 3	R: 2 E: 0 K: 0 S: 6	H: 3 LOB: 2 BB: 1 P: 10	R: 0 E: 0 K: 0 S: 3	H: 1 LOB: 0 BB: 0 P: 3	R: 0 E: 0 K: 0 S: 3	H: 0 LOB: 0 BB: 0 P: 3	1B: 8 2B: 1 3B: 0 HR: 0	SF: 0 SAC: 0 DP: 2 HBP: 0	WP: 0 PB: 0 SB: 0 CS: 1	PA: 36					
PITCHER	IP	WLS	BF	H	R	ER	SO	BB	IBB	HBP	BLK	WP	HR	S	P	ERA	WHIP										
Ned Garver, R ERA: 3.76 (1, 1)	6.2	L	27	7	4	4	2	3	0	0	0	0	0	28	40	5.40	1.500										
Babe Birrer, R ERA: 3.94 (7, 1)	0.0		1	1	0	0	0	0	0	0	0	0	0	1	1	∞	∞										
Al Aber, L ERA: 3.32 (7, 1)	0.1		1	0	0	0	0	0	0	0	0	0	0	1	1	0.00	0.000										
Frank Lary, R ERA: 3.27 (8, 1)	2.0		6	1	0	0	0	0	0	0	0	0	0	6	6	0.00	0.500										

Baltimore Orioles @ Detroit Tigers
Briggs Stadium, Detroit, MI
 Mon Aug 29 1955, 4:38 AM EDT
 Att. 7,230 - Unknown

AB	32
R	4
H	9
RBI	4
BB	3
SO	2
LOB	12



livebaseballscorecards.com

Batter	1	2	3	4	5	6	7	8	9
Al Smith, R OBP: 0.409, SLG: 0.487 (1, 8) SS (8, 9)	0-3 K		0-0 1-H HR		4-0 1B E BB	4-0 1B BB		0-0 L5	
Bobby Avila, R OBP: 0.366, SLG: 0.383 (1, 4) BBB	4-0 BB		0-0 L4		0-0 1B E	0-0 1B 1-2 2-3		0-0 P9	
Gene Woodling, L OBP: 0.355, SLG: 0.394 (1, 9) X (8, 7)	0-0 F7		0-0 P9		0-0 F8	0-0 F7		0-0 F8	
Ralph Kiner, R OBP: 0.364, SLG: 0.433 (1, 7) Hoot Evers, R OBP: 0.317, SLG: 0.438 (7, PR) (8, 8) X	0-0 F7		0-0 F7		0-0 E2		4-0 G6-4-3 1B 2B BB		
Ferris Fain, L OBP: 0.454, SLG: 0.347 (1, 3) BBB		4-0 BB		0-0 F7	0-0 F6		0-0 G6-4-3 1B		
Al Rosen, R OBP: 0.359, SLG: 0.408 (1, 5) X		0-0 F6		0-0 1B		0-0 BB 1B SF7	0-0 G6-4-3		
Hal Naragon, L OBP: 0.403, SLG: 0.450 (1, 2) X		0-0 F6		0-0 F8		0-0 BB 1B 1B	0-0 2B		
George Strickland, R OBP: 0.309, SLG: 0.286 (1, 6) X		0-0 1-3		0-0 P9		4-0 1B BB BB	4-0 BB BB		
Bob Lemon, L OBP: 0.303, SLG: 0.238 (1, 1) Don Mossi, L OBP: 0.333, SLG: 0.143 (9, 1) BBB			4-0 HR BB		0-0 P9	0-0 SF7	0-0 5-3		

AB	R	H	RBI	BB	SO	LOB
3	2	1	2	2	1	0
4	0	2	2	1	0	0
5	0	0	0	0	0	4
3	0	0	0	1	0	2
0	1	0	0	0	0	0
3	0	1	0	1	0	2
4	1	2	0	0	0	3
4	1	2	1	0	0	2
2	1	0	0	2	0	2
2	1	0	1	1	0	2
0	0	0	0	0	0	0

BOTTOM

Baltimore Orioles @ Cleveland Indians
Cleveland Municipal Stadium, Cleveland, OH
Tue Aug 30 1955, 3:33 AM EDT
Att: 9,008 - Unknown

livebaseballscorecards.com

AB	30
R	7
H	8
RBI	6
BB	8
SO	1
LOB	17



1B: 6	SF: 1
2B: 1	SAC: 0
3B: 0	DP: 1
HR: 1	HBP: 0

WP: 0	PA: 39
PB: 0	
SB: 0	
CS: 0	

Inning Stats	R	H	E	K	S	H	LOB	BB	P	R	H	E	K	S	R	H	E	K	S	R	H	E	K	S	R	H	E	K	S	R	H	E	K	S	
Jim Wilson, R ERA: 3.59 (1, 1)	0	0	0	1	5	0	1	0	9	0	0	0	0	3	6.2	35	8	7	6	1	8	0	0	0	0	0	0	0	0	0	0	0	0	0	0
Ted Gray, L ERA: 8.87 (7, 1)	0	0	0	0	0	0	0	0	0	0	0	0	0	0	0.1	1	0	0	0	0	0	0	0	0	0	0	0	0	0	0	0	0	0	0	0
George Zuverink, R ERA: 4.03 (8, 1)	0	0	0	0	0	0	0	0	0	0	0	0	0	1.0	3	0	0	0	0	0	0	0	0	0	0	0	0	0	0	0	0	0	0	0	0

PITCHER	IP	WLS	BF	H	R	ER	SO	BB	IBB	HBP	BLK	WP	HR	S	P	ERA	WHIP
Jim Wilson, R ERA: 3.59 (1, 1)	6.2	L	35	8	7	6	1	8	0	0	0	0	1	29	61	8.10	2.400
Ted Gray, L ERA: 8.87 (7, 1)	0.1		1	0	0	0	0	0	0	0	0	0	0	1	1	0.00	0.000
George Zuverink, R ERA: 4.03 (8, 1)	1.0		3	0	0	0	0	0	0	0	0	0	0	3	3	0.00	0.000

Batter	1	2	3	4	5	6	7	8	9	AB R H RBI BB SO LOB	TOP											
Wayne Causey, L (1, 5) OBP: 0.269, SLG: 0.214	0-3 K		0-0 F6			0-3 K		4-0 BB BB	0-3 K	4 0 0 0 1 3 3	Baltimore Orioles @ Cleveland Indians Cleveland Municipal Stadium, Cleveland, OH Wed Aug 31 1955, 3:33 AM EDT Att. 5,149 - Unknown livebaseballscorecards.com											
Cal Abrams, L (1, 9) OBP: 0.419, SLG: 0.389	0-3 K			0-0 1B		0-3 K		4-0 1-2 BB		3 0 1 0 1 2 0												
Dave Philley, S (1, 7) OBP: 0.381, SLG: 0.454 Dave Pope, L (2, 7) OBP: 0.318, SLG: 0.370 Jim Dyck, R (8, PH) OBP: 0.413, SLG: 0.398	0-3 K			0-3 K		4-0 BB		0-0 F8		1 0 0 0 0 1 0 1 0 0 0 1 1 1 1 0 0 0 0 0 2												
Gus Triandos, R (1, 3) OBP: 0.322, SLG: 0.394		0-0 F2		0-0 F3		0-0 F8		0-0 F9		4 0 0 0 0 0 4												
Hal Smith, R (1, 2) OBP: 0.301, SLG: 0.356		0-0 F4		0-0 F2			0-3 K	4-0 F8 2B BB		3 1 0 0 1 1 1												
Fred Marsh, R (1, 4) OBP: 0.296, SLG: 0.252		0-0 F5			0-3 K		0-0 F8	4-0 2B 1-2 BB		3 0 0 0 1 1 0												
Chuck Diering, R (1, 8) OBP: 0.325, SLG: 0.300			0-0 1B		0-0 4-3		4-0 BB	0-0 F8		3 0 1 0 1 0 2												
Willy Miranda, S (1, 6) OBP: 0.300, SLG: 0.291			0-3 K		4-0 BB		0-0 F4	0-0 1-3 2B		3 0 1 1 1 1 2												
Bill Wight, L (1, 1) OBP: 0.174, SLG: 0.182 Hal Brown, R (1, 1) OBP: 0.133, SLG: 0.071 Bob Hale, L (9, PH) OBP: 0.362, SLG: 0.398			0-3 K		0-0 6-3		0-3 K	0-3 K		0 0 0 0 0 0 0 3 0 0 0 0 2 2 1 0 0 0 0 1 2												
Inning Stats	R: 0 E: 0 K: 3 S: 9	H: 0 LOB: 0 BB: 0 P: 9	R: 0 E: 0 K: 0 S: 3	H: 0 LOB: 0 BB: 0 P: 3	R: 0 E: 0 K: 2 S: 8	H: 1 LOB: 1 BB: 0 P: 8	R: 0 E: 0 K: 1 S: 6	H: 1 LOB: 1 BB: 0 P: 6	R: 0 E: 0 K: 1 S: 5	H: 0 LOB: 1 BB: 1 P: 9	R: 0 E: 0 K: 2 S: 7	H: 0 LOB: 1 BB: 1 P: 11	R: 0 E: 0 K: 1 S: 5	H: 0 LOB: 1 BB: 1 P: 9	R: 0 E: 0 K: 1 S: 5	H: 0 LOB: 2 BB: 2 P: 13	R: 1 E: 0 K: 2 S: 8	H: 1 LOB: 2 BB: 2 P: 16	1B: 2 2B: 1 3B: 0 HR: 0	SF: 0 SAC: 0 DP: 0 HBP: 0	WP: 0 PB: 0 SB: 0 CS: 0	PA: 37
PITCHER Herb Score, L (1, 1) ERA: 3.11	IP 9.0 WLS W BF 37 H 3 R 1 ER 1 SO 13 BB 7 IBB 0 HBP 0 BLK 0 WP 0 HR 0 S 56 P 84 ERA 1.00 WHIP 1.111											PITCHER	IP WLS BF H R ER SO BB IBB HBP BLK WP HR S P ERA WHIP									



Batter	1	2	3	4	5	6	7	8	9	AB R H RBI BB SO LOB
Al Smith, R OBP: 0.408, SLG: 0.486 (1, 9)										4 1 1 0 0 1 5
Bobby Avila, R OBP: 0.365, SLG: 0.382 (1, 4)										4 1 1 0 0 0 0
Hoot Evers, R OBP: 0.316, SLG: 0.439 (1, 8)										4 1 1 2 0 2 0
Ralph Kiner, R OBP: 0.365, SLG: 0.430 (1, 7)										2 1 0 0 2 1 0
Al Rosen, R OBP: 0.362, SLG: 0.411 (1, 5)										2 1 1 1 2 1 0
Ferris Fain, L OBP: 0.455, SLG: 0.344 (1, 3)										2 0 0 0 2 0 2
Jim Hegan, R OBP: 0.302, SLG: 0.360 (1, 2)										3 0 1 2 0 1 0
George Strickland, R OBP: 0.308, SLG: 0.284 (1, 6)										3 0 0 0 1 1 2
Herb Score, L OBP: 0.145, SLG: 0.135 (1, 1)										4 0 0 0 0 3 5

Inning Stats	R: 5	H: 5	LOB: 2	K: 1	S: 10	P: 18	R: 0	H: 0	LOB: 0	K: 1	S: 5	P: 5	R: 0	H: 0	LOB: 3	K: 2	S: 7	P: 19	R: 0	H: 0	LOB: 2	K: 0	S: 3	P: 11	R: 0	H: 0	LOB: 0	K: 2	S: 7	P: 7	R: 0	H: 0	LOB: 0	K: 1	S: 5	P: 5	R: 0	H: 0	LOB: 0	K: 2	S: 7	P: 7	R: 0	H: 0	LOB: 0	K: 1	S: 5	P: 5
--------------	------	------	--------	------	-------	-------	------	------	--------	------	------	------	------	------	--------	------	------	-------	------	------	--------	------	------	-------	------	------	--------	------	------	------	------	------	--------	------	------	------	------	------	--------	------	------	------	------	------	--------	------	------	------

PITCHER	IP	WLS	BF	H	R	ER	SO	BB	IBB	HBP	BLK	WP	HR	S	P	ERA	WHIP
Bill Wight, L ERA: 3.0 (1, 1)	0.0	L	7	5	5	5	0	2	0	0	0	0	0	5	13	∞	∞
Hal Brown, R ERA: 3.72 (1, 1)	8.0		29	0	0	0	10	5	0	0	0	0	0	44	64	0.00	0.625

BOTTOM

Baltimore Orioles @ Cleveland Indians
Cleveland Municipal Stadium, Cleveland, OH

Wed Aug 31 1955, 3:33 AM EDT
Att. 5,149 - Unknown

livebaseballscorecards.com

AB	28
R	5
H	5
RBI	5
BB	7
SO	10
LOB	14

WP: 0	PA: 36
PB: 0	
SB: 0	
CS: 0	

Boston Red Sox @ Baltimore Orioles
Memorial Stadium, Baltimore, MD

Fri Sep 02 1955, 3:33 AM EDT
 Att. 13,451 - Unknown

AB	34
R	8
H	8
RBI	6
BB	6
SO	3
LOB	25



Batter	1	2	3	4	5	6	7	8	9	AB	R	H	RBI	BB	SO	LOB
Billy Goodman, L (1, 4) OBP: 0.394, SLG: 0.348	0-0 1-3		0-0 L7		0-0 E S 1B		0-0 4-3	0-0 2-H 3-H 1B		5	0	2	3	0	0	1
Billy Klaus, L (1, 6) OBP: 0.352, SLG: 0.390	0-0 F4			0-0 F6	4-0 E BB		4-0 G3-6-3 BB	0-0 G3		3	0	0	0	2	0	1
Ted Williams, L (1, 7) OBP: 0.496, SLG: 0.756 Gene Stephens, L (9, PR) OBP: 0.385, SLG: 0.482	0-0 F6			0-0 HR	4-0 FC6-4 BB		0-0 G3-6-3		H 1-0 FC9-5 1B HBP	3	1	1	1	1	0	1
Jackie Jensen, R (1, 9) OBP: 0.365, SLG: 0.472		0-3 K		0-0 F6	0-0 FC6-4			0-0 SH2-3 1B	0-0 FC9-5 1B	5	2	2	0	0	1	3
Norm Zauchin, R (1, 3) OBP: 0.330, SLG: 0.444		0-0 P8		0-0 F6		0-3 K		0-0 SH2-3 1B	0-0 FC9-5 E	4	0	0	0	0	1	2
Sammy White, R (1, 2) OBP: 0.326, SLG: 0.397		0-0 6-3			4-0 1B BB	1-0 BB HBP		0-0 E 2B 1B	0-0 F8	3	2	1	1	1	0	2
Grady Hatton, L (1, 5) OBP: 0.360, SLG: 0.330			4-0 FC5-4 BB		0-0 P9	4-0 1-2 BB		0-0 E4 2B 1B	0-0 E3	3	1	0	0	2	0	3
Jim Piersall, R (1, 8) OBP: 0.361, SLG: 0.432			0-0 FC5-4 SH3		0-0 1B E 1B	0-3 K		0-0 1B 2B	0-0 F4	5	2	2	1	0	1	6
Frank Sullivan, R (1, 1) OBP: 0.159, SLG: 0.154 Leo Kiely, L (6, 1) OBP: 0.222, SLG: 0.231			0-0 SH3		0-0 P9	0-0 4-3		0-0 F4		2	0	0	0	0	0	4
										1	0	0	0	0	0	2

Inning Stats	R: 0	H: 0	E: 0	K: 0	S: 3	P: 3	R: 0	H: 0	E: 0	K: 1	S: 5	P: 5	R: 0	H: 0	E: 0	K: 0	S: 3	R: 1	H: 1	E: 0	K: 0	S: 4	P: 4	R: 2	H: 2	E: 1	K: 0	S: 5	P: 17	R: 0	H: 0	E: 0	K: 2	S: 7	P: 12	R: 0	H: 0	E: 0	K: 0	S: 2	P: 6	R: 4	H: 4	E: 1	K: 0	S: 8	P: 8	R: 1	H: 1	E: 1	K: 0	S: 5	P: 6	1B: 6	SF: 0	2B: 1	SAC: 2	3B: 0	DP: 1	HR: 1	HBP: 2	WP: 0	PA: 44
--------------	------	------	------	------	------	------	------	------	------	------	------	------	------	------	------	------	------	------	------	------	------	------	------	------	------	------	------	------	-------	------	------	------	------	------	-------	------	------	------	------	------	------	------	------	------	------	------	------	------	------	------	------	------	------	-------	-------	-------	--------	-------	-------	-------	--------	-------	--------

PITCHER	IP	WLS	BF	H	R	ER	SO	BB	IBB	HBP	BLK	WP	HR	S	P	ERA	WHIP
Ray Moore, R (1, 1) ERA: 3.99	4.2		21	3	3	3	1	4	0	0	0	0	1	19	35	5.79	1.500
George Zuverink, R (5, 1) ERA: 3.93	4.1	L	23	5	5	1	2	2	0	2	0	0	0	23	33	2.08	1.615

Batter	1	2	3	4	5	6	7	8	9	AB	R	H	RBI	BB	SO	LOB
Fred Marsh, R (1, 4) OBP: 0.292, SLG: 0.248	0-0 F8		0-0 L8		0-0 1-3		0-3 K			4	0	0	0	0	1	1
Jim Dyck, R (1, 7) OBP: 0.410, SLG: 0.395 Cal Abrams, L (3, PH) OBP: 0.418, SLG: 0.386	0-0 6-3		0-3 K			4-0 FC3-6 BB	0-0 1-3			1	0	0	0	0	0	0
Dave Philley, S (1, 9) OBP: 0.380, SLG: 0.452	0-0 F9		0-0 1-3			0-0 FC3-6 1B 1-2f		0-0 FC4-6 1B		4	1	1	0	0	0	1
Bob Hale, L (1, 3) OBP: 0.366, SLG: 0.402		0-0 5-3 2B 1B		0-0 4-3		0-0 BB 1B 1-2		0-0 FC4-6 1-2f		4	1	2	0	0	0	1
Dave Pope, L (1, 8) OBP: 0.314, SLG: 0.365		0-0 P9		0-0 P8		0-0 P6		0-0 P8		4	0	0	0	0	0	4
Gus Triandos, R (1, 2) OBP: 0.322, SLG: 0.392		0-0 5-3 1-2		0-0 F1		0-0 FC5 BB 1-2 2-H		0-0 F7		4	0	1	1	0	0	2
Wayne Causey, L (1, 5) OBP: 0.272, SLG: 0.225 Chuck Diering, R (6, PH) OBP: 0.326, SLG: 0.299		0-0 1B 2B 2-H		0-0 F9		4-0 1-2 2-3 BB			0-0 6-3	2	1	1	1	0	0	0
Willy Miranda, S (1, 6) OBP: 0.300, SLG: 0.290		0-0 FC6-4 1B 2-H		0-3 K		0-0 FC5 2-3f			0-0 1-3	4	0	1	1	0	1	3
Ray Moore, R (1, 1) OBP: 0.194, SLG: 0.171 George Zuverink, R (5, 1) OBP: 0.100, SLG: 0.100 Jim Pyburn, R (9, PH) OBP: 0.274, SLG: 0.268		0-0 FC6-4 1-2f		0-0 1B			0-3 K		0-0 3-1	1	0	0	0	0	0	1

Inning Stats	R: 0	H: 0	E: 0	K: 0	S: 3	R: 2	H: 3	E: 0	K: 0	S: 6	R: 0	H: 0	E: 0	K: 1	S: 5	R: 0	H: 0	E: 0	K: 0	S: 3	R: 0	H: 1	E: 0	K: 1	S: 6	R: 1	H: 2	E: 0	K: 0	S: 5	R: 0	H: 0	E: 0	K: 2	S: 7	R: 0	H: 1	E: 0	K: 0	S: 4	R: 0	H: 0	E: 0	K: 0	S: 3	1B: 6	SF: 0	2B: 1	SAC: 0	3B: 0	DP: 0	HR: 0	HBP: 0	WP: 0	PA: 36
--------------	------	------	------	------	------	------	------	------	------	------	------	------	------	------	------	------	------	------	------	------	------	------	------	------	------	------	------	------	------	------	------	------	------	------	------	------	------	------	------	------	------	------	------	------	------	-------	-------	-------	--------	-------	-------	-------	--------	-------	--------

PITCHER	IP	WLS	BF	H	R	ER	SO	BB	IBB	HBP	BLK	WP	HR	S	P	ERA	WHIP
Frank Sullivan, R (1, 1) ERA: 2.89	5.2		24	6	3	3	2	1	0	0	0	0	0	27	31	4.76	1.235
Leo Kiely, L (6, 1) ERA: 2.77	3.1	W	12	1	0	0	2	1	0	0	0	0	0	15	19	0.00	0.600

BOTTOM

Boston Red Sox @ Baltimore Orioles
Memorial Stadium, Baltimore, MD

livebaseballscorecards.com

AB	34
R	3
H	7
RBI	3
BB	2
SO	4
LOB	13



Fri Sep 02 1955, 3:33 AM EDT
Att. 13,451 - Unknown

Batter	1	2	3	4	5	6	7	8	9	10	11	12	AB R H RBI BB SO LOB	TOP											
Billy Goodman, L (1, 4) OBP: 0.391, SLG: 0.346	0-0 CS 1B		0-0 1-3		0-0 4-3			0-3 K		0-0 F7		0-0 FC1-6 FC6-4	6 0 1 0 0 1 2	Boston Red Sox @ Baltimore Orioles Memorial Stadium, Baltimore, MD Sat Sep 03 1955, 3:33 AM EDT Att. 10,938 - Unknown livebaseballscorecards.com											
Billy Klaus, L (1, 6) OBP: 0.352, SLG: 0.392	0-3 K 1-2		0-0 1B			0-0 1-3		0-0 2B		0-0 3-1		0-0 FC6-4 1-2f	6 0 2 0 0 1 3												
Ted Williams, L (1, 7) OBP: 0.494, SLG: 0.760 Gene Stephens, L (12, 7) OBP: 0.385, SLG: 0.482	0-0 3-1		0-0 F8			0-0 HR		4-0 IBB			0-0 3-1		4 1 1 1 1 0 1 0 0 0 0 0 0 0												
Jackie Jensen, R (1, 9) OBP: 0.367, SLG: 0.472		4-0 1B BB	0-0 5-3			0-0 CS 1B		0-0 F5			0-0 FC5-4 1B		4 0 2 0 1 0 3												
Norm Zaichin, R (1, 3) OBP: 0.329, SLG: 0.441		0-0 P9		0-0 F4		0-0 1B 1-2			0-0 F3		0-0 FC5-4 1-2f		5 0 1 0 0 0 2												
Sammy White, R (1, 2) OBP: 0.322, SLG: 0.393		0-0 F4		0-0 6-3			0-0 1-3		0-0 F3		0-0 L6		5 0 0 0 0 0 2												
Grady Hatton, L (1, 5) OBP: 0.361, SLG: 0.329		0-0 BB 1B 1-3		0-0 P9			0-0 4-3		0-0 1-3			4-0 SH3 1B BB	4 1 1 0 1 0 0												
Jim Piersall, R (1, 8) OBP: 0.363, SLG: 0.431		4-0 1-2 BB		0-3 K			0-0 5-3			0-0 SH2-4 1B		0-0 SH3 1-2	3 0 1 0 1 1 0												
Ike Delock, R (1, 1) OBP: 0.178, SLG: 0.098 Ellis Kinder, R (8, 1) OBP: 0.364, SLG: 0.300		0-0 1-3		0-0 F3			0-0 6-3			0-0 SH2-4 1-2		0-0 FC1-6 1B 2-H	3 0 0 0 0 0 3 1 0 1 1 0 0 0												
Inning Stats	R: 0 E: 0 K: 1 S: 5	H: 1 LOB: 0 BB: 0 P: 5	R: 0 E: 0 K: 0 S: 4	H: 1 LOB: 3 BB: 2 P: 12	R: 0 E: 0 K: 0 S: 3	H: 0 LOB: 0 BB: 0 P: 3	R: 0 E: 0 K: 1 S: 5	H: 0 LOB: 0 BB: 0 P: 5	R: 1 E: 0 K: 0 S: 4	H: 3 LOB: 1 BB: 0 P: 4	R: 0 E: 0 K: 0 S: 3	H: 0 LOB: 0 BB: 0 P: 3	R: 0 E: 0 K: 0 S: 3		H: 0 LOB: 0 BB: 0 P: 3	R: 0 E: 0 K: 0 S: 4	H: 1 LOB: 1 BB: 0 P: 4	R: 0 E: 0 K: 0 S: 4	H: 1 LOB: 1 BB: 0 P: 4	R: 1 E: 0 K: 0 S: 4	H: 1 LOB: 1 BB: 1 P: 8	1B: 8 2B: 2 3B: 0 HR: 1	SF: 0 SAC: 2 DP: 1 HBP: 0	WP: 0 PB: 0 SB: 0 CS: 2	PA: 47
PITCHER	IP WLS BF H R ER SO BB IBB HBP BLK WP HR S P ERA WHIP																								
Ed Lopat, L (1, 1) ERA: 3.61	10.0	38	8	1	1	3	2	1	0	0	0	0	0		0	0	0.90	1.000							
Hal Brown, R (11, 1) ERA: 3.75	2.0	9	2	1	1	0	1	0	0	0	0	0	0	0	0	4.50	1.500								



Batter	1	2	3	4	5	6	7	8	9	10	11	12	AB	R	H	RBI	BB	SO	LOB
Wayne Causey, L OBP: 0.274, SLG: 0.224 (1, 5)	G3		1-2 1B			F8		1B BB		FC5-6 FC6 1-2f		F6	5	0	1	0	1	0	1
Cal Abrams, L OBP: 0.415, SLG: 0.383 (1, 8)	1-3		F7			4-3		1-2 2-3 1B		F8			5	0	1	0	0	0	3
Dave Philley, S OBP: 0.377, SLG: 0.446 (1, 7)	BB		F4			1-3		K		FC6 1-2f			4	0	0	0	1	1	6
Bob Hale, L OBP: 0.353, SLG: 0.387 (1, 3)	G3			F7			F8	F7				4-3	5	0	0	0	0	0	4
Dave Pope, L OBP: 0.312, SLG: 0.362 (1, 9)		L4		CS 1B			P8		P4-3		P1-3		5	0	1	0	0	0	0
Gus Triandos, R OBP: 0.323, SLG: 0.401 (1, 2)		6-3				K		HR			FC6-4 1B		4	1	2	1	0	1	1
Chuck Diering, R OBP: 0.326, SLG: 0.299 (9, PR)													0	0	0	0	0	0	0
Hal Smith, R OBP: 0.303, SLG: 0.357 (10, 2)													1	0	1	0	0	0	0
Fred Marsh, R OBP: 0.286, SLG: 0.243 (1, 4)		F3						L1		F3		FC6-4 1-2f	5	0	0	0	0	0	2
Willy Miranda, S OBP: 0.299, SLG: 0.292 (1, 6)			4-3							4-3			5	0	1	0	0	0	1
Ed Lopat, L OBP: 0.214, SLG: 0.175 (1, 1)								1B 2B											
Don Leppert, L OBP: 0.190, SLG: 0.056 (10, PR)								F8				F2	4	0	1	0	0	1	1
Hal Brown, R OBP: 0.133, SLG: 0.071 (11, 1)			1B							E4 FC5-6			0	0	0	0	0	0	0
Jim Dyck, R OBP: 0.407, SLG: 0.392 (12, PH)			1B										1	0	0	0	0	0	0

Inning Stats	R: 0	H: 0	E: 0	K: 0	S: 3	R: 0	H: 0	E: 0	K: 0	S: 3	R: 0	H: 0	E: 0	K: 0	S: 5	R: 0	H: 1	E: 0	K: 1	S: 5	R: 0	H: 0	E: 0	K: 0	S: 5	R: 0	H: 0	E: 0	K: 0	S: 3	R: 1	H: 1	E: 0	K: 0	S: 4	R: 0	H: 2	E: 0	K: 1	S: 7	R: 0	H: 1	E: 0	K: 0	S: 4	R: 0	H: 0	E: 1	K: 0	S: 4	R: 0	H: 1	E: 0	K: 0	S: 4	R: 0	H: 0	E: 0	K: 0	S: 3	R: 0	H: 0	E: 0	K: 0	S: 3	1B: 6	2B: 1	3B: 0	HR: 1	SF: 0	SAC: 0	DP: 0	HBP: 0	WP: 0	PA: 46
--------------	------	------	------	------	------	------	------	------	------	------	------	------	------	------	------	------	------	------	------	------	------	------	------	------	------	------	------	------	------	------	------	------	------	------	------	------	------	------	------	------	------	------	------	------	------	------	------	------	------	------	------	------	------	------	------	------	------	------	------	------	------	------	------	------	------	-------	-------	-------	-------	-------	--------	-------	--------	-------	--------

PITCHER	IP	WLS	BF	H	R	ER	SO	BB	IBB	HBP	BLK	WP	HR	S	P	ERA	WHIP
Ike Delock, R ERA: 3.67 (1, 1)	7.1		29	6	1	1	2	2	0	0	0	0	1	31	39	1.23	1.091
Ellis Kinder, R ERA: 2.03 (8, 1)	4.2	W	17	2	0	0	1	0	0	0	0	0	0	19	19	0.00	0.429

BOTTOM

Boston Red Sox @ Baltimore Orioles
Memorial Stadium, Baltimore, MD

Sat Sep 03 1955, 3:33 AM EDT
 Att: 10,938 - Unknown

livebaseballscorecards.com

AB	44
R	1
H	8
RBI	1
BB	2
SO	3
LOB	19



Batter	1	2	3	4	5	6	7	8	9	AB R H RBI BB SO LOB	TOP	
Billy Goodman, L (1, 4) OBP: 0.393, SLG: 0.348	0-0 5-3		0-0 FC7-2 1B	0-0 1B		0-0 F2		0-0 1B		5 0 3 1 0 0 1		
Billy Klaus, L (1, 6) OBP: 0.349, SLG: 0.387	0-0 1-3		0-0 FC7-2 1B	0-0 F2		0-0 F8		0-0 F6		5 1 0 0 0 0 5		
Ted Williams, L (1, 7) Gene Stephens, L (9, 7) OBP: 0.496, SLG: 0.755 OBP: 0.385, SLG: 0.482	0-0 FC6-4 1B		4-0 PB 1B IBB	0-0 G3		4-0 IBB		0-0 F7		3 0 1 0 2 0 3 0 0 0 0 0 0 0		
Jackie Jensen, R (1, 9) OBP: 0.366, SLG: 0.469	0-0 FC6-4		0-0 PB 1B		0-0 5-3	0-0 F9			0-0 F7	5 0 1 1 0 0 3		
Norm Zauchin, R (1, 3) OBP: 0.328, SLG: 0.437		0-0 F7	0-0 F9		0-0 5-3		4-0 G6-4-3 1B BB		0-0 F8	4 0 0 0 1 0 2		
Sammy White, R (1, 2) OBP: 0.327, SLG: 0.400		0-0 G4-6-3 1B		0-0 SH5-3 1B	0-0 1B		0-0 G6-4-3 1B		0-3 K	5 2 4 0 0 1 0		
Grady Hatton, L (1, 5) OBP: 0.362, SLG: 0.329		0-0 G4-6-3		4-0 1B SH5-3 BB	0-0 1B		0-0 G6-4-3			3 1 1 1 1 0 3		
Jim Piersall, R (1, 8) OBP: 0.362, SLG: 0.430			0-0 FC6-4 1B	0-0 SH5-3	0-3 K		0-0 5-3			3 0 1 0 0 1 2		
Frank Baumann, L (1, 1) Tom Hurd, R (7, 1) OBP: 0.375, SLG: 0.375 OBP: 0.077, SLG: 0.077			0-0 FC6-4 1B	0-0 1B		0-0 PB 1B		0-0 1-3		3 1 2 1 0 0 1 1 0 0 0 0 0 0		
Inning Stats	R: 0 H: 1 E: 0 LOB: 1 K: 0 BB: 0 S: 4 P: 4	R: 0 H: 1 E: 0 LOB: 0 K: 0 BB: 0 S: 3 P: 3	R: 2 H: 3 E: 1 LOB: 2 K: 0 BB: 1 S: 6 P: 10	R: 2 H: 3 E: 0 LOB: 2 K: 0 BB: 1 S: 6 P: 10	R: 1 H: 2 E: 0 LOB: 1 K: 1 BB: 0 S: 7 P: 7	R: 0 H: 1 E: 0 LOB: 2 K: 0 BB: 1 S: 4 P: 8	R: 0 H: 1 E: 0 LOB: 1 K: 0 BB: 1 S: 3 P: 7	R: 0 H: 1 E: 0 LOB: 1 K: 0 BB: 0 S: 4 P: 4	R: 0 H: 0 E: 0 LOB: 0 K: 1 BB: 0 S: 5 P: 5	1B: 12 SF: 0 2B: 1 SAC: 1 3B: 0 DP: 2 HR: 0 HBP: 0	WP: 0 PA: 42 PB: 2 SB: 0 CS: 0	
PITCHER	IP WLS BF H R ER SO BB IBB HBP BLK WP HR S P ERA WHIP	PITCHER										IP WLS BF H R ER SO BB IBB HBP BLK WP HR S P ERA WHIP
Erv Palica, R (1, 1) ERA: 4.16	6.0 L 31 11 5 5 1 1 2 0 0 0 0 0 30 42 7.50 2.000											
Harry Dorish, R (7, 1) ERA: 2.71	0.0 2 1 0 0 0 1 0 0 0 0 0 0 1 5 ∞ ∞											
George Zuverink, R (7, 1) ERA: 3.8	3.0 9 1 0 0 1 0 0 0 0 0 0 0 11 11 0.00 0.333											

Boston Red Sox @ Baltimore Orioles
Memorial Stadium, Baltimore, MD

Sun Sep 04 1955, 3:33 AM EDT
 Att. 12,422 - Unknown

livebaseballscorecards.com

AB	37
R	5
H	13
RBI	4
BB	4
SO	2
LOB	20



Batter	1	2	3	4	5	6	7	8	9	AB	R	H	RBI	BB	SO	LOB
Fred Marsh, R (1, 4) OBP: 0.286, SLG: 0.239 Bob Hale, L (9, PH) OBP: 0.350, SLG: 0.384 Don Leppert, L (9, PR) OBP: 0.190, SLG: 0.056	4-0 CS BB BB	0-0 F6			0-0 6-3		0-0 F5		0-0 FC3-6 1-2f	3	0	0	0	1	0	1
Cal Abrams, L (1, 8) OBP: 0.415, SLG: 0.378	4-0 PB 1-2 BB		0-0 4-3		4-0 G6-4-3 BB		0-0 F8		0-0 F9	3	0	0	0	2	0	1
Dave Philley, S (1, 9) OBP: 0.373, SLG: 0.441	0-3 K 1-2 2-3		0-0 F5		0-0 G6-4-3 1-2f		0-0 F9			4	0	0	0	0	1	3
Gus Triandos, R (1, 3) OBP: 0.323, SLG: 0.399 Hal Brown, R (8, PR) OBP: 0.133, SLG: 0.071 Wayne Causey, L (9, 5) OBP: 0.274, SLG: 0.224	0-3 K		0-3 K			0-0 5-3		0-0 FC2-6 1B		4	0	1	0	0	2	1
Hal Smith, R (1, 2) OBP: 0.302, SLG: 0.356		0-0 4-3		0-0 FC4-6 1B		0-0 5-3		0-0 FC2-6 FC1-6 1-2f		4	0	1	0	0	0	1
Jim Dyck, R (1, 7) OBP: 0.409, SLG: 0.426		0-0 1B 2B		0-0 FC4-6 1B 1-2f		0-0 HR		0-0 FC1-6 1-2f		4	3	2	1	0	0	2
Chuck Diering, R (1, 5) OBP: 0.331, SLG: 0.305		0-0 2B 1B		0-0 FC4-6 1B 1-3		0-0 HBP 1B		0-0 4-3		4	1	3	1	0	0	1
Willy Miranda, S (1, 6) OBP: 0.301, SLG: 0.294		0-0 1-H 2B		0-0 FC4-6 1-2f 3-H		1-0 HBP 1-2		0-0 G3		3	0	1	2	0	0	1
Erv Palica, R (1, 1) OBP: 0.300, SLG: 0.261 Jim Pyburn, R (6, PH) OBP: 0.271, SLG: 0.265 Harry Dorish, R (7, 1) OBP: 0.083, SLG: 0.083 George Zuverink, R (7, 1) OBP: 0.100, SLG: 0.100 Dave Pope, L (9, PH) OBP: 0.314, SLG: 0.365		0-3 K		0-3 K		0-0 6-3		0-0 FC3-6 1B		2	0	0	0	0	2	2

Inning Stats	R: 0	H: 0	E: 0	K: 2	S: 6	LOB: 1	BB: 2	P: 14	R: 2	H: 3	E: 0	K: 1	S: 8	LOB: 1	BB: 0	P: 8	R: 0	H: 0	E: 0	K: 1	S: 5	LOB: 0	BB: 0	P: 5	R: 1	H: 2	E: 0	K: 1	S: 7	LOB: 1	BB: 0	P: 7	R: 0	H: 0	E: 0	K: 0	S: 2	LOB: 0	BB: 1	P: 6	R: 1	H: 2	E: 0	K: 0	S: 5	LOB: 2	BB: 0	P: 6	R: 0	H: 0	E: 0	K: 0	S: 3	LOB: 0	BB: 0	P: 3	R: 0	H: 1	E: 0	K: 0	S: 4	LOB: 1	BB: 0	P: 4	R: 0	H: 1	E: 1	K: 0	S: 4	LOB: 1	BB: 0	P: 4	1B: 6	SF: 0	3B: 0	HR: 1
--------------	------	------	------	------	------	--------	-------	-------	------	------	------	------	------	--------	-------	------	------	------	------	------	------	--------	-------	------	------	------	------	------	------	--------	-------	------	------	------	------	------	------	--------	-------	------	------	------	------	------	------	--------	-------	------	------	------	------	------	------	--------	-------	------	------	------	------	------	------	--------	-------	------	------	------	------	------	------	--------	-------	------	-------	-------	-------	-------


PITCHER	IP	WLS	BF	H	R	ER	SO	BB	IBB	HBP	BLK	WP	HR	S	P	ERA	WHIP
Frank Baumann, L (1, 1) ERA: 5.3	6.0	W	27	7	4	4	5	3	0	1	0	0	1	33	46	6.00	1.667
Tom Hurd, R (7, 1) ERA: 2.99	3.0	S	11	2	0	0	0	0	0	0	0	0	0	11	11	0.00	0.667

BOTTOM

Boston Red Sox @ Baltimore Orioles
Memorial Stadium, Baltimore, MD

Sun Sep 04 1955, 3:33 AM EDT
Att. 12,422 - Unknown

AB	34
R	4
H	9
RBI	4
BB	3
SO	5
LOB	16



WP	PA	ERA	WHIP
0	38		

Batter	1	2	3	4	5	6	7	8	9	10	11	AB R H RBI BB SO LOB	TOP													
Hank Bauer, R OBP: 0.358, SLG: 0.451 (1, 9)	0-0 2B E 1B	0-3 K			4-0 SH2-3 BB		0-0 1B		0-0 F7		0-0 1B	5 1 3 0 1 1 0	<p>New York Yankees @ Baltimore Orioles Memorial Stadium, Baltimore, MD</p> <p>Mon Sep 05 1955, 3:33 AM EDT Unknown</p>													
Gil McDougald, R OBP: 0.371, SLG: 0.413 (1, 5)	0-0 E8 2B 1H	0-0 4-3			0-0 SH2-3 1-2		0-3 K			0-0 G3 1B	0-0 L5-4	5 1 2 0 0 1 3														
Yogi Berra, L OBP: 0.350, SLG: 0.466 (1, 2)	0-0 WP 1B 2H	0-0 F6			0-0 F8			0-0 E 3B		0-0 G3 1-2		5 2 2 1 0 0 2														
Mickey Mantle, S OBP: 0.435, SLG: 0.630 (1, 8)	4-0 1B 1B 2-3		0-0 G3		0-0 F3			0-0 E4 3B		4-0 G3 IBB		3 1 1 1 2 0 1														
Joe Collins, L OBP: 0.333, SLG: 0.370 (1, 3)	0-3 K		0-0 1-3		0-0 F4			0-3 K		0-0 G3 1-2 2-3		5 0 0 0 0 2 4														
Irv Noren, L OBP: 0.320, SLG: 0.379 (1, 7)	0-0 1B 1-2 3-H		0-0 F9		0-0 F7			0-0 F7		4-0 IBB		4 0 1 1 1 0 0														
Billy Martin, R OBP: 0.211, SLG: 0.188 (1, 4)	0-0 F4			0-3 K		0-0 F9		0-0 F7		0-0 F8		5 0 0 0 0 1 5														
Tommy Byrne, L OBP: 0.286, SLG: 0.314 (1, 1)	0-0		0-0 5-3		4-0 G6-4-3 BB			0-3 K			4-0 L5-4 1B BB	1 0 1 0 0 0 0 0 1 0 0 0 0 0 0 0 0 0 0 0 0 1 0 0 0 0 0 0 0 0 0 0 0 0 0 0 0 0 0 0 1 0 0 0 0 1 1 0														
Eddie Robinson, L OBP: 0.091, SLG: 0.091 (7, PH)																										
Tom Carroll, R OBP: 0.348, SLG: 0.497 (7, PR)																										
Johnny Kucks, R OBP: 0.051, SLG: 0.077 (9, PH)																										
Don Larsen, R OBP: 0.242, SLG: 0.400 (9, 1)																										
Phil Rizzuto, R OBP: 0.339, SLG: 0.287 (1, 6)	0-0 FC6-4 1-2 2-3		0-0 5-3		0-0 G6-4-3 1-2				0-0 L6		0-0 F2	2 0 0 0 0 0 3 1 0 0 0 0 0 1 2 0 0 0 0 0 1														
Bill Skowron, R OBP: 0.374, SLG: 0.542 (7, PH)																										
Jerry Coleman, R OBP: 0.315, SLG: 0.256 (7, 6)																										
Inning Stats	R: 3 E: 1 K: 1 S: 10	H: 5 LOB: 3 BB: 1 P: 14	R: 0 E: 0 K: 1 S: 5	H: 0 LOB: 0 BB: 0 P: 5	R: 0 E: 0 K: 0 S: 3	H: 0 LOB: 0 BB: 0 P: 3	R: 0 E: 0 K: 1 S: 5	H: 0 LOB: 0 BB: 0 P: 5	R: 0 E: 0 K: 0 S: 3	H: 0 LOB: 1 BB: 1 P: 7	R: 0 E: 0 K: 0 S: 3	H: 0 LOB: 0 BB: 0 P: 3	R: 0 E: 0 K: 1 S: 5	H: 1 LOB: 1 BB: 1 P: 9	R: 2 E: 1 K: 1 S: 7	H: 2 LOB: 0 BB: 0 P: 7	R: 0 E: 0 K: 1 S: 5	H: 0 LOB: 0 BB: 0 P: 5	R: 0 E: 0 K: 0 S: 4	H: 1 LOB: 3 BB: 2 P: 12	R: 0 E: 0 K: 0 S: 3	H: 1 LOB: 1 BB: 1 P: 7	1B: 6 2B: 3 3B: 2 HR: 0	SF: 0 SAC: 1 DP: 2 HBP: 0	WP: 1 PB: 0 SB: 0 CS: 0	PA: 47
PITCHER Jim Wilson, R ERA: 3.62 (1, 1)	IP 11.0	WLS W	BF 47	H 10	R 5	ER 5	SO 6	BB 4	IBB 2	HBP 0	BLK 0	WP 1	HR 0	S 53	P 77	ERA 4.09	WHIP 1.273									

AB	40
R	5
H	10
RBI	3
BB	6
SO	6
LOB	20



livebaseballscorecards.com

Batter	1	2	3	4	5	6	7	8	9	10	11	AB	R	H	RBI	BB	SO	LOB	BOTTOM								
Fred Marsh, R OBP: 0.288, SLG: 0.240 (1, 4) (7, 6)	0-0 BB BB BB 1B	4-0 CS BB			0-0 6-3		0-0 6-3		0-0 F6			4	1	1	0	1	0	0									
Cal Abrams, L OBP: 0.413, SLG: 0.374 Dave Pope, L OBP: 0.318, SLG: 0.365 (1, 8) (8, 9)	4-0 BB BB BB 1-2	0-0 1-4-3			0-3 K		0-0 4-3			4-0 SH3-4 BB		3	1	0	0	1	1	1									
Jim Dyck, R OBP: 0.405, SLG: 0.417 Wayne Causey, L OBP: 0.274, SLG: 0.224 (1, 7) (8, 5)	4-0 BB BB BB 1-2 2-3	0-0 6-3			0-3 K		0-0 F5			0-0 SH3-4 1-2		3	1	0	0	1	1	0									
Gus Triandos, R OBP: 0.325, SLG: 0.402 Hal Brown, R OBP: 0.133, SLG: 0.071 Don Leppert, L OBP: 0.205, SLG: 0.079 (1, 3) (6, PR) (7, 4)	0-0 F9		0-0 L1-3 1B			0-0 1B 2B 1B		0-0 1B		0-0 1-3		3	0	2	0	0	0	3									
Dave Philley, S OBP: 0.376, SLG: 0.440 (1, 9) (8, 7)	4-0 BB BB BB 1-2 2-3 3-H		0-0 L1-3			0-0 1-2 2B 1B		0-0 F9		4-0 IBB		3	1	1	1	2	0	2									
Hal Smith, R OBP: 0.301, SLG: 0.352 (1, 2)	4-0 BB BB 1-2 2-3 3-H		0-0 F4			0-3 K		0-0 F3		0-0 1-3		4	0	0	1	1	1	5									
Chuck Diering, R OBP: 0.332, SLG: 0.304 (1, 5) (8, 8)	4-0 BB BB 1-2 2-3 3-H			0-0 F8		0-3 K		0-0 4-3			0-0 E 1B 1B	4	1	1	1	1	1	3									
Willy Miranda, S OBP: 0.299, SLG: 0.293 Bob Hale, L OBP: 0.357, SLG: 0.397 (1, 6) (6, PH) (7, 3)	0-3 K			0-0 F6		0-0 1-1 2-H 2-H 2B			0-0 F4		0-0 E 1B	2	0	0	0	0	1	3									
Jim Wilson, R OBP: 0.132, SLG: 0.133 (1, 1)	0-0 F7			0-0 F9		0-0 F8			0-0 1-3		0-0 E 1B 1-2 2-H	3	0	2	2	0	0	0									
Inning Stats	R: 3 E: 0 K: 1 S: 6	H: 1 LOB: 3 BB: 5 P: 26	R: 0 E: 0 K: 0 S: 2	H: 0 LOB: 0 BB: 1 P: 6	R: 0 E: 0 K: 0 S: 3	H: 1 LOB: 0 BB: 0 P: 3	R: 0 E: 0 K: 0 S: 3	H: 0 LOB: 0 BB: 0 P: 3	R: 0 E: 0 K: 2 S: 7	H: 0 LOB: 0 BB: 0 P: 7	R: 2 E: 0 K: 2 S: 10	H: 3 LOB: 2 BB: 0 P: 10	R: 0 E: 0 K: 0 S: 3	H: 0 LOB: 0 BB: 0 P: 3	R: 0 E: 0 K: 0 S: 4	H: 1 LOB: 1 BB: 0 P: 4	R: 0 E: 0 K: 0 S: 3	H: 0 LOB: 0 BB: 0 P: 3	R: 0 E: 0 K: 0 S: 3	H: 0 LOB: 2 BB: 2 P: 11	R: 1 E: 1 K: 0 S: 3	H: 2 LOB: 2 BB: 0 P: 3	1B: 7 2B: 2 3B: 0 HR: 0	SF: 0 SAC: 1 DP: 1 HBP: 0	WP: 0 PB: 0 SB: 0 CS: 1	PA: 45	
PITCHER	IP	WLS	BF	H	R	ER	SO	BB	IBB	HBP	BLK	WP	HR	S	P	ERA	WHIP										
Tommy Byrne, L ERA: 3.21	(1, 1)	0.1	6	1	3	3	0	4	0	0	0	0	0	2	18	81.00	15.000										
Tom Sturdivant, R ERA: 3.16	(1, 1)	5.2	21	4	2	2	5	2	0	0	0	0	0	29	37	3.18	1.059										
Johnny Kucks, R ERA: 3.47	(7, 1)	2.0	7	1	0	0	0	0	0	0	0	0	0	7	7	0.00	0.500										
Don Larsen, R ERA: 2.92	(9, 1)	2.0	L	11	2	1	0	1	1	0	0	0	0	9	17	0.00	1.500										

New York Yankees @ Baltimore Orioles
Memorial Stadium, Baltimore, MD
 Mon Sep 05 1955, 3:33 AM EDT
 Unknown

AB 36
 R 6
 H 8
 RBI 5
 BB 8
 SO 5
 LOB 24



Batter	1	2	3	4	5	6	7	8	9	AB R H RBI BB SO LOB	TOP
Hank Bauer, R OBP: 0.359, SLG: 0.451 (1, 9) X	0-0 L8			X 0-0 E5 PB FC6-2	X 0-0 E8 WP 4-3 1B		X 0-0 E 1-2 1B		X 0-0 L7	5 1 2 0 0 0 1	New York Yankees @ Baltimore Orioles Memorial Stadium, Baltimore, MD Mon Sep 05 1955, 3:38 AM EDT Att: 28,795 - Unknown
Gil McDougald, R OBP: 0.367, SLG: 0.408 (1, 4) X	0-0 5-3		X 0-0 5-3	X 0-0 4-3		X 0-0 E5 FC4-6		X 0-0 1-3	5 0 0 1 0 0 4		
Yogi Berra, L OBP: 0.348, SLG: 0.463 (1, 2) X	0-0 1-3		X 0-0 FC6-2 2B	X 0-3 K		X 0-0 FC4-6 1-2f			4 1 0 0 0 1 4		
Mickey Mantle, S OBP: 0.434, SLG: 0.629 (1, 8)		X 0-0 5-3	X 0-0 1B E 2B		X 0-3 K		X 0-0 F9		4 1 1 1 0 1 0		
Bill Skowron, R OBP: 0.372, SLG: 0.536 Joe Collins, L OBP: 0.333, SLG: 0.370 (1, 3) (8, 3)		X 0-0 6-3	X 4-0 1B BB BB		X 0-0 F7		X 0-0 6-3		3 0 0 0 1 0 0 0 0 0 0 0 0 0		
Elston Howard, R OBP: 0.346, SLG: 0.504 Irv Noren, L OBP: 0.320, SLG: 0.379 (1, 7) (8, 7)		X 0-3 K	X 0-0 E5 1-3 2-H 1B		X 0-0 F7		X 0-3 K		4 0 1 0 0 2 0 0 0 0 0 0 0 0		
Andy Carey, R OBP: 0.313, SLG: 0.381 (1, 5)			X 0-0 L9	X 0-0 F8		X 0-3 K		X 0-0 SF7 3B	4 1 1 0 0 1 2		
Phil Rizzuto, R OBP: 0.344, SLG: 0.288 (1, 6)			X 0-0 5-3		X 0-0 F7		X 0-0 FC5-6 1B	X 4-0 SF7 BB	3 0 1 0 1 0 0		
Rip Coleman, L OBP: 0.300, SLG: 0.222 Tommy Byrne, L OBP: 0.278, SLG: 0.310 (1, 1) (5, 1)			X 0-3 K	X 0-0 E WP 1B		X 0-0 FC5-6 1-2f 1B		X 0-0 SF7 1-2 3-H	2 1 1 0 0 1 0 1 0 0 1 0 0 1		
Inning Stats	R: 0 H: 0 E: 0 LOB: 0 K: 0 BB: 0 S: 3 P: 3	R: 0 H: 0 E: 0 LOB: 0 K: 1 BB: 0 S: 5 P: 5	R: 0 H: 0 E: 0 LOB: 0 K: 1 BB: 0 S: 5 P: 5	R: 2 H: 2 E: 3 LOB: 2 K: 0 BB: 1 S: 6 P: 10	R: 2 H: 2 E: 1 LOB: 0 K: 1 BB: 0 S: 7 P: 7	R: 0 H: 0 E: 0 LOB: 0 K: 1 BB: 0 S: 5 P: 5	R: 0 H: 2 E: 1 LOB: 3 K: 1 BB: 0 S: 8 P: 8	R: 0 H: 0 E: 0 LOB: 0 K: 1 BB: 0 S: 5 P: 5	R: 1 H: 1 E: 0 LOB: 1 K: 0 BB: 1 S: 4 P: 8	1B: 5 SF: 1 2B: 1 SAC: 0 3B: 1 DP: 0 HR: 0 HBP: 0	
PITCHER Bill Wight, L ERA: 2.91 (1, 1)	IP WLS BF H R ER SO BB IBB HBP BLK WP HR S P ERA WHIP										

AB	35
R	5
H	7
RBI	3
BB	2
SO	6
LOB	12



livebaseballscorecards.com

Batter	1	2	3	4	5	6	7	8	9	AB R H RBI BB SO LOB
Fred Marsh, R OBP: 0.286, SLG: 0.239 (1, 5) (9, 4)	0-0 CS 1B		0-0 F9		0-0 F8		0-3 K		0-0 F8	5 0 1 0 0 1 2
Chuck Diering, R OBP: 0.330, SLG: 0.302 (1, 8) (9, 5)	0-0 6-3 1-2		0-0 6-3		0-0 1B BB 2B 1B		0-0 F3		0-0 FC6-4 1-2f	5 1 1 0 0 0 3
Jim Dyck, R OBP: 0.408, SLG: 0.422 (1, 7)	0-0 6-3			0-0 F9 1B 2B	4-0 1-2 2B BB		0-0 6-3			3 2 1 0 1 0 0
Gus Triandos, R OBP: 0.324, SLG: 0.400 (1, 3) (9, 2)		0-0 6-3		0-0 F9 2-3	0-0 2B 1-2 2-3 1B		0-3 K			4 0 1 0 0 1 1
Dave Philley, S OBP: 0.378, SLG: 0.443 (1, 9)		0-0 1-3		0-0 1B 3-H	0-0 1-3 2-H 3-H 2B		0-0 4-3			4 0 2 3 0 0 0
Hal Smith, R OBP: 0.305, SLG: 0.359 (1, 2)		0-0		0-0	0-0		0-0			4 0 3 0 0 0 2
Hal Brown, R OBP: 0.133, SLG: 0.071 (8, PR)		0-0		0-0	0-0		0-0			0 0 0 0 0 0 0
Dave Pope, L OBP: 0.316, SLG: 0.365 (9, 8)		0-0 1B		0-0 1-3 1B	0-0 F9		0-0 1B 2B			0 0 0 0 0 0 0
Willy Miranda, S OBP: 0.301, SLG: 0.295 (1, 6)		0-0 F8		0-0 F3		0-0 L7-3 1B		0-0 2-H 1B		4 0 2 0 0 0 3
Don Leppert, L OBP: 0.213, SLG: 0.075 (1, 4)			4-0 SH1-4 BB	0-0 G3		0-0 L7-3 1-2		4-0 FC6-4 BB		2 0 0 0 1 0 3
Bob Hale, L OBP: 0.361, SLG: 0.397 (9, 3)										0 0 0 0 1 0 0
Bill Wight, L OBP: 0.160, SLG: 0.167 (1, 1)			0-0 SH1-4		0-3 K	0-3 K		0-0 F9		2 0 0 0 0 2 0
Wayne Causey, L OBP: 0.273, SLG: 0.223 (9, PH)			0-0 1-2							1 0 0 0 0 0 1

Inning Stats	R: 0 E: 0 K: 0 S: 3	H: 1 LOB: 0 BB: 0 P: 3	R: 0 E: 0 K: 0 S: 4	H: 1 LOB: 1 BB: 0 P: 4	R: 0 E: 0 K: 0 S: 3	H: 0 LOB: 1 BB: 1 P: 7	R: 1 E: 0 K: 0 S: 6	H: 3 LOB: 2 BB: 0 P: 6	R: 2 E: 0 K: 1 S: 8	H: 3 LOB: 2 BB: 1 P: 12	R: 0 E: 0 K: 1 S: 5	H: 1 LOB: 0 BB: 0 P: 5	R: 0 E: 0 K: 1 S: 5	H: 0 LOB: 0 BB: 0 P: 5	R: 0 E: 0 K: 1 S: 6	H: 2 LOB: 2 BB: 0 P: 6	R: 0 E: 0 K: 0 S: 3	H: 0 LOB: 1 BB: 1 P: 7	1B: 8 2B: 4 3B: 0 HR: 0	SF: 0 SAC: 1 DP: 1 HBP: 0
--------------	------------------------------	---------------------------------	------------------------------	---------------------------------	------------------------------	---------------------------------	------------------------------	---------------------------------	------------------------------	----------------------------------	------------------------------	---------------------------------	------------------------------	---------------------------------	------------------------------	---------------------------------	------------------------------	---------------------------------	----------------------------------	------------------------------------

PITCHER	IP	WLS	BF	H	R	ER	SO	BB	IBB	HBP	BLK	WP	HR	S	P	ERA	WHIP
Rip Coleman, L ERA: 5.32 (1, 1)	4.2		23	8	3	3	1	2	0	0	0	0	0	23	31	5.79	2.143
Tommy Byrne, L ERA: 3.11 (5, 1)	4.1	W	15	3	0	0	3	1	0	0	0	0	0	20	24	0.00	0.923

BOTTOM

New York Yankees @ Baltimore Orioles
Memorial Stadium, Baltimore, MD

Mon Sep 05 1955, 3:38 AM EDT
Att. 28,795 - Unknown

livebaseballscorecards.com

AB	34
R	3
H	11
RBI	3
BB	3
SO	4
LOB	15



WP: 0	PA: 38
PB: 0	
SB: 0	
CS: 1	

Batter	1	2	3	4	5	6	7	8	9	AB	R	H	RBI	BB	SO	LOB
Chuck Diering, R (1, 8) OBP: 0.330, SLG: 0.302	0-0 FC4 1B		0-0 F4			0-0 F3		0-0 6-3		4	0	1	0	0	0	2
Wayne Causey, L (1, 5) OBP: 0.266, SLG: 0.217	0-0 FC4 1-2f G4-3		0-0 F5			0-0 F6			0-0 F5	4	0	0	0	0	0	3
Jim Dyck, R (1, 7) OBP: 0.406, SLG: 0.416	0-0 G4-3 1-2f				0-0 F8		4-0 BB		0-0 F9	2	0	0	0	1	0	1
Ray Moore, R (7, 1) OBP: 0.194, SLG: 0.171										0	0	0	0	0	0	0
Ed Lopat, L (9, 1) OBP: 0.214, SLG: 0.175										0	0	0	0	0	0	0
Tex Nelson, L (9, PH) OBP: 0.313, SLG: 0.214										1	0	0	0	0	0	0
Bob Hale, L (1, 3) OBP: 0.358, SLG: 0.393		0-0 4-3			0-0 G4-6-3 1B		0-0 F2		0-0 F5	4	0	1	0	0	0	2
Dave Philley, S (1, 9) OBP: 0.377, SLG: 0.442 (7, 7)		0-0 1B			0-0 G4-6-3 1-2f			0-0 4-3		3	0	1	0	0	0	1
Gus Triandos, R (1, 2) OBP: 0.322, SLG: 0.397		0-0 F8				0-0 F6		0-0 F8		3	0	0	0	0	0	1
Willy Miranda, S (1, 6) OBP: 0.301, SLG: 0.295		0-0 6-3				0-0 G4-6-3 1B		0-0 F8		3	0	1	0	0	0	1
Don Leppert, L (1, 4) OBP: 0.220, SLG: 0.071			0-0 F8			0-0 G4-6-3 1-2f		4-0 P4-6-3 BB		2	0	0	0	1	0	1
Hal Brown, R (1, 1) OBP: 0.188, SLG: 0.071			4-0 BB				0-0 3B		0-0 P4-6-3 1-2f	0	0	0	0	1	0	0
Dave Pope, L (6, PH) OBP: 0.317, SLG: 0.372 (7, 9)										2	0	1	0	0	0	1

Inning Stats	R: 0	H: 1	R: 0	H: 1	R: 0	H: 0	R: 0	H: 1	R: 0	H: 1	R: 0	H: 0	R: 0	H: 0	R: 0	H: 0	R: 0	H: 0	R: 0	H: 0	1B: 4	SF: 0	WP: 0	PA: 31	
E: 0	LOB: 0	E: 0	LOB: 1	E: 0	LOB: 1	E: 0	LOB: 0	E: 0	LOB: 2	E: 0	LOB: 0	E: 0	LOB: 0	E: 0	LOB: 0	E: 0	LOB: 0	E: 0	LOB: 0	E: 0	LOB: 0	2B: 0	SAC: 0	PB: 0	
K: 0	BB: 0	K: 0	BB: 0	K: 0	BB: 1	K: 0	BB: 0	K: 0	BB: 1	K: 0	BB: 0	K: 0	BB: 0	K: 0	BB: 1	K: 0	BB: 0	K: 0	BB: 0	K: 0	BB: 0	3B: 1	DP: 4	SB: 0	
S: 3	P: 3	S: 4	P: 4	S: 3	P: 7	S: 3	P: 3	S: 3	P: 3	S: 4	P: 8	S: 3	P: 3	S: 2	P: 6	S: 3	P: 3	S: 3	P: 3	S: 3	P: 3	HR: 0	HBP: 0	CS: 0	

PITCHER	IP	WLS	BF	H	R	ER	SO	BB	IBB	HBP	BLK	WP	HR	S	P	ERA	WHIP	PITCHER	IP	WLS	BF	H	R	ER	SO	BB	IBB	HBP	BLK	WP	HR	S	P	ERA	WHIP		
Early Wynn, R (1, 1) ERA: 2.84	9.0	W	31	5	0	0	0	3	0	0	0	0	0	28	40	0.00	0.889																				

BOTTOM

Cleveland Indians @ Baltimore Orioles
Memorial Stadium, Baltimore, MD

Wed Sep 07 1955, 3:33 AM EDT
Att. 14,042 - Unknown

AB	28
R	0
H	5
RBI	0
BB	3
SO	0
LOB	13

Batter	1	2	3	4	5	6	7	8	9	10	AB R H RBI BB SO LOB	TOP												
Al Smith, R (1, 9) OBP: 0.412, SLG: 0.485	4-0 E 2B BB		x 0-0 1B 1B		0-3 K	0-0 F5			x 0-0 6-3	0-0 1-3	5 1 1 0 1 1 4	Cleveland Indians @ Baltimore Orioles Memorial Stadium, Baltimore, MD Thu Sep 08 1955, 3:33 AM EDT Att: 3,819 - Unknown												
Bobby Avila, R (1, 4) OBP: 0.368, SLG: 0.379	0-0 L9		x 0-0 F5		0-0 BB 1B			x 0-3 K	0-0 1-3		5 0 1 0 0 1 2													
Gene Woodling, L (1, 7) OBP: 0.354, SLG: 0.390	0-0 E3 1-2 2B		x 0-0 P8		4-0 BB 1-2 BB			x 0-0 6-3	0-0 3-1		4 1 0 0 1 0 2													
Larry Doby, L (1, 8) OBP: 0.373, SLG: 0.515	0-3 K		x 0-0 1-2 1B		0-0 F7			x 0-0 FC5-4 1B		0-0 HR	5 1 3 1 0 1 4													
Al Rosen, R (1, 3) OBP: 0.363, SLG: 0.416 (6, 5)	0-0 1-H 2-H 2B		x 0-0 F3		0-0 F7			x 0-0 FC5-4		4-0 SH1-3 WP FC6-4 BB	4 1 1 2 1 0 5													
Rudy Regalado, R (1, 5) OBP: 0.267, SLG: 0.286		x 0-0 F3		x 0-0 2B		x 0-0 F9		x 0-0 4-3		0-0 SH1-3	3 0 1 0 0 0 0													
Joe Altobelli, L (6, 3) OBP: 0.236, SLG: 0.197										1-3	1 0 0 0 0 0 0													
Hal Naragon, L (1, 2) OBP: 0.417, SLG: 0.479		BB BB BB 4-0		x 0-0 F9		4-0 BB BB BB SF8 BB		x 0-0 F7		4-0 FC6-4 IBB	1 0 0 0 2 0 1													
Jim Hegan, R (6, PR) OBP: 0.309, SLG: 0.356 (6, 2)											1 1 0 0 1 0 0													
George Strickland, R (1, 6) OBP: 0.307, SLG: 0.276		x 0-0 FC1-6 1-2f		0-3 K		4-0 BB BB BB SF8 BB		x 0-0 1-3 BB		0-0 FC6-4 S 1B	4 0 1 1 1 1 3													
Art Houtteman, R (1, 1) OBP: 0.220, SLG: 0.158			x 0-0 1-3		x 0-0 F4		x 0-0 SF8		x 0-0 6-3		1 0 0 0 0 0 1													
Sal Maglie, R (3, 1) OBP: 0.176, SLG: 0.111										0-0 1-2 3-H 1B	2 0 0 1 0 0 2													
Don Mossi, L (8, 1) OBP: 0.300, SLG: 0.125											0 0 0 0 0 0 0													
Ray Narleski, R (8, 1) OBP: 0.273, SLG: 0.273											1 0 1 0 0 0 0													
Inning Stats	R: 2 E: 1 K: 1 S: 6	H: 1 LOB: 1 BB: 1 P: 10	R: 0 E: 0 K: 0 S: 3	H: 0 LOB: 1 BB: 1 P: 7	R: 0 E: 0 K: 0 S: 5	H: 2 LOB: 2 BB: 0 P: 5	R: 0 E: 0 K: 1 S: 6	H: 1 LOB: 1 BB: 0 P: 6	R: 0 E: 0 K: 1 S: 6	H: 1 LOB: 2 BB: 1 P: 10	R: 1 E: 0 K: 0 S: 3	H: 0 LOB: 2 BB: 2 P: 11	R: 0 E: 0 K: 1 S: 6	H: 1 LOB: 1 BB: 0 P: 6	R: 0 E: 0 K: 0 S: 4	H: 1 LOB: 1 BB: 0 P: 4	R: 0 E: 0 K: 0 S: 3	H: 0 LOB: 0 BB: 0 P: 3	R: 2 E: 0 K: 0 S: 5	H: 2 LOB: 2 BB: 2 P: 13	1B: 6 2B: 2 3B: 0 HR: 1	SF: 1 SAC: 1 DP: 0 HBP: 0	WP: 1 PB: 0 SB: 2 CS: 0	PA: 46
PITCHER	IP WLS BF H R ER SO BB IBB HBP BLK WP HR S P ERA WHIP																							
Erv Palica, R (1, 1) ERA: 3.97	7.0																							
Harry Dorish, R (8, 1) ERA: 2.64	2.0																							
Ted Gray, L (10, 1) ERA: 9.64	0.0	L																						
George Zuverink, R (10, 1) ERA: 3.76	1.0																							

livebaseballscorecards.com

AB	37
R	5
H	9
RBI	5
BB	7
SO	4
LOB	24



BOTTOM

Cleveland Indians @ Baltimore Orioles
Memorial Stadium, Baltimore, MD

Thu Sep 08 1955, 3:33 AM EDT
Att. 3,819 - Unknown

livebaseballscorecards.com

AB	40
R	3
H	9
RBI	3
BB	2
SO	8
LOB	18



AB R H RBI BB SO LOB

5 0 1 0 0 0 0

5 1 2 1 0 1 1

4 0 0 0 1 0 3

5 0 3 1 0 1 0

5 0 0 0 0 1 5

3 0 1 0 0 0 0

0 1 0 0 0 0 0

2 0 0 0 0 2 2

3 0 1 1 0 0 0

1 0 0 0 0 0 2

0 0 0 0 0 0 0

4 0 1 0 0 1 3

2 0 0 0 0 2 2

1 0 0 0 0 0 0

0 0 0 0 0 0 0

0 1 0 0 1 0 0

0 0 0 0 0 0 0

0 0 0 0 0 0 0

0 0 0 0 0 0 0

1B: 7 SF: 0

2B: 1 SAC: 0

3B: 1 DP: 0

HR: 0 HBP: 0

WP: 0 PA: 42

PB: 0

SB: 1

CS: 0

1B: 7 SF: 0

2B: 1 SAC: 0

3B: 1 DP: 0

HR: 0 HBP: 0

WP: 0 PA: 42

PB: 0

SB: 1

CS: 0

1B: 7 SF: 0

2B: 1 SAC: 0

3B: 1 DP: 0

HR: 0 HBP: 0

WP: 0 PA: 42

PB: 0

SB: 1

CS: 0

1B: 7 SF: 0

2B: 1 SAC: 0

3B: 1 DP: 0

HR: 0 HBP: 0

WP: 0 PA: 42

PB: 0

SB: 1

CS: 0

1B: 7 SF: 0

2B: 1 SAC: 0

3B: 1 DP: 0

HR: 0 HBP: 0

WP: 0 PA: 42

PB: 0

SB: 1

CS: 0

1B: 7 SF: 0

2B: 1 SAC: 0

3B: 1 DP: 0

HR: 0 HBP: 0

WP: 0 PA: 42

PB: 0

SB: 1

CS: 0

1B: 7 SF: 0

2B: 1 SAC: 0

3B: 1 DP: 0

HR: 0 HBP: 0

WP: 0 PA: 42

PB: 0

SB: 1

CS: 0

1B: 7 SF: 0

2B: 1 SAC: 0

3B: 1 DP: 0

HR: 0 HBP: 0

WP: 0 PA: 42

PB: 0

SB: 1

CS: 0

1B: 7 SF: 0

2B: 1 SAC: 0

3B: 1 DP: 0

HR: 0 HBP: 0

WP: 0 PA: 42

PB: 0

SB: 1

CS: 0

1B: 7 SF: 0

2B: 1 SAC: 0

3B: 1 DP: 0

HR: 0 HBP: 0

WP: 0 PA: 42

PB: 0

SB: 1

CS: 0

1B: 7 SF: 0

2B: 1 SAC: 0

3B: 1 DP: 0

HR: 0 HBP: 0

WP: 0 PA: 42

PB: 0

SB: 1

CS: 0

1B: 7 SF: 0

2B: 1 SAC: 0

3B: 1 DP: 0

HR: 0 HBP: 0

WP: 0 PA: 42

PB: 0

SB: 1

CS: 0

1B: 7 SF: 0

2B: 1 SAC: 0

3B: 1 DP: 0

HR: 0 HBP: 0

WP: 0 PA: 42

PB: 0

SB: 1

CS: 0

1B: 7 SF: 0

2B: 1 SAC: 0

3B: 1 DP: 0

HR: 0 HBP: 0

WP: 0 PA: 42

PB: 0

SB: 1

CS: 0

1B: 7 SF: 0

2B: 1 SAC: 0

3B: 1 DP: 0

HR: 0 HBP: 0

WP: 0 PA: 42

PB: 0

SB: 1

CS: 0

1B: 7 SF: 0

2B: 1 SAC: 0

3B: 1 DP: 0

HR: 0 HBP: 0

WP: 0 PA: 42

PB: 0

SB: 1

CS: 0

1B: 7 SF: 0

2B: 1 SAC: 0

3B: 1 DP: 0

HR: 0 HBP: 0

WP: 0 PA: 42

PB: 0

SB: 1

CS: 0

1B: 7 SF: 0

2B: 1 SAC: 0

3B: 1 DP: 0

HR: 0 HBP: 0

WP: 0 PA: 42

PB: 0

SB: 1

CS: 0

1B: 7 SF: 0

2B: 1 SAC: 0

3B: 1 DP: 0

HR: 0 HBP: 0

WP: 0 PA: 42

PB: 0

SB: 1

CS: 0

1B: 7 SF: 0

2B: 1 SAC: 0

3B: 1 DP: 0

HR: 0 HBP: 0

WP: 0 PA: 42

PB: 0

SB: 1

CS: 0

1B: 7 SF: 0

2B: 1 SAC: 0

3B: 1 DP: 0

HR: 0 HBP: 0

WP: 0 PA: 42

PB: 0

SB: 1

CS: 0

1B: 7 SF: 0

2B: 1 SAC: 0

3B: 1 DP: 0

HR: 0 HBP: 0

WP: 0 PA: 42

PB: 0

SB: 1

CS: 0

1B: 7 SF: 0

2B: 1 SAC: 0

3B: 1 DP: 0

HR: 0 HBP: 0

WP: 0 PA: 42

PB: 0

SB: 1

CS: 0

1B: 7 SF: 0

2B: 1 SAC: 0

3B: 1 DP: 0

HR: 0 HBP: 0

WP: 0 PA: 42

PB: 0

SB: 1

CS: 0

1B: 7 SF: 0

2B: 1 SAC: 0

3B: 1 DP: 0

HR: 0 HBP: 0

WP: 0 PA: 42

PB: 0

SB: 1

CS: 0

1B: 7 SF: 0

2B: 1 SAC: 0

3B: 1 DP: 0

HR: 0 HBP: 0

WP: 0 PA: 42

PB: 0

SB: 1

CS: 0

1B: 7 SF: 0

2B: 1 SAC: 0

3B: 1 DP: 0

HR: 0 HBP: 0

WP: 0 PA: 42

PB: 0

SB: 1

CS: 0

1B: 7 SF: 0

2B: 1 SAC: 0

3B: 1 DP: 0

HR: 0 HBP: 0

WP: 0 PA: 42

PB: 0

SB: 1

CS: 0

1B: 7 SF: 0

2B: 1 SAC: 0

3B: 1 DP: 0

HR: 0 HBP: 0

WP: 0 PA: 42

PB: 0

SB: 1

CS: 0

1B: 7 SF: 0

2B: 1 SAC: 0

3B: 1 DP: 0

HR: 0 HBP: 0

WP: 0 PA: 42

PB: 0

SB: 1

CS: 0

1B: 7 SF: 0

2B: 1 SAC: 0

3B: 1 DP: 0

HR: 0 HBP: 0

WP: 0 PA: 42

PB: 0

SB: 1

CS: 0

1B: 7 SF: 0

2B: 1 SAC: 0

3B: 1 DP: 0

HR: 0 HBP: 0

WP: 0 PA: 42

PB: 0

SB: 1

CS: 0

Batter	1	2	3	4	5	6	7	8	9
Wayne Causey, L (1, 5) OBP: 0.263, SLG: 0.216	0-0 4-3		0-0 E7 1B	0-0 F1			0-3 K	0-0 L9	
Don Leppert, L (1, 4) OBP: 0.203, SLG: 0.078	0-0 B1-3		0-0 L9		0-0 1-3		0-0 G3	0-3 K	
Dave Philley, S (1, 9) (5, 7) OBP: 0.376, SLG: 0.438	0-0 L9			4-0 1B 1B BB	0-0 G6-4-3 1B		0-0 1B 1B BB		
Gus Triandos, R (1, 3) OBP: 0.323, SLG: 0.396		0-0 5-3		0-0 E 1B 1-3 2B 1B	0-0 G6-4-3 1-2f		4-0 1B 1B BB		
Cal Abrams, L (1, 7) (5, 8) OBP: 0.421, SLG: 0.381		0-0 1B		0-0 1-2 3-H 2B 1B		4-0 SH3-4 1B BB	0-0 1B 1B 1-3 2-H		
Hal Smith, R (1, 2) OBP: 0.306, SLG: 0.361		0-0 F7		0-0 E1 2B SF8 1-2 2-3		0-0 SH3-4	0-0 1B 1B 1-3 3-H		
Chuck Diering, R (1, 8) OBP: 0.329, SLG: 0.301		0-0 F4		0-0 1-3 2-H 3-H 2B		0-0 1B 1B 2-H	4-0 1B 1B 1-2		
Bob Hale, L (4, PH) OBP: 0.370, SLG: 0.411									
Dave Pope, L (4, PR) OBP: 0.323, SLG: 0.381									
Willy Miranda, S (1, 6) OBP: 0.301, SLG: 0.296			0-0 F7	0-0 SF8 3-H		0-0 1B	0-0 F4		
Bill Wight, L (1, 1) OBP: 0.138, SLG: 0.143			0-3 K	0-3 K		0-0 4-3		0-0 L6	

AB	R	H	RBI	BB	SO	LOB
5	0	1	0	0	1	1
5	0	0	0	0	1	1
3	2	2	0	1	0	0
3	2	1	0	1	0	1
3	2	3	2	1	0	0
3	1	1	1	0	0	3
1	0	0	0	0	0	1
1	0	1	2	0	0	0
1	1	1	1	1	0	0
3	0	1	2	0	0	3
4	0	0	0	0	2	1

BOTTOM

Detroit Tigers @ Baltimore Orioles
Memorial Stadium, Baltimore, MD

Fri Sep 09 1955, 3:33 AM EDT
Att. 7,233 - Unknown

livebaseballscorecards.com

AB	32
R	8
H	11
RBI	8
BB	4
SO	4
LOB	11



1B: 10	SF: 1	WP: 0	PA: 38
2B: 1	SAC: 1	PB: 0	
3B: 0	DP: 1	SB: 1	
HR: 0	HBP: 0	CS: 0	

Inning Stats	R: 0	H: 0	E: 0	K: 0	S: 3	WLS	BF	H	R	ER	SO	BB	IBB	HBP	BLK	WP	HR	S	P	ERA	WHIP
Ned Garver, R (1, 1) ERA: 3.75	0	0	0	0	3	L	27	8	6	5	2	2	0	0	0	0	0	29	37	7.50	1.667
Dick Marlowe, R (7, 1) ERA: 9.0	0	1	0	1	4		11	3	2	2	2	1	1	0	0	0	0	13	21	9.00	2.000

PITCHER	IP	WLS	BF	H	R	ER	SO	BB	IBB	HBP	BLK	WP	HR	S	P	ERA	WHIP
Ned Garver, R (1, 1) ERA: 3.75	6.0	L	27	8	6	5	2	2	0	0	0	0	0	29	37	7.50	1.667
Dick Marlowe, R (7, 1) ERA: 9.0	2.0		11	3	2	2	2	1	1	0	0	0	0	13	21	9.00	2.000

Batter	1	2	3	4	5	6	7	8	9	AB R H RBI BB SO LOB	TOP	
Harvey Kuenn, R (1, 6) OBP: 0.342, SLG: 0.411	0-0 6-3 1B		0-0 FC6-4 1B		0-0 1-3		0-0 F7		0-0 1-3	5 0 2 0 0 0 2		
Bill Tuttle, R (1, 8) OBP: 0.354, SLG: 0.401	0-0 6-3 1-2		0-0 FC6-4 1-2f		0-0 6-3			0-0 E5 G3 E		4 1 0 0 0 0 2		
Al Kaline, R (1, 9) OBP: 0.423, SLG: 0.551	0-0 L6-3			0-0 2B 2B	0-3 K2-3			0-3 K		4 1 1 0 0 2 2		
Earl Torgeson, L (1, 3) OBP: 0.392, SLG: 0.400	0-3 K			4-0 2B SF9 BB		0-0 1-3		0-0 G3 1-2		3 1 0 0 1 1 2		
Ray Boone, R (1, 5) OBP: 0.350, SLG: 0.480		0-3 K		0-0 2B		0-0 F7		0-0 E7 1B		4 0 2 2 0 1 0		
Charlie Maxwell, L (1, 7) OBP: 0.343, SLG: 0.573		0-3 K		0-0 F1		0-0 3B		0-0 3-1		4 0 1 0 0 1 3		
Frank House, L (1, 2) OBP: 0.316, SLG: 0.449		0-0 L9		0-0 SF9			0-0 G3		0-0 F3	3 0 0 1 0 0 0		
Fred Hatfield, L (1, 4) OBP: 0.339, SLG: 0.349			0-0 6-3	4-0 IBB			0-0 F7		0-0 E3 FC6-4	3 0 0 0 1 0 0		
Bud Black, R (1, 1) Jim Bunning, R (6, 1) Jim Delsing, L (7, PH) Paul Foytack, R (7, 1) Jack Phillips, R (9, PH) Chick King, R (9, PR)			0-3 K	0-0 F3			0-0 1B		0-0 FC6-4 1-2f	2 0 0 0 0 0 1 2 0 0 0 0 0 0 0 0 1 0 0 1 0 0 0 0 0 0 0 0 0 0 0 0 1 0 0 0 0 0 0 1 0 0 0 0 0 0 0 0		
Inning Stats	R: 0 H: 1 E: 0 LOB: 1 K: 1 BB: 0 S: 6 P: 6	R: 0 H: 0 E: 0 LOB: 0 K: 2 BB: 0 S: 7 P: 7	R: 0 H: 1 E: 0 LOB: 1 K: 1 BB: 0 S: 6 P: 6	R: 2 H: 2 E: 0 LOB: 2 K: 0 BB: 2 S: 5 P: 13	R: 0 H: 0 E: 0 LOB: 0 K: 1 BB: 0 S: 5 P: 5	R: 0 H: 1 E: 0 LOB: 1 K: 0 BB: 0 S: 3 P: 3	R: 0 H: 1 E: 0 LOB: 1 K: 0 BB: 0 S: 4 P: 4	R: 1 H: 1 E: 2 LOB: 1 K: 1 BB: 0 S: 7 P: 7	R: 0 H: 0 E: 1 LOB: 1 K: 0 BB: 0 S: 4 P: 4	1B: 4 SF: 1 2B: 2 SAC: 0 3B: 1 DP: 0 HR: 0 HBP: 0	WP: 0 PA: 37 PB: 0 SB: 0 CS: 0	
PITCHER Jim Wilson, R (1, 1) ERA: 3.55	IP WLS BF H R ER SO BB IBB HBP BLK WP HR S P ERA WHIP	9.0 W 37 7 3 2 6 1 1 0 0 0 0 0 47 55 2.00 0.889										

Detroit Tigers @ Baltimore Orioles
 Memorial Stadium, Baltimore, MD
 Sat Sep 10 1955, 3:33 AM EDT
 Att. 5,985 - Unknown

livebaseballscorecards.com

AB 34
 R 3
 H 7
 RBI 3
 BB 2
 SO 6
 LOB 14



Batter	1	2	3	4	5	6	7	8	9
Wayne Causey, L (1, 5) OBP: 0.266, SLG: 0.222	F7		F4			E 1B	4-3	1B	
Don Leppert, L (1, 4) OBP: 0.203, SLG: 0.089	G3			FC4-6 BB CS 1B		E4 SH F6 1-H	1-3	K	
Tex Nelson, L (1, 7) OBP: 0.351, SLG: 0.200 Dave Philley, S (9, 7) OBP: 0.376, SLG: 0.438	K			FC4-6 BB 1-2		E SH BB	BB		
Gus Triandos, R (1, 3) OBP: 0.323, SLG: 0.394		K		FC4-6 1-2f 2-3		SH BB E	BB		
Cal Abrams, L (1, 9) OBP: 0.417, SLG: 0.375 (7, 8)		1-3		F8		F6 3-H	K		
Hal Smith, R (1, 2) OBP: 0.308, SLG: 0.363		G3		CS 3-H	3B 1B	E6 BB 1-2 2-3		1B 1B	
Chuck Diering, R (1, 8) OBP: 0.330, SLG: 0.308 Bob Hale, L (6, PH) OBP: 0.374, SLG: 0.411 Dave Pope, L (6, PR) OBP: 0.322, SLG: 0.380 (7, 9)			5-3		CS 3B 1-H	L4-3 BB 1-2 2-3 3-H		F5	
Willy Miranda, S (1, 6) OBP: 0.301, SLG: 0.295			1B		5-3	L4-3 1-2		F6	
Jim Wilson, R (1, 1) OBP: 0.150, SLG: 0.165			L8		K 3-H			BB 2B 1-2	


AB	R	H	RBI	BB	SO	LOB
5	1	2	1	0	0	2
5	1	1	0	0	1	3
1	1	0	0	3	1	0
0	0	0	0	0	0	0
2	0	0	0	1	1	2
4	0	0	1	0	1	7
4	2	2	0	0	0	2
2	0	1	1	0	0	0
0	0	0	1	1	0	0
1	0	0	0	0	0	1
4	0	1	0	0	0	5
4	0	2	0	0	1	2

BOTTOM

Detroit Tigers @ Baltimore Orioles
Memorial Stadium, Baltimore, MD
 Sat Sep 10 1955, 3:33 AM EDT
 Att. 5,985 - Unknown

AB	32
R	5
H	9
RBI	4
BB	5
SO	5
LOB	24

livebaseballscorecards.com




Inning Stats	R: 0	H: 0	E: 0	K: 1	S: 5	LOB: 0	BB: 0	P: 5
R: 0 H: 0 E: 0 K: 1 S: 5	R: 0 H: 0 E: 0 K: 1 S: 5	R: 0 H: 1 E: 0 K: 0 S: 4	R: 0 H: 1 E: 0 K: 0 S: 3	R: 1 H: 2 E: 0 K: 1 S: 6	R: 3 H: 1 E: 3 K: 0 S: 6	R: 0 H: 1 E: 0 K: 1 S: 6	R: 1 H: 3 E: 0 K: 1 S: 8	1B: 7 SF: 0 2B: 2 SAC: 1 3B: 1 DP: 1 HR: 0 HBP: 0

PITCHER	IP	WLS	BF	H	R	ER	SO	BB	IBB	HBP	BLK	WP	HR	S	P	ERA	WHIP
Bud Black, R (1, 1) ERA: 3.38	5.1	L	25	5	4	1	3	3	0	0	0	0	0	28	40	1.69	1.500
Jim Bunning, R (6, 1) ERA: 6.99	0.2		1	0	0	0	0	0	0	0	0	0	0	1	1	0.00	0.000
Paul Foytack, R (7, 1) ERA: 5.36	2.0		12	4	1	1	2	2	0	0	0	0	0	14	22	4.50	3.000

WP	PA	ERA	WHIP
0	39		

Batter	1	2	3	4	5	6	7	8	9	AB R H RBI BB SO LOB	TOP														
Clete Boyer, R (1, 5) OBP: 0.242, SLG: 0.234 (7, 4)	0-3 K			0-3 K		0-0 B2-3		0-0 SF7		3 0 0 0 0 2 0	Kansas City Athletics @ Baltimore Orioles Memorial Stadium, Baltimore, MD Sun Sep 11 1955, 3:33 AM EDT Unknown														
Elmer Valo, L (8, PH) OBP: 0.463, SLG: 0.485 Vic Power, R (8, 3) OBP: 0.344, SLG: 0.502	0-3 K			0-0 2B		0-0 L8		0-0 E4 1B WP 1B		0 0 0 1 0 0 0 0 0 0 0 0 0 0															
Harry Simpson, L (1, 8) OBP: 0.367, SLG: 0.437	0-3 K			0-3 K		0-0 F3		0-0 1B		4 1 2 0 0 1 0															
Bill Stewart, R (1, 9) Bill Renna, R (8, PH) OBP: 0.314, SLG: 0.370 Bobby Shantz, R (8, 1) OBP: 0.171, SLG: 0.150	0-0 F7			0-0 F4		0-3 K		0-0 6-3		3 0 0 0 0 1 1 1 0 1 1 0 0 0 0 0 0 0 0 0 0															
Gus Zernial, R (1, 7) OBP: 0.297, SLG: 0.493		0-0 1B		0-0 F4		0-3 K		0-0 6-3		4 0 1 0 0 1 2															
Jim Finigan, R (1, 4) OBP: 0.332, SLG: 0.394 Hector Lopez, R (7, PR) OBP: 0.339, SLG: 0.424 (7, 5)		0-0 G4-6-3 1-2f		0-0 2B		0-0 2B		0-0 SH5-4 FC6-4-6 1B		3 0 2 0 0 0 1 1 1 1 0 0 0 0															
Jerry Schypinski, L (1, 6) OBP: 0.240, SLG: 0.250		0-0 G3		0-0 E5		0-0 1B		0-0 SH5-4 FC6-4-6 1B		4 0 1 0 0 0 2															
Jack Littrell, R (1, 3) OBP: 0.224, SLG: 0.219 (8, 4)			0-3 K		0-0 F3		0-0 F7		0-0 SH5-4	3 0 0 0 0 1 2															
Billy Shantz, R (1, 2) OBP: 0.294, SLG: 0.297			0-0 F3		0-0 F3		0-0 SF7 1B		0-0 FC6-4-6	4 1 1 1 0 0 3															
Walt Craddock, R (1, 1) Enos Slaughter, L (8, PH) OBP: 0.398, SLG: 0.439 (8, 9)			0-0 4-3		0-0 F3		0-0 1B 1B		0-0 F7	2 0 0 0 0 0 2 2 1 1 0 0 0 1															
Inning Stats	R: 0 E: 0 K: 2 S: 7	H: 0 LOB: 0 BB: 0 P: 7	R: 0 E: 0 K: 0 S: 3	H: 1 LOB: 0 BB: 0 P: 3	R: 0 E: 0 K: 1 S: 5	H: 0 LOB: 0 BB: 0 P: 5	R: 0 E: 0 K: 2 S: 8	H: 1 LOB: 1 BB: 0 P: 8	R: 0 E: 1 K: 0 S: 5	H: 0 LOB: 0 BB: 0 P: 5	R: 0 E: 0 K: 1 S: 5	H: 1 LOB: 1 BB: 0 P: 5	R: 0 E: 0 K: 0 S: 3	H: 0 LOB: 0 BB: 0 P: 3	R: 0 E: 0 K: 1 S: 5	H: 1 LOB: 1 BB: 0 P: 5	R: 3 E: 1 K: 0 S: 7	H: 4 LOB: 1 BB: 0 P: 7	R: 1 E: 0 K: 0 S: 5	H: 2 LOB: 1 BB: 0 P: 5	1B: 8 2B: 2 3B: 0 HR: 0	SF: 1 SAC: 1 DP: 2 HBP: 0	WP: 1 PB: 0 SB: 0 CS: 0	PA: 36	
PITCHER George Zverink, R (1, 1) ERA: 3.74 Harry Dorish, R (8, 1) ERA: 2.64 Ray Moore, R (8, 1) ERA: 4.09	IP	WLS	BF	H	R	ER	SO	BB	IBB	HBP	BLK	WP	HR	S	P	ERA	WHIP								
	7.2		29	7	3	3	6	0	0	0	0	0	0	41	41	3.52	0.913								
	0.0		1	1	0	0	0	0	0	0	0	0	0	1	1	∞	∞								
	1.1	L	6	2	1	1	0	0	0	0	0	1	0	6	6	6.75	1.500								

AB	34
R	4
H	10
RBI	3
BB	0
SO	6
LOB	14



Batter	1	2	3	4	5	6	7	8	9	AB R H RBI BB SO LOB	TOP											
Clete Boyer, R (1, 4) OBP: 0.243, SLG: 0.235	0-0 6-3		0-0 F7			0-0 G6-4-3		0-0 1B		4 0 1 0 0 0 3												
Elmer Valo, L (1, 8) OBP: 0.457, SLG: 0.478	0-0 F2		0-0 F8			0-0 P9		0-0 P9		4 0 0 0 0 0 3												
Bill Stewart, R (1, 9) OBP: 0.231, SLG: 0.250	0-0 F6			0-0 F2			0-0 G5-4-3 1B		0-0 1B 2B	4 1 2 0 0 0 0												
Gus Zernial, R (1, 7) OBP: 0.294, SLG: 0.489		0-0 P9		0-0 F6		0-0 G5-4-3			0-3 K	3 0 0 0 0 0 1												
Bill Wilson, R (7, 7) OBP: 0.291, SLG: 0.435						1-2f				1 0 0 0 0 0 1												
Hector Lopez, R (1, 5) OBP: 0.338, SLG: 0.421		0-0 1-3		0-0 F7		4-0 BB			0-0 F3	3 0 0 0 1 0 1												
Jerry Schypinski, L (1, 6) OBP: 0.214, SLG: 0.222		0-0 P9		0-0 F4		0-0 F8			0-0 1B	3 0 0 0 0 0 1												
Vic Power, R (9, PH) OBP: 0.345, SLG: 0.503									2-H	1 0 1 1 0 0 0												
Jack Littrell, R (1, 3) OBP: 0.243, SLG: 0.239			0-0 1B		0-3 K			0-0 1B G6-4-3	0-0 P9	3 1 2 0 0 1 0												
Bill Renna, R (9, PH) OBP: 0.313, SLG: 0.368										1 0 0 0 0 0 1	AB 33 R 2 H 9 RBI 1 BB 1 SO 3 LOB 14											
Joe Astroth, R (1, 2) OBP: 0.357, SLG: 0.300			0-0 1B		0-0 F7			0-0 1B G6-4-3		3 0 2 0 0 0 0												
Mike Kume, R (1, 1) OBP: 0.167, SLG: 0.167			0-3 K			0-0 1B G6-4-3				1 0 0 0 0 1 2												
Jim Finigan, R (6, PH) OBP: 0.333, SLG: 0.395								0-0 G6-4-3		1 0 1 0 0 0 0												
Alex Kellner, R (6, 1) OBP: 0.268, SLG: 0.269								1-2f 3-H		1 0 0 0 0 0 1												
Inning Stats	R: 0 E: 0 K: 0 S: 3	H: 0 LOB: 0 BB: 0 P: 3	R: 0 E: 0 K: 0 S: 3	H: 0 LOB: 0 BB: 0 P: 3	R: 0 E: 0 K: 1 S: 7	H: 2 LOB: 2 BB: 0 P: 7	R: 0 E: 0 K: 0 S: 3	H: 0 LOB: 0 BB: 0 P: 3	R: 0 E: 0 K: 1 S: 5	H: 0 LOB: 0 BB: 0 P: 5	R: 0 E: 0 K: 0 S: 3	H: 1 LOB: 0 BB: 0 P: 3	R: 0 E: 0 K: 0 S: 3	H: 1 LOB: 1 BB: 1 P: 7	R: 1 E: 0 K: 0 S: 5	H: 3 LOB: 1 BB: 0 P: 5	R: 1 E: 0 K: 1 S: 7	H: 2 LOB: 1 BB: 0 P: 7	1B: 8 2B: 1 3B: 0 HR: 0	SF: 0 SAC: 0 DP: 3 HBP: 0	WP: 0 PB: 0 SB: 0 CS: 0	PA: 34
PITCHER	IP WLS BF H R ER SO BB IBB HBP BLK WP HR S P ERA WHIP																					
Ed Lopat, L (1, 1) ERA: 3.56	8.2 W 33 9 2 2 3 1 0 0 0 0 0 0 38 42 2.08 1.154																					
Bill Wight, L (9, 1) ERA: 2.76	0.1 S 1 0 0 0 0 0 0 0 0 0 0 0 1 1 0.00 0.000																					

Kansas City Athletics @ Baltimore Orioles
 Memorial Stadium, Baltimore, MD
 Sun Sep 11 1955, 3:38 AM EDT
 Att. 9,305 - Unknown

livebaseballscorecards.com



Batter	1	2	3	4	5	6	7	8	9	AB R H RBI BB SO LOB	TOP																													
Minnie Minoso, R OBP: 0.374, SLG: 0.420 (1, 7) X	0-0 4-3 BB		4-0 BB BB		0-0 FC6-5 1B 2-3			0-0 F7		3 0 0 0 1 0 1																														
Nellie Fox, L OBP: 0.357, SLG: 0.393 (1, 4) X	0-0 PB 1B		4-0 BB 1-2		0-0 CS 1B 1-3			0-0 F8		3 0 2 0 1 0 0																														
Jim Rivera, L OBP: 0.357, SLG: 0.398 (1, 9) X (7, 8)	0-0 F8 1-2		0-0 F7		0-0 CS 1-2	4-0 BB G1-6-3		0-0 F7		3 0 0 0 1 0 3																														
Bob Kennedy, R OBP: 0.320, SLG: 0.396 (1, 5) B B B	4-0 BB		0-3 K		0-0 G1-6-3 1-2f			0-0 F9		3 0 0 0 1 1 3																														
Walt Dropo, R OBP: 0.347, SLG: 0.449 George Kell, R OBP: 0.380, SLG: 0.409 (1, 3) X (9, PH)	0-0 G1		0-3 K		0-3 K			0-0 1B		3 0 0 0 0 2 2 1 0 1 0 0 0 0																														
Sherm Lollar, R OBP: 0.380, SLG: 0.413 (1, 2) X		0-0 F6		0-0 6-3			0-0 1B 1B	0-0 F7		4 0 1 0 0 0 1																														
Jim Brideweser, R OBP: 0.246, SLG: 0.328 Chico Carrasquel, R OBP: 0.336, SLG: 0.345 (1, 6) X (7, PH) (7, 6)		0-0 G3		0-0 1-3			0-0 1B 1-H	0-0 F6		2 0 0 0 0 0 0 2 0 1 0 0 0 1																														
Jim Busby, R OBP: 0.292, SLG: 0.344 Bob Nieman, R OBP: 0.351, SLG: 0.451 (1, 8) S S S (7, PH) (7, 9)		0-3 K			0-0 E6 FC6-5 1B		0-3 K			2 0 1 0 0 1 0 1 0 0 0 0 1 1																														
Virgil Trucks, R OBP: 0.123, SLG: 0.141 Dick Donovan, L OBP: 0.304, SLG: 0.246 Sandy Consuegra, R OBP: 0.125, SLG: 0.125 (1, 1) X (7, PH) (7, 1)			0-0 5-3		0-0 F3		0-0 4-3			2 0 0 0 0 0 1 1 0 0 0 0 0 1 0 0 0 0 0 0 0																														
Inning Stats	R: 0 E: 0 K: 0 S: 4	H: 1 LOB: 2 BB: 1 P: 8	R: 0 E: 0 K: 1 S: 5	H: 0 LOB: 0 BB: 0 P: 5	R: 0 E: 0 K: 1 S: 5	H: 0 LOB: 2 BB: 2 P: 13	R: 0 E: 0 K: 1 S: 5	H: 0 LOB: 0 BB: 0 P: 5	R: 0 E: 1 K: 0 S: 4	H: 2 LOB: 1 BB: 0 P: 4	R: 0 E: 0 K: 1 S: 4	H: 0 LOB: 0 BB: 1 P: 8	R: 0 E: 0 K: 1 S: 6	H: 2 LOB: 1 BB: 0 P: 6	R: 0 E: 0 K: 0 S: 3	H: 0 LOB: 0 BB: 0 P: 3	R: 0 E: 0 K: 0 S: 4	H: 1 LOB: 1 BB: 0 P: 4	1B: 6 2B: 0 3B: 0 HR: 0	SF: 0 SAC: 0 DP: 1 HBP: 0	WP: 0 PB: 1 SB: 0 CS: 1	PA: 35																		
PITCHER Ray Moore, R ERA: 3.82 (1, 1)	IP 9.0	WLS W	BF 34	H 6	R 0	ER 0	SO 5	BB 4	IBB 0	HBP 0	BLK 0	WP 0	HR 0	S 40	P 56	ERA 0.00	WHIP 1.111						PITCHER	IP 9.0	WLS W	BF 34	H 6	R 0	ER 0	SO 5	BB 4	IBB 0	HBP 0	BLK 0	WP 0	HR 0	S 40	P 56	ERA 0.00	WHIP 1.111

Chicago White Sox @ Baltimore Orioles
 Memorial Stadium, Baltimore, MD
 Tue Sep 13 1955, 3:33 AM EDT
 Unknown

AB	30
R	0
H	6
RBI	0
BB	4
SO	5
LOB	14



livebaseballscorecards.com

Batter	1	2	3	4	5	6	7	8	9
Fred Marsh, R OBP: 0.290, SLG: 0.254 (1, 4) (5, 6)	0-0 4-3 1B		0-3 K		0-0 F8		0-0 4-3		
Cal Abrams, L OBP: 0.416, SLG: 0.370 (1, 8) (8, 9)	0-0 F7		0-0 3-1		0-0 4-3		0-0 E5 1B		
Dave Philley, S OBP: 0.374, SLG: 0.431 (1, 9) (8, 7)	0-0 4-3 1-2			0-0 4-3	0-3 K		0-0 FC6-4 1B		
Bob Hale, L OBP: 0.380, SLG: 0.414 (1, 3)	0-0 6-3			4-0 BB 1B BB		0-0 FC5-6 1B	0-0 FC6-4 1-2f		
Jim Dyck, R OBP: 0.398, SLG: 0.393 Chuck Diering, R OBP: 0.331, SLG: 0.308 (1, 7) (8, 8)		0-0 6-3		4-0 BB 1B BB		0-0 FC5-6 1B S		0-0 F8	
Gus Triandos, R OBP: 0.322, SLG: 0.389 (1, 2)		0-0 F9		0-0 1-3 2-H 1B		4-0 BB 1B BB		0-0 4-3	
Wayne Causey, L OBP: 0.269, SLG: 0.234 (1, 5)		0-0 1B		4-0 IBB		0-0 F7		0-0 4-3	
Willy Miranda, S OBP: 0.299, SLG: 0.294 Angelo Dargres, L (4, PH) Don Leppert, L OBP: 0.224, SLG: 0.103 (5, 4)		0-0 F2		0-3 K		0-0 1B			
Ray Moore, R OBP: 0.179, SLG: 0.158 (1, 1)			0-0 L9	0-0 5-3			0-0 L7		

Inning Stats	R: 0	H: 1	E: 0	LOB: 1	K: 0	BB: 0	S: 4	P: 4
	R: 0	H: 1	E: 0	LOB: 1	K: 0	BB: 0	S: 4	P: 4
	R: 0	H: 0	E: 0	LOB: 0	K: 1	BB: 0	S: 5	P: 5
	R: 1	H: 1	E: 0	LOB: 3	K: 1	BB: 3	S: 6	P: 18
	R: 0	H: 0	E: 0	LOB: 0	K: 1	BB: 0	S: 5	P: 5
	R: 1	H: 2	E: 0	LOB: 2	K: 0	BB: 1	S: 4	P: 8
	R: 0	H: 1	E: 1	LOB: 2	K: 0	BB: 0	S: 5	P: 5
	R: 0	H: 0	E: 0	LOB: 0	K: 0	BB: 0	S: 3	P: 3

AB	R	H	RBI	BB	SO	LOB
4	0	1	0	0	1	0
4	0	0	0	0	0	1
4	0	1	0	0	1	1
3	1	1	0	1	0	3
2	1	0	0	1	0	1
1	0	0	0	0	0	0
3	0	1	1	1	0	0
3	0	1	0	1	0	2
1	0	0	0	0	0	1
1	0	0	0	0	1	3
1	0	1	1	0	0	0
3	0	0	0	0	0	3

PITCHER	IP	WLS	BF	H	R	ER	SO	BB	IBB	HBP	BLK	WP	HR	S	P	ERA	WHIP
Virgil Trucks, R ERA: 3.72 (1, 1)	6.0	L	26	5	2	2	3	3	1	0	0	0	0	28	44	3.00	1.333
Sandy Consuegra, R ERA: 2.68 (7, 1)	2.0		8	1	0	0	0	0	0	0	0	0	0	8	8	0.00	0.500

BOTTOM

Chicago White Sox @ Baltimore Orioles
Memorial Stadium, Baltimore, MD

Tue Sep 13 1955, 3:33 AM EDT
Unknown

AB	30
R	2
H	6
RBI	2
BB	4
SO	3
LOB	15

WP: 0 PA: 34
PB: 0
SB: 1
CS: 0



livebaseballscores.com

BOTTOM

Chicago White Sox @ Baltimore Orioles
Memorial Stadium, Baltimore, MD

Tue Sep 13 1955, 3:38 AM EDT
Att. 10,638 - Unknown

livebaseballscorecards.com

AB	34
R	6
H	7
RBI	6
BB	1
SO	12
LOB	5



WP:	0	PA:	35
PB:	0	SB:	0
CS:	0		

AB R H RBI BB SO LOB

4 0 0 0 0 2 1

3 1 0 0 1 3 1

0 0 0 0 0 0 0

4 1 1 0 0 2 0

4 2 2 0 0 1 0

4 1 1 4 0 1 1

4 1 1 0 0 1 0

4 0 1 2 0 0 0

3 0 1 0 0 1 1

1 0 0 0 0 0 0

1B: 4 SF: 0

2B: 1 SAC: 0

3B: 1 DP: 0

HR: 1 HBP: 0

Batter	1	2	3	4	5	6	7	8	9
Fred Marsh, R OBP: 0.286, SLG: 0.250 (1, 4)	0-0 1-3 K	0-3 K			0-3 K		0-0 6-3		
Cal Abrams, L OBP: 0.414, SLG: 0.366 Wayne Causey, L OBP: 0.269, SLG: 0.234 (1, 8) (8, 5)	4-0 1B HR BB		0-3 K		0-3 K		0-3 K		
Dave Philley, S OBP: 0.373, SLG: 0.429 (1, 9)	0-0 1B HR 1B		0-3 K		0-3 K		0-0 F3		
Gus Triandos, R OBP: 0.323, SLG: 0.390 (1, 3)	0-0 1B HR		0-0 F2		0-0 1B 2B 1B		0-3 K		
Jim Dyck, R OBP: 0.394, SLG: 0.409 (1, 7)	0-0 HR			0-0 F8		0-0 F8		0-3 K	
Hal Smith, R OBP: 0.304, SLG: 0.358 (1, 2)	0-3 K			0-0 F8		0-0 1B 2B 1B		0-0 F7	
Chuck Diering, R OBP: 0.330, SLG: 0.310 (1, 5) (8, 8)	0-0 5-3			0-0 F6		0-0 1H 3H 2B		0-0 1-3	
Willy Miranda, S OBP: 0.299, SLG: 0.299 Dave Pope, L OBP: 0.320, SLG: 0.383 (1, 6) (9, PH)			0-0 F9		0-0 3B		0-3 K		0-0 P5
Erv Palica, R OBP: 0.263, SLG: 0.245 George Luyten, R OBP: 0.160, SLG: 0.125 Harry Dorish, R OBP: 0.083, SLG: 0.083 Hal Brown, R OBP: 0.158, SLG: 0.071 Ed Lopat, L OBP: 0.205, SLG: 0.167 Don Johnson, R (1, 1) (3, 1) (8, 1) (9, 1) (9, 1) (9, 1)			0-0 5-3		0-0 5-3		0-3 K		

Inning Stats	R: 4	H: 3	E: 0	K: 1	S: 8	LOB: 0	BB: 1	P: 12
	R: 0	H: 0	E: 0	K: 1	S: 5	LOB: 0	BB: 0	P: 5
	R: 0	H: 0	E: 0	K: 2	S: 7	LOB: 0	BB: 0	P: 7
	R: 0	H: 0	E: 0	K: 0	S: 3	LOB: 0	BB: 0	P: 3
	R: 0	H: 1	E: 0	K: 2	S: 8	LOB: 1	BB: 0	P: 8
	R: 2	H: 3	E: 0	K: 2	S: 10	LOB: 1	BB: 0	P: 10
	R: 0	H: 0	E: 0	K: 2	S: 7	LOB: 0	BB: 0	P: 7
	R: 0	H: 0	E: 0	K: 2	S: 7	LOB: 0	BB: 0	P: 7
	R: 0	H: 0	E: 0	K: 0	S: 3	LOB: 0	BB: 0	P: 3

PITCHER	IP	WLS	BF	H	R	ER	SO	BB	IBB	HBP	BLK	WP	HR	S	P	ERA	WHIP
Jack Harshman, L ERA: 3.38 (1, 1)	6.0		26	7	6	6	8	1	0	0	0	0	1	41	45	9.00	1.333
Harry Byrd, R ERA: 4.49 (7, 1)	2.0	W	6	0	0	0	4	0	0	0	0	0	0	14	14	0.00	0.000
Dixie Howell, R ERA: 2.54 (9, 1)	1.0	S	3	0	0	0	0	0	0	0	0	0	0	3	3	0.00	0.000

WP: 0 PA: 35


PB: 0 SB: 0 CS: 0

1B: 4 SF: 0

2B: 1 SAC: 0

3B: 1 DP: 0

HR: 1 HBP: 0

Batter	1	2	3	4	5	6	7	8	9	AB R H RBI BB SO LOB	TOP	
Chico Carrasquel, R (1, 6) OBP: 0.336, SLG: 0.347 Al Papai, R (8, 1)	0-3 K		0-0 1-3		0-0 F5			0-0 P9		4 0 0 0 0 1 1 0 0 0 0 0 0 0		
Nellie Fox, L (1, 4) OBP: 0.359, SLG: 0.398	0-0 F7		0-0 2B			0-0 1B		0-0 F7		4 0 2 0 0 0 1		
Minnie Minoso, R (1, 7) OBP: 0.371, SLG: 0.417	0-0 F9		0-0 F9			0-0 F2		0-0 1B		4 0 1 0 0 0 2		
George Kell, R (1, 5) OBP: 0.381, SLG: 0.413 (7, 3)		0-0 F8 1B FC5-2 1B		0-3 K 4-3		0-0 F9		0-0 F6		4 0 1 0 0 1 3		
Bob Nieman, R (1, 9) OBP: 0.358, SLG: 0.460		0-0 FC5-2 1B		0-0 4-3		0-0 F2			0-0 HR 1B	4 1 2 0 0 0 2		
Jim Rivera, L (1, 8) OBP: 0.353, SLG: 0.394		0-0 F8		0-3 K			0-0 F3		0-0 F2	4 0 0 0 0 1 4		
Walt Dropo, R (1, 3) OBP: 0.346, SLG: 0.447 Bob Kennedy, R (7, PH) OBP: 0.316, SLG: 0.401 (7, 5)		0-0 FC5-2		0-0 6-3			0-0 F9		0-0 HR	2 0 0 0 0 0 3 2 1 1 2 0 0 0	AB 36 R 2 H 8 RBI 2 BB 0 SO 5 LOB 18	
Sherm Lollar, R (1, 2) OBP: 0.375, SLG: 0.406		0-0 F8			0-0 F8		0-0 F9		0-0 1-3	4 0 0 0 0 0 2		
Dick Donovan, L (1, 1) OBP: 0.296, SLG: 0.239 Morrie Martin, L (7, 1) OBP: 0.300, SLG: 0.300 Sandy Consuegra, R (7, 1) OBP: 0.125, SLG: 0.125 Buddy Peterson, R (8, PH) OBP: 0.500, SLG: 0.500 (8, 6)			0-3 K		0-0 L4			0-0 1B WP 1B	0-3 K	2 0 0 0 0 1 0 0 0 0 0 0 0 0 0 0 0 0 0 0 0 2 0 1 0 0 1 0		
Inning Stats	R: 0 H: 0 E: 0 LOB: 0 K: 1 BB: 0 S: 5 P: 5	R: 0 H: 2 E: 0 LOB: 2 K: 0 BB: 0 S: 5 P: 5	R: 0 H: 1 E: 0 LOB: 1 K: 1 BB: 0 S: 6 P: 6	R: 0 H: 0 E: 1 LOB: 1 K: 2 BB: 0 S: 8 P: 8	R: 0 H: 0 E: 0 LOB: 0 K: 0 BB: 0 S: 3 P: 3	R: 0 H: 1 E: 0 LOB: 1 K: 0 BB: 0 S: 4 P: 4	R: 0 H: 0 E: 0 LOB: 0 K: 0 BB: 0 S: 3 P: 3	R: 0 H: 2 E: 0 LOB: 2 K: 0 BB: 0 S: 5 P: 5	R: 2 H: 2 E: 0 LOB: 0 K: 1 BB: 0 S: 7 P: 7	1B: 6 SF: 0 2B: 1 SAC: 0 3B: 0 DP: 0 HR: 1 HBP: 0	WP: 1 PA: 36 PB: 0 SB: 0 CS: 0	
PITCHER Jim Wilson, R (1, 1) ERA: 3.49	IP WLS BF H R ER SO BB IBB HBP BLK WP HR S P ERA WHIP	9.0 W 36 8 2 2 5 0 0 0 0 1 1 46 46 2.00 0.889										

Chicago White Sox @ Baltimore Orioles
 Memorial Stadium, Baltimore, MD
 Wed Sep 14 1955, 3:33 AM EDT
 Unknown

livebaseballscorecards.com

Batter	1	2	3	4	5	6	7	8	9	AB R H RBI BB SO LOB	TOP											
Buddy Peterson, R (1, 6) OBP: 0.500, SLG: 0.429	0-0 6-3	0-0 F7			4-0 SH5-3 1B BB	0-0 L4		0-0 2B 1B	0-0 1B 2-H	5 2 2 1 1 0 2												
Nellie Fox, L (1, 4) OBP: 0.360, SLG: 0.398	0-0 L6		0-0 F5		0-0 SH5-3 1-2		0-0 F8	0-0 2B 1B	0-0 1-3 1B	5 1 2 0 0 0 0												
George Kell, R (1, 5) OBP: 0.386, SLG: 0.418	0-0 BB WP 1B		4-0 G6-4-3 BB		0-0 E5 1B		0-0 BB 1B	0-0 E 2B	0-0 F3	4 1 3 1 1 0 1												
Bobby Adams, R (8, PR) OBP: 0.345, SLG: 0.386					2-3 1B			1-3 2-H		0 1 0 0 0 0 0												
Jim Rivera, L (8, 7) OBP: 0.353, SLG: 0.393										1 0 0 0 0 0 2												
Bob Nieman, R (1, 9) OBP: 0.362, SLG: 0.459	4-0 1-2 BB BB		0-0 G6-4-3 1-2f		0-0 1-2 3-H 1B		4-0 1-2 1B BB	0-0 E6 BB		3 0 1 1 2 0 1												
Minnie Minoso, R (1, 7) OBP: 0.372, SLG: 0.417	4-0 1-2 2-3 BB			0-0 5-3		0-0 F8		4-0 1-2 BB		0 0 0 0 1 0 0												
Bob Kennedy, R (1, 7) OBP: 0.318, SLG: 0.400							1-2 2-H			3 0 1 1 1 0 2												
Ron Jackson, R (1, 3) OBP: 0.295, SLG: 0.348	0-0 FC6-4			0-0 1-3 BB 1B		0-3 K		0-0 F7	0-0 F7	3 0 1 0 0 1 5												
Sherm Lollar, R (7, PH) OBP: 0.374, SLG: 0.404										2 0 0 0 0 0 4												
Jim Busby, R (1, 8) OBP: 0.292, SLG: 0.341		0-0 FC4-6 1B		4-0 1-2 1-3 BB		0-0 4-3		0-0 F8		4 0 1 0 1 0 2												
Earl Battey, R (1, 2) OBP: 0.250, SLG: 0.250		0-0 FC4-6		0-0 1-3		0-0 SH2-3 1B		0-0 2-3	0-0 F8	3 0 1 0 0 0 3												
Walt Dropo, R (7, 3) OBP: 0.344, SLG: 0.445				1-2 2-3						2 0 0 0 0 0 0												
Billy Pierce, L (1, 1) OBP: 0.209, SLG: 0.203		0-0 F8		0-3 K		0-0 SH2-3		0-0 1-3	0-0 1B 2B	4 1 1 0 0 1 3												
Inning Stats	R: 0 E: 0 K: 0 S: 4	H: 1 LOB: 3 BB: 2 P: 12	R: 0 E: 0 K: 0 S: 4	H: 1 LOB: 1 BB: 0 P: 4	R: 0 E: 0 K: 0 S: 2	H: 0 LOB: 0 BB: 1 P: 6	R: 0 E: 0 K: 1 S: 6	H: 1 LOB: 2 BB: 1 P: 10	R: 1 E: 1 K: 1 S: 7	H: 1 LOB: 2 BB: 1 P: 11	R: 0 E: 0 K: 0 S: 4	H: 1 LOB: 1 BB: 0 P: 4	R: 1 E: 0 K: 0 S: 5	H: 2 LOB: 2 BB: 1 P: 9	R: 3 E: 1 K: 0 S: 7	H: 3 LOB: 2 BB: 1 P: 11	R: 1 E: 0 K: 0 S: 6	H: 3 LOB: 2 BB: 0 P: 6	1B: 11 2B: 2 3B: 0 HR: 0	SF: 0 SAC: 2 DP: 1 HBP: 0	WP: 1 PB: 0 SB: 0 CS: 0	PA: 48
PITCHER	IP WLS BF H R ER SO BB IBB HBP BLK WP HR S P ERA WHIP																				PITCHER	IP WLS BF H R ER SO BB IBB HBP BLK WP HR S P ERA WHIP
Bill Wight, L (1, 1) ERA: 2.8	8.0 L 42 10 5 3 2 7 0 0 0 1 0 39 67 3.38 2.125																					
Harry Dorish, R (9, 1) ERA: 2.94	1.0 6 3 1 1 0 0 0 0 0 0 0 6 6 9.00 3.000																					

Chicago White Sox @ Baltimore Orioles
 Memorial Stadium, Baltimore, MD
 Wed Sep 14 1955, 3:38 AM EDT
 Att. 4,042 - Unknown

livebaseballscorecards.com

AB	39
R	6
H	13
RBI	4
BB	7
SO	2
LOB	25



Batter	1	2	3	4	5	6	7	8	9	AB	R	H	RBI	BB	SO	LOB
Fred Marsh, R OBP: 0.279, SLG: 0.243 (1, 4)	0-3 K			0-0 6-3		0-3 K		0-0 F3		4	0	0	0	0	2	1
Cal Abrams, L OBP: 0.413, SLG: 0.366 (1, 8)	0-0 1-3			0-0 1B		0-0 1B			0-3 K	4	0	2	0	0	1	0
Dave Philley, S OBP: 0.367, SLG: 0.425 (1, 9)	0-0 F3			0-0 F8		0-0 4-3			0-0 F8	4	0	0	0	0	0	2
Gus Triandos, R OBP: 0.322, SLG: 0.386 (1, 3)		0-0 F8		0-0 F4			0-0 F8		0-0 E6 1B	4	0	0	0	0	0	1
Jim Dyck, R OBP: 0.399, SLG: 0.414 (1, 7)		0-3 K			0-0 F2		0-0 G4-6-3 1B		0-0 1-2 1B	4	0	2	0	0	1	0
Hal Smith, R OBP: 0.301, SLG: 0.354 (1, 2)		0-0 F3			0-0 5-3		0-0 G4-6-3 1-2f		0-0 L1	4	0	0	0	0	0	3
Chuck Diering, R OBP: 0.337, SLG: 0.323 (1, 5)			4-0 CS BB		0-0 1B			0-0 2B		2	0	2	0	1	0	0
Willy Miranda, S OBP: 0.302, SLG: 0.298 (1, 6)			0-3 K 1-2		0-0 F9			0-0 F2		3	0	0	0	0	1	3
Bill Wight, L OBP: 0.129, SLG: 0.133 (1, 1)			0-0 F6			0-3 K		0-3 K		2	0	0	0	0	1	0
Bob Hale, L OBP: 0.379, SLG: 0.411 (8, PH)										1	0	0	0	0	1	1
Harry Dorish, R OBP: 0.083, SLG: 0.083 (9, 1)										0	0	0	0	0	0	0

Inning Stats	R: 0	H: 0	E: 0	K: 1	S: 5	R: 0	H: 0	E: 0	K: 1	S: 5	R: 0	H: 0	E: 0	K: 1	S: 4	R: 0	H: 1	E: 0	K: 0	S: 4	R: 0	H: 1	E: 0	K: 2	S: 8	R: 0	H: 1	E: 0	K: 0	S: 3	R: 0	H: 1	E: 0	K: 1	S: 6	R: 0	H: 1	E: 1	K: 1	S: 7	1B: 5	SF: 0	2B: 1	SAC: 0	3B: 0	DP: 1	HR: 0	HBP: 0	WP: 0	PA: 33
PITCHER Billy Pierce, L ERA: 2.08 (1, 1)	IP: 9.0	WLS: W	BF: 33	H: 6	R: 0	ER: 0	SO: 7	BB: 1	IBB: 0	HBP: 0	BLK: 0	WP: 0	HR: 0	S: 46	P: 50	ERA: 0.00	WHIP: 0.778																																	

BOTTOM

Chicago White Sox @ Baltimore Orioles
Memorial Stadium, Baltimore, MD

Wed Sep 14 1955, 3:38 AM EDT
 Att. 4,042 - Unknown

AB	32
R	0
H	6
RBI	0
BB	1
SO	7
LOB	11



Batter	1	2	3	4	5	6	7	8	9	AB R H RBI BB SO LOB	TOP														
Eddie Yost, R (1, 5) OBP: 0.407, SLG: 0.377	0-0 F9		0-0 G6-3 2-H 1B		4-0 BB		0-0 1-3 2-H 1B 1B		0-0 G6-4-3 1-2f	4 1 2 2 1 0 1	Washington Senators @ Baltimore Orioles Memorial Stadium, Baltimore, MD Fri Sep 16 1955, 3:33 AM EDT Unknown livebaseballscorecards.com														
Pete Runnels, L (1, 4) OBP: 0.360, SLG: 0.354	0-0 F8		0-0 G6-3 1-2f		0-0 F6		0-0 1-2 3-H 1B 1B			4 0 1 1 0 0 2															
Mickey Vernon, L (1, 3) OBP: 0.378, SLG: 0.448	0-0 F2			0-0 3-1		0-0 3-1	0-0 1-3 2-H 1B			4 0 1 1 0 0 0															
Roy Sievers, R (1, 7)		0-0 F7		0-0 5-3		0-0 6-3	0-3 K			4 0 0 0 0 1 2															
Carlos Paula, R (1, 9) OBP: 0.335, SLG: 0.461		0-0 F9		0-0 1B 1B		0-0 4-3		0-0 F8		4 0 1 0 0 0 0															
Tom Umphlett, R (1, 8) OBP: 0.265, SLG: 0.264		0-0 FC6-4 1B		0-0 FC6-4 1-2 1B		0-0 F6	0-0 F3			4 0 2 0 0 0 0															
Ed Fitz Gerald, R (1, 2) OBP: 0.315, SLG: 0.300 Tom Wright, L (8, PH) Steve Korcheck, R (8, 2) OBP: 0.125, SLG: 0.125		0-0 FC6-4 1-2f		0-0 FC6-4 1-2f		0-0 1B 1B	0-0 F7			3 1 1 0 0 0 3 1 0 0 0 0 0 0 0 0 0 0 0 0 0															
Jose Valdivielso, R (1, 6) OBP: 0.270, SLG: 0.321 Jim Lemon, R (7, PH) Pedro Ramos, S (7, 1) Julio Becquer, L (9, PH)			4-0 1B 5-3 BB		0-0 1-3		0-0 1B 1-2 1B 1B		0-0 F8	1 1 0 0 1 0 0 1 1 1 0 0 0 0 0 0 0 0 0 0 0 1 0 0 0 0 0 0															
Ted Abernathy, R (1, 1) Johnny Groth, R (5, PH) Bob Chakales, R (5, 1) Ernie Oravetz, S (7, PH) Bobby Kline, R (7, 9) Mickey McDermott, L (9, PH) OBP: 0.302, SLG: 0.318			0-0 5-3		0-0 F8		0-0 F3		0-0 G6-4-3 1B	1 0 0 0 0 0 1 1 0 0 0 0 0 0 0 0 0 0 0 0 0 1 0 0 0 0 0 2 0 0 0 0 0 0 0 1 0 1 0 0 0 0															
Inning Stats	R: 0 E: 0 K: 0 S: 3	H: 0 LOB: 0 BB: 0 P: 3	R: 0 E: 0 K: 0 S: 4	H: 1 LOB: 1 BB: 0 P: 4	R: 1 E: 0 K: 0 S: 3	H: 1 LOB: 0 BB: 1 P: 7	R: 0 E: 0 K: 0 S: 5	H: 2 LOB: 2 BB: 0 P: 5	R: 0 E: 0 K: 0 S: 3	H: 0 LOB: 1 BB: 1 P: 7		R: 0 E: 0 K: 0 S: 3	H: 0 LOB: 0 BB: 0 P: 3	R: 3 E: 0 K: 1 S: 10	H: 5 LOB: 2 BB: 0 P: 10	R: 0 E: 0 K: 0 S: 3	H: 0 LOB: 0 BB: 0 P: 3	R: 0 E: 0 K: 0 S: 3	H: 1 LOB: 0 BB: 0 P: 3	1B: 10 2B: 0 3B: 0 HR: 0	SF: 0 SAC: 0 DP: 2 HBP: 0	WP: 0 PB: 0 SB: 0 CS: 0	PA: 37		
PITCHER	IP WLS BF H R ER SO BB IBB HBP BLK WP HR S P ERA WHIP	IP WLS BF H R ER SO BB IBB HBP BLK WP HR S P ERA WHIP	IP WLS BF H R ER SO BB IBB HBP BLK WP HR S P ERA WHIP	IP WLS BF H R ER SO BB IBB HBP BLK WP HR S P ERA WHIP	IP WLS BF H R ER SO BB IBB HBP BLK WP HR S P ERA WHIP	IP WLS BF H R ER SO BB IBB HBP BLK WP HR S P ERA WHIP	IP WLS BF H R ER SO BB IBB HBP BLK WP HR S P ERA WHIP	IP WLS BF H R ER SO BB IBB HBP BLK WP HR S P ERA WHIP	IP WLS BF H R ER SO BB IBB HBP BLK WP HR S P ERA WHIP	IP WLS BF H R ER SO BB IBB HBP BLK WP HR S P ERA WHIP	IP WLS BF H R ER SO BB IBB HBP BLK WP HR S P ERA WHIP	IP WLS BF H R ER SO BB IBB HBP BLK WP HR S P ERA WHIP	IP WLS BF H R ER SO BB IBB HBP BLK WP HR S P ERA WHIP	IP WLS BF H R ER SO BB IBB HBP BLK WP HR S P ERA WHIP	IP WLS BF H R ER SO BB IBB HBP BLK WP HR S P ERA WHIP	IP WLS BF H R ER SO BB IBB HBP BLK WP HR S P ERA WHIP	IP WLS BF H R ER SO BB IBB HBP BLK WP HR S P ERA WHIP	IP WLS BF H R ER SO BB IBB HBP BLK WP HR S P ERA WHIP	IP WLS BF H R ER SO BB IBB HBP BLK WP HR S P ERA WHIP	IP WLS BF H R ER SO BB IBB HBP BLK WP HR S P ERA WHIP	IP WLS BF H R ER SO BB IBB HBP BLK WP HR S P ERA WHIP	IP WLS BF H R ER SO BB IBB HBP BLK WP HR S P ERA WHIP	IP WLS BF H R ER SO BB IBB HBP BLK WP HR S P ERA WHIP		
Art Schallack, L (1, 1) ERA: 4.76	6.2 W	29 L	8 1	4 0	4 0	0 0	0 0	0 0	0 0	0 0	0 0	0 0	0 0	27 1	35 1	5.40 ∞	1.500 ∞								
Bill Wight, L (7, 1) ERA: 2.8	0.0	1	1	0	0	0	0	0	0	0	0	0	0	1	1	∞	∞								
George Zuverink, R (7, 1) ERA: 3.47	2.1	S	7	1	0	0	1	0	0	0	0	0	0	9	9	0.00	0.429								



Batter	1	2	3	4	5	6	7	8	9
Don Leppert, L OBP: 0.225, SLG: 0.115 (1, 4)	0-0 F6 1B	0-0 FC6-4 1B		0-0 SF8 3-H 1B		0-3 K S			
Cal Abrams, L OBP: 0.413, SLG: 0.368 (1, 8) (9, 9)	0-0 1B E 1B	0-0 FC6-4 1-2f 1B		0-0 CS 1B			0-0 F3		
Dave Philley, S OBP: 0.366, SLG: 0.423 (1, 7)	0-0 1B E 1-2 1B		0-0 F7	0-0 CS 1-2	0-0 G3		0-0 L6-3		
Bob Hale, L OBP: 0.382, SLG: 0.413 (1, 3)	0-0 E9 2B 1-2 1B		0-3 K		0-0 G5-4-3 1B		0-0 4-3		
Gus Triandos, R OBP: 0.321, SLG: 0.387 (1, 2)	0-3 K		0-0 1B 2B		0-0 G5-4-3 1-2f 1B			0-0 F3	
Angelo Dagres, L OBP: 0.286, SLG: 0.167 Fred Marsh, R OBP: 0.279, SLG: 0.243 (1, 9) (9, 5)	4-0 2B BB		0-0 2-3 1B			0-0 F7		0-0 F9	
Chuck Diering, R OBP: 0.339, SLG: 0.328 (1, 5) (9, 8)	0-0 1-2 3-H 2B		0-0 F8			0-0 S 1B		0-0 L6-3	
Willy Miranda, S OBP: 0.302, SLG: 0.298 (1, 6)		0-0 1-3		0-0 SH5-3 E8 SF8 1B		0-0 F8 1-2			
Art Schallack, L OBP: 0.227, SLG: 0.105 Bill Wight, L OBP: 0.129, SLG: 0.133 George Zuverink, R OBP: 0.160, SLG: 0.125 (1, 1) (7, 1) (7, 1)		0-0 F8		0-0 SH5-3 2-3		4-0 BB BB BB BB			

AB	R	H	RBI	BB	SO	LOB
3	0	1	1	0	1	2
4	1	2	0	0	0	1
4	1	1	0	0	0	0
4	1	2	1	0	1	0
4	0	1	0	0	1	2
3	1	1	0	1	0	0
0	0	0	0	0	0	0
4	0	2	2	0	0	2
3	1	1	0	0	0	1
1	0	0	0	1	0	0
0	0	0	0	0	0	0
0	0	0	0	0	0	0

WP	HR	S	P	ERA	WHIP
0	0	3	27	11.25	2.500
0	0	6	6	0.00	0.000

BOTTOM

Washington Senators @ Baltimore Orioles
Memorial Stadium, Baltimore, MD
 Fri Sep 16 1955, 3:33 AM EDT
 Unknown

AB	30
R	5
H	11
RBI	4
BB	2
SO	3
LOB	8



Inning Stats														
R	H	E	K	S	R	H	E	K	S	R	H	E	K	S
4	4	1	1	12	0	1	0	4	0	0	2	0	1	3
1	0	0	0	0	0	0	0	0	0	0	0	0	0	0
8	12	0	0	0	7	0	0	0	0	0	0	0	0	0

PITCHER														
IP	WLS	BF	H	R	ER	SO	BB	IBB	HBP	BLK	WP	HR	S	P
4.0	L	20	9	5	5	2	1	0	0	0	0	0	23	27
2.0		8	2	0	0	1	1	0	0	0	0	0	9	13
2.0		6	0	0	0	0	0	0	0	0	0	0	6	6

WP	HR	S	P	ERA	WHIP
0	0	3	27	11.25	2.500
0	0	6	6	0.00	0.000

Batter	1	2	3	4	5	6	7	8	9	AB R H RBI BB SO LOB	TOP																										
Eddie Yost, R OBP: 0.407, SLG: 0.375 (1, 5) BB	4-0 BB		0-0 F7		0-0 6-3		0-0 SH1-4 HR 1B	0-0 9-6-5		4 1 1 2 1 0 2																											
Ernie Oravetz, S OBP: 0.332, SLG: 0.299 (1, 8) X	0-0 F9		0-0 1B 1B		0-0 F2		0-0 SH1-4		0-0 4-3	4 1 1 0 0 0 1																											
Mickey Vernon, L OBP: 0.379, SLG: 0.449 (1, 3) X	0-0 F6		0-0 1B 1-3 1B		0-0 1B		4-0 HR IBB		0-3 K	4 1 2 0 1 1 1																											
Roy Sievers, R OBP: 0.361, SLG: 0.488 (1, 7) X	0-0 F8		0-0 1-3 3-H 1B		0-0 F8		0-0 1-H 2-H 3-H HR		0-0 6-3	5 1 2 5 0 0 2																											
Pete Runnels, L OBP: 0.359, SLG: 0.353 (1, 4) X		0-0 F7	0-0 F7		0-0 F8		0-0 CS 1B			4 0 1 0 0 0 2																											
Carlos Paula, R OBP: 0.334, SLG: 0.459 (1, 9) X		0-0 1B 1B		0-0 6-3		0-0 F9	0-0 F8 1-2			4 0 1 0 0 0 2																											
Steve Korcheck, R OBP: 0.167, SLG: 0.167 (1, 2) X		0-0 F9		0-3 K		0-0 F8	0-0 E BB 1B 1B	0-0 E3 FC1-5 SH		4 1 1 0 0 1 1																											
Jose Valdivielso, R OBP: 0.274, SLG: 0.322 (1, 6) X		0-0 1-2 1B		0-3 K2-3		4-0 1-2 1B BB	0-0 SH 9-6-5 FC1-5			2 1 1 0 1 1 0																											
Webbo Clarke, L OBP: 0.167, SLG: 0.167 (1, 1) Bob Chakales, R (4, 1) Tom Wright, L (7, PH) Juan Delis, R (7, PR) Mickey McDermott, L OBP: 0.221, SLG: 0.229 (7, 1) Pedro Ramos, S OBP: 0.302, SLG: 0.318 (7, 1)		0-0 L8		0-0 F7		0-0 SH1-4 HR 1B	0-0 FC1-5			1 0 0 0 0 0 2 1 0 0 0 0 0 0 1 0 0 0 0 0 2 0 1 0 0 0 0 0 0 0 0 0 0 0 0 1 0 0 0 0 0 2																											
Inning Stats	R: 0 E: 0 K: 0 S: 3	H: 0 LOB: 1 BB: 1 P: 7	R: 0 E: 0 K: 0 S: 5	H: 2 LOB: 2 BB: 0 P: 5	R: 1 E: 0 K: 2 S: 5	H: 3 LOB: 1 BB: 0 P: 5	R: 0 E: 0 K: 2 S: 7	H: 0 LOB: 0 BB: 0 P: 7	R: 0 E: 0 K: 0 S: 4	H: 1 LOB: 1 BB: 0 P: 4	R: 6 E: 1 K: 0 S: 7	H: 4 LOB: 1 BB: 2 P: 15	R: 0 E: 1 K: 0 S: 4	H: 0 LOB: 1 BB: 0 P: 4	R: 0 E: 0 K: 1 S: 5	H: 0 LOB: 0 BB: 0 P: 5	1B: 9 2B: 1 3B: 0 HR: 1	SF: 0 SAC: 2 DP: 1 HBP: 0	WP: 0 PB: 0 SB: 0 CS: 1	PA: 40																	
PITCHER	IP WLS BF H R ER SO BB IBB HBP BLK WP HR S P ERA WHIP																																				
Hal Brown, R ERA: 4.03 (1, 1)	6.1		29	8	6	6	2	2	0	0	0	0	0	0	31	39	8.53	1.579																			
Ray Moore, R ERA: 3.93 (7, 1)	0.2		4	2	1	0	0	0	1	0	0	0	1	3	7	0.00	3.000																				
Chuck Locke, R ERA: (8, 1)	1.0		4	0	0	0	0	0	0	0	0	0	0	4	4	0.00	0.000																				
George Zuverink, R ERA: 3.44 (9, 1)	1.0	W	3	0	0	0	1	0	0	0	0	0	0	5	5	0.00	0.000																				

Washington Senators @ Baltimore Orioles
Memorial Stadium, Baltimore, MD
 Fri Sep 16 1955, 3:38 AM EDT
 Att. 8,639 - Unknown

livebaseballscorecards.com

AB	35
R	7
H	10
RBI	7
BB	3
SO	3
LOB	17



BOTTOM

Washington Senators @ Baltimore Orioles
Memorial Stadium, Baltimore, MD

livebaseballscorecards.com

AB	33
R	8
H	10
RBI	7
BB	9
SO	2
LOB	23



WP	0	PA	43
PB	0		
SB	0		
CS	3		

Fri Sep 16 1955, 3:38 AM EDT
Att. 8,639 - Unknown

AB	R	H	RBI	BB	SO	LOB
3	1	0	0	2	0	1
2	1	0	0	3	0	1
5	1	2	1	0	1	4
4	1	1	0	0	0	3
4	2	2	0	1	0	2
1	0	0	0	2	0	1
1	1	1	0	0	0	0
1	0	0	0	0	0	2
1	0	0	0	0	0	1
4	0	2	2	0	0	3
3	1	1	3	1	0	1
3	0	0	0	0	1	4
0	0	0	0	0	0	0
0	0	0	0	0	0	0
1	0	1	1	0	0	0
0	0	0	0	0	0	0

1B	SF	2B	SAC	3B	DP	HR	HBP
8	0	1	1	1	1	0	0
1	0	1	0	0	0	0	0
1	0	0	0	0	0	0	0
1	0	1	0	0	0	0	0
0	0	0	0	0	0	0	0

IP	WLS	BF	H	R	ER	SO	BB	IBB	HBP	BLK	WP	HR	S	P	ERA	WHIP
3.1		15	3	3	3	0	2	0	0	0	0	0	13	21	8.10	1.500
2.2		12	1	1	0	2	4	0	0	0	0	0	12	28	0.00	1.875
0.0		2	0	0	0	0	2	0	0	0	0	0	0	8	∞	∞
2.2	L	14	6	4	4	0	0	1	0	0	0	0	13	17	13.50	2.250

IP	WLS	BF	H	R	ER	SO	BB	IBB	HBP	BLK	WP	HR	S	P	ERA	WHIP
4.0		15	3	3	3	0	2	0	0	0	0	0	13	21	8.10	1.500
2.2		12	1	1	0	2	4	0	0	0	0	0	12	28	0.00	1.875
0.0		2	0	0	0	0	2	0	0	0	0	0	0	8	∞	∞
2.2	L	14	6	4	4	0	0	1	0	0	0	0	13	17	13.50	2.250

IP	WLS	BF	H	R	ER	SO	BB	IBB	HBP	BLK	WP	HR	S	P	ERA	WHIP
3.1		15	3	3	3	0	2	0	0	0	0	0	13	21	8.10	1.500
2.2		12	1	1	0	2	4	0	0	0	0	0	12	28	0.00	1.875
0.0		2	0	0	0	0	2	0	0	0	0	0	0	8	∞	∞
2.2	L	14	6	4	4	0	0	1	0	0	0	0	13	17	13.50	2.250

IP	WLS	BF	H	R	ER	SO	BB	IBB	HBP	BLK	WP	HR	S	P	ERA	WHIP
3.1		15	3	3	3	0	2	0	0	0	0	0	13	21	8.10	1.500
2.2		12	1	1	0	2	4	0	0	0	0	0	12	28	0.00	1.875
0.0		2	0	0	0	0	2	0	0	0	0	0	0	8	∞	∞
2.2	L	14	6	4	4	0	0	1	0	0	0	0	13	17	13.50	2.250

IP	WLS	BF	H	R	ER	SO	BB	IBB	HBP	BLK	WP	HR	S	P	ERA	WHIP
3.1		15	3	3	3	0	2	0	0	0	0	0	13	21	8.10	1.500
2.2		12	1	1	0	2	4	0	0	0	0	0	12	28	0.00	1.875
0.0		2	0	0	0	0	2	0	0	0	0	0	0	8	∞	∞
2.2	L	14	6	4	4	0	0	1	0	0	0	0	13	17	13.50	2.250

IP	WLS	BF	H	R	ER	SO	BB	IBB	HBP	BLK	WP	HR	S	P	ERA	WHIP
3.1		15	3	3	3	0	2	0	0	0	0	0	13	21	8.10	1.500
2.2		12	1	1	0	2	4	0	0	0	0	0	12	28	0.00	1.875
0.0		2	0	0	0	0	2	0	0	0	0	0	0	8	∞	∞
2.2	L	14	6	4	4	0	0	1	0	0	0	0	13	17	13.50	2.250

IP	WLS	BF	H	R	ER	SO	BB	IBB	HBP	BLK	WP	HR	S	P	ERA	WHIP
3.1		15	3	3	3	0	2	0	0	0	0	0	13	21	8.10	1.500
2.2		12	1	1	0	2	4	0	0	0	0	0	12	28	0.00	1.875
0.0		2	0	0	0	0	2	0	0	0	0	0	0	8	∞	∞
2.2	L	14	6	4	4	0	0	1	0	0	0	0	13	17	13.50	2.250

IP	WLS	BF	H	R	ER	SO	BB	IBB	HBP	BLK	WP	HR	S	P	ERA	WHIP
3.1		15	3	3	3	0	2	0	0	0	0	0	13	21	8.10	1.500
2.2		12	1	1	0	2	4	0	0	0	0	0	12	28	0.00	1.875
0.0		2	0	0	0	0	2	0	0	0	0	0	0	8	∞	∞
2.2	L	14	6	4	4	0	0	1	0	0	0	0	13	17	13.50	2.250

IP	WLS	BF	H	R	ER	SO	BB	IBB	HBP	BLK	WP	HR	S	P	ERA	WHIP
3.1		15	3	3	3	0	2	0	0	0	0	0	13	21	8.10	1.500
2.2		12	1	1	0	2	4	0	0	0	0	0	12	28	0.00	1.875
0.0		2	0	0	0	0	2	0	0	0	0	0	0	8	∞	∞
2.2	L	14	6	4	4	0	0	1	0	0	0	0	13	17	13.50	2.250

IP	WLS	BF	H	R	ER	SO	BB	IBB	HBP	BLK	WP	HR	S	P	ERA	WHIP
3.1		15	3	3	3	0	2	0	0	0	0	0	13	21	8.10	1.500
2.2		12	1	1	0	2	4	0	0	0	0	0	12	28	0.00	1.875
0.0		2	0	0	0	0	2	0	0	0	0	0	0	8	∞	∞
2.2	L	14	6	4	4	0	0	1	0	0	0	0	13	17	13.50	2.250

Batter	1	2	3	4	5	6	7	8	9	AB	R	H	RBI	BB	SO	LOB						
Chuck Diering, R OBP: 0.340, SLG: 0.325	F6		4-3		BB E BB		G4-6-3 BB BB	F8		3	1	0	0	2	0	1						
Cal Abrams, L OBP: 0.416, SLG: 0.365	L9			2B BB	FC6-4 BB		G4-6-3 BB	L5		2	1	0	0	3	0	1						
Dave Philley, S OBP: 0.367, SLG: 0.426	F6			FC6-5 2B	K		G4-6-3 1-2f 2-3		SH1-4 1B 1B	5	1	2	1	0	1	4						
Gus Triandos, R OBP: 0.321, SLG: 0.386		FC5-4 1B		FC6-5 BB 1B	FC6-4 1-2f 2-H		F3		SH1-4 1-2	4	1	1	0	0	0	3						
Jim Dyck, R OBP: 0.404, SLG: 0.416		FC5-4 1-2f		1B BB 1B	L7				1-3 1B 1B IBB	4	2	2	0	1	0	2						
Fred Marsh, R OBP: 0.283, SLG: 0.243		F6		BB CS BB		G3 BB			1-3 3B 1B	1	0	0	0	2	0	1						
Angelo Dagres, L OBP: 0.375, SLG: 0.286				1-2 2-3						1	1	1	0	0	0	0						
Don Leppert, L OBP: 0.222, SLG: 0.113										1	0	0	0	0	0	2						
Hal Smith, R OBP: 0.301, SLG: 0.353										1	0	0	0	0	0	1						
Bob Hale, L OBP: 0.384, SLG: 0.415				1-2 2-3 3-H					1-2 2-3 1B	4	0	2	2	0	0	3						
Willy Miranda, S OBP: 0.304, SLG: 0.303			4-3		CS BB				1-2 2-3 1B	3	1	1	3	1	0	1						
Hal Brown, R OBP: 0.158, SLG: 0.059										3	0	0	0	0	1	4						
Ray Moore, R OBP: 0.179, SLG: 0.158										0	0	0	0	0	0	0						
Chuck Locke, R										0	0	0	0	0	0	0						
Dave Pope, L OBP: 0.326, SLG: 0.392										1	0	1	1	0	0	0						
George Zuverink, R OBP: 0.160, SLG: 0.125				1-2 2-3 3-H					3-H 1B	0	0	0	0	0	0	0						
Inning Stats	R: 0 E: 0 K: 0 S: 3	H: 0 LOB: 0 BB: 0 P: 3	R: 0 E: 0 K: 0 S: 4	H: 1 LOB: 1 BB: 0 P: 4	R: 0 E: 0 K: 0 S: 3	H: 0 LOB: 0 BB: 0 P: 3	R: 3 E: 0 K: 1 S: 7	H: 3 LOB: 2 BB: 3 P: 19	R: 1 E: 1 K: 1 S: 5	H: 0 LOB: 1 BB: 2 P: 13	R: 0 E: 0 K: 0 S: 3	H: 0 LOB: 1 BB: 1 P: 7	R: 0 E: 0 K: 0 S: 2	H: 0 LOB: 1 BB: 2 P: 10	R: 3 E: 0 K: 0 S: 7	H: 4 LOB: 1 BB: 0 P: 7	R: 1 E: 0 K: 0 S: 4	H: 2 LOB: 2 BB: 1 P: 8	1B: 8 2B: 1 3B: 1 HR: 0	SF: 0 SAC: 1 DP: 1 HBP: 0	WP: 0 PB: 0 SB: 0 CS: 3	PA: 43
PITCHER	IP	WLS	BF	H	R	ER	SO	BB	IBB	HBP	BLK	WP	HR	S	P	ERA	WHIP					
Webbo Clarke, L ERA: 5.51	(1, 1)		15	3	3	3	0	2	0	0	0	0	0	13	21	8.10	1.500					
Bob Chakales, R ERA: 4.28	(4, 1)		12	1	1	0	2	4	0	0	0	0	0	12	28	0.00	1.875					
Mickey McDermott, L ERA: 3.61	(7, 1)		2	0	0	0	0	2	0	0	0	0	0	0	8	∞	∞					
Pedro Ramos, R ERA: 3.63	(7, 1)	L	14	6	4	4	0	0	1	0	0	0	0	13	17	13.50	2.250					

Batter	1	2	3	4	5	6	7	8	9	AB R H RBI BB SO LOB	TOP
Eddie Yost, R (1, 5) OBP: 0.409, SLG: 0.380	4-0 BB G4-6-3		0-0 1-3		0-0 SF8 2B		0-0 SH1-4 1B		0-0 F8	4 1 2 0 1 0 0	Washington Senators @ Baltimore Orioles Memorial Stadium, Baltimore, MD Sat Sep 17 1955, 3:33 AM EDT Att. 5,486 - Unknown livebaseballscorecards.com
Tom Umphlett, R (1, 8) OBP: 0.266, SLG: 0.265 Ernie Oravetz, S (9, PH) OBP: 0.335, SLG: 0.302	0-0 G4-6-3 1-2f		0-0 1B		0-0 F9		0-0 SH1-4		0-0 G4-6-3 1B	3 0 1 0 0 0 2 1 0 1 0 0 0 0	
Mickey Vernon, L (1, 3) OBP: 0.378, SLG: 0.447	0-0 HBP 1B		0-0 F8		0-0 SF8		0-0 4-3		0-0 G4-6-3 1-2f	4 0 1 1 0 0 3	
Roy Sievers, R (1, 7) OBP: 0.362, SLG: 0.487	0-0 HBP 1-2 1B		0-0 F3		0-0 F3		4-0 FC6-4 IBB			3 0 1 0 1 0 1	
Carlos Paula, R (1, 9) OBP: 0.336, SLG: 0.457	1-0 HBP 1-2 2-3			0-0 6-3		0-0 2B 1B		0-0 FC6-4 1-2f		3 0 1 0 0 0 2	
Pete Runnels, L (1, 4) OBP: 0.357, SLG: 0.350	0-0 F6			0-0 F6		0-0 F8		0-0 1-3		4 0 0 0 0 0 4	
Steve Korcheck, R (1, 2) OBP: 0.250, SLG: 0.313		0-0 6-3		0-0 FC5 E 1B		0-0 F2		0-0 2B		4 0 2 0 0 0 1	
Jose Valdivielso, R (1, 6) OBP: 0.275, SLG: 0.326 Mickey McDermott, L (8, PH) OBP: 0.299, SLG: 0.315 Bobby Kline, R (8, 6) OBP: 0.295, SLG: 0.265		0-0 6-3		0-0 E6 1-2		0-0 2B		0-0 F8		3 0 1 0 0 0 1 1 0 0 0 0 0 1 0 0 0 0 0 0 0	
Chuck Stobbs, L (1, 1) OBP: 0.326, SLG: 0.200 Jim Lemon, R (6, PH) OBP: 0.500, SLG: 0.500 Ted Abernathy, R (6, 1) OBP: 0.160, SLG: 0.125 Julio Becquer, L (8, PH) Webbo Clarke, L (8, 1) OBP: 0.167, SLG: 0.167		0-0 F3		0-0 FC5 2-3f		0-0 6-3		0-0 F9		2 0 0 0 0 0 2 1 0 0 0 0 0 2 0 0 0 0 0 0 0 1 0 0 0 0 0 1 0 0 0 0 0 0 0	
Inning Stats	R: 0 H: 2 E: 0 LOB: 3 K: 0 BB: 1 S: 4 P: 9	R: 0 H: 0 E: 0 LOB: 0 K: 0 BB: 0 S: 3 P: 3	R: 0 H: 1 E: 0 LOB: 1 K: 0 BB: 0 S: 4 P: 4	R: 0 H: 1 E: 1 LOB: 2 K: 0 BB: 0 S: 5 P: 5	R: 1 H: 1 E: 0 LOB: 0 K: 0 BB: 0 S: 4 P: 4	R: 0 H: 2 E: 0 LOB: 2 K: 0 BB: 0 S: 5 P: 5	R: 0 H: 1 E: 0 LOB: 2 K: 0 BB: 1 S: 4 P: 8	R: 0 H: 1 E: 0 LOB: 1 K: 0 BB: 0 S: 4 P: 4	R: 0 H: 1 E: 0 LOB: 0 K: 0 BB: 0 S: 3 P: 3	1B: 7 SF: 1 2B: 3 SAC: 1 3B: 0 DP: 2 HR: 0 HBP: 1	
PITCHER Ed Lopat, L (1, 1) ERA: 3.69 George Zuverink, R (8, 1) ERA: 3.39	IP WLS BF H R ER SO BB IBB HBP BLK WP HR S P ERA WHIP	7.1 W 34 9 1 1 0 1 1 0 0 0 0 0 31 40 1.23 1.364	1.2 S 5 1 0 0 0 0 0 0 0 0 0 0 5 5 0.00 0.600	PITCHER IP WLS BF H R ER SO BB IBB HBP BLK WP HR S P ERA WHIP							



Batter	1	2	3	4	5	6	7	8	9	AB R H RBI BB SO LOB	TOP	
Eddie Yost, R (1, 5) OBP: 0.409, SLG: 0.379 Harmon Killebrew, R (7, 5) OBP: 0.253, SLG: 0.307	0-0 CS 1B		0-0 F6		0-0 F4			4-0 BB BB		3 0 1 0 0 0 0 0 0 0 0 1 0 0		
Ernie Oravetz, S (1, 8) OBP: 0.337, SLG: 0.299	4-0 1-2 BB		0-0 F7		0-0 L8			4-0 1-2 FC6-4 BB		2 0 0 0 2 0 0		
Mickey Vernon, L (1, 3) OBP: 0.378, SLG: 0.446 Julio Becquer, L (7, 3)	0-0 F4			0-0 4-3		0-0 G6-4-3 1B		0-0 F8		3 0 1 0 0 0 1 1 0 0 0 0 0 2		
Roy Sievers, R (1, 7) OBP: 0.362, SLG: 0.486 Jerry Schoonmaker, R (7, 7) OBP: 0.191, SLG: 0.250	0-0 L8			0-0 1B 1B		0-0 G6-4-3 1-2f		0-0 FC6-4 1-2f		3 0 1 0 0 0 2 1 0 0 0 0 0 2		
Pete Runnels, L (1, 4) OBP: 0.356, SLG: 0.349		0-0 F7		0-0 1-2 1B		0-0 L6		0-0 4-3		4 0 1 0 0 0 0		
Jim Lemon, R (1, 9) OBP: 0.167, SLG: 0.167		0-0 F9		0-0 F2		0-0 F8		0-0 F2		4 0 0 0 0 0 2		
Steve Korcheck, R (1, 2) OBP: 0.300, SLG: 0.316		0-0 1B		0-0 F5		1-0 FC6-4 HBP		0-0 F8		3 0 1 0 0 0 2		
Jose Valdivielso, R (1, 6) OBP: 0.272, SLG: 0.322	0-0 K				0-0 1-3		0-0 FC6-4 1-2f			3 0 0 0 0 1 2		
Johnny Schmitz, R (1, 1) OBP: 0.176, SLG: 0.235 Carlos Paula, R (3, PH) OBP: 0.335, SLG: 0.456 Bob Chakales, R (3, 1) Tom Wright, L (5, PH) Bunky Stewart, L (5, 1) Juan Delis, R (8, PH) OBP: 0.219, SLG: 0.227 Dick Hyde, R (8, 1)			0-0 F3		0-0 F7		0-0 6-3			0 0 0 0 0 0 0 1 0 0 0 0 0 0 0 0 0 0 0 0 0 1 0 0 0 0 0 0 0 0 0 0 0 0 0 1 0 0 0 0 0 0 0 0 0 0 0 0 0		
Inning Stats	R: 0 H: 1 E: 0 LOB: 1 K: 0 BB: 1 S: 3 P: 7	R: 0 H: 1 E: 0 LOB: 1 K: 1 BB: 0 S: 6 P: 6	R: 0 H: 0 E: 0 LOB: 0 K: 0 BB: 0 S: 3 P: 3	R: 0 H: 2 E: 0 LOB: 2 K: 0 BB: 0 S: 5 P: 5	R: 0 H: 0 E: 0 LOB: 0 K: 0 BB: 0 S: 3 P: 3	R: 0 H: 1 E: 0 LOB: 0 K: 0 BB: 0 S: 3 P: 3	R: 0 H: 0 E: 0 LOB: 1 K: 0 BB: 0 S: 3 P: 4	R: 0 H: 0 E: 0 LOB: 2 K: 0 BB: 2 S: 3 P: 11	R: 0 H: 0 E: 0 LOB: 0 K: 0 BB: 0 S: 3 P: 3	1B: 5 SF: 0 2B: 0 SAC: 0 3B: 0 DP: 1 HR: 0 HBP: 1	WP: 0 PA: 34 PB: 0 SB: 0 CS: 1	
PITCHER Jim Wilson, R (1, 1) ERA: 3.35	IP WLS BF H R ER SO BB IBB HBP BLK WP HR S P ERA WHIP											
	9.0 W 34 5 0 0 1 3 0 1 0 0 0 0 32 45 0.00 0.889											

Washington Senators @ Baltimore Orioles
 Memorial Stadium, Baltimore, MD
 Sun Sep 18 1955, 3:33 AM EDT
 Att: 15,810 - Unknown

AB	30
R	0
H	5
RBI	0
BB	3
SO	1
LOB	13



Batter	1	2	3	4	5	6	7	8	9
Chuck Diering, R (1, 8) <small>OBP: 0.342, SLG: 0.327</small>	0-0 5-3 1B	0-0 1-3 3-H 2B		4-0 1-2 1B BB	4-0 1-2 BB		0-0 4-3		
Jim Dyck, R (1, 7) <small>OBP: 0.386, SLG: 0.394</small>	0-0 5-3	0-0 5-3		0-0 F1	0-0 FC6-4		0-0 F7		
Dave Philley, S (1, 9) <small>OBP: 0.367, SLG: 0.424</small> Tex Nelson, L (8, PH) <small>OBP: 0.342, SLG: 0.194</small> Dave Pope, L (9, 9) <small>OBP: 0.326, SLG: 0.392</small>	0-0 5-3	0-0 5-3		0-0 6-3 1B 1-3 2-H	0-0 4-3		0-0 G3		
Gus Triandos, R (1, 3) <small>OBP: 0.327, SLG: 0.393</small>	0-0 2-H 1B	4-0 1B IBB		0-0 1-2 1B 6-3		0-0 F8		0-0 6-3	
Brooks Robinson, R (1, 5) <small>OBP: 0.222, SLG: 0.222</small>	0-3 K	0-0 F8		0-0 6-3 1-2 2-3		0-0 F2		0-3 K	
Hal Smith, R (1, 2) <small>OBP: 0.307, SLG: 0.358</small>		4-0 1B BB		0-0 5-3		0-0 3B 1B			
Fred Marsh, R (1, 4) <small>OBP: 0.287, SLG: 0.255</small>		0-0 1B 1B E 1B		0-0 5-3		0-0 1-H 3B			
Willy Miranda, S (1, 6) <small>OBP: 0.305, SLG: 0.305</small>		0-0 1B 2B 1B		0-3 K		0-0 FC6-4 BB 1B		0-0 F5	
Jim Wilson, R (1, 1) <small>OBP: 0.182, SLG: 0.195</small>		0-0 E8 2B 1B		0-0 1B BB		0-3 K		0-0 6-3	

Inning Stats	R: 1	H: 2	E: 0	K: 1	S: 7	H: 2	LOB: 1	BB: 0	P: 7	R: 3	H: 4	E: 1	K: 0	S: 7	R: 0	H: 0	E: 0	K: 1	S: 5	R: 4	H: 4	E: 0	K: 0	S: 7	R: 0	H: 1	E: 0	K: 1	S: 6	R: 1	H: 2	E: 0	K: 0	S: 5	R: 0	H: 0	E: 0	K: 1	S: 3	R: 0	H: 0	E: 0	K: 1	S: 5			

PITCHER															PITCHER																																	
IP	WLS	BF	H	R	ER	SO	BB	IBB	HBP	BLK	WP	HR	S	P	ERA	WHIP	IP	WLS	BF	H	R	ER	SO	BB	IBB	HBP	BLK	WP	HR	S	P	ERA	WHIP															
Johnny Schmitz, L (1, 1) <small>ERA: 3.83</small>	2.0	L	14	6	4	4	1	1	0	0	0	0	14	22	18.00	3.500																																
Bob Chakales, R (3, 1) <small>ERA: 4.71</small>	2.0		11	4	4	4	1	1	0	0	0	0	12	16	18.00	2.500																																
Bunky Stewart, L (5, 1) <small>ERA: 4.26</small>	3.0		13	3	1	1	1	1	0	0	0	0	14	18	3.00	1.333																																
Dick Hyde, R (8, 1) <small>ERA: 4.5</small>	1.0		3	0	0	0	1	0	0	0	0	0	5	5	0.00	0.000																																

AB R H RBI BB SO LOB

3	2	2	1	2	0	0
5	0	0	0	0	0	7
4	1	1	1	0	0	5
1	0	0	0	0	0	0
0	0	0	0	0	0	0
4	1	2	2	1	0	0
5	0	0	0	0	2	6
3	2	2	2	1	0	0
4	1	2	1	0	0	1
4	1	2	1	0	1	1
4	1	2	0	0	1	1

1B: 11	SF: 0	WP: 0	PA: 41
2B: 1	SAC: 0	PB: 0	
3B: 1	DP: 0	SB: 0	
HR: 0	HBP: 0	CS: 0	

Washington Senators @ Baltimore Orioles
Memorial Stadium, Baltimore, MD
 Sun Sep 18 1955, 3:33 AM EDT
 Att. 15,810 - Unknown

livebaseballscorecards.com

AB	37
R	9
H	13
RBI	8
BB	4
SO	4
LOB	21



Batter	1	2	3	4	5	6	7	8	9	10	AB R H RBI BB SO LOB	TOP
Chuck Diering, R (1, 8) <small>OBP: 0.345, SLG: 0.331</small>											5 0 3 0 0 0 0	Baltimore Orioles @ Boston Red Sox Fenway Park, Boston, MA Tue Sep 20 1955, 3:33 AM EDT Unknown
Jim Dyck, R (1, 7) <small>OBP: 0.381, SLG: 0.394</small>											5 0 1 0 0 1 3	
Brooks Robinson, R (1, 5) <small>OBP: 0.143, SLG: 0.143</small>											5 0 0 0 0 3 3	
Gus Triandos, R (1, 2) <small>OBP: 0.329, SLG: 0.394</small> Don Leppert, L (8, PR) <small>OBP: 0.233, SLG: 0.159</small> (8, 4)											4 0 2 0 0 0 1 1 2 1 0 0 0 0	
Bob Hale, L (1, 3) <small>OBP: 0.376, SLG: 0.406</small> Cal Abrams, L (8, PR) <small>OBP: 0.416, SLG: 0.365</small> Hal Smith, R (8, 2) <small>OBP: 0.307, SLG: 0.358</small> Dave Pope, L (10, PH) <small>OBP: 0.325, SLG: 0.391</small> (10, 9)											4 0 0 0 0 2 2 0 0 0 0 0 0 0 0 0 0 0 0 0 0 1 0 0 0 0 0 1	
Angelo Dagres, L (1, 9) <small>OBP: 0.308, SLG: 0.300</small> Tom Gastall, R (10, 2) <small>OBP: 0.160, SLG: 0.087</small>											3 1 1 2 0 0 1 0 0 0 0 0 0 0	
Fred Marsh, R (1, 4) <small>OBP: 0.292, SLG: 0.258</small> (8, 6)											4 0 2 0 1 0 0	
Willy Miranda, S (1, 6) <small>OBP: 0.306, SLG: 0.305</small> Dave Philley, S (8, PH) <small>OBP: 0.366, SLG: 0.423</small> Kal Segrist, R (8, 3)											3 0 1 1 0 1 2 1 0 0 0 0 0 2 0 0 0 0 0 0 0	
Bill Wight, L (1, 1) <small>OBP: 0.114, SLG: 0.118</small>											4 0 0 0 0 2 2	
Inning Stats	R: 0 H: 0 E: 0 LOB: 0 K: 1 BB: 0 S: 5 P: 5	R: 0 H: 2 E: 0 LOB: 2 K: 1 BB: 0 S: 7 P: 7	R: 0 H: 1 E: 1 LOB: 1 K: 1 BB: 0 S: 6 P: 6	R: 1 H: 2 E: 0 LOB: 2 K: 2 BB: 1 S: 9 P: 13	R: 0 H: 1 E: 0 LOB: 1 K: 0 BB: 0 S: 4 P: 4	R: 0 H: 0 E: 0 LOB: 0 K: 0 BB: 0 S: 3 P: 3	R: 0 H: 1 E: 0 LOB: 1 K: 1 BB: 0 S: 6 P: 6	R: 1 H: 2 E: 1 LOB: 2 K: 1 BB: 0 S: 8 P: 8	R: 0 H: 1 E: 0 LOB: 1 K: 2 BB: 0 S: 8 P: 8	R: 1 H: 1 E: 0 LOB: 0 K: 0 BB: 0 S: 4 P: 4	1B: 9 SF: 2 2B: 1 SAC: 0 3B: 1 DP: 0 HR: 0 HBP: 0	
PITCHER Frank Sullivan, R (1, 1) <small>ERA: 2.86</small> Tom Hurd, R (9, 1) <small>ERA: 3.05</small>	IP WLS BF H R ER SO BB IBB HBP BLK WP HR S P ERA WHIP 8.0 L 8 2 1 1 2 0 0 0 0 1 0 12 12 4.50 1.000											

livebaseballscorecards.com

AB	40
R	3
H	11
RBI	3
BB	1
SO	9
LOB	17



Batter	1	2	3	4	5	6	7	8	9	10	AB	R	H	RBI	BB	SO	LOB
Billy Consolo, R (1, 4) OBP: 0.250, SLG: 0.143	0-0 E9 1B	0-0 4-3		0-0 1-3			0-0 6-3	0-0 F6		0-0 L8	6	1	0	0	0	0	5
Jim Piersall, R (1, 8) OBP: 0.368, SLG: 0.432	0-0 BB 1B 2-H 1B		0-0 5-3		0-0 6-3		0-0 1B 1B	0-0 FC6-4 1-2f			5	0	2	1	0	0	2
Ted Williams, L (1, 7) OBP: 0.496, SLG: 0.713	0-0 F6		4-0 BB		0-0 HR		0-0 1-3 BB 1B		0-0 1B		3	1	2	1	1	0	1
Gene Stephens, L (7, PR) OBP: 0.382, SLG: 0.476											1	0	1	0	0	0	0
Jackie Jensen, R (1, 9) OBP: 0.369, SLG: 0.476	0-0 1-2 BB 1B		0-0 F3		0-0 F8		0-3 K		0-0 F8		5	0	1	0	0	1	4
Norm Zauchin, R (1, 3) OBP: 0.335, SLG: 0.432	0-0 F9		0-0 1-3		4-0 FC6-4 BB		4-0 1-2 BB		0-0 F4		3	0	0	0	2	0	4
Sammy White, R (1, 2) OBP: 0.321, SLG: 0.391	4-0 1-2 2-3 FC6-4 BB			0-0 F9	0-0 FC6-4		0-0 F9		0-0 6-3		4	0	0	0	1	0	5
Frank Malzone, R (1, 5) OBP: 0.800, SLG: 1.000	0-0 1-2f FC6-4			0-0 1B 1B		0-0 6-3 1B		0-0 SH5-3 2B		0-0 SH5-4 1B	5	0	4	0	0	0	3
Milt Bolling, R (1, 6) OBP: 0.200, SLG: 0.200		0-0 6-3		0-0 1-2 1B		0-0 6-3		0-0 SH5-3		0-0 SH5-4	3	0	1	0	0	0	1
Frank Sullivan, R (1, 1) OBP: 0.152, SLG: 0.148		0-0 2-3		0-3 K		0-3 K		4-0 FC6-4 IBB		0-3 K	3	0	0	0	0	2	2
Eddie Joost, R (8, PH) OBP: 0.283, SLG: 0.333											0	0	0	0	1	0	0
Tom Hurd, R (9, 1) OBP: 0.077, SLG: 0.077											0	0	0	0	0	0	0
Dick Gemert, R (10, PH)											1	0	0	0	0	1	1

Inning Stats	R: 1	H: 2	R: 0	H: 0	R: 0	H: 0	R: 0	H: 2	R: 1	H: 1	R: 0	H: 1	R: 0	H: 2	R: 0	H: 1	R: 0	H: 1	R: 0	H: 1	R: 0	H: 1	R: 0	H: 1	R: 0	H: 1	R: 0	H: 1	1B: 9	SF: 0	WP: 0	PA: 46
E: 1	LOB: 3	E: 0	LOB: 0	E: 0	LOB: 1	E: 0	LOB: 2	E: 0	LOB: 0	E: 0	LOB: 1	E: 0	LOB: 3	E: 0	LOB: 2	E: 0	LOB: 1	E: 0	LOB: 1	E: 0	LOB: 1	E: 0	LOB: 1	E: 0	LOB: 1	E: 0	LOB: 1	2B: 1	SAC: 2	PB: 0		
K: 0	BB: 1	K: 0	BB: 0	K: 0	BB: 1	K: 1	BB: 0	K: 1	BB: 0	K: 1	BB: 0	K: 1	BB: 1	K: 0	BB: 1	K: 0	BB: 0	K: 0	BB: 0	K: 1	BB: 0	K: 1	BB: 0	K: 1	BB: 0	K: 1	BB: 0	3B: 0	DP: 0	SB: 0		
S: 6	P: 10	S: 3	P: 3	S: 3	P: 7	S: 7	P: 7	S: 4	P: 8	S: 5	P: 5	S: 7	P: 11	S: 4	P: 8	S: 4	P: 4	S: 6	P: 6	S: 6	P: 6	S: 6	P: 6	S: 6	P: 6	S: 6	P: 6	HR: 1	HBP: 0	CS: 0		

PITCHER	IP	WLS	BF	H	R	ER	SO	BB	IBB	HBP	BLK	WP	HR	S	P	ERA	WHIP
Bill Wight, L (1, 1) ERA: 2.65	10.0	W	46	11	2	1	4	4	1	0	0	0	1	49	69	0.90	1.500

PITCHER	IP	WLS	BF	H	R	ER	SO	BB	IBB	HBP	BLK	WP	HR	S	P	ERA	WHIP

BOTTOM

Baltimore Orioles @ Boston Red Sox

Fenway Park, Boston, MA

Tue Sep 20 1955, 3:33 AM EDT

Unknown

AB	39
R	2
H	11
RBI	2
BB	5
SO	4
LOB	28



WP	0
PA	46

livebaseballscorecards.com

Batter	1	2	3	4	5	6	7	8	9	AB R H RBI BB SO LOB	TOP
Chuck Diering, R (1, 8) <small>OBP: 0.343, SLG: 0.329</small>	0-3 		0-0 		0-0 		0-0 	0-3 		5 0 1 0 0 2 2	Baltimore Orioles @ Boston Red Sox Fenway Park, Boston, MA Tue Sep 20 1955, 3:38 AM EDT Att. 2,101 - Unknown
Angelo Dargis, L (1, 9) <small>OBP: 0.294, SLG: 0.286</small> Cal Abrams, L (9, 9) <small>OBP: 0.416, SLG: 0.365</small>	0-0 		0-0 			0-0 	0-0 		0-0 	4 1 1 0 0 0 0 0 0 0 0 0 0 0	
Dave Philley, S (1, 7) <small>OBP: 0.364, SLG: 0.419</small>	0-0 			0-0 		0-0 	0-3 		4-0 	4 1 0 0 1 1 2	
Gus Triandos, R (1, 3) <small>OBP: 0.331, SLG: 0.400</small>		0-0 		0-0 		0-0 	0-0 		0-0 	5 1 3 1 0 0 1	
Fred Marsh, R (1, 4) <small>OBP: 0.297, SLG: 0.262</small> (6, 5) (8, 4)		4-0 		0-0 		0-0 		4-0 	0-0 	3 2 1 1 2 0 2	
Hal Smith, R (1, 2) <small>OBP: 0.310, SLG: 0.362</small>		0-0 		0-0 		4-0 		0-0 	0-0 	4 2 2 0 1 0 2	
Brooks Robinson, R (1, 5) <small>OBP: 0.125, SLG: 0.125</small> Bob Hale, L (6, PH) <small>OBP: 0.079, SLG: 0.415</small> Don Leppert, L (6, PR) <small>OBP: 0.233, SLG: 0.159</small> (6, 4) Jim Dyck, R (8, PH) <small>OBP: 0.384, SLG: 0.398</small> Kal Segrist, R (8, 5)		0-3 			0-0 	0-0 		0-0 		2 0 0 0 0 1 2 1 0 1 2 0 0 0 0 0 0 0 0 0 0 1 0 1 2 0 0 0 0 0 0 0 0 0 0	
Willy Miranda, S (1, 6) <small>OBP: 0.305, SLG: 0.305</small>	0-0 				0-0 	0-0 		0-0 		3 0 1 1 0 0 3	
Ray Moore, R (1, 1) <small>OBP: 0.163, SLG: 0.143</small> George Zuverink, R (8, 1) <small>OBP: 0.160, SLG: 0.125</small>			0-3 		0-0 	0-3 		0-3 		4 0 0 0 0 3 3 0 0 0 0 0 0 0	
Inning Stats	R: 0 H: 0 E: 0 LOB: 0 K: 1 BB: 0 S: 5 P: 5	R: 0 H: 1 E: 0 LOB: 2 K: 1 BB: 1 S: 6 P: 10	R: 0 H: 0 E: 0 LOB: 0 K: 1 BB: 0 S: 5 P: 5	R: 0 H: 1 E: 0 LOB: 1 K: 0 BB: 0 S: 4 P: 4	R: 0 H: 1 E: 0 LOB: 1 K: 0 BB: 0 S: 4 P: 4	R: 4 H: 4 E: 0 LOB: 1 K: 1 BB: 1 S: 9 P: 13	R: 0 H: 1 E: 0 LOB: 1 K: 1 BB: 0 S: 6 P: 6	R: 2 H: 2 E: 0 LOB: 1 K: 2 BB: 1 S: 9 P: 13	R: 1 H: 1 E: 0 LOB: 1 K: 0 BB: 1 S: 4 P: 8	1B: 7 SF: 1 2B: 3 SAC: 1 3B: 1 DP: 0 HR: 0 HBP: 0	
PITCHER Ike Delock, R (1, 1) <small>ERA: 3.74</small> Leo Kiely, L (7, 1) <small>ERA: 2.97</small> Dick Brodowski, R (9, 1) <small>ERA: 5.74</small>	IP WLS BF H R ER SO BB IBB HBP BLK WP HR S P ERA WHIP 6.0 L 27 7 4 4 4 1 1 0 0 0 0 33 41 6.00 1.333										

livebaseballscorecards.com

AB	36
R	7
H	11
RBI	7
BB	4
SO	7
LOB	17



Batter	1	2	3	4	5	6	7	8	9	AB	R	H	RBI	BB	SO	LOB
Billy Goodman, L (1, 4) OBP: 0.394, SLG: 0.350	4-0 G4-6-3 1B BB		0-0 F7		4-0 BB BB		0-0 6-3	0-0 1-3 2-H 1B		3	0	1	1	2	0	1
Billy Klaus, L (1, 6) OBP: 0.349, SLG: 0.381	0-0 G4-6-3 1-2 1B		0-0 FC6 1-2f		4-0 BB BB		0-0 E3 G4-6-3	0-0 L8 1-2		4	0	1	0	1	0	3
Faye Throneberry, L (1, 7) OBP: 0.333, SLG: 0.500	0-0 G4-6-3 1-2f 2-3			0-0 1B 2B	0-3 K		0-0 G4-6-3 1-2f		0-0 G6-4-3 1B	5	1	2	0	0	1	5
Jackie Jensen, R (1, 9) OBP: 0.366, SLG: 0.471	0-0 5-3			0-0 F8	0-0 6-3			0-0 F3	0-0 G6-4-3 1-2f	5	0	0	0	0	0	5
Frank Malzone, R (1, 5) OBP: 0.600, SLG: 0.700		0-0 G5-4-3 1B		0-0 E 2-H 1B		0-0 E5 1B		0-0 4-3	0-3 K	5	0	2	1	0	1	0
Dick Gernert, R (1, 3) OBP: 0.333, SLG: 0.400		0-0 G5-4-3 1-2f		0-0 F3		0-0 F8		0-0 2B 2B		4	1	1	0	0	0	3
Jim Piersall, R (1, 8) OBP: 0.369, SLG: 0.435		0-0 F8		0-0 E5 FC6-4 1-2		0-0 1B 1-3		0-0 2B 2B		4	1	2	1	0	0	1
Haywood Sullivan, R (1, 2) Ted Williams, L (6, PH) Pete Daley, R (7, 2) OBP: 0.200, SLG: 0.233			0-3 K	0-0 FC6-4 1-2f		0-0 L6		0-0 BB 1B 2-H		2	0	0	0	0	1	2
Ike Delock, R (1, 1) Grady Hatton, L (6, PH) Leo Kiely, L (7, 1) Gene Stephens, L (8, PH) Dick Brodowski, R (9, 1) OBP: 0.196, SLG: 0.149 OBP: 0.370, SLG: 0.330 OBP: 0.222, SLG: 0.231 OBP: 0.386, SLG: 0.476 OBP: 0.500, SLG: 0.900			0-0 K		0-0 G3	0-0 F7		4-0 1B 1-2 BB		1	0	0	0	0	0	0

Inning Stats	R: 0	H: 1	E: 0	LOB: 1	K: 0	BB: 1	S: 3	P: 7	R: 0	H: 1	E: 0	LOB: 0	K: 0	BB: 0	S: 3	P: 3	R: 0	H: 1	E: 1	LOB: 2	K: 0	BB: 0	S: 6	P: 6	R: 1	H: 2	E: 0	LOB: 2	K: 1	BB: 2	S: 5	P: 13	R: 0	H: 0	E: 0	LOB: 2	K: 1	BB: 2	S: 5	P: 3	R: 3	H: 4	E: 1	LOB: 2	K: 0	BB: 1	S: 7	P: 11	R: 0	H: 1	E: 0	LOB: 0	K: 1	BB: 0	S: 5	P: 5	1B: 8	SF: 0	2B: 3	SAC: 0	3B: 0	DP: 4	HR: 0	HBP: 0	WP: 0	PA: 41
--------------	------	------	------	--------	------	-------	------	------	------	------	------	--------	------	-------	------	------	------	------	------	--------	------	-------	------	------	------	------	------	--------	------	-------	------	-------	------	------	------	--------	------	-------	------	------	------	------	------	--------	------	-------	------	-------	------	------	------	--------	------	-------	------	------	-------	-------	-------	--------	-------	-------	-------	--------	-------	--------

PITCHER	IP	WLS	BF	H	R	ER	SO	BB	IBB	HBP	BLK	WP	HR	S	P	ERA	WHIP
Ray Moore, R (1, 1) ERA: 3.97	7.2	W	36	9	4	4	2	4	0	0	0	0	0	36	52	4.70	1.696
George Zuverink, R (8, 1) ERA: 3.34	1.1	S	5	2	0	0	1	0	0	0	0	0	0	7	7	0.00	1.500

BOTTOM

Baltimore Orioles @ Boston Red Sox
Fenway Park, Boston, MA
Tue Sep 20 1955, 3:38 AM EDT
Att. 2,101 - Unknown

livebaseballscorecards.com

AB	37
R	4
H	11
RBI	4
BB	4
SO	3
LOB	24



Batter	1	2	3	4	5	6	7	8	9	10	11	12	13	AB R H RBI BB SO LOB	TOP			
Chuck Diering, R <small>(1, 8) OBP: 0.350, SLG: 0.331</small>	0-0 5-3		4-0 		4-0 		4-0 	0-0 6-3		0-0 		0-0 		4 2 2 0 3 0 0	Baltimore Orioles @ Boston Red Sox Fenway Park, Boston, MA Wed Sep 21 1955, 3:33 AM EDT Att: 1,964 - Unknown			
Jim Dyck, R <small>(1, 7) OBP: 0.381, SLG: 0.399</small>	0-0 F6		0-0 F4		0-0 		0-0 	0-0 F7		0-0 G5-4-3		0-3 K		7 2 2 0 0 1 5				
Dave Philley, S <small>(1, 9) OBP: 0.364, SLG: 0.421</small>	0-3 K			0-0 	4-0 		0-0 SH1-4		0-0 5-3		0-0 G3	0-0 4-3		5 2 1 0 1 1 2				
Gus Triandos, R <small>(1, 3) OBP: 0.333, SLG: 0.400</small> Hal Brown, R <small>(11, PR) OBP: 0.158, SLG: 0.059</small> Cal Abrams, L <small>(11, 3) OBP: 0.417, SLG: 0.365</small>		0-0 F9		0-0 6-3	0-3 K		0-0 		0-0 		4-0 		4-0 	5 1 2 3 1 1 3 0 0 0 0 0 0 0 0 1 0 0 1 0 0				
Hal Smith, R <small>(1, 2) OBP: 0.318, SLG: 0.368</small>		0-0 		4-0 	0-0 		0-0 		4-0 		4-0 		0-3 K	4 0 3 3 3 1 1				
Fred Marsh, R <small>(1, 4) OBP: 0.295, SLG: 0.265</small> Dave Pope, L <small>(11, PH) OBP: 0.323, SLG: 0.389</small>		0-3 K		0-0 	0-0 F7		0-0 F9		0-0 F8		0-0 P7		0-3 K	5 0 1 0 0 1 6 2 0 0 0 0 1 3				
Brooks Robinson, R <small>(1, 5) OBP: 0.100, SLG: 0.100</small> Bob Hale, R <small>(7, PH) OBP: 0.300, SLG: 0.418</small> Don Leppert, L <small>(7, PR) OBP: 0.230, SLG: 0.156</small> Angelo Dagues, L <small>(11, PH) OBP: 0.279, SLG: 0.267</small> Kal Segrist, R <small>(11, 4)</small>		0-3 K		0-3 K		0-0 5-3	0-0 		0-0 5-3		0-3 K		4-0 	3 0 0 0 0 2 3 1 0 1 1 0 0 0 1 0 0 0 0 0 2 1 0 0 0 0 1 2 0 0 0 0 1 0 0				
Willy Miranda, S <small>(1, 6) OBP: 0.303, SLG: 0.303</small>			0-0 1-3	0-0 F3		0-3 K	0-0 G3			0-3 K		0-0 G3	0-0 	7 0 1 1 0 2 4				
Erv Palica, R <small>(1, 1) OBP: 0.263, SLG: 0.226</small> George Zuverink, R <small>(9, 1) OBP: 0.214, SLG: 0.222</small>			0-3 K2-3		0-3 K	0-3 K	0-0 1-3			0-0 		0-0 	0-0 3-1	4 0 0 0 0 3 0 3 0 2 0 0 0 2				
Inning Stats	R: 0 E: 0 K: 1 S: 5 H: 0 LOB: 0 BB: 0 P: 5	R: 0 E: 0 K: 2 S: 8 H: 1 LOB: 1 BB: 0 P: 8	R: 0 E: 0 K: 1 S: 5 H: 0 LOB: 1 BB: 1 P: 9	R: 1 E: 0 K: 1 S: 7 H: 2 LOB: 2 BB: 1 P: 11	R: 3 E: 0 K: 2 S: 9 H: 2 LOB: 1 BB: 2 P: 17	R: 0 E: 0 K: 2 S: 7 H: 0 LOB: 0 BB: 0 P: 7	R: 3 E: 0 K: 0 S: 7 H: 4 LOB: 2 BB: 1 P: 11	R: 0 E: 0 K: 0 S: 3 H: 0 LOB: 0 BB: 0 P: 3	R: 0 E: 0 K: 0 S: 4 H: 1 LOB: 2 BB: 1 P: 8	R: 0 E: 0 K: 1 S: 6 H: 2 LOB: 1 BB: 0 P: 6	R: 0 E: 0 K: 1 S: 5 H: 0 LOB: 2 BB: 2 P: 13	R: 0 E: 0 K: 1 S: 7 H: 2 LOB: 2 BB: 0 P: 7	R: 1 E: 0 K: 2 S: 8 H: 1 LOB: 2 BB: 2 P: 16	1B: 10 2B: 4 3B: 1 HR: 0 SF: 0 SAC: 1 DP: 1 HBP: 0		WP: 0 PA: 63 PB: 0 SB: 1 CS: 0		
PITCHER Frank Baumann, L <small>(1, 1) ERA: 6.3</small> Dick Brodowski, R <small>(7, 1) ERA: 5.63</small> Bill Henry, L <small>(8, 1) ERA: 3.32</small> Tom Hurd, R <small>(10, 1) ERA: 3.01</small>	IP: 6.1 WLS: 0 BF: 32 H: 8 R: 7 ER: 7 SO: 9 BB: 5 IBB: 0 HBP: 0 BLK: 0 WP: 0 HR: 0 S: 45 P: 65 ERA: 9.95 WHIP: 2.053															PITCHER IP: 0.2 WLS: 0 BF: 3 H: 1 R: 0 ER: 0 SO: 0 BB: 0 IBB: 0 HBP: 0 BLK: 0 WP: 0 HR: 0 S: 3 P: 3 ERA: 0.00 WHIP: 1.500	IP: 2.0 WLS: 0 BF: 8 H: 1 R: 0 ER: 0 SO: 0 BB: 1 IBB: 0 HBP: 0 BLK: 0 WP: 0 HR: 0 S: 7 P: 11 ERA: 0.00 WHIP: 1.000	IP: 4.0 WLS: L BF: 20 H: 5 R: 1 ER: 1 SO: 5 BB: 4 IBB: 0 HBP: 0 BLK: 0 WP: 0 HR: 0 S: 26 P: 42 ERA: 2.25 WHIP: 2.250

AB	52
R	8
H	15
RBI	8
BB	10
SO	14
LOB	33



Batter	1	2	3	4	5	6	7	8	9	AB R H RBI BB SO LOB	TOP
Chuck Diering, R (1, 8) <small>OBP: 0.348, SLG: 0.330</small> (6, 5)	0-0 1B	0-0 F8		0-0 1-3		0-0 F8		0-0 F7		5 1 1 0 0 0 6	
Jim Dyck, R (1, 7) <small>OBP: 0.372, SLG: 0.388</small>	0-0 F9	0-0 L6			0-0 F9		0-0 6-3		0-0 L4	5 0 0 0 0 0 3	
Dave Philley, S (1, 9) <small>OBP: 0.366, SLG: 0.422</small>	4-0 1B SF9 BB		0-0 6-3		0-0 FC5-4 1B		0-0 F7		0-0 G6-4-3 1B	4 1 2 0 1 0 0	
Gus Triandos, R (1, 3) <small>OBP: 0.332, SLG: 0.398</small>	0-0 FC5-4 1B 1-3 2-H		0-0 5-3		0-0 F8		0-0 F9		0-0 G6-4-3 1-2f	5 0 1 1 0 0 2	
Hal Smith, R (1, 2) <small>OBP: 0.320, SLG: 0.371</small>	0-0 SF9 3-H		0-0 1B 2B		0-0 FC5-4 1-2f			4-0 BB BB PB BB		2 2 1 1 1 0 1	
Fred Marsh, R (1, 4) <small>OBP: 0.298, SLG: 0.268</small>	0-0 FC5-4 1-2f		0-0 2-H 1B			0-0 1B 1B		0-3 K		4 0 2 1 0 1 2	
Brooks Robinson, R (1, 5) <small>OBP: 0.091, SLG: 0.091</small> Art Schallack, L (6, 1) <small>OBP: 0.227, SLG: 0.105</small> Kal Segrist, R (8, PH) Harry Dorish, R (8, 1) <small>OBP: 0.083, SLG: 0.083</small>		0-0 F8	0-3 K		0-3 K		0-0 F9			3 0 0 0 0 2 2	AB 34 R 4 H 8 RBI 3 BB 5 SO 4 LOB 20
Willy Miranda, S (1, 6) <small>OBP: 0.306, SLG: 0.304</small>	4-0 E BB			0-0 F9		0-0 1-2 1B		4-0 PB BB BB		2 0 1 0 2 0 0	
Jim Wilson, R (1, 1) <small>OBP: 0.178, SLG: 0.191</small> Hal Brown, R (5, 1) <small>OBP: 0.158, SLG: 0.059</small> Cal Abrams, L (6, PH) <small>OBP: 0.418, SLG: 0.364</small> (6, 8)		0-0 E6 1-2	0-3 K		0-0 F7		4-0 PB BB BB			2 0 0 0 0 1 1	
Inning Stats	R: 2 H: 2 E: 0 LOB: 1 K: 0 BB: 1 S: 5 P: 9	R: 0 H: 0 E: 1 LOB: 2 K: 0 BB: 1 S: 4 P: 8	R: 1 H: 2 E: 0 LOB: 1 K: 1 BB: 0 S: 7 P: 7	R: 0 H: 0 E: 0 LOB: 0 K: 1 BB: 0 S: 5 P: 5	R: 0 H: 1 E: 0 LOB: 1 K: 0 BB: 0 S: 4 P: 4	R: 0 H: 2 E: 0 LOB: 2 K: 1 BB: 0 S: 7 P: 7	R: 0 H: 0 E: 0 LOB: 0 K: 0 BB: 0 S: 3 P: 3	R: 1 H: 0 E: 0 LOB: 2 K: 1 BB: 3 S: 5 P: 17	R: 0 H: 1 E: 0 LOB: 0 K: 0 BB: 0 S: 3 P: 3	1B: 7 SF: 1 2B: 1 SAC: 0 3B: 0 DP: 1 HR: 0 HBP: 0	WP: 0 PA: 40 PB: 1 SB: 0 CS: 0
PITCHER Mickey McDermott, L (1, 1) <small>ERA: 3.75</small> Pedro Ramos, R (8, 1) <small>ERA: 3.91</small>	IP WLS BF H R ER SO BB IBB HBP BLK WP HR S P ERA WHIP 7.2 W 36 7 4 3 4 5 0 0 0 0 0 0 39 59 3.52 1.565							PITCHER IP WLS BF H R ER SO BB IBB HBP BLK WP HR S P ERA WHIP 1.1 S 4 1 0 0 0 0 0 0 0 0 0 0 4 4 0.00 0.750			

Baltimore Orioles @ Washington Senators
 Griffith Stadium, Washington, DC
 Fri Sep 23 1955, 3:33 AM EDT
 Unknown

livebaseballscorecards.com



Batter	1	2	3	4	5	6	7	8	9	AB R H RBI BB SO LOB	TOP	
Chuck Diering, R (1, 5) <small>OBP: 0.349, SLG: 0.331</small>	0-0 		0-0 F7 		0-0 		0-0 F3 		0-0 FC6-4 	5 0 2 0 0 0 3	Baltimore Orioles @ Washington Senators Griffith Stadium, Washington, DC Fri Sep 23 1955, 3:38 AM EDT Att: 766 - Unknown livebaseballscorecards.com	
Cal Abrams, L (1, 8) <small>OBP: 0.418, SLG: 0.363</small>	0-0 FC4-6 		4-0 		0-0 F4 		0-0 F3 		0-0 	4 1 1 1 1 0 5		
Dave Philley, S (1, 9) <small>OBP: 0.367, SLG: 0.424</small>	0-0 FC6-4 		0-0 		0-0 G5-3 			0-0 	0-0 F8 	5 0 2 1 0 0 6		
Gus Triandos, R (1, 3) <small>OBP: 0.331, SLG: 0.396</small>	0-0 		0-0 6-3 					0-0 F9 	0-0 F8 	5 0 1 0 0 0 4		
Jim Dyck, R (1, 7) <small>OBP: 0.370, SLG: 0.382</small>	0-0 FC5 			0-0 F4 		0-0 F7 		0-0 		3 0 0 0 1 0 2		
Hal Smith, R (1, 2) <small>OBP: 0.319, SLG: 0.370</small>		0-0 		0-0 6-3 		0-0 F8 		0-3 K 		4 0 1 0 0 1 2		
Fred Marsh, R (1, 4) <small>OBP: 0.294, SLG: 0.264</small>		0-0 F8 		0-0 L6 			0-0 6-3 	0-0 FC6-4 		4 0 0 0 0 0 3		
Willy Miranda, S (1, 6) <small>OBP: 0.310, SLG: 0.306</small>		0-0 G4-3 			0-0 		4-0 		0-0 	3 2 2 0 1 0 1		
Ed Lopat, L (1, 1) <small>OBP: 0.188, SLG: 0.152</small> Kal Segrist, R (5, PH) <small>OBP: 0.667, SLG: 0.500</small> Bob Harrison, L (5, 1) <small>OBP: 0.192, SLG: 0.167</small> Tom Gastall, R (7, PH) <small>OBP: 0.192, SLG: 0.167</small> Chuck Locke, R (7, 1) <small>OBP: 0.325, SLG: 0.391</small> Dave Pope, L (8, PH)			0-3 K 		0-0 G5-3 		0-0 E4 		0-0 	1 0 0 0 0 0 1 0 1 0 1 0 0 0 0 0 0 0 0 0 0 0 0 0 1 0 1 0 0 0 0 0 0 0 0 0 0 0 0 0 1 0 1 0 0 0 0 0		
Inning Stats	R: 0 H: 2 E: 0 LOB: 2 K: 0 BB: 0 S: 5 P: 5	R: 0 H: 1 E: 0 LOB: 0 K: 0 BB: 0 S: 3 P: 3	R: 1 H: 1 E: 0 LOB: 1 K: 1 BB: 1 S: 6 P: 10	R: 0 H: 0 E: 0 LOB: 0 K: 0 BB: 0 S: 3 P: 3	R: 0 H: 3 E: 0 LOB: 2 K: 0 BB: 0 S: 5 P: 5	R: 0 H: 0 E: 0 LOB: 0 K: 0 BB: 0 S: 3 P: 3	R: 1 H: 1 E: 1 LOB: 1 K: 0 BB: 1 S: 4 P: 8	R: 0 H: 1 E: 0 LOB: 2 K: 1 BB: 1 S: 6 P: 10	R: 1 H: 3 E: 0 LOB: 2 K: 0 BB: 0 S: 6 P: 6	1B: 10 SF: 0 2B: 2 SAC: 0 3B: 0 DP: 2 HR: 0 HBP: 0	WP: 0 PA: 40 PB: 0 SB: 0 CS: 0	
PITCHER Johnny Schmitz, L (1, 1) <small>ERA: 3.71</small>	IP WLS BF H R ER SO BB IBB HBP BLK WP HR S P ERA WHIP 9.0 W 40 12 3 2 2 3 0 0 0 0 0 0 41 53 2.00 1.667											PITCHER IP WLS BF H R ER SO BB IBB HBP BLK WP HR S P ERA WHIP

Batter	1	2	3	4	5	6	7	8	9
Eddie Yost, R OBP: 0.408, SLG: 0.372 (1, 5)	0-0 F6		0-0 F7	0-0 F5		0-0 5-3		0-3 K	
Tom Umphlett, R OBP: 0.271, SLG: 0.266 (1, 8)	0-0 L4		0-0 F7		4-0 BB	4-0 BB			
Mickey Vernon, L OBP: 0.381, SLG: 0.450 (1, 3)	0-0 4-3		0-0 E8		0-0 BB	0-0 BB			
Roy Sievers, R OBP: 0.364, SLG: 0.493 (1, 7)		0-0 BB		0-0 F7	0-0 BB		0-0 1-3		
Jim Lemon, R OBP: 0.375, SLG: 0.571 (1, 9)		0-0 F9		0-0 F9	4-0 BB		0-0 6-3		
Pete Runnels, L OBP: 0.354, SLG: 0.346 (1, 4)		0-0 F5		0-0 HBP	0-0 BB		0-0 F7		
Ed Fitz Gerald, R OBP: 0.318, SLG: 0.310 (1, 2)		0-0 BB		0-0 HBP		0-0 SH5-3		0-0 F8	
Jose Valdivielso, R OBP: 0.280, SLG: 0.320 (1, 6)		0-0 BB		1-0 BB		0-0 SH5-3		4-0 BB	
Johnny Schmitz, R OBP: 0.200, SLG: 0.241 (1, 1)		0-0 F7		0-0 BB		4-0 BB		0-0 5-3	

AB	R	H	RBI	BB	SO	LOB
5	0	0	0	0	1	4
2	1	0	0	2	0	0
4	1	1	0	0	0	3
4	1	2	2	0	0	0
3	0	0	0	1	0	1
4	1	1	0	0	0	2
4	2	3	1	0	0	0
1	1	1	1	1	0	0
3	0	1	3	1	0	2

BOTTOM

Baltimore Orioles @ Washington Senators
 Griffith Stadium, Washington, DC
 Fri Sep 23 1955, 3:38 AM EDT
 Att. 766 - Unknown

livebaseballscorecards.com

AB	30
R	7
H	9
RBI	7
BB	5
SO	1
LOB	12



1B: 5	SF: 0	WP: 0	PA: 37
2B: 2	SAC: 1	PB: 0	
3B: 2	DP: 1	SB: 0	
HR: 0	HBP: 1	CS: 0	

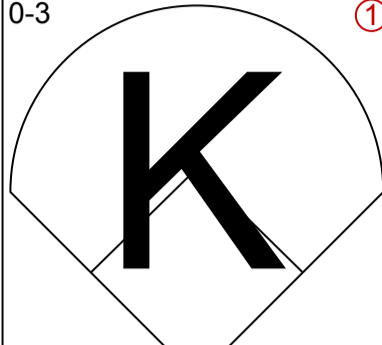
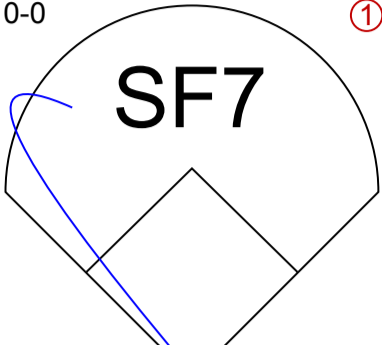
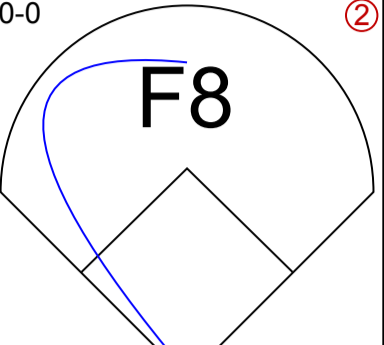
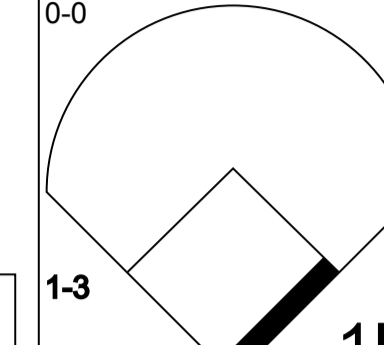
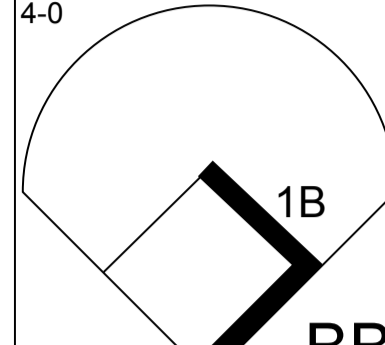
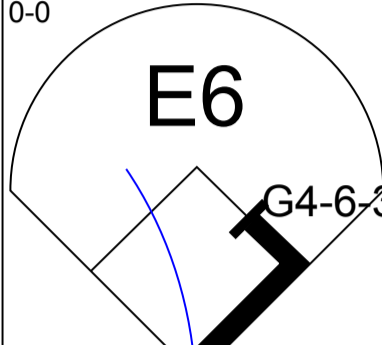
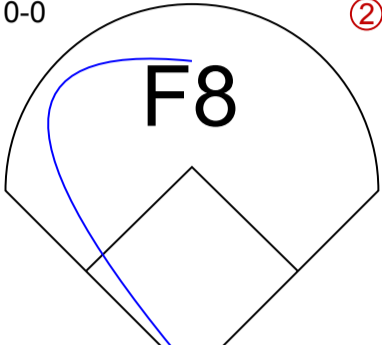
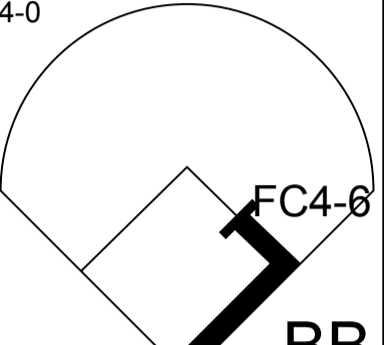
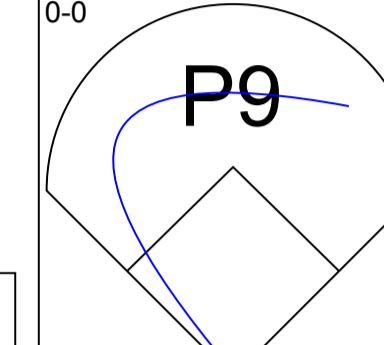
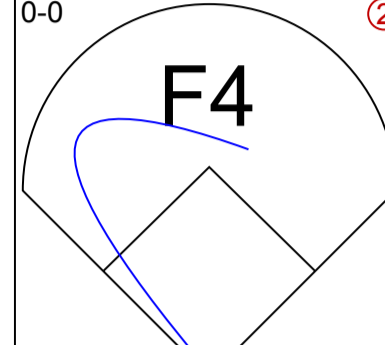
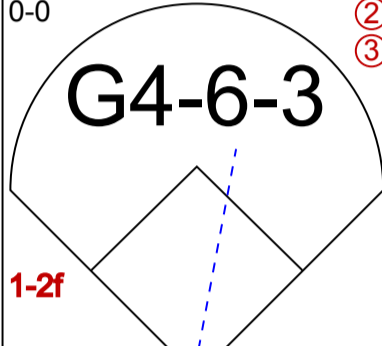
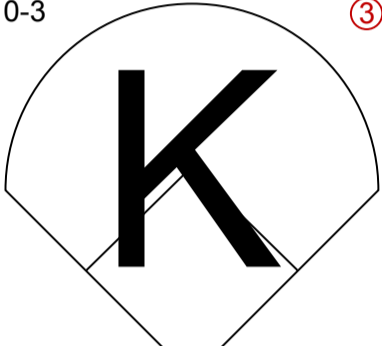
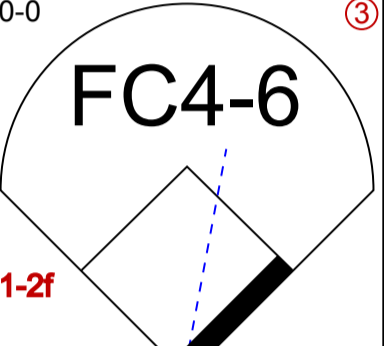
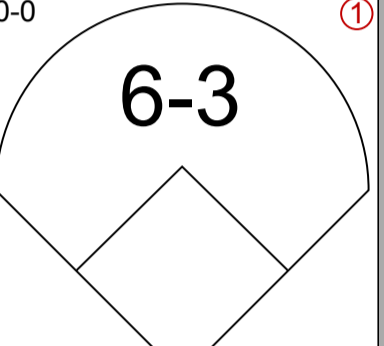
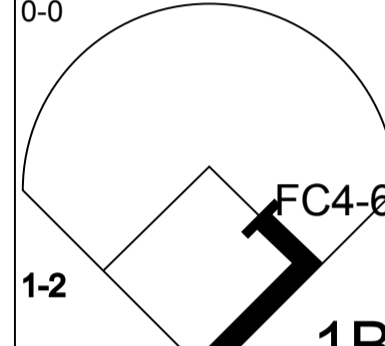
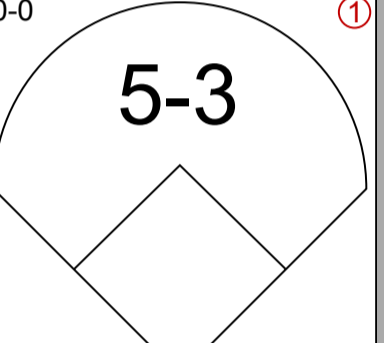
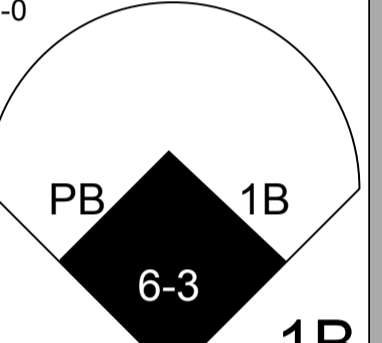
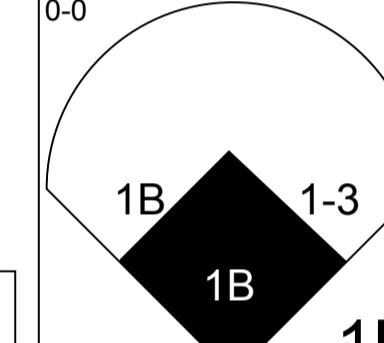
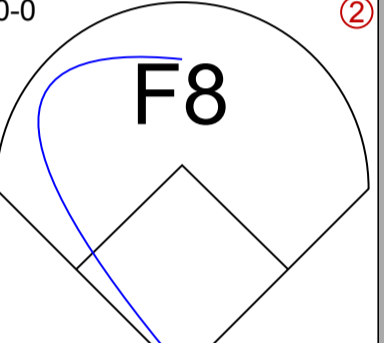
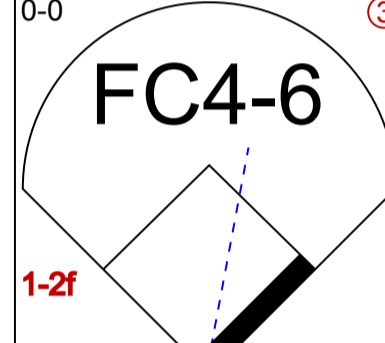
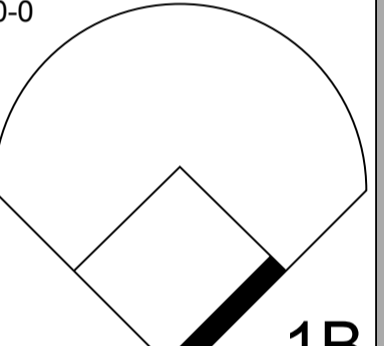
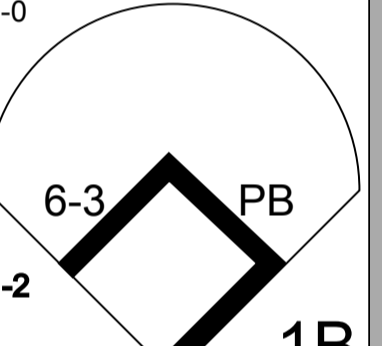
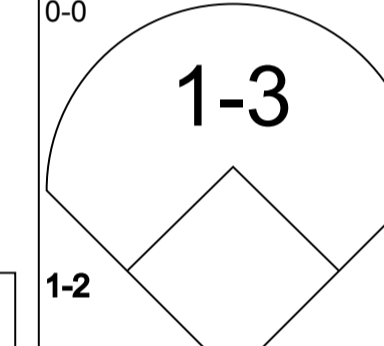
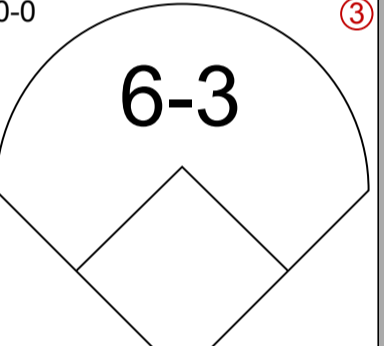
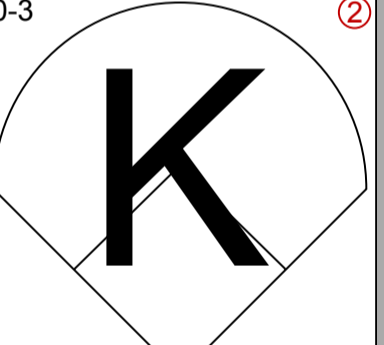
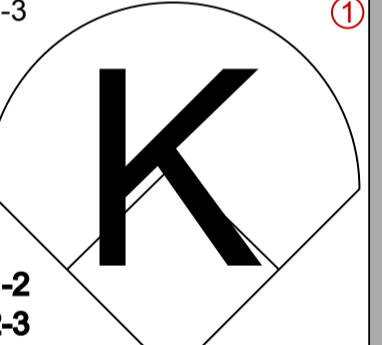
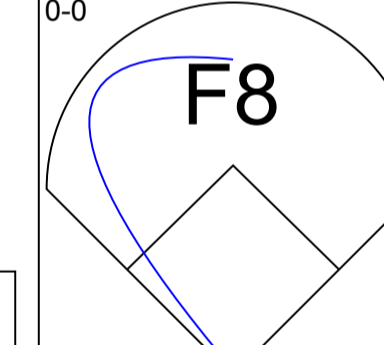
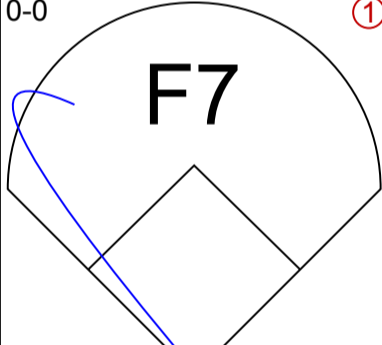
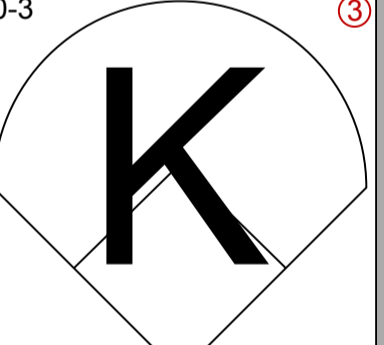
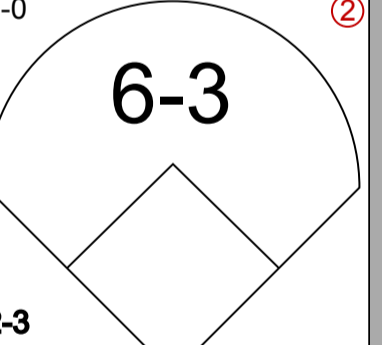
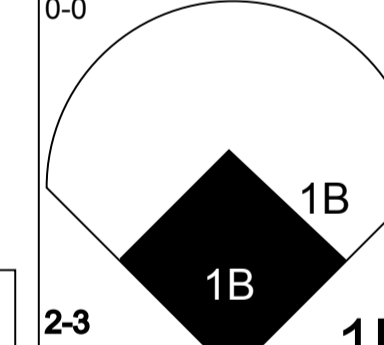
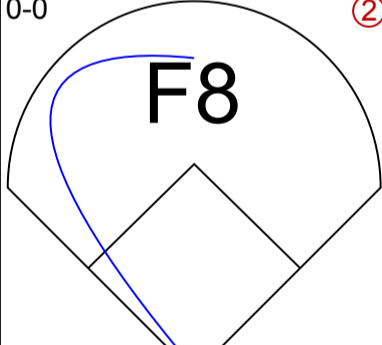
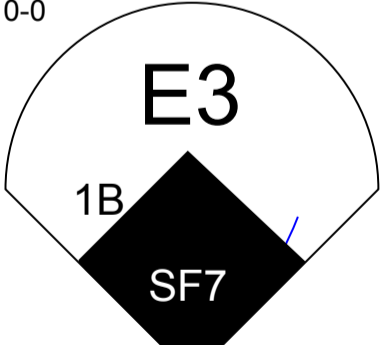
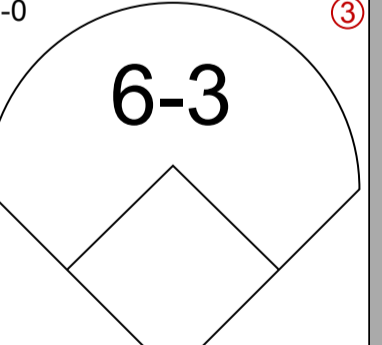
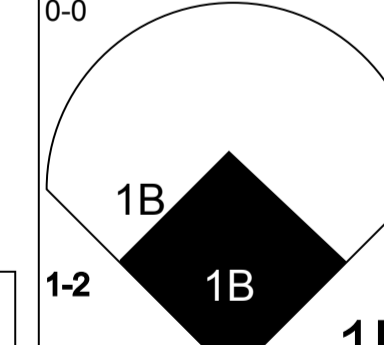
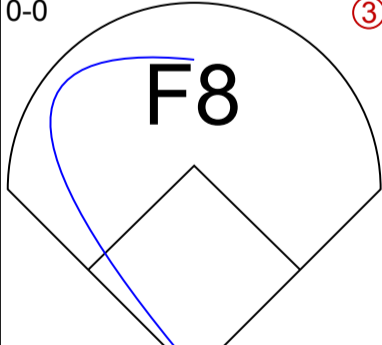
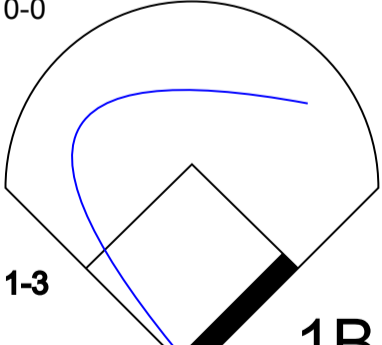
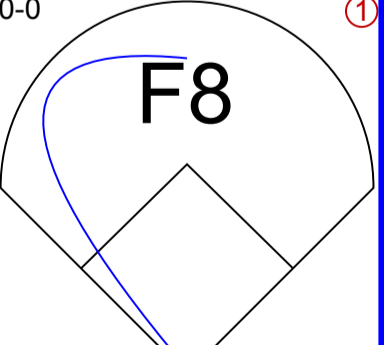
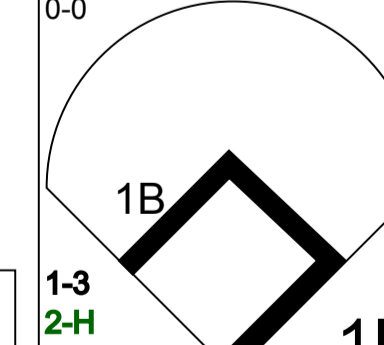
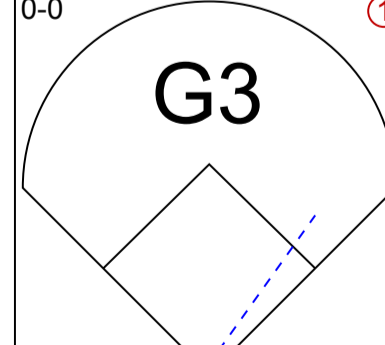
Inning Stats																								
R	H	E	K	S	P	R	H	E	K	S	P	R	H	E	K	S	P	R	H	E	K	S	P	
0	0	0	0	3	3	2	3	0	0	6	6	0	0	0	3	3	0	0	0	0	0	0	0	0
0	0	0	0	3	3	2	3	0	0	6	6	0	0	0	3	3	0	0	0	0	0	0	0	0
0	0	0	0	3	3	2	3	0	0	6	6	0	0	0	3	3	0	0	0	0	0	0	0	0
0	0	0	0	3	3	2	3	0	0	6	6	0	0	0	3	3	0	0	0	0	0	0	0	0
0	0	0	0	3	3	2	3	0	0	6	6	0	0	0	3	3	0	0	0	0	0	0	0	0
0	0	0	0	3	3	2	3	0	0	6	6	0	0	0	3	3	0	0	0	0	0	0	0	0
0	0	0	0	3	3	2	3	0	0	6	6	0	0	0	3	3	0	0	0	0	0	0	0	0
0	0	0	0	3	3	2	3	0	0	6	6	0	0	0	3	3	0	0	0	0	0	0	0	0
0	0	0	0	3	3	2	3	0	0	6	6	0	0	0	3	3	0	0	0	0	0	0	0	0
0	0	0	0	3	3	2	3	0	0	6	6	0	0	0	3	3	0	0	0	0	0	0	0	0
0	0	0	0	3	3	2	3	0	0	6	6	0	0	0	3	3	0	0	0	0	0	0	0	0
0	0	0	0	3	3	2	3	0	0	6	6	0	0	0	3	3	0	0	0	0	0	0	0	0
0	0	0	0	3	3	2	3	0	0	6	6	0	0	0	3	3	0	0	0	0	0	0	0	0
0	0	0	0	3	3	2	3	0	0	6	6	0	0	0	3	3	0	0	0	0	0	0	0	0
0	0	0	0	3	3	2	3	0	0	6	6	0	0	0	3	3	0	0	0	0	0	0	0	0
0	0	0	0	3	3	2	3	0	0	6	6	0	0	0	3	3	0	0	0	0	0	0	0	0
0	0	0	0	3	3	2	3	0	0	6	6	0	0	0	3	3	0	0	0	0	0	0	0	0
0	0	0	0	3	3	2	3	0	0	6	6	0	0	0	3	3	0	0	0	0	0	0	0	0
0	0	0	0	3	3	2	3	0	0	6	6	0	0	0	3	3	0	0	0	0	0	0	0	0
0	0	0	0	3	3	2	3	0	0	6	6	0	0	0	3	3	0	0	0	0	0	0	0	0
0	0	0	0	3	3	2	3	0	0	6	6	0	0	0	3	3	0	0	0	0	0	0	0	0
0	0	0	0	3	3	2	3	0	0	6	6	0	0	0	3	3	0	0	0	0	0	0	0	0
0	0	0	0	3	3	2	3	0	0	6	6	0	0	0	3	3	0	0	0	0	0	0	0	0
0	0	0	0	3	3	2	3	0	0	6	6	0	0	0	3	3	0	0	0	0	0	0	0	0
0	0	0	0	3	3	2	3	0	0	6	6	0	0	0	3	3	0	0	0	0	0	0	0	0
0	0	0	0	3	3	2	3	0	0	6	6	0	0	0	3	3	0	0	0	0	0	0	0	0
0	0	0	0	3	3	2	3	0	0	6	6	0	0	0	3	3	0	0	0	0	0	0	0	0
0	0	0	0	3	3	2	3	0	0	6	6	0	0	0	3	3	0	0	0	0	0	0	0	0
0	0	0	0	3	3	2	3	0	0	6	6	0	0	0	3	3	0	0	0	0	0	0	0	0
0	0	0	0	3	3	2	3	0	0	6	6	0	0	0	3	3	0	0	0	0	0	0	0	0
0	0	0	0	3	3	2	3	0	0	6	6	0	0	0	3	3	0	0	0	0	0	0	0	0
0	0	0	0	3	3	2	3	0	0	6	6	0	0	0	3	3	0	0	0	0	0	0	0	0
0	0	0	0	3	3	2	3	0	0	6	6	0	0	0	3	3	0	0	0	0	0	0	0	0
0	0	0	0	3	3	2	3	0	0	6	6	0	0	0	3	3	0	0	0	0	0	0	0	0
0	0	0	0	3	3	2	3	0	0	6	6	0	0	0	3	3	0	0	0	0	0	0	0	0
0	0	0	0	3	3	2	3	0	0	6	6	0	0	0	3	3	0	0	0	0	0	0	0	0
0	0	0	0	3	3	2	3	0	0	6	6	0	0	0	3	3	0	0	0	0	0	0	0	0
0	0	0	0	3	3	2	3	0	0	6	6	0	0	0	3	3	0	0	0	0	0	0	0	0
0	0	0	0	3	3	2	3	0	0	6	6	0	0	0	3	3	0	0	0	0	0	0	0	0
0	0	0	0	3	3	2	3	0	0	6	6	0	0	0	3	3	0	0	0	0	0	0	0	0
0	0	0	0	3	3	2	3	0	0	6	6	0	0	0	3	3	0	0	0	0	0	0	0	0
0	0	0	0	3	3	2	3	0	0	6	6	0	0	0	3	3	0	0	0	0	0	0	0	0
0	0	0	0	3	3	2	3	0	0	6	6	0	0	0	3	3	0	0	0	0	0	0	0	0
0	0	0	0	3	3	2	3	0	0	6	6	0	0	0	3	3	0	0	0	0	0	0	0	0
0	0	0	0	3	3	2	3	0	0	6	6	0	0	0	3	3	0	0	0	0	0	0	0	0
0	0	0	0	3	3	2	3	0	0	6	6	0	0	0	3	3	0	0	0	0	0	0	0	0
0	0	0	0	3	3	2	3	0	0	6	6	0	0	0	3	3	0	0	0	0	0	0	0	0
0	0	0	0	3	3	2	3	0	0	6	6	0	0	0	3	3	0	0	0	0	0	0	0	0
0	0	0	0	3	3	2	3	0	0	6	6	0	0	0	3	3	0	0	0	0	0	0	0	0
0	0	0	0	3	3	2	3	0	0	6	6	0	0	0	3	3	0	0	0	0	0	0	0	0
0	0	0	0	3	3	2	3	0	0	6	6	0	0	0	3	3	0	0	0	0	0	0	0	0
0	0	0	0	3	3	2	3	0	0	6	6	0	0	0	3	3	0	0	0	0	0	0	0	0
0	0	0	0	3	3	2	3	0	0	6	6	0	0	0	3	3	0	0	0	0	0	0	0	0
0	0	0	0	3	3	2																		

Batter	1	2	3	4	5	6	7	8	9	AB R H RBI BB SO LOB	TOP
Chuck Diering, R (1, 5) OBP: 0.349, SLG: 0.328 (5, 8)	4-0 		0-0 FC 	4-0 	0-0 5-3 		0-3 K 			3 0 0 1 2 1 3	Baltimore Orioles @ Washington Senators Griffith Stadium, Washington, DC Sat Sep 24 1955, 3:33 AM EDT Unknown
Cal Abrams, L (1, 8) OBP: 0.413, SLG: 0.358 Don Leppert, L (5, 4) OBP: 0.227, SLG: 0.154	0-3 K 		0-0 FC4-6 	0-0 F6 	0-3 K 			0-0 6-3 		4 0 0 0 0 2 8 1 0 0 0 0 0 0	
Dave Philley, S (1, 7) OBP: 0.369, SLG: 0.425	0-0 F4 		0-0 		4-0 1B BB 	0-0 2B 1B 		0-3 K 		4 2 2 1 1 1 0	
Bob Hale, L (1, 3) OBP: 0.378, SLG: 0.409		0-0 4-3 	0-3 K 		4-0 1B 1B 	0-0 F8 		0-3 K 		4 1 0 0 1 2 3	
Dave Pope, L (1, 9) OBP: 0.323, SLG: 0.388		0-0 P6-3 		0-0 P1-3 	0-0 1B 1B 	0-0 P8 		0-0 P4-3 		5 1 1 0 0 0 1	
Gus Triandos, R (1, 2) OBP: 0.333, SLG: 0.400		0-0 F9 		0-0 1B 1B 	0-0 1B 1B 	0-0 		0-0 F8 		5 2 3 2 0 0 0	
Fred Marsh, R (1, 4) OBP: 0.299, SLG: 0.268 (5, 5)			4-0 SH1-4 1B 	0-0 1B 	0-0 SH1-4 1B 	0-0 F7 		0-0 5-3 		4 1 2 2 1 0 1	
Willy Miranda, S (1, 6) OBP: 0.313, SLG: 0.310			0-0 FC4-6 SH1-4 	0-0 	0-0 SH1-4 		0-0 F3 		0-0 F8 	4 1 3 2 0 0 0	
Ray Moore, R (1, 1) OBP: 0.156, SLG: 0.136			0-0 SH1-4 	0-3 K 	0-0 SH1-4 		0-0 F8 			2 0 0 0 0 1 2	
Inning Stats	R: 0 H: 0 E: 0 LOB: 0 K: 1 BB: 1 S: 4 P: 8	R: 0 H: 0 E: 0 LOB: 0 K: 0 BB: 0 S: 3 P: 3	R: 2 H: 2 E: 0 LOB: 2 K: 1 BB: 1 S: 8 P: 12	R: 1 H: 3 E: 0 LOB: 3 K: 1 BB: 1 S: 8 P: 12	R: 4 H: 4 E: 0 LOB: 2 K: 1 BB: 2 S: 9 P: 17	R: 1 H: 2 E: 0 LOB: 1 K: 0 BB: 0 S: 5 P: 5	R: 0 H: 0 E: 0 LOB: 0 K: 1 BB: 0 S: 5 P: 5	R: 0 H: 0 E: 0 LOB: 0 K: 2 BB: 0 S: 7 P: 7	R: 0 H: 0 E: 0 LOB: 0 K: 0 BB: 0 S: 3 P: 3	1B: 10 SF: 0 2B: 2 SAC: 2 3B: 0 DP: 1 HR: 0 HBP: 0	WP: 0 PA: 43 PB: 0 SB: 0 CS: 1
PITCHER Ted Abernathy, R (1, 1) ERA: 5.88 Chuck Stobbs, L (5, 1) ERA: 5.0 Bob Chakales, R (5, 1) ERA: 4.64 Webbo Clarke, L (7, 1) ERA: 4.64	IP WLS BF H R ER SO BB IBB HBP BLK WP HR S P ERA WHIP 4.0 L 22 5 5 5 3 5 0 0 0 0 0 0 23 43 11.25 2.500 0.0 4 4 2 2 0 0 0 0 0 0 0 0 4 4 ∞ ∞ 2.0 8 2 1 1 1 0 0 0 0 0 0 0 10 10 4.50 1.000 3.0 9 0 0 0 0 3 0 0 0 0 0 0 0 15 15 0.00 0.000	PITCHER IP WLS BF H R ER SO BB IBB HBP BLK WP HR S P ERA WHIP									

livebaseballscorecards.com

AB	36
R	8
H	11
RBI	8
BB	5
SO	7
LOB	18



Batter	1	2	3	4	5	6	7	8	9	AB R H RBI BB SO LOB
Eddie Yost, R OBP: 0.408, SLG: 0.372 (1, 5) S	0-3 ① 		0-0 ① 		0-0 ② X 	0-0 			4-0 	3 0 1 2 1 1 0
Ernie Oravetz, S OBP: 0.339, SLG: 0.300 (1, 8) X	0-0 		0-0 ② 		4-0 	0-0 ③ 			0-0 ② 	4 0 0 0 1 0 4
Pete Runnels, L OBP: 0.352, SLG: 0.345 (1, 4) X	0-0 ② ③ 		0-3 ③ 		0-0 ③ 		0-0 ① 		0-0 	5 0 1 0 0 1 3
Mickey Vernon, L OBP: 0.381, SLG: 0.449 (1, 3) X		0-0 ① 		0-0 		0-0 	0-0 ② 		0-0 ③ 	5 2 2 0 0 0 2
Roy Sievers, R OBP: 0.365, SLG: 0.493 (1, 7) X		0-0 		0-0 		0-0 ① X 	0-0 ③ 			4 0 2 0 0 0 1
Jim Lemon, R OBP: 0.300, SLG: 0.444 (1, 9) 0.00.00		0-3 ② 		0-3 ① 		0-0 ② 		0-0 ① 		4 0 0 0 0 2 4
Steve Korcheck, R OBP: 0.303, SLG: 0.344 (1, 2) 0.00.00		0-3 ③ 		0-0 ② 		0-0 		0-0 ② 		4 1 1 1 0 1 2
Jose Valdivielso, R OBP: 0.280, SLG: 0.321 (1, 6)			0-0 		0-0 ③ 		0-0 		0-0 ③ 	3 2 1 1 0 0 1
Mickey McDermott, L OBP: 0.304, SLG: 0.319 (8, PH)										1 0 0 0 0 0 0
Bobby Kline, R OBP: 0.295, SLG: 0.265 (9, 6)										0 0 0 0 0 0 0
Ted Abernathy, R OBP: 0.185, SLG: 0.154 (1, 1)			0-0 		0-0 ① X 	0-0 			0-0 ① 	1 0 1 0 0 0 0
Chuck Stobbs, L OBP: 0.326, SLG: 0.200 (5, 1)										0 0 0 0 0 0 0
Bob Chalkies, R (5, 1)										1 0 0 0 0 0 0
Julio Becquer, L OBP: 0.333, SLG: 0.333 (6, PH)										1 0 1 1 0 0 0
Webbo Clarke, L OBP: 0.167, SLG: 0.167 (7, 1)										0 0 0 0 0 0 0
Tom Wright, L (9, PH)										1 0 0 0 0 0 0

Inning Stats	R: 0	H: 0	E: 1	LOB: 0	K: 1	BB: 0	S: 5	P: 5
	R: 0	H: 1	E: 0	LOB: 1	K: 2	BB: 0	S: 8	P: 8
	R: 1	H: 1	E: 1	LOB: 1	K: 1	BB: 0	S: 7	P: 7
	R: 1	H: 2	E: 0	LOB: 1	K: 1	BB: 0	S: 7	P: 7
	R: 0	H: 0	E: 0	LOB: 1	K: 0	BB: 1	S: 3	P: 7
	R: 3	H: 5	E: 0	LOB: 2	K: 0	BB: 0	S: 8	P: 8
	R: 0	H: 0	E: 0	LOB: 0	K: 0	BB: 0	S: 3	P: 3
	R: 0	H: 0	E: 0	LOB: 0	K: 0	BB: 0	S: 3	P: 3
	R: 0	H: 1	E: 0	LOB: 2	K: 0	BB: 1	S: 4	P: 8
	1B: 10	SF: 1	2B: 0	SAC: 0	3B: 0	DP: 1	HR: 0	HBP: 0

PITCHER	IP	WLS	BF	H	R	ER	SO	BB	IBB	HBP	BLK	WP	HR	S	P	ERA	WHIP
Ray Moore, R ERA: 3.92 (1, 1)	9.0	W	40	10	5	3	5	2	0	0	0	0	0	48	56	3.00	1.333

BOTTOM

Baltimore Orioles @ Washington Senators
Griffith Stadium, Washington, DC

Sat Sep 24 1955, 3:33 AM EDT
Unknown

AB	37
R	5
H	10
RBI	5
BB	2
SO	5
LOB	17

livebaseballscorecards.com



Batter	1	2	3	4	5	6	7	8	9	AB R H RBI BB SO LOB	TOP
Chuck Diering, R (1, 8) <small>OBP: 0.352, SLG: 0.332</small>	0-0 	0-0 5-3 			4-0 		0-0 		0-0 F3 	4 0 2 0 1 0 3	
Jim Dyck, R (1, 7) <small>OBP: 0.369, SLG: 0.378</small> Bob Hale, L (9, PH) <small>OBP: 0.376, SLG: 0.407</small> Dave Pope, L (9, 9) <small>OBP: 0.323, SLG: 0.388</small>	0-3 		0-0 F5 		4-0 		0-0 SH5-3 		0-3 	2 0 0 0 1 1 1 1 0 0 0 0 1 1 0 0 0 0 0 0 0	
Dave Philley, S (1, 9) <small>OBP: 0.366, SLG: 0.421</small>	0-0 		0-0 5-3 		0-0 F4 		0-0 F9 			4 0 0 0 0 0 4	
Gus Triandos, R (1, 3) <small>OBP: 0.335, SLG: 0.403</small>	0-0 		0-0 F3 			0-0 		0-0 F9 		4 1 2 0 0 0 1	
Hal Smith, R (1, 2) <small>OBP: 0.319, SLG: 0.374</small>	0-0 4-3 			0-0 F9 		0-0 		0-0 5-3 		4 0 1 1 0 0 2	
Kal Segrist, R (1, 5) <small>OBP: 0.429, SLG: 0.200</small>		4-0 		0-0 F1 		0-0 F8 		0-0 F2 		3 0 0 0 1 0 1	
Fred Marsh, R (1, 4) <small>OBP: 0.298, SLG: 0.265</small>		0-0 L4 		0-3 		4-0 		0-0 F8 		3 0 0 0 1 1 1	
Willy Miranda, S (1, 6) <small>OBP: 0.315, SLG: 0.311</small>		0-0 			0-0 F9 	0-0 F4 		0-0 		4 0 2 0 0 0 2	
Bill Wight, L (1, 1) <small>OBP: 0.108, SLG: 0.111</small>		0-0 SH1-3 			0-0 F5 	0-3 		0-0 SH3-4 		2 0 0 0 0 1 2	
Inning Stats	R: 0 H: 2 E: 0 LOB: 2 K: 1 BB: 0 S: 7 P: 7	R: 0 H: 1 E: 0 LOB: 2 K: 0 BB: 1 S: 4 P: 8	R: 0 H: 0 E: 0 LOB: 0 K: 0 BB: 0 S: 3 P: 3	R: 0 H: 0 E: 0 LOB: 0 K: 1 BB: 0 S: 5 P: 5	R: 0 H: 0 E: 0 LOB: 2 K: 0 BB: 2 S: 3 P: 11	R: 1 H: 2 E: 0 LOB: 2 K: 1 BB: 1 S: 7 P: 11	R: 0 H: 1 E: 0 LOB: 1 K: 0 BB: 0 S: 4 P: 4	R: 0 H: 0 E: 0 LOB: 0 K: 0 BB: 0 S: 3 P: 3	R: 0 H: 1 E: 0 LOB: 1 K: 1 BB: 0 S: 6 P: 6	1B: 4 SF: 0 2B: 2 SAC: 3 3B: 1 DP: 0 HR: 0 HBP: 0	WP: 0 PA: 38 PB: 0 SB: 0 CS: 0
PITCHER Dean Stone, L (1, 1) <small>ERA: 4.2</small> Camilo Pascual, R (9, 1) <small>ERA: 6.14</small>	IP WLS BF H R ER SO BB IBB HBP BLK WP HR S P ERA WHIP 8.0 L 34 6 1 1 3 4 0 0 0 0 0 0 36 52 1.12 1.250										

Baltimore Orioles @ Washington Senators
 Griffith Stadium, Washington, DC
 Sat Sep 24 1955, 3:38 AM EDT
 Att: 765 - Unknown

AB	31
R	1
H	7
RBI	1
BB	4
SO	4
LOB	18



WP	0
PA	38
PB	0
SB	0
CS	0

Batter	1	2	3	4	5	6	7	8	9	AB	R	H	RBI	BB	SO	LOB
Eddie Yost, R OBP: 0.407, SLG: 0.371 (1, 5)	0-0 3-4-3 1B			0-0 F8		0-3 K		0-0 FC3-6 1B		4	0	1	0	0	1	1
Tom Umphlett, R OBP: 0.271, SLG: 0.266 (1, 8)	0-0 3-4-3 1-2f			0-0 6-3		0-0 1B		0-0 F8		4	0	1	0	0	0	2
Mickey Vernon, L OBP: 0.384, SLG: 0.452 (1, 3)	0-0 4-3			0-0 1B		0-0 BB		0-0 FC5-4 1B		4	0	3	0	0	0	0
Roy Sievers, R OBP: 0.364, SLG: 0.490 (1, 7)		0-0 5-3		0-0 F3		4-0 BB		0-0 FC5-4		3	0	0	0	1	0	3
Jim Lemon, R OBP: 0.250, SLG: 0.364 (1, 9)		0-3 K			0-0 5-3	0-0 FC6-4			0-0 5-3	4	0	0	0	0	1	3
Pete Runnels, L OBP: 0.353, SLG: 0.346 (1, 4)		0-3 K			0-0 1-3		0-0 4-3		0-0 FC4-6 1B	4	0	2	0	0	1	0
Ed Fitz Gerald, R OBP: 0.317, SLG: 0.309 (1, 2)			0-0 1-3		0-0 1-3		0-0 6-3		0-0 F8	4	0	1	0	0	0	2
Jose Valdivielso, R OBP: 0.278, SLG: 0.317 (1, 6)			0-0 4-3-6-3-6		0-0 6-3		0-0 4-3		0-0 FC4-6	3	0	0	0	0	0	2
Ernie Oravetz, S OBP: 0.338, SLG: 0.298 (9, PH)			1-2f						1-2f	1	0	0	0	0	0	1
Dean Stone, L OBP: 0.120, SLG: 0.043 (1, 1)			0-3 K			0-3 K		0-0 FC3-6 1B		2	0	0	0	0	2	0
Johnny Groth, R OBP: 0.313, SLG: 0.381 (8, PH)										1	0	1	0	0	0	0
Pedro Ramos, S OBP: 0.125, SLG: 0.079 (8, PR)										0	0	0	0	0	0	0
Camilo Pascual, R OBP: 0.242, SLG: 0.219 (9, 1)										0	0	0	0	0	0	0

Inning Stats	R: 0	H: 1	R: 0	H: 0	R: 0	H: 1	R: 0	H: 1	R: 0	H: 2	R: 0	H: 0	R: 0	H: 2	R: 0	H: 1	1B: 9	SF: 0	WP: 0	PA: 35
E: 0	LOB: 0	E: 0	LOB: 0	E: 0	LOB: 0	E: 0	LOB: 1	E: 0	LOB: 3	E: 0	LOB: 0	E: 0	LOB: 2	E: 0	LOB: 1	2B: 2	SAC: 0	PB: 0		
K: 0	BB: 0	K: 2	BB: 0	K: 1	BB: 0	K: 0	BB: 0	K: 0	BB: 0	K: 0	BB: 0	K: 0	BB: 0	K: 0	BB: 0	3B: 0	DP: 2	SB: 0		
S: 3	P: 3	S: 7	P: 7	S: 5	P: 5	S: 4	P: 4	S: 9	P: 13	S: 3	P: 3	S: 5	P: 5	S: 4	P: 4	HR: 0	HBP: 0	CS: 0		

PITCHER	IP	WLS	BF	H	R	ER	SO	BB	IBB	HBP	BLK	WP	HR	S	P	ERA	WHIP	PITCHER	IP	WLS	BF	H	R	ER	SO	BB	IBB	HBP	BLK	WP	HR	S	P	ERA	WHIP	
Bill Wight, L ERA: 2.48 (1, 1)	9.0	W	35	9	0	0	5	1	0	0	0	0	0	44	48	0.00	1.111																			


BOTTOM

Baltimore Orioles @ Washington Senators
Griffith Stadium, Washington, DC

Sat Sep 24 1955, 3:38 AM EDT
Att. 765 - Unknown

livebaseballscorecards.com

AB	34
R	0
H	9
RBI	0
BB	1
SO	5
LOB	14



Batter	1	2	3	4	5	6	7	8	9	AB	R	H	RBI	BB	SO	LOB	TOP
Chuck Diering, R (1, 8) <small>OBP: 0.355, SLG: 0.334</small>	0-0 G3-6-3 1B	0-0 1-2 3-H 1B		4-0 1-2 BB		0-3 K		0-0 F3		4	0	2	1	1	1	3	
Don Leppert, L (1, 4) <small>OBP: 0.213, SLG: 0.143</small>	0-0 G3-6-3 1-2f	0-0 G3		0-3 K			0-0 L4-3	0-0 3-1		5	0	0	0	0	1	6	
Dave Philley, S (1, 9) <small>OBP: 0.367, SLG: 0.422</small> Angelo Dagres, L (7, PR) <small>OBP: 0.276, SLG: 0.267</small> Roger Marquis, L (8, 9) Cal Abrams, L (9, 9) <small>OBP: 0.413, SLG: 0.358</small>	0-0 F8		0-0 E5 FC5-2-5 1B		0-3 K		0-0 2B 1B	0-0 6-3		4	0	2	0	0	1	0	
Gus Triandos, R (1, 3) <small>OBP: 0.331, SLG: 0.399</small>		0-0 L4	0-0 FC5-2-5 FC5 1B		0-0 5-3		0-0 F8	0-3 K		5	0	0	0	0	1	2	
Jim Dyck, R (1, 7) <small>OBP: 0.372, SLG: 0.386</small> Harry Dorish, R (8, 1) <small>OBP: 0.077, SLG: 0.077</small>		0-0 1B E 1B	0-0 FC5 G1-6-3 1-2		0-0 F9		0-0 2B	0-0 F6		4	1	2	1	0	0	1	
Kal Segrist, R (1, 5) <small>OBP: 0.455, SLG: 0.333</small>		0-0 E5 1B 1B	0-0 G1-6-3			0-0 SH2-4 1B 1B	0-0 5-3			4	1	2	0	0	0	4	
Tom Gastall, R (1, 2) <small>OBP: 0.233, SLG: 0.185</small>		4-0 1B 1B BB		0-0 6-3		0-0 SH2-4 1-2 1B		0-0 1-3		3	1	1	0	1	0	0	
Willy Miranda, S (1, 6) <small>OBP: 0.313, SLG: 0.310</small> Fred Marsh, R (4, 6) <small>OBP: 0.300, SLG: 0.267</small>		0-0 F2		0-0 5-3		0-0 SH2-4 1-2 2-3		0-0 E7 2B 1B		2	0	0	0	0	0	2	
Erv Palica, R (1, 1) <small>OBP: 0.288, SLG: 0.255</small> Hal Smith, R (6, PH) <small>OBP: 0.318, SLG: 0.373</small> George Zuverink, R (6, 1) <small>OBP: 0.214, SLG: 0.222</small> Dave Pope, L (8, PH) <small>OBP: 0.325, SLG: 0.393</small> (8, 7)		0-0 1-3 3-H 1B		0-0 BB 1B		0-0 5-3		0-0 2B		2	0	2	1	0	0	0	
Inning Stats	R: 0 E: 0 K: 0 S: 3 H: 1 LOB: 0 BB: 0 P: 3	R: 3 E: 1 K: 0 S: 7 H: 4 LOB: 2 BB: 1 P: 11	R: 0 E: 1 K: 0 S: 4 H: 1 LOB: 1 BB: 0 P: 4	R: 0 E: 0 K: 1 S: 6 H: 1 LOB: 2 BB: 1 P: 10	R: 0 E: 0 K: 1 S: 5 H: 0 LOB: 0 BB: 0 P: 5	R: 0 E: 0 K: 1 S: 7 H: 2 LOB: 2 BB: 0 P: 7	R: 1 E: 0 K: 0 S: 5 H: 2 LOB: 2 BB: 0 P: 5	R: 1 E: 1 K: 0 S: 5 H: 2 LOB: 1 BB: 0 P: 5	R: 0 E: 0 K: 1 S: 5 H: 0 LOB: 0 BB: 0 P: 5	1B: 11 2B: 2 3B: 0 HR: 0 SF: 0 SAC: 1 DP: 2 HBP: 0	WP: 0 PB: 0 SB: 0 CS: 0 PA: 41						
PITCHER Bunky Stewart, L (1, 1) <small>ERA: 4.11</small> Pedro Ramos, R (8, 1) <small>ERA: 3.88</small> Bob Chakales, R (9, 1) <small>ERA: 4.57</small>	IP	WLS	BF	H	R	ER	SO	BB	IBB	HBP	BLK	WP	HR	S	P	ERA	WHIP
	7.0		33	11	4	4	3	2	0	0	0	0	0	37	45	5.14	1.857
	1.0	L	5	2	1	0	0	0	0	0	0	0	0	5	5	0.00	2.000
	1.0		3	0	0	0	1	0	0	0	0	0	0	5	5	0.00	0.000

Baltimore Orioles @ Washington Senators
 Griffith Stadium, Washington, DC
 Sun Sep 25 1955, 3:33 AM EDT
 Att. 2,343 - Unknown

livebaseballscorecards.com

AB	38
R	5
H	13
RBI	4
BB	2
SO	4
LOB	20



BOTTOM

Baltimore Orioles @ Washington Senators
Griffith Stadium, Washington, DC

livebaseballscores.com

AB	35
R	4
H	9
RBI	4
BB	4
SO	5
LOB	9



WP	0	PA	39
PB	0		
SB	0		
CS	0		

Sun Sep 25 1955, 3:33 AM EDT
Att. 2,343 - Unknown

Batter	1	2	3	4	5	6	7	8	9	AB	R	H	RBI	BB	SO	LOB
Ernie Oravetz, S OBP: 0.336, SLG: 0.297 (1, 9)	0-0 6-3 1B	0-0 1-3 1B		0-0 F4			0-0 G3		0-0 4-3	5	0	1	1	0	0	0
Julio Becquer, L OBP: 0.214, SLG: 0.214 (1, 3)	0-0 F7		0-0 G3		0-0 4-3		0-0 4-3		0-0 F3	5	0	0	0	0	0	0
Harmon Killebrew, R OBP: 0.281, SLG: 0.363 (1, 5)	0-0 2B 1B		4-0 BB 1B BB		0-0 HR		0-0 BB 1B		0-3 K	4	3	3	1	1	1	0
Jim Lemon, R OBP: 0.286, SLG: 0.400 (1, 7)	0-0 1-3 2B		0-0 F7		0-0 6-3		4-0 1-2 BB			3	0	1	0	1	0	1
Jerry Schoonmaker, R OBP: 0.235, SLG: 0.261 (1, 8)	4-0 BB		4-0 1B 1-2 BB		0-0 F8		0-0 1-2 2-H 1B			2	0	1	1	2	0	0
Steve Korcheck, R OBP: 0.297, SLG: 0.333 (1, 2)	0-0 F9		0-0 1-3 2-H 1B			0-0 F7	0-0 F8			4	0	1	1	0	0	5
Bobby Kline, R OBP: 0.288, SLG: 0.257 (1, 4)		0-3 K	0-3 K			0-3 K		0-0 L6-3		4	0	0	0	0	3	2
Jose Valdivielso, R OBP: 0.277, SLG: 0.316 (1, 6)		0-0 1B 1B		0-0 3-1		0-0 1-3		0-0 5-3		4	0	1	0	0	0	0
Bunky Stewart, L (1, 1)		0-3 K		0-0 F2			0-0 E9 G3 2B	0-0 5-3		2	0	0	0	0	1	1
Mickey McDermott, L OBP: 0.311, SLG: 0.337 (7, PH)										1	1	1	0	0	0	0
Pedro Ramos, S OBP: 0.125, SLG: 0.079 (8, 1)										0	0	0	0	0	0	0
Roy Stevers, R OBP: 0.364, SLG: 0.489 (8, PH)										1	0	0	0	0	0	0
Bob Chakales, R (9, 1)										0	0	0	0	0	0	0

Batter	1	2	3	4	5	6	7	8	9
Ernie Oravetz, S OBP: 0.336, SLG: 0.297 (1, 9)	0-0 6-3 1B	0-0 1-3 1B		0-0 F4			0-0 G3		0-0 4-3
Julio Becquer, L OBP: 0.214, SLG: 0.214 (1, 3)	0-0 F7		0-0 G3		0-0 4-3		0-0 4-3		0-0 F3
Harmon Killebrew, R OBP: 0.281, SLG: 0.363 (1, 5)	0-0 2B 1B		4-0 BB 1B BB		0-0 HR		0-0 BB 1B		0-3 K
Jim Lemon, R OBP: 0.286, SLG: 0.400 (1, 7)	0-0 1-3 2B		0-0 F7		0-0 6-3		4-0 1-2 BB		
Jerry Schoonmaker, R OBP: 0.235, SLG: 0.261 (1, 8)	4-0 BB		4-0 1B 1-2 BB		0-0 F8		0-0 1-2 2-H 1B		
Steve Korcheck, R OBP: 0.297, SLG: 0.333 (1, 2)	0-0 F9		0-0 1-3 2-H 1B			0-0 F7	0-0 F8		
Bobby Kline, R OBP: 0.288, SLG: 0.257 (1, 4)		0-3 K	0-3 K			0-3 K		0-0 L6-3	
Jose Valdivielso, R OBP: 0.277, SLG: 0.316 (1, 6)		0-0 1B 1B		0-0 3-1		0-0 1-3		0-0 5-3	
Bunky Stewart, L (1, 1)		0-3 K		0-0 F2			0-0 E9 G3 2B	0-0 5-3	
Mickey McDermott, L OBP: 0.311, SLG: 0.337 (7, PH)									
Pedro Ramos, S OBP: 0.125, SLG: 0.079 (8, 1)									
Roy Stevers, R OBP: 0.364, SLG: 0.489 (8, PH)									
Bob Chakales, R (9, 1)									

Inning Stats	R: 0	H: 2	E: 0	LOB: 3	K: 0	BB: 1	S: 5	R: 0	H: 2	E: 0	LOB: 2	K: 2	BB: 0	S: 8	R: 1	H: 1	E: 0	LOB: 2	K: 1	BB: 2	S: 6	R: 0	H: 0	E: 0	LOB: 0	K: 0	BB: 0	S: 3	R: 1	H: 1	E: 0	LOB: 0	K: 0	BB: 0	S: 4	R: 0	H: 0	E: 0	LOB: 0	K: 1	BB: 0	S: 5	R: 2	H: 3	E: 1	LOB: 2	K: 0	BB: 1	S: 6	R: 0	H: 0	E: 0	LOB: 0	K: 0	BB: 0	S: 3	R: 0	H: 0	E: 0	LOB: 0	K: 1	BB: 0	S: 5	R: 0	H: 0	E: 0	LOB: 0	K: 1	BB: 0	S: 5	1B: 6	SF: 0	2B: 2	SAC: 0	3B: 0	DP: 0	HR: 1	HBP: 0	WP: 0	PA: 39
--------------	------	------	------	--------	------	-------	------	------	------	------	--------	------	-------	------	------	------	------	--------	------	-------	------	------	------	------	--------	------	-------	------	------	------	------	--------	------	-------	------	------	------	------	--------	------	-------	------	------	------	------	--------	------	-------	------	------	------	------	--------	------	-------	------	------	------	------	--------	------	-------	------	------	------	------	--------	------	-------	------	-------	-------	-------	--------	-------	-------	-------	--------	-------	--------

PITCHER	IP	WLS	BF	H	R	ER	SO	BB	IBB	HBP	BLK	WP	HR	S	P	ERA	WHIP
Erv Palica, R ERA: 4.08 (1, 1)	5.0		23	6	2	2	3	3	0	0	0	0	1	26	38	3.60	1.800
George Zuverink, R ERA: 3.45 (6, 1)	2.0	W	10	3	2	2	1	1	0	0	0	0	0	11	15	9.00	2.000
Harry Dorish, R ERA: 2.83 (8, 1)	2.0	S	6	0	0	0	1	0	0	0	0	0	0	8	8	0.00	0.000

PITCHER	IP	WLS	BF	H	R	ER	SO	BB	IBB	HBP	BLK	WP	HR	S	P	ERA	WHIP
---------	----	-----	----	---	---	----	----	----	-----	-----	-----	----	----	---	---	-----	------