

Baltimore Orioles - 1955

| Batter | 1 | 2 | 3 | 4 | 5 | 6 | 7 | 8 | 9 | AB | R | H | RBI | BB | SO | LOB | TOP | | | | | | |
|---|--|---------------------------------|------------------------------|---------------------------------|------------------------------|---------------------------------|------------------------------|---------------------------------|------------------------------|---------------------------------|------------------------------|---------------------------------|------------------------------|---------------------------------|------------------------------|---------------------------------|---|------------------------------|---------------------------------|----------------------------------|------------------------------------|----------------------------------|--------|
| Billy Cox, R OBP: 0.250, SLG: 0.500 (1, 5) | | | | | | | | | | 4 | 0 | 1 | 1 | 0 | 1 | 1 | Baltimore Orioles @ Washington Senators Griffith Stadium, Washington, DC Mon Apr 11 1955, 3:33 AM EST Att: 26,634 - Unknown livebaseballscorecards.com | | | | | | |
| Don Leppert, L OBP: 0.250, SLG: 0.250 (1, 4) | | | | | | | | | | 4 | 0 | 1 | 0 | 0 | 1 | 1 | | | | | | | |
| Gil Coan, L OBP: 0.250, SLG: 0.250 (1, 7) | | | | | | | | | | 4 | 0 | 1 | 0 | 0 | 0 | 2 | | | | | | | |
| Gene Woodling, L OBP: 0.250, SLG: 0.750 (1, 9) | | | | | | | | | | 5 | 1 | 1 | 0 | 0 | 1 | 2 | | | | | | | |
| Eddie Waitkus, L (1, 3) | | | | | | | | | | 4 | 0 | 0 | 0 | 0 | 0 | 1 | | | | | | | |
| Cal Abrams, L (1, 8) | | | | | | | | | | 3 | 1 | 0 | 1 | 1 | 0 | 0 | | | | | | | |
| Hal Smith, R Bob Alexander, R Charlie Maxwell, L (9, PH) (1, 2) (7, 1) (9, PH) | | | | | | | | | | 3 | 1 | 0 | 0 | 0 | 0 | 1 | | | | | | | |
| Willy Miranda, S (1, 6) | | | | | | | | | | 2 | 1 | 0 | 0 | 0 | 0 | 0 | | | | | | | |
| Lou Kretlow, R Bill Miller, L Don Johnson, R Les Moss, R Don Ferrarese, R (1, 1) (6, 1) (6, 1) (7, 2) (7, 1) | | | | | | | | | | 2 | 0 | 1 | 2 | 0 | 0 | 0 | | | | | | | |
| Inning Stats | R: 0 E: 0 K: 1 S: 5 | H: 1 LOB: 0 BB: 0 P: 5 | R: 0 E: 0 K: 0 S: 3 | H: 0 LOB: 0 BB: 0 P: 3 | R: 0 E: 0 K: 0 S: 3 | H: 0 LOB: 0 BB: 0 P: 3 | R: 0 E: 0 K: 0 S: 4 | H: 1 LOB: 1 BB: 0 P: 4 | R: 3 E: 2 K: 0 S: 5 | H: 1 LOB: 0 BB: 1 P: 9 | R: 0 E: 0 K: 0 S: 7 | H: 0 LOB: 0 BB: 0 P: 7 | R: 0 E: 0 K: 0 S: 3 | H: 0 LOB: 0 BB: 0 P: 3 | R: 1 E: 0 K: 0 S: 5 | H: 2 LOB: 1 BB: 0 P: 5 | | R: 1 E: 0 K: 0 S: 4 | H: 1 LOB: 0 BB: 0 P: 4 | 1B: 3 2B: 2 3B: 1 HR: 0 | SF: 0 SAC: 1 DP: 1 HBP: 0 | WP: 0 PB: 0 SB: 0 CS: 0 | PA: 35 |
| PITCHER Bob Porterfield, R ERA: 2.0 (1, 1) | IP: 9.0 WLS: W BF: 35 H: 6 R: 5 ER: 2 SO: 3 BB: 1 IBB: 0 HBP: 0 BLK: 0 WP: 0 HR: 0 S: 39 P: 43 ERA: 2.00 WHIP: 0.778 | | | | | | | | | | | | | | | | | PITCHER | | | | | |


| Batter | 1 | 2 | 3 | 4 | 5 | 6 | 7 | 8 | 9 | AB | R | H | RBI | BB | SO | LOB | BOTTOM | | | | |
|--|--|----------------------------------|------------------------------|---------------------------------|------------------------------|----------------------------------|------------------------------|---------------------------------|------------------------------|---------------------------------|------------------------------|---------------------------------|------------------------------|----------------------------------|------------------------------|---------------------------------|---|----------------------------------|------------------------------------|----------------------------------|--------|
| Eddie Yost, R OBP: 0.800, SLG: 0.500 (1, 5) | | | | | | | | | | 2 | 3 | 1 | 0 | 1 | 0 | 0 | Baltimore Orioles @ Washington Senators Griffith Stadium, Washington, DC Mon Apr 11 1955, 3:33 AM EST Att: 26,634 - Unknown livebaseballscorecards.com | | | | |
| Jim Busby, R OBP: 0.500, SLG: 0.800 (1, 8) | | | | | | | | | | 5 | 2 | 3 | 0 | 0 | 1 | 2 | | | | | |
| Mickey Vernon, L (1, 3) | | | | | | | | | | 4 | 0 | 0 | 2 | 0 | 0 | 5 | | | | | |
| Pete Runnels, L (1, 4) | | | | | | | | | | 4 | 1 | 0 | 1 | 1 | 1 | 3 | | | | | |
| Roy Sievers, R OBP: 0.800, SLG: 0.500 (1, 7) | | | | | | | | | | 2 | 2 | 1 | 2 | 3 | 0 | 2 | | | | | |
| Tom Umphlett, R OBP: 0.400, SLG: 0.600 (1, 9) | | | | | | | | | | 5 | 2 | 2 | 2 | 0 | 0 | 3 | | | | | |
| Bruce Edwards, R Jesse Levan, L Pedro Ramos, S Bob Oldis, R (1, 2) (6, PH) (6, PR) (6, PR) (7, 2) | | | | | | | | | | 2 | 0 | 0 | 0 | 0 | 1 | 0 | | | | | |
| Bobby Kline, R Ernie Oravetz, S Jerry Snyder, R (1, 6) (6, PH) (7, 6) | | | | | | | | | | 2 | 0 | 0 | 0 | 0 | 0 | 0 | | | | | |
| Bob Porterfield, R OBP: 0.250, SLG: 0.667 (1, 1) | | | | | | | | | | 3 | 1 | 1 | 1 | 0 | 1 | 1 | | | | | |
| Inning Stats | R: 0 E: 0 K: 1 S: 6 | H: 1 LOB: 2 BB: 1 P: 10 | R: 0 E: 0 K: 0 S: 3 | H: 0 LOB: 0 BB: 0 P: 3 | R: 2 E: 0 K: 1 S: 7 | H: 1 LOB: 2 BB: 1 P: 12 | R: 0 E: 0 K: 2 S: 7 | H: 0 LOB: 0 BB: 0 P: 7 | R: 0 E: 0 K: 0 S: 3 | H: 0 LOB: 0 BB: 0 P: 3 | R: 3 E: 1 K: 0 S: 5 | H: 2 LOB: 2 BB: 1 P: 9 | R: 5 E: 0 K: 0 S: 8 | H: 5 LOB: 1 BB: 1 P: 12 | R: 2 E: 0 K: 0 S: 4 | H: 1 LOB: 1 BB: 1 P: 9 | | 1B: 6 2B: 4 3B: 0 HR: 0 | SF: 2 SAC: 0 DP: 0 HBP: 2 | WP: 2 PB: 0 SB: 1 CS: 0 | PA: 43 |
| PITCHER Lou Kretlow, R ERA: 6.75 Bill Miller, L ERA: Don Johnson, R ERA: 27.0 Don Ferrarese, L ERA: 27.0 Bob Alexander, R ERA: 21.5 (1, 1) (6, 1) (6, 1) (7, 1) (7, 1) | IP: 5.1 WLS: L BF: 25 H: 4 R: 5 ER: 4 SO: 4 BB: 3 IBB: 1 HBP: 0 BLK: 0 WP: 1 HR: 0 S: 29 P: 42 ERA: 6.75 WHIP: 1.312 | | | | | | | | | | | | | | | | | PITCHER | | | |

| Batter | 1 | 2 | 3 | 4 | 5 | 6 | 7 | 8 | 9 | AB | R | H | RBI | BB | SO | LOB | TOP | | | | | | | | | | |
|--|------------------------------|---------------------------------|------------------------------|----------------------------------|------------------------------|----------------------------------|------------------------------|----------------------------------|------------------------------|---------------------------------|------------------------------|---------------------------------|------------------------------|----------------------------------|------------------------------|---------------------------------|---|------------------------------------|----------------------------------|------------------------------------|----------------------------------|--------|--|--|--|--|--|
| Billy Goodman, L OBP: 0.400, SLG: 0.600 (1, 4) | 0-0 FC6-4 1B | 0-0 6-3 | | 0-0 E4 1B | | 0-0 F9 1B | | 0-0 F7 1B | | 5 | 1 | 2 | 1 | 0 | 0 | 3 | Boston Red Sox @ Baltimore Orioles Memorial Stadium, Baltimore, MD Tue Apr 12 1955, 3:33 AM EST Att: 38,085 - Unknown | | | | | | | | | | |
| Eddie Joost, R OBP: 0.400, SLG: 0.250 (1, 6) | 0-0 FC6-4 1B | 4-0 BB | | 0-0 F3 1B | | 0-0 F9 1B | | 0-0 6-3 1B | | 4 | 0 | 1 | 0 | 1 | 0 | 3 | | | | | | | | | | | |
| Faye Throneberry, L OBP: 0.200, SLG: 0.400 (1, 7) | 0-0 FC6-4 1B | 0-3 K | | | 0-0 4-3 | | 0-0 1B G4-3 2B | | 0-0 6-3 1B | 5 | 1 | 1 | 1 | 0 | 1 | 3 | | | | | | | | | | | |
| Jackie Jensen, R OBP: 0.600, SLG: 0.500 (1, 9) | 0-0 FC3-6 1B | | 0-0 5-3 | | 0-0 CS 1B | | 4-0 G4-3 1B BB | | 0-0 S 1B | 4 | 0 | 2 | 0 | 1 | 0 | 1 | | | | | | | | | | | |
| Sammy White, R OBP: 0.200, SLG: 0.200 (1, 2) | 0-0 L4 | | 0-0 F3 | | 0-3 K | | 0-0 G4-3 1B | | 0-0 F8 1B | 5 | 0 | 1 | 0 | 0 | 1 | 3 | | | | | | | | | | | |
| Norm Zauchin, R (1, 3) | | 0-0 E3 HR | 0-0 L6 | | 0-3 K | | 0-0 G4-3 1B | | 0-0 4-3 1B | 5 | 1 | 0 | 0 | 0 | 1 | 3 | | | | | | | | | | | |
| Ted Lepcio, R OBP: 0.500, SLG: 2.000 (1, 5) | | 0-0 HR | | 0-3 K | | 0-0 HR | | 0-0 K | | 4 | 2 | 2 | 3 | 0 | 2 | 1 | | | | | | | | | | | |
| Jim Piersall, R OBP: 1.000, SLG: 1.333 (1, 8) | 0-0 SH1-4 1B | | 0-0 2B 1B | | 0-0 1B 2B | | 4-0 SH1-4 BB | | | 3 | 2 | 3 | 0 | 1 | 0 | 0 | | | | | | | | | | | |
| Frank Sullivan, R OBP: 0.500, SLG: 0.500 (1, 1) | 0-0 SH1-4 | | 0-3 K | | 0-0 1B | | 0-0 SH1-4 | | | 2 | 0 | 1 | 1 | 0 | 1 | 1 | | | | | | | | | | | |
| Inning Stats | R: 1 E: 0 K: 0 S: 5 | H: 2 LOB: 1 BB: 0 P: 5 | R: 2 E: 1 K: 1 S: 8 | H: 2 LOB: 2 BB: 1 P: 12 | R: 0 E: 0 K: 0 S: 3 | H: 0 LOB: 0 BB: 0 P: 3 | R: 1 E: 1 K: 2 S: 9 | H: 2 LOB: 1 BB: 0 P: 9 | R: 0 E: 0 K: 1 S: 5 | H: 1 LOB: 1 BB: 0 P: 5 | R: 2 E: 0 K: 1 S: 8 | H: 3 LOB: 1 BB: 0 P: 8 | R: 1 E: 0 K: 0 S: 6 | H: 2 LOB: 1 BB: 1 P: 10 | R: 0 E: 0 K: 0 S: 3 | H: 0 LOB: 1 BB: 0 P: 7 | R: 0 E: 0 K: 0 S: 4 | H: 1 LOB: 1 BB: 0 P: 4 | 1B: 8 2B: 4 3B: 0 HR: 2 | SF: 0 SAC: 2 DP: 2 HBP: 0 | WP: 0 PB: 0 SB: 1 CS: 1 | PA: 42 | | | | | |
| PITCHER | IP | WLS | BF | H | R | ER | SO | BB | IBB | HBP | BLK | WP | HR | S | P | ERA | WHIP | | | | | | | | | | |
| Joe Coleman, R ERA: 9.0 (1, 1) | 2.0 | L | 12 | 4 | 3 | 2 | 1 | 1 | 0 | 0 | 0 | 0 | 1 | 13 | 17 | 9.00 | 2.500 | | | | | | | | | | |
| Lou Kretlow, R ERA: 7.27 (3, 1) | 3.1 | | 15 | 6 | 3 | 3 | 4 | 0 | 0 | 0 | 0 | 0 | 1 | 23 | 23 | 8.10 | 1.800 | | | | | | | | | | |
| Don Ferrarese, L ERA: 4.5 (6, 1) | 3.2 | | 15 | 3 | 1 | 1 | 1 | 2 | 0 | 0 | 0 | 0 | 0 | 15 | 23 | 2.46 | 1.364 | | | | | | | | | | |
| Batter | 1 | 2 | 3 | 4 | 5 | 6 | 7 | 8 | 9 | AB | R | H | RBI | BB | SO | LOB | BOTTOM | | | | | | | | | | |
| Billy Cox, R OBP: 0.222, SLG: 0.333 (1, 5) | 0-0 SH5-3 1B | | 0-0 F5 1B | 0-3 K | | | 0-0 F8 1B | | 0-0 5-3 1B | 5 | 0 | 1 | 0 | 0 | 1 | 2 | Boston Red Sox @ Baltimore Orioles Memorial Stadium, Baltimore, MD Tue Apr 12 1955, 3:33 AM EST Att: 38,085 - Unknown | | | | | | | | | | |
| Don Lepcio, L OBP: 0.286, SLG: 0.167 (1, 4) | 0-0 SH5-3 1B | | 4-0 2B SF7 BB | 0-0 F6 1B | | 0-0 F7 1B | | | | 2 | 1 | 0 | 0 | 1 | 0 | 2 | | | | | | | | | | | |
| Gil Coan, L OBP: 0.375, SLG: 0.429 (1, 7) | 0-3 K | | 0-0 1-3 2B | | 0-0 F8 1B | | 4-0 BB | | | 3 | 0 | 1 | 0 | 1 | 1 | 1 | | | | | | | | | | | |
| Gene Woodling, L OBP: 0.250, SLG: 0.500 (1, 9) | 0-0 F7 | | 0-0 SF7 | | 4-0 CS 1B BB | | 0-0 1-3 | | | 2 | 0 | 0 | 1 | 1 | 0 | 2 | | | | | | | | | | | |
| Eddie Waitkus, L OBP: 0.250, SLG: 0.143 (1, 3) | | 0-0 G3 1B | 4-0 BB | | 0-0 1-2 1B | | 0-0 F9 1B | | | 3 | 0 | 1 | 0 | 1 | 0 | 0 | | | | | | | | | | | |
| Cal Abrams, L (1, 8) | | 4-0 2B BB | 0-0 L9 | | 0-3 K | | 0-0 F7 1B | | | 3 | 0 | 0 | 0 | 1 | 1 | 4 | | | | | | | | | | | |
| Les Moss, R OBP: 0.400, SLG: 0.600 (1, 2) | 0-0 F8 | | 0-0 FC4-6 1B | | 0-3 K | | 0-0 F7 1B | | | 4 | 0 | 1 | 0 | 0 | 1 | 1 | | | | | | | | | | | |
| Willy Miranda, S OBP: 0.333, SLG: 0.400 (1, 6) | 0-0 1-3 2B | | 4-0 FC4-6 BB | | 0-0 F7 1B | | 0-0 F8 1B | | | 3 | 0 | 1 | 0 | 1 | 0 | 0 | | | | | | | | | | | |
| Joe Coleman, R (1, 1) | 0-0 F3 | | 0-0 FC4-6 | | 0-3 K | | 0-0 F3 | | | 0 | 0 | 0 | 0 | 0 | 0 | 0 | | | | | | | | | | | |
| Bobby Young, L (2, PH) | | | | | | | | | | 1 | 0 | 0 | 0 | 0 | 0 | 2 | | | | | | | | | | | |
| Lou Kretlow, R OBP: 0.333, SLG: 0.333 (3, 1) | | | | | | | | | | 1 | 0 | 0 | 0 | 0 | 0 | 2 | | | | | | | | | | | |
| Don Ferrarese, R (6, 1) | | | | | | | | | | 1 | 0 | 0 | 0 | 0 | 0 | 0 | | | | | | | | | | | |
| Vern Stephens, R (9, PH) | | | | | | | | | | 1 | 0 | 0 | 0 | 0 | 0 | 0 | | | | | | | | | | | |
| Inning Stats | R: 0 E: 0 K: 1 S: 6 | H: 1 LOB: 2 BB: 1 P: 6 | R: 0 E: 0 K: 0 S: 4 | H: 1 LOB: 2 BB: 1 P: 8 | R: 1 E: 0 K: 0 S: 4 | H: 1 LOB: 2 BB: 2 P: 12 | R: 0 E: 0 K: 1 S: 6 | H: 1 LOB: 2 BB: 1 P: 10 | R: 0 E: 0 K: 2 S: 7 | H: 0 LOB: 0 BB: 0 P: 7 | R: 0 E: 0 K: 0 S: 3 | H: 0 LOB: 1 BB: 1 P: 7 | R: 0 E: 0 K: 0 S: 3 | H: 0 LOB: 0 BB: 0 P: 3 | R: 0 E: 0 K: 0 S: 3 | H: 0 LOB: 0 BB: 0 P: 3 | 1B: 3 2B: 3 3B: 0 HR: 0 | SF: 1 SAC: 1 DP: 1 HBP: 0 | WP: 0 PB: 0 SB: 0 CS: 1 | PA: 37 | | | | | | | |
| PITCHER | IP | WLS | BF | H | R | ER | SO | BB | IBB | HBP | BLK | WP | HR | S | P | ERA | WHIP | | | | | | | | | | |
| Frank Sullivan, R ERA: 1.0 (1, 1) | 9.0 | W | 37 | 5 | 1 | 1 | 5 | 6 | 0 | 0 | 0 | 0 | 0 | 41 | 65 | 1.00 | 1.222 | | | | | | | | | | |

| | |
|-----|----|
| AB | 37 |
| R | 7 |
| H | 13 |
| RBI | 6 |
| BB | 3 |
| SO | 6 |
| LOB | 18 |



| | |
|-----|----|
| AB | 29 |
| R | 1 |
| H | 5 |
| RBI | 1 |
| BB | 6 |
| SO | 5 |
| LOB | 16 |



| Batter | 1 | 2 | 3 | 4 | 5 | 6 | 7 | 8 | 9 | AB | R | H | RBI | BB | SO | LOB | TOP | | | | | | | | | | |
|---|------------------------------|---------------------------------|------------------------------|---------------------------------|------------------------------|---------------------------------|------------------------------|---------------------------------|------------------------------|---------------------------------|------------------------------|---------------------------------|------------------------------|---------------------------------|------------------------------|---------------------------------|--|---------------------------------|----------------------------------|------------------------------------|----------------------------------|--------|--|--|--|--|--|
| Billy Cox, R OBP: 0.143, SLG: 0.214 Gil Coan, L OBP: 0.375, SLG: 0.429 | 5-3 | | E5 | | 5-3 | | 5-3 | | E5 | 5 | 0 | 0 | 0 | 0 | 0 | 0 | Baltimore Orioles @ Boston Red Sox Fenway Park, Boston, MA Sat Apr 16 1955, 3:33 AM EST Att: 7,120 - Unknown | | | | | | | | | | |
| Bob Kennedy, R OBP: 0.200, SLG: 0.200 | F7 | | 4-3 | | E5 | | 2B | | F8 | 5 | 2 | 1 | 0 | 0 | 0 | 2 | | | | | | | | | | | |
| Hoot Evers, R OBP: 0.400, SLG: 0.800 | K | | K | | 1B | | 1B | | F8 | 5 | 1 | 2 | 1 | 0 | 2 | 2 | | | | | | | | | | | |
| Gene Woodling, L OBP: 0.250, SLG: 0.400 | | E7 | F8 | | 1B | | F9 | | | 4 | 1 | 1 | 2 | 0 | 0 | 2 | | | | | | | | | | | |
| Vern Stephens, R OBP: 0.200, SLG: 0.200 | F7 | | | | 5-3 | | 1B | | 6-3 | 4 | 0 | 1 | 0 | 0 | 0 | 1 | | | | | | | | | | | |
| Les Moss, R OBP: 0.333, SLG: 0.778 | 4-3 | | | | 6-3 | | F8 | | HR | 4 | 1 | 1 | 1 | 0 | 0 | 2 | | | | | | | | | | | |
| Gus Triandos, R OBP: 0.500, SLG: 0.500 | 1B | | | | 1B | | 5-3 | | F5 | 4 | 0 | 2 | 1 | 0 | 0 | 1 | | | | | | | | | | | |
| Bobby Young, L OBP: 0.200, SLG: 0.200 | 1B | | | | 4-3 | | G3 | | G3 | 4 | 0 | 1 | 0 | 0 | 0 | 2 | | | | | | | | | | | |
| Erv Palica, R Harry Byrd, R | FC6-4 | | | | K | | K | | K | 2 | 0 | 0 | 0 | 0 | 1 | 2 | | | | | | | | | | | |
| Eddie Waitkus, L OBP: 0.222, SLG: 0.125 | 1-2 | | | | K | | K | | K | 1 | 0 | 0 | 0 | 0 | 1 | 0 | | | | | | | | | | | |
| Inning Stats | R: 0 E: 0 K: 1 S: 5 | H: 0 LOB: 0 BB: 0 P: 5 | R: 1 E: 1 K: 0 S: 6 | H: 2 LOB: 2 BB: 0 P: 6 | R: 0 E: 1 K: 1 S: 6 | H: 0 LOB: 1 BB: 0 P: 6 | R: 0 E: 0 K: 0 S: 4 | H: 1 LOB: 1 BB: 0 P: 4 | R: 2 E: 1 K: 1 S: 7 | H: 2 LOB: 1 BB: 0 P: 7 | R: 0 E: 0 K: 0 S: 4 | H: 1 LOB: 1 BB: 0 P: 4 | R: 1 E: 0 K: 0 S: 4 | H: 2 LOB: 1 BB: 0 P: 7 | R: 1 E: 0 K: 0 S: 4 | H: 1 LOB: 0 BB: 0 P: 4 | R: 0 E: 1 K: 1 S: 6 | H: 0 LOB: 1 BB: 0 P: 6 | 1B: 6 2B: 2 3B: 0 HR: 1 | SF: 0 SAC: 0 DP: 0 HBP: 0 | WP: 0 PB: 0 SB: 0 CS: 0 | PA: 39 | | | | | |
| PITCHER | IP | WLS | BF | H | R | ER | SO | BB | IBB | HBP | BLK | WP | HR | S | P | ERA | WHIP | | | | | | | | | | |
| Ike Delock, R ERA: 1.35 | 6.2 | W | 30 | 8 | 4 | 1 | 4 | 0 | 0 | 0 | 0 | 0 | 0 | 38 | 38 | 1.35 | 1.200 | | | | | | | | | | |
| Ellis Kinder, R ERA: 2.25 | 7.1 | S | 9 | 1 | 1 | 1 | 1 | 0 | 0 | 0 | 0 | 0 | 1 | 11 | 11 | 3.86 | 0.429 | | | | | | | | | | |

AB 39
R 5
H 9
RBI 5
BB 0
SO 5
LOB 14




| Batter | 1 | 2 | 3 | 4 | 5 | 6 | 7 | 8 | 9 | AB | R | H | RBI | BB | SO | LOB | BOTTOM | | | | | | | | | | |
|--|-------------------------------|----------------------------------|------------------------------|---------------------------------|------------------------------|----------------------------------|------------------------------|---------------------------------|------------------------------|----------------------------------|------------------------------|---------------------------------|------------------------------|---------------------------------|------------------------------|---------------------------------|--|------------------------------|---------------------------------|----------------------------------|------------------------------------|----------------------------------|--------|--|--|--|--|
| Billy Goodman, L OBP: 0.526, SLG: 0.667 | 1B | 3B | | | S | | 4-3 | | HBP | 3 | 2 | 2 | 0 | 2 | 0 | 0 | Baltimore Orioles @ Boston Red Sox Fenway Park, Boston, MA Sat Apr 16 1955, 3:33 AM EST Att: 7,120 - Unknown | | | | | | | | | | |
| Eddie Joest, R OBP: 0.283, SLG: 0.176 | K | K | | | FC4-6 | | 5-3 | | HBP | 4 | 0 | 1 | 0 | 0 | 2 | 2 | | | | | | | | | | | |
| Faye Throneberry, L OBP: 0.333, SLG: 0.667 | 1B | | K | | FC4-6 | | 2B | | 4-3 | 5 | 3 | 2 | 2 | 0 | 1 | 3 | | | | | | | | | | | |
| Jackie Jensen, R OBP: 0.471, SLG: 0.571 | 1B | | BB | | 2B | | 5-3 | | | 2 | 1 | 1 | 0 | 2 | 0 | 1 | | | | | | | | | | | |
| Sammy White, R OBP: 0.412, SLG: 0.600 | 1B | | BB | | F7 | | 4-3 | | 2B | 3 | 0 | 2 | 2 | 1 | 0 | 2 | | | | | | | | | | | |
| Harry Agganis, L OBP: 0.250, SLG: 0.500 | F9 | | G6-4-3 | | 2B | | 4-3 | | | 4 | 0 | 1 | 1 | 0 | 0 | 5 | | | | | | | | | | | |
| Ted Lepcio, R OBP: 0.438, SLG: 0.846 | 1B | | | | F4 | | F8 | | | 3 | 0 | 1 | 1 | 0 | 0 | 1 | | | | | | | | | | | |
| Jim Piersall, R OBP: 0.357, SLG: 0.615 | F8 | | | | 1-3 | | L8 | | F4 | 4 | 0 | 0 | 0 | 0 | 0 | 5 | | | | | | | | | | | |
| Ike Delock, R Ellis Kinder, R | 6-3 | | | | 4-3 | | 6-3 | | F2 | 3 | 0 | 0 | 0 | 0 | 0 | 0 | | | | | | | | | | | |
| Inning Stats | R: 3 E: 0 K: 1 S: 10 | H: 5 LOB: 2 BB: 0 P: 10 | R: 0 E: 0 K: 1 S: 4 | H: 0 LOB: 1 BB: 1 P: 8 | R: 0 E: 0 K: 1 S: 4 | H: 0 LOB: 1 BB: 2 P: 12 | R: 0 E: 0 K: 0 S: 3 | H: 0 LOB: 0 BB: 0 P: 3 | R: 2 E: 1 K: 0 S: 6 | H: 3 LOB: 3 BB: 1 P: 11 | R: 0 E: 0 K: 0 S: 3 | H: 0 LOB: 0 BB: 0 P: 3 | R: 1 E: 0 K: 0 S: 5 | H: 2 LOB: 1 BB: 0 P: 5 | R: 0 E: 0 K: 0 S: 3 | H: 0 LOB: 2 BB: 1 P: 8 | | R: 0 E: 1 K: 1 S: 6 | H: 0 LOB: 1 BB: 0 P: 6 | 1B: 6 2B: 4 3B: 1 HR: 0 | SF: 0 SAC: 0 DP: 2 HBP: 2 | WP: 0 PB: 0 SB: 1 CS: 1 | PA: 39 | | | | |
| PITCHER | IP | WLS | BF | H | R | ER | SO | BB | IBB | HBP | BLK | WP | HR | S | P | ERA | WHIP | | | | | | | | | | |
| Erv Palica, R ERA: 10.38 | 4.1 | L | 22 | 7 | 5 | 5 | 3 | 4 | 0 | 0 | 0 | 0 | 0 | 24 | 40 | 10.38 | 2.538 | | | | | | | | | | |
| Harry Byrd, R ERA: 2.45 | 3.2 | | 17 | 3 | 1 | 1 | 0 | 1 | 0 | 2 | 0 | 0 | 0 | 14 | 20 | 2.46 | 1.091 | | | | | | | | | | |



| Batter | 1 | 2 | 3 | 4 | 5 | 6 | 7 | 8 | 9 | AB | R | H | RBI | BB | SO | LOB | TOP | | | |
|--|---|---------------------------------|------------------------------|---------------------------------|------------------------------|---------------------------------|------------------------------|----------------------------------|------------------------------|---------------------------------|------------------------------|---------------------------------|------------------------------|---------------------------------|------------------------------|---|--|------------------------------------|----------------------------------|--------|
| Billy Cox, R OBP: 0.222, SLG: 0.444 (1, 6) | 5-3 | | | | | F5 | | | F9 | 4 | 2 | 2 | 1 | 0 | 0 | 2 | Baltimore Orioles @ Boston Red Sox Fenway Park, Boston, MA Sun Apr 17 1955, 3:33 AM EST Unknown | | | |
| Jim Pyburn, R (7, 5) | | | HR | | G3 E 1B | | | | | 1 | 0 | 0 | 0 | 0 | 0 | 1 | | | | |
| Bob Kennedy, R OBP: 0.200, SLG: 0.200 (1, 9) | E9 HR | | F7 | | E6 G3 1B | | 6-3 | | F8 | 5 | 2 | 1 | 0 | 0 | 0 | 2 | | | | |
| Hoot Evers, R OBP: 0.300, SLG: 0.800 (1, 8) | | | F8 | | K | | K | | F9 | 5 | 1 | 1 | 2 | 0 | 2 | 3 | | | | |
| Gene Woodling, L OBP: 0.188, SLG: 0.286 Gil Coan, L OBP: 0.375, SLG: 0.429 (1, 7) (7, 7) | F8 | | | K | G3 | | K | | | 4 | 0 | 0 | 0 | 0 | 2 | 2 | | | | |
| Vern Stephens, R OBP: 0.286, SLG: 0.167 Willy Miranda, S OBP: 0.375, SLG: 0.429 (1, 5) (4, 6) | 5-3 | | | | | | | | | 1 | 0 | 0 | 0 | 0 | 0 | 0 | | | | |
| Gus Triandos, R OBP: 0.250, SLG: 0.250 (1, 3) | | | | | | | | | | 2 | 0 | 1 | 2 | 0 | 0 | 0 | | | | |
| Hal Smith, R OBP: 0.429, SLG: 0.429 (1, 2) | | | | | | | | | | 4 | 0 | 3 | 0 | 0 | 0 | 0 | | | | |
| Bobby Young, L OBP: 0.333, SLG: 0.250 (1, 4) | | | | | | | | | | 3 | 0 | 1 | 0 | 1 | 0 | 1 | | | | |
| Saul Rogovin, R Bob Alexander, R Lee Mize, R Jim McDonald, R Bill Miller, L Cal Abrams, L Joe Coleman, R Don Ferrarese, R Eddie Mathews, L (1, 1) (1, 1) (1, 1) (1, 1) (1, 1) (1, 1) (1, 1) (1, 1) (1, 1) (1, 1) | | | K | FC6-4 | FC6-4 | F6 | | | | 1 | 0 | 0 | 0 | 0 | 0 | 0 | | | | |
| Inning Stats | R: 2 E: 1 K: 0 S: 5 | H: 2 LOB: 0 BB: 0 P: 5 | R: 0 E: 0 K: 0 S: 3 | H: 0 LOB: 0 BB: 0 P: 3 | R: 1 E: 0 K: 1 S: 6 | H: 1 LOB: 0 BB: 0 P: 6 | R: 0 E: 0 K: 1 S: 6 | H: 1 LOB: 3 BB: 1 P: 11 | R: 2 E: 1 K: 0 S: 7 | H: 2 LOB: 1 BB: 0 P: 7 | R: 0 E: 0 K: 0 S: 4 | H: 0 LOB: 1 BB: 0 P: 4 | R: 0 E: 0 K: 0 S: 4 | H: 1 LOB: 1 BB: 0 P: 4 | R: 0 E: 0 K: 0 S: 4 | H: 1 LOB: 1 BB: 0 P: 4 | 1B: 8 2B: 0 3B: 0 HR: 2 | SF: 0 SAC: 0 DP: 0 HBP: 1 | WP: 0 PB: 0 SB: 0 CS: 0 | PA: 39 |
| PITCHER Frank Sullivan, R ERA: 2.0 (1, 1) | IP: 9.0 WLS: W BF: 39 H: 10 R: 5 ER: 3 SO: 5 BB: 1 IBB: 0 HBP: 1 BLK: 0 WP: 0 HR: 2 S: 47 P: 52 ERA: 3.00 WHIP: 1.222 | | | | | | | | | | | | | | | PITCHER Don Ferrarese, L ERA: 4.05 (6, 1) | IP: 2.2 WLS: L BF: 13 H: 3 R: 1 ER: 1 SO: 2 BB: 3 IBB: 0 HBP: 0 BLK: 0 WP: 0 HR: 0 S: 14 P: 26 ERA: 3.38 WHIP: 2.250 | | | |

| Batter | 1 | 2 | 3 | 4 | 5 | 6 | 7 | 8 | 9 | AB | R | H | RBI | BB | SO | LOB | BOTTOM | | | |
|--|---|---------------------------------|------------------------------|---------------------------------|------------------------------|---------------------------------|------------------------------|----------------------------------|------------------------------|---------------------------------|------------------------------|----------------------------------|------------------------------|----------------------------------|------------------------------|---|--|-----------------------------------|------------------------------------|----------------------------------|
| Billy Goodman, L OBP: 0.542, SLG: 0.632 Billy Klaus, L (7, PR) (8, 6) | B5-3 | F2 | | 1-6-3 3B BB | | SH1-3 HR 1B | BB 1B | | | 4 | 2 | 2 | 0 | 1 | 0 | 1 | Baltimore Orioles @ Boston Red Sox Fenway Park, Boston, MA Sun Apr 17 1955, 3:33 AM EST Unknown | | | |
| Jim Piersall, R OBP: 0.333, SLG: 0.688 (1, 8) | F8 | | | 1-6-3 1B | | SH1-3 | SF9 | | | 3 | 1 | 1 | 1 | 0 | 0 | 2 | | | | |
| Faye Throneberry, L OBP: 0.435, SLG: 1.000 (1, 7) | F3 | | | 3B BB | | | | | | 3 | 3 | 2 | 3 | 2 | 0 | 0 | | | | |
| Jackie Jensen, R OBP: 0.545, SLG: 0.889 (1, 9) | | | | 3B BB | | | | | | 4 | 3 | 3 | 4 | 1 | 0 | 3 | | | | |
| Sammy White, R OBP: 0.409, SLG: 0.700 (1, 2) | | | | 1B 3B | | | | | | 5 | 1 | 2 | 3 | 0 | 0 | 2 | | | | |
| Harry Agganis, L OBP: 0.444, SLG: 0.500 (1, 3) | | | | 1B BB | | | | | | 4 | 0 | 2 | 1 | 1 | 0 | 0 | | | | |
| Ted Lepcio, R OBP: 0.429, SLG: 0.722 (1, 5) | | | | 1B BB | | | | | | 5 | 1 | 2 | 0 | 0 | 1 | 1 | | | | |
| Owen Friend, R OBP: 0.800, SLG: 0.667 (8, 4) | | | | 1B BB | | | | | | 3 | 3 | 2 | 0 | 2 | 1 | 2 | | | | |
| Frank Sullivan, R OBP: 0.429, SLG: 0.667 (1, 1) | | | | 1B BB | | | | | | 4 | 0 | 1 | 2 | 1 | 2 | 4 | | | | |
| Inning Stats | R: 0 E: 0 K: 0 S: 3 | H: 0 LOB: 0 BB: 0 P: 3 | R: 3 E: 0 K: 0 S: 7 | H: 4 LOB: 1 BB: 0 P: 7 | R: 2 E: 0 K: 1 S: 8 | H: 4 LOB: 1 BB: 0 P: 8 | R: 4 E: 1 K: 1 S: 7 | H: 3 LOB: 3 BB: 1 P: 19 | R: 0 E: 0 K: 0 S: 2 | H: 0 LOB: 0 BB: 1 P: 6 | R: 4 E: 0 K: 0 S: 6 | H: 3 LOB: 0 BB: 1 P: 10 | R: 1 E: 0 K: 0 S: 4 | H: 2 LOB: 3 BB: 2 P: 12 | R: 0 E: 0 K: 2 S: 8 | H: 1 LOB: 2 BB: 1 P: 12 | | 1B: 11 2B: 1 3B: 3 HR: 3 | SF: 1 SAC: 1 DP: 3 HBP: 0 | WP: 0 PB: 0 SB: 0 CS: 0 |
| PITCHER Saul Rogovin, R ERA: 22.5 Bob Alexander, R ERA: 13.5 Jim McDonald, R ERA: Bill Miller, L ERA: Joe Coleman, R ERA: 23.14 (1, 1) (3, 1) (4, 1) (5, 1) (6, 1) | IP: 2.0 WLS: L BF: 13 H: 7 R: 5 ER: 5 SO: 0 BB: 0 IBB: 0 HBP: 0 BLK: 0 WP: 0 HR: 1 S: 13 P: 13 ERA: 22.50 WHIP: 3.500 | | | | | | | | | | | | | | | PITCHER Don Ferrarese, L ERA: 4.05 (6, 1) | IP: 2.2 WLS: L BF: 13 H: 3 R: 1 ER: 1 SO: 2 BB: 3 IBB: 0 HBP: 0 BLK: 0 WP: 0 HR: 0 S: 14 P: 26 ERA: 3.38 WHIP: 2.250 | | | |



| Batter | 1 | 2 | 3 | 4 | 5 | 6 | 7 | 8 | 9 | AB | R | H | RBI | BB | SO | LOB | TOP | | | |
|--|---|---|---|---------------------------------|------------------------------|----------------------------------|------------------------------|---------------------------------|------------------------------|---------------------------------|------------------------------|---------------------------------|------------------------------|---------------------------------|------------------------------|---------------------------------|---|----------------------------------|------------------------------------|----------------------------------|
| Irv Noren, L OBP: 0.429, SLG: 0.714 (1, 7) | 0-3 K | | 0-0 SH3-4 1-H 2-H HBP 2B | 0-0 HR 1B | | 0-0 L9 | | 0-3 K | 5 2 2 3 0 2 0 | | | | | | | | New York Yankees @ Baltimore Orioles Memorial Stadium, Baltimore, MD Mon Apr 18 1955, 3:33 AM EST Att: 35,372 - Unknown | | | |
| Andy Carey, R OBP: 0.200, SLG: 0.214 (1, 5) | 0-0 F8 | | 0-0 SH3-4 | 0-0 F7 | | 0-0 F3 | | 0-0 G3 | 4 0 0 0 0 0 1 | | | | | | | | | | | |
| Mickey Mantle, S OBP: 0.556, SLG: 0.700 (1, 8) | 0-3 K | | 4-0 HBP BB | 0-0 HR | | | 0-0 F7 | | 3 1 1 2 1 1 0 | | | | | | | | | | | |
| Yogi Berra, L OBP: 0.333, SLG: 0.500 (1, 2) | | 0-0 F8 | 4-0 HBP 1-2 BB | 0-0 6-3 | | | 0-0 F2 | | 3 0 0 0 1 0 0 | | | | | | | | | | | |
| Bill Skowron, R OBP: 0.481, SLG: 0.808 (1, 3) | | 0-0 3B | 0-0 F5 | | 0-0 1B | | 0-0 5-3 | | 4 0 2 0 0 0 3 | | | | | | | | | | | |
| Hank Bauer, R OBP: 0.464, SLG: 0.400 (1, 9) | 4-0 BB L8-3 | 1-0 HBP | 1-0 HBP | | 0-0 P6 | | | 0-0 F3 | 2 0 0 1 1 0 1 | | | | | | | | | | | |
| Jerry Coleman, R OBP: 0.261, SLG: 0.227 (1, 4) | 0-0 L8-3 | 0-0 BB | 0-0 6-3 | | 0-3 K | | | 0-0 G6-4-3 1B | 4 0 1 0 0 1 6 | | | | | | | | | | | |
| Phil Rizzuto, R OBP: 0.500, SLG: 0.286 (1, 6) | | | 0-0 E6 1B 2B | 0-0 SH3-4 1B | 0-3 K | | | 0-0 G6-4-3 1B | 4 2 1 0 0 1 2 | | | | | | | | | | | |
| Whitey Ford, L OBP: 0.500, SLG: 0.500 (1, 1) | | | 0-0 2B 1B | 0-0 SH3-4 | | 0-0 F7 | | 0-0 2-3 | 3 1 1 0 0 0 0 | | | | | | | |  | | | |
| Inning Stats | R: 0 E: 0 K: 2 S: 7 | H: 0 LOB: 0 BB: 0 P: 7 | R: 0 E: 0 K: 0 S: 3 | H: 1 LOB: 1 BB: 1 P: 7 | R: 3 E: 1 K: 0 S: 6 | H: 2 LOB: 3 BB: 2 P: 15 | R: 3 E: 0 K: 0 S: 6 | H: 3 LOB: 0 BB: 0 P: 6 | R: 0 E: 0 K: 2 S: 8 | H: 1 LOB: 1 BB: 0 P: 8 | R: 0 E: 0 K: 0 S: 3 | H: 0 LOB: 0 BB: 0 P: 3 | R: 0 E: 0 K: 0 S: 3 | H: 1 LOB: 0 BB: 0 P: 3 | R: 0 E: 0 K: 1 S: 5 | H: 0 LOB: 0 BB: 0 P: 5 | | 1B: 5 2B: 2 3B: 1 HR: 1 | SF: 0 SAC: 2 DP: 2 HBP: 1 | WP: 0 PB: 0 SB: 0 CS: 0 |
| PITCHER | IP WLS BF H R ER SO BB IBB HBP BLK WP HR S P ERA WHIP | IP WLS BF H R ER SO BB IBB HBP BLK WP HR S P ERA WHIP | | | | | | | | | | | | | | | | | | |
| Ray Moore, R ERA: 3.86 (1, 1) | 2.1 L 13 3 3 1 2 3 0 0 0 0 0 14 26 3.86 2.571 | | | | | | | | | | | | | | | | | | | |
| Harry Byrd, R ERA: 5.98 (3, 1) | 2.2 13 4 3 3 2 0 0 1 0 0 1 16 17 10.12 1.500 | | | | | | | | | | | | | | | | | | | |
| Jim Wilson, R ERA: (6, 1) | 4.0 12 1 0 0 1 0 0 0 0 0 0 0 14 14 0.00 0.250 | | | | | | | | | | | | | | | | | | | |

| Batter | 1 | 2 | 3 | 4 | 5 | 6 | 7 | 8 | 9 | AB | R | H | RBI | BB | SO | LOB | BOTTOM | | | |
|--|---|---|------------------------------|---------------------------------|------------------------------|---------------------------------|------------------------------|----------------------------------|---|---------------------------------|------------------------------|---------------------------------|------------------------------|---------------------------------|------------------------------|---------------------------------|---|------------------------------------|----------------------------------|--------|
| Billy Cox, R OBP: 0.286, SLG: 0.481 (1, 5) | 0-0 5-3 | | | 0-0 P6 | | 0-0 F7 | | 0-0 FC6-4 | 4 0 0 0 0 0 2 | | | | | | | | New York Yankees @ Baltimore Orioles Memorial Stadium, Baltimore, MD Mon Apr 18 1955, 3:33 AM EST Att: 35,372 - Unknown | | | |
| Cal Abrams, L OBP: 0.211, SLG: 0.063 (1, 8) (7, 9) | 0-3 K | | | 0-3 K | | 0-0 F9 | | 0-0 1-3 | 4 0 0 0 0 2 1 | | | | | | | | | | | |
| Hoot Evers, R OBP: 0.375, SLG: 0.643 Chuck Diering, R (7, 8) | 0-0 1-3 | | | 4-0 BB | | 0-0 F8 | | 0-0 F3 | 2 0 0 0 1 0 1 1 0 0 0 0 0 0 | | | | | | | | | | | |
| Gene Woodling, L OBP: 0.160, SLG: 0.261 (1, 7) | | 0-3 K | | 0-3 K | | | 0-0 P5 | | 0-0 F3 | 4 0 0 0 0 2 1 | | | | | | | | | | |
| Hal Smith, R OBP: 0.400, SLG: 0.400 (1, 2) | | 0-0 1B | | | 0-0 L4 | | 0-0 P6 | | 3 0 1 0 0 0 0 | | | | | | | | | | | |
| Gus Triandos, R OBP: 0.313, SLG: 0.313 (1, 3) | | 0-0 4-3 | | | 0-0 F3 | | 0-0 F9 | | 3 0 0 0 0 0 0 | | | | | | | | | | | |
| Fred Marsh, R OBP: 0.333, SLG: 0.333 (1, 4) | | | 0-0 5-3 | | 0-0 1B | | | 0-0 4-3 | 3 0 1 0 0 0 0 | | | | | | | | | | | |
| Willy Miranda, S OBP: 0.333, SLG: 0.250 (1, 6) | | | 0-3 K | | 0-0 F7 | | | 0-0 L8 | 3 0 0 0 0 1 1 | | | | | | | | | | | |
| Ray Moore, R Harry Byrd, R Jim Wilson, R OBP: 1.000, SLG: 1.000 (6, 1) | | | 0-3 K | | 4-0 BB | | | 0-0 FC6-4 1B | 0 0 0 0 0 0 0 1 0 0 0 0 1 0 1 0 1 0 1 0 0 | | | | | | | | | | | |
| Inning Stats | R: 0 E: 0 K: 1 S: 5 | H: 0 LOB: 0 BB: 0 P: 5 | R: 0 E: 0 K: 1 S: 5 | H: 1 LOB: 0 BB: 0 P: 5 | R: 0 E: 0 K: 2 S: 7 | H: 0 LOB: 0 BB: 0 P: 7 | R: 0 E: 0 K: 2 S: 7 | H: 0 LOB: 1 BB: 1 P: 11 | R: 0 E: 0 K: 0 S: 4 | H: 1 LOB: 1 BB: 0 P: 4 | R: 0 E: 0 K: 0 S: 3 | H: 0 LOB: 0 BB: 0 P: 3 | R: 0 E: 0 K: 0 S: 4 | H: 1 LOB: 1 BB: 0 P: 4 | R: 0 E: 0 K: 0 S: 3 | H: 0 LOB: 0 BB: 0 P: 3 | 1B: 3 2B: 0 3B: 0 HR: 0 | SF: 0 SAC: 0 DP: 0 HBP: 0 | WP: 0 PB: 0 SB: 0 CS: 0 | PA: 31 |
| PITCHER | IP WLS BF H R ER SO BB IBB HBP BLK WP HR S P ERA WHIP | IP WLS BF H R ER SO BB IBB HBP BLK WP HR S P ERA WHIP | | | | | | | | | | | | | | | | | | |
| Whitey Ford, L ERA: 0.5 (1, 1) | 9.0 W 31 3 0 0 6 2 0 0 0 0 0 41 49 0.00 0.556 | | | | | | | | | | | | | | | | | | | |



| Batter | 1 | 2 | 3 | 4 | 5 | 6 | 7 | 8 | 9 | AB | R | H | RBI | BB | SO | LOB | TOP | | | |
|---|---|----------------------------------|------------------------------|----------------------------------|------------------------------|---------------------------------|------------------------------|---------------------------------|------------------------------|----------------------------------|------------------------------|---------------------------------|------------------------------|---------------------------------|------------------------------|---------------------------------|--|----------------------------------|------------------------------------|----------------------------------|
| Billy Cox, R OBP: 0.333, SLG: 0.467 (1, 5) | | | | | | | | | | 3 | 2 | 1 | 0 | 2 | 0 | 2 | Baltimore Orioles @ New York Yankees Yankee Stadium, Bronx, NY Wed Apr 20 1955, 3:33 AM EST Att: 4,725 - Unknown | | | |
| Cal Abrams, L OBP: 0.292, SLG: 0.105 (1, 8) (5, 9) | | | | | | | | | | 3 | 0 | 1 | 0 | 2 | 0 | 2 | | | | |
| Gil Coan, L OBP: 0.365, SLG: 0.455 Chuck Diering, R (1, 7) (5, 8) | | | | | | | | | | 2 | 1 | 0 | 0 | 1 | 1 | 2 | | | | |
| Gene Woodling, L OBP: 0.233, SLG: 0.269 (1, 9) (5, 7) | | | | | | | | | | 3 | 1 | 1 | 1 | 2 | 0 | 1 | | | | |
| Hal Smith, R OBP: 0.333, SLG: 0.533 (1, 2) | | | | | | | | | | 5 | 1 | 1 | 3 | 0 | 0 | 6 | | | | |
| Gus Triandos, R OBP: 0.250, SLG: 0.250 (1, 3) | | | | | | | | | | 4 | 0 | 0 | 0 | 0 | 0 | 1 | | | | |
| Bobby Young, L OBP: 0.412, SLG: 0.333 (1, 4) | | | | | | | | | | 3 | 1 | 2 | 0 | 1 | 1 | 0 | | | | |
| Willy Miranda, S OBP: 0.263, SLG: 0.188 (1, 6) | | | | | | | | | | 4 | 0 | 0 | 0 | 0 | 0 | 5 | | | | |
| Erv Palica, R OBP: 0.333, SLG: 0.333 Ray Moore, R (8, 1) | | | | | | | | | | 4 | 0 | 2 | 1 | 0 | 2 | 0 | | | | |
| Inning Stats | R: 2 E: 1 K: 0 S: 6 | H: 2 LOB: 3 BB: 2 P: 14 | R: 1 E: 1 K: 1 S: 4 | H: 0 LOB: 2 BB: 4 P: 20 | R: 0 E: 0 K: 1 S: 5 | H: 0 LOB: 0 BB: 0 P: 5 | R: 0 E: 0 K: 0 S: 3 | H: 1 LOB: 0 BB: 0 P: 3 | R: 2 E: 0 K: 1 S: 7 | H: 2 LOB: 1 BB: 1 P: 11 | R: 0 E: 0 K: 0 S: 3 | H: 0 LOB: 0 BB: 0 P: 3 | R: 0 E: 0 K: 0 S: 4 | H: 2 LOB: 2 BB: 0 P: 4 | R: 0 E: 0 K: 0 S: 4 | H: 1 LOB: 1 BB: 0 P: 4 | | 1B: 7 2B: 1 3B: 0 HR: 1 | SF: 0 SAC: 0 DP: 3 HBP: 0 | WP: 0 PB: 0 SB: 1 CS: 0 |
| PITCHER | IP WLS BF H R ER SO BB IBB HBP BLK WP HR S P ERA WHIP | | | | | | | | | | | | | | | | | | | |
| Bob Grim, R ERA: 8.59 (1, 1) | 1.1 L 13 2 0 3 2 1 6 0 0 0 0 0 0 0 9 33 13.50 6.000 | | | | | | | | | | | | | | | | | | | |
| Jim Konstanty, R ERA: (2, 1) | 1.2 4 0 0 0 1 0 0 0 0 0 0 0 0 6 6 0.00 0.000 | | | | | | | | | | | | | | | | | | | |
| Art Schallcock, L ERA: 9.0 (4, 1) | 2.0 9 3 2 2 1 1 0 0 0 0 0 1 10 14 9.00 2.000 | | | | | | | | | | | | | | | | | | | |
| Tom Sturdivant, R ERA: 6.75 (6, 1) | 2.0 7 0 0 0 1 1 0 0 0 0 0 0 8 12 0.00 0.500 | | | | | | | | | | | | | | | | | | | |
| Tom Morgan, R ERA: 1.53 (8, 1) | 2.0 8 3 1 1 0 0 0 0 0 0 0 0 8 8 4.50 1.500 | | | | | | | | | | | | | | | | | | | |

| Batter | 1 | 2 | 3 | 4 | 5 | 6 | 7 | 8 | 9 | AB | R | H | RBI | BB | SO | LOB | BOTTOM | | | | | |
|--|---|---------------------------------|------------------------------|---------------------------------|------------------------------|----------------------------------|------------------------------|---------------------------------|------------------------------|---------------------------------|------------------------------|---------------------------------|------------------------------|----------------------------------|------------------------------|----------------------------------|--|----------------------------------|----------------------------------|------------------------------------|----------------------------------|--------|
| Irv Noren, L OBP: 0.333, SLG: 0.500 (1, 7) | | | | | | | | | | 3 | 0 | 0 | 1 | 1 | 0 | 2 | Baltimore Orioles @ New York Yankees Yankee Stadium, Bronx, NY Wed Apr 20 1955, 3:33 AM EST Att: 4,725 - Unknown | | | | | |
| Andy Carey, R OBP: 0.205, SLG: 0.219 (1, 5) | | | | | | | | | | 4 | 0 | 1 | 0 | 0 | 0 | 2 | | | | | | |
| Mickey Mantle, S OBP: 0.548, SLG: 0.652 (1, 8) | | | | | | | | | | 3 | 0 | 1 | 0 | 1 | 2 | 2 | | | | | | |
| Yogi Berra, L OBP: 0.290, SLG: 0.429 (1, 2) | | | | | | | | | | 4 | 0 | 0 | 0 | 0 | 0 | 4 | | | | | | |
| Bill Skowron, R OBP: 0.484, SLG: 0.759 (1, 3) | | | | | | | | | | 3 | 1 | 1 | 0 | 1 | 0 | 2 | | | | | | |
| Hank Bauer, R OBP: 0.469, SLG: 0.478 (1, 9) | | | | | | | | | | 3 | 1 | 1 | 1 | 1 | 1 | 0 | | | | | | |
| Jerry Coleman, R OBP: 0.269, SLG: 0.208 Bob Cerv, R OBP: 0.417, SLG: 0.545 (9, PH) | | | | | | | | | | 2 | 1 | 0 | 1 | 1 | 0 | 2 | | | | | | |
| Phil Rizzuto, R OBP: 0.478, SLG: 0.294 Elston Howard, R OBP: 0.333, SLG: 0.333 (9, PH) | | | | | | | | | | 3 | 0 | 1 | 0 | 0 | 1 | 0 | | | | | | |
| Bob Grim, R ERA: 8.59 (1, 1) | 1.1 L 13 2 0 3 2 1 6 0 0 0 0 0 0 9 33 13.50 6.000 | | | | | | | | | | | | | | | | | | | | | |
| Jim Konstanty, R ERA: (2, 1) | 1.2 4 0 0 0 1 0 0 0 0 0 0 0 6 6 0.00 0.000 | | | | | | | | | | | | | | | | | | | | | |
| Art Schallcock, L ERA: 9.0 (4, 1) | 2.0 9 3 2 2 1 1 0 0 0 0 0 1 10 14 9.00 2.000 | | | | | | | | | | | | | | | | | | | | | |
| Tom Sturdivant, R ERA: 6.75 (6, 1) | 2.0 7 0 0 0 1 1 0 0 0 0 0 0 8 12 0.00 0.500 | | | | | | | | | | | | | | | | | | | | | |
| Tom Morgan, R ERA: 1.53 (8, 1) | 2.0 8 3 1 1 0 0 0 0 0 0 0 0 8 8 4.50 1.500 | | | | | | | | | | | | | | | | | | | | | |
| Inning Stats | R: 0 E: 0 K: 1 S: 5 | H: 0 LOB: 0 BB: 0 P: 5 | R: 0 E: 0 K: 0 S: 3 | H: 0 LOB: 0 BB: 0 P: 3 | R: 1 E: 0 K: 0 S: 3 | H: 1 LOB: 2 BB: 2 P: 11 | R: 0 E: 0 K: 0 S: 4 | H: 2 LOB: 2 BB: 1 P: 8 | R: 0 E: 0 K: 1 S: 5 | H: 0 LOB: 0 BB: 0 P: 5 | R: 0 E: 0 K: 0 S: 2 | H: 0 LOB: 0 BB: 1 P: 6 | R: 2 E: 0 K: 1 S: 6 | H: 1 LOB: 0 BB: 1 P: 10 | R: 0 E: 0 K: 1 S: 6 | H: 1 LOB: 2 BB: 1 P: 10 | R: 0 E: 0 K: 1 S: 6 | H: 1 LOB: 2 BB: 1 P: 10 | 1B: 5 2B: 0 3B: 1 HR: 0 | SF: 1 SAC: 0 DP: 3 HBP: 0 | WP: 0 PB: 0 SB: 0 CS: 0 | PA: 37 |
| PITCHER | IP WLS BF H R ER SO BB IBB HBP BLK WP HR S P ERA WHIP | | | | | | | | | | | | | | | | | | | | | |
| Erv Palica, R ERA: 6.35 (1, 1) | 7.0 W 29 5 3 3 3 3 6 0 0 0 0 0 0 29 53 3.86 1.571 | | | | | | | | | | | | | | | | | | | | | |
| Ray Moore, R ERA: 2.09 (8, 1) | 2.0 S 8 1 0 0 2 1 0 0 0 0 0 0 0 11 15 0.00 1.000 | | | | | | | | | | | | | | | | | | | | | |

| Batter | 1 | 2 | 3 | 4 | 5 | 6 | 7 | 8 | 9 | AB | R | H | RBI | BB | SO | LOB | TOP | | | | | |
|--|---|---------------------------------|------------------------------|----------------------------------|------------------------------|---------------------------------|------------------------------|---------------------------------|------------------------------|---------------------------------|------------------------------|---------------------------------|------------------------------|---------------------------------|------------------------------|----------------------------------|--|----------------------------------|----------------------------------|------------------------------------|----------------------------------|--------|
| Fred Marsh, R OBP: 0.500, SLG: 0.333 (1, 5) | | | | | | | | | | 3 | 0 | 1 | 0 | 2 | 1 | 0 | <p>Baltimore Orioles @ New York Yankees Yankee Stadium, Bronx, NY Thu Apr 21 1955, 3:33 AM EST Att: 2,932 - Unknown</p> <p>livebaseballscores.com</p> | | | | | |
| Cal Abrams, L OBP: 0.345, SLG: 0.095 (1, 8) | | | | | | | | | | 2 | 0 | 0 | 0 | 3 | 1 | 4 | | | | | | |
| Gil Coan, L OBP: 0.294, SLG: 0.333 (1, 7) | | | | | | | | | | 4 | 0 | 0 | 0 | 0 | 1 | 5 | | | | | | |
| Gene Woodling, L OBP: 0.235, SLG: 0.300 (1, 9) | | | | | | | | | | 4 | 1 | 1 | 0 | 0 | 0 | 3 | | | | | | |
| Les Moss, R OBP: 0.421, SLG: 0.765 (1, 2) | | | | | | | | | | 4 | 1 | 2 | 1 | 0 | 0 | 2 | | | | | | |
| Gus Triandos, R OBP: 0.208, SLG: 0.208 (1, 3) | | | | | | | | | | 4 | 0 | 0 | 0 | 0 | 0 | 2 | | | | | | |
| Bobby Young, L OBP: 0.476, SLG: 0.353 (1, 4) | | | | | | | | | | 2 | 0 | 1 | 0 | 2 | 0 | 0 | | | | | | |
| Willy Miranda, S OBP: 0.238, SLG: 0.167 Jim Pyburn, R (5, 5) | | | | | | | | | | 2 | 0 | 0 | 0 | 0 | 1 | 2 | | | | | | |
| Lou Kretlow, R OBP: 0.143, SLG: 0.143 Bob Kuzava, S (4, 1) | | | | | | | | | | 1 | 0 | 0 | 0 | 0 | 1 | 0 | | | | | | |
| Charlie Maxwell, L (8, PH) Bob Alexander, R (8, 1) Eddie Waitkus, L (9, PH) | | | | | | | | | | 1 | 0 | 0 | 0 | 0 | 0 | 0 | | | | | | |
| Inning Stats | R: 0 E: 0 K: 1 S: 4 | H: 0 LOB: 0 BB: 1 P: 8 | R: 0 E: 0 K: 1 S: 6 | H: 1 LOB: 2 BB: 1 P: 10 | R: 0 E: 0 K: 1 S: 5 | H: 0 LOB: 1 BB: 1 P: 9 | R: 1 E: 0 K: 0 S: 3 | H: 1 LOB: 0 BB: 1 P: 7 | R: 0 E: 0 K: 0 S: 3 | H: 0 LOB: 0 BB: 0 P: 3 | R: 0 E: 0 K: 1 S: 5 | H: 0 LOB: 0 BB: 1 P: 9 | R: 0 E: 0 K: 0 S: 3 | H: 0 LOB: 0 BB: 0 P: 3 | R: 0 E: 0 K: 1 S: 6 | H: 1 LOB: 2 BB: 1 P: 10 | R: 1 E: 0 K: 2 S: 9 | H: 2 LOB: 3 BB: 2 P: 17 | 1B: 3 2B: 1 3B: 0 HR: 1 | SF: 0 SAC: 0 DP: 0 HBP: 0 | WP: 0 PB: 0 SB: 0 CS: 3 | PA: 39 |
| PITCHER | IP WLS BF H R ER SO BB IBB HBP BLK WP HR S P ERA WHIP | | | | | | | | | | | | | | | | | | | | | |
| Bob Turley, R ERA: 3.0 (1, 1) | 9.0 W 38 5 2 2 7 8 0 0 0 0 0 1 44 76 2.00 1.444 | | | | | | | | | | | | | | | | | | | | | |

| Batter | 1 | 2 | 3 | 4 | 5 | 6 | 7 | 8 | 9 | AB | R | H | RBI | BB | SO | LOB | BOTTOM | | | |
|--|---|----------------------------------|------------------------------|---------------------------------|------------------------------|---------------------------------|------------------------------|---------------------------------|------------------------------|---------------------------------|------------------------------|---------------------------------|------------------------------|---------------------------------|------------------------------|----------------------------------|--|-----------------------------------|------------------------------------|----------------------------------|
| Hank Bauer, R OBP: 0.459, SLG: 0.607 (1, 9) | | | | | | | | | | 5 | 2 | 2 | 3 | 0 | 0 | 3 | <p>Baltimore Orioles @ New York Yankees Yankee Stadium, Bronx, NY Thu Apr 21 1955, 3:33 AM EST Att: 2,932 - Unknown</p> <p>livebaseballscores.com</p> | | | |
| Andy Carey, R OBP: 0.231, SLG: 0.243 (1, 5) | | | | | | | | | | 5 | 2 | 2 | 0 | 0 | 0 | 1 | | | | |
| Mickey Mantle, S OBP: 0.528, SLG: 0.593 (1, 8) | | | | | | | | | | 4 | 2 | 1 | 1 | 1 | 0 | 0 | | | | |
| Yogi Berra, L OBP: 0.306, SLG: 0.455 (1, 2) | | | | | | | | | | 5 | 1 | 2 | 3 | 0 | 0 | 0 | | | | |
| Bill Skowron, R OBP: 0.500, SLG: 0.735 (1, 3) | | | | | | | | | | 5 | 3 | 3 | 1 | 0 | 0 | 2 | | | | |
| Irv Noren, L OBP: 0.412, SLG: 0.538 (1, 7) | | | | | | | | | | 3 | 1 | 2 | 1 | 1 | 0 | 1 | | | | |
| Jerry Coleman, R OBP: 0.300, SLG: 0.286 (1, 4) | | | | | | | | | | 4 | 1 | 2 | 2 | 0 | 0 | 2 | | | | |
| Billy Hunter, R OBP: 0.600, SLG: 0.500 (1, 6) | | | | | | | | | | 3 | 1 | 2 | 0 | 1 | 0 | 1 | | | | |
| Bob Turley, R (1, 1) | | | | | | | | | | 3 | 1 | 0 | 1 | 0 | 0 | 4 | | | | |
| Inning Stats | R: 4 E: 0 K: 0 S: 6 | H: 3 LOB: 0 BB: 1 P: 10 | R: 0 E: 0 K: 0 S: 3 | H: 1 LOB: 0 BB: 0 P: 3 | R: 0 E: 0 K: 0 S: 3 | H: 0 LOB: 0 BB: 0 P: 3 | R: 6 E: 1 K: 0 S: 9 | H: 5 LOB: 0 BB: 0 P: 9 | R: 1 E: 0 K: 0 S: 5 | H: 2 LOB: 2 BB: 1 P: 9 | R: 0 E: 0 K: 0 S: 3 | H: 0 LOB: 0 BB: 0 P: 3 | R: 1 E: 0 K: 0 S: 5 | H: 2 LOB: 1 BB: 0 P: 5 | R: 2 E: 0 K: 0 S: 6 | H: 3 LOB: 2 BB: 1 P: 10 | | 1B: 12 2B: 4 3B: 0 HR: 1 | SF: 2 SAC: 1 DP: 1 HBP: 0 | WP: 1 PB: 0 SB: 1 CS: 0 |
| PITCHER | IP WLS BF H R ER SO BB IBB HBP BLK WP HR S P ERA WHIP | | | | | | | | | | | | | | | | | | | |
| Lou Kretlow, R ERA: 11.81 Bob Kuzava, L ERA: 6.75 Bob Alexander, R ERA: 14.73 | 3.0 L 16 7 7 3 0 0 1 0 0 0 1 0 19 23 6.75 1.500 | | | | | | | | | | | | | | | | | | | |

| Batter | 1 | 2 | 3 | 4 | 5 | 6 | 7 | 8 | 9 | AB | R | H | RBI | BB | SO | LOB | TOP | | | |
|--|--|---------------------------------|------------------------------|---------------------------------|------------------------------|---------------------------------|------------------------------|---------------------------------|------------------------------|---------------------------------|------------------------------|---------------------------------|------------------------------|---------------------------------|------------------------------|---------------------------------|--|------------------------------------|-------------------------|--------|
| Jim Busby, R OBP: 0.294, SLG: 0.355 (1, 8) | 5-3 | | F8 | | FC6-4 | | FC6-4 | | | 4 | 0 | 0 | 0 | 0 | 0 | 4 | Washington Senators @ Baltimore Orioles Memorial Stadium, Baltimore, MD Sat Apr 23 1955, 3:33 AM EST Att: 7,891 - Unknown livebaseballscorecards.com | | | |
| Eddie Yost, R OBP: 0.382, SLG: 0.296 (1, 5) | F7 | | P2 | | | 5-6-3 | | F2 | | 4 | 0 | 0 | 0 | 0 | 0 | 1 | | | | |
| Mickey Vernon, L OBP: 0.324, SLG: 0.467 (1, 3) | F7 | | | G3 | | F9 | | 6-3 | | 4 | 0 | 0 | 0 | 0 | 0 | 0 | | | | |
| Roy Sievers, R OBP: 0.412, SLG: 0.320 (1, 7) | | F8 | | FC6-4 BB | | | | F7 | | 2 | 0 | 0 | 0 | 2 | 0 | 0 | | | | |
| Pete Runnels, L OBP: 0.265, SLG: 0.200 (1, 4) | | 4-3 | | F3 | | 4-1 | | | F8 | | 4 | 0 | 0 | 0 | 0 | 2 | | | | |
| Ernie Oravetz, S OBP: 0.286, SLG: 0.286 (1, 9) | | | | FC6-4 | | | | | 4-3 | | 4 | 0 | 2 | 0 | 0 | 1 | | | | |
| Ed Fitz Gerald, R OBP: 0.222, SLG: 0.067 (1, 2) | | 1B | | | | | | 1B | | | | | | | | | | | | |
| Jerry Snyder, R OBP: 0.222, SLG: 0.250 Jesse Levan, L OBP: 0.400, SLG: 0.400 Bobby Kline, R (7, PH) Juan Delis, R (9, PH) | | | | SH1-4 BB | | F7 | | F9 | | | | | | | | | | | | |
| Dean Stone, L Carlos Paula, R Spec Shea, R Dick Hyde, R Bunky Stewart, L Bill Currie, R (7, PH) | | | | SH1-4 | | | | | | | | | | | | | | | | |
| | | | | 1-2 | | | | | | | | | | | | | | | | |
| Inning Stats | R: 0 E: 0 K: 0 S: 3 | H: 0 LOB: 0 BB: 0 P: 3 | R: 0 E: 0 K: 1 S: 6 | H: 1 LOB: 1 BB: 0 P: 6 | R: 0 E: 0 K: 0 S: 3 | H: 0 LOB: 1 BB: 1 P: 7 | R: 0 E: 0 K: 0 S: 3 | H: 0 LOB: 1 BB: 1 P: 7 | R: 0 E: 0 K: 1 S: 6 | H: 1 LOB: 1 BB: 0 P: 6 | R: 0 E: 0 K: 0 S: 4 | H: 1 LOB: 2 BB: 0 P: 5 | R: 0 E: 0 K: 0 S: 3 | H: 0 LOB: 0 BB: 1 P: 3 | R: 0 E: 0 K: 0 S: 3 | H: 0 LOB: 1 BB: 1 P: 7 | 1B: 3 2B: 0 3B: 0 HR: 0 | SF: 0 SAC: 1 DP: 0 HBP: 1 | WP: 0 PB: 0 CS: 0 | PA: 35 |
| PITCHER Harry Byrd, R ERA: 2.35 (1, 1) | IP: 9.0 WLS: W BF: 35 H: 3 R: 0 ER: 0 SO: 2 BB: 4 IBB: 0 HBP: 1 BLK: 0 WP: 0 HR: 0 S: 34 P: 51 ERA: 0.00 WHIP: 0.778 | | | | | | | | | | | | | | | | | | | |

| Batter | 1 | 2 | 3 | 4 | 5 | 6 | 7 | 8 | 9 | AB | R | H | RBI | BB | SO | LOB | BOTTOM | | | |
|---|--|---------------------------------|------------------------------|---------------------------------|------------------------------|---------------------------------|------------------------------|----------------------------------|------------------------------|---------------------------------|------------------------------|----------------------------------|------------------------------|---------------------------------|------------------------------|---------------------------------|--|------------------------------------|-------------------------|--------|
| Jim Pylvum, R OBP: 0.375, SLG: 0.167 Gene Woodling, L OBP: 0.278, SLG: 0.300 (7, PH) | F2 | | 5-3 | | | | | | | 2 | 0 | 0 | 0 | 1 | 0 | 0 | Washington Senators @ Baltimore Orioles Memorial Stadium, Baltimore, MD Sat Apr 23 1955, 3:33 AM EST Att: 7,891 - Unknown livebaseballscorecards.com | | | |
| Bob Kennedy, R OBP: 0.278, SLG: 0.188 Eddie Waitkus, L OBP: 0.308, SLG: 0.182 Billy Cox, R OBP: 0.359, SLG: 0.457 (7, PH) | | K | 6-3 | | F8 | | E8 | | | 3 | 0 | 0 | 0 | 0 | 1 | 2 | | | | |
| Hoot Evers, R OBP: 0.375, SLG: 0.636 Gil Coan, L OBP: 0.278, SLG: 0.313 (6, PR) | | 6-3 | | K | | E5 | | | | 3 | 0 | 0 | 0 | 0 | 1 | 0 | | | | |
| Les Moss, R OBP: 0.429, SLG: 0.722 Cal Abrams, L OBP: 0.367, SLG: 0.095 (7, PH) | | | | | | F7 | | | | 0 | 0 | 0 | 0 | 1 | 0 | 0 | | | | |
| Gus Triandos, R OBP: 0.194, SLG: 0.194 (1, 3) | | 5-3 | | L7 | | F7 | | K | | 4 | 0 | 0 | 0 | 0 | 1 | 4 | | | | |
| Hal Smith, R OBP: 0.318, SLG: 0.400 (1, 2) | | | | | F8 | | F9 | | G3 | 3 | 1 | 0 | 0 | 1 | 0 | 5 | | | | |
| Fred Marsh, R OBP: 0.417, SLG: 0.300 Bobby Young, L OBP: 0.400, SLG: 0.286 (2, PR) | | | | | | | | | | 1 | 0 | 1 | 0 | 0 | 0 | 0 | | | | |
| Chuck Diering, R OBP: 0.364, SLG: 0.364 (1, 8) | | | | | | | | | | 4 | 1 | 4 | 0 | 0 | 0 | 0 | | | | |
| Willy Miranda, S OBP: 0.259, SLG: 0.174 (1, 6) | | | | | | | | | | 3 | 1 | 1 | 1 | 1 | 1 | 2 | | | | |
| Harry Byrd, R (1, 1) | | | | | | | | | | 3 | 0 | 0 | 0 | 0 | 1 | 5 | | | | |
| Inning Stats | R: 0 E: 0 K: 1 S: 5 | H: 3 LOB: 2 BB: 1 P: 9 | R: 0 E: 0 K: 1 S: 5 | H: 0 LOB: 0 BB: 0 P: 5 | R: 0 E: 0 K: 1 S: 5 | H: 0 LOB: 0 BB: 0 P: 5 | R: 0 E: 0 K: 2 S: 8 | H: 1 LOB: 2 BB: 1 P: 12 | R: 0 E: 1 K: 0 S: 4 | H: 0 LOB: 2 BB: 1 P: 4 | R: 0 E: 1 K: 1 S: 7 | H: 2 LOB: 3 BB: 3 P: 19 | R: 0 E: 0 K: 0 S: 4 | H: 1 LOB: 1 BB: 0 P: 4 | R: 0 E: 0 K: 0 S: 4 | H: 0 LOB: 0 BB: 0 P: 4 | 1B: 7 2B: 0 3B: 0 HR: 0 | SF: 0 SAC: 1 DP: 1 HBP: 0 | WP: 0 PB: 0 CS: 0 | PA: 36 |
| PITCHER Dean Stone, L ERA: 1.29 Spec Shea, R ERA: 54.0 Dick Hyde, R ERA: Bunky Stewart, L ERA: Bill Currie, R ERA: 12.27 (1, 1) | IP: 6.0 WLS: L BF: 24 H: 4 R: 1 ER: 1 SO: 5 BB: 2 IBB: 0 HBP: 0 BLK: 0 WP: 0 HR: 0 S: 32 P: 40 ERA: 1.50 WHIP: 1.000 | | | | | | | | | | | | | | | | | | | |


| Batter | 1 | 2 | 3 | 4 | 5 | 6 | 7 | 8 | 9 | 10 | AB | R | H | RBI | BB | SO | LOB | TOP | | | | |
|---|------------------------------|---------------------------------|------------------------------|---------------------------------|------------------------------|---------------------------------|------------------------------|---------------------------------|------------------------------|---------------------------------|------------------------------|---------------------------------|------------------------------|---------------------------------|------------------------------|---------------------------------|------------------------------|--|---------------------------------|----------------------------------|------------------------------------|----------------------------------|
| Jim Busby, R OBP: 0.282, SLG: 0.361 (1, 8) | L6 | | K | | 2B | | F8 | | L6 | | 5 | 0 | 1 | 1 | 0 | 1 | 3 | <p>Washington Senators @ Baltimore Orioles</p> <p>Memorial Stadium, Baltimore, MD</p> <p>Sun Apr 24 1955, 3:33 AM EDT</p> <p>Unknown</p> | | | | |
| Eddie Yost, R OBP: 0.342, SLG: 0.258 (1, 5) | 6-3 | | K | | | | F9 | | F7 | | 4 | 0 | 0 | 0 | 0 | 1 | 0 | | | | | |
| Mickey Vernon, L OBP: 0.316, SLG: 0.441 (1, 3) | F9 | | | 4-1 | 1B | | L9 | | F8 | | 4 | 0 | 1 | 0 | 0 | 0 | 0 | | | | | |
| Roy Sievers, R OBP: 0.395, SLG: 0.310 Tom Umpflett, R OBP: 0.310, SLG: 0.240 (1, 7) (9, 7) | | F8 | | 4-1 | | | | | F3 | | 4 | 0 | 1 | 0 | 0 | 0 | 1 | | | | | |
| Pete Runnels, L OBP: 0.237, SLG: 0.176 (1, 4) | | F9 | | 6-3 | | | | | | | 4 | 0 | 0 | 0 | 0 | 0 | 2 | | | | | |
| Ernie Oravetz, S OBP: 0.182, SLG: 0.182 (1, 9) | | F7 | | | | | | | | | 4 | 0 | 0 | 0 | 0 | 0 | 0 | | | | | |
| Bruce Edwards, R OBP: 0.167, SLG: 0.091 (1, 2) | | | F9 | | 1B | 2B | 1B | | P4 | | 3 | 1 | 1 | 0 | 1 | 0 | 0 | | | | | |
| Jerry Snyder, R OBP: 0.250, SLG: 0.273 Carlos Paula, R (10, PH) Bobby Kline, R (10, 6) | | | E6 | | 1B | 2B | 1B | | F8 | | 3 | 0 | 1 | 0 | 0 | 0 | 1 | | | | | |
| Camilo Pascual, R OBP: 0.333, SLG: 0.333 Bob Porterfield, R OBP: 0.273, SLG: 0.400 Mickey McDermott, L (10, 1) | | | K | | 1-2 | 1B | | | | L8 | 3 | 0 | 1 | 0 | 0 | 2 | 3 | | | | | |
| Inning Stats | R: 0 E: 0 K: 0 S: 3 | H: 0 LOB: 0 BB: 0 P: 3 | R: 0 E: 0 K: 0 S: 3 | H: 0 LOB: 0 BB: 0 P: 3 | R: 0 E: 1 K: 2 S: 8 | H: 0 LOB: 1 BB: 0 P: 8 | R: 0 E: 0 K: 1 S: 6 | H: 1 LOB: 1 BB: 0 P: 6 | R: 1 E: 0 K: 1 S: 7 | H: 3 LOB: 2 BB: 0 P: 7 | R: 0 E: 0 K: 0 S: 4 | H: 1 LOB: 2 BB: 1 P: 4 | R: 0 E: 0 K: 0 S: 3 | H: 0 LOB: 0 BB: 0 P: 3 | R: 0 E: 0 K: 0 S: 3 | H: 0 LOB: 0 BB: 0 P: 3 | R: 0 E: 0 K: 0 S: 3 | | H: 0 LOB: 0 BB: 0 P: 3 | 1B: 5 2B: 1 3B: 0 HR: 0 | SF: 0 SAC: 0 DP: 0 HBP: 0 | WP: 0 PB: 0 SB: 1 CS: 0 |
| PITCHER Saul Rogovin, R ERA: 4.5 (1, 1) | IP 10.0 | WLS W 37 | BF H 6 | R ER 1 4 | SO BB 1 | IBB HBP 0 | BLK WP 0 | HR 0 | S 44 | P 48 | ERA 0.90 | WHIP 0.700 | | | | | | | | | | |


| Batter | 1 | 2 | 3 | 4 | 5 | 6 | 7 | 8 | 9 | 10 | AB | R | H | RBI | BB | SO | LOB | BOTTOM | | | | | | |
|---|------------------------------|---------------------------------|------------------------------|---------------------------------|------------------------------|---------------------------------|------------------------------|---------------------------------|------------------------------|---------------------------------|------------------------------|---------------------------------|------------------------------|----------------------------------|------------------------------|---------------------------------|------------------------------|--|----------------------------------|------------------------------|---------------------------------|----------------------------------|------------------------------------|----------------------------------|
| Bobby Young, L OBP: 0.367, SLG: 0.269 (1, 4) | 1B | | P6 | | | K | | G3 | | K | 5 | 0 | 1 | 0 | 0 | 2 | 1 | <p>Washington Senators @ Baltimore Orioles</p> <p>Memorial Stadium, Baltimore, MD</p> <p>Sun Apr 24 1955, 3:33 AM EDT</p> <p>Unknown</p> | | | | | | |
| Jim Pyburn, R OBP: 0.308, SLG: 0.182 (1, 5) | K | | | 1-3 | | 2B | 1B | K | | L6 | 5 | 1 | 1 | 0 | 0 | 2 | 2 | | | | | | | |
| Cal Abrams, L OBP: 0.355, SLG: 0.091 Gil Coan, L OBP: 0.318, SLG: 0.400 (1, 9) (3, 7) | 2-3 | | | F8 | | 2B | | 1-3 | | | 1 | 0 | 0 | 0 | 0 | 0 | 1 | | | | | | | |
| Gene Woodling, L OBP: 0.275, SLG: 0.294 (1, 7) (3, 9) (10, 8) | | P6 | | | 1B | 1-4-3 | | | | F2 | 4 | 0 | 1 | 0 | 0 | 0 | 1 | | | | | | | |
| Hal Smith, R OBP: 0.346, SLG: 0.500 Billy Cox, R OBP: 0.359, SLG: 0.457 (1, 2) (9, PR) (10, 6) | | 4-3 | | | F9 | | SH1-4 | 1B | | G5-2-3 | 4 | 0 | 2 | 0 | 0 | 0 | 1 | | | | | | | |
| Gus Triandos, R OBP: 0.235, SLG: 0.212 (1, 3) | | | | | F3 | | SH1-4 | | | IBB | 2 | 0 | 1 | 0 | 1 | 0 | 0 | | | | | | | |
| Chuck Diering, R OBP: 0.286, SLG: 0.286 Eddie Waitkus, L OBP: 0.357, SLG: 0.182 Les Moss, R OBP: 0.429, SLG: 0.722 (1, 8) (9, PH) (10, 2) | | K | | | P6 | | K | | | IBB | 3 | 0 | 0 | 0 | 0 | 1 | 0 | | | | | | | |
| Willy Miranda, S OBP: 0.267, SLG: 0.160 Bob Kennedy, R OBP: 0.263, SLG: 0.176 (1, 6) (9, PH) (10, 9) | | | K | | | F7 | | | | G5-2-3 | 2 | 0 | 0 | 0 | 1 | 1 | 0 | | | | | | | |
| Saul Rogovin, R OBP: 0.400, SLG: 0.696 (10, PH) | | | K | | | K | | 5-3 | | E | 3 | 0 | 0 | 0 | 0 | 2 | 2 | | | | | | | |
| Inning Stats | R: 0 E: 0 K: 1 S: 5 | H: 1 LOB: 1 BB: 0 P: 5 | R: 0 E: 0 K: 1 S: 6 | H: 1 LOB: 1 BB: 0 P: 6 | R: 0 E: 0 K: 2 S: 7 | H: 0 LOB: 0 BB: 0 P: 7 | R: 0 E: 0 K: 0 S: 4 | H: 1 LOB: 1 BB: 0 P: 4 | R: 0 E: 0 K: 0 S: 3 | H: 0 LOB: 0 BB: 0 P: 3 | R: 1 E: 0 K: 2 S: 9 | H: 2 LOB: 1 BB: 0 P: 9 | R: 0 E: 0 K: 1 S: 6 | H: 1 LOB: 2 BB: 1 P: 10 | R: 0 E: 0 K: 0 S: 5 | H: 0 LOB: 0 BB: 0 P: 5 | R: 0 E: 0 K: 0 S: 3 | | H: 1 LOB: 3 BB: 2 P: 11 | R: 1 E: 1 K: 1 S: 6 | H: 2 LOB: 2 BB: 0 P: 6 | 1B: 6 2B: 2 3B: 1 HR: 0 | SF: 0 SAC: 1 DP: 1 HBP: 0 | WP: 0 PB: 0 SB: 0 CS: 1 |
| PITCHER Camilo Pascual, R ERA: 3.6 Bob Porterfield, R ERA: 2.03 Mickey McDermott, L ERA: 5.99 (1, 1) (9, 1) (10, 1) | IP 8.1 | WLS L 4 | BF H 1 | R ER 1 0 | SO BB 1 0 | IBB HBP 0 0 | BLK WP 0 0 | HR 0 | S 10 | P 51 | ERA 1.08 | WHIP 0.960 | | | | | | | | | | | | |

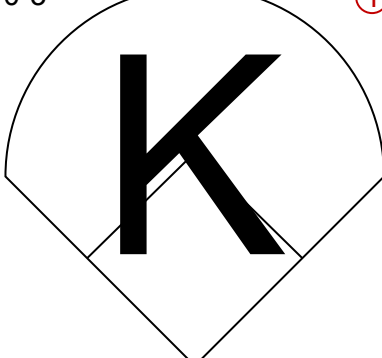
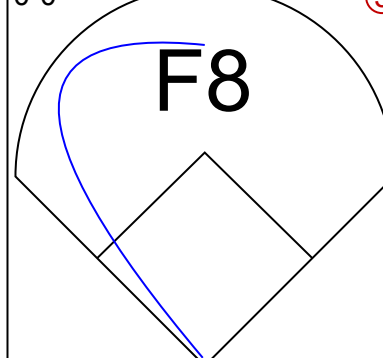
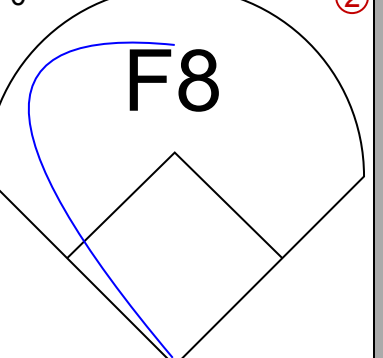
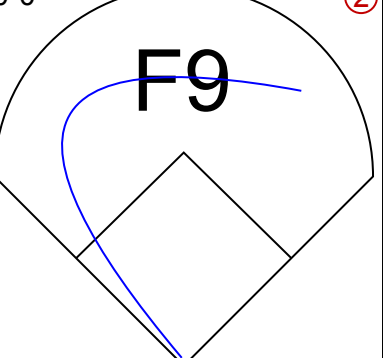
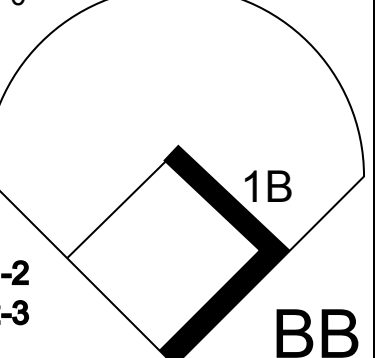
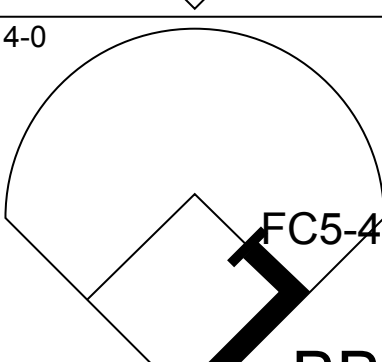
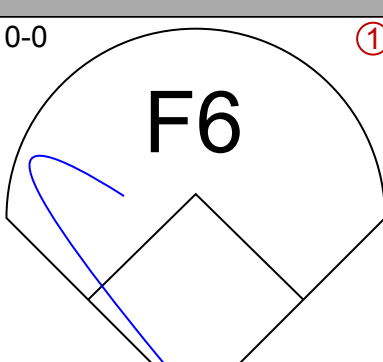
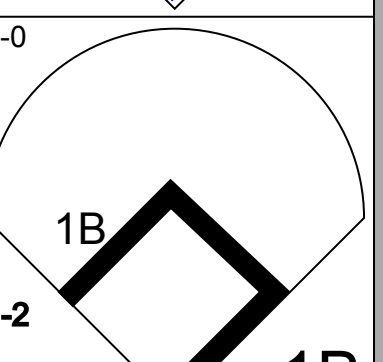
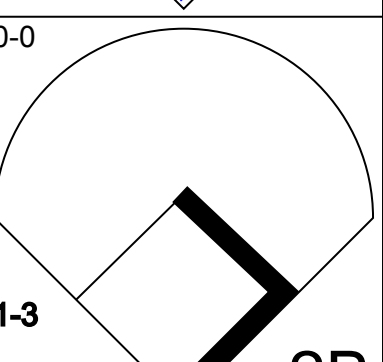
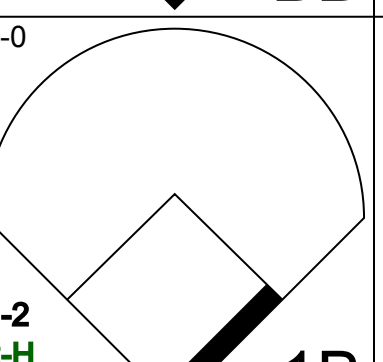
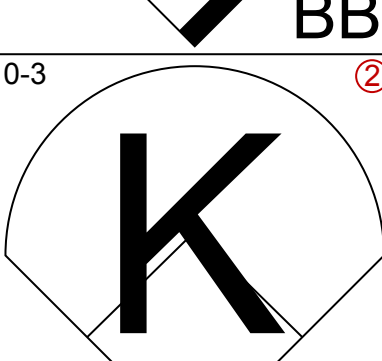
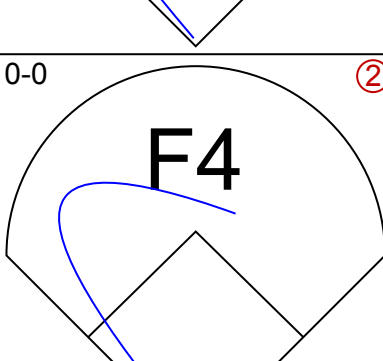
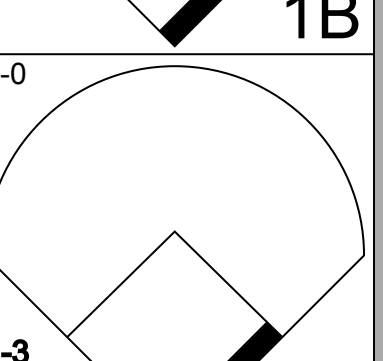
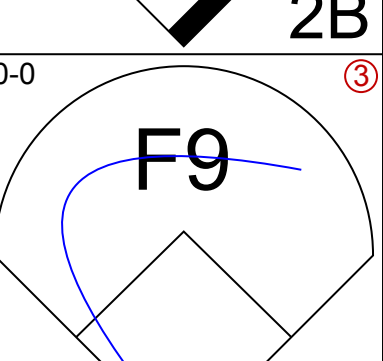
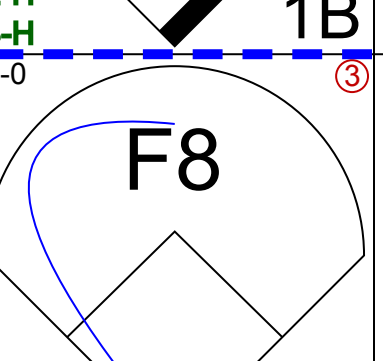
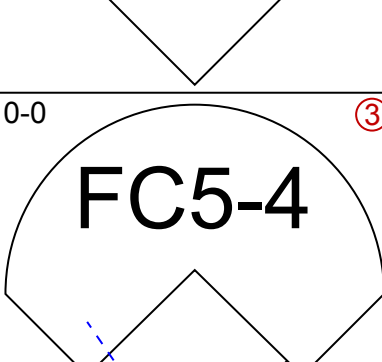
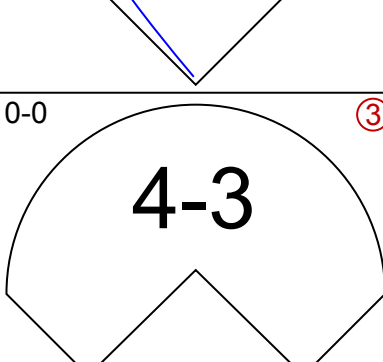
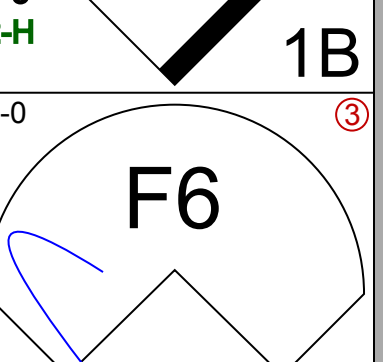
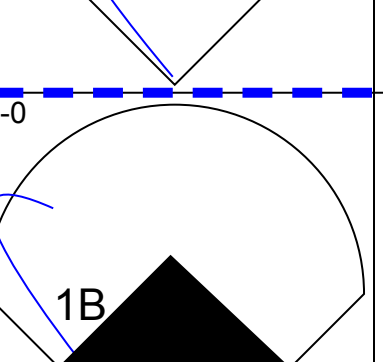
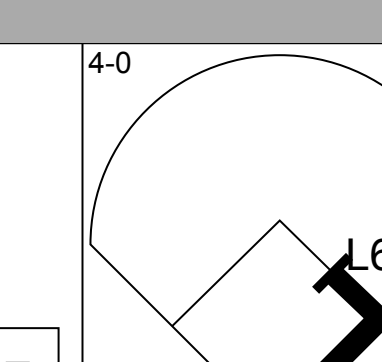
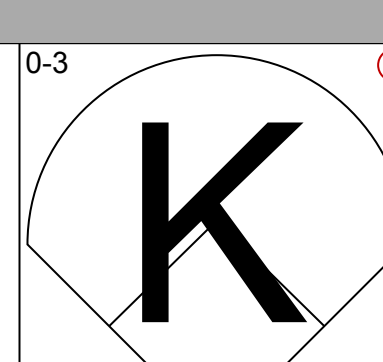
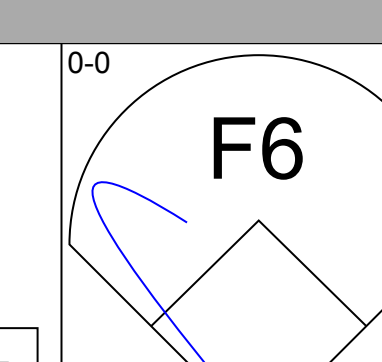
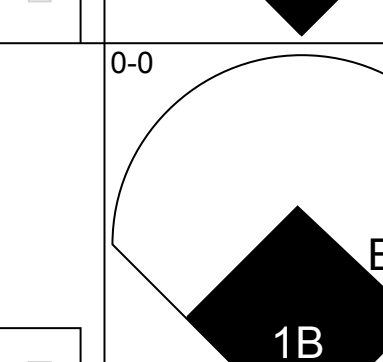
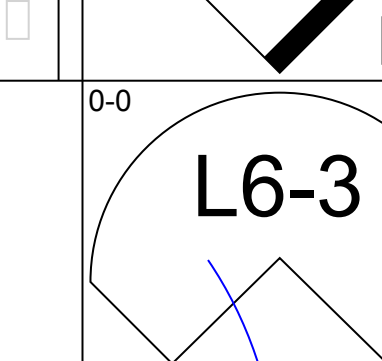
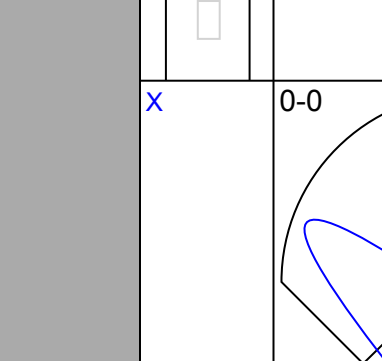
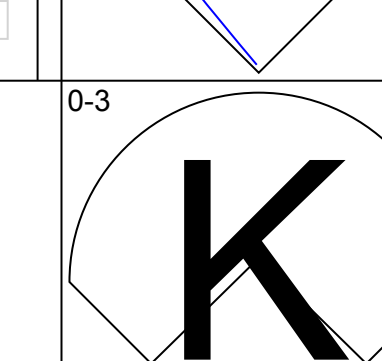
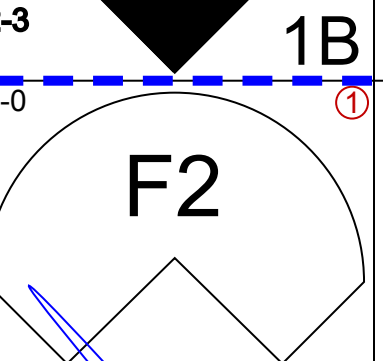
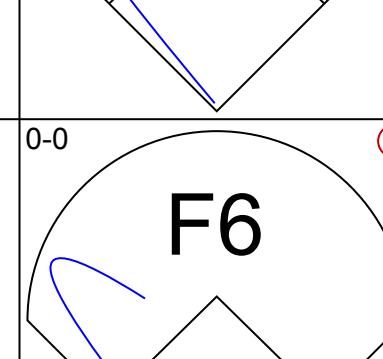
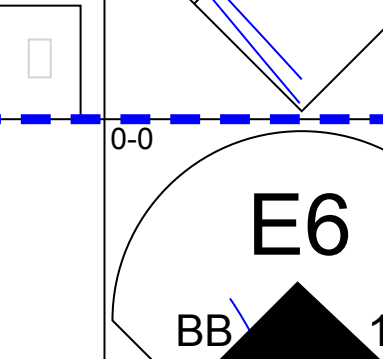
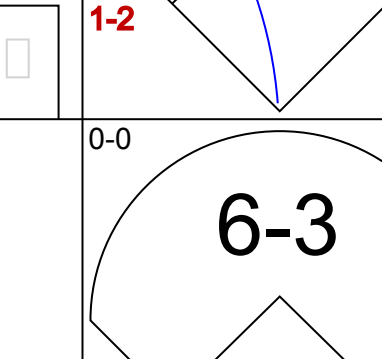
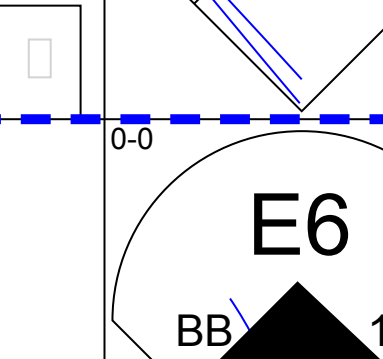
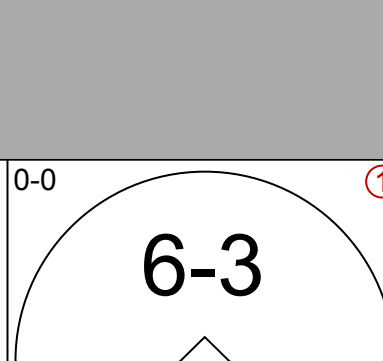
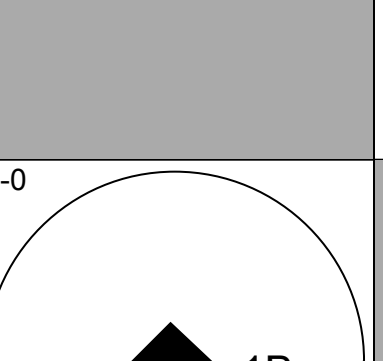
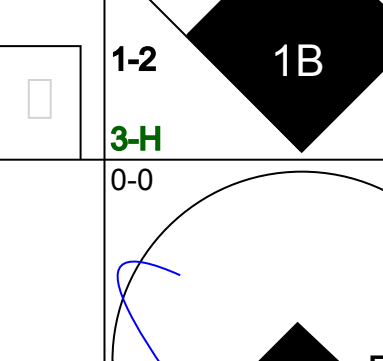
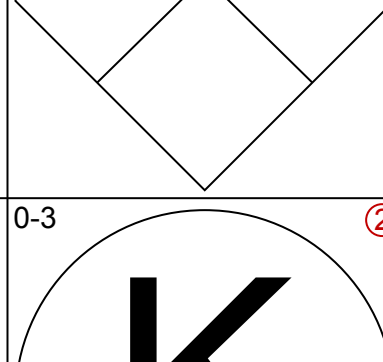
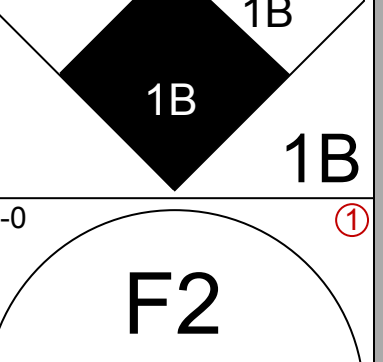
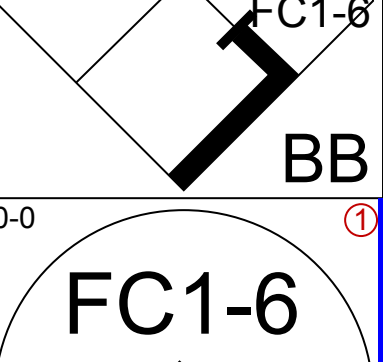
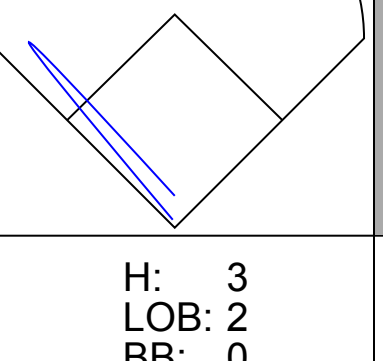
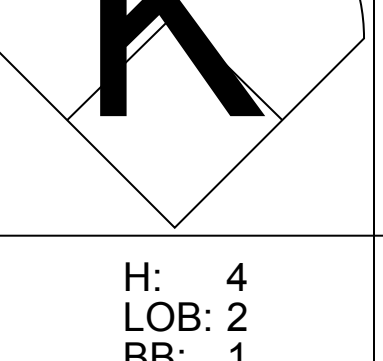
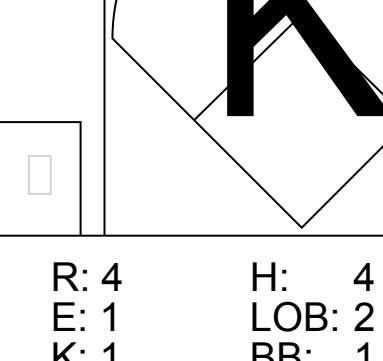
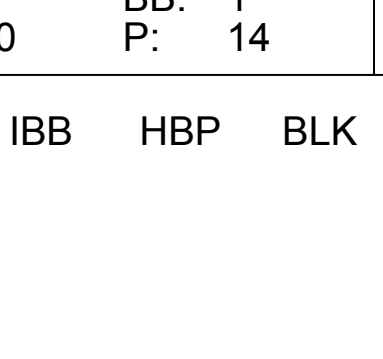


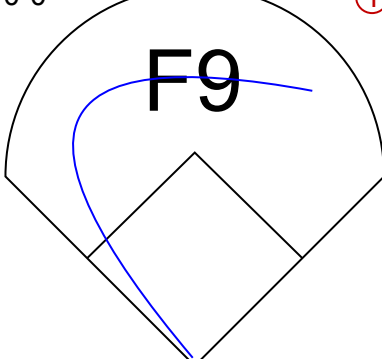
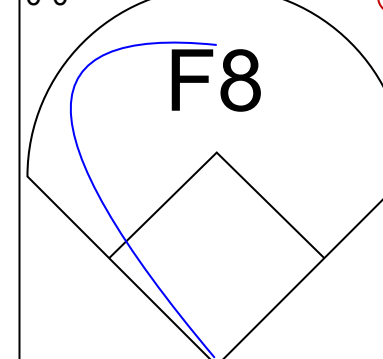
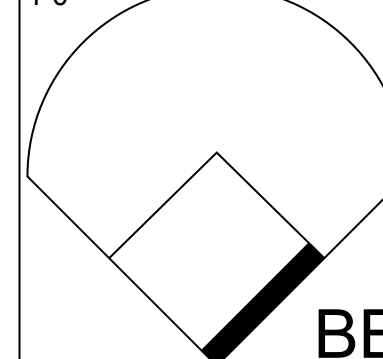
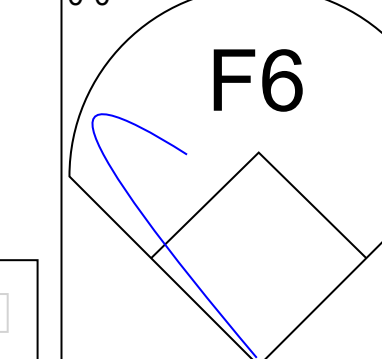
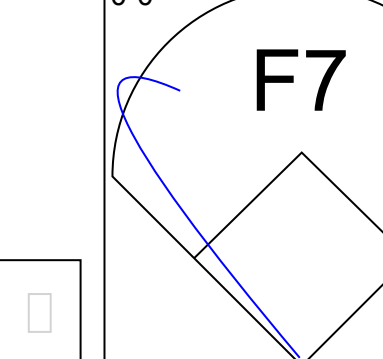
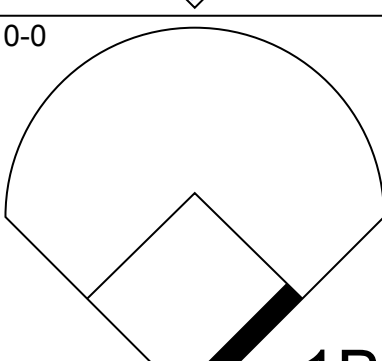
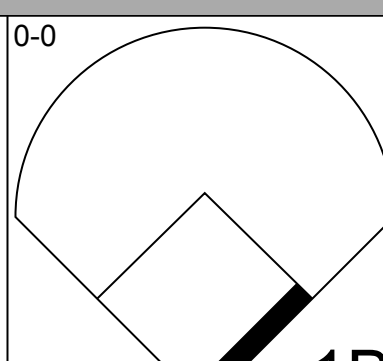
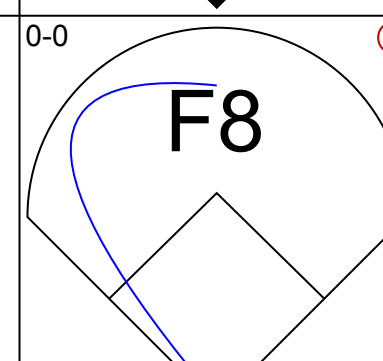
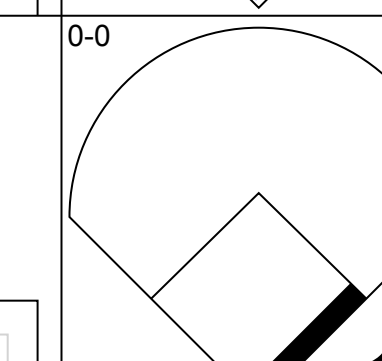
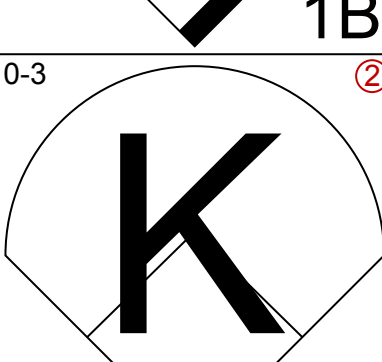
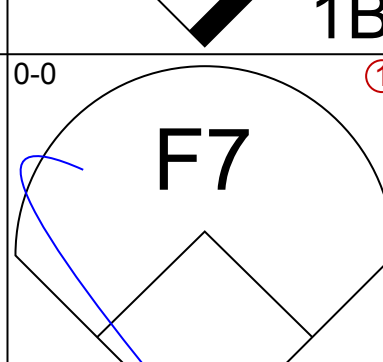
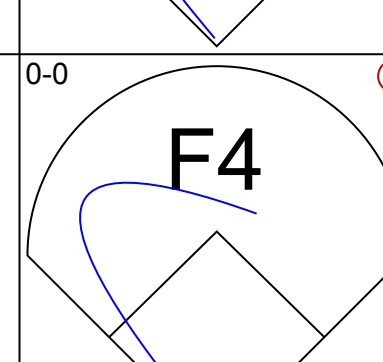
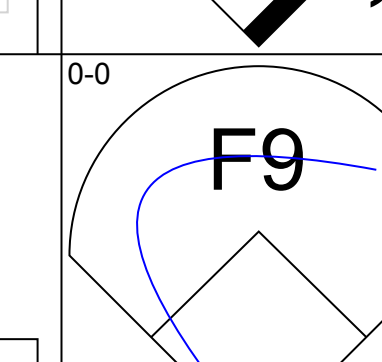
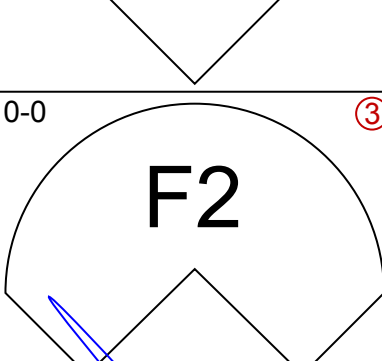
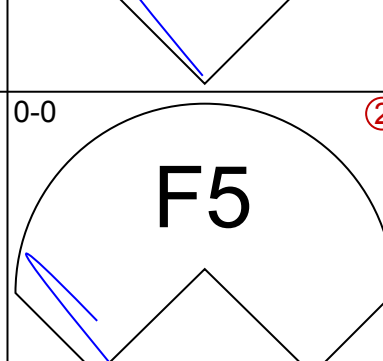
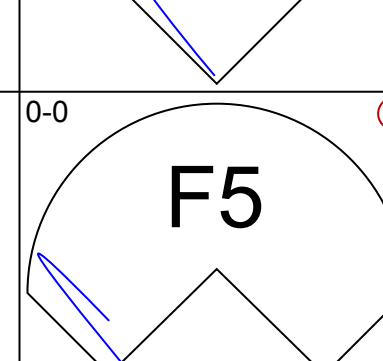
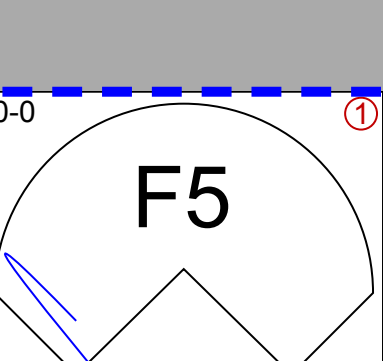
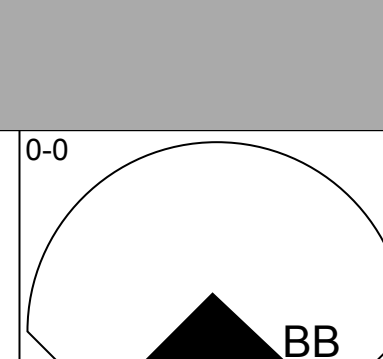
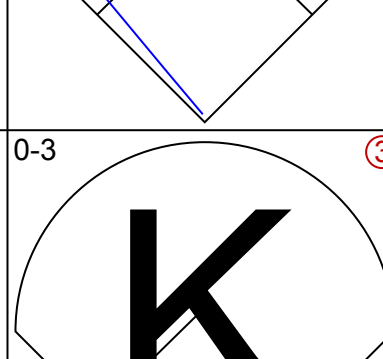
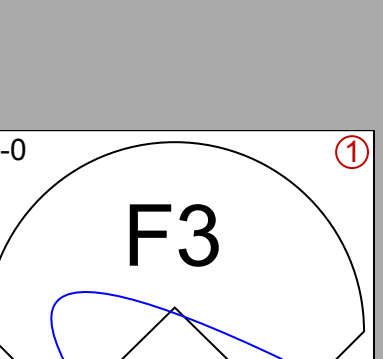
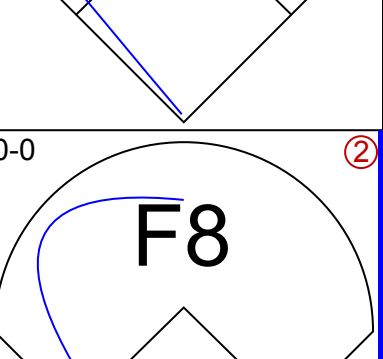
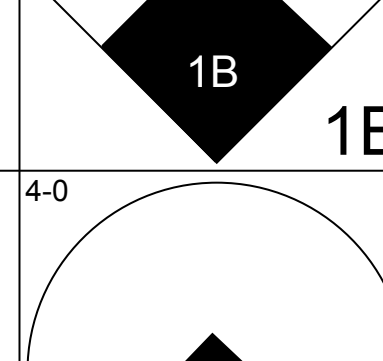
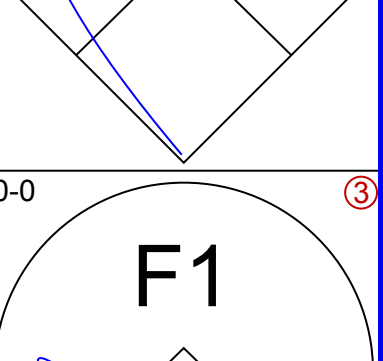
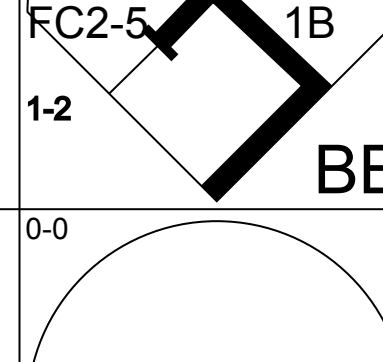
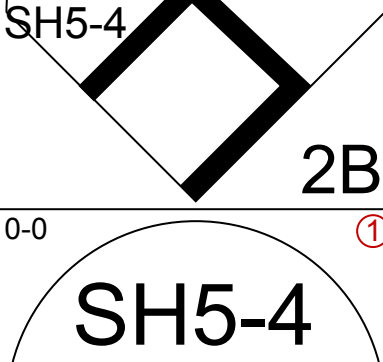
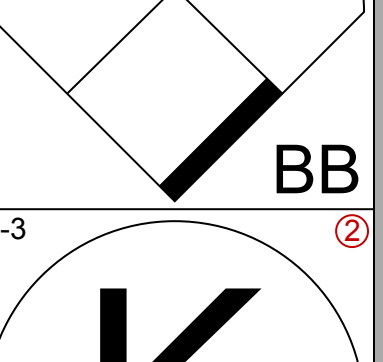
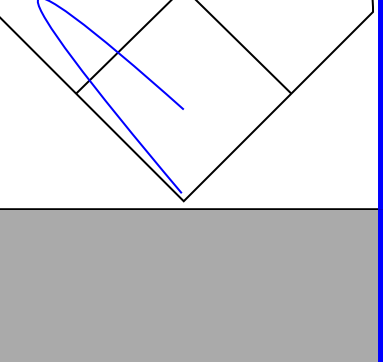
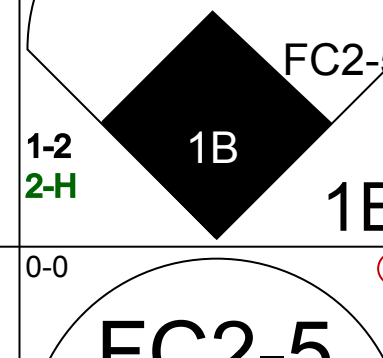

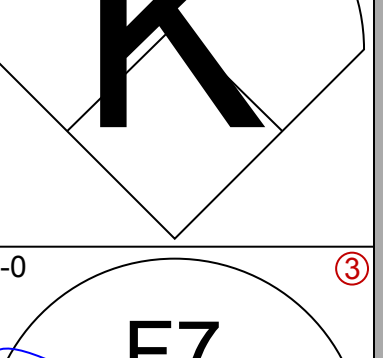
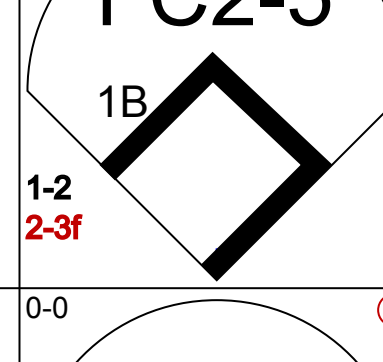
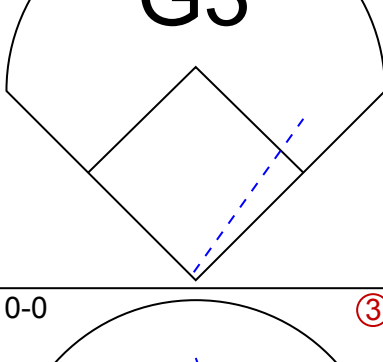
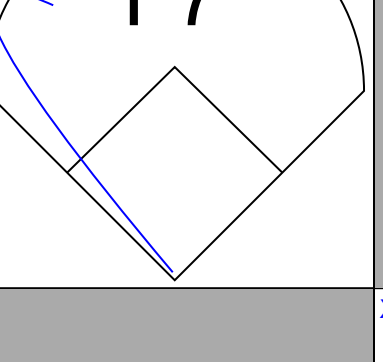
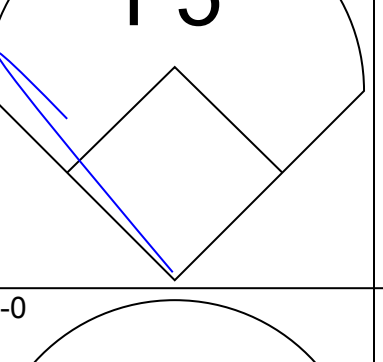
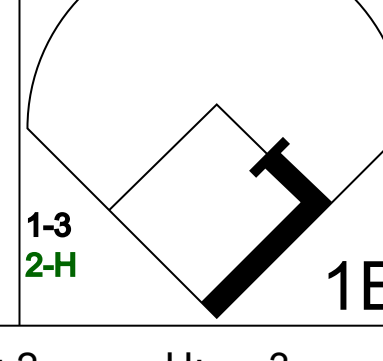
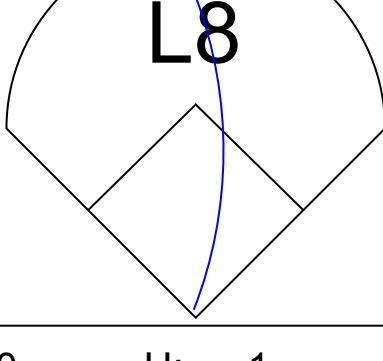

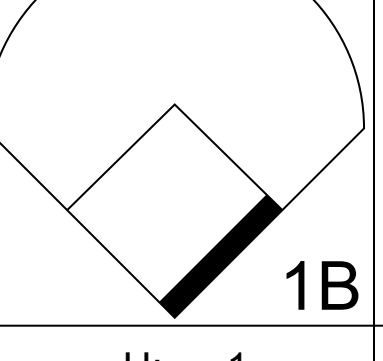
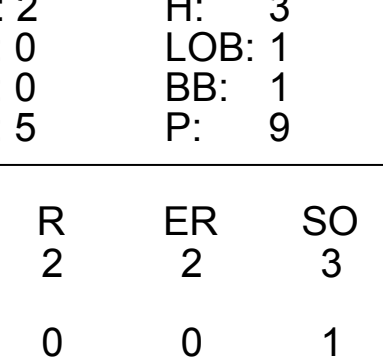

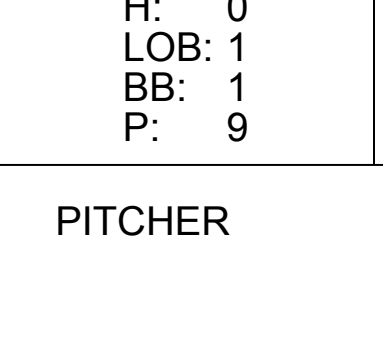
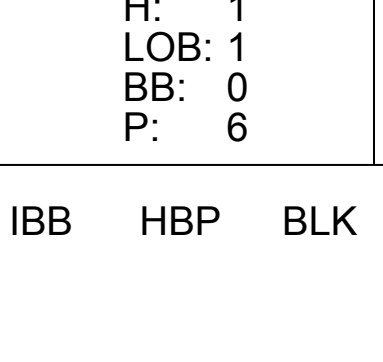




| Batter | 1 | 2 | 3 | 4 | 5 | 6 | 7 | 8 | 9 | AB | R | H | RBI | BB | SO | LOB | TOP | | | | | | | |
|--|------------------------------|----------------------------------|-------------------------------------|----------------------------------|------------------------------|---------------------------------|------------------------------|---------------------------------|------------------------------|---------------------------------|------------------------------|---------------------------------|------------------------------|---------------------------------|------------------------------|---------------------------------|--|------------------------------|---------------------------------|------------------------------|---------------------------------|----------------------------------|------------------------------------|----------------------------------|
| Billy Cox, R OBP: 0.333, SLG: 0.415 (1, 5) | | | | | | | | | | 5 | 1 | 1 | 0 | 0 | 1 | 2 | Baltimore Orioles @ Detroit Tigers Briggs Stadium, Detroit, MI Tue Apr 26 1955, 4:33 AM EDT Att: 1,319 - Unknown livebaseballscorecards.com | | | | | | | |
| Bobby Young, L OBP: 0.333, SLG: 0.235 (1, 4) | | | | | | | | | | 4 | 1 | 1 | 0 | 1 | 0 | 2 | | | | | | | | |
| Gil Coan, L OBP: 0.346, SLG: 0.458 (1, 7) | | | | | | | | | | 4 | 0 | 2 | 1 | 0 | 0 | 1 | | | | | | | | |
| Gene Woodling, L OBP: 0.292, SLG: 0.300 (1, 9) | | | | | | | | | | 2 | 0 | 1 | 0 | 2 | 0 | 1 | | | | | | | | |
| Hal Smith, R OBP: 0.353, SLG: 0.469 (1, 2) | | | | | | | | | | 4 | 0 | 2 | 1 | 0 | 0 | 3 | | | | | | | | |
| Gus Triandos, R OBP: 0.214, SLG: 0.195 (1, 3) | | | | | | | | | | 4 | 0 | 0 | 0 | 0 | 0 | 5 | | | | | | | | |
| Chuck Diering, R OBP: 0.364, SLG: 0.409 (1, 8) | | | | | | | | | | 4 | 0 | 0 | 0 | 0 | 0 | 5 | | | | | | | | |
| Willy Miranda, S OBP: 0.263, SLG: 0.182 (1, 6) | | | | | | | | | 4 | 0 | 1 | 0 | 0 | 0 | 0 | 0 | | | | | | | | |
| Erv Palica, R OBP: 0.400, SLG: 0.400 (1, 1) | | | | | | | | | | 4 | 0 | 2 | 0 | 0 | 0 | 1 | | | | | | | | |
| Inning Stats | R: 1 E: 0 K: 1 S: 7 | H: 2 LOB: 3 BB: 2 P: 15 | R: 0 E: 0 K: 0 S: 3 | H: 1 LOB: 0 BB: 0 P: 3 | R: 0 E: 0 K: 0 S: 4 | H: 1 LOB: 1 BB: 0 P: 4 | R: 0 E: 0 K: 0 S: 3 | H: 0 LOB: 0 BB: 0 P: 3 | R: 1 E: 0 K: 0 S: 5 | H: 2 LOB: 2 BB: 1 P: 9 | R: 0 E: 0 K: 0 S: 4 | H: 1 LOB: 1 BB: 0 P: 4 | R: 0 E: 0 K: 0 S: 3 | H: 0 LOB: 0 BB: 0 P: 3 | R: 0 E: 0 K: 0 S: 4 | H: 2 LOB: 1 BB: 0 P: 4 | | R: 0 E: 0 K: 0 S: 4 | H: 1 LOB: 1 BB: 0 P: 4 | R: 0 E: 0 K: 0 S: 4 | H: 1 LOB: 1 BB: 0 P: 4 | 1B: 8 2B: 3 3B: 0 HR: 0 | SF: 0 SAC: 0 DP: 2 HBP: 0 | WP: 0 PB: 0 SB: 0 CS: 0 |
| PITCHER Ned Garver, R ERA: 4.97 (1, 1) | IP: 9.0 WLS: W BF: 38 | H: 10 R: 2 ER: 2 SO: 1 | BB: 2 IBB: 1 HBP: 0 BLK: 0 | WP: 0 HR: 0 S: 37 P: 49 | ERA: 2.00 WHIP: 1.333 | | | | | | | | | | | | | | | ERA: 2.00 WHIP: 1.333 | | | | |

| Batter | 1 | 2 | 3 | 4 | 5 | 6 | 7 | 8 | 9 | AB | R | H | RBI | BB | SO | LOB | BOTTOM | | | | | | | | | | | |
|--|------------------------------|----------------------------------|-------------------------------------|----------------------------------|------------------------------|---------------------------------|------------------------------|---------------------------------|------------------------------|---------------------------------|------------------------------|---------------------------------|------------------------------|---------------------------------|------------------------------|---------------------------------|--|---------------------------------|------------------------------|---------------------------------|------------------------------|---------------------------------|------------------------------|---------------------------------|----------------------------------|------------------------------------|----------------------------------|--------|
| Harvey Kuenn, R OBP: 0.420, SLG: 0.600 (1, 6) | | | | | | | | | | 2 | 0 | 1 | 0 | 0 | 0 | 0 | Baltimore Orioles @ Detroit Tigers Briggs Stadium, Detroit, MI Tue Apr 26 1955, 4:33 AM EDT Att: 1,319 - Unknown livebaseballscorecards.com | | | | | | | | | | | |
| Ron Samford, R (5, 6) | | | | | | | | | | 1 | 0 | 0 | 0 | 0 | 1 | 0 | | | | | | | | | | | | |
| Wayne Belardi, L (8, PH) | | | | | | | | | | 1 | 0 | 0 | 0 | 0 | 1 | 0 | | | | | | | | | | | | |
| Reno Bertoia, R (9, 6) | | | | | | | | | | 0 | 0 | 0 | 0 | 0 | 0 | 0 | | | | | | | | | | | | |
| Fred Hatfield, L OBP: 0.378, SLG: 0.378 (1, 4) | | | | | | | | | | 4 | 0 | 0 | 0 | 0 | 1 | 1 | | | | | | | | | | | | |
| Al Kaline, R OBP: 0.480, SLG: 0.889 (1, 9) | | | | | | | | | | 3 | 1 | 1 | 1 | 1 | 0 | 1 | | | | | | | | | | | | |
| Ferris Fain, L OBP: 0.485, SLG: 0.227 (1, 3) | | | | | | | | | | 2 | 0 | 0 | 0 | 1 | 0 | 0 | | | | | | | | | | | | |
| Ray Boone, R OBP: 0.298, SLG: 0.415 (1, 5) | | | | | | | | | | 3 | 0 | 0 | 0 | 0 | 1 | 2 | | | | | | | | | | | | |
| Jim Delsing, L OBP: 0.477, SLG: 0.379 (1, 7) | | | | | | | | | | 3 | 0 | 0 | 0 | 0 | 0 | 0 | | | | | | | | | | | | |
| Bill Tuttle, R OBP: 0.333, SLG: 0.243 (1, 8) | | | | | | | | | | 3 | 1 | 2 | 0 | 0 | 0 | 0 | | | | | | | | | | | | |
| Frank House, L OBP: 0.375, SLG: 0.389 (1, 2) | | | | | | | | | | 1 | 0 | 0 | 0 | 0 | 0 | 0 | | | | | | | | | | | | |
| Red Wilson, R OBP: 0.273, SLG: 0.316 (3, 2) | | | | | | | | | | 2 | 0 | 0 | 0 | 0 | 0 | 2 | | | | | | | | | | | | |
| Ned Garver, R OBP: 0.200, SLG: 0.143 (1, 1) | | | | | | | | | | 2 | 1 | 1 | 1 | 0 | 0 | 0 | | | | | | | | | | | | |
| Inning Stats | R: 0 E: 0 K: 2 S: 7 | H: 0 LOB: 2 BB: 2 P: 15 | R: 0 E: 0 K: 0 S: 3 | H: 0 LOB: 0 BB: 0 P: 3 | R: 1 E: 1 K: 0 S: 4 | H: 2 LOB: 0 BB: 0 P: 4 | R: 0 E: 0 K: 0 S: 3 | H: 0 LOB: 0 BB: 0 P: 3 | R: 0 E: 0 K: 1 S: 6 | H: 1 LOB: 0 BB: 0 P: 6 | R: 0 E: 0 K: 0 S: 3 | H: 0 LOB: 0 BB: 0 P: 3 | R: 0 E: 0 K: 0 S: 4 | H: 1 LOB: 1 BB: 0 P: 4 | R: 0 E: 0 K: 1 S: 5 | H: 0 LOB: 0 BB: 0 P: 5 | R: 1 E: 0 K: 0 S: 1 | H: 1 LOB: 0 BB: 0 P: 1 | R: 0 E: 0 K: 0 S: 4 | H: 0 LOB: 0 BB: 0 P: 4 | R: 0 E: 0 K: 0 S: 4 | H: 0 LOB: 0 BB: 0 P: 4 | R: 1 E: 0 K: 0 S: 1 | H: 1 LOB: 0 BB: 0 P: 1 | 1B: 4 2B: 0 3B: 0 HR: 1 | SF: 1 SAC: 0 DP: 1 HBP: 0 | WP: 2 PB: 0 SB: 1 CS: 0 | PA: 30 |
| PITCHER Erv Palica, R ERA: 4.66 (1, 1) | IP: 8.0 WLS: L BF: 30 | H: 5 R: 3 ER: 2 SO: 4 | BB: 2 IBB: 0 HBP: 0 BLK: 0 | WP: 2 HR: 1 S: 36 P: 44 | ERA: 2.25 WHIP: 0.875 | | | | | | | | | | | | | | | ERA: 2.25 WHIP: 0.875 | | | | | | | | |

| Batter | 1 | 2 | 3 | 4 | 5 | 6 | 7 | 8 | 9 | AB | R | H | RBI | BB | SO | LOB | TOP | | |
|--|--|---------------------------------|------------------------------|---------------------------------|------------------------------|---------------------------------|------------------------------|---------------------------------|------------------------------|---------------------------------|------------------------------|---------------------------------|------------------------------|---------------------------------|-------------------------------|----------------------------------|--|----------------------------------|------------------------------------|
| Willy Miranda, S (1, 6) OBP: 0.262, SLG: 0.167 Hoot Evers, R (9, PH) OBP: 0.387, SLG: 0.593 | 4-3 | | | | | | F4 | F8 | | 3 | 0 | 0 | 0 | 1 | 0 | 1 | <p>Baltimore Orioles @ Detroit Tigers Briggs Stadium, Detroit, MI Wed Apr 27 1955, 4:33 AM EDT Att: 3,969 - Unknown</p> <p>livebaseballscorecards.com</p> <p>AB 34 R 3 H 7 RBI 3 BB 5 SO 4 LOB 24</p>  | | |
| Bobby Young, L (1, 4) OBP: 0.333, SLG: 0.222 Jim Pyburn, R (5, 5) OBP: 0.250, SLG: 0.167 | | | | F4 | | | G3-6 | F7 | K | 2 | 0 | 0 | 0 | 1 | 0 | 2 | | | |
| Billy Cox, R (1, 5) OBP: 0.320, SLG: 0.378 | | | | F5 | | | | 6-3 | FC5-4 | 4 | 0 | 0 | 0 | 1 | 0 | 5 | | | |
| Gene Woodling, L (1, 9) OBP: 0.269, SLG: 0.273 | | | | F8 | | | | 6-3 | | 4 | 0 | 0 | 0 | 0 | 0 | 3 | | | |
| Gil Coan, L (1, 7) OBP: 0.333, SLG: 0.464 | | | | F5 | | | | | L9 | 4 | 1 | 1 | 0 | 0 | 1 | 0 | | | |
| Hal Smith, R (1, 2) OBP: 0.368, SLG: 0.472 | | | | F5 | | | | | L9 | 4 | 1 | 2 | 0 | 0 | 0 | 2 | | | |
| Eddie Waitkus, L (1, 3) OBP: 0.333, SLG: 0.143 | | | | L9 | | | | | L9 | 3 | 0 | 0 | 0 | 1 | 0 | 3 | | | |
| Chuck Diering, R (1, 8) OBP: 0.423, SLG: 0.577 | | | | | | | | | F7 | 4 | 1 | 3 | 2 | 0 | 0 | 0 | | | |
| Jim Wilson, R (1, 1) OBP: 0.500, SLG: 0.500 Bill Miller, L (4, 1) OBP: 1.000, SLG: 1.000 Don Johnson, R (5, 1) OBP: 0.250, SLG: 0.150 Gus Triandos, R (7, PH) OBP: 0.143, SLG: 0.143 Lou Kretlow, R (7, 1) OBP: 0.143, SLG: 0.143 Bob Kennedy, R (9, PH) OBP: 0.250, SLG: 0.150 | | | | | | | | | F3 | 1 | 0 | 0 | 0 | 0 | 1 | 2 | | | |
| Inning Stats | R: 0 E: 0 K: 0 S: 3 | H: 0 LOB: 1 BB: 1 P: 7 | R: 0 E: 0 K: 1 S: 7 | H: 2 LOB: 2 BB: 0 P: 7 | R: 0 E: 0 K: 0 S: 3 | H: 0 LOB: 0 BB: 1 P: 7 | R: 0 E: 0 K: 1 S: 5 | H: 0 LOB: 0 BB: 0 P: 5 | R: 1 E: 0 K: 0 S: 4 | H: 2 LOB: 0 BB: 0 P: 4 | R: 0 E: 0 K: 0 S: 4 | H: 1 LOB: 2 BB: 1 P: 8 | R: 0 E: 0 K: 0 S: 3 | H: 0 LOB: 0 BB: 0 P: 3 | R: 2 E: 1 K: 2 S: 10 | H: 2 LOB: 3 BB: 2 P: 18 | | 1B: 5 2B: 1 3B: 0 HR: 1 | SF: 0 SAC: 0 DP: 1 HBP: 0 |
| PITCHER Steve Gromek, R (1, 1) ERA: 2.9 | IP: 9.0 WLS: W BF: 39 H: 7 R: 3 ER: 2 SO: 4 BB: 5 IBB: 0 HBP: 0 BLK: 0 WP: 0 HR: 1 S: 42 P: 62 ERA: 2.00 WHIP: 1.333 | | | | | | | | | | | | | | | | | | |

| Batter | 1 | 2 | 3 | 4 | 5 | 6 | 7 | 8 | 9 | AB | R | H | RBI | BB | SO | LOB | BOTTOM |
|---|---|----------------------------------|------------------------------|---------------------------------|------------------------------|----------------------------------|------------------------------|---------------------------------|------------------------------|----------------------------------|------------------------------|---------------------------------|------------------------------|----------------------------------|----------------------------------|------------------------------------|---|
| Harvey Kuenn, R (1, 6) OBP: 0.418, SLG: 0.571 | F9 | | | | | | | | | 4 | 1 | 1 | 1 | 1 | 1 | 0 | <p>Baltimore Orioles @ Detroit Tigers Briggs Stadium, Detroit, MI Wed Apr 27 1955, 4:33 AM EDT Att: 3,969 - Unknown</p> <p>livebaseballscorecards.com</p> <p>AB 30 R 11 H 9 RBI 11 BB 11 SO 4 LOB 12</p>  |
| Fred Hatfield, L (1, 4) OBP: 0.397, SLG: 0.366 | | | | | | | | | | 4 | 1 | 1 | 0 | 0 | 0 | 3 | |
| Al Kaline, R (1, 9) OBP: 0.491, SLG: 0.854 | | | | | | | | | | 3 | 2 | 1 | 0 | 2 | 0 | 0 | |
| Ferris Fain, L (1, 3) OBP: 0.500, SLG: 0.217 | | | | | | | | | | 1 | 2 | 0 | 1 | 3 | 0 | 0 | |
| Ray Boone, R (1, 5) OBP: 0.327, SLG: 0.432 | | | | | | | | | | 3 | 2 | 1 | 1 | 2 | 1 | 2 | |
| Jim Delsing, L (1, 7) OBP: 0.436, SLG: 0.441 | | | | | | | | | | 5 | 1 | 3 | 3 | 0 | 1 | 2 | |
| Bill Tuttle, R (1, 8) OBP: 0.320, SLG: 0.220 | | | | | | | | | | 4 | 1 | 0 | 0 | 1 | 1 | 4 | |
| Frank House, L (1, 2) OBP: 0.429, SLG: 0.571 | | | | | | | | | | 3 | 1 | 2 | 4 | 1 | 0 | 0 | |
| Steve Gromek, S (1, 1) OBP: 0.333, SLG: 0.167 | | | | | | | | | | 3 | 0 | 0 | 1 | 1 | 0 | 1 | |
| Inning Stats | R: 0 E: 0 K: 1 S: 5 | H: 0 LOB: 2 BB: 2 P: 13 | R: 0 E: 0 K: 0 S: 4 | H: 2 LOB: 1 BB: 0 P: 4 | R: 6 E: 0 K: 0 S: 8 | H: 5 LOB: 0 BB: 1 P: 12 | R: 0 E: 0 K: 1 S: 5 | H: 0 LOB: 0 BB: 0 P: 5 | R: 2 E: 0 K: 0 S: 3 | H: 0 LOB: 3 BB: 5 P: 23 | R: 0 E: 0 K: 2 S: 7 | H: 0 LOB: 0 BB: 0 P: 7 | R: 3 E: 0 K: 0 S: 5 | H: 2 LOB: 2 BB: 3 P: 17 | 1B: 6 2B: 2 3B: 0 HR: 1 | SF: 1 SAC: 1 DP: 0 HBP: 0 | |
| PITCHER Jim Wilson, R (1, 1) ERA: 5.14 Bill Miller, L (4, 1) ERA: 6.75 Don Johnson, R (5, 1) ERA: 5.91 Lou Kretlow, R (7, 1) ERA: 12.0 | IP: 3.0 WLS: L BF: 18 H: 7 R: 6 ER: 6 SO: 1 BB: 3 IBB: 0 HBP: 0 BLK: 0 WP: 0 HR: 1 S: 17 P: 29 ERA: 18.00 WHIP: 3.333 | | | | | | | | | | | | | | | | |

| Batter | 1 | 2 | 3 | 4 | 5 | 6 | 7 | 8 | 9 | AB | R | H | RBI | BB | SO | LOB | TOP | | | | | | | | |
|---|---|---|---|---|--|---|---|---|---|---------------------------------|------------------------------|---------------------------------|------------------------------|---------------------------------|------------------------------|---------------------------------|--|----------------------------------|----------------------------------|------------------------------------|----------------------------------|--------|--|--|--|
| Billy Cox, R OBP: 0.309, SLG: 0.347 (1, 5) |  | |  | | |  | |  |  | 4 | 0 | 0 | 0 | 1 | 1 | 2 | Baltimore Orioles @ Cleveland Indians Cleveland Municipal Stadium, Cleveland, OH Fri Apr 29 1955, 3:33 AM EDT Att: 9,014 - Unknown livebaseballscorecards.com | | | | | | | | |
| Eddie Waitkus, L OBP: 0.435, SLG: 0.333 (1, 3) |  | | |  | |  | |  |  | 4 | 0 | 3 | 2 | 1 | 0 | 0 | | | | | | | | | |
| Chuck Diering, R OBP: 0.387, SLG: 0.516 (1, 8) |  | | |  | |  | |  |  | 5 | 0 | 1 | 1 | 0 | 1 | 6 | | | | | | | | | |
| Gene Woodling, L OBP: 0.268, SLG: 0.292 (1, 9) |  | | |  | |  | | |  | 4 | 1 | 1 | 0 | 0 | 0 | 3 | | | | | | | | | |
| Gil Coan, L OBP: 0.353, SLG: 0.452 (1, 7) | |  | | |  | |  | |  | 3 | 1 | 1 | 0 | 1 | 1 | 0 | | | | | | | | | |
| Hal Smith, R OBP: 0.333, SLG: 0.425 (1, 2) | |  | |  | |  | | |  | 4 | 0 | 0 | 0 | 0 | 1 | 3 | | | | | | | | | |
| Bobby Young, L OBP: 0.311, SLG: 0.205 (1, 4) | | | | |  | | | |  | 0 | 0 | 0 | 0 | 0 | 0 | 0 | | | | | | | | | |
| Bob Kennedy, R OBP: 0.227, SLG: 0.150 (1, 5) |  | | | | | | | |  | 1 | 1 | 0 | 1 | 0 | 0 | 1 | | | | | | | | | |
| Willy Miranda, S OBP: 0.304, SLG: 0.205 (1, 6) | | |  | | |  | | |  | 3 | 2 | 2 | 1 | 1 | 0 | 0 | | | | | | | | | |
| Harry Byrd, R (1, 1) | | |  | | |  | | |  | 2 | 0 | 0 | 0 | 0 | 1 | 1 | | | | | | | | | |
| Gus Triandos, R OBP: 0.205, SLG: 0.186 (1, PH) | | | | | |  | | |  | 1 | 0 | 0 | 0 | 0 | 0 | 1 | | | | | | | | | |
| Cal Abrams, L OBP: 0.355, SLG: 0.091 (1, PH) | | | | | | | | |  | 0 | 0 | 0 | 0 | 0 | 0 | 0 | | | | | | | | | |
| Ray Moore, R OBP: 0.333, SLG: 0.333 (1, 1) | | | | | | | | |  | 1 | 0 | 0 | 0 | 0 | 1 | 2 | | | | | | | | | |
| Inning Stats | R: 0 E: 0 K: 2 S: 7 | H: 0 LOB: 1 BB: 1 P: 11 | R: 0 E: 0 K: 0 S: 2 | H: 0 LOB: 0 BB: 1 P: 6 | R: 0 E: 0 K: 1 S: 5 | H: 0 LOB: 0 BB: 0 P: 5 | R: 0 E: 0 K: 0 S: 3 | H: 0 LOB: 0 BB: 0 P: 3 | R: 0 E: 0 K: 1 S: 5 | H: 0 LOB: 0 BB: 0 P: 5 | R: 1 E: 0 K: 0 S: 6 | H: 3 LOB: 2 BB: 0 P: 6 | R: 0 E: 0 K: 1 S: 5 | H: 0 LOB: 0 BB: 0 P: 5 | R: 0 E: 0 K: 0 S: 4 | H: 1 LOB: 3 BB: 1 P: 8 | R: 4 E: 1 K: 1 S: 10 | H: 4 LOB: 2 BB: 1 P: 14 | 1B: 6 2B: 3 3B: 0 HR: 0 | SF: 0 SAC: 0 DP: 1 HBP: 0 | WP: 0 PB: 0 SB: 0 CS: 0 | PA: 39 | | | |
| PITCHER | IP | WLS | BF | H | R | ER | SO | BB | IBB | HBP | BLK | WP | HR | S | P | ERA | WHIP | | | | | | | | |
| Mike Garcia, R ERA: 4.82 (1, 1) | 8.0 | L | 32 | 6 | 3 | 3 | 5 | 3 | 0 | 0 | 0 | 0 | 0 | 39 | 51 | 3.38 | 1.125 | | | | | | | | |
| Ray Narleski, R ERA: 9.22 (1, 1) | 0.1 | | 1 | 0 | 0 | 0 | 0 | 0 | 0 | 0 | 0 | 0 | 0 | 1 | 1 | 0.00 | 0.000 | | | | | | | | |
| Don Mossi, L ERA: (1, 1) | 0.1 | | 5 | 2 | 2 | 0 | 1 | 1 | 0 | 0 | 0 | 0 | 0 | 6 | 10 | 0.00 | 0.000 | | | | | | | | |
| Art Houtteman, R ERA: 3.21 (1, 1) | 0.1 | | 1 | 0 | 0 | 0 | 0 | 0 | 0 | 0 | 0 | 0 | 0 | 1 | 1 | 0.00 | 0.000 | | | | | | | | |

| Batter | 1 | 2 | 3 | 4 | 5 | 6 | 7 | 8 | 9 | AB | R | H | RBI | BB | SO | LOB | BOTTOM | | | | | | | | |
|--|---|---|---|---------------------------------|--|---|---|---|---|---------------------------------|------------------------------|---------------------------------|------------------------------|---------------------------------|------------------------------|---------------------------------|--|---------------------------------|----------------------------------|------------------------------------|----------------------------------|--------|--|--|--|
| Al Smith, R OBP: 0.408, SLG: 0.441 (1, 9) |  |  | | |  | |  | |  | 4 | 0 | 0 | 0 | 1 | 0 | 2 | Baltimore Orioles @ Cleveland Indians Cleveland Municipal Stadium, Cleveland, OH Fri Apr 29 1955, 3:33 AM EDT Att: 9,014 - Unknown livebaseballscorecards.com | | | | | | | | |
| Bobby Avila, R OBP: 0.448, SLG: 0.463 (1, 4) |  | |  | |  | |  | | | 4 | 0 | 3 | 0 | 0 | 0 | 1 | | | | | | | | | |
| Larry Doby, L OBP: 0.313, SLG: 0.414 (1, 8) |  | |  | |  | |  | | | 4 | 0 | 0 | 0 | 0 | 1 | 4 | | | | | | | | | |
| Al Rosen, R OBP: 0.364, SLG: 0.491 (1, 5) |  | |  | |  | | |  | | 4 | 0 | 0 | 0 | 0 | 0 | 3 | | | | | | | | | |
| Ralph Kiner, R OBP: 0.369, SLG: 0.347 (1, 7) | |  |  | | |  | |  | | 4 | 1 | 1 | 0 | 0 | 1 | 1 | | | | | | | | | |
| Jim Hegan, R OBP: 0.278, SLG: 0.267 (1, 2) | |  | | | | | |  | | 0 | 0 | 0 | 0 | 0 | 0 | 0 | | | | | | | | | |
| Vic Wertz, L OBP: 0.474, SLG: 0.600 (1, 3) | |  | | |  | |  | |  | 2 | 0 | 1 | 0 | 2 | 0 | 0 | | | | | | | | | |
| Joe Altobelli, L OBP: 0.286, SLG: 0.300 (1, 3) | |  | | |  | |  | | | 0 | 0 | 0 | 0 | 0 | 0 | 0 | | | | | | | | | |
| George Strickland, R OBP: 0.357, SLG: 0.391 (1, PH) | |  | | |  | |  | |  | 2 | 1 | 1 | 1 | 0 | 1 | 1 | | | | | | | | | |
| Dale Mitchell, L (1, PH) | |  | | |  | |  | |  | 1 | 0 | 0 | 0 | 0 | 1 | 0 | | | | | | | | | |
| Hal Naragon, L (1, 2) | |  | | |  | |  | |  | 3 | 0 | 0 | 0 | 0 | 0 | 4 | | | | | | | | | |
| Dave Pope, L OBP: 0.250, SLG: 0.250 (1, 7) | |  | | |  | |  | |  | 0 | 0 | 0 | 0 | 0 | 0 | 0 | | | | | | | | | |
| Mike Garcia, R OBP: 0.400, SLG: 0.333 (1, 1) | | | | | | | | | | 0 | 0 | 0 | 0 | 0 | 0 | 0 | | | | | | | | | |
| Ray Narleski, R OBP: 0.500, SLG: 0.500 (1, 1) | | | | | | | | | | 0 | 0 | 0 | 0 | 0 | 0 | 0 | | | | | | | | | |
| Don Mossi, L (1, 1) | | | | | | | | | | 0 | 0 | 0 | 0 | 0 | 0 | 0 | | | | | | | | | |
| Art Houtteman, R OBP: 0.333, SLG: 0.333 (1, PH) | | | | | | | | | | 0 | 0 | 0 | 0 | 0 | 0 | 0 | | | | | | | | | |
| Dave Philley, S OBP: 0.697, SLG: 0.667 (1, PH) | | | | | | | | | | 1 | 0 | 1 | 0 | 0 | 0 | 0 | | | | | | | | | |
| Inning Stats | R: 0 E: 0 K: 1 S: 6 | H: 1 LOB: 1 BB: 0 P: 6 | R: 2 E: 0 K: 0 S: 5 | H: 3 LOB: 1 BB: 1 P: 9 | R: 0 E: 0 K: 1 S: 6 | H: 1 LOB: 1 BB: 0 P: 6 | R: 0 E: 0 K: 0 S: 4 | H: 1 LOB: 1 BB: 0 P: 4 | R: 0 E: 0 K: 0 S: 3 | H: 0 LOB: 1 BB: 1 P: 7 | R: 0 E: 0 K: 1 S: 5 | H: 0 LOB: 1 BB: 1 P: 9 | R: 0 E: 0 K: 0 S: 4 | H: 1 LOB: 1 BB: 0 P: 4 | R: 0 E: 0 K: 0 S: 3 | H: 0 LOB: 0 BB: 0 P: 3 | R: 0 E: 0 K: 1 S: 6 | H: 1 LOB: 1 BB: 0 P: 6 | 1B: 7 2B: 1 3B: 0 HR: 0 | SF: 0 SAC: 1 DP: 0 HBP: 0 | WP: 0 PB: 0 SB: 0 CS: 0 | PA: 37 | | | |
| PITCHER | IP | WLS | BF | H | R | ER | SO | BB | IBB | HBP | BLK | WP | HR | S | P | ERA | WHIP | | | | | | | | |
| Harry Byrd, R ERA: 2.42 (1, 1) | 7.0 | | 30 | 7 | 2 | 2 | 3 | 3 | 0 | 0 | 0 | 0 | 0 | 9 | 45 | 2.57 | 1.429 | | | | | | | | |
| Ray Moore, R ERA: 2.92 (1, 1) | 2.0 | W | 7 | 1 | 0 | 0 | 1 | 0 | 0 | 0 | 0 | 0 | 0 | 9 | 9 | 0.00 | 0.500 | | | | | | | | |



| Batter | 1 | 2 | 3 | 4 | 5 | 6 | 7 | 8 | 9 | AB | R | H | RBI | BB | SO | LOB | TOP | | | |
|--|--|---------------------------------|------------------------------|---------------------------------|------------------------------|---------------------------------|------------------------------|---------------------------------|------------------------------|---------------------------------|------------------------------|---------------------------------|------------------------------|---------------------------------|------------------------------|---------------------------------|---|------------------------------------|----------------------------------|--------|
| Billy Cox, R OBP: 0.288, SLG: 0.321 (1, 5) | F5 | | | 6-3 | | 4-3 | | | 6-3 | 4 | 0 | 0 | 0 | 0 | 0 | 2 | Baltimore Orioles @ Cleveland Indians Cleveland Municipal Stadium, Cleveland, OH Sat Apr 30 1955, 3:33 AM EDT Att: 4,608 - Unknown | | | |
| Eddie Waitkus, L OBP: 0.444, SLG: 0.364 (1, 3) | G3 | | | K | | | | | 1B | 4 | 0 | 2 | 2 | 0 | 1 | 0 | | | | |
| Chuck Diering, R OBP: 0.371, SLG: 0.471 (1, 8) | F5 | | | CS BB | | 6-3 | | | F3 | 3 | 0 | 0 | 0 | 1 | 0 | 2 | | | | |
| Gene Woodling, L OBP: 0.267, SLG: 0.288 (1, 9) | | | | CS | | K | | | 1B | 4 | 0 | 1 | 0 | 0 | 2 | 0 | | | | |
| Gil Coan, L OBP: 0.316, SLG: 0.400 (1, 7) | F4 | | | 1-2 | | 4-3 | | | F8 | 4 | 0 | 0 | 0 | 0 | 0 | 2 | | | | |
| Les Moss, R OBP: 0.360, SLG: 0.591 (1, 2) | F5 | | | | | F9 | | | | 3 | 0 | 0 | 0 | 0 | 1 | 0 | | | | |
| Bobby Young, L OBP: 0.292, SLG: 0.190 (1, 4) | | | | K | | 1-3 | | | B1-3 | 0 | 0 | 0 | 0 | 0 | 0 | 0 | | | | |
| Willy Miranda, S OBP: 0.306, SLG: 0.214 (1, 6) | | | | F8 | | 4-3 1B | | | F8 | 3 | 1 | 1 | 0 | 0 | 0 | 0 | | | | |
| Saul Rogovin, R (1, 1) | | | | K | | E5 4-3 1B | | | K | 2 | 1 | 0 | 0 | 0 | 1 | 1 | | | | |
| Bill Miller, L OBP: 1.000, SLG: 1.000 Bob Kennedy, R OBP: 0.217, SLG: 0.143 Lou Kretlow, R OBP: 0.143, SLG: 0.143 (8, 1) | | | | | | | | | | 0 | 0 | 0 | 0 | 0 | 0 | 0 | | | | |
| | | | | | | | | | | 1 | 0 | 0 | 0 | 0 | 1 | 0 | | | | |
| | | | | | | | | | | 0 | 0 | 0 | 0 | 0 | 0 | 0 | | | | |
| Inning Stats | R: 0 E: 0 K: 0 S: 3 | H: 0 LOB: 0 BB: 0 P: 3 | R: 0 E: 0 K: 1 S: 5 | H: 0 LOB: 0 BB: 0 P: 5 | R: 0 E: 0 K: 2 S: 7 | H: 0 LOB: 0 BB: 0 P: 7 | R: 0 E: 0 K: 1 S: 4 | H: 0 LOB: 0 BB: 1 P: 8 | R: 0 E: 0 K: 1 S: 5 | H: 0 LOB: 0 BB: 0 P: 5 | R: 2 E: 1 K: 0 S: 6 | H: 2 LOB: 1 BB: 0 P: 6 | R: 0 E: 0 K: 1 S: 5 | H: 0 LOB: 0 BB: 0 P: 5 | R: 0 E: 0 K: 0 S: 5 | H: 2 LOB: 2 BB: 0 P: 5 | 1B: 4 2B: 0 3B: 0 HR: 0 | SF: 0 SAC: 0 DP: 0 HBP: 0 | WP: 0 PB: 0 SB: 0 CS: 1 | PA: 33 |
| PITCHER Bob Lemon, R ERA: 2.08 (1, 1) | IP: 9.0 WLS: W BF: 32 H: 4 R: 2 ER: 0 SO: 7 BB: 1 IBB: 0 HBP: 0 BLK: 0 WP: 0 HR: 0 S: 45 P: 49 ERA: 0.00 WHIP: 0.556 | | | | | | | | | | | | | | | PITCHER | | | | |

| Batter | 1 | 2 | 3 | 4 | 5 | 6 | 7 | 8 | 9 | AB | R | H | RBI | BB | SO | LOB | BOTTOM | |
|---|--|---------------------------------|------------------------------|---------------------------------|------------------------------|---------------------------------|------------------------------|---------------------------------|------------------------------|---------------------------------|------------------------------|----------------------------------|------------------------------|---------------------------------|----------------------------------|------------------------------------|---|--------|
| Al Smith, R OBP: 0.387, SLG: 0.413 (1, 9) | K | | | 5-3 | | F3 | | | K | 4 | 0 | 0 | 0 | 0 | 2 | 3 | Baltimore Orioles @ Cleveland Indians Cleveland Municipal Stadium, Cleveland, OH Sat Apr 30 1955, 3:33 AM EDT Att: 4,608 - Unknown | |
| Bobby Avila, R OBP: 0.451, SLG: 0.456 (1, 4) | 1B | | | 5-3 | | F6 | | | BB | 3 | 0 | 1 | 0 | 1 | 0 | 0 | | |
| Vic Wertz, L OBP: 0.429, SLG: 0.529 Joe Altobelli, L OBP: 0.286, SLG: 0.300 (8, 3) | K | | | 6-3 | | L9 | | | K | 4 | 0 | 0 | 0 | 0 | 2 | 4 | | |
| Al Rosen, R OBP: 0.357, SLG: 0.464 (1, 5) | | | | 6-3 | | F8 | | | F6 | 3 | 1 | 0 | 0 | 1 | 0 | 0 | | |
| Larry Doby, L OBP: 0.324, SLG: 0.419 (1, 8) | | | | 4-3 | | HR | | | F7 | 4 | 2 | 2 | 0 | 0 | 0 | 0 | | |
| Ralph Kiner, R OBP: 0.377, SLG: 0.404 (1, 7) | | | | 6-3 | | HR | | | K | 3 | 2 | 1 | 3 | 1 | 1 | 0 | | |
| George Strickland, R OBP: 0.345, SLG: 0.375 (1, 6) | | | | F8 | | F2 | | | SH1-4 | 2 | 0 | 0 | 0 | 0 | 0 | 0 | | |
| Jim Hegan, R OBP: 0.289, SLG: 0.281 Dale Mitchell, L (7, PH) Hank Foiles, R OBP: 0.556, SLG: 0.545 (8, 2) | | | | E6 | | F4 | | | BB 1B IBB | 2 | 0 | 1 | 0 | 0 | 0 | 0 | | |
| Bob Lemon, L OBP: 0.375, SLG: 0.533 (1, 1) | | | | K | | F9 | | | BB | 3 | 0 | 1 | 2 | 0 | 1 | 1 | | |
| | | | | | | | | | | 1 | 0 | 0 | 0 | 0 | 0 | 0 | | |
| | | | | | | | | | | 0 | 0 | 0 | 0 | 1 | 0 | 0 | | |
| Inning Stats | R: 0 E: 0 K: 2 S: 7 | H: 1 LOB: 0 BB: 0 P: 7 | R: 0 E: 0 K: 0 S: 3 | H: 0 LOB: 0 BB: 0 P: 3 | R: 0 E: 1 K: 1 S: 6 | H: 1 LOB: 1 BB: 0 P: 6 | R: 3 E: 0 K: 0 S: 5 | H: 2 LOB: 0 BB: 1 P: 9 | R: 0 E: 0 K: 0 S: 3 | H: 0 LOB: 0 BB: 0 P: 3 | R: 0 E: 0 K: 0 S: 3 | H: 0 LOB: 3 BB: 3 P: 21 | R: 0 E: 0 K: 1 S: 5 | H: 0 LOB: 0 BB: 0 P: 5 | 1B: 5 2B: 0 3B: 0 HR: 1 | SF: 0 SAC: 1 DP: 0 HBP: 0 | WP: 0 PB: 0 SB: 0 CS: 0 | PA: 33 |
| PITCHER Saul Rogovin, R ERA: 5.4 Bill Miller, L ERA: 5.4 Lou Kretlow, R ERA: 11.37 (1, 1) | IP: 6.1 WLS: L BF: 25 H: 5 R: 5 ER: 5 SO: 3 BB: 2 IBB: 0 HBP: 0 BLK: 0 WP: 0 HR: 1 S: 29 P: 37 ERA: 7.11 WHIP: 1.105 | | | | | | | | | | | | | | | PITCHER | | |
| | IP: 0.2 WLS: L BF: 5 H: 1 R: 0 ER: 0 SO: 2 BB: 1 IBB: 0 HBP: 0 BLK: 0 WP: 0 HR: 0 S: 7 P: 15 ERA: 0.00 WHIP: 3.000 | | | | | | | | | | | | | | | | | |
| | IP: 1.0 WLS: L BF: 3 H: 0 R: 0 ER: 0 SO: 1 BB: 0 IBB: 0 HBP: 0 BLK: 0 WP: 0 HR: 0 S: 5 P: 5 ERA: 0.00 WHIP: 0.000 | | | | | | | | | | | | | | | | | |

| Batter | 1 | 2 | 3 | 4 | 5 | 6 | 7 | 8 | 9 | 10 | 11 | AB | R | H | RBI | BB | SO | LOB | TOP | | | | | | | |
|---|--|--|---|---|--|----------------------------------|--|--|------------------------------|---------------------------------|------------------------------|----------------------------------|------------------------------|---------------------------------|------------------------------|---------------------------------|------------------------------|---------------------------------|------------------------------|---------------------------------|------------------------------|----------------------------------|-----------------------------------|------------------------------------|----------------------------------|--------|
| Billy Cox, R OBP: 0.308, SLG: 0.316 (1, 5) (11, 4) | F9 | BB | | F9 | | E 1B BB | | 1B 2B 1B | | F8 | | 4 | 2 | 1 | 0 | 2 | 0 | 1 | | | | | | | | |
| Chuck Diering, R OBP: 0.341, SLG: 0.425 (1, 8) | 5-3 | 1B | | F3 | | E5 1B | | F6 | | 5-3 | | 6 | 0 | 1 | 1 | 0 | 0 | 4 | | | | | | | | |
| Bob Kennedy, R OBP: 0.241, SLG: 0.185 (1, 9) | 1B | G3 | | FC5-4 | | 1-2 2-3 3-4 | | K | | 5-3 | | 6 | 0 | 2 | 2 | 0 | 1 | 5 | | | | | | | | |
| Hoot Evers, R OBP: 0.353, SLG: 0.533 Gene Woodling, L OBP: 0.302, SLG: 0.302 (1, 7) (6, PH) (6, 7) | F7 | | | K | | 5-3 | | 1B 2B 1B | | | BB 1B HBP | 3 | 0 | 0 | 0 | 0 | 1 | 1 | | | | | | | | |
| Hal Smith, R OBP: 0.354, SLG: 0.444 (1, 2) | | 1B 2B BB | | 1-3 | | F7 | | F8 | | | BB 1B | 5 | 2 | 2 | 2 | 1 | 0 | 3 | | | | | | | | |
| Gus Triandos, R OBP: 0.255, SLG: 0.333 Gil Coan, L OBP: 0.316, SLG: 0.400 Eddie Waitkus, L OBP: 0.464, SLG: 0.364 (1, 3) (9, PR) (9, 3) | | 2B 1B 1B | | BB | | L6 | | HR | | | 1B BB | 5 | 2 | 4 | 1 | 0 | 0 | 0 | | | | | | | | |
| Bobby Young, L OBP: 0.283, SLG: 0.174 Les Moss, R OBP: 0.340, SLG: 0.565 Harry Byrd, R (1, 4) (11, PH) (11, 1) | | K | | BB | | 4-3 | | F7 | | 4-3 | | 4 | 0 | 0 | 0 | 1 | 1 | 3 | | | | | | | | |
| Willy Miranda, S OBP: 0.291, SLG: 0.229 (1, 6) | F9 | | | L6 | | E 1B 2B | | K | | 4-3 | | 6 | 1 | 1 | 0 | 0 | 2 | 8 | | | | | | | | |
| Joe Judge, R Joe Mauer, R Charlie Maxwell, L Don Johnson, R Ray Moore, R Don Ferrarese, R Bob Alexander, R Jack Higgins, L (1, 1) (1, 1) (1, 1) (1, 1) (1, 1) (1, 1) (1, 1) (1, 1) | 1B 2B | | | FC5-4 | | F5 | | F9 | | F7 | | 2 | 0 | 2 | 1 | 0 | 0 | 0 | | | | | | | | |
| Inning Stats | R: 0 E: 0 K: 0 S: 4 | H: 1 LOB: 1 BB: 0 P: 4 | R: 2 E: 0 K: 1 S: 8 | H: 3 LOB: 3 BB: 2 P: 16 | R: 0 E: 0 K: 1 S: 6 | H: 1 LOB: 1 BB: 1 P: 10 | R: 0 E: 0 K: 0 S: 4 | H: 1 LOB: 1 BB: 0 P: 4 | R: 0 E: 0 K: 0 S: 3 | H: 0 LOB: 0 BB: 0 P: 3 | R: 2 E: 1 K: 0 S: 6 | H: 2 LOB: 3 BB: 2 P: 14 | R: 1 E: 0 K: 1 S: 6 | H: 1 LOB: 0 BB: 0 P: 6 | R: 2 E: 0 K: 1 S: 7 | H: 3 LOB: 1 BB: 0 P: 7 | R: 0 E: 0 K: 0 S: 4 | H: 1 LOB: 1 BB: 0 P: 4 | R: 0 E: 0 K: 0 S: 3 | H: 0 LOB: 0 BB: 0 P: 3 | R: 2 E: 0 K: 2 S: 8 | H: 2 LOB: 3 BB: 1 P: 13 | 1B: 10 2B: 4 3B: 0 HR: 1 | SF: 0 SAC: 0 DP: 0 HBP: 1 | WP: 0 PB: 0 SB: 0 CS: 0 | PA: 54 |
| PITCHER | IP ERA WLS BF H R ER SO BB IBB HBP BLK WP HR S P ERA WHIP | 1.1 10.8 1.1 9 3 0 0 1 2 0 0 0 0 0 0 9 17 0.00 3.750 | 2.2 12 2 2 0 0 1 0 0 0 0 0 0 0 0 11 15 0.00 1.125 | 6.1 6 1 1 1 1 0 1 0 0 0 0 0 0 1 7 11 6.75 0.750 | 8.1 5 3 2 2 1 0 0 0 0 0 0 0 0 7 7 18.00 3.000 | PITCHER | IP ERA WLS BF H R ER SO BB IBB HBP BLK WP HR S P ERA WHIP | 9.1 9.0 1.0 3 1 0 0 2 0 0 0 0 0 0 0 7 7 0.00 1.000 | 10.8 2.400 | 10.80 2.400 | | | | | | | | | | | | | | | | |

Baltimore Orioles @ Chicago White Sox
Comiskey Park, Chicago, IL
Sun May 01 1955, 4:33 AM EDT
Unknown

livebaseballscores.com

AB 46
R 9
H 15
RBI 9
BB 6
SO 5
LOB 27



| Batter | 1 | 2 | 3 | 4 | 5 | 6 | 7 | 8 | 9 | 10 | 11 | AB | R | H | RBI | BB | SO | LOB | BOTTOM | |
|--|--|---|---|---|--|---------------------------------|--|---|------------------------------|---------------------------------|------------------------------|---------------------------------|------------------------------|----------------------------------|------------------------------|---------------------------------|----------------------------------|------------------------------------|----------------------------------|--------|
| Chico Carrasquel, R OBP: 0.420, SLG: 0.508 (1, 6) | FC6-4 1B SF7 BB | 5-3 | | | F8 | FC6-4 1B | | F3 | | K | | 5 | 1 | 1 | 0 | 1 | 1 | 6 | | |
| Nellie Fox, L OBP: 0.400, SLG: 0.533 (1, 4) | FC6-4 1B | | | 4-3 | 1-3 | FC6-4 1-2r | | 4-3 | | | BB | 5 | 0 | 1 | 0 | 1 | 0 | 2 | | |
| Minnie Minoso, R OBP: 0.338, SLG: 0.391 (1, 7) | FC6-4 1-2r 2-3 3-4 | | | 4-3 | | 1B BB | | G3 | | | SF9 3B | 5 | 1 | 1 | 0 | 1 | 0 | 5 | | |
| Bob Nieman, R OBP: 0.426, SLG: 0.711 (1, 9) | SF7 1-2 3-H | | | 5-3 | | 1B | | 6-3 | | | SF9 | 4 | 0 | 1 | 2 | 0 | 0 | 0 | | |
| Jim Rivera, L OBP: 0.314, SLG: 0.250 (1, 8) | F9 | | | HR 1B | F7 | | 1B BB | | | F7 | | 5 | 1 | 1 | 0 | 1 | 0 | 3 | | |
| Walt Dropo, R OBP: 0.422, SLG: 0.630 (1, 3) | | L7 | | HR 1B | F3 | | 1-3 1B | | | F7 | | 6 | 2 | 3 | 2 | 0 | 0 | 0 | | |
| Sherm Lollar, R OBP: 0.433, SLG: 0.755 Johnny Groth, R OBP: 0.250, SLG: 0.167 Clint Courtney, L OBP: 0.667, SLG: 1.000 (1, 2) (10, PR) (11, 2) | | BB HBP | | 5-3 | | HR | | F8 | | | SH5-4 1B 1B | 4 | 1 | 2 | 1 | 0 | 0 | 0 | | |
| Stan Jok, R OBP: 0.400, SLG: 1.333 George Kell, R OBP: 0.385, SLG: 0.385 (1, 5) (7, 5) | | BB HBP | | K | | HR | | HR | | | SH5-4 1B | 2 | 1 | 1 | 1 | 1 | 1 | 0 | | |
| Joe Judge, R Joe Mauer, R Charlie Maxwell, L Don Johnson, R Ray Moore, R Don Ferrarese, L (1, 1) (1, 1) (1, 1) (1, 1) (1, 1) (10, 1) (11, 1) | F5 | | | 1-3 | | L8 | | 1B | | | SH5-4 1-2 2-3 | 1 | 0 | 0 | 0 | 0 | 0 | 2 | | |
| Inning Stats | R: 1 E: 0 K: 4 S: 4 | H: 1 LOB: 1 BB: 1 P: 8 | R: 0 E: 0 K: 0 S: 3 | H: 0 LOB: 2 BB: 1 P: 8 | R: 0 E: 0 K: 0 S: 3 | H: 0 LOB: 0 BB: 0 P: 3 | R: 2 E: 0 K: 1 S: 7 | H: 2 LOB: 2 BB: 1 P: 7 | R: 0 E: 0 K: 0 S: 3 | H: 1 LOB: 2 BB: 1 P: 7 | R: 1 E: 0 K: 0 S: 5 | H: 1 LOB: 1 BB: 0 P: 4 | R: 0 E: 0 K: 1 S: 7 | H: 2 LOB: 3 BB: 1 P: 11 | R: 1 E: 0 K: 0 S: 5 | H: 2 LOB: 2 BB: 1 P: 9 | 1B: 9 2B: 1 3B: 1 HR: 4 | SF: 2 SAC: 1 DP: 0 HBP: 1 | WP: 0 PB: 0 SB: 1 CS: 0 | PA: 54 |
| PITCHER | IP ERA WLS BF H R ER SO BB IBB HBP BLK WP HR S P ERA WHIP | 3.1 8.10 2.2 13 4 2 2 1 1 0 0 0 0 2 14 18 6.75 1.875 | 4.1 4.91 7.1 7 3 1 1 0 1 0 0 0 0 1 6 10 6.75 3.000 | 8.1 8.1 1.2 8 3 1 1 0 0 0 0 0 0 0 8 8 5.40 1.800 | 10.1 0.2 3 0 0 0 1 1 0 0 0 0 0 0 4 8 0.00 1.500 | PITCHER | IP ERA WLS BF H R ER SO BB IBB HBP BLK WP HR S P ERA WHIP | 10.1 13.5 1.0 6 2 1 1 0 0 0 1 0 0 0 5 9 9.00 2.000 | 8.10 1.500 | 8.10 1.500 | | | | | | | | | | |

Baltimore Orioles @ Chicago White Sox
Comiskey Park, Chicago, IL
Sun May 01 1955, 4:33 AM EDT
Unknown

livebaseballscores.com

AB 44
R 8
H 15
RBI 8
BB 6
SO 2
LOB 20



| Batter | 1 | 2 | 3 | 4 | 5 | 6 | 7 | 8 | 9 | AB | R | H | RBI | BB | SO | LOB | TOP | | | |
|--|------------------------------|----------------------------------|-------------------------------------|----------------------------------|------------------------------|----------------------------------|------------------------------|---------------------------------|------------------------------|---------------------------------|------------------------------|---------------------------------|------------------------------|---------------------------------|------------------------------|---------------------------------|-----------------------------------|------------------------------------|----------------------------------|--------|
| Billy Cox, R OBP: 0.286, SLG: 0.290 (1,4) | E6 E S 1B | L5 | | F9 | | F9 | | F7 | | 5 | 1 | 0 | 0 | 0 | 0 | 2 | | | | |
| Chuck Diering, R OBP: 0.348, SLG: 0.422 (1,8) | F7 | | F8 | | | | FC3-5 1B | F9 | | 5 | 0 | 2 | 0 | 0 | 0 | 1 | | | | |
| Bob Kennedy, R OBP: 0.294, SLG: 0.226 (1,9) | F7 | | 1B 1B BB | L8 | | | FC3-5 1B | 1B 1B | | 4 | 2 | 2 | 0 | 1 | 0 | 3 | | | | |
| Hoot Evers, R OBP: 0.385, SLG: 0.543 (1,7) | E5 BB 1B | | 1B 1B | | | | FC3-5 1-2 2-3 | 1B 1B | | 5 | 0 | 3 | 0 | 0 | 0 | 3 | | | | |
| Les Moss, R OBP: 0.355, SLG: 0.536 (1,2) | | | | | F7 | | F8 | F3 | | 0 | 0 | 0 | 0 | 0 | 0 | 0 | | | | |
| Gus Triandos, R OBP: 0.276, SLG: 0.327 (1,3) | | | F7 | | K | | 5-3 | | | 4 | 0 | 1 | 1 | 1 | 1 | 5 | | | | |
| Jim Pyburn, R OBP: 0.269, SLG: 0.208 (1,5) | 6-3 | | K | | K | | | 1B | | 5 | 0 | 1 | 0 | 0 | 3 | 8 | | | | |
| Willy Miranda, S OBP: 0.288, SLG: 0.231 (1,6) | | 1-3 | | FC2-6 1B | | K | | K | | 4 | 0 | 1 | 0 | 0 | 2 | 1 | | | | |
| Jim Wilson, R OBP: 0.375, SLG: 0.286 (1,1) | | | | FC2-6 1B | | K | | K | | 3 | 0 | 0 | 0 | 0 | 1 | 1 | | | | |
| Erv Palica, R OBP: 0.400, SLG: 0.400 (7,1) | | 5-3 | | FC2-6 1B | | K | | K | | 0 | 0 | 0 | 0 | 0 | 0 | 0 | | | | |
| Hal Smith, R OBP: 0.347, SLG: 0.435 (8, PH) | | | | 1-2 | | | | | | 1 | 0 | 0 | 0 | 0 | 1 | 1 | | | | |
| Don Ferrarese, R (8,1) | | | | | | | | | | 0 | 0 | 0 | 0 | 0 | 0 | 0 | | | | |
| Inning Stats | R: 1 E: 2 K: 0 S: 6 | H: 1 LOB: 3 BB: 1 P: 10 | R: 0 E: 0 K: 0 S: 3 | H: 0 LOB: 0 BB: 0 P: 3 | R: 1 E: 0 K: 1 S: 7 | H: 2 LOB: 2 BB: 1 P: 11 | R: 0 E: 0 K: 2 S: 5 | H: 2 LOB: 1 BB: 0 P: 5 | R: 0 E: 0 K: 2 S: 8 | H: 1 LOB: 1 BB: 0 P: 8 | R: 0 E: 0 K: 2 S: 5 | H: 2 LOB: 2 BB: 0 P: 5 | R: 0 E: 0 K: 2 S: 8 | H: 1 LOB: 1 BB: 0 P: 8 | R: 1 E: 0 K: 1 S: 8 | H: 3 LOB: 2 BB: 0 P: 8 | 1B: 12 2B: 0 3B: 0 HR: 0 | SF: 0 SAC: 0 DP: 0 HBP: 0 | WP: 0 PB: 0 SB: 1 CS: 0 | PA: 43 |
| PITCHER Billy Pierce, L ERA: 2.7 (1,1) | IP: 9.0 WLS: W BF: 43 | H: 12 R: 3 ER: 2 SO: 8 | BB: 2 IBB: 0 HBP: 0 BLK: 0 | WP: 0 HR: 0 S: 57 P: 65 | ERA: 2.00 WHIP: 1.556 | | | | | | | | | | | | | | | |

Baltimore Orioles @ Chicago White Sox
Comiskey Park, Chicago, IL
Sun May 01 1955, 4:38 AM EDT
Att: 19,083 - Unknown

livebaseballscores.com

AB 36
R 3
H 10
RBI 1
BB 2
SO 8
LOB 25



| Batter | 1 | 2 | 3 | 4 | 5 | 6 | 7 | 8 | 9 | AB | R | H | RBI | BB | SO | LOB | BOTTOM | | | |
|---|------------------------------|---------------------------------|-------------------------------------|----------------------------------|------------------------------|---------------------------------|------------------------------|----------------------------------|------------------------------|---------------------------------|------------------------------|---------------------------------|------------------------------|----------------------------------|------------------------------|----------------------------------|----------------------------------|------------------------------------|----------------------------------|--------|
| Chico Carrasquel, R OBP: 0.392, SLG: 0.470 (1,6) | 1-3 | | K | | F3 | | F6 | G6-4-3 1-2 | | 5 | 0 | 0 | 0 | 0 | 1 | 6 | | | | |
| Nellie Fox, L OBP: 0.405, SLG: 0.524 (1,4) | F9 | | | 4-3 | | SH1-4 1B BB | BB 1B | | | 3 | 2 | 1 | 1 | 1 | 0 | 0 | | | | |
| Minnie Minoso, R OBP: 0.360, SLG: 0.394 (1,7) | 5-3 | | | 3-1 E BB | | SH1-4 1B | 1B S BB | | | 2 | 2 | 1 | 0 | 2 | 0 | 0 | | | | |
| Bob Nieman, R OBP: 0.421, SLG: 0.688 (1,9) | | F9 | | E6 3-1 | | SH1-4 | S 1B | | | 3 | 0 | 1 | 2 | 0 | 0 | 1 | | | | |
| Ed McGhee, R OBP: 0.462, SLG: 0.125 (7, PR) (8,8) | | F9 | | 1-2 3-1 | | 1-2 2-3 | 1-3 2-H 3-H | | | 0 | 0 | 0 | 0 | 0 | 0 | 0 | | | | |
| Jim Rivera, L OBP: 0.309, SLG: 0.250 (1,8) (8,9) | | F9 | | 3-1 | | L5-3 1B | 4-1 | | | 4 | 0 | 1 | 2 | 0 | 0 | 3 | | | | |
| Walt Dropo, R OBP: 0.426, SLG: 0.649 (1,3) | | | | 1-2 2-3 | | 2-H 3-H | 1-2 3-H | | | 3 | 0 | 1 | 0 | 1 | 1 | 1 | | | | |
| Johnny Groth, R OBP: 0.250, SLG: 0.167 (8, PR) | | | K | | | L5-3 | | | | 0 | 0 | 0 | 0 | 0 | 0 | 0 | | | | |
| Phil Cavarretta, L (9,3) | | | | | | 1-2 | | | | 0 | 0 | 0 | 0 | 0 | 0 | 0 | | | | |
| George Kell, R OBP: 0.379, SLG: 0.377 (1,5) | | | | | | | | | | 1 | 0 | 0 | 0 | 2 | 0 | 3 | | | | |
| Stan Jok, R OBP: 0.333, SLG: 1.000 (7, PR) (8,5) | | | | 3-1 BB | | F7 | BB 1B BB | F9 | | 1 | 1 | 0 | 0 | 0 | 0 | 1 | | | | |
| Clint Courtney, L OBP: 0.333, SLG: 0.500 (1,2) | | | | | | | | | | 3 | 0 | 0 | 0 | 0 | 0 | 2 | | | | |
| Sherm Lollar, R OBP: 0.443, SLG: 0.755 (8, PH) (9,2) | | | | F4 | | F5 | | BB BB | | 0 | 0 | 0 | 0 | 1 | 0 | 0 | | | | |
| Billy Pierce, L OBP: 0.429, SLG: 0.200 (1,1) | | | | 3-1 | | F7 | 1B 1B BB | G6-4-3 BB | | 2 | 1 | 0 | 0 | 2 | 0 | 1 | | | | |
| Inning Stats | R: 0 E: 0 K: 0 S: 3 | H: 0 LOB: 0 BB: 0 P: 3 | R: 0 E: 0 K: 1 S: 5 | H: 0 LOB: 0 BB: 0 P: 5 | R: 0 E: 0 K: 1 S: 5 | H: 0 LOB: 1 BB: 1 P: 9 | R: 0 E: 1 K: 0 S: 4 | H: 0 LOB: 2 BB: 2 P: 12 | R: 0 E: 0 K: 0 S: 3 | H: 0 LOB: 0 BB: 0 P: 3 | R: 2 E: 0 K: 0 S: 4 | H: 2 LOB: 1 BB: 1 P: 8 | R: 4 E: 0 K: 0 S: 5 | H: 2 LOB: 3 BB: 3 P: 17 | R: 0 E: 0 K: 0 S: 3 | H: 1 LOB: 2 BB: 2 P: 11 | 1B: 4 2B: 1 3B: 1 HR: 0 | SF: 0 SAC: 1 DP: 2 HBP: 0 | WP: 0 PB: 0 SB: 2 CS: 0 | PA: 37 |
| PITCHER Jim Wilson, R ERA: 6.1 (1,1) | IP: 0.1 WLS: L | H: 3 R: 6 ER: 6 SO: 2 | BB: 7 IBB: 0 HBP: 0 BLK: 0 | WP: 0 HR: 0 S: 27 P: 55 | ERA: 8.10 WHIP: 1.500 | | | | | | | | | | | | | | | |
| Erv Palica, R ERA: 4.58 (7,1) | IP: 0.1 | H: 1 R: 0 ER: 0 SO: 0 | BB: 0 IBB: 0 HBP: 0 BLK: 0 | WP: 0 HR: 0 S: 2 P: 2 | ERA: 0.00 WHIP: 3.000 | | | | | | | | | | | | | | | |
| Don Ferrarese, L ERA: 3.24 (8,1) | IP: 1.0 | H: 1 R: 0 ER: 0 SO: 0 | BB: 2 IBB: 0 HBP: 0 BLK: 0 | WP: 0 HR: 0 S: 3 P: 11 | ERA: 0.00 WHIP: 3.000 | | | | | | | | | | | | | | | |

Baltimore Orioles @ Chicago White Sox
Comiskey Park, Chicago, IL
Sun May 01 1955, 4:38 AM EDT
Att: 19,083 - Unknown

livebaseballscores.com

AB 27
R 6
H 5
RBI 5
BB 9
SO 2
LOB 18



| Batter | 1 | 2 | 3 | 4 | 5 | 6 | 7 | 8 | 9 | AB | R | H | RBI | BB | SO | LOB | TOP | | | | | | | | | | |
|---|------------------------------|---------------------------------|------------------------------|---------------------------------|------------------------------|---------------------------------|------------------------------|---------------------------------|------------------------------|----------------------------------|------------------------------|----------------------------------|------------------------------|---------------------------------|-------------------------------|----------------------------------|------------------------------|---------------------------------|----------------------------------|------------------------------------|----------------------------------|--------|--|--|--|--|--|
| Billy Cox, R OBP: 0.267, SLG: 0.269 (1, 4) | F3 | | F9 | | K | | F7 | | G6-4-3 | 5 | 0 | 0 | 0 | 0 | 1 | 2 | | | | | | | | | | | |
| Chuck Diering, R OBP: 0.353, SLG: 0.469 (1, 8) | F9 | | F2 | | BB | | HR | | 5-3 | 4 | 1 | 1 | 1 | 1 | 0 | 1 | | | | | | | | | | | |
| Bob Kennedy, R OBP: 0.203, SLG: 0.200 Bobby Young, L OBP: 0.283, SLG: 0.174 (1, 9) | K | | 1-3 | | B6-3 | | F3 | | | 4 | 0 | 0 | 0 | 0 | 1 | 2 | | | | | | | | | | | |
| Hoot Evers, R OBP: 0.372, SLG: 0.590 (8, 9) | | 6-3 | | HR | | K | | K | | 4 | 1 | 1 | 1 | 0 | 2 | 0 | | | | | | | | | | | |
| Hal Smith, R OBP: 0.377, SLG: 0.500 (1, 2) | | FC6-4 2B | | CS 1B | | BB F3-2 2B | | K | | 4 | 0 | 3 | 0 | 0 | 1 | 0 | | | | | | | | | | | |
| Gus Triandos, R OBP: 0.310, SLG: 0.333 (1, 3) | | FC6-4 BB | | L8 1-2 | | BB IBB | | 1B | | 2 | 0 | 1 | 0 | 2 | 0 | 1 | | | | | | | | | | | |
| Jim Pyburn, R OBP: 0.263, SLG: 0.200 Gil Coan, L OBP: 0.308, SLG: 0.389 (8, PH) | FC6-4 | | | WP BB | | 1-2 2-3 BB | | K | | 1 | 0 | 0 | 0 | 2 | 0 | 2 | | | | | | | | | | | |
| Willy Miranda, S OBP: 0.286, SLG: 0.268 (1, 6) | F9 | | | 4-3 | | F3-2 | | | G6-4-3 3B | 4 | 1 | 1 | 0 | 0 | 0 | 6 | | | | | | | | | | | |
| Erv Palica, R OBP: 0.385, SLG: 0.385 Lou Kretlow, R OBP: 0.143, SLG: 0.143 Gene Woodling, L OBP: 0.313, SLG: 0.302 (9, PH) | | | | 1B | | K | | 6-3 | | 3 | 0 | 1 | 0 | 0 | 1 | 0 | | | | | | | | | | | |
| Inning Stats | R: 0 E: 0 K: 1 S: 5 | H: 0 LOB: 0 BB: 0 P: 5 | R: 0 E: 0 K: 0 S: 4 | H: 1 LOB: 2 BB: 1 P: 8 | R: 0 E: 0 K: 0 S: 4 | H: 1 LOB: 1 BB: 0 P: 4 | R: 1 E: 0 K: 0 S: 4 | H: 2 LOB: 1 BB: 1 P: 8 | R: 0 E: 0 K: 2 S: 7 | H: 0 LOB: 1 BB: 1 P: 11 | R: 0 E: 0 K: 1 S: 5 | H: 1 LOB: 0 BB: 0 P: 13 | R: 1 E: 0 K: 0 S: 4 | H: 1 LOB: 0 BB: 0 P: 4 | R: 0 E: 0 K: 3 S: 10 | H: 1 LOB: 1 BB: 0 P: 10 | R: 1 E: 0 K: 0 S: 3 | H: 1 LOB: 0 BB: 1 P: 7 | 1B: 3 2B: 3 3B: 1 HR: 2 | SF: 0 SAC: 0 DP: 2 HBP: 0 | WP: 1 PB: 0 SB: 0 CS: 1 | PA: 38 | | | | | |
| PITCHER | IP | WLS | BF | H | R | ER | SO | BB | IBB | HBP | BLK | WP | HR | S | P | ERA | WHIP | | | | | | | | | | |
| Art Ceccarelli, L ERA: 2.57 (1, 1) | 7.0 | | 30 | 6 | 2 | 2 | 4 | 4 | 1 | 0 | 0 | 1 | 2 | 33 | 53 | 2.57 | 1.429 | | | | | | | | | | |
| Moe Burtch, R ERA: 12.98 (8, 1) | 1.0 | W | 6 | 2 | 1 | 1 | 3 | 1 | 0 | 0 | 0 | 0 | 0 | 11 | 15 | 9.00 | 3.000 | | | | | | | | | | |
| Tom Gorman, R ERA: 5.0 (9, 1) | 1.0 | S | 2 | 0 | 0 | 0 | 0 | 0 | 0 | 0 | 0 | 0 | 0 | 2 | 2 | 0.00 | 0.000 | | | | | | | | | | |

Baltimore Orioles @ Kansas City Athletics
Municipal Stadium, Kansas City, MO
Tue May 03 1955, 4:33 AM EDT
Att: 15,953 - Unknown


AB 32
R 3
H 8
RBI 2
BB 6
SO 7
LOB 15



| Batter | 1 | 2 | 3 | 4 | 5 | 6 | 7 | 8 | 9 | AB | R | H | RBI | BB | SO | LOB | BOTTOM | | | | | | | | | | |
|--|------------------------------|---------------------------------|------------------------------|---------------------------------|------------------------------|---------------------------------|------------------------------|---------------------------------|------------------------------|---------------------------------|------------------------------|---------------------------------|------------------------------|---------------------------------|-------------------------------|----------------------------------|----------------------------------|------------------------------------|----------------------------------|--------|--|--|--|--|--|--|--|
| Vic Power, R OBP: 0.466, SLG: 0.754 (1, 3) | B4-3 SF9 2B | | FC6-4 1B | | 5-3 | | | K | | 4 | 1 | 2 | 0 | 0 | 1 | 0 | | | | | | | | | | | |
| Bill Renna, R OBP: 0.306, SLG: 0.543 (1, 9) | B4-3 BB | | FC6-4 1-2 | | | 6-3 | | FC5-4 BB HR 1B | | 3 | 1 | 1 | 0 | 1 | 0 | 1 | | | | | | | | | | | |
| Jim Finigan, R OBP: 0.356, SLG: 0.621 (1, 5) | B4-3 1-2 2-3 | | F4 | | | FC5 1B 1B | | FC5-4 BB | | 3 | 0 | 1 | 0 | 1 | 0 | 3 | | | | | | | | | | | |
| Gus Zernial, R OBP: 0.324, SLG: 0.525 (1, 7) | SF9 3-H | | | F8 | | WP FC5 1B | | FC5-4 HR 1-2 2-3 | | 3 | 1 | 1 | 1 | 0 | 0 | 2 | | | | | | | | | | | |
| Bill Wilson, R OBP: 0.375, SLG: 0.652 (1, 8) | F2 | | | 6-3 | | FC5 WP 1-2 2-3 | | HR 1-H 3-H | | 4 | 1 | 1 | 3 | 0 | 0 | 3 | | | | | | | | | | | |
| Pete Suder, R OBP: 0.230, SLG: 0.288 (1, 4) | | K | | | | F9 1-2 2-3 | | | | 4 | 0 | 2 | 0 | 0 | 1 | 2 | | | | | | | | | | | |
| Joe Demaestri, R OBP: 0.169, SLG: 0.158 (1, 6) | | F8 | | F8 | | | 6-3 | K | | 4 | 0 | 0 | 0 | 0 | 1 | 2 | | | | | | | | | | | |
| Billy Shantz, R OBP: 0.364, SLG: 0.381 Moe Burtch, R OBP: 0.333, SLG: 0.333 Tom Gorman, R (9, 1) | | F7 | | | | | 5-3 | F9 | | 3 | 0 | 0 | 0 | 0 | 0 | 0 | | | | | | | | | | | |
| Art Ceccarelli, R Joe Astroth, R (7, PH) | | | | 4-3 | | L9 | | F6 | | 2 | 0 | 0 | 0 | 0 | 0 | 0 | | | | | | | | | | | |
| Inning Stats | R: 1 E: 0 K: 0 S: 4 | H: 1 LOB: 1 BB: 1 P: 8 | R: 0 E: 0 K: 1 S: 5 | H: 0 LOB: 0 BB: 0 P: 5 | R: 0 E: 1 K: 0 S: 4 | H: 1 LOB: 1 BB: 0 P: 4 | R: 0 E: 0 K: 0 S: 4 | H: 1 LOB: 1 BB: 0 P: 4 | R: 0 E: 0 K: 0 S: 3 | H: 0 LOB: 0 BB: 0 P: 3 | R: 0 E: 0 K: 0 S: 5 | H: 2 LOB: 2 BB: 0 P: 5 | R: 0 E: 0 K: 0 S: 3 | H: 0 LOB: 0 BB: 0 P: 3 | R: 3 E: 0 K: 2 S: 10 | H: 3 LOB: 1 BB: 1 P: 14 | 1B: 4 2B: 2 3B: 1 HR: 1 | SF: 1 SAC: 0 DP: 0 HBP: 0 | WP: 1 PB: 0 SB: 0 CS: 0 | PA: 34 | | | | | | | |
| PITCHER | IP | WLS | BF | H | R | ER | SO | BB | IBB | HBP | BLK | WP | HR | S | P | ERA | WHIP | | | | | | | | | | |
| Erv Palica, R ERA: 4.61 Lou Kretlow, R ERA: 11.17 (8, 1) | 7.2 | L | 33 | 8 | 4 | 4 | 2 | 2 | 0 | 0 | 0 | 1 | 1 | 35 | 43 | 4.70 | 1.304 | | | | | | | | | | |
| Moe Burtch, R ERA: 11.17 (8, 1) | 0.1 | | 1 | 0 | 0 | 0 | 1 | 0 | 0 | 0 | 0 | 0 | 0 | 3 | 3 | 0.00 | 0.000 | | | | | | | | | | |


Baltimore Orioles @ Kansas City Athletics
Municipal Stadium, Kansas City, MO
Tue May 03 1955, 4:33 AM EDT
Att: 15,953 - Unknown


AB 31
R 4
H 8
RBI 4
BB 2
SO 3
LOB 13




| Batter | 1 | 2 | 3 | 4 | 5 | 6 | 7 | 8 | 9 | AB | R | H | RBI | BB | SO | LOB | TOP | | | | | | | | |
|--|------------------------------|---------------------------------|------------------------------|---------------------------------|------------------------------|---------------------------------|------------------------------|---------------------------------|------------------------------|---------------------------------|------------------------------|---------------------------------|------------------------------|---------------------------------|------------------------------|---------------------------------|---|---------------------------------|----------------------------------|------------------------------------|----------------------------------|--------|--|--|--|
| Billy Cox, R OBP: 0.266, SLG: 0.282 (1, 5) | | | | | | | | | | 4 | 1 | 1 | 0 | 0 | 0 | 2 | Baltimore Orioles @ Kansas City Athletics Municipal Stadium, Kansas City, MO Wed May 04 1955, 4:33 AM EDT Att: 13,624 - Unknown livebaseballscorecards.com | | | | | | | | |
| Chuck Diering, R OBP: 0.345, SLG: 0.453 (1, 8) | | | | | | | | | | 4 | 1 | 1 | 0 | 0 | 2 | 2 | | | | | | | | | |
| Gus Triandos, R OBP: 0.311, SLG: 0.333 Ray Moore, R OBP: 0.200, SLG: 0.200 (1, 3) (6, 1) | | | | | | | | | | 3 | 1 | 1 | 0 | 0 | 2 | 1 | | | | | | | | | |
| Hoot Evers, R OBP: 0.404, SLG: 0.698 (1, 9) | | | | | | | | | | 4 | 2 | 3 | 4 | 0 | 0 | 0 | | | | | | | | | |
| Hal Smith, R OBP: 0.368, SLG: 0.481 (1, 2) | | | | | | | | | | 4 | 0 | 1 | 0 | 0 | 0 | 1 | | | | | | | | | |
| Gil Coan, L OBP: 0.302, SLG: 0.375 (1, 7) | | | | | | | | | | 4 | 0 | 1 | 1 | 0 | 0 | 2 | | | | | | | | | |
| Bobby Young, L OBP: 0.263, SLG: 0.160 (1, 4) | | | | | | | | | | 4 | 0 | 0 | 0 | 0 | 0 | 2 | | | | | | | | | |
| Willy Miranda, S OBP: 0.299, SLG: 0.283 (1, 6) | | | | | | | | | | 4 | 0 | 2 | 0 | 0 | 0 | 0 | | | | | | | | | |
| Harry Byrd, R (1, 1) | | | | | | | | | | 1 | 0 | 0 | 0 | 0 | 0 | 0 | | | | | | | | | |
| Bob Kennedy, R OBP: 0.256, SLG: 0.194 Jim McDonald, R OBP: 0.433, SLG: 0.333 (5, PH) (5, 1) (6, 3) | | | | | | | | | | 1 | 0 | 0 | 0 | 0 | 1 | 1 | | | | | | | | | |
| Inning Stats | R: 3 E: 0 K: 1 S: 9 | H: 4 LOB: 1 BB: 0 P: 9 | R: 0 E: 0 K: 0 S: 3 | H: 0 LOB: 0 BB: 0 P: 3 | R: 0 E: 0 K: 2 S: 7 | H: 0 LOB: 0 BB: 0 P: 7 | R: 0 E: 0 K: 0 S: 3 | H: 0 LOB: 2 BB: 0 P: 3 | R: 0 E: 0 K: 1 S: 5 | H: 1 LOB: 0 BB: 0 P: 5 | R: 2 E: 0 K: 1 S: 8 | H: 3 LOB: 1 BB: 0 P: 8 | R: 0 E: 0 K: 0 S: 4 | H: 1 LOB: 1 BB: 0 P: 4 | R: 0 E: 0 K: 1 S: 6 | H: 1 LOB: 1 BB: 0 P: 6 | R: 0 E: 0 K: 1 S: 5 | H: 0 LOB: 0 BB: 0 P: 5 | 1B: 7 2B: 2 3B: 0 HR: 1 | SF: 0 SAC: 0 DP: 1 HBP: 0 | WP: 0 PB: 0 SB: 1 CS: 1 | PA: 36 | | | |
| PITCHER | IP | WLS | BF | H | R | ER | SO | BB | IBB | HBP | BLK | WP | HR | S | P | ERA | WHIP | | | | | | | | |
| Vic Raschi, R ERA: 11.12 (1, 1) | 4.0 | | 16 | 4 | 3 | 3 | 3 | 0 | 0 | 0 | 0 | 0 | 1 | 22 | 22 | 6.75 | 1.000 | | | | | | | | |
| Alex Kellner, L ERA: 3.74 (5, 1) | 2.0 | 9 | 4 | 2 | 2 | 2 | 2 | 0 | 0 | 0 | 0 | 0 | 0 | 13 | 13 | 9.00 | 2.000 | | | | | | | | |
| Tom Gorman, R ERA: 3.75 (7, 1) | 3.0 | W | 11 | 2 | 0 | 0 | 2 | 0 | 0 | 0 | 0 | 0 | 0 | 15 | 15 | 0.00 | 0.667 | | | | | | | | |

| Batter | 1 | 2 | 3 | 4 | 5 | 6 | 7 | 8 | 9 | AB | R | H | RBI | BB | SO | LOB | BOTTOM | | | | | | | | |
|---|------------------------------|---------------------------------|------------------------------|---------------------------------|------------------------------|---------------------------------|------------------------------|---------------------------------|------------------------------|---------------------------------|------------------------------|---------------------------------|------------------------------|---------------------------------|------------------------------|---------------------------------|---|------------------------------|---------------------------------|----------------------------------|------------------------------------|----------------------------------|--------|--|--|
| Spook Jacobs, R OBP: 0.389, SLG: 0.267 Tom Gorman, R (1, 4) (7, 1) | | | | | | | | | | 3 | 1 | 2 | 1 | 0 | 0 | 1 | Baltimore Orioles @ Kansas City Athletics Municipal Stadium, Kansas City, MO Wed May 04 1955, 4:33 AM EDT Att: 13,624 - Unknown livebaseballscorecards.com | | | | | | | | |
| Elmer Valo, L OBP: 0.656, SLG: 0.667 Bill Renna, R OBP: 0.300, SLG: 0.532 (1, 9) (6, PH) (7, 9) | | | | | | | | | | 2 | 2 | 2 | 0 | 1 | 0 | 0 | | | | | | | | | |
| Jim Finigan, R OBP: 0.338, SLG: 0.594 (1, 5) | | | | | | | | | | 3 | 0 | 0 | 1 | 0 | 0 | 3 | | | | | | | | | |
| Gus Zernial, R OBP: 0.333, SLG: 0.569 (1, 7) | | | | | | | | | | 4 | 1 | 2 | 2 | 0 | 1 | 1 | | | | | | | | | |
| Bill Wilson, R OBP: 0.368, SLG: 0.629 (1, 8) | | | | | | | | | | 4 | 0 | 1 | 1 | 0 | 1 | 1 | | | | | | | | | |
| Dick Kryhoski, L OBP: 0.200, SLG: 0.200 (1, 3) | | | | | | | | | | 4 | 0 | 0 | 0 | 0 | 0 | 2 | | | | | | | | | |
| Joe Demaestri, R OBP: 0.175, SLG: 0.180 (1, 6) | | | | | | | | | | 4 | 1 | 1 | 0 | 0 | 0 | 0 | | | | | | | | | |
| Joe Astroth, R OBP: 0.452, SLG: 0.469 (1, 2) | | | | | | | | | | 3 | 1 | 1 | 1 | 1 | 0 | 1 | | | | | | | | | |
| Vic Raschi, R Lou Slear, L (4, PH) Alex Kellner, R OBP: 0.250, SLG: 0.500 Don Bollweg, L OBP: 0.400, SLG: 0.143 Pete Suder, R OBP: 0.230, SLG: 0.288 (7, 4) | | | | | | | | | | 1 | 0 | 0 | 0 | 0 | 0 | 1 | | | | | | | | | |
| Inning Stats | R: 2 E: 0 K: 0 S: 5 | H: 2 LOB: 1 BB: 0 P: 6 | R: 1 E: 0 K: 0 S: 4 | H: 2 LOB: 0 BB: 0 P: 4 | R: 1 E: 0 K: 1 S: 7 | H: 2 LOB: 1 BB: 0 P: 7 | R: 1 E: 0 K: 0 S: 5 | H: 2 LOB: 2 BB: 1 P: 9 | R: 1 E: 0 K: 0 S: 4 | H: 1 LOB: 0 BB: 0 P: 4 | R: 0 E: 0 K: 0 S: 3 | H: 0 LOB: 1 BB: 1 P: 7 | R: 0 E: 0 K: 1 S: 5 | H: 0 LOB: 0 BB: 0 P: 5 | R: 0 E: 0 K: 0 S: 3 | H: 0 LOB: 0 BB: 0 P: 3 | | R: 0 E: 0 K: 1 S: 5 | H: 0 LOB: 0 BB: 0 P: 5 | 1B: 5 2B: 2 3B: 0 HR: 2 | SF: 1 SAC: 0 DP: 0 HBP: 1 | WP: 0 PB: 1 SB: 2 CS: 1 | PA: 36 | | |
| PITCHER | IP | WLS | BF | H | R | ER | SO | BB | IBB | HBP | BLK | WP | HR | S | P | ERA | WHIP | | | | | | | | |
| Harry Byrd, R ERA: 3.95 (1, 1) | 4.0 | L | 21 | 8 | 5 | 5 | 1 | 1 | 0 | 1 | 0 | 0 | 1 | 21 | 26 | 11.25 | 2.250 | | | | | | | | |
| Jim McDonald, R ERA: 5.09 (5, 1) | 1.2 | 7 | 1 | 1 | 1 | 1 | 0 | 1 | 0 | 0 | 0 | 0 | 1 | 6 | 10 | 5.40 | 1.200 | | | | | | | | |
| Ray Moore, R ERA: 2.76 (6, 1) | 2.1 | 7 | 0 | 0 | 0 | 0 | 1 | 0 | 0 | 0 | 0 | 0 | 0 | 9 | 9 | 0.00 | 0.000 | | | | | | | | |



| Batter | 1 | 2 | 3 | 4 | 5 | 6 | 7 | 8 | 9 | AB | R | H | RBI | BB | SO | LOB | TOP | | | |
|--|--|---------------------------------|------------------------------|---------------------------------|------------------------------|---------------------------------|------------------------------|---------------------------------|------------------------------|---------------------------------|------------------------------|---------------------------------|--|---------------------------------|------------------------------|---------------------------------|--|----------------------------------|------------------------------------|----------------------------------|
| Billy Cox, R OBP: 0.253, SLG: 0.267 (1, 5) | 5-3 | | | F7 | 1-3 | | | F3 | | 4 | 0 | 0 | 0 | 0 | 0 | 2 | Baltimore Orioles @ Washington Senators Griffith Stadium, Washington, DC Fri May 06 1955, 3:33 AM EDT Att: 5,262 - Unknown livebaseballscorecards.com | | | |
| Chuck Diering, R OBP: 0.373, SLG: 0.464 (1, 8) | F8 | | | 1B SF7 1B | | 4-0 BB | | F 1B | | 3 | 1 | 2 | 0 | 1 | 0 | 0 | | | | |
| Gil Coan, L OBP: 0.340, SLG: 0.395 (1, 7) | CS HBP | | | SF7 1B | | 1-2 1B | | L6 | | 3 | 0 | 2 | 0 | 0 | 0 | 1 | | | | |
| Hoot Evers, R OBP: 0.392, SLG: 0.674 (1, 9) | CS 1-2 | 5-3 | | SF7 | | L6-4-3 1-2 1B | | E8 1B | | 3 | 0 | 1 | 1 | 0 | 0 | 2 | | | | |
| Gus Triandos, R OBP: 0.292, SLG: 0.311 (1, 3) | | L6-3 | | F7 | | K | | 5-3 | | 4 | 0 | 0 | 0 | 0 | 1 | 4 | | | | |
| Hal Smith, R OBP: 0.361, SLG: 0.466 (1, 2) | | G3 | | | F2 | | | | 4-3 | 4 | 0 | 1 | 0 | 0 | 0 | 0 | | | | |
| Bobby Young, L OBP: 0.254, SLG: 0.154 (1, 4) | | | 4-3 | | F5 | | | | F8 | 2 | 0 | 0 | 0 | 0 | 0 | 0 | | | | |
| Les Moss, R OBP: 0.344, SLG: 0.517 (0, PH) | | | | | | | | | | 1 | 0 | 0 | 0 | 0 | 0 | 0 | | | | |
| Willy Miranda, S OBP: 0.296, SLG: 0.297 (1, 6) | | | L6-3 | | | | | | F3 | 4 | 0 | 1 | 0 | 0 | 0 | 1 | | | | |
| Saul Rogovin, R Don Johnson, R (8, 1) | | | L6 | | | | | | | 3 | 0 | 0 | 0 | 0 | 0 | 2 |  | | | |
| Inning Stats | R: 0 E: 0 K: 0 S: 2 | H: 0 LOB: 0 BB: 0 P: 3 | R: 0 E: 0 K: 0 S: 3 | H: 0 LOB: 0 BB: 0 P: 3 | R: 0 E: 0 K: 0 S: 3 | H: 0 LOB: 0 BB: 0 P: 3 | R: 1 E: 0 K: 0 S: 5 | H: 2 LOB: 1 BB: 0 P: 5 | R: 0 E: 0 K: 0 S: 5 | H: 1 LOB: 2 BB: 1 P: 5 | R: 0 E: 0 K: 1 S: 4 | H: 1 LOB: 1 BB: 1 P: 4 | R: 0 E: 1 K: 0 S: 5 | H: 2 LOB: 2 BB: 0 P: 5 | R: 0 E: 0 K: 0 S: 3 | H: 0 LOB: 0 BB: 0 P: 3 | | 1B: 6 2B: 1 3B: 0 HR: 0 | SF: 1 SAC: 1 DP: 1 HBP: 1 | WP: 0 PB: 0 SB: 0 CS: 1 |
| PITCHER Dean Stone, L ERA: 2.52 (1, 1) | IP: 9.0 WLS: W BF: 35 H: 7 R: 1 ER: 1 SO: 1 BB: 1 IBB: 0 HBP: 1 BLK: 0 WP: 0 HR: 0 S: 35 P: 40 ERA: 1.00 WHIP: 0.889 | | | | | | | | | | | PITCHER | IP: 0 WLS: 0 BF: 0 H: 0 R: 0 ER: 0 SO: 0 BB: 0 IBB: 0 HBP: 0 BLK: 0 WP: 0 HR: 0 S: 0 P: 0 ERA: 0 WHIP: 0 | | | | | | | |

| Batter | 1 | 2 | 3 | 4 | 5 | 6 | 7 | 8 | 9 | AB | R | H | RBI | BB | SO | LOB | BOTTOM | | | |
|---|--|----------------------------------|------------------------------|---------------------------------|------------------------------|---------------------------------|------------------------------|---------------------------------|------------------------------|---------------------------------|------------------------------|---------------------------------|--|---------------------------------|------------------------------|---------------------------------|--|----------------------------------|------------------------------------|----------------------------------|
| Eddie Yost, R OBP: 0.391, SLG: 0.319 (1, 5) | | FC5-4 | | | 4-3 | | | FC3-5 | | 4 | 0 | 1 | 0 | 0 | 0 | 4 | Baltimore Orioles @ Washington Senators Griffith Stadium, Washington, DC Fri May 06 1955, 3:33 AM EDT Att: 5,262 - Unknown livebaseballscorecards.com | | | |
| Ernie Oravetz, S OBP: 0.408, SLG: 0.359 (1, 9) | F8 | | | F6 | | 4-0 BB | | G6-4-3 | | 3 | 0 | 0 | 0 | 1 | 0 | 3 | | | | |
| Pete Runnels, L OBP: 0.300, SLG: 0.272 (1, 4) | 4-0 BB | | | 1-3 | | FC6-4 BB | | | | 3 | 1 | 1 | 0 | 1 | 0 | 2 | | | | |
| Mickey Vernon, L OBP: 0.393, SLG: 0.633 (1, 3) | 4-0 BB | | | G3 | | | | SF8 3B | | 2 | 0 | 1 | 1 | 1 | 0 | 0 | | | | |
| Roy Sievers, R OBP: 0.295, SLG: 0.315 (1, 7) | G6-4-3 | | | | F6 | | | F6 | | 4 | 0 | 0 | 0 | 0 | 0 | 4 | | | | |
| Jim Busby, R OBP: 0.348, SLG: 0.549 (1, 8) | | | | | F8 | | | F6 | | 3 | 1 | 1 | 0 | 0 | 0 | 1 | | | | |
| Tom Umphlett, R OBP: 0.333, SLG: 0.286 (7, 8) | | | | | | | | F3 | | 1 | 0 | 1 | 0 | 0 | 0 | 0 | | | | |
| Ed Fitz Gerald, R OBP: 0.317, SLG: 0.346 (1, 2) | | | | | | | | | | 4 | 0 | 0 | 0 | 0 | 0 | 3 | | | | |
| Bobby Kline, R OBP: 0.273, SLG: 0.226 (1, 6) | | | | | | | | | | 3 | 0 | 3 | 1 | 0 | 0 | 0 | | | | |
| Dean Stone, L (1, 1) | | | | | | | | | | 1 | 0 | 0 | 0 | 0 | 0 | 1 |  | | | |
| Inning Stats | R: 0 E: 0 K: 0 S: 3 | H: 1 LOB: 2 BB: 2 P: 11 | R: 1 E: 0 K: 0 S: 5 | H: 2 LOB: 1 BB: 0 P: 5 | R: 0 E: 0 K: 0 S: 3 | H: 0 LOB: 0 BB: 0 P: 3 | R: 0 E: 0 K: 0 S: 3 | H: 0 LOB: 0 BB: 0 P: 3 | R: 0 E: 0 K: 0 S: 4 | H: 1 LOB: 2 BB: 1 P: 8 | R: 0 E: 0 K: 0 S: 4 | H: 1 LOB: 1 BB: 0 P: 4 | R: 0 E: 1 K: 0 S: 4 | H: 1 LOB: 1 BB: 0 P: 4 | R: 1 E: 0 K: 0 S: 5 | H: 2 LOB: 1 BB: 0 P: 5 | | 1B: 3 2B: 2 3B: 3 HR: 0 | SF: 1 SAC: 2 DP: 2 HBP: 0 | WP: 0 PB: 0 SB: 0 CS: 0 |
| PITCHER Saul Rogovin, R ERA: 4.5 (1, 1) | IP: 7.2 WLS: L BF: 33 H: 8 R: 2 ER: 2 SO: 2 BB: 3 IBB: 0 HBP: 0 BLK: 0 WP: 0 HR: 0 S: 30 P: 42 ERA: 2.35 WHIP: 1.435 | | | | | | | | | | | PITCHER | IP: 0 WLS: 0 BF: 0 H: 0 R: 0 ER: 0 SO: 0 BB: 0 IBB: 0 HBP: 0 BLK: 0 WP: 0 HR: 0 S: 0 P: 0 ERA: 0 WHIP: 0 | | | | | | | |
| Don Johnson, R ERA: 5.84 (8, 1) | 0.1 | 1 | 0 | 0 | 0 | 0 | 0 | 0 | 0 | 0 | 0 | 1 | 1 | 0 | 0 | 0 | 0 | | | |

| Batter | 1 | 2 | 3 | 4 | 5 | 6 | 7 | 8 | 9 | AB | R | H | RBI | BB | SO | LOB | TOP | | | | |
|--|---|---------------------------------|------------------------------|---------------------------------|------------------------------|---------------------------------|------------------------------|---------------------------------|------------------------------|----------------------------------|------------------------------|---------------------------------|------------------------------|---------------------------------|------------------------------|---------------------------------|------------------------------|---------------------------------|-----------------------------------|------------------------------------|-----------------------------------|
| Chuck Diering, R (1, 8) OBP: 0.344, SLG: 0.426 | | | | | | | | | | 5 | 0 | 0 | 0 | 0 | 1 | 1 | | | | | |
| Gil Coan, L (1, 7) OBP: 0.365, SLG: 0.391 | | | | | | | | | | 3 | 3 | 1 | 0 | 2 | 0 | 0 | | | | | |
| Hoot Evers, R (1, 9) OBP: 0.407, SLG: 0.735 | | | | | | | | | | 3 | 2 | 2 | 1 | 0 | 0 | 0 | | | | | |
| Gus Triandos, R (1, 3) OBP: 0.304, SLG: 0.338 Cal Abrams, L (7, PR) OBP: 0.355, SLG: 0.091 Eddie Waitkus, L (7, 3) OBP: 0.452, SLG: 0.360 | | | | | | | | | | 4 | 0 | 2 | 2 | 0 | 0 | 0 | | | | | |
| Hal Smith, R (1, 2) OBP: 0.348, SLG: 0.444 | | | | | | | | | | 5 | 0 | 1 | 1 | 0 | 0 | 2 | | | | | |
| Billy Cox, R (1, 5) OBP: 0.250, SLG: 0.263 | | | | | | | | | | 5 | 0 | 1 | 0 | 0 | 1 | 4 | | | | | |
| Bobby Young, L (1, 4) OBP: 0.270, SLG: 0.179 | | | | | | | | | | 4 | 0 | 2 | 0 | 0 | 0 | 3 | | | | | |
| Willy Miranda, S (1, 6) OBP: 0.293, SLG: 0.294 | | | | | | | | | | 4 | 0 | 1 | 0 | 0 | 0 | 2 | | | | | |
| Jim Wilson, R (1, 1) OBP: 0.333, SLG: 0.273 | | | | | | | | | | 4 | 0 | 1 | 0 | 0 | 0 | 2 | | | | | |
| Inning Stats | R: 1 E: 0 K: 1 S: 6 | H: 1 LOB: 0 BB: 0 P: 6 | R: 0 E: 0 K: 1 S: 7 | H: 2 LOB: 2 BB: 0 P: 7 | R: 0 E: 0 K: 0 S: 3 | H: 0 LOB: 0 BB: 0 P: 3 | R: 0 E: 0 K: 0 S: 5 | H: 2 LOB: 2 BB: 0 P: 5 | R: 2 E: 0 K: 0 S: 6 | H: 3 LOB: 2 BB: 1 P: 10 | R: 0 E: 0 K: 0 S: 4 | H: 1 LOB: 1 BB: 0 P: 4 | R: 1 E: 1 K: 0 S: 6 | H: 2 LOB: 3 BB: 0 P: 6 | R: 0 E: 0 K: 0 S: 3 | H: 0 LOB: 0 BB: 0 P: 3 | R: 1 E: 0 K: 0 S: 4 | H: 1 LOB: 1 BB: 1 P: 8 | 1B: 10 2B: 1 3B: 0 HR: 1 | SF: 0 SAC: 2 DP: 0 HBP: 0 | WP: 0 PA: 42 SB: 0 CS: 1 |
| PITCHER | IP WLS BF H R ER SO BB IBB HBP BLK WP HR S P ERA WHIP | | | | | | | | | | | | | | | | | | | | |
| Johnny Schmitz, L (1, 1) ERA: 1.85 | 8.0 L 37 11 4 4 2 1 0 0 0 0 1 40 44 4.50 1.500 | | | | | | | | | | | | | | | | | | | | |
| Ted Abernathy, R (9, 1) ERA: 6.0 | 1.0 5 1 1 1 0 1 0 0 0 0 0 0 4 8 9.00 2.000 | | | | | | | | | | | | | | | | | | | | |

Baltimore Orioles @ Washington Senators
Griffith Stadium, Washington, DC
Sat May 07 1955, 3:33 AM EDT
Att. 4,584 - Unknown

AB 38
R 5
H 12
RBI 5
BB 2
SO 2
LOB 14



| Batter | 1 | 2 | 3 | 4 | 5 | 6 | 7 | 8 | 9 | AB | R | H | RBI | BB | SO | LOB | BOTTOM | | | | |
|--|---|---------------------------------|------------------------------|---------------------------------|------------------------------|---------------------------------|------------------------------|---------------------------------|------------------------------|---------------------------------|------------------------------|---------------------------------|------------------------------|---------------------------------|------------------------------|---------------------------------|------------------------------|----------------------------------|----------------------------------|------------------------------------|--|
| Eddie Yost, R (1, 5) OBP: 0.396, SLG: 0.310 | | | | | | | | | | 2 | 1 | 0 | 0 | 2 | 0 | 1 | | | | | |
| Ernie Oravetz, S (1, 9) OBP: 0.396, SLG: 0.349 | | | | | | | | | | 4 | 0 | 1 | 0 | 0 | 0 | 2 | | | | | |
| Pete Runnels, L (1, 4) OBP: 0.309, SLG: 0.277 | | | | | | | | | | 2 | 0 | 1 | 1 | 1 | 0 | 0 | | | | | |
| Mickey Vernon, L (1, 3) OBP: 0.387, SLG: 0.610 | | | | | | | | | | 3 | 0 | 0 | 0 | 1 | 1 | 3 | | | | | |
| Roy Sievers, R (1, 7) OBP: 0.283, SLG: 0.299 | | | | | | | | | | 4 | 0 | 0 | 0 | 0 | 0 | 3 | | | | | |
| Jim Busby, R (1, 8) OBP: 0.355, SLG: 0.547 | | | | | | | | | | 4 | 0 | 2 | 0 | 0 | 1 | 2 | | | | | |
| Ed Fitz Gerald, R (1, 2) OBP: 0.297, SLG: 0.321 | | | | | | | | | | 4 | 0 | 0 | 0 | 0 | 0 | 4 | | | | | |
| Bobby Kline, R (1, 6) OBP: 0.286, SLG: 0.242 Carlos Paula, R (8, PH) OBP: 0.250, SLG: 0.571 Jerry Snyder, R (9, 6) OBP: 0.200, SLG: 0.214 | | | | | | | | | | 2 | 0 | 1 | 0 | 0 | 0 | 0 | | | | | |
| Johnny Schmitz, R (1, 1) OBP: 0.188, SLG: 0.188 Jesse Levan, L (8, PH) OBP: 0.167, SLG: 0.167 Ted Abernathy, R (9, 1) ERA: 4.55 | | | | | | | | | | 2 | 0 | 0 | 0 | 0 | 0 | 1 | | | | | |
| Inning Stats | R: 0 E: 0 K: 0 S: 3 | H: 0 LOB: 0 BB: 0 P: 3 | R: 0 E: 0 K: 0 S: 3 | H: 0 LOB: 1 BB: 1 P: 7 | R: 0 E: 1 K: 0 S: 4 | H: 1 LOB: 1 BB: 0 P: 4 | R: 0 E: 0 K: 1 S: 6 | H: 1 LOB: 1 BB: 0 P: 6 | R: 0 E: 0 K: 0 S: 3 | H: 0 LOB: 0 BB: 0 P: 3 | R: 1 E: 0 K: 0 S: 3 | H: 1 LOB: 0 BB: 1 P: 7 | R: 0 E: 0 K: 0 S: 3 | H: 1 LOB: 0 BB: 0 P: 3 | R: 0 E: 0 K: 0 S: 3 | H: 0 LOB: 1 BB: 1 P: 7 | R: 0 E: 0 K: 1 S: 6 | H: 1 LOB: 2 BB: 1 P: 10 | 1B: 5 2B: 0 3B: 0 HR: 0 | SF: 1 SAC: 0 DP: 2 HBP: 0 | WP: 1 PA: 34 PB: 0 SB: 0 CS: 0 |
| PITCHER | IP WLS BF H R ER SO BB IBB HBP BLK WP HR S P ERA WHIP | | | | | | | | | | | | | | | | | | | | |
| Jim Wilson, R (1, 1) ERA: 4.55 | 9.0 W 34 5 1 1 2 4 0 0 0 1 0 34 50 1.00 1.000 | | | | | | | | | | | | | | | | | | | | |

Baltimore Orioles @ Washington Senators
Griffith Stadium, Washington, DC
Sat May 07 1955, 3:33 AM EDT
Att. 4,584 - Unknown

AB 29
R 1
H 5
RBI 1
BB 4
SO 2
LOB 16



| Batter | 1 | 2 | 3 | 4 | 5 | 6 | 7 | 8 | 9 | AB | R | H | RBI | BB | SO | LOB | TOP | | | |
|--|---|---------------------------------|------------------------------|---------------------------------|------------------------------|---------------------------------|------------------------------|---------------------------------|------------------------------|---------------------------------|------------------------------|---------------------------------|------------------------------|---------------------------------|------------------------------|----------------------------------|----------------------------------|------------------------------------|----------------------------------|--------|
| Chuck Diering, R <small>OBP: 0.333, SLG: 0.400</small> (1, 8) | F4 | | 5-3 | | F7 | | | L4-6-3 | | 4 | 0 | 0 | 0 | 1 | 0 | 1 | | | | |
| Gil Coan, L <small>OBP: 0.386, SLG: 0.412</small> (1, 7) | F7 | | | | | | | E6 | G3 | 5 | 1 | 3 | 0 | 0 | 0 | 2 | | | | |
| Ray Moore, R <small>OBP: 0.200, SLG: 0.200</small> (9, 1) | F7 | | 1B | | | | | 1B | | 0 | 0 | 0 | 0 | 0 | 0 | 0 | | | | |
| Hoot Evers, R <small>OBP: 0.414, SLG: 0.717</small> (1, 9) | 5-3 | | | | | | | | | 4 | 0 | 2 | 1 | 0 | 0 | 1 | | | | |
| Gus Triandos, R <small>OBP: 0.301, SLG: 0.348</small> (1, 3) | | | F9 | | F8 | | | F9 | | 4 | 1 | 1 | 0 | 0 | 0 | 3 | | | | |
| Hal Smith, R <small>OBP: 0.343, SLG: 0.424</small> (1, 2) | | | F9 | | F8 | | | F9 | | 3 | 0 | 0 | 0 | 1 | 0 | 1 | | | | |
| Jim Pyburn, R <small>OBP: 0.333, SLG: 0.310</small> (1, 5) | | | | | 1-3 | | | | FC6-4 | 4 | 1 | 2 | 1 | 0 | 0 | 1 | | | | |
| Bobby Young, L <small>OBP: 0.262, SLG: 0.172</small> (1, 4) | | | | | | | | | FC6-4 | 2 | 0 | 0 | 0 | 0 | 0 | 1 | | | | |
| Billy Cox, R <small>OBP: 0.256, SLG: 0.268</small> (7, PH) | | | F7 | | 4-3 | | | FC4-6 | | 2 | 1 | 1 | 0 | 0 | 0 | 1 | | | | |
| Willy Miranda, S <small>OBP: 0.278, SLG: 0.278</small> (1, 6) | | | 5-3 | | | | | 1-3 | | 4 | 0 | 0 | 0 | 0 | 0 | 4 | | | | |
| Erv Palica, R <small>OBP: 0.333, SLG: 0.333</small> (8, PH) | | | | | | | | | | 2 | 0 | 0 | 0 | 0 | 1 | 0 | | | | |
| Les Miles, R <small>OBP: 0.364, SLG: 0.533</small> (8, PH) | | | | | | | | | | 1 | 0 | 1 | 0 | 0 | 0 | 0 | | | | |
| Cal Abrams, R <small>OBP: 0.325, SLG: 0.091</small> (8, PH) | | | | | | | | | | 0 | 0 | 0 | 0 | 0 | 0 | 0 | | | | |
| Jim McDonald, R <small>OBP: 0.297, SLG: 0.154</small> (9, PH) | | | | | | | | | | 0 | 0 | 0 | 0 | 0 | 0 | 0 | | | | |
| Bob Kennedy, R <small>OBP: 0.297, SLG: 0.154</small> (9, PH) | | | | | | | | | | 1 | 0 | 1 | 2 | 0 | 0 | 0 | | | | |
| Eddie Walkus, L <small>OBP: 0.409, SLG: 0.462</small> (9, PH) | | | | | | | | | | 0 | 0 | 0 | 0 | 0 | 0 | 0 | | | | |
| Gene Woodling <small>OBP: 0.333, SLG: 0.302</small> (9, 7) | | | | | | | | | | 0 | 0 | 0 | 0 | 0 | 0 | 0 | | | | |
| Inning Stats | R: 0 E: 0 K: 0 S: 3 | H: 0 LOB: 0 BB: 0 P: 3 | R: 1 E: 0 K: 0 S: 5 | H: 2 LOB: 1 BB: 0 P: 5 | R: 0 E: 0 K: 1 S: 7 | H: 2 LOB: 2 BB: 0 P: 7 | R: 0 E: 0 K: 0 S: 3 | H: 0 LOB: 0 BB: 0 P: 3 | R: 0 E: 0 K: 0 S: 3 | H: 1 LOB: 0 BB: 0 P: 3 | R: 0 E: 0 K: 0 S: 4 | H: 1 LOB: 1 BB: 0 P: 4 | R: 1 E: 1 K: 0 S: 5 | H: 3 LOB: 1 BB: 0 P: 5 | R: 2 E: 0 K: 0 S: 5 | H: 2 LOB: 2 BB: 2 P: 13 | 1B: 8 2B: 1 3B: 2 HR: 0 | SF: 0 SAC: 0 DP: 2 HBP: 0 | WP: 0 PB: 0 SB: 0 CS: 0 | PA: 38 |
| PITCHER | IP WLS BF H R ER SO BB IBB HBP BLK WP HR S P ERA WHIP | | | | | | | | | | | | | | | | | | | |
| Chuck Stobbs, L <small>ERA: 3.28</small> (1, 1) | 8.2 | L | 35 | 10 | 4 | 3 | 1 | 1 | 0 | 0 | 0 | 0 | 0 | 0 | 0 | 36 | 40 | 3.12 | 1.269 | |
| Bob Porterfield, R <small>ERA: 4.32</small> (9, 1) | 0.1 | | 3 | 1 | 0 | 0 | 0 | 1 | 0 | 0 | 0 | 0 | 0 | 0 | 2 | 6 | 0.00 | 6.000 | | |

Baltimore Orioles @ Washington Senators
 Griffith Stadium, Washington, DC
 Sun May 08 1955, 3:33 AM EDT
 Unknown

AB 36
 R 4
 H 11
 RBI 4
 BB 2
 SO 1
 LOB 15



| Batter | 1 | 2 | 3 | 4 | 5 | 6 | 7 | 8 | 9 | AB | R | H | RBI | BB | SO | LOB | BOTTOM | | | | | |
|--|---|---------------------------------|------------------------------|---------------------------------|------------------------------|----------------------------------|------------------------------|---------------------------------|------------------------------|----------------------------------|------------------------------|---------------------------------|------------------------------|---------------------------------|------------------------------|---------------------------------|------------------------------|---------------------------------|----------------------------------|------------------------------------|----------------------------------|--------|
| Eddie Yost, R <small>OBP: 0.380, SLG: 0.293</small> (1, 5) | 6-3 | | F3 | | F8 | | K | | | 4 | 0 | 0 | 0 | 0 | 1 | 4 | | | | | | |
| Ernie Oravetz, S <small>OBP: 0.385, SLG: 0.340</small> (1, 9) | 1-3 | | L8 | | | | | | | 4 | 0 | 1 | 1 | 0 | 0 | 2 | | | | | | |
| Pete Runnels, L <small>OBP: 0.306, SLG: 0.276</small> (1, 4) | G3 | | | | F7 | | F8 | | | 4 | 0 | 1 | 0 | 0 | 0 | 2 | | | | | | |
| Mickey Vernon, L <small>OBP: 0.371, SLG: 0.581</small> (1, 3) | | | F5 | | G1 | | | F9 | CS | 4 | 0 | 0 | 0 | 0 | 0 | 0 | | | | | | |
| Jim Busby, R <small>OBP: 0.371, SLG: 0.562</small> (1, 8) | | | | | | | | | | 3 | 1 | 2 | 0 | 1 | 0 | 0 | | | | | | |
| Tom Umphlett, R <small>OBP: 0.297, SLG: 0.250</small> (1, 7) | | | G1-4-3 | | F8 | | | E6 | | 4 | 1 | 0 | 0 | 0 | 0 | 2 | | | | | | |
| Ed Fitz Gerald, R <small>OBP: 0.309, SLG: 0.322</small> (1, 2) | | | | | 6-3 | | | | | 3 | 1 | 1 | 1 | 1 | 0 | 0 | | | | | | |
| Bobby Kline, R <small>OBP: 0.297, SLG: 0.235</small> (1, 6) | | | | | | | | | | 1 | 0 | 0 | 0 | 1 | 0 | 1 | | | | | | |
| Jesse Levan, L <small>OBP: 0.154, SLG: 0.154</small> (9, PH) | | | | | SH3-4 | | L1-3 | | | 1 | 0 | 0 | 0 | 0 | 1 | 0 | | | | | | |
| Chuck Stobbs, L <small>OBP: 0.167, SLG: 0.235</small> (9, PH) | | | | | | | | | | 1 | 0 | 0 | 0 | 2 | 1 | 1 | | | | | | |
| Bob Porterfield, R <small>OBP: 0.167, SLG: 0.235</small> (9, PH) | | | | | | | | | | 0 | 0 | 0 | 0 | 0 | 0 | 0 | | | | | | |
| Mickey McDermott, L <small>OBP: 0.500, SLG: 0.615</small> (9, PH) | | | | | | | | | | 1 | 0 | 0 | 0 | 0 | 0 | 0 | | | | | | |
| Inning Stats | R: 0 E: 0 K: 0 S: 3 | H: 0 LOB: 0 BB: 0 P: 3 | R: 0 E: 0 K: 0 S: 3 | H: 1 LOB: 0 BB: 0 P: 3 | R: 0 E: 0 K: 0 S: 3 | H: 0 LOB: 2 BB: 2 P: 11 | R: 0 E: 0 K: 0 S: 3 | H: 0 LOB: 1 BB: 1 P: 7 | R: 1 E: 0 K: 0 S: 4 | H: 1 LOB: 2 BB: 2 P: 12 | R: 2 E: 1 K: 1 S: 8 | H: 2 LOB: 1 BB: 0 P: 8 | R: 0 E: 0 K: 1 S: 5 | H: 1 LOB: 0 BB: 0 P: 5 | R: 0 E: 0 K: 0 S: 3 | H: 0 LOB: 0 BB: 0 P: 3 | R: 0 E: 0 K: 1 S: 5 | H: 0 LOB: 0 BB: 0 P: 5 | 1B: 4 2B: 1 3B: 0 HR: 0 | SF: 0 SAC: 1 DP: 1 HBP: 0 | WP: 0 PB: 0 SB: 0 CS: 1 | PA: 37 |
| PITCHER | IP WLS BF H R ER SO BB IBB HBP BLK WP HR S P ERA WHIP | | | | | | | | | | | | | | | | | | | | | |
| Erv Palica, R <small>ERA: 4.19</small> (1, 1) | 7.0 | | 30 | 5 | 3 | 2 | 2 | 5 | 0 | 0 | 0 | 0 | 0 | 0 | 29 | 49 | 2.57 | 1.429 | | | | |
| Jim McDonald, R <small>ERA: 4.29</small> (8, 1) | 1.0 | W | 3 | 0 | 0 | 0 | 0 | 0 | 0 | 0 | 0 | 3 | 3 | 0.00 | 0.000 | | | | | | | |
| Ray Moore, R <small>ERA: 2.6</small> (9, 1) | 1.0 | S | 3 | 0 | 0 | 0 | 1 | 0 | 0 | 0 | 5 | 5 | 0.00 | 0.000 | | | | | | | | |

Baltimore Orioles @ Washington Senators
 Griffith Stadium, Washington, DC
 Sun May 08 1955, 3:33 AM EDT
 Unknown

AB 30
 R 3
 H 5
 RBI 2
 BB 5
 SO 3
 LOB 12



| Batter | 1 | 2 | 3 | 4 | 5 | 6 | 7 | 8 | 9 | AB | R | H | RBI | BB | SO | LOB | TOP | | | | | | | | |
|--|------------------------------|---------------------------------|------------------------------|---------------------------------|------------------------------|---------------------------------|------------------------------|---------------------------------|------------------------------|---------------------------------|------------------------------|---------------------------------|------------------------------|---------------------------------|------------------------------|---------------------------------|------------------------------|---------------------------------|----------------------------------|------------------------------------|----------------------------------|--------|--|--|--|
| Joe Demaestri, R (1,6) OBP: 0.178, SLG: 0.173 Jack Littrell, R (7,6) OBP: 0.091, SLG: 0.091 | 0-0 6-3 | | 0-0 5-6-3 | | 0-3 K | | | 0-0 F9 | | 3 | 0 | 0 | 0 | 0 | 1 | 0 | | | | | | | | | |
| Elmer Valo, L (1,9) OBP: 0.639, SLG: 0.643 | 0-0 6-3 | | 0-0 F8 | | | 0-0 1B | | 0-0 1B | | 4 | 0 | 2 | 0 | 0 | 0 | 0 | | | | | | | | | |
| Dick Kryhoski, L (1,3) OBP: 0.233, SLG: 0.214 | 0-0 F5 | | 0-3 K | | | 0-0 L9 | | 0-0 F5 | | 4 | 0 | 0 | 0 | 0 | 1 | 2 | | | | | | | | | |
| Gus Zernial, R (1,7) OBP: 0.340, SLG: 0.590 | | 0-0 5-3 | | 0-3 K | | 0-0 1B | | 0-0 F8 | | 4 | 0 | 1 | 0 | 0 | 1 | 1 | | | | | | | | | |
| Bill Wilson, R (1,8) OBP: 0.340, SLG: 0.549 | | 0-0 1B | | 0-0 2B | | 0-3 K | | 0-0 4-3 BB | | 4 | 1 | 3 | 0 | 0 | 1 | 2 | | | | | | | | | |
| Jim Finigan, R (1,5) OBP: 0.343, SLG: 0.573 | | 0-0 1B | | 0-0 5-3 | | 0-0 L7 | | 0-0 4-3 BB | | 3 | 0 | 1 | 0 | 1 | 0 | 3 | | | | | | | | | |
| Pete Suder, R (1,4) Spook Jacobs, R (7,4) OBP: 0.233, SLG: 0.296 OBP: 0.370, SLG: 0.261 | | 0-0 1B | | 0-0 F9 | | | 0-0 F9 | | 0-0 L5 | 3 | 0 | 1 | 1 | 0 | 0 | 1 | | | | | | | | | |
| Joe Astroth, R (1,2) Billy Shantz, R (7,2) OBP: 0.429, SLG: 0.421 OBP: 0.375, SLG: 0.387 | | 4-0 1B | | 0-0 6-3 | | | 0-0 F9 | | 0-0 4-3 | 2 | 0 | 0 | 0 | 1 | 0 | 0 | | | | | | | | | |
| Lou Slaughter, L (1,1) Tom Gorman, R (6,1) Moe Burtzschy, R (7,7) Don Bullwinkle, R (7,7) Johnny Gray, R (7,1) Jim Robertson, R (6,7) OBP: 0.286, SLG: 0.250 OBP: 0.333, SLG: 0.611 OBP: 0.333, SLG: 0.333 OBP: 0.292, SLG: 0.250 OBP: 0.333, SLG: 0.220 | | 0-0 7-2 | | 0-0 L9 | | 0-3 K | | 0-0 F7 | | 2 | 0 | 0 | 0 | 0 | 0 | 3 | | | | | | | | | |
| Inning Stats | R: 0 E: 0 K: 0 S: 3 | H: 0 LOB: 0 BB: 0 P: 3 | R: 1 E: 0 K: 0 S: 5 | H: 3 LOB: 2 BB: 1 P: 9 | R: 0 E: 0 K: 1 S: 5 | H: 0 LOB: 0 BB: 0 P: 5 | R: 0 E: 0 K: 1 S: 6 | H: 1 LOB: 1 BB: 0 P: 6 | R: 0 E: 0 K: 1 S: 5 | H: 0 LOB: 0 BB: 0 P: 5 | R: 0 E: 0 K: 1 S: 7 | H: 2 LOB: 2 BB: 0 P: 7 | R: 0 E: 0 K: 1 S: 5 | H: 0 LOB: 0 BB: 0 P: 5 | R: 0 E: 0 K: 0 S: 4 | H: 1 LOB: 1 BB: 1 P: 4 | R: 0 E: 0 K: 0 S: 4 | H: 1 LOB: 2 BB: 1 P: 8 | 1B: 7 2B: 2 3B: 0 HR: 0 | SF: 0 SAC: 0 DP: 1 HBP: 0 | WP: 0 PB: 0 SB: 0 CS: 0 | PA: 36 | | | |
| PITCHER | IP | WLS | BF | H | R | ER | SO | BB | IBB | HBP | BLK | WP | HR | S | P | ERA | WHIP | | | | | | | | |
| Harry Byrd, R (1,1) ERA: 3.58 | 5.1 | W | 22 | 6 | 1 | 1 | 3 | 1 | 0 | 0 | 0 | 0 | 0 | 27 | 31 | 1.69 | 1.312 | | | | | | | | |
| Ray Moore, R (6,1) ERA: 2.14 | 3.2 | S | 14 | 2 | 0 | 0 | 2 | 1 | 0 | 0 | 0 | 0 | 0 | 17 | 21 | 0.00 | 0.818 | | | | | | | | |

Kansas City Athletics @ Baltimore Orioles
Memorial Stadium, Baltimore, MD
Tue May 10 1955, 3:33 AM EDT
Att: 9,747 - Unknown

AB 34
R 1
H 8
RBI 1
BB 2
SO 5
LOB 18



| Batter | 1 | 2 | 3 | 4 | 5 | 6 | 7 | 8 | 9 | AB | R | H | RBI | BB | SO | LOB | BOTTOM | | | | | | | | |
|---|------------------------------|---------------------------------|------------------------------|---------------------------------|------------------------------|---------------------------------|------------------------------|----------------------------------|------------------------------|---------------------------------|------------------------------|---------------------------------|------------------------------|---------------------------------|------------------------------|---------------------------------|----------------------------------|------------------------------------|----------------------------------|--------|--|--|--|--|--|
| Billy Cox, R (1,5) OBP: 0.253, SLG: 0.256 Jim Pyburn, R (7,5) OBP: 0.342, SLG: 0.353 | 0-0 F6 | | 0-0 2-3 | | 4-0 BB | 0-0 F3 | | 0-0 1B | | 3 | 0 | 0 | 0 | 1 | 0 | 4 | | | | | | | | | |
| Bob Kennedy, R (1,9) OBP: 0.282, SLG: 0.184 Gil Coan, L (6,7) OBP: 0.391, SLG: 0.404 | 0-0 1-3 | | | 4-0 1B | 0-0 L7 | 0-0 2B | | 0-0 1B | | 2 | 1 | 0 | 0 | 1 | 0 | 2 | | | | | | | | | |
| Hoot Evers, R (1,8) OBP: 0.406, SLG: 0.695 | 0-0 F6 | | | 0-3 K | 0-0 F2 | 0-0 2B | | 0-0 FC5-4 | | 5 | 1 | 1 | 3 | 0 | 1 | 4 | | | | | | | | | |
| Gus Triandos, R (1,3) OBP: 0.316, SLG: 0.413 | | 0-3 K | | 1-3 1B | | | | 0-0 G5-4-3 | | 5 | 2 | 3 | 2 | 0 | 1 | 1 | | | | | | | | | |
| Hal Smith, R (1,2) OBP: 0.347, SLG: 0.443 | 0-0 6-3 | | | 0-0 SF8 | | | | 0-0 G5-4-3 | | 3 | 1 | 1 | 1 | 0 | 0 | 1 | | | | | | | | | |
| Gene Woodling, L (1,7) OBP: 0.319, SLG: 0.300 | 0-0 F7 | | | 1-2 3-H | | | | 0-0 G5-4-3 | | 3 | 1 | 1 | 1 | 1 | 1 | 1 | | | | | | | | | |
| Bobby Young, L (1,4) OBP: 0.292, SLG: 0.250 | | | 0-0 FC2-6 | | 0-0 3-1 | | | 0-0 FC3-6 | | 3 | 1 | 2 | 0 | 1 | 0 | 1 | | | | | | | | | |
| Willy Miranda, S (1,6) OBP: 0.287, SLG: 0.316 | | | 0-0 F4 | | 0-0 F3 | | | 0-0 FC3-6 | | 3 | 1 | 0 | 1 | 1 | 0 | 2 | | | | | | | | | |
| Harry Byrd, R (1,1) OBP: 0.100, SLG: 0.100 Ray Moore, R (6,1) OBP: 0.286, SLG: 0.167 | | | 0-0 FC2-6 | | 0-0 BB | | | 0-0 K | | 2 | 0 | 1 | 0 | 0 | 0 | 1 | | | | | | | | | |
| Inning Stats | R: 0 E: 0 K: 0 S: 3 | H: 0 LOB: 0 BB: 0 P: 3 | R: 0 E: 0 K: 1 S: 5 | H: 0 LOB: 0 BB: 0 P: 5 | R: 0 E: 0 K: 1 S: 4 | H: 1 LOB: 1 BB: 0 P: 4 | R: 2 E: 0 K: 1 S: 7 | H: 2 LOB: 1 BB: 1 P: 11 | R: 0 E: 0 K: 1 S: 4 | H: 0 LOB: 0 BB: 1 P: 8 | R: 0 E: 0 K: 1 S: 4 | H: 0 LOB: 0 BB: 1 P: 8 | R: 0 E: 0 K: 0 S: 4 | H: 2 LOB: 0 BB: 0 P: 4 | R: 1 E: 0 K: 0 S: 4 | H: 2 LOB: 0 BB: 0 P: 4 | 1B: 8 2B: 3 3B: 0 HR: 1 | SF: 1 SAC: 0 DP: 1 HBP: 1 | WP: 0 PB: 0 SB: 0 CS: 1 | PA: 40 | | | | | |
| PITCHER | IP | WLS | BF | H | R | ER | SO | BB | IBB | HBP | BLK | WP | HR | S | P | ERA | WHIP | | | | | | | | |
| Lou Slaughter, L (1,1) ERA: 11.37 | 5.0 | L | 25 | 7 | 6 | 6 | 2 | 3 | 0 | 0 | 0 | 0 | 0 | 26 | 38 | 10.80 | 2.000 | | | | | | | | |
| Tom Gorman, R (6,1) ERA: 5.25 | 0.0 | | 2 | 0 | 0 | 0 | 0 | 1 | 0 | 1 | 0 | 0 | 0 | 0 | 5 | ∞ | ∞ | | | | | | | | |
| Moe Burtzschy, R (6,1) ERA: 10.32 | 1.0 | | 6 | 3 | 4 | 4 | 1 | 0 | 0 | 0 | 0 | 0 | 0 | 8 | 8 | 36.00 | 3.000 | | | | | | | | |
| Johnny Gray, R (7,1) ERA: 10.64 | 2.0 | | 7 | 2 | 1 | 1 | 1 | 1 | 0 | 0 | 0 | 0 | 0 | 8 | 12 | 4.50 | 1.500 | | | | | | | | |

Kansas City Athletics @ Baltimore Orioles
Memorial Stadium, Baltimore, MD
Tue May 10 1955, 3:33 AM EDT
Att: 9,747 - Unknown

AB 33
R 11
H 12
RBI 11
BB 5
SO 4
LOB 18



| Batter | 1 | 2 | 3 | 4 | 5 | 6 | 7 | 8 | 9 | AB | R | H | RBI | BB | SO | LOB | TOP | | |
|--|---|---|---|---|---|---|---|---|---|---|---|---|---|---|---|---|---|---|------------------------------------|
| Nellie Fox, L OBP: 0.389, SLG: 0.480 (1, 4) | 0-0 6-3 1B | | 0-0 F8 1B 2B | | 1-0 HBP | | 0-0 FC5-4 | | 0-0 2B 1B | 4 | 2 | 3 | 2 | 0 | 0 | 1 | Chicago White Sox @ Baltimore Orioles Memorial Stadium, Baltimore, MD Thu May 12 1955, 3:33 AM EDT Att: 14,014 - Unknown | | |
| George Kell, R OBP: 0.370, SLG: 0.405 (1, 5) | 0-0 6-3 | | 0-0 F8 | | 0-3 K | | 0-0 G3 | | 0-0 5-3 | 5 | 0 | 0 | 0 | 0 | 1 | 7 | | | |
| Jim Rivera, L OBP: 0.337, SLG: 0.358 (1, 8) (9, 9) | 0-3 K | | 0-0 CS 1B | | 0-0 F9 | | 0-0 F3 | | 0-0 2B | 5 | 0 | 2 | 3 | 0 | 1 | 1 | | | |
| Minnie Mino, R OBP: 0.351, SLG: 0.337 (1, 7) | 0-0 F9 | | 0-0 CS 1-2 | | 0-0 5-3 | | 0-0 CS 1B | | 0-0 6-3 4-3 | 5 | 0 | 1 | 0 | 0 | 0 | 2 | | | |
| Willard Marshall, L OBP: 0.353, SLG: 0.083 Johnny Groh, R OBP: 0.250, SLG: 0.167 (1, 9) (9, 8) | | 0-0 F5 | | 0-0 F2 | | 4-0 BB BB | | 0-0 F2 | | 3 | 0 | 0 | 0 | 1 | 0 | 0 | | | |
| Ron Jackson, R OBP: 0.333, SLG: 0.800 (1, 3) | 0-0 F9 | | 0-0 F3 | | 0-0 BB BB | | 0-0 BB | | 0-3 K | 3 | 0 | 0 | 0 | 1 | 1 | 0 | | | |
| Clint Courtney, L OBP: 0.333, SLG: 0.417 Sherm Lollar, R OBP: 0.456, SLG: 0.689 (1, 2) (6, PH) (6, 2) | 0-0 G3 | | | | 0-0 SH1-3 1B | | 0-0 F6 | | 4-0 1B BB | 2 | 0 | 1 | 0 | 0 | 0 | 0 | | | |
| Chico Carrasquel, R OBP: 0.342, SLG: 0.396 (1, 6) | | | 0-0 WP 2B 1B | | 0-0 F4 | | 0-0 5-3 | | 0-0 1B 1B | 4 | 2 | 2 | 0 | 0 | 0 | 1 | | | |
| Jack Harshman, L OBP: 0.438, SLG: 0.538 Harry Dorish, R OBP: 0.333, SLG: 0.333 Bob Nieman, R OBP: 0.388, SLG: 0.589 Mike Fomiesles, R OBP: 0.200, SLG: 0.300 (1, 1) (7, 1) (9, PH) (9, 1) | | | 0-3 K | | 0-0 SH1-3 | | 0-0 FC5-4 1B | | 0-0 5-3 1B 2B 1B | 2 | 0 | 1 | 0 | 0 | 1 | 1 | | | |
| Inning Stats | R: 0 E: 0 K: 1 S: 6 | H: 1 LOB: 1 BB: 0 P: 6 | R: 0 E: 0 K: 0 S: 3 | H: 0 LOB: 0 BB: 0 P: 3 | R: 2 E: 0 K: 1 S: 7 | H: 3 LOB: 0 BB: 0 P: 7 | R: 0 E: 0 K: 0 S: 3 | H: 0 LOB: 0 BB: 0 P: 3 | R: 0 E: 0 K: 1 S: 6 | H: 1 LOB: 2 BB: 2 P: 11 | R: 0 E: 0 K: 0 S: 4 | H: 1 LOB: 1 BB: 0 P: 4 | R: 0 E: 0 K: 0 S: 3 | H: 0 LOB: 0 BB: 0 P: 3 | R: 4 E: 0 K: 1 S: 9 | H: 4 LOB: 1 BB: 1 P: 13 | | 1B: 9 2B: 2 3B: 0 HR: 0 | SF: 0 SAC: 1 DP: 0 HBP: 1 |
| PITCHER | IP WLS BF H R ER SO BB IBB HBP BLK WP HR S P ERA WHIP | IP WLS BF H R ER SO BB IBB HBP BLK WP HR S P ERA WHIP | IP WLS BF H R ER SO BB IBB HBP BLK WP HR S P ERA WHIP | IP WLS BF H R ER SO BB IBB HBP BLK WP HR S P ERA WHIP | IP WLS BF H R ER SO BB IBB HBP BLK WP HR S P ERA WHIP | IP WLS BF H R ER SO BB IBB HBP BLK WP HR S P ERA WHIP | IP WLS BF H R ER SO BB IBB HBP BLK WP HR S P ERA WHIP | IP WLS BF H R ER SO BB IBB HBP BLK WP HR S P ERA WHIP | IP WLS BF H R ER SO BB IBB HBP BLK WP HR S P ERA WHIP | IP WLS BF H R ER SO BB IBB HBP BLK WP HR S P ERA WHIP | IP WLS BF H R ER SO BB IBB HBP BLK WP HR S P ERA WHIP | IP WLS BF H R ER SO BB IBB HBP BLK WP HR S P ERA WHIP | IP WLS BF H R ER SO BB IBB HBP BLK WP HR S P ERA WHIP | IP WLS BF H R ER SO BB IBB HBP BLK WP HR S P ERA WHIP | IP WLS BF H R ER SO BB IBB HBP BLK WP HR S P ERA WHIP | IP WLS BF H R ER SO BB IBB HBP BLK WP HR S P ERA WHIP | IP WLS BF H R ER SO BB IBB HBP BLK WP HR S P ERA WHIP | IP WLS BF H R ER SO BB IBB HBP BLK WP HR S P ERA WHIP | |
| Saul Rogovin, R ERA: 4.26 (1, 1) | 5.2 0.0 | 23 1 | 6 0 | 2 0 | 2 0 | 3 0 | 1 0 | 0 0 | 0 0 | 0 0 | 0 0 | 0 0 | 0 0 | 0 0 | 0 0 | 0 0 | 3.18 ∞ | 1.235 ∞ | |
| Art Schallock, L ERA: 6.0 (6, 1) | 0.0 | 1 | 0 | 0 | 0 | 0 | 1 | 0 | 0 | 0 | 0 | 0 | 0 | 0 | 0 | 0 | ∞ | ∞ | |
| Ray Moore, R ERA: 3.38 (6, 1) | 3.0 | L 15 | 5 | 4 | 4 | 1 | 1 | 0 | 0 | 0 | 0 | 0 | 0 | 0 | 0 | 0 | 12.00 | 2.000 | |
| Bob Kuzava, L ERA: 2.89 (9, 1) | 0.1 | 1 | 0 | 0 | 0 | 0 | 0 | 0 | 0 | 0 | 0 | 0 | 0 | 0 | 0 | 0 | 0.00 | 0.000 | |
| Billy Cox, R OBP: 0.260, SLG: 0.274 (1, 4) (9, 5) | 0-0 4-3 | | 0-0 1B 2B | | 0-3 K | | 0-3 K | | 0-3 K | 5 | 1 | 1 | 0 | 0 | 3 | 2 | Chicago White Sox @ Baltimore Orioles Memorial Stadium, Baltimore, MD Thu May 12 1955, 3:33 AM EDT Att: 14,014 - Unknown | | |
| Bob Kennedy, R OBP: 0.245, SLG: 0.159 Gil Coan, L OBP: 0.391, SLG: 0.404 (1, 9) (7, PH) (8, 7) | 0-0 L6 | | 0-0 L4 | | 0-0 F9 | | 0-0 SH1-3 | | 0-0 K | 3 | 0 | 0 | 0 | 0 | 0 | 1 | | | |
| Hoot Evers, R OBP: 0.394, SLG: 0.646 (1, 8) | 0-0 F8 | | 0-3 K | | 0-0 F5 | | 0-0 L5 | | 0-0 K | 4 | 0 | 0 | 0 | 0 | 1 | 2 | | | |
| Hal Smith, R OBP: 0.349, SLG: 0.421 Bobby Young, L OBP: 0.294, SLG: 0.242 (1, 2) (8, PR) (9, 4) | | 0-0 F9 | | 0-0 1B | | 0-0 F7 | | 4-0 BB | 3 | 0 | 1 | 1 | 1 | 0 | 0 | 0 | | | |
| Gene Woodling, L OBP: 0.325, SLG: 0.318 (1, 7) (8, 9) | | 4-0 BB BB | | 0-0 F8 | | 0-0 3B | | 0-0 F9 | 3 | 0 | 1 | 0 | 1 | 0 | 2 | | | | |
| Gus Triandos, R OBP: 0.310, SLG: 0.390 (1, 3) | | 4-0 1-3 BB BB | | 0-0 FC4-6 1B | | 0-3 K | | 0-0 F7 | 3 | 0 | 1 | 0 | 1 | 1 | 2 | | | | |
| Jim Pyburn, R OBP: 0.375, SLG: 0.300 Les Moss, R OBP: 0.395, SLG: 0.543 (1, 5) (9, 2) | | 0-0 1-3 1-2 2-3 | | 0-0 FC4-6 6-3 S PB | | 0-0 1-3 | | 0-0 1-3 | 4 | 1 | 0 | 0 | 0 | 0 | 5 | | | | |
| Willy Miranda, S OBP: 0.295, SLG: 0.314 (1, 6) | | 4-0 IBB | | 0-0 6-3 | | 0-0 1-3 | | 0-0 F7 | 3 | 0 | 0 | 0 | 1 | 0 | 2 | | | | |
| Saul Rogovin, R (1, 1) | 0-0 G3 | | 0-0 IBB | | 4-0 3H BB | | 0-0 SH1-3 1B | | 0-0 F7 | 1 | 0 | 0 | 0 | 1 | 0 | 3 | | | |
| Art Schallock, L (6, 1) | 0-0 G3 | | 0-0 IBB | | 4-0 3H BB | | 0-0 SH1-3 1B | | 0-0 F7 | 0 | 0 | 0 | 0 | 0 | 0 | 0 | | | |
| Ray Moore, R OBP: 0.375, SLG: 0.286 (6, 1) | 0-0 G3 | | 0-0 IBB | | 4-0 3H BB | | 0-0 SH1-3 1B | | 0-0 F7 | 1 | 0 | 1 | 0 | 0 | 0 | 0 | | | |
| Bob Kuzava, S (9, 1) | 0-0 G3 | | 0-0 IBB | | 4-0 3H BB | | 0-0 SH1-3 1B | | 0-0 F7 | 0 | 0 | 0 | 0 | 0 | 0 | 0 | | | |
| Eddie Waitkus, L OBP: 0.421, SLG: 0.406 (9, PH) | 0-0 G3 | | 0-0 IBB | | 4-0 3H BB | | 0-0 SH1-3 1B | | 0-0 F7 | 1 | 0 | 0 | 0 | 0 | 0 | 0 | | | |
| Inning Stats | R: 0 E: 0 K: 0 S: 3 | H: 0 LOB: 0 BB: 0 P: 3 | R: 0 E: 0 K: 0 S: 3 | H: 0 LOB: 3 BB: 3 P: 15 | R: 1 E: 0 K: 1 S: 7 | H: 2 LOB: 1 BB: 0 P: 7 | R: 1 E: 0 K: 1 S: 6 | H: 1 LOB: 1 BB: 1 P: 10 | R: 0 E: 0 K: 0 S: 3 | H: 0 LOB: 0 BB: 0 P: 3 | R: 0 E: 0 K: 1 S: 6 | H: 1 LOB: 1 BB: 0 P: 6 | R: 0 E: 0 K: 0 S: 3 | H: 0 LOB: 1 BB: 1 P: 7 | R: 0 E: 0 K: 1 S: 5 | H: 0 LOB: 0 BB: 0 P: 5 | 1B: 3 2B: 1 3B: 1 HR: 0 | SF: 0 SAC: 1 DP: 0 HBP: 0 | WP: 0 PA: 37 |
| PITCHER | IP WLS BF H R ER SO BB IBB HBP BLK WP HR S P ERA WHIP | IP WLS BF H R ER SO BB IBB HBP BLK WP HR S P ERA WHIP | IP WLS BF H R ER SO BB IBB HBP BLK WP HR S P ERA WHIP | IP WLS BF H R ER SO BB IBB HBP BLK WP HR S P ERA WHIP | IP WLS BF H R ER SO BB IBB HBP BLK WP HR S P ERA WHIP | IP WLS BF H R ER SO BB IBB HBP BLK WP HR S P ERA WHIP | IP WLS BF H R ER SO BB IBB HBP BLK WP HR S P ERA WHIP | IP WLS BF H R ER SO BB IBB HBP BLK WP HR S P ERA WHIP | IP WLS BF H R ER SO BB IBB HBP BLK WP HR S P ERA WHIP | IP WLS BF H R ER SO BB IBB HBP BLK WP HR S P ERA WHIP | IP WLS BF H R ER SO BB IBB HBP BLK WP HR S P ERA WHIP | IP WLS BF H R ER SO BB IBB HBP BLK WP HR S P ERA WHIP | IP WLS BF H R ER SO BB IBB HBP BLK WP HR S P ERA WHIP | IP WLS BF H R ER SO BB IBB HBP BLK WP HR S P ERA WHIP | IP WLS BF H R ER SO BB IBB HBP BLK WP HR S P ERA WHIP | IP WLS BF H R ER SO BB IBB HBP BLK WP HR S P ERA WHIP | IP WLS BF H R ER SO BB IBB HBP BLK WP HR S P ERA WHIP | IP WLS BF H R ER SO BB IBB HBP BLK WP HR S P ERA WHIP | |
| Jack Harshman, L ERA: 3.32 (7, 1) | 6.0 2.0 | W 7 | 5 | 2 | 1 | 3 | 3 | 1 | 0 | 0 | 0 | 0 | 0 | 0 | 0 | 0 | 1.50 | 1.333 | |
| Harry Dorish, R ERA (7, 1) | 2.0 | W 7 | 0 | 0 | 0 | 1 | 1 | 0 | 0 | 0 | 0 | 0 | 0 | 0 | 0 | 0 | 0.00 | 0.500 | |
| Mike Fomiesles, R ERA: 1.76 (9, 1) | 1.0 | S 3 | 0 | 0 | 0 | 1 | 0 | 0 | 0 | 0 | 0 | 0 | 0 | 0 | 0 | 0 | 0.00 | 0.000 | |

| Batter | 1 | 2 | 3 | 4 | 5 | 6 | 7 | 8 | 9 | AB | R | H | RBI | BB | SO | LOB | TOP | | | | |
|---|------------------------------|----------------------------------|------------------------------|---------------------------------|------------------------------|---------------------------------|------------------------------|---------------------------------|------------------------------|---------------------------------|------------------------------|---------------------------------|------------------------------|---------------------------------|------------------------------|----------------------------------|----------------------------------|------------------------------------|----------------------------------|--------|--|
| Al Smith, R OBP: 0.417, SLG: 0.526 (1, 9) | F2 | F8 | | | L5 | | 5-3 | | | 4 | 0 | 0 | 0 | 1 | 0 | 1 | | | | | |
| Dave Pope, L OBP: 0.438, SLG: 0.667 (1, 7) | 2B | | P1-3 | | 1B | | | 1-5-3 | K | 4 | 2 | 2 | 0 | 1 | 1 | 2 | | | | | |
| Vic Wertz, L OBP: 0.373, SLG: 0.419 (1, 3) | 1B | | G4-6-3 | | SF7 | | | 1-5-3 | FC5 | 3 | 1 | 1 | 2 | 1 | 0 | 3 | | | | | |
| Al Rosen, R OBP: 0.358, SLG: 0.417 Dave Philley, S OBP: 0.500, SLG: 0.625 (1, PR) | 1B | | G4-6-3 | | 4-3 | | | 2B | | 0 | 0 | 0 | 0 | 1 | 0 | 0 | | | | | |
| Larry Doby, L OBP: 0.302, SLG: 0.389 (1, 8) | F7 | | | 1-3 | | F3 | | 1-3 | | 4 | 0 | 1 | 1 | 0 | 0 | 2 | | | | | |
| Hank Majeski, R OBP: 0.286, SLG: 0.333 (1, 4) | 1B | | | E5 | | F6 | | 1-3 | | 4 | 0 | 1 | 1 | 0 | 0 | 1 | | | | | |
| Sam Dente, R (1, 6) | FC6-4 | | | 4-3 | | K | | K | | 4 | 0 | 0 | 0 | 0 | 2 | 4 | | | | | |
| Jim Hegan, R OBP: 0.221, SLG: 0.224 (1, 2) | | K | | 1-3 | | F7 | | F3 | | 4 | 0 | 0 | 0 | 0 | 1 | 1 | | | | | |
| Mike Garcia, R OBP: 0.389, SLG: 0.375 (1, 1) | F6 | | | | | F6 | | FC5 | WP | 4 | 1 | 2 | 0 | 0 | 0 | 0 | | | | | |
| Inning Stats | R: 2 E: 0 K: 0 S: 5 | H: 2 LOB: 2 BB: 2 P: 13 | R: 0 E: 0 K: 1 S: 5 | H: 0 LOB: 0 BB: 0 P: 5 | R: 0 E: 0 K: 0 S: 2 | H: 0 LOB: 0 BB: 1 P: 6 | R: 0 E: 1 K: 0 S: 4 | H: 2 LOB: 1 BB: 0 P: 4 | R: 1 E: 0 K: 1 S: 5 | H: 2 LOB: 1 BB: 0 P: 5 | R: 0 E: 0 K: 1 S: 3 | H: 0 LOB: 0 BB: 0 P: 3 | R: 0 E: 0 K: 1 S: 8 | H: 3 LOB: 1 BB: 0 P: 8 | R: 0 E: 0 K: 1 S: 6 | H: 1 LOB: 2 BB: 1 P: 10 | 1B: 4 2B: 4 3B: 0 HR: 0 | SF: 1 SAC: 0 DP: 1 HBP: 0 | WP: 1 PB: 0 SB: 0 CS: 0 | PA: 39 | |
| PITCHER | IP | WLS | BF | H | R | ER | SO | BB | IBB | HBP | BLK | WP | HR | S | P | ERA | WHIP | | | | |
| Bob Kuzava, L ERA: 4.5 (1, 1) | 0.2 | L | 6 | 2 | 2 | 2 | 0 | 2 | 0 | 0 | 0 | 0 | 0 | 4 | 12 | 27.00 | 6.000 | | | | |
| Harry Byrd, R ERA: 3.99 (1, 1) | 6.2 | | 26 | 5 | 3 | 3 | 2 | 1 | 0 | 0 | 0 | 0 | 0 | 29 | 33 | 4.05 | 0.900 | | | | |
| Lou Kretlow, R ERA: 8.36 (8, 1) | 0.2 | | 2 | 0 | 0 | 0 | 1 | 0 | 0 | 0 | 0 | 0 | 0 | 4 | 4 | 0.00 | 0.000 | | | | |
| Don Johnson, R ERA: 8.56 (9, 1) | 1.0 | | 5 | 1 | 0 | 0 | 1 | 1 | 0 | 0 | 0 | 1 | 0 | 6 | 10 | 0.00 | 2.000 | | | | |

Cleveland Indians @ Baltimore Orioles
Memorial Stadium, Baltimore, MD
Sun May 15 1955, 3:38 AM EDT
Att: 34,109 - Unknown

AB 34
R 5
H 8
RBI 5
BB 4
SO 4
LOB 16



| Batter | 1 | 2 | 3 | 4 | 5 | 6 | 7 | 8 | 9 | AB | R | H | RBI | BB | SO | LOB | BOTTOM | | | | | |
|--|------------------------------|---------------------------------|------------------------------|---------------------------------|------------------------------|---------------------------------|------------------------------|---------------------------------|------------------------------|---------------------------------|------------------------------|---------------------------------|------------------------------|---------------------------------|------------------------------|---------------------------------|------------------------------|---------------------------------|----------------------------------|------------------------------------|----------------------------------|--------|
| Billy Cox, R OBP: 0.250, SLG: 0.262 (1, 5) | F3 | | | K2-3 | | L8 | | F9 | | 4 | 0 | 0 | 0 | 0 | 1 | 0 | | | | | | |
| Eddie Waitkus, L OBP: 0.391, SLG: 0.375 (1, 3) | K | | | 1B | | 3-1 | | 4-3 | | 4 | 0 | 1 | 0 | 0 | 1 | 0 | | | | | | |
| Chuck Diering, R OBP: 0.293, SLG: 0.346 (1, 8) | F4 | | | F9 | | K | | | 4-3 | 4 | 0 | 1 | 0 | 0 | 1 | 1 | | | | | | |
| Gene Woodling, L OBP: 0.341, SLG: 0.370 (1, 9) | | | | 1B | | | | 4-3 | | 4 | 0 | 2 | 0 | 0 | 0 | 1 | | | | | | |
| Gil Coan, L OBP: 0.380, SLG: 0.391 (1, 7) | K | | | F5 | | | | F6 | | 4 | 0 | 1 | 0 | 0 | 1 | 4 | | | | | | |
| Les Moss, R OBP: 0.357, SLG: 0.487 (1, 2) | | | G6-4-3 | | F9 | | | F4 | | 4 | 0 | 0 | 0 | 0 | 0 | 3 | | | | | | |
| Bobby Young, L OBP: 0.288, SLG: 0.250 (1, 4) | | | | 1-3 | | | | | | 3 | 0 | 1 | 0 | 0 | 1 | 0 | | | | | | |
| Willy Miranda, S OBP: 0.310, SLG: 0.341 Hal Smith, R OBP: 0.356, SLG: 0.425 Fred Marsh, R OBP: 0.385, SLG: 0.273 (7, PH) | | | | F3 | | | | F4 | | 2 | 0 | 1 | 0 | 0 | 0 | 0 | | | | | | |
| Bob Kuzava, S OBP: 0.083 Harry Byrd, R OBP: 0.111, SLG: 0.111 Lou Kretlow, R OBP: 0.111, SLG: 0.111 Cal Abrams, L OBP: 0.344, SLG: 0.087 Don Johnson, R (8, PH) | | | | 5-3 | | | | F8 | | 0 | 0 | 0 | 0 | 0 | 0 | 0 | | | | | | |
| Inning Stats | R: 0 E: 0 K: 1 S: 5 | H: 0 LOB: 0 BB: 0 P: 5 | R: 0 E: 0 K: 1 S: 5 | H: 1 LOB: 0 BB: 0 P: 5 | R: 0 E: 0 K: 0 S: 3 | H: 0 LOB: 0 BB: 0 P: 3 | R: 0 E: 0 K: 1 S: 7 | H: 2 LOB: 2 BB: 0 P: 7 | R: 0 E: 0 K: 2 S: 8 | H: 1 LOB: 1 BB: 0 P: 8 | R: 0 E: 0 K: 1 S: 5 | H: 0 LOB: 0 BB: 0 P: 5 | R: 0 E: 0 K: 0 S: 5 | H: 2 LOB: 2 BB: 0 P: 5 | R: 0 E: 0 K: 0 S: 3 | H: 0 LOB: 0 BB: 0 P: 3 | R: 0 E: 0 K: 0 S: 4 | H: 1 LOB: 1 BB: 0 P: 4 | 1B: 7 2B: 0 3B: 0 HR: 0 | SF: 0 SAC: 0 DP: 1 HBP: 0 | WP: 0 PB: 0 SB: 0 CS: 0 | PA: 33 |
| PITCHER | IP | WLS | BF | H | R | ER | SO | BB | IBB | HBP | BLK | WP | HR | S | P | ERA | WHIP | | | | | |
| Mike Garcia, R ERA: 3.46 (1, 1) | 9.0 | W | 33 | 7 | 0 | 0 | 6 | 0 | 0 | 0 | 0 | 0 | 0 | 45 | 45 | 0.00 | 0.778 | | | | | |

Cleveland Indians @ Baltimore Orioles
Memorial Stadium, Baltimore, MD
Sun May 15 1955, 3:38 AM EDT
Att: 34,109 - Unknown

AB 33
R 0
H 7
RBI 0
BB 0
SO 6
LOB 12



| Batter | 1 | 2 | 3 | 4 | 5 | 6 | 7 | 8 | 9 | AB | R | H | RBI | BB | SO | LOB | TOP | | | |
|--|--|---------------------------------|------------------------------|---------------------------------|------------------------------|---------------------------------|------------------------------|---------------------------------|------------------------------|---------------------------------|------------------------------|---------------------------------|------------------------------|---------------------------------|------------------------------|---------------------------------|--|------------------------------------|----------------------------------|--------|
| Harvey Kuenn, R OBP: 0.427, SLG: 0.526 | 0-0 4-3 BB 1B | | 0-0 CS 1B | | 0-0 1B | | 0-0 F6 | | | 4 | 0 | 3 | 0 | 0 | 0 | 0 | Detroit Tigers @ Baltimore Orioles Memorial Stadium, Baltimore, MD Tue May 17 1955, 3:33 AM EDT Att: 28,532 - Unknown | | | |
| Bill Tuttle, R OBP: 0.385, SLG: 0.345 | 0-0 F9 | | 4-0 BB 1-2 BB | | 0-0 F3 | | | 0-3 K | | 3 | 0 | 0 | 0 | 1 | 1 | 2 | | | | |
| Al Kaline, R OBP: 0.464, SLG: 0.664 | 4-0 1-2 BB | | 0-0 L4 | | | 0-0 SF8 3B | | 0-0 L8 | | 3 | 1 | 1 | 0 | 1 | 0 | 1 | | | | |
| Ferris Fain, L OBP: 0.459, SLG: 0.351 | 0-0 4-3 | | | 4-0 G4-6-3 BB | | 0-0 SF8 | | 0-0 F9 | | 2 | 0 | 0 | 1 | 1 | 0 | 2 | | | | |
| Ray Boone, R OBP: 0.318, SLG: 0.391 | 0-0 F4 | | | 0-0 G4-6-3 1-2 | | 0-0 F2 | | | 0-0 F3 | 4 | 0 | 0 | 0 | 0 | 0 | 3 | | | | |
| Jim Delsing, L OBP: 0.346, SLG: 0.478 | | 0-0 F2 | | 0-0 3B | | 0-0 F7 | | | 0-0 F4 | 4 | 0 | 1 | 0 | 0 | 0 | 0 | | | | |
| Fred Hatfield, L OBP: 0.321, SLG: 0.323 | | 0-0 G3 | | 0-0 F6 | | | 0-0 SF8 3B | | 0-0 F8 | 4 | 1 | 1 | 0 | 0 | 0 | 1 | | | | |
| Frank House, L OBP: 0.275, SLG: 0.311 | | 0-0 F8 | | | 0-0 F8 | | | 0-0 F6 | | 3 | 0 | 0 | 0 | 0 | 0 | 1 | | | | |
| Ned Garver, R OBP: 0.190, SLG: 0.125 | | | 0-0 F2 | | 0-0 F7 | | 0-0 SF8 | | | 2 | 0 | 0 | 1 | 0 | 0 | 0 | | | | |
| Inning Stats | R: 0 E: 0 K: 0 S: 4 | H: 1 LOB: 2 BB: 1 P: 8 | R: 0 E: 0 K: 0 S: 3 | H: 0 LOB: 0 BB: 0 P: 3 | R: 0 E: 0 K: 0 S: 3 | H: 1 LOB: 1 BB: 1 P: 7 | R: 0 E: 0 K: 0 S: 3 | H: 1 LOB: 1 BB: 0 P: 7 | R: 0 E: 0 K: 0 S: 4 | H: 1 LOB: 0 BB: 0 P: 4 | R: 1 E: 0 K: 0 S: 4 | H: 1 LOB: 0 BB: 0 P: 4 | R: 0 E: 0 K: 1 S: 5 | H: 0 LOB: 0 BB: 0 P: 5 | R: 0 E: 0 K: 0 S: 3 | H: 0 LOB: 0 BB: 0 P: 3 | 1B: 3 2B: 0 3B: 3 HR: 0 | SF: 2 SAC: 0 DP: 1 HBP: 0 | WP: 0 PB: 0 SB: 0 CS: 1 | PA: 34 |
| PITCHER Erv Palica, R ERA: 3.74 | IP: 9.0 WLS: W BF: 34 H: 6 R: 2 ER: 2 SO: 1 BB: 3 IBB: 0 HBP: 0 BLK: 0 WP: 0 HR: 0 S: 33 P: 45 ERA: 2.00 WHIP: 1.000 | | | | | | | | | | | | | | | PITCHER | | | | |

| Batter | 1 | 2 | 3 | 4 | 5 | 6 | 7 | 8 | 9 | AB | R | H | RBI | BB | SO | LOB | BOTTOM | | | |
|--|--|----------------------------------|------------------------------|---------------------------------|------------------------------|---------------------------------|------------------------------|---------------------------------|------------------------------|---------------------------------|------------------------------|---------------------------------|------------------------------|---------------------------------|------------------------------|---------------------------------|--|------------------------------------|----------------------------------|--------|
| Billy Cox, R OBP: 0.259, SLG: 0.308 | 0-0 1B BB 2B | | 0-0 6-3 | | | | 0-0 F7 | | | 4 | 2 | 2 | 1 | 0 | 0 | 1 | Detroit Tigers @ Baltimore Orioles Memorial Stadium, Baltimore, MD Tue May 17 1955, 3:33 AM EDT Att: 28,532 - Unknown | | | |
| Eddie Waitkus, L OBP: 0.380, SLG: 0.364 | 0-0 BB BB 2-3 1B | | 0-0 F3 | | 0-0 4-3 | | | 0-0 L5 | | 4 | 0 | 1 | 0 | 0 | 0 | 0 | | | | |
| Hoot Evers, R OBP: 0.382, SLG: 0.629 | 0-0 F6 | | 0-0 F2 | | | 0-0 F8 SF8 2B | | 0-0 F8 | | 4 | 1 | 1 | 0 | 0 | 0 | 2 | | | | |
| Gene Woodling, L OBP: 0.337, SLG: 0.355 | 4-0 1-2 BB BB | | | 0-0 F8 | | 0-0 F8 | | 0-0 E4 | | 3 | 0 | 0 | 0 | 1 | 0 | 1 | | | | |
| Hal Smith, R OBP: 0.352, SLG: 0.415 | 4-0 1-2 2-3 3-H BB | | | 0-0 F3 | | 0-0 SF8 | | 0-3 K2-3 | | 2 | 0 | 0 | 2 | 1 | 1 | 1 | | | | |
| Chuck Diering, R OBP: 0.282, SLG: 0.333 | 0-0 G6-4-3 1-2 | | | 0-0 E5 | | 0-0 6-3 | | | | 3 | 0 | 0 | 0 | 0 | 0 | 3 | | | | |
| Bobby Young, L OBP: 0.277, SLG: 0.240 | | 0-0 4-3 | | 0-0 F7 | | | 0-0 6-3 | | | 3 | 0 | 0 | 0 | 0 | 0 | 1 | | | | |
| Willy Miranda, S OBP: 0.311, SLG: 0.351 | | 0-0 F5 | | | 0-0 4-3 | | | 0-0 K | | 3 | 0 | 1 | 0 | 0 | 0 | 0 | | | | |
| Erv Palica, R OBP: 0.278, SLG: 0.278 | | 0-0 4-3 | | | 0-3 K | | 0-3 K | | | 3 | 0 | 0 | 0 | 0 | 2 | 1 | | | | |
| Inning Stats | R: 1 E: 0 K: 0 S: 4 | H: 2 LOB: 2 BB: 2 P: 12 | R: 0 E: 0 K: 0 S: 3 | H: 0 LOB: 0 BB: 0 P: 3 | R: 0 E: 1 K: 0 S: 4 | H: 0 LOB: 1 BB: 0 P: 4 | R: 0 E: 0 K: 0 S: 6 | H: 0 LOB: 0 BB: 0 P: 6 | R: 1 E: 0 K: 0 S: 4 | H: 1 LOB: 0 BB: 0 P: 4 | R: 0 E: 0 K: 1 S: 6 | H: 1 LOB: 1 BB: 0 P: 6 | R: 0 E: 1 K: 1 S: 6 | H: 0 LOB: 1 BB: 0 P: 6 | R: 0 E: 1 K: 1 S: 6 | H: 0 LOB: 1 BB: 0 P: 6 | 1B: 1 2B: 3 3B: 0 HR: 1 | SF: 1 SAC: 0 DP: 1 HBP: 0 | WP: 0 PB: 0 SB: 0 CS: 0 | PA: 32 |
| PITCHER Ned Garver, R ERA: 3.48 | IP: 8.0 WLS: L BF: 32 H: 5 R: 3 ER: 3 SO: 3 BB: 2 IBB: 0 HBP: 0 BLK: 0 WP: 0 HR: 1 S: 36 P: 44 ERA: 3.38 WHIP: 0.875 | | | | | | | | | | | | | | | PITCHER | | | | |

| Batter | 1 | 2 | 3 | 4 | 5 | 6 | 7 | 8 | 9 | AB | R | H | RBI | BB | SO | LOB | TOP | | | |
|---|--|---------------------------------|------------------------------|---------------------------------|------------------------------|---------------------------------|------------------------------|---------------------------------|------------------------------|---------------------------------|------------------------------|---------------------------------|------------------------------|---------------------------------|------------------------------|---------------------------------|---|------------------------------------|----------------------------------|--------|
| Billy Cox, R OBP: 0.263, SLG: 0.317 (1, 5) | 0-0 5-3 | | | 0-0 6-3 | | | 0-0 F8 | | 0-0 5-3 | 4 | 0 | 0 | 0 | 0 | 0 | 0 | Baltimore Orioles @ New York Yankees Yankee Stadium, Bronx, NY Sun May 22 1955, 3:33AM EDT Unknown - 71 F AB 28 R 0 H 4 RBI 0 BB 0 SO 3 LOB 4 | | | |
| Bob Kennedy, R OBP: 0.245, SLG: 0.167 (1, 9) | 0-0 G4-3 1B | | | 0-0 F7 | | | 0-0 F5 | | | 3 | 0 | 1 | 0 | 0 | 0 | 0 | | | | |
| Hoot Evers, R OBP: 0.381, SLG: 0.592 (1, 7) | 0-0 G4-3 1-2 | | | 0-0 F8 | | | 0-0 FC6-4 1B | | | 3 | 0 | 1 | 0 | 0 | 0 | 1 | | | | |
| Gus Triandos, R OBP: 0.315, SLG: 0.391 (1, 3) | | 0-0 G5-4-3 1B | | | 0-0 6-3 | | | 0-0 FC6-4 1-2 | | 3 | 0 | 1 | 0 | 0 | 0 | 1 | | | | |
| Hal Smith, R OBP: 0.318, SLG: 0.388 (1, 2) | | 0-0 G5-4-3 1-2 | | | 0-3 K | | | 0-0 F7 | | 3 | 0 | 0 | 0 | 0 | 1 | 1 | | | | |
| Chuck Diering, R OBP: 0.293, SLG: 0.337 (1, 8) | | 0-3 K | | | 0-0 F8 | | | 0-0 F8 | | 3 | 0 | 0 | 0 | 0 | 1 | 0 | | | | |
| Bobby Young, L OBP: 0.268, SLG: 0.227 (1, 4) | | | 0-3 K | | | 0-0 G6-4-3 1B | | | 0-0 F9 | 3 | 0 | 1 | 0 | 0 | 1 | 0 | | | | |
| Willy Miranda, S OBP: 0.322, SLG: 0.340 (9, PH) | | | | 0-0 F8 | | | | | 0-0 F7 | 2 | 0 | 0 | 0 | 0 | 0 | 1 | | | | |
| Les Moss, R OBP: 0.349, SLG: 0.475 (9, PH) | | | | | 0-0 G6-4-3 1-2 | | | | | 1 | 0 | 0 | 0 | 0 | 0 | 0 | | | | |
| Erv Palica, R OBP: 0.250, SLG: 0.250 (9, PH) | | | | 0-0 6-3 | | | | | 0-0 1-3 | 2 | 0 | 0 | 0 | 0 | 0 | 0 | | | | |
| Jim Pyburn, R OBP: 0.306, SLG: 0.295 (9, PH) | | | | | 0-0 F8 | | | | | 1 | 0 | 0 | 0 | 0 | 0 | 0 | | | | |
| Inning Stats | R: 0 E: 0 K: 0 S: 3 | H: 1 LOB: 0 BB: 0 P: 3 | R: 0 E: 0 K: 1 S: 5 | H: 1 LOB: 0 BB: 0 P: 5 | R: 0 E: 0 K: 1 S: 5 | H: 0 LOB: 0 BB: 0 P: 5 | R: 0 E: 0 K: 0 S: 3 | H: 0 LOB: 0 BB: 0 P: 3 | R: 0 E: 0 K: 0 S: 5 | H: 1 LOB: 0 BB: 0 P: 5 | R: 0 E: 0 K: 0 S: 4 | H: 1 LOB: 1 BB: 0 P: 4 | R: 0 E: 0 K: 0 S: 3 | H: 0 LOB: 0 BB: 0 P: 3 | R: 0 E: 0 K: 0 S: 3 | H: 0 LOB: 0 BB: 0 P: 3 | 1B: 4 2B: 0 3B: 0 HR: 0 | SF: 0 SAC: 0 DP: 3 HBP: 0 | WP: 0 PB: 0 SB: 0 CS: 0 | PA: 28 |
| PITCHER Ed Lopat, L ERA: 3.28 (1, 1) | IP: 9.0 WLS: W BF: 28 H: 4 R: 0 ER: 0 SO: 3 BB: 0 IBB: 0 HBP: 0 BLK: 0 WP: 0 HR: 0 S: 34 P: 34 ERA: 0.00 WHIP: 0.444 | | | | | | | | | | | | | | | PITCHER | | | | |

| Batter | 1 | 2 | 3 | 4 | 5 | 6 | 7 | 8 | 9 | AB | R | H | RBI | BB | SO | LOB | BOTTOM | | | |
|--|--|---------------------------------|------------------------------|---------------------------------|------------------------------|---------------------------------|------------------------------|---------------------------------|------------------------------|---------------------------------|------------------------------|---------------------------------|------------------------------|---------------------------------|------------------------------|---------------------------------|---|----------------------------------|------------------------------------|----------------------------------|
| Hank Bauer, R OBP: 0.412, SLG: 0.556 (1, 9) | 0-0 L5 | | 0-0 F7 | | 0-0 G6-4-3 1-2 | | | 4-0 2B SF9 BB | | 3 | 1 | 0 | 0 | 1 | 0 | 1 | Baltimore Orioles @ New York Yankees Yankee Stadium, Bronx, NY Sun May 22 1955, 3:33AM EDT Unknown - 71 F AB 27 R 5 H 5 RBI 3 BB 3 SO 3 LOB 6 | | | |
| Andy Carey, R OBP: 0.286, SLG: 0.358 (1, 5) | 0-0 F9 | | 0-0 F9 | | | 0-0 1B | | 0-0 SF9 PB 2B | | 4 | 1 | 2 | 0 | 0 | 0 | 0 | | | | |
| Mickey Mantle, S OBP: 0.476, SLG: 0.719 (1, 8) | 4-0 HR BB | | | 0-0 4-3 WP 2B | | 0-3 K | | 0-0 SF9 | | 2 | 2 | 1 | 1 | 1 | 1 | 1 | | | | |
| Yogi Berra, L OBP: 0.346, SLG: 0.478 (1, 2) | 0-0 1-H HR | | | 0-0 4-3 | | 0-0 F6 | | 0-0 2-3 3-H F9 | | 4 | 1 | 1 | 2 | 0 | 0 | 2 | | | | |
| Irv Noren, L OBP: 0.275, SLG: 0.325 (1, 7) | 0-0 1-3 | | | 0-0 G3 | | 0-0 F9 | | | | 3 | 0 | 0 | 0 | 0 | 0 | 1 | | | | |
| Eddie Robinson, L OBP: 0.484, SLG: 0.708 (1, 3) | | 0-3 K2-3 | | 0-0 FC6-4 BB | | | 0-0 4-3 | | | 2 | 0 | 0 | 0 | 1 | 1 | 0 | | | | |
| Gil McDougald, R OBP: 0.330, SLG: 0.241 (1, 4) | | 0-3 K | | 0-0 FC6-4 1-2 | | | 0-0 L4 | | | 3 | 0 | 0 | 0 | 0 | 1 | 1 | | | | |
| Billy Hunter, R OBP: 0.253, SLG: 0.247 (1, 6) | | 0-0 6-3 | | | 0-0 B2-3 | | | 0-0 F7 | | 3 | 0 | 0 | 0 | 0 | 0 | 0 | | | | |
| Ed Lopat, L OBP: 0.231, SLG: 0.167 (1, 1) | | | 0-0 4-3 | | 0-0 G6-4-3 1B | | | 0-0 4-3 | | 3 | 0 | 1 | 0 | 0 | 0 | 0 | | | | |
| Inning Stats | R: 2 E: 0 K: 0 S: 4 | H: 1 LOB: 1 BB: 1 P: 8 | R: 0 E: 0 K: 2 S: 7 | H: 0 LOB: 0 BB: 0 P: 7 | R: 0 E: 0 K: 0 S: 3 | H: 0 LOB: 0 BB: 0 P: 3 | R: 1 E: 0 K: 0 S: 4 | H: 1 LOB: 1 BB: 1 P: 8 | R: 0 E: 0 K: 0 S: 3 | H: 1 LOB: 0 BB: 0 P: 3 | R: 0 E: 0 K: 1 S: 6 | H: 1 LOB: 1 BB: 0 P: 6 | R: 0 E: 0 K: 0 S: 3 | H: 0 LOB: 0 BB: 0 P: 3 | R: 2 E: 0 K: 0 S: 4 | H: 1 LOB: 1 BB: 1 P: 8 | | 1B: 2 2B: 2 3B: 0 HR: 1 | SF: 1 SAC: 0 DP: 1 HBP: 0 | WP: 1 PB: 1 SB: 0 CS: 0 |
| PITCHER Erv Palica, R ERA: 4.03 (1, 1) | IP: 8.0 WLS: L BF: 31 H: 5 R: 5 ER: 5 SO: 3 BB: 3 IBB: 0 HBP: 0 BLK: 0 WP: 1 HR: 1 S: 34 P: 46 ERA: 5.62 WHIP: 1.000 | | | | | | | | | | | | | | | PITCHER | | | | |

| Batter | 1 | 2 | 3 | 4 | 5 | 6 | 7 | 8 | 9 | AB | R | H | RBI | BB | SO | LOB | TOP | | | | | | | | |
|---|------------------------------|---------------------------------|------------------------------|---------------------------------|------------------------------|---------------------------------|------------------------------|---------------------------------|-------------------------------|----------------------------------|------------------------------|---------------------------------|------------------------------|---------------------------------|------------------------------|---------------------------------|---|------------------------------|----------------------------------|----------------------------------|------------------------------------|----------------------------------|--------|--|--|
| Billy Cox, R OBP: 0.268, SLG: 0.315 (1, 5) | 6-3 | | BB | | | F9 | | | 1-3 | 4 | 0 | 1 | 1 | 1 | 0 | 2 | Baltimore Orioles @ New York Yankees Yankee Stadium, Bronx, NY Sun May 22 1955, 3:38 AM EDT Att: 25,409 - Overcast - 73 F | | | | | | | | |
| Bob Kennedy, R OBP: 0.224, SLG: 0.151 (1, 9) (2, 3) | 5-3 | | F4 | | | F6 | | | F3 | 5 | 0 | 0 | 0 | 0 | 1 | 4 | | | | | | | | | |
| Hoot Evers, R OBP: 0.382, SLG: 0.575 (1, 7) | F7 | | | | | | | | | 4 | 0 | 1 | 1 | 1 | 1 | 0 | | | | | | | | | |
| Gus Triandos, R OBP: 0.312, SLG: 0.386 (1, 3) Gene Woodling, L OBP: 0.330, SLG: 0.333 (2, 9) | 6-3 | | | | | K | | | 4-3 | 1 | 0 | 0 | 0 | 0 | 0 | 0 | | | | | | | | | |
| Les Moss, R OBP: 0.362, SLG: 0.477 (1, 2) | 1B | | | | | | | | | 4 | 1 | 2 | 0 | 0 | 0 | 0 | | | | | | | | | |
| Chuck Diering, R OBP: 0.311, SLG: 0.365 (1, 8) | 1B | | | | | | | | K | 4 | 1 | 3 | 0 | 0 | 1 | 0 | | | | | | | | | |
| Bobby Young, L OBP: 0.257, SLG: 0.217 (1, 4) | 4-3 | | | | | F7 | | | 4-3 | 4 | 0 | 0 | 0 | 0 | 0 | 4 | | | | | | | | | |
| Willy Miranda, S OBP: 0.314, SLG: 0.330 (1, 6) Gil Coan, L OBP: 0.398, SLG: 0.403 (9, PH) | F3 | | | | | E5 | | | HR | 3 | 1 | 0 | 0 | 0 | 1 | 3 | | | | | | | | | |
| Saul Rogovin, R OBP: 0.133, SLG: 0.071 (1, 1) Ray Moore, R OBP: 0.333, SLG: 0.250 (6, 1) Art Schallcock, L (8, 1) Cal Abrams, L OBP: 0.389, SLG: 0.333 (9, PH) | F7 | | | | | E5 | | | HR | 0 | 0 | 0 | 0 | 0 | 0 | 0 | | | | | | | | | |
| Inning Stats | R: 0 E: 0 K: 0 S: 3 | H: 0 LOB: 0 BB: 0 P: 3 | R: 0 E: 0 K: 0 S: 4 | H: 2 LOB: 1 BB: 0 P: 4 | R: 0 E: 0 K: 0 S: 3 | H: 0 LOB: 1 BB: 1 P: 7 | R: 0 E: 0 K: 0 S: 3 | H: 0 LOB: 0 BB: 0 P: 3 | R: 2 E: 2 K: 1 S: 10 | H: 3 LOB: 3 BB: 0 P: 10 | R: 1 E: 0 K: 2 S: 8 | H: 3 LOB: 2 BB: 0 P: 8 | R: 0 E: 0 K: 2 S: 7 | H: 0 LOB: 0 BB: 0 P: 7 | R: 0 E: 0 K: 1 S: 5 | H: 0 LOB: 0 BB: 0 P: 5 | | R: 2 E: 0 K: 0 S: 4 | H: 1 LOB: 1 BB: 2 P: 12 | 1B: 7 2B: 1 3B: 0 HR: 1 | SF: 0 SAC: 0 DP: 0 HBP: 0 | WP: 0 PB: 0 SB: 0 CS: 0 | PA: 40 | | |
| PITCHER | IP | WLS | BF | H | R | ER | SO | BB | IBB | HBP | BLK | WP | HR | S | P | ERA | WHIP | | | | | | | | |
| Whitey Ford, L ERA: 2.82 (1, 1) | 6.0 | | 28 | 8 | 3 | 1 | 2 | 1 | 0 | 0 | 0 | 0 | 0 | 31 | 35 | 1.50 | 1.500 | | | | | | | | |
| Tom Sturdivant, R ERA: 3.57 (7, 1) | 2.0 | W | 8 | 1 | 2 | 2 | 3 | 1 | 0 | 0 | 0 | 0 | 1 | 13 | 17 | 9.00 | 1.000 | | | | | | | | |
| Tom Morgan, R ERA: 0.73 (9, 1) | 1.0 | S | 4 | 0 | 0 | 0 | 0 | 1 | 0 | 0 | 0 | 0 | 0 | 3 | 7 | 0.00 | 1.000 | | | | | | | | |

| Batter | 1 | 2 | 3 | 4 | 5 | 6 | 7 | 8 | 9 | AB | R | H | RBI | BB | SO | LOB | BOTTOM | | | | | | | | |
|---|------------------------------|---------------------------------|------------------------------|---------------------------------|------------------------------|---------------------------------|------------------------------|---------------------------------|------------------------------|----------------------------------|------------------------------|----------------------------------|------------------------------|----------------------------------|------------------------------|----------------------------------|---|----------------------------------|------------------------------------|----------------------------------|--------|--|--|--|--|
| Hank Bauer, R OBP: 0.405, SLG: 0.543 (1, 9) | 6-3 | | K | | | F6 | | | | 5 | 1 | 1 | 2 | 0 | 1 | 4 | Baltimore Orioles @ New York Yankees Yankee Stadium, Bronx, NY Sun May 22 1955, 3:38 AM EDT Att: 25,409 - Overcast - 73 F | | | | | | | | |
| Andy Carey, R OBP: 0.285, SLG: 0.348 (1, 5) | 5-3 | | F9 | | | PB | | | 1-3 | 4 | 0 | 0 | 0 | 1 | 0 | 1 | | | | | | | | | |
| Mickey Mantle, S OBP: 0.480, SLG: 0.718 (1, 8) | 1B | | G3 | | | K | | | | 3 | 2 | 1 | 1 | 2 | 1 | 2 | | | | | | | | | |
| Yogi Berra, L OBP: 0.363, SLG: 0.538 (1, 2) | 1B | | | | | L3 | | | | 4 | 2 | 3 | 4 | 1 | 0 | 0 | | | | | | | | | |
| Irv Noren, L OBP: 0.281, SLG: 0.341 (1, 7) | 6-3 | | | | | F7 | | | F2 | 5 | 0 | 2 | 0 | 0 | 0 | 2 | | | | | | | | | |
| Eddie Robinson, L OBP: 0.486, SLG: 0.667 (1, 3) | FC6-4 | | | | | | | | | 3 | 0 | 1 | 0 | 1 | 1 | 2 | | | | | | | | | |
| Gil McDougald, R OBP: 0.337, SLG: 0.244 (1, 4) | FC6-4 | | | | | K | | | | 3 | 1 | 1 | 0 | 1 | 1 | 2 | | | | | | | | | |
| Billy Hunter, R OBP: 0.259, SLG: 0.253 (1, 6) Bill Skowron, R OBP: 0.474, SLG: 0.792 (6, PH) Tom Sturdivant, L OBP: 0.500, SLG: 0.500 (7, 1) Tom Morgan, R OBP: 0.167, SLG: 0.167 (9, 1) | 1B | | | | | F3 | | | SH3-4 | 2 | 0 | 1 | 0 | 0 | 0 | 0 | | | | | | | | | |
| Whitey Ford, L OBP: 0.400, SLG: 0.333 (1, 1) Joe Collins, L OBP: 0.363, SLG: 0.429 (6, PH) Phil Rizzuto, R OBP: 0.444, SLG: 0.286 (7, 6) | K | | | | | PB | | | SH3-4 | 2 | 0 | 1 | 0 | 0 | 1 | 2 | | | | | | | | | |
| Inning Stats | R: 1 E: 0 K: 0 S: 3 | H: 1 LOB: 1 BB: 1 P: 7 | R: 0 E: 0 K: 1 S: 7 | H: 2 LOB: 2 BB: 0 P: 7 | R: 0 E: 0 K: 1 S: 5 | H: 0 LOB: 0 BB: 0 P: 5 | R: 0 E: 0 K: 1 S: 5 | H: 0 LOB: 1 BB: 1 P: 9 | R: 0 E: 0 K: 1 S: 6 | H: 1 LOB: 2 BB: 1 P: 10 | R: 1 E: 0 K: 1 S: 8 | H: 3 LOB: 3 BB: 1 P: 12 | R: 2 E: 0 K: 1 S: 6 | H: 2 LOB: 1 BB: 1 P: 10 | R: 3 E: 0 K: 0 S: 6 | H: 3 LOB: 2 BB: 2 P: 14 | | 1B: 8 2B: 3 3B: 0 HR: 2 | SF: 0 SAC: 1 DP: 1 HBP: 0 | WP: 0 PB: 1 SB: 3 CS: 1 | PA: 41 | | | | |
| PITCHER | IP | WLS | BF | H | R | ER | SO | BB | IBB | HBP | BLK | WP | HR | S | P | ERA | WHIP | | | | | | | | |
| Saul Rogovin, R ERA: 4.19 (1, 1) | 5.1 | | 25 | 7 | 2 | 2 | 4 | 3 | 0 | 0 | 0 | 0 | 1 | 30 | 42 | 3.38 | 1.875 | | | | | | | | |
| Ray Moore, R ERA: 4.88 (6, 1) | 2.1 | L | 14 | 5 | 5 | 5 | 2 | 3 | 0 | 0 | 0 | 0 | 1 | 15 | 27 | 19.29 | 3.429 | | | | | | | | |
| Art Schallcock, L ERA: 4.5 (8, 1) | 0.1 | | 2 | 0 | 0 | 0 | 0 | 1 | 0 | 0 | 0 | 0 | 0 | 1 | 5 | 0.00 | 3.000 | | | | | | | | |

| Batter | 1 | 2 | 3 | 4 | 5 | 6 | 7 | 8 | 9 | AB | R | H | RBI | BB | SO | LOB | TOP | | | | | |
|---|------------------------------|---------------------------------|------------------------------|---------------------------------|------------------------------|---------------------------------|------------------------------|---------------------------------|------------------------------|----------------------------------|------------------------------|---------------------------------|------------------------------|----------------------------------|------------------------------|----------------------------------|---|---------------------------------|----------------------------------|------------------------------------|----------------------------------|--------|
| Billy Goodman, L OBP: 0.363, SLG: 0.324 (1, 4) | 0-0 4-3 | | 4-0 CS BB | | 4-0 BB | | 4-0 BB 2B | | 0-0 F7 | 2 | 1 | 0 | 0 | 3 | 0 | 0 | Boston Red Sox @ Baltimore Orioles Memorial Stadium, Baltimore, MD Tue May 24 1955, 3:33 AM EDT Att: 13,863 - Unknown | | | | | |
| Eddie Joost, R OBP: 0.293, SLG: 0.306 (1, 6) | 0-0 L6 | | 0-3 K | | 0-0 F8 | | 4-0 2B BB | | 0-0 F4 | 4 | 0 | 0 | 0 | 1 | 1 | 3 | | | | | | |
| Gene Stephens, L OBP: 0.457, SLG: 0.553 (1, 7) | 0-0 F4 | | | | 0-0 F8 | | 0-0 G3 | | 0-3 K | 5 | 0 | 1 | 1 | 0 | 1 | 0 | | | | | | |
| Jackie Jensen, R OBP: 0.316, SLG: 0.500 (1, 9) | | 0-0 L7 | | | 0-0 1B | | 0-0 6-3 | | 0-3 K | 4 | 0 | 1 | 0 | 0 | 1 | 2 | | | | | | |
| Norm Zauchin, R OBP: 0.305, SLG: 0.292 (1, 3) | | 0-0 1-3 | | | 0-0 L7 | | 0-0 BB 1B | | 0-0 F3 | 4 | 0 | 1 | 0 | 0 | 0 | 1 | | | | | | |
| Sammy White, R OBP: 0.297, SLG: 0.340 (1, 2) | | 0-0 BB 1B | | | 0-3 K2-3 | | 4-0 BB 1-2 | | 0-0 FC5-4 BB 1B | 3 | 0 | 2 | 0 | 1 | 1 | 1 | | | | | | |
| Billy Klaus, L OBP: 0.351, SLG: 0.339 (1, 5) | | 4-0 1-2 BB | | | 4-0 G6-4-3 BB | | 0-0 F7 | | 4-0 FC5-4 BB | 1 | 0 | 0 | 0 | 3 | 0 | 2 | | | | | | |
| Karl Olson, R OBP: 0.192, SLG: 0.240 (1, 8) | | 0-0 1-3 | | | 0-0 G6-4-3 | | 0-0 6-3 | | 0-0 FC5-4 | 4 | 0 | 0 | 0 | 0 | 0 | 5 | | | | | | |
| Willard Nixon, L OBP: 0.238, SLG: 0.316 (6, 1) | | | 0-0 F7 | | | | 0-0 F7 | | 0-3 K | 2 | 0 | 1 | 0 | 0 | 0 | 0 | | | | | | |
| Tom Hurd, R OBP: 0.226, SLG: 0.211 (7, 1) | | | | | | | 0-0 BB | | | 0 | 0 | 0 | 0 | 0 | 0 | 0 | | | | | | |
| Grady Hatton, L OBP: 0.296, SLG: 0.211 (7, 1) | | | | | | | | | | 1 | 0 | 0 | 0 | 0 | 0 | 0 | | | | | | |
| Bill Henry, L OBP: 0.356, SLG: 0.463 (8, 1) | | | | | | | | | | 0 | 0 | 0 | 0 | 0 | 0 | 0 | | | | | | |
| Ted Lepore, R OBP: 0.356, SLG: 0.463 (8, 1) | | | | | | | | | | 0 | 0 | 0 | 0 | 0 | 1 | 2 | | | | | | |
| Russ Kemmerer, R (8, 1) | | | | | | | | | | 0 | 0 | 0 | 0 | 0 | 0 | 0 | | | | | | |
| Inning Stats | R: 0 E: 0 K: 0 S: 3 | H: 0 LOB: 0 BB: 0 P: 3 | R: 0 E: 0 K: 0 S: 4 | H: 1 LOB: 2 BB: 1 P: 8 | R: 0 E: 0 K: 1 S: 4 | H: 0 LOB: 0 BB: 1 P: 8 | R: 0 E: 0 K: 1 S: 6 | H: 1 LOB: 1 BB: 0 P: 6 | R: 0 E: 0 K: 0 S: 3 | H: 1 LOB: 2 BB: 2 P: 11 | R: 0 E: 0 K: 0 S: 4 | H: 1 LOB: 2 BB: 1 P: 8 | R: 1 E: 0 K: 1 S: 6 | H: 1 LOB: 2 BB: 2 P: 14 | R: 0 E: 0 K: 1 S: 6 | H: 1 LOB: 2 BB: 1 P: 10 | R: 0 E: 0 K: 1 S: 5 | H: 0 LOB: 0 BB: 0 P: 5 | 1B: 4 2B: 2 3B: 0 HR: 0 | SF: 0 SAC: 0 DP: 1 HBP: 0 | WP: 0 PB: 0 SB: 0 CS: 1 | PA: 39 |
| PITCHER | IP | WLS | BF | H | R | ER | SO | BB | IBB | HBP | BLK | WP | HR | S | P | ERA | WHIP | | | | | |
| Jim McDonald, R ERA: 4.2 (1, 1) | 6.2 | W | 30 | 5 | 1 | 1 | 2 | 7 | 0 | 0 | 0 | 0 | 0 | 27 | 55 | 1.35 | 1.800 | | | | | |
| Ray Moore, R ERA: 4.54 (7, 1) | 2.1 | S | 9 | 1 | 0 | 0 | 3 | 1 | 0 | 0 | 0 | 0 | 0 | 14 | 18 | 0.00 | 0.857 | | | | | |

AB 31
R 1
H 6
RBI 1
BB 8
SO 5
LOB 16



| Batter | 1 | 2 | 3 | 4 | 5 | 6 | 7 | 8 | 9 | AB | R | H | RBI | BB | SO | LOB | BOTTOM | | | | |
|---|------------------------------|---------------------------------|-----------------------------------|---------------------------------|------------------------------|----------------------------------|-----------------------------------|---------------------------------|------------------------------|---------------------------------|------------------------------|----------------------------------|------------------------------|---------------------------------|------------------------------|---------------------------------|---|------------------------------------|----------------------------------|--------|--|
| Billy Cox, R OBP: 0.262, SLG: 0.308 (1, 5) | 0-0 1-3 | | 0-3 K | | 0-0 1-3 | | 0-0 SH3 | | | 3 | 0 | 0 | 0 | 0 | 1 | 2 | Boston Red Sox @ Baltimore Orioles Memorial Stadium, Baltimore, MD Tue May 24 1955, 3:33 AM EDT Att: 13,863 - Unknown | | | | |
| Cal Abrams, L OBP: 0.425, SLG: 0.387 (1, 8) | 0-0 E S 1B | | 0-0 G1-4-3 1-2 2-H 1B | | 0-0 1-3 | | 0-0 1B SF8 1B | | | 4 | 1 | 3 | 1 | 0 | 0 | 0 | | | | | |
| Hoot Evers, R OBP: 0.380, SLG: 0.578 (6, PR) | 0-0 5-3 | | 0-0 G1-4-3 | | 0-0 1-3 | | 0-0 1B 2B | | 0-0 1-3 3-H 1B | 3 | 0 | 1 | 0 | 0 | 0 | 3 | | | | | |
| Chuck Diering, R OBP: 0.317, SLG: 0.371 (7, 8) | 0-0 1-3 | | 0-0 G1-4-3 | | 0-0 1-3 | | 0-0 1B 2B | | 0-0 1-3 3-H 1B | 1 | 1 | 1 | 1 | 0 | 0 | 0 | | | | | |
| Gene Woodling, L OBP: 0.327, SLG: 0.333 (1, 7) | 0-0 4-3 | | | | 0-0 L7 | | 0-0 S E 1B | | 0-0 SF8 | 3 | 1 | 1 | 2 | 0 | 0 | 1 | | | | | |
| Hal Smith, R OBP: 0.315, SLG: 0.376 (1, 2) | | 0-0 1-3 | | | 0-0 1-3 | | 4-0 E 1B BB | | 0-0 F6 | 3 | 1 | 0 | 0 | 1 | 0 | 1 | | | | | |
| Bob Kennedy, R OBP: 0.226, SLG: 0.143 (1, 3) | | 0-0 5-3 | | | 4-0 BB | | 0-0 E6 1-2 2-H 1B | | 0-0 L7 | 3 | 0 | 0 | 0 | 1 | 0 | 1 | | | | | |
| Bobby Young, L OBP: 0.257, SLG: 0.219 (1, 4) | | 0-0 4-3 | | | 0-0 5-3 | | 0-0 G4-6-3 1-2 2-H 1B | | 0-0 F7 | 4 | 0 | 1 | 1 | 0 | 0 | 1 | | | | | |
| Willy Miranda, S OBP: 0.328, SLG: 0.339 (1, 6) | | | 0-0 S 1B | | 4-0 CS BB | | 0-0 G4-6-3 | | 0-0 E6 | 3 | 1 | 2 | 0 | 1 | 0 | 2 | | | | | |
| Jim McDonald, R ERA: 4.14 (1, 1) | | | 4-0 S 1B | | 0-0 6-3 | | 0-0 1-2 BB | | 0-3 K | 1 | 0 | 0 | 0 | 1 | 0 | 1 | | | | | |
| Ray Moore, R OBP: 0.364, SLG: 0.300 (7, 1) | | | 4-0 1-2 BB | | 0-0 6-3 | | 0-0 1-2 BB | | 0-0 K | 2 | 1 | 1 | 0 | 0 | 1 | 1 | | | | | |
| Inning Stats | R: 0 E: 0 K: 0 S: 4 | H: 1 LOB: 1 BB: 0 P: 4 | R: 0 E: 0 K: 0 S: 3 | H: 0 LOB: 0 BB: 0 P: 3 | R: 1 E: 0 K: 1 S: 6 | H: 2 LOB: 1 BB: 1 P: 10 | R: 0 E: 0 K: 0 S: 3 | H: 0 LOB: 1 BB: 1 P: 7 | R: 0 E: 0 K: 0 S: 2 | H: 0 LOB: 0 BB: 1 P: 6 | R: 3 E: 1 K: 0 S: 6 | H: 3 LOB: 1 BB: 1 P: 10 | R: 2 E: 0 K: 0 S: 6 | H: 3 LOB: 1 BB: 0 P: 6 | R: 0 E: 1 K: 1 S: 6 | H: 1 LOB: 1 BB: 0 P: 6 | 1B: 9 2B: 1 3B: 0 HR: 0 | SF: 1 SAC: 1 DP: 2 HBP: 0 | WP: 0 PB: 0 SB: 3 CS: 1 | PA: 36 | |
| PITCHER | IP | WLS | BF | H | R | ER | SO | BB | IBB | HBP | BLK | WP | HR | S | P | ERA | WHIP | | | | |
| Willard Nixon, R ERA: 4.14 (1, 1) | 5.1 | L | 25 | 6 | 4 | 3 | 1 | 4 | 0 | 0 | 0 | 0 | 0 | 23 | 39 | 5.06 | 1.875 | | | | |
| Tom Hurd, R ERA: 2.19 (6, 1) | 0.2 | | 1 | 0 | 0 | 0 | 0 | 0 | 0 | 0 | 0 | 0 | 0 | 1 | 1 | 0.00 | 0.000 | | | | |
| Bill Henry, L ERA: 3.48 (7, 1) | 1.0 | | 6 | 3 | 2 | 2 | 0 | 0 | 0 | 0 | 0 | 0 | 0 | 6 | 6 | 18.00 | 3.000 | | | | |
| Russ Kemmerer, R ERA: 7.27 (8, 1) | 1.0 | | 4 | 1 | 0 | 0 | 1 | 0 | 0 | 0 | 0 | 0 | 0 | 6 | 6 | 0.00 | 1.000 | | | | |

AB 30
R 6
H 10
RBI 5
BB 4
SO 2
LOB 13



| Batter | 1 | 2 | 3 | 4 | 5 | 6 | 7 | 8 | 9 | AB | R | H | RBI | BB | SO | LOB | TOP | | | |
|--|---|---------------------------------|------------------------------|---------------------------------|------------------------------|---------------------------------|------------------------------|---------------------------------|------------------------------|---------------------------------|------------------------------|---------------------------------|------------------------------|---------------------------------|------------------------------|---------------------------------|---|------------------------------------|----------------------------------|--------|
| Billy Goodman, L (1, 4) OBP: 0.366, SLG: 0.324 | | | | | | | | | | 3 | 1 | 1 | 0 | 1 | 0 | 0 | Boston Red Sox @ Baltimore Orioles Memorial Stadium, Baltimore, MD Wed May 25 1955, 3:33 AM EDT Unknown | | | |
| Billy Klaus, L (1, 6) OBP: 0.355, SLG: 0.394 | | | | | | | | | | 4 | 1 | 2 | 1 | 0 | 1 | 1 | | | | |
| Gene Stephens, L (1, 7) OBP: 0.480, SLG: 0.610 | | | | | | | | | | 3 | 0 | 2 | 1 | 1 | 0 | 1 | | | | |
| Jackie Jensen, R (1, 9) OBP: 0.308, SLG: 0.486 | | | | | | | | | | 4 | 0 | 0 | 0 | 0 | 0 | 5 | | | | |
| Norm Zauchin, R (1, 3) OBP: 0.302, SLG: 0.289 | | | | | | | | | | 4 | 0 | 1 | 0 | 0 | 3 | 1 | | | | |
| Sammy White, R (1, 2) OBP: 0.302, SLG: 0.352 | | | | | | | | | | 4 | 0 | 2 | 0 | 0 | 0 | 1 | | | | |
| Ted Lepcio, R (1, 5) OBP: 0.305, SLG: 0.447 | | | | | | | | | | 3 | 0 | 0 | 0 | 0 | 3 | 2 | | | | |
| Jim Piersall, R (1, 8) OBP: 0.260, SLG: 0.261 | | | | | | | | | | 4 | 0 | 0 | 0 | 0 | 0 | 3 | | | | |
| Frank Sullivan, R (1, 1) OBP: 0.190, SLG: 0.211 | | | | | | | | | | 2 | 0 | 0 | 0 | 0 | 1 | 0 | | | | |
| George Susce, R (5, 1) Grady Hatton, L (8, PH) Tom Hurd, R (8, 1) | | | | | | | | | | 0 | 0 | 0 | 0 | 0 | 0 | 0 | | | | |
| Inning Stats | R: 0 E: 0 K: 1 S: 5 | H: 0 LOB: 1 BB: 1 P: 9 | R: 0 E: 0 K: 0 S: 3 | H: 1 LOB: 1 BB: 0 P: 4 | R: 1 E: 0 K: 0 S: 5 | H: 2 LOB: 1 BB: 0 P: 5 | R: 0 E: 0 K: 2 S: 7 | H: 0 LOB: 0 BB: 0 P: 7 | R: 0 E: 0 K: 1 S: 5 | H: 0 LOB: 1 BB: 1 P: 9 | R: 0 E: 0 K: 1 S: 5 | H: 1 LOB: 0 BB: 0 P: 5 | R: 1 E: 0 K: 0 S: 5 | H: 3 LOB: 1 BB: 0 P: 5 | R: 0 E: 0 K: 2 S: 8 | H: 1 LOB: 1 BB: 0 P: 8 | 1B: 5 2B: 1 3B: 1 HR: 1 | SF: 0 SAC: 0 DP: 3 HBP: 1 | WP: 0 PB: 1 SB: 0 CS: 0 | PA: 35 |
| PITCHER | IP WLS BF H R ER SO BB IBB HBP BLK WP HR S P ERA WHIP | | | | | | | | | | | | | | | | | | | |
| Harry Byrd, R (1, 1) ERA: 3.94 | 7.1 W 30 7 2 2 6 2 0 1 0 0 1 39 48 2.46 1.227 | | | | | | | | | | | | | | | | | | | |
| Saul Rogovin, R (8, 1) ERA: 4.03 | 1.2 S 5 1 0 0 2 0 0 0 0 0 0 9 9 0.00 0.600 | | | | | | | | | | | | | | | | | | | |

AB 32
R 2
H 8
RBI 2
BB 2
SO 8
LOB 14



| Batter | 1 | 2 | 3 | 4 | 5 | 6 | 7 | 8 | 9 | AB | R | H | RBI | BB | SO | LOB | BOTTOM | | | |
|--|---|----------------------------------|------------------------------|---------------------------------|------------------------------|---------------------------------|------------------------------|---------------------------------|------------------------------|---------------------------------|------------------------------|---------------------------------|------------------------------|---------------------------------|------------------------------|---------------------------------|---|------------------------------------|----------------------------------|--------|
| Billy Cox, R (1, 5) OBP: 0.274, SLG: 0.333 | | | | | | | | | | 5 | 2 | 3 | 0 | 0 | 0 | 3 | Boston Red Sox @ Baltimore Orioles Memorial Stadium, Baltimore, MD Wed May 25 1955, 3:33 AM EDT Unknown | | | |
| Cal Abrams, L (1, 8) OBP: 0.467, SLG: 0.394 | | | | | | | | | | 2 | 2 | 1 | 1 | 3 | 0 | 0 | | | | |
| Hoot Evers, R (1, 9) OBP: 0.368, SLG: 0.558 | | | | | | | | | | 3 | 0 | 0 | 0 | 0 | 1 | 4 | | | | |
| Chuck Diering, R (7, 8) OBP: 0.314, SLG: 0.367 | | | | | | | | | | 1 | 0 | 0 | 1 | 0 | 0 | 2 | | | | |
| Gene Woodling, L (1, 7) OBP: 0.339, SLG: 0.340 | | | | | | | | | | 4 | 1 | 2 | 1 | 1 | 0 | 2 | | | | |
| Hal Smith, R (1, 2) OBP: 0.322, SLG: 0.385 | | | | | | | | | | 3 | 0 | 2 | 2 | 0 | 0 | 1 | | | | |
| Bob Kennedy, R (1, 3) OBP: 0.242, SLG: 0.153 | | | | | | | | | | 3 | 0 | 1 | 1 | 1 | 0 | 2 | | | | |
| Bobby Young, L (1, 4) OBP: 0.248, SLG: 0.210 | | | | | | | | | | 4 | 0 | 0 | 0 | 0 | 0 | 4 | | | | |
| Willy Miranda, S (1, 6) OBP: 0.326, SLG: 0.336 | | | | | | | | | | 4 | 0 | 1 | 0 | 0 | 0 | 0 | | | | |
| Harry Byrd, R (1, 1) ERA: 3.28 | | | | | | | | | | 2 | 0 | 1 | 0 | 0 | 0 | 0 | | | | |
| Saul Rogovin, R (8, 1) ERA: 3.66 | | | | | | | | | | 1 | 1 | 1 | 0 | 0 | 0 | 0 | | | | |
| Inning Stats | R: 2 E: 0 K: 1 S: 7 | H: 2 LOB: 1 BB: 1 P: 11 | R: 0 E: 0 K: 0 S: 4 | H: 1 LOB: 1 BB: 0 P: 4 | R: 0 E: 0 K: 0 S: 3 | H: 1 LOB: 1 BB: 1 P: 7 | R: 0 E: 0 K: 0 S: 4 | H: 1 LOB: 2 BB: 1 P: 8 | R: 2 E: 0 K: 0 S: 5 | H: 2 LOB: 1 BB: 1 P: 9 | R: 1 E: 0 K: 0 S: 5 | H: 2 LOB: 1 BB: 0 P: 5 | R: 0 E: 0 K: 0 S: 4 | H: 1 LOB: 1 BB: 0 P: 4 | R: 1 E: 0 K: 0 S: 5 | H: 2 LOB: 2 BB: 1 P: 9 | 1B: 11 2B: 0 3B: 1 HR: 0 | SF: 1 SAC: 2 DP: 1 HBP: 0 | WP: 0 PB: 0 SB: 1 CS: 1 | PA: 40 |
| PITCHER | IP WLS BF H R ER SO BB IBB HBP BLK WP HR S P ERA WHIP | | | | | | | | | | | | | | | | | | | |
| Frank Sullivan, R (1, 1) ERA: 3.28 | 4.1 L 24 7 4 3 1 0 0 0 0 0 0 22 38 6.23 2.308 | | | | | | | | | | | | | | | | | | | |
| George Susce, R (5, 1) ERA: 3.66 | 2.2 10 3 1 1 0 0 0 0 0 0 0 10 10 3.38 1.125 | | | | | | | | | | | | | | | | | | | |
| Tom Hurd, R (8, 1) ERA: 2.03 | 1.0 6 2 1 0 0 0 0 1 0 0 0 0 5 9 0.00 2.000 | | | | | | | | | | | | | | | | | | | |


AB 32
R 6
H 12
RBI 6
BB 5
SO 1
LOB 18




| Batter | 1 | 2 | 3 | 4 | 5 | 6 | 7 | 8 | 9 | AB | R | H | RBI | BB | SO | LOB | TOP | | | | | | | | | | |
|---|------------------------------|---------------------------------|------------------------------|----------------------------------|------------------------------|----------------------------------|------------------------------|----------------------------------|------------------------------|---------------------------------|------------------------------|---------------------------------|------------------------------|---------------------------------|------------------------------|---------------------------------|---|------------------------------------|----------------------------------|--------|--|--|--|--|--|--|--|
| Billy Goodman, L (1,4) OBP: 0.367, SLG: 0.326 | | | | | | | | | | 5 | 2 | 2 | 0 | 0 | 0 | 3 | Boston Red Sox @ Baltimore Orioles Memorial Stadium, Baltimore, MD Wed May 25 1955, 3:38 AM EDT Att: 16,516 - Unknown | | | | | | | | | | |
| Billy Klaus, L (1,6) OBP: 0.361, SLG: 0.386 | | | | | | | | | | 4 | 1 | 1 | 0 | 1 | 0 | 1 | | | | | | | | | | | |
| Gene Stephens, L (1,7) OBP: 0.509, SLG: 0.622 | | | | | | | | | | 4 | 1 | 3 | 0 | 1 | 0 | 0 | | | | | | | | | | | |
| Jackie Jensen, R (1,9) OBP: 0.305, SLG: 0.480 | | | | | | | | | | 4 | 1 | 1 | 3 | 0 | 0 | 2 | | | | | | | | | | | |
| Norm Zauchin, R (1,3) OBP: 0.300, SLG: 0.288 | | | | | | | | | | 4 | 0 | 1 | 0 | 0 | 0 | 4 | | | | | | | | | | | |
| Grady Hatton, L (1,5) OBP: 0.271, SLG: 0.195 | | | | K | | | | | | 2 | 0 | 0 | 0 | 2 | 1 | 2 | | | | | | | | | | | |
| Jim Piersall, R (1,8) OBP: 0.274, SLG: 0.280 | | | | | | | | | | 3 | 0 | 2 | 1 | 1 | 0 | 0 | | | | | | | | | | | |
| Pete Daley, R (1,2) OBP: 0.200, SLG: 0.200 | | | | | | | | | | 4 | 0 | 1 | 0 | 0 | 0 | 4 | | | | | | | | | | | |
| Ike Delock, R (1,1) OBP: 0.158, SLG: 0.158 | | | K | | K | | | | | 4 | 0 | 0 | 0 | 0 | 2 | 5 | | | | | | | | | | | |
| Inning Stats | R: 1 E: 0 K: 0 S: 5 | H: 3 LOB: 2 BB: 0 P: 5 | R: 0 E: 0 K: 0 S: 3 | H: 1 LOB: 2 BB: 2 P: 11 | R: 3 E: 0 K: 1 S: 9 | H: 4 LOB: 2 BB: 1 P: 13 | R: 1 E: 0 K: 1 S: 6 | H: 1 LOB: 0 BB: 0 P: 14 | R: 0 E: 0 K: 1 S: 5 | H: 0 LOB: 0 BB: 0 P: 5 | R: 0 E: 0 K: 0 S: 3 | H: 0 LOB: 0 BB: 0 P: 3 | R: 0 E: 1 K: 0 S: 3 | H: 0 LOB: 0 BB: 0 P: 3 | R: 0 E: 0 K: 0 S: 4 | H: 1 LOB: 1 BB: 0 P: 4 | 1B: 10 2B: 3 3B: 0 HR: 0 | SF: 1 SAC: 0 DP: 3 HBP: 0 | WP: 1 PB: 0 SB: 2 CS: 0 | PA: 40 | | | | | | | |
| PITCHER | IP | WLS | BF | H | R | ER | SO | BB | IBB | HBP | BLK | WP | HR | S | P | ERA | WHIP | | | | | | | | | | |
| Don Johnson, R (1,1) ERA: 8.84 | 2.0 | L | 13 | 7 | 4 | 4 | 0 | 2 | 0 | 0 | 0 | 0 | 0 | 11 | 19 | 18.00 | 4.500 | | | | | | | | | | |
| Lou Kretlow, R (3,1) ERA: 8.16 | 1.0 | | 8 | 2 | 1 | 1 | 1 | 3 | 0 | 0 | 0 | 1 | 0 | 7 | 19 | 9.00 | 5.000 | | | | | | | | | | |
| Art Schallcock, L (4,1) ERA: 1.8 | 6.0 | | 19 | 2 | 0 | 0 | 2 | 0 | 0 | 0 | 0 | 0 | 0 | 23 | 23 | 0.00 | 0.333 | | | | | | | | | | |

| Batter | 1 | 2 | 3 | 4 | 5 | 6 | 7 | 8 | 9 | AB | R | H | RBI | BB | SO | LOB | BOTTOM | | | | | | | | | | |
|---|------------------------------|---------------------------------|------------------------------|---------------------------------|------------------------------|----------------------------------|------------------------------|---------------------------------|------------------------------|---------------------------------|------------------------------|---------------------------------|------------------------------|---------------------------------|------------------------------|---------------------------------|---|---------------------------------|----------------------------------|------------------------------------|----------------------------------|--------|--|--|--|--|--|
| Jim Pyburn, R (1,5) OBP: 0.340, SLG: 0.304 | | | K | | | | | | | 2 | 0 | 1 | 0 | 2 | 1 | 1 | Boston Red Sox @ Baltimore Orioles Memorial Stadium, Baltimore, MD Wed May 25 1955, 3:38 AM EDT Att: 16,516 - Unknown | | | | | | | | | | |
| Cal Abrams, L (1,8) OBP: 0.449, SLG: 0.378 | | | | | | | | | | 4 | 1 | 1 | 0 | 0 | 1 | 3 | | | | | | | | | | | |
| Gil Coan, L (1,7) OBP: 0.379, SLG: 0.382 | | | | | | | | | | 4 | 0 | 0 | 0 | 0 | 1 | 2 | | | | | | | | | | | |
| Gene Woodling, L (1,9) OBP: 0.336, SLG: 0.337 | | | | | | | | | | 4 | 1 | 1 | 0 | 0 | 0 | 1 | | | | | | | | | | | |
| Les Moss, R (1,2) OBP: 0.392, SLG: 0.478 | | | | | | | | | | 2 | 0 | 1 | 0 | 2 | 0 | 0 | | | | | | | | | | | |
| Bob Kennedy, R (1,3) OBP: 0.229, SLG: 0.143 | | | | | | | | | | 4 | 0 | 0 | 1 | 0 | 0 | 4 | | | | | | | | | | | |
| Bobby Young, L (1,4) OBP: 0.249, SLG: 0.210 | | | | | | | | | | 0 | 0 | 0 | 0 | 0 | 0 | 0 | | | | | | | | | | | |
| Billy Cox, R (2,4) OBP: 0.280, SLG: 0.333 | | | | | | | | | | 3 | 0 | 1 | 1 | 1 | 0 | 0 | | | | | | | | | | | |
| Willy Miranda, S (1,6) OBP: 0.318, SLG: 0.328 | | | | | | | | | | 3 | 0 | 0 | 0 | 0 | 2 | 1 | | | | | | | | | | | |
| Don Johnson, R (1,1) | | | | | | | | | | 0 | 0 | 0 | 0 | 0 | 0 | 0 | | | | | | | | | | | |
| Lou Kretlow, R (3,1) OBP: 0.100, SLG: 0.100 | | | | | | | | | | 1 | 0 | 0 | 0 | 0 | 1 | 1 | | | | | | | | | | | |
| Art Schallcock, L (4,1) | | | | | | | | | | 2 | 0 | 0 | 0 | 0 | 2 | 0 | | | | | | | | | | | |
| Inning Stats | R: 0 E: 0 K: 0 S: 2 | H: 0 LOB: 0 BB: 1 P: 6 | R: 0 E: 0 K: 0 S: 2 | H: 0 LOB: 0 BB: 1 P: 6 | R: 0 E: 0 K: 3 S: 9 | H: 0 LOB: 1 BB: 1 P: 13 | R: 2 E: 0 K: 0 S: 5 | H: 3 LOB: 3 BB: 1 P: 9 | R: 0 E: 0 K: 1 S: 6 | H: 1 LOB: 1 BB: 0 P: 6 | R: 0 E: 0 K: 1 S: 6 | H: 1 LOB: 1 BB: 0 P: 6 | R: 0 E: 0 K: 2 S: 7 | H: 0 LOB: 0 BB: 0 P: 7 | R: 0 E: 0 K: 1 S: 5 | H: 0 LOB: 1 BB: 1 P: 9 | R: 0 E: 0 K: 0 S: 3 | H: 0 LOB: 0 BB: 0 P: 3 | 1B: 5 2B: 0 3B: 0 HR: 0 | SF: 0 SAC: 0 DP: 1 HBP: 0 | WP: 0 PB: 0 SB: 0 CS: 1 | PA: 34 | | | | | |
| PITCHER | IP | WLS | BF | H | R | ER | SO | BB | IBB | HBP | BLK | WP | HR | S | P | ERA | WHIP | | | | | | | | | | |
| Ike Delock, R (1,1) ERA: 4.43 | 9.0 | W | 34 | 5 | 2 | 2 | 8 | 5 | 0 | 0 | 0 | 0 | 0 | 45 | 65 | 2.00 | 1.111 | | | | | | | | | | |

| | |
|-----|----|
| AB | 34 |
| R | 5 |
| H | 11 |
| RBI | 4 |
| BB | 5 |
| SO | 3 |
| LOB | 21 |



| | |
|-----|----|
| AB | 29 |
| R | 2 |
| H | 5 |
| RBI | 2 |
| BB | 5 |
| SO | 8 |
| LOB | 13 |

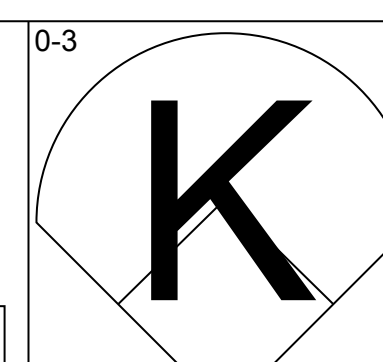
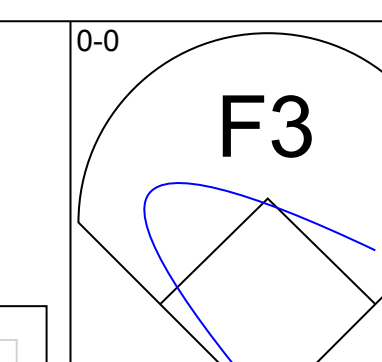
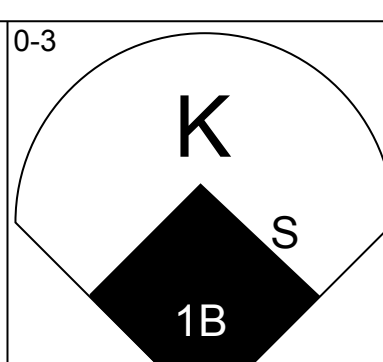
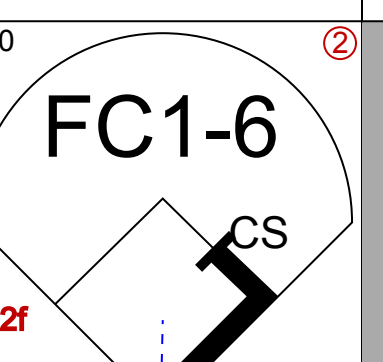
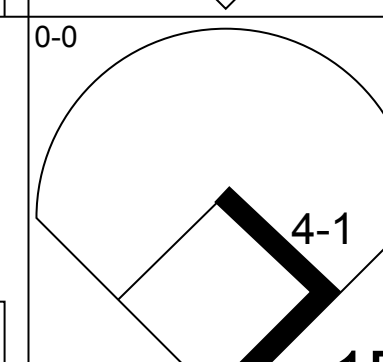
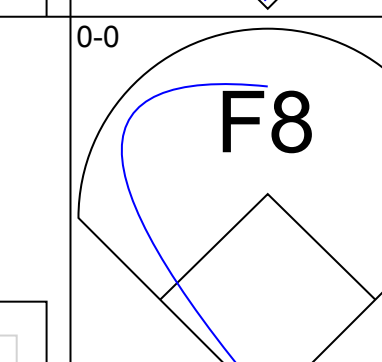
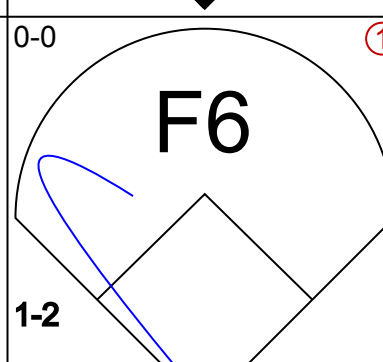
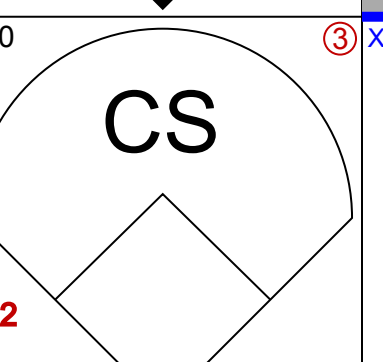
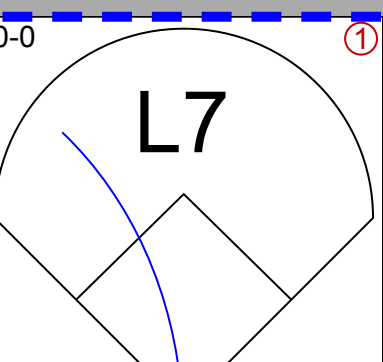
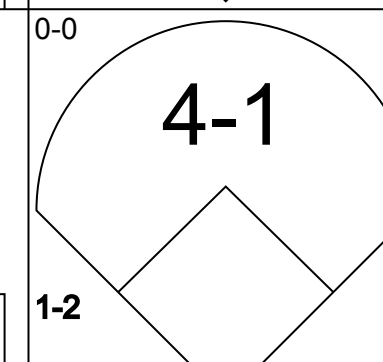
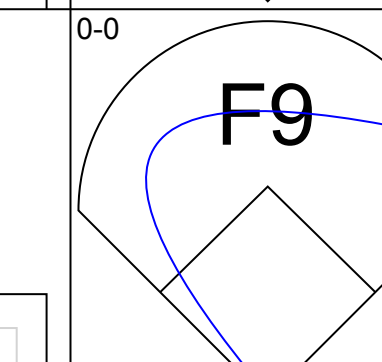
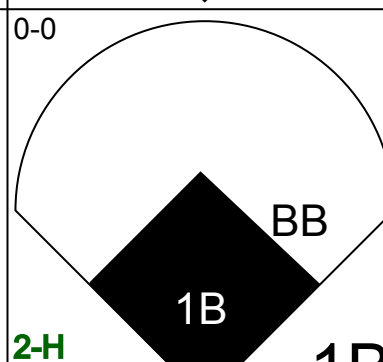
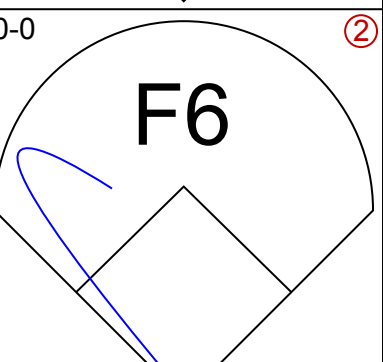
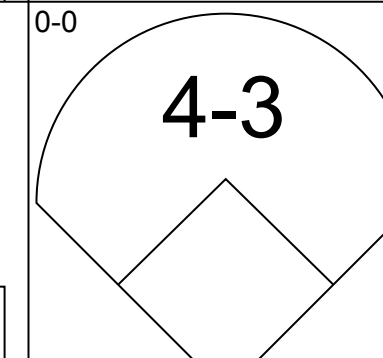
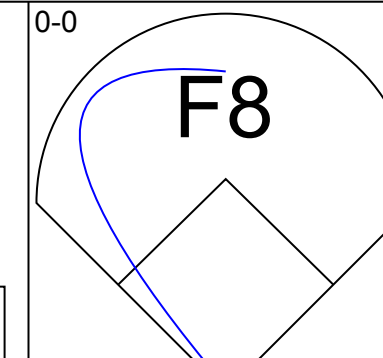
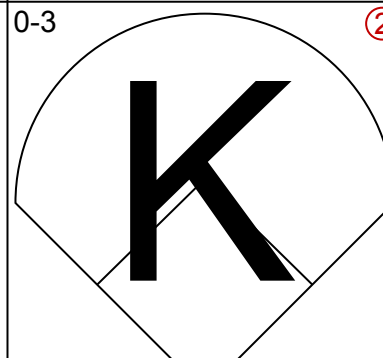
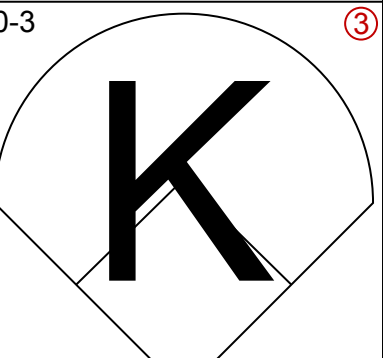
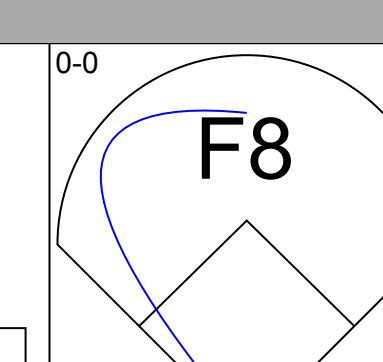
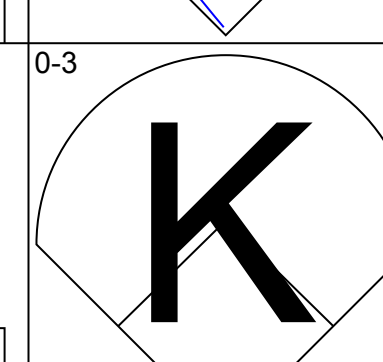
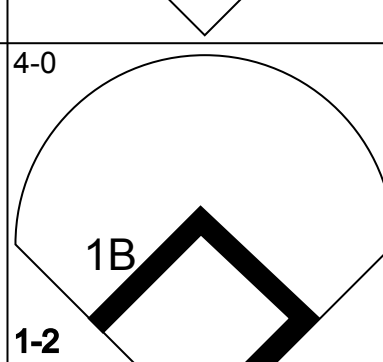
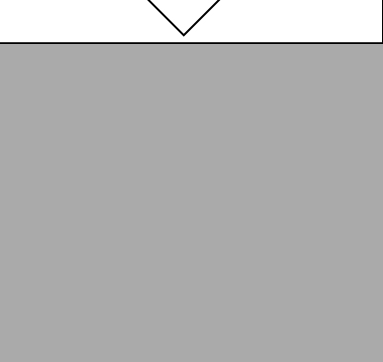
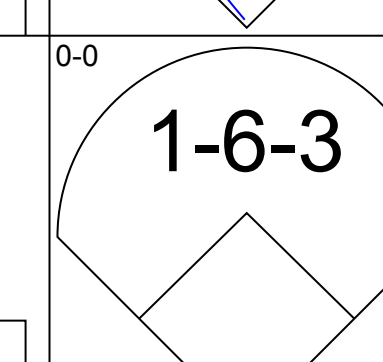
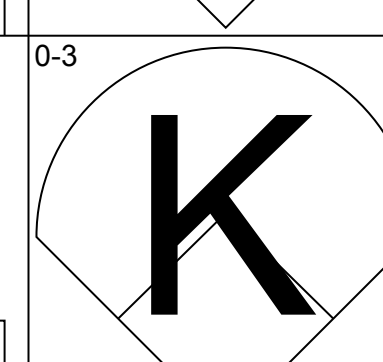
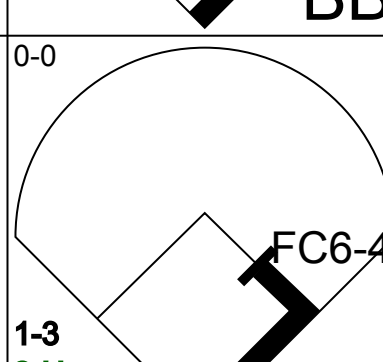

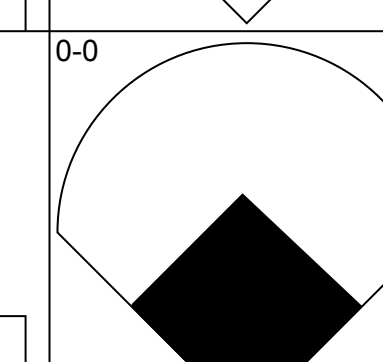
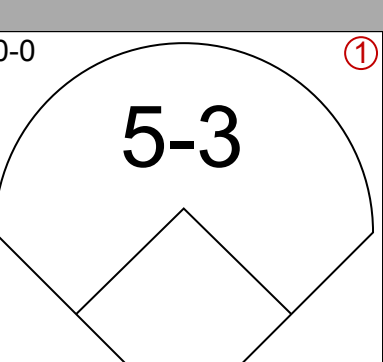
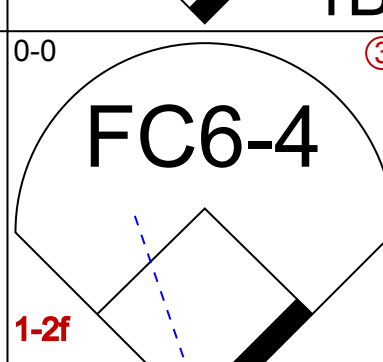

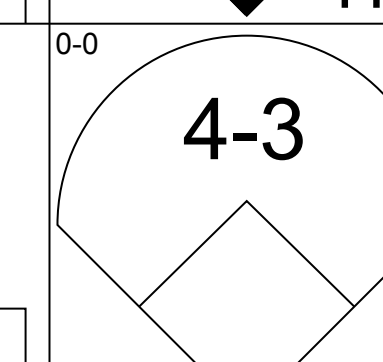
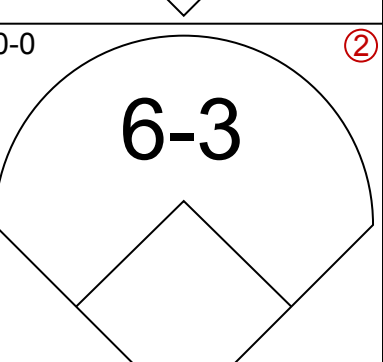
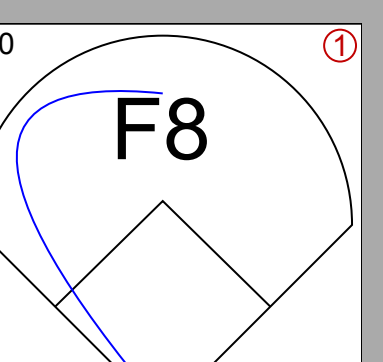
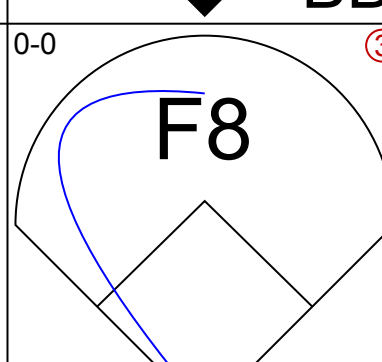
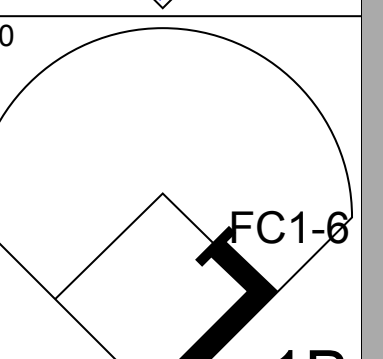


| Batter | 1 | 2 | 3 | 4 | 5 | 6 | 7 | 8 | 9 | AB | R | H | RBI | BB | SO | LOB | TOP | | | | | |
|--|--|---------------------------------|------------------------------|---------------------------------|------------------------------|---------------------------------|------------------------------|---------------------------------|------------------------------|---------------------------------|------------------------------|---------------------------------|------------------------------|---------------------------------|------------------------------|---------------------------------|--|---------------------------------|----------------------------------|------------------------------------|----------------------------------|--------|
| Billy Goodman, L (1,4) OBP: 0.359, SLG: 0.318 | F8 | | K | | | 4-3 | | F7 | | 4 | 0 | 0 | 0 | 0 | 1 | 0 | Boston Red Sox @ Baltimore Orioles Memorial Stadium, Baltimore, MD Thu May 26 1955, 3:33 AM EDT Att: 3,438 - Unknown | | | | | |
| Billy Klaus, L (1,6) OBP: 0.366, SLG: 0.384 | 1B BB | | F6 | | | L9 | | 1B | | 3 | 0 | 1 | 0 | 1 | 0 | 0 | | | | | | |
| Gene Stephens, L (1,7) OBP: 0.508, SLG: 0.653 | 1-2 1B | | | 4-3 | | 3B | | 4-3 | | 4 | 0 | 2 | 0 | 0 | 0 | 1 | | | | | | |
| Jackie Jensen, R (1,9) OBP: 0.298, SLG: 0.467 | F9 | | | K | | F8 | | | 1-3 | 4 | 0 | 0 | 0 | 0 | 1 | 3 | | | | | | |
| Norm Zaichin, R (1,3) OBP: 0.287, SLG: 0.274 | 6-3 | | | F8 | | | 5-3 | | 6-3 | 4 | 0 | 0 | 0 | 0 | 0 | 2 | | | | | | |
| Sammy White, R (1,2) OBP: 0.307, SLG: 0.358 | | F2 | | | | 2B | | F8 | | 3 | 0 | 1 | 0 | 1 | 0 | 0 | | | | | | |
| Grady Hatton, L (1,5) OBP: 0.269, SLG: 0.182 | | L8 | | | | F8 | | BB | | 3 | 0 | 0 | 0 | 1 | 0 | 2 | | | | | | |
| Jim Piersall, R (1,8) OBP: 0.266, SLG: 0.273 | | F9 | | | | 5-3 | | F9 | | 3 | 0 | 0 | 0 | 0 | 0 | 2 | | | | | | |
| Leo Kiely, L (1,1) OBP: 0.333, SLG: 0.250 Pete Daley, R (8, PH) OBP: 0.167, SLG: 0.167 Ellis Kinder, R (8, 1) OBP: 0.667, SLG: 0.500 | | | F3 | | | K | | F9 | | 2 | 0 | 0 | 0 | 0 | 1 | 1 | | | | | | |
| Inning Stats | R: 0 E: 0 K: 0 S: 4 | H: 1 LOB: 2 BB: 1 P: 8 | R: 0 E: 0 K: 0 S: 3 | H: 0 LOB: 0 BB: 0 P: 3 | R: 0 E: 0 K: 1 S: 5 | H: 0 LOB: 0 BB: 0 P: 5 | R: 0 E: 0 K: 1 S: 5 | H: 0 LOB: 0 BB: 0 P: 5 | R: 0 E: 0 K: 1 S: 6 | H: 1 LOB: 1 BB: 0 P: 6 | R: 0 E: 0 K: 0 S: 4 | H: 0 LOB: 1 BB: 1 P: 4 | R: 0 E: 0 K: 0 S: 3 | H: 0 LOB: 1 BB: 0 P: 7 | R: 0 E: 0 K: 0 S: 4 | H: 1 LOB: 1 BB: 0 P: 4 | R: 0 E: 0 K: 0 S: 3 | H: 0 LOB: 1 BB: 1 P: 7 | 1B: 2 2B: 1 3B: 1 HR: 0 | SF: 0 SAC: 0 DP: 0 HBP: 0 | WP: 0 PB: 0 SB: 0 CS: 0 | PA: 34 |
| PITCHER Jim Wilson, R (1,1) ERA: 3.48 | IP: 9.0 WLS: W BF: 34 H: 4 R: 0 ER: 0 SO: 3 BB: 3 IBB: 0 HBP: 0 BLK: 0 WP: 0 HR: 0 S: 37 P: 49 ERA: 0.00 WHIP: 0.778 | | | | | | | | | | | | | | | PITCHER | | | | | | |

| Batter | 1 | 2 | 3 | 4 | 5 | 6 | 7 | 8 | 9 | AB | R | H | RBI | BB | SO | LOB | BOTTOM | | | |
|--|--|---------------------------------|------------------------------|---------------------------------|------------------------------|----------------------------------|------------------------------|---------------------------------|------------------------------|---------------------------------|------------------------------|---------------------------------|------------------------------|---------------------------------|------------------------------|---------------------------------|--|------------------------------------|----------------------------------|--------|
| Billy Cox, R (1,4) OBP: 0.279, SLG: 0.331 | 2B 1B 1B | | L8 | | | FC2-6 | | FC1-6 | | 4 | 1 | 1 | 0 | 0 | 0 | 2 | Boston Red Sox @ Baltimore Orioles Memorial Stadium, Baltimore, MD Thu May 26 1955, 3:33 AM EDT Att: 3,438 - Unknown | | | |
| Bob Kennedy, R (1,3) OBP: 0.243, SLG: 0.167 | 1B 1B 2B | | CS BB BB | | | K | | L4 | | 3 | 0 | 1 | 0 | 1 | 1 | 2 | | | | |
| Hoot Evers, R (1,9) OBP: 0.374, SLG: 0.551 | 1B | | 1-2 BB | | | 6-3 | | L7 | | 3 | 0 | 1 | 1 | 1 | 0 | 1 | | | | |
| Gene Woodling, L (1,7) OBP: 0.333, SLG: 0.327 | 2-3 3-H 1B BB | | 1-2 BB K | | | F9 | | F9 | | 3 | 0 | 0 | 0 | 1 | 1 | 2 | | | | |
| Hal Smith, R (1,2) OBP: 0.328, SLG: 0.389 | 1-2 3-H 1B | | 2-3 K | | 6-3 SH5-3 1B | | 6-3 | | F7 | 4 | 0 | 2 | 0 | 0 | 0 | 0 | | | | |
| Chuck Diering, R (1,8) OBP: 0.318, SLG: 0.370 | 3-1 | | | SH5-3 | | 1-2 1B | | FC6-4 1B | | 2 | 0 | 1 | 0 | 0 | 0 | 2 | | | | |
| Jim Pyburn, R (1,5) OBP: 0.321, SLG: 0.286 | | L1 | | | 6-3 | | | FC6-4 | | 3 | 0 | 0 | 0 | 0 | 0 | 2 | | | | |
| Willy Miranda, S (1,6) OBP: 0.319, SLG: 0.344 | | 1-3 | | | 5-3 | | | 1B 3B | | 3 | 1 | 1 | 0 | 0 | 0 | 1 | | | | |
| Jim Wilson, R (1,1) OBP: 0.316, SLG: 0.278 | | L5 | | | | FC2-6 1B | | FC1-6 1B | | 3 | 0 | 2 | 1 | 0 | 0 | 0 | | | | |
| Inning Stats | R: 1 E: 0 K: 0 S: 5 | H: 4 LOB: 2 BB: 1 P: 9 | R: 0 E: 0 K: 0 S: 3 | H: 0 LOB: 0 BB: 0 P: 3 | R: 0 E: 0 K: 1 S: 4 | H: 0 LOB: 2 BB: 0 P: 12 | R: 0 E: 0 K: 0 S: 4 | H: 1 LOB: 1 BB: 0 P: 4 | R: 0 E: 0 K: 0 S: 6 | H: 1 LOB: 1 BB: 0 P: 6 | R: 0 E: 0 K: 0 S: 4 | H: 1 LOB: 0 BB: 0 P: 4 | R: 1 E: 0 K: 0 S: 4 | H: 2 LOB: 0 BB: 0 P: 4 | R: 0 E: 0 K: 0 S: 3 | H: 0 LOB: 0 BB: 0 P: 3 | 1B: 7 2B: 2 3B: 1 HR: 0 | SF: 0 SAC: 1 DP: 1 HBP: 0 | WP: 0 PB: 0 SB: 0 CS: 2 | PA: 32 |
| PITCHER Leo Kiely, L (1,1) ERA: 3.24 Ellis Kinder, R (8, 1) ERA: 2.06 | IP: 7.0 WLS: L BF: 29 H: 9 R: 2 ER: 2 SO: 2 BB: 3 IBB: 0 HBP: 0 BLK: 0 WP: 0 HR: 0 S: 30 P: 42 ERA: 2.57 WHIP: 1.714 | | | | | | | | | | | | | | | PITCHER | | | | |

| Batter | 1 | 2 | 3 | 4 | 5 | 6 | 7 | 8 | 9 | AB | R | H | RBI | BB | SO | LOB | TOP | | | | | |
|--|------------------------------|---------------------------------|-------------------------------------|----------------------------------|------------------------------|---------------------------------|------------------------------|---------------------------------|------------------------------|---------------------------------|------------------------------|---------------------------------|------------------------------|---------------------------------|------------------------------|----------------------------------|---|-------------------------------------|----------------------------------|------------------------------------|----------------------------------|--------|
| Hank Bauer, R (1,9) OBP: 0.391, SLG: 0.503 | 0-0 1B SF9 | 0-0 4-3 | | | 0-0 6-3 | | 0-0 F3 | | 0-0 FC3-6 1B | 5 | 1 | 2 | 0 | 0 | 0 | 0 | New York Yankees @ Baltimore Orioles Memorial Stadium, Baltimore, MD Fri May 27 1955, 3:33 AM EDT Att: 21,150 - Unknown livebaseballscorecards.com | | | | | |
| Andy Carey, R (1,5) OBP: 0.306, SLG: 0.369 | 0-0 1B HR | | 0-0 1B | | 0-0 B1-3 | | 0-0 L7 | | 0-0 FC3-6 1B | 5 | 1 | 3 | 0 | 0 | 0 | 0 | | | | | | |
| Yogi Berra, L (1,2) OBP: 0.369, SLG: 0.558 | 0-0 SF9 | | 0-0 F9 | | 4-0 3B BB | | | | 0-0 FC3-6 | 3 | 2 | 1 | 1 | 1 | 0 | 3 | | | | | | |
| Mickey Mantle, S (1,8) OBP: 0.483, SLG: 0.726 | 0-3 K | | 0-3 K | | 0-0 3B | | | | 0-0 FC6-4 2B | 5 | 0 | 2 | 1 | 0 | 2 | 4 | | | | | | |
| Irv Noren, L (1,7) OBP: 0.275, SLG: 0.330 | 0-0 1B HR | | 0-0 G3 | | 0-0 F9 | | | | 0-3 K | 4 | 1 | 1 | 0 | 0 | 1 | 4 | | | | | | |
| Eddie Robinson, L (1,3) OBP: 0.491, SLG: 0.683 | 0-0 HR | | | | 0-0 F8 | | | | 4-0 FC6-4 IBB | 3 | 1 | 1 | 3 | 1 | 1 | 0 | | | | | | |
| Gil McDougald, R (1,4) OBP: 0.354, SLG: 0.257 | 0-0 L3 | | | | 0-0 F8 | | | | 0-0 FC6-4 | 4 | 0 | 0 | 1 | 0 | 0 | 2 | | | | | | |
| Billy Hunter, R (1,6) OBP: 0.265, SLG: 0.292 | | 0-0 4-3 | | | 0-0 2B | | | | 0-0 F8 | 4 | 0 | 1 | 0 | 0 | 0 | 2 | | | | | | |
| Whitey Ford, L (1,1) OBP: 0.333, SLG: 0.273 | | 0-0 G3 | | | 0-0 4-3 | | | | 0-3 K | 4 | 0 | 0 | 0 | 0 | 2 | 1 | | | | | | |
| Inning Stats | R: 4 E: 0 K: 1 S: 9 | H: 4 LOB: 0 BB: 0 P: 9 | R: 0 E: 0 K: 0 S: 3 | H: 0 LOB: 0 BB: 0 P: 3 | R: 0 E: 0 K: 1 S: 6 | H: 1 LOB: 1 BB: 0 P: 6 | R: 0 E: 0 K: 0 S: 4 | H: 1 LOB: 1 BB: 0 P: 4 | R: 1 E: 0 K: 0 S: 4 | H: 1 LOB: 1 BB: 1 P: 8 | R: 0 E: 0 K: 1 S: 5 | H: 0 LOB: 0 BB: 0 P: 5 | R: 0 E: 0 K: 1 S: 5 | H: 0 LOB: 2 BB: 0 P: 5 | R: 1 E: 0 K: 1 S: 7 | H: 2 LOB: 2 BB: 1 P: 11 | R: 0 E: 0 K: 1 S: 7 | H: 2 LOB: 2 BB: 0 P: 7 | 1B: 7 2B: 2 3B: 1 HR: 1 | SF: 1 SAC: 0 DP: 0 HBP: 0 | WP: 0 PB: 0 SB: 0 CS: 0 | PA: 40 |
| PITCHER Erv Palica, R (1,1) ERA: 4.33 | IP: 9.0 WLS: L BF: 40 | H: 11 R: 6 ER: 6 SO: 6 | BB: 1 IBB: 1 HBP: 0 BLK: 0 | WP: 0 HR: 1 S: 50 P: 58 | ERA: 6.00 WHIP: 1.333 | PITCHER | | | | | | | | | | IP: 9.0 WLS: L BF: 40 | H: 11 R: 6 ER: 6 SO: 6 | BB: 1 IBB: 1 HBP: 0 BLK: 0 | WP: 0 HR: 1 S: 50 P: 58 | ERA: 6.00 WHIP: 1.333 | | |

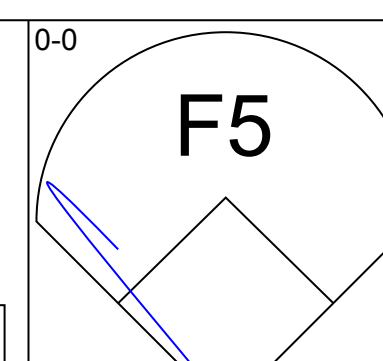
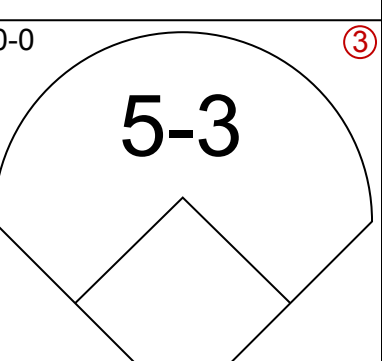
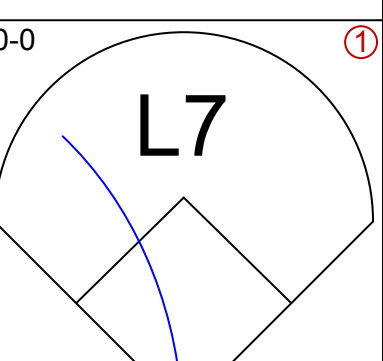
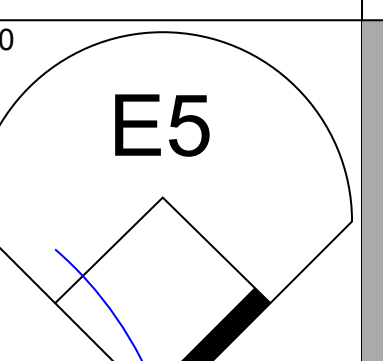
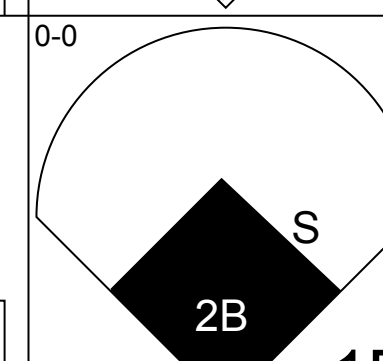
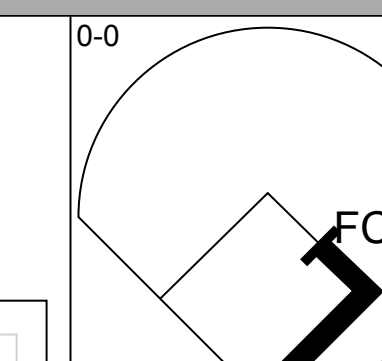
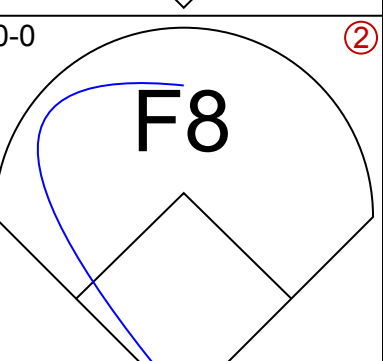
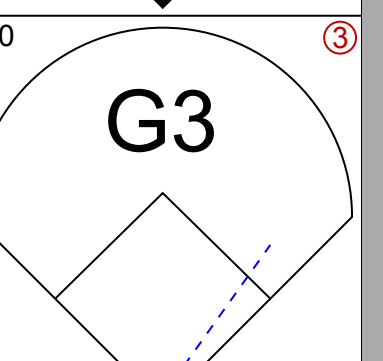
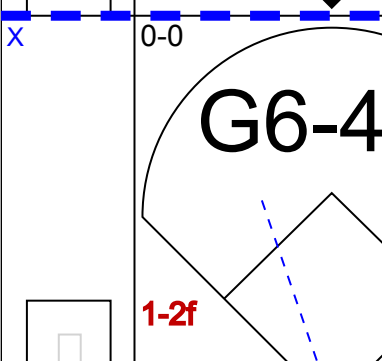
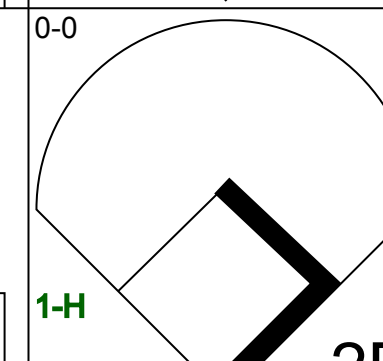
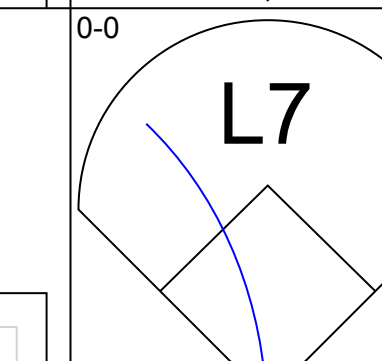
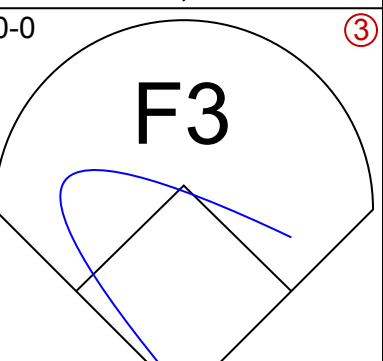
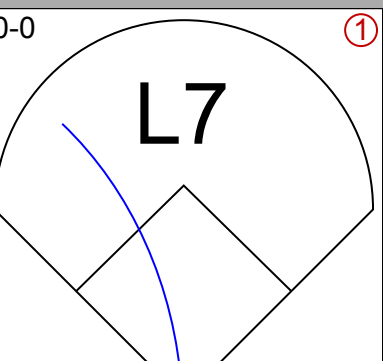
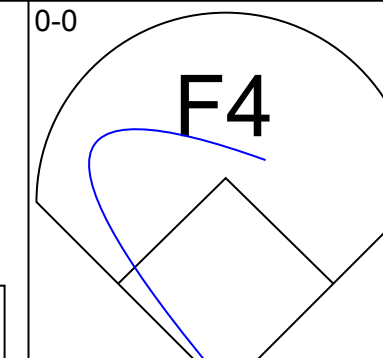
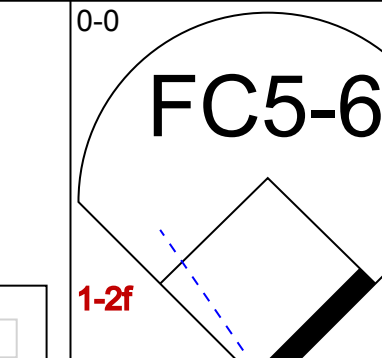
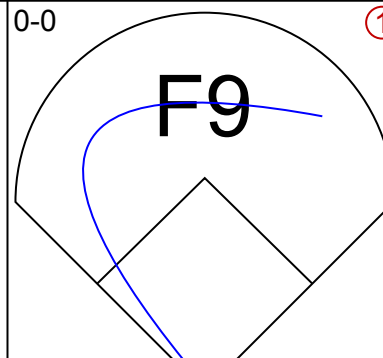
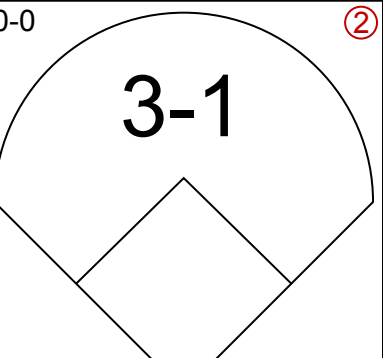
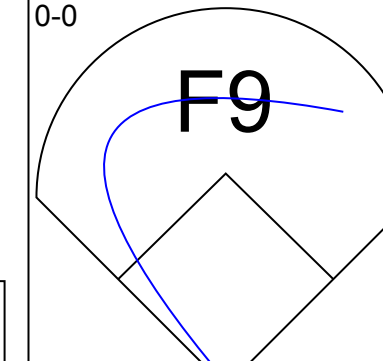
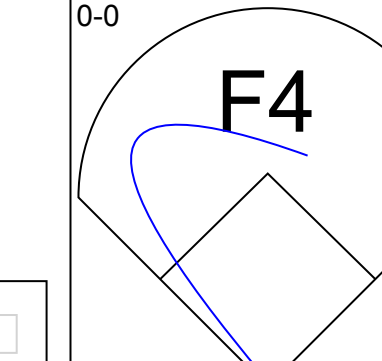
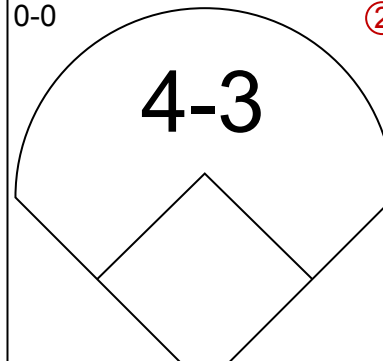
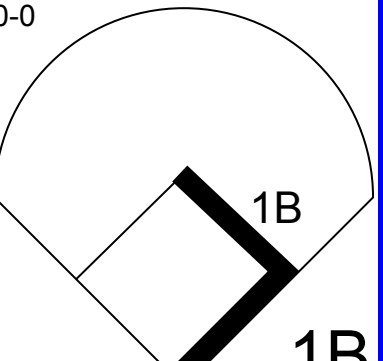
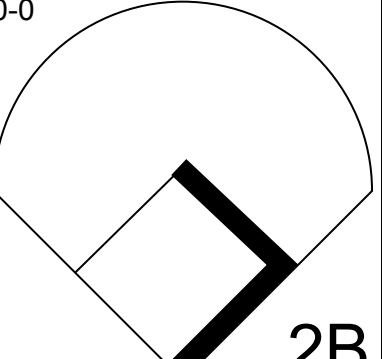
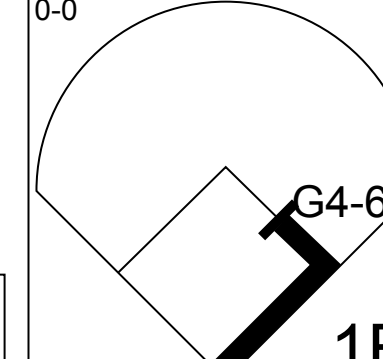
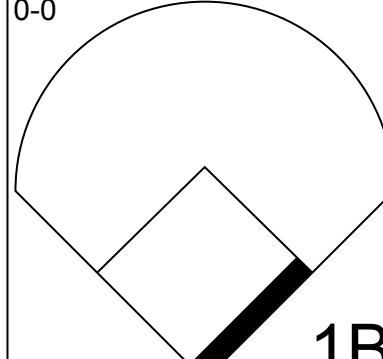
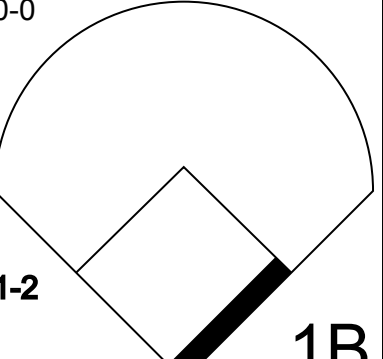
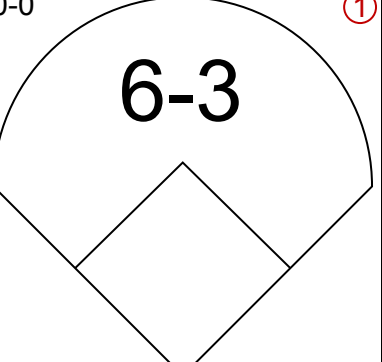
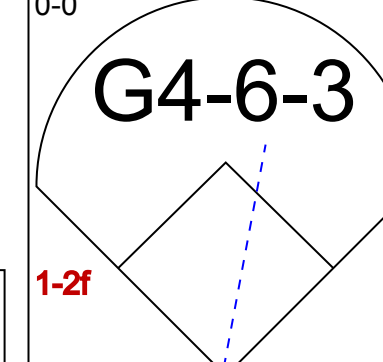
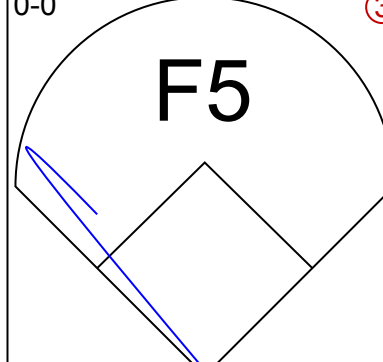
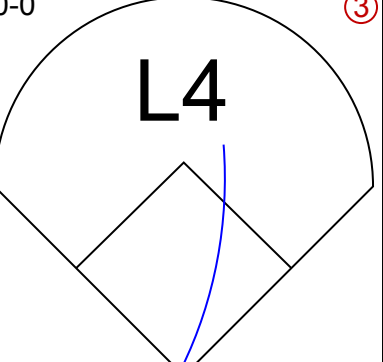
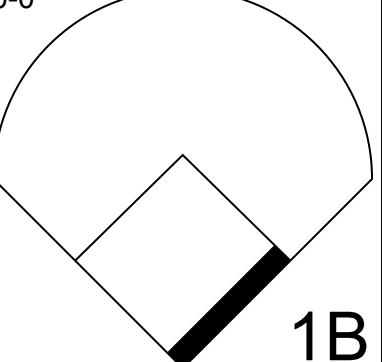
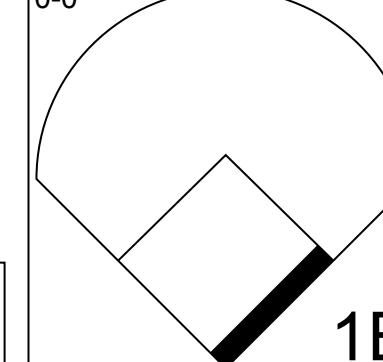
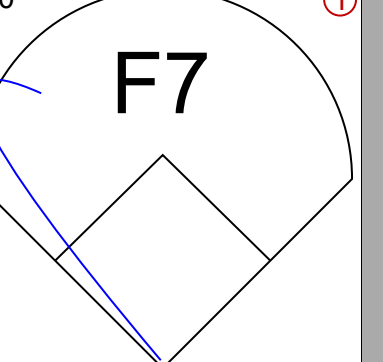
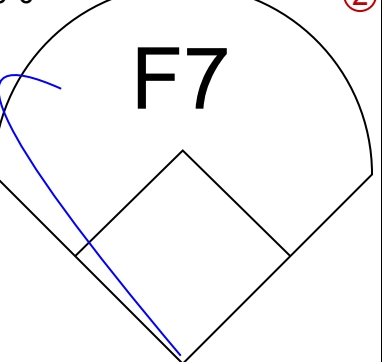
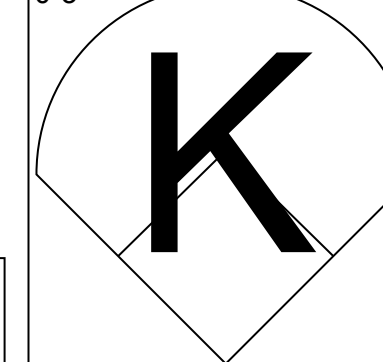
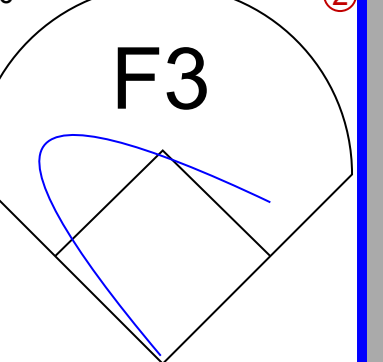
| Batter | 1 | 2 | 3 | 4 | 5 | 6 | 7 | 8 | 9 | AB | R | H | RBI | BB | SO | LOB | BOTTOM | | | | |
|---|------------------------------|---------------------------------|-------------------------------------|----------------------------------|------------------------------|---------------------------------|------------------------------|---------------------------------|------------------------------|----------------------------------|------------------------------|---------------------------------|------------------------------|---------------------------------|------------------------------|------------------------------|---|-------------------------------------|------------------------------------|----------------------------------|--------|
| Billy Cox, R (1,4) OBP: 0.270, SLG: 0.320 | 0-0 5-3 | 0-0 6-3 | | | 0-0 5-3 | | 0-0 E5 BB | | 0-0 5-3 | 5 | 0 | 0 | 0 | 0 | 0 | 1 | New York Yankees @ Baltimore Orioles Memorial Stadium, Baltimore, MD Fri May 27 1955, 3:33 AM EDT Att: 21,150 - Unknown livebaseballscorecards.com | | | | |
| Bob Kennedy, R (1,3) OBP: 0.253, SLG: 0.159 | 4-0 1B BB | | 0-3 K | | 4-0 BB BB | | 0-0 F4 | | 0-0 6-3 | 3 | 1 | 0 | 0 | 2 | 1 | 1 | | | | | |
| Hoot Evers, R (1,9) OBP: 0.388, SLG: 0.549 | 0-0 1B | | 4-0 FC6-4 BB | | 4-0 BB | | 0-0 L7 | | | 2 | 0 | 1 | 0 | 2 | 0 | 1 | | | | | |
| Gene Woodling, L (1,7) OBP: 0.338, SLG: 0.327 | 0-0 G6-4-3 1B | | 0-0 F9 | | 0-3 K | | 4-0 BB | | | 3 | 0 | 1 | 1 | 1 | 1 | 3 | | | | | |
| Hal Smith, R (1,2) OBP: 0.317, SLG: 0.375 | 0-0 G6-4-3 | | 0-0 FC6-4 | | 0-0 F7 | | 0-0 F5 | | | 4 | 0 | 0 | 0 | 0 | 0 | 7 | | | | | |
| Chuck Diering, R (1,8) OBP: 0.324, SLG: 0.404 | | 0-0 HR | | | 0-0 4-3 | | 0-0 1B | | 0-0 F7 | 4 | 1 | 2 | 1 | 0 | 0 | 0 | | | | | |
| Jim Pyburn, R (1,5) OBP: 0.333, SLG: 0.288 | | 4-0 4-3 BB | | | 0-0 1B | | 0-0 F6 | | 0-0 1-3 | 3 | 0 | 1 | 0 | 1 | 0 | 1 | | | | | |
| Willy Miranda, S (1,6) OBP: 0.309, SLG: 0.333 | | 0-0 F7 | | | 0-0 F6 | | 0-3 K | | 0-3 K | 4 | 0 | 0 | 0 | 0 | 2 | 3 | | | | | |
| Erv Palica, R (1,1) OBP: 0.217, SLG: 0.217 Les Moss, R (9,PH) OBP: 0.385, SLG: 0.468 | | 0-0 4-3 | | | 0-0 4-3 | | 0-0 1-3 | | 0-0 F8 | 3 | 0 | 0 | 0 | 0 | 0 | 3 | | | | | |
| Inning Stats | R: 1 E: 0 K: 0 S: 4 | H: 2 LOB: 1 BB: 1 P: 8 | R: 1 E: 0 K: 0 S: 4 | H: 1 LOB: 1 BB: 1 P: 8 | R: 0 E: 0 K: 1 S: 5 | H: 0 LOB: 1 BB: 1 P: 9 | R: 0 E: 0 K: 0 S: 4 | H: 1 LOB: 1 BB: 0 P: 4 | R: 0 E: 0 K: 1 S: 5 | H: 0 LOB: 2 BB: 2 P: 13 | R: 0 E: 0 K: 1 S: 6 | H: 1 LOB: 1 BB: 0 P: 6 | R: 0 E: 1 K: 0 S: 4 | H: 0 LOB: 2 BB: 1 P: 8 | R: 0 E: 0 K: 1 S: 5 | R: 0 E: 0 K: 0 S: 3 | H: 0 LOB: 0 BB: 0 P: 3 | 1B: 4 2B: 0 3B: 0 HR: 1 | SF: 0 SAC: 0 DP: 1 HBP: 0 | WP: 0 PB: 0 SB: 0 CS: 0 | PA: 38 |
| PITCHER Whitey Ford, L (1,1) ERA: 2.66 | IP: 9.0 WLS: W BF: 38 | H: 5 R: 2 ER: 2 SO: 4 | BB: 6 IBB: 0 HBP: 0 BLK: 0 | WP: 0 HR: 1 S: 40 P: 64 | ERA: 2.00 WHIP: 1.222 | PITCHER | | | | | | | | | | IP: 9.0 WLS: W BF: 38 | H: 5 R: 2 ER: 2 SO: 4 | BB: 6 IBB: 0 HBP: 0 BLK: 0 | WP: 0 HR: 1 S: 40 P: 64 | ERA: 2.00 WHIP: 1.222 | |

| Batter | 1 | 2 | 3 | 4 | 5 | 6 | 7 | 8 | 9 | AB | R | H | RBI | BB | SO | LOB | TOP | | | | |
|--|--|---|---|---|--|---|--|---|------------------------------|---------------------------------|-------------------------------|----------------------------------|------------------------------|---------------------------------|------------------------------|---------------------------------|------------------------------|---------------------------------|----------------------------------|------------------------------------|--|
| Hank Bauer, R (1, 9) OBP: 0.383, SLG: 0.491 |  | |  | | |  1B |  CS | | | 4 | 1 | 0 | 0 | 0 | 2 | 2 | | | | | |
| Andy Carey, R (1, 5) OBP: 0.305, SLG: 0.366 |  1B | |  | | |  1-2 |  1-2 |  | | 4 | 0 | 1 | 0 | 0 | 0 | 2 | | | | | |
| Yogi Berra, L (1, 2) Charles Rivera, R (1, 2) OBP: 0.367, SLG: 0.554 OBP: 0.286, SLG: 0.167 |  1-2 | |  | | |  1B | |  | | 1 | 0 | 0 | 0 | 0 | 0 | 1 | | | | | |
| Mickey Mantle, S (1, 8) OBP: 0.472, SLG: 0.705 |  | | |  | |  | |  | | 4 | 0 | 0 | 0 | 0 | 2 | 2 | | | | | |
| Irv Noren, L (1, 7) OBP: 0.274, SLG: 0.319 | |  | |  | |  1-2 BB | |  | | 3 | 0 | 0 | 0 | 1 | 1 | 0 | | | | | |
| Eddie Robinson, L (1, 3) OBP: 0.475, SLG: 0.644 | |  | |  | |  1-3 2-H 1B | |  | | 4 | 0 | 1 | 1 | 0 | 1 | 0 | | | | | |
| Gil McDougald, R (1, 4) OBP: 0.359, SLG: 0.287 | |  | | | |  |  1-2 |  | | 3 | 1 | 1 | 1 | 1 | 0 | 2 | | | | | |
| Billy Hunter, R (1, 6) OBP: 0.255, SLG: 0.280 |  | | | |  | | |  | | 4 | 0 | 0 | 0 | 0 | 0 | 1 | | | | | |
| Ed Lopat, L (1, 1) Tom Morgan, R (9, 1) OBP: 0.313, SLG: 0.267 OBP: 0.167, SLG: 0.167 | | | | |  | | |  1B | | 3 | 0 | 2 | 0 | 0 | 1 | 0 | | | | | |
| | | | | | | | | | | 0 | 0 | 0 | 0 | 0 | 0 | 0 | | | | | |
| Inning Stats | R: 0 E: 0 K: 1 S: 6 | H: 1 LOB: 1 BB: 0 P: 6 | R: 1 E: 0 K: 0 S: 4 | H: 1 LOB: 0 BB: 0 P: 4 | R: 0 E: 0 K: 0 S: 4 | H: 1 LOB: 1 BB: 0 P: 4 | R: 0 E: 0 K: 2 S: 7 | H: 0 LOB: 0 BB: 0 P: 7 | R: 0 E: 0 K: 1 S: 5 | H: 0 LOB: 0 BB: 0 P: 5 | R: 2 E: 1 K: 2 S: 10 | H: 2 LOB: 2 BB: 1 P: 14 | R: 0 E: 0 K: 0 S: 3 | H: 1 LOB: 0 BB: 0 P: 3 | R: 0 E: 0 K: 1 S: 5 | H: 0 LOB: 0 BB: 0 P: 5 | R: 0 E: 0 K: 0 S: 3 | H: 0 LOB: 1 BB: 1 P: 7 | 1B: 5 2B: 0 3B: 0 HR: 1 | SF: 0 SAC: 0 DP: 0 HBP: 0 | WP: 0 PA: 36 PB: 0 SB: 1 CS: 1 |
| PITCHER | IP WLS BF H R ER SO BB IBB HBP BLK WP HR S P ERA WHIP | | | | | | | | | | | | | | | | | | | | |
| Saul Rogovin, R (1, 1) ERA: 4.01 | 7.0 L 28 6 3 3 6 1 0 0 0 0 1 39 43 3.86 1.000 | | | | | | | | | | | | | | | | | | | | |
| Ray Moore, R (8, 1) ERA: 4.29 | 2.0 7 0 0 0 1 1 0 0 0 0 0 8 12 0.00 0.500 | | | | | | | | | | | | | | | | | | | | |

New York Yankees @ Baltimore Orioles
Memorial Stadium, Baltimore, MD
Sat May 28 1955, 3:33 AM EDT
Att: 22,169 - Unknown

AB 33
R 3
H 6
RBI 3
BB 2
SO 7
LOB 11



| Batter | 1 | 2 | 3 | 4 | 5 | 6 | 7 | 8 | 9 | AB | R | H | RBI | BB | SO | LOB | BOTTOM | | | | | | |
|--|---|---|--|--|--|---|---|--|---|---------------------------------|------------------------------|---------------------------------|------------------------------|---------------------------------|------------------------------|---------------------------------|------------------------------|---------------------------------|------------------------------|---------------------------------|----------------------------------|------------------------------------|--|
| Billy Cox, R (1, 4) OBP: 0.268, SLG: 0.316 |  |  | | |  | | | |  G6-4-3 1B | 5 | 0 | 1 | 0 | 0 | 0 | 2 | | | | | | | |
| Chuck Diering, R (1, 8) OBP: 0.328, SLG: 0.404 |  2B | |  1B | |  | |  | |  1-2 | 5 | 1 | 2 | 0 | 0 | 0 | 2 | | | | | | | |
| Hoot Evers, R (1, 9) OBP: 0.383, SLG: 0.547 |  2B | |  | |  | | |  | | 4 | 0 | 1 | 1 | 0 | 0 | 1 | | | | | | | |
| Gene Woodling, L (1, 7) OBP: 0.328, SLG: 0.315 |  | |  1-2 | | |  | |  | | 4 | 0 | 0 | 0 | 0 | 0 | 2 | | | | | | | |
| Les Moss, R (1, 2) OBP: 0.375, SLG: 0.451 |  | |  | | |  | |  1B | | 4 | 0 | 1 | 0 | 0 | 0 | 2 | | | | | | | |
| Gil Coan, L (8, PR) Hal Smith, R (9, 2) OBP: 0.379, SLG: 0.382 OBP: 0.317, SLG: 0.375 | | | | | | | | | | 0 | 0 | 0 | 0 | 0 | 0 | 0 | | | | | | | |
| 0 | | | | | | | | | | 0 | 0 | 0 | 0 | 0 | 0 | 0 | | | | | | | |
| Gus Triandos, R (1, 3) OBP: 0.340, SLG: 0.424 | |  | |  1B | |  | |  1-2 1B | | 4 | 0 | 4 | 0 | 0 | 0 | 0 | | | | | | | |
| Jim Pyburn, R (1, 5) OBP: 0.313, SLG: 0.268 | |  | |  1-2 | |  | |  | | 4 | 0 | 0 | 0 | 0 | 0 | 5 | | | | | | | |
| Willy Miranda, S (1, 6) OBP: 0.315, SLG: 0.338 | |  | | |  | | |  | | 4 | 0 | 2 | 0 | 0 | 0 | 0 | | | | | | | |
| Saul Rogovin, R (1, 1) Bob Kennedy, R (7, PH) Ray Moore, R (8, 1) Cal Abrams, L (9, PH) OBP: 0.167, SLG: 0.118 OBP: 0.250, SLG: 0.157 OBP: 0.364, SLG: 0.300 OBP: 0.460, SLG: 0.474 | |  | | |  | | |  | | 2 | 0 | 0 | 0 | 0 | 1 | 3 | | | | | | | |
| | | | | | | | | | | 1 | 0 | 0 | 0 | 0 | 0 | 0 | | | | | | | |
| | | | | | | | | | | 0 | 0 | 0 | 0 | 0 | 0 | 0 | | | | | | | |
| | | | | | | | | | | 1 | 1 | 1 | 1 | 0 | 0 | 0 | | | | | | | |
| Inning Stats | R: 1 E: 0 K: 0 S: 5 | H: 2 LOB: 1 BB: 0 P: 5 | R: 0 E: 0 K: 0 S: 5 | H: 2 LOB: 2 BB: 0 P: 5 | R: 0 E: 0 K: 0 S: 4 | H: 1 LOB: 1 BB: 0 P: 4 | R: 0 E: 0 K: 1 S: 6 | H: 2 LOB: 1 BB: 0 P: 6 | R: 0 E: 0 K: 0 S: 3 | H: 0 LOB: 0 BB: 0 P: 3 | R: 0 E: 0 K: 0 S: 4 | H: 1 LOB: 1 BB: 0 P: 4 | R: 0 E: 1 K: 0 S: 4 | H: 0 LOB: 1 BB: 0 P: 4 | R: 0 E: 0 K: 0 S: 5 | H: 2 LOB: 2 BB: 0 P: 5 | R: 0 E: 0 K: 0 S: 4 | H: 2 LOB: 0 BB: 0 P: 4 | R: 1 E: 0 K: 0 S: 4 | H: 2 LOB: 0 BB: 0 P: 4 | 1B: 9 2B: 2 3B: 0 HR: 1 | SF: 0 SAC: 0 DP: 2 HBP: 0 | WP: 0 PA: 38 PB: 0 SB: 1 CS: 0 |
| PITCHER | IP WLS BF H R ER SO BB IBB HBP BLK WP HR S P ERA WHIP | | | | | | | | | | | | | | | | | | | | | | |
| Ed Lopat, L (1, 1) ERA: 3.07 | 8.1 W 37 12 2 2 1 12 2 2 2 1 0 39 39 2.16 1.440 | | | | | | | | | | | | | | | | | | | | | | |
| Tom Morgan, R (9, 1) ERA: 0.71 | 0.2 S 1 0 0 0 0 0 0 0 0 0 0 1 1 0.00 0.000 | | | | | | | | | | | | | | | | | | | | | | |

New York Yankees @ Baltimore Orioles
Memorial Stadium, Baltimore, MD
Sat May 28 1955, 3:33 AM EDT
Att: 22,169 - Unknown

AB 38
R 2
H 12
RBI 2
BB 0
SO 1
LOB 17



| Batter | 1 | 2 | 3 | 4 | 5 | 6 | 7 | 8 | 9 | AB | R | H | RBI | BB | SO | LOB | TOP | | | |
|---|------------------------------|----------------------------------|-------------------------------------|----------------------------------|------------------------------|---------------------------------|------------------------------|---------------------------------|------------------------------|---------------------------------|------------------------------|---------------------------------|------------------------------|---------------------------------|------------------------------|---------------------------------|---|------------------------------------|----------------------------------|--------|
| Gil McDougald, R OBP: 0.356, SLG: 0.279 (1, 4) | 5-3 | | CS BB | | 6-3 | | | K | | 3 | 0 | 0 | 0 | 1 | 1 | 0 | New York Yankees @ Baltimore Orioles Memorial Stadium, Baltimore, MD Sun May 29 1955, 3:33 AM EDT Att: 20,900 - Unknown | | | |
| Andy Carey, R OBP: 0.305, SLG: 0.365 (1, 5) | 1B BB | | FC5-4 1B | | F8 | | | F6 | | 3 | 0 | 1 | 0 | 1 | 0 | 0 | | | | |
| Yogi Berra, L OBP: 0.370, SLG: 0.549 (1, 2) | 1B | | F9 | | G4-3 HBP | | | 6-3 | | 3 | 0 | 1 | 0 | 0 | 0 | 1 | | | | |
| Mickey Mantle, S OBP: 0.467, SLG: 0.692 (1, 8) | F7 | | FC5-4 | | G4-3 | | | 6-3 1B | | 4 | 1 | 1 | 0 | 0 | 0 | 4 | | | | |
| Hank Bauer, R OBP: 0.380, SLG: 0.482 (1, 9) | K | | | | F5 | | | 6-3 | | 3 | 0 | 0 | 0 | 1 | 1 | 3 | | | | |
| Elston Howard, R OBP: 0.431, SLG: 0.560 (9, PR) | | | | | F8 | | | | | 4 | 0 | 2 | 1 | 0 | 0 | 1 | | | | |
| Irv Noren, L OBP: 0.274, SLG: 0.319 (9, 7) | | | | | | | | | | 0 | 0 | 0 | 0 | 0 | 0 | 0 | | | | |
| Eddie Robinson, L OBP: 0.444, SLG: 0.592 (1, 3) | | | | | F2 | | | K | | 4 | 0 | 0 | 0 | 0 | 1 | 3 | | | | |
| Billy Hunter, R OBP: 0.257, SLG: 0.282 (1, 6) | | | | | | | | | | 3 | 0 | 1 | 0 | 0 | 0 | 1 | | | | |
| Bob Grim, R OBP: 0.143, SLG: 0.077 (1, 1) | | | | | | | | F3 | | 3 | 0 | 0 | 0 | 0 | 1 | 1 | | | | |
| Inning Stats | R: 0 E: 0 K: 1 S: 6 | H: 1 LOB: 2 BB: 1 P: 10 | R: 0 E: 0 K: 0 S: 4 | H: 1 LOB: 1 BB: 0 P: 4 | R: 0 E: 0 K: 0 S: 3 | H: 1 LOB: 1 BB: 1 P: 7 | R: 0 E: 0 K: 0 S: 3 | H: 0 LOB: 0 BB: 0 P: 3 | R: 0 E: 0 K: 1 S: 5 | H: 0 LOB: 0 BB: 0 P: 5 | R: 0 E: 0 K: 0 S: 2 | H: 1 LOB: 2 BB: 1 P: 7 | R: 0 E: 0 K: 1 S: 5 | H: 0 LOB: 0 BB: 0 P: 5 | R: 1 E: 0 K: 1 S: 7 | H: 2 LOB: 1 BB: 0 P: 7 | 1B: 6 2B: 0 3B: 0 HR: 0 | SF: 0 SAC: 0 DP: 1 HBP: 1 | WP: 0 PB: 0 SB: 0 CS: 1 | PA: 34 |
| PITCHER Art Schallock, L ERA: 1.42 (1, 1) | IP: 9.0 WLS: L BF: 34 | H: 6 R: 1 ER: 1 SO: 4 | BB: 3 IBB: 0 HBP: 1 BLK: 0 | WP: 0 HR: 0 S: 38 P: 51 | ERA: 1.00 WHIP: 1.000 | | | | | | | | | | | | | | | |

| Batter | 1 | 2 | 3 | 4 | 5 | 6 | 7 | 8 | 9 | AB | R | H | RBI | BB | SO | LOB | BOTTOM | | | | | |
|--|------------------------------|---------------------------------|-------------------------------------|----------------------------------|------------------------------|---------------------------------|------------------------------|---------------------------------|------------------------------|----------------------------------|------------------------------|---------------------------------|------------------------------|---------------------------------|------------------------------|---------------------------------|---|---------------------------------|----------------------------------|------------------------------------|----------------------------------|--------|
| Billy Cox, R OBP: 0.268, SLG: 0.310 (1, 4) | 4-3 | | 6-3 | | BB | | | F9 | | 3 | 0 | 0 | 0 | 1 | 0 | 0 | New York Yankees @ Baltimore Orioles Memorial Stadium, Baltimore, MD Sun May 29 1955, 3:33 AM EDT Att: 20,900 - Unknown | | | | | |
| Cal Abrams, L OBP: 0.444, SLG: 0.439 (1, 8) | 4-3 | | | | L7 | | | K | | 3 | 0 | 0 | 0 | 1 | 1 | 2 | | | | | | |
| Eddie Waitkus, L OBP: 0.391, SLG: 0.350 (1, 3) | F9 | | | | L8 S 1B | | | CS | | 4 | 0 | 2 | 0 | 0 | 0 | 0 | | | | | | |
| Gene Woodling, L OBP: 0.326, SLG: 0.322 (1, 9) | | | | | L8 | | | G3 | | 4 | 0 | 1 | 0 | 0 | 0 | 2 | | | | | | |
| Gil Coan, L OBP: 0.374, SLG: 0.367 (1, 7) | | | | | | | | F7 | | 3 | 0 | 0 | 0 | 1 | 0 | 2 | | | | | | |
| Chuck Diering, R OBP: 0.328, SLG: 0.404 (9, 8) | | | | | | | | | | 0 | 0 | 0 | 0 | 0 | 0 | 0 | | | | | | |
| Hal Smith, R OBP: 0.315, SLG: 0.371 (1, 2) | | | | | L9 | | | | | 4 | 0 | 1 | 0 | 0 | 0 | 3 | | | | | | |
| Jim Pyburn, R OBP: 0.299, SLG: 0.254 (1, 5) | | | | | | | | | | 3 | 0 | 0 | 0 | 0 | 2 | 4 | | | | | | |
| Gus Triandos, R OBP: 0.337, SLG: 0.419 (9, PH) | | | | | | | | K | | 1 | 0 | 0 | 0 | 0 | 1 | 0 | | | | | | |
| Willy Miranda, S OBP: 0.315, SLG: 0.338 (1, 6) | | | | | | | | | | 3 | 0 | 1 | 0 | 0 | 0 | 3 | | | | | | |
| Les Moss, R OBP: 0.368, SLG: 0.442 (9, PH) | | | | | | | | | | 1 | 0 | 0 | 0 | 0 | 0 | 0 | | | | | | |
| Art Schallock, L (1, 1) | | | | | | | | | | 2 | 0 | 0 | 0 | 0 | 1 | 0 | | | | | | |
| Inning Stats | R: 0 E: 0 K: 0 S: 3 | H: 0 LOB: 0 BB: 0 P: 3 | R: 0 E: 0 K: 1 S: 6 | H: 1 LOB: 0 BB: 0 P: 6 | R: 0 E: 0 K: 1 S: 5 | H: 0 LOB: 0 BB: 0 P: 5 | R: 0 E: 0 K: 0 S: 4 | H: 1 LOB: 2 BB: 1 P: 8 | R: 0 E: 0 K: 1 S: 6 | H: 1 LOB: 2 BB: 1 P: 10 | R: 0 E: 1 K: 1 S: 8 | H: 2 LOB: 3 BB: 0 P: 8 | R: 0 E: 0 K: 0 S: 2 | H: 0 LOB: 0 BB: 1 P: 6 | R: 0 E: 0 K: 0 S: 3 | H: 0 LOB: 0 BB: 0 P: 3 | R: 0 E: 0 K: 1 S: 5 | H: 0 LOB: 0 BB: 0 P: 5 | 1B: 4 2B: 1 3B: 0 HR: 0 | SF: 0 SAC: 1 DP: 0 HBP: 0 | WP: 0 PB: 0 SB: 1 CS: 1 | PA: 36 |
| PITCHER Bob Grim, R ERA: 4.44 (1, 1) | IP: 9.0 WLS: W BF: 35 | H: 5 R: 0 ER: 0 SO: 5 | BB: 3 IBB: 0 HBP: 0 BLK: 0 | WP: 0 HR: 0 S: 42 P: 54 | ERA: 0.00 WHIP: 0.889 | | | | | | | | | | | | | | | | | |

| Batter | 1 | 2 | 3 | 4 | 5 | 6 | 7 | 8 | 9 | AB | R | H | RBI | BB | SO | LOB | TOP | | | | | | | | | | |
|--|------------------------------|----------------------------------|------------------------------|---------------------------------|------------------------------|---------------------------------|------------------------------|---------------------------------|------------------------------|---------------------------------|------------------------------|---------------------------------|------------------------------|---------------------------------|------------------------------|----------------------------------|----------------------------------|------------------------------------|----------------------------------|--------|--|--|--|--|--|--|--|
| Billy Cox, R OBP: 0.277, SLG: 0.310 (1, 5) | | | | | | | | | | 3 | 1 | 1 | 1 | 2 | 0 | 2 | | | | | | | | | | | |
| Cal Abrams, L OBP: 0.458, SLG: 0.455 (1, 8) (8, 9) (9, 8) | | | | | | | | | | 3 | 3 | 1 | 0 | 2 | 0 | 2 | | | | | | | | | | | |
| Hoot Evers, R OBP: 0.402, SLG: 0.566 (1, 9) (8, 7) (9, 9) | | | | | | | | | | 4 | 2 | 3 | 2 | 1 | 0 | 0 | | | | | | | | | | | |
| Gene Woodling, L OBP: 0.324, SLG: 0.314 Chuck Diering, R OBP: 0.326, SLG: 0.404 Eddie Waitkus, L OBP: 0.400, SLG: 0.350 (1, 7) (8, 8) (9, PH) (9, 3) | | | | | | | | | | 3 | 0 | 0 | 0 | 1 | 0 | 3 | | | | | | | | | | | |
| Gus Triandos, R OBP: 0.343, SLG: 0.433 Gil Coan, L OBP: 0.380, SLG: 0.375 (1, 3) (9, PH) (9, 7) | | | | | | | | | | 4 | 0 | 2 | 2 | 0 | 1 | 0 | | | | | | | | | | | |
| Hal Smith, R OBP: 0.311, SLG: 0.364 (1, 2) | | | | | | | | | | 5 | 1 | 1 | 1 | 0 | 0 | 5 | | | | | | | | | | | |
| Bobby Young, L OBP: 0.246, SLG: 0.210 (1, 4) | | | | | | | | | | 5 | 0 | 1 | 0 | 0 | 1 | 3 | | | | | | | | | | | |
| Willy Miranda, S OBP: 0.313, SLG: 0.336 (1, 6) | | | | | | | | | | 4 | 1 | 1 | 0 | 0 | 1 | 2 | | | | | | | | | | | |
| Harry Byrd, R OBP: 0.176, SLG: 0.176 Ray Moore, R OBP: 0.364, SLG: 0.300 (1, 1) (8, 1) | | | | | | | | | | 3 | 0 | 1 | 1 | 0 | 0 | 0 | | | | | | | | | | | |
| Inning Stats | R: 1 E: 0 K: 0 S: 3 | H: 1 LOB: 2 BB: 3 P: 15 | R: 1 E: 0 K: 1 S: 7 | H: 2 LOB: 1 BB: 0 P: 7 | R: 0 E: 0 K: 1 S: 5 | H: 0 LOB: 0 BB: 0 P: 5 | R: 0 E: 0 K: 1 S: 5 | H: 0 LOB: 0 BB: 0 P: 5 | R: 2 E: 0 K: 0 S: 4 | H: 2 LOB: 0 BB: 1 P: 8 | R: 1 E: 0 K: 0 S: 4 | H: 2 LOB: 1 BB: 1 P: 8 | R: 0 E: 0 K: 0 S: 3 | H: 0 LOB: 0 BB: 0 P: 3 | R: 2 E: 1 K: 0 S: 5 | H: 2 LOB: 2 BB: 2 P: 13 | 1B: 9 2B: 3 3B: 0 HR: 0 | SF: 0 SAC: 1 DP: 4 HBP: 0 | WP: 0 PB: 0 SB: 0 CS: 0 | PA: 43 | | | | | | | |
| PITCHER | IP | WLS | BF | H | R | ER | SO | BB | IBB | HBP | BLK | WP | HR | S | P | ERA | WHIP | | | | | | | | | | |
| Frank Sullivan, R ERA: 3.69 Bill Henry, L ERA: 3.71 Tom Hurd, R ERA: 2.76 | (1, 1) (8, 1) (9, 1) | 7.0 1.0 1.0 | 33 3 7 | 10 0 2 | 6 0 2 | 6 0 2 | 3 0 0 | 5 0 1 | 0 0 1 | 0 0 0 | 0 0 0 | 0 0 0 | 0 3 5 | 34 3 13 | 54 3 13 | 7.71 0.00 18.00 | 2.143 0.000 3.000 | | | | | | | | | | |

Baltimore Orioles @ Boston Red Sox
Fenway Park, Boston, MA
Mon May 30 1955, 3:33 AM EDT
Unknown

AB 35
R 8
H 12
RBI 8
BB 7
SO 3
LOB 17



| Batter | 1 | 2 | 3 | 4 | 5 | 6 | 7 | 8 | 9 | AB | R | H | RBI | BB | SO | LOB | BOTTOM | | | | | | | | | | |
|--|------------------------------|----------------------------------|------------------------------|---------------------------------|------------------------------|---------------------------------|------------------------------|---------------------------------|------------------------------|---------------------------------|------------------------------|----------------------------------|------------------------------|---------------------------------|------------------------------|----------------------------------|------------------------------|---------------------------------|----------------------------------|------------------------------------|----------------------------------|--------|--|--|--|--|--|
| Billy Goodman, L OBP: 0.360, SLG: 0.311 (1, 4) | | | | | | | | | | 4 | 1 | 0 | 0 | 1 | 1 | 5 | | | | | | | | | | | |
| Eddie Joest, R OBP: 0.286, SLG: 0.333 (1, 6) | | | | | | | | | | 4 | 1 | 0 | 0 | 1 | 1 | 1 | | | | | | | | | | | |
| Ted Williams, L OBP: 0.429, SLG: 0.833 (1, 7) | | | | | | | | | | 4 | 2 | 1 | 3 | 1 | 0 | 0 | | | | | | | | | | | |
| Jackie Jensen, R OBP: 0.324, SLG: 0.515 (1, 9) | | | | | | | | | | 5 | 1 | 1 | 0 | 0 | 0 | 1 | | | | | | | | | | | |
| Norm Zauchin, R OBP: 0.319, SLG: 0.426 (1, 3) | | | | | | | | | | 3 | 1 | 1 | 2 | 1 | 0 | 0 | | | | | | | | | | | |
| Sammy White, R OBP: 0.318, SLG: 0.357 (1, 2) | | | | | | | | | | 4 | 0 | 2 | 1 | 0 | 0 | 0 | | | | | | | | | | | |
| Grady Hatton, L OBP: 0.343, SLG: 0.328 (1, 5) | | | | | | | | | | 3 | 0 | 0 | 0 | 1 | 0 | 2 | | | | | | | | | | | |
| Jim Piersall, R OBP: 0.309, SLG: 0.315 (1, 8) | | | | | | | | | | 3 | 0 | 1 | 0 | 1 | 0 | 2 | | | | | | | | | | | |
| Frank Sullivan, R OBP: 0.174, SLG: 0.190 Gene Stephens, L OBP: 0.478, SLG: 0.593 Bill Henry, L Billy Klaus, L OBP: 0.365, SLG: 0.367 Tom Hurd, R (1, 1) (7, PH) (8, 1) (8, PH) (9, 1) | | | | | | | | | | 2 | 0 | 0 | 0 | 0 | 2 | 1 | | | | | | | | | | | |
| Inning Stats | R: 3 E: 0 K: 0 S: 4 | H: 1 LOB: 0 BB: 2 P: 12 | R: 0 E: 0 K: 1 S: 5 | H: 0 LOB: 1 BB: 1 P: 9 | R: 0 E: 0 K: 0 S: 3 | H: 0 LOB: 0 BB: 0 P: 3 | R: 0 E: 0 K: 0 S: 3 | H: 0 LOB: 0 BB: 0 P: 3 | R: 0 E: 0 K: 1 S: 5 | H: 0 LOB: 0 BB: 0 P: 5 | R: 1 E: 0 K: 0 S: 6 | H: 1 LOB: 2 BB: 2 P: 14 | R: 0 E: 0 K: 0 S: 4 | H: 1 LOB: 1 BB: 0 P: 4 | R: 2 E: 0 K: 1 S: 8 | H: 3 LOB: 3 BB: 2 P: 16 | R: 0 E: 0 K: 0 S: 3 | H: 0 LOB: 0 BB: 0 P: 3 | 1B: 3 2B: 1 3B: 0 HR: 2 | SF: 0 SAC: 0 DP: 0 HBP: 0 | WP: 0 PB: 0 SB: 0 CS: 0 | PA: 40 | | | | | |
| PITCHER | IP | WLS | BF | H | R | ER | SO | BB | IBB | HBP | BLK | WP | HR | S | P | ERA | WHIP | | | | | | | | | | |
| Harry Byrd, R ERA: 4.39 Ray Moore, R ERA: 4.1 | (1, 1) (8, 1) | 7.1 1.2 | 33 7 | 6 0 | 6 0 | 6 0 | 3 1 | 5 2 | 0 0 | 0 0 | 0 0 | 0 0 | 0 7 | 34 15 | 54 15 | 7.36 0.00 | 1.500 1.200 | | | | | | | | | | |

Baltimore Orioles @ Boston Red Sox
Fenway Park, Boston, MA
Mon May 30 1955, 3:33 AM EDT
Unknown

AB 33
R 6
H 6
RBI 6
BB 7
SO 4
LOB 13



| Batter | 1 | 2 | 3 | 4 | 5 | 6 | 7 | 8 | 9 | AB | R | H | RBI | BB | SO | LOB | TOP | | | | | |
|--|--|---------------------------------|------------------------------|----------------------------------|------------------------------|----------------------------------|------------------------------|---------------------------------|------------------------------|---------------------------------|------------------------------|----------------------------------|------------------------------|---------------------------------|------------------------------|---------------------------------|------------------------------|---------------------------------|----------------------------------|------------------------------------|----------------------------------|--------|
| Jim Pylvum, R OBP: 0.296, SLG: 0.242 | 1-4-3 | | BB BB | 4-0 | | F4 | G6-4-3 | | | 3 | 0 | 0 | 0 | 1 | 0 | 1 | | | | | | |
| Cal Abrams, L OBP: 0.429, SLG: 0.417 | 4-3 | | F5 | | | K | | 4-3 | | 4 | 0 | 0 | 0 | 0 | 1 | 1 | | | | | | |
| Hoot Evers, R OBP: 0.397, SLG: 0.549 | F7 | | 1-2 | | | | | F8 | | 3 | 0 | 0 | 0 | 1 | 1 | 0 | | | | | | |
| Gene Woodling, L OBP: 0.329, SLG: 0.339 | | BB BB | F5 | | | | | HR | | 3 | 1 | 1 | 1 | 1 | 0 | 2 | | | | | | |
| Gus Triandos, R OBP: 0.340, SLG: 0.420 | F9 | | | F4 | | 1B BB | | F8 | | 3 | 0 | 0 | 0 | 1 | 0 | 1 | | | | | | |
| Les Moss, R OBP: 0.393, SLG: 0.455 | | 1-2 | | 1B | | | | F8 | | 3 | 0 | 2 | 0 | 1 | 0 | 0 | | | | | | |
| Bobby Young, L OBP: 0.237, SLG: 0.202 | K | | | F2 | | | 4-3 | F3 | | 4 | 0 | 0 | 0 | 0 | 1 | 5 | | | | | | |
| Willy Miranda, S OBP: 0.305, SLG: 0.326 | 1-3 | | | F2 | | | | F9 | | 4 | 0 | 0 | 0 | 0 | 0 | 3 | | | | | | |
| Jim McDonald, R OBP: 0.276, SLG: 0.308 | | | K | | | 6-3 | | | | 1 | 0 | 0 | 0 | 0 | 1 | 0 | | | | | | |
| Billy Cox, R OBP: 0.276, SLG: 0.308 | | | | | | | | | | 1 | 0 | 0 | 0 | 0 | 0 | 0 | | | | | | |
| Don Johnson, R OBP: 0.387, SLG: 0.383 | | | | | | | | | | 0 | 0 | 0 | 0 | 0 | 0 | 0 | | | | | | |
| Gil Coan, L OBP: 0.387, SLG: 0.383 | | | | | | | | | | 1 | 0 | 1 | 0 | 0 | 0 | 0 | | | | | | |
| Lou Kretlow, R OBP: 0.100, SLG: 0.100 | | | | | | | | | | 0 | 0 | 0 | 0 | 0 | 0 | 0 | | | | | | |
| Inning Stats | R: 0 E: 0 K: 0 S: 3 | H: 0 LOB: 0 BB: 0 P: 3 | R: 0 E: 0 K: 1 S: 5 | H: 0 LOB: 2 BB: 2 P: 13 | R: 0 E: 0 K: 1 S: 5 | H: 0 LOB: 2 BB: 0 P: 13 | R: 0 E: 0 K: 0 S: 4 | H: 1 LOB: 0 BB: 0 P: 4 | R: 0 E: 0 K: 1 S: 5 | H: 0 LOB: 0 BB: 1 P: 5 | R: 0 E: 0 K: 0 S: 6 | H: 1 LOB: 2 BB: 1 P: 10 | R: 0 E: 0 K: 0 S: 3 | H: 1 LOB: 0 BB: 0 P: 3 | R: 1 E: 0 K: 0 S: 4 | H: 1 LOB: 0 BB: 0 P: 4 | R: 0 E: 0 K: 0 S: 3 | H: 0 LOB: 0 BB: 0 P: 3 | 1B: 3 2B: 0 3B: 0 HR: 1 | SF: 0 SAC: 0 DP: 1 HBP: 0 | WP: 0 PB: 0 SB: 0 CS: 0 | PA: 35 |
| PITCHER | IP WLS BF H R ER SO BB IBB HBP BLK WP HR S P ERA WHIP | | | | | | | | | | | | | | | | | | | | | |
| Ike Delock, R ERA: 3.86 | (1, 1) 9.0 W 35 4 1 1 4 5 0 0 0 0 0 1 38 58 1.00 1.000 | | | | | | | | | | | | | | | | | | | | | |

Baltimore Orioles @ Boston Red Sox
Fenway Park, Boston, MA
Mon May 30 1955, 3:38 AM EDT
Att: 17,732 - Unknown

AB 30
R 1
H 4
RBI 1
BB 5
SO 4
LOB 13



| Batter | 1 | 2 | 3 | 4 | 5 | 6 | 7 | 8 | 9 | AB | R | H | RBI | BB | SO | LOB | BOTTOM | |
|--|---|---------------------------------|------------------------------|----------------------------------|------------------------------|---------------------------------|------------------------------|---------------------------------|------------------------------|---------------------------------|------------------------------|----------------------------------|------------------------------|---------------------------------|----------------------------------|------------------------------------|----------------------------------|--------|
| Billy Goodman, L OBP: 0.365, SLG: 0.320 | 4-3 | BB 3B 1B | | F9 PB SF9 1B | | F7 | | 1-3 1B | | 5 | 2 | 3 | 0 | 0 | 0 | 0 | | |
| Billy Klaus, L OBP: 0.366, SLG: 0.354 | F8 | BB 3B BB | | F9 | | | WP BB BB | F4 | | 3 | 2 | 0 | 0 | 2 | 0 | 2 | | |
| Gene Stephens, L OBP: 0.486, SLG: 0.645 | 1B 2B | 1-H 2-H 3-H 3B | | SF9 | | | WP BB | 1-3 | | 3 | 2 | 2 | 4 | 1 | 0 | 1 | | |
| Jackie Jensen, R OBP: 0.326, SLG: 0.518 | 1B 2H | F9 | | F8 | | | 1B SF9 2B | F8 | | 5 | 1 | 2 | 3 | 0 | 0 | 2 | | |
| Norm Zauchin, R OBP: 0.325, SLG: 0.423 | 1-3 1B | | | F3 | | L6 | | 1B BB | | 3 | 0 | 1 | 0 | 1 | 0 | 0 | | |
| Pete Daley, R OBP: 0.125, SLG: 0.125 | F5 | | | 6-3 | | 6-3 | | K | | 4 | 0 | 0 | 0 | 0 | 1 | 4 | | |
| Ted Lepcio, R OBP: 0.320, SLG: 0.449 | | | 6-3 | | | F2 | | 1-2 2-3 1B | | 4 | 0 | 2 | 0 | 0 | 0 | 0 | | |
| Jim Piersall, R OBP: 0.308, SLG: 0.316 | | | | | | | | | | 3 | 1 | 1 | 1 | 0 | 0 | 1 | | |
| Karl Olson, R OBP: 0.222, SLG: 0.269 | | BB 1B 3B 1B | | E1 | | | | SF9 | | 0 | 0 | 0 | 0 | 0 | 0 | 0 | | |
| Ike Delock, R OBP: 0.130, SLG: 0.130 | | | | K | | L7 | | F3 | | 4 | 0 | 0 | 0 | 0 | 2 | 5 | | |
| Inning Stats | R: 1 E: 0 K: 0 S: 6 | H: 3 LOB: 2 BB: 0 P: 6 | R: 3 E: 0 K: 1 S: 8 | H: 3 LOB: 1 BB: 1 P: 12 | R: 0 E: 1 K: 0 S: 5 | H: 1 LOB: 2 BB: 0 P: 5 | R: 1 E: 0 K: 0 S: 4 | H: 1 LOB: 0 BB: 0 P: 4 | R: 0 E: 0 K: 1 S: 5 | H: 0 LOB: 0 BB: 0 P: 5 | R: 3 E: 0 K: 1 S: 7 | H: 2 LOB: 2 BB: 3 P: 19 | R: 0 E: 0 K: 0 S: 4 | H: 1 LOB: 1 BB: 0 P: 4 | 1B: 8 2B: 2 3B: 1 HR: 0 | SF: 2 SAC: 0 DP: 0 HBP: 0 | WP: 1 PB: 1 SB: 0 CS: 0 | PA: 40 |
| PITCHER | IP WLS BF H R ER SO BB IBB HBP BLK WP HR S P ERA WHIP | | | | | | | | | | | | | | | | | |
| Jim McDonald, R ERA: 5.21 | (1, 1) 4.0 L 22 8 5 4 1 0 0 0 0 0 0 0 8 8 9.00 2.250 | | | | | | | | | | | | | | | | | |
| Don Johnson, R ERA: 7.97 | (5, 1) 2.0 6 0 0 0 1 0 0 0 0 0 0 0 8 8 0.00 0.000 | | | | | | | | | | | | | | | | | |
| Lou Kretlow, R ERA: 8.47 | (7, 1) 2.0 12 3 3 3 1 3 0 0 0 1 0 0 11 23 13.50 3.000 | | | | | | | | | | | | | | | | | |

Baltimore Orioles @ Boston Red Sox
Fenway Park, Boston, MA
Mon May 30 1955, 3:38 AM EDT
Att: 17,732 - Unknown

AB 34
R 8
H 11
RBI 8
BB 4
SO 3
LOB 15



| Batter | 1 | 2 | 3 | 4 | 5 | 6 | 7 | 8 | 9 | 10 | 11 | 12 | 13 | AB R H RBI BB SO LOB | TOP | | | | | | | | | | | | | | |
|---|---|---------------------------------|------------------------------|----------------------------------|------------------------------|---------------------------------|------------------------------|---------------------------------|------------------------------|----------------------------------|------------------------------|---------------------------------|------------------------------|---------------------------------|--|------------------------------|---------------------------------|------------------------------|---------------------------------|------------------------------|---------------------------------|----------------------------------|------------------------------------|-----------------------------------|--------|--|--|--|--|
| Billy Cox, R OBP: 0.263, SLG: 0.311 (1.4) | F6 | | P7 | | P7 | | | L7 | | | | | | 5 0 2 0 1 0 0 | Baltimore Orioles @ Cleveland Indians Cleveland Municipal Stadium, Cleveland, OH Tue May 31 1955, 3:33 AM EDT Att: 7,037 - Unknown livebaseballscorecards.com | | | | | | | | | | | | | | |
| Cal Abrams, L OBP: 0.436, SLG: 0.404 (7.9) | 6-3 | | 1B | | CS | | | 1B | | L8 | | | BB | 4 0 1 0 2 0 2 | | | | | | | | | | | | | | | |
| Eddie Walkus, L OBP: 0.367, SLG: 0.338 (1.3) | F9 | | P7 | | CS | | P7 | | | | | | | 5 0 1 0 0 0 2 | | | | | | | | | | | | | | | |
| Gene Woodling, L OBP: 0.325, SLG: 0.357 (7.7) | | HR | 1-3 | | | | 4-3 | | | | | | | 5 1 1 1 0 1 4 | | | | | | | | | | | | | | | |
| Gil Coan, L OBP: 0.376, SLG: 0.369 (7.8) | | G3 | F8 | | | | K | | | | | | | 3 0 0 0 0 1 2 | | | | | | | | | | | | | | | |
| Chuck Diering, R OBP: 0.322, SLG: 0.396 (7.6) | | | | | | | K | | | | | | | 2 0 0 0 0 2 0 | | | | | | | | | | | | | | | |
| Hal Smith, R OBP: 0.299, SLG: 0.349 (1.2) | | F3 | | | | | K | | | | | | | 5 0 0 0 0 1 0 | | | | | | | | | | | | | | | |
| Jim Pyburn, R OBP: 0.289, SLG: 0.254 (1.5) | | | F9 | | | | P7 | | | | | | | 5 0 1 0 0 1 0 | | | | | | | | | | | | | | | |
| Willy Miranda, S OBP: 0.302, SLG: 0.317 (1.6) | | 2B | | | | | 4-3 | | | | | | | 4 0 0 0 1 0 0 | | | | | | | | | | | | | | | |
| Jim Wilson, R OBP: 0.250, SLG: 0.217 (1.1) | | | | | | | K | | | | | | | 5 0 0 0 0 3 2 | | | | | | | | | | | | | | | |
| Inning Stats | R: 0 E: 0 K: 0 S: 3 | H: 0 LOB: 0 BB: 0 P: 3 | R: 1 E: 0 K: 1 S: 7 | H: 2 LOB: 2 BB: 1 P: 11 | R: 0 E: 0 K: 0 S: 5 | H: 2 LOB: 2 BB: 0 P: 5 | R: 0 E: 0 K: 1 S: 5 | H: 0 LOB: 0 BB: 0 P: 3 | R: 0 E: 0 K: 0 S: 6 | H: 1 LOB: 2 BB: 1 P: 10 | R: 0 E: 0 K: 1 S: 5 | H: 0 LOB: 0 BB: 0 P: 5 | R: 0 E: 0 K: 1 S: 5 | H: 0 LOB: 0 BB: 0 P: 5 | | R: 0 E: 0 K: 2 S: 6 | H: 0 LOB: 0 BB: 1 P: 6 | R: 0 E: 0 K: 1 S: 5 | H: 0 LOB: 0 BB: 0 P: 5 | R: 0 E: 0 K: 0 S: 2 | H: 0 LOB: 0 BB: 1 P: 6 | 1B: 4 2B: 2 3B: 0 HR: 1 | SF: 0 SAC: 0 DP: 1 HBP: 0 | W/P: 0 PB: 0 SB: 0 CS: 1 | PA: 48 | | | | |
| PITCHER | IP WLS BF H R ER SO BB IBB HBP BLK WP HR S P ERA WHIP | | | | | | | | | | | | | | | | | | | | | | | | | | | | |
| Bob Feller, R ERA: 3.97 (8.1) | 7.0 | WLS 26 | H 4 | R 1 | ER 1 | SO 4 | BB 2 | IBB 0 | HBP 0 | BLK 0 | WP 0 | HR 1 | S 32 | P 40 | | ERA 1.29 | WHIP 0.857 | | | | | | | | | | | | |
| Don Mossi, L ERA: 0.44 (8.1) | 6.0 | W 21 | 2 | 0 | 0 | 5 | 2 | 0 | 0 | 0 | 0 | 0 | 29 | 37 | 0.00 | 0.667 | | | | | | | | | | | | | |

| Batter | 1 | 2 | 3 | 4 | 5 | 6 | 7 | 8 | 9 | 10 | 11 | 12 | 13 | AB R H RBI BB SO LOB | BOTTOM | | | | | | | | | | | | | | |
|---|---|---------------------------------|------------------------------|---------------------------------|------------------------------|---------------------------------|------------------------------|---------------------------------|------------------------------|---------------------------------|------------------------------|---------------------------------|------------------------------|---------------------------------|--|---------------------------------|------------------------------|---------------------------------|------------------------------|---------------------------------|------------------------------|---------------------------------|----------------------------------|------------------------------------|-----------------------------------|--------|--|--|--|
| Al Smith, R OBP: 0.302, SLG: 0.494 (1.5) | 5-3 | | F8 | | F8 | | F7 | | | SH1-4 | | | | 5 0 0 0 0 0 1 | Baltimore Orioles @ Cleveland Indians Cleveland Municipal Stadium, Cleveland, OH Tue May 31 1955, 3:33 AM EDT Att: 7,037 - Unknown livebaseballscorecards.com | | | | | | | | | | | | | | |
| Bobby Avila, R OBP: 0.400, SLG: 0.428 (1.4) | F8 | | 1B | | 6-3 | | | | | F4 | | | | 5 0 1 0 1 1 1 | | | | | | | | | | | | | | | |
| Larry Doby, L OBP: 0.333, SLG: 0.394 (1.8) | E3 | | 1B | | | | | | | | | | | 5 0 2 0 1 1 1 | | | | | | | | | | | | | | | |
| Al Rosen, R OBP: 0.377, SLG: 0.410 (1.3) | | | 4-3 | | | | | | | | | | | 5 0 0 0 1 0 5 | | | | | | | | | | | | | | | |
| Dave Pope, L OBP: 0.389, SLG: 0.558 (1.7) | P6-3 | | P4-3 | | | | | | | | | | | 6 0 1 0 0 2 3 | | | | | | | | | | | | | | | |
| Dave Philley, S OBP: 0.450, SLG: 0.676 (1.9) | | L7 | | | | | | | | | | | | 5 2 2 1 1 0 2 | | | | | | | | | | | | | | | |
| Sam Dente, R OBP: 0.313, SLG: 0.259 (1.6) | | F4 | | | 6-3 | | | | | | | | | 6 0 2 1 0 0 2 | | | | | | | | | | | | | | | |
| Hal Naragon, L OBP: 0.231, SLG: 0.182 (7, PH) | | | | | | | | | | | | | | 2 0 0 0 0 0 1 | | | | | | | | | | | | | | | |
| Dale Mitchell, L OBP: 0.226, SLG: 0.211 (7, PR) | | F8 | | | 3-1 | | | | | | | | | 1 0 0 0 0 0 1 | | | | | | | | | | | | | | | |
| Jim Hegan, R OBP: 0.245, SLG: 0.207 (8.2) | | | | | | | | | | | | | | 2 0 0 0 0 0 1 | | | | | | | | | | | | | | | |
| Bob Feller, R OBP: 0.143, SLG: 0.143 (7, PH) | | | | | | | | | | | | | | 2 0 0 0 0 2 0 | | | | | | | | | | | | | | | |
| Ralph Kner, R OBP: 0.400, SLG: 0.475 (7, PR) | | | | | | | | | | | | | | 1 0 0 0 0 0 1 | | | | | | | | | | | | | | | |
| Wally Westlake, R OBP: 0.367, SLG: 0.308 (8.1) | | | | | | | | | | | | | | 0 0 0 0 0 0 0 | | | | | | | | | | | | | | | |
| Don Mossi, L OBP: 0.250, SLG: 0.250 (8.1) | | | | | | | | | | | | | | 2 0 1 0 0 0 0 | | | | | | | | | | | | | | | |
| Inning Stats | R: 0 E: 1 K: 0 S: 4 | H: 0 LOB: 2 BB: 1 P: 8 | R: 0 E: 0 K: 0 S: 3 | H: 0 LOB: 0 BB: 0 P: 3 | R: 0 E: 0 K: 1 S: 7 | H: 2 LOB: 2 BB: 0 P: 7 | R: 0 E: 0 K: 0 S: 4 | H: 1 LOB: 1 BB: 0 P: 7 | R: 0 E: 0 K: 1 S: 5 | H: 0 LOB: 0 BB: 0 P: 5 | R: 0 E: 0 K: 1 S: 6 | H: 1 LOB: 0 BB: 0 P: 6 | R: 0 E: 0 K: 0 S: 4 | H: 1 LOB: 1 BB: 1 P: 8 | R: 0 E: 0 K: 0 S: 3 | H: 0 LOB: 1 BB: 1 P: 7 | R: 1 E: 0 K: 0 S: 3 | H: 1 LOB: 1 BB: 1 P: 7 | R: 0 E: 0 K: 0 S: 3 | H: 0 LOB: 1 BB: 1 P: 7 | R: 1 E: 0 K: 0 S: 3 | H: 1 LOB: 1 BB: 1 P: 7 | 1B: 6 2B: 1 3B: 1 HR: 1 | SF: 0 SAC: 0 DP: 0 HBP: 0 | W/P: 0 PB: 0 SB: 1 CS: 0 | PA: 52 | | | |
| PITCHER | IP WLS BF H R ER SO BB IBB HBP BLK WP HR S P ERA WHIP | | | | | | | | | | | | | | | | | | | | | | | | | | | | |
| Jim Wilson, R ERA: 3.08 (1.1) | 12.2 | L 52 | 9 | 2 | ER 2 | SO 6 | BB 3 | IBB 1 | HBP 0 | BLK 0 | WP 0 | HR 1 | S 60 | P 76 | 1.42 | 0.947 | | | | | | | | | | | | | |

AB 43
R 1
H 6
RBI 1
BB 4
SO 9
LOB 12



AB 47
R 2
H 9
RBI 2
BB 4
SO 6
LOB 19



| Batter | 1 | 2 | 3 | 4 | 5 | 6 | 7 | 8 | 9 | AB | R | H | RBI | BB | SO | LOB | TOP | | | |
|--|--|---------------------------------|------------------------------|---------------------------------|------------------------------|----------------------------------|------------------------------|---------------------------------|------------------------------|---------------------------------|------------------------------|---------------------------------|------------------------------|---------------------------------|------------------------------|---------------------------------|--|------------------------------------|----------------------------------|--------|
| Billy Cox, R OBP: 0.277, SLG: 0.304 (1, 4) | L6 | | F2 | | | F9 | | 6-3 | | 4 | 0 | 0 | 0 | 0 | 0 | 1 | Baltimore Orioles @ Cleveland Indians Cleveland Municipal Stadium, Cleveland, OH Wed Jun 01 1955, 3:33 AM EDT Att: 7,942 - Unknown | | | |
| Eddie Waitkus, L OBP: 0.392, SLG: 0.348 (1, 3) | 4-3 | | | K | | | | BB | | 4 | 0 | 2 | 0 | 0 | 1 | 0 | | | | |
| Cal Abrams, L OBP: 0.438, SLG: 0.389 (1, 8) | 1-3 | | | FC4-6 | | FC4-6 | | BB | | 2 | 0 | 0 | 0 | 2 | 0 | 1 | | | | |
| Gene Woodling, L OBP: 0.316, SLG: 0.346 (1, 7) | | 4-3 | | FC4-6 | | | | P8 | F5 | 4 | 0 | 0 | 0 | 0 | 0 | 3 | | | | |
| Hoot Evers, R OBP: 0.383, SLG: 0.528 (1, 9) | P7 | | | K | | | | L6 | | 4 | 0 | 0 | 0 | 0 | 1 | 1 | | | | |
| Hal Smith, R OBP: 0.298, SLG: 0.346 (1, 2) | F8 | | | | | F5 | | BB | P8 | 4 | 0 | 1 | 0 | 0 | 0 | 0 | | | | |
| Jim Pyburn, R OBP: 0.288, SLG: 0.254 (1, 5) | | | 6-3 | | | K | | BB | | 4 | 0 | 1 | 0 | 0 | 1 | 0 | | | | |
| Willy Miranda, S OBP: 0.296, SLG: 0.311 (1, 6) | | | F7 | | | 4-3 | | | P8 | 3 | 0 | 0 | 0 | 0 | 0 | 2 | | | | |
| Erv Palica, R OBP: 0.240, SLG: 0.208 (8, PH) | | | | | | | | | F5 | 1 | 0 | 0 | 0 | 1 | 0 | 0 | | | | |
| Gus Triandos, R OBP: 0.336, SLG: 0.416 (8, PH) | | | | | | | | | | 1 | 0 | 0 | 0 | 0 | 0 | 0 | | | | |
| Don Johnson, R (8, 1) | | | | | | | | | | 0 | 0 | 0 | 0 | 0 | 0 | 0 | | | | |
| Inning Stats | R: 0 E: 0 K: 0 S: 3 | H: 0 LOB: 0 BB: 0 P: 3 | R: 0 E: 0 K: 0 S: 3 | H: 0 LOB: 1 BB: 1 P: 7 | R: 0 E: 0 K: 2 S: 7 | H: 0 LOB: 1 BB: 1 P: 11 | R: 0 E: 0 K: 1 S: 5 | H: 0 LOB: 0 BB: 0 P: 5 | R: 0 E: 0 K: 0 S: 4 | H: 1 LOB: 1 BB: 0 P: 4 | R: 0 E: 0 K: 0 S: 5 | H: 2 LOB: 2 BB: 0 P: 5 | R: 0 E: 0 K: 0 S: 4 | H: 1 LOB: 2 BB: 1 P: 8 | R: 0 E: 0 K: 0 S: 3 | H: 0 LOB: 0 BB: 0 P: 3 | 1B: 4 2B: 0 3B: 0 HR: 0 | SF: 0 SAC: 0 DP: 0 HBP: 0 | WP: 0 PB: 0 SB: 0 CS: 0 | PA: 34 |
| PITCHER Early Wynn, R ERA: 2.71 (1, 1) | IP: 9.0 WLS: W BF: 34 H: 4 R: 0 ER: 0 SO: 3 BB: 3 IBB: 0 HBP: 0 BLK: 0 WP: 0 HR: 0 S: 37 P: 49 ERA: 0.00 WHIP: 0.778 | | | | | | | | | | | | | | | | | | | |

| | |
|-----|----|
| AB | 31 |
| R | 0 |
| H | 4 |
| RBI | 0 |
| BB | 3 |
| SO | 3 |
| LOB | 8 |



| Batter | 1 | 2 | 3 | 4 | 5 | 6 | 7 | 8 | 9 | AB | R | H | RBI | BB | SO | LOB | BOTTOM | | | |
|--|--|----------------------------------|------------------------------|---------------------------------|------------------------------|---------------------------------|------------------------------|---------------------------------|------------------------------|---------------------------------|------------------------------|---------------------------------|------------------------------|---------------------------------|------------------------------|---------------------------------|--|------------------------------------|----------------------------------|--------|
| Al Smith, R OBP: 0.394, SLG: 0.508 (1, 5) | 1B | HR | | F6 | | | | 6-3 | | 3 | 2 | 1 | 2 | 1 | 0 | 0 | Baltimore Orioles @ Cleveland Indians Cleveland Municipal Stadium, Cleveland, OH Wed Jun 01 1955, 3:33 AM EDT Att: 7,942 - Unknown | | | |
| Bobby Avila, R OBP: 0.397, SLG: 0.423 (1, 4) | 1B | F2 | | | | F8 | | F7 | | 4 | 1 | 1 | 0 | 0 | 0 | 0 | | | | |
| Larry Doby, L OBP: 0.331, SLG: 0.391 (2, PH) | 1B | | | | | | | | | 1 | 0 | 0 | 0 | 0 | 1 | 2 | | | | |
| Ralph Kiner, R OBP: 0.392, SLG: 0.463 (3, 7) | K | F8 | | | | K | | F6 | | 3 | 0 | 0 | 0 | 0 | 1 | 0 | | | | |
| Al Rosen, R OBP: 0.373, SLG: 0.404 (1, 3) | 1B | | | K | | F7 | | L7 | | 4 | 1 | 1 | 1 | 0 | 1 | 0 | | | | |
| Dave Pope, L OBP: 0.387, SLG: 0.550 (3, 8) | 1B | | | P3-1 | | K | | | | 3 | 0 | 1 | 1 | 0 | 1 | 0 | | | | |
| Dave Philley, S OBP: 0.442, SLG: 0.650 (1, 9) | 1-3 | | | | | L8 | | | | 3 | 0 | 1 | 1 | 0 | 0 | 1 | | | | |
| Sam Dente, R OBP: 0.300, SLG: 0.246 (1, 6) | L7 | | | L9 | | F8 | | | | 3 | 0 | 0 | 0 | 0 | 0 | 2 | | | | |
| Jim Hegan, R OBP: 0.238, SLG: 0.200 (1, 2) | | L8 | | | | F8 | | 6-3 | | 3 | 0 | 0 | 0 | 0 | 0 | 0 | | | | |
| Early Wynn, S OBP: 0.259, SLG: 0.240 (1, 1) | | HR | | F7 | | | | 3-1 | | 2 | 1 | 0 | 0 | 1 | 0 | 0 | | | | |
| Inning Stats | R: 3 E: 0 K: 1 S: 8 | H: 3 LOB: 1 BB: 1 P: 12 | R: 2 E: 0 K: 0 S: 4 | H: 1 LOB: 0 BB: 1 P: 8 | R: 0 E: 0 K: 1 S: 6 | H: 1 LOB: 1 BB: 0 P: 6 | R: 0 E: 0 K: 0 S: 3 | H: 0 LOB: 0 BB: 0 P: 3 | R: 0 E: 0 K: 1 S: 5 | H: 0 LOB: 0 BB: 0 P: 5 | R: 0 E: 0 K: 0 S: 3 | H: 0 LOB: 0 BB: 0 P: 3 | R: 0 E: 0 K: 0 S: 3 | H: 0 LOB: 0 BB: 0 P: 3 | R: 0 E: 0 K: 0 S: 3 | H: 0 LOB: 0 BB: 0 P: 3 | 1B: 4 2B: 0 3B: 0 HR: 1 | SF: 0 SAC: 0 DP: 0 HBP: 0 | WP: 0 PB: 0 SB: 0 CS: 0 | PA: 31 |
| PITCHER Erv Palica, R ERA: 4.54 (1, 1) | IP: 7.0 WLS: L BF: 28 H: 5 R: 5 ER: 5 SO: 4 BB: 2 IBB: 0 HBP: 0 BLK: 0 WP: 1 HR: 1 S: 34 P: 42 ERA: 6.43 WHIP: 1.000 | | | | | | | | | | | | | | | | | | | |
| Don Johnson, R ERA: 7.59 (8, 1) | IP: 1.0 WLS: L BF: 3 H: 0 R: 0 ER: 0 SO: 0 BB: 0 IBB: 0 HBP: 0 BLK: 0 WP: 0 HR: 0 S: 3 P: 3 ERA: 0.00 WHIP: 0.000 | | | | | | | | | | | | | | | | | | | |



| Batter | 1 | 2 | 3 | 4 | 5 | 6 | 7 | 8 | 9 | AB | R | H | RBI | BB | SO | LOB | TOP | | | | | |
|---|---|----------------------------------|------------------------------|----------------------------------|------------------------------|----------------------------------|------------------------------|----------------------------------|------------------------------|---------------------------------|------------------------------|---------------------------------|------------------------------|---------------------------------|------------------------------|---------------------------------|--|---------------------------------|----------------------------------|------------------------------------|----------------------------------|--------|
| Billy Cox, R OBP: 0.275, SLG: 0.301 (1, 4) | F2 | | BB 1B | | F7 | | F7 | | 5-3 | 5 | 0 | 1 | 0 | 0 | 0 | 0 | Baltimore Orioles @ Cleveland Indians Cleveland Municipal Stadium, Cleveland, OH Thu Jun 02 1955, 3:33 AM EDT Att: 3,248 - Unknown | | | | | |
| Cal Abrams, L OBP: 0.462, SLG: 0.382 (1, 9) | BB | | BB | | BB | | 4-3 | | BB 1B | 1 | 0 | 0 | 0 | 4 | 0 | | | | | | | |
| Hoot Evers, R OBP: 0.376, SLG: 0.514 (1, 7) | K | | K | | F2 | | P8 | | 1-2 1B | 5 | 0 | 1 | 0 | 0 | 2 | 4 | | | | | | |
| Gus Triandos, R OBP: 0.330, SLG: 0.406 (1, 3) | K | | F7 | | F4 | | | | 1B 1B 1B | 5 | 1 | 1 | 0 | 0 | 1 | 6 | | | | | | |
| Hal Smith, R OBP: 0.308, SLG: 0.358 (1, 2) | | | | | K | | FC6-4 2B | | BB 1B | 4 | 1 | 2 | 0 | 1 | 1 | 2 | | | | | | |
| Chuck Diering, R OBP: 0.336, SLG: 0.393 (1, 8) | K | | BB BB | | BB BB | | FC6-4 BB | | 1B G5-4-3 BB | 1 | 1 | 0 | 0 | 3 | 1 | 1 | | | | | | |
| Jim Pyburn, R OBP: 0.286, SLG: 0.253 (1, 5) | K | | K | | K | | FC6-4 | | G5-4-3 1B | 4 | 0 | 1 | 2 | 0 | 2 | 4 | | | | | | |
| Willy Miranda, S OBP: 0.295, SLG: 0.305 (1, 6) | K | | | | F6 | | 1-2 2-3 | | G5-4-3 1-2 3-H | 3 | 0 | 0 | 0 | 1 | 1 | 4 | | | | | | |
| Saul Rogovin, R OBP: 0.186, SLG: 0.111 (4, PH) | | | | | | | | | | 1 | 0 | 0 | 0 | 0 | 1 | 0 | | | | | | |
| Eddie Waitkus, L OBP: 0.386, SLG: 0.343 (4, 1) | | | | | | | | | | 1 | 0 | 0 | 0 | 0 | 1 | 2 | | | | | | |
| Don Johnson, R OBP: 0.374, SLG: 0.344 (4, 1) | | | | | | | | | | 0 | 0 | 0 | 0 | 0 | 0 | 0 | | | | | | |
| Gene Woodling, L OBP: 0.319, SLG: 0.254 (6, PH) | | | | | | | | | | 1 | 0 | 0 | 0 | 0 | 2 | 0 | | | | | | |
| Lou Kretlow, R OBP: 0.102, SLG: 0.102 (8, 1) | | | | | | | | | | 0 | 0 | 0 | 0 | 0 | 0 | 0 | | | | | | |
| Jim McDonald, R (7, 1) | | | | | | | | | | 1 | 0 | 0 | 0 | 0 | 0 | 0 | | | | | | |
| Inning Stats | R: 0 E: 0 K: 2 S: 7 | H: 0 LOB: 1 BB: 1 P: 11 | R: 0 E: 0 K: 3 S: 9 | H: 0 LOB: 1 BB: 1 P: 13 | R: 0 E: 0 K: 2 S: 8 | H: 1 LOB: 2 BB: 1 P: 12 | R: 0 E: 0 K: 3 S: 9 | H: 0 LOB: 2 BB: 2 P: 17 | R: 0 E: 0 K: 0 S: 3 | H: 0 LOB: 1 BB: 1 P: 7 | R: 0 E: 0 K: 0 S: 4 | H: 1 LOB: 2 BB: 1 P: 8 | R: 0 E: 0 K: 0 S: 3 | H: 0 LOB: 0 BB: 0 P: 3 | R: 3 E: 0 K: 0 S: 5 | H: 3 LOB: 0 BB: 1 P: 9 | R: 0 E: 0 K: 0 S: 4 | H: 1 LOB: 2 BB: 1 P: 8 | 1B: 5 2B: 1 3B: 0 HR: 0 | SF: 0 SAC: 0 DP: 1 HBP: 0 | WP: 0 PB: 0 SB: 0 CS: 0 | PA: 41 |
| PITCHER Herb Score, L ERA: 2.89 (1, 1) | IP: 9.0 WLS: W BF: 41 H: 6 R: 3 ER: 3 SO: 10 BB: 9 IBB: 0 HBP: 0 BLK: 0 WP: 0 HR: 0 S: 52 P: 88 ERA: 3.00 WHIP: 1.667 | | | | | | | | | | | | | | | PITCHER | | | | | | |

| | |
|-----|----|
| AB | 32 |
| R | 3 |
| H | 6 |
| RBI | 2 |
| BB | 9 |
| SO | 10 |
| LOB | 25 |




| Batter | 1 | 2 | 3 | 4 | 5 | 6 | 7 | 8 | 9 | AB | R | H | RBI | BB | SO | LOB | BOTTOM | | | |
|---|--|---------------------------------|------------------------------|----------------------------------|------------------------------|---------------------------------|------------------------------|---------------------------------|------------------------------|---------------------------------|------------------------------|---------------------------------|------------------------------|----------------------------------|------------------------------|---------------------------------|--|------------------------------------|----------------------------------|--------|
| Al Smith, R OBP: 0.399, SLG: 0.505 (1, 5) | K | BB HR BB | | S 1B | | | 1B SF9 BB | K | | 3 | 2 | 1 | 1 | 2 | 2 | 0 | Baltimore Orioles @ Cleveland Indians Cleveland Municipal Stadium, Cleveland, OH Thu Jun 02 1955, 3:33 AM EDT Att: 3,248 - Unknown | | | |
| Bobby Avila, R OBP: 0.402, SLG: 0.421 (1, 4) | F3 | HR BB | | BB | | | BB 1B | 5-3 | | 3 | 2 | 1 | 1 | 2 | 0 | 0 | | | | |
| Dave Pope, L OBP: 0.398, SLG: 0.588 (1, 8) | 1B | HR | | P4-3 | | | K | 1B | | 5 | 1 | 3 | 4 | 0 | 1 | 4 | | | | |
| Al Rosen, R OBP: 0.361, SLG: 0.389 (1, 3) | K | 6-3 | | | | | F3 SF9 | F9 | | 4 | 0 | 0 | 1 | 0 | 1 | 2 | | | | |
| Ralph Kiner, R OBP: 0.395, SLG: 0.460 (1, 7) | | F2 | | G1-6-3 1B | | | F2 | 1B BB | | 3 | 1 | 1 | 0 | 1 | 0 | 0 | | | | |
| Dave Philley, S OBP: 0.426, SLG: 0.614 (1, 9) | F8 | | | G1-6-3 | | | F3 | BB 1B | | 4 | 0 | 1 | 1 | 0 | 0 | 1 | | | | |
| Sam Dente, R OBP: 0.324, SLG: 0.277 (1, 6) | | E BB 1B | | L6 | | | G6-4-3 1B | 1-2 2-H 1B | | 4 | 1 | 3 | 1 | 0 | 0 | 0 | | | | |
| Hank Foiles, R OBP: 0.455, SLG: 0.442 (1, 2) | | BB BB E 1B | | F9 | | | G6-4-3 | 1-2 2-3 BB | | 3 | 1 | 1 | 0 | 1 | 0 | 1 | | | | |
| Herb Score, L OBP: 0.063, SLG: 0.063 (1, 1) | | E6 BB BB HR | | G3 | | | 3-1 | 6-3 | | 4 | 1 | 0 | 0 | 0 | 0 | 5 | | | | |
| Inning Stats | R: 0 E: 0 K: 2 S: 8 | H: 1 LOB: 0 BB: 0 P: 8 | R: 6 E: 1 K: 0 S: 7 | H: 3 LOB: 0 BB: 2 P: 15 | R: 0 E: 0 K: 0 S: 3 | H: 1 LOB: 0 BB: 0 P: 3 | R: 0 E: 0 K: 0 S: 4 | H: 1 LOB: 2 BB: 1 P: 8 | R: 0 E: 0 K: 0 S: 3 | H: 0 LOB: 0 BB: 0 P: 3 | R: 0 E: 0 K: 0 S: 3 | H: 1 LOB: 0 BB: 0 P: 3 | R: 3 E: 0 K: 1 S: 8 | H: 3 LOB: 3 BB: 3 P: 20 | R: 0 E: 0 K: 1 S: 6 | H: 1 LOB: 1 BB: 0 P: 6 | 1B: 10 2B: 0 3B: 0 HR: 1 | SF: 1 SAC: 0 DP: 2 HBP: 0 | WP: 0 PB: 0 SB: 1 CS: 0 | PA: 40 |
| PITCHER Saul Rogovin, R ERA: 3.79 (1, 1) | IP: 3.0 WLS: L BF: 16 H: 5 R: 6 ER: 0 SO: 2 BB: 2 IBB: 0 HBP: 0 BLK: 0 WP: 0 HR: 1 S: 18 P: 26 ERA: 0.00 WHIP: 2.333 | | | | | | | | | | | | | | | PITCHER | | | | |
| Don Johnson, R ERA: 6.94 (4, 1) | 2.0 | 8 | 1 | 0 | 0 | 0 | 1 | 0 | 0 | 0 | 0 | 0 | 7 | 11 | 0.00 | 1.000 | | | | |
| Lou Kretlow, R ERA: 8.83 (6, 1) | 1.2 | 11 | 4 | 3 | 3 | 1 | 3 | 0 | 0 | 0 | 0 | 0 | 10 | 22 | 16.20 | 4.200 | | | | |
| Jim McDonald, R ERA: 4.87 (7, 1) | 1.1 | 5 | 1 | 0 | 0 | 1 | 0 | 0 | 0 | 0 | 0 | 0 | 7 | 7 | 0.00 | 0.750 | | | | |



| Batter | 1 | 2 | 3 | 4 | 5 | 6 | 7 | 8 | 9 | AB | R | H | RBI | BB | SO | LOB | TOP | | | |
|--|--|---------------------------------|------------------------------|---------------------------------|------------------------------|---------------------------------|------------------------------|---------------------------------|------------------------------|---------------------------------|------------------------------|---------------------------------|------------------------------|---------------------------------|------------------------------|---------------------------------|---|------------------------------------|----------------------------------|--------|
| Chuck Diering, R (1,8) OBP: 0.333, SLG: 0.383 | 6-3 | | F7 | | | WP 1B BB | F4 | | | 3 | 1 | 0 | 0 | 1 | 0 | 3 | Baltimore Orioles @ Detroit Tigers Briggs Stadium, Detroit, MI Fri Jun 03 1955, 4:33 AM EDT Att: 19,968 - Unknown | | | |
| Cal Abrams, L (1,7) OBP: 0.476, SLG: 0.475 | HR | | K | | | 4-3 1B | | 4-3 2B | | 4 | 1 | 3 | 2 | 0 | 1 | 0 | | | | |
| Eddie Waitkus, L (1,3) OBP: 0.369, SLG: 0.324 | 4-3 | | | L9 | | 4-3 | | F4 | | 4 | 0 | 0 | 0 | 0 | 0 | 2 | | | | |
| Gene Woodling, L (1,9) OBP: 0.314, SLG: 0.343 | | | | K | | F6 | | 4-3 | | 3 | 0 | 1 | 0 | 0 | 1 | 1 | | | | |
| Ray Moore, R (6,1) OBP: 0.364, SLG: 0.300 | | | | | | | | | | 0 | 0 | 0 | 0 | 0 | 0 | 0 | | | | |
| Gil Coan, L (8,PH) OBP: 0.371, SLG: 0.365 | | | | | | | | | | 1 | 0 | 0 | 0 | 0 | 0 | 1 | | | | |
| Erv Palica, R (8,1) OBP: 0.240, SLG: 0.208 | 1B | | | | | | | 2-3 | | 0 | 0 | 0 | 0 | 0 | 0 | 0 | | | | |
| Hal Smith, R (1,2) OBP: 0.300, SLG: 0.348 | L4 | | | F8 | | | 1-3 | L8 | | 4 | 0 | 0 | 0 | 0 | 0 | 2 | | | | |
| Bobby Young, L (1,4) OBP: 0.230, SLG: 0.195 | | G3 | | | 1-3 | | F8 | | L4 | 4 | 0 | 0 | 0 | 0 | 0 | 0 | | | | |
| Jim Pyburn, R (1,5) OBP: 0.284, SLG: 0.253 | | 4-3 | | | K | | E BB 1B | | K | 4 | 0 | 1 | 0 | 0 | 2 | 0 | | | | |
| Willy Miranda, S (1,6) OBP: 0.292, SLG: 0.301 | | | | | 1-3 | | | | | 2 | 0 | 0 | 0 | 0 | 0 | 0 | | | | |
| Les Moss, R (7,PH) OBP: 0.403, SLG: 0.455 | | 4-3 | | | | | E BB | | FC6-4 1B | 0 | 0 | 0 | 0 | 1 | 0 | 0 | | | | |
| Billy Cox, R (7,6) OBP: 0.279, SLG: 0.305 | | | | | | | 1-2 BB | | | 1 | 0 | 1 | 0 | 0 | 0 | 0 | | | | |
| Duane Pilette, R (1,1) OBP: 0.370, SLG: 0.504 | | | | F7 | | L5 | E6 | FC6-4 | | 0 | 0 | 0 | 0 | 0 | 0 | 0 | | | | |
| Gus Triandos, R (3,PH) OBP: 0.327, SLG: 0.402 | | | | | | | 1-2 2-3 | | | 1 | 0 | 0 | 0 | 0 | 0 | 0 | | | | |
| Art Schallcock, L (3,1) OBP: 0.279, SLG: 0.305 | | | | | | | | | | 1 | 0 | 0 | 0 | 0 | 0 | 0 | | | | |
| Hoot Evers, R (6,9) OBP: 0.370, SLG: 0.504 | | | | | | | | | | 2 | 0 | 0 | 0 | 0 | 0 | 3 | | | | |
| Inning Stats | R: 1 E: 0 K: 0 S: 5 | H: 2 LOB: 1 BB: 0 P: 5 | R: 0 E: 0 K: 0 S: 3 | H: 0 LOB: 0 BB: 0 P: 3 | R: 0 E: 0 K: 1 S: 5 | H: 0 LOB: 0 BB: 0 P: 5 | R: 0 E: 0 K: 1 S: 5 | H: 0 LOB: 0 BB: 0 P: 5 | R: 1 E: 0 K: 0 S: 4 | H: 1 LOB: 1 BB: 1 P: 8 | R: 0 E: 1 K: 0 S: 5 | H: 1 LOB: 3 BB: 1 P: 9 | R: 0 E: 0 K: 0 S: 4 | H: 1 LOB: 1 BB: 0 P: 4 | R: 0 E: 0 K: 1 S: 6 | H: 1 LOB: 1 BB: 0 P: 6 | 1B: 4 2B: 1 3B: 0 HR: 1 | SF: 0 SAC: 0 DP: 0 HBP: 0 | WP: 1 PB: 0 SB: 0 CS: 0 | PA: 36 |
| PITCHER Ned Garver, R (1,1) ERA: 3.73 | IP: 9.0 WLS: W BF: 36 H: 6 R: 2 ER: 2 SO: 4 BB: 2 IBB: 0 HBP: 0 BLK: 0 WP: 1 HR: 1 S: 42 P: 50 ERA: 2.00 WHIP: 0.889 | | | | | | | | | | | | | | | | | | | |

| Batter | 1 | 2 | 3 | 4 | 5 | 6 | 7 | 8 | 9 | AB | R | H | RBI | BB | SO | LOB | BOTTOM | | | |
|---|--|---------------------------------|------------------------------|---------------------------------|------------------------------|---------------------------------|------------------------------|---------------------------------|------------------------------|---------------------------------|------------------------------|---------------------------------|------------------------------|---------------------------------|------------------------------|---------------------------------|---|------------------------------------|----------------------------------|--------|
| Harry Malmberg, R (1,4) OBP: 0.354, SLG: 0.356 | L4-3 5-3 1B | | 4-3 | | FC1-6 1B | FC5 1B | | G4-3 1B | | 5 | 1 | 3 | 2 | 0 | 0 | 1 | Baltimore Orioles @ Detroit Tigers Briggs Stadium, Detroit, MI Fri Jun 03 1955, 4:33 AM EDT Att: 19,968 - Unknown | | | |
| Bill Tuttle, R (1,8) OBP: 0.366, SLG: 0.364 | 5-3 1-2 | | PB 2B | | F2 | FC5 2-3 | | G4-3 1B | | 5 | 0 | 1 | 0 | 0 | 0 | 5 | | | | |
| Al Kaline, R (1,9) OBP: 0.454, SLG: 0.607 | L4-3 2-3 | | F3 2-3 | | F3 2-H 1B | | L6-3 1B | L6-3 | | 5 | 0 | 1 | 1 | 0 | 0 | 3 | | | | |
| Jack Phillips, R (1,3) OBP: 0.313, SLG: 0.533 | 6-3 | | | F8 1-2 | 6-3 | | F8 | | | 4 | 0 | 0 | 0 | 0 | 0 | 2 | | | | |
| Ray Boone, R (1,5) OBP: 0.316, SLG: 0.398 | | G4-6-3 BB | | FC4-6 1B | | 6-3 | K | | | 3 | 0 | 1 | 0 | 1 | 1 | 0 | | | | |
| Jim Delsing, L (1,7) OBP: 0.340, SLG: 0.433 | | G4-6-3 1-2 | | FC4-6 1B | | E 1B 1B | | SH 1B 1B | | 4 | 2 | 2 | 0 | 0 | 0 | 2 | | | | |
| Red Wilson, R (1,2) OBP: 0.299, SLG: 0.337 | | | | | | E6 1B 1B | | SH 1B 2B | | 3 | 2 | 2 | 0 | 0 | 0 | 1 | | | | |
| Fred Hatfield, L (1,6) OBP: 0.327, SLG: 0.358 | | | | | | | | | | 2 | 0 | 0 | 0 | 0 | 0 | 3 | | | | |
| Harvey Kuenn, R (6,PH) OBP: 0.410, SLG: 0.490 | | | | | | | | | | 2 | 0 | 1 | 1 | 0 | 0 | 2 | | | | |
| Reno Bertoia, R (8,PR) OBP: 0.333, SLG: 0.333 | | | | | | | | 2B 1B 1B | | 0 | 1 | 0 | 0 | 0 | 0 | 0 | | | | |
| Ned Garver, R (1,1) OBP: 0.299, SLG: 0.238 | | | | L8 | | FC1-6 BB | 1B 1-2 2-H 1B | 1B 1B 1B | 1-3 3-H 2B | 3 | 1 | 2 | 2 | 1 | 0 | 0 | | | | |
| Inning Stats | R: 0 E: 0 K: 0 S: 4 | H: 1 LOB: 1 BB: 0 P: 4 | R: 0 E: 0 K: 0 S: 3 | H: 1 LOB: 1 BB: 1 P: 7 | R: 0 E: 0 K: 0 S: 4 | H: 1 LOB: 1 BB: 0 P: 4 | R: 0 E: 0 K: 0 S: 5 | H: 2 LOB: 2 BB: 0 P: 5 | R: 1 E: 1 K: 0 S: 4 | H: 1 LOB: 1 BB: 1 P: 8 | R: 2 E: 1 K: 0 S: 7 | H: 3 LOB: 2 BB: 0 P: 7 | R: 0 E: 0 K: 1 S: 5 | H: 0 LOB: 0 BB: 0 P: 5 | R: 4 E: 1 K: 0 S: 7 | H: 4 LOB: 1 BB: 0 P: 7 | 1B: 11 2B: 2 3B: 0 HR: 0 | SF: 0 SAC: 1 DP: 2 HBP: 0 | WP: 0 PB: 1 SB: 0 CS: 0 | PA: 39 |
| PITCHER Duane Pilette, R (1,1) ERA: 1.19 | IP: 2.0 WLS: L BF: 20 H: 7 R: 3 ER: 0 SO: 0 BB: 1 IBB: 0 HBP: 0 BLK: 0 WP: 0 HR: 0 S: 19 P: 23 ERA: 0.00 WHIP: 2.182 | | | | | | | | | | | | | | | | | | | |
| Art Schallcock, L (3,1) ERA: 1.19 | IP: 3.2 WLS: L BF: 20 H: 7 R: 3 ER: 0 SO: 0 BB: 1 IBB: 0 HBP: 0 BLK: 0 WP: 0 HR: 0 S: 19 P: 23 ERA: 0.00 WHIP: 2.182 | | | | | | | | | | | | | | | | | | | |
| Ray Moore, R (6,1) ERA: 3.96 | IP: 1.1 WLS: L BF: 4 H: 0 R: 0 ER: 0 SO: 1 BB: 0 IBB: 0 HBP: 0 BLK: 0 WP: 0 HR: 0 S: 6 P: 6 ERA: 0.00 WHIP: 0.000 | | | | | | | | | | | | | | | | | | | |
| Erv Palica, R (8,1) ERA: 4.74 | IP: 1.0 WLS: L BF: 4 H: 4 R: 4 ER: 2 SO: 0 BB: 0 IBB: 0 HBP: 0 BLK: 0 WP: 0 HR: 0 S: 7 P: 7 ERA: 18.00 WHIP: 4.000 | | | | | | | | | | | | | | | | | | | |

AB 34
R 2
H 6
RBI 2
BB 2
SO 4
LOB 12

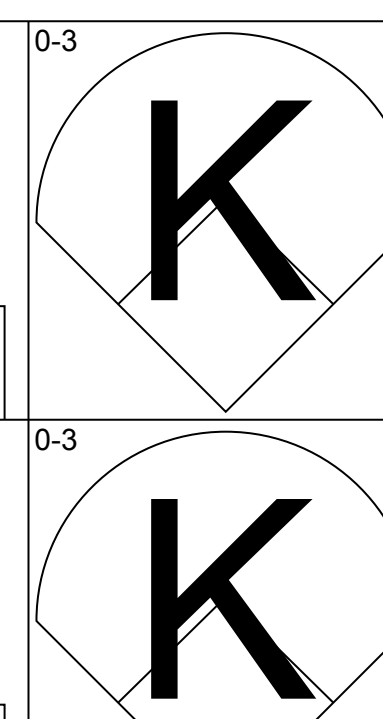
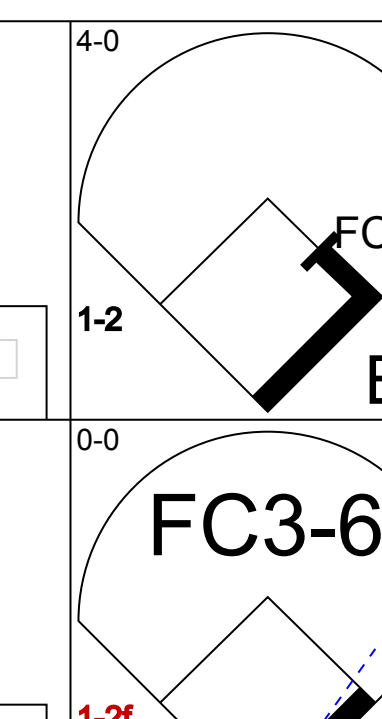
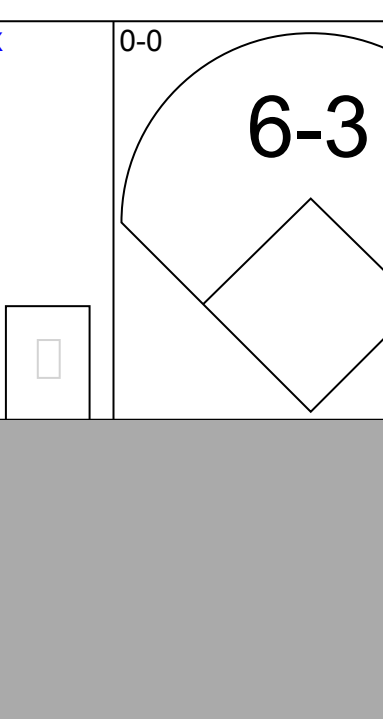
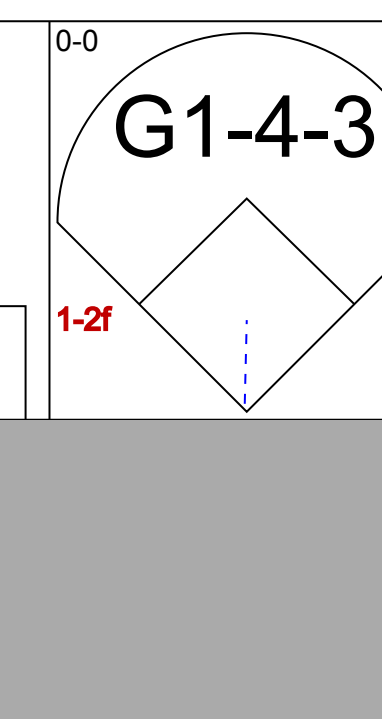
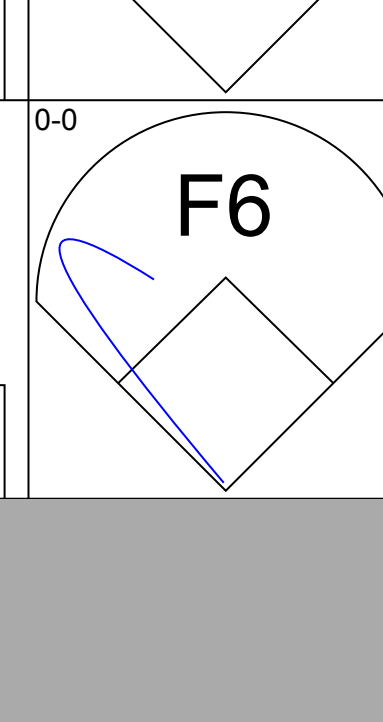
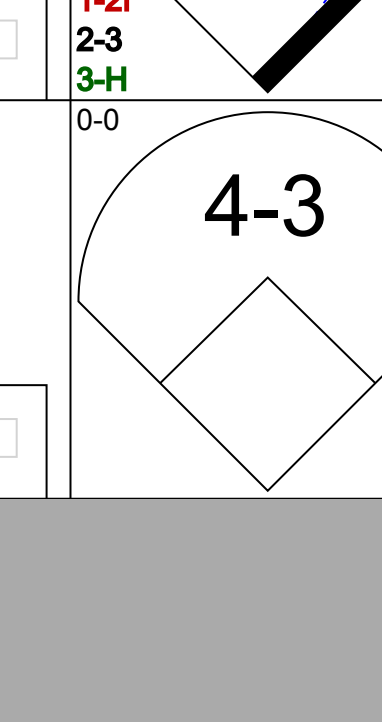
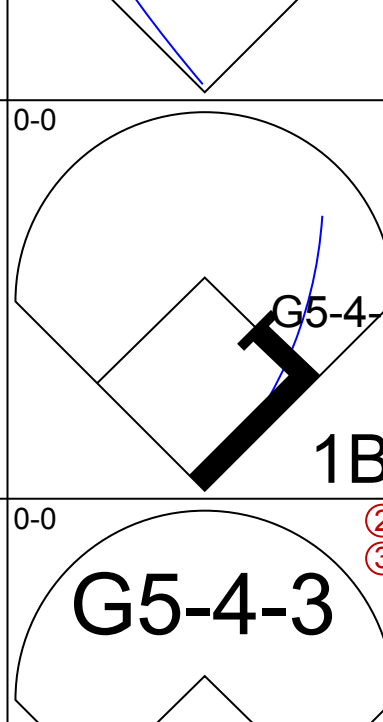
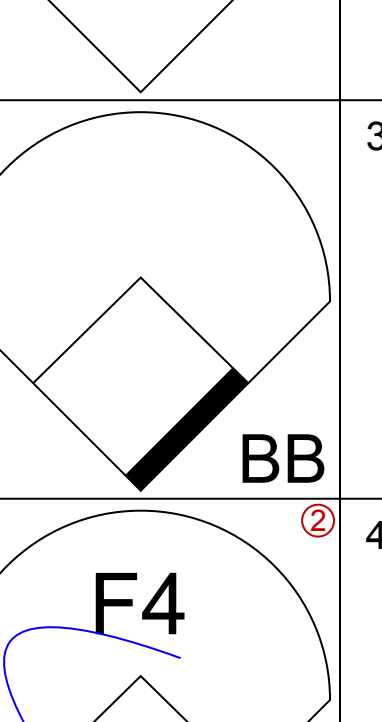



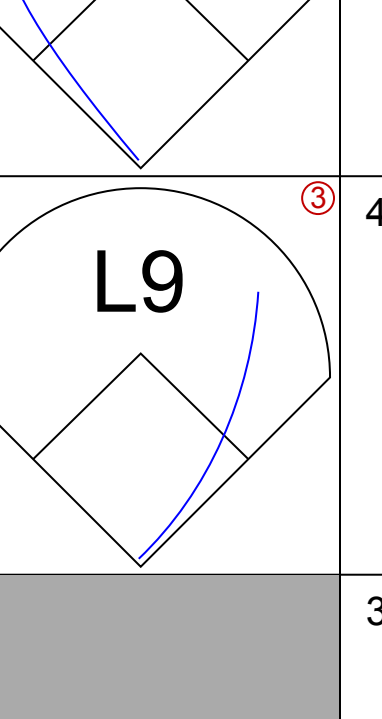
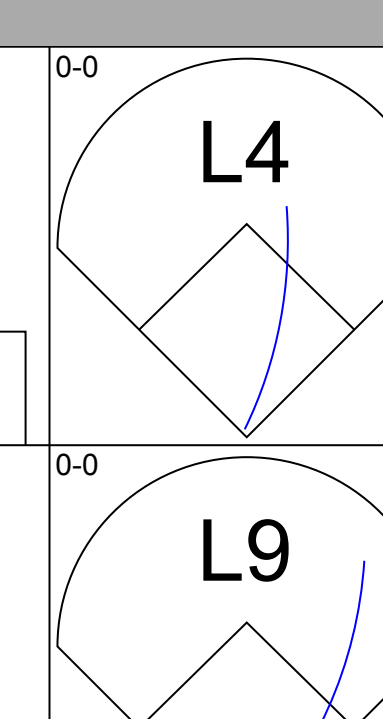
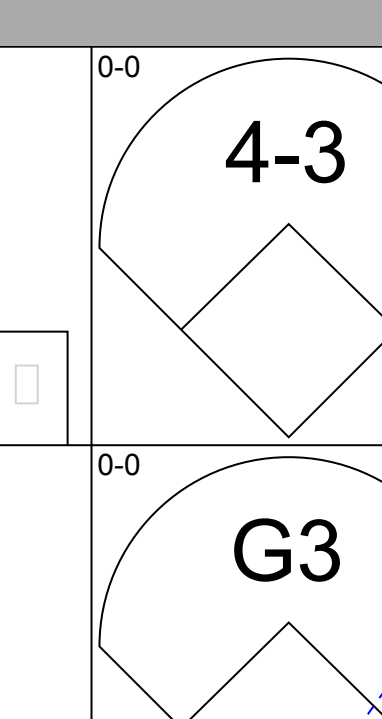
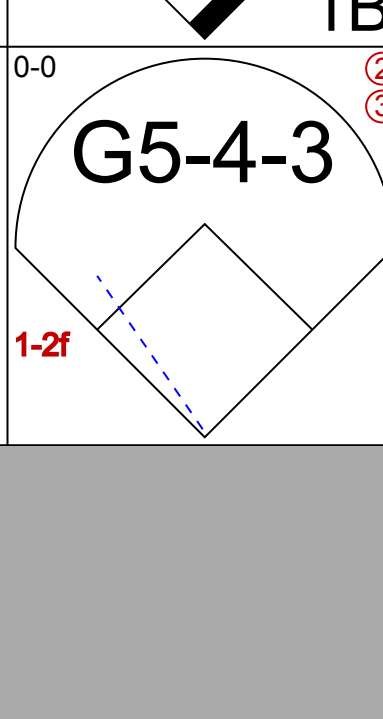
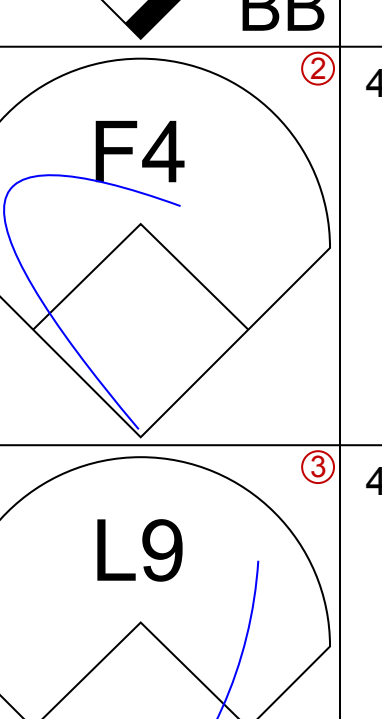
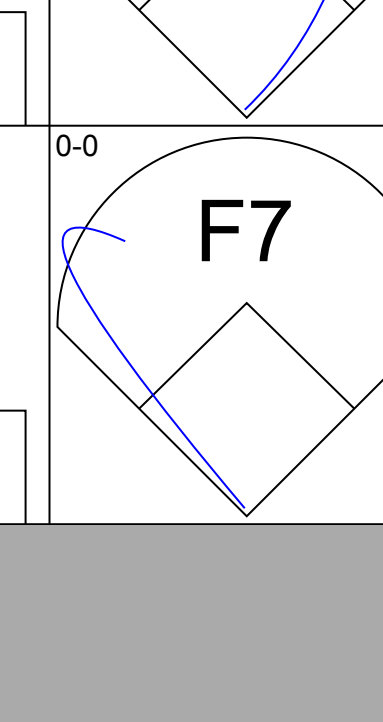
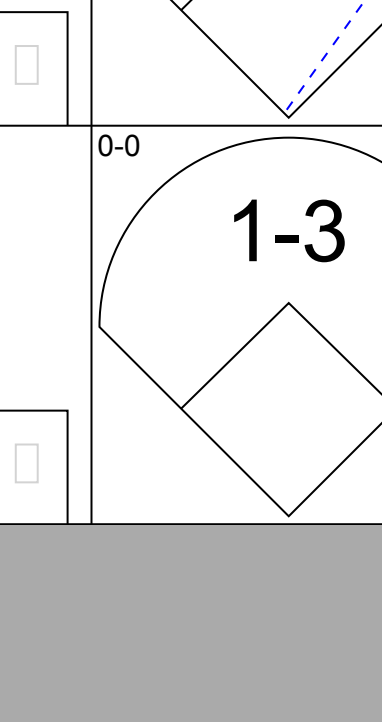
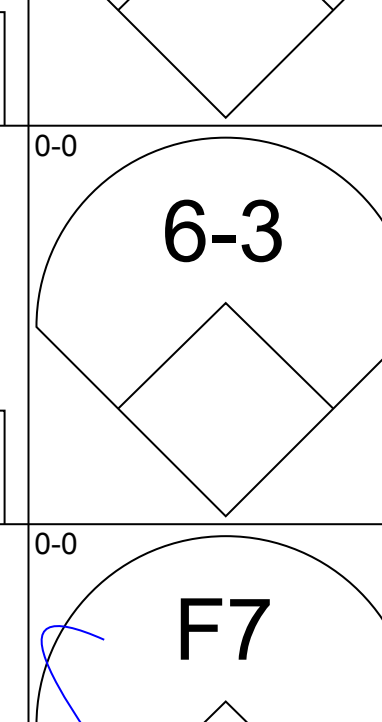



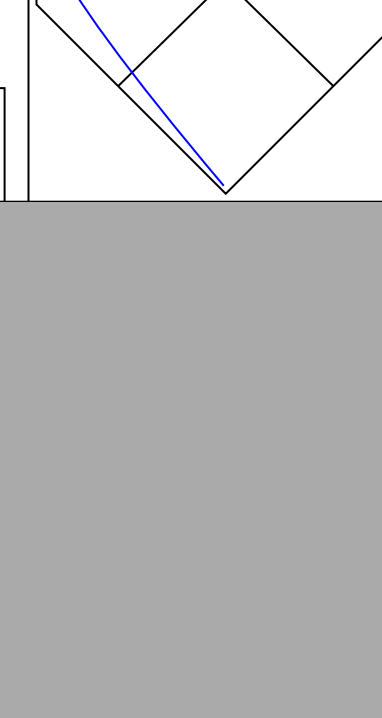
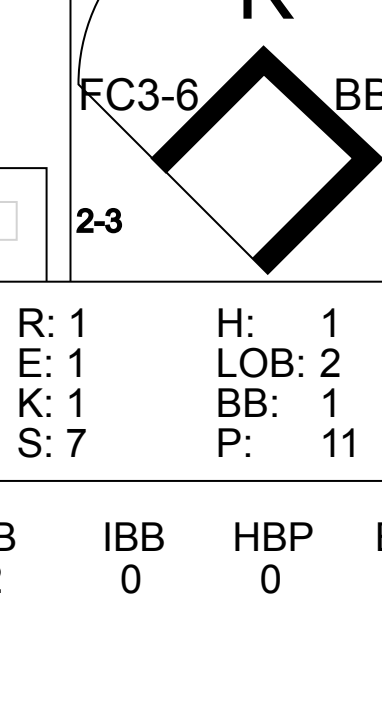
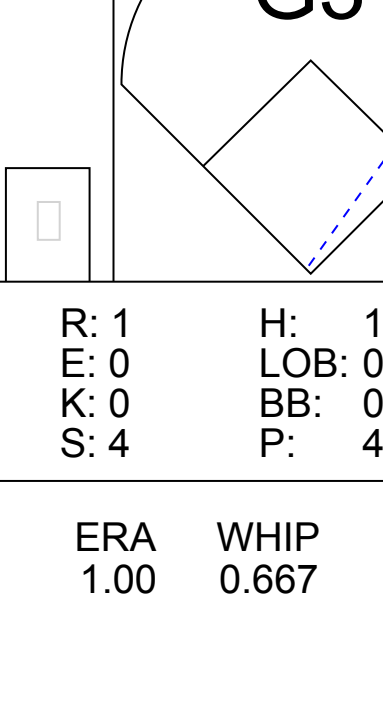
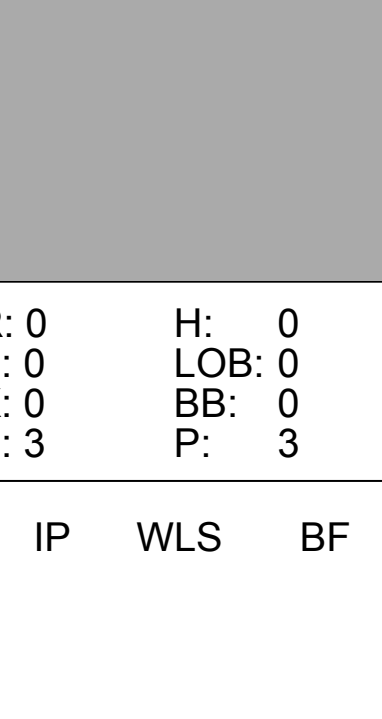
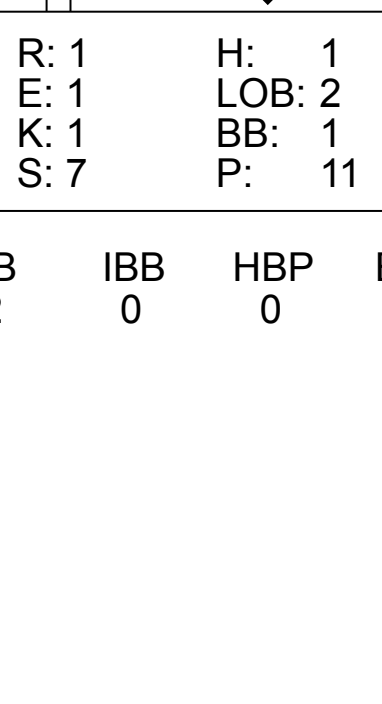
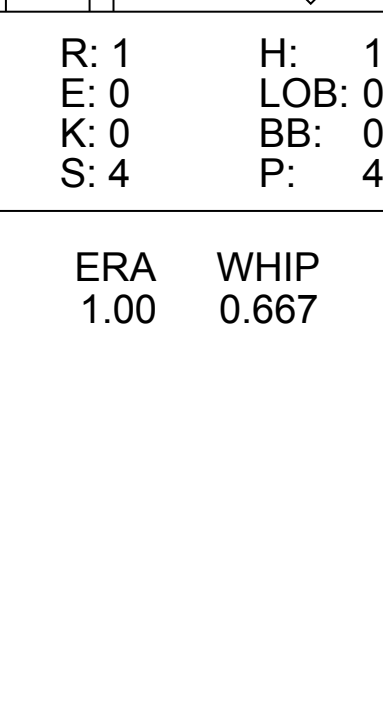
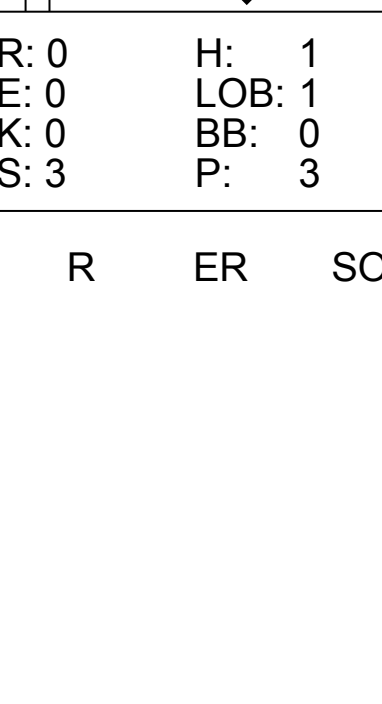
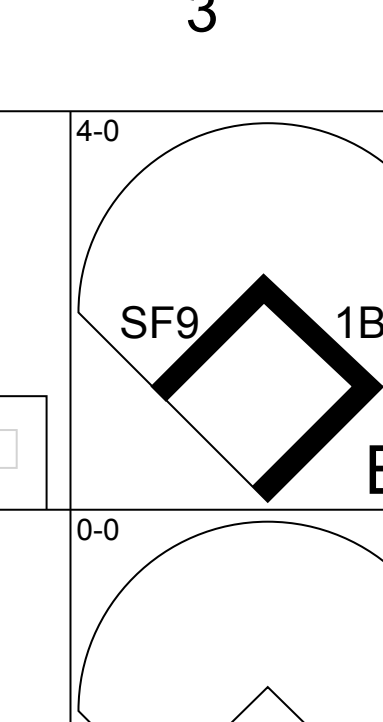
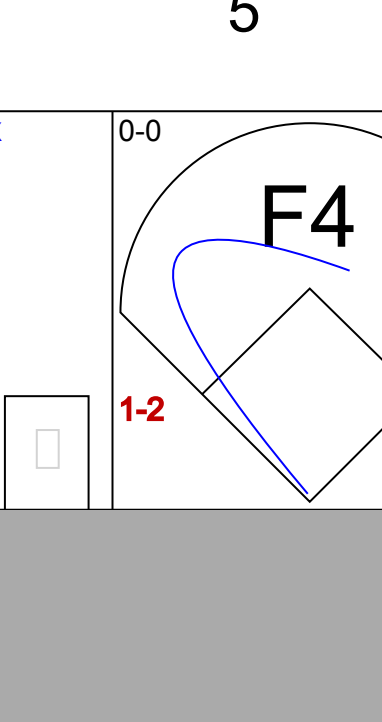



AB 36
R 7
H 13
RBI 6
BB 2
SO 1
LOB 19



livebaseballscores.com

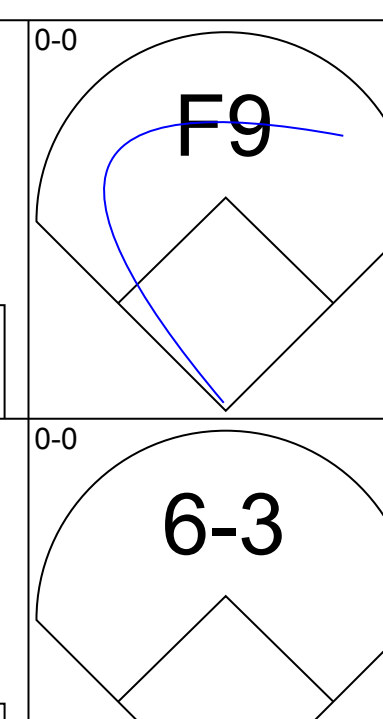
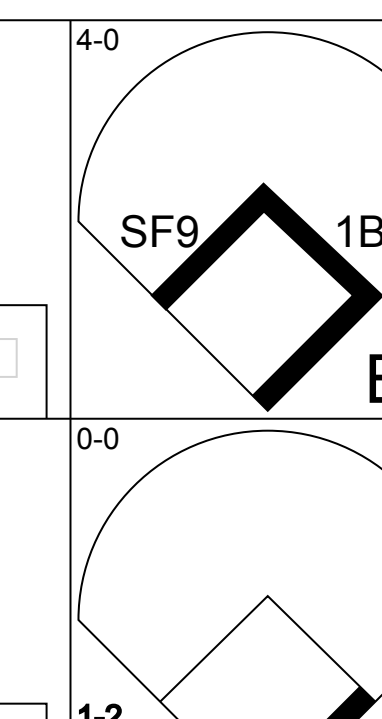
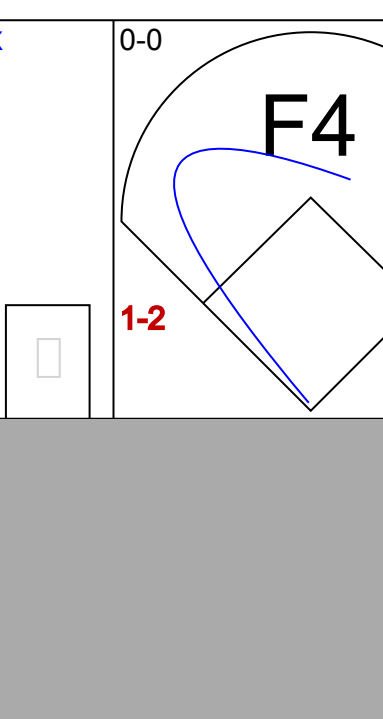
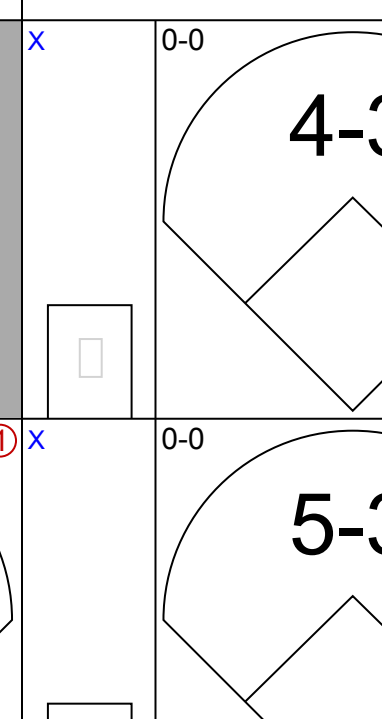
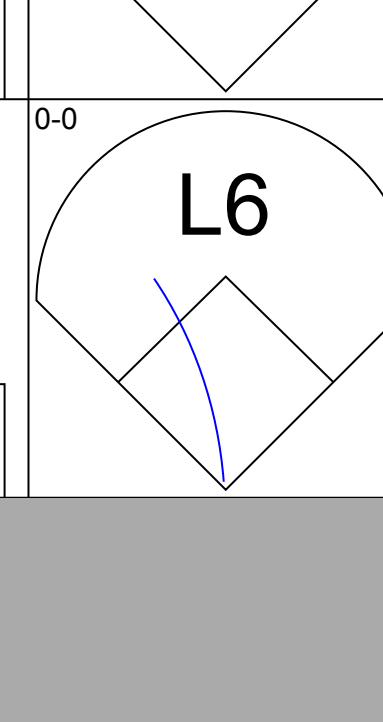
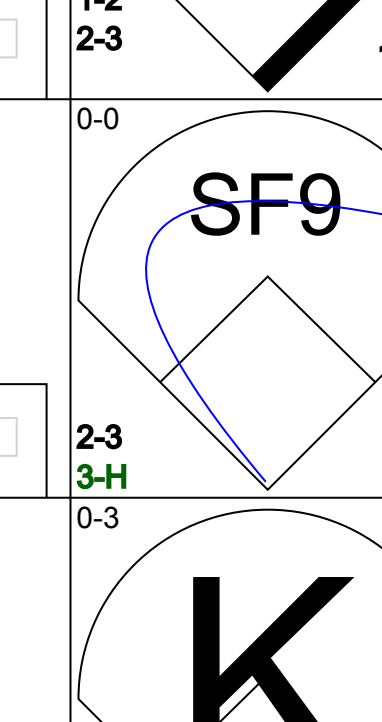
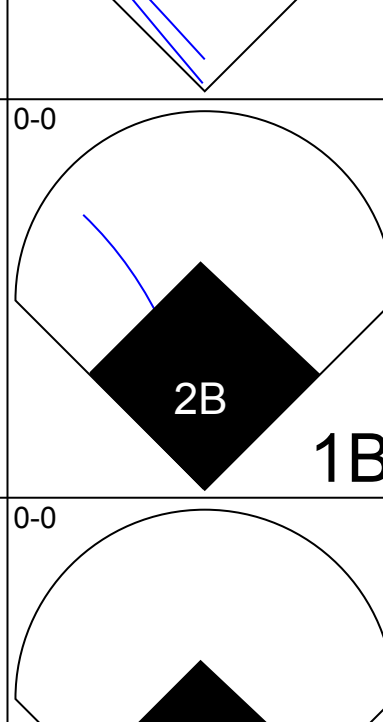



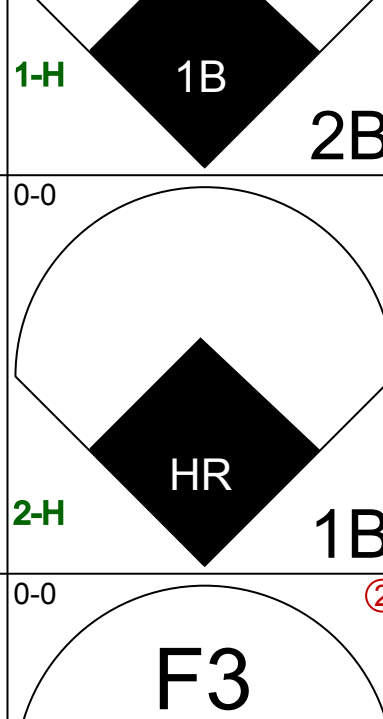

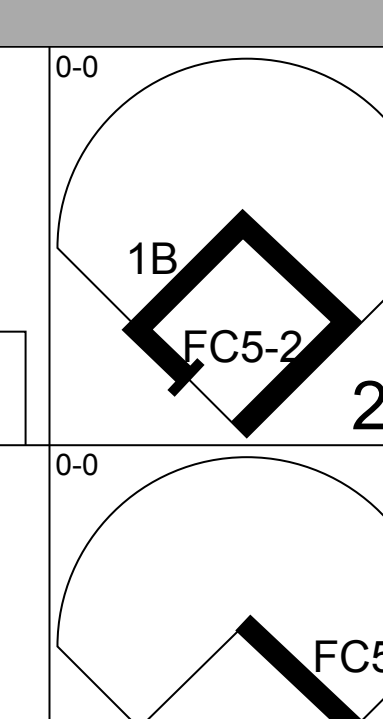
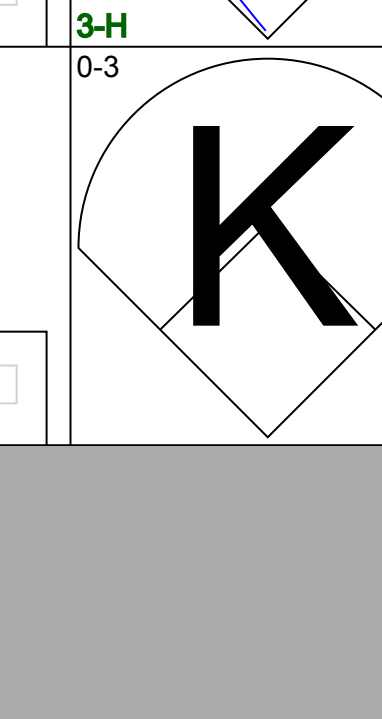
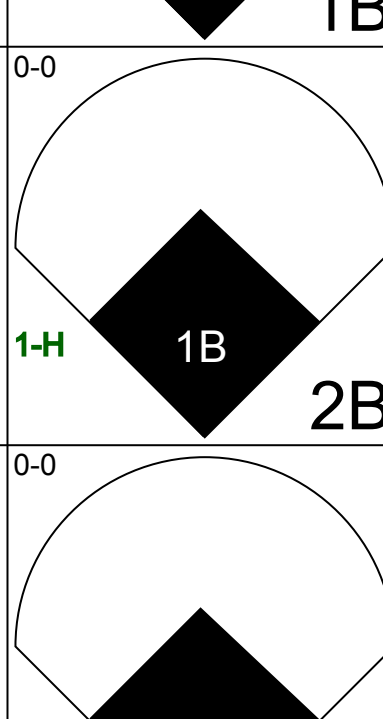

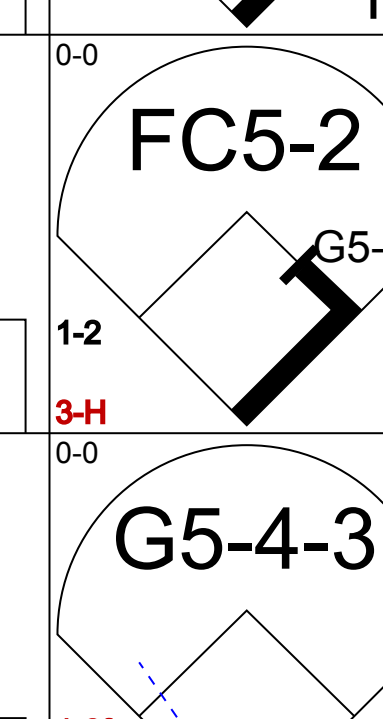
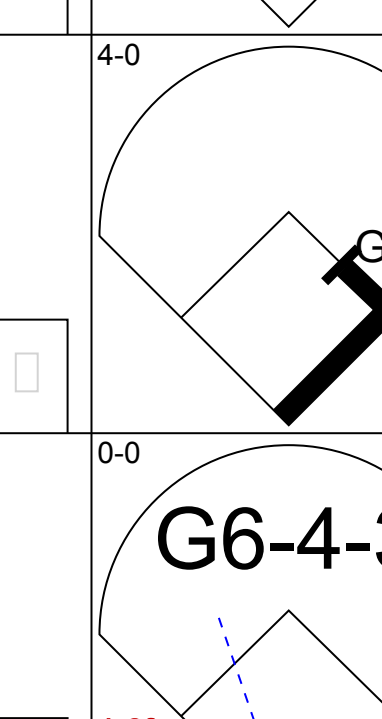
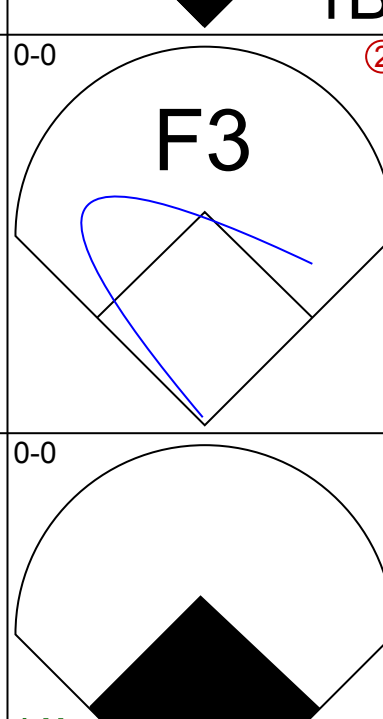
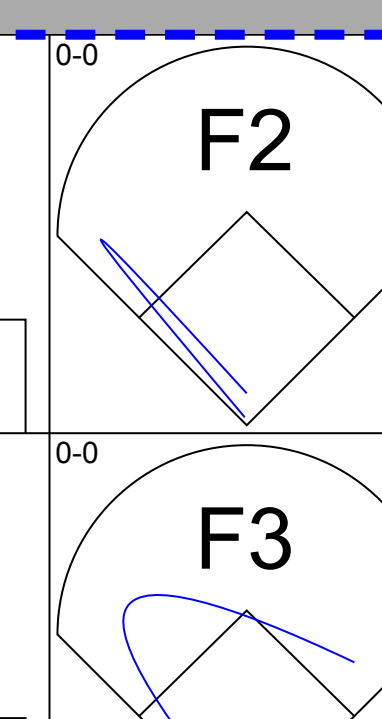

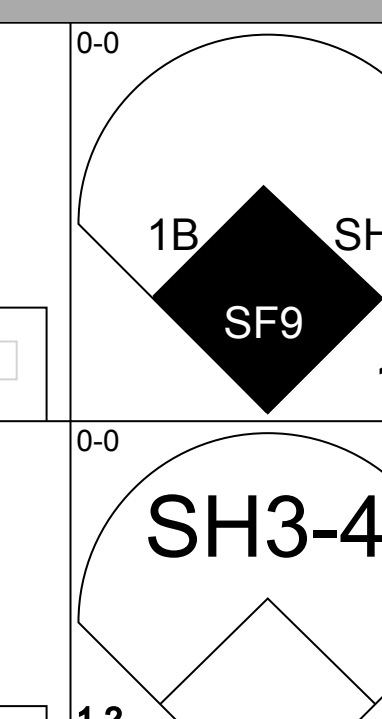

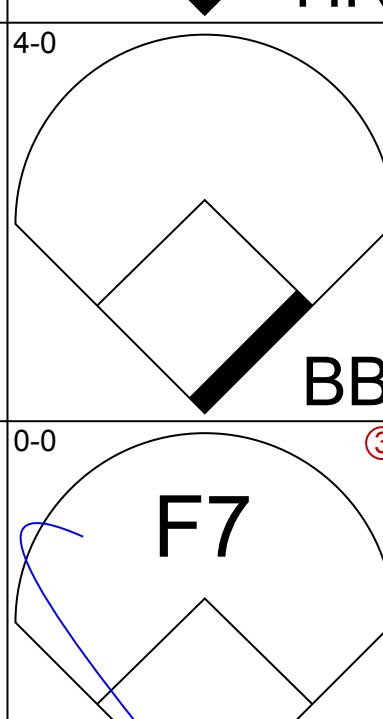
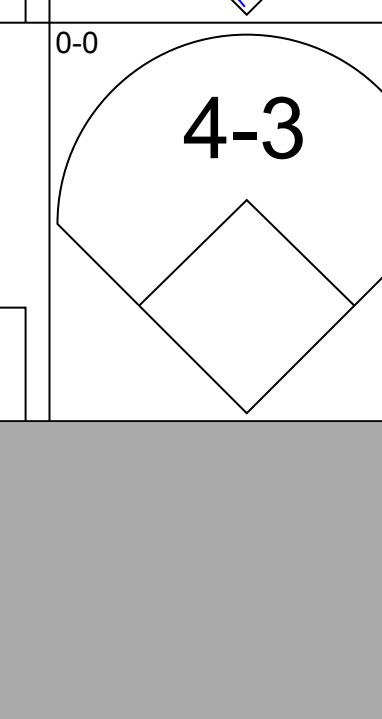
livebaseballscores.com

| Batter | 1 | 2 | 3 | 4 | 5 | 6 | 7 | 8 | 9 | AB | R | H | RBI | BB | SO | LOB | TOP | | |
|---|--|--|---|--|--|--|---|---|---|---------------------------------|------------------------------|---------------------------------|------------------------------|---------------------------------|------------------------------|---------------------------------|----------------------------------|------------------------------------|--|
| Chuck Diering, R (1, 8) OBP: 0.331, SLG: 0.373 |  | |  | |  | | |  | | 3 | 0 | 0 | 0 | 1 | 1 | 1 | | | |
| Cal Abrams, L (1, 7) OBP: 0.453, SLG: 0.444 |  | |  | | |  | | |  | 4 | 0 | 0 | 1 | 0 | 2 | 2 | | | |
| Eddie Waitkus, L (1, 3) OBP: 0.375, SLG: 0.325 |  | |  | | |  | | |  | 3 | 0 | 1 | 0 | 1 | 0 | 2 | | | |
| Hoot Evers, R (1, 9) OBP: 0.359, SLG: 0.487 | |  | |  | |  | | |  | 4 | 0 | 0 | 0 | 0 | 0 | 2 | | | |
| Hal Smith, R (1, 2) OBP: 0.292, SLG: 0.338 | |  | |  | | |  | |  | 4 | 0 | 0 | 0 | 0 | 0 | 1 | | | |
| Bobby Young, L (1, 4) OBP: 0.224, SLG: 0.190 | |  | |  | | |  | | | 3 | 0 | 0 | 0 | 0 | 0 | 0 | | | |
| Billy Cox, R (1, 5) OBP: 0.280, SLG: 0.322 (8, 6) | | |  | |  | |  | | | 3 | 1 | 1 | 1 | 0 | 0 | 0 | | | |
| Willy Miranda, S (1, 6) OBP: 0.294, SLG: 0.310 (8, PH) | | |  | |  | | |  | | 2 | 1 | 1 | 0 | 0 | 0 | 0 | | | |
| Gus Triandos, R (8, PH) OBP: 0.325, SLG: 0.398 | | | | | | | | | | 1 | 0 | 0 | 0 | 0 | 0 | 0 | | | |
| Don Johnson, R (8, 1) | | | | | | | | | | 0 | 0 | 0 | 0 | 0 | 0 | 0 | | | |
| Harry Byrd, R (1, 1) OBP: 0.158, SLG: 0.158 (8, PH) | | |  | |  | | |  | | 2 | 0 | 0 | 0 | 0 | 1 | 1 | | | |
| Les Moss, R (8, PH) OBP: 0.413, SLG: 0.464 (8, PR) | | | | | | | | | | 1 | 0 | 1 | 0 | 0 | 0 | 0 | | | |
| Jim Pyburn, R (8, PR) OBP: 0.284, SLG: 0.253 (8, 5) | | | | | | | | | | 0 | 0 | 0 | 0 | 0 | 0 | 0 | | | |
| Inning Stats | R: 0 E: 0 K: 2 S: 7 | H: 0 LOB: 0 BB: 0 P: 7 | R: 0 E: 0 K: 0 S: 3 | H: 0 LOB: 0 BB: 0 P: 3 | R: 1 E: 1 K: 1 S: 7 | H: 1 LOB: 2 BB: 1 P: 11 | R: 0 E: 0 K: 0 S: 3 | H: 0 LOB: 0 BB: 0 P: 3 | R: 1 E: 0 K: 0 S: 4 | H: 1 LOB: 0 BB: 0 P: 4 | R: 0 E: 0 K: 0 S: 3 | H: 0 LOB: 0 BB: 0 P: 3 | R: 0 E: 0 K: 0 S: 3 | H: 1 LOB: 1 BB: 0 P: 3 | R: 0 E: 0 K: 1 S: 5 | H: 0 LOB: 1 BB: 1 P: 9 | 1B: 2 2B: 1 3B: 0 HR: 1 | SF: 0 SAC: 0 DP: 2 HBP: 0 | WP: 0 PA: 32 PB: 0 SB: 0 CS: 0 |
| PITCHER Frank Lary, R (1, 1) ERA: 2.93 | IP: 9.0 WLS: W BF: 32 H: 4 R: 2 ER: 1 SO: 4 BB: 2 IBB: 0 HBP: 0 BLK: 0 WP: 0 HR: 1 S: 38 P: 46 ERA: 1.00 WHIP: 0.667 | | | | | | | | | | | | | | | PITCHER | | | |

Baltimore Orioles @ Detroit Tigers
Briggs Stadium, Detroit, MI
Sat Jun 04 1955, 4:33 AM EDT
Att: 6,070 - Unknown

AB 30
R 2
H 4
RBI 2
BB 2
SO 4
LOB 9



| Batter | 1 | 2 | 3 | 4 | 5 | 6 | 7 | 8 | 9 | AB | R | H | RBI | BB | SO | LOB | BOTTOM | | |
|---|--|---|---|---|--|---|---|---|------------------------------|---------------------------------|------------------------------|----------------------------------|------------------------------|---------------------------------|------------------------------|---------------------------------|----------------------------------|------------------------------------|--|
| Harry Malmberg, R (1, 4) OBP: 0.349, SLG: 0.342 |  | |  | |  | |  | | | 3 | 0 | 0 | 0 | 1 | 0 | 1 | | | |
| Bill Tuttle, R (1, 8) OBP: 0.364, SLG: 0.361 |  | |  | | |  |  | | | 4 | 0 | 1 | 0 | 0 | 0 | 0 | | | |
| Al Kaline, R (1, 9) OBP: 0.455, SLG: 0.606 |  | |  | | |  |  | | | 2 | 1 | 1 | 1 | 1 | 0 | 0 | | | |
| Jack Phillips, R (1, 3) OBP: 0.350, SLG: 0.632 | |  |  | | |  |  | | | 4 | 1 | 2 | 1 | 0 | 1 | 3 | | | |
| Ray Boone, R (1, 5) OBP: 0.321, SLG: 0.401 | |  | |  | |  |  | | | 4 | 1 | 2 | 1 | 0 | 0 | 2 | | | |
| Jim Delsing, L (1, 7) OBP: 0.338, SLG: 0.423 | |  |  |  | |  | |  | | 3 | 0 | 0 | 0 | 1 | 0 | 3 | | | |
| Red Wilson, R (1, 2) OBP: 0.297, SLG: 0.366 | | | | | | | | | | 4 | 1 | 1 | 2 | 0 | 0 | 3 | | | |
| Fred Hatfield, L (1, 6) OBP: 0.337, SLG: 0.359 | | | | | | | | | | 2 | 1 | 1 | 0 | 2 | 0 | 0 | | | |
| Frank Lary, R (1, 1) OBP: 0.333, SLG: 0.385 | | | | | | | | | | 2 | 0 | 0 | 0 | 1 | 2 | | | | |
| Inning Stats | R: 0 E: 0 K: 0 S: 3 | H: 0 LOB: 0 BB: 0 P: 3 | R: 0 E: 0 K: 0 S: 4 | H: 2 LOB: 1 BB: 0 P: 4 | R: 1 E: 0 K: 1 S: 7 | H: 2 LOB: 2 BB: 1 P: 11 | R: 0 E: 0 K: 0 S: 2 | H: 0 LOB: 0 BB: 1 P: 6 | R: 0 E: 0 K: 0 S: 4 | H: 0 LOB: 0 BB: 1 P: 8 | R: 4 E: 0 K: 0 S: 7 | H: 4 LOB: 2 BB: 1 P: 11 | R: 0 E: 1 K: 0 S: 4 | H: 0 LOB: 2 BB: 1 P: 8 | R: 0 E: 0 K: 0 S: 3 | H: 0 LOB: 0 BB: 0 P: 3 | 1B: 5 2B: 2 3B: 0 HR: 1 | SF: 1 SAC: 1 DP: 2 HBP: 0 | WP: 0 PA: 35 PB: 0 SB: 0 CS: 1 |
| PITCHER Harry Byrd, R (1, 1) ERA: 4.62 | IP: 7.0 WLS: L BF: 32 H: 8 R: 5 ER: 5 SO: 2 BB: 5 IBB: 0 HBP: 0 BLK: 0 WP: 0 HR: 1 S: 31 P: 51 ERA: 6.43 WHIP: 1.857 | | | | | | | | | | | | | | | PITCHER | | | |
| Don Johnson, R (8, 1) ERA: 6.66 | IP: 1.0 WLS: L BF: 3 H: 0 R: 0 ER: 0 SO: 0 BB: 0 IBB: 0 HBP: 0 BLK: 0 WP: 0 HR: 0 S: 3 P: 3 ERA: 0.00 WHIP: 0.000 | | | | | | | | | | | | | | | PITCHER | | | |

Baltimore Orioles @ Detroit Tigers
Briggs Stadium, Detroit, MI
Sat Jun 04 1955, 4:33 AM EDT
Att: 6,070 - Unknown


AB 28
R 5
H 8
RBI 5
BB 5
SO 2
LOB 14



| Batter | 1 | 2 | 3 | 4 | 5 | 6 | 7 | 8 | 9 | AB | R | H | RBI | BB | SO | LOB | TOP | | |
|---|--|----------------------------------|------------------------------|---------------------------------|------------------------------|---------------------------------|------------------------------|---------------------------------|------------------------------|---------------------------------|------------------------------|---------------------------------|------------------------------|---------------------------------|------------------------------|---------------------------------|----------------------------------|------------------------------------|--|
| Billy Cox, R OBP: 0.276, SLG: 0.317 Wayne Causey, L (7, 5) | 0-0 5-3 | | 0-0 5-3 | | 0-0 L7 | | | 0-0 4-3 | | 3 | 0 | 0 | 0 | 0 | 0 | 0 | | | |
| Cal Abrams, L OBP: 0.444, SLG: 0.424 (1, 7) | 4-0 BB | | 0-3 K | | | 0-0 4-3 | | 0-0 F8 | | 3 | 0 | 0 | 0 | 1 | 1 | 0 | | | |
| Hoot Evers, R OBP: 0.356, SLG: 0.475 (1, 9) | 4-0 1-2 | | 0-3 K | | | 0-0 5-3 | | 0-0 6-3 | | 3 | 0 | 0 | 0 | 1 | 1 | 0 | | | |
| Gus Triandos, R OBP: 0.314, SLG: 0.384 (1, 3) | 0-0 F8 | | | 0-3 K | | 0-0 6-3 | | 0-0 6-3 | | 4 | 0 | 0 | 0 | 0 | 1 | 2 | | | |
| Hal Smith, R OBP: 0.287, SLG: 0.331 Les Moss, R OBP: 0.413, SLG: 0.464 (7, 2) | 0-3 K | | | 0-0 F8 | | | 0-0 F7 | | | 3 | 0 | 0 | 0 | 0 | 1 | 2 | | | |
| Bobby Young, L OBP: 0.227, SLG: 0.193 (1, 4) | | 0-0 L7 | | | 0-0 1B | | | 0-0 G3 | | 3 | 0 | 1 | 0 | 0 | 0 | 0 | | | |
| Chuck Diering, R OBP: 0.323, SLG: 0.364 (1, 8) | | 0-0 6-3 | | | 0-0 F2 | | | 0-0 F8 | | 3 | 0 | 0 | 0 | 0 | 0 | 1 | | | |
| Willy Miranda, S OBP: 0.301, SLG: 0.316 (1, 6) | | | | | | | | 0-0 6-3 | | 3 | 0 | 2 | 0 | 0 | 0 | 0 | | | |
| Jim McDonald, R (1, 1) Gil Coan, L OBP: 0.367, SLG: 0.360 Saul Rogovin, R OBP: 0.158, SLG: 0.111 Lou Kretlow, R OBP: 0.091, SLG: 0.091 (6, 1) | | 0-0 FC5-4 | | | 0-0 G4-6-3 | | | 0-0 L7 | | 1 | 0 | 0 | 0 | 0 | 0 | 1 | | | |
| Inning Stats | R: 0 E: 0 K: 1 S: 5 | H: 0 LOB: 2 BB: 2 P: 13 | R: 0 E: 0 K: 0 S: 4 | H: 1 LOB: 1 BB: 0 P: 4 | R: 0 E: 0 K: 2 S: 7 | H: 0 LOB: 0 BB: 0 P: 7 | R: 0 E: 0 K: 1 S: 6 | H: 1 LOB: 1 BB: 0 P: 6 | R: 0 E: 0 K: 0 S: 3 | H: 0 LOB: 0 BB: 0 P: 3 | R: 0 E: 0 K: 0 S: 3 | H: 0 LOB: 0 BB: 0 P: 3 | R: 0 E: 0 K: 0 S: 3 | H: 0 LOB: 0 BB: 0 P: 3 | R: 0 E: 0 K: 0 S: 3 | H: 0 LOB: 0 BB: 0 P: 3 | 1B: 3 2B: 0 3B: 0 HR: 0 | SF: 0 SAC: 0 DP: 1 HBP: 0 | WP: 0 PA: 31 PB: 0 SB: 0 CS: 0 |
| PITCHER Duke Maas, R ERA: 3.86 (1, 1) | IP: 9.0 WLS: W BF: 31 H: 3 R: 0 ER: 0 SO: 4 BB: 2 IBB: 0 HBP: 0 BLK: 0 WP: 0 HR: 0 S: 37 P: 45 ERA: 0.00 WHIP: 0.556 | | | | | | | | | | | | | | | | | | |

Baltimore Orioles @ Detroit Tigers
Briggs Stadium, Detroit, MI
Sun Jun 05 1955, 4:33 AM EDT
Unknown


AB 29
R 0
H 3
RBI 0
BB 2
SO 4
LOB 7



| Batter | 1 | 2 | 3 | 4 | 5 | 6 | 7 | 8 | 9 | AB | R | H | RBI | BB | SO | LOB | BOTTOM | | |
|---|--|---------------------------------|------------------------------|---------------------------------|------------------------------|---------------------------------|------------------------------|----------------------------------|------------------------------|---------------------------------|------------------------------|----------------------------------|------------------------------|---------------------------------|------------------------------|---------------------------------|----------------------------------|------------------------------------|--|
| Harry Malmberg, R OBP: 0.341, SLG: 0.333 (1, 4) | 0-0 6-3 | | 0-0 6-3 | 0-0 FC6-5-6-5 | | 0-0 BB SH5-4 SF8 1B | | 0-0 F8 | | 5 | 1 | 1 | 1 | 0 | 0 | 1 | | | |
| Bill Tuttle, R OBP: 0.366, SLG: 0.364 (1, 8) | 0-0 F7 | | 0-0 L6-4-3 1B | 0-0 6-3 | | 0-0 SH5-4 | | 0-0 E 2B 1B | | 4 | 1 | 2 | 0 | 0 | 0 | 1 | | | |
| Al Kaline, R OBP: 0.458, SLG: 0.601 (1, 9) | 4-0 E BB | | 0-0 L6-4-3 1B | | 0-0 SH3 2B 1B | 4-0 SF8 BB IBB | | 0-0 L6 2B | | 3 | 2 | 1 | 0 | 2 | 0 | 2 | | | |
| Jack Phillips, R OBP: 0.375, SLG: 0.571 (1, 3) | 0-0 E6 1-2 | | | 4-0 1B BB | 0-0 SH3 | 4-0 1-2 2-3 3-H | | 0-0 F6 | | 2 | 1 | 0 | 1 | 2 | 0 | 3 | | | |
| Ray Boone, R OBP: 0.323, SLG: 0.411 (1, 5) | 0-0 F6 | | | 0-0 1B 1B | 0-0 F3 | 0-0 SF8 | | 0-0 2B | | 4 | 1 | 2 | 3 | 0 | 0 | 3 | | | |
| Jim Delsing, L OBP: 0.336, SLG: 0.430 (1, 7) | | 0-0 F7 | | 0-0 E 1B | 0-0 1B 2B | 0-0 G3 | | 0-0 L7 | | 5 | 2 | 2 | 2 | 0 | 0 | 3 | | | |
| Red Wilson, R OBP: 0.314, SLG: 0.392 (1, 2) | | | | 0-0 E 1B | 0-0 1B | | 0-3 K | | | 4 | 1 | 3 | 2 | 0 | 1 | 0 | | | |
| Fred Hatfield, L OBP: 0.335, SLG: 0.357 (1, 6) | | 0-0 F7 | | 0-0 E8 1B | 0-0 F9 | | 0-0 G3 | | | 4 | 0 | 1 | 1 | 0 | 0 | 2 | | | |
| Duke Maas, R OBP: 0.167, SLG: 0.118 (1, 1) | | 0-0 6-3 | | 0-0 6-3 | | 4-0 SH5-4 BB BB | | 0-3 K | | 3 | 1 | 0 | 0 | 1 | 1 | 3 | | | |
| Inning Stats | R: 0 E: 1 K: 0 S: 4 | H: 0 LOB: 2 BB: 1 P: 8 | R: 0 E: 0 K: 0 S: 4 | H: 1 LOB: 1 BB: 0 P: 4 | R: 0 E: 0 K: 0 S: 3 | H: 1 LOB: 0 BB: 0 P: 3 | R: 4 E: 1 K: 0 S: 7 | H: 4 LOB: 1 BB: 1 P: 11 | R: 2 E: 0 K: 0 S: 6 | H: 3 LOB: 1 BB: 0 P: 6 | R: 2 E: 0 K: 0 S: 4 | H: 1 LOB: 2 BB: 3 P: 16 | R: 0 E: 0 K: 2 S: 7 | H: 0 LOB: 0 BB: 0 P: 7 | R: 2 E: 1 K: 0 S: 6 | H: 2 LOB: 1 BB: 0 P: 6 | 1B: 9 2B: 3 3B: 0 HR: 0 | SF: 1 SAC: 2 DP: 1 HBP: 0 | WP: 0 PA: 42 PB: 0 SB: 0 CS: 0 |
| PITCHER Jim McDonald, R ERA: 5.55 Saul Rogovin, R ERA: 4.34 Lou Kretlow, R ERA: 8.22 (5, 1) | IP: 1.1 WLS: L BF: 11 H: 4 R: 4 ER: 4 SO: 0 BB: 2 IBB: 1 HBP: 0 BLK: 0 WP: 0 HR: 0 S: 8 P: 20 ERA: 27.00 WHIP: 4.500 | | | | | | | | | | | | | | | | | | |

Baltimore Orioles @ Detroit Tigers
Briggs Stadium, Detroit, MI
Sun Jun 05 1955, 4:33 AM EDT
Unknown

AB 34
R 10
H 12
RBI 10
BB 5
SO 2
LOB 18



| Batter | 1 | 2 | 3 | 4 | 5 | 6 | 7 | 8 | 9 | AB | R | H | RBI | BB | SO | LOB | TOP | | | | | | | | | | |
|---|------------------------------|---------------------------------|------------------------------|---------------------------------|------------------------------|---------------------------------|------------------------------|----------------------------------|-------------------------------|----------------------------------|------------------------------|---------------------------------|------------------------------|---------------------------------|------------------------------|---------------------------------|---|---------------------------------|----------------------------------|------------------------------------|----------------------------------|--------|--|--|--|--|--|
| Billy Cox, R OBP: 0.279, SLG: 0.321 (1.5) | 3-1 | | HR | 2B | | K | | 5-3 | | 4 | 1 | 1 | 1 | 1 | 1 | 0 | Baltimore Orioles @ Detroit Tigers Briggs Stadium, Detroit, MI Sun Jun 05 1955, 4:38 AM EDT Att: 21,282 - Unknown | | | | | | | | | | |
| Cal Abrams, L OBP: 0.453, SLG: 0.500 (1.7) | 1B | | HR | IBB | | 4-3 | | F2 | | 4 | 2 | 2 | 2 | 1 | 0 | | | | | | | | | | | | |
| Hoot Evers, R OBP: 0.350, SLG: 0.464 (1.9) | 1B | | 6-3 | L6 | | F5 | | | L6 | 5 | 0 | 1 | 1 | 0 | 0 | | | | | | | | | | | | |
| Gus Triandos, R OBP: 0.311, SLG: 0.388 (1.3) | F7 | | F5 | | 5-3 | | | | 4-3 | 4 | 0 | 1 | 0 | 0 | 0 | | | | | | | | | | | | |
| Gil Coan, L OBP: 0.367, SLG: 0.360 (7, PR) | | | | | | | | | | 0 | 1 | 0 | 0 | 0 | 0 | | | | | | | | | | | | |
| Eddie Waitkus, L OBP: 0.371, SLG: 0.321 (7.3) | | | | | | | | | | 1 | 0 | 0 | 0 | 0 | 0 | | | | | | | | | | | | |
| Hal Smith, R OBP: 0.296, SLG: 0.347 (1.2) | 1B | | | | E8 | | | | 5-3 | 5 | 1 | 3 | 0 | 0 | 0 | | | | | | | | | | | | |
| Bobby Young, L OBP: 0.227, SLG: 0.195 (1.4) | F8 | | L7 | | 1B | | | | | 4 | 0 | 1 | 2 | 0 | 0 | | | | | | | | | | | | |
| Chuck Diering, R OBP: 0.336, SLG: 0.379 (1.8) | | | | | 1B | | | | | 3 | 0 | 2 | 0 | 1 | 1 | | | | | | | | | | | | |
| Willy Miranda, S OBP: 0.294, SLG: 0.309 (1.6) | 4-3 | | FC6-4 | | K | | | | | 4 | 1 | 0 | 0 | 0 | 1 | | | | | | | | | | | | |
| Jim Wilson, R OBP: 0.222, SLG: 0.192 (1.1) | 5-3 | | L9 | | | | | | | 3 | 0 | 0 | 0 | 0 | 1 | | | | | | | | | | | | |
| Art Schallcock, L (6.1) | | | | | | | | | | 0 | 0 | 0 | 0 | 0 | 0 | | | | | | | | | | | | |
| Ray Moore, R OBP: 0.364, SLG: 0.300 (7.1) | | | | | | | | | | 0 | 0 | 0 | 0 | 0 | 0 | | | | | | | | | | | | |
| Don Johnson, R (7.1) | | | | | | | | | | 1 | 0 | 0 | 0 | 0 | 0 | | | | | | | | | | | | |
| Inning Stats | R: 1 E: 0 K: 0 S: 6 | H: 3 LOB: 2 BB: 0 P: 6 | R: 0 E: 0 K: 1 S: 5 | H: 0 LOB: 0 BB: 0 P: 5 | R: 2 E: 0 K: 0 S: 5 | H: 2 LOB: 1 BB: 1 P: 9 | R: 1 E: 0 K: 0 S: 4 | H: 1 LOB: 2 BB: 2 P: 12 | R: 1 E: 1 K: 2 S: 10 | H: 3 LOB: 2 BB: 0 P: 10 | R: 0 E: 0 K: 1 S: 5 | H: 0 LOB: 0 BB: 0 P: 5 | R: 1 E: 0 K: 0 S: 5 | H: 2 LOB: 1 BB: 0 P: 5 | R: 0 E: 0 K: 0 S: 3 | H: 0 LOB: 0 BB: 0 P: 3 | R: 0 E: 0 K: 0 S: 3 | H: 0 LOB: 0 BB: 0 P: 3 | 1B: 5 2B: 4 3B: 1 HR: 1 | SF: 0 SAC: 0 DP: 0 HBP: 0 | WP: 0 PB: 0 SB: 0 CS: 0 | PA: 41 | | | | | |
| PITCHER | IP | WLS | BF | H | R | ER | SO | BB | IBB | HBP | BLK | WP | HR | S | P | ERA | WHIP | | | | | | | | | | |
| George Zuverink, R ERA: 6.75 (1.1) | 3.0 | L | 15 | 5 | 3 | 3 | 1 | 1 | 0 | 0 | 0 | 0 | 1 | 16 | 20 | 9.00 | 2.000 | | | | | | | | | | |
| Babe Birrer, R ERA: 9.0 (4.1) | 1.0 | | 6 | 1 | 1 | 1 | 0 | 1 | 1 | 0 | 0 | 0 | 0 | 4 | 12 | 9.00 | 2.000 | | | | | | | | | | |
| Al Aber, L ERA: 3.3 (5.1) | 3.0 | | 14 | 5 | 2 | 2 | 3 | 0 | 0 | 0 | 0 | 0 | 0 | 20 | 20 | 6.00 | 1.667 | | | | | | | | | | |
| Leo Cristante, R ERA: 3.86 (8.1) | 2.0 | | 6 | 0 | 0 | 0 | 0 | 0 | 0 | 0 | 0 | 0 | 0 | 6 | 6 | 0.00 | 0.000 | | | | | | | | | | |

| Batter | 1 | 2 | 3 | 4 | 5 | 6 | 7 | 8 | 9 | AB | R | H | RBI | BB | SO | LOB | BOTTOM | | | | | | | | | | |
|---|------------------------------|---------------------------------|------------------------------|---------------------------------|------------------------------|---------------------------------|------------------------------|---------------------------------|------------------------------|---------------------------------|------------------------------|---------------------------------|------------------------------|----------------------------------|------------------------------|---------------------------------|---|---------------------------------|----------------------------------|------------------------------------|----------------------------------|--------|--|--|--|--|--|
| Harry Malmberg, R OBP: 0.344, SLG: 0.372 (1.4) | SF8 | | K | | 6-3 | | | | | 5 | 1 | 2 | 0 | 0 | 2 | 0 | Baltimore Orioles @ Detroit Tigers Briggs Stadium, Detroit, MI Sun Jun 05 1955, 4:38 AM EDT Att: 21,282 - Unknown | | | | | | | | | | |
| Bill Tuttle, R OBP: 0.357, SLG: 0.356 (1.8) | SF8 | | F3 | | 6-3 | | | | | 4 | 1 | 0 | 1 | 0 | 1 | | | | | | | | | | | | |
| Al Kaline, R OBP: 0.457, SLG: 0.594 (1.9) | FC6-4 | | L5-3 | | L1-3 | | | | | 4 | 1 | 1 | 0 | 1 | 0 | | | | | | | | | | | | |
| Jack Phillips, R OBP: 0.393, SLG: 0.560 (1.3) | FC6-4 | | | | L6 | | | | | 4 | 1 | 2 | 1 | 0 | 0 | | | | | | | | | | | | |
| Billy Hoelt, L OBP: 0.185, SLG: 0.083 (7, PR) | | | | | | | | | | 0 | 0 | 0 | 0 | 0 | 0 | | | | | | | | | | | | |
| Leo Cristante, R (8.1) | | | | | | | | | | 0 | 0 | 0 | 0 | 0 | 0 | | | | | | | | | | | | |
| Charlie Maxwell, L OBP: 0.235, SLG: 0.412 (9, PH) | 1-2 | | | | 1B | | | | | 1 | 1 | 1 | 0 | 0 | 0 | | | | | | | | | | | | |
| Ray Boone, R OBP: 0.325, SLG: 0.407 (1.5) | 6-3 | | | | L8 | | | | | 4 | 0 | 1 | 0 | 1 | 0 | | | | | | | | | | | | |
| Reno Bertoia, R OBP: 0.333, SLG: 0.333 (9, PR) | | | | | | | | | | 0 | 0 | 0 | 0 | 0 | 0 | | | | | | | | | | | | |
| Jim Delsing, L OBP: 0.353, SLG: 0.431 (1.7) | | | F9 | | 1B | | | | | 2 | 0 | 1 | 0 | 3 | 0 | | | | | | | | | | | | |
| Frank House, L OBP: 0.281, SLG: 0.354 (1.2) | | | | | F5 | | | | | 4 | 0 | 1 | 1 | 0 | 0 | | | | | | | | | | | | |
| Fred Hatfield, L OBP: 0.332, SLG: 0.352 (1.6) | | | F8 | | | | | | | 5 | 0 | 1 | 1 | 0 | 0 | | | | | | | | | | | | |
| George Zuverink, R ERA: 3.1 (1.1) | | | | | | | | | | 1 | 0 | 0 | 0 | 0 | 1 | | | | | | | | | | | | |
| Babe Birrer, R ERA: 1.13 (4.1) | | | | | | | | | | 0 | 0 | 0 | 0 | 0 | 0 | | | | | | | | | | | | |
| Harvey Kuenn, R OBP: 0.407, SLG: 0.487 (4, PH) | | | | | | | | | | 1 | 0 | 0 | 0 | 0 | 2 | | | | | | | | | | | | |
| Al Aber, L ERA: 3.96 (5.1) | | | | | | | | | | 0 | 0 | 0 | 0 | 0 | 0 | | | | | | | | | | | | |
| Bubba Phillips, R OBP: 0.201, SLG: 0.327 (8.3) | | | | | | | | | | 1 | 0 | 0 | 0 | 0 | 0 | | | | | | | | | | | | |
| Inning Stats | R: 1 E: 0 K: 0 S: 4 | H: 1 LOB: 1 BB: 1 P: 8 | R: 0 E: 0 K: 1 S: 6 | H: 1 LOB: 0 BB: 0 P: 6 | R: 0 E: 0 K: 1 S: 5 | H: 0 LOB: 0 BB: 0 P: 5 | R: 1 E: 0 K: 0 S: 5 | H: 2 LOB: 2 BB: 1 P: 9 | R: 0 E: 0 K: 0 S: 3 | H: 0 LOB: 0 BB: 0 P: 3 | R: 0 E: 0 K: 0 S: 4 | H: 1 LOB: 2 BB: 1 P: 8 | R: 2 E: 2 K: 1 S: 9 | H: 2 LOB: 3 BB: 1 P: 13 | R: 0 E: 0 K: 1 S: 6 | H: 1 LOB: 1 BB: 0 P: 6 | R: 1 E: 0 K: 0 S: 5 | H: 2 LOB: 2 BB: 1 P: 9 | 1B: 8 2B: 1 3B: 1 HR: 0 | SF: 2 SAC: 0 DP: 0 HBP: 0 | WP: 0 PB: 0 SB: 0 CS: 0 | PA: 44 | | | | | |
| PITCHER | IP | WLS | BF | H | R | ER | SO | BB | IBB | HBP | BLK | WP | HR | S | P | ERA | WHIP | | | | | | | | | | |
| Jim Wilson, R ERA: 3.1 (1.1) | 5.1 | W | 23 | 4 | 2 | 2 | 2 | 3 | 0 | 0 | 0 | 0 | 0 | 24 | 36 | 3.38 | 1.312 | | | | | | | | | | |
| Art Schallcock, L ERA: 1.13 (6.1) | 1.1 | | 7 | 2 | 2 | 0 | 1 | 0 | 0 | 0 | 0 | 0 | 0 | 9 | 9 | 0.00 | 1.500 | | | | | | | | | | |
| Ray Moore, R ERA: 3.96 (7.1) | 0.0 | | 2 | 1 | 0 | 0 | 0 | 0 | 0 | 0 | 0 | 0 | 0 | 2 | 2 | ∞ | ∞ | | | | | | | | | | |
| Don Johnson, R ERA: 6.41 (7.1) | 2.1 | S | 12 | 3 | 1 | 1 | 1 | 2 | 0 | 0 | 0 | 0 | 0 | 12 | 20 | 3.86 | 2.143 | | | | | | | | | | |

| Batter | 1 | 2 | 3 | 4 | 5 | 6 | 7 | 8 | 9 | AB | R | H | RBI | BB | SO | LOB | TOP | | | |
|---|--|----------------------------------|------------------------------|----------------------------------|------------------------------|---------------------------------|------------------------------|---------------------------------|------------------------------|---------------------------------|------------------------------|---------------------------------|------------------------------|---------------------------------|------------------------------|---------------------------------|--|------------------------------------|-------------------------|--------|
| Billy Cox, R OBP: 0.273, SLG: 0.314 (1, 5) | | | | | | | | | | 4 | 0 | 0 | 0 | 0 | 2 | 3 | Baltimore Orioles @ Chicago White Sox Comiskey Park, Chicago, IL Wed Jun 08 1955, 4:33 AM EDT Att: 2,873 - Unknown | | | |
| Cal Abrams, L OBP: 0.465, SLG: 0.514 (1, 7) | | | | | | | | | | 2 | 1 | 1 | 0 | 2 | 1 | 0 | | | | |
| Hoot Evers, R OBP: 0.350, SLG: 0.484 (1, 9) | | | | | | | | | | 3 | 1 | 1 | 1 | 0 | 1 | 2 | | | | |
| Gus Triandos, R OBP: 0.317, SLG: 0.381 (1, 3) | | | | | | | | | | 2 | 1 | 0 | 0 | 2 | 0 | 1 | | | | |
| Hal Smith, R OBP: 0.301, SLG: 0.353 (1, 2) | | | | | | | | | | 3 | 0 | 2 | 1 | 0 | 0 | 0 | | | | |
| Chuck Diering, R OBP: 0.326, SLG: 0.367 (1, 8) | | | | | | | | | | 4 | 0 | 0 | 0 | 0 | 1 | 4 | | | | |
| Bobby Young, L OBP: 0.221, SLG: 0.189 (1, 4) | | | | | | | | | | 4 | 0 | 0 | 0 | 0 | 1 | 2 | | | | |
| Willy Miranda, S OBP: 0.287, SLG: 0.301 (1, 6) | | | | | | | | | | 4 | 0 | 0 | 0 | 0 | 0 | 1 | | | | |
| Harry Byrd, R OBP: 0.200, SLG: 0.158 (1, 1) | | | | | | | | | | 0 | 0 | 0 | 0 | 1 | 0 | 0 | | | | |
| Don Johnson, R (3, 1) | | | | | | | | | | 2 | 0 | 0 | 0 | 0 | 0 | 0 | | | | |
| Inning Stats | R: 0 E: 0 K: 2 S: 6 | H: 0 LOB: 1 BB: 1 P: 10 | R: 1 E: 1 K: 1 S: 7 | H: 1 LOB: 3 BB: 2 P: 15 | R: 1 E: 0 K: 0 S: 4 | H: 1 LOB: 1 BB: 1 P: 8 | R: 0 E: 0 K: 1 S: 5 | H: 0 LOB: 0 BB: 0 P: 5 | R: 0 E: 1 K: 0 S: 3 | H: 1 LOB: 0 BB: 1 P: 7 | R: 0 E: 0 K: 0 S: 3 | H: 0 LOB: 0 BB: 0 P: 3 | R: 1 E: 0 K: 1 S: 6 | H: 1 LOB: 0 BB: 0 P: 6 | R: 0 E: 0 K: 0 S: 3 | H: 0 LOB: 0 BB: 0 P: 3 | 1B: 2 2B: 3 3B: 0 HR: 1 | SF: 1 SAC: 1 DP: 2 HBP: 0 | WP: 0 PB: 0 CS: 3 | PA: 35 |
| PITCHER Jack Harshman, L ERA: 2.93 (1, 1) | IP: 9.0 WLS: L BF: 35 H: 4 R: 3 ER: 2 SO: 6 BB: 5 IBB: 0 HBP: 0 BLK: 0 WP: 0 HR: 1 S: 42 P: 62 ERA: 2.00 WHIP: 1.000 | | | | | | | | | | | | | | | PITCHER | | | | |

| Batter | 1 | 2 | 3 | 4 | 5 | 6 | 7 | 8 | 9 | AB | R | H | RBI | BB | SO | LOB | BOTTOM | | | | | |
|---|--|---------------------------------|------------------------------|---------------------------------|------------------------------|----------------------------------|------------------------------|---------------------------------|------------------------------|---------------------------------|------------------------------|----------------------------------|------------------------------|---------------------------------|------------------------------|---------------------------------|--|---------------------------------|----------------------------------|------------------------------------|-------------------------|--------|
| Jim Busby, R OBP: 0.278, SLG: 0.369 (1, 8) | | | | | | | | | | 4 | 0 | 0 | 0 | 1 | 1 | 5 | Baltimore Orioles @ Chicago White Sox Comiskey Park, Chicago, IL Wed Jun 08 1955, 4:33 AM EDT Att: 2,873 - Unknown | | | | | |
| Nellie Fox, L OBP: 0.353, SLG: 0.418 (1, 4) | | | | | | | | | | 4 | 0 | 3 | 0 | 1 | 0 | 0 | | | | | | |
| Minnie Minoso, R OBP: 0.333, SLG: 0.309 (1, 7) | | | | | | | | | | 4 | 0 | 0 | 1 | 0 | 0 | 4 | | | | | | |
| George Kell, R OBP: 0.373, SLG: 0.376 (1, 5) | | | | | | | | | | 2 | 0 | 0 | 0 | 1 | 0 | 3 | | | | | | |
| Jim Rivera, L OBP: 0.358, SLG: 0.420 (1, 9) | | | | | | | | | | 4 | 0 | 0 | 0 | 0 | 0 | 3 | | | | | | |
| Sherm Lollar, R OBP: 0.403, SLG: 0.553 (1, 2) | | | | | | | | | | 4 | 0 | 1 | 0 | 0 | 0 | 1 | | | | | | |
| Ron Jackson, R OBP: 0.350, SLG: 0.500 (1, 3) | | | | | | | | | | 3 | 1 | 1 | 0 | 1 | 1 | 1 | | | | | | |
| Chico Carrasquel, R OBP: 0.356, SLG: 0.394 (1, 6) | | | | | | | | | | 4 | 0 | 2 | 1 | 0 | 0 | 0 | | | | | | |
| Jack Harshman, L OBP: 0.500, SLG: 0.500 (1, 1) | | | | | | | | | | 2 | 1 | 1 | 0 | 1 | 1 | 3 | | | | | | |
| Bob Nieman, R OBP: 0.349, SLG: 0.485 (9, PH) | | | | | | | | | | 1 | 0 | 0 | 0 | 0 | 0 | 0 | | | | | | |
| Inning Stats | R: 0 E: 0 K: 0 S: 3 | H: 0 LOB: 0 BB: 0 P: 3 | R: 0 E: 0 K: 0 S: 3 | H: 0 LOB: 1 BB: 1 P: 7 | R: 1 E: 0 K: 0 S: 3 | H: 0 LOB: 2 BB: 3 P: 15 | R: 1 E: 0 K: 0 S: 6 | H: 3 LOB: 2 BB: 0 P: 6 | R: 0 E: 0 K: 0 S: 4 | H: 1 LOB: 1 BB: 0 P: 4 | R: 0 E: 0 K: 1 S: 6 | H: 2 LOB: 2 BB: 1 P: 10 | R: 0 E: 0 K: 0 S: 4 | H: 1 LOB: 1 BB: 0 P: 4 | R: 0 E: 0 K: 1 S: 5 | H: 0 LOB: 0 BB: 0 P: 5 | R: 0 E: 0 K: 1 S: 6 | H: 1 LOB: 1 BB: 0 P: 6 | 1B: 7 2B: 0 3B: 1 HR: 0 | SF: 0 SAC: 2 DP: 1 HBP: 0 | WP: 0 PB: 0 CS: 0 | PA: 39 |
| PITCHER Harry Byrd, R ERA: 4.59 (1, 1) | IP: 2.1 WLS: W BF: 28 H: 8 R: 1 ER: 1 SO: 3 BB: 4 IBB: 0 HBP: 0 BLK: 0 WP: 0 HR: 0 S: 33 P: 37 ERA: 1.35 WHIP: 1.350 | | | | | | | | | | | | | | | PITCHER | | | | | | |


| Batter | 1 | 2 | 3 | 4 | 5 | 6 | 7 | 8 | 9 | AB | R | H | RBI | BB | SO | LOB | TOP | | | | | | | | | | | | | | |
|---|------------------------------|---------------------------------|-------------------------------------|----------------------------------|------------------------------|---------------------------------|------------------------------|----------------------------------|------------------------------|---------------------------------|------------------------------|---------------------------------|------------------------------|---------------------------------|------------------------------|---------------------------------|---|---------------------------------|-------------------------------------|------------------------------------|----------------------------------|--------|--|--|--|--|--|--|--|--|--|
| Billy Cox, R OBP: 0.276, SLG: 0.316 (1, 5) | | | | | | | | | | 5 | 0 | 2 | 0 | 0 | 0 | 0 | Baltimore Orioles @ Kansas City Athletics Municipal Stadium, Kansas City, MO Fri Jun 10 1955, 4:33 AM EDT Att: 10,499 - Unknown | | | | | | | | | | | | | | |
| Cal Abrams, L OBP: 0.452, SLG: 0.487 (1, 7) | | | | | | | | | | 4 | 1 | 0 | 0 | 1 | 1 | 2 | | | | | | | | | | | | | | | |
| Hoot Evers, R OBP: 0.349, SLG: 0.477 (1, 9) | | | | | | | | | | 2 | 1 | 0 | 0 | 1 | 0 | 1 | | | | | | | | | | | | | | | |
| Chuck Diering, R OBP: 0.326, SLG: 0.367 (7, 8) | | | | | | | | | | 0 | 0 | 0 | 0 | 0 | 0 | 0 | | | | | | | | | | | | | | | |
| Gene Woodling, L OBP: 0.325, SLG: 0.358 (1, 8) | | | | | | | | | | 3 | 1 | 2 | 0 | 1 | 0 | 1 | | | | | | | | | | | | | | | |
| Hal Smith, R OBP: 0.306, SLG: 0.357 (1, 2) | | | | | | | | | | 4 | 0 | 2 | 1 | 0 | 0 | 1 | | | | | | | | | | | | | | | |
| Gus Triandos, R OBP: 0.308, SLG: 0.375 (1, 3) | | | | | | | | | | 2 | 0 | 0 | 2 | 0 | 0 | 2 | | | | | | | | | | | | | | | |
| Bobby Young, L OBP: 0.229, SLG: 0.192 (1, 4) | | | | | | | | | | 3 | 0 | 1 | 0 | 1 | 0 | 2 | | | | | | | | | | | | | | | |
| Willy Miranda, S OBP: 0.281, SLG: 0.294 (1, 6) | | | | | | | | | | 4 | 0 | 0 | 0 | 0 | 1 | 4 | | | | | | | | | | | | | | | |
| Jim Wilson, R OBP: 0.200, SLG: 0.172 (1, 1) | | | | | | | | | | 3 | 0 | 0 | 0 | 0 | 1 | 3 | | | | | | | | | | | | | | | |
| Ray Moore, R OBP: 0.333, SLG: 0.273 (7, 1) | | | | | | | | | | 1 | 0 | 0 | 0 | 0 | 0 | 0 | | | | | | | | | | | | | | | |
| Inning Stats | R: 0 E: 0 K: 0 S: 3 | H: 0 LOB: 1 BB: 1 P: 7 | R: 0 E: 0 K: 0 S: 4 | H: 1 LOB: 1 BB: 0 P: 4 | R: 0 E: 0 K: 1 S: 5 | H: 0 LOB: 0 BB: 0 P: 5 | R: 1 E: 1 K: 0 S: 5 | H: 2 LOB: 3 BB: 2 P: 13 | R: 0 E: 0 K: 0 S: 3 | H: 1 LOB: 0 BB: 0 P: 3 | R: 1 E: 0 K: 0 S: 4 | H: 0 LOB: 0 BB: 0 P: 4 | R: 0 E: 0 K: 0 S: 7 | H: 0 LOB: 0 BB: 0 P: 7 | R: 1 E: 1 K: 0 S: 5 | H: 1 LOB: 2 BB: 1 P: 9 | R: 0 E: 0 K: 0 S: 4 | H: 1 LOB: 1 BB: 0 P: 4 | 1B: 6 2B: 1 3B: 0 HR: 0 | SF: 2 SAC: 1 DP: 1 HBP: 0 | WP: 0 PB: 0 SB: 0 CS: 0 | PA: 38 | | | | | | | | | |
| PITCHER Ray Herbert, R ERA: 4.76 (1, 1) | IP: 9.0 WLS: L BF: 38 | H: 7 R: 3 ER: 2 SO: 3 | BB: 2 IBB: 2 HBP: 0 BLK: 0 | WP: 0 HR: 0 S: 40 P: 56 | ERA: 2.00 WHIP: 1.000 | | | | | | | | | | | PITCHER | IP: 9.0 WLS: L BF: 38 | H: 7 R: 3 ER: 2 SO: 3 | BB: 2 IBB: 2 HBP: 0 BLK: 0 | WP: 0 HR: 0 S: 40 P: 56 | ERA: 2.00 WHIP: 1.000 | | | | | | | | | | |

| | |
|-----|----|
| AB | 31 |
| R | 3 |
| H | 7 |
| RBI | 3 |
| BB | 4 |
| SO | 3 |
| LOB | 16 |



| Batter | 1 | 2 | 3 | 4 | 5 | 6 | 7 | 8 | 9 | AB | R | H | RBI | BB | SO | LOB | BOTTOM | | | | | | | | | | | | | | |
|--|------------------------------|----------------------------------|-------------------------------------|----------------------------------|------------------------------|---------------------------------|------------------------------|---------------------------------|------------------------------|---------------------------------|------------------------------|---------------------------------|------------------------------|----------------------------------|------------------------------|----------------------------------|---|---------------------------------|-------------------------------------|------------------------------------|----------------------------------|--------|--|--|--|--|--|--|--|--|--|
| Joe Demaestri, R OBP: 0.243, SLG: 0.236 (1, 6) | | | | | | | | | | 3 | 0 | 1 | 0 | 0 | 0 | 0 | Baltimore Orioles @ Kansas City Athletics Municipal Stadium, Kansas City, MO Fri Jun 10 1955, 4:33 AM EDT Att: 10,499 - Unknown | | | | | | | | | | | | | | |
| Enos Slaughter, L OBP: 0.339, SLG: 0.400 (7, PH) | | | | | | | | | | 0 | 0 | 0 | 0 | 1 | 0 | 0 | | | | | | | | | | | | | | | |
| Jack Littrell, R OBP: 0.250, SLG: 0.245 (8, 6) | | | | | | | | | | 1 | 0 | 0 | 0 | 0 | 0 | 1 | | | | | | | | | | | | | | | |
| Hector Lopez, R OBP: 0.301, SLG: 0.243 (1, 4) | | | | | | | | | | 2 | 0 | 0 | 0 | 1 | 0 | 2 | | | | | | | | | | | | | | | |
| Dick Kryhoski, L OBP: 0.302, SLG: 0.255 (7, PH) | | | | | | | | | | 1 | 0 | 0 | 0 | 0 | 1 | 3 | | | | | | | | | | | | | | | |
| Clete Boyer, R (8, 5) | | | | | | | | | | 0 | 0 | 0 | 0 | 0 | 0 | 0 | | | | | | | | | | | | | | | |
| Lou Sleater, L OBP: 0.400, SLG: 0.400 (9, PH) | | | | | | | | | | 1 | 0 | 1 | 0 | 0 | 0 | 0 | | | | | | | | | | | | | | | |
| Elmer Valo, L OBP: 0.513, SLG: 0.533 (1, 9) | | | | | | | | | | 4 | 0 | 2 | 0 | 1 | 1 | 2 | | | | | | | | | | | | | | | |
| Gus Zernial, R OBP: 0.323, SLG: 0.526 (1, 7) | | | | | | | | | | 3 | 0 | 0 | 0 | 1 | 1 | 4 | | | | | | | | | | | | | | | |
| Harry Simpson, L OBP: 0.288, SLG: 0.268 (1, 8) | | | | | | | | | | 4 | 0 | 0 | 0 | 0 | 1 | 4 | | | | | | | | | | | | | | | |
| Vic Power, R OBP: 0.379, SLG: 0.517 (1, 3) | | | | | | | | | | 4 | 0 | 1 | 0 | 0 | 0 | 1 | | | | | | | | | | | | | | | |
| Jim Finigan, R OBP: 0.364, SLG: 0.500 (1, 5) | | | | | | | | | | 3 | 0 | 0 | 0 | 1 | 1 | 2 | | | | | | | | | | | | | | | |
| Billy Shantz, R OBP: 0.367, SLG: 0.398 (1, 2) | | | | | | | | | | 4 | 0 | 1 | 0 | 0 | 0 | 1 | | | | | | | | | | | | | | | |
| Ray Herbert, R OBP: 0.200, SLG: 0.300 (1, 1) | | | | | | | | | | 3 | 0 | 2 | 0 | 0 | 0 | 0 | | | | | | | | | | | | | | | |
| Bill Renna, R OBP: 0.331, SLG: 0.423 (9, PH) | | | | | | | | | | 1 | 0 | 0 | 0 | 0 | 1 | 1 | | | | | | | | | | | | | | | |
| Inning Stats | R: 0 E: 0 K: 1 S: 6 | H: 1 LOB: 2 BB: 1 P: 10 | R: 0 E: 0 K: 0 S: 3 | H: 0 LOB: 0 BB: 0 P: 3 | R: 0 E: 0 K: 0 S: 3 | H: 0 LOB: 0 BB: 0 P: 3 | R: 0 E: 0 K: 0 S: 4 | H: 1 LOB: 1 BB: 0 P: 4 | R: 0 E: 0 K: 1 S: 5 | H: 2 LOB: 2 BB: 0 P: 5 | R: 0 E: 0 K: 1 S: 4 | H: 0 LOB: 0 BB: 1 P: 8 | R: 0 E: 0 K: 1 S: 6 | H: 1 LOB: 3 BB: 2 P: 14 | R: 0 E: 0 K: 2 S: 8 | H: 1 LOB: 2 BB: 1 P: 12 | R: 0 E: 0 K: 1 S: 7 | H: 2 LOB: 2 BB: 0 P: 7 | 1B: 5 2B: 3 3B: 0 HR: 0 | SF: 0 SAC: 0 DP: 1 HBP: 0 | WP: 1 PB: 0 SB: 0 CS: 0 | PA: 39 | | | | | | | | | |
| PITCHER Jim Wilson, R ERA: 2.83 (1, 1) | IP: 6.2 WLS: W BF: 27 | H: 5 R: 0 ER: 0 SO: 2 | BB: 3 IBB: 0 HBP: 0 BLK: 0 | WP: 0 HR: 0 S: 28 P: 40 | ERA: 0.00 WHIP: 1.200 | | | | | | | | | | | PITCHER | IP: 6.2 WLS: S BF: 12 | H: 3 R: 0 ER: 0 SO: 4 | BB: 2 IBB: 0 HBP: 0 BLK: 0 | WP: 0 HR: 0 S: 18 P: 26 | ERA: 0.00 WHIP: 2.143 | | | | | | | | | | |

| | |
|-----|----|
| AB | 34 |
| R | 0 |
| H | 8 |
| RBI | 0 |
| BB | 5 |
| SO | 6 |
| LOB | 21 |



| Batter | 1 | 2 | 3 | 4 | 5 | 6 | 7 | 8 | 9 | AB | R | H | RBI | BB | SO | LOB | TOP | | | |
|--|--|----------------------------------|--------------------------------|---------------------------------|------------------------------|---------------------------------|------------------------------|---------------------------------|------------------------------|---------------------------------|------------------------------|---------------------------------|------------------------------|---------------------------------|------------------------------|---------------------------------|--|------------------------------------|----------------------------------|--------|
| Billy Cox, R OBP: 0.275, SLG: 0.314 Jim Pyburn, R OBP: 0.289, SLG: 0.259 | F8 | | SH FC1-2 BB 1-2 | | 6-3 | | 2B 1B | | | 1 | 0 | 0 | 0 | 0 | 0 | 0 | 1 0 0 0 0 0 0 | | | |
| Cal Abrams, L OBP: 0.454, SLG: 0.494 | K | | FC1-2 BB 1-2 2-3 | | 3-1 | | 2B | | | 3 | 0 | 1 | 1 | 1 | 1 | 0 | 3 0 1 1 1 1 0 | | | |
| Hoot Evers, R OBP: 0.347, SLG: 0.466 | | | F7 | | F7 | | L5 | | | 3 | 0 | 0 | 0 | 1 | 0 | 4 | 3 0 0 0 1 0 4 | | | |
| Gene Woodling, L OBP: 0.323, SLG: 0.355 | K | | FC1-2 1-2 2-3 3-H | | 4-3 | | G4-6-3 1B | | | 4 | 0 | 1 | 0 | 0 | 1 | 4 | 4 0 1 0 0 1 4 | | | |
| Hal Smith, R OBP: 0.305, SLG: 0.354 | | | F5 | | K | | G4-6-3 1-2 | | | 4 | 0 | 1 | 0 | 0 | 1 | 4 | 4 0 1 0 0 1 4 | | | |
| Gus Triandos, R OBP: 0.306, SLG: 0.366 | F7 | | | | 5-3 | | F7 | | | 3 | 0 | 0 | 0 | 1 | 0 | 1 | 3 0 0 0 1 0 1 | | | |
| Bobby Young, L OBP: 0.222, SLG: 0.187 | K | | E4 FC5-4 | | F8 | | 6-3 | | | 4 | 0 | 0 | 0 | 0 | 1 | 2 | 4 0 0 0 0 1 2 | | | |
| Willy Miranda, S OBP: 0.275, SLG: 0.287 | K | | FC5-4 1-2 | | F6 | | 4-3 | | | 4 | 0 | 0 | 0 | 0 | 1 | 2 | 4 0 0 0 0 1 2 | | | |
| Duane Pilette, R OBP: 0.501, SLG: 0.500 Harry Dorsh, R ERA: 1.5 Wayne Causey, L OBP: 0.333, SLG: 0.333 Jim McDonald, R OBP: 0.301, SLG: 0.273 Ray Moore, R OBP: 0.207, SLG: 0.316 | | | 5-3 BB SH FC1-2 1B | | 1-3 | | K | | | 2 | 0 | 1 | 0 | 0 | 0 | 1 | 2 0 1 0 0 0 0 1 0 0 0 0 0 0 0 0 1 0 1 0 0 0 0 0 1 0 | | | |
| Inning Stats | R: 0 E: 0 K: 2 S: 7 | H: 0 LOB: 1 BB: 1 P: 11 | R: 0 E: 0 K: 2 S: 8 | H: 1 LOB: 1 BB: 0 P: 8 | R: 0 E: 1 K: 0 S: 5 | H: 1 LOB: 3 BB: 1 P: 9 | R: 0 E: 1 K: 0 S: 4 | H: 0 LOB: 1 BB: 0 P: 4 | R: 0 E: 0 K: 1 S: 5 | H: 0 LOB: 1 BB: 1 P: 9 | R: 1 E: 0 K: 0 S: 5 | H: 2 LOB: 1 BB: 0 P: 5 | R: 0 E: 0 K: 1 S: 3 | H: 1 LOB: 0 BB: 0 P: 3 | R: 0 E: 0 K: 1 S: 5 | H: 0 LOB: 0 BB: 0 P: 5 | 1B: 4 2B: 1 3B: 0 HR: 0 | SF: 0 SAC: 1 DP: 1 HBP: 0 | WP: 0 PB: 0 SB: 0 CS: 0 | PA: 36 |
| PITCHER Vic Raschi, R ERA: 5.57 | IP: 9.0 WLS: W BF: 36 H: 5 R: 1 ER: 1 SO: 6 BB: 3 IBB: 0 HBP: 0 BLK: 0 WP: 0 HR: 0 S: 45 P: 57 ERA: 1.00 WHIP: 0.889 | | | | | | | | | | | | | | | PITCHER | | | | |

Baltimore Orioles @ Kansas City Athletics
Municipal Stadium, Kansas City, MO
Sat Jun 11 1955, 4:33 AM EDT
Att: 7,852 - Unknown

AB 32
R 1
H 5
RBI 1
BB 3
SO 6
LOB 18



| Batter | 1 | 2 | 3 | 4 | 5 | 6 | 7 | 8 | 9 | AB | R | H | RBI | BB | SO | LOB | BOTTOM | | | |
|--|--|----------------------------------|------------------------------|---------------------------------|------------------------------|---------------------------------|------------------------------|---------------------------------|------------------------------|---------------------------------|------------------------------|---------------------------------|------------------------------|---------------------------------|------------------------------|---------------------------------|----------------------------------|------------------------------------|----------------------------------|--------|
| Joe Demaestri, R OBP: 0.249, SLG: 0.248 | BB BB 1B | | 6-3 | | | | F8 | | | 4 | 0 | 2 | 2 | 0 | 0 | 0 | 4 0 2 2 0 0 0 | | | |
| Hector Lopez, R OBP: 0.299, SLG: 0.243 | F9 | | L9 | | 4-3 | | 1B | | | 4 | 0 | 1 | 0 | 0 | 0 | 2 | 4 0 1 0 0 0 2 | | | |
| Elmer Valo, L OBP: 0.521, SLG: 0.533 | BB 1-2 BB | | BB 1B | | G4-6-3 BB | | F2 | | | 2 | 0 | 1 | 0 | 2 | 0 | 1 | 2 0 1 0 2 0 1 | | | |
| Gus Zernial, R OBP: 0.322, SLG: 0.517 | K | | BB 1-2 BB | | F1 | | F8 | | | 3 | 0 | 0 | 0 | 1 | 1 | 4 | 3 0 0 0 1 1 4 | | | |
| Harry Simpson, L OBP: 0.286, SLG: 0.254 | FC6-4 BB 1-2 2-3 | | F8 | | G4-6-3 1-2 | | K | | | 3 | 0 | 0 | 0 | 1 | 1 | 3 | 3 0 0 0 1 1 3 | | | |
| Vic Power, R OBP: 0.377, SLG: 0.511 | FC6-4 1-2 | | F8 | | F5 | | CS 1B 1B | | | 4 | 0 | 1 | 0 | 0 | 0 | 3 | 4 0 1 0 0 0 3 | | | |
| Jim Finigan, R OBP: 0.367, SLG: 0.500 | | | 6-3 | | 1B 2B 1B | | F9 | | | 4 | 1 | 2 | 0 | 0 | 0 | 0 | 4 1 2 0 0 0 0 | | | |
| Billy Shantz, R OBP: 0.372, SLG: 0.402 | F4 | | 2B 1B | | FC6-4 1B | | F7 | | | 4 | 1 | 2 | 0 | 0 | 0 | 2 | 4 1 2 0 0 0 2 | | | |
| Vic Raschi, R OBP: 0.200, SLG: 0.300 | F4 | | K | | FC6-4 1-2 | | | | | 3 | 0 | 0 | 0 | 0 | 1 | 3 | 3 0 0 0 0 1 3 | | | |
| Inning Stats | R: 0 E: 0 K: 1 S: 6 | H: 1 LOB: 3 BB: 2 P: 14 | R: 0 E: 0 K: 0 S: 3 | H: 0 LOB: 0 BB: 0 P: 3 | R: 0 E: 0 K: 0 S: 4 | H: 1 LOB: 2 BB: 1 P: 8 | R: 2 E: 0 K: 1 S: 8 | H: 3 LOB: 1 BB: 0 P: 8 | R: 0 E: 0 K: 0 S: 2 | H: 0 LOB: 0 BB: 1 P: 6 | R: 0 E: 0 K: 0 S: 4 | H: 1 LOB: 1 BB: 0 P: 4 | R: 0 E: 0 K: 1 S: 6 | H: 2 LOB: 1 BB: 0 P: 6 | R: 0 E: 0 K: 1 S: 6 | H: 0 LOB: 0 BB: 0 P: 6 | 1B: 8 2B: 1 3B: 0 HR: 0 | SF: 0 SAC: 0 DP: 1 HBP: 0 | WP: 0 PB: 0 SB: 0 CS: 1 | PA: 35 |
| PITCHER Duane Pilette, R ERA: 2.57 Harry Dorsh, R ERA: 1.5 Jim McDonald, R ERA: 5.26 Ray Moore, R ERA: 3.67 | IP: 5.0 WLS: L BF: 23 H: 5 R: 2 ER: 2 SO: 2 BB: 4 IBB: 0 HBP: 0 BLK: 0 WP: 0 HR: 0 S: 23 P: 39 ERA: 3.60 WHIP: 1.800 | | | | | | | | | | | | | | | PITCHER | | | | |

Baltimore Orioles @ Kansas City Athletics
Municipal Stadium, Kansas City, MO
Sat Jun 11 1955, 4:33 AM EDT
Att: 7,852 - Unknown

AB 31
R 2
H 9
RBI 2
BB 4
SO 3
LOB 18



| Batter | 1 | 2 | 3 | 4 | 5 | 6 | 7 | 8 | 9 | AB | R | H | RBI | BB | SO | LOB | TOP | | | |
|--|--|----------------------------------|------------------------------|---------------------------------|------------------------------|---------------------------------|------------------------------|---------------------------------|------------------------------|---------------------------------|------------------------------|---------------------------------|------------------------------|----------------------------------|-------------------------------|----------------------------------|--|------------------------------------|----------------------------------|--------|
| Cal Abrams, L OBP: 0.446, SLG: 0.476 Harry Dorish, R OBP: 0.250, SLG: 0.250 | | | | | | | | | | 3 | 1 | 0 | 0 | 1 | 3 | 0 | <p>Baltimore Orioles @ Kansas City Athletics Municipal Stadium, Kansas City, MO</p> <p>Sun Jun 12 1955, 4:33 AM EDT Unknown</p> <p>livebaseballscores.com</p> | | | |
| Gil Coan, L OBP: 0.370, SLG: 0.364 Hoot Evers, R OBP: 0.340, SLG: 0.456 | | | | | | | | | | 2 | 0 | 1 | 0 | 0 | 0 | 0 | | | | |
| Gene Woodling, L OBP: 0.331, SLG: 0.354 | | | | | | | | | | 3 | 2 | 1 | 0 | 2 | 0 | 0 | | | | |
| Gus Triandos, R OBP: 0.317, SLG: 0.383 | | | | | | | | | | 5 | 1 | 3 | 1 | 0 | 1 | 4 | | | | |
| Hal Smith, R OBP: 0.307, SLG: 0.373 | | | | | | | | | | 5 | 2 | 2 | 4 | 0 | 0 | 4 | | | | |
| Wayne Causey, L Jim Pyburn, R OBP: 0.287, SLG: 0.259 | | | | | | | | | | 1 | 0 | 0 | 0 | 0 | 0 | 3 | | | | |
| Bobby Young, L OBP: 0.235, SLG: 0.203 | | | | | | | | | | 4 | 0 | 2 | 1 | 1 | 1 | 4 | | | | |
| Willy Miranda, S OBP: 0.275, SLG: 0.287 | | | | | | | | | | 4 | 0 | 1 | 1 | 0 | 0 | 3 | | | | |
| Don Johnson, R Chuck Diering, R OBP: 0.322, SLG: 0.362 | | | | | | | | | | 2 | 0 | 0 | 0 | 0 | 0 | 1 | | | | |
| | | | | | | | | | | 2 | 0 | 0 | 0 | 0 | 0 | 2 | | | | |
| Inning Stats | R: 1 E: 1 K: 1 S: 7 | H: 1 LOB: 3 BB: 2 P: 15 | R: 0 E: 0 K: 1 S: 5 | H: 0 LOB: 0 BB: 0 P: 5 | R: 0 E: 0 K: 0 S: 4 | H: 1 LOB: 1 BB: 0 P: 4 | R: 0 E: 0 K: 1 S: 6 | H: 1 LOB: 1 BB: 0 P: 6 | R: 0 E: 0 K: 0 S: 4 | H: 0 LOB: 0 BB: 1 P: 8 | R: 0 E: 0 K: 1 S: 5 | H: 0 LOB: 0 BB: 0 P: 5 | R: 2 E: 0 K: 0 S: 6 | H: 3 LOB: 2 BB: 1 P: 10 | R: 4 E: 1 K: 2 S: 11 | H: 4 LOB: 0 BB: 0 P: 11 | 1B: 8 2B: 2 3B: 0 HR: 1 | SF: 0 SAC: 0 DP: 0 HBP: 0 | WP: 0 PB: 0 SB: 0 CS: 0 | PA: 43 |
| PITCHER | IP WLS BF H R ER SO BB IBB HBP BLK WP HR S P ERA WHIP | | | | | | | | | | | | | | | | | | | |
| Amie Portocarrero, R ERA: 7.4 | (1, 1) 3.0 0 14 2 1 1 2 2 0 0 0 0 0 0 16 24 3.00 1.333 | | | | | | | | | | | | | | | | | | | |
| Alex Kellner, L ERA: 3.79 | (4, 1) 6.0 L 29 9 6 5 6 2 0 0 0 0 0 1 39 47 7.50 1.833 | | | | | | | | | | | | | | | | | | | |

| Batter | 1 | 2 | 3 | 4 | 5 | 6 | 7 | 8 | 9 | AB | R | H | RBI | BB | SO | LOB | BOTTOM | | | | | |
|--|--|---------------------------------|------------------------------|---------------------------------|------------------------------|---------------------------------|------------------------------|---------------------------------|------------------------------|---------------------------------|------------------------------|---------------------------------|------------------------------|---------------------------------|------------------------------|---------------------------------|--|---------------------------------|----------------------------------|------------------------------------|----------------------------------|--------|
| Joe Demaestri, R OBP: 0.249, SLG: 0.249 | | | | | | | | | | 4 | 0 | 1 | 1 | 0 | 0 | 0 | <p>Baltimore Orioles @ Kansas City Athletics Municipal Stadium, Kansas City, MO</p> <p>Sun Jun 12 1955, 4:33 AM EDT Unknown</p> <p>livebaseballscores.com</p> | | | | | |
| Hector Lopez, R OBP: 0.289, SLG: 0.234 | | | | | | | | | | 4 | 0 | 0 | 0 | 0 | 0 | 1 | | | | | | |
| Elmer Valo, L OBP: 0.512, SLG: 0.521 | | | | | | | | | | 4 | 0 | 1 | 0 | 0 | 0 | 0 | | | | | | |
| Gus Zernial, R OBP: 0.315, SLG: 0.505 | | | | | | | | | | 4 | 0 | 0 | 0 | 0 | 2 | 1 | | | | | | |
| Harry Simpson, L OBP: 0.270, SLG: 0.238 | | | | | | | | | | 4 | 0 | 0 | 0 | 0 | 1 | 1 | | | | | | |
| Vic Power, R OBP: 0.379, SLG: 0.511 | | | | | | | | | | 4 | 1 | 2 | 0 | 0 | 0 | 1 | | | | | | |
| Jim Finigan, R OBP: 0.369, SLG: 0.500 | | | | | | | | | | 4 | 1 | 2 | 0 | 0 | 0 | 1 | | | | | | |
| Joe Astroth, R OBP: 0.395, SLG: 0.343 | | | | | | | | | | 2 | 0 | 2 | 1 | 0 | 0 | 0 | | | | | | |
| Amie Portocarrero, R OBP: 0.200, SLG: 0.800 Lou Slesater, L OBP: 0.333, SLG: 0.333 Alex Kellner, R OBP: 0.321, SLG: 0.385 | | | | | | | | | | 0 | 0 | 0 | 0 | 0 | 0 | 0 | | | | | | |
| | | | | | | | | | | 1 | 0 | 0 | 0 | 0 | 0 | 0 | | | | | | |
| | | | | | | | | | | 2 | 0 | 0 | 0 | 0 | 0 | 2 | | | | | | |
| Inning Stats | R: 0 E: 0 K: 0 S: 3 | H: 0 LOB: 0 BB: 0 P: 3 | R: 0 E: 0 K: 0 S: 5 | H: 3 LOB: 1 BB: 0 P: 5 | R: 0 E: 0 K: 0 S: 3 | H: 0 LOB: 0 BB: 0 P: 3 | R: 0 E: 0 K: 1 S: 6 | H: 1 LOB: 1 BB: 0 P: 6 | R: 1 E: 0 K: 0 S: 5 | H: 2 LOB: 1 BB: 0 P: 5 | R: 0 E: 0 K: 1 S: 5 | H: 0 LOB: 0 BB: 0 P: 5 | R: 0 E: 0 K: 0 S: 4 | H: 1 LOB: 1 BB: 0 P: 4 | R: 0 E: 0 K: 0 S: 3 | H: 0 LOB: 0 BB: 0 P: 3 | R: 0 E: 0 K: 1 S: 6 | H: 1 LOB: 1 BB: 0 P: 6 | 1B: 8 2B: 0 3B: 0 HR: 0 | SF: 0 SAC: 1 DP: 0 HBP: 0 | WP: 0 PB: 0 SB: 0 CS: 0 | PA: 35 |
| PITCHER | IP WLS BF H R ER SO BB IBB HBP BLK WP HR S P ERA WHIP | | | | | | | | | | | | | | | | | | | | | |
| Don Johnson, R ERA: 5.03 | (1, 1) 6.0 0 23 6 2 2 2 0 0 0 0 0 0 27 27 3.00 1.000 | | | | | | | | | | | | | | | | | | | | | |
| Harry Dorish, R ERA: 1.29 | (7, 1) 3.0 W 11 2 0 0 1 0 0 0 0 0 0 0 13 13 0.00 0.667 | | | | | | | | | | | | | | | | | | | | | |

| Batter | 1 | 2 | 3 | 4 | 5 | 6 | 7 | 8 | 9 | AB | R | H | RBI | BB | SO | LOB | TOP | | | | | |
|---|--|---------------------------------|------------------------------|---------------------------------|------------------------------|---------------------------------|------------------------------|---------------------------------|------------------------------|---------------------------------|------------------------------|---------------------------------|------------------------------|---------------------------------|------------------------------|---------------------------------|--|---------------------------------|----------------------------------|------------------------------------|----------------------------------|--------|
| Cal Abrams, L OBP: 0.431, SLG: 0.453 (1, 9) | | | | | | | | | | 4 | 0 | 0 | 0 | 0 | 1 | 3 | <p>Baltimore Orioles @ Kansas City Athletics Municipal Stadium, Kansas City, MO</p> <p>Sun Jun 12 1955, 4:38 AM EDT Att: 18,110 - Unknown</p> <p>livebaseballscores.com</p> <p>AB 30 R 0 H 3 RBI 0 BB 2 SO 4 LOB 16</p> | | | | | |
| Jim Pyburn, R OBP: 0.286, SLG: 0.281 (1, 5) | | | | | | | | | | 4 | 0 | 1 | 0 | 0 | 0 | 2 | | | | | | |
| Hoot Evers, R OBP: 0.331, SLG: 0.443 (1, 7) | | | | | | | | | | 4 | 0 | 0 | 0 | 0 | 1 | 4 | | | | | | |
| Gus Triandos, R OBP: 0.308, SLG: 0.371 (1, 3) | | | | | | | | | | 4 | 0 | 0 | 0 | 0 | 0 | 3 | | | | | | |
| Hal Smith, R OBP: 0.301, SLG: 0.365 (1, 2) | | | | | | | | | | 4 | 0 | 0 | 0 | 0 | 0 | 0 | | | | | | |
| Chuck Diering, R OBP: 0.327, SLG: 0.356 (1, 8) | | | | | | | | | | 2 | 0 | 0 | 0 | 2 | 1 | 0 | | | | | | |
| Bobby Young, L OBP: 0.230, SLG: 0.199 (1, 4) | | | | | | | | | | 3 | 0 | 0 | 0 | 0 | 0 | 2 | | | | | | |
| Willy Miranda, S OBP: 0.281, SLG: 0.293 (1, 6) | | | | | | | | | | 3 | 0 | 2 | 0 | 0 | 1 | 1 | | | | | | |
| Erv Palica, R OBP: 0.240, SLG: 0.208 Art Schallock, L (1, 1) | | | | | | | | | | 0 | 0 | 0 | 0 | 0 | 0 | 0 | | | | | | |
| Eddie Waitkus, L OBP: 0.363, SLG: 0.313 Joe Coleman, R OBP: 1.000, SLG: 1.500 (8, PH) (8, 1) | | | | | | | | | | 1 | 0 | 0 | 0 | 0 | 0 | 1 | | | | | | |
| | | | | | | | | | | 1 | 0 | 0 | 0 | 0 | 0 | 0 | | | | | | |
| | | | | | | | | | | 0 | 0 | 0 | 0 | 0 | 0 | 0 | | | | | | |
| Inning Stats | R: 0 E: 0 K: 1 S: 5 | H: 0 LOB: 0 BB: 0 P: 5 | R: 0 E: 0 K: 0 S: 3 | H: 0 LOB: 1 BB: 1 P: 7 | R: 0 E: 2 K: 1 S: 8 | H: 1 LOB: 3 BB: 0 P: 8 | R: 0 E: 0 K: 1 S: 5 | H: 0 LOB: 0 BB: 0 P: 5 | R: 0 E: 0 K: 0 S: 3 | H: 1 LOB: 0 BB: 0 P: 3 | R: 0 E: 0 K: 0 S: 3 | H: 0 LOB: 0 BB: 0 P: 3 | R: 0 E: 0 K: 1 S: 5 | H: 0 LOB: 1 BB: 1 P: 9 | R: 0 E: 0 K: 0 S: 4 | H: 1 LOB: 1 BB: 0 P: 4 | R: 0 E: 0 K: 0 S: 3 | H: 0 LOB: 0 BB: 0 P: 3 | 1B: 2 2B: 0 3B: 1 HR: 0 | SF: 0 SAC: 1 DP: 1 HBP: 0 | WP: 0 PB: 0 SB: 0 CS: 0 | PA: 33 |
| PITCHER Art Ceccarelli, L ERA: 4.53 (1, 1) | IP: 9.0 WLS: W BF: 33 H: 3 R: 0 ER: 0 SO: 4 BB: 2 IBB: 0 HBP: 0 BLK: 0 WP: 0 HR: 0 S: 39 P: 47 ERA: 0.00 WHIP: 0.556 | | | | | | | | | | | | | | | PITCHER | | | | | | |

| Batter | 1 | 2 | 3 | 4 | 5 | 6 | 7 | 8 | 9 | AB | R | H | RBI | BB | SO | LOB | BOTTOM | | | | | |
|--|--|----------------------------------|------------------------------|---------------------------------|------------------------------|---------------------------------|------------------------------|---------------------------------|------------------------------|---------------------------------|------------------------------|---------------------------------|------------------------------|---------------------------------|------------------------------|---------------------------------|--|------------------------------|---------------------------------|----------------------------------|------------------------------------|----------------------------------|
| Joe Demaestri, R OBP: 0.249, SLG: 0.249 (1, 6) | | | | | | | | | | 4 | 1 | 1 | 0 | 0 | 0 | 0 | <p>Baltimore Orioles @ Kansas City Athletics Municipal Stadium, Kansas City, MO</p> <p>Sun Jun 12 1955, 4:38 AM EDT Att: 18,110 - Unknown</p> <p>livebaseballscores.com</p> <p>AB 30 R 3 H 8 RBI 3 BB 5 SO 2 LOB 12</p> | | | | | |
| Hector Lopez, R OBP: 0.296, SLG: 0.237 (1, 4) | | | | | | | | | | 3 | 2 | 1 | 0 | 1 | 0 | 0 | | | | | | |
| Elmer Valo, L OBP: 0.520, SLG: 0.520 (1, 7) | | | | | | | | | | 2 | 0 | 1 | 1 | 2 | 0 | 0 | | | | | | |
| Enos Slaughter, L OBP: 0.443, SLG: 0.407 (1, 9) | | | | | | | | | | 4 | 0 | 2 | 2 | 0 | 0 | 1 | | | | | | |
| Harry Simpson, L OBP: 0.282, SLG: 0.242 (1, 8) | | | | | | | | | | 3 | 0 | 1 | 0 | 1 | 0 | 2 | | | | | | |
| Vic Power, R OBP: 0.377, SLG: 0.516 (1, 3) | | | | | | | | | | 4 | 0 | 1 | 0 | 0 | 0 | 4 | | | | | | |
| Jim Finigan, R OBP: 0.367, SLG: 0.493 (1, 5) | | | | | | | | | | 3 | 0 | 0 | 0 | 1 | 0 | 2 | | | | | | |
| Billy Shantz, R OBP: 0.368, SLG: 0.396 (1, 2) | | | | | | | | | | 4 | 0 | 1 | 0 | 0 | 0 | 1 | | | | | | |
| Art Ceccarelli, R (1, 1) | | | | | | | | | | 3 | 0 | 0 | 0 | 0 | 2 | 2 | | | | | | |
| Inning Stats | R: 1 E: 0 K: 0 S: 3 | H: 1 LOB: 2 BB: 3 P: 15 | R: 0 E: 0 K: 1 S: 5 | H: 0 LOB: 0 BB: 0 P: 5 | R: 0 E: 0 K: 0 S: 3 | H: 0 LOB: 0 BB: 0 P: 3 | R: 0 E: 0 K: 0 S: 4 | H: 1 LOB: 1 BB: 0 P: 4 | R: 2 E: 0 K: 1 S: 9 | H: 4 LOB: 2 BB: 0 P: 9 | R: 0 E: 0 K: 0 S: 3 | H: 1 LOB: 1 BB: 1 P: 7 | R: 0 E: 0 K: 0 S: 3 | H: 0 LOB: 1 BB: 1 P: 7 | R: 0 E: 0 K: 0 S: 4 | H: 1 LOB: 1 BB: 0 P: 4 | | R: 0 E: 0 K: 0 S: 3 | H: 0 LOB: 0 BB: 0 P: 3 | 1B: 7 2B: 1 3B: 1 HR: 0 | SF: 0 SAC: 0 DP: 2 HBP: 0 | WP: 0 PB: 0 SB: 0 CS: 0 |
| PITCHER Erv Palica, R ERA: 4.85 Art Schallock, L ERA: 1.47 Joe Coleman, R ERA: 13.5 | IP: 6.2 WLS: L BF: 27 H: 6 R: 2 ER: 2 SO: 2 BB: 3 IBB: 0 HBP: 0 BLK: 0 WP: 0 HR: 0 S: 28 P: 40 ERA: 2.70 WHIP: 1.350 | | | | | | | | | | | | | | | PITCHER | | | | | | |

| Batter | 1 | 2 | 3 | 4 | 5 | 6 | 7 | 8 | 9 | AB | R | H | RBI | BB | SO | LOB | TOP | | | | | | | | | | | | | | | | | | | | |
|--|------------------------------|---------------------------------|------------------------------|---------------------------------|------------------------------|---------------------------------|------------------------------|---------------------------------|------------------------------|---------------------------------|------------------------------|---------------------------------|------------------------------|---------------------------------|------------------------------|---------------------------------|---|------------------------------|---------------------------------|----------------------------------|------------------------------------|----------------------------------|--------|---|---|----|----|----|-----|-----|-----|----|----|---|---|-----|------|
| Chico Carrasquel, R OBP: 0.353, SLG: 0.392 (1, 6) | E1 4-3 SH5-3 | | F4 | | F4 | | K | | 1B | 5 | 0 | 1 | 0 | 0 | 1 | 0 | Chicago White Sox @ Baltimore Orioles Memorial Stadium, Baltimore, MD Wed Jun 15 1955, 3:33 AM EDT Unknown | | | | | | | | | | | | | | | | | | | | |
| Nelle Fox, L OBP: 0.372, SLG: 0.458 (1, 4) | SH5-3 | | F8 | | | 2B 1B | HR | | 1B | 4 | 2 | 3 | 1 | 0 | 0 | 0 | | | | | | | | | | | | | | | | | | | | | |
| Jim Rivera, L OBP: 0.356, SLG: 0.420 (1, 9) | 4-3 | | BB 1B | | 1B 2B | 1B | F9 | | F6 | 5 | 1 | 2 | 0 | 0 | 0 | 3 | | | | | | | | | | | | | | | | | | | | | |
| Sherm Lollar, R OBP: 0.420, SLG: 0.544 (1, 2) | 6-3 | | PO BB | | F8 | 5-3 | | | | 3 | 0 | 0 | 0 | 1 | 0 | 3 | | | | | | | | | | | | | | | | | | | | | |
| Minnie Minoso, R OBP: 0.342, SLG: 0.292 (6, 5) | | 6-3 | PO | F3 | | 1B 1B | | F3 | | 4 | 1 | 1 | 1 | 0 | 0 | 0 | | | | | | | | | | | | | | | | | | | | | |
| George Kell, R OBP: 0.390, SLG: 0.361 (6, 3) | K 1B SF9 | | | F4 | | 1B | | 5-3 | | 4 | 1 | 1 | 1 | 0 | 1 | 0 | | | | | | | | | | | | | | | | | | | | | |
| Jim Busby, R OBP: 0.275, SLG: 0.355 (1, 8) | | | | L8 | | 1B | | F3 | | 4 | 0 | 2 | 1 | 0 | 0 | 0 | | | | | | | | | | | | | | | | | | | | | |
| Ron Jackson, R OBP: 0.328, SLG: 0.431 Dixie Howell, L OBP: 0.133, SLG: 0.133 Sandy Consuegra, R OBP: 0.344, SLG: 0.500 Vern Stephens, R OBP: 0.344, SLG: 0.500 (9, PH) | SF9 | | | 4-3 | | F6 | | L8 | | 2 | 0 | 0 | 1 | 0 | 0 | 2 | | | | | | | | | | | | | | | | | | | | | |
| Bob Keegan, R OBP: 0.500, SLG: 0.444 Morrie Martin, L OBP: 0.344, SLG: 0.496 (6, 7) | G3 | | | 4-3 | | F9 | | P7 | | 2 | 0 | 0 | 0 | 0 | 0 | 1 | | | | | | | | | | | | | | | | | | | | | |
| Inning Stats | R: 0 E: 1 K: 0 S: 4 | H: 0 LOB: 1 BB: 0 P: 4 | R: 1 E: 1 K: 1 S: 7 | H: 1 LOB: 1 BB: 0 P: 7 | R: 0 E: 0 K: 0 S: 3 | H: 1 LOB: 0 BB: 1 P: 7 | R: 0 E: 0 K: 0 S: 3 | H: 0 LOB: 0 BB: 0 P: 3 | R: 0 E: 0 K: 0 S: 3 | H: 0 LOB: 0 BB: 0 P: 3 | R: 3 E: 0 K: 0 S: 8 | H: 5 LOB: 2 BB: 0 P: 8 | R: 1 E: 0 K: 1 S: 6 | H: 1 LOB: 0 BB: 0 P: 6 | R: 0 E: 0 K: 0 S: 3 | H: 0 LOB: 0 BB: 0 P: 3 | | R: 0 E: 0 K: 0 S: 5 | H: 2 LOB: 2 BB: 0 P: 5 | 1B: 8 2B: 1 3B: 0 HR: 1 | SF: 1 SAC: 1 DP: 0 HBP: 0 | WP: 0 PB: 0 SB: 0 CS: 0 | PA: 40 | | | | | | | | | | | | | | |
| PITCHER | IP | WLS | BF | H | R | ER | SO | BB | IBB | HBP | BLK | WP | HR | S | P | ERA | | WHIP | PITCHER | | IP | WLS | BF | H | R | ER | SO | BB | IBB | HBP | BLK | WP | HR | S | P | ERA | WHIP |
| Erv Palica, R ERA: 4.86 Harry Dorish, R ERA: 1.59 Art Schallock, L ERA: 1.38 | 5.1 | | 24 | 6 | 4 | 3 | 1 | 1 | 0 | 0 | 0 | 0 | 0 | 25 | 29 | 5.06 | | 1.312 | | | | | | | | | | | | | | | | | | | |

| | |
|-----|----|
| AB | 36 |
| R | 5 |
| H | 10 |
| RBI | 5 |
| BB | 1 |
| SO | 2 |
| LOB | 11 |



| Batter | 1 | 2 | 3 | 4 | 5 | 6 | 7 | 8 | 9 | AB | R | H | RBI | BB | SO | LOB | BOTTOM | | | | | | | | | | | | | | | | | | | | |
|--|------------------------------|---------------------------------|------------------------------|---------------------------------|------------------------------|---------------------------------|------------------------------|---------------------------------|------------------------------|----------------------------------|------------------------------|---------------------------------|------------------------------|----------------------------------|------------------------------|---------------------------------|---|----------------------------------|------------------------------------|----------------------------------|--------|-----|----|---|---|----|----|----|-----|-----|-----|----|----|---|---|-----|------|
| Cal Abrams, L OBP: 0.431, SLG: 0.440 (9, 3) | 1B 1B | | | | 1-3 | | SH5-3 | | | 3 | 1 | 1 | 0 | 0 | 0 | 2 | Chicago White Sox @ Baltimore Orioles Memorial Stadium, Baltimore, MD Wed Jun 15 1955, 3:33 AM EDT Unknown | | | | | | | | | | | | | | | | | | | | |
| Wayne Causey, L OBP: 0.286, SLG: 0.167 (1, 5) | 1B | | 6-3 | | HR BB | | K | | | 3 | 1 | 1 | 0 | 1 | 1 | 2 | | | | | | | | | | | | | | | | | | | | | |
| Hoot Evers, R OBP: 0.333, SLG: 0.459 (1, 9) | FC5-4 1B | | K | | HR | | L1 | | | 4 | 1 | 2 | 3 | 0 | 1 | 2 | | | | | | | | | | | | | | | | | | | | | |
| Gus Triandos, R OBP: 0.305, SLG: 0.360 Gil Coan, L OBP: 0.370, SLG: 0.364 Dave Pope, L OBP: 0.373, SLG: 0.519 (9, 7) | FC5-4 FC5-4 | | K | | F8 | | 1-3 SH1-4 1B | | | 4 | 0 | 1 | 0 | 0 | 1 | 1 | | | | | | | | | | | | | | | | | | | | | |
| Hal Smith, R OBP: 0.295, SLG: 0.356 (1, 2) | FC5-4 | | | F7 | | F5 | | SH1-4 | | 3 | 0 | 0 | 0 | 0 | 0 | 1 | | | | | | | | | | | | | | | | | | | | | |
| Chuck Diering, R OBP: 0.325, SLG: 0.343 (1, 8) | | 4-3 BB | | F7 | | F2 | | 1-3 | | 3 | 1 | 0 | 0 | 1 | 0 | 2 | | | | | | | | | | | | | | | | | | | | | |
| Bobby Young, L OBP: 0.228, SLG: 0.197 (1, 4) | 4-3 | | | 4-3 | | 4-3 | | CS 1B | | 4 | 0 | 1 | 1 | 0 | 0 | 1 | | | | | | | | | | | | | | | | | | | | | |
| Willy Miranda, S OBP: 0.282, SLG: 0.290 (1, 6) | | F5 | | | 1-3 SH1-3 HR BB | | SH5-3 BB 1B | | CS | 2 | 1 | 1 | 0 | 1 | 0 | 1 | | | | | | | | | | | | | | | | | | | | | |
| Erv Palica, R OBP: 0.269, SLG: 0.240 Harry Dorish, R OBP: 0.250, SLG: 0.250 Eddie Waitkus, L OBP: 0.370, SLG: 0.313 Art Schallock, L (8, 1) | | | | | SH1-3 | | SH5-3 BB | | | 1 | 0 | 1 | 1 | 0 | 0 | 0 | | | | | | | | | | | | | | | | | | | | | |
| Inning Stats | R: 1 E: 0 K: 0 S: 5 | H: 3 LOB: 1 BB: 0 P: 5 | R: 1 E: 0 K: 0 S: 4 | H: 1 LOB: 1 BB: 1 P: 8 | R: 0 E: 0 K: 2 S: 7 | H: 0 LOB: 0 BB: 0 P: 7 | R: 0 E: 0 K: 0 S: 3 | H: 0 LOB: 0 BB: 0 P: 3 | R: 3 E: 0 K: 0 S: 4 | H: 1 LOB: 2 BB: 2 P: 12 | R: 0 E: 0 K: 0 S: 3 | H: 0 LOB: 0 BB: 0 P: 3 | R: 0 E: 0 K: 1 S: 6 | H: 1 LOB: 2 BB: 1 P: 10 | R: 1 E: 0 K: 0 S: 4 | H: 2 LOB: 1 BB: 0 P: 4 | | 1B: 7 2B: 0 3B: 0 HR: 1 | SF: 0 SAC: 3 DP: 0 HBP: 0 | WP: 0 PB: 0 SB: 0 CS: 1 | PA: 35 | | | | | | | | | | | | | | | | |
| PITCHER | IP | WLS | BF | H | R | ER | SO | BB | IBB | HBP | BLK | WP | HR | S | P | ERA | | WHIP | PITCHER | | IP | WLS | BF | H | R | ER | SO | BB | IBB | HBP | BLK | WP | HR | S | P | ERA | WHIP |
| Bob Keegan, R ERA: 6.91 Morrie Martin, L ERA: 5.23 Dixie Howell, R ERA: Sandy Consuegra, R ERA: 1.46 | 4.2 | | 21 | 5 | 5 | 5 | 2 | 3 | 0 | 0 | 0 | 0 | 0 | 22 | 34 | 9.64 | | 1.714 | | | | | | | | | | | | | | | | | | | |

| | |
|-----|----|
| AB | 27 |
| R | 6 |
| H | 8 |
| RBI | 5 |
| BB | 4 |
| SO | 3 |
| LOB | 12 |



| Batter | 1 | 2 | 3 | 4 | 5 | 6 | 7 | 8 | 9 | AB | R | H | RBI | BB | SO | LOB | TOP | | | |
|---|------------------------------|---------------------------------|-------------------------------------|----------------------------------|------------------------------|---------------------------------|------------------------------|---------------------------------|------------------------------|---------------------------------|------------------------------|----------------------------------|------------------------------|---------------------------------|------------------------------|---------------------------------|---|-------------------------------------|----------------------------------|--------------------------|
| Chico Carrasquel, R (1, 6) OBP: 0.352, SLG: 0.389 | F6 | | K | | | P8 | | 1B FC6-4 1B | | 4 | 1 | 1 | 0 | 0 | 1 | 0 | Chicago White Sox @ Baltimore Orioles Memorial Stadium, Baltimore, MD Wed Jun 15 1955, 3:38 AM EDT Att: 16,395 - Unknown | | | |
| Nelle Fox, L (1, 4) OBP: 0.379, SLG: 0.477 | 2B FC5-2-3 1B | | HR | | | P8 | | FC6-4 1B | | 4 | 1 | 3 | 1 | 0 | 0 | 0 | | | | |
| Jim Rivera, L (1, 9) OBP: 0.354, SLG: 0.421 | 1-3 2B | | G3 | | | F9 | | FC6-4 | | 4 | 0 | 1 | 1 | 0 | 0 | 1 | | | | |
| Sherm Lollar, R (1, 2) OBP: 0.416, SLG: 0.536 | FC5-2-3 3H | | | | 5-3 | | | SH5-4 1B | | 4 | 0 | 1 | 0 | 0 | 0 | 3 | | | | |
| Minnie Minoso, R (1, 7) OBP: 0.341, SLG: 0.293 | | 1B | | | 1-3 | | | SH5-4 1-2 | | 3 | 0 | 1 | 0 | 0 | 0 | 0 | | | | |
| Vern Stephens, R (1, 5) OBP: 0.333, SLG: 0.482 | | | | | 5-3 | | | 6-3 | | 2 | 0 | 0 | 0 | 0 | 1 | 1 | | | | |
| Willard Marshall, L (7, PH) OBP: 0.384, SLG: 0.171 | | K | | | | | | 6-3 | | 1 | 0 | 0 | 0 | 0 | 1 | 1 | | | | |
| Bob Kennedy, R (7, 5) OBP: 0.236, SLG: 0.190 | | | | | | | | 1 | 0 | 0 | 0 | 0 | 0 | 0 | 0 | 0 | | | | |
| Jim Busby, R (1, 8) OBP: 0.275, SLG: 0.350 | | L7 | | | | P8 | | F3 | | 3 | 0 | 0 | 0 | 1 | 0 | 1 | | | | |
| Ron Jackson, R (1, 3) OBP: 0.311, SLG: 0.407 | | | | | | K | | | | 3 | 0 | 0 | 0 | 0 | 1 | 3 | | | | |
| Walt Droppo, R (7, 3) OBP: 0.314, SLG: 0.390 | | F7 | | | | K | | F9 | | 0 | 0 | 0 | 0 | 0 | 0 | 0 | | | | |
| Mike Fomies, R (1, 1) OBP: 0.111, SLG: 0.167 | | | | | | B1-3 | | 3-1 | | 2 | 0 | 0 | 0 | 0 | 0 | 0 | | | | |
| Billy Pierce, L (7, 1) OBP: 0.231, SLG: 0.167 | | | | | | | | | | 1 | 0 | 0 | 0 | 0 | 0 | 0 | | | | |
| Sandy Consuegra, R (8, 1) OBP: 0.133, SLG: 0.133 | | | | | | | | | | 0 | 0 | 0 | 0 | 0 | 0 | 0 | | | | |
| Inning Stats | R: 0 E: 0 K: 0 S: 4 | H: 2 LOB: 1 BB: 0 P: 4 | R: 0 E: 0 K: 1 S: 6 | H: 1 LOB: 1 BB: 0 P: 6 | R: 1 E: 0 K: 1 S: 6 | H: 1 LOB: 0 BB: 0 P: 6 | R: 0 E: 0 K: 0 S: 3 | H: 0 LOB: 0 BB: 0 P: 3 | R: 0 E: 0 K: 1 S: 5 | H: 0 LOB: 0 BB: 0 P: 5 | R: 0 E: 0 K: 0 S: 3 | H: 1 LOB: 2 BB: 1 P: 10 | R: 1 E: 0 K: 0 S: 5 | H: 2 LOB: 1 BB: 0 P: 5 | R: 0 E: 0 K: 0 S: 3 | H: 0 LOB: 0 BB: 0 P: 3 | 1B: 5 2B: 2 3B: 0 HR: 1 | SF: 0 SAC: 1 DP: 1 HBP: 0 | WP: 0 PB: 0 SB: 0 CS: 0 | PA: 34 |
| PITCHER Jim Wilson, R (1, 1) ERA: 2.74 | IP: 9.0 WLS: L BF: 34 | H: 7 R: 2 ER: 2 SO: 4 | BB: 1 IBB: 0 HBP: 0 BLK: 0 | WP: 0 HR: 1 S: 41 P: 45 | ERA: 2.00 WHIP: 0.889 | PITCHER | | | | | | | | | | IP: 9.0 WLS: L BF: 34 | H: 7 R: 2 ER: 2 SO: 4 | BB: 1 IBB: 0 HBP: 0 BLK: 0 | WP: 0 HR: 1 S: 41 P: 45 | ERA: 2.00 WHIP: 0.889 |

| Batter | 1 | 2 | 3 | 4 | 5 | 6 | 7 | 8 | 9 | AB | R | H | RBI | BB | SO | LOB | BOTTOM | | | | | | | | |
|--|------------------------------|---------------------------------|-------------------------------------|----------------------------------|------------------------------|---------------------------------|------------------------------|---------------------------------|------------------------------|---------------------------------|------------------------------|----------------------------------|------------------------------|----------------------------------|------------------------------|---------------------------------|---|-------------------------------------|------------------------------------|----------------------------------|--------|--|--|--|--|
| Cal Abrams, L (1, 9) OBP: 0.417, SLG: 0.421 | E1 SH5-4 | | F7 | | FC3-6 | | | K | | 4 | 0 | 0 | 0 | 0 | 1 | 2 | Chicago White Sox @ Baltimore Orioles Memorial Stadium, Baltimore, MD Wed Jun 15 1955, 3:38 AM EDT Att: 16,395 - Unknown | | | | | | | | |
| Wayne Causey, L (1, 5) OBP: 0.222, SLG: 0.125 | SH5-4 | | F7 | | F6 | | | BB F8 2B | | 2 | 0 | 0 | 0 | 0 | 0 | 2 | | | | | | | | | |
| Chuck Diering, R (8, PH) OBP: 0.329, SLG: 0.355 | 1-2 | | | | | | | | | 1 | 0 | 1 | 0 | 0 | 0 | 0 | | | | | | | | | |
| Dave Pope, L (1, 8) OBP: 0.377, SLG: 0.514 | K | | | | 8-6 1B | | P4-3 | BB BB | | 3 | 0 | 1 | 0 | 1 | 1 | 1 | | | | | | | | | |
| Gus Triandos, R (1, 3) OBP: 0.310, SLG: 0.359 | F2 | | | | 1-2 1B | | F8 | BB BB | | 3 | 0 | 1 | 0 | 1 | 0 | 1 | | | | | | | | | |
| Hal Smith, R (1, 2) OBP: 0.289, SLG: 0.348 | | F3 | | | 8-6 | | F2 | BB BB | | 4 | 0 | 0 | 0 | 0 | 0 | 5 | | | | | | | | | |
| Gil Coan, L (1, 7) OBP: 0.385, SLG: 0.352 | | F8 | | | F9 | | SH2-4 BB | 3H | | 3 | 0 | 0 | 0 | 1 | 0 | 1 | | | | | | | | | |
| Bobby Young, L (1, 4) OBP: 0.236, SLG: 0.213 | | | | | 1B FC3-2 2B | | SH2-4 | 1-2 | | 3 | 0 | 2 | 0 | 0 | 0 | 0 | | | | | | | | | |
| Willy Miranda, S (1, 6) OBP: 0.284, SLG: 0.293 | | | | | | | | | | 2 | 0 | 1 | 0 | 0 | 0 | 1 | | | | | | | | | |
| Jim Dylburn, R (6, PR) OBP: 0.284, SLG: 0.280 | | F8 | | | FC3-6 FC3-2 1B | | K | | | 1 | 0 | 0 | 0 | 0 | 1 | 1 | | | | | | | | | |
| Eddie Waitkus, L (9, PH) OBP: 0.366, SLG: 0.309 | | | | | 2-3 | | | | | 1 | 0 | 0 | 0 | 0 | 0 | 0 | | | | | | | | | |
| Jim Wilson, R (1, 1) OBP: 0.182, SLG: 0.156 | | | | | 6-3 | | K | | | 3 | 0 | 0 | 0 | 0 | 1 | 3 | | | | | | | | | |
| Inning Stats | R: 0 E: 1 K: 1 S: 6 | H: 0 LOB: 1 BB: 0 P: 6 | R: 0 E: 0 K: 0 S: 4 | H: 1 LOB: 1 BB: 0 P: 4 | R: 0 E: 0 K: 0 S: 3 | H: 0 LOB: 0 BB: 0 P: 3 | R: 0 E: 0 K: 0 S: 4 | H: 2 LOB: 1 BB: 0 P: 4 | R: 0 E: 0 K: 0 S: 5 | H: 2 LOB: 2 BB: 0 P: 5 | R: 0 E: 0 K: 2 S: 7 | H: 0 LOB: 1 BB: 1 P: 11 | R: 0 E: 0 K: 1 S: 5 | H: 1 LOB: 2 BB: 2 P: 13 | R: 0 E: 0 K: 0 S: 3 | H: 0 LOB: 0 BB: 0 P: 3 | | 1B: 4 2B: 3 3B: 0 HR: 0 | SF: 0 SAC: 2 DP: 1 HBP: 0 | WP: 0 PB: 0 SB: 0 CS: 0 | PA: 35 | | | | |
| PITCHER Mike Fomies, R (1, 1) ERA: 3.62 | IP: 6.0 WLS: W BF: 24 | H: 5 R: 0 ER: 0 SO: 1 | BB: 1 IBB: 0 HBP: 0 BLK: 0 | WP: 0 HR: 0 S: 25 P: 29 | ERA: 0.00 WHIP: 1.000 | PITCHER | | | | | | | | | | IP: 6.0 WLS: W BF: 24 | H: 5 R: 0 ER: 0 SO: 1 | BB: 1 IBB: 0 HBP: 0 BLK: 0 | WP: 0 HR: 0 S: 25 P: 29 | ERA: 0.00 WHIP: 1.000 | | | | | |
| Billy Pierce, L (7, 1) ERA: 1.5 | 1.1 | 7 | 1 | 0 | 0 | 3 | 2 | 0 | 0 | 0 | 0 | 11 | 19 | 0.00 | 2.250 | | | | | | | | | | |
| Sandy Consuegra, R (8, 1) ERA: 1.43 | 1.2 | S | 4 | 0 | 0 | 0 | 0 | 0 | 0 | 0 | 0 | 4 | 4 | 0.00 | 0.000 | | | | | | | | | | |

| Batter | 1 | 2 | 3 | 4 | 5 | 6 | 7 | 8 | 9 | AB | R | H | RBI | BB | SO | LOB | TOP | | | | | | | | |
|---|------------------------------|---------------------------------|------------------------------|---------------------------------|------------------------------|---------------------------------|------------------------------|----------------------------------|------------------------------|---------------------------------|------------------------------|----------------------------------|------------------------------|---------------------------------|------------------------------|---------------------------------|--|---------------------------------|-----------------------------------|------------------------------------|----------------------------------|--------|--|--|--|
| Chico Carrasquel, R OBP: 0.360, SLG: 0.392 (1, 6) | | | | | | | | | | 4 | 2 | 2 | 0 | 2 | 0 | 3 | Chicago White Sox @ Baltimore Orioles Memorial Stadium, Baltimore, MD Thu Jun 16 1955, 3:33 AM EDT Att: 16,395 - Unknown | | | | | | | | |
| Nelle Fox, L OBP: 0.386, SLG: 0.480 (1, 4) | | | | | | | | | | 5 | 2 | 3 | 0 | 1 | 0 | 2 | | | | | | | | | |
| Minnie Minoso, R OBP: 0.333, SLG: 0.287 (1, 7) | | | | | | | | | | 3 | 0 | 0 | 1 | 0 | 1 | 4 | | | | | | | | | |
| George Kell, R OBP: 0.373, SLG: 0.378 (1, 5) | | | | | | | | | | 4 | 1 | 3 | 4 | 1 | 0 | 0 | | | | | | | | | |
| Jim Rivera, L OBP: 0.345, SLG: 0.410 (1, 9) | | | | | | | | | | 5 | 0 | 0 | 0 | 0 | 0 | 7 | | | | | | | | | |
| Sherm Lollar, R OBP: 0.421, SLG: 0.535 (1, 2) | | | | | | | | | | 4 | 1 | 2 | 1 | 1 | 0 | 1 | | | | | | | | | |
| Jim Busby, R OBP: 0.269, SLG: 0.342 (1, 8) | | | | | | | | | | 5 | 1 | 0 | 0 | 0 | 2 | 3 | | | | | | | | | |
| Walt Dropo, R OBP: 0.323, SLG: 0.397 (1, 3) | | | | | | | | | | 5 | 0 | 3 | 1 | 0 | 0 | 0 | | | | | | | | | |
| Virgil Trucks, R OBP: 0.125, SLG: 0.161 (1, 1) | | | | | | | | | | 5 | 1 | 2 | 1 | 0 | 0 | 2 | | | | | | | | | |
| Inning Stats | R: 2 E: 0 K: 0 S: 6 | H: 3 LOB: 1 BB: 0 P: 6 | R: 0 E: 0 K: 0 S: 4 | H: 1 LOB: 1 BB: 0 P: 4 | R: 0 E: 0 K: 0 S: 3 | H: 0 LOB: 0 BB: 0 P: 3 | R: 1 E: 0 K: 1 S: 7 | H: 2 LOB: 2 BB: 1 P: 11 | R: 2 E: 0 K: 0 S: 5 | H: 2 LOB: 1 BB: 1 P: 9 | R: 1 E: 0 K: 1 S: 8 | H: 3 LOB: 3 BB: 1 P: 12 | R: 0 E: 0 K: 1 S: 5 | H: 0 LOB: 0 BB: 0 P: 5 | R: 1 E: 0 K: 0 S: 5 | H: 2 LOB: 2 BB: 1 P: 9 | R: 1 E: 0 K: 0 S: 5 | H: 2 LOB: 2 BB: 1 P: 9 | 1B: 13 2B: 2 3B: 0 HR: 0 | SF: 1 SAC: 1 DP: 0 HBP: 0 | WP: 0 PB: 0 SB: 1 CS: 0 | PA: 47 | | | |
| PITCHER | IP | WLS | BF | H | R | ER | SO | BB | IBB | HBP | BLK | WP | HR | S | P | ERA | WHIP | | | | | | | | |
| Duane Pilette, R ERA: 5.84 (1, 1) | 5.1 | L | 29 | 11 | 6 | 6 | 1 | 2 | 0 | 0 | 0 | 0 | 0 | 29 | 37 | 10.12 | 2.438 | | | | | | | | |
| Joe Coleman, R ERA: 10.8 (6, 1) | 3.2 | | 18 | 4 | 2 | 2 | 2 | 3 | 0 | 0 | 0 | 0 | 0 | 19 | 31 | 4.91 | 1.909 | | | | | | | | |

| Batter | 1 | 2 | 3 | 4 | 5 | 6 | 7 | 8 | 9 | AB | R | H | RBI | BB | SO | LOB | BOTTOM | | | | | | | | |
|---|------------------------------|----------------------------------|------------------------------|---------------------------------|------------------------------|---------------------------------|------------------------------|---------------------------------|------------------------------|---------------------------------|------------------------------|---------------------------------|------------------------------|---------------------------------|------------------------------|---------------------------------|--|---------------------------------|----------------------------------|------------------------------------|----------------------------------|--------|--|--|--|
| Cal Abrams, L OBP: 0.424, SLG: 0.412 (1, 9) | | | | | | | | | | 2 | 0 | 0 | 0 | 3 | 0 | 0 | Chicago White Sox @ Baltimore Orioles Memorial Stadium, Baltimore, MD Thu Jun 16 1955, 3:33 AM EDT Att: 16,395 - Unknown | | | | | | | | |
| Gil Coan, L OBP: 0.355, SLG: 0.340 (1, 7) | | | | | | | | | | 3 | 0 | 0 | 0 | 0 | 0 | 2 | | | | | | | | | |
| Dave Pope, L OBP: 0.381, SLG: 0.514 (1, 8) | | | | | | | | | | 4 | 0 | 2 | 0 | 0 | 1 | 2 | | | | | | | | | |
| Gus Triandos, R OBP: 0.308, SLG: 0.352 (1, 3) (7, 2) | | | | | | | | | | 3 | 0 | 0 | 0 | 1 | 0 | 4 | | | | | | | | | |
| Hal Smith, R OBP: 0.284, SLG: 0.342 (1, 2) | | | | | | | | | | 3 | 0 | 0 | 0 | 0 | 0 | 4 | | | | | | | | | |
| Eddie Waitkus, L OBP: 0.362, SLG: 0.305 (7, 3) | | | | | | | | | | 1 | 0 | 0 | 0 | 0 | 0 | 0 | | | | | | | | | |
| Wayne Causey, L OBP: 0.231, SLG: 0.167 (1, 5) | | | | | | | | | | 4 | 0 | 1 | 0 | 0 | 0 | 0 | | | | | | | | | |
| Bobby Young, L OBP: 0.236, SLG: 0.214 (1, 4) | | | | | | | | | | 4 | 0 | 1 | 0 | 0 | 1 | 2 | | | | | | | | | |
| Chuck Diering, R OBP: 0.333, SLG: 0.366 (1, 6) | | | | | | | | | | 4 | 0 | 2 | 0 | 0 | 1 | 1 | | | | | | | | | |
| Duane Pilette, R OBP: 0.250, SLG: 0.250 (1, 1) | | | | | | | | | | 2 | 0 | 0 | 0 | 0 | 1 | 2 | | | | | | | | | |
| Joe Coleman, R OBP: 0.687, SLG: 1.000 (6, 1) | | | | | | | | | | 1 | 0 | 0 | 0 | 0 | 0 | 2 | | | | | | | | | |
| Jim Pyburn, R OBP: 0.282, SLG: 0.277 (9, PH) | | | | | | | | | | 1 | 0 | 0 | 0 | 0 | 0 | 0 | | | | | | | | | |
| Inning Stats | R: 0 E: 0 K: 1 S: 5 | H: 0 LOB: 2 BB: 2 P: 13 | R: 0 E: 0 K: 1 S: 6 | H: 1 LOB: 1 BB: 0 P: 6 | R: 0 E: 0 K: 1 S: 4 | H: 1 LOB: 1 BB: 1 P: 8 | R: 0 E: 1 K: 1 S: 6 | H: 1 LOB: 1 BB: 0 P: 6 | R: 0 E: 0 K: 0 S: 3 | H: 0 LOB: 1 BB: 1 P: 7 | R: 0 E: 0 K: 0 S: 5 | H: 2 LOB: 2 BB: 0 P: 5 | R: 0 E: 0 K: 0 S: 4 | H: 1 LOB: 1 BB: 0 P: 4 | R: 0 E: 0 K: 1 S: 5 | H: 0 LOB: 0 BB: 0 P: 5 | R: 0 E: 0 K: 0 S: 3 | H: 0 LOB: 0 BB: 0 P: 3 | 1B: 5 2B: 1 3B: 0 HR: 0 | SF: 0 SAC: 1 DP: 0 HBP: 0 | WP: 0 PB: 0 SB: 0 CS: 1 | PA: 37 | | | |
| PITCHER | IP | WLS | BF | H | R | ER | SO | BB | IBB | HBP | BLK | WP | HR | S | P | ERA | WHIP | | | | | | | | |
| Virgil Trucks, R ERA: 3.79 (1, 1) | 9.0 | W | 37 | 6 | 0 | 0 | 4 | 4 | 0 | 0 | 0 | 0 | 0 | 41 | 57 | 0.00 | 1.111 | | | | | | | | |

| Batter | 1 | 2 | 3 | 4 | 5 | 6 | 7 | 8 | 9 | AB R H RBI BB SO LOB | TOP | | | | | | | | | |
|---|---|----------------------------------|------------------------------|---------------------------------|------------------------------|---------------------------------|-------------------------------|----------------------------------|------------------------------|---------------------------------|--|---|---------------------------------|------------------------------|---------------------------------|------------------------------|---------------------------------|-----------------------------------|------------------------------------|----------------------------------|
| Fred Hatfield, L OBP: 0.324, SLG: 0.332 (1,4) | 0-0 CS 1B | 0-0 6-3 | | 4-0 1B BB | | 0-0 4-3 | | 0-0 FC4-6 | | 4 1 1 0 1 0 1 | Detroit Tigers @ Baltimore Orioles Memorial Stadium, Baltimore, MD Sat Jun 18 1955, 3:33 AM EDT Att: 8,781 - Unknown | | | | | | | | | |
| Bill Tuttle, R OBP: 0.368, SLG: 0.373 (1,8) | 4-0 1B BB | 0-0 IHR | | 0-0 1B 1B | | 0-0 P8 | | 0-0 5-3 | | 4 3 2 2 1 0 1 | | | | | | | | | | |
| Al Kaline, R OBP: 0.461, SLG: 0.603 (1,9) | 0-0 BB 1B | 0-0 FC4-6 1B | | 0-0 1B 1B | | 0-0 L1-3 | | 0-0 G3-6-3 1B | | 5 1 4 1 0 0 0 | | | | | | | | | | |
| Earl Torgeson, L OBP: 0.386, SLG: 0.346 (1,3) | 4-0 1B BB | 0-0 FC4-6 | | 0-0 1B | | | 0-0 G3 | 0-0 G3-6-3 | | 4 1 1 1 1 0 2 | | | | | | | | | | |
| Jim Delsing, L OBP: 0.373, SLG: 0.458 (1,7) | 0-0 1B 1B | | 0-0 G3 | 0-3 K | | 4-0 1-3 BB | | 0-0 F2 | | 4 0 1 2 1 1 2 | | | | | | | | | | |
| Frank House, L OBP: 0.296, SLG: 0.381 (1,2) | 0-0 F5 | | 0-0 6-3 | 0-3 K | | 0-0 1-3 | | | | 4 0 0 0 0 1 5 | | | | | | | | | | |
| Jack Phillips, R OBP: 0.325, SLG: 0.417 (1,5) | 0-0 1-2 3H 1B | | 0-0 5-3 | | 0-3 K | | 0-0 F9 | | | 4 0 1 1 0 1 1 | | | | | | | | | | |
| Reno Bertoia, R OBP: 0.304, SLG: 0.273 (1,6) | 0-0 6-3 | | | 0-0 SH5-4 1B | | 0-0 F3 | | 0-0 6-3 | | 4 1 1 0 0 0 2 | | | | | | | | | | |
| Duke Maas, R OBP: 0.174, SLG: 0.136 (1,1) | | 0-0 6-3 | | 0-0 SH5-4 1B | | 0-3 K | | 0-0 FC4-6 1B | | 3 0 1 0 0 1 0 | | | | | | | | | | |
| Inning Stats | R: 3 E: 0 K: 0 S: 6 | H: 4 LOB: 2 BB: 2 P: 14 | R: 1 E: 0 K: 0 S: 5 | H: 2 LOB: 1 BB: 0 P: 5 | R: 0 E: 0 K: 0 S: 3 | H: 0 LOB: 0 BB: 0 P: 3 | R: 3 E: 0 K: 2 S: 11 | H: 4 LOB: 2 BB: 1 P: 15 | R: 0 E: 0 K: 0 S: 7 | H: 0 LOB: 0 BB: 0 P: 7 | | R: 0 E: 0 K: 0 S: 3 | H: 0 LOB: 1 BB: 1 P: 7 | R: 0 E: 0 K: 0 S: 4 | H: 1 LOB: 1 BB: 0 P: 4 | R: 0 E: 0 K: 0 S: 3 | H: 1 LOB: 0 BB: 0 P: 3 | 1B: 11 2B: 0 3B: 0 HR: 1 | SF: 0 SAC: 1 DP: 1 HBP: 0 | WP: 0 PB: 0 SB: 0 CS: 1 |
| PITCHER | IP WLS BF H R ER SO BB IBB HBP BLK WP HR S P ERA WHIP | | | | | | | | | | | IP WLS BF H R ER SO BB IBB HBP BLK WP HR S P ERA WHIP | | | | | | | | |
| Harry Dorish, R ERA: 2.92 (1,1) | 2.0 L 13 6 4 4 0 2 0 0 0 0 0 0 11 19 18.00 4.000 | | | | | | | | | | | | | | | | | | | |
| Jim McDonald, R ERA: 4.96 (3,1) | 7.0 28 6 3 3 4 2 0 0 0 0 0 0 34 42 3.86 1.143 | | | | | | | | | | | | | | | | | | | |

| Batter | 1 | 2 | 3 | 4 | 5 | 6 | 7 | 8 | 9 | AB R H RBI BB SO LOB | BOTTOM | | | | | | | | | |
|--|---|---------------------------------|----------------------|---------------------------------|----------------------|---------------------------------|------------------------------|---------------------------------|------------------------------|---------------------------------|--|---|------------------------------|---------------------------------|------------------------------|---------------------------------|----------------------------------|------------------------------------|----------------------------------|--------|
| Chuck Diering, R OBP: 0.333, SLG: 0.372 (1,7) (5,6) | 0-0 4-3 | | | 0-0 F7 | | 0-3 K | | | 0-0 1B | 4 0 1 0 0 1 0 | Detroit Tigers @ Baltimore Orioles Memorial Stadium, Baltimore, MD Sat Jun 18 1955, 3:33 AM EDT Att: 8,781 - Unknown | | | | | | | | | |
| Wayne Causey, L OBP: 0.238, SLG: 0.350 (1,5) | 0-3 K | | | 0-0 4-3 | | | 0-0 F8 | 0-0 G3 | | 4 0 0 0 0 1 1 | | | | | | | | | | |
| Hoot Evers, R OBP: 0.326, SLG: 0.442 (1,9) | 0-0 F2 | | | 0-0 1-3 | | | 0-0 L9 | | | 3 0 0 0 0 0 0 | | | | | | | | | | |
| Dave Pope, L OBP: 0.361, SLG: 0.483 (1,8) | | 0-3 K | | | 0-0 P3 | | 0-0 P4-3 | | | 3 0 0 0 0 1 0 | | | | | | | | | | |
| Gus Triandos, R OBP: 0.307, SLG: 0.355 (1,2) | | 0-0 F8 | | | 0-0 G3 2B | | | 0-0 6-3 | | 3 0 1 0 0 0 0 | | | | | | | | | | |
| Eddie Waitkus, L OBP: 0.351, SLG: 0.294 (1,3) | | 0-0 G3 | | | 0-0 G3 | | | 0-0 F5 | | 3 0 0 0 0 0 1 | | | | | | | | | | |
| Bobby Young, L OBP: 0.227, SLG: 0.205 (1,4) | | | 0-3 K | | 0-0 4-3 | | | 0-0 1-3 | | 3 0 0 0 0 1 1 | | | | | | | | | | |
| Willy Miranda, S OBP: 0.280, SLG: 0.288 (1,6) | | | | | | 0-0 F8 | | 0-0 1-3 | | 1 0 0 0 0 0 0 | | | | | | | | | | |
| Gil Coan, L OBP: 0.351, SLG: 0.367 (5,7) | | | | | | | | | 0-0 5-3 | 2 0 0 0 0 0 0 | | | | | | | | | | |
| Harry Dorish, R OBP: 0.250, SLG: 0.250 (1,1) | | | | | | 0-0 F6 | | | | 0 0 0 0 0 0 0 | | | | | | | | | | |
| Jim McDonald, R (3,1) | | | | | | | | | | 2 0 0 0 0 1 0 | | | | | | | | | | |
| Hal Smith, R OBP: 0.277, SLG: 0.333 (9, PH) | | | | | | | | | | 1 0 0 0 0 0 0 | | | | | | | | | | |
| Inning Stats | R: 0 E: 1 S: 5 | H: 0 LOB: 0 BB: 0 P: 5 | R: 0 E: 1 S: 5 | H: 0 LOB: 0 BB: 0 P: 5 | R: 0 E: 2 S: 7 | H: 0 LOB: 0 BB: 0 P: 7 | R: 0 E: 0 K: 0 S: 3 | H: 0 LOB: 0 BB: 0 P: 3 | R: 0 E: 0 K: 1 S: 5 | H: 1 LOB: 1 BB: 0 P: 4 | R: 0 E: 0 K: 0 S: 3 | H: 0 LOB: 0 BB: 0 P: 3 | R: 0 E: 0 K: 0 S: 3 | H: 0 LOB: 0 BB: 0 P: 3 | R: 0 E: 0 K: 0 S: 4 | H: 1 LOB: 1 BB: 0 P: 4 | 1B: 1 2B: 1 3B: 0 HR: 0 | SF: 0 SAC: 0 DP: 0 HBP: 0 | WP: 0 PB: 0 SB: 0 CS: 0 | PA: 29 |
| PITCHER | IP WLS BF H R ER SO BB IBB HBP BLK WP HR S P ERA WHIP | | | | | | | | | | | IP WLS BF H R ER SO BB IBB HBP BLK WP HR S P ERA WHIP | | | | | | | | |
| Duke Maas, R ERA: 3.36 (1,1) | 9.0 W 29 2 0 0 5 0 0 0 0 0 0 0 39 39 0.00 0.222 | | | | | | | | | | | | | | | | | | | |

| | |
|-----|----|
| AB | 36 |
| R | 7 |
| H | 12 |
| RBI | 7 |
| BB | 4 |
| SO | 4 |
| LOB | 14 |



| | |
|-----|----|
| AB | 29 |
| R | 0 |
| H | 2 |
| RBI | 0 |
| BB | 0 |
| SO | 5 |
| LOB | 3 |



| Batter | 1 | 2 | 3 | 4 | 5 | 6 | 7 | 8 | 9 | AB | R | H | RBI | BB | SO | LOB | TOP | | | |
|---|------------------------------|---------------------------------|-------------------------------------|----------------------------------|------------------------------|----------------------------------|------------------------------|---------------------------------|------------------------------|---------------------------------|------------------------------|---------------------------------|------------------------------|---------------------------------|------------------------------|---------------------------------|--|-------------------------------------|------------------------------------|----------------------------------|
| Al Smith, R OBP: 0.388, SLG: 0.494 (1, 5) | | | | | | | | | | 4 | 2 | 2 | 2 | 0 | 0 | 0 | Cleveland Indians @ Baltimore Orioles Memorial Stadium, Baltimore, MD Tue Jun 21 1955, 3:33 AM EDT Att: 19,363 - Unknown | | | |
| Bobby Avila, R OBP: 0.394, SLG: 0.386 (1, 4) | | | | | | | | | | 3 | 0 | 2 | 0 | 1 | 0 | 0 | | | | |
| Larry Doby, L OBP: 0.356, SLG: 0.413 (1, 8) | | | | | | | | | | 3 | 0 | 0 | 1 | 0 | 0 | 2 | | | | |
| Al Rosen, R OBP: 0.356, SLG: 0.406 (1, 3) | | | | | | | | | | 4 | 0 | 0 | 0 | 0 | 0 | 3 | | | | |
| Gene Woodling, L OBP: 0.330, SLG: 0.352 (1, 7) | | | | | | | | | | 3 | 0 | 0 | 0 | 1 | 0 | 1 | | | | |
| Dave Philley, S OBP: 0.370, SLG: 0.438 (1, 9) | | | | | | | | | | 4 | 0 | 0 | 0 | 0 | 0 | 2 | | | | |
| George Strickland, R OBP: 0.329, SLG: 0.326 (1, 6) | | | | | | | | | | 4 | 1 | 1 | 0 | 0 | 0 | 0 | | | | |
| Jim Hegan, R OBP: 0.285, SLG: 0.300 (1, 2) | | | | | | | | | | 3 | 0 | 1 | 0 | 0 | 0 | 0 | | | | |
| Bob Lemon, L OBP: 0.315, SLG: 0.261 Ray Narleski, R OBP: 0.143, SLG: 0.143 (7, 1) | | | | | | | | | | 3 | 0 | 0 | 0 | 0 | 0 | 2 | | | | |
| | | | | | | | | | | 0 | 0 | 0 | 0 | 0 | 0 | 0 | C | | | |
| Inning Stats | R: 0 E: 1 K: 0 S: 4 | H: 1 LOB: 1 BB: 0 P: 4 | R: 0 E: 0 K: 0 S: 3 | H: 0 LOB: 0 BB: 0 P: 3 | R: 0 E: 0 K: 0 S: 3 | H: 0 LOB: 2 BB: 2 P: 11 | R: 2 E: 0 K: 0 S: 5 | H: 2 LOB: 0 BB: 0 P: 5 | R: 0 E: 0 K: 0 S: 3 | H: 0 LOB: 0 BB: 0 P: 3 | R: 0 E: 0 K: 0 S: 4 | H: 1 LOB: 1 BB: 0 P: 4 | R: 1 E: 0 K: 0 S: 5 | H: 2 LOB: 1 BB: 0 P: 5 | R: 0 E: 0 K: 0 S: 3 | H: 0 LOB: 0 BB: 0 P: 3 | | 1B: 4 2B: 1 3B: 0 HR: 1 | SF: 1 SAC: 1 DP: 0 HBP: 0 | WP: 0 PB: 0 SB: 0 CS: 0 |
| PITCHER Jim Wilson, R ERA: 2.77 (1, 1) | IP: 9.0 WLS: L BF: 35 | H: 6 R: 3 ER: 3 SO: 0 | BB: 2 IBB: 0 HBP: 0 BLK: 0 | WP: 0 HR: 1 S: 33 P: 41 | ERA: 3.00 WHIP: 0.889 | PITCHER | | | | | | | | | | IP: 9.0 WLS: L BF: 35 | H: 6 R: 3 ER: 3 SO: 0 | BB: 2 IBB: 0 HBP: 0 BLK: 0 | WP: 0 HR: 1 S: 33 P: 41 | ERA: 3.00 WHIP: 0.889 |

| Batter | 1 | 2 | 3 | 4 | 5 | 6 | 7 | 8 | 9 | AB | R | H | RBI | BB | SO | LOB | BOTTOM | | | |
|--|------------------------------|---------------------------------|-------------------------------------|----------------------------------|------------------------------|---------------------------------|------------------------------|---------------------------------|------------------------------|---------------------------------|------------------------------|----------------------------------|------------------------------|---------------------------------|------------------------------|---------------------------------|--|-------------------------------------|------------------------------------|----------------------------------|
| Gil Coan, L OBP: 0.336, SLG: 0.350 (1, 7) | | | | | | | | | | 5 | 0 | 0 | 0 | 0 | 0 | 2 | Cleveland Indians @ Baltimore Orioles Memorial Stadium, Baltimore, MD Tue Jun 21 1955, 3:33 AM EDT Att: 19,363 - Unknown | | | |
| Wayne Causey, L OBP: 0.240, SLG: 0.304 (1, 5) | | | | | | | | | | 3 | 0 | 0 | 0 | 1 | 0 | 0 | | | | |
| Dave Pope, L OBP: 0.358, SLG: 0.475 (1, 8) | | | | | | | | | | 4 | 0 | 1 | 0 | 0 | 1 | 2 | | | | |
| Gus Triandos, R OBP: 0.318, SLG: 0.357 (1, 3) | | | | | | | | | | 3 | 1 | 1 | 0 | 2 | 0 | 1 | | | | |
| Hoot Evers, R OBP: 0.324, SLG: 0.437 (1, 9) | | | | | | | | | | 4 | 0 | 1 | 0 | 0 | 0 | 1 | | | | |
| Hal Smith, R OBP: 0.282, SLG: 0.337 (1, 2) | | | | | | | | | | 4 | 0 | 2 | 1 | 0 | 0 | 2 | | | | |
| Bobby Young, L OBP: 0.239, SLG: 0.218 (1, 4) | | | | | | | | | | 4 | 0 | 3 | 0 | 0 | 0 | 2 | | | | |
| Chuck Diering, R OBP: 0.331, SLG: 0.364 (1, 6) | | | | | | | | | | 3 | 0 | 0 | 0 | 1 | 1 | 5 | | | | |
| Jim Wilson, R OBP: 0.171, SLG: 0.147 Cal Abrams, L OBP: 0.419, SLG: 0.400 Tom Gastall, R OBP: 0.143, SLG: 0.143 (9, PH) (9, PR) | | | | | | | | | | 2 | 0 | 0 | 0 | 0 | 0 | 2 | | | | |
| | | | | | | | | | | 0 | 0 | 0 | 0 | 1 | 0 | 0 | Orioles | | | |
| Inning Stats | R: 0 E: 0 K: 0 S: 3 | H: 0 LOB: 0 BB: 0 P: 3 | R: 1 E: 0 K: 0 S: 5 | H: 2 LOB: 2 BB: 1 P: 9 | R: 0 E: 0 K: 1 S: 7 | H: 3 LOB: 2 BB: 0 P: 7 | R: 0 E: 0 K: 0 S: 3 | H: 0 LOB: 0 BB: 0 P: 3 | R: 0 E: 0 K: 0 S: 4 | H: 1 LOB: 2 BB: 1 P: 8 | R: 0 E: 0 K: 1 S: 5 | H: 0 LOB: 2 BB: 2 P: 13 | R: 0 E: 0 K: 0 S: 3 | H: 0 LOB: 0 BB: 0 P: 3 | R: 0 E: 0 K: 0 S: 3 | H: 1 LOB: 1 BB: 1 P: 7 | | 1B: 8 2B: 0 3B: 0 HR: 0 | SF: 0 SAC: 1 DP: 1 HBP: 0 | WP: 1 PB: 0 SB: 0 CS: 1 |
| PITCHER Bob Lemon, R ERA: 3.79 Ray Narleski, R ERA: 4.1 (7, 1) | IP: 6.0 WLS: W BF: 26 | H: 7 R: 1 ER: 1 SO: 1 | BB: 2 IBB: 0 HBP: 0 BLK: 0 | WP: 0 HR: 0 S: 25 P: 33 | ERA: 1.50 WHIP: 1.500 | PITCHER | | | | | | | | | | IP: 3.0 WLS: S BF: 12 | H: 1 R: 0 ER: 0 SO: 1 | BB: 3 IBB: 0 HBP: 0 BLK: 0 | WP: 0 HR: 0 S: 11 P: 23 | ERA: 0.00 WHIP: 1.333 |

| Batter | 1 | 2 | 3 | 4 | 5 | 6 | 7 | 8 | 9 | AB | R | H | RBI | BB | SO | LOB | TOP | | | | | | | | | | |
|---|------------------------------|---------------------------------|------------------------------|---------------------------------|------------------------------|---------------------------------|------------------------------|---------------------------------|------------------------------|---------------------------------|------------------------------|---------------------------------|------------------------------|---------------------------------|------------------------------|---------------------------------|--|------------------------------------|----------------------------------|--------|--|--|--|--|--|--|--|
| Al Smith, R OBP: 0.394, SLG: 0.500 (1, 5) | 0-0 4-3 S 1B | 0-0 6-3 | | 0-0 1B | 0-0 1B | | 0-0 SH1-3 S 1B | | 0-0 1B | 5 | 1 | 4 | 0 | 0 | 0 | 1 | Cleveland Indians @ Baltimore Orioles Memorial Stadium, Baltimore, MD Wed Jun 22 1955, 3:33 AM EDT Att: 10,577 - Unknown | | | | | | | | | | |
| Bobby Avila, R OBP: 0.395, SLG: 0.388 (1, 4) | 0-0 4-3 1-3 | | 0-0 1B G6-4-3 | 0-0 F7 | | 0-0 SH1-3 1-3 | | 0-0 1B | 4 | 1 | 2 | 0 | 0 | 0 | 2 | | | | | | | | | | | | |
| Larry Doby, L OBP: 0.361, SLG: 0.418 (1, 8) | 0-3 K | | 0-0 1B G6-4-3 | | 0-0 F6 | | 0-0 1B G6-4-3 | | 0-0 1B | 5 | 0 | 3 | 1 | 0 | 1 | | | | | | | | | | | | |
| Ralph Kiner, R OBP: 0.384, SLG: 0.451 (1, 7) | 0-0 6-3 | | 0-0 1B G6-4-3 | | 0-0 P8 | | 0-0 1B G6-4-3 | | 0-3 K | 5 | 0 | 0 | 0 | 0 | 1 | 4 | | | | | | | | | | | |
| Al Rosen, R OBP: 0.367, SLG: 0.412 (1, 3) | | 4-0 1B PB BB | 4-0 3B BB | | 0-0 1B | | | 0-0 1B | | 2 | 1 | 2 | 0 | 2 | 0 | 0 | | | | | | | | | | | |
| Dave Philley, S OBP: 0.375, SLG: 0.462 (1, 9) | | 0-0 1B 1-H 2B | 0-0 3B | | 0-0 F3 | | | 0-0 F9 | | 4 | 1 | 2 | 1 | 0 | 0 | 2 | | | | | | | | | | | |
| George Strickland, R OBP: 0.327, SLG: 0.323 (1, 6) | | 0-0 1B 2-3 2B | 0-0 5-3 | | | 0-0 6-3 | | 0-0 E5 1-3 | | 4 | 1 | 1 | 0 | 0 | 0 | 2 | | | | | | | | | | | |
| Jim Hegan, R OBP: 0.277, SLG: 0.291 (1, 2) | | 0-0 F5 | | 0-3 K | | 0-0 4-3 | | 0-3 K | | 4 | 0 | 0 | 0 | 0 | 2 | 4 | | | | | | | | | | | |
| Early Wynn, S OBP: 0.268, SLG: 0.359 (1, 1) | | 0-0 1-H 3-H 2B | | 0-0 4-3 | | 0-0 G3 | | 0-0 4-3 | | 4 | 0 | 1 | 2 | 0 | 0 | 2 | | | | | | | | | | | |
| Inning Stats | R: 0 E: 0 K: 1 S: 6 | H: 1 LOB: 1 BB: 0 P: 6 | R: 2 E: 0 K: 0 S: 5 | H: 3 LOB: 1 BB: 1 P: 9 | R: 2 E: 0 K: 0 S: 5 | H: 3 LOB: 1 BB: 1 P: 9 | R: 0 E: 0 K: 1 S: 6 | H: 1 LOB: 1 BB: 0 P: 6 | R: 0 E: 0 K: 0 S: 4 | H: 0 LOB: 0 BB: 0 P: 3 | R: 1 E: 0 K: 0 S: 4 | H: 2 LOB: 0 BB: 0 P: 4 | R: 0 E: 1 K: 1 S: 7 | H: 1 LOB: 2 BB: 0 P: 7 | R: 0 E: 0 K: 1 S: 6 | H: 3 LOB: 1 BB: 0 P: 6 | 1B: 13 2B: 1 3B: 1 HR: 0 | SF: 0 SAC: 1 DP: 2 HBP: 0 | WP: 0 PB: 1 SB: 2 CS: 0 | PA: 40 | | | | | | | |
| PITCHER | IP | WLS | BF | H | R | ER | SO | BB | IBB | HBP | BLK | WP | HR | S | P | ERA | WHIP | | | | | | | | | | |
| Art Schallock, L ERA: 2.08 (1, 1) | 3.0 | L | 16 | 7 | 4 | 4 | 1 | 2 | 0 | 0 | 0 | 0 | 0 | 16 | 24 | 12.00 | 3.000 | | | | | | | | | | |
| Ray Moore, R ERA: 3.48 (4, 1) | 2.0 | | 8 | 2 | 0 | 0 | 1 | 0 | 0 | 0 | 0 | 0 | 0 | 10 | 10 | 0.00 | 1.000 | | | | | | | | | | |
| Harry Dorish, R ERA: 2.93 (6, 1) | 3.0 | | 12 | 3 | 1 | 1 | 1 | 0 | 0 | 0 | 0 | 0 | 0 | 14 | 14 | 3.00 | 1.000 | | | | | | | | | | |
| Jim McDonald, R ERA: 4.81 (9, 1) | 1.0 | | 4 | 3 | 0 | 0 | 1 | 0 | 0 | 0 | 0 | 0 | 0 | 6 | 6 | 0.00 | 3.000 | | | | | | | | | | |


| Batter | 1 | 2 | 3 | 4 | 5 | 6 | 7 | 8 | 9 | AB | R | H | RBI | BB | SO | LOB | BOTTOM | | | | | | | | | | |
|--|------------------------------|---------------------------------|------------------------------|---------------------------------|------------------------------|---------------------------------|------------------------------|---------------------------------|------------------------------|---------------------------------|------------------------------|---------------------------------|------------------------------|---------------------------------|------------------------------|---------------------------------|--|---------------------------------|----------------------------------|------------------------------------|----------------------------------|--------|--|--|--|--|--|
| Gil Coan, L OBP: 0.325, SLG: 0.336 (1, 7) | 0-0 4-3 | | 0-3 K | | 0-0 L7 | | | 0-3 K2-3 | | 4 | 0 | 0 | 0 | 0 | 2 | 3 | Cleveland Indians @ Baltimore Orioles Memorial Stadium, Baltimore, MD Wed Jun 22 1955, 3:33 AM EDT Att: 10,577 - Unknown | | | | | | | | | | |
| Wayne Causey, L OBP: 0.207, SLG: 0.259 (1, 5) | 0-0 F8 | | | 0-3 K | | 0-3 K | | 0-0 F7 | | 4 | 0 | 0 | 0 | 0 | 2 | 0 | | | | | | | | | | | |
| Dave Pope, L OBP: 0.355, SLG: 0.468 (1, 8) | 0-0 P4-3 | | | 0-0 P4-3 | | 0-0 1B | | 0-0 P4-3 | | 4 | 0 | 1 | 0 | 0 | 0 | 0 | | | | | | | | | | | |
| Gus Triandos, R OBP: 0.322, SLG: 0.373 (1, 3) | | 0-3 K | | 0-0 3B | | 0-0 F8 | | 0-0 FC5-4 1B | | 4 | 0 | 2 | 0 | 0 | 1 | 1 | | | | | | | | | | | |
| Hoot Evers, R OBP: 0.320, SLG: 0.431 (1, 9) | | 0-0 F8 | | 0-0 L7 | | 0-3 K | | 0-3 K | | 2 | 0 | 0 | 0 | 0 | 0 | 1 | | | | | | | | | | | |
| Jim Pyburn, R OBP: 0.276, SLG: 0.271 (5, 9) | | 0-0 F8 | | | | | | 0-0 K | | 2 | 0 | 0 | 0 | 0 | 2 | 2 | | | | | | | | | | | |
| Hal Smith, R OBP: 0.279, SLG: 0.333 (1, 2) | | 0-0 F9 | | | 0-0 F5 | | 0-0 F2 | | 0-0 FC5-4 | 2 | 0 | 0 | 0 | 0 | 0 | 0 | | | | | | | | | | | |
| Tom Gastall, R (6, 2) | | | | | | | | 1-2 | | 2 | 0 | 0 | 0 | 0 | 0 | 1 | | | | | | | | | | | |
| Bobby Young, L OBP: 0.240, SLG: 0.220 (1, 4) | | | 0-3 K | | 0-0 1B | | 0-0 4-3 | | | 3 | 0 | 1 | 0 | 0 | 1 | 0 | | | | | | | | | | | |
| Willy Miranda, S OBP: 0.281, SLG: 0.289 (1, 6) | | | 0-0 F7 | | 0-0 1B | | 0-0 F7 | | | 3 | 0 | 1 | 0 | 0 | 0 | 0 | | | | | | | | | | | |
| Art Schallock, L OBP: 0.125, SLG: 0.125 (3, PH) | | | | | | | | 0-3 K | | 0 | 0 | 0 | 0 | 0 | 0 | 0 | | | | | | | | | | | |
| Wally Westlake, R OBP: 0.379, SLG: 0.333 (4, 1) | | | | | | | | | | 1 | 0 | 0 | 0 | 0 | 0 | 0 | | | | | | | | | | | |
| Ray Moore, R OBP: 0.379, SLG: 0.333 (4, 1) | | | | | | | | | | 0 | 0 | 0 | 0 | 0 | 0 | 0 | | | | | | | | | | | |
| Cal Abrams, R OBP: 0.145, SLG: 0.279 (5, PH) | | | | | | | | | | 1 | 0 | 0 | 0 | 0 | 1 | 2 | | | | | | | | | | | |
| Harry Dorish, R OBP: 0.279, SLG: 0.333 (6, 1) | | | | | | | | | | 0 | 0 | 0 | 0 | 0 | 0 | 0 | | | | | | | | | | | |
| Tex Nelson, L OBP: 0.320, SLG: 0.250 (8, PH) | | | | | | | | | | 1 | 0 | 0 | 0 | 0 | 1 | 0 | | | | | | | | | | | |
| Jim McDonald, R (9, 1) | | | | | | | | | | 0 | 0 | 0 | 0 | 0 | 0 | 0 | | | | | | | | | | | |
| Inning Stats | R: 0 E: 0 K: 0 S: 3 | H: 0 LOB: 0 BB: 0 P: 3 | R: 0 E: 0 K: 1 S: 5 | H: 0 LOB: 0 BB: 0 P: 5 | R: 0 E: 0 K: 2 S: 8 | H: 1 LOB: 1 BB: 0 P: 8 | R: 0 E: 0 K: 1 S: 6 | H: 1 LOB: 1 BB: 0 P: 6 | R: 0 E: 0 K: 2 S: 7 | H: 2 LOB: 2 BB: 0 P: 7 | R: 0 E: 0 K: 2 S: 8 | H: 1 LOB: 1 BB: 0 P: 8 | R: 0 E: 0 K: 0 S: 3 | H: 0 LOB: 0 BB: 0 P: 3 | R: 0 E: 0 K: 2 S: 7 | H: 0 LOB: 0 BB: 0 P: 7 | R: 0 E: 0 K: 1 S: 6 | H: 1 LOB: 1 BB: 0 P: 6 | 1B: 5 2B: 0 3B: 1 HR: 0 | SF: 0 SAC: 0 DP: 0 HBP: 0 | WP: 0 PB: 0 SB: 0 CS: 0 | PA: 33 | | | | | |
| PITCHER | IP | WLS | BF | H | R | ER | SO | BB | IBB | HBP | BLK | WP | HR | S | P | ERA | WHIP | | | | | | | | | | |
| Early Wynn, R ERA: 2.63 (1, 1) | 9.0 | W | 33 | 6 | 0 | 0 | 10 | 0 | 0 | 0 | 0 | 0 | 0 | 53 | 53 | 0.00 | 0.667 | | | | | | | | | | |



| Batter | 1 | 2 | 3 | 4 | 5 | 6 | 7 | 8 | 9 | 10 | 11 | AB | R | H | RBI | BB | SO | LOB | TOP | | | |
|---|------------------------------|---------------------------------|------------------------------|---------------------------------|-------------------------------------|----------------------------------|------------------------------|---------------------------------|------------------------------|---------------------------------|------------------------------|---------------------------------|------------------------------|---------------------------------|------------------------------|---------------------------------|------------------------------|---------------------------------|----------------------------------|------------------------------------|----------------------------------|--------|
| Joe Demaestri, R OBP: 0.263, SLG: 0.268 (1.6) | | | | | | | | | | | | 5 | 1 | 2 | 0 | 1 | 0 | 2 | | | | |
| Enos Slaughter, L OBP: 0.371, SLG: 0.329 (1.9) | | | | | | | | | | | | 6 | 1 | 0 | 0 | 0 | 0 | 5 | | | | |
| Gus Zernial, R OBP: 0.312, SLG: 0.488 (1.7) | | | | | | | | | | | | 4 | 0 | 0 | 0 | 1 | 1 | 3 | | | | |
| Harry Simpson, L OBP: 0.291, SLG: 0.307 (1.8) | | | | | | | | | | | | 5 | 0 | 2 | 0 | 0 | 0 | 2 | | | | |
| Vic Power, R OBP: 0.356, SLG: 0.487 (1.3) | | | | | | | | | | | | 5 | 0 | 1 | 0 | 0 | 0 | 4 | | | | |
| Jim Finigan, R OBP: 0.368, SLG: 0.498 (1.4) | | | | | | | | | | | | 4 | 1 | 1 | 0 | 1 | 0 | 6 | | | | |
| Hector Lopez, R OBP: 0.287, SLG: 0.252 (1.5) | | | | | | | | | | | | 4 | 0 | 1 | 1 | 0 | 0 | 3 | | | | |
| Joe Astroth, R OBP: 0.368, SLG: 0.299 (1.2) | | | | | | | | | | | | 4 | 0 | 1 | 0 | 1 | 0 | 3 | | | | |
| Vic Raschi, R OBP: 0.353, SLG: 0.375 Johnny Sain, R OBP: 0.375, SLG: 0.375 Tom Gorman, R OBP: 0.375, SLG: 0.375 (1.1), (8.1), (9.1) | | | | | | | | | | | | 2 | 0 | 1 | 0 | 1 | 0 | 2 | | | | |
| Inning Stats | R: 0 E: 0 K: 1 S: 6 | H: 1 LOB: 1 BB: 0 P: 6 | R: 1 E: 0 K: 0 S: 4 | H: 2 LOB: 1 BB: 1 P: 8 | R: 2 E: 2 K: 0 S: 5 | H: 0 LOB: 1 BB: 1 P: 9 | R: 0 E: 0 K: 0 S: 3 | H: 0 LOB: 1 BB: 1 P: 7 | R: 0 E: 0 K: 0 S: 4 | H: 1 LOB: 2 BB: 1 P: 8 | R: 0 E: 1 K: 0 S: 5 | H: 2 LOB: 2 BB: 0 P: 5 | R: 0 E: 0 K: 0 S: 4 | H: 1 LOB: 1 BB: 0 P: 4 | R: 0 E: 0 K: 1 S: 3 | H: 0 LOB: 3 BB: 1 P: 9 | R: 0 E: 0 K: 1 S: 5 | H: 0 LOB: 0 BB: 0 P: 5 | 1B: 6 2B: 2 3B: 1 HR: 0 | SF: 0 SAC: 1 DP: 2 HBP: 2 | WP: 0 PB: 0 SB: 0 CS: 0 | PA: 48 |
| PITCHER | IP: 8.0 ERA: 4.5 | WLS: 10 ERA: 3.06 | BF: 38 | H: 9 R: 3 ER: 1 SO: 1 | BB: 4 IBB: 0 HBP: 2 BLK: 0 | WP: 0 HR: 0 S: 36 P: 52 | ERA: 1.12 WHIP: 1.625 | | | | | | | | | | | | | | | |

Kansas City Athletics @ Baltimore Orioles
 Memorial Stadium, Baltimore, MD
 Sat Jun 25 1955, 3:33 AM EDT
 Att: 4,480 - Unknown

| | |
|-----|----|
| AB | 40 |
| R | 3 |
| H | 9 |
| RBI | 1 |
| BB | 5 |
| SO | 2 |
| LOB | 30 |



| Batter | 1 | 2 | 3 | 4 | 5 | 6 | 7 | 8 | 9 | 10 | 11 | AB | R | H | RBI | BB | SO | LOB | BOTTOM | | | |
|---|------------------------------|---------------------------------|------------------------------|---------------------------------|-------------------------------------|----------------------------------|------------------------------|---------------------------------|------------------------------|---------------------------------|------------------------------|---------------------------------|------------------------------|---------------------------------|------------------------------|----------------------------------|------------------------------|----------------------------------|----------------------------------|------------------------------------|----------------------------------|--------|
| Bobby Young, L OBP: 0.246, SLG: 0.233 (1.4) | | | | | | | | | | | | 5 | 1 | 3 | 1 | 0 | 1 | 3 | | | | |
| Wally Westlake, R OBP: 0.405, SLG: 0.333 (1.9) | | | | | | | | | | | | 5 | 0 | 2 | 0 | 0 | 0 | 3 | | | | |
| Dave Pope, L OBP: 0.346, SLG: 0.445 (1.7), (10.8) | | | | | | | | | | | | 4 | 0 | 1 | 1 | 0 | 0 | 1 | | | | |
| Gus Triandos, R OBP: 0.313, SLG: 0.358 (1.3), (11.2) | | | | | | | | | | | | 4 | 0 | 0 | 0 | 1 | 1 | 1 | | | | |
| Hal Smith, R OBP: 0.281, SLG: 0.335 Tom Gastall, R OBP: 0.335, SLG: 0.335 (1.2), (9. PR), (10.2) | | | | | | | | | | | | 4 | 0 | 1 | 0 | 0 | 0 | 0 | | | | |
| Cal Abrams, L OBP: 0.410, SLG: 0.388 (10. PH), (11.3) | | | | | | | | | | | | 1 | 0 | 0 | 0 | 0 | 0 | 2 | | | | |
| Wayne Causey, L OBP: 0.220, SLG: 0.256 (1.5) | | | | | | | | | | | | 4 | 0 | 1 | 0 | 0 | 1 | 2 | | | | |
| Chuck Diering, R OBP: 0.322, SLG: 0.352 (1.8), (10.6) | | | | | | | | | | | | 4 | 0 | 1 | 0 | 0 | 1 | 2 | | | | |
| Willy Miranda, S OBP: 0.280, SLG: 0.287 Hoot Evers, R OBP: 0.324, SLG: 0.441 (1.6), (9. PH), (10.7) | | | | | | | | | | | | 3 | 1 | 1 | 0 | 0 | 0 | 2 | | | | |
| Erv Palica, R OBP: 0.222, SLG: 0.222 Gil Coan, L OBP: 0.310, SLG: 0.319 Ray Moore, R OBP: 0.357, SLG: 0.308 (1.1), (8. PH), (9.1) | | | | | | | | | | | | 1 | 0 | 0 | 0 | 0 | 0 | 0 | | | | |
| Inning Stats | R: 0 E: 0 K: 0 S: 3 | H: 1 LOB: 0 BB: 0 P: 3 | R: 0 E: 0 K: 0 S: 5 | H: 2 LOB: 2 BB: 0 P: 5 | R: 0 E: 0 K: 0 S: 4 | H: 1 LOB: 1 BB: 0 P: 4 | R: 0 E: 0 K: 0 S: 3 | H: 0 LOB: 0 BB: 0 P: 3 | R: 1 E: 0 K: 0 S: 5 | H: 2 LOB: 1 BB: 0 P: 5 | R: 0 E: 0 K: 1 S: 5 | H: 0 LOB: 0 BB: 0 P: 5 | R: 0 E: 0 K: 0 S: 3 | H: 0 LOB: 0 BB: 0 P: 3 | R: 1 E: 0 K: 0 S: 5 | H: 3 LOB: 3 BB: 1 P: 10 | R: 0 E: 0 K: 1 S: 6 | H: 1 LOB: 2 BB: 1 P: 10 | 1B: 8 2B: 4 3B: 0 HR: 0 | SF: 0 SAC: 2 DP: 1 HBP: 0 | WP: 0 PB: 0 SB: 0 CS: 0 | PA: 42 |
| PITCHER | IP: 7.2 ERA: 4.91 | WLS: 6 ERA: 5.45 | BF: 30 | H: 8 R: 2 ER: 2 SO: 2 | BB: 0 IBB: 0 HBP: 0 BLK: 0 | WP: 0 HR: 0 S: 32 P: 32 | ERA: 2.35 WHIP: 1.043 | | | | | | | | | | | | | | | |

Kansas City Athletics @ Baltimore Orioles
 Memorial Stadium, Baltimore, MD
 Sat Jun 25 1955, 3:33 AM EDT
 Att: 4,480 - Unknown

| | |
|-----|----|
| AB | 39 |
| R | 3 |
| H | 12 |
| RBI | 3 |
| BB | 1 |
| SO | 4 |
| LOB | 17 |



| Batter | 1 | 2 | 3 | 4 | 5 | 6 | 7 | 8 | 9 | AB | R | H | RBI | BB | SO | LOB | TOP | | | |
|---|------------------------------|---------------------------------|-------------------------------------|----------------------------------|------------------------------|---------------------------------|------------------------------|---------------------------------|------------------------------|---------------------------------|------------------------------|---------------------------------|------------------------------|---------------------------------|------------------------------|---------------------------------|----------------------------------|------------------------------------|-------------------------|--------|
| Joe Demaestri, R OBP: 0.259, SLG: 0.263 (1, 6) | | | | | | | | | | 4 | 0 | 0 | 0 | 0 | 0 | 2 | | | | |
| Enos Slaughter, L OBP: 0.356, SLG: 0.315 (1, 9) | | | | | | | | | | 4 | 0 | 0 | 0 | 0 | 0 | 1 | | | | |
| Gus Zernial, R OBP: 0.308, SLG: 0.481 Bill Renna, R OBP: 0.319, SLG: 0.415 (1, 7) (8, 7) | | | | | | | | | | 3 | 0 | 0 | 0 | 0 | 1 | 1 | | | | |
| Harry Simpson, L OBP: 0.290, SLG: 0.304 (1, 8) | | | | | | | | | | 4 | 0 | 1 | 0 | 0 | 1 | 0 | | | | |
| Vic Power, R OBP: 0.356, SLG: 0.485 (1, 3) | | | | | | | | | | 3 | 0 | 1 | 0 | 0 | 0 | 1 | | | | |
| Jim Finigan, R OBP: 0.362, SLG: 0.492 (1, 4) | | | | | | | | | | 3 | 0 | 0 | 0 | 0 | 1 | 2 | | | | |
| Hector Lopez, R OBP: 0.281, SLG: 0.247 (1, 5) | | | | | | | | | | 3 | 0 | 0 | 0 | 0 | 1 | 2 | | | | |
| Joe Astroth, R OBP: 0.367, SLG: 0.311 (1, 2) | | | | | | | | | | 3 | 1 | 1 | 0 | 0 | 1 | 0 | | | | |
| Alex Kellner, R OBP: 0.344, SLG: 0.400 (1, 1) | | | | | | | | | | 3 | 0 | 2 | 1 | 0 | 0 | 0 | | | | |
| Inning Stats | R: 0 E: 0 K: 0 S: 3 | H: 0 LOB: 0 BB: 0 P: 3 | R: 0 E: 0 K: 1 S: 6 | H: 1 LOB: 1 BB: 0 P: 6 | R: 0 E: 0 K: 0 S: 3 | H: 1 LOB: 0 BB: 0 P: 3 | R: 0 E: 0 K: 0 S: 3 | H: 0 LOB: 0 BB: 0 P: 3 | R: 0 E: 0 K: 1 S: 5 | H: 2 LOB: 1 BB: 0 P: 7 | R: 0 E: 0 K: 0 S: 4 | H: 1 LOB: 1 BB: 0 P: 4 | R: 0 E: 0 K: 1 S: 5 | H: 0 LOB: 0 BB: 0 P: 5 | R: 0 E: 0 K: 1 S: 5 | H: 0 LOB: 0 BB: 0 P: 5 | 1B: 4 2B: 1 3B: 0 HR: 0 | SF: 0 SAC: 0 DP: 1 HBP: 0 | WP: 0 PB: 0 CS: 0 | PA: 31 |
| PITCHER Jim Wilson, R ERA: 2.61 (1, 1) | IP: 9.0 WLS: L BF: 31 | H: 5 R: 1 ER: 1 SO: 5 | BB: 0 IBB: 0 HBP: 0 BLK: 0 | WP: 0 HR: 0 S: 41 P: 41 | ERA: 1.00 WHIP: 0.556 | | | | | | | | | | | | | | | |

Kansas City Athletics @ Baltimore Orioles
Memorial Stadium, Baltimore, MD
Sun Jun 26 1955, 3:33 AM EDT
Unknown

AB 31
R 1
H 5
RBI 1
BB 0
SO 5
LOB 9



| Batter | 1 | 2 | 3 | 4 | 5 | 6 | 7 | 8 | 9 | AB | R | H | RBI | BB | SO | LOB | BOTTOM | | |
|--|------------------------------|---------------------------------|-------------------------------------|----------------------------------|------------------------------|---------------------------------|------------------------------|---------------------------------|------------------------------|---------------------------------|------------------------------|---------------------------------|------------------------------|---------------------------------|----------------------------------|------------------------------------|-------------------------|--------|--|
| Chuck Diering, R OBP: 0.315, SLG: 0.344 (1, 5) (9, 6) | | | | | | | | | | 4 | 0 | 0 | 0 | 0 | 0 | 0 | | | |
| Hoot Evers, R OBP: 0.317, SLG: 0.430 (1, 7) | | | | | | | | | | 4 | 0 | 0 | 0 | 0 | 0 | 0 | | | |
| Wally Westlake, R OBP: 0.390, SLG: 0.303 (1, 9) | | | | | | | | | | 3 | 0 | 0 | 0 | 1 | 1 | 0 | | | |
| Gus Triandos, R OBP: 0.308, SLG: 0.351 (1, 3) | | | | | | | | | | 3 | 0 | 0 | 0 | 0 | 0 | 1 | | | |
| Hal Smith, R OBP: 0.282, SLG: 0.335 (1, 2) | | | | | | | | | | 3 | 0 | 1 | 0 | 0 | 0 | 0 | | | |
| Dave Pope, L OBP: 0.342, SLG: 0.439 (1, 8) | | | | | | | | | | 2 | 0 | 0 | 0 | 0 | 1 | 0 | | | |
| Bobby Young, L OBP: 0.244, SLG: 0.231 Tom Gastall, R (8, PH) Wayne Causey, L OBP: 0.220, SLG: 0.256 (9, 5) | | | | | | | | | | 2 | 0 | 0 | 0 | 0 | 0 | 1 | | | |
| Willy Miranda, S OBP: 0.281, SLG: 0.284 (9, 4) | | | | | | | | | | 2 | 0 | 0 | 0 | 1 | 0 | 1 | | | |
| Jim Wilson, R OBP: 0.158, SLG: 0.135 (1, 1) | | | | | | | | | | 3 | 0 | 0 | 0 | 0 | 0 | 1 | | | |
| Inning Stats | R: 0 E: 0 K: 0 S: 3 | H: 0 LOB: 1 BB: 1 P: 7 | R: 0 E: 0 K: 0 S: 4 | H: 1 LOB: 1 BB: 0 P: 4 | R: 0 E: 0 K: 0 S: 3 | H: 0 LOB: 0 BB: 0 P: 3 | R: 0 E: 0 K: 0 S: 3 | H: 0 LOB: 0 BB: 0 P: 3 | R: 0 E: 0 K: 1 S: 5 | H: 0 LOB: 1 BB: 1 P: 9 | R: 0 E: 0 K: 1 S: 5 | H: 0 LOB: 0 BB: 0 P: 5 | R: 0 E: 0 K: 1 S: 5 | H: 0 LOB: 0 BB: 0 P: 5 | 1B: 1 2B: 0 3B: 0 HR: 0 | SF: 0 SAC: 1 DP: 0 HBP: 0 | WP: 0 PB: 0 CS: 0 | PA: 30 | |
| PITCHER Alex Kellner, L ERA: 3.68 (1, 1) | IP: 9.0 WLS: W BF: 30 | H: 1 R: 0 ER: 0 SO: 2 | BB: 2 IBB: 0 HBP: 0 BLK: 0 | WP: 0 HR: 0 S: 32 P: 40 | ERA: 0.00 WHIP: 0.333 | | | | | | | | | | | | | | |


Kansas City Athletics @ Baltimore Orioles
Memorial Stadium, Baltimore, MD
Sun Jun 26 1955, 3:33 AM EDT
Unknown

AB 27
R 0
H 1
RBI 0
BB 2
SO 2
LOB 4



| Batter | 1 | 2 | 3 | 4 | 5 | 6 | 7 | 8 | 9 | AB | R | H | RBI | BB | SO | LOB | TOP | | | | | | | | | | |
|---|------------------------------|---------------------------------|------------------------------|---------------------------------|------------------------------|---------------------------------|------------------------------|---------------------------------|------------------------------|---------------------------------|------------------------------|---------------------------------|------------------------------|---------------------------------|------------------------------|---------------------------------|--|---------------------------------|----------------------------------|------------------------------------|----------------------------------|--------|--|--|--|--|--|
| Joe Demaestri, R (1, 6) OBP: 0.262, SLG: 0.266 | | | | | | | | | | 5 | 0 | 2 | 0 | 0 | 0 | 0 | Kansas City Athletics @ Baltimore Orioles Memorial Stadium, Baltimore, MD Sun Jun 26 1955, 3:38 AM EDT Att: 16,489 - Unknown livebaseballscorecards.com | | | | | | | | | | |
| Enos Slaughter, L (1, 9) OBP: 0.352, SLG: 0.312 | | | | | | | | | | 4 | 0 | 1 | 1 | 0 | 0 | 2 | | | | | | | | | | | |
| Gus Zernial, R (1, 7) OBP: 0.307, SLG: 0.491 Bill Renna, R (7, 7) OBP: 0.319, SLG: 0.415 | | | | | | | | | | 4 | 1 | 1 | 1 | 0 | 1 | 4 | | | | | | | | | | | |
| Harry Simpson, L (1, 8) OBP: 0.306, SLG: 0.344 | | | | | | | | | | 4 | 0 | 3 | 0 | 0 | 0 | 0 | | | | | | | | | | | |
| Vic Power, R (1, 3) OBP: 0.350, SLG: 0.477 | | | | | | | | | | 4 | 0 | 0 | 0 | 0 | 0 | 3 | | | | | | | | | | | |
| Jim Finigan, R (1, 4) OBP: 0.357, SLG: 0.484 | | | | | | | | | | 4 | 0 | 0 | 0 | 0 | 2 | 2 | | | | | | | | | | | |
| Hector Lopez, R (1, 5) OBP: 0.298, SLG: 0.280 | | | | | | | | | | 3 | 3 | 3 | 1 | 1 | 0 | 0 | | | | | | | | | | | |
| Billy Shantz, R (1, 2) OBP: 0.341, SLG: 0.364 | | | | | | | | | | 3 | 0 | 0 | 0 | 0 | 0 | 2 | | | | | | | | | | | |
| Ray Herbert, R (1, 1) OBP: 0.313, SLG: 0.357 Tom Gorman, R (9, 1) | | | | | | | | | | 2 | 1 | 1 | 2 | 1 | 1 | 1 | | | | | | | | | | | |
| Inning Stats | R: 1 E: 0 K: 0 S: 5 | H: 2 LOB: 1 BB: 0 P: 5 | R: 0 E: 0 K: 2 S: 8 | H: 1 LOB: 1 BB: 0 P: 8 | R: 0 E: 0 K: 1 S: 5 | H: 0 LOB: 0 BB: 0 P: 5 | R: 0 E: 1 K: 0 S: 3 | H: 1 LOB: 0 BB: 0 P: 3 | R: 2 E: 0 K: 0 S: 5 | H: 3 LOB: 1 BB: 1 P: 9 | R: 0 E: 0 K: 1 S: 5 | H: 0 LOB: 0 BB: 0 P: 5 | R: 1 E: 0 K: 0 S: 5 | H: 2 LOB: 2 BB: 1 P: 9 | R: 0 E: 0 K: 0 S: 3 | H: 1 LOB: 0 BB: 0 P: 3 | R: 1 E: 1 K: 0 S: 4 | H: 1 LOB: 0 BB: 0 P: 4 | 1B: 8 2B: 0 3B: 1 HR: 2 | SF: 1 SAC: 1 DP: 2 HBP: 0 | WP: 0 PB: 0 SB: 0 CS: 1 | PA: 38 | | | | | |
| PITCHER | IP | WLS | BF | H | R | ER | SO | BB | IBB | HBP | BLK | WP | HR | S | P | ERA | WHIP | | | | | | | | | | |
| Don Johnson, R (1, 1) ERA: 4.67 | 5.0 | L | 21 | 7 | 3 | 3 | 3 | 1 | 0 | 0 | 0 | 0 | 2 | 26 | 30 | 5.40 | 1.600 | | | | | | | | | | |
| Harry Dorish, R (6, 1) ERA: 2.94 | 2.0 | 10 | 3 | 1 | 1 | 1 | 1 | 1 | 0 | 0 | 0 | 0 | 0 | 11 | 15 | 4.50 | 2.000 | | | | | | | | | | |
| Jim McDonald, R (8, 1) ERA: 5.59 | 1.0 | 2 | 0 | 0 | 0 | 0 | 0 | 0 | 0 | 0 | 0 | 0 | 0 | 2 | 2 | 0.00 | 0.000 | | | | | | | | | | |
| Art Schallack, L (9, 1) ERA: 2.01 | 1.0 | 4 | 1 | 1 | 0 | 0 | 0 | 0 | 0 | 0 | 0 | 0 | 0 | 4 | 4 | 0.00 | 1.000 | | | | | | | | | | |

| Batter | 1 | 2 | 3 | 4 | 5 | 6 | 7 | 8 | 9 | AB | R | H | RBI | BB | SO | LOB | BOTTOM | | | | | | | | | | |
|---|------------------------------|---------------------------------|------------------------------|---------------------------------|------------------------------|---------------------------------|------------------------------|---------------------------------|------------------------------|---------------------------------|------------------------------|---------------------------------|------------------------------|---------------------------------|------------------------------|---------------------------------|--|---------------------------------|----------------------------------|------------------------------------|----------------------------------|--------|--|--|--|--|--|
| Bobby Young, L (1, 4) OBP: 0.244, SLG: 0.231 | | | | | | | | | | 4 | 0 | 1 | 0 | 0 | 0 | 2 | Kansas City Athletics @ Baltimore Orioles Memorial Stadium, Baltimore, MD Sun Jun 26 1955, 3:38 AM EDT Att: 16,489 - Unknown livebaseballscorecards.com | | | | | | | | | | |
| Dave Pope, L (1, 8) OBP: 0.340, SLG: 0.434 | | | | | | | | | | 4 | 0 | 1 | 0 | 0 | 1 | 1 | | | | | | | | | | | |
| Wally Westlake, R (1, 9) OBP: 0.378, SLG: 0.278 | | | | | | | | | | 3 | 0 | 0 | 0 | 1 | 1 | 1 | | | | | | | | | | | |
| Gus Triandos, R (1, 3) OBP: 0.312, SLG: 0.351 | | | | | | | | | | 3 | 0 | 1 | 0 | 0 | 0 | 1 | | | | | | | | | | | |
| Hoot Evers, R (1, 7) OBP: 0.316, SLG: 0.426 | | | | | | | | | | 4 | 1 | 1 | 0 | 0 | 0 | 4 | | | | | | | | | | | |
| Wayne Causey, L (1, 5) OBP: 0.222, SLG: 0.256 | | | | | | | | | | 4 | 1 | 1 | 0 | 0 | 0 | 2 | | | | | | | | | | | |
| Tom Gastall, R (1, 2) OBP: 0.100, SLG: 0.100 | | | | | | | | | | 4 | 0 | 1 | 0 | 0 | 0 | 4 | | | | | | | | | | | |
| Willy Miranda, S (1, 6) OBP: 0.279, SLG: 0.283 Gil Coan, L (5, PH) OBP: 0.315, SLG: 0.333 Chuck Diering, R (6, 6) OBP: 0.313, SLG: 0.341 | | | | | | | | | | 1 | 0 | 0 | 0 | 0 | 0 | 1 | | | | | | | | | | | |
| Don Johnson, R (1, 1) Cal Abrams, L (5, PH) Harry Dorish, R (8, 1) Jim McDonald, R (8, 1) Hal Smith, R (8, PH) Art Schallack, L (9, 1) | | | | | | | | | | 0 | 0 | 0 | 0 | 0 | 0 | 0 | | | | | | | | | | | |
| Inning Stats | R: 0 E: 0 K: 0 S: 3 | H: 1 LOB: 0 BB: 0 P: 3 | R: 0 E: 0 K: 0 S: 2 | H: 0 LOB: 0 BB: 0 P: 3 | R: 0 E: 1 K: 0 S: 4 | H: 1 LOB: 1 BB: 0 P: 4 | R: 0 E: 0 K: 0 S: 3 | H: 0 LOB: 0 BB: 0 P: 3 | R: 2 E: 0 K: 0 S: 6 | H: 3 LOB: 1 BB: 0 P: 6 | R: 0 E: 0 K: 1 S: 6 | H: 1 LOB: 1 BB: 0 P: 6 | R: 0 E: 0 K: 0 S: 3 | H: 0 LOB: 0 BB: 0 P: 3 | R: 0 E: 0 K: 1 S: 5 | H: 0 LOB: 0 BB: 0 P: 5 | R: 0 E: 0 K: 0 S: 4 | H: 1 LOB: 2 BB: 1 P: 8 | 1B: 6 2B: 1 3B: 0 HR: 0 | SF: 1 SAC: 0 DP: 1 HBP: 1 | WP: 0 PB: 0 SB: 0 CS: 1 | PA: 34 | | | | | |
| PITCHER | IP | WLS | BF | H | R | ER | SO | BB | IBB | HBP | BLK | WP | HR | S | P | ERA | WHIP | | | | | | | | | | |
| Ray Herbert, R (1, 1) ERA: 5.07 | 8.0 | W | 31 | 7 | 2 | 2 | 2 | 1 | 0 | 1 | 0 | 0 | 0 | 33 | 38 | 2.25 | 1.000 | | | | | | | | | | |
| Tom Gorman, R (9, 1) ERA: 3.14 | 1.0 | S | 3 | 0 | 0 | 0 | 0 | 0 | 0 | 0 | 0 | 0 | 0 | 3 | 3 | 0.00 | 0.000 | | | | | | | | | | |




| Batter | 1 | 2 | 3 | 4 | 5 | 6 | 7 | 8 | 9 | AB | R | H | RBI | BB | SO | LOB | TOP | | | | |
|--|---|---------------------------------|------------------------------|---------------------------------|------------------------------|----------------------------------|------------------------------|---------------------------------|------------------------------|----------------------------------|------------------------------|---------------------------------|------------------------------|---------------------------------|-------------------------------|----------------------------------|---|---------------------------------|----------------------------------|------------------------------------|--|
| Wally Westlake, R (1, 7) OBP: 0.340, SLG: 0.244 | | | F5 | | K | | F3 | K | | 5 | 0 | 0 | 0 | 0 | 3 | 6 | <p>Baltimore Orioles @ New York Yankees Yankee Stadium, Bronx, NY Wed Jun 29 1955, 3:33 AM EDT Unknown - 87 F</p> | | | | |
| Gil Coan, L (1, 9) OBP: 0.326, SLG: 0.347 Hoot Evers, R (9, FR) OBP: 0.316, SLG: 0.426 | | | K | | | | | | P8 6-3 2B | 4 | 0 | 2 | 0 | 1 | 2 | 1 | | | | | |
| Dave Pope, L (1, 8) OBP: 0.329, SLG: 0.419 | | | | P4 | P8 | | P8 | | P8 2-3 | 5 | 0 | 0 | 0 | 0 | 1 | 5 | | | | | |
| Hank Majeski, R (1, 4) OBP: 0.313, SLG: 0.340 | | F8 | | 5-3 | | 4-3 E 1B | F7 | | 6-3 | 5 | 1 | 1 | 1 | 0 | 0 | 2 | | | | | |
| Gus Triandos, R (1, 3) OBP: 0.314, SLG: 0.354 | | F3 | | FC6-4 BB | | F7 | | 1B 2B | F9 | 4 | 0 | 1 | 0 | 1 | 0 | 2 | | | | | |
| Hal Smith, R (1, 2) OBP: 0.281, SLG: 0.333 Tom Gastall, R (6, 2) OBP: 0.182, SLG: 0.100 | | | | FC6-4 1B | | E6 1B 1-2 4-3 | | 1B BB | | 3 | 0 | 1 | 0 | 0 | 0 | 2 | | | | | |
| Wayne Causey, L (1, 5) OBP: 0.224, SLG: 0.255 | | K | | | | F8 | 4-3 | | 1-2 2-3 1B | 4 | 0 | 1 | 0 | 0 | 1 | 3 | | | | | |
| Willy Miranda, S (1, 6) OBP: 0.288, SLG: 0.288 | | | | | | | | K | | 3 | 0 | 2 | 1 | 1 | 1 | 3 | | | | | |
| Saul Rogovin, R (1, 1) OBP: 0.130, SLG: 0.091 Duane Pilette, R (3, 1) OBP: 0.333, SLG: 0.200 Cal Abrams, L (6, PH) OBP: 0.404, SLG: 0.385 Jim McDonald, R (8, 1) OBP: 0.182, SLG: 0.100 | | | K | | | | | K | | 1 | 0 | 0 | 0 | 0 | 1 | 1 | | | | | |
| | | | | | | | | | | 1 | 0 | 0 | 0 | 1 | 1 | 2 | | | | | |
| | | | | | | | | | | 1 | 0 | 0 | 0 | 1 | 3 | 0 | | | | | |
| | | | | | | | | | | 0 | 0 | 0 | 0 | 0 | 0 | 0 | | | | | |
| Inning Stats | R: 0 E: 0 K: 3 S: 9 | H: 0 LOB: 0 BB: 0 P: 9 | R: 0 E: 0 K: 1 S: 6 | H: 1 LOB: 1 BB: 0 P: 6 | R: 0 E: 0 K: 2 S: 7 | H: 0 LOB: 1 BB: 1 P: 11 | R: 0 E: 0 K: 0 S: 3 | H: 0 LOB: 1 BB: 1 P: 7 | R: 0 E: 0 K: 1 S: 6 | H: 1 LOB: 3 BB: 2 P: 14 | R: 1 E: 1 K: 1 S: 8 | H: 2 LOB: 2 BB: 0 P: 8 | R: 0 E: 0 K: 0 S: 4 | H: 1 LOB: 1 BB: 0 P: 4 | R: 0 E: 0 K: 3 S: 11 | H: 2 LOB: 3 BB: 1 P: 15 | R: 1 E: 0 K: 0 S: 4 | H: 1 LOB: 1 BB: 0 P: 4 | 1B: 6 2B: 2 3B: 0 HR: 0 | SF: 0 SAC: 0 DP: 0 HBP: 0 | WP: 0 PA: 41 PB: 0 SB: 0 CS: 0 |
| PITCHER Bob Turley, R (1, 1) ERA: 3.16 | IP: 9.0 WLS: W BF: 41 H: 8 R: 2 ER: 1 SO: 11 BB: 5 IBB: 0 HBP: 0 BLK: 0 WP: 0 HR: 0 S: 58 P: 78 ERA: 1.00 WHIP: 1.444 | | | | | | | | | | | | | | | PITCHER | | | | | |

| Batter | 1 | 2 | 3 | 4 | 5 | 6 | 7 | 8 | 9 | AB | R | H | RBI | BB | SO | LOB | BOTTOM | | | | |
|--|---|---------------------------------|-------------------------------|----------------------------------|------------------------------|----------------------------------|------------------------------|---------------------------------|------------------------------|---------------------------------|------------------------------|---------------------------------|------------------------------|---------------------------------|------------------------------|---------------------------------|---|---------------------------------|----------------------------------|------------------------------------|--|
| Gil McDougald, R (1, 4) OBP: 0.366, SLG: 0.375 | P8 | K | | K | | K | | 1B 2B | | 5 | 0 | 1 | 0 | 0 | 3 | 1 | <p>Baltimore Orioles @ New York Yankees Yankee Stadium, Bronx, NY Wed Jun 29 1955, 3:33 AM EDT Unknown - 87 F</p> | | | | |
| Irv Noren, L (1, 7) OBP: 0.322, SLG: 0.404 | F4 | | S BB 1B | F4 | | WP 2B 1B | | 1-3 3-H 1B | | 4 | 2 | 2 | 1 | 1 | 0 | 0 | | | | | |
| Mickey Mantle, S (1, 8) OBP: 0.426, SLG: 0.591 | K | | 4-0 BB 1B | 4-0 BB 1B | | F7 1-2 | | F6 | | 3 | 1 | 0 | 0 | 2 | 1 | 3 | | | | | |
| Yogi Berra, L (1, 2) OBP: 0.359, SLG: 0.498 Charles Silvera, R (5, 2) OBP: 0.398, SLG: 0.200 | | 1B E 1B | S 1B 1B | P8 | | K | | | | 2 | 2 | 1 | 0 | 1 | 0 | 1 | | | | | |
| Bill Skowron, R (1, 3) OBP: 0.412, SLG: 0.659 | | F6 | 1-2 2-H 3-H 1B | S 1B | | F9 | | 2-H 2B | | 4 | 1 | 2 | 3 | 0 | 0 | 1 | | | | | |
| Elston Howard, R (1, 9) OBP: 0.410, SLG: 0.538 | K | K | 1-2 2-3 | K | | P8 | | 5-3 | | 4 | 0 | 0 | 0 | 0 | 2 | 4 | | | | | |
| Andy Carey, R (1, 5) OBP: 0.306, SLG: 0.372 | | E9 1-H 1B | 4-0 1B IBB | P8 | | P8 | | 1B S 1B | | 3 | 2 | 2 | 0 | 1 | 0 | 0 | | | | | |
| Billy Hunter, R (1, 6) OBP: 0.254, SLG: 0.298 Eddie Robinson, L (3, PH) OBP: 0.380, SLG: 0.574 Phil Rizzuto, R (3, FR) OBP: 0.375, SLG: 0.250 | | | | G5-4-3 1B | | K | | F4 | | 1 | 1 | 1 | 1 | 0 | 0 | 0 | | | | | |
| | | | | | | | | | | 1 | 0 | 1 | 2 | 0 | 0 | 0 | | | | | |
| | | | | | | | | | | 2 | 0 | 0 | 0 | 0 | 1 | 1 | | | | | |
| | | | | | | | | | | 4 | 0 | 1 | 1 | 0 | 1 | 3 | | | | | |
| Inning Stats | R: 0 E: 0 K: 1 S: 5 | H: 0 LOB: 0 BB: 0 P: 5 | R: 3 E: 2 K: 2 S: 11 | H: 4 LOB: 1 BB: 0 P: 11 | R: 4 E: 0 K: 1 S: 6 | H: 2 LOB: 2 BB: 4 P: 22 | R: 0 E: 0 K: 1 S: 5 | H: 0 LOB: 1 BB: 1 P: 9 | R: 0 E: 0 K: 0 S: 3 | H: 0 LOB: 0 BB: 0 P: 3 | R: 0 E: 0 K: 3 S: 9 | H: 0 LOB: 0 BB: 0 P: 9 | R: 1 E: 0 K: 1 S: 7 | H: 2 LOB: 1 BB: 0 P: 7 | R: 1 E: 0 K: 0 S: 6 | H: 3 LOB: 2 BB: 0 P: 6 | R: 1 E: 0 K: 0 S: 4 | H: 1 LOB: 1 BB: 0 P: 4 | 1B: 9 2B: 2 3B: 0 HR: 0 | SF: 0 SAC: 0 DP: 1 HBP: 0 | WP: 1 PA: 39 PB: 0 SB: 4 CS: 0 |
| PITCHER Saul Rogovin, R (1, 1) ERA: 4.56 Duane Pilette, R (3, 1) ERA: 6.75 Jim McDonald, R (8, 1) ERA: 5.68 | IP: 2.0 WLS: L BF: 13 H: 4 R: 6 ER: 6 SO: 3 BB: 3 IBB: 0 HBP: 0 BLK: 0 WP: 0 HR: 0 S: 16 P: 28 ERA: 27.00 WHIP: 3.500 | | | | | | | | | | | | | | | PITCHER | | | | | |


| Batter | 1 | 2 | 3 | 4 | 5 | 6 | 7 | 8 | 9 | AB | R | H | RBI | BB | SO | LOB | TOP | | |
|--|---|-------------------------|------------------------------|---------------------------------|------------------------------|---------------------------------|------------------------------|----------------------------------|------------------------------|---------------------------------|------------------------------|---------------------------------|------------------------------|---------------------------------|------------------------------|---------------------------------|--|------------------------------------|--|
| Chuck Diering, R OBP: 0.305, SLG: 0.331 | 5-3 | | 4-3 | L8 | | | 1-3 | | F7 | 5 | 0 | 0 | 0 | 0 | 0 | 4 | <p>Baltimore Orioles @ New York Yankees Yankee Stadium, Bronx, NY Wed Jun 29 1955, 3:38 AM EDT Att: 11,178 - Unknown - 87 F</p> | | |
| Hoot Evers, R OBP: 0.309, SLG: 0.416 | K | | 6-3 | FC5 | | | F7 | | | 4 | 0 | 0 | 0 | 0 | 1 | 4 | | | |
| Dave Pope, L OBP: 0.339, SLG: 0.424 | 1B | | | 1B | P4-3 | | | | | 3 | 1 | 2 | 0 | 1 | 0 | 0 | | | |
| Hank Majeski, R OBP: 0.324, SLG: 0.351 | 1B | | | 1B | F9 | | | | | 4 | 1 | 2 | 0 | 0 | 0 | 1 | | | |
| Gus Triandos, R OBP: 0.318, SLG: 0.363 | K | | | E6 | | | | | F4 | 4 | 1 | 2 | 2 | 0 | 1 | 0 | | | |
| Hal Smith, R OBP: 0.281, SLG: 0.336 | F8 | | | 1B | 1-3 | | | | F8 | 4 | 0 | 1 | 0 | 0 | 0 | 1 | | | |
| Wayne Causey, L OBP: 0.245, SLG: 0.260 | 4-3 | | | 1B | FC1-5 | | | | F7 | 3 | 0 | 1 | 0 | 1 | 0 | 0 | | | |
| Willy Miranda, S OBP: 0.288, SLG: 0.289 | | | | FC1-5 | | | | | | 3 | 0 | 1 | 0 | 0 | 0 | 3 | | | |
| Tex Nelson, L OBP: 0.429, SLG: 0.333 | | | 4-3 | FC1-5 | FC4-6 | | | | K | 1 | 0 | 0 | 0 | 0 | 1 | 0 | | | |
| Erv Palica, R OBP: 0.250, SLG: 0.222 | | | SH3-4 | | | | | | 4-3 | 0 | 0 | 0 | 0 | 0 | 0 | 0 | | | |
| Gil Coan, L OBP: 0.331, SLG: 0.353 | | | | 1B | | | | | | 1 | 0 | 1 | 0 | 0 | 0 | 0 | | | |
| Ray Moore, R OBP: 0.333, SLG: 0.286 | | | | | | | | | | 1 | 0 | 0 | 0 | 0 | 0 | 1 | | | |
| Harry Dorish, R OBP: 0.250, SLG: 0.250 | | | | | | | | | | 0 | 0 | 0 | 0 | 0 | 0 | 0 | | | |
| Cal Abrams, L OBP: 0.401, SLG: 0.381 | | | | 1B | | | | | | 1 | 0 | 0 | 0 | 0 | 0 | 0 | | | |
| Inning Stats | R: 0 E: 0 K: 1 S: 6 | H: 2 LOB: 2 BB: 6 | R: 0 E: 0 K: 1 S: 5 | H: 0 LOB: 0 BB: 0 P: 5 | R: 0 E: 0 K: 0 S: 4 | H: 1 LOB: 1 BB: 0 P: 4 | R: 3 E: 1 K: 0 S: 8 | H: 5 LOB: 3 BB: 1 P: 12 | R: 0 E: 0 K: 0 S: 4 | H: 1 LOB: 1 BB: 0 P: 4 | R: 0 E: 0 K: 0 S: 3 | H: 0 LOB: 1 BB: 1 P: 7 | R: 0 E: 0 K: 0 S: 3 | H: 0 LOB: 0 BB: 0 P: 3 | R: 0 E: 0 K: 1 S: 5 | H: 0 LOB: 0 BB: 0 P: 5 | 1B: 8 2B: 2 3B: 0 HR: 0 | SF: 0 SAC: 1 DP: 1 HBP: 0 | WP: 0 PA: 37 PB: 0 SB: 0 CS: 0 |
| PITCHER | IP WLS BF H R ER SO BB IBB HBP BLK WP HR S P ERA WHIP | | | | | | | | | | | | | | | | | | |
| Johnny Kucks, R ERA: 3.84 | (1, 1) 3.0 | 15 | 7 | 3 | 3 | 2 | 0 | 0 | 0 | 0 | 0 | 0 | 0 | 0 | 19 | 19 | 9.00 | 2.333 | |
| Tom Morgan, R ERA: 0.99 | (4, 1) 4.0 | W 16 | 3 | 0 | 0 | 0 | 2 | 0 | 0 | 0 | 0 | 0 | 0 | 14 | 22 | 0.00 | 1.250 | | |
| Jim Konstanty, R ERA: 0.94 | (8, 1) 2.0 | S 6 | 0 | 0 | 0 | 1 | 0 | 0 | 0 | 0 | 0 | 0 | 0 | 8 | 8 | 0.00 | 0.000 | | |


| Batter | 1 | 2 | 3 | 4 | 5 | 6 | 7 | 8 | 9 | AB | R | H | RBI | BB | SO | LOB | BOTTOM | | |
|---|---|---------------------------------|------------------------------|---------------------------------|------------------------------|---------------------------------|------------------------------|---------------------------------|------------------------------|---------------------------------|------------------------------|---------------------------------|------------------------------|----------------------------------|------------------------------|---------------------------------|--|------------------------------------|--|
| Gil McDougald, R OBP: 0.371, SLG: 0.394 | F8 | | 1B | | | | | | | 4 | 3 | 3 | 2 | 0 | 0 | 0 | <p>Baltimore Orioles @ New York Yankees Yankee Stadium, Bronx, NY Wed Jun 29 1955, 3:38 AM EDT Att: 11,178 - Unknown - 87 F</p> | | |
| Irv Noren, L OBP: 0.321, SLG: 0.400 | 4-3 | | F7 | | | | | | | 2 | 0 | 0 | 1 | 1 | 0 | 1 | | | |
| Mickey Mantle, S OBP: 0.430, SLG: 0.601 | F8 | | CS | | | | | | | 4 | 1 | 3 | 1 | 0 | 0 | 2 | | | |
| Yogi Berra, L OBP: 0.355, SLG: 0.492 | 4-3 | | F8 | | | | | | | 3 | 0 | 0 | 1 | 0 | 0 | 3 | | | |
| Bill Skowron, R OBP: 0.407, SLG: 0.646 | 6-3 | | | | | | | | | 4 | 0 | 1 | 0 | 0 | 0 | 2 | | | |
| Elston Howard, R OBP: 0.408, SLG: 0.561 | | | | | | | | | | 3 | 1 | 1 | 1 | 0 | 0 | 1 | | | |
| Hank Bauer, R OBP: 0.327, SLG: 0.387 | | | | | | | | | | 1 | 0 | 0 | 0 | 0 | 0 | 1 | | | |
| Andy Carey, R OBP: 0.306, SLG: 0.381 | 4-3 | | | | | | | | | 4 | 1 | 2 | 0 | 0 | 0 | 1 | | | |
| Billy Hunter, R OBP: 0.251, SLG: 0.295 | F6 | | | | | | | | | 2 | 0 | 0 | 0 | 0 | 0 | 1 | | | |
| Phil Rizzuto, R OBP: 0.397, SLG: 0.244 | | | | | | | | | | 1 | 0 | 0 | 0 | 0 | 0 | 1 | | | |
| Johnny Kucks, R OBP: 0.045, SLG: 0.091 | | | | | | | | | | 1 | 0 | 0 | 0 | 0 | 0 | 0 | | | |
| Tom Morgan, R OBP: 0.200, SLG: 0.200 | 5-3 | | | | | | | | | 1 | 0 | 0 | 0 | 0 | 0 | 0 | | | |
| Eddie Robinson, L OBP: 0.385, SLG: 0.574 | | | | | | | | | | 0 | 0 | 0 | 0 | 1 | 0 | 0 | | | |
| Bob Cerv, R OBP: 0.282, SLG: 0.324 | | | | | | | | | | 0 | 1 | 0 | 0 | 0 | 0 | 0 | | | |
| Jim Konstanty, R ERA: 2.76 | | | | | | | | | | 0 | 0 | 0 | 0 | 0 | 0 | 0 | | | |
| Inning Stats | R: 1 E: 0 K: 0 S: 4 | H: 1 LOB: 1 BB: 1 P: 8 | R: 1 E: 0 K: 0 S: 4 | H: 1 LOB: 0 BB: 0 P: 4 | R: 1 E: 0 K: 0 S: 4 | H: 2 LOB: 0 BB: 0 P: 4 | R: 0 E: 0 K: 0 S: 4 | H: 1 LOB: 1 BB: 0 P: 4 | R: 0 E: 0 K: 0 S: 3 | H: 0 LOB: 0 BB: 0 P: 3 | R: 0 E: 0 K: 0 S: 4 | H: 1 LOB: 1 BB: 0 P: 4 | R: 4 E: 0 K: 0 S: 6 | H: 3 LOB: 1 BB: 1 P: 10 | R: 0 E: 0 K: 0 S: 4 | H: 1 LOB: 1 BB: 0 P: 4 | 1B: 5 2B: 1 3B: 3 HR: 1 | SF: 1 SAC: 2 DP: 0 HBP: 0 | WP: 1 PA: 35 PB: 0 SB: 0 CS: 1 |
| PITCHER | IP WLS BF H R ER SO BB IBB HBP BLK WP HR S P ERA WHIP | | | | | | | | | | | | | | | | | | |
| Erv Palica, R ERA: 4.66 | (1, 1) 3.0 | L 13 | 5 | 4 | 4 | 0 | 1 | 0 | 0 | 0 | 1 | 0 | 17 | 21 | 9.00 | 1.500 | | | |
| Ray Moore, R ERA: 3.5 | (4, 1) 4.0 | 18 | 5 | 4 | 4 | 0 | 1 | 0 | 0 | 0 | 1 | 0 | 17 | 21 | 9.00 | 1.500 | | | |
| Harry Dorish, R ERA: 2.76 | (8, 1) 1.0 | 4 | 1 | 0 | 0 | 0 | 0 | 0 | 0 | 0 | 0 | 0 | 4 | 4 | 0.00 | 1.000 | | | |


AB 34
R 3
H 10
RBI 2
BB 2
SO 3
LOB 14



AB 30
R 7
H 10
RBI 6
BB 2
SO 0
LOB 13



| Batter | 1 | 2 | 3 | 4 | 5 | 6 | 7 | 8 | 9 | 10 | 11 | 12 | 13 | AB R H RBI BB SO LOB | TOP | | | | | | | | | | | | | | | | |
|--|---|---------------------------------|------------------------------|---------------------------------|------------------------------|---------------------------------|------------------------------|---------------------------------|------------------------------|---------------------------------|-------------------------------|----------------------------------|-------------------------------|----------------------------------|--|---------------------------------|------------------------------|----------------------------------|------------------------------|---------------------------------|------------------------------|---------------------------------|----------------------------------|------------------------------------|-----------------------------------|--------|--|--|--|--|--|
| Billy Goodman, L OBP: 0.371, SLG: 0.340 (1, 4) | 3-1 | | L8 | | | L9 | | 1B E | | F8 | | P9 | | 6 0 1 0 0 0 1 | Boston Red Sox @ Baltimore Orioles Memorial Stadium, Baltimore, MD Fri Jul 01 1955, 3:33 AM EDT Att. 10,200 - Unknown AB 48 R 4 H 9 RBI 4 BB 3 SO 8 LOB 24  | | | | | | | | | | | | | | | | |
| Billy Klaus, L OBP: 0.365, SLG: 0.414 (1, 6) | 6-3 | | | L7 | | L9 | | E1 1B | | | | 4-3 | | 6 0 1 0 0 0 2 | | | | | | | | | | | | | | | | | |
| Gene Stephens, L OBP: 0.425, SLG: 0.569 (1, 7) | | | | P9 | | | | FC6-4 1B | | K | | 4-3 | | 6 0 3 0 0 1 1 | | | | | | | | | | | | | | | | | |
| Jackie Jensen, R OBP: 0.341, SLG: 0.497 (1, 8) | F7 | | | 1-3 | | | | FC6-4 1B | | F8 | | | 6-3 | 5 1 0 0 1 0 5 | | | | | | | | | | | | | | | | | |
| Norm Zaichin, R OBP: 0.342, SLG: 0.521 (1, 3) | | | K | | | | | 2B 1B | | F8 | | | HR | 6 2 2 1 0 2 5 | | | | | | | | | | | | | | | | | |
| Sammy White, R OBP: 0.327, SLG: 0.396 (1, 2) | | | K | | | | | 1B | | | | | 6-3 | 5 1 1 1 0 2 3 | | | | | | | | | | | | | | | | | |
| Grady Hatton, L OBP: 0.365, SLG: 0.331 (1, 5) | | | F2 | | | | | 1-3 2H 2B | | | | | 6-3 | 4 0 0 0 1 1 2 | | | | | | | | | | | | | | | | | |
| Jim Piersall, R OBP: 0.331, SLG: 0.390 (1, 8) | | | K | | | | | BB 1B | | P9 | | | 6-3 | 5 0 1 2 1 1 2 | | | | | | | | | | | | | | | | | |
| Tom Brewer, R OBP: 0.182, SLG: 0.143 (6, PH) | | | F8 | | | | | 2H 1B | | | | | 6-3 | 1 0 0 0 0 0 0 | | | | | | | | | | | | | | | | | |
| Faye Thronberry, L OBP: 0.327, SLG: 0.550 (6, 1) | | | | | | | | L7 | | | | | | 1 0 0 0 0 0 1 | | | | | | | | | | | | | | | | | |
| Leo Kiely, L OBP: 0.235, SLG: 0.188 (11, PH) | | | | | | | | K | | | | | | 2 0 0 0 0 0 1 | | | | | | | | | | | | | | | | | |
| Eddie Joost, R OBP: 0.281, SLG: 0.286 (11, 1) | | | | | | | | | | | | | | 1 0 0 0 0 0 1 | | | | | | | | | | | | | | | | | |
| Ellis Kinder, R OBP: 0.667, SLG: 0.500 (11, 1) | | | | | | | | | | | | | | 0 0 0 0 0 0 0 | | | | | | | | | | | | | | | | | |
| Inning Stats | R: 0 E: 0 K: 0 S: 4 | H: 1 LOB: 1 BB: 0 P: 4 | R: 0 E: 0 K: 2 S: 7 | H: 0 LOB: 0 BB: 7 P: 7 | R: 0 E: 0 K: 1 S: 5 | H: 0 LOB: 0 BB: 0 P: 5 | R: 0 E: 0 K: 0 S: 3 | H: 0 LOB: 0 BB: 0 P: 3 | R: 0 E: 0 K: 0 S: 3 | H: 0 LOB: 1 BB: 0 P: 7 | R: 3 E: 0 K: 2 S: 11 | H: 4 LOB: 1 BB: 0 P: 11 | R: 0 E: 1 K: 2 S: 10 | H: 2 LOB: 3 BB: 0 P: 10 | R: 0 E: 0 K: 0 S: 3 | H: 0 LOB: 0 BB: 0 P: 3 | R: 0 E: 0 K: 1 S: 6 | H: 1 LOB: 2 BB: 1 P: 10 | R: 0 E: 0 K: 0 S: 3 | H: 0 LOB: 0 BB: 0 P: 3 | R: 1 E: 0 K: 0 S: 4 | H: 1 LOB: 1 BB: 1 P: 8 | 1B: 7 2B: 1 3B: 0 HR: 1 | SF: 0 SAC: 1 DP: 0 HBP: 1 | W/P: 0 PB: 0 SB: 1 CS: 0 | PA: 53 | | | | | |
| PITCHER | IP WLS BF H R ER SO BB IBB HBP BLK WP HR S P ERA WHIP | | | | | | | | | | | | | | | | | | | | | | | | | | | | | | |
| Jim Wilson, R ERA: 2.71 (1, 1) | 6.1 | 24 | 4 | 3 | 3 | 3 | 1 | 0 | 0 | 0 | 0 | 0 | 0 | 29 | 33 | 4.26 | 0.789 | | | | | | | | | | | | | | |
| Ray Moore, R ERA: 3.34 (7, 1) | 2.2 | 12 | 3 | 0 | 0 | 4 | 0 | 0 | 0 | 0 | 0 | 0 | 0 | 20 | 20 | 0.00 | 1.125 | | | | | | | | | | | | | | |
| Harry Dorish, R ERA: 2.7 (10, 1) | 4.0 | L | 17 | 2 | 1 | 1 | 1 | 2 | 0 | 1 | 0 | 0 | 0 | 1 | 16 | 25 | 2.25 | 1.000 | | | | | | | | | | | | | |

| Batter | 1 | 2 | 3 | 4 | 5 | 6 | 7 | 8 | 9 | 10 | 11 | 12 | 13 | AB R H RBI BB SO LOB | BOTTOM | | | | | | | | | | | | | | | |
|---|---|---------------------------------|------------------------------|---------------------------------|------------------------------|---------------------------------|------------------------------|---------------------------------|------------------------------|---------------------------------|------------------------------|---------------------------------|------------------------------|---------------------------------|---|---------------------------------|------------------------------|---------------------------------|----------------------------------|------------------------------------|-----------------------------------|--------|--|--|--|--|--|--|--|--|
| Chuck Diering, R OBP: 0.296, SLG: 0.320 (1, 8) | 1-3 | FC6-4 | | | | | | | | F8 | | | | 6 0 0 0 0 1 5 | Boston Red Sox @ Baltimore Orioles Memorial Stadium, Baltimore, MD Fri Jul 01 1955, 3:33 AM EDT Att. 10,200 - Unknown AB 45 R 3 H 7 RBI 2 BB 4 SO 6 LOB 16  | | | | | | | | | | | | | | | |
| Dave Pope, L OBP: 0.343, SLG: 0.433 (1, 9) | | | | | | | | | | P8 | | | | 6 2 3 0 0 0 0 | | | | | | | | | | | | | | | | |
| Hoot Evers, R OBP: 0.309, SLG: 0.415 (5, PR) | | | | | | | | | | P4-3 | | | | 3 0 1 0 0 0 2 | | | | | | | | | | | | | | | | |
| Gil Coan, L OBP: 0.331, SLG: 0.353 (6, 7) | | | | | | | | | | 6-3 | | | | 0 0 0 0 0 0 0 | | | | | | | | | | | | | | | | |
| Wally Westlake, R OBP: 0.321, SLG: 0.227 (1, 5) | | | | | | | | | | 6-3 | | | | 3 0 0 0 0 0 0 | | | | | | | | | | | | | | | | |
| Hank Majeski, R OBP: 0.311, SLG: 0.323 (1, 5) | | | | | | | | | | 6-3 | | | | 5 0 0 0 1 0 2 | | | | | | | | | | | | | | | | |
| Gus Triandos, R OBP: 0.315, SLG: 0.359 (1, 3) | | | | | | | | | | 6-3 | | | | 5 0 1 2 0 0 2 | | | | | | | | | | | | | | | | |
| Hal Smith, R OBP: 0.280, SLG: 0.332 (8, PR) | | | | | | | | | | 5-3 | | | | 3 0 0 0 1 0 1 | | | | | | | | | | | | | | | | |
| Wayne Cavusey, L OBP: 0.245, SLG: 0.260 (10, 1) | | | | | | | | | | F8 | | | | 0 0 0 0 0 0 0 | | | | | | | | | | | | | | | | |
| Harry Dorish, R OBP: 0.200, SLG: 0.200 (1, 4) | | | | | | | | | | 6-3 | | | | 1 0 0 0 0 1 0 | | | | | | | | | | | | | | | | |
| Fred Marsh, R OBP: 0.389, SLG: 0.333 (1, 6) | | | | | | | | | | | | | | 4 1 1 0 1 3 0 | | | | | | | | | | | | | | | | |
| Willy Miranda, S OBP: 0.291, SLG: 0.288 (1, 1) | | | | | | | | | | | | | | 4 0 1 0 1 0 0 | | | | | | | | | | | | | | | | |
| Jim Wilson, R OBP: 0.150, SLG: 0.128 (7, 1) | | | | | | | | | | | | | | 2 0 0 0 0 0 1 | | | | | | | | | | | | | | | | |
| Ray Moore, R OBP: 0.313, SLG: 0.267 (9, PH) | | | | | | | | | | | | | | 1 0 0 0 0 1 0 | | | | | | | | | | | | | | | | |
| Tom Gastall, R OBP: 0.154, SLG: 0.083 (10, 2) | | | | | | | | | | | | | | 2 0 0 0 0 0 3 | | | | | | | | | | | | | | | | |
| Inning Stats | R: 0 E: 0 K: 0 S: 4 | H: 1 LOB: 1 BB: 0 P: 4 | R: 1 E: 1 K: 0 S: 5 | H: 1 LOB: 2 BB: 1 P: 9 | R: 1 E: 0 K: 0 S: 5 | H: 2 LOB: 1 BB: 0 P: 5 | R: 0 E: 0 K: 1 S: 5 | H: 0 LOB: 0 BB: 0 P: 5 | R: 0 E: 0 K: 0 S: 3 | H: 0 LOB: 0 BB: 0 P: 3 | R: 0 E: 0 K: 0 S: 3 | H: 0 LOB: 0 BB: 0 P: 3 | R: 0 E: 0 K: 2 S: 7 | H: 0 LOB: 0 BB: 0 P: 7 | R: 0 E: 0 K: 0 S: 3 | H: 0 LOB: 0 BB: 0 P: 3 | R: 0 E: 0 K: 0 S: 3 | H: 0 LOB: 0 BB: 0 P: 3 | 1B: 5 2B: 2 3B: 0 HR: 0 | SF: 0 SAC: 0 DP: 1 HBP: 0 | W/P: 0 PB: 0 SB: 2 CS: 1 | PA: 50 | | | | | | | | |
| PITCHER | IP WLS BF H R ER SO BB IBB HBP BLK WP HR S P ERA WHIP | | | | | | | | | | | | | | | | | | | | | | | | | | | | | |
| Tom Brewer, R ERA: 3.97 (6, 1) | 5.0 | 23 | 6 | 3 | 2 | 2 | 1 | 1 | 0 | 0 | 0 | 0 | 0 | 19 | 27 | 0.00 | 0.400 | | | | | | | | | | | | | |
| Leo Kiely, L ERA: 2.83 (11, 1) | 3.0 | W | 9 | 0 | 0 | 2 | 0 | 0 | 0 | 0 | 0 | 0 | 0 | 13 | 13 | 0.00 | 0.000 | | | | | | | | | | | | | |

| Batter | 1 | 2 | 3 | 4 | 5 | 6 | 7 | 8 | 9 | AB | R | H | RBI | BB | SO | LOB | TOP | | | |
|--|------------------------------|---------------------------------|------------------------------|----------------------------------|------------------------------|---------------------------------|------------------------------|---------------------------------|------------------------------|---------------------------------|------------------------------|----------------------------------|------------------------------|----------------------------------|-------------------------------|----------------------------------|---|------------------------------------|----------------------------------|--------|
| Billy Goodman, L (1, 4) OBP: 0.368, SLG: 0.336 | F8 | FC6-4 | | | K | | | 6-3 | | 4 | 0 | 1 | 1 | 1 | 1 | 5 | Boston Red Sox @ Baltimore Orioles Memorial Stadium, Baltimore, MD Sat Jul 02 1955, 3:33 AM EDT Att: 12,077 - Unknown | | | |
| Billy Klaus, L (1, 6) OBP: 0.361, SLG: 0.409 | 4-3 | F8 | | | 4-3 | | F8 | | 5 | 1 | 1 | 0 | 0 | 0 | 3 | | | | | |
| Gene Stephens, L (1, 7) OBP: 0.417, SLG: 0.553 | P9 | | | 6-3 | K | | | | 5 | 0 | 1 | 0 | 0 | 2 | 1 | | | | | |
| Jackie Jensen, R (1, 9) OBP: 0.342, SLG: 0.498 | | 1B | F4 | | | P9 | F8 | | 5 | 1 | 2 | 1 | 0 | 0 | 2 | | | | | |
| Norm Zauchin, R (1, 3) OBP: 0.343, SLG: 0.514 | | 1B | F8 | | | F8 | | 1B | 3 | 1 | 0 | 0 | 2 | 1 | 1 | | | | | |
| Sammy White, R (1, 2) OBP: 0.329, SLG: 0.398 | | 1B | | | F8 | | | SH1-4 | 4 | 1 | 2 | 0 | 0 | 0 | 0 | | | | | |
| Grady Hatton, L (1, 5) OBP: 0.378, SLG: 0.328 | | BB | | | | | | K | 1 | 1 | 0 | 0 | 4 | 1 | 1 | | | | | |
| Jim Piersall, R (1, 8) OBP: 0.336, SLG: 0.391 | | FC6-4 | | | | F3 | | 1B | 4 | 0 | 2 | 1 | 1 | 0 | 4 | | | | | |
| George Susce, R (1, 1) OBP: 0.158, SLG: 0.167 | | | | | 5-3 | | | K | 3 | 0 | 1 | 1 | 1 | 1 | 1 | | | | | |
| Inning Stats | R: 0 E: 0 K: 0 S: 3 | H: 0 LOB: 0 BB: 0 P: 3 | R: 3 E: 0 K: 0 S: 5 | H: 3 LOB: 2 BB: 3 P: 17 | R: 0 E: 0 K: 0 S: 3 | H: 0 LOB: 0 BB: 0 P: 3 | R: 0 E: 0 K: 0 S: 3 | H: 1 LOB: 1 BB: 1 P: 7 | R: 0 E: 0 K: 2 S: 7 | H: 1 LOB: 2 BB: 0 P: 8 | R: 0 E: 0 K: 1 S: 6 | H: 1 LOB: 2 BB: 1 P: 10 | R: 0 E: 0 K: 1 S: 6 | H: 1 LOB: 3 BB: 2 P: 14 | R: 2 E: 1 K: 2 S: 10 | H: 2 LOB: 2 BB: 1 P: 14 | 1B: 8 2B: 1 3B: 0 HR: 0 | SF: 0 SAC: 1 DP: 0 HBP: 0 | WP: 0 PB: 0 SB: 2 CS: 0 | PA: 44 |
| PITCHER | IP | WLS | BF | H | R | ER | SO | BB | IBB | HBP | BLK | WP | HR | S | P | ERA | WHIP | | | |
| Don Johnson, R (1, 1) ERA: 5.06 | 1.1 | L | 9 | 3 | 3 | 3 | 0 | 3 | 0 | 0 | 0 | 0 | 0 | 6 | 18 | 20.25 | 4.500 | | | |
| Erv Palica, R (2, 1) ERA: 4.32 | 6.2 | | 28 | 4 | 0 | 0 | 4 | 4 | 1 | 0 | 0 | 0 | 0 | 31 | 51 | 0.00 | 1.200 | | | |
| Duane Pilette, R (9, 1) ERA: 6.87 | 1.0 | | 7 | 2 | 2 | 1 | 2 | 1 | 0 | 0 | 0 | 0 | 0 | 10 | 14 | 9.00 | 3.000 | | | |

AB 34
R 5
H 9
RBI 4
BB 9
SO 6
LOB 18



| Batter | 1 | 2 | 3 | 4 | 5 | 6 | 7 | 8 | 9 | AB | R | H | RBI | BB | SO | LOB | BOTTOM | | | | |
|--|------------------------------|---------------------------------|------------------------------|---------------------------------|------------------------------|---------------------------------|------------------------------|---------------------------------|------------------------------|---------------------------------|------------------------------|---------------------------------|------------------------------|---------------------------------|------------------------------|------------------------------|---|----------------------------------|------------------------------------|----------------------------------|--------|
| Chuck Diering, R (1, 8) OBP: 0.299, SLG: 0.316 | K | | | | | 1B | | F6 | | 2 | 0 | 0 | 0 | 2 | 1 | 0 | Boston Red Sox @ Baltimore Orioles Memorial Stadium, Baltimore, MD Sat Jul 02 1955, 3:33 AM EDT Att: 12,077 - Unknown | | | | |
| Dave Pope, L (1, 9) OBP: 0.343, SLG: 0.429 | P4 | | | | | | | P9 | | 4 | 1 | 1 | 0 | 0 | 0 | 1 | | | | | |
| Hoot Evers, R (1, 7) OBP: 0.313, SLG: 0.413 | FC6-5 | | | | K | | | F7 | | 3 | 0 | 1 | 1 | 1 | 1 | 2 | | | | | |
| Hank Majeski, R (1, 5) OBP: 0.295, SLG: 0.303 | FC6-5 | | | | 6-3 | | | F9 | | 4 | 0 | 0 | 0 | 0 | 1 | 4 | | | | | |
| Gus Triandos, R (1, 3) OBP: 0.309, SLG: 0.351 | F2 | | | | F6 | | | F7 | | 4 | 0 | 0 | 0 | 0 | 1 | 2 | | | | | |
| Hal Smith, R (1, 2) OBP: 0.280, SLG: 0.330 | | | | | 6-3 | | | F4 | | 4 | 0 | 1 | 0 | 0 | 0 | 1 | | | | | |
| Fred Marsh, R (1, 4) OBP: 0.381, SLG: 0.333 | | G6-4-3 | | | L7 | | | | | 3 | 0 | 1 | 0 | 0 | 0 | 1 | | | | | |
| Willy Miranda, S (1, 6) OBP: 0.288, SLG: 0.286 | | | | | | | | | | 2 | 0 | 0 | 0 | 0 | 0 | 0 | | | | | |
| Gil Coan, L (7, PH) OBP: 0.328, SLG: 0.350 | | 3-1 | | | F7 | | | F2 | | 1 | 0 | 0 | 0 | 0 | 0 | 1 | | | | | |
| Don Johnson, R (1, 1) OBP: 0.233, SLG: 0.207 | | | | | | | | | | 0 | 0 | 0 | 0 | 0 | 0 | 0 | | | | | |
| Erv Palica, R (2, 1) OBP: 0.399, SLG: 0.377 | | | | | K | | | | | 2 | 0 | 0 | 0 | 0 | 1 | 0 | | | | | |
| Cal Abrams, L (6, PH) OBP: 0.399, SLG: 0.377 | | | | | | | | | | 1 | 0 | 0 | 0 | 0 | 0 | 0 | | | | | |
| Duane Pilette, R (9, 1) OBP: 0.333, SLG: 0.200 | | | | | | | | | | 0 | 0 | 0 | 0 | 0 | 0 | 0 | | | | | |
| Inning Stats | R: 1 E: 1 K: 1 S: 7 | H: 1 LOB: 1 BB: 0 P: 7 | R: 0 E: 0 K: 0 S: 3 | H: 1 LOB: 0 BB: 0 P: 3 | R: 0 E: 0 K: 1 S: 4 | H: 0 LOB: 0 BB: 1 P: 8 | R: 0 E: 0 K: 1 S: 5 | H: 0 LOB: 0 BB: 0 P: 5 | R: 0 E: 0 K: 0 S: 3 | H: 0 LOB: 0 BB: 0 P: 3 | R: 0 E: 0 K: 0 S: 4 | H: 1 LOB: 2 BB: 1 P: 8 | R: 0 E: 0 K: 0 S: 4 | H: 1 LOB: 1 BB: 0 P: 4 | R: 0 E: 0 K: 0 S: 3 | R: 0 E: 0 K: 2 S: 7 | H: 0 LOB: 1 BB: 1 P: 11 | 1B: 4 2B: 0 3B: 0 HR: 0 | SF: 0 SAC: 0 DP: 1 HBP: 0 | WP: 0 PB: 0 SB: 1 CS: 1 | PA: 33 |
| PITCHER | IP | WLS | BF | H | R | ER | SO | BB | IBB | HBP | BLK | WP | HR | S | P | ERA | WHIP | | | | |
| George Susce, R (1, 1) ERA: 3.16 | 9.0 | W | 33 | 4 | 1 | 0 | 5 | 3 | 0 | 0 | 0 | 0 | 0 | 40 | 52 | 0.00 | 0.778 | | | | |

AB 30
R 1
H 4
RBI 1
BB 3
SO 5
LOB 12



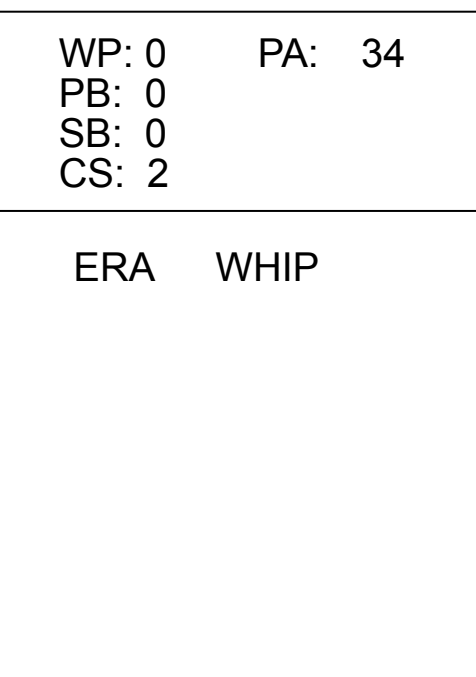
| Batter | 1 | 2 | 3 | 4 | 5 | 6 | 7 | 8 | 9 | AB | R | H | RBI | BB | SO | LOB | TOP | | | | | | | | | | |
|---|------------------------------|---------------------------------|------------------------------|---------------------------------|------------------------------|----------------------------------|------------------------------|---------------------------------|------------------------------|---------------------------------|------------------------------|---------------------------------|------------------------------|---------------------------------|------------------------------|----------------------------------|--|------------------------------|---------------------------------|----------------------------------|------------------------------------|----------------------------------|--------|--|--|--|--|
| Billy Goodman, L OBP: 0.372, SLG: 0.338 (1, 4) | | | | | | | | | | 4 | 1 | 2 | 0 | 1 | 0 | 1 | Boston Red Sox @ Baltimore Orioles Memorial Stadium, Baltimore, MD Sun Jul 03 1955, 3:33 AM EDT Att: 7,362 - Unknown | | | | | | | | | | |
| Billy Klaus, L OBP: 0.362, SLG: 0.408 (1, 6) | | | | | | | | | | 5 | 1 | 2 | 0 | 0 | 0 | 2 | | | | | | | | | | | |
| Ted Williams, L OBP: 0.366, SLG: 0.873 Gene Stephens, L OBP: 0.414, SLG: 0.548 (1, 7) (8, 7) | | | | | | | | | | 4 | 0 | 1 | 0 | 0 | 0 | 2 | | | | | | | | | | | |
| Jackie Jensen, R OBP: 0.341, SLG: 0.495 (1, 9) | | | | | | | | | | 4 | 2 | 1 | 0 | 0 | 0 | 3 | | | | | | | | | | | |
| Norm Zauchin, R OBP: 0.345, SLG: 0.509 (1, 3) | | | | | | | | | | 2 | 2 | 0 | 0 | 2 | 1 | 2 | | | | | | | | | | | |
| Sammy White, R OBP: 0.329, SLG: 0.397 (1, 2) | | | | | | | | | | 3 | 1 | 1 | 2 | 0 | 1 | 2 | | | | | | | | | | | |
| Grady Hatton, L OBP: 0.386, SLG: 0.348 Ted Lepcio, R OBP: 0.310, SLG: 0.447 (8, PR) (8, 5) | | | | | | | | | | 4 | 0 | 3 | 3 | 0 | 0 | 0 | | | | | | | | | | | |
| Jim Piersall, R OBP: 0.331, SLG: 0.387 (1, 8) | | | | | | | | | | 3 | 0 | 0 | 1 | 0 | 1 | 2 | | | | | | | | | | | |
| Frank Sullivan, R OBP: 0.160, SLG: 0.170 (1, 1) | | | | | | | | | | 4 | 0 | 0 | 0 | 0 | 2 | 2 | | | | | | | | | | | |
| Inning Stats | R: 1 E: 1 K: 1 S: 8 | H: 2 LOB: 2 BB: 0 P: 8 | R: 0 E: 0 K: 1 S: 6 | H: 1 LOB: 1 BB: 0 P: 6 | R: 4 E: 0 K: 0 S: 7 | H: 4 LOB: 1 BB: 1 P: 11 | R: 0 E: 0 K: 0 S: 3 | H: 0 LOB: 0 BB: 0 P: 3 | R: 0 E: 0 K: 0 S: 5 | H: 0 LOB: 0 BB: 0 P: 5 | R: 0 E: 0 K: 0 S: 3 | H: 0 LOB: 0 BB: 0 P: 3 | R: 0 E: 0 K: 0 S: 2 | H: 0 LOB: 0 BB: 1 P: 6 | R: 2 E: 0 K: 1 S: 6 | H: 2 LOB: 1 BB: 1 P: 10 | | R: 0 E: 0 K: 2 S: 8 | H: 1 LOB: 1 BB: 0 P: 8 | 1B: 9 2B: 2 3B: 0 HR: 0 | SF: 1 SAC: 1 DP: 2 HBP: 0 | WP: 0 PB: 0 SB: 1 CS: 1 | PA: 39 | | | | |
| PITCHER | IP | WLS | BF | H | R | ER | SO | BB | IBB | HBP | BLK | WP | HR | S | P | ERA | WHIP | | | | | | | | | | |
| Jim McDonald, R ERA: 6.25 (1, 1) | 2.1 | L | 16 | 7 | 5 | 4 | 2 | 1 | 0 | 0 | 0 | 0 | 0 | 19 | 23 | 15.43 | 3.429 | | | | | | | | | | |
| Harry Dorish, R ERA: 2.4 (3, 1) | 4.2 | | 14 | 0 | 0 | 0 | 1 | 1 | 0 | 0 | 0 | 0 | 0 | 15 | 19 | 0.00 | 0.214 | | | | | | | | | | |
| Don Johnson, R ERA: 5.2 (8, 1) | 2.0 | | 9 | 3 | 2 | 2 | 3 | 1 | 0 | 0 | 0 | 0 | 0 | 14 | 18 | 9.00 | 2.000 | | | | | | | | | | |

| Batter | 1 | 2 | 3 | 4 | 5 | 6 | 7 | 8 | 9 | AB | R | H | RBI | BB | SO | LOB | BOTTOM | | | | | | | | | | |
|---|------------------------------|---------------------------------|------------------------------|----------------------------------|------------------------------|---------------------------------|------------------------------|---------------------------------|------------------------------|---------------------------------|------------------------------|---------------------------------|------------------------------|---------------------------------|------------------------------|----------------------------------|--|------------------------------|----------------------------------|----------------------------------|------------------------------------|----------------------------------|--------|--|--|--|--|
| Wayne Causey, L OBP: 0.241, SLG: 0.255 (1, 5) | | | | | | | | | | 5 | 0 | 1 | 1 | 0 | 1 | 2 | Boston Red Sox @ Baltimore Orioles Memorial Stadium, Baltimore, MD Sun Jul 03 1955, 3:33 AM EDT Att: 7,362 - Unknown | | | | | | | | | | |
| Gil Coan, L OBP: 0.317, SLG: 0.336 (1, 7) | | | | | | | | | | 5 | 0 | 0 | 0 | 0 | 0 | 4 | | | | | | | | | | | |
| Dave Philley, S OBP: 0.372, SLG: 0.435 (1, 9) | | | | | | | | | | 4 | 0 | 2 | 0 | 0 | 0 | 0 | | | | | | | | | | | |
| Dave Pope, L OBP: 0.341, SLG: 0.424 (1, 8) | | | | | | | | | | 4 | 0 | 1 | 0 | 0 | 1 | 1 | | | | | | | | | | | |
| Gus Triandos, R OBP: 0.313, SLG: 0.354 (1, 3) | | | | | | | | | | 4 | 0 | 2 | 0 | 0 | 1 | 2 | | | | | | | | | | | |
| Hal Smith, R OBP: 0.275, SLG: 0.324 (1, 2) | | | | | | | | | | 4 | 0 | 0 | 0 | 0 | 0 | 3 | | | | | | | | | | | |
| Fred Marsh, R OBP: 0.400, SLG: 0.300 (7, 6) | | | | | | | | | | 2 | 1 | 0 | 0 | 2 | 0 | 0 | | | | | | | | | | | |
| Willy Miranda, S OBP: 0.290, SLG: 0.284 Hank Majeski, R OBP: 0.300, SLG: 0.299 (6, PH) (7, 4) | | | | | | | | | | 1 | 1 | 0 | 0 | 1 | 0 | 0 | | | | | | | | | | | |
| Jim McDonald, R Harry Dorish, R Hoot Evers, L Don Johnson, R Tex Nelson, L Chuck Diering, R (1, 1) (3, 1) (7, PH) (8, 1) (9, PH) (9, PH) | | | | | | | | | | 0 | 0 | 0 | 0 | 1 | 0 | 0 | | | | | | | | | | | |
| Inning Stats | R: 0 E: 0 K: 2 S: 9 | H: 2 LOB: 2 BB: 0 P: 9 | R: 1 E: 0 K: 0 S: 4 | H: 1 LOB: 2 BB: 2 P: 12 | R: 0 E: 0 K: 1 S: 6 | H: 2 LOB: 1 BB: 0 P: 6 | R: 0 E: 0 K: 0 S: 3 | H: 0 LOB: 0 BB: 0 P: 3 | R: 0 E: 0 K: 0 S: 4 | H: 1 LOB: 2 BB: 1 P: 8 | R: 0 E: 0 K: 0 S: 3 | H: 0 LOB: 0 BB: 0 P: 3 | R: 0 E: 0 K: 0 S: 3 | H: 0 LOB: 0 BB: 0 P: 3 | R: 0 E: 0 K: 0 S: 4 | H: 0 LOB: 0 BB: 0 P: 12 | | R: 1 E: 0 K: 0 S: 4 | H: 1 LOB: 2 BB: 2 P: 12 | 1B: 7 2B: 0 3B: 0 HR: 0 | SF: 0 SAC: 0 DP: 1 HBP: 0 | WP: 1 PB: 0 SB: 0 CS: 0 | PA: 38 | | | | |
| PITCHER | IP | WLS | BF | H | R | ER | SO | BB | IBB | HBP | BLK | WP | HR | S | P | ERA | WHIP | | | | | | | | | | |
| Frank Sullivan, R ERA: 2.71 (1, 1) | 9.0 | W | 38 | 7 | 2 | 2 | 3 | 5 | 0 | 0 | 0 | 1 | 0 | 39 | 59 | 2.00 | 1.333 | | | | | | | | | | |

| Batter | 1 | 2 | 3 | 4 | 5 | 6 | 7 | 8 | 9 | AB | R | H | RBI | BB | SO | LOB | TOP | | |
|--|--|---------------------------------|------------------------------|---------------------------------|------------------------------|---------------------------------|------------------------------|---------------------------------|------------------------------|---------------------------------|------------------------------|---------------------------------|------------------------------|---------------------------------|------------------------------|---------------------------------|----------------------------------|------------------------------------|--------------------------|
| Ernie Oravetz, S (1, 9) OBP: 0.323, SLG: 0.252 Bobby Kline, R (8, 6) OBP: 0.305, SLG: 0.273 | 5-3 | | K | | | K | | 3-1 | | 4 | 0 | 0 | 0 | 0 | 2 | 2 | | | |
| Pete Runnels, L (1, 4) OBP: 0.344, SLG: 0.329 | K | | | K | | 5-3 | | G6-3 1B | | 4 | 0 | 1 | 0 | 0 | 2 | 1 | | | |
| Mickey Vernon, L (1, 3) OBP: 0.373, SLG: 0.432 | FC4-6 BB | | | F8 | | | | G6-3 1B | | 2 | 0 | 0 | 0 | 2 | 0 | 1 | | | |
| Clint Courtney, L (1, 2) OBP: 0.395, SLG: 0.500 | FC4-6 1-2 | | | 4-3 | | | F8 | | 4-3 | 4 | 0 | 0 | 0 | 0 | 0 | 2 | | | |
| Johnny Groth, R (1, 8) OBP: 0.330, SLG: 0.453 | | 6-3 | | | | F6 | | FC5-4 1B | | 4 | 0 | 1 | 0 | 0 | 0 | 1 | | | |
| Roy Sievers, R (1, 7) OBP: 0.340, SLG: 0.402 | | F8 | | | | F7 | | | F6 | 4 | 0 | 1 | 0 | 0 | 0 | 1 | | | |
| Harmon Killebrew, R (1, 5) OBP: 0.173, SLG: 0.245 Juan Delis, R (7, PH) OBP: 0.245, SLG: 0.257 | | K | | | | K | | F8 | | 2 | 0 | 0 | 0 | 0 | 2 | 0 | | | |
| Jose Valdivielso, R (1, 6) OBP: 0.327, SLG: 0.404 Chuck Stobbs, L (8, 1) OBP: 0.400, SLG: 0.077 Spec Shea, R (8, 1) | | | F8 | | | | | CS BB 1B | | 3 | 1 | 2 | 0 | 0 | 0 | 0 | | | |
| Dean Stone, L (1, 1) OBP: 0.172, SLG: 0.077 Eddie Yost, R (6, PH) OBP: 0.367, SLG: 0.299 Camilo Pascual, R (6, 1) OBP: 0.286, SLG: 0.286 Carlos Paula, R (8, PH) OBP: 0.317, SLG: 0.389 | | K | | | | | | CS BB 1B | | 1 | 0 | 0 | 0 | 0 | 1 | 0 | | | |
| Inning Stats | R: 0 E: 0 K: 1 S: 5 | H: 0 LOB: 1 BB: 1 P: 9 | R: 0 E: 0 K: 1 S: 5 | H: 0 LOB: 0 BB: 0 P: 5 | R: 0 E: 0 K: 2 S: 7 | H: 0 LOB: 0 BB: 0 P: 7 | R: 0 E: 0 K: 1 S: 5 | H: 0 LOB: 0 BB: 0 P: 5 | R: 0 E: 0 K: 1 S: 5 | H: 1 LOB: 1 BB: 1 P: 9 | R: 0 E: 0 K: 0 S: 4 | H: 1 LOB: 2 BB: 1 P: 8 | R: 2 E: 0 K: 0 S: 5 | H: 3 LOB: 0 BB: 0 P: 5 | R: 0 E: 0 K: 0 S: 4 | H: 1 LOB: 1 BB: 0 P: 4 | 1B: 5 2B: 0 3B: 0 HR: 1 | SF: 0 SAC: 0 DP: 1 HBP: 0 | WP: 0 PA: 34 CS: 2 |
| PITCHER Ray Moore, R (1, 1) ERA: 3.15 | IP: 9.0 WLS: W BF: 34 H: 6 R: 2 ER: 2 SO: 7 BB: 3 IBB: 0 HBP: 0 BLK: 0 WP: 0 HR: 1 S: 45 P: 57 ERA: 2.00 WHIP: 1.000 | | | | | | | | | | | | | | | | | | |

Washington Senators @ Baltimore Orioles
Memorial Stadium, Baltimore, MD
Mon Jul 04 1955, 3:33 AM EDT
Att: 6,929 - Unknown

| | |
|-----|----|
| AB | 31 |
| R | 2 |
| H | 6 |
| RBI | 2 |
| BB | 3 |
| SO | 7 |
| LOB | 11 |



| Batter | 1 | 2 | 3 | 4 | 5 | 6 | 7 | 8 | 9 | AB | R | H | RBI | BB | SO | LOB | BOTTOM |
|---|--|---------------------------------|------------------------------|---------------------------------|------------------------------|---------------------------------|------------------------------|---------------------------------|------------------------------|----------------------------------|------------------------------|---------------------------------|------------------------------|---------------------------------|----------------------------------|------------------------------------|--------------------------|
| Fred Marsh, R (1, 4) OBP: 0.367, SLG: 0.280 | F7 | | 1B 1B 1B | | | | | F7 | | 5 | 1 | 1 | 0 | 0 | 0 | 1 | |
| Bob Hale, L (1, 3) OBP: 0.400, SLG: 0.250 | F5 | | 1B 1-3 | | | | | F9 | | 4 | 0 | 1 | 0 | 1 | 0 | 1 | |
| Dave Philley, S (1, 9) OBP: 0.384, SLG: 0.436 | 2B BB | | 1-3 3-H | | | | | 6-3 | | 2 | 1 | 1 | 1 | 2 | 0 | 0 | |
| Hank Majeski, R (1, 5) OBP: 0.310, SLG: 0.324 Gil Coan, L (8, PR) OBP: 0.317, SLG: 0.336 Wayne Causey, L (9, 5) OBP: 0.241, SLG: 0.255 | 1-H 2B | | 1-4-3 | | | | | FC1-6 1B | | 4 | 0 | 2 | 1 | 0 | 0 | 3 | |
| Hoot Evers, R (1, 7) OBP: 0.308, SLG: 0.407 Dave Pope, L (6, PH) OBP: 0.337, SLG: 0.419 | F4 | | | | | | | FC1-6 E 2B | | 2 | 0 | 0 | 0 | 0 | 0 | 1 | |
| Hal Smith, R (1, 2) OBP: 0.279, SLG: 0.328 | | 4-3 | | | | | | 2B E 1B | | 4 | 1 | 2 | 0 | 0 | 0 | 0 | |
| Chuck Diering, R (1, 8) OBP: 0.308, SLG: 0.322 | | | | | | | | L6 2B 1B | | 3 | 1 | 2 | 0 | 1 | 0 | 2 | |
| Willy Miranda, S (1, 6) OBP: 0.289, SLG: 0.288 | | | | | | | | 1B 2B | | 4 | 1 | 1 | 2 | 0 | 1 | 4 | |
| Ray Moore, R (1, 1) OBP: 0.300, SLG: 0.263 | | | | | | | | 2-H 3-H 1B | | 4 | 0 | 1 | 2 | 0 | 0 | 2 | |
| Inning Stats | R: 1 E: 0 K: 0 S: 4 | H: 1 LOB: 1 BB: 1 P: 8 | R: 0 E: 0 K: 0 S: 3 | H: 1 LOB: 0 BB: 0 P: 3 | R: 1 E: 0 K: 0 S: 5 | H: 3 LOB: 1 BB: 0 P: 5 | R: 0 E: 0 K: 0 S: 4 | H: 1 LOB: 1 BB: 0 P: 4 | R: 0 E: 0 K: 2 S: 8 | H: 1 LOB: 2 BB: 1 P: 12 | R: 0 E: 0 K: 0 S: 3 | H: 0 LOB: 0 BB: 0 P: 3 | R: 4 E: 1 K: 0 S: 8 | H: 4 LOB: 1 BB: 0 P: 8 | 1B: 9 2B: 2 3B: 0 HR: 0 | SF: 0 SAC: 0 DP: 0 HBP: 0 | WP: 0 PA: 38 CS: 0 |
| PITCHER Dean Stone, L (1, 1) ERA: 3.44 Camilo Pascual, R (6, 1) ERA: 5.33 Chuck Stobbs, L (8, 1) ERA: 5.37 Spec Shea, R (8, 1) ERA: 5.24 | IP: 5.0 WLS: 8 BF: 22 H: 6 R: 2 ER: 2 SO: 2 BB: 1 IBB: 0 HBP: 0 BLK: 0 WP: 0 HR: 0 S: 19 P: 31 ERA: 3.60 WHIP: 1.800 | | | | | | | | | | | | | | | | |

Washington Senators @ Baltimore Orioles
Memorial Stadium, Baltimore, MD
Mon Jul 04 1955, 3:33 AM EDT
Att: 6,929 - Unknown

| | |
|-----|----|
| AB | 34 |
| R | 6 |
| H | 11 |
| RBI | 6 |
| BB | 4 |
| SO | 2 |
| LOB | 15 |



| Batter | 1 | 2 | 3 | 4 | 5 | 6 | 7 | 8 | 9 | AB | R | H | RBI | BB | SO | LOB | TOP | | | | | |
|---|--|---------------------------------|------------------------------|---------------------------------|------------------------------|---------------------------------|------------------------------|---------------------------------|------------------------------|---------------------------------|------------------------------|--|------------------------------|---------------------------------|------------------------------|---------------------------------|---|---------------------------------|----------------------------------|------------------------------------|----------------------------------|--------|
| Joe Collins, L OBP: 0.346, SLG: 0.404 (1, 9) | | | | | | | | | | 4 | 0 | 1 | 0 | 0 | 0 | 1 | New York Yankees @ Baltimore Orioles Memorial Stadium, Baltimore, MD Wed Jul 06 1955, 3:33 AM EDT Att: 18,743 - Unknown livebaseballscorecards.com | | | | | |
| Andy Carey, R OBP: 0.307, SLG: 0.381 (1, 5) | | | | | | | | | | 4 | 0 | 0 | 0 | 0 | 2 | 2 | | | | | | |
| Mickey Mantle, S OBP: 0.433, SLG: 0.598 (1, 8) | | | | | | | | | | 3 | 0 | 0 | 0 | 1 | 0 | 3 | | | | | | |
| Yogi Berra, L OBP: 0.355, SLG: 0.483 (1, 2) | | | | | | | | | | 4 | 0 | 0 | 0 | 0 | 2 | | | | | | | |
| Eddie Robinson, L OBP: 0.371, SLG: 0.541 (1, 3) | | | | | | | | | | 4 | 0 | 0 | 0 | 0 | 0 | 0 | | | | | | |
| Irv Noren, L OBP: 0.312, SLG: 0.387 (1, 7) | | | | | | | | | | 4 | 0 | 1 | 0 | 0 | 0 | 0 | | | | | | |
| Gil McDougald, R OBP: 0.365, SLG: 0.384 (1, 4) | | | | | | | | | | 4 | 0 | 2 | 0 | 0 | 0 | 1 | | | | | | |
| Billy Hunter, R OBP: 0.244, SLG: 0.281 (1, 6) | | | | | | | | | | 2 | 0 | 0 | 0 | 0 | 0 | 1 | | | | | | |
| Bill Skowron, R OBP: 0.389, SLG: 0.597 (7, PH) | | | | | | | | | | 1 | 0 | 0 | 0 | 0 | 1 | 1 | | | | | | |
| Phil Rizzuto, R OBP: 0.380, SLG: 0.310 (7, 6) | | | | | | | | | | 0 | 0 | 0 | 0 | 0 | 0 | 0 | | | | | | |
| Whitey Ford, L OBP: 0.285, SLG: 0.163 (1, 1) | | | | | | | | | | 0 | 0 | 0 | 0 | 1 | 0 | 0 | | | | | | |
| Tom Sturdivant, L OBP: 0.193, SLG: 0.143 (4, 1) | | | | | | | | | | 0 | 0 | 0 | 0 | 0 | 0 | 0 | | | | | | |
| Bob Cerv, R OBP: 0.262, SLG: 0.350 (5, PH) | | | | | | | | | | 1 | 0 | 0 | 0 | 0 | 0 | 0 | | | | | | |
| Bob Wiesler, S OBP: 0.207, SLG: 0.402 (5, 1) | | | | | | | | | | 0 | 0 | 0 | 0 | 0 | 0 | 0 | | | | | | |
| Hank Bauer, R OBP: 0.207, SLG: 0.402 (8, PH) | | | | | | | | | | 1 | 0 | 0 | 0 | 0 | 0 | 0 | | | | | | |
| Ed Lopat, L OBP: 0.207, SLG: 0.148 (8, 1) | | | | | | | | | | 0 | 0 | 0 | 0 | 0 | 0 | 0 | | | | | | |
| Inning Stats | R: 0 E: 0 K: 1 S: 6 | H: 1 LOB: 1 BB: 0 P: 6 | R: 0 E: 0 K: 0 S: 4 | H: 1 LOB: 1 BB: 0 P: 4 | R: 0 E: 0 K: 1 S: 5 | H: 0 LOB: 1 BB: 1 P: 9 | R: 0 E: 0 K: 0 S: 3 | H: 0 LOB: 0 BB: 0 P: 3 | R: 0 E: 0 K: 1 S: 5 | H: 0 LOB: 0 BB: 0 P: 5 | R: 0 E: 0 K: 0 S: 3 | H: 0 LOB: 1 BB: 1 P: 7 | R: 0 E: 0 K: 1 S: 6 | H: 1 LOB: 1 BB: 0 P: 6 | R: 0 E: 1 K: 0 S: 4 | H: 0 LOB: 1 BB: 0 P: 4 | R: 0 E: 0 K: 0 S: 4 | H: 1 LOB: 1 BB: 0 P: 4 | 1B: 4 2B: 0 3B: 0 HR: 0 | SF: 0 SAC: 0 DP: 0 HBP: 0 | WP: 0 PB: 0 SB: 0 CS: 0 | PA: 34 |
| PITCHER Jim Wilson, R ERA: 2.5 (1, 1) | IP: 9.0 WLS: W BF: 34 H: 4 R: 0 ER: 0 SO: 4 BB: 2 IBB: 0 HBP: 0 BLK: 0 WP: 0 HR: 0 S: 40 P: 48 ERA: 0.00 WHIP: 0.667 | | | | | | | | | | | PITCHER IP: 9.0 WLS: W BF: 34 H: 4 R: 0 ER: 0 SO: 4 BB: 2 IBB: 0 HBP: 0 BLK: 0 WP: 0 HR: 0 S: 40 P: 48 ERA: 0.00 WHIP: 0.667 | | | | | | | | | | |

| Batter | 1 | 2 | 3 | 4 | 5 | 6 | 7 | 8 | 9 | AB | R | H | RBI | BB | SO | LOB | BOTTOM | | | |
|---|---|---------------------------------|------------------------------|---------------------------------|------------------------------|---------------------------------|------------------------------|----------------------------------|------------------------------|---------------------------------|------------------------------|---|---|---------------------------------|------------------------------|---------------------------------|---|----------------------------------|------------------------------------|----------------------------------|
| Fred Marsh, R OBP: 0.412, SLG: 0.321 (1, 4) | | | | | | | | | | 3 | 0 | 2 | 0 | 1 | 0 | 0 | New York Yankees @ Baltimore Orioles Memorial Stadium, Baltimore, MD Wed Jul 06 1955, 3:33 AM EDT Att: 18,743 - Unknown livebaseballscorecards.com | | | |
| Hank Majeski, R OBP: 0.307, SLG: 0.320 (1, 5) | | | | | | | | | | 4 | 0 | 1 | 0 | 0 | 4 | | | | | |
| Dave Philley, S OBP: 0.380, SLG: 0.439 (1, 9) | | | | | | | | | | 4 | 1 | 1 | 0 | 0 | 2 | | | | | |
| Gus Triandos, R OBP: 0.312, SLG: 0.349 (1, 3) | | | | | | | | | | 3 | 0 | 0 | 0 | 1 | 1 | | | | | |
| Hoot Evers, R OBP: 0.307, SLG: 0.400 Dave Pope, L OBP: 0.337, SLG: 0.419 (1, 7) (9, 7) | | | | | | | | | | 3 | 1 | 0 | 0 | 1 | 0 | 2 | | | | |
| Hal Smith, R OBP: 0.282, SLG: 0.328 (1, 2) | | | | | | | | | | 3 | 1 | 1 | 1 | 1 | 0 | 0 | | | | |
| Chuck Diering, R OBP: 0.304, SLG: 0.317 (1, 8) | | | | | | | | | | 3 | 0 | 0 | 0 | 0 | 3 | | | | | |
| Willy Miranda, S OBP: 0.290, SLG: 0.293 (1, 6) | | | | | | | | | | 3 | 1 | 1 | 1 | 0 | 1 | 0 | | | | |
| Jim Wilson, R OBP: 0.163, SLG: 0.143 (1, 1) | | | | | | | | | | 3 | 0 | 1 | 2 | 0 | 0 | | | | | |
| Inning Stats | R: 0 E: 0 K: 0 S: 4 | H: 1 LOB: 2 BB: 1 P: 8 | R: 0 E: 0 K: 1 S: 5 | H: 0 LOB: 0 BB: 0 P: 5 | R: 0 E: 0 K: 0 S: 2 | H: 0 LOB: 1 BB: 1 P: 6 | R: 4 E: 0 K: 0 S: 8 | H: 5 LOB: 2 BB: 1 P: 12 | R: 0 E: 0 K: 1 S: 5 | H: 0 LOB: 0 BB: 0 P: 5 | R: 0 E: 0 K: 0 S: 2 | H: 0 LOB: 1 BB: 1 P: 6 | R: 0 E: 0 K: 0 S: 4 | H: 1 LOB: 1 BB: 0 P: 4 | R: 0 E: 0 K: 0 S: 3 | H: 0 LOB: 0 BB: 0 P: 3 | | 1B: 5 2B: 2 3B: 0 HR: 0 | SF: 0 SAC: 0 DP: 2 HBP: 0 | WP: 0 PB: 0 SB: 0 CS: 0 |
| PITCHER Whitey Ford, L ERA: 2.5 (1, 1) | IP: 3.2 WLS: L BF: 19 H: 6 R: 4 ER: 4 SO: 1 BB: 3 IBB: 0 HBP: 0 BLK: 0 WP: 0 HR: 0 S: 18 P: 30 ERA: 9.82 WHIP: 2.455 | | | | | | | | | | | PITCHER Tom Sturdivant, R ERA: 3.2 (4, 1) | IP: 0.1 WLS: 1 BF: 1 H: 0 R: 0 ER: 0 SO: 0 BB: 0 IBB: 0 HBP: 0 BLK: 0 WP: 0 HR: 1 S: 1 P: 1 ERA: 0.00 WHIP: 0.000 | | | | | | | |
| PITCHER Bob Wiesler, L ERA: 4.82 (5, 1) | IP: 3.0 WLS: 10 BF: 1 H: 0 R: 0 ER: 0 SO: 1 BB: 1 IBB: 0 HBP: 0 BLK: 0 WP: 0 HR: 11 S: 15 P: 15 ERA: 0.00 WHIP: 0.667 | | | | | | | | | | | PITCHER Ed Lopat, L ERA: 3.3 (8, 1) | IP: 1.0 WLS: 3 BF: 0 H: 0 R: 0 ER: 0 SO: 0 BB: 0 IBB: 0 HBP: 0 BLK: 0 WP: 0 HR: 3 S: 3 P: 3 ERA: 0.00 WHIP: 0.000 | | | | | | | |

| Batter | 1 | 2 | 3 | 4 | 5 | 6 | 7 | 8 | 9 | AB | R | H | RBI | BB | SO | LOB | TOP | | | | | | | | |
|---|------------------------------|---------------------------------|------------------------------|---------------------------------|------------------------------|---------------------------------|------------------------------|---------------------------------|------------------------------|---------------------------------|------------------------------|---------------------------------|------------------------------|---------------------------------|------------------------------|---------------------------------|------------------------------|----------------------------------|----------------------------------|------------------------------------|----------------------------------|--------|--|--|--|
| Fred Marsh, R OBP: 0.385, SLG: 0.281 (1, 4) | 0-0 4-3 | | 0-0 6-3 | 0-0 3-1 | | 0-0 E4 | | 4-0 P4-6-3 BB | | 4 | 0 | 0 | 0 | 1 | 0 | 2 | | | | | | | | | |
| Bob Hale, L OBP: 0.286, SLG: 0.167 Harry Dorish, R OBP: 0.125, SLG: 0.125 Ray Moore, R OBP: 0.286, SLG: 0.250 (1, 3) (3, 1) (7, 1) | 0-0 4-3 | | 0-0 L4 | 0-0 6-3 | | 0-0 G3 | | 0-3 K | | 2 | 0 | 0 | 0 | 0 | 0 | 0 | | | | | | | | | |
| Dave Pope, L OBP: 0.339, SLG: 0.421 (1, 7) | 4-0 1B BB | | 0-0 2B | 0-0 P5-3 | | 0-3 K | | 0-0 P4-6-3 1-2 | | 4 | 2 | 1 | 0 | 1 | 1 | 4 | | | | | | | | | |
| Dave Philley, S OBP: 0.396, SLG: 0.483 (1, 9) | 0-0 1H 1B | | 0-0 2B HR | | 0-0 4-3 | | 0-0 HR | | 4-0 1B BB | 4 | 3 | 3 | 3 | 1 | 0 | 0 | | | | | | | | | |
| Gus Triandos, R OBP: 0.318, SLG: 0.370 (1, 2) (3, 3) | 0-0 L5 | | 0-0 2B HR | | 0-0 6-3 | | 0-0 1B G1-6-3 | | 0-0 1-3 1B | 5 | 1 | 3 | 2 | 0 | 0 | 1 | | | | | | | | | |
| Wayne Causey, L OBP: 0.254, SLG: 0.283 (1, 5) | | 0-0 4-3 | 0-0 2B 1B | | 0-0 F7 | | 0-0 1B G1-6-3 1-2 | | 0-0 1-3 1B | 5 | 1 | 2 | 1 | 0 | 0 | 1 | | | | | | | | | |
| Chuck Diering, R OBP: 0.316, SLG: 0.335 (1, 8) | | 0-0 2B | 0-0 1B FC6-4 | | | 0-0 1B SH1-4 | | 0-0 1B 3B | | 5 | 2 | 4 | 1 | 0 | 0 | 1 | | | | | | | | | |
| Willy Miranda, S OBP: 0.289, SLG: 0.301 (1, 6) | | 0-0 5-3 | 0-0 1B FC6-4 | | | 0-0 1B SH1-4 | | 0-3 K | | 4 | 0 | 1 | 1 | 0 | 1 | 3 | | | | | | | | | |
| Duane Pilette, R OBP: 0.286, SLG: 0.167 Hal Smith, R OBP: 0.287, SLG: 0.332 (1, 1) (3, 2) | | 0-0 L7 | | 0-0 1B 6-3 3-1 | | 0-0 1B G3 E | | 0-0 F6 | | 1 | 0 | 0 | 0 | 0 | 0 | 1 | | | | | | | | | |
| Inning Stats | R: 1 E: 0 K: 0 S: 4 | H: 1 LOB: 1 BB: 1 P: 8 | R: 0 E: 0 K: 0 S: 4 | H: 1 LOB: 1 BB: 0 P: 4 | R: 4 E: 0 K: 0 S: 8 | H: 5 LOB: 1 BB: 0 P: 8 | R: 0 E: 0 K: 0 S: 4 | H: 1 LOB: 1 BB: 0 P: 4 | R: 0 E: 0 K: 0 S: 3 | H: 0 LOB: 0 BB: 0 P: 3 | R: 1 E: 1 K: 1 S: 8 | H: 2 LOB: 2 BB: 0 P: 8 | R: 2 E: 0 K: 0 S: 6 | H: 4 LOB: 1 BB: 0 P: 6 | R: 0 E: 0 K: 1 S: 4 | H: 0 LOB: 0 BB: 1 P: 8 | R: 1 E: 0 K: 1 S: 6 | H: 2 LOB: 1 BB: 1 P: 10 | 1B: 9 2B: 4 3B: 1 HR: 2 | SF: 0 SAC: 1 DP: 2 HBP: 0 | WP: 0 PB: 0 SB: 1 CS: 0 | PA: 44 | | | |
| PITCHER | IP | WLS | BF | H | R | ER | SO | BB | IBB | HBP | BLK | WP | HR | S | P | ERA | WHIP | | | | | | | | |
| Frank Sullivan, R ERA: 2.99 (1, 1) | 2.2 | L | 16 | 7 | 5 | 5 | 0 | 1 | 0 | 0 | 0 | 0 | 1 | 15 | 19 | 16.88 | 3.000 | | | | | | | | |
| Leo Kiely, L ERA: 2.55 (3, 1) | 4.0 | | 19 | 7 | 3 | 3 | 1 | 0 | 0 | 0 | 0 | 0 | 1 | 21 | 21 | 6.75 | 1.750 | | | | | | | | |
| Dick Brodowski, R ERA: 8.03 (7, 1) | 1.1 | | 4 | 0 | 0 | 0 | 1 | 1 | 0 | 0 | 0 | 0 | 0 | 5 | 9 | 0.00 | 0.750 | | | | | | | | |
| Tom Hurd, R ERA: 1.98 (9, 1) | 1.0 | | 5 | 2 | 1 | 1 | 1 | 1 | 0 | 0 | 0 | 0 | 0 | 6 | 10 | 9.00 | 3.000 | | | | | | | | |

Baltimore Orioles @ Boston Red Sox
Fenway Park, Boston, MA
Fri Jul 08 1955, 3:33 AM EDT
Att: 24,520 - Unknown

AB 40
R 9
H 16
RBI 9
BB 3
SO 3
LOB 18



| Batter | 1 | 2 | 3 | 4 | 5 | 6 | 7 | 8 | 9 | AB | R | H | RBI | BB | SO | LOB | BOTTOM | | | | | | | | |
|---|------------------------------|----------------------------------|------------------------------|---------------------------------|------------------------------|----------------------------------|---------------------------------|---------------------------------|------------------------------|---------------------------------|------------------------------|---------------------------------|------------------------------|----------------------------------|------------------------------|---------------------------------|------------------------------|---------------------------------|----------------------------------|------------------------------------|----------------------------------|--------|--|--|--|
| Billy Goodman, L OBP: 0.385, SLG: 0.342 (1, 4) | 4-0 FC1-6 BB | | 0-0 E8 WP 1B | 0-0 4-3 | | | 0-0 BB BB G6-4-3 1B | | 4-0 BB BB | 3 | 1 | 2 | 0 | 2 | 0 | 1 | | | | | | | | | |
| Billy Klaus, L OBP: 0.358, SLG: 0.394 (1, 6) | 0-0 FC1-6 1B | | 0-0 P7 | | 0-0 P7 | | 4-0 BB BB G6-4-3 BB | | 0-3 K | 4 | 0 | 0 | 0 | 1 | 1 | 3 | | | | | | | | | |
| Ted Williams, L OBP: 0.546, SLG: 0.935 (1, 7) | 0-0 1-2 1B | | 4-0 BB | | 0-0 2B | | 4-0 BB BB G6-4-3 | | 0-0 F2 | 3 | 1 | 2 | 0 | 2 | 0 | 1 | | | | | | | | | |
| Jackie Jensen, R OBP: 0.346, SLG: 0.497 (1, 9) | 0-3 K | | 4-0 BB | | 0-0 2B | | 0-0 BB BB G6-4-3 | | 0-0 L3 | 4 | 0 | 1 | 1 | 1 | 1 | 5 | | | | | | | | | |
| Norm Zaichin, R OBP: 0.339, SLG: 0.508 (1, 3) | 0-3 K | | 0-0 F4 | | 0-0 F8 | | 0-0 F2 | | | 4 | 0 | 0 | 0 | 0 | 1 | 7 | | | | | | | | | |
| Sammy White, R OBP: 0.325, SLG: 0.385 (1, 2) | | 0-0 5-3 | 0-3 K | | 0-0 5-3 | | | 0-0 F8 | | 4 | 0 | 0 | 0 | 0 | 1 | 4 | | | | | | | | | |
| Grady Hatton, L OBP: 0.374, SLG: 0.329 (1, 5) | | 0-0 G3 | | 0-0 P7 | | 0-0 1-6-3 | | 0-0 F9 | | 4 | 0 | 0 | 0 | 0 | 0 | 0 | | | | | | | | | |
| Jim Piersall, R OBP: 0.336, SLG: 0.397 (1, 8) | | 0-0 6-3 | | 0-0 L7 | | 0-0 F3 | | 0-0 2B | | 4 | 0 | 1 | 0 | 0 | 0 | 0 | | | | | | | | | |
| Frank Sullivan, R OBP: 0.160, SLG: 0.170 Leo Kiely, L OBP: 0.300, SLG: 0.316 Dick Brodowski, R Gene Stephens, L (8, PH) Tom Hurd, R OBP: 0.311, SLG: 0.111 (9, 1) | | | 0-0 E 2B | | 0-0 WP 1B | | 0-3 K | | 0-3 K | 0 | 0 | 0 | 0 | 0 | 0 | 0 | | | | | | | | | |
| Inning Stats | R: 0 E: 0 K: 2 S: 8 | H: 1 LOB: 2 BB: 1 P: 12 | R: 0 E: 0 K: 0 S: 3 | H: 0 LOB: 0 BB: 0 P: 3 | R: 1 E: 1 K: 1 S: 7 | H: 2 LOB: 3 BB: 2 P: 15 | R: 0 E: 0 K: 0 S: 4 | H: 1 LOB: 1 BB: 0 P: 4 | R: 1 E: 0 K: 0 S: 5 | H: 2 LOB: 1 BB: 0 P: 5 | R: 0 E: 0 K: 1 S: 5 | H: 0 LOB: 0 BB: 0 P: 5 | R: 1 E: 0 K: 0 S: 3 | H: 1 LOB: 2 BB: 2 P: 11 | R: 0 E: 0 K: 1 S: 6 | H: 1 LOB: 1 BB: 0 P: 6 | R: 0 E: 0 K: 1 S: 5 | H: 0 LOB: 1 BB: 1 P: 9 | 1B: 4 2B: 4 3B: 0 HR: 0 | SF: 0 SAC: 0 DP: 1 HBP: 0 | WP: 2 PB: 0 SB: 0 CS: 0 | PA: 40 | | | |
| PITCHER | IP | WLS | BF | H | R | ER | SO | BB | IBB | HBP | BLK | WP | HR | S | P | ERA | WHIP | | | | | | | | |
| Duane Pilette, R ERA: 6.53 (1, 1) | 2.1 | | 13 | 3 | 1 | 1 | 2 | 3 | 0 | 0 | 0 | 1 | 0 | 14 | 26 | 3.86 | 2.571 | | | | | | | | |
| Harry Dorish, R ERA: 2.5 (3, 1) | 3.2 | W | 16 | 4 | 2 | 2 | 2 | 1 | 0 | 0 | 0 | 1 | 0 | 19 | 23 | 4.91 | 1.364 | | | | | | | | |
| Ray Moore, R ERA: 3.01 (7, 1) | 3.0 | S | 11 | 1 | 0 | 0 | 2 | 2 | 0 | 0 | 0 | 0 | 0 | 13 | 21 | 0.00 | 1.000 | | | | | | | | |

Baltimore Orioles @ Boston Red Sox
Fenway Park, Boston, MA
Fri Jul 08 1955, 3:33 AM EDT
Att: 24,520 - Unknown

AB 34
R 3
H 8
RBI 1
BB 6
SO 6
LOB 22



| Batter | 1 | 2 | 3 | 4 | 5 | 6 | 7 | 8 | 9 | AB | R | H | RBI | BB | SO | LOB | TOP | | | | | | | | | | |
|---|------------------------------|----------------------------------|------------------------------|---------------------------------|------------------------------|---------------------------------|------------------------------|---------------------------------|------------------------------|---------------------------------|------------------------------|---------------------------------|------------------------------|----------------------------------|------------------------------|---------------------------------|------------------------------|---------------------------------|----------------------------------|------------------------------------|----------------------------------|--------|--|--|--|--|--|
| Fred Marsh, R OBP: 0.419, SLG: 0.343 (1, 4) | | | | | | | | | | 3 | 1 | 2 | 0 | 1 | 0 | 1 | | | | | | | | | | | |
| Bob Hale, L OBP: 0.417, SLG: 0.455 (1, 3) | | | | | | | | | | 5 | 2 | 3 | 1 | 0 | 0 | 3 | | | | | | | | | | | |
| Dave Pope, L OBP: 0.346, SLG: 0.421 Gil Coan, L OBP: 0.310, SLG: 0.328 (1, 7) | | | | | | | | | | 0 | 0 | 0 | 0 | 1 | 0 | 0 | | | | | | | | | | | |
| Dave Philley, S OBP: 0.381, SLG: 0.463 (1, 9) | | | | | | | | | | 5 | 0 | 0 | 1 | 0 | 0 | 6 | | | | | | | | | | | |
| Gus Triandos, R OBP: 0.320, SLG: 0.368 (1, 2) | | | | | | | | | | 4 | 0 | 1 | 1 | 1 | 1 | 1 | | | | | | | | | | | |
| Wayne Causey, L OBP: 0.285, SLG: 0.281 (1, 5) | | | | | | | | | | 4 | 0 | 1 | 1 | 0 | 1 | 0 | | | | | | | | | | | |
| Chuck Diering, R OBP: 0.318, SLG: 0.333 (1, 8) | | | | | | | | | | 4 | 0 | 1 | 0 | 1 | 1 | 3 | | | | | | | | | | | |
| Willy Miranda, S OBP: 0.290, SLG: 0.302 Hank Majeski, R OBP: 0.300, SLG: 0.312 (1, 6) | | | | | | | | | | 3 | 0 | 1 | 0 | 0 | 0 | 3 | | | | | | | | | | | |
| Erv Palica, R OBP: 0.281, SLG: 0.290 Jim Wilson, R OBP: 0.156, SLG: 0.136 (5, 1) | | | | | | | | | | 2 | 1 | 2 | 0 | 0 | 0 | 0 | | | | | | | | | | | |
| Inning Stats | R: 2 E: 0 K: 1 S: 8 | H: 3 LOB: 3 BB: 1 P: 13 | R: 2 E: 0 K: 0 S: 5 | H: 2 LOB: 1 BB: 0 P: 6 | R: 0 E: 0 K: 0 S: 3 | H: 0 LOB: 0 BB: 0 P: 3 | R: 0 E: 0 K: 0 S: 4 | H: 1 LOB: 1 BB: 0 P: 4 | R: 0 E: 0 K: 1 S: 5 | H: 0 LOB: 0 BB: 0 P: 5 | R: 0 E: 0 K: 0 S: 4 | H: 1 LOB: 2 BB: 1 P: 8 | R: 0 E: 0 K: 0 S: 4 | H: 1 LOB: 3 BB: 2 P: 12 | R: 0 E: 0 K: 1 S: 7 | H: 2 LOB: 2 BB: 0 P: 7 | R: 0 E: 0 K: 1 S: 6 | H: 1 LOB: 1 BB: 0 P: 6 | 1B: 8 2B: 3 3B: 0 HR: 0 | SF: 0 SAC: 1 DP: 0 HBP: 2 | WP: 1 PB: 0 SB: 1 CS: 0 | PA: 44 | | | | | |
| PITCHER | IP | WLS | BF | H | R | ER | SO | BB | IBB | HBP | BLK | WP | HR | S | P | ERA | WHIP | | | | | | | | | | |
| Ike Delock, R ERA: 3.79 Tom Brewer, R ERA: 3.93 Ellis Kinder, R ERA: 2.25 | (1, 1) | 1.1 | 11 | 5 | 4 | 4 | 1 | 1 | 0 | 1 | 0 | 0 | 0 | 11 | 16 | 27.00 | 4.500 | | | | | | | | | | |
| (2, 1) | 5.1 | 23 | 3 | 0 | 0 | 1 | 3 | 0 | 1 | 0 | 0 | 1 | 0 | 21 | 34 | 0.00 | 1.125 | | | | | | | | | | |
| (7, 1) | 2.1 | W | 10 | 3 | 0 | 0 | 2 | 0 | 0 | 0 | 0 | 0 | 0 | 14 | 14 | 0.00 | 1.286 | | | | | | | | | | |

Baltimore Orioles @ Boston Red Sox
Fenway Park, Boston, MA
Sat Jul 09 1955, 3:33 AM EDT
Att: 10,506 - Unknown

AB 37
R 4
H 11
RBI 4
BB 4
SO 4
LOB 25



| Batter | 1 | 2 | 3 | 4 | 5 | 6 | 7 | 8 | 9 | AB | R | H | RBI | BB | SO | LOB | BOTTOM | | | | | | | | | | |
|---|------------------------------|----------------------------------|------------------------------|---------------------------------|------------------------------|---------------------------------|------------------------------|---------------------------------|------------------------------|---------------------------------|------------------------------|---------------------------------|------------------------------|---------------------------------|------------------------------|---------------------------------|------------------------------|---------------------------------|----------------------------------|------------------------------------|----------------------------------|--------|--|--|--|--|--|
| Billy Goodman, L OBP: 0.385, SLG: 0.341 (1, 4) | | | | | | | | | | 4 | 0 | 1 | 0 | 1 | 0 | 2 | | | | | | | | | | | |
| Billy Klaus, L OBP: 0.397, SLG: 0.389 (1, 6) | | | | | | | | | | 3 | 0 | 0 | 0 | 1 | 0 | 3 | | | | | | | | | | | |
| Ted Williams, L OBP: 0.537, SLG: 0.905 (1, 7) | | | | | | | | | | 3 | 1 | 0 | 0 | 1 | 0 | 1 | | | | | | | | | | | |
| Jackie Jensen, R OBP: 0.348, SLG: 0.495 (1, 9) | | | | | | | | | | 3 | 1 | 1 | 0 | 1 | 0 | 0 | | | | | | | | | | | |
| Norm Zauchin, R OBP: 0.338, SLG: 0.504 (1, 3) | | | | | | | | | | 4 | 0 | 1 | 2 | 0 | 0 | 2 | | | | | | | | | | | |
| Sammy White, R OBP: 0.330, SLG: 0.397 (1, 2) | | | | | | | | | | 4 | 2 | 3 | 0 | 0 | 0 | 1 | | | | | | | | | | | |
| Grady Hatton, L OBP: 0.377, SLG: 0.329 (1, 5) | | | | | | | | | | 3 | 1 | 1 | 1 | 1 | 0 | 2 | | | | | | | | | | | |
| Jim Piersall, R OBP: 0.334, SLG: 0.402 (1, 8) | | | | | | | | | | 4 | 0 | 1 | 1 | 0 | 0 | 3 | | | | | | | | | | | |
| Ike Delock, R OBP: 0.161, SLG: 0.103 Tom Brewer, R OBP: 0.176, SLG: 0.143 Ellis Kinder, R OBP: 0.333, SLG: 0.200 (1, 1) | | | | | | | | | | 0 | 0 | 0 | 0 | 0 | 0 | 0 | | | | | | | | | | | |
| (2, 1) | | | | | | | | | | 3 | 0 | 1 | 1 | 0 | 0 | 1 | | | | | | | | | | | |
| (7, 1) | | | | | | | | | | 1 | 0 | 0 | 0 | 0 | 0 | 1 | | | | | | | | | | | |
| Inning Stats | R: 0 E: 0 K: 0 S: 3 | H: 0 LOB: 2 BB: 2 P: 11 | R: 1 E: 0 K: 0 S: 5 | H: 2 LOB: 2 BB: 1 P: 9 | R: 0 E: 0 K: 0 S: 3 | H: 0 LOB: 0 BB: 0 P: 3 | R: 1 E: 0 K: 0 S: 4 | H: 2 LOB: 1 BB: 1 P: 8 | R: 2 E: 0 K: 0 S: 5 | H: 2 LOB: 1 BB: 1 P: 9 | R: 0 E: 0 K: 0 S: 4 | H: 1 LOB: 0 BB: 0 P: 4 | R: 0 E: 0 K: 0 S: 3 | H: 0 LOB: 0 BB: 0 P: 3 | R: 1 E: 0 K: 0 S: 5 | H: 2 LOB: 1 BB: 0 P: 5 | R: 0 E: 0 K: 0 S: 3 | H: 0 LOB: 0 BB: 0 P: 6 | 1B: 7 2B: 0 3B: 2 HR: 0 | SF: 0 SAC: 0 DP: 1 HBP: 0 | WP: 1 PB: 0 SB: 0 CS: 0 | PA: 37 | | | | | |
| PITCHER | IP | WLS | BF | H | R | ER | SO | BB | IBB | HBP | BLK | WP | HR | S | P | ERA | WHIP | | | | | | | | | | |
| Erv Palica, R ERA: 4.5 Jim Wilson, R ERA: 2.5 | (1, 1) | 4.1 | 22 | 5 | 4 | 4 | 0 | 5 | 0 | 0 | 0 | 0 | 1 | 0 | 15 | 8.31 | 2.308 | | | | | | | | | | |
| (5, 1) | 3.2 | L | 15 | 4 | 1 | 1 | 0 | 0 | 0 | 0 | 0 | 0 | 0 | 15 | 15 | 2.46 | 1.091 | | | | | | | | | | |

Baltimore Orioles @ Boston Red Sox
Fenway Park, Boston, MA
Sat Jul 09 1955, 3:33 AM EDT
Att: 10,506 - Unknown

AB 32
R 5
H 9
RBI 5
BB 5
SO 0
LOB 16



| Batter | 1 | 2 | 3 | 4 | 5 | 6 | 7 | 8 | 9 | AB | R | H | RBI | BB | SO | LOB | TOP | | | | |
|--|------------------------------|---------------------------------|------------------------------|---------------------------------|-------------------------------|----------------------------------|------------------------------|---------------------------------|------------------------------|---------------------------------|------------------------------|---------------------------------|-------------------------------|----------------------------------|------------------------------|---------------------------------|----------------------------------|------------------------------------|----------------------------------|--------|--|
| Fred Marsh, R OBP: 0.338, SLG: 0.359 (1, 4) | 4-0 BB | | 0-0 1B | 0-0 6-3 | | | 0-0 E6 | 0-0 1B | | 4 | 1 | 2 | 1 | 1 | 0 | 1 | | | | | |
| Bob Hale, L OBP: 0.353, SLG: 0.375 (1, 3) | 0-0 F9 | | 0-0 1B | 0-0 6-3 | | | 0-0 F8 | 0-0 F8 | | 5 | 1 | 1 | 0 | 0 | 0 | 5 | | | | | |
| Ray Moore, R OBP: 0.286, SLG: 0.250 (8, 1) | | | BB 1B | | | | | | | 0 | 0 | 0 | 0 | 0 | 0 | 0 | | | | | |
| Harry Dorish, R OBP: 0.125, SLG: 0.125 (8, 1) | | | BB 1B | | | | | | | 0 | 0 | 0 | 0 | 0 | 0 | 0 | | | | | |
| Tex Nelson, L OBP: 0.333, SLG: 0.273 (1, 7) | 0-0 4-3 | | 0-3 K | | 0-0 4-3 | | 0-3 K | | 0-0 1B | 4 | 0 | 0 | 0 | 0 | 2 | 4 | | | | | |
| Hal Smith, R OBP: 0.290, SLG: 0.339 (8, 2) | 1-2 | | | | | | | | 2B | 1 | 0 | 1 | 0 | 0 | 0 | 0 | | | | | |
| Dave Philley, S OBP: 0.382, SLG: 0.461 (1, 9) | 0-0 F8 | | 0-0 1B | | 0-0 3-1 | | | 0-0 F4 | | 5 | 1 | 2 | 1 | 0 | 0 | 1 | | | | | |
| Gus Triandos, R OBP: 0.326, SLG: 0.399 (8, 3) | | 0-0 HR | 0-0 1B | | 0-0 F8 | | | 0-0 HR | 0-3 K | 4 | 2 | 2 | 2 | 1 | 1 | 2 | | | | | |
| Wayne Causey, L OBP: 0.260, SLG: 0.275 (1, 5) | | 0-3 K | 0-0 1B | | 0-0 4-3 | | | 0-3 K | 0-0 F2 | 5 | 0 | 1 | 2 | 0 | 2 | 2 | | | | | |
| Chuck Diering, R OBP: 0.315, SLG: 0.330 (1, 8) | | 0-0 K | 0-0 1B | | 0-0 5-3 | | | 0-0 1B | 0-0 F4 | 5 | 1 | 1 | 0 | 0 | 1 | 4 | | | | | |
| Willy Miranda, S OBP: 0.293, SLG: 0.302 (1, 6) | 0-0 F7 | | | 4-0 SH1-4 BB | | | 0-0 F7 | | 0-0 1B | 3 | 1 | 1 | 0 | 1 | 0 | 0 | | | | | |
| Jim McDonald, R (1, 1) | | | 0-3 K | | 0-0 SH1-4 | | | 0-0 1B | 1-2 1B | 1 | 0 | 0 | 0 | 0 | 1 | 0 | | | | | |
| Art Schallcock, L OBP: 0.091, SLG: 0.091 (4, 1) | | | | | | | 0-0 6-3 | | 0-0 1B | 1 | 0 | 0 | 0 | 0 | 0 | 0 | | | | | |
| Gil Coan, L OBP: 0.315, SLG: 0.333 (8, 7) | | | | 1-2 | | | | 1-3 2-H 1B | | 1 | 0 | 1 | 1 | 0 | 0 | 0 | | | | | |
| Inning Stats | R: 0 E: 0 K: 0 S: 3 | H: 0 LOB: 1 BB: 1 P: 7 | R: 1 E: 0 K: 1 S: 6 | H: 1 LOB: 0 BB: 0 P: 6 | R: 3 E: 0 K: 3 S: 13 | H: 4 LOB: 2 BB: 1 P: 17 | R: 0 E: 0 K: 0 S: 3 | H: 0 LOB: 0 BB: 1 P: 7 | R: 0 E: 0 K: 0 S: 3 | H: 0 LOB: 0 BB: 0 P: 3 | R: 0 E: 1 K: 1 S: 6 | H: 0 LOB: 1 BB: 0 P: 6 | R: 3 E: 0 K: 1 S: 10 | H: 5 LOB: 2 BB: 0 P: 10 | R: 0 E: 0 K: 1 S: 7 | H: 2 LOB: 2 BB: 0 P: 7 | 1B: 9 2B: 1 3B: 0 HR: 2 | SF: 0 SAC: 1 DP: 0 HBP: 0 | WP: 0 PB: 0 SB: 0 CS: 0 | PA: 43 | |
| PITCHER | IP | WLS | BF | H | R | ER | SO | BB | IBB | HBP | BLK | WP | HR | S | P | ERA | WHIP | | | | |
| Willard Nixon, R ERA: 4.2 (1, 1) | 7.0 | | 30 | 5 | 4 | 4 | 5 | 3 | 0 | 0 | 0 | 0 | 1 | 37 | 49 | 5.14 | 1.143 | | | | |
| Tom Hurd, R ERA: 2.57 (8, 1) | 1.0 | W | 8 | 5 | 3 | 3 | 1 | 0 | 0 | 0 | 0 | 0 | 1 | 10 | 10 | 27.00 | 5.000 | | | | |
| Ellis Kinder, R ERA: 2.18 (9, 1) | 1.0 | S | 5 | 2 | 0 | 0 | 1 | 0 | 0 | 0 | 0 | 0 | 0 | 7 | 7 | 0.00 | 2.000 | | | | |

Baltimore Orioles @ Boston Red Sox
Fenway Park, Boston, MA
Sun Jul 10 1955, 3:33 AM EDT
Att: 20,774 - Unknown - 91 F

AB 39
R 7
H 12
RBI 7
BB 3
SO 7
LOB 19



| Batter | 1 | 2 | 3 | 4 | 5 | 6 | 7 | 8 | 9 | AB | R | H | RBI | BB | SO | LOB | BOTTOM | | | | |
|---|------------------------------|---------------------------------|------------------------------|---------------------------------|------------------------------|---------------------------------|------------------------------|---------------------------------|------------------------------|---------------------------------|------------------------------|---------------------------------|------------------------------|---------------------------------|------------------------------|----------------------------------|----------------------------------|------------------------------------|----------------------------------|--------|--|
| Billy Goodman, L OBP: 0.390, SLG: 0.344 (1, 4) | 0-0 1B | 4-3 | | 1-0 HBP | | 4-0 BB | | 0-0 3-1 1B | | 3 | 2 | 2 | 2 | 1 | 0 | 0 | | | | | |
| Billy Klaus, L OBP: 0.354, SLG: 0.385 (1, 6) | 0-0 1B | | 0-0 6-3 | 2-3 K | | 0-0 F9 | | 0-0 3-1 | | 5 | 1 | 1 | 0 | 0 | 1 | 4 | | | | | |
| Ted Williams, L OBP: 0.531, SLG: 0.909 (1, 7) | 0-0 1B | | 0-0 6-3 | | 0-0 1-3 | | 0-0 3-1 | 4-0 BB 1B IBB | | 4 | 2 | 1 | 3 | 1 | 0 | 0 | | | | | |
| Jackie Jensen, R OBP: 0.349, SLG: 0.498 (1, 9) | 0-0 1-3 | | 0-0 1B | | 0-0 F2 | | 0-0 F2 | 4-0 1B BB | | 4 | 1 | 1 | 1 | 1 | 0 | 0 | | | | | |
| Norm Zauchin, R OBP: 0.343, SLG: 0.504 (1, 3) | 0-3 K | | 0-0 1B | | 4-0 1B | | 0-3 K | 0-0 FC6-4 1B | | 4 | 0 | 2 | 3 | 1 | 2 | 0 | | | | | |
| Sammy White, R OBP: 0.331, SLG: 0.403 (1, 2) | 0-0 3B | | 0-0 F8 | | 0-0 1B | | | 0-0 F8 FC6-4 | | 5 | 0 | 2 | 0 | 0 | 0 | 3 | | | | | |
| Grady Hatton, L OBP: 0.379, SLG: 0.333 (1, 5) | 0-0 3-1 | | | 0-0 E6 1B | | 0-0 F9 | | 0-0 2B 1B | | 4 | 2 | 2 | 0 | 0 | 0 | 3 | | | | | |
| Jim Piersall, R OBP: 0.337, SLG: 0.408 (1, 8) | | 0-0 F8 | | 0-0 CS SH1-4 1B | | 0-0 F9 | | 0-0 1B 2B | | 4 | 1 | 2 | 1 | 0 | 0 | 0 | | | | | |
| Willard Nixon, L OBP: 0.275, SLG: 0.306 (1, 1) | | 0-0 F7 | | | 0-0 SH1-4 | | 0-0 4-3 | 4-0 3-1 1B BB | | 2 | 0 | 0 | 0 | 0 | 0 | 0 | | | | | |
| Tom Hurd, R OBP: 0.111, SLG: 0.111 (8, 1) | | | | | | | | | | 0 | 0 | 0 | 0 | 0 | 0 | 0 | | | | | |
| Faye Throneberry, L OBP: 0.330, SLG: 0.495 (8, PH) | | | | | | | | | | 0 | 1 | 0 | 0 | 1 | 0 | 0 | | | | | |
| Ellis Kinder, R OBP: 0.333, SLG: 0.200 (9, 1) | | | | | | | | | | 0 | 0 | 0 | 0 | 0 | 0 | 0 | | | | | |
| Inning Stats | R: 3 E: 0 K: 1 S: 9 | H: 4 LOB: 1 BB: 0 P: 9 | R: 0 E: 0 K: 0 S: 3 | H: 0 LOB: 0 BB: 0 P: 3 | R: 1 E: 0 K: 0 S: 5 | H: 2 LOB: 1 BB: 0 P: 5 | R: 1 E: 1 K: 1 S: 6 | H: 2 LOB: 1 BB: 0 P: 7 | R: 0 E: 0 K: 0 S: 4 | H: 1 LOB: 2 BB: 1 P: 8 | R: 0 E: 0 K: 0 S: 3 | H: 0 LOB: 0 BB: 1 P: 7 | R: 0 E: 0 K: 1 S: 5 | H: 0 LOB: 0 BB: 0 P: 5 | R: 5 E: 0 K: 0 S: 7 | H: 4 LOB: 2 BB: 3 P: 19 | 1B: 9 2B: 1 3B: 2 HR: 1 | SF: 0 SAC: 1 DP: 0 HBP: 1 | WP: 0 PB: 0 SB: 0 CS: 1 | PA: 42 | |
| PITCHER | IP | WLS | BF | H | R | ER | SO | BB | IBB | HBP | BLK | WP | HR | S | P | ERA | WHIP | | | | |
| Jim McDonald, R ERA: 8.85 (1, 1) | 3.0 | | 17 | 8 | 5 | 5 | 1 | 0 | 0 | 0 | 0 | 0 | 1 | 19 | 19 | 15.00 | 2.667 | | | | |
| Art Schallcock, L ERA: 1.95 (4, 1) | 4.0 | L | 15 | 1 | 0 | 0 | 2 | 2 | 0 | 1 | 0 | 0 | 0 | 16 | 25 | 0.00 | 0.750 | | | | |
| Ray Moore, R ERA: 3.39 (8, 1) | 0.1 | L | 4 | 2 | 3 | 3 | 0 | 1 | 0 | 0 | 0 | 0 | 0 | 3 | 7 | 81.00 | 9.000 | | | | |
| Harry Dorish, R ERA: 2.96 (8, 1) | 0.2 | | 6 | 2 | 2 | 2 | 0 | 1 | 1 | 0 | 0 | 0 | 0 | 4 | 12 | 27.00 | 4.500 | | | | |

Baltimore Orioles @ Boston Red Sox
Fenway Park, Boston, MA
Sun Jul 10 1955, 3:33 AM EDT
Att: 20,774 - Unknown - 91 F

AB 35
R 10
H 13
RBI 10
BB 5
SO 3
LOB 10



| Batter | 1 | 2 | 3 | 4 | 5 | 6 | 7 | 8 | 9 | AB | R | H | RBI | BB | SO | LOB | TOP | | | | |
|---|---|---------------------------------|------------------------------|---------------------------------|------------------------------|----------------------------------|------------------------------|----------------------------------|------------------------------|---------------------------------|------------------------------|----------------------------------|------------------------------|---------------------------------|------------------------------|---------------------------------|----------------------------------|------------------------------------|-------------------------|--------|--|
| Fred Marsh, R OBP: 0.472, SLG: 0.381 (1, 4) | | | | | | | | | | 3 | 2 | 2 | 2 | 2 | 0 | 0 | | | | | |
| Cal Abrams, L OBP: 0.401, SLG: 0.394 Wayne Causey, L OBP: 0.257, SLG: 0.271 (7, PR) (7, 5) | | | | | | | | | | 3 | 0 | 1 | 2 | 0 | 1 | 1 | | | | | |
| Dave Philley, S OBP: 0.369, SLG: 0.444 (1, 7) | | | | | | | | | | 5 | 0 | 0 | 0 | 0 | 2 | 3 | | | | | |
| Gus Triandos, R OBP: 0.332, SLG: 0.432 (1, 3) | | | | | | | | | | 5 | 2 | 3 | 4 | 0 | 0 | 0 | | | | | |
| Hal Smith, R OBP: 0.288, SLG: 0.349 (1, 2) | | | | | | | | | | 5 | 1 | 1 | 1 | 0 | 0 | 1 | | | | | |
| Dave Pope, L OBP: 0.344, SLG: 0.417 (7, 9) | | | | | | | | | | 4 | 0 | 1 | 0 | 0 | 0 | 2 | | | | | |
| Chuck Diering, R OBP: 0.323, SLG: 0.332 (7, 8) | | | | | | | | | | 2 | 3 | 1 | 0 | 2 | 0 | 1 | | | | | |
| Willy Miranda, S OBP: 0.296, SLG: 0.311 (1, 6) | | | | | | | | | | 3 | 1 | 1 | 1 | 1 | 1 | 2 | | | | | |
| Jim Wilson, R OBP: 0.196, SLG: 0.136 Bob Fiale, L OBP: 0.333, SLG: 0.353 Don Johnson, R OBP: 0.326, SLG: 0.331 Gil Coan, L OBP: 0.329, SLG: 0.331 Art Schallack, L OBP: 0.295, SLG: 0.293 Harry Dorish, R OBP: 0.111, SLG: 0.111 (1, 1) (3, PH) (3, 1) (7, PH) (7, 1) (7, 1) | | | | | | | | | | 0 | 0 | 0 | 0 | 0 | 0 | 0 | | | | | |
| Inning Stats | R: 0 E: 0 K: 1 S: 4 | H: 0 LOB: 0 BB: 1 P: 8 | R: 0 E: 0 K: 0 S: 3 | H: 1 LOB: 0 BB: 0 P: 3 | R: 2 E: 0 K: 2 S: 8 | H: 1 LOB: 1 BB: 2 P: 16 | R: 1 E: 0 K: 1 S: 7 | H: 2 LOB: 2 BB: 1 P: 11 | R: 0 E: 0 K: 0 S: 5 | H: 0 LOB: 0 BB: 0 P: 3 | R: 6 E: 0 K: 0 S: 7 | H: 4 LOB: 1 BB: 1 P: 12 | R: 1 E: 0 K: 0 S: 5 | H: 2 LOB: 0 BB: 0 P: 5 | R: 0 E: 0 K: 0 S: 3 | H: 0 LOB: 0 BB: 0 P: 3 | 1B: 5 2B: 0 3B: 2 HR: 3 | SF: 0 SAC: 0 DP: 2 HBP: 1 | WP: 0 PB: 0 CS: 0 | PA: 41 | |
| PITCHER | IP WLS BF H R ER SO BB IBB HBP BLK WP HR S P ERA WHIP | | | | | | | | | | | | | | | | | | | | |
| Art Ceccarelli, L ERA: 5.05 (1, 1) | 4.0 | 18 | 4 | 3 | 3 | 4 | 4 | 0 | 0 | 0 | 0 | 0 | 1 | 22 | 38 | 6.75 | 2.000 | | | | |
| Bill Harrington, R ERA: 5.0 (5, 1) | 2.1 | L | 11 | 2 | 4 | 4 | 1 | 1 | 0 | 1 | 0 | 0 | 0 | 0 | 11 | 16 | 15.43 | 1.286 | | | |
| Johnny Sain, R ERA: 5.69 (7, 1) | 1.2 | | 9 | 4 | 3 | 3 | 0 | 0 | 0 | 0 | 0 | 0 | 2 | 9 | 9 | 16.20 | 2.400 | | | | |
| Cloyd Boyer, R ERA: 5.06 (9, 1) | 1.0 | | 3 | 0 | 0 | 0 | 0 | 0 | 0 | 0 | 0 | 0 | 0 | 3 | 3 | 0.00 | 0.000 | | | | |

Baltimore Orioles @ Kansas City Athletics
Municipal Stadium, Kansas City, MO
Thu Jul 14 1955, 4:33 AM EDT
Unknown

AB 35
R 10
H 10
RBI 10
BB 5
SO 5
LOB 16





| Batter | 1 | 2 | 3 | 4 | 5 | 6 | 7 | 8 | 9 | AB | R | H | RBI | BB | SO | LOB | BOTTOM | | | | | |
|---|---|----------------------------------|------------------------------|----------------------------------|------------------------------|---------------------------------|------------------------------|---------------------------------|------------------------------|---------------------------------|------------------------------|---------------------------------|------------------------------|---------------------------------|------------------------------|---------------------------------|------------------------------|---------------------------------|----------------------------------|------------------------------------|-------------------------|--------|
| Joe Demaestri, R OBP: 0.277, SLG: 0.316 (1, 6) | | | | | | | | | | 3 | 1 | 1 | 1 | 1 | 0 | 1 | | | | | | |
| Enos Slaughter, L OBP: 0.347, SLG: 0.321 (1, 9) | | | | | | | | | | 5 | 1 | 1 | 1 | 0 | 1 | 3 | | | | | | |
| Elmer Valo, L OBP: 0.503, SLG: 0.527 (1, 7) | | | | | | | | | | 3 | 2 | 1 | 1 | 2 | 0 | 2 | | | | | | |
| Harry Simpson, L OBP: 0.372, SLG: 0.488 (1, 8) | | | | | | | | | | 5 | 2 | 3 | 2 | 0 | 1 | 1 | | | | | | |
| Vic Power, R OBP: 0.345, SLG: 0.502 (1, 3) | | | | | | | | | | 5 | 0 | 2 | 1 | 0 | 0 | 1 | | | | | | |
| Jim Finigan, R OBP: 0.356, SLG: 0.481 (1, 4) | | | | | | | | | | 4 | 0 | 1 | 1 | 1 | 0 | 3 | | | | | | |
| Hector Lopez, R OBP: 0.325, SLG: 0.354 (1, 5) | | | | | | | | | | 4 | 1 | 1 | 0 | 1 | 0 | 3 | | | | | | |
| Joe Astroth, R OBP: 0.374, SLG: 0.324 Gus Zernial, R OBP: 0.300, SLG: 0.487 Billy Shantz, R OBP: 0.320, SLG: 0.340 (1, 2) (7, PH) (8, 2) | | | | | | | | | | 3 | 0 | 0 | 0 | 0 | 0 | 4 | | | | | | |
| Art Ceccarelli, R OBP: 0.197, SLG: 0.167 Lou Slesler, L OBP: 0.326, SLG: 0.290 Bill Harrington, R OBP: 0.326, SLG: 0.290 Johnny Sain, R OBP: 0.329, SLG: 0.331 Bill Wilson, R OBP: 0.329, SLG: 0.470 Cloyd Boyer, R OBP: 0.107, SLG: 0.093 (1, 1) (4, PH) (5, 1) (7, 1) (8, PH) (9, 1) | | | | | | | | | | 1 | 0 | 0 | 0 | 0 | 0 | 1 | | | | | | |
| Inning Stats | R: 2 E: 0 K: 1 S: 7 | H: 2 LOB: 1 BB: 1 P: 11 | R: 3 E: 0 K: 1 S: 8 | H: 3 LOB: 1 BB: 1 P: 12 | R: 0 E: 0 K: 0 S: 3 | H: 0 LOB: 1 BB: 1 P: 7 | R: 0 E: 1 K: 0 S: 4 | H: 0 LOB: 1 BB: 0 P: 4 | R: 0 E: 0 K: 0 S: 5 | H: 2 LOB: 2 BB: 0 P: 5 | R: 0 E: 0 K: 0 S: 2 | H: 0 LOB: 0 BB: 1 P: 6 | R: 2 E: 0 K: 0 S: 5 | H: 2 LOB: 1 BB: 1 P: 9 | R: 0 E: 1 K: 0 S: 4 | H: 0 LOB: 1 BB: 0 P: 4 | R: 0 E: 0 K: 0 S: 4 | H: 1 LOB: 0 BB: 0 P: 4 | 1B: 7 2B: 1 3B: 1 HR: 1 | SF: 0 SAC: 1 DP: 1 HBP: 0 | WP: 1 PB: 1 CS: 0 | PA: 43 |
| PITCHER | IP WLS BF H R ER SO BB IBB HBP BLK WP HR S P ERA WHIP | | | | | | | | | | | | | | | | | | | | | |
| Jim Wilson, R ERA: 2.82 (1, 1) | 2.0 | | 13 | 5 | 5 | 5 | 2 | 0 | 0 | 0 | 0 | 0 | 0 | 14 | 22 | 0.00 | 1.000 | | | | | |
| Don Johnson, R ERA: 4.85 (3, 1) | 4.0 | W | 16 | 2 | 0 | 0 | 2 | 0 | 0 | 0 | 0 | 0 | 0 | 14 | 22 | 0.00 | 1.000 | | | | | |
| Art Schallack, L ERA: 2.22 (7, 1) | 0.0 | | 3 | 2 | 2 | 2 | 1 | 0 | 0 | 0 | 0 | 0 | 2 | 6 | 6 | ∞ | ∞ | | | | | |
| Harry Dorish, R ERA: 2.77 (7, 1) | 3.0 | S | 11 | 1 | 0 | 0 | 0 | 0 | 0 | 0 | 0 | 0 | 0 | 11 | 11 | 0.00 | 0.333 | | | | | |

Baltimore Orioles @ Kansas City Athletics
Municipal Stadium, Kansas City, MO
Thu Jul 14 1955, 4:33 AM EDT
Unknown

AB 37
R 7
H 10
RBI 7
BB 5
SO 2
LOB 20



| Batter | 1 | 2 | 3 | 4 | 5 | 6 | 7 | 8 | 9 | AB | R | H | RBI | BB | SO | LOB | TOP | | | |
|--|--|---------------------------------|------------------------------|----------------------------------|----------------------------------|---------------------------------|------------------------------|---------------------------------|------------------------------|----------------------------------|------------------------------|---------------------------------|------------------------------|---------------------------------|------------------------------|---------------------------------|---|------------------------------------|----------------------------------|--------|
| Fred Marsh, R OBP: 0.361, SLG: 0.283 (1, 4) | F2 | | F4 | | E5 1B BB FC9-4 | F8 | | | 6-3 | 5 | 1 | 0 | 0 | 0 | 0 | 3 | <p>Baltimore Orioles @ Chicago White Sox Comiskey Park, Chicago, IL Sun Jul 17 1955, 4:33 AM EDT Unknown</p> <p>livebaseballscorecards.com</p> <p>AB 32 R 2 H 4 RBI 2 BB 4 SO 4 LOB 16</p>  | | | |
| Cal Abrams, L OBP: 0.415, SLG: 0.388 (1, 9) | FC5-4 1B | | K | | FC9-4 1B 1-2 2-3 | F8 | | | | 3 | 0 | 1 | 0 | 1 | 1 | 0 | | | | |
| Dave Philley, S OBP: 0.380, SLG: 0.513 (1, 8) | FC5-4 1-2 | | 4-3 | | FC9-4 1B 1-2 2-3 3-H | F8 | | | | 4 | 0 | 1 | 1 | 0 | 0 | 1 | | | | |
| Gus Triandos, R OBP: 0.323, SLG: 0.419 (1, 3) | 1-4-3 | | | | F9 FC9-4 1-2 2-3 3-H | 4-3 | | | | 4 | 0 | 0 | 1 | 0 | 0 | 3 | | | | |
| Jim Dyck, R (1, 7) | | K | | F8 | F4 | | | F8 | | 4 | 0 | 0 | 0 | 0 | 1 | 2 | | | | |
| Hal Smith, R OBP: 0.299, SLG: 0.359 (1, 2) | F9 | | | 1B | | BB 1B | | 4-3 | | 4 | 0 | 2 | 0 | 0 | 0 | 0 | | | | |
| Chuck Diering, R OBP: 0.330, SLG: 0.327 (1, 5) | BLK BB | | | 1-3 | | 1-2 BB | | L6 | | 2 | 0 | 0 | 0 | 2 | 0 | 1 | | | | |
| Willy Miranda, S OBP: 0.292, SLG: 0.303 (1, 6) | BB BB BB | | | | E4 BB SH1-4 1B | F2 | | K | | 3 | 1 | 0 | 0 | 1 | 1 | 2 | | | | |
| George Zuverink, R (1, 1) | 4-3 | | | | SH1-4 1-2 | F3 | | K | | 1 | 0 | 0 | 0 | 0 | 0 | 2 | | | | |
| Hank Majeski, R OBP: 0.297, SLG: 0.308 (6, PH) | | | | | | | | | | 1 | 0 | 0 | 0 | 0 | 0 | 2 | | | | |
| Harry Dorish, R OBP: 0.111, SLG: 0.111 (6, 1) | | | | | | | | | | 0 | 0 | 0 | 0 | 0 | 0 | 0 | | | | |
| Bob Hale, L OBP: 0.321, SLG: 0.444 (9, PH) | | | | | | | | | | 1 | 0 | 0 | 0 | 0 | 1 | 0 | | | | |
| Inning Stats | R: 0 E: 0 K: 0 S: 4 | H: 1 LOB: 1 BB: 0 P: 4 | R: 0 E: 0 K: 1 S: 5 | H: 0 LOB: 2 BB: 2 P: 13 | R: 0 E: 0 K: 1 S: 5 | H: 0 LOB: 1 BB: 0 P: 5 | R: 0 E: 0 K: 0 S: 4 | H: 1 LOB: 1 BB: 0 P: 4 | R: 2 E: 2 K: 0 S: 6 | H: 1 LOB: 2 BB: 1 P: 10 | R: 0 E: 0 K: 0 S: 3 | H: 0 LOB: 0 BB: 0 P: 3 | R: 0 E: 0 K: 0 S: 3 | H: 0 LOB: 0 BB: 0 P: 3 | R: 0 E: 0 K: 2 S: 7 | H: 0 LOB: 0 BB: 0 P: 7 | 1B: 4 2B: 0 3B: 0 HR: 0 | SF: 0 SAC: 1 DP: 0 HBP: 0 | WP: 0 PB: 0 SB: 0 CS: 0 | PA: 37 |
| PITCHER Billy Pierce, L ERA: 1.92 (1, 1) | IP: 9.0 WLS: W BF: 37 H: 4 R: 2 ER: 0 SO: 4 BB: 4 IBB: 0 HBP: 0 BLK: 1 WP: 0 HR: 0 S: 41 P: 57 ERA: 0.00 WHIP: 0.889 | | | | | | | | | | | | | | | | | | | |

| Batter | 1 | 2 | 3 | 4 | 5 | 6 | 7 | 8 | 9 | AB | R | H | RBI | BB | SO | LOB | BOTTOM | | | |
|---|--|----------------------------------|------------------------------|---------------------------------|------------------------------|---------------------------------|------------------------------|---------------------------------|------------------------------|---------------------------------|------------------------------|---------------------------------|------------------------------|---------------------------------|------------------------------|---------------------------------|--|----------------------------------|------------------------------------|----------------------------------|
| Jim Busby, R OBP: 0.295, SLG: 0.382 (1, 8) | 5-3 | G6-4-3 1-2 | | FC5-4 1-2 | | F7 | | | | 4 | 0 | 0 | 0 | 0 | 0 | 5 | <p>Baltimore Orioles @ Chicago White Sox Comiskey Park, Chicago, IL Sun Jul 17 1955, 4:33 AM EDT Unknown</p> <p>livebaseballscorecards.com</p> <p>AB 30 R 3 H 10 RBI 3 BB 3 SO 3 LOB 14</p>  | | | |
| Nellie Fox, L OBP: 0.384, SLG: 0.443 (1, 4) | F9 | | 2B 1B | | 4-3 | | F4 | | | 4 | 1 | 1 | 0 | 0 | 0 | 0 | | | | |
| Minnie Minoso, R OBP: 0.348, SLG: 0.332 (1, 7) | BB HBP | | 1B 2B | | BB | | 6-3 | | | 2 | 1 | 1 | 0 | 1 | 0 | 0 | | | | |
| George Kell, R OBP: 0.385, SLG: 0.410 (1, 5) | BB BB BB | | G3-6 1B | | L9 | | 5-3 | | | 3 | 0 | 1 | 2 | 1 | 0 | 1 | | | | |
| Jim Rivera, L OBP: 0.329, SLG: 0.361 (1, 9) | K | | G3-6 1-2 | | G3 | | F7 | | | 4 | 0 | 0 | 0 | 0 | 1 | 4 | | | | |
| Sherm Lollar, R OBP: 0.391, SLG: 0.464 (1, 2) | | 1B 2B | 6-3 | | FC6-4 CS 1B | | F7 | | | 4 | 1 | 2 | 0 | 0 | 0 | 0 | | | | |
| Walt Dropo, R OBP: 0.337, SLG: 0.459 (1, 3) | | 2H 1B | | K | | FC6-4 1B | | 3B | | 4 | 0 | 3 | 1 | 0 | 1 | 0 | | | | |
| Chico Carrasquel, R OBP: 0.338, SLG: 0.357 (1, 6) | 1B HBP | | FC5-4 1B | | FC6-4 BB 1-2 2-3 | | 5-3 | | | 3 | 0 | 1 | 0 | 0 | 0 | 3 | | | | |
| Billy Pierce, L OBP: 0.222, SLG: 0.152 (1, 1) | | G6-4-3 1-3 1B | | K | | 1-2 3H BB | | | | 2 | 0 | 1 | 0 | 1 | 1 | 1 | | | | |
| Inning Stats | R: 0 E: 0 K: 1 S: 5 | H: 0 LOB: 2 BB: 1 P: 10 | R: 1 E: 0 K: 0 S: 4 | H: 3 LOB: 1 BB: 0 P: 5 | R: 2 E: 0 K: 0 S: 5 | H: 3 LOB: 0 BB: 0 P: 5 | R: 0 E: 0 K: 2 S: 8 | H: 1 LOB: 1 BB: 0 P: 8 | R: 0 E: 0 K: 0 S: 3 | H: 0 LOB: 1 BB: 1 P: 7 | R: 0 E: 0 K: 0 S: 4 | H: 2 LOB: 2 BB: 1 P: 8 | R: 0 E: 0 K: 0 S: 3 | H: 0 LOB: 0 BB: 0 P: 3 | R: 0 E: 0 K: 0 S: 4 | H: 1 LOB: 1 BB: 0 P: 4 | | 1B: 7 2B: 2 3B: 1 HR: 0 | SF: 0 SAC: 0 DP: 2 HBP: 2 | WP: 0 PB: 0 SB: 0 CS: 1 |
| PITCHER George Zuverink, R ERA: 6.75 Harry Dorish, R ERA: 2.79 (1, 1) (6, 1) | IP: 5.0 WLS: L BF: 23 H: 7 R: 3 ER: 3 SO: 3 BB: 2 IBB: 2 HBP: 0 BLK: 0 WP: 0 HR: 0 S: 25 P: 35 ERA: 5.40 WHIP: 1.800 | | | | | | | | | | | | | | | | | | | |

| Batter | 1 | 2 | 3 | 4 | 5 | 6 | 7 | 8 | 9 | AB | R | H | RBI | BB | SO | LOB | TOP | | | | | | | | | | |
|--|------------------------------|---------------------------------|------------------------------|----------------------------------|------------------------------|---------------------------------|------------------------------|---------------------------------|------------------------------|----------------------------------|------------------------------|---------------------------------|------------------------------|---------------------------------|------------------------------|---------------------------------|---|------------------------------|---------------------------------|----------------------------------|------------------------------------|----------------------------------|--------|--|--|--|--|
| Fred Marsh, R OBP: 0.391, SLG: 0.277 (1, 4) | | | | | | | | | | 5 | 1 | 1 | 0 | 0 | 0 | 6 | Baltimore Orioles @ Chicago White Sox Comiskey Park, Chicago, IL Sun Jul 17 1955, 4:38 AM EDT Att: 13,542 - Unknown | | | | | | | | | | |
| Cal Abrams, L OBP: 0.414, SLG: 0.413 (1, 9) | | | | | | | | | | 5 | 1 | 2 | 1 | 0 | 2 | 1 | | | | | | | | | | | |
| Dave Philley, S OBP: 0.374, SLG: 0.503 (1, 8) (8, 5) | | | | | | | | | | 5 | 0 | 1 | 0 | 0 | 2 | 2 | | | | | | | | | | | |
| Gus Triandos, R OBP: 0.324, SLG: 0.432 (1, 3) | | | | | | | | | | 5 | 1 | 2 | 2 | 0 | 0 | 1 | | | | | | | | | | | |
| Jim Dyck, R OBP: 0.250, SLG: 0.286 (1, 7) | | | | | | | | | | 3 | 0 | 1 | 0 | 1 | 0 | 2 | | | | | | | | | | | |
| Hal Smith, R OBP: 0.294, SLG: 0.353 (1, 2) | | | | | | | | | | 4 | 0 | 0 | 0 | 0 | 0 | 4 | | | | | | | | | | | |
| Chuck Diering, R OBP: 0.335, SLG: 0.333 (8, PH) Dave Pope, L OBP: 0.346, SLG: 0.409 (8, 8) | | | | | | | | | | 2 | 1 | 1 | 0 | 1 | 0 | 0 | | | | | | | | | | | |
| Willy Miranda, S OBP: 0.295, SLG: 0.306 (1, 6) | | | | | | | | | | 4 | 0 | 2 | 0 | 0 | 0 | 1 | | | | | | | | | | | |
| Art Schallock, L OBP: 0.167, SLG: 0.167 (1, 1) Erv Palica, R OBP: 0.294, SLG: 0.281 (2, 1) Don Johnson, R OBP: 0.310, SLG: 0.429 (8, PH) Ray Moore, R OBP: 0.291, SLG: 0.227 (8, 1) | | | | | | | | | | 1 | 0 | 1 | 0 | 0 | 0 | 0 | | | | | | | | | | | |
| Inning Stats | R: 1 E: 0 K: 0 S: 6 | H: 3 LOB: 2 BB: 0 P: 6 | R: 1 E: 0 K: 1 S: 6 | H: 2 LOB: 1 BB: 1 P: 10 | R: 0 E: 0 K: 1 S: 6 | H: 1 LOB: 1 BB: 0 P: 6 | R: 0 E: 0 K: 0 S: 4 | H: 1 LOB: 1 BB: 1 P: 4 | R: 1 E: 0 K: 1 S: 6 | H: 1 LOB: 1 BB: 1 P: 10 | R: 0 E: 0 K: 0 S: 3 | H: 0 LOB: 1 BB: 1 P: 7 | R: 1 E: 0 K: 0 S: 4 | H: 1 LOB: 0 BB: 0 P: 4 | R: 0 E: 0 K: 0 S: 5 | H: 2 LOB: 2 BB: 0 P: 5 | | R: 0 E: 0 K: 1 S: 5 | H: 1 LOB: 0 BB: 0 P: 5 | 1B: 8 2B: 2 3B: 0 HR: 2 | SF: 0 SAC: 0 DP: 1 HBP: 0 | WP: 0 PB: 0 SB: 0 CS: 1 | PA: 40 | | | | |
| PITCHER | IP | WLS | BF | H | R | ER | SO | BB | IBB | HBP | BLK | WP | HR | S | P | ERA | WHIP | | | | | | | | | | |
| Jack Harshman, L ERA: 3.19 Dick Donovan, R ERA: 2.31 | (1, 1) (8, 1) | 7.0 W | 32 8 | 9 3 | 4 0 | 4 0 | 3 1 | 3 0 | 0 0 | 0 0 | 0 0 | 0 0 | 2 0 | 35 10 | 47 10 | 5.14 0.00 | 1.714 1.500 | | | | | | | | | | |

| | |
|-----|----|
| AB | 37 |
| R | 4 |
| H | 12 |
| RBI | 3 |
| BB | 3 |
| SO | 4 |
| LOB | 20 |



| Batter | 1 | 2 | 3 | 4 | 5 | 6 | 7 | 8 | 9 | AB | R | H | RBI | BB | SO | LOB | BOTTOM | | | | | | | | | | | |
|---|--------------------------------------|---------------------------------|------------------------------|---------------------------------|-------------------------------|----------------------------------|------------------------------|---------------------------------|------------------------------|---------------------------------|------------------------------|---------------------------------|------------------------------|---------------------------------|------------------------------|---------------------------------|---|----------------------------------|------------------------------------|----------------------------------|--------|--|--|--|--|--|--|--|
| Jim Busby, R OBP: 0.291, SLG: 0.376 (1, 8) | | | | | | | | | | 5 | 0 | 0 | 0 | 0 | 1 | 4 | Baltimore Orioles @ Chicago White Sox Comiskey Park, Chicago, IL Sun Jul 17 1955, 4:38 AM EDT Att: 13,542 - Unknown | | | | | | | | | | | |
| Nellie Fox, L OBP: 0.385, SLG: 0.444 (1, 4) | | | | | | | | | | 4 | 2 | 2 | 0 | 0 | 0 | 2 | | | | | | | | | | | | |
| Minnie Minoso, R OBP: 0.350, SLG: 0.342 (1, 7) | | | | | | | | | | 4 | 0 | 2 | 1 | 0 | 1 | 1 | | | | | | | | | | | | |
| George Kell, R OBP: 0.386, SLG: 0.416 (1, 5) | | | | | | | | | | 4 | 1 | 2 | 1 | 0 | 0 | 2 | | | | | | | | | | | | |
| Bob Kennedy, R OBP: 0.310, SLG: 0.290 (1, 9) | | | | | | | | | | 4 | 1 | 4 | 1 | 0 | 0 | 0 | | | | | | | | | | | | |
| Sherm Lollar, R OBP: 0.389, SLG: 0.460 (1, 2) | | | | | | | | | | 4 | 0 | 1 | 0 | 0 | 0 | 4 | | | | | | | | | | | | |
| Walt Dropo, R OBP: 0.340, SLG: 0.472 (1, 3) | | | | | | | | | | 4 | 1 | 2 | 1 | 0 | 0 | 3 | | | | | | | | | | | | |
| Chico Carrasquel, R OBP: 0.337, SLG: 0.355 (1, 6) | | | | | | | | | | 2 | 0 | 0 | 1 | 1 | 2 | 2 | | | | | | | | | | | | |
| Jack Harshman, L OBP: 0.442, SLG: 0.485 Dick Donovan, L OBP: 0.259, SLG: 0.213 (1, 1) (8, 1) | | | | | | | | | | 2 | 0 | 1 | 0 | 1 | 0 | 2 | | | | | | | | | | | | |
| Inning Stats | R: 1 E: 0 K: 0 S: 4 | H: 2 LOB: 0 BB: 0 P: 4 | R: 1 E: 1 K: 1 S: 8 | H: 2 LOB: 2 BB: 0 P: 8 | R: 2 E: 0 K: 2 S: 11 | H: 4 LOB: 2 BB: 0 P: 11 | R: 0 E: 0 K: 0 S: 4 | H: 1 LOB: 2 BB: 1 P: 8 | R: 0 E: 0 K: 0 S: 3 | H: 1 LOB: 0 BB: 0 P: 3 | R: 0 E: 0 K: 1 S: 6 | H: 1 LOB: 1 BB: 0 P: 6 | R: 0 E: 0 K: 0 S: 4 | H: 2 LOB: 1 BB: 0 P: 4 | R: 1 E: 0 K: 0 S: 3 | H: 1 LOB: 0 BB: 1 P: 7 | | 1B: 9 2B: 5 3B: 0 HR: 1 | SF: 1 SAC: 0 DP: 3 HBP: 0 | WP: 0 PB: 0 SB: 1 CS: 0 | PA: 37 | | | | | | | |
| PITCHER | IP | WLS | BF | H | R | ER | SO | BB | IBB | HBP | BLK | WP | HR | S | P | ERA | WHIP | | | | | | | | | | | |
| Art Schallock, L ERA: 2.36 Erv Palica, R ERA: 4.53 Don Johnson, R ERA: 4.72 Ray Moore, R ERA: 3.51 | (1, 1) (2, 1) (6, 1) (8, 1) | 1.0 4.1 1.2 1.0 | WLS 21 6 L | BF 7 2 4 | H 2 0 1 | R 2 0 1 | ER 1 0 1 | SO 1 0 0 | BB 0 0 0 | IBB 0 0 0 | HBP 0 0 0 | BLK 0 0 0 | WP 0 0 0 | HR 0 28 6 1 | S 6 32 6 7 | P 6 32 6 7 | 9.00 4.15 0.00 9.00 | 4.000 1.846 1.200 2.000 | | | | | | | | | | |



| Batter | 1 | 2 | 3 | 4 | 5 | 6 | 7 | 8 | 9 | AB | R | H | RBI | BB | SO | LOB | TOP | | |
|---|------------------------------|---------------------------------|------------------------------|----------------------------------|------------------------------|---------------------------------|------------------------------|---------------------------------|------------------------------|---------------------------------|------------------------------|---------------------------------|------------------------------|---------------------------------|------------------------------|---------------------------------|----------------------------------|------------------------------------|--------------------------|
| Fred Marsh, R OBP: 0.329, SLG: 0.257 (1, 4) | 5-3 | F7 | | 6-3 | | | G5-4-3 | | F5 | 5 | 0 | 0 | 0 | 0 | 0 | 4 | | | |
| Cal Abrams, L OBP: 0.413, SLG: 0.411 Chuck Diering, R OBP: 0.333, SLG: 0.332 (1, 9) (7, 8) | HR | K2-3 | | | K | | | F9 | | 3 | 1 | 1 | 0 | 0 | 2 | 2 | | | |
| Dave Philley, S OBP: 0.366, SLG: 0.491 (1, 7) (7, 9) | F7 | | | 4-3 | L7 | | | 5-3 | | 4 | 0 | 0 | 0 | 0 | 0 | 1 | | | |
| Gus Triandos, R OBP: 0.323, SLG: 0.441 (1, 2) (6, 3) | HR | | | F5 | 5-3 | | | E5 | | 4 | 2 | 1 | 2 | 0 | 0 | 0 | | | |
| Bob Hale, L OBP: 0.355, SLG: 0.467 Hal Smith, R OBP: 0.296, SLG: 0.358 (1, 3) (6, PH) (6, 2) | 1B | | | | | | 1-3 | | | 2 | 0 | 2 | 0 | 0 | 0 | 0 | | | |
| Dave Pope, L OBP: 0.344, SLG: 0.402 (1, 8) (7, 7) | P6 | | | | | | P8 | | | 3 | 0 | 0 | 0 | 1 | 1 | 2 | | | |
| Wayne Causey, L OBP: 0.247, SLG: 0.250 Hank Majeski, R OBP: 0.293, SLG: 0.304 (1, 5) (8, PH) (8, 5) | | FC1-5 | | L4 | | | F7 | | F7 | 2 | 0 | 0 | 0 | 1 | 0 | 0 | | | |
| Willy Miranda, S OBP: 0.302, SLG: 0.310 (1, 6) | | FC1-5 | | | | | | | 4-3 | 3 | 0 | 2 | 0 | 1 | 0 | 0 | | | |
| Jim Wilson, R OBP: 0.140, SLG: 0.122 (1, 1) | | FC1-5 | | F7 | | | F9 | | 1-3 | 4 | 0 | 0 | 0 | 0 | 0 | 4 | | | |
| Inning Stats | R: 2 E: 0 K: 0 S: 6 | H: 3 LOB: 1 BB: 0 P: 6 | R: 0 E: 0 K: 1 S: 5 | H: 0 LOB: 2 BB: 2 P: 13 | R: 0 E: 0 K: 1 S: 6 | H: 1 LOB: 1 BB: 0 P: 6 | R: 0 E: 0 K: 0 S: 4 | H: 1 LOB: 1 BB: 0 P: 4 | R: 0 E: 0 K: 0 S: 5 | H: 0 LOB: 0 BB: 0 P: 5 | R: 0 E: 0 K: 0 S: 3 | H: 1 LOB: 0 BB: 0 P: 3 | R: 0 E: 1 K: 0 S: 5 | H: 1 LOB: 2 BB: 1 P: 9 | R: 0 E: 0 K: 0 S: 3 | H: 0 LOB: 0 BB: 0 P: 3 | 1B: 5 2B: 1 3B: 0 HR: 1 | SF: 0 SAC: 0 DP: 1 HBP: 0 | WP: 0 PA: 37 CS: 0 |
| PITCHER | IP | WLS | BF | H | R | ER | SO | BB | IBB | HBP | BLK | WP | HR | S | P | ERA | WHIP | | |
| Mike Fomieses, R ERA: 3.82 (1, 1) | 5.0 | L | 22 | 5 | 2 | 2 | 3 | 2 | 0 | 0 | 0 | 0 | 1 | 26 | 34 | 3.60 | 1.400 | | |
| Morrie Martin, L ERA: 4.57 (6, 1) | 2.2 | | 11 | 2 | 1 | 0 | 0 | 1 | 0 | 0 | 0 | 0 | 0 | 10 | 14 | 0.00 | 1.125 | | |
| Dixie Howell, R ERA: 3.86 (8, 1) | 1.1 | | 4 | 0 | 0 | 0 | 0 | 0 | 0 | 0 | 0 | 0 | 0 | 4 | 4 | 0.00 | 0.000 | | |

Baltimore Orioles @ Chicago White Sox
Comiskey Park, Chicago, IL
Mon Jul 18 1955, 4:33 AM EDT
Att. 4,334 - Unknown

AB 34
R 3
H 7
RBI 3
BB 3
SO 3
LOB 15



| Batter | 1 | 2 | 3 | 4 | 5 | 6 | 7 | 8 | 9 | AB | R | H | RBI | BB | SO | LOB | BOTTOM | | |
|---|------------------------------|---------------------------------|------------------------------|---------------------------------|------------------------------|---------------------------------|------------------------------|---------------------------------|------------------------------|---------------------------------|------------------------------|---------------------------------|------------------------------|---------------------------------|------------------------------|---------------------------------|----------------------------------|------------------------------------|--------------------------|
| Gil Coan, L OBP: 0.315, SLG: 0.333 (1, 9) | F6 | | | | | F7 | | | F4 | 4 | 0 | 1 | 0 | 0 | 0 | 0 | | | |
| Nellie Fox, L OBP: 0.384, SLG: 0.440 (1, 4) | 4-3 | | | | 1B | | | | F8 | 3 | 0 | 0 | 0 | 0 | 0 | 1 | | | |
| Minnie Minoso, R OBP: 0.349, SLG: 0.345 (1, 7) | | | | | | K | | | F6 | 4 | 0 | 1 | 0 | 0 | 1 | 1 | | | |
| Bob Kennedy, R OBP: 0.302, SLG: 0.282 (1, 5) | | | | | | 6-3 | | | | 3 | 0 | 0 | 0 | 0 | 0 | 1 | | | |
| Jim Busby, R OBP: 0.288, SLG: 0.373 (1, 8) | | | | | | 6-3 | | | | 3 | 0 | 0 | 0 | 0 | 2 | 0 | | | |
| Sherm Lollar, R OBP: 0.385, SLG: 0.455 (1, 2) | | | | | | K | | | F2 | 3 | 0 | 0 | 0 | 0 | 0 | 0 | | | |
| Walt Dropo, R OBP: 0.336, SLG: 0.466 (1, 3) | | | | | | | | | | 3 | 0 | 0 | 0 | 0 | 0 | 1 | | | |
| Chico Carrasquel, R OBP: 0.334, SLG: 0.351 (1, 6) | | | | | | | | | | 3 | 0 | 0 | 0 | 0 | 1 | 1 | | | |
| Mike Fomieses, R OBP: 0.125, SLG: 0.167 Dick Donovan, L OBP: 0.255, SLG: 0.208 Morrie Martin, L OBP: 0.500, SLG: 0.500 Dixie Howell, L OBP: 0.167, SLG: 0.167 (1, 1) (5, PH) (6, 1) (8, 1) | | | | | | | | | | 1 | 0 | 0 | 0 | 0 | 0 | 0 | | | |
| Inning Stats | R: 0 E: 0 K: 0 S: 4 | H: 1 LOB: 1 BB: 0 P: 4 | R: 0 E: 0 K: 0 S: 3 | H: 0 LOB: 0 BB: 0 P: 3 | R: 0 E: 0 K: 2 S: 7 | H: 0 LOB: 0 BB: 0 P: 7 | R: 0 E: 1 K: 1 S: 6 | H: 0 LOB: 1 BB: 0 P: 6 | R: 0 E: 0 K: 0 S: 2 | H: 0 LOB: 0 BB: 0 P: 3 | R: 0 E: 0 K: 1 S: 5 | H: 0 LOB: 0 BB: 0 P: 5 | R: 0 E: 0 K: 1 S: 5 | H: 0 LOB: 0 BB: 0 P: 5 | R: 0 E: 0 K: 0 S: 3 | H: 0 LOB: 0 BB: 0 P: 3 | 1B: 1 2B: 1 3B: 0 HR: 0 | SF: 0 SAC: 0 DP: 1 HBP: 1 | WP: 0 PA: 30 CS: 0 |
| PITCHER | IP | WLS | BF | H | R | ER | SO | BB | IBB | HBP | BLK | WP | HR | S | P | ERA | WHIP | | |
| Jim Wilson, R ERA: 2.65 (1, 1) | 9.0 | W | 30 | 2 | 0 | 0 | 5 | 0 | 0 | 1 | 0 | 0 | 0 | 39 | 40 | 0.00 | 0.222 | | |

Baltimore Orioles @ Chicago White Sox
Comiskey Park, Chicago, IL
Mon Jul 18 1955, 4:33 AM EDT
Att. 4,334 - Unknown

AB 29
R 0
H 2
RBI 0
BB 0
SO 5
LOB 6



| Batter | 1 | 2 | 3 | 4 | 5 | 6 | 7 | 8 | 9 | AB | R | H | RBI | BB | SO | LOB | TOP | | | | | | | | | |
|--|------------------------------|---------------------------------|------------------------------|---------------------------------|------------------------------|---------------------------------|------------------------------|---------------------------------|------------------------------|---------------------------------|------------------------------|----------------------------------|------------------------------|---------------------------------|------------------------------|---------------------------------|--|----------------------------------|----------------------------------|------------------------------------|----------------------------------|--------|--|--|--|--|
| Fred Marsh, R OBP: 0.322, SLG: 0.293 (1, 4) | | | | | | | | | | 5 | 1 | 1 | 1 | 0 | 0 | 4 | <p>Baltimore Orioles @ Detroit Tigers Briggs Stadium, Detroit, MI Tue Jul 19 1955, 4:33 AM EDT Att: 6,527 - Unknown</p> <p>livebaseballscores.com</p> <p>AB 34 R 4 H 9 RBI 3 BB 5 SO 5 LOB 21</p> | | | | | | | | | |
| Cal Abrams, L OBP: 0.418, SLG: 0.417 (1, 9) | | | | | | | | | | 3 | 2 | 1 | 0 | 2 | 1 | 2 | | | | | | | | | | |
| Dave Philley, S OBP: 0.367, SLG: 0.491 (1, 7) | | | | | | | | | | 4 | 1 | 1 | 1 | 1 | 0 | 3 | | | | | | | | | | |
| Gus Triandos, R OBP: 0.326, SLG: 0.440 (1, 2) | | | | | | | | | | 3 | 0 | 1 | 1 | 1 | 1 | 1 | | | | | | | | | | |
| Bob Hale, L OBP: 0.343, SLG: 0.441 (1, 3) | | | | | | | | | | 4 | 0 | 1 | 0 | 0 | 0 | 3 | | | | | | | | | | |
| Dave Pope, L OBP: 0.338, SLG: 0.394 (1, 8) | | | | | | | | | | 4 | 0 | 0 | 0 | 0 | 1 | 3 | | | | | | | | | | |
| Wayne Causey, L OBP: 0.239, SLG: 0.241 Don Johnson, R (7, 1) | | | | | | | | | | 3 | 0 | 0 | 0 | 0 | 1 | 1 | | | | | | | | | | |
| Art Schallock, L OBP: 0.167, SLG: 0.167 Jim Dyck, R OBP: 0.333, SLG: 0.375 (9, PH) | | | | | | | | | | 0 | 0 | 0 | 0 | 0 | 0 | 0 | | | | | | | | | | |
| Willy Miranda, S OBP: 0.308, SLG: 0.318 (1, 6) | | | | | | | | | | 3 | 0 | 2 | 0 | 1 | 0 | 0 | | | | | | | | | | |
| Jim McDonald, R OBP: 0.308, SLG: 0.182 George Zuverink, R (4, 1) | | | | | | | | | | 1 | 0 | 0 | 0 | 0 | 0 | 1 | | | | | | | | | | |
| Tex Nelson, L OBP: 0.400, SLG: 0.308 (7, 7) | | | | | | | | | | 1 | 0 | 0 | 0 | 0 | 0 | 1 | | | | | | | | | | |
| Inning Stats | R: 1 E: 0 K: 1 S: 6 | H: 1 LOB: 0 BB: 0 P: 6 | R: 0 E: 0 K: 2 S: 7 | H: 1 LOB: 1 BB: 0 P: 7 | R: 0 E: 0 K: 0 S: 3 | H: 1 LOB: 0 BB: 0 P: 3 | R: 2 E: 0 K: 0 S: 4 | H: 2 LOB: 0 BB: 1 P: 8 | R: 0 E: 0 K: 0 S: 3 | H: 0 LOB: 1 BB: 1 P: 7 | R: 1 E: 0 K: 1 S: 6 | H: 1 LOB: 1 BB: 0 P: 10 | R: 0 E: 1 K: 0 S: 5 | H: 1 LOB: 2 BB: 0 P: 5 | R: 0 E: 0 K: 0 S: 3 | H: 0 LOB: 1 BB: 1 P: 7 | R: 0 E: 0 K: 1 S: 7 | H: 2 LOB: 3 BB: 1 P: 11 | 1B: 5 2B: 5 3B: 0 HR: 1 | SF: 0 SAC: 0 DP: 3 HBP: 0 | WP: 0 PB: 0 SB: 0 CS: 1 | PA: 39 | | | | |
| PITCHER | IP | WLS | BF | H | R | ER | SO | BB | IBB | HBP | BLK | WP | HR | S | P | ERA | WHIP | | | | | | | | | |
| Frank Lary, R ERA: 3.34 Babe Birrer, R ERA: 4.15 | (1, 1) | 5.0 | W | 21 | 6 | 4 | 4 | 3 | 3 | 0 | 0 | 0 | 0 | 1 | 24 | 36 | 7.20 | 1.800 | | | | | | | | |
| (6, 1) | 4.0 | S | 18 | 3 | 0 | 0 | 2 | 2 | 0 | 0 | 0 | 0 | 0 | 0 | 20 | 28 | 0.00 | 1.250 | | | | | | | | |

| Batter | 1 | 2 | 3 | 4 | 5 | 6 | 7 | 8 | 9 | AB | R | H | RBI | BB | SO | LOB | BOTTOM | | | | | | | | | |
|---|------------------------------|---------------------------------|------------------------------|---------------------------------|-------------------------------|----------------------------------|------------------------------|---------------------------------|------------------------------|---------------------------------|------------------------------|---------------------------------|------------------------------|---------------------------------|------------------------------|----------------------------------|---|------------------------------------|----------------------------------|--------|--|--|--|--|--|--|
| Harvey Kuenn, R OBP: 0.362, SLG: 0.440 (1, 6) | | | | | | | | | | 4 | 1 | 1 | 0 | 1 | 1 | 0 | <p>Baltimore Orioles @ Detroit Tigers Briggs Stadium, Detroit, MI Tue Jul 19 1955, 4:33 AM EDT Att: 6,527 - Unknown</p> <p>livebaseballscores.com</p> <p>AB 38 R 12 H 14 RBI 12 BB 3 SO 4 LOB 11</p> | | | | | | | | | |
| Bill Tuttle, R OBP: 0.350, SLG: 0.392 (1, 8) | | | | | | | | | | 5 | 1 | 1 | 1 | 0 | 1 | 1 | | | | | | | | | | |
| Al Kaline, R OBP: 0.441, SLG: 0.609 (1, 9) | | | | | | | | | | 5 | 1 | 1 | 1 | 0 | 1 | 1 | | | | | | | | | | |
| Earl Torgeson, L OBP: 0.385, SLG: 0.362 (1, 3) | | | | | | | | | | 4 | 1 | 1 | 0 | 1 | 0 | 2 | | | | | | | | | | |
| Ray Boone, R OBP: 0.351, SLG: 0.466 (1, 5) | | | | | | | | | | 4 | 0 | 1 | 1 | 1 | 0 | 3 | | | | | | | | | | |
| Charlie Maxwell, L OBP: 0.310, SLG: 0.600 (1, 7) | | | | | | | | | | 4 | 1 | 2 | 2 | 0 | 0 | 1 | | | | | | | | | | |
| Frank House, L OBP: 0.271, SLG: 0.347 (1, 2) | | | | | | | | | | 4 | 2 | 2 | 0 | 0 | 0 | 2 | | | | | | | | | | |
| Fred Hatfield, L OBP: 0.333, SLG: 0.348 (1, 4) | | | | | | | | | | 4 | 3 | 3 | 1 | 0 | 0 | 0 | | | | | | | | | | |
| Frank Lary, R OBP: 0.333, SLG: 0.333 Babe Birrer, R OBP: 0.333, SLG: 1.111 (1, 1) | | | | | | | | | | 2 | 0 | 0 | 0 | 0 | 1 | 1 | | | | | | | | | | |
| (6, 1) | | | | | | | | | | 2 | 2 | 2 | 6 | 0 | 0 | 0 | | | | | | | | | | |
| Inning Stats | R: 0 E: 0 K: 1 S: 5 | H: 0 LOB: 0 BB: 0 P: 5 | R: 0 E: 0 K: 0 S: 3 | H: 0 LOB: 1 BB: 1 P: 7 | R: 5 E: 0 K: 1 S: 10 | H: 5 LOB: 1 BB: 1 P: 14 | R: 0 E: 0 K: 1 S: 5 | H: 0 LOB: 0 BB: 0 P: 5 | R: 0 E: 0 K: 0 S: 3 | H: 0 LOB: 0 BB: 0 P: 3 | R: 3 E: 0 K: 0 S: 6 | H: 3 LOB: 0 BB: 0 P: 6 | R: 0 E: 0 K: 1 S: 6 | H: 1 LOB: 1 BB: 0 P: 6 | R: 4 E: 1 K: 0 S: 8 | H: 5 LOB: 2 BB: 1 P: 12 | 1B: 10 2B: 2 3B: 0 HR: 2 | SF: 0 SAC: 0 DP: 0 HBP: 0 | WP: 0 PB: 0 SB: 2 CS: 0 | PA: 41 | | | | | | |
| PITCHER | IP | WLS | BF | H | R | ER | SO | BB | IBB | HBP | BLK | WP | HR | S | P | ERA | WHIP | | | | | | | | | |
| Jim McDonald, R ERA: 7.19 George Zuverink, R ERA: 6.94 Don Johnson, R ERA: 4.94 Art Schallock, L ERA: 2.66 | (1, 1) | 3.0 | L | 16 | 5 | 5 | 5 | 2 | 1 | 0 | 0 | 0 | 0 | 1 | 14 | 14 | 9.00 | 1.000 | | | | | | | | |
| (4, 1) | 3.0 | | 12 | 3 | 3 | 3 | 1 | 0 | 0 | 0 | 0 | 0 | 0 | 1 | 14 | 14 | 9.00 | 1.000 | | | | | | | | |
| (7, 1) | 1.0 | | 6 | 3 | 2 | 2 | 1 | 0 | 0 | 0 | 0 | 0 | 0 | 0 | 8 | 8 | 18.00 | 3.000 | | | | | | | | |
| (8, 1) | 1.0 | | 7 | 3 | 2 | 2 | 0 | 1 | 0 | 0 | 0 | 0 | 0 | 1 | 6 | 10 | 18.00 | 4.000 | | | | | | | | |

| Batter | 1 | 2 | 3 | 4 | 5 | 6 | 7 | 8 | 9 | AB | R | H | RBI | BB | SO | LOB | TOP | | |
|--|--|---------------------------------|------------------------------|---------------------------------|------------------------------|---------------------------------|------------------------------|---------------------------------|------------------------------|---------------------------------|------------------------------|---------------------------------|------------------------------|---------------------------------|------------------------------|--|--|----------------------------------|------------------------------------|
| Fred Marsh, R OBP: 0.302, SLG: 0.274 (1, 4) | L9 | | 5-3 | | | F7 | | G5-3 1B | | 4 | 0 | 1 | 0 | 0 | 0 | 0 | Baltimore Orioles @ Detroit Tigers Briggs Stadium, Detroit, MI Thu Jul 21 1955, 4:33 AM EDT Att: 4,442 - Unknown | | |
| Jim Dyck, R OBP: 0.471, SLG: 0.385 (1, 7) | K | | | | | BB | | F5 | | 3 | 0 | 1 | 0 | 1 | 1 | | | | |
| Dave Philley, S OBP: 0.372, SLG: 0.500 (1, 9) | | | 1B | | | BB | | | | 3 | 0 | 2 | 0 | 1 | 0 | 1 | | | |
| Gus Triandos, R OBP: 0.320, SLG: 0.430 (1, 3) | 6-3 | | | | | BB | | | | 4 | 0 | 0 | 0 | 0 | 0 | 5 | | | |
| Hank Majeski, R OBP: 0.292, SLG: 0.301 Wayne Causey, L OBP: 0.239, SLG: 0.241 Dave Pope, L OBP: 0.336, SLG: 0.391 (1, 5) | | K | | | | BB | | | | 4 | 0 | 1 | 0 | 0 | 1 | 2 | | | |
| Hal Smith, R OBP: 0.294, SLG: 0.362 (1, 2) | | 4-3 | | | | F8 | | | | 0 | 0 | 0 | 0 | 0 | 0 | 0 | | | |
| Chuck Diering, R OBP: 0.335, SLG: 0.330 (1, 8) | | | | | | F9 | | | | 4 | 0 | 0 | 0 | 0 | 0 | 1 | | | |
| Willy Miranda, S OBP: 0.301, SLG: 0.310 Cal Abrams, L OBP: 0.415, SLG: 0.409 (1, 6) | | | | | | | | | | 3 | 0 | 1 | 0 | 1 | 2 | 1 | | | |
| Hal Brown, R OBP: 0.250, SLG: 0.250 (1, 1) | | | | | | | | | | 3 | 0 | 0 | 0 | 0 | 0 | 1 | | | |
| Inning Stats | R: 0 E: 0 K: 1 S: 6 | H: 1 LOB: 1 BB: 0 P: 6 | R: 0 E: 0 K: 1 S: 6 | H: 1 LOB: 1 BB: 0 P: 6 | R: 0 E: 0 K: 0 S: 4 | H: 1 LOB: 1 BB: 0 P: 4 | R: 0 E: 0 K: 0 S: 3 | H: 0 LOB: 0 BB: 0 P: 3 | R: 0 E: 0 K: 1 S: 5 | H: 0 LOB: 0 BB: 0 P: 5 | R: 0 E: 0 K: 0 S: 3 | H: 0 LOB: 1 BB: 1 P: 7 | R: 0 E: 0 K: 2 S: 4 | H: 2 LOB: 1 BB: 0 P: 4 | R: 0 E: 0 K: 2 S: 8 | H: 1 LOB: 1 BB: 0 P: 8 | | 1B: 5 2B: 0 3B: 1 HR: 0 | SF: 0 SAC: 0 DP: 1 HBP: 0 |
| PITCHER Billy Hoelt, L ERA: 3.48 (1, 1) | IP: 9.0 WLS: W BF: 35 H: 6 R: 0 ER: 0 SO: 5 BB: 3 IBB: 0 HBP: 0 BLK: 0 WP: 0 HR: 0 S: 42 P: 54 ERA: 0.00 WHIP: 1.000 | | | | | | | | | | | | | | | PITCHER IP: 9.0 WLS: W BF: 35 H: 6 R: 0 ER: 0 SO: 5 BB: 3 IBB: 0 HBP: 0 BLK: 0 WP: 0 HR: 0 S: 42 P: 54 ERA: 0.00 WHIP: 1.000 | | | |

| Batter | 1 | 2 | 3 | 4 | 5 | 6 | 7 | 8 | 9 | AB | R | H | RBI | BB | SO | LOB | BOTTOM | | |
|---|--|---------------------------------|------------------------------|---------------------------------|------------------------------|---------------------------------|------------------------------|---------------------------------|------------------------------|---------------------------------|------------------------------|---------------------------------|------------------------------|---------------------------------|------------------------------|--|--|----------------------------------|------------------------------------|
| Harvey Kuenn, R OBP: 0.354, SLG: 0.430 (1, 6) | F4 | | 6-3-5-4 | | FC6-4 | | | F7 | | 4 | 0 | 0 | 0 | 0 | 0 | 4 | Baltimore Orioles @ Detroit Tigers Briggs Stadium, Detroit, MI Thu Jul 21 1955, 4:33 AM EDT Att: 4,442 - Unknown | | |
| Bill Tuttle, R OBP: 0.348, SLG: 0.387 (1, 8) | F9 | | | | | | | G6-3 | | 4 | 0 | 0 | 0 | 0 | 0 | 1 | | | |
| Al Kaline, R OBP: 0.435, SLG: 0.601 Charlie Maxwell, L OBP: 0.313, SLG: 0.565 (1, 9) | | | | | | | | | | 1 | 0 | 0 | 0 | 0 | 0 | 0 | | | |
| Earl Torgeson, L OBP: 0.376, SLG: 0.352 (1, 3) | | | | | | | | | | 2 | 0 | 1 | 0 | 0 | 0 | 0 | | | |
| Jim Delsing, L OBP: 0.350, SLG: 0.416 Bubba Phillips, R OBP: 0.272, SLG: 0.293 (1, 7) | | | | | | | | | | 3 | 0 | 0 | 0 | 0 | 0 | 1 | | | |
| Harry Malmberg, R OBP: 0.325, SLG: 0.280 (1, 4) | | | | | | | | | | 1 | 0 | 0 | 0 | 0 | 0 | 0 | | | |
| Frank House, L OBP: 0.277, SLG: 0.383 (1, 2) | | | | | | | | | | 2 | 0 | 0 | 0 | 0 | 1 | 1 | | | |
| Fred Hatfield, L OBP: 0.333, SLG: 0.343 (1, 5) | | | | | | | | | | 3 | 1 | 2 | 1 | 0 | 0 | 0 | | | |
| Billy Hoelt, L OBP: 0.250, SLG: 0.212 (1, 1) | | | | | | | | | | 3 | 0 | 0 | 0 | 0 | 0 | 1 | | | |
| Inning Stats | R: 0 E: 0 K: 0 S: 3 | H: 0 LOB: 0 BB: 0 P: 3 | R: 0 E: 0 K: 0 S: 4 | H: 1 LOB: 1 BB: 0 P: 4 | R: 0 E: 0 K: 0 S: 3 | H: 1 LOB: 0 BB: 0 P: 3 | R: 0 E: 0 K: 1 S: 6 | H: 1 LOB: 1 BB: 0 P: 6 | R: 0 E: 0 K: 0 S: 4 | H: 1 LOB: 2 BB: 1 P: 8 | R: 0 E: 0 K: 0 S: 3 | H: 0 LOB: 0 BB: 0 P: 3 | R: 1 E: 0 K: 0 S: 4 | H: 1 LOB: 0 BB: 0 P: 4 | R: 0 E: 0 K: 0 S: 3 | H: 1 LOB: 0 BB: 0 P: 3 | | 1B: 5 2B: 1 3B: 0 HR: 1 | SF: 0 SAC: 1 DP: 2 HBP: 0 |
| PITCHER Hal Brown, R ERA: 1.5 (1, 1) | IP: 8.0 WLS: L BF: 29 H: 6 R: 1 ER: 1 SO: 1 BB: 1 IBB: 0 HBP: 0 BLK: 0 WP: 0 HR: 1 S: 30 P: 34 ERA: 1.12 WHIP: 0.875 | | | | | | | | | | | | | | | PITCHER IP: 8.0 WLS: L BF: 29 H: 6 R: 1 ER: 1 SO: 1 BB: 1 IBB: 0 HBP: 0 BLK: 0 WP: 0 HR: 1 S: 30 P: 34 ERA: 1.12 WHIP: 0.875 | | | |



| Batter | 1 | 2 | 3 | 4 | 5 | 6 | 7 | 8 | 9 | AB | R | H | RBI | BB | SO | LOB | TOP | | | | | |
|---|---|---------------------------------|------------------------------|---------------------------------|------------------------------|----------------------------------|------------------------------|---------------------------------|------------------------------|---------------------------------|------------------------------|---------------------------------|------------------------------|---------------------------------|------------------------------|---------------------------------|---|------------------------------|---------------------------------|----------------------------------|------------------------------------|----------------------------------|
| Fred Marsh, R OBP: 0.310, SLG: 0.276 (1, 4) | | | | | | | | | | 3 | 0 | 1 | 0 | 1 | 0 | 0 | Baltimore Orioles @ Cleveland Indians Cleveland Municipal Stadium, Cleveland, OH Fri Jul 22 1955, 3:33 AM EDT Att: 11,727 - Unknown | | | | | |
| Jim Dyck, R OBP: 0.429, SLG: 0.353 (1, 7) | | | | | | | | | | 4 | 0 | 1 | 0 | 0 | 1 | 3 | | | | | | |
| Dave Philley, S OBP: 0.375, SLG: 0.500 (1, 9) | | | | | | | | | | 4 | 0 | 2 | 0 | 0 | 1 | 3 | | | | | | |
| Gus Triandos, R OBP: 0.322, SLG: 0.429 (1, 3) | | | | | | | | | | 3 | 0 | 1 | 0 | 1 | 0 | 1 | | | | | | |
| Hank Majeski, R OBP: 0.283, SLG: 0.291 Dave Pope, L OBP: 0.335, SLG: 0.389 (8, PH) (8, 8) | | | | | | | | | | 3 | 0 | 0 | 0 | 0 | 1 | 3 | | | | | | |
| Hal Smith, R OBP: 0.291, SLG: 0.358 Cal Abrams, L OBP: 0.413, SLG: 0.406 (1, 2) (9, PH) | | | | | | | | | | 3 | 0 | 0 | 0 | 0 | 0 | 3 | | | | | | |
| Chuck Diering, R OBP: 0.333, SLG: 0.329 (1, 8) (8, 5) | | | | | | | | | | 4 | 0 | 1 | 0 | 0 | 0 | 0 | | | | | | |
| Willy Miranda, S OBP: 0.301, SLG: 0.308 Bob Hale, L OBP: 0.333, SLG: 0.429 (1, 6) (9, PH) | | | | | | | | | | 2 | 0 | 0 | 0 | 1 | 1 | 0 | | | | | | |
| Jim Wilson, R OBP: 0.191, SLG: 0.154 (1, 1) | | | | | | | | | | 3 | 0 | 1 | 0 | 0 | 1 | 1 | | | | | | |
| Inning Stats | R: 0 E: 0 K: 2 S: 8 | H: 1 LOB: 1 BB: 0 P: 8 | R: 0 E: 0 K: 0 S: 3 | H: 0 LOB: 0 BB: 0 P: 3 | R: 0 E: 0 K: 1 S: 6 | H: 1 LOB: 2 BB: 1 P: 10 | R: 0 E: 0 K: 1 S: 5 | H: 0 LOB: 0 BB: 0 P: 5 | R: 0 E: 0 K: 0 S: 2 | H: 1 LOB: 0 BB: 1 P: 6 | R: 0 E: 0 K: 0 S: 6 | H: 3 LOB: 3 BB: 0 P: 6 | R: 0 E: 0 K: 1 S: 5 | H: 0 LOB: 0 BB: 0 P: 5 | R: 0 E: 0 K: 0 S: 4 | H: 1 LOB: 2 BB: 1 P: 8 | | R: 0 E: 0 K: 0 S: 3 | H: 0 LOB: 0 BB: 0 P: 3 | 1B: 6 2B: 1 3B: 0 HR: 0 | SF: 0 SAC: 0 DP: 1 HBP: 0 | WP: 0 PB: 0 SB: 0 CS: 1 |
| PITCHER | IP WLS BF H R ER SO BB IBB HBP BLK WP HR S P ERA WHIP | | | | | | | | | | | | | | | | | | | | | |
| Herb Score, L ERA: 3.12 Ray Nateski, R ERA: 2.9 (1, 1) (8, 1) | 7.2 W 31 7 0 0 5 3 0 0 0 0 0 0 0 4 4 0.00 1.304 | | | | | | | | | | | | | | | | | | | | | |

| Batter | 1 | 2 | 3 | 4 | 5 | 6 | 7 | 8 | 9 | AB | R | H | RBI | BB | SO | LOB | BOTTOM | | | |
|--|---|---------------------------------|------------------------------|---------------------------------|------------------------------|---------------------------------|------------------------------|---------------------------------|------------------------------|---------------------------------|------------------------------|---------------------------------|------------------------------|---------------------------------|------------------------------|---------------------------------|---|----------------------------------|------------------------------------|----------------------------------|
| Gene Woodling, L OBP: 0.333, SLG: 0.333 (1, 7) | | | | | | | | | | 4 | 0 | 1 | 0 | 0 | 0 | 2 | Baltimore Orioles @ Cleveland Indians Cleveland Municipal Stadium, Cleveland, OH Fri Jul 22 1955, 3:33 AM EDT Att: 11,727 - Unknown | | | |
| Bobby Avila, R OBP: 0.376, SLG: 0.367 (1, 4) | | | | | | | | | | 3 | 0 | 0 | 0 | 0 | 0 | 1 | | | | |
| Al Smith, R OBP: 0.411, SLG: 0.501 (1, 9) | | | | | | | | | | 4 | 1 | 1 | 1 | 0 | 2 | 2 | | | | |
| Larry Doby, L OBP: 0.359, SLG: 0.502 (1, 8) | | | | | | | | | | 4 | 0 | 0 | 0 | 0 | 1 | 2 | | | | |
| Al Rosen, R OBP: 0.355, SLG: 0.407 (1, 5) | | | | | | | | | | 3 | 1 | 1 | 0 | 0 | 0 | 0 | | | | |
| Fems Fain, L OBP: 0.451, SLG: 0.341 (1, 3) | | | | | | | | | | 2 | 0 | 1 | 0 | 1 | 0 | 0 | | | | |
| George Strickland, R OBP: 0.320, SLG: 0.305 (1, 6) | | | | | | | | | | 2 | 0 | 0 | 0 | 1 | 1 | 3 | | | | |
| Hank Foiles, R OBP: 0.376, SLG: 0.364 (1, 2) | | | | | | | | | | 2 | 0 | 0 | 1 | 0 | 0 | 1 | | | | |
| Herb Score, L OBP: 0.080, SLG: 0.042 Ray Nateski, R OBP: 0.267, SLG: 0.267 (1, 1) (8, 1) | | | | | | | | | | 2 | 0 | 0 | 0 | 0 | 0 | 0 | | | | |
| Inning Stats | R: 0 E: 0 K: 1 S: 5 | H: 0 LOB: 0 BB: 0 P: 5 | R: 0 E: 0 K: 1 S: 5 | H: 0 LOB: 1 BB: 1 P: 9 | R: 0 E: 1 K: 0 S: 4 | H: 0 LOB: 1 BB: 0 P: 4 | R: 1 E: 0 K: 0 S: 4 | H: 1 LOB: 0 BB: 0 P: 4 | R: 0 E: 0 K: 0 S: 3 | H: 0 LOB: 1 BB: 1 P: 7 | R: 0 E: 0 K: 1 S: 5 | H: 0 LOB: 0 BB: 0 P: 5 | R: 1 E: 0 K: 1 S: 7 | H: 2 LOB: 1 BB: 0 P: 7 | R: 0 E: 1 K: 0 S: 4 | H: 1 LOB: 1 BB: 0 P: 4 | | 1B: 3 2B: 1 3B: 0 HR: 1 | SF: 1 SAC: 2 DP: 1 HBP: 0 | WP: 0 PB: 0 SB: 0 CS: 0 |
| PITCHER | IP WLS BF H R ER SO BB IBB HBP BLK WP HR S P ERA WHIP | | | | | | | | | | | | | | | | | | | |
| Jim Wilson, R ERA: 2.63 (1, 1) | 8.0 L 31 4 2 2 4 2 0 0 0 0 0 1 37 45 2.25 0.750 | | | | | | | | | | | | | | | | | | | |

| Batter | 1 | 2 | 3 | 4 | 5 | 6 | 7 | 8 | 9 | AB | R | H | RBI | BB | SO | LOB | TOP | | | | | | | | | | |
|---|------------------------------|---------------------------------|------------------------------|---------------------------------|------------------------------|---------------------------------|------------------------------|---------------------------------|------------------------------|----------------------------------|------------------------------|---------------------------------|------------------------------|---------------------------------|------------------------------|---------------------------------|---|------------------------------------|----------------------------------|--------|--|--|--|--|--|--|--|
| Fred Marsh, R OBP: 0.295, SLG: 0.261 (1, 4) | 5-3 | | 6-3 | | FC5-6 BB BB | | F7 | | 5-3 | 5 | 0 | 0 | 0 | 0 | 0 | 2 | Baltimore Orioles @ Cleveland Indians Cleveland Municipal Stadium, Cleveland, OH Sat Jul 23 1955, 3:33 AM EDT Att: 5,710 - Unknown AB 33 R 2 H 7 RBI 2 BB 3 SO 6 LOB 21 | | | | | | | | | | |
| Tex Nelson, L OBP: 0.421, SLG: 0.313 Chuck Diering, R OBP: 0.333, SLG: 0.329 (1, 7) (7, 8) | K | | | 1B 1B | 1B 1B | | K | | | 3 | 0 | 1 | 0 | 1 | 2 | 0 | | | | | | | | | | | |
| Dave Philley, S OBP: 0.372, SLG: 0.494 (1, 9) | F5 | | | 1B | K | | | F9 | | 4 | 0 | 1 | 0 | 0 | 1 | 3 | | | | | | | | | | | |
| Jim Dyck, R OBP: 0.480, SLG: 0.400 (1, 5) (8, 7) | | 1B FC6-4 | | F9 | BB | | | 1B | | 3 | 1 | 2 | 1 | 1 | 0 | 2 | | | | | | | | | | | |
| Bob Hale, L OBP: 0.350, SLG: 0.436 (1, 3) | | FC6-4 1B | | F4 | BB | | | F8 | | 4 | 0 | 2 | 0 | 0 | 0 | 4 | | | | | | | | | | | |
| Gus Triandos, R OBP: 0.321, SLG: 0.426 (1, 2) | FC6-4 P6-4-3 | | F9 | 1B | | | 1-3 | | | 4 | 0 | 1 | 1 | 0 | 0 | 4 | | | | | | | | | | | |
| Dave Pope, L OBP: 0.329, SLG: 0.381 (1, 8) (7, 7) | P6-4-3 | | K | | P9 | | | P1-3 | | 4 | 0 | 0 | 0 | 0 | 1 | 6 | | | | | | | | | | | |
| Harry Dorish, R OBP: 0.111, SLG: 0.111 (8, 1) | | | 6-3 | | FC5-6 SH BB | | K | | L1 | 2 | 1 | 0 | 0 | 1 | 1 | 0 | | | | | | | | | | | |
| Willy Miranda, S OBP: 0.301, SLG: 0.305 Tom Gastall, R OBP: 0.143, SLG: 0.077 (9, PH) | | | K | | SH FC5-6 | | 1-3 | | F4 | 2 | 0 | 0 | 0 | 0 | 1 | 0 | | | | | | | | | | | |
| Bill Wight, L Hank Majeski, R OBP: 0.280, SLG: 0.287 (1, 1) (8, 5) | | | K | | | | 1-3 | | | 2 | 0 | 0 | 0 | 0 | 1 | 0 | | | | | | | | | | | |
| Inning Stats | R: 0 E: 0 K: 1 S: 5 | H: 0 LOB: 0 BB: 0 P: 5 | R: 1 E: 0 K: 0 S: 4 | H: 2 LOB: 0 BB: 0 P: 4 | R: 0 E: 0 K: 1 S: 5 | H: 0 LOB: 0 BB: 0 P: 5 | R: 0 E: 0 K: 1 S: 8 | H: 3 LOB: 3 BB: 0 P: 8 | R: 1 E: 1 K: 1 S: 6 | H: 0 LOB: 3 BB: 3 P: 18 | R: 0 E: 0 K: 1 S: 5 | H: 0 LOB: 0 BB: 0 P: 5 | R: 0 E: 0 K: 0 S: 5 | H: 2 LOB: 2 BB: 0 P: 5 | R: 0 E: 0 K: 0 S: 3 | H: 0 LOB: 0 BB: 0 P: 3 | 1B: 7 2B: 0 3B: 0 HR: 0 | SF: 0 SAC: 1 DP: 1 HBP: 0 | WP: 0 PB: 0 SB: 0 CS: 0 | PA: 37 | | | | | | | |
| PITCHER | IP | WLS | BF | H | R | ER | SO | BB | IBB | HBP | BLK | WP | HR | S | P | ERA | WHIP | | | | | | | | | | |
| Mike Garcia, R ERA: 4.03 (1, 1) | 3.1 | | 14 | 5 | 1 | 1 | 2 | 0 | 0 | 0 | 0 | 0 | 0 | 18 | 18 | 2.70 | 1.500 | | | | | | | | | | |
| Jose Santiago, R ERA: (4, 1) | 3.2 | W | 15 | 0 | 1 | 0 | 4 | 3 | 0 | 0 | 0 | 0 | 0 | 20 | 32 | 0.00 | 0.818 | | | | | | | | | | |
| Don Mossi, L ERA: 1.75 (8, 1) | 2.0 | S | 8 | 2 | 0 | 0 | 0 | 0 | 0 | 0 | 0 | 0 | 0 | 8 | 8 | 0.00 | 1.000 | | | | | | | | | | |

| Batter | 1 | 2 | 3 | 4 | 5 | 6 | 7 | 8 | 9 | AB | R | H | RBI | BB | SO | LOB | BOTTOM | | | | | | | | | | |
|--|------------------------------|---------------------------------|------------------------------|---------------------------------|------------------------------|---------------------------------|------------------------------|---------------------------------|------------------------------|---------------------------------|------------------------------|---------------------------------|------------------------------|---------------------------------|------------------------------|---------------------------------|--|------------------------------------|----------------------------------|--------|--|--|--|--|--|--|--|
| Gene Woodling, L OBP: 0.336, SLG: 0.333 (1, 7) (8, 9) | G3 | | G6-4-3 BB | | | 1-3 | | | | 3 | 0 | 1 | 0 | 1 | 0 | 0 | Baltimore Orioles @ Cleveland Indians Cleveland Municipal Stadium, Cleveland, OH Sat Jul 23 1955, 3:33 AM EDT Att: 5,710 - Unknown AB 30 R 3 H 8 RBI 3 BB 2 SO 2 LOB 9 | | | | | | | | | | |
| Ferns Fain, L OBP: 0.443, SLG: 0.333 (1, 3) | 1-3 | | G6-4-3 | | | 5-3 | 3-4 | | | 4 | 0 | 0 | 0 | 0 | 0 | 2 | | | | | | | | | | | |
| Al Smith, R OBP: 0.410, SLG: 0.499 (1, 9) (8, 4) | 5-3 | | | | P8 | | | K | | 4 | 0 | 1 | 0 | 0 | 1 | 0 | | | | | | | | | | | |
| Al Rosen, R OBP: 0.359, SLG: 0.409 (1, 5) | | FC3-6 1B | | | P8 | | | G4-6-3 1B | | 3 | 0 | 2 | 0 | 1 | 0 | 0 | | | | | | | | | | | |
| Larry Doby, L OBP: 0.398, SLG: 0.498 (1, 8) | | FC3-6 1B FC5-4 | | | | 3-1 | | G4-6-3 | | 4 | 1 | 1 | 0 | 0 | 0 | 4 | | | | | | | | | | | |
| Hank Foiles, R OBP: 0.375, SLG: 0.363 (1, 2) | | FC5-4 1B | | | L6 | | | F8 | | 3 | 0 | 1 | 0 | 0 | 0 | 1 | | | | | | | | | | | |
| George Strickland, R OBP: 0.519, SLG: 0.302 Ralph Kiner, R OBP: 0.379, SLG: 0.456 Don Mossi, L OBP: 0.333, SLG: 0.143 (1, 6) (7, PH) (8, 1) | | FC5-4 | | | F6 | | | 1-3 | | 2 | 0 | 0 | 1 | 0 | 0 | 1 | | | | | | | | | | | |
| Bobby Young, L OBP: 0.256, SLG: 0.251 Sam Dente, R OBP: 0.236, SLG: 0.250 (1, 4) (7, PH) (8, 6) | | F6 | | | F4 | | | HR 1B | | 2 | 0 | 0 | 0 | 0 | 0 | 1 | | | | | | | | | | | |
| Mike Garcia, R OBP: 0.304, SLG: 0.333 Jose Santiago, R (4, 1) | | | K | | 1-3 | | | HR | | 1 | 0 | 0 | 0 | 0 | 1 | 0 | | | | | | | | | | | |
| Hoot Evers, R OBP: 0.310, SLG: 0.416 (7, PH) (8, 7) | | | | | | | | HR | | 1 | 1 | 1 | 2 | 0 | 0 | 0 | | | | | | | | | | | |
| Inning Stats | R: 0 E: 0 K: 0 S: 3 | H: 0 LOB: 0 BB: 0 P: 3 | R: 1 E: 1 K: 0 S: 5 | H: 2 LOB: 1 BB: 0 P: 5 | R: 0 E: 0 K: 1 S: 4 | H: 0 LOB: 0 BB: 1 P: 8 | R: 0 E: 0 K: 0 S: 4 | H: 1 LOB: 1 BB: 0 P: 4 | R: 0 E: 0 K: 0 S: 3 | H: 0 LOB: 0 BB: 0 P: 3 | R: 0 E: 0 K: 0 S: 4 | H: 1 LOB: 2 BB: 1 P: 8 | R: 2 E: 0 K: 0 S: 6 | H: 3 LOB: 1 BB: 0 P: 6 | R: 0 E: 0 K: 1 S: 5 | H: 1 LOB: 0 BB: 0 P: 5 | 1B: 7 2B: 0 3B: 0 HR: 1 | SF: 0 SAC: 0 DP: 2 HBP: 0 | WP: 0 PB: 0 SB: 0 CS: 0 | PA: 32 | | | | | | | |
| PITCHER | IP | WLS | BF | H | R | ER | SO | BB | IBB | HBP | BLK | WP | HR | S | P | ERA | WHIP | | | | | | | | | | |
| Bill Wight, L ERA: 2.54 (1, 1) | 7.0 | L | 29 | 7 | 3 | 2 | 1 | 2 | 0 | 0 | 0 | 0 | 0 | 29 | 37 | 2.57 | 1.286 | | | | | | | | | | |
| Harry Dorish, R ERA: 2.63 (8, 1) | 1.0 | | 3 | 1 | 0 | 0 | 1 | 0 | 0 | 0 | 0 | 0 | 0 | 5 | 5 | 0.00 | 1.000 | | | | | | | | | | |

| Batter | 1 | 2 | 3 | 4 | 5 | 6 | 7 | 8 | 9 | AB | R | H | RBI | BB | SO | LOB | TOP | | | | | |
|--|---|---|------------------------------|---------------------------------|------------------------------|---------------------------------|------------------------------|---------------------------------|------------------------------|---------------------------------|------------------------------|---------------------------------|------------------------------|---------------------------------|------------------------------|---------------------------------|---|---------------------------------|----------------------------------|------------------------------------|----------------------------------|--------|
| Fred Marsh, R OBP: 0.291, SLG: 0.250 (1, 4) | | | | | | | | | | 4 | 0 | 0 | 0 | 1 | 1 | 2 | <p>Baltimore Orioles @ Cleveland Indians Cleveland Municipal Stadium, Cleveland, OH</p> <p>Sun Jul 24 1955, 3:33 AM EDT Unknown</p> <p>livebaseballscores.com</p> <p>AB 30 R 1 H 6 RBI 1 BB 6 SO 2 LOB 22</p> | | | | | |
| Cal Abrams, L OBP: 0.410, SLG: 0.401 (1, 9) | | | | | | | | | | 4 | 0 | 1 | 0 | 0 | 0 | 1 | | | | | | |
| Dave Philley, S OBP: 0.365, SLG: 0.484 (1, 7) | | | | | | | | | | 4 | 0 | 0 | 0 | 0 | 0 | 2 | | | | | | |
| Jim Dyck, R OBP: 0.517, SLG: 0.478 (1, 5) | | | | | | | | | | 3 | 1 | 2 | 0 | 1 | 0 | 0 | | | | | | |
| Bob Hale, L OBP: 0.386, SLG: 0.465 (1, 3) | | | | | | | | | | 4 | 0 | 3 | 0 | 0 | 0 | 1 | | | | | | |
| Dave Pope, L OBP: 0.328, SLG: 0.377 (1, 8) | | | | | | | | | | 2 | 0 | 0 | 1 | 1 | 0 | 4 | | | | | | |
| Gus Triandos, R OBP: 0.320, SLG: 0.421 (1, 2) | | | | | | | | | | 3 | 0 | 0 | 0 | 1 | 0 | 6 | | | | | | |
| Willy Miranda, S OBP: 0.299, SLG: 0.303 (6, PH) | | | | | | | | | | 2 | 0 | 0 | 0 | 0 | 0 | 4 | | | | | | |
| Tex Nelson, L OBP: 0.400, SLG: 0.294 Wayne Causey, L OBP: 0.236, SLG: 0.238 (6, 4) | | | | | | | | | | 1 | 0 | 0 | 0 | 0 | 0 | 2 | | | | | | |
| Wayne Causey, L OBP: 0.236, SLG: 0.238 (6, 4) | | | | | | | | | | 1 | 0 | 0 | 0 | 0 | 0 | 0 | | | | | | |
| Jim McDonald, R OBP: 0.308, SLG: 0.182 Art Schallock, L OBP: 0.214, SLG: 0.154 Chuck Diering, R OBP: 0.336, SLG: 0.329 George Zuverink, R OBP: 0.277, SLG: 0.284 (9, PH) | | | | | | | | | | 0 | 0 | 0 | 0 | 0 | 0 | 0 | | | | | | |
| Hank Majeski, R OBP: 0.277, SLG: 0.284 (9, PH) | | | | | | | | | | 1 | 0 | 0 | 0 | 0 | 1 | 0 | | | | | | |
| Inning Stats | R: 0 E: 0 K: 0 S: 2 | H: 0 LOB: 0 BB: 1 P: 6 | R: 0 E: 0 K: 0 S: 4 | H: 1 LOB: 2 BB: 1 P: 8 | R: 0 E: 0 K: 0 S: 3 | H: 1 LOB: 1 BB: 1 P: 7 | R: 0 E: 0 K: 0 S: 5 | H: 1 LOB: 2 BB: 0 P: 5 | R: 0 E: 0 K: 0 S: 3 | H: 0 LOB: 0 BB: 0 P: 3 | R: 1 E: 0 K: 0 S: 5 | H: 2 LOB: 2 BB: 1 P: 9 | R: 0 E: 0 K: 0 S: 2 | H: 0 LOB: 0 BB: 1 P: 6 | R: 0 E: 0 K: 0 S: 4 | H: 1 LOB: 2 BB: 1 P: 8 | R: 0 E: 0 K: 0 S: 7 | H: 0 LOB: 0 BB: 0 P: 7 | 1B: 5 2B: 1 3B: 0 HR: 0 | SF: 1 SAC: 0 DP: 3 HBP: 0 | WP: 0 PB: 0 SB: 0 CS: 0 | PA: 37 |
| PITCHER | IP WLS BF H R ER SO BB IBB HBP BLK WP HR S P ERA WHIP | | | | | | | | | | | | | | | | | | | | | |
| Bob Feller, R ERA: 3.81 Ray Narleski, R ERA: 2.78 | (1, 1) (7, 1) | 6.0 W 27 5 1 1 0 5 0 0 0 0 0 0 22 42 1.50 1.667 | | | | | | | | | | | | | | | | | | | | |

| Batter | 1 | 2 | 3 | 4 | 5 | 6 | 7 | 8 | 9 | AB | R | H | RBI | BB | SO | LOB | BOTTOM | | | |
|--|---|--|------------------------------|---------------------------------|------------------------------|----------------------------------|------------------------------|---------------------------------|------------------------------|----------------------------------|------------------------------|---------------------------------|------------------------------|---------------------------------|------------------------------|---------------------------------|---|----------------------------------|------------------------------------|----------------------------------|
| Gene Woodling, L OBP: 0.338, SLG: 0.337 (1, 7) | | | | | | | | | | 3 | 1 | 1 | 0 | 1 | 1 | 0 | <p>Baltimore Orioles @ Cleveland Indians Cleveland Municipal Stadium, Cleveland, OH</p> <p>Sun Jul 24 1955, 3:33 AM EDT Unknown</p> <p>livebaseballscores.com</p> <p>AB 30 R 5 H 7 RBI 5 BB 5 SO 5 LOB 16</p> | | | |
| Ferns Fain, L OBP: 0.444, SLG: 0.333 (1, 3) | | | | | | | | | | 3 | 1 | 1 | 0 | 1 | 0 | 1 | | | | |
| Al Smith, R OBP: 0.411, SLG: 0.497 (1, 9) | | | | | | | | | | 3 | 1 | 1 | 1 | 1 | 1 | 2 | | | | |
| Larry Doby, L OBP: 0.357, SLG: 0.495 (1, 8) | | | | | | | | | | 4 | 1 | 1 | 1 | 0 | 1 | 3 | | | | |
| Al Rosen, R OBP: 0.363, SLG: 0.420 (1, 5) | | | | | | | | | | 2 | 1 | 1 | 1 | 2 | 0 | 2 | | | | |
| Bobby Young, L OBP: 0.260, SLG: 0.256 (1, 4) | | | | | | | | | | 4 | 0 | 2 | 2 | 0 | 0 | 5 | | | | |
| George Strickland, R OBP: 0.314, SLG: 0.298 (1, 6) | | | | | | | | | | 3 | 0 | 0 | 0 | 0 | 0 | 1 | | | | |
| Hal Naragon, L OBP: 0.355, SLG: 0.339 (1, 2) | | | | | | | | | | 4 | 0 | 0 | 0 | 0 | 1 | 1 | | | | |
| Bob Feller, R OBP: 0.111, SLG: 0.059 Ray Narleski, R OBP: 0.250, SLG: 0.250 (7, 1) | | | | | | | | | | 3 | 0 | 0 | 0 | 0 | 1 | 0 | | | | |
| Inning Stats | R: 1 E: 0 K: 0 S: 5 | H: 2 LOB: 2 BB: 1 P: 9 | R: 0 E: 0 K: 1 S: 5 | H: 0 LOB: 0 BB: 0 P: 5 | R: 0 E: 0 K: 2 S: 8 | H: 1 LOB: 3 BB: 2 P: 16 | R: 0 E: 0 K: 0 S: 3 | H: 0 LOB: 0 BB: 0 P: 3 | R: 3 E: 0 K: 0 S: 5 | H: 2 LOB: 1 BB: 2 P: 13 | R: 0 E: 0 K: 2 S: 7 | H: 0 LOB: 0 BB: 0 P: 7 | R: 0 E: 0 K: 0 S: 3 | H: 0 LOB: 0 BB: 0 P: 3 | R: 1 E: 1 K: 0 S: 5 | H: 2 LOB: 1 BB: 0 P: 5 | | 1B: 5 2B: 1 3B: 0 HR: 1 | SF: 0 SAC: 1 DP: 0 HBP: 0 | WP: 0 PB: 0 SB: 0 CS: 0 |
| PITCHER | IP WLS BF H R ER SO BB IBB HBP BLK WP HR S P ERA WHIP | | | | | | | | | | | | | | | | | | | |
| Jim McDonald, R ERA: 7.32 Art Schallock, L ERA: 2.89 George Zuverink, R ERA: 6.81 | (1, 1) (1, 1) (7, 1) | 0.1 L 3 3 3 3 5 4 1 0 1 0 0 30 50 4.76 1.235 | | | | | | | | | | | | | | | | | | |

| Batter | 1 | 2 | 3 | 4 | 5 | 6 | 7 | 8 | 9 | AB | R | H | RBI | BB | SO | LOB | TOP | | | | |
|---|---|--|--|--|------------------------------|---------------------------------|------------------------------|---------------------------------|------------------------------|----------------------------------|------------------------------|---------------------------------|------------------------------|---------------------------------|------------------------------|---------------------------------|------------------------------|---------------------------------|-----------------------------------|------------------------------------|--|
| Fred Marsh, R OBP: 0.286, SLG: 0.245 Wayne Causey, L OBP: 0.228, SLG: 0.230 | 0-3 K | | 0-3 K | | | | 0-0 F2 | | 0-0 F9 | | 0-0 F9 | | 2 | 0 | 0 | 0 | 2 | 0 | | | |
| Cal Abrams, L OBP: 0.409, SLG: 0.397 | 0-3 K | | 0-3 K | | | 4-0 BB | | 0-0 E5 | | 0-0 1B | | 4 | 0 | 1 | 0 | 1 | 2 | 0 | | | |
| Dave Philley, S OBP: 0.376, SLG: 0.489 | 0-0 1B | | 0-0 1-3 | | | 4-0 1-2 | | 0-0 G6-4-3 | | 0-0 1B | | 4 | 0 | 3 | 0 | 1 | 0 | 0 | | | |
| Jim Dyck, R OBP: 0.471, SLG: 0.429 | 0-0 F2 | | | 0-0 1B | | 0-0 1B | | 0-0 G6-4-3 | | 0-0 F6 | | 5 | 1 | 1 | 0 | 0 | 1 | 7 | | | |
| Bob Hale, L OBP: 0.388, SLG: 0.458 | | 0-0 1B | | 0-0 1B | | 0-0 1-2 | | 0-0 F5 | | 0-0 F9 | | 5 | 0 | 2 | 0 | 0 | 1 | 2 | | | |
| Dave Pope, L OBP: 0.338, SLG: 0.394 | | 0-0 1B | | 0-0 G6-4-3 | | 0-0 1B | | 0-0 2B | | 0-0 BB | | 4 | 1 | 4 | 1 | 0 | 0 | 0 | | | |
| Gus Triandos, R OBP: 0.319, SLG: 0.418 | 0-0 F4 | | 0-0 F8 | | | 0-0 2B | | 0-0 F7 | | 0-0 1B | | 4 | 0 | 1 | 1 | 0 | 0 | 5 | | | |
| Willy Miranda, S OBP: 0.299, SLG: 0.300 | 0-0 F8 | | 0-0 G6-4-3 | | | 0-0 1B | | 0-0 F8 | | 4-0 BB | | 3 | 0 | 0 | 0 | 1 | 0 | 5 | | | |
| Erv Palica, R OBP: 0.286, SLG: 0.273 Tex Anderson, L OBP: 0.301, SLG: 0.278 Don Johnson, R OBP: 0.295, SLG: 0.291 Hank Majeski, R OBP: 0.250, SLG: 0.250 Hal Brown, R OBP: 0.328, SLG: 0.327 Chuck Diering, R OBP: 0.111, SLG: 0.111 | 0-3 K | | | | 0-0 3-1 | | 0-0 5-3 | | 0-0 F2 | | 1 | 0 | 0 | 0 | 0 | 1 | 2 | | | | |
| Inning Stats | R: 0 E: 0 K: 2 S: 8 | H: 1 LOB: 1 BB: 0 P: 8 | R: 0 E: 0 K: 1 S: 7 | H: 2 LOB: 2 BB: 0 P: 7 | R: 0 E: 0 K: 2 S: 7 | H: 0 LOB: 0 BB: 0 P: 7 | R: 1 E: 0 K: 0 S: 5 | H: 3 LOB: 1 BB: 0 P: 5 | R: 0 E: 0 K: 1 S: 5 | H: 0 LOB: 2 BB: 2 P: 13 | R: 1 E: 0 K: 0 S: 5 | H: 2 LOB: 1 BB: 0 P: 4 | R: 0 E: 1 K: 0 S: 4 | H: 1 LOB: 1 BB: 0 P: 4 | R: 0 E: 0 K: 0 S: 4 | H: 1 LOB: 2 BB: 1 P: 8 | R: 0 E: 0 K: 1 S: 7 | H: 2 LOB: 2 BB: 0 P: 7 | 1B: 11 2B: 1 3B: 0 HR: 0 | SF: 0 SAC: 0 DP: 2 HBP: 0 | WP: 0 PA: 41 PB: 0 SB: 0 CS: 0 |
| PITCHER | IP WLS BF H R ER SO BB IBB HBP BLK WP HR S P ERA WHIP | 8.1 W 39 12 2 2 6 3 0 0 0 0 0 48 60 2.16 1.800 | 0.1 S 1 0 0 0 1 0 0 0 0 0 0 3 3 0.00 0.000 | 0.1 S 1 0 0 0 1 0 0 0 0 0 0 3 3 0.00 0.000 | | | | | | | | | | | | | | | | | |

Baltimore Orioles @ Cleveland Indians
Cleveland Municipal Stadium, Cleveland, OH
Sun Jul 24 1955, 3:38 AM EDT
Att: 16,718 - Unknown

| | |
|-----|----|
| AB | 38 |
| R | 2 |
| H | 12 |
| RBI | 2 |
| BB | 3 |
| SO | 7 |
| LOB | 24 |



| Batter | 1 | 2 | 3 | 4 | 5 | 6 | 7 | 8 | 9 | AB | R | H | RBI | BB | SO | LOB | BOTTOM | | | | |
|--|---|---|--|---|--|---------------------------------|------------------------------|----------------------------------|------------------------------|---------------------------------|------------------------------|---------------------------------|------------------------------|---------------------------------|------------------------------|---------------------------------|------------------------------|---------------------------------|----------------------------------|------------------------------------|--|
| Gene Woodling, L OBP: 0.342, SLG: 0.351 | 0-0 SH1-3 1B | | | 0-0 P8 | | 0-0 G3-6 1B | | 0-0 1-3 | | 5 | 1 | 3 | 1 | 0 | 0 | 0 | | | | | |
| Bobby Young, L OBP: 0.260, SLG: 0.260 | 0-0 SH1-3 2-3 | | 0-0 F7 | | 0-0 2B | 0-0 G3-6 1-2 | | 0-0 6-3 | | 4 | 0 | 1 | 0 | 0 | 0 | 3 | | | | | |
| Al Smith, R OBP: 0.410, SLG: 0.494 | 1-0 1B HBP | | 0-0 4-3 | | 4-0 BB | 0-0 FC6-4 1- | | 0-0 L5 | | 3 | 1 | 0 | 0 | 1 | 0 | 3 | | | | | |
| Larry Doby, L OBP: 0.356, SLG: 0.492 | 0-0 F6 | | 0-0 1B | | 0-0 F7 | 0-0 P8 | | | | 4 | 1 | 1 | 0 | 0 | 0 | 5 | | | | | |
| Al Rosen, R OBP: 0.365, SLG: 0.421 | 0-0 1B | | 0-0 1B | | 0-0 6-3 | 0-0 E6 PB FC | | 0-0 3-4 | | 4 | 1 | 2 | 2 | 0 | 0 | 0 | | | | | |
| Vic Wertz, L OBP: 0.339, SLG: 0.510 Ferris Fain, L OBP: 0.444, SLG: 0.333 | 0-3 K | | 0-0 F7 | | 0-0 1B | 0-0 3-4 1-2 | | 0-0 3-4 | | 4 | 0 | 2 | 1 | 0 | 1 | 2 | | | | | |
| George Strickland, R OBP: 0.313, SLG: 0.294 | | 4-0 SH3-4 2B BB | 0-3 K | | 0-0 F3 | 0-0 FC 2H | | 0-0 FC | | 3 | 1 | 0 | 1 | 1 | 1 | 3 | | | | | |
| Jim Hegan, R OBP: 0.277, SLG: 0.324 | 0-0 SH3-4 | | 0-0 F7 | | 0-0 1B | 0-0 F2 | | 0-0 F2 | | 3 | 0 | 1 | 0 | 0 | 0 | 3 | | | | | |
| Early Wynn, S OBP: 0.262, SLG: 0.298 Ray Narleski, R OBP: 0.250, SLG: 0.250 Don Mossi, L OBP: 0.333, SLG: 0.143 | 4-0 2B BB | | 0-3 K | | 0-0 F7 | 0-0 F2 | | 0-0 F2 | | 3 | 0 | 0 | 0 | 0 | 1 | 3 | | | | | |
| Inning Stats | R: 2 E: 0 K: 1 S: 7 | H: 2 LOB: 1 BB: 0 P: 8 | R: 1 E: 0 K: 0 S: 4 | H: 1 LOB: 2 BB: 2 P: 12 | R: 1 E: 0 K: 1 S: 7 | H: 3 LOB: 1 BB: 0 P: 7 | R: 0 E: 0 K: 1 S: 6 | H: 1 LOB: 2 BB: 1 P: 10 | R: 0 E: 0 K: 0 S: 4 | H: 2 LOB: 2 BB: 0 P: 5 | R: 0 E: 0 K: 0 S: 4 | H: 1 LOB: 1 BB: 0 P: 4 | R: 1 E: 1 K: 0 S: 5 | H: 0 LOB: 1 BB: 0 P: 5 | R: 0 E: 0 K: 0 S: 3 | H: 0 LOB: 0 BB: 0 P: 3 | R: 0 E: 0 K: 1 S: 7 | H: 2 LOB: 2 BB: 0 P: 7 | 1B: 7 2B: 3 3B: 0 HR: 0 | SF: 0 SAC: 2 DP: 0 HBP: 1 | WP: 0 PA: 39 PB: 1 SB: 1 CS: 0 |
| PITCHER | IP WLS BF H R ER SO BB IBB HBP BLK WP HR S P ERA WHIP | 4.0 L 22 7 4 4 3 3 0 1 0 0 0 5 5 0.00 2.500 | 1.0 5 2 0 0 0 0 0 0 0 0 0 0 5 5 0.00 2.000 | 2.0 9 1 1 0 0 0 0 0 0 0 0 9 9 0.00 0.500 | 1.29 3 0 0 0 0 0 0 0 0 0 0 3 3 0.00 0.000 | | | | | | | | | | | | | | | | |

Baltimore Orioles @ Cleveland Indians
Cleveland Municipal Stadium, Cleveland, OH
Sun Jul 24 1955, 3:38 AM EDT
Att: 16,718 - Unknown

| | |
|-----|----|
| AB | 33 |
| R | 5 |
| H | 10 |
| RBI | 5 |
| BB | 3 |
| SO | 3 |
| LOB | 22 |



| Batter | 1 | 2 | 3 | 4 | 5 | 6 | 7 | 8 | 9 | 10 | 11 | 12 | AB | R | H | RBI | BB | SO | LOB | TOP | | | | | | | | | | | | |
|--|---|---------------------------------|------------------------------|---------------------------------|------------------------------|----------------------------------|------------------------------|----------------------------------|------------------------------|---------------------------------|------------------------------|---------------------------------|------------------------------|---------------------------------|------------------------------|---------------------------------|------------------------------|---------------------------------|----------------------------------|------------------------------------|----------------------------------|--------|--|--|--|--|--|--|--|--|--|--|
| Harvey Kuenn, R OBP: 0.397, SLG: 0.437 (1, 6) | 5-3 | | SF9 | K | | FC5-4 | | 1-3 | | | 5-3 | | 5 | 0 | 0 | 1 | 0 | 1 | 5 | | | | | | | | | | | | | |
| Bill Tuttle, R OBP: 0.344, SLG: 0.392 (1, 8) | HR | | BB 1B BB | | 4-3 | | | 6-3 | | 1B 1B | K | | 5 | 2 | 2 | 1 | 1 | 1 | 0 | | | | | | | | | | | | | |
| Al Kaline, R OBP: 0.438, SLG: 0.616 (1, 9) | L6-3 | | BB 1B BB | | L6-3 | | | HR | | L8 | | L7 | 5 | 2 | 1 | 1 | 1 | 0 | 1 | | | | | | | | | | | | | |
| Earl Torgerson, L OBP: 0.382, SLG: 0.388 (1, 3) | K | | 1B BB | | 2B BB | | K | | | G1-4-3 1B | | 2B BB | 3 | 2 | 1 | 0 | 3 | 2 | 0 | | | | | | | | | | | | | |
| Ray Boone, R OBP: 0.359, SLG: 0.514 (1, 5) | | F3 | | | | | | | | G1-4-3 1B | | 1B 2B | 6 | 1 | 4 | 4 | 0 | 0 | 2 | | | | | | | | | | | | | |
| Jim Delmonico, L OBP: 0.343, SLG: 0.414 Bubba Phillips, R OBP: 0.294, SLG: 0.315 (10, FH) (10, 7) | 6-3 | | | | F7 | | F9 | | | | | 6-3 | 4 | 0 | 0 | 0 | 0 | 0 | 2 | | | | | | | | | | | | | |
| Frank House, L OBP: 0.295, SLG: 0.401 Red Wilson, R OBP: 0.303, SLG: 0.302 (12, PH) (12, 2) | F5 | | | 4-3 2B | | F5 | | SH3-4 1B | | F3 | | G1-6-3 1B | 5 | 0 | 2 | 0 | 0 | 0 | 0 | | | | | | | | | | | | | |
| Fred Hatfield, L OBP: 0.333, SLG: 0.346 Harry Malmberg, R OBP: 0.320, SLG: 0.270 (4, 4) | | | SF9 3B | 4-3 | | F9 | | SH3-4 1B | | K | | | 2 | 1 | 1 | 0 | 0 | 0 | 1 | | | | | | | | | | | | | |
| Billy Hoelt, L OBP: 0.271, SLG: 0.208 Babe Birrer, R OBP: 0.364, SLG: 1.000 (6, 1) | | | 5-3 | | | FC5-4 BB | | F9 | | | | 5-3 BB | 1 | 0 | 0 | 0 | 2 | 0 | 1 | | | | | | | | | | | | | |
| Inning Stats | R: 1 E: 0 K: 1 S: 6 | H: 1 LOB: 0 BB: 0 P: 6 | R: 0 E: 0 K: 3 S: 3 | H: 0 LOB: 0 BB: 0 P: 3 | R: 3 E: 0 K: 0 S: 4 | H: 2 LOB: 3 BB: 3 P: 16 | R: 0 E: 0 K: 1 S: 6 | H: 1 LOB: 2 BB: 1 P: 10 | R: 1 E: 0 K: 0 S: 4 | H: 1 LOB: 1 BB: 0 P: 6 | R: 0 E: 0 K: 0 S: 3 | H: 2 LOB: 1 BB: 0 P: 4 | R: 0 E: 0 K: 1 S: 4 | H: 0 LOB: 0 BB: 0 P: 5 | R: 0 E: 0 K: 1 S: 4 | H: 0 LOB: 0 BB: 1 P: 8 | R: 2 E: 0 K: 0 S: 4 | H: 2 LOB: 0 BB: 1 P: 8 | 1B: 6 2B: 3 3B: 1 HR: 2 | SF: 1 SAC: 1 DP: 2 HBP: 0 | WP: 0 PB: 0 SB: 0 CS: 0 | PA: 52 | | | | | | | | | | |
| PITCHER | IP WLS BF H R ER SO BB IBB HBP BLK WP HR S P ERA WHIP | PITCHER | | | | | | | | | | | | | | | | | | | | | | | | | | | | | | |
| Ray Moore, R ERA: 3.81 Harry Dorish, R ERA: 2.69 George Zuverink, R ERA: 5.64 Bill Wight, L ERA: 2.79 | (1, 1) (4, 1) (9, 1) (10, 1) | 3.1 4.2 1.0 3.0 | 16 21 4 11 | 4 2 0 2 | 4 2 0 2 | 1 2 0 2 | 1 2 0 2 | 15 22 4 13 | 27 34 4 21 | 10.80 3.86 0.00 6.00 | | | | | | | | | | | | | | | | | | | | | | |

Detroit Tigers @ Baltimore Orioles
Memorial Stadium, Baltimore, MD
Tue Jul 26 1955, 3:33 AM EDT
Unknown

AB 42
R 8
H 12
RBI 8
BB 8
SO 5
LOB 14



| Batter | 1 | 2 | 3 | 4 | 5 | 6 | 7 | 8 | 9 | 10 | 11 | 12 | AB | R | H | RBI | BB | SO | LOB | BOTTOM | | | | | | | | | | | | | | | |
|--|---|---------------------------------|------------------------------|---------------------------------|-------------------------------|----------------------------------|-------------------------------|----------------------------------|------------------------------|---------------------------------|------------------------------|---------------------------------|------------------------------|---------------------------------|------------------------------|---------------------------------|------------------------------|---------------------------------|------------------------------|---------------------------------|------------------------------|---------------------------------|-----------------------------------|------------------------------------|----------------------------------|--------|--|--|--|--|--|--|--|--|--|
| Fred Marsh, R OBP: 0.291, SLG: 0.252 Tex Nelson, L OBP: 0.364, SLG: 0.263 Hank Majeski, R OBP: 0.275, SLG: 0.281 (11, 4) | K | | 5-3 | | 2B 1B | S 1B | | 6-3 | | 4-3 | | | 5 | 1 | 2 | 0 | 0 | 1 | 2 | | | | | | | | | | | | | | | | |
| Cal Abrams, L OBP: 0.407, SLG: 0.387 (1, 9) | 1-3 | | BB 1B BB | | F2 | BB | | | F4 | | 4-3 | | 4 | 1 | 0 | 0 | 2 | 0 | 1 | | | | | | | | | | | | | | | | |
| Dave Philley, S OBP: 0.379, SLG: 0.492 (1, 7) | FC5-4 1B | | 1B BB | | 4-3 | BB | | | 4-3 | | 3-1 | | 5 | 1 | 2 | 0 | 1 | 0 | 3 | | | | | | | | | | | | | | | | |
| Jim Dyck, R OBP: 0.480, SLG: 0.412 (1, 5) | FC5-4 1-2 | | 1-2 2-3 BB | | F5 | 2B | | | F4 | | 6-3 | | 6 | 1 | 2 | 2 | 0 | 0 | 3 | | | | | | | | | | | | | | | | |
| Gus Triandos, R OBP: 0.320, SLG: 0.424 (1, 3) | | K | F7 | | | 1B | | 6-3 | | 3B 1B | | F7 | 6 | 1 | 2 | 3 | 0 | 1 | 2 | | | | | | | | | | | | | | | | |
| Hal Smith, R OBP: 0.292, SLG: 0.358 (1, 2) | 6-3 | | | | 1B | F2 | | 6-3 | | 1B | | F8 | 6 | 0 | 2 | 1 | 0 | 0 | 1 | | | | | | | | | | | | | | | | |
| Chuck Diering, R OBP: 0.391, SLG: 0.323 Dave Pope, L OBP: 0.335, SLG: 0.389 (8, PH) (8, 8) | 5-3 | | | | K | | | F6 | | K | | F5 | 3 | 0 | 0 | 0 | 0 | 1 | 1 | | | | | | | | | | | | | | | | |
| Willy Miranda, S OBP: 0.304, SLG: 0.305 (1, 6) | | | BB 1B 1-3 | | K | 1B SH1-4 1B | | | | | F6 | | 5 | 1 | 3 | 0 | 0 | 1 | 1 | | | | | | | | | | | | | | | | |
| Ray Moore, R OBP: 0.236, SLG: 0.231 Harry Dorish, R OBP: 0.100, SLG: 0.100 Bob Hate, L OBP: 0.380, SLG: 0.449 George Zuverink, R OBP: 0.335, SLG: 0.389 Bill Wight, L ERA: 3.94 (1, 1) (4, 1) (8, PH) (9, 1) (10, 1) | 1-3 | | 1-3 | | K | SH1-4 | | | | 4-3 | | | 1 | 0 | 0 | 0 | 0 | 1 | 1 | | | | | | | | | | | | | | | | |
| Inning Stats | R: 0 E: 0 K: 1 S: 6 | H: 1 LOB: 1 BB: 0 P: 5 | R: 0 E: 0 K: 1 S: 5 | H: 0 LOB: 0 BB: 0 P: 5 | R: 2 E: 0 K: 0 S: 10 | H: 2 LOB: 2 BB: 2 P: 13 | R: 0 E: 0 K: 3 S: 10 | H: 1 LOB: 1 BB: 0 P: 10 | R: 2 E: 0 K: 0 S: 6 | H: 3 LOB: 1 BB: 0 P: 6 | R: 0 E: 0 K: 0 S: 3 | H: 2 LOB: 3 BB: 1 P: 9 | R: 0 E: 0 K: 0 S: 8 | H: 1 LOB: 1 BB: 0 P: 8 | R: 2 E: 0 K: 0 S: 6 | H: 3 LOB: 1 BB: 0 P: 6 | R: 0 E: 0 K: 0 S: 3 | H: 0 LOB: 0 BB: 0 P: 3 | R: 0 E: 0 K: 0 S: 3 | H: 0 LOB: 0 BB: 0 P: 3 | R: 0 E: 0 K: 0 S: 3 | H: 0 LOB: 0 BB: 0 P: 3 | 1B: 11 2B: 1 3B: 1 HR: 0 | SF: 0 SAC: 1 DP: 0 HBP: 0 | WP: 0 PB: 0 SB: 1 CS: 0 | PA: 52 | | | | | | | | | |
| PITCHER | IP WLS BF H R ER SO BB IBB HBP BLK WP HR S P ERA WHIP | PITCHER | | | | | | | | | | | | | | | | | | | | | | | | | | | | | | | | | |
| Billy Hoelt, L ERA: 3.81 Babe Birrer, R ERA: 3.94 | (1, 1) (6, 1) | 5.2 6.1 | 29 23 | 9 4 | 4 2 | 4 2 | 5 2 | 3 0 | 0 0 | 0 0 | 0 0 | 0 0 | 6.35 2.84 | | | | | | | | | | | | | | | | | | | | | | |

Detroit Tigers @ Baltimore Orioles
Memorial Stadium, Baltimore, MD
Tue Jul 26 1955, 3:33 AM EDT
Unknown

AB 48
R 6
H 13
RBI 6
BB 3
SO 7
LOB 18



| Batter | 1 | 2 | 3 | 4 | 5 | 6 | 7 | 8 | 9 | AB | R | H | RBI | BB | SO | LOB | TOP | | | | | | | | |
|---|---|---|------------------------------|---------------------------------|------------------------------|---------------------------------|-------------------------------|----------------------------------|------------------------------|---------------------------------|------------------------------|----------------------------------|------------------------------|---------------------------------|------------------------------|---------------------------------|---|---------------------------------|----------------------------------|------------------------------------|----------------------------------|--------|--|--|--|
| Harvey Kuenn, R OBP: 0.360, SLG: 0.438 | | | | | | | | | | 4 | 2 | 2 | 0 | 1 | 2 | 3 | Detroit Tigers @ Baltimore Orioles Memorial Stadium, Baltimore, MD Tue Jul 26 1955, 3:38 AM EDT Att: 29,150 - Unknown | | | | | | | | |
| Bill Tuttle, R OBP: 0.348, SLG: 0.397 | | | | | | | | | | 5 | 1 | 3 | 1 | 0 | 0 | 3 | | | | | | | | | |
| Al Kaline, R OBP: 0.433, SLG: 0.608 | | | | | | | | | | 5 | 0 | 0 | 0 | 0 | 1 | 4 | | | | | | | | | |
| Earl Torgeson, L OBP: 0.382, SLG: 0.364 | | | | | | | | | | 3 | 0 | 0 | 0 | 2 | 0 | 2 | | | | | | | | | |
| Ray Boone, R OBP: 0.357, SLG: 0.509 | | | | | | | | | | 3 | 1 | 0 | 2 | 1 | 1 | 1 | | | | | | | | | |
| Jim Delsing, L OBP: 0.345, SLG: 0.419 | | | | | | | | | | 4 | 2 | 2 | 0 | 0 | 0 | 5 | | | | | | | | | |
| Bubba Phillips, R OBP: 0.291, SLG: 0.312 | | | | | | | | | | 1 | 0 | 0 | 0 | 0 | 0 | 0 | | | | | | | | | |
| Red Wilson, R OBP: 0.311, SLG: 0.316 | | | | | | | | | | 5 | 0 | 3 | 2 | 0 | 0 | 0 | | | | | | | | | |
| Harry Malmberg, R OBP: 0.316, SLG: 0.268 | | | | | | | | | | 5 | 0 | 1 | 0 | 0 | 0 | 2 | | | | | | | | | |
| Ned Garver, R OBP: 0.262, SLG: 0.214 | | | | | | | | | 3 | 1 | 0 | 0 | 1 | 1 | 3 | | | | | | | | | | |
| Inning Stats | R: 1 E: 0 K: 0 S: 5 | H: 2 LOB: 2 BB: 1 P: 9 | R: 0 E: 0 K: 1 S: 5 | H: 0 LOB: 0 BB: 0 P: 5 | R: 0 E: 0 K: 0 S: 4 | H: 1 LOB: 1 BB: 0 P: 4 | R: 2 E: 1 K: 2 S: 10 | H: 2 LOB: 1 BB: 0 P: 10 | R: 0 E: 1 K: 0 S: 4 | H: 1 LOB: 1 BB: 0 P: 4 | R: 4 E: 1 K: 0 S: 6 | H: 3 LOB: 3 BB: 4 P: 22 | R: 0 E: 0 K: 1 S: 7 | H: 2 LOB: 2 BB: 0 P: 7 | R: 0 E: 0 K: 1 S: 5 | H: 0 LOB: 0 BB: 0 P: 5 | R: 0 E: 0 K: 0 S: 3 | H: 0 LOB: 0 BB: 0 P: 3 | 1B: 8 2B: 3 3B: 0 HR: 0 | SF: 1 SAC: 0 DP: 0 HBP: 0 | WP: 1 PB: 0 SB: 0 CS: 1 | PA: 44 | | | |
| PITCHER | IP WLS BF H R ER SO BB IBB HBP BLK WP HR S P ERA WHIP | IP WLS BF H R ER SO BB IBB HBP BLK WP HR S P ERA WHIP | | | | | | | | | | | | | | | | | | | | | | | |
| Jim Wilson, R ERA: 2.77 | (1, 1) | 5.2 | L | 31 | 9 | 7 | 4 | 3 | 4 | 0 | 0 | 0 | 0 | 1 | 0 | 33 | 49 | 6.35 | 2.294 | | | | | | |
| George Zuverink, R ERA: 6.12 | (6, 1) | 3.1 | | 13 | 2 | 0 | 0 | 2 | 1 | 0 | 0 | 0 | 0 | 0 | 0 | 16 | 20 | 0.00 | 0.900 | | | | | | |

| | |
|-----|----|
| AB | 38 |
| R | 7 |
| H | 11 |
| RBI | 5 |
| BB | 5 |
| SO | 5 |
| LOB | 23 |



| Batter | 1 | 2 | 3 | 4 | 5 | 6 | 7 | 8 | 9 | AB | R | H | RBI | BB | SO | LOB | BOTTOM | | | | | | | | |
|--|---|---|------------------------------|---------------------------------|------------------------------|---------------------------------|------------------------------|---------------------------------|------------------------------|---------------------------------|------------------------------|---------------------------------|------------------------------|---------------------------------|------------------------------|---------------------------------|---|---------------------------------|----------------------------------|------------------------------------|----------------------------------|--------|--|--|--|
| Fred Marsh, R OBP: 0.286, SLG: 0.248 | | | | | | | | | | 2 | 0 | 0 | 0 | 0 | 1 | 1 | Detroit Tigers @ Baltimore Orioles Memorial Stadium, Baltimore, MD Tue Jul 26 1955, 3:38 AM EDT Att: 29,150 - Unknown | | | | | | | | |
| Wayne Causey, L OBP: 0.221, SLG: 0.222 | | | | | | | | | | 3 | 0 | 0 | 0 | 0 | 1 | 0 | | | | | | | | | |
| Cal Abrams, L OBP: 0.409, SLG: 0.386 | | | | | | | | | | 3 | 1 | 1 | 0 | 1 | 1 | 0 | | | | | | | | | |
| Dave Philley, S OBP: 0.379, SLG: 0.490 | | | | | | | | | | 3 | 0 | 1 | 0 | 0 | 1 | 0 | | | | | | | | | |
| Tex Nelson, L OBP: 0.348, SLG: 0.250 | | | | | | | | | | 1 | 0 | 0 | 0 | 0 | 1 | 1 | | | | | | | | | |
| Jim Dyck, R OBP: 0.432, SLG: 0.395 | | | | | | | | | | 4 | 1 | 1 | 1 | 0 | 0 | 1 | | | | | | | | | |
| Bob Hale, L OBP: 0.389, SLG: 0.453 | | | | | | | | | | 4 | 0 | 2 | 0 | 0 | 0 | 2 | | | | | | | | | |
| Dave Pope, L OBP: 0.338, SLG: 0.388 | | | | | | | | | | 3 | 0 | 1 | 1 | 1 | 0 | 3 | | | | | | | | | |
| Hal Smith, R OBP: 0.296, SLG: 0.365 | | | | | | | | | | 3 | 0 | 2 | 0 | 0 | 0 | 1 | | | | | | | | | |
| Tom Gastall, R OBP: 0.133, SLG: 0.071 | | | | | | | | | 1 | 0 | 0 | 0 | 0 | 0 | 2 | | | | | | | | | | |
| Willy Miranda, S OBP: 0.303, SLG: 0.304 | | | | | | | | | | 4 | 0 | 1 | 0 | 0 | 0 | 3 | | | | | | | | | |
| Jim Wilson, R OBP: 0.145, SLG: 0.148 | | | | | | | | | | 2 | 0 | 0 | 0 | 0 | 0 | 3 | | | | | | | | | |
| George Zuverink, R OBP: 0.319, SLG: 0.422 | | | | | | | | | | 1 | 0 | 0 | 0 | 0 | 0 | 1 | | | | | | | | | |
| Gus Triandos, R OBP: 0.319, SLG: 0.422 | | | | | | | | | | 1 | 0 | 0 | 0 | 0 | 1 | 0 | | | | | | | | | |
| Inning Stats | R: 1 E: 0 K: 1 S: 7 | H: 2 LOB: 2 BB: 1 P: 11 | R: 0 E: 0 K: 0 S: 4 | H: 1 LOB: 1 BB: 0 P: 4 | R: 0 E: 0 K: 1 S: 5 | H: 0 LOB: 0 BB: 0 P: 5 | R: 0 E: 0 K: 0 S: 5 | H: 2 LOB: 2 BB: 0 P: 5 | R: 0 E: 0 K: 2 S: 7 | H: 0 LOB: 0 BB: 0 P: 7 | R: 0 E: 0 K: 0 S: 3 | H: 0 LOB: 1 BB: 1 P: 7 | R: 0 E: 0 K: 0 S: 3 | H: 1 LOB: 0 BB: 0 P: 3 | R: 1 E: 0 K: 1 S: 8 | H: 3 LOB: 2 BB: 0 P: 8 | R: 0 E: 0 K: 1 S: 5 | H: 0 LOB: 0 BB: 0 P: 5 | 1B: 8 2B: 1 3B: 0 HR: 0 | SF: 0 SAC: 0 DP: 1 HBP: 0 | WP: 0 PB: 0 SB: 0 CS: 0 | PA: 37 | | | |
| PITCHER | IP WLS BF H R ER SO BB IBB HBP BLK WP HR S P ERA WHIP | IP WLS BF H R ER SO BB IBB HBP BLK WP HR S P ERA WHIP | | | | | | | | | | | | | | | | | | | | | | | |
| Ned Garver, R ERA: 3.39 | (1, 1) | 9.0 | W | 37 | 9 | 2 | 2 | 6 | 2 | 0 | 0 | 0 | 0 | 0 | 0 | 47 | 55 | 2.00 | 1.222 | | | | | | |

| | |
|-----|----|
| AB | 35 |
| R | 2 |
| H | 9 |
| RBI | 2 |
| BB | 2 |
| SO | 6 |
| LOB | 18 |



| Batter | 1 | 2 | 3 | 4 | 5 | 6 | 7 | 8 | 9 | AB | R | H | RBI | BB | SO | LOB | TOP | | | |
|---|---|---------------------------------|------------------------------|---------------------------------|------------------------------|---------------------------------|------------------------------|----------------------------------|------------------------------|----------------------------------|------------------------------|---------------------------------|------------------------------|---------------------------------|------------------------------|---------------------------------|----------------------------------|------------------------------------|----------------------------------|--------|
| Harvey Kuenn, R OBP: 0.361, SLG: 0.444 (1, 6) | | | | | | | | | | 5 | 0 | 1 | 0 | 0 | 0 | 1 | | | | |
| Bill Tuttle, R OBP: 0.349, SLG: 0.394 (1, 8) | | | | | | | | | | 3 | 2 | 1 | 0 | 2 | 0 | 1 | | | | |
| Al Kaline, R OBP: 0.430, SLG: 0.601 (1, 9) | | | | | | | | | | 4 | 2 | 2 | 0 | 1 | 0 | 2 | | | | |
| Earl Torgeson, L OBP: 0.385, SLG: 0.366 (1, 3) | | | | | | | | | | 4 | 1 | 2 | 1 | 1 | 0 | 0 | | | | |
| Jim Delsing, L OBP: 0.341, SLG: 0.413 (1, 7) | | | | | | | | | | 4 | 0 | 0 | 0 | 0 | 1 | 6 | | | | |
| Frank House, L OBP: 0.299, SLG: 0.400 (1, 2) | | | | | | | | | | 3 | 1 | 1 | 2 | 1 | 0 | 2 | | | | |
| Reno Bertoia, R OBP: 0.294, SLG: 0.364 (1, 5) | | | | | | | | | | 4 | 1 | 2 | 3 | 0 | 0 | 3 | | | | |
| Harry Malmberg, R OBP: 0.315, SLG: 0.281 (1, 4) | | | | | | | | | | 3 | 0 | 1 | 0 | 0 | 1 | 0 | | | | |
| Leo Cristante, R OBP: 0.250, SLG: 0.250 (5, 1) | | | | | | | | | | 2 | 0 | 0 | 0 | 0 | 1 | 1 | | | | |
| Paul Foytack, R OBP: 0.271, SLG: 0.208 (7, 1) | | | | | | | | | | 1 | 0 | 0 | 0 | 0 | 0 | 0 | | | | |
| Billy Hoelt, L OBP: 0.294, SLG: 0.531 (8, PH) | | | | | | | | | | 0 | 0 | 0 | 0 | 0 | 0 | 0 | | | | |
| Charlie Maxwell, L OBP: 0.294, SLG: 0.531 (8, PH) | | | | | | | | | | 1 | 0 | 0 | 0 | 0 | 0 | 1 | | | | |
| Al Aber, L (8, 1) | | | | | | | | | | 0 | 0 | 0 | 0 | 0 | 0 | 0 | | | | |
| Inning Stats | R: 0 E: 0 K: 0 S: 3 | H: 1 LOB: 0 BB: 0 P: 3 | R: 0 E: 0 K: 0 S: 3 | H: 0 LOB: 0 BB: 0 P: 3 | R: 0 E: 0 K: 2 S: 7 | H: 0 LOB: 0 BB: 0 P: 7 | R: 5 E: 0 K: 1 S: 9 | H: 4 LOB: 1 BB: 2 P: 17 | R: 2 E: 0 K: 0 S: 5 | H: 2 LOB: 2 BB: 2 P: 13 | R: 0 E: 0 K: 0 S: 4 | H: 2 LOB: 1 BB: 1 P: 8 | R: 0 E: 0 K: 0 S: 4 | H: 1 LOB: 1 BB: 0 P: 4 | R: 0 E: 1 K: 0 S: 3 | H: 0 LOB: 0 BB: 0 P: 3 | 1B: 9 2B: 1 3B: 0 HR: 1 | SF: 0 SAC: 1 DP: 3 HBP: 0 | WP: 1 PB: 0 SB: 0 CS: 0 | PA: 40 |
| PITCHER | IP WLS BF H R ER SO BB IBB HBP BLK WP HR S P ERA WHIP | | | | | | | | | | | | | | | | | | | |
| Hal Brown, R ERA: 3.6 (1, 1) | 6.0 | 30 | 8 | 7 | 6 | 3 | 4 | 1 | 0 | 0 | 1 | 1 | 31 | 51 | 9.00 | 2.000 | | | | |
| Harry Dorish, R ERA: 2.96 (7, 1) | 3.0 | W | 10 | 2 | 0 | 0 | 0 | 0 | 0 | 0 | 0 | 0 | 10 | 10 | 0.00 | 0.667 | | | | |

Detroit Tigers @ Baltimore Orioles
 Memorial Stadium, Baltimore, MD
 Wed Jul 27 1955, 3:38 AM EDT
 Att: 12,707 - Unknown

| | |
|-----|----|
| AB | 34 |
| R | 7 |
| H | 10 |
| RBI | 6 |
| BB | 5 |
| SO | 3 |
| LOB | 17 |



| Batter | 1 | 2 | 3 | 4 | 5 | 6 | 7 | 8 | 9 | AB | R | H | RBI | BB | SO | LOB | BOTTOM | | | |
|--|---|---------------------------------|------------------------------|---------------------------------|------------------------------|----------------------------------|------------------------------|---------------------------------|------------------------------|----------------------------------|------------------------------|----------------------------------|-------------------------------|----------------------------------|------------------------------|---------------------------------|-----------------------------------|------------------------------------|----------------------------------|--------|
| Fred Marsh, R OBP: 0.295, SLG: 0.263 (1, 4) (5, 6) (6, 4) | | | | | | | | | | 4 | 0 | 1 | 0 | 1 | 0 | 4 | | | | |
| Jim Dyck, R OBP: 0.472, SLG: 0.422 (1, 7) | | | | | | | | | | 4 | 2 | 3 | 1 | 1 | 0 | 0 | | | | |
| Dave Philley, S OBP: 0.393, SLG: 0.490 (1, 9) | | | | | | | | | | 3 | 2 | 1 | 0 | 2 | 0 | 3 | | | | |
| Gus Triandos, R OBP: 0.320, SLG: 0.421 (1, 3) | | | | | | | | | | 5 | 1 | 2 | 1 | 0 | 2 | 6 | | | | |
| Hal Smith, R OBP: 0.301, SLG: 0.364 (1, 2) | | | | | | | | | | 3 | 1 | 1 | 1 | 2 | 1 | 5 | | | | |
| Chuck Diering, R OBP: 0.331, SLG: 0.328 (1, 8) (5, 5) (6, 6) | | | | | | | | | | 5 | 1 | 2 | 3 | 0 | 0 | 8 | | | | |
| Wayne Causey, L OBP: 0.216, SLG: 0.216 (1, 5) (5, 4) (6, 5) | | | | | | | | | | 5 | 0 | 1 | 1 | 0 | 0 | 2 | | | | |
| Willy Miranda, S OBP: 0.304, SLG: 0.306 (1, 6) | | | | | | | | | | 1 | 0 | 0 | 0 | 0 | 0 | 0 | | | | |
| Dave Pope, L OBP: 0.335, SLG: 0.392 (4, PH) (5, 8) | | | | | | | | | | 3 | 0 | 2 | 1 | 0 | 0 | 1 | | | | |
| Hal Brown, R OBP: 0.286, SLG: 0.167 (1, 1) | | | | | | | | | | 2 | 0 | 0 | 0 | 1 | 0 | 1 | | | | |
| Harry Dorish, R OBP: 0.091, SLG: 0.091 (7, 1) | | | | | | | | | | 1 | 0 | 0 | 0 | 0 | 0 | 0 | | | | |
| Cal Abrams, L OBP: 0.410, SLG: 0.387 (7, 8) | | | | | | | | | | 2 | 1 | 1 | 0 | 0 | 1 | 0 | | | | |
| Inning Stats | R: 1 E: 0 K: 0 S: 5 | H: 2 LOB: 2 BB: 1 P: 9 | R: 0 E: 0 K: 0 S: 3 | H: 0 LOB: 0 BB: 0 P: 3 | R: 0 E: 0 K: 0 S: 4 | H: 1 LOB: 3 BB: 2 P: 12 | R: 0 E: 0 K: 0 S: 4 | H: 1 LOB: 1 BB: 0 P: 4 | R: 3 E: 0 K: 1 S: 7 | H: 4 LOB: 3 BB: 2 P: 15 | R: 3 E: 0 K: 1 S: 8 | H: 3 LOB: 1 BB: 1 P: 12 | R: 1 E: 0 K: 2 S: 10 | H: 3 LOB: 3 BB: 1 P: 14 | R: 0 E: 0 K: 1 S: 5 | H: 0 LOB: 0 BB: 0 P: 5 | 1B: 11 2B: 2 3B: 1 HR: 0 | SF: 0 SAC: 0 DP: 0 HBP: 0 | WP: 0 PB: 0 SB: 0 CS: 0 | PA: 45 |
| PITCHER | IP WLS BF H R ER SO BB IBB HBP BLK WP HR S P ERA WHIP | | | | | | | | | | | | | | | | | | | |
| Leo Cristante, R ERA: 3.38 (1, 1) | 4.2 | 26 | 8 | 4 | 4 | 0 | 3 | 1 | 0 | 0 | 0 | 0 | 9 | 17 | 20.25 | 3.750 | | | | |
| Paul Foytack, R ERA: 9.47 (5, 1) | 1.1 | 9 | 3 | 3 | 3 | 1 | 2 | 0 | 0 | 0 | 0 | 0 | 10 | 14 | 9.00 | 4.000 | | | | |
| Billy Hoelt, L ERA: 3.64 (7, 1) | 1.0 | L | 7 | 3 | 1 | 1 | 1 | 0 | 0 | 0 | 0 | 0 | 5 | 5 | 0.00 | 0.000 | | | | |
| Al Aber, L ERA: 3.13 (8, 1) | 1.0 | 3 | 0 | 0 | 0 | 0 | 0 | 0 | 0 | 0 | 0 | 0 | 5 | 5 | 0.00 | 0.000 | | | | |

Detroit Tigers @ Baltimore Orioles
 Memorial Stadium, Baltimore, MD
 Wed Jul 27 1955, 3:38 AM EDT
 Att: 12,707 - Unknown

| | |
|-----|----|
| AB | 38 |
| R | 8 |
| H | 14 |
| RBI | 8 |
| BB | 7 |
| SO | 4 |
| LOB | 30 |



| Batter | 1 | 2 | 3 | 4 | 5 | 6 | 7 | 8 | 9 | AB | R | H | RBI | BB | SO | LOB | TOP | | | | | | | | | | | | | | | | | | | |
|--|------------------------------|---------------------------------|------------------------------|---------------------------------|------------------------------|---------------------------------|------------------------------|---------------------------------|------------------------------|---------------------------------|------------------------------|---------------------------------|------------------------------|---------------------------------|------------------------------|----------------------------------|--|---------------------------------|-----------------------------------|------------------------------------|----------------------------------|--------|---|---|----|----|----|-----|-----|-----|----|----|---|---|-----|------|
| Al Smith, R OBP: 0.407, SLG: 0.483 (1, 9) | F4 | | G4-6-3 BB | | 5-3 | | E HR 1B | BB BB 1B | FC5-4 1-2 | 5 | 1 | 2 | 0 | 1 | 0 | 3 | Cleveland Indians @ Baltimore Orioles Memorial Stadium, Baltimore, MD Fri Jul 29 1955, 3:33 AM EDT Att: 11,899 - Unknown | | | | | | | | | | | | | | | | | | | |
| Bobby Avila, R OBP: 0.375, SLG: 0.367 (1, 4) | E6 | | F7 | | 6-3 | | L5 | BB BB 1B | | 4 | 0 | 0 | 0 | 1 | 0 | 3 | | | | | | | | | | | | | | | | | | | | |
| Vic Wertz, L OBP: 0.339, SLG: 0.533 (1, 3) | | | | | | | | | | 4 | 1 | 2 | 2 | 0 | 0 | 2 | | | | | | | | | | | | | | | | | | | | |
| Ferris Fain, L OBP: 0.445, SLG: 0.328 (7, 3) | G4-6-3 1-2 | | G4-6-3 1-2 | | | | | | | 0 | 0 | 0 | 0 | 1 | 0 | 0 | | | | | | | | | | | | | | | | | | | | |
| Al Rosen, R OBP: 0.367, SLG: 0.434 (1, 5) | | F5 | | | | F7 | | F2 | | 5 | 0 | 2 | 0 | 0 | 0 | 3 | | | | | | | | | | | | | | | | | | | | |
| Larry Doby, L OBP: 0.366, SLG: 0.500 (1, 8) | | 2B E BB | | 1B BB | | 1B SF8 1B | | 2B SF8 1B | | 3 | 3 | 3 | 0 | 2 | 0 | 0 | | | | | | | | | | | | | | | | | | | | |
| Hoot Evers, R OBP: 0.313, SLG: 0.421 (1, 7) | | E SF7 2B | | F4 | | 1B SF8 1B | K | F4 | | 5 | 2 | 2 | 0 | 0 | 1 | 4 | | | | | | | | | | | | | | | | | | | | |
| George Strickland, R OBP: 0.309, SLG: 0.296 (1, 6) | | E6 | | 1B | | SF8 | P8 | | | 4 | 0 | 2 | 2 | 0 | 0 | 3 | | | | | | | | | | | | | | | | | | | | |
| Jim Hegan, R OBP: 0.277, SLG: 0.321 (1, 2) | | 2-3 3-H | SF7 | | F2 | | | 1-3 | FC5-4 IBB | 3 | 0 | 1 | 2 | 1 | 0 | 2 | | | | | | | | | | | | | | | | | | | | |
| Mike Garcia, R OBP: 0.294, SLG: 0.348 (1, 1) | | 1-3 | | | | 6-3 1B 2B | F4 | P8 | SF8 | 4 | 0 | 1 | 1 | 0 | 0 | 2 | | | | | | | | | | | | | | | | | | | | |
| Inning Stats | R: 0 E: 1 K: 0 S: 3 | H: 0 LOB: 0 BB: 0 P: 3 | R: 2 E: 1 K: 0 S: 5 | H: 1 LOB: 1 BB: 1 P: 9 | R: 0 E: 0 K: 0 S: 2 | H: 0 LOB: 0 BB: 1 P: 6 | R: 0 E: 0 K: 0 S: 4 | H: 2 LOB: 2 BB: 0 P: 8 | R: 0 E: 0 K: 0 S: 4 | H: 2 LOB: 2 BB: 0 P: 4 | R: 2 E: 0 K: 0 S: 6 | H: 3 LOB: 1 BB: 0 P: 6 | R: 2 E: 1 K: 1 S: 9 | H: 4 LOB: 2 BB: 0 P: 9 | R: 0 E: 0 K: 0 S: 4 | H: 1 LOB: 3 BB: 2 P: 12 | R: 0 E: 0 K: 0 S: 5 | H: 2 LOB: 2 BB: 1 P: 9 | 1B: 11 2B: 3 3B: 0 HR: 1 | SF: 3 SAC: 0 DP: 2 HBP: 0 | WP: 0 PB: 0 SB: 0 CS: 1 | PA: 46 | | | | | | | | | | | | | | |
| PITCHER | IP | WLS | BF | H | R | ER | SO | BB | IBB | HBP | BLK | WP | HR | S | P | ERA | WHIP | PITCHER | | IP | WLS | BF | H | R | ER | SO | BB | IBB | HBP | BLK | WP | HR | S | P | ERA | WHIP |
| Bill Wight, L ERA: 3.31 (1, 1) | 7.0 | L | 34 | 12 | 6 | 5 | 1 | 3 | 0 | 0 | 0 | 0 | 1 | 33 | 45 | 6.43 | 2.143 | | | | | | | | | | | | | | | | | | | |
| Ted Gray, L ERA: 9.99 (8, 1) | 2.0 | | 12 | 3 | 1 | 1 | 0 | 2 | 1 | 0 | 0 | 0 | 0 | 9 | 21 | 4.50 | 2.500 | | | | | | | | | | | | | | | | | | | |

| | |
|-----|----|
| AB | 37 |
| R | 7 |
| H | 15 |
| RBI | 7 |
| BB | 6 |
| SO | 1 |
| LOB | 22 |



| Batter | 1 | 2 | 3 | 4 | 5 | 6 | 7 | 8 | 9 | AB | R | H | RBI | BB | SO | LOB | BOTTOM | | | | | | | | | | | | | | | | | | | |
|--|------------------------------|---------------------------------|------------------------------|---------------------------------|------------------------------|---------------------------------|------------------------------|---------------------------------|------------------------------|---------------------------------|------------------------------|---------------------------------|------------------------------|---------------------------------|------------------------------|---------------------------------|--|---------------------------------|----------------------------------|------------------------------------|----------------------------------|--------|---|---|----|----|----|-----|-----|-----|----|----|---|---|-----|------|
| Fred Marsh, R OBP: 0.297, SLG: 0.256 (1, 4) | K | | F4 | | | F7 | | 1B BB | | 3 | 0 | 0 | 0 | 1 | 1 | 1 | Cleveland Indians @ Baltimore Orioles Memorial Stadium, Baltimore, MD Fri Jul 29 1955, 3:33 AM EDT Att: 11,899 - Unknown | | | | | | | | | | | | | | | | | | | |
| Wayne Causey, L OBP: 0.226, SLG: 0.220 (1, 5) | K | | | FC1-6 BB | | 4-3 | | 1-2 1B | | 3 | 0 | 1 | 0 | 1 | 1 | 0 | | | | | | | | | | | | | | | | | | | | |
| Dave Philley, S OBP: 0.391, SLG: 0.488 (1, 9) | F2 | | | FC1-6 PB 1-2 | | 2B | | F6 | | 4 | 0 | 1 | 0 | 0 | 0 | 3 | | | | | | | | | | | | | | | | | | | | |
| Jim Dyck, R OBP: 0.452, SLG: 0.396 (1, 7) | | F7 | | F4 | | BB | | F8 | | 3 | 0 | 0 | 0 | 1 | 0 | 3 | | | | | | | | | | | | | | | | | | | | |
| Gus Triandos, R OBP: 0.317, SLG: 0.416 (1, 3) | K | | | F3 | | 3-1 | | 6-3 | | 4 | 0 | 0 | 0 | 0 | 1 | 5 | | | | | | | | | | | | | | | | | | | | |
| Hal Smith, R OBP: 0.309, SLG: 0.374 (1, 2) | F4 | | | | P6-3 3B | | 1B | | 6-3 | 4 | 1 | 2 | 0 | 0 | 0 | 0 | | | | | | | | | | | | | | | | | | | | |
| Chuck Diering, R OBP: 0.330, SLG: 0.323 (1, 8) | | | FC6-4 BB | | P6-3 | | P7 | | P1-3 | 0 | 0 | 0 | 0 | 1 | 0 | 0 | | | | | | | | | | | | | | | | | | | | |
| Dave Pope, L OBP: 0.337, SLG: 0.397 (4, 8) | | | | | | | | | | 3 | 0 | 0 | 1 | 0 | 0 | 1 | | | | | | | | | | | | | | | | | | | | |
| Willy Miranda, S OBP: 0.305, SLG: 0.307 (1, 6) | | | FC6-4 SH1-3 1-2 | | 6-3 | | K | | K | 2 | 0 | 0 | 0 | 0 | 0 | 1 | | | | | | | | | | | | | | | | | | | | |
| Cal Abrams, L OBP: 0.404, SLG: 0.380 (7, PH) | | | | | | | | | | 2 | 0 | 0 | 0 | 0 | 2 | 1 | | | | | | | | | | | | | | | | | | | | |
| Bill Wight, L OBP: 0.377, SLG: 0.424 (7, PH) | | | SH1-3 | | F9 | | 4-3 | | | 1 | 0 | 0 | 0 | 0 | 0 | 0 | | | | | | | | | | | | | | | | | | | | |
| Bob Hale, L OBP: 0.377, SLG: 0.424 (7, PH) | | | | | | | | | | 1 | 0 | 0 | 0 | 0 | 0 | 1 | | | | | | | | | | | | | | | | | | | | |
| Ted Gray, S ERA: 3.84 (8, 1) | | | | | | | | | | 0 | 0 | 0 | 0 | 0 | 0 | 0 | | | | | | | | | | | | | | | | | | | | |
| Inning Stats | R: 0 E: 0 K: 2 S: 7 | H: 0 LOB: 0 BB: 0 P: 7 | R: 0 E: 0 K: 1 S: 5 | H: 0 LOB: 0 BB: 0 P: 5 | R: 0 E: 0 K: 0 S: 3 | H: 0 LOB: 1 BB: 1 P: 7 | R: 0 E: 0 K: 0 S: 3 | H: 0 LOB: 1 BB: 1 P: 7 | R: 1 E: 0 K: 0 S: 4 | H: 1 LOB: 0 BB: 0 P: 4 | R: 0 E: 0 K: 0 S: 4 | H: 1 LOB: 2 BB: 1 P: 8 | R: 0 E: 0 K: 1 S: 6 | H: 1 LOB: 1 BB: 0 P: 6 | R: 0 E: 0 K: 0 S: 4 | H: 1 LOB: 2 BB: 1 P: 8 | R: 0 E: 0 K: 1 S: 5 | H: 0 LOB: 0 BB: 0 P: 5 | 1B: 2 2B: 1 3B: 1 HR: 0 | SF: 0 SAC: 1 DP: 0 HBP: 0 | WP: 0 PB: 1 SB: 0 CS: 0 | PA: 35 | | | | | | | | | | | | | | |
| PITCHER | IP | WLS | BF | H | R | ER | SO | BB | IBB | HBP | BLK | WP | HR | S | P | ERA | WHIP | PITCHER | | IP | WLS | BF | H | R | ER | SO | BB | IBB | HBP | BLK | WP | HR | S | P | ERA | WHIP |
| Mike Garcia, R ERA: 3.84 (1, 1) | 9.0 | W | 35 | 4 | 1 | 1 | 5 | 4 | 0 | 0 | 0 | 0 | 0 | 41 | 57 | 1.00 | 0.889 | | | | | | | | | | | | | | | | | | | |

| | |
|-----|----|
| AB | 30 |
| R | 1 |
| H | 4 |
| RBI | 1 |
| BB | 4 |
| SO | 5 |
| LOB | 16 |



| Batter | 1 | 2 | 3 | 4 | 5 | 6 | 7 | 8 | 9 | AB | R | H | RBI | BB | SO | LOB | TOP | | | | | | | | | | | | | | | | | | | |
|---|------------------------------|---------------------------------|------------------------------|---------------------------------|------------------------------|---------------------------------|------------------------------|----------------------------------|------------------------------|---------------------------------|------------------------------|---------------------------------|------------------------------|---------------------------------|------------------------------|---------------------------------|--|------------------------------|---------------------------------|-----------------------------------|------------------------------------|----------------------------------|--------|---|----|----|----|-----|-----|-----|----|----|---|---|-----|------|
| Al Smith, R OBP: 0.411, SLG: 0.486 (1, 9) | | | | | | | | | | 5 | 1 | 1 | 0 | 0 | 1 | 0 | Cleveland Indians @ Baltimore Orioles Memorial Stadium, Baltimore, MD Sun Jul 31 1955, 3:38 AM EDT Att: 13,708 - Unknown | | | | | | | | | | | | | | | | | | | |
| Bobby Avila, R OBP: 0.369, SLG: 0.361 (1, 4) | | | | | | | | | | 5 | 0 | 2 | 1 | 0 | 0 | 0 | | | | | | | | | | | | | | | | | | | | |
| Vic Wertz, L OBP: 0.337, SLG: 0.525 Ferris Fain, L OBP: 0.448, SLG: 0.331 (7, 3) | | | | | | | | | | 3 | 1 | 0 | 0 | 1 | 1 | 1 | | | | | | | | | | | | | | | | | | | | |
| Al Rosen, R OBP: 0.364, SLG: 0.425 (1, 5) | | | | | | | | | | 5 | 1 | 1 | 0 | 0 | 1 | 2 | | | | | | | | | | | | | | | | | | | | |
| Larry Doby, L OBP: 0.376, SLG: 0.497 (1, 8) | | | | | | | | | | 4 | 2 | 2 | 1 | 1 | 0 | 2 | | | | | | | | | | | | | | | | | | | | |
| Gene Woodling, L OBP: 0.342, SLG: 0.360 (1, 7) | | | | | | | | | | 3 | 0 | 2 | 2 | 0 | 0 | 1 | | | | | | | | | | | | | | | | | | | | |
| George Strickland, R OBP: 0.311, SLG: 0.304 (1, 6) | | | | | | | | | | 4 | 0 | 1 | 0 | 0 | 0 | 3 | | | | | | | | | | | | | | | | | | | | |
| Hal Naragon, L OBP: 0.361, SLG: 0.409 (1, 2) | | | | | | | | | | 4 | 0 | 1 | 1 | 0 | 0 | 3 | | | | | | | | | | | | | | | | | | | | |
| Art Houtteman, R OBP: 0.200, SLG: 0.143 (1, 1) | | | | | | | | | | 4 | 1 | 1 | 0 | 0 | 1 | 1 | | | | | | | | | | | | | | | | | | | | |
| Inning Stats | R: 0 E: 0 K: 1 S: 5 | H: 0 LOB: 0 BB: 0 P: 5 | R: 0 E: 0 K: 0 S: 5 | H: 2 LOB: 2 BB: 0 P: 5 | R: 0 E: 0 K: 0 S: 3 | H: 0 LOB: 0 BB: 0 P: 3 | R: 3 E: 0 K: 1 S: 8 | H: 3 LOB: 1 BB: 1 P: 12 | R: 0 E: 0 K: 0 S: 3 | H: 0 LOB: 0 BB: 0 P: 3 | R: 1 E: 0 K: 0 S: 5 | H: 2 LOB: 1 BB: 0 P: 5 | R: 0 E: 0 K: 1 S: 6 | H: 1 LOB: 1 BB: 0 P: 6 | R: 0 E: 0 K: 1 S: 5 | H: 0 LOB: 1 BB: 1 P: 9 | | R: 2 E: 0 K: 0 S: 7 | H: 4 LOB: 2 BB: 0 P: 7 | 1B: 10 2B: 2 3B: 0 HR: 0 | SF: 1 SAC: 0 DP: 0 HBP: 0 | WP: 0 PB: 0 SB: 0 CS: 0 | PA: 41 | | | | | | | | | | | | | |
| PITCHER | IP | WLS | BF | H | R | ER | SO | BB | IBB | HBP | BLK | WP | HR | S | P | ERA | WHIP | PITCHER | | IP | WLS | BF | H | R | ER | SO | BB | IBB | HBP | BLK | WP | HR | S | P | ERA | WHIP |
| Jim Wilson, R ERA: 2.85 (1, 1) | 8.0 | L | 34 | 8 | 4 | 4 | 4 | 2 | 0 | 0 | 0 | 0 | 0 | 40 | 48 | 4.50 | 1.250 | | | | | | | | | | | | | | | | | | | |
| Art Schalllock, L ERA: 3.6 (9, 1) | 1.0 | | 7 | 4 | 2 | 2 | 0 | 0 | 0 | 0 | 0 | 0 | 0 | 7 | 7 | 18.00 | 4.000 | | | | | | | | | | | | | | | | | | | |

AB 38
R 6
H 12
RBI 6
BB 2
SO 4
LOB 13



| Batter | 1 | 2 | 3 | 4 | 5 | 6 | 7 | 8 | 9 | AB | R | H | RBI | BB | SO | LOB | BOTTOM | | | | | | | | | | | | | | | | | | | |
|--|------------------------------|---------------------------------|------------------------------|----------------------------------|------------------------------|---------------------------------|------------------------------|---------------------------------|------------------------------|---------------------------------|------------------------------|---------------------------------|------------------------------|---------------------------------|------------------------------|---------------------------------|--|---------------------------------|----------------------------------|------------------------------------|----------------------------------|--------|---|---|----|----|----|-----|-----|-----|----|----|---|---|-----|------|
| Wayne Causey, L OBP: 0.252, SLG: 0.226 (1, 5) | | | | | | | | | | 3 | 0 | 1 | 0 | 1 | 0 | 0 | Cleveland Indians @ Baltimore Orioles Memorial Stadium, Baltimore, MD Sun Jul 31 1955, 3:38 AM EDT Att: 13,708 - Unknown | | | | | | | | | | | | | | | | | | | |
| Cal Abrams, L OBP: 0.395, SLG: 0.367 (1, 8) | | | | | | | | | | 4 | 0 | 1 | 0 | 0 | 1 | 1 | | | | | | | | | | | | | | | | | | | | |
| Dave Philley, S OBP: 0.384, SLG: 0.473 (1, 9) | | | | | | | | | | 4 | 0 | 1 | 0 | 0 | 1 | 3 | | | | | | | | | | | | | | | | | | | | |
| Jim Dyck, R OBP: 0.446, SLG: 0.422 (1, 7) | | | | | | | | | | 4 | 0 | 1 | 0 | 0 | 0 | 1 | | | | | | | | | | | | | | | | | | | | |
| Bob Hale, L OBP: 0.377, SLG: 0.418 (1, 3) | | | | | | | | | | 4 | 0 | 2 | 0 | 0 | 0 | 1 | | | | | | | | | | | | | | | | | | | | |
| Hal Smith, R OBP: 0.310, SLG: 0.369 (1, 2) | | | | | | | | | | 2 | 0 | 0 | 0 | 1 | 1 | 1 | | | | | | | | | | | | | | | | | | | | |
| Don Leppert, L OBP: 0.267, SLG: 0.083 (1, 4) | | | | | | | | | | 2 | 0 | 0 | 0 | 1 | 0 | 0 | | | | | | | | | | | | | | | | | | | | |
| Willy Miranda, S OBP: 0.303, SLG: 0.303 (1, 6) | | | | | | | | | | 2 | 0 | 0 | 0 | 0 | 1 | 3 | | | | | | | | | | | | | | | | | | | | |
| Tex Nelson, L OBP: 0.335, SLG: 0.238 (8, PH) | | | | | | | | | | 1 | 0 | 0 | 0 | 0 | 0 | 0 | | | | | | | | | | | | | | | | | | | | |
| Fred Marsh, R OBP: 0.292, SLG: 0.246 (9, 6) | | | | | | | | | | 0 | 0 | 0 | 0 | 0 | 0 | 0 | | | | | | | | | | | | | | | | | | | | |
| Jim Wilson, R OBP: 0.140, SLG: 0.143 (1, 1) | | | | | | | | | | 2 | 0 | 0 | 0 | 0 | 0 | 0 | | | | | | | | | | | | | | | | | | | | |
| Dave Pope, L OBP: 0.335, SLG: 0.394 (8, PH) | | | | | | | | | | 1 | 0 | 0 | 0 | 0 | 0 | 0 | | | | | | | | | | | | | | | | | | | | |
| Art Schalllock, L OBP: 0.235, SLG: 0.133 (9, 1) | | | | | | | | | | 0 | 0 | 0 | 0 | 0 | 0 | 0 | | | | | | | | | | | | | | | | | | | | |
| Inning Stats | R: 0 E: 0 K: 0 S: 2 | H: 1 LOB: 0 BB: 1 P: 6 | R: 0 E: 0 K: 0 S: 3 | H: 1 LOB: 2 BB: 2 P: 11 | R: 0 E: 0 K: 1 S: 6 | H: 1 LOB: 0 BB: 0 P: 6 | R: 0 E: 0 K: 0 S: 3 | H: 1 LOB: 0 BB: 0 P: 3 | R: 0 E: 0 K: 1 S: 5 | H: 0 LOB: 0 BB: 0 P: 5 | R: 0 E: 0 K: 1 S: 6 | H: 1 LOB: 1 BB: 0 P: 6 | R: 0 E: 0 K: 1 S: 5 | H: 0 LOB: 0 BB: 0 P: 5 | R: 0 E: 0 K: 0 S: 3 | H: 0 LOB: 0 BB: 0 P: 3 | R: 0 E: 0 K: 0 S: 4 | H: 1 LOB: 1 BB: 0 P: 4 | 1B: 6 2B: 0 3B: 1 HR: 0 | SF: 0 SAC: 0 DP: 2 HBP: 0 | WP: 0 PB: 0 SB: 0 CS: 0 | PA: 32 | | | | | | | | | | | | | | |
| PITCHER | IP | WLS | BF | H | R | ER | SO | BB | IBB | HBP | BLK | WP | HR | S | P | ERA | WHIP | PITCHER | | IP | WLS | BF | H | R | ER | SO | BB | IBB | HBP | BLK | WP | HR | S | P | ERA | WHIP |
| Art Houtteman, R ERA: 3.12 (1, 1) | 9.0 | W | 32 | 6 | 0 | 0 | 4 | 3 | 0 | 0 | 0 | 0 | 0 | 37 | 49 | 0.00 | 1.000 | | | | | | | | | | | | | | | | | | | |

AB 29
R 0
H 6
RBI 0
BB 3
SO 4
LOB 10



| Batter | 1 | 2 | 3 | 4 | 5 | 6 | 7 | 8 | 9 | AB | R | H | RBI | BB | SO | LOB | TOP | | |
|--|--|---------------------------------|------------------------------|---------------------------------|------------------------------|---------------------------------|------------------------------|---------------------------------|------------------------------|---------------------------------|------------------------------|---------------------------------|------------------------------|---------------------------------|------------------------------|---------------------------------|----------------------------------|------------------------------------|--|
| Vic Power, R (1,3) OBP: 0.344, SLG: 0.483 | 1-3 | | | F7 | | K | | FC6-4 | | 4 | 0 | 0 | 0 | 0 | 1 | 3 | | | |
| Hector Lopez, R (1,5) OBP: 0.331, SLG: 0.375 | 1-3 | | | 6-3 | | FC6-4 | | | F2 | 4 | 0 | 0 | 0 | 0 | 0 | 1 | | | |
| Bill Renna, R (1,9) OBP: 0.327, SLG: 0.402 | K | | | 6-3 | | | 6-3 | | K | 4 | 0 | 0 | 0 | 0 | 2 | 0 | | | |
| Gus Zernial, R (1,7) OBP: 0.310, SLG: 0.493 | | F9 | | | K | | K | | | 4 | 0 | 1 | 0 | 0 | 2 | 0 | | | |
| Bill Wilson, R (1,8) OBP: 0.290, SLG: 0.443 | K | | | | HR | | 1-3 | | K | 4 | 1 | 1 | 1 | 0 | 2 | 1 | | | |
| Jim Finigan, R (1,4) OBP: 0.336, SLG: 0.425 | 6-3 | | | 5-3 | | | | | 6-3 | 3 | 0 | 0 | 0 | 0 | 0 | 0 | | | |
| Joe Demaestri, R (1,6) OBP: 0.282, SLG: 0.314 | | | F8 | | F3 | | | | 5-3 | 3 | 0 | 0 | 0 | 0 | 0 | 0 | | | |
| Joe Astroth, R (1,2) OBP: 0.343, SLG: 0.287 | | | 6-3 | | | FC2-6 | | | | 2 | 0 | 1 | 0 | 1 | 0 | 0 | | | |
| Don Plarski, R (8, PR) OBP: 0.091, SLG: 0.091 | | | | | | BB | | | | 0 | 0 | 0 | 0 | 0 | 0 | 0 | | | |
| Billy Shantz, R (8, 2) OBP: 0.299, SLG: 0.303 | | | | | | | | 1B | 1B | 0 | 0 | 0 | 0 | 0 | 0 | 0 | | | |
| Bobby Shantz, R (1,1) OBP: 0.184, SLG: 0.162 | | | 5-3 | | | FC2-6 | | | | 2 | 0 | 0 | 0 | 0 | 0 | 1 | | | |
| Elmer Valo, L (8, PH) OBP: 0.463, SLG: 0.516 | | | | | | FC6-4 | | | | 1 | 0 | 1 | 0 | 0 | 0 | 0 | | | |
| Marion Fricano, R (8, 1) OBP: 1.000, SLG: 1.000 | | | | | | | | 1B | | 0 | 0 | 0 | 0 | 0 | 0 | 0 | | | |
| Inning Stats | R: 0 E: 0 K: 1 S: 5 | H: 0 LOB: 0 BB: 0 P: 5 | R: 0 E: 0 K: 1 S: 5 | H: 0 LOB: 0 BB: 0 P: 5 | R: 0 E: 0 K: 0 S: 3 | H: 0 LOB: 0 BB: 0 P: 3 | R: 0 E: 0 K: 0 S: 3 | H: 0 LOB: 0 BB: 0 P: 3 | R: 1 E: 0 K: 1 S: 6 | H: 1 LOB: 1 BB: 0 P: 6 | R: 0 E: 0 K: 1 S: 5 | H: 0 LOB: 0 BB: 0 P: 5 | R: 0 E: 0 K: 0 S: 5 | H: 2 LOB: 2 BB: 0 P: 5 | R: 0 E: 0 K: 2 S: 8 | H: 1 LOB: 1 BB: 0 P: 8 | 1B: 3 2B: 0 3B: 0 HR: 1 | SF: 0 SAC: 0 DP: 0 HBP: 0 | WP: 0 PA: 32 PB: 0 SB: 0 CS: 0 |
| PITCHER Bill Wight, L (1,1) ERA: 2.95 | IP: 9.0 WLS: W BF: 32 H: 4 R: 1 ER: 1 SO: 7 BB: 1 IBB: 0 HBP: 0 BLK: 0 WP: 0 HR: 1 S: 45 P: 49 ERA: 1.00 WHIP: 0.556 | | | | | | | | | | | | | | | PITCHER | | | |

Kansas City Athletics @ Baltimore Orioles
Memorial Stadium, Baltimore, MD
Tue Aug 02 1955, 3:33 AM EDT
Att: 8,329 - Unknown

AB 31
R 1
H 4
RBI 1
BB 1
SO 7
LOB 6



| Batter | 1 | 2 | 3 | 4 | 5 | 6 | 7 | 8 | 9 | AB | R | H | RBI | BB | SO | LOB | BOTTOM | | |
|--|--|---------------------------------|------------------------------|---------------------------------|------------------------------|---------------------------------|------------------------------|---------------------------------|------------------------------|---------------------------------|------------------------------|----------------------------------|------------------------------|---------------------------------|------------------------------|---------------------------------|----------------------------------|------------------------------------|--|
| Fred Marsh, R (1,4) OBP: 0.289, SLG: 0.244 | 5-3 | | L7 | | | FC6 | | F2 | F8 | 5 | 0 | 1 | 0 | 0 | 0 | 2 | | | |
| Cal Abrams, L (1,9) OBP: 0.397, SLG: 0.366 | HBP | | G5-3 | | FC6 | | F7 | | | 3 | 0 | 1 | 0 | 0 | 0 | 1 | | | |
| Dave Philley, S (1,7) OBP: 0.386, SLG: 0.471 | K | | | | | E | | K | | 3 | 1 | 1 | 0 | 1 | 2 | 1 | | | |
| Jim Dyck, R (1,5) OBP: 0.423, SLG: 0.397 | F7 | | G5-3 | | | E1 | | | 4-3 | 4 | 1 | 0 | 0 | 0 | 0 | 4 | | | |
| Don Leppert, L (9, 4) OBP: 0.297, SLG: 0.083 | | | | | | SF8 | | | | 0 | 0 | 0 | 0 | 0 | 0 | 0 | | | |
| Hal Smith, R (1,2) OBP: 0.312, SLG: 0.371 | | E6 | | 6-3 | | L9 | | | E | 4 | 2 | 2 | 0 | 0 | 0 | 2 | | | |
| Gus Triandos, R (1,3) OBP: 0.315, SLG: 0.407 | | E8 | | 6-3 | | SF8 | | | E1 | 4 | 1 | 2 | 1 | 0 | 0 | 1 | | | |
| Chuck Diering, R (1,8) OBP: 0.330, SLG: 0.318 | | | | | | | | | | 2 | 0 | 0 | 0 | 1 | 0 | 1 | | | |
| Bob Hale, L (8, PH) OBP: 0.386, SLG: 0.426 | | F9 | | 5-3 | | | | | | 1 | 0 | 1 | 1 | 0 | 0 | 0 | | | |
| Dave Pope, L (9, 9) OBP: 0.335, SLG: 0.394 | | | | | | | | | | 0 | 0 | 0 | 0 | 0 | 0 | 0 | | | |
| Willy Miranda, S (1,6) OBP: 0.300, SLG: 0.300 | | 5-3 | | | | L4 | | SF8 | | 3 | 0 | 0 | 1 | 0 | 0 | 3 | | | |
| Bill Wight, L (1,1) OBP: 0.182, SLG: 0.273 | | | | | K | | K | | | 4 | 0 | 2 | 1 | 0 | 2 | 2 | | | |
| Inning Stats | R: 0 E: 0 K: 1 S: 5 | H: 0 LOB: 1 BB: 0 P: 6 | R: 1 E: 2 K: 0 S: 5 | H: 3 LOB: 2 BB: 0 P: 5 | R: 0 E: 0 K: 0 S: 4 | H: 2 LOB: 1 BB: 0 P: 4 | R: 0 E: 0 K: 0 S: 3 | H: 0 LOB: 0 BB: 0 P: 3 | R: 0 E: 0 K: 1 S: 6 | H: 1 LOB: 1 BB: 0 P: 6 | R: 2 E: 1 K: 1 S: 7 | H: 1 LOB: 2 BB: 2 P: 15 | R: 0 E: 0 K: 1 S: 5 | H: 0 LOB: 0 BB: 0 P: 5 | R: 2 E: 1 K: 0 S: 7 | H: 3 LOB: 2 BB: 0 P: 7 | 1B: 9 2B: 1 3B: 0 HR: 0 | SF: 1 SAC: 0 DP: 1 HBP: 1 | WP: 0 PA: 37 PB: 0 SB: 0 CS: 0 |
| PITCHER Bobby Shantz, L (1,1) ERA: 4.68 | IP: 7.0 WLS: L BF: 30 H: 7 R: 3 ER: 0 SO: 4 BB: 1 IBB: 1 HBP: 1 BLK: 0 WP: 0 HR: 0 S: 35 P: 44 ERA: 0.00 WHIP: 1.143 | | | | | | | | | | | | | | | PITCHER | | | |
| Marion Fricano, R (8, 1) ERA: 3.07 | IP: 1.0 WLS: L BF: 7 H: 3 R: 2 ER: 0 SO: 0 BB: 0 IBB: 0 HBP: 0 BLK: 0 WP: 0 HR: 0 S: 7 P: 7 ERA: 0.00 WHIP: 3.000 | | | | | | | | | | | | | | | PITCHER | | | |


Kansas City Athletics @ Baltimore Orioles
Memorial Stadium, Baltimore, MD
Tue Aug 02 1955, 3:33 AM EDT
Att: 8,329 - Unknown

AB 33
R 5
H 10
RBI 4
BB 2
SO 4
LOB 17



| Batter | 1 | 2 | 3 | 4 | 5 | 6 | 7 | 8 | 9 | AB | R | H | RBI | BB | SO | LOB | TOP | | | |
|---|---|----------------------------------|------------------------------|---------------------------------|------------------------------|---------------------------------|------------------------------|---------------------------------|------------------------------|---------------------------------|------------------------------|---------------------------------|------------------------------|---------------------------------|------------------------------|---------------------------------|--|------------------------------------|----------------------------------|--------|
| Vic Power, R OBP: 0.343, SLG: 0.479 (1, 3) | | | | | | | | | | 5 | 1 | 1 | 0 | 0 | 0 | 2 | Kansas City Athletics @ Baltimore Orioles Memorial Stadium, Baltimore, MD Wed Aug 03 1955, 3:38 AM EDT Att: 10,922 - Unknown livebaseballscorecards.com | | | |
| Hector Lopez, R OBP: 0.325, SLG: 0.377 (1, 5) | | | | | | | | | | 5 | 1 | 1 | 1 | 0 | 1 | 2 | | | | |
| Bill Renna, R OBP: 0.328, SLG: 0.399 (1, 9) | | | | | | | | | | 4 | 0 | 1 | 0 | 1 | 3 | 1 | | | | |
| Gus Zernial, R OBP: 0.313, SLG: 0.491 (1, 7) | | | | | | | | | | 3 | 1 | 1 | 0 | 1 | 0 | 2 | | | | |
| Bill Wilson, R OBP: 0.297, SLG: 0.444 (1, 8) | | | | | | | | | | 2 | 2 | 1 | 0 | 2 | 0 | 0 | | | | |
| Joe Demaestri, R OBP: 0.282, SLG: 0.312 (1, 6) | | | | | | | | | | 2 | 0 | 0 | 1 | 1 | 1 | 2 | | | | |
| Jim Finigan, R OBP: 0.337, SLG: 0.423 (1, 4) | | | | | | | | | | 4 | 0 | 1 | 2 | 0 | 0 | 3 | | | | |
| Joe Astroth, R OBP: 0.346, SLG: 0.288 (1, 2) | | | | | | | | | | 3 | 0 | 1 | 1 | 1 | 0 | 2 | | | | |
| Alex Kellner, R OBP: 0.333, SLG: 0.342 (1, 1) | | | | | | | | | | 2 | 0 | 0 | 0 | 1 | 0 | 1 | | | | |
| Inning Stats | R: 3 E: 0 K: 1 S: 7 | H: 2 LOB: 2 BB: 3 P: 19 | R: 1 E: 0 K: 0 S: 4 | H: 2 LOB: 1 BB: 1 P: 8 | R: 0 E: 0 K: 0 S: 3 | H: 0 LOB: 0 BB: 0 P: 3 | R: 0 E: 0 K: 0 S: 3 | H: 0 LOB: 1 BB: 1 P: 7 | R: 0 E: 0 K: 2 S: 9 | H: 0 LOB: 2 BB: 0 P: 9 | R: 0 E: 0 K: 0 S: 2 | H: 0 LOB: 0 BB: 1 P: 6 | R: 1 E: 0 K: 0 S: 4 | H: 1 LOB: 1 BB: 1 P: 8 | R: 0 E: 0 K: 2 S: 7 | H: 0 LOB: 0 BB: 0 P: 7 | 1B: 6 2B: 0 3B: 0 HR: 1 | SF: 0 SAC: 2 DP: 2 HBP: 0 | WP: 0 PB: 0 SB: 0 CS: 0 | PA: 39 |
| PITCHER | IP WLS BF H R ER SO BB IBB HBP BLK WP HR S P ERA WHIP | | | | | | | | | | | | | | | | | | | |
| Art Schallack, L ERA: 3.74 (1, 1) | 0.0 L 1 1 1 1 0 0 0 0 0 0 0 0 1 1 | | | | | | | | | | | | | | | | | | | |
| Harry Dorish, R ERA: 2.95 (3, 1) | 2.0 12 3 3 3 1 4 0 0 0 0 0 1 10 26 | | | | | | | | | | | | | | | | | | | |
| Hal Brown, R ERA: 3.9 (8, 1) | 5.0 18 2 0 0 2 2 0 0 0 0 0 0 20 28 | | | | | | | | | | | | | | | | | | | |
| Ted Gray, L ERA: 8.84 (8, 1) | 2.0 8 1 1 1 2 1 0 0 0 0 0 0 11 15 | | | | | | | | | | | | | | | | | | | |

| Batter | 1 | 2 | 3 | 4 | 5 | 6 | 7 | 8 | 9 | AB | R | H | RBI | BB | SO | LOB | BOTTOM | | | |
|---|---|----------------------------------|------------------------------|---------------------------------|------------------------------|---------------------------------|------------------------------|---------------------------------|------------------------------|---------------------------------|------------------------------|---------------------------------|------------------------------|---------------------------------|------------------------------|---------------------------------|--|------------------------------------|----------------------------------|--------|
| Fred Marsh, R OBP: 0.293, SLG: 0.252 (1, 4) | | | | | | | | | | 4 | 0 | 2 | 0 | 0 | 0 | 0 | Kansas City Athletics @ Baltimore Orioles Memorial Stadium, Baltimore, MD Wed Aug 03 1955, 3:38 AM EDT Att: 10,922 - Unknown livebaseballscorecards.com | | | |
| Cal Abrams, L OBP: 0.401, SLG: 0.365 (1, 8) | | | | | | | | | | 3 | 1 | 2 | 0 | 1 | 0 | 0 | | | | |
| Dave Philley, S OBP: 0.381, SLG: 0.461 (1, 9) | | | | | | | | | | 4 | 0 | 0 | 0 | 0 | 1 | 5 | | | | |
| Jim Dyck, R OBP: 0.407, SLG: 0.395 (1, 7) | | | | | | | | | | 4 | 0 | 1 | 1 | 0 | 0 | 4 | | | | |
| Hal Smith, R OBP: 0.311, SLG: 0.363 (1, 2) | | | | | | | | | | 2 | 0 | 0 | 0 | 1 | 0 | 1 | | | | |
| Gus Triandos, R OBP: 0.313, SLG: 0.403 (1, 3) | | | | | | | | | | 4 | 0 | 0 | 0 | 0 | 1 | 3 | | | | |
| Chuck Diering, R OBP: 0.324, SLG: 0.309 (1, 5) | | | | | | | | | | 4 | 0 | 0 | 0 | 0 | 0 | 1 | | | | |
| Willy Miranda, S OBP: 0.299, SLG: 0.299 (1, 6) | | | | | | | | | | 4 | 0 | 2 | 0 | 0 | 1 | 1 | | | | |
| Art Schallack, L OBP: 0.235, SLG: 0.133 (1, 1) | | | | | | | | | | 0 | 0 | 0 | 0 | 0 | 0 | 0 | | | | |
| Harry Dorish, R OBP: 0.291, SLG: 0.091 (2, PH) | | | | | | | | | | 0 | 0 | 0 | 0 | 0 | 0 | 0 | | | | |
| Dave Philley, S OBP: 0.395, SLG: 0.395 (3, 1) | | | | | | | | | | 1 | 0 | 0 | 0 | 0 | 0 | 0 | | | | |
| Hal Brown, R OBP: 0.222, SLG: 0.125 (7, PH) | | | | | | | | | | 1 | 0 | 0 | 0 | 0 | 0 | 0 | | | | |
| Wayne Causey, L OBP: 0.292, SLG: 0.224 (8, 1) | | | | | | | | | | 0 | 0 | 0 | 0 | 0 | 0 | 0 | | | | |
| Ted Gray, L OBP: 0.366, SLG: 0.443 (9, PH) | | | | | | | | | | 1 | 0 | 0 | 0 | 0 | 0 | 1 | | | | |
| Inning Stats | R: 1 E: 0 K: 1 S: 7 | H: 2 LOB: 2 BB: 1 P: 11 | R: 0 E: 0 K: 0 S: 3 | H: 1 LOB: 0 BB: 0 P: 3 | R: 0 E: 0 K: 1 S: 5 | H: 0 LOB: 1 BB: 1 P: 9 | R: 0 E: 0 K: 0 S: 3 | H: 0 LOB: 1 BB: 0 P: 4 | R: 0 E: 0 K: 0 S: 5 | H: 2 LOB: 2 BB: 0 P: 5 | R: 0 E: 0 K: 0 S: 3 | H: 0 LOB: 0 BB: 0 P: 3 | R: 0 E: 1 K: 0 S: 4 | H: 1 LOB: 1 BB: 0 P: 4 | R: 0 E: 0 K: 0 S: 4 | H: 1 LOB: 1 BB: 0 P: 4 | 1B: 6 2B: 1 3B: 0 HR: 0 | SF: 0 SAC: 0 DP: 1 HBP: 1 | WP: 0 PB: 0 SB: 0 CS: 0 | PA: 37 |
| PITCHER | IP WLS BF H R ER SO BB IBB HBP BLK WP HR S P ERA WHIP | | | | | | | | | | | | | | | | | | | |
| Alex Kellner, L ERA: 3.98 (1, 1) | 9.0 W 36 7 1 1 3 2 0 0 1 0 0 0 39 48 | | | | | | | | | | | | | | | | | | | |



| Batter | 1 | 2 | 3 | 4 | 5 | 6 | 7 | 8 | 9 | AB | R | H | RBI | BB | SO | LOB | TOP | | | |
|---|--|---------------------------------|------------------------------|---------------------------------|------------------------------|---------------------------------|------------------------------|---------------------------------|------------------------------|---------------------------------|------------------------------|---------------------------------|--|---------------------------------|------------------------------|---------------------------------|----------------------------------|------------------------------------|----------------------------------|--------|
| Vic Power, R OBP: 0.349, SLG: 0.486 Clete Boyer, R OBP: 0.316, SLG: 0.368 | 0-0 G1-6-3 1B | | 0-0 2B 1B | | | 0-0 2B | | 0-0 1-2 1B | | 4 | 0 | 4 | 0 | 0 | 0 | 0 | | | | |
| Hector Lopez, R OBP: 0.324, SLG: 0.379 | 0-0 G1-6-3 1-2 | | 0-0 1-3 2B | | | 0-0 6-3 | | 0-3 K | | 4 | 0 | 1 | 0 | 0 | 1 | 4 | | | | |
| Bill Renna, R OBP: 0.322, SLG: 0.390 | 0-0 P9 | | 0-0 F7 | | | 0-0 L6 | | 0-3 K | | 4 | 0 | 0 | 0 | 0 | 1 | 5 | | | | |
| Gus Zernial, R OBP: 0.309, SLG: 0.485 | | 0-0 F7 | | 0-0 F4 | | 0-0 F4 | | | 0-0 F9 | 4 | 0 | 0 | 0 | 0 | 0 | 1 | | | | |
| Bill Wilson, R OBP: 0.292, SLG: 0.437 | | 0-0 1-3 | | 0-0 F2 | | | 0-0 3-1 | | 0-0 6-3 | 4 | 0 | 0 | 0 | 0 | 0 | 0 | | | | |
| Joe Demaestri, R OBP: 0.280, SLG: 0.309 Harry Simpson, L OBP: 0.357, SLG: 0.451 | | 0-0 F8 | | 0-0 F7 | | | 0-0 L5 | | 0-0 1B | 3 | 0 | 0 | 0 | 0 | 0 | 0 | | | | |
| Jim Finigan, R OBP: 0.334, SLG: 0.419 | | | 0-0 6-3 | | 0-0 4-3 | | 0-0 F9 | | 0-0 5-3 | 4 | 0 | 0 | 0 | 0 | 0 | 1 | | | | |
| Joe Astroth, R OBP: 0.346, SLG: 0.306 | | | 0-0 HR | | 0-0 6-3 | | | 0-0 P7 | | 3 | 1 | 1 | 1 | 0 | 0 | 0 | | | | |
| Bill Harrington, R OBP: 0.231, SLG: 0.167 Cloyd Boyer, R OBP: 0.139, SLG: 0.074 Marion Fricano, R OBP: 0.667, SLG: 0.667 | | | 0-0 G3 | | 0-0 G3 | | | 0-0 1B | | 1 | 0 | 0 | 0 | 0 | 0 | 0 | | | | |
| | | | | | | | | 0-0 1B | | 2 | 0 | 1 | 0 | 0 | 0 | 0 | | | | |
| Inning Stats | R: 0 E: 0 K: 0 S: 3 | H: 1 LOB: 0 BB: 0 P: 3 | R: 0 E: 0 K: 0 S: 3 | H: 0 LOB: 0 BB: 0 P: 3 | R: 1 E: 0 K: 0 S: 6 | H: 3 LOB: 2 BB: 0 P: 6 | R: 0 E: 0 K: 0 S: 3 | H: 0 LOB: 0 BB: 0 P: 3 | R: 0 E: 0 K: 0 S: 4 | H: 1 LOB: 1 BB: 0 P: 4 | R: 0 E: 0 K: 0 S: 3 | H: 0 LOB: 0 BB: 0 P: 3 | R: 0 E: 0 K: 2 S: 9 | H: 2 LOB: 2 BB: 0 P: 9 | R: 0 E: 0 K: 0 S: 4 | H: 1 LOB: 1 BB: 0 P: 4 | 1B: 5 2B: 2 3B: 0 HR: 1 | SF: 0 SAC: 0 DP: 1 HBP: 0 | WP: 0 PB: 0 SB: 0 CS: 0 | PA: 34 |
| PITCHER Ed Lopat, L ERA: 3.48 | IP: 9.0 WLS: W BF: 34 H: 8 R: 1 ER: 1 SO: 2 BB: 0 IBB: 0 HBP: 0 BLK: 0 WP: 0 HR: 1 S: 38 P: 38 ERA: 1.00 WHIP: 0.889 | | | | | | | | | | | PITCHER | IP: WLS: BF: H: R: ER: SO: BB: IBB: HBP: BLK: WP: HR: S: P: ERA: WHIP: | | | | | | | |

Kansas City Athletics @ Baltimore Orioles
Memorial Stadium, Baltimore, MD
Thu Aug 04 1955, 3:33 AM EDT
Att: 3,660 - Unknown

| | |
|-----|----|
| AB | 34 |
| R | 1 |
| H | 8 |
| RBI | 1 |
| BB | 0 |
| SO | 2 |
| LOB | 11 |



| Batter | 1 | 2 | 3 | 4 | 5 | 6 | 7 | 8 | 9 | AB | R | H | RBI | BB | SO | LOB | BOTTOM | | | |
|---|---|----------------------------------|------------------------------|---------------------------------|------------------------------|---------------------------------|------------------------------|----------------------------------|------------------------------|---------------------------------|------------------------------|---------------------------------|--|---------------------------------|------------------------------|---------------------------------|----------------------------------|------------------------------------|----------------------------------|--------|
| Wayne Causey, L OBP: 0.258, SLG: 0.227 Tex Nelson, L OBP: 0.346, SLG: 0.227 Fred Marsh, R OBP: 0.293, SLG: 0.252 | 0-0 SH1-3 1B | | 0-0 4-3 | 0-0 BB G3 BB | 0-3 K | | | 0-3 K | | 3 | 2 | 1 | 0 | 1 | 1 | 1 | | | | |
| Cal Abrams, L OBP: 0.403, SLG: 0.361 | 4-0 SH1-3 1B | | 0-0 F8 | 4-0 G3 BB BB | | 0-0 3-1 | | | | 2 | 2 | 0 | 1 | 2 | 0 | 0 | | | | |
| Dave Philley, S OBP: 0.386, SLG: 0.466 Chuck Diering, R OBP: 0.324, SLG: 0.309 | 0-0 SH1-3 | | 0-0 2B | 0-0 G3 1B BB | | 0-0 CS 1B | | | | 2 | 2 | 2 | 1 | 1 | 0 | 0 | | | | |
| Bob Hale, L OBP: 0.382, SLG: 0.432 | 0-0 1B | | 0-0 F2 | 0-0 G3 | | 0-0 L8 | | | | 4 | 0 | 1 | 3 | 0 | 0 | 4 | | | | |
| Dave Pope, L OBP: 0.342, SLG: 0.405 | 0-0 1-2 1B | | 0-0 1-H 2B | 0-0 2-H 3-H 1B | | 0-0 P3-1 | | | | 4 | 0 | 3 | 3 | 0 | 0 | 0 | | | | |
| Gus Triandos, R OBP: 0.310, SLG: 0.398 | 0-0 F8 | | 0-0 F6 | 0-0 FC5-4 1B | | 0-0 L7 | | | | 4 | 0 | 0 | 0 | 0 | 0 | 4 | | | | |
| Don Leppert, L OBP: 0.263, SLG: 0.067 | 0-0 3-1 | | 0-0 F8 | 0-0 FC6-4 BB | | 0-0 G3 | | | | 3 | 0 | 0 | 0 | 1 | 0 | 2 | | | | |
| Willy Miranda, S OBP: 0.299, SLG: 0.299 | | 0-0 F9 | | 0-0 1B BB 1B | | 0-0 FC6-4 G3 | | 0-0 3-1 | | 4 | 1 | 1 | 0 | 0 | 0 | 1 | | | | |
| Ed Lopat, L OBP: 0.200, SLG: 0.152 | | 0-0 F2 | | 0-0 BB BB 1B | | 0-0 G3 | | 0-0 F1 | | 4 | 1 | 1 | 0 | 0 | 0 | 1 | | | | |
| Inning Stats | R: 2 E: 0 K: 0 S: 6 | H: 3 LOB: 2 BB: 1 P: 10 | R: 0 E: 0 K: 0 S: 3 | H: 0 LOB: 0 BB: 0 P: 3 | R: 1 E: 0 K: 0 S: 5 | H: 2 LOB: 1 BB: 0 P: 5 | R: 5 E: 0 K: 0 S: 6 | H: 3 LOB: 1 BB: 3 P: 18 | R: 0 E: 0 K: 1 S: 5 | H: 0 LOB: 1 BB: 1 P: 9 | R: 0 E: 0 K: 0 S: 3 | H: 1 LOB: 0 BB: 0 P: 3 | R: 0 E: 0 K: 0 S: 3 | H: 0 LOB: 0 BB: 0 P: 3 | R: 0 E: 0 K: 1 S: 5 | H: 0 LOB: 0 BB: 0 P: 5 | 1B: 8 2B: 1 3B: 0 HR: 0 | SF: 0 SAC: 1 DP: 0 HBP: 0 | WP: 0 PB: 0 SB: 0 CS: 1 | PA: 37 |
| PITCHER Bill Harrington, R ERA: 3.89 Cloyd Boyer, R ERA: 5.95 Marion Fricano, R ERA: 2.33 | IP: 3.1 WLS: L BF: 18 H: 7 R: 5 ER: 5 SO: 0 BB: 1 IBB: 0 HBP: 0 BLK: 0 WP: 0 HR: 0 S: 17 P: 21 ERA: 13.50 WHIP: 2.400 | | | | | | | | | | | PITCHER | IP: WLS: BF: H: R: ER: SO: BB: IBB: HBP: BLK: WP: HR: S: P: ERA: WHIP: | | | | | | | |

Kansas City Athletics @ Baltimore Orioles
Memorial Stadium, Baltimore, MD
Thu Aug 04 1955, 3:33 AM EDT
Att: 3,660 - Unknown

| | |
|-----|----|
| AB | 31 |
| R | 8 |
| H | 9 |
| RBI | 8 |
| BB | 5 |
| SO | 2 |
| LOB | 13 |



| Batter | 1 | 2 | 3 | 4 | 5 | 6 | 7 | 8 | 9 | 10 | 11 | AB | R | H | RBI | BB | SO | LOB | TOP | | | | | | | | |
|--|--------------------------------|---------------------------------|------------------------------|---------------------------------|------------------------------|---------------------------------|------------------------------|---------------------------------|------------------------------|---------------------------------|------------------------------|----------------------------------|------------------------------|---------------------------------|------------------------------|---------------------------------|------------------------------|---------------------------------|------------------------------|---------------------------------|----------------------------------|------------------------------------|----------------------------------|--------|--|--|--|
| Minnie Minoso, R OBP: 0.355, SLG: 0.367 (1, 7) | FC6-4 1B BB | | F7 | | FC6-4 1-2r | | | F2 | | 1B P9-3-6-2 | | 4 | 1 | 1 | 0 | 1 | 0 | 1 | | | | | | | | | |
| Nellie Fox, L OBP: 0.367, SLG: 0.408 (1, 4) | FC6-4 1-3 1B | | | L3 | | 4-3 | | F8 | | P9-3-6-2 1-2 2-3 3-4r | | 5 | 0 | 1 | 0 | 0 | 0 | 3 | | | | | | | | | |
| George Kell, R OBP: 0.397, SLG: 0.419 (9, 3) | FC6-4 G5-4-3 1-2r 3-H | | | 1B | | F6 | | K | | 6-3 | | 5 | 0 | 1 | 1 | 0 | 1 | 3 | | | | | | | | | |
| Walt Dropo, R OBP: 0.354, SLG: 0.477 Bobby Adams, R OBP: 0.341, SLG: 0.387 (9, PR) (9, 5) | G5-4-3 1-2r | | | 1B | | K | | | | | | 4 | 0 | 2 | 0 | 0 | 1 | 1 | | | | | | | | | |
| Jim Rivera, L OBP: 0.355, SLG: 0.388 (1, 9) | | F4 | | F6 | | | SH3-4 S 1B | | SH1-4 1-2 1B | | F8 | 4 | 0 | 1 | 0 | 0 | 0 | 2 | | | | | | | | | |
| Chico Carrasquel, R OBP: 0.336, SLG: 0.348 (1, 6) | | K | | 5-3 | | | SH3-4 1-3 1B | | 5-3 | | F7 | 4 | 0 | 0 | 0 | 0 | 1 | 4 | | | | | | | | | |
| Jim Busby, R OBP: 0.291, SLG: 0.354 (1, 8) | | F8 | | | FC6-4 BB | | K | | P9 | | | 3 | 0 | 0 | 0 | 1 | 1 | 3 | | | | | | | | | |
| Les Moss, R OBP: 0.371, SLG: 0.442 Bob Nieman, R OBP: 0.336, SLG: 0.454 Sherm Lollar, R OBP: 0.375, SLG: 0.412 (7, PH) (7, 2) | | F5 | | K | | | S IBB | | | 1B SH P9-3-6-2 1B | | 0 | 0 | 0 | 0 | 0 | 0 | 0 | | | | | | | | | |
| Harry Byrd, R OBP: 0.146, SLG: 0.125 Dixie Howell, L OBP: 0.400, SLG: 0.400 (1, 1) (11, 1) | | 4-3 | | FC6-4 1-2r | | | 1-3 1B | | | SH P9-3-6-2 1B | | 3 | 0 | 0 | 0 | 0 | 0 | 3 | | | | | | | | | |
| Inning Stats | R: 1 E: 0 K: 0 S: 3 | H: 1 LOB: 0 BB: 1 P: 7 | R: 0 E: 0 K: 1 S: 5 | H: 0 LOB: 0 BB: 0 P: 5 | R: 0 E: 0 K: 0 S: 3 | H: 0 LOB: 0 BB: 0 P: 3 | R: 0 E: 0 K: 0 S: 5 | H: 2 LOB: 2 BB: 0 P: 5 | R: 0 E: 0 K: 1 S: 5 | H: 0 LOB: 0 BB: 0 P: 5 | R: 0 E: 0 K: 1 S: 6 | H: 1 LOB: 2 BB: 1 P: 10 | R: 0 E: 0 K: 1 S: 5 | H: 0 LOB: 0 BB: 0 P: 5 | R: 0 E: 0 K: 0 S: 4 | H: 1 LOB: 2 BB: 0 P: 4 | R: 0 E: 1 K: 0 S: 5 | H: 2 LOB: 0 BB: 0 P: 5 | R: 0 E: 0 K: 0 S: 3 | H: 0 LOB: 0 BB: 0 P: 3 | 1B: 7 2B: 1 3B: 0 HR: 0 | SF: 0 SAC: 3 DP: 2 HBP: 0 | WP: 0 PB: 0 SB: 2 CS: 0 | PA: 42 | | | |
| PITCHER Jim Wilson, R ERA: 2.72 (1, 1) | IP 11.0 | WLS W 42 | BF 42 | H 7 | R 1 | ER 1 | SO 5 | BB 2 | IBB 1 | HBP 0 | BLK 0 | WP 0 | HR 0 | S 49 | P 61 | ERA 0.82 | WHIP 0.818 | | | | | | | | | | |

Chicago White Sox @ Baltimore Orioles
Memorial Stadium, Baltimore, MD
Fri Aug 05 1955, 3:33 AM EDT
Att: 12,159 - Unknown


| | |
|-----|----|
| AB | 34 |
| R | 1 |
| H | 7 |
| RBI | 1 |
| BB | 3 |
| SO | 4 |
| LOB | 20 |



| Batter | 1 | 2 | 3 | 4 | 5 | 6 | 7 | 8 | 9 | 10 | 11 | AB | R | H | RBI | BB | SO | LOB | BOTTOM | | | | | | | | |
|---|------------------------------|---------------------------------|------------------------------|---------------------------------|------------------------------|---------------------------------|-------------------------------|----------------------------------|------------------------------|---------------------------------|------------------------------|---------------------------------|------------------------------|---------------------------------|------------------------------|---------------------------------|------------------------------|---------------------------------|------------------------------|----------------------------------|----------------------------------|------------------------------------|----------------------------------|--------|--|--|--|
| Wayne Causey, L OBP: 0.272, SLG: 0.237 (1, 5) | 1B BB | | F8 | | 1-2 1B | | | | | F7 | | 4 | 0 | 2 | 0 | 1 | 0 | 0 | | | | | | | | | |
| Cal Abrams, L OBP: 0.402, SLG: 0.362 Chuck Diering, R OBP: 0.324, SLG: 0.309 (10, PR) (11, 8) | G6-4-3 1-2 1B | | | K | | F6 | | 4-3 | | | | 5 | 0 | 2 | 0 | 0 | 1 | 3 | | | | | | | | | |
| Dave Philley, S OBP: 0.385, SLG: 0.460 (1, 7) | L7 | | | 1B E 1B | | F8 | | 6-3 | | F7 | | 5 | 1 | 1 | 0 | 0 | 0 | 5 | | | | | | | | | |
| Bob Hale, L OBP: 0.375, SLG: 0.423 Gus Triandos, R OBP: 0.312, SLG: 0.403 Hal Brown, R OBP: 0.222, SLG: 0.125 (1, 3) (10, 3) (11, PR) | G6-4-3 1-2r | | | E 1B | | K2-3 | | F8 | | | | 4 | 0 | 1 | 0 | 0 | 1 | 2 | | | | | | | | | |
| Dave Pope, L OBP: 0.340, SLG: 0.398 (1, 9) | | F5 | | P4 S 1-3 3-H | | K | | P6 | | | | 4 | 0 | 0 | 1 | 1 | 1 | | | | | | | | | | |
| Hal Smith, R OBP: 0.309, SLG: 0.361 (1, 2) | | 6-3 | | K | | FC4 1B | | | | 6-3 | | 5 | 0 | 1 | 0 | 0 | 1 | 4 | | | | | | | | | |
| Don Leppert, L OBP: 0.227, SLG: 0.056 Jim Dyck, R OBP: 0.402, SLG: 0.390 Fred Marsh, R OBP: 0.297, SLG: 0.252 (1, 4) (9, PH) (10, 4) | | 5-3 | | F8 | | FC4 1-2r | | | | K | | 3 | 0 | 0 | 0 | 0 | 3 | | | | | | | | | | |
| Willy Miranda, S OBP: 0.297, SLG: 0.297 (1, 6) | | | K | | 1B 1B | | | | | 1-3 | | 5 | 0 | 1 | 0 | 0 | 1 | 2 | | | | | | | | | |
| Jim Wilson, R OBP: 0.131, SLG: 0.133 (1, 1) | | | K | | F7 | | | | | F7 | | 4 | 0 | 0 | 0 | 0 | 1 | 1 | | | | | | | | | |
| Inning Stats | R: 0 E: 0 K: 0 S: 3 | H: 1 LOB: 1 BB: 1 P: 7 | R: 0 E: 0 K: 0 S: 3 | H: 0 LOB: 0 BB: 0 P: 3 | R: 0 E: 0 K: 2 S: 7 | H: 0 LOB: 0 BB: 0 P: 7 | R: 1 E: 1 K: 2 S: 10 | H: 2 LOB: 2 BB: 0 P: 10 | R: 0 E: 0 K: 0 S: 5 | H: 2 LOB: 2 BB: 0 P: 5 | R: 0 E: 0 K: 2 S: 8 | H: 1 LOB: 1 BB: 0 P: 8 | R: 0 E: 0 K: 0 S: 4 | H: 1 LOB: 1 BB: 1 P: 4 | R: 0 E: 0 K: 0 S: 3 | H: 0 LOB: 0 BB: 0 P: 3 | R: 0 E: 0 K: 1 S: 5 | H: 0 LOB: 0 BB: 0 P: 5 | R: 0 E: 1 K: 0 S: 3 | H: 1 LOB: 3 BB: 2 P: 11 | 1B: 8 2B: 1 3B: 0 HR: 0 | SF: 0 SAC: 0 DP: 1 HBP: 0 | WP: 0 PB: 0 SB: 1 CS: 0 | PA: 44 | | | |
| PITCHER Harry Byrd, R ERA: 4.26 (1, 1) | IP 10.0 | WLS L 41 | BF 41 | H 9 | R 2 | ER 1 | SO 7 | BB 1 | IBB 1 | HBP 0 | BLK 0 | WP 0 | HR 0 | S 53 | P 61 | ERA 0.90 | WHIP 1.000 | | | | | | | | | | |
| PITCHER Dixie Howell, L ERA: 3.57 (11, 1) | IP 0.1 | WLS L 3 | BF 3 | H 0 | R 0 | ER 0 | SO 0 | BB 0 | IBB 0 | HBP 0 | BLK 0 | WP 0 | HR 0 | S 2 | P 6 | ERA 0.00 | WHIP 0.000 | | | | | | | | | | |

Chicago White Sox @ Baltimore Orioles
Memorial Stadium, Baltimore, MD
Fri Aug 05 1955, 3:33 AM EDT
Att: 12,159 - Unknown


| | |
|-----|----|
| AB | 41 |
| R | 2 |
| H | 9 |
| RBI | 1 |
| BB | 3 |
| SO | 7 |
| LOB | 21 |



| Batter | 1 | 2 | 3 | 4 | 5 | 6 | 7 | 8 | 9 | AB | R | H | RBI | BB | SO | LOB | TOP | | | | | | | | | | |
|--|------------------------------|---------------------------------|------------------------------|---------------------------------|------------------------------|---------------------------------|------------------------------|----------------------------------|------------------------------|---------------------------------|------------------------------|---------------------------------|------------------------------|---------------------------------|------------------------------|---------------------------------|----------------------------------|------------------------------------|----------------------------------|--------|--|--|--|--|--|--|--|
| Minnie Minoso, R OBP: 0.356, SLG: 0.366 Gil Coan, L OBP: 0.302, SLG: 0.317 | 0-0 6-3 | | | 4-0 BB | | 0-0 F7 | | 0-3 K | | 1 | 0 | 0 | 0 | 1 | 0 | 0 | | | | | | | | | | | |
| Bobby Adams, R OBP: 0.338, SLG: 0.380 | 0-0 6-3 | | | 0-3 K | | 4-0 BB | | 0-3 K | | 3 | 0 | 0 | 0 | 1 | 2 | 1 | | | | | | | | | | | |
| Jim Rivera, L OBP: 0.351, SLG: 0.383 | 0-0 4-3 | | | 0-3 K | | 0-0 F2 | | 0-0 F6 | | 4 | 0 | 0 | 0 | 0 | 1 | 2 | | | | | | | | | | | |
| Walt Dropo, R OBP: 0.352, SLG: 0.474 Ron Jackson, R OBP: 0.297, SLG: 0.354 | | 0-0 6-3 | | 0-0 6-3 | | 0-3 K | | | 0-0 5-3 | 2 | 0 | 0 | 0 | 0 | 0 | 1 | | | | | | | | | | | |
| Bob Nieman, R OBP: 0.330, SLG: 0.444 | | 0-0 F7 | | | | 0-0 F4 | | 0-0 6-3 | 0-0 6-3 | 4 | 0 | 0 | 0 | 0 | 0 | 0 | | | | | | | | | | | |
| Bob Kennedy, R OBP: 0.331, SLG: 0.361 | | 0-0 CS 1B | | | 4-0 BB BB | | 0-0 HR | | 0-0 1B | 3 | 1 | 3 | 1 | 1 | 0 | 0 | | | | | | | | | | | |
| Chico Carrasquel, R OBP: 0.339, SLG: 0.347 Jim Briedeweser, R OBP: 0.273, SLG: 0.375 | 0-0 CS 1-2 | | 0-0 F5 | | 4-0 1-2 BB | | 0-0 3B | 0-0 F8 | | 1 | 0 | 0 | 0 | 0 | 0 | 0 | | | | | | | | | | | |
| Sherm Lollar, R OBP: 0.374, SLG: 0.411 Les Moss, R OBP: 0.364, SLG: 0.433 | | | 0-0 6-3 | | 0-0 F7 | | 0-0 F5 | | | 1 | 0 | 0 | 0 | 0 | 0 | 0 | | | | | | | | | | | |
| Jack Harshman, L OBP: 0.380, SLG: 0.400 Mike Fomieles, R OBP: 0.107, SLG: 0.143 George Kell, R OBP: 0.395, SLG: 0.417 Sandy Consuegra, R OBP: 0.150, SLG: 0.150 | | | 0-0 4-3 | | 0-0 F8 | | 0-0 F8 | | | 1 | 0 | 0 | 0 | 0 | 0 | 0 | | | | | | | | | | | |
| Inning Stats | R: 0 E: 0 K: 0 S: 3 | H: 0 LOB: 0 BB: 0 P: 3 | R: 0 E: 0 K: 0 S: 3 | H: 1 LOB: 0 BB: 0 P: 3 | R: 0 E: 0 K: 0 S: 3 | H: 0 LOB: 0 BB: 0 P: 3 | R: 0 E: 0 K: 2 S: 7 | H: 0 LOB: 1 BB: 1 P: 11 | R: 0 E: 0 K: 1 S: 5 | H: 0 LOB: 2 BB: 2 P: 9 | R: 1 E: 0 K: 0 S: 5 | H: 2 LOB: 1 BB: 0 P: 5 | R: 0 E: 0 K: 2 S: 7 | H: 0 LOB: 0 BB: 0 P: 7 | R: 0 E: 0 K: 0 S: 4 | H: 1 LOB: 1 BB: 0 P: 4 | 1B: 2 2B: 0 3B: 1 HR: 1 | SF: 0 SAC: 0 DP: 0 HBP: 0 | WP: 0 PB: 0 SB: 0 CS: 1 | PA: 35 | | | | | | | |
| PITCHER | IP | WLS | BF | H | R | ER | SO | BB | IBB | HBP | BLK | WP | HR | S | P | ERA | WHIP | | | | | | | | | | |
| Erv Palica, R ERA: 4.51 | 7.0 | W | 27 | 3 | 1 | 1 | 3 | 4 | 0 | 0 | 0 | 0 | 1 | 29 | 45 | 1.29 | 1.000 | | | | | | | | | | |
| Harry Dorish, R ERA: 2.77 | 2.0 | S | 7 | 1 | 0 | 0 | 2 | 0 | 0 | 0 | 0 | 0 | 0 | 11 | 11 | 0.00 | 0.500 | | | | | | | | | | |

Chicago White Sox @ Baltimore Orioles
Memorial Stadium, Baltimore, MD
Sat Aug 06 1955, 3:33 AM EDT
Att: 7,244 - Unknown


AB 28
R 1
H 4
RBI 1
BB 4
SO 5
LOB 9



| Batter | 1 | 2 | 3 | 4 | 5 | 6 | 7 | 8 | 9 | AB | R | H | RBI | BB | SO | LOB | BOTTOM | | | | | | | | | | |
|---|------------------------------|---------------------------------|------------------------------|---------------------------------|------------------------------|----------------------------------|------------------------------|---------------------------------|------------------------------|---------------------------------|------------------------------|---------------------------------|------------------------------|---------------------------------|----------------------------------|------------------------------------|----------------------------------|--------|--|--|--|--|--|--|--|--|--|
| Fred Marsh, R OBP: 0.302, SLG: 0.254 | 0-0 6-3 | | 4-0 HR BB | 0-0 1B | | | 0-0 1-3 | 0-0 CS | | 3 | 1 | 1 | 0 | 1 | 0 | 0 | | | | | | | | | | | |
| Cal Abrams, L OBP: 0.404, SLG: 0.367 | 0-3 K | | 4-0 HR BB | 0-0 G3 | | | 0-0 1B | | | 3 | 2 | 1 | 0 | 1 | 1 | 1 | | | | | | | | | | | |
| Dave Philley, S OBP: 0.390, SLG: 0.475 | 4-0 FC6-4 BB | | 0-0 HR | | 0-0 4-3 | | 0-0 1B WP 1B | | | 3 | 2 | 2 | 5 | 1 | 0 | 0 | | | | | | | | | | | |
| Jim Dyck, R OBP: 0.400, SLG: 0.388 Don Leppert, L OBP: 0.227, SLG: 0.056 Bob Hale, L OBP: 0.383, SLG: 0.430 Harry Dorish, R OBP: 0.091, SLG: 0.091 | 0-0 FC6-4 | | 0-0 HR | | 0-0 F3 | | 0-0 1B | | | 3 | 1 | 1 | 0 | 0 | 0 | 1 | | | | | | | | | | | |
| Gus Triandos, R OBP: 0.317, SLG: 0.415 | | 0-0 6-3 | 0-0 HR | | 1-0 HBP | | 0-0 1B | 0-0 G6-4-3 | | 3 | 1 | 2 | 3 | 0 | 0 | 0 | | | | | | | | | | | |
| Hal Smith, R OBP: 0.305, SLG: 0.356 | | 0-0 F3 | 0-0 F9 | | 0-0 4-3 | | 0-0 G6-4-3 | | | 4 | 0 | 0 | 0 | 0 | 0 | 3 | | | | | | | | | | | |
| Chuck Diering, R OBP: 0.319, SLG: 0.304 | | 0-0 F8 | 0-0 F3 | | | 0-3 K | | 0-0 1-3 | | 4 | 0 | 0 | 0 | 0 | 1 | 0 | | | | | | | | | | | |
| Willy Miranda, S OBP: 0.294, SLG: 0.294 | | | 0-0 F8 | 0-0 4-3 | | 0-0 F9 | | 0-0 F6 | | 4 | 0 | 0 | 0 | 0 | 0 | 0 | | | | | | | | | | | |
| Erv Palica, R OBP: 0.282, SLG: 0.250 Wayne Causey, L OBP: 0.278, SLG: 0.243 | | | 4-0 BB HR BB | 0-0 6-3 | | 0-0 6-3 | | 0-0 CS 1B | | 2 | 1 | 0 | 0 | 1 | 0 | 0 | | | | | | | | | | | |
| Inning Stats | R: 0 E: 0 K: 1 S: 5 | H: 0 LOB: 1 BB: 1 P: 9 | R: 0 E: 0 K: 0 S: 3 | H: 0 LOB: 0 BB: 0 P: 3 | R: 6 E: 0 K: 0 S: 6 | H: 3 LOB: 0 BB: 3 P: 18 | R: 0 E: 0 K: 0 S: 4 | H: 1 LOB: 1 BB: 0 P: 4 | R: 0 E: 0 K: 1 S: 5 | H: 0 LOB: 0 BB: 0 P: 5 | R: 2 E: 0 K: 0 S: 6 | H: 4 LOB: 1 BB: 0 P: 6 | R: 0 E: 0 K: 0 S: 3 | H: 1 LOB: 0 BB: 0 P: 3 | 1B: 6 2B: 1 3B: 0 HR: 2 | SF: 0 SAC: 0 DP: 1 HBP: 1 | WP: 1 PB: 0 SB: 0 CS: 1 | PA: 37 | | | | | | | | | |
| PITCHER | IP | WLS | BF | H | R | ER | SO | BB | IBB | HBP | BLK | WP | HR | S | P | ERA | WHIP | | | | | | | | | | |
| Jack Harshman, L ERA: 3.43 | 2.1 | L | 13 | 2 | 5 | 5 | 1 | 4 | 0 | 0 | 0 | 0 | 1 | 11 | 27 | 19.29 | 2.571 | | | | | | | | | | |
| Mike Fomieles, R ERA: 3.69 | 3.2 | | 14 | 2 | 1 | 1 | 1 | 0 | 0 | 1 | 0 | 0 | 1 | 15 | 16 | 2.46 | 0.545 | | | | | | | | | | |
| Sandy Consuegra, R ERA: 2.96 | 2.0 | | 9 | 5 | 2 | 2 | 0 | 0 | 0 | 0 | 0 | 1 | 0 | 9 | 9 | 9.00 | 2.500 | | | | | | | | | | |

Chicago White Sox @ Baltimore Orioles
Memorial Stadium, Baltimore, MD
Sat Aug 06 1955, 3:33 AM EDT
Att: 7,244 - Unknown

AB 31
R 8
H 9
RBI 8
BB 4
SO 2
LOB 5



| Batter | 1 | 2 | 3 | 4 | 5 | 6 | 7 | 8 | 9 | AB | R | H | RBI | BB | SO | LOB | TOP | | |
|---|---|-------------------------------------|----------------------------------|---------------------------------|------------------------------|---------------------------------|------------------------------|---------------------------------|------------------------------|---------------------------------|------------------------------|---------------------------------|------------------------------|---------------------------------|------------------------------|---------------------------------|--|------------------------------------|--------------------------|
| Eddie Yost, R OBP: 0.378, SLG: 0.333 (1, 5) | | | | | | | | | | 2 | 0 | 0 | 0 | 1 | 0 | 0 | Washington Senators @ Baltimore Orioles Memorial Stadium, Baltimore, MD Tue Aug 09 1955, 3:33 AM EDT Unknown livebaseballscorecards.com | | |
| Jerry Snyder, R OBP: 0.299, SLG: 0.325 (1, 4) | | | | | | | | | | 4 | 0 | 1 | 0 | 0 | 0 | 4 | | | |
| Carlos Paula, R OBP: 0.317, SLG: 0.431 (1, 9) | | | | | | | | | | 4 | 0 | 1 | 0 | 0 | 0 | 1 | | | |
| Roy Sievers, R OBP: 0.360, SLG: 0.456 (1, 3) | | | | | | | | | | 3 | 0 | 0 | 0 | 0 | 1 | 1 | | | |
| Johnny Groth, R OBP: 0.305, SLG: 0.385 (1, 7) | | | | | | | | | | 3 | 0 | 0 | 0 | 0 | 1 | 1 | | | |
| Tom Umphlett, R OBP: 0.254, SLG: 0.260 (1, 8) | | | | | | | | | | 3 | 0 | 0 | 0 | 0 | 0 | 0 | | | |
| Ed Fitz Gerald, R OBP: 0.342, SLG: 0.350 (8, PR) | | | | | | | | | | 2 | 0 | 0 | 0 | 1 | 1 | 0 | | | |
| Juan Delis, R OBP: 0.221, SLG: 0.229 (8, PR) | | | | | | | | | | 0 | 0 | 0 | 0 | 0 | 0 | 0 | | | |
| Clint Courtney, L OBP: 0.386, SLG: 0.442 (8, 2) | | | | | | | | | | 0 | 0 | 0 | 0 | 0 | 0 | 0 | | | |
| Jose Valdivielso, R OBP: 0.298, SLG: 0.381 (1, 6) | | | | | | | | | | 3 | 0 | 2 | 0 | 0 | 0 | 0 | | | |
| Dean Stone, L OBP: 0.119, SLG: 0.051 (1, 1) | | | | | | | | | | 1 | 0 | 0 | 0 | 0 | 0 | 0 | | | |
| Mickey Vernon, L OBP: 0.360, SLG: 0.433 (8, PH) | | | | | | | | | | 1 | 0 | 0 | 0 | 0 | 0 | 1 | | | |
| Pedro Ramos, S OBP: 0.150, SLG: 0.056 (8, 1) | | | | | | | | | | 0 | 0 | 0 | 0 | 0 | 0 | 0 | | | |
| Inning Stats | R: 0 E: 1 K: 0 S: 3 | H: 0 LOB: 0 BB: 0 P: 3 | R: 0 E: 0 K: 2 S: 7 | H: 0 LOB: 0 BB: 0 P: 7 | R: 0 E: 0 K: 1 S: 5 | H: 0 LOB: 0 BB: 0 P: 5 | R: 0 E: 0 K: 0 S: 3 | H: 1 LOB: 0 BB: 0 P: 3 | R: 0 E: 0 K: 0 S: 4 | H: 0 LOB: 2 BB: 0 P: 5 | R: 0 E: 0 K: 0 S: 3 | H: 1 LOB: 0 BB: 0 P: 3 | R: 0 E: 0 K: 0 S: 3 | H: 1 LOB: 1 BB: 1 P: 7 | R: 0 E: 0 K: 0 S: 2 | H: 0 LOB: 0 BB: 1 P: 6 | 1B: 4 2B: 1 3B: 0 HR: 0 | SF: 0 SAC: 1 DP: 3 HBP: 1 | WP: 0 PA: 30 CS: 0 |
| PITCHER Bill Wight, L ERA: 2.55 (1, 1) | IP: 9.0 WLS: W BF: 30 H: 4 R: 0 ER: 0 SO: 3 | BB: 2 IBB: 0 HBP: 1 BLK: 0 | WP: 0 HR: 0 S: 33 P: 42 | ERA: 0.00 WHIP: 0.667 | | | | | | | | | | | | | | | |

| Batter | 1 | 2 | 3 | 4 | 5 | 6 | 7 | 8 | 9 | AB | R | H | RBI | BB | SO | LOB | BOTTOM | | |
|--|---|-------------------------------------|----------------------------------|----------------------------------|------------------------------|----------------------------------|------------------------------|---------------------------------|------------------------------|---------------------------------|------------------------------|---------------------------------|------------------------------|---------------------------------|------------------------------|---------------------------------|--|------------------------------------|--------------------------|
| Fred Marsh, R OBP: 0.287, SLG: 0.238 (1, 4) | | | | | | | | | | 4 | 1 | 0 | 0 | 0 | 0 | 3 | Washington Senators @ Baltimore Orioles Memorial Stadium, Baltimore, MD Tue Aug 09 1955, 3:33 AM EDT Unknown livebaseballscorecards.com | | |
| Cal Abrams, L OBP: 0.406, SLG: 0.372 (1, 8) | | | | | | | | | | 3 | 0 | 1 | 1 | 1 | 0 | 0 | | | |
| Dave Philley, S OBP: 0.386, SLG: 0.466 (1, 9) | | | | | | | | | | 3 | 0 | 1 | 0 | 1 | 0 | 1 | | | |
| Jim Dyck, R OBP: 0.402, SLG: 0.384 (1, 7) | | | | | | | | | | 4 | 0 | 2 | 0 | 0 | 1 | 2 | | | |
| Don Leppert, S OBP: 0.227, SLG: 0.056 (9, 4) | | | | | | | | | | 0 | 0 | 0 | 0 | 0 | 0 | 0 | | | |
| Gus Triandos, R OBP: 0.314, SLG: 0.410 (1, 3) | | | | | | | | | | 4 | 0 | 0 | 0 | 0 | 2 | 5 | | | |
| Hal Smith, R OBP: 0.304, SLG: 0.354 (1, 2) | | | | | | | | | | 4 | 0 | 0 | 0 | 0 | 0 | 3 | | | |
| Chuck Diering, R OBP: 0.317, SLG: 0.299 (1, 5) | | | | | | | | | | 2 | 0 | 0 | 0 | 1 | 0 | 1 | | | |
| Willy Miranda, S OBP: 0.290, SLG: 0.290 (1, 6) | | | | | | | | | | 3 | 0 | 1 | 0 | 0 | 0 | 0 | | | |
| Bill Wight, L OBP: 0.214, SLG: 0.231 (1, 1) | | | | | | | | | | 2 | 0 | 0 | 0 | 1 | 1 | 2 | | | |
| Inning Stats | R: 0 E: 0 K: 0 S: 4 | H: 1 LOB: 2 BB: 1 P: 8 | R: 0 E: 0 K: 1 S: 6 | H: 1 LOB: 2 BB: 1 P: 10 | R: 0 E: 0 K: 1 S: 6 | H: 1 LOB: 2 BB: 1 P: 10 | R: 0 E: 0 K: 0 S: 3 | H: 0 LOB: 0 BB: 0 P: 3 | R: 0 E: 0 K: 0 S: 3 | H: 0 LOB: 0 BB: 0 P: 3 | R: 0 E: 0 K: 0 S: 4 | H: 1 LOB: 1 BB: 0 P: 4 | R: 1 E: 2 K: 0 S: 4 | H: 1 LOB: 1 BB: 1 P: 8 | R: 0 E: 0 K: 2 S: 7 | H: 0 LOB: 0 BB: 0 P: 7 | 1B: 4 2B: 1 3B: 0 HR: 0 | SF: 0 SAC: 0 DP: 0 HBP: 0 | WP: 0 PA: 33 CS: 0 |
| PITCHER Dean Stone, L ERA: 4.01 (1, 1) | IP: 7.0 WLS: L BF: 30 H: 5 R: 1 ER: 0 SO: 2 | BB: 4 IBB: 0 HBP: 0 BLK: 0 | WP: 0 HR: 0 S: 30 P: 46 | ERA: 0.00 WHIP: 1.286 | | | | | | | | | | | | | | | |
| Pedro Ramos, R ERA: 3.82 (8, 1) | IP: 1.0 WLS: L BF: 3 H: 0 R: 0 ER: 0 SO: 2 | BB: 0 IBB: 0 HBP: 0 BLK: 0 | WP: 0 HR: 0 S: 7 P: 7 | ERA: 0.00 WHIP: 0.000 | | | | | | | | | | | | | | | |

| Batter | 1 | 2 | 3 | 4 | 5 | 6 | 7 | 8 | 9 | AB | R | H | RBI | BB | SO | LOB | TOP | | | | | | | | | | |
|--|------------------------------|---------------------------------|------------------------------|---------------------------------|------------------------------|---------------------------------|------------------------------|---------------------------------|------------------------------|---------------------------------|------------------------------|---------------------------------|------------------------------|---------------------------------|------------------------------|---------------------------------|---|---------------------------------|----------------------------------|------------------------------------|----------------------------------|--------|--|--|--|--|--|
| Eddie Yost, R OBP: 0.380, SLG: 0.333 (1, 5) | 0-3 K | | 0-0 SH2-4 | | 0-0 9-3 | | 0-0 1B | | 0-0 4-3 BB | 3 | 0 | 1 | 1 | 1 | 1 | 1 | Washington Senators @ Baltimore Orioles Memorial Stadium, Baltimore, MD Tue Aug 09 1955, 3:38 AM EDT Att: 16,806 - Unknown AB 35 R 6 H 10 RBI 6 BB 3 SO 3 LOB 13 | | | | | | | | | | |
| Ernie Oravetz, S OBP: 0.355, SLG: 0.327 (1, 9) | 0-0 1-3 | | 0-0 F9 | | | 0-0 F6 | 0-0 F7 | | 0-0 4-3 | 5 | 0 | 0 | 0 | 0 | 0 | 3 | | | | | | | | | | | |
| Pete Runnels, L OBP: 0.358, SLG: 0.335 (1, 4) | 0-0 F7 | | 4-0 BB | | | 0-0 3-1 | | 0-0 6-3 | 0-0 4-3 | 4 | 0 | 0 | 0 | 1 | 0 | 1 | | | | | | | | | | | |
| Mickey Vernon, L OBP: 0.359, SLG: 0.431 (1, 3) | | 0-0 6-3 | 0-0 F8 | | | 0-0 F3 | | 0-0 1B 1B | | 4 | 1 | 1 | 0 | 0 | 0 | 2 | | | | | | | | | | | |
| Clint Courtney, L OBP: 0.392, SLG: 0.448 (1, 2) | | 0-0 HR 1B | | 0-0 6-3 | | | 0-0 HR 1B | 0-0 1B 1B | | 4 | 2 | 3 | 0 | 0 | 0 | 0 | | | | | | | | | | | |
| Roy Sievers, R OBP: 0.362, SLG: 0.474 (1, 7) | | 0-0 HR | | 0-0 F7 | | | 0-0 HR | 0-3 K | | 4 | 2 | 2 | 4 | 0 | 1 | 2 | | | | | | | | | | | |
| Jose Valdrieto, R OBP: 0.297, SLG: 0.378 (1, 6) | 0-3 K | | | 0-0 1-3 | | | 0-0 1-3 | 0-0 1B 2-H | | 4 | 0 | 1 | 1 | 0 | 1 | 0 | | | | | | | | | | | |
| Tom Umphlett, R OBP: 0.258, SLG: 0.261 (1, 8) | | 0-0 F8 | | | 4-0 9-3 BB | | 0-0 6-3 1B | 0-0 6-3 | | 3 | 1 | 1 | 0 | 1 | 0 | 2 | | | | | | | | | | | |
| Chuck Stobbs, L OBP: 0.423, SLG: 0.211 Bob Chakales, R (5, 1) | | | 0-0 SH2-4 1B | | 0-0 F6 | | 0-0 6-3 | | 0-0 F6 | 2 | 0 | 1 | 0 | 0 | 0 | 1 | | | | | | | | | | | |
| Inning Stats | R: 0 E: 0 K: 1 S: 5 | H: 0 LOB: 0 BB: 0 P: 5 | R: 2 E: 0 K: 1 S: 7 | H: 2 LOB: 0 BB: 0 P: 7 | R: 0 E: 0 K: 0 S: 4 | H: 1 LOB: 2 BB: 1 P: 8 | R: 0 E: 0 K: 0 S: 3 | H: 0 LOB: 0 BB: 0 P: 3 | R: 0 E: 0 K: 0 S: 2 | H: 0 LOB: 0 BB: 1 P: 6 | R: 0 E: 0 K: 0 S: 3 | H: 0 LOB: 0 BB: 0 P: 3 | R: 3 E: 0 K: 0 S: 7 | H: 4 LOB: 1 BB: 0 P: 7 | R: 1 E: 0 K: 1 S: 8 | H: 3 LOB: 2 BB: 0 P: 8 | R: 0 E: 0 K: 0 S: 3 | H: 0 LOB: 1 BB: 1 P: 7 | 1B: 8 2B: 1 3B: 0 HR: 2 | SF: 0 SAC: 1 DP: 1 HBP: 0 | WP: 0 PB: 0 SB: 0 CS: 0 | PA: 39 | | | | | |
| PITCHER | IP | WLS | BF | H | R | ER | SO | BB | IBB | HBP | BLK | WP | HR | S | P | ERA | WHIP | | | | | | | | | | |
| Jim Wilson, R ERA: 2.87 (1, 1) | 7.0 | L | 29 | 7 | 5 | 5 | 2 | 2 | 0 | 0 | 0 | 0 | 2 | 31 | 39 | 6.43 | 1.286 | | | | | | | | | | |
| Art Schallcock, L ERA: 3.86 (8, 1) | 0.1 | | 3 | 2 | 1 | 1 | 0 | 0 | 0 | 0 | 0 | 0 | 0 | 3 | 3 | 27.00 | 6.000 | | | | | | | | | | |
| Harry Dorish, R ERA: 2.7 (8, 1) | 1.2 | | 7 | 1 | 0 | 0 | 1 | 1 | 0 | 0 | 0 | 0 | 0 | 8 | 12 | 0.00 | 1.200 | | | | | | | | | | |


| Batter | 1 | 2 | 3 | 4 | 5 | 6 | 7 | 8 | 9 | AB | R | H | RBI | BB | SO | LOB | BOTTOM | | | | | | | | | | |
|---|------------------------------|----------------------------------|------------------------------|---------------------------------|--------------------------------|---------------------------------|------------------------------|---------------------------------|------------------------------|----------------------------------|------------------------------|---------------------------------|------------------------------|---------------------------------|------------------------------|---------------------------------|--|---------------------------------|----------------------------------|------------------------------------|----------------------------------|--------|--|--|--|--|--|
| Fred Marsh, R OBP: 0.284, SLG: 0.237 (1, 4) | 0-0 FC4-6 1B | | 0-0 F5 | | 0-0 5-3 | 0-0 L6 | | | 0-3 K | 5 | 0 | 1 | 0 | 0 | 1 | 1 | Washington Senators @ Baltimore Orioles Memorial Stadium, Baltimore, MD Tue Aug 09 1955, 3:38 AM EDT Att: 16,806 - Unknown AB 34 R 3 H 7 RBI 3 BB 5 SO 6 LOB 15 | | | | | | | | | | |
| Cal Abrams, L OBP: 0.409, SLG: 0.393 (1, 8) | 0-0 FC4-6 BB | | 0-0 2B | | 0-0 BB 1B 2B | | 0-0 4-3 | | 0-0 2B | 5 | 2 | 3 | 0 | 0 | 0 | 1 | | | | | | | | | | | |
| Dave Philley, S OBP: 0.389, SLG: 0.460 (1, 9) | 0-0 F8 | | 0-0 1-3 | | 4-0 BB BB | | 4-0 FC1-4 BB | | 0-0 F8 | 3 | 1 | 0 | 0 | 2 | 0 | 3 | | | | | | | | | | | |
| Jim Dyck, R OBP: 0.416, SLG: 0.398 (1, 7) | 4-0 BB | | 0-0 2B | | 4-0 BB 1B BB | | 0-0 FC1-4 | | 0-0 FC1-4 | 2 | 0 | 1 | 1 | 2 | 0 | 1 | | | | | | | | | | | |
| Gus Triandos, R OBP: 0.314, SLG: 0.408 (1, 3) | 0-3 K | | 0-0 L6 | | 0-0 1-2 2-H 2-H 1B | | 0-0 F8 | | 0-0 F8 | 4 | 0 | 1 | 2 | 0 | 1 | 4 | | | | | | | | | | | |
| Hal Smith, R OBP: 0.301, SLG: 0.350 Wayne Causey, L OBP: 0.282, SLG: 0.237 (8, PH) (9, 5) | | 0-0 F9 | | 0-0 6-3 | | 0-0 F4 | | 0-0 F9 | | 3 | 0 | 0 | 0 | 0 | 0 | 2 | | | | | | | | | | | |
| Chuck Diering, R OBP: 0.317, SLG: 0.296 Dave Pope, L OBP: 0.337, SLG: 0.407 Tom Gastall, R OBP: 0.111, SLG: 0.059 (9, 2) | | 0-0 6-3 | | 0-0 F7 | | 4-0 6-3 BB | | 0-3 K | | 2 | 0 | 0 | 0 | 1 | 0 | 0 | | | | | | | | | | | |
| Willy Miranda, S OBP: 0.290, SLG: 0.289 (1, 6) | | 0-0 S 1B | | 0-3 K | | 0-0 6-3 | | 0-0 F7 | | 4 | 0 | 1 | 0 | 0 | 1 | 1 | | | | | | | | | | | |
| Jim Wilson, R OBP: 0.125, SLG: 0.127 Art Schallcock, L OBP: 0.235, SLG: 0.133 Harry Dorish, R OBP: 0.091, SLG: 0.091 Tex Nelson, L OBP: 0.333, SLG: 0.217 (9, PH) | | 0-3 K | | 0-0 5-3 | | 0-0 F8 | | 0-3 K | | 3 | 0 | 0 | 0 | 0 | 1 | 2 | | | | | | | | | | | |
| Inning Stats | R: 0 E: 0 K: 1 S: 6 | H: 1 LOB: 2 BB: 1 P: 10 | R: 0 E: 0 K: 1 S: 6 | H: 1 LOB: 0 BB: 0 P: 6 | R: 1 E: 0 K: 0 S: 5 | H: 2 LOB: 1 BB: 0 P: 5 | R: 0 E: 0 K: 1 S: 5 | H: 0 LOB: 0 BB: 0 P: 5 | R: 2 E: 0 K: 0 S: 5 | H: 2 LOB: 2 BB: 2 P: 13 | R: 0 E: 0 K: 0 S: 3 | H: 0 LOB: 1 BB: 1 P: 7 | R: 0 E: 0 K: 0 S: 3 | H: 0 LOB: 1 BB: 1 P: 7 | R: 0 E: 0 K: 1 S: 5 | H: 0 LOB: 0 BB: 0 P: 5 | R: 0 E: 0 K: 2 S: 8 | H: 1 LOB: 1 BB: 0 P: 8 | 1B: 3 2B: 4 3B: 0 HR: 0 | SF: 0 SAC: 0 DP: 0 HBP: 0 | WP: 0 PB: 0 SB: 1 CS: 0 | PA: 39 | | | | | |
| PITCHER | IP | WLS | BF | H | R | ER | SO | BB | IBB | HBP | BLK | WP | HR | S | P | ERA | WHIP | | | | | | | | | | |
| Chuck Stobbs, L ERA: 5.93 (1, 1) | 4.2 | | 23 | 6 | 3 | 3 | 3 | 3 | 0 | 0 | 0 | 0 | 0 | 26 | 38 | 5.79 | 1.929 | | | | | | | | | | |
| Bob Chakales, R ERA: 4.5 (5, 1) | 4.1 | W | 16 | 1 | 0 | 0 | 3 | 2 | 0 | 0 | 0 | 0 | 0 | 20 | 28 | 0.00 | 0.692 | | | | | | | | | | |


| Batter | 1 | 2 | 3 | 4 | 5 | 6 | 7 | 8 | 9 | AB | R | H | RBI | BB | SO | LOB | TOP | | | |
|---|------------------------------|---------------------------------|-------------------------------------|----------------------------------|------------------------------|---------------------------------|------------------------------|---------------------------------|------------------------------|---------------------------------|------------------------------|---------------------------------|------------------------------|---------------------------------|------------------------------|---------------------------------|--|-------------------------------------|----------------------------------|--------------------------|
| Hank Bauer, R (1,9) OBP: 0.350, SLG: 0.444 | | | | | | | | | | 3 | 2 | 1 | 1 | 2 | 0 | 0 | New York Yankees @ Baltimore Orioles Memorial Stadium, Baltimore, MD Mon Aug 15 1955, 3:33 AM EDT Overcast livebaseballscorecards.com | | | |
| Phil Rizzuto, R (1,6) OBP: 0.337, SLG: 0.250 | | | | | | | | | | 5 | 0 | 2 | 1 | 0 | 1 | 1 | | | | |
| Yogi Berra, L (1,2) OBP: 0.360, SLG: 0.480 | | | | | | | | | | 4 | 0 | 0 | 0 | 1 | 0 | 4 | | | | |
| Mickey Mantle, S (1,8) OBP: 0.429, SLG: 0.594 | | | | | | | | | | 4 | 1 | 3 | 1 | 0 | 0 | 0 | | | | |
| Bill Skowron, R (1,3) Joe Collins, L (9,3) OBP: 0.357, SLG: 0.511 OBP: 0.338, SLG: 0.389 | | | | | | | | | | 4 | 0 | 1 | 1 | 0 | 0 | 3 | | | | |
| Gil McDougald, R (1,4) OBP: 0.374, SLG: 0.390 | | | | | | | | | | 4 | 1 | 1 | 0 | 0 | 0 | 2 | | | | |
| Elston Howard, R (1,7) Irv Noren, L (9,7) OBP: 0.345, SLG: 0.507 OBP: 0.308, SLG: 0.372 | | | | | | | | | | 4 | 1 | 1 | 0 | 0 | 0 | 2 | | | | |
| Andy Carey, R (1,5) OBP: 0.307, SLG: 0.370 | | | | | | | | | | 3 | 0 | 0 | 0 | 0 | 0 | 1 | | | | |
| Bob Wiesler, S (1,1) Johnny Kucks, R (5,1) OBP: 0.133, SLG: 0.143 OBP: 0.057, SLG: 0.086 | | | | | | | | | | 1 | 0 | 0 | 1 | 0 | 0 | 0 | | | | |
| | | | | | | | | | | 2 | 0 | 0 | 0 | 0 | 2 | 0 | | | | |
| Inning Stats | R: 1 E: 1 K: 0 S: 4 | H: 1 LOB: 1 BB: 1 P: 8 | R: 2 E: 0 K: 0 S: 6 | H: 3 LOB: 2 BB: 1 P: 10 | R: 1 E: 0 K: 0 S: 5 | H: 2 LOB: 1 BB: 0 P: 5 | R: 0 E: 0 K: 0 S: 4 | H: 1 LOB: 1 BB: 0 P: 4 | R: 0 E: 0 K: 1 S: 5 | H: 0 LOB: 0 BB: 0 P: 5 | R: 0 E: 0 K: 1 S: 5 | H: 1 LOB: 1 BB: 1 P: 9 | R: 0 E: 0 K: 0 S: 3 | H: 0 LOB: 0 BB: 0 P: 3 | R: 1 E: 0 K: 1 S: 6 | H: 1 LOB: 0 BB: 0 P: 6 | 1B: 7 2B: 1 3B: 0 HR: 1 | SF: 1 SAC: 1 DP: 1 HBP: 0 | WP: 0 PB: 0 SB: 0 CS: 0 | PA: 39 |
| PITCHER Bill Wight, L (1,1) ERA: 2.72 | IP: 9.0 WLS: L BF: 39 | H: 9 R: 5 ER: 4 SO: 3 | BB: 3 IBB: 0 HBP: 0 BLK: 0 | WP: 0 HR: 1 S: 42 P: 54 | ERA: 4.00 WHIP: 1.333 | PITCHER | | | | | | | | | | IP: 9.0 WLS: L BF: 39 | H: 9 R: 5 ER: 4 SO: 3 | BB: 3 IBB: 0 HBP: 0 BLK: 0 | WP: 0 HR: 1 S: 42 P: 54 | ERA: 4.00 WHIP: 1.333 |

| Batter | 1 | 2 | 3 | 4 | 5 | 6 | 7 | 8 | 9 | AB | R | H | RBI | BB | SO | LOB | BOTTOM | | | |
|---|------------------------------|---------------------------------|-------------------------------------|----------------------------------|------------------------------|----------------------------------|------------------------------|---------------------------------|------------------------------|----------------------------------|------------------------------|---------------------------------|------------------------------|---------------------------------|------------------------------|---------------------------------|--|-------------------------------------|----------------------------------|--------------------------|
| Fred Marsh, R (1,4) OBP: 0.303, SLG: 0.259 | | | | | | | | | | 3 | 1 | 1 | 0 | 2 | 0 | 0 | New York Yankees @ Baltimore Orioles Memorial Stadium, Baltimore, MD Mon Aug 15 1955, 3:33 AM EDT Overcast livebaseballscorecards.com | | | |
| Cal Abrams, L (1,8) OBP: 0.414, SLG: 0.401 | | | | | | | | | | 4 | 1 | 1 | 2 | 1 | 1 | 1 | | | | |
| Dave Philley, S (1,9) OBP: 0.384, SLG: 0.450 | | | | | | | | | | 4 | 0 | 1 | 1 | 0 | 0 | 3 | | | | |
| Jim Dyck, R (1,7) OBP: 0.417, SLG: 0.398 | | | | | | | | | | 2 | 0 | 0 | 0 | 2 | 1 | 1 | | | | |
| Gus Triandos, R (1,3) (6,2) OBP: 0.319, SLG: 0.407 | | | | | | | | | | 4 | 0 | 1 | 1 | 0 | 0 | 3 | | | | |
| Hal Smith, R (1,2) Bob Hale, L (5, PH) OBP: 0.297, SLG: 0.348 OBP: 0.378, SLG: 0.420 | | | | | | | | | | 2 | 0 | 0 | 0 | 0 | 0 | 1 | | | | |
| Wayne Causey, L (1,5) OBP: 0.290, SLG: 0.242 | | | | | | | | | | 3 | 1 | 0 | 0 | 1 | 1 | 2 | | | | |
| Willy Miranda, S (1,6) OBP: 0.301, SLG: 0.291 | | | | | | | | | | 4 | 0 | 1 | 0 | 0 | 2 | 2 | | | | |
| Bill Wight, L (1,1) Dave Pope, L (9, PH) OBP: 0.176, SLG: 0.188 OBP: 0.331, SLG: 0.400 | | | | | | | | | | 3 | 1 | 0 | 0 | 0 | 0 | 2 | | | | |
| | | | | | | | | | | 1 | 0 | 0 | 0 | 0 | 0 | 0 | | | | |
| Inning Stats | R: 0 E: 0 K: 1 S: 5 | H: 0 LOB: 1 BB: 1 P: 9 | R: 0 E: 0 K: 1 S: 5 | H: 0 LOB: 0 BB: 0 P: 5 | R: 0 E: 0 K: 1 S: 6 | H: 1 LOB: 2 BB: 1 P: 10 | R: 0 E: 0 K: 0 S: 2 | H: 0 LOB: 0 BB: 1 P: 6 | R: 4 E: 0 K: 0 S: 6 | H: 3 LOB: 2 BB: 3 P: 18 | R: 0 E: 0 K: 0 S: 3 | H: 0 LOB: 0 BB: 0 P: 3 | R: 0 E: 0 K: 2 S: 9 | H: 2 LOB: 2 BB: 0 P: 9 | R: 0 E: 0 K: 0 S: 3 | H: 0 LOB: 0 BB: 0 P: 3 | 1B: 6 2B: 0 3B: 0 HR: 0 | SF: 0 SAC: 0 DP: 1 HBP: 0 | WP: 0 PB: 0 SB: 0 CS: 0 | PA: 38 |
| PITCHER Bob Wiesler, L (1,1) Johnny Kucks, R (5,1) ERA: 4.04 ERA: 3.67 | IP: 4.1 WLS: W BF: 17 | H: 4 R: 0 ER: 0 SO: 2 | BB: 5 IBB: 0 HBP: 0 BLK: 0 | WP: 0 HR: 0 S: 20 P: 24 | ERA: 8.31 WHIP: 2.077 | PITCHER | | | | | | | | | | IP: 4.1 WLS: W BF: 17 | H: 4 R: 0 ER: 0 SO: 2 | BB: 5 IBB: 0 HBP: 0 BLK: 0 | WP: 0 HR: 0 S: 20 P: 24 | ERA: 8.31 WHIP: 2.077 |

| Batter | 1 | 2 | 3 | 4 | 5 | 6 | 7 | 8 | 9 | AB | R | H | RBI | BB | SO | LOB | TOP | | | | | |
|--|---|----------------------------------|------------------------------|---------------------------------|------------------------------|----------------------------------|------------------------------|----------------------------------|------------------------------|---------------------------------|------------------------------|---------------------------------|------------------------------|---------------------------------|------------------------------|---------------------------------|---|----------------------------------|----------------------------------|------------------------------------|----------------------------------|--------|
| Hank Bauer, R (1,9) OBP: 0.352, SLG: 0.442 | 4-0 BB BB | | 4-0 BB SH3-4 G3 BB | 0-0 F6 | 0-0 1B | | 0-0 F2 | | 0-0 E5 BB E | 4 | 2 | 1 | 0 | 2 | 0 | 1 | New York Yankees @ Baltimore Orioles Memorial Stadium, Baltimore, MD Mon Aug 15 1955, 3:38 AM EDT Att: 13,152 - Unknown | | | | | |
| Gil McDougald, R (1,4) OBP: 0.377, SLG: 0.391 | 0-3 K | | 0-0 SH3-4 | 0-0 F HR 1B | 0-0 1B | | 0-0 P7 | | 4-0 F BB | 4 | 1 | 2 | 0 | 1 | 1 | | | | | | | |
| Yogi Berra, L (1,2) OBP: 0.357, SLG: 0.474 | 0-0 F9 | | 4-0 G3 BB 1B BB | 0-0 E3 HR | | | 0-0 F4 | | 0-0 F4 | 5 | 2 | 0 | 0 | 1 | 0 | 3 | | | | | | |
| Mickey Mantle, S (1,8) OBP: 0.432, SLG: 0.608 | 4-0 1-2 BB | | 4-0 G3 1B BB | 0-0 HR | | | 0-0 HR | | 0-0 6-3 | 4 | 3 | 2 | 4 | 2 | 0 | 2 | | | | | | |
| Joe Collins, L (1,3) OBP: 0.339, SLG: 0.387 | 0-0 F5 | | 0-0 G3 | 0-0 F7 | | | 0-0 E 1B SF9 1B | | 4-0 BB | 4 | 1 | 1 | 1 | 1 | 0 | 4 | | | | | | |
| Irv Noren, L (1,7) OBP: 0.312, SLG: 0.374 | | 0-0 F7 | 0-0 2B 1B | 4-0 BB | | | 0-0 E9 FC6-4 1B | | 0-3 K | 4 | 1 | 2 | 2 | 1 | 1 | 1 | | | | | | |
| Andy Carey, R (1,5) OBP: 0.306, SLG: 0.376 | | 0-0 G3 | 0-0 2B | 0-0 F6 | | | 0-0 SF9 | | 0-0 E 2B | 4 | 1 | 2 | 2 | 0 | 0 | 1 | | | | | | |
| Jerry Coleman, R (1,6) OBP: 0.316, SLG: 0.258 | | 0-0 2B | 0-3 K | | 0-0 6-3 | | 0-0 FC6-4 | | 0-3 K | 5 | 0 | 1 | 0 | 0 | 2 | 3 | | | | | | |
| Rip Coleman, L (1,1) OBP: 0.333, SLG: 0.333 | 0-3 K | | | 0-0 1B E 1B | 0-3 K | | | | 0-0 F8 | 3 | 1 | 1 | 0 | 0 | 2 | 1 | | | | | | |
| Bob Grim, R (6,1) OBP: 0.208, SLG: 0.136 | | | | | | | | | | 2 | 0 | 0 | 0 | 0 | 1 | 1 | | | | | | |
| Inning Stats | R: 0 E: 0 K: 1 S: 5 | H: 0 LOB: 2 BB: 2 P: 13 | R: 0 E: 0 K: 1 S: 6 | H: 1 LOB: 1 BB: 0 P: 6 | R: 4 E: 0 K: 1 S: 7 | H: 2 LOB: 1 BB: 3 P: 19 | R: 4 E: 0 K: 0 S: 7 | H: 3 LOB: 1 BB: 1 P: 11 | R: 0 E: 0 K: 1 S: 6 | H: 2 LOB: 2 BB: 0 P: 6 | R: 2 E: 1 K: 0 S: 6 | H: 3 LOB: 1 BB: 0 P: 6 | R: 0 E: 0 K: 1 S: 5 | H: 0 LOB: 1 BB: 1 P: 9 | R: 0 E: 0 K: 1 S: 5 | H: 0 LOB: 1 BB: 1 P: 9 | R: 2 E: 2 K: 1 S: 8 | H: 1 LOB: 2 BB: 1 P: 12 | 1B: 7 2B: 3 3B: 0 HR: 2 | SF: 1 SAC: 1 DP: 0 HBP: 0 | WP: 0 PB: 0 SB: 0 CS: 0 | PA: 49 |
| PITCHER | IP WLS BF H R ER SO BB IBB HBP BLK WP HR S P ERA WHIP | | | | | | | | | | | | | | | | | | | | | |
| Ray Moore, R (1,1) ERA: 3.86 | 4.0 L 25 6 8 7 3 6 0 0 0 0 1 25 49 15.75 3.000 | | | | | | | | | | | | | | | | | | | | | |
| Art Schallcock, L (5,1) ERA: 4.0 | 5.0 24 6 4 1 4 2 0 0 0 0 1 30 38 1.80 1.600 | | | | | | | | | | | | | | | | | | | | | |

| Batter | 1 | 2 | 3 | 4 | 5 | 6 | 7 | 8 | 9 | AB | R | H | RBI | BB | SO | LOB | BOTTOM | | | | | |
|---|---|---------------------------------|------------------------------|---------------------------------|------------------------------|---------------------------------|------------------------------|----------------------------------|------------------------------|---------------------------------|------------------------------|----------------------------------|------------------------------|----------------------------------|------------------------------|---------------------------------|---|---------------------------------|----------------------------------|------------------------------------|----------------------------------|--------|
| Fred Marsh, R (1,4) OBP: 0.297, SLG: 0.253 | 0-3 K | | 0-0 G5-4-3 | | 0-0 F3 | | 0-0 5-3 | | 0-3 K | 4 | 0 | 0 | 0 | 0 | 1 | 2 | New York Yankees @ Baltimore Orioles Memorial Stadium, Baltimore, MD Mon Aug 15 1955, 3:38 AM EDT Att: 13,152 - Unknown | | | | | |
| Don Leppert, L (9, FH) OBP: 0.217, SLG: 0.053 | | | 1-2 | | | | | | | 1 | 0 | 0 | 0 | 0 | 1 | 0 | | | | | | |
| Cal Abrams, L (1,8) OBP: 0.416, SLG: 0.397 | 0-0 5-3 | | | 4-0 1B BB | | 4-0 BB 5-3 BB | 4-0 FC5-4 BB | | 0-0 F6 | 2 | 2 | 0 | 0 | 3 | 0 | 0 | | | | | | |
| Dave Philley, S (1,9) OBP: 0.383, SLG: 0.445 | 0-3 K | | | 0-3 K | | 0-0 5-3 | 4-0 FC5-4 BB | | | 3 | 0 | 0 | 0 | 1 | 2 | 2 | | | | | | |
| Jim Dyck, R (1,7) OBP: 0.420, SLG: 0.396 | | 0-0 F8 | | 0-0 1B 1B | | 4-0 BB 2B BB | 0-0 FC5-4 | | | 3 | 2 | 1 | 0 | 1 | 0 | 2 | | | | | | |
| Gus Triandos, R (1,2) OBP: 0.321, SLG: 0.406 | | 0-3 K | | 0-0 1B 1B | | 4-0 2B BB | 0-0 1-3 | | | 3 | 1 | 1 | 1 | 1 | 1 | 2 | | | | | | |
| Bob Hale, L (1,3) OBP: 0.370, SLG: 0.411 | | 0-3 K | | 0-0 F8 | | 0-0 2B 2B | | 0-0 F7 | | 2 | 0 | 0 | 0 | 0 | 1 | 2 | | | | | | |
| Hal Smith, R (6, FH) OBP: 0.298, SLG: 0.352 | | | | | 0-0 F8 | | 1-3 2H 3H | | | 2 | 1 | 1 | 2 | 0 | 0 | 0 | | | | | | |
| Chuck Diering, R (1,5) OBP: 0.323, SLG: 0.300 | | | 4-0 1B BB | 0-0 1B | | 0-0 2B 2B | | 0-0 P8 | | 1 | 0 | 1 | 1 | 1 | 0 | 0 | | | | | | |
| Dave Pope, L (6, FH) OBP: 0.332, SLG: 0.405 | | | 1-2 BB | 1-2 1B | | 0-0 2B 2B | | | | 2 | 0 | 1 | 2 | 0 | 0 | 0 | | | | | | |
| Willy Miranda, S (1,6) OBP: 0.301, SLG: 0.291 | | | 0-0 G5-4-3 1B | | 0-0 F8 | | 0-0 F7 | | 0-0 F7 | 4 | 0 | 1 | 0 | 0 | 0 | 1 | | | | | | |
| Ray Moore, R (1,1) OBP: 0.212, SLG: 0.188 | | | 0-0 F3 | | 0-3 K | | 0-0 F8 | | 0-0 F2 | 1 | 0 | 0 | 0 | 0 | 0 | 2 | | | | | | |
| Art Schallcock, L (5,1) OBP: 0.200, SLG: 0.111 | | | | | | | | | | 2 | 0 | 0 | 0 | 0 | 1 | 1 | | | | | | |
| Wayne Causey, L (9, FH) OBP: 0.288, SLG: 0.240 | | | | | | | | | | 1 | 0 | 0 | 0 | 0 | 0 | 0 | | | | | | |
| Inning Stats | R: 0 E: 0 K: 2 S: 7 | H: 0 LOB: 0 BB: 0 P: 7 | R: 0 E: 0 K: 2 S: 7 | H: 0 LOB: 0 BB: 0 P: 7 | R: 0 E: 0 K: 0 S: 3 | H: 1 LOB: 1 BB: 1 P: 7 | R: 2 E: 0 K: 1 S: 7 | H: 3 LOB: 2 BB: 1 P: 11 | R: 0 E: 0 K: 1 S: 5 | H: 0 LOB: 0 BB: 0 P: 5 | R: 4 E: 0 K: 0 S: 5 | H: 2 LOB: 1 BB: 3 P: 17 | R: 0 E: 0 K: 0 S: 3 | H: 0 LOB: 2 BB: 2 P: 11 | R: 0 E: 0 K: 0 S: 3 | H: 0 LOB: 0 BB: 0 P: 3 | R: 0 E: 0 K: 1 S: 5 | H: 0 LOB: 0 BB: 0 P: 5 | 1B: 4 2B: 2 3B: 0 HR: 0 | SF: 0 SAC: 0 DP: 1 HBP: 0 | WP: 0 PB: 0 SB: 0 CS: 0 | PA: 38 |
| PITCHER | IP WLS BF H R ER SO BB IBB HBP BLK WP HR S P ERA WHIP | | | | | | | | | | | | | | | | | | | | | |
| Rip Coleman, L (1,1) ERA: 10.13 | 5.1 W 24 1 0 0 1 2 0 0 0 0 0 0 14 22 0.00 0.818 | | | | | | | | | | | | | | | | | | | | | |
| Bob Grim, R (6,1) ERA: 4.72 | 3.2 S 14 1 0 0 1 2 0 0 0 0 0 0 14 22 0.00 0.818 | | | | | | | | | | | | | | | | | | | | | |

| Batter | 1 | 2 | 3 | 4 | 5 | 6 | 7 | 8 | 9 | AB | R | H | RBI | BB | SO | LOB | TOP | | | | | |
|--|---|---|------------------------------|---------------------------------|------------------------------|---------------------------------|------------------------------|---------------------------------|------------------------------|---------------------------------|------------------------------|----------------------------------|------------------------------|---------------------------------|------------------------------|----------------------------------|---|------------------------------|---------------------------------|-----------------------------------|------------------------------------|----------------------------------|
| Fred Marsh, R OBP: 0.301, SLG: 0.259 (1, 4) | L6-4 BB 1B | | 0-0 1B | | 0-0 FC5-4 | | 0-0 SH2-4 | 0-0 F8 | | 4 | 0 | 2 | 0 | 0 | 0 | 3 | Baltimore Orioles @ Washington Senators Griffith Stadium, Washington, DC Tue Aug 16 1955, 3:33 AM EDT Att: 1,683 - Unknown AB 40 R 7 H 16 RBI 6 BB 3 SO 4 LOB 26  | | | | | |
| Cal Abrams, L OBP: 0.424, SLG: 0.415 (1, 8) (7, 9) | 4-0 1B | | 0-0 1B | | 0-0 4-3 | | 0-0 HR | 4-0 BB | | 3 | 1 | 2 | 2 | 2 | 0 | 2 | | | | | | |
| Dave Philley, S OBP: 0.386, SLG: 0.438 (1, 9) (7, 7) | 0-3 K | | 0-0 G6-4-3 | | 4-0 1B BB | | 0-3 K | 0-0 4-3 | | 4 | 1 | 0 | 0 | 1 | 2 | 7 | | | | | | |
| Jim Dyck, R OBP: 0.431, SLG: 0.419 Wayne Causey, L OBP: 0.296, SLG: 0.238 (1, 7) (7, 5) | 0-0 L6-4 | | | | 0-0 G6-4-3 1B | | 0-0 6-3 1B | 0-0 2B | | 4 | 1 | 3 | 0 | 0 | 0 | 2 | | | | | | |
| Gus Triandos, R OBP: 0.316, SLG: 0.400 (1, 3) | | | 0-0 F9 | | 0-0 F4 | | 0-3 K | 0-0 F7 | | 5 | 0 | 0 | 0 | 0 | 2 | 4 | | | | | | |
| Hal Smith, R OBP: 0.300, SLG: 0.352 (1, 2) | | | 0-0 F8 | | 0-0 G6-4-3 | | 0-0 6-3 | 0-0 E 1B | | 5 | 2 | 2 | 0 | 0 | 0 | 3 | | | | | | |
| Chuck Diering, R OBP: 0.328, SLG: 0.306 (1, 5) (7, 8) | | | 0-0 6-3 | | 0-0 FC5-4 1B | | 0-0 1B | 0-0 E3 1B FC6-4 | | 5 | 1 | 3 | 2 | 0 | 0 | 1 | | | | | | |
| Willy Miranda, S OBP: 0.299, SLG: 0.289 (1, 6) | | | 0-0 1-3 | | 0-0 F8 | | 0-0 F3 | 0-0 FC6-4 1B | | 5 | 0 | 1 | 1 | 0 | 0 | 3 | | | | | | |
| Erv Palica, R OBP: 0.333, SLG: 0.308 Bob Hale, L OBP: 0.366, SLG: 0.407 Hal Brown, R OBP: 0.200, SLG: 0.111 George Zuverink, R OBP: 0.077, SLG: 0.077 (1, 1) (8, PH) (8, PR) (8, 1) (8, 1) | | | 0-0 1B 1B | | 0-0 FC5-4 1B | | 0-0 SH2-4 HR 1B | 0-0 FC6-4 BB | | 3 | 1 | 3 | 0 | 0 | 0 | 0 | | | | | | |
| Inning Stats | R: 0 E: 0 K: 1 S: 5 | H: 1 LOB: 1 BB: 1 P: 9 | R: 0 E: 0 K: 0 S: 3 | H: 0 LOB: 0 BB: 0 P: 3 | R: 0 E: 0 K: 0 S: 5 | H: 3 LOB: 2 BB: 0 P: 5 | R: 0 E: 0 K: 0 S: 3 | H: 1 LOB: 0 BB: 0 P: 3 | R: 0 E: 0 K: 0 S: 5 | H: 2 LOB: 2 BB: 0 P: 5 | R: 2 E: 0 K: 1 S: 7 | H: 2 LOB: 1 BB: 1 P: 11 | R: 2 E: 0 K: 1 S: 8 | H: 3 LOB: 1 BB: 0 P: 8 | R: 2 E: 1 K: 0 S: 6 | H: 2 LOB: 2 BB: 1 P: 10 | | R: 1 E: 1 K: 1 S: 7 | H: 2 LOB: 1 BB: 0 P: 7 | 1B: 14 2B: 2 3B: 0 HR: 1 | SF: 0 SAC: 1 DP: 3 HBP: 0 | WP: 0 PB: 0 SB: 0 CS: 0 |
| PITCHER | IP WLS BF H R ER SO BB IBB HBP BLK WP HR S P ERA WHIP | IP WLS BF H R ER SO BB IBB HBP BLK WP HR S P ERA WHIP | | | | | | | | | | | | | | | IP WLS BF H R ER SO BB IBB HBP BLK WP HR S P ERA WHIP | | | | | |
| Johnny Schmitz, L ERA: 3.5 Camilo Pascual, R ERA: 5.75 (1, 1) (7, 1) | 6.2 L 31 12 4 4 3 2 0 0 0 0 1 35 43 5.40 2.100 | 2.1 S 13 4 3 1 1 1 0 0 0 0 0 0 14 18 3.86 2.143 | | | | | | | | | | | | | | | | | | | | |

| Batter | 1 | 2 | 3 | 4 | 5 | 6 | 7 | 8 | 9 | AB | R | H | RBI | BB | SO | LOB | BOTTOM | | | |
|---|---|---|------------------------------|----------------------------------|------------------------------|---------------------------------|------------------------------|---------------------------------|------------------------------|---------------------------------|------------------------------|---------------------------------|------------------------------|---------------------------------|------------------------------|---------------------------------|--|----------------------------------|------------------------------------|----------------------------------|
| Eddie Yost, R OBP: 0.397, SLG: 0.364 (1, 5) | 4-0 2B BB | | 0-0 BB | | 0-0 F7 | | 0-0 G6-4-3 1B | | 0-3 K | 3 | 1 | 1 | 0 | 2 | 1 | 0 | Baltimore Orioles @ Washington Senators Griffith Stadium, Washington, DC Tue Aug 16 1955, 3:33 AM EDT Att: 1,683 - Unknown AB 30 R 2 H 6 RBI 2 BB 5 SO 4 LOB 15  | | | |
| Ernie Oravetz, S OBP: 0.348, SLG: 0.318 (1, 9) | 0-0 4-3 | | 0-0 F7 | | 4-0 CS BB | | 0-0 G6-4-3 | | | 3 | 0 | 0 | 0 | 1 | 0 | 4 | | | | |
| Pete Runnels, L OBP: 0.350, SLG: 0.330 (1, 4) | 0-3 K | | 0-0 1-3 | | 4-0 1B BB | | 0-0 4-3 | | | 3 | 0 | 0 | 0 | 1 | 1 | 1 | | | | |
| Mickey Vernon, L OBP: 0.372, SLG: 0.450 (1, 3) | 0-0 2H 1B 2B | | 0-0 FC1-2 3B | | 0-0 F4 | | 0-0 G3 | | | 4 | 1 | 2 | 1 | 0 | 0 | 1 | | | | |
| Roy Sievers, R OBP: 0.370, SLG: 0.486 Carlos Paula, R OBP: 0.332, SLG: 0.445 (1, 7) (3, PR) (4, 7) | 0-0 1B | | 0-0 FC1-2 HBP | | 0-0 1B | | 0-0 5-3 | | | 1 | 0 | 1 | 1 | 0 | 0 | 0 | | | | |
| Clint Courtney, L OBP: 0.383, SLG: 0.435 (1, 2) | 0-0 1-3 | | 0-0 FC1-2 | | 0-0 F4 | | 0-0 2B | | | 4 | 0 | 1 | 0 | 0 | 0 | 5 | | | | |
| Jerry Schoonmaker, R OBP: 0.209, SLG: 0.215 (1, 8) | | | 4-0 FC4-6 BB | | 0-3 K | | 0-0 6-3 | | | 3 | 0 | 0 | 0 | 1 | 2 | 3 | | | | |
| Jose Valdivielso, R OBP: 0.277, SLG: 0.366 (1, 6) | | | 0-0 FC4-6 SH1-4 | | 0-0 4-3 | | 0-0 4-3 | | | 4 | 0 | 0 | 0 | 0 | 0 | 1 | | | | |
| Johnny Schmitz, R OBP: 0.183, SLG: 0.204 Camilo Pascual, R OBP: 0.240, SLG: 0.240 Harmon Killebrew, R OBP: 0.229, SLG: 0.313 (1, 1) (7, 1) (9, PH) (8, 1) | | | 0-0 SH1-4 | | 0-0 F4 | | 0-0 1-3 | | | 2 | 0 | 0 | 0 | 0 | 0 | 0 | | | | |
| Inning Stats | R: 2 E: 0 K: 1 S: 7 | H: 2 LOB: 1 BB: 1 P: 11 | R: 0 E: 0 K: 0 S: 3 | H: 0 LOB: 2 BB: 2 P: 11 | R: 0 E: 0 K: 1 S: 6 | H: 1 LOB: 2 BB: 0 P: 7 | R: 0 E: 0 K: 0 S: 3 | H: 0 LOB: 0 BB: 0 P: 3 | R: 0 E: 0 K: 1 S: 5 | H: 0 LOB: 0 BB: 0 P: 5 | R: 0 E: 0 K: 0 S: 3 | H: 1 LOB: 0 BB: 0 P: 3 | R: 0 E: 0 K: 0 S: 4 | H: 1 LOB: 1 BB: 0 P: 4 | R: 0 E: 0 K: 1 S: 5 | H: 0 LOB: 0 BB: 0 P: 5 | | 1B: 3 2B: 2 3B: 1 HR: 0 | SF: 0 SAC: 1 DP: 1 HBP: 1 | WP: 0 PB: 0 SB: 0 CS: 1 |
| PITCHER | IP WLS BF H R ER SO BB IBB HBP BLK WP HR S P ERA WHIP | IP WLS BF H R ER SO BB IBB HBP BLK WP HR S P ERA WHIP | | | | | | | | | | | | | | | IP WLS BF H R ER SO BB IBB HBP BLK WP HR S P ERA WHIP | | | |
| Erv Palica, R ERA: 4.4 George Zuverink, R ERA: 4.03 (1, 1) (8, 1) | 7.0 W 30 5 2 2 3 5 0 0 0 0 0 0 9 9 0.00 0.500 | 2.0 S 7 1 0 0 1 0 0 0 0 0 0 0 9 9 0.00 0.500 | | | | | | | | | | | | | | | | | | |

| Batter | 1 | 2 | 3 | 4 | 5 | 6 | 7 | 8 | 9 | AB | R | H | RBI | BB | SO | LOB | TOP | | |
|---|--|---------------------------------|------------------------------|----------------------------------|------------------------------|----------------------------------|------------------------------|---------------------------------|------------------------------|----------------------------------|------------------------------|---------------------------------|------------------------------|---------------------------------|------------------------------|---------------------------------|---|------------------------------------|--|
| Fred Marsh, R OBP: 0.300, SLG: 0.254 (1, 4) | F4 | | BB | | F7 | | G5-4-3 | | | 3 | 0 | 0 | 0 | 1 | 0 | 1 | Baltimore Orioles @ New York Yankees Yankee Stadium, Bronx, NY Fri Aug 19, 1955, 3:33 AM EDT Att: 14,602 - Unknown - 81 F | | |
| Cal Abrams, L OBP: 0.429, SLG: 0.416 (1, 8) | 5-3 | | BB | | | BB | FC5-2 | L4-3 | | 2 | 0 | 1 | 0 | 2 | 0 | 0 | | | |
| Dave Philley, S OBP: 0.375, SLG: 0.432 (1, 9) | K | | F8 | | F8 | | F8 | L4-3 | | 4 | 0 | 0 | 0 | 0 | 1 | 4 | | | |
| Jim Dyck, R OBP: 0.433, SLG: 0.426 (1, 7) | | | L7 | | | FC5-2 | BB | F8 | | 3 | 0 | 1 | 0 | 1 | 0 | 2 | | | |
| Gus Triandos, R OBP: 0.316, SLG: 0.397 (1, 3) | | K | | | F8 | FC5-2 | BB | F8 | | 3 | 0 | 0 | 0 | 1 | 1 | 1 | | | |
| Hal Smith, R OBP: 0.297, SLG: 0.349 (1, 2) | | | | | | | | | | 3 | 0 | 0 | 0 | 0 | 0 | 4 | | | |
| Art Schallcock, L OBP: 0.200, SLG: 0.111 (7, 1) | F3 | | | | F8 | FC5-2 | | P5-3 | | 0 | 0 | 0 | 0 | 0 | 0 | 0 | | | |
| Erv Palica, R OBP: 0.333, SLG: 0.308 (8, 1) | | | | | | | | | | 0 | 0 | 0 | 0 | 0 | 0 | 0 | | | |
| Dave Pope, L OBP: 0.331, SLG: 0.403 (9, PH) | | | | | | | | | | 1 | 0 | 0 | 0 | 0 | 0 | 0 | | | |
| Chuck Diering, R OBP: 0.327, SLG: 0.302 (1, 5) | | BB | | | F7 | | F9 | F9 | | 3 | 0 | 0 | 0 | 1 | 0 | 3 | | | |
| Willy Miranda, S OBP: 0.297, SLG: 0.287 (1, 6) | | F8 | | | | | F7 | F8 | | 3 | 0 | 0 | 0 | 0 | 0 | 2 | | | |
| Jim Wilson, R OBP: 0.121, SLG: 0.123 (7, PH) | | | | | | | F7 | | | 2 | 0 | 0 | 0 | 0 | 1 | 0 | | | |
| Tom Gastall, R OBP: 0.182, SLG: 0.100 (7, 2) | | | K | | | | | G5-4-3 | | 0 | 0 | 0 | 0 | 1 | 0 | 0 | | | |
| Inning Stats | R: 0 E: 0 K: 1 S: 5 | H: 0 LOB: 0 BB: 0 P: 5 | R: 0 E: 0 K: 1 S: 6 | H: 1 LOB: 2 BB: 1 P: 10 | R: 0 E: 0 K: 1 S: 5 | H: 0 LOB: 2 BB: 2 P: 13 | R: 0 E: 0 K: 0 S: 3 | H: 0 LOB: 0 BB: 0 P: 3 | R: 0 E: 0 K: 0 S: 4 | H: 1 LOB: 3 BB: 2 P: 12 | R: 0 E: 0 K: 0 S: 2 | H: 0 LOB: 0 BB: 1 P: 6 | R: 0 E: 0 K: 0 S: 2 | H: 0 LOB: 0 BB: 0 P: 6 | R: 0 E: 0 K: 0 S: 3 | H: 0 LOB: 0 BB: 0 P: 3 | 1B: 1 2B: 2 3B: 0 HR: 0 | SF: 0 SAC: 0 DP: 2 HBP: 0 | WP: 0 PA: 34 PB: 0 SB: 0 CS: 0 |
| PITCHER Whitey Ford, L ERA: 2.78 (1, 1) | IP: 9.0 WLS: W BF: 34 H: 2 R: 0 ER: 0 SO: 3 BB: 7 IBB: 0 HBP: 0 BLK: 0 WP: 0 HR: 0 S: 33 P: 61 ERA: 0.00 WHIP: 1.000 | | | | | | | | | | | | | | | | | | |

| | |
|-----|----|
| AB | 27 |
| R | 0 |
| H | 2 |
| RBI | 0 |
| BB | 7 |
| SO | 3 |
| LOB | 17 |



| Batter | 1 | 2 | 3 | 4 | 5 | 6 | 7 | 8 | 9 | AB | R | H | RBI | BB | SO | LOB | BOTTOM | | |
|---|--|---------------------------------|------------------------------|---------------------------------|------------------------------|---------------------------------|------------------------------|---------------------------------|------------------------------|---------------------------------|------------------------------|---------------------------------|------------------------------|---------------------------------|------------------------------|----------------------------------|---|-----------------------------------|------------------------------------|
| Hank Bauer, R OBP: 0.359, SLG: 0.453 (1, 9) | 5-3 | | 1B | | 1B | 5-3 | | 1B | | 5 | 2 | 3 | 1 | 0 | 0 | 2 | Baltimore Orioles @ New York Yankees Yankee Stadium, Bronx, NY Fri Aug 19, 1955, 3:33 AM EDT Att: 14,602 - Unknown - 81 F | | |
| Gil McDougald, R OBP: 0.374, SLG: 0.397 (1, 4) | HR | | E7 | | F9 | | 6-3 | BB | | 5 | 2 | 3 | 1 | 0 | 0 | 1 | | | |
| Yogi Berra, L OBP: 0.357, SLG: 0.467 (1, 2) | F9 | | F6 | | 1B | | 1B | 1B | | 4 | 1 | 2 | 0 | 1 | 0 | 1 | | | |
| Mickey Mantle, S OBP: 0.435, SLG: 0.619 (1, 8) | HR | | K | | K | | F7 | E2 | | 5 | 1 | 2 | 3 | 0 | 2 | 4 | | | |
| Joe Collins, L OBP: 0.345, SLG: 0.385 (1, 3) | BB | | F5 | | F4 | | 1B | 1B | | 3 | 0 | 1 | 0 | 2 | 0 | 3 | | | |
| Irv Noren, L OBP: 0.312, SLG: 0.370 (1, 7) | F2 | | | | WP | | F7 | 3-1 | | 4 | 1 | 1 | 1 | 1 | 0 | 3 | | | |
| Andy Carey, R OBP: 0.306, SLG: 0.373 (1, 5) | | | F8 | | 5-3 | | G3 | 5-3 | | 5 | 0 | 1 | 0 | 0 | 0 | 4 | | | |
| Phil Rizzuto, R OBP: 0.361, SLG: 0.268 (1, 6) | | | F5 | | SH3-4 | | G3 | SH1-4 | | 1 | 1 | 0 | 1 | 2 | 0 | 0 | | | |
| Whitey Ford, L OBP: 0.243, SLG: 0.185 (1, 1) | | | K | | F7 | | G3 | SH1-4 | | 3 | 0 | 0 | 0 | 0 | 1 | 2 | | | |
| Inning Stats | R: 2 E: 0 K: 0 S: 5 | H: 2 LOB: 1 BB: 1 P: 9 | R: 0 E: 0 K: 1 S: 5 | H: 0 LOB: 0 BB: 0 P: 5 | R: 1 E: 1 K: 1 S: 7 | H: 2 LOB: 1 BB: 0 P: 7 | R: 1 E: 0 K: 0 S: 3 | H: 0 LOB: 0 BB: 1 P: 7 | R: 0 E: 0 K: 1 S: 7 | H: 2 LOB: 2 BB: 0 P: 7 | R: 0 E: 0 K: 0 S: 4 | H: 1 LOB: 2 BB: 1 P: 8 | R: 0 E: 0 K: 0 S: 5 | H: 2 LOB: 0 BB: 0 P: 5 | R: 4 E: 1 K: 0 S: 7 | H: 4 LOB: 3 BB: 3 P: 19 | | 1B: 10 2B: 1 3B: 0 HR: 2 | SF: 0 SAC: 2 DP: 0 HBP: 0 |
| PITCHER Jim Wilson, R ERA: 3.14 Art Schallcock, L ERA: 4.4 Erv Palica, R ERA: 4.39 (1, 1) | IP: 6.0 WLS: L BF: 28 H: 7 R: 4 ER: 4 SO: 3 BB: 3 IBB: 0 HBP: 0 BLK: 0 WP: 0 HR: 2 S: 31 P: 43 ERA: 4.50 WHIP: 1.667 | | | | | | | | | | | | | | | | | | |

| | |
|-----|----|
| AB | 35 |
| R | 8 |
| H | 13 |
| RBI | 7 |
| BB | 6 |
| SO | 3 |
| LOB | 20 |



| Batter | 1 | 2 | 3 | 4 | 5 | 6 | 7 | 8 | 9 | AB | R | H | RBI | BB | SO | LOB | TOP | | | |
|--|---|---------------------------------|------------------------------|---------------------------------|------------------------------|---------------------------------|------------------------------|---------------------------------|------------------------------|---------------------------------|------------------------------|---------------------------------|------------------------------|---------------------------------|------------------------------|----------------------------------|----------------------------------|------------------------------------|----------------------------------|--------|
| Wayne Causey, L (1.5) OBP: 0.283, SLG: 0.231 | E3 SH3 2B | F8 | | F4 | | | 5-3 | | | | | | | | | | 4 1 0 0 1 0 3 | | | |
| Cal Abrams, L (1.9) OBP: 0.430, SLG: 0.412 | SH3 1-2 | | F3 | | | | | | F9 BB | | | | | | | | 2 0 0 0 2 0 2 | | | |
| Dave Philley, S (1.7) OBP: 0.370, SLG: 0.425 | F3 | | F6 | | K | | | | | | | | | | | | 4 0 0 0 0 1 3 | | | |
| Gus Triandos, R (1.3) OBP: 0.317, SLG: 0.395 | | | | | | | | | | | | | | | | | 1 0 0 0 1 0 0 | | | |
| George Zuverink, R (4.1) OBP: 0.077, SLG: 0.077 | | | | | | | | | | | | | | | | | 0 0 0 0 0 0 0 | | | |
| Bob Hale, L (5.3) OBP: 0.379, SLG: 0.419 | 2B BB | | | | | | | | | | | | | | | | 2 0 2 0 0 0 0 | | | |
| Hal Smith, R (1.2) OBP: 0.300, SLG: 0.353 | | | | | | | | | | | | | | | | | 2 1 1 1 1 0 2 | | | |
| Fred Marsh, R (1.4) OBP: 0.296, SLG: 0.250 | F7 | | | | | | | | | | | | | | | | 3 0 0 0 0 0 3 | | | |
| Chuck Diering, R (1.8) OBP: 0.326, SLG: 0.301 | | | | | | | | | | | | | | | | | 4 0 1 0 0 1 2 | | | |
| Willy Miranda, S (1.6) OBP: 0.297, SLG: 0.287 | | | | | | | | | | | | | | | | | 3 0 1 0 0 1 3 | | | |
| Dave Pope, L (9.3) OBP: 0.330, SLG: 0.402 | | | | | | | | | | | | | | | | | 1 0 0 0 0 0 0 | | | |
| Bill Wight, L (1.1) OBP: 0.200, SLG: 0.211 | | | | | | | | | | | | | | | | | 3 0 1 1 1 0 2 2 | | | |
| Tex Nelson, L (9.3) OBP: 0.345, SLG: 0.240 | | | | | | | | | | | | | | | | | 1 0 1 0 0 0 0 | | | |
| Don Leppert, L (9.3) OBP: 0.217, SLG: 0.053 | | | | | | | | | | | | | | | | | 0 0 0 0 0 0 0 | | | |
| Inning Stats | R: 1 E: 1 K: 0 S: 5 | H: 1 LOB: 2 BB: 1 P: 9 | R: 0 E: 0 K: 1 S: 6 | H: 1 LOB: 1 BB: 0 P: 6 | R: 0 E: 0 K: 0 S: 3 | H: 0 LOB: 0 BB: 0 P: 3 | R: 1 E: 1 K: 0 S: 5 | H: 1 LOB: 2 BB: 1 P: 9 | R: 0 E: 0 K: 1 S: 5 | H: 1 LOB: 1 BB: 0 P: 8 | R: 0 E: 0 K: 0 S: 2 | H: 0 LOB: 0 BB: 0 P: 6 | R: 0 E: 0 K: 0 S: 3 | H: 1 LOB: 0 BB: 0 P: 3 | R: 0 E: 0 K: 1 S: 6 | H: 1 LOB: 2 BB: 1 P: 10 | 1B: 6 2B: 2 3B: 0 HR: 0 | SF: 0 SAC: 3 DP: 2 HBP: 0 | WP: 0 PB: 0 SB: 0 CS: 1 | PA: 38 |
| PITCHER | IP WLS BF H R ER SO BB IBB HBP BLK WP HR S P ERA WHIP | | | | | | | | | | | | | | | | | | | |
| Tommy Byrne, L (1.1) ERA: 2.64 | 7.0 W 30 5 2 1 4 4 0 0 0 0 0 0 34 50 1.29 1.286 | | | | | | | | | | | | | | | | | | | |
| Bob Grim, R (8.1) ERA: 4.51 | 1.2 7 2 0 0 1 1 0 0 0 0 0 0 8 12 0.00 1.800 | | | | | | | | | | | | | | | | | | | |
| Rip Coleman, L (9.1) ERA: 9.53 | 0.1 S 1 0 0 0 0 0 0 0 0 0 0 0 1 1 0.00 0.000 | | | | | | | | | | | | | | | | | | | |

Baltimore Orioles @ New York Yankees
Yankee Stadium, Bronx, NY
Sat Aug 20 1955, 3:33 AM EDT
Att: 10,869 - Unknown - 92 F

AB 30
R 2
H 7
RBI 2
BB 5
SO 5
LOB 20



| Batter | 1 | 2 | 3 | 4 | 5 | 6 | 7 | 8 | 9 | AB | R | H | RBI | BB | SO | LOB | BOTTOM | | | |
|--|---|---------------------------------|------------------------------|---------------------------------|------------------------------|---------------------------------|------------------------------|----------------------------------|------------------------------|---------------------------------|------------------------------|---------------------------------|------------------------------|---------------------------------|------------------------------|---------------------------------|----------------------------------|------------------------------------|----------------------------------|--------|
| Hank Bauer, R (1.9) OBP: 0.355, SLG: 0.448 | K | | K | | | | | | | | | | | | | | 4 0 0 0 0 2 3 | | | |
| Gil McDougald, R (1.4) OBP: 0.374, SLG: 0.395 | 6-3 | | | | | | | | | | | | | | | | 2 1 0 0 1 0 1 | | | |
| Yogi Berra, L (1.2) OBP: 0.356, SLG: 0.465 | F9 | | | | | | | | | | | | | | | | 4 0 1 0 0 0 1 | | | |
| Mickey Mantle, S (1.8) OBP: 0.436, SLG: 0.617 | | | | | | | | | | | | | | | | | 2 1 0 0 2 0 2 | | | |
| Bill Skowron, R (1.3) OBP: 0.365, SLG: 0.531 | | | | | | | | | | | | | | | | | 3 1 2 1 0 0 1 | | | |
| Joe Collins, L (7.3) OBP: 0.343, SLG: 0.383 | | | | | | | | | | | | | | | | | 1 0 0 0 0 1 0 | | | |
| Elston Howard, R (1.7) OBP: 0.346, SLG: 0.507 | | | | | | | | | | | | | | | | | 3 0 1 2 0 1 2 | | | |
| Bob Grim, R (8.1) OBP: 0.208, SLG: 0.136 | | | | | | | | | | | | | | | | | 0 0 0 0 0 0 0 | | | |
| Rip Coleman, L (9.1) OBP: 0.333, SLG: 0.333 | | | | | | | | | | | | | | | | | 0 0 0 0 0 0 0 | | | |
| Andy Carey, R (1.5) OBP: 0.304, SLG: 0.371 | | | | | | | | | | | | | | | | | 3 0 0 0 0 0 2 | | | |
| Phil Rizzuto, R (1.6) OBP: 0.350, SLG: 0.259 | | | | | | | | | | | | | | | | | 3 0 0 0 0 0 1 | | | |
| Tommy Byrne, L (1.1) OBP: 0.299, SLG: 0.333 | | | | | | | | | | | | | | | | | 2 0 2 0 0 0 0 | | | |
| Irv Noren, L (8.7) OBP: 0.312, SLG: 0.370 | | | | | | | | | | | | | | | | | 0 0 0 0 0 0 0 | | | |
| Inning Stats | R: 0 E: 0 K: 1 S: 5 | H: 0 LOB: 0 BB: 0 P: 5 | R: 0 E: 0 K: 1 S: 4 | H: 0 LOB: 0 BB: 1 P: 8 | R: 0 E: 0 K: 1 S: 6 | H: 1 LOB: 1 BB: 0 P: 6 | R: 3 E: 0 K: 0 S: 6 | H: 3 LOB: 1 BB: 1 P: 10 | R: 0 E: 0 K: 0 S: 4 | H: 1 LOB: 1 BB: 0 P: 4 | R: 0 E: 0 K: 0 S: 3 | H: 1 LOB: 1 BB: 1 P: 7 | R: 0 E: 1 K: 0 S: 4 | H: 0 LOB: 0 BB: 0 P: 4 | R: 0 E: 0 K: 1 S: 5 | H: 0 LOB: 0 BB: 0 P: 5 | 1B: 4 2B: 2 3B: 0 HR: 0 | SF: 0 SAC: 2 DP: 2 HBP: 0 | WP: 1 PB: 0 SB: 0 CS: 0 | PA: 32 |
| PITCHER | IP WLS BF H R ER SO BB IBB HBP BLK WP HR S P ERA WHIP | | | | | | | | | | | | | | | | | | | |
| Bill Wight, L (1.1) ERA: 2.81 | 7.1 L 29 5 3 3 4 3 0 0 0 0 1 0 34 46 3.68 1.091 | | | | | | | | | | | | | | | | | | | |
| George Zuverink, R (4.1) ERA: 3.99 | 0.2 3 1 0 0 0 0 0 0 0 0 0 0 3 3 0.00 1.500 | | | | | | | | | | | | | | | | | | | |
| Bill Wight, L (5.1) ERA: 2.81 | 7.1 L 29 5 3 3 4 3 0 0 0 0 1 0 34 46 3.68 1.091 | | | | | | | | | | | | | | | | | | | |

Baltimore Orioles @ New York Yankees
Yankee Stadium, Bronx, NY
Sat Aug 20 1955, 3:33 AM EDT
Att: 10,869 - Unknown - 92 F

AB 27
R 3
H 6
RBI 3
BB 3
SO 4
LOB 13



| Batter | 1 | 2 | 3 | 4 | 5 | 6 | 7 | 8 | 9 | AB | R | H | RBI | BB | SO | LOB | TOP | | | |
|--|--|---------------------------------|------------------------------|---------------------------------|------------------------------|---------------------------------|------------------------------|---------------------------------|------------------------------|---------------------------------|------------------------------|---------------------------------|------------------------------|---------------------------------|------------------------------|---------------------------------|--|----------------------------------|------------------------------------|----------------------------------|
| Fred Marsh, R OBP: 0.288, SLG: 0.243 (1, 5) | L6 | | 6-3 | | F8 | | FC6-4 | | F9 | 5 | 0 | 0 | 0 | 0 | 0 | 5 | Baltimore Orioles @ New York Yankees Yankee Stadium, Bronx, NY Sun Aug 21 1955, 3:33 AM EDT Att: 13,924 - Unknown - 94 F | | | |
| Cal Abrams, L OBP: 0.428, SLG: 0.406 (1, 8) | G3 BB | | | K | | K | | F7 | | 3 | 0 | 0 | 0 | 1 | 2 | 0 | | | | |
| Dave Philley, S OBP: 0.366, SLG: 0.421 Chuck Diering, R OBP: 0.326, SLG: 0.301 (1, 7) | G3 | | | 6-3 | | F7 | | FC4-6 BB | | 3 | 0 | 0 | 0 | 1 | 0 | 1 | | | | |
| Dave Pope, L OBP: 0.329, SLG: 0.399 (1, 9) | P4-3 | | | K | | 1B | | FC4-6 | | 4 | 0 | 1 | 0 | 0 | 1 | 2 | | | | |
| Bob Hale, L OBP: 0.384, SLG: 0.423 (1, 3) | | 4-3 | | | | FC3-6 BB 1B | | K | | 4 | 1 | 2 | 0 | 0 | 1 | 1 | | | | |
| Gus Triandos, R OBP: 0.316, SLG: 0.392 (1, 2) | | 6-3 | | | | F8 | | | | 3 | 0 | 0 | 0 | 1 | 0 | 2 | | | | |
| Don Leppert, L OBP: 0.185, SLG: 0.043 (1, 4) | | 6-3 | | | | FC3-6 BB 1B | | F8 | | 4 | 0 | 0 | 0 | 0 | 0 | 2 | | | | |
| Willy Miranda, S OBP: 0.302, SLG: 0.290 (1, 6) | | | K | | | 1B | | FC6-4 BB | | 3 | 0 | 2 | 1 | 1 | 1 | 0 | | | | |
| Ed Lopat, L Hal Brown, R Tex Nelson, L Harry Dorish, R Wayne Causey, L Ray Moore, R Hal Smith, R (1, 1) | 4-3 | | | | | F7 | | K | | 1 | 0 | 0 | 0 | 0 | 0 | 0 | | | | |
| Inning Stats | R: 0 E: 0 K: 0 S: 3 | H: 0 LOB: 1 BB: 1 P: 7 | R: 0 E: 0 K: 0 S: 3 | H: 0 LOB: 0 BB: 0 P: 3 | R: 0 E: 0 K: 1 S: 5 | H: 0 LOB: 0 BB: 0 P: 5 | R: 0 E: 0 K: 2 S: 7 | H: 0 LOB: 0 BB: 0 P: 7 | R: 1 E: 0 K: 0 S: 5 | H: 2 LOB: 2 BB: 1 P: 9 | R: 0 E: 0 K: 1 S: 5 | H: 2 LOB: 2 BB: 0 P: 7 | R: 0 E: 0 K: 1 S: 5 | H: 0 LOB: 1 BB: 1 P: 9 | R: 0 E: 0 K: 0 S: 5 | H: 2 LOB: 2 BB: 0 P: 5 | | 1B: 6 2B: 0 3B: 0 HR: 0 | SF: 0 SAC: 0 DP: 0 HBP: 0 | WP: 0 PB: 0 SB: 0 CS: 0 |
| PITCHER Don Larsen, R ERA: 2.63 (1, 1) | IP: 9.0 WLS: W BF: 37 H: 6 R: 1 ER: 1 SO: 6 BB: 4 IBB: 0 HBP: 0 BLK: 0 WP: 0 HR: 0 S: 45 P: 61 ERA: 1.00 WHIP: 1.111 | | | | | | | | | | | | | | | | | | | |

| Batter | 1 | 2 | 3 | 4 | 5 | 6 | 7 | 8 | 9 | AB | R | H | RBI | BB | SO | LOB | BOTTOM | | | |
|---|---|---------------------------------|------------------------------|---------------------------------|------------------------------|---------------------------------|------------------------------|---------------------------------|------------------------------|----------------------------------|------------------------------|---------------------------------|------------------------------|---------------------------------|------------------------------|---------------------------------|--|----------------------------------|------------------------------------|----------------------------------|
| Hank Bauer, R OBP: 0.353, SLG: 0.453 (1, 9) | 6-3 | | | | F7 | | FC4-6 2B | F2 | | 5 | 2 | 1 | 1 | 0 | 0 | 2 | Baltimore Orioles @ New York Yankees Yankee Stadium, Bronx, NY Sun Aug 21 1955, 3:33 AM EDT Att: 13,924 - Unknown - 94 F | | | |
| Gil McDougald, R OBP: 0.375, SLG: 0.396 (1, 4) | PB 1B | | F8 | | PB 1B | | F4 | | | 4 | 1 | 2 | 0 | 0 | 0 | 1 | | | | |
| Yogi Berra, L OBP: 0.357, SLG: 0.468 (1, 2) | F8 | | F6 | | 1B | | 2B | | | 4 | 0 | 2 | 2 | 0 | 0 | 1 | | | | |
| Mickey Mantle, S OBP: 0.438, SLG: 0.623 (1, 8) | 5-3 | | | | IBB | | BB | | | 2 | 1 | 1 | 1 | 2 | 0 | 1 | | | | |
| Bill Skowron, R Joe Collins, L (1, 3) | HR | | 5-3 | | 3-1 | | P9 | | | 2 | 1 | 1 | 1 | 0 | 0 | 0 | | | | |
| Elston Howard, R Irv Noren, L (1, 7) | F4 | | | | F7 | | F7 | | K | 2 | 0 | 0 | 0 | 0 | 0 | 0 | | | | |
| Andy Carey, R OBP: 0.303, SLG: 0.370 (1, 5) | | | | | L7 | | B1-3 | | F9 | 4 | 0 | 1 | 0 | 0 | 0 | 0 | | | | |
| Phil Rizzuto, R OBP: 0.346, SLG: 0.258 (1, 6) | F7 | | | | K | | K | | S 1B | 4 | 1 | 1 | 0 | 0 | 2 | 1 | | | | |
| Don Larsen, R OBP: 0.185, SLG: 0.240 (1, 1) | L6 | | | | K | | FC4-6 BB | | 1B | 3 | 0 | 1 | 1 | 1 | 1 | 1 | | | | |
| Inning Stats | R: 0 E: 0 K: 0 S: 4 | H: 1 LOB: 1 BB: 0 P: 4 | R: 1 E: 0 K: 0 S: 5 | H: 2 LOB: 1 BB: 0 P: 5 | R: 2 E: 0 K: 0 S: 5 | H: 2 LOB: 0 BB: 0 P: 5 | R: 0 E: 0 K: 1 S: 5 | H: 0 LOB: 0 BB: 0 P: 5 | R: 1 E: 0 K: 0 S: 4 | H: 1 LOB: 2 BB: 2 P: 12 | R: 1 E: 0 K: 1 S: 7 | H: 2 LOB: 1 BB: 0 P: 7 | R: 0 E: 0 K: 0 S: 5 | H: 0 LOB: 0 BB: 0 P: 5 | R: 1 E: 0 K: 1 S: 7 | H: 2 LOB: 1 BB: 0 P: 7 | | 1B: 6 2B: 1 3B: 0 HR: 3 | SF: 0 SAC: 0 DP: 0 HBP: 0 | WP: 0 PB: 3 SB: 2 CS: 0 |
| PITCHER Ed Lopat, L Hal Brown, R Harry Dorish, R Ray Moore, R (1, 1) | IP: 2.2 WLS: L BF: 13 H: 5 R: 3 ER: 3 SO: 3 BB: 0 IBB: 0 HBP: 0 BLK: 0 WP: 0 HR: 3 S: 13 P: 13 ERA: 10.12 WHIP: 1.875 | | | | | | | | | | | | | | | | | | | |

| Batter | 1 | 2 | 3 | 4 | 5 | 6 | 7 | 8 | 9 | AB | R | H | RBI | BB | SO | LOB | TOP | | | | | |
|---|---|---------------------------------|------------------------------|---------------------------------|------------------------------|---------------------------------|------------------------------|---------------------------------|------------------------------|---------------------------------|------------------------------|---------------------------------|------------------------------|---------------------------------|------------------------------|---------------------------------|---|---------------------------------|-----------------------------------|------------------------------------|-------------------------|--------|
| Fred Marsh, R OBP: 0.296, SLG: 0.253 (1, 5) | | | | | | | | | | 5 | 0 | 3 | 0 | 0 | 0 | 1 | <p>Baltimore Orioles @ Chicago White Sox Comiskey Park, Chicago, IL Tue Aug 23 1955, 4:33 AM EDT Unknown</p> <p>livebaseballscorecards.com</p> | | | | | |
| Cal Abrams, L OBP: 0.420, SLG: 0.397 (1, 8) | | | | | | | | | | 5 | 0 | 0 | 0 | 0 | 1 | 5 | | | | | | |
| Dave Philley, S OBP: 0.373, SLG: 0.426 (1, 7) | | | | | | | | | | 4 | 2 | 3 | 0 | 0 | 0 | 2 | | | | | | |
| Bob Hale, L OBP: 0.388, SLG: 0.426 (1, 3) | | | | | | | | | | 4 | 0 | 2 | 0 | 0 | 0 | 2 | | | | | | |
| Dave Pope, L OBP: 0.324, SLG: 0.393 (1, 9) | | | | | | | | | | 4 | 0 | 0 | 1 | 0 | 1 | 3 | | | | | | |
| Hal Smith, R OBP: 0.302, SLG: 0.355 (1, 2) | | | | | | | | | | 3 | 0 | 1 | 1 | 0 | 0 | 0 | | | | | | |
| Don Leppert, L OBP: 0.161, SLG: 0.037 (1, 4) | | | | | | | | | | 4 | 0 | 0 | 0 | 0 | 1 | 3 | | | | | | |
| Willy Miranda, S OBP: 0.300, SLG: 0.289 (7, PH) | | | | | | | | | | 2 | 0 | 0 | 0 | 0 | 0 | 0 | | | | | | |
| Gus Trandos, R OBP: 0.317, SLG: 0.393 (7, 5) | | | | | | | | | | 2 | 0 | 1 | 0 | 0 | 0 | 2 | | | | | | |
| Chuck Diering, R OBP: 0.326, SLG: 0.301 (8, 5) | | | | | | | | | | 0 | 0 | 0 | 0 | 0 | 0 | 0 | | | | | | |
| Erv Palica, R OBP: 0.341, SLG: 0.300 (7, PH) | | | | | | | | | | 1 | 0 | 0 | 0 | 1 | 0 | 0 | | | | | | |
| Jim Dyck, R OBP: 0.430, SLG: 0.422 (7, PH) | | | | | | | | | | 1 | 0 | 0 | 0 | 0 | 0 | 1 | | | | | | |
| Ed Lopat, L OBP: 0.211, SLG: 0.167 (9, PH) | | | | | | | | | | 0 | 0 | 0 | 0 | 0 | 0 | 0 | | | | | | |
| Wayne Causey, L OBP: 0.279, SLG: 0.227 (9, PH) | | | | | | | | | | 1 | 0 | 0 | 0 | 0 | 1 | 0 | | | | | | |
| Inning Stats | R: 0 E: 0 K: 0 S: 4 | H: 2 LOB: 1 BB: 0 P: 4 | R: 0 E: 0 K: 0 S: 3 | H: 0 LOB: 0 BB: 0 P: 3 | R: 0 E: 0 K: 0 S: 4 | H: 1 LOB: 1 BB: 0 P: 4 | R: 1 E: 0 K: 2 S: 9 | H: 2 LOB: 1 BB: 0 P: 9 | R: 0 E: 1 K: 0 S: 4 | H: 0 LOB: 2 BB: 1 P: 8 | R: 0 E: 0 K: 0 S: 3 | H: 0 LOB: 0 BB: 0 P: 3 | R: 0 E: 0 K: 1 S: 7 | H: 2 LOB: 2 BB: 0 P: 7 | R: 1 E: 0 K: 0 S: 6 | H: 3 LOB: 2 BB: 0 P: 6 | R: 0 E: 0 K: 1 S: 5 | H: 0 LOB: 0 BB: 0 P: 5 | 1B: 10 2B: 0 3B: 0 HR: 0 | SF: 1 SAC: 0 DP: 1 HBP: 0 | WP: 0 PB: 0 CS: 0 | PA: 38 |
| PITCHER Virgil Trucks, R ERA: 3.43 (1, 1) | IP: 9.0 WLS: W BF: 38 H: 10 R: 2 ER: 2 SO: 4 BB: 1 IBB: 0 HBP: 0 BLK: 0 WP: 0 HR: 0 S: 45 P: 49 ERA: 2.00 WHIP: 1.222 | | | | | | | | | | | | | | | PITCHER | | | | | | |

| Batter | 1 | 2 | 3 | 4 | 5 | 6 | 7 | 8 | 9 | AB | R | H | RBI | BB | SO | LOB | BOTTOM | | | |
|--|--|---------------------------------|------------------------------|---------------------------------|------------------------------|----------------------------------|------------------------------|---------------------------------|------------------------------|---------------------------------|------------------------------|---------------------------------|------------------------------|---------------------------------|------------------------------|---------------------------------|---|----------------------------------|------------------------------------|-------------------------|
| Chico Carrasquel, R OBP: 0.345, SLG: 0.356 (1, 6) | | | | | | | | | | 3 | 2 | 2 | 1 | 1 | 0 | 0 | <p>Baltimore Orioles @ Chicago White Sox Comiskey Park, Chicago, IL Tue Aug 23 1955, 4:33 AM EDT Unknown</p> <p>livebaseballscorecards.com</p> | | | |
| Nellie Fox, L OBP: 0.352, SLG: 0.391 (1, 4) | | | | | | | | | | 4 | 0 | 1 | 0 | 0 | 0 | 3 | | | | |
| Minnie Minoso, R OBP: 0.368, SLG: 0.414 (1, 7) | | | | | | | | | | 3 | 1 | 1 | 1 | 1 | 0 | 1 | | | | |
| Jim Rivera, L OBP: 0.376, SLG: 0.423 (1, 9) | | | | | | | | | | 4 | 0 | 2 | 0 | 0 | 1 | 2 | | | | |
| Bob Kennedy, R OBP: 0.332, SLG: 0.385 (1, 5) | | | | | | | | | | 4 | 2 | 1 | 1 | 0 | 0 | 2 | | | | |
| Walt Dropo, R OBP: 0.355, SLG: 0.483 (1, 3) | | | | | | | | | | 4 | 0 | 0 | 0 | 0 | 0 | 1 | | | | |
| Jim Busby, R OBP: 0.293, SLG: 0.351 (1, 8) | | | | | | | | | | 4 | 0 | 1 | 1 | 0 | 0 | 0 | | | | |
| Sherm Lollar, R OBP: 0.384, SLG: 0.417 (1, 2) | | | | | | | | | | 3 | 1 | 1 | 0 | 0 | 0 | 0 | | | | |
| Virgil Trucks, R OBP: 0.131, SLG: 0.150 (1, 1) | | | | | | | | | | 4 | 0 | 0 | 0 | 0 | 0 | 3 | | | | |
| Inning Stats | R: 1 E: 1 K: 0 S: 4 | H: 1 LOB: 1 BB: 1 P: 8 | R: 0 E: 0 K: 0 S: 3 | H: 0 LOB: 0 BB: 0 P: 3 | R: 1 E: 1 K: 1 S: 6 | H: 1 LOB: 1 BB: 1 P: 10 | R: 2 E: 2 K: 0 S: 7 | H: 3 LOB: 2 BB: 0 P: 7 | R: 1 E: 0 K: 0 S: 4 | H: 2 LOB: 0 BB: 0 P: 4 | R: 0 E: 0 K: 0 S: 3 | H: 0 LOB: 0 BB: 0 P: 3 | R: 1 E: 0 K: 0 S: 5 | H: 2 LOB: 1 BB: 0 P: 5 | R: 0 E: 0 K: 0 S: 3 | H: 0 LOB: 1 BB: 0 P: 4 | | 1B: 8 2B: 0 3B: 0 HR: 1 | SF: 0 SAC: 0 DP: 0 HBP: 1 | WP: 1 PB: 0 CS: 1 |
| PITCHER Erv Palica, R ERA: 4.33 Ed Lopat, L ERA: 3.87 (7, 1) | IP: 6.0 WLS: L BF: 27 H: 7 R: 5 ER: 2 SO: 1 BB: 2 IBB: 0 HBP: 0 BLK: 0 WP: 1 HR: 1 S: 27 P: 35 ERA: 3.00 WHIP: 1.500 | | | | | | | | | | | | | | | PITCHER | | | | |

| Batter | 1 | 2 | 3 | 4 | 5 | 6 | 7 | 8 | 9 | AB | R | H | RBI | BB | SO | LOB | TOP | | | |
|---|---|---|---|---|---|---------------------------------|------------------------------|---------------------------------|------------------------------|----------------------------------|------------------------------|---------------------------------|------------------------------|---------------------------------|------------------------------|---|-----------------------------------|------------------------------------|-------------------------|--------|
| Fred Marsh, R OBP: 0.289, SLG: 0.246 (1, 5) | 5-3 | | 5-3 | | F4 | 1-3 | | 6-3 | | 5 | 0 | 0 | 0 | 0 | 0 | 0 | | | | |
| Cal Abrams, L OBP: 0.423, SLG: 0.399 (1, 8) | F7 | | | 6-3 | HR | 1B | | | 1B | 4 | 2 | 2 | 0 | 1 | 0 | 0 | | | | |
| Dave Philley, S OBP: 0.380, SLG: 0.446 (1, 7) | | | | 1B | 2B | HR | | F2 | | 5 | 3 | 4 | 2 | 0 | 0 | 1 | | | | |
| Bob Hale, L OBP: 0.393, SLG: 0.429 Hal Smith, R OBP: 0.301, SLG: 0.354 (1, 3) | F7 | | | HBP | 1B | 1B | | F7 | | 4 | 2 | 2 | 1 | 0 | 0 | 2 | | | | |
| Gus Triandos, R OBP: 0.321, SLG: 0.396 (1, 2) | | | | HBP | 1B | 1B | | F7 | | 5 | 2 | 3 | 0 | 0 | 0 | 0 | | | | |
| Dave Pope, L OBP: 0.325, SLG: 0.389 (1, 9) | FC4-6 | | | 1B | 1B | 1B | | K | | 3 | 1 | 0 | 0 | 1 | 1 | 2 | | | | |
| Don Leppert, L OBP: 0.156, SLG: 0.038 Chuck Diering, R OBP: 0.328, SLG: 0.304 (1, 4) | G4-6-3 | | | F8 | E | 1B | | F4 | | 1 | 0 | 0 | 0 | 0 | 0 | 1 | | | | |
| Willy Miranda, S OBP: 0.301, SLG: 0.290 (1, 6) | | | | 1B | 1B | 1B | | F4 | FC6-4 | 5 | 0 | 2 | 2 | 0 | 0 | 1 | | | | |
| George Zuverink, R OBP: 0.063, SLG: 0.063 Harry Dorish, R OBP: 0.083, SLG: 0.083 (1, 1) | F4 | | | F4 | | | | F8 | | 3 | 0 | 0 | 0 | 0 | 0 | 2 | | | | |
| Inning Stats | R: 0 E: 0 K: 0 S: 4 | H: 1 LOB: 1 BB: 0 P: 4 | R: 0 E: 0 K: 0 S: 3 | H: 1 LOB: 0 BB: 0 P: 3 | R: 0 E: 0 K: 0 S: 3 | H: 0 LOB: 0 BB: 0 P: 3 | R: 2 E: 0 K: 0 S: 6 | H: 4 LOB: 2 BB: 0 P: 7 | R: 5 E: 1 K: 0 S: 9 | H: 6 LOB: 2 BB: 1 P: 13 | R: 0 E: 0 K: 1 S: 5 | H: 0 LOB: 1 BB: 0 P: 5 | R: 0 E: 0 K: 0 S: 3 | H: 0 LOB: 0 BB: 0 P: 3 | R: 3 E: 1 K: 0 S: 7 | H: 3 LOB: 1 BB: 0 P: 7 | 1B: 13 2B: 1 3B: 0 HR: 1 | SF: 0 SAC: 0 DP: 1 HBP: 1 | WP: 0 PB: 0 CS: 0 | PA: 44 |
| PITCHER | IP WLS BF H R ER SO BB IBB HBP BLK WP HR S P ERA WHIP | 3.1 L 14 5 2 2 0 0 0 0 0 0 0 14 14 5.40 1.500 | 4.1 L 10 5 5 5 0 1 0 1 0 0 1 8 13 33.75 4.500 | 5.1 L 10 2 0 0 1 1 0 0 0 0 0 11 15 0.00 1.286 | 8.1 L 10 3 3 0 0 0 0 0 0 0 0 10 10 0.00 1.500 | PITCHER | | | | | | | | | | IP WLS BF H R ER SO BB IBB HBP BLK WP HR S P ERA WHIP | | | | |

Baltimore Orioles @ Chicago White Sox
Comiskey Park, Chicago, IL
Tue Aug 23 1955, 4:38 AM EDT
Att: 33,524 - Unknown

AB 41
R 10
H 15
RBI 8
BB 2
SO 1
LOB 14



| Batter | 1 | 2 | 3 | 4 | 5 | 6 | 7 | 8 | 9 | AB | R | H | RBI | BB | SO | LOB | BOTTOM | | | | | |
|--|---|---|---|---------------------------------|------------------------------|---------------------------------|------------------------------|---------------------------------|------------------------------|---------------------------------|------------------------------|---------------------------------|------------------------------|---|------------------------------|---------------------------------|------------------------------|---------------------------------|----------------------------------|------------------------------------|-------------------------|--------|
| Chico Carrasquel, R OBP: 0.341, SLG: 0.352 (1, 6) | F6 | | 5-3 | | K | | FC5-2-5 | | F5 | 5 | 0 | 0 | 0 | 0 | 1 | 4 | | | | | | |
| Nellie Fox, L OBP: 0.352, SLG: 0.392 (1, 4) | | | | P9 | L3 | | 4-3 | | | 4 | 0 | 1 | 0 | 0 | 0 | 3 | | | | | | |
| Minnie Minoso, R OBP: 0.367, SLG: 0.415 (1, 7) | F7 | | | F4 | | P9 | | G3 | 2B | 4 | 0 | 1 | 0 | 0 | 0 | 1 | | | | | | |
| Jim Rivera, L OBP: 0.375, SLG: 0.421 (1, 9) | P9 | | | E | S | 1B | | G3 | | 4 | 0 | 1 | 0 | 0 | 0 | 2 | | | | | | |
| George Kell, R OBP: 0.397, SLG: 0.415 (1, 5) | | | | 4-3 | | P9 | | 1-3 | | 4 | 0 | 0 | 0 | 0 | 0 | 2 | | | | | | |
| Walt Dropo, R OBP: 0.356, SLG: 0.484 (1, 3) | P9 | | | | | FC5-4 | 1B | F7 | | 4 | 1 | 2 | 0 | 0 | 0 | 1 | | | | | | |
| Jim Busby, R OBP: 0.294, SLG: 0.352 (1, 8) | F6 | | | FC5-4 | HR | | 1B | | | 4 | 1 | 2 | 0 | 0 | 0 | 1 | | | | | | |
| Sherm Lollar, R OBP: 0.385, SLG: 0.426 (1, 2) | | | P9 | | HR | | 1-3 | BB | 1B | 3 | 1 | 1 | 2 | 1 | 0 | 1 | | | | | | |
| Sandy Consuegra, R OBP: 0.143, SLG: 0.143 Morrie Martin, L OBP: 0.333, SLG: 0.333 Bob Keegan, R OBP: 0.440, SLG: 0.417 Bob Kennedy, R OBP: 0.300, SLG: 0.300 Jack Harshman, L OBP: 0.350, SLG: 0.350 Bob Nieman, R OBP: 0.320, SLG: 0.431 (1, 1) | | | K | | | | 1-3 | | 6-3 | 1 | 0 | 0 | 0 | 0 | 0 | 1 | | | | | | |
| Inning Stats | R: 0 E: 0 K: 0 S: 4 | H: 1 LOB: 1 BB: 0 P: 4 | R: 0 E: 0 K: 0 S: 3 | H: 0 LOB: 0 BB: 0 P: 3 | R: 0 E: 0 K: 1 S: 5 | H: 0 LOB: 0 BB: 0 P: 5 | R: 0 E: 0 K: 0 S: 4 | H: 1 LOB: 1 BB: 0 P: 4 | R: 2 E: 0 K: 1 S: 8 | H: 3 LOB: 1 BB: 0 P: 8 | R: 0 E: 0 K: 0 S: 3 | H: 0 LOB: 0 BB: 0 P: 3 | R: 1 E: 0 K: 0 S: 5 | H: 2 LOB: 2 BB: 1 P: 9 | R: 0 E: 0 K: 0 S: 4 | H: 1 LOB: 1 BB: 0 P: 4 | R: 0 E: 0 K: 0 S: 4 | H: 1 LOB: 1 BB: 0 P: 4 | 1B: 6 2B: 2 3B: 0 HR: 1 | SF: 0 SAC: 0 DP: 0 HBP: 0 | WP: 0 PB: 0 CS: 0 | PA: 37 |
| PITCHER | IP WLS BF H R ER SO BB IBB HBP BLK WP HR S P ERA WHIP | 6.0 W 25 7 3 3 2 0 0 0 0 0 1 29 29 4.50 1.167 | 3.0 S 12 2 0 0 0 1 0 0 0 0 0 11 15 0.00 1.000 | PITCHER | | | | | | | | | | IP WLS BF H R ER SO BB IBB HBP BLK WP HR S P ERA WHIP | | | | | | | | |


Baltimore Orioles @ Chicago White Sox
Comiskey Park, Chicago, IL
Tue Aug 23 1955, 4:38 AM EDT
Att: 33,524 - Unknown


AB 36
R 3
H 9
RBI 3
BB 1
SO 2
LOB 18





| Batter | 1 | 2 | 3 | 4 | 5 | 6 | 7 | 8 | 9 | AB | R | H | RBI | BB | SO | LOB | TOP | | | | |
|--|--|---------------------------------|------------------------------|----------------------------------|------------------------------|---------------------------------|------------------------------|---------------------------------|------------------------------|---------------------------------|------------------------------|---------------------------------|--|---------------------------------|------------------------------|---------------------------------|---|---------------------------------|----------------------------------|------------------------------------|------------------------------|
| Fred Marsh, R OBP: 0.287, SLG: 0.241 (1, 4) | | | | | | | | | | 4 | 0 | 0 | 0 | 1 | 1 | 3 | <p>Baltimore Orioles @ Chicago White Sox Comiskey Park, Chicago, IL Wed Aug 24 1955, 4:33 AM EDT Unknown</p> <p>livebaseballscorecards.com</p> <p>AB 35 R 1 H 8 RBI 1 BB 2 SO 9 LOB 16</p> | | | | |
| Cal Abrams, L OBP: 0.424, SLG: 0.401 (1, 8) | | | | | | | | | | 4 | 0 | 2 | 0 | 0 | 1 | 0 | | | | | |
| Dave Philley, S OBP: 0.376, SLG: 0.454 Ted Gray, S (7, 1) | | | | | | | | | | 4 | 1 | 1 | 1 | 0 | 1 | 4 | | | | | |
| Gus Triandos, R OBP: 0.320, SLG: 0.392 (1, 3) | | | | | | | | | | 3 | 0 | 0 | 0 | 1 | 0 | 3 | | | | | |
| Hal Smith, R OBP: 0.300, SLG: 0.353 (1, 2) | | | | | | | | | | 4 | 0 | 1 | 0 | 0 | 0 | 1 | | | | | |
| Dave Pope, L OBP: 0.324, SLG: 0.387 (1, 9) | | | | | | | | | | 4 | 0 | 1 | 0 | 0 | 2 | 2 | | | | | |
| Chuck Diering, R OBP: 0.327, SLG: 0.304 (1, 5) | | | | | | | | | | 4 | 0 | 1 | 0 | 0 | 1 | 3 | | | | | |
| Willy Miranda, S OBP: 0.301, SLG: 0.290 (1, 6) | | | | | | | | | | 4 | 0 | 1 | 0 | 0 | 1 | 0 | | | | | |
| Jim Wilson, R OBP: 0.132, SLG: 0.134 Art Schalllock, L OBP: 0.200, SLG: 0.111 Don Johnson, R (5, 1) | | | | | | | | | | 2 | 0 | 1 | 0 | 0 | 0 | 0 | | | | | |
| Bob Hale, L OBP: 0.389, SLG: 0.425 Tex Nelson, L OBP: 0.323, SLG: 0.222 (7, PH) | | | | | | | | | | 1 | 0 | 0 | 0 | 0 | 1 | 0 | | | | | |
| Inning Stats | R: 0 E: 0 K: 3 S: 9 | H: 0 LOB: 0 BB: 0 P: 9 | R: 0 E: 0 K: 2 S: 7 | H: 0 LOB: 1 BB: 1 P: 11 | R: 0 E: 1 K: 0 S: 5 | H: 1 LOB: 3 BB: 1 P: 9 | R: 0 E: 0 K: 0 S: 6 | H: 3 LOB: 0 BB: 0 P: 6 | R: 1 E: 0 K: 0 S: 4 | H: 1 LOB: 0 BB: 0 P: 4 | R: 0 E: 0 K: 0 S: 3 | H: 1 LOB: 1 BB: 0 P: 3 | R: 0 E: 0 K: 1 S: 6 | H: 1 LOB: 1 BB: 0 P: 6 | R: 0 E: 0 K: 1 S: 6 | H: 1 LOB: 0 BB: 0 P: 7 | R: 0 E: 0 K: 2 S: 7 | H: 0 LOB: 0 BB: 0 P: 7 | 1B: 7 2B: 0 3B: 0 HR: 1 | SF: 0 SAC: 0 DP: 1 HBP: 0 | WP: 0 PA: 37 ERA: 1.79 |
| PITCHER Billy Pierce, L ERA: 1.79 (1, 1) | IP: 9.0 WLS: W BF: 37 H: 8 R: 1 ER: 1 SO: 9 BB: 2 IBB: 0 HBP: 0 BLK: 0 WP: 0 HR: 1 S: 53 P: 61 ERA: 1.00 WHIP: 1.111 | | | | | | | | | | | PITCHER | IP: 9.0 WLS: W BF: 37 H: 8 R: 1 ER: 1 SO: 9 BB: 2 IBB: 0 HBP: 0 BLK: 0 WP: 0 HR: 1 S: 53 P: 61 ERA: 1.00 WHIP: 1.111 | | | | | | | | |

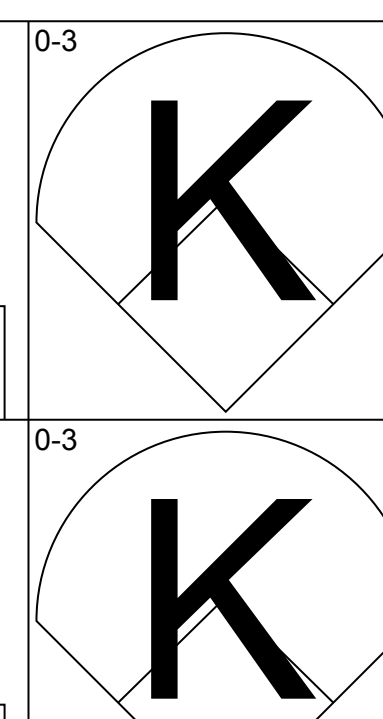
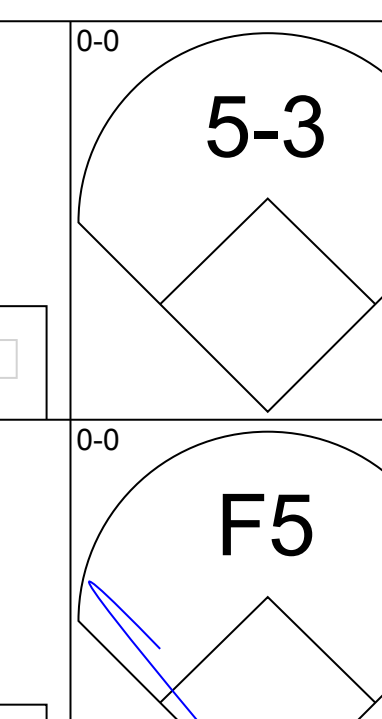
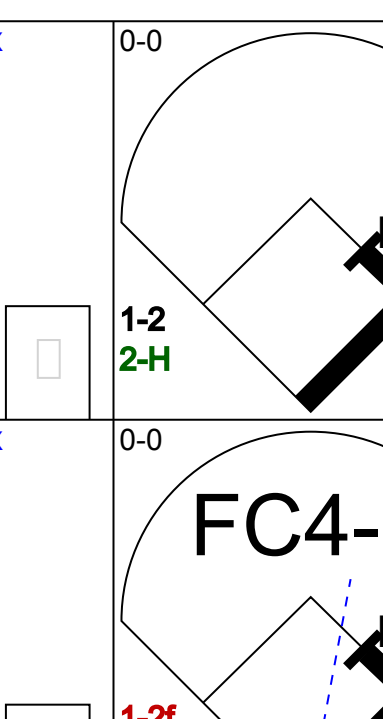
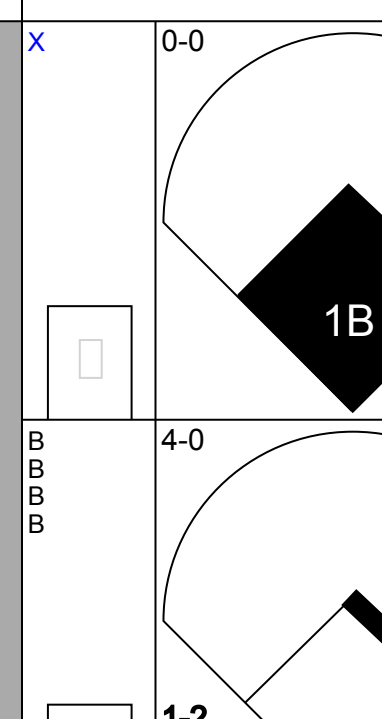
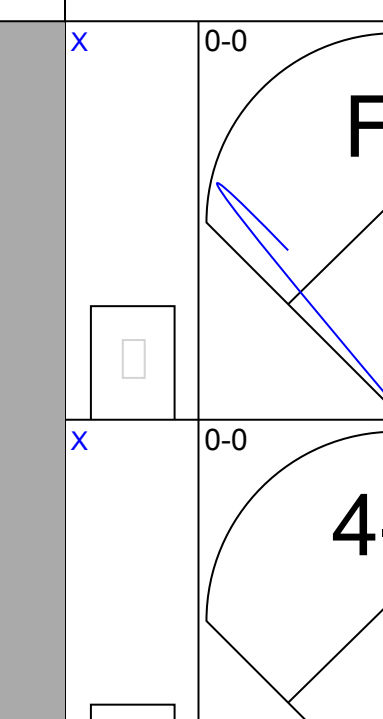
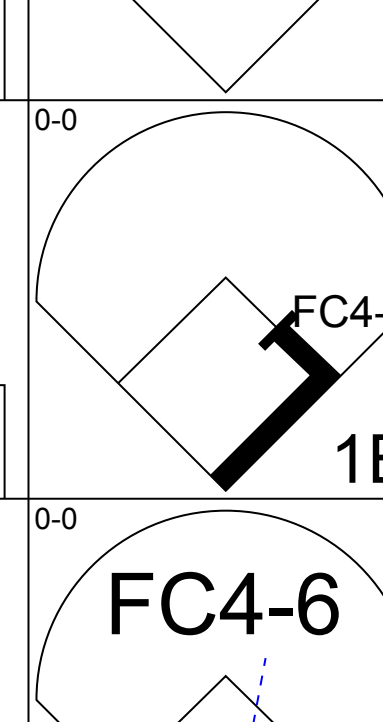
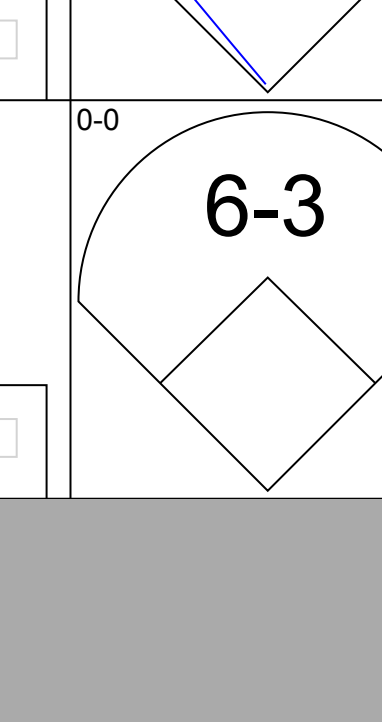
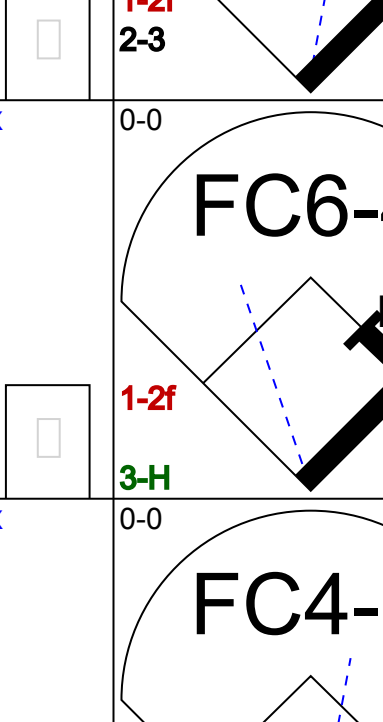
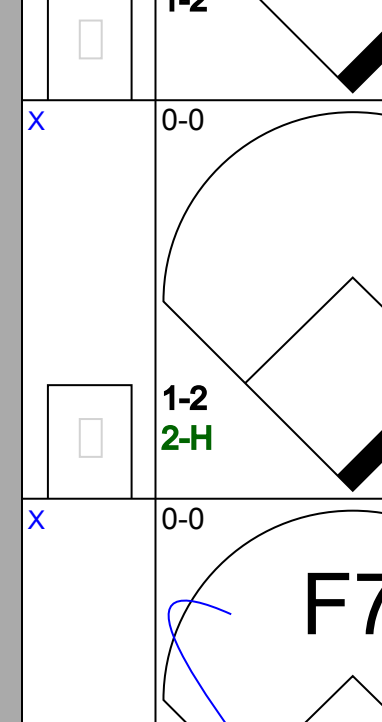
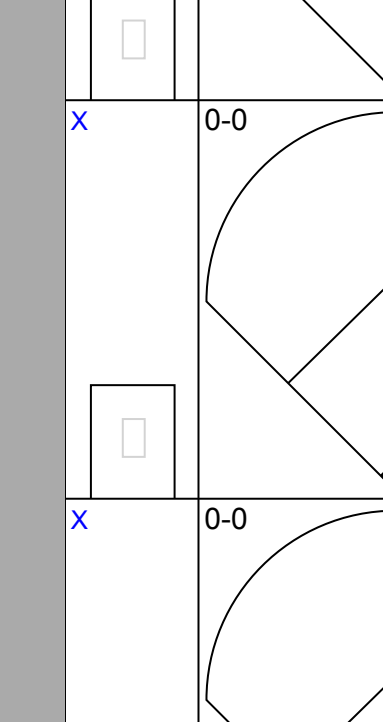




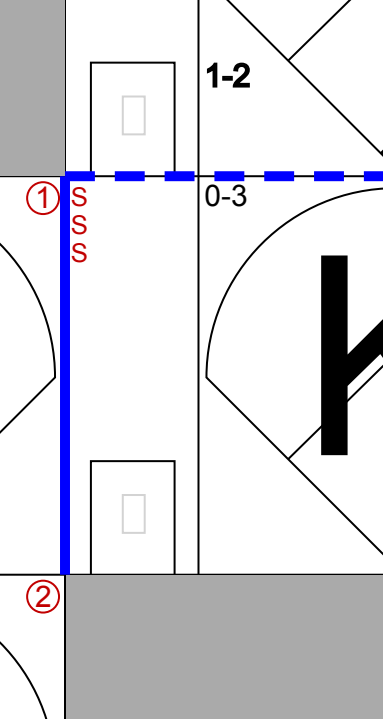

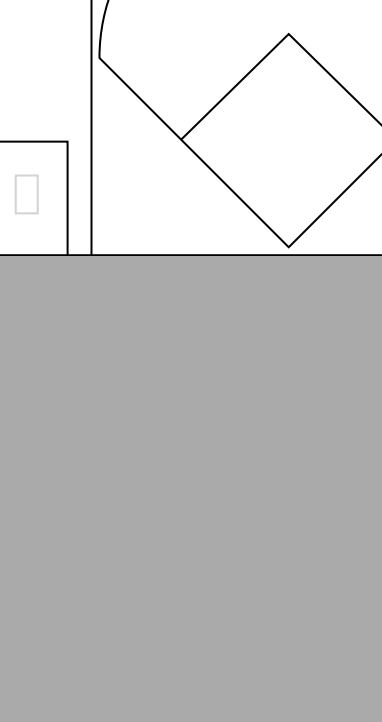
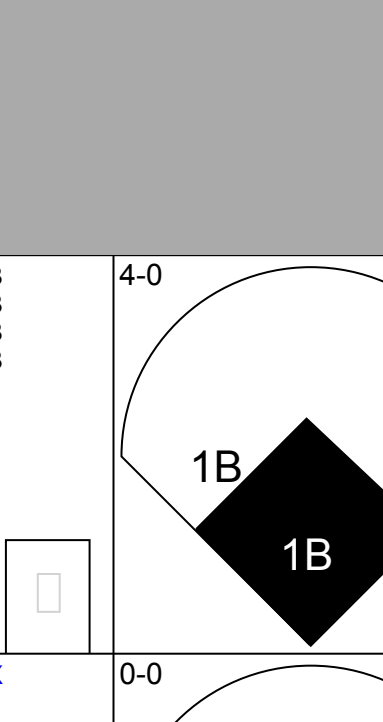

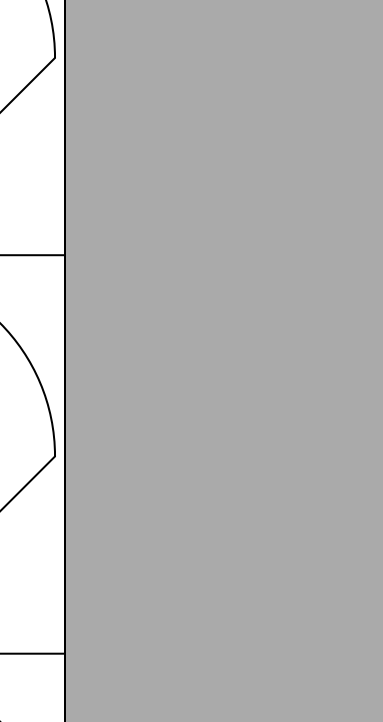
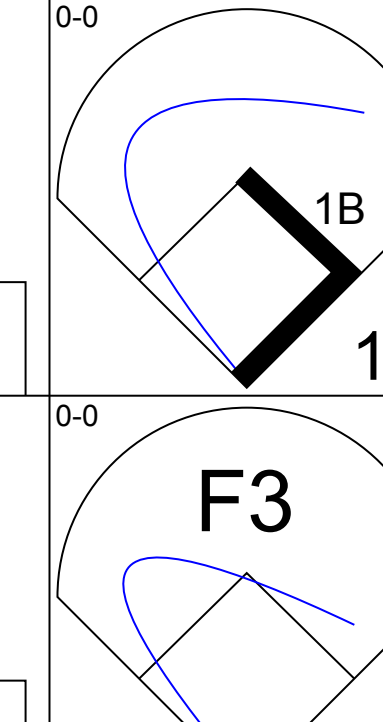
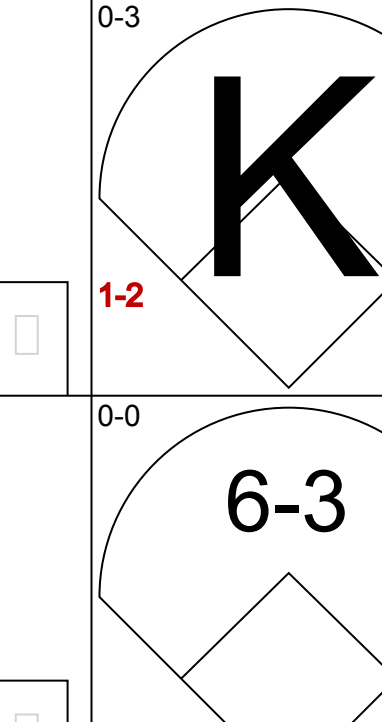
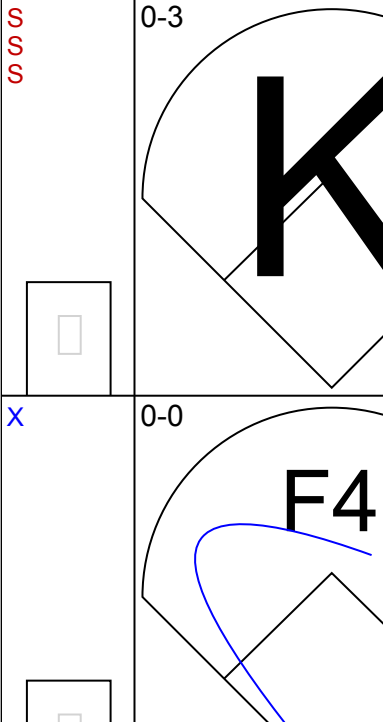
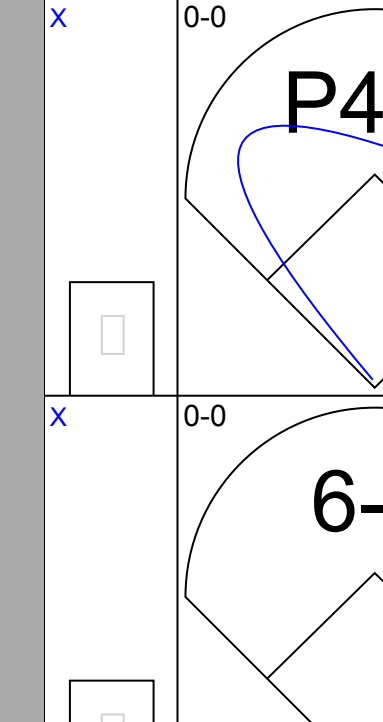
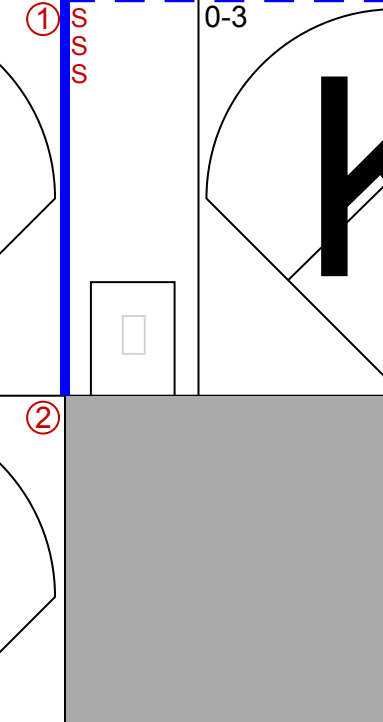
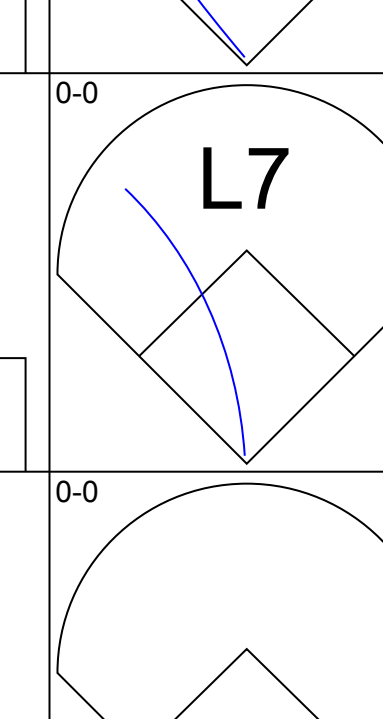

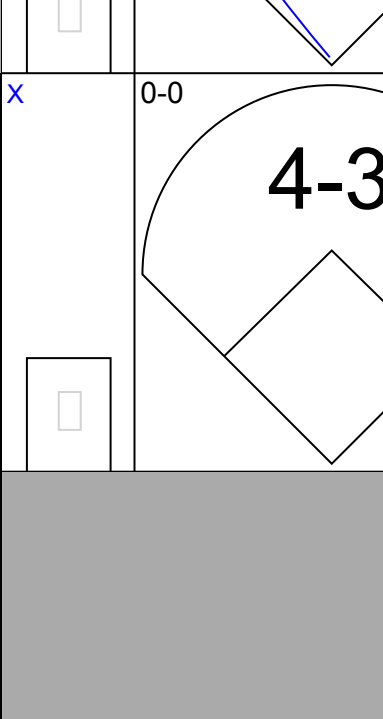
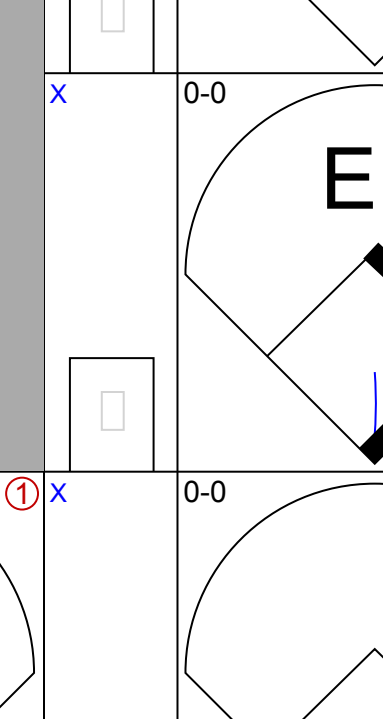
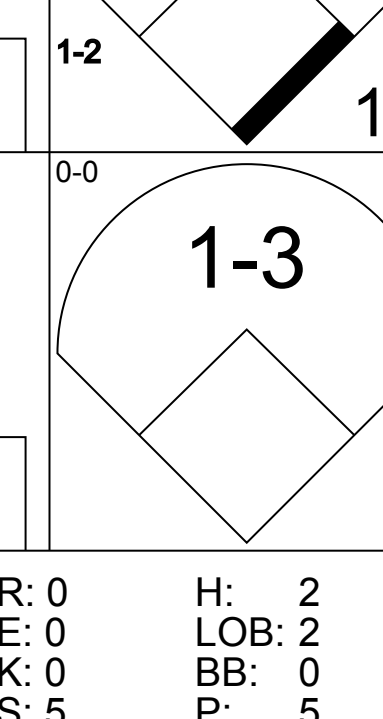
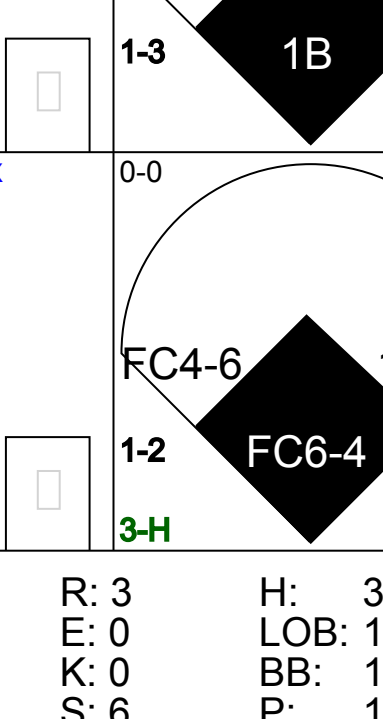
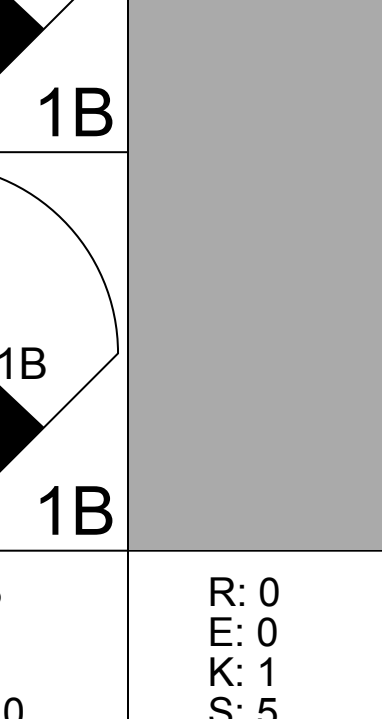
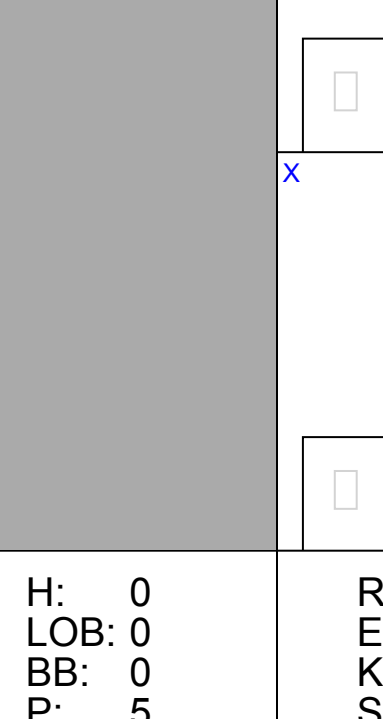
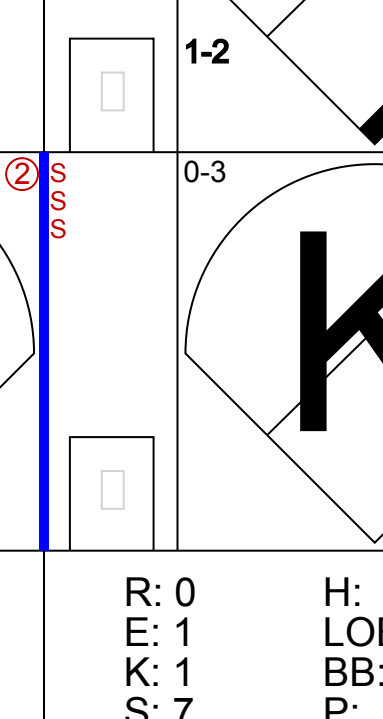

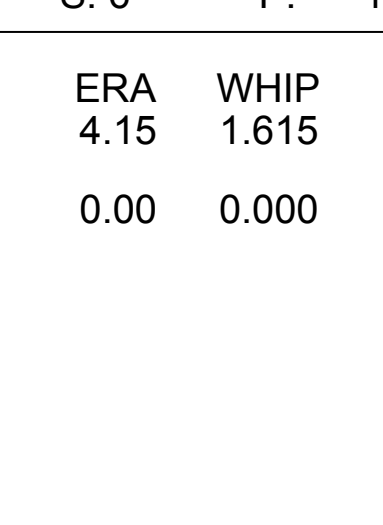




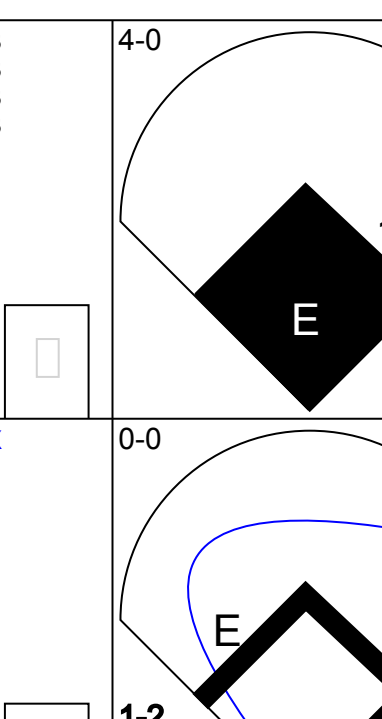
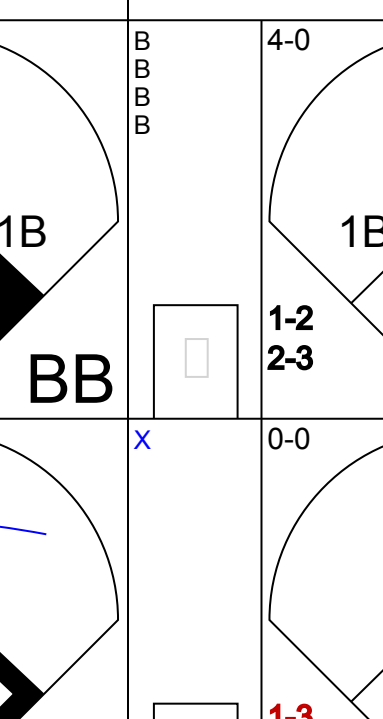
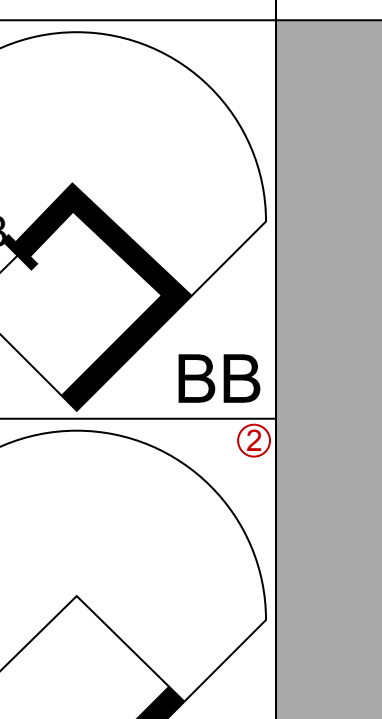
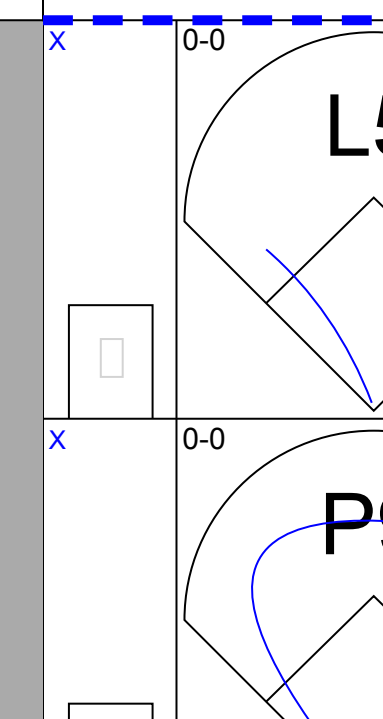
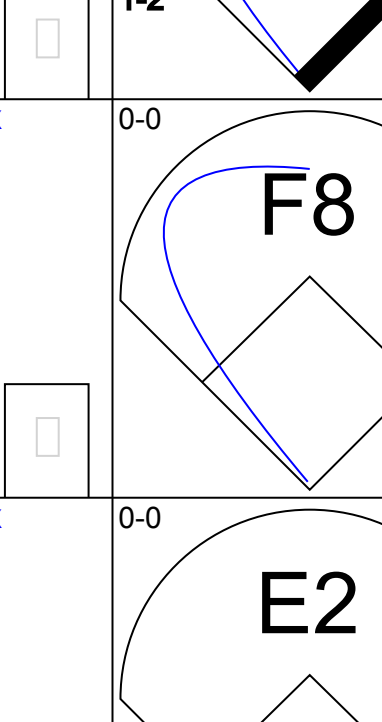
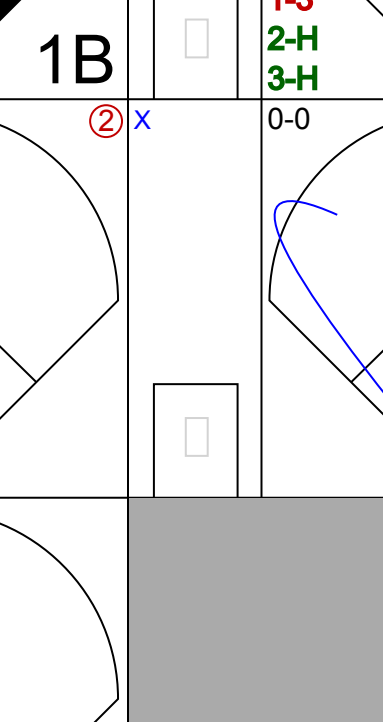
| Batter | 1 | 2 | 3 | 4 | 5 | 6 | 7 | 8 | 9 | AB | R | H | RBI | BB | SO | LOB | BOTTOM | | | | |
|--|--|----------------------------------|------------------------------|---------------------------------|------------------------------|----------------------------------|------------------------------|----------------------------------|------------------------------|---------------------------------|------------------------------|----------------------------------|--|---------------------------------|------------------------------|----------------------------------|--|------------------------------|----------------------------------|-----------------------------------|------------------------------------|
| Chico Carrasquel, R OBP: 0.343, SLG: 0.358 (1, 6) | | | | | | | | | | 6 | 1 | 3 | 2 | 0 | 0 | 1 | <p>Baltimore Orioles @ Chicago White Sox Comiskey Park, Chicago, IL Wed Aug 24 1955, 4:33 AM EDT Unknown</p> <p>livebaseballscorecards.com</p> <p>AB 41 R 13 H 20 RBI 13 BB 5 SO 3 LOB 19</p> | | | | |
| Nellie Fox, L OBP: 0.355, SLG: 0.395 (1, 4) | | | | | | | | | | 6 | 3 | 4 | 0 | 0 | 0 | 1 | | | | | |
| Minnie Minoso, R OBP: 0.367, SLG: 0.415 (1, 7) | | | | | | | | | | 5 | 1 | 2 | 1 | 0 | 1 | 3 | | | | | |
| Jim Rivera, L OBP: 0.378, SLG: 0.425 (1, 9) | | | | | | | | | | 4 | 1 | 3 | 1 | 0 | 0 | 0 | | | | | |
| Bob Kennedy, R OBP: 0.332, SLG: 0.399 (1, 5) | | | | | | | | | | 5 | 2 | 2 | 3 | 0 | 1 | 4 | | | | | |
| Walt Dropo, R OBP: 0.364, SLG: 0.486 (1, 3) | | | | | | | | | | 2 | 3 | 2 | 1 | 3 | 0 | 0 | | | | | |
| Jim Busby, R OBP: 0.296, SLG: 0.354 (1, 8) | | | | | | | | | | 4 | 1 | 1 | 1 | 1 | 0 | 6 | | | | | |
| Sherm Lollar, R OBP: 0.386, SLG: 0.425 Les Moss, R OBP: 0.376, SLG: 0.439 (8, 2) | | | | | | | | | | 3 | 1 | 1 | 1 | 1 | 1 | 0 | | | | | |
| Billy Pierce, L OBP: 0.196, SLG: 0.170 (1, 1) | | | | | | | | | | 5 | 0 | 1 | 3 | 0 | 0 | 4 | | | | | |
| Inning Stats | R: 1 E: 0 K: 1 S: 8 | H: 3 LOB: 3 BB: 1 P: 12 | R: 0 E: 0 K: 0 S: 3 | H: 0 LOB: 0 BB: 0 P: 3 | R: 3 E: 0 K: 0 S: 7 | H: 4 LOB: 2 BB: 1 P: 11 | R: 3 E: 0 K: 0 S: 6 | H: 4 LOB: 1 BB: 1 P: 10 | R: 0 E: 0 K: 1 S: 7 | H: 2 LOB: 2 BB: 0 P: 7 | R: 3 E: 0 K: 0 S: 6 | H: 3 LOB: 1 BB: 1 P: 10 | R: 0 E: 0 K: 1 S: 5 | H: 0 LOB: 0 BB: 0 P: 5 | R: 4 E: 0 K: 0 S: 6 | H: 4 LOB: 0 BB: 1 P: 10 | | R: 0 E: 0 K: 0 S: 6 | H: 0 LOB: 0 BB: 0 P: 10 | 1B: 15 2B: 5 3B: 0 HR: 1 | SF: 0 SAC: 1 DP: 1 HBP: 0 |
| PITCHER Jim Wilson, R ERA: 3.43 Art Schalllock, L ERA: 4.34 Don Johnson, R ERA: 5.88 Ted Gray, L ERA: 9.0 (7, 1) | IP: 3.0 WLS: L BF: 21 H: 10 R: 7 ER: 7 SO: 7 BB: 2 IBB: 0 HBP: 0 BLK: 0 WP: 0 HR: 0 S: 21 P: 29 ERA: 21.00 WHIP: 4.000 | | | | | | | | | | | PITCHER | IP: 3.0 WLS: L BF: 21 H: 10 R: 7 ER: 7 SO: 7 BB: 2 IBB: 0 HBP: 0 BLK: 0 WP: 0 HR: 0 S: 21 P: 29 ERA: 21.00 WHIP: 4.000 | | | | | | | | |

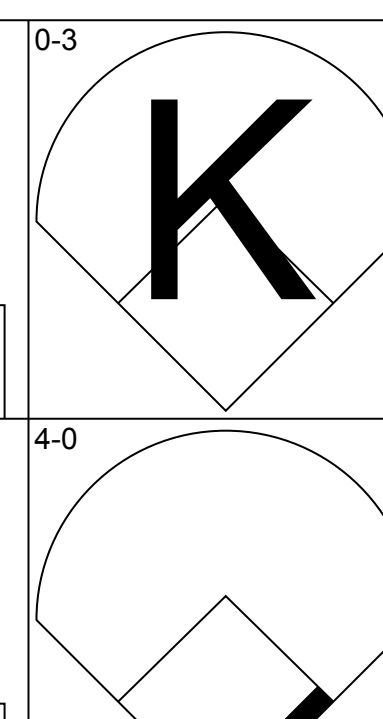
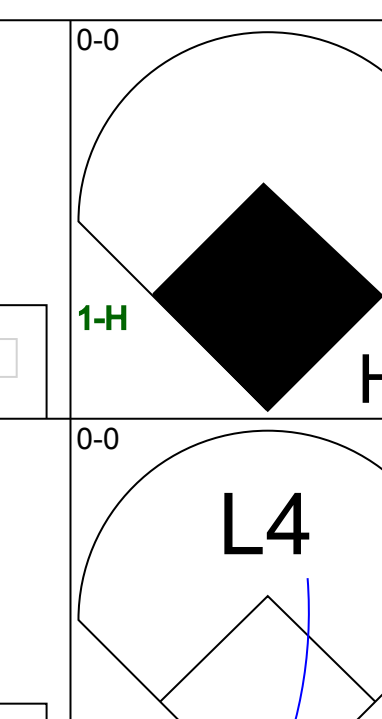
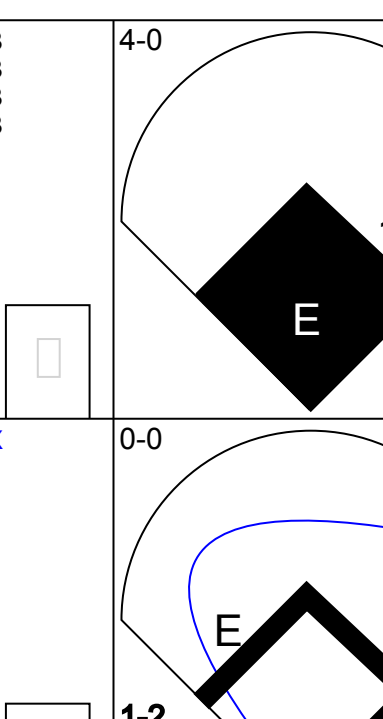
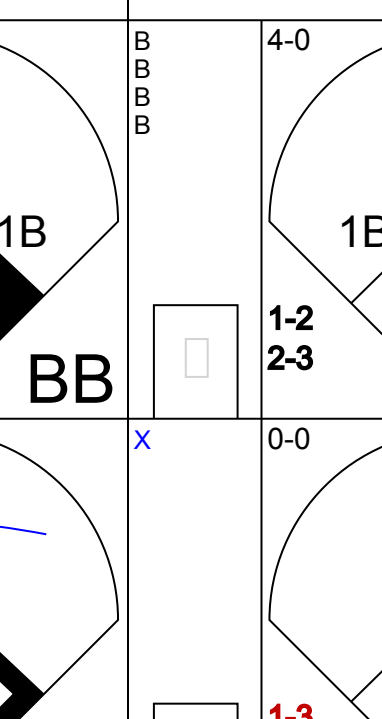
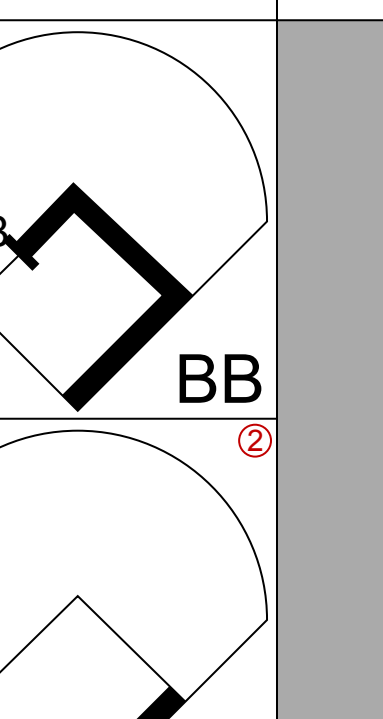
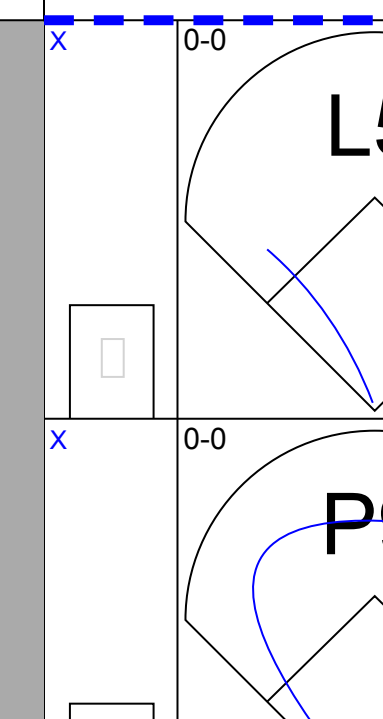
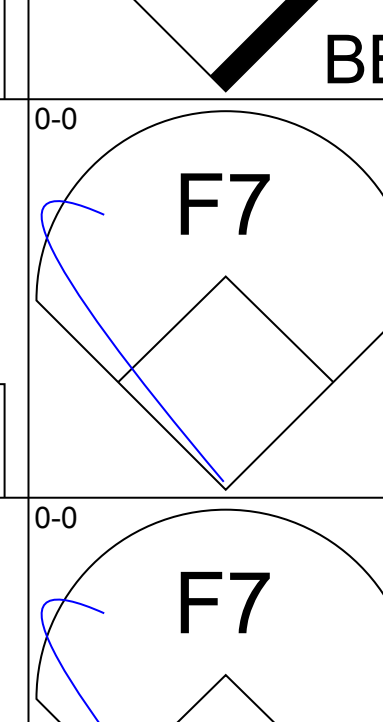
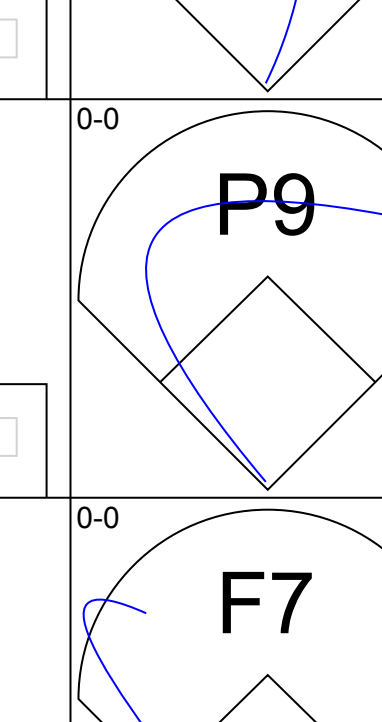
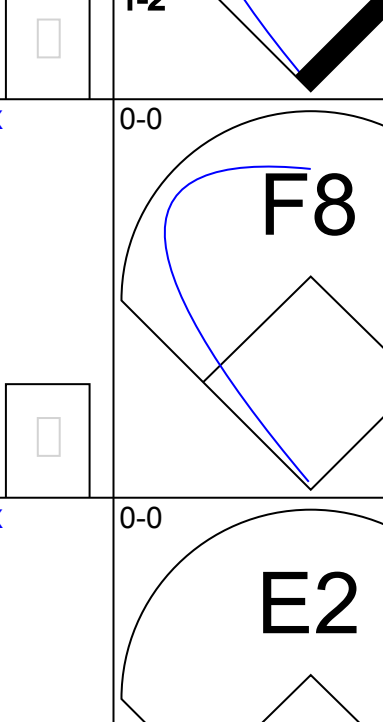
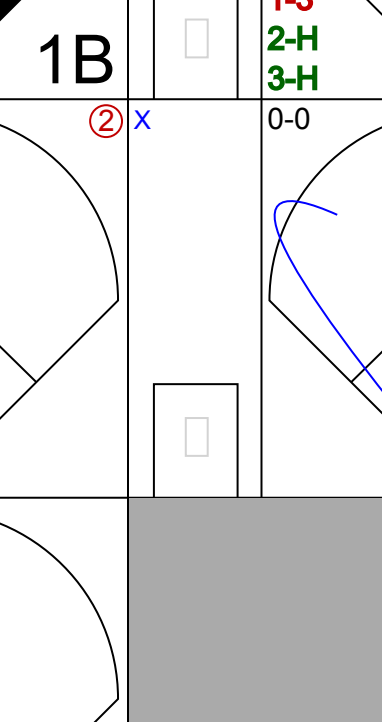
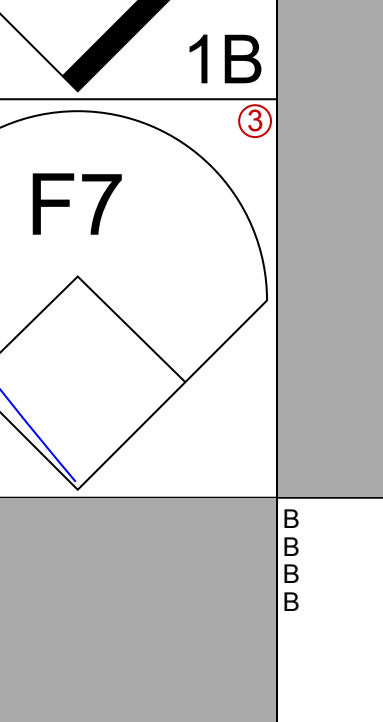
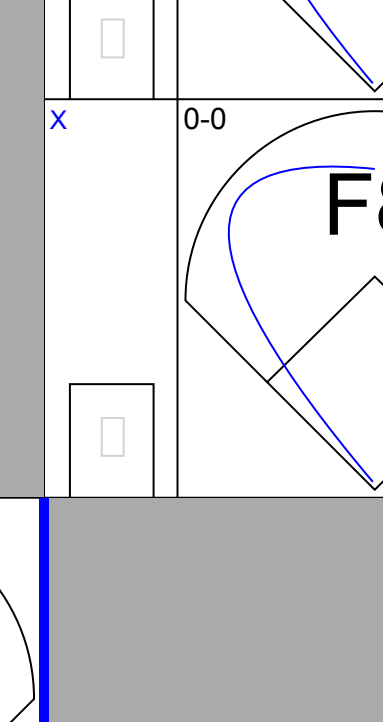


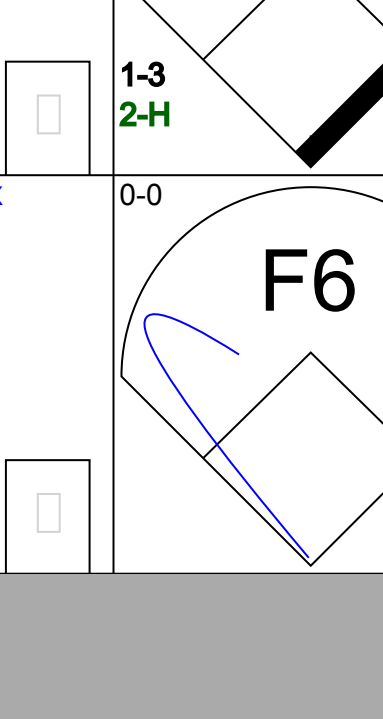
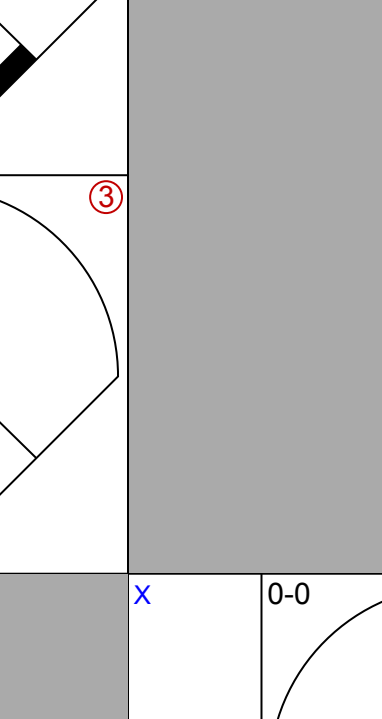
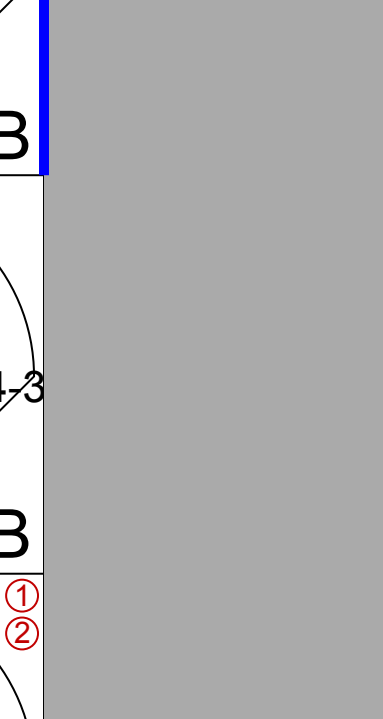



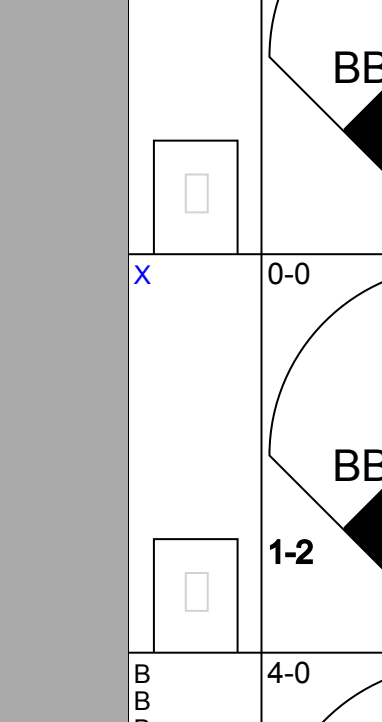
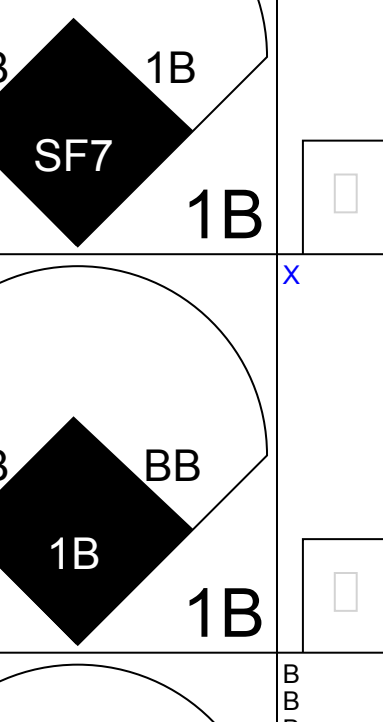
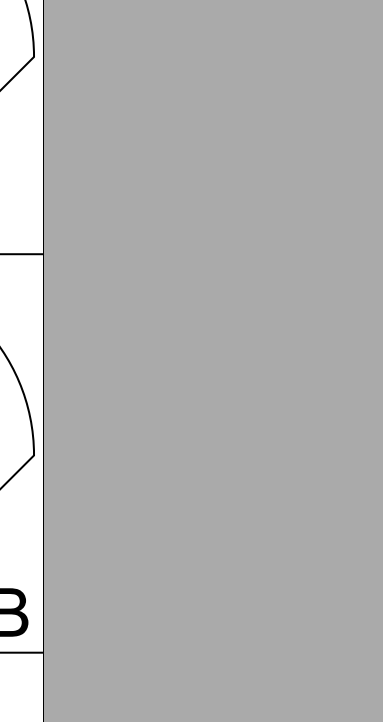
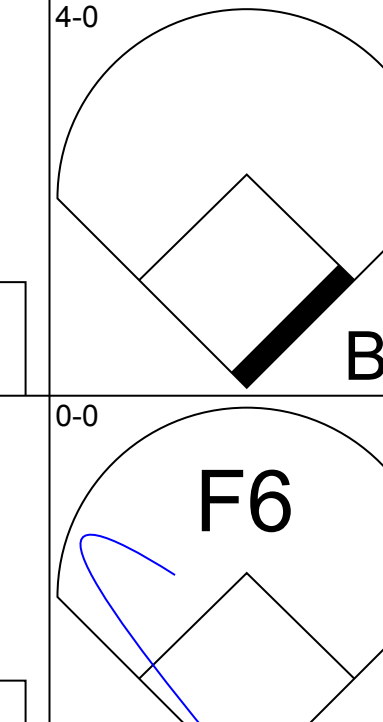
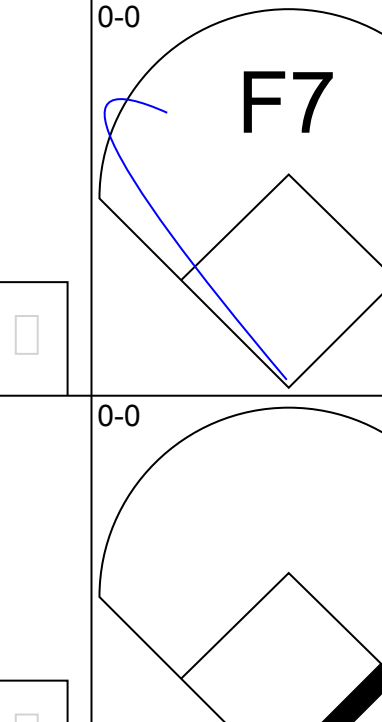
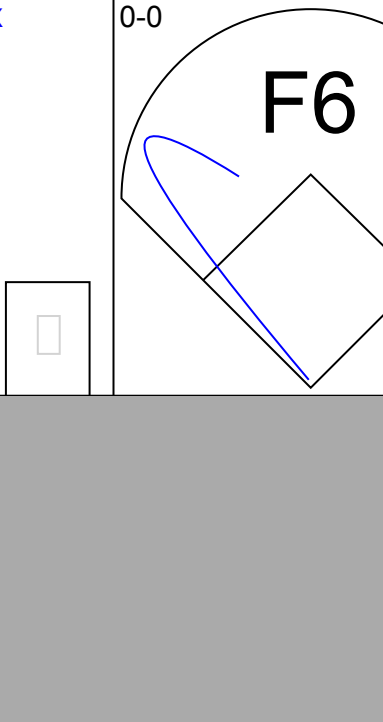
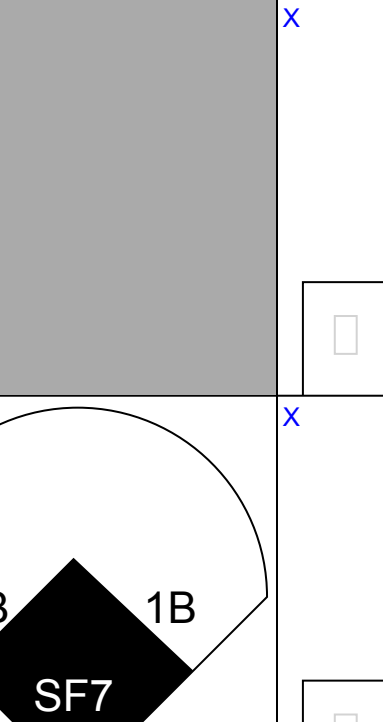

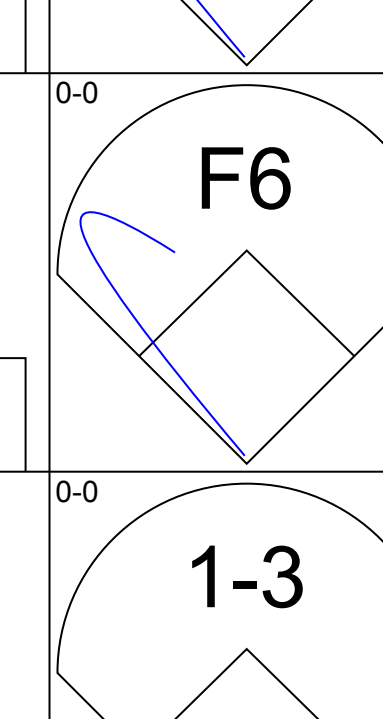
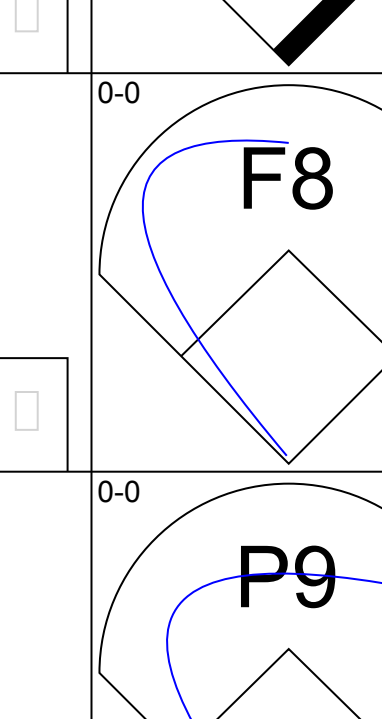

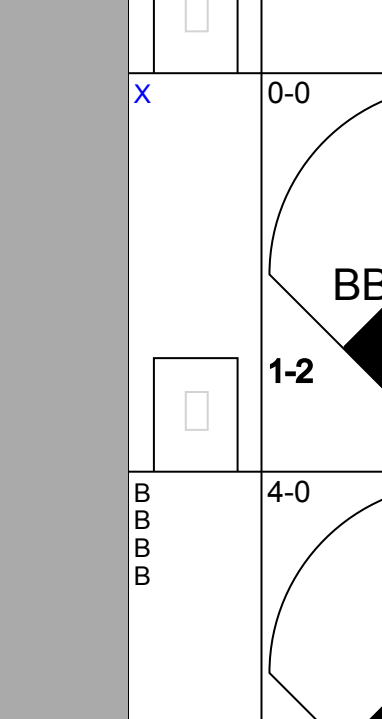



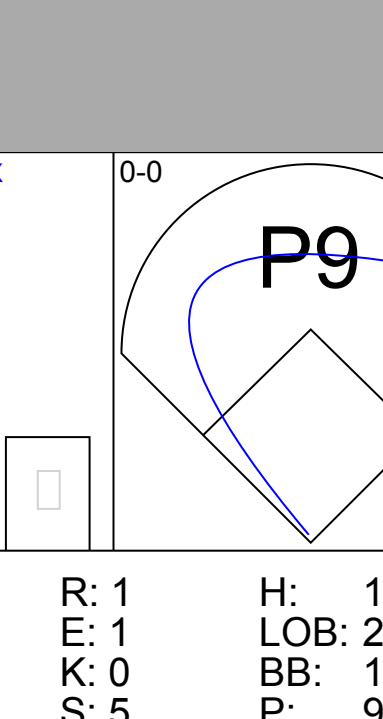
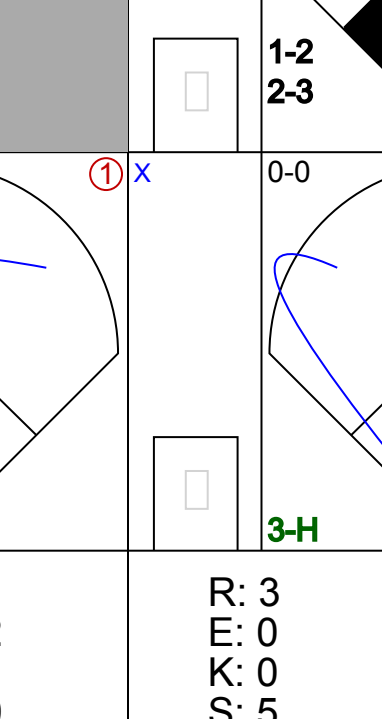
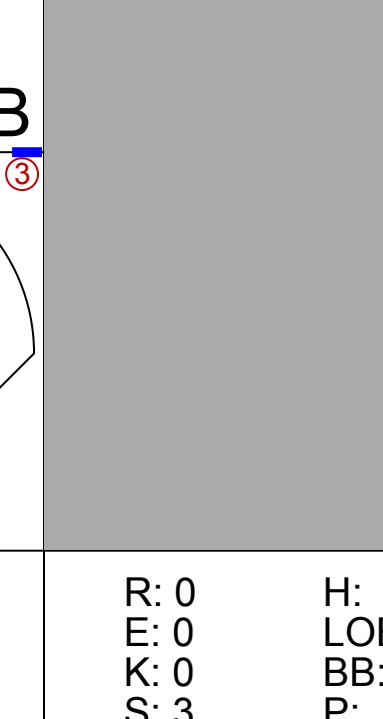
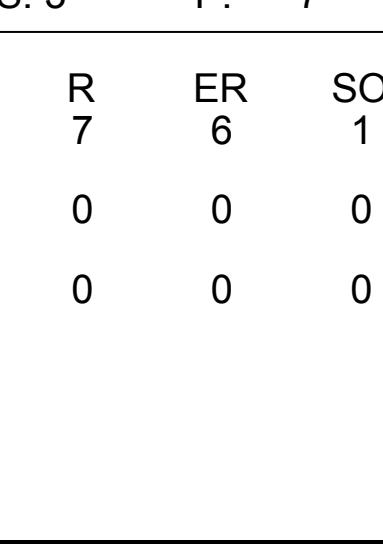
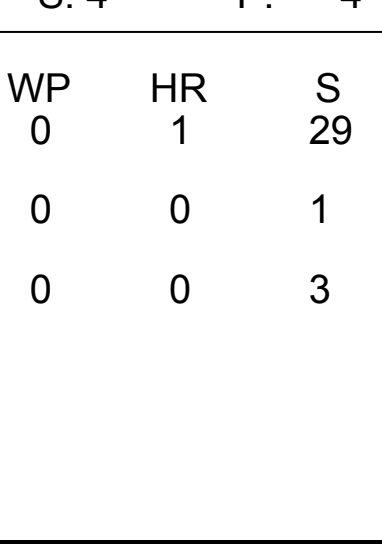
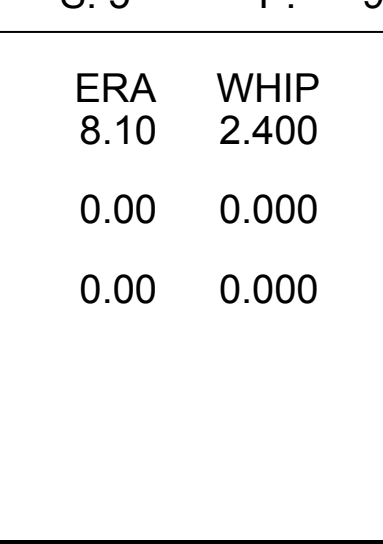


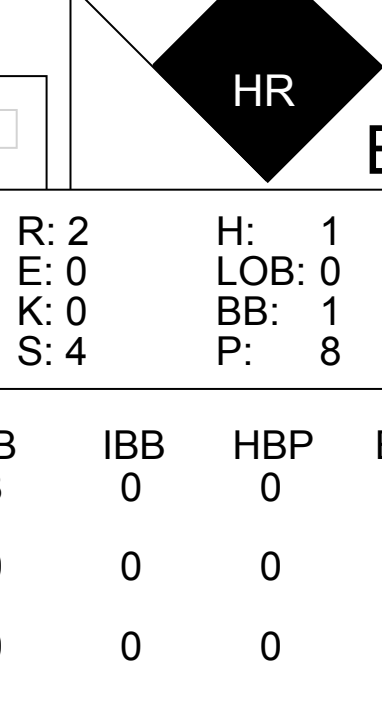
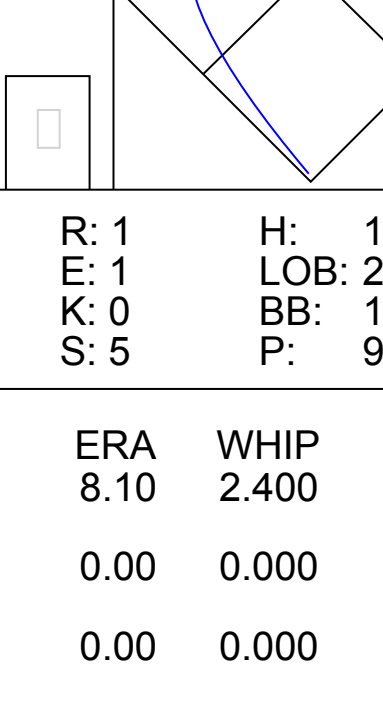
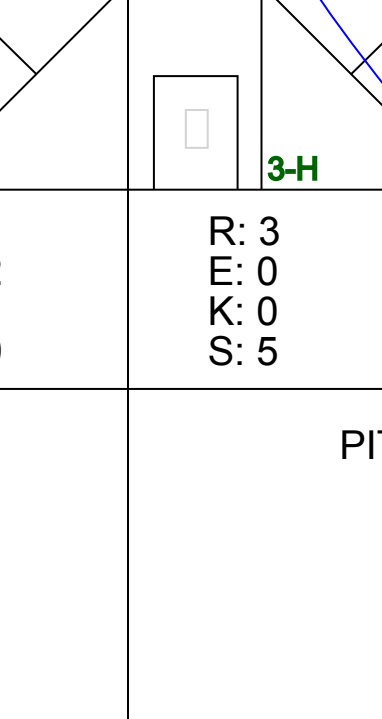
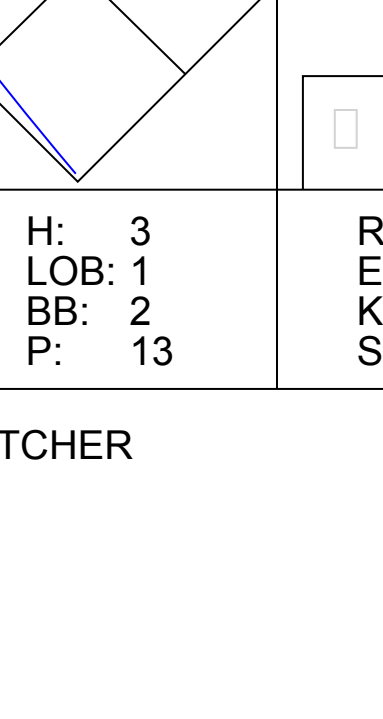
| Batter | 1 | 2 | 3 | 4 | 5 | 6 | 7 | 8 | 9 | AB | R | H | RBI | BB | SO | LOB | TOP | | | | | |
|---|--|---------------------------------|------------------------------|---------------------------------|------------------------------|---------------------------------|------------------------------|---------------------------------|------------------------------|---------------------------------|------------------------------|--|------------------------------|---------------------------------|------------------------------|---------------------------------|---|------------------------------|---------------------------------|----------------------------------|------------------------------------|----------------------------------|
| Fred Marsh, R OBP: 0.286, SLG: 0.246 (1, 4) | G3 | | 5-3 | | | L5-4 BB 1B | | F8 | | 4 | 0 | 1 | 0 | 0 | 0 | 0 | <p>Baltimore Orioles @ Kansas City Athletics Municipal Stadium, Kansas City, MO Thu Aug 25 1955, 4:33 AM EDT Att: 12,590 - Unknown</p> <p>livebaseballscorecards.com</p> <p>AB 30 R 2 H 4 RBI 2 BB 3 SO 5 LOB 7</p>  | | | | | |
| Cal Abrams, L OBP: 0.423, SLG: 0.397 (1, 8) | K | | | 6-3 | | 4-0 BB 1-2 BB | | FC5-4 1B | | 3 | 0 | 1 | 0 | 1 | 1 | 0 | | | | | | |
| Dave Philley, S OBP: 0.375, SLG: 0.452 (1, 9) | F9 | | | K | | 0-0 L5-4 2-3 | | FC5-4 1-2 | | 4 | 0 | 0 | 0 | 0 | 1 | 3 | | | | | | |
| Jim Dyck, R OBP: 0.417, SLG: 0.407 (1, 7) | | F8 | | K | | | L7 | | F4 | 4 | 0 | 0 | 0 | 0 | 1 | 0 | | | | | | |
| Gus Triandos, R OBP: 0.323, SLG: 0.391 (1, 3) | | 5-3 | | | FC6-4 1B | | 4-0 HR BB | | L7 | 3 | 1 | 1 | 0 | 1 | 0 | 0 | | | | | | |
| Hal Smith, R OBP: 0.302, SLG: 0.361 (1, 2) | | 4-0 BB FC6-4 | | FC6-4 1-2 | | 0-0 1-H HR | | 4-3 | 3 | 1 | 1 | 2 | 1 | 0 | 1 | | | | | | | |
| Chuck Diering, R OBP: 0.324, SLG: 0.300 (1, 5) | | FC6-4 1-2 | | F8 | | 0-0 F8 | | 4-3 | 3 | 0 | 0 | 0 | 0 | 0 | 2 | | | | | | | |
| Willy Miranda, S OBP: 0.297, SLG: 0.285 (1, 6) | | | 6-3 | | 0-3 K | | 0-0 F8 | | | 3 | 0 | 0 | 0 | 0 | 1 | 1 | | | | | | |
| Hal Brown, R OBP: 0.167, SLG: 0.091 Art Schallock, L OBP: 0.200, SLG: 0.111 Harry Dorish, R OBP: 0.083, SLG: 0.083 Tom Gastall, R OBP: 0.174, SLG: 0.095 Erv Palica, R OBP: 0.341, SLG: 0.300 (1, 1) (6, 1) (6, 1) (8, PH) (8, 1) | | | 5-3 | | 0-3 K | | 0-3 K | | 6-3 | 2 | 0 | 0 | 0 | 0 | 1 | 0 | | | | | | |
| Inning Stats | R: 0 E: 0 K: 1 S: 5 | H: 0 LOB: 0 BB: 0 P: 5 | R: 0 E: 0 K: 0 S: 3 | H: 0 LOB: 1 BB: 1 P: 7 | R: 0 E: 0 K: 0 S: 3 | H: 0 LOB: 0 BB: 0 P: 3 | R: 0 E: 0 K: 2 S: 7 | H: 0 LOB: 0 BB: 0 P: 7 | R: 0 E: 0 K: 1 S: 6 | H: 1 LOB: 1 BB: 0 P: 6 | R: 0 E: 0 K: 1 S: 5 | H: 1 LOB: 1 BB: 1 P: 9 | R: 2 E: 0 K: 0 S: 4 | H: 1 LOB: 0 BB: 1 P: 8 | R: 0 E: 0 K: 0 S: 4 | H: 1 LOB: 1 BB: 0 P: 4 | | R: 0 E: 0 K: 0 S: 3 | H: 0 LOB: 0 BB: 0 P: 3 | 1B: 3 2B: 1 3B: 0 HR: 1 | SF: 0 SAC: 0 DP: 1 HBP: 0 | WP: 0 PB: 0 SB: 0 CS: 0 |
| PITCHER Art Ceccarelli, L ERA: 4.91 (1, 1) | IP: 9.0 WLS: W BF: 33 H: 4 R: 2 ER: 2 SO: 5 BB: 3 IBB: 0 HBP: 0 BLK: 0 WP: 0 HR: 1 S: 40 P: 52 ERA: 2.00 WHIP: 0.778 | | | | | | | | | | | PITCHER IP: 9.0 WLS: W BF: 33 H: 4 R: 2 ER: 2 SO: 5 BB: 3 IBB: 0 HBP: 0 BLK: 0 WP: 0 HR: 1 S: 40 P: 52 ERA: 2.00 WHIP: 0.778 | | | | | | | | | | |

| Batter | 1 | 2 | 3 | 4 | 5 | 6 | 7 | 8 | 9 | AB | R | H | RBI | BB | SO | LOB | BOTTOM | | | | | |
|---|--|---------------------------------|------------------------------|---------------------------------|------------------------------|--------------------------------------|------------------------------|---------------------------------|------------------------------|---------------------------------|------------------------------|--|------------------------------|---------------------------------|------------------------------|---------------------------------|---|-----------------------------------|------------------------------------|----------------------------------|--------|--|
| Vic Power, R OBP: 0.350, SLG: 0.508 (1, 3) | 1B E 1B | F5 | | 1-2 1B | | F9 | 4-3 2B | | | 5 | 1 | 3 | 0 | 0 | 0 | 4 | <p>Baltimore Orioles @ Kansas City Athletics Municipal Stadium, Kansas City, MO Thu Aug 25 1955, 4:33 AM EDT Att: 12,590 - Unknown</p> <p>livebaseballscorecards.com</p> <p>AB 36 R 9 H 13 RBI 9 BB 6 SO 3 LOB 20</p>  | | | | | |
| Enos Slaughter, L OBP: 0.386, SLG: 0.390 (1, 9) | E 1-2 6-3 1B | 4-3 | | L9 | | 4-0 1-2 2-3 BB BB | 4-3 | | | 4 | 2 | 1 | 0 | 1 | 0 | 5 | | | | | | |
| Elmer Valo, L OBP: 0.465, SLG: 0.494 (1, 7) | F4 | | L7 | | 6-3 | 4-0 1-2 2-3 3-H 1B BB | L9 | | | 4 | 1 | 0 | 1 | 1 | 0 | 3 | | | | | | |
| Harry Simpson, L OBP: 0.373, SLG: 0.454 (1, 8) | E8 1-3 2-H 1B | | K2-3 | | 4-0 1B BB | 0-0 1-3 2-H 3-H 1B BB | 4-3 | | | 4 | 1 | 2 | 3 | 1 | 1 | 0 | | | | | | |
| Hector Lopez, R OBP: 0.334, SLG: 0.413 (1, 5) | 6-3 | | HR | | 1-3 1B | 4-0 1-2 1B BB | F4 | | | 4 | 2 | 2 | 2 | 1 | 0 | 1 | | | | | | |
| Jim Finigan, R OBP: 0.325, SLG: 0.397 (1, 4) | 5-3 | | K | | L3 1-2 | 0-0 1-2 2-H 3-H 1B | 1-3 | | | 5 | 0 | 1 | 2 | 0 | 1 | 3 | | | | | | |
| Joe Demaestri, R OBP: 0.281, SLG: 0.316 (1, 6) | | L6 | | 1B 1B | | F2 1B BB | | | | 4 | 0 | 2 | 1 | 0 | 0 | 0 | | | | | | |
| Joe Astroth, R OBP: 0.335, SLG: 0.299 (1, 2) | | BB 1B | | L7 | | BB BB 5-3 | | | | 3 | 1 | 1 | 0 | 1 | 0 | 3 | | | | | | |
| Art Ceccarelli, R OBP: 0.091, SLG: 0.063 (1, 1) | | 4-0 BB 1-2 BB | | K | | 0-0 BB BB 1B | 5-3 | | | 3 | 1 | 1 | 0 | 1 | 1 | 1 | | | | | | |
| Inning Stats | R: 2 E: 1 K: 0 S: 6 | H: 3 LOB: 1 BB: 0 P: 6 | R: 0 E: 0 K: 0 S: 4 | H: 1 LOB: 2 BB: 1 P: 8 | R: 1 E: 0 K: 2 S: 8 | H: 1 LOB: 0 BB: 0 P: 8 | R: 0 E: 0 K: 1 S: 7 | H: 2 LOB: 2 BB: 0 P: 7 | R: 0 E: 0 K: 0 S: 3 | H: 1 LOB: 1 BB: 1 P: 7 | R: 6 E: 0 K: 0 S: 7 | H: 4 LOB: 2 BB: 4 P: 23 | R: 0 E: 0 K: 0 S: 4 | H: 1 LOB: 1 BB: 0 P: 4 | R: 0 E: 0 K: 0 S: 3 | H: 0 LOB: 0 BB: 0 P: 3 | | 1B: 11 2B: 2 3B: 0 HR: 1 | SF: 0 SAC: 0 DP: 1 HBP: 0 | WP: 0 PB: 1 SB: 0 CS: 0 | PA: 42 | |
| PITCHER Hal Brown, R ERA: 4.5 Art Schallock, L ERA: 4.7 Harry Dorish, R ERA: 2.71 Erv Palica, R ERA: 4.3 (1, 1) (6, 1) (6, 1) (8, 1) | IP: 5.2 WLS: L BF: 28 H: 9 R: 5 ER: 4 SO: 3 BB: 3 IBB: 0 HBP: 0 BLK: 0 WP: 0 HR: 1 S: 31 P: 43 ERA: 6.35 WHIP: 2.118 | | | | | | | | | | | PITCHER IP: 5.2 WLS: L BF: 28 H: 9 R: 5 ER: 4 SO: 3 BB: 3 IBB: 0 HBP: 0 BLK: 0 WP: 0 HR: 1 S: 31 P: 43 ERA: 6.35 WHIP: 2.118 | | | | | | | | | | |

| Batter | 1 | 2 | 3 | 4 | 5 | 6 | 7 | 8 | 9 | AB | R | H | RBI | BB | SO | LOB | TOP | | | | | | | | | | | |
|---|------------------------------|---------------------------------|------------------------------|---------------------------------|------------------------------|---------------------------------|------------------------------|---------------------------------|------------------------------|---------------------------------|------------------------------|---------------------------------|------------------------------|----------------------------------|------------------------------|---------------------------------|--|------------------------------|---------------------------------|----------------------------------|------------------------------------|----------------------------------|--------|--|--|--|--|--|
| Fred Marsh, R OBP: 0.285, SLG: 0.246 (1, 4) | 6-3 | | K | | | F5 | FC6-4 | | | 4 | 0 | 1 | 1 | 0 | 1 | 0 | <p>Baltimore Orioles @ Kansas City Athletics Municipal Stadium, Kansas City, MO</p> <p>livebaseballscores.com</p> <p>AB 33 R 2 H 8 RBI 2 BB 2 SO 6 LOB 16</p>  | | | | | | | | | | | |
| Cal Abrams, L OBP: 0.424, SLG: 0.397 (1, 8) | 6-3 | | 1B | | | 1B | FC6-4 | | | 3 | 0 | 1 | 0 | 1 | 0 | 2 | | | | | | | | | | | | |
| Dave Philley, S OBP: 0.379, SLG: 0.455 (1, 7) | WP 1B | | 1-3 | | | 1B | G6-4-3 | | | 4 | 0 | 3 | 0 | 0 | 0 | 1 | | | | | | | | | | | | |
| Bob Hale, L OBP: 0.374, SLG: 0.407 (1, 3) | K | | | 4-3 | | G6-4-3 | | | | 3 | 0 | 0 | 0 | 0 | 1 | 3 | | | | | | | | | | | | |
| Dave Pope, L OBP: 0.322, SLG: 0.380 (1, 9) | | 1B | | P6 | | | 1B | FC3-5-3 | | 3 | 1 | 1 | 0 | 1 | 0 | 1 | | | | | | | | | | | | |
| Gus Triandos, R OBP: 0.323, SLG: 0.390 (1, 2) | F9 | | | F4 | | | 1B | | | 4 | 1 | 1 | 0 | 0 | 0 | 1 | | | | | | | | | | | | |
| Wayne Causey, L OBP: 0.272, SLG: 0.221 (1, 5) | L9 | | | | L9 | | K | | | 4 | 0 | 0 | 0 | 0 | 1 | 3 | | | | | | | | | | | | |
| Willy Miranda, S OBP: 0.295, SLG: 0.284 (7, PH) | F9 | | | | F5 | | | | | 2 | 0 | 0 | 0 | 0 | 0 | 1 | | | | | | | | | | | | |
| Jim Dyck, R OBP: 0.421, SLG: 0.412 Don Leppert, L OBP: 0.167, SLG: 0.063 (7, 4) | F9 | | | | | | 1B | | | 1 | 0 | 1 | 1 | 0 | 0 | 0 | | | | | | | | | | | | |
| Ray Moore, R OBP: 0.200, SLG: 0.176 Hal Smith, R OBP: 0.302, SLG: 0.360 George Zuverink, R OBP: 0.063, SLG: 0.063 Bill Wight, L OBP: 0.174, SLG: 0.182 Chuck Diering, R OBP: 0.323, SLG: 0.299 (8, 1) | | | K | | | | F3 | | | 2 | 0 | 0 | 0 | 0 | 2 | 0 | | | | | | | | | | | | |
| Inning Stats | R: 0 E: 0 K: 1 S: 6 | H: 1 LOB: 1 BB: 0 P: 6 | R: 0 E: 0 K: 0 S: 4 | H: 1 LOB: 1 BB: 0 P: 4 | R: 0 E: 0 K: 2 S: 8 | H: 1 LOB: 1 BB: 0 P: 8 | R: 0 E: 0 K: 0 S: 3 | H: 0 LOB: 0 BB: 0 P: 3 | R: 0 E: 0 K: 1 S: 5 | H: 0 LOB: 0 BB: 0 P: 5 | R: 0 E: 0 K: 0 S: 3 | H: 1 LOB: 2 BB: 1 P: 7 | R: 2 E: 0 K: 1 S: 8 | H: 3 LOB: 2 BB: 1 P: 12 | R: 0 E: 0 K: 0 S: 3 | H: 1 LOB: 0 BB: 0 P: 3 | | R: 0 E: 1 K: 1 S: 6 | H: 0 LOB: 1 BB: 0 P: 6 | 1B: 8 2B: 1 3B: 0 HR: 0 | SF: 0 SAC: 1 DP: 2 HBP: 0 | WP: 1 PB: 0 SB: 0 CS: 0 | PA: 36 | | | | | |
| PITCHER | IP | WLS | BF | H | R | ER | SO | BB | IBB | HBP | BLK | WP | HR | S | P | ERA | | WHIP | | | | | | | | | | |
| Mike Kume, R ERA: 2.7 Art Ditmar, R ERA: 5.96 (7, 1) | 6.2 | | 28 | 7 | 2 | 2 | 5 | 2 | 0 | 0 | 0 | 1 | 0 | 36 | 44 | 2.70 | | 1.350 | | | | | | | | | | |

| Batter | 1 | 2 | 3 | 4 | 5 | 6 | 7 | 8 | 9 | AB | R | H | RBI | BB | SO | LOB | BOTTOM | | | | | | | | | | | |
|---|------------------------------|---------------------------------|------------------------------|---------------------------------|------------------------------|---------------------------------|------------------------------|---------------------------------|------------------------------|----------------------------------|------------------------------|----------------------------------|------------------------------|---------------------------------|------------------------------|---------------------------------|--|----------------------------------|------------------------------------|----------------------------------|--------|--|--|--|--|--|--|--|
| Vic Power, R OBP: 0.347, SLG: 0.504 (1, 3) | F7 | | F6 | | | F8 | | 6-3 | | 4 | 0 | 0 | 0 | 0 | 0 | 1 | <p>Baltimore Orioles @ Kansas City Athletics Municipal Stadium, Kansas City, MO</p> <p>livebaseballscores.com</p> <p>AB 26 R 3 H 4 RBI 3 BB 6 SO 2 LOB 12</p>  | | | | | | | | | | | |
| Enos Slaughter, L OBP: 0.390, SLG: 0.402 (1, 9) | 6-3 | | | F6 | | BB | BB | HR | | 3 | 1 | 1 | 1 | 1 | 0 | 0 | | | | | | | | | | | | |
| Elmer Valo, L OBP: 0.466, SLG: 0.492 (1, 7) | 4-3 | | | G4-6-3 | | 1B | | 4-3 | | 3 | 0 | 1 | 0 | 1 | 0 | 0 | | | | | | | | | | | | |
| Harry Simpson, L OBP: 0.372, SLG: 0.451 (1, 8) | | 4-3 | | G4-6-3 | | F7 | | WP | 1B | 4 | 0 | 1 | 0 | 0 | 0 | 3 | | | | | | | | | | | | |
| Hector Lopez, R OBP: 0.333, SLG: 0.410 (1, 5) | | PO | | | L7 | F3 | | L6 | | 3 | 0 | 0 | 0 | 1 | 0 | 3 | | | | | | | | | | | | |
| Jim Finigan, R OBP: 0.327, SLG: 0.396 (1, 4) | | F3 | | | HR | BB | | | | 1 | 1 | 0 | 0 | 2 | 0 | 1 | | | | | | | | | | | | |
| Joe Demaestri, R OBP: 0.282, SLG: 0.323 (1, 6) | | PO | 6-3 | | | HR | | F2 | | 3 | 1 | 1 | 2 | 0 | 0 | 1 | | | | | | | | | | | | |
| Joe Astroth, R OBP: 0.335, SLG: 0.296 (1, 2) | | | | | | 1-3 | | F8 | | 2 | 0 | 0 | 0 | 1 | 0 | 1 | | | | | | | | | | | | |
| Mike Kume, R Art Ditmar, R OBP: 0.241, SLG: 0.226 (7, 1) | | | K | | | K | | 6-3 | | 2 | 0 | 0 | 0 | 0 | 2 | 1 | | | | | | | | | | | | |
| Inning Stats | R: 0 E: 0 K: 0 S: 3 | H: 0 LOB: 0 BB: 0 P: 3 | R: 0 E: 0 K: 0 S: 2 | H: 0 LOB: 0 BB: 1 P: 6 | R: 0 E: 0 K: 1 S: 5 | H: 0 LOB: 1 BB: 1 P: 9 | R: 0 E: 0 K: 0 S: 3 | H: 1 LOB: 0 BB: 0 P: 3 | R: 2 E: 0 K: 1 S: 6 | H: 1 LOB: 0 BB: 1 P: 10 | R: 0 E: 0 K: 0 S: 3 | H: 0 LOB: 2 BB: 2 P: 11 | R: 0 E: 0 K: 0 S: 3 | H: 0 LOB: 1 BB: 1 P: 7 | R: 1 E: 0 K: 0 S: 5 | H: 2 LOB: 1 BB: 0 P: 5 | | 1B: 2 2B: 0 3B: 0 HR: 2 | SF: 0 SAC: 0 DP: 1 HBP: 0 | WP: 1 PB: 0 SB: 0 CS: 0 | PA: 33 | | | | | | | |
| PITCHER | IP | WLS | BF | H | R | ER | SO | BB | IBB | HBP | BLK | WP | HR | S | P | ERA | | WHIP | | | | | | | | | | |
| Ray Moore, R ERA: 3.9 George Zuverink, R ERA: 4.08 Bill Wight, L ERA: 2.61 (8, 1) | 6.0 | L | 6 | 1 | 1 | 1 | 0 | 1 | 0 | 0 | 0 | 0 | 1 | 5 | 9 | 6.75 | | 1.500 | | | | | | | | | | |

| Batter | 1 | 2 | 3 | 4 | 5 | 6 | 7 | 8 | 9 | AB | R | H | RBI | BB | SO | LOB | TOP | | | | | | | | | | | | | | | | |
|--|--|---|---|--|--|---|---|--|---|----------------------------------|------------------------------|---------------------------------|------------------------------|---------------------------------|------------------------------|---------------------------------|--|---------------------------------|-----------------------------------|------------------------------------|----------------------------------|--------|--|--|--|--|--|--|--|--|--|--|--|
| Fred Marsh, R OBP: 0.297, SLG: 0.256 (1, 5) |  | |  | |  | |  | |  | 5 | 1 | 2 | 1 | 0 | 1 | 0 | Baltimore Orioles @ Cleveland Indians Cleveland Municipal Stadium, Cleveland, OH Tue Aug 30 1955, 3:33 AM EDT Att: 9,008 - Unknown | | | | | | | | | | | | | | | | |
| Cal Abrams, L OBP: 0.418, SLG: 0.390 (1, 8) |  | |  | |  | |  | |  | 4 | 0 | 0 | 0 | 1 | 1 | 2 | | | | | | | | | | | | | | | | | |
| Dave Philley, S OBP: 0.362, SLG: 0.456 Chuck Diering, R OBP: 0.323, SLG: 0.299 (9, PR) |  | |  | |  | |  | |  | 5 | 0 | 3 | 2 | 0 | 0 | 1 | | | | | | | | | | | | | | | | | |
| Bob Hale, L OBP: 0.364, SLG: 0.402 (1, 3) |  | | |  |  | |  | |  | 5 | 0 | 2 | 0 | 0 | 0 | 4 | | | | | | | | | | | | | | | | | |
| Dave Pope, L OBP: 0.317, SLG: 0.372 Jim Dyck, R OBP: 0.415, SLG: 0.402 (9, PH) | |  | |  | |  | |  |  | 4 | 0 | 1 | 0 | 0 | 2 | 1 | | | | | | | | | | | | | | | | | |
| Hal Smith, R OBP: 0.301, SLG: 0.359 (1, 2) | |  | |  | |  | |  | | 4 | 0 | 0 | 0 | 0 | 0 | 1 | | | | | | | | | | | | | | | | | |
| Don Leppert, L OBP: 0.190, SLG: 0.056 (1, 4) | |  | | |  |  |  | |  | 3 | 1 | 0 | 0 | 1 | 0 | 1 | | | | | | | | | | | | | | | | | |
| Willy Miranda, S OBP: 0.299, SLG: 0.288 (1, 6) | |  | | |  |  |  | |  | 4 | 1 | 3 | 0 | 0 | 0 | 0 | | | | | | | | | | | | | | | | | |
| Jim Wilson, R OBP: 0.141, SLG: 0.143 Ted Gray, S (7, 1) | |  | | |  |  |  | |  | 3 | 1 | 1 | 1 | 0 | 0 | 2 | | | | | | | | | | | | | | | | | |
| George Zuverink, R OBP: 0.056, SLG: 0.056 (8, 1) | | | | |  |  | | | | 1 | 0 | 0 | 0 | 0 | 0 | 2 | | | | | | | | | | | | | | | | | |
| Inning Stats | R: 0 E: 0 K: 2 S: 8 | H: 1 LOB: 1 BB: 0 P: 8 | R: 0 E: 0 K: 0 S: 5 | H: 2 LOB: 2 BB: 0 P: 5 | R: 0 E: 0 K: 0 S: 3 | H: 0 LOB: 0 BB: 0 P: 3 | R: 0 E: 0 K: 1 S: 5 | H: 1 LOB: 0 BB: 0 P: 5 | R: 3 E: 0 K: 0 S: 6 | H: 3 LOB: 1 BB: 1 P: 10 | R: 0 E: 0 K: 1 S: 5 | H: 0 LOB: 0 BB: 0 P: 5 | R: 1 E: 0 K: 0 S: 5 | H: 2 LOB: 2 BB: 1 P: 9 | R: 0 E: 1 K: 1 S: 7 | H: 1 LOB: 2 BB: 0 P: 7 | R: 0 E: 0 K: 1 S: 7 | H: 2 LOB: 2 BB: 0 P: 7 | 1B: 12 2B: 1 3B: 0 HR: 0 | SF: 0 SAC: 0 DP: 1 HBP: 0 | WP: 0 PB: 0 SB: 0 CS: 1 | PA: 41 | | | | | | | | | | | |
| PITCHER | IP WLS BF H R ER SO BB IBB HBP BLK WP HR S P ERA WHIP | | | | | | | | | | | | | | | | | | | | | | | | | | | | | | | | |
| Bob Lemon, R ERA: 3.94 Don Mossi, L ERA: 2.64 | (1, 1) (9, 1) | 8.2 S | W 1 | 40 0 | 12 0 | 4 0 | 4 0 | 5 1 | 2 0 | 0 0 | 0 0 | 0 0 | 0 0 | 0 3 | 0 3 | 4.15 0.00 | 1.615 0.000 | | | | | | | | | | | | | | | | |

| Batter | 1 | 2 | 3 | 4 | 5 | 6 | 7 | 8 | 9 | AB | R | H | RBI | BB | SO | LOB | BOTTOM | | | | | | | | | | | | | | | | | |
|--|---|---|---|---|--|---|---|---|---|---------------------------------|------------------------------|----------------------------------|------------------------------|----------------------------------|------------------------------|---------------------------------|--|----------------------------------|------------------------------------|----------------------------------|--------|--|--|--|--|--|--|--|--|--|--|--|--|--|
| Al Smith, R OBP: 0.409, SLG: 0.487 (8, 9) |  | |  | |  |  |  | |  | 3 | 2 | 1 | 2 | 2 | 1 | 0 | Baltimore Orioles @ Cleveland Indians Cleveland Municipal Stadium, Cleveland, OH Tue Aug 30 1955, 3:33 AM EDT Att: 9,008 - Unknown | | | | | | | | | | | | | | | | | |
| Bobby Avila, R OBP: 0.386, SLG: 0.383 (1, 4) |  | |  | |  |  |  | |  | 4 | 0 | 2 | 2 | 1 | 0 | 0 | | | | | | | | | | | | | | | | | | |
| Gene Woodling, L OBP: 0.355, SLG: 0.394 (8, 7) |  | |  | |  |  | |  | | 5 | 0 | 0 | 0 | 0 | 0 | 4 | | | | | | | | | | | | | | | | | | |
| Ralph Kiner, R OBP: 0.364, SLG: 0.433 Hoot Evers, R OBP: 0.317, SLG: 0.438 (7, PR) |  | |  | |  |  |  | |  | 3 | 0 | 0 | 0 | 1 | 0 | 2 | | | | | | | | | | | | | | | | | | |
| Ferns Fain, L OBP: 0.454, SLG: 0.347 (1, 3) | |  | |  |  | |  | |  | 0 | 1 | 0 | 1 | 0 | 2 | | | | | | | | | | | | | | | | | | | |
| Al Rosen, R OBP: 0.359, SLG: 0.408 (1, 5) | |  | |  | |  |  | |  | 4 | 1 | 2 | 0 | 0 | 0 | 3 | | | | | | | | | | | | | | | | | | |
| Hal Naragon, L OBP: 0.303, SLG: 0.450 (1, 2) | |  | |  | |  |  | |  | 4 | 1 | 2 | 1 | 0 | 0 | 2 | | | | | | | | | | | | | | | | | | |
| George Strickland, R OBP: 0.309, SLG: 0.286 (1, 6) | |  | |  | |  |  | |  | 2 | 1 | 0 | 0 | 2 | 0 | 2 | | | | | | | | | | | | | | | | | | |
| Bob Lemon, L OBP: 0.303, SLG: 0.238 Don Mossi, L OBP: 0.333, SLG: 0.143 (9, 1) | | |  | |  |  |  | | | 2 | 1 | 0 | 1 | 1 | 0 | 2 | | | | | | | | | | | | | | | | | | |
| Inning Stats | R: 0 E: 0 K: 1 S: 5 | H: 0 LOB: 1 BB: 1 P: 9 | R: 0 E: 0 K: 0 S: 3 | H: 0 LOB: 1 BB: 1 P: 7 | R: 2 E: 0 K: 0 S: 4 | H: 1 LOB: 0 BB: 1 P: 8 | R: 0 E: 0 K: 0 S: 4 | H: 1 LOB: 1 BB: 0 P: 4 | R: 1 E: 1 K: 0 S: 5 | H: 1 LOB: 2 BB: 1 P: 9 | R: 3 E: 0 K: 0 S: 5 | H: 3 LOB: 1 BB: 2 P: 13 | R: 1 E: 0 K: 0 S: 4 | H: 2 LOB: 2 BB: 2 P: 12 | R: 0 E: 0 K: 0 S: 3 | H: 0 LOB: 0 BB: 0 P: 3 | | 1B: 6 2B: 1 3B: 0 HR: 1 | SF: 1 SAC: 0 DP: 1 HBP: 0 | WP: 0 PB: 0 SB: 0 CS: 0 | PA: 39 | | | | | | | | | | | | | |
| PITCHER | IP WLS BF H R ER SO BB IBB HBP BLK WP HR S P ERA WHIP | | | | | | | | | | | | | | | | | | | | | | | | | | | | | | | | | |
| Jim Wilson, R ERA: 3.99 Ted Gray, L ERA: 8.87 George Zuverink, R ERA: 4.03 | (1, 1) (7, 1) (8, 1) | 6.2 0.1 1.0 | L 1 | 35 0 | 8 0 | 7 0 | 6 0 | 1 0 | 8 0 | 0 0 | 0 0 | 0 0 | 0 0 | 0 0 | 0 3 | 0 3 | 8.10 0.00 0.000 | 2.400 0.000 0.000 | | | | | | | | | | | | | | | | |

AB 39
R 4
H 12
RBI 4
BB 2
SO 6
LOB 16



AB 30
R 7
H 8
RBI 6
BB 8
SO 1
LOB 17



| Batter | 1 | 2 | 3 | 4 | 5 | 6 | 7 | 8 | 9 | AB | R | H | RBI | BB | SO | LOB | TOP | | | |
|--|---|---------------------------------|--------------------------------------|---------------------------------|--------------------------------------|---------------------------------|--------------------------------------|---------------------------------|--------------------------------------|----------------------------------|--------------------------------------|---------------------------------|--------------------------------------|----------------------------------|--------------------------------------|----------------------------------|--|----------------------------------|------------------------------------|----------------------------------|
| Wayne Causey, L (1, 5) OBP: 0.269, SLG: 0.214 | 0-3 K | | 0-0 F6 | | | 0-3 K | | 4-0 BB BB | 0-3 K | 4 | 0 | 0 | 0 | 1 | 3 | 3 | Baltimore Orioles @ Cleveland Indians Cleveland Municipal Stadium, Cleveland, OH Wed Aug 31 1955, 3:33 AM EDT Att: 5,149 - Unknown | | | |
| Cal Abrams, L (1, 9) OBP: 0.419, SLG: 0.389 | 0-3 K | | | 0-0 1B | | 0-3 K | | 4-0 1-2 BB | | 3 | 0 | 1 | 0 | 1 | 2 | 0 | | | | |
| Dave Philley, S (1, 7) OBP: 0.381, SLG: 0.454 Dave Pope, L (2, 7) OBP: 0.318, SLG: 0.370 Jim Dyck, R (8, FH) OBP: 0.413, SLG: 0.398 | 0-3 K | | | 0-3 K | | 4-0 BB | | 0-0 F8 | | 1 | 0 | 0 | 0 | 0 | 1 | 0 | | | | |
| Gus Triandos, R (1, 3) OBP: 0.322, SLG: 0.394 | | 0-0 F2 | | 0-0 F3 | | 0-0 F8 | | 0-0 F9 | | 4 | 0 | 0 | 0 | 0 | 0 | 4 | | | | |
| Hal Smith, R (1, 2) OBP: 0.301, SLG: 0.356 | | 0-0 F4 | | 0-0 F2 | | | 0-3 K | | 4-0 F8 BB 2B | 3 | 1 | 0 | 0 | 1 | 1 | 1 | | | | |
| Fred Marsh, R (1, 4) OBP: 0.296, SLG: 0.252 | | 0-0 F5 | | | 0-3 K | | 0-0 F8 | | 4-0 2B 1-2 BB | 3 | 0 | 0 | 0 | 1 | 1 | 0 | | | | |
| Chuck Diering, R (1, 8) OBP: 0.325, SLG: 0.300 | | | 0-0 1B | | 0-0 4-3 | | 4-0 BB | | 0-0 F8 | 3 | 0 | 1 | 0 | 1 | 0 | 2 | | | | |
| Willy Miranda, S (1, 6) OBP: 0.300, SLG: 0.291 | | | 0-3 K | | 4-0 BB | | 0-0 F4 | | 0-0 2B | 3 | 0 | 1 | 1 | 1 | 1 | 2 | | | | |
| Bill Wight, L (1, 1) OBP: 0.174, SLG: 0.182 Hal Brown, R (1, 1) OBP: 0.133, SLG: 0.071 Bob Hale, L (9, FH) OBP: 0.362, SLG: 0.398 | | | 0-3 K | | 0-0 6-3 | | 0-3 K | | 0-3 K | 0 | 0 | 0 | 0 | 0 | 0 | 0 | | | | |
| Inning Stats | R: 0 H: 0 E: 0 K: 3 S: 9 | H: 0 LOB: 0 BB: 0 P: 9 | R: 0 H: 0 E: 0 K: 0 S: 3 | H: 0 LOB: 0 BB: 0 P: 3 | R: 0 H: 1 E: 0 K: 2 S: 8 | H: 1 LOB: 1 BB: 0 P: 8 | R: 0 H: 1 E: 0 K: 1 S: 6 | H: 1 LOB: 1 BB: 0 P: 6 | R: 0 H: 0 E: 0 K: 2 S: 7 | H: 0 LOB: 1 BB: 1 P: 11 | R: 0 H: 0 E: 0 K: 1 S: 5 | H: 0 LOB: 1 BB: 1 P: 9 | R: 0 H: 0 E: 0 K: 1 S: 5 | H: 0 LOB: 2 BB: 2 P: 13 | R: 1 H: 1 E: 0 K: 2 S: 8 | H: 1 LOB: 2 BB: 2 P: 16 | | 1B: 2 2B: 1 3B: 0 HR: 0 | SF: 0 SAC: 0 DP: 0 HBP: 0 | WP: 0 PB: 0 SB: 0 CS: 0 |
| PITCHER Herb Score, L (1, 1) ERA: 3.11 | IP: 9.0 WLS: W BF: 37 H: 3 R: 1 ER: 1 SO: 13 BB: 7 IBB: 0 HBP: 0 BLK: 0 WP: 0 HR: 0 S: 56 P: 84 ERA: 1.00 WHIP: 1.111 | | | | | | | | | | | | | | | PITCHER | | | | |

| | |
|-----|----|
| AB | 30 |
| R | 1 |
| H | 3 |
| RBI | 1 |
| BB | 7 |
| SO | 13 |
| LOB | 19 |



| Batter | 1 | 2 | 3 | 4 | 5 | 6 | 7 | 8 | 9 | AB | R | H | RBI | BB | SO | LOB | BOTTOM | | | |
|--|---|----------------------------------|--------------------------------------|---------------------------------|--------------------------------------|----------------------------------|--------------------------------------|----------------------------------|--------------------------------------|---------------------------------|--------------------------------------|---------------------------------|--------------------------------------|---------------------------------|--------------------------------------|---------------------------------|--|----------------------------------|------------------------------------|----------------------------------|
| Al Smith, R (1, 9) OBP: 0.408, SLG: 0.486 | 1B 2B | | 0-3 K | | | 0-0 F3 | | | | 4 | 1 | 1 | 0 | 0 | 1 | 5 | Baltimore Orioles @ Cleveland Indians Cleveland Municipal Stadium, Cleveland, OH Wed Aug 31 1955, 3:33 AM EDT Att: 5,149 - Unknown | | | |
| Bobby Avila, R (1, 4) OBP: 0.365, SLG: 0.382 | 1-3 2B | 0-0 F2 | | 0-0 F8 | | 0-0 F6 | | | | 4 | 1 | 1 | 0 | 0 | 0 | 0 | | | | |
| Hoot Evers, R (1, 8) OBP: 0.316, SLG: 0.439 | 1-3 3H 2B | 0-0 K | | 0-0 F9 | | 0-3 K2-3 | | | | 4 | 1 | 1 | 2 | 0 | 2 | 0 | | | | |
| Ralph Kiner, R (1, 7) OBP: 0.365, SLG: 0.430 | 2B 1B BB | 0-0 L7 | | 4-0 BB | | 0-3 K | | | | 2 | 1 | 0 | 0 | 2 | 1 | 0 | | | | |
| Al Rosen, R (1, 5) OBP: 0.362, SLG: 0.411 | 1-3 2H 1B 2B | | 4-0 SH3-4 BB | 4-0 BB | | 0-3 K | | | | 2 | 1 | 1 | 1 | 2 | 1 | 0 | | | | |
| Ferns Fain, L (1, 3) OBP: 0.455, SLG: 0.344 | 4-0 FC6-4 1B BB | | 4-0 SH3-4 BB | 0-0 L3 | | 0-0 P7 | | | | 2 | 0 | 0 | 0 | 2 | 0 | 2 | | | | |
| Jim Hegan, R (1, 2) OBP: 0.302, SLG: 0.360 | 0-0 FC6-4 1-2 2H 3H 1B | | 0-0 SH3-4 | | 0-3 K | | | 0-0 F8 | | 3 | 0 | 1 | 2 | 0 | 1 | 0 | | | | |
| George Strickland, R (1, 6) OBP: 0.308, SLG: 0.284 | 0-0 FC6-4 1-2 2-3 | | 4-0 BB | | 0-0 F8 | | | 0-3 K | | 3 | 0 | 0 | 0 | 1 | 1 | 2 | | | | |
| Herb Score, L (1, 1) OBP: 0.145, SLG: 0.135 | 0-3 K | | 0-3 K | | 0-3 K | | | 0-0 F6 | | 4 | 0 | 0 | 0 | 0 | 3 | 5 | | | | |
| Inning Stats | R: 5 H: 5 E: 0 K: 1 S: 10 | H: 5 LOB: 2 BB: 2 P: 18 | R: 0 H: 0 E: 0 K: 1 S: 5 | H: 0 LOB: 0 BB: 0 P: 5 | R: 0 H: 0 E: 0 K: 2 S: 7 | H: 0 LOB: 3 BB: 3 P: 19 | R: 0 H: 0 E: 0 K: 0 S: 3 | H: 0 LOB: 2 BB: 2 P: 11 | R: 0 H: 0 E: 0 K: 2 S: 7 | H: 0 LOB: 0 BB: 0 P: 7 | R: 0 H: 0 E: 0 K: 1 S: 5 | H: 0 LOB: 0 BB: 0 P: 5 | R: 0 H: 0 E: 0 K: 1 S: 5 | H: 0 LOB: 0 BB: 0 P: 5 | R: 0 H: 0 E: 0 K: 1 S: 5 | H: 0 LOB: 0 BB: 0 P: 5 | | 1B: 3 2B: 2 3B: 0 HR: 0 | SF: 0 SAC: 1 DP: 0 HBP: 0 | WP: 0 PB: 0 SB: 0 CS: 0 |
| PITCHER Bill Wight, L (1, 1) ERA: 3.0 Hal Brown, R (1, 1) ERA: 3.72 | IP: 8.0 WLS: L BF: 29 H: 0 R: 0 ER: 0 SO: 10 BB: 5 IBB: 0 HBP: 0 BLK: 0 WP: 0 HR: 0 S: 44 P: 64 ERA: 0.00 WHIP: 0.625 | | | | | | | | | | | | | | | PITCHER | | | | |



| Batter | 1 | 2 | 3 | 4 | 5 | 6 | 7 | 8 | 9 | AB | R | H | RBI | BB | SO | LOB | TOP | | | | | |
|---|------------------------------|---------------------------------|------------------------------|---------------------------------|------------------------------|---------------------------------|------------------------------|---------------------------------|------------------------------|----------------------------------|------------------------------|----------------------------------|------------------------------|---------------------------------|------------------------------|---------------------------------|---|------------------------------|---------------------------------|----------------------------------|------------------------------------|----------------------------------|
| Billy Goodman, L (1, 4) OBP: 0.394, SLG: 0.348 | 1-3 | | L7 | | | | 4-3 | | | 5 | 0 | 2 | 3 | 0 | 0 | 1 | Boston Red Sox @ Baltimore Orioles Memorial Stadium, Baltimore, MD Fri Sep 02 1955, 3:33 AM EDT Att: 13,451 - Unknown | | | | | |
| Billy Klaus, L (1, 6) OBP: 0.352, SLG: 0.390 | F4 | | | F6 | | | | G3 | | 3 | 0 | 0 | 0 | 2 | 0 | 1 | | | | | | |
| Ted Williams, L (1, 7) OBP: 0.496, SLG: 0.756 Gene Stephens, L (9, PR) OBP: 0.385, SLG: 0.482 (9, 7) | F6 | | | | | | G3-6-3 | | | 3 | 1 | 1 | 1 | 1 | 0 | 1 | | | | | | |
| Jackie Jensen, R (1, 9) OBP: 0.365, SLG: 0.472 | | K | | F6 | | | | | | 5 | 2 | 2 | 0 | 0 | 1 | 3 | | | | | | |
| Norm Zauchin, R (1, 3) OBP: 0.330, SLG: 0.444 | P8 | | | F6 | | | | | | 4 | 0 | 0 | 0 | 0 | 1 | 2 | | | | | | |
| Sammy White, R (1, 2) OBP: 0.326, SLG: 0.397 | 6-3 | | | | | | | | | 3 | 2 | 1 | 1 | 1 | 0 | 2 | | | | | | |
| Grady Hatton, L (1, 5) OBP: 0.360, SLG: 0.330 | | | | | | | | | | 3 | 1 | 0 | 0 | 2 | 0 | 3 | | | | | | |
| Jim Piersall, R (1, 8) OBP: 0.361, SLG: 0.432 | | | | | | | | | | 5 | 2 | 2 | 1 | 0 | 1 | 6 | | | | | | |
| Frank Sullivan, R (1, 1) OBP: 0.159, SLG: 0.154 Leo Kiely, L (6, 1) OBP: 0.222, SLG: 0.231 | | | | | | | | | | 2 | 0 | 0 | 0 | 0 | 0 | 4 | | | | | | |
| Inning Stats | R: 0 E: 0 K: 0 S: 3 | H: 0 LOB: 0 BB: 0 P: 3 | R: 0 E: 0 K: 1 S: 5 | H: 0 LOB: 0 BB: 0 P: 5 | R: 0 E: 0 K: 0 S: 3 | H: 0 LOB: 1 BB: 1 P: 7 | R: 1 E: 0 K: 0 S: 4 | H: 1 LOB: 0 BB: 0 P: 4 | R: 2 E: 1 K: 0 S: 5 | H: 2 LOB: 3 BB: 3 P: 17 | R: 0 E: 0 K: 2 S: 7 | H: 0 LOB: 2 BB: 1 P: 12 | R: 0 E: 0 K: 0 S: 2 | H: 0 LOB: 0 BB: 1 P: 6 | R: 4 E: 1 K: 0 S: 8 | H: 4 LOB: 1 BB: 0 P: 8 | | R: 1 E: 1 K: 0 S: 5 | H: 1 LOB: 3 BB: 0 P: 6 | 1B: 6 2B: 1 3B: 0 HR: 1 | SF: 0 SAC: 2 DP: 1 HBP: 2 | WP: 0 PB: 0 SB: 1 CS: 0 |
| PITCHER | IP | WLS | BF | H | R | ER | SO | BB | IBB | HBP | BLK | WP | HR | S | P | ERA | WHIP | | | | | |
| Ray Moore, R (1, 1) ERA: 3.99 | 4.2 | | 21 | 3 | 3 | 3 | 1 | 4 | 0 | 0 | 0 | 0 | 1 | 19 | 35 | 5.79 | 1.500 | | | | | |
| George Zuverink, R (5, 1) ERA: 3.93 | 4.1 | L | 23 | 5 | 5 | 1 | 2 | 2 | 0 | 2 | 0 | 0 | 0 | 23 | 33 | 2.08 | 1.615 | | | | | |

| Batter | 1 | 2 | 3 | 4 | 5 | 6 | 7 | 8 | 9 | AB | R | H | RBI | BB | SO | LOB | BOTTOM | | | | | |
|--|------------------------------|---------------------------------|------------------------------|---------------------------------|------------------------------|---------------------------------|------------------------------|---------------------------------|------------------------------|---------------------------------|------------------------------|----------------------------------|------------------------------|---------------------------------|------------------------------|---------------------------------|---|------------------------------|---------------------------------|----------------------------------|------------------------------------|----------------------------------|
| Fred Marsh, R (1, 4) OBP: 0.292, SLG: 0.248 | F8 | | L8 | | | | | | | 4 | 0 | 0 | 0 | 0 | 1 | 1 | Boston Red Sox @ Baltimore Orioles Memorial Stadium, Baltimore, MD Fri Sep 02 1955, 3:33 AM EDT Att: 13,451 - Unknown | | | | | |
| Jim Dyck, R (1, 7) OBP: 0.410, SLG: 0.395 Cal Abrams, L (3, PH) OBP: 0.418, SLG: 0.386 (4, 8) | 6-3 | | | | | | | | | 1 | 0 | 0 | 0 | 0 | 0 | 0 | | | | | | |
| Dave Philley, S (1, 9) OBP: 0.380, SLG: 0.452 (4, 7) | F9 | | | | | | | | | 4 | 1 | 1 | 0 | 0 | 0 | 1 | | | | | | |
| Bob Hale, L (1, 3) OBP: 0.366, SLG: 0.402 | | | | | | | | | | 4 | 1 | 2 | 0 | 0 | 0 | 1 | | | | | | |
| Dave Pope, L (1, 8) OBP: 0.314, SLG: 0.365 (4, 9) | | | | | | | | | | 4 | 0 | 0 | 0 | 0 | 0 | 4 | | | | | | |
| Gus Triandos, R (1, 2) OBP: 0.322, SLG: 0.392 | | | | | | | | | | 4 | 0 | 1 | 1 | 0 | 0 | 2 | | | | | | |
| Wayne Causey, L (1, 5) OBP: 0.272, SLG: 0.225 Chuck Diering, R (6, PH) OBP: 0.326, SLG: 0.299 (7, 5) | | | | | | | | | | 2 | 1 | 1 | 1 | 0 | 0 | 0 | | | | | | |
| Willy Miranda, S (1, 6) OBP: 0.300, SLG: 0.290 | | | | | | | | | | 1 | 0 | 0 | 0 | 1 | 0 | 0 | | | | | | |
| Ray Moore, R (1, 1) OBP: 0.194, SLG: 0.171 George Zuverink, R (5, 1) OBP: 0.100, SLG: 0.100 Jim Pyburn, R (9, PH) OBP: 0.274, SLG: 0.268 | | | | | | | | | | 2 | 0 | 1 | 0 | 0 | 1 | 0 | | | | | | |
| Inning Stats | R: 0 E: 0 K: 0 S: 3 | H: 3 LOB: 1 BB: 0 P: 6 | R: 2 E: 0 K: 0 S: 6 | H: 3 LOB: 1 BB: 0 P: 6 | R: 0 E: 0 K: 1 S: 5 | H: 0 LOB: 0 BB: 0 P: 5 | R: 0 E: 0 K: 0 S: 3 | H: 0 LOB: 0 BB: 0 P: 3 | R: 0 E: 0 K: 1 S: 6 | H: 1 LOB: 1 BB: 0 P: 6 | R: 1 E: 0 K: 0 S: 5 | H: 2 LOB: 3 BB: 2 P: 13 | R: 0 E: 0 K: 2 S: 7 | H: 0 LOB: 0 BB: 0 P: 7 | R: 0 E: 0 K: 0 S: 4 | H: 1 LOB: 1 BB: 0 P: 4 | | R: 0 E: 0 K: 0 S: 3 | H: 0 LOB: 0 BB: 0 P: 3 | 1B: 6 2B: 1 3B: 0 HR: 0 | SF: 0 SAC: 0 DP: 0 HBP: 0 | WP: 0 PB: 0 SB: 0 CS: 0 |
| PITCHER | IP | WLS | BF | H | R | ER | SO | BB | IBB | HBP | BLK | WP | HR | S | P | ERA | WHIP | | | | | |
| Frank Sullivan, R (1, 1) ERA: 2.89 | 5.2 | | 24 | 6 | 3 | 3 | 2 | 1 | 0 | 0 | 0 | 0 | 0 | 27 | 31 | 4.76 | 1.235 | | | | | |
| Leo Kiely, L (6, 1) ERA: 2.77 | 3.1 | W | 12 | 1 | 0 | 0 | 2 | 1 | 0 | 0 | 0 | 0 | 0 | 15 | 19 | 0.00 | 0.600 | | | | | |



| Batter | 1 | 2 | 3 | 4 | 5 | 6 | 7 | 8 | 9 | AB | R | H | RBI | BB | SO | LOB | TOP | | | | | |
|---|---|---|---|---|---|---|---|---|---|---|---|---|---|---|---|---|---|---|---|---|---|---|
| Billy Goodman, L (1,4) OBP: 0.393, SLG: 0.348 | 5-3 | | FC7-2 1B | 1-2 3H 1B | | F2 | | 1B | | 5 | 0 | 3 | 1 | 0 | 0 | 1 | Boston Red Sox @ Baltimore Orioles Memorial Stadium, Baltimore, MD Sun Sep 04 1955, 3:33 AM EDT Att: 12,422 - Unknown | | | | | |
| Billy Klaus, L (1,6) OBP: 0.349, SLG: 0.387 | 1-3 | | FC7-2 1B | 1-2 3H 1B | | F8 | | F6 | | 5 | 1 | 0 | 0 | 0 | 0 | 5 | | | | | | |
| Ted Williams, L (1,7) OBP: 0.496, SLG: 0.755 Gene Stephens, L (9,7) OBP: 0.385, SLG: 0.482 | FC6-4 1B | | 1B | PB 1B IBB | | G3 | | F7 | | 3 | 0 | 1 | 0 | 2 | 0 | 3 | | | | | | |
| Jackie Jensen, R (1,9) OBP: 0.366, SLG: 0.469 | FC6-4 1-2 | | 1B | PB 1B | | 5-3 | | F9 | | 5 | 0 | 1 | 1 | 0 | 0 | 3 | | | | | | |
| Norm Zaichin, R (1,3) OBP: 0.362, SLG: 0.437 | | F7 | F9 | | 5-3 | | G6-4-3 1B BB | F8 | | 4 | 0 | 0 | 0 | 1 | 0 | 2 | | | | | | |
| Sammy White, R (1,2) OBP: 0.327, SLG: 0.400 | | G4-6-3 1B | | SH5-3 1B BB | 1B | 2B | | G6-4-3 1B | K | 5 | 2 | 4 | 0 | 0 | 1 | 0 | | | | | | |
| Grady Hatton, L (1,5) OBP: 0.362, SLG: 0.329 | G4-6-3 1-2 | | 1B | SH5-3 1B BB | 2H 1B | | G6-4-3 1-2 2-3 | | | 3 | 1 | 1 | 1 | 1 | 0 | 3 | | | | | | |
| Jim Piersall, R (1,8) OBP: 0.362, SLG: 0.430 | | | FC6-4 1B | SH5-3 1B BB | 2-3 1B | | 5-3 | | | 3 | 0 | 1 | 0 | 0 | 1 | 2 | | | | | | |
| Frank Baumann, L (1,1) OBP: 0.375, SLG: 0.375 Tom Hurd, R (7,1) OBP: 0.077, SLG: 0.077 | FC6-4 1B E | | 1B | 1B | 2-3 3H 1B | | PB 1B | 1-3 | | 3 | 1 | 2 | 1 | 0 | 0 | 1 | | | | | | |
| | | | | | | | | | | 1 | 0 | 0 | 0 | 0 | 0 | 0 | | | | | | |
| Inning Stats | R: 0 E: 0 K: 0 S: 4 | H: 1 LOB: 1 BB: 0 P: 4 | R: 0 E: 0 K: 0 S: 3 | H: 1 LOB: 0 BB: 0 P: 3 | R: 2 E: 1 K: 0 S: 6 | H: 3 LOB: 2 BB: 1 P: 10 | R: 2 E: 0 K: 0 S: 6 | H: 3 LOB: 2 BB: 1 P: 10 | R: 1 E: 0 K: 0 S: 7 | H: 2 LOB: 1 BB: 0 P: 7 | R: 0 E: 0 K: 0 S: 4 | H: 1 LOB: 1 BB: 1 P: 7 | R: 0 E: 0 K: 0 S: 3 | H: 1 LOB: 1 BB: 0 P: 4 | R: 0 E: 0 K: 1 S: 5 | H: 0 LOB: 0 BB: 0 P: 5 | 1B: 12 2B: 1 3B: 0 HR: 0 | SF: 0 SAC: 1 DP: 2 HBP: 0 | WP: 0 PB: 2 SB: 0 CS: 0 | PA: 42 | | |
| PITCHER | IP WLS BF H R ER SO BB IBB HBP BLK WP HR S P ERA WHIP | IP WLS BF H R ER SO BB IBB HBP BLK WP HR S P ERA WHIP | IP WLS BF H R ER SO BB IBB HBP BLK WP HR S P ERA WHIP | IP WLS BF H R ER SO BB IBB HBP BLK WP HR S P ERA WHIP | IP WLS BF H R ER SO BB IBB HBP BLK WP HR S P ERA WHIP | IP WLS BF H R ER SO BB IBB HBP BLK WP HR S P ERA WHIP | IP WLS BF H R ER SO BB IBB HBP BLK WP HR S P ERA WHIP | IP WLS BF H R ER SO BB IBB HBP BLK WP HR S P ERA WHIP | IP WLS BF H R ER SO BB IBB HBP BLK WP HR S P ERA WHIP | IP WLS BF H R ER SO BB IBB HBP BLK WP HR S P ERA WHIP | IP WLS BF H R ER SO BB IBB HBP BLK WP HR S P ERA WHIP | IP WLS BF H R ER SO BB IBB HBP BLK WP HR S P ERA WHIP | IP WLS BF H R ER SO BB IBB HBP BLK WP HR S P ERA WHIP | IP WLS BF H R ER SO BB IBB HBP BLK WP HR S P ERA WHIP | IP WLS BF H R ER SO BB IBB HBP BLK WP HR S P ERA WHIP | IP WLS BF H R ER SO BB IBB HBP BLK WP HR S P ERA WHIP | IP WLS BF H R ER SO BB IBB HBP BLK WP HR S P ERA WHIP | IP WLS BF H R ER SO BB IBB HBP BLK WP HR S P ERA WHIP | IP WLS BF H R ER SO BB IBB HBP BLK WP HR S P ERA WHIP | IP WLS BF H R ER SO BB IBB HBP BLK WP HR S P ERA WHIP | IP WLS BF H R ER SO BB IBB HBP BLK WP HR S P ERA WHIP | IP WLS BF H R ER SO BB IBB HBP BLK WP HR S P ERA WHIP |
| Erv Palica, R (1,1) ERA: 4.16 | 6.0 | 31 | 11 | 5 | 5 | 1 | 1 | 2 | 0 | 0 | 0 | 0 | 0 | 0 | 0 | 0 | 7.50 | 2.000 | | | | |
| Harry Dorish, R (7,1) ERA: 2.71 | 0.0 | 2 | 1 | 0 | 0 | 0 | 1 | 0 | 0 | 0 | 0 | 0 | 0 | 1 | 5 | ∞ | ∞ | | | | | |
| George Zuverink, R (7,1) ERA: 3.8 | 3.0 | 9 | 1 | 0 | 0 | 1 | 0 | 0 | 0 | 0 | 0 | 0 | 0 | 11 | 11 | 0.00 | 0.333 | | | | | |

| Batter | 1 | 2 | 3 | 4 | 5 | 6 | 7 | 8 | 9 | AB | R | H | RBI | BB | SO | LOB | BOTTOM | | | | | | |
|---|---|---|---|---|---|---|---|---|---|---|---|---|---|---|---|---|---|---|---|---|---|---|---|
| Fred Marsh, R (1,4) OBP: 0.286, SLG: 0.239 Bob Hale, L (9, PH) OBP: 0.350, SLG: 0.384 Don Leppert, L (9, PR) OBP: 0.190, SLG: 0.056 | CS BB BB | F6 | | | 6-3 | | F5 | | FC3-6 1-2 | 3 | 0 | 0 | 0 | 1 | 0 | 1 | Boston Red Sox @ Baltimore Orioles Memorial Stadium, Baltimore, MD Sun Sep 04 1955, 3:33 AM EDT Att: 12,422 - Unknown | | | | | | |
| Cal Abrams, L (1,8) OBP: 0.415, SLG: 0.378 | PB BB | | 4-3 | | G6-4-3 BB | | F8 | | F9 | 3 | 0 | 0 | 0 | 2 | 0 | 1 | | | | | | | |
| Dave Philley, S (1,9) OBP: 0.373, SLG: 0.441 | K 1-2 2-3 | | F5 | | G6-4-3 1-2 | | F9 | | | 4 | 0 | 0 | 0 | 0 | 1 | 3 | | | | | | | |
| Gus Triandos, R (1,3) OBP: 0.323, SLG: 0.399 Hal Brown, R (9, PR) OBP: 0.153, SLG: 0.071 Wayne Causey, L (9, 5) OBP: 0.274, SLG: 0.224 | K | | K | | | 5-3 | | FC2-6 1B | | 4 | 0 | 1 | 0 | 0 | 2 | 1 | | | | | | | |
| Hal Smith, R (1,2) OBP: 0.302, SLG: 0.356 | | 4-3 | | FC4-6 1B | | 5-3 | | FC2-6 FC1-6 1-2 | | 4 | 0 | 1 | 0 | 0 | 0 | 1 | | | | | | | |
| Jim Dyck, R (1,7) OBP: 0.409, SLG: 0.426 | | | FC4-6 1B 2B | | FC4-6 1-2 FC4-6 | | HR | | FC1-6 1-2 | 4 | 3 | 2 | 1 | 0 | 0 | 2 | | | | | | | |
| Chuck Diering, R (1,5) OBP: 0.331, SLG: 0.305 | | | 2B 1B | | FC4-6 1-3 1B | | HBP 1B | | 4-3 | 4 | 1 | 3 | 1 | 0 | 0 | 1 | | | | | | | |
| Willy Miranda, S (1,6) OBP: 0.301, SLG: 0.294 | | | | | FC4-6 1-2 3H | | HBP | | G3 | 3 | 0 | 1 | 2 | 0 | 0 | 1 | | | | | | | |
| Erv Palica, R (1,1) OBP: 0.300, SLG: 0.261 Jim Pyburn, R (6, PH) OBP: 0.271, SLG: 0.265 Harry Dorish, R (7,1) OBP: 0.083, SLG: 0.083 George Zuverink, R (7,1) OBP: 0.100, SLG: 0.100 Dave Pope, L (9, PH) OBP: 0.314, SLG: 0.365 | | | | | K | | 6-3 | | FC3-6 1B | 2 | 0 | 0 | 0 | 0 | 2 | 2 | | | | | | | |
| | | | | | | | | | | 1 | 0 | 0 | 0 | 0 | 0 | 2 | | | | | | | |
| | | | | | | | | | | 0 | 0 | 0 | 0 | 0 | 0 | 0 | | | | | | | |
| | | | | | | | | | | 0 | 0 | 0 | 0 | 0 | 0 | 0 | | | | | | | |
| | | | | | | | | | | 1 | 0 | 1 | 0 | 0 | 0 | 0 | | | | | | | |
| Inning Stats | R: 0 E: 0 K: 2 S: 6 | H: 0 LOB: 1 BB: 2 P: 14 | R: 2 E: 0 K: 1 S: 8 | H: 3 LOB: 1 BB: 0 P: 8 | R: 0 E: 0 K: 1 S: 5 | H: 0 LOB: 0 BB: 0 P: 5 | R: 1 E: 0 K: 1 S: 7 | H: 2 LOB: 1 BB: 0 P: 7 | R: 0 E: 0 K: 0 S: 2 | H: 0 LOB: 0 BB: 1 P: 6 | R: 1 E: 0 K: 0 S: 5 | H: 2 LOB: 2 BB: 0 P: 6 | R: 0 E: 0 K: 0 S: 3 | H: 0 LOB: 0 BB: 0 P: 3 | R: 0 E: 0 K: 0 S: 4 | H: 1 LOB: 1 BB: 0 P: 4 | R: 0 E: 1 K: 0 S: 4 | H: 1 LOB: 1 BB: 0 P: 4 | 1B: 6 2B: 2 3B: 0 HR: 1 | SF: 0 SAC: 0 DP: 1 HBP: 1 | WP: 0 PB: 1 SB: 0 CS: 1 | PA: 38 | |
| PITCHER | IP WLS BF H R ER SO BB IBB HBP BLK WP HR S P ERA WHIP | IP WLS BF H R ER SO BB IBB HBP BLK WP HR S P ERA WHIP | IP WLS BF H R ER SO BB IBB HBP BLK WP HR S P ERA WHIP | IP WLS BF H R ER SO BB IBB HBP BLK WP HR S P ERA WHIP | IP WLS BF H R ER SO BB IBB HBP BLK WP HR S P ERA WHIP | IP WLS BF H R ER SO BB IBB HBP BLK WP HR S P ERA WHIP | IP WLS BF H R ER SO BB IBB HBP BLK WP HR S P ERA WHIP | IP WLS BF H R ER SO BB IBB HBP BLK WP HR S P ERA WHIP | IP WLS BF H R ER SO BB IBB HBP BLK WP HR S P ERA WHIP | IP WLS BF H R ER SO BB IBB HBP BLK WP HR S P ERA WHIP | IP WLS BF H R ER SO BB IBB HBP BLK WP HR S P ERA WHIP | IP WLS BF H R ER SO BB IBB HBP BLK WP HR S P ERA WHIP | IP WLS BF H R ER SO BB IBB HBP BLK WP HR S P ERA WHIP | IP WLS BF H R ER SO BB IBB HBP BLK WP HR S P ERA WHIP | IP WLS BF H R ER SO BB IBB HBP BLK WP HR S P ERA WHIP | IP WLS BF H R ER SO BB IBB HBP BLK WP HR S P ERA WHIP | IP WLS BF H R ER SO BB IBB HBP BLK WP HR S P ERA WHIP | IP WLS BF H R ER SO BB IBB HBP BLK WP HR S P ERA WHIP | IP WLS BF H R ER SO BB IBB HBP BLK WP HR S P ERA WHIP | IP WLS BF H R ER SO BB IBB HBP BLK WP HR S P ERA WHIP | IP WLS BF H R ER SO BB IBB HBP BLK WP HR S P ERA WHIP | IP WLS BF H R ER SO BB IBB HBP BLK WP HR S P ERA WHIP | IP WLS BF H R ER SO BB IBB HBP BLK WP HR S P ERA WHIP |
| Frank Baumann, L (1,1) ERA: 5.3 | 6.0 | 27 | 7 | 4 | 4 | 0 | 3 | 0 | 1 | 0 | 0 | 0 | 0 | 0 | 0 | 6.00 | 1.667 | | | | | | |
| Tom Hurd, R (7,1) ERA: 2.99 | 3.0 | 11 | 2 | 0 | 0 | 0 | 0 | 0 | 0 | 0 | 0 | 0 | 0 | 11 | 11 | 0.00 | 0.667 | | | | | | |

| Batter | 1 | 2 | 3 | 4 | 5 | 6 | 7 | 8 | 9 | 10 | 11 | AB | R | H | RBI | BB | SO | LOB | TOP | | | |
|--|-------------------------------|----------------------------------|-------------------------------------|----------------------------------|------------------------------|---------------------------------|------------------------------|---------------------------------|------------------------------|---------------------------------|------------------------------|---------------------------------|------------------------------|---------------------------------|------------------------------|----------------------------------|------------------------------|---------------------------------|----------------------------------|------------------------------------|----------------------------------|--------|
| Hank Bauer, R OBP: 0.358, SLG: 0.451 (1, 9) | | | | | | | | | | | | 5 | 1 | 3 | 0 | 1 | 1 | 0 | | | | |
| Gil McDougald, R OBP: 0.371, SLG: 0.413 (1, 5) | | | | | | | | | | | | 5 | 1 | 2 | 0 | 0 | 1 | 3 | | | | |
| Yogi Berra, L OBP: 0.350, SLG: 0.466 (1, 2) | | | | | | | | | | | | 5 | 2 | 2 | 1 | 0 | 0 | 2 | | | | |
| Mickey Mantle, S OBP: 0.435, SLG: 0.630 (1, 8) | | | | | | | | | | | | 3 | 1 | 1 | 1 | 2 | 0 | 1 | | | | |
| Joe Collins, L OBP: 0.333, SLG: 0.370 (1, 3) | | | | | | | | | | | | 5 | 0 | 0 | 0 | 0 | 2 | 4 | | | | |
| Irv Noren, L OBP: 0.320, SLG: 0.379 (1, 7) | | | | | | | | | | | | 4 | 0 | 1 | 1 | 1 | 0 | 0 | | | | |
| Billy Martin, R OBP: 0.211, SLG: 0.188 (1, 4) | | | | | | | | | | | | 5 | 0 | 0 | 0 | 0 | 1 | 5 | | | | |
| Tommy Byrne, L OBP: 0.236, SLG: 0.244 Tom Sturdivant, L OBP: 0.302, SLG: 0.291 Eddie Robinson, L OBP: 0.267, SLG: 0.247 Tom Carroll, R OBP: 0.251, SLG: 0.277 Johnny Kucks, R OBP: 0.251, SLG: 0.277 Don Larsen, R OBP: 0.242, SLG: 0.400 (1, 1) | | | | | | | | | | | | 1 | 0 | 1 | 0 | 0 | 0 | 0 | | | | |
| Phil Rizzuto, R OBP: 0.287 Bill Skowron, R OBP: 0.374, SLG: 0.542 Jerry Coleman, R OBP: 0.315, SLG: 0.256 (7, 6) | | | | | | | | | | | | 2 | 0 | 0 | 0 | 0 | 0 | 3 | | | | |
| Inning Stats | R: 3 E: 1 K: 1 S: 10 | H: 5 LOB: 3 BB: 1 P: 14 | R: 0 E: 0 K: 1 S: 5 | H: 0 LOB: 0 BB: 0 P: 5 | R: 0 E: 0 K: 0 S: 3 | H: 0 LOB: 0 BB: 0 P: 3 | R: 0 E: 0 K: 1 S: 5 | H: 0 LOB: 0 BB: 1 P: 7 | R: 0 E: 0 K: 0 S: 3 | H: 1 LOB: 1 BB: 1 P: 9 | R: 2 E: 1 K: 1 S: 7 | H: 2 LOB: 0 BB: 0 P: 7 | R: 0 E: 0 K: 1 S: 5 | H: 0 LOB: 0 BB: 0 P: 5 | R: 0 E: 0 K: 0 S: 4 | H: 1 LOB: 3 BB: 2 P: 12 | R: 0 E: 0 K: 0 S: 3 | H: 1 LOB: 1 BB: 1 P: 7 | 1B: 6 2B: 3 3B: 2 HR: 0 | SF: 0 SAC: 1 DP: 2 HBP: 0 | WP: 1 PB: 0 SB: 0 CS: 0 | PA: 47 |
| PITCHER Jim Wilson, R ERA: 3.62 (1, 1) | IP: 11.0 WLS: 7 BF: 47 | H: 10 R: 5 ER: 5 SO: 6 | BB: 4 IBB: 2 HBP: 0 BLK: 0 | WP: 1 HR: 0 S: 53 P: 77 | ERA: 4.09 WHIP: 1.273 | | | | | | | | | | | | | | | | | |

New York Yankees @ Baltimore Orioles
Memorial Stadium, Baltimore, MD
Mon Sep 05 1955, 3:33 AM EDT
Unknown

livebaseballscores.com

AB 40
R 5
H 10
RBI 3
BB 6
SO 6
LOB 20



| Batter | 1 | 2 | 3 | 4 | 5 | 6 | 7 | 8 | 9 | 10 | 11 | AB | R | H | RBI | BB | SO | LOB | BOTTOM | | | |
|---|------------------------------|----------------------------------|-------------------------------------|----------------------------------|------------------------------|---------------------------------|------------------------------|---------------------------------|-------------------------------|----------------------------------|------------------------------|---------------------------------|------------------------------|---------------------------------|------------------------------|----------------------------------|------------------------------|---------------------------------|----------------------------------|------------------------------------|----------------------------------|--------|
| Fred Marsh, R OBP: 0.288, SLG: 0.240 (1, 4) | | | | | | | | | | | | 4 | 1 | 1 | 0 | 1 | 0 | 0 | | | | |
| Cal Abrams, L OBP: 0.413, SLG: 0.374 Dave Pope, L OBP: 0.316, SLG: 0.365 (8, 9) | | | | | | | | | | | | 3 | 1 | 0 | 0 | 1 | 1 | 1 | | | | |
| Jim Dyck, R OBP: 0.405, SLG: 0.417 Wayne Causey, L OBP: 0.274, SLG: 0.224 (8, 5) | | | | | | | | | | | | 3 | 1 | 0 | 0 | 1 | 1 | 0 | | | | |
| Gus Triandos, R OBP: 0.325, SLG: 0.402 Hal Brown, R OBP: 0.133, SLG: 0.071 Don Leppert, L OBP: 0.205, SLG: 0.079 (6, 9) | | | | | | | | | | | | 3 | 0 | 2 | 0 | 0 | 0 | 3 | | | | |
| Dave Philley, S OBP: 0.376, SLG: 0.440 (8, 7) | | | | | | | | | | | | 3 | 1 | 1 | 1 | 2 | 0 | 2 | | | | |
| Hal Smith, R OBP: 0.301, SLG: 0.352 (1, 2) | | | | | | | | | | | | 4 | 0 | 0 | 1 | 1 | 1 | 5 | | | | |
| Chuck Diering, R OBP: 0.332, SLG: 0.304 (8, 8) | | | | | | | | | | | | 4 | 1 | 1 | 1 | 1 | 1 | 3 | | | | |
| Willy Miranda, S OBP: 0.299, SLG: 0.293 Bob Hale, L OBP: 0.357, SLG: 0.397 (7, 3) | | | | | | | | | | | | 2 | 0 | 0 | 0 | 0 | 1 | 3 | | | | |
| Jim Wilson, R OBP: 0.132, SLG: 0.133 (1, 1) | | | | | | | | | | | | 5 | 0 | 0 | 0 | 0 | 0 | 6 | | | | |
| Inning Stats | R: 3 E: 0 K: 1 S: 6 | H: 1 LOB: 3 BB: 5 P: 26 | R: 0 E: 0 K: 0 S: 2 | H: 0 LOB: 0 BB: 1 P: 6 | R: 0 E: 0 K: 0 S: 3 | H: 1 LOB: 1 BB: 0 P: 3 | R: 0 E: 0 K: 0 S: 3 | H: 0 LOB: 0 BB: 0 P: 3 | R: 0 E: 0 K: 2 S: 10 | H: 3 LOB: 2 BB: 0 P: 10 | R: 0 E: 0 K: 0 S: 3 | H: 0 LOB: 0 BB: 0 P: 3 | R: 0 E: 0 K: 0 S: 3 | H: 0 LOB: 0 BB: 0 P: 3 | R: 0 E: 0 K: 0 S: 3 | H: 0 LOB: 2 BB: 2 P: 11 | R: 1 E: 1 K: 0 S: 3 | H: 2 LOB: 2 BB: 0 P: 3 | 1B: 7 2B: 2 3B: 0 HR: 0 | SF: 0 SAC: 1 DP: 1 HBP: 0 | WP: 0 PB: 0 SB: 0 CS: 1 | PA: 45 |
| PITCHER Tommy Byrne, L ERA: 3.21 (1, 1) | IP: 0.1 WLS: 6 BF: 6 | H: 1 R: 4 ER: 3 SO: 0 | BB: 4 IBB: 0 HBP: 0 BLK: 0 | WP: 0 HR: 0 S: 2 P: 18 | ERA: 81.00 WHIP: 15.000 | | | | | | | | | | | | | | | | | |
| Tom Sturdivant, R ERA: 3.16 (1, 1) | IP: 5.2 WLS: 21 BF: 4 | H: 2 R: 2 ER: 2 SO: 5 | BB: 2 IBB: 0 HBP: 0 BLK: 0 | WP: 0 HR: 0 S: 29 P: 37 | ERA: 3.18 WHIP: 1.059 | | | | | | | | | | | | | | | | | |
| Johnny Kucks, R ERA: 3.47 (7, 1) | IP: 2.0 WLS: 7 BF: 1 | H: 1 R: 0 ER: 0 SO: 0 | BB: 0 IBB: 0 HBP: 0 BLK: 0 | WP: 0 HR: 0 S: 7 P: 7 | ERA: 0.00 WHIP: 0.500 | | | | | | | | | | | | | | | | | |
| Don Larsen, R ERA: 2.92 (9, 1) | IP: 2.0 WLS: 11 BF: 2 | H: 1 R: 1 ER: 0 SO: 0 | BB: 1 IBB: 1 HBP: 0 BLK: 0 | WP: 0 HR: 0 S: 9 P: 17 | ERA: 0.00 WHIP: 1.500 | | | | | | | | | | | | | | | | | |

New York Yankees @ Baltimore Orioles
Memorial Stadium, Baltimore, MD
Mon Sep 05 1955, 3:33 AM EDT
Unknown

livebaseballscores.com

AB 36
R 6
H 8
RBI 5
BB 8
SO 5
LOB 24



| Batter | 1 | 2 | 3 | 4 | 5 | 6 | 7 | 8 | 9 | AB | R | H | RBI | BB | SO | LOB | TOP | | | | | |
|---|--|---------------------------------|------------------------------|---------------------------------|------------------------------|---------------------------------|------------------------------|----------------------------------|------------------------------|---------------------------------|------------------------------|---------------------------------|------------------------------|---------------------------------|------------------------------|---------------------------------|---|------------------------------|---------------------------------|----------------------------------|------------------------------------|----------------------------------|
| Hank Bauer, R (1,9) OBP: 0.359, SLG: 0.451 | L8 | | | E5 PB FC6-2 | E8 WP 4-3 1B | | E 1-2 1B | | L7 | 5 | 1 | 2 | 0 | 0 | 0 | 1 | New York Yankees @ Baltimore Orioles Memorial Stadium, Baltimore, MD Mon Sep 05 1955, 3:38 AM EDT Att: 28,795 - Unknown | | | | | |
| Gil McDougald, R (1,4) OBP: 0.397, SLG: 0.408 | 5-3 | | | 5-3 | 4-3 | | E5 FC4-6 1-2 2-3 | | 1-3 | 5 | 0 | 0 | 1 | 0 | 0 | 4 | | | | | | |
| Yogi Berra, L (1,2) OBP: 0.348, SLG: 0.463 | 1-3 | | | FC6-2 2B | K | | FC4-6 1-2 | | | 4 | 1 | 0 | 0 | 0 | 1 | 4 | | | | | | |
| Mickey Mantle, S (1,8) OBP: 0.434, SLG: 0.629 | | 5-3 | | 1B E 2B | | K | | F9 | | 4 | 1 | 1 | 1 | 0 | 1 | 0 | | | | | | |
| Bill Skowron, R (1,3) OBP: 0.372, SLG: 0.536 Joe Collins, L (8,3) OBP: 0.333, SLG: 0.370 | 6-3 | | | 1B BB | | F7 | | 6-3 | | 3 | 0 | 0 | 0 | 1 | 0 | 0 | | | | | | |
| Elston Howard, R (1,7) OBP: 0.346, SLG: 0.504 Irv Noren, L (8,7) OBP: 0.320, SLG: 0.379 | K | | | E5 1-3 2-H 1B | | F7 | | K | | 4 | 0 | 1 | 0 | 0 | 2 | 0 | | | | | | |
| Andy Carey, R (1,5) OBP: 0.313, SLG: 0.381 | | | L9 | F8 | | K | | SF7 3B | | 4 | 1 | 1 | 0 | 0 | 1 | 2 | | | | | | |
| Phil Rizzuto, R (1,6) OBP: 0.344, SLG: 0.288 | 5-3 | | | F7 | | FC5-6 1B | | SF7 BB | | 3 | 0 | 1 | 0 | 1 | 0 | 0 | | | | | | |
| Rip Coleman, L (1,1) OBP: 0.300, SLG: 0.222 Tommy Byrne, L (5,1) OBP: 0.278, SLG: 0.310 | K | | | E WP 1B | | FC5-6 1B 1-2 | | SF7 | | 2 | 1 | 1 | 0 | 0 | 1 | 0 | | | | | | |
| Inning Stats | R: 0 E: 0 K: 0 S: 3 | H: 0 LOB: 0 BB: 0 P: 3 | R: 0 E: 0 K: 1 S: 5 | H: 0 LOB: 0 BB: 0 P: 5 | R: 0 E: 0 K: 1 S: 5 | H: 0 LOB: 0 BB: 0 P: 5 | R: 2 E: 3 K: 0 S: 6 | H: 2 LOB: 2 BB: 1 P: 10 | R: 2 E: 1 K: 1 S: 7 | H: 2 LOB: 0 BB: 0 P: 7 | R: 0 E: 0 K: 1 S: 5 | H: 0 LOB: 0 BB: 0 P: 5 | R: 0 E: 1 K: 1 S: 8 | H: 2 LOB: 3 BB: 0 P: 8 | R: 0 E: 0 K: 1 S: 5 | H: 0 LOB: 0 BB: 0 P: 5 | | R: 0 E: 0 K: 0 S: 4 | H: 1 LOB: 1 BB: 1 P: 8 | 1B: 5 2B: 1 3B: 1 HR: 0 | SF: 1 SAC: 0 DP: 0 HBP: 0 | WP: 1 PB: 1 SB: 0 CS: 0 |
| PITCHER Bill Wight, L (1,1) ERA: 2.91 | IP: 9.0 WLS: L BF: 38 H: 7 R: 5 ER: 2 SO: 6 BB: 2 IBB: 0 HBP: 0 BLK: 0 WP: 1 HR: 0 S: 48 P: 56 ERA: 2.00 WHIP: 1.000 | | | | | | | | | | | | | | | PITCHER | | | | | | |

| Batter | 1 | 2 | 3 | 4 | 5 | 6 | 7 | 8 | 9 | AB | R | H | RBI | BB | SO | LOB | BOTTOM | | | | | |
|---|--|---------------------------------|------------------------------|---------------------------------|------------------------------|---------------------------------|------------------------------|---------------------------------|------------------------------|----------------------------------|------------------------------|---------------------------------|------------------------------|---------------------------------|------------------------------|---------------------------------|---|------------------------------|---------------------------------|----------------------------------|------------------------------------|----------------------------------|
| Fred Marsh, R (1,5) OBP: 0.286, SLG: 0.239 | CS 1B | | | F9 | F8 | | K | | F8 | 5 | 0 | 1 | 0 | 0 | 1 | 2 | New York Yankees @ Baltimore Orioles Memorial Stadium, Baltimore, MD Mon Sep 05 1955, 3:38 AM EDT Att: 28,795 - Unknown | | | | | |
| Chuck Diering, R (1,8) OBP: 0.330, SLG: 0.302 | 6-3 | | 6-3 | 1B BB 2B 1B | | F3 | | FC6-4 1-2 | | 5 | 1 | 1 | 0 | 0 | 0 | 3 | | | | | | |
| Jim Dyck, R (1,7) OBP: 0.408, SLG: 0.422 | 6-3 | | | F9 1B 2B | 1-2 2B BB | 6-3 | | | | 3 | 2 | 1 | 0 | 1 | 0 | 0 | | | | | | |
| Gus Triandos, R (1,3) OBP: 0.324, SLG: 0.400 | 6-3 | | | F9 2-3 | 1-2 2-3 1B | | K | | | 4 | 0 | 1 | 0 | 0 | 1 | 1 | | | | | | |
| Dave Philley, S (1,9) OBP: 0.378, SLG: 0.443 | 1-3 | | | 1B 3-H 1B | 1-3 2-H 2B | | 4-3 | | | 4 | 0 | 2 | 3 | 0 | 0 | 0 | | | | | | |
| Hal Smith, R (1,2) OBP: 0.305, SLG: 0.359 Hal Brown, R (8, FR) OBP: 0.133, SLG: 0.071 Dave Pope, L (9, 8) OBP: 0.316, SLG: 0.365 | 1B | | | 1-3 1B | 1-3 2-H 2B | | 1B 2B | | | 4 | 0 | 3 | 0 | 0 | 0 | 2 | | | | | | |
| Willy Miranda, S (1,6) OBP: 0.301, SLG: 0.295 | F8 | | | F3 | | L7-3 1B | | 2-H 1B | | 4 | 0 | 2 | 0 | 0 | 0 | 3 | | | | | | |
| Don Leppert, L (1,4) OBP: 0.213, SLG: 0.075 Bob Hale, L (9, 3) OBP: 0.361, SLG: 0.397 | | | SH1-4 BB | G3 | | L7-3 1-2 | | FC6-4 BB | | 2 | 0 | 0 | 0 | 1 | 0 | 3 | | | | | | |
| Bill Wight, L (1,1) OBP: 0.160, SLG: 0.167 Wayne Causey, L (9, PH) OBP: 0.273, SLG: 0.223 | SH1-4 | | | K | | K | | F9 | | 2 | 0 | 0 | 0 | 0 | 2 | 0 | | | | | | |
| Inning Stats | R: 0 E: 0 K: 0 S: 3 | H: 1 LOB: 0 BB: 0 P: 3 | R: 0 E: 0 K: 0 S: 4 | H: 1 LOB: 1 BB: 0 P: 4 | R: 0 E: 0 K: 0 S: 3 | H: 0 LOB: 1 BB: 1 P: 7 | R: 1 E: 0 K: 0 S: 6 | H: 3 LOB: 2 BB: 0 P: 6 | R: 2 E: 0 K: 1 S: 8 | H: 3 LOB: 2 BB: 1 P: 12 | R: 0 E: 0 K: 1 S: 5 | H: 1 LOB: 0 BB: 0 P: 5 | R: 0 E: 0 K: 1 S: 5 | H: 0 LOB: 2 BB: 0 P: 5 | R: 0 E: 0 K: 1 S: 6 | H: 2 LOB: 2 BB: 0 P: 6 | | R: 0 E: 0 K: 0 S: 3 | H: 0 LOB: 1 BB: 1 P: 7 | 1B: 8 2B: 4 3B: 0 HR: 0 | SF: 0 SAC: 1 DP: 1 HBP: 0 | WP: 0 PB: 0 SB: 0 CS: 1 |
| PITCHER Rip Coleman, L (1,1) ERA: 5.32 Tommy Byrne, L (5,1) ERA: 3.11 | IP: 4.2 WLS: W BF: 15 H: 3 R: 0 ER: 0 SO: 3 BB: 1 IBB: 0 HBP: 0 BLK: 0 WP: 0 HR: 0 S: 23 P: 31 ERA: 5.79 WHIP: 2.143 | | | | | | | | | | | | | | | PITCHER | | | | | | |



| Batter | 1 | 2 | 3 | 4 | 5 | 6 | 7 | 8 | 9 | AB | R | H | RBI | BB | SO | LOB | TOP | | | |
|--|---|----------------------------------|------------------------------|---------------------------------|------------------------------|---------------------------------|------------------------------|---------------------------------|------------------------------|---------------------------------|------------------------------|---------------------------------|------------------------------|---------------------------------|------------------------------|----------------------------------|---|------------------------------------|----------------------------------|--------|
| Al Smith, R OBP: 0.413, SLG: 0.487 (1, 9) | | | | | | | | | | 2 | 2 | 0 | 0 | 3 | 0 | 4 | Cleveland Indians @ Baltimore Orioles Memorial Stadium, Baltimore, MD Wed Sep 07 1955, 3:33 AM EDT Att: 14,042 - Unknown | | | |
| Bobby Young, L OBP: 0.280, SLG: 0.261 (1, 4) | | | | | | | | | | 0 | 2 | 0 | 0 | 0 | 0 | 0 | | | | |
| Gene Woodling, L OBP: 0.356, SLG: 0.395 (1, 7) | | | | | | | | | | 5 | 0 | 2 | 1 | 0 | 0 | 3 | | | | |
| Larry Doby, L OBP: 0.370, SLG: 0.507 (1, 8) | | | | | | | | | | 5 | 2 | 2 | 4 | 0 | 0 | 4 | | | | |
| Al Rosen, R OBP: 0.363, SLG: 0.415 (1, 3) (6, 5) | | | | | | | | | | 5 | 0 | 1 | 0 | 0 | 0 | 2 | | | | |
| Rudy Regalado, R OBP: 0.250, SLG: 0.182 (1, 5) | | | | | | | | | | 3 | 0 | 0 | 0 | 0 | 1 | 3 | | | | |
| Joe Altobelli, L OBP: 0.239, SLG: 0.200 (6, 3) | | | | | | | | | | 0 | 0 | 0 | 0 | 1 | 0 | 0 | | | | |
| Jim Hegan, R OBP: 0.308, SLG: 0.358 (1, 2) | | | | | | | | | | 4 | 0 | 1 | 0 | 0 | 1 | 1 | | | | |
| George Strickland, R OBP: 0.305, SLG: 0.276 (1, 6) | | | | | | | | | | 2 | 0 | 0 | 0 | 1 | 0 | 1 | | | | |
| Early Wynn, S OBP: 0.241, SLG: 0.260 (1, 1) | | | | | | | | | | 4 | 0 | 0 | 0 | 0 | 1 | 3 | | | | |
| Inning Stats | R: 2 E: 0 K: 1 S: 7 | H: 2 LOB: 1 BB: 1 P: 11 | R: 0 E: 1 K: 0 S: 5 | H: 1 LOB: 2 BB: 0 P: 5 | R: 0 E: 0 K: 0 S: 4 | H: 1 LOB: 1 BB: 0 P: 4 | R: 0 E: 0 K: 0 S: 3 | H: 0 LOB: 1 BB: 0 P: 7 | R: 1 E: 0 K: 0 S: 5 | H: 2 LOB: 1 BB: 0 P: 5 | R: 0 E: 0 K: 0 S: 3 | H: 0 LOB: 1 BB: 1 P: 7 | R: 0 E: 0 K: 1 S: 5 | H: 0 LOB: 1 BB: 1 P: 9 | R: 3 E: 0 K: 1 S: 7 | H: 2 LOB: 0 BB: 1 P: 11 | 1B: 5 2B: 1 3B: 0 HR: 2 | SF: 0 SAC: 1 DP: 1 HBP: 0 | WP: 1 PB: 0 SB: 0 CS: 0 | PA: 41 |
| PITCHER | IP WLS BF H R ER SO BB IBB HBP BLK WP HR S P ERA WHIP | | | | | | | | | | | | | | | | | | | |
| Hal Brown, R ERA: 3.83 (1, 1) | 6.0 L 27 6 3 3 1 2 0 0 0 0 1 1 27 35 4.50 1.333 | | | | | | | | | | | | | | | | | | | |
| Ray Moore, R ERA: 4.96 (7, 1) | 2.1 11 1 2 2 2 3 0 0 0 0 0 0 12 24 7.71 1.714 | | | | | | | | | | | | | | | | | | | |
| Ed Lopat, L ERA: 3.67 (9, 1) | 0.2 3 1 1 1 0 0 0 0 0 0 0 1 3 3 13.50 1.500 | | | | | | | | | | | | | | | | | | | |

| | |
|-----|----|
| AB | 30 |
| R | 6 |
| H | 6 |
| RBI | 5 |
| BB | 5 |
| SO | 3 |
| LOB | 21 |



| Batter | 1 | 2 | 3 | 4 | 5 | 6 | 7 | 8 | 9 | AB | R | H | RBI | BB | SO | LOB | BOTTOM | | | |
|--|---|---------------------------------|------------------------------|---------------------------------|------------------------------|---------------------------------|------------------------------|---------------------------------|------------------------------|---------------------------------|------------------------------|---------------------------------|------------------------------|---------------------------------|------------------------------|---------------------------------|---|------------------------------------|----------------------------------|--------|
| Chuck Diering, R OBP: 0.330, SLG: 0.302 (1, 8) | | | | | | | | | | 4 | 0 | 1 | 0 | 0 | 0 | 2 | Cleveland Indians @ Baltimore Orioles Memorial Stadium, Baltimore, MD Wed Sep 07 1955, 3:33 AM EDT Att: 14,042 - Unknown | | | |
| Wayne Causey, L OBP: 0.266, SLG: 0.217 (1, 5) | | | | | | | | | | 4 | 0 | 0 | 0 | 0 | 0 | 3 | | | | |
| Jim Dyck, R OBP: 0.406, SLG: 0.416 (1, 7) | | | | | | | | | | 2 | 0 | 0 | 0 | 1 | 0 | 1 | | | | |
| Ray Moore, R OBP: 0.194, SLG: 0.171 (7, 1) | | | | | | | | | | 0 | 0 | 0 | 0 | 0 | 0 | 0 | | | | |
| Ed Lopat, L OBP: 0.214, SLG: 0.175 (9, 1) | | | | | | | | | | 0 | 0 | 0 | 0 | 0 | 0 | 0 | | | | |
| Tex Nelson, L OBP: 0.313, SLG: 0.214 (9, PH) | | | | | | | | | | 1 | 0 | 0 | 0 | 0 | 0 | 0 | | | | |
| Bob Hale, L OBP: 0.358, SLG: 0.393 (1, 3) | | | | | | | | | | 4 | 0 | 1 | 0 | 0 | 0 | 2 | | | | |
| Dave Philley, S OBP: 0.377, SLG: 0.442 (1, 9) (7, 7) | | | | | | | | | | 3 | 0 | 1 | 0 | 0 | 0 | 1 | | | | |
| Gus Triandos, R OBP: 0.322, SLG: 0.397 (1, 2) | | | | | | | | | | 3 | 0 | 0 | 0 | 0 | 0 | 1 | | | | |
| Willy Miranda, S OBP: 0.301, SLG: 0.295 (1, 6) | | | | | | | | | | 3 | 0 | 1 | 0 | 0 | 0 | 1 | | | | |
| Don Leppert, L OBP: 0.220, SLG: 0.071 (1, 4) | | | | | | | | | | 2 | 0 | 0 | 0 | 1 | 0 | 1 | | | | |
| Hal Brown, R OBP: 0.188, SLG: 0.071 (1, 1) | | | | | | | | | | 0 | 0 | 0 | 0 | 1 | 0 | 0 | | | | |
| Dave Pope, L OBP: 0.317, SLG: 0.372 (6, PH) (7, 9) | | | | | | | | | | 2 | 0 | 1 | 0 | 0 | 0 | 1 | | | | |
| Inning Stats | R: 0 E: 0 K: 0 S: 3 | H: 1 LOB: 0 BB: 0 P: 3 | R: 0 E: 0 K: 0 S: 4 | H: 1 LOB: 1 BB: 0 P: 4 | R: 0 E: 0 K: 0 S: 3 | H: 0 LOB: 1 BB: 1 P: 7 | R: 0 E: 0 K: 0 S: 3 | H: 1 LOB: 0 BB: 0 P: 3 | R: 0 E: 0 K: 0 S: 4 | H: 1 LOB: 2 BB: 1 P: 8 | R: 0 E: 0 K: 0 S: 3 | H: 0 LOB: 0 BB: 0 P: 3 | R: 0 E: 0 K: 0 S: 2 | H: 0 LOB: 1 BB: 1 P: 6 | R: 0 E: 0 K: 0 S: 3 | H: 0 LOB: 0 BB: 0 P: 3 | 1B: 4 2B: 0 3B: 1 HR: 0 | SF: 0 SAC: 0 DP: 4 HBP: 0 | WP: 0 PB: 0 SB: 0 CS: 0 | PA: 31 |
| PITCHER | IP WLS BF H R ER SO BB IBB HBP BLK WP HR S P ERA WHIP | | | | | | | | | | | | | | | | | | | |
| Early Wynn, R ERA: 2.84 (1, 1) | 9.0 W 31 5 0 0 0 3 0 0 0 0 0 0 28 40 0.00 0.889 | | | | | | | | | | | | | | | | | | | |

| | |
|-----|----|
| AB | 28 |
| R | 0 |
| H | 5 |
| RBI | 0 |
| BB | 3 |
| SO | 0 |
| LOB | 13 |



| Batter | 1 | 2 | 3 | 4 | 5 | 6 | 7 | 8 | 9 | AB | R | H | RBI | BB | SO | LOB | TOP |
|---|------------------------------|---------------------------------|-------------------------------------|----------------------------------|------------------------------|---------------------------------|------------------------------|---------------------------------|------------------------------|---------------------------------|------------------------------|---------------------------------|------------------------------|---------------------------------|----------------------------------|------------------------------------|--|
| Harvey Kuenn, R OBP: 0.341, SLG: 0.411 (1, 6) | | | | | | | | | | 4 | 1 | 0 | 0 | 0 | 0 | 4 | Detroit Tigers @ Baltimore Orioles Memorial Stadium, Baltimore, MD Fri Sep 09 1955, 3:33 AM EDT Att: 7,233 - Unknown |
| Bill Tuttle, R OBP: 0.356, SLG: 0.404 (1, 8) | | | | | | | | | | 4 | 2 | 2 | 0 | 0 | 0 | 2 | |
| Al Kaline, R OBP: 0.424, SLG: 0.552 (1, 9) | | | | | | | | | | 4 | 0 | 1 | 1 | 0 | 1 | 1 | |
| Jack Phillips, R OBP: 0.368, SLG: 0.451 (1, 3) | | | | | | | | | | 3 | 0 | 1 | 1 | 0 | 0 | 2 | |
| Ray Boone, R OBP: 0.349, SLG: 0.478 (1, 5) | | | | | | | | | | 3 | 0 | 0 | 1 | 0 | 0 | 1 | |
| Chick King, R OBP: 0.250, SLG: 0.250 (1, 7) | | | | | | | | | | 4 | 0 | 1 | 0 | 0 | 0 | 2 | |
| Jay Porter, R OBP: 0.347, SLG: 0.279 Walt Streuli, R (7, 2) | | | | | | | | | | 3 | 0 | 2 | 0 | 0 | 1 | 0 | |
| Harry Malmberg, R OBP: 0.308, SLG: 0.255 (1, 4) | | | | | | | | | | 2 | 0 | 0 | 0 | 2 | 0 | 2 | |
| Ned Garver, R OBP: 0.294, SLG: 0.274 Bubba Phillips, R OBP: 0.295, SLG: 0.316 Dick Marlowe, R (7, 1) | | | | | | | | | | 2 | 0 | 1 | 0 | 0 | 0 | 0 | |
| | | | | | | | | | | 1 | 0 | 0 | 0 | 0 | 0 | 2 | |
| | | | | | | | | | | 0 | 0 | 0 | 0 | 0 | 0 | 0 | |
| Inning Stats | R: 2 E: 1 K: 0 S: 6 | H: 2 LOB: 1 BB: 0 P: 6 | R: 0 E: 0 K: 1 S: 6 | H: 1 LOB: 2 BB: 1 P: 10 | R: 0 E: 0 K: 0 S: 3 | H: 0 LOB: 0 BB: 0 P: 3 | R: 0 E: 0 K: 0 S: 3 | H: 1 LOB: 1 BB: 0 P: 6 | R: 0 E: 0 K: 1 S: 3 | H: 1 LOB: 1 BB: 1 P: 7 | R: 1 E: 0 K: 0 S: 4 | H: 1 LOB: 0 BB: 0 P: 4 | R: 0 E: 0 K: 0 S: 3 | H: 1 LOB: 0 BB: 0 P: 3 | 1B: 8 2B: 0 3B: 0 HR: 0 | SF: 2 SAC: 0 DP: 3 HBP: 0 | WP: 1 PA: 35 PB: 0 SB: 0 CS: 0 |
| PITCHER Bill Wight, L ERA: 2.76 (1, 1) | IP: 9.0 WLS: W BF: 35 | H: 8 R: 3 ER: 1 SO: 2 | BB: 2 IBB: 0 HBP: 0 BLK: 0 | WP: 1 HR: 0 S: 37 P: 45 | ERA: 1.00 WHIP: 1.111 | PITCHER | | | | | | | | | | | |

| Batter | 1 | 2 | 3 | 4 | 5 | 6 | 7 | 8 | 9 | AB | R | H | RBI | BB | SO | LOB | BOTTOM |
|---|------------------------------|---------------------------------|-------------------------------------|----------------------------------|------------------------------|----------------------------------|------------------------------|---------------------------------|------------------------------|----------------------------------|------------------------------|---------------------------------|-----------------------------------|------------------------------------|--|-----|--|
| Wayne Causey, L OBP: 0.263, SLG: 0.216 (1, 5) | | | | | | | | | | 5 | 0 | 1 | 0 | 0 | 1 | 1 | Detroit Tigers @ Baltimore Orioles Memorial Stadium, Baltimore, MD Fri Sep 09 1955, 3:33 AM EDT Att: 7,233 - Unknown |
| Don Leopert, L OBP: 0.203, SLG: 0.078 (1, 4) | | | | | | | | | | 5 | 0 | 0 | 0 | 0 | 1 | 1 | |
| Dave Philley, S OBP: 0.376, SLG: 0.438 (5, 7) | | | | | | | | | | 3 | 2 | 2 | 0 | 1 | 0 | 0 | |
| Gus Triandos, R OBP: 0.323, SLG: 0.396 (1, 3) | | | | | | | | | | 3 | 2 | 1 | 0 | 1 | 0 | 1 | |
| Cal Abrams, L OBP: 0.421, SLG: 0.381 (5, 8) | | | | | | | | | | 3 | 2 | 3 | 2 | 1 | 0 | 0 | |
| Hal Smith, R OBP: 0.306, SLG: 0.361 (1, 2) | | | | | | | | | | 3 | 1 | 1 | 1 | 0 | 0 | 3 | |
| Chuck Diering, R OBP: 0.329, SLG: 0.301 Bob Hale, L OBP: 0.370, SLG: 0.411 Dave Pope, L OBP: 0.323, SLG: 0.381 (4, PH) (4, PR) (5, 9) | | | | | | | | | | 1 | 0 | 0 | 0 | 0 | 0 | 1 | |
| Willy Miranda, S OBP: 0.301, SLG: 0.296 (1, 6) | | | | | | | | | | 3 | 0 | 1 | 2 | 0 | 0 | 3 | |
| Bill Wight, L OBP: 0.138, SLG: 0.143 (1, 1) | | | | | | | | | | 4 | 0 | 0 | 0 | 0 | 2 | 1 | |
| | | | | | | | | | | 1 | 0 | 0 | 0 | 0 | 0 | 0 | |
| Inning Stats | R: 0 E: 0 K: 0 S: 3 | H: 0 LOB: 0 BB: 0 P: 3 | R: 0 E: 0 K: 1 S: 6 | H: 1 LOB: 1 BB: 0 P: 4 | R: 0 E: 1 K: 1 S: 9 | H: 1 LOB: 1 BB: 1 P: 13 | R: 0 E: 0 K: 0 S: 3 | H: 2 LOB: 0 BB: 1 P: 8 | R: 2 E: 0 K: 1 S: 8 | H: 3 LOB: 3 BB: 2 P: 16 | R: 0 E: 0 K: 1 S: 5 | H: 0 LOB: 0 BB: 0 P: 5 | 1B: 10 2B: 1 3B: 0 HR: 0 | SF: 1 SAC: 1 DP: 1 HBP: 0 | WP: 0 PA: 38 PB: 0 SB: 1 CS: 0 | | |
| PITCHER Ned Garver, R ERA: 3.75 Dick Marlowe, R ERA: 9.0 (7, 1) | IP: 6.0 WLS: L BF: 27 | H: 8 R: 6 ER: 5 SO: 2 | BB: 2 IBB: 0 HBP: 0 BLK: 0 | WP: 0 HR: 0 S: 29 P: 37 | ERA: 7.50 WHIP: 1.667 | PITCHER | | | | | | | | | | | |



| Batter | 1 | 2 | 3 | 4 | 5 | 6 | 7 | 8 | 9 | AB | R | H | RBI | BB | SO | LOB | TOP | | |
|--|--|---------------------------------|------------------------------|---------------------------------|------------------------------|---------------------------------|------------------------------|----------------------------------|------------------------------|---------------------------------|------------------------------|---------------------------------|------------------------------|---------------------------------|------------------------------|---------------------------------|----------------------------------|------------------------------------|--|
| Harvey Kuenn, R (1.6) OBP: 0.342, SLG: 0.411 | 0-0 6-3 1B | | 0-0 FC6-4 1B | | 0-0 1-3 | | 0-0 F7 | | 0-0 1-3 | 5 | 0 | 2 | 0 | 0 | 0 | 2 | | | |
| Bill Tuttle, R (1.8) OBP: 0.354, SLG: 0.401 | 0-0 6-3 1-2 | | 0-0 FC6-4 1-2 | | 0-0 6-3 | | | 0-0 E5 G3 E | | 4 | 1 | 0 | 0 | 0 | 0 | 2 | | | |
| Al Kaline, R (1.9) OBP: 0.423, SLG: 0.551 | 0-0 L6-3 | | | 0-0 2B 2B | 0-3 K2-3 | | | 0-3 K | | 4 | 1 | 1 | 0 | 0 | 2 | 2 | | | |
| Earl Torgeson, L (1.3) OBP: 0.392, SLG: 0.400 | 0-3 K | | | 4-0 2B SF9 BB | | 0-0 1-3 | | 0-0 G3 | | 3 | 1 | 0 | 0 | 1 | 1 | 2 | | | |
| Ray Boone, R (1.5) OBP: 0.350, SLG: 0.480 | | 0-3 K | | 0-0 1-3 2-H 2B | | 0-0 F7 | | 0-0 E7 2-H 1B | | 4 | 0 | 2 | 2 | 0 | 1 | 0 | | | |
| Charlie Maxwell, L (1.7) OBP: 0.343, SLG: 0.573 | | 0-3 K | | 0-0 F1 | | 0-0 3B | | 0-0 3-1 | | 4 | 0 | 1 | 0 | 0 | 1 | 3 | | | |
| Frank House, L (1.2) OBP: 0.316, SLG: 0.449 | | 0-0 L9 | | 0-0 SF9 | | | 0-0 G3 | | 0-0 F3 | 3 | 0 | 0 | 1 | 0 | 0 | 0 | | | |
| Fred Hatfield, L (1.4) OBP: 0.339, SLG: 0.349 | | | 0-0 6-3 | 0-0 3-H 4-0 IBB | | | 0-0 F7 | | 0-0 E3 FC6-4 | 3 | 0 | 0 | 0 | 1 | 0 | 0 | | | |
| Bud Black, R (1.1) Jim Bunning, R (6.1) Jim Delsing, R (7.1) Paul Foytack, R (7.1) Jack Phillips, R (6.1) Chick King, R (6.1) | | | 0-3 K | 0-0 F3 | | | 0-0 1B | | 0-0 FC6-4 1-2 | 2 | 0 | 0 | 0 | 0 | 1 | 2 | | | |
| Inning Stats | R: 0 E: 0 K: 1 S: 6 | H: 1 LOB: 1 BB: 0 P: 6 | R: 0 E: 0 K: 2 S: 7 | H: 0 LOB: 0 BB: 0 P: 7 | R: 0 E: 0 K: 1 S: 6 | H: 1 LOB: 1 BB: 0 P: 6 | R: 2 E: 0 K: 0 S: 5 | H: 2 LOB: 2 BB: 2 P: 13 | R: 0 E: 0 K: 1 S: 5 | H: 1 LOB: 1 BB: 0 P: 3 | R: 0 E: 0 K: 0 S: 4 | H: 1 LOB: 1 BB: 0 P: 4 | R: 1 E: 2 K: 1 S: 7 | H: 1 LOB: 1 BB: 0 P: 7 | R: 0 E: 1 K: 0 S: 4 | H: 0 LOB: 1 BB: 0 P: 4 | 1B: 4 2B: 2 3B: 1 HR: 0 | SF: 1 SAC: 0 DP: 0 HBP: 0 | WP: 0 PA: 37 PB: 0 SB: 0 CS: 0 |
| PITCHER Jim Wilson, R (1.1) ERA: 3.55 | IP: 9.0 WLS: W BF: 37 H: 7 R: 3 ER: 2 SO: 6 BB: 1 IBB: 1 HBP: 0 BLK: 0 WP: 0 HR: 0 S: 47 P: 55 ERA: 2.00 WHIP: 0.889 | | | | | | | | | | | | | | | | | | |

Detroit Tigers @ Baltimore Orioles
 Memorial Stadium, Baltimore, MD
 Sat Sep 10 1955, 3:33 AM EDT
 Att: 5,985 - Unknown

| | |
|-----|----|
| AB | 34 |
| R | 3 |
| H | 7 |
| RBI | 3 |
| BB | 2 |
| SO | 6 |
| LOB | 14 |



| Batter | 1 | 2 | 3 | 4 | 5 | 6 | 7 | 8 | 9 | AB | R | H | RBI | BB | SO | LOB | BOTTOM | | |
|--|--|---------------------------------|------------------------------|---------------------------------|------------------------------|---------------------------------|------------------------------|---------------------------------|------------------------------|---------------------------------|------------------------------|----------------------------------|------------------------------|----------------------------------|------------------------------|---------------------------------|----------------------------------|------------------------------------|--|
| Wayne Causey, L (1.5) OBP: 0.266, SLG: 0.222 | 0-0 F7 | | 0-0 F4 | | | 0-0 E 1B | 0-0 4-3 | 0-0 1-2 2-H 1B | | 5 | 1 | 2 | 1 | 0 | 0 | 2 | | | |
| Don Lepore, L (1.4) OBP: 0.203, SLG: 0.089 | 0-0 G3 | | | 0-0 FC4-6 CS 1B | | 0-0 SH F6 1-H | 0-0 1-3 | 0-3 K | | 5 | 1 | 1 | 0 | 0 | 1 | 3 | | | |
| Tex Nelson, L (1.7) Dave Philley, S (9.7) | 0-3 K | | | 4-0 FC4-6 1-2 BB | | 4-0 E SH BB BB | | | | 1 | 1 | 0 | 0 | 3 | 1 | 0 | | | |
| Gus Triandos, R (1.3) OBP: 0.323, SLG: 0.394 | | 0-3 K | | 0-0 FC4-6 1-2 2-3 | | 0-0 SH BB E | 4-0 1-2 2-3 BB | | | 2 | 0 | 0 | 0 | 1 | 1 | 2 | | | |
| Cal Abrams, L (1.9) OBP: 0.417, SLG: 0.375 (7.8) | | 0-0 1-3 | | 0-0 F8 | | 0-0 F6 | 0-3 K | | | 4 | 0 | 0 | 1 | 0 | 1 | 7 | | | |
| Hal Smith, R (1.2) OBP: 0.308, SLG: 0.363 | | 0-0 G3 | | 0-0 CS 3-H | 0-0 3B 1B | 0-0 E6 1-2 2-3 BB | | 0-0 1B 1B | | 4 | 2 | 2 | 0 | 0 | 0 | 2 | | | |
| Chuck Diering, R (1.8) Bob Hale, L (6.1) Dave Pope, L (6.1) | | | 0-0 5-3 | | 0-0 1-H CS 3B | 4-0 1-2 2-3 3-H BB | | 0-0 F5 | | 2 | 0 | 1 | 1 | 0 | 0 | 0 | | | |
| Willy Miranda, S (1.6) OBP: 0.301, SLG: 0.295 | | | 0-0 1B | | 0-0 5-3 | 0-0 L4-3 | | 0-0 F6 | | 4 | 0 | 1 | 0 | 0 | 0 | 5 | | | |
| Jim Wilson, R (1.1) OBP: 0.150, SLG: 0.165 | | | 0-0 L8 | | 0-0 K 3-H | | 0-0 BB 2B | 0-0 1B 1B | | 4 | 0 | 2 | 0 | 0 | 1 | 2 | | | |
| Inning Stats | R: 0 E: 0 K: 1 S: 5 | H: 0 LOB: 0 BB: 0 P: 5 | R: 0 E: 0 K: 1 S: 5 | H: 0 LOB: 0 BB: 0 P: 5 | R: 0 E: 0 K: 0 S: 4 | H: 1 LOB: 1 BB: 0 P: 4 | R: 0 E: 0 K: 0 S: 3 | H: 1 LOB: 1 BB: 1 P: 7 | R: 1 E: 0 K: 1 S: 6 | H: 2 LOB: 0 BB: 0 P: 6 | R: 3 E: 3 K: 0 S: 6 | H: 1 LOB: 3 BB: 2 P: 14 | R: 0 E: 0 K: 1 S: 6 | H: 1 LOB: 3 BB: 2 P: 14 | R: 1 E: 0 K: 1 S: 8 | H: 3 LOB: 2 BB: 0 P: 8 | 1B: 7 2B: 2 3B: 1 HR: 0 | SF: 0 SAC: 1 DP: 1 HBP: 0 | WP: 0 PA: 39 PB: 0 SB: 0 CS: 2 |
| PITCHER Bud Black, R (1.1) ERA: 3.38 Jim Bunning, R (6.1) Paul Foytack, R (7.1) | IP: 5.1 WLS: L BF: 25 H: 5 R: 4 ER: 1 SO: 3 BB: 3 IBB: 0 HBP: 0 BLK: 0 WP: 0 HR: 0 S: 28 P: 40 ERA: 1.69 WHIP: 1.500 | | | | | | | | | | | | | | | | | | |


Detroit Tigers @ Baltimore Orioles
 Memorial Stadium, Baltimore, MD
 Sat Sep 10 1955, 3:33 AM EDT
 Att: 5,985 - Unknown

| | |
|-----|----|
| AB | 32 |
| R | 5 |
| H | 9 |
| RBI | 4 |
| BB | 5 |
| SO | 5 |
| LOB | 24 |



| Batter | 1 | 2 | 3 | 4 | 5 | 6 | 7 | 8 | 9 | AB | R | H | RBI | BB | SO | LOB | TOP | | | | | | | | | | |
|--|------------------------------|---------------------------------|------------------------------|---------------------------------|------------------------------|---------------------------------|------------------------------|---------------------------------|------------------------------|---------------------------------|------------------------------|---------------------------------|------------------------------|---------------------------------|------------------------------|---------------------------------|--|------------------------------------|----------------------------------|--------|--|--|--|--|--|--|--|
| Clete Boyer, R OBP: 0.242, SLG: 0.234 (1, 5) | | | | | | | | | | 3 | 0 | 0 | 0 | 0 | 2 | 0 | Kansas City Athletics @ Baltimore Orioles Memorial Stadium, Baltimore, MD Sun Sep 11 1955, 3:33 AM EDT Unknown | | | | | | | | | | |
| Elmer Valo, L OBP: 0.463, SLG: 0.485 Vic Power, R OBP: 0.344, SLG: 0.502 (8, 3) | | | | | | | | | | 4 | 1 | 2 | 0 | 0 | 1 | 0 | | | | | | | | | | | |
| Harry Simpson, L OBP: 0.397, SLG: 0.437 (1, 8) | | | | | | | | | | 3 | 0 | 0 | 0 | 0 | 1 | 1 | | | | | | | | | | | |
| Bill Stewart, R Bill Renna, R OBP: 0.314, SLG: 0.370 Bobby Shantz, R OBP: 0.171, SLG: 0.150 (8, 1) | | | | | | | | | | 1 | 0 | 1 | 1 | 0 | 0 | 0 | | | | | | | | | | | |
| Gus Zernial, R OBP: 0.297, SLG: 0.493 (1, 7) | | | | | | | | | | 4 | 0 | 1 | 0 | 0 | 1 | 2 | | | | | | | | | | | |
| Jim Finigan, R OBP: 0.332, SLG: 0.394 Hector Lopez, R OBP: 0.339, SLG: 0.424 (7, 5) | | | | | | | | | | 3 | 0 | 2 | 0 | 0 | 0 | 1 | | | | | | | | | | | |
| Jerry Schypinski, L OBP: 0.250, SLG: 0.250 (1, 6) | | | | | | | | | | 4 | 0 | 1 | 0 | 0 | 0 | 2 | | | | | | | | | | | |
| Jack Littrell, R OBP: 0.224, SLG: 0.219 (8, 4) | | | | | | | | | | 3 | 0 | 0 | 0 | 0 | 1 | 2 | | | | | | | | | | | |
| Billy Shantz, R OBP: 0.294, SLG: 0.297 (1, 2) | | | | | | | | | | 4 | 1 | 1 | 1 | 0 | 0 | 3 | | | | | | | | | | | |
| Walt Craddock, R Enos Slaughter, L OBP: 0.398, SLG: 0.439 (8, 9) | | | | | | | | | | 2 | 0 | 0 | 0 | 0 | 0 | 2 | | | | | | | | | | | |
| Inning Stats | R: 0 E: 0 K: 2 S: 7 | H: 0 LOB: 0 BB: 0 P: 7 | R: 0 E: 0 K: 0 S: 3 | H: 1 LOB: 0 BB: 0 P: 3 | R: 0 E: 0 K: 1 S: 5 | H: 0 LOB: 0 BB: 0 P: 5 | R: 0 E: 0 K: 2 S: 8 | H: 1 LOB: 1 BB: 0 P: 8 | R: 0 E: 1 K: 0 S: 5 | H: 0 LOB: 0 BB: 0 P: 3 | R: 0 E: 0 K: 1 S: 5 | H: 1 LOB: 1 BB: 0 P: 5 | R: 3 E: 1 K: 0 S: 7 | H: 4 LOB: 1 BB: 0 P: 7 | R: 1 E: 0 K: 0 S: 5 | H: 2 LOB: 1 BB: 0 P: 5 | 1B: 8 2B: 2 3B: 0 HR: 0 | SF: 1 SAC: 1 DP: 2 HBP: 0 | WP: 1 PB: 0 SB: 0 CS: 0 | PA: 36 | | | | | | | |
| PITCHER | IP | WLS | BF | H | R | ER | SO | BB | IBB | HBP | BLK | WP | HR | S | P | ERA | WHIP | | | | | | | | | | |
| George Zuverink, R ERA: 3.74 | 7.2 | | 29 | 7 | 3 | 3 | 6 | 0 | 0 | 0 | 0 | 0 | 0 | 41 | 41 | 3.52 | 0.913 | | | | | | | | | | |
| Harry Dorish, R ERA: 2.94 | 0.0 | | 1 | 1 | 0 | 0 | 0 | 0 | 0 | 0 | 0 | 0 | 0 | 1 | 1 | ∞ | ∞ | | | | | | | | | | |
| Ray Moore, R ERA: 4.09 | 1.1 | L | 6 | 2 | 1 | 1 | 0 | 0 | 0 | 0 | 0 | 1 | 0 | 6 | 6 | 6.75 | 1.500 | | | | | | | | | | |

| Batter | 1 | 2 | 3 | 4 | 5 | 6 | 7 | 8 | 9 | AB | R | H | RBI | BB | SO | LOB | BOTTOM | | | | | | | | | | |
|--|------------------------------|---------------------------------|------------------------------|----------------------------------|------------------------------|---------------------------------|------------------------------|---------------------------------|------------------------------|---------------------------------|------------------------------|---------------------------------|------------------------------|----------------------------------|------------------------------|---------------------------------|--|------------------------------|---------------------------------|----------------------------------|------------------------------------|----------------------------------|--------|--|--|--|--|
| Fred Marsh, R OBP: 0.286, SLG: 0.251 Don Leppert, L OBP: 0.203, SLG: 0.089 (9, 4) | | | | | | | | | | 4 | 1 | 1 | 3 | 0 | 0 | 1 | Kansas City Athletics @ Baltimore Orioles Memorial Stadium, Baltimore, MD Sun Sep 11 1955, 3:33 AM EDT Unknown | | | | | | | | | | |
| Cal Abrams, L OBP: 0.419, SLG: 0.374 Wayne Causey, L OBP: 0.265, SLG: 0.220 (7, 5) | | | | | | | | | | 1 | 0 | 0 | 0 | 2 | 0 | 0 | | | | | | | | | | | |
| Jim Dyck, R OBP: 0.399, SLG: 0.399 (7, 7) | | | | | | | | | | 2 | 0 | 0 | 0 | 1 | 1 | 1 | | | | | | | | | | | |
| Gus Triandos, R OBP: 0.320, SLG: 0.390 (1, 3) | | | | | | | | | | 4 | 0 | 0 | 0 | 0 | 0 | 3 | | | | | | | | | | | |
| Dave Philley, S OBP: 0.375, SLG: 0.434 (7, 9) | | | | | | | | | | 3 | 0 | 0 | 0 | 1 | 0 | 1 | | | | | | | | | | | |
| Hal Smith, R OBP: 0.305, SLG: 0.359 (1, 2) | | | | | | | | | | 4 | 0 | 0 | 0 | 0 | 0 | 1 | | | | | | | | | | | |
| Chuck Diering, R OBP: 0.331, SLG: 0.309 (1, 8) | | | | | | | | | | 3 | 1 | 1 | 0 | 1 | 0 | 0 | | | | | | | | | | | |
| Willy Miranda, S OBP: 0.300, SLG: 0.295 (1, 6) | | | | | | | | | | 4 | 0 | 1 | 0 | 0 | 0 | 1 | | | | | | | | | | | |
| George Zuverink, R OBP: 0.174, SLG: 0.136 Harry Dorish, R OBP: 0.083, SLG: 0.083 Ray Moore, R OBP: 0.194, SLG: 0.171 (8, 1) | | | | | | | | | | 2 | 1 | 1 | 0 | 1 | 1 | 2 | | | | | | | | | | | |
| Inning Stats | R: 0 E: 0 K: 0 S: 3 | H: 0 LOB: 1 BB: 1 P: 7 | R: 0 E: 1 K: 1 S: 5 | H: 1 LOB: 2 BB: 2 P: 13 | R: 0 E: 0 K: 1 S: 5 | H: 0 LOB: 0 BB: 0 P: 5 | R: 0 E: 0 K: 0 S: 3 | H: 0 LOB: 0 BB: 0 P: 3 | R: 0 E: 0 K: 0 S: 4 | H: 1 LOB: 1 BB: 0 P: 4 | R: 0 E: 0 K: 0 S: 3 | H: 0 LOB: 1 BB: 1 P: 7 | R: 3 E: 0 K: 1 S: 7 | H: 2 LOB: 0 BB: 1 P: 11 | R: 0 E: 0 K: 0 S: 2 | H: 0 LOB: 0 BB: 1 P: 6 | | R: 0 E: 0 K: 0 S: 3 | H: 0 LOB: 0 BB: 0 P: 3 | 1B: 3 2B: 0 3B: 0 HR: 1 | SF: 0 SAC: 1 DP: 2 HBP: 0 | WP: 0 PB: 0 SB: 0 CS: 0 | PA: 35 | | | | |
| PITCHER | IP | WLS | BF | H | R | ER | SO | BB | IBB | HBP | BLK | WP | HR | S | P | ERA | WHIP | | | | | | | | | | |
| Walt Craddock, L ERA: 11.0 | 7.0 | | 29 | 4 | 3 | 3 | 3 | 5 | 0 | 0 | 0 | 0 | 0 | 30 | 50 | 3.86 | 1.286 | | | | | | | | | | |
| Bobby Shantz, L ERA: 4.82 | 2.0 | W | 6 | 0 | 0 | 0 | 0 | 1 | 0 | 0 | 0 | 0 | 0 | 5 | 9 | 0.00 | 0.500 | | | | | | | | | | |



| Batter | 1 | 2 | 3 | 4 | 5 | 6 | 7 | 8 | 9 | AB | R | H | RBI | BB | SO | LOB | TOP | | | |
|---|---|---------------------------------|------------------------------|---------------------------------|------------------------------|---------------------------------|------------------------------|---------------------------------|------------------------------|---------------------------------|------------------------------|---------------------------------|------------------------------|---------------------------------|------------------------------|---------------------------------|---|------------------------------------|----------------------------------|--------|
| Clete Boyer, R OBP: 0.243, SLG: 0.235 (1,4) | 6-3 | | F7 | | | G6-4-3 | | 1B | | 4 | 0 | 1 | 0 | 0 | 0 | 3 | Kansas City Athletics @ Baltimore Orioles Memorial Stadium, Baltimore, MD Sun Sep 11 1955, 3:38 AM EDT Att: 9,305 - Unknown livebaseballscorecards.com | | | |
| Elmer Valo, L OBP: 0.457, SLG: 0.478 (1,8) | F2 | | F8 | | | P9 | | P9 | | 4 | 0 | 0 | 0 | 0 | 0 | 3 | | | | |
| Bill Stewart, R OBP: 0.231, SLG: 0.250 (1,9) | F6 | | | F2 | | | G5-4-3 | 1B | 1B | 4 | 1 | 2 | 0 | 0 | 0 | 0 | | | | |
| Gus Zernial, R OBP: 0.294, SLG: 0.489 (1,7) | | P9 | | F6 | | G5-4-3 | | | K | 3 | 0 | 0 | 0 | 0 | 0 | 1 | | | | |
| Bill Wilson, R OBP: 0.291, SLG: 0.435 (7,7) | | | | | | | | | | 1 | 0 | 0 | 0 | 0 | 1 | 1 | | | | |
| Hector Lopez, R OBP: 0.338, SLG: 0.421 (1,5) | | 1-3 | | F7 | | | | | F3 | 3 | 0 | 0 | 0 | 1 | 0 | 1 | | | | |
| Jerry Schvinski, L OBP: 0.214, SLG: 0.222 (1,6) | | | | | F4 | | | | | 3 | 0 | 0 | 0 | 0 | 0 | 1 | | | | |
| Vic Power, R OBP: 0.345, SLG: 0.503 (9, PH) | | P9 | | | | F8 | | | | 1 | 0 | 1 | 1 | 0 | 0 | 0 | | | | |
| Jack Littrell, R OBP: 0.239, SLG: 0.239 (1,3) | | | | | | | | | | 3 | 1 | 2 | 0 | 0 | 1 | 0 | | | | |
| Bill Renna, R OBP: 0.313, SLG: 0.368 (9, PH) | | | | | | | | | | 1 | 0 | 0 | 0 | 0 | 0 | 1 | | | | |
| Joe Astroth, R OBP: 0.357, SLG: 0.300 (1,2) | | | | | F7 | | | | | 3 | 0 | 2 | 0 | 0 | 0 | 0 | | | | |
| Mike Kume, R OBP: 0.167, SLG: 0.167 (1,1) | | | | | | | | | | 1 | 0 | 0 | 0 | 0 | 1 | 2 | | | | |
| Jim Finigan, R OBP: 0.333, SLG: 0.395 (6, PH) | | | | | | | | | | 1 | 0 | 1 | 0 | 0 | 0 | 0 | | | | |
| Alex Kellner, R OBP: 0.288, SLG: 0.269 (6,1) | | | | | | | | | | 1 | 0 | 0 | 0 | 0 | 0 | 1 | | | | |
| Inning Stats | R: 0 E: 0 K: 0 S: 3 | H: 0 LOB: 0 BB: 0 P: 3 | R: 0 E: 0 K: 0 S: 3 | H: 0 LOB: 0 BB: 0 P: 3 | R: 0 E: 0 K: 1 S: 7 | H: 2 LOB: 2 BB: 0 P: 7 | R: 0 E: 0 K: 0 S: 3 | H: 0 LOB: 0 BB: 0 P: 3 | R: 0 E: 0 K: 1 S: 5 | H: 1 LOB: 0 BB: 0 P: 5 | R: 0 E: 0 K: 0 S: 3 | H: 1 LOB: 1 BB: 1 P: 7 | R: 0 E: 0 K: 0 S: 5 | H: 3 LOB: 1 BB: 0 P: 5 | R: 1 E: 0 K: 1 S: 7 | H: 2 LOB: 1 BB: 0 P: 7 | 1B: 8 2B: 1 3B: 0 HR: 0 | SF: 0 SAC: 0 DP: 3 HBP: 0 | WP: 0 PB: 0 SB: 0 CS: 0 | PA: 34 |
| PITCHER | IP WLS BF H R ER SO BB IBB HBP BLK WP HR S P ERA WHIP | | | | | | | | | | | | | | | | | | | |
| Ed Lopat, L ERA: 3.56 (1,1) | 8.2 W 33 9 2 2 3 1 0 0 0 0 0 0 38 42 2.08 1.154 | | | | | | | | | | | | | | | | | | | |
| Bill Wright, L ERA: 2.76 (9,1) | 0.1 S 1 0 0 0 0 0 0 0 0 0 0 0 1 1 0.00 0.000 | | | | | | | | | | | | | | | | | | | |

| Batter | 1 | 2 | 3 | 4 | 5 | 6 | 7 | 8 | 9 | AB | R | H | RBI | BB | SO | LOB | BOTTOM | | | |
|--|---|---------------------------------|------------------------------|---------------------------------|------------------------------|---------------------------------|------------------------------|---------------------------------|------------------------------|----------------------------------|------------------------------|---------------------------------|------------------------------|---------------------------------|------------------------------|---------------------------------|---|------------------------------------|----------------------------------|--------|
| Wayne Causey, L OBP: 0.265, SLG: 0.233 (1,5) | 4-3 | | F7 | | | | F7 | | | 4 | 1 | 1 | 0 | 0 | 0 | 1 | Kansas City Athletics @ Baltimore Orioles Memorial Stadium, Baltimore, MD Sun Sep 11 1955, 3:38 AM EDT Att: 9,305 - Unknown livebaseballscorecards.com | | | |
| Don Lepore, L OBP: 0.212, SLG: 0.088 (1,4) | F8 | | | | | | | | | 1 | 0 | 0 | 0 | 1 | 0 | 0 | | | | |
| Dave Philley, S OBP: 0.376, SLG: 0.433 (5, PH) | | | | | | | | | | 1 | 1 | 0 | 0 | 1 | 1 | 0 | | | | |
| Dave Pope, L OBP: 0.321, SLG: 0.385 (1,9) | P9 | | F2 | | | | P4-3 | | | 4 | 1 | 1 | 2 | 0 | 0 | 2 | | | | |
| Bob Hale, L OBP: 0.377, SLG: 0.416 (1,3) | | | | | | | | | | 3 | 1 | 2 | 1 | 0 | 0 | 0 | | | | |
| Cal Abrams, L OBP: 0.421, SLG: 0.375 (1,8) | | | | | | | | | | 2 | 0 | 1 | 0 | 1 | 1 | 0 | | | | |
| Chuck Diering, R OBP: 0.331, SLG: 0.309 (7,8) | | | | | | | | | | 0 | 0 | 0 | 0 | 0 | 0 | 0 | | | | |
| Angelo Dagres, L OBP: 0.291, SLG: 0.254 (1,7) | | | | | | | | | | 2 | 0 | 0 | 1 | 0 | 0 | 2 | | | | |
| Fred Marsh, R OBP: 0.291, SLG: 0.254 (6,4) | | | | | | | | | | 1 | 0 | 1 | 0 | 0 | 0 | 0 | | | | |
| Hal Smith, R OBP: 0.305, SLG: 0.359 (1,2) | | | | | | | | | | 3 | 0 | 1 | 0 | 0 | 0 | 3 | | | | |
| Willy Miranda, S OBP: 0.300, SLG: 0.295 (1,6) | | | | | | | | | | 4 | 0 | 1 | 0 | 0 | 1 | 5 | | | | |
| Ed Lopat, L OBP: 0.205, SLG: 0.167 (1,1) | | | | | | | | | | 2 | 0 | 0 | 0 | 0 | 0 | 1 | | | | |
| Bill Wright, L OBP: 0.138, SLG: 0.143 (9,1) | | | | | | | | | | 0 | 0 | 0 | 0 | 0 | 0 | 0 | | | | |
| Inning Stats | R: 0 E: 0 K: 0 S: 3 | H: 0 LOB: 0 BB: 0 P: 3 | R: 1 E: 0 K: 0 S: 4 | H: 2 LOB: 0 BB: 0 P: 4 | R: 0 E: 0 K: 0 S: 4 | H: 1 LOB: 2 BB: 1 P: 8 | R: 0 E: 0 K: 0 S: 4 | H: 1 LOB: 2 BB: 1 P: 8 | R: 3 E: 0 K: 1 S: 7 | H: 2 LOB: 0 BB: 1 P: 11 | R: 0 E: 0 K: 1 S: 6 | H: 1 LOB: 1 BB: 0 P: 6 | R: 0 E: 0 K: 0 S: 5 | H: 0 LOB: 0 BB: 0 P: 5 | R: 0 E: 0 K: 0 S: 4 | H: 1 LOB: 2 BB: 0 P: 5 | 1B: 6 2B: 1 3B: 2 HR: 0 | SF: 1 SAC: 3 DP: 1 HBP: 1 | WP: 0 PB: 0 SB: 0 CS: 0 | PA: 35 |
| PITCHER | IP WLS BF H R ER SO BB IBB HBP BLK WP HR S P ERA WHIP | | | | | | | | | | | | | | | | | | | |
| Mike Kume, R ERA: 6.5 (1,1) | 5.0 L 23 6 4 4 1 3 0 0 0 0 0 0 22 34 7.20 1.800 | | | | | | | | | | | | | | | | | | | |
| Alex Kellner, L ERA: 3.97 (6,1) | 3.0 12 2 0 0 2 0 0 1 0 0 0 0 15 16 0.00 0.667 | | | | | | | | | | | | | | | | | | | |

| Batter | 1 | 2 | 3 | 4 | 5 | 6 | 7 | 8 | 9 | AB | R | H | RBI | BB | SO | LOB | TOP | | | | | |
|--|--|---------------------------------|------------------------------|---------------------------------|------------------------------|----------------------------------|------------------------------|---------------------------------|------------------------------|---------------------------------|------------------------------|---------------------------------|------------------------------|---------------------------------|------------------------------|---------------------------------|---|---------------------------------|----------------------------------|------------------------------------|----------------------------------|--------|
| Minnie Minoso, R OBP: 0.374, SLG: 0.420 (1, 7) | 4-3 BB | | 4-0 BB | | FC6-5 1B | | | F7 | | 3 | 0 | 0 | 0 | 1 | 0 | 1 | Chicago White Sox @ Baltimore Orioles Memorial Stadium, Baltimore, MD Tue Sep 13 1955, 3:33 AM EDT Unknown | | | | | |
| Nelle Fox, L OBP: 0.357, SLG: 0.393 (1, 4) | PB 1B | | 1-2 BB | | 1-3 1B | | | F8 | | 3 | 0 | 2 | 0 | 1 | 0 | 0 | | | | | | |
| Jim Rivera, L OBP: 0.357, SLG: 0.398 (1, 9) (7, 8) | F8 1-2 | | F7 | | CS | | | F7 | | 3 | 0 | 0 | 0 | 1 | 0 | 3 | | | | | | |
| Bob Kennedy, R OBP: 0.320, SLG: 0.396 (1, 5) | BB | | K | | | | | F9 | | 3 | 0 | 0 | 0 | 1 | 1 | 3 | | | | | | |
| Walt Dropo, R OBP: 0.347, SLG: 0.449 George Kell, R OBP: 0.380, SLG: 0.409 (1, 3) (9, PH) | G1 | | | | K | | | | | 3 | 0 | 0 | 0 | 0 | 2 | 2 | | | | | | |
| Sherm Lollar, R OBP: 0.380, SLG: 0.413 (1, 2) | | F6 | | | 6-3 | | | | | 4 | 0 | 1 | 0 | 0 | 0 | 1 | | | | | | |
| Jim Brideweser, R OBP: 0.249, SLG: 0.328 Chico Carrasquel, R OBP: 0.336, SLG: 0.345 (1, 6) (7, PH) (7, 6) | G3 | | | | 1-3 | | | | | 2 | 0 | 0 | 0 | 0 | 0 | 0 | | | | | | |
| Jim Busby, R OBP: 0.292, SLG: 0.344 Bob Nieman, R OBP: 0.351, SLG: 0.451 (1, 8) (7, PH) (7, 9) | K | | | | E6 FC6-5 1B | | | | | 2 | 0 | 1 | 0 | 0 | 1 | 0 | | | | | | |
| Virgil Trucks, R OBP: 0.123, SLG: 0.141 Dick Donovan, L OBP: 0.304, SLG: 0.246 Sandy Consuegra, R OBP: 0.125, SLG: 0.125 (1, 1) (7, PH) (7, 1) | | | 5-3 | | F3 | | | | | 2 | 0 | 0 | 0 | 0 | 0 | 1 | | | | | | |
| | | | | | | | | 4-3 | | 1 | 0 | 0 | 0 | 0 | 0 | 0 | | | | | | |
| Inning Stats | R: 0 E: 0 K: 0 S: 4 | H: 1 LOB: 2 BB: 1 P: 8 | R: 0 E: 0 K: 1 S: 5 | H: 0 LOB: 0 BB: 0 P: 5 | R: 0 E: 0 K: 1 S: 5 | H: 0 LOB: 2 BB: 2 P: 13 | R: 0 E: 0 K: 1 S: 5 | H: 0 LOB: 0 BB: 0 P: 5 | R: 0 E: 1 K: 0 S: 4 | H: 2 LOB: 1 BB: 0 P: 4 | R: 0 E: 0 K: 1 S: 4 | H: 0 LOB: 0 BB: 1 P: 8 | R: 0 E: 0 K: 1 S: 6 | H: 2 LOB: 1 BB: 0 P: 6 | R: 0 E: 0 K: 0 S: 3 | H: 0 LOB: 0 BB: 0 P: 3 | R: 0 E: 0 K: 0 S: 4 | H: 1 LOB: 1 BB: 0 P: 4 | 1B: 6 2B: 0 3B: 0 HR: 0 | SF: 0 SAC: 0 DP: 1 HBP: 0 | WP: 0 PB: 1 SB: 0 CS: 1 | PA: 35 |
| PITCHER Ray Moore, R ERA: 3.82 (1, 1) | IP: 9.0 WLS: W BF: 34 H: 6 R: 0 ER: 0 SO: 5 BB: 4 IBB: 0 HBP: 0 BLK: 0 WP: 0 HR: 0 S: 40 P: 56 ERA: 0.00 WHIP: 1.111 | | | | | | | | | | | | | | | PITCHER | | | | | | |

| Batter | 1 | 2 | 3 | 4 | 5 | 6 | 7 | 8 | 9 | AB | R | H | RBI | BB | SO | LOB | BOTTOM | | | | | |
|--|--|---------------------------------|------------------------------|---------------------------------|------------------------------|---------------------------------|------------------------------|----------------------------------|------------------------------|---------------------------------|------------------------------|---------------------------------|------------------------------|---------------------------------|------------------------------|---------------------------------|---|------------------------------|---------------------------------|----------------------------------|------------------------------------|----------------------------------|
| Fred Marsh, R OBP: 0.290, SLG: 0.254 (1, 4) (5, 6) | 4-3 1B | | K | | F8 | | | 4-3 | | 4 | 0 | 1 | 0 | 0 | 1 | 0 | Chicago White Sox @ Baltimore Orioles Memorial Stadium, Baltimore, MD Tue Sep 13 1955, 3:33 AM EDT Unknown | | | | | |
| Cal Abrams, L OBP: 0.416, SLG: 0.370 (1, 8) (8, 9) | F7 | | 3-1 | | 4-3 | | | E5 1B | | 4 | 0 | 0 | 0 | 0 | 0 | 1 | | | | | | |
| Dave Philley, S OBP: 0.374, SLG: 0.431 (1, 9) (8, 7) | 4-3 1-2 | | | | 4-3 | | | FC6-4 1B | | 4 | 0 | 1 | 0 | 0 | 1 | 1 | | | | | | |
| Bob Hale, L OBP: 0.380, SLG: 0.414 (1, 3) | 6-3 | | | | BB 1B BB | | | FC6-4 | | 3 | 1 | 1 | 0 | 1 | 0 | 3 | | | | | | |
| Jim Dyck, R OBP: 0.398, SLG: 0.393 Chuck Diering, R OBP: 0.331, SLG: 0.308 (1, 7) (8, 8) | 6-3 | | | | 1B 1-2 BB | | | FC5-6 1B | | 2 | 1 | 0 | 0 | 1 | 0 | 1 | | | | | | |
| Gus Triandos, R OBP: 0.322, SLG: 0.389 (1, 2) | F9 | | | | 1-3 2H 1B | | | 1B 1-2 BB | | 1 | 0 | 0 | 0 | 0 | 0 | 0 | | | | | | |
| Wayne Causey, L OBP: 0.289, SLG: 0.234 (1, 5) | | | | | | | | F7 | | 3 | 0 | 1 | 0 | 1 | 0 | 2 | | | | | | |
| Willy Miranda, S OBP: 0.299, SLG: 0.294 Angelo Dages, L OBP: 0.224, SLG: 0.103 (1, 6) (4, PH) (5, 4) | F2 | | | | K | | | | | 1 | 0 | 0 | 0 | 0 | 0 | 1 | | | | | | |
| Ray Moore, R OBP: 0.179, SLG: 0.158 (1, 1) | | | L9 | | 5-3 | | | L7 | | 3 | 0 | 0 | 0 | 0 | 0 | 3 | | | | | | |
| Inning Stats | R: 0 E: 0 K: 0 S: 4 | H: 1 LOB: 1 BB: 0 P: 4 | R: 0 E: 0 K: 0 S: 4 | H: 1 LOB: 1 BB: 0 P: 4 | R: 0 E: 0 K: 1 S: 5 | H: 0 LOB: 0 BB: 0 P: 5 | R: 1 E: 0 K: 1 S: 6 | H: 1 LOB: 3 BB: 3 P: 18 | R: 0 E: 0 K: 0 S: 4 | H: 0 LOB: 0 BB: 0 P: 5 | R: 1 E: 0 K: 0 S: 4 | H: 2 LOB: 2 BB: 1 P: 8 | R: 0 E: 1 K: 0 S: 5 | H: 1 LOB: 2 BB: 0 P: 5 | R: 0 E: 0 K: 0 S: 3 | H: 0 LOB: 0 BB: 0 P: 3 | | R: 0 E: 0 K: 0 S: 4 | H: 0 LOB: 0 BB: 0 P: 4 | 1B: 6 2B: 0 3B: 0 HR: 0 | SF: 0 SAC: 0 DP: 0 HBP: 0 | WP: 0 PB: 0 SB: 1 CS: 0 |
| PITCHER Virgil Trucks, R ERA: 3.72 Sandy Consuegra, R ERA: 2.69 (1, 1) (7, 1) | IP: 6.0 WLS: L BF: 26 H: 5 R: 2 ER: 2 SO: 3 BB: 3 IBB: 1 HBP: 0 BLK: 0 WP: 0 HR: 0 S: 28 P: 44 ERA: 3.00 WHIP: 1.333 | | | | | | | | | | | | | | | PITCHER | | | | | | |

| Batter | 1 | 2 | 3 | 4 | 5 | 6 | 7 | 8 | 9 | AB | R | H | RBI | BB | SO | LOB | TOP | | | | | | | | | | |
|--|------------------------------|---------------------------------|------------------------------|---------------------------------|------------------------------|---------------------------------|------------------------------|---------------------------------|------------------------------|---------------------------------|------------------------------|---------------------------------|------------------------------|---------------------------------|------------------------------|---------------------------------|---|------------------------------|---------------------------------|----------------------------------|------------------------------------|--------------------------|--|--|--|--|--|
| Chico Carrasquel, R OBP: 0.336, SLG: 0.347 Al Papai, R (8, 1) | 0-3 K | | 0-0 1-3 | | 0-0 F5 | | | 0-0 P9 | | 4 | 0 | 0 | 0 | 0 | 1 | 1 | Chicago White Sox @ Baltimore Orioles Memorial Stadium, Baltimore, MD Wed Sep 14 1955, 3:33 AM EDT Unknown | | | | | | | | | | |
| Nelle Fox, L OBP: 0.359, SLG: 0.398 (1, 4) | 0-0 F7 | | 0-0 2B | | | 0-0 1B | | 0-0 F7 | | 4 | 0 | 2 | 0 | 0 | 0 | 1 | | | | | | | | | | | |
| Minnie Minoso, R OBP: 0.371, SLG: 0.417 (1, 7) | 0-0 F9 | | 0-0 F9 | | | 0-0 F2 | | 0-0 1B | | 4 | 0 | 1 | 0 | 0 | 0 | 2 | | | | | | | | | | | |
| George Kell, R OBP: 0.381, SLG: 0.413 (7, 3) | | 0-0 F8 1B FC5-2 1B | | 0-3 K 4-3 | | 0-0 F9 | | 0-0 F6 | | 4 | 0 | 1 | 0 | 0 | 1 | 3 | | | | | | | | | | | |
| Bob Nieman, R OBP: 0.358, SLG: 0.460 (1, 9) | | 0-0 FC5-2 1B | | 0-0 4-3 | | 0-0 F2 | | | 0-0 HR 1B | 4 | 1 | 2 | 0 | 0 | 0 | 2 | | | | | | | | | | | |
| Jim Rivera, L OBP: 0.353, SLG: 0.394 (1, 8) | | 0-0 F8 | | 0-3 K | | | 0-0 F3 | | 0-0 F2 | 4 | 0 | 0 | 0 | 0 | 1 | 4 | | | | | | | | | | | |
| Walt Dropo, R OBP: 0.346, SLG: 0.447 Bob Kennedy, R OBP: 0.316, SLG: 0.401 (7, PH) (7, 5) | 0-0 FC5-2 | | 0-0 6-3 | | | | 0-0 F9 | | 0-0 HR | 2 | 0 | 0 | 0 | 0 | 0 | 3 | | | | | | | | | | | |
| Sherm Lollar, R OBP: 0.375, SLG: 0.406 (1, 2) | 0-0 F8 | | | | 0-0 F8 | | 0-0 F9 | | 0-0 1-3 | 4 | 0 | 0 | 0 | 0 | 0 | 2 | | | | | | | | | | | |
| Dick Donovan, L OBP: 0.296, SLG: 0.239 Morrie Martin, L OBP: 0.300, SLG: 0.300 Sandy Consuegra, R OBP: 0.125, SLG: 0.125 Buddy Peterson, R OBP: 0.500, SLG: 0.500 (8, 6) | | | 0-3 K | | 0-0 L4 | | | 0-0 1B WP 1B | 0-3 K | 2 | 0 | 0 | 0 | 0 | 1 | 0 | | | | | | | | | | | |
| Inning Stats | R: 0 E: 0 K: 1 S: 5 | H: 0 LOB: 0 BB: 0 P: 5 | R: 0 E: 0 K: 0 S: 5 | H: 2 LOB: 2 BB: 0 P: 5 | R: 0 E: 0 K: 1 S: 6 | H: 1 LOB: 1 BB: 0 P: 6 | R: 0 E: 1 K: 2 S: 8 | H: 0 LOB: 1 BB: 0 P: 8 | R: 0 E: 0 K: 0 S: 3 | H: 0 LOB: 0 BB: 0 P: 3 | R: 0 E: 0 K: 0 S: 4 | H: 1 LOB: 1 BB: 0 P: 4 | R: 0 E: 0 K: 0 S: 3 | H: 0 LOB: 0 BB: 0 P: 3 | R: 0 E: 0 K: 0 S: 5 | H: 2 LOB: 2 BB: 0 P: 5 | | R: 2 E: 0 K: 1 S: 7 | H: 2 LOB: 0 BB: 0 P: 7 | 1B: 6 2B: 1 3B: 0 HR: 1 | SF: 0 SAC: 0 DP: 0 HBP: 0 | WP: 1 PA: 36 CS: 0 | | | | | |
| PITCHER Jim Wilson, R ERA: 3.49 (1, 1) | IP 9.0 | WLS W | BF 36 | H 8 | R 2 | ER 2 | SO 5 | BB 0 | IBB 0 | HBP 0 | BLK 0 | WP 1 | HR 1 | S 46 | P 46 | ERA 2.00 | WHIP 0.889 | | | | | | | | | | |

| Batter | 1 | 2 | 3 | 4 | 5 | 6 | 7 | 8 | 9 | AB | R | H | RBI | BB | SO | LOB | BOTTOM | | | | | | | | | | |
|--|------------------------------|---------------------------------|------------------------------|---------------------------------|------------------------------|---------------------------------|------------------------------|----------------------------------|------------------------------|---------------------------------|------------------------------|---------------------------------|------------------------------|----------------------------------|------------------------------|---------------------------------|---|-----------------------------------|------------------------------------|--------------------------|--|--|--|--|--|--|--|
| Fred Marsh, R OBP: 0.283, SLG: 0.247 Dave Pope, L OBP: 0.324, SLG: 0.390 (7, PH) (8, 9) | 0-0 F8 | | 0-0 F2 | | 0-0 5-3 | | 0-0 1B SF7 1B | 0-0 2B | | 3 | 0 | 0 | 0 | 0 | 0 | 1 | Chicago White Sox @ Baltimore Orioles Memorial Stadium, Baltimore, MD Wed Sep 14 1955, 3:33 AM EDT Unknown | | | | | | | | | | |
| Cal Abrams, L OBP: 0.412, SLG: 0.364 (1, 8) | 0-0 6-3 | | | 0-0 4-3 | 0-3 K | | 0-0 1B 1B | 0-0 SF9 | | 4 | 1 | 1 | 2 | 0 | 1 | 0 | | | | | | | | | | | |
| Dave Philley, S OBP: 0.371, SLG: 0.430 (8, 7) | 0-3 K | | | 0-0 1B 2B | 0-3 K | | 0-0 SF7 | 0-0 G3 | | 4 | 1 | 1 | 1 | 0 | 2 | 1 | | | | | | | | | | | |
| Bob Hale, L OBP: 0.381, SLG: 0.414 (1, 3) | | 0-0 4-3 | | 0-0 1B 2B 1B | | 0-0 4-3 | 0-0 BB 1B | 0-0 1-3 1B | 0-0 1-3 | 5 | 1 | 2 | 0 | 0 | 0 | 1 | | | | | | | | | | | |
| Jim Dyck, R OBP: 0.397, SLG: 0.412 Don Leppert, L OBP: 0.224, SLG: 0.103 (8, 4) | | 0-0 L4-3 1B | | 0-0 F6 | | 0-0 F6 | 0-0 BB 1B | | | 4 | 0 | 2 | 1 | 0 | 0 | 2 | | | | | | | | | | | |
| Gus Triandos, R OBP: 0.325, SLG: 0.390 (1, 2) | | 0-0 L4-3 | | 0-0 2B 1B | | 0-3 K | 0-0 1-2 2-3 BB | | | 3 | 0 | 1 | 1 | 1 | 1 | 1 | | | | | | | | | | | |
| Chuck Diering, R OBP: 0.332, SLG: 0.316 (1, 5) | | | 0-0 SH5-4 1B | | 0-0 1-3 2-H 2B | | 0-0 5-3 | 0-0 F8 | | 4 | 0 | 2 | 1 | 0 | 0 | 3 | | | | | | | | | | | |
| Willy Miranda, S OBP: 0.304, SLG: 0.300 (1, 6) | | | 0-0 SH5-4 | | 4-0 IBB | | 0-0 1B 1B | 4-0 1B 2B BB | | 1 | 2 | 1 | 0 | 2 | 0 | 0 | | | | | | | | | | | |
| Jim Wilson, R OBP: 0.167, SLG: 0.181 (1, 1) | | | 0-0 F9 | | 0-3 K | | 0-0 1B 1B | 0-0 2B SF9 1B | | 4 | 2 | 2 | 0 | 0 | 1 | 4 | | | | | | | | | | | |
| Inning Stats | R: 0 E: 0 K: 1 S: 5 | H: 0 LOB: 0 BB: 0 P: 5 | R: 0 E: 0 K: 0 S: 3 | H: 1 LOB: 0 BB: 0 P: 3 | R: 0 E: 0 K: 0 S: 4 | H: 1 LOB: 1 BB: 0 P: 4 | R: 2 E: 0 K: 1 S: 9 | H: 4 LOB: 3 BB: 1 P: 13 | R: 0 E: 0 K: 2 S: 7 | H: 0 LOB: 0 BB: 0 P: 7 | R: 0 E: 0 K: 1 S: 5 | H: 0 LOB: 0 BB: 0 P: 5 | R: 4 E: 0 K: 0 S: 9 | H: 6 LOB: 3 BB: 1 P: 13 | R: 2 E: 0 K: 0 S: 5 | H: 2 LOB: 1 BB: 1 P: 9 | | 1B: 11 2B: 4 3B: 0 HR: 0 | SF: 2 SAC: 1 DP: 1 HBP: 0 | WP: 0 PA: 40 CS: 0 | | | | | | | |
| PITCHER Dick Donovan, R ERA: 3.46 (1, 1) Morrie Martin, L ERA: 3.63 (7, 1) Sandy Consuegra, R ERA: 2.67 (7, 1) Al Papai, R ERA: 4.66 (8, 1) | IP 6.1 | WLS L | BF 29 | H 10 | R 6 | ER 6 | SO 5 | BB 0 | IBB 0 | HBP 0 | BLK 0 | WP 0 | HR 0 | S 38 | P 42 | ERA 8.53 | WHIP 1.579 | | | | | | | | | | |

| Batter | 1 | 2 | 3 | 4 | 5 | 6 | 7 | 8 | 9 | AB | R | H | RBI | BB | SO | LOB | TOP | | | | | | | | |
|---|------------------------------|----------------------------------|------------------------------|---------------------------------|------------------------------|---------------------------------|------------------------------|----------------------------------|------------------------------|----------------------------------|------------------------------|---------------------------------|------------------------------|---------------------------------|------------------------------|----------------------------------|---|---------------------------------|-----------------------------------|------------------------------------|----------------------------------|--------|--|--|--|
| Buddy Peterson, R OBP: 0.500, SLG: 0.429 (1, 6) | 6-3 | F7 | | | | L4 | | 1B | 1B | 5 | 2 | 2 | 1 | 1 | 0 | 2 | Chicago White Sox @ Baltimore Orioles Memorial Stadium, Baltimore, MD Wed Sep 14 1955, 3:38 AM EDT Att: 4,042 - Unknown livebaseballscorecards.com | | | | | | | | |
| Nelle Fox, L OBP: 0.360, SLG: 0.398 (1, 4) | L6 | | F5 | | SH5-3 | | F8 | 2B | 1B | 5 | 1 | 2 | 0 | 0 | 0 | 0 | | | | | | | | | |
| George Kell, R OBP: 0.386, SLG: 0.418 (6, PR) | | | | | E5 | | | 2B | 1B | 4 | 1 | 3 | 1 | 1 | 0 | 1 | | | | | | | | | |
| Bobby Adams, R OBP: 0.345, SLG: 0.386 (8, 7) | BB WP | | G6-4-3 | | 1B | | BB | 1B | 1B | 0 | 1 | 0 | 0 | 0 | 0 | 0 | | | | | | | | | |
| Jim Rivera, L OBP: 0.353, SLG: 0.393 (8, 7) | 1B | | BB | | | | 1B | 1B | 2B | 1 | 0 | 0 | 0 | 0 | 0 | 2 | | | | | | | | | |
| Bob Nieman, R OBP: 0.362, SLG: 0.459 (1, 9) | BB | | G6-4-3 | | | | 1B | 1B | E6 | 3 | 0 | 1 | 1 | 2 | 0 | 1 | | | | | | | | | |
| Minnie Minoso, R OBP: 0.372, SLG: 0.417 (1, 7) | BB | | | | | | | 2B | BB | 0 | 0 | 0 | 0 | 1 | 0 | 0 | | | | | | | | | |
| Bob Kennedy, R OBP: 0.318, SLG: 0.400 (7, 5) | FC6-4 | | | | 5-3 | | F8 | 1B | BB | 3 | 0 | 1 | 1 | 1 | 0 | 2 | | | | | | | | | |
| Ron Jackson, R OBP: 0.295, SLG: 0.348 (7, PH) | 1-2 | | | | 1-3 | | BB | 1B | BB | 3 | 0 | 1 | 0 | 0 | 1 | 5 | | | | | | | | | |
| Sherm Lollar, R OBP: 0.374, SLG: 0.404 (7, 2) | FC6-4 | | | | 1-3 | | 1B | | F7 | 2 | 0 | 0 | 0 | 0 | 0 | 4 | | | | | | | | | |
| Jim Busby, R OBP: 0.292, SLG: 0.341 (1, 8) | | | | | 4-3 | | | | F8 | 4 | 0 | 1 | 0 | 1 | 0 | 2 | | | | | | | | | |
| Earl Batley, R OBP: 0.250, SLG: 0.250 (1, 2) | | | | | 1-3 | | | | F8 | 3 | 0 | 1 | 0 | 0 | 0 | 3 | | | | | | | | | |
| Walt Droppo, R OBP: 0.344, SLG: 0.445 (7, 3) | FC4-6 | | | | 1-3 | | SH2-3 | | 2-3 | 2 | 0 | 0 | 0 | 0 | 0 | 0 | | | | | | | | | |
| Billy Pierce, L OBP: 0.209, SLG: 0.203 (1, 1) | | | | | K | | SH2-3 | | 1-3 | 4 | 1 | 1 | 0 | 0 | 1 | 3 | | | | | | | | | |
| Inning Stats | R: 0 E: 0 K: 0 S: 4 | H: 1 LOB: 3 BB: 2 P: 12 | R: 0 E: 0 K: 0 S: 4 | H: 1 LOB: 1 BB: 0 P: 4 | R: 0 E: 0 K: 0 S: 2 | H: 0 LOB: 0 BB: 1 P: 6 | R: 0 E: 0 K: 1 S: 6 | H: 1 LOB: 2 BB: 1 P: 10 | R: 1 E: 1 K: 1 S: 7 | H: 1 LOB: 1 BB: 0 P: 11 | R: 0 E: 0 K: 0 S: 4 | H: 1 LOB: 1 BB: 0 P: 4 | R: 1 E: 0 K: 0 S: 5 | H: 2 LOB: 2 BB: 1 P: 9 | R: 3 E: 1 K: 0 S: 7 | H: 3 LOB: 2 BB: 1 P: 11 | R: 1 E: 0 K: 0 S: 6 | H: 3 LOB: 2 BB: 0 P: 6 | 1B: 11 2B: 2 3B: 0 HR: 0 | SF: 0 SAC: 2 DP: 1 HBP: 0 | WP: 1 PB: 0 SB: 0 CS: 0 | PA: 48 | | | |
| PITCHER | IP | WLS | BF | H | R | ER | SO | BB | IBB | HBP | BLK | WP | HR | S | P | ERA | WHIP | | | | | | | | |
| Bill Wight, L ERA: 2.8 (1, 1) | 8.0 | L | 42 | 10 | 5 | 3 | 2 | 7 | 0 | 0 | 0 | 1 | 0 | 39 | 67 | 3.38 | 2.125 | | | | | | | | |
| Harry Dorish, R ERA: 2.94 (9, 1) | 1.0 | | 6 | 3 | 1 | 1 | 0 | 0 | 0 | 0 | 0 | 0 | 0 | 6 | 6 | 9.00 | 3.000 | | | | | | | | |

| Batter | 1 | 2 | 3 | 4 | 5 | 6 | 7 | 8 | 9 | AB | R | H | RBI | BB | SO | LOB | BOTTOM | | | | | | | | |
|--|------------------------------|---------------------------------|------------------------------|---------------------------------|------------------------------|---------------------------------|------------------------------|---------------------------------|------------------------------|---------------------------------|------------------------------|---------------------------------|------------------------------|---------------------------------|------------------------------|---------------------------------|---|------------------------------------|----------------------------------|--------|--|--|--|--|--|
| Fred Marsh, R OBP: 0.279, SLG: 0.243 (1, 4) | K | | | 6-3 | | K | | F3 | | 4 | 0 | 0 | 0 | 0 | 2 | 1 | Chicago White Sox @ Baltimore Orioles Memorial Stadium, Baltimore, MD Wed Sep 14 1955, 3:38 AM EDT Att: 4,042 - Unknown livebaseballscorecards.com | | | | | | | | |
| Cal Abrams, L OBP: 0.413, SLG: 0.366 (1, 8) | 1-3 | | | | | | | | K | 4 | 0 | 2 | 0 | 0 | 1 | 0 | | | | | | | | | |
| Dave Philley, S OBP: 0.367, SLG: 0.425 (1, 9) | F3 | | | F8 | | 4-3 | | | F8 | 4 | 0 | 0 | 0 | 0 | 0 | 2 | | | | | | | | | |
| Gus Triandos, R OBP: 0.322, SLG: 0.386 (1, 3) | | F8 | | F4 | | | | F8 | E6 | 4 | 0 | 0 | 0 | 0 | 0 | 1 | | | | | | | | | |
| Jim Dyck, R OBP: 0.399, SLG: 0.414 (1, 7) | | K | | | F2 | | | | | 4 | 0 | 2 | 0 | 0 | 1 | 0 | | | | | | | | | |
| Hal Smith, R OBP: 0.301, SLG: 0.354 (1, 2) | | F3 | | | 5-3 | | G4-6-3 | | 1B | 4 | 0 | 2 | 0 | 0 | 1 | 0 | | | | | | | | | |
| Chuck Diering, R OBP: 0.337, SLG: 0.323 (1, 5) | | | | CS | | | | | 2B | 2 | 0 | 2 | 0 | 1 | 0 | 0 | | | | | | | | | |
| Willy Miranda, S OBP: 0.302, SLG: 0.298 (1, 6) | | | | K | | F9 | | | F2 | 3 | 0 | 0 | 0 | 0 | 1 | 3 | | | | | | | | | |
| Bill Wight, L OBP: 0.129, SLG: 0.133 (1, 1) | | | | | F6 | | | | K | 2 | 0 | 0 | 0 | 0 | 1 | 0 | | | | | | | | | |
| Bob Hale, L OBP: 0.379, SLG: 0.411 (8, PH) | | | | | | | | | K | 1 | 0 | 0 | 0 | 0 | 1 | 1 | | | | | | | | | |
| Harry Dorish, R OBP: 0.083, SLG: 0.083 (9, 1) | | | | | | | | | K | 0 | 0 | 0 | 0 | 0 | 0 | 0 | | | | | | | | | |
| Inning Stats | R: 0 E: 0 K: 1 S: 5 | H: 0 LOB: 0 BB: 0 P: 5 | R: 0 E: 0 K: 1 S: 5 | H: 0 LOB: 0 BB: 0 P: 5 | R: 0 E: 0 K: 1 S: 4 | H: 0 LOB: 0 BB: 1 P: 8 | R: 0 E: 0 K: 0 S: 4 | H: 1 LOB: 1 BB: 0 P: 4 | R: 0 E: 0 K: 2 S: 8 | H: 1 LOB: 1 BB: 0 P: 8 | R: 0 E: 0 K: 0 S: 3 | H: 1 LOB: 0 BB: 0 P: 3 | R: 0 E: 0 K: 1 S: 6 | H: 1 LOB: 1 BB: 0 P: 6 | R: 0 E: 1 K: 1 S: 7 | H: 1 LOB: 2 BB: 0 P: 7 | 1B: 5 2B: 1 3B: 0 HR: 0 | SF: 0 SAC: 0 DP: 1 HBP: 0 | WP: 0 PB: 0 SB: 0 CS: 1 | PA: 33 | | | | | |
| PITCHER | IP | WLS | BF | H | R | ER | SO | BB | IBB | HBP | BLK | WP | HR | S | P | ERA | WHIP | | | | | | | | |
| Bill Wight, L ERA: 2.08 (1, 1) | 9.0 | W | 33 | 6 | 0 | 0 | 7 | 1 | 0 | 0 | 0 | 0 | 0 | 46 | 50 | 0.00 | 0.778 | | | | | | | | |

| Batter | 1 | 2 | 3 | 4 | 5 | 6 | 7 | 8 | 9 | AB | R | H | RBI | BB | SO | LOB | TOP | | | | | |
|--|------------------------------|---------------------------------|------------------------------|---------------------------------|------------------------------|---------------------------------|------------------------------|---------------------------------|------------------------------|---------------------------------|------------------------------|---------------------------------|-------------------------------|----------------------------------|------------------------------|---------------------------------|------------------------------|---------------------------------|-----------------------------------|------------------------------------|-------------------------|--------|
| Eddie Yost, R OBP: 0.407, SLG: 0.377 (1, 5) | F9 | | G6-3 1B | | BB | | 1B | | G6-4-3 | 4 | 1 | 2 | 2 | 1 | 0 | 1 | | | | | | |
| Pete Runnels, L OBP: 0.360, SLG: 0.354 (1, 4) | F8 | | G6-3 1-2f | | | | 1B | | | 4 | 0 | 1 | 1 | 0 | 0 | 2 | | | | | | |
| Mickey Vernon, L OBP: 0.378, SLG: 0.448 (1, 3) | F2 | | | 3-1 | | | | | | 4 | 0 | 1 | 1 | 0 | 0 | 0 | | | | | | |
| Roy Sievers, R OBP: 0.361, SLG: 0.483 (1, 7) | | F7 | | 5-3 | | | 6-3 | | K | 4 | 0 | 0 | 0 | 0 | 1 | 2 | | | | | | |
| Carlos Paula, R OBP: 0.335, SLG: 0.461 (1, 9) | | F9 | | 1B | | | 4-3 | | F8 | 4 | 0 | 1 | 0 | 0 | 0 | 0 | | | | | | |
| Tom Umphlett, R OBP: 0.285, SLG: 0.264 (1, 8) | | | | 1B | | | | | F6 | 4 | 0 | 2 | 0 | 0 | 0 | 0 | | | | | | |
| Ed Fitz Gerald, R OBP: 0.270, SLG: 0.300 (8, PH) | | | | 1B | | | | | F3 | | | | | | | | | | | | | |
| Steve Korcheck, R OBP: 0.125, SLG: 0.125 (8, 2) | | | | FC6-4 1B | | | | | F7 | 3 | 1 | 1 | 0 | 0 | 0 | 3 | AB | | | | | |
| Jose Valdivielso, R OBP: 0.270, SLG: 0.321 (7, PH) | | | | 1B | | | | | | 1 | 0 | 0 | 0 | 1 | 0 | 0 | R | | | | | |
| Jim Lemon, R OBP: 1.000, SLG: 1.000 (7, PH) | | | | BB | | | 1-3 | | | 1 | 1 | 1 | 0 | 0 | 0 | 0 | H | | | | | |
| Pedro Ramos, S OBP: 0.139, SLG: 0.088 (9, PH) | | | | 5-3 1B | | | | | | 0 | 0 | 0 | 0 | 0 | 0 | 0 | RBI | | | | | |
| Julio Becquer, L (9, PH) | | | | BB | | | | | | 1 | 0 | 0 | 0 | 0 | 0 | 0 | BB | | | | | |
| Ted Abernathy, R OBP: 0.160, SLG: 0.125 (5, PH) | | | | 5-3 | | | | | | 0 | 0 | 0 | 0 | 0 | 0 | 1 | SO | | | | | |
| Johnny Groch, R OBP: 0.317, SLG: 0.380 (5, 1) | | | | | | | | | | 1 | 0 | 0 | 0 | 0 | 0 | 0 | LOB | | | | | |
| Ernie Cravetz, S OBP: 0.300 (7, PH) | | | | | | | | | | 0 | 0 | 0 | 0 | 0 | 0 | 2 | | | | | | |
| Bobby Kline, R OBP: 0.295, SLG: 0.295 (7, 6) | | | | | | | | | | 0 | 0 | 0 | 0 | 0 | 0 | 0 | | | | | | |
| Mickey McDermott, L OBP: 0.302, SLG: 0.310 (8, PH) | | | | | | | | | | 1 | 0 | 1 | 0 | 0 | 0 | 0 | | | | | | |
| Inning Stats | R: 0 E: 0 K: 0 S: 3 | H: 0 LOB: 0 BB: 0 P: 3 | R: 0 E: 0 K: 0 S: 4 | H: 1 LOB: 1 BB: 0 P: 4 | R: 1 E: 0 K: 0 S: 3 | H: 1 LOB: 0 BB: 1 P: 7 | R: 0 E: 0 K: 0 S: 5 | H: 2 LOB: 2 BB: 0 P: 5 | R: 0 E: 0 K: 0 S: 3 | H: 0 LOB: 1 BB: 1 P: 7 | R: 0 E: 0 K: 0 S: 3 | H: 0 LOB: 0 BB: 0 P: 3 | R: 3 E: 0 K: 1 S: 10 | H: 5 LOB: 2 BB: 0 P: 10 | R: 0 E: 0 K: 0 S: 3 | H: 0 LOB: 0 BB: 0 P: 3 | R: 0 E: 0 K: 0 S: 3 | H: 1 LOB: 0 BB: 0 P: 3 | 1B: 10 2B: 0 3B: 0 HR: 0 | SF: 0 SAC: 0 DP: 2 HBP: 0 | WP: 0 PB: 0 CS: 0 | PA: 37 |
| PITCHER | IP | WLS | BF | H | R | ER | SO | BB | IBB | HBP | BLK | WP | HR | S | P | ERA | WHIP | | | | | |
| Art Schallock, L ERA: 4.76 (1, 1) | 6.2 | W | 29 | 8 | 4 | 4 | 0 | 2 | 0 | 0 | 0 | 0 | 0 | 27 | 35 | 5.40 | 1.500 | | | | | |
| Bill Wright, L ERA: 2.5 (7, 1) | 0.0 | | 1 | 1 | 0 | 0 | 0 | 0 | 0 | 0 | 0 | 0 | 0 | 1 | 1 | ∞ | ∞ | | | | | |
| George Zuverink, R ERA: 3.47 (7, 1) | 2.1 | S | 7 | 1 | 0 | 0 | 1 | 0 | 0 | 0 | 0 | 0 | 0 | 9 | 9 | 0.00 | 0.429 | | | | | |

Washington Senators @ Baltimore Orioles
Memorial Stadium, Baltimore, MD
Fri Sep 16 1955, 3:33 AM EDT
Unknown

| | |
|-----|----|
| AB | 35 |
| R | 4 |
| H | 10 |
| RBI | 4 |
| BB | 2 |
| SO | 1 |
| LOB | 11 |



| Batter | 1 | 2 | 3 | 4 | 5 | 6 | 7 | 8 | 9 | AB | R | H | RBI | BB | SO | LOB | BOTTOM | | | | | |
|--|------------------------------|----------------------------------|------------------------------|---------------------------------|------------------------------|---------------------------------|------------------------------|---------------------------------|------------------------------|---------------------------------|------------------------------|----------------------------------|------------------------------|---------------------------------|------------------------------|---------------------------------|------------------------------|---------------------------------|----------------------------------|------------------------------------|-------------------------|--------|
| Don Leppert, L OBP: 0.225, SLG: 0.115 (1, 4) | F6 | | | SF8 | | | | | K | 3 | 0 | 1 | 1 | 0 | 1 | 2 | | | | | | |
| Cal Abrams, L OBP: 0.413, SLG: 0.368 (1, 8) | | | | FC6-4 1B | | | | | | 4 | 1 | 2 | 0 | 0 | 0 | 1 | | | | | | |
| Dave Philley, S OBP: 0.366, SLG: 0.423 (1, 7) | | | | 1B | | | | | | 4 | 1 | 1 | 0 | 0 | 0 | 0 | | | | | | |
| Bob Hale, L OBP: 0.382, SLG: 0.413 (1, 3) | | | | E | | | | | | 4 | 1 | 2 | 1 | 0 | 1 | 0 | | | | | | |
| Gus Triandos, R OBP: 0.321, SLG: 0.387 (1, 2) | | | | 2B | | | | | | 4 | 0 | 1 | 0 | 0 | 1 | 2 | | | | | | |
| Angelo Dacres, L OBP: 0.286, SLG: 0.167 (9, 5) | | | | K | | | | | | 4 | 0 | 1 | 0 | 0 | 1 | 2 | | | | | | |
| Fred Marsh, R OBP: 0.279, SLG: 0.243 (9, 5) | | | | 1B | | | | | | 3 | 1 | 1 | 0 | 1 | 0 | 0 | | | | | | |
| Chuck Diering, R OBP: 0.339, SLG: 0.328 (9, 8) | | | | 2B | | | | | | 0 | 0 | 0 | 0 | 0 | 0 | 0 | | | | | | |
| Willy Miranda, S OBP: 0.302, SLG: 0.298 (1, 6) | | | | BB | | | | | | 4 | 0 | 2 | 2 | 0 | 0 | 2 | | | | | | |
| Art Schallock, L OBP: 0.227, SLG: 0.105 (1, 1) | | | | 1-2 | | | | | | 3 | 1 | 1 | 0 | 0 | 0 | 1 | | | | | | |
| Bill Wright, L OBP: 0.129, SLG: 0.133 (7, 1) | | | | | | | | | | 1 | 0 | 0 | 0 | 1 | 0 | 0 | | | | | | |
| George Zuverink, R OBP: 0.160, SLG: 0.125 (7, 1) | | | | | | | | | | 0 | 0 | 0 | 0 | 0 | 0 | 0 | | | | | | |
| Inning Stats | R: 4 E: 1 K: 1 S: 8 | H: 4 LOB: 1 BB: 1 P: 12 | R: 0 E: 0 K: 0 S: 4 | H: 1 LOB: 1 BB: 0 P: 4 | R: 0 E: 0 K: 1 S: 7 | H: 2 LOB: 2 BB: 0 P: 7 | R: 1 E: 1 K: 0 S: 4 | H: 2 LOB: 0 BB: 0 P: 4 | R: 0 E: 0 K: 0 S: 3 | H: 1 LOB: 0 BB: 0 P: 3 | R: 0 E: 0 K: 1 S: 6 | H: 1 LOB: 1 BB: 1 P: 10 | R: 0 E: 0 K: 0 S: 3 | H: 0 LOB: 0 BB: 0 P: 3 | R: 0 E: 0 K: 0 S: 3 | H: 0 LOB: 0 BB: 0 P: 3 | R: 0 E: 0 K: 0 S: 3 | H: 0 LOB: 0 BB: 0 P: 3 | 1B: 9 2B: 2 3B: 0 HR: 0 | SF: 1 SAC: 1 DP: 1 HBP: 0 | WP: 0 PB: 0 CS: 1 | PA: 35 |
| PITCHER | IP | WLS | BF | H | R | ER | SO | BB | IBB | HBP | BLK | WP | HR | S | P | ERA | WHIP | | | | | |
| Ted Abernathy, R ERA: 5.8 (5, 1) | 4.0 | L | 20 | 9 | 5 | 5 | 2 | 1 | 0 | 0 | 0 | 0 | 0 | 9 | 13 | 0.00 | 1.500 | | | | | |
| Bob Chakales, R ERA: 4.47 (7, 1) | 2.0 | | 8 | 2 | 0 | 0 | 1 | 1 | 0 | 0 | 0 | 0 | 0 | 6 | 6 | 0.00 | 0.000 | | | | | |
| Pedro Ramos, R ERA: 3.41 (7, 1) | 2.0 | | 6 | 0 | 0 | 0 | 0 | 0 | 0 | 0 | 0 | 0 | 0 | 6 | 6 | 0.00 | 0.000 | | | | | |

Washington Senators @ Baltimore Orioles
Memorial Stadium, Baltimore, MD
Fri Sep 16 1955, 3:33 AM EDT
Unknown

| | |
|-----|----|
| AB | 30 |
| R | 5 |
| H | 11 |
| RBI | 4 |
| BB | 2 |
| SO | 3 |
| LOB | 8 |



| Batter | 1 | 2 | 3 | 4 | 5 | 6 | 7 | 8 | 9 | AB | R | H | RBI | BB | SO | LOB | TOP | | | |
|---|---|---------------------------------|------------------------------|---------------------------------|------------------------------|---------------------------------|------------------------------|---------------------------------|------------------------------|---------------------------------|------------------------------|----------------------------------|------------------------------|---------------------------------|------------------------------|---------------------------------|----------------------------------|------------------------------------|-------------------------|--------|
| Eddie Yost, R OBP: 0.407, SLG: 0.375 (1, 5) | | | | | | | | | | 4 | 1 | 1 | 2 | 1 | 0 | 2 | | | | |
| Ernie Oravetz, S OBP: 0.332, SLG: 0.299 (1, 8) | | | | | | | | | | 4 | 1 | 1 | 0 | 0 | 0 | 1 | | | | |
| Mickey Vernon, L OBP: 0.379, SLG: 0.449 (1, 3) | | | | | | | | | | 4 | 1 | 2 | 0 | 1 | 1 | 1 | | | | |
| Roy Sievers, R OBP: 0.361, SLG: 0.488 (1, 7) | | | | | | | | | | 5 | 1 | 2 | 5 | 0 | 0 | 2 | | | | |
| Pete Runnels, L OBP: 0.359, SLG: 0.353 (1, 4) | | | | | | | | | | 4 | 0 | 1 | 0 | 0 | 0 | 2 | | | | |
| Carlos Paula, R OBP: 0.334, SLG: 0.459 (1, 9) | | | | | | | | | | 4 | 0 | 1 | 0 | 0 | 0 | 2 | | | | |
| Steve Korcheck, R OBP: 0.167, SLG: 0.167 (1, 2) | | | | | | | | | | 4 | 1 | 1 | 0 | 0 | 1 | 1 | | | | |
| Jose Valdivielso, R OBP: 0.274, SLG: 0.322 (1, 6) | | | | | | | | | | 2 | 1 | 1 | 0 | 1 | 1 | 0 | | | | |
| Webbo Clarke, L OBP: 0.167, SLG: 0.167 (4, 1) | | | | | | | | | | 1 | 0 | 0 | 0 | 0 | 0 | 2 | | | | |
| Bob Chalkates, R OBP: 0.302, SLG: 0.312 (7, PH) | | | | | | | | | | 1 | 0 | 0 | 0 | 0 | 0 | 2 | | | | |
| Tom Wright, L OBP: 0.302, SLG: 0.312 (7, PH) | | | | | | | | | | 1 | 0 | 0 | 0 | 0 | 0 | 2 | | | | |
| Juan Delis, R OBP: 0.302, SLG: 0.312 (7, PH) | | | | | | | | | | 0 | 1 | 0 | 0 | 0 | 0 | 0 | | | | |
| Mickey McDermott, L OBP: 0.302, SLG: 0.312 (7, PH) | | | | | | | | | | 0 | 0 | 0 | 0 | 0 | 0 | 0 | | | | |
| Pedro Ramos, S OBP: 0.120, SLG: 0.090 (7, 1) | | | | | | | | | | 1 | 0 | 0 | 0 | 0 | 0 | 2 | | | | |
| Inning Stats | R: 0 E: 0 K: 0 S: 3 | H: 0 LOB: 1 BB: 1 P: 7 | R: 0 E: 0 K: 0 S: 5 | H: 2 LOB: 2 BB: 0 P: 5 | R: 1 E: 0 K: 0 S: 5 | H: 3 LOB: 1 BB: 0 P: 5 | R: 0 E: 0 K: 2 S: 7 | H: 0 LOB: 2 BB: 0 P: 7 | R: 0 E: 0 K: 0 S: 4 | H: 1 LOB: 1 BB: 0 P: 4 | R: 5 E: 1 K: 0 S: 7 | H: 4 LOB: 1 BB: 2 P: 15 | R: 0 E: 1 K: 0 S: 4 | H: 0 LOB: 1 BB: 0 P: 4 | R: 0 E: 0 K: 1 S: 5 | H: 0 LOB: 0 BB: 0 P: 5 | 1B: 9 2B: 1 3B: 0 HR: 1 | SF: 0 SAC: 2 DP: 1 HBP: 0 | WP: 0 PB: 0 CS: 1 | PA: 40 |
| PITCHER | IP WLS BF H R ER SO BB IBB HBP BLK WP HR S P ERA WHIP | | | | | | | | | | | | | | | | | | | |
| Hal Brown, R ERA: 4.03 (1, 1) | 6.1 | 29 | 8 | 6 | 6 | 2 | 2 | 0 | 0 | 0 | 0 | 0 | 0 | 0 | 31 | 39 | 8.53 | 1.579 | | |
| Ray Moore, R ERA: 3.93 (7, 1) | 0.2 | 4 | 2 | 1 | 0 | 0 | 0 | 1 | 0 | 0 | 0 | 1 | 3 | 7 | 0.00 | 3.000 | | | | |
| Chuck Locke, R ERA: (8, 1) | 1.0 | 4 | 0 | 0 | 0 | 0 | 0 | 0 | 0 | 0 | 0 | 0 | 4 | 4 | 0.00 | 0.000 | | | | |
| George Zuverink, R ERA: 3.44 (9, 1) | 1.0 | W 3 | 0 | 0 | 0 | 1 | 0 | 0 | 0 | 0 | 0 | 0 | 5 | 5 | 0.00 | 0.000 | | | | |

Washington Senators @ Baltimore Orioles
Memorial Stadium, Baltimore, MD
Fri Sep 16 1955, 3:38 AM EDT
Att: 8,639 - Unknown

AB 35
R 7
H 10
RBI 7
BB 3
SO 3
LOB 17

livebaseballscorecards.com

| Batter | 1 | 2 | 3 | 4 | 5 | 6 | 7 | 8 | 9 | AB | R | H | RBI | BB | SO | LOB | BOTTOM | | | | | |
|--|---|---------------------------------|------------------------------|---------------------------------|------------------------------|---------------------------------|------------------------------|----------------------------------|------------------------------|----------------------------------|------------------------------|---------------------------------|------------------------------|----------------------------------|------------------------------|---------------------------------|------------------------------|---------------------------------|----------------------------------|------------------------------------|-------------------------|--------|
| Chuck Diering, R OBP: 0.340, SLG: 0.325 (1, 5) | | | | | | | | | | 3 | 1 | 0 | 0 | 2 | 0 | 1 | | | | | | |
| Cal Abrams, L OBP: 0.416, SLG: 0.365 (1, 8) | | | | | | | | | | 2 | 1 | 0 | 0 | 3 | 0 | 1 | | | | | | |
| Dave Philley, S OBP: 0.367, SLG: 0.426 (1, 9) | | | | | | | | | | 5 | 1 | 2 | 1 | 0 | 1 | 4 | | | | | | |
| Gus Triandos, R OBP: 0.321, SLG: 0.386 (1, 3) (5, 2) | | | | | | | | | | 4 | 1 | 1 | 0 | 0 | 0 | 3 | | | | | | |
| Jim Dyck, R OBP: 0.404, SLG: 0.416 (1, 7) | | | | | | | | | | 4 | 2 | 2 | 0 | 1 | 0 | 2 | | | | | | |
| Fred Marsh, R OBP: 0.283, SLG: 0.243 (1, 4) | | | | | | | | | | 1 | 0 | 0 | 0 | 2 | 0 | 1 | | | | | | |
| Angelo Dagres, L OBP: 0.375, SLG: 0.286 (8, PH) | | | | | | | | | | 1 | 1 | 1 | 0 | 0 | 0 | 0 | | | | | | |
| Don Leppert, L OBP: 0.222, SLG: 0.113 (9, 4) | | | | | | | | | | 1 | 0 | 0 | 0 | 0 | 0 | 2 | | | | | | |
| Hal Smith, R OBP: 0.301, SLG: 0.353 (1, 2) | | | | | | | | | | 1 | 0 | 0 | 0 | 0 | 0 | 1 | | | | | | |
| Bob Hale, L OBP: 0.384, SLG: 0.415 (4, PH) (5, 3) | | | | | | | | | | 4 | 0 | 2 | 2 | 0 | 0 | 3 | | | | | | |
| Willy Miranda, S OBP: 0.304, SLG: 0.303 (1, 6) | | | | | | | | | | 3 | 1 | 1 | 3 | 1 | 0 | 1 | | | | | | |
| Hal Brown, R OBP: 0.158, SLG: 0.059 (1, 1) | | | | | | | | | | 3 | 0 | 0 | 0 | 0 | 1 | 4 | | | | | | |
| Ray Moore, R OBP: 0.179, SLG: 0.158 (7, 1) | | | | | | | | | | 0 | 0 | 0 | 0 | 0 | 0 | 0 | | | | | | |
| Chuck Locke, R OBP: 0.375, SLG: 0.286 (8, PH) | | | | | | | | | | 0 | 0 | 0 | 0 | 0 | 0 | 0 | | | | | | |
| Dave Pope, L OBP: 0.326, SLG: 0.392 (8, PH) | | | | | | | | | | 1 | 0 | 1 | 1 | 0 | 0 | 0 | | | | | | |
| George Zuverink, R OBP: 0.160, SLG: 0.125 (9, 1) | | | | | | | | | | 0 | 0 | 0 | 0 | 0 | 0 | 0 | | | | | | |
| Inning Stats | R: 0 E: 0 K: 0 S: 3 | H: 0 LOB: 0 BB: 0 P: 3 | R: 0 E: 0 K: 0 S: 4 | H: 1 LOB: 1 BB: 0 P: 4 | R: 0 E: 0 K: 0 S: 3 | H: 0 LOB: 0 BB: 0 P: 3 | R: 3 E: 0 K: 1 S: 7 | H: 3 LOB: 2 BB: 3 P: 19 | R: 1 E: 1 K: 1 S: 5 | H: 0 LOB: 1 BB: 2 P: 13 | R: 0 E: 0 K: 0 S: 3 | H: 0 LOB: 1 BB: 1 P: 7 | R: 0 E: 0 K: 0 S: 2 | H: 0 LOB: 2 BB: 2 P: 10 | R: 3 E: 0 K: 0 S: 7 | H: 4 LOB: 1 BB: 0 P: 7 | R: 1 E: 0 K: 0 S: 4 | H: 2 LOB: 2 BB: 1 P: 8 | 1B: 8 2B: 1 3B: 1 HR: 0 | SF: 0 SAC: 1 DP: 1 HBP: 0 | WP: 0 PB: 0 CS: 3 | PA: 43 |
| PITCHER | IP WLS BF H R ER SO BB IBB HBP BLK WP HR S P ERA WHIP | | | | | | | | | | | | | | | | | | | | | |
| Webbo Clarke, L ERA: 5.91 (1, 1) | 3.1 | 15 | 3 | 3 | 3 | 0 | 2 | 0 | 0 | 0 | 0 | 0 | 12 | 28 | 0.00 | 1.875 | | | | | | |
| Bob Chalkates, R ERA: 4.28 (4, 1) | 2.2 | 12 | 1 | 1 | 0 | 2 | 4 | 0 | 0 | 0 | 0 | 0 | 0 | 8 | ∞ | ∞ | | | | | | |
| Mickey McDermott, L ERA: 3.61 (7, 1) | 0.0 | 2 | 0 | 0 | 0 | 0 | 2 | 0 | 0 | 0 | 0 | 0 | 0 | 8 | ∞ | ∞ | | | | | | |
| Pedro Ramos, R ERA: 3.63 (7, 1) | 2.2 | L 14 | 6 | 4 | 4 | 0 | 0 | 1 | 0 | 0 | 0 | 0 | 13 | 17 | 13.50 | 2.250 | | | | | | |

Washington Senators @ Baltimore Orioles
Memorial Stadium, Baltimore, MD
Fri Sep 16 1955, 3:38 AM EDT
Att: 8,639 - Unknown

AB 33
R 8
H 10
RBI 7
BB 9
SO 2
LOB 23

livebaseballscorecards.com


| Batter | 1 | 2 | 3 | 4 | 5 | 6 | 7 | 8 | 9 | AB | R | H | RBI | BB | SO | LOB | TOP | | | |
|---|---|---------------------------------|------------------------------|---------------------------------|------------------------------|---------------------------------|------------------------------|---------------------------------|------------------------------|---------------------------------|------------------------------|---------------------------------|------------------------------|---------------------------------|------------------------------|---------------------------------|---|------------------------------------|-------------------------|--------|
| Eddie Yost, R (1.5) OBP: 0.409, SLG: 0.380 | 4-0 BB | | 1-3 | | F9 SF8 2B | | 4-3 SH1-4 1B | | F8 | 4 | 1 | 2 | 0 | 1 | 0 | 0 | Washington Senators @ Baltimore Orioles Memorial Stadium, Baltimore, MD Sat Sep 17 1955, 3:33 AM EDT Att: 5,486 - Unknown AB 34 R 1 H 10 RBI 1 BB 2 SO 0 LOB 20 | | | |
| Tom Umphlett, R (1.8) OBP: 0.286, SLG: 0.265 | G4-6-3 | | | | F9 | | SH1-4 | | | 3 | 0 | 1 | 0 | 0 | 0 | 2 | | | | |
| Ernie Oravetz, S (9, PH) OBP: 0.335, SLG: 0.302 | 1-2 | | 1B | | 2-3 | | 1-2 | | G4-6-3 1B | 1 | 0 | 1 | 0 | 0 | 0 | 0 | | | | |
| Mickey Vernon, L (1.3) OBP: 0.378, SLG: 0.447 | HBP 1B | | F8 | | SF8 | | 4-3 | | G4-6-3 1B | 4 | 0 | 1 | 1 | 0 | 0 | 3 | | | | |
| Roy Sievers, R (1.7) OBP: 0.362, SLG: 0.487 | HBP 1B | | F3 | | F3 | | FC6-4 IBB | | | 3 | 0 | 1 | 0 | 1 | 0 | 1 | | | | |
| Carlos Paula, R (1.9) OBP: 0.336, SLG: 0.457 | 1-2 2-3 HBP | | 6-3 | | 2B 1B | | FC6-4 | | | 3 | 0 | 1 | 0 | 0 | 0 | 2 | | | | |
| Pete Runnels, L (1.4) OBP: 0.357, SLG: 0.350 | F6 | | F6 | | F8 | | 1-3 | | | 4 | 0 | 0 | 0 | 0 | 0 | 4 | | | | |
| Steve Koricheck, R (1.2) OBP: 0.250, SLG: 0.313 | | | 6-3 | | F2 | | | | | 4 | 0 | 2 | 0 | 0 | 0 | 1 | | | | |
| Jose Valdivielso, R (1.6) OBP: 0.275, SLG: 0.328 | | | 6-3 | | E6 | | | | F8 | 3 | 0 | 1 | 0 | 0 | 0 | 1 | | | | |
| Mickey McDermott, L (8, PH) OBP: 0.299, SLG: 0.315 | | | | | 1-3 2B | | | | | 1 | 0 | 0 | 0 | 0 | 0 | 1 | | | | |
| Bobby Kline, R (8, 6) OBP: 0.295, SLG: 0.285 | | | | | | | | | | 0 | 0 | 0 | 0 | 0 | 0 | 0 | | | | |
| Chuck Stobbs, L (1, 1) OBP: 0.326, SLG: 0.200 | | | F3 | | 6-3 | | | | F9 | 2 | 0 | 0 | 0 | 0 | 0 | 2 | | | | |
| Jim Lemon, R (6, PH) OBP: 0.500, SLG: 0.500 | | | | | FC5 | | | | | 1 | 0 | 0 | 0 | 0 | 0 | 2 | | | | |
| Ted Abernathy, R (6, 1) OBP: 0.160, SLG: 0.125 | | | | | 2-3 | | | | | 0 | 0 | 0 | 0 | 0 | 0 | 0 | | | | |
| Julio Becquer, L (8, PH) OBP: 0.197, SLG: 0.167 | | | | | | | | | | 1 | 0 | 0 | 0 | 0 | 0 | 1 | | | | |
| Webbo Clarke, L (8, 1) OBP: 0.197, SLG: 0.167 | | | | | | | | | | 0 | 0 | 0 | 0 | 0 | 0 | 0 | | | | |
| Inning Stats | R: 0 E: 0 K: 0 S: 4 | H: 2 LOB: 3 BB: 1 P: 9 | R: 0 E: 0 K: 0 S: 3 | H: 0 LOB: 0 BB: 0 P: 3 | R: 0 E: 0 K: 0 S: 4 | H: 1 LOB: 1 BB: 0 P: 4 | R: 0 E: 1 K: 0 S: 5 | H: 1 LOB: 2 BB: 0 P: 5 | R: 1 E: 0 K: 0 S: 4 | H: 1 LOB: 0 BB: 0 P: 4 | R: 0 E: 0 K: 0 S: 5 | H: 2 LOB: 2 BB: 0 P: 5 | R: 0 E: 0 K: 0 S: 4 | H: 1 LOB: 1 BB: 0 P: 4 | R: 0 E: 0 K: 0 S: 3 | H: 1 LOB: 0 BB: 0 P: 3 | 1B: 7 2B: 3 3B: 0 HR: 0 | SF: 1 SAC: 1 DP: 2 HBP: 1 | WP: 0 PB: 0 CS: 0 | PA: 39 |
| PITCHER | IP WLS BF H R ER SO BB IBB HBP BLK WP HR S P ERA WHIP | | | | | | | | | | | | | | | | | | | |
| Ed Lopat, L (1, 1) ERA: 3.69 | 7.1 W 34 9 1 1 0 1 1 1 0 0 0 0 31 40 1.23 1.364 | | | | | | | | | | | | | | | | | | | |
| George Zuverink, R (8, 1) ERA: 3.39 | 1.2 S 5 1 0 0 0 0 0 0 0 0 0 0 5 5 0.00 0.600 | | | | | | | | | | | | | | | | | | | |

| Batter | 1 | 2 | 3 | 4 | 5 | 6 | 7 | 8 | 9 | AB | R | H | RBI | BB | SO | LOB | BOTTOM | | | |
|---|---|---------------------------------|------------------------------|---------------------------------|------------------------------|---------------------------------|------------------------------|---------------------------------|------------------------------|---------------------------------|------------------------------|---------------------------------|------------------------------|---------------------------------|------------------------------|---------------------------------|--|------------------------------------|-------------------------|--------|
| Chuck Diering, R (1.8) OBP: 0.336, SLG: 0.321 | F8 | | 1-3 | | 1-3 | | K | | | 4 | 0 | 0 | 0 | 0 | 1 | 0 | Washington Senators @ Baltimore Orioles Memorial Stadium, Baltimore, MD Sat Sep 17 1955, 3:33 AM EDT Att: 5,486 - Unknown AB 32 R 3 H 10 RBI 3 BB 1 SO 3 LOB 6 | | | |
| Jim Dyck, R (1.7) OBP: 0.396, SLG: 0.406 | F2 | | E5 1B | | F7 | | | | F7 | 4 | 1 | 0 | 0 | 0 | 0 | 0 | | | | |
| Dave Philley, S (1.9) OBP: 0.368, SLG: 0.426 | G3 | | E 1B | | 1B | | | | F7 | 4 | 0 | 2 | 1 | 0 | 0 | 0 | | | | |
| Gus Triandos, R (1.3) OBP: 0.324, SLG: 0.392 | | | 1-3 | | E7 | | | | | 4 | 0 | 3 | 0 | 0 | 0 | 0 | | | | |
| Dave Pope, R (8, PR) OBP: 0.326, SLG: 0.392 | | | | | 1-3 1B | | | | | 0 | 1 | 0 | 0 | 0 | 0 | 0 | | | | |
| Bob Hale, L (9, 3) OBP: 0.384, SLG: 0.415 | | | | | | | | | 1B 2B | 0 | 0 | 0 | 0 | 0 | 0 | 0 | | | | |
| Hal Smith, R (1.2) OBP: 0.303, SLG: 0.356 | | | | | F4 | | | | 1B PO BB | 3 | 1 | 1 | 0 | 1 | 0 | 2 | | | | |
| Brooks Robinson, R (1.5) OBP: 0.500, SLG: 0.500 | | | | | | | | | | 4 | 0 | 2 | 1 | 0 | 0 | 1 | | | | |
| Fred Marsh, R (1.4) OBP: 0.284, SLG: 0.244 | | | | | F5 | | | | PO | 3 | 0 | 1 | 1 | 0 | 0 | 1 | | | | |
| Willy Miranda, S (1.6) OBP: 0.304, SLG: 0.303 | | | | | F3 | | | | | 3 | 0 | 1 | 0 | 0 | 0 | 1 | | | | |
| Ed Lopat, L (1, 1) OBP: 0.191, SLG: 0.156 | | | | | | | | | | 3 | 0 | 0 | 0 | 0 | 2 | 1 | | | | |
| George Zuverink, R (8, 1) OBP: 0.160, SLG: 0.125 | | | | | | | | | | 0 | 0 | 0 | 0 | 0 | 0 | 0 | | | | |
| Inning Stats | R: 0 E: 0 K: 0 S: 3 | H: 0 LOB: 0 BB: 0 P: 3 | R: 1 E: 0 K: 0 S: 5 | H: 3 LOB: 2 BB: 0 P: 5 | R: 1 E: 2 K: 1 S: 8 | H: 2 LOB: 2 BB: 0 P: 8 | R: 0 E: 0 K: 0 S: 4 | H: 1 LOB: 1 BB: 0 P: 4 | R: 0 E: 0 K: 0 S: 4 | H: 2 LOB: 1 BB: 0 P: 4 | R: 0 E: 0 K: 0 S: 3 | H: 0 LOB: 0 BB: 0 P: 3 | R: 0 E: 0 K: 2 S: 7 | H: 0 LOB: 0 BB: 0 P: 7 | R: 1 E: 0 K: 0 S: 4 | H: 2 LOB: 2 BB: 1 P: 8 | 1B: 8 2B: 2 3B: 0 HR: 0 | SF: 0 SAC: 0 DP: 0 HBP: 0 | WP: 0 PB: 0 CS: 0 | PA: 34 |
| PITCHER | IP WLS BF H R ER SO BB IBB HBP BLK WP HR S P ERA WHIP | | | | | | | | | | | | | | | | | | | |
| Chuck Stobbs, L (1, 1) ERA: 4.7 | 5.0 L 22 8 2 1 1 0 0 0 0 0 0 0 24 24 1.80 1.600 | | | | | | | | | | | | | | | | | | | |
| Ted Abernathy, R (6, 1) ERA: 5.69 | 2.0 6 0 0 0 0 2 0 0 0 0 0 0 10 10 0.00 0.000 | | | | | | | | | | | | | | | | | | | |
| Webbo Clarke, L (8, 1) ERA: 5.71 | 1.0 5 2 1 1 0 1 0 0 0 0 0 0 4 8 9.00 3.000 | | | | | | | | | | | | | | | | | | | |


| Batter | 1 | 2 | 3 | 4 | 5 | 6 | 7 | 8 | 9 | AB | R | H | RBI | BB | SO | LOB | TOP | | | |
|--|--|---------------------------------|------------------------------|---------------------------------|------------------------------|---------------------------------|------------------------------|---------------------------------|------------------------------|---------------------------------|------------------------------|---------------------------------|------------------------------|----------------------------------|------------------------------|---------------------------------|--|----------------------------------|------------------------------------|-------------------------|
| Eddie Yost, R OBP: 0.409, SLG: 0.379 Harmon Killebrew, R OBP: 0.253, SLG: 0.307 | 0-0 CS 1B | | 0-0 F6 | | 0-0 F4 | | | 4-0 BB BB | | 3 | 0 | 1 | 0 | 0 | 0 | 0 | <p>Washington Senators @ Baltimore Orioles</p> <p>Memorial Stadium, Baltimore, MD</p> <p>Sun Sep 18 1955, 3:33 AM EDT</p> <p>Att: 15,810 - Unknown</p> | | | |
| Ernie Oravetz, S OBP: 0.237, SLG: 0.299 | 4-0 1-2 BB | | 0-0 F7 | | | 0-0 L8 | | 4-0 FC6-4 BB | | 2 | 0 | 0 | 0 | 2 | 0 | 0 | | | | |
| Mickey Vernon, L OBP: 0.378, SLG: 0.446 Julio Becquer, L OBP: 0.446, SLG: 0.446 | 0-0 F4 | | | 0-0 4-3 | | 0-0 G6-4-3 1B | | 0-0 F8 | | 3 | 0 | 1 | 0 | 0 | 0 | 1 | | | | |
| Roy Sievers, R OBP: 0.362, SLG: 0.486 Jerry Schoonmaker, R OBP: 0.191, SLG: 0.250 | 0-0 L8 | | | 0-0 1B | | 0-0 G6-4-3 1-2 | | 0-0 FC6-4 | | 3 | 0 | 1 | 0 | 0 | 0 | 2 | | | | |
| Pete Runnels, L OBP: 0.356, SLG: 0.349 | | 0-0 F7 | | 0-0 1-2 1B | | | 0-0 L6 | | 0-0 4-3 | 4 | 0 | 1 | 0 | 0 | 0 | 0 | | | | |
| Jim Lemon, R OBP: 0.167, SLG: 0.167 | | 0-0 F9 | | 0-0 F2 | | | 0-0 F8 | | 0-0 F2 | 4 | 0 | 0 | 0 | 0 | 0 | 2 | | | | |
| Steve Korcheck, R OBP: 0.300, SLG: 0.316 | | 0-0 1B | | 0-0 F5 | | | 1-0 FC6-4 HBP | | 0-0 F8 | 3 | 0 | 1 | 0 | 0 | 0 | 2 | | | | |
| Jose Valdivielso, R OBP: 0.272, SLG: 0.322 | | 0-3 K | | | 0-0 1-3 | | 0-0 FC6-4 1-2 | | | 3 | 0 | 0 | 0 | 0 | 1 | 2 | | | | |
| Johnny Schmitz, R OBP: 0.176, SLG: 0.235 Carlton Frazier, R OBP: 0.336, SLG: 0.456 Bob Chakales, R OBP: 0.456, SLG: 0.456 Tom Wright, L OBP: 0.456, SLG: 0.456 Bunky Stewart, L OBP: 0.456, SLG: 0.456 Juan Delis, R OBP: 0.227, SLG: 0.227 Dick Hyde, R OBP: 0.227, SLG: 0.227 | | | 0-0 F3 | | 0-0 F7 | | | 0-0 6-3 | | 0 | 0 | 0 | 0 | 0 | 0 | 0 | | | | |
| Inning Stats | R: 0 E: 0 K: 0 S: 3 | H: 1 LOB: 1 BB: 1 P: 7 | R: 0 E: 0 K: 1 S: 6 | H: 1 LOB: 1 BB: 0 P: 6 | R: 0 E: 0 K: 0 S: 3 | H: 0 LOB: 0 BB: 0 P: 3 | R: 0 E: 0 K: 0 S: 5 | H: 2 LOB: 2 BB: 0 P: 5 | R: 0 E: 0 K: 0 S: 3 | H: 0 LOB: 0 BB: 0 P: 3 | R: 0 E: 0 K: 0 S: 3 | H: 0 LOB: 1 BB: 0 P: 4 | R: 0 E: 0 K: 0 S: 3 | H: 0 LOB: 2 BB: 2 P: 11 | R: 0 E: 0 K: 0 S: 3 | H: 0 LOB: 0 BB: 0 P: 3 | | 1B: 5 2B: 0 3B: 0 HR: 0 | SF: 0 SAC: 0 DP: 1 HBP: 1 | WP: 0 PB: 0 CS: 1 |
| PITCHER Jim Wilson, R ERA: 3.35 | IP: 9.0 WLS: W BF: 34 H: 5 R: 0 ER: 0 SO: 1 BB: 3 IBB: 0 HBP: 1 BLK: 0 WP: 0 HR: 0 S: 32 P: 45 ERA: 0.00 WHIP: 0.889 | | | | | | | | | | | | | | | PITCHER | | | | |

| Batter | 1 | 2 | 3 | 4 | 5 | 6 | 7 | 8 | 9 | AB | R | H | RBI | BB | SO | LOB | BOTTOM | | | |
|---|---|-------------------------------------|------------------------------|----------------------------------|------------------------------|---------------------------------|------------------------------|----------------------------------|------------------------------|----------------------------------|------------------------------|---------------------------------|------------------------------|---------------------------------|------------------------------|---------------------------------|--|-----------------------------------|------------------------------------|-------------------------|
| Chuck Diering, R OBP: 0.342, SLG: 0.327 | 0-0 5-3 1B | | | 4-0 1B 1-2 BB | 4-0 FC6-4 BB | | 0-0 4-3 | | | 3 | 2 | 2 | 1 | 2 | 0 | 0 | <p>Washington Senators @ Baltimore Orioles</p> <p>Memorial Stadium, Baltimore, MD</p> <p>Sun Sep 18 1955, 3:33 AM EDT</p> <p>Att: 15,810 - Unknown</p> | | | |
| Jim Dyck, R OBP: 0.386, SLG: 0.394 | 0-0 5-3 1-2 | 0-0 5-3 3-H | | 0-0 F1 | 0-0 FC6-4 1-2 2-3 | | 0-0 F7 | | | 5 | 0 | 0 | 0 | 0 | 0 | 7 | | | | |
| Dave Philley, S OBP: 0.367, SLG: 0.424 Tex Nelson, L OBP: 0.342, SLG: 0.194 Dave Pope, L OBP: 0.326, SLG: 0.392 | 0-0 5-3 | 0-0 5-3 | | 0-0 6-3 1B 1-3 2-H | 0-0 4-3 | | 0-0 G3 | | | 4 | 1 | 1 | 1 | 0 | 0 | 5 | | | | |
| Gus Triandos, R OBP: 0.327, SLG: 0.393 | 0-0 2-H 1B | 4-0 1B IBB | | 0-0 6-3 1B 1-2 3-H | | 0-0 F8 | | 0-0 6-3 | | 4 | 1 | 2 | 2 | 1 | 0 | 0 | | | | |
| Brooks Robinson, R OBP: 0.222, SLG: 0.222 | 0-3 K | 0-0 F8 | | 0-0 6-3 1-2 2-3 | | 0-0 F2 | | 0-3 K | | 5 | 0 | 0 | 0 | 0 | 2 | 6 | | | | |
| Hal Smith, R OBP: 0.307, SLG: 0.358 | | 4-0 1B BB | 0-0 5-3 | 0-0 2-H 3-H 1B | | 0-0 3B 1B | | | | 3 | 2 | 2 | 2 | 1 | 0 | 0 | | | | |
| Fred Marsh, R OBP: 0.287, SLG: 0.255 | | 0-0 1B 1B 1-2 E 1B | 0-0 5-3 | 0-0 F8 | | 0-0 3B | | | | 4 | 1 | 2 | 1 | 0 | 0 | 1 | | | | |
| Willy Miranda, S OBP: 0.305, SLG: 0.305 | | 0-0 1B 2B 1-2 2-H 1B | 0-3 K | | 0-0 FC6-4 BB 1B | 0-0 F5 | | | | 4 | 1 | 2 | 1 | 0 | 1 | 1 | | | | |
| Jim Wilson, R OBP: 0.182, SLG: 0.195 | 0-0 E8 2B 1-3 2-H 1B | | | 0-0 BB 1B | 0-3 K | | 0-0 6-3 | | | 4 | 1 | 2 | 0 | 0 | 1 | 1 | | | | |
| Inning Stats | R: 1 E: 0 K: 1 S: 7 | H: 2 LOB: 1 BB: 0 P: 7 | R: 3 E: 1 K: 0 S: 7 | H: 4 LOB: 3 BB: 2 P: 15 | R: 0 E: 0 K: 1 S: 5 | H: 0 LOB: 0 BB: 0 P: 5 | R: 4 E: 0 K: 0 S: 7 | H: 4 LOB: 1 BB: 1 P: 11 | R: 0 E: 0 K: 1 S: 6 | H: 1 LOB: 2 BB: 1 P: 10 | R: 1 E: 0 K: 0 S: 5 | H: 2 LOB: 0 BB: 0 P: 5 | R: 0 E: 0 K: 1 S: 5 | H: 0 LOB: 0 BB: 0 P: 3 | R: 0 E: 0 K: 1 S: 5 | H: 0 LOB: 0 BB: 0 P: 5 | | 1B: 11 2B: 1 3B: 1 HR: 0 | SF: 0 SAC: 0 DP: 0 HBP: 0 | WP: 0 PB: 0 CS: 0 |
| PITCHER Johnny Schmitz, L ERA: 3.83 Bob Chakales, R ERA: 4.71 Bunky Stewart, L ERA: 4.26 Dick Hyde, R ERA: 4.5 | IP: 2.0 WLS: L BF: 14 H: 6 R: 4 ER: 4 SO: 1 BB: 1 IBB: 0 HBP: 0 BLK: 0 WP: 0 HR: 0 S: 14 P: 22 ERA: 18.00 WHIP: 3.500 | | | | | | | | | | | | | | | PITCHER | | | | |

AB 30
R 0
H 5
RBI 0
BB 3
SO 1
LOB 13



AB 37
R 9
H 13
RBI 8
BB 4
SO 4
LOB 21



| Batter | 1 | 2 | 3 | 4 | 5 | 6 | 7 | 8 | 9 | 10 | AB | R | H | RBI | BB | SO | LOB | TOP | | | |
|---|------------------------------|---------------------------------|------------------------------|---------------------------------|------------------------------|---------------------------------|------------------------------|----------------------------------|------------------------------|---------------------------------|------------------------------|---------------------------------|------------------------------|---------------------------------|------------------------------|---------------------------------|------------------------------|---|---------------------------------|----------------------------------|------------------------------------|
| Chuck Diering, R OBP: 0.345, SLG: 0.331 (1, 8) | F9 | | 1B | | F9 | | 1B | | WP 1B | | 5 | 0 | 3 | 0 | 0 | 0 | 0 | Baltimore Orioles @ Boston Red Sox Fenway Park, Boston, MA Tue Sep 20 1955, 3:33 AM EDT Unknown | | | |
| Jim Dyck, R OBP: 0.381, SLG: 0.394 (1, 7) | 5-3 | | K | | 6-3 2B | | F7 | | F2 | | 5 | 0 | 1 | 0 | 0 | 1 | 3 | | | | |
| Brooks Robinson, R OBP: 0.143, SLG: 0.143 (1, 5) | K | | F2 | | 6-3 2B | | | | K | K | 5 | 0 | 0 | 0 | 0 | 3 | 3 | | | | |
| Gus Triandos, R OBP: 0.329, SLG: 0.394 Don Leppert, L OBP: 0.233, SLG: 0.159 (8, PR) (8, 4) | | 6-3 | | FC6-4 1B | 5-3 | | | E SF7 1B | | SF7 3B | 4 | 0 | 2 | 0 | 0 | 0 | 1 | | | | |
| Bob Hale, L OBP: 0.376, SLG: 0.406 Cal Abrams, L OBP: 0.416, SLG: 0.365 Hal Smith, R OBP: 0.307, SLG: 0.358 Dave Pope, L OBP: 0.325, SLG: 0.391 (10, PH) (10, 9) | | K | | K | | 4-3 | | E6 1B | | L7 | 4 | 0 | 0 | 0 | 0 | 2 | 2 | | | | |
| Angelo Dacros, L OBP: 0.308, SLG: 0.300 Tom Gastall, R OBP: 0.160, SLG: 0.087 (10, 2) | | 1B | | FC6-4 BB 1B | 3-1 | | | SF7 | | SF7 | 3 | 1 | 1 | 2 | 0 | 0 | 1 | | | | |
| Fred Marsh, R OBP: 0.292, SLG: 0.258 (8, 6) | | 1B | | 1-2 1B | F8 | | | 3H | | 3H | 4 | 0 | 2 | 0 | 1 | 0 | 0 | | | | |
| Willy Miranda, S OBP: 0.306, SLG: 0.305 Dave Philley, S OBP: 0.366, SLG: 0.423 Kal Segrist, R (8, 3) | | G3 | | 1-2 2H 1B | | | K | F6 | | | 3 | 0 | 1 | 1 | 0 | 1 | 2 | | | | |
| Bill Wight, L OBP: 0.114, SLG: 0.118 (1, 1) | | | E4 1B | | K | | F2 | | K | | 4 | 0 | 0 | 0 | 0 | 2 | 2 | | | | |
| Inning Stats | R: 0 E: 0 K: 1 S: 5 | H: 0 LOB: 0 BB: 0 P: 5 | R: 0 E: 0 K: 1 S: 7 | H: 2 LOB: 2 BB: 0 P: 7 | R: 0 E: 1 K: 1 S: 6 | H: 1 LOB: 1 BB: 0 P: 6 | R: 1 E: 0 K: 2 S: 9 | H: 2 LOB: 2 BB: 1 P: 13 | R: 0 E: 0 K: 0 S: 4 | H: 0 LOB: 0 BB: 0 P: 3 | R: 0 E: 0 K: 1 S: 6 | H: 1 LOB: 1 BB: 0 P: 6 | R: 1 E: 1 K: 1 S: 8 | H: 2 LOB: 2 BB: 0 P: 8 | R: 0 E: 0 K: 2 S: 8 | H: 1 LOB: 1 BB: 0 P: 8 | R: 1 E: 0 K: 0 S: 4 | | H: 1 LOB: 0 BB: 0 P: 4 | 1B: 9 2B: 1 3B: 1 HR: 0 | SF: 2 SAC: 0 DP: 0 HBP: 0 |
| PITCHER | IP 8.0 | WLS 5 | BF 35 | H 9 | R 2 | ER 1 | SO 7 | BB 1 | IBB 0 | HBP 0 | BLK 0 | WP 0 | HR 0 | S 48 | P 52 | ERA 1.12 | WHIP 1.250 | | | | |
| Frank Sullivan, R ERA: 2.88 Tom Hurd, R ERA: 3.05 (9, 1) | 2.0 | L | 8 | 2 | 1 | 1 | 2 | 0 | 0 | 0 | 0 | 1 | 0 | 12 | 12 | 4.50 | 1.000 | | | | |

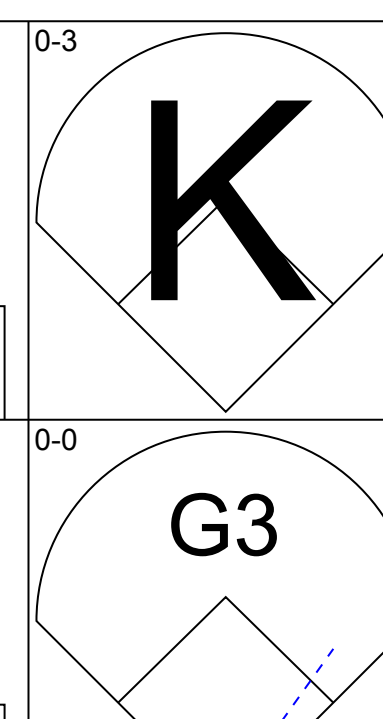
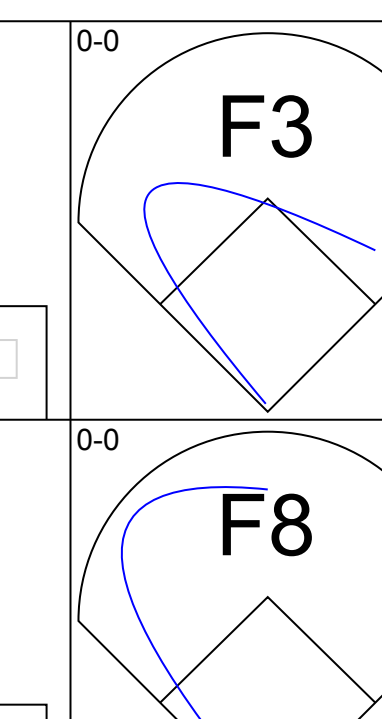
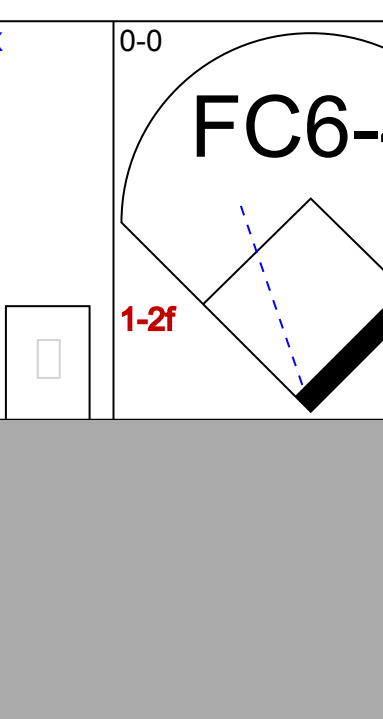
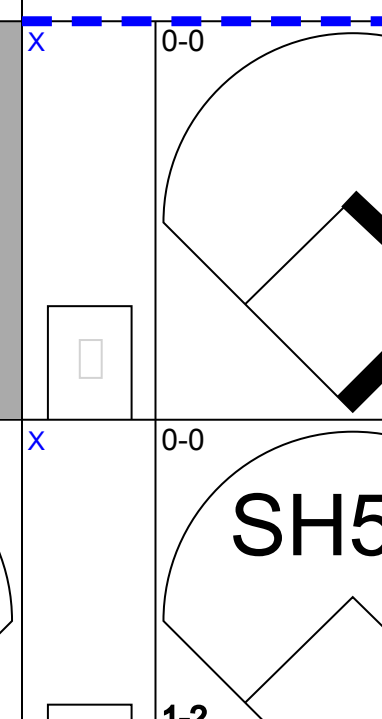
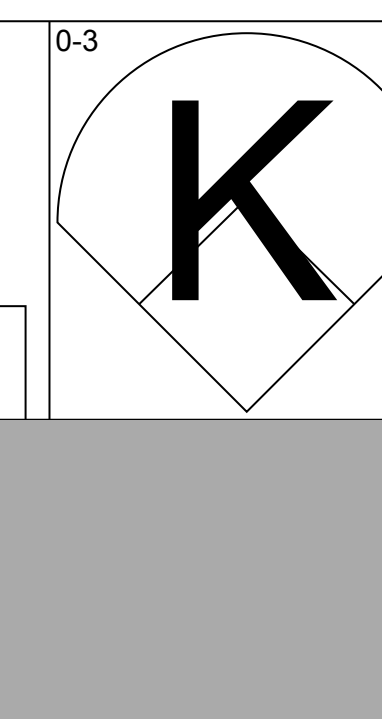
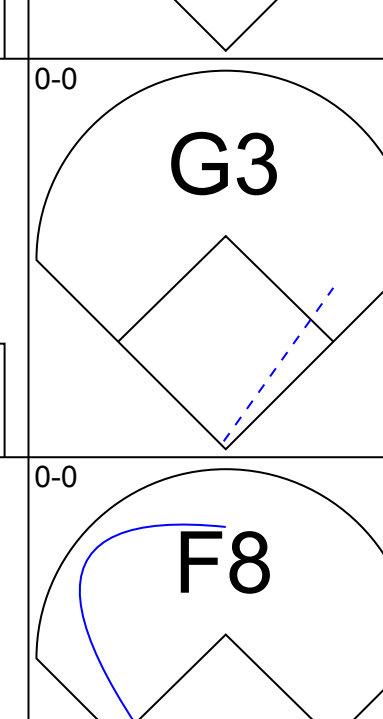
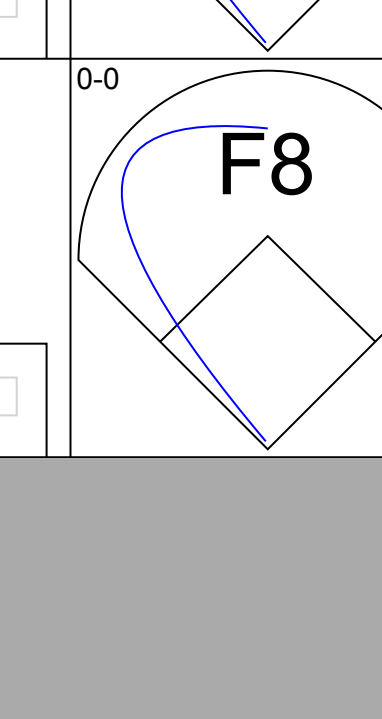
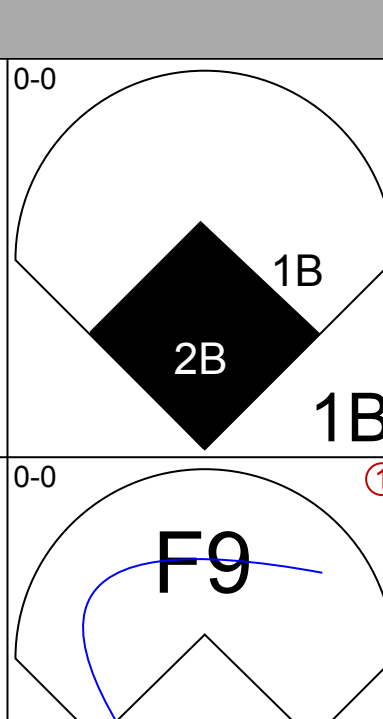
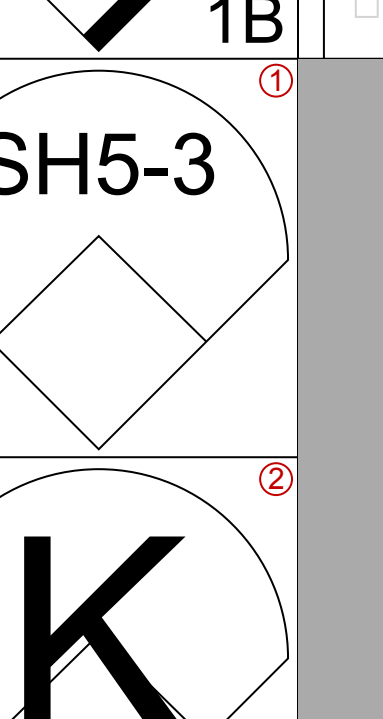
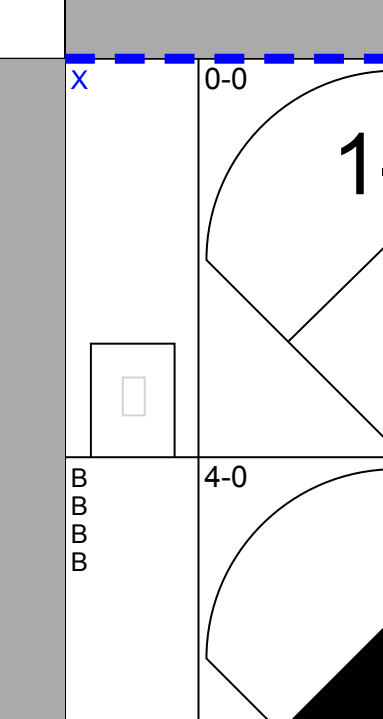
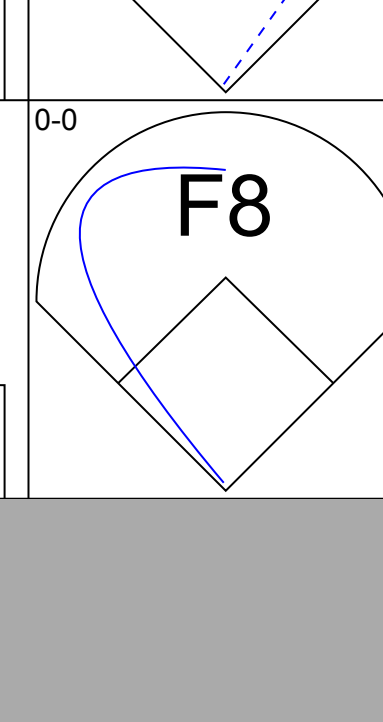
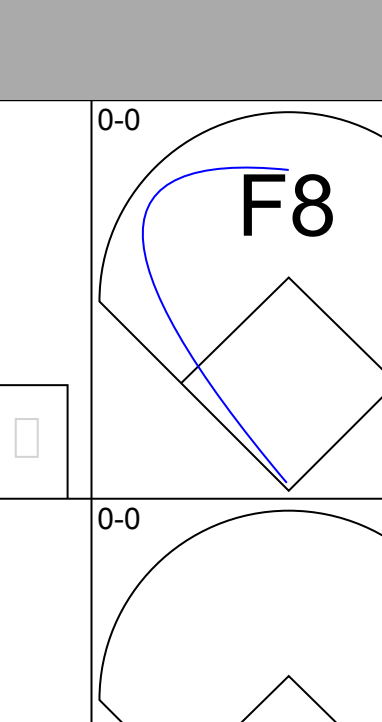
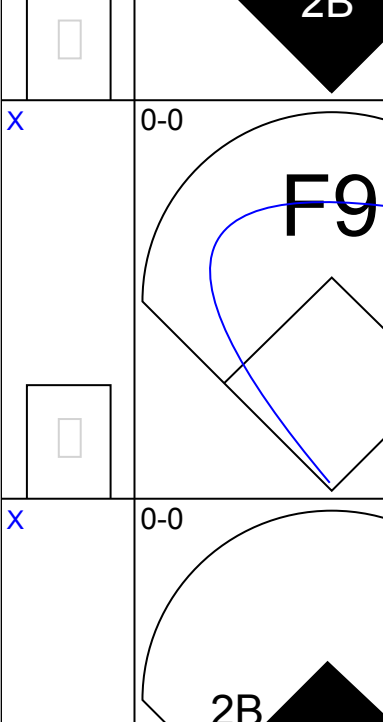
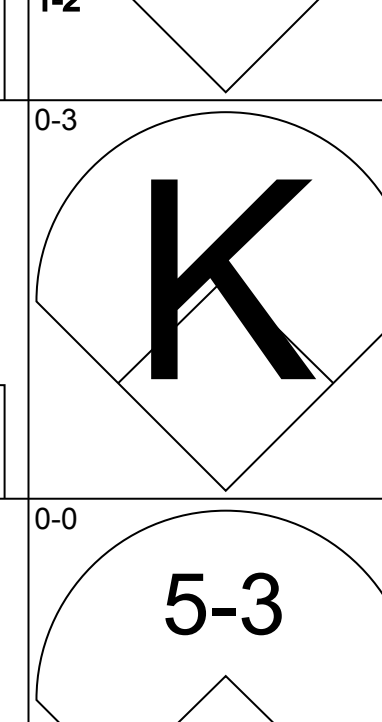
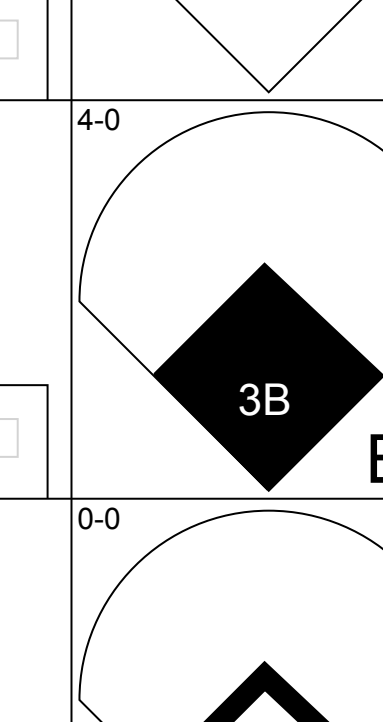
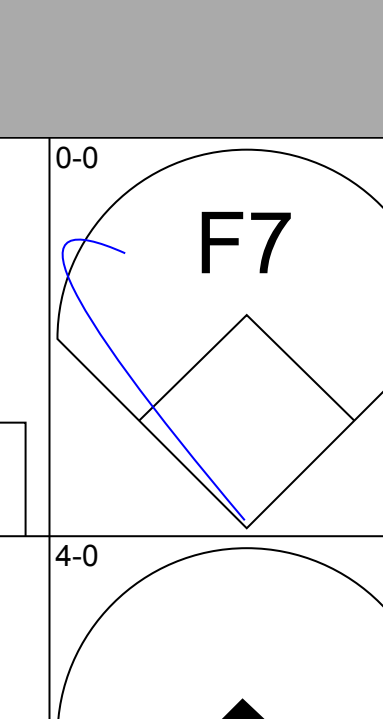
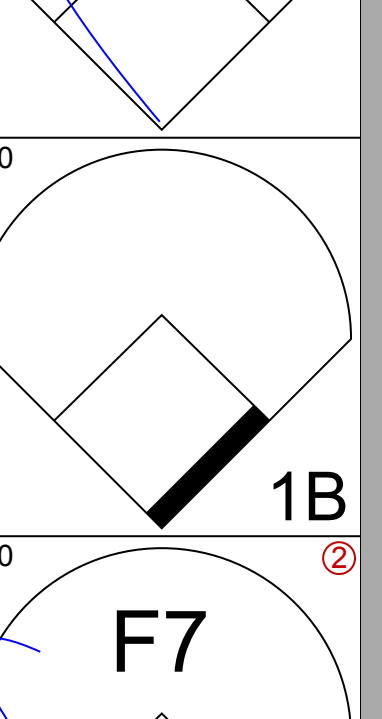
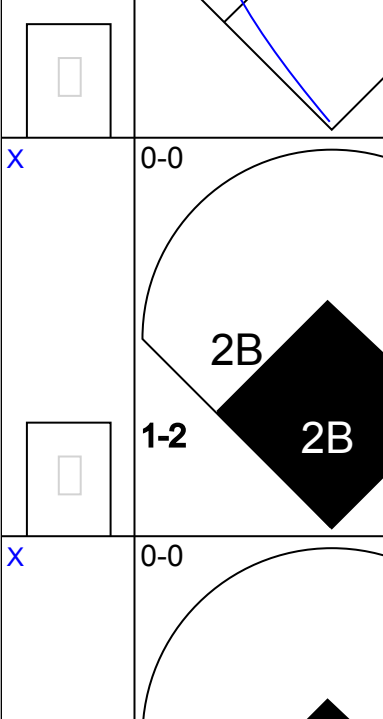
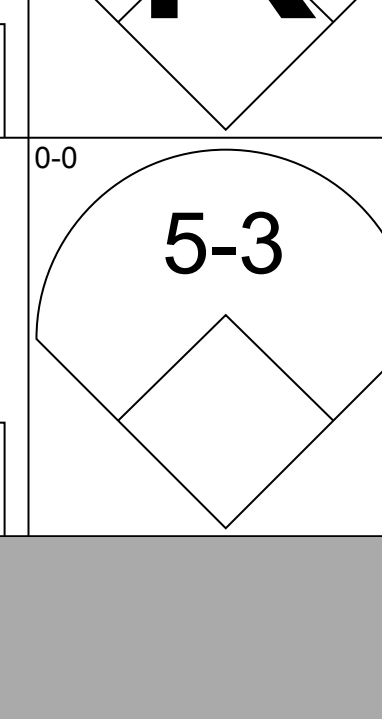
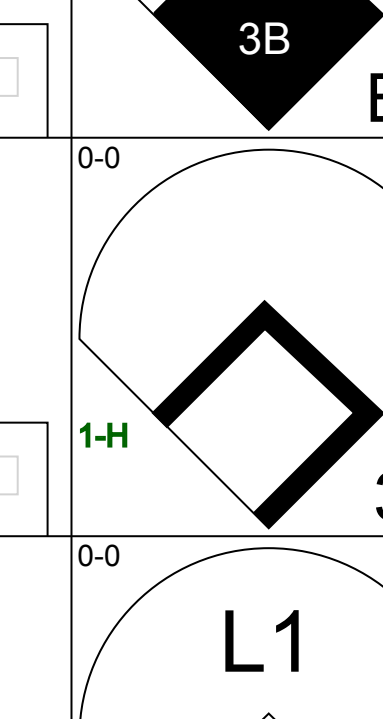
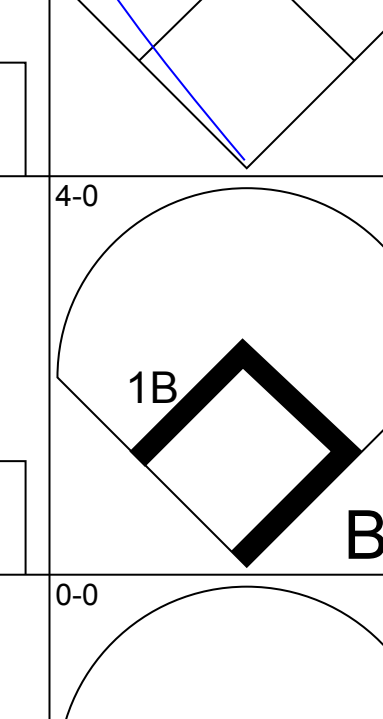
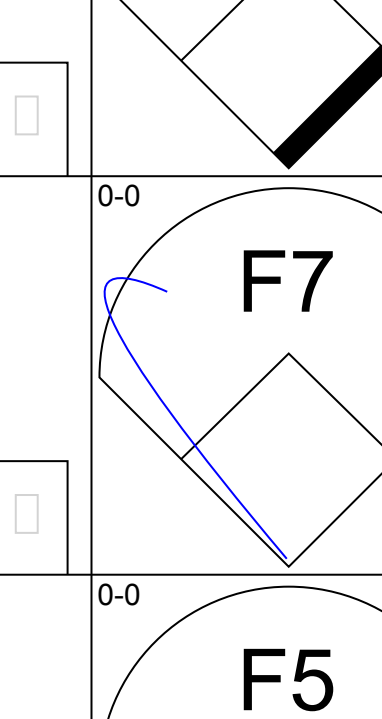
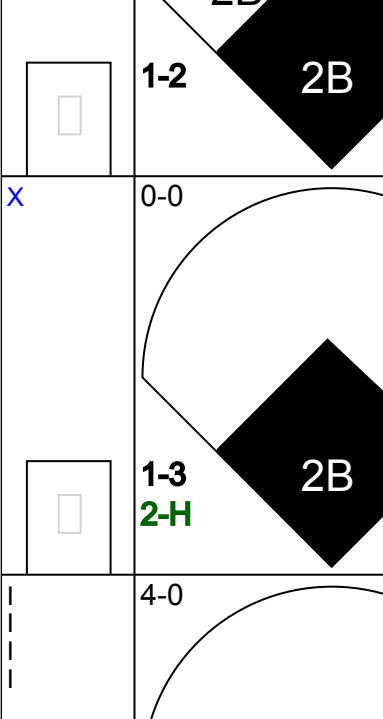
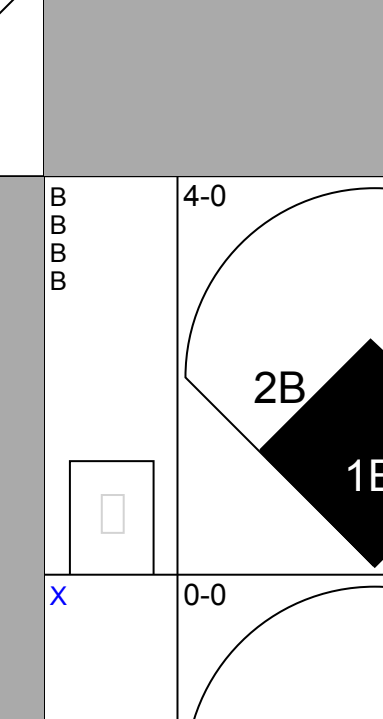
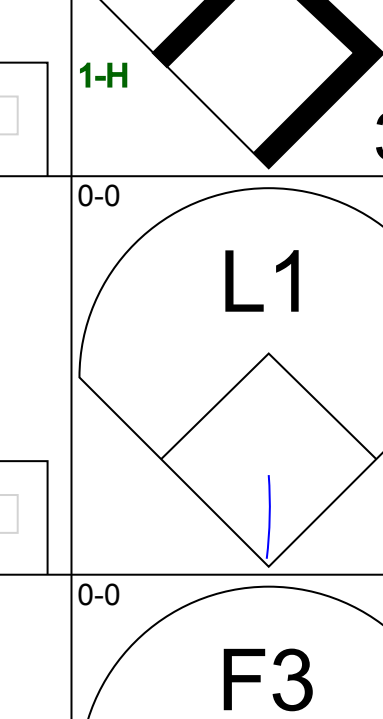
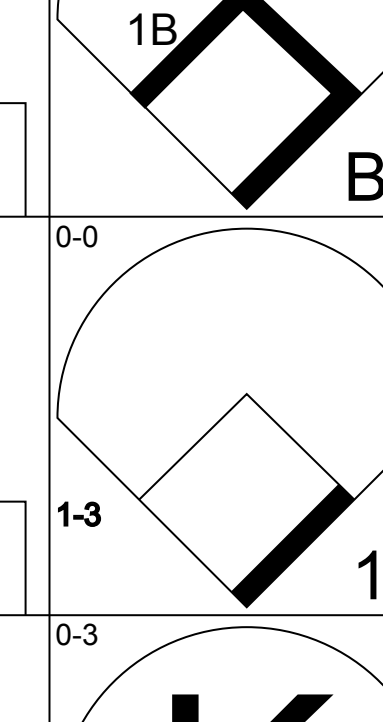
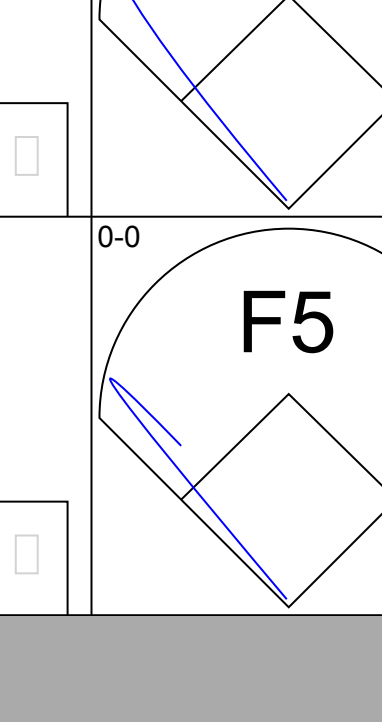
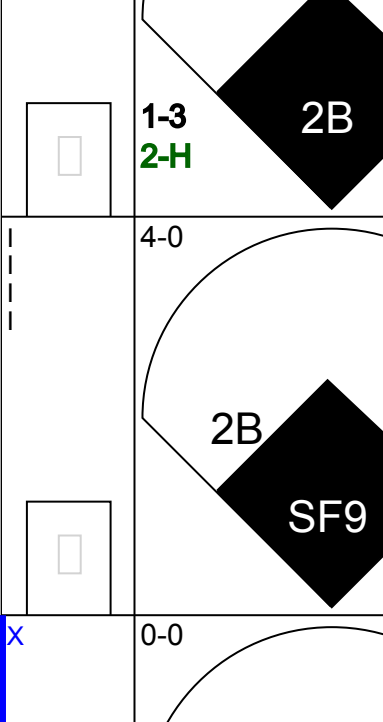
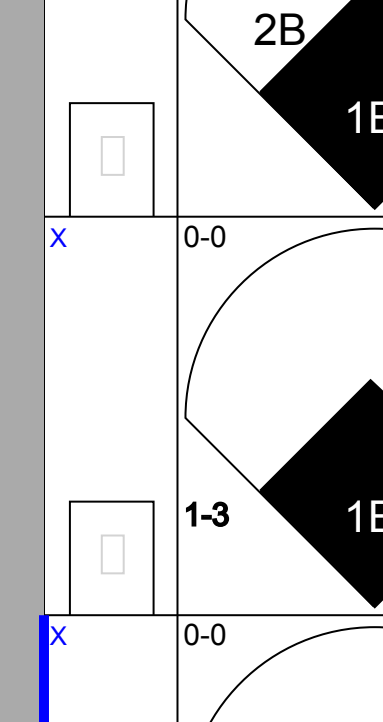
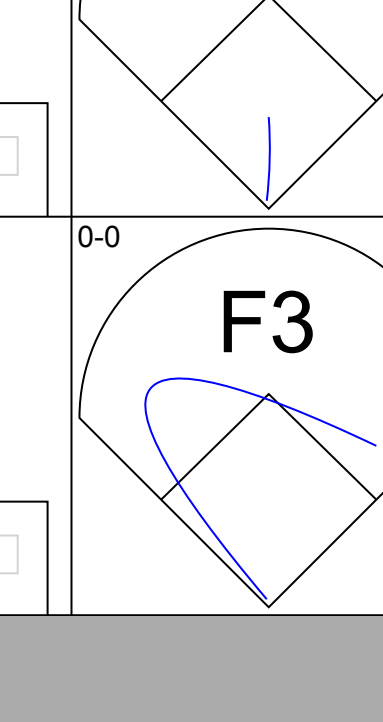
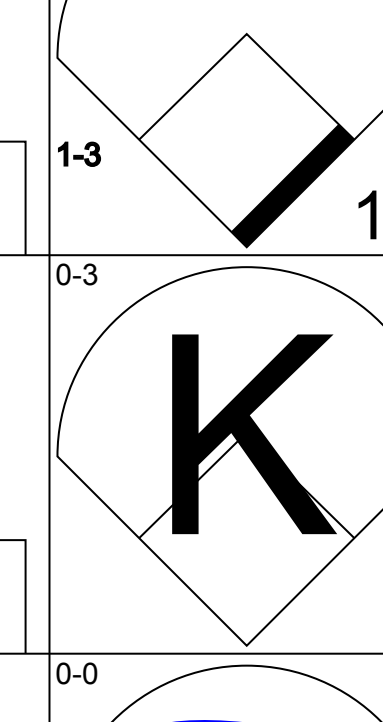
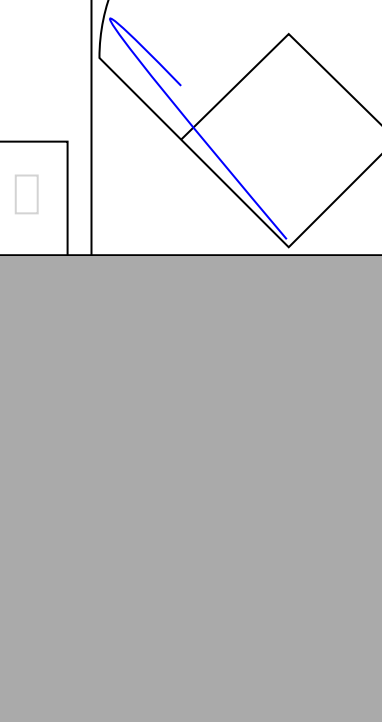
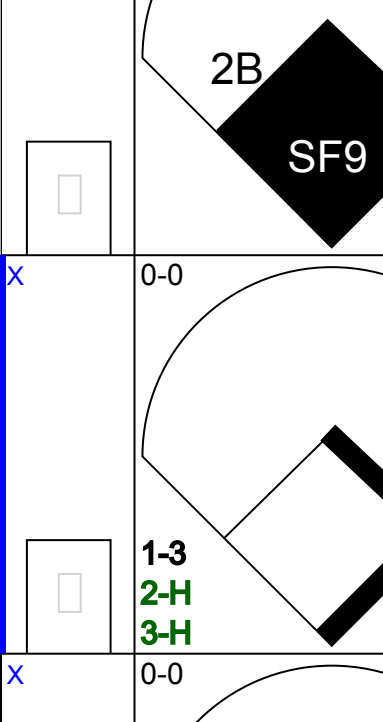
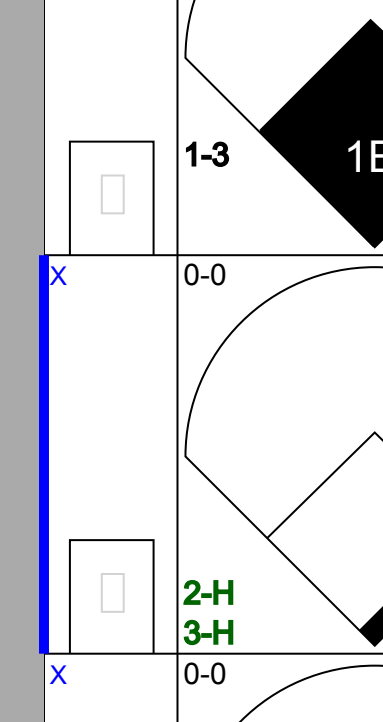
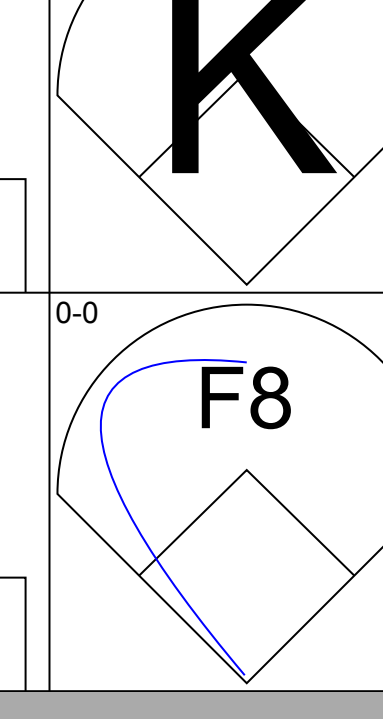

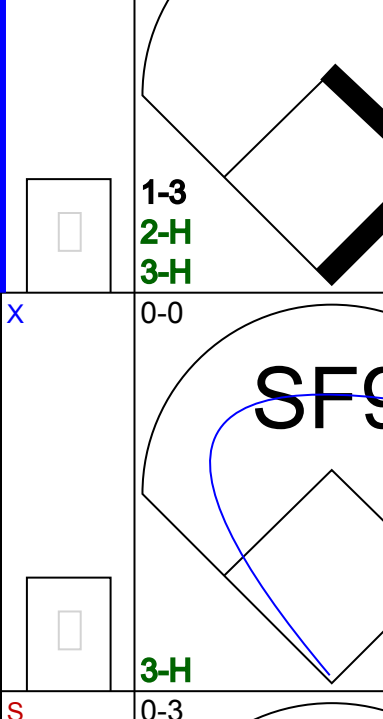
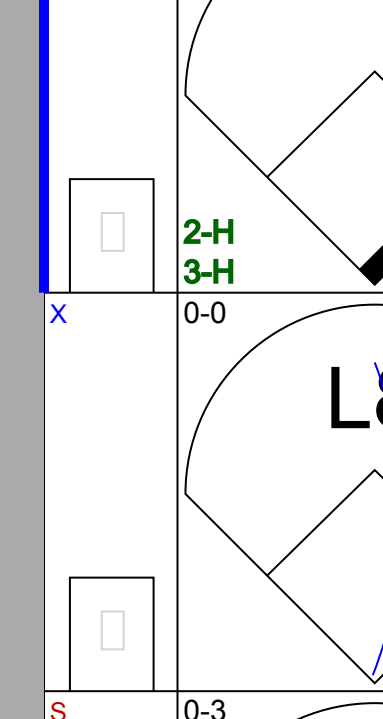
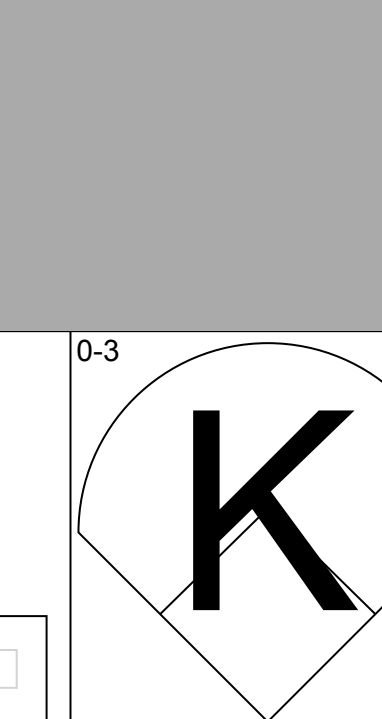
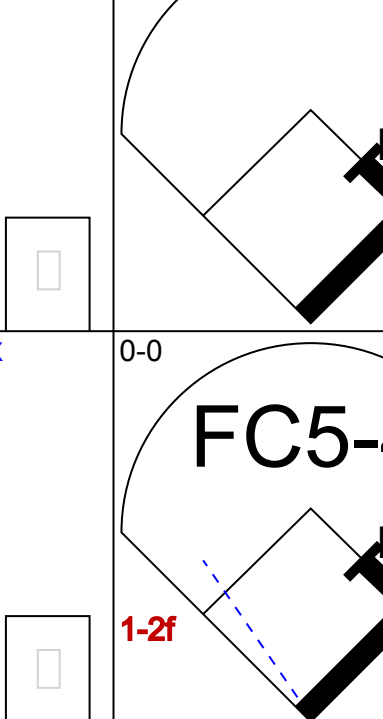
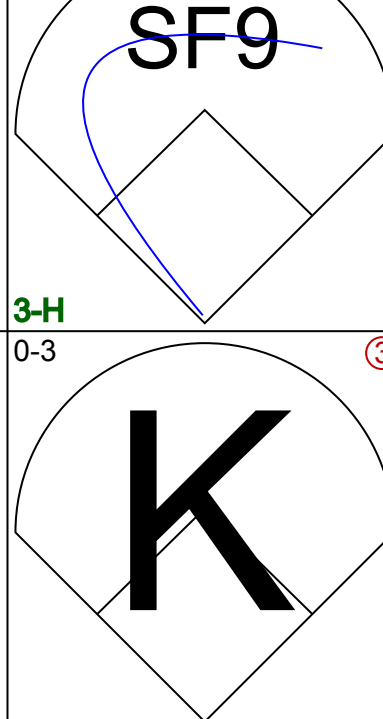
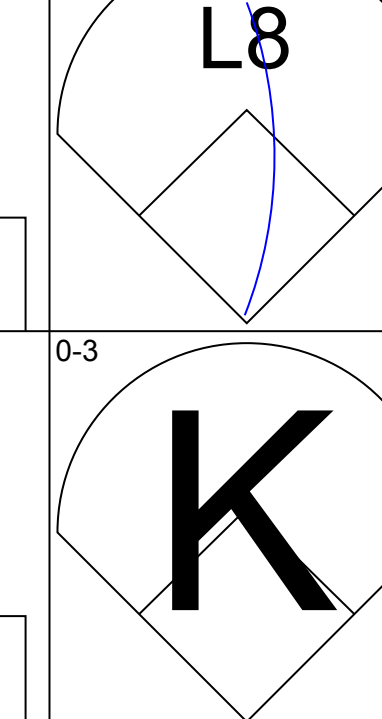
| | |
|-----|----|
| AB | 40 |
| R | 3 |
| H | 11 |
| RBI | 3 |
| BB | 1 |
| SO | 9 |
| LOB | 17 |



| Batter | 1 | 2 | 3 | 4 | 5 | 6 | 7 | 8 | 9 | 10 | AB | R | H | RBI | BB | SO | LOB | BOTTOM | | | |
|---|------------------------------|----------------------------------|------------------------------|---------------------------------|------------------------------|---------------------------------|------------------------------|---------------------------------|------------------------------|---------------------------------|------------------------------|----------------------------------|------------------------------|---------------------------------|------------------------------|---------------------------------|------------------------------|---|---------------------------------|----------------------------------|------------------------------------|
| Billy Consolo, R OBP: 0.250, SLG: 0.143 (1, 4) | E9 1B | 4-3 | | 1-3 | | | 6-3 | F6 | | L8 | 6 | 1 | 0 | 0 | 0 | 0 | 5 | Baltimore Orioles @ Boston Red Sox Fenway Park, Boston, MA Tue Sep 20 1955, 3:33 AM EDT Unknown | | | |
| Jim Piersall, R OBP: 0.368, SLG: 0.432 (1, 8) | BB 1B | | 5-3 | | 6-3 | | 1B | FC6-4 1-2 | | | 5 | 0 | 2 | 1 | 0 | 0 | 2 | | | | |
| Ted Williams, L OBP: 0.490, SLG: 0.713 Gene Stephens, L OBP: 0.382, SLG: 0.476 (7, PR) (8, 7) | F6 | | 4-0 BB | | HR | | BB 1B | | | 1B | 3 | 1 | 2 | 1 | 1 | 0 | 1 | | | | |
| Jackie Jensen, R OBP: 0.369, SLG: 0.476 (1, 9) | BB 1B | | F3 | | F8 | | K | | F8 | | 5 | 0 | 1 | 0 | 0 | 1 | 4 | | | | |
| Norm Zaichin, R OBP: 0.335, SLG: 0.432 (1, 3) | F9 | | 1-3 | | FC6-4 BB | | BB | | F4 | | 3 | 0 | 0 | 0 | 2 | 0 | 4 | | | | |
| Sammy White, R OBP: 0.321, SLG: 0.391 (1, 2) | FC6-4 BB | | | | F9 | | F9 | | 6-3 | | 4 | 0 | 0 | 0 | 1 | 0 | 5 | | | | |
| Frank Matzone, R OBP: 0.800, SLG: 1.000 (1, 5) | FC6-4 | | | | 1-2 | | 6-3 1B | | SH5-3 2B | | 5 | 0 | 4 | 0 | 0 | 0 | 3 | | | | |
| Milt Bolling, R OBP: 0.200, SLG: 0.200 (1, 6) | | 6-3 | | 1-2 1B | | | 6-3 | | SH5-3 | | 3 | 0 | 1 | 0 | 0 | 0 | 1 | | | | |
| Frank Sullivan, R OBP: 0.152, SLG: 0.148 Eddie Joost, R OBP: 0.293, SLG: 0.333 Tom Hurd, R OBP: 0.077, SLG: 0.077 Dick Gernert, R (10, PH) | | 2-3 | | K | | | K | | FC6-4 IBB | | 3 | 0 | 0 | 0 | 0 | 2 | 2 | | | | |
| Inning Stats | R: 1 E: 1 K: 0 S: 6 | H: 2 LOB: 3 BB: 1 P: 10 | R: 0 E: 0 K: 0 S: 3 | H: 0 LOB: 0 BB: 0 P: 3 | R: 0 E: 0 K: 0 S: 3 | H: 0 LOB: 1 BB: 1 P: 7 | R: 0 E: 0 K: 1 S: 7 | H: 2 LOB: 2 BB: 0 P: 7 | R: 1 E: 0 K: 0 S: 4 | H: 1 LOB: 1 BB: 1 P: 8 | R: 0 E: 0 K: 1 S: 5 | H: 2 LOB: 3 BB: 1 P: 11 | R: 0 E: 0 K: 0 S: 4 | H: 1 LOB: 2 BB: 1 P: 8 | R: 0 E: 0 K: 0 S: 4 | H: 1 LOB: 1 BB: 0 P: 4 | R: 0 E: 0 K: 1 S: 6 | | H: 1 LOB: 1 BB: 0 P: 6 | 1B: 9 2B: 1 3B: 0 HR: 1 | SF: 0 SAC: 2 DP: 0 HBP: 0 |
| PITCHER | IP 10.0 | WLS W | BF 46 | H 11 | R 2 | ER 1 | SO 4 | BB 4 | IBB 1 | HBP 0 | BLK 0 | WP 0 | HR 1 | S 49 | P 69 | ERA 0.90 | WHIP 1.500 | | | | |
| Bill Wight, L ERA: 2.65 (1, 1) | 10.0 | W | 46 | 11 | 2 | 1 | 4 | 4 | 1 | 0 | 0 | 0 | 1 | 49 | 69 | 0.90 | 1.500 | | | | |

| | |
|-----|----|
| AB | 39 |
| R | 2 |
| H | 11 |
| RBI | 2 |
| BB | 5 |
| SO | 4 |
| LOB | 28 |

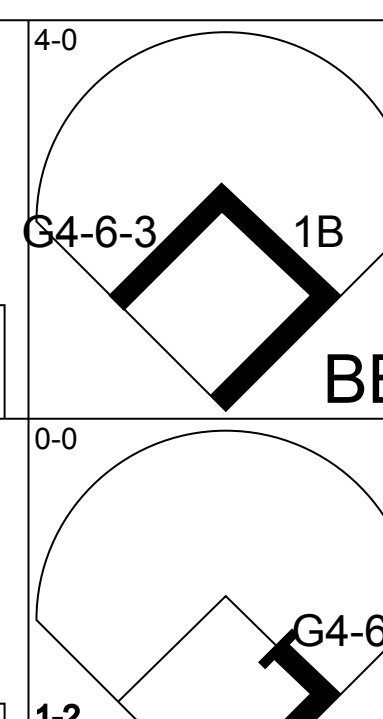
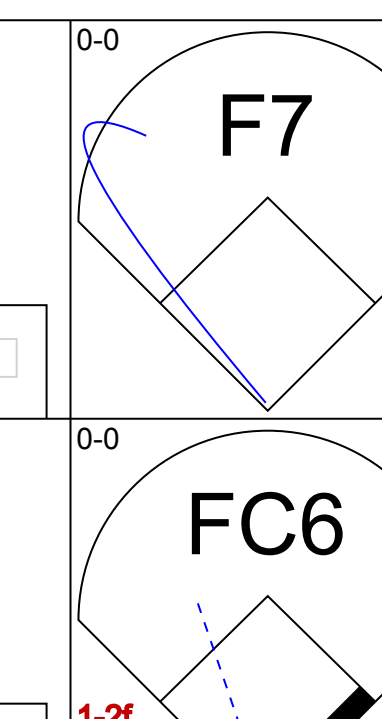
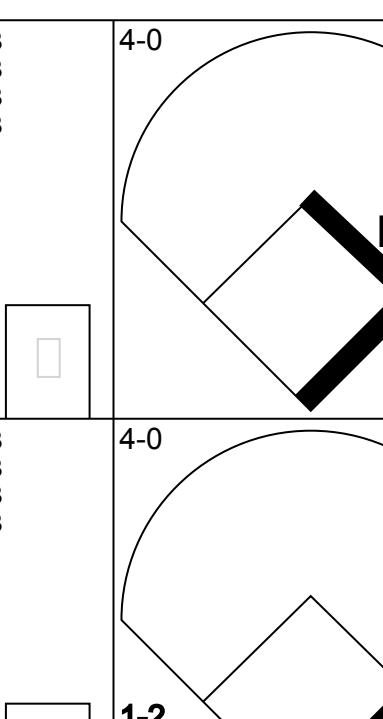
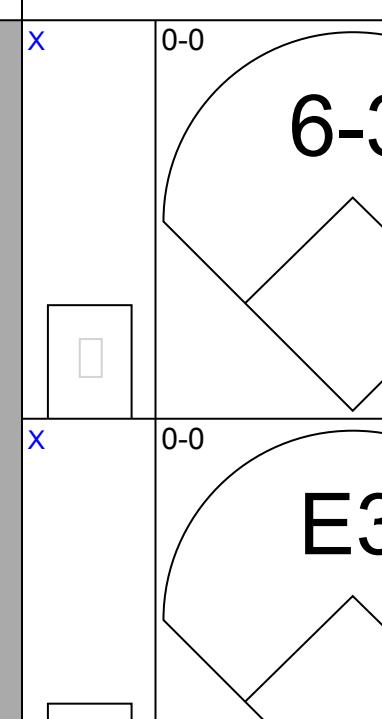
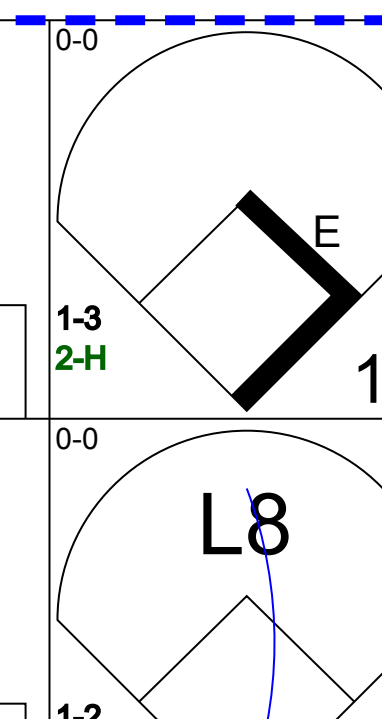
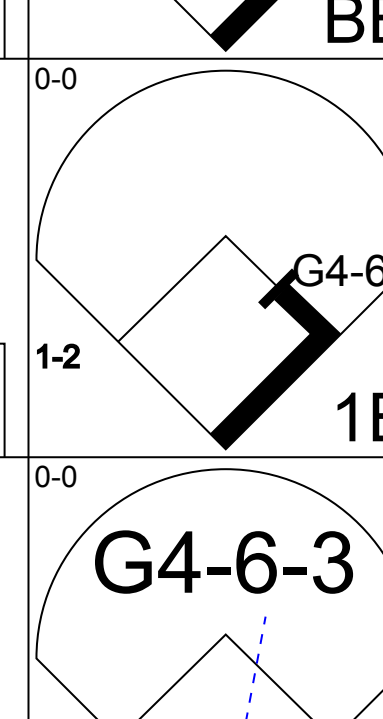
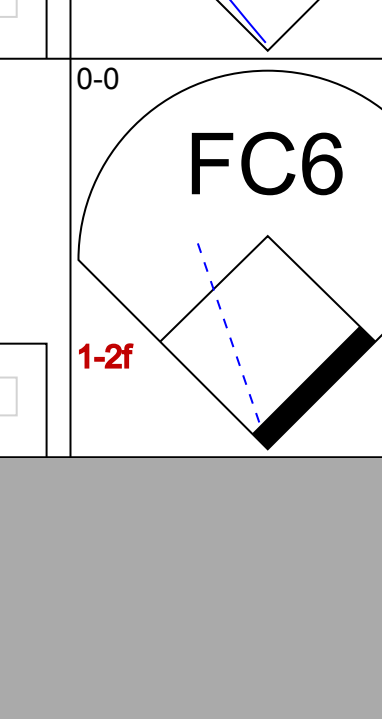
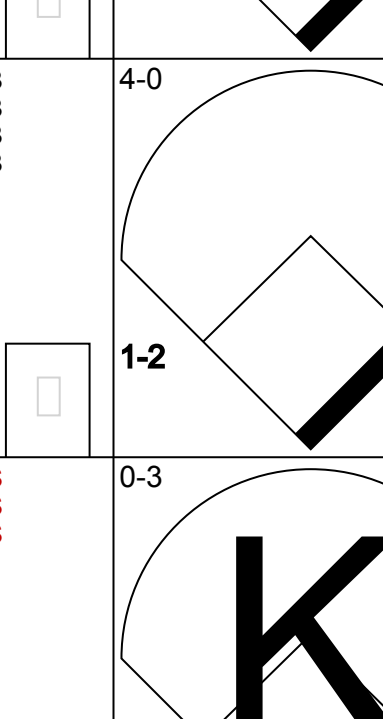
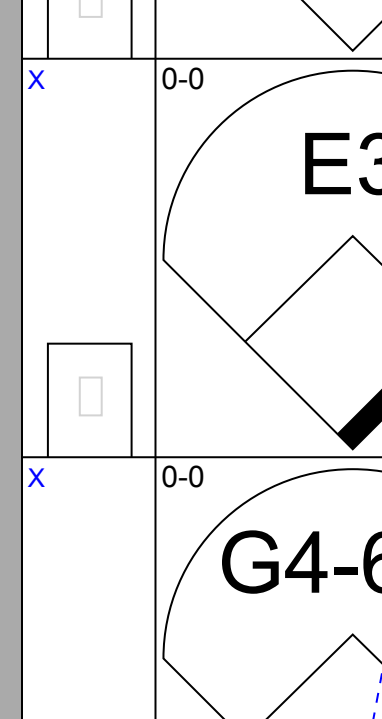
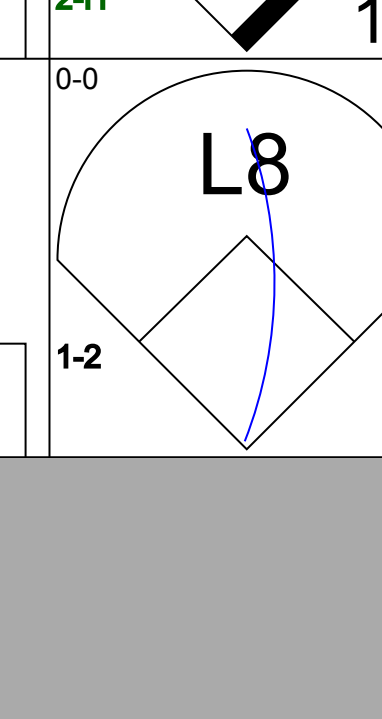
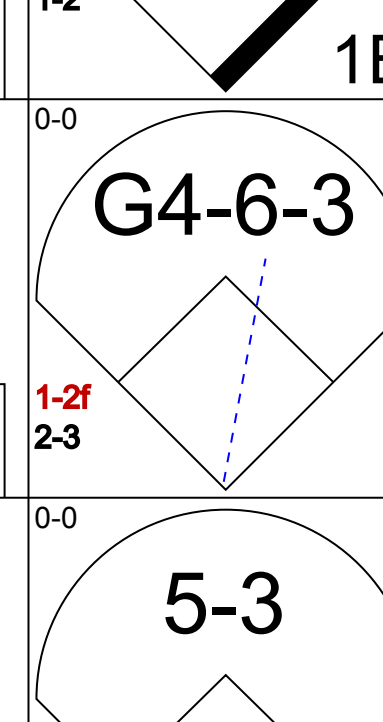
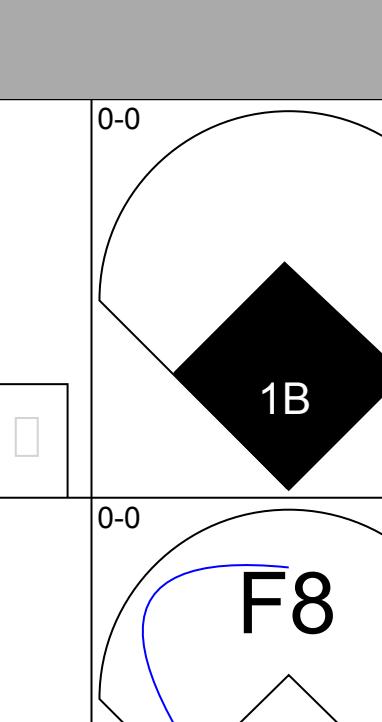
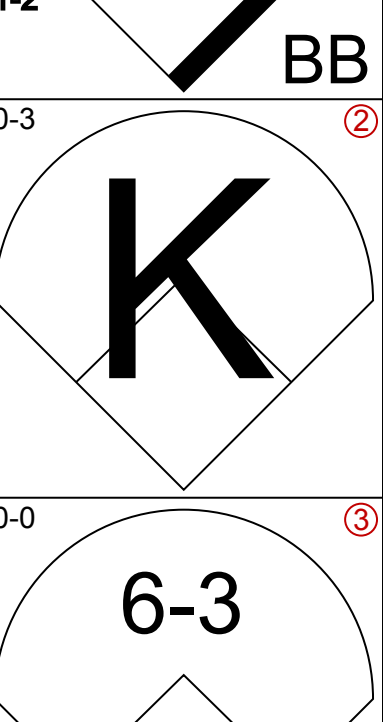
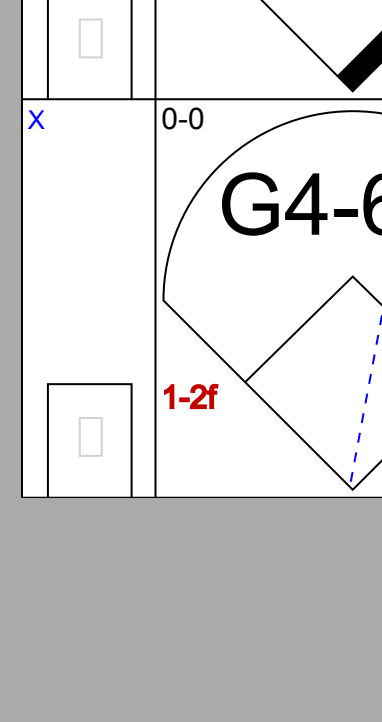
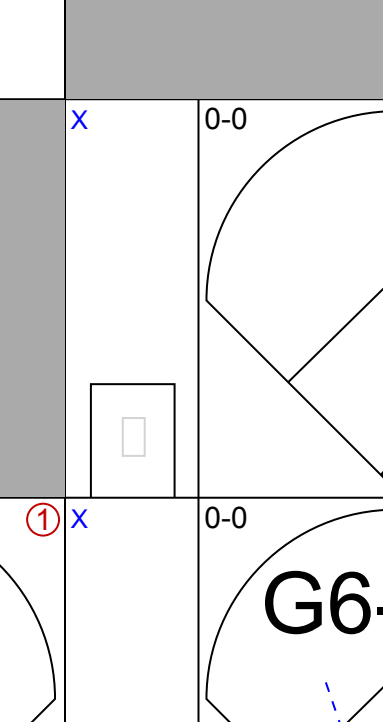
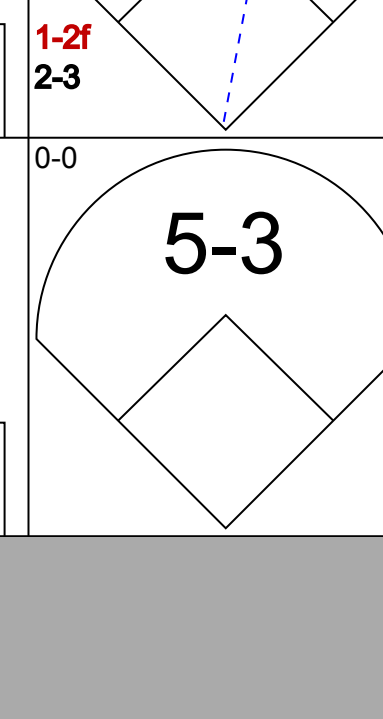

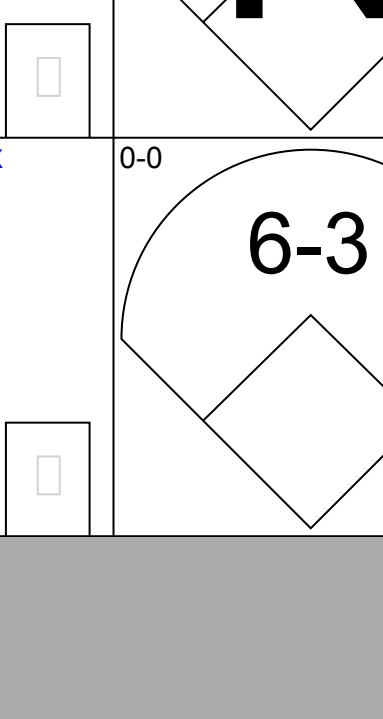
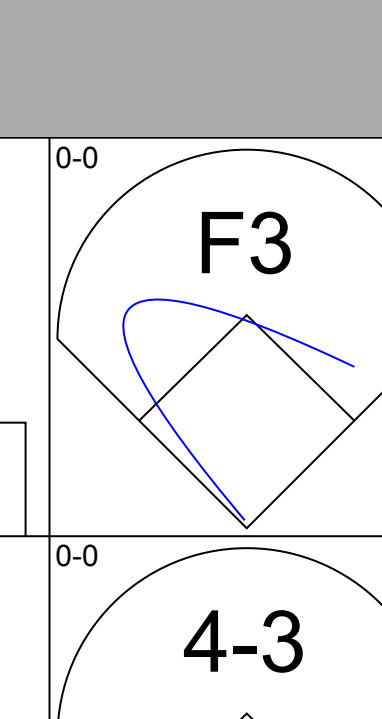
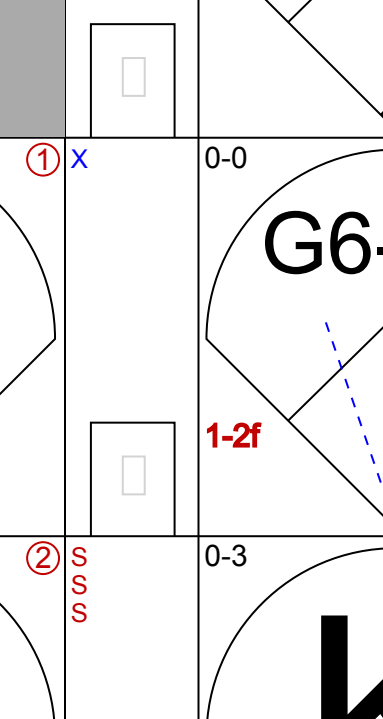
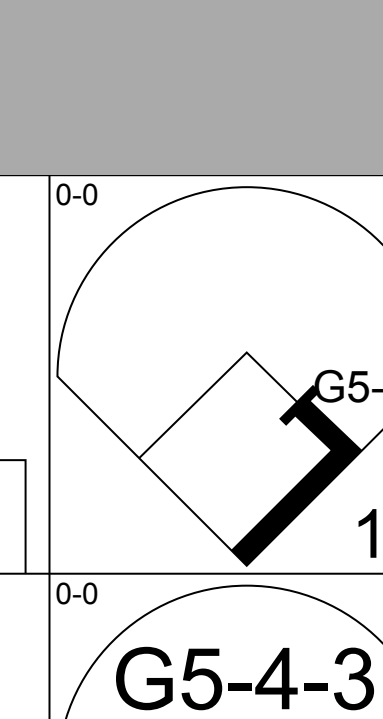
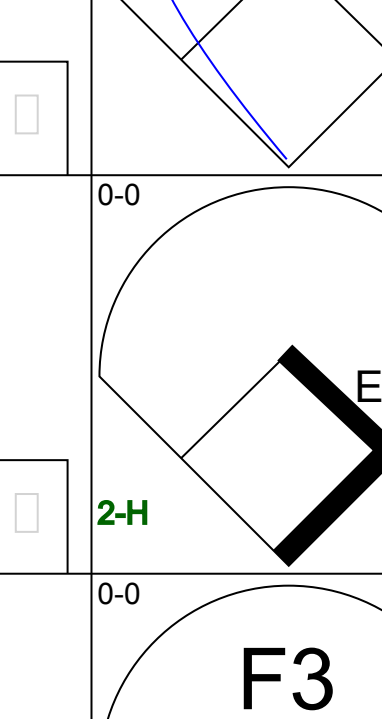
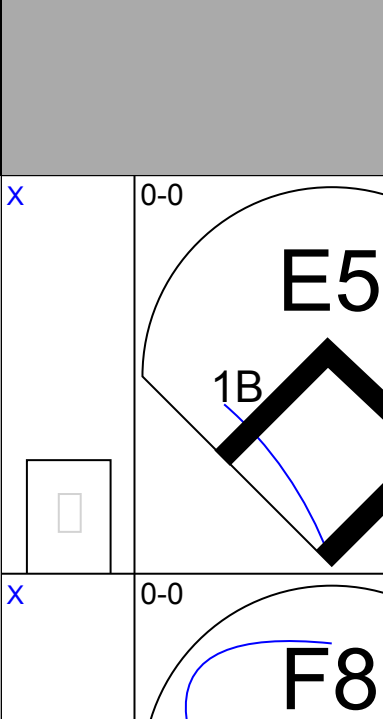
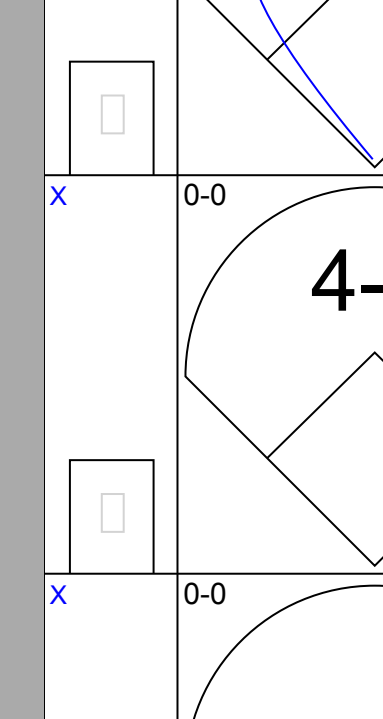
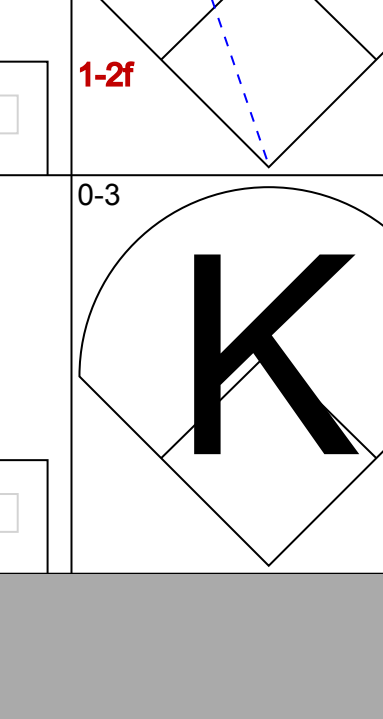
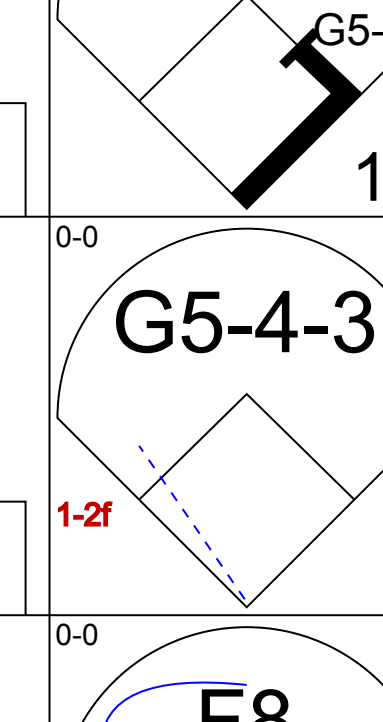
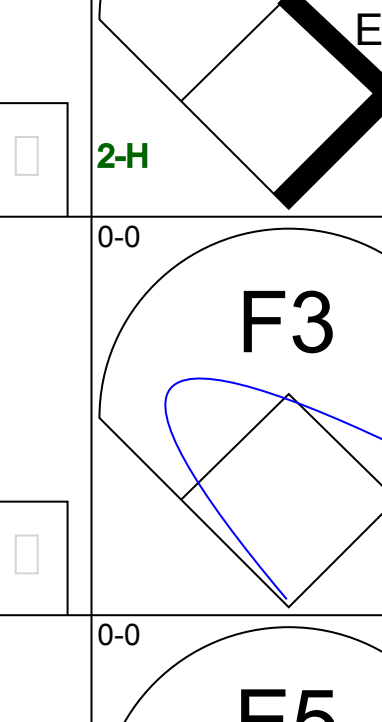
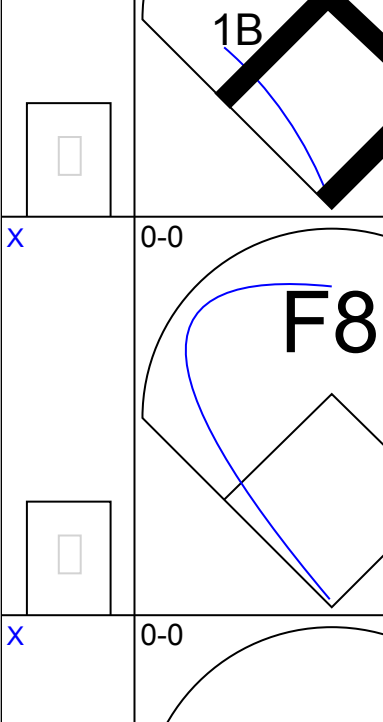
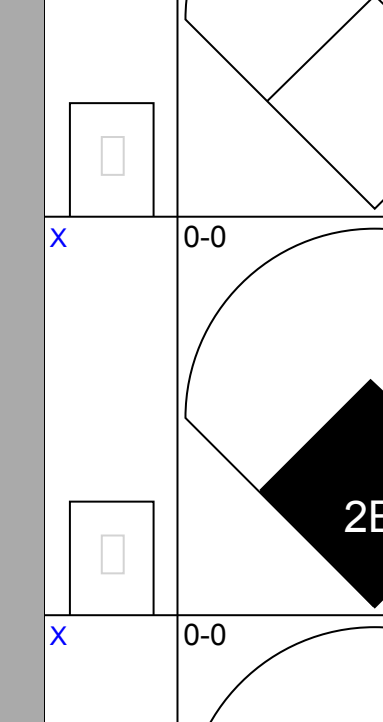
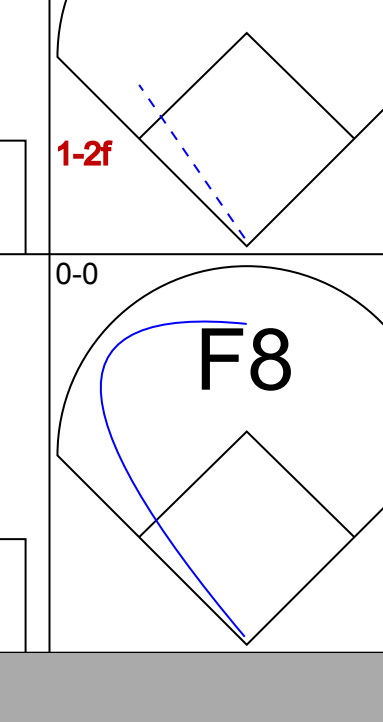
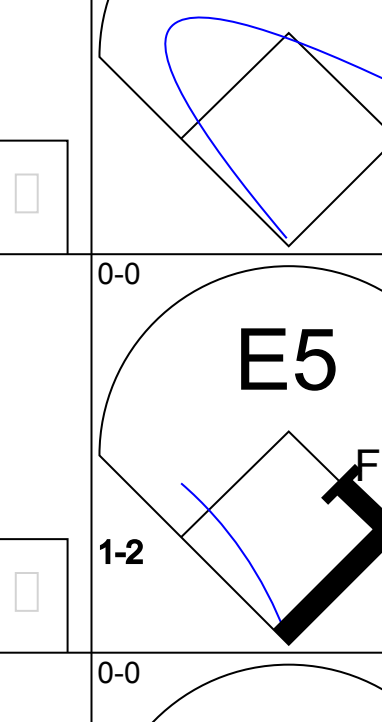
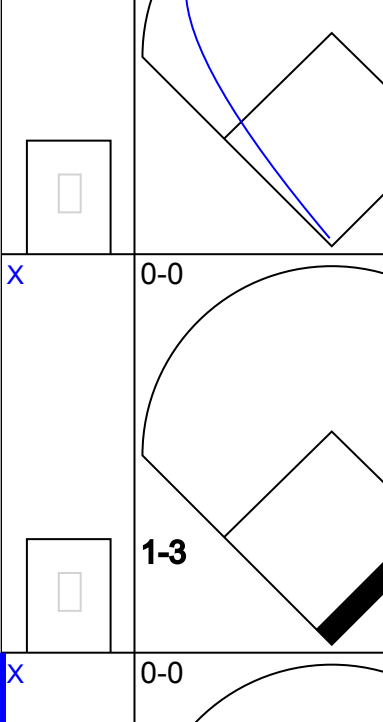
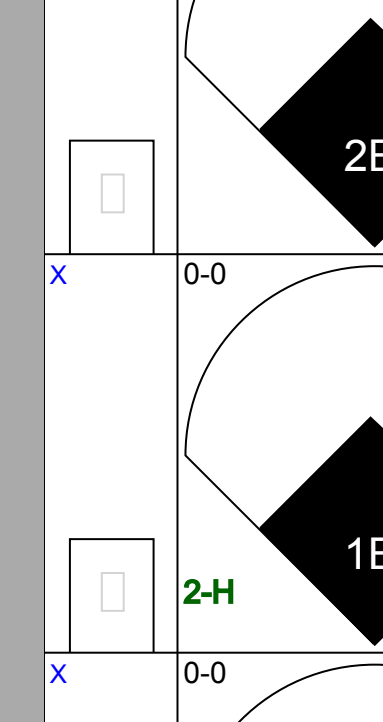
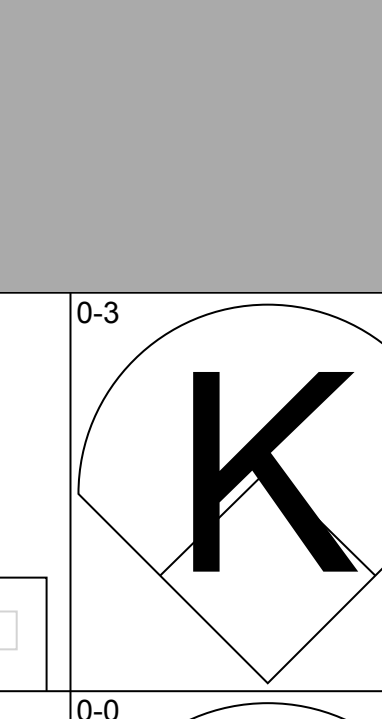
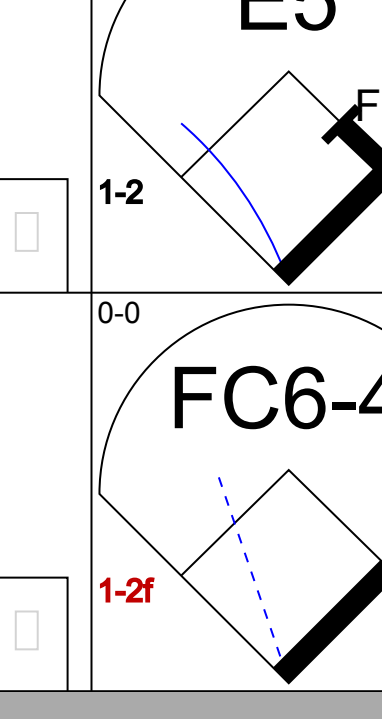
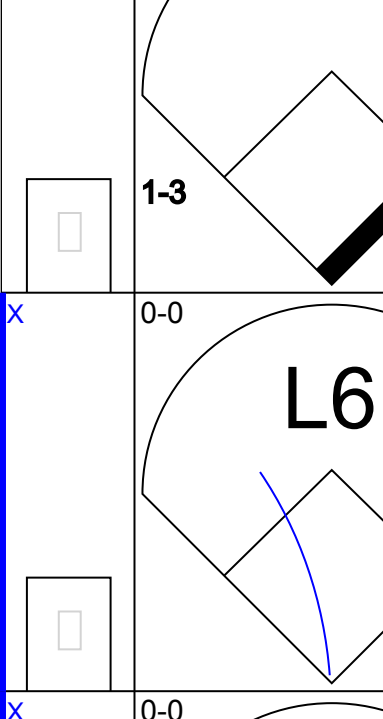
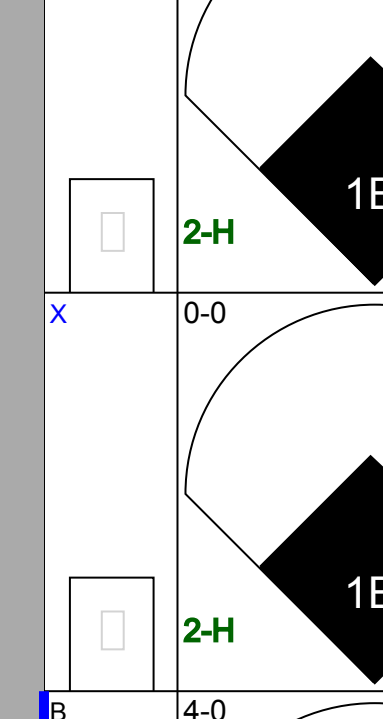
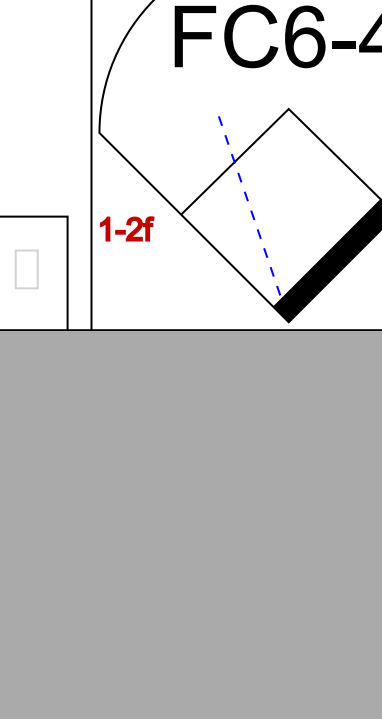
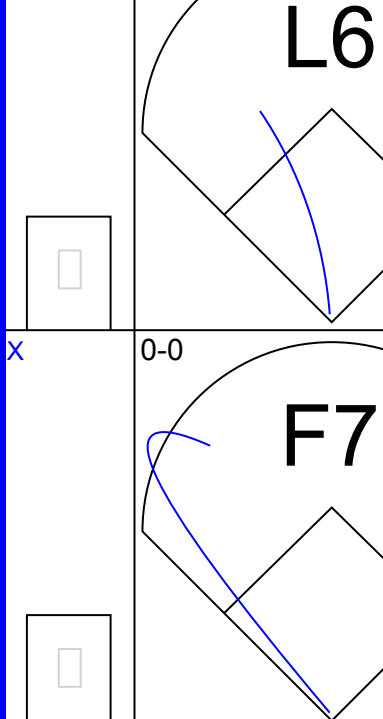
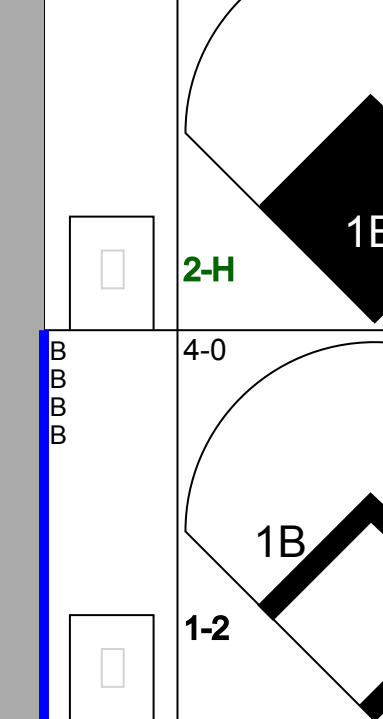
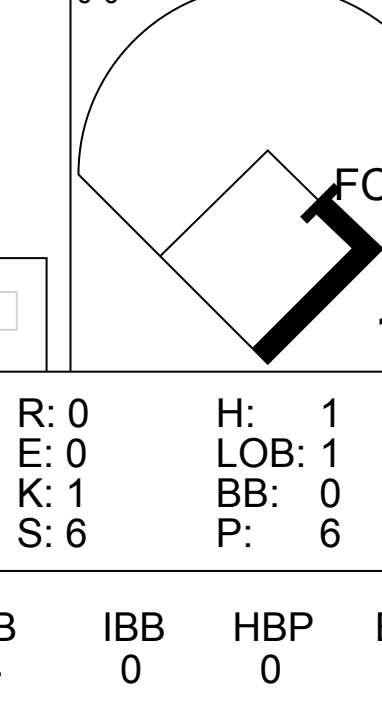
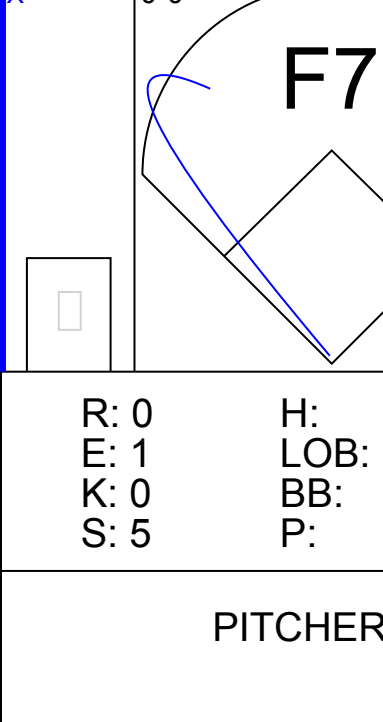
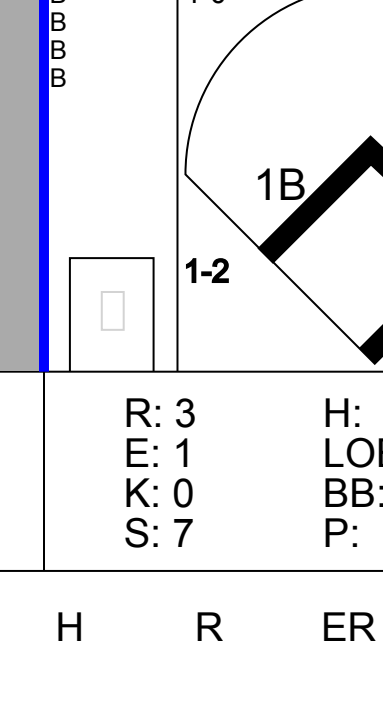


| Batter | 1 | 2 | 3 | 4 | 5 | 6 | 7 | 8 | 9 | AB | R | H | RBI | BB | SO | LOB | TOP | | | | | |
|---|--|---|---|--|--|---|---|---|------------------------------|---------------------------------|------------------------------|----------------------------------|------------------------------|---------------------------------|------------------------------|----------------------------------|------------------------------|---------------------------------|----------------------------------|------------------------------------|----------------------------------|--------|
| Chuck Diering, R OBP: 0.343, SLG: 0.329 (1, 8) |  | |  | |  | |  |  | | 5 | 0 | 1 | 0 | 0 | 2 | 2 | | | | | | |
| Angelo Daeges, L OBP: 0.294, SLG: 0.286 Cal Abrams, L OBP: 0.416, SLG: 0.365 (1, 9) |  | |  | | |  |  |  | | 4 | 1 | 1 | 0 | 0 | 0 | 0 | | | | | | |
| Dave Philley, S OBP: 0.364, SLG: 0.419 (1, 7) |  | | |  | |  |  |  | | 4 | 1 | 0 | 0 | 1 | 1 | 2 | | | | | | |
| Gus Triandos, R OBP: 0.331, SLG: 0.400 (1, 3) | |  | |  | |  |  |  | | 5 | 1 | 3 | 1 | 0 | 0 | 1 | | | | | | |
| Fred Marsh, R OBP: 0.297, SLG: 0.262 (6, 5) (8, 4) |  | |  | |  | |  |  | | 3 | 2 | 1 | 1 | 2 | 0 | 2 | | | | | | |
| Hal Smith, R OBP: 0.310, SLG: 0.362 (1, 2) |  | |  | |  | |  |  | | 4 | 2 | 2 | 0 | 1 | 0 | 2 | | | | | | |
| Brooks Robinson, R OBP: 0.375, SLG: 0.415 Bob Hale OBP: 0.233, SLG: 0.159 Don Leppert OBP: 0.394, SLG: 0.398 Kai Segrist, R OBP: 0.394, SLG: 0.398 (1, 9) (5, PH) (5, PH) (8, 4) (8, 9) |  | |  | |  | |  | | 2 | 0 | 0 | 0 | 0 | 0 | 1 | 2 | | | | | | |
| Willy Miranda, S OBP: 0.305, SLG: 0.305 (1, 6) |  | | |  | |  |  | | 3 | 0 | 1 | 1 | 0 | 0 | 3 | | | | | | | |
| Ray Moore, R OBP: 0.163, SLG: 0.143 George Zuverink, R OBP: 0.160, SLG: 0.125 (1, 1) (8, 1) | | |  | |  |  |  | | 4 | 0 | 0 | 0 | 0 | 3 | 3 | | | | | | | |
| Inning Stats | R: 0 E: 0 K: 1 S: 5 | H: 0 LOB: 0 BB: 0 P: 5 | R: 0 E: 0 K: 1 S: 6 | H: 1 LOB: 2 BB: 1 P: 10 | R: 0 E: 0 K: 1 S: 5 | H: 0 LOB: 0 BB: 0 P: 5 | R: 0 E: 0 K: 0 S: 4 | H: 1 LOB: 1 BB: 0 P: 4 | R: 0 E: 0 K: 0 S: 4 | H: 1 LOB: 1 BB: 0 P: 4 | R: 4 E: 0 K: 1 S: 9 | H: 4 LOB: 1 BB: 1 P: 13 | R: 0 E: 0 K: 1 S: 6 | H: 1 LOB: 1 BB: 0 P: 6 | R: 2 E: 0 K: 2 S: 9 | H: 2 LOB: 1 BB: 1 P: 13 | R: 1 E: 0 K: 0 S: 4 | H: 1 LOB: 1 BB: 1 P: 8 | 1B: 7 2B: 3 3B: 1 HR: 0 | SF: 1 SAC: 1 DP: 0 HBP: 0 | WP: 0 PB: 0 SB: 0 CS: 0 | PA: 42 |
| PITCHER | IP | WLS | BF | H | R | ER | SO | BB | IBB | HBP | BLK | WP | HR | S | P | ERA | WHIP | | | | | |
| Ike Delock, R ERA: 3.74 (1, 1) | 6.0 | L | 27 | 7 | 4 | 4 | 4 | 1 | 1 | 0 | 0 | 0 | 0 | 33 | 41 | 6.00 | 1.333 | | | | | |
| Leo Kiely, L ERA: 2.97 (7, 1) | 2.0 | | 10 | 3 | 2 | 2 | 3 | 1 | 0 | 0 | 0 | 0 | 0 | 15 | 19 | 9.00 | 2.000 | | | | | |
| Dick Brodowski, R ERA: 5.74 (9, 1) | 1.0 | | 5 | 1 | 1 | 1 | 0 | 1 | 0 | 0 | 0 | 0 | 0 | 4 | 8 | 9.00 | 2.000 | | | | | |

Baltimore Orioles @ Boston Red Sox
Fenway Park, Boston, MA
Tue Sep 20 1955, 3:38 AM EDT
Att: 2,101 - Unknown

AB 36
R 7
H 11
RBI 7
BB 4
SO 7
LOB 17



| Batter | 1 | 2 | 3 | 4 | 5 | 6 | 7 | 8 | 9 | AB | R | H | RBI | BB | SO | LOB | BOTTOM | | | | | |
|---|---|---|---|---|--|---|---|---|---|----------------------------------|------------------------------|---------------------------------|------------------------------|---------------------------------|------------------------------|----------------------------------|------------------------------|---------------------------------|----------------------------------|------------------------------------|----------------------------------|--------|
| Billy Goodman, L OBP: 0.394, SLG: 0.350 (1, 4) |  | |  | |  | |  |  | | 3 | 0 | 1 | 1 | 2 | 0 | 1 | | | | | | |
| Billy Klaus, L OBP: 0.349, SLG: 0.381 (1, 6) |  | |  | |  | |  |  | | 4 | 0 | 1 | 0 | 1 | 0 | 3 | | | | | | |
| Faye Throneberry, L OBP: 0.333, SLG: 0.590 (1, 7) |  | | |  |  | |  | |  | 5 | 1 | 2 | 0 | 0 | 1 | 5 | | | | | | |
| Jackie Jensen, R OBP: 0.366, SLG: 0.471 (1, 9) |  | |  | |  | | |  |  | 5 | 0 | 0 | 0 | 0 | 0 | 5 | | | | | | |
| Frank Matzone, R OBP: 0.600, SLG: 0.700 (1, 5) | |  | |  | |  | |  |  | 5 | 0 | 2 | 1 | 0 | 1 | 0 | | | | | | |
| Dick Gemert, R OBP: 0.333, SLG: 0.400 (1, 3) | |  | |  | |  | |  | | 4 | 1 | 1 | 0 | 0 | 0 | 3 | | | | | | |
| Jim Piersall, R OBP: 0.369, SLG: 0.435 (1, 8) | |  | |  | |  | |  | | 4 | 1 | 2 | 1 | 0 | 0 | 1 | | | | | | |
| Haywood Sullivan, R (1, 2) | | |  | |  | |  | |  | 2 | 0 | 0 | 0 | 0 | 1 | 2 | | | | | | |
| Ted Williams, L OBP: 0.495, SLG: 0.711 Pete Daley, R OBP: 0.500, SLG: 0.233 (6, PH) (7, 2) | | | |  | |  | |  | | 1 | 0 | 0 | 0 | 0 | 0 | 2 | | | | | | |
| Ike Delock, R OBP: 0.196, SLG: 0.149 Grady Hatton, L OBP: 0.370, SLG: 0.330 Leo Kiely, L OBP: 0.222, SLG: 0.231 Gene Stephens, L OBP: 0.386, SLG: 0.476 Dick Brodowski, R OBP: 0.500, SLG: 0.900 (1, 1) (6, PH) (7, 1) (8, PH) (9, 1) | | | | |  | |  | |  | 2 | 0 | 0 | 0 | 0 | 0 | 2 | | | | | | |
| Inning Stats | R: 0 E: 0 K: 0 S: 3 | H: 1 LOB: 1 BB: 1 P: 7 | R: 0 E: 0 K: 0 S: 3 | H: 1 LOB: 0 BB: 0 P: 3 | R: 0 E: 0 K: 1 S: 6 | H: 1 LOB: 1 BB: 0 P: 6 | R: 1 E: 1 K: 0 S: 6 | H: 2 LOB: 2 BB: 0 P: 6 | R: 0 E: 0 K: 0 S: 5 | H: 0 LOB: 2 BB: 2 P: 13 | R: 0 E: 1 K: 0 S: 5 | H: 1 LOB: 2 BB: 0 P: 5 | R: 0 E: 1 K: 0 S: 3 | H: 0 LOB: 0 BB: 0 P: 3 | R: 3 E: 1 K: 0 S: 7 | H: 4 LOB: 2 BB: 1 P: 11 | R: 0 E: 0 K: 1 S: 5 | H: 1 LOB: 0 BB: 0 P: 5 | 1B: 8 2B: 3 3B: 0 HR: 0 | SF: 0 SAC: 0 DP: 4 HBP: 0 | WP: 0 PB: 0 SB: 0 CS: 0 | PA: 41 |
| PITCHER | IP | WLS | BF | H | R | ER | SO | BB | IBB | HBP | BLK | WP | HR | S | P | ERA | WHIP | | | | | |
| Ray Moore, R ERA: 3.97 (1, 1) | 7.2 | | 36 | 9 | 4 | 4 | 2 | 4 | 0 | 0 | 0 | 0 | 0 | 36 | 52 | 4.70 | 1.696 | | | | | |
| George Zuverink, R ERA: 3.34 (8, 1) | 1.1 | S | 5 | 2 | 0 | 0 | 1 | 0 | 0 | 0 | 0 | 0 | 0 | 7 | 7 | 0.00 | 1.500 | | | | | |

Baltimore Orioles @ Boston Red Sox
Fenway Park, Boston, MA
Tue Sep 20 1955, 3:38 AM EDT
Att: 2,101 - Unknown

AB 37
R 4
H 11
RBI 4
BB 4
SO 3
LOB 24



| Batter | 1 | 2 | 3 | 4 | 5 | 6 | 7 | 8 | 9 | 10 | 11 | 12 | 13 | AB | R | H | RBI | BB | SO | LOB | TOP | | | | | |
|--|------------------------------|---------------------------------|------------------------------|---------------------------------|------------------------------|---------------------------------|------------------------------|----------------------------------|------------------------------|----------------------------------|------------------------------|---------------------------------|------------------------------|---------------------------------|------------------------------|----------------------------------|------------------------------|---------------------------------|------------------------------|----------------------------------|-----------------------------------|------------------------------------|-----------------------------------|--------|--|--|
| Chuck Diering, R OBP: 0.350, SLG: 0.331 (11, 5) | 5-3 | | | | 2B 2B BB | | SH1-4 1B BB | 6-3 | | G5-4-3 1B | | 1-2 1B | | 4 2 2 0 3 0 0 | | | | | | | | | | | | |
| Jim Dyck, R OBP: 0.391, SLG: 0.399 (1, 7) | F6 | | F4 | | 2B | | SH1-4 1B 1B | F7 | | G5-4-3 1-2 1B | | 1B | 7 2 2 0 0 1 5 | | | | | | | | | | | | | |
| Dave Philley, S OBP: 0.364, SLG: 0.421 (1, 9) | K | | | | 6-3 3B | | SH1-4 | | 5-3 | | G3 | 4-3 | 5 2 1 0 1 1 2 | | | | | | | | | | | | | |
| Gus Triandos, R OBP: 0.333, SLG: 0.400 Hal Brown, R OBP: 0.158, SLG: 0.059 Cal Abrams, L OBP: 0.417, SLG: 0.365 (1, 3) | | F9 | | 6-3 | K | | 1B 1B | | | | | | 5 1 2 3 1 1 3 | 0 0 0 0 0 0 0 | | | | | | | | | | | | |
| Hal Smith, R OBP: 0.318, SLG: 0.368 (1, 2) | | | | 2B | | | 1B 1B | | | | | | 4 0 3 3 3 1 1 | 0 1 0 0 1 0 0 | | | | | | | | | | | | |
| Fred Marsh, R OBP: 0.295, SLG: 0.265 (7, 5) | | 1B | | BB | | | 1-2 1B | | | | | | 5 0 1 0 0 1 6 | 2 0 0 0 0 1 3 | | | | | | | | | | | | |
| Dave Pope, L OBP: 0.323, SLG: 0.389 (11, PH) | K | | | | | | F9 | | F8 | | P7 | | 2 0 0 0 0 1 3 | | | | | | | | | | | | | |
| Brooks Robinson, R Bob Fide, R Don Leggett, L Angelo Dages, L Kaj Seaman, R (1, 6) | K | | | | | 5-3 | 1-2 2H 3H 1B | | 5-3 | | K | | 3 0 0 0 0 0 2 3 | 1 0 1 1 0 0 0 0 | | | | | | | | | | | | |
| Willy Miranda, S OBP: 0.303, SLG: 0.303 (1, 6) | | | 1-3 | F3 | | K | 1-2 2H 3H 1B | | | | | | 7 0 1 1 0 2 4 | 1 0 0 0 0 1 2 | | | | | | | | | | | | |
| Erv Palica, R OBP: 0.263, SLG: 0.226 George Zuverink, R OBP: 0.214, SLG: 0.222 (1, 1) | | | K2-3 | | K | K | | 1-3 | | 1B 2B | | 1B | 4 0 0 0 0 3 0 | 3 0 2 0 0 0 2 | | | | | | | | | | | | |
| Inning Stats | R: 0 E: 0 K: 1 S: 5 | H: 0 LOB: 0 BB: 0 P: 5 | R: 0 E: 0 K: 2 S: 8 | H: 1 LOB: 1 BB: 8 P: 8 | R: 0 E: 0 K: 1 S: 5 | H: 0 LOB: 1 BB: 1 P: 9 | R: 1 E: 0 K: 1 S: 7 | H: 2 LOB: 2 BB: 1 P: 11 | R: 3 E: 0 K: 2 S: 9 | H: 2 LOB: 1 BB: 2 P: 17 | R: 0 E: 0 K: 0 S: 7 | H: 0 LOB: 0 BB: 0 P: 3 | R: 0 E: 0 K: 1 S: 6 | H: 2 LOB: 1 BB: 0 P: 6 | R: 0 E: 0 K: 1 S: 5 | H: 0 LOB: 2 BB: 2 P: 13 | R: 0 E: 0 K: 1 S: 7 | H: 2 LOB: 2 BB: 0 P: 7 | R: 1 E: 0 K: 2 S: 8 | H: 1 LOB: 2 BB: 2 P: 16 | 1B: 10 2B: 4 3B: 1 HR: 0 | SF: 0 SAC: 1 DP: 1 HBP: 0 | W/P: 0 PB: 0 SB: 1 CS: 0 | PA: 63 | | |
| PITCHER | IP 6.1 | WLS 32 | BF 8 | H 7 | ER 7 | SO 9 | BB 5 | IBB 0 | HBP 0 | BLK 0 | WP 0 | HR 0 | S 45 | P 65 | ERA 9.95 | WHIP 2.053 | | | | | | | | | | |
| Frank Baumann, L ERA: 6.3 Dick Brodowski, R ERA: 5.63 Bill Henry, L ERA: 3.32 Tom Hurd, R ERA: 3.01 (1, 1) | 0.2 | 3 | 1 | 0 | 0 | 0 | 0 | 0 | 0 | 0 | 0 | 0 | 3 | 3 | 0.00 | 1.500 | | | | | | | | | | |
| (8, 1) | 2.0 | 8 | 1 | 0 | 0 | 0 | 1 | 0 | 0 | 0 | 0 | 0 | 7 | 11 | 0.00 | 1.000 | | | | | | | | | | |
| (10, 1) | 4.0 | L | 20 | 5 | 1 | 1 | 5 | 4 | 0 | 0 | 0 | 0 | 26 | 42 | 2.25 | 2.250 | | | | | | | | | | |

Baltimore Orioles @ Boston Red Sox
Fenway Park, Boston, MA
Wed Sep 21 1955, 3:33 AM EDT
Att: 1,964 - Unknown

AB 52
R 8
H 15
RBI 8
BB 10
SO 14
LOB 33



| Batter | 1 | 2 | 3 | 4 | 5 | 6 | 7 | 8 | 9 | 10 | 11 | 12 | 13 | AB | R | H | RBI | BB | SO | LOB | BOTTOM | | | | | | |
|---|------------------------------|---------------------------------|------------------------------|---------------------------------|------------------------------|---------------------------------|------------------------------|---------------------------------|------------------------------|---------------------------------|------------------------------|----------------------------------|------------------------------|---------------------------------|------------------------------|----------------------------------|------------------------------|---------------------------------|------------------------------|---------------------------------|------------------------------|---------------------------------|-----------------------------------|------------------------------------|-----------------------------------|--------|--|
| Gene Stephens, L OBP: 0.376, SLG: 0.458 (1, 8) | 4-3 6-3 BB | | F4 | | K | | K | | F3 | | 4-3 | | F9 | 6 0 0 0 1 2 8 | | | | | | | | | | | | | |
| Billy Klaus, L OBP: 0.343, SLG: 0.377 (1, 6) | 6-3 | | L9 | | | K | | F6 | 1B WP BB | | F3 | | K | 6 1 0 1 1 2 4 | | | | | | | | | | | | | |
| Faye Throneberry, L OBP: 0.327, SLG: 0.466 (1, 7) | 4-3 | | | | K | | F8 | | K | 1B | | | K | 6 0 1 2 0 3 1 | | | | | | | | | | | | | |
| Jackie Jensen, R OBP: 0.364, SLG: 0.468 (1, 9) | 6-3 | | | | S 1B | | F2 | | F6 | 6-3 | | 2-3 | | 6 0 1 0 0 0 2 | | | | | | | | | | | | | |
| Norm Zauchin, R OBP: 0.336, SLG: 0.432 (1, 3) | | | | | K | | 5-3 | | | BB 1B BB | F6 | | BB | 5 1 2 0 1 1 1 | | | | | | | | | | | | | |
| Frank Malzone, R OBP: 0.500, SLG: 0.933 (1, 5) | | F6 | | | 6-3 | | 1B 1B BB | | BB BB 1B | | F7 | | F3 | 5 2 1 0 1 0 3 | | | | | | | | | | | | | |
| Billy Conso, R OBP: 0.429, SLG: 0.273 (1, 4) | | | G4-6-3 1-2 | | K | | 1B SF9 1B | | BB BB 1B BB | | | | 1B | 4 2 2 0 2 1 1 | | | | | | | | | | | | | |
| Pete Daley, R OBP: 0.250, SLG: 0.267 Billy Goodman, L OBP: 0.350, SLG: 0.350 Sammy White, R OBP: 0.320, SLG: 0.389 (1, 2) | | | | | | | 1-2 2H 3H 1B | | 1-2 2H 3H 1B | | 1B BB | F9 | | 2 0 2 1 1 0 0 | 0 1 0 1 1 0 0 | | | | | | | | | | | | |
| Frank Baumann, L Dick Brodowski, R Ted Williams, L Bill Henry, L George Zuverink, R Tom Hurd, R Jim Pate, R (1, 1) | | | FC1-6 BB | | 4-3 | | 1-2 2H 3H 1B | | 1-2 2H 3H 1B | | F5 | | F7 | 2 0 0 0 0 0 2 | 0 0 0 0 1 0 0 0 | | | | | | | | | | | | |
| (8, 1) | | | | | | | | | | | | | | 0 0 0 0 0 0 0 | 1 0 0 0 0 0 3 | | | | | | | | | | | | |
| (10, 1) | | | | | | | | | | | | | | 1 0 0 0 0 0 0 | 1 0 1 0 0 0 0 | | | | | | | | | | | | |
| (13, PH) | | | | | | | | | | | | | | 1 0 0 0 0 0 0 | 1 0 0 0 0 0 0 | | | | | | | | | | | | |
| Inning Stats | R: 0 E: 0 K: 0 S: 3 | H: 0 LOB: 1 BB: 1 P: 7 | R: 0 E: 0 K: 0 S: 3 | H: 1 LOB: 0 BB: 0 P: 3 | R: 0 E: 0 K: 0 S: 3 | H: 0 LOB: 1 BB: 1 P: 7 | R: 0 E: 0 K: 2 S: 8 | H: 1 LOB: 1 BB: 0 P: 8 | R: 0 E: 0 K: 1 S: 5 | H: 0 LOB: 0 BB: 0 P: 5 | R: 2 E: 0 K: 1 S: 7 | H: 2 LOB: 1 BB: 1 P: 11 | R: 0 E: 0 K: 1 S: 5 | H: 0 LOB: 0 BB: 0 P: 5 | R: 5 E: 0 K: 0 S: 6 | H: 3 LOB: 1 BB: 3 P: 18 | R: 0 E: 0 K: 0 S: 3 | H: 0 LOB: 1 BB: 1 P: 7 | R: 0 E: 0 K: 1 S: 5 | H: 0 LOB: 1 BB: 1 P: 9 | R: 0 E: 0 K: 2 S: 9 | H: 2 LOB: 2 BB: 0 P: 9 | 1B: 10 2B: 0 3B: 0 HR: 0 | SF: 1 SAC: 0 DP: 1 HBP: 0 | W/P: 1 PB: 0 SB: 1 CS: 0 | PA: 56 | |
| PITCHER | IP 8.0 | WLS 34 | BF 7 | H 5 | ER 5 | SO 7 | BB 4 | IBB 0 | HBP 0 | BLK 0 | WP 0 | HR 0 | S 44 | P 60 | ERA 5.62 | WHIP 1.375 | | | | | | | | | | | |
| Erv Palica, R ERA: 4.1 George Zuverink, R ERA: 3.36 (9, 1) | 5.0 | W | 22 | 3 | 2 | 2 | 3 | 4 | 0 | 0 | 0 | 1 | 0 | 24 | 40 | 3.60 | 1.400 | | | | | | | | | | |

Baltimore Orioles @ Boston Red Sox
Fenway Park, Boston, MA
Wed Sep 21 1955, 3:33 AM EDT
Att: 1,964 - Unknown

AB 47
R 7
H 10
RBI 6
BB 8
SO 10
LOB 27




| Batter | 1 | 2 | 3 | 4 | 5 | 6 | 7 | 8 | 9 | AB | R | H | RBI | BB | SO | LOB | TOP | | | | | |
|--|------------------------------|---------------------------------|-------------------------------------|----------------------------------|------------------------------|----------------------------------|------------------------------|---------------------------------|------------------------------|---------------------------------|------------------------------|---------------------------------|------------------------------|---------------------------------|------------------------------|----------------------------------|---|---------------------------------|-----------------------------------|------------------------------------|----------------------------------|--------|
| Chuck Diering, R (1.5) OBP: 0.349, SLG: 0.331 | | | | | | | | | | 5 | 0 | 2 | 0 | 0 | 0 | 3 | <p>Baltimore Orioles @ Washington Senators Griffith Stadium, Washington, DC</p> <p>Fri Sep 23 1955, 3:38 AM EDT Att: 766 - Unknown</p> <p>livebaseballscorecards.com</p> | | | | | |
| Cal Abrams, L (1.8) OBP: 0.418, SLG: 0.363 | | | | | | | | | | 4 | 1 | 1 | 1 | 1 | 0 | 5 | | | | | | |
| Dave Philley, S (1.9) OBP: 0.367, SLG: 0.424 | | | | | | | | | | 5 | 0 | 2 | 1 | 0 | 0 | 6 | | | | | | |
| Gus Triandos, R (1.3) OBP: 0.331, SLG: 0.396 | | | | | | | | | | 5 | 0 | 1 | 0 | 0 | 0 | 4 | | | | | | |
| Jim Dyck, R (1.7) OBP: 0.370, SLG: 0.382 | | | | | | | | | | 3 | 0 | 0 | 0 | 1 | 0 | 2 | | | | | | |
| Hal Smith, R (1.2) OBP: 0.319, SLG: 0.370 | | | | | | | | | | 4 | 0 | 1 | 0 | 0 | 1 | 2 | | | | | | |
| Fred Marsh, R (1.4) OBP: 0.294, SLG: 0.264 | | | | | | | | | | 4 | 0 | 0 | 0 | 0 | 0 | 3 | | | | | | |
| Willy Miranda, S (1.6) OBP: 0.310, SLG: 0.306 | | | | | | | | | | 3 | 2 | 2 | 0 | 1 | 0 | 1 | | | | | | |
| Ed Lopat, L (1.1) Kaj Stargis, R (5. PH) Bob Harrison, L (5.1) Tom Gastall, R (7. PH) Chuck Locke, R (7.1) Dave Pope, L (9. PH) | | | | | | | | | | 1 | 0 | 0 | 0 | 0 | 1 | 0 | | | | | | |
| Inning Stats | R: 0 E: 0 K: 0 S: 5 | H: 2 LOB: 2 BB: 0 P: 5 | R: 0 E: 0 K: 0 S: 3 | H: 1 LOB: 0 BB: 0 P: 3 | R: 1 E: 0 K: 1 S: 6 | H: 1 LOB: 1 BB: 1 P: 10 | R: 0 E: 0 K: 0 S: 3 | H: 0 LOB: 0 BB: 0 P: 3 | R: 0 E: 0 K: 0 S: 5 | H: 3 LOB: 2 BB: 0 P: 5 | R: 0 E: 0 K: 0 S: 3 | H: 0 LOB: 0 BB: 0 P: 3 | R: 1 E: 1 K: 0 S: 4 | H: 1 LOB: 1 BB: 1 P: 8 | R: 0 E: 0 K: 1 S: 6 | H: 1 LOB: 2 BB: 1 P: 10 | R: 1 E: 0 K: 0 S: 6 | H: 3 LOB: 2 BB: 0 P: 6 | 1B: 10 2B: 2 3B: 0 HR: 0 | SF: 0 SAC: 0 DP: 2 HBP: 0 | WP: 0 PB: 0 SB: 0 CS: 0 | PA: 40 |
| PITCHER Johnny Schmitz, L (1.1) ERA: 3.71 | IP: 9.0 WLS: W BF: 40 | H: 12 R: 3 ER: 2 SO: 2 | BB: 3 IBB: 0 HBP: 0 BLK: 0 | WP: 0 HR: 0 S: 41 P: 53 | ERA: 2.00 WHIP: 1.667 | | | | | | | | | | | | | | | | | |

| Batter | 1 | 2 | 3 | 4 | 5 | 6 | 7 | 8 | 9 | AB | R | H | RBI | BB | SO | LOB | BOTTOM | | | | | |
|---|------------------------------|---------------------------------|-------------------------------------|----------------------------------|------------------------------|---------------------------------|------------------------------|---------------------------------|------------------------------|----------------------------------|------------------------------|----------------------------------|------------------------------|---------------------------------|------------------------------|---------------------------------|---|---------------------------------|----------------------------------|------------------------------------|----------------------------------|--------|
| Eddie Yost, R (1.5) OBP: 0.408, SLG: 0.372 | | | | | | | | | | 5 | 0 | 0 | 0 | 0 | 1 | 4 | <p>Baltimore Orioles @ Washington Senators Griffith Stadium, Washington, DC</p> <p>Fri Sep 23 1955, 3:38 AM EDT Att: 766 - Unknown</p> <p>livebaseballscorecards.com</p> | | | | | |
| Tom Umpflett, R (1.8) OBP: 0.271, SLG: 0.266 | | | | | | | | | | 2 | 1 | 0 | 0 | 2 | 0 | 0 | | | | | | |
| Mickey Vernon, L (1.3) OBP: 0.381, SLG: 0.450 | | | | | | | | | | 4 | 1 | 1 | 0 | 0 | 0 | 3 | | | | | | |
| Roy Sievers, R (1.7) OBP: 0.364, SLG: 0.493 | | | | | | | | | | 4 | 1 | 2 | 2 | 0 | 0 | 0 | | | | | | |
| Jim Lemon, R (1.9) OBP: 0.375, SLG: 0.571 | | | | | | | | | | 3 | 0 | 0 | 0 | 1 | 0 | 1 | | | | | | |
| Pete Runnels, L (1.4) OBP: 0.354, SLG: 0.346 | | | | | | | | | | 4 | 1 | 1 | 0 | 0 | 0 | 2 | | | | | | |
| Ed Fitz Gerald, R (1.2) OBP: 0.318, SLG: 0.310 | | | | | | | | | | 4 | 2 | 3 | 1 | 0 | 0 | 0 | | | | | | |
| Jose Valdivielso, R (1.6) OBP: 0.280, SLG: 0.320 | | | | | | | | | | 1 | 1 | 1 | 1 | 1 | 0 | 0 | | | | | | |
| Johnny Schmitz, R (1.1) OBP: 0.200, SLG: 0.241 | | | | | | | | | | 3 | 0 | 1 | 3 | 1 | 0 | 2 | | | | | | |
| Inning Stats | R: 0 E: 0 K: 0 S: 3 | H: 0 LOB: 0 BB: 0 P: 3 | R: 2 E: 0 K: 0 S: 6 | H: 3 LOB: 1 BB: 0 P: 6 | R: 0 E: 1 K: 0 S: 3 | H: 0 LOB: 1 BB: 0 P: 3 | R: 3 E: 0 K: 0 S: 6 | H: 3 LOB: 1 BB: 0 P: 7 | R: 2 E: 0 K: 0 S: 3 | H: 2 LOB: 0 BB: 2 P: 11 | R: 0 E: 0 K: 0 S: 4 | H: 1 LOB: 3 BB: 2 P: 12 | R: 0 E: 0 K: 0 S: 3 | H: 0 LOB: 0 BB: 0 P: 3 | R: 0 E: 0 K: 1 S: 5 | H: 0 LOB: 1 BB: 1 P: 9 | R: 0 E: 0 K: 1 S: 5 | H: 0 LOB: 1 BB: 1 P: 9 | 1B: 5 2B: 2 3B: 2 HR: 0 | SF: 0 SAC: 1 DP: 1 HBP: 1 | WP: 0 PB: 0 SB: 0 CS: 0 | PA: 37 |
| PITCHER Ed Lopat, L (1.1) ERA: 3.91 Bob Harrison, R (5.1) ERA: 9.0 Chuck Locke, R (7.1) | IP: 4.0 WLS: L BF: 19 | H: 6 R: 5 ER: 3 SO: 0 | BB: 0 IBB: 0 HBP: 0 BLK: 0 | WP: 0 HR: 0 S: 18 P: 19 | ERA: 11.25 WHIP: 1.500 | | | | | | | | | | | | | | | | | |

| Batter | 1 | 2 | 3 | 4 | 5 | 6 | 7 | 8 | 9 | AB | R | H | RBI | BB | SO | LOB | TOP | | |
|---|---------------------------------------|---------------------------------------|---------------------------------------|---------------------------------------|---------------------------------------|---------------------------------------|---------------------------------------|---------------------------------------|---------------------------------------|---------------------------------------|---------------------------------------|---------------------------------------|---------------------------------------|---------------------------------------|---------------------------------------|---------------------------------------|-----------------------------------|------------------------------------|--|
| Chuck Diering, R OBP: 0.349, SLG: 0.328 (1, 5) | 4-0 CS BB | | 0-0 FC FC4-6 | 4-0 BB | 0-0 5-3 | | 0-3 K | | | 3 | 0 | 0 | 1 | 2 | 1 | 3 | | | |
| Cal Abrams, L OBP: 0.413, SLG: 0.358 Don Leppert, L OBP: 0.227, SLG: 0.154 (1, 8) (5, 4) | 0-3 K | | 0-0 FC4-6 1B | 0-0 F6 | 0-3 K | | 0-0 6-3 | | | 4 | 0 | 0 | 0 | 0 | 2 | 8 | | | |
| Dave Philley, S OBP: 0.369, SLG: 0.425 (1, 7) | 0-0 F4 | | 0-0 1B | | 4-0 1B BB | 0-0 2B 1B | | 0-3 K | | 4 | 2 | 2 | 1 | 1 | 1 | 0 | | | |
| Bob Hale, L OBP: 0.378, SLG: 0.409 (1, 3) | | 0-0 4-3 | 0-0 K | | 4-0 1B 1B BB | 0-0 F8 | | 0-3 K | | 4 | 1 | 0 | 0 | 1 | 2 | 3 | | | |
| Dave Pope, L OBP: 0.323, SLG: 0.388 (1, 9) | 0-0 P6-3 | | | 0-0 P1-3 | 0-0 1B 1B | 0-0 P8 | | 0-0 P4-3 | | 5 | 1 | 1 | 0 | 0 | 0 | 1 | | | |
| Gus Triandos, R OBP: 0.333, SLG: 0.400 (1, 2) | 0-0 F9 | | | 0-0 1B 1B | 0-0 1B 1B | 0-0 2B | | 0-0 F8 | | 5 | 2 | 3 | 2 | 0 | 0 | 0 | | | |
| Fred Marsh, R OBP: 0.299, SLG: 0.268 (1, 4) (5, 5) | | | 4-0 SH1-4 FC BB | 0-0 1B | 0-0 SH1-4 1B | 0-0 F7 | | 0-0 5-3 | | 4 | 1 | 2 | 2 | 1 | 0 | 1 | | | |
| Willy Miranda, S OBP: 0.313, SLG: 0.310 (1, 6) | | | 0-0 FC4-6 SH1-4 1B 1B | 0-0 1B | 0-0 SH1-4 1B | | 0-0 F3 | | | 4 | 1 | 3 | 2 | 0 | 0 | 0 | | | |
| Ray Moore, R OBP: 0.156, SLG: 0.136 (1, 1) | | | 0-0 SH1-4 | 0-3 K | 0-0 SH1-4 | | 0-0 F8 | | | 2 | 0 | 0 | 0 | 0 | 1 | 2 | | | |
| Inning Stats | R: 0 E: 0 K: 1 S: 4 | H: 0 LOB: 0 BB: 1 P: 8 | R: 0 E: 0 K: 0 S: 3 | H: 0 LOB: 0 BB: 0 P: 3 | R: 2 E: 0 K: 1 S: 8 | H: 2 LOB: 2 BB: 1 P: 12 | R: 1 E: 0 K: 1 S: 8 | H: 3 LOB: 3 BB: 1 P: 12 | R: 4 E: 0 K: 0 S: 9 | H: 4 LOB: 2 BB: 2 P: 17 | R: 1 E: 0 K: 0 S: 5 | H: 2 LOB: 1 BB: 0 P: 5 | R: 0 E: 0 K: 2 S: 7 | H: 0 LOB: 0 BB: 0 P: 7 | R: 0 E: 0 K: 0 S: 3 | H: 0 LOB: 0 BB: 0 P: 3 | 1B: 10 2B: 2 3B: 0 HR: 0 | SF: 0 SAC: 2 DP: 1 HBP: 0 | WP: 0 PA: 43 PB: 0 SB: 0 CS: 1 |
| PITCHER | IP WLS BF H R ER SO | IP WLS BF H R ER SO | IP WLS BF H R ER SO | IP WLS BF H R ER SO | IP WLS BF H R ER SO | IP WLS BF H R ER SO | IP WLS BF H R ER SO | IP WLS BF H R ER SO | IP WLS BF H R ER SO | IP WLS BF H R ER SO | IP WLS BF H R ER SO | IP WLS BF H R ER SO | IP WLS BF H R ER SO | IP WLS BF H R ER SO | IP WLS BF H R ER SO | IP WLS BF H R ER SO | ERA WHIP | ERA WHIP | |
| Ted Abernathy, R ERA: 5.88 (1, 1) | 4.0 L | 22 5 | 5 5 | 2 5 | 3 3 | 5 0 | 0 0 | 0 0 | 0 0 | 0 0 | 0 4 | 4 10 | 11.25 4.50 | 2.500 1.000 | | | | | |
| Chuck Stobbs, L ERA: 5.0 (5, 1) | 0.0 | 4 4 | 2 2 | 1 1 | 1 1 | 0 0 | 0 0 | 0 0 | 0 0 | 0 10 | 10 15 | 4.50 0.00 | 1.000 0.000 | | | | | | |
| Bob Chakales, R ERA: 4.64 (7, 1) | 3.0 | 9 0 | 0 0 | 0 0 | 3 3 | 0 0 | 0 0 | 0 0 | 0 0 | 15 15 | 0.00 0.000 | 0.000 | | | | | | | |

Baltimore Orioles @ Washington Senators
Griffith Stadium, Washington, DC
Sat Sep 24 1955, 3:33 AM EDT
Unknown


AB 36
R 8
H 11
RBI 8
BB 5
SO 7
LOB 18



| Batter | 1 | 2 | 3 | 4 | 5 | 6 | 7 | 8 | 9 | AB | R | H | RBI | BB | SO | LOB | BOTTOM | | |
|--|---------------------------------------|---------------------------------------|---------------------------------------|---------------------------------------|---------------------------------------|---------------------------------------|---------------------------------------|---------------------------------------|---------------------------------------|---------------------------------------|---------------------------------------|---------------------------------------|---------------------------------------|---------------------------------------|---------------------------------------|---------------------------------------|-----------------------------------|------------------------------------|--|
| Eddie Yost, R OBP: 0.408, SLG: 0.372 (1, 5) | 0-3 K | | 0-0 SF7 | | 0-0 F8 | 0-0 1B | | | 4-0 1B BB | 3 | 0 | 1 | 2 | 1 | 1 | 0 | | | |
| Ernie Oravetz, S OBP: 0.338, SLG: 0.300 (1, 8) | 0-0 E6 G4-6-3 | | 0-0 F8 | | 4-0 FC4-6 BB | 0-0 P9 | | | 0-0 F4 | 4 | 0 | 0 | 0 | 1 | 0 | 4 | | | |
| Pete Runnels, L OBP: 0.352, SLG: 0.345 (1, 4) | 0-0 G4-6-3 | | 0-3 K | | 0-0 FC4-6 | | 0-0 6-3 | | 0-0 FC4-6 1B | 5 | 0 | 1 | 0 | 0 | 1 | 3 | | | |
| Mickey Vernon, L OBP: 0.381, SLG: 0.449 (1, 3) | | 0-0 5-3 | | 0-0 PB 1B 6-3 | 0-0 1B 1B | 0-0 1B 1-3 1B | | 0-0 F8 | 0-0 FC4-6 | 5 | 2 | 2 | 0 | 0 | 0 | 2 | | | |
| Roy Sievers, R OBP: 0.365, SLG: 0.493 (1, 7) | | 0-0 1B | | 0-0 6-3 PB 1B | 0-0 1-3 1B | 0-0 1-3 | 0-0 6-3 | | | 4 | 0 | 2 | 0 | 0 | 0 | 1 | | | |
| Jim Lemon, R OBP: 0.300, SLG: 0.444 (1, 9) | 0-3 K | | 0-3 K | | 0-0 6-3 | 0-0 F8 | | 0-0 F7 | | 4 | 0 | 0 | 0 | 0 | 2 | 4 | | | |
| Steve Korceck, R OBP: 0.303, SLG: 0.344 (1, 2) | 0-3 K | | | 0-0 6-3 | 0-0 1B 1B | 0-0 F8 | | 0-0 F8 | | 4 | 1 | 1 | 1 | 0 | 1 | 2 | | | |
| Jose Valdivielso, R OBP: 0.280, SLG: 0.321 Mickey McDermott, L OBP: 0.304, SLG: 0.319 Bobby Kline, R OBP: 0.255, SLG: 0.285 (1, 6) (8, PH) (9, 6) | | | 0-0 E3 1B SF7 | | 0-0 6-3 | 0-0 1B 1B | | 0-0 F8 | | 3 | 2 | 1 | 1 | 0 | 0 | 1 | | | |
| Ted Abernathy, R OBP: 0.185, SLG: 0.154 Chuck Stobbs, L OBP: 0.306, SLG: 0.200 Bob Chakales, R OBP: 0.333, SLG: 0.333 Julio Becquer, L OBP: 0.157, SLG: 0.157 Webbo Clarke, L OBP: 0.157, SLG: 0.157 Tom Wright, L (1, 1) (5, 1) (5, 1) (6, PH) (7, 1) (8, PH) | | | 0-0 1B | | 0-0 F8 | 0-0 1B 1-3 2H 1B | | 0-0 G3 | | 1 | 0 | 1 | 0 | 0 | 0 | 0 | | | |
| Inning Stats | R: 0 E: 1 K: 1 S: 5 | H: 0 LOB: 0 BB: 0 P: 5 | R: 0 E: 0 K: 2 S: 8 | H: 1 LOB: 1 BB: 0 P: 8 | R: 1 E: 1 K: 1 S: 7 | H: 1 LOB: 1 BB: 0 P: 7 | R: 1 E: 0 K: 1 S: 7 | H: 2 LOB: 1 BB: 0 P: 7 | R: 0 E: 0 K: 0 S: 3 | H: 0 LOB: 0 BB: 0 P: 3 | R: 3 E: 0 K: 0 S: 8 | H: 5 LOB: 2 BB: 0 P: 8 | R: 0 E: 0 K: 0 S: 3 | H: 0 LOB: 0 BB: 0 P: 3 | R: 0 E: 0 K: 0 S: 3 | H: 1 LOB: 2 BB: 1 P: 8 | 1B: 10 2B: 0 3B: 0 HR: 0 | SF: 1 SAC: 0 DP: 1 HBP: 0 | WP: 0 PA: 40 PB: 1 SB: 0 CS: 0 |
| PITCHER | IP WLS BF H R ER SO | IP WLS BF H R ER SO | IP WLS BF H R ER SO | IP WLS BF H R ER SO | IP WLS BF H R ER SO | IP WLS BF H R ER SO | IP WLS BF H R ER SO | IP WLS BF H R ER SO | IP WLS BF H R ER SO | IP WLS BF H R ER SO | IP WLS BF H R ER SO | IP WLS BF H R ER SO | IP WLS BF H R ER SO | IP WLS BF H R ER SO | IP WLS BF H R ER SO | IP WLS BF H R ER SO | ERA WHIP | ERA WHIP | |
| Ray Moore, R ERA: 3.92 (1, 1) | 9.0 W | 40 10 | 5 5 | 3 3 | 5 5 | 2 0 | 0 0 | 0 0 | 0 0 | 48 56 | 3.00 1.333 | 3.000 | | | | | | | |

Baltimore Orioles @ Washington Senators
Griffith Stadium, Washington, DC
Sat Sep 24 1955, 3:33 AM EDT
Unknown

AB 37
R 5
H 10
RBI 5
BB 2
SO 5
LOB 17



| Batter | 1 | 2 | 3 | 4 | 5 | 6 | 7 | 8 | 9 | AB | R | H | RBI | BB | SO | LOB | TOP | | | | | | | | |
|---|------------------------------|---------------------------------|------------------------------|---------------------------------|------------------------------|---------------------------------|------------------------------|---------------------------------|------------------------------|----------------------------------|------------------------------|----------------------------------|------------------------------|---------------------------------|------------------------------|---------------------------------|------------------------------|---------------------------------|----------------------------------|------------------------------------|----------------------------------|--------|--|--|--|
| Chuck Diering, R (1, 8) OBP: 0.352, SLG: 0.332 | FC5 2B | 5-3 | | | | | SH5-3 1B | | F3 | 4 | 0 | 2 | 0 | 1 | 0 | 3 | | | | | | | | | |
| Jim Dyck, R (1, 7) OBP: 0.369, SLG: 0.378 | | | F5 | | | | | | | 2 | 0 | 0 | 0 | 1 | 1 | 1 | | | | | | | | | |
| Bob Hale, L (9, PH) OBP: 0.376, SLG: 0.407 | K | | | | | | SH5-3 | | K | 1 | 0 | 0 | 0 | 0 | 1 | 1 | | | | | | | | | |
| Dave Pope, L (9, 9) OBP: 0.323, SLG: 0.388 | | | | | | | | | | 0 | 0 | 0 | 0 | 0 | 0 | 0 | | | | | | | | | |
| Dave Philley, S (1, 9) OBP: 0.366, SLG: 0.421 | FC5 2B | | 5-3 | | | | F9 | | | 4 | 0 | 0 | 0 | 0 | 0 | 4 | | | | | | | | | |
| Gus Triandos, R (1, 3) OBP: 0.335, SLG: 0.403 | | | F3 | | | | | | | 4 | 1 | 2 | 0 | 0 | 0 | 1 | | | | | | | | | |
| Hal Smith, R (1, 2) OBP: 0.319, SLG: 0.374 | 4-3 | | | | | | | | 5-3 | 4 | 0 | 1 | 1 | 0 | 0 | 2 | | | | | | | | | |
| Kal Segrist, R (1, 5) OBP: 0.429, SLG: 0.200 | | | | | | | | | | 3 | 0 | 0 | 0 | 1 | 0 | 1 | | | | | | | | | |
| Fred Marsh, R (1, 4) OBP: 0.298, SLG: 0.265 | | | L4 | | | | | | F8 | 3 | 0 | 0 | 0 | 1 | 1 | 1 | | | | | | | | | |
| Willy Miranda, S (1, 6) OBP: 0.315, SLG: 0.311 | | | | | | | F9 | | F4 | 4 | 0 | 2 | 0 | 0 | 0 | 2 | | | | | | | | | |
| Bill Wight, L (1, 1) OBP: 0.108, SLG: 0.111 | | | SH1-3 | | | | F5 | | K | 2 | 0 | 0 | 0 | 0 | 1 | 2 | | | | | | | | | |
| Inning Stats | R: 0 E: 0 K: 1 S: 7 | H: 2 LOB: 2 BB: 0 P: 7 | R: 0 E: 0 K: 0 S: 4 | H: 1 LOB: 2 BB: 1 P: 8 | R: 0 E: 0 K: 0 S: 3 | H: 0 LOB: 0 BB: 0 P: 3 | R: 0 E: 0 K: 1 S: 5 | H: 0 LOB: 0 BB: 0 P: 5 | R: 0 E: 0 K: 0 S: 3 | H: 0 LOB: 2 BB: 2 P: 11 | R: 1 E: 0 K: 1 S: 7 | H: 2 LOB: 2 BB: 1 P: 11 | R: 0 E: 0 K: 0 S: 4 | H: 1 LOB: 1 BB: 0 P: 4 | R: 0 E: 0 K: 0 S: 3 | H: 0 LOB: 0 BB: 0 P: 3 | R: 0 E: 0 K: 1 S: 6 | H: 1 LOB: 1 BB: 0 P: 6 | 1B: 4 2B: 2 3B: 1 HR: 0 | SF: 0 SAC: 3 DP: 0 HBP: 0 | WP: 0 PB: 0 SB: 0 CS: 0 | PA: 38 | | | |
| PITCHER | IP | WLS | BF | H | R | ER | SO | BB | IBB | HBP | BLK | WP | HR | S | P | ERA | WHIP | | | | | | | | |
| Dean Stone, L (1, 1) ERA: 4.2 | 8.0 | L | 34 | 6 | 1 | 1 | 3 | 4 | 0 | 0 | 0 | 0 | 0 | 36 | 52 | 1.12 | 1.250 | | | | | | | | |
| Camilo Pascual, R (9, 1) ERA: 6.14 | 1.0 | | 4 | 1 | 0 | 0 | 1 | 0 | 0 | 0 | 0 | 0 | 0 | 6 | 6 | 0.00 | 1.000 | | | | | | | | |

Baltimore Orioles @ Washington Senators
Griffith Stadium, Washington, DC
Sat Sep 24, 1955, 3:38 AM EDT
Att: 765 - Unknown

AB 31
R 1
H 7
RBI 1
BB 4
SO 4
LOB 18



| Batter | 1 | 2 | 3 | 4 | 5 | 6 | 7 | 8 | 9 | AB | R | H | RBI | BB | SO | LOB | BOTTOM | | | | | | | | |
|--|------------------------------|---------------------------------|------------------------------|---------------------------------|------------------------------|---------------------------------|------------------------------|---------------------------------|------------------------------|----------------------------------|------------------------------|---------------------------------|------------------------------|---------------------------------|------------------------------|---------------------------------|----------------------------------|------------------------------------|----------------------------------|--------|--|--|--|--|--|
| Eddie Yost, R (1, 5) OBP: 0.407, SLG: 0.371 | 3-4-3 1B | | | F8 | | K | | FC3-6 1B | | 4 | 0 | 1 | 0 | 0 | 1 | 1 | | | | | | | | | |
| Tom Umphlett, R (1, 8) OBP: 0.271, SLG: 0.266 | 3-4-3 1-2 | | | 6-3 | | 1B | | F8 | | 4 | 0 | 1 | 0 | 0 | 0 | 2 | | | | | | | | | |
| Mickey Vernon, L (1, 3) OBP: 0.384, SLG: 0.452 | 4-3 | | | | | 1B | | FC5-4 1B | | 4 | 0 | 3 | 0 | 0 | 0 | 0 | | | | | | | | | |
| Roy Sievers, R (1, 7) OBP: 0.364, SLG: 0.490 | | 5-3 | | F3 | | FC6-4 BB | | FC5-4 1-2 | | 3 | 0 | 0 | 0 | 1 | 0 | 3 | | | | | | | | | |
| Jim Lemon, R (1, 9) OBP: 0.250, SLG: 0.364 | | K | | | 5-3 | FC6-4 1-2 | | 5-3 | | 4 | 0 | 0 | 0 | 0 | 1 | 3 | | | | | | | | | |
| Pete Runnels, L (1, 4) OBP: 0.353, SLG: 0.346 | | | | | | | 4-3 | | | 4 | 0 | 2 | 0 | 0 | 1 | 0 | | | | | | | | | |
| Ed Fitz Gerald, R (1, 2) OBP: 0.317, SLG: 0.309 | | | | | 1-3 1B | | | 6-3 | | 4 | 0 | 1 | 0 | 0 | 0 | 2 | | | | | | | | | |
| Jose Valdivielso, R (1, 6) OBP: 0.278, SLG: 0.317 | | | | | | | | | | 3 | 0 | 0 | 0 | 0 | 0 | 2 | | | | | | | | | |
| Ernie Ottavetz, S (9, PH) OBP: 0.339, SLG: 0.298 | | | | 4-3-6-3-6 1-2 | | | | FC4-6 1B | | 1 | 0 | 0 | 0 | 0 | 0 | 1 | | | | | | | | | |
| Dean Stone, L (1, 1) OBP: 0.120, SLG: 0.043 | | | | | | | | | | 2 | 0 | 0 | 0 | 0 | 2 | 0 | | | | | | | | | |
| Johnny Groth, R (8, PH) OBP: 0.313, SLG: 0.381 | | | | | | | | | | 1 | 0 | 1 | 0 | 0 | 0 | 0 | | | | | | | | | |
| Pedro Ramos, S (6, PR) OBP: 0.125, SLG: 0.079 | | | | | | | | | | 0 | 0 | 0 | 0 | 0 | 0 | 0 | | | | | | | | | |
| Camilo Pascual, R (9, 1) OBP: 0.242, SLG: 0.219 | | | | | | | | FC3-6 1B | | 0 | 0 | 0 | 0 | 0 | 0 | 0 | | | | | | | | | |
| Inning Stats | R: 0 E: 0 K: 0 S: 3 | H: 1 LOB: 0 BB: 0 P: 3 | R: 0 E: 0 K: 2 S: 7 | H: 0 LOB: 0 BB: 0 P: 7 | R: 0 E: 0 K: 1 S: 5 | H: 1 LOB: 0 BB: 0 P: 5 | R: 0 E: 0 K: 0 S: 4 | H: 1 LOB: 1 BB: 0 P: 4 | R: 0 E: 0 K: 0 S: 3 | H: 2 LOB: 3 BB: 1 P: 13 | R: 0 E: 0 K: 0 S: 5 | H: 0 LOB: 0 BB: 0 P: 3 | R: 0 E: 0 K: 0 S: 5 | H: 2 LOB: 2 BB: 0 P: 5 | R: 0 E: 0 K: 0 S: 4 | H: 1 LOB: 1 BB: 0 P: 4 | 1B: 9 2B: 2 3B: 0 HR: 0 | SF: 0 SAC: 0 DP: 2 HBP: 0 | WP: 0 PB: 0 SB: 0 CS: 0 | PA: 35 | | | | | |
| PITCHER | IP | WLS | BF | H | R | ER | SO | BB | IBB | HBP | BLK | WP | HR | S | P | ERA | WHIP | | | | | | | | |
| Bill Wight, L (1, 1) ERA: 2.48 | 9.0 | W | 35 | 9 | 0 | 0 | 5 | 1 | 0 | 0 | 0 | 0 | 0 | 44 | 48 | 0.00 | 1.111 | | | | | | | | |

Baltimore Orioles @ Washington Senators
Griffith Stadium, Washington, DC
Sat Sep 24, 1955, 3:38 AM EDT
Att: 765 - Unknown

AB 34
R 0
H 9
RBI 0
BB 1
SO 5
LOB 14



| Batter | 1 | 2 | 3 | 4 | 5 | 6 | 7 | 8 | 9 | AB | R | H | RBI | BB | SO | LOB | TOP | | | | | | | | | | | | | | | | | | | | | |
|---|------------------------------|---------------------------------|------------------------------|----------------------------------|------------------------------|---------------------------------|------------------------------|----------------------------------|------------------------------|---------------------------------|------------------------------|---------------------------------|------------------------------|---------------------------------|------------------------------|---------------------------------|------------------------------|---------------------------------|-----------------------------------|------------------------------------|----------------------------------|--------|-----|----|---|---|----|----|----|-----|-----|-----|----|----|---|---|-----|------|
| Chuck Diering, R OBP: 0.355, SLG: 0.334 (1, 8) | | | | | | | | | | 4 | 0 | 2 | 1 | 1 | 1 | 3 | | | | | | | | | | | | | | | | | | | | | | |
| Don Leppert, L OBP: 0.213, SLG: 0.143 (1, 4) | | | | | | | | | | 5 | 0 | 0 | 0 | 0 | 1 | 6 | | | | | | | | | | | | | | | | | | | | | | |
| Dave Philleary, S OBP: 0.367, SLG: 0.422 Angelo Dagres, L OBP: 0.278, SLG: 0.267 (7, PR) | | | | | | | | | | 4 | 0 | 2 | 0 | 0 | 1 | 0 | | | | | | | | | | | | | | | | | | | | | | |
| Roger Marquis, L Cal Abrams, L OBP: 0.413, SLG: 0.358 (8, 9) | | | | | | | | | | 1 | 0 | 0 | 0 | 0 | 0 | 0 | | | | | | | | | | | | | | | | | | | | | | |
| Gus Triandos, R OBP: 0.331, SLG: 0.399 (1, 3) | | | | | | | | | | 5 | 0 | 0 | 0 | 0 | 1 | 2 | | | | | | | | | | | | | | | | | | | | | | |
| Jim Dyck, R OBP: 0.372, SLG: 0.386 Harry Dorish, R OBP: 0.077, SLG: 0.077 (8, 1) | | | | | | | | | | 4 | 1 | 2 | 1 | 0 | 0 | 1 | | | | | | | | | | | | | | | | | | | | | | |
| Kal Segrist, R OBP: 0.455, SLG: 0.333 (1, 5) | | | | | | | | | | 4 | 1 | 2 | 0 | 0 | 4 | | | | | | | | | | | | | | | | | | | | | | | |
| Tom Gastall, R OBP: 0.233, SLG: 0.185 (1, 2) | | | | | | | | | | 3 | 1 | 1 | 0 | 1 | 0 | 0 | | | | | | | | | | | | | | | | | | | | | | |
| Willy Miranda, S OBP: 0.313, SLG: 0.310 Fred Marsh, R OBP: 0.300, SLG: 0.267 (4, 6) | | | | | | | | | | 2 | 0 | 0 | 0 | 0 | 0 | 2 | | | | | | | | | | | | | | | | | | | | | | |
| Erv Palica, R OBP: 0.288, SLG: 0.255 Hal Smith, R OBP: 0.318, SLG: 0.373 George Zuverink, R OBP: 0.214, SLG: 0.222 Dave Pope, L OBP: 0.325, SLG: 0.393 (8, 7) | | | | | | | | | | 1 | 0 | 0 | 0 | 0 | 0 | 2 | | | | | | | | | | | | | | | | | | | | | | |
| Inning Stats | R: 0 E: 0 K: 0 S: 3 | H: 1 LOB: 0 BB: 0 P: 3 | R: 3 E: 1 K: 0 S: 7 | H: 4 LOB: 2 BB: 1 P: 11 | R: 0 E: 1 K: 0 S: 4 | H: 1 LOB: 1 BB: 0 P: 4 | R: 0 E: 0 K: 1 S: 6 | H: 1 LOB: 2 BB: 1 P: 10 | R: 0 E: 0 K: 1 S: 5 | H: 0 LOB: 0 BB: 0 P: 5 | R: 0 E: 0 K: 1 S: 5 | H: 2 LOB: 2 BB: 0 P: 7 | R: 1 E: 0 K: 0 S: 5 | H: 2 LOB: 0 BB: 0 P: 5 | R: 1 E: 1 K: 0 S: 5 | H: 2 LOB: 1 BB: 0 P: 5 | R: 0 E: 0 K: 1 S: 5 | H: 0 LOB: 0 BB: 0 P: 5 | 1B: 11 2B: 2 3B: 0 HR: 0 | SF: 0 SAC: 1 DP: 2 HBP: 0 | WP: 0 PB: 0 SB: 0 CS: 0 | PA: 41 | | | | | | | | | | | | | | | | |
| PITCHER | IP | WLS | BF | H | R | ER | SO | BB | IBB | HBP | BLK | WP | HR | S | P | ERA | WHIP | PITCHER | | | | IP | WLS | BF | H | R | ER | SO | BB | IBB | HBP | BLK | WP | HR | S | P | ERA | WHIP |
| Bunky Stewart, L ERA: 4.11 Pedro Ramos, R ERA: 3.89 Bob Chakales, R ERA: 4.57 | 7.0 | L | 33 | 11 | 4 | 4 | 3 | 2 | 0 | 0 | 0 | 0 | 0 | 37 | 45 | 5.14 | 1.857 | | | | | | | | | | | | | | | | | | | | | |

Baltimore Orioles @ Washington Senators
Griffith Stadium, Washington, DC
Sun Sep 25 1955, 3:33 AM EDT
Att: 2,343 - Unknown

AB 38
R 5
H 13
RBI 4
BB 2
SO 4
LOB 20

| Batter | 1 | 2 | 3 | 4 | 5 | 6 | 7 | 8 | 9 | AB | R | H | RBI | BB | SO | LOB | BOTTOM | | | | | | | | | | | | | | | | | | | | | |
|--|------------------------------|---------------------------------|------------------------------|---------------------------------|------------------------------|----------------------------------|------------------------------|---------------------------------|------------------------------|---------------------------------|------------------------------|---------------------------------|------------------------------|----------------------------------|------------------------------|---------------------------------|------------------------------|---------------------------------|----------------------------------|------------------------------------|----------------------------------|--------|-----|----|---|---|----|----|----|-----|-----|-----|----|----|---|---|-----|------|
| Ernie Oravetz, S OBP: 0.336, SLG: 0.297 (1, 9) | | | | | | | | | | 5 | 0 | 1 | 1 | 0 | 0 | 0 | | | | | | | | | | | | | | | | | | | | | | |
| Julio Becquer, L OBP: 0.214, SLG: 0.214 (1, 3) | | | | | | | | | | 5 | 0 | 0 | 0 | 0 | 0 | 0 | | | | | | | | | | | | | | | | | | | | | | |
| Harmon Killebrew, R OBP: 0.281, SLG: 0.363 (1, 5) | | | | | | | | | | 4 | 3 | 3 | 1 | 1 | 1 | 0 | | | | | | | | | | | | | | | | | | | | | | |
| Jim Lemon, R OBP: 0.286, SLG: 0.400 (1, 7) | | | | | | | | | | 3 | 0 | 1 | 0 | 1 | 0 | 1 | | | | | | | | | | | | | | | | | | | | | | |
| Jerry Schoonmaker, R OBP: 0.235, SLG: 0.281 (1, 8) | | | | | | | | | | 2 | 0 | 1 | 1 | 2 | 0 | 0 | | | | | | | | | | | | | | | | | | | | | | |
| Steve Korcheck, R OBP: 0.297, SLG: 0.333 (1, 2) | | | | | | | | | | 4 | 0 | 1 | 1 | 0 | 5 | | | | | | | | | | | | | | | | | | | | | | | |
| Bobby Kline, R OBP: 0.288, SLG: 0.257 (1, 4) | | | | | | | | | | 4 | 0 | 0 | 0 | 0 | 3 | 2 | | | | | | | | | | | | | | | | | | | | | | |
| Jose Valdivielso, R OBP: 0.277, SLG: 0.316 (1, 6) | | | | | | | | | | 4 | 0 | 1 | 0 | 0 | 0 | 0 | | | | | | | | | | | | | | | | | | | | | | |
| Bunky Stewart, L Mickey McDermott, L Pedro Ramos, S Roy Sievers, R Bob Chakales, R (1, 1), (7, PH), (8, 1), (8, PH), (9, 1) | | | | | | | | | | 2 | 0 | 0 | 0 | 0 | 1 | 1 | | | | | | | | | | | | | | | | | | | | | | |
| Inning Stats | R: 0 E: 0 K: 0 S: 5 | H: 2 LOB: 3 BB: 1 P: 9 | R: 0 E: 0 K: 2 S: 8 | H: 2 LOB: 2 BB: 0 P: 8 | R: 1 E: 0 K: 1 S: 6 | H: 1 LOB: 2 BB: 2 P: 14 | R: 0 E: 0 K: 0 S: 3 | H: 0 LOB: 0 BB: 0 P: 3 | R: 1 E: 0 K: 0 S: 4 | H: 1 LOB: 0 BB: 0 P: 4 | R: 0 E: 0 K: 1 S: 5 | H: 0 LOB: 0 BB: 0 P: 5 | R: 2 E: 1 K: 0 S: 6 | H: 3 LOB: 2 BB: 1 P: 10 | R: 0 E: 0 K: 0 S: 3 | H: 0 LOB: 0 BB: 0 P: 3 | R: 0 E: 0 K: 1 S: 5 | H: 0 LOB: 0 BB: 0 P: 5 | 1B: 6 2B: 2 3B: 0 HR: 1 | SF: 0 SAC: 0 DP: 0 HBP: 0 | WP: 0 PB: 0 SB: 0 CS: 0 | PA: 39 | | | | | | | | | | | | | | | | |
| PITCHER | IP | WLS | BF | H | R | ER | SO | BB | IBB | HBP | BLK | WP | HR | S | P | ERA | WHIP | PITCHER | | | | IP | WLS | BF | H | R | ER | SO | BB | IBB | HBP | BLK | WP | HR | S | P | ERA | WHIP |
| Erv Palica, R ERA: 4.08 George Zuverink, R ERA: 3.45 Harry Dorish, R ERA: 2.83 | 5.0 | W | 23 | 6 | 2 | 2 | 3 | 3 | 0 | 0 | 0 | 0 | 0 | 11 | 15 | 9.00 | 2.000 | | | | | | | | | | | | | | | | | | | | | |

Baltimore Orioles @ Washington Senators
Griffith Stadium, Washington, DC
Sun Sep 25 1955, 3:33 AM EDT
Att: 2,343 - Unknown

AB 35
R 4
H 9
RBI 4
BB 4
SO 5
LOB 9