

**Baltimore Orioles - 1956**



Batter	1	2	3	4	5	6	7	8	9	AB R H RBI BB SO LOB	TOP												
Fred Marsh, R (1, 4) Bob Boyd, L (9, PH) OBP: 1.000, SLG: 1.000	0-3 K		0-0 6-3		4-0 BB		4-0 E FC5-2 BB		0-0 FC2-6 1B	2 0 0 0 2 1 1 1 0 1 0 0 0 0													
Bobby Adams, R (1, 5) Dave Pope, L (9, PH)	0-0 FC1-6 1B		4-0 BB		0-0 F7		0-0 E6 FC5-2 1B		0-0 FC2-6 G4-6-3 1-2f	3 1 1 0 1 0 3 1 0 0 0 0 0 1													
Dave Philley, S (1, 9)	0-0 FC1-6 FC6-4 1-2f		0-0 F8		0-0 F7		0-0 FC5-2 1B		0-0 G4-6-3 1-2f	5 0 0 0 0 0 8													
Gus Triandos, R (1, 3)	0-0 FC6-4 1-2f				0-0 F5		0-0 2B 1B		0-0 1-2 2-H 1B	4 0 2 1 0 0 1													
Tito Francona, L (1, 8)		0-3 K		0-0 1B		0-3 K		0-3 K		4 0 1 0 0 3 3													
Jim Dyck, R (1, 7)		0-0 5-3		0-0 F9		0-0 1-3 2B		0-3 K		4 0 1 0 0 1 1													
Hal Smith, R (1, 2)		0-3 K		0-0 F6		0-0 F4		4-0 BB		3 0 0 0 1 1 3													
Willy Miranda, S (1, 6)			0-0 1-3		0-0 F8		0-3 K		0-0 F9	4 0 0 0 0 1 3													
Bill Wight, L (1, 1) Hal Brown, R (1, 1) Tex Nelson, L (5, PH) Harry Dorish, R (5, 1) Wayne Causey, L (7, PH) Babe Birrer, R (7, 1)			0-0 2B		0-0 BB 1B		0-0 G3		0-0 F8	0 0 0 0 0 0 0 1 0 1 0 0 0 0 1 0 1 0 0 0 0 0 0 0 0 0 0 0 1 0 0 0 0 0 0 1 0 0 0 0 0 1													
<b>Inning Stats</b>	R: 0 E: 0 K: 1 S: 6	H: 1 LOB: 1 BB: 0 P: 6	R: 0 E: 0 K: 2 S: 7	H: 0 LOB: 0 BB: 0 P: 7	R: 0 E: 0 K: 0 S: 4	H: 1 LOB: 2 BB: 1 P: 8	R: 0 E: 0 K: 0 S: 4	H: 1 LOB: 1 BB: 0 P: 4	R: 0 E: 0 K: 0 S: 4	H: 1 LOB: 2 BB: 1 P: 8	R: 0 E: 0 K: 2 S: 9	H: 2 LOB: 2 BB: 0 P: 9	R: 1 E: 1 K: 1 S: 7	H: 1 LOB: 2 BB: 1 P: 11	R: 0 E: 0 K: 1 S: 5	H: 0 LOB: 1 BB: 1 P: 9	R: 0 E: 0 K: 0 S: 3	H: 1 LOB: 0 BB: 0 P: 3	1B: 6 2B: 2 3B: 0 HR: 0	SF: 0 SAC: 0 DP: 1 HBP: 0	WP: 0 PB: 0 SB: 0 CS: 0	PA: 39	
<b>PITCHER</b> Frank Sullivan, R (1, 1) ERA:	IP 9.0	WLS W	BF 39	H 8	R 1	ER 0	SO 7	BB 4	IBB 0	HBP 0	BLK 0	WP 0	HR 0	S 49	P 65	ERA 0.00	WHIP 1.333						<b>PITCHER</b> IP WLS BF H R ER SO BB IBB HBP BLK WP HR S P ERA WHIP

Baltimore Orioles @ Boston Red Sox  
 Fenway Park, Boston, MA  
 Tue Apr 17 1956, 3:33 AM EST  
 Att. 32,563 - Unknown

livebaseballscorecards.com

AB 35  
 R 1  
 H 8  
 RBI 1  
 BB 4  
 SO 7  
 LOB 25



Batter	1	2	3	4	5	6	7	8	9
<b>Billy Goodman, L</b> OBP: 0.400, SLG: 0.600 (1, 4)	0-0 BB E 1B	0-0 F7	0-0 F8			0-0 6-3		0-0 1B 2B	
<b>Frank Malzone, R</b> OBP: 0.200, SLG: 0.200 (1, 5)	0-0 F9	0-0 6-3			0-0 F3	0-0 6-3		0-0 2B 1B	
<b>Ted Williams, L</b> OBP: 0.800, SLG: 1.250 (1, 7) <b>Gene Stephens, L</b> (8, PR) (9, 7)	4-0 E 1B BB	0-0 2B			0-0 1-3	0-0 FC5-4 1B		0-0 1B 2B	
<b>Jackie Jensen, R</b> OBP: 0.400, SLG: 0.250 (1, 9)	0-0 E7 1B 1B	0-0 5-3			4-0 BB	0-0 FC5-4		0-0 5-3	
<b>Mickey Vernon, L</b> OBP: 0.400, SLG: 0.600 (1, 3)	0-0 1B 1B		0-0 1B 2B		0-0 F7		0-0 F2	0-0 F7	
<b>Jim Piersall, R</b> OBP: 0.750, SLG: 0.750 (1, 8)	0-0 1B 1B		0-0 BB 1B 1B		0-0 CS 1B		0-0 4-3		
<b>Don Buddin, R</b> OBP: 0.500, SLG: 0.500 (1, 6)	0-0 1B		0-0 BB 1B		0-3 K 1-2		0-3 K		
<b>Sammy White, R</b> OBP: 0.500, SLG: 0.333 (1, 2)	0-0 F8		4-0 BB 1B		0-0 1B			0-0 F8	
<b>Frank Sullivan, R</b> OBP: 0.250, SLG: 0.333 (1, 1)	0-0 F8		0-0 SF9-2-1-6 1-2 2-3 3-H		0-0 6-3			0-0 2B 1B	

Inning Stats	R: 4 E: 1 K: 0 S: 8	H: 5 LOB: 2 BB: 1 P: 12	R: 0 E: 0 K: 0 S: 4	H: 1 LOB: 1 BB: 0 P: 4	R: 2 E: 0 K: 0 S: 5	H: 3 LOB: 1 BB: 1 P: 9	R: 0 E: 0 K: 0 S: 3	H: 0 LOB: 1 BB: 1 P: 7	R: 0 E: 0 K: 1 S: 6	H: 2 LOB: 1 BB: 0 P: 6	R: 0 E: 0 K: 0 S: 4	H: 1 LOB: 1 BB: 0 P: 4	R: 0 E: 0 K: 1 S: 5	H: 0 LOB: 0 BB: 0 P: 5	R: 2 E: 0 K: 0 S: 7	H: 4 LOB: 2 BB: 0 P: 7
1B: 12 2B: 5 3B: 0 HR: 0	SF: 1 SAC: 0 DP: 1 HBP: 0	WP: 0 PB: 0 SB: 0 CS: 1	PA: 41													

PITCHER	IP	WLS	BF	H	R	ER	SO	BB	IBB	HBP	BLK	WP	HR	S	P	ERA	WHIP
<b>Bill Wight, L</b> ERA: 108.0 (1, 1)	0.1		7	5	4	4	0	1	0	0	0	0	0	6	10	108.00	18.000
<b>Hal Brown, R</b> ERA: 4.91 (1, 1)	3.2		16	4	2	2	0	2	0	0	0	0	0	14	22	4.91	1.636
<b>Harry Dorish, R</b> ERA: (5, 1)	2.0		8	3	0	0	1	0	0	0	0	0	0	10	10	0.00	1.500
<b>Babe Birrer, R</b> ERA: 9.0 (7, 1)	2.0		10	4	2	2	1	0	0	0	0	0	0	12	12	9.00	2.000

BOTTOM

**Baltimore Orioles @ Boston Red Sox**  
Fenway Park, Boston, MA  
Tue Apr 17 1956, 3:33 AM EST  
Att. 32,563 - Unknown

livebaseballscorecards.com

AB	37
R	8
H	16
RBI	8
BB	3
SO	2
LOB	15





Batter	1	2	3	4	5	6	7	8	9	AB R H RBI BB SO LOB	TOP											
<b>Bobby Adams, R</b> (1, 5) OBP: 0.500, SLG: 0.500	0-0 6-3 HR 2B		4-0 CS BB		0-0 L4		0-3 K			3 1 1 0 1 1 1												
<b>Jim Dyck, R</b> (1, 7) OBP: 0.375, SLG: 0.333	0-3 K		0-3 K		4-0 1-2 BB			4-0 FC6-4 BB		2 0 0 0 2 2 2												
<b>Dave Philley, S</b> (1, 9) OBP: 0.500, SLG: 0.857	0-0 6-3 2-3			0-0 5-3	0-3 K			0-0 FC6-4 BB		4 0 0 0 0 1 4												
<b>Gus Triandos, R</b> (1, 3) OBP: 0.500, SLG: 0.857	0-0 HR			4-0 HR BB		0-0 5-3		0-0 F9		3 2 1 2 1 0 1												
<b>Tito Francona, L</b> (1, 8) OBP: 0.375, SLG: 0.714	0-0 6-3			0-0 HR		0-0 F9		4-0 1-2 BB		3 1 1 2 1 0 0												
<b>Hal Smith, R</b> (1, 2) OBP: 0.250, SLG: 0.143		0-0 4-3		0-0 F6		0-0 1B		0-0 1-3		4 0 1 0 0 0 2												
<b>Fred Marsh, R</b> (1, 4) <b>Wayne Causey, L</b> (5, 5)		0-0 6-3		0-0 F7		0-0 F8		0-0 F8		2 0 0 0 0 0 0 2 0 0 0 0 0 1												
<b>Willy Miranda, S</b> (1, 6)		0-0 F3			0-0 F8		0-0 F7		0-0 F9	4 0 0 0 0 0 0												
<b>Ray Moore, R</b> (1, 1) <b>Don Ferrarese, R</b> (5, 1) <b>George Zuverink, R</b> (5, 1) <b>Dave Pope, L</b> (7, PH) <b>Fred Besana, R</b> (7, 1) <b>Bob Boyd, L</b> (9, PH)			0-0 F5		0-0 BB 1B		0-3 K		0-0 F5	2 0 1 0 0 0 0 0 0 0 0 0 0 0 0 0 0 0 0 0 0 1 0 0 0 0 0 1 0 0 0 0 0 0 0 0 0 1 0 0 0 0 0 0 0												
<b>Inning Stats</b>	R: 2 E: 0 K: 1 S: 7	H: 2 LOB: 0 BB: 0 P: 7	R: 0 E: 0 K: 0 S: 3	H: 0 LOB: 0 BB: 0 P: 3	R: 0 E: 0 K: 1 S: 4	H: 0 LOB: 0 BB: 1 P: 8	R: 2 E: 0 K: 0 S: 4	H: 1 LOB: 0 BB: 1 P: 8	R: 0 E: 0 K: 1 S: 6	H: 1 LOB: 2 BB: 1 P: 10	R: 0 E: 0 K: 0 S: 4	H: 1 LOB: 1 BB: 0 P: 4	R: 0 E: 0 K: 2 S: 7	H: 0 LOB: 0 BB: 0 P: 7	R: 0 E: 0 K: 0 S: 3	H: 0 LOB: 2 BB: 2 P: 11	R: 0 E: 0 K: 0 S: 3	H: 0 LOB: 0 BB: 0 P: 3	1B: 2 2B: 1 3B: 0 HR: 2	SF: 0 SAC: 0 DP: 0 HBP: 0	WP: 0 PB: 0 SB: 0 CS: 1	PA: 36
<b>PITCHER</b> <b>Bob Porterfield, R</b> (1, 1) ERA: 4.0	IP: 9.0 WLS: W BF: 36 H: 5 R: 4 ER: 4 SO: 5 BB: 5 IBB: 0 HBP: 0 BLK: 0 WP: 0 HR: 2 S: 41 P: 61 ERA: 4.00 WHIP: 1.111											<b>PITCHER</b> IP: WLS: BF: H: R: ER: SO: BB: IBB: HBP: BLK: WP: HR: S: P: ERA: WHIP:										

**Baltimore Orioles @ Boston Red Sox**  
**Fenway Park, Boston, MA**  
 Wed Apr 18 1956, 3:33 AM EST  
 Att. 8,759 - Unknown

[livebaseballscorecards.com](http://livebaseballscorecards.com)

**AB 31**  
**R 4**  
**H 5**  
**RBI 4**  
**BB 5**  
**SO 5**  
**LOB 11**







Batter	1	2	3	4	5	6	7	8	9	AB R H RBI BB SO LOB	TOP											
<b>Bobby Adams, R</b> (1, 4) OBP: 0.583, SLG: 0.429	4-0 SH1-3 2B BB		4-0 HBP E BB		0-3 K			4-0 BB		1 2 0 0 3 1 0	<b>Baltimore Orioles @ Boston Red Sox</b> Fenway Park, Boston, MA Thu Apr 19 1956, 3:33 AM EST Att. 23,962 - Unknown											
<b>Dave Pope, L</b> (1, 9)	0-0 SH1-3 1-2		1-0 FC6 HBP		0-0 P6-3			0-0 P8		2 0 0 0 0 0 1												
<b>Dave Philley, S</b> (1, 7)	0-0 2B		0-0 FC6 1-2f 2-H		4-0 G6-4-3 BB			0-0 4-3		3 0 1 1 1 0 2												
<b>Gus Triandos, R</b> (1, 3)	0-0 6-3		0-0 F9		0-0 G6-4-3 1-2f			0-0 F9		4 0 0 0 0 0 3												
<b>Tito Francona, L</b> (1, 8)	0-0 4-3			0-0 1-3		0-0 6-3		0-0 F7		4 0 0 0 0 0 1												
<b>Hal Smith, R</b> (1, 2)		0-0 6-3		0-0 F9		0-0 4-3		0-0 F3		4 0 0 0 0 0 0												
<b>Wayne Causey, L</b> (1, 5)		0-0 4-3		0-0 1B		0-3 K				3 0 1 0 0 1 0												
<b>Willy Miranda, S</b> (1, 6)		0-0 F5		0-0 3-1		0-0 4-3				3 0 0 0 0 0 1												
<b>Erv Palica, R</b> (1, 1) <b>Bob Boyd, L</b> (8, PH) <b>Harry Dorish, R</b> (8, 1)			0-0 5-3		0-0 1-3			0-0 4-3		2 0 0 0 0 0 0 1 0 0 0 0 0 0 0 0 0 0 0 0 0												
<b>Inning Stats</b>	R: 1 E: 0 K: 0 S: 4	H: 1 LOB: 1 BB: 1 P: 8	R: 0 E: 0 K: 0 S: 3	H: 0 LOB: 0 BB: 0 P: 3	R: 1 E: 1 K: 0 S: 3	H: 0 LOB: 1 BB: 1 P: 8	R: 0 E: 0 K: 0 S: 4	H: 1 LOB: 1 BB: 0 P: 4	R: 0 E: 0 K: 1 S: 5	H: 0 LOB: 0 BB: 0 P: 5	R: 0 E: 0 K: 0 S: 2	H: 0 LOB: 0 BB: 1 P: 6	R: 0 E: 0 K: 1 S: 5	H: 0 LOB: 0 BB: 0 P: 5	R: 0 E: 0 K: 0 S: 3	H: 0 LOB: 1 BB: 1 P: 7	R: 0 E: 0 K: 0 S: 3	H: 0 LOB: 0 BB: 0 P: 3	1B: 1 2B: 1 3B: 0 HR: 0	SF: 0 SAC: 1 DP: 1 HBP: 1	WP: 0 PB: 0 SB: 0 CS: 0	PA: 33
<b>PITCHER</b> <b>Tom Brewer, R</b> (1, 1) ERA: 1.0	IP: 9.0 WLS: W BF: 33 H: 2 R: 2 ER: 1 SO: 2 BB: 4 IBB: 0 HBP: 1 BLK: 0 WP: 0 HR: 0 S: 32 P: 49 ERA: 1.00 WHIP: 0.667											<b>PITCHER</b> IP: WLS: BF: H: R: ER: SO: BB: IBB: HBP: BLK: WP: HR: S: P: ERA: WHIP										

livebaseballscorecards.com

<b>AB</b>	27
<b>R</b>	2
<b>H</b>	2
<b>RBI</b>	1
<b>BB</b>	4
<b>SO</b>	2
<b>LOB</b>	8



Batter	1	2	3	4	5	6	7	8	9	AB	R	H	RBI	BB	SO	LOB
Billy Goodman, L OBP: 0.357, SLG: 0.538 (1, 4)	0-0 1-3	0-0 L3			0-0 F8	4-0 1-2 BB				3	0	0	0	1	0	1
Billy Klaus, L OBP: 0.444, SLG: 0.167 (1, 5)	4-0 1B 3B BB		0-0 6-3		0-0 6-3	0-0 F2				3	1	0	0	1	0	2
Dick Gernert, R OBP: 0.667, SLG: 0.800 Gene Stephens, L (9, 7)	0-0 1-2 3B 1B		0-0 E8		0-0 2B		0-0 L8			4	2	3	0	0	0	0
Jackie Jensen, R OBP: 0.500, SLG: 0.500 (1, 9)	0-0 1-H 2-H 3B		0-0 1B		4-0 2B BB		0-0 L8			3	1	2	2	1	0	0
Mickey Vernon, L OBP: 0.385, SLG: 0.615 (1, 3)	0-0 4-3		0-0 F8		0-0 1-H 2-H 2B		0-3 K			4	0	1	2	0	1	3
Jim Piersall, R OBP: 0.462, SLG: 0.364 (1, 8)	0-0 P9		0-0 F4		0-0 5-3		0-3 K			4	0	0	0	0	1	4
Don Buddin, R OBP: 0.538, SLG: 0.500 (1, 6)		0-0 1B		0-0 F5		4-0 FC6-4 BB		0-0 6-3		3	0	1	0	1	0	0
Sammy White, R OBP: 0.333, SLG: 0.300 (1, 2)		0-0 F5		0-0 F8		0-0 F6		0-0 2B		4	0	1	0	0	0	2
Tom Brewer, R (1, 1)		0-3 K		0-3 K		0-0 FC6-4 BB 1-2f		0-0 5-3		4	0	0	0	0	2	3

Inning Stats	R: 2	H: 2	E: 0	LOB: 1	K: 0	S: 5	R: 0	H: 1	E: 0	LOB: 1	K: 1	S: 6	R: 0	H: 2	E: 1	LOB: 2	K: 0	S: 5	R: 0	H: 0	E: 0	LOB: 0	K: 1	S: 5	R: 2	H: 2	E: 0	LOB: 1	K: 0	S: 5	R: 0	H: 0	E: 0	LOB: 0	K: 1	S: 6	R: 0	H: 1	E: 0	LOB: 1	K: 1	S: 6	1B: 4	2B: 3	3B: 1	HR: 0	SF: 0	SAC: 0	DP: 0	HBP: 0	WP: 0	PB: 0	SB: 0	CS: 0	PA: 36
--------------	------	------	------	--------	------	------	------	------	------	--------	------	------	------	------	------	--------	------	------	------	------	------	--------	------	------	------	------	------	--------	------	------	------	------	------	--------	------	------	------	------	------	--------	------	------	-------	-------	-------	-------	-------	--------	-------	--------	-------	-------	-------	-------	--------

PITCHER	IP	WLS	BF	H	R	ER	SO	BB	IBB	HBP	BLK	WP	HR	S	P	ERA	WHIP
Erv Palica, R ERA: 5.14 (1, 1)	7.0	L	32	7	4	4	3	4	0	0	0	0	0	34	50	5.14	1.571
Harry Dorish, R ERA: (8, 1)	1.0		4	1	0	0	1	0	0	0	0	0	0	6	6	0.00	1.000

**BOTTOM**

**Baltimore Orioles @ Boston Red Sox**  
 Fenway Park, Boston, MA  
 Thu Apr 19 1956, 3:33 AM EST  
 Att. 23,962 - Unknown

[livebaseballscorecards.com](http://livebaseballscorecards.com)

<b>AB</b>	<b>32</b>
<b>R</b>	<b>4</b>
<b>H</b>	<b>8</b>
<b>RBI</b>	<b>4</b>
<b>BB</b>	<b>4</b>
<b>SO</b>	<b>4</b>
<b>LOB</b>	<b>15</b>





Batter	1	2	3	4	5	6	7	8	9	AB R H RBI BB SO LOB	TOP
Eddie Yost, R OBP: 0.529, SLG: 0.222 (1, 5) X	0-0 F8		0-0 1B 2B		0-3 K		0-0 5-3			4 1 1 0 0 1 2	
Dick Tettelbach, R OBP: 0.294, SLG: 0.533 (1, 7) X	0-0 1-3		0-0 E7 1B		0-3 K			4-0 G6-4-3 1B BB		3 0 1 1 1 1 0	
Pete Runnels, L OBP: 0.235, SLG: 0.438 (1, 4) B B B	4-0 BB		0-0 1-3			0-0 F7		0-0 G6-4-3 1B		3 0 1 0 1 0 1	
Roy Sievers, R OBP: 0.176, SLG: 0.125 (1, 3) X	0-0 F3		0-3 K			4-0 G1-6-3 BB		0-0 G6-4-3 1-2f 2-3		3 0 0 0 1 1 4	
Karl Olson, R OBP: 0.500, SLG: 0.867 (1, 8) X		0-0 F9		0-0 F4		0-0 G1-6-3 1-2f		0-3 K		4 0 0 0 0 1 2	
Clint Courtney, L OBP: 0.600, SLG: 0.900 (1, 2) X		0-0 1B		0-0 HR			0-0 1-3 SH2-3 1B		0-0 F2	4 1 3 1 0 0 0	
Jim Lemon, R OBP: 0.375, SLG: 0.875 (1, 9) X		0-0 F6		0-0 F4			0-0 SH2-3 1-2		0-0 F9	3 0 0 0 0 0 1	
Jerry Snyder, R OBP: 0.125, SLG: 0.125 (1, 6) S S S		0-3 K		0-0 F4			0-0 1-3 1B		0-3 K	3 0 1 0 0 1 1 1 0 0 0 0 1 0	
Lou Berberet, L (9, PH)											
Dick Brodowski, R (1, 1) X			0-0 1-3		0-0 F4		0-0 1-3			3 0 0 0 0 0 2	
<b>Inning Stats</b>	R: 0 H: 0 E: 0 LOB: 1 K: 0 BB: 1 S: 3 P: 7	R: 0 H: 1 E: 0 LOB: 1 K: 1 BB: 0 S: 6 P: 6	R: 1 H: 2 E: 1 LOB: 1 K: 1 BB: 0 S: 7 P: 7	R: 1 H: 1 E: 0 LOB: 0 K: 0 BB: 0 S: 4 P: 4	R: 0 H: 0 E: 0 LOB: 0 K: 2 BB: 0 S: 7 P: 7	R: 0 H: 0 E: 0 LOB: 0 K: 0 BB: 1 S: 2 P: 6	R: 0 H: 2 E: 0 LOB: 2 K: 0 BB: 0 S: 5 P: 5	R: 0 H: 1 E: 0 LOB: 1 K: 1 BB: 1 S: 5 P: 9	R: 0 H: 0 E: 0 LOB: 0 K: 1 BB: 0 S: 5 P: 5	1B: 5 SF: 0 2B: 1 SAC: 1 3B: 0 DP: 2 HR: 1 HBP: 0	WP: 0 PA: 35 PB: 0 SB: 0 CS: 0
<b>PITCHER</b> Jim Wilson, R (1, 1) ERA: 2.0	IP WLS BF H R ER SO BB IBB HBP BLK WP HR S P ERA WHIP										
	9.0 W 35 7 2 2 6 3 0 0 0 0 0 1 44 56 2.00 1.111										

Washington Senators @ Baltimore Orioles  
 Memorial Stadium, Baltimore, MD  
 Fri Apr 20 1956, 3:33 AM EST  
 Att. 29,083 - Unknown

AB	31
R	2
H	7
RBI	2
BB	3
SO	6
LOB	13













Batter	1	2	3	4	5	6	7	8	9	AB R H RBI BB SO LOB	TOP											
<b>Eddie Yost, R</b> (1, 5) OBP: 0.481, SLG: 0.235	4-0 SH5-4 1B BB	0-0 F9		0-0 E5		0-3 K		0-3 K		4 1 0 0 1 2 3												
<b>Dick Tettelbach, R</b> (1, 7) OBP: 0.296, SLG: 0.500	4-0 SH5-4 1B BB	0-0 L3		0-0 1-3		0-0 5-3			0-0 F5	4 1 0 0 1 0 4												
<b>Karl Olson, R</b> (1, 8) OBP: 0.520, SLG: 0.739	0-0 SH5-4 1-2 2-3		0-0 F9		0-0 F9		0-0 3-1 BB 1B		0-0 HBP BB 1B	4 0 2 0 0 0 0												
<b>Roy Sievers, R</b> (1, 3) OBP: 0.296, SLG: 0.217	4-0 1B FC5-4 BB		0-0 F8 2B		0-0 F8		4-0 1-2 BB		0-0 F3	3 1 1 0 2 0 1												
<b>Jim Lemon, R</b> (1, 9) OBP: 0.438, SLG: 0.643	0-0 FC5-4 1B		0-0 F8		4-0 S BB		0-0 F6		4-0 HBP BB	2 0 1 2 1 0 1 1 0 0 0 1 0 2												
<b>Whitey Herzog, L</b> (7, PH) OBP: 0.182, SLG: 0.100	1-3 2-H 3-H 1B		0-0 F8		4-0 S BB		0-0 F6		4-0 HBP BB	2 0 0 1 1 0 2 1 0 0 0 0 0 2												
<b>Jerry Snyder, R</b> (1, 6) OBP: 0.125, SLG: 0.067	0-0 FC5-4 1B		0-0 1-3		4-0 BB		0-0 3-1		1-0 HBP	2 0 0 1 1 0 2 1 0 0 0 0 0 2												
<b>Clint Courtney, L</b> (7, PH) OBP: 0.583, SLG: 0.818	1-2 3-H 1B		0-0 1-3		1-2 BB		1-2 2-3		1-2 2-3 HBP													
<b>Ed Fitz Gerald, R</b> (1, 2) OBP: 0.545, SLG: 0.909	0-0 4-3		0-0 5-3		0-0 F9		0-0 L4		0-0 1-3	3 0 0 0 0 0 3 1 0 0 0 0 0 2 0 0 0 0 0 0 0 1 0 0 0 0 0 3												
<b>Ernie Oravetz, S</b> (7, PH)																						
<b>Jose Valdivielso, R</b> (7, 6)																						
<b>Herb Plews, L</b> (9, PH) OBP: 0.500, SLG: 0.500																						
<b>Pete Runnels, L</b> (1, 4) OBP: 0.360, SLG: 0.583		0-0 SH3-4 1B		0-0 E 2B		0-0 WP 2B		0-0 G4-6-3 1B		4 0 4 0 0 0 0												
<b>Bob Wiesler, S</b> (1, 1)		0-0 SH3-4		0-3 K		0-0 L6		0-0 G4-6-3		0 0 0 0 0 0 0 1 0 0 0 0 0 1 1 1 0 0 0 0 0 0 1 0 0 0 0 0 0 0 0 1 0 0 0 0 0 0 1 0 0 0 0 0 0 0 0												
<b>Connie Grob, L</b> (3, 1)																						
<b>Harmon Killebrew, R</b> (6, PH)																						
<b>Pedro Ramos, S</b> (6, 1)																						
<b>Lou Berberet, L</b> (8, PH)																						
<b>Bob Chakales, R</b> (8, 1)																						
<b>Inning Stats</b>	R: 3 E: 0 K: 0 S: 4	H: 1 LOB: 1 BB: 3 P: 16	R: 0 E: 0 K: 0 S: 4	H: 1 LOB: 1 BB: 0 P: 4	R: 0 E: 0 K: 0 S: 4	H: 1 LOB: 1 BB: 0 P: 4	R: 0 E: 1 K: 1 S: 7	H: 1 LOB: 2 BB: 0 P: 7	R: 0 E: 0 K: 0 S: 3	H: 0 LOB: 2 BB: 2 P: 11	R: 0 E: 0 K: 1 S: 6	H: 1 LOB: 1 BB: 0 P: 6	R: 0 E: 0 K: 0 S: 4	H: 1 LOB: 2 BB: 1 P: 8	R: 0 E: 0 K: 1 S: 5	H: 1 LOB: 0 BB: 0 P: 5	R: 0 E: 0 K: 0 S: 4	H: 1 LOB: 3 BB: 1 P: 9	1B: 5 2B: 3 3B: 0 HR: 0	SF: 0 SAC: 2 DP: 1 HBP: 1	WP: 1 PB: 0 SB: 1 CS: 0	PA: 43
<b>PITCHER</b>	IP WLS BF H R ER SO BB IBB HBP BLK WP HR S P ERA WHIP																					
<b>Fred Besana, L</b> (1, 1) ERA: 3.38	6.0 W 31 6 3 3 2 6 0 0 0 1 0 29 53 4.50 2.000																					
<b>Harry Dorish, R</b> (7, 1) ERA:	1.0 3 0 0 0 0 0 0 0 0 0 0 3 3 0.00 0.000																					
<b>George Zuverink, R</b> (8, 1) ERA: 2.89	2.0 S 9 2 0 0 1 1 0 1 0 0 0 9 14 0.00 1.500																					

Washington Senators @ Baltimore Orioles  
 Memorial Stadium, Baltimore, MD  
 Sun Apr 22 1956, 3:33 AM EST  
 Unknown

AB 33  
 R 3  
 H 8  
 RBI 3  
 BB 7  
 SO 3  
 LOB 26



Batter	1	2	3	4	5	6	7	8	9
<b>Fred Marsh, R</b> (1, 5) <small>OBP: 0.364, SLG: 0.125</small> <b>Bob Boyd, L</b> (7, PH) <small>OBP: 0.500, SLG: 0.714</small> <b>Wayne Causey, L</b> (8, 5) <small>OBP: 0.222, SLG: 0.125</small>	0-0 BB 1B		4-0 1B SH5-3 1-2 FC6-4 BB		0-3 K		0-0 1-3 1-2	4-0 BB	
<b>Jim Dyck, R</b> (1, 7) <small>OBP: 0.333, SLG: 0.182</small> <b>Chuck Diering, R</b> (7, 8) <small>OBP: 0.500, SLG: 0.333</small>	4-0 G5-4-3 1-2 BB		0-0 SH5-3 1-2 2-3		0-0 5-3		0-3 K	0-0 F8	
<b>Dave Philley, S</b> (1, 9) <small>OBP: 0.200, SLG: 0.217</small>	0-3 K		0-0 FC6-4 S 1B 2-3 3-H		0-0 3-1			0-0 SH3-4 E 1B	
<b>Gus Triandos, R</b> (1, 3) <small>OBP: 0.348, SLG: 0.619</small>	0-0 G5-4-3 1-2f		0-0 FC6-4 BB		0-3 K			0-0 SH3-4 1-2	
<b>Jim Pyburn, R</b> (1, 8) <small>OBP: 0.400, SLG: 0.600</small> <b>Tito Francona, L</b> (3, PH) <small>OBP: 0.263, SLG: 0.353</small>		0-0 6-3 WP 2B	0-0 FC6-4 E S 1-2f 2-3 3-H		0-0 1B 1B			0-0 E6 1B 2-H	
<b>Bobby Adams, R</b> (1, 4) <small>OBP: 0.435, SLG: 0.313</small>		0-0 L9	0-0 1-3 1-3 3-H		0-0 F8			4-0 1B 1B BB	
<b>Hal Smith, R</b> (1, 2) <small>OBP: 0.300, SLG: 0.316</small>		0-0 6-3 2-3		0-0 G3		0-0 1B 1-3		0-0 SH1-4 1B 1-2 3-H	
<b>Willy Miranda, S</b> (1, 6) <small>OBP: 0.136, SLG: 0.095</small>		0-3 K 3-H		0-0 5-3			0-0 F6	0-0 SH1-4 1B 1-2 2-H	
<b>Fred Besana, R</b> (1, 1) <b>Harry Dorish, R</b> (7, 1) <b>Dave Pope, L</b> (7, PH) <small>OBP: 0.375, SLG: 0.286</small> <b>George Zuverink, R</b> (8, 1)			4-0 SH5-3 BB 1B BB		0-0 6-3		0-0 1-3 1B	0-0 SH1-4 1-2 2-3	

Inning Stats	R: 0 E: 0 K: 1 S: 5	H: 1 LOB: 1 BB: 1 P: 9	R: 1 E: 0 K: 1 S: 6	H: 1 LOB: 0 BB: 0 P: 6	R: 3 E: 0 K: 0 S: 4	H: 1 LOB: 1 BB: 3 P: 16	R: 0 E: 0 K: 0 S: 3	H: 0 LOB: 0 BB: 0 P: 3	R: 0 E: 0 K: 1 S: 5	H: 0 LOB: 0 BB: 0 P: 5	R: 0 E: 0 K: 1 S: 6	H: 2 LOB: 2 BB: 0 P: 6	R: 0 E: 0 K: 1 S: 6	H: 1 LOB: 1 BB: 0 P: 6	R: 3 E: 1 K: 0 S: 7	H: 3 LOB: 3 BB: 2 P: 15
--------------	------------------------------	---------------------------------	------------------------------	---------------------------------	------------------------------	----------------------------------	------------------------------	---------------------------------	------------------------------	---------------------------------	------------------------------	---------------------------------	------------------------------	---------------------------------	------------------------------	----------------------------------

PITCHER	IP	WLS	BF	H	R	ER	SO	BB	IBB	HBP	BLK	WP	HR	S	P	ERA	WHIP
<b>Bob Wiesler, L</b> (1, 1) <small>ERA: 15.19</small>	2.1	L	12	3	4	4	2	3	0	0	0	1	0	13	25	15.43	2.571
<b>Connie Grob, R</b> (3, 1) <small>ERA:</small>	2.2		9	0	0	0	1	1	0	0	0	0	0	10	14	0.00	0.375
<b>Pedro Ramos, R</b> (6, 1) <small>ERA:</small>	2.0		8	3	0	0	2	0	0	0	0	0	0	12	12	0.00	1.500
<b>Bob Chakales, R</b> (8, 1) <small>ERA: 6.0</small>	1.0		9	3	3	2	0	2	0	0	0	0	0	7	15	18.00	5.000

**BOTTOM**


AB	R	H	RBI	BB	SO	LOB
2	1	1	0	1	1	0
1	0	0	0	0	0	1
0	0	0	0	1	0	0
1	0	0	0	1	0	0
2	0	0	0	0	1	4
4	2	2	1	0	1	2
2	0	0	0	1	1	2
1	1	1	0	0	0	0
3	1	1	1	0	0	2
3	1	0	0	1	0	3
4	0	2	1	0	0	1
4	0	1	1	0	1	0
1	1	0	0	1	0	0
0	0	0	0	0	0	0
1	0	1	0	0	0	0
0	0	0	0	0	0	0

**Washington Senators @ Baltimore Orioles**  
**Memorial Stadium, Baltimore, MD**  
Sun Apr 22 1956, 3:33 AM EST  
Unknown

AB	29
R	7
H	9
RBI	4
BB	6
SO	5
LOB	15

**livebaseballscorecards.com**

**AB 29**  
**R 7**  
**H 9**  
**RBI 4**  
**BB 6**  
**SO 5**  
**LOB 15**



WP	PA
1	38
PB: 0	
SB: 2	
CS: 0	



Batter	1	2	3	4	5	6	7	8	9	AB R H RBI BB SO LOB	TOP																								
Eddie Yost, R OBP: 0.469, SLG: 0.238 (1, 5) X	0-0 F9		4-0 3B BB	0-0 G6-4-3			0-0 G3		0-0 1B	4 1 1 0 1 0 2																									
Dick Tettelbach, R OBP: 0.250, SLG: 0.407 (1, 7) SSS	0-3 K		0-3 K		0-0 F8		0-0 F5		0-0 F8	5 0 0 0 0 2 3																									
Pete Runnels, L OBP: 0.357, SLG: 0.630 Herb Plews, L OBP: 0.333, SLG: 0.333 (1, 4) SSS (5, 4) SSS	0-3 K		0-0 1B 3B		0-0 1-3			0-3 K		3 1 1 1 0 1 0 1 0 0 0 0 1 0																									
Roy Sievers, R OBP: 0.290, SLG: 0.192 (1, 3) SSS		0-3 K	0-0 6-3		0-0 6-3			4-0 BB		3 0 0 0 1 1 1																									
Clint Courtney, L OBP: 0.563, SLG: 0.800 (1, 2) SSS		0-0 2B	0-0 1B			0-3 K2-3		0-0 F3		4 1 2 1 0 1 1																									
Karl Olson, R OBP: 0.483, SLG: 0.704 (1, 8) SSS		0-0 1B 2B	0-0 P7			0-3 K		0-0 F8		4 1 1 1 0 1 2																									
Jim Lemon, R OBP: 0.450, SLG: 0.611 (1, 9) SSS		0-0 1B		0-0 E6 SH		0-0 S 1B			0-0 F2	4 0 2 1 0 0 0																									
Jerry Snyder, R OBP: 0.100, SLG: 0.053 (1, 6) SSS		0-3 K		0-3 K		0-0 1-3			0-0 E1 FC3-6	4 0 0 0 0 2 3																									
Camilo Pascual, R (1, 1) X	0-0 F9			0-0 SH			0-0 G3		0-0 FC3-6 1B	3 0 0 0 0 0 2																									
<b>Inning Stats</b>	R: 0 E: 0 K: 2 S: 7 H: 0 LOB: 0 BB: 0 P: 7	R: 2 E: 0 K: 2 S: 10 H: 3 LOB: 1 BB: 0 P: 10	R: 2 E: 0 K: 1 S: 7 H: 2 LOB: 1 BB: 1 P: 11	R: 0 E: 2 K: 1 S: 6 H: 0 LOB: 1 BB: 0 P: 6	R: 0 E: 0 K: 0 S: 3 H: 0 LOB: 0 BB: 0 P: 3	R: 0 E: 0 K: 2 S: 8 H: 1 LOB: 1 BB: 0 P: 8	R: 0 E: 0 K: 0 S: 3 H: 0 LOB: 0 BB: 0 P: 3	R: 0 E: 0 K: 1 S: 5 H: 0 LOB: 1 BB: 1 P: 9	R: 0 E: 1 K: 0 S: 5 H: 1 LOB: 2 BB: 0 P: 5	1B: 4 2B: 2 3B: 1 HR: 0 SF: 0 SAC: 1 DP: 1 HBP: 0	WP: 0 PB: 0 SB: 1 CS: 0 PA: 38																								
<b>PITCHER</b> Ray Moore, R ERA: 7.9 (1, 1)	IP 9.0	WLS L	BF 38	H 7	R 4	ER 4	SO 9	BB 2	IBB 0	HBP 0	BLK 0	WP 0	HR 0	S 54	P 62	ERA 4.00	WHIP 1.000	<b>PITCHER</b>	IP 9.0	WLS L	BF 38	H 7	R 4	ER 4	SO 9	BB 2	IBB 0	HBP 0	BLK 0	WP 0	HR 0	S 54	P 62	ERA 4.00	WHIP 1.000

Washington Senators @ Baltimore Orioles  
 Memorial Stadium, Baltimore, MD  
 Sun Apr 22 1956, 3:38 AM EST  
 Att. 21,797 - Unknown

AB	35
R	4
H	7
RBI	4
BB	2
SO	9
LOB	14



Batter	1	2	3	4	5	6	7	8	9	AB	R	H	RBI	BB	SO	LOB
Wayne Causey, L OBP: 0.231, SLG: 0.091 (1, 5) BBB	4-0 G3 5-3 1B BB		0-3 K		0-0 F2			0-0 F7		3	1	0	0	1	1	0
Bob Boyd, L OBP: 0.417, SLG: 0.545 (1, 3) X	0-0 5-3 1-2		0-0 6-3			0-0 G3 1B		0-0 F7		4	0	1	0	0	0	1
Dave Philley, S OBP: 0.207, SLG: 0.259 (1, 9) X	0-0 G3 2-3			0-0 2B		0-0 G3 1-2		0-0 5-3		4	0	1	0	0	0	2
Gus Triandos, R OBP: 0.370, SLG: 0.600 (1, 2) X	0-0 WP 1B			0-0 FC6-4 1B		0-3 K			0-0 1-3	4	0	2	1	0	1	1
Tito Francona, L OBP: 0.217, SLG: 0.286 (1, 8) X	0-0 4-3 1-2			0-0 L9		0-3 K			0-3 K	4	0	0	0	0	2	4
Dave Pope, L OBP: 0.250, SLG: 0.182 (1, 7)		0-0 P9		0-3 K			0-3 K		0-3 K2-3	4	0	0	0	0	3	2
Bobby Adams, R OBP: 0.423, SLG: 0.278 (1, 4)		0-0 5-3		0-0 FC6-4 1-2f			4-0 1-3 BB			2	0	0	0	1	0	2
Willy Miranda, S OBP: 0.120, SLG: 0.083 (1, 6)		0-0 1-3			0-0 F8		0-0 1-3			3	0	0	0	0	0	1
Ray Moore, R OBP: 0.200, SLG: 0.200 (1, 1)			0-3 K		0-0 G3		0-3 K			3	0	0	0	0	2	1

<b>Inning Stats</b>	R: 1 E: 0 K: 0 S: 4	H: 1 LOB: 1 BB: 1 P: 8	R: 0 E: 0 K: 0 S: 3	H: 0 LOB: 0 BB: 0 P: 3	R: 0 E: 0 K: 2 S: 7	H: 0 LOB: 0 BB: 0 P: 7	R: 0 E: 0 K: 1 S: 7	H: 2 LOB: 2 BB: 0 P: 7	R: 0 E: 0 K: 0 S: 3	H: 0 LOB: 0 BB: 0 P: 3	R: 0 E: 0 K: 2 S: 8	H: 1 LOB: 1 BB: 0 P: 8	R: 0 E: 0 K: 2 S: 7	H: 0 LOB: 1 BB: 1 P: 11	R: 0 E: 0 K: 0 S: 3	H: 0 LOB: 0 BB: 0 P: 3	R: 0 E: 0 K: 2 S: 7	H: 0 LOB: 0 BB: 0 P: 7	1B: 3 2B: 1 3B: 0 HR: 0	SF: 0 SAC: 0 DP: 0 HBP: 0	WP: 1 PB: 0 SB: 0 CS: 0	PA: 33
<b>PITCHER</b> Camilo Pascual, R ERA: 4.2 (1, 1)	IP 9.0	WLS W	BF 33	H 4	R 1	ER 1	SO 9	BB 2	IBB 0	HBP 0	BLK 0	WP 1	HR 0	S 49	P 57	ERA 1.00	WHIP 0.667					
<b>PITCHER</b>	IP	WLS	BF	H	R	ER	SO	BB	IBB	HBP	BLK	WP	HR	S	P	ERA	WHIP					


**BOTTOM**

**Washington Senators @ Baltimore Orioles**  
Memorial Stadium, Baltimore, MD

Sun Apr 22 1956, 3:38 AM EST  
Att. 21,797 - Unknown

livebaseballscorecards.com

<b>AB</b>	<b>31</b>
<b>R</b>	<b>1</b>
<b>H</b>	<b>4</b>
<b>RBI</b>	<b>1</b>
<b>BB</b>	<b>2</b>
<b>SO</b>	<b>9</b>
<b>LOB</b>	<b>14</b>





Batter	1	2	3	4	5	6	7	8	9	AB R H RBI BB SO LOB	TOP											
Hank Bauer, R OBP: 0.297, SLG: 0.545 (1, 7) (8, 9)	0-0 P3			0-0 F5	0-0 5-3		0-0 2-H 3B			4 0 1 1 0 0 1												
Gil McDougald, R OBP: 0.214, SLG: 0.333 (1, 4)	0-3 K			0-0 HR	0-0 F9		0-3 K			4 1 1 1 0 2 2												
Mickey Mantle, S OBP: 0.529, SLG: 0.897 Billy Martin, R OBP: 0.250, SLG: 0.182 Bob Cerv, R (8, 7)	0-0 P5			4-0 BB 1B BB		0-0 F8		0-0 FC6-4 1B		3 1 1 0 1 0 0 0 0 0 0 0 0 0 0 0 0 0 0 0 0												
Yogi Berra, L OBP: 0.556, SLG: 0.926 (1, 2)		0-0 G3-6-3 1B		4-0 1B BB		0-0 F9		0-0 F9		3 0 1 0 1 0 1												
Bill Skowron, R OBP: 0.500, SLG: 0.500 (1, 3)		0-0 F8		0-0 1B		0-0 1-3		0-0 FC6-4 WP		4 0 1 1 0 0 2												
Joe Collins, L OBP: 0.136, SLG: 0.273 (1, 9) (8, 8)		0-0 G3-6-3		0-3 K		0-0 L3		0-3 K		4 0 0 0 0 2 4												
Jerry Lumpe, L OBP: 0.414, SLG: 0.346 Lou Skizas, R OBP: 0.333, SLG: 0.333 Phil Rizzuto, R (9, PH) (9, 6)			0-0 F9	0-0 2-3		0-0 1B E 1B		0-3 K		3 1 1 0 0 0 2 1 0 0 0 0 1 0 0 0 0 0 0 0 0	AB 34 R 4 H 8 RBI 3 BB 2 SO 7 LOB 14											
Andy Carey, R OBP: 0.324, SLG: 0.241 (1, 5)		0-3 K2-3		0-0 5-3 WP 1B		0-0 1B FC4-6		0-3 K		4 0 2 0 0 2 0												
Whitey Ford, L OBP: 0.250, SLG: 0.286 (1, 1)			0-0 5-3		0-0 F7		0-0 FC4-6 3B		0-0 1-3	4 1 0 0 0 0 2												
Inning Stats	R: 0 E: 0 K: 1 S: 5	H: 0 LOB: 0 BB: 0 P: 5	R: 0 E: 0 K: 0 S: 3	H: 1 LOB: 0 BB: 0 P: 3	R: 0 E: 0 K: 1 S: 5	H: 0 LOB: 0 BB: 0 P: 5	R: 2 E: 0 K: 1 S: 7	H: 2 LOB: 2 BB: 2 P: 15	R: 0 E: 0 K: 0 S: 4	H: 1 LOB: 1 BB: 0 P: 4	R: 0 E: 0 K: 0 S: 3	H: 0 LOB: 0 BB: 0 P: 3	R: 2 E: 1 K: 1 S: 8	H: 3 LOB: 1 BB: 0 P: 8	R: 0 E: 0 K: 1 S: 6	H: 1 LOB: 2 BB: 0 P: 6	R: 0 E: 0 K: 2 S: 7	H: 0 LOB: 0 BB: 0 P: 7	1B: 6 2B: 0 3B: 1 HR: 1	SF: 0 SAC: 0 DP: 1 HBP: 0	WP: 2 PB: 0 SB: 0 CS: 0	PA: 36
PITCHER	IP WLS BF H R ER SO BB IBB HBP BLK WP HR S P ERA WHIP																					
Erv Palica, R ERA: 5.14 (1, 1)	7.0 L 29 7 4 4 4 2 0 0 0 1 1 35 43 5.14 1.286																					
Ray Moore, R ERA: 7.9 (8, 1)	0.0 1 1 0 0 0 0 0 0 0 0 0 0 1 1 ∞ ∞																					
Don Ferrarese, L ERA: (8, 1)	2.0 6 0 0 0 0 3 0 0 0 0 1 0 12 12 0.00 0.000																					

New York Yankees @ Baltimore Orioles  
 Memorial Stadium, Baltimore, MD  
 Wed Apr 25 1956, 3:33 AM EST  
 Att: 13,753 - Unknown

livebaseballscores.com







**New York Yankees @ Baltimore Orioles**  
**Memorial Stadium, Baltimore, MD**  
 Thu Apr 26 1956, 3:33 AM EST  
 Att. 6,250 - Unknown

[livebaseballscorecards.com](http://livebaseballscorecards.com)

<b>AB</b>	<b>35</b>
<b>R</b>	<b>5</b>
<b>H</b>	<b>8</b>
<b>RBI</b>	<b>5</b>
<b>BB</b>	<b>2</b>
<b>SO</b>	<b>6</b>
<b>LOB</b>	<b>12</b>



WP: 0	PA: 37
PB: 0	
SB: 0	
CS: 0	

Batter	1	2	3	4	5	6	7	8	9	AB	R	H	RBI	BB	SO	LOB
Hank Bauer, R (1, 7) OBP: 0.286, SLG: 0.486	4-0 G3 1B 3B BB	0-3 K			0-0 F2		0-3 K		0-3 K	4	1	0	0	1	3	0
Gil McDougald, R (1, 4) OBP: 0.278, SLG: 0.375	0-0 G3 1B 1-2 3B	0-0 1B			0-3 K		0-0 P3			4	1	2	0	0	1	0
Mickey Mantle, S (1, 8) OBP: 0.500, SLG: 0.818	0-0 G3 1-2 2-3	0-0 4-3			0-0 1B		0-0 F7			4	0	1	0	0	0	3
Yogi Berra, L (1, 2) OBP: 0.525, SLG: 0.833	4-0 3B IBB				0-0 F7				0-0 F8	3	1	0	0	1	0	1
Bill Skowron, R (1, 3) OBP: 0.475, SLG: 0.472	0-0 F8				0-0 5-3				0-0 E6	4	0	1	0	0	0	3
Joe Collins, L (1, 9) OBP: 0.192, SLG: 0.423	0-0 1B 3B 1-H 2-H 3-H				0-0 P6				0-0 F8	4	2	2	3	0	0	1
Jerry Lumpe, L (1, 6) OBP: 0.394, SLG: 0.333	0-0 FC5-4 1B 3-H				0-3 K				0-0 F9	4	0	1	1	0	1	2
Andy Carey, R (1, 5) OBP: 0.324, SLG: 0.250	0-0 FC5-4 1-2f				0-0 P4				0-0 FC6-4 1B 2-H	3	0	1	1	0	0	1
Eddie Robinson, L (9, PH) OBP: 0.500, SLG: 0.500					0-0 K				0-0 3-1	1	0	0	0	0	0	0
Tommy Byrne, L (1, 1)					0-3 K				0-0 F5	2	0	0	0	0	1	1
Tom Morgan, R (2, 1)										0	0	0	0	0	0	0
Bob Grim, R (6, 1)										0	0	0	0	0	0	0
Jim Konstanty, R (6, 1)										0	0	0	0	0	0	0
Lou Skizas, R (9, PH) OBP: 0.250, SLG: 0.250										1	0	0	0	0	0	0

Inning Stats	R: 4	H: 3	E: 0	K: 0	S: 6	LOB: 1	BB: 2	P: 14	R: 0	H: 1	E: 0	K: 1	S: 6	LOB: 1	BB: 0	P: 6	R: 0	H: 0	E: 0	K: 0	S: 3	LOB: 0	BB: 0	P: 3	R: 0	H: 0	E: 0	K: 2	S: 7	LOB: 0	BB: 0	P: 7	R: 0	H: 1	E: 0	K: 1	S: 6	LOB: 1	BB: 0	P: 6	R: 1	H: 3	E: 0	K: 0	S: 5	LOB: 1	BB: 0	P: 5	R: 0	H: 0	E: 0	K: 1	S: 5	LOB: 0	BB: 0	P: 5	R: 0	H: 0	E: 1	K: 0	S: 4	LOB: 1	BB: 0	P: 4	R: 0	H: 0	E: 0	K: 1	S: 5	LOB: 0	BB: 0	P: 5	R: 0	H: 0	E: 0	K: 1	S: 5	LOB: 0	BB: 0	P: 5
1B: 6	SF: 0	2B: 1	SAC: 0	3B: 1	DP: 0	HR: 0	HBP: 0	WP: 0	PA: 37																																																																							

PITCHER	IP	WLS	BF	H	R	ER	SO	BB	IBB	HBP	BLK	WP	HR	S	P	ERA	WHIP
Jim Wilson, R (1, 1) ERA: 4.2	6.0	W	27	8	5	5	4	1	1	0	0	0	0	33	41	7.50	1.500
George Zuverink, R (7, 1) ERA: 2.19	3.0	S	10	0	0	0	2	0	0	0	0	0	0	14	14	0.00	0.000

Batter	1	2	3	4	5	6	7	8	9
<b>Bobby Adams, R</b> (1, 4) OBP: 0.441, SLG: 0.320	0-0 1B 1B	4-0 1-2 BB			0-0 G4-6-3 1B	0-0 3-H 1B			
<b>Jim Dyck, R</b> (1, 7) OBP: 0.450, SLG: 0.333	0-0 G4-6-3 1B	0-3 K			0-0 P4	0-0 P6			
<b>Tito Francona, L</b> (2, PH) OBP: 0.185, SLG: 0.240									
<b>Chuck Diering, R</b> (9, 9) OBP: 0.455, SLG: 0.286	0-0 1-2 1B				0-0 G4-6-3 1-2f	0-0 F5			
<b>Dave Philley, S</b> (1, 9) OBP: 0.216, SLG: 0.257	0-0 G4-6-3 1-2 2-H 1B		0-0 4-3		0-0 G4-6-3 1-2f	0-0 F5			
<b>Gus Triandos, R</b> (1, 3) OBP: 0.343, SLG: 0.594	0-0 G4-6-3 1-2f 2-3		4-0 BB			0-0 HR	0-0 F9		
<b>Jim Pyburn, R</b> (1, 8) OBP: 0.308, SLG: 0.385	0-0 5-3		0-0 F9			0-0 2B FC4-6 1B	0-0 F3		
<b>Billy Gardner, R</b> (1, 5) OBP: 0.250, SLG: 0.750		0-0 HR	0-0 1-3			0-0 FC4-6 E 2B	0-0 F3		
<b>Hal Smith, R</b> (1, 2) OBP: 0.320, SLG: 0.304		0-0 5-3		0-0 F8		4-0 FC4-6 BB	0-0 6-3		
<b>Bob Boyd, L</b> (6, PH) OBP: 0.400, SLG: 0.462									
<b>Willy Miranda, S</b> (1, 6) OBP: 0.133, SLG: 0.103		0-0 P6		0-0 4-3		0-0 FC4-6 E	0-0 F9		
<b>Bob Hale, L</b> (6, PH)									
<b>Fred Marsh, R</b> (6, PR) OBP: 0.333, SLG: 0.111						1-2f 2-3 3-H			
<b>Jim Wilson, R</b> (1, 1) OBP: 0.500, SLG: 0.250		4-0 BB BB		0-3 K		0-0 P3 1B	0-3 K		
<b>Dave Pope, L</b> (6, PH) OBP: 0.231, SLG: 0.167									
<b>George Zverink, R</b> (7, 1)									

Inning Stats	R: 1 E: 0 K: 0 S: 5	H: 3 LOB: 1 BB: 0 P: 5	R: 1 E: 0 K: 1 S: 6	H: 1 LOB: 2 BB: 2 P: 14	R: 0 E: 0 K: 0 S: 3	H: 0 LOB: 1 BB: 1 P: 7	R: 0 E: 0 K: 1 S: 5	H: 0 LOB: 0 BB: 0 P: 5	R: 0 E: 0 K: 0 S: 3	H: 1 LOB: 0 BB: 0 P: 3	R: 5 E: 1 K: 0 S: 8	H: 4 LOB: 1 BB: 1 P: 12	R: 0 E: 0 K: 0 S: 3	H: 0 LOB: 0 BB: 0 P: 3	R: 0 E: 0 K: 1 S: 5	H: 0 LOB: 0 BB: 0 P: 5
--------------	------------------------------	---------------------------------	------------------------------	----------------------------------	------------------------------	---------------------------------	------------------------------	---------------------------------	------------------------------	---------------------------------	------------------------------	----------------------------------	------------------------------	---------------------------------	------------------------------	---------------------------------

PITCHER	IP	WLS	BF	H	R	ER	SO	BB	IBB	HBP	BLK	WP	HR	S	P	ERA	WHIP
<b>Tommy Byrne, L</b> (1, 1) ERA: 3.86	1.2		10	4	2	2	0	2	0	0	0	0	1	8	16	10.80	3.600
<b>Tom Morgan, R</b> (2, 1) ERA: 16.2	3.1	L	15	4	4	4	2	2	0	0	0	0	1	17	25	10.80	1.800
<b>Bob Grim, R</b> (6, 1) ERA:	0.1		3	1	1	0	0	0	0	0	0	0	0	3	3	0.00	3.000
<b>Jim Konstanty, R</b> (6, 1) ERA: 5.4	2.2		8	0	0	0	1	0	0	0	0	0	0	10	10	0.00	0.000

**BOTTOM**

**New York Yankees @ Baltimore Orioles**  
**Memorial Stadium, Baltimore, MD**  
 Thu Apr 26 1956, 3:33 AM EST  
 Att. 6,250 - Unknown

AB	R	H	RBI	BB	SO	LOB
3	1	3	1	1	0	0
1	0	1	0	0	0	0
3	0	0	0	0	1	4
0	0	0	0	0	0	0
4	0	1	1	0	0	2
3	1	1	1	1	0	2
4	1	1	0	0	0	2
4	2	2	1	0	0	1
2	0	0	0	0	0	0
1	0	0	0	1	0	0
2	0	0	0	0	0	0
1	0	0	1	0	0	2
1	1	0	0	0	0	0
1	0	0	0	1	1	0
1	1	0	1	0	0	0
1	0	0	0	0	1	0

AB	32
R	7
H	9
RBI	6
BB	4
SO	3
LOB	13

1B	6	SF	0	WP	0	PA	36
2B	1	SAC	0	PB	0		
3B	0	DP	2	SB	0		
HR	2	HBP	0	CS	0		

PITCHER	IP	WLS	BF	H	R	ER	SO	BB	IBB	HBP	BLK	WP	HR	S	P	ERA	WHIP
---------	----	-----	----	---	---	----	----	----	-----	-----	-----	----	----	---	---	-----	------



Batter	1	2	3	4	5	6	7	8	9	AB	R	H	RBI	BB	SO	LOB	TOP								
<b>Bobby Adams, R</b> (1, 4) <small>OBP: 0.459, SLG: 0.308</small> <b>Bob Hale, L</b> (6, PH) <small>OBP: 0.500, SLG: 0.500</small> <b>Fred Marsh, R</b> (6, PR) <small>OBP: 0.333, SLG: 0.111</small> <b>Tex Nelson, L</b> (8, PH) <small>OBP: 0.500, SLG: 0.500</small> <b>Wayne Gaushey, L</b> (8, 5) <small>OBP: 0.231, SLG: 0.091</small>	0-3 K		4-0 5-3 BB		4-0 FC6-4 BB	0-0 1-3 2-H 3-H BB 1B		0-0 L6		1	0	0	0	2	1	0									
<b>Jim Dyck, R</b> (1, 7) <small>OBP: 0.440, SLG: 0.278</small>	0-0 F7		4-0 5-3 BB		0-0 FC6-4 G5-4-3 BB	4-0 1-2 BB		0-0 6-3		3	0	0	0	2	0	1									
<b>Dave Philley, S</b> (1, 9) <small>OBP: 0.214, SLG: 0.275</small>	0-0 4-3		0-0 5-3		0-0 G5-4-3 BB	0-0 L8		0-0 2B		5	0	1	0	0	0	6									
<b>Gus Triandos, R</b> (1, 3) <small>OBP: 0.350, SLG: 0.556</small> (7, 2)		0-0 5-3	4-0 BB			0-0 1B BB 1B	0-3 K	0-0 1-3		4	1	1	0	1	1	1									
<b>Jim Pyburn, R</b> (1, 8) <small>OBP: 0.333, SLG: 0.556</small>		0-0 1B S 1B	0-0 F8			0-0 L9	0-0 HR	0-3 K		5	1	2	1	0	1	4									
<b>Billy Gardner, R</b> (1, 5) <small>OBP: 0.231, SLG: 0.500</small> (8, 4)		0-0 F8		0-0 6-3		0-0 F9	4-0 3B BB	0-0 4-3		4	1	0	0	1	0	2									
<b>Hal Smith, R</b> (1, 2) <small>OBP: 0.379, SLG: 0.407</small> <b>Erv Palica, R</b> (7, 1) <b>Dave Pope, L</b> (9, PH) <small>OBP: 0.214, SLG: 0.154</small>		0-0 2-3 1B		0-0 2B		0-0 BB BB 1B 1B	0-0 F6	0-0 P4-3		4	1	3	0	0	0	1									
<b>Willy Miranda, S</b> (1, 6) <small>OBP: 0.176, SLG: 0.188</small>		0-3 K		0-0 F3		4-0 1B BB BB	0-0 3B			3	1	1	1	1	1	3									
<b>Fred Besana, R</b> (1, 1) <b>Bob Boyd, L</b> (6, PH) <small>OBP: 0.438, SLG: 0.462</small> <b>Mel Held, R</b> (6, 1) <b>Tito Francona, L</b> (7, PH) <small>OBP: 0.179, SLG: 0.231</small> (7, 3)			0-3 K	0-3 K		4-0 1B BB	0-0 4-3			2	0	0	0	0	2	1									
<b>Inning Stats</b>	R: 0 E: 0 K: 1 S: 5	H: 0 LOB: 0 BB: 0 P: 5	R: 0 E: 0 K: 1 S: 7	H: 2 LOB: 2 BB: 0 P: 7	R: 0 E: 0 K: 1 S: 5	H: 0 LOB: 3 BB: 3 P: 17	R: 0 E: 0 K: 1 S: 6	H: 1 LOB: 1 BB: 0 P: 6	R: 0 E: 0 K: 0 S: 2	H: 0 LOB: 0 BB: 1 P: 6	R: 3 E: 0 K: 0 S: 6	H: 3 LOB: 3 BB: 3 P: 18	R: 2 E: 0 K: 1 S: 7	H: 2 LOB: 1 BB: 1 P: 11	R: 0 E: 0 K: 0 S: 4	H: 1 LOB: 1 BB: 0 P: 4	R: 0 E: 0 K: 1 S: 5	H: 0 LOB: 0 BB: 0 P: 5	1B: 5 2B: 2 3B: 1 HR: 1	SF: 0 SAC: 0 DP: 1 HBP: 0	WP: 0 PB: 0 SB: 1 CS: 0	PA: 43			
<b>PITCHER</b> <b>Dean Stone, L</b> (1, 1) <small>ERA: 3.07</small> <b>Dick Brodowski, R</b> (6, 1) <small>ERA: 4.5</small> <b>Connie Grob, R</b> (7, 1) <small>ERA:</small>	IP	WLS	BF	H	R	ER	SO	BB	IBB	HBP	BLK	WP	HR	S	P	ERA	WHIP								
	5.2		27	5	3	3	4	6	0	0	0	0	0	29	53	4.76	1.941								
	1.0		8	3	2	2	1	2	0	0	0	0	1	8	16	18.00	5.000								
	2.1	W	8	1	0	0	1	0	0	0	0	0	0	10	10	0.00	0.429								

**Baltimore Orioles @ Washington Senators**  
 Griffith Stadium, Washington, DC  
 Fri Apr 27 1956, 3:33 AM EST  
 Att. 4,753 - Unknown

livebaseballscorecards.com

AB	35
R	5
H	9
RBI	5
BB	8
SO	6
LOB	20



BOTTOM

Baltimore Orioles @ Washington Senators  
Griffith Stadium, Washington, DC

livebaseballscorecards.com

AB	30
R	8
H	9
RBI	7
BB	2
SO	3
LOB	16



WP:	0	PA:	38
PB:	0	SB:	0
CS:	0		

Fri Apr 27 1956, 3:33 AM EST  
Att. 4,753 - Unknown

AB R H RBI BB SO LOB

4	2	2	0	0	0	4
3	2	0	0	1	0	5
2	0	0	2	0	0	1
4	0	1	1	0	1	2
3	1	1	1	0	1	1
2	1	0	0	0	0	1
1	0	0	0	0	0	0
4	1	2	0	0	0	0
4	0	2	2	0	0	0
1	1	0	0	1	1	2
1	0	0	0	0	0	0
1	0	1	1	0	0	0

1B:	7	SF:	2
2B:	2	SAC:	2
3B:	1	DP:	1
HR:	0	HBP:	2

WP: 0 PA: 38

1B:	7	SF:	2
2B:	2	SAC:	2
3B:	1	DP:	1
HR:	0	HBP:	2

WP: 0 PA: 38

1B:	7	SF:	2
2B:	2	SAC:	2
3B:	1	DP:	1
HR:	0	HBP:	2

WP: 0 PA: 38

Batter	1	2	3	4	5	6	7	8	9
Eddie Yost, R OBP: 0.432, SLG: 0.281 (1, 5)	0-0 FC4 1B	0-0 F6			0-0 SH SF8 BB 5-3		0-0 SH 1B	0-0 F7	
Dick Tettelbach, R OBP: 0.295, SLG: 0.343 (1, 7)	0-0 FC4 1-2f	0-0 4-3			4-0 1B 5-3 BB		0-0 SH SF8 1-H	0-0 FC5-4 1-2f	
Karl Olson, R OBP: 0.400, SLG: 0.611 (1, 8)	0-0 1-4-3 1-2		0-0 F9		0-0 SF8 2-3 3-H		0-0 SF8 3-H		
Roy Sievers, R OBP: 0.318, SLG: 0.351 (1, 3)	0-0 L1		0-0 FC8-2 3B		0-0 5-3 1-2		0-3 K 2		
Jim Lemon, R OBP: 0.483, SLG: 0.640 (1, 9)		1-0 1B HBP 2B HBP	0-0 FC8-2		0-0 1B 2-H		0-3 K 3		
Clint Courtney, L OBP: 0.464, SLG: 0.560 Ed Fitz Gerald, R OBP: 0.500, SLG: 0.833 (1, 2) (6, 2)		1-0 1B 2B HBP		0-0 F6	0-0 F4			0-0 6-3	
Jerry Snyder, R OBP: 0.290, SLG: 0.241 (1, 4)		0-0 2B 1-2 2-3 1B		0-0 F8		0-0 5-3		0-0 1B 1B	
Jose Valdivielso, R OBP: 0.231, SLG: 0.250 (1, 6)		0-0 2B		0-0 4-3		0-0 F8		0-0 1B 1-3 1B	
Dean Stone, L Dick Brodowski, R Connie Grob, L OBP: 0.500, SLG: 0.500 (1, 1) (6, 1) (7, 1)		0-3 K2-3			4-0 BB SH SF8 BB		0-0 5-3	0-0 FC5-4 1-2 3-H 1B	

Inning Stats	R: 0	H: 1	E: 0	LOB: 1	K: 0	S: 4	P: 4	R: 2	H: 2	E: 0	LOB: 2	K: 1	S: 7	P: 9	R: 0	H: 1	E: 0	LOB: 0	K: 0	S: 3	R: 0	H: 0	E: 0	LOB: 0	K: 0	S: 3	R: 3	H: 1	E: 0	LOB: 1	K: 0	S: 5	P: 13	R: 0	H: 0	E: 0	LOB: 0	K: 0	S: 3	R: 2	H: 1	E: 1	LOB: 0	K: 2	S: 9	P: 9	R: 1	H: 3	E: 0	LOB: 2	K: 0	S: 6	P: 6
--------------	------	------	------	--------	------	------	------	------	------	------	--------	------	------	------	------	------	------	--------	------	------	------	------	------	--------	------	------	------	------	------	--------	------	------	-------	------	------	------	--------	------	------	------	------	------	--------	------	------	------	------	------	------	--------	------	------	------

PITCHER	IP	WLS	BF	H	R	ER	SO	BB	IBB	HBP	BLK	WP	HR	S	P	ERA	WHIP
Fred Besana, L ERA: 5.54 (1, 1)	5.0		24	5	5	5	1	2	0	2	0	0	0	22	32	9.00	1.400
Mel Held, R ERA: (6, 1)	1.0		3	0	0	0	0	0	0	0	0	0	0	3	3	0.00	0.000
Erv Palica, R ERA: 5.06 (7, 1)	2.0	L	11	4	3	1	2	0	0	0	0	0	0	15	15	4.50	2.000

PITCHER	IP	WLS	BF	H	R	ER	SO	BB	IBB	HBP	BLK	WP	HR	S	P	ERA	WHIP

--	--	--	--	--	--	--	--	--	--	--	--	--	--	--	--	--	--

WP: 0 PA: 38



Batter	1	2	3	4	5	6	7	8	9	AB R H RBI BB SO LOB	TOP											
<b>Jim Pyburn, R</b> (1, 8) <small>OBP: 0.273, SLG: 0.455</small> <b>Mel Held, R</b> (6, 1) <b>Dave Pope, L</b> (8, PH) <small>OBP: 0.200, SLG: 0.143</small> <b>George Zuverink, R</b> (8, 1)	0-0 6-3		0-3 K	0-0 FC6-4		0-3 K		0-3 K		4 0 0 0 0 2 4 0 0 0 0 0 0 0 1 0 0 0 0 1 1 0 0 0 0 0 0 0												
<b>Bob Boyd, L</b> (1, 3) <small>OBP: 0.381, SLG: 0.389</small> (6, 9) (8, 3)	0-0 6-3		0-0 FC5 E 1B		0-0 G3		0-0 E4 6-3		0-0 1-3	5 0 1 0 0 0 0												
<b>Dave Philley, S</b> (1, 7) <small>OBP: 0.191, SLG: 0.244</small>	0-0 6-3		0-0 E6 S FC5 1-2		0-3 K		0-0 6-3 1-2		0-0 F6	5 0 0 0 0 1 2												
<b>Tito Francona, L</b> (1, 9) <small>OBP: 0.182, SLG: 0.226</small> (6, 8) (8, 9)		0-0 1B 1B	0-0 FC5 1-2 2-3f		0-0 F2		0-0 F9		0-3 K	5 1 1 0 0 1 3												
<b>Gus Triandos, R</b> (1, 2) <small>OBP: 0.364, SLG: 0.550</small>		0-0 1B 1B	0-3 K 2-3			0-0 E FC7-5 1B		0-3 K		4 1 2 0 0 2 3												
<b>Billy Gardner, R</b> (1, 4) <small>OBP: 0.294, SLG: 0.500</small>		0-3 K		0-0 BB 1B		0-0 FC7-5 E 1-2 1B		0-3 K		4 0 2 0 0 2 2												
<b>Wayne Causey, L</b> (1, 5) <small>OBP: 0.294, SLG: 0.143</small>		0-0 1-2 2-H 1B		4-0 FC6-4 BB		0-0 F7		0-0 4-3		3 0 1 1 1 0 2												
<b>Willy Miranda, S</b> (1, 6) <small>OBP: 0.184, SLG: 0.194</small>		0-0 F7		0-3 K		0-0 E4 FC7-5 1-2 2-3		0-0 2B 1B		4 1 1 0 0 1 6												
<b>Bill Wight, L</b> (1, 1) <b>Babe Birrer, R</b> (3, 1) <b>Tex Nelson, L</b> (4, PH) <small>OBP: 0.330, SLG: 0.333</small> <b>Hal Brown, R</b> (4, 1) <small>OBP: 1.000, SLG: 2.000</small> <b>Bob Hale, L</b> (6, PH) <small>OBP: 0.500, SLG: 0.750</small> <b>Chuck Diering, R</b> (8, PR) <small>OBP: 0.455, SLG: 0.286</small> (8, 8)		0-3 K		0-3 K		0-0 FC7-5		0-0 1-H 2B		1 0 0 0 0 1 2 0 0 0 0 0 0 0 1 0 0 0 0 1 2 0 0 0 0 0 0 0 2 0 1 2 0 0 2 0 0 0 0 0 0 0												
<b>Inning Stats</b>	R: 0 E: 0 K: 0 S: 3	H: 0 LOB: 0 BB: 0 P: 3	R: 1 E: 0 K: 2 S: 10	H: 3 LOB: 2 BB: 0 P: 10	R: 0 E: 1 K: 2 S: 9	H: 1 LOB: 2 BB: 1 P: 9	R: 0 E: 0 K: 2 S: 8	H: 1 LOB: 2 BB: 1 P: 12	R: 0 E: 0 K: 1 S: 5	H: 0 LOB: 0 BB: 0 P: 5	R: 1 E: 1 K: 1 S: 8	H: 2 LOB: 2 BB: 0 P: 8	R: 0 E: 1 K: 1 S: 6	H: 0 LOB: 1 BB: 0 P: 6	R: 1 E: 0 K: 2 S: 9	H: 2 LOB: 1 BB: 0 P: 9	R: 0 E: 0 K: 1 S: 5	H: 0 LOB: 0 BB: 0 P: 5	1B: 8 2B: 1 3B: 0 HR: 0	SF: 0 SAC: 0 DP: 0 HBP: 0	WP: 0 PB: 0 SB: 1 CS: 0	PA: 40
<b>PITCHER</b> <b>Camilo Pascual, R</b> (1, 1) <small>ERA: 3.75</small>	IP 9.0	WLS W	BF 40	H 9	R 3	ER 3	SO 12	BB 1	IBB 0	HBP 0	BLK 0	WP 0	HR 0	S 63	P 67	ERA 3.00	WHIP 1.111					
											<b>PITCHER</b> IP WLS BF H R ER SO BB IBB HBP BLK WP HR S P ERA WHIP											

**Baltimore Orioles @ Washington Senators**  
 Griffith Stadium, Washington, DC  
 Sat Apr 28 1956, 3:33 AM EST  
 Att. 3,873 - Unknown

AB	39
R	3
H	9
RBI	3
BB	1
SO	12
LOB	29



Batter	1	2	3	4	5	6	7	8	9
<b>Eddie Yost, R</b> OBP: 0.458, SLG: 0.294 (1, 5)	0-3 K2-3	4-0 1B BB	0-0 1-2 3-H 1B			0-0 2-3 SH2-4		4-0 1-2 BB	
<b>Dick Tettelbach, R</b> OBP: 0.286, SLG: 0.325 (1, 7)	0-3 K	0-0 1-3 2-H 1B	0-0 F9			0-0 F8		0-0 2-3 F7	
<b>Karl Olson, R</b> OBP: 0.422, SLG: 0.600 (1, 8)	0-0 E S 1B	0-0 F8			0-0 F8-4-3 1B	4-0 BB		0-0 F4	
<b>Roy Sievers, R</b> OBP: 0.333, SLG: 0.350 (1, 3)	4-0 1-3 1B BB		0-0 FC6-4 1B		0-3 K	0-3 K			
<b>Jim Lemon, R</b> OBP: 0.485, SLG: 0.655 (1, 9)	0-0 1-3 3-H 1B		0-0 FC6-4 1B 1B 1-2f		0-0 F8-4-3		0-0 SH1-4 K2-1-5-2 2B		
<b>Ed Fitz Gerald, R</b> OBP: 0.400, SLG: 0.667 (1, 2)	0-0 1-3		0-0 F9		0-0 4-3		0-0 SH1-4		
<b>Jerry Snyder, R</b> OBP: 0.324, SLG: 0.258 (1, 4)		4-0 G6-4-3 BB	0-0 1-2 1B 1B		0-0 F7		4-0 IBB		
<b>Pete Runnels, L</b> OBP: 0.364, SLG: 0.581 (7, PH) (8, 4)			0-0 G6-4-3 1-2f		0-0 1-3		0-3 K2-1-5-2		
<b>Jose Valdivielso, R</b> OBP: 0.235, SLG: 0.250 (1, 6)		0-0 G6-4-3 1-2f	0-0 1-2 2-3 1B 1B				0-0 3-3		
<b>Camilo Pascual, R</b> OBP: 0.444, SLG: 0.556 (1, 1)		0-0 E3 1B 1B	0-0 1-3 2-H 3-H 1B 1B			0-0 SH2-4 2B		0-0 F7 BB 1B	

Inning Stats	R: 1	H: 2	E: 0	LOB: 2	K: 2	BB: 1	S: 9	P: 13
	R: 1	H: 2	E: 1	LOB: 2	K: 0	BB: 2	S: 4	P: 12
	R: 3	H: 5	E: 0	LOB: 2	K: 0	BB: 0	S: 8	P: 8
	R: 0	H: 1	E: 0	LOB: 0	K: 1	BB: 0	S: 5	P: 5
	R: 0	H: 0	E: 0	LOB: 0	K: 0	BB: 0	S: 3	P: 3
	R: 0	H: 1	E: 0	LOB: 2	K: 1	BB: 1	S: 6	P: 10
	R: 0	H: 1	E: 0	LOB: 2	K: 1	BB: 1	S: 5	P: 9
	R: 0	H: 1	E: 0	LOB: 1	K: 0	BB: 1	S: 3	P: 7

PITCHER	IP	WLS	BF	H	R	ER	SO	BB	IBB	HBP	BLK	WP	HR	S	P	ERA	WHIP
<b>Bill Wight, L</b> ERA: 39.0 (1, 1)	2.2	L	19	9	5	5	2	3	0	0	0	0	0	20	32	16.88	4.500
<b>Babe Birrer, R</b> ERA: 7.71 (3, 1)	0.1		1	0	0	0	0	0	0	0	0	0	0	1	1	0.00	0.000
<b>Hal Brown, R</b> ERA: 3.18 (4, 1)	2.0		6	1	0	0	1	0	0	0	0	0	0	8	8	0.00	0.500
<b>Mel Held, R</b> ERA: (6, 1)	2.0		9	2	0	0	2	1	1	0	0	0	0	11	19	0.00	1.500
<b>George Zuerink, R</b> ERA: 2.03 (8, 1)	1.0		4	1	0	0	0	1	0	0	0	0	0	3	7	0.00	2.000

**BOTTOM**

**Baltimore Orioles @ Washington Senators**  
Griffith Stadium, Washington, DC


Sat Apr 28 1956, 3:33 AM EST  
Att. 3,873 - Unknown

AB	R	H	RBI	BB	SO	LOB
2	0	1	1	2	1	0
5	0	1	1	0	1	5
4	1	2	0	1	0	3
3	0	1	0	1	2	3
4	1	2	1	0	0	2
3	0	0	0	0	0	3
2	1	1	0	1	0	0
0	0	0	0	1	0	0
4	1	1	0	0	1	3
4	1	4	2	0	0	0

1B:	11	SF:	0
2B:	4	SAC:	2
3B:	0	DP:	3
HR:	0	HBP:	0

WP:	0	PA:	39
PB:	0		
SB:	1		
CS:	0		

livebaseballscorecards.com





Batter	1	2	3	4	5	6	7	8	9	AB R H RBI BB SO LOB	TOP																										
<b>Bobby Adams, R</b> (1, 5) <small>OBP: 0.425, SLG: 0.276</small> <b>Bob Hale, L</b> (7, PH) <small>OBP: 0.400, SLG: 0.600</small> <b>Fred Marsh, R</b> (7, 5) <small>OBP: 0.308, SLG: 0.100</small>	0-0 1-3			0-0 6-3	0-0 6-3		0-0 1-3		0-0 FC6-2 BB BB	3 0 0 0 0 0 1 1 0 0 0 0 0 1 1 0 0 0 0 0 2	<b>Baltimore Orioles @ Washington Senators</b> Griffith Stadium, Washington, DC Sun Apr 29 1956, 3:33 AM EDT Unknown																										
<b>Jim Dyck, R</b> (1, 7) <small>OBP: 0.429, SLG: 0.333</small> <b>Tito Francona, L</b> (7, PH) <small>OBP: 0.229, SLG: 0.344</small>	0-0 6-3			0-0 F8 1B 2B	0-0 F4		0-0 HR	4-0 BB BB 1-2 BB	3 1 1 0 0 0 1 1 1 1 2 1 0 0																												
<b>Dave Philley, S</b> (1, 9) <small>OBP: 0.212, SLG: 0.229</small>	0-3 K			4-0 BB 1B BB		0-0 F8	0-0 F9	4-0 BB BB 1-2 2-3 3-H	3 1 0 1 2 1 0 5 0 0 0 0 2 5																												
<b>Gus Triandos, R</b> (1, 3) <small>OBP: 0.327, SLG: 0.489</small>		0-3 K		0-0 F8 2-3		0-0 F9		0-0 K	5 0 0 0 0 2 5																												
<b>Jim Pyburn, R</b> (1, 8) <small>OBP: 0.308, SLG: 0.480</small>		0-0 6-3		4-0 1B 1-2 BB		0-0 L7		0-0 1B 2B	3 0 1 0 1 0 0																												
<b>Billy Gardner, R</b> (1, 4) <small>OBP: 0.381, SLG: 0.700</small>		0-3 K		0-0 1B 1-3 2-H 3-H			0-0 HR	0-0 CS 1B	4 1 3 3 0 1 0																												
<b>Hal Smith, R</b> (1, 2) <small>OBP: 0.394, SLG: 0.500</small>			0-0 4-3		0-0 HR		0-0 6-3	0-0 CS 1-2	3 2 1 1 1 0 0																												
<b>Willy Miranda, S</b> (1, 6) <small>OBP: 0.238, SLG: 0.256</small>			0-0 6-3		0-0 SH3-4 2B		0-0 3B 1B	4-0 BB BB FC6-2 SH1-4 1-2 BB	3 1 2 0 1 0 0																												
<b>Ray Moore, R</b> (1, 1) <small>OBP: 0.167, SLG: 0.167</small> <b>Chuck Diering, R</b> (7, PH) <small>OBP: 0.455, SLG: 0.286</small> <b>Bob Boyd, L</b> (7, PH) <small>OBP: 0.409, SLG: 0.526</small> <b>Don Ferrarese, R</b> (7, 1) <b>George Zuverink, R</b> (7, 1)			0-0 F8		0-0 SH3-4 2-3		0-0 HR 3B	0-0 SH1-4 1-2 2-3	1 0 0 0 0 0 0 0 0 0 0 0 0 0 1 1 1 1 0 0 0 0 0 0 0 0 0 0 0 0 0 0 0 0 0																												
<b>Inning Stats</b>	R: 0 E: 0 K: 1 S: 5	H: 0 LOB: 0 BB: 0 P: 5	R: 0 E: 0 K: 2 S: 7	H: 0 LOB: 0 BB: 0 P: 7	R: 0 E: 0 K: 0 S: 3	H: 0 LOB: 0 BB: 0 P: 3	R: 2 E: 0 K: 0 S: 4	H: 2 LOB: 2 BB: 2 P: 12	R: 1 E: 0 K: 0 S: 5	H: 2 LOB: 1 BB: 0 P: 5	R: 0 E: 0 K: 0 S: 3	H: 0 LOB: 0 BB: 0 P: 3	R: 4 E: 0 K: 0 S: 7	H: 4 LOB: 0 BB: 0 P: 7	R: 0 E: 0 K: 1 S: 5	H: 2 LOB: 0 BB: 0 P: 5	R: 1 E: 0 K: 0 S: 3	H: 0 LOB: 3 BB: 4 P: 19	1B: 3 2B: 3 3B: 1 HR: 3	SF: 0 SAC: 2 DP: 0 HBP: 0	WP: 0 PB: 0 SB: 0 CS: 1	PA: 41															
<b>PITCHER</b>	IP WLS BF H R ER SO BB IBB HBP BLK WP HR S P ERA WHIP																																				
<b>Chuck Stobbs, L</b> (1, 1) <small>ERA: 4.84</small> <b>Connie Grob, R</b> (7, 1) <small>ERA: 2.7</small> <b>Bob Chakales, R</b> (8, 1) <small>ERA: 4.5</small> <b>Tex Clevenger, R</b> (9, 1) <small>ERA: 13.5</small> <b>Bunky Stewart, L</b> (9, 1) <small>ERA:</small>	6.1		26	6	5	5	3	2	0	0	0	0	0	2	30	38	7.11	1.263																			
	0.2	L	4	2	2	2	0	0	0	0	0	0	0	1	4	4	27.00	3.000																			
	1.0		3	2	0	0	1	0	0	0	0	0	0	0	5	5	0.00	2.000																			
	0.0		2	0	1	1	0	2	0	0	0	0	0	0	0	8	∞	∞																			
	1.0		5	0	0	0	0	2	0	0	0	0	0	0	3	11	0.00	2.000																			

<b>AB</b>	32
<b>R</b>	8
<b>H</b>	10
<b>RBI</b>	8
<b>BB</b>	6
<b>SO</b>	4
<b>LOB</b>	10



Batter	1	2	3	4	5	6	7	8	9	AB	R	H	RBI	BB	SO	LOB
Eddie Yost, R OBP: 0.453, SLG: 0.270 (1, 5) X	0-0 F2 BB		4-0 BB		0-3 K	4-0 2B BB		0-0 F9		3	0	0	0	2	1	1
Dick Tettelbach, R OBP: 0.296, SLG: 0.356 (1, 7) X	0-0 L7		0-0 L8		0-3 K	0-0 2B			0-0 E 1B	5	1	2	0	0	1	1
Pete Runnels, L OBP: 0.421, SLG: 0.600 (1, 4) X	0-0 FC6-4 1B			0-0 HR 1B	0-0 1B		4-0 G3 BB		0-0 E4 1B	4	1	3	0	1	0	1
Roy Sievers, R OBP: 0.321, SLG: 0.400 (1, 3) X	0-0 FC6-4 1-2f			0-0 HR	0-0 F8		0-0 G3		0-0 F1	5	1	1	2	0	0	5
Jim Lemon, R OBP: 0.474, SLG: 0.697 (1, 9)		0-3 K		4-0 G3 1B BB		0-0 HR	0-0 4-3		0-0 F9	4	1	1	1	1	1	3
Karl Olson, R OBP: 0.440, SLG: 0.591 (1, 8)		0-0 6-3		0-0 G3 1B		4-0 2B SF7 BB	0-0 6-3		0-0 1B	4	1	2	1	1	0	1
Lou Berberet, L OBP: 0.231, SLG: 0.182 (1, 2)		0-0 F8		0-0 G3		0-0 SF7 SF9 2B		0-0 L9	0-0 G3	5	1	1	0	0	0	4
Jose Valdivielso, R OBP: 0.211, SLG: 0.222 Ernie Oravetz, S (6, PH) Jerry Snyder, R OBP: 0.343, SLG: 0.313 (7, 6)			0-0 1-3	0-0 F3		0-0 SF7		0-0 4-3 2B		2	0	0	0	0	0	2
Chuck Stobbs, L Connie Grob, L Bob Chalkles, R Clint Courtney, L Tex Clevenger, R Bunky Stewart, L (1, 1) (7, 1) (8, 1) (8, PH) (9, 1) (9, 1)			0-3 K	0-0 4-3		0-0 SF9		0-0 4-3		0	0	0	0	0	0	0

Inning Stats	R: 0	H: 1	E: 0	K: 0	S: 4	H: 0	LOB: 1	BB: 0	P: 4	R: 0	H: 0	E: 0	K: 1	S: 5	H: 0	LOB: 0	BB: 0	P: 5	R: 0	H: 0	E: 0	K: 1	S: 5	R: 2	H: 3	E: 0	K: 0	S: 6	H: 1	LOB: 1	BB: 0	P: 8	R: 3	H: 3	E: 0	K: 0	S: 5	H: 3	LOB: 2	BB: 2	P: 13	R: 0	H: 0	E: 0	K: 0	S: 3	H: 0	LOB: 1	BB: 1	P: 7	R: 0	H: 1	E: 0	K: 0	S: 4	H: 1	LOB: 1	BB: 0	P: 4	R: 1	H: 2	E: 1	K: 0	S: 6	H: 2	LOB: 2	BB: 0	P: 6	1B: 6	SF: 2	2B: 3	SAC: 0	3B: 0	DP: 0	HR: 2	HBP: 0	WP: 0	PA: 43
--------------	------	------	------	------	------	------	--------	-------	------	------	------	------	------	------	------	--------	-------	------	------	------	------	------	------	------	------	------	------	------	------	--------	-------	------	------	------	------	------	------	------	--------	-------	-------	------	------	------	------	------	------	--------	-------	------	------	------	------	------	------	------	--------	-------	------	------	------	------	------	------	------	--------	-------	------	-------	-------	-------	--------	-------	-------	-------	--------	-------	--------

PITCHER	IP	WLS	BF	H	R	ER	SO	BB	IBB	HBP	BLK	WP	HR	S	P	ERA	WHIP
Ray Moore, R ERA: 7.78 (1, 1)	6.0	W	29	8	5	5	4	4	0	0	0	0	2	33	49	7.50	2.000
Don Ferrarese, L ERA: (7, 1)	0.0		1	0	0	0	0	1	0	0	0	0	0	4	4	∞	∞
George Zuverink, R ERA: 1.65 (7, 1)	3.0	S	13	3	1	0	0	0	0	0	0	0	0	13	13	0.00	1.000

BOTTOM

Baltimore Orioles @ Washington Senators  
Griffith Stadium, Washington, DC  
Sun Apr 29 1956, 3:33 AM EDT  
Unknown

livebaseballscorecards.com

AB	36
R	6
H	11
RBI	6
BB	5
SO	4
LOB	21





Batter	1	2	3	4	5	6	7	8	9	AB R H RBI BB SO LOB	TOP											
<b>Bobby Adams, R</b> (1, 5) OBP: 0.444, SLG: 0.364	0-0 G6-4-3 1B	0-0 F9		0-0 2B		4-0 G4-6-3 BB		0-0 F9		4 1 2 0 1 0 3												
<b>Hal Smith, R</b> (1, 2) OBP: 0.417, SLG: 0.531	0-0 G6-4-3 1-2f		1-0 3B HBP	0-0 FC1-5 2B		0-0 G4-6-3 1-2f		0-0 4-3		2 1 1 1 0 0 1 2 0 0 0 0 0 1												
<b>Bob Boyd, L</b> (6, PH) OBP: 0.375, SLG: 0.476																						
<b>Dave Philley, S</b> (1, 9) OBP: 0.228, SLG: 0.283	0-0 5-3		0-0 1B	0-0 FC1-5 BB 1B		0-0 1-3		0-0 1B		5 1 2 1 0 0 1												
<b>Gus Triandos, R</b> (1, 3) OBP: 0.370, SLG: 0.510		0-0 BB BB 5-3 1B	0-0 FC6-4 1B	0-0 BB 1B		4-0 BB		0-0 F5		4 1 3 1 1 0 1												
<b>Jim Pyburn, R</b> (1, 8) OBP: 0.290, SLG: 0.414		0-0 F9	0-0 F9	4-0 BB BB 1-2 2-3 BB		0-3 K		0-0 F7		4 0 0 0 1 1 4												
<b>Billy Gardner, R</b> (1, 4) OBP: 0.360, SLG: 0.609		4-0 5-3 BB 1-2 BB	0-0 FC6-4 BB 1-2f	0-3 K		0-0 F8		0-0 F8		3 0 0 0 1 1 5												
<b>Chuck Diering, R</b> (1, 7) OBP: 0.538, SLG: 0.286		4-0 5-3 1-2 2-3 BB	4-0 BB BB 1-2 BB		0-0 F8		0-0 4-3			0 0 0 0 2 0 0 2 0 0 0 0 0 1												
<b>Tito Francona, L</b> (5, PH) OBP: 0.216, SLG: 0.324																						
<b>Willy Miranda, S</b> (1, 6) OBP: 0.233, SLG: 0.250	0-0 5-3		0-0 1-3		0-0 5-3			0-0 L7		1 0 0 1 0 0 2 3 0 0 0 0 0 2												
<b>Fred Marsh, R</b> (2, 6) OBP: 0.250, SLG: 0.077																						
<b>Jim Wilson, R</b> (1, 1) OBP: 0.400, SLG: 0.143		4-0 BB		0-0 6-3		0-0 1-3		0-0 5-3		3 0 0 0 1 0 0 0 0 0 0 0 0 0												
<b>George Zuerink, R</b> (8, 1)																						
<b>Inning Stats</b>	R: 0 E: 0 K: 0 S: 3	H: 1 LOB: 0 BB: 0 P: 3	R: 1 E: 0 K: 0 S: 4	H: 1 LOB: 3 BB: 3 P: 16	R: 2 E: 0 K: 0 S: 5	H: 2 LOB: 2 BB: 1 P: 10	R: 1 E: 0 K: 1 S: 8	H: 3 LOB: 3 BB: 1 P: 12	R: 0 E: 0 K: 0 S: 3	H: 0 LOB: 0 BB: 0 P: 3	R: 0 E: 0 K: 0 S: 2	H: 0 LOB: 0 BB: 1 P: 6	R: 0 E: 0 K: 1 S: 5	H: 0 LOB: 1 BB: 1 P: 9	R: 0 E: 0 K: 0 S: 3	H: 0 LOB: 0 BB: 0 P: 3	R: 0 E: 0 K: 0 S: 4	H: 1 LOB: 1 BB: 0 P: 4	1B: 5 2B: 1 3B: 2 HR: 0	SF: 0 SAC: 0 DP: 2 HBP: 1	WP: 0 PB: 0 SB: 0 CS: 0	PA: 41
<b>PITCHER</b>	IP WLS BF H R ER SO BB IBB HBP BLK WP HR S P ERA WHIP																					
<b>Bob Wiesler, L</b> (1, 1) ERA: 13.0	3.2 23 7 4 4 0 5 0 1 0 0 0 0 17 38 9.82 3.273																					
<b>Bob Chakales, R</b> (4, 1) ERA: 1.93	5.1 18 1 0 0 2 2 0 0 0 0 0 0 20 28 0.00 0.562																					

**Baltimore Orioles @ Washington Senators**  
**Griffith Stadium, Washington, DC**  
 Sun Apr 29 1956, 3:38 AM EDT  
 Att. 9,532 - Unknown

[livebaseballscorecards.com](http://livebaseballscorecards.com)

**AB 33**  
**R 4**  
**H 8**  
**RBI 4**  
**BB 7**  
**SO 2**  
**LOB 21**



Batter	1	2	3	4	5	6	7	8	9	AB R H RBI BB SO LOB
<b>Eddie Yost, R</b> OBP: 0.483, SLG: 0.282 (1, 5) BBB	4-0 HR BB		0-0 6-3		4-0 BB		0-0 2-H 1B		4-0 1B IBB	2 1 1 1 3 0 0
<b>Dick Tettelbach, R</b> OBP: 0.288, SLG: 0.340 (1, 7) X	0-0 F9		0-0 F4		0-3 K		0-0 L1		0-0 1-2 2-3 3-H 1B	5 0 1 1 0 1 3
<b>Pete Runnels, L</b> OBP: 0.405, SLG: 0.564 (1, 4) X	0-0 F7		0-0 S 1B		0-0 4-3			0-0 F5		4 0 1 0 0 0 2
<b>Roy Sievers, R</b> OBP: 0.333, SLG: 0.458 (1, 3) X	0-0 1-H HR		0-3 K		0-0 F8			4-0 BB		3 1 1 2 1 1 1
<b>Jim Lemon, R</b> OBP: 0.429, SLG: 0.622 (1, 9) SSS	0-3 K			0-0 F5		0-3 K		0-3 K		4 0 0 0 0 3 1
<b>Karl Olson, R</b> OBP: 0.444, SLG: 0.638 (1, 8)		4-0 BBB FC5-4 BB		0-0 HR		0-0 F3		0-0 F9		3 1 1 1 1 0 1
<b>Lou Berberet, L</b> OBP: 0.176, SLG: 0.133 (1, 2)		0-0 F8		0-0 F9			0-0 4-3		0-0 4-3	4 0 0 0 0 0 1
<b>Jerry Snyder, R</b> OBP: 0.359, SLG: 0.333 (1, 6)		0-0 FC5-4 1-2f		0-0 4-3			0-0 SH1-4 1B 1B		0-0 1B 1B 1B	4 2 2 0 0 0 1
<b>Bob Wiesler, S</b> (1, 1)		0-0 G3			0-0 F7				0-0 1B 1-3 1B	1 0 0 0 0 0 1
<b>Bob Chakales, R</b> (4, 1)										1 0 0 0 0 0 0
<b>Ernie Oravetz, S</b> OBP: 0.200, SLG: 0.250 (9, PH)										1 0 1 0 0 0 0

Inning Stats	R: 2	H: 1	E: 0	LOB: 0	K: 1	P: 6	R: 0	H: 0	E: 0	LOB: 1	K: 0	P: 7	R: 0	H: 1	E: 0	LOB: 1	K: 1	P: 6	R: 1	H: 1	E: 0	LOB: 0	K: 0	P: 4	R: 0	H: 0	E: 0	LOB: 0	K: 1	P: 9	R: 0	H: 0	E: 0	LOB: 0	K: 1	P: 5	R: 1	H: 2	E: 0	LOB: 1	K: 0	P: 5	R: 0	H: 0	E: 0	LOB: 1	K: 1	P: 9	R: 1	H: 3	E: 0	LOB: 3	K: 0	P: 8	1B: 6	SF: 0	2B: 0	SAC: 1	3B: 0	DP: 0	HR: 2	HBP: 0	WP: 0	PA: 38
--------------	------	------	------	--------	------	------	------	------	------	--------	------	------	------	------	------	--------	------	------	------	------	------	--------	------	------	------	------	------	--------	------	------	------	------	------	--------	------	------	------	------	------	--------	------	------	------	------	------	--------	------	------	------	------	------	--------	------	------	-------	-------	-------	--------	-------	-------	-------	--------	-------	--------

PITCHER	IP	WLS	BF	H	R	ER	SO	BB	IBB	HBP	BLK	WP	HR	S	P	ERA	WHIP
<b>Jim Wilson, R</b> ERA: 4.43 (1, 1)	7.1		31	5	4	4	4	4	4	0	0	0	2	35	51	4.91	1.227
<b>George Zuverink, R</b> ERA: 2.08 (8, 1)	1.0	L	7	3	1	1	1	0	1	0	0	0	0	8	12	9.00	3.000


**BOTTOM**

**Baltimore Orioles @ Washington Senators**  
Griffith Stadium, Washington, DC

Sun Apr 29 1956, 3:38 AM EDT  
Att. 9,532 - Unknown

livebaseballscorecards.com

AB	32
R	5
H	8
RBI	5
BB	5
SO	5
LOB	11





Batter	1	2	3	4	5	6	7	8	9	10	11	AB R H RBI BB SO LOB	TOP				
Jim Rivera, L (1, 9) OBP: 0.444, SLG: 0.500	0-0 1B FC4-6 1B		0-0 L8		0-3 K			0-0 1B FC4 2B	0-0 1B		0-3 K	6 2 3 0 0 2 2	Chicago White Sox @ Baltimore Orioles Memorial Stadium, Baltimore, MD Tue May 01 1956, 3:33 AM EDT Att. 12,169 - Unknown				
Nellie Fox, L (1, 4) OBP: 0.156, SLG: 0.267	0-0 F7		0-0 3-1		0-0 4-3			4-0 FC4 FC6-2 1B BB	0-0 4-3			4 0 0 0 1 0 4					
George Kell, R (1, 5) OBP: 0.667, SLG: 0.600 Bubba Phillips, R (8, PR) OBP: 0.333, SLG: 0.667 Bob Kennedy, R (8, 5) OBP: 0.250, SLG: 0.100	0-0 FC4-6 1B		0-0 L5				0-0 F8	0-0 FC6-2 FC4 1B		0-0 FC5-6 1B		4 0 2 0 0 0 0 0 0 0 0 0 0 0 1 0 1 0 0 0 0					
Larry Doby, L (1, 8) OBP: 0.345, SLG: 0.273	0-0 FC4-6 BB			0-0 E3			0-3 K	0-0 FC4 FC6-2		0-0 FC5-6 1B		5 0 0 2 0 1 4					
Minnie Minoso, R (1, 7) OBP: 0.375, SLG: 0.308	4-0 FC6-4 BB			0-0 FC1			0-0 L7	0-0 FC6-2 FC6-4		0-0 1B		4 0 1 0 1 0 4					
Sherm Lollar, R (1, 2) OBP: 0.407, SLG: 0.286	0-0 FC6-4			4-0 G6-4-3 BB			0-0 F9	0-3 K		0-3 K		4 0 0 0 1 2 7					
Walt Dropo, R (1, 3) OBP: 0.227, SLG: 0.300		0-3 K		0-0 G6-4-3			0-0 1B	0-0 FC6-4			0-0 F5	5 0 1 0 0 1 5					
Luis Aparicio, R (1, 6) OBP: 0.150, SLG: 0.150 Bob Nieman, R (9, PH) Jim Brideweser, R (9, PR) OBP: 0.500, SLG: 0.500		0-0 F6			0-0 SH5-4 1B		0-0 F5		4-0 FC3-6 BB		0-0 1B	3 0 1 0 0 0 1 0 0 0 0 1 0 0 1 0 1 0 0 0 0					
Jack Harshman, L (1, 1) Dixie Howell, L (8, 1) OBP: 0.333, SLG: 0.333		0-0 G3			0-0 SH5-4		0-0 G3		0-0 FC3-6 1B		0-0 F5	2 0 0 0 0 0 1 2 0 0 0 0 0 2					
Inning Stats	R: 1 H: 2 E: 0 LOB: 2 K: 0 BB: 1 S: 5 P: 9	R: 0 H: 0 E: 0 LOB: 0 K: 1 BB: 0 S: 5 P: 5	R: 0 H: 0 E: 0 LOB: 0 K: 0 BB: 0 S: 3 P: 3	R: 0 H: 0 E: 2 LOB: 1 K: 0 BB: 1 S: 3 P: 7	R: 0 H: 1 E: 0 LOB: 1 K: 1 BB: 0 S: 6 P: 6	R: 0 H: 0 E: 0 LOB: 0 K: 1 BB: 0 S: 5 P: 5	R: 0 H: 1 E: 0 LOB: 1 K: 0 BB: 0 S: 4 P: 4	R: 1 H: 2 E: 0 LOB: 3 K: 1 BB: 1 S: 8 P: 12	R: 0 H: 1 E: 0 LOB: 2 K: 0 BB: 1 S: 3 P: 7	R: 0 H: 2 E: 0 LOB: 2 K: 1 BB: 0 S: 6 P: 6	R: 0 H: 1 E: 0 LOB: 1 K: 1 BB: 0 S: 6 P: 6	1B: 9 SF: 0 2B: 2 SAC: 1 3B: 0 DP: 2 HR: 0 HBP: 0		WP: 0 PA: 46 PB: 0 SB: 0 CS: 1			
PITCHER	IP WLS BF H R ER SO BB IBB HBP BLK WP HR S P ERA WHIP																
Erv Palica, R (1, 1) ERA: 3.91	7.0																
Fred Besana, L (8, 1) ERA: 5.28	2.1																
George Zuverink, R (10, 1) ERA: 1.89	1.2	W	6	2	0	0	2	0	0	0	0	0	0	10	10	0.00	1.200

livebaseballscorecards.com

AB	41
R	2
H	10
RBI	2
BB	4
SO	6
LOB	30



Batter	1	2	3	4	5	6	7	8	9	10	11	AB R H RBI BB SO LOB	BOTTOM													
<b>Bobby Adams, R</b> (1, 5) OBP: 0.400, SLG: 0.316	X 0-0 F4 ①		S 0-3 K ①			X 0-0 F5 ①		X 0-0 F5 ①		S 0-3 K ①		5 0 0 0 0 2 0	<b>Chicago White Sox @ Baltimore Orioles</b> <b>Memorial Stadium, Baltimore, MD</b> Tue May 01 1956, 3:33 AM EDT Att. 12,169 - Unknown													
<b>Chuck Diering, R</b> (1, 7) OBP: 0.500, SLG: 0.273	S 0-3 K ②		X 0-0 F2 ②			X 0-0 E S 1B ②		B 4-0 2B BB		X 0-0 F9 ②		4 1 1 0 1 1 0														
<b>Dave Philley, S</b> (1, 9) OBP: 0.226, SLG: 0.293	S 0-3 K ③		S 0-3 K ③			X 0-0 F4 ②		X 0-0 1-H 1B 2B		X 0-0 F6 ③		5 1 1 1 0 2 1														
<b>Gus Triandos, R</b> (1, 3) OBP: 0.386, SLG: 0.510		X 0-0 G6-4-3 E 1B		X 0-0 G3 ①		B 4-0 BB		X 0-0 K2-5-2 2-H 1B		X 0-0 SH E 2B		2 0 1 0 1 0 0 2 1 2 1 0 0 0														
<b>Bob Boyd, L</b> (8, PH) OBP: 0.423, SLG: 0.565																										
<b>Jim Pyburn, R</b> (1, 8) OBP: 0.265, SLG: 0.375		X 0-0 E6 G6-4-3 1-2		X 0-0 E4 L4-3		S 0-3 K ③		4-0 IBB				3 0 0 0 0 1 3 0 0 0 0 2 0 0														
<b>Tito Francona, L</b> (8, PH) OBP: 0.256, SLG: 0.324																										
<b>Billy Gardner, R</b> (1, 4) OBP: 0.310, SLG: 0.519		X 0-0 G6-4-3 1-2 2-3		X 0-0 L4-3 1-2		X 0-0 F9 ①		S 0-3 K2-5-2 2-2		X 0-0 SH 1-3 2-H		4 0 0 0 0 1 5														
<b>Hal Smith, R</b> (1, 2) OBP: 0.425, SLG: 0.543		B 4-0 BB BB		X 0-0 F4 ①		X 0-0 WP 2B		X 0-0 4-3 ①				3 0 1 0 1 0 0														
<b>Willy Miranda, S</b> (1, 6) OBP: 0.244, SLG: 0.244		B 4-0 BB BB		X 0-0 F2 ②		X 0-0 F8 ②		X 0-0 2-3 ②				1 0 0 0 1 0 0 1 0 0 0 0 0 1 1 0 0 0 0 0 0														
<b>Jim Dyck, R</b> (7, PH) OBP: 0.414, SLG: 0.318																										
<b>Fred Marsh, R</b> (8, 6) OBP: 0.235, SLG: 0.071		X 0-3 K ③		X 0-0 6-3 ③		X 0-3 K ③		X 0-3 K ③				2 0 0 0 0 1 3 1 0 0 0 0 1 1 1 0 0 0 0 1 0 0 0 0 0 0 0 0														
<b>Erv Palica, R</b> (1, 1)																										
<b>Bob Hale, L</b> (7, PH) OBP: 0.333, SLG: 0.500																										
<b>Fred Besana, R</b> (8, 1)																										
<b>George Zuverink, R</b> (10, 1)																										
<b>Inning Stats</b>	R: 0 E: 0 K: 2 S: 7	H: 0 LOB: 0 BB: 0 P: 7	R: 0 E: 1 K: 1 S: 6	H: 1 LOB: 3 BB: 2 P: 14	R: 0 E: 0 K: 2 S: 7	H: 0 LOB: 0 BB: 0 P: 7	R: 0 E: 1 K: 0 S: 3	H: 0 LOB: 0 BB: 0 P: 3	R: 0 E: 0 K: 0 S: 3	H: 0 LOB: 0 BB: 0 P: 3	R: 0 E: 0 K: 1 S: 6	H: 1 LOB: 2 BB: 1 P: 10	R: 0 E: 0 K: 1 S: 6	H: 1 LOB: 1 BB: 0 P: 6	R: 2 E: 0 K: 1 S: 6	H: 2 LOB: 2 BB: 2 P: 14	R: 0 E: 0 K: 1 S: 5	H: 0 LOB: 0 BB: 0 P: 5	R: 0 E: 0 K: 1 S: 5	H: 0 LOB: 0 BB: 0 P: 5	R: 1 E: 1 K: 0 S: 2	H: 1 LOB: 2 BB: 1 P: 6	1B: 3 2B: 5 3B: 0 HR: 0	SF: 0 SAC: 1 DP: 3 HBP: 0	WP: 1 PB: 0 SB: 1 CS: 0	PA: 42
<b>PITCHER</b>	IP WLS BF H R ER SO BB IBB HBP BLK WP HR S P ERA WHIP																									
<b>Jack Harshman, L</b> (1, 1) ERA: 1.1	7.1 30 4 2 2 7 4 0 0 0 1 0 40 56 2.46 1.091																									
<b>Dixie Howell, R</b> (8, 1) ERA:	2.2 L 12 2 1 0 3 0 2 0 0 0 0 16 24 0.00 0.750																									

AB	35
R	3
H	6
RBI	2
BB	6
SO	10
LOB	14



WP: 1	PA: 42
PB: 0	
SB: 1	
CS: 0	

1B: 3	SF: 0
2B: 5	SAC: 1
3B: 0	DP: 3
HR: 0	HBP: 0



Batter	1	2	3	4	5	6	7	8	9	AB R H RBI BB SO LOB	TOP
<b>Jim Busby, R</b> (1, 8) <small>OBP: 0.291, SLG: 0.367</small>	0-0 	0-0 5-3			0-0 4-3		0-0 2B 		0-0 2-H 	5 3 3 3 0 0 0	
<b>Gene Woodling, L</b> (1, 7) <small>OBP: 0.450, SLG: 0.404</small>	4-0 		0-0 1-3			0-0 L3	0-0 2-H 		0-3 	4 0 1 1 1 1 0	
<b>Bobby Avila, R</b> (1, 4) <small>OBP: 0.333, SLG: 0.439</small>	0-0 		0-0 1-3			0-0 1B 	0-0 F8			4 1 1 0 0 0 3	
<b>Vic Wertz, L</b> (1, 3) <small>OBP: 0.519, SLG: 0.800</small>	1-0 		0-0 F7			0-0 3-1		0-0 G5-4-3 		3 1 1 0 0 0 1	
<b>Al Smith, R</b> (1, 9) <small>OBP: 0.385, SLG: 0.618</small> <b>Rocky Colavito, R</b> (9, 9) <small>OBP: 0.200, SLG: 0.333</small>	0-3 			0-0 4-3		0-0 		0-3 		4 0 1 0 0 2 4 0 0 0 0 0 0 0	
<b>Al Rosen, R</b> (1, 5) <small>OBP: 0.370, SLG: 0.311</small>	0-0 			0-0 		0-3 		0-0 G5-4-3 		4 0 2 3 0 1 3	
<b>Chico Carrasquel, R</b> (1, 6) <small>OBP: 0.216, SLG: 0.277</small>	0-0 F9			0-3 K2-4-2			0-0 		0-0 5-3	4 1 1 0 0 1 2	
<b>Earl Averill, R</b> (1, 2) <small>OBP: 0.261, SLG: 0.056</small>		0-0 F9			0-0 6-3		0-0 F9		4-0 	3 1 0 0 1 0 1	
<b>Mike Garcia, R</b> (1, 1)		0-0 F8			0-3 		0-0 SH3-4		0-0 SH1-4	2 0 0 0 0 1 0	
<b>Inning Stats</b>	R: 3 H: 2 E: 0 LOB: 1 K: 1 BB: 1 S: 7 P: 12	R: 0 H: 0 E: 0 LOB: 0 K: 0 BB: 0 S: 3 P: 3	R: 0 H: 0 E: 0 LOB: 0 K: 0 BB: 0 S: 3 P: 3	R: 0 H: 1 E: 0 LOB: 1 K: 1 BB: 0 S: 5 P: 5	R: 0 H: 0 E: 0 LOB: 0 K: 1 BB: 0 S: 5 P: 5	R: 0 H: 2 E: 0 LOB: 2 K: 1 BB: 0 S: 7 P: 7	R: 2 H: 3 E: 0 LOB: 1 K: 0 BB: 0 S: 6 P: 6	R: 0 H: 1 E: 0 LOB: 0 K: 1 BB: 0 S: 5 P: 5	R: 2 H: 1 E: 0 LOB: 0 K: 1 BB: 1 S: 6 P: 10	1B: 7 SF: 0 2B: 3 SAC: 2 3B: 0 DP: 2 HR: 1 HBP: 1	WP: 0 PA: 38 PB: 0 SB: 0 CS: 0
<b>PITCHER</b> <b>Bill Wight, L</b> (1, 1) <small>ERA: 18.0</small> <b>Fred Besana, L</b> (6, 1) <small>ERA: 5.82</small> <b>Harry Dorish, R</b> (7, 1) <small>ERA:</small> <b>Mel Held, R</b> (8, 1) <small>ERA: 3.6</small>	IP WLS BF H R ER SO BB IBB HBP BLK WP HR S P ERA WHIP 5.0 L 19 3 3 3 3 1 0 1 0 0 0 23 28 5.40 0.800 1.2 10 5 2 2 1 0 0 0 0 0 0 12 12 10.80 3.000 0.1 1 0 0 0 0 0 0 0 0 0 0 1 1 0.00 0.000 2.0 8 2 2 2 2 1 0 0 0 0 1 11 15 9.00 1.500	<b>PITCHER</b> IP WLS BF H R ER SO BB IBB HBP BLK WP HR S P ERA WHIP									

**Cleveland Indians @ Baltimore Orioles**  
 Memorial Stadium, Baltimore, MD  
 Thu May 03 1956, 3:33 AM EDT  
 Att. 12,378 - Unknown

[livebaseballscorecards.com](http://livebaseballscorecards.com)

<b>AB</b>	33
<b>R</b>	7
<b>H</b>	10
<b>RBI</b>	7
<b>BB</b>	2
<b>SO</b>	6
<b>LOB</b>	14



Batter	1	2	3	4	5	6	7	8	9	AB R H RBI BB SO LOB
Wayne Causey, L (1, 5) OBP: 0.250, SLG: 0.118 Bobby Adams, R (7, 4) OBP: 0.412, SLG: 0.333	0-3 K		0-0 F6		0-3 K			0-0 FC4-8 1B		3 0 0 0 0 2 1 1 0 1 0 0 0 0
Bob Boyd, L (1, 3) OBP: 0.433, SLG: 0.556 (7, 9)	0-0 1B FC6-4 1B		0-0 6-3			0-0 FC1-5 1B 1B		0-0 FC4-6 WP 1-2f		4 1 2 0 0 0 1
Dave Philley, S (1, 7) OBP: 0.242, SLG: 0.306 (7, 5)	0-0 FC6-4 1-3 1B		0-0 4-3			0-0 FC1-5 1-2 1B		0-3 K2-3 1-2		4 0 2 0 0 1 1
Gus Triandos, R (1, 2) OBP: 0.361, SLG: 0.473	0-0 FC6-4 1-2f 3-H			0-3 K		0-0 FC1-5 1-2 2-3f		0-0 1-3		4 0 0 0 0 1 4
Tito Francona, L (1, 8) OBP: 0.233, SLG: 0.289	0-0 F7			0-0 G3		0-3 K			0-0 F8	4 0 0 0 0 1 3
Billy Gardner, R (1, 4) OBP: 0.290, SLG: 0.483 Bob Hale, L (6, PH) OBP: 0.250, SLG: 0.375 (7, 3)		0-0 6-3		0-0 F5		0-0 4-3			0-0 6-3	2 0 0 0 0 0 0 2 0 0 0 0 0 2
Tex Nelson, L (1, 9) OBP: 0.286, SLG: 0.167 (7, 7)		4-0 BB			0-0 6-3		0-3 K		0-0 3-1	3 0 0 0 1 1 0
Willy Miranda, S (1, 6) OBP: 0.250, SLG: 0.273		0-3 K			0-0 2B		0-0 F7			3 0 1 0 0 1 1
Bill Wight, L (1, 1) Dave Pope, L (5, PH) OBP: 0.188, SLG: 0.133 Fred Sesania, R (6, 1) Harry Dorish, R (7, 1) Jim Pyburn, R (7, PH) OBP: 0.297, SLG: 0.364 Mel Held, R (8, 1)		0-0 4-3			0-0 P4		0-0 G3			1 0 0 0 0 0 1 1 0 0 0 0 0 1 0 0 0 0 0 0 0 0 0 0 0 0 0 0 1 0 0 0 0 0 0 0 0 0 0 0 0 0

<b>Inning Stats</b>	R: 1 H: 2 E: 1 LOB: 1 K: 1 BB: 0 S: 7 P: 7	R: 0 H: 0 E: 0 LOB: 1 K: 1 BB: 1 S: 5 P: 9	R: 0 H: 0 E: 0 LOB: 0 K: 0 BB: 0 S: 3 P: 3	R: 0 H: 0 E: 0 LOB: 0 K: 1 BB: 0 S: 5 P: 5	R: 0 H: 1 E: 0 LOB: 1 K: 1 BB: 0 S: 6 P: 6	R: 0 H: 2 E: 0 LOB: 2 K: 1 BB: 0 S: 7 P: 7	R: 0 H: 0 E: 0 LOB: 0 K: 1 BB: 0 S: 5 P: 5	R: 0 H: 1 E: 0 LOB: 1 K: 1 BB: 0 S: 6 P: 6	R: 0 H: 0 E: 0 LOB: 0 K: 0 BB: 0 S: 3 P: 3	1B: 5 SF: 0 2B: 1 SAC: 0 3B: 0 DP: 0 HR: 0 HBP: 0
<b>PITCHER</b> Mike Garcia, R (1, 1) ERA: 3.32	IP 9.0 WLS W BF 34 H 6 R 1 ER 0 SO 7 BB 1 IBB 0 HBP 0 BLK 0 WP 1 HR 0 S 47 P 51 ERA 0.00 WHIP 0.778									<b>PITCHER</b> IP WLS BF H R ER SO BB IBB HBP BLK WP HR S P ERA WHIP


**BOTTOM**

**Cleveland Indians @ Baltimore Orioles**  
Memorial Stadium, Baltimore, MD

Thu May 03 1956, 3:33 AM EDT  
Att. 12,378 - Unknown

livebaseballscorecards.com

<b>AB</b>	<b>33</b>
<b>R</b>	<b>1</b>
<b>H</b>	<b>6</b>
<b>RBI</b>	<b>0</b>
<b>BB</b>	<b>1</b>
<b>SO</b>	<b>7</b>
<b>LOB</b>	<b>15</b>



WP: 1 PA: 34  
PB: 0  
SB: 0  
CS: 0



Batter	1	2	3	4	5	6	7	8	9	AB R H RBI BB SO LOB	TOP									
Jim Busby, R (1, 8) OBP: 0.300, SLG: 0.370	0-0 FC5-4 E 1B		0-3 K	0-0 L6-3 1B			0-0 L7		0-0 P2-6 2-3f	5 0 2 0 0 1 1										
Gene Woodling, L (1, 7) OBP: 0.431, SLG: 0.373	0-0 E6 FC5-4 1-2		4-0 1B BB	0-0 L6-3 1-2			0-0 F8		0-0 4-3	4 0 0 0 1 0 4										
Bobby Avila, R (1, 4) OBP: 0.344, SLG: 0.459	0-0 FC5-4 1-2f 2-3		0-0 1-3 1B				0-0 L6			4 0 2 0 0 0 2										
Vic Wertz, L (1, 3) OBP: 0.483, SLG: 0.735	0-0 F2		0-0 F8				0-0 4-3		0-0 F8	4 0 0 0 0 0 5										
Al Smith, R (1, 9) OBP: 0.349, SLG: 0.553	0-3 K			0-3 K			0-0 F7		0-0 L7	4 0 0 0 0 2 2										
Al Rosen, R (1, 5) Rudy Regalado, R (3, 5) OBP: 0.364, SLG: 0.304		0-0 L6		1-0 1B 2B HBP			4-0 SH3-4 1B BB		0-0 L8	1 0 0 0 0 0 0 1 1 0 0 1 0 0										
Chico Carrasquel, R (1, 6) OBP: 0.241, SLG: 0.300		0-3 K2-3		0-0 1-3 2B 1B			0-0 SH3-4 1-2		0-0 1B	3 1 2 0 0 1 0										
Hal Naragon, L (1, 2) OBP: 0.500, SLG: 1.000		0-3 K		0-0 1-H 3-H 1B 2B			0-0 2-H 1B		0-0 4-3	4 1 2 2 0 1 1										
Herb Score, L (1, 1) Cal McLish, S (3, 1) Dale Mitchell, L (4, PH) Sal Maglie, R (4, 1) Stu Locklin, L (6, PH) Ray Narleski, R (6, 1) Sam Mele, R (9, PH) Jim Hegan, R (9, PR) OBP: 0.750, SLG: 1.000 OBP: 0.316, SLG: 0.286			0-0 4-1	0-0 1B 2-H 1B			0-0 F5		0-0 P2-6 2B	1 0 0 0 0 0 0 0 0 0 0 0 0 0 0 0 1 0 0 1 1 0 0 0 0 0 0 0 0 0 0 0 0 0 1 0 0 0 0 0 0 1 0 0 0 0 0 0 0 0 0 1 0 1 0 0 0 0 0 0 0 0 0 0 0 0 0 0 0										
<b>Inning Stats</b>	R: 0 E: 1 K: 1 S: 7	H: 1 LOB: 2 BB: 0 P: 7	R: 0 E: 0 K: 2 S: 7	H: 0 LOB: 0 BB: 0 P: 7	R: 0 E: 0 K: 1 S: 6	H: 1 LOB: 2 BB: 1 P: 10	R: 3 E: 0 K: 1 S: 8	H: 4 LOB: 1 BB: 0 P: 9	R: 0 E: 0 K: 0 S: 3	H: 1 LOB: 1 BB: 1 P: 7	R: 0 E: 0 K: 0 S: 4	H: 1 LOB: 1 BB: 0 P: 4	R: 0 E: 0 K: 0 S: 4	H: 1 LOB: 1 BB: 0 P: 4	R: 0 E: 0 K: 0 S: 3	H: 1 LOB: 1 BB: 0 P: 3	1B: 7 2B: 5 3B: 0 HR: 0	SF: 0 SAC: 1 DP: 2 HBP: 1	WP: 0 PB: 0 SB: 0 CS: 0	PA: 38
<b>PITCHER</b>	IP WLS BF H R ER SO BB IBB HBP BLK WP HR S P ERA WHIP																			
Jim Wilson, R (1, 1) ERA: 4.3	7.0 W 31 8 3 3 5 2 0 1 0 0 0 0 38 47 3.86 1.429																			
George Zuverink, R (8, 1) ERA: 1.71	2.0 S 7 2 0 0 0 0 0 0 0 0 0 0 7 7 0.00 1.000																			

Cleveland Indians @ Baltimore Orioles  
 Memorial Stadium, Baltimore, MD  
 Fri May 04 1956, 3:33 AM EDT  
 Att. 8,130 - Unknown

livebaseballscorecards.com

AB	34
R	3
H	10
RBI	3
BB	2
SO	5
LOB	16



Batter	1	2	3	4	5	6	7	8	9	AB	R	H	RBI	BB	SO	LOB
<b>Bobby Adams, R</b> OBP: 0.418, SLG: 0.333 (1, 5)	4-0 PB BB 6-3 BB		X 0-0 WP 1B 1-2 1B		S 0-3 K		X 0-0 F9			3	2	1	0	1	1	0
<b>Chuck Diering, R</b> OBP: 0.500, SLG: 0.286 (1, 7) (5, 8)	4-0 6-3 PB 1-2 PB BB		X 0-0 1B WP 1-2 1B 2-3		X 0-0 F8		X 0-0 4-3			3	1	1	0	1	0	0
<b>Dave Philley, S</b> OBP: 0.257, SLG: 0.297 (1, 9) (5, 7)	0-0 6-3 1-3 2-H		B 4-0 1B BB 1-2 BB 2-3 3-H		B 4-0 BB BB		X 0-0 4-3			2	0	0	1	2	0	1
<b>Gus Triandos, R</b> OBP: 0.369, SLG: 0.466 (1, 3) <b>Bob Boyd, L</b> OBP: 0.433, SLG: 0.556 (8, PR) (9, 3)	0-3 K 3-H		X 0-0 G6-4-3 1B 1-2 1B 2-3 3-H		X 0-0 F8		B 4-0 BB BB			3	0	1	1	1	1	1
<b>Billy Gardner, R</b> OBP: 0.257, SLG: 0.424 (1, 4)	0-0 L9		X 0-0 F9		X 0-0 6-3		X 0-0 F9			4	0	0	0	0	0	4
<b>Hal Smith, R</b> OBP: 0.395, SLG: 0.500 (1, 2)		X 0-0 1-3	X 0-0 G6-4-3 1-2		X 0-0 F9		X 0-0 F9			3	0	0	0	0	0	3
<b>Jim Pyburn, R</b> OBP: 0.250, SLG: 0.353 (1, 8) <b>Tito Francona, L</b> OBP: 0.222, SLG: 0.275 (4, PH) (5, 9)		X 0-0 4-3		X 0-0 4-3		X 0-0 F5				1	0	0	0	0	0	0
<b>Willy Miranda, S</b> OBP: 0.235, SLG: 0.255 (1, 6)		S 0-3 K		X 0-0 F8		X 0-0 F5				3	0	0	0	0	1	0
<b>Jim Wilson, R</b> OBP: 0.417, SLG: 0.125 (1, 1) <b>Bob Hale, L</b> OBP: 0.222, SLG: 0.333 (7, PH) <b>George Zuverink, R</b> (8, 1)			B 4-0 1B WP BB BB		S 0-3 K		X 0-0 F6			1	1	0	0	1	1	0

Inning Stats	R: 2	H: 0	E: 0	K: 1	S: 5	H: 0	LOB: 0	BB: 2	P: 13	R: 0	H: 0	E: 0	K: 1	S: 5	R: 0	H: 0	E: 0	K: 1	S: 5	R: 0	H: 0	E: 0	K: 0	S: 3	R: 0	H: 0	E: 0	K: 0	S: 3	R: 0	H: 0	E: 0	K: 0	S: 3
--------------	------	------	------	------	------	------	--------	-------	-------	------	------	------	------	------	------	------	------	------	------	------	------	------	------	------	------	------	------	------	------	------	------	------	------	------

PITCHER	IP	WLS	BF	H	R	ER	SO	BB	IBB	HBP	BLK	WP	HR	S	P	ERA	WHIP
<b>Herb Score, L</b> ERA: 2.2 (1, 1)	2.0	L	13	3	4	3	2	4	0	0	0	1	0	13	29	13.50	3.500
<b>Cal McLish, R</b> ERA: (3, 1)	1.0		2	0	0	0	0	0	0	0	0	0	0	2	2	0.00	0.000
<b>Sal Maglie, R</b> ERA: 3.6 (4, 1)	2.0		7	0	0	0	2	1	0	0	0	0	0	10	14	0.00	0.500
<b>Ray Narleski, R</b> ERA: 2.79 (6, 1)	3.0		10	0	0	0	0	1	0	0	0	0	0	9	13	0.00	0.333


**BOTTOM**

**Cleveland Indians @ Baltimore Orioles**  
Memorial Stadium, Baltimore, MD

Fri May 04 1956, 3:33 AM EDT  
Att. 8,130 - Unknown

livebaseballscorecards.com

<b>AB</b>	<b>26</b>
<b>R</b>	<b>4</b>
<b>H</b>	<b>3</b>
<b>RBI</b>	<b>2</b>
<b>BB</b>	<b>6</b>
<b>SO</b>	<b>4</b>
<b>LOB</b>	<b>9</b>



1B: 3	SF: 0	WP: 1	PA: 32
2B: 0	SAC: 0	PB: 2	
3B: 0	DP: 1	SB: 0	
HR: 0	HBP: 0	CS: 0	



Batter	1	2	3	4	5	6	7	8	9	AB R H RBI BB SO LOB	TOP																								
Jim Busby, R (1, 8) OBP: 0.281, SLG: 0.345	0-3 K		0-3 K		0-0 FC6-4 1-2f			0-0 6-3		4 0 0 0 0 2 2																									
Gene Woodling, L (1, 7) OBP: 0.435, SLG: 0.358	0-3 K			4-0 BB		0-0 G3		4-0 BB		2 0 0 0 2 1 0																									
Bobby Avila, R (1, 4) OBP: 0.324, SLG: 0.431	0-0 1-3			0-3 K		0-3 K		0-3 K		4 0 0 0 0 3 2																									
Vic Wertz, L (1, 3) OBP: 0.468, SLG: 0.717		0-0 F8		0-3 K		0-0 2B		0-3 K		4 0 1 0 0 2 2																									
Al Smith, R (1, 9) OBP: 0.340, SLG: 0.512		4-0 G6-4-3 BB		0-0 L8		0-0 F2		0-0 6-3		3 0 0 0 1 0 2																									
Al Rosen, R (1, 5) OBP: 0.373, SLG: 0.380		0-0 G6-4-3 1-2f			0-0 HR		0-3 K		0-0 2B 1B	4 2 2 1 0 1 1																									
Chico Carrasquel, R (1, 6) OBP: 0.241, SLG: 0.286			0-0 F8		0-0 K BB 1B		0-3 K		0-3 K	4 0 1 0 0 2 1																									
Jim Hegan, R (1, 2) OBP: 0.423, SLG: 0.391			4-0 S BB		4-0 FC6-4 1-2 BB		0-0 1B		0-0 2B	2 0 2 1 2 0 0																									
Bob Lemon, L (1, 1) OBP: 0.167, SLG: 0.091			0-3 K		0-3 K		0-0 G3		0-0 F9	4 0 0 0 0 2 5																									
<b>Inning Stats</b>	R: 0 E: 0 K: 2 S: 7	H: 0 LOB: 0 BB: 0 P: 7	R: 0 E: 0 K: 0 S: 2	H: 0 LOB: 0 BB: 1 P: 6	R: 0 E: 0 K: 2 S: 7	H: 0 LOB: 1 BB: 1 P: 11	R: 0 E: 0 K: 2 S: 7	H: 0 LOB: 1 BB: 1 P: 11	R: 1 E: 0 K: 1 S: 6	H: 2 LOB: 1 BB: 1 P: 10	R: 0 E: 0 K: 1 S: 6	H: 1 LOB: 1 BB: 0 P: 6	R: 0 E: 0 K: 2 S: 8	H: 1 LOB: 1 BB: 0 P: 8	R: 0 E: 0 K: 2 S: 7	H: 0 LOB: 1 BB: 1 P: 11	R: 1 E: 0 K: 1 S: 7	H: 2 LOB: 1 BB: 0 P: 7	1B: 3 2B: 2 3B: 0 HR: 1	SF: 0 SAC: 0 DP: 1 HBP: 0	WP: 0 PB: 0 SB: 1 CS: 0	PA: 36													
<b>PITCHER</b> Don Ferrarese, L (1, 1) ERA: 1.29	IP 9.0	WLS L	BF 36	H 6	R 2	ER 2	SO 13	BB 5	IBB 0	HBP 0	BLK 0	WP 0	HR 1	S 57	P 77	ERA 2.00	WHIP 1.222	<b>PITCHER</b>	IP 9.0	WLS L	BF 36	H 6	R 2	ER 2	SO 13	BB 5	IBB 0	HBP 0	BLK 0	WP 0	HR 1	S 57	P 77	ERA 2.00	WHIP 1.222

Cleveland Indians @ Baltimore Orioles  
 Memorial Stadium, Baltimore, MD  
 Sat May 05 1956, 3:33 AM EDT  
 Att. 9,270 - Unknown

livebaseballscorecards.com

AB	31
R	2
H	6
RBI	2
BB	5
SO	13
LOB	15



Batter	1	2	3	4	5	6	7	8	9	AB R H RBI BB SO LOB
<b>Bobby Adams, R</b> OBP: 0.407, SLG: 0.311 (1, 5) BBB	4-0 BB BB		0-0 1-3 ②		0-3 K ②			0-0 F3 ②		3 0 0 0 1 1 0
<b>Bob Boyd, L</b> OBP: 0.441, SLG: 0.533 (1, 3) BBB	4-0 L4-3 1-2 BB		0-0 1B		0-0 6-3 ③			0-0 F9 ③		3 0 1 0 1 0 0
<b>Dave Philley, S</b> OBP: 0.243, SLG: 0.279 (1, 7) SSS	0-3 K ①		0-0 G3 ③		0-0 F5 ①			0-3 K ①		4 0 0 0 0 2 3
<b>Tito Francona, L</b> OBP: 0.204, SLG: 0.250 (1, 9) X	0-0 L4-3 1-2 ② ③			0-0 6-3 ①		0-0 6-3 ②		0-0 4-1 ②		4 0 0 0 0 0 2
<b>Billy Gardner, R</b> OBP: 0.231, SLG: 0.378 (1, 4)		0-0 F3 ①		0-0 1-3 ②		0-0 6-3 ③		0-0 F3 ③		4 0 0 0 0 0 0
<b>Chuck Diering, R</b> OBP: 0.480, SLG: 0.471 (1, 8)		0-0 1-4-3 ②		0-0 HR		0-0 1-3 ①				3 1 1 1 0 0 0
<b>Hal Smith, R</b> OBP: 0.413, SLG: 0.537 (1, 2)		0-0 1B		0-0 2B		0-3 K ②				3 0 2 0 0 1 0
<b>Willy Miranda, S</b> OBP: 0.222, SLG: 0.240 (1, 6)		0-0 1-3 ③		0-0 F2 ③		0-0 1-3 ③				3 0 0 0 0 0 2
<b>Don Ferrarese, R</b> (1, 1)			0-0 1-3 ①		0-0 F8 ①			0-0 5-3 ①		3 0 0 0 0 0 0

<b>Inning Stats</b>	R: 0 E: 0 K: 1 S: 4	H: 0 LOB: 1 BB: 2 P: 12	R: 0 E: 0 K: 0 S: 4	H: 1 LOB: 1 BB: 0 P: 4	R: 0 E: 0 K: 0 S: 4	H: 1 LOB: 1 BB: 0 P: 4	R: 1 E: 0 K: 0 S: 5	H: 2 LOB: 1 BB: 0 P: 5	R: 0 E: 0 K: 1 S: 5	H: 0 LOB: 0 BB: 0 P: 5	R: 0 E: 0 K: 0 S: 3	H: 0 LOB: 0 BB: 0 P: 3	R: 0 E: 0 K: 0 S: 3	H: 0 LOB: 0 BB: 0 P: 3	R: 0 E: 0 K: 1 S: 5	H: 0 LOB: 0 BB: 0 P: 5	R: 0 E: 0 K: 1 S: 5	H: 0 LOB: 0 BB: 0 P: 5	1B: 2 2B: 2 3B: 0 HR: 1	SF: 0 SAC: 0 DP: 1 HBP: 0	WP: 0 PB: 0 SB: 0 CS: 0	PA: 32
<b>PITCHER</b> <b>Bob Lemon, R</b> ERA: 2.38 (1, 1)	IP 9.0	WLS W	BF 32	H 4	R 1	ER 1	SO 4	BB 2	IBB 0	HBP 0	BLK 0	WP 0	HR 1	S 38	P 46	ERA 1.00	WHIP 0.667					


**BOTTOM**

**Cleveland Indians @ Baltimore Orioles**  
Memorial Stadium, Baltimore, MD

Sat May 05 1956, 3:33 AM EDT  
Att. 9,270 - Unknown

[livebaseballscorecards.com](http://livebaseballscorecards.com)

<b>AB</b>	<b>30</b>
<b>R</b>	<b>1</b>
<b>H</b>	<b>4</b>
<b>RBI</b>	<b>1</b>
<b>BB</b>	<b>2</b>
<b>SO</b>	<b>4</b>
<b>LOB</b>	<b>7</b>











Batter	1	2	3	4	5	6	7	8	9	AB R H RBI BB SO LOB	TOP											
Harvey Kuenn, R (1, 6) OBP: 0.346, SLG: 0.412	0-0 5-3		4-0 BB 1-2 2-3		0-0 L9		4-0 BB 1-2		0-0 4-3	3 0 0 0 2 0 0												
Earl Torgeson, L (1, 3) OBP: 0.351, SLG: 0.419	0-0 F5		0-0 F5			0-0 HR	0-0 F4		0-3 K	5 1 1 1 0 1 6												
Al Kaline, R (1, 9) OBP: 0.299, SLG: 0.438	0-0 L5-3		0-0 FC5			0-0 F2		0-0 HR 1B	0-3 K	5 1 1 0 0 1 3												
Ray Boone, R (1, 5) OBP: 0.329, SLG: 0.431		0-0 5-3		0-3 K		0-0 L9		0-0 HR 1-H		4 1 1 2 0 1 0												
Bill Tuttle, R (1, 8) OBP: 0.354, SLG: 0.532		0-0 F7		0-0 2B		0-0 F6		0-0 L7		4 0 1 0 0 0 0												
Charlie Maxwell, L (1, 7) OBP: 0.417, SLG: 0.591		0-0 4-3		0-0 F4			0-0 F2	0-3 K		3 0 0 0 0 0 1												
Jay Porter, R (8, PH) OBP: 0.286, SLG: 0.333										1 0 0 0 0 1 0												
Jim Small, L (8, 7) OBP: 1.000, SLG: 1.000										0 0 0 0 0 0 0												
Fred Hatfield, L (1, 4) OBP: 0.429, SLG: 0.273			0-0 BB SH3-4 1B	0-0 F5		0-0 F9	0-0 1B BB	4-0 1B BB		3 0 1 0 1 0 1												
Red Wilson, R (1, 2) OBP: 0.429, SLG: 0.429		0-0 SH3-4			0-0 5-3		0-0 1B 1B	0-0 1B 1B		3 0 2 0 0 0 0												
Frank Lary, R (1, 1) OBP: 0.286, SLG: 0.462			4-0 BB FC5		0-0 1-3		0-0 BB 1B	0-0 4-3		1 0 0 0 1 0 0												
Wayne Belardi, L (7, PH) OBP: 0.667, SLG: 1.000										1 0 1 0 0 0 0												
Dick Marlowe, R (7, 1)										0 0 0 0 0 0 0												
Jack Phillips, R (8, PH) OBP: 0.083, SLG: 0.083										1 0 0 0 0 0 2												
Paul Foytack, R (8, 1)										0 0 0 0 0 0 0												
<b>Inning Stats</b>	R: 0 E: 0 K: 0 S: 3	H: 0 LOB: 0 BB: 0 P: 3	R: 0 E: 0 K: 0 S: 3	H: 0 LOB: 0 BB: 0 P: 3	R: 0 E: 0 K: 0 S: 4	H: 1 LOB: 3 BB: 2 P: 12	R: 0 E: 0 K: 1 S: 6	H: 1 LOB: 1 BB: 0 P: 6	R: 0 E: 0 K: 0 S: 3	H: 0 LOB: 0 BB: 0 P: 3	R: 1 E: 0 K: 0 S: 4	H: 1 LOB: 0 BB: 0 P: 4	R: 0 E: 0 K: 0 S: 5	H: 2 LOB: 3 BB: 1 P: 9	R: 2 E: 0 K: 1 S: 8	H: 3 LOB: 2 BB: 1 P: 12	R: 0 E: 0 K: 2 S: 7	H: 0 LOB: 0 BB: 0 P: 7	1B: 5 2B: 1 3B: 0 HR: 2	SF: 0 SAC: 1 DP: 0 HBP: 0	WP: 0 PB: 0 SB: 0 CS: 0	PA: 39
<b>PITCHER</b>	IP WLS BF H R ER SO BB IBB HBP BLK WP HR S P ERA WHIP																					
Erv Palica, R (1, 1) ERA: 3.6	7.0 W 30 6 2 2 1 3 0 0 0 0 0 1 29 41 2.57 1.286																					
Harry Dorish, R (8, 1) ERA: 1.93	0.1 2 1 1 1 0 0 0 0 0 0 0 1 2 2 27.00 3.000																					
Fred Besana, L (8, 1) ERA: 5.6	0.2 4 1 0 0 1 1 0 0 0 0 0 0 5 9 0.00 3.000																					
George Zuverink, R (9, 1) ERA: 1.52	1.0 S 3 0 0 0 2 0 0 0 0 0 0 0 7 7 0.00 0.000																					

**Detroit Tigers @ Baltimore Orioles**  
**Memorial Stadium, Baltimore, MD**  
Sun May 06 1956, 3:38 AM EDT  
Att. 19,473 - Unknown

<b>AB</b>	<b>34</b>
<b>R</b>	<b>3</b>
<b>H</b>	<b>8</b>
<b>RBI</b>	<b>3</b>
<b>BB</b>	<b>4</b>
<b>SO</b>	<b>4</b>
<b>LOB</b>	<b>13</b>









Batter	1	2	3	4	5	6	7	8	9	AB	R	H	RBI	BB	SO	LOB
<b>Bobby Adams, R</b> OBP: 0.400, SLG: 0.269 (1, 5)	4-0 1B 1B BB	0-0 FC6-4 1-2f			0-0 SH2-4 1-2		4-0 G4-6-3 BB		4-0 BB SH5-3 1B BB	1	1	0	0	3	0	1
<b>Bob Boyd, L</b> OBP: 0.478, SLG: 0.538 (1, 3)	0-0 1B 1B		0-0 5-3		0-0 F8		0-0 G4-6-3 1-2f		0-0 SH5-3	4	0	1	0	0	0	2
<b>Dave Philley, S</b> OBP: 0.287, SLG: 0.312 (1, 7)	0-0 F2		0-0 L9		0-0 1B 2-H			0-0 2B 1B	4-0 1B BB IBB	4	1	2	1	1	0	2
<b>Tito Francona, L</b> OBP: 0.213, SLG: 0.236 (1, 9)	0-0		0-0 3-1		0-0 4-3			0-0 F7	4-0 1B BB	4	0	1	0	0	0	2
<b>Jim Dyck, R</b> OBP: 0.433, SLG: 0.318 (9, PH)	1-2 2-3 1B							1-2 2-3 BB		0	0	0	0	1	0	0
<b>Gus Triandos, R</b> OBP: 0.370, SLG: 0.515 (1, 2)	0-3 K				0-3 K			0-0 L5-4 SH1-4 1B	0-0 1B 2B	4	0	2	1	0	2	3
<b>Hal Brown, R</b> OBP: 1.000, SLG: 2.000 (8, PR)									1-2 2-3 3-H 1B	0	1	0	0	0	0	0
<b>Hal Smith, R</b> OBP: 0.392, SLG: 0.500 (9, 2)									1-2 2-3 3-H 1B	1	0	1	1	0	0	0
<b>Billy Gardner, R</b> OBP: 0.240, SLG: 0.340 (1, 4)	0-0 F8		0-0 L7		0-0 SH1-4 1-2			4-0 1B IBB		2	0	0	0	1	0	3
<b>Chuck Diering, R</b> OBP: 0.472, SLG: 0.375 (1, 8)		0-0 F4		4-0 BB	4-0 BB			0-0 1B IBB		2	0	1	1	2	0	0
<b>Willy Miranda, S</b> OBP: 0.213, SLG: 0.228 (1, 6)		0-0 F5		0-0 F8		0-0 L5-4 2-3		0-3 K		2	0	0	0	0	0	1
<b>Bob Hale, L</b> OBP: 0.273, SLG: 0.300 (6, PH)								0-3 K		1	0	0	0	0	0	2
<b>Fred Marsh, R</b> OBP: 0.222, SLG: 0.067 (7, 6)								0-3 K		1	0	0	0	0	1	2
<b>Bill Wight, L</b> OBP: 0.333, SLG: 0.200 (1, 1)		0-0 FC6-4 1B			4-0 SH2-4 1B BB			0-3 K		3	1	1	0	1	2	2
<b>George Zuverink, R</b> (9, 1)								0-3 K		0	0	0	0	0	0	0

Inning Stats	R: 0	H: 2	E: 0	K: 1	S: 7	LOB: 3	BB: 1	P: 11	R: 0	H: 1	E: 0	K: 0	S: 4	LOB: 1	BB: 0	P: 4	R: 0	H: 0	E: 0	K: 0	S: 3	LOB: 0	BB: 0	P: 3	R: 0	H: 0	E: 0	K: 1	S: 5	LOB: 1	BB: 1	P: 9	R: 1	H: 1	E: 0	K: 0	S: 4	LOB: 1	BB: 1	P: 8	R: 0	H: 1	E: 0	K: 0	S: 3	LOB: 1	BB: 1	P: 7	R: 0	H: 0	E: 0	K: 1	S: 4	LOB: 0	BB: 1	P: 8	R: 2	H: 3	E: 0	K: 2	S: 10	LOB: 2	BB: 1	P: 14	R: 1	H: 1	E: 0	K: 0	S: 2	LOB: 3	BB: 3	P: 14	1B: 8	2B: 2	3B: 0	HR: 0	SF: 0	SAC: 3	DP: 2	HBP: 0	WP: 0	PA: 41
<b>PITCHER</b>	IP	WLS	BF	H	R	ER	SO	BB	IBB	HBP	BLK	WP	HR	S	P	ERA	WHIP																																																																	
<b>Virgil Trucks, R</b> ERA: 5.73 (1, 1)	8.0		36	8	3	3	5	5	1	0	0	0	0	40	64	3.38	1.625																																																																	
<b>Al Aber, L</b> ERA: 1.59 (9, 1)	0.1	L	5	1	1	1	0	2	1	0	0	0	0	2	14	27.00	9.000																																																																	

**BOTTOM**

**Detroit Tigers @ Baltimore Orioles**  
Memorial Stadium, Baltimore, MD

Mon May 07 1956, 3:33 AM EDT  
Att. 5,541 - Unknown

livebaseballscorecards.com

<b>AB</b>	<b>29</b>
<b>R</b>	<b>4</b>
<b>H</b>	<b>9</b>
<b>RBI</b>	<b>4</b>
<b>BB</b>	<b>9</b>
<b>SO</b>	<b>5</b>
<b>LOB</b>	<b>20</b>





Batter	1	2	3	4	5	6	7	8	9	AB R H RBI BB SO LOB	TOP											
Spook Jacobs, R (1, 4) OBP: 0.357, SLG: 0.259	0-3 K		0-0 3-1		0-0 E6 SF8 2B		0-0 F3		0-0 G6-4-3	5 1 1 0 0 1 2												
Enos Slaughter, L (1, 9) OBP: 0.404, SLG: 0.452	0-0 1B 1B		0-0 F3		0-0 SF8			0-0 E6 FC6-4		3 0 1 1 0 0 0												
Gus Zernial, R (1, 7) OBP: 0.441, SLG: 0.603	0-0 F4			0-0 HR	0-0 F8			0-3 K		4 1 1 1 0 1 2												
Harry Simpson, L (1, 8) OBP: 0.282, SLG: 0.471	0-0 FC4-6 1-2 1B			0-0 F8		0-0 F2		0-0 F9		4 0 1 0 0 0 1												
Hector Lopez, R (1, 5) OBP: 0.367, SLG: 0.536	0-0 FC4-6 1-2f			0-0 2B		4-0 BB		0-0 FC6-4 1-2f		3 0 1 0 1 0 3												
Tim Thompson, L (1, 2) OBP: 0.313, SLG: 0.400		0-0 F9		0-0 F3		0-0 F8			0-0 2B SF7 1B	4 1 1 0 0 0 2												
Joe Demaestri, R (1, 6) OBP: 0.286, SLG: 0.352		0-0 F4		0-0 4-3		0-0 4-3			0-0 SF7 1-3 2B	4 0 1 0 0 0 2												
Rance Pless, R (1, 3) OBP: 0.158, SLG: 0.211		0-0 F8			0-0 F6		0-0 4-3		4-0 G6-4-3 BB	3 0 0 0 0 0 0 0 0 0 0 1 0 0												
Joe Ginsberg, L (9, PH) OBP: 0.295, SLG: 0.368																						
Art Ceccarelli, R (1, 1)			0-3 K		0-3 K 2B E		0-0 3-1		0-0 SF7	1 0 0 0 0 0 1 0 0 0 0 0 0 0 0 0 1 1 0 0 0 0 0 1 0 0 0 0 0 0 0 0 0 0 1 0 1 0 0 0 0												
Bill Harrington, R (4, 1)									2-3 3-H													
Mike Baxes, R (5, PH) OBP: 0.394, SLG: 0.250																						
Arnie Portocarrero, R (5, 1)																						
Elmer Valo, L (7, PH) OBP: 0.125, SLG: 0.143																						
Moore Burtschy, R (7, 1) OBP: 0.250, SLG: 0.250																						
Tommy Lasorda, L (8, 1)																						
Jim Finigan, R (9, PH) OBP: 0.350, SLG: 0.280																						
<b>Inning Stats</b>	R: 0 E: 0 K: 1 S: 7	H: 2 LOB: 2 BB: 0 P: 7	R: 0 E: 0 K: 0 S: 3	H: 0 LOB: 0 BB: 0 P: 3	R: 0 E: 0 K: 1 S: 5	H: 0 LOB: 0 BB: 0 P: 5	R: 1 E: 0 K: 0 S: 5	H: 2 LOB: 1 BB: 0 P: 5	R: 2 E: 2 K: 1 S: 7	H: 1 LOB: 0 BB: 0 P: 7	R: 0 E: 0 K: 0 S: 3	H: 0 LOB: 1 BB: 1 P: 7	R: 0 E: 0 K: 0 S: 3	H: 0 LOB: 0 BB: 0 P: 3	R: 0 E: 1 K: 1 S: 6	H: 0 LOB: 1 BB: 0 P: 6	R: 1 E: 0 K: 0 S: 4	H: 2 LOB: 1 BB: 1 P: 8	1B: 3 2B: 3 3B: 0 HR: 1	SF: 2 SAC: 0 DP: 1 HBP: 0	WP: 0 PB: 0 SB: 0 CS: 0	PA: 37
<b>PITCHER</b>	IP WLS BF H R ER SO BB IBB HBP BLK WP HR S P ERA WHIP																					
Hal Brown, R (1, 1) ERA: 2.63	8.0 W 34 7 4 2 4 1 0 0 0 0 0 1 41 45 2.25 1.000																					
George Zuverink, R (9, 1) ERA: 1.42	1.0 S 3 0 0 0 0 1 0 0 0 0 0 0 2 6 0.00 1.000																					

**Kansas City Athletics @ Baltimore Orioles**  
 Memorial Stadium, Baltimore, MD  
 Tue May 08 1956, 3:33 AM EDT  
 Att: 10,241 - Unknown

AB	33
R	4
H	7
RBI	3
BB	2
SO	4
LOB	12



Batter	1	2	3	4	5	6	7	8	9
Bobby Adams, R (1, 5) OBP: 0.384, SLG: 0.255 Bob Hale, L (8, PH) OBP: 0.333, SLG: 0.300 Wayne Causey, L (8, PR) OBP: 0.250, SLG: 0.118 (9, 5)	0-0 E9 1B E	0-0 F2		0-0 SH1-4 1-2		0-0 F7		4-0 WP FC5 BB 1-2 2-3	
Jim Dyck, R (1, 7) OBP: 0.455, SLG: 0.304 Tito Francona, L (7, 9) OBP: 0.210, SLG: 0.232 Jim Pyburn, R (8, PH) OBP: 0.243, SLG: 0.343 (9, 9)	4-0 E 2B BB	0-0 F8		4-0 WP BB			0-0 F8	0-0 FC5 WP 1-2 2-3f 3-H	
Dave Philley, S (1, 9) OBP: 0.304, SLG: 0.321 (7, 7)	0-0 E5 2B 1B 1-3 2-H	0-0 5-3		4-0 G6-3 IBB 1-2 2-3			0-0 1B 1B	0-3 K 1-2 2-3	
Gus Triandos, R (1, 3) OBP: 0.377, SLG: 0.529	0-0 SH1-4 1B 2B 2-H 3-H		0-3 K	0-0 G6-3 1-2f			0-0 1B		
Billy Gardner, R (1, 4) OBP: 0.284, SLG: 0.333 Bob Boyd, L (7, PH) OBP: 0.468, SLG: 0.525 Fred Marsh, R (8, 4) OBP: 0.222, SLG: 0.067	4-0 SH1-4 1B BB		1-0 1B SH3 HBP		0-0 F7		0-3 K		
Hal Smith, R (1, 2) OBP: 0.389, SLG: 0.490	0-0 SH1-4 1-2 2-3		0-0 1B		0-0 L8		0-3 K		
Chuck Diering, R (1, 8) OBP: 0.436, SLG: 0.333	0-0 1-3		0-0 SH3 1-2 3-H		0-0 6-3			0-0 6-3	
Willy Miranda, S (1, 6) OBP: 0.231, SLG: 0.246	0-0 1B 2-H 3-H		0-3 K			0-0 6-3		0-0 BB FC5 BB 1B	
Hal Brown, R (1, 1) OBP: 0.600, SLG: 0.750 George Zuverink, R (9, 1)	0-0 F8			0-0 WP SH1-4 1B		0-0 6-3		4-0 FC5 BB 1-2 BB	

AB	R	H	RBI	BB	SO	LOB
3	1	0	0	0	0	0
0	0	0	0	1	0	0
0	0	0	0	0	0	0
1	1	0	0	2	0	0
1	0	0	0	0	0	0
1	0	0	1	0	0	2
4	1	2	0	1	1	2
4	1	2	2	0	1	3
1	2	0	0	1	0	0
1	0	0	0	0	1	2
0	0	0	0	0	0	0
3	0	1	0	0	1	2
3	0	0	1	0	0	2
4	1	2	2	0	1	1
3	0	1	0	1	0	1
0	0	0	0	0	0	0

AB	R	H	RBI	BB	SO	LOB
29	7	8	6	6	5	15

1B	2B	3B	HR	SF	SAC	DP	HBP	WP	PA
7	1	0	0	0	3	1	1	2	39

Inning	5	6	7	8	9	R	H	E	K	S	IP	WLS	BF	H	R	ER	SO	BB	IBB	HBP	BLK	WP	HR	S	P	ERA	WHIP
R	5	0	0	1	0	0	0	0	0	0	3.1	L	21	5	6	3	2	3	1	1	0	1	0	20	37	8.10	2.400
H	3	0	0	1	0	0	0	0	0	0	0.2		1	0	0	0	0	0	0	0	0	0	0	6	6	0.00	0.000
E	2	0	0	0	0	0	0	0	0	0	2.0		6	0	0	0	0	0	0	0	0	0	0	11	15	6.75	3.000
K	0	0	0	0	0	0	0	0	0	0	0.2		0	0	0	0	0	0	0	0	0	0	0	4	8	0.00	1.500
S	7	3	3	9	3	0	0	0	0	0	0.2		15	3	3	1	1	1	0	0	0	1	0	4	8	0.00	1.500

**Kansas City Athletics @ Baltimore Orioles**  
**Memorial Stadium, Baltimore, MD**  
 Tue May 08 1956, 3:33 AM EDT  
 Att. 10,241 - Unknown

livebaseballscores.com





Batter	1	2	3	4	5	6	7	8	9	AB R H RBI BB SO LOB	TOP	
Spook Jacobs, R (1, 4) OBP: 0.365, SLG: 0.290	0-0 S 1B		0-0 SF9 1-3 2B	0-0 4-3			0-0 5-3			4 0 2 0 0 0 1		
Hector Lopez, R (1, 8) OBP: 0.344, SLG: 0.508	0-0 F6 1-2		0-0 SF9 2-3 3-H			0-0 F8	0-0 6-3			3 0 0 1 0 0 1		
Gus Zernial, R (1, 7) OBP: 0.431, SLG: 0.581 Bill Renna, R (8, PR) OBP: 0.273, SLG: 0.636 (8, 7)	0-0 F8		0-3 K			0-0 F7		0-0 WP S 1B		4 0 1 0 0 1 2 0 0 0 0 0 0 0		
Harry Simpson, L (1, 9) OBP: 0.293, SLG: 0.486	0-3 K			0-0 1B 2B		0-0 1B		0-3 K 1-3		4 1 2 0 0 2 2		
Jim Finigan, R (1, 5) OBP: 0.343, SLG: 0.276		0-0 5-3		0-0 1B S 1B 2B		0-0 F7		0-0 F8		4 1 1 1 0 0 3		
Joe Ginsberg, L (1, 2) OBP: 0.292, SLG: 0.357		0-0 4-3		0-0 CS 1B 1-3 1B		0-0 L7		0-0 F6		4 0 1 0 0 0 2		
Joe Demaestri, R (1, 6) OBP: 0.283, SLG: 0.345		0-0 F3		0-0 CS 1B 1-2 3-H 1B		0-3 K		0-0 F9		4 1 1 1 0 1 0		
Rance Pless, R (1, 3) OBP: 0.174, SLG: 0.217			0-0 FC1-6 1B	0-0 F2 1-2 2-3		0-3 K		0-0 L3		4 0 1 0 0 1 2		
Art Ditmar, R (1, 1) OBP: 0.231, SLG: 0.231			0-0 FC1-6 2B SF9 1-2	0-0 1B 2-H			0-0 5-3		0-0 6-3	4 1 1 1 0 0 1		
<b>Inning Stats</b>	R: 0 E: 0 K: 1 S: 6 H: 1 LOB: 1 BB: 0 P: 6	R: 0 E: 0 K: 0 S: 3 H: 0 LOB: 0 BB: 0 P: 3	R: 1 E: 0 K: 1 S: 7 H: 2 LOB: 1 BB: 0 P: 7	R: 3 E: 0 K: 0 S: 7 H: 5 LOB: 1 BB: 0 P: 7	R: 0 E: 0 K: 0 S: 4 H: 1 LOB: 1 BB: 0 P: 4	R: 0 E: 0 K: 2 S: 7 H: 0 LOB: 0 BB: 0 P: 7	R: 0 E: 0 K: 0 S: 3 H: 0 LOB: 0 BB: 0 P: 3	R: 0 E: 0 K: 1 S: 6 H: 1 LOB: 2 BB: 0 P: 6	R: 0 E: 0 K: 0 S: 3 H: 0 LOB: 0 BB: 0 P: 3	1B: 8 2B: 2 3B: 0 HR: 0 SF: 1 SAC: 0 DP: 0 HBP: 0	WP: 1 PB: 0 SB: 3 CS: 2 PA: 36	
<b>PITCHER</b>	IP WLS BF H R ER SO BB IBB HBP BLK WP HR S P ERA WHIP											
Jim Wilson, R (1, 1) ERA: 4.34	8.0 L 33 10 4 4 5 0 0 0 0 0 1 0 43 43 4.50 1.250											
Babe Birrer, R (9, 1) ERA: 5.4	1.0 3 0 0 0 0 0 0 0 0 0 0 0 3 3 0.00 0.000											

**Kansas City Athletics @ Baltimore Orioles**  
**Memorial Stadium, Baltimore, MD**  
 Wed May 09 1956, 3:33 AM EDT  
 Att. 9,493 - Unknown

AB	35
R	4
H	10
RBI	4
BB	0
SO	5
LOB	14



[livebaseballscorecards.com](http://livebaseballscorecards.com)

Batter	1	2	3	4	5	6	7	8	9
<b>Bobby Adams, R</b> OBP: 0.373, SLG: 0.246 <b>Bob Hale, L</b> OBP: 0.357, SLG: 0.417 (1, 5) (6, PH) (7, 3)	0-3 K		0-0 5-3			0-0 2B		0-0 1-3	
<b>Dave Pope, L</b> OBP: 0.200, SLG: 0.158 (1, 9) (7, 7)	0-0 L1-3 1B			0-0 P4-3		0-3 K		0-3 K	
<b>Dave Philley, S</b> OBP: 0.302, SLG: 0.318 (1, 7) (7, 5)	0-0 L1-3 1-2			0-0 4-3		0-0 F2		0-0 1B	
<b>Bob Boyd, L</b> OBP: 0.471, SLG: 0.545 (1, 3) (7, 9)		0-0 G4-6-3 BB 1B		0-0 2B		0-0 6-3		0-0 L9	
<b>Hal Smith, R</b> OBP: 0.379, SLG: 0.462 (1, 2)		4-0 1-2 BB		0-0 F4		0-3 K		0-0 F7	
<b>Billy Gardner, R</b> OBP: 0.250, SLG: 0.314 (1, 4)		0-0 G4-6-3 1-2-3			0-0 F2		0-0 6-3		
<b>Chuck Diering, R</b> OBP: 0.450, SLG: 0.333 <b>Tito Francona, L</b> OBP: 0.203, SLG: 0.224 (1, 8) (5, PH) (6, 8)			4-0 G6-4-3 BB		0-0 6-3		0-0 4-3		
<b>Willy Miranda, S</b> OBP: 0.235, SLG: 0.250 (1, 6)			0-0 G6-4-3 1-2f		0-0 FC5-4 1B		0-0 6-3		
<b>Jim Wilson, R</b> OBP: 0.429, SLG: 0.200 <b>Wayne Causey, L</b> OBP: 0.238, SLG: 0.111 <b>Babe Birrer, R</b> (1, 1) (8, PH) (9, 1)			0-0 1B		0-0 FC5-4 1-2f		0-3 K		

AB	R	H	RBI	BB	SO	LOB
2	0	0	0	0	1	1
2	0	1	0	0	0	0
4	0	1	0	0	2	1
4	0	1	0	0	0	2
4	0	2	0	0	0	2
3	0	0	0	1	1	2
3	0	0	0	0	0	2
0	0	0	0	1	0	0
2	0	0	0	0	0	0
3	0	1	0	0	0	1
2	0	1	0	0	0	1
0	0	0	0	0	0	0

**BOTTOM**

**Kansas City Athletics @ Baltimore Orioles**  
Memorial Stadium, Baltimore, MD

livebaseballscorecards.com

<b>AB</b>	<b>30</b>
<b>R</b>	<b>0</b>
<b>H</b>	<b>7</b>
<b>RBI</b>	<b>0</b>
<b>BB</b>	<b>2</b>
<b>SO</b>	<b>5</b>
<b>LOB</b>	<b>12</b>



WP: 0	PA: 32
PB: 0	
SB: 0	
CS: 0	

Inning Stats	R: 0	H: 1	E: 0	K: 1	S: 5	LOB: 0	BB: 0	P: 5									
<b>Art Ditmar, R</b> ERA: 2.03 (1, 1)	IP: 9.0	WLS: 7	BF: 32	H: 7	R: 0	ER: 0	SO: 5	BB: 2	IBB: 0	HBP: 0	BLK: 0	WP: 0	HR: 0	S: 40	P: 48	ERA: 0.00	WHIP: 1.000

Wed May 09 1956, 3:33 AM EDT  
Att: 9,493 - Unknown



Batter	1	2	3	4	5	6	7	8	9	AB R H RBI BB SO LOB	TOP
<b>Bobby Adams, R</b> (1, 5) OBP: 0.388, SLG: 0.306 <b>Willy Miranda, S</b> (9, 6) OBP: 0.235, SLG: 0.250	0-0 4-3 6-3 2B	0-0 FC6-4 1-2f 2-3 3-H			0-0 SH5-4 2B	0-0 L6			0-0 SH3-4 1B 1B	5 1 3 1 0 0 4 0 0 0 0 0 0 0	
<b>Chuck Diering, R</b> (1, 8) OBP: 0.442, SLG: 0.333	0-0 4-3 2-3	0-0 1-3-5 3-H	0-0 FC1-5 BB 1B		0-0 SH5-4		0-0 F2	0-0 SH3-4 1-2	3 0 1 0 0 0 1		
<b>Dave Philley, S</b> (1, 9) OBP: 0.307, SLG: 0.307	0-0 6-3 3-H		4-0 FC1-5 BB 1-2		4-0 BB BB		0-0 P4	0-0 F7	3 0 0 1 2 0 1		
<b>Gus Triandos, R</b> (1, 3) OBP: 0.378, SLG: 0.507	4-0 BB BB		0-0 FC1-5 G1-4-3 1-2 2-3f		0-3 K		0-3 K	4-0 1B IBB	3 0 0 0 2 2 4		
<b>Billy Gardner, R</b> (1, 4) OBP: 0.262, SLG: 0.321	0-0 P4		0-0 G1-4-3 1-2f		0-3 K			0-0 SH1-4 FC4 1B 1B	5 0 2 0 0 1 5		
<b>Hal Smith, R</b> (1, 2) OBP: 0.387, SLG: 0.482		0-0 1B FC3-2 2B		0-0 4-3		0-0 5-3		0-0 SH1-4 1-2 1B	4 0 2 0 0 0 0		
<b>Jim Pyburn, R</b> (1, 7) OBP: 0.275, SLG: 0.405		4-0 FC3-2 FC6-4 1B BB		0-0 3B		0-3 K		0-0 SH1-4 1-2 2-3	2 1 1 0 1 1 0		
<b>Fred Marsh, R</b> (1, 6) OBP: 0.273, SLG: 0.158 (9, 5)		0-0 FC6-4 FC3-2 1-3-5 1-2 2-3 1B		0-0 P6		0-0 1B 1B		0-0 FC4	4 0 2 0 0 0 3		
<b>Erv Palica, R</b> (1, 1) OBP: 0.231, SLG: 0.231		0-0 FC3-2 FC6-4 1-2 2-3 3-H		0-3 K		0-0 1B		0-0 1-3	4 0 1 0 0 1 6		
<b>Inning Stats</b>	R: 1 E: 0 K: 0 S: 4 H: 1 LOB: 1 BB: 1 P: 8	R: 1 E: 0 K: 0 S: 4 H: 2 LOB: 2 BB: 1 P: 8	R: 0 E: 0 K: 0 S: 3 H: 1 LOB: 1 BB: 1 P: 7	R: 0 E: 0 K: 1 S: 6 H: 1 LOB: 1 BB: 0 P: 6	R: 0 E: 0 K: 2 S: 8 H: 1 LOB: 2 BB: 1 P: 12	R: 0 E: 0 K: 1 S: 7 H: 2 LOB: 2 BB: 0 P: 7	R: 0 E: 0 K: 1 S: 5 H: 0 LOB: 0 BB: 0 P: 5	R: 0 E: 0 K: 0 S: 5 H: 2 LOB: 2 BB: 0 P: 5	R: 0 E: 0 K: 0 S: 4 H: 2 LOB: 2 BB: 1 P: 8	1B: 8 2B: 3 3B: 1 HR: 0 SF: 0 SAC: 3 DP: 1 HBP: 0	WP: 0 PB: 0 SB: 0 CS: 0 PA: 41
<b>PITCHER</b> <b>Whitey Ford, L</b> (1, 1) ERA: 1.0	IP 9.0 WLS W BF 42 H 12 R 2 ER 2 SO 5 BB 4 IBB 1 HBP 0 BLK 0 WP 0 HR 0 S 46 P 66 ERA 2.00 WHIP 1.778										
<b>PITCHER</b>	IP WLS BF H R ER SO BB IBB HBP BLK WP HR S P ERA WHIP										

**Baltimore Orioles @ New York Yankees**  
**Yankee Stadium, Bronx, NY**  
 Fri May 11 1956, 3:33 AM EDT  
 Att: 13,991 - Unknown

[livebaseballscorecards.com](http://livebaseballscorecards.com)

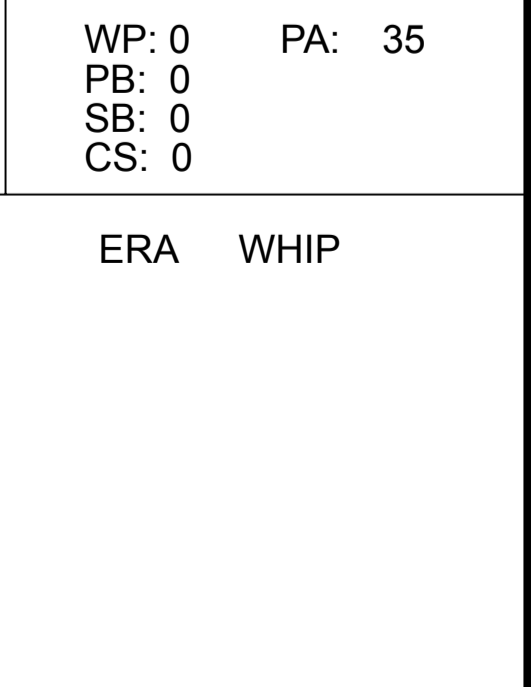
<b>AB</b>	33
<b>R</b>	2
<b>H</b>	12
<b>RBI</b>	2
<b>BB</b>	5
<b>SO</b>	5
<b>LOB</b>	24



Batter	1	2	3	4	5	6	7	8	9	AB	R	H	RBI	BB	SO	LOB
Hank Bauer, R OBP: 0.316, SLG: 0.535 (1, 9)	0-3 K		0-0 F8		0-0 4-3 1B			0-0 5-3		4	0	1	1	0	1	1
Gil McDougald, R OBP: 0.297, SLG: 0.292 (1, 6)	4-0 BB		0-0 F8		0-0 4-3			0-3 K		3	0	0	1	1	1	2
Mickey Mantle, S OBP: 0.505, SLG: 0.889 (1, 8)	0-3 K			0-0 F5	0-0 4-3			0-0 F2		4	0	0	0	0	1	2
Yogi Berra, L OBP: 0.417, SLG: 0.729 (1, 2)	0-0 F8			0-0 FC6-4 1B			0-0 P3		0-0 G3	4	0	1	0	0	0	1
Joe Collins, L OBP: 0.250, SLG: 0.472 (1, 3)		0-0 G3		0-0 F9			0-0 G3		0-0 1B 3B	4	1	1	0	0	0	1
Elston Howard, R OBP: 0.390, SLG: 0.519 (1, 7)		0-0 F9		0-0 FC6-4 1-2f			0-0 1-3		4-0 1B IBB IBB	3	0	0	0	1	0	1
Bob Cerv, R OBP: 0.231, SLG: 0.538 (9, PR)										0	0	0	0	0	0	0
Andy Carey, R OBP: 0.297, SLG: 0.246 (1, 5)		0-0 F7			4-0 2B 1B BB			0-0 F7	4-0 1B IBB	2	1	0	0	1	0	0
Eddie Robinson, L OBP: 0.333, SLG: 0.143 (9, PH)										0	0	0	0	1	0	0
Billy Martin, R OBP: 0.242, SLG: 0.233 (9, PR)										0	0	0	0	0	0	0
Bobby Richardson, R OBP: 0.250, SLG: 0.250 (1, 4)			0-0 E4 SH1-4		0-0 F9		0-3 K		0-0 1B	3	0	0	0	0	1	1
Bill Skowron, R OBP: 0.365, SLG: 0.385 (9, PH)									1-2 2-3 3-H	1	0	1	1	0	0	0
Whitey Ford, L OBP: 0.278, SLG: 0.353 (1, 1)			0-0 SH1-4		0-0 1B 4-3 2B			0-0 F7		2	1	1	0	0	0	0

BOTTOM																
<b>Baltimore Orioles @ New York Yankees</b> Yankee Stadium, Bronx, NY Fri May 11 1956, 3:33 AM EDT Att. 13,991 - Unknown																
AB	30	R	3	H	5	RBI	3	BB	4	SO	4	LOB	9			
WP:	0	PA:	35	PB:	0	SF:	0	SB:	0	SAC:	1	HR:	0	DP:	0	
CS:	0	HBP:	0													

Inning Stats	R: 0	H: 0	E: 0	LOB: 1	K: 2	S: 7	P: 11	R: 0	H: 0	E: 0	LOB: 0	K: 0	S: 3	P: 3	R: 0	H: 0	E: 1	LOB: 1	K: 0	S: 4	P: 4	R: 0	H: 1	E: 0	LOB: 1	K: 0	S: 4	P: 4	R: 2	H: 2	E: 0	LOB: 1	K: 0	S: 5	P: 9	R: 0	H: 0	E: 0	LOB: 0	K: 0	S: 3	P: 3	R: 0	H: 0	E: 0	LOB: 0	K: 1	S: 5	P: 5	R: 0	H: 0	E: 0	LOB: 0	K: 1	S: 5	P: 5	R: 1	H: 2	E: 0	LOB: 3	K: 0	S: 3	P: 11	1B: 3	SF: 0	2B: 1	SAC: 1	3B: 1	DP: 0	HR: 0	HBP: 0	WP: 0	PA: 35	PB: 0	SB: 0	CS: 0	ERA	WHIP
PITCHER	IP	WLS	BF	H	R	ER	SO	BB	IBB	HBP	BLK	WP	HR	S	P	ERA	WHIP																																																													
Erv Palica, R ERA: 3.52 (1, 1)	8.1	L	35	5	3	3	4	2	2	0	0	0	0	39	55	3.24	0.840																																																													





Batter	1	2	3	4	5	6	7	8	9	AB R H RBI BB SO LOB	TOP	
Wayne Causey, L (1, 5) OBP: 0.208, SLG: 0.095 Bob Hale, L (7, PH) OBP: 0.333, SLG: 0.385 Fred Marsh, R (7, 5) OBP: 0.273, SLG: 0.158	0-3 K		0-0 F8		0-3 K		0-3 K			3 0 0 0 0 2 0 1 0 0 0 0 1 2 0 0 0 0 0 0 0	<p><b>Baltimore Orioles @ New York Yankees</b> Yankee Stadium, Bronx, NY</p> <p>Sat May 12 1956, 3:33 AM EDT Att. 9,854 - Unknown</p>	
Bob Boyd, L (1, 3) OBP: 0.473, SLG: 0.563	0-0 2B		0-0 1B			0-0 F9	0-0 F8			4 0 2 0 0 0 2		
Dave Philley, S (1, 7) OBP: 0.305, SLG: 0.297	4-0 BB		0-0 6-3			0-0 F5		0-3 K		3 0 0 0 1 1 1		
Tito Francona, L (1, 9) OBP: 0.235, SLG: 0.220	0-3 K			4-0 E S BB		4-0 BB		4-0 G6-4-3 BB		1 0 0 0 3 1 2		
Hal Smith, R (1, 2) OBP: 0.364, SLG: 0.450	0-0 1-3			0-3 K		0-0 P4		0-0 G6-4-3 1-2f		4 0 0 0 0 1 5		
Billy Gardner, R (1, 4) OBP: 0.246, SLG: 0.300		0-3 K		0-0 P4			0-3 K		0-0 F7	4 0 0 0 0 2 1		
Chuck Diering, R (1, 8) OBP: 0.447, SLG: 0.313		4-0 CS BB		0-0 F9 1-3			4-0 2B 1B BB		0-0 5-3	2 1 0 0 2 0 1		
Willy Miranda, S (1, 6) OBP: 0.250, SLG: 0.279		0-3 K 1-2			0-0 P5		0-0 1B 2B		0-0 1B	4 0 2 0 0 1 1		
Don Ferrarese, R (1, 1) OBP: 0.143, SLG: 0.143			0-0 F2		0-0 P4		0-0 2-3 3-H 1B		0-0 F8	4 0 1 1 0 0 1		
<b>Inning Stats</b>	R: 0 H: 1 E: 0 LOB: 2 K: 2 BB: 1 S: 8 P: 12	R: 0 H: 0 E: 0 LOB: 1 K: 2 BB: 1 S: 6 P: 10	R: 0 H: 1 E: 0 LOB: 1 K: 0 BB: 0 S: 4 P: 4	R: 0 H: 0 E: 0 LOB: 1 K: 1 BB: 1 S: 5 P: 9	R: 0 H: 0 E: 0 LOB: 0 K: 1 BB: 0 S: 5 P: 5	R: 0 H: 0 E: 0 LOB: 1 K: 0 BB: 1 S: 3 P: 7	R: 1 H: 2 E: 0 LOB: 2 K: 2 BB: 1 S: 9 P: 13	R: 0 H: 0 E: 0 LOB: 0 K: 1 BB: 1 S: 4 P: 8	R: 0 H: 1 E: 0 LOB: 1 K: 0 BB: 0 S: 4 P: 4	1B: 3 SF: 0 2B: 3 SAC: 0 3B: 0 DP: 2 HR: 0 HBP: 0	WP: 0 PA: 36 PB: 0 SB: 1 CS: 1	
<b>PITCHER</b> Bob Turley, R (1, 1) ERA: 4.85	IP WLS BF H R ER SO BB IBB HBP BLK WP HR S P ERA WHIP	9.0 L 36 5 1 1 9 6 0 0 0 0 0 0 48 72 1.00 1.222										

livebaseballscorecards.com

<b>AB</b>	30
<b>R</b>	1
<b>H</b>	5
<b>RBI</b>	1
<b>BB</b>	6
<b>SO</b>	9
<b>LOB</b>	16



Batter	1	2	3	4	5	6	7	8	9	AB R H RBI BB SO LOB
Hank Bauer, R OBP: 0.314, SLG: 0.522 (1, 9)	0-0 F2		0-0 FC5-4			0-3 K			0-0 1B	4 0 1 0 0 1 1
Bobby Richardson, R OBP: 0.143, SLG: 0.143 (1, 4)	0-0 1-3			0-0 6-3			0-0 4-3		0-0 F2	3 0 0 0 0 0 0
Don Larsen, R OBP: 0.286, SLG: 0.571 (9, PH)										1 0 0 0 0 0 2
Mickey Mantle, S OBP: 0.485, SLG: 0.847 (1, 8)	0-0 5-3			0-3 K			0-0 P4		0-0 F8	4 0 0 0 0 1 2
Yogi Berra, L OBP: 0.404, SLG: 0.705 (1, 2)		0-0 4-3		0-0 4-3			0-0 F8			3 0 0 0 0 0 0
Bill Skowron, R OBP: 0.352, SLG: 0.370 (1, 3)		0-0 4-3			0-3 K			0-0 F8		3 0 0 0 0 1 0
Gil McDougald, R OBP: 0.299, SLG: 0.284 (1, 6)		0-3 K			1-0 CS HBP			0-3 K		2 0 0 0 0 2 0
Elston Howard, R OBP: 0.371, SLG: 0.491 (1, 7)			0-0 6-3		0-3 K			0-0 F7		3 0 0 0 0 1 1
Andy Carey, R OBP: 0.299, SLG: 0.250 (1, 5)			0-3 K			0-0 6-3			0-0 1B	3 0 1 0 0 1 0
Bob Turley, R OBP: 0.300, SLG: 0.222 (1, 1)			4-0 BB			0-0 6-3			0-3 K	1 0 0 0 1 0 0
Billy Martin, R OBP: 0.239, SLG: 0.230 (9, PH)										1 0 0 0 0 1 1

Inning Stats	R: 0	H: 0	E: 0	LOB: 0	K: 0	BB: 0	S: 3	P: 3	R: 0	H: 0	E: 0	LOB: 0	K: 1	BB: 0	S: 5	P: 5	R: 0	H: 0	E: 0	LOB: 1	K: 1	BB: 1	S: 5	P: 9	R: 0	H: 0	E: 0	LOB: 0	K: 1	BB: 0	S: 5	P: 5	R: 0	H: 0	E: 0	LOB: 0	K: 2	BB: 0	S: 6	P: 7	R: 0	H: 0	E: 0	LOB: 0	K: 1	BB: 0	S: 5	P: 5	R: 0	H: 0	E: 0	LOB: 0	K: 0	BB: 0	S: 5	P: 5	R: 0	H: 2	E: 0	LOB: 2	K: 1	BB: 0	S: 7	P: 7	R: 0	H: 2	E: 0	LOB: 2	K: 1	BB: 0	S: 7	P: 7	1B: 2	SF: 0	2B: 0	SAC: 0	3B: 0	DP: 0	HR: 0	HBP: 1	WP: 0	PA: 30	PB: 0	SB: 0	CS: 1	ERA	WHIP
PITCHER Don Ferrarese, L ERA: 0.78 (1, 1)	9.0	WLS	BF	H	R	ER	SO	BB	IBB	HBP	BLK	WP	HR	S	P	ERA	WHIP	IP	WLS	BF	H	R	ER	SO	BB	IBB	HBP	BLK	WP	HR	S	P	ERA	WHIP																																																					

BOTTOM

Baltimore Orioles @ New York Yankees  
 Yankee Stadium, Bronx, NY  
 Sat May 12 1956, 3:33 AM EDT  
 Att. 9,854 - Unknown

livebaseballscorecards.com

AB	28
R	0
H	2
RBI	0
BB	1
SO	8
LOB	7






Batter	1	2	3	4	5	6	7	8	9	AB R H RBI BB SO LOB
<b>Bobby Adams, R</b> (1, 5) OBP: 0.386, SLG: 0.308 <b>Wayne Causey, L</b> (6, 5) OBP: 0.200, SLG: 0.091	0-0 G4-6-3 1B			0-0 5-3	0-0 F9			0-3 K		3 0 1 0 0 0 3 1 0 0 0 0 1 0
<b>Bob Boyd, L</b> (1, 3) OBP: 0.458, SLG: 0.529	0-0 F9			4-0 G5-6-3 BB		0-0 F8		0-0 4-3		3 0 0 0 1 0 1
<b>Dave Philley, S</b> (1, 7) OBP: 0.299, SLG: 0.290 <b>Tex Nelson, L</b> (4, 9) OBP: 0.333, SLG: 0.250	0-0 G4-6-3 1-2f			0-0 G5-6-3 1-2f		0-0 1B BB 1B		0-0 6-3		2 0 0 0 0 0 2 2 0 1 0 0 0 0
<b>Tito Francona, L</b> (1, 9) OBP: 0.264, SLG: 0.230 (4, 7)			0-0 5-3		4-0 G6-4-3 1B BB	4-0 1B BB		0-0 1B 1B		2 1 1 0 2 0 0
<b>Gus Triandos, R</b> (1, 2) OBP: 0.369, SLG: 0.493 <b>Tom Gastall, R</b> (5, PR) OBP: 0.250, SLG: 0.250 (5, 2)			0-0 F8		0-0 E6 G6-4-3 1-2	0-0 G6-4-3 1B 1-2 2-3		0-0 P6		2 0 0 0 0 0 1 2 0 1 0 0 0 1
<b>Billy Gardner, R</b> (1, 4) OBP: 0.232, SLG: 0.281			0-0 F7		0-0 G6-4-3 1-2f 2-3	0-0 G6-4-3 1-2f		0-0 F8		4 0 0 0 0 0 6
<b>Chuck Diering, R</b> (1, 8) OBP: 0.490, SLG: 0.371			0-0 CS 1B		4-0 1B 2B BB		0-0 G4-6-3 1B		0-0 1-2 1B	3 1 3 0 1 0 0
<b>Willy Miranda, S</b> (1, 6) OBP: 0.250, SLG: 0.278			0-0 F8 1-2		0-0 2B 1B 1-3 3-H		0-3 K		0-0 F7	4 0 1 1 0 1 4
<b>Ray Moore, R</b> (1, 1) OBP: 0.200, SLG: 0.111 <b>Fred Besana, R</b> (3, 1) OBP: 0.291, SLG: 0.447 <b>Babe Birrer, R</b> (3, 1) OBP: 0.690, SLG: 0.750 <b>Jim Pyburn, R</b> (5, PH) OBP: 0.313, SLG: 0.357 <b>Hal Brown, R</b> (5, 1) OBP: 0.313, SLG: 0.357 <b>Bob Held, L</b> (7, PH) OBP: 0.313, SLG: 0.357 <b>Mel Held, R</b> (7, 1)			0-0 4-3		0-0 2B 1-3 3-H		0-0 G4-6-3			1 0 1 0 0 1 1 0 0 0 0 0 0 0 0 0 0 1 0 0 0 0 0 0 1 0 0 0 0 0 0 0 0

TOP	
<b>Baltimore Orioles @ New York Yankees</b> Yankee Stadium, Bronx, NY Sun May 13 1956, 3:33 AM EDT Unknown	

Inning Stats	R: 0 E: 0 K: 0 S: 3	H: 1 LOB: 0 BB: 0 P: 3	R: 0 E: 0 K: 0 S: 3	H: 0 LOB: 0 BB: 0 P: 3	R: 0 E: 0 K: 0 S: 3	H: 1 LOB: 0 BB: 0 P: 3	R: 0 E: 0 K: 0 S: 2	H: 0 LOB: 0 BB: 1 P: 6	R: 2 E: 1 K: 0 S: 5	H: 2 LOB: 3 BB: 2 P: 13	R: 0 E: 0 K: 0 S: 4	H: 2 LOB: 2 BB: 1 P: 8	R: 0 E: 0 K: 1 S: 5	H: 1 LOB: 0 BB: 0 P: 5	R: 0 E: 0 K: 1 S: 5	H: 0 LOB: 0 BB: 0 P: 5	R: 0 E: 0 K: 0 S: 5	H: 2 LOB: 2 BB: 0 P: 5	1B: 8 2B: 1 3B: 0 HR: 0	SF: 0 SAC: 0 DP: 5 HBP: 0	WP: 0 PB: 0 SB: 0 CS: 1	PA: 35
--------------	------------------------------	---------------------------------	------------------------------	---------------------------------	------------------------------	---------------------------------	------------------------------	---------------------------------	------------------------------	----------------------------------	------------------------------	---------------------------------	------------------------------	---------------------------------	------------------------------	---------------------------------	------------------------------	---------------------------------	----------------------------------	------------------------------------	----------------------------------	--------

PITCHER	IP	WLS	BF	H	R	ER	SO	BB	IBB	HBP	BLK	WP	HR	S	P	ERA	WHIP
<b>Don Larsen, R</b> (1, 1) ERA: 4.66	5.0	W	19	4	2	0	0	3	0	0	0	0	0	16	28	0.00	1.400
<b>Bob Grim, R</b> (6, 1) ERA: 0.57	4.0	S	16	5	0	0	2	1	0	0	0	0	0	19	23	0.00	1.500

AB	R	H	RBI	BB	SO	LOB
31	2	9	2	4	2	19



Batter	1	2	3	4	5	6	7	8	9	AB	R	H	RBI	BB	SO	LOB
Hank Bauer, R OBP: 0.318, SLG: 0.516 (1, 9)	0-0 F3	0-0 CS	0-0 F8		0-0 5-3			0-0 F8 1B 2B 1B		5	1	2	1	0	0	3
Gil McDougald, R OBP: 0.317, SLG: 0.296 (1, 6)	0-0 2B 1B	0-0 CS	4-0 1B BB	0-0 F7	0-0 P3			0-0 2B SF9 1B		4	3	2	0	1	0	0
Mickey Mantle, S OBP: 0.490, SLG: 0.841 (1, 8)	0-0 F7		4-0 1B BB	0-0 2B		4-0 FC4 BB		0-0 F8		3	2	1	0	2	0	3
Yogi Berra, L OBP: 0.413, SLG: 0.720 (1, 2)	0-0 2B		0-0 BB BB FC5-2 1B	0-0 5-3		0-0 FC4		0-0 SF9 2B		5	0	3	3	0	0	2
Joe Collins, L OBP: 0.268, SLG: 0.487 (1, 3)	0-0 F8		4-0 FC5-2 BB 1B BB	0-0 1B 2B		0-0 F9		0-0 SF9		3	2	1	2	1	0	2
Elston Howard, R OBP: 0.373, SLG: 0.475 (1, 7)		0-0 6-3	4-0 1B FC5-2 BB	0-0 1B E 1B		0-0 F9		0-0 6-3		4	1	1	2	1	0	2
Billy Martin, R OBP: 0.254, SLG: 0.234 (1, 4)		4-0 2B BB	0-0 FC5-2 1B	0-0 E9 1B			0-0 F7			3	1	1	0	1	0	3
Andy Carey, R OBP: 0.284, SLG: 0.236 (1, 5)		0-3 K	0-0 P6	0-0 P6			0-0 F9			4	0	0	0	0	1	5
Don Larsen, R OBP: 0.353, SLG: 0.647 Bob Grim, R (6, 1)		0-0 1B 2B	0-0 1B		0-0 F7		0-0 F8			3	1	2	2	0	0	0
										1	0	0	0	0	0	0

Inning Stats	R: 1	H: 2	E: 0	K: 0	S: 5	H: 2	LOB: 1	BB: 0	P: 5	R: 2	H: 2	E: 0	K: 1	S: 6	H: 2	LOB: 0	BB: 1	P: 10	R: 3	H: 2	E: 1	K: 0	S: 5	H: 4	LOB: 1	BB: 0	P: 7	R: 0	H: 0	E: 0	K: 0	S: 3	H: 0	LOB: 0	BB: 0	P: 3	R: 0	H: 0	E: 0	K: 0	S: 3	H: 0	LOB: 1	BB: 1	P: 7	R: 0	H: 0	E: 0	K: 0	S: 3	H: 3	LOB: 1	BB: 0	P: 6
--------------	------	------	------	------	------	------	--------	-------	------	------	------	------	------	------	------	--------	-------	-------	------	------	------	------	------	------	--------	-------	------	------	------	------	------	------	------	--------	-------	------	------	------	------	------	------	------	--------	-------	------	------	------	------	------	------	------	--------	-------	------


PITCHER	IP	WLS	BF	H	R	ER	SO	BB	IBB	HBP	BLK	WP	HR	S	P	ERA	WHIP
Ray Moore, R ERA: 7.45 (1, 1)	2.0	L	12	4	5	5	1	3	0	0	0	0	0	11	23	22.50	3.500
Fred Besana, L ERA: 5.6 (3, 1)	0.0		2	1	0	0	0	1	0	0	0	0	0	1	5	∞	∞
Babe Birrer, R ERA: 6.75 (3, 1)	2.0		12	5	4	2	0	1	0	0	0	0	0	11	15	9.00	3.000
Hal Brown, R ERA: 2.3 (5, 1)	2.0		7	0	0	0	0	1	0	0	0	0	0	6	10	0.00	0.500
Mel Held, R ERA: 5.14 (7, 1)	2.0		9	3	2	2	0	0	0	0	0	0	0	9	9	9.00	1.500

**BOTTOM**

**Baltimore Orioles @ New York Yankees**  
 Yankee Stadium, Bronx, NY  
 Sun May 13 1956, 3:33 AM EDT  
 Unknown

livebaseballscorecards.com

AB	35
R	11
H	13
RBI	10
BB	6
SO	1
LOB	20



WP: 0	PA: 43
PB: 0	
SB: 0	
CS: 1	



Batter	1	2	3	4	5	6	7	8	9	AB R H RBI BB SO LOB	TOP		
<b>Bobby Adams, R</b> (1, 5) OBP: 0.364, SLG: 0.286	0-0 P4	0-0 F9			0-0 B1-3			0-0 FC1-6 2B 1-2f HR	0-0 F7	5 1 0 0 0 0 3	<b>Baltimore Orioles @ New York Yankees</b> Yankee Stadium, Bronx, NY Sun May 13 1956, 3:38 AM EDT Att. 21,935 - Unknown  <a href="http://livebaseballscorecards.com">livebaseballscorecards.com</a>  <b>AB 33</b> <b>R 5</b> <b>H 9</b> <b>RBI 5</b> <b>BB 5</b> <b>SO 1</b> <b>LOB 7</b>		
<b>Bob Boyd, L</b> (1, 3) OBP: 0.469, SLG: 0.537	4-0 CS BB			4-0 G5-6-3 BB		0-0 F8		0-0 HR 1-3 2B	0-0 2-3	3 1 1 0 2 0 0			
<b>Dave Philley, S</b> (1, 9) OBP: 0.306, SLG: 0.323	4-0 1-2 BB			0-0 G5-6-3 1-2f		0-0 6-3		0-0 HR 2-H 3-H		3 1 1 3 1 0 1			
<b>Gus Triandos, R</b> (1, 2) OBP: 0.364, SLG: 0.474	0-0 P3			0-0 5-3		4-0 FC5-4 BB		0-0 6-3		3 0 0 0 1 0 1			
<b>Jim Pyburn, R</b> (1, 7) OBP: 0.289, SLG: 0.429		0-0 P3		0-0 6-3		0-0 FC5-4 1-2f		0-0 1B 1B 1B		4 1 1 0 0 0 1			
<b>Chuck Diering, R</b> (1, 8) OBP: 0.491, SLG: 0.385		0-0 6-3 1B 1B		0-0 F8		0-0 F9		0-0 1B 1B 1B 1-3		4 1 2 0 0 0 0			
<b>Billy Gardner, R</b> (1, 4) OBP: 0.233, SLG: 0.279		0-0 6-3 1-2		0-0 F7		0-0 5-3		0-0 1B 1B 1-2 3-H		4 0 1 1 0 0 1			
<b>Willy Miranda, S</b> (1, 6) OBP: 0.263, SLG: 0.280		4-0 1B BB		0-0 F8		0-0 F8		0-0 1B 1-2 2-3		3 0 1 0 1 0 0			
<b>Bill Wight, L</b> (1, 1) OBP: 0.400, SLG: 0.333		0-0 1-3 2-H 1B		0-3 K		0-0 F8		0-0 FC1-6 1B	0-0 1-3	4 0 2 1 0 1 0 0 0 0 0 0 0 0			
<b>George Zuverink, R</b> (9, 1)													
<b>Inning Stats</b>	R: 0 E: 0 K: 0 S: 2 H: 0 LOB: 1 BB: 2 P: 10	R: 1 E: 0 K: 0 S: 5 H: 2 LOB: 2 BB: 1 P: 9	R: 0 E: 0 K: 0 S: 2 H: 0 LOB: 0 BB: 1 P: 6	R: 0 E: 0 K: 0 S: 3 H: 0 LOB: 0 BB: 0 P: 3	R: 0 E: 0 K: 1 S: 5 H: 0 LOB: 0 BB: 0 P: 5	R: 0 E: 0 K: 0 S: 3 H: 0 LOB: 1 BB: 1 P: 7	R: 0 E: 0 K: 0 S: 3 H: 0 LOB: 0 BB: 0 P: 3	R: 4 E: 0 K: 0 S: 9 H: 7 LOB: 2 BB: 0 P: 9	R: 0 E: 0 K: 0 S: 3 H: 0 LOB: 0 BB: 0 P: 3	1B: 7 2B: 1 3B: 0 HR: 1 SF: 0 SAC: 0 DP: 1 HBP: 0	WP: 0 PB: 0 SB: 0 CS: 1 PA: 38		
<b>PITCHER</b>	IP WLS BF H R ER SO BB IBB HBP BLK WP HR S P ERA WHIP											<b>PITCHER</b>	IP WLS BF H R ER SO BB IBB HBP BLK WP HR S P ERA WHIP
<b>Tom Sturdivant, R</b> (1, 1) ERA: 3.68	7.1 L 29 4 3 3 1 5 0 0 0 0 0 0 26 46 3.68 1.227												
<b>Jim Konstanty, R</b> (8, 1) ERA: 4.91	0.2 6 5 2 2 0 0 0 0 0 0 1 6 6 27.00 7.500												
<b>Tommy Byrne, L</b> (9, 1) ERA: 3.97	1.0 3 0 0 0 0 0 0 0 0 0 0 3 3 0.00 0.000												

Batter	1	2	3	4	5	6	7	8	9	AB	R	H	RBI	BB	SO	LOB
Hank Bauer, R OBP: 0.315, SLG: 0.500 (1, 9) X	0-0 5-3 ①		0-3 K ②			4-0 5-3 BB ①		0-0 L5-3 ② ③		3	0	0	0	1	1	1
Gil McDougald, R OBP: 0.326, SLG: 0.307 (1, 6) X	0-0 1B 1B		0-0 2-3 ③			0-0 F9 ①			0-0 2B G3 1B	4	1	2	0	0	0	2
Mickey Mantle, S OBP: 0.481, SLG: 0.826 (1, 8) X	0-0 F9 ②			0-3 K ①		0-0 5-3 ②			0-0 G3 2B	4	0	1	0	0	1	3
Yogi Berra, L OBP: 0.407, SLG: 0.701 (1, 2) X	0-0 1-2 1B			0-0 L4 ②		0-0 G3 ③			0-0 G3 ①	4	0	1	1	0	0	3
Bill Skowron, R OBP: 0.359, SLG: 0.361 (1, 3) X	0-0 6-3 ③			0-0 F2			4-0 CS BB		4-0 BB	2	0	0	0	2	0	2
Elston Howard, R OBP: 0.366, SLG: 0.462 (1, 7)		0-0 5-3 ①			0-0 G6-4-3 1B		0-3 K ①		0-3 K ②	4	0	1	0	0	2	3
Billy Martin, R OBP: 0.243, SLG: 0.224 (1, 4)		0-0 6-3 ②			0-0 F9 ①		0-3 K ② ③		0-0 F7 ③	3	0	0	0	0	1	2
Joe Collins, L OBP: 0.262, SLG: 0.475 (9, PH)							1-2			1	0	0	0	0	0	2
Andy Carey, R OBP: 0.274, SLG: 0.227 (1, 5)		0-0 6-3 ③			0-0 G6-4-3 ② ③			0-3 K ①		3	0	0	0	0	1	1
Tom Sturdivant, L OBP: 0.500, SLG: 0.500 (1, 1)			0-3 K ①					0-0 5-3 BB ①		2	0	1	0	0	1	0
Jim Konstanty, R (8, 1)									0-0 L5-3 ①	0	0	0	0	0	0	0
Mickey McDermott, L OBP: 0.444, SLG: 0.286 (8, PH)										1	0	1	0	0	0	0
Tommy Byrne, L OBP: 0.250, SLG: 0.250 (9, 1)										0	0	0	0	0	0	0

Inning Stats	R: 0	H: 2	E: 0	LOB: 2	K: 0	BB: 0	S: 5	P: 5	R: 0	H: 0	E: 0	LOB: 0	K: 0	BB: 0	S: 3	P: 3	R: 0	H: 0	E: 0	LOB: 0	K: 2	BB: 0	S: 7	P: 7	R: 0	H: 0	E: 0	LOB: 0	K: 1	BB: 0	S: 5	P: 5	R: 0	H: 1	E: 0	LOB: 0	K: 0	BB: 0	S: 3	P: 3	R: 0	H: 1	E: 0	LOB: 2	K: 0	BB: 1	S: 4	P: 8	R: 0	H: 0	E: 0	LOB: 1	K: 2	BB: 1	S: 6	P: 10	R: 0	H: 1	E: 0	LOB: 0	K: 1	BB: 0	S: 5	P: 5	R: 1	H: 2	E: 0	LOB: 2	K: 1	BB: 1	S: 7	P: 11	1B: 6	SF: 0	2B: 3	SAC: 0	3B: 0	DP: 3	HR: 0	HBP: 0	WP: 0	PA: 34	PB: 0	SB: 0	CS: 1
--------------	------	------	------	--------	------	-------	------	------	------	------	------	--------	------	-------	------	------	------	------	------	--------	------	-------	------	------	------	------	------	--------	------	-------	------	------	------	------	------	--------	------	-------	------	------	------	------	------	--------	------	-------	------	------	------	------	------	--------	------	-------	------	-------	------	------	------	--------	------	-------	------	------	------	------	------	--------	------	-------	------	-------	-------	-------	-------	--------	-------	-------	-------	--------	-------	--------	-------	-------	-------

PITCHER	IP	WLS	BF	H	R	ER	SO	BB	IBB	HBP	BLK	WP	HR	S	P	ERA	WHIP
Bill Wight, L ERA: 7.4 (1, 1)	8.0	W	30	7	1	1	6	2	0	0	0	0	0	40	48	1.12	1.125
George Zuverink, R ERA: 1.37 (9, 1)	1.0	S	4	0	0	0	1	1	0	0	0	0	0	5	9	0.00	1.000

**BOTTOM**

**Baltimore Orioles @ New York Yankees**  
 Yankee Stadium, Bronx, NY  
 Sun May 13 1956, 3:38 AM EDT  
 Att. 21,935 - Unknown

livebaseballscorecards.com

<b>AB</b>	<b>31</b>
<b>R</b>	<b>1</b>
<b>H</b>	<b>7</b>
<b>RBI</b>	<b>1</b>
<b>BB</b>	<b>3</b>
<b>SO</b>	<b>7</b>
<b>LOB</b>	<b>19</b>







Batter	1	2	3	4	5	6	7	8	9	AB	R	H	RBI	BB	SO	LOB
Spook Jacobs, R (1, 4) OBP: 0.359, SLG: 0.291 Vic Power, R (7, PH) OBP: 0.302, SLG: 0.390 Tom Gorman, R (8, 1)	0-0 F9		0-0 L4-3		0-0 G1-6-3		0-0 6-3			3	0	0	0	0	0	2
Enos Slaughter, L (1, 9) OBP: 0.414, SLG: 0.451	0-0 2B			0-0 F4		0-0 F9	0-0 4-3			4	0	1	0	0	0	1
Gus Zernial, R (1, 7) OBP: 0.379, SLG: 0.526	0-3 K			0-3 K		0-3 K		0-0 6-3		4	0	0	0	0	3	1
Harry Simpson, L (1, 3) OBP: 0.301, SLG: 0.477	0-3 K			0-0 1B 3B		0-0 F6		0-0 4-3		4	1	1	0	0	1	1
Hector Lopez, R (1, 8) OBP: 0.349, SLG: 0.533		0-3 K		0-0 3B 1B		4-0 1B BB		0-0 F8		3	2	1	1	1	1	0
Jim Finigan, R (1, 5) OBP: 0.283, SLG: 0.261		0-0 4-3		0-0 3B		0-0 1B 1B		0-0 2-3		4	1	2	1	0	0	0
Joe Ginsberg, L (1, 2) OBP: 0.328, SLG: 0.380		0-3 K		0-0 F4		0-0 1B 1B		0-0 2B		4	1	2	1	0	1	1
Joe Demaestri, R (1, 6) OBP: 0.297, SLG: 0.338 Elmer Valo, L (7, PH) OBP: 0.273, SLG: 0.222 Mike Baxes, R (8, 6) OBP: 0.308, SLG: 0.200			0-0 5-3		0-0 F8		0-0 1B 1B		0-3 K	2	0	0	0	0	0	0
Lou Kretlow, R (1, 1) Moe Burtzsch, R (4, 1) OBP: 0.200, SLG: 0.200 Jack Crimian, R (5, 1) Tim Thompson, L (7, PH) OBP: 0.286, SLG: 0.350 Clete Boyer, R (8, 4) OBP: 0.250, SLG: 0.250			4-0 L4-3 BB		4-0 G1-6-3 BB		0-0 6-3		0-0 F7	1	0	0	0	0	0	0


Inning Stats	R: 0	H: 1	E: 0	K: 2	S: 8	LOB: 1	BB: 0	P: 8	R: 0	H: 0	E: 0	K: 2	S: 7	LOB: 0	BB: 0	P: 7	R: 0	H: 0	E: 0	K: 0	S: 2	LOB: 0	BB: 1	P: 6	R: 2	H: 3	E: 0	K: 1	S: 8	LOB: 1	BB: 0	P: 8	R: 0	H: 0	E: 0	K: 0	S: 2	LOB: 0	BB: 1	P: 6	R: 0	H: 0	E: 0	K: 1	S: 5	LOB: 0	BB: 0	P: 5	R: 3	H: 3	E: 0	K: 0	S: 6	LOB: 1	BB: 1	P: 10	R: 0	H: 0	E: 0	K: 0	S: 3	LOB: 0	BB: 0	P: 3	R: 0	H: 1	E: 0	K: 1	S: 6	LOB: 1	BB: 0	P: 6	1B: 4	2B: 3	3B: 2	HR: 0	SF: 0	SAC: 0	DP: 2	HBP: 0	WP: 0	PB: 0	SB: 0	CS: 0	PA: 36
--------------	------	------	------	------	------	--------	-------	------	------	------	------	------	------	--------	-------	------	------	------	------	------	------	--------	-------	------	------	------	------	------	------	--------	-------	------	------	------	------	------	------	--------	-------	------	------	------	------	------	------	--------	-------	------	------	------	------	------	------	--------	-------	-------	------	------	------	------	------	--------	-------	------	------	------	------	------	------	--------	-------	------	-------	-------	-------	-------	-------	--------	-------	--------	-------	-------	-------	-------	--------

PITCHER	IP	WLS	BF	H	R	ER	SO	BB	IBB	HBP	BLK	WP	HR	S	P	ERA	WHIP
Jim Wilson, R (1, 1) ERA: 4.78	6.0	W	26	7	5	5	6	3	0	0	0	0	0	35	47	7.50	1.667
George Zuverink, R (7, 1) ERA: 1.23	3.0	S	10	1	0	0	1	0	0	0	0	0	0	12	12	0.00	0.333

**BOTTOM**

**Baltimore Orioles @ Kansas City Athletics**  
Municipal Stadium, Kansas City, MO  
Tue May 15 1956, 4:33 AM EDT  
Att. 11,555 - Unknown

<b>AB</b>	<b>33</b>
<b>R</b>	<b>5</b>
<b>H</b>	<b>8</b>
<b>RBI</b>	<b>5</b>
<b>BB</b>	<b>3</b>
<b>SO</b>	<b>7</b>
<b>LOB</b>	<b>11</b>



PITCHER	IP	WLS	BF	H	R	ER	SO	BB	IBB	HBP	BLK	WP	HR	S	P	ERA	WHIP
---------	----	-----	----	---	---	----	----	----	-----	-----	-----	----	----	---	---	-----	------



Batter	1	2	3	4	5	6	7	8	9	AB R H RBI BB SO LOB	TOP											
<b>Bobby Adams, R</b> OBP: 0.347, SLG: 0.276 (1, 5) X	0-0 L5		0-0 F4		0-0 SF8	0-3 K		0-0 FC5-4 1B		4 0 1 1 0 1 0												
<b>Chuck Diering, R</b> OBP: 0.492, SLG: 0.413 (1, 8) X	0-0 F8			0-0 5-3	4-0 E 1B 2B BB		4-0 CS BB	0-0 FC5-4 1-2f		3 1 0 0 2 0 2												
<b>Dave Philley, S</b> OBP: 0.322, SLG: 0.320 (1, 9) X	0-0 5-3			0-0 1-3	0-0 E5 1-3 2B 1B		0-0 F2 1-2		4-0 WP SH1-3 BB	4 1 1 1 1 0 1												
<b>Gus Triandos, R</b> OBP: 0.371, SLG: 0.471 (1, 3) B B B		4-0 FC6-4 BB		0-3 K2-3	0-0 BB 1-H 3-H 2B		0-0 5-3	0-0 SH1-3 1-2		3 0 1 2 1 1 0												
<b>Jim Pyburn, R</b> OBP: 0.300, SLG: 0.413 (1, 7) X		0-0 FC6-4 1-2f			0-0 HR 1B			0-0 F8 2-3	0-3 K 2-3	4 1 1 0 1 1 2												
<b>Billy Gardner, R</b> OBP: 0.265, SLG: 0.408 (1, 4) X		0-0 F8			0-0 HR			0-0 HR	4-0 BB	3 2 2 3 2 0 1												
<b>Hal Smith, R</b> OBP: 0.366, SLG: 0.492 (1, 2) X		0-0 F9			0-0 1B			0-0 HR	0-3 K	0 2 0 0 0 0 0												
<b>Willy Miranda, S</b> OBP: 0.292, SLG: 0.321 (1, 6) X			0-0 F1		0-0 SF8 1-3 1B 1B	0-0 1-3		0-0 1B 1B		4 1 2 0 0 0 0												
<b>Erv Palica, R</b> OBP: 0.188, SLG: 0.188 (1, 1) X			0-0 6-3		0-3 K 0-0f 0-0f	0-0 F9		0-0 F5		3 0 0 0 0 1 2												
<b>Ray Moore, R</b> OBP: 0.182, SLG: 0.100 (6, 1)										1 0 0 0 0 0 1												
<b>George Zuverink, R</b> (8, 1)										0 0 0 0 0 0 0												
<b>Inning Stats</b>	R: 0 E: 0 K: 0 S: 3	H: 0 LOB: 0 BB: 0 P: 3	R: 0 E: 0 K: 0 S: 3	H: 0 LOB: 1 BB: 1 P: 7	R: 0 E: 0 K: 0 S: 3	H: 0 LOB: 0 BB: 0 P: 3	R: 0 E: 0 K: 1 S: 5	H: 0 LOB: 0 BB: 0 P: 5	R: 6 E: 2 K: 2 S: 13	H: 6 LOB: 3 BB: 3 P: 25	R: 0 E: 0 K: 1 S: 5	H: 0 LOB: 0 BB: 0 P: 5	R: 0 E: 0 K: 0 S: 2	H: 0 LOB: 0 BB: 1 P: 6	R: 2 E: 0 K: 0 S: 7	H: 4 LOB: 2 BB: 0 P: 7	R: 0 E: 0 K: 2 S: 7	H: 0 LOB: 2 BB: 2 P: 15	1B: 6 2B: 1 3B: 0 HR: 3	SF: 1 SAC: 1 DP: 0 HBP: 0	WP: 1 PB: 0 SB: 0 CS: 1	PA: 43
<b>PITCHER</b>	IP WLS BF H R ER SO BB IBB HBP BLK WP HR S P ERA WHIP																					
<b>Tommy Lasorda, L</b> ERA: 4.85 (1, 1)	4.2 L 21 5 6 3 2 2 0 0 0 0 1 23 31 5.79 1.500																					
<b>Tom Gorman, R</b> ERA: 5.0 (5, 1)	1.1 7 1 0 0 2 2 0 0 0 0 0 9 17 0.00 2.250																					
<b>Lou Kretlow, R</b> ERA: 6.82 (7, 1)	2.0 10 4 2 2 0 1 0 0 0 0 2 9 13 9.00 2.500																					
<b>Moe Burtzsch, R</b> ERA: 1.71 (9, 1)	1.0 5 0 0 0 0 2 2 0 0 0 1 0 7 15 0.00 2.000																					

**Baltimore Orioles @ Kansas City Athletics**  
**Municipal Stadium, Kansas City, MO**  
 Wed May 16 1956, 4:33 AM EDT  
 Att. 6,196 - Unknown

AB	29
R	8
H	8
RBI	7
BB	7
SO	4
LOB	9



WP: 1	PA: 43
PB: 0	
SB: 0	
CS: 1	

Batter	1	2	3	4	5	6	7	8	9	AB	R	H	RBI	BB	SO	LOB
Spook Jacobs, R (1, 4) OBP: 0.344, SLG: 0.277 Mike Baxes, R (7, 6) OBP: 0.286, SLG: 0.182	0-0 1-3		0-0 B2	0-0 FC6-4		0-3 K		0-0 G5-4-3		4	0	0	0	0	1	4
Enos Slaughter, L (1, 9) OBP: 0.397, SLG: 0.446	0-0 2B		0-0 L4		0-0 F3		0-0 6-3		0-0 F2	5	0	1	0	0	0	0
Bill Renna, R (1, 7) OBP: 0.250, SLG: 0.500	0-0 F9		0-0 1-3		0-0 FC6-4 1B		0-3 K		0-0 6-3	5	0	1	0	0	1	1
Harry Simpson, L (1, 3) OBP: 0.306, SLG: 0.484	0-0 4-3			0-0 1B 1B	0-0 F5		0-3 K		0-0 1B 2B	5	2	2	0	0	1	2
Hector Lopez, R (1, 8) OBP: 0.375, SLG: 0.557		0-0 1B 2B		0-0 1B 1B	0-0 FC6-4			4-0 1B BB 1B BB	0-0 1B	4	2	3	1	1	0	1
Jim Finigan, R (1, 5) OBP: 0.328, SLG: 0.286		0-0 1B 1B		0-0 1B 1B		4-0 1B BB		4-0 1B BB	0-3 K	3	2	2	2	2	1	1
Tim Thompson, L (1, 2) OBP: 0.400, SLG: 0.458		0-0 G6-4-3 1B		0-0 FC6-4 1B		0-0 1B		0-0 1B 1B		4	0	4	1	0	0	0
Joe Demaestri, R (1, 6) OBP: 0.289, SLG: 0.329 Joe Ginsberg, L (6, PH) OBP: 0.322, SLG: 0.373 Clete Boyer, R (7, 4) OBP: 0.200, SLG: 0.200		0-3 K		0-0 FC6-4 1B		0-0 F7		0-3 K		2	0	0	0	0	1	3
Tommy Lasorda, L (1, 1) OBP: 0.333, SLG: 0.333 Tom Gorman, R (5, 1) Gus Zernial, R (6, PH) OBP: 0.375, SLG: 0.519 Lou Kretlow, R (7, 1) Rance Pless, R (8, PH) OBP: 0.270, SLG: 0.306 Moe Burtischy, R (9, 1) OBP: 0.200, SLG: 0.200		0-0 G6-4-3		0-0 FC6-4 1B		0-3 K		0-0 G5-4-3 1B		1	0	0	0	0	0	2


Inning Stats	R: 0	H: 1	E: 0	LOB: 1	K: 0	BB: 0	S: 4	P: 4	R: 1	H: 3	E: 0	LOB: 1	K: 1	BB: 0	S: 7	P: 7	R: 0	H: 0	E: 0	LOB: 0	K: 0	BB: 0	S: 3	P: 3	R: 2	H: 5	E: 0	LOB: 2	K: 0	BB: 0	S: 7	P: 7	R: 0	H: 1	E: 0	LOB: 1	K: 0	BB: 0	S: 4	P: 4	R: 0	H: 1	E: 0	LOB: 2	K: 2	BB: 1	S: 8	P: 12	R: 0	H: 0	E: 0	LOB: 0	K: 2	BB: 0	S: 7	P: 7	R: 2	H: 2	E: 0	LOB: 1	K: 1	BB: 2	S: 6	P: 14	R: 1	H: 2	E: 0	LOB: 1	K: 1	BB: 0	S: 7	P: 7	1B: 12	SF: 0	2B: 3	SAC: 0	3B: 0	DP: 2	HR: 0	HBP: 0	WP: 0	PA: 42
--------------	------	------	------	--------	------	-------	------	------	------	------	------	--------	------	-------	------	------	------	------	------	--------	------	-------	------	------	------	------	------	--------	------	-------	------	------	------	------	------	--------	------	-------	------	------	------	------	------	--------	------	-------	------	-------	------	------	------	--------	------	-------	------	------	------	------	------	--------	------	-------	------	-------	------	------	------	--------	------	-------	------	------	--------	-------	-------	--------	-------	-------	-------	--------	-------	--------

PITCHER	IP	WLS	BF	H	R	ER	SO	BB	IBB	HBP	BLK	WP	HR	S	P	ERA	WHIP
Erv Palica, R (1, 1) ERA: 3.74	5.0		25	11	3	3	1	1	0	0	0	0	0	26	30	5.40	2.400
Ray Moore, R (6, 1) ERA: 7.55	2.0		9	1	2	2	4	2	0	0	0	0	0	15	23	9.00	1.500
George Zuverink, R (8, 1) ERA: 1.44	2.0	S	8	3	1	1	2	0	0	0	0	0	0	12	12	4.50	1.500

BOTTOM

Baltimore Orioles @ Kansas City Athletics  
Municipal Stadium, Kansas City, MO  
Wed May 16 1956, 4:33 AM EDT  
Att. 6,196 - Unknown

AB	39
R	6
H	15
RBI	6
BB	3
SO	7
LOB	23



WP	PA
0	42



Batter	1	2	3	4	5	6	7	8	9	AB R H RBI BB SO LOB	TOP									
<b>Bobby Adams, R</b> (1, 5) OBP: 0.360, SLG: 0.278	4-0 5-3 BB	0-0 F7			0-0 1B		0-0 F7		4-0 1-2 2-3 BB	3 0 1 0 2 0 2										
<b>Chuck Diering, R</b> (1, 8) OBP: 0.471, SLG: 0.392	0-0 F4		0-0 6-3		0-3 K			0-0 L9 6-3 1B	0-0 6-3	5 0 1 0 0 1 5										
<b>Dave Philley, S</b> (1, 9) OBP: 0.312, SLG: 0.308	0-0 5-3 1-2		0-0 F4		0-0 F8			0-0 6-3 1-2		4 0 0 0 0 0 3										
<b>Gus Triandos, R</b> (1, 3) OBP: 0.356, SLG: 0.449	0-0 6-3		0-0 L9			0-0 L9		0-0 L9 2-3		4 0 0 0 0 0 2										
<b>Jim Pyburn, R</b> (1, 7) OBP: 0.296, SLG: 0.388		4-0 1B E BB		0-3 K		0-0 6-3		0-3 K		3 1 0 0 1 2 1										
<b>Billy Gardner, R</b> (1, 4) OBP: 0.253, SLG: 0.388		0-0 L9		0-0 6-3		0-0 L4			0-0 F8	4 0 0 0 0 0 1										
<b>Hal Smith, R</b> (1, 2) OBP: 0.373, SLG: 0.493		0-0 E8 1B 1B		0-0 1B			0-0 F5		0-0 F4	4 1 2 0 0 0 0										
<b>Willy Miranda, S</b> (1, 6) OBP: 0.312, SLG: 0.341		0-0 1-3 1B		0-0 F4			0-0 5-3 1B		0-0 BB HBP 1B	4 0 3 1 0 0 1										
<b>Don Ferrarese, R</b> (1, 1) OBP: 0.182, SLG: 0.100		0-0 1-3			0-0 F8		0-0 5-3		1-0 BB HBP	3 0 0 0 0 0 2										
<b>George Zuverink, R</b> (9, 1)		1-2					1-2			0 0 0 0 0 0 0										
<b>Inning Stats</b>	R: 0 E: 0 K: 0 S: 3	H: 0 LOB: 1 BB: 1 P: 7	R: 2 E: 1 K: 0 S: 5	H: 2 LOB: 1 BB: 1 P: 9	R: 0 E: 0 K: 1 S: 6	H: 0 LOB: 0 BB: 0 P: 3	R: 0 E: 0 K: 1 S: 6	H: 1 LOB: 1 BB: 0 P: 6	R: 0 E: 0 K: 0 S: 3	H: 0 LOB: 0 BB: 0 P: 3	R: 0 E: 0 K: 0 S: 4	H: 1 LOB: 1 BB: 0 P: 4	R: 0 E: 0 K: 1 S: 6	H: 1 LOB: 1 BB: 0 P: 6	R: 0 E: 0 K: 0 S: 4	H: 1 LOB: 3 BB: 1 P: 9	1B: 7 2B: 0 3B: 0 HR: 0	SF: 0 SAC: 0 DP: 0 HBP: 1	WP: 0 PB: 0 SB: 0 CS: 0	PA: 38
<b>PITCHER</b> <b>Billy Hoefl, L</b> (1, 1) ERA: 3.27	IP: 9.0 WLS: W BF: 38 H: 7 R: 2 ER: 2 SO: 3 BB: 3 IBB: 0 HBP: 1 BLK: 0 WP: 0 HR: 0 S: 40 P: 53 ERA: 2.00 WHIP: 1.111											<b>PITCHER</b> IP: WLS: BF: H: R: ER: SO: BB: IBB: HBP: BLK: WP: HR: S: P: ERA: WHIP:								

**Baltimore Orioles @ Detroit Tigers**  
 Briggs Stadium, Detroit, MI  
 Fri May 18 1956, 4:33 AM EDT  
 Att. 3,305 - Unknown

[livebaseballscorecards.com](http://livebaseballscorecards.com)

AB	34
R	2
H	7
RBI	1
BB	3
SO	3
LOB	17



Batter	1	2	3	4	5	6	7	8	9	AB R H RBI BB SO LOB
--------	---	---	---	---	---	---	---	---	---	----------------------

<b>Harvey Kuenn, R</b> (1, 6) <small>OBP: 0.400, SLG: 0.472</small> 										3 0 0 0 1 0 2
<b>Jim Brideweser, R</b> (1, 4) <small>OBP: 0.188, SLG: 0.200</small> 										4 0 0 0 0 1 1
<b>Al Kaline, R</b> (1, 9) <small>OBP: 0.321, SLG: 0.451</small> 										3 0 1 0 1 1 0
<b>Bill Tuttle, R</b> (1, 8) <small>OBP: 0.344, SLG: 0.487</small> 										4 0 0 0 0 0 3
<b>Ray Boone, R</b> (1, 5) <small>OBP: 0.336, SLG: 0.361</small> 										3 1 1 0 1 2 0
<b>Bob Kennedy, R</b> (1, 7) <small>OBP: 0.318, SLG: 0.263</small> 										4 1 2 0 0 0 3
<b>Jack Phillips, R</b> (1, 3) <small>OBP: 0.258, SLG: 0.367</small> <b>Earl Torgeson, L</b> (9, PR) <small>OBP: 0.352, SLG: 0.425</small> 										4 0 3 2 0 0 1 0 1 0 0 0 0 0
<b>Red Wilson, R</b> (1, 2) <small>OBP: 0.263, SLG: 0.316</small> <b>Wayne Belardi, L</b> (9, PH) <small>OBP: 0.459, SLG: 0.467</small> <b>Jim Small, L</b> (9, PR) <small>OBP: 1.000, SLG: 1.000</small> 										3 0 0 0 0 0 3 0 0 0 0 1 0 0 0 0 0 0 0 0 0
<b>Billy Hoef, L</b> (1, 1) <small>OBP: 0.467, SLG: 0.364</small> <b>Charlie Maxwell, L</b> (9, PH) <small>OBP: 0.413, SLG: 0.691</small> 										3 0 0 0 0 1 3 1 0 0 0 0 0 1

Inning Stats	R: 0	H: 0	E: 0	K: 1	S: 5	LOB: 3	BB: 3	P: 17	R: 0	H: 1	E: 1	K: 1	S: 6	LOB: 1	BB: 0	P: 6	R: 0	H: 1	E: 0	K: 0	S: 3	LOB: 0	BB: 0	P: 3	R: 0	H: 0	E: 0	K: 2	S: 7	LOB: 0	BB: 0	P: 7	R: 0	H: 1	E: 0	K: 0	S: 4	LOB: 1	BB: 0	P: 4	R: 0	H: 0	E: 0	K: 0	S: 3	LOB: 0	BB: 0	P: 3	R: 3	H: 3	E: 1	K: 0	S: 5	LOB: 2	BB: 1	P: 9	1B: 5	2B: 2	3B: 0	HR: 0	SF: 0	SAC: 0	DP: 2	HBP: 0	WP: 1	PA: 36
--------------	------	------	------	------	------	--------	-------	-------	------	------	------	------	------	--------	-------	------	------	------	------	------	------	--------	-------	------	------	------	------	------	------	--------	-------	------	------	------	------	------	------	--------	-------	------	------	------	------	------	------	--------	-------	------	------	------	------	------	------	--------	-------	------	-------	-------	-------	-------	-------	--------	-------	--------	-------	--------

PITCHER	IP	WLS	BF	H	R	ER	SO	BB	IBB	HBP	BLK	WP	HR	S	P	ERA	WHIP
<b>Don Ferrarese, L</b> (1, 1) <small>ERA: 1.15</small>	8.1	L	34	7	3	2	5	3	0	0	0	1	0	41	53	2.16	1.200
<b>George Zuverink, R</b> (9, 1) <small>ERA: 1.44</small>	0.0		2	0	0	0	0	0	1	0	0	0	0	1	5	∞	∞

**BOTTOM**

**Baltimore Orioles @ Detroit Tigers**  
 Briggs Stadium, Detroit, MI  
 Fri May 18 1956, 4:33 AM EDT  
 Att. 3,305 - Unknown

AB	32
R	3
H	7
RBI	2
BB	4
SO	5
LOB	17



WP	PA
1	36



Batter	1	2	3	4	5	6	7	8	9	AB R H RBI BB SO LOB	TOP		
<b>Bobby Adams, R</b> (1, 5) OBP: 0.356, SLG: 0.275 <b>Bob Hale, L</b> (3, PH) OBP: 0.391, SLG: 0.421 <b>Fred Marsh, R</b> (7, PR) OBP: 0.280, SLG: 0.143	0-3 K		0-0 F7	4-0 1B BB		0-0 6-3	0-0 FC6-4 2-H 1B		4-0 FC3-6 BB	1 0 0 0 0 1 0 3 0 1 1 1 0 0 0 0 0 0 1 0 0			
<b>Bob Boyd, L</b> (1, 3) OBP: 0.453, SLG: 0.500	0-0 1-3		0-0 BB 1B	0-0 1B		0-0 4-3	0-0 FC6-4 1-2f		0-0 FC3-6 PO	6 1 2 1 0 0 2			
<b>Dave Philley, S</b> (1, 7) OBP: 0.323, SLG: 0.309	4-0 FC5-4 BB		0-0 F5	0-0 G3		4-0 E 1B BB		0-0 WP SH5-4 2B 1B	0-0 PO	3 1 1 0 2 0 3			
<b>Tito Francona, L</b> (1, 9) OBP: 0.291, SLG: 0.258 <b>Hoot Evers, R</b> (8, PH)	0-0 FC5-4 1-2f		4-0 1B 1-2 BB		0-0 E3 1B E	0-0 E 1B		0-0 SH5-4 1-2		3 1 1 0 1 0 1 0 0 0 0 0 0 0			
<b>Billy Gardner, R</b> (1, 4) OBP: 0.261, SLG: 0.400		0-0 4-3	0-0 1-3 2-H 1B		0-0 E6 1B 1-2	0-0 E5 1-2 2-3		0-0 1B 2B 2-H		5 0 2 2 0 0 3			
<b>Chuck Diering, R</b> (1, 8) OBP: 0.467, SLG: 0.393		0-0 1B 1B	0-0 4-3		0-0 F1	0-0 L8		0-0 2-3 1B		5 0 2 0 0 0 7			
<b>Hal Smith, R</b> (1, 2) OBP: 0.375, SLG: 0.486		0-0 FC6-4 1-3 1B		0-0 F8	0-0 F7		0-0 SH2-4 1B 1B	0-0 F4 1-2		5 1 2 0 0 0 4			
<b>Willy Miranda, S</b> (1, 6) OBP: 0.309, SLG: 0.337	0-0 K	0-3 K	0-3 K		0-0 K 1-3 2-H 1B		0-0 SH2-4 1-2	0-0 4-3		4 0 1 1 0 2 4			
<b>Bill Wight, L</b> (1, 1) OBP: 0.364, SLG: 0.300 <b>Ray Moore, R</b> (3, 1) OBP: 0.214, SLG: 0.154 <b>George Zuverink, R</b> (8, 1)	0-0 FC6-4 1-2f		0-0 BB 1B	0-0 5-3		0-0 5-3		0-0 6-3		1 0 0 0 0 0 2 3 1 1 0 0 0 3 1 0 0 0 0 0 0			
<b>Inning Stats</b>	R: 0 E: 0 K: 1 S: 5 H: 0 LOB: 1 BB: 1 P: 9	R: 0 E: 0 K: 1 S: 7 H: 2 LOB: 2 BB: 0 P: 7	R: 1 E: 0 K: 0 S: 5 H: 2 LOB: 2 BB: 1 P: 9	R: 1 E: 0 K: 1 S: 7 H: 2 LOB: 2 BB: 1 P: 11	R: 1 E: 2 K: 0 S: 6 H: 1 LOB: 2 BB: 0 P: 6	R: 0 E: 1 K: 0 S: 5 H: 1 LOB: 3 BB: 1 P: 9	R: 1 E: 0 K: 0 S: 5 H: 2 LOB: 1 BB: 0 P: 5	R: 1 E: 0 K: 0 S: 6 H: 3 LOB: 2 BB: 0 P: 6	R: 0 E: 0 K: 0 S: 2 H: 0 LOB: 0 BB: 1 P: 6	1B: 12 SF: 0 2B: 1 SAC: 2 3B: 0 DP: 0 HR: 0 HBP: 0	WP: 1 PA: 48 PB: 0 SB: 1 CS: 0		
<b>PITCHER</b>	IP WLS BF H R ER SO BB IBB HBP BLK WP HR S P ERA WHIP											<b>PITCHER</b>	IP WLS BF H R ER SO BB IBB HBP BLK WP HR S P ERA WHIP
<b>Duke Maas, R</b> (1, 1) ERA: 7.43	6.2 L 37 10 4 3 3 4 0 0 0 0 0 0 39 55 4.05 2.100												
<b>Al Aber, L</b> (7, 1) ERA: 6.75	0.2 4 2 1 1 0 0 0 0 0 0 1 0 4 4 13.50 3.000												
<b>Walt Masterson, R</b> (8, 1) ERA:	0.2 3 1 0 0 0 0 0 0 0 0 0 0 3 3 0.00 1.500												
<b>Jim Brady, L</b> (9, 1) ERA:	1.0 3 0 0 0 0 0 1 0 0 0 0 0 2 6 0.00 1.000												

**Baltimore Orioles @ Detroit Tigers**  
 Briggs Stadium, Detroit, MI  
 Sat May 19 1956, 4:33 AM EDT  
 Att. 8,668 - Unknown

[livebaseballscorecards.com](http://livebaseballscorecards.com)

<b>AB</b>	<b>40</b>
<b>R</b>	<b>5</b>
<b>H</b>	<b>13</b>
<b>RBI</b>	<b>5</b>
<b>BB</b>	<b>5</b>
<b>SO</b>	<b>3</b>
<b>LOB</b>	<b>29</b>



Batter	1	2	3	4	5	6	7	8	9	AB	R	H	RBI	BB	SO	LOB
Harvey Kuenn, R (1, 6) OBP: 0.384, SLG: 0.450	0-0 5-3	0-0 CS	0-0 L9	0-3 K			0-0 F3	0-0 FC6-4		5	0	0	0	0	1	3
Jim Brideweser, R (1, 4) Earl Torgeson, L (9, PH) OBP: 0.200, SLG: 0.167 OBP: 0.348, SLG: 0.419	0-0 G3		4-0 BB			0-0 F6	0-0 6-3		0-0 E3	3	0	0	0	1	0	0
Al Kaline, R (1, 9) OBP: 0.333, SLG: 0.457	0-0 E7		4-0 BB			0-3 K	4-0 BB		0-0 F5	3	1	1	0	2	1	1
Bill Tuttle, R (1, 8) OBP: 0.346, SLG: 0.474	0-0 1-3		4-0 BB			4-0 BB	0-0 F5		0-0 L1-3	3	0	0	0	2	0	2
Ray Boone, R (1, 5) OBP: 0.325, SLG: 0.347		0-3 K	0-0 F3			0-0 F9		0-0 F8		4	0	0	0	0	1	4
Bob Kennedy, R (1, 7) OBP: 0.346, SLG: 0.273		0-0 2B	0-0 F6			0-0 F7		4-0 1B		3	2	1	0	1	0	3
Jack Phillips, R (1, 3) Jim Small, L (8, PR) Frank House, L (9, 2) OBP: 0.314, SLG: 0.406 OBP: 1.000, SLG: 1.000 OBP: 0.286, SLG: 0.419		0-0 S	0-3 K			4-0 BB		4-0 1B		2	1	1	0	2	1	0
Red Wilson, R (1, 2) Charlie Maxwell, L (8, PH) Jim Brady, L (9, 1) OBP: 0.273, SLG: 0.300 OBP: 0.421, SLG: 0.696		0-0 SF7	4-0 BB			0-0 L8		0-0 FC6-4		1	0	0	1	1	0	1
Duke Maas, R (1, 1) Al Aber, L (7, 1) Walt Masterson, R (8, 1) Wayne Belardi, L (8, PH) OBP: 0.447, SLG: 0.452		0-0 E9	4-0 FC3-6			0-3 K		0-0 F7		1	0	1	1	0	0	0

Inning Stats	R: 1	H: 1	E: 1	K: 0	S: 4	LOB: 0	BB: 0	P: 4	R: 2	H: 2	E: 1	K: 1	S: 7	LOB: 0	BB: 0	P: 7	R: 0	H: 0	E: 1	K: 0	S: 3	LOB: 3	BB: 3	P: 15	R: 0	H: 0	E: 0	K: 2	S: 7	LOB: 1	BB: 1	P: 11	R: 0	H: 0	E: 0	K: 1	S: 5	LOB: 1	BB: 1	P: 9	R: 0	H: 0	E: 0	K: 0	S: 3	LOB: 1	BB: 1	P: 7	R: 1	H: 1	E: 0	K: 0	S: 4	LOB: 2	BB: 2	P: 12	R: 0	H: 0	E: 1	K: 0	S: 3	LOB: 0	BB: 0	P: 3	1B: 2	2B: 3	3B: 0	HR: 0	SF: 1	SAC: 0	DP: 1	HBP: 0	WP: 0	PB: 0	SB: 1	CS: 1	PA: 41
--------------	------	------	------	------	------	--------	-------	------	------	------	------	------	------	--------	-------	------	------	------	------	------	------	--------	-------	-------	------	------	------	------	------	--------	-------	-------	------	------	------	------	------	--------	-------	------	------	------	------	------	------	--------	-------	------	------	------	------	------	------	--------	-------	-------	------	------	------	------	------	--------	-------	------	-------	-------	-------	-------	-------	--------	-------	--------	-------	-------	-------	-------	--------

PITCHER	IP	WLS	BF	H	R	ER	SO	BB	IBB	HBP	BLK	WP	HR	S	P	ERA	WHIP
Bill Wight, L (1, 1) ERA: 7.09	2.1		12	3	3	1	1	2	0	0	0	0	0	12	20	3.86	2.143
Ray Moore, R (3, 1) ERA: 6.75	5.0	W	21	0	1	1	4	6	0	0	0	0	0	23	47	1.80	1.200
George Zuverink, R (8, 1) ERA: 1.36	1.2	S	7	1	0	0	0	1	0	0	0	0	0	6	10	0.00	1.200

**BOTTOM**

**Baltimore Orioles @ Detroit Tigers**  
Briggs Stadium, Detroit, MI  
Sat May 19 1956, 4:33 AM EDT  
Att. 8,668 - Unknown

<b>AB</b>	<b>30</b>
<b>R</b>	<b>4</b>
<b>H</b>	<b>4</b>
<b>RBI</b>	<b>2</b>
<b>BB</b>	<b>9</b>
<b>SO</b>	<b>5</b>
<b>LOB</b>	<b>18</b>

livebaseballscorecards.com



Batter	1	2	3	4	5	6	7	8	9	AB R H RBI BB SO LOB	TOP													
<b>Bobby Adams, R</b> (1, 5) <small>OBP: 0.352, SLG: 0.274</small> <b>Harry Dorish, R</b> (7, 1) <b>Tex Nelson, L</b> (9, PH) <small>OBP: 0.300, SLG: 0.222</small>	0-0 F9		0-0 FC1-8 1B		0-0 F9		0-0 6-3		0-3 K	4 0 1 0 0 0 1 0 0 0 0 0 0 0 1 0 0 0 0 0 1 0	<b>Baltimore Orioles @ Cleveland Indians</b> <b>Cleveland Municipal Stadium, Cleveland, OH</b> Sun May 20 1956, 3:33 AM EDT Unknown													
<b>Bob Boyd, L</b> (1, 3) <small>OBP: 0.463, SLG: 0.500</small>	0-0 FC6-4 1B		0-0 FC1-6 1B 1-2f		0-0 FC4 1B		1-0 BB HBP		0-0 1-3	4 0 2 0 0 0 1														
<b>Dave Philley, S</b> (1, 7) <small>OBP: 0.328, SLG: 0.310</small>	0-0 FC6-4 FC5 E 1-2f		0-0 S 1B 1-3		0-0 FC4 1-2f		4-0 BB BB BB BB 1-2 2-3 BB			3 0 1 0 0 1 0 2														
<b>Tito Francona, L</b> (1, 9) <small>OBP: 0.277, SLG: 0.243</small>	0-0 E5 1-2		0-3 K 1-2		0-3 K 1-2		0-0 L8			4 0 0 0 0 0 2 7														
<b>Billy Gardner, R</b> (1, 4) <small>OBP: 0.250, SLG: 0.382</small>	0-0 FC5 2-3f		0-0 4-3				0-0 6-3		0-0 F7	4 0 0 0 0 0 4														
<b>Chuck Diering, R</b> (1, 8) <small>OBP: 0.456, SLG: 0.373</small>		4-0 BB BB BB BB 4-3 WP 1B BB		0-3 K		0-0 4-3		0-3 K		3 1 0 0 0 1 2 0														
<b>Hal Smith, R</b> (1, 2) <small>OBP: 0.381, SLG: 0.494</small>		0-0 4-3		4-0 BB BB BB BB		0-0 F8		0-0 2B		3 0 1 0 0 1 0 1														
<b>Willy Miranda, S</b> (1, 6) <small>OBP: 0.317, SLG: 0.344</small>		0-0 G6-4-3 1B 3-H		0-0 F8			0-0 BB 4-3 1B		0-0 1-3	4 0 2 1 0 0 2														
<b>Jim Wilson, R</b> (1, 1) <small>OBP: 0.421, SLG: 0.333</small> <b>Johnny Schmitz, R</b> (6, 1) <b>Bob Hale, L</b> (7, PH) <small>OBP: 0.360, SLG: 0.381</small> (7, 3)		0-0 G6-4-3 1B 1-2f		0-0 F4			0-0 4-3 1-2		0-0 F7	2 0 0 0 0 0 0 2 0 0 0 0 0 0 0 0 2 0 0 0 0 0 0 1														
<b>Inning Stats</b>	R: 0 E: 1 K: 0 S: 5	H: 1 LOB: 2 BB: 0 P: 5	R: 1 E: 0 K: 0 S: 3	H: 1 LOB: 0 BB: 1 P: 7	R: 0 E: 0 K: 1 S: 7	H: 2 LOB: 2 BB: 0 P: 7	R: 0 E: 0 K: 1 S: 5	H: 0 LOB: 1 BB: 1 P: 9	R: 0 E: 0 K: 1 S: 6	H: 1 LOB: 1 BB: 0 P: 6	R: 0 E: 0 K: 0 S: 3	H: 0 LOB: 0 BB: 0 P: 3	R: 0 E: 0 K: 0 S: 4	H: 1 LOB: 3 BB: 1 P: 9	R: 0 E: 0 K: 1 S: 6	H: 1 LOB: 1 BB: 0 P: 6	R: 0 E: 0 K: 1 S: 5	H: 0 LOB: 0 BB: 0 P: 5	1B: 6 2B: 1 3B: 0 HR: 0	SF: 0 SAC: 0 DP: 1 HBP: 1	WP: 1 PB: 0 SB: 1 CS: 0	PA: 38		
<b>PITCHER</b> <b>Bob Lemon, R</b> (1, 1) <small>ERA: 2.07</small>	IP 9.0	WLS W	BF 38	H 7	R 1	ER 1	SO 5	BB 3	IBB 0	HBP 1	BLK 0	WP 1	HR 0	S 44	P 57	ERA 1.00	WHIP 1.111						ERA 1.00	WHIP 1.111

livebaseballscorecards.com

<b>AB</b>	<b>34</b>
<b>R</b>	<b>1</b>
<b>H</b>	<b>7</b>
<b>RBI</b>	<b>1</b>
<b>BB</b>	<b>3</b>
<b>SO</b>	<b>5</b>
<b>LOB</b>	<b>21</b>







Batter	1	2	3	4	5	6	7	8	9	AB R H RBI BB SO LOB	TOP											
<b>Chuck Diering, R</b> (1, 8) OBP: 0.434, SLG: 0.349	0-0 6-3			0-0 F2		0-0 4-1		0-0 5-3		4 0 0 0 0 0 0												
<b>Bob Boyd, L</b> (1, 7) OBP: 0.451, SLG: 0.486	0-3 K			0-0 6-3		0-0 FC4 1B		0-0 F2		2 0 0 0 0 1 0												
<b>Tex Nelson, L</b> (4, 7) OBP: 0.333, SLG: 0.273										2 0 1 0 0 0 0												
<b>Dave Philley, S</b> (1, 5) OBP: 0.319, SLG: 0.299	0-0 4-3			0-0 5-3		0-0 FC4 E 1-2f			0-0 6-3	4 0 0 0 0 0 1												
<b>Bob Hale, L</b> (1, 3) OBP: 0.345, SLG: 0.360		0-0 4-3			0-0 1B 1B	0-0 E5 1-2			0-0 4-3	4 1 1 0 0 0 1												
<b>Tito Francona, L</b> (1, 9) OBP: 0.287, SLG: 0.247		0-0 6-3			0-0 1B 1B	0-0 L5			4-0 FC6-4 BB	3 0 1 0 1 0 2												
<b>Gus Triandos, R</b> (1, 2) OBP: 0.352, SLG: 0.441		0-0 6-3			0-0 1B 1-2 2-H		0-0 F2		0-0 FC6-4 1-2f	4 0 1 1 0 0 1												
<b>Billy Gardner, R</b> (1, 4) OBP: 0.242, SLG: 0.370			0-0 L6		0-3 K		0-0 F6			3 0 0 0 0 1 2												
<b>Willy Miranda, S</b> (1, 6) OBP: 0.308, SLG: 0.333			0-3 K		0-3 K		0-0 F7			3 0 0 0 0 2 2												
<b>Erv Palica, R</b> (1, 1) OBP: 0.167, SLG: 0.167			0-0 F9		0-3 K			0-0 G3		2 0 0 0 0 1 2												
<b>Hal Smith, R</b> (8, PH) OBP: 0.376, SLG: 0.487										1 0 0 0 0 0 0												
<b>Hal Brown, R</b> (8, 1) OBP: 0.600, SLG: 0.750										0 0 0 0 0 0 0												
<b>Inning Stats</b>	R: 0 E: 0 K: 1 S: 5	H: 0 LOB: 0 BB: 0 P: 5	R: 0 E: 0 K: 0 S: 3	H: 0 LOB: 0 BB: 0 P: 3	R: 0 E: 0 K: 1 S: 5	H: 0 LOB: 0 BB: 0 P: 5	R: 0 E: 0 K: 0 S: 3	H: 0 LOB: 0 BB: 0 P: 3	R: 1 E: 0 K: 3 S: 12	H: 3 LOB: 2 BB: 0 P: 12	R: 0 E: 1 K: 0 S: 5	H: 1 LOB: 2 BB: 0 P: 5	R: 0 E: 0 K: 0 S: 3	H: 0 LOB: 0 BB: 0 P: 3	R: 0 E: 0 K: 0 S: 3	H: 0 LOB: 0 BB: 0 P: 3	R: 0 E: 0 K: 0 S: 3	H: 0 LOB: 1 BB: 1 P: 7	1B: 4 2B: 0 3B: 0 HR: 0	SF: 0 SAC: 0 DP: 0 HBP: 0	WP: 0 PB: 0 SB: 0 CS: 0	PA: 33
<b>PITCHER</b> <b>Mike Garcia, R</b> (1, 1) ERA: 3.19	IP: 9.0 WLS: W BF: 33 H: 4 R: 1 ER: 1 SO: 5 BB: 1 IBB: 0 HBP: 0 BLK: 0 WP: 0 HR: 0 S: 42 P: 46 ERA: 1.00 WHIP: 0.556											<b>PITCHER</b> IP: WLS: BF: H: R: ER: SO: BB: IBB: HBP: BLK: WP: HR: S: P: ERA: WHIP:										

**Baltimore Orioles @ Cleveland Indians**  
**Cleveland Municipal Stadium, Cleveland, OH**  
 Sun May 20 1956, 3:38 AM EDT  
 Att. 12,318 - Unknown

AB	32
R	1
H	4
RBI	1
BB	1
SO	5
LOB	11



WP: 0	PA: 33
PB: 0	
SB: 0	
CS: 0	

livebaseballscorecards.com

Batter	1	2	3	4	5	6	7	8	9	AB R H RBI BB SO LOB
Jim Busby, R (1, 8) OBP: 0.288, SLG: 0.321	0-0 F7		0-0 1B 2B		0-0 6-3		0-0 FC1-5 2B 1B			4 2 2 1 0 0 0
Bobby Avila, R (1, 4) OBP: 0.328, SLG: 0.364	0-0 6-3		0-0 BB BB 1B		0-0 L5		0-0 FC1-5 2B 1B			4 1 1 1 0 0 2
Al Smith, R (1, 9) (8, 7) OBP: 0.396, SLG: 0.487	0-3 K		0-3 K		4-0 BB		0-0 1B 2B			3 1 1 1 1 2 1
Vic Wertz, L (1, 3) OBP: 0.437, SLG: 0.552		0-3 K	4-0 BB BB		0-3 K		4-0 1B BB			2 0 0 0 2 2 1
Rocky Colavito, R (7, PR) (8, 9) OBP: 0.224, SLG: 0.260			1-2 BB BB							0 0 0 0 0 0 0
Preston Ward, L (1, 7) (8, 3) OBP: 0.457, SLG: 0.526		0-0 G3	4-0 FC6-4 BB			0-0 1-3	0-0 1B			3 0 1 2 1 0 0
Rudy Regalado, R (1, 5) OBP: 0.263, SLG: 0.125			0-0 FC6-4			0-0 1-3	0-0 6-3			4 0 1 0 0 0 5
Chico Carrasquel, R (1, 6) OBP: 0.264, SLG: 0.260		0-3 K		0-0 L4		4-0 BB		0-0 F8		3 0 0 0 1 1 1
Jim Hegan, R (1, 2) OBP: 0.375, SLG: 0.315			0-0 SH2-4 2B 1B		0-0 6-3		0-3 K			4 1 1 0 0 1 1
Mike Garcia, R (1, 1) OBP: 0.214, SLG: 0.154			0-0 SH2-4		0-0 4-3		0-0 FC1-5 1B 1B			3 0 1 0 0 1 0

Inning Stats	R: 0	H: 0	E: 0	K: 1	S: 5	R: 0	H: 1	E: 0	K: 2	S: 8	R: 2	H: 3	E: 0	K: 1	S: 8	R: 0	H: 0	E: 0	K: 0	S: 3	R: 0	H: 0	E: 0	K: 1	S: 5	R: 3	H: 4	E: 0	K: 0	S: 6	R: 0	H: 0	E: 0	K: 1	S: 5
	LOB: 0	BB: 0	LOB: 1	BB: 0	P: 5	LOB: 1	BB: 0	LOB: 3	BB: 2	P: 8	LOB: 0	BB: 0	LOB: 0	BB: 0	P: 3	LOB: 1	BB: 1	LOB: 1	BB: 1	P: 9	LOB: 2	BB: 1	LOB: 0	BB: 0	P: 5	LOB: 0	BB: 0	LOB: 0	BB: 0	P: 5	LOB: 0	BB: 0	LOB: 0	BB: 0	P: 5


PITCHER	IP	WLS	BF	H	R	ER	SO	BB	IBB	HBP	BLK	WP	HR	S	P	ERA	WHIP
Erv Palica, R (1, 1) ERA: 4.11	7.0	L	33	8	5	5	6	5	0	0	0	0	0	40	60	6.43	1.857
Hal Brown, R (8, 1) ERA: 2.16	1.0		3	0	0	0	1	0	0	0	0	0	0	5	5	0.00	0.000

**BOTTOM**

**Baltimore Orioles @ Cleveland Indians**  
**Cleveland Municipal Stadium, Cleveland, OH**

Sun May 20 1956, 3:38 AM EDT  
 Att. 12,318 - Unknown

AB	30
R	5
H	8
RBI	5
BB	5
SO	7
LOB	11



1B	2B	3B	HR	SF	SAC	DP	HBP	WP	PA
6	2	0	0	0	1	0	0	0	36

WP	HR	S	P	ERA	WHIP
0	0	0	0	0.00	0.000

livebaseballscorecards.com









Batter	1	2	3	4	5	6	7	8	9	AB R H RBI BB SO LOB	TOP											
Gil McDougald, R (1, 6) OBP: 0.368, SLG: 0.362 Phil Rizzuto, R (8, 6) OBP: 0.370, SLG: 0.261	0-0 1B 1B	4-0 G1-4-3 BB	0-0 6-3			4-0 2B BB	0-0 5-3		0-0 PO 1-2	3 2 1 0 2 0 1 0 0 0 0 0 0 0												
Billy Martin, R (1, 4) OBP: 0.306, SLG: 0.330 Jerry Coleman, R (8, 4)	0-0 1B 1B FC6-5	0-0 F9			0-0 6-3	0-0 1B 2B 1H		0-0 SF7 1B		5 3 3 1 0 0 2 0 0 0 0 0 0 0												
Hank Bauer, R (1, 9) OBP: 0.321, SLG: 0.447	0-0 FC6-5 1B 1-3 2-H	0-0 G1-4-3			0-0 F8	0-0 1B 1B 2-3 FC5-2-4-2-6		0-3 K 1B 1-3		5 0 2 1 0 1 3												
Mickey Mantle, S (1, 8) OBP: 0.515, SLG: 0.875	0-0 FC6-5 3B 2-3 3-H		0-0 BB BB HR 1B		4-0 FC6-4 BB	0-0 1B 1B 1-3 3-H		0-0 SF7 1B 3-H		3 2 2 3 1 0 1												
Bill Skowron, R (1, 3) OBP: 0.385, SLG: 0.398 Joe Collins, L (8, 3) OBP: 0.290, SLG: 0.429	0-0 FC4-2 3B 1-H		4-0 BB BB HR BB		0-0 FC6-4	0-0 F5 1B		0-0 FC5-4 1B		4 1 2 1 1 0 3 0 0 0 0 0 0 0												
Elston Howard, R (1, 2) OBP: 0.357, SLG: 0.400	0-0 FC6 FC4-2		4-0 HR BB 1-2 2-3			0-0 1-3 1B 1-2 3-H		0-0 FC5-4 1B 1-2f		4 1 1 0 1 0 4												
Bob Cerv, R (1, 7) OBP: 0.289, SLG: 0.520 Eddie Robinson, L (9, 3) OBP: 0.286, SLG: 0.360	0-0 FC4-2 1-2 3-H		0-0 HR 1H 2-H 3-H			0-0 1-3 1B		0-0 F7 1B		5 1 2 4 0 0 3 0 0 0 0 0 0 0												
Andy Carey, R (1, 5) OBP: 0.307, SLG: 0.333	0-0 3-1		0-0 6-3			0-0 F9		0-0 SH1-3 1B		5 0 1 0 0 0 4												
Johnny Kucks, R (1, 1) OBP: 0.190, SLG: 0.056		4-0 BB BB	0-3 K2-3			0-0 4-3		0-0 SH1-3		3 0 0 0 1 1 2												
<b>Inning Stats</b>	R: 3 E: 0 K: 0 S: 8	H: 4 LOB: 2 BB: 0 P: 8	R: 0 E: 0 K: 0 S: 2	H: 0 LOB: 1 BB: 2 P: 10	R: 4 E: 0 K: 1 S: 7	H: 2 LOB: 0 BB: 2 P: 15	R: 0 E: 0 K: 0 S: 3	H: 0 LOB: 1 BB: 1 P: 7	R: 0 E: 0 K: 0 S: 4	H: 1 LOB: 1 BB: 0 P: 4	R: 2 E: 0 K: 0 S: 5	H: 3 LOB: 1 BB: 1 P: 9	R: 0 E: 0 K: 0 S: 4	H: 1 LOB: 1 BB: 0 P: 4	R: 1 E: 0 K: 1 S: 7	H: 2 LOB: 1 BB: 0 P: 7	R: 0 E: 0 K: 0 S: 3	H: 1 LOB: 0 BB: 0 P: 3	1B: 11 2B: 2 3B: 1 HR: 1	SF: 1 SAC: 1 DP: 2 HBP: 0	WP: 0 PB: 0 SB: 2 CS: 0	PA: 46
<b>PITCHER</b>	IP WLS BF H R ER SO BB IBB HBP BLK WP HR S P ERA WHIP																					
Don Ferrarese, L (1, 1) ERA: 2.97	2.0 L 16 6 7 7 0 4 0 0 0 0 0 1 12 28 31.50 5.000																					
Hal Brown, R (3, 1) ERA: 1.83	3.0 11 1 0 0 1 1 0 0 0 0 0 0 12 16 0.00 0.667																					
Harry Dorish, R (6, 1) ERA: 4.66	3.0 15 6 3 3 1 1 0 0 0 0 0 0 16 20 9.00 2.333																					
Johnny Schmitz, L (9, 1) ERA: 2.89	1.0 3 1 0 0 0 0 0 0 0 0 0 0 3 3 0.00 1.000																					

**New York Yankees @ Baltimore Orioles**  
 Memorial Stadium, Baltimore, MD  
 Fri May 25 1956, 3:33 AM EDT  
 Att: 37,070 - Unknown

[livebaseballscorecards.com](http://livebaseballscorecards.com)

<b>AB</b>	37
<b>R</b>	10
<b>H</b>	14
<b>RBI</b>	10
<b>BB</b>	6
<b>SO</b>	2
<b>LOB</b>	23







Batter	1	2	3	4	5	6	7	8	9	AB R H RBI BB SO LOB	TOP											
Gil McDougald, R (1, 6) OBP: 0.376, SLG: 0.392	4-0 SH3 1B BB	0-3 K			0-0 6-3 3B		0-0 F8		0-0 2B	4 2 2 0 1 1 0												
Billy Martin, R (1, 4) OBP: 0.312, SLG: 0.336 Jerry Coleman, R (3, 4)	0-0 SH3 1-2		0-0 1B		0-3 K		0-0 F8		0-0 P4	1 0 1 0 0 0 0 3 0 0 0 0 1 2												
Hank Bauer, R (1, 9) OBP: 0.318, SLG: 0.438	0-0 1B 2-3 1B		0-0 P2		0-0 6-3		0-0 F7		0-0 F7	5 1 1 1 0 0 2												
Mickey Mantle, S (1, 8) OBP: 0.515, SLG: 0.863	0-0 1B 1-2 3-H 1B		0-0 P5		4-0 BB		0-0 F7			3 0 1 1 1 0 1												
Bill Skowron, R (1, 3) OBP: 0.389, SLG: 0.429	0-0 1B 1-3 2-H 1B		0-0 4-3		0-0 5-3			0-0 HR		4 1 2 2 0 0 2												
Elston Howard, R (1, 2) OBP: 0.353, SLG: 0.394	0-3 K			0-0 FC5-4 1B		0-0 5-3		0-3 K		4 0 1 0 0 2 2												
Joe Collins, L (1, 7) OBP: 0.301, SLG: 0.424	0-0 F9			0-0 F3		4-0 BB		0-0 1B		3 0 1 0 1 0 3												
Andy Carey, R (1, 5) OBP: 0.297, SLG: 0.321		0-0 F9		0-0 F9		0-0 L6		0-0 F9		4 0 0 0 0 0 3												
Mickey McDermott, L (1, 1) OBP: 0.333, SLG: 0.200 Gerry Staley, R (1, 1) OBP: 0.350, SLG: 0.550 Don Larsen, R (2, 1) OBP: 0.350, SLG: 0.550 Rip Coleman, L (4, 1) Bob Cerv, R (6, PH) OBP: 0.259, SLG: 0.500 Bob Griffin, R (6, 1) OBP: 0.333, SLG: 0.200 Tom Carroll, R (9, PH)		0-0 1-3		0-0 FC5-4 1-2f		0-0 F9		0-0 5-3		0 0 0 0 0 0 0 1 0 0 0 0 0 0 1 0 0 0 0 0 0 0 0 0 0 0 0 0 1 0 0 0 0 0 0 0 0 0 0 0 0 0 1 0 0 0 0 0 0												
<b>Inning Stats</b>	R: 2 E: 0 K: 1 S: 8	H: 3 LOB: 2 BB: 1 P: 12	R: 0 E: 0 K: 1 S: 5	H: 0 LOB: 0 BB: 0 P: 5	R: 0 E: 0 K: 0 S: 4	H: 1 LOB: 1 BB: 0 P: 4	R: 0 E: 0 K: 0 S: 4	H: 1 LOB: 1 BB: 0 P: 4	R: 1 E: 0 K: 1 S: 6	H: 1 LOB: 1 BB: 1 P: 10	R: 0 E: 0 K: 0 S: 3	H: 0 LOB: 1 BB: 1 P: 7	R: 0 E: 0 K: 0 S: 3	H: 0 LOB: 0 BB: 0 P: 3	R: 1 E: 0 K: 1 S: 7	H: 2 LOB: 1 BB: 0 P: 7	R: 0 E: 0 K: 0 S: 4	H: 1 LOB: 1 BB: 0 P: 4	1B: 6 2B: 1 3B: 1 HR: 1	SF: 0 SAC: 1 DP: 0 HBP: 0	WP: 0 PB: 0 SB: 0 CS: 0	PA: 39
<b>PITCHER</b> Bill Wight, L (1, 1) ERA: 6.31	IP 9.0 WLS W BF 39 H 9 R 4 ER 4 SO 4 BB 3 IBB 0 HBP 0 BLK 0 WP 0 HR 1 S 44 P 56 ERA 4.00 WHIP 1.333											<b>PITCHER</b>	IP WLS BF H R ER SO BB IBB HBP BLK WP HR S P ERA WHIP									

**New York Yankees @ Baltimore Orioles**  
 Memorial Stadium, Baltimore, MD  
 Sat May 26 1956, 3:33 AM EDT  
 Att. 26,069 - Unknown

AB	35
R	4
H	9
RBI	4
BB	3
SO	4
LOB	17



BOTTOM

New York Yankees @ Baltimore Orioles  
Memorial Stadium, Baltimore, MD

Sat May 26 1956, 3:33 AM EDT  
Att. 26,069 - Unknown

livebaseballscorecards.com

AB	36
R	9
H	15
RBI	9
BB	2
SO	8
LOB	14



WP:	0	PA:	39
PB:	0		
SB:	1		
CS:	2		

AB	R	H	RBI	BB	SO	LOB
5	1	2	0	0	0	0
3	3	2	1	1	1	1
1	0	0	0	0	0	0
4	1	1	0	0	0	2
4	2	4	4	0	0	0
4	1	2	3	0	2	2
3	1	2	0	1	0	1
1	0	1	0	0	0	0
1	0	0	0	0	0	1
2	0	0	0	0	0	2
4	0	1	1	0	2	2
4	0	0	0	0	3	3
1B:	11	SF:	0			
2B:	3	SAC:	1			
3B:	1	DP:	2			
HR:	2	HBP:	0			

Batter	1	2	3	4	5	6	7	8	9
Jim Pyburn, R OBP: 0.317, SLG: 0.436 (1, 8)	0-0 6-3 1B	0-0 3B 1B	0-0 1B		0-0 6-3			0-0 5-3	
Hoot Evers, R OBP: 0.600, SLG: 0.500 Chuck Diering, R OBP: 0.411, SLG: 0.319 (1, 9) (7, 9)	0-0 HR 1B	0-0 1B 1B	0-3 K			4-0 SH3 1B BB		0-0 F8	
George Kell, R OBP: 0.366, SLG: 0.402 (1, 5)	0-0 F9	0-0 1B 2B 1B	0-0 6-3			0-0 SH3 1-2		0-0 P6	
Bob Nieman, R OBP: 0.411, SLG: 0.558 (1, 7)	0-0 HR 1B	0-0 2B 1B		0-0 CS 1B		0-0 CS 1B			
Gus Triandos, R OBP: 0.360, SLG: 0.470 (1, 3)	0-0 HR	0-0 2B		0-3 K		0-3 K			
Hal Smith, R OBP: 0.381, SLG: 0.471 (1, 2)	4-0 1B BB	0-0 4-3		0-0 1B			0-0 1B		
Billy Gardner, R OBP: 0.241, SLG: 0.356 Bob Hale, L OBP: 0.382, SLG: 0.379 Fred Marsh, R OBP: 0.259, SLG: 0.130 (1, 4) (2, PH) (3, 4)	0-0 1B 1B	0-0 G3		0-0 5-3			0-0 F3		
Willy Miranda, S OBP: 0.304, SLG: 0.330 (1, 6)	0-0 1B	0-3 K		0-3 K			0-0 F2		
Bill Wight, L OBP: 0.267, SLG: 0.214 (1, 1)	0-3 K		0-3 K		0-0 1-3		0-3 K		

Inning	R	H	E	K	S	H	LOB	BB	P
1	4	5	0	1	14	5	2	0	14
2	4	5	0	1	10	4	1	0	10
3	0	1	0	1	8	0	1	0	8
4	0	2	0	1	6	0	1	0	6
5	0	0	0	1	5	0	0	0	5
6	1	1	0	1	9	1	1	0	9
7	0	1	0	1	6	0	1	0	6
8	0	0	0	1	3	0	0	0	3

PITCHER	IP	WLS	BF	H	R	ER	SO	BB	IBB	HBP	BLK	WP	HR	S	P	ERA	WHIP
Mickey McDermott, L ERA: 5.48	(1, 1)	0.2	8	5	4	4	0	1	0	0	0	0	2	7	11	54.00	9.000
Gerry Staley, R ERA: 108.0	(1, 1)	0.1	5	4	4	4	1	0	0	0	0	0	0	7	7	108.00	12.000
Don Larsen, R ERA: 5.01	(2, 1)	2.0	8	2	0	0	3	0	0	0	0	0	0	14	14	0.00	1.000
Rip Coleman, L ERA: 1.83	(4, 1)	2.0	7	2	0	0	2	0	0	0	0	0	0	11	11	0.00	1.000
Bob Grim, R ERA: 2.78	(6, 1)	3.0	11	2	1	1	2	1	0	0	0	0	0	14	18	3.00	1.000









Batter	1	2	3	4	5	6	7	8	9	AB R H RBI BB SO LOB	TOP											
<b>Eddie Yost, R</b> (1, 5) OBP: 0.467, SLG: 0.353	4-0 K S BB			x 0-0 F8 HR 2B	x 4-0 BB		x 0-0 SH 1B		x 0-0 F7	3 1 2 1 2 0 0												
<b>Whitey Herzog, L</b> (1, 7) OBP: 0.246, SLG: 0.245	0-3 K 1-3		x 0-0 F8	x 0-0 L6		x 0-0 SH 1B				3 0 0 1 0 1 4												
<b>Pete Runnels, L</b> (1, 4) OBP: 0.376, SLG: 0.455	0-0 5-3		x 0-0 HR			x 0-0 HR		x 0-0 F9		1 0 0 0 0 0 0												
<b>Harmon Killebrew, R</b> (3, 4) OBP: 0.231, SLG: 0.667			x 3-H HR			x 0-0 HR				3 2 2 3 0 0 2												
<b>Roy Sievers, R</b> (1, 3) OBP: 0.404, SLG: 0.574		x 0-0 L8	x 4-0 WP BB			x 0-0 6-3		x 0-0 3-1		3 0 0 0 1 0 2												
<b>Jim Lemon, R</b> (1, 9) OBP: 0.355, SLG: 0.507		x 0-0 L6	x 0-0 6-3			x 0-0 F3		x 0-0 F9		4 0 0 0 0 0 1												
<b>Karl Olson, R</b> (1, 8) OBP: 0.318, SLG: 0.400		x 0-0 5-3	x 0-0 6-3			x 0-3 K		x 0-0 F7		4 0 0 0 0 1 1												
<b>Lyle Luttrell, R</b> (1, 6) OBP: 0.222, SLG: 0.444			x 0-0 F9			x 0-0 1B 3B		x 0-0 1B 1B		4 2 2 0 0 0 0												
<b>Lou Berberet, L</b> (1, 2) OBP: 0.326, SLG: 0.308		x 0-0 4-3				x 0-0 L6 SH1-4 1B		x 4-0 1B SH BB		2 0 1 1 1 0 0												
<b>Pedro Ramos, S</b> (7, PR) OBP: 0.385, SLG: 0.538						x 3-H SH1-4				0 1 0 0 0 0 0												
<b>Ed Fitz Gerald, R</b> (7, 2) OBP: 0.407, SLG: 0.520			x 0-0 6-3			x 0-0 K		x 0-3 K		1 0 0 0 0 0 0												
<b>Dean Stone, L</b> (1, 1) OBP: 0.250, SLG: 0.250						x 0-0 SH1-4				2 0 0 0 0 1 2												
<b>Connie Grob, L</b> (8, 1)								x 0-0 F6		1 0 0 0 0 0 0												
<b>Inning Stats</b>	R: 0 E: 0 K: 1 S: 4	H: 0 LOB: 0 BB: 1 P: 8	R: 0 E: 0 K: 0 S: 3	H: 0 LOB: 0 BB: 0 P: 3	R: 0 E: 0 K: 0 S: 3	H: 0 LOB: 0 BB: 0 P: 3	R: 2 E: 0 K: 0 S: 5	H: 2 LOB: 1 BB: 1 P: 9	R: 1 E: 0 K: 1 S: 4	H: 2 LOB: 1 BB: 1 P: 8	R: 1 E: 0 K: 1 S: 6	H: 1 LOB: 0 BB: 0 P: 6	R: 2 E: 1 K: 1 S: 8	H: 2 LOB: 2 BB: 1 P: 12	R: 0 E: 0 K: 0 S: 3	H: 0 LOB: 0 BB: 0 P: 3	R: 0 E: 0 K: 0 S: 3	H: 0 LOB: 0 BB: 0 P: 3	1B: 3 2B: 2 3B: 1 HR: 2	SF: 0 SAC: 2 DP: 1 HBP: 0	WP: 1 PB: 0 SB: 1 CS: 0	PA: 37
<b>PITCHER</b>	IP WLS BF H R ER SO BB IBB HBP BLK WP HR S P ERA WHIP																					
<b>Erv Palica, R</b> (1, 1) ERA: 4.28	4.1 L 19 4 3 3 1 3 0 0 0 1 1 18 30 6.23 1.615																					
<b>Harry Dorish, R</b> (5, 1) ERA: 4.35	0.2 1 0 0 0 0 0 0 0 0 0 0 0 1 1 0.00 0.000																					
<b>Johnny Schmitz, L</b> (6, 1) ERA: 4.38	3.0 14 3 3 3 2 1 0 0 0 0 1 17 21 9.00 1.333																					
<b>George Zuverink, R</b> (9, 1) ERA: 1.8	1.0 3 0 0 0 0 0 0 0 0 0 0 0 3 3 0.00 0.000																					

Washington Senators @ Baltimore Orioles  
 Memorial Stadium, Baltimore, MD  
 Tue May 29 1956, 3:33 AM EDT  
 Att. 4,478 - Unknown

AB	31
R	6
H	7
RBI	6
BB	4
SO	3
LOB	12




WP: 1	PA: 37
PB: 0	
SB: 1	
CS: 0	

ERA	WHIP
6.23	1.615
0.00	0.000
9.00	1.333
0.00	0.000





Batter	1	2	3	4	5	6	7	8	9	AB R H RBI BB SO LOB	TOP									
<b>Billy Goodman, L</b> (1, 4) OBP: 0.387, SLG: 0.464	0-0 4-3		0-0 F6			0-0 1-3		0-0 SH1-3		3 0 0 0 0 0 0										
<b>Billy Klaus, L</b> (1, 6) OBP: 0.382, SLG: 0.276	0-0 G3			0-0 6-3			4-0 FC5-6 BB	0-0 F7		3 0 0 0 1 0 1										
<b>Ted Williams, L</b> (1, 7) OBP: 0.455, SLG: 0.481	0-0 PO 2B			0-0 3-1			0-0 FC5-6 1B E 1-2f		0-0 L4	4 1 1 0 0 0 1										
<b>Dick Gernert, R</b> (1, 3) OBP: 0.426, SLG: 0.613	0-0 PO 2-3	0-0 F5		0-0 F9			0-0 L7		0-0 F8	4 0 0 0 0 0 1										
<b>Jackie Jensen, R</b> (1, 9) OBP: 0.389, SLG: 0.472			0-0 6-3		0-0 F2		0-0 E 1-2 1B		0-0 4-3	4 0 1 0 0 0 0										
<b>Jim Piersall, R</b> (1, 8) OBP: 0.375, SLG: 0.440			0-0 S 1B		0-0 F3		0-0 E9 1-3 2-H 1B			3 0 2 1 0 0 0										
<b>Sammy White, R</b> (1, 2) OBP: 0.359, SLG: 0.405			0-3 K 1-2		0-3 K		0-0 6-3			3 0 0 0 0 2 3										
<b>Frank Malzone, R</b> (1, 5) OBP: 0.241, SLG: 0.286			0-0 F2		0-0 F2		0-0 1-3		0-0 4-3	3 0 0 0 0 0 0										
<b>Ike Delock, R</b> (1, 1) OBP: 0.200, SLG: 0.111			0-0 F2		0-3 K				0-0 SH1-3 1B	2 0 0 0 0 1 0										
<b>Dave Sisler, R</b> (7, 1) OBP: 0.333, SLG: 0.333										1 0 1 0 0 0 0										
<b>Inning Stats</b>	R: 0 E: 0 K: 0 S: 3	H: 1 LOB: 0 BB: 0 P: 3	R: 0 E: 0 K: 1 S: 6	H: 1 LOB: 1 BB: 0 P: 6	R: 0 E: 0 K: 0 S: 3	H: 0 LOB: 0 BB: 0 P: 3	R: 0 E: 0 K: 0 S: 3	H: 0 LOB: 0 BB: 0 P: 3	R: 0 E: 0 K: 1 S: 5	H: 0 LOB: 0 BB: 0 P: 5	R: 1 E: 1 K: 0 S: 5	H: 2 LOB: 2 BB: 1 P: 9	R: 0 E: 0 K: 0 S: 4	H: 1 LOB: 1 BB: 0 P: 4	R: 0 E: 0 K: 0 S: 3	H: 0 LOB: 0 BB: 0 P: 3	1B: 4 2B: 1 3B: 0 HR: 0	SF: 0 SAC: 1 DP: 0 HBP: 0	WP: 0 PB: 0 SB: 1 CS: 0	PA: 33
<b>PITCHER</b> <b>Ray Moore, R</b> (1, 1) ERA: 5.04	IP: 9.0 WLS: W BF: 32 H: 5 R: 1 ER: 1 SO: 3 BB: 1 IBB: 0 HBP: 0 BLK: 0 WP: 0 HR: 0 S: 37 P: 41 ERA: 1.00 WHIP: 0.667																			

**Boston Red Sox @ Baltimore Orioles**  
**Memorial Stadium, Baltimore, MD**  
 Wed May 30 1956, 3:33 AM EDT  
 Unknown

[livebaseballscorecards.com](http://livebaseballscorecards.com)

**AB 30**  
**R 1**  
**H 5**  
**RBI 1**  
**BB 1**  
**SO 3**  
**LOB 6**

Batter	1	2	3	4	5	6	7	8	9	AB R H RBI BB SO LOB
<b>Jim Pyburn, R</b> (1, 8) OBP: 0.292, SLG: 0.394 <b>Tito Francona, L</b> (9, PH) OBP: 0.281, SLG: 0.225	0-3 K		0-3 K	0-3 K		0-3 K			0-0 F8	4 0 0 0 0 4 3 1 0 0 0 0 0 0
<b>Bob Hale, L</b> (1, 3) OBP: 0.390, SLG: 0.371 <b>Chuck Diering, R</b> (9, PR) OBP: 0.409, SLG: 0.319	0-0 L4		0-0 BB 1-2 1B		4-0 BB SH BB		0-0 F9		0-0 4-3 1B 1B	4 0 2 0 1 0 0 0 1 0 0 0 0 0
<b>George Kell, R</b> (1, 5) OBP: 0.368, SLG: 0.388	0-0 F7		4-0 BB 1-2 2-3 BB		0-0 SH 1-2 BB		0-0 1B 1B		0-0 4-3	3 0 1 0 1 0 1
<b>Bob Nieman, R</b> (1, 7) OBP: 0.429, SLG: 0.540		0-0 6-3	0-3 K		4-0 BB 1-2 2-3 BB		0-0 1B 1B		0-0 1B 2-H 1B	4 0 2 1 1 1 3
<b>Gus Triandos, R</b> (1, 2) OBP: 0.386, SLG: 0.549		0-0 HR	0-0 F4		0-3 K		0-3 K			4 1 1 1 0 2 8
<b>Tex Nelson, L</b> (1, 9) OBP: 0.300, SLG: 0.278		0-0 F8		0-0 4-3	0-3 K		0-3 K			4 0 0 0 0 2 5
<b>Billy Gardner, R</b> (1, 4) OBP: 0.248, SLG: 0.354		0-0 E4		0-0 BB 1B	0-0 F9			0-0 5-3		4 0 1 0 0 0 3
<b>Willy Miranda, S</b> (1, 6) OBP: 0.291, SLG: 0.303		0-0 L8		0-3 K		0-0 F8		0-0 1-3		4 0 0 0 0 1 2
<b>Ray Moore, R</b> (1, 1) OBP: 0.250, SLG: 0.167			0-0 BB 1B	4-0 BB 1-2 BB		0-3 K		0-3 K2-3		3 0 1 0 1 2 0

Inning Stats	R: 0 E: 0 K: 1 S: 5	H: 0 LOB: 0 BB: 0 P: 5	R: 1 E: 1 K: 0 S: 5	H: 1 LOB: 1 BB: 0 P: 5	R: 0 E: 0 K: 2 S: 9	H: 2 LOB: 3 BB: 1 P: 13	R: 0 E: 0 K: 2 S: 8	H: 1 LOB: 2 BB: 1 P: 12	R: 0 E: 0 K: 2 S: 8	H: 0 LOB: 3 BB: 2 P: 16	R: 0 E: 0 K: 2 S: 7	H: 0 LOB: 0 BB: 0 P: 7	R: 0 E: 0 K: 2 S: 9	H: 2 LOB: 2 BB: 0 P: 9	R: 0 E: 0 K: 1 S: 5	H: 0 LOB: 0 BB: 0 P: 5	R: 1 E: 0 K: 0 S: 4	H: 2 LOB: 1 BB: 0 P: 4	1B: 7 2B: 0 3B: 0 HR: 1	SF: 0 SAC: 1 DP: 0 HBP: 0	WP: 0 PB: 0 SB: 0 CS: 0	PA: 40
--------------	------------------------------	---------------------------------	------------------------------	---------------------------------	------------------------------	----------------------------------	------------------------------	----------------------------------	------------------------------	----------------------------------	------------------------------	---------------------------------	------------------------------	---------------------------------	------------------------------	---------------------------------	------------------------------	---------------------------------	----------------------------------	------------------------------------	----------------------------------	--------


PITCHER	IP	WLS	BF	H	R	ER	SO	BB	IBB	HBP	BLK	WP	HR	S	P	ERA	WHIP
<b>Ike Delock, R</b> (1, 1) ERA: 4.84	6.1		31	6	1	1	9	4	0	0	0	0	1	45	61	1.42	1.579
<b>Dave Sisler, R</b> (7, 1) ERA: 4.12	2.1	L	9	2	1	1	3	0	0	0	0	0	0	15	15	3.86	0.857

**BOTTOM**

**Boston Red Sox @ Baltimore Orioles**  
 Memorial Stadium, Baltimore, MD  
 Wed May 30 1956, 3:33 AM EDT  
 Unknown

livebaseballscorecards.com

<b>AB</b>	<b>35</b>
<b>R</b>	<b>2</b>
<b>H</b>	<b>8</b>
<b>RBI</b>	<b>2</b>
<b>BB</b>	<b>4</b>
<b>SO</b>	<b>12</b>
<b>LOB</b>	<b>25</b>







Batter	1	2	3	4	5	6	7	8	9	AB	R	H	RBI	BB	SO	LOB
Bob Hale, L OBP: 0.391, SLG: 0.375 (1, 3) X	0-0 F5 ①			0-0 3-1 ①		0-0 E4 4-3 1B ①	0-0 BB 1B		0-0 3-H 1B	5	1	2	1	0	0	1
Tito Francona, L OBP: 0.290, SLG: 0.220 (1, 8) X (6, 9)	0-0 F7 ②			4-0 FC6-4 BB		0-0 4-3 ①	4-0 BB BB		4-0 1-2 2-3 BB	2	0	0	1	2	0	1
George Kell, R OBP: 0.364, SLG: 0.383 (1, 5) X	0-0 L6 ③			0-0 FC6-4 1-2f		0-0 E 3-H 1B	0-0 F7 ③			4	1	1	1	0	0	4
Bob Nieman, R OBP: 0.405, SLG: 0.507 (1, 7)		0-0 4-3 ①		0-3 K ③		0-0 F2 ②		0-0 E5 G4-6-3		4	0	0	0	0	1	2
Gus Triandos, R OBP: 0.382, SLG: 0.547 (1, 2)		0-0 F2 ②			0-0 F7 ①	0-0 E2 1-H 2B		0-0 G4-6-3 ① ②		4	1	1	1	0	0	1
Tex Nelson, L OBP: 0.273, SLG: 0.250 (1, 9) Mike Fornieles, R OBP: 0.250, SLG: 0.500 (6, 1) Don Ferrarese, R OBP: 0.182, SLG: 0.100 (8, 1) George Zuverink, R (8, 1)		0-0 4-3 ③			0-0 G3 ②	0-0 5-3 ③		0-0 F8 ③		2	0	0	0	0	0	0
Billy Gardner, R OBP: 0.256, SLG: 0.359 (1, 4)			0-0 L6 ①		0-0 1B		0-0 5-3 ①		0-0 4-3 SH2-4 1B	4	1	2	0	0	0	0
Willy Miranda, S OBP: 0.285, SLG: 0.295 (1, 6)			0-0 L4 ②		0-3 K ③		0-0 3-1 ②		0-0 SH2-4 1-2	3	0	0	0	0	1	1
Hal Brown, R OBP: 0.429, SLG: 0.500 (1, 1) Chuck Diering, R OBP: 0.417, SLG: 0.315 (6, 8)			0-0 L7 ③			4-0 E 4-3 BB	4-0 BB BB		0-0 4-3 2-3	1	0	0	0	0	0	0
										1	1	0	0	2	0	1

BOTTOM	
<b>AB</b>	<b>32</b>
<b>R</b>	<b>5</b>
<b>H</b>	<b>6</b>
<b>RBI</b>	<b>4</b>
<b>BB</b>	<b>4</b>
<b>SO</b>	<b>2</b>
<b>LOB</b>	<b>11</b>
<b>WP: 0</b>	<b>PA: 37</b>
<b>PB: 0</b>	
<b>SB: 0</b>	
<b>CS: 0</b>	

PITCHER		IP	WLS	BF	H	R	ER	SO	BB	IBB	HBP	BLK	WP	HR	S	P	ERA	WHIP
George Susce, R	(1, 1)	6.2		29	4	4	0	2	4	0	0	0	0	0	1	1	0.00	1.200
Tom Hurd, R	(7, 1)	0.1	L	1	0	0	0	0	0	0	0	0	0	0	1	1	0.00	0.000
Leo Kiely, L	(8, 1)	1.2		7	2	1	1	0	0	0	0	0	0	0	7	7	5.40	1.200

**Boston Red Sox @ Baltimore Orioles**  
**Memorial Stadium, Baltimore, MD**  
 Wed May 30 1956, 3:38 AM EDT  
 Att. 33,791 - Unknown

livebaseballscorecards.com





**Boston Red Sox @ Baltimore Orioles**  
**Memorial Stadium, Baltimore, MD**  
 Thu May 31 1956, 3:33 AM EDT  
 Att. 4,417 - Unknown

[livebaseballscorecards.com](http://livebaseballscorecards.com)

<b>AB</b>	<b>32</b>
<b>R</b>	<b>4</b>
<b>H</b>	<b>8</b>
<b>RBI</b>	<b>4</b>
<b>BB</b>	<b>3</b>
<b>SO</b>	<b>3</b>
<b>LOB</b>	<b>12</b>



Batter	1	2	3	4	5	6	7	8	9	AB R H RBI BB SO LOB	TOP	
<b>Billy Goodman, L</b> (1, 4) <small>B B B</small> OBP: 0.386, SLG: 0.456 <b>Billy Consolo, R</b> (9, 4) <small>B B</small>	4-0  BB	0-0  F8			0-0  1B 1B 1B		0-0  SH1-4		0-0  L4	3 2 1 1 1 0 2 0 0 0 0 0 0 0		
<b>Billy Klaus, L</b> (1, 5) <small>X</small> OBP: 0.393, SLG: 0.297	0-0  4-3 1-3 1B		0-3  K		0-3  K		0-0  FC1-6			4 1 1 0 0 2 2		
<b>Ted Williams, L</b> (1, 7) <small>X</small> OBP: 0.432, SLG: 0.452 <b>Gene Stephens, L</b> (7, 7) <small>X</small> OBP: 0.250, SLG: 0.143	0-0  4-3		0-0  F8		0-0  BB 1B		0-0  G3			4 0 1 2 0 0 2 0 0 0 0 0 0 0		
<b>Dick Gernert, R</b> (1, 3) <small>S S S</small> OBP: 0.416, SLG: 0.611	0-3  K		0-0  F9		4-0  1-2 BB			0-0  F7		3 0 0 0 1 1 1		
<b>Jackie Jensen, R</b> (1, 9) <small>X</small> OBP: 0.382, SLG: 0.459	0-0  FC6 1B			0-0  G5-4-3 1B		0-0  F7		0-0  F7		4 0 2 1 0 0 2		
<b>Jim Piersall, R</b> (1, 8) <small>X</small> OBP: 0.369, SLG: 0.426	0-0  FC6 1-2f		0-0  F6		0-0  F7		0-0  F7		0-0  F8	4 0 0 0 0 0 2		
<b>Sammy White, R</b> (1, 2) OBP: 0.348, SLG: 0.392		0-0  4-3		0-0  G5-4-3 1-2f		0-0  F2			0-0  4-3	4 0 0 0 0 0 1		
<b>Don Buddin, R</b> (1, 6) OBP: 0.370, SLG: 0.294		0-0  6-3			4-0  SH2-4 1B BB		0-0  F8		0-0  5-3	3 1 0 0 1 0 0		
<b>Bob Porterfield, R</b> (1, 1) OBP: 0.429, SLG: 0.417		0-0  1B			0-0  SH2-4		0-0  FC1-6 SH1-4 1B		0-0  1B	3 0 3 0 0 0 0		
<b>Inning Stats</b>	R: 2 H: 2 E: 0 LOB: 1 K: 1 BB: 1 S: 7 P: 11	R: 0 H: 1 E: 0 LOB: 1 K: 0 BB: 0 S: 4 P: 4	R: 0 H: 0 E: 0 LOB: 0 K: 1 BB: 0 S: 5 P: 5	R: 0 H: 1 E: 0 LOB: 0 K: 0 BB: 0 S: 3 P: 3	R: 2 H: 2 E: 0 LOB: 2 K: 1 BB: 2 S: 7 P: 15	R: 0 H: 0 E: 0 LOB: 0 K: 0 BB: 0 S: 3 P: 3	R: 0 H: 1 E: 0 LOB: 1 K: 0 BB: 0 S: 4 P: 4	R: 0 H: 0 E: 0 LOB: 0 K: 0 BB: 0 S: 3 P: 3	R: 0 H: 1 E: 0 LOB: 1 K: 0 BB: 0 S: 4 P: 4	R: 0 H: 1 E: 0 LOB: 1 K: 0 BB: 0 S: 4 P: 4	1B: 8 SF: 0 2B: 0 SAC: 2 3B: 0 DP: 1 HR: 0 HBP: 0	WP: 0 PA: 37 PB: 0 SB: 0 CS: 0
<b>PITCHER</b> <b>Bill Wight, L</b> (1, 1) <small>(1, 1)</small> ERA: 6.42 <b>Harry Dorish, R</b> (6, 1) <small>(6, 1)</small> ERA: 3.38 <b>Johnny Schmitz, L</b> (9, 1) <small>(9, 1)</small> ERA: 4.05	IP WLS BF H R ER SO BB IBB HBP BLK WP HR S P ERA WHIP 5.0 L 23 6 4 4 3 3 0 0 0 0 0 0 26 38 7.20 1.800 3.0 10 1 0 0 0 0 0 0 0 0 0 0 10 10 0.00 0.333 1.0 4 1 0 0 0 0 0 0 0 0 0 0 4 4 0.00 1.000	<b>PITCHER</b> IP WLS BF H R ER SO BB IBB HBP BLK WP HR S P ERA WHIP										





Batter	1	2	3	4	5	6	7	8	9	AB R H RBI BB SO LOB	TOP	
Sammy Esposito, R (1, 5) OBP: 0.288, SLG: 0.222	0-0 6-3		0-0 FC1-5 BB 1-2 2-3f		0-0 L4			0-0 F8		4 0 0 0 0 0 2		
Nellie Fox, L (1, 4) OBP: 0.279, SLG: 0.331	0-0 4-3		0-0 F7			0-0 F8		0-0 F4		4 0 0 0 0 0 2		
Minnie Minoso, R (1, 7) OBP: 0.431, SLG: 0.464	0-0 CS 1B		4-0 BB BB BB 1-2 2-3 BB			0-0 5-3		0-0 5-3		3 0 1 0 1 0 0		
Larry Doby, L (1, 8) OBP: 0.381, SLG: 0.298	0-0 CS 1-2	0-0 L7	0-0 4-3			0-3 K			0-0 F8	4 0 0 0 0 1 3		
Dave Philley, S (1, 3) OBP: 0.326, SLG: 0.312		4-0 BB BB BB		0-3 K		0-3 K			0-0 E7 SF9 1B	3 1 1 0 1 2 0		
Jim Rivera, L (1, 9) OBP: 0.403, SLG: 0.408		0-3 K		0-3 K		0-0 1B 3B			0-0 SF9	3 1 1 1 0 2 1		
Sherm Lollar, R (1, 2) OBP: 0.419, SLG: 0.505		0-3 K		0-0 5-3		0-0 1B			0-0 F8 3-H	4 0 1 1 0 1 1		
Luis Aparicio, R (1, 6) OBP: 0.264, SLG: 0.306			0-0 FC1-5 SH 1B		0-0 F7		0-0 F7 3-H		0-0 F7	3 0 1 0 0 0 1		
Bob Keegan, R (1, 1) Fred Hatfield, L (7, PH) Sandy Consuegra, R (7, 1)			0-0 SH BB FC1-5 1-2		0-3 K		0-0 F9			1 0 0 0 0 1 0 1 0 0 0 0 0 1 0 0 0 0 0 0 0		
<b>Inning Stats</b>	R: 0 E: 0 K: 0 S: 3 H: 1 LOB: 0 BB: 0 P: 3	R: 0 E: 0 K: 2 S: 7 H: 0 LOB: 1 BB: 1 P: 11	R: 0 E: 0 K: 0 S: 5 H: 1 LOB: 3 BB: 1 P: 9	R: 0 E: 0 K: 2 S: 7 H: 0 LOB: 0 BB: 0 P: 7	R: 0 E: 0 K: 1 S: 5 H: 0 LOB: 0 BB: 0 P: 5	R: 0 E: 0 K: 1 S: 5 H: 0 LOB: 0 BB: 0 P: 5	R: 1 E: 0 K: 1 S: 7 H: 2 LOB: 1 BB: 0 P: 7	R: 0 E: 0 K: 0 S: 3 H: 0 LOB: 0 BB: 0 P: 3	R: 1 E: 1 K: 0 S: 4 H: 1 LOB: 0 BB: 0 P: 4	1B: 4 2B: 0 3B: 1 HR: 0 SF: 1 SAC: 1 DP: 0 HBP: 0	WP: 0 PB: 0 SB: 0 CS: 1 PA: 35	
<b>PITCHER</b> Connie Johnson, R (1, 1) ERA: 2.73	IP WLS BF H R ER SO BB IBB HBP BLK WP HR S P ERA WHIP	9.0 W 34 5 2 1 7 2 0 0 0 0 0 0 46 54 1.00 0.778										

Chicago White Sox @ Baltimore Orioles  
 Memorial Stadium, Baltimore, MD  
 Fri Jun 01 1956, 3:33 AM EDT  
 Att. 12,414 - Unknown

livebaseballscorecards.com

AB	30
R	2
H	5
RBI	2
BB	2
SO	7
LOB	11



Batter	1	2	3	4	5	6	7	8	9	AB	R	H	RBI	BB	SO	LOB
--------	---	---	---	---	---	---	---	---	---	----	---	---	-----	----	----	-----

<b>Bob Hale, L</b> <small>OBP: 0.370, SLG: 0.354</small> (1, 3)	0-0 	0-0 1-4-3 			0-0 		0-0 G3 			4	1	2	0	0	0	1
<b>Tito Francona, L</b> <small>OBP: 0.315, SLG: 0.239</small> (1, 8) (7, 9)	0-0 		4-0 		0-0 		0-0 F8 			3	2	2	0	1	0	0
<b>George Kell, R</b> <small>OBP: 0.355, SLG: 0.372</small> (1, 5)	0-0 		0-0 		0-0 F1 		0-0 5-3 			2	0	0	0	0	0	2
<b>Bob Nieman, R</b> <small>OBP: 0.427, SLG: 0.507</small> (1, 7)	0-0 		0-0 		0-0 F6 		0-0 F8 			4	0	2	3	0	0	2
<b>Gus Triandos, R</b> <small>OBP: 0.360, SLG: 0.512</small> (1, 2)	0-0 		0-0 F2 		0-0 F3 		0-0 1-3 			4	0	0	0	0	0	4
<b>Hoot Evers, R</b> <small>OBP: 0.429, SLG: 0.294</small> <b>Chuck Diering, R</b> <small>OBP: 0.408, SLG: 0.307</small> (1, 9) (7, 8)	0-0 		0-0 		0-0 6-3 		0-0 6-3 			3	0	0	0	0	0	2
<b>Billy Gardner, R</b> <small>OBP: 0.252, SLG: 0.350</small> (1, 4)		0-0 		0-0 5-3 		0-0 F9 				3	0	1	0	0	0	0
<b>Willy Miranda, S</b> <small>OBP: 0.287, SLG: 0.297</small> (1, 6)		0-0 		0-0 F7 		0-0 				3	0	1	0	0	0	1
<b>Connie Johnson, R</b> (1, 1)		0-0 		0-0 6-3 		0-0 				2	0	0	0	0	0	1

Inning Stats	R: 2	H: 3	E: 0	LOB: 1	K: 0	P: 6	R: 0	H: 1	E: 0	LOB: 1	K: 0	P: 4	R: 1	H: 1	E: 0	LOB: 1	K: 0	P: 8	R: 0	H: 0	E: 0	LOB: 0	K: 0	P: 3	R: 0	H: 2	E: 0	LOB: 2	K: 0	P: 5	R: 0	H: 1	E: 0	LOB: 1	K: 0	P: 4	R: 0	H: 0	E: 0	LOB: 0	K: 0	P: 3	R: 0	H: 0	E: 0	LOB: 0	K: 0	P: 3
--------------	------	------	------	--------	------	------	------	------	------	--------	------	------	------	------	------	--------	------	------	------	------	------	--------	------	------	------	------	------	--------	------	------	------	------	------	--------	------	------	------	------	------	--------	------	------	------	------	------	--------	------	------

PITCHER	IP	WLS	BF	H	R	ER	SO	BB	IBB	HBP	BLK	WP	HR	S	P	ERA	WHIP
Bob Keegan, R <small>ERA: 1.9</small>	(1, 1)	6.0	L	27	8	3	3	0	1	0	0	0	0	26	30	4.50	1.500
Sandy Consuegra, R <small>ERA: 3.38</small>	(7, 1)	2.0		6	0	0	0	0	0	0	0	0	0	6	6	0.00	0.000

**BOTTOM**

**Chicago White Sox @ Baltimore Orioles**  
 Memorial Stadium, Baltimore, MD  
 Fri Jun 01 1956, 3:33 AM EDT  
 Att. 12,414 - Unknown

AB	29
R	3
H	8
RBI	3
BB	1
SO	0
LOB	13



WP	HR	S	P	ERA	WHIP
0	0	0	0	0	0

livebaseballscorecards.com



Batter	1	2	3	4	5	6	7	8	9	AB R H RBI BB SO LOB	TOP											
<b>Minnie Minoso, R</b> (1, 7) OBP: 0.428, SLG: 0.454	4-0 SH5-3 1B BB	0-3 K	0-0 F3		0-0 1-2 1B		0-0 2-3 F8	0-0 F6		5 1 1 0 1 1 5												
<b>Nellie Fox, L</b> (1, 4) OBP: 0.282, SLG: 0.335	0-0 SH5-3 1-2	0-0 FC6-4 1-2f		1-0 CS HBP	0-0 2-3f		0-0 3-H 2B	0-0 F7		4 0 1 1 0 0 3												
<b>Larry Doby, L</b> (1, 8) OBP: 0.371, SLG: 0.290	0-0 2-H 1B 1B		0-0 F5	0-3 1-2 K		0-0 F8	0-0 3-4-1	0-3 K		6 0 1 1 0 2 2												
<b>Dave Philley, S</b> (1, 3) OBP: 0.339, SLG: 0.325	0-0 1-2 1B		0-0 1B BB SF9 1B	0-0 2B 1B		0-0 SH 1B	0-0 6-3	0-0 E3		6 3 4 0 0 0 1												
<b>Jim Rivera, L</b> (1, 9) OBP: 0.411, SLG: 0.449	0-3 K		4-0 SF9 1B BB 1B	0-0 1-3 1B 2B		0-0 SH 1B E		0-0 HR	0-0 4-1	4 4 2 1 1 1 3												
<b>Sherm Lollar, R</b> (1, 2) OBP: 0.433, SLG: 0.518	0-0 F3		0-0 1-2 2-3 1B 1B	0-0 2-H 3-H 1B		0-0 1-H 2-H 1B		0-0 SH1-3 BB SF9 1B		5 2 4 3 0 0 2												
<b>Fred Hatfield, L</b> (1, 5) OBP: 0.359, SLG: 0.250		4-0 SH1-4 1B BB	0-0 1-2 2-3 3-H SF9	0-0 4-3		0-0 3-1		4-0 SF9 SH1-3 BB		2 1 0 1 2 0 2												
<b>Luis Aparicio, R</b> (1, 6) OBP: 0.265, SLG: 0.306		0-0 SH1-4	0-0 2-H 3-H BB 1B		0-0 6-3	0-0 6-3		0-0 SH1-3		3 0 1 2 0 0 1												
<b>Dick Donovan, L</b> (1, 1) OBP: 0.478, SLG: 0.611		0-0 2-H FC6-4 1B	0-0 2-H 3-H BB		0-0 G2-5-3 1B 1B		0-0 F8 2B 2B	0-0 2-3 3-H SF9		3 1 3 2 1 0 0												
<b>Inning Stats</b>	R: 1 E: 0 K: 1 S: 7	H: 2 LOB: 2 BB: 1 P: 11	R: 1 E: 0 K: 1 S: 6	H: 1 LOB: 1 BB: 1 P: 10	R: 3 E: 0 K: 0 S: 6	H: 3 LOB: 2 BB: 2 P: 14	R: 2 E: 0 K: 1 S: 7	H: 3 LOB: 1 BB: 0 P: 8	R: 0 E: 0 K: 0 S: 4	H: 2 LOB: 1 BB: 0 P: 4	R: 2 E: 2 K: 0 S: 6	H: 2 LOB: 1 BB: 0 P: 6	R: 1 E: 0 K: 0 S: 5	H: 2 LOB: 1 BB: 0 P: 5	R: 2 E: 0 K: 0 S: 5	H: 2 LOB: 1 BB: 1 P: 9	R: 0 E: 1 K: 1 S: 6	H: 0 LOB: 1 BB: 0 P: 6	1B: 13 2B: 4 3B: 0 HR: 1	SF: 2 SAC: 4 DP: 2 HBP: 1	WP: 0 PB: 0 SB: 0 CS: 1	PA: 50
<b>PITCHER</b>	IP WLS BF H R ER SO BB IBB HBP BLK WP HR S P ERA WHIP																					
<b>Erv Palica, R</b> (1, 1) ERA: 4.87	2.2 L 17 6 5 5 2 3 0 0 0 0 0 0 18 30 16.88 3.375																					
<b>Johnny Schmitz, L</b> (3, 1) ERA: 4.58	4.1 23 9 5 3 1 1 0 1 0 0 0 0 23 28 6.23 2.308																					
<b>Harry Dorish, R</b> (8, 1) ERA: 4.11	2.0 10 2 2 2 1 1 0 0 0 0 0 1 11 15 9.00 1.500																					

Chicago White Sox @ Baltimore Orioles  
 Memorial Stadium, Baltimore, MD  
 Sun Jun 03 1956, 3:33 AM EDT  
 Unknown

livebaseballscorecards.com

AB	38
R	12
H	17
RBI	11
BB	5
SO	4
LOB	19



Batter	1	2	3	4	5	6	7	8	9	AB	R	H	RBI	BB	SO	LOB
Bob Hale, L (1, 3) OBP: 0.362, SLG: 0.346	0-0 F8		0-0 4-3		0-0 1-2 1B			0-0 F5		4	0	1	0	0	0	0
Tito Francona, L (1, 8) OBP: 0.313, SLG: 0.239	0-0 FC6-4 1B		0-3 K		0-0 F7			0-0 L8		4	0	1	0	0	1	2
George Kell, R (1, 5) Wayne Causey, L (5, 5) OBP: 0.349, SLG: 0.365 OBP: 0.214, SLG: 0.120	0-3 K			0-0 F6		0-0 4-3		0-0 4-3		2	0	0	0	0	1	1
Bob Nieman, R (1, 7) Jim Pyburn, R (8, 7) OBP: 0.412, SLG: 0.487 OBP: 0.288, SLG: 0.388	0-0 FC6-4			0-0 6-3		0-0 F7			0-0 F6	3	0	0	0	0	0	1
Gus Triandos, R (1, 2) OBP: 0.371, SLG: 0.523		0-0 1B		4-0 BB		0-0 2B			0-0 F4	3	0	2	0	1	0	0
Hoot Evers, R (1, 9) Tex Nelson, L (5, 9) OBP: 0.435, SLG: 0.316 OBP: 0.259, SLG: 0.240		0-0 1B		0-3 K		0-0 1-3			0-0 1B	2	0	1	0	0	1	1
Billy Gardner, R (1, 4) OBP: 0.252, SLG: 0.346		0-0 1B			0-0 1-3		0-0 1-4		0-0 L4	4	0	1	0	0	0	1
Willy Miranda, S (1, 6) OBP: 0.281, SLG: 0.290		0-0 G1-6-3			0-0 E6 1B		0-0 F4			3	0	0	0	0	0	2
Erv Palica, R (1, 1) Johnny Schmitz, R (3, 1) Tom Gastall, R (7, PH) Harry Dorish, R (8, 1) OBP: 0.158, SLG: 0.158 OBP: 0.250, SLG: 0.375			0-0 1-3		0-3 K		0-0 6-3			0	0	0	0	0	0	0

Inning Stats	R: 0	H: 1	E: 0	K: 1	S: 6	P: 6	R: 0	H: 3	E: 0	K: 0	S: 4	R: 0	H: 0	E: 0	K: 1	S: 5	R: 0	H: 0	E: 0	K: 1	S: 5	R: 0	H: 1	E: 1	K: 1	S: 7	R: 0	H: 1	E: 0	K: 0	S: 4	R: 0	H: 0	E: 0	K: 0	S: 3	R: 0	H: 0	E: 0	K: 0	S: 3	R: 0	H: 0	E: 0	K: 0	S: 4	R: 0	H: 1	E: 0	K: 0	S: 4
PITCHER Dick Donovan, R (1, 1) ERA: 4.38	IP	WLS	BF	H	R	ER	SO	BB	IBB	HBP	BLK	WP	HR	S	P	ERA	WHIP																																		
	9.0	W	34	7	0	0	4	1	0	0	0	0	0	41	45	0.00	0.889																																		


**BOTTOM**

**Chicago White Sox @ Baltimore Orioles**  
Memorial Stadium, Baltimore, MD

Sun Jun 03 1956, 3:33 AM EDT  
Unknown

AB	33
R	0
H	7
RBI	0
BB	1
SO	4
LOB	10

livebaseballscorecards.com



WP: 0	PA: 34
PB: 0	SB: 0
CS: 0	



Batter	1	2	3	4	5	6	7	8	9	AB R H RBI BB SO LOB	TOP											
Minnie Minoso, R OBP: 0.421, SLG: 0.440 (1, 7) X	0-0 F4	0-0 E6		4-0 FC5-4 BB		0-0 L5	0-0 F6			4 0 0 0 1 0 2												
Nellie Fox, L OBP: 0.297, SLG: 0.342 (1, 4) X	0-0 5-3 BB 1B	0-0 G6-4-3		4-0 FC5-4 BB		1-0 E HBP	0-0 1-2 3-H 1B			3 2 2 1 1 0 1												
Larry Doby, L OBP: 0.380, SLG: 0.317 (1, 8) B B B	4-0 5-3 1B	0-0		0-3 K		0-0 1-H 3B	0-3 K			4 2 2 1 1 2 5												
Dave Philley, S OBP: 0.335, SLG: 0.317 (1, 3) X	0-0 5-3	0-0 5-3		0-0 FC5-4		4-0 BB		0-0 F5		4 0 0 1 1 0 5												
Jim Rivera, L OBP: 0.403, SLG: 0.438 (1, 9) X	0-0 2B 1B		0-0 4-3	0-0 F4		0-0 1-4-3		0-0 G3		5 1 1 2 0 0 3												
Fred Hatfield, L OBP: 0.386, SLG: 0.351 (1, 5) X	0-0 1B 2B		0-0 G3 2B		0-0 F8		0-0 1B 1B	0-0 G3		5 2 3 1 0 0 0												
Les Moss, R OBP: 0.350, SLG: 0.765 (1, 2) B B B	4-0 1B BB		0-0 G3	4-0 G5-4-3 BB		0-3 K		0-3 K	3 0 0 0 2 2 2	AB 33												
Luis Aparicio, R OBP: 0.271, SLG: 0.310 (1, 6) X	0-0 1-2 2-H 1B		0-0 F9	0-0 G5-4-3		0-0 1B 1B		0-3 K	5 1 2 1 0 1 2	R 9												
Jim Wilson, R OBP: 0.379, SLG: 0.320 (1, 1) X	0-0 F5		0-0 1B		0-0 F9		0-3 K	0 1 0 0 0 0 0	H 10													
<b>Inning Stats</b>	R: 4 E: 0 K: 0 S: 7	H: 4 LOB: 2 BB: 2 P: 15	R: 0 E: 1 K: 0 S: 4	H: 1 LOB: 1 BB: 0 P: 4	R: 0 E: 0 K: 0 S: 4	H: 1 LOB: 1 BB: 0 P: 4	R: 1 E: 0 K: 1 S: 6	H: 1 LOB: 2 BB: 2 P: 14	R: 0 E: 0 K: 0 S: 2	H: 0 LOB: 0 BB: 1 P: 6	R: 2 E: 1 K: 0 S: 4	H: 1 LOB: 1 BB: 1 P: 9	R: 2 E: 0 K: 2 S: 11	H: 4 LOB: 2 BB: 0 P: 11	R: 0 E: 0 K: 0 S: 3	H: 0 LOB: 0 BB: 0 P: 3	R: 0 E: 0 K: 3 S: 9	H: 0 LOB: 0 BB: 0 P: 9	1B: 9 2B: 2 3B: 1 HR: 0	SF: 0 SAC: 0 DP: 2 HBP: 1	WP: 0 PB: 0 SB: 0 CS: 0	PA: 45
<b>PITCHER</b>	IP WLS BF H R ER SO BB IBB HBP BLK WP HR S P ERA WHIP																					
Mike Forniello, R ERA: 5.16 (1, 1)	1.0 L 10 4 4 4 0 2 0 0 0 0 0 0 8 16 36.00 6.000																					
Bill Wight, L ERA: 6.11 (2, 1)	5.0 22 4 3 2 1 4 0 1 0 0 0 0 19 36 3.60 1.600																					
Hal Brown, R ERA: 2.93 (7, 1)	3.0 13 4 2 2 5 0 0 0 0 0 0 0 23 23 6.00 1.333																					

Chicago White Sox @ Baltimore Orioles  
 Memorial Stadium, Baltimore, MD  
 Sun Jun 03 1956, 3:38 AM EDT  
 Att. 25,312 - Unknown

livebaseballscorecards.com













Batter	1	2	3	4	5	6	7	8	9	AB R H RBI BB SO LOB	TOP		
Chico Carrasquel, R (1, 6) OBP: 0.288, SLG: 0.297 Kenny Kuhn, L (9, 6)	0-0 1B 2B	0-0 1-2 1B		4-0 BB BB BB BB		0-0 1B			4-0 2B BB	3 2 3 0 2 0 0 0 0 0 0 0 0 0			
Bobby Avila, R (1, 4) OBP: 0.328, SLG: 0.359	0-0 2B 2B 1B	0-0 F2		0-0 F8		0-3 K			0-0 4-3 1-H 2B	5 1 2 2 0 1 3			
Al Smith, R (1, 9) OBP: 0.407, SLG: 0.493	0-0 1-3 2B 2B		0-3 K		0-0 F8		0-0 G6-4-3 1B		0-0 F7	5 1 2 0 0 1 1			
Vic Wertz, L (1, 3) OBP: 0.421, SLG: 0.578	0-0 2-H 3-H 2B		0-0 4-3		0-0 L7		0-0 F8		0-0 4-3 2-3	5 0 1 2 0 0 2			
Al Rosen, R (1, 5) George Strickland, R (7, 5) OBP: 0.370, SLG: 0.441 OBP: 0.288, SLG: 0.167	0-0 F5		0-0 6-3		0-0 2B 2B		0-0 G6-4-3 1-2f		0-0 5-3	4 1 1 0 0 0 1 1 0 0 0 0 0 1			
Preston Ward, L (1, 7) Rocky Colavito, R (5, 9) OBP: 0.356, SLG: 0.462 OBP: 0.318, SLG: 0.405	0-0 F2			0-0 L9	4-0 2B BB				0-0 F6	2 1 0 0 1 0 0 1 0 0 0 0 0 0			
Jim Busby, R (1, 8) OBP: 0.304, SLG: 0.354		0-3 K		4-0 E HR BB	0-0 1-H 2-H 2B				0-0 1B	3 1 2 2 1 1 0			
Earl Averill, R (1, 2) OBP: 0.314, SLG: 0.333		0-0 F8		0-0 1-H HR	0-3 K				0-0 F9	4 1 1 2 0 1 2			
Bob Lemon, L (1, 1) OBP: 0.265, SLG: 0.241		0-0 1B 1B		0-0 F7		0-0 F8			0-0 6-3	4 0 1 0 0 0 1			
<b>Inning Stats</b>	R: 3 E: 0 K: 0 S: 6 H: 4 LOB: 0 BB: 0 P: 6	R: 0 E: 0 K: 1 S: 7 H: 2 LOB: 2 BB: 0 P: 7	R: 0 E: 0 K: 1 S: 5 H: 0 LOB: 0 BB: 0 P: 5	R: 2 E: 1 K: 0 S: 4 H: 1 LOB: 1 BB: 2 P: 12	R: 2 E: 0 K: 1 S: 7 H: 2 LOB: 1 BB: 1 P: 11	R: 0 E: 0 K: 1 S: 5 H: 1 LOB: 0 BB: 0 P: 5	R: 0 E: 0 K: 0 S: 3 H: 1 LOB: 0 BB: 0 P: 3	R: 0 E: 0 K: 0 S: 4 H: 1 LOB: 1 BB: 0 P: 4	R: 1 E: 0 K: 0 S: 4 H: 1 LOB: 1 BB: 1 P: 8	1B: 6 2B: 6 3B: 0 HR: 1 SF: 0 SAC: 0 DP: 1 HBP: 0	WP: 0 PB: 0 SB: 0 CS: 0 PA: 41		
<b>PITCHER</b>	IP WLS BF H R ER SO BB IBB HBP BLK WP HR S P ERA WHIP											<b>PITCHER</b>	IP WLS BF H R ER SO BB IBB HBP BLK WP HR S P ERA WHIP
Ray Moore, R (1, 1) ERA: 5.5	4.0 L 20 7 5 5 2 2 0 0 0 0 0 1 22 30 11.25 2.250												
Mike Fornieles, R (5, 1) ERA: 5.28	3.0 12 4 2 2 2 1 0 0 0 0 0 0 15 19 6.00 1.667												
Harry Dorish, R (8, 1) ERA: 4.15	2.0 9 2 1 1 0 1 0 0 0 0 0 0 8 12 4.50 1.500												

Cleveland Indians @ Baltimore Orioles  
 Memorial Stadium, Baltimore, MD  
 Tue Jun 05 1956, 3:33 AM EDT  
 Att. 25,041 - Unknown

livebaseballscorecards.com

AB	37
R	8
H	13
RBI	8
BB	4
SO	4
LOB	11



Batter	1	2	3	4	5	6	7	8	9	AB R H RBI BB SO LOB
<b>Bobby Adams, R</b> OBP: 0.357, SLG: 0.278 (1, 4)	4-0 1B BB		0-3 K	0-0 L1			0-0 2B		0-0 SF7	3 1 1 1 1 1 1
<b>Bob Hale, L</b> OBP: 0.338, SLG: 0.323 (1, 3)	0-0 1-3 1-2		0-0 G3			0-0 F8	0-0 4-3 2-3		0-0 6-3	5 0 0 0 0 0 3
<b>George Kell, R</b> OBP: 0.353, SLG: 0.363 <b>Harry Dorish, R</b> (8, 1)	0-0 1-3		0-0 BB 1B			0-0 1B	0-0 6-3			4 0 2 0 0 0 2 0 0 0 0 0 0 0
<b>Bob Nieman, R</b> OBP: 0.412, SLG: 0.500 (1, 7)	4-0 1B BB		4-0 1-2 BB			0-0 F7		0-0 G6-4-3 1B		2 0 1 0 2 0 1
<b>Tito Francona, L</b> OBP: 0.298, SLG: 0.228 (1, 9)	0-0 1-3 2-H 1B		0-0 F7			0-0 F8		0-0 F7		4 0 1 1 0 0 4
<b>Hal Smith, R</b> OBP: 0.351, SLG: 0.441 (1, 2)	0-0 6-3			0-0 HR		0-0 F8		0-0 G6-4-3 1-2f		4 1 1 1 0 0 3
<b>Chuck Diering, R</b> OBP: 0.387, SLG: 0.301 (1, 8)		0-0 5-3	0-3 K			0-0 1-3		0-0 6-3		4 0 0 0 0 1 0
<b>Willy Miranda, S</b> OBP: 0.275, SLG: 0.284 (1, 6)		0-0 G3	0-0 1B			0-0 4-3		0-0 E 1B SF7 1B		4 1 2 0 0 0 0
<b>Ray Moore, R</b> OBP: 0.238, SLG: 0.158 <b>Wayne Causey, L</b> OBP: 0.233, SLG: 0.148 <b>Mike Fornieles, R</b> OBP: 0.250, SLG: 0.500 <b>Billy Gardner, R</b> OBP: 0.255, SLG: 0.346 (7, PH) (8, 5)		0-0 5-3	0-0 F5			0-0 4-3		0-0 E4 1B		1 0 0 0 0 0 0 1 0 0 0 0 0 1 0 0 0 0 0 0 0 2 0 1 0 0 0 0

<b>Inning Stats</b>	R: 1 E: 0 K: 0 S: 4	H: 1 LOB: 2 BB: 2 P: 12	R: 0 E: 0 K: 0 S: 3	H: 0 LOB: 0 BB: 0 P: 3	R: 0 E: 0 K: 1 S: 6	H: 1 LOB: 2 BB: 1 P: 10	R: 1 E: 0 K: 1 S: 7	H: 2 LOB: 1 BB: 0 P: 7	R: 0 E: 0 K: 0 S: 4	H: 1 LOB: 1 BB: 0 P: 4	R: 0 E: 0 K: 0 S: 3	H: 0 LOB: 0 BB: 0 P: 3	R: 0 E: 0 K: 0 S: 4	H: 1 LOB: 0 BB: 0 P: 3	R: 0 E: 0 K: 0 S: 3	H: 1 LOB: 0 BB: 0 P: 3	R: 1 E: 1 K: 0 S: 5	H: 2 LOB: 1 BB: 0 P: 5	1B: 7 2B: 1 3B: 0 HR: 1	SF: 1 SAC: 0 DP: 1 HBP: 0	WP: 0 PB: 0 SB: 0 CS: 0	PA: 38													
<b>PITCHER</b> <b>Bob Lemon, R</b> ERA: 2.46 (1, 1)	IP 9.0	WLS W	BF 38	H 9	R 3	ER 2	SO 2	BB 3	IBB 0	HBP 0	BLK 0	WP 0	HR 1	S 39	P 51	ERA 2.00	WHIP 1.333	<b>PITCHER</b>	IP 9.0	WLS W	BF 38	H 9	R 3	ER 2	SO 2	BB 3	IBB 0	HBP 0	BLK 0	WP 0	HR 1	S 39	P 51	ERA 2.00	WHIP 1.333


**BOTTOM**

**Cleveland Indians @ Baltimore Orioles**  
Memorial Stadium, Baltimore, MD

Tue Jun 05 1956, 3:33 AM EDT  
Att. 25,041 - Unknown

livebaseballscorecards.com

<b>AB</b>	<b>34</b>
<b>R</b>	<b>3</b>
<b>H</b>	<b>9</b>
<b>RBI</b>	<b>3</b>
<b>BB</b>	<b>3</b>
<b>SO</b>	<b>2</b>
<b>LOB</b>	<b>15</b>





Batter	1	2	3	4	5	6	7	8	9	AB R H RBI BB SO LOB	TOP											
Chico Carrasquel, R (1, 6) OBP: 0.280, SLG: 0.288	0-3 K		0-0 F8		0-3 K	0-0 6-3			0-0 6-3	5 0 0 0 0 2 0												
Bobby Avila, R (1, 4) OBP: 0.325, SLG: 0.351	0-0 F2		0-0 4-3		4-0 2B 2B BB		0-0 5-3		0-0 4-3	4 1 0 0 1 0 0												
Al Smith, R (1, 7) OBP: 0.403, SLG: 0.493	0-3 K			0-0 6-3	0-0 2B 2B		0-0 F8			4 1 1 0 0 1 0												
Vic Wertz, L (1, 3) OBP: 0.422, SLG: 0.571		0-0 F9		4-0 1B WP 1B BB	4-0 2B SF8 IBB		0-0 L4			2 2 0 0 2 0 0												
Al Rosen, R (1, 5) OBP: 0.375, SLG: 0.454		0-0 1-3		0-0 1B 1B	0-0 2B		0-0 F7			4 1 2 2 0 0 0												
George Strickland, R (8, 5) OBP: 0.288, SLG: 0.167				1-3 1B 1B	1-3 2-H 3-H 2B				0 0 0 0 0 0 0													
Rocky Colavito, R (1, 9) OBP: 0.326, SLG: 0.429		0-0 E3 FC5 1B		0-0 1B 1B	0-0 SF8		0-0 2B			3 0 2 2 0 0 0												
Jim Busby, R (1, 8) OBP: 0.303, SLG: 0.352		0-0 1B		0-0 F7	0-0 F8		0-0 F7			4 0 1 0 0 0 4												
Earl Averill, R (1, 2) OBP: 0.308, SLG: 0.323		0-0 FC5		0-0 1B		0-0 1-3 2-H 1B		0-3 K		4 0 1 1 0 1 3												
Art Houtteman, R (1, 1)			0-0 4-3		0-3 K		0-0 F9		0-3 K	3 0 0 0 0 1 2												
Ray Narleski, R (6, 1)										1 0 0 0 0 1 0												
<b>Inning Stats</b>	R: 0 E: 0 K: 2 S: 7	H: 0 LOB: 0 BB: 0 P: 7	R: 0 E: 1 K: 0 S: 5	H: 1 LOB: 2 BB: 0 P: 5	R: 0 E: 0 K: 0 S: 3	H: 0 LOB: 0 BB: 0 P: 3	R: 2 E: 0 K: 1 S: 8	H: 3 LOB: 2 BB: 1 P: 12	R: 3 E: 0 K: 1 S: 7	H: 2 LOB: 1 BB: 2 P: 15	R: 0 E: 0 K: 0 S: 3	H: 0 LOB: 0 BB: 0 P: 3	R: 0 E: 0 K: 0 S: 3	H: 0 LOB: 0 BB: 0 P: 3	R: 0 E: 0 K: 1 S: 6	H: 1 LOB: 1 BB: 0 P: 6	R: 0 E: 0 K: 1 S: 5	H: 0 LOB: 0 BB: 0 P: 5	1B: 4 2B: 3 3B: 0 HR: 0	SF: 1 SAC: 0 DP: 0 HBP: 0	WP: 1 PB: 0 SB: 0 CS: 0	PA: 38
<b>PITCHER</b>	IP WLS BF H R ER SO BB IBB HBP BLK WP HR S P ERA WHIP																					
Connie Johnson, R (1, 1) ERA: 3.41	8.0 L 35 7 5 5 5 2 1 0 0 1 0 42 54 5.62 1.125																					
Hal Brown, R (9, 1) ERA: 2.83	1.0 3 0 0 0 1 0 0 0 0 0 0 5 5 0.00 0.000																					

Cleveland Indians @ Baltimore Orioles  
 Memorial Stadium, Baltimore, MD  
 Wed Jun 06 1956, 3:33 AM EDT  
 Att. 12,363 - Unknown

livebaseballscores.com

AB	34
R	5
H	7
RBI	5
BB	3
SO	6
LOB	9



Batter	1	2	3	4	5	6	7	8	9	AB	R	H	RBI	BB	SO	LOB
<b>Bobby Adams, R</b> (1, 4) OBP: 0.361, SLG: 0.298	0-0 5-3		0-0 2B			0-0 5-3		0-0 FC4 1B		4	0	2	0	0	0	0
<b>Bob Hale, L</b> (1, 3) OBP: 0.319, SLG: 0.303	0-0 F5		0-0 4-3			0-0 4-3		0-3 K		4	0	0	0	0	1	2
<b>George Kell, R</b> (1, 5) OBP: 0.350, SLG: 0.359	0-0 6-3			0-0 L5		0-0 1B 1B		0-0 FC4 1-2f		4	0	1	0	0	0	1
<b>Bob Nieman, R</b> (1, 7) OBP: 0.406, SLG: 0.489		0-0 F3		0-0 5-3		0-0 1-2 1B		0-0 F4		4	0	1	0	0	0	0
<b>Gus Triandos, R</b> (1, 2) OBP: 0.368, SLG: 0.511		0-3 K		0-0 F5		0-3 K		0-0 F8		4	0	0	0	0	2	2
<b>Tito Francona, L</b> (1, 9) OBP: 0.304, SLG: 0.231		0-0 1B		0-0 F9		0-3 K		4-0 E BB		3	1	1	0	1	1	0
<b>Chuck Diering, R</b> (1, 8) OBP: 0.373, SLG: 0.287		0-0 F8 1-2		0-0 5-3		0-0 F9		0-0 E8		4	0	0	0	0	0	1
<b>Willy Miranda, S</b> (1, 6) OBP: 0.275, SLG: 0.283			0-0 2-3		0-0 FC6-4 1B		0-3 K		0-0 F2		4	0	1	0	0	1
<b>Connie Johnson, R</b> (1, 1) <b>Tex Nelson, L</b> (8, PH) <b>Hal Brown, R</b> (9, 1)			0-3 K		0-0 FC6-4 1-2f		0-3 K				2	0	0	0	0	1
											1	0	0	0	0	1
											0	0	0	0	0	0

Inning Stats	R: 0	H: 0	E: 0	K: 0	S: 3	R: 0	H: 1	E: 0	K: 1	S: 6	R: 0	H: 1	E: 0	K: 1	S: 6	R: 0	H: 0	E: 0	K: 0	S: 3	R: 0	H: 1	E: 0	K: 1	S: 4	R: 0	H: 2	E: 0	K: 1	S: 7	R: 0	H: 0	E: 0	K: 2	S: 7	R: 0	H: 1	E: 0	K: 2	S: 8	R: 1	H: 0	E: 1	K: 0	S: 4	1B: 5	SF: 0	2B: 1	SAC: 0	3B: 0	DP: 0	HR: 0	HBP: 0	WP: 0	PA: 35
<b>PITCHER</b>	IP	WLS	BF	H	R	ER	SO	BB	IBB	HBP	BLK	WP	HR	S	P	ERA	WHIP																																						
<b>Art Houtteman, R</b> (1, 1) ERA: 3.44	5.2	W	22	5	0	0	2	0	0	0	0	0	0	26	26	0.00	0.882																																						
<b>Ray Narleski, R</b> (6, 1) ERA: 1.3	3.1	S	13	1	1	0	5	1	0	0	0	0	0	22	26	0.00	0.600																																						


**BOTTOM**

**Cleveland Indians @ Baltimore Orioles**  
**Memorial Stadium, Baltimore, MD**

Wed Jun 06 1956, 3:33 AM EDT  
Att. 12,363 - Unknown

<b>AB</b>	<b>34</b>
<b>R</b>	<b>1</b>
<b>H</b>	<b>6</b>
<b>RBI</b>	<b>0</b>
<b>BB</b>	<b>1</b>
<b>SO</b>	<b>7</b>
<b>LOB</b>	<b>8</b>

livebaseballscorecards.com





Batter	1	2	3	4	5	6	7	8	9	AB R H RBI BB SO LOB	TOP		
Chico Carrasquel, R (1, 6) OBP: 0.279, SLG: 0.282	0-3 K		0-3 K		0-3 K			4-0 FC5-4 BB		3 0 0 0 1 3 1	<b>Cleveland Indians @ Baltimore Orioles</b> <b>Memorial Stadium, Baltimore, MD</b> Thu Jun 07 1956, 3:33 AM EDT Att. 3,927 - Unknown		
Bobby Avila, R (1, 4) OBP: 0.319, SLG: 0.344	0-0 F9		0-0 6-3		0-0 6-3			0-0 F9		4 0 0 0 0 0 2			
Al Smith, R (1, 7) OBP: 0.400, SLG: 0.483	0-0 5-3			0-0 L6		4-0 BB		0-0 FC5-4		3 0 0 0 1 0 1			
Al Rosen, R (1, 5)		0-0 6-3		0-0 1B 1B		0-0 F9		0-0 4-3		4 0 1 0 0 0 2			
Vic Wertz, L (1, 3) OBP: 0.424, SLG: 0.569		0-0 E 1B		0-0 1-2 1B		0-0 F6		0-3 K		4 1 2 0 0 1 1			
Rocky Colavito, R (1, 9) OBP: 0.323, SLG: 0.413		0-0 F9		0-0 F8		0-3 K		4-0 FC5-4 BB		3 0 0 0 1 1 4			
Jim Busby, R (1, 8) OBP: 0.302, SLG: 0.361		0-0 E6 3B		0-0 F9		0-0 F4		0-0 FC5-4		4 1 1 1 0 0 3			
Earl Averill, R (1, 2) OBP: 0.279, SLG: 0.286		0-0 5-3		0-0 F2		0-0 5-3		0-3 K		4 0 0 0 0 1 1			
Cal McLish, S (1, 1) Hal Naragon, L (5, PH) Bob Feller, R (5, 1)			0-3 K		0-0 2B		0-0 6-3			1 0 0 0 0 1 0 1 0 1 0 0 0 0 1 0 0 0 0 0 0			
<b>Inning Stats</b>	R: 0 H: 0 E: 0 LOB: 0 K: 1 BB: 0 S: 5 P: 5	R: 2 H: 2 E: 1 LOB: 0 K: 0 BB: 0 S: 5 P: 5	R: 0 H: 0 E: 0 LOB: 0 K: 2 BB: 0 S: 7 P: 7	R: 0 H: 2 E: 0 LOB: 2 K: 0 BB: 0 S: 5 P: 5	R: 0 H: 1 E: 0 LOB: 1 K: 1 BB: 0 S: 6 P: 6	R: 0 H: 0 E: 0 LOB: 1 K: 1 BB: 1 S: 5 P: 9	R: 0 H: 0 E: 0 LOB: 0 K: 0 BB: 0 S: 3 P: 3	R: 0 H: 0 E: 0 LOB: 1 K: 0 BB: 1 S: 3 P: 7	R: 0 H: 0 E: 0 LOB: 1 K: 2 BB: 1 S: 7 P: 11	1B: 3 SF: 0 2B: 1 SAC: 0 3B: 1 DP: 0 HR: 0 HBP: 0	WP: 0 PA: 35 PB: 0 SB: 0 CS: 0		
<b>PITCHER</b>	IP WLS BF H R ER SO BB IBB HBP BLK WP HR S P ERA WHIP											<b>PITCHER</b>	IP WLS BF H R ER SO BB IBB HBP BLK WP HR S P ERA WHIP
Bill Wight, L (1, 1) ERA: 5.47	7.0 W 28 5 2 1 5 2 0 0 0 0 0 0 36 44 1.29 1.000												
George Zuverink, R (8, 1) ERA: 2.01	2.0 S 7 0 0 0 2 1 0 0 0 0 0 0 10 14 0.00 0.500												

livebaseballscorecards.com



Batter	1	2	3	4	5	6	7	8	9	AB	R	H	RBI	BB	SO	LOB
Bobby Adams, R (1, 4) OBP: 0.358, SLG: 0.289	0-0 E4 S E		4-0 1B G6-4-3 BB	0-0 FC1-2 1-2 3-H			0-0 4-3			3	2	0	0	1	0	2
Bob Hale, L (1, 3) OBP: 0.316, SLG: 0.300	0-0 5-3 1-2		0-0 1-3 1B G6-4-3	0-0 F4			0-0 1-3			4	0	1	0	0	0	3
George Kell, R (1, 5) OBP: 0.354, SLG: 0.359	0-0 E7 1B 2-H		0-0 G6-4-3 1-2f 3-H				4-0 5-3 BB			3	1	1	1	1	0	1
Bob Nieman, R (1, 7) OBP: 0.400, SLG: 0.489	0-3 K		0-0 1B 2B				0-0 F7			4	1	1	0	0	2	2
Chuck Diering, R (8, 7) OBP: 0.373, SLG: 0.287							0-3 K			0	0	0	0	0	0	0
Gus Triandos, R (1, 2) OBP: 0.372, SLG: 0.511	0-0 1B 2-H		0-0 1B 2-H				0-0 6-3			4	0	2	2	0	0	0
Tito Francona, L (1, 9) OBP: 0.310, SLG: 0.241	0-0 L7		0-0 F7				0-0 1B			4	1	2	0	0	0	2
Jim Pyburn, R (1, 8) OBP: 0.291, SLG: 0.366			0-0 F9				0-0 F7 1B			3	0	0	0	1	0	0
Willy Miranda, S (1, 6) OBP: 0.280, SLG: 0.297			0-0 F2				0-0 1B FC1-2 2B 1B			3	0	2	1	0	0	0
Bill Wight, L (1, 1) OBP: 0.250, SLG: 0.211			0-3 K				0-0 1B FC1-2			3	0	1	0	0	1	1
George Zuverink, R (8, 1) OBP: 0.250, SLG: 0.211							0-0 F7			1	0	0	0	0	0	1


Inning Stats	R: 2	H: 2	E: 2	K: 1	S: 8	LOB: 1	BB: 0	P: 8	R: 0	H: 0	E: 0	K: 1	S: 5	LOB: 0	BB: 0	P: 5	R: 2	H: 3	E: 0	K: 0	S: 5	LOB: 1	BB: 1	P: 9	R: 0	H: 2	E: 0	K: 0	S: 5	LOB: 2	BB: 0	P: 5	R: 0	H: 0	E: 0	K: 0	S: 3	LOB: 0	BB: 0	P: 3	R: 0	H: 2	E: 0	K: 0	S: 4	LOB: 1	BB: 0	P: 4	R: 0	H: 0	E: 0	K: 1	S: 5	LOB: 1	BB: 1	P: 9	R: 1	H: 1	E: 0	K: 0	S: 4	LOB: 1	BB: 1	P: 8
--------------	------	------	------	------	------	--------	-------	------	------	------	------	------	------	--------	-------	------	------	------	------	------	------	--------	-------	------	------	------	------	------	------	--------	-------	------	------	------	------	------	------	--------	-------	------	------	------	------	------	------	--------	-------	------	------	------	------	------	------	--------	-------	------	------	------	------	------	------	--------	-------	------

PITCHER	IP	WLS	BF	H	R	ER	SO	BB	IBB	HBP	BLK	WP	HR	S	P	ERA	WHIP
Cal McLish, R (1, 1) ERA: 3.5	4.0	L	20	7	4	2	2	1	0	0	0	0	0	23	27	4.50	2.000
Bob Feller, R (5, 1) ERA: 6.35	4.0		16	3	1	0	1	2	0	0	0	0	0	16	24	0.00	1.250

**BOTTOM**

**Cleveland Indians @ Baltimore Orioles**  
**Memorial Stadium, Baltimore, MD**  
 Thu Jun 07 1956, 3:33 AM EDT  
 Att. 3,927 - Unknown

AB	32
R	5
H	10
RBI	4
BB	3
SO	3
LOB	12



WP	PA	ERA	WHIP
0	36		



**Kansas City Athletics @ Baltimore Orioles**  
**Memorial Stadium, Baltimore, MD**  
 Fri Jun 08 1956, 3:33 AM EDT  
 Att. 8,124 - Unknown

[livebaseballscorecards.com](http://livebaseballscorecards.com)

<b>AB</b>	<b>32</b>
<b>R</b>	<b>3</b>
<b>H</b>	<b>5</b>
<b>RBI</b>	<b>3</b>
<b>BB</b>	<b>3</b>
<b>SO</b>	<b>2</b>
<b>LOB</b>	<b>9</b>



Batter	1	2	3	4	5	6	7	8	9	AB	R	H	RBI	BB	SO	LOB
Vic Power, R (1, 3) x OBP: 0.314, SLG: 0.340	0-0 F7		4-0 BB 2B BB		0-0 6-3		0-0 F8			3	1	0	0	1	0	2
Hector Lopez, R (1, 5) x OBP: 0.360, SLG: 0.506	0-0 5-3		0-0 BB 2B 1B		0-0 5-3		0-3 K			4	1	1	0	0	1	2
Enos Slaughter, L (1, 7) x OBP: 0.387, SLG: 0.462	0-0 F4		4-0 BB 2B BB			0-0 F6		0-3 K		3	1	0	0	1	1	0
Harry Simpson, L (1, 9) OBP: 0.308, SLG: 0.514		0-0 F7	0-0 BB 2B			0-0 FC5-2 3B		0-0 F2		4	0	2	3	0	0	0
Jim Finigan, R (1, 4) OBP: 0.357, SLG: 0.376		0-0 S 1B	0-0 5-3			0-0 FC5-2		0-0 F7		4	0	1	0	0	0	2
Tim Thompson, L (1, 2) OBP: 0.361, SLG: 0.430		0-0 F5		0-0 F7		0-0 F9			0-0 6-3	4	0	0	0	0	0	2
Johnny Groth, R (1, 8) OBP: 0.326, SLG: 0.418		0-0 F8		0-0 6-3			0-0 F4		0-0 F5	4	0	0	0	0	0	1
Mike Baxes, R (1, 6) OBP: 0.333, SLG: 0.167			0-0 F7	0-0 F7			4-0 F8 1B BB		0-0 F5	3	0	0	0	1	0	0
Art Dittmar, R (1, 1) OBP: 0.129, SLG: 0.129			0-0 F8		0-0 3-1		0-0 1B			0	0	0	0	0	0	0
Jack Criman, R (2, 1) OBP: 0.356, SLG: 0.296										1	0	0	0	0	0	0
Rance Pless, R (5, PH) OBP: 0.343, SLG: 0.330										1	0	0	0	0	0	0
Bill Harrington, R (5, 1) OBP: 0.125, SLG: 0.125										0	0	0	0	0	0	0
Joe Ginsberg, L (7, PH) OBP: 0.343, SLG: 0.330										1	0	1	0	0	0	0
Moe Burtis, R (7, 1) OBP: 0.125, SLG: 0.125										0	0	0	0	0	0	0

Inning Stats	R: 0	H: 0	E: 0	K: 0	S: 3	P: 3	R: 0	H: 1	E: 0	K: 0	S: 4	P: 4	R: 3	H: 2	E: 0	K: 0	S: 5	P: 13	R: 0	H: 0	E: 0	K: 0	S: 3	P: 3	R: 0	H: 0	E: 0	K: 0	S: 3	P: 3	R: 0	H: 1	E: 0	K: 1	S: 6	P: 10	R: 0	H: 0	E: 0	K: 1	S: 5	P: 5	R: 0	H: 0	E: 0	K: 0	S: 3	P: 3	1B: 3	SF: 0	2B: 1	SAC: 0	3B: 1	DP: 0	HR: 0	HBP: 0	WP: 0	PA: 35
--------------	------	------	------	------	------	------	------	------	------	------	------	------	------	------	------	------	------	-------	------	------	------	------	------	------	------	------	------	------	------	------	------	------	------	------	------	-------	------	------	------	------	------	------	------	------	------	------	------	------	-------	-------	-------	--------	-------	-------	-------	--------	-------	--------

PITCHER	IP	WLS	BF	H	R	ER	SO	BB	IBB	HBP	BLK	WP	HR	S	P	ERA	WHIP
Erv Palica, R (1, 1) ERA: 5.1	2.2		13	3	3	3	0	2	0	0	0	0	0	11	19	10.12	1.875
Hal Brown, R (3, 1) ERA: 2.31	6.1	W	22	2	0	0	2	1	0	0	0	0	0	25	29	0.00	0.474

Batter	1	2	3	4	5	6	7	8	9	AB	R	H	RBI	BB	SO	LOB
<b>Bobby Adams, R</b> OBP: 0.359, SLG: 0.287 (1, 4)	0-0 F7	0-0 1B	0-0 1-3			0-0 F7		4-0 4-3 BB		4	1	1	1	1	0	1
<b>Bob Hale, L</b> OBP: 0.321, SLG: 0.307 (1, 3)	0-0 4-3	0-0 1B 2B 1B		0-0 F9		0-0 L4-3 1B		0-0 4-3		5	1	2	2	0	0	2
<b>George Kell, R</b> OBP: 0.369, SLG: 0.393 (1, 5)	0-0 HR	0-0 2B 1B FC6-2		0-0 1B 1B		0-0 L4-3		4-0 IBB		4	1	3	1	1	0	1
<b>Bob Nieman, R</b> OBP: 0.404, SLG: 0.500 (1, 7)	0-0 1B	0-0 FC6-2 2B		0-0 F8			0-0 5-3	0-3 K		4	0	2	1	0	0	1
<b>Chuck Diering, R</b> OBP: 0.369, SLG: 0.284 (8, 7)		1-3 3-H								1	0	0	0	0	1	3
<b>Gus Triandos, R</b> OBP: 0.369, SLG: 0.503 (1, 2)	0-3 K	0-0 FC6-2		0-0 1B		0-0 F8				4	0	1	0	0	1	3
<b>Tito Francona, L</b> OBP: 0.316, SLG: 0.250 (1, 9)		BB 1B		0-0 F3		0-0 1B				4	1	2	0	0	0	4
<b>Jim Pyburn, R</b> OBP: 0.289, SLG: 0.351 (1, 8)		4-0 E FC6-2 BB	0-0 1-6-3		0-3 K		0-0 F7			3	0	0	0	1	1	1
<b>Willy Miranda, S</b> OBP: 0.292, SLG: 0.316 (1, 6)		0-0 E9 FC6-2 1B 1B	0-0 2B		0-0 4-3			0-0 4-3 SH1-4 1B		4	1	3	1	0	0	0
<b>Erv Palica, R</b> OBP: 0.150, SLG: 0.150 (1, 1)		0-0 FC6-2 1B 1B	0-0 5-3		0-0 F6			0-0 SH1-4		1	1	0	0	0	0	2
<b>Hal Brown, R</b> OBP: 0.333, SLG: 0.375 (3, 1)		2-3 3-H						1-2		2	0	0	0	0	0	1

Inning Stats	R: 1	H: 2	E: 0	LOB: 1	K: 1	S: 7	P: 7	R: 5	H: 6	E: 1	LOB: 2	K: 0	S: 9	P: 13	R: 0	H: 1	E: 0	LOB: 1	K: 0	S: 4	P: 4	R: 0	H: 2	E: 0	LOB: 2	K: 0	S: 5	P: 5	R: 0	H: 0	E: 0	LOB: 0	K: 1	S: 5	P: 5	R: 0	H: 1	E: 0	LOB: 0	K: 0	S: 3	P: 3	R: 0	H: 1	E: 0	LOB: 1	K: 0	S: 4	P: 4	R: 0	H: 1	E: 0	LOB: 3	K: 1	S: 6	P: 14
--------------	------	------	------	--------	------	------	------	------	------	------	--------	------	------	-------	------	------	------	--------	------	------	------	------	------	------	--------	------	------	------	------	------	------	--------	------	------	------	------	------	------	--------	------	------	------	------	------	------	--------	------	------	------	------	------	------	--------	------	------	-------

PITCHER	IP	WLS	BF	H	R	ER	SO	BB	IBB	HBP	BLK	WP	HR	S	P	ERA	WHIP
<b>Art Ditmar, R</b> ERA: 3.39 (1, 1)	1.1	L	11	6	6	6	1	1	0	0	0	0	1	12	16	40.50	5.250
<b>Jack Crimian, R</b> ERA: 5.77 (2, 1)	2.2		13	5	0	0	0	0	0	0	0	0	0	13	13	0.00	1.875
<b>Bill Harrington, R</b> ERA: 5.4 (5, 1)	2.0		6	1	0	0	1	0	0	0	0	0	0	8	8	0.00	0.500
<b>Moe Burtzschy, R</b> ERA: 4.01 (7, 1)	2.0		10	2	0	0	1	1	1	0	0	0	0	10	18	0.00	1.500

**BOTTOM**

**Kansas City Athletics @ Baltimore Orioles**  
Memorial Stadium, Baltimore, MD

Fri Jun 08 1956, 3:33 AM EDT  
Att. 8,124 - Unknown

<b>AB</b>	<b>36</b>
<b>R</b>	<b>6</b>
<b>H</b>	<b>14</b>
<b>RBI</b>	<b>6</b>
<b>BB</b>	<b>3</b>
<b>SO</b>	<b>3</b>
<b>LOB</b>	<b>19</b>



WP	HR	S	P	ERA	WHIP
0	0	0	0	0	0




Batter	1	2	3	4	5	6	7	8	9	AB R H RBI BB SO LOB	TOP																								
Vic Power, R (1, 3) OBP: 0.311, SLG: 0.337	0-0 5-3			x 0-0 BB 1B		x 0-0 F3		x 0-0 G6-4-3 1-2f		4 0 1 0 0 0 2																									
Hector Lopez, R (1, 5) OBP: 0.358, SLG: 0.500	0-0 F7			x 0-0 F7		x 0-0 1B			x 0-0 F7	4 0 1 0 0 0 1																									
Enos Slaughter, L (1, 7) OBP: 0.383, SLG: 0.455	0-0 3-1			x 0-0 F7		x 0-0 F9			x 0-0 BB 2B 1B	4 1 1 0 0 0 2																									
Harry Simpson, L (1, 9) OBP: 0.312, SLG: 0.508		x 0-0 4-3		B B B B x 4-0 1-2 BB		x 0-0 4-3			B B B B x 4-0 2B 1-2 BB	2 0 0 0 2 0 0																									
Joe Ginsberg, L (1, 2) OBP: 0.330, SLG: 0.316		x 0-0 L8		x 0-0 6-3		x 0-0 F9			x 0-0 F5	4 0 0 0 0 0 4																									
Johnny Groth, R (1, 8) OBP: 0.323, SLG: 0.422		x 0-0 F7		x 0-0 1-3		x 0-0 F6			x 0-0 1-3 2-H 2B	4 0 1 1 0 0 0																									
Mike Baxes, R (1, 6) OBP: 0.333, SLG: 0.156			x 0-0 F8		x 0-0 F6			B B B B x 4-0 1B BB	S S S S x 0-3 K	2 0 0 0 1 0 0																									
Bill Renna, R (9, PH) OBP: 0.319, SLG: 0.455										1 0 0 0 0 1 2																									
Clete Boyer, R (1, 4) OBP: 0.231, SLG: 0.231			x 0-0 F8		x 0-0 F8			S S S S x 0-3 K		2 0 0 0 0 0 0																									
Tim Thompson, L (8, PH) OBP: 0.357, SLG: 0.425										1 0 0 0 0 1 1																									
Jim Finigan, R (8, 4) OBP: 0.357, SLG: 0.376										0 0 0 0 0 0 0																									
Troy Herriage, R (1, 1) OBP: 0.111, SLG: 0.111			S S S S x 0-3 K		S S S S x 0-3 K			x 0-0 G6-4-3 1-2 1B		1 0 0 0 0 1 0																									
Tommy Lasorda, L (5, 1) OBP: 0.111, SLG: 0.111										1 0 0 0 0 1 0																									
Bill Harrington, R (6, 1) OBP: 0.338, SLG: 0.480										0 0 0 0 0 0 0																									
Gus Zernial, R (8, PH) OBP: 0.338, SLG: 0.480										1 0 1 0 0 0 0																									
Moe Burtzsch, R (8, 1) OBP: 0.125, SLG: 0.125										0 0 0 0 0 0 0																									
<b>Inning Stats</b>	R: 0 E: 0 K: 0 S: 3	H: 0 LOB: 0 BB: 0 P: 3	R: 0 E: 0 K: 0 S: 3	H: 0 LOB: 0 BB: 0 P: 3	R: 0 E: 0 K: 1 S: 5	H: 0 LOB: 0 BB: 0 P: 5	R: 0 E: 0 K: 0 S: 4	H: 1 LOB: 2 BB: 1 P: 8	R: 0 E: 0 K: 0 S: 3	H: 0 LOB: 0 BB: 0 P: 3	R: 0 E: 0 K: 1 S: 6	H: 1 LOB: 1 BB: 0 P: 6	R: 0 E: 0 K: 0 S: 3	H: 0 LOB: 0 BB: 0 P: 3	R: 0 E: 0 K: 1 S: 5	H: 1 LOB: 1 BB: 1 P: 9	R: 1 E: 0 K: 1 S: 7	H: 2 LOB: 2 BB: 1 P: 11	1B: 4 2B: 1 3B: 0 HR: 0	SF: 0 SAC: 0 DP: 1 HBP: 0	WP: 0 PB: 0 SB: 0 CS: 0	PA: 34													
<b>PITCHER</b> Ray Moore, R (1, 1) ERA: 4.86	IP 9.0	WLS W	BF 34	H 5	R 1	ER 1	SO 4	BB 3	IBB 0	HBP 0	BLK 0	WP 0	HR 0	S 39	P 51	ERA 1.00	WHIP 0.889	<b>PITCHER</b>	IP 9.0	WLS W	BF 34	H 5	R 1	ER 1	SO 4	BB 3	IBB 0	HBP 0	BLK 0	WP 0	HR 0	S 39	P 51	ERA 1.00	WHIP 0.889

Kansas City Athletics @ Baltimore Orioles  
 Memorial Stadium, Baltimore, MD  
 Sat Jun 09 1956, 3:33 AM EDT  
 Unknown

livebaseballscorecards.com

AB	31
R	1
H	5
RBI	1
BB	3
SO	4
LOB	12



Batter	1	2	3	4	5	6	7	8	9
Bobby Adams, R OBP: 0.359, SLG: 0.288 Billy Gardner, R OBP: 0.261, SLG: 0.346 (5, PR) (6, 4)	0-0 F7		0-0 6-3		0-0 FC6-4 1B	4-0 BB			
Bob Hale, L OBP: 0.306, SLG: 0.291 (1, 3)	0-0 4-3		0-0 4-3		0-0 F9	0-0 L7			
George Kell, R OBP: 0.366, SLG: 0.396 (1, 5)	0-0 WP 1B 2B		0-0 F9		0-0 FC6-4 1-2f		0-0 6-3		
Bob Nieman, R OBP: 0.407, SLG: 0.495 Jim Pyburn, R OBP: 0.269, SLG: 0.351 (9, 7)	0-0 2-H 1B		0-0 F9		0-0 F9	4-0 BB E BB	0-0 6-3		
Gus Triandos, R OBP: 0.366, SLG: 0.493 (1, 2)	0-0 F9		0-0 F9		0-0 F9	4-0 BB E BB	0-0 6-3		
Tito Francona, L OBP: 0.321, SLG: 0.259 (6, 9)		0-0 L3		0-0 F7		0-0 E9 BB 1B		0-0 FC1-6 1B	
Tex Nelson, L OBP: 0.226, SLG: 0.207 Chuck Diering, R OBP: 0.363, SLG: 0.278 (6, 8)		0-3 K			0-0 G3	0-0 4-3		0-0 FC1-6 CS	
Willy Miranda, S OBP: 0.309, SLG: 0.329 (1, 6)		0-0 1B			0-0 1B 1B	4-0 BB IBB		0-0 CS 1B	
Ray Moore, R OBP: 0.250, SLG: 0.182 (1, 1)		0-0 F3			0-0 F9 1B 1B	0-3 K		0-0 CS	

Inning Stats	R: 1	H: 2	E: 0	K: 5	S: 5	LOB: 1	BB: 0	P: 5	R: 0	H: 1	E: 0	K: 1	S: 6	LOB: 1	BB: 0	P: 6	R: 0	H: 0	E: 0	K: 3	S: 3	LOB: 0	BB: 0	P: 3	R: 0	H: 0	E: 0	K: 0	S: 3	LOB: 0	BB: 0	P: 3	R: 0	H: 2	E: 0	K: 0	S: 3	LOB: 0	BB: 0	P: 3
--------------	------	------	------	------	------	--------	-------	------	------	------	------	------	------	--------	-------	------	------	------	------	------	------	--------	-------	------	------	------	------	------	------	--------	-------	------	------	------	------	------	------	--------	-------	------

PITCHER														PITCHER																											
IP	WLS	BF	H	R	ER	SO	BB	IBB	HBP	BLK	WP	HR	S	P	ERA	WHIP	IP	WLS	BF	H	R	ER	SO	BB	IBB	HBP	BLK	WP	HR	S	P	ERA	WHIP								
Troy Herrige, R ERA: 6.52 (1, 1)	4.1	L	19	6	2	2	1	0	0	0	1	0	21	21	4.15	1.385																									
Tommy Lasorda, L ERA: 6.07 (5, 1)	1.1		8	1	2	2	1	2	1	0	0	0	7	19	13.50	2.250																									
Bill Harrington, R ERA: 4.85 (6, 1)	1.1		5	0	0	0	0	1	0	0	0	0	4	8	0.00	0.750																									
Moe Burtch, R ERA: 3.92 (8, 1)	1.0		3	2	0	0	0	0	0	0	0	0	3	3	0.00	2.000																									

**BOTTOM**

**Kansas City Athletics @ Baltimore Orioles**  
Memorial Stadium, Baltimore, MD

Sat Jun 09 1956, 3:33 AM EDT  
Unknown

AB	R	H	RBI	BB	SO	LOB
3	0	1	1	0	0	0
0	0	0	1	1	0	0
4	0	0	0	0	0	5
4	1	1	0	0	0	2
3	1	1	1	1	0	0
0	0	0	0	0	0	0
3	1	0	0	1	0	1
4	0	2	1	0	0	0
2	0	0	0	0	1	0
2	0	0	0	0	0	3
3	1	3	0	1	0	0
3	0	1	0	0	1	4

AB	31
R	4
H	9
RBI	4
BB	4
SO	2
LOB	15

livebaseballscorecards.com

**AB 31**  
**R 4**  
**H 9**  
**RBI 4**  
**BB 4**  
**SO 2**  
**LOB 15**

**WP: 1** **PA: 36**  
**PB: 0**  
**SB: 0**  
**CS: 2**

**1B: 8** **SF: 0**  
**2B: 1** **SAC: 0**  
**3B: 0** **DP: 0**  
**HR: 0** **HBP: 0**





Batter	1	2	3	4	5	6	7	8	9	AB R H RBI BB SO LOB	TOP																
Vic Power, R (1, 3) OBP: 0.315, SLG: 0.350	0-0 1-6-3			0-0 1B	0-0 2B		0-0 G4-6-3 1-2f		0-0 F9	5 1 2 0 0 0 2																	
Hector Lopez, R (1, 5) OBP: 0.354, SLG: 0.491	0-0 F7			0-0 F7	0-0 WP S 1B			0-0 5-3	0-0 FC6-4 1-2f	5 0 1 0 0 0 2																	
Gus Zernial, R (1, 7) OBP: 0.336, SLG: 0.480	0-3 K			0-0 F2	0-3 K 1-3			0-0 F8 2B		4 0 1 0 0 2 2																	
Harry Simpson, L (1, 9) OBP: 0.315, SLG: 0.508		0-0 G6-3 1B		0-0 1B BB 1-3 1B	0-0 F6			0-0 F8 2-3		4 1 2 0 0 0 2																	
Jim Finigan, R (1, 4) OBP: 0.361, SLG: 0.370		0-0 G6-3 1-2f		4-0 1B 1-2 BB		0-0 4-3		4-0 BB		2 1 0 0 2 0 1																	
Tim Thompson, L (1, 2) OBP: 0.352, SLG: 0.417		0-0 4-3		0-0 1B 1-2 2-3 3-H 1B		0-0 L6		0-0 G3		4 1 1 1 0 0 2																	
Johnny Groth, R (1, 8) OBP: 0.330, SLG: 0.425			0-3 K	0-0 1B 1-2 2-H 3-H 1B		0-0 F4			0-0 1B FC3-6 1B	4 1 2 2 0 1 0																	
Mike Baxes, R (1, 6) OBP: 0.333, SLG: 0.171			0-0 F9	0-0 1B 1-2 2-H 3-H 1B			0-0 F7		0-0 FC3-6 1-3 1B	3 0 1 1 0 0 0 1 0 1 0 0 0 0																	
Joe Ginsberg, L (9, PH) OBP: 0.336, SLG: 0.323																											
Tom Gorman, R (1, 1)			0-3 K	0-3 K			4-0 G4-6-3 BB		0-0 FC3-6 1-2f 3-H	2 0 0 0 1 2 2 0 0 0 0 0 0 0 1 0 0 1 0 0 1																	
Bobby Shantz, R (7, 1)																											
Enos Slaughter, L (9, PH) OBP: 0.380, SLG: 0.451																											
<b>Inning Stats</b>	R: 0 E: 0 K: 1 S: 5	H: 0 LOB: 0 BB: 0 P: 5	R: 0 E: 0 K: 0 S: 3	H: 1 LOB: 0 BB: 0 P: 3	R: 0 E: 0 K: 2 S: 7	H: 0 LOB: 0 BB: 0 P: 7	R: 4 E: 0 K: 1 S: 10	H: 5 LOB: 2 BB: 1 P: 14	R: 0 E: 0 K: 1 S: 6	H: 2 LOB: 1 BB: 0 P: 6	R: 0 E: 0 K: 0 S: 3	H: 0 LOB: 0 BB: 0 P: 3	R: 0 E: 0 K: 0 S: 2	H: 0 LOB: 0 BB: 1 P: 6	R: 0 E: 0 K: 0 S: 4	H: 1 LOB: 2 BB: 1 P: 8	R: 1 E: 0 K: 0 S: 5	H: 2 LOB: 1 BB: 0 P: 5	1B: 9 2B: 2 3B: 0 HR: 0	SF: 0 SAC: 0 DP: 2 HBP: 0	WP: 1 PB: 0 SB: 1 CS: 0	PA: 38					
<b>PITCHER</b>	IP WLS BF H R ER SO BB IBB HBP BLK WP HR S P ERA WHIP																										
Mike Fomies, R (1, 1) ERA: 5.58	5.0		22	8	4	4	5	1	0	0	0	1	0	31	35	7.20	1.800										
Erv Palica, R (6, 1) ERA: 4.94	2.0	W	6	0	0	0	0	1	0	0	0	0	0	5	9	0.00	0.500										
George Zuverink, R (8, 1) ERA: 2.13	2.0	S	10	3	1	1	0	1	0	0	0	0	0	9	13	4.50	2.000										

**Kansas City Athletics @ Baltimore Orioles**  
 Memorial Stadium, Baltimore, MD  
 Sat Jun 09 1956, 3:38 AM EDT  
 Att. 9,393 - Unknown

AB	35
R	5
H	11
RBI	5
BB	3
SO	5
LOB	14



livebaseballscorecards.com

Batter	1	2	3	4	5	6	7	8	9	AB	R	H	RBI	BB	SO	LOB
<b>Billy Gardner, R</b> (1, 4) OBP: 0.260, SLG: 0.338	0-0 F8		0-0 E6 1B		0-0 4-3		1-0 FC4-2 2B HBP			3	2	0	1	0	0	0
<b>Bob Hale, L</b> (1, 3) OBP: 0.303, SLG: 0.289	0-0 5-3		0-0 BB 1B		0-0 F8		0-0 FC4-2 2B			4	1	1	1	0	0	3
<b>George Kell, R</b> (1, 5) OBP: 0.363, SLG: 0.387	0-0 E3 FC6-4		4-0 BB		0-0 6-3		0-3 K			3	0	0	0	1	1	3
<b>Bob Nieman, R</b> (1, 7) OBP: 0.410, SLG: 0.524	0-0 FC6-4		0-0 F7		0-0 SF7 3B		0-0 2B			4	2	2	3	0	0	3
<b>Tito Francona, L</b> (1, 8) OBP: 0.333, SLG: 0.277		0-0 1-3		0-0 G4-6-3 1B		4-0 BB	0-0 2B			3	0	2	1	1	0	0
<b>Tex Nelson, L</b> (1, 9) OBP: 0.235, SLG: 0.200		4-0 BB		0-3 K		0-0 SF7	0-3 K			1	0	0	1	1	1	1
<b>Jim Pyburn, R</b> (7, PH) OBP: 0.286, SLG: 0.347		4-0 BB		0-3 K		1-2 3-H				1	0	0	0	0	1	1
<b>Hal Smith, R</b> (1, 2) OBP: 0.339, SLG: 0.425		0-0 G6-4-3 1-2f		0-0 G4-6-3 1-2f		0-0 1-3		0-0 F5		4	0	0	0	0	0	3
<b>Willy Miranda, S</b> (1, 6) OBP: 0.308, SLG: 0.327			0-0 4-3		0-0 F7		0-0 HBP FC4-2 1B	0-3 K		4	0	1	0	0	1	0
<b>Mike Fornieles, R</b> (1, 1) OBP: 0.222, SLG: 0.444			0-0 5-3		0-0 4-3 3B		4-0 FC4-2 HBP 2B BB	0-3 K		1	0	0	0	0	0	0
<b>Wayne Causey, L</b> (5, PH) OBP: 0.289, SLG: 0.250										1	1	1	0	0	0	0
<b>Ervin Falcia, R</b> (6, 1) OBP: 0.150, SLG: 0.150										0	0	0	0	0	0	0
<b>Chuck Diering, R</b> (7, PH) OBP: 0.363, SLG: 0.278										0	0	0	0	0	0	0
<b>Hoot Evers, R</b> (7, PH) OBP: 0.414, SLG: 0.281										0	1	0	0	1	0	0
<b>George Zuverink, R</b> (8, 1)										1	0	0	0	0	1	0

Inning Stats	R: 0	H: 0	E: 1	LOB: 1	K: 0	BB: 0	S: 4	P: 4
	R: 0	H: 0	E: 0	LOB: 0	K: 0	BB: 1	S: 2	P: 6
	R: 1	H: 1	E: 1	LOB: 2	K: 0	BB: 1	S: 5	P: 9
	R: 0	H: 1	E: 0	LOB: 0	K: 1	BB: 0	S: 5	P: 5
	R: 1	H: 1	E: 0	LOB: 0	K: 0	BB: 0	S: 4	P: 4
	R: 1	H: 1	E: 0	LOB: 1	K: 0	BB: 1	S: 4	P: 8
	R: 4	H: 3	E: 0	LOB: 1	K: 2	BB: 1	S: 10	P: 15
	R: 0	H: 0	E: 0	LOB: 0	K: 2	BB: 0	S: 7	P: 7

PITCHER	IP	WLS	BF	H	R	ER	SO	BB	IBB	HBP	BLK	WP	HR	S	P	ERA	WHIP
<b>Tom Gorman, R</b> (1, 1) ERA: 3.6	6.0	L	27	5	5	4	1	4	0	0	0	0	0	25	41	6.00	1.500
<b>Bobby Shantz, L</b> (7, 1) ERA: 5.25	2.0		9	2	2	2	4	0	0	1	0	0	0	16	17	9.00	1.000

**BOTTOM**

**Kansas City Athletics @ Baltimore Orioles**  
**Memorial Stadium, Baltimore, MD**  
 Sat Jun 09 1956, 3:38 AM EDT  
 Att. 9,393 - Unknown

<b>AB</b>	<b>30</b>
<b>R</b>	<b>7</b>
<b>H</b>	<b>7</b>
<b>RBI</b>	<b>7</b>
<b>BB</b>	<b>4</b>
<b>SO</b>	<b>5</b>
<b>LOB</b>	<b>14</b>

livebaseballscorecards.com



WP	PA	1B	SF	2B	SAC	3B	DP	HR	HBP	CS
0	36	3	1	2	0	2	2	0	1	0




Batter	1	2	3	4	5	6	7	8	9	AB R H RBI BB SO LOB	TOP										
Vic Power, R OBP: 0.325, SLG: 0.387 (1, 3) X	0-0 3B 1B		0-0 6-3			0-0 SH3-4 1-2		0-0 HR		3 2 2 1 0 0 0											
Hector Lopez, R OBP: 0.351, SLG: 0.486 (1, 5) X	0-0 F7		0-0 5-3			0-0 2B SF7 1B		0-0 6-3		4 1 1 0 0 0 1											
Gus Zernial, R OBP: 0.331, SLG: 0.473 Enos Slaughter, L OBP: 0.382, SLG: 0.460 (1, 7) S S S (6, PH) (6, 7)	0-3 K			0-0 6-3		0-0 1B 2B		0-0 F9		2 0 0 0 0 1 1 2 1 1 1 0 0 0											
Harry Simpson, L OBP: 0.324, SLG: 0.521 (1, 9) X	0-0 1-H PB 3B			0-0 4-3		0-0 1B CS IBB		0-0 1B		3 1 2 1 1 0 0											
Jim Finigan, R OBP: 0.352, SLG: 0.362 (1, 4) S S S	0-3 K 3-H			0-3 K		0-0 SF7		0-0 1-3		3 0 0 1 0 2 1											
Tim Thompson, L OBP: 0.370, SLG: 0.455 (1, 2) X		0-0 F8			0-0 CS 1B	0-0 1-3 2-H 1B			0-0 SF9 3B	4 1 3 1 0 0 0											
Johnny Groth, R OBP: 0.317, SLG: 0.411 (1, 8) S S S		0-3 K			0-0 F9	0-0 CS	0-0 6-3		0-0 SF9	3 0 0 1 0 1 1											
Mike Baxes, R OBP: 0.319, SLG: 0.162 Joe Demaestri, R OBP: 0.257, SLG: 0.248 (1, 6) (5, 6)		0-0 F2			0-3 K 1-2		0-0 6-3		0-0 F5	2 0 0 0 0 1 1 2 0 0 0 0 0 0											
Jose Santiago, R Art Ditmar, R OBP: 0.147, SLG: 0.121 (1, 1) (4, 1)			0-0 6-3			4-0 1B SH3-4 2B BB	0-0 1-3		0-3 K	1 0 0 0 0 0 0 2 1 0 0 1 1 0											
<b>Inning Stats</b>	R: 2 E: 0 K: 2 S: 9	H: 2 LOB: 0 BB: 0 P: 9	R: 0 E: 0 K: 1 S: 5	H: 0 LOB: 0 BB: 0 P: 5	R: 0 E: 0 K: 0 S: 3	H: 0 LOB: 0 BB: 0 P: 3	R: 0 E: 0 K: 1 S: 5	H: 1 LOB: 1 BB: 0 P: 5	R: 3 E: 0 K: 0 S: 5	H: 3 LOB: 1 BB: 2 P: 13	R: 0 E: 0 K: 0 S: 3	H: 0 LOB: 0 BB: 0 P: 3	R: 1 E: 0 K: 0 S: 5	H: 2 LOB: 1 BB: 0 P: 5	R: 1 E: 0 K: 1 S: 6	H: 1 LOB: 0 BB: 0 P: 6	1B: 5 2B: 2 3B: 2 HR: 1	SF: 2 SAC: 1 DP: 1 HBP: 0	WP: 0 PB: 1 SB: 0 CS: 2	PA: 37	
<b>PITCHER</b> Connie Johnson, R ERA: 3.79 Harry Dorish, R ERA: 4.19 Billy Loes, R ERA: 27.0	IP WLS BF H R ER SO BB IBB HBP BLK WP HR S P ERA WHIP	6.0 L 24 6 5 4 5 1 1 0 0 0 0 32 40 6.00 1.167	2.0 8 2 1 1 0 0 0 0 0 0 0 1 8 8 4.50 1.000	1.0 4 1 1 1 1 0 0 0 0 0 0 0 6 6 9.00 1.000			<b>PITCHER</b> IP WLS BF H R ER SO BB IBB HBP BLK WP HR S P ERA WHIP														

Kansas City Athletics @ Baltimore Orioles  
 Memorial Stadium, Baltimore, MD  
 Sun Jun 10 1956, 3:33 AM EDT  
 Att. 8,913 - Unknown

livebaseballscorecards.com

AB	31
R	7
H	9
RBI	6
BB	2
SO	6
LOB	5



Batter	1	2	3	4	5	6	7	8	9	AB R H RBI BB SO LOB
<b>Billy Gardner, R</b> OBP: 0.258, SLG: 0.333 (1, 4)	0-0 5-3		0-0 F9	0-0 BB 1B			0-0 F8		0-0 F2	5 0 1 2 0 0 1
<b>Bob Hale, L</b> OBP: 0.323, SLG: 0.314 (1, 3)	0-0 1B 1B		0-0 1-3 2B	4-0 1-2 BB			0-0 F6			3 0 2 0 1 0 0
<b>George Kell, R</b> OBP: 0.366, SLG: 0.386 (1, 5)	0-0 1-2 G5-4-3 1B		4-0 BB	0-3 K			0-0 F3			3 0 1 0 1 1 3
<b>Bob Nieman, R</b> OBP: 0.405, SLG: 0.532 (1, 7)	0-0 G5-4-3 1-2f		0-0 G1-2-3 3-Hf		0-0 F8			0-0 4-3 3B		4 1 1 0 0 0 5
<b>Tito Francona, L</b> OBP: 0.331, SLG: 0.270 (1, 8)		4-0 BB S		0-0 4-3	0-0 6-3			0-0 4-3		3 0 0 1 1 0 0
<b>Gus Triandos, R</b> OBP: 0.357, SLG: 0.480 (1, 2)		0-0 F5 1-2		0-3 K	0-0 F6			0-3 K		4 0 0 0 0 2 1
<b>Hoot Evers, R</b> OBP: 0.424, SLG: 0.240 (1, 9)		0-0 F5		4-0 BB 1B BB		4-0 G4-6-3 BB		0-0 6-3		2 1 0 0 2 0 1
<b>Billy Loes, R</b> (9, 1)										0 0 0 0 0 0 0
<b>Willy Miranda, S</b> OBP: 0.306, SLG: 0.321 (1, 6)		0-0 4-3		4-0 1-2 1B BB		0-0 G4-6-3 1-2f			0-3 K	3 1 0 0 1 1 2
<b>Connie Johnson, R</b> OBP: 0.300, SLG: 0.125 (1, 1)			0-0	4-0		0-0		0-3		1 0 1 0 1 0 0
<b>Wayne Causey, L</b> OBP: 0.250, SLG: 0.241 (6, PH)				1-2 2-3 1B BB		4-3				1 0 0 0 0 0 0
<b>Harry Dorish, R</b> (7, 1)										0 0 0 0 0 0 0
<b>Tex Nelson, L</b> OBP: 0.229, SLG: 0.194 (9, 9)										1 0 0 0 0 1 0

Inning Stats	R: 0	H: 2	E: 0	LOB: 1	K: 0	BB: 0	S: 4	P: 4	R: 0	H: 0	E: 0	LOB: 1	K: 0	BB: 1	S: 3	P: 7	R: 0	H: 2	E: 0	LOB: 2	K: 0	BB: 1	S: 4	P: 8	R: 2	H: 1	E: 0	LOB: 3	K: 2	BB: 4	S: 8	P: 24	R: 0	H: 0	E: 0	LOB: 0	K: 0	BB: 0	S: 3	P: 3	R: 0	H: 0	E: 0	LOB: 0	K: 0	BB: 1	S: 2	P: 6	R: 0	H: 0	E: 0	LOB: 0	K: 0	BB: 0	S: 3	P: 3	R: 1	H: 1	E: 0	LOB: 0	K: 1	BB: 0	S: 6	P: 6	R: 0	H: 0	E: 0	LOB: 0	K: 2	BB: 0	S: 7	P: 7	R: 0	H: 0	E: 0	LOB: 0	K: 2	BB: 0	S: 7	P: 7	1B: 4	SF: 0	2B: 1	SAC: 0	3B: 1	DP: 3	HR: 0	HBP: 0	WP: 0	PA: 37
--------------	------	------	------	--------	------	-------	------	------	------	------	------	--------	------	-------	------	------	------	------	------	--------	------	-------	------	------	------	------	------	--------	------	-------	------	-------	------	------	------	--------	------	-------	------	------	------	------	------	--------	------	-------	------	------	------	------	------	--------	------	-------	------	------	------	------	------	--------	------	-------	------	------	------	------	------	--------	------	-------	------	------	------	------	------	--------	------	-------	------	------	-------	-------	-------	--------	-------	-------	-------	--------	-------	--------

PITCHER	IP	WLS	BF	H	R	ER	SO	BB	IBB	HBP	BLK	WP	HR	S	P	ERA	WHIP
<b>Jose Santiago, R</b> ERA: 4.76 (1, 1)	3.2		20	5	2	2	1	6	0	0	0	0	0	16	40	4.91	3.000
<b>Art Ditmar, R</b> ERA: 3.29 (4, 1)	5.1	W	17	1	1	1	4	1	0	0	0	0	0	24	28	1.69	0.375


**BOTTOM**

**Kansas City Athletics @ Baltimore Orioles**  
Memorial Stadium, Baltimore, MD

Sun Jun 10 1956, 3:33 AM EDT  
Att. 8,913 - Unknown

livebaseballscorecards.com

<b>AB</b>	<b>30</b>
<b>R</b>	<b>3</b>
<b>H</b>	<b>6</b>
<b>RBI</b>	<b>3</b>
<b>BB</b>	<b>7</b>
<b>SO</b>	<b>5</b>
<b>LOB</b>	<b>13</b>





# Detroit Tigers @ Baltimore Orioles

## Memorial Stadium, Baltimore, MD

Mon Jun 11 1956, 3:33 AM EDT  
Att: 13,727 - Unknown

[livebaseballscorecards.com](http://livebaseballscorecards.com)

<b>AB</b>	<b>39</b>
<b>R</b>	<b>4</b>
<b>H</b>	<b>14</b>
<b>RBI</b>	<b>4</b>
<b>BB</b>	<b>0</b>
<b>SO</b>	<b>2</b>
<b>LOB</b>	<b>19</b>



AB	R	H	RBI	BB	SO	LOB
4	0	0	0	0	0	1
2	0	1	0	0	0	0
3	0	2	1	0	0	0
5	1	1	0	0	0	3
4	0	2	0	0	1	2
0	0	0	0	0	0	0
1	0	0	0	0	0	1
4	0	2	0	0	0	3
4	1	2	1	0	0	1
4	0	1	0	0	0	3
2	0	0	0	0	1	2
1	1	1	0	0	0	0
1	0	1	0	0	0	0
2	0	0	1	0	0	1
2	1	1	1	0	0	2

Batter	1	2	3	4	5	6	7	8	9	AB	R	H	RBI	BB	SO	LOB					
Bill Tuttle, R (1, 8) OBP: 0.325, SLG: 0.421	0-0 6-3			x 0-0 5-3	x 0-0 F8		x 0-0 SH3		x 0-0 L9	4	0	0	0	0	0	1					
Jack Phillips, R (1, 3) OBP: 0.320, SLG: 0.328	0-0 F3			x 0-0 FC4 1B		x 0-0 4-3		x 0-0 2B	2	0	1	0	0	0	0	0					
Wayne Belardi, L (6, PH) OBP: 0.475, SLG: 0.542	(6, 3)							3-H 1B		3	0	2	1	0	0	0					
Al Kaline, R (1, 9) OBP: 0.351, SLG: 0.465	0-0 L5			x 0-0 FC4 1B		x 0-0 E 1B 1B		x 0-0 L4	5	1	1	0	0	0	0	3					
Bob Kennedy, R (1, 7) OBP: 0.351, SLG: 0.369		x 0-0 G6-4-3 1B		x 0-0 FC5-4 1B		S S 0-3 K		x 0-0 L9	4	0	2	0	0	1	2						
Walt Masterson, R (7, 1) OBP: 0.500, SLG: 0.500									0	0	0	0	0	0	0	0					
Harvey Kuenn, R (9, PH) OBP: 0.423, SLG: 0.505									1	0	0	0	0	0	0	1					
Ray Boone, R (1, 5) OBP: 0.363, SLG: 0.448	0-0 G6-4-3			x 0-0 FC5-4		x 0-0 E7 1B 1B		x 0-0 1B 1B	4	0	2	0	0	0	0	3					
Frank Bolling, R (1, 4) OBP: 0.486, SLG: 0.793	0-0 F7							x 0-0 F5	4	1	2	1	0	0	1						
Frank House, L (1, 2) OBP: 0.308, SLG: 0.403			x 0-0 F9		x 0-0 FC6-4 1B 1B		x 0-0 6-3		x 0-0 L7	4	0	1	0	0	0	3					
Jim Brideweser, R (1, 6) OBP: 0.258, SLG: 0.154								x 0-0 L7	2	0	0	0	0	0	1	2					
Earl Torgeson, L (7, PH) OBP: 0.377, SLG: 0.394									1	1	1	0	0	0	0	0					
Buddy Hicks, S (7, 6) OBP: 0.357, SLG: 0.385								x 0-0 2B 1B	1	0	1	0	0	0	0	0					
Frank Lary, R (1, 1) OBP: 0.219, SLG: 0.300			x 0-0 F9		x 0-0 6-3			x 0-0 4-3	2	0	0	1	0	0	0	1					
Charlie Maxwell, L (7, PH) OBP: 0.449, SLG: 0.664	(7, 7)								2	1	1	1	0	0	0	2					
<b>Inning Stats</b>	R: 0 E: 0 K: 0 S: 3	H: 0 LOB: 0 BB: 0 P: 3	R: 0 E: 0 K: 0 S: 3	H: 1 LOB: 0 BB: 0 P: 3	R: 0 E: 0 K: 1 S: 5	H: 0 LOB: 0 BB: 0 P: 5	R: 0 E: 0 K: 0 S: 5	H: 2 LOB: 2 BB: 0 P: 5	R: 1 E: 1 K: 1 S: 8	H: 3 LOB: 2 BB: 0 P: 8	R: 2 E: 0 K: 0 S: 6	H: 3 LOB: 1 BB: 0 P: 6	R: 0 E: 0 K: 0 S: 5	H: 2 LOB: 2 BB: 0 P: 5	R: 0 E: 0 K: 0 S: 4	H: 1 LOB: 1 BB: 0 P: 4	1B: 12 2B: 2 3B: 0 HR: 0	SF: 0 SAC: 1 DP: 1 HBP: 0	WP: 0 PB: 0 SB: 0 CS: 0	PA: 40	
<b>PITCHER</b>	IP	WLS	BF	H	R	ER	SO	BB	IBB	HBP	BLK	WP	HR	S	P	ERA	WHIP				
Don Ferrarese, L (1, 1) ERA: 4.2	4.0		16	5	1	1	1	0	0	0	0	0	0	18	18	2.25	1.250				
George Zuverink, R (5, 1) ERA: 2.38	3.0		16	7	3	2	1	0	0	0	0	0	0	18	18	6.00	2.333				
Hal Brown, R (8, 1) ERA: 2.19	2.0	W	8	2	0	0	0	0	0	0	0	0	0	8	8	0.00	1.000				

Batter	1	2	3	4	5	6	7	8	9
<b>Billy Gardner, R</b> OBP: 0.263, SLG: 0.336 (1, 4)	0-0 FC4-6 1B 1B	0-0 1B			0-0 F3 1-3	0-0 1-3		0-0 1-3	
<b>Wayne Causey, L</b> OBP: 0.243, SLG: 0.235 (1, 5)	0-0 FC4-6 1-2 1B	0-0 G3			0-0 3-1	0-0 L9		0-0 G3	
<b>Bob Hale, L</b> OBP: 0.330, SLG: 0.315 <b>Hal Smith, R</b> OBP: 0.339, SLG: 0.425 (1, 3) (8, 2)	0-0 FC4-6 FC3-6 1-2f 2-3 1B		0-0 F6		4-0 HR BB		0-0 1B		
<b>Bob Nieman, R</b> OBP: 0.416, SLG: 0.566 (1, 7)	0-0 FC3-6 1-2 3-H 1B		0-0 F8		0-0 HR		0-0 2B 1B		
<b>Tito Francona, L</b> OBP: 0.329, SLG: 0.264 (1, 8) (6, 9)	0-0 FC3-6 1-2f 2-3 1B		0-0 6-3		1-0 HBP HBP		0-3 K		
<b>Gus Triandos, R</b> OBP: 0.366, SLG: 0.490 (1, 2) (8, 3)	0-0 WP 1-H 3-H 1B			0-3 K	1-0 HBP		0-0 1-3 2B		
<b>Hoot Evers, R</b> OBP: 0.389, SLG: 0.214 <b>Chuck Diering, R</b> OBP: 0.360, SLG: 0.275 (1, 9) (6, 8)	0-3 K 1-2		0-0 F8		0-0 1-3		0-0 5-3		
<b>Willy Miranda, S</b> OBP: 0.311, SLG: 0.325 (1, 6)		0-0 F8		0-0 E7 1B		0-0 SH3-4 1B		0-0 6-3	
<b>Don Ferrarese, R</b> OBP: 0.133, SLG: 0.071 <b>George Zuverink, R</b> <b>Hal Brown, R</b> OBP: 0.400, SLG: 0.556 (1, 1) (5, 1) (8, 1)		0-0 1-3		0-0 6-3		0-0 SH3-4 1-2		0-0 2B	

Inning Stats	R: 3	H: 4	E: 0	LOB: 1	K: 1	S: 9	P: 9	R: 0	H: 1	E: 0	LOB: 1	K: 0	S: 4	R: 0	H: 0	E: 0	LOB: 0	K: 0	S: 3	R: 0	H: 1	E: 1	LOB: 1	K: 1	S: 6	R: 2	H: 1	E: 0	LOB: 2	K: 0	S: 4	R: 0	H: 1	E: 0	LOB: 1	K: 0	S: 4	R: 0	H: 3	E: 0	LOB: 2	K: 1	S: 7	R: 0	H: 1	E: 0	LOB: 1	K: 0	S: 4	R: 0	H: 1	E: 0	LOB: 1	K: 0	S: 4
--------------	------	------	------	--------	------	------	------	------	------	------	--------	------	------	------	------	------	--------	------	------	------	------	------	--------	------	------	------	------	------	--------	------	------	------	------	------	--------	------	------	------	------	------	--------	------	------	------	------	------	--------	------	------	------	------	------	--------	------	------


PITCHER	IP	WLS	BF	H	R	ER	SO	BB	IBB	HBP	BLK	WP	HR	S	P	ERA	WHIP
<b>Frank Lary, R</b> ERA: 3.83 (1, 1)	6.0	L	29	8	5	5	2	1	0	2	0	1	1	30	36	7.50	1.500
<b>Walt Masterson, R</b> ERA: 4.8 (7, 1)	2.0		9	4	0	0	1	0	0	0	0	0	0	11	11	0.00	2.000

**BOTTOM**

**Detroit Tigers @ Baltimore Orioles**  
Memorial Stadium, Baltimore, MD

Mon Jun 11 1956, 3:33 AM EDT  
Att. 13,727 - Unknown

AB	34
R	5
H	12
RBI	5
BB	1
SO	3
LOB	16



1B: 9	SF: 0	WP: 1	PA: 38
2B: 2	SAC: 1	PB: 0	
3B: 0	DP: 0	SB: 1	
HR: 1	HBP: 2	CS: 0	

PITCHER	IP	WLS	BF	H	R	ER	SO	BB	IBB	HBP	BLK	WP	HR	S	P	ERA	WHIP
---------	----	-----	----	---	---	----	----	----	-----	-----	-----	----	----	---	---	-----	------



Batter	1	2	3	4	5	6	7	8	9	AB R H RBI BB SO LOB	TOP		
Frank Bolling, R (1, 4) OBP: 0.487, SLG: 0.758	0-0 G6-3 1B		0-0 5-3		0-0 SH5-4 1-2			0-0 1B 1B 6-3		4 1 2 0 0 0 3			
Jack Phillips, R (1, 3) OBP: 0.342, SLG: 0.343 Earl Torgeson, L (8, PR) OBP: 0.374, SLG: 0.391 (8, 3)	0-0 G6-3 1-2f		0-0 E6 1B 1B		0-0 L6-4-3 BB			0-0 SH SF9 1B 1B	0-0 F7	3 1 2 0 1 0 1 1 1 0 0 0 0 0			
Al Kaline, R (1, 9) OBP: 0.357, SLG: 0.469	0-0 FC6-4 1B		0-0 S 1B		0-0 L6-4-3 1-2			0-0 SF9 SH E 1B	0-0 L5	5 1 3 2 0 0 2			
Bob Kennedy, R (1, 7) OBP: 0.333, SLG: 0.348	0-0 FC6-4 1-2f		0-0 4-3			0-0 F4		0-0 SH FC4-6 1B	0-0 F3	4 0 0 0 0 0 3			
Ray Boone, R (1, 5) OBP: 0.364, SLG: 0.446		4-0 G1-6-3 BB		0-0 SH3-4 1B		0-0 F8		0-0 SF9 2-3 3-H	0-3 K	3 0 1 1 1 1 1			
Bill Tuttle, R (1, 8) OBP: 0.321, SLG: 0.415		0-0 G1-6-3 1-2f		0-0 SH3-4 1-2		0-0 5-3		0-0 FC4-6 1B 1B		3 1 0 0 0 0 2			
Frank House, L (1, 2) OBP: 0.307, SLG: 0.399		0-0 F3		0-0 F9			0-0 L5	0-0 1B 2B 1B		4 1 1 0 0 0 1			
Jim Brideweser, R (1, 6) OBP: 0.268, SLG: 0.171 Buddy Hicks, S (9, 6) OBP: 0.357, SLG: 0.385			0-0 SH1-4 E 1B		0-0 4-3		0-0 5-3	0-0 2B 1B		4 2 2 1 0 0 1 0 0 0 0 0 0 0			
Billy Hoelt, L (1, 1) OBP: 0.367, SLG: 0.360			0-0 SH1-4		0-0 SH5-4 1B		0-0 L4	0-0 2B		3 0 2 2 0 0 0			
<b>Inning Stats</b>	R: 0 H: 2 E: 0 LOB: 1 K: 0 BB: 0 S: 4 P: 4	R: 0 H: 0 E: 0 LOB: 0 K: 0 BB: 1 S: 2 P: 6	R: 2 H: 3 E: 1 LOB: 1 K: 0 BB: 0 S: 6 P: 6	R: 0 H: 1 E: 0 LOB: 1 K: 0 BB: 0 S: 4 P: 4	R: 0 H: 1 E: 0 LOB: 1 K: 0 BB: 1 S: 3 P: 7	R: 0 H: 0 E: 0 LOB: 0 K: 0 BB: 0 S: 3 P: 3	R: 0 H: 0 E: 0 LOB: 0 K: 0 BB: 0 S: 3 P: 3	R: 6 H: 6 E: 2 LOB: 2 K: 0 BB: 0 S: 10 P: 10	R: 0 H: 0 E: 1 LOB: 1 K: 1 BB: 0 S: 6 P: 6	1B: 12 SF: 1 2B: 1 SAC: 4 3B: 0 DP: 3 HR: 0 HBP: 0	WP: 0 PA: 41 PB: 0 SB: 1 CS: 0		
<b>PITCHER</b>	IP WLS BF H R ER SO BB IBB HBP BLK WP HR S P ERA WHIP											<b>PITCHER</b>	IP WLS BF H R ER SO BB IBB HBP BLK WP HR S P ERA WHIP
Bill Wight, L (1, 1) ERA: 5.28	7.0 L 30 10 5 3 0 2 0 0 0 0 0 0 0 28 36 3.86 1.714												
Erv Palica, R (8, 1) ERA: 4.78	2.0 11 3 3 0 1 0 0 0 0 0 0 0 0 13 13 0.00 1.500												

**Detroit Tigers @ Baltimore Orioles**  
**Memorial Stadium, Baltimore, MD**  
 Tue Jun 12 1956, 3:33 AM EDT  
 Att. 13,461 - Unknown

[livebaseballscorecards.com](http://livebaseballscorecards.com)

AB	34
R	8
H	13
RBI	6
BB	2
SO	1
LOB	14



Batter	1	2	3	4	5	6	7	8	9	AB R H RBI BB SO LOB
<b>Billy Gardner, R</b> OBP: 0.261, SLG: 0.331 (1, 4)	0-0 FC5-4 1B		0-3 K		0-0 L7			0-0 5-3	0-0 L8	5 0 1 0 0 1 2
<b>Hoot Evers, R</b> OBP: 0.425, SLG: 0.313 (1, 9)	0-0 FC5-4 1B		0-0 1B			0-0 2B		0-0 2B 1B		4 1 3 0 0 0 1
<b>Gus Triandos, R</b> OBP: 0.364, SLG: 0.484 (1, 3)	0-0 G5-4-3 1B		0-0 L9			0-0 F7		0-3 K		4 0 1 0 0 1 3
<b>Bob Nieman, R</b> OBP: 0.419, SLG: 0.569 (1, 7)	0-0 G5-4-3 1-2f		0-0 1-3			4-0 BB		0-0 1-H 2B		3 0 1 1 1 0 3
<b>Hal Smith, R</b> OBP: 0.328, SLG: 0.409 (1, 2)		0-0 6-3		0-0 F8		0-0 F8		0-0 F6		4 0 0 0 0 0 3
<b>Chuck Diering, R</b> OBP: 0.347, SLG: 0.263 (1, 8) (8, 5)		0-3 K		0-0 F3		0-3 K			0-0 5-3	4 0 0 0 0 2 2
<b>Wayne Causey, L</b> OBP: 0.256, SLG: 0.229 (1, 5)		4-0 BB BB		0-3 K			0-0 F7		0-0 BB 1B	1 0 0 0 1 1 0 2 0 1 0 0 0 0
<b>Jim Pyburn, R</b> OBP: 0.291, SLG: 0.351 (7, PH) (8, 8)										
<b>Willy Miranda, S</b> OBP: 0.315, SLG: 0.321 (1, 6)		4-0 BB BB			0-0 L9		0-0 F8		4-0 BB BB	2 0 0 0 2 0 0
<b>Bill Wight, L</b> OBP: 0.217, SLG: 0.182 (1, 1)		0-3 K			0-0 F6		0-3 K		0-0 F7	3 0 0 0 0 2 2 0 0 0 0 0 0 0 1 0 0 0 0 0 2
<b>Erv Palica, R</b> OBP: 0.150, SLG: 0.150 (8, 1)										
<b>Tom Gastall, R</b> OBP: 0.222, SLG: 0.333 (9, PH)										

<b>Inning Stats</b>	R: 0 E: 0 K: 0 S: 4	H: 2 LOB: 1 BB: 0 P: 4	R: 0 E: 0 K: 2 S: 7	H: 0 LOB: 2 BB: 2 P: 15	R: 0 E: 0 K: 1 S: 6	H: 1 LOB: 1 BB: 0 P: 6	R: 0 E: 0 K: 1 S: 5	H: 0 LOB: 0 BB: 0 P: 5	R: 0 E: 0 K: 1 S: 6	H: 1 LOB: 2 BB: 1 P: 10	R: 0 E: 0 K: 1 S: 5	H: 0 LOB: 0 BB: 0 P: 5	R: 1 E: 0 K: 1 S: 7	H: 2 LOB: 1 BB: 0 P: 7	R: 0 E: 0 K: 0 S: 4	H: 1 LOB: 2 BB: 1 P: 8	1B: 5 2B: 2 3B: 0 HR: 0	SF: 0 SAC: 0 DP: 1 HBP: 0	WP: 0 PB: 0 SB: 0 CS: 0	PA: 37
---------------------	------------------------------	---------------------------------	------------------------------	----------------------------------	------------------------------	---------------------------------	------------------------------	---------------------------------	------------------------------	----------------------------------	------------------------------	---------------------------------	------------------------------	---------------------------------	------------------------------	---------------------------------	----------------------------------	------------------------------------	----------------------------------	--------

PITCHER	IP	WLS	BF	H	R	ER	SO	BB	IBB	HBP	BLK	WP	HR	S	P	ERA	WHIP	PITCHER	IP	WLS	BF	H	R	ER	SO	BB	IBB	HBP	BLK	WP	HR	S	P	ERA	WHIP	
<b>Billy Hoelt, L</b> ERA: 3.45 (1, 1)	9.0	W	37	7	1	1	7	4	0	0	0	0	0	47	63	1.00	1.222																			

**BOTTOM**

**Detroit Tigers @ Baltimore Orioles**  
**Memorial Stadium, Baltimore, MD**  
 Tue Jun 12 1956, 3:33 AM EDT  
 Att. 13,461 - Unknown

[livebaseballscorecards.com](http://livebaseballscorecards.com)

<b>AB</b>	<b>33</b>
<b>R</b>	<b>1</b>
<b>H</b>	<b>7</b>
<b>RBI</b>	<b>1</b>
<b>BB</b>	<b>4</b>
<b>SO</b>	<b>7</b>
<b>LOB</b>	<b>18</b>





Batter	1	2	3	4	5	6	7	8	9	AB R H RBI BB SO LOB	TOP												
Frank Bolling, R (1, 4) OBP: 0.442, SLG: 0.676	0-0 6-3		0-3 K			0-3 K			0-0 6-3	4 0 0 0 0 2 1													
Wayne Belardi, L (1, 3) OBP: 0.460, SLG: 0.519	0-0 1-3			0-0 F4		0-3 K			0-0 HR 1B	4 1 1 0 0 1 1													
Al Kaline, R (1, 9) OBP: 0.355, SLG: 0.469	0-0 L9			0-0 L4-3			0-0 FC9-5 2B		0-3 K	4 0 1 0 0 1 1													
Charlie Maxwell, L (1, 7) OBP: 0.444, SLG: 0.674 Bob Kennedy, R (9, 7) OBP: 0.333, SLG: 0.348		0-0 4-3		0-0 F8			0-0 FC9-5 2-3		0-0 HR 1-H	4 1 1 2 0 0 1 0 0 0 0 0 0 0													
Ray Boone, R (1, 5) OBP: 0.357, SLG: 0.436		0-0 F9			0-3 K		0-0 F3		0-0 F3	4 0 0 0 0 1 0													
Bill Tuttle, R (1, 8) OBP: 0.321, SLG: 0.411		4-0 BB			0-0 6-3			0-0 5-3		2 0 0 0 1 0 0													
Frank House, L (1, 2) OBP: 0.307, SLG: 0.397		0-0 6-3			0-0 F8			0-0 1B		3 0 1 0 0 0 1													
Buddy Hicks, S (1, 6) OBP: 0.355, SLG: 0.379			0-0 F9			0-0 SH1-4 1B		0-0 F6		3 0 1 0 0 0 1													
Paul Foytack, R (1, 1) OBP: 0.273, SLG: 0.364 Earl Torgeson, L (8, PH) OBP: 0.372, SLG: 0.388 Steve Gromek, S (8, 1) OBP: 0.421, SLG: 0.214			0-3 K			0-0 SH1-4 1-2		0-0 F8		1 0 0 0 0 1 0 1 0 0 0 0 0 1 0 0 0 0 0 0 0													
Inning Stats	R: 0 E: 0 K: 0 S: 3	H: 0 LOB: 0 BB: 0 P: 3	R: 0 E: 0 K: 0 S: 3	H: 0 LOB: 1 BB: 1 P: 7	R: 0 E: 0 K: 2 S: 7	H: 0 LOB: 0 BB: 0 P: 7	R: 0 E: 0 K: 0 S: 3	H: 0 LOB: 0 BB: 0 P: 3	R: 0 E: 0 K: 1 S: 5	H: 0 LOB: 0 BB: 0 P: 5	R: 0 E: 0 K: 2 S: 8	H: 1 LOB: 1 BB: 0 P: 8	R: 0 E: 0 K: 0 S: 3	H: 1 LOB: 0 BB: 0 P: 3	R: 0 E: 0 K: 0 S: 4	H: 1 LOB: 1 BB: 0 P: 4	R: 2 E: 0 K: 1 S: 7	H: 2 LOB: 0 BB: 0 P: 7	1B: 3 2B: 2 3B: 0 HR: 1	SF: 0 SAC: 1 DP: 1 HBP: 0	WP: 0 PB: 0 SB: 0 CS: 0	PA: 32	
PITCHER	IP WLS BF H R ER SO BB IBB HBP BLK WP HR S P ERA WHIP																						
Billy Loes, R (1, 1) ERA: 7.56	6.0		20	1	0	0	5	1	0	0	0	0	0	29	33	0.00	0.333					ERA	WHIP
George Zuverink, R (7, 1) ERA: 2.61	3.0	L	12	4	2	2	1	0	0	0	0	0	1	14	14	6.00	1.333						

Detroit Tigers @ Baltimore Orioles  
 Memorial Stadium, Baltimore, MD  
 Wed Jun 13 1956, 3:33 AM EDT  
 Att. 7,252 - Unknown

livebaseballscorecards.com

AB	30
R	2
H	5
RBI	2
BB	1
SO	6
LOB	7



Batter	1	2	3	4	5	6	7	8	9	AB	R	H	RBI	BB	SO	LOB
<b>Billy Gardner, R</b> OBP: 0.259, SLG: 0.333 (1, 4)	0-0 FC1 2B	0-3 K			0-0 1-3		0-0 F2		0-0 F7	5	0	1	0	0	1	3
<b>Bob Hale, L</b> OBP: 0.327, SLG: 0.323 (1, 3)	0-0 FC1 BB 2-3		0-0 1B 2B		0-0 6-3		0-3 K WP 1-2			4	0	1	0	0	1	2
<b>Hoot Evers, R</b> OBP: 0.455, SLG: 0.324 (1, 9)	4-0 1-2 BB		0-0 G1-4-3 1B 2-3		0-0 4-3		4-0 1-2 2-3 BB			2	0	1	0	2	0	0
<b>Bob Nieman, R</b> OBP: 0.406, SLG: 0.550 (1, 7)	0-0 L9		0-3 K		0-0 F8		0-0 F8			4	0	0	0	0	1	7
<b>Gus Triandos, R</b> OBP: 0.364, SLG: 0.484 (1, 2)	0-0 F8		0-0 G1-4-3		0-0 4-3			0-0 6-3		0	0	0	0	0	0	0
<b>Hal Smith, R</b> OBP: 0.317, SLG: 0.395 (1, 2)			1-2f						4	0	0	0	0	0	4	
<b>Tito Francona, L</b> OBP: 0.333, SLG: 0.266 (1, 8)		0-0 F5		0-0 G4-6-3 1B		4-0 BB		0-3 K		3	0	1	0	1	1	0
<b>Wayne Causey, L</b> OBP: 0.262, SLG: 0.237 (1, 5)		0-0 1B 1B		0-0 G4-6-3 1-2f		0-0 F7		0-0 F3		3	0	1	0	0	0	2
<b>George Zverink, R</b> (7, 1)										1	0	0	0	0	0	0
<b>Willy Miranda, S</b> OBP: 0.314, SLG: 0.316 (1, 6)		0-0 F7		4-0 BB		0-3 K		0-0 F7		3	0	0	0	1	1	1
<b>Billy Loes, R</b> OBP: 0.500, SLG: 0.500 (1, 1)		0-0 1B		0-3 K		0-0 WP K 1B		0-3 K		2	0	1	0	0	1	1
<b>Bobby Adams, R</b> OBP: 0.361, SLG: 0.292 (7, 5)		1-3 1B								2	0	1	0	0	1	0

Inning Stats	R: 0	H: 1	E: 0	K: 0	S: 4	R: 0	H: 2	E: 0	K: 1	S: 7	R: 0	H: 2	E: 0	K: 1	S: 6	R: 0	H: 1	E: 0	K: 1	S: 5	R: 0	H: 0	E: 0	K: 0	S: 3	R: 0	H: 0	E: 0	K: 0	S: 3	R: 0	H: 1	E: 1	K: 2	S: 9	R: 0	H: 0	E: 0	K: 1	S: 5	R: 0	H: 0	E: 0	K: 1	S: 5	1B: 5	2B: 2	3B: 0	HR: 0	SF: 0	SAC: 0	DP: 2	HBP: 0	WP: 1	PB: 0	SB: 0	CS: 0	PA: 37
--------------	------	------	------	------	------	------	------	------	------	------	------	------	------	------	------	------	------	------	------	------	------	------	------	------	------	------	------	------	------	------	------	------	------	------	------	------	------	------	------	------	------	------	------	------	------	-------	-------	-------	-------	-------	--------	-------	--------	-------	-------	-------	-------	--------

PITCHER	IP	WLS	BF	H	R	ER	SO	BB	IBB	HBP	BLK	WP	HR	S	P	ERA	WHIP
<b>Paul Foytack, R</b> ERA: 3.36 (1, 1)	7.0		31	7	0	0	5	4	0	0	0	1	0	37	53	0.00	1.571
<b>Steve Gromek, R</b> ERA: 3.62 (8, 1)	2.0	W	6	0	0	0	2	0	0	0	0	0	0	10	10	0.00	0.000

**BOTTOM**

**Detroit Tigers @ Baltimore Orioles**  
**Memorial Stadium, Baltimore, MD**  
 Wed Jun 13 1956, 3:33 AM EDT  
 Att. 7,252 - Unknown

[livebaseballscorecards.com](http://livebaseballscorecards.com)

**AB 33**  
**R 0**  
**H 7**  
**RBI 0**  
**BB 4**  
**SO 7**  
**LOB 20**





Batter	1	2	3	4	5	6	7	8	9	AB R H RBI BB SO LOB	TOP														
<b>Billy Gardner, R</b> (1, 4) OBP: 0.259, SLG: 0.327	0-0 5-3			0-0 F6		0-0 F8		4-0 FC3-6 BB		3 0 0 0 1 0 1															
<b>Bob Hale, L</b> (1, 3) OBP: 0.314, SLG: 0.309	0-0 4-3			0-0 E1 CS			0-0 4-3	0-0 FC3-6		4 0 0 0 0 0 3															
<b>George Kell, R</b> (1, 5) OBP: 0.370, SLG: 0.381 <b>Chuck Diering, R</b> (9, PR) OBP: 0.347, SLG: 0.263	0-0 6-3			0-3 K 1-2			4-0 BB		4-0 1B BB	2 0 0 0 2 1 1 0 1 0 0 0 0 0															
<b>Bob Nieman, R</b> (1, 7) OBP: 0.394, SLG: 0.532		0-0 F2		0-0 F4			0-3 K		0-3 K	4 0 0 0 0 2 2															
<b>Tito Francona, L</b> (1, 8) OBP: 0.325, SLG: 0.258 <b>Bobby Adams, R</b> (9, 5) OBP: 0.361, SLG: 0.292		0-3 K		0-0 G3			0-3 K		0-0 F8	4 0 0 0 0 2 2 0 0 0 0 0 0 0															
<b>Hoot Evers, R</b> (1, 9) OBP: 0.438, SLG: 0.316		0-0 F6		0-0 F5				0-0 F6	0-0 1B 1-2 1B	4 0 1 0 0 0 0															
<b>Hal Smith, R</b> (1, 2) OBP: 0.315, SLG: 0.390			0-0 F3		0-0 5-3			0-0 F8	0-0 1B	0 0 0 0 0 0 0															
<b>Willy Miranda, S</b> (1, 6) OBP: 0.312, SLG: 0.310			0-0 4-3		0-0 4-1			4-0 BB BB BB	0-0 F5	3 0 0 0 1 0 2															
<b>Ray Moore, R</b> (1, 1) OBP: 0.269, SLG: 0.250 <b>George Zuverink, R</b> (7, 1) <b>Don Ferrarese, R</b> (8, 1) OBP: 0.133, SLG: 0.071			0-3 K		0-0 2B			4-0 BB BB		2 0 1 0 0 1 0 0 0 0 0 1 0 0 0 0 0 0 0 0 0															
<b>Inning Stats</b>	R: 0 E: 0 K: 0 S: 3	H: 0 LOB: 0 BB: 0 P: 3	R: 0 E: 0 K: 1 S: 5	H: 0 LOB: 0 BB: 0 P: 5	R: 0 E: 0 K: 1 S: 5	H: 0 LOB: 0 BB: 0 P: 5	R: 0 E: 1 K: 1 S: 5	H: 0 LOB: 1 BB: 0 P: 5	R: 0 E: 0 K: 0 S: 3	H: 0 LOB: 0 BB: 0 P: 3	R: 0 E: 0 K: 0 S: 4	H: 1 LOB: 1 BB: 0 P: 4	R: 0 E: 0 K: 2 S: 7	H: 0 LOB: 1 BB: 1 P: 11	R: 0 E: 0 K: 0 S: 3	H: 0 LOB: 3 BB: 3 P: 15	R: 1 E: 0 K: 1 S: 7	H: 2 LOB: 2 BB: 1 P: 11	1B: 2 2B: 2 3B: 0 HR: 0	SF: 0 SAC: 0 DP: 1 HBP: 0	WP: 0 PB: 0 SB: 0 CS: 1	PA: 35			
<b>PITCHER</b>	IP	WLS	BF	H	R	ER	SO	BB	IBB	HBP	BLK	WP	HR	S	P	ERA	WHIP								
<b>Lou Kretlow, R</b> (1, 1) ERA: 5.07	7.2		28	1	0	0	5	4	0	0	0	0	0	34	50	0.00	0.652								
<b>Bill Harrington, R</b> (8, 1) ERA: 4.82	1.1	L	7	2	1	1	1	1	0	0	0	0	0	8	12	6.75	2.250								

**Baltimore Orioles @ Kansas City Athletics**  
**Municipal Stadium, Kansas City, MO**  
 Fri Jun 15 1956, 4:33 AM EDT  
 Att. 16,645 - Unknown

AB	26
R	1
H	2
RBI	0
BB	5
SO	6
LOB	11



Batter	1	2	3	4	5	6	7	8	9	AB	R	H	RBI	BB	SO	LOB
Vic Power, R OBP: 0.326, SLG: 0.421 (1, 3)	0-0 6-3		0-0 4-3		0-0 F9		0-0 L4			4	0	0	0	0	0	3
Hector Lopez, R OBP: 0.358, SLG: 0.493 (1, 5)	0-0 F8		0-0 1B			0-0 F2		0-0 4-3		4	0	1	0	0	0	0
Gus Zernial, R OBP: 0.329, SLG: 0.465 (1, 7)	4-0 BB		0-3 K			0-3 K		0-0 1B		3	0	1	0	1	2	1
Bobby Shantz, R (8, PR)										0	0	0	0	0	0	0
Enos Slaughter, L OBP: 0.368, SLG: 0.447 (9, 7)										0	0	0	0	0	0	0
Harry Simpson, L OBP: 0.342, SLG: 0.539 (1, 9)	0-0 F9			0-0 G6-3 1B		0-0 2B		0-0 1B		4	0	3	0	0	0	1
Tim Thompson, L OBP: 0.391, SLG: 0.473 (1, 2)		0-0 F7		0-0 G6-3 1-2f		0-0 L9		0-0 F3		4	0	0	0	0	0	4
Johnny Groth, R OBP: 0.333, SLG: 0.450 (1, 8)		0-0 F8 2B		0-0 1-3			0-0 F8	0-0 4-3		4	0	1	0	0	0	2
Jim Finigan, R OBP: 0.323, SLG: 0.316 (1, 4)		0-0 F8 2-3			0-0 E6		0-0 F2		0-0 F8	4	0	0	0	0	0	1
Mike Baxes, R OBP: 0.356, SLG: 0.277 (1, 6)		0-0 6-3			0-0 F9		0-0 BB 1B		0-0 F3	3	0	1	0	0	0	2
Joe Demaestri, R OBP: 0.266, SLG: 0.260 (8, 6)										1	0	0	0	0	0	0
Lou Kretlow, R OBP: 0.115, SLG: 0.042 (1, 1)			0-0 L7		0-3 K		4-0 BB 1B		0-3 K	2	0	0	0	1	1	1
Bill Harrington, R (8, 1)										0	0	0	0	0	0	0
Rance Pless, R OBP: 0.359, SLG: 0.291 (9, PH)							1-2 BB			1	0	0	0	0	1	0

Inning Stats	R: 0	H: 0	E: 0	K: 0	S: 3	R: 0	H: 1	E: 0	K: 0	S: 4	R: 0	H: 1	E: 0	K: 1	S: 6	R: 0	H: 1	E: 0	K: 0	S: 3	R: 0	H: 0	E: 1	K: 1	S: 6	R: 0	H: 1	E: 0	K: 1	S: 6	R: 0	H: 2	E: 0	K: 0	S: 5	R: 0	H: 0	E: 0	K: 1	S: 5
	LOB: 1	BB: 1	P: 7	LOB: 1	BB: 0	P: 4	LOB: 1	BB: 0	P: 6	LOB: 0	BB: 0	P: 3	LOB: 1	BB: 0	P: 6	LOB: 1	BB: 0	P: 6	LOB: 2	BB: 1	P: 8	LOB: 2	BB: 0	P: 5	LOB: 0	BB: 0	P: 5	LOB: 0	BB: 0	P: 5	1B: 5	SF: 0	2B: 2	SAC: 0	3B: 0	DP: 1	HR: 0	HBP: 0		


PITCHER	IP	WLS	BF	H	R	ER	SO	BB	IBB	HBP	BLK	WP	HR	S	P	ERA	WHIP
Ray Moore, R ERA: 4.43 (1, 1)	6.0		23	4	0	0	3	1	0	0	0	0	0	28	32	0.00	0.833
George Zuverink, R ERA: 2.54 (7, 1)	1.1		7	2	0	0	0	1	0	0	0	0	0	6	10	0.00	2.250
Don Ferrarese, L ERA: 4.05 (8, 1)	1.2	W	6	1	0	0	1	0	0	0	0	0	0	8	8	0.00	0.600

**BOTTOM**

**Baltimore Orioles @ Kansas City Athletics**  
Municipal Stadium, Kansas City, MO

Fri Jun 15 1956, 4:33 AM EDT  
Att. 16,645 - Unknown

<b>AB</b>	<b>34</b>
<b>R</b>	<b>0</b>
<b>H</b>	<b>7</b>
<b>RBI</b>	<b>0</b>
<b>BB</b>	<b>2</b>
<b>SO</b>	<b>4</b>
<b>LOB</b>	<b>15</b>



WP	PA	ERA	WHIP
0	36		





Batter	1	2	3	4	5	6	7	8	9	AB R H RBI BB SO LOB	BOTTOM
--------	---	---	---	---	---	---	---	---	---	----------------------	--------

<b>Vic Power, R</b> <small>OBP: 0.331, SLG: 0.423</small> (1, 3) (7, 4)	0-0 <b>5-3</b>		0-0 <b>6-3</b>		0-0 <b>G6-4-3</b> <b>1B</b>		0-0 <b>1B</b>		4 0 2 1 0 0 0	<b>Baltimore Orioles @ Kansas City Athletics</b> Municipal Stadium, Kansas City, MO Sat Jun 16 1956, 4:33 AM EDT Att. 12,487 - Unknown
--	-------------------	--	-------------------	--	-----------------------------------	--	------------------	--	---------------	---

<b>Hector Lopez, R</b> <small>OBP: 0.356, SLG: 0.493</small> (1, 5)	0-0 <b>F9</b>			0-0 <b>F8</b> <b>1B</b> <b>2B</b>	0-0 <b>G6-4-3</b> <b>1-2f</b>		0-0 <b>F7</b>		4 1 1 0 0 0 3
---	------------------	--	--	--	-------------------------------------	--	------------------	--	---------------

<b>Enos Slaughter, L</b> <small>OBP: 0.365, SLG: 0.437</small> (1, 7)	0-0 <b>L4</b>			0-0 <b>F8</b> <b>2-3</b>		4-0 <b>FC1-6</b> <b>BB</b>		0-0 <b>4-3</b>	3 0 0 0 1 0 1
---	------------------	--	--	--------------------------------	--	----------------------------------	--	-------------------	---------------

<b>Harry Simpson, L</b> <small>OBP: 0.340, SLG: 0.534</small> (1, 9)		0-0 <b>E6</b>		0-0 <b>1-3</b>		0-0 <b>FC1-6</b> <b>1B</b> <b>1-2f</b>		0-0 <b>1B</b>	4 0 1 0 0 0 2
--	--	------------------	--	-------------------	--	---	--	------------------	---------------

<b>Tim Thompson, L</b> <small>OBP: 0.387, SLG: 0.465</small> (1, 2)		0-0 <b>L9</b>		0-0 <b>1B</b> <b>3-H</b>		0-0 <b>F7</b>		0-3 <b>K</b>	4 0 1 1 0 1 3
---	--	------------------	--	--------------------------------	--	------------------	--	-----------------	---------------

<b>Johnny Groth, R</b> <small>OBP: 0.331, SLG: 0.442</small> (1, 8)		0-0 <b>6-3</b>		0-0 <b>F9</b>		0-0 <b>1B</b> <b>1-2</b>		0-0 <b>F8</b>	4 0 1 0 0 0 3
---	--	-------------------	--	------------------	--	--------------------------------	--	------------------	---------------

<b>Jim Finigan, R</b> <small>OBP: 0.324, SLG: 0.325</small> <b>Eddie Robinson, L</b> <small>OBP: 0.313, SLG: 0.500</small> (6, PH) (7, 3)		0-0 <b>F8</b>			0-0 <b>1B</b> <b>2B</b>	0-0 <b>L9</b>		0-3 <b>K</b>	2 1 1 0 0 0 1 2 0 0 0 0 1 2
--	--	------------------	--	--	-------------------------------	------------------	--	-----------------	--------------------------------

<b>Mike Baxes, R</b> <small>OBP: 0.349, SLG: 0.260</small> (1, 6)			0-0 <b>6-3</b>		4-0 <b>1B</b> <b>BB</b>		0-0 <b>F8</b>		3 0 0 0 1 0 0
---	--	--	-------------------	--	-------------------------------	--	------------------	--	---------------

<b>Jack Crimian, R</b> <b>Tom Gorman, R</b> <b>Gus Zernial, R</b> <small>OBP: 0.327, SLG: 0.462</small> <b>Bill Harrington, R</b> <b>Joe Ginsberg, L</b> <small>OBP: 0.331, SLG: 0.310</small> (7, PH) (8, 1) (9, PH)			0-0 <b>3-4-1</b>		0-3 <b>K</b>		0-3 <b>K</b>		1 0 0 0 0 0 0 1 0 0 0 0 1 2 1 0 0 0 0 1 0 0 0 0 0 0 0 0 1 0 0 0 0 0 0
--	--	--	---------------------	--	-----------------	--	-----------------	--	---

Inning Stats	R: 0 H: 0 E: 0 K: 0 S: 3	R: 0 H: 0 E: 1 K: 0 S: 4	R: 0 H: 0 E: 0 K: 0 S: 3	R: 1 H: 2 E: 0 K: 0 S: 5	R: 1 H: 2 E: 0 K: 1 S: 6	R: 0 H: 1 E: 0 K: 0 S: 4	R: 0 H: 1 E: 0 K: 1 S: 6	R: 0 H: 1 E: 0 K: 1 S: 6	R: 0 H: 0 E: 0 K: 1 S: 5	1B: 5 SF: 0 2B: 2 SAC: 0 3B: 0 DP: 1 HR: 0 HBP: 0	WP: 0 PA: 36 PB: 0 SB: 0 CS: 0
--------------	--------------------------	--------------------------	--------------------------	--------------------------	--------------------------	--------------------------	--------------------------	--------------------------	--------------------------	--	---

PITCHER	<b>Connie Johnson, R</b> <small>OBP: 0.347</small> (1, 1)	IP: 9.0 WLS: W BF: 36 H: 7 R: 2 ER: 2 SO: 4 BB: 2 IBB: 0 HBP: 0 BLK: 0 WP: 0 HR: 0 S: 42 P: 50 ERA: 2.00 WHIP: 1.000	PITCHER	IP: 9.0 WLS: W BF: 36 H: 7 R: 2 ER: 2 SO: 4 BB: 2 IBB: 0 HBP: 0 BLK: 0 WP: 0 HR: 0 S: 42 P: 50 ERA: 2.00 WHIP: 1.000
---------	---	--	---------	--



livebaseballscores.com



Batter	1	2	3	4	5	6	7	8	9	AB R H RBI BB SO LOB	TOP																						
<b>Billy Gardner, R</b> (1, 4) OBP: 0.265, SLG: 0.351	0-0 F4		0-0 BB 1B		0-0 5-3		0-0 FC5-4 1-2f		0-0 1-2 2-H 1B	5 0 2 1 0 0 1																							
<b>Bob Hale, L</b> (1, 3) OBP: 0.303, SLG: 0.297	0-0 4-3		0-0 F5			0-0 G3		0-0 4-3	0-0 3-1	5 0 0 0 0 0 3																							
<b>Hoot Evers, R</b> (1, 9) OBP: 0.459, SLG: 0.383	0-0 F6		4-0 FC6-4 1-2 BB			0-0 1B		4-0 BB		2 0 1 0 2 0 0																							
<b>Bob Nieman, R</b> (1, 7) OBP: 0.407, SLG: 0.567		4-0 1B BB	0-0 FC6-4 1-2f			0-0 L7		0-3 K		3 0 0 0 1 1 4																							
<b>Tito Francona, L</b> (1, 8) OBP: 0.325, SLG: 0.259		0-3 K		4-0 G1-4-3 BB		0-0 F5		0-0 F7		3 0 0 0 1 1 3																							
<b>Hal Smith, R</b> (1, 2) OBP: 0.324, SLG: 0.408		0-0 1-2 1B		0-0 G1-4-3 1-2f			0-0 1B 2B		0-0 F9	4 1 2 0 0 0 1																							
<b>Wayne Causey, L</b> (1, 5) OBP: 0.220, SLG: 0.196		0-0 F2		0-0 F6			0-0 F8		0-0 4-3	4 0 0 0 0 0 3																							
<b>Willy Miranda, S</b> (1, 6) OBP: 0.308, SLG: 0.299		0-0 F8				0-0 F3		0-0 F7	4-0 1B 1B BB	3 1 0 0 1 0 3																							
<b>Bill Wight, L</b> (1, 1) OBP: 0.200, SLG: 0.167			0-3 K			0-0 F8		0-0 FC5-4 2-H 1B	0-0 1-2 1B	2 0 0 0 0 1 0																							
<b>Gus Triandos, R</b> (7, PH) OBP: 0.367, SLG: 0.488										1 0 1 1 0 0 0																							
<b>Chuck Diering, R</b> (7, PR) OBP: 0.345, SLG: 0.260										0 0 0 0 0 0 0																							
<b>Mike Fornieles, R</b> (7, 1) OBP: 0.222, SLG: 0.444										0 0 0 0 0 0 0																							
<b>Johnny Schmitz, R</b> (8, 1) OBP: 0.275, SLG: 0.206										0 0 0 0 0 0 0																							
<b>Tex Nelson, L</b> (8, PH) OBP: 0.275, SLG: 0.206										1 0 1 0 0 0 0																							
<b>George Kell, R</b> (9, PR) OBP: 0.371, SLG: 0.377										0 0 0 0 0 0 0																							
<b>Inning Stats</b>	R: 0 E: 0 K: 0 S: 3	H: 0 LOB: 0 BB: 0 P: 3	R: 0 E: 0 K: 1 S: 6	H: 1 LOB: 2 BB: 1 P: 10	R: 0 E: 0 K: 1 S: 6	H: 1 LOB: 2 BB: 1 P: 10	R: 0 E: 0 K: 0 S: 2	H: 0 LOB: 0 BB: 1 P: 6	R: 0 E: 0 K: 0 S: 3	H: 0 LOB: 0 BB: 0 P: 3	R: 0 E: 0 K: 0 S: 4	H: 1 LOB: 1 BB: 0 P: 4	R: 1 E: 0 K: 0 S: 5	H: 2 LOB: 1 BB: 0 P: 5	R: 0 E: 0 K: 1 S: 5	H: 0 LOB: 1 BB: 1 P: 9	R: 1 E: 0 K: 0 S: 5	H: 2 LOB: 2 BB: 1 P: 9	1B: 6 2B: 1 3B: 0 HR: 0	SF: 0 SAC: 0 DP: 1 HBP: 0	WP: 0 PB: 0 SB: 0 CS: 0	PA: 38											
<b>PITCHER</b> <b>Jim Wilson, R</b> (1, 1) ERA: 3.39	IP 0.0	WLS W	BF 0	H 0	R 0	ER 0	SO 0	BB 0	IBB 0	HBP 0	BLK 0	WP 0	HR 0	S 0	P 0	ERA ∞	WHIP ∞																
											<b>PITCHER</b>	IP	WLS	BF	H	R	ER	SO	BB	IBB	HBP	BLK	WP	HR	S	P	ERA	WHIP					

**Baltimore Orioles @ Chicago White Sox**  
Comiskey Park, Chicago, IL  
Mon Jun 18 1956, 4:33 AM EDT  
Att. 11,552 - Unknown

livebaseballscorecards.com

<b>AB</b>	33
<b>R</b>	2
<b>H</b>	7
<b>RBI</b>	2
<b>BB</b>	5
<b>SO</b>	3
<b>LOB</b>	18



Batter	1	2	3	4	5	6	7	8	9
Sammy Esposito, R (1, 5) OBP: 0.353, SLG: 0.250 Jim Rivera, L (7, PH) OBP: 0.367, SLG: 0.432 (8, 9)	0-0 6-3		0-0 B2-3		0-0 6-3		0-0 G6-4-3 1B		
Nellie Fox, L (1, 4) OBP: 0.318, SLG: 0.379	0-0 6-3		0-0 6-3		0-0 G6-4-3 1B		0-0 G6-4-3 1-2f		
Minnie Minoso, R (1, 7) OBP: 0.439, SLG: 0.460	0-0 5-3		1-0 1B HBP		0-0 G6-4-3 1-2f			0-0 SH1-4 FC4-6 1B	
Dave Philley, S (1, 9) OBP: 0.353, SLG: 0.364 (8, 3)		4-0 E 1B 6-3 BB	0-0 1-3 1B		0-0 6-3			0-0 SH FC4-6 SH1-4 2B	
Larry Doby, L (1, 8) OBP: 0.385, SLG: 0.353		0-0 6-3 E 4-3 1B	0-0 F7		0-3 K			0-0 SH1-4 1-2 2-3	
Sherm Lollar, R (1, 2) OBP: 0.426, SLG: 0.490		4-0 4-3 6-3 1-2 2-3 BB		0-0 1B 1B		0-0 F9		4-0 FC4-6 IBB	
Walt Dropo, R (1, 3) OBP: 0.338, SLG: 0.303 Bubba Phillips, R (7, PR) OBP: 0.333, SLG: 0.429 Fred Hatfield, L (8, 5) OBP: 0.338, SLG: 0.309		0-0 6-3		0-0 F8			0-0 FC1-6 1B	0-0 FC4-6 2B	
Luis Aparicio, R (1, 6) OBP: 0.291, SLG: 0.335		0-0 4-3		0-0 1-2 G5-4-3 1B			0-0 FC1-6 1-2f 1B	0-0 1-3 3-H 2B	
Jim Wilson, R (1, 1) OBP: 0.375, SLG: 0.333		0-0 F8		0-0 G5-4-3 1-2f			0-0 1-2 1B	0-0 F3	


AB	R	H	RBI	BB	SO	LOB
3	0	0	0	0	0	0
1	0	1	1	0	0	0
4	0	1	0	0	0	2
3	1	1	0	0	0	1
2	2	1	0	1	0	0
3	1	1	0	0	1	2
2	0	1	0	2	0	0
3	0	1	1	0	0	3
0	0	0	0	0	0	0
1	0	0	1	0	0	2
4	1	2	2	0	0	2
4	0	1	0	0	0	5

Inning Stats	R: 0	H: 0	E: 0	K: 0	S: 3	LOB: 0	BB: 0	P: 3			
R: 2 E: 1 K: 0 S: 4	H: 1 LOB: 1 BB: 2 P: 12	R: 0 E: 0 K: 0 S: 4	H: 1 LOB: 2 BB: 0 P: 5	R: 0 E: 0 K: 0 S: 4	H: 2 LOB: 1 BB: 0 P: 4	R: 0 E: 0 K: 0 S: 3	H: 1 LOB: 0 BB: 0 P: 3	R: 1 E: 0 K: 0 S: 5	H: 3 LOB: 2 BB: 0 P: 5	R: 2 E: 1 K: 0 S: 6	H: 2 LOB: 2 BB: 1 P: 10
PITCHER Bill Wight, L (1, 1) ERA: 5.07 Mike Fornieles, R (7, 1) ERA: 5.97 Johnny Schmitz, L (8, 1) ERA: 4.34	IP: 6.0 WLS: L BF: 24	H: 5 R: 2 ER: 2 SO: 1	H: 2 R: 0 ER: 0 SO: 1	H: 1 R: 0 ER: 0 SO: 1	H: 2 R: 0 ER: 0 SO: 1	H: 1 R: 0 ER: 0 SO: 1	H: 0 R: 0 ER: 0 SO: 1	H: 3 R: 1 ER: 0 SO: 1	H: 2 R: 2 ER: 0 SO: 1	H: 2 R: 1 ER: 0 SO: 1	H: 2 R: 1 ER: 0 SO: 1

**BOTTOM**


**Baltimore Orioles @ Chicago White Sox**  
Comiskey Park, Chicago, IL  
Mon Jun 18 1956, 4:33 AM EDT  
Att. 11,552 - Unknown

AB	30
R	5
H	10
RBI	5
BB	3
SO	1
LOB	17



WP	HR	S	P	ERA	WHIP
0	0	3	3	0.00	1.000



Batter	1	2	3	4	5	6	7	8	9	AB R H RBI BB SO LOB	TOP												
<b>Billy Gardner, R</b> OBP: 0.268, SLG: 0.358 (1, 4) X	0-0 1-3		0-0 SH5-3 2B	0-0 FC6-4			0-0 1B		0-3 K	5 1 2 0 0 1 2													
<b>Hoot Evers, R</b> OBP: 0.431, SLG: 0.353 (1, 9) S	0-3 K		0-0 SH5-3 2-3		0-0 F2		0-3 K		0-0 E5 FC5-4	4 0 0 0 0 2 1													
<b>Bob Nieman, R</b> OBP: 0.400, SLG: 0.551 (1, 7) B B B	4-0 FC6-4 BB		0-0 5-3		0-0 L9		0-0 F4		0-0 FC5-4 1-2f	4 0 0 0 1 0 3													
<b>Gus Triandos, R</b> OBP: 0.365, SLG: 0.488 (1, 3) X	0-0 FC6-4 1-2f		0-0 2B		0-3 K			0-0 F5		4 0 1 1 0 1 1													
<b>Hal Smith, R</b> OBP: 0.322, SLG: 0.403 (1, 2) X		0-0 PB SH1-3 1B	0-0 4-3		0-0 E3 G4-6-3 1B			0-0 L8		4 0 1 0 0 0 1													
<b>Bobby Adams, R</b> OBP: 0.368, SLG: 0.303 (1, 5) X		0-0 SH1-3 1-2		0-0 5-3		0-0 G4-6-3 1B		0-0 BB 1B		3 0 2 0 0 0 0													
<b>Jim Pyburn, R</b> OBP: 0.308, SLG: 0.350 (1, 8) B B B		4-0 PB BB		0-0 1B 1B		0-0 G4-6-3 1-2f 2-3		4-0 1-2 BB		2 0 1 0 2 0 2													
<b>Willy Miranda, S</b> OBP: 0.302, SLG: 0.293 (1, 6) S		0-3 K 1-2 2-3		0-0 F4		0-0 L9		0-0 F8		4 0 0 0 0 1 6													
<b>Ray Moore, R</b> OBP: 0.286, SLG: 0.269 (1, 1)		0-3 K		0-0 FC6-4 1B			0-3 K		0-3 K	2 0 1 0 0 1 2													
<b>Chuck Diering, R</b> OBP: 0.342, SLG: 0.258 (7, PH)										1 0 0 0 0 1 0													
<b>Don Ferrarese, R</b> OBP: 0.133, SLG: 0.071 (7, 1)										0 0 0 0 0 0 0													
<b>Wayne Causey, L</b> OBP: 0.216, SLG: 0.191 (9, PH)										1 0 0 0 0 1 0													
<b>Inning Stats</b>	R: 0 E: 0 K: 1 S: 5	H: 0 LOB: 1 BB: 1 P: 9	R: 0 E: 0 K: 2 S: 8	H: 1 LOB: 2 BB: 1 P: 12	R: 1 E: 0 K: 0 S: 5	H: 2 LOB: 1 BB: 0 P: 5	R: 0 E: 0 K: 0 S: 5	H: 2 LOB: 2 BB: 0 P: 5	R: 0 E: 0 K: 1 S: 5	H: 0 LOB: 0 BB: 0 P: 5	R: 0 E: 0 K: 2 S: 8	H: 1 LOB: 1 BB: 0 P: 8	R: 0 E: 0 K: 0 S: 4	H: 1 LOB: 1 BB: 0 P: 4	R: 0 E: 0 K: 2 S: 8	H: 1 LOB: 2 BB: 1 P: 8	R: 0 E: 1 K: 2 S: 8	H: 0 LOB: 1 BB: 0 P: 8	1B: 6 2B: 2 3B: 0 HR: 0	SF: 0 SAC: 2 DP: 1 HBP: 0	WP: 0 PB: 1 SB: 0 CS: 0	PA: 39	
<b>PITCHER</b> <b>Billy Pierce, L</b> ERA: 3.05 (1, 1)	IP 9.0	WLS W	BF 39	H 8	R 1	ER 1	SO 8	BB 3	IBB 0	HBP 0	BLK 0	WP 0	HR 0	S 52	P 64	ERA 1.00	WHIP 1.222						<b>PITCHER</b> IP WLS BF H R ER SO BB IBB HBP BLK WP HR S P ERA WHIP

**Baltimore Orioles @ Chicago White Sox**  
Comiskey Park, Chicago, IL  
Tue Jun 19 1956, 4:33 AM EDT  
Att. 16,388 - Unknown

[livebaseballscorecards.com](http://livebaseballscorecards.com)

AB	34
R	1
H	8
RBI	1
BB	3
SO	8
LOB	18

Batter	1	2	3	4	5	6	7	8	9	AB	R	H	RBI	BB	SO	LOB
Jim Rivera, L OBP: 0.364, SLG: 0.428 (1, 9) X	0-0 F7 ①		X 0-0 HBP 1B 1-3 2-H		X 0-0 1-3 ②		X 0-0 3-1 ②			4	0	1	1	0	0	0
Nellie Fox, L OBP: 0.321, SLG: 0.381 (1, 4) X	0-0 L7 ②		X 0-0 SF7 ②		X 0-0 HR 1B		BBB 4-0 HBP BB			2	1	1	1	1	0	0
Minnie Minoso, R OBP: 0.444, SLG: 0.476 (1, 7) X	0-0 6-3 ③		H 1-0 1-2 HBP		X 0-0 1-H HR		H 1-0 1-2 HBP			2	1	1	2	0	0	0
Dave Philley, S OBP: 0.347, SLG: 0.357 Walt Dropo, R OBP: 0.338, SLG: 0.303 (1, 3) (8, 3)		X 0-0 4-3 ①	X 0-0 4-3 ③		X 0-0 4-3 ③		SSS 0-3 K ③			4	0	0	0	0	1	4
Larry Doby, L OBP: 0.382, SLG: 0.369 (1, 8)		X 0-0 3-1 ②		X 0-0 4-3 ①		X 0-0 HR		SSS 0-3 K ①		4	1	1	1	0	1	0
Sherm Lollar, R OBP: 0.418, SLG: 0.478 (1, 2)		X 0-0 F8 ③		X 0-0 F7 ②		X 0-0 F6 ①		X 0-0 F5 ②		4	0	0	0	0	0	0
Fred Hatfield, L OBP: 0.345, SLG: 0.319 (1, 5)			X 0-0 1B 1B 1B		X 0-0 1B		SSS 0-3 K ②		X 0-0 3-1 ③	4	1	2	0	0	1	0
Luis Aparicio, R OBP: 0.292, SLG: 0.335 (1, 6)			X 0-0 1B SF7 1B 1-2		X 0-0 F7 ③		X 0-0 4-3 ③			3	1	1	0	0	0	1
Billy Pierce, L OBP: 0.136, SLG: 0.116 (1, 1)			SSS 0-3 K ①		SSS 0-3 K ①		X 0-0 5-3 ①			3	0	0	0	0	2	2


Inning Stats	R: 0	H: 0	E: 0	K: 0	S: 3	LOB: 0	BB: 0	P: 3	R: 0	H: 0	E: 0	K: 0	S: 3	LOB: 0	BB: 0	P: 3	R: 2	H: 3	E: 0	K: 1	S: 8	LOB: 2	BB: 0	P: 9	R: 0	H: 1	E: 0	K: 0	S: 4	LOB: 1	BB: 0	P: 4	R: 2	H: 2	E: 0	K: 1	S: 7	LOB: 0	BB: 0	P: 7	R: 1	H: 1	E: 0	K: 1	S: 6	LOB: 0	BB: 0	P: 6	R: 0	H: 0	E: 0	K: 1	S: 5	LOB: 2	BB: 1	P: 10	R: 0	H: 0	E: 0	K: 1	S: 5	LOB: 0	BB: 0	P: 5
PITCHER	IP	WLS	BF	H	R	ER	SO	BB	IBB	HBP	BLK	WP	HR	S	P	ERA	WHIP																																															
Ray Moore, R ERA: 4.68 (1, 1)	6.0	L	26	7	5	5	3	0	0	1	0	0	2	31	32	7.50	1.167																																															
Don Ferrarese, L ERA: 3.88 (7, 1)	2.0		8	0	0	0	2	1	0	1	0	0	0	10	15	0.00	0.500																																															

**BOTTOM**

**Baltimore Orioles @ Chicago White Sox**  
Comiskey Park, Chicago, IL  
Tue Jun 19 1956, 4:33 AM EDT  
Att. 16,388 - Unknown

livebaseballscorecards.com

AB	30
R	5
H	7
RBI	5
BB	1
SO	5
LOB	7



WP: 0	PA: 34
PB: 0	SB: 0
CS: 0	



Batter	1	2	3	4	5	6	7	8	9	AB	R	H	RBI	BB	SO	LOB	TOP										
Billy Gardner, R OBP: 0.276, SLG: 0.368 (1, 4)	0-0 1B 2B	0-0 1-2 1B		0-0 F8	0-0 1-2 2-3 1B		0-0 5-3		0-0 F8	6	1	3	0	0	0	0											
Hoot Evers, R OBP: 0.423, SLG: 0.351 (1, 9)	0-0 5-3 1B 2-H	0-3 K		0-0 L6	0-0 6-3		0-0 1B 2B 1B		0-3 K	6	2	2	1	0	2	5											
Bob Nieman, R OBP: 0.398, SLG: 0.538 (1, 7)	0-0 5-3 1-2 1B	0-0 4-3		0-0 1B		4-0 BB BB BB	0-3 K		0-0 6-3	5	1	1	0	1	1	4											
Gus Triandos, R OBP: 0.371, SLG: 0.488 (1, 3)	0-0 4-3 1B 2-H		0-0 6-3	0-0 5-3		4-0 BB BB BB	0-0 1-2 BB 2B 1B			4	1	2	1	1	0	1											
Hal Smith, R OBP: 0.331, SLG: 0.413 (1, 2)	0-0 4-3 2-3 1B		4-0 HR BB		0-0 FC1-5 1B	0-3 K	0-0 1-H 2-H 2B			4	1	2	2	1	1	3											
Jim Pyburn, R OBP: 0.323, SLG: 0.393 (1, 8)	4-0 FC6 BB		0-0 1-H HR		0-0 BB FC1-5 SF7 1B	0-3 K	0-0 6-3			4	2	2	2	1	1	3											
Bobby Adams, R OBP: 0.368, SLG: 0.303 Tex Nelson, L OBP: 0.288, SLG: 0.200 Wayne Causey, L OBP: 0.222, SLG: 0.184 George Keil, R OBP: 0.368, SLG: 0.375 (1, 5) (1, PH) (1, 5) (8, PH) (8, 5)	0-0 FC6 1-2f 1B		0-3 K		0-0 FC1-5 1B BB	4-0 BB BB	0-0 6-3			0	0	0	0	0	0	0											
Willy Miranda, S OBP: 0.314, SLG: 0.298 (1, 6)		0-0 1B 1B	0-0 1B		4-0 1-2 2-3 BB 1B	4-0 1-2 2-3 BB	0-0 F3			3	0	2	1	2	0	0											
Billy Loos, R George Zverink, R Bob Hale, L Erv Palica, R Hal Brown, R Harry Dorish, R Tito Francona, L Don Ferraresse, R Mike Forniesle, R		0-3 K	0-3 K		0-0 SF7	0-3 K	0-0 F7			2	0	0	0	0	0	2	2										
Inning Stats	R: 2 E: 0 K: 0 S: 6	H: 3 LOB: 2 BB: 1 P: 10	R: 0 E: 0 K: 2 S: 9	H: 2 LOB: 2 BB: 0 P: 9	R: 2 E: 0 K: 2 S: 9	H: 2 LOB: 1 BB: 1 P: 13	R: 0 E: 0 K: 0 S: 4	H: 1 LOB: 1 BB: 0 P: 4	R: 1 E: 0 K: 0 S: 6	H: 3 LOB: 3 BB: 1 P: 10	R: 1 E: 0 K: 3 S: 9	H: 0 LOB: 3 BB: 4 P: 25	R: 2 E: 0 K: 1 S: 8	H: 3 LOB: 1 BB: 0 P: 8	R: 0 E: 0 K: 0 S: 3	H: 0 LOB: 0 BB: 0 P: 3	R: 0 E: 0 K: 1 S: 5	H: 0 LOB: 0 BB: 0 P: 5	1B: 11 2B: 2 3B: 0 HR: 1	SF: 1 SAC: 0 DP: 0 HBP: 0	WP: 0 PA: 48 PB: 0 SB: 0 CS: 0						
PITCHER	IP	WLS	BF	H	R	ER	SO	BB	IBB	HBP	BLK	WP	HR	S	P	ERA	WHIP										
Howie Pollet, L ERA: 4.5 (1, 1)	0.2		6	3	2	2	0	1	0	0	0	0	0	5	9	27.00	6.000										
Gerry Staley, R ERA: 5.71 (1, 1)	2.1		12	4	2	2	4	1	0	0	0	0	1	19	23	7.71	2.143										
Sandy Consuegra, R ERA: 4.15 (4, 1)	1.2		10	4	1	1	0	1	0	0	0	0	0	9	13	5.40	3.000										
Dixie Howell, R ERA: 5.08 (5, 1)	1.0		7	0	1	1	2	4	0	0	0	0	0	7	23	9.00	4.000										
Morrie Martin, L ERA: 2.84 (6, 1)	3.1	W	13	3	2	2	3	0	0	0	0	0	0	19	19	5.40	0.900										

Baltimore Orioles @ Chicago White Sox  
Comiskey Park, Chicago, IL  
Wed Jun 20 1956, 4:33 AM EDT  
Att. 5,077 - Unknown

livebaseballscorecards.com

AB 40  
R 8  
H 14  
RBI 8  
BB 7  
SO 9  
LOB 25



BOTTOM

Baltimore Orioles @ Chicago White Sox  
Comiskey Park, Chicago, IL  
Wed Jun 20 1956, 4:33 AM EDT  
Att. 5,077 - Unknown

livebaseballscorecards.com

AB 40  
R 12  
H 15  
RBI 11  
BB 8  
SO 4  
LOB 26



WP: 2 PA: 48  
PB: 0  
SB: 1  
CS: 0

AB R H RBI BB SO LOB

6 1 2 4 0 1 1

6 1 2 2 0 0 2

4 2 2 1 2 1 2

5 2 3 1 0 0 2

4 0 2 2 1 1 1

5 0 1 0 0 0 6

3 2 1 1 2 0 2

3 2 0 0 2 1 5

0 0 0 0 0 0 0  
1 0 0 0 0 0 2  
1 0 0 0 0 0 3  
0 0 0 0 0 0 0  
1 1 1 0 0 0 0  
1 1 1 0 1 0 0

1B: 12 SF: 0  
2B: 2 SAC: 0  
3B: 0 DP: 0  
HR: 1 HBP: 0

IP WLS BF H R ER SO BB IBB HBP BLK WP HR S P ERA WHIP  
Don Ferrarese, L (6, 1) 0.0 5 2 4 4 0 0 3 0 0 0 0 14 14 ∞ ∞  
Mike Fornieles, R (6, 1) 3.0 10 1 0 0 3 0 0 0 0 0 0 16 16 0.00 0.333

Main table with columns for Batter, Inning (1-9), and various baseball statistics. Batter names include Jim Rivera, Nellie Fox, Larry Doby, Dave Philley, Sherm Lollar, Walt Dropo, Fred Hatfield, Luis Aparicio, and Howie Pollet. Inning stats are provided at the bottom of each column.

Pitcher stats table with columns for PITCHER, IP, WLS, BF, H, R, ER, SO, BB, IBB, HBP, BLK, WP, HR, S, P, ERA, WHIP. Pitchers listed include Billy Loes, George Zuerink, Erv Palica, Hal Brown, Harry Dorish, Don Ferrarese, and Mike Fornieles.



Batter	1	2	3	4	5	6	7	8	9	AB R H RBI BB SO LOB	TOP																								
<b>Billy Gardner, R</b> OBP: 0.270, SLG: 0.360 (1, 4) X	0-0 6-3		0-3 K			0-0 1-3		0-3 K		4 0 0 0 0 2 0																									
<b>Hoot Evers, R</b> OBP: 0.413, SLG: 0.333 (1, 9) X	0-0 F8			0-0 6-3		4-0 BB BB		0-0 F6		3 0 0 0 1 0 0																									
<b>George Kell, R</b> OBP: 0.366, SLG: 0.368 (1, 5) X	0-0 F2			0-0 F2		4-0 1-2 BB			0-0 5-3	3 0 0 0 1 0 0																									
<b>Bob Nieman, R</b> OBP: 0.388, SLG: 0.524 (1, 7) X		0-0 5-3		0-3 K		0-3 K			0-0 F4	4 0 0 0 0 2 2																									
<b>Gus Triandos, R</b> OBP: 0.374, SLG: 0.491 (1, 3) X		4-0 BB			0-0 F8		0-0 FC1-5 2B		0-0 6-3	3 0 1 0 1 0 0																									
<b>Hal Smith, R</b> OBP: 0.331, SLG: 0.407 (1, 2) X		0-0 F8			4-0 E BB		0-0 FC1-5 FC5-4 2-3			2 0 0 0 1 0 2																									
<b>Jim Pyburn, R</b> OBP: 0.313, SLG: 0.379 (1, 8) X		0-0 F4			0-0 E6 G5-4-3 1-2		0-0 FC5-4 1-2f			3 0 0 0 0 0 3																									
<b>Willy Miranda, S</b> OBP: 0.310, SLG: 0.294 (1, 6) X			0-0 F7		0-0 G5-4-3 1-2f		0-0 F8			3 0 0 0 0 0 3																									
<b>Connie Johnson, R</b> OBP: 0.375, SLG: 0.286 (1, 1) X			0-0 1-3			0-0 6-3		0-0 5-3		2 0 0 0 0 0 0																									
<b>Bob Hale, L</b> OBP: 0.298, SLG: 0.295 (8, PH)										1 0 0 0 0 0 0																									
<b>George Zuverink, R</b> (8, 1)										0 0 0 0 0 0 0																									
<b>Inning Stats</b>	R: 0 E: 0 K: 0 S: 3 H: 0 LOB: 0 BB: 0 P: 3	R: 0 E: 0 K: 0 S: 3 H: 0 LOB: 1 BB: 1 P: 7	R: 0 E: 0 K: 1 S: 5 H: 0 LOB: 0 BB: 0 P: 5	R: 0 E: 0 K: 1 S: 5 H: 0 LOB: 0 BB: 0 P: 5	R: 0 E: 1 K: 0 S: 3 H: 0 LOB: 1 BB: 1 P: 7	R: 0 E: 0 K: 1 S: 5 H: 0 LOB: 2 BB: 2 P: 13	R: 0 E: 0 K: 0 S: 4 H: 1 LOB: 1 BB: 0 P: 4	R: 0 E: 0 K: 1 S: 5 H: 0 LOB: 0 BB: 0 P: 5	R: 0 E: 0 K: 0 S: 3 H: 0 LOB: 0 BB: 0 P: 3	1B: 0 2B: 1 3B: 0 HR: 0 SF: 0 SAC: 0 DP: 1 HBP: 0	WP: 0 PB: 0 SB: 0 CS: 0 PA: 32																								
<b>PITCHER</b> <b>Jack Harshman, L</b> ERA: 3.57 (1, 1)	IP 9.0	WLS W	BF 32	H 1	R 0	ER 0	SO 4	BB 4	IBB 0	HBP 0	BLK 0	WP 0	HR 0	S 36	P 52	ERA 0.00	WHIP 0.556	<b>PITCHER</b>	IP 9.0	WLS W	BF 32	H 1	R 0	ER 0	SO 4	BB 4	IBB 0	HBP 0	BLK 0	WP 0	HR 0	S 36	P 52	ERA 0.00	WHIP 0.556

**Baltimore Orioles @ Chicago White Sox**  
Comiskey Park, Chicago, IL  
Thu Jun 21 1956, 4:33 AM EDT  
Att. 4,581 - Unknown

[livebaseballscorecards.com](http://livebaseballscorecards.com)

**AB 28**  
**R 0**  
**H 1**  
**RBI 0**  
**BB 4**  
**SO 4**  
**LOB 10**













Batter	1	2	3	4	5	6	7	8	9	AB R H RBI BB SO LOB	TOP
<b>Billy Gardner, R</b> (1, 4) OBP: 0.268, SLG: 0.369	0-0 F4		0-0 6-3		0-0 CS 1B		0-0 HR	0-0 5-3		5 1 2 1 0 0 1	
<b>Bob Hale, L</b> (1, 3) OBP: 0.298, SLG: 0.289	0-0 4-3			0-0 4-3	0-0 CS	0-0 BB SH5-3 1B	0-0 4-3		0-0 4-3	5 0 1 0 0 0 0 0 0 0 0 0 0 0	
<b>Hal Smith, R</b> (9, 2) OBP: 0.327, SLG: 0.401					1-2						
<b>George Kell, R</b> (1, 5) OBP: 0.370, SLG: 0.377	0-3 K			0-0 1B 1B		0-0 SH5-3	1-0 BB 1B HBP		0-0 2B	3 1 2 0 0 1 0	
<b>Bob Nieman, R</b> (1, 7) OBP: 0.397, SLG: 0.519		0-0 5-3		0-0 1B 1B		0-0 F7	0-0 BB 1B		0-0 F5	5 0 2 0 0 0 2 0 0 0 0 0 0 0	
<b>Chuck Diering, R</b> (9, 7) OBP: 0.342, SLG: 0.258											
<b>Gus Triandos, R</b> (1, 2) OBP: 0.380, SLG: 0.486		0-0 L9		0-0 1B	1-3 2-H	4-0 BB IBB	4-0 BB 1B		0-0 F4	3 0 1 1 2 0 1	
<b>Hoot Evers, R</b> (1, 9) OBP: 0.425, SLG: 0.344		0-0 1B		0-0 F2		4-0 BB 1B	0-3 K			3 0 1 0 1 1 5	
<b>Jim Pyburn, R</b> (1, 8) OBP: 0.308, SLG: 0.370		0-0 F3		0-0 F3		0-0 F4		0-0 5-3		4 0 0 0 0 0 6	
<b>Willy Miranda, S</b> (1, 6) OBP: 0.315, SLG: 0.312			0-0 F7		0-0 F8		0-0 HR	0-0 SH1-4 1B		4 1 2 1 0 0 0	
<b>Billy Loes, R</b> (1, 1) OBP: 0.143, SLG: 0.143			0-0 4-3		0-0 1-3		0-0 4-3	0-0 SH1-4	0-0 1-2	3 0	
<b>Don Ferrarese, R</b> (8, 1) OBP: 0.133, SLG: 0.071											
<b>George Zuverink, R</b> (8, 1) OBP: 0.167, SLG: 0.091											
<b>Inning Stats</b>	R: 0 E: 0 K: 1 S: 5 H: 0 LOB: 0 BB: 0 P: 5	R: 0 E: 0 K: 0 S: 4 H: 1 LOB: 1 BB: 0 P: 4	R: 0 E: 0 K: 0 S: 3 H: 0 LOB: 0 BB: 0 P: 3	R: 1 E: 0 K: 0 S: 6 H: 3 LOB: 2 BB: 0 P: 6	R: 0 E: 0 K: 0 S: 3 H: 1 LOB: 0 BB: 0 P: 3	R: 0 E: 0 K: 0 S: 4 H: 1 LOB: 3 BB: 2 P: 12	R: 2 E: 0 K: 1 S: 8 H: 3 LOB: 3 BB: 1 P: 13	R: 0 E: 0 K: 0 S: 4 H: 1 LOB: 1 BB: 0 P: 4	R: 0 E: 0 K: 0 S: 4 H: 1 LOB: 1 BB: 0 P: 4	1B: 8 2B: 1 3B: 0 HR: 2 SF: 0 SAC: 2 DP: 0 HBP: 1	WP: 0 PB: 0 SB: 0 CS: 1 PA: 42
<b>PITCHER</b>	IP WLS BF H R ER SO BB IBB HBP BLK WP HR S P ERA WHIP										
<b>Steve Gromek, R</b> (1, 1) ERA: 3.63	6.2 L 31 9 3 3 1 1 1 1 0 0 0 2 30 39 4.05 1.500										
<b>Duke Maas, R</b> (7, 1) ERA: 6.53	0.1 2 0 0 0 1 1 0 0 0 0 0 0 3 7 0.00 3.000										
<b>Al Aber, L</b> (8, 1) ERA: 4.91	2.0 8 2 0 0 0 0 0 0 0 0 0 0 8 8 0.00 1.000										

**Baltimore Orioles @ Detroit Tigers**  
 Briggs Stadium, Detroit, MI  
 Sun Jun 24 1956, 4:33 AM EDT  
 Unknown

[livebaseballscorecards.com](http://livebaseballscorecards.com)

AB	35
R	3
H	11
RBI	3
BB	3
SO	2
LOB	15



Batter	1	2	3	4	5	6	7	8	9	AB	R	H	RBI	BB	SO	LOB
<b>Buddy Hicks, S</b> OBP: 0.279, SLG: 0.293 (1, 6)	0-0 F9		0-0 G3		0-0 3-1		0-0 5-3			4	0	0	0	0	0	2
<b>Wayne Belardi, L</b> OBP: 0.418, SLG: 0.477 (1, 3)	0-0 F9			0-0 L6-3 1B		0-0 G3		0-0 1-3		4	0	1	0	0	0	0
<b>Al Kaline, R</b> OBP: 0.346, SLG: 0.453 (1, 9)	0-0 L8			0-0 L6-3 1-2		0-0 L7		0-0 2B		4	0	1	0	0	0	1
<b>Charlie Maxwell, L</b> OBP: 0.444, SLG: 0.667 (1, 7)		0-0 G3		0-0 WP 1B		0-0 1B 3B		0-3 K		4	1	2	0	0	1	1
<b>Bob Kennedy, R</b> OBP: 0.337, SLG: 0.351 (1, 5)		0-0 FC6-4 1B		0-0 L8 1-2		0-0 1B 3-H		0-0 F3		4	0	2	1	0	0	2
<b>Frank House, L</b> OBP: 0.288, SLG: 0.349 (1, 2)		0-0 F7			0-0 L9		0-0 4-3		0-0 3-1	4	0	0	0	0	0	2
<b>Bill Tuttle, R</b> OBP: 0.313, SLG: 0.380 (1, 8)		0-0 FC6-4 1-2			0-0 F8				0-0 5-3	4	0	0	0	0	0	1
<b>Jim Brideweser, R</b> OBP: 0.298, SLG: 0.231 (1, 4)			0-0 6-3		0-0 BB 1B		0-0 5-3		0-0 2B	4	0	2	0	0	0	0
<b>Steve Gromek, S</b> OBP: 0.435, SLG: 0.188 (1, 1)			0-0 L7		4-0 BB 1B		0-0 HR		0-0 F8	1	0	0	0	0	1	0
<b>Duke Maas, R</b> OBP: 0.154, SLG: 0.167 (7, 1)										0	0	0	0	0	0	0
<b>Earl Torgeson, L</b> OBP: 0.380, SLG: 0.422 (7, PH)										1	1	1	1	0	0	0
<b>Al Aber, L</b> OBP: 0.250, SLG: 0.250 (8, 1)										0	0	0	0	0	0	0
<b>Harvey Kuenn, R</b> OBP: 0.412, SLG: 0.490 (9, PH)										1	0	0	0	0	0	1

Inning Stats	R: 0	H: 0	E: 0	K: 0	S: 3	H: 0	LOB: 0	BB: 0	P: 3	R: 0	H: 1	E: 0	K: 0	S: 4	H: 0	LOB: 1	BB: 0	P: 4	R: 0	H: 2	E: 0	K: 0	S: 4	H: 2	LOB: 1	BB: 0	P: 4	R: 0	H: 1	E: 0	K: 0	S: 4	H: 1	LOB: 2	BB: 1	P: 8	R: 1	H: 2	E: 0	K: 0	S: 5	H: 2	LOB: 1	BB: 0	P: 5	R: 1	H: 1	E: 0	K: 0	S: 4	H: 1	LOB: 0	BB: 0	P: 4	R: 0	H: 1	E: 0	K: 1	S: 6	H: 1	LOB: 1	BB: 0	P: 6	R: 0	H: 1	E: 0	K: 0	S: 4	H: 1	LOB: 1	BB: 0	P: 4	1B: 5	SF: 0	2B: 3	SAC: 0	3B: 1	DP: 1	HR: 1	HBP: 0	WP: 1	PA: 36
--------------	------	------	------	------	------	------	--------	-------	------	------	------	------	------	------	------	--------	-------	------	------	------	------	------	------	------	--------	-------	------	------	------	------	------	------	------	--------	-------	------	------	------	------	------	------	------	--------	-------	------	------	------	------	------	------	------	--------	-------	------	------	------	------	------	------	------	--------	-------	------	------	------	------	------	------	------	--------	-------	------	-------	-------	-------	--------	-------	-------	-------	--------	-------	--------

PITCHER	IP	WLS	BF	H	R	ER	SO	BB	IBB	HBP	BLK	WP	HR	S	P	ERA	WHIP
<b>Billy Loes, R</b> ERA: 5.5 (1, 1)	7.1	W	30	8	2	2	0	1	0	0	0	1	1	29	33	2.46	1.227
<b>Don Ferrarese, L</b> ERA: 4.59 (8, 1)	0.1		1	0	0	0	1	0	0	0	0	0	0	3	3	0.00	0.000
<b>George Zuverink, R</b> ERA: 2.54 (8, 1)	1.1	S	5	1	0	0	0	0	0	0	0	0	0	5	5	0.00	0.750

**BOTTOM**

**Baltimore Orioles @ Detroit Tigers**  
Briggs Stadium, Detroit, MI  
Sun Jun 24 1956, 4:33 AM EDT  
Unknown

[livebaseballscorecards.com](http://livebaseballscorecards.com)

<b>AB</b>	<b>35</b>
<b>R</b>	<b>2</b>
<b>H</b>	<b>9</b>
<b>RBI</b>	<b>2</b>
<b>BB</b>	<b>1</b>
<b>SO</b>	<b>1</b>
<b>LOB</b>	<b>10</b>





Batter	1	2	3	4	5	6	7	8	9	AB R H RBI BB SO LOB	TOP									
<b>Billy Gardner, R</b> (1, 4) OBP: 0.268, SLG: 0.366	0-0 F4	0-0 2-3 1B		0-0 F8			0-0 F5			4 0 1 0 0 0 1										
<b>Bob Hale, L</b> (1, 3) OBP: 0.296, SLG: 0.288	0-0 1B 1B	0-0 F6			0-0 F8		0-0 1-3			4 1 1 0 0 0 2										
<b>George Kell, R</b> (1, 5) OBP: 0.367, SLG: 0.373	0-0 1B 2B 1B	0-0 L9			0-0 L5			0-0 1-3		4 1 1 0 0 0 2										
<b>Bob Nieman, R</b> (1, 7) OBP: 0.388, SLG: 0.506	0-3 K		0-0 F8		0-0 6-3			0-0 4-3		4 0 0 0 0 1 2										
<b>Gus Triandos, R</b> (1, 2) OBP: 0.383, SLG: 0.489	0-0 2B 1B		0-0 F8			0-0 F7		0-0 L4		1 1 1 1 0 0 0										
<b>Hal Smith, R</b> (2, 2) OBP: 0.321, SLG: 0.393	1-3 2-H									3 0 0 0 0 0 0										
<b>Tito Francona, L</b> (1, 9) OBP: 0.324, SLG: 0.268	0-0 1-H 3-H 2B		0-0 L4			0-0 6-3 S 1B		0-0 L9		4 0 2 2 0 0 0										
<b>Jim Pyburn, R</b> (1, 8) OBP: 0.296, SLG: 0.354	0-3 K			0-0 4-3		0-0 6-3		0-0 6-3		4 0 0 0 0 1 2										
<b>Willy Miranda, S</b> (1, 6) OBP: 0.314, SLG: 0.311		0-0 1B SH2-3 1B		0-0 4-3		0-0 G3		0-0 F5		4 0 1 0 0 0 1										
<b>Ray Moore, R</b> (1, 1) OBP: 0.310, SLG: 0.296				0-0 1B			0-0 G3			1 0 1 0 0 0 0										
<b>Hal Brown, R</b> (6, 1) OBP: 0.400, SLG: 0.462		0-0 SH2-3								1 0 0 0 0 0 0										
<b>Don Ferrarese, R</b> (9, 1) OBP: 0.133, SLG: 0.071		1-2								0 0 0 0 0 0 0										
<b>Inning Stats</b>	R: 3 E: 0 K: 2 S: 11	H: 4 LOB: 1 BB: 0 P: 11	R: 0 E: 0 K: 0 S: 5	H: 2 LOB: 2 BB: 0 P: 5	R: 0 E: 0 K: 0 S: 3	H: 0 LOB: 0 BB: 0 P: 3	R: 0 E: 0 K: 0 S: 4	H: 1 LOB: 1 BB: 0 P: 4	R: 0 E: 0 K: 0 S: 3	H: 0 LOB: 0 BB: 0 P: 3	R: 0 E: 0 K: 0 S: 3	H: 0 LOB: 0 BB: 0 P: 3	R: 0 E: 0 K: 0 S: 3	H: 0 LOB: 0 BB: 0 P: 3	R: 0 E: 0 K: 0 S: 3	H: 0 LOB: 0 BB: 0 P: 3	1B: 7 2B: 1 3B: 0 HR: 0	SF: 0 SAC: 1 DP: 0 HBP: 0	WP: 0 PB: 0 SB: 1 CS: 0	PA: 35
<b>PITCHER</b>	IP WLS BF H R ER SO BB IBB HBP BLK WP HR S P ERA WHIP																			
<b>Frank Lary, R</b> (1, 1) ERA: 3.99	2.0 L 12 6 3 3 2 0 0 0 0 0 0 0 16 16 13.50 3.000																			
<b>Virgil Trucks, R</b> (3, 1) ERA: 3.68	7.0 23 2 0 0 0 0 0 0 0 0 0 0 23 23 0.00 0.286																			

**Baltimore Orioles @ Detroit Tigers**  
 Briggs Stadium, Detroit, MI  
 Sun Jun 24 1956, 4:38 AM EDT  
 Att. 15,632 - Unknown

livebaseballscorecards.com

AB	34
R	3
H	8
RBI	3
BB	0
SO	2
LOB	10



Batter	1	2	3	4	5	6	7	8	9	AB	R	H	RBI	BB	SO	LOB
Jim Brideweser, R (1, 4) OBP: 0.296, SLG: 0.231	0-3 K ①		0-0 F9 ①			0-0 BB 1B ①	0-0 4-3 ③			4	1	1	0	0	1	0
Wayne Belardi, L (1, 3) OBP: 0.412, SLG: 0.461	0-0 F4 ②		0-0 F8 ②			4-0 BB 1B 1B ②		0-0 3-1 ①		3	1	0	0	1	0	0
Al Kaline, R (1, 9) OBP: 0.341, SLG: 0.445	0-3 K ③		0-0 L9 ③			0-3 K ①		0-0 L9 ②		4	0	0	0	0	2	2
Charlie Maxwell, L (1, 7) OBP: 0.435, SLG: 0.651		0-0 F4 ①		0-0 4-3 ①		0-0 F8 ②		0-0 F9 ③		4	0	0	0	0	0	2
Bob Kennedy, R (1, 5) OBP: 0.333, SLG: 0.346		0-0 5-3 ②		0-3 K ②		0-0 BB 1B 1B ②		0-0 F4 ①		4	0	1	1	0	1	0
Bill Tuttle, R (1, 8) OBP: 0.319, SLG: 0.383		4-0 BB BB BB ②		0-0 5-3 ③		0-0 BB 1B ②		0-0 G4-6-3 1B ②		3	0	2	1	1	0	0
Red Wilson, R (1, 2) OBP: 0.316, SLG: 0.380		4-0 BB BB ②			0-0 6-3 ①	0-0 F7 ③			0-0 G4-6-3 ② ③	2	0	0	0	1	0	2
Frank House, L (9, PH) OBP: 0.286, SLG: 0.347		1-2 BB BB ②							1-2 ②	1	0	0	0	0	0	1
Buddy Hicks, S (1, 6) OBP: 0.283, SLG: 0.279		4-0 BB ②			0-0 F2 ②			0-0 G3 ①		2	0	0	0	1	0	0
Frank Lary, R (1, 1) OBP: 0.189, SLG: 0.257		0-3 K ③														
Earl Torgeson, L (2, PH) OBP: 0.378, SLG: 0.419																
Virgil Trucks, R (3, 1) OBP: 0.316, SLG: 0.421																

Inning Stats	R: 0	H: 0	E: 0	K: 2	S: 7	LOB: 0	BB: 0	P: 7	R: 0	H: 0	E: 0	K: 1	S: 5	LOB: 3	BB: 3	P: 17	R: 0	H: 0	E: 0	K: 0	S: 3	LOB: 0	BB: 0	P: 3	R: 0	H: 0	E: 0	K: 1	S: 5	LOB: 0	BB: 0	P: 5	R: 0	H: 0	E: 0	K: 0	S: 3	LOB: 0	BB: 0	P: 3	R: 2	H: 3	E: 0	K: 1	S: 8	LOB: 2	BB: 1	P: 12	R: 0	H: 0	E: 0	K: 0	S: 3	LOB: 0	BB: 0	P: 3	R: 0	H: 0	E: 0	K: 0	S: 3	LOB: 0	BB: 0	P: 3	R: 0	H: 1	E: 0	K: 0	S: 3	LOB: 0	BB: 0	P: 3	R: 0	H: 0	E: 0	K: 0	S: 3	LOB: 0	BB: 0	P: 3	1B: 4	2B: 0	3B: 0	HR: 0	SF: 0	SAC: 0	DP: 1	HBP: 0	WP: 0	PB: 0	SB: 0	CS: 0	PA: 34
--------------	------	------	------	------	------	--------	-------	------	------	------	------	------	------	--------	-------	-------	------	------	------	------	------	--------	-------	------	------	------	------	------	------	--------	-------	------	------	------	------	------	------	--------	-------	------	------	------	------	------	------	--------	-------	-------	------	------	------	------	------	--------	-------	------	------	------	------	------	------	--------	-------	------	------	------	------	------	------	--------	-------	------	------	------	------	------	------	--------	-------	------	-------	-------	-------	-------	-------	--------	-------	--------	-------	-------	-------	-------	--------

PITCHER	IP	WLS	BF	H	R	ER	SO	BB	IBB	HBP	BLK	WP	HR	S	P	ERA	WHIP
Ray Moore, R (1, 1) ERA: 4.57	5.2	W	24	3	2	2	5	4	0	0	0	0	0	30	46	3.18	1.235
Hal Brown, R (6, 1) ERA: 2.19	2.2		9	1	0	0	0	0	0	0	0	0	0	9	9	0.00	0.375
Don Ferrarese, L (9, 1) ERA: 4.53	0.2	S	1	0	0	0	0	0	0	0	0	0	0	1	1	0.00	0.000

BOTTOM

Baltimore Orioles @ Detroit Tigers  
 Briggs Stadium, Detroit, MI  
 Sun Jun 24 1956, 4:38 AM EDT  
 Att. 15,632 - Unknown

livebaseballscores.com

AB	30
R	2
H	4
RBI	2
BB	4
SO	5
LOB	10





Batter	1	2	3	4	5	6	7	8	9	AB R H RBI BB SO LOB	TOP	
<b>Billy Gardner, R</b> OBP: 0.263, SLG: 0.359 (1, 4) X	0-0 F6 ①		0-0 F8 ①			0-0 6-3 ②	0-3 K ③			4 0 0 0 0 1 0	<b>Baltimore Orioles @ Cleveland Indians</b> Cleveland Municipal Stadium, Cleveland, OH Tue Jun 26 1956, 3:33 AM EDT Att. 8,250 - Unknown <a href="http://livebaseballscorecards.com">livebaseballscorecards.com</a>	
<b>Bob Hale, L</b> OBP: 0.295, SLG: 0.295 (1, 3) X	0-0 F2 ②		0-0 1B 2B			0-0 L9 ③		0-0 F5 ①		4 1 1 0 0 0 0		
<b>Joe Frazier, L</b> OBP: 0.295, SLG: 0.425 (1, 9) X	0-0 F8 ③		0-0 F4 ②			0-0 E 1B SF7 1B		0-0 G3 ②		4 1 1 0 0 0 1		
<b>Bob Nieman, R</b> OBP: 0.390, SLG: 0.503 (1, 7) B B B B		4-0 2B BB	0-0 FC4-6 1B 2-H			0-3 K ①		0-0 F2 ③		3 1 1 1 1 1 1		
<b>Dick Williams, R</b> OBP: 0.273, SLG: 0.273 (1, 5) S S S		0-3 K ①	0-0 FC4-6 ③ 1-2f			0-0 E1 1B 1-3		0-0 F9 ①		4 0 1 0 0 1 2		
<b>Tito Francona, L</b> OBP: 0.317, SLG: 0.263 (1, 8) X		0-0 F5 ②		0-0 F9 ①		0-0 SF7 ②		0-0 F9 ②		3 0 0 1 0 0 1		
<b>Hal Smith, R</b> OBP: 0.319, SLG: 0.396 (1, 2) X		0-0 1-H 2B		0-3 K ②		0-0 F3 ③		0-3 K ③		4 0 1 1 0 2 1		
<b>Willy Miranda, S</b> OBP: 0.314, SLG: 0.308 (1, 6) B B B B		4-0 BB		0-0 F8 ③			0-0 4-3 ①			2 0 0 0 1 0 0		
<b>Connie Johnson, R</b> OBP: 0.333, SLG: 0.250 (1, 1) X		0-0 F9 ③			0-0 F4 ①		0-0 F7 ②			2 0 0 0 0 0 2		
<b>George Zuverink, R</b> OBP: 0.154, SLG: 0.083 (6, 1)										1 0 0 0 0 0 0		
<b>Inning Stats</b>	R: 0 H: 0 E: 0 LOB: 0 K: 0 BB: 0 S: 3 P: 3	R: 1 H: 1 E: 0 LOB: 2 K: 1 BB: 2 S: 6 P: 14	R: 1 H: 2 E: 0 LOB: 1 K: 0 BB: 0 S: 5 P: 5	R: 0 H: 0 E: 0 LOB: 0 K: 1 BB: 0 S: 5 P: 5	R: 0 H: 0 E: 0 LOB: 0 K: 0 BB: 0 S: 3 P: 3	R: 1 H: 2 E: 1 LOB: 1 K: 1 BB: 0 S: 7 P: 7	R: 0 H: 0 E: 0 LOB: 0 K: 1 BB: 0 S: 5 P: 5	R: 0 H: 0 E: 0 LOB: 0 K: 0 BB: 0 S: 3 P: 3	R: 0 H: 0 E: 0 LOB: 0 K: 1 BB: 0 S: 5 P: 5	1B: 3 SF: 1 2B: 2 SAC: 0 3B: 0 DP: 0 HR: 0 HBP: 0	WP: 0 PA: 34 PB: 0 SB: 0 CS: 0	
<b>PITCHER</b> <b>Early Wynn, R</b> ERA: 2.97 (1, 1)	IP WLS BF H R ER SO BB IBB HBP BLK WP HR S P ERA WHIP	9.0 W 34 5 3 2 5 2 0 0 0 0 0 0 42 50 2.00 0.778										

AB	31
R	3
H	5
RBI	3
BB	2
SO	5
LOB	8







Batter	1	2	3	4	5	6	7	8	9	10	11	AB R H RBI BB SO LOB	TOP														
<b>Billy Gardner, R</b> OBP: 0.261, SLG: 0.352 (1, 4)	F5	F5 1-2 HBP		F5		F7		SH3-4		F4		4 0 0 0 0 0 0	<b>Baltimore Orioles @ Cleveland Indians</b> <b>Cleveland Municipal Stadium, Cleveland, OH</b> Wed Jun 27 1956, 3:33 AM EDT Att: 4,514 - Unknown														
<b>Bob Hale, L</b> OBP: 0.299, SLG: 0.306 <b>George Kell, R</b> OBP: 0.365, SLG: 0.371 (1, 3) (8, 3) (9, 5)	F7	4-3		2B		BB 1B		K2-3		K		5 1 2 0 0 1 3 1 0 0 0 0 1 0															
<b>Joe Frazier, L</b> OBP: 0.286, SLG: 0.422 <b>Jim Pyburn, R</b> OBP: 0.294, SLG: 0.351 (1, 9) (8, 8)	F5		F4	1B		F3		L9		F9		5 1 1 1 0 0 2 1 0 0 0 0 0 0															
<b>Bob Nieman, R</b> OBP: 0.399, SLG: 0.515 (1, 7)		2B 1B	1B BB	F5		BB BB BB 1-2 BB		5-3		3B		4 2 2 0 2 0 1															
<b>Tito Francona, L</b> OBP: 0.333, SLG: 0.301 (1, 8) (8, 9)		1B 2B	1B 1B	1B CS BB		F9		HR		BB		4 3 3 1 2 0 2															
<b>Dick Williams, R</b> OBP: 0.353, SLG: 0.529 (1, 5) (9, 3)		K	1B 2B 1B	1-3 2-H 1B		6-3		HR		K		6 2 3 3 0 2 4															
<b>Tom Gastall, R</b> OBP: 0.286, SLG: 0.308 <b>Hoot Evers, R</b> OBP: 0.420, SLG: 0.338 <b>Hal Smith, R</b> OBP: 0.319, SLG: 0.396 (1, 2) (11, PH) (11, 2)		1B HBP	2B 1B	CS		F8		K		K		4 1 1 1 0 1 0 1 0 0 0 0 1 2 0 0 0 0 0 0 0															
<b>Willy Miranda, S</b> OBP: 0.316, SLG: 0.315 (1, 6)		1B 1B	CS 2B			F8		K		K		5 1 2 3 0 2 0															
<b>Bill Wight, L</b> OBP: 0.214, SLG: 0.185 <b>Mike Fornieles, R</b> OBP: 0.182, SLG: 0.364 <b>Hal Brown, R</b> OBP: 0.412, SLG: 0.429 (1, 1) (4, 1) (5, 1)		HBP 1B	K	6-3		6-3		SH3-4 BB		K		2 0 1 2 0 1 1 1 0 0 0 0 0 0 1 0 0 0 1 1 0															
<b>Inning Stats</b>	R: 0 E: 0 K: 0 S: 3	H: 0 LOB: 0 BB: 0 P: 3	R: 3 E: 0 K: 1 S: 8	H: 4 LOB: 2 BB: 0 P: 10	R: 4 E: 0 K: 1 S: 8	H: 4 LOB: 1 BB: 1 P: 12	R: 2 E: 0 K: 0 S: 5	H: 3 LOB: 1 BB: 1 P: 9	R: 0 E: 0 K: 1 S: 5	H: 0 LOB: 0 BB: 0 P: 5	R: 0 E: 0 K: 0 S: 4	H: 1 LOB: 2 BB: 1 P: 8		R: 0 E: 0 K: 0 S: 3	H: 0 LOB: 0 BB: 0 P: 3	R: 0 E: 0 K: 1 S: 5	H: 0 LOB: 1 BB: 1 P: 9	R: 2 E: 0 K: 2 S: 9	H: 2 LOB: 0 BB: 0 P: 9	R: 0 E: 0 K: 2 S: 7	H: 0 LOB: 0 BB: 0 P: 7	R: 0 E: 0 K: 2 S: 8	H: 1 LOB: 2 BB: 1 P: 12	1B: 8 2B: 4 3B: 1 HR: 2	SF: 0 SAC: 1 DP: 0 HBP: 2	WP: 0 PB: 0 SB: 0 CS: 2	PA: 53
<b>PITCHER</b>	IP	WLS	BF	H	R	ER	SO	BB	IBB	HBP	BLK	WP		HR	S	P	ERA	WHIP									
<b>Mike Garcia, R</b> ERA: 4.09 (1, 1)	2.0		11	4	3	3	1	0	0	2	0	0	0	11	13	13.50	2.000										
<b>Cal McLish, R</b> ERA: 5.35 (3, 1)	0.1		5	3	4	4	0	1	0	0	0	0	0	4	8	108.00	12.000										
<b>Art Houtteman, R</b> ERA: 4.24 (3, 1)	1.2		8	4	2	2	1	1	0	0	0	0	0	9	13	10.80	3.000										
<b>Bob Feller, R</b> ERA: 3.72 (5, 1)	4.0		15	1	0	0	2	2	0	0	0	0	0	17	25	0.00	0.750										
<b>Ray Narleski, R</b> ERA: 1.64 (9, 1)	1.0		5	2	2	2	2	0	0	0	0	0	2	9	9	18.00	2.000										
<b>PITCHER</b>	IP	WLS	BF	H	R	ER	SO	BB	IBB	HBP	BLK	WP	HR	S	P	ERA	WHIP										
<b>Don Mossi, L</b> ERA: 4.02 (10, 1)	2.0	W	8	1	0	0	4	1	0	0	0	0	0	15	19	0.00	1.000										

livebaseballscorecards.com

AB	44
R	11
H	15
RBI	11
BB	5
SO	10
LOB	15



Batter	1	2	3	4	5	6	7	8	9	10	11	AB R H RBI BB SO LOB
<b>Bobby Avila, R</b> OBP: 0.308, SLG: 0.327 (1, 4)												6 2 2 1 0 0 1
<b>Gene Woodling, L</b> OBP: 0.459, SLG: 0.469 (1, 7)												5 1 1 1 0 0 3
<b>Al Smith, R</b> OBP: 0.395, SLG: 0.482 (1, 9)												3 1 1 2 1 0 0
<b>Al Rosen, R</b> OBP: 0.389, SLG: 0.503 (1, 5)												6 3 4 2 0 0 2
<b>Vic Wertz, L</b> OBP: 0.404, SLG: 0.567 (1, 3)												5 0 1 2 0 1 3
<b>Kenny Kuhn, L</b> (9, PR)												0 0 0 0 0 0 0
<b>Don Mossi, L</b> (10, 1)												
<b>Jim Busby, R</b> OBP: 0.292, SLG: 0.335 (1, 8)												4 2 2 0 1 0 0
<b>Chico Carrasquel, R</b> OBP: 0.346, SLG: 0.344 (1, 6)												6 2 5 1 0 0 2
<b>Earl Averill, R</b> OBP: 0.323, SLG: 0.393 (1, 2)												3 1 1 1 1 0 2
<b>Mike Garcia, R</b> OBP: 0.285, SLG: 0.315 (1, 1)												0 0 0 0 0 0 0
<b>Sam Mize, R</b> OBP: 0.285, SLG: 0.315 (1, 1)												1 0 0 0 0 0 1
<b>Cal McLish, S</b> OBP: 0.285, SLG: 0.315 (1, 1)												0 0 0 0 0 0 0
<b>Art Houtteman, R</b> OBP: 0.285, SLG: 0.315 (1, 1)												0 0 0 0 0 0 0
<b>Jim Hegan, R</b> OBP: 0.285, SLG: 0.315 (1, 1)												1 0 0 0 0 0 0
<b>Bob Feller, R</b> OBP: 0.285, SLG: 0.315 (1, 1)												1 0 0 0 0 0 0
<b>Dale Mitchell, L</b> OBP: 0.285, SLG: 0.315 (1, 1)												1 0 0 0 0 0 0
<b>George Springer, R</b> OBP: 0.285, SLG: 0.315 (1, 1)												0 0 0 0 0 0 0
<b>Ray Nettles, R</b> OBP: 0.285, SLG: 0.315 (1, 1)											0 0 0 0 0 0 0	
<b>Preston Ward, R</b> OBP: 0.285, SLG: 0.315 (1, 1)											1 0 0 0 0 0 2	

Inning Stats	R: 1	H: 2	E: 0	K: 1	S: 7	R: 0	H: 1	E: 0	K: 1	S: 6	R: 0	H: 1	E: 0	K: 0	S: 4	R: 6	H: 6	E: 0	K: 0	S: 9	R: 1	H: 2	E: 0	K: 0	S: 4	R: 0	H: 0	E: 0	K: 0	S: 3	R: 0	H: 0	E: 0	K: 0	S: 3	R: 1	H: 1	E: 1	K: 0	S: 5	R: 2	H: 2	E: 0	K: 0	S: 5	R: 0	H: 0	E: 0	K: 0	S: 3	R: 1	H: 2	E: 0	K: 1	S: 5
<b>Bill Wight, L</b> ERA: 5.26 (1, 1)	IP: 3.1	WLS: 0	BF: 20	H: 9	R: 6	ER: 6	SO: 2	BB: 0	IBB: 0	HBP: 1	BLK: 0	WP: 0	HR: 0	S: 23	P: 24	ERA: 16.20	WHIP: 2.700																																						
<b>Mike Fornieles, R</b> ERA: 5.86 (4, 1)	IP: 0.2	WLS: 0	BF: 5	H: 3	R: 2	ER: 2	SO: 0	BB: 0	IBB: 0	HBP: 0	BLK: 0	WP: 0	HR: 1	S: 5	P: 5	ERA: 27.00	WHIP: 4.500																																						
<b>Hal Brown, R</b> ERA: 2.59 (5, 1)	IP: 6.1	WLS: L	BF: 27	H: 5	R: 4	ER: 4	SO: 1	BB: 1	IBB: 2	HBP: 0	BLK: 0	WP: 0	HR: 0	S: 26	P: 38	ERA: 5.68	WHIP: 0.947																																						

**BOTTOM**

**Baltimore Orioles @ Cleveland Indians**  
Cleveland Municipal Stadium, Cleveland, OH

Wed Jun 27 1956, 3:33 AM EDT  
Att: 4,514 - Unknown

AB	44
R	12
H	17
RBI	11
BB	3
SO	3
LOB	19









Batter	1	2	3	4	5	6	7	8	9	AB R H RBI BB SO LOB	TOP
<b>Billy Goodman, L</b> (1, 4) OBP: 0.385, SLG: 0.463	0-0 F7		0-0 1-3			0-0 CS 1B		0-0 F7		4 0 1 0 0 0 1	<b>Boston Red Sox @ Baltimore Orioles</b> Memorial Stadium, Baltimore, MD Sat Jun 30 1956, 3:33 AM EDT Unknown
<b>Billy Klaus, L</b> (1, 5) OBP: 0.395, SLG: 0.389	0-0 F2		0-0 F9			0-0 F4 1-2		0-0 1-H HR		4 1 1 2 0 0 1	
<b>Ted Williams, L</b> (1, 7) OBP: 0.483, SLG: 0.500 <b>Gene Stephens, L</b> (8, 7) OBP: 0.294, SLG: 0.200	0-0 G3				0-0 F3	0-0 1B		0-0 3-1		4 0 1 0 0 0 0 0 0 0 0 0 0 0	
<b>Mickey Vernon, L</b> (1, 3) OBP: 0.396, SLG: 0.551		0-0 WP 1B 2B			0-0 F9	0-0 F3		0-0 4-3		4 1 1 0 0 0 1	
<b>Jackie Jensen, R</b> (1, 9) OBP: 0.395, SLG: 0.485		0-0 F6 2-3			4-0 S BB		0-0 F8		4-0 SH1-4 1B BB	2 1 0 0 2 0 1	
<b>Jim Piersall, R</b> (1, 8) OBP: 0.381, SLG: 0.437		0-0 FC6-4 1B 3-H			0-3 K 1-2		0-0 E6 1B FC5-2		0-0 SH1-4	3 0 1 1 0 1 1	
<b>Pete Daley, R</b> (1, 2) OBP: 0.361, SLG: 0.571		0-0 FC6-4 1-2			0-3 K		0-0 FC5-2 1B		0-0 F3	4 0 1 0 0 1 2	
<b>Don Buddin, R</b> (1, 6) OBP: 0.388, SLG: 0.357		0-0 F5			0-0 4-3		0-0 FC5-2 1-H 3-H		0-0 2-H 1B	4 0 1 1 0 0 3	
<b>Willard Nixon, L</b> (1, 1) OBP: 0.188, SLG: 0.143			0-0 6-3		0-0 1-3			0-0 HR 1B		3 1 1 0 0 0 0	
<b>Inning Stats</b>	R: 0 E: 0 K: 0 S: 3 H: 0 LOB: 0 BB: 0 P: 3	R: 1 E: 0 K: 0 S: 5 H: 2 LOB: 1 BB: 0 P: 5	R: 0 E: 0 K: 0 S: 3 H: 0 LOB: 0 BB: 0 P: 3	R: 0 E: 0 K: 1 S: 5 H: 0 LOB: 1 BB: 1 P: 9	R: 0 E: 0 K: 1 S: 5 H: 0 LOB: 0 BB: 0 P: 5	R: 0 E: 0 K: 0 S: 4 H: 2 LOB: 1 BB: 0 P: 4	R: 0 E: 1 K: 0 S: 4 H: 1 LOB: 1 BB: 0 P: 4	R: 2 E: 0 K: 0 S: 5 H: 2 LOB: 0 BB: 0 P: 5	R: 1 E: 0 K: 0 S: 3 H: 1 LOB: 1 BB: 1 P: 7	1B: 6 2B: 2 3B: 0 HR: 1 SF: 0 SAC: 1 DP: 1 HBP: 0	WP: 1 PB: 0 SB: 1 CS: 1 PA: 35
<b>PITCHER</b> <b>Billy Loes, R</b> (1, 1) ERA: 5.0	IP: 9.0 WLS: L BF: 35 H: 8 R: 4 ER: 4 SO: 2 BB: 2 IBB: 0 HBP: 0 BLK: 0 WP: 1 HR: 1 S: 37 P: 45 ERA: 4.00 WHIP: 1.111										

livebaseballscorecards.com

<b>AB</b>	32
<b>R</b>	4
<b>H</b>	8
<b>RBI</b>	4
<b>BB</b>	2
<b>SO</b>	2
<b>LOB</b>	10









**BOTTOM**

**Boston Red Sox @ Baltimore Orioles**  
 Memorial Stadium, Baltimore, MD

Sat Jun 30 1956, 3:38 AM EDT  
 Att. 26,990 - Unknown

[livebaseballscorecards.com](http://livebaseballscorecards.com)

<b>AB</b>	<b>32</b>
<b>R</b>	<b>3</b>
<b>H</b>	<b>6</b>
<b>RBI</b>	<b>3</b>
<b>BB</b>	<b>4</b>
<b>SO</b>	<b>3</b>
<b>LOB</b>	<b>11</b>



AB	R	H	RBI	BB	SO	LOB
4	0	1	0	0	0	2
3	1	2	1	1	0	1
4	0	1	2	0	1	2
3	0	1	0	1	0	1
4	0	0	0	0	0	3
4	0	0	0	0	0	0
4	0	1	0	0	0	0
3	1	0	0	1	1	1
1	0	0	0	0	0	0
0	1	0	0	0	0	0
0	0	0	0	0	0	0
0	0	0	0	0	0	0
0	0	0	0	0	0	0
0	0	0	0	0	0	0
0	0	0	0	0	0	0
1	0	0	0	0	1	1

Batter	1	2	3	4	5	6	7	8	9
<b>Bob Hale, L</b> OBP: 0.307, SLG: 0.310 (1, 3)	0-0 F7		0-0 F8		0-0 F5		0-0 1B		
<b>Joe Frazier, L</b> OBP: 0.345, SLG: 0.451 (1, 9)	0-0 2B		4-0 BB		0-0 2B 1B		0-0 F8		
<b>George Kell, R</b> OBP: 0.360, SLG: 0.367 (1, 5)	0-3 K		0-0 5-3		0-0 2B		0-0 F6		
<b>Bob Nieman, R</b> OBP: 0.390, SLG: 0.497 (1, 7)	4-0 BB			0-0 G4-6-3 1B	0-0 L4		0-0 4-3		
<b>Tito Francona, L</b> OBP: 0.318, SLG: 0.285 (1, 8)	0-0 F7			0-0 G4-6-3 1-2f		0-0 F8		0-0 G3	
<b>Billy Gardner, R</b> OBP: 0.256, SLG: 0.339 (1, 4)		0-0 F8		0-0 F8		0-0 2-3		0-0 6-3	
<b>Tom Gastall, R</b> OBP: 0.273, SLG: 0.300 (1, 2)		0-0 6-3			0-0 FC4-6 1B	0-0 F8		0-0 1-3	
<b>Willy Miranda, S</b> OBP: 0.313, SLG: 0.305 (1, 6)		0-3 K			0-0 FC4-6 1B BB		0-0 F7	4-0 BB	
<b>Don Ferrarese, R</b> Erv Palica, R Dick Williams, R Johnny Schmitz, R Hal Smith, R Mike Fornieles, R Bill Wright, L Hal Brown, R Tex Nelson, L			0-0 1-3		4-0 1B 2B BB		0-0 F4	0-3 K	

Inning Stats	R: 0	H: 1	E: 0	K: 1	S: 6	LOB: 2	BB: 1	P: 10
	R: 0	H: 0	E: 0	K: 1	S: 5 <td>LOB: 0</td> <td>BB: 0</td> <td>P: 5 </td>	LOB: 0	BB: 0	P: 5
	R: 0	H: 0	E: 0	K: 0	S: 3 <td>LOB: 1</td> <td>BB: 1</td> <td>P: 7 </td>	LOB: 1	BB: 1	P: 7
	R: 0	H: 1	E: 0	K: 0	S: 3 <td>LOB: 0</td> <td>BB: 0</td> <td>P: 3 </td>	LOB: 0	BB: 0	P: 3
	R: 3	H: 3	E: 0	K: 0	S: 6 <td>LOB: 1</td> <td>BB: 1</td> <td>P: 10 </td>	LOB: 1	BB: 1	P: 10
	R: 0	H: 0	E: 0	K: 0	S: 3 <td>LOB: 0</td> <td>BB: 0</td> <td>P: 3 </td>	LOB: 0	BB: 0	P: 3
	R: 0	H: 1	E: 0	K: 0	S: 4 <td>LOB: 1</td> <td>BB: 0</td> <td>P: 4 </td>	LOB: 1	BB: 0	P: 4
	R: 0	H: 0	E: 0	K: 0	S: 3 <td>LOB: 0</td> <td>BB: 0</td> <td>P: 3 </td>	LOB: 0	BB: 0	P: 3
	R: 0	H: 0	E: 0	K: 1	S: 5 <td>LOB: 1</td> <td>BB: 1</td> <td>P: 9 </td>	LOB: 1	BB: 1	P: 9

PITCHER	IP	WLS	BF	H	R	ER	SO	BB	IBB	HBP	BLK	WP	HR	S	P	ERA	WHIP
<b>Tom Brewer, R</b> ERA: 3.11 (1, 1)	9.0	W	36	6	3	3	3	4	0	0	0	0	0	38	54	3.00	1.111

1B	2B	3B	HR	SF	SAC	DP	HBP
4	2	0	0	0	0	1	0
2	0	0	0	0	0	0	0
0	0	0	0	0	0	0	0
0	0	0	0	0	0	0	0
0	0	0	0	0	0	0	0
0	0	0	0	0	0	0	0
0	0	0	0	0	0	0	0
0	0	0	0	0	0	0	0
1	0	0	0	0	0	1	1

WP	PA	ERA	WHIP
0	36		
0			
0			



Batter	1	2	3	4	5	6	7	8	9	AB R H RBI BB SO LOB	TOP									
Billy Goodman, L (1, 4) OBP: 0.375, SLG: 0.451	0-0 4-3		0-0 F3		0-3 K		0-0 4-3		0-0 4-3	5 0 0 0 0 1 1	<b>Boston Red Sox @ Baltimore Orioles</b> Memorial Stadium, Baltimore, MD Sun Jul 01 1956, 3:33 AM EDT Att: 10,864 - Unknown  <a href="http://livebaseballscorecards.com">livebaseballscorecards.com</a>									
Billy Klaus, L (1, 5) OBP: 0.391, SLG: 0.395	0-0 1-3		0-3 K		0-0 1B		0-0 F9		0-0 4-3	5 0 1 0 0 1 1										
Ted Williams, L (1, 7) OBP: 0.481, SLG: 0.516	0-0 1B		0-0 1-H HR		0-3 K		0-0 F8			4 1 2 2 0 1 1										
Mickey Vernon, L (1, 3) OBP: 0.389, SLG: 0.539	0-0 F9		0-0 F5		0-3 K			0-0 G3		4 0 0 0 0 1 2										
Jackie Jensen, R (1, 9) OBP: 0.403, SLG: 0.490		0-0 F7		0-0 S 1B		0-0 S 1B		0-0 F8 1B		4 0 3 0 0 0 0										
Jim Piersall, R (1, 8) OBP: 0.377, SLG: 0.435		0-0 F3		0-0 1-2 F3		0-3 K		0-0 1-2 1B		4 0 1 0 0 1 2										
Sammy White, R (1, 2) OBP: 0.332, SLG: 0.397		0-0 2B		0-3 K		0-0 1-2 1B		0-0 F8		4 0 2 0 0 1 3										
Don Buddin, R (1, 6) OBP: 0.375, SLG: 0.343		0-0 3-1		0-0 F3		0-3 K		0-0 L4		4 0 0 0 0 1 6										
Bob Porterfield, R (1, 1) OBP: 0.407, SLG: 0.500			0-0 HR 1B		0-0 HR		0-3 K		0-0 4-3	2 2 2 1 0 0 0										
Tom Hurd, R (5, 1) OBP: 0.750, SLG: 0.750										0 0 0 0 0 0 0										
Dick Gernert, R (6, PH) OBP: 0.419, SLG: 0.548										1 0 0 0 0 1 2										
Harry Dorish, R (6, 1)										0 0 0 0 0 0 0										
Gene Stephens, L (9, PH) OBP: 0.278, SLG: 0.188										1 0 0 0 0 0 0										
<b>Inning Stats</b>	R: 0 E: 0 K: 0 S: 4	H: 1 LOB: 1 BB: 0 P: 4	R: 0 E: 0 K: 0 S: 4	H: 1 LOB: 1 BB: 0 P: 4	R: 2 E: 0 K: 1 S: 7	H: 2 LOB: 0 BB: 0 P: 7	R: 0 E: 0 K: 1 S: 6	H: 1 LOB: 1 BB: 0 P: 6	R: 1 E: 0 K: 3 S: 11	H: 2 LOB: 1 BB: 0 P: 11	R: 0 E: 0 K: 0 S: 3	H: 0 LOB: 0 BB: 0 P: 3	R: 0 E: 0 K: 0 S: 5	H: 2 LOB: 2 BB: 0 P: 5	R: 0 E: 0 K: 0 S: 3	H: 0 LOB: 0 BB: 0 P: 3	1B: 8 2B: 1 3B: 0 HR: 2	SF: 0 SAC: 0 DP: 0 HBP: 0	WP: 0 PB: 0 SB: 2 CS: 0	PA: 38
<b>PITCHER</b> Connie Johnson, R (1, 1) ERA: 3.31	IP: 9.0 WLS: W BF: 38 H: 11 R: 3 ER: 3 SO: 8 BB: 0 IBB: 0 HBP: 0 BLK: 0 WP: 0 HR: 2 S: 54 P: 54 ERA: 3.00 WHIP: 1.222																			



Batter	1	2	3	4	5	6	7	8	9
<b>Billy Gardner, R</b> OBP: 0.256, SLG: 0.338 (1, 4) X	0-0 4-3	0-0 FC6-4			0-0 F5	0-0 1B			
<b>Tito Francona, L</b> OBP: 0.317, SLG: 0.284 (1, 9) X	0-0 1B E 1B		0-0 G3		0-0 4-3	0-0 L3			
<b>George Kell, R</b> OBP: 0.368, SLG: 0.381 (1, 5) X	0-0 E5 1-H 1B		0-0 1-3		0-0 3B 2B		0-0 G4-3 1B		
<b>Bob Nieman, R</b> OBP: 0.387, SLG: 0.503 (1, 7) X	0-0 F9		0-0 F9		0-0 HR 3B		0-3 K		
<b>Dick Williams, R</b> OBP: 0.370, SLG: 0.560 (1, 3) X	0-0 F7			0-0 F8 1B WP	0-0 HR		0-0 G4-3		
<b>Jim Pyburn, R</b> OBP: 0.293, SLG: 0.333 (1, 8) X		0-0 F3		0-0 F8 1-3	4-0 BB		4-0 FC4-6 BB		
<b>Hal Smith, R</b> OBP: 0.320, SLG: 0.392 (1, 2) X		0-0 FC2-5 BB 1B		0-0 6-3 1B		0-0 L7		0-0 F7	
<b>Willy Miranda, S</b> OBP: 0.312, SLG: 0.301 (1, 6) X		4-0 FC2-5 BB		0-0 6-3		0-0 F4		0-0 FC4-6	
<b>Connie Johnson, R</b> OBP: 0.273, SLG: 0.200 (1, 1) X		0-0 FC2-5 FC6-4		0-0 5-3		0-0 3-1		0-0 L9	

Inning Stats	R: 1	H: 2	E: 1	K: 0	S: 5	R: 0	H: 1	E: 0	K: 0	S: 4	R: 0	H: 0	E: 0	K: 0	S: 3	R: 1	H: 2	E: 0	K: 0	S: 5	R: 3	H: 3	E: 0	K: 0	S: 6	R: 0	H: 1	E: 0	K: 1	S: 5	R: 0	H: 0	E: 0	K: 0	S: 3
	LOB: 1	BB: 0	P: 5			LOB: 2	BB: 1	P: 8			LOB: 1	BB: 0	P: 5	LOB: 1	BB: 1	P: 10						LOB: 0	BB: 1	P: 4											

PITCHER	IP	WLS	BF	H	R	ER	SO	BB	IBB	HBP	BLK	WP	HR	S	P	ERA	WHIP
<b>Bob Porterfield, R</b> ERA: 5.68 (1, 1)	4.2	L	24	8	5	4	0	2	0	0	0	1	1	22	30	7.71	2.143
<b>Tom Hurd, R</b> ERA: 6.75 (5, 1)	0.1		1	0	0	0	0	0	0	0	0	0	0	1	1	0.00	0.000
<b>Harry Dorish, R</b> ERA: 3.57 (6, 1)	3.0		11	2	0	0	1	1	0	0	0	0	0	12	16	0.00	1.000

**BOTTOM**

**Boston Red Sox @ Baltimore Orioles**  
Memorial Stadium, Baltimore, MD

Sun Jul 01 1956, 3:33 AM EDT  
Att. 10,864 - Unknown

AB	R	H	RBI	BB	SO	LOB
4	0	1	0	0	0	2
4	1	1	0	0	0	1
4	1	3	0	0	0	0
4	1	1	1	0	1	2
4	2	2	2	0	0	2
2	0	0	0	2	0	1
4	0	2	1	0	0	2
3	0	0	0	1	0	2
4	0	0	0	0	0	4

AB	33
R	5
H	10
RBI	4
BB	3
SO	1
LOB	16

**WP: 1**   **PA: 36**  
**PB: 0**   **SAC: 0**  
**SB: 0**   **DP: 1**  
**CS: 0**   **HBP: 0**



PITCHER	IP	WLS	BF	H	R	ER	SO	BB	IBB	HBP	BLK	WP	HR	S	P	ERA	WHIP
<b>Bob Porterfield, R</b> ERA: 5.68 (1, 1)	4.2	L	24	8	5	4	0	2	0	0	0	1	1	22	30	7.71	2.143
<b>Tom Hurd, R</b> ERA: 6.75 (5, 1)	0.1		1	0	0	0	0	0	0	0	0	0	0	1	1	0.00	0.000
<b>Harry Dorish, R</b> ERA: 3.57 (6, 1)	3.0		11	2	0	0	1	1	0	0	0	0	0	12	16	0.00	1.000



Batter	1	2	3	4	5	6	7	8	9	10	11	12	AB R H RBI BB SO LOB	TOP			
<b>Billy Gardner, R</b> (1, 4) OBP: 0.252, SLG: 0.332 <b>Tex Nelson, L</b> (9, PH) OBP: 0.286, SLG: 0.195 <b>Jim Pyburn, R</b> (9, PR) OBP: 0.291, SLG: 0.330 (9, 8)													4 0 0 0 0 0 1	<b>Baltimore Orioles @ New York Yankees</b> Yankee Stadium, Bronx, NY Tue Jul 03 1956, 3:33 AM EDT Att: 11,608 - Unknown			
<b>Hoot Evers, R</b> (1, 9) OBP: 0.404, SLG: 0.329 <b>George Zuverink, R</b> (9, 1) OBP: 0.143, SLG: 0.077 (8, 8)													5 1 2 0 0 1 0				
<b>George Kell, R</b> (1, 5) OBP: 0.376, SLG: 0.392 (10, 3)													5 0 3 1 1 0 0				
<b>Bob Nieman, R</b> (1, 7) OBP: 0.390, SLG: 0.508 (1, 7)													6 0 3 1 0 1 4				
<b>Dick Williams, R</b> (1, 8) OBP: 0.333, SLG: 0.500 <b>Joe Frazier, L</b> (8, PH) OBP: 0.344, SLG: 0.444 (8, 9)													3 0 0 0 0 0 2				
<b>Gus Triandos, R</b> (1, 3) OBP: 0.383, SLG: 0.497 <b>Hal Brown, R</b> (10, PR) OBP: 0.412, SLG: 0.429 <b>Wayne Causey, L</b> (10, 5) OBP: 0.218, SLG: 0.180													5 0 2 0 0 1 2				
<b>Hal Smith, R</b> (1, 2) OBP: 0.326, SLG: 0.393 (1, 2)													5 0 2 0 1 0 3				
<b>Willy Miranda, S</b> (1, 6) OBP: 0.313, SLG: 0.307 (1, 6)													5 1 1 0 1 3 6				
<b>Bill Wight, L</b> (1, 1) OBP: 0.233, SLG: 0.207 <b>Tito Francona, L</b> (7, PH) OBP: 0.315, SLG: 0.282 <b>Billy Loes, R</b> (7, 1) OBP: 0.100, SLG: 0.100 <b>Bob Hale, L</b> (9, PH) OBP: 0.305, SLG: 0.308 <b>Bobby Adams, R</b> (9, 4) OBP: 0.365, SLG: 0.300													2 0 1 0 0 0 1				
<b>Inning Stats</b>	R: 0 H: 1 E: 0 LOB: 1 K: 0 BB: 0 S: 4 P: 4	R: 0 H: 1 E: 0 LOB: 1 K: 1 BB: 0 S: 6 P: 6	R: 0 H: 1 E: 0 LOB: 0 K: 1 BB: 0 S: 5 P: 5	R: 0 H: 0 E: 0 LOB: 0 K: 0 BB: 0 S: 3 P: 3	R: 0 H: 1 E: 0 LOB: 1 K: 0 BB: 0 S: 3 P: 7	R: 0 H: 2 E: 0 LOB: 2 K: 0 BB: 0 S: 5 P: 5	R: 0 H: 1 E: 0 LOB: 1 K: 1 BB: 0 S: 6 P: 6	R: 1 H: 2 E: 0 LOB: 2 K: 0 BB: 1 S: 5 P: 9	R: 2 H: 4 E: 0 LOB: 3 K: 1 BB: 0 S: 9 P: 9	R: 0 H: 1 E: 0 LOB: 2 K: 1 BB: 1 S: 6 P: 10	R: 0 H: 0 E: 0 LOB: 0 K: 1 BB: 0 S: 5 P: 5	R: 0 H: 2 E: 0 LOB: 2 K: 1 BB: 0 S: 7 P: 7	1B: 12 SF: 0 2B: 2 SAC: 0 3B: 2 DP: 2 HR: 0 HBP: 0		WP: 0 PA: 53 PB: 0 SB: 0 CS: 0		
<b>PITCHER</b>	IP WLS BF H R ER SO BB IBB HBP BLK WP HR S P ERA WHIP																
<b>Rip Coleman, L</b> (1, 1) ERA: 2.49	7.1	30	8	1	1	1	3	2	0	0	0	0	0		0	0	1.23
<b>Tom Morgan, R</b> (8, 1) ERA: 4.19	0.2	3	1	0	0	0	0	0	0	0	0	0	0	0	0	0.00	1.500
<b>Tom Sturdivant, R</b> (9, 1) ERA: 2.25	4.0	W	20	7	2	2	4	0	1	0	0	0	0	0	0	4.50	1.750

AB	50
R	3
H	16
RBI	3
BB	3
SO	7
LOB	27



Batter	1	2	3	4	5	6	7	8	9	10	11	12	AB	R	H	RBI	BB	SO	LOB							
<b>Gil McDougald, R</b> OBP: 0.396, SLG: 0.406 <b>Mickey McDermott, L</b> OBP: 0.273, SLG: 0.158 (1, 6) X	0-0 E 1B	0-0 1-H 1B		0-0 L3		4-0 BB			0-0 6-3		0-0 6-3	0-0 1-2 2-3 3-H 1B	5	0	2	1	1	0	0	1						
<b>Billy Martin, R</b> OBP: 0.320, SLG: 0.382 (1, 4) X	0-0 1-2 1B	0-0 1-2 1B		0-0 FC5 1B		0-0 F2			4-0 FC1-6 BB		4-0 BB BB		4	0	3	0	2	0	1							
<b>Hank Bauer, R</b> OBP: 0.296, SLG: 0.447 (1, 9) X	0-0 F4 2-2	0-0 F4		0-0 FC5 1B		0-0 F6			0-0 FC1-6 BB		4-0 BB BB		5	0	1	0	1	0	5							
<b>Mickey Mantle, S</b> OBP: 0.474, SLG: 0.761 (1, 8) X	0-3 K	0-3 K		0-0 FC5 1-2 2-3f		0-0 F7			4-0 1-2 BB		4-0 1-2 2-3 BB		4	0	0	0	2	2	6							
<b>Bill Skowron, R</b> OBP: 0.391, SLG: 0.458 <b>Joe Collins, L</b> OBP: 0.282, SLG: 0.387 (1, 3) X (7, PH) (8, 3)	0-0 4-3		0-0 5-3		0-0 1-3			0-0 3-1		0-0 F4		0-0 F8		3	0	0	0	0	0	2						
<b>Andy Carey, R</b> OBP: 0.322, SLG: 0.370 (1, 5) X		0-0 E 1B 1B		0-0 6-3		4-0 F2 BB			0-0 5-3		0-0 F9		0-0 G3	5	1	1	0	1	0	0						
<b>Bob Cerv, R</b> OBP: 0.316, SLG: 0.420 <b>Norm Siebern, L</b> OBP: 0.279, SLG: 0.397 (1, 7) X (8, 7)		0-0 1-2 E 1B		0-0 FC6-4 1B		0-0 F2 1-2			0-0 3-1		0-0 L7		0-0 E4 1B 1B	3	1	2	0	0	0	1						
<b>Elston Howard, R</b> OBP: 0.329, SLG: 0.348 <b>Yogi Berra, L</b> OBP: 0.363, SLG: 0.582 (1, 2) X (8, PH) (9, 2)		0-0 1-H 2-H BB 1B		0-0 FC6-4 1-2f		0-0 4-3			4-0 BB BB		0-0 L4		0-0 1B IBB 1B	3	0	1	2	0	0	1						
<b>Rip Coleman, L</b> <b>Tom Morgan, R</b> <b>Irv Noren, L</b> <b>Tom Sturdivant, L</b> <b>Tommy Everett, L</b> <b>Tom Carroll, R</b> (1, 1) X (8, 1) X (8, PH) X (8, 1) X (12, PH) X (12, PR) X		4-0 1-2 WP 1B BB		0-0 4-3		0-3 K			0-0 4-3		0-0 5-3		4-0 1-2 IBB	2	1	0	0	1	1	0						
<b>Inning Stats</b>	R: 0 E: 1 K: 1 S: 7	H: 2 LOB: 2 BB: 0 P: 7	R: 3 E: 1 K: 1 S: 9	H: 5 LOB: 2 BB: 1 P: 13	R: 0 E: 0 K: 0 S: 4	H: 1 LOB: 1 BB: 0 P: 4	R: 0 E: 0 K: 0 S: 5	H: 2 LOB: 2 BB: 0 P: 5	R: 0 E: 0 K: 1 S: 5	H: 0 LOB: 1 BB: 1 P: 9	R: 0 E: 0 K: 0 S: 3	H: 0 LOB: 0 BB: 0 P: 3	R: 0 E: 0 K: 0 S: 3	H: 0 LOB: 1 BB: 1 P: 7	R: 0 E: 0 K: 0 S: 3	H: 0 LOB: 2 BB: 2 P: 11	R: 0 E: 0 K: 0 S: 3	H: 0 LOB: 0 BB: 0 P: 3	R: 0 E: 0 K: 0 S: 3	H: 0 LOB: 3 BB: 3 P: 15	R: 1 E: 1 K: 0 S: 4	H: 2 LOB: 3 BB: 1 P: 8	1B: 12 2B: 0 3B: 0 HR: 0	SF: 0 DP: 0 HBP: 0	WP: 1 PB: 0 SB: 0 CS: 0	PA: 55

PITCHER	IP	WLS	BF	H	R	ER	SO	BB	IBB	HBP	BLK	WP	HR	S	P	ERA	WHIP
<b>Bill Wight, L</b> ERA: 5.08 (1, 1)	6.0		29	10	3	2	3	3	0	0	0	1	0	32	44	3.00	2.167
<b>Billy Loes, R</b> ERA: 4.66 (7, 1)	2.0		7	0	0	0	0	1	0	0	0	0	0	6	10	0.00	0.500
<b>George Zuverink, R</b> ERA: 2.48 (9, 1)	3.1	L	19	2	1	0	0	5	1	0	0	0	0	13	37	0.00	2.100


**BOTTOM**

**Baltimore Orioles @ New York Yankees**  
Yankee Stadium, Bronx, NY

Tue Jul 03 1956, 3:33 AM EDT  
Att: 11,608 - Unknown

livebaseballscorecards.com

AB	45
R	4
H	12
RBI	4
BB	10
SO	3
LOB	22





Batter	1	2	3	4	5	6	7	8	9	AB	R	H	RBI	BB	SO	LOB				
Billy Gardner, R OBP: 0.246, SLG: 0.323 (1, 4) (7, 6)	0-0 F5 ①		0-0 F4 ①		0-0 F8 ①		0-0 5-3 ①	0-0 5-3 ①	0-0 F8 ③	6	0	0	0	0	0	2				
Dick Williams, R OBP: 0.371, SLG: 0.625 (1, 9) (7, 6)	0-0 F7 ②		0-0 F3 ②		0-0 HR ②		4-0 2B BB ②	0-0 1B 2B ②		4	3	2	2	1	0	0				
George Kell, R OBP: 0.386, SLG: 0.419 (1, 5) (7, 6)	0-0 2B ③		0-0 2B ③		0-0 1B ③		0-0 1B 2B ③	0-0 6-3 ③		5	1	4	1	0	0	1				
Bob Nieman, R OBP: 0.395, SLG: 0.513 (1, 7) (7, 6)	0-0 F5 ③		0-0 F8 ③		0-0 2B ③		0-0 1B 1B 2B ③	4-0 1B BB ③		4	1	2	1	1	0	2				
Gus Triandos, R OBP: 0.389, SLG: 0.500 (1, 3) (7, 6)		0-0 1B 1B ①		0-0 F8 ①	0-0 F6 ②		0-0 1B 2B 1B ②	0-0 1-2 2-H 1B ②		5	1	3	1	0	0	2				
Jim Pyburn, R OBP: 0.292, SLG: 0.330 (1, 8) (7, 8)		0-0 F8 ①		0-0 F9 ③	0-0 F9 ③		0-0 2B 1B ③	0-3 K ③		3	0	1	0	0	0	3				
Tito Francona, L OBP: 0.317, SLG: 0.285 (7, 8) (7, 8)			6-3 1B ③				1-2 2-3 2B 1B ③			2	1	1	0	0	1	2				
Tom Gastall, R OBP: 0.280, SLG: 0.304 Bob Hale, L OBP: 0.303, SLG: 0.306 Hal Smith, R OBP: 0.324, SLG: 0.390 (1, 2) (7, PH) (7, 2)		0-0 FC6-4 1B ②		0-0 6-3 ②		0-0 F9 ①	0-0 F5 ②		0-0 F8 ①	3	0	1	0	0	0	1				
Willy Miranda, S OBP: 0.309, SLG: 0.303 Joe Frazier, L OBP: 0.355, SLG: 0.473 Bobby Adams, R OBP: 0.362, SLG: 0.297 (1, 6) (7, PH) (7, 4)		0-0 F3 ②		0-3 K ③		0-0 F2 ②	0-0 2B ③		0-0 F9 ②	3	0	0	0	0	1	3				
Hal Brown, R OBP: 0.389, SLG: 0.400 Johnny Schmitz, R OBP: 0.292, SLG: 0.190 Tex Nelson, L OBP: 0.192, SLG: 0.364 Mike Fornieles, R OBP: 0.233, SLG: 0.207 Bill Wright, L OBP: 0.411, SLG: 0.338 (1, 1) (3, 1) (7, PH) (7, 1) (8, 1) (9, PH)		0-0 FC6-4 1-2 ③		0-0 E5 HR ③		0-0 1-3 ③	0-0 L9 ③		0-0 1B ③	1	0	0	0	0	0	2				
Inning Stats	R: 0 E: 0 K: 0 S: 4	H: 1 LOB: 1 BB: 0 P: 4	R: 0 E: 0 K: 0 S: 5	H: 2 LOB: 2 BB: 0 P: 5	R: 0 E: 0 K: 1 S: 4	H: 1 LOB: 1 BB: 0 P: 6	R: 2 E: 1 K: 0 S: 7	H: 3 LOB: 2 BB: 0 P: 7	R: 0 E: 0 K: 0 S: 3	H: 0 LOB: 0 BB: 0 P: 3	R: 5 E: 0 K: 0 S: 8	H: 5 LOB: 1 BB: 1 P: 12	R: 1 E: 0 K: 1 S: 7	H: 2 LOB: 2 BB: 1 P: 11	R: 0 E: 0 K: 0 S: 4	H: 1 LOB: 1 BB: 0 P: 4	1B: 9 2B: 6 3B: 0 HR: 1	SF: 0 SAC: 0 DP: 0 HBP: 0	WP: 0 PB: 0 SB: 0 CS: 0	PA: 46

PITCHER	IP	WLS	BF	H	R	ER	SO	BB	IBB	HBP	BLK	WP	HR	S	P	ERA	WHIP
Chuck Stobbs, L ERA: 3.9 (1, 1)	6.1	W	30	9	4	3	1	1	0	0	0	0	1	31	35	4.26	1.579
Pedro Ramos, R ERA: 5.49 (7, 1)	1.1		11	6	4	4	0	1	0	0	0	0	0	10	14	27.00	5.250
Bunky Stewart, L ERA: 3.93 (8, 1)	1.1	S	5	1	0	0	1	0	0	0	0	0	0	7	7	0.00	0.750

**TOP**

**Baltimore Orioles @ Washington Senators**  
Griffith Stadium, Washington, DC

Wed Jul 04 1956, 3:33 AM EDT  
Unknown

<b>AB</b>	<b>44</b>
<b>R</b>	<b>8</b>
<b>H</b>	<b>16</b>
<b>RBI</b>	<b>8</b>
<b>BB</b>	<b>2</b>
<b>SO</b>	<b>2</b>
<b>LOB</b>	<b>22</b>

Batter	1	2	3	4	5	6	7	8	9	AB	R	H	RBI	BB	SO	LOB
Eddie Yost, R OBP: 0.451, SLG: 0.328 (1, 5)	0-0 F8		4-0 FC4-6 BB	0-0 1B 1B	0-0 1-2 FC6 1B		0-0 CS 1B			4	1	3	2	1	0	0
Whitey Herzog, L OBP: 0.316, SLG: 0.362 (1, 8)	0-0 G3 1B		0-0 FC4-6 1B 2B	0-0 F7	0-0 1-2f FC6		0-0 2-H 3-H 1B			5	1	2	0	0	0	4
Pete Runnels, L OBP: 0.355, SLG: 0.441 (1, 3)	0-0 G3		0-0 2B 1B	0-0 F9		0-0 F5	0-0 CS	0-0 F7		5	1	1	0	0	0	2
Roy Sievers, R OBP: 0.399, SLG: 0.535 Karl Olson, R OBP: 0.319, SLG: 0.355 (1, 7) (4, PR) (5, 7)	0-0 6-3		0-0 1B 2B	0-0 1B 1B		0-0 F8		0-3 K		3	1	2	1	0	0	1
Clint Courtney, L OBP: 0.401, SLG: 0.462 (1, 2)		0-0 HR 1B	4-0 1B IBB	0-0 1-3 2-H 1B		0-3 K		4-0 FC5-4 BB		3	2	2	1	2	1	0
Jim Lemon, R OBP: 0.383, SLG: 0.512 (1, 9)		0-0 F9	0-0 1B E 1B	0-0 1-3		4-0 E 1B BB		0-0 FC5-4		4	2	1	2	1	0	4
Tony Roig, R OBP: 0.286, SLG: 0.333 (1, 4)		0-0 F9	0-3 K		0-3 K		0-0 E4 1B 1B			4	1	1	0	0	2	3
Jose Valdivielso, R OBP: 0.247, SLG: 0.281 (1, 6)		0-0 HR	0-0 E8 1B		0-0 1-3		0-0 5-3			4	1	2	3	0	0	2
Chuck Stobbs, L OBP: 0.154, SLG: 0.184 Pedro Ramos, S OBP: 0.250, SLG: 0.304 Bunky Stewart, L OBP: 0.333, SLG: 0.333 (1, 1) (7, 1) (8, 1)	0-0 F8		0-0 3-1		0-0 1B 1B		0-0 6-3			3	0	1	0	0	0	1
										1	0	0	0	0	0	2
										0	0	0	0	0	0	0

Inning Stats	R: 0	H: 1	E: 0	LOB: 1	K: 0	BB: 0	S: 4	R: 2	H: 2	E: 0	LOB: 0	K: 0	BB: 0	S: 5	R: 5	H: 4	E: 1	LOB: 1	K: 1	BB: 2	S: 9	R: 1	H: 3	E: 0	LOB: 2	K: 0	BB: 0	S: 6	R: 0	H: 2	E: 0	LOB: 2	K: 1	BB: 0	S: 7	R: 0	H: 0	E: 0	LOB: 0	K: 1	BB: 0	S: 5	R: 2	H: 3	E: 1	LOB: 1	K: 0	BB: 1	S: 9	R: 0	H: 0	E: 0	LOB: 1	K: 1	BB: 1	S: 9
--------------	------	------	------	--------	------	-------	------	------	------	------	--------	------	-------	------	------	------	------	--------	------	-------	------	------	------	------	--------	------	-------	------	------	------	------	--------	------	-------	------	------	------	------	--------	------	-------	------	------	------	------	--------	------	-------	------	------	------	------	--------	------	-------	------


PITCHER	IP	WLS	BF	H	R	ER	SO	BB	IBB	HBP	BLK	WP	HR	S	P	ERA	WHIP
Hal Brown, R ERA: 3.34 (1, 1)	2.2	L	17	7	7	6	1	1	1	0	0	0	0	17	25	20.25	3.000
Johnny Schmitz, L ERA: 4.13 (3, 1)	3.1		15	5	1	1	2	0	0	0	0	0	0	19	19	2.70	1.500
Mike Fornieles, R ERA: 6.08 (7, 1)	1.0		6	3	2	2	0	1	0	0	0	0	0	5	9	18.00	4.000
Bill Wight, L ERA: 5.02 (8, 1)	1.0		4	0	0	0	1	1	0	0	0	0	0	5	9	0.00	1.000

**BOTTOM**

**Baltimore Orioles @ Washington Senators**  
Griffith Stadium, Washington, DC

Wed Jul 04 1956, 3:33 AM EDT  
Unknown

AB	38
R	10
H	15
RBI	9
BB	4
SO	4
LOB	19



WP	HR	S	P	ERA	WHIP
0	0	0	0	0	0





Batter	1	2	3	4	5	6	7	8	9
Eddie Yost, R OBP: 0.448, SLG: 0.338 (1, 5)	0-0 E5	0-0 F7			0-0 1-H HR	0-0 F7			
Whitey Herzog, L OBP: 0.311, SLG: 0.356 (1, 8)	0-3 K		0-0 3-1		0-3 K				
Pete Runnels, L OBP: 0.361, SLG: 0.445 (1, 3)	4-0 BB		0-0 CS 1B		0-0 1B				
Roy Sievers, R OBP: 0.396, SLG: 0.529 (1, 7)	0-0 F5		0-0 F6		0-0 F7				
Jim Lemon, R OBP: 0.379, SLG: 0.507 (1, 9)	0-0 F2		0-0 5-3		0-3 K				
Lou Berberet, L OBP: 0.402, SLG: 0.422 (1, 2)		0-0 E9		0-0 SH1-4		0-0 BB			
Pedro Ramos, S OBP: 0.250, SLG: 0.304 (6, PR)		SF9 1B		SH1-4 3B		BB 1B			
Tony Roig, R OBP: 0.304, SLG: 0.333 (1, 4)		SF9		SH1-4		BB BB BB 1-2 BB			
Jose Valdivielso, R OBP: 0.253, SLG: 0.297 (1, 6)		3-H		3-H		0-3 K			
Clint Courtney, L OBP: 0.399, SLG: 0.459 (6, PH)		0-0		0-0 5-3		0-3 K			
Ed Fitz Gerald, R OBP: 0.391, SLG: 0.382 (6, PH)		2B							
Hal Griggs, R OBP: 0.438, SLG: 0.467 (6, 1)		0-3 K				4-0 HR			
Connie Grob, L OBP: 0.050, SLG: 0.100 (6, 1)						BB			
Bob Wiesler, S OBP: 0.265, SLG: 0.111 (6, PH)									
Herb Plews, L OBP: 0.265, SLG: 0.111 (6, PH)									

AB	R	H	RBI	BB	SO	LOB
4	1	1	2	0	0	3
3	0	0	0	0	2	1
2	0	2	0	1	0	0
3	0	0	0	0	0	4
3	0	0	0	0	1	3
3	2	3	0	0	0	0
0	0	0	0	0	0	0
0	0	0	2	1	0	0
2	0	1	0	0	0	0
0	0	0	0	0	0	0
1	0	0	0	0	1	2
1	1	0	0	1	1	1
0	0	0	0	0	0	0
0	0	0	0	0	0	0
1	0	0	0	0	0	2

Inning Stats	R: 0	H: 0	E: 1	K: 1	S: 6	LOB: 2	BB: 1	P: 10
	R: 1	H: 2	E: 1	K: 1	S: 7 <td>LOB: 1</td> <td>BB: 0</td> <td>P: 7 </td>	LOB: 1	BB: 0	P: 7
	R: 0	H: 1	E: 0	K: 0	S: 3 <td>LOB: 0</td> <td>BB: 0</td> <td>P: 3 </td>	LOB: 0	BB: 0	P: 3
	R: 1	H: 1	E: 0	K: 0	S: 4 <td>LOB: 0</td> <td>BB: 0</td> <td>P: 4 </td>	LOB: 0	BB: 0	P: 4
	R: 2	H: 2	E: 0	K: 2	S: 9 <td>LOB: 1</td> <td>BB: 1</td> <td>P: 13 </td>	LOB: 1	BB: 1	P: 13
	R: 0	H: 1	E: 0	K: 1	S: 6 <td>LOB: 2</td> <td>BB: 1</td> <td>P: 10 </td>	LOB: 2	BB: 1	P: 10

PITCHER	IP	WLS	BF	H	R	ER	SO	BB	IBB	HBP	BLK	WP	HR	S	P	ERA	WHIP
Connie Johnson, R ERA: 3.25 (1, 1)	4.0		17	4	2	1	2	1	0	0	0	0	0	20	24	2.25	1.250
Don Ferrarese, L ERA: 5.1 (5, 1)	1.0	W	6	2	2	2	2	1	0	0	0	0	1	9	13	18.00	3.000
George Zuverink, R ERA: 2.44 (6, 1)	1.0	S	5	1	0	0	1	1	0	0	0	0	0	6	10	0.00	2.000

**BOTTOM**

**Baltimore Orioles @ Washington Senators**  
Griffith Stadium, Washington, DC

Wed Jul 04 1956 3:38 AM EDT  
Att. 7,580 - Unknown

<b>AB</b>	<b>23</b>
<b>R</b>	<b>4</b>
<b>H</b>	<b>7</b>
<b>RBI</b>	<b>4</b>
<b>BB</b>	<b>3</b>
<b>SO</b>	<b>5</b>
<b>LOB</b>	<b>16</b>



WP: 0	PA: 28
PB: 0	SB: 1
CS: 1	

livebaseballscorecards.com



Batter	1	2	3	4	5	6	7	8	9	AB R H RBI BB SO LOB	TOP
Dick Williams, R OBP: 0.386, SLG: 0.600 (1, 9) X	0-0 6-3 ①		0-0 K 2B		0-0 FC4-6 1B		0-0 F8 ②		0-3 K ③	5 0 2 0 0 1 0	<p><b>Baltimore Orioles @ Boston Red Sox</b> Fenway Park, Boston, MA</p> <p>Sat Jul 07 1956, 3:33 AM EDT Att. 10,320 - Unknown</p> <p>livebaseballscorecards.com</p>
George Kell, R OBP: 0.381, SLG: 0.419 (1, 5) X (8, 4)	0-0 4-3 ②		0-3 K ③		0-0 FC4-6 BB 1-2f		0-3 K ③			4 0 0 0 0 2 2	
Bob Nieman, R OBP: 0.408, SLG: 0.518 (1, 7) B B B	4-0 BB			0-0 BB 1B	4-0 BB 1B			0-0 F9 1B		2 1 2 0 2 0 0	
Gus Triandos, R OBP: 0.388, SLG: 0.487 (1, 3) X (4, 2)	0-0 F4 ③			4-0 1B 1-2 E BB	0-3 K ②			0-0 F4 ①		3 1 0 0 1 1 4	
Tito Francona, L OBP: 0.325, SLG: 0.296 (1, 8) X		0-0 CS 1B		0-0 E SF9 1B 1-3 2-H	0-0 F8 ③			0-0 1B 1-2		4 1 3 1 0 0 2	
Billy Gardner, R OBP: 0.248, SLG: 0.324 (1, 4) X		0-0 5-3 ① ②		0-0 E5		0-0 5-3 ①		0-0 F9 ②		3 0 0 1 0 0 2	
Joe Frazier, L OBP: 0.359, SLG: 0.474 (8, PH)		1-2		1-3 3-H				2-3		1 0 0 0 0 0 2	
Wayne Causey, L OBP: 0.218, SLG: 0.180 (8, 5)										0 0 0 0 0 0 0	
Hal Smith, R OBP: 0.328, SLG: 0.389 (1, 2) X		0-0 F3 ③		0-0 SF9 ①		0-0 4-3 ②		0-0 F4 ③		1 0 0 0 0 0 0	
Bob Hale, L OBP: 0.302, SLG: 0.306 (4, PH) (4, 3)				3-H						2 0 0 1 0 0 2	
Willy Miranda, S OBP: 0.306, SLG: 0.300 (1, 6) X			0-0 F8 ①	0-0 F8 ②		0-0 F8 ③			0-3 K ①	4 0 0 0 0 1 1	
Billy Loes, R OBP: 0.091, SLG: 0.091 (1, 1) X			0-3 K ②	0-3 K ③			0-3 K ①		0-0 5-3 ②	1 0 0 0 0 1 0	
Mike Fornieles, R OBP: 0.154, SLG: 0.308 (3, 1) X										2 0 0 0 0 2 1	
Tom Gastall, R OBP: 0.269, SLG: 0.292 (9, PH) X										1 0 0 0 0 0 0	
<b>Inning Stats</b>	R: 0 H: 0 E: 0 LOB: 1 K: 0 BB: 1 S: 3 P: 7	R: 0 H: 1 E: 0 LOB: 0 K: 0 BB: 0 S: 3 P: 3	R: 0 H: 1 E: 0 LOB: 1 K: 2 BB: 0 S: 8 P: 8	R: 3 H: 2 E: 1 LOB: 1 K: 1 BB: 1 S: 8 P: 12	R: 0 H: 1 E: 0 LOB: 2 K: 1 BB: 1 S: 6 P: 10	R: 0 H: 0 E: 0 LOB: 0 K: 0 BB: 0 S: 3 P: 3	R: 0 H: 0 E: 0 LOB: 0 K: 2 BB: 0 S: 7 P: 7	R: 0 H: 2 E: 0 LOB: 2 K: 0 BB: 0 S: 5 P: 5	R: 0 H: 0 E: 0 LOB: 0 K: 2 BB: 0 S: 7 P: 7	1B: 6 SF: 1 2B: 1 SAC: 0 3B: 0 DP: 0 HR: 0 HBP: 0	WP: 0 PA: 37 PB: 0 SB: 0 CS: 1
<b>PITCHER</b> Tom Brewer, R ERA: 3.02 (1, 1)	IP WLS BF H R ER SO BB IBB HBP BLK WP HR S P ERA WHIP										
	9.0 W 37 7 3 2 8 3 0 0 0 0 0 0 50 62 2.00 1.111										

AB	33
R	3
H	7
RBI	3
BB	3
SO	8
LOB	16



Batter	1	2	3	4	5	6	7	8	9	AB	R	H	RBI	BB	SO	LOB
<b>Billy Goodman, L</b> OBP: 0.361, SLG: 0.425 (1, 4)	0-0 3-1		0-0 BB 1B 1B	0-0 4-3		0-0 1B				4	1	2	0	0	0	0
<b>Billy Klaus, L</b> OBP: 0.383, SLG: 0.373 (1, 5)	0-0 1B 1B		0-0 1B BB WP 1B	0-0 4-3		0-3 K				4	1	2	0	0	1	1
<b>Ted Williams, L</b> OBP: 0.484, SLG: 0.531 (1, 7)	0-0 F8		4-0 WP 1B 1B BB	0-0 F8			4-0 G1-6-3 BB			2	1	0	0	2	0	1
<b>Mickey Vernon, L</b> OBP: 0.395, SLG: 0.537 (1, 3)	0-0 1B		0-0 1B WP 1B		0-0 2B		0-0 G1-6-3			4	0	3	1	0	0	1
<b>Jackie Jensen, R</b> OBP: 0.400, SLG: 0.482 (1, 9)		0-0 F9	4-0 1B BB	0-0 F8		0-3 K				3	0	0	0	1	1	1
<b>Jim Piersall, R</b> OBP: 0.385, SLG: 0.437 (1, 8)		4-0 1B BB	0-0 1B	0-0 1-3			0-0 G5-4-3 1B			3	1	2	1	1	0	1
<b>Sammy White, R</b> OBP: 0.333, SLG: 0.404 (1, 2)		0-0 1B	0-3 K	0-0 L9			0-0 F9			4	0	1	1	0	1	5
<b>Don Buddin, R</b> OBP: 0.376, SLG: 0.350 (1, 6)		0-3 K	0-0 F7	0-3 K		0-3 K	0-0 G5-4-3			4	0	0	0	0	2	5
<b>Tom Brewer, R</b> OBP: 0.306, SLG: 0.383 (1, 1)		0-3 K	0-0 1-3	0-0 F7			0-0 F7			3	0	0	0	0	1	4


Inning Stats	R: 0	H: 2	E: 0	LOB: 2	K: 0	BB: 0	S: 4	P: 4	R: 1	H: 1	E: 0	LOB: 1	K: 2	BB: 1	S: 8	P: 12	R: 3	H: 4	E: 0	LOB: 3	K: 1	BB: 2	S: 9	P: 17	R: 0	H: 0	E: 0	LOB: 0	K: 0	BB: 0	S: 3	P: 3	R: 0	H: 1	E: 0	LOB: 1	K: 0	BB: 0	S: 4	P: 4	R: 0	H: 1	E: 0	LOB: 1	K: 2	BB: 0	S: 8	P: 8	R: 0	H: 0	E: 0	LOB: 0	K: 1	BB: 1	S: 3	P: 3	R: 0	H: 1	E: 0	LOB: 0	K: 0	BB: 0	S: 3	P: 3
--------------	------	------	------	--------	------	-------	------	------	------	------	------	--------	------	-------	------	-------	------	------	------	--------	------	-------	------	-------	------	------	------	--------	------	-------	------	------	------	------	------	--------	------	-------	------	------	------	------	------	--------	------	-------	------	------	------	------	------	--------	------	-------	------	------	------	------	------	--------	------	-------	------	------

PITCHER	IP	WLS	BF	H	R	ER	SO	BB	IBB	HBP	BLK	WP	HR	S	P	ERA	WHIP
<b>Billy Loes, R</b> ERA: 5.52 (1, 1)	2.0	L	15	7	4	4	2	3	0	0	0	1	0	16	28	18.00	5.000
<b>Mike Fornieles, R</b> ERA: 5.23 (3, 1)	6.0		20	3	0	0	4	1	0	0	0	0	0	27	31	0.00	0.667

**BOTTOM**


**Baltimore Orioles @ Boston Red Sox**  
Fenway Park, Boston, MA  
Sat Jul 07 1956, 3:33 AM EDT  
Att. 10,320 - Unknown

<b>AB</b>	<b>31</b>
<b>R</b>	<b>4</b>
<b>H</b>	<b>10</b>
<b>RBI</b>	<b>3</b>
<b>BB</b>	<b>4</b>
<b>SO</b>	<b>6</b>
<b>LOB</b>	<b>19</b>



WP	PA	3B	HR	S	P	ERA	WHIP
1	35	0	0	2	0		



Batter	1	2	3	4	5	6	7	8	9	AB R H RBI BB SO LOB	TOP														
Dick Williams, R (1, 9) OBP: 0.375, SLG: 0.568	0-3 K		0-0 G4-6-3		0-0 F1			0-0 1B		4 0 1 0 0 1 2	<p><b>Baltimore Orioles @ Boston Red Sox</b> Fenway Park, Boston, MA Sun Jul 08 1956, 3:33 AM EDT Unknown</p> <p>livebaseballscorecards.com</p> <table border="1"> <tr><td>AB</td><td>32</td></tr> <tr><td>R</td><td>0</td></tr> <tr><td>H</td><td>6</td></tr> <tr><td>RBI</td><td>0</td></tr> <tr><td>BB</td><td>1</td></tr> <tr><td>SO</td><td>6</td></tr> <tr><td>LOB</td><td>15</td></tr> </table> 	AB	32	R	0	H	6	RBI	0	BB	1	SO	6	LOB	15
AB	32																								
R	0																								
H	6																								
RBI	0																								
BB	1																								
SO	6																								
LOB	15																								
George Kell, R (1, 5) Wayne Causey, L (6, 5) OBP: 0.376, SLG: 0.413 OBP: 0.214, SLG: 0.176	0-3 K			0-0 6-3		0-0 F6		0-3 K		3 0 0 0 0 1 0 1 0 0 0 0 1 2															
Bob Nieman, R (1, 7) Tex Nelson, L (6, 7) OBP: 0.407, SLG: 0.515 OBP: 0.275, SLG: 0.186	0-0 5-3			0-0 1B 1B		0-0 F9		0-0 5-3		3 0 1 0 0 0 0 1 0 0 0 0 0 2															
Gus Triandos, R (1, 3) OBP: 0.386, SLG: 0.482		0-0 FC4-6 1B		0-3 K		0-0 F5			0-0 F7	4 0 1 0 0 1 1															
Tito Francona, L (1, 8) OBP: 0.324, SLG: 0.295		0-0 FC4-6 FC6-4 1-2f		0-0 1B 1B		0-0 F7			0-0 4-3	4 0 1 0 0 0 1															
Tom Gastall, R (1, 2) Johnny Schmitz, R (7, 1) Bob Hale, L (9, PH) OBP: 0.241, SLG: 0.259 OBP: 0.300, SLG: 0.304		0-0 FC6-4 1-2f		0-0 6-3		0-0 4-3			0-0 4-3	3 0 0 0 0 0 3 0 0 0 0 0 0 0 1 0 0 0 0 0 0															
Billy Gardner, R (1, 4) OBP: 0.249, SLG: 0.328		0-3 K			0-0 2B		0-3 K			3 0 1 0 0 2 1															
Willy Miranda, S (1, 6) OBP: 0.306, SLG: 0.298			0-0 3-1		0-0 F6			4-0 1B BB		2 0 0 0 1 0 1															
Ray Moore, R (1, 1) Bill Wight, L (2, 1) Joe Frazier, L (5, PH) Hal Brown, R (5, 1) Hal Smith, R (7, 2) OBP: 0.313, SLG: 0.400 OBP: 0.258, SLG: 0.233 OBP: 0.354, SLG: 0.466 OBP: 0.389, SLG: 0.400 OBP: 0.326, SLG: 0.387			0-0 G4-6-3 1B		0-0 F8			0-0 F9		0 0 0 0 0 0 0 1 0 1 0 0 0 0 1 0 0 0 0 0 1 0 0 0 0 0 0 0 1 0 0 0 0 0 1															
<b>Inning Stats</b>	R: 0 E: 0 K: 2 S: 7	H: 0 LOB: 0 BB: 0 P: 7	R: 0 E: 0 K: 1 S: 6	H: 1 LOB: 1 BB: 0 P: 6	R: 0 E: 0 K: 0 S: 3	H: 1 LOB: 0 BB: 0 P: 3	R: 0 E: 0 K: 1 S: 7	H: 2 LOB: 2 BB: 0 P: 7	R: 0 E: 0 K: 0 S: 4	H: 1 LOB: 1 BB: 0 P: 4	R: 0 E: 0 K: 0 S: 3	H: 0 LOB: 0 BB: 0 P: 3	R: 0 E: 0 K: 1 S: 5	H: 0 LOB: 0 BB: 0 P: 5	R: 0 E: 0 K: 1 S: 6	H: 1 LOB: 2 BB: 1 P: 10	R: 0 E: 0 K: 0 S: 3	H: 0 LOB: 0 BB: 0 P: 3	1B: 5 2B: 1 3B: 0 HR: 0	SF: 0 SAC: 0 DP: 1 HBP: 0	WP: 0 PB: 0 SB: 0 CS: 0	PA: 33			
<b>PITCHER</b> Frank Sullivan, R (1, 1) ERA: 3.26	IP 9.0	WLS W	BF 33	H 6	R 0	ER 0	SO 6	BB 1	IBB 0	HBP 0	BLK 0	WP 0	HR 0	S 44	P 48	ERA 0.00	WHIP 0.778								





Batter	1	2	3	4	5	6	7	8	9	AB R H RBI BB SO LOB	TOP														
Dick Williams, R OBP: 0.377, SLG: 0.542 (1, 9) (8, 4)	0-0 G1-6-3 1B		4-0 HR BB	0-0 6-3			0-0 E6 BB 1B		0-0 F4	4 1 1 0 1 0 0															
Tito Francona, L OBP: 0.321, SLG: 0.293 (1, 8) (8, 4)	0-0 G1-6-3 1-2f		0-0 4-3		0-3 K		0-0 F7		0-0 1B	5 0 1 0 0 1 4															
George Kell, R OBP: 0.385, SLG: 0.451 (1, 5) (8, 4)	0-0 HR		0-0 HR		0-0 G5-4-3 1B		0-0 BB 1B		0-0 F7	5 2 4 4 0 0 1															
Bob Nieman, R OBP: 0.407, SLG: 0.508 (1, 7) (8, 4)	0-0 5-3		4-0 5-3 BB		0-0 G5-4-3 1-2f		4-0 BB BB		0-0 F9	3 0 0 0 2 0 2															
Gus Triandos, R OBP: 0.383, SLG: 0.475 (1, 3) (8, 4)		0-0 5-3	0-0 5-3 1-2		4-0 FC4-6 BB		0-0 F9			3 0 0 0 1 0 4															
Billy Gardner, R OBP: 0.254, SLG: 0.329 (1, 4) (8, 9)		0-0 1B 1B	4-0 BB		0-0 F5			0-0 F9		2 0 1 0 1 0 1 1 0 0 0 0 0 0															
Joe Frazier, L OBP: 0.348, SLG: 0.458 (8, PH) (8, 9)																									
Hal Smith, R OBP: 0.324, SLG: 0.384 (1, 2) (8, 9)		0-0 G4-6-3 1B	0-0 F8		0-0 F8			0-0 L7		4 0 1 0 0 0 3															
Willy Miranda, S OBP: 0.305, SLG: 0.297 (1, 6) (8, 9)	0-0 G4-6-3 1-2f			0-0 F3		0-0 FC4-6 1-2f		0-0 1B		4 0 1 0 0 0 3															
Connie Johnson, R OBP: 0.320, SLG: 0.304 (1, 1) (8, 9)			0-0 HR 2B		0-0 F4			0-3 K		2 1 1 0 0 0 0 0 0 0 0 0 0 0 1 0 0 0 0 0 0 1 0 0 0 0 1 1 0 0 0 0 0 0 0															
Don Ferrarese, R OBP: 0.125, SLG: 0.067 (4, 1) (8, 9)																									
George Zuverink, R OBP: 0.133, SLG: 0.071 (5, 1) (8, 9)																									
Bob Hale, L OBP: 0.298, SLG: 0.302 (8, PH) (8, 9)																									
Mike Fornieles, R OBP: 0.154, SLG: 0.308 (8, 1) (8, 9)																									
<b>Inning Stats</b>	R: 1 E: 0 K: 0 S: 4	H: 2 LOB: 0 BB: 0 P: 4	R: 0 E: 0 K: 0 S: 4	H: 2 LOB: 1 BB: 3 P: 4	R: 3 E: 0 K: 0 S: 5	H: 2 LOB: 2 BB: 3 P: 17	R: 0 E: 0 K: 0 S: 3	H: 0 LOB: 0 BB: 0 P: 3	R: 0 E: 0 K: 1 S: 5	H: 1 LOB: 0 BB: 0 P: 5	R: 0 E: 0 K: 0 S: 3	H: 0 LOB: 1 BB: 1 P: 7	R: 0 E: 1 K: 0 S: 5	H: 1 LOB: 3 BB: 1 P: 9	R: 0 E: 0 K: 1 S: 6	H: 1 LOB: 1 BB: 0 P: 6	R: 0 E: 0 K: 0 S: 4	H: 1 LOB: 1 BB: 0 P: 4	R: 0 E: 0 K: 0 S: 4	H: 1 LOB: 1 BB: 0 P: 4	1B: 7 2B: 1 3B: 0 HR: 2	SF: 0 SAC: 0 DP: 3 HBP: 0	WP: 0 PB: 0 SB: 0 CS: 0	PA: 40	
<b>PITCHER</b>	IP WLS BF H R ER SO BB IBB HBP BLK WP HR S P ERA WHIP																								
Willard Nixon, R ERA: 4.42 (1, 1)	2.0		10	5	3	3	0	1	0	0	0	0	1	9	13	13.50	3.000								
Dave Sisler, R ERA: 4.39 (3, 1)	1.0		6	1	1	1	0	2	0	0	0	0	1	4	12	9.00	3.000								
Tom Hurd, R ERA: 5.14 (4, 1)	2.0	W	6	1	0	0	1	0	0	0	0	0	0	8	8	0.00	0.500								
Ike Delock, R ERA: 4.9 (6, 1)	4.0	S	18	3	0	0	1	2	0	0	0	0	0	18	26	0.00	1.250								

Baltimore Orioles @ Boston Red Sox  
Fenway Park, Boston, MA  
Sun Jul 08 1956, 3:38 AM EDT  
Att. 20,723 - Unknown

livebaseballscorecards.com

AB 35  
R 4  
H 10  
RBI 4  
BB 5  
SO 2  
LOB 19



Batter	1	2	3	4	5	6	7	8	9	AB	R	H	RBI	BB	SO	LOB
<b>Billy Goodman, L</b> (1, 4) OBP: 0.363, SLG: 0.426	0-0 4-3		0-0 F7	0-0 FC4-2 1-3 3-H 2B	0-0 6-3		0-0 2-H 3-H 1B			5	0	2	3	0	0	4
<b>Billy Klaus, L</b> (1, 5) OBP: 0.388, SLG: 0.384	0-0 6-3		0-0 1B 1B	0-0 FC4-2 2-3 3-H		0-0 SH1-3 1B	0-0 1-3			5	1	2	0	0	0	2
<b>Ted Williams, L</b> (1, 7) OBP: 0.487, SLG: 0.555 <b>Gene Stephens, L</b> (8, 7) OBP: 0.269, SLG: 0.174	0-0 3-1		0-0 1B 1B	0-0 L4		0-0 E4 SH1-3	0-0 F3			5	1	1	1	0	0	3
<b>Mickey Vernon, L</b> (1, 3) OBP: 0.398, SLG: 0.531		4-0 BB BB BB	0-0 BB 1B		1-0 BB BB HBP	0-0 SH1-3		0-0 F8		2	1	1	2	1	0	0
<b>Jackie Jensen, R</b> (1, 9) OBP: 0.400, SLG: 0.479		0-0 F8	4-0 BB BB BB	1-2 BB	4-0 BB BB BB	0-0 1-3		0-0 1-6-3		3	0	0	0	2	0	3
<b>Jim Piersall, R</b> (1, 8) OBP: 0.383, SLG: 0.436		0-0 F7	0-0 F3		0-0 F1	0-0 F8		0-0 F8		5	0	0	0	0	0	7
<b>Pete Daley, R</b> (1, 2) OBP: 0.366, SLG: 0.569		0-3 K		0-3 K	4-0 BB BB		0-0 1B 2B			3	1	1	0	1	2	1
<b>Don Buddin, R</b> (1, 6) OBP: 0.383, SLG: 0.367			0-0 FC4 1B	0-0 1B 2B	0-0 F4		0-0 2B 1B			4	2	3	0	0	0	3
<b>Willard Nixon, L</b> (1, 1) OBP: 0.263, SLG: 0.188 <b>Dave Sliemers, R</b> (3, 1) OBP: 0.286, SLG: 0.091 <b>Ted Lepcio, R</b> (3, PH) OBP: 0.298, SLG: 0.406 <b>Tom Hung, R</b> (4, 1) OBP: 0.667, SLG: 0.667 <b>Dick Gemert, R</b> (5, PH) OBP: 0.410, SLG: 0.506 <b>Ike Delock, R</b> (6, 1) OBP: 0.156, SLG: 0.167			0-0 FC4 1B 1B	0-0 2B FC4-2 1B	4-0 BB BB BB		0-0 1B 2B			0	0	0	0	0	0	0

**BOTTOM**

**Baltimore Orioles @ Boston Red Sox**  
Fenway Park, Boston, MA  
Sun Jul 08 1956, 3:38 AM EDT  
Att. 20,723 - Unknown

[livebaseballscorecards.com](http://livebaseballscorecards.com)

<b>AB</b>	<b>35</b>
<b>R</b>	<b>8</b>
<b>H</b>	<b>12</b>
<b>RBI</b>	<b>8</b>
<b>BB</b>	<b>5</b>
<b>SO</b>	<b>2</b>
<b>LOB</b>	<b>24</b>



Inning Stats	R: 0	H: 0	E: 0	LOB: 0	K: 0	S: 3	P: 3	R: 0	H: 0	E: 0	LOB: 1	K: 1	S: 5	R: 3	H: 4	E: 0	LOB: 2	K: 0	S: 7	R: 1	H: 3	E: 0	LOB: 2	K: 1	S: 8	R: 1	H: 0	E: 0	LOB: 3	K: 0	S: 3	R: 0	H: 1	E: 1	LOB: 2	K: 0	S: 5	R: 3	H: 4	E: 0	LOB: 0	K: 0	S: 6	R: 0	H: 0	E: 0	LOB: 0	K: 0	S: 3
--------------	------	------	------	--------	------	------	------	------	------	------	--------	------	------	------	------	------	--------	------	------	------	------	------	--------	------	------	------	------	------	--------	------	------	------	------	------	--------	------	------	------	------	------	--------	------	------	------	------	------	--------	------	------

PITCHER	IP	WLS	BF	H	R	ER	SO	BB	IBB	HBP	BLK	WP	HR	S	P	ERA	WHIP
<b>Connie Johnson, R</b> (1, 1) ERA: 3.58	3.1		19	7	4	4	2	2	0	0	0	0	0	21	29	10.80	2.700
<b>Don Ferrarese, L</b> (4, 1) ERA: 5.17	1.0	L	6	0	1	1	0	2	0	1	0	0	0	3	12	9.00	2.000
<b>George Zuverink, R</b> (5, 1) ERA: 2.74	2.2		14	5	3	3	0	1	0	0	0	0	0	13	17	10.12	2.250
<b>Mike Fornieles, R</b> (8, 1) ERA: 5.11	1.0		3	0	0	0	0	0	0	0	0	0	0	3	3	0.00	0.000

<b>WP: 0</b>	<b>PA: 42</b>
<b>PB: 0</b>	
<b>SB: 0</b>	
<b>CS: 0</b>	

PITCHER	IP	WLS	BF	H	R	ER	SO	BB	IBB	HBP	BLK	WP	HR	S	P	ERA	WHIP
<b>Connie Johnson, R</b> (1, 1) ERA: 3.58	3.1		19	7	4	4	2	2	0	0	0	0	0	21	29	10.80	2.700
<b>Don Ferrarese, L</b> (4, 1) ERA: 5.17	1.0	L	6	0	1	1	0	2	0	1	0	0	0	3	12	9.00	2.000
<b>George Zuverink, R</b> (5, 1) ERA: 2.74	2.2		14	5	3	3	0	1	0	0	0	0	0	13	17	10.12	2.250
<b>Mike Fornieles, R</b> (8, 1) ERA: 5.11	1.0		3	0	0	0	0	0	0	0	0	0	0	3	3	0.00	0.000



Batter	1	2	3	4	5	6	7	8	9	AB R H RBI BB SO LOB	TOP																					
Vic Power, R OBP: 0.329, SLG: 0.418 (1, 3) X	0-0 6-3		0-0 E3			0-0 4-3		0-0 F7		4 0 0 0 0 0 2																						
Lou Skizas, R OBP: 0.348, SLG: 0.326 (1, 9) X	0-0 F6		0-0 6-3			0-0 1B		0-0 1B		4 0 2 0 0 0 2																						
Gus Zernial, R OBP: 0.332, SLG: 0.481 (1, 7) X	0-0 5-3			0-0 L1		0-3 K		0-0 F7		4 0 0 0 0 1 2																						
Harry Simpson, L OBP: 0.337, SLG: 0.515 (1, 8)		0-0 G3		0-0 4-3		0-0 1-3		0-0 F7		4 0 0 0 0 0 1																						
Hector Lopez, R OBP: 0.366, SLG: 0.475 (1, 5)		0-3 K		0-3 K			0-0 F8		0-0 F9	4 0 0 0 0 2 0																						
Joe Ginsberg, L OBP: 0.338, SLG: 0.324 (1, 2)		0-3 K			0-0 F8 1B		0-3 K		0-0 F8	4 0 1 0 0 2 0																						
Mike Baxes, R OBP: 0.373, SLG: 0.294 (1, 6)			4-0 G3 1B E3 BB		0-0 F8 1B		0-0 1B			2 0 2 0 1 0 0																						
Jim Finigan, R OBP: 0.316, SLG: 0.315 (1, 4)			0-0 E3 G3 1-2 1B		0-0 F8		0-0 6-3			3 0 1 0 0 0 3																						
Art Diltmar, R OBP: 0.192, SLG: 0.160 (3, PH)			0-0 G3		0-0 G6-4-3			0-0 F8		0 0 0 0 0 0 0																						
Eddie Robinson, L OBP: 0.287, SLG: 0.378 (3, 1)										1 0 0 0 0 0 2																						
Troy Herriage, R OBP: 0.227, SLG: 0.125 (5, PH)										0 0 0 0 0 0 0																						
Johnny Groth, R OBP: 0.320, SLG: 0.413 (5, 1)										1 0 0 0 0 0 2																						
Tom Gorman, R OBP: 0.143, SLG: 0.053 (8, PH)										0 0 0 0 0 0 0																						
Joe Demasisti, R OBP: 0.289, SLG: 0.308 (8, 1)										1 0 0 0 0 0 0																						
Bobby Shantz, R OBP: 0.200, SLG: 0.111 (8, 1)										0 0 0 0 0 0 0																						
<b>Inning Stats</b>	R: 0 E: 0 K: 0 S: 3	H: 0 LOB: 0 BB: 0 P: 3	R: 0 E: 0 K: 2 S: 7	H: 0 LOB: 0 BB: 0 P: 7	R: 0 E: 1 K: 0 S: 4	H: 1 LOB: 2 BB: 1 P: 8	R: 0 E: 0 K: 1 S: 5	H: 0 LOB: 0 BB: 0 P: 5	R: 0 E: 0 K: 1 S: 4	H: 2 LOB: 1 BB: 0 P: 4	R: 0 E: 0 K: 1 S: 6	H: 1 LOB: 1 BB: 0 P: 6	R: 0 E: 0 K: 1 S: 6	H: 1 LOB: 1 BB: 0 P: 6	R: 0 E: 0 K: 0 S: 4	H: 1 LOB: 1 BB: 0 P: 4	R: 0 E: 0 K: 0 S: 3	H: 0 LOB: 0 BB: 0 P: 3	1B: 6 2B: 0 3B: 0 HR: 0	SF: 0 SAC: 0 DP: 1 HBP: 0	WP: 0 PB: 0 SB: 0 CS: 0	PA: 33										
<b>PITCHER</b> Bill Wight, L ERA: 4.5 (1, 1)	IP 9.0	WLS W	BF 33	H 6	R 0	ER 0	SO 5	BB 1	IBB 0	HBP 0	BLK 0	WP 0	HR 0	S 42	P 46	ERA 0.00	WHIP 0.778															
<b>PITCHER</b>											IP	WLS	BF	H	R	ER	SO	BB	IBB	HBP	BLK	WP	HR	S	P	ERA	WHIP					

**Kansas City Athletics @ Baltimore Orioles**  
 Memorial Stadium, Baltimore, MD  
 Thu Jul 12 1956, 3:33 AM EDT  
 Att. 9,487 - Unknown

AB	32
R	0
H	6
RBI	0
BB	1
SO	5
LOB	14



1B	6	SF	0
2B	0	SAC	0
3B	0	DP	1
HR	0	HBP	0

Batter	1	2	3	4	5	6	7	8	9	AB	R	H	RBI	BB	SO	LOB
Dick Williams, R OBP: 0.351, SLG: 0.500 (1, 9)	0-0 5-3	0-0 FC6-5 1B		0-0 6-3			0-0 F2			4	0	0	0	0	0	1
Tito Francona, L OBP: 0.324, SLG: 0.293 (1, 3)	4-0 E HR BB	0-0 BB 1-3 1B		0-0 F6			0-0 1-3			3	1	1	0	1	0	0
George Kell, R OBP: 0.387, SLG: 0.455 (1, 5)	0-0 E8 HR 1-3	4-0 FC5-4 BB 1-2				0-0 F8		0-0 F9 2B		3	1	1	0	1	0	1
Bob Nieman, R OBP: 0.404, SLG: 0.517 (1, 7)	0-0 HR 2-H 3-H	0-0 FC5-4 1-2f				0-0 F3		0-0 F9 2-3		4	1	1	3	0	0	4
Gus Triandos, R OBP: 0.377, SLG: 0.466 (1, 2)	0-0 F8			0-0 F9		0-0 F5		0-0 5-3		4	0	0	0	0	0	1
Jim Pyburn, R OBP: 0.290, SLG: 0.327 (1, 8)	0-0 F9			0-0 1B			0-0 F3		0-0 F9	4	0	1	0	0	0	1
Billy Gardner, R OBP: 0.255, SLG: 0.333 (1, 4)		0-0 1B FC3-2-5-3 2B		0-0 F4			0-0 F4			3	0	1	0	0	0	1
Willy Miranda, S OBP: 0.309, SLG: 0.301 (1, 6)		0-0 FC3-2-5-3 1B 2-3		0-0 1B 1-3			0-0 6-3			3	1	2	0	0	0	0
Bill Wight, L OBP: 0.235, SLG: 0.212 (1, 1)		0-0 FC3-2-5-3 FC6-5 1-H 3-H		0-3 K			0-0 F8			3	0	0	0	0	1	1

Inning Stats	R: 3	H: 1	E: 1	K: 0	S: 5	LOB: 0	BB: 1	P: 9	R: 1	H: 3	E: 0	K: 0	S: 6	LOB: 3	BB: 1	P: 10	R: 0	H: 2	E: 0	K: 0	S: 4	LOB: 2	BB: 0	P: 4	R: 0	H: 0	E: 0	K: 1	S: 5	LOB: 0	BB: 0	P: 5	R: 0	H: 0	E: 0	K: 0	S: 3	LOB: 0	BB: 0	P: 3	R: 0	H: 0	E: 0	K: 0	S: 3	LOB: 0	BB: 0	P: 3	R: 0	H: 0	E: 0	K: 0	S: 3	LOB: 0	BB: 0	P: 3	R: 0	H: 1	E: 0	K: 0	S: 4	LOB: 1	BB: 0	P: 4
--------------	------	------	------	------	------	--------	-------	------	------	------	------	------	------	--------	-------	-------	------	------	------	------	------	--------	-------	------	------	------	------	------	------	--------	-------	------	------	------	------	------	------	--------	-------	------	------	------	------	------	------	--------	-------	------	------	------	------	------	------	--------	-------	------	------	------	------	------	------	--------	-------	------


PITCHER	IP	WLS	BF	H	R	ER	SO	BB	IBB	HBP	BLK	WP	HR	S	P	ERA	WHIP
Art Ditmar, R ERA: 3.85 (1, 1)	2.0	L	13	4	4	3	0	2	0	0	0	0	1	11	19	13.50	3.000
Troy Herraige, R ERA: 6.41 (3, 1)	2.0		7	2	0	0	1	0	0	0	0	0	0	9	9	0.00	1.000
Tom Gorman, R ERA: 4.08 (5, 1)	3.0		9	0	0	0	0	0	0	0	0	0	0	9	9	0.00	0.000
Bobby Shantz, L ERA: 4.04 (8, 1)	1.0		4	1	0	0	0	0	0	0	0	0	0	4	4	0.00	1.000

**BOTTOM**

**Kansas City Athletics @ Baltimore Orioles**  
**Memorial Stadium, Baltimore, MD**  
 Thu Jul 12 1956, 3:33 AM EDT  
 Att. 9,487 - Unknown

AB	31
R	4
H	7
RBI	3
BB	2
SO	1
LOB	10

livebaseballscores.com



WP	HR	S	P	ERA	WHIP
WP: 0	HR: 1	S: 4	P: 4	ERA: 0.00	WHIP: 1.000



Batter	1	2	3	4	5	6	7	8	9	AB R H RBI BB SO LOB	TOP									
<b>Hector Lopez, R</b> (1, 5) OBP: 0.363, SLG: 0.473	0-0 E 2B	0-0 F2			0-0 F3		0-0 5-3		0-0 F8	5 1 1 0 0 0 1										
<b>Al Pilarcik, L</b> (1, 8) OBP: 0.250, SLG: 0.250	0-0 E3 HR	0-3 K			0-0 1-3 1B		0-0 4-3			4 1 1 0 0 1 1										
<b>Lou Skizas, R</b> (1, 7) OBP: 0.360, SLG: 0.404 <b>Johnny Groth, R</b> (8, 7) OBP: 0.320, SLG: 0.413	0-0 1-H HR				0-0 1-2 1-3 1B		0-0 5-3			4 1 2 2 0 0 0 0 0 0 0 0 0 0										
<b>Harry Simpson, L</b> (1, 9) OBP: 0.333, SLG: 0.508 <b>Enos Slaughter, L</b> (8, 9) OBP: 0.374, SLG: 0.421	0-0 F6				0-0 1-3			0-0 G3		4 0 0 0 0 0 2 0 0 0 0 0 0 0										
<b>Eddie Robinson, L</b> (1, 3) OBP: 0.286, SLG: 0.372	0-0 4-3				0-0 F5			0-0 1B		4 0 1 0 0 0 2										
<b>Tim Thompson, L</b> (1, 2) OBP: 0.335, SLG: 0.382	4-0 BB				0-0 4-3			0-0 F8		3 0 0 0 1 0 1										
<b>Mike Baxes, R</b> (1, 6) OBP: 0.356, SLG: 0.278	0-0 L8				0-0 E5			0-0 5-3		4 0 0 0 0 0 2										
<b>Jim Finigan, R</b> (1, 4) OBP: 0.315, SLG: 0.314					0-0 F7			0-0 1B		4 0 1 0 0 0 1										
<b>Alex Kellner, R</b> (1, 1) OBP: 0.259, SLG: 0.200					0-3 K			0-3 K		4 0 1 0 0 3 2										
<b>Inning Stats</b>	R: 3 E: 1 K: 0 S: 6	H: 2 LOB: 1 BB: 1 P: 10	R: 0 E: 0 K: 1 S: 6	H: 1 LOB: 1 BB: 0 P: 6	R: 0 E: 0 K: 0 S: 3	H: 0 LOB: 0 BB: 0 P: 3	R: 0 E: 1 K: 1 S: 6	H: 0 LOB: 1 BB: 0 P: 6	R: 0 E: 0 K: 1 S: 6	H: 2 LOB: 2 BB: 0 P: 5	R: 0 E: 0 K: 0 S: 3	H: 0 LOB: 0 BB: 0 P: 3	R: 0 E: 0 K: 0 S: 4	H: 1 LOB: 1 BB: 0 P: 4	R: 0 E: 0 K: 1 S: 5	H: 0 LOB: 0 BB: 0 P: 5	1B: 5 2B: 1 3B: 0 HR: 1	SF: 0 SAC: 0 DP: 0 HBP: 0	WP: 0 PB: 0 SB: 0 CS: 0	PA: 37
<b>PITCHER</b>	IP WLS BF H R ER SO BB IBB HBP BLK WP HR S P ERA WHIP																			
<b>Connie Johnson, R</b> (1, 1) ERA: 3.49	7.0 L 30 6 3 2 3 1 0 0 0 0 0 1 35 39 2.57 1.000																			
<b>Billy Loes, R</b> (8, 1) ERA: 5.18	2.0 7 1 0 0 1 0 0 0 0 0 0 0 9 9 0.00 0.500																			

**Kansas City Athletics @ Baltimore Orioles**  
**Memorial Stadium, Baltimore, MD**  
 Fri Jul 13 1956, 3:33 AM EDT  
 Att. 7,471 - Unknown

AB	36
R	3
H	7
RBI	2
BB	1
SO	4
LOB	12



WP: 0	PA: 37
PB: 0	
SB: 0	
CS: 0	

Batter	1	2	3	4	5	6	7	8	9	AB R H RBI BB SO LOB
Dick Williams, R OBP: 0.339, SLG: 0.526 (1, 9) (8, 4)	0-0 HR		0-0 F8		0-0 F6		0-0 5-3		0-0 1-3	5 1 1 1 0 0 6
George Kell, R OBP: 0.393, SLG: 0.474 (1, 5)	0-0 1B		0-0 F9		0-0 1B			0-0 HR		4 1 3 1 0 0 1
Bob Nieman, R OBP: 0.397, SLG: 0.507 (1, 7)	0-0 F6			0-0 6-3	0-0 5-3			0-0 F8		4 0 0 0 0 0 3
Gus Triandos, R OBP: 0.370, SLG: 0.457 (1, 3)	0-0 F7			0-3 K		0-0 F5		0-0 F6		4 0 0 0 0 1 0
Hal Smith, R OBP: 0.323, SLG: 0.386 (1, 2)		0-0 F8		0-0 2B		0-0 F5		0-0 L7		4 0 1 0 0 0 0
Jim Pyburn, R OBP: 0.281, SLG: 0.316 (1, 8)		0-0 4-3		0-0 F5		0-0 F2		0-0 F8		4 0 0 0 0 0 1
Billy Gardner, R OBP: 0.253, SLG: 0.331 Hoot Evers, R OBP: 0.413, SLG: 0.342 (7, PH) (8, 9)		0-0 F2			0-0 F3		0-0 F7		0-0 1B 1B	2 0 0 0 0 0 0 2 0 1 0 0 0 0
Willy Miranda, S OBP: 0.312, SLG: 0.308 (1, 6)			0-0 F9		0-0 1B BB 1B		0-0 1-3 2B		0-3 K	4 0 2 0 0 1 1
Connie Johnson, R OBP: 0.370, SLG: 0.333 Tom Gastall, R OBP: 0.233, SLG: 0.250 Billy Loes, R OBP: 0.091, SLG: 0.091 Bob Hale, L OBP: 0.302, SLG: 0.307 Tito Francona, L OBP: 0.324, SLG: 0.293 (1, 1) (7, PH) (8, 1) (9, PH) (9, PR)			0-0 1B		4-0 1B BB		0-0 1-3 2-3 1B		0-0 1B	1 0 1 0 1 0 0 1 0 0 0 0 0 1 0 0 0 0 0 0 0 1 0 1 0 0 0 0 0 0 0 0 0 0 0

Inning Stats	R: 1	H: 2	E: 0	K: 0	S: 4	R: 0	H: 0	E: 0	K: 0	S: 3	R: 0	H: 1	E: 0	K: 0	S: 4	R: 0	H: 1	E: 0	K: 1	S: 6	R: 0	H: 2	E: 0	K: 0	S: 5	R: 0	H: 0	E: 0	K: 0	S: 3	R: 0	H: 1	E: 0	K: 0	S: 4	R: 1	H: 1	E: 0	K: 0	S: 4	R: 0	H: 2	E: 0	K: 1	S: 7	1B: 6	SF: 0	2B: 2	SAC: 0	3B: 0	DP: 0	HR: 2	HBP: 0	WP: 0	PA: 37
--------------	------	------	------	------	------	------	------	------	------	------	------	------	------	------	------	------	------	------	------	------	------	------	------	------	------	------	------	------	------	------	------	------	------	------	------	------	------	------	------	------	------	------	------	------	------	-------	-------	-------	--------	-------	-------	-------	--------	-------	--------

PITCHER	IP	WLS	BF	H	R	ER	SO	BB	IBB	HBP	BLK	WP	HR	S	P	ERA	WHIP	PITCHER	IP	WLS	BF	H	R	ER	SO	BB	IBB	HBP	BLK	WP	HR	S	P	ERA	WHIP														
Alex Kellner, L ERA: 3.42 (1, 1)	9.0	W	37	10	2	2	2	1	0	0	0	0	2	40	44	2.00	1.222																																

BOTTOM

Kansas City Athletics @ Baltimore Orioles  
Memorial Stadium, Baltimore, MD  
Fri Jul 13 1956, 3:33 AM EDT  
Att. 7,471 - Unknown

livebaseballscores.com

AB	36
R	2
H	10
RBI	2
BB	1
SO	2
LOB	13






Batter	1	2	3	4	5	6	7	8	9	AB R H RBI BB SO LOB	TOP											
<b>Hector Lopez, R</b> (1, 5) OBP: 0.359, SLG: 0.467	0-0 6-3			0-0 F8		0-0 6-3		0-0 F7		4 0 0 0 0 0 0	<b>Kansas City Athletics @ Baltimore Orioles</b> <b>Memorial Stadium, Baltimore, MD</b> Sat Jul 14 1956, 3:33 AM EDT Att. 6,941 - Unknown <a href="http://livebaseballscorecards.com">livebaseballscorecards.com</a>											
<b>Al Pilarcik, L</b> (1, 8) OBP: 0.250, SLG: 0.250	0-3 K			0-0 1B 1B		0-0 F8		0-0 G3	4 0 1 0 0 1 0													
<b>Enos Slaughter, L</b> (1, 9) OBP: 0.366, SLG: 0.411	0-0 F6			0-0 F7		0-0 F6		0-0 4-3	4 0 0 0 0 0 1													
<b>Eddie Robinson, L</b> (1, 3) OBP: 0.294, SLG: 0.388		0-0 1-3		0-0 BB 1B		0-0 2B		0-0 1-3	4 0 2 0 0 0 0													
<b>Tim Thompson, L</b> (1, 2) OBP: 0.335, SLG: 0.377		0-3 K		4-0 FC6-4 BB		0-0 F3			2 0 0 0 1 1 1													
<b>Johnny Groth, R</b> (1, 7) OBP: 0.315, SLG: 0.405		0-0 1-3		0-0 FC6-4 1-2f		0-3 K			3 0 0 0 0 1 4													
<b>Mike Baxes, R</b> (1, 6) OBP: 0.348, SLG: 0.270			0-0 5-3		0-0 F7		0-0 1-3		2 0 0 0 0 0 0													
<b>Harry Simpson, L</b> (7, PH) OBP: 0.332, SLG: 0.506									1 0 0 0 0 0 1													
<b>Joe Demaestri, R</b> (7, 6) OBP: 0.289, SLG: 0.308									0 0 0 0 0 0 0													
<b>Jim Finigan, R</b> (1, 4) OBP: 0.313, SLG: 0.311		0-3 K			0-0 1-3		0-3 K		2 0 0 0 0 1 0													
<b>Clete Boyer, R</b> (5, 4) OBP: 0.259, SLG: 0.260									1 0 0 0 0 1 0													
<b>Jack McMahan, R</b> (1, 1) OBP: 0.143, SLG: 0.053		0-3 K			0-3 K		0-0 F7		2 0 0 0 0 2 0													
<b>Joe Ginsberg, L</b> (8, PH) OBP: 0.335, SLG: 0.321									1 0 0 0 0 0 0													
<b>Tom Gorman, R</b> (8, 1) OBP: 0.143, SLG: 0.053									0 0 0 0 0 0 0													
<b>Inning Stats</b>	R: 0 E: 0 K: 1 S: 5	H: 0 LOB: 0 BB: 0 P: 5	R: 0 E: 0 K: 1 S: 5	H: 0 LOB: 0 BB: 0 P: 5	R: 0 E: 0 K: 2 S: 7	H: 0 LOB: 0 BB: 0 P: 7	R: 0 E: 0 K: 0 S: 5	H: 2 LOB: 3 BB: 1 P: 9	R: 0 E: 0 K: 1 S: 5	H: 0 LOB: 0 BB: 0 P: 5	R: 0 E: 0 K: 0 S: 3	H: 0 LOB: 0 BB: 0 P: 3	R: 0 E: 0 K: 1 S: 6	H: 1 LOB: 1 BB: 0 P: 6	R: 0 E: 0 K: 1 S: 5	H: 0 LOB: 0 BB: 0 P: 5	R: 0 E: 0 K: 0 S: 3	H: 0 LOB: 0 BB: 0 P: 3	1B: 2 2B: 1 3B: 0 HR: 0	SF: 0 SAC: 0 DP: 0 HBP: 0	WP: 0 PB: 0 SB: 0 CS: 0	PA: 31
<b>PITCHER</b> <b>Mike Fornieles, R</b> (1, 1) ERA: 4.25	IP: 9.0 WLS: W BF: 31 H: 3 R: 0 ER: 0 SO: 7 BB: 1 IBB: 0 HBP: 0 BLK: 0 WP: 0 HR: 0 S: 44 P: 48 ERA: 0.00 WHIP: 0.444											<b>PITCHER</b>	IP: 9.0 WLS: W BF: 31 H: 3 R: 0 ER: 0 SO: 7 BB: 1 IBB: 0 HBP: 0 BLK: 0 WP: 0 HR: 0 S: 44 P: 48 ERA: 0.00 WHIP: 0.444									

**Kansas City Athletics @ Baltimore Orioles**  
**Memorial Stadium, Baltimore, MD**  
 Sat Jul 14 1956, 3:33 AM EDT  
 Att. 6,941 - Unknown

AB	30
R	0
H	3
RBI	0
BB	1
SO	7
LOB	7



Batter	1	2	3	4	5	6	7	8	9	AB	R	H	RBI	BB	SO	LOB
--------	---	---	---	---	---	---	---	---	---	----	---	---	-----	----	----	-----

Dick Williams, R OBP: 0.323, SLG: 0.500 Jim Pyburn, R OBP: 0.281, SLG: 0.316	0-0 F9		0-0 F4		0-0 SH3-4		0-0 F3			3	0	0	0	0	0	0
Hoot Evers, R OBP: 0.411, SLG: 0.333 Joe Frazier, L OBP: 0.358, SLG: 0.458 Hal Brown, R OBP: 0.389, SLG: 0.400 Tito Francona, L OBP: 0.324, SLG: 0.293	4-0 S 1B BB		0-0 F9		0-0 FC6-5-4			4-0 SH2-4 BB		2	1	0	0	1	0	1
George Kell, R OBP: 0.393, SLG: 0.472	0-0 1B 1B		0-0 L5		0-0 F9			0-0 SH2-4		3	0	1	1	0	0	1
Bob Nieman, R OBP: 0.403, SLG: 0.507	0-0 G5-4 1B			0-0 F7		4-0 6-3 5-3 BB		4-0 G6-4-3 IBB		2	0	1	0	2	0	0
Gus Triandos, R OBP: 0.368, SLG: 0.453	0-0 F6			0-0 1B 1B		0-0 5-3		0-0 G6-4-3		4	0	1	0	0	0	5
Hal Smith, R OBP: 0.323, SLG: 0.385	0-0 G5-4			0-0 1B		0-0 6-3				3	0	1	0	0	0	3
Billy Gardner, R OBP: 0.250, SLG: 0.327		0-0 4-3		0-0 F9		0-0 G3				3	0	0	0	0	0	3
Willy Miranda, S OBP: 0.309, SLG: 0.305		0-0 5-3		0-0 6-3			0-0 F8			3	0	0	0	0	0	2
Mike Fornieles, R OBP: 0.188, SLG: 0.313		0-0 5-3			0-0 FC6-5-4 SH3-4 1B		0-0 F3			3	0	1	0	0	0	0

Inning Stats	R: 1	H: 2	E: 0	LOB: 2	K: 0	P: 9	R: 0	H: 0	E: 0	LOB: 0	K: 0	P: 3	R: 0	H: 0	E: 0	LOB: 0	K: 0	P: 3	R: 0	H: 2	E: 0	LOB: 2	K: 0	P: 5	R: 0	H: 1	E: 0	LOB: 1	K: 0	P: 4	R: 0	H: 0	E: 0	LOB: 1	K: 0	P: 7	R: 0	H: 0	E: 0	LOB: 0	K: 0	P: 3	R: 0	H: 0	E: 0	LOB: 2	K: 0	P: 10
--------------	------	------	------	--------	------	------	------	------	------	--------	------	------	------	------	------	--------	------	------	------	------	------	--------	------	------	------	------	------	--------	------	------	------	------	------	--------	------	------	------	------	------	--------	------	------	------	------	------	--------	------	-------

PITCHER	IP	WLS	BF	H	R	ER	SO	BB	IBB	HBP	BLK	WP	HR	S	P	ERA	WHIP
Jack McMahan, L ERA: 4.93	(1, 1)	7.0	28	5	1	1	0	2	0	0	0	0	0	26	34	1.29	1.000
Tom Gorman, R ERA: 4.04	(8, 1)	1.0	4	0	0	0	0	1	1	0	0	0	0	2	10	0.00	1.000

**BOTTOM**

**Kansas City Athletics @ Baltimore Orioles**  
**Memorial Stadium, Baltimore, MD**  
 Sat Jul 14 1956, 3:33 AM EDT  
 Att. 6,941 - Unknown

AB	26
R	1
H	5
RBI	1
BB	4
SO	0
LOB	15



WP	PA	ERA	WHIP
0	32		



Batter	1	2	3	4	5	6	7	8	9	AB R H RBI BB SO LOB	TOP	
Harvey Kuenn, R (1, 6) OBP: 0.411, SLG: 0.507	4-0 1B BB BB	0-0 1-3 1B			0-0 1-3		0-0 4-3		0-0 F7	4 1 1 0 1 0 0		
Earl Torgeson, L (1, 3) OBP: 0.396, SLG: 0.424	0-0 BB 1B 1B	0-0 F2			0-0 4-3		0-0 F5			4 0 1 0 0 0 2		
Charlie Maxwell, L (1, 7) OBP: 0.450, SLG: 0.630	0-0 1-2 2-3 1B	0-0 L8			4-0 BB		0-0 F7			3 0 1 0 1 0 2		
Al Kaline, R (1, 9) OBP: 0.337, SLG: 0.479	0-3 K				0-0 F5		0-0 L4		0-0 L9	4 0 0 0 0 1 4		
Bob Kennedy, R (1, 5) OBP: 0.328, SLG: 0.330	0-3 K				0-3 K		4-0 WP 1B SF8 BB		0-0 4-3 1B	3 1 1 0 1 2 3		
Bill Tuttle, R (1, 8) OBP: 0.315, SLG: 0.381	4-0 1-2 2-3 3-H BB				0-0 6-3		0-0 1-2 WP 1B		0-0 4-3	3 0 1 1 1 0 1		
Frank Bolling, R (1, 4) OBP: 0.336, SLG: 0.410	0-0 FC6-4				0-0 F4		0-3 K		0-0 F9	4 0 0 0 0 1 6		
Red Wilson, R (1, 2) OBP: 0.369, SLG: 0.371		4-0 1B BB			0-0 F2		0-0 SF8		0-0 F7	2 0 0 1 1 0 0		
Ned Garver, R (1, 1) Wayne Belardi, L (6, PH) Al Aber, L (6, 1) Duke Maas, R (6, 1) Frank House, L (9, PH)		0-0 F3			0-3 K		0-0 6-3		0-3 K	2 0 0 0 0 1 1 1 0 0 0 0 0 1 0 0 0 0 0 0 0 0 0 0 0 0 0 0 1 0 0 0 0 1 0		
<b>Inning Stats</b>	R: 1 H: 2 E: 0 LOB: 3 K: 2 BB: 2 S: 9 P: 17	R: 0 H: 1 E: 0 LOB: 2 K: 0 BB: 1 S: 4 P: 8	R: 0 H: 0 E: 0 LOB: 0 K: 1 BB: 0 S: 5 P: 5	R: 0 H: 0 E: 0 LOB: 0 K: 1 BB: 0 S: 5 P: 5	R: 0 H: 0 E: 0 LOB: 1 K: 0 BB: 1 S: 3 P: 7	R: 1 H: 1 E: 0 LOB: 1 K: 1 BB: 1 S: 6 P: 10	R: 0 H: 0 E: 0 LOB: 0 K: 0 BB: 0 S: 3 P: 3	R: 0 H: 1 E: 0 LOB: 1 K: 0 BB: 0 S: 4 P: 4	R: 0 H: 0 E: 0 LOB: 0 K: 1 BB: 0 S: 5 P: 5	1B: 5 SF: 1 2B: 0 SAC: 0 3B: 0 DP: 0 HR: 0 HBP: 0	WP: 1 PA: 37 PB: 0 SB: 0 CS: 0	
<b>PITCHER</b> Ray Moore, R (1, 1) ERA: 4.9	IP WLS BF H R ER SO BB IBB HBP BLK WP HR S P ERA WHIP	9.0 W 37 5 2 2 6 5 0 0 0 1 0 44 64 2.00 1.111										

**Detroit Tigers @ Baltimore Orioles**  
 Memorial Stadium, Baltimore, MD  
 Sun Jul 15 1956, 3:33 AM EDT  
 Unknown

livebaseballscorecards.com



**BOTTOM**

**Detroit Tigers @ Baltimore Orioles**  
**Memorial Stadium, Baltimore, MD**  
 Sun Jul 15 1956, 3:33 AM EDT  
 Unknown

[livebaseballscorecards.com](http://livebaseballscorecards.com)

<b>AB</b>	<b>30</b>
<b>R</b>	<b>7</b>
<b>H</b>	<b>10</b>
<b>RBI</b>	<b>7</b>
<b>BB</b>	<b>7</b>
<b>SO</b>	<b>2</b>
<b>LOB</b>	<b>24</b>



WP: 0	PA: 41
PB: 0	
SB: 1	
CS: 0	

AB	R	H	RBI	BB	SO	LOB
4	2	3	1	1	1	2
3	0	0	0	0	0	5
1	0	0	0	0	0	1
0	0	0	0	0	0	0
2	1	1	1	2	0	0
1	1	0	1	3	0	1
5	0	0	1	0	1	9
4	1	2	2	0	0	2
1	0	0	0	1	0	0
0	0	0	1	0	0	0
1	0	1	0	0	0	0
4	0	0	0	0	0	2
4	2	3	0	0	0	2
1B: 7	SF: 3					
2B: 2	SAC: 1					
3B: 0	DP: 2					
HR: 1	HBP: 0					

Batter	1	2	3	4	5	6	7	8	9							
<b>Dick Williams, R</b> OBP: 0.357, SLG: 0.531 (1, 8) BBB (6, 4)	4-0 E S F5 BB	0-3 K		0-0 1-2 1B		0-0 E SF9 2-H 2B		0-0 SF9 SH5-4 1-2 1B								
<b>Bob Hale, L</b> OBP: 0.297, SLG: 0.301 (1, 3) <b>Hoot Evers, R</b> OBP: 0.406, SLG: 0.329 (6, PH) <b>Hal Smith, R</b> OBP: 0.323, SLG: 0.385 (7, 2)	0-0 L9 1-3	0-0 F6		0-0 G3		0-0 FC1 BB 2-3		0-0 SH5-4 1-2 2-3								
<b>George Kell, R</b> OBP: 0.397, SLG: 0.472 (1, 5) BBB	4-0 BB BB		0-0 G1-4-3 1B		0-0 E5 1B	0-0 SF9		4-0 SF9 IBB								
<b>Bob Nieman, R</b> OBP: 0.407, SLG: 0.505 (1, 7) BBB	4-0 1-2 BB		0-0 L9		4-0 1B SF9 BB	4-0 G5-4-3 1-2 BB		0-0 SF9 1-2 2-3 3-H								
<b>Gus Triandos, R</b> OBP: 0.361, SLG: 0.443 (1, 2) (7, 3)	0-0 F5 3-H		0-0 G1-4-3 1-2f		0-3 K	0-0 G5-4-3 1-2f		0-0 L9								
<b>Tito Francona, L</b> OBP: 0.327, SLG: 0.313 (1, 9) X	0-0 F2			0-0 HR	0-0 1-3 2-H 1B		0-0 F8									
<b>Billy Gardner, R</b> OBP: 0.252, SLG: 0.325 (1, 4) <b>Joe Frazier, L</b> OBP: 0.353, SLG: 0.458 (5, PH) <b>Jim Pyburn, R</b> OBP: 0.287, SLG: 0.322 (6, 8)		4-0 FC3-5 E BB		0-0 6-3	0-0 SF9		0-0 1B									
<b>Willy Miranda, S</b> OBP: 0.304, SLG: 0.300 (1, 6)		0-0 E4 FC3-5 1-2		0-0 F5	0-0 F6		0-0 F7									
<b>Ray Moore, R</b> OBP: 0.361, SLG: 0.471 (1, 1) X		0-0 FC3-5 1-2 2-3f		0-0 1B 1B		0-0 2B 2B		0-0 SH5-4 SF9 1B								
<b>Inning Stats</b>	R: 1 E: 0 K: 0 S: 3	H: 0 LOB: 2 BB: 3 P: 15	R: 0 E: 1 K: 1 S: 6	H: 0 LOB: 2 BB: 1 P: 10	R: 0 E: 0 K: 0 S: 3	H: 1 LOB: 0 BB: 0 P: 3	R: 1 E: 0 K: 0 S: 6	H: 3 LOB: 2 BB: 0 P: 6	R: 2 E: 1 K: 0 S: 7	H: 1 LOB: 1 BB: 1 P: 11	R: 2 E: 1 K: 0 S: 5	H: 2 LOB: 1 BB: 1 P: 9	R: 0 E: 0 K: 0 S: 3	H: 1 LOB: 0 BB: 0 P: 3	R: 1 E: 0 K: 0 S: 5	H: 2 LOB: 2 BB: 1 P: 9

PITCHER	IP	WLS	BF	H	R	ER	SO	BB	IBB	HBP	BLK	WP	HR	S	P	ERA	WHIP
<b>Ned Garver, R</b> ERA: 5.54 (1, 1)	5.0	L	26	5	4	2	2	5	0	0	0	0	1	25	45	3.60	2.000
<b>Al Aber, L</b> ERA: 4.31 (6, 1)	0.0		2	2	2	1	0	0	0	0	0	0	0	2	2	∞	∞
<b>Duke Maas, R</b> ERA: 6.0 (6, 1)	3.0		13	3	1	1	0	1	1	0	0	0	0	11	19	3.00	1.333



Batter	1	2	3	4	5	6	7	8	9	AB R H RBI BB SO LOB	TOP	
Harvey Kuenn, R (1, 6) OBP: 0.409, SLG: 0.511 Jim Brideweser, R (8, 6) OBP: 0.301, SLG: 0.241	0-0 F6		0-0 HR 3B		0-0 6-3			0-0 F9		4 1 1 0 0 0 1 0 0 0 0 0 0 0		
Earl Torgeson, L (1, 3) OBP: 0.398, SLG: 0.439 Walt Masterson, R (8, 1) OBP: 0.333, SLG: 0.333	4-0 F8 2B BB		0-0 HR			0-0 F9		0-0 G3		3 2 1 2 1 0 1 0 0 0 0 0 0 0		
Charlie Maxwell, L (1, 7) OBP: 0.447, SLG: 0.623	0-0 F8 1-2		0-0 4-3			0-0 F3			0-0 G1-6-3 1B 1B	4 0 1 0 0 0 1		
Al Kaline, R (1, 9) OBP: 0.339, SLG: 0.482	0-0 2B		0-0 L5			0-0 L9			0-0 G1-6-3 1B 1B	4 0 2 1 0 0 0		
Frank House, L (1, 2) OBP: 0.286, SLG: 0.332	0-0 4-3			0-0 F9			0-3 K		0-0 G1-6-3 1-2f 2-3	4 0 0 0 0 1 3		
Bill Tuttle, R (1, 8) OBP: 0.311, SLG: 0.377		0-0 F4		0-0 F2		0-0 F9		0-0 F8		4 0 0 0 0 0 1		
Bob Kennedy, R (1, 5) OBP: 0.321, SLG: 0.322			0-3 K		0-0 6-3		0-0 F3			3 0 0 0 0 1 0		
Frank Bolling, R (1, 4) OBP: 0.331, SLG: 0.400			0-0 F3			0-0 B1-3		0-3 K		3 0 0 0 0 1 0		
Virgil Trucks, R (1, 1) OBP: 0.250, SLG: 0.321 Steve Gromek, S (7, 1) OBP: 0.417, SLG: 0.176 Wayne Belardi, L (8, PH) OBP: 0.407, SLG: 0.447 (8, 3)			0-0 6-3			0-3 K		0-0 1B		2 0 0 0 0 1 0 0 0 0 0 0 0 0 1 0 1 0 0 0 0		
<b>Inning Stats</b>	R: 1 E: 0 K: 0 S: 4 H: 1 LOB: 1 BB: 1 P: 8	R: 0 E: 0 K: 1 S: 5 H: 0 LOB: 0 BB: 0 P: 5	R: 2 E: 0 K: 0 S: 5 H: 2 LOB: 0 BB: 0 P: 5	R: 0 E: 0 K: 0 S: 3 H: 0 LOB: 0 BB: 0 P: 3	R: 0 E: 0 K: 1 S: 5 H: 0 LOB: 0 BB: 0 P: 5	R: 0 E: 0 K: 0 S: 3 H: 0 LOB: 0 BB: 0 P: 3	R: 0 E: 0 K: 1 S: 5 H: 0 LOB: 0 BB: 0 P: 5	R: 0 E: 0 K: 1 S: 6 H: 1 LOB: 1 BB: 0 P: 6	R: 0 E: 0 K: 0 S: 4 H: 2 LOB: 1 BB: 0 P: 4	1B: 3 2B: 1 3B: 1 HR: 1 SF: 0 SAC: 0 DP: 1 HBP: 0	WP: 0 PB: 0 SB: 0 CS: 0 PA: 33	
<b>PITCHER</b> Hal Brown, R (1, 1) ERA: 3.45	IP 9.0 WLS W BF 33 H 6 R 3 ER 3 SO 4 BB 1 IBB 0 HBP 0 BLK 0 WP 0 HR 1 S 40 P 44 ERA 3.00 WHIP 0.778											<b>PITCHER</b> IP WLS BF H R ER SO BB IBB HBP BLK WP HR S P ERA WHIP

Detroit Tigers @ Baltimore Orioles  
Memorial Stadium, Baltimore, MD  
Sun Jul 15 1956, 3:38 AM EDT  
Att: 15,331 - Unknown

livebaseballscorecards.com

AB 32  
R 3  
H 6  
RBI 3  
BB 1  
SO 4  
LOB 7



Batter	1	2	3	4	5	6	7	8	9	AB	R	H	RBI	BB	SO	LOB
Dick Williams, R OBP: 0.373, SLG: 0.594 (1, 5) (9, 3)	0-0 HR		0-0 F6			0-0 4-3 1B	0-0 BB HR 2B	0-0 1-3		5	2	3	1	0	0	1
Bob Hale, L OBP: 0.294, SLG: 0.304 George Kell, R OBP: 0.397, SLG: 0.472 (1, 3) (9, 5)	0-0 F8		0-0 2-3 1-3 2B			0-0 4-3 1-2	0-0 L3	0-0 4-3		5	0	1	0	0	0	2
Joe Frazier, L OBP: 0.370, SLG: 0.443 Jim Pyburn, R OBP: 0.287, SLG: 0.322 (1, 9) (9, 8)	0-0 G3		4-0 2-3 BB			4-0 BB	4-0 BB HR BB	0-0 L9		2	1	0	0	3	0	0
Bob Nieman, R OBP: 0.409, SLG: 0.502 (1, 7)	0-0 S 1B		0-0 2-3			0-3 K	4-0 1-2 2-3 HR BB			3	1	1	1	1	1	4
Tito Francona, L OBP: 0.330, SLG: 0.328 (1, 8) (9, 9)	0-0 F7 1-2		4-0 3-H IBB			0-0 1-3	0-0 1-H 2-H 3-H HR			3	1	1	4	1	0	3
Gus Triandos, R OBP: 0.359, SLG: 0.437 (1, 2)		0-3 K	0-0 4-3			0-0 F7	4-0 BB BB BB			3	0	0	0	1	1	3
Billy Gardner, R OBP: 0.252, SLG: 0.322 (1, 4)		0-0 F4		0-3 K		0-0 F8	4-0 BB BB BB			3	0	0	0	1	1	0
Willy Miranda, S OBP: 0.303, SLG: 0.297 (1, 6)		0-3 K		0-3 K		0-0 F6	4-0 1-2 2-3 BB			3	0	0	0	1	2	0
Hal Brown, R OBP: 0.364, SLG: 0.333 (1, 1)			4-0 2B 2-3 BB			0-0 F8	0-0 F8 F7			3	1	0	0	1	0	3

BOTTOM																	
<div style="text-align: center;"> <b>Detroit Tigers @ Baltimore Orioles</b>            Memorial Stadium, Baltimore, MD            Sun Jul 15 1956, 3:38 AM EDT            Att. 15,331 - Unknown         </div>																	
AB	30	R	6	H	6	RBI	6	BB	9	SO	5	LOB	16				
1B:	2	SF:	0	2B:	2	SAC:	0	3B:	0	DP:	0	HR:	2	WP:	0	PA:	39
WP:	0	PA:	39	PB:	0	SB:	1	CS:	0								

Inning Stats	R: 1	H: 2	E: 0	K: 0	S: 5	LOB: 1	BB: 0	P: 5	R: 0	H: 0	E: 0	K: 2	S: 7	LOB: 0	BB: 0	P: 7	R: 1	H: 1	E: 0	K: 0	S: 4	LOB: 3	BB: 3	P: 16	R: 0	H: 0	E: 0	K: 2	S: 7	LOB: 0	BB: 0	P: 7	R: 0	H: 1	E: 0	K: 1	S: 6	LOB: 2	BB: 1	P: 10	R: 0	H: 0	E: 0	K: 0	S: 3	LOB: 0	BB: 0	P: 3	R: 4	H: 2	E: 0	K: 0	S: 5	LOB: 3	BB: 5	P: 25	R: 0	H: 0	E: 0	K: 0	S: 3	LOB: 0	BB: 0	P: 3
PITCHER	IP	WLS	BF	H	R	ER	SO	BB	IBB	HBP	BLK	WP	HR	S	P	ERA	WHIP																																															
Virgil Trucks, R ERA: 3.56 (1, 1)	6.2	L	34	6	6	6	5	7	1	0	0	0	0	36	68	8.10	1.950																																															
Steve Gromek, R ERA: 4.07 (7, 1)	0.1		2	0	0	0	0	1	0	0	0	0	0	1	5	0.00	3.000																																															
Walt Masterson, R ERA: 4.45 (8, 1)	1.0		3	0	0	0	0	0	0	0	0	0	0	3	3	0.00	0.000																																															





Batter	1	2	3	4	5	6	7	8	9	AB R H RBI BB SO LOB	TOP									
Jim Rivera, L (1, 9) OBP: 0.363, SLG: 0.398	0-3 K		0-0 FC6 1-2f			0-0 F8		0-0 4-3		4 0 0 0 0 1 1										
Nellie Fox, L (1, 4) OBP: 0.325, SLG: 0.367	0-0 6-3			0-0 F7			0-0 G6-4-3 1B		0-0 6-3	4 0 1 0 0 0 0										
Minnie Minoso, R (1, 7) OBP: 0.416, SLG: 0.460	0-0 F5			0-0 F8			0-0 F5		0-0 F3	4 0 0 0 0 0 1										
Sherm Lollar, R (1, 2) OBP: 0.382, SLG: 0.441		0-0 F6		0-3 K			0-0 G6-4-3 1-2f		0-0 F8	4 0 0 0 0 1 1										
Walt Dropo, R (1, 3) OBP: 0.331, SLG: 0.320		0-0 F8			0-0 5-3			4-0 FC5-4 BB		2 0 0 0 1 0 0										
Bubba Phillips, R (1, 8) OBP: 0.306, SLG: 0.457		0-0 F7			0-3 K			0-0 FC5-4 1-2f 1B 3B		3 1 0 0 0 1 1										
Fred Hatfield, L (1, 5) OBP: 0.384, SLG: 0.426			4-0 FC6 BB		0-0 6-3			0-0 1-2 3B 1B		2 1 1 0 1 0 0										
Luis Aparicio, R (1, 6) OBP: 0.286, SLG: 0.323			0-0 L7			0-0 F7		0-0 1-H 2-H SF7 3B		3 1 1 2 0 0 1										
Jack Harshman, L (1, 1) OBP: 0.229, SLG: 0.469 Gerry Staley, R (3, 1) OBP: 0.250, SLG: 0.200 Dave Philley, S (6, PH) OBP: 0.330, SLG: 0.357 Sandy Consuegra, R (6, 1) Sammy Esposito, R (8, PH) OBP: 0.373, SLG: 0.281 Ellis Kinder, R (8, 1)			0-3 K			0-0 6-3		0-0 3-H SF7		1 0 0 0 0 0 1 1 0 0 0 0 0 0 0 0 1 0 0 0 0 0 0 0 0 0 0 0 0 0 0 0 0 0 0 0 1 0 0 0 0 0 0 0 0 0 0 0										
<b>Inning Stats</b>	R: 0 E: 0 K: 1 S: 5	H: 0 LOB: 0 BB: 0 P: 5	R: 0 E: 0 K: 0 S: 3	H: 0 LOB: 0 BB: 0 P: 3	R: 0 E: 0 K: 1 S: 5	H: 0 LOB: 1 BB: 1 P: 9	R: 0 E: 0 K: 1 S: 5	H: 0 LOB: 0 BB: 0 P: 5	R: 0 E: 0 K: 1 S: 5	H: 0 LOB: 0 BB: 0 P: 5	R: 0 E: 0 K: 0 S: 3	H: 1 LOB: 0 BB: 0 P: 3	R: 3 E: 0 K: 0 S: 5	H: 2 LOB: 0 BB: 1 P: 9	R: 0 E: 0 K: 0 S: 3	H: 0 LOB: 0 BB: 0 P: 3	1B: 2 2B: 0 3B: 1 HR: 0	SF: 1 SAC: 0 DP: 1 HBP: 0	WP: 0 PB: 0 SB: 0 CS: 0	PA: 31
<b>PITCHER</b> Don Ferrarese, L (1, 1) ERA: 4.87	IP: 9.0 WLS: W BF: 31 H: 3 R: 3 ER: 3 SO: 4 BB: 2 IBB: 0 HBP: 0 BLK: 0 WP: 0 HR: 0 S: 37 P: 45 ERA: 3.00 WHIP: 0.556																			

Chicago White Sox @ Baltimore Orioles  
 Memorial Stadium, Baltimore, MD  
 Tue Jul 17 1956, 3:33 AM EDT  
 Unknown

livebaseballscorecards.com

AB	28
R	3
H	3
RBI	3
BB	2
SO	4
LOB	6







Batter	1	2	3	4	5	6	7	8	9	AB R H RBI BB SO LOB	TOP											
Sammy Esposito, R (1, 5) OBP: 0.377, SLG: 0.282	0-0 L5		0-0 1B			4-0 2B BB		0-0 6-3		3 1 1 0 1 0 0												
Nellie Fox, L (1, 4) OBP: 0.327, SLG: 0.366	0-0 4-3		0-0 F5			0-0 2B 1B		4-0 2B BB		3 2 1 0 1 0 1												
Minnie Minoso, R (1, 7) OBP: 0.414, SLG: 0.460	0-3 K			0-0 6-3		0-0 F2		0-0 6-3 2B		4 0 1 1 0 1 2												
Dave Philley, S (1, 3) OBP: 0.329, SLG: 0.359		0-0 F7		0-3 K		0-0 2B		0-0 6-3		4 0 1 2 0 1 1												
Jim Rivera, L (1, 9) OBP: 0.362, SLG: 0.395		4-0 1B PO BB		0-0 4-3		0-0 4-3		0-0 L7		2 0 0 0 1 0 1												
Ellis Kinder, R (6, 1)										0 0 0 0 0 0 0												
Sherm Lollar, R (8, PH) OBP: 0.381, SLG: 0.440										1 0 0 0 0 0 1												
Sandy Consuegra, R (8, 1)										0 0 0 0 0 0 0												
Les Moss, R (1, 2) OBP: 0.276, SLG: 0.365		0-0 L7			0-0 6-3		0-0 5-3		0-0 5-3	4 0 0 0 0 0 1												
Bubba Phillips, R (1, 8) OBP: 0.300, SLG: 0.436		0-0 1B			0-0 F5		0-0 F9		0-0 F7	4 0 1 0 0 0 0												
Luis Aparicio, R (1, 6) OBP: 0.286, SLG: 0.322		0-0 PO	0-0 E6 CS		0-0 F9		0-0 1B		0-0 3-1	4 0 1 0 0 0 0												
Bob Keegan, R (1, 1) OBP: 0.222, SLG: 0.067			0-0 6-3			0-3 K		0-0 F5		1 0 0 0 0 0 1												
Jim McDonald, R (3, 1)										0 0 0 0 0 0 0												
Paul LaPalme, L (3, 1) OBP: 0.500, SLG: 0.750										0 0 0 0 0 0 0												
Fred Hatfield, L (6, PH) OBP: 0.382, SLG: 0.423										1 0 0 0 0 1 0												
Jim Delsing, L (6, 9) OBP: 0.250, SLG: 0.057										1 0 0 0 0 0 1												
<b>Inning Stats</b>	R: 0 E: 0 K: 1 S: 5	H: 0 LOB: 0 BB: 0 P: 5	R: 0 E: 0 K: 0 S: 3	H: 1 LOB: 1 BB: 1 P: 7	R: 0 E: 1 K: 0 S: 4	H: 1 LOB: 1 BB: 0 P: 4	R: 0 E: 0 K: 1 S: 5	H: 0 LOB: 0 BB: 0 P: 5	R: 0 E: 0 K: 0 S: 3	H: 0 LOB: 0 BB: 0 P: 3	R: 2 E: 0 K: 1 S: 7	H: 2 LOB: 1 BB: 1 P: 11	R: 0 E: 0 K: 0 S: 4	H: 1 LOB: 1 BB: 0 P: 4	R: 1 E: 0 K: 0 S: 4	H: 1 LOB: 1 BB: 1 P: 8	R: 0 E: 0 K: 0 S: 3	H: 0 LOB: 0 BB: 0 P: 3	1B: 4 2B: 2 3B: 0 HR: 0	SF: 0 SAC: 0 DP: 0 HBP: 0	WP: 0 PB: 0 SB: 0 CS: 1	PA: 36
<b>PITCHER</b> Bill Wight, L (1, 1) ERA: 4.37	IP: 9.0 WLS: W BF: 35 H: 6 R: 3 ER: 3 SO: 3 BB: 3 IBB: 0 HBP: 0 BLK: 0 WP: 0 HR: 0 S: 38 P: 50 ERA: 3.00 WHIP: 1.000											<b>PITCHER</b>	IP: 9.0 WLS: W BF: 35 H: 6 R: 3 ER: 3 SO: 3 BB: 3 IBB: 0 HBP: 0 BLK: 0 WP: 0 HR: 0 S: 38 P: 50 ERA: 3.00 WHIP: 1.000									

Chicago White Sox @ Baltimore Orioles  
 Memorial Stadium, Baltimore, MD  
 Tue Jul 17 1956, 3:38 AM EDT  
 Att: 21,209 - Unknown

livebaseballscorecards.com

AB	32
R	3
H	6
RBI	3
BB	3
SO	3
LOB	9



BOTTOM

Chicago White Sox @ Baltimore Orioles  
Memorial Stadium, Baltimore, MD

livebaseballscorecards.com

AB	33
R	5
H	12
RBI	5
BB	1
SO	4
LOB	10



WP	0	PA	35
PB	1	SB	0
CS	0		

Tue Jul 17 1956, 3:38 AM EDT  
Att. 21,209 - Unknown

AB R H RBI BB SO LOB

4	0	1	0	0	1	0
4	2	3	0	0	0	1
4	1	2	0	0	0	2
3	1	1	0	1	1	2
3	0	2	2	0	0	2
4	1	2	3	0	0	1
4	0	1	0	0	0	0
4	0	0	0	0	1	2
3	0	0	0	0	1	0

Batter	1	2	3	4	5	6	7	8	9
Dick Williams, R OBP: 0.345, SLG: 0.538 (1, 8)	0-3 K		0-0 F7	0-0 F2			0-0 1B		
Bob Hale, L OBP: 0.305, SLG: 0.327 (1, 3)	0-0 1B		0-0 BB 1B SF8	0-0 3B			0-0 F8		
George Kell, R OBP: 0.396, SLG: 0.473 (1, 5)	0-0 F8		0-0 SF8 BB 1B	0-0 6-3			0-0 1-3 1B		
Bob Nieman, R OBP: 0.412, SLG: 0.509 (1, 7)	0-0 1B		4-0 1-2 2-3 1B BB		0-0 5-3		0-3 K		
Tito Francona, L OBP: 0.335, SLG: 0.340 (1, 9)	0-0 1-3 3-H 1B		0-0 SF8		0-0 G1-4-3 1B		0-0 F6		
Gus Triandos, R OBP: 0.367, SLG: 0.454 (1, 2)		0-0 HR	0-0 PB 1B 2-H 3-H 1B		0-0 G1-4-3 1-2f		0-0 5-3		
Billy Gardner, R OBP: 0.255, SLG: 0.323 (1, 4)		0-0 F7	0-0 PB 1-2 1B			0-0 4-3	0-0 4-3		
Willy Miranda, S OBP: 0.295, SLG: 0.288 (1, 6)		0-0 F7	0-3 K 1-2 2-3			0-0 4-3	0-0 L8		
Bill Wight, L OBP: 0.216, SLG: 0.194 (1, 1)		0-0 F5		0-3 K			0-0 F9		

Inning Stats	R: 1	H: 3	E: 0	K: 1	S: 7	LOB: 2	BB: 0	P: 7	R: 1	H: 1	E: 0	K: 0	S: 4	LOB: 0	BB: 0	P: 4	R: 3	H: 4	E: 0	K: 1	S: 9	LOB: 2	BB: 1	P: 13	R: 0	H: 1	E: 0	K: 0	S: 6	LOB: 0	BB: 0	P: 3	R: 0	H: 0	E: 0	K: 0	S: 3	LOB: 0	BB: 0	P: 3	R: 0	H: 2	E: 0	K: 1	S: 7	LOB: 2	BB: 0	P: 7	R: 0	H: 0	E: 0	K: 0	S: 3	LOB: 0	BB: 0	P: 3
--------------	------	------	------	------	------	--------	-------	------	------	------	------	------	------	--------	-------	------	------	------	------	------	------	--------	-------	-------	------	------	------	------	------	--------	-------	------	------	------	------	------	------	--------	-------	------	------	------	------	------	------	--------	-------	------	------	------	------	------	------	--------	-------	------

PITCHER	IP	WLS	BF	H	R	ER	SO	BB	IBB	HBP	BLK	WP	HR	S	P	ERA	WHIP
Bob Keegan, R ERA: 3.18 (1, 1)	2.1	L	11	5	3	3	1	0	0	0	0	0	1	13	13	11.57	2.143
Jim McDonald, R ERA: 8.44 (3, 1)	0.1		5	3	2	2	0	1	0	0	0	0	0	4	8	54.00	12.000
Paul LaPalme, L ERA: 4.54 (3, 1)	2.1		8	2	0	0	2	0	0	0	0	0	0	12	12	0.00	0.857
Ellis Kinder, R ERA: 3.14 (6, 1)	2.0		8	2	0	0	1	0	0	0	0	0	0	10	10	0.00	1.000
Sandy Saez, R ERA: 5.3 (8, 1)	1.0		3	0	0	0	0	0	0	0	0	0	0	3	3	0.00	0.000



Batter	1	2	3	4	5	6	7	8	9	AB R H RBI BB SO LOB	TOP
<b>Jim Rivera, L</b> (1, 8) OBP: 0.363, SLG: 0.391 BB BB BB	4-0  BB	0-0 4-3  BB			0-0 4-3  BB BB BB		4-0  BB BB BB	0-0 FC6-4  BB BB BB	3 1 0 0 2 0 2		
<b>Nellie Fox, L</b> (1, 4) OBP: 0.325, SLG: 0.364 X	0-0 F8  1-2 BB		0-0  BB BB BB		0-0 G3  BB BB BB		0-0 3-1  BB BB BB	0-0 G3  BB BB BB	5 1 1 0 0 0 5		
<b>Minnie Minoso, R</b> (1, 7) OBP: 0.415, SLG: 0.459 (9, 9) (9, 7) X	0-0  3-1 1B 2-H BB		4-0  1B 1-2 BB BB BB BB		0-0 F8  BB BB BB		0-3 K  BB BB BB		3 0 1 1 1 1 0		
<b>Ron Northey, L</b> (1, 9) OBP: 0.400, SLG: 0.733 (9, 7) (9, 9) X	0-0  3-1 1B 1-2 BB		0-0 F3  BB BB BB		0-0 4-3  BB BB BB		0-0 G3  BB BB BB		4 0 1 0 0 0 2		
<b>Dave Philley, S</b> (1, 3) OBP: 0.326, SLG: 0.358 X	0-0 3-1  1-2 2-3 BB		0-0  1-3 2-H BB BB BB		0-0 4-3  BB BB BB		0-0 L8  BB BB BB		4 0 1 1 0 0 2		
<b>Sherm Lollar, R</b> (1, 2) OBP: 0.382, SLG: 0.438 <b>Sammy Esposito, R</b> (9, PR) OBP: 0.377, SLG: 0.282 (9, 6) BB BB BB	4-0  BB BB BB		0-0 F8  BB BB BB		0-3 K  BB BB BB		0-0  1B SH3 BB BB BB		3 0 1 0 1 1 1 0 1 0 0 0 0 0		
<b>Fred Hatfield, L</b> (1, 5) OBP: 0.376, SLG: 0.418 S S S	0-3 K  BB BB BB		0-0 1-3  BB BB BB		0-3 K  BB BB BB		0-0  FC6-4 SH3 1-3 1B BB BB BB		4 0 1 0 0 2 3		
<b>Luis Aparicio, R</b> (1, 6) OBP: 0.283, SLG: 0.319 <b>Jim Delsing, L</b> (9, PH) OBP: 0.250, SLG: 0.057 <b>Les Moss, R</b> (9, 2) OBP: 0.276, SLG: 0.365 X		0-0 F5  BB BB BB		0-0 5-3  BB BB BB		0-0 F6  BB BB BB		0-0 SH3  1-2 3-H BB BB BB	3 0 0 0 0 0 0 0 0 0 1 0 0 0 0 0 0 0 0 0 0		
<b>Jim Wilson, R</b> (1, 1) OBP: 0.345, SLG: 0.314 <b>Larry Doby, L</b> (9, PH) OBP: 0.393, SLG: 0.400 <b>Billy Pierce, L</b> (9, PR) OBP: 0.133, SLG: 0.103 <b>Ellis Kinder, R</b> (9, 1) BB BB BB		0-3 K  BB BB BB		0-0 F8  BB BB BB		0-0  1B BB BB BB		4-0  FC6-4 BB BB BB	0 0 0 0 0 0 0 0 0 0 0 1 0 0 0 0 0 0 0 0 0		
<b>Inning Stats</b>	R: 1 H: 2 E: 1 LOB: 3 K: 1 BB: 2 S: 7 P: 15	R: 0 H: 0 E: 0 LOB: 0 K: 1 BB: 0 S: 5 P: 5	R: 1 H: 2 E: 0 LOB: 1 K: 0 BB: 1 S: 4 P: 8	R: 0 H: 0 E: 0 LOB: 0 K: 0 BB: 0 S: 3 P: 3	R: 0 H: 0 E: 0 LOB: 0 K: 0 BB: 0 S: 3 P: 3	R: 0 H: 0 E: 0 LOB: 0 K: 1 BB: 0 S: 5 P: 5	R: 0 H: 1 E: 0 LOB: 2 K: 1 BB: 1 S: 6 P: 10	R: 0 H: 0 E: 0 LOB: 0 K: 1 BB: 0 S: 5 P: 5	R: 1 H: 2 E: 0 LOB: 2 K: 0 BB: 1 S: 5 P: 9	1B: 7 SF: 0 2B: 0 SAC: 1 3B: 0 DP: 0 HR: 0 HBP: 0	WP: 0 PA: 38 PB: 0 SB: 0 CS: 0
<b>PITCHER</b> <b>Connie Johnson, R</b> (1, 1) ERA: 3.47 <b>Morrie Martin, L</b> (9, 1) ERA: 4.74	IP WLS BF H R ER SO BB IBB HBP BLK WP HR S P ERA WHIP 8.1 0 36 7 3 3 5 5 0 0 0 0 0 0 41 61 3.24 1.440 0.2 W 2 0 0 0 0 0 0 0 0 0 0 0 0 2 2 0.00 0.000										

Chicago White Sox @ Baltimore Orioles  
 Memorial Stadium, Baltimore, MD  
 Wed Jul 18 1956, 3:33 AM EDT  
 Att: 15,918 - Unknown

AB	29
R	3
H	6
RBI	3
BB	5
SO	4
LOB	15



livebaseballscorecards.com





Batter	1	2	3	4	5	6	7	8	9	AB R H RBI BB SO LOB	TOP										
Jim Rivera, L (1, 8) OBP: 0.360, SLG: 0.387	0-3 K	0-0 4-3		0-0 4-3			0-0 1-3		0-0 FC6-4 FC5-2 1B	5 0 1 0 0 1 1											
Nellie Fox, L (1, 4) OBP: 0.329, SLG: 0.367	0-0 F9		0-0 FC5-4 1B	0-0 1B		0-0 6-3		0-0 FC6-4 1B	5 0 3 0 0 0 0												
Minnie Minoso, R (1, 7) OBP: 0.415, SLG: 0.461	0-0 1B 2B		0-0 FC5-4 WP 1B 1-2f	0-0 F9		0-0 1B		0-0 FC6-4 FC5-2 BB 1-2f	5 2 2 0 0 0 4												
Ron Northey, L (1, 9) OBP: 0.417, SLG: 0.667	4-0 1B BB		0-0 FC6-4 1B 1-H		0-0 4-3		0-0 F8	4-0 FC5-2 BB 1-2	3 1 1 1 1 0 1 0 0 0 0 1 0 0												
Jim Delsing, L (7, 9) OBP: 0.267, SLG: 0.057																					
Dave Philley, S (1, 3) OBP: 0.330, SLG: 0.360	0-0 1B		0-0 FC6-4 1B 1-2		0-0 F3		0-0 6-3	0-0 FC5-2 1-2 2-3 3-Hf	4 0 2 1 0 0 0 1 0 0 0 0 0 3												
Walt Dropo, R (8, 3) OBP: 0.329, SLG: 0.317	1-3 2-H 1B																				
Sherm Lollar, R (1, 2) OBP: 0.376, SLG: 0.430	0-0 F7		0-0 FC6-4 1B 1-2f 2-3		0-0 5-3		0-0 F8	0-0 4-3	5 0 0 0 0 0 7												
Fred Hatfield, L (1, 5) OBP: 0.381, SLG: 0.420		0-0 6-3	0-0 FC6-4 1B 1-3 3-H		0-0 4-3		0-0 1B 1B		4 0 2 1 0 0 0												
Luis Aparicio, R (1, 6) OBP: 0.289, SLG: 0.325		0-0 SH5-4 1B	0-0 FC6-4 1-2f		0-0 G6-3 1B		0-0 1B		4 0 3 0 0 0 2												
Billy Pierce, L (1, 1) OBP: 0.127, SLG: 0.098		0-0 SH5-4 1-2		0-0 6-3		0-0 G6-3 1-2f	0-0 3-1		3 0 0 0 0 0 3												
<b>Inning Stats</b>	R: 1 E: 0 K: 1 S: 7	H: 2 LOB: 2 BB: 1 P: 11	R: 0 E: 0 K: 0 S: 4	H: 1 LOB: 1 BB: 0 P: 4	R: 2 E: 0 K: 0 S: 7	H: 4 LOB: 2 BB: 0 P: 7	R: 0 E: 0 K: 0 S: 4	H: 1 LOB: 1 BB: 0 P: 4	R: 0 E: 0 K: 0 S: 3	H: 0 LOB: 0 BB: 0 P: 3	R: 0 E: 0 K: 0 S: 4	H: 1 LOB: 0 BB: 0 P: 4	R: 0 E: 0 K: 0 S: 5	H: 2 LOB: 2 BB: 0 P: 5	R: 0 E: 0 K: 0 S: 5	H: 2 LOB: 3 BB: 1 P: 9	1B: 13 2B: 1 3B: 0 HR: 0	SF: 0 SAC: 1 DP: 1 HBP: 0	WP: 1 PB: 0 SB: 0 CS: 0	PA: 42	
<b>PITCHER</b>	IP WLS BF H R ER SO BB IBB HBP BLK WP HR S P ERA WHIP																			<b>PITCHER</b>	IP WLS BF H R ER SO BB IBB HBP BLK WP HR S P ERA WHIP
Mike Fornieles, R (1, 1) ERA: 4.5	3.0 L 17 7 3 3 1 1 0 0 0 1 0 18 22 9.00 2.667																				
Johnny Schmitz, L (4, 1) ERA: 3.6	4.0 14 3 0 0 0 0 0 0 0 0 0 0 14 14 0.00 0.750																				
George Zuverink, R (8, 1) ERA: 2.71	0.2 4 2 0 0 0 0 0 0 0 0 0 0 4 4 0.00 3.000																				
Morrie Martin, L (8, 1) ERA: 4.58	0.2 5 2 0 0 0 1 0 0 0 0 0 0 4 8 0.00 4.500																				
Billy Loes, R (9, 1) ERA: 5.08	0.2 2 0 0 0 0 0 0 0 0 0 0 0 2 2 0.00 0.000																				

**Chicago White Sox @ Baltimore Orioles**  
**Memorial Stadium, Baltimore, MD**  
 Thu Jul 19 1956, 3:33 AM EDT  
 Att: 10,480 - Unknown

<b>AB</b>	39
<b>R</b>	3
<b>H</b>	14
<b>RBI</b>	3
<b>BB</b>	2
<b>SO</b>	1
<b>LOB</b>	21



livebaseballscorecards.com

Batter	1	2	3	4	5	6	7	8	9	AB	R	H	RBI	BB	SO	LOB
Dick Williams, R OBP: 0.326, SLG: 0.500 (1, 8)	0-3 K ①		0-0 1-2 2-H 1B		0-0 6-3 ③			0-3 K ①		4	0	1	1	0	2	0
Hoot Evers, R OBP: 0.408, SLG: 0.341 (1, 9)	0-0 F9 ②		0-0 F8 ②			0-0 F4 ①		4-0 1B BB		3	0	0	0	1	0	2
George Kell, R OBP: 0.388, SLG: 0.462 (1, 5)	0-0 L8 ③		0-0 F8 ③			0-0 F6 ②		0-0 1-2 1B		4	0	1	0	0	0	2
Bob Nieman, R OBP: 0.410, SLG: 0.522 (1, 7)		0-3 K ①		0-0 F4 ①		0-0 HR		0-3 K ②		4	1	1	1	0	2	2
Gus Triandos, R OBP: 0.364, SLG: 0.445 (1, 3)		0-0 F4 ②		0-0 F4 ②		0-0 6-3 ③		0-0 F8 ③		4	0	0	0	0	0	2
Hal Smith, R OBP: 0.325, SLG: 0.382 (1, 2)		0-3 K ③		0-0 1B			0-0 F7 ①		0-0 F9 ①	4	0	1	0	0	1	0
Billy Gardner, R OBP: 0.259, SLG: 0.333 (1, 4)			0-0 1B BB 1B	0-0 F4 ③			0-0 F2		0-0 F9 ②	4	1	1	0	0	0	1
Willy Miranda, S OBP: 0.295, SLG: 0.288 (1, 6)			0-3 K ①		0-0 F8 ①		0-0 WP 1B		0-3 K ③	4	0	1	0	0	2	1
Mike Fornieles, R OBP: 0.188, SLG: 0.313 (3, PH)			4-0 1B BB		0-3 K ②					0	0	0	0	0	0	0
Tom Gastall, R OBP: 0.258, SLG: 0.250 (4, 1)										1	0	0	0	0	1	0
Johnny Schmitz, R OBP: 0.282, SLG: 0.316 (7, PH)										1	0	0	0	0	1	1
Jim Pyburn, R OBP: 0.282, SLG: 0.316 (8, 1)										0	0	0	0	0	0	0
George Zuverink, R OBP: 0.133, SLG: 0.071 (8, 1)										0	0	0	0	0	0	0
Morrie Martin, L OBP: 0.333, SLG: 0.200 (9, 1)			1-2 BB							0	0	0	0	0	0	0
Billy Loes, R OBP: 0.091, SLG: 0.091 (9, 1)										0	0	0	0	0	0	0

Inning Stats	R: 0	H: 0	E: 0	LOB: 0	K: 1	BB: 0	S: 5	P: 5	R: 0	H: 0	E: 0	LOB: 0	K: 2	BB: 0	S: 7	P: 7	R: 0	H: 1	E: 0	LOB: 1	K: 0	BB: 0	S: 4	P: 4	R: 0	H: 0	E: 0	LOB: 0	K: 1	BB: 0	S: 5	P: 5	R: 1	H: 1	E: 0	LOB: 0	K: 0	BB: 0	S: 4	P: 4	R: 0	H: 1	E: 0	LOB: 1	K: 1	BB: 0	S: 6	P: 6	R: 0	H: 1	E: 0	LOB: 2	K: 2	BB: 1	S: 8	P: 12	R: 0	H: 0	E: 0	LOB: 0	K: 1	BB: 0	S: 5	P: 5	1B: 5	2B: 0	3B: 0	HR: 1	SF: 0	SAC: 0	DP: 0	HBP: 0	WP: 1	PA: 35
PITCHER Billy Pierce, L ERA: 2.96 (1, 1)	IP	WLS	BF	H	R	ER	SO	BB	IBB	HBP	BLK	WP	HR	S	P	ERA	WHIP	IP	WLS	BF	H	R	ER	SO	BB	IBB	HBP	BLK	WP	HR	S	P	ERA	WHIP	IP	WLS	BF	H	R	ER	SO	BB	IBB	HBP	BLK	WP	HR	S	P	ERA	WHIP																							

BOTTOM

Chicago White Sox @ Baltimore Orioles  
Memorial Stadium, Baltimore, MD


Thu Jul 19 1956, 3:33 AM EDT  
Att. 10,480 - Unknown

livebaseballscorecards.com

AB	33
R	2
H	6
RBI	2
BB	2
SO	9
LOB	11





Batter	1	2	3	4	5	6	7	8	9	AB R H RBI BB SO LOB	TOP																
<b>Bobby Avila, R</b> (1, 4) OBP: 0.333, SLG: 0.314	0-0 F2		0-0 F7			0-0 1B 1B	0-0 F7		4-0 BB 1-2 BB	4 1 1 0 1 0 0																	
<b>Gene Woodling, L</b> (1, 7) OBP: 0.425, SLG: 0.422 (6, 9)	0-3 K		0-0 F5			0-0 1B 1-3 FC3-6 1B		0-0 HR 1B	0-0 3-1	5 2 2 0 0 1 2																	
<b>Vic Wertz, L</b> (1, 3) OBP: 0.388, SLG: 0.548	0-3 K			0-0 F7		0-0 1B 1-3 FC3-6 1B		0-0 HR		4 1 2 3 0 1 0																	
<b>Al Rosen, R</b> (1, 5) OBP: 0.396, SLG: 0.494		0-0 F6		0-0 5-3		0-0 F4		0-0 F8		4 0 0 0 0 0 2																	
<b>Preston Ward, L</b> (1, 9) OBP: 0.372, SLG: 0.467 <b>Sam Mele, R</b> (6, PH) OBP: 0.369, SLG: 0.487 <b>Dale Mitchell, L</b> (6, PH) OBP: 0.314, SLG: 0.143 (6, 7)		0-0 4-3 1B 1B		0-0 2B		0-0 FC3-6 1B 1-2f 3-H		0-0 4-1		2 0 2 0 0 0 0 0 0 0 0 0 0 0 2 0 0 1 0 0 1																	
<b>Jim Busby, R</b> (1, 8) OBP: 0.293, SLG: 0.371		0-0 4-3 1B		0-0 F7		0-0 1B		0-0 F9		4 0 2 0 0 0 1																	
<b>Hal Naragon, L</b> (1, 2) OBP: 0.403, SLG: 0.463 <b>Jim Hegan, R</b> (8, 2) OBP: 0.326, SLG: 0.358		0-0 4-3 1B 1-2 2-3			0-0 L4-3 1B		0-0 G3		0-3 K	3 0 1 0 0 0 4 1 0 0 0 0 1 0	<b>AB 37</b> <b>R 4</b> <b>H 11</b> <b>RBI 4</b> <b>BB 1</b> <b>SO 4</b> <b>LOB 13</b>																
<b>Chico Carrasquel, R</b> (1, 6) OBP: 0.326, SLG: 0.317		0-0 5-3			0-0 L4-3		0-0 F9		0-0 F6	4 0 0 0 0 0 3																	
<b>Bob Lemon, L</b> (1, 1) OBP: 0.281, SLG: 0.414			0-3 K		0-0 F8		0-0 4-3		0-0 BB 1B	4 0 1 0 0 1 0																	
<b>Inning Stats</b>	R: 0 E: 0 K: 2 S: 7	H: 0 LOB: 0 BB: 0 P: 7	R: 0 E: 0 K: 0 S: 5	H: 2 LOB: 2 BB: 0 P: 5	R: 0 E: 0 K: 1 S: 5	H: 0 LOB: 0 BB: 0 P: 5	R: 0 E: 0 K: 0 S: 4	H: 1 LOB: 1 BB: 0 P: 4	R: 0 E: 0 K: 0 S: 3	H: 1 LOB: 0 BB: 0 P: 3	R: 2 E: 0 K: 0 S: 7	H: 4 LOB: 2 BB: 0 P: 7	R: 0 E: 0 K: 0 S: 3	H: 0 LOB: 0 BB: 0 P: 3	R: 2 E: 0 K: 0 S: 5	H: 2 LOB: 0 BB: 0 P: 5	R: 0 E: 0 K: 1 S: 6	H: 1 LOB: 2 BB: 1 P: 10	1B: 9 2B: 2 3B: 0 HR: 1	SF: 0 SAC: 0 DP: 1 HBP: 0	WP: 0 PB: 0 SB: 0 CS: 0	PA: 38					
<b>PITCHER</b>	IP WLS BF H R ER SO BB IBB HBP BLK WP HR S P ERA WHIP																										
<b>Ray Moore, R</b> (1, 1) ERA: 4.84	5.0		20	6	2	2	3	0	0	0	0	0	0	26	26	3.60	1.200										
<b>Morrie Martin, L</b> (6, 1) ERA: 4.5	0.1		2	1	0	0	0	0	0	0	0	0	0	2	2	0.00	3.000										
<b>George Zuverink, R</b> (6, 1) ERA: 2.78	1.2		7	2	1	1	0	0	0	0	0	0	0	7	7	5.40	1.200										
<b>Don Ferrarese, L</b> (8, 1) ERA: 4.86	2.0	L	9	2	1	1	1	1	0	0	0	0	1	10	14	4.50	1.500										

**Cleveland Indians @ Baltimore Orioles**  
**Memorial Stadium, Baltimore, MD**  
 Sat Jul 21 1956, 3:33 AM EDT  
 Unknown

livebaseballscorecards.com

Batter	1	2	3	4	5	6	7	8	9	AB	R	H	RBI	BB	SO	LOB
Dick Williams, R OBP: 0.309, SLG: 0.473 (1, 8) (8, 9) (9, 4)	0-0 1-3 ①		0-0 F7 ②		0-0 4-3 ①		0-0 F8 ①		0-0 F8 ③	5	0	0	0	0	0	0
Bob Hale, L OBP: 0.304, SLG: 0.339 Jim Pyburn, R OBP: 0.282, SLG: 0.316 (1, 3) (8, 8)	0-0 1-3 ②		0-0 HR		0-0 F8 ②		0-0 G3 ②			4	1	1	1	0	0	0
George Kell, R OBP: 0.390, SLG: 0.466 (1, 5)	0-0 1B 2B		0-0 1B 1B		0-0 5-3 ③		0-0 1-3 ③			4	1	2	0	0	0	0
Bob Nieman, R OBP: 0.415, SLG: 0.526 (1, 7)	0-0 1B 2-H		0-0 1B 1-3		0-0 2B 1B		0-0 F8 ①			4	1	3	1	0	0	0
Tito Francona, L OBP: 0.336, SLG: 0.346 (1, 9) (8, 3)	0-0 F8 ③		0-0 4-3 ③		0-0 2B 1-H		0-0 G3 ②			4	0	1	1	0	0	3
Gus Triandos, R OBP: 0.362, SLG: 0.439 (1, 2)		0-0 5-3 ①		0-0 6-3 ①		0-0 6-3 ①		4-0 FC4-6 BB		3	0	0	0	1	0	1
Billy Gardner, R OBP: 0.256, SLG: 0.330 Joe Frazier, L OBP: 0.373, SLG: 0.435 (1, 4) (8, PH) (9, 9)		0-0 1-3 ②		0-0 6-3 ②		0-0 6-3 ②		0-0 FC4-6 ③		3	0	0	0	0	0	1
Willy Miranda, S OBP: 0.298, SLG: 0.288 (1, 6)		0-0 F9 ③		0-0 1B		4-0 IBB				1	0	0	0	0	0	1
Ray Moore, R OBP: 0.342, SLG: 0.444 Morrie Martin, L OBP: 0.333, SLG: 0.200 George Zuverink, R OBP: 0.125, SLG: 0.067 Don Ferrarese, R OBP: 0.100, SLG: 0.053 Hoot Evers, R OBP: 0.404, SLG: 0.337 (1, 1) (6, 1) (6, 1) (8, 1) (9, PH)			0-0 6-3 ①	0-3 K ③		0-3 K ③		0-0 1-3 ②		2	0	0	0	0	1	1


Inning Stats	R: 1	H: 2	R: 0	H: 0	R: 1	H: 3	R: 0	H: 1	R: 0	H: 0	R: 1	H: 2	R: 0	H: 0	R: 0	H: 0	R: 0	H: 0	R: 0	H: 0	1B: 5	SF: 0	WP: 0	PA: 37
	E: 0	LOB: 1	E: 0	LOB: 0	E: 0	LOB: 2	E: 0	LOB: 1	E: 0	LOB: 0	E: 0	LOB: 2	E: 0	LOB: 0	E: 0	LOB: 1	E: 0	LOB: 0	E: 0	LOB: 0	2B: 2	SAC: 0	PB: 0	
	K: 0	BB: 0	K: 0	BB: 0	K: 0	BB: 0	K: 1	BB: 0	K: 0	BB: 0	K: 0	BB: 0	K: 0	BB: 0	K: 0	BB: 1	K: 0	BB: 0	K: 0	BB: 0	3B: 0	DP: 0	SB: 0	
	S: 5	P: 5	S: 3	P: 3	S: 6	P: 6	S: 6	P: 6	S: 3	P: 3	S: 7	P: 11	S: 3	P: 3	S: 3	P: 7	S: 3	P: 3	S: 3	P: 3	HR: 1	HBP: 0	CS: 0	

PITCHER	IP	WLS	BF	H	R	ER	SO	BB	IBB	HBP	BLK	WP	HR	S	P	ERA	WHIP
Bob Lemon, R ERA: 3.77 (1, 1)	9.0	W	37	8	3	3	2	1	1	0	0	0	1	39	47	3.00	1.000

**BOTTOM**

**Cleveland Indians @ Baltimore Orioles**  
**Memorial Stadium, Baltimore, MD**  
 Sat Jul 21 1956, 3:33 AM EDT  
 Unknown

<b>AB</b>	<b>35</b>
<b>R</b>	<b>3</b>
<b>H</b>	<b>8</b>
<b>RBI</b>	<b>3</b>
<b>BB</b>	<b>2</b>
<b>SO</b>	<b>2</b>
<b>LOB</b>	<b>9</b>





TOP

Cleveland Indians @ Baltimore Orioles  
Memorial Stadium, Baltimore, MD

Sat Jul 21 1956, 3:38 AM EDT  
Att. 22,986 - Unknown

livebaseballscorecards.com

AB	40
R	4
H	11
RBI	3
BB	2
SO	4
LOB	16



AB R H RBI BB SO LOB

5	1	1	0	0	0	1
4	0	0	1	0	1	1
5	1	2	0	0	1	2
0	0	0	0	0	0	0
5	0	2	2	0	0	1
0	0	0	0	0	0	0
5	0	1	0	0	1	3
3	0	1	0	2	0	0
5	0	1	0	0	0	5
0	0	0	0	0	0	0
4	1	1	0	0	0	3
3	1	2	0	0	1	0
1	0	0	0	0	0	0
0	0	0	0	0	0	0
0	0	0	0	0	0	0

1B: 9 SF: 1  
2B: 3 SAC: 0  
3B: 0 DP: 1  
HR: 0 HBP: 0

WP: 1 PA: 43  
PB: 1  
SB: 1  
CS: 0

Batter	1	2	3	4	5	6	7	8	9	10
Bobby Avila, R (1, 4) OBP: 0.331, SLG: 0.312	G3		F2				E6		5-3	
Gene Woodling, L (1, 7) OBP: 0.416, SLG: 0.413	G3		SF8				K		1-3	
Vic Wertz, L (1, 3) OBP: 0.389, SLG: 0.549	F9		K2-3				4-3			2B
Sam Mele, R (10, 9) OBP: 0.369, SLG: 0.487										2B
Al Rosen, R (1, 5) OBP: 0.396, SLG: 0.496			F7				F8			2B
George Strickland, R (10, PR) OBP: 0.344, SLG: 0.321										
Preston Ward, L (1, 9) OBP: 0.365, SLG: 0.455			F8				G3			L9
Jim Busby, R (1, 8) OBP: 0.297, SLG: 0.371							F4			FC4-6
Hal Naragon, L (1, 2) OBP: 0.390, SLG: 0.444			4-3							BB
Jim Hegan, R (10, 2) OBP: 0.326, SLG: 0.358			4-3				L5-3			FC4-6
Chico Carrasquel, R (1, 6) OBP: 0.325, SLG: 0.316			F7				L5-3			
Herb Score, L (1, 1) OBP: 0.286, SLG: 0.209										F8
Dale Mitchell, L (9, PH) OBP: 0.306, SLG: 0.138										
Mike Garcia, R (9, 1) OBP: 0.139, SLG: 0.094			1B				K			F7
Don Mossi, L (9, 1) OBP: 0.200, SLG: 0.154			SF8							

Inning Stats	R: 0	H: 0	E: 0	K: 0	S: 3	P: 3	LOB: 0	BB: 0
	R: 0	H: 2	E: 0	K: 0	S: 5	P: 5	LOB: 2	BB: 0
	R: 2	H: 3	E: 0	K: 1	S: 8	P: 8	LOB: 1	BB: 0
	R: 1	H: 2	E: 0	K: 0	S: 5	P: 5	LOB: 1	BB: 0
	R: 0	H: 1	E: 0	K: 0	S: 4	P: 4	LOB: 1	BB: 0
	R: 0	H: 1	E: 0	K: 0	S: 3	P: 3	LOB: 0	BB: 0
	R: 0	H: 0	E: 1	K: 2	S: 8	P: 8	LOB: 1	BB: 0
	R: 0	H: 0	E: 0	K: 1	S: 5	P: 9	LOB: 1	BB: 1
	R: 0	H: 0	E: 0	K: 0	S: 3	P: 3	LOB: 0	BB: 0
	R: 1	H: 2	E: 0	K: 0	S: 5	P: 9	LOB: 2	BB: 1

PITCHER	IP	WLS	BF	H	R	ER	SO	BB	IBB	HBP	BLK	WP	HR	S	P	ERA	WHIP
Hal Brown, R (1, 1) ERA: 3.29	9.0		37	9	3	2	4	1	0	0	0	1	0	44	48	2.00	1.111
Billy Loes, R (10, 1) ERA: 5.19	1.0	L	6	2	1	1	0	1	0	0	0	0	0	5	9	9.00	3.000

BOTTOM

Cleveland Indians @ Baltimore Orioles  
Memorial Stadium, Baltimore, MD

Sat Jul 21 1956, 3:38 AM EDT  
Att: 22,986 - Unknown

livebaseballscorecards.com

AB	32
R	3
H	4
RBI	2
BB	8
SO	9
LOB	13



WP:	0	PA:	41
PB:	0		
SB:	0		
CS:	0		

AB R H RBI BB SO LOB

5 1 1 2 0 2 2

4 0 1 0 1 1 0

5 0 0 0 0 1 2

3 1 0 0 2 1 1

5 0 1 0 0 0 1

2 0 0 0 1 0 1  
0 0 0 0 1 0 0  
0 0 0 0 0 0 0

3 0 0 0 0 0 2

2 0 1 0 1 1 0  
0 0 0 0 1 0 0  
0 0 0 0 0 0 0

2 1 0 0 1 2 2  
1 0 0 0 0 1 2

Batter	1	2	3	4	5	6	7	8	9	10
Dick Williams, R OBP: 0.304, SLG: 0.490 (1, 8) (10, 4)	0-3 K		0-3 K		0-0 5-3		0-0 1-H HR		0-0 F7	
Hoot Evers, R OBP: 0.404, SLG: 0.344 (1, 9) X	0-0 4-3 2B		4-0 FC5-4 BB		0-0 F8		0-3 K		0-0 6-3	
George Kell, R OBP: 0.382, SLG: 0.457 (1, 5) X	0-0 4-3 2-3		0-0 FC5-4 1-2f		0-3 K			0-0 L6		0-0 F6
Bob Nieman, R OBP: 0.415, SLG: 0.519 (1, 7) X	0-0 5-3			4-0 1B E BB		0-0 5-3		0-3 K		4-0 BB
Gus Triandos, R OBP: 0.359, SLG: 0.434 (1, 3) (10, 2)		0-0 6-3		0-0 FC3-6 1-2 1B		0-0 6-3		0-0 F4		0-0 F9
Hal Smith, R OBP: 0.325, SLG: 0.378 (1, 2)		4-0 FC3-6 BB		0-0 FC3-6 1-2f 2-H		0-0 F9			4-0 SH3-4 BB	
Bob Hale, L OBP: 0.308, SLG: 0.339 (9, PH)										
Jim Pyburn, R OBP: 0.282, SLG: 0.316 (9, PR) (10, 8)										
Billy Gardner, R OBP: 0.253, SLG: 0.326 (1, 4) (10, 6)		0-0 FC3-6 1B 1-2f		0-0 F9			0-0 F6		0-0 SH3-4 1-2	
Willy Miranda, S OBP: 0.301, SLG: 0.290 (1, 6)							0-3 K		4-0 IBB	
Joe Frazier, L OBP: 0.382, SLG: 0.435 (9, PH)										
Billy Loes, R OBP: 0.091, SLG: 0.091 (10, 1)		0-0 1-3 1B		4-0 BB						
Hal Brown, R OBP: 0.360, SLG: 0.300 (1, 1)			0-3 K		0-3 K		4-0 HR BB		0-3 K	
Tito Francona, L OBP: 0.335, SLG: 0.344 (9, PH) (10, 3)										

Inning Stats	R: 0	H: 1	E: 0	K: 1	S: 6	P: 6	R: 0	H: 1	E: 0	K: 0	S: 3	P: 7	R: 0	H: 0	E: 0	K: 2	S: 7	R: 1	H: 1	E: 1	K: 1	S: 6	P: 14	R: 0	H: 0	E: 0	K: 1	S: 5	P: 5	R: 0	H: 0	E: 0	K: 0	S: 3	P: 3	R: 2	H: 1	E: 0	K: 2	S: 8	P: 12	R: 0	H: 0	E: 0	K: 1	S: 5	P: 5	R: 0	H: 0	E: 0	K: 1	S: 5	P: 13	R: 0	H: 0	E: 0	K: 0	S: 3	P: 7	1B: 2	SF: 0	2B: 1	SAC: 1	3B: 0	DP: 0	HR: 1	HBP: 0	WP: 0	PA: 41
--------------	------	------	------	------	------	------	------	------	------	------	------	------	------	------	------	------	------	------	------	------	------	------	-------	------	------	------	------	------	------	------	------	------	------	------	------	------	------	------	------	------	-------	------	------	------	------	------	------	------	------	------	------	------	-------	------	------	------	------	------	------	-------	-------	-------	--------	-------	-------	-------	--------	-------	--------

PITCHER	IP	WLS	BF	H	R	ER	SO	BB	IBB	HBP	BLK	WP	HR	S	P	ERA	WHIP
Herb Score, L ERA: 3.24 (1, 1)	8.0		32	4	3	2	8	5	0	0	0	0	1	43	63	2.25	1.125
Mike Garcia, R ERA: 3.94 (9, 1)	0.1		3	0	0	0	0	1	1	0	0	0	0	1	9	0.00	3.000
Don Mossi, L ERA: 4.5 (9, 1)	1.2	W	6	0	0	0	1	1	0	0	0	0	0	7	11	0.00	0.600



Batter	1	2	3	4	5	6	7	8	9	AB R H RBI BB SO LOB	TOP									
<b>Bobby Avila, R</b> (1, 4) OBP: 0.329, SLG: 0.308	0-0 1-3	0-0 1-3		0-3 K		0-0 SH1-3	0-0 G4-6-3		4-0 BB	4 0 0 0 1 1 4										
<b>Gene Woodling, L</b> (1, 7) OBP: 0.414, SLG: 0.407	0-0 1B 1B	0-0 3-1			0-0 E3 HR	0-0 F5		4-0 1B BB	0-3 K	5 2 1 0 1 1 3										
<b>Sam Mele, R</b> (1, 9) OBP: 0.371, SLG: 0.481	0-0 1B 1-2 1B		0-0 5-3		0-0 F8		0-0 1B 1B		0-3 K	5 2 2 0 0 1 2										
<b>Vic Wertz, L</b> (1, 3) OBP: 0.392, SLG: 0.561 <b>Preston Ward, L</b> (7, PR) OBP: 0.362, SLG: 0.450	0-0 SH5-3 1-3 2-H 1B		0-0 6-3		0-0 1-H HR		0-0 SH5-3 1-3 1B		0-0 F9	4 1 3 3 0 0 0 1 1 0 0 0 0 1										
<b>Jim Busby, R</b> (1, 8) OBP: 0.301, SLG: 0.374	0-0 SH5-3 1-2 1B		0-0 F9		0-0 4-3		0-0 SH5-3 1-2 1B		0-0 1B	5 1 3 2 0 0 0										
<b>Chico Carrasquel, R</b> (1, 6) OBP: 0.325, SLG: 0.316	0-0 SH5-3 1-2 2-3			0-0 F9		0-0 1B	0-0 SH5-3 1-2 2-3		0-0 G3	3 0 1 0 0 0 2										
<b>Earl Averill, R</b> (1, 2) OBP: 0.360, SLG: 0.378 <b>Jim Hegan, R</b> (7, PR) OBP: 0.324, SLG: 0.355	4-0 BB BB BB BB			0-0 FC5-4 1B		0-0 F7	0-0 SH1-3 SH1-4 1B		0-0 F6	3 0 2 2 1 0 1 1 1 0 0 0 0 0										
<b>George Strickland, R</b> (1, 5) OBP: 0.356, SLG: 0.337	0-0 F4			0-0 FC5-4 1-2f 1B			0-0 SH1-3 SH1-4 1B		0-0 SH5-3 1B	5 0 3 0 0 0 4										
<b>Early Wynn, S</b> (1, 1) OBP: 0.276, SLG: 0.231		0-0 6-3		0-0 2-3 1B		0-0 SH1-4	0-0 G4-6-3 1-3 2-H 1B		0-0 SH5-3	3 0 2 1 0 0 0										
<b>Inning Stats</b>	R: 2 E: 0 K: 0 S: 7	H: 4 LOB: 3 BB: 1 P: 11	R: 0 E: 0 K: 0 S: 3	H: 0 LOB: 0 BB: 0 P: 3	R: 0 E: 0 K: 1 S: 3	H: 0 LOB: 0 BB: 0 P: 3	R: 0 E: 1 K: 0 S: 6	H: 2 LOB: 1 BB: 0 P: 6	R: 0 E: 0 K: 0 S: 4	H: 1 LOB: 1 BB: 0 P: 4	R: 4 E: 0 K: 0 S: 8	H: 6 LOB: 2 BB: 0 P: 8	R: 0 E: 0 K: 1 S: 6	H: 1 LOB: 2 BB: 1 P: 10	R: 0 E: 0 K: 1 S: 6	H: 1 LOB: 2 BB: 1 P: 10	1B: 16 2B: 0 3B: 0 HR: 1	SF: 0 SAC: 5 DP: 1 HBP: 0	WP: 0 PB: 0 SB: 0 CS: 0	PA: 47
<b>PITCHER</b>	IP WLS BF H R ER SO BB IBB HBP BLK WP HR S P ERA WHIP																			
<b>Bill Wight, L</b> (1, 1) ERA: 4.42	5.0 L 25 8 4 3 1 1 0 0 0 0 0 1 26 30 5.40 1.800																			
<b>George Zuverink, R</b> (6, 1) ERA: 3.19	2.0 12 7 4 4 0 0 0 0 0 0 0 0 12 12 18.00 3.500																			
<b>Johnny Schmitz, L</b> (8, 1) ERA: 3.38	2.0 10 2 0 0 2 2 0 0 0 0 0 0 12 20 0.00 2.000																			

**Cleveland Indians @ Baltimore Orioles**  
**Memorial Stadium, Baltimore, MD**  
 Sun Jul 22 1956, 3:33 AM EDT  
 Att: 10,019 - Unknown


[livebaseballscorecards.com](http://livebaseballscorecards.com)

<b>AB</b>	<b>39</b>
<b>R</b>	<b>8</b>
<b>H</b>	<b>17</b>
<b>RBI</b>	<b>8</b>
<b>BB</b>	<b>3</b>
<b>SO</b>	<b>3</b>
<b>LOB</b>	<b>17</b>







Batter	1	2	3	4	5	6	7	8	9	AB R H RBI BB SO LOB	TOP												
Dick Williams, R OBP: 0.324, SLG: 0.515 (1, 8) (6, 7) (7, 4)	4-0 2B BB	0-0 F5		0-0 F7		4-0 1-2 BB		0-0 HR		3 2 1 1 2 0 1	<p><b>Baltimore Orioles @ Detroit Tigers</b></p> <p>Briggs Stadium, Detroit, MI</p> <p>Tue Jul 24 1956, 4:33 AM EDT</p> <p>Unknown</p>												
Tito Francona, L OBP: 0.343, SLG: 0.373 (1, 3) (6, 8)	0-0 3B 1-H	0-0 F2		0-0 F7		0-3 K		0-0 HR		5 2 2 2 0 1 3													
George Kell, R OBP: 0.383, SLG: 0.468 (1, 5)	0-0 1B 2-H	0-0 3B 1-3		0-3 K		0-0 F6		0-0 5-3		5 1 2 1 0 1 2													
Joe Frazier, L OBP: 0.378, SLG: 0.418 (1, 9)	0-0 1B 3-H	4-0 IBB		0-0 F6		0-0 F4		0-0 L8		4 0 1 1 1 0 0													
Gus Triandos, R OBP: 0.352, SLG: 0.425 (1, 2)	0-0 L8	0-0 L5		0-0 5-3		0-0 E4 1B		0-3 K		5 0 1 0 0 1 4													
Tex Nelson, L OBP: 0.273, SLG: 0.191 (1, 7)	0-0 F7		0-3 K		0-0 1B		4-0 BB		0-0 L7	3 0 1 0 0 1 1													
Erv Palica, R OBP: 0.150, SLG: 0.150 (6, 1)										0 0 0 0 0 0 0													
Hoot Evers, R OBP: 0.402, SLG: 0.337 (7, PH) (7, 7)										1 0 0 0 1 0 0													
Billy Gardner, R OBP: 0.257, SLG: 0.341 (1, 4) (7, 6)	0-0 1-4-3		0-0 HR		0-0 6-3		0-0 F2		0-0 B1-3	5 1 1 1 0 0 4													
Willy Miranda, S OBP: 0.301, SLG: 0.293 (1, 6) (7, 1)		0-0 SH 2B	0-0 4-3		0-0 BB 1B		0-0 L8			4 1 2 0 0 0 2													
Connie Johnson, R OBP: 0.323, SLG: 0.286 (1, 1)		0-0 SH 2B	0-3 K		0-0 F4			0-0 L4		1 0 0 0 0 1 0													
Morrie Martin, L OBP: 0.333, SLG: 0.200 (3, 1)										0 0 0 0 0 0 0													
Mike Fornieles, R OBP: 0.188, SLG: 0.313 (3, 1)										0 0 0 0 0 0 0													
Bob Hale, L OBP: 0.299, SLG: 0.329 (6, PH) (6, 3)										2 0 0 0 0 0 1													
<b>Inning Stats</b>	R: 3 E: 0 K: 0 S: 6	H: 3 LOB: 1 BB: 1 P: 10	R: 1 E: 1 K: 0 S: 6	H: 2 LOB: 3 BB: 1 P: 10	R: 1 E: 0 K: 2 S: 8	H: 1 LOB: 0 BB: 0 P: 8	R: 0 E: 0 K: 1 S: 5	H: 0 LOB: 0 BB: 0 P: 5	R: 0 E: 0 K: 0 S: 4	H: 1 LOB: 1 BB: 0 P: 4	R: 0 E: 0 K: 1 S: 6	H: 1 LOB: 2 BB: 1 P: 10	R: 0 E: 1 K: 0 S: 4	H: 1 LOB: 2 BB: 1 P: 8	R: 2 E: 0 K: 0 S: 5	H: 2 LOB: 0 BB: 0 P: 5	R: 0 E: 0 K: 1 S: 5	H: 0 LOB: 0 BB: 0 P: 5	1B: 4 2B: 3 3B: 1 HR: 3	SF: 0 SAC: 1 DP: 0 HBP: 0	WP: 0 PB: 0 SB: 0 CS: 0	PA: 43	
<b>PITCHER</b> Paul Foytack, R ERA: 4.1 Steve Gromek, R ERA: 3.94	IP 2.0 7.0	WLS W	BF 14 29	H 5 6	R 4 3	ER 3 3	SO 0 5	BB 1 2	IBB 1 0	HBP 0 0	BLK 0 0	WP 0 0	HR 0 3	S 12 37	P 20 45	ERA 13.50 3.86	WHIP 3.000 1.143						

livebaseballscorecards.com

AB	38
R	7
H	11
RBI	6
BB	4
SO	5
LOB	18

Batter	1	2	3	4	5	6	7	8	9
Harvey Kuenn, R (1, 6) OBP: 0.405, SLG: 0.494 Jim Brideweser, R (9, 6) OBP: 0.313, SLG: 0.252	0-0 E 1B BLK 1B	0-0 FC5-2		0-0 G3 4-3 HR 1B		0-0 F3		0-0 F7	
Earl Torgeson, L (1, 3) OBP: 0.396, SLG: 0.424	0-0 F8	0-0 G3		0-0 4-3		0-0 HR 1B		0-0 CS 1B	
Charlie Maxwell, L (1, 7) OBP: 0.447, SLG: 0.616	0-0 E6 BLK 1-3 1B		0-0 BB 1B	0-0 G3		0-0 HR 1-H		0-0 CS 1-2	
Al Kaline, R (1, 8) OBP: 0.333, SLG: 0.484	0-0 L5-3		0-0 L9	0-0 HR		0-0 L6-3			
Ray Boone, R (1, 5) OBP: 0.380, SLG: 0.441	4-0 BLK BB		4-0 1B 2B BB	0-0 4-3		0-3 K			
Frank House, L (1, 2) OBP: 0.296, SLG: 0.362	0-0 4-3		0-0 2B SF7 1B		0-0 HR		0-0 F9		
Jim Small, L (1, 9) OBP: 0.333, SLG: 0.500		0-0 1B FC5-2 2B	0-0 1-3 3-H 2B		0-0 B1-3		0-0 G3		
Frank Bolling, R (1, 4) OBP: 0.338, SLG: 0.415		0-0 FC5-2 2-3 1B	0-0 SF7		0-0 G1-6-3 1B		0-0 5-3		
Paul Foytack, R (1, 1) OBP: 0.196, SLG: 0.239 Wayne Belardi, L (2, PH) OBP: 0.402, SLG: 0.459 Steve Gromek, S (3, 1) OBP: 0.370, SLG: 0.150		0-3 K	0-3 K		0-0 G1-6-3		0-0 6-3		

Inning Stats	R: 1	H: 2	E: 1	LOB: 2	K: 0	BB: 1	S: 5	R: 0	H: 2	E: 0	LOB: 2	K: 1	BB: 0	S: 7	R: 3	H: 3	E: 0	LOB: 1	K: 1	BB: 1	S: 8	R: 2	H: 2	E: 0	LOB: 0	K: 0	BB: 0	S: 5	R: 1	H: 2	E: 0	LOB: 0	K: 0	BB: 0	S: 4	R: 2	H: 2	E: 0	LOB: 0	K: 1	BB: 0	S: 7	R: 0	H: 0	E: 0	LOB: 0	K: 0	BB: 0	S: 3	R: 0	H: 1	E: 0	LOB: 0	K: 0	BB: 0	S: 3
--------------	------	------	------	--------	------	-------	------	------	------	------	--------	------	-------	------	------	------	------	--------	------	-------	------	------	------	------	--------	------	-------	------	------	------	------	--------	------	-------	------	------	------	------	--------	------	-------	------	------	------	------	--------	------	-------	------	------	------	------	--------	------	-------	------


PITCHER	IP	WLS	BF	H	R	ER	SO	BB	IBB	HBP	BLK	WP	HR	S	P	ERA	WHIP
Connie Johnson, R (1, 1) ERA: 3.67	2.1		14	5	3	3	1	2	0	0	1	0	0	14	22	11.57	3.000
Morrie Martin, L (3, 1) ERA: 4.95	0.0		2	2	0	0	0	0	0	0	0	0	0	2	2	∞	∞
Mike Fornieles, R (3, 1) ERA: 4.76	2.2	L	11	4	4	4	1	0	0	0	0	0	2	13	13	13.50	1.500
Erv Palica, R (6, 1) ERA: 5.18	1.0		5	2	2	2	1	0	0	0	0	0	1	7	7	18.00	2.000
Johnny Schmitz, L (7, 1) ERA: 3.18	2.0		6	1	0	0	0	0	0	0	0	0	0	6	6	0.00	0.500

**BOTTOM**

AB	R	H	RBI	BB	SO	LOB
5	2	2	0	0	0	2
0	0	0	0	0	0	0
5	1	2	0	0	0	4
4	2	3	2	0	0	1
4	1	1	2	0	0	3
2	1	0	0	2	1	0
4	2	2	2	0	0	2
4	0	2	1	0	0	0
3	0	2	1	0	0	0
0	0	0	0	0	0	0
1	0	0	0	0	1	2
3	0	0	0	0	1	2

**Baltimore Orioles @ Detroit Tigers**  
Briggs Stadium, Detroit, MI  
Tue Jul 24 1956, 4:33 AM EDT  
Unknown

AB	35
R	9
H	14
RBI	8
BB	2
SO	3
LOB	16



WP	HR	S	P	ERA	WHIP
0	0	1	39		



Batter	1	2	3	4	5	6	7	8	9	AB R H RBI BB SO LOB	TOP												
Dick Williams, R (1, 7) OBP: 0.325, SLG: 0.523	0-0 BB 1B	0-0 SF8 3B		0-3 K		0-0 E3 1-2	0-0 F7		0-0 G6-4-3 1-2f	6 2 2 0 0 1 4													
Hoot Evers, R (1, 9) OBP: 0.402, SLG: 0.326	4-0 6-3 1B BB	0-3 K		0-0 6-3		0-0 F9		4-0 E SF8 BB		3 1 0 0 2 1 3 0 1 0 0 0 0 0													
Jim Pyburn, R (8, PR) OBP: 0.280, SLG: 0.314																							
George Kell, R (1, 5) OBP: 0.383, SLG: 0.468	0-0 BB 6-3 3B 1-2 2-H	0-0 SF8 3-H		0-0 L9			0-0 BB 1B 1B	0-0 E4 SF8 1B 1-3		4 3 2 2 0 0 1													
Gus Triandos, R (1, 3) OBP: 0.350, SLG: 0.422	0-0 6-3 1-2 2-3	0-0 G3			0-0 5-3		0-0 BB 1B 1B	0-0 SF8 2-3 3-H		4 1 1 1 0 0 2													
Hal Smith, R (1, 2) OBP: 0.322, SLG: 0.370	4-0 BB 3B IBB		0-0 5-3		0-0 6-3		0-3 K	0-0 G3		4 1 0 0 1 1 4													
Billy Gardner, R (1, 4) OBP: 0.262, SLG: 0.344	0-0 L8		0-0 1B 1B		0-0 6-3		4-0 1B 1B BB	0-0 1B		4 1 2 1 1 0 3													
Tito Francona, L (1, 8) OBP: 0.347, SLG: 0.375	4-0 1-2 2-3 3-H 3B BB		0-0 1-3 1B			0-0 F6	0-0 1B 1B	0-0 L8		4 1 2 3 1 0 1													
Willy Miranda, S (1, 6) OBP: 0.299, SLG: 0.298	0-0 1-H 2-H 3-H 3B		0-0 F5			0-0 6-3	0-3 K		0-0 F9	5 0 1 3 0 1 4													
Don Ferrarese, R (1, 1) OBP: 0.095, SLG: 0.050	0-0 F9		0-0 5-3			0-0 E 1B	0-0 1B 3-H		0-0 G6-4-3 1B	1 0 0 0 0 0 1 1 0 0 0 0 0 2 1 0 1 0 0 0 0 1 0 1 1 0 0 0 1 0 1 0 0 0 0													
George Zuverink, R (2, 1) OBP: 0.118, SLG: 0.063																							
Billy Loes, R (4, 1) OBP: 0.167, SLG: 0.167																							
Bob Hale, L (7, PH) OBP: 0.303, SLG: 0.333																							
Hal Brown, R (7, 1) OBP: 0.385, SLG: 0.333																							
<b>Inning Stats</b>	R: 5 E: 0 K: 0 S: 6	H: 3 LOB: 1 BB: 3 P: 18	R: 1 E: 0 K: 1 S: 6	H: 1 LOB: 0 BB: 0 P: 6	R: 0 E: 0 K: 0 S: 5	H: 2 LOB: 2 BB: 0 P: 5	R: 0 E: 0 K: 1 S: 5	H: 0 LOB: 0 BB: 0 P: 5	R: 0 E: 0 K: 0 S: 3	H: 0 LOB: 0 BB: 0 P: 3	R: 0 E: 1 K: 0 S: 5	H: 1 LOB: 2 BB: 0 P: 5	R: 3 E: 0 K: 2 S: 11	H: 4 LOB: 2 BB: 1 P: 15	R: 2 E: 1 K: 0 S: 5	H: 1 LOB: 1 BB: 1 P: 9	R: 0 E: 0 K: 0 S: 3	H: 1 LOB: 0 BB: 0 P: 3	1B: 11 2B: 0 3B: 2 HR: 0	SF: 2 SAC: 0 DP: 1 HBP: 0	WP: 0 PB: 0 SB: 0 CS: 0	PA: 46	
<b>PITCHER</b>	IP WLS BF H R ER SO BB IBB HBP BLK WP HR S P ERA WHIP	IP WLS BF H R ER SO BB IBB HBP BLK WP HR S P ERA WHIP																					
Bob Miller, L (1, 1) ERA: 11.57	1.0 L 10 4 6 6 0 2 1 0 0 0 0 7 19 54.00 6.000	1.0 3 0 0 0 1 0 0 0 0 0 0 0 5 5 0.00 0.000	1.0 5 2 0 0 0 0 0 0 0 0 0 0 5 5 0.00 2.000	3.0 11 1 0 0 1 0 0 0 0 0 0 0 13 13 0.00 0.333	2.0 14 5 5 3 2 2 0 0 0 0 0 0 16 24 13.50 3.500																		
Ned Garver, R (9, 1) ERA: 5.14	1.0 3 1 0 0 0 0 0 0 0 0 0 0 1 3 0.00 1.000																						

Baltimore Orioles @ Detroit Tigers  
 Briggs Stadium, Detroit, MI  
 Tue Jul 24 1956, 4:38 AM EDT  
 Att: 33,322 - Unknown

livebaseballscorecards.com

AB	39
R	11
H	13
RBI	11
BB	5
SO	4
LOB	25



BOTTOM

Baltimore Orioles @ Detroit Tigers  
Briggs Stadium, Detroit, MI  
Tue Jul 24 1956, 4:38 AM EDT  
Att. 33,322 - Unknown

livebaseballscorecards.com

AB 36  
R 5  
H 10  
RBI 5  
BB 4  
SO 3  
LOB 17



WP: 0 PA: 41  
PB: 0  
SB: 0  
CS: 0

AB R H RBI BB SO LOB

5 0 3 3 0 1 0  
4 0 0 0 0 0 3  
0 0 0 0 0 0 0  
1 0 0 0 0 1 1  
0 0 0 0 0 0 0

5 0 0 0 0 0 0

5 1 2 0 0 0 0

4 1 1 1 1 0 1

2 1 2 0 2 0 0

3 1 1 1 1 0 3

1 0 0 0 0 0 3

3 1 0 0 0 0 3

0 0 0 0 0 0 0  
0 0 0 0 0 0 0  
1 0 0 0 0 0 3  
0 0 0 0 0 0 0  
0 0 0 0 0 0 0  
2 0 1 0 0 1 0


1B: 7 SF: 0  
2B: 3 SAC: 1  
3B: 0 DP: 0  
HR: 0 HBP: 0

Batter	1	2	3	4	5	6	7	8	9
Harvey Kuenn, R (1, 6) OBP: 0.407, SLG: 0.495	0-3 K		0-0 6-3	0-0 1B		0-0 FC6-4 1B		0-0 1B	
Jack Phillips, R (1, 3) OBP: 0.358, SLG: 0.376	0-0 4-3		0-0 6-3	0-0 1-3		0-0 FC6-4		0-3 K	
Frank Lary, R (7, 1) OBP: 0.213, SLG: 0.250									
Jim Small, L (8, PH) OBP: 0.308, SLG: 0.462									
Ned Garver, R (9, 1)									
Charlie Maxwell, L (1, 7) OBP: 0.440, SLG: 0.605	0-0 4-3		0-0 4-3		0-0 F8		0-0 6-3		0-0 5-3
Al Kaline, R (1, 8) OBP: 0.334, SLG: 0.485		0-0 L8		0-0 2B 2B	0-0 L3		0-0 2B 1B		0-0 L5
Ray Boone, R (1, 5) OBP: 0.381, SLG: 0.442		4-0 BB BB BB BB		0-0 1B 2B	0-0 F8		0-0 F8		0-0 F7
Frank Bolling, R (1, 4) OBP: 0.355, SLG: 0.431		4-0 BB BB BB		0-0 SH3-1 1B 1B		4-0 FC4-6 BB	0-0 1-3 2B		
Bob Kennedy, R (1, 9) OBP: 0.315, SLG: 0.310		4-0 BB BB BB		0-0 SH3-1 1B 1B		0-0 FC4-6 FC3-6	0-0 F6		
Red Wilson, R (1, 2) OBP: 0.358, SLG: 0.378		0-0 F7		0-0 F7		0-0 FC3-6 1B 1B		0-0 F7	
Frank House, L (4, PH) OBP: 0.292, SLG: 0.358		0-0 F8		0-0 SH3-1		0-0 1B 1B		0-3 K	
Bob Miller, R (1, 1) OBP: 0.333, SLG: 0.667									
Paul Foyick, R (2, 1) OBP: 0.196, SLG: 0.239									
Wayne Seisardi, L (2, PH) OBP: 0.398, SLG: 0.455									
Walt Masterson, R (3, 1) OBP: 0.233, SLG: 0.333									
Al Aber, R (4, 1) OBP: 0.429, SLG: 0.333									
Earl Torgeson, L (6, PH) OBP: 0.397, SLG: 0.424									

Inning Stats	R: 0	H: 0	E: 0	LOB: 0	K: 1	P: 5	R: 0	H: 0	E: 0	LOB: 3	K: 0	P: 15	R: 0	H: 0	E: 0	LOB: 0	K: 0	P: 3	R: 4	H: 5	E: 0	LOB: 1	K: 0	P: 8	R: 0	H: 0	E: 0	LOB: 0	K: 0	P: 3	R: 1	H: 2	E: 0	LOB: 2	K: 0	P: 9	R: 0	H: 2	E: 0	LOB: 2	K: 0	P: 5	R: 0	H: 1	E: 0	LOB: 1	K: 2	P: 8	R: 0	H: 0	E: 0	LOB: 0	K: 0	P: 3
	5	3	0	0	1	5	3	3	0	3	0	15	3	3	0	3	0	3	8	5	0	1	0	8	1	2	0	2	0	3	9	2	2	0	5	1	8	0	0	0	5	1	8	0	0	3	0	3						

PITCHER	IP	WLS	BF	H	R	ER	SO	BB	IBB	HBP	BLK	WP	HR	S	P	ERA	WHIP
Don Ferrarese, L (1, 1) ERA: 4.76	1.1		7	0	0	0	1	3	0	0	0	0	0	6	18	0.00	2.250
George Zuverink, R (2, 1) ERA: 3.57	2.1		12	5	4	4	0	0	0	0	0	0	0	12	12	15.43	2.143
Billy Loes, R (4, 1) ERA: 5.11	2.1		10	2	1	1	0	1	0	0	0	0	0	9	13	3.86	1.286
Hal Brown, R (7, 1) ERA: 3.17	3.0	W	12	3	0	0	2	0	0	0	0	0	0	16	16	0.00	1.000



Batter	1	2	3	4	5	6	7	8	9	AB R H RBI BB SO LOB	TOP																									
Dick Williams, R (1, 8) OBP: 0.328, SLG: 0.526	0-0 F5		0-0 BB 1B		0-0 L8		0-0 2-H 2B		0-0 L8	5 0 2 1 0 0 1	<p><b>Baltimore Orioles @ Detroit Tigers</b>            Briggs Stadium, Detroit, MI            Wed Jul 25 1956, 4:33 AM EDT            Att. 4,456 - Unknown</p> <p>livebaseballscorecards.com</p> <table border="1"> <tr><td>AB</td><td>33</td></tr> <tr><td>R</td><td>2</td></tr> <tr><td>H</td><td>8</td></tr> <tr><td>RBI</td><td>2</td></tr> <tr><td>BB</td><td>2</td></tr> <tr><td>SO</td><td>5</td></tr> <tr><td>LOB</td><td>13</td></tr> </table> 	AB	33	R	2	H	8	RBI	2	BB	2	SO	5	LOB	13											
AB	33																																			
R	2																																			
H	8																																			
RBI	2																																			
BB	2																																			
SO	5																																			
LOB	13																																			
Tito Francona, L (1, 3) OBP: 0.346, SLG: 0.370	0-0 F7		4-0 BB BB BB 1-2		0-0 L8		0-0 G3		0-0 L8	3 0 0 0 1 0 1																										
George Kell, R (1, 5) OBP: 0.385, SLG: 0.467	1-0 PB HBP		0-0 L8		0-0 1B		0-0 L8		0-0 L8	3 0 1 0 0 0 3																										
Joe Frazier, L (1, 9) OBP: 0.360, SLG: 0.394	0-0 F9		0-0 G3-6-1 1-2		0-0 1-3			0-3 K		4 0 0 0 0 1 4																										
Gus Triandos, R (1, 2) OBP: 0.345, SLG: 0.415		0-0 5-3		0-0 F7		0-0 L8		0-0 L6		4 0 0 0 0 0 0																										
Tex Nelson, L (1, 7) OBP: 0.271, SLG: 0.196		0-0 F9		0-0 4-3 2B 1B		0-3 K		0-3 K		4 1 1 0 0 2 0																										
Billy Gardner, R (1, 4) OBP: 0.262, SLG: 0.342		0-0 1B 1B		0-0 4-3 1-2		0-0 L8			0-0 F9	4 0 1 0 0 0 1																										
Willy Miranda, S (1, 6) OBP: 0.305, SLG: 0.308		0-0 1-3 1B		0-0 2-H 2B		0-0 SH1-4 2B 1B		0-3 K		4 1 3 1 0 1 0																										
Ray Moore, R (1, 1) OBP: 0.325, SLG: 0.421		0-0 F4		0-3 K		0-0 SH1-4		4-0 BB		2 0 0 0 0 1 3																										
Morrie Martin, L (7, 1) OBP: 0.333, SLG: 0.200										0 0 0 0 0 0 0																										
George Zuverink, R (8, 1) OBP: 0.118, SLG: 0.063										0 0 0 0 0 0 0																										
Erv Palica, R (8, 1) OBP: 0.150, SLG: 0.150										0 0 0 0 0 0 0																										
Wayne Causey, L (9, PH) OBP: 0.217, SLG: 0.167										0 0 0 0 1 0 0																										
<b>Inning Stats</b>	R: 0 E: 0 K: 0 S: 3	H: 0 LOB: 1 BB: 0 P: 4	R: 0 E: 0 K: 0 S: 5	H: 2 LOB: 2 BB: 0 P: 5	R: 0 E: 0 K: 0 S: 3	H: 1 LOB: 1 BB: 1 P: 7	R: 1 E: 0 K: 1 S: 7	H: 2 LOB: 1 BB: 0 P: 7	R: 0 E: 0 K: 1 S: 4	H: 0 LOB: 0 BB: 0 P: 5	R: 1 E: 0 K: 0 S: 5	H: 2 LOB: 1 BB: 0 P: 5	R: 0 E: 0 K: 2 S: 7	H: 0 LOB: 0 BB: 0 P: 7	R: 0 E: 0 K: 1 S: 5	H: 0 LOB: 1 BB: 1 P: 9	1B: 6 2B: 2 3B: 0 HR: 0	SF: 0 SAC: 1 DP: 1 HBP: 1	WP: 0 PB: 1 SB: 0 CS: 0	PA: 37																
<b>PITCHER</b>	IP WLS BF H R ER SO BB IBB HBP BLK WP HR S P ERA WHIP																																			
Virgil Trucks, R (1, 1) ERA: 3.47	7.0	30	8	2	2	2	1	0	1	0	0	0	0	32	37	2.57	1.286																			
Paul Foytack, R (8, 1) ERA: 4.01	2.0	W	7	0	0	0	3	1	0	0	0	0	0	12	16	0.00	0.500																			

**BOTTOM**

**Baltimore Orioles @ Detroit Tigers**  
 Briggs Stadium, Detroit, MI  
 Wed Jul 25 1956, 4:33 AM EDT  
 Att. 4,456 - Unknown

[livebaseballscorecards.com](http://livebaseballscorecards.com)

<b>AB</b>	<b>32</b>
<b>R</b>	<b>6</b>
<b>H</b>	<b>12</b>
<b>RBI</b>	<b>6</b>
<b>BB</b>	<b>3</b>
<b>SO</b>	<b>2</b>
<b>LOB</b>	<b>13</b>



WP: 0	PA: 36
PB: 0	
SB: 0	
CS: 1	

AB	R	H	RBI	BB	SO	LOB
4	1	1	0	0	0	3
3	2	2	2	1	0	0
4	1	1	0	0	1	1
3	0	0	1	0	0	1
4	1	3	0	0	0	0
4	1	2	3	0	0	1
3	0	1	0	1	1	2
3	0	1	0	1	0	1
2	0	1	0	0	0	0
0	0	0	0	0	0	0
1	0	0	0	0	0	3
1	0	0	0	0	0	1

Batter	1	2	3	4	5	6	7	8	9
Harvey Kuenn, R (1, 6) OBP: 0.406, SLG: 0.492	0-0 L9			0-0 L9		0-0 HR 1B	0-0 FC6-4		
Earl Torgeson, L (1, 3) OBP: 0.402, SLG: 0.442	0-0 F8			0-0 1B		0-0 HR		4-0 1B SF8 BB	
Charlie Maxwell, L (1, 7) OBP: 0.438, SLG: 0.600	0-0 F8			0-3 K		0-0 F2		0-0 1B HR 1B	
Al Kaline, R (1, 8) OBP: 0.331, SLG: 0.481		0-0 L6-3		0-0 L5		0-0 L1-3		0-0 SF8	
Ray Boone, R (1, 5) OBP: 0.385, SLG: 0.446		0-0 F8			0-0 L3 1B		0-0 BB 1B	0-0 HR 1B	
Frank House, L (1, 2) OBP: 0.295, SLG: 0.373		0-0 F7			0-0 L3		0-0 BB 1B	0-0 HR	
Jim Small, L (1, 9) OBP: 0.353, SLG: 0.563			0-3 K		0-0 3B		0-0 F8	4-0 1B BB	
Frank Bolling, R (1, 4) OBP: 0.358, SLG: 0.429			0-0 F3		0-0 F2		4-0 FC6-4 BB	0-0 1B	
Virgil Trucks, R (1, 1) OBP: 0.273, SLG: 0.333			0-0 F4			0-0 CS 1B	0-0 F6	0-0 1-3	
Wayne Belardi, L (7, PH) OBP: 0.398, SLG: 0.455									
Bob Kennedy, R (7, PH) OBP: 0.313, SLG: 0.307									
Paul Foytack, R (8, 1) OBP: 0.191, SLG: 0.234									

Inning Stats	R: 0	H: 0	E: 0	K: 0	S: 3	LOB: 0	BB: 0	P: 3
	0	0	0	0	3	0	0	3
	0	0	0	0	3	0	0	3
	0	0	0	1	5	0	0	5
	0	1	0	1	6	0	0	6
	0	2	0	4	4	0	0	4
	2	3	0	5	5	0	0	5
	0	3	0	9	9	0	0	9
	4	4	0	6	14	0	0	14

PITCHER	IP	WLS	BF	H	R	ER	SO	BB	IBB	HBP	BLK	WP	HR	S	P	ERA	WHIP
Ray Moore, R (1, 1) ERA: 4.72	6.1		26	8	2	2	2	1	0	0	0	0	1	29	33	2.84	1.421
Morrie Martin, L (7, 1) ERA: 5.66	0.2	L	4	1	2	2	0	1	0	0	0	0	0	3	7	27.00	3.000
George Zuverink, R (8, 1) ERA: 3.77	0.2		5	3	2	2	0	1	0	0	0	0	1	4	8	27.00	6.000
Erv Palica, R (8, 1) ERA: 5.16	0.1		1	0	0	0	0	0	0	0	0	0	0	1	1	0.00	0.000



Batter	1	2	3	4	5	6	7	8	9	AB	R	H	RBI	BB	SO	LOB	TOP										
Dick Williams, R OBP: 0.323, SLG: 0.521 (1, 8) (9, 7)	0-0 6-3	0-0 E6 FC6-4 1-2 2-3 3-H		0-0 F3		0-0 E9 SF8 2B		0-0 6-3		5	1	1	0	0	0	3											
Hoot Evers, R OBP: 0.393, SLG: 0.313 (1, 9)	0-0 6-3	0-0 FC6-4 1-2f		4-0 HR BB		0-0 F2		0-0 5-3		4	1	0	0	1	0	4											
George Kell, R OBP: 0.385, SLG: 0.477 (1, 5)	0-0 6-3		4-0 2B 6-3 BB	0-0 HR		0-0 SF8			0-3 K	3	2	1	4	1	1	0											
Bob Nieman, R OBP: 0.421, SLG: 0.519 Jim Pyburn, R OBP: 0.280, SLG: 0.314 (9, PR) (9, 8)		4-0 FC2-5 1B BB	0-0 E 1B 2B	4-0 BB		4-0 BB			4-0 HR BB	1	1	1	0	4	0	0											
Gus Triandos, R OBP: 0.346, SLG: 0.426 (1, 2)		0-0 1B FC2-5 BB 1B	0-0 6-3	0-0 L8		0-0 F3			0-0 HR	5	2	2	3	0	0	3											
Tito Francona, L OBP: 0.347, SLG: 0.381 (1, 3)		0-0 FC2-5 BB 1B E	4-0 1B BB	0-0 F9		0-0 F7			0-0 HR	4	2	1	1	1	0	3											
Billy Gardner, R OBP: 0.264, SLG: 0.343 (1, 4)		0-0 E BB 1B	0-0 G4-6-3 1B	0-0 F7		0-0 6-3			0-0 6-3	5	0	2	1	0	0	1											
Willy Miranda, S OBP: 0.303, SLG: 0.304 (1, 6)		4-0 E BB	0-0 G4-6-3	0-0 L8		0-0 F5			0-0 F9	4	0	0	1	1	0	3											
Bill Wight, L OBP: 0.220, SLG: 0.200 Hal Smith, R OBP: 0.321, SLG: 0.368 Billy Loes, R OBP: 0.167, SLG: 0.167 (8, PH) (8, 1)	0-3 K		0-0 HR 1B	0-0 3-1		0-0 F9				3	1	1	0	0	1	3											
Inning Stats	R: 0 E: 0 K: 0 S: 3	H: 0 LOB: 0 BB: 0 P: 3	R: 2 E: 1 K: 1 S: 8	H: 2 LOB: 3 BB: 2 P: 16	R: 2 E: 1 K: 0 S: 4	H: 2 LOB: 1 BB: 2 P: 12	R: 3 E: 0 K: 0 S: 5	H: 2 LOB: 1 BB: 2 P: 13	R: 0 E: 0 K: 0 S: 3	H: 0 LOB: 0 BB: 0 P: 3	R: 1 E: 1 K: 0 S: 4	H: 1 LOB: 1 BB: 1 P: 8	R: 0 E: 0 K: 0 S: 3	H: 0 LOB: 0 BB: 0 P: 3	R: 0 E: 0 K: 0 S: 3	H: 0 LOB: 0 BB: 0 P: 3	R: 3 E: 0 K: 1 S: 7	H: 2 LOB: 1 BB: 1 P: 11	1B: 4 2B: 2 3B: 0 HR: 3	SF: 1 SAC: 0 DP: 1 HBP: 0	WP: 0 PB: 0 SB: 0 CS: 0	PA: 44					
PITCHER	IP	WLS	BF	H	R	ER	SO	BB	IBB	HBP	BLK	WP	HR	S	P	ERA	WHIP										
Billy Hoelt, L ERA: 4.53 (1, 1)	3.1	L	21	6	7	6	1	5	0	0	0	0	1	18	38	16.20	3.300										
Ned Garver, R ERA: 4.91 (4, 1)	0.2		3	0	0	0	0	1	0	0	0	0	0	2	6	0.00	1.500										
Bob Miller, L ERA: 7.36 (5, 1)	4.0		14	1	1	0	0	1	0	0	0	0	0	13	17	0.00	0.500										
Steve Gromek, R ERA: 4.17 (9, 1)	1.0		6	2	3	3	1	1	0	0	0	0	2	7	11	27.00	3.000										

Baltimore Orioles @ Detroit Tigers  
 Briggs Stadium, Detroit, MI  
 Thu Jul 26 1956, 4:33 AM EDT  
 Att. 5,468 - Unknown

livebaseballscorecards.com

AB 35  
 R 11  
 H 9  
 RBI 10  
 BB 8  
 SO 2  
 LOB 20



BOTTOM

Baltimore Orioles @ Detroit Tigers  
Briggs Stadium, Detroit, MI  
Thu Jul 26 1956, 4:33 AM EDT  
Att. 5,468 - Unknown

livebaseballscorecards.com

AB 38  
R 6  
H 12  
RBI 6  
BB 2  
SO 3  
LOB 15



WP: 0 PA: 41  
PB: 0  
SB: 3  
CS: 0

AB R H RBI BB SO LOB

5 1 1 1 0 0 5

5 0 1 0 0 1 0

5 0 1 0 0 2 1

5 0 1 0 0 0 2

5 2 2 1 0 0 2

3 1 2 0 0 0 0

4 2 2 1 0 0 2

3 0 2 2 0 0 1

0 0 0 0 1 0 0

1 0 0 0 0 0 1  
0 0 0 0 0 0 0  
1 0 0 1 0 0 1  
1 0 0 0 0 0 0  
0 0 0 0 1 0 0  
0 0 0 0 0 0 0  
0 0 0 0 0 0 0


1B: 7 SF: 0  
2B: 3 SAC: 0  
3B: 0 DP: 1  
HR: 2 HBP: 1

Batter	1	2	3	4	5	6	7	8	9
Harvey Kuenn, R (1, 6) OBP: 0.403, SLG: 0.497	0-0 4-3	0-0 5-3		0-0 6-3			0-0 HR	0-0 4-3	
Earl Torgeson, L (1, 3) OBP: 0.398, SLG: 0.437	0-0 F8		0-0 1B		0-0 G3		0-0 F8		0-3 K
Charlie Maxwell, L (1, 7) OBP: 0.434, SLG: 0.593	0-0 F9		0-3 K		0-3 K		0-0 1B		0-0 F6
Al Kaline, R (1, 8) OBP: 0.329, SLG: 0.480		0-0 L7	0-0 L9		0-0 L7		0-0 L5-3		0-0 2B
Ray Boone, R (1, 5) OBP: 0.385, SLG: 0.455		0-0 1B	0-0 5-3			0-0 HR		0-0 6-3	0-0 F7
Bob Kennedy, R (1, 9) OBP: 0.325, SLG: 0.315		0-0 1B		0-0 FC4-6		1-0 G6-3		0-0 6-3	
Frank Bolling, R (1, 4) OBP: 0.362, SLG: 0.431		0-0 1B		0-0 FC4-6		0-0 L9		0-0 BB	0-0 BB
Red Wilson, R (1, 2) OBP: 0.366, SLG: 0.406		0-0 1B		0-0 2B		0-0 G6-3		4-0 BB	4-0 BB
Frank House, L (8, PH) OBP: 0.298, SLG: 0.373		0-0 2B		0-0 2B		1-2 1B		1-2 BB	1-2 BB
Billy Hoelt, L (1, 1) OBP: 0.370, SLG: 0.326		0-0 6-3		0-0 4-3			0-0 6-3	4-0 BB	4-0 BB
Ned Garver, R (4, 1) OBP: 0.118, SLG: 0.125									
Jay Porter, R (4, PH) OBP: 0.250, SLG: 0.500									
Bob Miller, R (5, 1) OBP: 0.454, SLG: 0.455									
Wayne Belardi, L (8, PH) OBP: 0.353, SLG: 0.563									
Jim Small, L (8, PR) OBP: 0.370, SLG: 0.150									
Steve Gromek, S (9, 1)									

Inning Stats	R: 0	H: 0	E: 0	K: 0	S: 3	P: 3	R: 3	H: 4	E: 0	K: 0	S: 7	R: 0	H: 1	E: 0	K: 1	S: 6	R: 1	H: 2	E: 0	K: 0	S: 5	R: 0	H: 0	E: 0	K: 1	S: 5	R: 1	H: 1	E: 0	K: 0	S: 3	R: 1	H: 2	E: 0	K: 0	S: 5	R: 0	H: 1	E: 0	K: 0	S: 4	R: 0	H: 1	E: 0	K: 1	S: 6	R: 0	H: 1	E: 0	K: 1	S: 6	1B: 7	SF: 0	2B: 3	SAC: 0	3B: 0	DP: 1	HR: 2	HBP: 1	WP: 0	PA: 41
--------------	------	------	------	------	------	------	------	------	------	------	------	------	------	------	------	------	------	------	------	------	------	------	------	------	------	------	------	------	------	------	------	------	------	------	------	------	------	------	------	------	------	------	------	------	------	------	------	------	------	------	------	-------	-------	-------	--------	-------	-------	-------	--------	-------	--------

PITCHER	IP	WLS	BF	H	R	ER	SO	BB	IBB	HBP	BLK	WP	HR	S	P	ERA	WHIP
Bill Wight, L (1, 1) ERA: 4.62	7.0	W	31	10	6	6	2	0	0	1	0	0	2	34	35	7.71	1.429
Billy Loes, R (8, 1) ERA: 4.85	2.0	S	10	2	0	0	1	2	0	0	0	0	0	10	18	0.00	2.000



Batter	1	2	3	4	5	6	7	8	9	AB R H RBI BB SO LOB	TOP											
Dick Williams, R (1, 8) OBP: 0.318, SLG: 0.508	0-0 F9		0-0 L8		0-0 B1-3		0-0 1B		0-0 4-3	5 0 1 0 0 0 3												
Tito Francona, L (1, 3) OBP: 0.346, SLG: 0.379	0-0 F8			0-3 K		0-0 SH2 1B	0-0 F5			4 1 1 0 0 1 2												
George Kell, R (1, 5) OBP: 0.384, SLG: 0.475	0-0 1-3			0-0 1B SF8		0-0 SH2		0-0 F6		3 1 1 0 0 0 0												
Bob Nieman, R (1, 7) OBP: 0.419, SLG: 0.514		0-0 F8		0-0 1B		0-0 F7		0-3 K		4 0 1 0 0 1 1												
Gus Triandos, R (1, 2) OBP: 0.348, SLG: 0.427		4-0 BB		0-0 SF8		0-0 FC6-4 1B		0-0 6-3		2 0 1 2 1 0 0												
Hoot Evers, R (1, 9) OBP: 0.389, SLG: 0.304		0-0 F3		0-0 F3		0-0 FC6-4		4-0 1B FC5-2 BB		3 0 0 0 1 0 3												
Jim Pyburn, R (9, PR) OBP: 0.280, SLG: 0.314										0 0 0 0 0 0 0												
Billy Gardner, R (1, 4) OBP: 0.267, SLG: 0.349		0-0 F9			0-0 G3 2B		0-0 F6		0-0 FC5-2 G3 1B	4 0 2 0 0 0 1	AB 32 R 2 H 7 RBI 2 BB 3 SO 4 LOB 18											
Willy Miranda, S (1, 6) OBP: 0.303, SLG: 0.301			0-0 F8		0-0 G3		4-0 1B BB		0-0 G3	3 0 0 0 1 0 3												
Johnny Schmitz, R (1, 1) Joe Frazier, L (7, PH) Mike Fornieles, R (7, 1) Bob Hale, L (9, PH)			0-3 K		0-3 K		0-0 F8		0-0 FC5-2	2 0 0 0 0 2 1 1 0 0 0 0 0 1 0 0 0 0 0 0 0 1 0 0 0 0 0 3												
<b>Inning Stats</b>	R: 0 E: 0 K: 0 S: 3	H: 0 LOB: 0 BB: 0 P: 3	R: 0 E: 0 K: 0 S: 3	H: 0 LOB: 1 BB: 1 P: 7	R: 0 E: 0 K: 1 S: 5	H: 0 LOB: 0 BB: 0 P: 5	R: 1 E: 0 K: 1 S: 7	H: 2 LOB: 1 BB: 0 P: 7	R: 0 E: 0 K: 1 S: 6	H: 1 LOB: 1 BB: 0 P: 6	R: 1 E: 0 K: 0 S: 5	H: 2 LOB: 1 BB: 0 P: 5	R: 0 E: 0 K: 0 S: 4	H: 1 LOB: 2 BB: 1 P: 8	R: 0 E: 0 K: 1 S: 5	H: 0 LOB: 0 BB: 0 P: 5	R: 0 E: 0 K: 0 S: 4	H: 1 LOB: 2 BB: 1 P: 8	1B: 6 2B: 1 3B: 0 HR: 0	SF: 1 SAC: 1 DP: 0 HBP: 0	WP: 0 PB: 0 SB: 0 CS: 0	PA: 37
<b>PITCHER</b>	IP WLS BF H R ER SO BB IBB HBP BLK WP HR S P ERA WHIP																					
Early Wynn, R (1, 1) ERA: 3.09	8.1 W 35 7 2 2 4 3 0 0 0 0 0 0 40 52 2.16 1.200																					
Don Mossi, L (9, 1) ERA: 4.45	0.2 S 2 0 0 0 0 0 0 0 0 0 0 0 2 2 0.00 0.000																					

Baltimore Orioles @ Cleveland Indians  
Cleveland Municipal Stadium, Cleveland, OH

Fri Jul 27 1956, 3:33 AM EDT  
Att: 10,063 - Unknown

livebaseballscorecards.com


Batter	1	2	3	4	5	6	7	8	9	AB	R	H	RBI	BB	SO	LOB
--------	---	---	---	---	---	---	---	---	---	----	---	---	-----	----	----	-----

<b>Bobby Avila, R</b> OBP: 0.337, SLG: 0.316 (1, 4) X	0-0 F4 ①		4-0 BB 1-2 G4-6-3		0-0 1B 1-2		0-0 F7 ①			3	0	1	0	1	0	0
<b>Gene Woodling, L</b> OBP: 0.403, SLG: 0.401 (1, 7) X	0-0 F9 ②		0-0 G4-6-3 1-2f		0-0 F8 2-3		0-0 4-3 ②			4	0	0	0	0	0	4
<b>Jim Busby, R</b> OBP: 0.303, SLG: 0.372 (1, 8) X	0-0 F8 ③			0-0 1B 1B		0-0 F4 ③		0-3 K		4	0	1	0	0	1	2
<b>Vic Wertz, L</b> OBP: 0.385, SLG: 0.544 <b>Preston Ward, L</b> OBP: 0.364, SLG: 0.446 (1, 3) (9, 3)		0-3 K ①		0-0 F8 ①		4-0 HR BB		0-3 K ①		3	1	0	0	1	2	1
<b>Rocky Colavito, R</b> OBP: 0.366, SLG: 0.472 (1, 9) X		0-0 6-3 ②		0-0 1B 1-2		0-0 HR 1-H		0-3 K ②		4	1	2	2	0	1	0
<b>Chico Carrasquel, R</b> OBP: 0.321, SLG: 0.316 (1, 6) X		0-0 1B		0-0 F2 ②		0-0 5-3 ①		0-0 6-3 ③		4	0	1	0	0	0	2
<b>Jim Hegan, R</b> OBP: 0.337, SLG: 0.386 (1, 2) X		0-3 K ③		0-0 F3 ③		0-0 HR				3	1	1	1	0	1	3
<b>George Strickland, R</b> OBP: 0.365, SLG: 0.365 (1, 5) X			0-0 F7 ①		0-0 F5 ①	0-0 F8 ②				3	0	0	0	0	0	0
<b>Early Wynn, S</b> OBP: 0.295, SLG: 0.255 <b>Don Mossi, L</b> OBP: 0.200, SLG: 0.154 (1, 1) (9, 1) X			0-0 BB 1B		0-0 F8 1B 1B	0-0 F7 ③				3	0	2	0	0	0	0
										0	0	0	0	0	0	0

Inning Stats	R: 0	H: 0	E: 0	K: 0	S: 3	P: 3	R: 0	H: 1	E: 0	K: 2	S: 8	P: 8	R: 0	H: 1	E: 0	K: 0	S: 3	R: 0	H: 2	E: 0	K: 0	S: 5	R: 0	H: 2	E: 0	K: 0	S: 5	R: 3	H: 2	E: 0	K: 1	S: 5	R: 0	H: 0	E: 0	K: 2	S: 7	R: 0	H: 0	E: 0	K: 2	S: 7	R: 0	H: 0	E: 0	K: 1	S: 7
	LOB: 0	BB: 0	BB: 0	BB: 0	LOB: 1	LOB: 1	LOB: 1	LOB: 2	LOB: 2	LOB: 2	LOB: 2	LOB: 2	LOB: 0	LOB: 0	LOB: 0	LOB: 0	LOB: 0	LOB: 0	LOB: 0	LOB: 0	LOB: 0	LOB: 0	LOB: 0	LOB: 0	LOB: 0	LOB: 0	LOB: 0	LOB: 0	LOB: 0	LOB: 0	LOB: 0	LOB: 0	LOB: 0	LOB: 0	LOB: 0	LOB: 0	LOB: 0	LOB: 0	LOB: 0	LOB: 0	LOB: 0	LOB: 0	LOB: 0	LOB: 0	LOB: 0	LOB: 0	LOB: 0

PITCHER	IP	WLS	BF	H	R	ER	SO	BB	IBB	HBP	BLK	WP	HR	S	P	ERA	WHIP
<b>Johnny Schmitz, L</b> ERA: 3.38 (1, 1)	6.0	L	27	8	3	3	2	2	0	0	0	0	2	29	37	4.50	1.667
<b>Mike Fornieles, R</b> ERA: 4.6 (7, 1)	2.0		6	0	0	0	3	0	0	0	0	0	0	12	12	0.00	0.000

**BOTTOM**

<b>Baltimore Orioles @ Cleveland Indians</b> Cleveland Municipal Stadium, Cleveland, OH														
<table border="0"> <tr> <td>AB</td> <td>31</td> </tr> <tr> <td>R</td> <td>3</td> </tr> <tr> <td>H</td> <td>8</td> </tr> <tr> <td>RBI</td> <td>3</td> </tr> <tr> <td>BB</td> <td>2</td> </tr> <tr> <td>SO</td> <td>5</td> </tr> <tr> <td>LOB</td> <td>12</td> </tr> </table>	AB	31	R	3	H	8	RBI	3	BB	2	SO	5	LOB	12
AB	31													
R	3													
H	8													
RBI	3													
BB	2													
SO	5													
LOB	12													
														

WP	HR	S	P	ERA	WHIP
0	0	1	33		

livebaseballscorecards.com  
Fri Jul 27 1956, 3:33 AM EDT  
Att. 10,063 - Unknown



Batter	1	2	3	4	5	6	7	8	9	AB R H RBI BB SO LOB	TOP											
Dick Williams, R (1, 8) OBP: 0.321, SLG: 0.512	0-0 E5 FC6-4		0-0 F7		0-0 HR 1B		0-0 F2		0-0 1B 2B	5 2 2 1 0 0 0												
Hoot Evers, R (9, 9) OBP: 0.389, SLG: 0.304										0 0 0 0 0 0 0												
Tito Francona, L (1, 9) OBP: 0.347, SLG: 0.392	0-0 F9			0-3 K	0-0 HR		0-0 L9		0-0 FC5-4 1B	5 1 2 4 0 1 1												
George Kell, R (1, 5) OBP: 0.381, SLG: 0.470	0-0 F6			0-0 F7	0-0 E 1B			0-0 E5 FC5-4 1B SF8	0-0 FC5-4 1B	5 2 1 0 0 0 2												
Bob Nieman, R (1, 7) OBP: 0.416, SLG: 0.510	0-0 FC6-4			0-3 K	0-0 E4			0-0 FC5-4 1B		4 0 1 0 0 1 1												
Gus Triandos, R (1, 3) OBP: 0.347, SLG: 0.424		0-0 5-3						0-0 FC5-4		4 0 1 0 0 0 3												
Hal Smith, R (1, 2) OBP: 0.316, SLG: 0.362		0-3 K			0-3 K	0-0 F9		0-0 SF8		3 0 0 0 0 2 1												
Bob Hale, L (8, PH) OBP: 0.300, SLG: 0.331										0 0 0 1 0 0 0												
Jim Pyburn, R (8, 8) OBP: 0.280, SLG: 0.314										0 0 0 0 0 0 0												
Billy Gardner, R (1, 4) OBP: 0.264, SLG: 0.344		0-0 F8			0-0 FC1-6 S 1B	0-0 F5		0-0 F7		4 1 0 0 0 0 2												
Willy Miranda, S (1, 6) OBP: 0.305, SLG: 0.301					4-0 1B BB	0-0 B5-3			0-3 K	3 1 1 0 1 1 0												
Connie Johnson, R (1, 1) OBP: 0.324, SLG: 0.290									0-3 K	3 1 1 1 0 1 1												
Hal Brown, R (8, 1) OBP: 0.385, SLG: 0.333										0 0 0 0 0 0 0												
Billy Loes, R (8, 1) OBP: 0.154, SLG: 0.154					1-2 HR 1B		0-0 L4			1 0 0 0 0 1 0												
<b>Inning Stats</b>	R: 0 E: 1 K: 0 S: 4	H: 0 LOB: 1 BB: 0 P: 4	R: 0 E: 0 K: 1 S: 5	H: 0 LOB: 0 BB: 0 P: 5	R: 0 E: 0 K: 1 S: 5	H: 1 LOB: 0 BB: 0 P: 5	R: 0 E: 0 K: 2 S: 7	H: 0 LOB: 0 BB: 0 P: 7	R: 6 E: 1 K: 1 S: 11	H: 5 LOB: 1 BB: 1 P: 15	R: 0 E: 0 K: 0 S: 3	H: 0 LOB: 0 BB: 0 P: 3	R: 0 E: 0 K: 0 S: 3	H: 0 LOB: 0 BB: 0 P: 3	R: 1 E: 1 K: 0 S: 5	H: 1 LOB: 1 BB: 0 P: 5	R: 1 E: 0 K: 2 S: 9	H: 2 LOB: 1 BB: 0 P: 9	1B: 7 2B: 1 3B: 0 HR: 1	SF: 1 SAC: 0 DP: 0 HBP: 0	WP: 0 PB: 0 SB: 1 CS: 1	PA: 39
<b>PITCHER</b>	IP WLS BF H R ER SO BB IBB HBP BLK WP HR S P ERA WHIP																					
Mike Garcia, R (1, 1) ERA: 3.86	5.0 L 23 6 6 5 5 1 0 0 0 0 0 1 32 36 9.00 1.400																					
Cal McLish, R (6, 1) ERA: 5.17	1.0 3 0 0 0 0 0 0 0 0 0 0 0 3 3 0.00 0.000																					
Bob Feller, R (7, 1) ERA: 3.3	1.0 3 0 0 0 0 0 0 0 0 0 0 0 3 3 0.00 0.000																					
Art Houtteman, R (8, 1) ERA: 5.67	1.0 5 1 1 0 0 0 0 0 0 0 0 0 5 5 0.00 1.000																					
Don Mossi, L (9, 1) ERA: 4.53	1.0 5 2 1 1 2 0 0 0 0 0 0 0 9 9 9.00 2.000																					

Baltimore Orioles @ Cleveland Indians  
Cleveland Municipal Stadium, Cleveland, OH

Sat Jul 28 1956, 3:33 AM EDT  
Att. 5,172 - Unknown

livebaseballscorecards.com

AB	37
R	8
H	9
RBI	7
BB	1
SO	7
LOB	11



BOTTOM

Baltimore Orioles @ Cleveland Indians  
Cleveland Municipal Stadium, Cleveland, OH

Sat Jul 28 1956, 3:33 AM EDT  
Att. 5,172 - Unknown

livebaseballscorecards.com

AB	33
R	6
H	9
RBI	6
BB	7
SO	7
LOB	16



WP:	0	PA:	43
PB:	0	SB:	0
CS:	2		

AB R H RBI BB SO LOB


5	0	0	0	0	1	4
5	1	2	0	0	0	0
4	1	2	0	1	0	0
1	2	0	0	3	1	0
4	2	2	1	1	1	4
2	0	0	0	0	2	1
1	0	1	1	0	0	0
0	0	0	0	0	0	0
1	0	1	2	0	0	0
0	0	0	0	0	0	0
1	0	0	0	0	1	3
3	0	0	0	0	1	2
2	0	0	0	0	0	0
0	0	0	0	1	0	0
1	0	0	1	0	0	1
1	0	0	0	0	0	0
0	0	0	0	0	0	0
0	0	0	0	0	0	0
1	0	0	1	1	0	1

Batter	1	2	3	4	5	6	7	8	9
Bobby Avila, R OBP: 0.332, SLG: 0.311 (1, 4)	0-3 K ①		0-0 FC6-4 1-2f ③			0-0 F7 ②	0-0 L7 ③		0-0 6-3 ①
Gene Woodling, L OBP: 0.403, SLG: 0.401 (1, 7)	0-0 F9 ②			0-0 F7 ①		0-0 F7 ③		0-0 BB 1B BB 1B	0-0 HBP 1B 1B
Jim Busby, R OBP: 0.307, SLG: 0.374 (1, 8)	4-0 CS BB			0-0 F7 ②			0-0 F4 ①	0-0 BB 1B BB 1B	0-0 HBP 1B
Vic Wertz, L OBP: 0.390, SLG: 0.542 (1, 3)	0-0 CS 1-2	0-3 K ①		4-0 BB			4-0 1B 2B BB	4-0 1B BB	1-0 HBP 1B
Rocky Colavito, R OBP: 0.375, SLG: 0.473 (1, 9)				0-0 F7 ③			0-0 2B BB 1B	4-0 1B 4-3 BB	0-3 K ②
Chico Carrasquel, R OBP: 0.320, SLG: 0.314 (7, PH)					0-3 K ①		0-0 BB 2B	0-0 4-3 SH5-3 1B	0-3 K ③
Preston Ward, L OBP: 0.369, SLG: 0.460 (8, 1)							1-3 2-H 3-H		
Art Houtteman, R OBP: 0.222, SLG: 0.222 (8, PH)									
Bob Lemon, L OBP: 0.286, SLG: 0.417 (9, 1)									
Don Mossi, L OBP: 0.200, SLG: 0.154 (9, PH)									
Earl Averill, R OBP: 0.356, SLG: 0.373 (9, PH)									
Hal Naragon, L OBP: 0.376, SLG: 0.427 (1, 2)				0-0 F8 ①		0-0 4-3 ②		0-0 K 1-2	0-0 SH5-3 ①
George Strickland, R OBP: 0.359, SLG: 0.357 (7, PH)				0-0 5-3 ②		0-0 F2 ③		4-0 BB BB	0-0 4-3 ②
Al Rosen, R OBP: 0.398, SLG: 0.496 (7, PR)									
Kenny Kuhn, L OBP: 0.333, SLG: 0.200 (8, 6)								2-3 3-H	
Mike Garcia, R OBP: 0.187, SLG: 0.158 (6, 1)				0-0 FC6-4 1B				0-0 6-3 ③	
Cal McLish, S OBP: 0.297, SLG: 0.133 (7, 1)									
Dale Mitchell, L OBP: 0.297, SLG: 0.133 (7, 1)									
Bob Feller, R OBP: 0.401, SLG: 0.483 (8, 5)									
Al Smith, R OBP: 0.401, SLG: 0.483 (8, 5)									

Inning Stats	R: 0	H: 0	E: 0	K: 1	S: 4	R: 0	H: 1	E: 0	K: 2	S: 7	R: 0	H: 1	E: 0	K: 0	S: 4	R: 0	H: 0	E: 0	K: 1	S: 5	R: 0	H: 0	E: 0	K: 0	S: 3	R: 0	H: 0	E: 0	K: 0	S: 3	R: 2	H: 2	E: 0	K: 1	S: 7	R: 4	H: 3	E: 0	K: 0	S: 6	R: 0	H: 2	E: 0	K: 2	S: 9	1B: 8	2B: 2	3B: 0	HR: 0	SF: 0	SAC: 1	DP: 1	HBP: 1	WP: 0	PA: 43
--------------	------	------	------	------	------	------	------	------	------	------	------	------	------	------	------	------	------	------	------	------	------	------	------	------	------	------	------	------	------	------	------	------	------	------	------	------	------	------	------	------	------	------	------	------	------	-------	-------	-------	-------	-------	--------	-------	--------	-------	--------

PITCHER	IP	WLS	BF	H	R	ER	SO	BB	IBB	HBP	BLK	WP	HR	S	P	ERA	WHIP
Connie Johnson, R ERA: 3.77 (1, 1)	7.0		30	6	4	4	5	5	0	0	0	0	0	35	55	5.14	1.571
Hal Brown, R ERA: 3.39 (8, 1)	0.0		2	0	0	0	0	2	0	0	0	0	0	0	8	∞	∞
Billy Loes, R ERA: 4.61 (8, 1)	2.0	S	10	3	2	2	2	0	0	1	0	0	0	13	14	9.00	1.500



Batter	1	2	3	4	5	6	7	8	9	AB R H RBI BB SO LOB	TOP														
Dick Williams, R (1, 8) OBP: 0.319, SLG: 0.504	0-0 F4		0-0 1B		0-3 K			0-3 K		4 0 1 0 0 2 0	<p><b>Baltimore Orioles @ Cleveland Indians</b> Cleveland Municipal Stadium, Cleveland, OH</p> <p>Sun Jul 29 1956, 3:33 AM EDT Unknown</p> <p>livebaseballscorecards.com</p> <table border="1"> <tr><td>AB</td><td>30</td></tr> <tr><td>R</td><td>0</td></tr> <tr><td>H</td><td>4</td></tr> <tr><td>RBI</td><td>0</td></tr> <tr><td>BB</td><td>2</td></tr> <tr><td>SO</td><td>9</td></tr> <tr><td>LOB</td><td>13</td></tr> </table> 	AB	30	R	0	H	4	RBI	0	BB	2	SO	9	LOB	13
AB	30																								
R	0																								
H	4																								
RBI	0																								
BB	2																								
SO	9																								
LOB	13																								
Hoot Evers, R (1, 9) OBP: 0.377, SLG: 0.292	0-0 F2		0-0 F8			0-0 L7		0-3 K		4 0 0 0 0 1 1															
George Kell, R (1, 5) OBP: 0.380, SLG: 0.467	0-0 F2		0-0 L8			0-0 F7			0-0 G4-6-3 1B	4 0 1 0 0 0 1															
Bob Nieman, R (1, 7) OBP: 0.411, SLG: 0.502		0-0 F4	0-0 4-3			0-3 K			0-0 G4-6-3 1-2f	4 0 0 0 0 1 2															
Gus Triandos, R (1, 3) OBP: 0.349, SLG: 0.425		0-0 BB 1B		0-0 4-3			0-0 FC5-4 1B		0-3 K	4 0 2 0 0 1 0															
Billy Gardner, R (1, 4) OBP: 0.264, SLG: 0.342		4-0 BB 1-2 BB		0-0 F7			0-3 K			2 0 0 0 1 1 1															
Tom Gastall, R (1, 2) OBP: 0.257, SLG: 0.226		4-0 BB 1-2 2-3 BB		0-0 F5			0-0 FC5-4 1-2f			2 0 0 0 1 0 1															
Willy Miranda, S (1, 6) OBP: 0.302, SLG: 0.298		0-0 F6			0-0 F4		0-3 K			3 0 0 0 0 1 4															
Erv Palica, R (1, 1) OBP: 0.136, SLG: 0.136		0-3 K			0-3 K			0-0 F4		2 0 0 0 0 2 3															
Hal Smith, R (8, PH) OBP: 0.315, SLG: 0.360										1 0 0 0 0 0 0															
George Zuverink, R (8, 1) OBP: 0.118, SLG: 0.063										0 0 0 0 0 0 0															
<b>Inning Stats</b>	R: 0 E: 0 K: 0 S: 3	H: 0 LOB: 0 BB: 0 P: 3	R: 0 E: 0 K: 1 S: 6	H: 1 LOB: 3 BB: 2 P: 14	R: 0 E: 0 K: 0 S: 4	H: 1 LOB: 1 BB: 0 P: 4	R: 0 E: 0 K: 0 S: 3	H: 0 LOB: 0 BB: 0 P: 3	R: 0 E: 0 K: 0 S: 7	H: 0 LOB: 0 BB: 0 P: 7	R: 0 E: 0 K: 1 S: 5	H: 0 LOB: 0 BB: 0 P: 5	R: 0 E: 0 K: 2 S: 8	H: 1 LOB: 1 BB: 0 P: 8	R: 0 E: 0 K: 2 S: 7	H: 0 LOB: 0 BB: 0 P: 7	R: 0 E: 0 K: 1 S: 5	H: 1 LOB: 0 BB: 0 P: 5	1B: 4 2B: 0 3B: 0 HR: 0	SF: 0 SAC: 0 DP: 1 HBP: 0	WP: 0 PB: 0 SB: 0 CS: 0	PA: 32			
<b>PITCHER</b> Herb Score, L (1, 1) ERA: 3.02	IP: 9.0 WLS: W BF: 32 H: 4 R: 0 ER: 0 SO: 9 BB: 2 IBB: 0 HBP: 0 BLK: 0 WP: 0 HR: 0 S: 48 P: 56 ERA: 0.00 WHIP: 0.667																								

Batter	1	2	3	4	5	6	7	8	9
<b>Bobby Avila, R</b> OBP: 0.334, SLG: 0.317 (1, 4)	0-0 F3		0-0 F9		0-0 1B			0-0 1B 2B	
<b>Gene Woodling, L</b> OBP: 0.405, SLG: 0.408 (1, 7)	0-0 2B		0-0 4-3			0-0 3-1		0-0 1B	
<b>Al Smith, R</b> OBP: 0.399, SLG: 0.479 (1, 5)	4-0 BB			0-0 F9		0-0 F9		0-0 F3	
<b>George Strickland, R</b> OBP: 0.359, SLG: 0.357 (9, 5)									
<b>Vic Wertz, L</b> OBP: 0.386, SLG: 0.536 (1, 3)	0-0 F5		0-3 K		0-3 K			0-0 4-3	
<b>Preston Ward, L</b> OBP: 0.369, SLG: 0.460 (9, 3)									
<b>Rocky Colavito, R</b> OBP: 0.367, SLG: 0.461 (1, 9)	0-3 K		0-3 K			0-3 K			
<b>Jim Busby, R</b> OBP: 0.305, SLG: 0.371 (1, 8)		0-3 K			0-0 F8		0-0 F3		
<b>Chico Carrasquel, R</b> OBP: 0.322, SLG: 0.317 (1, 6)		0-0 F2			0-0 1B 1B		0-0 CS 1B		
<b>Jim Hegan, R</b> OBP: 0.337, SLG: 0.385 (1, 2)		0-0 F8			0-0 1B 1B		0-0 CS	0-0 E5 FC2-6	
<b>Herb Score, L</b> OBP: 0.268, SLG: 0.220 (1, 1)			0-0 F7		0-3 K			0-0 FC2-6 2B	

Inning Stats	R: 0	H: 1	E: 0	K: 1	S: 6	LOB: 2	BB: 1	P: 10
	R: 0	H: 0	E: 0	K: 1	S: 5 <td>LOB: 0</td> <td>BB: 0</td> <td>P: 5 </td>	LOB: 0	BB: 0	P: 5
	R: 0	H: 0	E: 0	K: 0	S: 3 <td>LOB: 0</td> <td>BB: 0</td> <td>P: 3 </td>	LOB: 0	BB: 0	P: 3
	R: 0	H: 0	E: 0	K: 2	S: 7 <td>LOB: 0</td> <td>BB: 0</td> <td>P: 7 </td>	LOB: 0	BB: 0	P: 7
	R: 1	H: 3	E: 0	K: 1	S: 7 <td>LOB: 2</td> <td>BB: 0</td> <td>P: 7 </td>	LOB: 2	BB: 0	P: 7
	R: 0	H: 0	E: 0	K: 1	S: 5 <td>LOB: 0</td> <td>BB: 0</td> <td>P: 5 </td>	LOB: 0	BB: 0	P: 5
	R: 0	H: 1	E: 0	K: 1	S: 5 <td>LOB: 0</td> <td>BB: 0</td> <td>P: 5 </td>	LOB: 0	BB: 0	P: 5
	R: 2	H: 2	E: 1	K: 0	S: 6 <td>LOB: 1</td> <td>BB: 0</td> <td>P: 6 </td>	LOB: 1	BB: 0	P: 6

PITCHER	IP	WLS	BF	H	R	ER	SO	BB	IBB	HBP	BLK	WP	HR	S	P	ERA	WHIP
<b>Erv Palica, R</b> ERA: 4.79 (1, 1)	7.0	L	25	5	1	1	7	1	0	0	0	0	0	38	42	1.29	0.857
<b>George Zuverink, R</b> ERA: 3.84 (8, 1)	1.0		6	2	2	1	0	0	0	0	0	0	0	6	6	9.00	2.000

**BOTTOM**

**Baltimore Orioles @ Cleveland Indians**  
Cleveland Municipal Stadium, Cleveland, OH

Sun Jul 29 1956, 3:33 AM EDT  
Unknown

AB	R	H	RBI	BB	SO	LOB
4	1	2	2	0	0	0
4	0	2	1	0	0	0
3	0	0	0	1	0	1
0	0	0	0	0	0	0
4	0	0	0	0	2	3
0	0	0	0	0	0	0
3	0	0	0	0	3	2
3	0	0	0	0	1	0
3	1	2	0	0	0	0
3	0	1	0	0	0	0
3	1	0	0	0	1	3

<b>AB</b>	<b>30</b>
<b>R</b>	<b>3</b>
<b>H</b>	<b>7</b>
<b>RBI</b>	<b>3</b>
<b>BB</b>	<b>1</b>
<b>SO</b>	<b>7</b>
<b>LOB</b>	<b>9</b>

**C**

WP	PA
0	32

1B	SF	WP	PA
5	0	0	32
2	0	0	
0	0	0	
0	0	0	
0	0	0	
0	0	0	



Batter	1	2	3	4	5	6	7	8	9	AB R H RBI BB SO LOB	TOP
Dick Williams, R OBP: 0.317, SLG: 0.493 (1, 8) X	0-0 B2-3 ①		0-0 FC4-6 S 1-2f ②			4-0 5-3 BB BBB	0-0 F4 ③			3 0 0 0 1 0 3	
Tito Francona, L OBP: 0.345, SLG: 0.389 (1, 9) SSS	0-3 K ②		0-0 F6 1-2 ③			0-0 F8 ①		0-0 FC4-6 1B		4 0 1 0 0 1 2	
George Kell, R OBP: 0.378, SLG: 0.464 (1, 5) X	0-0 FC6-4 1B			0-0 F5 ①		0-0 5-3 1-2		0-0 FC4-6 WP 1-2f ①		4 0 1 0 0 0 2	
Bob Nieman, R OBP: 0.412, SLG: 0.500 (1, 7) X	0-0 FC6-4 1-2f ③			0-0 G6-4-3 1B		4-0 IBB		0-0 F9 1-2 ②		3 0 1 0 1 0 2	
Gus Triandos, R OBP: 0.347, SLG: 0.423 (1, 3) X		0-0 FC4-6 1B		0-0 G6-4-3 1-2f ② ③		0-0 F5 ③		0-0 5-3 ③		4 0 1 0 0 0 4	
Billy Gardner, R OBP: 0.261, SLG: 0.338 (1, 4) X		0-0 FC4-6 G6-3 1-2f ①			0-3 K ①		0-0 F9 ①		0-0 5-3 ①	4 0 0 0 0 1 1	
Hal Smith, R OBP: 0.318, SLG: 0.368 (1, 2) X		0-0 G6-3 1-2f ② ③			0-0 2B		0-0 BB 1B		0-0 F9 ②	4 0 2 0 0 0 1	
Willy Miranda, S OBP: 0.302, SLG: 0.297 (1, 6) X			0-0 FC4-6 1B		0-0 6-3 ②		0-0 F9 ②		0-0 L7 ③	4 0 1 0 0 0 2	
Don Ferrarese, R OBP: 0.125, SLG: 0.045 George Zuverink, R OBP: 0.118, SLG: 0.063 (1, 1) (7, 1)			0-0 F2 ①		0-3 K ③		4-0 BB 1-2			2 0 0 0 1 1 2 0 0 0 0 0 0 0	
Inning Stats	R: 0 E: 0 K: 1 S: 6 H: 1 LOB: 1 BB: 0 P: 6	R: 0 E: 0 K: 0 S: 3 H: 1 LOB: 0 BB: 0 P: 3	R: 0 E: 0 K: 0 S: 4 H: 1 LOB: 1 BB: 0 P: 4	R: 0 E: 0 K: 0 S: 3 H: 1 LOB: 0 BB: 0 P: 3	R: 0 E: 0 K: 2 S: 8 H: 1 LOB: 1 BB: 0 P: 8	R: 0 E: 0 K: 0 S: 3 H: 0 LOB: 2 BB: 2 P: 11	R: 0 E: 0 K: 0 S: 4 H: 1 LOB: 2 BB: 1 P: 8	R: 0 E: 0 K: 0 S: 4 H: 1 LOB: 1 BB: 0 P: 4	R: 0 E: 0 K: 0 S: 3 H: 0 LOB: 0 BB: 0 P: 3	1B: 6 2B: 1 3B: 0 HR: 0 SF: 0 SAC: 0 DP: 2 HBP: 0	WP: 1 PB: 0 SB: 1 CS: 0 PA: 35
PITCHER Hank Aguirre, L ERA: 2.05 (1, 1)	IP 9.0 WLS W BF 35 H 7 R 0 ER 0 SO 3 BB 2 IBB 1 HBP 0 BLK 0 WP 1 HR 0 S 38 P 50 ERA 0.00 WHIP 1.000	PITCHER IP WLS BF H R ER SO BB IBB HBP BLK WP HR S P ERA WHIP									

Baltimore Orioles @ Cleveland Indians  
Cleveland Municipal Stadium, Cleveland, OH  
Sun Jul 29 1956, 3:38 AM EDT  
Att: 13,005 - Unknown

livebaseballscorecards.com

AB	32
R	0
H	7
RBI	0
BB	3
SO	3
LOB	19



Batter	1	2	3	4	5	6	7	8	9
<b>Bobby Avila, R</b> (1, 4) OBP: 0.336, SLG: 0.315	0-0 F1		4-0 BB			0-0 5-3	4-0 BB		
<b>Gene Woodling, L</b> (1, 7) OBP: 0.406, SLG: 0.411	0-3 K		0-0 F8			0-0 HR	4-0 BB		
<b>Al Smith, R</b> (1, 5) OBP: 0.400, SLG: 0.477	0-0 1B		0-0 F8			4-0 HR	0-0 F3		
<b>George Strickland, R</b> (8, 5) OBP: 0.359, SLG: 0.357									
<b>Vic Wertz, L</b> (1, 3) OBP: 0.385, SLG: 0.541	0-3 K		0-0 F6			0-0 HR	0-0 G3		
<b>Preston Ward, L</b> (8, 3) OBP: 0.369, SLG: 0.460									
<b>Rocky Colavito, R</b> (1, 9) OBP: 0.357, SLG: 0.445		0-0 5-3		0-0 5-3		0-0 G3		0-0 6-3	
<b>Jim Busby, R</b> (1, 8) OBP: 0.307, SLG: 0.372		0-0 5-3			0-0 6-3	0-0 1B		0-0 1B	
<b>Chico Carrasquel, R</b> (1, 6) OBP: 0.322, SLG: 0.316		0-0 L5			0-0 6-3	0-0 6-3		0-0 1B	
<b>Earl Averill, R</b> (1, 2) OBP: 0.352, SLG: 0.368			0-0 5-3		0-0 1B		0-0 SH1-4	0-0 FC6-4	
<b>Jim Hegan, R</b> (5, 2) OBP: 0.341, SLG: 0.390								0-0 FC6-4	
<b>Hank Aguirre, R</b> (1, 1)			0-3 K2-3		0-3 K		0-0 SH1-4	0-3 K	

AB	R	H	RBI	BB	SO	LOB
2	0	0	0	2	0	0
3	1	1	0	1	1	1
3	1	1	0	1	0	3
0	0	0	0	0	0	0
4	1	1	3	0	1	4
0	0	0	0	0	0	0
4	0	0	0	0	0	0
4	1	2	0	0	0	0
4	0	1	0	0	0	1
1	0	0	0	0	0	0
3	0	2	0	0	0	1
3	0	0	0	0	3	2


Inning Stats		R: 0	H: 1	E: 0	LOB: 1	K: 2	BB: 0	S: 8	P: 8								
<b>Don Ferrarese, L</b> (1, 1) ERA: 4.72	IP: 6.1	WLS: L	BF: 29	H: 6	R: 3	ER: 3	SO: 4	BB: 4	IBB: 0	HBP: 0	BLK: 0	WP: 0	HR: 1	S: 33	P: 49	ERA: 4.26	WHIP: 1.579
<b>George Zuverink, R</b> (7, 1) ERA: 3.76	IP: 1.2	WLS: L	BF: 7	H: 2	R: 1	ER: 0	SO: 1	BB: 0	IBB: 0	HBP: 0	BLK: 0	WP: 0	HR: 0	S: 9	P: 9	ERA: 0.00	WHIP: 1.200

**BOTTOM**

**Baltimore Orioles @ Cleveland Indians**  
Cleveland Municipal Stadium, Cleveland, OH

Sun Jul 29 1956, 3:38 AM EDT  
Att. 13,005 - Unknown

<b>AB</b>	<b>31</b>
<b>R</b>	<b>4</b>
<b>H</b>	<b>8</b>
<b>RBI</b>	<b>3</b>
<b>BB</b>	<b>4</b>
<b>SO</b>	<b>5</b>
<b>LOB</b>	<b>12</b>



1B: 6	SF: 0	WP: 0	PA: 36
2B: 1	SAC: 1	PB: 0	
3B: 0	DP: 0	SB: 0	
HR: 1	HBP: 0	CS: 0	



Batter	1	2	3	4	5	6	7	8	9	10	AB	R	H	RBI	BB	SO	LOB	TOP							
Dick Williams, R (1, 8) OBP: 0.320, SLG: 0.496 Hoot Evers, R (9, 9) OBP: 0.377, SLG: 0.292	0-0 6-3		0-0 CS 1B		0-0 G3 2B		0-0 L5		0-0 FC5 1-2 2-3f		5	0	2	0	0	0	2								
Tito Francona, L (1, 9) OBP: 0.339, SLG: 0.382	0-0 G3		0-0 F8		0-0 G3 2-3		0-0 F6		0-0 1-4-3		5	0	0	0	0	0	4								
George Kell, R (1, 5) OBP: 0.372, SLG: 0.455	0-0 5-3		0-0 CS 1-2	0-0 4-3	0-0 F2		0-3 K			0-0 F7	5	0	0	0	0	1	1								
Bob Nieman, R (1, 7) OBP: 0.422, SLG: 0.516		0-0 1B 1B		4-0 1B BB	4-0 FC6-4 BB			4-0 G6-4-3 BB		0-0 HR	2	2	2	1	3	0	0								
Gus Triandos, R (1, 3) OBP: 0.342, SLG: 0.415		0-3 K		0-0 F8	0-0 FC6-4 1-2f			0-3 K		0-0 1-3	5	0	0	0	0	2	5								
Billy Gardner, R (1, 4) OBP: 0.266, SLG: 0.340		0-0 F4		0-0 1B 1-2 1B		4-0 1-4-3 BB		0-0 G6-4-3 1-2f		0-0 S 1B	4	0	2	0	1	0	2								
Hal Smith, R (1, 2) OBP: 0.321, SLG: 0.371 Jim Pyburn, R (9, PR) OBP: 0.278, SLG: 0.311		0-0 1-3 1B		0-0 1-3 2-H 1B		0-0 1-4-3			0-0 E6	0-3 K 1-2	0	0	0	0	0	0	0								
Willy Miranda, S (1, 6) OBP: 0.304, SLG: 0.298		0-3 K 1-2			4-0 HR BB	0-0 4-3			0-0 FC5 1-2 1B		3	1	1	0	1	1	3								
Ray Moore, R (1, 1) OBP: 0.326, SLG: 0.488 Bill Wight, L (7, 1) OBP: 0.220, SLG: 0.200 George Zuverink, R (8, 1) OBP: 0.118, SLG: 0.063 Bob Hale, L (9, PH) OBP: 0.298, SLG: 0.330 Mike Fornieles, R (9, 1) OBP: 0.188, SLG: 0.313			0-3 K		0-0 HR	0-0 1-3			0-0 F7		3	1	1	2	0	1	1								
											0	0	0	0	0	0	0								
											0	0	0	0	0	0	0								
											1	0	0	0	0	0	2								
											0	0	0	0	0	0	0								
<b>Inning Stats</b>	R: 0 E: 0 K: 0 S: 3	H: 0 LOB: 0 BB: 0 P: 3	R: 0 E: 0 K: 2 S: 9	H: 2 LOB: 2 BB: 0 P: 9	R: 0 E: 0 K: 1 S: 5	H: 1 LOB: 0 BB: 0 P: 5	R: 1 E: 0 K: 0 S: 4	H: 2 LOB: 2 BB: 1 P: 8	R: 2 E: 0 K: 0 S: 5	H: 2 LOB: 2 BB: 2 P: 13	R: 0 E: 0 K: 0 S: 3	H: 0 LOB: 1 BB: 1 P: 7	R: 0 E: 0 K: 1 S: 5	H: 0 LOB: 0 BB: 0 P: 5	R: 0 E: 0 K: 1 S: 4	H: 0 LOB: 0 BB: 1 P: 8	R: 0 E: 1 K: 0 S: 5	H: 1 LOB: 2 BB: 0 P: 5	R: 1 E: 0 K: 1 S: 7	H: 2 LOB: 1 BB: 0 P: 7	1B: 7 2B: 1 3B: 0 HR: 2	SF: 0 SAC: 0 DP: 1 HBP: 0	WP: 0 PB: 0 SB: 2 CS: 1	PA: 44	
<b>PITCHER</b>	IP 5.1	WLS L	BF 25	H 7	R 3	ER 3	SO 3	BB 4	IBB 0	HBP 0	BLK 0	WP 0	HR 1	S 27	P 43	ERA 5.06	WHIP 2.062								
Wally Burnette, R (1, 1) ERA: 1.88																									
Tom Gorman, R (6, 1) ERA: 4.05	4.2	L	18	3	1	1	3	1	0	0	0	0	1	23	27	1.93	0.857								

AB	34
R	4
H	8
RBI	3
BB	5
SO	6
LOB	21







Batter	1	2	3	4	5	6	7	8	9	AB R H RBI BB SO LOB	TOP																																
Dick Williams, R OBP: 0.325, SLG: 0.503 (1, 8) (9, 7)	0-0 F8			0-0 2B	0-0 1B			0-0 5-3		4 1 2 1 0 0 0																																	
Tito Francona, L OBP: 0.338, SLG: 0.383 (1, 9)	0-0 F6			0-0 1B	0-0 2B			0-0 F2		4 0 1 1 0 0 1																																	
George Kell, R OBP: 0.367, SLG: 0.449 (1, 5)	0-0 F5			0-0 FC1-4-2 E				0-3 K		4 1 0 0 0 1 1																																	
Bob Nieman, R OBP: 0.416, SLG: 0.508 Jim Pyburn, R OBP: 0.278, SLG: 0.311 (1, 7) (9, 8)		0-0 5-3		0-0 5-3				0-0 6-3		4 0 0 0 0 0 1 0 0 0 0 0 0 0																																	
Gus Triandos, R OBP: 0.344, SLG: 0.420 (1, 3)		0-0 F4		0-0 E5				0-0 BB E 1B		4 2 2 0 0 0 0																																	
Billy Gardner, R OBP: 0.269, SLG: 0.340 (1, 4)		0-3 K		0-0 F7				4-0 BB FC5-4 BB		3 0 1 1 1 1 1																																	
Tom Gastall, R OBP: 0.256, SLG: 0.229 (1, 2)			0-0 F8		0-0 2B 1B			0-0 FC5-4		4 1 1 0 0 0 1																																	
Willy Miranda, S OBP: 0.301, SLG: 0.294 (1, 6)			0-0 5-3		0-3 K			0-0 F9		4 0 0 0 0 1 2																																	
Hal Brown, R OBP: 0.345, SLG: 0.292 George Zuverink, R OBP: 0.118, SLG: 0.063 (1, 1) (9, 1)			0-3 K		0-3 K			0-0 F5		3 0 0 0 0 2 1 0 0 0 0 0 0 0																																	
Inning Stats	R: 0 E: 0 K: 0 S: 3	H: 0 LOB: 0 BB: 0 P: 3	R: 0 E: 0 K: 1 S: 5	H: 0 LOB: 0 BB: 0 P: 5	R: 0 E: 0 K: 1 S: 5	H: 0 LOB: 0 BB: 0 P: 5	R: 2 E: 1 K: 0 S: 6	H: 2 LOB: 1 BB: 0 P: 6	R: 1 E: 0 K: 2 S: 9	H: 2 LOB: 1 BB: 0 P: 9	R: 1 E: 0 K: 0 S: 4	H: 2 LOB: 1 BB: 0 P: 4	R: 0 E: 0 K: 0 S: 3	H: 0 LOB: 0 BB: 0 P: 3	R: 0 E: 0 K: 1 S: 5	H: 0 LOB: 0 BB: 0 P: 5	R: 1 E: 1 K: 0 S: 4	H: 1 LOB: 1 BB: 1 P: 8	1B: 4 2B: 3 3B: 0 HR: 0	SF: 0 SAC: 0 DP: 0 HBP: 0	WP: 0 PB: 0 SB: 0 CS: 0	PA: 35																					
PITCHER	IP	WLS	BF	H	R	ER	SO	BB	IBB	HBP	BLK	WP	HR	S	P	ERA	WHIP	PITCHER								IP	WLS	BF	H	R	ER	SO	BB	IBB	HBP	BLK	WP	HR	S	P	ERA	WHIP	
Troy Herriage, R ERA: 6.05 (1, 1)	6.0	L	24	6	4	3	4	0	0	0	0	0	0	32	32	4.50	1.000																										
Jack Crimian, R ERA: 6.5 (7, 1)	2.0		6	0	0	0	1	0	0	0	0	0	0	8	8	0.00	0.000																										
Jack McMahan, L ERA: 5.64 (9, 1)	1.0		5	1	1	0	0	1	0	0	0	0	0	4	8	0.00	2.000																										

**Baltimore Orioles @ Kansas City Athletics**  
 Municipal Stadium, Kansas City, MO  
 Tue Jul 31 1956, 4:33 AM EDT  
 Att. 7,882 - Unknown

AB	34
R	5
H	7
RBI	3
BB	1
SO	5
LOB	8



Batter	1	2	3	4	5	6	7	8	9	AB	R	H	RBI	BB	SO	LOB
Hector Lopez, R OBP: 0.352, SLG: 0.435 (1, 5)	F4		F8			BB		6-3		3	0	0	0	1	0	0
Al Pilarcik, L OBP: 0.301, SLG: 0.312 (1, 8)	F5			F8		F9			F8	4	0	0	0	0	0	1
Lou Skizas, R OBP: 0.410, SLG: 0.516 (1, 7)	F8			G1-6-3 1B		K			1B 1B	4	0	2	0	0	1	1
Harry Simpson, L OBP: 0.340, SLG: 0.512 (1, 9)		HR		G1-6-3 1-2f			4-3 BB		1B G3-6-1 1B	3	1	2	1	1	0	1
Eddie Robinson, L OBP: 0.292, SLG: 0.379 (1, 3)		F6			F8		4-3		G3-6-1	4	0	0	0	0	0	3
Vic Power, R OBP: 0.350, SLG: 0.441 (1, 4)		F7			F3		5-3		1-2f	3	0	0	0	0	0	1
Joe Ginsberg, L OBP: 0.335, SLG: 0.317 (1, 2)		PO 1B			2B		6-3			3	0	2	0	0	0	1
Joe Demaestri, R OBP: 0.285, SLG: 0.335 (1, 6)		PO	F8		F5			5-3		2	0	0	0	0	0	1
Gus Zernial, R OBP: 0.313, SLG: 0.445 (8, PH)										1	0	0	0	0	0	0
Mike Baxes, R OBP: 0.355, SLG: 0.282 (9, 6)										0	0	0	0	0	0	0
Troy Herriage, R OBP: 0.208, SLG: 0.136 (1, 1)										1	0	0	0	0	1	0
Jim Finigan, R OBP: 0.314, SLG: 0.310 (6, PH)										1	0	0	0	0	0	0
Jack Crimian, R OBP: 0.222, SLG: 0.125 (7, 1)										0	0	0	0	0	0	0
Enos Slaughter, L OBP: 0.387, SLG: 0.406 (8, PH)										1	0	0	0	0	0	0
Jack McMahan, R (9, 1)										0	0	0	0	0	0	0

Inning Stats	R: 0	H: 0	E: 0	K: 0	S: 3	R: 1	H: 2	E: 0	K: 0	S: 4	R: 0	H: 0	E: 0	K: 1	S: 5	R: 0	H: 1	E: 0	K: 0	S: 3	R: 0	H: 1	E: 0	K: 0	S: 4	R: 0	H: 0	E: 0	K: 1	S: 5	R: 0	H: 0	E: 0	K: 0	S: 3	R: 0	H: 0	E: 0	K: 0	S: 3	R: 0	H: 2	E: 0	K: 0	S: 4	R: 0	H: 1	E: 0	K: 0	S: 4	1B: 4	SF: 0	2B: 1	SAC: 0	3B: 0	DP: 2	HR: 1	HBP: 0	WP: 0	PA: 33
--------------	------	------	------	------	------	------	------	------	------	------	------	------	------	------	------	------	------	------	------	------	------	------	------	------	------	------	------	------	------	------	------	------	------	------	------	------	------	------	------	------	------	------	------	------	------	------	------	------	------	------	-------	-------	-------	--------	-------	-------	-------	--------	-------	--------

PITCHER	IP	WLS	BF	H	R	ER	SO	BB	IBB	HBP	BLK	WP	HR	S	P	ERA	WHIP
Hal Brown, R ERA: 3.18 (1, 1)	8.1	W	31	6	1	1	2	2	0	0	0	0	0	33	41	1.08	0.960
George Zuverink, R ERA: 3.71 (9, 1)	0.2	S	1	0	0	0	0	0	0	0	0	0	0	1	1	0.00	0.000

**BOTTOM**

**Baltimore Orioles @ Kansas City Athletics**  
Municipal Stadium, Kansas City, MO

[livebaseballscorecards.com](http://livebaseballscorecards.com)

<b>AB</b>	<b>30</b>
<b>R</b>	<b>1</b>
<b>H</b>	<b>6</b>
<b>RBI</b>	<b>1</b>
<b>BB</b>	<b>2</b>
<b>SO</b>	<b>2</b>
<b>LOB</b>	<b>9</b>



Tue Jul 31 1956, 4:33 AM EDT  
Att. 7,882 - Unknown



Batter	1	2	3	4	5	6	7	8	9	AB R H RBI BB SO LOB	TOP													
Dick Williams, R OBP: 0.333, SLG: 0.507 (1, 3) (8, 9)	0-0 SH5-3 1B		0-0 5-3		0-0 SH3 1-2		0-0 F2			3 0 1 0 0 0 0														
Tito Francona, L OBP: 0.332, SLG: 0.375 (1, 9) (8, 3)	0-0 F5		0-0 1B		0-0 F9			0-3 K2-3		4 0 1 0 0 1 2														
George Kell, R OBP: 0.363, SLG: 0.441 (1, 5)	0-0 SH5-3 1-2		0-0 F6		4-0 BB			0-3 K		2 0 0 0 1 1 1														
Bob Nieman, R OBP: 0.415, SLG: 0.506 (1, 7)	0-0 6-3			0-0 F8	0-0 F3			0-0 FC5-4 1B		4 0 1 0 0 0 3														
Gus Triandos, R OBP: 0.343, SLG: 0.425 (1, 2)		0-3 K		0-0 HR		4-0 G6-4-3 BB		0-0 FC5-4 1-2f		3 1 1 1 1 1 1														
Billy Gardner, R OBP: 0.274, SLG: 0.351 (1, 4)		0-0 F2		4-0 BB		0-0 G6-4-3 1-2f		0-3 K		3 0 0 0 1 1 1														
Jim Pyburn, R OBP: 0.272, SLG: 0.303 Joe Frazier, L OBP: 0.360, SLG: 0.392 (1, 8) (9, PH)		0-3 K		0-0 F8		0-0 F6		0-0 F5		3 0 0 0 0 1 1 1 0 0 0 0 0 0														
Willy Miranda, S OBP: 0.302, SLG: 0.305 (1, 6)			0-0 HR	0-3 K			0-3 K	0-0 F7		4 1 1 1 0 2 1														
Mike Fomiele, R OBP: 0.211, SLG: 0.316 George Zuverink, R OBP: 0.118, SLG: 0.063 Don Ferrarese, R OBP: 0.125, SLG: 0.045 Ray Moore, R OBP: 0.326, SLG: 0.488 (1, 1) (7, 1) (7, 1) (7, 1)			0-0 F8		0-0 SH3 1B		0-0 F3			3 0 1 0														
<b>Inning Stats</b>	R: 0 E: 0 K: 0 S: 4	H: 1 LOB: 1 BB: 0 P: 4	R: 0 E: 0 K: 2 S: 7	H: 0 LOB: 0 BB: 0 P: 7	R: 1 E: 0 K: 0 S: 5	H: 2 LOB: 1 BB: 0 P: 5	R: 1 E: 0 K: 1 S: 6	H: 1 LOB: 1 BB: 1 P: 10	R: 0 E: 0 K: 0 S: 4	H: 1 LOB: 2 BB: 1 P: 8	R: 0 E: 0 K: 0 S: 2	H: 0 LOB: 0 BB: 1 P: 6	R: 0 E: 0 K: 1 S: 5	H: 0 LOB: 0 BB: 0 P: 5	R: 0 E: 0 K: 2 S: 8	H: 1 LOB: 1 BB: 0 P: 8	R: 0 E: 0 K: 1 S: 5	H: 0 LOB: 0 BB: 0 P: 5	1B: 4 2B: 0 3B: 0 HR: 2	SF: 0 SAC: 2 DP: 1 HBP: 0	WP: 0 PB: 0 SB: 0 CS: 0	PA: 35		
<b>PITCHER</b> Alex Kellner, L ERA: 3.71 Jack Crimian, R ERA: 6.3 Tom Gorman, R ERA: 4.08	IP WLS BF H R ER SO BB IBB HBP BLK WP HR S P ERA WHIP	5.0 W 5 0 0 0 1 0 0 0 0 0 0 7 7 0.00 0.000	2.0 S 7 1 0 0 3 0 0 0 0 0 0 13 13 0.00 0.500																					

Baltimore Orioles @ Kansas City Athletics  
Municipal Stadium, Kansas City, MO  
Thu Aug 02 1956, 4:33 AM EDT  
Att. 5,486 - Unknown

livebaseballscorecards.com

AB	30
R	2
H	6
RBI	2
BB	3
SO	7
LOB	10







Batter	1	2	3	4	5	6	7	8	9	AB R H RBI BB SO LOB	TOP																					
Dick Williams, R OBP: 0.325, SLG: 0.494 (1, 9) (3, 5)	0-0 F3	0-0 6-3			0-0 F5			0-0 F7		4 0 0 0 0 0 0																						
Billy Gardner, R OBP: 0.271, SLG: 0.346 (1, 4) SS	0-3 K		0-0 F8		0-0 F5			0-0 F7		4 0 0 0 0 1 0																						
George Kell, R OBP: 0.364, SLG: 0.445 Tito Francona, L OBP: 0.333, SLG: 0.376 (1, 5) (3, 9)	0-0 1B 2B		0-0 F4		0-0 F7			0-0 1B		2 1 1 0 0 0 0 2 0 1 0 0 0 0																						
Bob Nieman, R OBP: 0.416, SLG: 0.504 (1, 7) 2-H	0-0 HR 1B		4-0 BB		0-0 F6			0-3 K		3 1 1 1 1 1 1																						
Gus Triandos, R OBP: 0.341, SLG: 0.433 (1, 3) 1-H	0-0 HR		0-0 F8		0-0 6-3			0-0 F8		4 1 1 2 0 0 1																						
Hal Smith, R OBP: 0.320, SLG: 0.368 (1, 2) 1B	0-0 1B		0-0 F9		0-0 6-3			0-0 2B 1B		4 0 2 0 0 0 0																						
Jim Pyburn, R OBP: 0.264, SLG: 0.294 (1, 8) 5-3	0-0 5-3		0-0 F9		0-0 6-3			0-0 F4		4 0 0 0 0 0 2																						
Willy Miranda, S OBP: 0.304, SLG: 0.313 (1, 6)		0-0 F4		0-0 2B				0-0 5-3		4 0 2 0 0 0 0																						
Johnny Schmitz, R Billy Loes, R Connie Johnson, R Tom Gastall, R Erv Palica, R George Zuverink, R Tex Nelson, L (1, 1) (1, 1) (1, 1) (7, PH) (7, 1) (8, 1) (9, PH)		0-0 F2		0-0 6-3				0-0 F3		0 0 0 0 0 0 0 0 0 0 0 0 0 0 2 0 0 0 0 0 1 1 0 1 0 0 0 0 1 2																						
<b>Inning Stats</b>	R: 3 E: 0 K: 1 S: 9	H: 4 LOB: 1 BB: 0 P: 9	R: 0 E: 0 K: 0 S: 3	H: 0 LOB: 0 BB: 0 P: 3	R: 0 E: 0 K: 0 S: 3	H: 0 LOB: 1 BB: 1 P: 7	R: 0 E: 0 K: 0 S: 4	H: 1 LOB: 1 BB: 0 P: 4	R: 0 E: 0 K: 0 S: 3	H: 0 LOB: 0 BB: 0 P: 3	R: 0 E: 0 K: 0 S: 3	H: 0 LOB: 0 BB: 0 P: 3	R: 0 E: 0 K: 1 S: 6	H: 1 LOB: 1 BB: 0 P: 6	R: 0 E: 0 K: 1 S: 7	H: 2 LOB: 2 BB: 0 P: 7	1B: 4 2B: 3 3B: 0 HR: 1	SF: 0 SAC: 0 DP: 0 HBP: 0	WP: 0 PB: 0 SB: 0 CS: 0	PA: 36												
<b>PITCHER</b> Billy Pierce, L ERA: 3.02 (1, 1)	IP 9.0	WLS W	BF 36	H 8	R 3	ER 3	SO 3	BB 1	IBB 0	HBP 0	BLK 0	WP 0	HR 1	S 41	P 45	ERA 3.00	WHIP 1.000															
											<b>PITCHER</b>	IP	WLS	BF	H	R	ER	SO	BB	IBB	HBP	BLK	WP	HR	S	P	ERA	WHIP				

Baltimore Orioles @ Chicago White Sox  
Comiskey Park, Chicago, IL  
Fri Aug 03 1956, 4:33 AM EDT  
Att. 12,114 - Unknown

livebaseballscorecards.com

AB 35  
R 3  
H 8  
RBI 3  
BB 1  
SO 3  
LOB 7



Batter	1	2	3	4	5	6	7	8	9
Sammy Esposito, R OBP: 0.375, SLG: 0.291 Ron Northey, L OBP: 0.364, SLG: 0.577 Fred Hatfield, L OBP: 0.359, SLG: 0.393 (1, 5) (1, PH) (1, PR) (2, 5)		0-0 4-3		0-0 F8			0-0 F9		
Nellie Fox, L OBP: 0.350, SLG: 0.377 (1, 4)	G3 		0-3 K		0-0 		0-0 4-3		
Larry Doby, L OBP: 0.393, SLG: 0.437 Jim Delsing, L OBP: 0.288, SLG: 0.051 (1, 8) (2, 8)			0-0 4-3		0-0 F8			4-0 FC1-5 BB	
Minnie Minoso, R OBP: 0.414, SLG: 0.461 (1, 7)			0-0 F8		0-0 F7			4-0 FC1-5 BB	
Walt Dropo, R OBP: 0.346, SLG: 0.327 (1, 3)				4-0 HR BB		0-0 F9		0-0 FC1-5 G6-4-3	
Les Moss, R OBP: 0.313, SLG: 0.573 (1, 2)	0-0 E 1B 2B 1-3 2-H 3-H	0-0 F7		0-0 HR		0-0 F7		0-0 G6-4-3	
Jim Rivera, L OBP: 0.355, SLG: 0.393 (1, 9)	0-0 E4 BB 1B 1B 2-3 3-H	0-0 F8		0-3 K		0-0 4-3			
Luis Aparicio, R OBP: 0.284, SLG: 0.313 (1, 6)	0-0 BB 1B 1B 1-2 3-H	4-0 1B BB		0-0 6-3		0-0 F8			
Billy Pierce, L OBP: 0.147, SLG: 0.099 (1, 1)	4-0 BB 1B 1B 1-2 2-3	0-0 1B		1-0 HBP			0-3 K		

Inning Stats	R: 11	H: 7	E: 1	LOB: 1	K: 0	P: 26	R: 0	H: 1	E: 0	LOB: 2	K: 0	P: 8	R: 0	H: 0	E: 0	LOB: 0	K: 1	P: 5	R: 2	H: 1	E: 0	LOB: 1	K: 1	P: 11	R: 0	H: 1	E: 0	LOB: 1	K: 0	P: 4	R: 0	H: 0	E: 0	LOB: 0	K: 1	P: 5	R: 0	H: 0	E: 0	LOB: 1	K: 0	P: 10
--------------	-------	------	------	--------	------	-------	------	------	------	--------	------	------	------	------	------	--------	------	------	------	------	------	--------	------	-------	------	------	------	--------	------	------	------	------	------	--------	------	------	------	------	------	--------	------	-------

PITCHER	IP	WLS	BF	H	R	ER	SO	BB	IBB	HBP	BLK	WP	HR	S	P	ERA	WHIP
Johnny Schmitz, L ERA: 4.02	(1, 1)	0.1	4	1	3	3	0	2	0	0	0	0	0	4	12	∞	∞
Billy Loes, R ERA: 5.49	(1, 1)	0.0	L	6	3	4	3	0	0	0	0	0	0	4	12	∞	∞
Connie Johnson, R ERA: 3.99	(1, 1)	5.2	25	6	6	3	2	2	0	1	0	0	2	26	35	4.76	1.412
Erv Palica, R ERA: 4.79	(7, 1)	1.0	5	0	0	0	1	2	0	0	0	0	0	5	13	0.00	2.000
George Zuerink, R ERA: 3.67	(8, 1)	1.0	2	0	0	0	0	0	0	0	0	0	0	2	2	0.00	0.000

**BOTTOM**

AB	R	H	RBI	BB	SO	LOB
0	1	0	0	1	0	0
1	0	1	2	0	0	0
3	0	0	0	0	0	3
5	1	2	1	0	1	1
2	2	2	1	0	0	0
2	0	0	0	1	0	1
3	2	1	3	2	0	1
3	2	0	0	2	0	4
5	2	2	4	0	0	2
4	1	0	1	0	1	1
3	1	1	1	1	0	0
2	1	1	0	1	1	0

**Baltimore Orioles @ Chicago White Sox**  
Comiskey Park, Chicago, IL

Fri Aug 03 1956, 4:33 AM EDT  
Att. 12,114 - Unknown

livebaseballscorecards.com

AB	33
R	13
H	10
RBI	13
BB	8
SO	3
LOB	13

WP	PA
0	42
PB	0
SB	0
CS	0



Batter	1	2	3	4	5	6	7	8	9	AB R H RBI BB SO LOB	TOP	
Dick Williams, R OBP: 0.318, SLG: 0.481 (1, 9) X	0-0 5-3 ①		X 0-0 F5 ②		X 0-0 5-3 ①		X 0-0 F6 ②			4 0 0 0 0 0 0		
Billy Gardner, R OBP: 0.274, SLG: 0.344 (1, 4) B B B B (6, 5)	4-0 BB 1B BB		S S S 0-3 K ③		B B B B 4-0 BB		X 0-0 4-3 ③			2 1 0 0 2 1 0		
George Kell, R OBP: 0.364, SLG: 0.447 Grady Hatton, L OBP: 0.359, SLG: 0.316 (1, 5) X (6, 4)	0-0 F7 ②			X 0-0 1B SF8 2B	X 0-0 F8 ②			X 0-0 G3 ①		3 1 1 0 0 0 2 1 0 0 0 0 0 0		
Bob Nieman, R OBP: 0.417, SLG: 0.502 (1, 7) B B B B	4-0 1B CS 1-2 BB			X 0-0 SF8 1B 2-3	X 0-0 5-3 ③			X 0-0 5-6-3 ②		3 1 1 0 1 0 1		
Gus Triandos, R OBP: 0.343, SLG: 0.439 (1, 3) X	0-0 1-3 2-H 1B			X 0-0 SF8 1-2 3-H		X 0-0 1B 2B		X 0-0 F4 ③		3 1 2 2 0 0 0		
Hal Smith, R OBP: 0.321, SLG: 0.367 Hal Brown, R OBP: 0.345, SLG: 0.292 Tito Francona, L OBP: 0.332, SLG: 0.375 (1, 2) X (6, 1) (9, PH)	0-0 CS 3-H	0-0 F5 ①		X 0-0 F9 ②		X 0-0 L1-3 1B 2-H		S S S 0-3 K ①		3 0 1 1 0 0 1 0 0 0 0 0 0 0 1 0 0 0 0 1 0		
Jim Pyburn, R OBP: 0.264, SLG: 0.292 (1, 8)		X 0-0 F9 ②		X 0-0 1B 2-H 1B		X 0-0 L1-3 ① ②		X 0-0 5-3 ②		4 0 1 1 0 0 1		
Willy Miranda, S OBP: 0.304, SLG: 0.313 (1, 6)		X 0-0 6-3 ③		X 0-0 FC6-4 1-3 1B		X 0-0 F3 ③		X 0-0 F4 ③		4 0 1 0 0 0 0		
Bill Wight, L OBP: 0.214, SLG: 0.195 Mike Fornieles, R OBP: 0.200, SLG: 0.300 Tom Gastall, R OBP: 0.233, SLG: 0.205 (1, 1) (3, 1) (6, 2)			X 0-0 1-3 ①	X 0-0 FC6-4 1-2f ③						1 0 0 0 0 0 0 1 0 0 0 0 0 2 1 0 0 0 0 1 0		
<b>Inning Stats</b>	R: 1 H: 1 E: 0 LOB: 1 K: 0 BB: 2 S: 3 P: 11	R: 0 H: 0 E: 0 LOB: 0 K: 0 BB: 0 S: 3 P: 3	R: 0 H: 0 E: 0 LOB: 0 K: 1 BB: 0 S: 5 P: 5	R: 2 H: 4 E: 0 LOB: 2 K: 0 BB: 0 S: 7 P: 7	R: 0 H: 0 E: 0 LOB: 1 K: 0 BB: 1 S: 3 P: 7	R: 1 H: 2 E: 0 LOB: 0 K: 0 BB: 0 S: 4 P: 4	R: 0 H: 0 E: 0 LOB: 0 K: 1 BB: 0 S: 5 P: 5	R: 0 H: 0 E: 0 LOB: 0 K: 0 BB: 0 S: 3 P: 3	R: 0 H: 0 E: 0 LOB: 0 K: 1 BB: 0 S: 5 P: 5	1B: 5 SF: 1 2B: 3 SAC: 0 3B: 0 DP: 1 HR: 0 HBP: 0	WP: 0 PA: 36 PB: 0 SB: 0 CS: 1	
<b>PITCHER</b> Jack Harshman, L ERA: 3.48 (1, 1)	IP WLS BF H R ER SO BB IBB HBP BLK WP HR S P ERA WHIP											<b>PITCHER</b> IP WLS BF H R ER SO BB IBB HBP BLK WP HR S P ERA WHIP
	9.0 W 35 7 4 4 3 3 0 0 0 0 0 0 38 50 4.00 1.111											

Baltimore Orioles @ Chicago White Sox  
Comiskey Park, Chicago, IL  
Sat Aug 04 1956, 4:33 AM EDT  
Att. 4,631 - Unknown

livebaseballscorecards.com

AB 31  
R 4  
H 7  
RBI 4  
BB 3  
SO 3  
LOB 7



Batter	1	2	3	4	5	6	7	8	9	AB	R	H	RBI	BB	SO	LOB
Sammy Esposito, R OBP: 0.376, SLG: 0.285 (1, 5) (8, 4)	4-0 G4-6-3 BB	4-0 BB		0-3 K 2-H	0-0 F8		0-0 4-3			3	0	0	1	2	1	0
Nellie Fox, L Fred Hatfield, L OBP: 0.348, SLG: 0.373 OBP: 0.359, SLG: 0.393 (1, 4) (8, 5)	0-0 G4-6-3 1-2f	0-0 F7		0-0 F9		4-0 HR BB	0-0 F9			4	1	0	0	1	0	4
Larry Doby, L Dave Philley, S OBP: 0.394, SLG: 0.446 OBP: 0.335, SLG: 0.361 (1, 8) (7, 7)	0-3 K		4-0 B2-5-4 1B BB		0-0 L9	0-0 HR 1-H	0-0 4-3			3	1	1	2	1	1	0
Minnie Minoso, R Jim Delsing, L OBP: 0.417, SLG: 0.467 OBP: 0.283, SLG: 0.050 (1, 7) (7, 8)		0-0 BB 1B 1B	0-0 B2-5-4 1-2 HR 1B		0-0 6-3	0-0 WP HR 2B		0-3 K		4	3	3	0	0	0	0
Walt Dropo, R OBP: 0.347, SLG: 0.348 (1, 3)		0-0 F9	0-0 B2-5-4 1-2 2-3f		0-0 HR BB 1B	0-0 HR 2-H		0-0 F7		5	2	2	2	0	0	3
Les Moss, R Sherm Lollar, R OBP: 0.333, SLG: 0.615 OBP: 0.378, SLG: 0.419 (1, 2) (7, 2)		0-0 1B BB 1B	0-0 HR 2-H		4-0 HR BB	0-0 F3		0-0 1B		3	3	2	2	1	0	0
Jim Rivera, L OBP: 0.361, SLG: 0.415 (1, 9)		4-0 BB 1B 1-2 2-3 BB	4-0 CS BB		0-0 HR 1-H 2-H	0-0 HR		0-0 F9		3	2	2	4	2	0	1
Luis Aparicio, R OBP: 0.284, SLG: 0.313 (1, 6)		0-0 BB 1B 1-2 2-3 3-H	0-0 CS 1-2	0-0 E6 S G3 BLK	0-0 E5 HR	0-0 6-3				4	2	1	1	0	0	0
Jack Harshman, L OBP: 0.239, SLG: 0.463 (1, 1)		0-3 K		0-0 G3 1-2	0-0 HR 1-H	0-0 L9				4	1	1	2	0	1	4

Inning Stats	R: 0	H: 0	E: 0	K: 1	S: 4	LOB: 0	BB: 1	P: 8	R: 2	H: 3	E: 0	K: 1	S: 8	LOB: 3	BB: 2	P: 16	R: 2	H: 2	E: 0	K: 0	S: 3	LOB: 0	BB: 2	P: 11	R: 1	H: 0	E: 1	K: 1	S: 6	LOB: 0	BB: 0	P: 6	R: 5	H: 3	E: 1	K: 0	S: 7	LOB: 0	BB: 1	P: 11	R: 5	H: 4	E: 0	K: 0	S: 7	LOB: 0	BB: 1	P: 11	R: 0	H: 0	E: 0	K: 0	S: 3	LOB: 0	BB: 0	P: 6	R: 0	H: 1	E: 0	K: 1	S: 6	LOB: 1	BB: 0	P: 6
PITCHER	IP	WLS	BF	H	R	ER	SO	BB	IBB	HBP	BLK	WP	HR	S	P	ERA	WHIP																																															
Bill Wight, L ERA: 4.75 (1, 1)	2.2	L	16	5	4	4	2	5	0	0	0	0	1	15	35	13.50	3.750																																															
Mike Fornieles, R ERA: 4.56 (3, 1)	2.1		12	3	6	3	1	1	0	0	1	0	2	13	17	11.57	1.714																																															
Hal Brown, R ERA: 3.56 (6, 1)	3.0		15	5	5	5	1	1	0	0	0	1	3	16	20	15.00	2.000																																															


**BOTTOM**

**Baltimore Orioles @ Chicago White Sox**  
Comiskey Park, Chicago, IL

Sat Aug 04 1956, 4:33 AM EDT  
Att. 4,631 - Unknown

AB	36
R	15
H	13
RBI	14
BB	7
SO	4
LOB	12

livebaseballscorecards.com



WP	HR	S	P	ERA	WHIP
1	0	2	1	13.50	3.750
0	0	1	1	11.57	1.714
0	0	1	1	15.00	2.000



Batter	1	2	3	4	5	6	7	8	9	10	AB R H RBI BB SO LOB	TOP																
Dick Williams, R OBP: 0.326, SLG: 0.503 (1, 8) (8, 3)	0-3 K		0-0 6-3			0-0 S 1B		0-0 1B 3B		0-0 3B 2B	5 2 3 1 0 1 0	<p><b>Baltimore Orioles @ Chicago White Sox</b> Comiskey Park, Chicago, IL Sun Aug 05 1956, 4:33 AM EDT Unknown</p>																
Bob Hale, L OBP: 0.296, SLG: 0.326 Jim Pyburn, R OBP: 0.269, SLG: 0.313 (1, 3) (8, PR) (8, 8)	0-0 G3			0-0 4-3		0-3 K		0-0 2B 1B		0-0 1B 3B	4 0 1 1 0 1 1 1 1 1 1 0 0 0																	
George Kell, R OBP: 0.363, SLG: 0.448 Mike Fornieles, R OBP: 0.200, SLG: 0.300 George Zuverink, R OBP: 0.167, SLG: 0.118 Bill Wight, L OBP: 0.214, SLG: 0.195 Billy Loes, R OBP: 0.154, SLG: 0.154 (1, 5) (8, PR) (8, 1) (10, 1) (10, 1)	0-0 F6			0-0 F7		0-0 F8		0-0 2B 1B		0-0 FC1-4 1B	4 0 1 0 0 0 1 0 0 0 0 0 0 0 1 0 1 1 0 0 0 0 0 0 0 0 0 0 0 0 0 0 0 0 0																	
Bob Nieman, R OBP: 0.417, SLG: 0.511 (1, 7)		0-0 HR		0-0 1B 1B		0-3 K		0-0 L6		0-0 FC1-4 FC4-6	5 1 2 1 0 1 4																	
Tito Francona, L OBP: 0.330, SLG: 0.372 (1, 9)		0-0 F7		0-0 FC6-4 1B			0-0 F9		0-0 F8	0-0 FC4-6 CS	5 0 1 0 0 0 1																	
Gus Triandos, R OBP: 0.342, SLG: 0.436 (1, 2)		0-0 1-3		0-0 FC6-4 1-2f			0-0 F9		0-0 FC4 1B	0-0 CS	4 0 1 0 0 0 2																	
Grady Hatton, L OBP: 0.344, SLG: 0.301 (1, 4) (8, 5)		0-0 F8			0-3 K		0-0 4-3		0-0 FC4 1-2		4 0 0 0 0 1 1																	
Willy Miranda, S OBP: 0.301, SLG: 0.309 (1, 6)			0-0 4-3		0-0 F6			0-0 F6 1B		0-0 F9	4 0 0 0 0 0 2																	
Don Ferrarese, R OBP: 0.115, SLG: 0.042 Joe Frazier, L OBP: 0.367, SLG: 0.400 Billy Gardner, R OBP: 0.273, SLG: 0.343 (1, 1) (8, PH) (8, PR) (8, 4)			0-0 F8		0-0 6-3			0-0 3B 1B		0-0 F9	2 0 0 0 0 0 0 1 0 1 0 0 0 0 1 1 0 0 0 0 2																	
<b>Inning Stats</b>	R: 0 E: 0 K: 1 S: 5	H: 0 LOB: 0 BB: 0 P: 5	R: 1 E: 0 K: 0 S: 4	H: 1 LOB: 0 BB: 0 P: 4	R: 0 E: 0 K: 0 S: 3	H: 0 LOB: 0 BB: 0 P: 3	R: 0 E: 0 K: 1 S: 5	H: 2 LOB: 2 BB: 0 P: 5	R: 0 E: 0 K: 1 S: 5	H: 0 LOB: 0 BB: 0 P: 5	R: 0 E: 0 K: 2 S: 8		H: 1 LOB: 1 BB: 0 P: 8	R: 0 E: 0 K: 0 S: 3	H: 0 LOB: 0 BB: 0 P: 3	R: 2 E: 0 K: 0 S: 6	H: 4 LOB: 2 BB: 0 P: 6	R: 0 E: 0 K: 0 S: 5	H: 1 LOB: 2 BB: 0 P: 5	R: 2 E: 0 K: 0 S: 5	H: 3 LOB: 0 BB: 0 P: 5	1B: 7 2B: 2 3B: 2 HR: 1	SF: 0 SAC: 0 DP: 0 HBP: 0	WP: 0 PB: 0 SB: 1 CS: 1	PA: 42			
<b>PITCHER</b>	IP WLS BF H R ER SO BB IBB HBP BLK WP HR S P ERA WHIP												IP WLS BF H R ER SO BB IBB HBP BLK WP HR S P ERA WHIP															
Dick Donovan, R ERA: 4.95 (1, 1)	7.1																											
Paul LaPalme, L ERA: 4.21 (8, 1)	0.1	2	2	0	0	0	0	0	0	0	0	0	0	2	2	0.00	6.000											
Ellis Kinder, R ERA: 3.08 (8, 1)	1.1	6	1	0	0	0	0	0	0	0	0	0	0	6	6	0.00	0.750											
Dixie Howell, R ERA: 5.29 (10, 1)	0.0	L	3	3	2	2	0	0	0	0	0	0	0	3	3	∞	∞											
Gerry Staley, R ERA: 4.76 (10, 1)	1.0	2	0	0	0	0	0	0	0	0	0	0	0	2	2	0.00	0.000											

AB	41
R	5
H	12
RBI	5
BB	0
SO	4
LOB	14



livebaseballscores.com

Batter	1	2	3	4	5	6	7	8	9	10	AB	R	H	RBI	BB	SO	LOB
Sammy Esposito, R (1, 5) OBP: 0.369, SLG: 0.279 Fred Hatfield, L (8, PH) OBP: 0.360, SLG: 0.394	0-3 K		X 0-0 L5		X 0-3 K			X 0-0 4-3		X 0-0 SH FC3-2 1B	3	0	0	0	0	2	1
Nellie Fox, L (1, 4) OBP: 0.349, SLG: 0.379	0-0 F4		X 0-0 2-H 1B		X 0-0 1-3			X 0-0 3B		X 0-0 SH FC3-2 1-3	4	0	2	1	0	0	0
Larry Doby, L (1, 8) OBP: 0.394, SLG: 0.442	0-0 1-3		X 0-0 6-3			B 4-0 G1-5-3 BB		X 0-3 K		X 4-0 FC3-2 IBB	3	0	0	0	2	1	2
Minnie Minoso, R (1, 7) OBP: 0.415, SLG: 0.462		X 0-0 F8		X 0-0 5-3		B 4-0 G1-5-3 BB		X 0-0 F8		X 0-0 F9	4	0	0	0	1	0	4
Walt Dropo, R (1, 3) OBP: 0.347, SLG: 0.347 Dave Philley, S (9, PH) OBP: 0.336, SLG: 0.360		X 0-0 5-3		X 0-0 S 1B 1B		X 0-0 G1-5-3 BB			B 4-0 SH1-4 BB	X 0-0 FC3-2	3	1	1	0	0	0	2
Les Moss, R (1, 2) OBP: 0.330, SLG: 0.593		B 4-0 BB		X 0-3 K		X 0-0 F8			X 0-0 SH1-4	X 0-0 F7	3	0	0	0	1	1	5
Jim Rivera, L (1, 9) OBP: 0.360, SLG: 0.413		X 0-0 G3		X 0-0 2-H 1B			X 0-0 G3		X 0-0 F3		4	0	1	1	0	0	2
Luis Aparicio, R (1, 6) OBP: 0.284, SLG: 0.313 Ron Northey, L (9, PH) OBP: 0.382, SLG: 0.593 Bubba Phillips, R (9, PR) OBP: 0.245, SLG: 0.354 Dixie Howell, L (10, 1) OBP: 0.333, SLG: 0.714 Gerry Staley, R (10, 1) OBP: 0.235, SLG: 0.188			X 0-0 S 1B 1B		X 0-0 F8		X 0-0 1-3		X 0-0 CS 1B		3	1	1	0	0	0	1
Dick Donovan, L (1, 1) OBP: 0.323, SLG: 0.407 Paul LaPalme, L (8, 1) OBP: 0.333, SLG: 0.500 Ellis Kinder, R (8, 1) Jim Delsing, L (9, PH) OBP: 0.296, SLG: 0.098			X 0-0 F1		X 0-0 3-1		X 0-3 K		X 0-0 CS	X 0-0 1B 2B	3	0	0	0	0	1	1

Inning Stats	R: 0	H: 0	E: 0	K: 1	S: 5	R: 0	H: 0	E: 0	K: 0	S: 3	R: 1	H: 2	E: 0	K: 0	S: 5	R: 1	H: 2	E: 0	K: 1	S: 7	R: 0	H: 0	E: 0	K: 1	S: 5	R: 0	H: 0	E: 0	K: 0	S: 2	R: 0	H: 0	E: 0	K: 1	S: 5	R: 0	H: 0	E: 0	K: 1	S: 6	R: 1	H: 1	E: 0	K: 0	S: 3	R: 1	H: 2	E: 0	K: 0	S: 6	R: 0	H: 0	E: 0	K: 0	S: 6	R: 1	H: 1	E: 0	K: 0	S: 6	R: 1	H: 2	E: 0	K: 0	S: 6	1B: 6	SF: 0	2B: 1	3B: 1	HR: 0	WP: 0	PA: 43
--------------	------	------	------	------	------	------	------	------	------	------	------	------	------	------	------	------	------	------	------	------	------	------	------	------	------	------	------	------	------	------	------	------	------	------	------	------	------	------	------	------	------	------	------	------	------	------	------	------	------	------	------	------	------	------	------	------	------	------	------	------	------	------	------	------	------	-------	-------	-------	-------	-------	-------	--------


PITCHER	IP	WLS	BF	H	R	ER	SO	BB	IBB	HBP	BLK	WP	HR	S	P	ERA	WHIP
Don Ferrarese, L (1, 1) ERA: 4.5	7.0		27	4	2	2	4	3	0	0	0	0	0	32	44	2.57	1.000
George Zuverink, R (8, 1) ERA: 3.8	2.0	W	10	4	2	2	1	1	0	0	0	0	0	11	15	9.00	2.500
Bill Wight, L (10, 1) ERA: 4.75	0.0		2	0	0	0	0	0	1	0	0	0	0	1	5	∞	∞
Billy Loes, R (10, 1) ERA: 5.36	1.0	S	3	0	0	0	0	0	0	0	0	0	0	3	3	0.00	0.000

**BOTTOM**

**Baltimore Orioles @ Chicago White Sox**  
Comiskey Park, Chicago, IL

Sun Aug 05 1956, 4:33 AM EDT  
Unknown

<b>AB</b>	<b>35</b>
<b>R</b>	<b>4</b>
<b>H</b>	<b>8</b>
<b>RBI</b>	<b>4</b>
<b>BB</b>	<b>5</b>
<b>SO</b>	<b>5</b>
<b>LOB</b>	<b>21</b>





Batter	1	2	3	4	5	6	7	8	9	AB R H RBI BB SO LOB	TOP									
Dick Williams, R OBP: 0.339, SLG: 0.506 (1, 8) BB BB (8, 3)	4-0 1-3 4-3 BLK BB		x 0-0 BB E 1B		BB BB 4-0 G4-6-3 BB		x 0-0 FC3-6 1B	x 0-0 F8		3 1 2 0 2 0 0										
Bob Hale, L OBP: 0.290, SLG: 0.319 Jim Pyburn, R OBP: 0.267, SLG: 0.311 (1, 3) (8, 8)	x 0-0 4-3 1-2		x 0-0 F2		x 0-0 G4-6-3 1-2		x 0-0 FC3-6 BB WP 3B	x 0-0 F7		4 1 0 0 0 0 5 1 0 0 0 0 0 0										
George Kell, R OBP: 0.360, SLG: 0.442 (1, 5)	x 0-0 1-3 2-3		x 0-0 E6 1-2 BB		x 0-0 F6		BB BB 4-0 1-2 3B BB	x 0-0 5-3		4 1 0 0 1 0 2										
Bob Nieman, R OBP: 0.420, SLG: 0.509 (1, 7)	x 0-0 5-3 3-H		BB BB 4-0 1-2 2-3 BB		x 0-0 F9 1B		BB BB 4-0 1-2 2-3 3B BB	x 0-0 6-3		3 1 1 0 2 0 0										
Tito Francona, L OBP: 0.329, SLG: 0.377 (1, 9)		SS 0-3 K	x 0-0 F8		x 0-0 4-3 1-2		x 0-0 E 3B			4 1 1 3 0 1 4										
Gus Triandos, R OBP: 0.347, SLG: 0.453 (1, 2)		x 0-0 2B		x 0-0 HR		x 0-0 F9 2-3	x 0-0 E5 3-H 1B			4 1 3 2 0 0 1										
Grady Hatton, L OBP: 0.330, SLG: 0.287 Billy Gardner, R OBP: 0.273, SLG: 0.343 (1, 4) (8, 4)		x 0-0 F6		x 0-0 F4		SS 0-3 K	x 0-0 4-3			4 0 0 0 0 1 3 0 0 0 0 0 0 0										
Willy Miranda, S OBP: 0.297, SLG: 0.305 (1, 6)		x 0-0 F4		SS 0-3 K		x 0-0 6-3	x 0-0 F7			4 0 0 0 0 1 1										
Ray Moore, R OBP: 0.319, SLG: 0.467 (1, 1)			x 0-0 4-3		x 0-0 6-3		x 0-0 FC3-6 WP 1B 1B	x 0-3 K		4 1 1 0 0 1 0										
Inning Stats	R: 1 E: 0 K: 0 S: 3	H: 0 LOB: 0 BB: 1 P: 7	R: 0 E: 0 K: 1 S: 6	H: 1 LOB: 1 BB: 0 P: 6	R: 0 E: 1 K: 0 S: 5	H: 1 LOB: 3 BB: 1 P: 9	R: 1 E: 0 K: 1 S: 6	H: 1 LOB: 0 BB: 0 P: 6	R: 0 E: 0 K: 1 S: 6	H: 1 LOB: 1 BB: 0 P: 6	R: 5 E: 1 K: 0 S: 7	H: 4 LOB: 1 BB: 2 P: 15	R: 0 E: 0 K: 1 S: 5	H: 0 LOB: 0 BB: 0 P: 5	R: 0 E: 0 K: 0 S: 3	H: 0 LOB: 0 BB: 0 P: 3	1B: 5 2B: 1 3B: 1 HR: 1	SF: 0 SAC: 0 DP: 1 HBP: 0	WP: 1 PB: 0 SB: 0 CS: 0	PA: 40
PITCHER	IP WLS BF H R ER SO BB IBB HBP BLK WP HR S P ERA WHIP																			
Jim Wilson, R ERA: 3.86 (1, 1)	0.0 L 0 0 0 0 0 0 0 0 0 0 0 0 0 0																			
Ellis Kinder, R ERA: 3.29 (7, 1)	0.1 3 2 1 1 0 0 0 0 0 0 0 0 3 3 27.00 6.000																			
Paul LaPalme, L ERA: 4.05 (8, 1)	2.0 6 0 0 0 0 1 0 0 0 0 0 0 0 8 8 0.00 0.000																			

Baltimore Orioles @ Chicago White Sox  
Comiskey Park, Chicago, IL  
Sun Aug 05 1956, 4:38 AM EDT  
Att. 10,964 - Unknown

AB	35
R	7
H	8
RBI	5
BB	5
SO	4
LOB	16



Batter	1	2	3	4	5	6	7	8	9	AB	R	H	RBI	BB	SO	LOB
<b>Fred Hatfield, L</b> OBP: 0.366, SLG: 0.397 (1, 5)	4-0 BB BB BB		X 0-0 G3-6-1 1B		X 0-0 F8		X 0-0 BB 1B		X 0-0 4-3	4	0	2	0	1	0	0
<b>Nellie Fox, L</b> OBP: 0.346, SLG: 0.375 (1, 4)	0-0 L8		X 0-0 G3-6-1 1-2f		X 0-0 4-3		X 0-0 F9		X 0-0 F8	5	0	0	0	0	0	3
<b>Larry Doby, L</b> OBP: 0.401, SLG: 0.454 (1, 8)	4-0 BB 1-2 BB		B 4-0 BB BB		X 0-0 HR		B 4-0 FC5-4 BB 1-2			1	1	1	1	3	0	0
<b>Minnie Minoso, R</b> OBP: 0.411, SLG: 0.456 (1, 7)	0-0 F8		X 0-0 F9		S 0-3 K		X 0-0 FC5-4 1-2f			4	0	0	0	0	1	5
<b>Jim Rivera, L</b> OBP: 0.359, SLG: 0.409 (1, 9)	4-0 1-2 2-3 BB			S 0-3 K		S 0-3 K		X 0-0 F8		3	0	0	0	1	2	0
<b>Sherm Lollar, R</b> OBP: 0.377, SLG: 0.427 (1, 2)	0-0 F3		X 0-0 HR		X 0-0 HR		X 0-0 F7		X 0-0 6-3	4	1	1	1	0	0	3
<b>Walt Dropo, R</b> OBP: 0.350, SLG: 0.347 (1, 3)		X 0-0 F6		X 0-0 6-3		B 4-0 FC6-4 BB		X 0-0 FC6-4 1B		3	0	1	0	1	0	0
<b>Luis Aparicio, R</b> OBP: 0.284, SLG: 0.310 (1, 6)		X 0-0 F8		B 4-0 BB BB		X 0-0 FC6-4 1-2f		X 0-0 FC6-4 1-2f		3	0	0	0	1	0	2
<b>Jim Wilson, R</b> OBP: 0.344, SLG: 0.305 (1, 1)		S 0-3 K		X 0-0 F8			S 0-3 K		X 0-0 F9	2	0	0	0	0	1	1
<b>Ellis Kinder, R</b> (7, 1)										0	0	0	0	0	0	0
<b>Jim Delsing, L</b> OBP: 0.291, SLG: 0.095 (7, PH)										1	0	0	0	0	1	0
<b>Paul LaPalme, L</b> OBP: 0.333, SLG: 0.500 (8, 1)										0	0	0	0	0	0	0
<b>Ron Northey, L</b> OBP: 0.371, SLG: 0.571 (9, PH)										1	0	0	0	0	0	0

Inning Stats	R: 0	H: 0	E: 0	K: 3	S: 3	R: 0	H: 0	E: 0	K: 1	S: 5	R: 0	H: 1	E: 0	K: 0	S: 3	R: 1	H: 1	E: 0	K: 1	S: 6	R: 1	H: 1	E: 0	K: 1	S: 6	R: 0	H: 0	E: 0	K: 1	S: 5	R: 0	H: 1	E: 0	K: 0	S: 4	R: 0	H: 1	E: 0	K: 0	S: 3
	LOB: 3	BB: 3	P: 15	LOB: 0	BB: 0	P: 5	LOB: 1	BB: 1	P: 7	LOB: 1	BB: 1	LOB: 0	BB: 0	P: 6	LOB: 1	BB: 1	LOB: 2	BB: 1	P: 10	LOB: 1	BB: 0	P: 4	LOB: 0	BB: 0	P: 3	LOB: 0	BB: 0	P: 3	LOB: 0	BB: 0	P: 3	LOB: 0	BB: 0	P: 4	LOB: 0	BB: 0	P: 3	LOB: 0	BB: 0	P: 3

PITCHER	IP	WLS	BF	H	R	ER	SO	BB	IBB	HBP	BLK	WP	HR	S	P	ERA	WHIP
<b>Ray Moore, R</b> ERA: 4.39 (1, 1)	9.0	W	38	5	2	2	5	7	0	0	0	0	2	41	69	2.00	1.333

**BOTTOM**

**Baltimore Orioles @ Chicago White Sox**  
Comiskey Park, Chicago, IL

Sun Aug 05 1956, 4:38 AM EDT  
Att. 10,964 - Unknown

AB	31
R	2
H	5
RBI	2
BB	7
SO	5
LOB	14



WP: 0	PA: 38
PB: 0	
SB: 0	
CS: 0	

livebaseballscorecards.com





Batter	1	2	3	4	5	6	7	8	9
<b>Billy Goodman, L</b> (1, 4) OBP: 0.362, SLG: 0.422	4-0 FC4-6 BB		0-0 2-H 1B 3B		0-0 3-1		0-0 4-3		
<b>Billy Klaus, L</b> (1, 5) OBP: 0.377, SLG: 0.366	0-3 K		0-0 3-H G3 1B		0-0 L8			4-0 1B HR BB	
<b>Ted Williams, L</b> (1, 7) OBP: 0.489, SLG: 0.585 <b>Gene Stephens, L</b> (8, PR) OBP: 0.341, SLG: 0.235 (9, 7)	0-0 FC4-6 1-2f		0-0 G3 1-2			0-0 HR		0-0 1-3 HR 1B	
<b>Mickey Vernon, L</b> (1, 3) OBP: 0.426, SLG: 0.574	0-3 K		0-3 K			0-0 G3		0-0 1-H 3-H HR	
<b>Jackie Jensen, R</b> (1, 9) OBP: 0.400, SLG: 0.490		0-0 F3		0-0 6-3		0-0 BB 1B		0-0 1-3	
<b>Jim Piersall, R</b> (1, 8) OBP: 0.370, SLG: 0.447		0-3 K		0-0 S 1B		4-0 1-2 G6-4-3 BB		0-0 SF9 3B	
<b>Sammy White, R</b> (1, 2) OBP: 0.323, SLG: 0.365		0-3 K		0-0 5-3 1-2		0-0 1-2f G6-4-3		0-0 3-H SF9	
<b>Don Buddin, R</b> (1, 6) OBP: 0.358, SLG: 0.340			0-0 3B 2B		0-0 F9		0-0 F2	0-0 F6	
<b>Mel Parnell, L</b> (1, 1) OBP: 0.219, SLG: 0.250			0-3 K		0-0 F7		0-0 F4		

Inning Stats	R: 0 E: 0 K: 2 S: 7	H: 0 LOB: 1 BB: 1 P: 11	R: 0 E: 0 K: 2 S: 7	H: 0 LOB: 0 BB: 0 P: 7	R: 2 E: 0 K: 2 S: 10	H: 3 LOB: 1 BB: 0 P: 10	R: 0 E: 0 K: 0 S: 4	H: 1 LOB: 1 BB: 0 P: 4	R: 0 E: 0 K: 0 S: 3	H: 0 LOB: 0 BB: 0 P: 3	R: 1 E: 0 K: 0 S: 4	H: 2 LOB: 1 BB: 1 P: 8	R: 0 E: 0 K: 0 S: 3	H: 0 LOB: 0 BB: 0 P: 3	R: 4 E: 0 K: 0 S: 6	H: 3 LOB: 1 BB: 1 P: 10
1B: 4 2B: 1 3B: 2 HR: 2	SF: 1 SAC: 0 DP: 1 HBP: 0	WP: 0 PB: 0 SB: 1 CS: 0														

PITCHER	IP	WLS	BF	H	R	ER	SO	BB	IBB	HBP	BLK	WP	HR	S	P	ERA	WHIP
<b>Connie Johnson, R</b> (1, 1) ERA: 3.99	7.0	L	28	6	3	3	6	2	0	0	0	0	1	38	46	3.86	1.143
<b>Don Ferrarese, L</b> (8, 1) ERA: 4.61	0.0		1	0	1	1	0	1	0	0	0	0	0	4	4	∞	∞
<b>George Zuverink, R</b> (8, 1) ERA: 4.07	1.0		6	3	3	3	0	0	0	0	0	0	1	6	6	27.00	3.000

AB R H RBI BB SO LOB

3	1	1	1	1	0	0
3	1	1	1	1	1	1
4	1	2	1	0	0	2
0	1	0	0	0	0	0
4	1	1	3	0	2	2
4	0	1	0	0	0	1
3	1	2	0	1	1	0
3	0	0	1	0	1	3
4	1	1	0	0	0	2
3	0	0	0	0	1	1

AB	31
R	7
H	9
RBI	7
BB	3
SO	6
LOB	12
WP: 0	PA: 35
PB: 0	
SB: 1	
CS: 0	

**Baltimore Orioles @ Boston Red Sox**  
 Fenway Park, Boston, MA  
 Wed Aug 08 1956, 3:33 AM EDT  
 Att. 23,981 - Unknown

livebaseballscorecards.com





Batter	1	2	3	4	5	6	7	8	9	AB R H RBI BB SO LOB	TOP																						
Dick Williams, R (1, 8) OBP: 0.333, SLG: 0.492	0-0 5-3		0-0 3-1			0-0 S 1B		0-0 FC4-6 1-2f		4 0 1 0 0 0 1																							
Bob Hale, L (1, 3) OBP: 0.291, SLG: 0.319	0-0 F8		0-0 1B			0-3 K 1-2		0-0 F4		2 0 1 0 0 0 0																							
Joe Frazier, L (5, 9) OBP: 0.359, SLG: 0.390										2 0 0 0 0 1 2																							
George Kell, R (1, 5) OBP: 0.359, SLG: 0.437	0-0 F7		0-0 F8			0-3 K			0-0 6-3	4 0 0 0 0 1 2																							
Bob Nieman, R (1, 7) OBP: 0.417, SLG: 0.500					0-0 5-3	0-3 K			0-0 5-3	4 0 0 0 0 2 1																							
Gus Triandos, R (1, 2) OBP: 0.348, SLG: 0.448					4-0 FC4-6 1B BB	0-0 G6-3 BB		0-0 F7	0-0 6-3	3 0 1 0 1 0 0																							
Tito Francona, L (1, 9) OBP: 0.331, SLG: 0.376 (5, 3)					0-0 FC4-6 1B 1-2f	0-0 G6-3 1-2f		0-0 3-1		3 1 0 0 0 0 2																							
Billy Gardner, R (1, 4) OBP: 0.275, SLG: 0.344					0-0 S 1B 1-H	0-0 G1-6-3 1B		0-0 5-3		3 0 2 1 0 0 0																							
Willy Miranda, S (1, 6) OBP: 0.295, SLG: 0.300					0-3 K 1-2	0-0 G1-6-3 1-2f		0-0 1-3		3 0 0 0 0 1 2																							
Mike Fomieles, R (1, 1) OBP: 0.182, SLG: 0.273					0-0 F7	0-0 4-3		0-0 FC4-6 1B		2 0 0 0 0 0 0																							
Grady Hatton, L (8, PH) OBP: 0.337, SLG: 0.295										1 0 1 0 0 0 0																							
Erv Palica, R (8, 1) OBP: 0.136, SLG: 0.136										0 0 0 0 0 0 0																							
Johnny Schmitz, R (8, 1)										0 0 0 0 0 0 0																							
<b>Inning Stats</b>	R: 0 E: 0 K: 0 S: 3	H: 0 LOB: 0 BB: 0 P: 3	R: 1 E: 0 K: 2 S: 9	H: 2 LOB: 1 BB: 0 P: 9	R: 0 E: 0 K: 0 S: 4	H: 1 LOB: 1 BB: 0 P: 4	R: 0 E: 0 K: 0 S: 2	H: 0 LOB: 0 BB: 1 P: 6	R: 0 E: 0 K: 0 S: 3	H: 1 LOB: 0 BB: 0 P: 3	R: 0 E: 0 K: 3 S: 10	H: 1 LOB: 1 BB: 0 P: 10	R: 0 E: 0 K: 0 S: 3	H: 0 LOB: 0 BB: 0 P: 3	R: 0 E: 0 K: 0 S: 4	H: 1 LOB: 1 BB: 0 P: 4	R: 0 E: 0 K: 0 S: 3	H: 0 LOB: 0 BB: 0 P: 3	1B: 6 2B: 0 3B: 0 HR: 0	SF: 0 SAC: 0 DP: 2 HBP: 0	WP: 0 PB: 0 SB: 3 CS: 0	PA: 32											
<b>PITCHER</b> Frank Sullivan, R (1, 1) ERA: 3.34	IP 9.0	WLS W	BF 32	H 6	R 1	ER 1	SO 5	BB 1	IBB 0	HBP 0	BLK 0	WP 0	HR 0	S 41	P 45	ERA 1.00	WHIP 0.778																
											<b>PITCHER</b>	IP	WLS	BF	H	R	ER	SO	BB	IBB	HBP	BLK	WP	HR	S	P	ERA	WHIP					

**Baltimore Orioles @ Boston Red Sox**  
 Fenway Park, Boston, MA  
 Thu Aug 09 1956, 3:33 AM EDT  
 Att. 9,218 - Unknown

[livebaseballscorecards.com](http://livebaseballscorecards.com)

<b>AB</b>	31
<b>R</b>	1
<b>H</b>	6
<b>RBI</b>	1
<b>BB</b>	1
<b>SO</b>	5
<b>LOB</b>	10



Batter	1	2	3	4	5	6	7	8	9
Billy Goodman, L (1, 4) OBP: 0.363, SLG: 0.426 Billy Consolo, R (8, PR) (9, 4)	0-0 F7		0-0 2B		0-3 K			0-0 BB 1B	
Billy Klaus, L (1, 5) OBP: 0.378, SLG: 0.365	0-0 E 1B		0-0 6-3		4-0 PO BB			0-3 K	
Ted Williams, L (1, 7) OBP: 0.492, SLG: 0.586 Gene Stephens, L (8, PR) OBP: 0.341, SLG: 0.235 (9, 7)	0-0 E3 G4-6-3 1-2			0-0 BB E 1B	0-0 PO	0-0 G1-6-3 1B		4-0 BB	
Mickey Vernon, L (1, 3) OBP: 0.421, SLG: 0.566	0-0 G4-6-3 1-2f			0-0 E3 BB 1B		0-0 G1-6-3 1-2f		0-0 F9	
Jackie Jensen, R (1, 9) OBP: 0.400, SLG: 0.488		0-3 K		4-0 BB 1B G6-3 BB		0-0 4-3			
Jim Piersall, R (1, 8) OBP: 0.370, SLG: 0.446		0-0 F9		0-0 G6-3 1B		0-3 K			
Sammy White, R (1, 2) OBP: 0.320, SLG: 0.361		0-0 F7		0-0 G6-3 1-2f 3-H		0-3 K			
Don Buddin, R (1, 6) OBP: 0.356, SLG: 0.337			0-3 K		0-0 F7		0-0 6-3		
Frank Sullivan, R (1, 1) OBP: 0.154, SLG: 0.145			0-0 6-3		0-0 6-3			0-0 F3	

Inning Stats	R: 0 E: 1 K: 0 S: 4	H: 1 LOB: 1 BB: 0 P: 4	R: 0 E: 0 K: 1 S: 5	H: 0 LOB: 0 BB: 0 P: 5	R: 0 E: 0 K: 1 S: 6	H: 1 LOB: 1 BB: 0 P: 6	R: 3 E: 1 K: 0 S: 5	H: 2 LOB: 0 BB: 1 P: 9	R: 0 E: 0 K: 1 S: 4	H: 0 LOB: 0 BB: 1 P: 8	R: 0 E: 0 K: 0 S: 3	H: 1 LOB: 0 BB: 0 P: 3	R: 0 E: 0 K: 2 S: 7	H: 0 LOB: 0 BB: 0 P: 7	R: 0 E: 0 K: 1 S: 6	H: 1 LOB: 2 BB: 1 P: 10
--------------	------------------------------	---------------------------------	------------------------------	---------------------------------	------------------------------	---------------------------------	------------------------------	---------------------------------	------------------------------	---------------------------------	------------------------------	---------------------------------	------------------------------	---------------------------------	------------------------------	----------------------------------


PITCHER	IP	WLS	BF	H	R	ER	SO	BB	IBB	HBP	BLK	WP	HR	S	P	ERA	WHIP
Mike Fornieles, R (1, 1) ERA: 4.27	7.0	L	26	5	3	1	5	2	0	0	0	0	0	34	42	1.29	1.000
Erv Palica, R (8, 1) ERA: 4.77	0.1		2	1	0	0	0	0	0	0	0	0	0	2	2	0.00	3.000
Johnny Schmitz, L (8, 1) ERA: 3.95	0.2		3	0	0	0	1	1	0	0	0	0	0	4	8	0.00	1.500

**BOTTOM**

AB	R	H	RBI	BB	SO	LOB
4	0	2	0	0	1	0
0	0	0	0	0	0	0
3	0	1	0	1	1	2
3	1	2	0	1	0	1
0	0	0	0	0	0	0
4	1	0	0	0	0	6
2	1	0	0	1	1	0
3	0	1	2	0	1	0
3	0	0	0	0	1	1
3	0	0	0	0	1	0
3	0	0	0	0	0	0

**Baltimore Orioles @ Boston Red Sox**  
**Fenway Park, Boston, MA**  
 Thu Aug 09 1956, 3:33 AM EDT  
 Att. 9,218 - Unknown

<b>AB</b>	<b>28</b>
<b>R</b>	<b>3</b>
<b>H</b>	<b>6</b>
<b>RBI</b>	<b>2</b>
<b>BB</b>	<b>3</b>
<b>SO</b>	<b>6</b>
<b>LOB</b>	<b>10</b>



WP	HR	S	P	ERA	WHIP
0	0	3	0	0.00	1.000
0	0	0	0	0.00	3.000
0	0	0	0	0.00	1.500





Batter	1	2	3	4	5	6	7	8	9	AB R H RBI BB SO LOB
Hank Bauer, R OBP: 0.331, SLG: 0.473 (1, 9)	0-0 SH1-3 1B	0-0 FC5-4 1-2f			0-0 5-3		4-0 1B 1B BB		0-3 K	4 2 1 0 1 1 1
Billy Martin, R OBP: 0.339, SLG: 0.424 (1, 4)	0-0 SH1-3 1-2		0-0 F4		0-0 F5		0-0 1B 1-3 1B		0-0 E9 1B 1B	4 1 2 0 0 0 0
Mickey Mantle, S OBP: 0.479, SLG: 0.728 (1, 8)	4-0 1B BB		0-0 2B			0-0 F8	0-3 K		0-0 1B 3-H	4 0 2 1 1 1 2
Yogi Berra, L OBP: 0.370, SLG: 0.511 (1, 2)	0-0 F4		0-0 F6			4-0 1B 1B BB	0-0 1B 1-3 1B			3 1 1 1 1 0 3
Bill Skowron, R OBP: 0.402, SLG: 0.566 (1, 3)	0-0 FC6-4 1-3 2-H 1B		0-0 6-3			0-0 1B 1-2 1B	0-3 K			4 1 2 1 0 1 3
Elston Howard, R OBP: 0.310, SLG: 0.366 (1, 7)	0-0 FC6-4 1-2f		0-0 6-3			0-0 CS 1B 1B		0-0 F9		2 0 0 0 0 0 2
Joe Collins, L OBP: 0.297, SLG: 0.340 (6, PH) (7, 7)						1-3 2-H 1B				2 0 1 1 0 0 0
Andy Carey, R OBP: 0.324, SLG: 0.355 (1, 5)		0-0 4-3				0-0 1B 1-2 1B				2 0 0 0 0 0 0
Mickey McDermott, L OBP: 0.237, SLG: 0.147 (6, PH)						1-2 3-H 1B				1 0 1 1 0 0 0
Billy Hunter, R OBP: 0.417, SLG: 0.667 (7, 6)						0-3 K				1 0 0 0 0 0 0
Jerry Coleman, R OBP: 0.313, SLG: 0.307 (1, 6) (7, 5)			0-0 F8		0-0 6-3		0-3 K		0-0 1-3	4 0 0 0 0 1 2
Whitey Ford, L OBP: 0.302, SLG: 0.236 (1, 1)										1 0 0 0 0 1 0 0
Norm Siebern, L OBP: 0.278, SLG: 0.381 (7, PH)					0-0 4-3					1 0 0 0 0 0 0
Tom Sturdivant, L OBP: 0.308, SLG: 0.385 (8, 1)		4-0 FC5-4 BB							0-0 3-1	1 0 0 0 0 0 0

Inning Stats	R: 1	H: 2	E: 0	K: 5	S: 5	R: 0	H: 0	E: 0	K: 3	S: 3	R: 0	H: 1	E: 0	K: 0	S: 4	R: 0	H: 0	E: 0	K: 3	S: 3	R: 0	H: 0	E: 0	K: 0	S: 3	R: 2	H: 3	E: 0	K: 1	S: 7	R: 1	H: 2	E: 0	K: 2	S: 9	R: 0	H: 0	E: 0	K: 0	S: 3	R: 1	H: 2	E: 1	K: 1	S: 6	1B: 9	SF: 0	2B: 2	SAC: 1	3B: 0	DP: 1	HR: 0	HBP: 0	WP: 0	PA: 39
--------------	------	------	------	------	------	------	------	------	------	------	------	------	------	------	------	------	------	------	------	------	------	------	------	------	------	------	------	------	------	------	------	------	------	------	------	------	------	------	------	------	------	------	------	------	------	-------	-------	-------	--------	-------	-------	-------	--------	-------	--------

PITCHER	IP	WLS	BF	H	R	ER	SO	BB	IBB	HBP	BLK	WP	HR	S	P	ERA	WHIP
Ray Moore, R ERA: 4.45 (1, 1)	6.1		29	7	4	4	1	4	0	0	0	0	0	27	43	5.68	1.737
Billy Loes, R ERA: 5.08 (7, 1)	2.1	L	10	3	1	0	3	0	0	0	0	0	0	16	16	0.00	1.286

BOTTOM


Baltimore Orioles @ New York Yankees  
 Yankee Stadium, Bronx, NY  
 Fri Aug 10 1956, 3:33 AM EDT  
 Att. 18,868 - Unknown

livebaseballscorecards.com

AB	34
R	5
H	10
RBI	5
BB	4
SO	4
LOB	13





Batter	1	2	3	4	5	6	7	8	9	AB R H RBI BB SO LOB	TOP	
Dick Williams, R OBP: 0.343, SLG: 0.516 (1, 8) (5, 9)	0-0 1B E 1B	0-3 K			0-0 SH3-4 1-2	0-0 FC1-6 1B		0-0 FC1-4 BB 1B		4 2 2 1 0 1 3		
Tito Francona, L OBP: 0.333, SLG: 0.385 (1, 3)	0-0 1B E 1B		0-0 HR		0-0 1B 1B	0-0 FC1-6 1-2f		4-0 1B BB		4 3 3 1 1 0 1		
George Kell, R OBP: 0.363, SLG: 0.438 Billy Gardner, R OBP: 0.274, SLG: 0.342 (1, 5) (7, 4)	0-0 E9 4-3 SF8 1B		0-3 K		0-0 BB 1B	0-0 F8		0-0 1B		4 2 2 2 0 1 1 1 0 1 2 0 0 0		
Bob Nieman, R OBP: 0.421, SLG: 0.508 (1, 7)	0-0 4-3 2-3		0-0 5-3		4-0 BB 1B BB		4-0 G5-4-3 BB	0-0 F7		3 0 0 0 2 0 3		
Gus Triandos, R OBP: 0.347, SLG: 0.444 (1, 2)	0-0 SF8 3-H		0-3 K		0-0 BB 1B		0-0 G5-4-3 1-2f		0-0 F4	4 0 1 3 0 1 1		
Grady Hatton, L OBP: 0.327, SLG: 0.280 (1, 4) (7, 5)	0-0 F8			0-0 F9	4-0 BB 1B		0-0 3-1		0-0 L6	4 0 0 0 1 0 0		
Tex Nelson, L OBP: 0.258, SLG: 0.185 Hal Smith, R OBP: 0.314, SLG: 0.359 Jim Pyburn, R OBP: 0.270, SLG: 0.313 (1, 9) (5, PH) (5, 8)		0-3 K		0-0 F2	0-0 G6-4-3 1-2f			0-0 FC1-4 E 1B 1B	0-0 5-3	2 0 0 0 0 1 0 1 0 0 0 0 0 3 2 1 1 0 0 0 0	AB 34 R 10 H 11 RBI 9 BB 6 SO 4 LOB 15	
Willy Miranda, S OBP: 0.292, SLG: 0.295 (1, 6)		0-0 6-3		0-0 4-3		4-0 E 1B BB		0-0 E5 FC1-4 1-2		3 1 0 0 1 0 1		
Hal Brown, R OBP: 0.375, SLG: 0.308 (1, 1)		4-0 BB			0-0 1B SH3-4 1B	0-0 SH5-4 1-3		0-0 F6		2 1 1 0 1 0 2		
Inning Stats	R: 3 E: 2 K: 0 S: 6 H: 3 LOB: 0 BB: 0 P: 6	R: 0 E: 0 K: 2 S: 7 H: 0 LOB: 1 BB: 1 P: 11	R: 1 E: 0 K: 2 S: 8 H: 1 LOB: 0 BB: 0 P: 8	R: 0 E: 0 K: 0 S: 3 H: 0 LOB: 0 BB: 0 P: 3	R: 3 E: 0 K: 0 S: 6 H: 4 LOB: 2 BB: 2 P: 14	R: 1 E: 1 K: 0 S: 4 H: 1 LOB: 1 BB: 1 P: 8	R: 0 E: 0 K: 0 S: 2 H: 0 LOB: 0 BB: 1 P: 6	R: 2 E: 1 K: 0 S: 6 H: 2 LOB: 2 BB: 1 P: 10	R: 0 E: 0 K: 0 S: 3 H: 0 LOB: 0 BB: 0 P: 3	1B: 10 2B: 0 3B: 0 HR: 1 SF: 1 SAC: 2 DP: 2 HBP: 0	WP: 0 PB: 0 SB: 0 CS: 0 PA: 43	
PITCHER	IP WLS BF H R ER SO BB IBB HBP BLK WP HR S P ERA WHIP											
Ralph Terry, R ERA: 8.1 (1, 1)	4.1 L 22 7 7 6 4 2 0 0 0 0 0 1 28 36 12.46 2.077											
Rip Coleman, L ERA: 2.97 (5, 1)	2.2 11 2 1 1 0 3 0 0 0 0 0 0 8 20 3.38 1.875											
Mickey McDermott, L ERA: 4.88 (8, 1)	2.0 10 2 2 0 0 1 0 0 0 0 0 0 9 13 0.00 1.500											

Baltimore Orioles @ New York Yankees  
Yankee Stadium, Bronx, NY  
Sat Aug 11 1956, 3:33 AM EDT  
Att: 15,008 - Unknown

livebaseballscorecards.com





Batter	1	2	3	4	5	6	7	8	9	AB R H RBI BB SO LOB	TOP	
Dick Williams, R OBP: 0.345, SLG: 0.513 (1, 8) X	0-0 F9 HBP 1B		0-0 F7		0-0 F8		0-0 1B		0-0 F7	5 0 2 0 0 0 1		
Tito Francona, L OBP: 0.332, SLG: 0.381 (1, 3) SSS	0-3 K		4-0 BB		0-3 K		0-3 K			3 0 0 0 1 3 3		
George Kell, R OBP: 0.364, SLG: 0.438 Billy Gardner, R OBP: 0.275, SLG: 0.342 (1, 5) H (1, PR) (1, 4)	1-0 S 1-2 HBP		0-0 L8		0-0 FC1-6 BB 1B		0-0 F5			0 0 0 0 0 0 0 3 1 1 0 0 0 2		
Bob Nieman, R OBP: 0.422, SLG: 0.517 (1, 7) X	0-0 F9 2-3		0-0 5-3		4-0 FC1-6 BB 1B		0-0 HR			3 1 1 1 1 0 3		
Gus Triandos, R OBP: 0.349, SLG: 0.444 Hal Smith, R OBP: 0.314, SLG: 0.363 (1, 2) BB (3, 2) BB	4-0 1-2 BB		0-0 L6 2B		0-0 FC1-6 1B 1-2f 2-3		0-3 K			0 0 0 0 1 0 0 3 0 1 0 0 1 2		
Joe Frazier, L OBP: 0.354, SLG: 0.383 (1, 9) X	0-0 4-3		0-0 L6 2-3		0-0 1B 1-2 3-H		0-3 K			4 0 1 1 0 1 4		
Grady Hatton, L OBP: 0.315, SLG: 0.268 (1, 4) (1, 5)		0-0 F4		0-0 F7		0-0 F8		0-0 F6		4 0 0 0 0 0 2		
Willy Miranda, S OBP: 0.291, SLG: 0.293 (1, 6) SSS		0-3 K		4-0 BB		0-0 F6		0-0 F8		3 0 0 0 1 1 2		
Don Ferrarese, R OBP: 0.111, SLG: 0.040 Erv Palica, R OBP: 0.125, SLG: 0.125 Bob Hale, L OBP: 0.288, SLG: 0.316 (1, 1) (2, 1) (9, PH)		0-0 6-3		0-3 K		0-0 4-3		0-0 F8		1 0 0 0 0 0 0 2 0 0 0 0 1 1 1 0 0 0 0 0 0		
<b>Inning Stats</b>	R: 0 E: 0 K: 1 S: 6 H: 1 LOB: 3 BB: 1 P: 11	R: 0 E: 0 K: 1 S: 5 H: 0 LOB: 0 BB: 0 P: 5	R: 0 E: 0 K: 0 S: 3 H: 0 LOB: 1 BB: 1 P: 7	R: 0 E: 0 K: 0 S: 3 H: 1 LOB: 0 BB: 0 P: 3	R: 0 E: 0 K: 2 S: 7 H: 0 LOB: 1 BB: 1 P: 11	R: 1 E: 0 K: 0 S: 5 H: 2 LOB: 2 BB: 1 P: 9	R: 0 E: 0 K: 1 S: 6 H: 1 LOB: 1 BB: 0 P: 6	R: 1 E: 0 K: 2 S: 8 H: 1 LOB: 0 BB: 0 P: 8	R: 0 E: 0 K: 0 S: 3 H: 0 LOB: 0 BB: 0 P: 3	1B: 4 2B: 2 3B: 0 HR: 1 SF: 0 SAC: 0 DP: 1 HBP: 1	WP: 0 PB: 0 SB: 1 CS: 0 PA: 37	
<b>PITCHER</b> Don Larsen, R ERA: 3.73 (1, 1)	IP WLS BF H R ER SO BB IBB HBP BLK WP HR S P ERA WHIP	9.0 W 37 6 2 2 7 4 0 1 0 0 1 46 63 2.00 1.111										

Baltimore Orioles @ New York Yankees  
Yankee Stadium, Bronx, NY  
Sun Aug 12 1956, 3:33 AM EDT  
Unknown


livebaseballscorecards.com

AB	32
R	2
H	6
RBI	2
BB	4
SO	7
LOB	20







Batter	1	2	3	4	5	6	7	8	9	AB R H RBI BB SO LOB	TOP														
Dick Williams, R OBP: 0.341, SLG: 0.505 (1, 8) (5, 4)	0-0 4-3	0-0 F9		0-0 F5		0-0 G4-6-3 1B			0-0 6-3	5 0 1 0 0 0 4	<p><b>Baltimore Orioles @ New York Yankees</b> Yankee Stadium, Bronx, NY</p> <p>Sun Aug 12 1956, 3:38 AM EDT Att: 27,178 - Unknown</p> <p>livebaseballscorecards.com</p> <table border="1"> <tr><td>AB</td><td>35</td></tr> <tr><td>R</td><td>2</td></tr> <tr><td>H</td><td>11</td></tr> <tr><td>RBI</td><td>0</td></tr> <tr><td>BB</td><td>4</td></tr> <tr><td>SO</td><td>4</td></tr> <tr><td>LOB</td><td>23</td></tr> </table> 	AB	35	R	2	H	11	RBI	0	BB	4	SO	4	LOB	23
AB	35																								
R	2																								
H	11																								
RBI	0																								
BB	4																								
SO	4																								
LOB	23																								
Tito Francona, L OBP: 0.336, SLG: 0.389 (1, 3) (5, 9)	0-0 1-3		0-0 CS 1B		0-0 1B PB 2B	0-0 G4-6-3 1-2f		0-0 1B	5 1 3 0 0 0 1																
Joe Frazier, L Hal Smith, R OBP: 0.315, SLG: 0.362 (1, 9) (5, PH) (5, 2)	0-0 1B 1B		0-0 F6 1-2		0-3 K		0-0 G6-4-3 1B	0-0 F8	2 0 1 0 0 0 1 3 0 1 0 0 1 2																
Bob Nieman, R OBP: 0.425, SLG: 0.518 (1, 7)	0-0 1-3 1B		4-0 BB BB BB BB		0-0 BB PB E 1B		0-3 K		3 1 2 0 1 1 1																
Gus Triandos, R OBP: 0.348, SLG: 0.440 (1, 2) (5, 3)	0-0 F8		0-0 F3		4-0 E BB G1-2-3 BB		0-0 G6-4-3 1-2f		3 0 0 0 1 0 4																
Grady Hatton, L Jim Pyburn, R OBP: 0.273, SLG: 0.311 (1, 5) (5, PH) (5, 8)		0-0 2B 1B		0-0 G3		4-0 1-2 2-3 E BB		0-3 K	2 0 1 0 0 0 0 1 0 0 0 1 1 0																
Billy Gardner, R OBP: 0.277, SLG: 0.345 (1, 4) (5, 6)		0-0 1-3 2B		4-0 BB BB BB BB		0-0 E2 1-2 2-3 3-H		0-0 F8	3 0 1 0 1 0 2																
Willy Miranda, S Bob Hale, L Wayne Causey, L OBP: 0.290, SLG: 0.291 OBP: 0.286, SLG: 0.314 OBP: 0.210, SLG: 0.161 (1, 6) (5, PH) (5, 5)		0-3 K		0-0 F5		0-0 G1-2-3 3-Hf		0-0 F8	2 0 0 0 0 1 3 1 0 0 0 0 0 3 1 0 0 0 0 0 0																
Bill Wight, L Tom Gastall, R OBP: 0.222, SLG: 0.205 OBP: 0.227, SLG: 0.200 (1, 1) (9, PH)		0-0 F8		0-0 1-2 1B		0-0 6-3		0-0 F9	3 0 1 0 0 0 2 1 0 0 0 0 0 0																
Inning Stats	R: 0 E: 0 K: 0 S: 5 H: 2 LOB: 2 P: 5	R: 0 E: 0 K: 1 S: 7 H: 2 LOB: 2 P: 7	R: 0 E: 0 K: 0 S: 3 H: 1 LOB: 1 P: 7	R: 0 E: 0 K: 0 S: 4 H: 1 LOB: 2 P: 8	R: 2 E: 1 K: 1 S: 7 H: 2 LOB: 2 P: 15	R: 0 E: 0 K: 0 S: 3 H: 1 LOB: 0 P: 3	R: 0 E: 0 K: 1 S: 5 H: 1 LOB: 0 P: 5	R: 0 E: 0 K: 1 S: 5 H: 0 LOB: 0 P: 5	R: 0 E: 0 K: 0 S: 4 H: 1 LOB: 1 P: 4	1B: 9 2B: 2 3B: 0 HR: 0 SF: 0 SAC: 0 DP: 3 HBP: 0	WP: 0 PB: 1 SB: 0 CS: 1 PA: 39														
PITCHER	IP WLS BF H R ER SO BB IBB HBP BLK WP HR S P ERA WHIP											PITCHER	IP WLS BF H R ER SO BB IBB HBP BLK WP HR S P ERA WHIP												
Bob Turley, R ERA: 4.7 (1, 1)	4.0																								
Tommy Byrne, L ERA: 4.24 (5, 1)	0.1																								
Tom Morgan, R ERA: 3.32 (5, 1)	4.2 W	15	3	1	0	2	0	0	0	0	0	0	0	19	19	0.00	0.643								

Batter	1	2	3	4	5	6	7	8	9
Hank Bauer, R OBP: 0.331, SLG: 0.463 (1, 9)	0-0 5-3		4-0 3B BB		0-0 5-3			0-0 F8	
Billy Martin, R OBP: 0.341, SLG: 0.423 (1, 4)	0-0 F8		0-0 F8			0-0 SH1-3 E 1B		4-0 FC3-8 BB	
Yogi Berra, L OBP: 0.373, SLG: 0.515 (1, 2)	0-0 1B		0-0 1-H 2-H 3B			0-0 SH1-3		0-0 FC3-6 1B	
Mickey Mantle, S OBP: 0.484, SLG: 0.747 (1, 8)	0-3 K			0-0 WP 1B		4-0 FC4 BB		0-0 1-2 1B	
Bill Skowron, R OBP: 0.397, SLG: 0.553 (1, 3)		0-0 4-3		0-0 G6-3 1B		0-0 FC4		0-3 K	
Joe Collins, L OBP: 0.296, SLG: 0.338 (9, 3)				1-H		1-2f 2-H			
Elston Howard, R OBP: 0.303, SLG: 0.353 (1, 7)		0-0 F9		0-0 G6-3		0-0 FC4			
Andy Carey, R OBP: 0.319, SLG: 0.349 (1, 5)		0-0 5-3		0-0 5-3			0-0 F9		
Billy Hunter, R OBP: 0.412, SLG: 0.647 (1, 6)			0-0 3B BB 1B		0-0 5-3		0-0 6-3		
Bob Turley, R OBP: 0.275, SLG: 0.222 (1, 1)			0-0 F3		0-3 K		0-0 6-3		
Tommy Byrne, L OBP: 0.306, SLG: 0.514 (5, 1)									
Tom Morgan, R OBP: 0.214, SLG: 0.154 (5, 1)									

AB	R	H	RBI	BB	SO	LOB
3	1	0	0	1	0	0
3	1	1	0	1	0	2
3	0	2	2	0	0	1
3	1	2	0	1	1	1
4	0	1	1	0	1	3
0	0	0	0	0	0	0
3	0	0	0	0	0	2
3	0	0	0	0	0	0
3	1	1	0	0	0	0
1	0	0	0	0	0	1
0	0	0	0	0	0	0
2	0	0	0	0	1	0

**BOTTOM**

**Baltimore Orioles @ New York Yankees**  
 Yankee Stadium, Bronx, NY  
 Sun Aug 12 1956, 3:38 AM EDT  
 Att. 27,178 - Unknown

[livebaseballscorecards.com](http://livebaseballscorecards.com)

<b>AB</b>	<b>28</b>
<b>R</b>	<b>4</b>
<b>H</b>	<b>7</b>
<b>RBI</b>	<b>3</b>
<b>BB</b>	<b>3</b>
<b>SO</b>	<b>3</b>
<b>LOB</b>	<b>10</b>



1B: 6	SF: 0
2B: 0	SAC: 1
3B: 1	DP: 1
HR: 0	HBP: 0

WP: 1	PA: 32
PB: 0	
SB: 0	
CS: 0	

Inning Stats	R	H	E	K	S	P	IP	WLS	BF	H	R	ER	SO	BB	IBB	HBP	BLK	WP	HR	S	P	ERA	WHIP
Bill Wight, L ERA: 4.66 (1, 1)	0	1	0	1	6		8.0	L	32	7	4	3	3	3	0	0	0	1	0	35	47	3.38	1.250

PITCHER	IP	WLS	BF	H	R	ER	SO	BB	IBB	HBP	BLK	WP	HR	S	P	ERA	WHIP
Bill Wight, L ERA: 4.66 (1, 1)	8.0	L	32	7	4	3	3	3	0	0	0	1	0	35	47	3.38	1.250



Batter	1	2	3	4	5	6	7	8	9	AB R H RBI BB SO LOB	TOP																					
<b>Eddie Yost, R</b> OBP: 0.434, SLG: 0.367 (1, 5)	0-3 K2-3		0-0 F7		0-3 K		0-0 F7			4 0 0 0 0 2 3																						
<b>Whitey Herzog, L</b> OBP: 0.311, SLG: 0.369 (1, 8)	0-0 1B FC9-2 1B		0-3 K		0-0 F9			0-3 K		4 0 1 0 0 2 3																						
<b>Pete Runnels, L</b> OBP: 0.374, SLG: 0.428 (1, 3)	0-0 1-3 1B		0-0 F7		0-0 F7			0-0 4-3		4 0 1 0 0 0 1																						
<b>Clint Courtney, L</b> OBP: 0.392, SLG: 0.479 (1, 2)	0-0 FC9-2 3-H			0-0 4-3		0-0 4-3		0-0 6-3		4 0 0 0 0 0 2																						
<b>Roy Sievers, R</b> OBP: 0.376, SLG: 0.479 (1, 7)		0-0 F7		0-3 K		0-0 WP 1B		0-0 6-3		4 0 1 0 0 1 0																						
<b>Jim Lemon, R</b> OBP: 0.352, SLG: 0.510 (1, 9)		0-3 K		0-3 K		4-0 1-2 BB		0-3 K		3 0 0 0 1 3 0																						
<b>Herb Plews, L</b> OBP: 0.389, SLG: 0.366 (1, 4)		0-0 1B			4-0 1B BB	0-3 K		4-0 BB		2 0 1 0 2 1 2																						
<b>Jose Valdivielso, R</b> OBP: 0.296, SLG: 0.306 (1, 6)		0-3 K			0-0 F8		0-0 F8		0-0 F6	2 0 0 0 0 1 2																						
<b>Ernie Oravetz, S</b> OBP: 0.345, SLG: 0.287 (7, PH)										1 0 0 0 0 0 0																						
<b>Tony Roig, R</b> OBP: 0.303, SLG: 0.229 (7, 6)										0 0 0 0 0 0 0																						
<b>Lou Berberet, L</b> OBP: 0.419, SLG: 0.429 (9, PH)										1 0 0 0 0 0 1																						
<b>Chuck Stobbs, L</b> OBP: 0.194, SLG: 0.200 (1, 1)			0-0 1B							3 0 2 0 0 1 0																						
<b>Bob Chakales, R</b> OBP: 0.111, SLG: 0.111 (8, 1)					0-0 1-2 1B		0-3 K			0 0 0 0 0 0 0																						
<b>Inning Stats</b>	R: 0 E: 0 K: 1 S: 6	H: 2 LOB: 1 BB: 0 P: 6	R: 0 E: 0 K: 2 S: 8	H: 1 LOB: 1 BB: 0 P: 8	R: 0 E: 0 K: 1 S: 6	H: 1 LOB: 1 BB: 0 P: 6	R: 0 E: 0 K: 2 S: 7	H: 0 LOB: 0 BB: 0 P: 7	R: 0 E: 0 K: 1 S: 6	H: 1 LOB: 2 BB: 1 P: 10	R: 0 E: 0 K: 1 S: 5	H: 0 LOB: 0 BB: 0 P: 5	R: 0 E: 0 K: 1 S: 5	H: 0 LOB: 0 BB: 0 P: 5	R: 0 E: 0 K: 1 S: 5	H: 0 LOB: 1 BB: 1 P: 9	1B: 6 2B: 1 3B: 0 HR: 0	SF: 0 SAC: 0 DP: 1 HBP: 0	WP: 1 PB: 0 SB: 0 CS: 0	PA: 35												
<b>PITCHER</b> <b>Connie Johnson, R</b> ERA: 3.71 (1, 1)	IP 9.0	WLS W	BF 35	H 6	R 0	ER 0	SO 11	BB 3	IBB 0	HBP 0	BLK 0	WP 1	HR 0	S 54	P 66	ERA 0.00	WHIP 1.000															
											<b>PITCHER</b>	IP	WLS	BF	H	R	ER	SO	BB	IBB	HBP	BLK	WP	HR	S	P	ERA	WHIP				

Washington Senators @ Baltimore Orioles  
 Memorial Stadium, Baltimore, MD  
 Tue Aug 14 1956, 3:33 AM EDT  
 Att: 21,314 - Unknown

AB	32
R	0
H	6
RBI	0
BB	3
SO	11
LOB	14



Batter	1	2	3	4	5	6	7	8	9
<b>Billy Gardner, R</b> OBP: 0.277, SLG: 0.346 (1, 4)	0-0 5-3		0-0 FC1-6		0-0 F6			0-0 1B 2B	
<b>Tito Francona, L</b> OBP: 0.335, SLG: 0.385 (1, 9) (9, 3)	0-0 F8		0-0 F6			0-0 F8		4-0 1B BB	
<b>Dick Williams, R</b> OBP: 0.340, SLG: 0.500 (1, 8) (9, 9)	0-0 F8		0-0 F7			0-3 K		0-0 E8 F8 CS 1B	
<b>Bob Nieman, R</b> OBP: 0.429, SLG: 0.518 (1, 7)		0-3 K		0-0 CS 1B		4-0 FC6-4 BB		4-0 BB	
<b>Gus Triandos, R</b> OBP: 0.347, SLG: 0.436 (1, 3)		0-0 6-3		4-0 BB		0-0 FC6-4		0-0 F8	
<b>Jim Pyburn, R</b> OBP: 0.273, SLG: 0.311 (9, 8)				1-2 BB		1-2f		2-3	
<b>Grady Hatton, L</b> OBP: 0.319, SLG: 0.275 (1, 5)		0-0 E6 1B 1B		0-0 F6			0-0 F7	0-0 CS	
<b>Tom Gastall, R</b> OBP: 0.234, SLG: 0.209 (1, 2)		0-0 2-H 1B		0-3 K			0-0 F5	3-H	
<b>Willy Miranda, S</b> OBP: 0.288, SLG: 0.289 (1, 6)		0-0 F8			0-0 1-3		0-0 F4		
<b>Connie Johnson, R</b> OBP: 0.279, SLG: 0.250 (1, 1)			0-0 FC1-6 1B		0-0 F9			0-0 F8	

Inning Stats	R: 0	H: 0	E: 0	K: 0	S: 3	R: 1	H: 2	E: 1	K: 1	S: 7	R: 0	H: 1	E: 0	K: 0	S: 4	R: 0	H: 1	E: 0	K: 1	S: 5	R: 0	H: 0	E: 0	K: 0	S: 3	R: 0	H: 0	E: 0	K: 0	S: 3	R: 2	H: 2	E: 1	K: 0	S: 4
	LOB: 0	BB: 0	P: 3	LOB: 1	BB: 0	P: 7	LOB: 1	BB: 0	P: 4		LOB: 1	BB: 1	P: 9	LOB: 0	BB: 0	P: 3	LOB: 1	BB: 1	P: 9		LOB: 0	BB: 0	P: 3	LOB: 0	BB: 0	P: 3	LOB: 1	BB: 1	P: 9	LOB: 1	BB: 2	P: 12			

PITCHER		IP	WLS	BF	H	R	ER	SO	BB	IBB	HBP	BLK	WP	HR	S	P	ERA	WHIP
<b>Chuck Stobbs, L</b> ERA: 3.67 (1, 1)		7.1	L	30	6	3	1	3	3	0	0	0	0	0	33	45	1.23	1.227
<b>Bob Chakales, R</b> ERA: 3.54 (8, 1)		0.2		2	0	0	0	0	1	0	0	0	0	1	5	0.00	1.500	

AB R H RBI BB SO LOB

4	1	1	0	0	0	1
3	1	0	0	1	0	1
4	0	1	1	0	1	1
2	0	1	0	2	1	0
3	0	0	0	1	0	3
0	0	0	0	0	0	0
3	1	1	0	0	0	1
3	0	1	1	0	1	1
3	0	0	0	0	0	1
3	0	1	0	0	0	0

AB	28
R	3
H	6
RBI	2
BB	4
SO	3
LOB	9



**Washington Senators @ Baltimore Orioles**  
**Memorial Stadium, Baltimore, MD**  
 Tue Aug 14 1956, 3:33 AM EDT  
 Att. 21,314 - Unknown

livebaseballscorecards.com

WP	PA
0	33
PB	0
SB	0
CS	2



Batter	1	2	3	4	5	6	7	8	9	10	11	12	AB R H RBI BB SO LOB	TOP			
Eddie Yost, R OBP: 0.434, SLG: 0.367 (1, 5)	0-0 F9 1B		0-0 SF8 1B		0-0 F9 1B			0-0 SH1-4 1-2		0-0 1B 1B		0-0 5-3	5 1 2 0 0 0 0				
Whitey Herzog, L OBP: 0.310, SLG: 0.367 (1, 8)	0-0 4-3		0-0 F8		0-0 F7			0-0 4-3 2-3		0-0 1-3 1B			5 0 1 0 0 0 2				
Pete Runnels, L OBP: 0.374, SLG: 0.431 (1, 3)	0-0 BB 1B		0-0 SF8 1-H					0-0 F4		0-0 K 2B		0-3 K	4 0 2 2 0 1 2				
Roy Sievers, R OBP: 0.374, SLG: 0.475 (1, 7)	4-0 BB 1-2 BB		0-0 F8					0-0 F7		0-3 K 3-H		0-0 F9	4 0 0 0 1 1 3				
Jim Lemon, R OBP: 0.350, SLG: 0.505 (1, 9)	4-0 1-2 2-3 BB				0-0 4-3			0-3 K		0-3 K		0-3 K	4 0 0 0 1 3 0				
Herb Plews, L OBP: 0.381, SLG: 0.367 (1, 4)	0-0 F8				0-0 4-3 2B			0-0 1-3		0-0 4-3		0-3 K	5 0 1 0 0 1 3				
Lou Berberet, L OBP: 0.415, SLG: 0.420 Ed Fitz Gerald, R OBP: 0.412, SLG: 0.432 (9, PR) (9, 2)			0-0 6-3		0-0 4-3 2-3			0-0 F5		4-0 BB		0-3 K	3 0 0 0 1 0 1 1 0 0 0 0 1 0				
Tony Roig, R OBP: 0.288, SLG: 0.216 (1, 6)			0-0 4-3		0-0 5-3			0-0 6-3		0-3 K		0-3 K	5 0 0 0 0 2 2				
Camilo Pascual, R OBP: 0.205, SLG: 0.238 Ernie Oravetz, S OBP: 0.351, SLG: 0.295 Bud Byerly, R OBP: 0.167, SLG: 0.167 (8, PH) (8, 1)			0-0 4-3					0-0 K		0-0 4-3 SH1-4 2B 1B		0-0 5-3	2 0 0 0 0 1 0 1 1 1 0 0 0 0 2 0 0 0 0 1 0				
<b>Inning Stats</b>	R: 0 H: 1 E: 0 LOB: 3 K: 0 BB: 2 S: 4 P: 12	R: 0 H: 0 E: 0 LOB: 0 K: 0 BB: 0 S: 3 P: 3	R: 1 H: 1 E: 0 LOB: 0 K: 0 BB: 0 S: 4 P: 4	R: 0 H: 1 E: 0 LOB: 1 K: 0 BB: 0 S: 4 P: 4	R: 0 H: 0 E: 0 LOB: 0 K: 1 BB: 0 S: 5 P: 5	R: 0 H: 0 E: 0 LOB: 0 K: 1 BB: 0 S: 5 P: 5	R: 0 H: 0 E: 0 LOB: 0 K: 0 BB: 0 S: 3 P: 3	R: 1 H: 2 E: 0 LOB: 1 K: 1 BB: 0 S: 7 P: 7	R: 0 H: 0 E: 0 LOB: 1 K: 2 BB: 1 S: 7 P: 11	R: 0 H: 2 E: 0 LOB: 2 K: 1 BB: 0 S: 7 P: 7	R: 0 H: 0 E: 0 LOB: 0 K: 3 BB: 0 S: 9 P: 9	R: 0 H: 0 E: 0 LOB: 0 K: 2 BB: 0 S: 7 P: 7	1B: 5 SF: 1 2B: 2 SAC: 1 3B: 0 DP: 0 HR: 0 HBP: 0	WP: 0 PA: 46 PB: 0 SB: 1 CS: 0			
<b>PITCHER</b>	IP WLS BF H R ER SO BB IBB HBP BLK WP HR S P ERA WHIP																
Mike Fomieses, R ERA: 3.92 (1, 1)	9.1	WLS	BF	H	R	ER	SO	BB	IBB	HBP	BLK	WP	HR	S	P	ERA	WHIP
Bill Wight, L ERA: 4.57 (10, 1)	2.2	W	8	0	0	0	6	0	0	0	0	0	0	20	20	0.00	0.000

Washington Senators @ Baltimore Orioles  
 Memorial Stadium, Baltimore, MD  
 Wed Aug 15 1956, 3:33 AM EDT  
 Att: 9,851 - Unknown

AB	41
R	2
H	7
RBI	2
BB	3
SO	11
LOB	13







**New York Yankees @ Baltimore Orioles**  
**Memorial Stadium, Baltimore, MD**

Fri Aug 17 1956, 3:33 AM EDT  
 Att: 29,110 - Unknown

AB	33
R	4
H	8
RBI	2
BB	4
SO	5
LOB	18



Batter	1	2	3	4	5	6	7	8	9	AB R H RBI BB SO LOB									
<b>Hank Bauer, R</b> (1, 9) OBP: 0.329, SLG: 0.459	4-0 1B SF6 BB	0-0 F6		0-0 F5			0-0 F8		0-0 F9	4 1 0 0 1 0 1									
<b>Billy Martin, R</b> (1, 4) OBP: 0.343, SLG: 0.434	0-0 1-3 E 1B	0-0 1-2 1B			4-0 2B S BB		0-0 1B		0-0 6-3	4 2 3 0 1 0 0									
<b>Mickey Mantle, S</b> (1, 8) OBP: 0.483, SLG: 0.740	0-0 F6	0-0 L8			0-0 L8		0-3 K			4 0 0 0 0 1 6									
<b>Yogi Berra, L</b> (1, 2) OBP: 0.373, SLG: 0.525	0-0 SF6		4-0 FC3-6 BB		0-0 S 1-3 2B		0-3 K			2 0 1 1 1 1 1									
<b>Joe Collins, L</b> (1, 7) OBP: 0.298, SLG: 0.349	0-0 1-H E6 3B		0-0 1-2f FC3-6		0-0 2-3 3-H F4			0-0 1B		4 1 2 1 0 0 2									
<b>Bill Skowron, R</b> (1, 3) OBP: 0.394, SLG: 0.544	4-0 FC6-4 BB		0-0 F4		0-0 2-3 3-H F8			0-3 K		3 0 0 0 1 1 3									
<b>Gil McDougald, R</b> (1, 6) OBP: 0.407, SLG: 0.432	0-0 1-2f FC6-4		0-0 F8			0-0 G1-6-3 1B		0-3 K		4 0 1 0 0 1 3									
<b>Jerry Coleman, R</b> (1, 5) OBP: 0.299, SLG: 0.285		0-0 6-3		0-0 5-3		0-0 G1-6-3		0-3 K		3 0 0 0 0 0 1									
<b>Tommy Byrne, L</b> (8, PH) OBP: 0.300, SLG: 0.474						1-2f				1 0 0 0 0 1 1									
<b>Tom Carroll, R</b> (8, 5) OBP: 0.400, SLG: 0.400										0 0 0 0 0 0 0									
<b>Billy Hunter, R</b> (8, 5) OBP: 0.444, SLG: 0.667										0 0 0 0 0 0 0									
<b>Ralph Terry, R</b> (1, 1) OBP: 0.167, SLG: 0.167		0-0 1B		0-0 F4		0-0 F5			0-0 F7	2 0 1 0 0 0 0									
<b>Rip Coleman, L</b> (4, 1)										0 0 0 0 0 0 0									
<b>Mickey McDermott, L</b> (6, PH) OBP: 0.256, SLG: 0.256										2 0 0 0 0 0 0									
<b>Inning Stats</b>	R: 3 E: 1 K: 0 S: 5	H: 2 LOB: 1 BB: 2 P: 13	R: 0 E: 0 K: 0 S: 5	H: 2 LOB: 2 BB: 0 P: 5	R: 0 E: 0 K: 0 S: 3	H: 0 LOB: 1 BB: 1 P: 7	R: 0 E: 0 K: 0 S: 3	H: 0 LOB: 0 BB: 0 P: 3	R: 1 E: 0 K: 2 S: 8	H: 1 LOB: 1 BB: 0 P: 8	R: 0 E: 0 K: 3 S: 10	H: 1 LOB: 1 BB: 0 P: 10	R: 0 E: 0 K: 0 S: 3	H: 0 LOB: 0 BB: 0 P: 3	1B: 6 2B: 1 3B: 1 HR: 0	SF: 1 SAC: 0 DP: 1 HBP: 0	WP: 0 PB: 0 SB: 2 CS: 0	PA: 38	
<b>PITCHER</b> <b>Ray Moore, R</b> (1, 1) ERA: 4.36	IP: 9.0 WLS: W BF: 38 H: 8 R: 4 ER: 3 SO: 5 BB: 4 IBB: 0 HBP: 0 BLK: 0 WP: 0 HR: 0 S: 44 P: 60 ERA: 3.00 WHIP: 1.333																		

livebaseballscorecards.com

Batter	1	2	3	4	5	6	7	8	9
Dick Williams, R OBP: 0.342, SLG: 0.507 (1, 8) X	0-0 6-3		4-0 FC6-4 BB	0-0 HR		0-0 1B		0-3 K	
Bob Boyd, L OBP: 0.424, SLG: 0.450 (1, 3) X	0-0 F2		0-0 FC6-4 G6-4-3 1-2f	0-0 6-3		0-0 E3		0-0 FC6-5-6 1B	
Tito Francona, L OBP: 0.334, SLG: 0.388 (1, 9) X	0-0 F5		0-0 G6-4-3 1-2f		0-0 1-3	0-3 K		0-0 1B	
Bob Nieman, R OBP: 0.434, SLG: 0.513 (1, 7)		4-0 1B BB BB		0-0 1B 1B	4-0 FC4-6 BB		4-0 PB 1B BB	0-0 F3	
Gus Triandos, R OBP: 0.347, SLG: 0.431 (1, 2)		4-0 BB 1B 1-2 F8-2 BB		0-0 L4	4-0 FC4-6 BB		0-0 F9		
Grady Hatton, L OBP: 0.312, SLG: 0.257 (1, 5) X		0-0 F4		4-0 BB 1B 1-2 HR BB	0-0 FC4-6 FC6-4		0-0 F4		
Billy Gardner, R OBP: 0.283, SLG: 0.351 (1, 4) X		0-0 BB 1-2 2-3 1B		0-0 BB HR 1B	0-0 FC6-4		0-0 PB 1B		
Willy Miranda, S OBP: 0.287, SLG: 0.284 (1, 6) X		4-0 1-2 2-3 3-H BB		4-0 1-2 2-3 HR BB		0-0 F3	0-0 F7		
Ray Moore, R OBP: 0.296, SLG: 0.442 (1, 1) X		0-0 F8-2 3-H		0-0 F2		0-3 K		0-0 FC6-5-6 2B	

Inning Stats	R: 0	H: 0	E: 0	K: 0	S: 3	LOB: 0	BB: 0	P: 3
	R: 1	H: 1	E: 0	K: 0	S: 3	LOB: 2	BB: 3	P: 15
	R: 0	H: 0	E: 0	K: 0	S: 2	LOB: 0	BB: 1	P: 6
	R: 5	H: 3	E: 0	K: 0	S: 6	LOB: 0	BB: 2	P: 14
	R: 0	H: 0	E: 0	K: 0	S: 3	LOB: 2	BB: 2	P: 11
	R: 0	H: 1	E: 1	K: 2	S: 9	LOB: 2	BB: 0	P: 9
	R: 0	H: 1	E: 0	K: 0	S: 4	LOB: 2	BB: 1	P: 8
	R: 0	H: 2	E: 0	K: 1	S: 7	LOB: 2	BB: 0	P: 7

PITCHER	IP	WLS	BF	H	R	ER	SO	BB	IBB	HBP	BLK	WP	HR	S	P	ERA	WHIP
Ralph Terry, R ERA: 9.45 (1, 1)	3.1	L	17	3	5	5	0	6	0	0	0	0	0	11	35	13.50	2.700
Rip Coleman, L ERA: 3.03 (4, 1)	1.2		8	1	1	1	0	2	0	0	0	0	1	6	14	5.40	1.800
Mickey McDermott, L ERA: 4.66 (6, 1)	3.0		15	4	0	0	3	1	0	0	0	0	0	20	24	0.00	1.667


**BOTTOM**

**New York Yankees @ Baltimore Orioles**  
**Memorial Stadium, Baltimore, MD**

Fri Aug 17 1956, 3:33 AM EDT  
 Att. 29,110 - Unknown

AB	R	H	RBI	BB	SO	LOB
4	1	2	4	1	1	1
5	0	0	0	0	0	3
5	0	1	0	0	1	3
2	2	1	0	3	0	2
2	0	0	0	2	0	2
3	1	0	0	1	0	5
4	1	3	1	0	0	2
2	1	0	1	2	0	2
4	0	1	0	0	1	6

AB	31
R	6
H	8
RBI	6
BB	9
SO	3
LOB	26



1B:	6	SF:	0	WP:	0	PA:	40
2B:	2	SAC:	0	PB:	1		
3B:	0	DP:	2	SB:	0		
HR:	1	HBP:	0	CS:	0		

livebaseballscorecards.com



Batter	1	2	3	4	5	6	7	8	9	AB R H RBI BB SO LOB	TOP											
<b>Gil McDougald, R</b> (1, 6) OBP: 0.407, SLG: 0.439	4-0 G4-6-3 1B BB	0-3 K			0-0 6-3		0-0 HR		0-0 F7	4 1 1 1 1 1 2												
<b>Billy Martin, R</b> (1, 4) OBP: 0.347, SLG: 0.447	0-0 G4-6-3 1B		0-3 K		0-0 HR		0-0 1B			4 1 3 1 0 1 0												
<b>Mickey Mantle, S</b> (1, 8) OBP: 0.479, SLG: 0.733	0-0 G4-6-3 1-2f 2-3		0-0 F9		0-3 K		0-0 F3			4 0 0 0 0 1 3												
<b>Yogi Berra, L</b> (1, 2) OBP: 0.372, SLG: 0.521	4-0 BB		0-0 F7		0-0 G3			0-0 F8		3 0 0 0 1 0 0												
<b>Bill Skowron, R</b> (1, 3) OBP: 0.393, SLG: 0.549 <b>Elston Howard, R</b> (8, 7) OBP: 0.302, SLG: 0.352	0-0 G3			0-0 HR		0-0 F8		0-0 6-3		4 1 1 1 0 0 2 0 0 0 0 0 0 0												
<b>Joe Collins, L</b> (1, 7) OBP: 0.297, SLG: 0.347 (8, 3)		0-0 1B SH2-3 1B		0-0 G3		0-0 F9		0-0 F6		4 1 1 0 0 0 0												
<b>Hank Bauer, R</b> (1, 9) OBP: 0.328, SLG: 0.457		0-0 1-3 SH2-3 1B		0-0 F6		0-0 5-3		0-0 6-3		4 0 1 0 0 0 0												
<b>Jerry Coleman, R</b> (1, 5) OBP: 0.300, SLG: 0.286		0-0 SH2-3 1-2 3-H		0-0 FC6 1B		0-0 F6		0-0 5-3		3 0 1 1 0 0 0												
<b>Tom Sturdivant, L</b> (1, 1) OBP: 0.295, SLG: 0.364		0-0 1-3		0-0 FC6 1-2f		0-0 F8		0-0 1B		4 0 1 0 0 0 2												
<b>Inning Stats</b>	R: 0 E: 0 K: 0 S: 3	H: 1 LOB: 2 BB: 2 P: 11	R: 1 E: 0 K: 1 S: 7	H: 2 LOB: 1 BB: 0 P: 7	R: 0 E: 0 K: 1 S: 5	H: 0 LOB: 0 BB: 0 P: 5	R: 1 E: 0 K: 0 S: 5	H: 2 LOB: 1 BB: 0 P: 5	R: 1 E: 0 K: 1 S: 6	H: 1 LOB: 0 BB: 0 P: 6	R: 0 E: 0 K: 0 S: 3	H: 0 LOB: 0 BB: 0 P: 3	R: 1 E: 0 K: 0 S: 5	H: 2 LOB: 1 BB: 0 P: 5	R: 0 E: 0 K: 0 S: 3	H: 0 LOB: 0 BB: 0 P: 3	R: 0 E: 0 K: 0 S: 4	H: 1 LOB: 1 BB: 0 P: 4	1B: 6 2B: 0 3B: 0 HR: 3	SF: 0 SAC: 1 DP: 1 HBP: 0	WP: 0 PB: 0 SB: 0 CS: 0	PA: 37
<b>PITCHER</b>	IP WLS BF H R ER SO BB IBB HBP BLK WP HR S P ERA WHIP																					
<b>Hal Brown, R</b> (1, 1) ERA: 3.74	8.0 L 33 8 4 4 3 2 0 0 0 0 0 3 37 45 4.50 1.250																					
<b>George Zuverink, R</b> (9, 1) ERA: 4.02	1.0 4 1 0 0 0 0 0 0 0 0 0 0 4 4 0.00 1.000																					

**New York Yankees @ Baltimore Orioles**  
**Memorial Stadium, Baltimore, MD**  
 Sat Aug 18 1956, 3:33 AM EDT  
 Att: 12,840 - Unknown

[livebaseballscorecards.com](http://livebaseballscorecards.com)

<b>AB</b>	<b>34</b>
<b>R</b>	<b>4</b>
<b>H</b>	<b>9</b>
<b>RBI</b>	<b>4</b>
<b>BB</b>	<b>2</b>
<b>SO</b>	<b>3</b>
<b>LOB</b>	<b>9</b>



Batter	1	2	3	4	5	6	7	8	9	AB	R	H	RBI	BB	SO	LOB
<b>Billy Gardner, R</b> OBP: 0.283, SLG: 0.349 (1, 4) S S (8, 6)	0-3 K ①		0-3 K ②		0-0 F9 ③			4-0 BB B B B B		3	0	0	0	1	2	1
<b>Bob Boyd, L</b> OBP: 0.417, SLG: 0.440 (1, 3) X	0-0 1-3 ②		0-0 CS 1B			0-3 K ①		0-0 F3 ②		4	0	1	0	0	1	1
<b>Dick Williams, R</b> OBP: 0.336, SLG: 0.498 (1, 8) X (8, 4)	0-0 F3 ③		0-0 CS 1-2	0-0 F9 ①		0-0 B5-3 ②		0-0 F5 ③		4	0	0	0	0	0	1
<b>Bob Nieman, R</b> OBP: 0.434, SLG: 0.522 (1, 7)		X 0-0 HR		X 0-0 1B		X 0-0 5-3 ③		X 0-0 F8 ①		4	1	2	1	0	0	0
<b>Tito Francona, L</b> OBP: 0.333, SLG: 0.387 (1, 9) (8, 8)		X 0-0 4-3 ①		X 0-0 F7 ②		X 0-0 1B		X 0-0 F8 ②		4	0	1	0	0	0	1
<b>Grady Hatton, L</b> OBP: 0.318, SLG: 0.259 (1, 5) B B B B		4-0 BB		X 0-0 F8 ③		X 0-0 F5 ①		X 0-0 1B		3	0	1	0	1	0	2
<b>Tom Gastall, R</b> OBP: 0.231, SLG: 0.208 (1, 2)		0-3 K ②		X 0-0 1B		X 0-0 F7 ②		X 0-0 L5 ③		4	0	1	0	0	1	3
<b>Willy Miranda, S</b> OBP: 0.286, SLG: 0.283 <b>Joe Frazier, L</b> OBP: 0.354, SLG: 0.381 (7, PH) (8, 9)		X 0-0 F2 ③		X 0-3 K ①		X 0-0 F3 ③				2	0	0	0	0	1	2
<b>Hal Brown, R</b> OBP: 0.353, SLG: 0.286 <b>George Kell, R</b> OBP: 0.363, SLG: 0.437 <b>George Zuverink, R</b> OBP: 0.167, SLG: 0.118 (9, 1)			X 0-0 F8 ①		X 0-0 F5 ②		X 0-0 F8 ①			1	0	0	0	0	0	0

Inning Stats	R: 0	H: 0	E: 0	K: 1	S: 5	R: 1	H: 1	E: 0	K: 1	S: 6	R: 0	H: 1	E: 0	K: 1	S: 5	R: 0	H: 1	E: 0	K: 0	S: 4	R: 0	H: 1	E: 0	K: 1	S: 6	R: 0	H: 0	E: 0	K: 1	S: 5	R: 0	H: 1	E: 0	K: 0	S: 4	R: 0	H: 0	E: 0	K: 0	S: 3	R: 0	H: 1	E: 0	K: 0	S: 4	R: 0	H: 1	E: 0	K: 0	S: 4
<b>Tom Sturdivant, R</b> ERA: 3.23 (1, 1)	IP	WLS	BF	H	R	ER	SO	BB	IBB	HBP	BLK	WP	HR	S	P	ERA	WHIP																																	
	9.0	W	34	6	1	1	5	2	0	0	0	0	0	42	50	1.00	0.889																																	

**BOTTOM**


**New York Yankees @ Baltimore Orioles**  
Memorial Stadium, Baltimore, MD

Sat Aug 18 1956, 3:33 AM EDT  
Att. 12,840 - Unknown

<b>AB</b>	<b>32</b>
<b>R</b>	<b>1</b>
<b>H</b>	<b>6</b>
<b>RBI</b>	<b>1</b>
<b>BB</b>	<b>2</b>
<b>SO</b>	<b>5</b>
<b>LOB</b>	<b>13</b>

livebaseballscorecards.com

<b>WP: 0</b>	<b>PA: 35</b>
<b>PB: 0</b>	
<b>SB: 0</b>	
<b>CS: 1</b>	





Batter	1	2	3	4	5	6	7	8	9	AB R H RBI BB SO LOB	TOP
<b>Gil McDougald, R</b> (1, 6) OBP: 0.410, SLG: 0.441	4-0 BB G4-6-3	0-0 2-H 1B			0-0 1B G1-6-3		0-0 1-2 2-3 SH2-4		0-0 1-3	3 0 2 1 1 0 0	
<b>Billy Martin, R</b> (1, 4) OBP: 0.345, SLG: 0.444	0-0 1-2f G4-6-3	0-0 F2			0-0 1-2f G1-6-3		0-0 3-H SF8		0-0 1B 1B	4 0 1 1 0 0 3	
<b>Mickey Mantle, S</b> (1, 8) OBP: 0.478, SLG: 0.729	0-3 K				0-0 F2		0-0 2-H 1B		0-0 1-3 1B	5 0 2 1 0 1 0	
<b>Yogi Berra, L</b> (1, 2) OBP: 0.370, SLG: 0.524		0-0 HR			0-0 L4		0-0 6-3		0-0 F9	5 1 1 1 0 0 3	
<b>Bill Skowron, R</b> (1, 3) OBP: 0.391, SLG: 0.551		0-0 F9			0-0 3B		0-0 6-3		0-3 K	4 0 1 0 0 1 0	
<b>Norm Siebern, L</b> (1, 7) OBP: 0.274, SLG: 0.360		0-3 K			0-0 F7		4-0 BB		0-0 4-3	3 0 0 0 1 1 1	
<b>Elston Howard, R</b> (1, 9) OBP: 0.301, SLG: 0.358		0-0 1B 3B			0-0 F2		0-0 F9		0-0 E7	4 1 1 0 0 0 1	
<b>Billy Hunter, R</b> (1, 5) OBP: 0.455, SLG: 0.619		0-0 2B 1B			0-0 6-3		4-0 SH2-4 SH SF8 BB		0-0 1-3	3 2 1 1 1 0 1	
<b>Bob Turley, R</b> (1, 1) OBP: 0.279, SLG: 0.256		0-0 1-H 1B 2B			0-3 K		0-0 SH SH2-4 1B		0-0 6-3	3 2 1 1 0 1 0	
<b>Inning Stats</b>	R: 0 E: 0 K: 1 S: 4 H: 0 LOB: 0 BB: 1 P: 8	R: 4 E: 0 K: 1 S: 10 H: 5 LOB: 1 BB: 0 P: 10	R: 0 E: 0 K: 0 S: 4 H: 1 LOB: 1 BB: 0 P: 4	R: 0 E: 0 K: 1 S: 5 H: 0 LOB: 0 BB: 0 P: 5	R: 0 E: 0 K: 0 S: 3 H: 1 LOB: 0 BB: 0 P: 3	R: 0 E: 0 K: 0 S: 3 H: 0 LOB: 1 BB: 1 P: 7	R: 2 E: 1 K: 0 S: 5 H: 1 LOB: 1 BB: 1 P: 9	R: 0 E: 1 K: 1 S: 6 H: 0 LOB: 1 BB: 0 P: 6	R: 0 E: 0 K: 0 S: 5 H: 2 LOB: 2 BB: 0 P: 5	1B: 6 2B: 1 3B: 2 HR: 1 SF: 1 SAC: 2 DP: 2 HBP: 0	WP: 0 PB: 0 SB: 0 CS: 0 PA: 40
<b>PITCHER</b>	IP WLS BF H R ER SO BB IBB HBP BLK WP HR S P ERA WHIP										
<b>Erv Palica, R</b> (1, 1) ERA: 4.63	7.0 L 31 8 6 6 3 3 0 0 0 0 0 1 34 46 7.71 1.571										
<b>George Zuverink, R</b> (8, 1) ERA: 3.93	2.0 9 2 0 0 1 0 0 0 0 0 0 0 11 11 0.00 1.000										

**New York Yankees @ Baltimore Orioles**  
**Memorial Stadium, Baltimore, MD**  
 Sat Aug 18 1956, 3:38 AM EDT  
 Att: 27,425 - Unknown

AB	34
R	6
H	10
RBI	6
BB	3
SO	4
LOB	9



**BOTTOM**

**New York Yankees @ Baltimore Orioles**  
**Memorial Stadium, Baltimore, MD**

Sat Aug 18 1956, 3:38 AM EDT  
 Att. 27,425 - Unknown

[livebaseballscorecards.com](http://livebaseballscorecards.com)

<b>AB</b>	<b>32</b>
<b>R</b>	<b>2</b>
<b>H</b>	<b>6</b>
<b>RBI</b>	<b>2</b>
<b>BB</b>	<b>7</b>
<b>SO</b>	<b>4</b>
<b>LOB</b>	<b>22</b>



AB	R	H	RBI	BB	SO	LOB
3	0	0	0	2	0	1
5	0	1	0	0	1	3
4	1	0	0	1	2	3
3	0	1	0	1	0	2
2	0	0	0	2	1	3
3	0	0	0	1	0	3
4	0	2	1	0	0	2
2	0	0	0	0	0	1
2	0	0	0	0	0	3
2	0	1	0	0	0	1
1	1	1	1	0	0	0
0	0	0	0	0	0	0
1	0	0	0	0	0	0

Batter	1	2	3	4	5	6	7	8	9
<b>Dick Williams, R</b> OBP: 0.338, SLG: 0.491 (1, 8) BBB (7, 4)	4-0 1B BB		0-0 F9 ①		0-0 F6 ②		0-0 6-3 ①		4-0 BB BB
<b>Bob Boyd, L</b> OBP: 0.406, SLG: 0.438 (1, 3) X	0-0 F8 ①		0-3 K ②		0-0 F9 ③		0-0 2B		0-0 L9 ②
<b>Tito Francona, L</b> OBP: 0.331, SLG: 0.382 (1, 9) SSS (7, 8)	0-3 K ②		0-0 L3 ③			4-0 FC3-6 1B BB BB	0-3 K ②		0-0 F2 ③
<b>Bob Nieman, R</b> OBP: 0.435, SLG: 0.521 (1, 7) X	0-0 1-2 1B			4-0 G5-4-3 BB		0-0 F3 ①	0-0 F3 ③		
<b>Gus Triandos, R</b> OBP: 0.348, SLG: 0.428 (1, 2) SSS	0-3 K ③			0-0 G5-4-3 ① ② 1-2f		4-0 FC3-6 1B BB		4-0 G3 WP BB	
<b>Grady Hatton, L</b> OBP: 0.316, SLG: 0.252 (1, 5) X		0-0 F6 ①		4-0 FC6-4 BB		0-0 FC3-6 1B ② 1-2f 2-3		0-0 G3 ① 1-3	
<b>Billy Gardner, R</b> OBP: 0.285, SLG: 0.350 (1, 4) (7, 6) X		0-0 1B		0-0 FC6-4 ③ 1-2f		0-0 1B ③ 1-2 3-H		0-0 F8 ②	
<b>Willy Miranda, S</b> OBP: 0.284, SLG: 0.281 (1, 6) <b>Joe Frazier, L</b> OBP: 0.347, SLG: 0.372 (6, PH) (7, 9)		0-0 F8 ②			0-0 L8 ①	0-0 F8 ③		0-0 F3 ③	
<b>Erv Palica, R</b> OBP: 0.154, SLG: 0.154 (1, 1) <b>Wayne Causey, L</b> OBP: 0.222, SLG: 0.228 (7, PH) <b>George Zuverink, R</b> OBP: 0.167, SLG: 0.118 (8, 1) <b>George Kell, R</b> OBP: 0.362, SLG: 0.436 (9, PH)		0-0 F8 ③			0-0 1B		0-0 HR		0-0 F2 ①

Inning Stats	R: 0	H: 1	R: 0	H: 1	R: 0	H: 0	R: 0	H: 1	R: 1	H: 1	R: 1	H: 2	R: 0	H: 0	R: 0	H: 0	1B: 4	SF: 0
	E: 0	LOB: 2	E: 0	LOB: 1	E: 0	LOB: 1	E: 0	LOB: 1	E: 0	LOB: 2	E: 0	LOB: 1	E: 0	LOB: 1	E: 0	LOB: 1	2B: 1	SAC: 0
	K: 2	BB: 1	K: 0	BB: 0	K: 1	BB: 0	K: 0	BB: 0	K: 1	BB: 2	K: 1	BB: 0	K: 0	BB: 1	K: 0	BB: 1	3B: 0	DP: 1
	S: 8	P: 12	S: 4	P: 4	S: 5	P: 5	S: 2	P: 10	S: 4	P: 12	S: 7	P: 7	S: 3	P: 7	S: 3	P: 7	HR: 1	HBP: 0

PITCHER	IP	WLS	BF	H	R	ER	SO	BB	IBB	HBP	BLK	WP	HR	S	P	ERA	WHIP
<b>Bob Turley, R</b> ERA: 4.49 (1, 1)	9.0	W	39	6	2	2	4	7	0	0	0	1	1	40	68	2.00	1.444

WP	HR	S	P	ERA	WHIP
1	1	40	68	2.00	1.444

WP	PA
1	39



Batter	1	2	3	4	5	6	7	8	9	AB R H RBI BB SO LOB	TOP																									
Gil McDougald, R (1, 6) OBP: 0.409, SLG: 0.445	0-0 5-3		0-3 K		0-0 F9			0-0 1B 3B		4 1 1 0 0 1 2																										
Billy Martin, R (1, 4) OBP: 0.344, SLG: 0.442	0-0 F8		0-0 FC6-4		0-0 F7			0-0 1B		4 0 1 1 0 0 2																										
Mickey Mantle, S (1, 8) OBP: 0.475, SLG: 0.722	0-3 K			0-0 4-3		0-0 L7		0-3 K		4 0 0 0 0 2 1																										
Yogi Berra, L (1, 2) OBP: 0.371, SLG: 0.521		4-0 BB		0-0 3-1		4-0 FC6-4 BB		0-0 F5		2 0 0 0 2 0 1																										
Bill Skowron, R (1, 3) OBP: 0.390, SLG: 0.546		0-0 G4-6-3		4-0 BB 1B BB		0-0 FC6-4 1B		0-3 K		3 1 0 0 1 1 3																										
Elston Howard, R (1, 7) OBP: 0.304, SLG: 0.358		0-0 5-3		4-0 1B BB		0-0 1B		0-0 F9		3 0 1 0 1 0 0																										
Hank Bauer, R (1, 9) OBP: 0.328, SLG: 0.455			0-3 K	0-0 1B		0-0 F5		0-0 F2		4 0 1 1 0 1 0																										
Billy Hunter, R (1, 5) OBP: 0.440, SLG: 0.583			0-0 1B	0-3 K		0-0 F3		4-0 BB		3 0 1 0 0 1 2																										
Mickey McDermott, L (9, PH) OBP: 0.273, SLG: 0.256										0 0 0 0 1 0 0																										
Tom Carroll, R (9, PR) OBP: 0.400, SLG: 0.400										0 0 0 0 0 0 0																										
Johnny Kucks, R (1, 1) OBP: 0.217, SLG: 0.172			0-0 1B		0-0 4-3		0-3 K		0-0 G3	3 0 1 0 0 1 0																										
Tommy Byrne, L (7, 1) OBP: 0.293, SLG: 0.462			0-0 FC6-4 1B							1 0 0 0 0 0 1																										
<b>Inning Stats</b>	R: 0 E: 0 K: 1 S: 5	H: 0 LOB: 0 BB: 0 P: 5	R: 0 E: 0 K: 2 S: 2	H: 0 LOB: 0 BB: 1 P: 6	R: 0 E: 0 K: 2 S: 9	H: 2 LOB: 2 BB: 0 P: 9	R: 1 E: 0 K: 1 S: 6	H: 1 LOB: 2 BB: 2 P: 14	R: 0 E: 0 K: 0 S: 3	H: 0 LOB: 0 BB: 0 P: 3	R: 0 E: 0 K: 1 S: 5	H: 0 LOB: 0 BB: 0 P: 5	R: 1 E: 0 K: 2 S: 9	H: 2 LOB: 1 BB: 0 P: 9	R: 0 E: 0 K: 0 S: 3	H: 0 LOB: 1 BB: 1 P: 7	R: 1 E: 0 K: 2 S: 9	H: 2 LOB: 1 BB: 0 P: 9	R: 0 E: 0 K: 0 S: 3	H: 0 LOB: 1 BB: 1 P: 7	1B: 5 2B: 0 3B: 1 HR: 0	SF: 0 SAC: 0 DP: 1 HBP: 0	WP: 0 PB: 0 SB: 0 CS: 0	PA: 36												
<b>PITCHER</b> Connie Johnson, R (1, 1) ERA: 3.6	IP 9.0	WLS W	BF 36	H 6	R 2	ER 2	SO 7	BB 5	IBB 0	HBP 0	BLK 0	WP 0	HR 0	S 45	P 65	ERA 2.00	WHIP 1.222																			
<b>PITCHER</b>										IP 9.0	WLS W	BF 36	H 6	R 2	ER 2	SO 7	BB 5	IBB 0	HBP 0	BLK 0	WP 0	HR 0	S 45	P 65	ERA 2.00	WHIP 1.222										

**New York Yankees @ Baltimore Orioles**  
 Memorial Stadium, Baltimore, MD  
 Sun Aug 19 1956, 3:33 AM EDT  
 Att: 20,844 - Unknown

[livebaseballscorecards.com](http://livebaseballscorecards.com)

<b>AB</b>	31
<b>R</b>	2
<b>H</b>	6
<b>RBI</b>	2
<b>BB</b>	5
<b>SO</b>	7
<b>LOB</b>	12







Batter	1	2	3	4	5	6	7	8	9	AB R H RBI BB SO LOB	TOP												
Vic Power, R OBP: 0.332, SLG: 0.430 (1, 3) X	0-0 FC5-4 1B	0-0 FC5 2-3f			0-0 F8	0-0 F6			0-0 6-3	5 0 1 0 0 0 5													
Hector Lopez, R OBP: 0.354, SLG: 0.445 (1, 5) X	0-0 FC5-4 2B 1-2f 6-3		0-0 L8		0-3 K			0-0 HR	0-0 S 1B	5 2 2 1 0 1 1													
Hal Smith, R OBP: 0.310, SLG: 0.364 (1, 2) X	0-0 1-3 2B		0-0 L3		0-0 F9			0-0 F9	0-0 F4 1-2	0 0 0 0 0 0 0													
Lou Skizas, R OBP: 0.375, SLG: 0.458 (1, 9) X	0-0 6-3 2-3 3-H		0-0 6-3			0-0 F9		0-0 F7		4 0 0 1 0 0 1													
Johnny Groth, R OBP: 0.315, SLG: 0.388 (1, 7) S S S	0-3 K			0-0 FC4-6 1B		0-0 E6 FC5-4 BB 1B		0-0 L8		4 1 1 0 0 1 1													
Al Pilarcik, L OBP: 0.314, SLG: 0.327 (1, 8) X		0-0 3-1		0-0 FC4-6 S 1-2f		4-0 BB BB BB FC5-4 BB 1-2		0-0 4-3		3 0 0 0 1 0 1													
Joe Demaestri, R OBP: 0.277, SLG: 0.327 (1, 6) X		0-0 FC5 1B 1B		0-0 F6 1-2		0-0 FC5-4 1B BB 1-2f 2-3		0-0 F9		4 0 1 0 0 0 3													
Clete Boyer, R OBP: 0.281, SLG: 0.288 (1, 4) X		0-0 1-2 1B		4-0 BB BB BB BB BB BB BB		4-0 BB BB 1B BB 1-2		0-0 5-3		1 0 1 0 1 0 0 0 0 0 0 1 0 0 1 0 0 0 0 0 0													
Gus Zernial, R OBP: 0.308, SLG: 0.422 (6, PH)																							
Jim Finigan, R OBP: 0.308, SLG: 0.300 (6, 4) X		0-0 1-2 1B		0-0 BB		0-0 BB BB 1B																	
Alex Kellner, R OBP: 0.265, SLG: 0.194 (1, 1) X		0-3 K		0-3 K		0-0 1-2 2-3 3-H 1B			0-0 6-3	1 0 0 0 0 1 2 1 0 0 0 0 1 2 1 0 1 1 0 0 0 1 0 0 0 0 0 0 0 0 0 0 0 0 0													
Bobby Shantz, R OBP: 0.211, SLG: 0.176 (3, 1) X																							
Enos Slaughter, L OBP: 0.387, SLG: 0.400 (6, PH)																							
Tom Gorman, R OBP: 0.133, SLG: 0.037 (6, 1) X																							
Art Ditmar, R OBP: 0.176, SLG: 0.153 (9, 1) X																							
<b>Inning Stats</b>	R: 1 E: 0 K: 1 S: 7	H: 2 LOB: 1 BB: 0 P: 7	R: 0 E: 0 K: 1 S: 7	H: 2 LOB: 2 BB: 0 P: 7	R: 0 E: 0 K: 0 S: 3	H: 0 LOB: 0 BB: 0 P: 3	R: 0 E: 0 K: 1 S: 6	H: 1 LOB: 2 BB: 1 P: 10	R: 0 E: 0 K: 1 S: 5	H: 0 LOB: 0 BB: 0 P: 5	R: 1 E: 1 K: 0 S: 5	H: 1 LOB: 3 BB: 2 P: 13	R: 1 E: 0 K: 0 S: 4	H: 1 LOB: 0 BB: 0 P: 4	R: 0 E: 0 K: 0 S: 3	H: 0 LOB: 0 BB: 0 P: 3	R: 0 E: 0 K: 0 S: 4	H: 1 LOB: 1 BB: 0 P: 4	1B: 6 2B: 1 3B: 0 HR: 1	SF: 0 SAC: 0 DP: 0 HBP: 0	WP: 0 PB: 0 SB: 2 CS: 0	PA: 39	
<b>PITCHER</b> Bill Wight, L ERA: 4.47 George Zuverink, R ERA: 3.84	IP 7.0 2.0	WLS 32 W	BF 32 7	H 7 1	R 3 0	ER 2 0	SO 4 0	BB 3 0	IBB 0 0	HBP 0 0	BLK 0 0	WP 0 0	HR 1 0	S 37 7	P 49 7	ERA 2.57 0.00	WHIP 1.429 0.500						

**Kansas City Athletics @ Baltimore Orioles**  
 Memorial Stadium, Baltimore, MD  
 Tue Aug 21 1956, 3:33 AM EDT  
 Att. 7,336 - Unknown

[livebaseballscorecards.com](http://livebaseballscorecards.com)

**AB** 31  
**R** 3  
**H** 7  
**RBI** 3  
**BB** 3  
**SO** 4  
**LOB** 16



Batter	1	2	3	4	5	6	7	8	9	AB R H RBI BB SO LOB
Dick Williams, R OBP: 0.335, SLG: 0.484 (1, 8)	0-0 F7		0-0 1-3		0-0 2B		0-0 SH1-3		4-0 1B IBB	3 0 1 1 1 0 0
Bob Boyd, L OBP: 0.418, SLG: 0.480 (1, 3)	0-0 1B 3B		0-0 4-3		0-0 6-3		0-0 1B		0-0 1B	5 1 3 2 0 0 1
George Kell, R OBP: 0.363, SLG: 0.433 (1, 5)	0-0 G1-4-3 1B			4-0 FC1-5 1B BB	0-0 4-3		0-0 F2			3 0 1 1 1 0 2
Bob Nieman, R OBP: 0.435, SLG: 0.520 (1, 7)	0-0 G1-4-3			0-0 FC1-5 1B		4-0 1B FC6-2 BB	0-0 L6			3 0 1 0 1 0 2
Gus Triandos, R OBP: 0.352, SLG: 0.429 (1, 2)		0-0 F9		0-0 FC1-5		0-0 FC6-2 1B		4-0 G6-4-3 BB		3 0 1 0 1 0 2
Mike Fornieles, R OBP: 0.160, SLG: 0.240 (8, PR)				1-2 2-3f		1-2 G3-2-3 1B				0 0 0 0 0 0 0
Tom Gastall, R OBP: 0.231, SLG: 0.208 (9, 2)										0 0 0 0 0 0 0
Tito Francona, L OBP: 0.333, SLG: 0.381 (1, 9)		0-0 6-3		0-0 F7		0-0 FC6-2 1B		0-0 F8		4 0 1 0 0 0 3
Billy Gardner, R OBP: 0.287, SLG: 0.348 (1, 4) (7, 6)		4-0 BB		0-0 G1		0-0 FC6-2		0-0 G6-4-3		3 0 0 0 1 0 6
Willy Miranda, S OBP: 0.285, SLG: 0.288 (1, 6)		0-0 F4			0-0 2B 3B	0-0 G3-2-3			4-0 SH3-4 1B BB	2 1 1 0 0 0 1
Joe Frazier, L OBP: 0.343, SLG: 0.368 (6, PH)										1 0 0 0 0 0 3
Grady Hatton, L OBP: 0.319, SLG: 0.250 (7, 4)										0 1 0 0 1 0 0
Bill Wight, L OBP: 0.208, SLG: 0.191 (1, 1)			0-3 K		0-3 K		0-0 SH1-3 1B 1B		0-0 SH3-4	2 0 0 0 0 2 1
Wayne Causey, L OBP: 0.234, SLG: 0.241 (7, PH)										1 1 1 0 0 0 0
George Zuverink, R OBP: 0.167, SLG: 0.118 (8, 1)										0 0 0 0 0 0 0
Joe Ginsberg, L OBP: 0.321, SLG: 0.311 (9, PH)										0 0 0 0 0 0 0

Inning Stats	R: 1	H: 2	E: 0	LOB: 0	K: 0	BB: 0	S: 4	P: 4	R: 0	H: 0	E: 0	LOB: 1	K: 0	BB: 1	S: 3	P: 7	R: 0	H: 0	E: 0	LOB: 0	K: 1	BB: 0	S: 5	P: 5	R: 0	H: 1	E: 0	LOB: 2	K: 0	BB: 1	S: 4	P: 8	R: 1	H: 2	E: 0	LOB: 1	K: 1	BB: 0	S: 7	P: 7	R: 0	H: 2	E: 0	LOB: 2	K: 0	BB: 1	S: 4	P: 8	R: 1	H: 2	E: 0	LOB: 1	K: 0	BB: 0	S: 5	P: 5	R: 0	H: 0	E: 0	LOB: 1	K: 0	BB: 1	S: 2	P: 6	R: 1	H: 1	E: 0	LOB: 2	K: 0	BB: 2	S: 2	P: 10	1B: 7	SF: 0	2B: 1	SAC: 2	3B: 2	DP: 3	HR: 0	HBP: 0	WP: 0	PA: 38
PITCHER	IP	WLS	BF	H	R	ER	SO	BB	IBB	HBP	BLK	WP	HR	S	P	ERA	WHIP																																																																	
Alex Kellner, L ERA: 4.04 (1, 1)	2.0		8	2	1	1	0	1	0	0	0	0	0	7	11	4.50	1.500																																																																	
Bobby Shantz, L ERA: 4.74 (3, 1)	3.0		13	3	1	1	2	1	0	0	0	0	0	16	20	3.00	1.333																																																																	
Tom Gorman, R ERA: 4.39 (6, 1)	3.1	L	15	4	2	2	0	3	0	0	0	0	0	12	24	5.40	2.100																																																																	
Art Ditmar, R ERA: 4.35 (9, 1)	0.0		2	1	0	0	0	0	1	0	0	0	0	1	5	∞	∞																																																																	

BOTTOM

Kansas City Athletics @ Baltimore Orioles  
Memorial Stadium, Baltimore, MD  
Tue Aug 21 1956, 3:33 AM EDT  
Att. 7,336 - Unknown

livebaseballscorecards.com

AB	30
R	4
H	10
RBI	4
BB	6
SO	2
LOB	21












Batter	1	2	3	4	5	6	7	8	9	AB R H RBI BB SO LOB	TOP		
Harvey Kuenn, R (1, 6) OBP: 0.383, SLG: 0.465	0-0 5-3		0-0 FC5-4 4-3			0-0 F6	0-3 K		0-0 1B	5 0 1 1 0 1 4			
Earl Torgeson, L (1, 3) OBP: 0.395, SLG: 0.411	0-0 L9		0-0 4-3			0-0 F2		0-0 1B 3B	0-3 K 3-H	5 1 1 0 0 1 2			
Charlie Maxwell, L (1, 7) OBP: 0.416, SLG: 0.550	0-0 F7		0-0 4-3			4-0 BB		0-3 K	0-3 K	4 0 0 0 1 2 3			
Al Kaline, R (1, 9) OBP: 0.371, SLG: 0.526		0-0 L6-3		0-0 L6-3		0-3 K		0-0 FC4-6 1B		4 0 1 1 0 1 1			
Bob Kennedy, R (1, 5) OBP: 0.321, SLG: 0.315		0-0 6-3		0-0 5-3			0-0 1B 1B	0-0 FC4-6 CS		4 0 1 0 0 0 1			
Bill Tuttle, R (1, 8) OBP: 0.296, SLG: 0.353		0-0 2B		0-0 6-3			0-0 F9	0-0 CS	0-0 HR	4 1 2 1 0 0 1			
Frank Bolling, R (1, 4) OBP: 0.380, SLG: 0.428		4-0 BB			0-0 5-3		0-0 F7		0-0 F8	3 0 0 0 1 0 1	AB 36 R 4 H 10 RBI 4 BB 3 SO 5 LOB 15		
Red Wilson, R (1, 2) OBP: 0.381, SLG: 0.404		0-0 F3			0-0 F9		0-0 BB 1B		0-0 3B 2B	4 1 2 0 0 0 2			
Billy Hoelt, L (1, 1) OBP: 0.370, SLG: 0.349			0-0 FC5-4 1B		0-0 4-3		4-0 BB 1B		0-0 1B 3B 2-H	3 1 2 1 1 0 0			
<b>Inning Stats</b>	R: 0 E: 0 K: 0 S: 3 H: 0 LOB: 0 BB: 0 P: 3	R: 0 E: 0 K: 0 S: 4 H: 1 LOB: 2 BB: 1 P: 8	R: 0 E: 0 K: 0 S: 4 H: 1 LOB: 1 BB: 0 P: 4	R: 0 E: 0 K: 0 S: 3 H: 0 LOB: 0 BB: 0 P: 3	R: 0 E: 0 K: 0 S: 3 H: 0 LOB: 0 BB: 0 P: 3	R: 0 E: 0 K: 1 S: 5 H: 0 LOB: 1 BB: 1 P: 9	R: 0 E: 0 K: 1 S: 7 H: 2 LOB: 3 BB: 1 P: 11	R: 1 E: 0 K: 1 S: 6 H: 2 LOB: 0 BB: 0 P: 6	R: 3 E: 0 K: 2 S: 11 H: 4 LOB: 1 BB: 0 P: 11	1B: 5 2B: 2 3B: 2 HR: 1 SF: 0 SAC: 0 DP: 0 HBP: 0	WP: 0 PB: 0 SB: 0 CS: 1 PA: 40		
<b>PITCHER</b>	IP WLS BF H R ER SO BB IBB HBP BLK WP HR S P ERA WHIP											<b>PITCHER</b>	IP WLS BF H R ER SO BB IBB HBP BLK WP HR S P ERA WHIP
Connie Johnson, R (1, 1) ERA: 3.64	8.1 L 37 10 4 4 3 3 0 0 0 0 0 1 40 52 4.32 1.560												
Morrie Martin, L (9, 1) ERA: 6.04	0.2 2 0 0 0 2 0 0 0 0 0 0 0 6 6 0.00 0.000												

**Detroit Tigers @ Baltimore Orioles**  
 Memorial Stadium, Baltimore, MD  
 Fri Aug 24 1956, 3:33 AM EDT  
 Att. 14,421 - Unknown

livebaseballscores.com





Batter	1	2	3	4	5	6	7	8	9	AB R H RBI BB SO LOB	TOP											
Harvey Kuenn, R (1, 6) OBP: 0.387, SLG: 0.475	0-0 4-3 3B		0-0 FC6-5 2B	0-0 2-H 3-H 1B		4-0 FC6 BB		0-0 4-3 1-2		4 1 3 2 1 0 1												
Jack Phillips, R (1, 3) OBP: 0.379, SLG: 0.398	0-0 4-3		0-0 F8	0-0 F9		0-0 FC6		4-0 1B FC6-4 BB		4 1 0 1 1 0 3												
Charlie Maxwell, L (1, 7) OBP: 0.414, SLG: 0.545	0-3 K		0-0 FC6-5 1B	0-3 K			0-0 6-3	0-0 FC6-4 1B		5 0 1 1 0 2 2												
Al Kaline, R (1, 9) OBP: 0.373, SLG: 0.528	0-0 L9		0-0 1-2 1B		4-0 BB		0-0 1B 2B	0-0 FC6-4 1B		4 1 2 1 1 0 1												
Ray Boone, R (1, 5) OBP: 0.394, SLG: 0.481		4-0 BB BB BB	0-3 K		0-0 L7		4-0 1B BB	0-0 1-3 1B		3 0 1 0 2 1 3												
Bill Tuttle, R (1, 8) OBP: 0.295, SLG: 0.349		0-3 K		4-0 1B 1B BB	0-3 K		0-0 F5	0-0 L7		4 1 0 0 1 2 6												
Frank Bolling, R (1, 4) OBP: 0.384, SLG: 0.429		4-0 1-2 BB BB	0-0 SH3-4 1-3 1B 1B		0-3 K		0-0 1-2 2-H 1B		0-3 K	4 1 2 1 1 2 1	AB 36 R 7 H 11 RBI 7 BB 8 SO 9 LOB 22											
Red Wilson, R (1, 2) OBP: 0.382, SLG: 0.400		4-0 1-2 2-3 BB BB	0-0 1-2 3-H 1B 1B			0-0 6-3	0-3 K		0-0 F8	4 1 1 1 1 1 2												
Jim Bunning, R (1, 1) OBP: 0.222, SLG: 0.333		0-0 G6-4-3	0-0 SH3-4			0-0 6-3		0-0 4-3 1B	0-3 K	2 0 0 0 0 0 3												
Virgil Trucks, R (7, 1) OBP: 0.238, SLG: 0.286		1-2f	1-2 2-3							2 1 1 0 0 1 0												
Inning Stats	R: 1 E: 0 K: 1 S: 6	H: 1 LOB: 0 BB: 0 P: 6	R: 0 E: 0 K: 1 S: 4	H: 0 LOB: 2 BB: 3 P: 16	R: 0 E: 0 K: 1 S: 7	H: 2 LOB: 2 BB: 0 P: 7	R: 3 E: 0 K: 1 S: 8	H: 3 LOB: 1 BB: 1 P: 12	R: 0 E: 0 K: 2 S: 7	H: 0 LOB: 1 BB: 1 P: 11	R: 0 E: 0 K: 0 S: 3	H: 0 LOB: 1 BB: 1 P: 7	R: 1 E: 0 K: 1 S: 7	H: 2 LOB: 2 BB: 1 P: 11	R: 2 E: 0 K: 0 S: 6	H: 3 LOB: 2 BB: 1 P: 10	R: 0 E: 0 K: 2 S: 7	H: 0 LOB: 0 BB: 0 P: 7	1B: 8 2B: 2 3B: 1 HR: 0	SF: 0 SAC: 1 DP: 1 HBP: 0	WP: 0 PB: 0 SB: 0 CS: 0	PA: 45
PITCHER	IP WLS BF H R ER SO BB IBB HBP BLK WP HR S P ERA WHIP																					
Don Ferrarese, L (1, 1) ERA: 5.44	3.0 L 17 5 4 4 3 4 0 0 0 0 0 0 19 35 12.00 3.000																					
Erv Palica, R (4, 1) ERA: 4.53	4.0 18 3 1 1 4 3 0 0 0 0 0 0 23 35 2.25 1.500																					
Mike Fornieles, R (8, 1) ERA: 3.98	1.0 7 3 2 2 0 1 0 0 0 0 0 0 6 10 18.00 4.000																					
Johnny Schmitz, L (9, 1) ERA: 3.86	1.0 3 0 0 0 0 2 0 0 0 0 0 0 7 7 0.00 0.000																					

Detroit Tigers @ Baltimore Orioles  
 Memorial Stadium, Baltimore, MD  
 Sat Aug 25 1956, 3:33 AM EDT  
 Att. 8,160 - Unknown

livebaseballscorecards.com



BOTTOM

Detroit Tigers @ Baltimore Orioles  
Memorial Stadium, Baltimore, MD

Sat Aug 25 1956, 3:33 AM EDT  
Att. 8,160 - Unknown

livebaseballscorecards.com

AB	32
R	3
H	5
RBI	2
BB	4
SO	3
LOB	14



WP:	0	PA:	36
PB:	0	SB:	0
CS:	0		

AB R H RBI BB SO LOB

4 0 1 0 0 1 1

4 0 1 0 0 0 2

2 0 0 0 0 0 0

2 1 0 0 0 0 1

3 1 1 0 1 1 0

3 1 0 0 1 1 1

2 0 0 1 2 0 1

4 0 1 1 0 0 2

4 0 1 0 0 0 3

1 0 0 0 0 0 1  
1 0 0 0 0 0 1  
1 0 0 0 0 0 0  
0 0 0 0 0 0 0  
0 0 0 0 0 0 0  
1 0 0 0 0 0 1

1B: 4 SF: 0  
2B: 1 SAC: 0  
3B: 0 DP: 0  
HR: 0 HBP: 0

WP: 0 PA: 36  
PB: 0 SB: 0  
CS: 0

Batter	1	2	3	4	5	6	7	8	9
Dick Williams, R OBP: 0.331, SLG: 0.469 (1, 8)	0-3 K ①		0-0 1B ①		0-0 6-3 ③		0-0 B5-3 ②		
Bob Boyd, L OBP: 0.406, SLG: 0.452 (1, 3)	0-0 5-3 ②		0-0 F5 ③			0-0 FC5-4 1B ①	0-0 1-3 ③		
George Kell, R OBP: 0.358, SLG: 0.422 Wayne Causey, L OBP: 0.224, SLG: 0.230 (1, 5) (5, 5)	0-0 F4 ③			0-0 F7 ①		0-0 FC5-4 BB BB 1-2f BB ①		0-0 L4 ①	
Bob Nieman, R OBP: 0.437, SLG: 0.519 (1, 7)		0-3 K ①		0-0 G3 2B ②		4-0 BB BB 1-2 FC3-6 BB ②		0-0 L9 ②	
Tito Francona, L OBP: 0.335, SLG: 0.375 (1, 9)		0-3 K ②		0-0 G3 ②		4-0 BB BB 1-2 2-3 E BB ②		0-0 F7 ③	
Joe Ginsberg, L OBP: 0.319, SLG: 0.302 (1, 2)		0-0 4-3 ③		0-0 F8 ③		4-0 BB BB 1-2 2-3 3-H FC3-6 BB ②		4-0 BB BB 4-3 4-3 BB ①	
Grady Hatton, L OBP: 0.318, SLG: 0.246 (1, 4)			0-0 F8 ①		0-0 1B ①	0-0 FC3-6 1-2f 2-H 3-H ②		0-0 4-3 ①	
Billy Gardner, R OBP: 0.286, SLG: 0.339 (1, 6)			0-0 FC1-6 1B ②		0-0 F3 ①	0-0 L6 ③		0-0 4-3 ②	
Don Ferrarese, R OBP: 0.107, SLG: 0.038 Erv Palica, R OBP: 0.148, SLG: 0.148 Joe Frazier, L OBP: 0.337, SLG: 0.360 Mike Fornieles, R OBP: 0.154, SLG: 0.231 Johnny Schmitz, R OBP: 0.348, SLG: 0.422 (1, 1) (4, 1) (7, PH) (8, 1) (9, 1) (9, PH)			0-0 FC1-6 1B ②		0-0 L8 ②		0-0 L9 ①		0-0 F3 ③

Inning Stats	R: 0	H: 0	E: 0	LOB: 0	K: 1	S: 5	P: 5	R: 0	H: 0	E: 0	LOB: 0	K: 2	S: 7	R: 0	H: 2	E: 0	LOB: 2	K: 0	S: 5	R: 0	H: 1	E: 0	LOB: 1	K: 0	S: 4	R: 0	H: 1	E: 0	LOB: 1	K: 0	S: 4	R: 3	H: 1	E: 1	LOB: 1	K: 0	S: 4	R: 0	H: 0	E: 0	LOB: 0	K: 0	S: 3	R: 0	H: 0	E: 0	LOB: 0	K: 0	S: 3	R: 0	H: 0	E: 0	LOB: 1	K: 0	S: 3	1B: 4	SF: 0	2B: 1	SAC: 0	3B: 0	DP: 0	HR: 0	HBP: 0	WP: 0	PA: 36
--------------	------	------	------	--------	------	------	------	------	------	------	--------	------	------	------	------	------	--------	------	------	------	------	------	--------	------	------	------	------	------	--------	------	------	------	------	------	--------	------	------	------	------	------	--------	------	------	------	------	------	--------	------	------	------	------	------	--------	------	------	-------	-------	-------	--------	-------	-------	-------	--------	-------	--------

PITCHER	IP	WLS	BF	H	R	ER	SO	BB	IBB	HBP	BLK	WP	HR	S	P	ERA	WHIP
Jim Bunning, R ERA: 3.18 (1, 1)	6.0	W	26	5	3	2	3	3	0	0	0	0	0	29	41	3.00	1.333
Virgil Trucks, R ERA: 3.65 (7, 1)	3.0	S	10	0	0	0	0	1	0	0	0	0	0	9	13	0.00	0.333



Batter	1	2	3	4	5	6	7	8	9	AB R H RBI BB SO LOB	TOP											
Luis Aparicio, R (1, 6) OBP: 0.302, SLG: 0.337	0-0 5-3		0-0 G6-4-3		0-0 4-3		0-0 FC5-4			4 0 0 0 0 0 2												
Nellie Fox, L (1, 4) OBP: 0.358, SLG: 0.391	0-0 F6			0-0 3-1	0-0 4-3			0-0 6-3		4 0 0 0 0 0 0												
Larry Doby, L (1, 8) OBP: 0.384, SLG: 0.444	0-3 K			1-0 BB 1B BB HBP		0-0 4-3		0-3 K		3 1 0 0 0 2 0												
Jim Delsing, L (8, 8) OBP: 0.274, SLG: 0.122										0 0 0 0 0 0 0												
Minnie Minoso, R (1, 7) OBP: 0.421, SLG: 0.463		0-0 6-3		0-0 BB BB 1-2 1B		0-0 FC6-4 1B		4-0 BB		3 0 2 0 1 0 0												
Walt Dropo, R (1, 3) OBP: 0.332, SLG: 0.333		0-0 2B		0-0 F8		0-3 K		0-0 F7		4 0 1 0 0 1 4												
Les Moss, R (1, 2) OBP: 0.333, SLG: 0.531		0-0 L9		4-0 BB 1-2 2-3 BB		0-0 FC6-4			0-0 5-3	3 0 0 0 1 0 2												
Bubba Phillips, R (1, 9) OBP: 0.279, SLG: 0.345		0-0 6-3		4-0 BB BB 1-2 2-3 3-H BB		0-0 6-3		0-0 F3		3 0 0 1 1 0 1												
Fred Hatfield, L (1, 5) OBP: 0.371, SLG: 0.380			0-0 3-1	0-3 K		0-3 K		0-0 4-3		4 0 0 0 0 2 3												
Billy Pierce, L (1, 1) OBP: 0.149, SLG: 0.108			0-0 G6-4-3 1B		0-0 4-3		0-0 FC5-4 1B			3 0 2 0 0 0 0												
<b>Inning Stats</b>	R: 0 E: 0 K: 1 S: 5	H: 0 LOB: 0 BB: 0 P: 5	R: 0 E: 0 K: 0 S: 4	H: 1 LOB: 1 BB: 0 P: 4	R: 0 E: 0 K: 0 S: 3	H: 1 LOB: 0 BB: 0 P: 3	R: 1 E: 0 K: 1 S: 6	H: 1 LOB: 3 BB: 2 P: 15	R: 0 E: 0 K: 1 S: 3	H: 0 LOB: 0 BB: 0 P: 3	R: 0 E: 0 K: 1 S: 6	H: 1 LOB: 1 BB: 0 P: 6	R: 0 E: 0 K: 1 S: 6	H: 1 LOB: 1 BB: 0 P: 6	R: 0 E: 0 K: 1 S: 5	H: 0 LOB: 1 BB: 1 P: 9	R: 0 E: 0 K: 0 S: 3	H: 0 LOB: 0 BB: 0 P: 3	1B: 4 2B: 1 3B: 0 HR: 0	SF: 0 SAC: 0 DP: 1 HBP: 1	WP: 0 PB: 0 SB: 0 CS: 0	PA: 35
<b>PITCHER</b> Bill Wight, L (1, 1) ERA: 4.26	IP: 9.0 WLS: W BF: 35 H: 5 R: 1 ER: 1 SO: 5 BB: 3 IBB: 0 HBP: 1 BLK: 0 WP: 0 HR: 0 S: 41 P: 54 ERA: 1.00 WHIP: 0.889											<b>PITCHER</b>	IP: 9.0 WLS: W BF: 35 H: 5 R: 1 ER: 1 SO: 5 BB: 3 IBB: 0 HBP: 1 BLK: 0 WP: 0 HR: 0 S: 41 P: 54 ERA: 1.00 WHIP: 0.889									

Chicago White Sox @ Baltimore Orioles  
 Memorial Stadium, Baltimore, MD  
 Sun Aug 26 1956, 3:33 AM EDT  
 Unknown

livebaseballscorecards.com

AB	31
R	1
H	5
RBI	1
BB	3
SO	5
LOB	12







Batter	1	2	3	4	5	6	7	8	9	AB R H RBI BB SO LOB	TOP	
Jim Rivera, L (1, 9) OBP: 0.342, SLG: 0.399	0-0 ① 1-3		0-0 ② 5-3		0-0 ① F3		0-0 ③ F5			4 0 0 0 0 0 0		
Nellie Fox, L (1, 4) OBP: 0.355, SLG: 0.388	0-0 ② F8		0-0 ③ F3		0-0 ② F8			0-0 ① F3		4 0 0 0 0 0 0		
Larry Doby, L (1, 8) OBP: 0.383, SLG: 0.442	0-0 ③ F9			0-0 WP 2B 1B	0-0 ③ 4-3			0-0 ② L4		4 1 1 0 0 0 0		
Minnie Minoso, R (1, 7) OBP: 0.417, SLG: 0.459		0-0 ① F9		0-3 ① K 1-2		0-0 ① F9		0-0 ③ 5-3		4 0 0 0 0 1 1		
Dave Philley, S (1, 3) Walt Dropo, R (6, 3) OBP: 0.327, SLG: 0.350 OBP: 0.331, SLG: 0.332		4-0 HR BB		0-0 F8 1B 2B		0-0 ② F8		0-0 ① 1-3		2 2 1 1 1 0 0 1 0 0 0 0 0 0		
Sherm Lollar, R (1, 2) OBP: 0.384, SLG: 0.443		0-3 ② K		1-0 S 1B HBP		0-0 1B		0-0 ② F8		3 1 1 0 0 1 1		
Fred Hatfield, L (1, 5) OBP: 0.369, SLG: 0.390		0-0 1-H HR		0-0 ② F8 2-3		0-0 ③ F8		0-0 ③ 4-1		4 1 1 2 0 0 3		
Luis Aparicio, R (1, 6) OBP: 0.302, SLG: 0.337		0-3 ③ K		0-0 1-H 3-H 1B			0-0 ① F8			3 0 1 2 0 1 0		
Gerry Staley, R (1, 1) OBP: 0.174, SLG: 0.136			0-0 ① 6-3	0-0 ③ F2			0-0 ② F5			3 0 0 0 0 0 1		
<b>Inning Stats</b>	R: 0 H: 0 E: 0 LOB: 0 K: 0 BB: 0 S: 3 P: 3	R: 2 H: 1 E: 0 LOB: 0 K: 2 BB: 1 S: 8 P: 12	R: 0 H: 0 E: 0 LOB: 0 K: 0 BB: 0 S: 3 P: 3	R: 3 H: 3 E: 0 LOB: 1 K: 1 BB: 0 S: 8 P: 9	R: 0 H: 0 E: 0 LOB: 0 K: 0 BB: 0 S: 3 P: 3	R: 0 H: 1 E: 0 LOB: 1 K: 0 BB: 0 S: 4 P: 4	R: 0 H: 0 E: 0 LOB: 0 K: 0 BB: 0 S: 3 P: 3	R: 0 H: 0 E: 0 LOB: 0 K: 0 BB: 0 S: 3 P: 3	R: 0 H: 0 E: 0 LOB: 0 K: 0 BB: 0 S: 3 P: 3	1B: 3 SF: 0 2B: 1 SAC: 0 3B: 0 DP: 0 HR: 1 HBP: 1	WP: 1 PA: 34 PB: 0 SB: 1 CS: 0	
<b>PITCHER</b>	IP WLS BF H R ER SO BB IBB HBP BLK WP HR S P ERA WHIP											
Hal Brown, R (1, 1) ERA: 3.8	8.0 L 31 5 5 5 3 1 0 1 0 1 0 1 1 35 40 5.62 0.750											
George Zuverink, R (9, 1) ERA: 3.79	1.0 3 0 0 0 0 0 0 0 0 0 0 0 0 3 3 0.00 0.000											

Chicago White Sox @ Baltimore Orioles  
 Memorial Stadium, Baltimore, MD  
 Sun Aug 26 1956, 3:38 AM EDT  
 Att: 12,757 - Unknown

AB	32
R	5
H	5
RBI	5
BB	1
SO	3
LOB	6



Batter	1	2	3	4	5	6	7	8	9	AB	R	H	RBI	BB	SO	LOB
Dick Williams, R OBP: 0.332, SLG: 0.472 (1, 8)	0-0 F7			0-0 G6-4-3 1B		0-0 FC4		0-0 FC5-4		4	0	1	0	0	0	2
Bob Boyd, L OBP: 0.397, SLG: 0.439 (1, 3)	0-0 CS 1B			0-0 F9			0-0 4-3		0-0 L6	4	0	1	0	0	0	1
George Kell, R OBP: 0.351, SLG: 0.413 (1, 5)	0-0 5-3			0-0 G6-4-3			0-0 E5		0-0 5-3	4	0	0	0	0	0	2
Bob Nieman, R OBP: 0.436, SLG: 0.516 (1, 7)		0-3 K			0-0 G5-4-3 1B		0-0 1-3		0-0 5-3	4	0	1	0	0	1	1
Tito Francona, L OBP: 0.334, SLG: 0.373 (1, 9)		0-0 3-1			0-0 F5		0-0 F9			3	0	0	0	0	0	2
Gus Triandos, R OBP: 0.349, SLG: 0.431 (1, 2)		0-0 F7			0-0 G5-4-3			0-0 HR		3	1	1	1	0	0	1
Billy Gardner, R OBP: 0.286, SLG: 0.337 (1, 4)			1-0 HBP			0-0 5-3		0-0 5-3		2	0	0	0	0	0	0
Willy Miranda, S OBP: 0.288, SLG: 0.295 (1, 6)			0-0 G4-6-3			0-0 F7		0-0 FC4-6 1B		3	0	1	0	0	0	1
Hal Brown, R OBP: 0.361, SLG: 0.300 (1, 1)			0-0 F7			0-0 FC4 1B		0-0 FC4-6 FC5-4		2	0	1	0	0	0	0
Joe Ginsberg, L OBP: 0.317, SLG: 0.300 (8, PH)										1	0	0	0	0	0	1
George Zuverink, R OBP: 0.167, SLG: 0.118 (9, 1)										0	0	0	0	0	0	0


Inning Stats	R: 0	H: 1	E: 0	LOB: 0	K: 0	BB: 0	S: 3	P: 3	R: 0	H: 0	E: 0	LOB: 0	K: 1	BB: 0	S: 5	P: 5	R: 0	H: 0	E: 0	LOB: 0	K: 0	BB: 0	S: 2	P: 3	R: 0	H: 1	E: 0	LOB: 0	K: 0	BB: 0	S: 3	P: 3	R: 0	H: 1	E: 0	LOB: 1	K: 0	BB: 0	S: 4	P: 4	R: 0	H: 0	E: 1	LOB: 1	K: 0	BB: 0	S: 4	P: 4	R: 1	H: 2	E: 0	LOB: 1	K: 0	BB: 0	S: 5	P: 5	R: 0	H: 0	E: 0	LOB: 0	K: 0	BB: 0	S: 3	P: 3
<b>PITCHER</b> Gerry Staley, R ERA: 3.7 (1, 1)	IP	WLS	BF	H	R	ER	SO	BB	IBB	HBP	BLK	WP	HR	S	P	ERA	WHIP																			<b>PITCHER</b>	IP	WLS	BF	H	R	ER	SO	BB	IBB	HBP	BLK	WP	HR	S	P	ERA	WHIP											

**BOTTOM**

**Chicago White Sox @ Baltimore Orioles**  
Memorial Stadium, Baltimore, MD

Sun Aug 26 1956, 3:38 AM EDT  
Att. 12,757 - Unknown

<b>AB</b>	<b>30</b>
<b>R</b>	<b>1</b>
<b>H</b>	<b>6</b>
<b>RBI</b>	<b>1</b>
<b>BB</b>	<b>0</b>
<b>SO</b>	<b>1</b>
<b>LOB</b>	<b>11</b>



<b>WP</b> : 0	<b>PA</b> : 31
<b>PB</b> : 0	
<b>SB</b> : 0	
<b>CS</b> : 1	

livebaseballscorecards.com





Batter	1	2	3	4	5	6	7	8	9
Dick Williams, R OBP: 0.335, SLG: 0.468 (1, 8) (9, 9)	0-0 F9 ①		0-0 F7 ②			4-0 PB BB ①		4-0 SH5-3 BB ②	
Bob Boyd, L OBP: 0.396, SLG: 0.437 (1, 3)	0-0 BLK 2B 1B		0-0 4-3 ③			0-3 K 1-2 ①		0-0 SH5-3 1-2 ②	
George Kell, R OBP: 0.349, SLG: 0.411 (1, 5)	0-0 F7 1-2 ②				0-0 G6-4-3 1B ②	0-0 6-3 ②		0-3 K ③	
Bob Nieman, R OBP: 0.435, SLG: 0.517 (1, 7)	0-0 BLK 2B 2-H				0-3 K ①	0-0 5-3 ③			
Gus Triandos, R OBP: 0.349, SLG: 0.430 (1, 2)	0-0 F8 2-3 ③				0-0 G6-4-3 1-2f ② ③			0-0 4-3 G3 1B ①	
Tito Francona, L OBP: 0.334, SLG: 0.371 Jim Pyburn, R OBP: 0.272, SLG: 0.309 (1, 9) (9, 8)		0-3 K ①			4-0 BB BB BB ①	0-0 BB ①		0-0 G3 1-2 ①	
Billy Gardner, R OBP: 0.284, SLG: 0.334 (1, 4)		0-0 L1 ②			0-0 F6 ①	0-0 F6 ②		0-0 4-3 2-3 ②	
Willy Miranda, S OBP: 0.286, SLG: 0.293 (1, 6)		0-0 F8 ③			0-0 F9 ②	0-0 F9 ②		0-0 F2 ③	
Ray Moore, R OBP: 0.300, SLG: 0.431 (1, 1)			0-0 F6 ①		0-3 K ③			0-0 F8 ①	

Inning Stats	R: 1	H: 2	E: 0	K: 0	S: 5	R: 0	H: 0	E: 0	K: 1	S: 5	R: 0	H: 0	E: 0	K: 0	S: 3	R: 0	H: 1	E: 0	K: 1	S: 5	R: 0	H: 0	E: 0	K: 1	S: 5	R: 0	H: 0	E: 0	K: 1	S: 5	R: 0	H: 1	E: 0	K: 0	S: 4	R: 0	H: 0	E: 0	K: 1	S: 5
	LOB: 1	BB: 0	P: 5			LOB: 0	BB: 0	P: 5			LOB: 0	BB: 0	P: 5			LOB: 1	BB: 1	P: 9			LOB: 1	BB: 1	P: 9			LOB: 1	BB: 1	P: 9			LOB: 1	BB: 1	P: 9			LOB: 1	BB: 1	P: 9		


PITCHER	IP	WLS	BF	H	R	ER	SO	BB	IBB	HBP	BLK	WP	HR	S	P	ERA	WHIP
Hank Aguirre, L ERA: 3.83 (1, 1)	7.0	L	26	4	1	1	4	2	0	0	2	0	0	32	40	1.29	0.857
Herb Score, L ERA: 2.76 (8, 1)	1.0		4	0	0	0	1	1	0	0	0	0	0	5	9	0.00	1.000

**BOTTOM**

AB	R	H	RBI	BB	SO	LOB
2	0	0	0	2	0	0
3	1	1	0	0	1	1
4	0	1	0	0	1	3
3	0	1	1	0	1	2
3	0	1	0	0	0	2
2	0	0	0	1	1	1
0	0	0	0	0	0	0
3	0	0	0	0	0	2
3	0	0	0	0	1	1

**Cleveland Indians @ Baltimore Orioles**  
**Memorial Stadium, Baltimore, MD**  
 Tue Aug 28 1956, 3:33 AM EDT  
 Att. 13,673 - Unknown

AB 26  
 R 1  
 H 4  
 RBI 1  
 BB 3  
 SO 5  
 LOB 14



WP: 0 PA: 30  
 PB: 1  
 SB: 0  
 CS: 0

livebaseballscorecards.com





Batter	1	2	3	4	5	6	7	8	9	AB R H RBI BB SO LOB
Dick Williams, R OBP: 0.332, SLG: 0.463 (1, 8) (8, 9)	0-3 K		0-0 F6	0-0 E5			0-0 SH5-4 1B		0-3 K	5 0 1 0 0 2 1
Bob Boyd, L OBP: 0.406, SLG: 0.446 (1, 3)	0-0 2B 1B		0-0 1B 1B	0-0 F2			0-0 SH5-4 1-2		0-0 1B	4 1 3 0 0 0 2
Tito Francona, L OBP: 0.334, SLG: 0.371 George Kell, R OBP: 0.348, SLG: 0.408 (1, 9) (7, PH) (8, 5)	0-3 K		0-0 1B 1-2		0-0 L8		0-0 5-3		0-3 K	3 0 1 0 0 1 1 2 0 0 0 0 1 2
Bob Nieman, R OBP: 0.438, SLG: 0.521 (1, 7)	0-0 1-3 2B		0-0 1-3 2-H 1B		0-0 P8		4-0 IBB			3 0 2 1 1 0 0
Gus Triandos, R OBP: 0.346, SLG: 0.425 (1, 2)	0-0 6-3		0-0 F2		0-0 6-3		0-0 P8			4 0 0 0 0 0 6
Billy Gardner, R OBP: 0.286, SLG: 0.334 (1, 4)		0-3 K		0-0 1B E 1B		4-0 BB		0-0 F7		3 1 1 0 1 1 0
Wayne Causey, L OBP: 0.214, SLG: 0.219 Jim Pyburn, R OBP: 0.270, SLG: 0.307 (1, 5) (8, 8)		0-0 P8		0-0 P8		0-3 K		0-0 4-3		3 0 0 0 0 1 2 1 0 0 0 0 0 0
Willy Miranda, S OBP: 0.283, SLG: 0.290 (1, 6)		0-0 5-3		0-0 F5		0-0 F7		0-3 K		4 0 0 0 0 1 2
Mike Fornieles, R OBP: 0.172, SLG: 0.241 Bill Wight, L OBP: 0.212, SLG: 0.196 Billy Loes, R OBP: 0.133, SLG: 0.133 Tom Gastall, R OBP: 0.226, SLG: 0.204 (1, 1) (8, 1) (8, 1) (9, PH)			0-0 F4	0-0 E 1-2 1B		0-0 6-3			0-0 1-3	3 0 1 0 0 0 1 0 0 0 0 0 0 0 0 0 0 0 0 0 0 1 0 0 0 0 0 0

Inning Stats	R: 0 E: 0 K: 2 S: 9	H: 2 LOB: 2 BB: 0 P: 9	R: 0 E: 0 K: 1 S: 5	H: 0 LOB: 0 BB: 0 P: 5	R: 1 E: 0 K: 0 S: 6	H: 3 LOB: 2 BB: 0 P: 6	R: 1 E: 1 K: 0 S: 6	H: 2 LOB: 2 BB: 0 P: 6	R: 0 E: 0 K: 0 S: 3	H: 0 LOB: 0 BB: 0 P: 3	R: 0 E: 0 K: 1 S: 5	H: 0 LOB: 1 BB: 1 P: 9	R: 0 E: 0 K: 0 S: 4	H: 1 LOB: 2 BB: 1 P: 8	R: 0 E: 0 K: 1 S: 5	H: 0 LOB: 0 BB: 0 P: 5	R: 0 E: 0 K: 2 S: 8	H: 1 LOB: 1 BB: 0 P: 8	1B: 8 2B: 1 3B: 0 HR: 0	SF: 0 SAC: 1 DP: 0 HBP: 0	WP: 0 PB: 0 SB: 0 CS: 0	PA: 39
--------------	------------------------------	---------------------------------	------------------------------	---------------------------------	------------------------------	---------------------------------	------------------------------	---------------------------------	------------------------------	---------------------------------	------------------------------	---------------------------------	------------------------------	---------------------------------	------------------------------	---------------------------------	------------------------------	---------------------------------	----------------------------------	------------------------------------	----------------------------------	--------

PITCHER	IP	WLS	BF	H	R	ER	SO	BB	IBB	HBP	BLK	WP	HR	S	P	ERA	WHIP
Mike Garcia, R ERA: 3.84 (1, 1)	6.1		29	8	2	1	4	1	0	0	0	0	0	36	40	1.42	1.421
Don Mossi, L ERA: 3.78 (7, 1)	2.1	W	9	1	0	0	2	0	1	0	0	0	0	12	16	0.00	0.429
Bob Lemon, R ERA: 3.03 (9, 1)	0.1	S	1	0	0	0	1	0	0	0	0	0	0	3	3	0.00	0.000

**BOTTOM**

**Cleveland Indians @ Baltimore Orioles**  
Memorial Stadium, Baltimore, MD

Wed Aug 29 1956, 3:33 AM EDT  
Att. 8,882 - Unknown

<b>AB</b>	<b>36</b>
<b>R</b>	<b>2</b>
<b>H</b>	<b>9</b>
<b>RBI</b>	<b>1</b>
<b>BB</b>	<b>2</b>
<b>SO</b>	<b>7</b>
<b>LOB</b>	<b>17</b>

[livebaseballscorecards.com](http://livebaseballscorecards.com)





Batter	1	2	3	4	5	6	7	8	9	AB	R	H	RBI	BB	SO	LOB
Milt Bolling, R OBP: 0.314, SLG: 0.408 (1, 6)	F8		1B 2B 1B	F6		K		FC6-4		5	1	1	0	0	1	3
Billy Klaus, L OBP: 0.387, SLG: 0.391 (1, 5)	F8		2B 1-2 1B		6-3		1B 2B		G6-4-3 1B BB	4	1	2	0	1	0	0
Ted Williams, L OBP: 0.482, SLG: 0.587 (1, 7) Billy Consolo, R OBP: 0.250, SLG: 0.143 (9, PR)	F7		1-3 2-H 2B		5-3 BB 2B 1B		6-3		G6-4-3 1-2 1B	5	1	3	1	0	0	1
Dick Gernert, R OBP: 0.407, SLG: 0.523 (1, 3)		F6	F7		4-0 1-2 2B BB		K		G6-4-3 1-2 2-3	4	1	0	0	1	1	5
Jackie Jensen, R OBP: 0.400, SLG: 0.495 (1, 9)		L4		HR	5-3 1-2 2-3		S 1B		F8	5	1	2	2	0	0	4
Jim Piersall, R OBP: 0.361, SLG: 0.439 (1, 8) Gene Stephens, L OBP: 0.340, SLG: 0.349 (7, PH) (8, 8)		K		F7			F7			3	0	1	2	0	1	0
Ted Lepcio, R OBP: 0.348, SLG: 0.506 (1, 4)				K	5-3					1	0	0	0	0	0	1
Sammy White, R OBP: 0.309, SLG: 0.348 (1, 2)			F6			5-3		L9		4	0	1	0	0	0	0
Willard Nixon, L OBP: 0.231, SLG: 0.208 (1, 1) Ike Delock, R OBP: 0.217, SLG: 0.190 (7, 1) Billy Goodman, L OBP: 0.348, SLG: 0.401 (8, PH) Tom Brewer, R OBP: 0.333, SLG: 0.355 (8, PR) Tom Hurd, R OBP: 0.667, SLG: 0.667 (9, 1)			K	1-2 1B		F5		FC6-4 1B		3	0	1	0	0	1	0

Inning Stats	R: 0	H: 0	E: 0	K: 0	S: 3	R: 0	H: 0	E: 0	K: 1	S: 5	R: 2	H: 4	E: 0	K: 1	S: 9	R: 1	H: 3	E: 0	K: 1	S: 8	R: 2	H: 2	E: 0	K: 0	S: 5	R: 0	H: 0	E: 0	K: 1	S: 5	R: 1	H: 2	E: 0	K: 1	S: 7	R: 0	H: 1	E: 0	K: 1	S: 6	R: 0	H: 1	E: 0	K: 0	S: 3	1B: 8	SF: 0	2B: 3	SAC: 0	3B: 0	DP: 1	HR: 2	HBP: 0	WP: 0	PA: 41
PITCHER Connie Johnson, R ERA: 3.77 (1, 1)	IP	WLS	BF	H	R	ER	SO	BB	IBB	HBP	BLK	WP	HR	S	P	ERA	WHIP	IP	WLS	BF	H	R	ER	SO	BB	IBB	HBP	BLK	WP	HR	S	P	ERA	WHIP	IP	WLS	BF	H	R	ER	SO	BB	IBB	HBP	BLK	WP	HR	S	P	ERA	WHIP				

BOTTOM

Baltimore Orioles @ Boston Red Sox  
Fenway Park, Boston, MA  
Fri Aug 31 1956, 3:33 AM EDT  
Att. 10,706 - Unknown

livebaseballscorecards.com

AB	39
R	6
H	13
RBI	6
BB	2
SO	6
LOB	15





Batter	1	2	3	4	5	6	7	8	9	AB R H RBI BB SO LOB	TOP											
Dick Williams, R (1, 8) OBP: 0.336, SLG: 0.466	0-0 FC3-6 1B		0-0 F3			0-0 5-3		0-0 F7 FC5-4 1B		4 1 2 0 0 0 0												
Bob Boyd, L (1, 3) OBP: 0.401, SLG: 0.439	0-0 FC3-6 CS 1-2f		0-0 3-1			0-0 4-3		0-0 FC5-4 1B		4 0 1 0 0 0 1												
George Kell, R (1, 5) OBP: 0.347, SLG: 0.423	0-3 K 1-2				0-0 4-3		0-0 1B	0-0 F7		4 0 1 0 0 1 3												
Bob Nieman, R (1, 7) OBP: 0.439, SLG: 0.518		0-0 1B 1B			0-3 K		0-3 K	0-0 FC5-4 1-2f 3-H		4 0 1 1 0 2 2												
Gus Triandos, R (1, 2) OBP: 0.345, SLG: 0.439		0-0 L5			0-0 HR		0-3 K	0-3 K		4 1 1 1 0 2 2												
Tito Francona, L (1, 9) OBP: 0.337, SLG: 0.374		0-0 F7			0-0 F9		0-0 F8	0-0 2B		4 0 1 0 0 0 1												
Billy Gardner, R (1, 4) OBP: 0.287, SLG: 0.340		0-0 1B				0-3 K	1-0 HBP HBP	0-0 5-3		3 0 1 0 0 1 1	AB 34 R 2 H 8 RBI 2 BB 0 SO 8 LOB 16											
Willy Miranda, S (1, 6) OBP: 0.283, SLG: 0.290		0-0 F8				0-3 K	1-0 HBP	0-0 4-3		2 0 0 0 0 1 2												
Joe Frazier, L (7, PH) OBP: 0.343, SLG: 0.360										0 0 0 0 0 0 0												
Grady Hatton, L (7, PR) OBP: 0.316, SLG: 0.244										1 0 0 0 0 0 1												
Hal Brown, R (1, 1) OBP: 0.342, SLG: 0.281			0-0 5-3			0-0 5-3		0-0 K		2 0 0 0 0 0 0												
Joe Ginsberg, L (7, PH) OBP: 0.316, SLG: 0.299										1 0 0 0 0 0 2												
George Zuverink, R (7, 1) OBP: 0.197, SLG: 0.118										0 0 0 0 0 0 0												
Morrie Martin, L (8, 1) OBP: 0.333, SLG: 0.230										0 0 0 0 0 0 0												
Sandy Consuegra, R (8, 1) OBP: 0.222, SLG: 0.200										0 0 0 0 0 0 0												
Tom Gastall, R (9, PH) OBP: 0.222, SLG: 0.200										1 0 0 0 0 1 1												
<b>Inning Stats</b>	R: 0 E: 0 K: 1 S: 5	H: 1 LOB: 1 BB: 0 P: 5	R: 0 E: 0 K: 0 S: 5	H: 2 LOB: 2 BB: 0 P: 5	R: 0 E: 0 K: 0 S: 3	H: 0 LOB: 0 BB: 0 P: 3	R: 1 E: 0 K: 1 S: 6	H: 1 LOB: 0 BB: 0 P: 6	R: 0 E: 0 K: 2 S: 7	H: 0 LOB: 0 BB: 0 P: 7	R: 0 E: 0 K: 1 S: 6	H: 1 LOB: 1 BB: 0 P: 6	R: 0 E: 0 K: 1 S: 5	H: 0 LOB: 2 BB: 0 P: 7	R: 1 E: 0 K: 1 S: 7	H: 2 LOB: 1 BB: 0 P: 7	R: 0 E: 0 K: 1 S: 6	H: 1 LOB: 1 BB: 0 P: 6	1B: 6 2B: 2 3B: 0 HR: 1	SF: 0 SAC: 0 DP: 1 HBP: 2	WP: 0 PB: 0 SB: 0 CS: 1	PA: 36
<b>PITCHER</b> Frank Sullivan, R (1, 1) ERA: 3.57	IP 9.0 WLS W BF 36 H 8 R 2 ER 2 SO 8 BB 0 IBB 0 HBP 2 BLK 0 WP 0 HR 1 S 50 P 52 ERA 2.00 WHIP 0.889											<b>PITCHER</b>	IP WLS BF H R ER SO BB IBB HBP BLK WP HR S P ERA WHIP									

**Baltimore Orioles @ Boston Red Sox**  
 Fenway Park, Boston, MA  
 Sat Sep 01 1956, 3:33 AM EDT  
 Att. 5,819 - Unknown

[livebaseballscorecards.com](http://livebaseballscorecards.com)









Batter	1	2	3	4	5	6	7	8	9	AB	R	H	RBI	BB	SO	LOB
Milt Bolling, R OBP: 0.309, SLG: 0.378 (1, 6)	4-0 BB 3B BB	0-0 SH2-4 1-2		4-0 FC3-6 BB		0-0 1-3		0-0 F9		2	1	0	0	2	0	2
Billy Klaus, L OBP: 0.386, SLG: 0.387 (1, 5)	4-0 BB 3B BB	0-0 6-3		0-0 FC3-6 1-2f		0-0 F7		0-0 F9		4	1	0	0	1	0	4
Ted Williams, L OBP: 0.483, SLG: 0.590 Gene Stephens, L OBP: 0.353, SLG: 0.349 (1, 7) (8, 7)	4-0 BB 3B BB	4-0 1B 1B IBB		0-0 F7		0-0 4-3		4-0 F8 4-3 BB		2	2	0	0	2	0	1
Mickey Vernon, L OBP: 0.411, SLG: 0.538 (1, 3)	0-3 K	0-0 1B 1B		0-0 G3		0-0 F7		0-0 4-3		5	1	1	1	0	1	5
Jackie Jensen, R OBP: 0.402, SLG: 0.508 (1, 9)	0-0 SF8 3B	0-0 1B		0-0 5-3		0-0 IHR 2B		0-0 F8		5	2	3	5	0	0	1
Jim Piersall, R OBP: 0.363, SLG: 0.447 (1, 8)	0-0 SF8	0-0 L8		0-0 CS 2B		0-0 IHR		0-0 6-3		4	1	2	3	0	0	2
Ted Lepcio, R OBP: 0.340, SLG: 0.489 (1, 4)	0-3 K		0-3 K		0-3 K		0-0 F8			4	0	0	0	0	3	1
Sammy White, R OBP: 0.314, SLG: 0.352 (1, 2)		0-0 1B 2B		0-0 F8		4-0 SH3-4 BB		4-0 FC1-6 BB		2	1	1	0	2	0	0
Bob Porterfield, R OBP: 0.341, SLG: 0.395 Ike Delock, R OBP: 0.217, SLG: 0.190 George Susce, R OBP: 0.316, SLG: 0.313 Dave Sisler, R OBP: 0.200, SLG: 0.115 (1, 1) (6, 1) (8, 1) (9, 1)		0-0 1B 1B		0-0 F9		0-0 SH3-4		0-0 FC1-6		2	1	1	1	0	0	0


Inning Stats	R: 4	H: 1	E: 0	K: 2	S: 8	LOB: 0	BB: 3	P: 20	R: 4	H: 4	E: 0	K: 0	S: 7	LOB: 1	BB: 1	P: 11	R: 0	H: 0	E: 0	K: 1	S: 5	LOB: 0	BB: 0	P: 5	R: 0	H: 0	E: 0	K: 0	S: 3	LOB: 1	BB: 1	P: 7	R: 0	H: 0	E: 0	K: 0	S: 3	LOB: 1	BB: 1	P: 7	R: 2	H: 2	E: 0	K: 0	S: 5	LOB: 0	BB: 0	P: 5	R: 0	H: 0	E: 0	K: 0	S: 3	LOB: 1	BB: 1	P: 7	R: 0	H: 0	E: 0	K: 0	S: 3	LOB: 1	BB: 1	P: 7	R: 0	H: 0	E: 0	K: 0	S: 3	LOB: 1	BB: 1	P: 7
--------------	------	------	------	------	------	--------	-------	-------	------	------	------	------	------	--------	-------	-------	------	------	------	------	------	--------	-------	------	------	------	------	------	------	--------	-------	------	------	------	------	------	------	--------	-------	------	------	------	------	------	------	--------	-------	------	------	------	------	------	------	--------	-------	------	------	------	------	------	------	--------	-------	------	------	------	------	------	------	--------	-------	------

PITCHER	IP	WLS	BF	H	R	ER	SO	BB	IBB	HBP	BLK	WP	HR	S	P	ERA	WHIP
Ray Moore, R ERA: 4.23 (1, 1)	1.0		9	3	6	6	2	3	0	0	0	0	0	10	22	54.00	6.000
Mike Fornieles, R ERA: 3.97 (2, 1)	2.0		9	2	2	1	1	0	1	0	0	0	0	10	14	4.50	1.000
Don Ferrarese, L ERA: 5.32 (4, 1)	2.0		7	1	0	0	1	1	0	0	0	0	0	8	12	0.00	1.000
George Zuverink, R ERA: 3.95 (6, 1)	2.0		9	2	2	2	0	1	0	0	0	0	0	8	12	9.00	1.500
Billy Loes, R ERA: 5.19 (8, 1)	2.0	W	8	0	0	0	0	2	0	0	0	0	0	6	14	0.00	1.000

**BOTTOM**

**Baltimore Orioles @ Boston Red Sox**  
Fenway Park, Boston, MA  
Sun Sep 02 1956, 3:33 AM EDT  
Att. 12,529 - Unknown

AB	31
R	10
H	8
RBI	10
BB	8
SO	4
LOB	17



WP	HR	S	P	ERA	WHIP
0	0	0	0	0	0
1	0	0	0	0	0
0	0	0	0	0	0



Batter	1	2	3	4	5	6	7	8	9	AB R H RBI BB SO LOB	TOP	
Dick Williams, R (1, 8) OBP: 0.334, SLG: 0.458	0-0 1B 1B		0-0 4-3			0-0 F9			0-0 5-3	4 0 1 0 0 0 1		
Bob Boyd, L (1, 3) OBP: 0.414, SLG: 0.463	0-0 1-3 1B			0-0 1-3		0-0 G4-3 1-2f			4-0 2B 1B BB	3 1 1 0 1 0 1		
George Kell, R (1, 5) Grady Hatton, L (8, 5) OBP: 0.350, SLG: 0.429 OBP: 0.325, SLG: 0.286	0-0 L5			0-0 5-3			0-0 L4-6 SH1-3 1B		0-0 1-3 1B 2B	3 0 1 0 0 0 2 1 0 1 0 0 0 0		
Bob Nieman, R (1, 7) OBP: 0.441, SLG: 0.521	0-0 G5-4-3 1-2f			0-0 F8			0-0 SH1-3 1-2		0-0 2-3 3-H 1B	3 0 1 1 0 0 2		
Tito Francona, L (1, 9) OBP: 0.329, SLG: 0.363		0-0 G3			0-0 F5		0-0 L4-6 2-3		0-3 K	4 0 0 0 0 1 3		
Joe Ginsberg, L (1, 2) OBP: 0.311, SLG: 0.295		0-0 3-1			0-0 F7			0-0 G3		3 0 0 0 0 0 0		
Billy Gardner, R (1, 4) OBP: 0.291, SLG: 0.351		0-0 F7			0-0 3B			0-0 F8		3 0 1 0 0 0 0		
Willy Miranda, S (1, 6) OBP: 0.284, SLG: 0.289			0-0 F8		0-0 4-3			0-0 4-3		3 0 0 0 0 0 1		
Erv Palica, R (1, 1) Joe Frazier, L (9, PH) OBP: 0.172, SLG: 0.172 OBP: 0.336, SLG: 0.352			0-0 L6			0-0 G4-3 1B			0-0 F8	2 0 1 0 0 0 0 1 0 0 0 0 0 0		
<b>Inning Stats</b>	R: 0 E: 0 K: 0 S: 4 H: 2 LOB: 1 BB: 0 P: 4	R: 0 E: 0 K: 0 S: 3 H: 0 LOB: 0 BB: 0 P: 3	R: 0 E: 0 K: 0 S: 3 H: 0 LOB: 0 BB: 0 P: 3	R: 0 E: 0 K: 0 S: 3 H: 0 LOB: 0 BB: 0 P: 3	R: 0 E: 0 K: 0 S: 4 H: 1 LOB: 1 BB: 0 P: 4	R: 0 E: 0 K: 0 S: 3 H: 1 LOB: 0 BB: 0 P: 3	R: 0 E: 0 K: 0 S: 3 H: 1 LOB: 0 BB: 0 P: 3	R: 0 E: 0 K: 0 S: 3 H: 0 LOB: 0 BB: 0 P: 3	R: 1 E: 0 K: 1 S: 7 H: 2 LOB: 2 BB: 1 P: 11	1B: 5 2B: 2 3B: 1 HR: 0 SF: 0 SAC: 1 DP: 3 HBP: 0	WP: 0 PB: 0 SB: 0 CS: 0 PA: 32	
<b>PITCHER</b> Johnny Kucks, R (1, 1) ERA: 3.67	IP: 9.0 WLS: W BF: 32 H: 7 R: 1 ER: 1 SO: 1 BB: 1 IBB: 0 HBP: 0 BLK: 0 WP: 0 HR: 0 S: 33 P: 37 ERA: 1.00 WHIP: 0.889											<b>PITCHER</b> IP: WLS: BF: H: R: ER: SO: BB: IBB: HBP: BLK: WP: HR: S: P: ERA: WHIP

**Baltimore Orioles @ New York Yankees**  
Yankee Stadium, Bronx, NY  
Mon Sep 03 1956, 3:33 AM EDT  
Unknown

[livebaseballscorecards.com](http://livebaseballscorecards.com)

**AB 30**  
**R 1**  
**H 7**  
**RBI 1**  
**BB 1**  
**SO 1**  
**LOB 10**



Batter	1	2	3	4	5	6	7	8	9
Hank Bauer, R OBP: 0.325, SLG: 0.440 (1, 9)	0-3 K		0-0 5-3		4-0 1B E BB		0-0 F8	0-0 F8	
Enos Slaughter, L OBP: 0.359, SLG: 0.400 (1, 7)	0-0 F7			0-0 HR 1B	0-0 F2		0-0 1B 1B 2B	0-0 L5	
Mickey Mantle, S OBP: 0.472, SLG: 0.726 (1, 8)	0-0 F2			0-0 F6	0-0 E S 1B		0-0 1B 1B		
Yogi Berra, L OBP: 0.371, SLG: 0.523 (1, 2)		0-0 HR		0-0 HR	0-0 E6		4-0 1B IBB		
Bill Skowron, R OBP: 0.377, SLG: 0.520 (1, 3)		0-0 6-3		4-0 1B BB	0-0 F3		0-0 F5		
Gil McDougald, R OBP: 0.397, SLG: 0.439 (1, 4)		0-0 B5-3		0-0 F8		0-0 F9	0-0 1B		
Billy Martin, R OBP: 0.325, SLG: 0.417 (1, 5)		0-0 B5-3		0-0 FC6-4 1B		0-0 F5	0-0 L9		
Billy Hunter, R OBP: 0.340, SLG: 0.500 (1, 6)			0-0 F7	0-0 FC6-4		0-0 WP 1B	0-0 F8		
Johnny Kucks, R OBP: 0.234, SLG: 0.171 (1, 1)			0-3 K		0-3 K	0-0 F9	1-0 HBP		

Inning Stats	R: 0	H: 0	E: 0	K: 1	S: 5	R: 1	H: 1	E: 0	K: 0	S: 4	R: 0	H: 0	E: 0	K: 1	S: 5	R: 2	H: 3	E: 0	K: 0	S: 6	R: 1	H: 1	E: 1	K: 1	S: 7	R: 0	H: 1	E: 0	K: 0	S: 4	R: 2	H: 3	E: 0	K: 0	S: 6	R: 0	H: 0	E: 0	K: 0	S: 3
	LOB: 0	BB: 0	LOB: 0	BB: 0	P: 5	LOB: 0	BB: 0	LOB: 0	BB: 0	P: 4	LOB: 2	BB: 1	LOB: 2	BB: 1	P: 11	LOB: 1	BB: 0	LOB: 2	BB: 1	P: 10	LOB: 1	BB: 0	LOB: 2	BB: 1	P: 4	LOB: 2	BB: 2	LOB: 2	BB: 1	P: 10	LOB: 1	BB: 1	LOB: 1	BB: 0	P: 4	SF: 0	SAC: 0	DP: 0	HBP: 1	

PITCHER	IP	WLS	BF	H	R	ER	SO	BB	IBB	HBP	BLK	WP	HR	S	P	ERA	WHIP
Erv Palica, R ERA: 4.62 (1, 1)	8.0	L	38	9	6	5	3	2	1	1	0	1	2	40	53	5.62	1.375

AB R H RBI BB SO LOB

4	1	0	0	1	1	1
5	2	2	0	0	0	2
4	1	2	0	0	0	1
3	2	2	3	1	0	1
3	0	0	0	1	0	5
4	0	1	2	0	0	1
4	0	1	0	0	0	2
4	0	1	0	0	0	2
3	0	0	0	0	2	1

AB	R	H	RBI	BB	SO	LOB
34	6	9	5	3	3	16




**Baltimore Orioles @ New York Yankees**  
 Yankee Stadium, Bronx, NY  
 Mon Sep 03 1956, 3:33 AM EDT  
 Unknown

livebaseballscores.com

WP	HR	S	P	ERA	WHIP
1	0	0	0	0	0




Batter	1	2	3	4	5	6	7	8	9	AB R H RBI BB SO LOB	TOP
Dick Williams, R (1, 8) OBP: 0.333, SLG: 0.453	0-3 K	0-3 K			4-0 L3 BB		0-0 G5-6-3 1-2f			3 0 0 0 1 2 3	
Bob Boyd, L (1, 3) OBP: 0.416, SLG: 0.460	0-0 BB 1B				4-0 L3 BB			0-0 F9		3 0 1 0 1 0 1	
Grady Hatton, L (1, 5) OBP: 0.335, SLG: 0.284	4-0 1-2 BB				4-0 1-2 BB			4-0 2B BB		1 0 0 0 3 0 0	
Bob Nieman, R (1, 7) OBP: 0.439, SLG: 0.520	0-0 F8				0-0 F9			0-0 2B		4 0 1 0 0 1 5	
Tito Francona, L (1, 9) OBP: 0.326, SLG: 0.360 Sandy Consuegra, R (6, 1) George Kell, R (8, PH) George Zuverink, R (8, 1) OBP: 0.349, SLG: 0.428 OBP: 0.167, SLG: 0.118	0-3 K				0-0 4-3			0-0 1-3		3 0 0 0 0 2 4 0 0 0 0 0 0 0 1 0 0 0 0 0 2 0 0 0 0 0 0 0	
Gus Triandos, R (1, 2) OBP: 0.344, SLG: 0.433		0-3 K			0-3 K			0-0 F8		4 0 0 0 0 3 4	
Billy Gardner, R (1, 4) OBP: 0.290, SLG: 0.350		0-0 CS 1B			0-3 K		0-0 6-3		0-0 F8	4 0 1 0 0 1 0	AB 28 R 0 H 4 RBI 0 BB 8 SO 10 LOB 21
Willy Miranda, S (1, 6) OBP: 0.288, SLG: 0.290		4-0 BB BB			4-0 CS BB		0-0 G5-6-3 1B		0-3 K	2 0 1 0 2 1 0	
Bill Wight, L (1, 1) OBP: 0.222, SLG: 0.192 Joe Frazier, L (6, 9) OBP: 0.330, SLG: 0.344		4-0 BB			0-0 F5		0-0 F9		0-0 3-1	1 0 0 0 1 0 1 2 0 0 0 0 0 1	
Inning Stats	R: 0 E: 0 K: 2 S: 8 H: 1 LOB: 2 BB: 1 P: 12	R: 0 E: 0 K: 2 S: 7 H: 1 LOB: 2 BB: 2 P: 15	R: 0 E: 0 K: 3 S: 9 H: 0 LOB: 2 BB: 2 P: 17	R: 0 E: 0 K: 1 S: 4 H: 0 LOB: 0 BB: 1 P: 8	R: 0 E: 1 K: 0 S: 3 H: 0 LOB: 1 BB: 1 P: 7	R: 0 E: 0 K: 1 S: 5 H: 0 LOB: 0 BB: 0 P: 5	R: 0 E: 0 K: 0 S: 3 H: 1 LOB: 0 BB: 0 P: 3	R: 0 E: 0 K: 0 S: 4 H: 1 LOB: 2 BB: 1 P: 8	R: 0 E: 0 K: 1 S: 5 H: 0 LOB: 0 BB: 0 P: 5	1B: 3 2B: 2 3B: 0 HR: 0 SF: 0 SAC: 0 DP: 2 HBP: 0	WP: 0 PB: 0 SB: 0 CS: 2 PA: 36
PITCHER Don Larsen, R (1, 1) ERA: 3.68	IP 9.0 WLS W BF 36 H 4 R 0 ER 0 SO 10 BB 8 IBB 0 HBP 0 BLK 0 WP 0 HR 0 S 48 P 80 ERA 0.00 WHIP 1.333										

Baltimore Orioles @ New York Yankees  
 Yankee Stadium, Bronx, NY  
 Mon Sep 03 1956, 3:38 AM EDT  
 Att: 35,557 - Unknown

livebaseballscorecards.com





Batter	1	2	3	4	5	6	7	8	9	AB R H RBI BB SO LOB	TOP														
Dick Williams, R OBP: 0.333, SLG: 0.452 (1, 7) X	0-0 F8		0-0 SH5-4 1B		0-0 6-3			0-0 SH3-4		3 0 1 0 0 0 0	<p><b>Baltimore Orioles @ Washington Senators</b> Griffith Stadium, Washington, DC</p> <p>Wed Sep 05 1956, 3:33 AM EDT Att. 1,657 - Unknown</p> <p>livebaseballscorecards.com</p> <table border="1"> <tr><td>AB</td><td>30</td></tr> <tr><td>R</td><td>0</td></tr> <tr><td>H</td><td>4</td></tr> <tr><td>RBI</td><td>0</td></tr> <tr><td>BB</td><td>1</td></tr> <tr><td>SO</td><td>2</td></tr> <tr><td>LOB</td><td>11</td></tr> </table> 	AB	30	R	0	H	4	RBI	0	BB	1	SO	2	LOB	11
AB	30																								
R	0																								
H	4																								
RBI	0																								
BB	1																								
SO	2																								
LOB	11																								
Bob Boyd, L OBP: 0.414, SLG: 0.458 (1, 3) X	0-0 1B		0-0 SH5-4		0-0 F7			0-0 F8		3 0 1 0 0 0 1															
George Kell, R OBP: 0.348, SLG: 0.426 (1, 5) X	0-0 1B		0-0 F5		0-0 6-3			0-0 F1		4 0 1 0 0 0 3															
Gus Triandos, R OBP: 0.343, SLG: 0.429 (1, 2) S S	0-3 K		4-0 IBB		0-0 F8			0-0 F3		3 0 0 0 1 1 2															
Tito Francona, L OBP: 0.323, SLG: 0.357 (1, 9) X	0-0 F9		0-0 F8		0-0 4-3			0-0 4-3		4 0 0 0 0 0 5															
Jim Pyburn, R OBP: 0.263, SLG: 0.298 (1, 8) X		0-0 F5		0-0 F7			0-0 F9		0-0 L7	4 0 0 0 0 0 0															
Billy Gardner, R OBP: 0.289, SLG: 0.347 (1, 4) X		0-0 F7		0-0 F7		0-3 K				3 0 0 0 0 1 0															
Willy Miranda, S OBP: 0.286, SLG: 0.288 (1, 6) X		0-0 5-3		0-0 F9		0-0 F3				3 0 0 0 0 0 0															
Connie Johnson, R OBP: 0.327, SLG: 0.265 (1, 1) X			0-0 E6 SH5-4 1B		0-0 F8			0-0 SH3-4 1B		3 0 1 0 0 0 0															
<b>Inning Stats</b>	R: 0 H: 2 E: 0 LOB: 2 K: 1 BB: 0 S: 7 P: 7	R: 0 H: 0 E: 0 LOB: 0 K: 0 BB: 0 S: 3 P: 3	R: 0 H: 1 E: 1 LOB: 3 K: 0 BB: 1 S: 5 P: 9	R: 0 H: 0 E: 0 LOB: 0 K: 0 BB: 0 S: 3 P: 3	R: 0 H: 0 E: 0 LOB: 0 K: 0 BB: 0 S: 3 P: 3	R: 0 H: 0 E: 0 LOB: 0 K: 1 BB: 0 S: 5 P: 5	R: 0 H: 1 E: 0 LOB: 1 K: 0 BB: 0 S: 4 P: 4	R: 0 H: 0 E: 0 LOB: 0 K: 0 BB: 0 S: 3 P: 3	1B: 4 SF: 0 2B: 0 SAC: 2 3B: 0 DP: 0 HR: 0 HBP: 0	WP: 0 PA: 33 PB: 0 SB: 0 CS: 0															
<b>PITCHER</b> Chuck Stobbs, L (1, 1) ERA: 3.39	IP WLS BF H R ER SO BB IBB HBP BLK WP HR S P ERA WHIP	9.0 W 33 4 0 0 2 0 1 0 0 0 0 0 36 40 0.00 0.444																							

Batter	1	2	3	4	5	6	7	8	9	AB R H RBI BB SO LOB
Eddie Yost, R OBP: 0.417, SLG: 0.342 (1, 5)	0-0 F8		0-0 6-3		0-3 K			0-0 2B 1B		4 1 1 0 0 1 0
Whitey Herzog, L OBP: 0.308, SLG: 0.355 (1, 8)	0-0 4-3		0-0 CS 1B			0-3 K		0-0 1-3 1B 2B		4 1 2 0 0 1 0
Pete Runnels, L OBP: 0.377, SLG: 0.429 (1, 3)	0-0 1B		0-0 CS 1-2	4-0 FC4-6 BB		0-0 G5-4-3 1B		0-0 CS 1B 2-H 3-H		3 0 3 2 1 0 0
Roy Sievers, R OBP: 0.373, SLG: 0.476 (1, 7)	0-0 F9			0-0 FC4-6 1B 1-2f		0-0 G5-4-3 1-2f		0-0 CS 1-2		3 0 0 0 0 0 3
Clint Courtney, L OBP: 0.369, SLG: 0.449 (1, 2)		0-0 F9		0-0 1-3 1B			0-0 F4			3 0 1 0 0 0 0
Jim Lemon, R OBP: 0.345, SLG: 0.501 (1, 9)		0-3 K		0-3 K			0-0 L9			3 0 0 0 0 2 2
Herb Plews, L OBP: 0.335, SLG: 0.388 (1, 4)		4-0 BB		0-3 K			0-0 4-3			2 0 0 0 1 1 2
Jose Valdivielso, R OBP: 0.317, SLG: 0.321 (1, 6)		0-0 F9			0-0 5-3			0-0 6-3		3 0 0 0 0 0 1
Chuck Stobbs, L OBP: 0.215, SLG: 0.227 (1, 1)			0-0 F7		0-0 6-3			0-0 4-3		3 0 0 0 0 0 0

Inning Stats	R: 0 E: 0 K: 0 S: 4	H: 1 LOB: 1 BB: 0 P: 4	R: 0 E: 0 K: 1 S: 5	H: 0 LOB: 1 BB: 1 P: 9	R: 0 E: 0 K: 0 S: 3	H: 1 LOB: 0 BB: 0 P: 3	R: 0 E: 0 K: 2 S: 8	H: 1 LOB: 2 BB: 1 P: 12	R: 0 E: 0 K: 1 S: 5	H: 0 LOB: 0 BB: 0 P: 5	R: 0 E: 0 K: 1 S: 5	H: 1 LOB: 0 BB: 0 P: 5	R: 0 E: 0 K: 0 S: 3	H: 0 LOB: 0 BB: 0 P: 3	R: 2 E: 0 K: 0 S: 5	H: 3 LOB: 0 BB: 0 P: 5	1B: 6 2B: 1 3B: 0 HR: 0	SF: 0 SAC: 0 DP: 1 HBP: 0	WP: 0 PB: 0 SB: 0 CS: 2	PA: 32
PITCHER Connie Johnson, R ERA: 3.7 (1, 1)	IP 8.0	WLS L	BF 30	H 7	R 2	ER 2	SO 5	BB 2	IBB 0	HBP 0	BLK 0	WP 0	HR 0	S 38	P 46	ERA 2.25	WHIP 1.125			

**BOTTOM**

**Baltimore Orioles @ Washington Senators**  
Griffith Stadium, Washington, DC

Wed Sep 05 1956, 3:33 AM EDT  
Att. 1,657 - Unknown

livebaseballscorecards.com

**AB 28**  
**R 2**  
**H 7**  
**RBI 2**  
**BB 2**  
**SO 5**  
**LOB 8**





Batter	1	2	3	4	5	6	7	8	9	AB R H RBI BB SO LOB	TOP
<b>Billy Gardner, R</b> (1, 4) OBP: 0.293, SLG: 0.354	0-0 1B BB 1B	0-0 1B		0-0 1-3 2B		0-0 6-3		0-0 HR 1B	0-0 FC6-5 2-3f	6 2 4 0 0 0 2	<b>Baltimore Orioles @ Washington Senators</b> Griffith Stadium, Washington, DC Thu Sep 06 1956, 3:33 AM EDT Att: 760 - Unknown <a href="http://livebaseballscorecards.com">livebaseballscorecards.com</a>
<b>George Kell, R</b> (1, 5) OBP: 0.348, SLG: 0.432	0-0 F4	0-0 F8		4-0 IBB		0-0 F8		0-0 HR		4 1 1 2 1 0 2	
<b>Bob Boyd, L</b> (1, 3) OBP: 0.420, SLG: 0.459	0-0 BB 1B 1-2 1B		0-3 K	0-0 F8		4-0 BB		0-0 1B		4 0 2 0 1 1 3	
<b>Gus Triandos, R</b> (1, 2) OBP: 0.339, SLG: 0.424 <b>Don Ferrarese, R</b> (8, 1) OBP: 0.107, SLG: 0.038	0-0 L9		0-0 F9		0-0 F2	0-0 6-3		0-0 F7		5 0 0 0 0 0 4 0 0 0 0 0 0 0	
<b>Dick Williams, R</b> (1, 7) OBP: 0.341, SLG: 0.459	0-0 BB 1-2 2-3 1B		0-0 FC6-4 1B		4-0 1B BLK BB		0-0 2B	0-0 F7		4 1 3 0 1 0 1	
<b>Hoot Evers, R</b> (1, 9) OBP: 0.382, SLG: 0.297	4-0 1-2 2-3 3-H BB		0-0 FC6-4 1-2f		0-0 BLK 1-3 SF8 1B		0-3 K	0-0 FC1-5 1B 1B		4 1 2 1 1 1 2	
<b>Jim Pyburn, R</b> (1, 8) OBP: 0.256, SLG: 0.292 <b>Tito Francona, L</b> (9, PH) OBP: 0.325, SLG: 0.358	0-0 F9		0-0 F9	0-0 F9	0-0 SF8		0-0 F9	0-0 FC6-5 FC1-5 1-2 1B		3 0 0 1 0 0 4 1 0 1 0 0 0 0	
<b>Willy Miranda, S</b> (1, 6) OBP: 0.285, SLG: 0.287		0-0 6-3		0-0 F6	0-0 1B		0-0 F7	0-0 FC1-5 1-2 2-3f		5 0 1 0 0 0 3	
<b>Ray Moore, R</b> (1, 1) OBP: 0.297, SLG: 0.410 <b>Sandy Consuegra, R</b> (5, 1) <b>George Zuverink, R</b> (5, 1) OBP: 0.197, SLG: 0.118 <b>Billy O'Dell, S</b> (6, 1) <b>Tom Gastall, R</b> (8, PH) OBP: 0.218, SLG: 0.196 <b>Joe Frazier, L</b> (9, PH) OBP: 0.327, SLG: 0.340		0-3 K		1-0 2B HBP	0-3 K			0-3 K	0-3 K	2 0 0 0 0 0 2 1 0 0 0 0 0 0 0 0 0 0 0 0 0 0 0 0 1 0 0 0 0 0 1 0 1 0 0 0 0 0 1 2	
<b>Inning Stats</b>	R: 1 H: 3 E: 0 LOB: 3 K: 0 BB: 1 S: 6 P: 10	R: 0 H: 1 E: 0 LOB: 1 K: 1 BB: 0 P: 6	R: 0 H: 1 E: 0 LOB: 1 K: 1 BB: 0 P: 6	R: 0 H: 1 E: 0 LOB: 3 K: 0 BB: 1 P: 9	R: 2 H: 2 E: 0 LOB: 1 K: 1 BB: 1 P: 11	R: 0 H: 0 E: 0 LOB: 1 K: 0 BB: 1 P: 7	R: 0 H: 1 E: 0 LOB: 1 K: 1 BB: 0 P: 6	R: 2 H: 3 E: 0 LOB: 1 K: 1 BB: 0 P: 8	R: 0 H: 2 E: 0 LOB: 2 K: 1 BB: 0 P: 7	1B: 11 SF: 1 2B: 2 SAC: 0 3B: 0 DP: 0 HR: 1 HBP: 1	
<b>PITCHER</b>	IP WLS BF H R ER SO BB IBB HBP BLK WP HR S P ERA WHIP										
<b>Dean Stone, L</b> (1, 1) ERA: 6.24	8.0 W 42 13 5 5 5 3 1 1 1 0 1 47 64 5.62 2.000										
<b>Bud Byerly, R</b> (9, 1) ERA: 2.8	1.0 S 4 1 0 0 1 0 0 0 0 0 0 6 6 0.00 1.000										



Batter	1	2	3	4	5	6	7	8	9
Eddie Yost, R OBP: 0.419, SLG: 0.343 (1, 5)	0-0 6-3		0-0 SH3-4		0-0 1B SF8	4-0 E 1B BB		4-0 BB BB	
Whitey Herzog, L OBP: 0.310, SLG: 0.355 (1, 8)	0-0 FC6-4 1B		0-0 F7		0-0 F8	0-0 E4 1B		0-3 K	
Pete Runnels, L OBP: 0.377, SLG: 0.428 (1, 3)	0-0 FC6-4 1-2f		0-0 F7		0-0 1-3 3B 1B	0-0 5-3		4-0 1-2 BB	
Roy Sievers, R OBP: 0.372, SLG: 0.473 (1, 7)	0-0 FC6-4 1-2f			0-0 F9	0-0 SF8	4-0 IBB		0-3 K	
Herb Plews, L OBP: 0.332, SLG: 0.394 (1, 4)		0-0 F7		0-0 F6	0-0 1-H 3B	0-3 K		0-0 F8	
Jim Lemon, R OBP: 0.346, SLG: 0.507 (1, 9)		0-0 6-3		0-0 1B 2B	0-0 3B HR 3B	0-0 F9			
Lou Berberet, L OBP: 0.421, SLG: 0.404 (1, 2)		4-0 BB		0-0 2-H 1B	4-0 HR IBB		0-3 K		
Jose Valdivielso, R OBP: 0.316, SLG: 0.332 (1, 6)		0-0 6-3		0-0 1-2 E4	0-0 1-H 3-H HR		0-3 K		
Dean Stone, L OBP: 0.237, SLG: 0.125 (1, 1)			0-0 SH3-4 1B		0-3 K		0-3 K		
Bud Byerly, R OBP: 0.100, SLG: 0.100 (9, 1)								0-3 K	

Inning Stats	R: 0	H: 1	E: 0	K: 0	S: 4	H: 0	LOB: 1	BB: 0	P: 4	R: 0	H: 0	E: 0	K: 0	S: 3	R: 0	H: 1	E: 0	K: 0	S: 4	R: 1	H: 2	E: 1	K: 1	S: 8	R: 6	H: 5	E: 0	K: 0	S: 8	R: 0	H: 1	E: 1	K: 1	S: 6	R: 0	H: 0	E: 0	K: 3	S: 9	R: 0	H: 0	E: 0	K: 2	S: 7	R: 0	H: 0	E: 0	K: 2	S: 15
--------------	------	------	------	------	------	------	--------	-------	------	------	------	------	------	------	------	------	------	------	------	------	------	------	------	------	------	------	------	------	------	------	------	------	------	------	------	------	------	------	------	------	------	------	------	------	------	------	------	------	-------

PITCHER	IP	WLS	BF	H	R	ER	SO	BB	IBB	HBP	BLK	WP	HR	S	P	ERA	WHIP
Ray Moore, R ERA: 4.29 (1, 1)	4.1		21	6	3	3	1	1	0	0	0	0	0	22	26	6.23	1.615
Sandy Consuegra, R ERA: 5.27 (5, 1)	0.1	L	2	1	0	0	0	0	0	0	0	0	0	2	2	0.00	3.000
George Zuverink, R ERA: 4.18 (5, 1)	0.1		4	2	4	4	0	0	1	0	0	0	1	3	7	108.00	6.000
Billy O'Dell, L ERA: (6, 1)	2.0		9	1	0	0	4	1	1	0	0	0	0	15	23	0.00	1.000
Don Ferrarese, L ERA: 5.26 (8, 1)	1.0		5	0	0	0	2	2	0	0	0	0	0	7	15	0.00	2.000


**BOTTOM**

AB	R	H	RBI	BB	SO	LOB
2	1	1	0	2	0	0
5	0	2	0	0	1	3
4	1	1	0	1	0	4
3	0	0	1	1	1	3
5	1	1	1	0	1	5
4	2	2	1	0	0	3
2	1	1	1	2	1	0
4	1	1	3	0	1	2
4	0	1	0	0	2	2
0	0	0	0	0	0	0

**Baltimore Orioles @ Washington Senators**  
Griffith Stadium, Washington, DC

Thu Sep 06 1956, 3:33 AM EDT  
Att. 760 - Unknown

AB	33
R	7
H	10
RBI	7
BB	6
SO	7
LOB	22



WP	PA
0	41
PB	0
SB	0
CS	0

PITCHER	IP	WLS	BF	H	R	ER	SO	BB	IBB	HBP	BLK	WP	HR	S	P	ERA	WHIP
---------	----	-----	----	---	---	----	----	----	-----	-----	-----	----	----	---	---	-----	------





BOTTOM

Boston Red Sox @ Baltimore Orioles  
Memorial Stadium, Baltimore, MD  
Fri Sep 07 1956, 3:33 AM EDT  
Unknown

livebaseballscorecards.com

AB 36  
R 5  
H 7  
RBI 5  
BB 7  
SO 2  
LOB 19



WP: 0 PA: 43  
PB: 0  
SB: 0  
CS: 0

AB R H RBI BB SO LOB

4 0 0 0 1 0 3

4 1 0 0 1 0 1

2 1 2 1 3 0 0

5 0 0 0 0 1 8

0 0 0 0 0 0 0

0 0 0 0 0 0 0

5 1 3 2 0 0 1

4 0 0 0 0 0 4

1 0 0 0 0 0 0

3 1 1 1 1 0 0

0 1 0 0 0 0 0

1 0 0 0 0 0 0

3 0 1 1 0 1 0

0 0 0 0 0 0 0

1 0 0 0 0 0 1

3 0 0 0 0 0 1

0 0 0 0 1 0 0

1B: 4 SF: 0

2B: 2 SAC: 0

3B: 1 DP: 1

HR: 0 HBP: 0

1B: 4 SF: 0

2B: 2 SAC: 0

3B: 1 DP: 1

HR: 0 HBP: 0

1B: 4 SF: 0

2B: 2 SAC: 0

3B: 1 DP: 1

HR: 0 HBP: 0

1B: 4 SF: 0

2B: 2 SAC: 0

3B: 1 DP: 1

HR: 0 HBP: 0

1B: 4 SF: 0

2B: 2 SAC: 0

3B: 1 DP: 1

HR: 0 HBP: 0

1B: 4 SF: 0

2B: 2 SAC: 0

3B: 1 DP: 1

HR: 0 HBP: 0

1B: 4 SF: 0

2B: 2 SAC: 0

3B: 1 DP: 1

HR: 0 HBP: 0

1B: 4 SF: 0

2B: 2 SAC: 0

3B: 1 DP: 1

HR: 0 HBP: 0

1B: 4 SF: 0

2B: 2 SAC: 0

3B: 1 DP: 1

HR: 0 HBP: 0

1B: 4 SF: 0

2B: 2 SAC: 0

3B: 1 DP: 1

HR: 0 HBP: 0

1B: 4 SF: 0

2B: 2 SAC: 0

3B: 1 DP: 1

HR: 0 HBP: 0

1B: 4 SF: 0

2B: 2 SAC: 0

3B: 1 DP: 1

HR: 0 HBP: 0

1B: 4 SF: 0

2B: 2 SAC: 0

3B: 1 DP: 1

HR: 0 HBP: 0

1B: 4 SF: 0

2B: 2 SAC: 0

3B: 1 DP: 1

HR: 0 HBP: 0

1B: 4 SF: 0

2B: 2 SAC: 0

3B: 1 DP: 1

HR: 0 HBP: 0

1B: 4 SF: 0

2B: 2 SAC: 0

3B: 1 DP: 1

HR: 0 HBP: 0

1B: 4 SF: 0

2B: 2 SAC: 0

3B: 1 DP: 1

HR: 0 HBP: 0

1B: 4 SF: 0

2B: 2 SAC: 0

3B: 1 DP: 1

HR: 0 HBP: 0

1B: 4 SF: 0

2B: 2 SAC: 0

3B: 1 DP: 1

HR: 0 HBP: 0

1B: 4 SF: 0

2B: 2 SAC: 0

3B: 1 DP: 1

HR: 0 HBP: 0

1B: 4 SF: 0

2B: 2 SAC: 0

3B: 1 DP: 1

HR: 0 HBP: 0

1B: 4 SF: 0

2B: 2 SAC: 0

3B: 1 DP: 1

HR: 0 HBP: 0

1B: 4 SF: 0

2B: 2 SAC: 0

3B: 1 DP: 1

HR: 0 HBP: 0

1B: 4 SF: 0

2B: 2 SAC: 0

3B: 1 DP: 1

HR: 0 HBP: 0

1B: 4 SF: 0

2B: 2 SAC: 0

3B: 1 DP: 1

HR: 0 HBP: 0

1B: 4 SF: 0

2B: 2 SAC: 0

3B: 1 DP: 1

HR: 0 HBP: 0

1B: 4 SF: 0

2B: 2 SAC: 0

3B: 1 DP: 1

HR: 0 HBP: 0

1B: 4 SF: 0

2B: 2 SAC: 0

3B: 1 DP: 1

HR: 0 HBP: 0

1B: 4 SF: 0

2B: 2 SAC: 0

3B: 1 DP: 1

HR: 0 HBP: 0

1B: 4 SF: 0

2B: 2 SAC: 0

3B: 1 DP: 1

HR: 0 HBP: 0

1B: 4 SF: 0

2B: 2 SAC: 0

3B: 1 DP: 1

HR: 0 HBP: 0

1B: 4 SF: 0

2B: 2 SAC: 0

3B: 1 DP: 1

HR: 0 HBP: 0

1B: 4 SF: 0

2B: 2 SAC: 0

3B: 1 DP: 1

HR: 0 HBP: 0

1B: 4 SF: 0

2B: 2 SAC: 0

3B: 1 DP: 1

HR: 0 HBP: 0

1B: 4 SF: 0

2B: 2 SAC: 0

3B: 1 DP: 1

HR: 0 HBP: 0

1B: 4 SF: 0

2B: 2 SAC: 0

3B: 1 DP: 1

HR: 0 HBP: 0

1B: 4 SF: 0

2B: 2 SAC: 0

3B: 1 DP: 1

HR: 0 HBP: 0

1B: 4 SF: 0

2B: 2 SAC: 0

3B: 1 DP: 1

HR: 0 HBP: 0

1B: 4 SF: 0

2B: 2 SAC: 0

3B: 1 DP: 1

HR: 0 HBP: 0

1B: 4 SF: 0

2B: 2 SAC: 0

3B: 1 DP: 1

HR: 0 HBP: 0

1B: 4 SF: 0

2B: 2 SAC: 0

3B: 1 DP: 1

HR: 0 HBP: 0

1B: 4 SF: 0

2B: 2 SAC: 0

3B: 1 DP: 1

HR: 0 HBP: 0

1B: 4 SF: 0

2B: 2 SAC: 0

3B: 1 DP: 1

HR: 0 HBP: 0

1B: 4 SF: 0

2B: 2 SAC: 0

3B: 1 DP: 1

HR: 0 HBP: 0

1B: 4 SF: 0

2B: 2 SAC: 0

3B: 1 DP: 1

HR: 0 HBP: 0

1B: 4 SF: 0

2B: 2 SAC: 0

3B: 1 DP: 1

HR: 0 HBP: 0

1B: 4 SF: 0

2B: 2 SAC: 0

3B: 1 DP: 1

HR: 0 HBP: 0

1B: 4 SF: 0

2B: 2 SAC: 0

3B: 1 DP: 1

HR: 0 HBP: 0

1B: 4 SF: 0

2B: 2 SAC: 0

3B: 1 DP: 1

HR: 0 HBP: 0

1B: 4 SF: 0

2B: 2 SAC: 0

3B: 1 DP: 1

HR: 0 HBP: 0

1B: 4 SF: 0

2B: 2 SAC: 0

3B: 1 DP: 1

HR: 0 HBP: 0

1B: 4 SF: 0

2B: 2 SAC: 0

3B: 1 DP: 1

HR: 0 HBP: 0

1B: 4 SF: 0

2B: 2 SAC: 0

3B: 1 DP: 1

HR: 0 HBP: 0

1B: 4 SF: 0

2B: 2 SAC: 0

3B: 1 DP: 1

HR: 0 HBP: 0

1B: 4 SF: 0

2B: 2 SAC: 0

3B: 1 DP: 1

HR: 0 HBP: 0

1B: 4 SF: 0

2B: 2 SAC: 0

3B: 1 DP: 1

HR: 0 HBP: 0

1B: 4 SF: 0

2B: 2 SAC: 0

3B: 1 DP: 1

HR: 0 HBP: 0

1B: 4 SF: 0

2B: 2 SAC: 0

3B: 1 DP: 1

HR: 0 HBP: 0

1B: 4 SF: 0

2B: 2 SAC: 0

3B: 1 DP: 1

HR: 0 HBP: 0

1B: 4 SF: 0

2B: 2 SAC: 0

3B: 1 DP: 1

HR: 0 HBP: 0

1B: 4 SF: 0

2B: 2 SAC: 0

3B: 1 DP: 1



Batter	1	2	3	4	5	6	7	8	9	AB R H RBI BB SO LOB	TOP											
<b>Billy Goodman, L</b> (1, 4) OBP: 0.348, SLG: 0.405	0-0 FC5-4 1B		0-0 F7			0-0 1B 1B			0-0 F7	4 0 2 0 0 0 1												
<b>Billy Klaus, L</b> (1, 6) OBP: 0.382, SLG: 0.382	0-0 F9		0-0 F8			0-0 F9			0-0 6-3	4 0 0 0 0 0 3												
<b>Mickey Vernon, L</b> (1, 3) OBP: 0.404, SLG: 0.528	0-0 F7			0-0 F9		0-0 1-H 1B			0-0 F8	4 0 1 0 0 0 1												
<b>Dick Gernert, R</b> (1, 7) OBP: 0.400, SLG: 0.507	0-0 FC5-4 1-2f			0-0 F4			0-0 F7			3 0 0 0 0 0 1												
<b>Jackie Jensen, R</b> (1, 9) OBP: 0.405, SLG: 0.503		0-0 F8		0-0 4-3			0-0 6-3			3 0 0 0 0 0 0												
<b>Jim Piersall, R</b> (1, 8) OBP: 0.362, SLG: 0.460		0-0 CS 1B			0-0 F7		0-0 F6			3 0 1 0 0 0 0												
<b>Ted Lepcio, R</b> (1, 5) OBP: 0.339, SLG: 0.500		0-3 K 1-2			0-0 F5			0-0 G1-6-3 1B		3 0 1 0 0 1 1												
<b>Sammy White, R</b> (1, 2) OBP: 0.312, SLG: 0.348			0-0 6-3		0-0 1-3			0-0 F9		3 0 0 0 0 0 1												
<b>Frank Sullivan, R</b> (1, 1) OBP: 0.156, SLG: 0.149			0-0			0-0 6-3		0-0 G1-6-3 1-2f		2 0 1 0 0 0 0												
<b>George Susce, R</b> (7, 1) OBP: 0.316, SLG: 0.313										0 0 0 0 0 0 0												
<b>Ted Williams, L</b> (8, PH) OBP: 0.482, SLG: 0.587										1 0 0 0 0 0 1												
<b>Harry Dorish, R</b> (8, 1)										0 0 0 0 0 0 0												
<b>Inning Stats</b>	R: 0 E: 0 K: 0 S: 4	H: 1 LOB: 1 BB: 0 P: 4	R: 0 E: 0 K: 1 S: 5	H: 1 LOB: 1 BB: 0 P: 5	R: 0 E: 0 K: 0 S: 4	H: 1 LOB: 1 BB: 0 P: 4	R: 0 E: 0 K: 0 S: 3	H: 0 LOB: 0 BB: 0 P: 3	R: 0 E: 0 K: 0 S: 3	H: 0 LOB: 0 BB: 0 P: 3	R: 0 E: 0 K: 0 S: 4	H: 2 LOB: 2 BB: 0 P: 4	R: 0 E: 0 K: 0 S: 3	H: 0 LOB: 0 BB: 0 P: 3	R: 0 E: 0 K: 0 S: 3	H: 1 LOB: 0 BB: 0 P: 3	R: 0 E: 0 K: 0 S: 3	H: 0 LOB: 0 BB: 0 P: 3	1B: 6 2B: 1 3B: 0 HR: 0	SF: 0 SAC: 0 DP: 2 HBP: 0	WP: 0 PB: 0 SB: 0 CS: 1	PA: 30
<b>PITCHER</b> <b>Hal Brown, R</b> (1, 1) ERA: 3.52	IP: 9.0 WLS: W BF: 30 H: 6 R: 0 ER: 0 SO: 1 BB: 0 IBB: 0 HBP: 0 BLK: 0 WP: 0 HR: 0 S: 32 P: 32 ERA: 0.00 WHIP: 0.667																				<b>PITCHER</b> IP: WLS: BF: H: R: ER: SO: BB: IBB: HBP: BLK: WP: HR: S: P: ERA: WHIP:	

**Boston Red Sox @ Baltimore Orioles**  
Memorial Stadium, Baltimore, MD

Fri Sep 07 1956, 3:38 AM EDT  
Att. 13,634 - Unknown

livebaseballscorecards.com

<b>AB</b>	30
<b>R</b>	0
<b>H</b>	6
<b>RBI</b>	0
<b>BB</b>	0
<b>SO</b>	1
<b>LOB</b>	9



Batter	1	2	3	4	5	6	7	8	9
George Kell, R OBP: 0.346, SLG: 0.426 (1, 5)	F7		G5-4-3		F4		HR		
Bob Boyd, L OBP: 0.415, SLG: 0.467 (1, 3)	5-3			L6		1B	HR		
Bob Nieman, R OBP: 0.446, SLG: 0.532 (1, 7)	5-3			E		F8	FC5		
Tito Francona, L OBP: 0.328, SLG: 0.360 (1, 9)		F8		E4		1B			
Gus Triandos, R OBP: 0.340, SLG: 0.422 (1, 2)		BB		K		1B	F6		
Billy Gardner, R OBP: 0.296, SLG: 0.356 (1, 4)		K		F6		1B	FC5		
Dick Williams, R OBP: 0.334, SLG: 0.449 (1, 8)		6-3			E5	F2		F6	
Willy Miranda, S OBP: 0.283, SLG: 0.287 (1, 6)			4-3		F5	4-3		F8	
Hal Brown, R OBP: 0.333, SLG: 0.278 (1, 1)					F4		5-3	F5	

Inning Stats	R: 0	H: 0	E: 0	K: 0	S: 3	R: 0	H: 0	E: 0	K: 1	S: 5	R: 0	H: 1	E: 0	K: 0	S: 3	R: 1	H: 1	E: 1	K: 1	S: 7	R: 0	H: 1	E: 1	K: 0	S: 4	R: 2	H: 4	E: 0	K: 0	S: 7	R: 2	H: 3	E: 0	K: 0	S: 6	R: 0	H: 0	E: 0	K: 0	S: 3
	0	0	0	0	3	0	0	0	1	5	0	1	0	0	3	1	1	1	1	7	0	1	1	1	0	4	0	4	0	0	7	0	3	0	0	10	0	0	0	3

PITCHER	IP	WLS	BF	H	R	ER	SO	BB	IBB	HBP	BLK	WP	HR	S	P	ERA	WHIP
Frank Sullivan, R ERA: 3.55 (1, 1)	6.1	L	29	9	5	4	2	1	0	0	0	0	1	32	36	5.68	1.579
George Susce, R ERA: 6.5 (7, 1)	0.2		4	1	0	0	0	1	0	0	0	0	0	3	7	0.00	3.000
Harry Dorish, R ERA: 4.3 (8, 1)	1.0		3	0	0	0	0	0	0	0	0	0	0	3	3	0.00	0.000

**BOTTOM**

AB R H RBI BB SO LOB

4 1 1 0 0 0 2

4 2 2 2 0 0 0

3 1 1 0 1 0 1

4 1 2 1 0 0 0

3 0 1 1 1 1 3

4 0 1 1 0 1 4

4 0 1 0 0 0 3

4 0 0 0 0 0 3

4 0 1 0 0 0 1

**AB 34**  
**R 5**  
**H 10**  
**RBI 5**  
**BB 2**  
**SO 2**  
**LOB 17**



livebaseballscorecards.com

WP: 0 PA: 36  
PB: 0  
SB: 0  
CS: 0

WP: 0 PA: 36  
ERA: 3.55  
WHIP: 1.579

Boston Red Sox @ Baltimore Orioles  
Memorial Stadium, Baltimore, MD  
Fri Sep 07 1956, 3:38 AM EDT  
Att. 13,634 - Unknown



Batter	1	2	3	4	5	6	7	8	9	AB R H RBI BB SO LOB	TOP											
<b>Billy Goodman, L</b> (1, 4) OBP: 0.346, SLG: 0.402	0-0 1B HR 1B	0-0 4-3	0-0 FC3-6 1-2f		0-0 4-3		0-0 F9			5 1 1 0 0 0 4												
<b>Billy Klaus, L</b> (1, 6) OBP: 0.382, SLG: 0.381	0-0 1-3 HR 1B	4-0 BB BB	0-0 4-3			0-0 F8	0-0 F7			4 1 1 0 1 0 3												
<b>Ted Williams, L</b> (1, 7) OBP: 0.482, SLG: 0.593	0-0 1-H 3-H HR	4-0 1-2 BB		0-0 4-3		0-0 F6		0-3 K		3 1 1 3 1 0 0 1 0 0 0 0 1 0												
<b>Gene Stephens, L</b> (6, 7) OBP: 0.345, SLG: 0.326																						
<b>Mickey Vernon, L</b> (1, 3) OBP: 0.401, SLG: 0.523	0-0 F4	0-0 F7		0-0 F8		0-0 1B 1B		0-0 F4		5 0 1 0 0 0 2 0 0 0 0 0 0 0												
<b>Norm Zauchin, R</b> (8, 3) OBP: 0.315, SLG: 0.321																						
<b>Jackie Jensen, R</b> (1, 9) OBP: 0.408, SLG: 0.505	4-0 FC5 1B BB		0-0 1B 1B	0-0 FC5-4 1B		0-0 1-2 1B		0-0 L6		4 1 3 0 1 0 0												
<b>Jim Piersall, R</b> (1, 8) OBP: 0.364, SLG: 0.461	0-0 1-2 1B		0-0 1B 1B	0-0 FC5-4		0-0 F7			0-0 F8-6-4 BB 1B	5 1 3 0 0 0 3												
<b>Ted Lepcio, R</b> (1, 5) OBP: 0.344, SLG: 0.498	0-3 K		0-0 F9		0-0 1B		4-0 1B BB		4-0 F8-6-4 BB	3 0 1 0 2 1 4												
<b>Pete Daley, R</b> (1, 2) OBP: 0.341, SLG: 0.468	0-0 FC5 2-3f		0-0 1B 1B		0-0 L7		0-0 F7		0-0 F8-6-4 1-2 2-3	5 1 1 1 0 0 6												
<b>Tom Brewer, R</b> (1, 1) OBP: 0.341, SLG: 0.360		0-3 K	0-0 FC3-6 1B		0-0 F4		0-0 1-2 1B		0-3 K	5 0 2 2 0 2 2												
<b>Inning Stats</b>	R: 3 E: 0 K: 1 S: 9	H: 4 LOB: 2 BB: 1 P: 13	R: 0 E: 0 K: 1 S: 5	H: 0 LOB: 2 BB: 2 P: 13	R: 3 E: 0 K: 0 S: 7	H: 4 LOB: 1 BB: 0 P: 7	R: 0 E: 0 K: 0 S: 4	H: 1 LOB: 1 BB: 0 P: 4	R: 0 E: 0 K: 0 S: 4	H: 1 LOB: 1 BB: 0 P: 4	R: 0 E: 0 K: 1 S: 5	H: 2 LOB: 2 BB: 0 P: 5	R: 0 E: 0 K: 0 S: 4	H: 1 LOB: 2 BB: 1 P: 8	R: 0 E: 0 K: 1 S: 5	H: 0 LOB: 0 BB: 0 P: 5	R: 0 E: 0 K: 1 S: 5	H: 1 LOB: 1 BB: 1 P: 9	1B: 13 2B: 1 3B: 0 HR: 1	SF: 0 SAC: 0 DP: 1 HBP: 0	WP: 0 PB: 0 SB: 0 CS: 0	PA: 45
<b>PITCHER</b>	IP WLS BF H R ER SO BB IBB HBP BLK WP HR S P ERA WHIP																					
<b>Billy Loes, R</b> (1, 1) ERA: 5.68	5.0 L 28 10 6 6 2 3 0 0 0 0 0 1 29 41 10.80 2.600																					
<b>Erv Palica, R</b> (6, 1) ERA: 4.53	2.0 10 3 0 0 0 1 0 0 0 0 0 0 9 13 0.00 2.000																					
<b>Ron Moeller, L</b> (8, 1) ERA:	2.0 7 1 0 0 0 2 1 0 0 0 0 0 10 14 0.00 1.000																					

**Boston Red Sox @ Baltimore Orioles**  
**Memorial Stadium, Baltimore, MD**  
 Sat Sep 08 1956, 3:33 AM EDT  
 Att: 10,476 - Unknown

[livebaseballscorecards.com](http://livebaseballscorecards.com)

<b>AB</b>	<b>40</b>
<b>R</b>	<b>6</b>
<b>H</b>	<b>14</b>
<b>RBI</b>	<b>6</b>
<b>BB</b>	<b>5</b>
<b>SO</b>	<b>4</b>
<b>LOB</b>	<b>24</b>









Batter	1	2	3	4	5	6	7	8	9	10	11	12	AB	R	H	RBI	BB	SO	LOB
<b>Billy Gardner, R</b> OBP: 0.293, SLG: 0.351 (1, 4) X	0-0 L4		0-0 5-3		0-3 K			0-3 K			0-0 FC3-6 BB		5	0	0	0	0	2	2
<b>Bob Boyd, L</b> OBP: 0.411, SLG: 0.453 (1, 3) B B B	4-0 6-3 BB			0-0 2B 1B 1B				0-0 F3		0-0 6-3	4-0 1-2 BB		3	1	1	0	2	0	0
<b>George Kell, R</b> OBP: 0.341, SLG: 0.419 (1, 5) X	0-0 6-3 1-2			0-0 F8				0-3 K		0-0 5-3	0-0 F5		5	0	0	0	0	1	4
<b>Bob Nieman, R</b> OBP: 0.442, SLG: 0.522 (1, 7) X	0-0 6-3			0-3 K				0-0 F8		0-0 F3	0-3 K		5	0	0	0	0	2	4
<b>Tito Francona, L</b> OBP: 0.328, SLG: 0.362 (1, 9) S S S		0-3 K		0-0 1B 2B				0-0 1-4-3		0-0 FC5-6 1B		5	1	2	0	0	2	0	
<b>Gus Triandos, R</b> OBP: 0.339, SLG: 0.419 (1, 2) S S S		0-3 K		0-0 1B				0-0 F6		0-0 FC5-6 1-2	0-0 F9		5	0	1	2	0	1	1
<b>Jim Pyburn, R</b> OBP: 0.250, SLG: 0.273 (1, 8) S S S		0-3 K		4-0 SH1-3 BB				0-0 F7		0-0 F9	0-0 F5		3	0	0	0	1	1	1
<b>Joe Frazier, L</b> OBP: 0.321, SLG: 0.333 (12, PH) B B B B													1	0	0	0	0	0	0
<b>Willy Miranda, S</b> OBP: 0.283, SLG: 0.287 (1, 6) X			0-0 F9		0-0 SH1-3			0-0 1-3		0-0 F9			3	0	0	0	0	0	1
<b>Connie Johnson, R</b> OBP: 0.322, SLG: 0.264 (1, 1) S S S			0-3 K		0-3 K			0-3 K			0-0 FC3-6 1B		4	0	1	0	0	3	1
<b>Billy O'Dell, S</b> (12, 1) S S S													0	0	0	0	0	0	0

Inning Stats	R: 0	H: 0	E: 0	K: 0	S: 3	R: 0	H: 0	E: 0	K: 3	S: 9	R: 0	H: 0	E: 0	K: 1	S: 5	R: 2	H: 3	E: 0	K: 1	S: 7	R: 0	H: 0	E: 0	K: 2	S: 7	R: 0	H: 0	E: 0	K: 1	S: 5	R: 0	H: 0	E: 0	K: 0	S: 3	R: 0	H: 0	E: 0	K: 0	S: 7	R: 0	H: 1	E: 0	K: 0	S: 4	R: 0	H: 1	E: 0	K: 1	S: 6	R: 0	H: 0	E: 0	K: 1	S: 5	1B: 4	2B: 1	3B: 0	HR: 0	SF: 0	SAC: 1	DP: 0	HBP: 0	WP: 0	PA: 43
<b>PITCHER</b>	IP	WLS	BF	H	R	ER	SO	BB	IBB	HBP	BLK	WP	HR	S	P	ERA	WHIP																																																
<b>Dave Sisler, R</b> ERA: 4.91 (1, 1)	7.0		25	3	2	2	8	2	0	0	0	0	0	39	47	2.57	0.714																																																
<b>Ike Delock, R</b> ERA: 4.5 (8, 1)	5.0	W	18	2	0	0	4	1	0	0	0	0	0	25	29	0.00	0.600																																																


**BOTTOM**

**Boston Red Sox @ Baltimore Orioles**  
Memorial Stadium, Baltimore, MD

Sun Sep 09 1956, 3:33 AM EDT  
Att. 9,079 - Unknown

livebaseballscorecards.com

AB	39
R	2
H	5
RBI	2
BB	3
SO	12
LOB	14





Batter	1	2	3	4	5	6	7	8	9	AB R H RBI BB SO LOB	TOP	
Dick Williams, R (1, 8) OBP: 0.336, SLG: 0.446 Jim Pyburn, R (8, 8) OBP: 0.250, SLG: 0.273	4-0 BB BB		0-0 G6-4-3 1-2f			0-0 P8		4-0 CS BB		2 0 0 0 2 0 1 0 0 0 0 0 0 0		
Bob Boyd, L (1, 3) OBP: 0.408, SLG: 0.446	4-0 BB BB G1-4-3 1-2 BB			0-0 P8		0-0 F6		0-0 CS 1-2	0-0 4-3	3 0 0 0 1 0 0		
George Kell, R (1, 5) OBP: 0.338, SLG: 0.415	0-0 F5			0-0 P8		0-0 F7			0-0 5-3	4 0 0 0 0 0 2		
Bob Nieman, R (1, 7) OBP: 0.442, SLG: 0.521	0-0 G1-4-3 1-2f			0-0 6-3			4-0 G6-4-3 1B BB		0-0 1B 1B	3 0 1 0 1 0 2		
Tito Francona, L (1, 9) OBP: 0.330, SLG: 0.363		0-0 P8			0-0 F7		0-0 G6-4-3 1-2 1B		0-0 FC6-4 1-2 1B	4 0 2 0 0 0 0		
Gus Triandos, R (1, 2) OBP: 0.338, SLG: 0.425		0-0 F4			0-0 HR		0-0 G6-4-3 1-2f 2-3		0-0 FC6-4 1-2f	4 1 1 1 0 0 4		
Billy Gardner, R (1, 4) OBP: 0.291, SLG: 0.349		0-0 F6			0-0 F9		0-0 P8			3 0 0 0 0 0 1		
Willy Miranda, S (1, 6) OBP: 0.283, SLG: 0.287			0-0 6-3		0-0 1B			0-0 4-3		3 0 1 0 0 0 0		
Ray Moore, R (1, 1) OBP: 0.299, SLG: 0.406			0-0 G6-4-3 1B		0-0 F3			0-0 L6		3 0 1 0 0 0 1		
<b>Inning Stats</b>	R: 0 H: 0 E: 0 LOB: 1 K: 0 BB: 2 S: 2 P: 10	R: 0 H: 0 E: 0 LOB: 0 K: 0 BB: 0 S: 3 P: 3	R: 0 H: 1 E: 0 LOB: 0 K: 0 BB: 0 S: 3 P: 3	R: 0 H: 0 E: 0 LOB: 0 K: 0 BB: 0 S: 3 P: 3	R: 1 H: 2 E: 0 LOB: 1 K: 0 BB: 0 S: 5 P: 5	R: 0 H: 0 E: 0 LOB: 0 K: 0 BB: 0 S: 3 P: 3	R: 0 H: 1 E: 0 LOB: 1 K: 0 BB: 1 S: 3 P: 7	R: 0 H: 0 E: 0 LOB: 0 K: 0 BB: 1 S: 2 P: 6	R: 0 H: 2 E: 0 LOB: 2 K: 0 BB: 0 S: 5 P: 5	1B: 5 SF: 0 2B: 0 SAC: 0 3B: 0 DP: 3 HR: 1 HBP: 0	WP: 0 PA: 34 PB: 0 SB: 0 CS: 1	
<b>PITCHER</b> Bob Lemon, R (1, 1) ERA: 2.84	IP WLS BF H R ER SO BB IBB HBP BLK WP HR S P ERA WHIP											<b>PITCHER</b> IP WLS BF H R ER SO BB IBB HBP BLK WP HR S P ERA WHIP
	9.0 W 33 6 1 1 0 4 0 0 0 0 0 1 29 45 1.00 1.111											

**Baltimore Orioles @ Cleveland Indians**  
**Cleveland Municipal Stadium, Cleveland, OH**

Tue Sep 11 1956, 3:33 AM EDT  
 Att. 5,427 - Unknown

[livebaseballscorecards.com](http://livebaseballscorecards.com)

<b>AB</b>	29
<b>R</b>	1
<b>H</b>	6
<b>RBI</b>	1
<b>BB</b>	4
<b>SO</b>	0
<b>LOB</b>	11



Batter	1	2	3	4	5	6	7	8	9	AB	R	H	RBI	BB	SO	LOB
<b>Dave Pope, L</b> OBP: 0.259, SLG: 0.321 (1, 8) X	0-0 F5 X	0-0 F5 X		0-0 P3-1 X		0-3 K X				4	0	0	0	0	1	2
<b>Al Smith, R</b> OBP: 0.369, SLG: 0.432 (1, 5) X	0-0 5-3 X	0-0 6-3 X			0-0 SH2-3-5 X		0-3 K X			4	0	1	0	0	1	0
<b>Gene Woodling, L</b> OBP: 0.403, SLG: 0.404 (1, 7) B B B B	4-0 2B E BB X	0-0 F7 X			0-0 SH2-3-5 X		0-0 F9 X			2	1	0	0	1	0	0
<b>Vic Wertz, L</b> OBP: 0.361, SLG: 0.484 (1, 3) X	0-0 E 1-3 2B X		0-0 F4 X		0-0 BB 1B X		4-0 BB BB BB BB X			3	0	2	0	1	0	0
<b>Rocky Colavito, R</b> OBP: 0.383, SLG: 0.547 (1, 9) B B B B	4-0 E BB X		0-0 G5-4-3 1B X		4-0 FC6-4 BB 1-2 X		0-0 F8 X			2	0	1	0	2	0	1
<b>Chico Carrasquel, R</b> OBP: 0.327, SLG: 0.329 (1, 6) X	0-0 E6 1-2 2-3 3-H X		0-0 G5-4-3 1-2f X		0-0 FC6-4 1-2f X			0-0 6-3 X		4	0	0	0	0	0	5
<b>Hal Naragon, L</b> OBP: 0.363, SLG: 0.412 <b>Jim Hegan, R</b> OBP: 0.318, SLG: 0.338 (1, 2) X (8, PR) (9, 2)	0-0 F9 X		0-0 FC1-6 1B X		0-0 F8 X			0-0 1B X		4	0	2	0	0	0	3
<b>George Strickland, R</b> OBP: 0.323, SLG: 0.333 (1, 4) X		0-0 E7 HR X	0-0 FC1-6 5-3 1-2f X		0-0 6-3 X			0-0 F3 X		4	1	0	0	0	0	2
<b>Bob Lemon, L</b> OBP: 0.268, SLG: 0.371 (1, 1) X		0-0 HR 1-H X	0-0 5-3 1-2 X		4-0 BB BB BB BB X			0-0 G3 X		3	1	1	2	1	0	2
<b>Inning Stats</b>	R: 1 E: 1 K: 0 S: 5	H: 1 LOB: 3 BB: 2 P: 13	R: 2 E: 1 K: 0 S: 5	H: 1 LOB: 0 BB: 0 P: 5	R: 0 E: 0 K: 0 S: 3	H: 1 LOB: 1 BB: 0 P: 3	R: 0 E: 0 K: 0 S: 4	H: 2 LOB: 2 BB: 1 P: 8	R: 0 E: 0 K: 1 S: 5	H: 0 LOB: 1 BB: 1 P: 9	R: 0 E: 0 K: 1 S: 5	H: 0 LOB: 1 BB: 1 P: 9	R: 0 E: 0 K: 0 S: 4	H: 1 LOB: 1 BB: 0 P: 4	R: 0 E: 0 K: 0 S: 4	H: 1 LOB: 1 BB: 0 P: 4

**BOTTOM**

**Baltimore Orioles @ Cleveland Indians**  
Cleveland Municipal Stadium, Cleveland, OH

Tue Sep 11 1956, 3:33 AM EDT  
Att. 5,427 - Unknown

[livebaseballscorecards.com](http://livebaseballscorecards.com)

<b>AB</b>	<b>30</b>
<b>R</b>	<b>3</b>
<b>H</b>	<b>7</b>
<b>RBI</b>	<b>2</b>
<b>BB</b>	<b>5</b>
<b>SO</b>	<b>2</b>
<b>LOB</b>	<b>15</b>



PITCHER	IP	WLS	BF	H	R	ER	SO	BB	IBB	HBP	BLK	WP	HR	S	P	ERA	WHIP
<b>Ray Moore, R</b> ERA: 4.14 (1, 1)	8.0	L	36	7	3	1	2	5	0	0	0	0	1	35	55	1.12	1.500

<b>WP:</b> 0	<b>PA:</b> 36
<b>PB:</b> 0	
<b>SB:</b> 0	
<b>CS:</b> 0	





Batter	1	2	3	4	5	6	7	8	9
<b>Dave Pope, L</b> (1, 8) <small>OBP: 0.258, SLG: 0.317</small> <b>Jim Busby, R</b> (9, 8) <small>OBP: 0.300, SLG: 0.361</small>	0-0 <b>P7</b>			0-0 <b>G6-4-3</b> <b>1B</b>		0-0 <b>F5</b>		0-0 <b>P8</b>	
<b>Al Smith, R</b> (1, 5) <small>OBP: 0.368, SLG: 0.429</small>	0-0 <b>F8</b>			0-0 <b>G6-4-3</b> <b>1-2f</b>		4-0 <b>FC3-6</b> <b>BB</b>		0-0 <b>F3</b>	
<b>Gene Woodling, L</b> (1, 7) <small>OBP: 0.399, SLG: 0.400</small>	0-0 <b>F3</b>			0-0 <b>6-3</b>		0-0 <b>FC3-6</b> <b>1B</b> <b>1-2f</b>			
<b>Vic Wertz, L</b> (1, 3) <small>OBP: 0.363, SLG: 0.492</small>		0-0 <b>F8</b>			0-0 <b>HR</b>	0-0 <b>1-3</b> <b>1B</b>			
<b>Rocky Colavito, R</b> (1, 9) <small>OBP: 0.382, SLG: 0.544</small>		0-0 <b>1-3</b>			0-0 <b>FC6-5</b> <b>SH1-3</b> <b>1B</b>	0-3 <b>K</b>			
<b>Chico Carrasquel, R</b> (1, 6) <small>OBP: 0.326, SLG: 0.328</small>		0-0 <b>4-3</b>			0-0 <b>SH1-3</b> <b>1-2</b>		0-0 <b>5-3</b>		
<b>Jim Hegan, R</b> (1, 2) <small>OBP: 0.315, SLG: 0.335</small>			0-0 <b>L5</b>		0-0 <b>FC6-5</b> <b>2-3</b>		0-3 <b>K</b>		
<b>George Strickland, R</b> (1, 4) <small>OBP: 0.316, SLG: 0.326</small>			0-0 <b>F8</b>		0-0 <b>5-3</b>		0-0 <b>F3</b>		
<b>Early Wynn, S</b> (1, 1) <small>OBP: 0.289, SLG: 0.311</small> <b>Don Mossi, L</b> (9, 1) <small>OBP: 0.227, SLG: 0.250</small>			0-0 <b>6-3</b>			0-0 <b>HR</b>		0-3 <b>K</b>	

Inning Stats	R: 0	H: 0	E: 0	K: 0	S: 3	R: 0	H: 0	E: 0	K: 0	S: 3	R: 0	H: 1	E: 0	K: 0	S: 3	R: 1	H: 2	E: 0	K: 0	S: 5	R: 1	H: 2	E: 0	K: 1	S: 7	R: 0	H: 0	E: 0	K: 1	S: 5	R: 0	H: 0	E: 0	K: 1	S: 5
	0	0	0	0	3	0	0	0	0	3	0	1	0	0	3	1	2	0	0	5	1	2	0	0	7	0	0	0	0	0	0	0	0	0	5

PITCHER	IP	WLS	BF	H	R	ER	SO	BB	IBB	HBP	BLK	WP	HR	S	P	ERA	WHIP
<b>Hal Brown, R</b> (1, 1) <small>ERA: 3.49</small>	6.0	L	23	5	2	2	1	1	0	0	0	0	2	24	28	3.00	1.000
<b>Mike Fornieles, R</b> (7, 1) <small>ERA: 3.98</small>	2.0		6	0	0	0	2	0	0	0	0	0	0	10	10	0.00	0.000


**BOTTOM**

**Baltimore Orioles @ Cleveland Indians**  
**Cleveland Municipal Stadium, Cleveland, OH**

Wed Sep 12 1956, 3:33 AM EDT  
 Att. 4,738 - Unknown

livebaseballscorecards.com

<b>AB</b>	<b>27</b>
<b>R</b>	<b>2</b>
<b>H</b>	<b>5</b>
<b>RBI</b>	<b>2</b>
<b>BB</b>	<b>1</b>
<b>SO</b>	<b>3</b>
<b>LOB</b>	<b>6</b>



<b>WP: 0</b>	<b>PA: 29</b>
<b>PB: 0</b>	
<b>SB: 0</b>	
<b>CS: 0</b>	










Batter	1	2	3	4	5	6	7	8	9	10	11	AB R H RBI BB SO LOB	TOP											
Dick Williams, R OBP: 0.334, SLG: 0.435 (1, 8)	0-0 SH5-4 1B		0-0 G4-6-3 1-2f			0-0 6-3		0-0 6-3		0-0 F7		5 0 1 0 0 1 2												
Bob Boyd, L OBP: 0.409, SLG: 0.443 (1, 3)	0-0 SH5-4 1B		0-0 F3			0-0 F8		4-0 IBB		0-0 4-3		4 0 1 0 1 0 0												
George Kell, R OBP: 0.334, SLG: 0.409 (1, 5)	0-0 SH5-4				0-0 6-3		4-0 FC5-4 BB	0-3 K		0-0 F8		0 0 0 0 0 0 0 3 0 0 0 1 1 2												
Brooks Robinson, R (1, 5)	1-2 2-3																							
Bob Nieman, R OBP: 0.436, SLG: 0.513 (1, 7)	0-3 K				0-0 1-3		0-0 F9		0-0 1B 5-3 2B	0-0 F8		5 1 1 0 0 1 3												
Tito Francona, L OBP: 0.327, SLG: 0.360 (1, 9)	0-0 4-3				0-0 F6		0-0 FC5-4 1B 1-2f WP		0-0 F8 5-3 1B	0-0 L8		5 1 1 0 0 0 3												
Gus Triandos, R OBP: 0.340, SLG: 0.439 (1, 2)		0-3 K			0-0 5-3		0-0 WP 1B		0-0 5-3			4 0 1 1 0 1 1												
Billy Gardner, R OBP: 0.288, SLG: 0.344 (1, 4)		0-3 K			0-0 4-3		0-0 5-3		0-0 F8			4 0 0 0 0 1 2												
Willy Miranda, S OBP: 0.284, SLG: 0.285 (1, 6)		0-0 6-3			0-0 F5			0-0 K 1B		0-0 L9		4 0 1 0 0 0 1												
Bill Wight, L OBP: 0.224, SLG: 0.196 (1, 1)			0-0 G4-6-3 1B			0-3 K		0-3 K 1-2		0-3 K		4 0 1 0 0 3 1												
<b>Inning Stats</b>	R: 0 E: 0 K: 1 S: 7	H: 2 LOB: 2 BB: 0 P: 7	R: 0 E: 0 K: 2 S: 7	H: 0 LOB: 0 BB: 0 P: 7	R: 0 E: 0 K: 0 S: 3	H: 1 LOB: 0 BB: 0 P: 3	R: 0 E: 0 K: 0 S: 3	H: 0 LOB: 0 BB: 0 P: 3	R: 0 E: 0 K: 1 S: 5	H: 0 LOB: 0 BB: 0 P: 5	R: 1 E: 0 K: 0 S: 4	H: 1 LOB: 1 BB: 1 P: 8	R: 0 E: 0 K: 3 S: 10	H: 1 LOB: 2 BB: 1 P: 14	R: 1 E: 0 K: 0 S: 5	H: 2 LOB: 1 BB: 0 P: 5	R: 0 E: 0 K: 1 S: 5	H: 0 LOB: 0 BB: 0 P: 5	R: 0 E: 0 K: 0 S: 3	H: 0 LOB: 0 BB: 0 P: 3	1B: 6 2B: 1 3B: 0 HR: 0	SF: 0 SAC: 1 DP: 1 HBP: 0	WP: 1 PB: 0 SB: 1 CS: 0	PA: 41
<b>PITCHER</b> Dick Donovan, R ERA: 3.72 (1, 1)	IP 11.0	WLS W	BF 41	H 7	R 2	ER 2	SO 8	BB 1	IBB 1	HBP 0	BLK 0	WP 1	HR 0	S 55	P 63	ERA 1.64	WHIP 0.727							

Baltimore Orioles @ Chicago White Sox  
Comiskey Park, Chicago, IL  
Fri Sep 14 1956, 4:33 AM EDT  
Att: 8,751 - Unknown

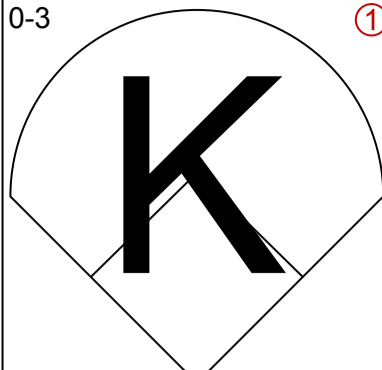
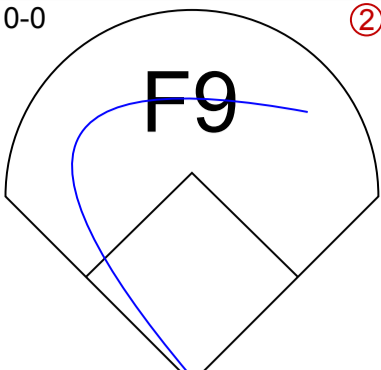
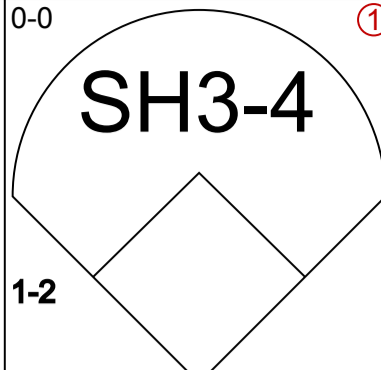
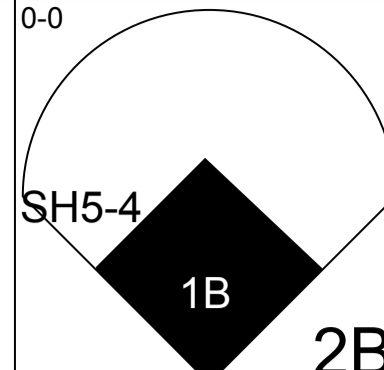
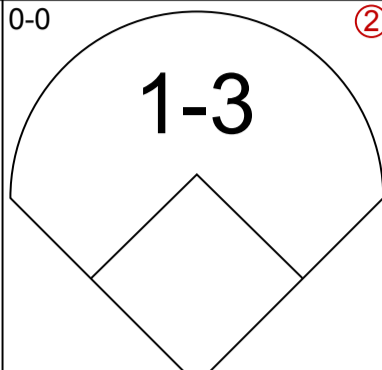
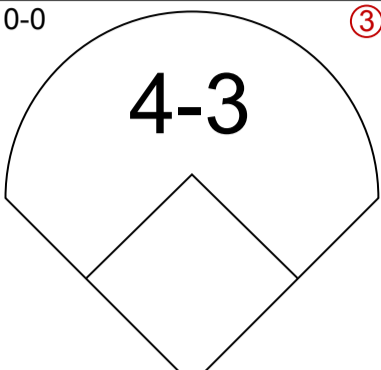
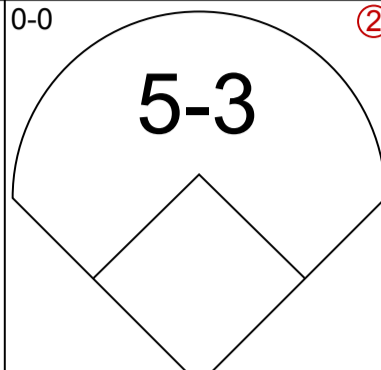
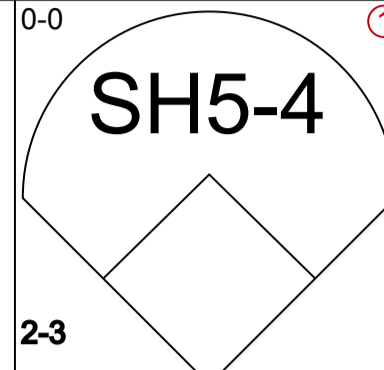
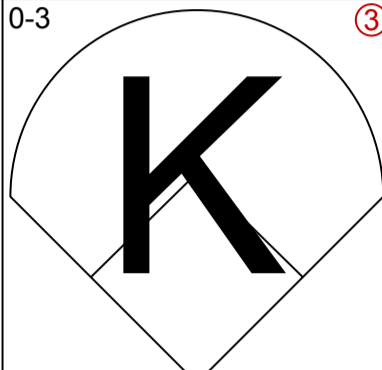
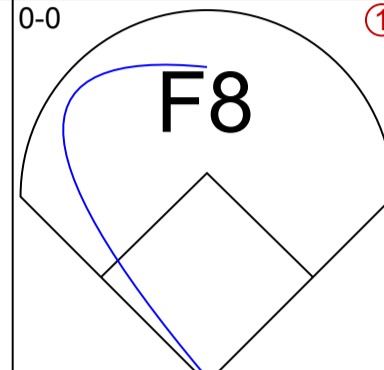
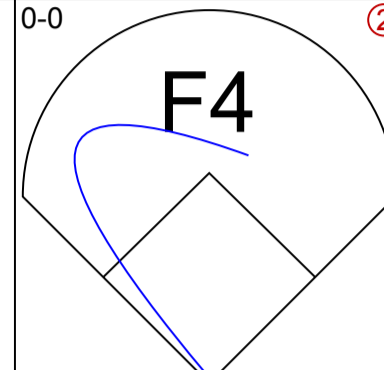
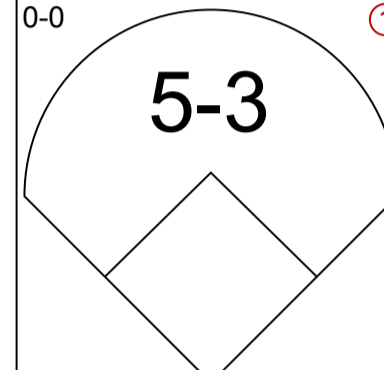
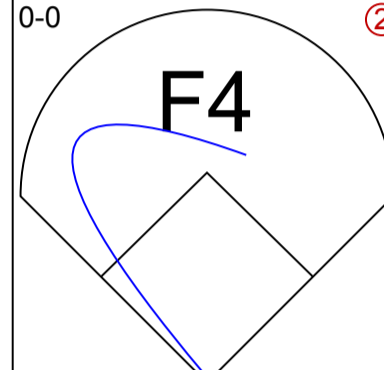
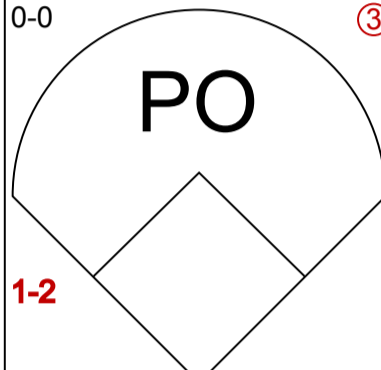
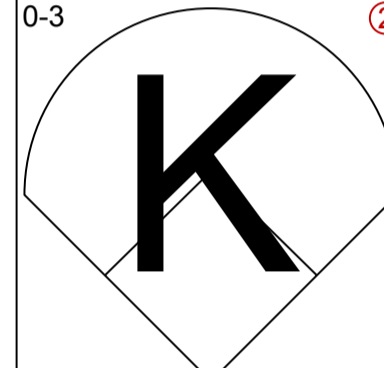
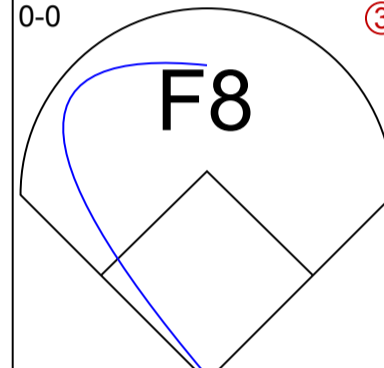

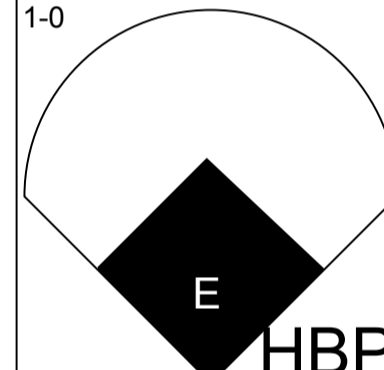
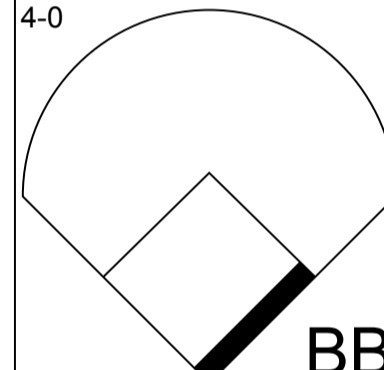
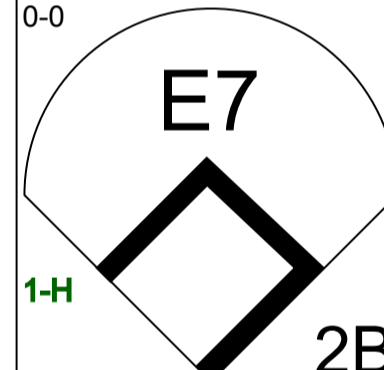
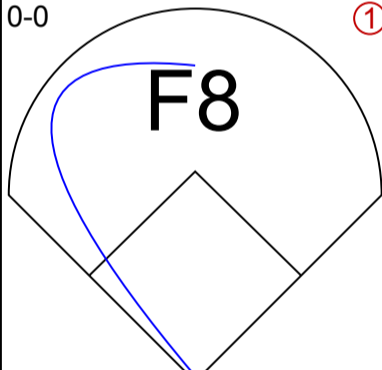
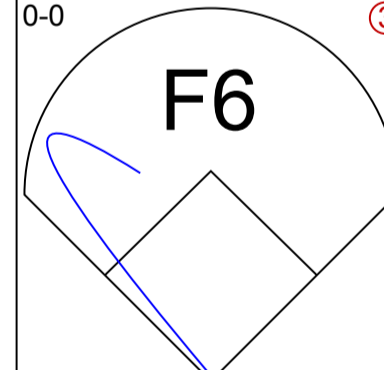

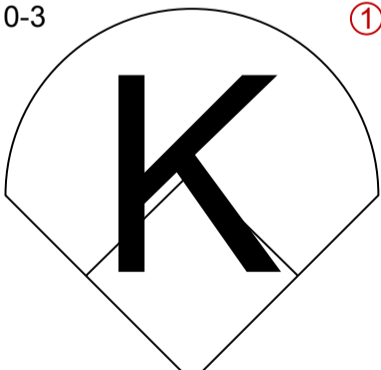
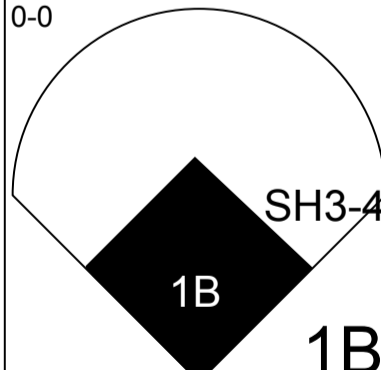
livebaseballscorecards.com

AB	38
R	2
H	7
RBI	1
BB	2
SO	8
LOB	15



Batter	1	2	3	4	5	6	7	8	9	10	11	AB R H RBI BB SO LOB	BOTTOM	
Luis Aparicio, R OBP: 0.305, SLG: 0.331 (1, 6)	4-0 SH1-3 E FC6-4 BB	0-0 5-3			0-0 2B		0-0 G5-4-3 1-2f		0-0 3B 1-2			4 1 2 0 1 0 4	<p><b>Baltimore Orioles @ Chicago White Sox</b> Comiskey Park, Chicago, IL</p> <p>Fri Sep 14 1956, 4:33 AM EDT Att: 8,751 - Unknown</p> <p>livebaseballscores.com</p> <p>AB 35 R 3 H 12 RBI 3 BB 7 SO 4 LOB 17</p> 	
Nellie Fox, L OBP: 0.347, SLG: 0.376 (1, 4)	0-0 SH1-3 1-3		0-0 F9		0-0 F7			0-0 4-3	0-0 B2-3			4 0 0 0 0 0 2		
Larry Doby, L OBP: 0.386, SLG: 0.436 (1, 8)	4-0 FC6-4 BB		0-0 F6		0-3 K			0-0 2B 1B		0-0 F8		4 0 1 0 1 1 1		
Minnie Minoso, R OBP: 0.418, SLG: 0.487 (1, 7)	0-0 FC6-4 1-2f 3-H		0-0 F9		0-0 FC6-4 1B			0-0 1B 1B		4-0 G6-4-3 BB		4 1 2 1 1 0 1		
Walt Dropo, R OBP: 0.337, SLG: 0.361 (1, 3)	0-0 F8			0-0 SH1-3 1B		0-0 FC6-4 1B 1-2f G4-6-3		0-0 1B 1B 2-H		0-0 G6-4-3 1-2f		5 0 2 1 0 0 3		
Sherm Lollar, R OBP: 0.367, SLG: 0.412 (1, 2)		0-3 K		0-0 SH1-3 1-2		0-0 G4-6-3 1-2f		0-0 1B 1B 1-2		4-0 1B BB		3 1 1 0 1 1 1		
Jim Rivera, L OBP: 0.334, SLG: 0.405 (1, 9)		0-0 F8		0-0 F9			0-0 SH3-4 1B		0-0 F8		0-3 K	5 0 1 0 0 1 4		
Fred Hatfield, L OBP: 0.365, SLG: 0.383 Les Moss, R OBP: 0.331, SLG: 0.525 (9, PH) Sammy Esposito, R OBP: 0.361, SLG: 0.311 (10, 5)		0-0 BB 1B		0-0 4-3			0-0 SH3-4 1-2		0-0 5-3		0-0 1B 1B 1-2	2 0 1 0 0 0 1 1 0 0 0 0 0 0 1 0 1 0 0 0 0		
Dick Donovan, L OBP: 0.333, SLG: 0.383 Ron Northey, L OBP: 0.423, SLG: 0.634 (11, PH)		4-0 1-2 BB		0-3 K			4-0 G5-4-3 BB		4-0 3B BB		0-0 1-2 2-H 1B	1 0 0 0 3 1 0 1 0 1 1 0 0 0		
<b>Inning Stats</b>	R: 1 H: 0 E: 1 LOB: 1 K: 0 BB: 2 S: 3 P: 11	R: 0 H: 1 E: 0 LOB: 2 K: 1 BB: 1 S: 6 P: 10	R: 0 H: 0 E: 0 LOB: 0 K: 0 BB: 0 S: 3 P: 3	R: 0 H: 1 E: 0 LOB: 1 K: 0 BB: 0 S: 4 P: 4	R: 0 H: 1 E: 0 LOB: 1 K: 2 BB: 0 S: 8 P: 8	R: 0 H: 1 E: 0 LOB: 0 K: 0 BB: 0 S: 3 P: 3	R: 0 H: 1 E: 0 LOB: 1 K: 0 BB: 1 S: 3 P: 7	R: 1 H: 4 E: 0 LOB: 2 K: 0 BB: 0 S: 6 P: 6	R: 0 H: 1 E: 0 LOB: 1 K: 0 BB: 1 S: 3 P: 7	R: 0 H: 0 E: 0 LOB: 0 K: 0 BB: 1 S: 2 P: 6	R: 1 H: 2 E: 0 LOB: 2 K: 1 BB: 1 S: 5 P: 9	1B: 9 SF: 0 2B: 2 SAC: 3 3B: 1 DP: 3 HR: 0 HBP: 0		WP: 0 PA: 45 PB: 0 SB: 0 CS: 0
<b>PITCHER</b> Bill Wight, L ERA: 4.18 (1, 1)	IP WLS BF H R ER SO BB IBB HBP BLK WP HR S P ERA WHIP													



Batter	1	2	3	4	5	6	7	8	9	AB R H RBI BB SO LOB	TOP			
<b>Billy Gardner, R</b> (1, 4) OBP: 0.288, SLG: 0.346	0-3 		0-0 			0-0 			0-0  1B 2B	3 1 1 0 0 1 0				
<b>Bob Boyd, L</b> (1, 3) OBP: 0.403, SLG: 0.436	0-0 		0-0 			0-0 			0-0  2-3	3 0 0 0 0 0 1				
<b>Dick Williams, R</b> (1, 8) OBP: 0.333, SLG: 0.432	0-3 				0-0 				0-0 	4 0 1 1 0 1 1				
<b>Bob Nieman, R</b> (1, 7) OBP: 0.437, SLG: 0.511		0-0 			0-0 				0-0  1B	3 1 1 1 1 0 0				
<b>Tito Francona, L</b> (1, 9) OBP: 0.326, SLG: 0.364		0-3 			0-0 				0-0  3B	4 0 1 1 0 1 1				
<b>Gus Triandos, R</b> (1, 2) OBP: 0.341, SLG: 0.437		1-0 							0-0  3B	2 1 0 0 1 1 1				
<b>Brooks Robinson, R</b> (1, 5) OBP: 0.222, SLG: 0.250		0-0 							0-0  BB	4 0 1 0 0 1 2				
<b>Willy Miranda, S</b> (1, 6) OBP: 0.282, SLG: 0.283		0-0 							0-0  BB	3 0 0 0 0 0 1				
<b>Billy O'Dell, S</b> (1, 1) <b>Billy Loes, R</b> (5, 1) <b>Wayne Causey, L</b> (6, PH) <b>Erv Palica, R</b> (6, 1) <b>Hal Brown, R</b> (9, 1) OBP: 0.318, SLG: 0.263			0-3 						0-0  1B	1 0 0 0 0 1 0				
<b>Inning Stats</b>	R: 0 E: 0 K: 2 S: 7 H: 0 LOB: 0 BB: 0 P: 7	R: 1 E: 1 K: 1 S: 6 H: 1 LOB: 1 BB: 0 P: 7	R: 0 E: 0 K: 1 S: 5 H: 0 LOB: 0 BB: 0 P: 5	R: 0 E: 0 K: 0 S: 3 H: 0 LOB: 0 BB: 0 P: 3	R: 0 E: 0 K: 1 S: 5 H: 0 LOB: 0 BB: 0 P: 5	R: 1 E: 0 K: 0 S: 4 H: 2 LOB: 0 BB: 0 P: 4	R: 0 E: 0 K: 0 S: 2 H: 0 LOB: 0 BB: 1 P: 6	R: 0 E: 0 K: 1 S: 5 H: 0 LOB: 0 BB: 0 P: 5	R: 2 E: 0 K: 1 S: 8 H: 3 LOB: 2 BB: 1 P: 12	1B: 3 2B: 2 3B: 1 HR: 0 SF: 0 SAC: 2 DP: 1 HBP: 1	WP: 0 PB: 0 SB: 0 CS: 0 PA: 35			
<b>PITCHER</b> <b>Jim Wilson, R</b> (1, 1) ERA: 4.36 <b>Ellis Kinder, R</b> (9, 1) ERA: 2.96	IP WLS BF H R ER SO BB IBB HBP BLK WP HR S P ERA WHIP	0.0 L 0 0 0 0 0 0 0 0 0 0 0 0 0 0 4.36	0.1 2 0 0 0 0 1 1 0 0 0 0 0 0 3 7 0.00 3.000											

**Baltimore Orioles @ Chicago White Sox**  
Comiskey Park, Chicago, IL  
Sat Sep 15 1956, 4:33 AM EDT  
Att. 3,239 - Unknown

[livebaseballscorecards.com](http://livebaseballscorecards.com)

AB	29
R	4
H	6
RBI	3
BB	2
SO	7
LOB	7



Batter	1	2	3	4	5	6	7	8	9	AB	R	H	RBI	BB	SO	LOB
Luis Aparicio, R OBP: 0.305, SLG: 0.331 (1, 6)	0-3 K		0-0 L3		0-0 G4-6-3 1B		0-3 K			4	0	1	0	0	2	0
Nellie Fox, L OBP: 0.348, SLG: 0.375 (1, 4)	0-0 BB 1B		4-0 1B BB		0-0 G4-6-3 1-2f 2-3			0-0 F7		3	1	1	0	1	0	2
Minnie Minoso, R OBP: 0.418, SLG: 0.486 (1, 7)	4-0 1B 1-2 BB		0-0 1-2 1B		0-0 F4			0-3 K		3	0	1	0	1	1	1
Walt Dropo, R OBP: 0.339, SLG: 0.363 (1, 3)	0-0 G5-4-3 1-3 2-H 1B		0-0 5-3		0-0 1B			0-3 K		4	0	2	1	0	1	2
Sherm Lollar, R OBP: 0.365, SLG: 0.409 (1, 2)	0-0 G5-4-3 1-2f			0-0 F7		0-3 K		0-0 F6		3	0	0	0	0	1	3
Dave Philley, S OBP: 0.324, SLG: 0.354 (9, PH)									0-0 F8	1	0	0	0	0	0	0
Bubba Phillips, R OBP: 0.329, SLG: 0.413 (1, 9)		4-0 BB BB BB		0-0 F7		0-0 F9		0-0 F8		2	0	0	0	0	0	1
Larry Doby, L OBP: 0.385, SLG: 0.434 (6, PH)										4	0	2	0	0	1	2
Jim Rivera, L OBP: 0.335, SLG: 0.406 (1, 8)			0-0 FC3-6 G5-4-3 1-2f		0-0 1B		0-3 K		0-0 1B 1B							
Sammy Esposito, R OBP: 0.358, SLG: 0.307 (1, 5)									0-0 G3	2	0	0	0	0	0	2
Fred Hatfield, L OBP: 0.365, SLG: 0.384 (7, PH)			0-0 G5-4-3 1-2f		0-0 F7				0-0 1B	2	0	1	0	0	0	0
Jim Wilson, R OBP: 0.321, SLG: 0.347 (1, 1)										3	0	1	0	0	0	0
Ellis Kinder, R (9, 1)									0-0 F6	0	0	0	0	0	0	0
Ron Northey, L OBP: 0.415, SLG: 0.619 (9, PH)										1	0	0	0	0	0	2

**BOTTOM**

**Baltimore Orioles @ Chicago White Sox**  
Comiskey Park, Chicago, IL  
Sat Sep 15 1956, 4:33 AM EDT  
Att. 3,239 - Unknown

livebaseballscorecards.com

<b>AB</b>	<b>33</b>
<b>R</b>	<b>1</b>
<b>H</b>	<b>9</b>
<b>RBI</b>	<b>1</b>
<b>BB</b>	<b>3</b>
<b>SO</b>	<b>6</b>
<b>LOB</b>	<b>15</b>



Inning Stats	R: 1	H: 2	E: 0	K: 1	S: 6	H: 2	LOB: 1	BB: 1	P: 10	R: 0	H: 0	E: 0	K: 0	S: 2	R: 0	H: 1	E: 0	K: 0	S: 4	R: 0	H: 1	E: 0	K: 0	S: 4	R: 0	H: 2	E: 0	K: 0	S: 4	R: 0	H: 1	E: 0	K: 2	S: 8	R: 0	H: 0	E: 0	K: 1	S: 5	R: 0	H: 0	E: 0	K: 2	S: 7	R: 0	H: 2	E: 0	K: 0	S: 5	1B: 9	2B: 0	3B: 0	HR: 0	SF: 0	SAC: 0	DP: 3	HBP: 0	WP: 0	PB: 0	SB: 0	CS: 0	PA: 36
--------------	------	------	------	------	------	------	--------	-------	-------	------	------	------	------	------	------	------	------	------	------	------	------	------	------	------	------	------	------	------	------	------	------	------	------	------	------	------	------	------	------	------	------	------	------	------	------	------	------	------	------	-------	-------	-------	-------	-------	--------	-------	--------	-------	-------	-------	-------	--------

PITCHER	IP	WLS	BF	H	R	ER	SO	BB	IBB	HBP	BLK	WP	HR	S	P	ERA	WHIP
Billy O'Dell, L ERA: 1.29 (1, 1)	4.0		17	4	1	1	1	3	0	0	0	0	0	16	28	2.25	1.750
Billy Loes, R ERA: 5.59 (5, 1)	1.0		4	2	0	0	0	0	0	0	0	0	0	4	4	0.00	2.000
Erv Palica, R ERA: 4.38 (6, 1)	3.2	W	14	3	0	0	5	0	0	0	0	0	0	24	24	0.00	0.818
Hal Brown, R ERA: 3.49 (9, 1)	0.1	S	1	0	0	0	0	0	0	0	0	0	0	1	1	0.00	0.000









Batter	1	2	3	4	5	6	7	8	9	AB R H RBI BB SO LOB	TOP									
<b>Billy Gardner, R</b> (1, 4) OBP: 0.286, SLG: 0.345	0-0 F6		0-0 F9			0-0 G6-4-3			0-0 F3	4 0 0 0 0 0 2	<b>Baltimore Orioles @ Kansas City Athletics</b> Municipal Stadium, Kansas City, MO Sun Sep 16 1956, 4:38 AM EDT Att: 11,761 - Unknown <a href="http://livebaseballscorecards.com">livebaseballscorecards.com</a>									
<b>Bob Boyd, L</b> (1, 3) OBP: 0.409, SLG: 0.433	0-0 F7			0-0 F7			0-0 4-3		0-0 F3	4 0 1 0 0 0 0										
<b>Dick Williams, R</b> (1, 8) OBP: 0.330, SLG: 0.436	0-0 F3			0-0 B1-3			0-0 F6		0-0 F4	4 0 0 0 0 0 2										
<b>Bob Nieman, R</b> (1, 7) OBP: 0.433, SLG: 0.504		0-0 F5		0-0 6-3			0-3 K			3 0 0 0 0 1 0										
<b>Tito Francona, L</b> (1, 9) OBP: 0.328, SLG: 0.360		0-0 F7			0-0 G3			0-0 6-3		3 0 0 0 0 0 0										
<b>Gus Triandos, R</b> (1, 2) OBP: 0.340, SLG: 0.444		0-0 HR			0-0 6-3			0-0 F6		3 1 1 1 0 0 0										
<b>Brooks Robinson, R</b> (1, 5) OBP: 0.167, SLG: 0.182		0-0 5-3			0-3 K			0-0 6-3		3 0 0 0 0 1 0										
<b>Willy Miranda, S</b> (1, 6) OBP: 0.285, SLG: 0.281 <b>Wayne Causey, L</b> (9, PH) OBP: 0.216, SLG: 0.224			0-3 K			0-0 6-3			0-0 F7	2 0 0 0 0 1 0 1 0 0 0 0 0 0										
<b>Mike Forniello, R</b> (1, 1) OBP: 0.176, SLG: 0.235 <b>Don Ferrarese, R</b> (7, 1) OBP: 0.107, SLG: 0.038 <b>Ron Moeller, L</b> (8, 1) <b>Tex Nelson, L</b> (9, PH) OBP: 0.270, SLG: 0.200			0-0 6-3			0-0 6-3			0-0 1B	2 0 1 0 0 0 0 0 0 0 0 0 0 0 0 0 0 0 0 0 0 1 0 1 0 0 0 0										
<b>Inning Stats</b>	R: 0 E: 0 K: 0 S: 3	H: 0 LOB: 0 BB: 0 P: 3	R: 1 E: 0 K: 0 S: 4	H: 1 LOB: 0 BB: 0 P: 4	R: 0 E: 0 K: 1 S: 5	H: 0 LOB: 0 BB: 0 P: 5	R: 0 E: 0 K: 0 S: 3	H: 0 LOB: 0 BB: 0 P: 3	R: 0 E: 0 K: 1 S: 5	H: 0 LOB: 0 BB: 0 P: 5		R: 0 E: 0 K: 1 S: 5	H: 0 LOB: 0 BB: 0 P: 5	R: 0 E: 0 K: 0 S: 3	H: 0 LOB: 0 BB: 0 P: 3	R: 0 E: 0 K: 0 S: 5	H: 2 LOB: 2 BB: 0 P: 5	1B: 3 2B: 0 3B: 0 HR: 1	SF: 0 SAC: 0 DP: 1 HBP: 0	WP: 0 PB: 0 SB: 0 CS: 0
<b>PITCHER</b> <b>Art Ditmar, R</b> (1, 1) ERA: 4.4	IP: 9.0 WLS: W BF: 30 H: 4 R: 1 ER: 1 SO: 3 BB: 0 IBB: 0 HBP: 0 BLK: 0 WP: 0 HR: 1 S: 36 P: 36 ERA: 1.00 WHIP: 0.444																			



Batter	1	2	3	4	5	6	7	8	9
<b>Vic Power, R</b> OBP: 0.349, SLG: 0.450 (1, 4) X	0-0 F4 1B	0-0 1B 2-H 3-H		0-0 F2			0-0 SH2-4 1B 2B	0-0 1B 2B 1B	
<b>Al Pilarcik, L</b> OBP: 0.339, SLG: 0.350 (1, 8) X	0-0 F7	0-0 F7			0-0 2B		4-0 SH2-4 1B BB	0-0 2B 1B	
<b>Lou Skizas, R</b> OBP: 0.351, SLG: 0.475 (1, 7) X	0-0 E6 1B		0-0 4-3 1B 2B		0-0 1B		0-0 SH2-4 1-2 2-3	0-0 G3 WP 2B	
<b>Harry Simpson, L</b> OBP: 0.352, SLG: 0.493 (1, 9) X	0-0 1-3 1B		0-0 4-3		0-0 F5		4-0 1B FC4-6 IBB	0-0 G3 2-3	
<b>Hal Smith, R</b> OBP: 0.305, SLG: 0.364 (1, 2) X	0-0 1-3		0-0 1B		0-0 F7		0-0 1-3 2-H 3-H 1B	0-0 F8 3-H	
<b>Eddie Robinson, L</b> OBP: 0.302, SLG: 0.346 (1, 3) X		0-0 4-3	0-0 F6		0-0 F9		0-0 FC4-6 1- 3-H		
<b>Hector Lopez, R</b> OBP: 0.349, SLG: 0.432 (1, 5) X		4-0 1-6-3 1B BB		0-0 E6 PB FC6-2-5-2		0-0 F3	0-0 F4		
<b>Joe Demaestri, R</b> OBP: 0.275, SLG: 0.310 (1, 6) X		0-0 1-6-3 1B 1B		0-0 G3		0-0 4-3		0-0 1B 2B 1B	
<b>Art Ditmar, R</b> OBP: 0.178, SLG: 0.184 (1, 1) X		0-0 1-6-3 1-2 2-3		0-0 FC6-2-5-2 3-H		0-0 1-3		0-3 K	

Inning Stats	R: 0	H: 1	E: 1	K: 0	S: 5	LOB: 2	BB: 0	P: 5
	R: 2	H: 2	E: 0	K: 0	S: 5	LOB: 1	BB: 1	P: 9
	R: 1	H: 2	E: 0	K: 0	S: 4	LOB: 0	BB: 0	P: 4
	R: 0	H: 0	E: 1	K: 0	S: 4	LOB: 1	BB: 0	P: 4
	R: 0	H: 2	E: 0	K: 0	S: 5	LOB: 2	BB: 0	P: 5
	R: 0	H: 0	E: 0	K: 0	S: 3	LOB: 0	BB: 0	P: 3
	R: 3	H: 2	E: 0	K: 0	S: 5	LOB: 1	BB: 2	P: 13
	R: 4	H: 4	E: 0	K: 1	S: 9	LOB: 0	BB: 0	P: 9

PITCHER	IP	WLS	BF	H	R	ER	SO	BB	IBB	HBP	BLK	WP	HR	S	P	ERA	WHIP
<b>Mike Fornieles, R</b> ERA: 4.22 (1, 1)	6.1	L	32	9	6	6	0	2	1	0	0	0	0	29	41	8.53	1.737
<b>Don Ferrarese, L</b> ERA: 5.6 (7, 1)	1.0		7	4	4	4	1	0	0	0	0	0	0	9	9	36.00	4.000
<b>Ron Moeller, L</b> ERA: (8, 1)	0.2		2	0	0	0	0	0	0	0	0	1	0	2	2	0.00	0.000

AB R H RBI BB SO LOB

5	2	3	2	0	0	1
4	2	2	0	1	0	1
4	2	3	3	0	0	0
4	1	1	0	1	0	4
5	0	2	3	0	0	4
4	0	0	1	0	0	4
3	1	0	0	1	0	1
4	2	2	0	0	0	1
4	0	0	0	0	1	4

1B: 9	SF: 0	WP: 1	PA: 41
2B: 4	SAC: 1	PB: 2	
3B: 0	DP: 0	SB: 0	
HR: 0	HBP: 0	CS: 0	

ERA	WHIP
-----	------

**Baltimore Orioles @ Kansas City Athletics**  
Municipal Stadium, Kansas City, MO  
Sun Sep 16 1956, 4:38 AM EDT  
Att. 11,761 - Unknown

livebaseballscorecards.com

AB	37
R	10
H	13
RBI	9
BB	3
SO	1
LOB	20





Batter	1	2	3	4	5	6	7	8	9	AB R H RBI BB SO LOB	TOP	
Dick Williams, R (1, 8) OBP: 0.330, SLG: 0.437	0-0 4-3 2B		0-0 F8		0-3 K		0-0 6-3			4 0 1 1 0 1 1		
Bob Boyd, L (1, 3) OBP: 0.411, SLG: 0.434	0-0 4-3 2-3		0-0 FC5-4 1B		0-0 G6-4-3 1B		0-0 G3			4 0 2 0 0 0 2		
George Kell, R (1, 5) OBP: 0.331, SLG: 0.405 Don Ferrarese, R (5, 1) OBP: 0.107, SLG: 0.038 Joe Frazier, L (8, PH) OBP: 0.333, SLG: 0.351 Ron Moeller, L (8, 1)	0-0 F3		0-0 FC5-4 1B		0-0 G6-4-3 1-2f			0-0 4-3 2B		3 0 1 0 0 0 2 0 0 0 0 0 0 0 1 0 1 0 0 0 0 0 0 0 0 0 0 0		
Bob Nieman, R (1, 7) OBP: 0.429, SLG: 0.499	0-0 L9		0-0 FC5-4 1-2f 2-3		0-0 4-3			0-0 4-3 2-3		4 0 0 0 0 0 4		
Tito Francona, L (1, 9) OBP: 0.327, SLG: 0.357		4-0 SH1-4 SF8 BB	0-3 K		0-0 6-3		0-3 K	0-3 K		3 1 0 0 1 2 3		
Gus Triandos, R (1, 2) OBP: 0.340, SLG: 0.442		0-0 SH1-4 1-2 1B		0-3 K		0-3 K		0-0 6-3		4 0 1 0 0 2 1		
Billy Gardner, R (1, 4) OBP: 0.284, SLG: 0.342		0-0 SH1-4 1-2 2-3		0-0 6-3		0-3 K		0-0 L9		3 0 0 0 0 1 0		
Willy Miranda, S (1, 6) OBP: 0.285, SLG: 0.281 Bob Hale, L (2, PH) OBP: 0.284, SLG: 0.313 Wayne Causey, L (2, 4) OBP: 0.234, SLG: 0.232		0-0 SF8 3-H		4-0 BB		0-0 2B 6-3 1B		0-3 K		0 0 0 0 0 0 0 0 0 0 1 0 0 0 2 1 1 0 1 1 0		
Connie Johnson, R (1, 1) OBP: 0.313, SLG: 0.259 Brooks Robinson, R (5, 5) OBP: 0.214, SLG: 0.308		0-0 4-3		0-0 6-3			0-0 6-3 1-3 2B	0-0 6-3		2 0 0 0 0 0 2 2 0 1 0 0 0 0		
<b>Inning Stats</b>	R: 0 H: 1 E: 0 LOB: 1 K: 0 BB: 0 S: 4 P: 4	R: 1 H: 1 E: 0 LOB: 1 K: 0 BB: 1 S: 4 P: 8	R: 0 H: 2 E: 0 LOB: 2 K: 1 BB: 0 S: 7 P: 7	R: 0 H: 0 E: 0 LOB: 1 K: 1 BB: 1 S: 5 P: 9	R: 0 H: 1 E: 0 LOB: 0 K: 1 BB: 0 S: 5 P: 5	R: 0 H: 0 E: 0 LOB: 0 K: 1 BB: 0 S: 5 P: 5	R: 1 H: 2 E: 0 LOB: 1 K: 1 BB: 0 S: 7 P: 7	R: 0 H: 1 E: 0 LOB: 1 K: 1 BB: 0 S: 6 P: 6	R: 0 H: 0 E: 0 LOB: 0 K: 1 BB: 0 S: 5 P: 5	1B: 5 SF: 1 2B: 3 SAC: 1 3B: 0 DP: 1 HR: 0 HBP: 0	WP: 0 PA: 36 PB: 0 SB: 0 CS: 0	
<b>PITCHER</b> Paul Foytack, R (1, 1) ERA: 3.7	IP WLS BF H R ER SO BB IBB HBP BLK WP HR S P ERA WHIP	9.0 W 36 8 2 2 7 2 0 0 0 0 0 0 48 56 2.00 1.111										

Baltimore Orioles @ Detroit Tigers  
 Briggs Stadium, Detroit, MI  
 Tue Sep 18 1956, 4:33 AM EDT  
 Att. 2,223 - Unknown

livebaseballscorecards.com

AB 32  
 R 2  
 H 8  
 RBI 2  
 BB 2  
 SO 7  
 LOB 15



Batter	1	2	3	4	5	6	7	8	9	AB	R	H	RBI	BB	SO	LOB
Harvey Kuenn, R OBP: 0.384, SLG: 0.467 (1, 6)	4-0 1B SF7 BB		0-0 1-3	0-0 3-H SF7		4-0 FC5-4 BB				1	1	0	1	2	0	0
Jack Phillips, R OBP: 0.380, SLG: 0.421 (1, 3)	0-0 1-3 1B		0-0 BB 1B HR 1B	0-0 6-3		0-0 FC5-4 1-2f				4	1	2	0	0	0	3
Charlie Maxwell, L OBP: 0.421, SLG: 0.535 (1, 7)	0-0 SF7 3-H		0-0 1-2 HR BB 1B		0-3 K		4-0 FC6-4 BB			2	1	1	1	1	1	0
Al Kaline, R OBP: 0.376, SLG: 0.522 (1, 9)	0-0 1-2 1B		4-0 1-2 2-3 HR BB		0-0 L4		0-0 FC6-4 FC5-4 1-2f			3	1	1	0	1	0	1
Ray Boone, R OBP: 0.403, SLG: 0.512 (1, 5)	0-0 F3		0-0 1-H 2-H 3-H HR		0-0 5-3		0-0 FC5-4 1-2f			4	1	1	4	0	0	3
Bill Tuttle, R OBP: 0.294, SLG: 0.347 (1, 8)	0-0 4-3		0-0 1B			4-0 S BB BB		0-0 F8		3	0	1	0	1	0	3
Frank Bolling, R OBP: 0.354, SLG: 0.419 (1, 4)		0-3 K	0-0 F7			4-0 1-2 S BB BB		0-0 5-3		3	0	0	0	1	1	0
Red Wilson, R OBP: 0.400, SLG: 0.459 (1, 2)		0-0 F7		0-0 E SF7 1B		0-0 F5		0-0 F7		4	1	1	0	0	0	2
Paul Foytack, R OBP: 0.140, SLG: 0.153 (1, 1)		0-0 6-3		0-0 1-3 SH3		0-3 K 1-2 2-3		0-0 1-3		3	0	0	0	0	1	2

Inning Stats	R: 1	H: 2	E: 0	K: 0	S: 5	H: 2	LOB: 2	BB: 1	P: 9	R: 0	H: 0	E: 0	K: 1	S: 5	H: 0	LOB: 0	BB: 0	P: 5	R: 4	H: 4	E: 0	K: 0	S: 6	H: 1	LOB: 0	BB: 0	P: 4	R: 0	H: 0	E: 0	K: 1	S: 5	H: 0	LOB: 3	BB: 3	P: 17	R: 0	H: 0	E: 0	K: 0	S: 3	H: 0	LOB: 1	BB: 1	P: 7	R: 0	H: 0	E: 0	K: 0	S: 3	H: 0	LOB: 0	BB: 0	P: 3
--------------	------	------	------	------	------	------	--------	-------	------	------	------	------	------	------	------	--------	-------	------	------	------	------	------	------	------	--------	-------	------	------	------	------	------	------	------	--------	-------	-------	------	------	------	------	------	------	--------	-------	------	------	------	------	------	------	------	--------	-------	------


PITCHER	IP	WLS	BF	H	R	ER	SO	BB	IBB	HBP	BLK	WP	HR	S	P	ERA	WHIP
Connie Johnson, R ERA: 3.61 (1, 1)	4.0	L	20	7	6	5	1	2	0	0	0	0	1	20	28	11.25	2.250
Don Ferrarese, L ERA: 5.42 (5, 1)	3.0		13	0	0	0	2	4	0	0	0	0	0	13	29	0.00	1.333
Ron Moeller, L ERA: (8, 1)	1.0		3	0	0	0	0	0	0	0	0	0	0	3	3	0.00	0.000

**BOTTOM**

**Baltimore Orioles @ Detroit Tigers**  
 Briggs Stadium, Detroit, MI  
 Tue Sep 18 1956, 4:33 AM EDT  
 Att. 2,223 - Unknown

livebaseballscorecards.com

AB	27
R	6
H	7
RBI	6
BB	6
SO	3
LOB	14



WP	HR	S	P	ERA	WHIP
0	0	0	0	0	0



Batter	1	2	3	4	5	6	7	8	9	AB R H RBI BB SO LOB	TOP																				
Dick Williams, R OBP: 0.329, SLG: 0.434 (1, 8) (7, 4)	0-0 1-3		0-0 L7		0-0 1B		0-0 F8			4 0 1 0 0 0 0																					
Bob Boyd, L OBP: 0.408, SLG: 0.428 (1, 3) BBB	4-0 4-3 BB		0-0 4-3		0-3 K			0-0 F8		3 0 0 0 1 1 1																					
Tito Francona, L OBP: 0.328, SLG: 0.359 (1, 9) (7, 8)	0-0 4-3 1-2		0-0 1B			0-0 BB 1B		0-0 F7		4 1 2 0 0 0 1																					
Bob Nieman, R OBP: 0.430, SLG: 0.496 Gordie Sundin, R Billy O'Dell, S (1, 7) (8, 1) (8, 1) BB	4-0 BB		0-0 5-3			4-0 BB 1B BB		0-0 5-3		2 0 0 0 2 0 1 0 0 0 0 0 0 0 0 0 0 0 0 0 0																					
Gus Triandos, R OBP: 0.342, SLG: 0.444 Tom Gastall, R OBP: 0.246, SLG: 0.232 (1, 2) (8, 2)	0-0 F2			0-0 G6-4-3 1B		0-0 G5-4-3 1B			0-0 1B 1B	3 0 2 1 0 0 2 1 0 1 0 0 0 0																					
George Kell, R OBP: 0.329, SLG: 0.402 Tex Nelson, L OBP: 0.281, SLG: 0.214 (1, 5) (7, 9)		0-0 F2		0-0 G6-4-3 1-2f		0-0 G5-4-3 1-2f 2-3			0-0 FC6-4 1B	3 0 0 0 0 0 3 1 0 1 0 0 0 0																					
Billy Gardner, R OBP: 0.284, SLG: 0.342 (1, 4) (7, 6)		0-0 1B		0-0 F6		0-0 F8			0-0 F7	4 0 1 0 0 0 3																					
Willy Miranda, S OBP: 0.284, SLG: 0.280 Joe Ginsberg, L OBP: 0.302, SLG: 0.285 Erv Palica, R OBP: 0.167, SLG: 0.167 Morrie Martin, L OBP: 0.333, SLG: 0.200 Jim Pyburn, R OBP: 0.249, SLG: 0.271 (1, 6) (7, PH) (7, 1) (7, 1) (8, 7)		0-3 K		0-0 3-1		0-3 K			0-0 F6	2 0 0 0 0 1 1 1 0 0 0 0 1 0 0 0 0 0 0 0 0 0 0 0 0 0 0 0 1 0 0 0 0 0 2																					
Hal Brown, R OBP: 0.304, SLG: 0.250 George Zuverink, R OBP: 0.167, SLG: 0.118 Brooks Robinson, R OBP: 0.188, SLG: 0.267 (1, 1) (5, 1) (7, PH) (7, 5)		0-3 K		0-0 4-3		0-0 L9			0-0 FC6-4	2 0 0 0 0 1 1 0 0 0 0 0 0 0 2 0 0 0 0 0 2																					
<b>Inning Stats</b>	R: 0 E: 0 K: 0 S: 3	H: 0 LOB: 2 BB: 2 P: 11	R: 0 E: 0 K: 2 S: 8	H: 1 LOB: 1 BB: 0 P: 8	R: 0 E: 0 K: 0 S: 4	H: 1 LOB: 0 BB: 0 P: 4	R: 0 E: 0 K: 1 S: 6	H: 1 LOB: 1 BB: 0 P: 6	R: 1 E: 0 K: 0 S: 4	H: 2 LOB: 1 BB: 1 P: 8	R: 0 E: 0 K: 1 S: 5	H: 0 LOB: 0 BB: 0 P: 5	R: 0 E: 0 K: 0 S: 3	H: 0 LOB: 0 BB: 0 P: 3	R: 0 E: 0 K: 0 S: 5	H: 2 LOB: 2 BB: 0 P: 5	1B: 8 2B: 0 3B: 0 HR: 0	SF: 0 SAC: 0 DP: 2 HBP: 0	WP: 0 PB: 0 SB: 0 CS: 0	PA: 36											
<b>PITCHER</b> Frank Lary, R ERA: 3.29 (1, 1)	IP 9.0	WLS W	BF 36	H 8	R 1	ER 1	SO 4	BB 3	IBB 0	HBP 0	BLK 0	WP 0	HR 0	S 41	P 53	ERA 1.00	WHIP 1.222														
<b>PITCHER</b>											IP	WLS	BF	H	R	ER	SO	BB	IBB	HBP	BLK	WP	HR	S	P	ERA	WHIP				

Baltimore Orioles @ Detroit Tigers  
 Briggs Stadium, Detroit, MI  
 Wed Sep 19 1956, 4:33 AM EDT  
 Att. 1,435 - Unknown - 52 F

livebaseballscorecards.com

AB	33
R	1
H	8
RBI	1
BB	3
SO	4
LOB	17



Batter	1	2	3	4	5	6	7	8	9	AB R H RBI BB SO LOB
Harvey Kuenn, R (1, 6) OBP: 0.384, SLG: 0.466	0-0 F9		0-3 K		0-0 1B	0-0 G3		4-0 FC4-8 BB		4 1 1 0 1 1 1
Jack Phillips, R (1, 3) OBP: 0.376, SLG: 0.416	0-0 F8		0-0 F3		0-0 1B		0-0 F9	0-0 FC4-6 SF9 BB		5 1 1 0 0 0 2
Charlie Maxwell, L (1, 7) OBP: 0.423, SLG: 0.535	0-3 K			0-0 F8	0-0 1B		0-0 HR	4-0 BB		4 1 2 1 1 1 0
Al Kaline, R (1, 9) OBP: 0.379, SLG: 0.530		0-0 2B		0-0 HR	0-0 FC6		0-0 HR	0-0 SF9		4 3 4 4 0 0 0
Ray Boone, R (1, 5) OBP: 0.401, SLG: 0.515		0-0 F6		0-0 HR	0-0 FC6		0-3 K	0-0 F4		5 1 1 2 0 1 5
Bill Tuttle, R (1, 8) OBP: 0.297, SLG: 0.352		0-0 2B		0-0 2B		4-0 1B	0-0 E6			3 1 2 0 1 0 0
Frank Bolling, R (1, 4) OBP: 0.353, SLG: 0.415		0-0 6-3		0-0 5-3		0-3 K	1-0 HBP			3 0 0 1 0 1 3
Red Wilson, R (1, 2) OBP: 0.393, SLG: 0.449		0-0 5-3			0-0 1-3	0-0 6-3	0-0 F4			4 0 0 0 0 0 4
Frank Lary, R (1, 1) OBP: 0.240, SLG: 0.234			0-0 F4		0-0 2B	0-0 1B		4-0 FC4-6 SF9 BB		3 1 2 1 1 0 0

Inning Stats	R: 0	H: 0	E: 0	K: 1	S: 5	LOB: 0	BB: 0	P: 5	R: 1	H: 2	E: 0	K: 0	S: 5	LOB: 1	BB: 0	P: 5	R: 0	H: 0	E: 0	K: 1	S: 5	LOB: 0	BB: 0	P: 5	R: 2	H: 3	E: 0	K: 0	S: 5	LOB: 0	BB: 0	P: 5	R: 2	H: 5	E: 0	K: 0	S: 7	LOB: 2	BB: 0	P: 7	R: 1	H: 1	E: 0	K: 1	S: 6	LOB: 1	BB: 1	R: 2	H: 2	E: 1	K: 1	S: 8	LOB: 2	BB: 0	P: 9	R: 1	H: 0	E: 0	K: 0	S: 3	LOB: 2	BB: 3	P: 15	1B: 8	2B: 3	3B: 0	HR: 2	SF: 1	SAC: 0	DP: 0	HBP: 1	WP: 0	PB: 0	SB: 0	CS: 0	PA: 41
--------------	------	------	------	------	------	--------	-------	------	------	------	------	------	------	--------	-------	------	------	------	------	------	------	--------	-------	------	------	------	------	------	------	--------	-------	------	------	------	------	------	------	--------	-------	------	------	------	------	------	------	--------	-------	------	------	------	------	------	--------	-------	------	------	------	------	------	------	--------	-------	-------	-------	-------	-------	-------	-------	--------	-------	--------	-------	-------	-------	-------	--------

PITCHER	IP	WLS	BF	H	R	ER	SO	BB	IBB	HBP	BLK	WP	HR	S	P	ERA	WHIP
Hal Brown, R (1, 1) ERA: 3.68	4.2	L	21	9	5	5	2	0	0	0	0	0	1	25	25	9.64	1.929
George Zverink, R (5, 1) ERA: 4.2	1.1		7	2	1	1	1	1	0	0	0	0	0	8	12	6.75	2.250
Erv Palica, R (7, 1) ERA: 4.53	0.1		3	2	2	2	0	0	0	0	0	0	1	3	3	54.00	6.000
Morrie Martin, L (7, 1) ERA: 6.17	0.2		4	0	0	0	1	0	0	1	0	0	0	5	6	0.00	0.000
Gordie Sundin, R (8, 1) ERA:	0.0		2	0	1	1	0	2	0	0	0	0	0	0	8	∞	∞

**BOTTOM**


**Baltimore Orioles @ Detroit Tigers**

Briggs Stadium, Detroit, MI

Wed Sep 19 1956, 4:33 AM EDT

Att. 1,435 - Unknown - 52 F

AB	35
R	9
H	13
RBI	9
BB	4
SO	4
LOB	15




PITCHER	IP	WLS	BF	H	R	ER	SO	BB	IBB	HBP	BLK	WP	HR	S	P	ERA	WHIP
Billy O'Dell, L (8, 1) ERA: 1.13	1.0		4	0	0	0	0	1	0	0	0	0	0	3	7	0.00	1.000



Batter	1	2	3	4	5	6	7	8	9	AB R H RBI BB SO LOB	TOP	
<b>Herb Plews, L</b> (1, 4) OBP: 0.336, SLG: 0.383	0-0 4-3	0-0 4-3		4-0 1B BB			0-0 4-3		4-0 4-3 WP HR BB	3 1 0 0 2 0 0		
<b>Ed Fitz Gerald, R</b> (1, 2) OBP: 0.392, SLG: 0.399	0-0 4-3		0-0 F5	0-0 1B			0-0 BB E 1B		0-0 F9	5 0 2 0 0 0 1		
<b>Pete Runnels, L</b> (1, 3) OBP: 0.372, SLG: 0.427	0-0 BB BB 1B		0-0 BB 1B 1B	0-0 F5			0-0 F9		0-0 4-3	5 0 2 0 0 0 4		
<b>Roy Sievers, R</b> (1, 7) OBP: 0.369, SLG: 0.476	4-0 1-2 BB BB		0-0 1-2 BB 1B		0-3 K		0-0 E4 BB		0-0 HR	4 1 2 2 1 1 1		
<b>Jim Lemon, R</b> (1, 9) OBP: 0.346, SLG: 0.497	4-0 1-2 2-3 BB		0-3 K		0-3 K		4-0 1-2 2-3 BB		0-0 FC5-4 1B	3 0 1 0 2 2 2		
<b>Harmon Killebrew, R</b> (1, 5) OBP: 0.284, SLG: 0.459	0-3 K		4-0 1-2 2-3 BB		0-0 F8		0-0 F8		0-0 FC5-4	4 0 0 0 1 1 7		
<b>Karl Olson, R</b> (1, 8) OBP: 0.308, SLG: 0.334		0-0 4-3	0-3 K			0-0 4-3		0-0 1-3		4 0 0 0 0 1 3	<b>AB 36</b>	
<b>Lyle Luttrell, R</b> (1, 6) OBP: 0.288, SLG: 0.380		0-0 E4		0-0 F9		0-0 6-3		0-3 K		3 1 0 0 0 0 0	<b>R 3</b>	
<b>Eddie Yost, R</b> (8, PH) OBP: 0.414, SLG: 0.339										1 0 0 0 0 1 0	<b>H 7</b>	
<b>Jose Valdivielso, R</b> (8, 6) OBP: 0.318, SLG: 0.333										0 0 0 0 0 0 0	<b>RBI 2</b>	
<b>Camilo Pascual, R</b> (1, 1) OBP: 0.167, SLG: 0.207		0-0 4-3		0-0 6-3		0-0 6-3		0-3 K		3 0 0 0 0 0 0	<b>BB 6</b>	
<b>Ernie Oravetz, S</b> (8, PH) OBP: 0.359, SLG: 0.292										1 0 0 0 0 1 0	<b>SO 7</b>	
<b>Pedro Ramos, S</b> (8, 1) OBP: 0.239, SLG: 0.295										0 0 0 0 0 0 0	<b>LOB 18</b>	
<b>Inning Stats</b>	R: 0 H: 1 E: 0 LOB: 3 K: 1 BB: 2 S: 6 P: 14	R: 1 H: 0 E: 1 LOB: 0 K: 0 BB: 0 S: 4 P: 4	R: 0 H: 2 E: 0 LOB: 3 K: 2 BB: 1 S: 9 P: 13	R: 0 H: 1 E: 0 LOB: 2 K: 0 BB: 1 S: 4 P: 8	R: 0 H: 0 E: 0 LOB: 0 K: 2 BB: 0 S: 7 P: 7	R: 0 H: 0 E: 0 LOB: 0 K: 0 BB: 0 S: 3 P: 3	R: 0 H: 1 E: 1 LOB: 3 K: 0 BB: 1 S: 5 P: 9	R: 0 H: 0 E: 0 LOB: 0 K: 2 BB: 0 S: 7 P: 7	R: 2 H: 2 E: 0 LOB: 1 K: 0 BB: 1 S: 5 P: 9	1B: 6 SF: 0 2B: 0 SAC: 0 3B: 0 DP: 0 HR: 1 HBP: 0	WP: 1 PA: 42 PB: 0 SB: 1 CS: 0	
<b>PITCHER</b> <b>Bill Wight, L</b> (1, 1) ERA: 4.07	IP WLS BF H R ER SO BB IBB HBP BLK WP HR S P ERA WHIP	9.0 W 42 7 3 2 7 6 0 0 0 1 1 50 74 2.00 1.444										

**Washington Senators @ Baltimore Orioles**  
**Memorial Stadium, Baltimore, MD**  
 Fri Sep 21 1956, 3:33 AM EDT  
 Att. 5,275 - Unknown

livebaseballscores.com



Batter	1	2	3	4	5	6	7	8	9
Dick Williams, R OBP: 0.332, SLG: 0.442 (1, 8)	0-3 K		4-0 BB		4-0 BB		0-0 HR	0-0 F9	
Bob Boyd, L OBP: 0.405, SLG: 0.422 (1, 3)	4-0 FC6-2 BB		0-0 F5		0-0 F8		0-0 F2		
George Kell, R OBP: 0.326, SLG: 0.398 (1, 5) Brooks Robinson, R OBP: 0.188, SLG: 0.267 (8, 5)	0-0 FC6-2 BB 1-H		0-0 4-3		0-0 F6		0-0 6-3		
Bob Nieman, R OBP: 0.432, SLG: 0.495 (1, 7)	4-0 1-2 BB		0-0 6-3		4-0 BB			4-0 1B E BB	
Tito Francona, L OBP: 0.328, SLG: 0.358 (1, 9)	0-3 K			0-0 HR 1B	0-0 3-1			0-0 F8	
Gus Triandos, R OBP: 0.345, SLG: 0.461 (1, 2)		0-0 HR		0-0 HR		0-0 G3		0-0 E7 4-3 1B	
Billy Gardner, R OBP: 0.284, SLG: 0.340 (1, 4)		0-0 5-3		0-0 F7		0-3 K		1-0 1B HBP	
Willy Miranda, S OBP: 0.282, SLG: 0.277 (1, 6)		0-3 K		0-3 K		0-0 F7		0-0 4-3	
Bill Wight, L OBP: 0.226, SLG: 0.200 (1, 1)		0-3 K		0-3 K			0-0 G3	0-0 1B	

Inning Stats	R: 0	H: 0	E: 1	LOB: 2	K: 2	P: 15	R: 1	H: 1	E: 0	LOB: 0	K: 2	P: 8	R: 0	H: 0	E: 0	LOB: 1	K: 0	P: 7	R: 2	H: 2	E: 0	LOB: 0	K: 2	P: 9	R: 0	H: 0	E: 0	LOB: 2	K: 1	P: 11	R: 1	H: 1	E: 0	LOB: 0	K: 0	P: 4	R: 3	H: 2	E: 1	LOB: 1	K: 0	P: 10
	0	0	1	2	2	15	1	1	0	0	2	8	0	0	0	1	1	0	7	2	2	0	2	9	0	0	0	0	0	5	1	1	0	0	4	3	2	1	2	1	10	

PITCHER	IP	WLS	BF	H	R	ER	SO	BB	IBB	HBP	BLK	WP	HR	S	P	ERA	WHIP
Camilo Pascual, R ERA: 5.93 (1, 1)	7.0	L	30	4	4	4	7	5	0	0	0	0	3	39	59	5.14	1.286
Pedro Ramos, R ERA: 4.99 (8, 1)	1.0		7	2	3	2	0	1	0	1	0	0	0	5	10	18.00	3.000

AB	R	H	RBI	BB	SO	LOB
3	1	1	1	2	1	1
3	0	0	0	1	0	2
4	0	0	0	0	0	3
0	0	0	0	0	0	0
1	1	0	0	3	0	1
4	1	1	0	0	1	5
4	3	3	3	0	0	0
3	1	0	0	0	1	0
4	0	0	1	0	2	1
4	0	1	1	0	2	0

WP	PA	1B	2B	3B	HR	SF	SAC	DP	HBP
0	37	3	0	0	3	0	0	0	1

**Washington Senators @ Baltimore Orioles**  
 Memorial Stadium, Baltimore, MD  
 Fri Sep 21 1956, 3:33 AM EDT  
 Att. 5,275 - Unknown

AB	30
R	7
H	6
RBI	6
BB	6
SO	7
LOB	13





Batter	1	2	3	4	5	6	7	8	9	AB R H RBI BB SO LOB	TOP																	
Herb Plews, L (1, 4) OBP: 0.329, SLG: 0.375	0-3 K	0-0 L7			0-0 F4	0-0 4-3		0-0 FC1-5		5 0 0 0 0 1 3																		
Whitey Herzog, L (1, 8) OBP: 0.301, SLG: 0.336 Eddie Yost, R (8, PH) OBP: 0.414, SLG: 0.338 Bob Chakales, R (8, 1) OBP: 0.150, SLG: 0.150	4-0 1B BB		0-0 F8		0-0 4-3		0-0 1B	0-0 F3		3 1 1 0 1 0 0 1 0 0 0 0 0 2 0 0 0 0 0 0 0																		
Pete Runnels, L (1, 3) OBP: 0.372, SLG: 0.427	0-0 F8		0-3 K		0-0 1B 1B		0-0 3B 1B	0-3 K		5 2 2 0 0 2 3																		
Roy Sievers, R (1, 7) OBP: 0.371, SLG: 0.475	4-0 E 1B BB		0-0 F8		0-0 1B 2B 1B		4-0 3B BB	0-3 K		3 2 1 0 2 1 0																		
Jim Lemon, R (1, 9) OBP: 0.350, SLG: 0.504	0-0 E8 1B			0-3 K	0-0 2B 1B		0-0 3B	0-0 G6-4-3 1B		5 1 4 4 0 1 0																		
Lou Berberet, L (1, 2) OBP: 0.416, SLG: 0.393 Pedro Ramos, S (7, PR) OBP: 0.239, SLG: 0.295 Ed Fitz Gerald, R (7, 2) OBP: 0.390, SLG: 0.396	4-0 IBB			0-3 K	0-0 2B		4-0 G6-4-3 IBB	0-0 G6-4-3		2 0 1 2 2 1 0 0 0 0 0 0 0 0 1 0 0 0 0 0 1																		
Harmon Killebrew, R (1, 5) OBP: 0.294, SLG: 0.455	0-3 K			0-0 BB 1B		4-0 1-3 BB	0-0 G6-4-3			3 0 1 0 1 1 5																		
Lyle Luttrell, R (1, 6) OBP: 0.289, SLG: 0.373 Ernie Oravetz, S (8, PH) OBP: 0.363, SLG: 0.298		0-0 F3		4-0 BB		0-0 1-3		0-0 FC1-5 1B 1B		2 0 0 0 1 0 1 1 0 1 0 0 0 0																		
Evelio Hernandez, R (1, 1) OBP: 0.143, SLG: 0.143 Dean Stone, L (7, 1) OBP: 0.225, SLG: 0.118 Ted Abernathy, R (7, 1) OBP: 0.333, SLG: 0.333 Clint Courtney, L (8, PH) OBP: 0.365, SLG: 0.440 Jose Valdivielso, R (8, PR) OBP: 0.318, SLG: 0.333		0-3 K		0-3 K		0-0 F8		0-0 FC1-5 1B		3 0 0 0 0 2 3 0 0 0 0 0 0 0 0 0 0 0 0 0 0 1 0 1 0 0 0 0 0 0 0 0 0 0 0																		
<b>Inning Stats</b>	R: 1 H: 1 E: 1 LOB: 3 K: 2 BB: 3 S: 8 P: 20	R: 0 H: 0 E: 0 LOB: 0 K: 1 BB: 0 S: 5 P: 5	R: 0 H: 0 E: 0 LOB: 0 K: 1 BB: 0 S: 5 P: 5	R: 0 H: 1 E: 0 LOB: 2 K: 3 BB: 1 S: 10 P: 14	R: 3 H: 4 E: 0 LOB: 1 K: 0 BB: 0 S: 6 P: 6	R: 0 H: 0 E: 0 LOB: 1 K: 0 BB: 1 S: 3 P: 7	R: 2 H: 3 E: 0 LOB: 2 K: 0 BB: 2 S: 4 P: 12	R: 0 H: 2 E: 0 LOB: 2 K: 1 BB: 0 S: 7 P: 7	R: 0 H: 1 E: 0 LOB: 0 K: 1 BB: 0 S: 5 P: 5	1B: 10 SF: 0 2B: 1 SAC: 0 3B: 1 DP: 2 HR: 0 HBP: 0	WP: 0 PA: 42 PB: 0 SB: 0 CS: 0																	
<b>PITCHER</b>	IP WLS BF H R ER SO BB IBB HBP BLK WP HR S P ERA WHIP												<b>PITCHER</b>	IP WLS BF H R ER SO BB IBB HBP BLK WP HR S P ERA WHIP														
Ray Moore, R (1, 1) ERA: 4.18	6.1		31	8	6	6	7	5	1	0	0	0	0	39	63	8.53	2.053											
Hal Brown, R (7, 1) ERA: 3.68	0.0		1	1	0	0	0	0	0	0	0	0	0	1	1	∞	∞											
George Zuverink, R (7, 1) ERA: 4.18	0.2	W	4	2	0	0	0	0	1	0	0	0	0	3	7	0.00	3.000											
Don Ferrarese, L (8, 1) ERA: 5.31	2.0	S	6	1	0	0	2	0	0	0	0	0	0	10	10	0.00	0.500											

**Washington Senators @ Baltimore Orioles**  
 Memorial Stadium, Baltimore, MD  
 Sat Sep 22 1956, 3:33 AM EDT  
 Att. 5,151 - Unknown

<b>AB</b>	35
<b>R</b>	6
<b>H</b>	12
<b>RBI</b>	6
<b>BB</b>	7
<b>SO</b>	9
<b>LOB</b>	18







Batter	1	2	3	4	5	6	7	8	9	AB R H RBI BB SO LOB	TOP										
Herb Plews, L (1, 4) OBP: 0.332, SLG: 0.377	0-0 F7			0-0 1B		0-0 1B			0-0 E4	4 0 2 0 0 0 0											
Whitey Herzog, L (1, 8) OBP: 0.298, SLG: 0.333	0-0 F8			0-0 F7		0-3 K			0-0 FC4-6	4 0 0 0 0 1 4											
Pete Runnels, L (1, 3) OBP: 0.370, SLG: 0.424	0-0 4-3			0-3 K		0-0 G4-6-3			0-0 F8	4 0 0 0 0 1 4											
Roy Sievers, R (1, 7) OBP: 0.369, SLG: 0.472		0-0 L6		0-3 K				0-0 F6	0-3 K	4 0 0 0 0 2 2											
Jim Lemon, R (1, 9) OBP: 0.348, SLG: 0.501		0-0 5-3			0-0 F6			0-0 5-3		3 0 0 0 0 0 0											
Clint Courtney, L (1, 2) OBP: 0.365, SLG: 0.446		0-0 F4			0-0 3B			0-3 K		3 0 1 0 0 1 0											
Harmon Killebrew, R (1, 5) OBP: 0.295, SLG: 0.443			0-0 F7		0-3 K			4-0 BB		2 0 0 0 1 1 1	AB 29										
Lyle Luttrell, R (1, 6) OBP: 0.282, SLG: 0.362			0-0 F9		0-3 K			0-0 G6-4-3		3 0 0 0 0 1 2	R 0										
Chuck Stobbs, L (1, 1) OBP: 0.209, SLG: 0.220			0-3 K			4-0 1B		0-3 K		1 0 0 0 0 1 0	H 3										
Ernie Oravetz, S (6, PH) OBP: 0.367, SLG: 0.298										0 0 0 0 1 0 0	RBI 0										
Dick Brodowski, R (6, 1)										0 0 0 0 0 0 0	BB 2										
Lou Berberet, L (8, PH) OBP: 0.415, SLG: 0.391										1 0 0 0 0 1 0	SO 9										
Bob Wiesler, S (8, 1) OBP: 0.063, SLG: 0.094										0 0 0 0 0 0 0	LOB 13										
<b>Inning Stats</b>	R: 0 E: 0 K: 0 S: 3	H: 0 LOB: 0 BB: 0 P: 3	R: 0 E: 0 K: 0 S: 3	H: 0 LOB: 0 BB: 0 P: 3	R: 0 E: 0 K: 1 S: 5	H: 0 LOB: 0 BB: 0 P: 5	R: 0 E: 0 K: 2 S: 8	H: 1 LOB: 1 BB: 0 P: 8	R: 0 E: 0 K: 1 S: 5	H: 1 LOB: 1 BB: 1 P: 9	R: 0 E: 0 K: 1 S: 5	H: 0 LOB: 0 BB: 0 P: 5	R: 0 E: 0 K: 1 S: 4	H: 0 LOB: 0 BB: 1 P: 8	R: 0 E: 1 K: 1 S: 6	H: 0 LOB: 1 BB: 0 P: 6	1B: 2 2B: 0 3B: 1 HR: 0	SF: 0 SAC: 0 DP: 2 HBP: 0	WP: 0 PB: 0 SB: 0 CS: 0	PA: 31	
<b>PITCHER</b> Connie Johnson, R (1, 1) ERA: 3.44	IP 9.0 WLS W BF 31 H 3 R 0 ER 0 SO 9 BB 2 IBB 0 HBP 0 BLK 0 WP 0 HR 0 S 47 P 55 ERA 0.00 WHIP 0.556																			<b>PITCHER</b>	IP WLS BF H R ER SO BB IBB HBP BLK WP HR S P ERA WHIP

Washington Senators @ Baltimore Orioles  
 Memorial Stadium, Baltimore, MD  
 Sun Sep 23 1956, 3:33 AM EDT  
 Att. 8,766 - Unknown

AB	29
R	0
H	3
RBI	0
BB	2
SO	9
LOB	13



Batter	1	2	3	4	5	6	7	8	9
Dick Williams, R OBP: 0.335, SLG: 0.451 (1, 8) X	0-0 3B 1B		0-0 HR		0-0 CS 1B		0-3 K 1-3 3-H		
Bob Boyd, L OBP: 0.407, SLG: 0.417 (1, 3) X	0-0 F9		0-0 5-3		0-0 F4 1-2		0-0 1B 1B		
Tito Francona, L OBP: 0.333, SLG: 0.366 (1, 9) X	0-0 1B 3B		0-0 4-3		0-0 4-3		0-0 1B 1-2		
Bob Nieman, R OBP: 0.432, SLG: 0.494 (1, 7) X	0-0 3-H 1B		0-3 K		0-0 CS 1B		0-0 4-3		
Gus Triandos, R OBP: 0.346, SLG: 0.460 (1, 2) X	0-0 F3			0-3 K		4-0 BB 1-2		0-3 K	
Billy Gardner, R OBP: 0.283, SLG: 0.339 (1, 4) X	0-0 F6			0-3 K		0-3 K		0-0 F9	
Brooks Robinson, R OBP: 0.227, SLG: 0.333 (1, 5) X		0-0 L1-3 1B		0-0 1B 2B			0-0 F8	0-0 6-3	
Willy Miranda, S OBP: 0.286, SLG: 0.282 (1, 6) X		0-0 L1-3 1-2		0-0 2-H 1B			0-0 1B S 1B		
Connie Johnson, R OBP: 0.313, SLG: 0.262 (1, 1) X		0-0 6-3			0-0 1-3		0-0 E S 1B 1B		

Inning Stats	R: 2 E: 0 K: 0 S: 6	H: 3 LOB: 1 BB: 0 P: 6	R: 0 E: 0 K: 0 S: 3	H: 1 LOB: 0 BB: 0 P: 3	R: 1 E: 0 K: 1 S: 6	H: 1 LOB: 0 BB: 0 P: 6	R: 1 E: 0 K: 2 S: 8	H: 2 LOB: 1 BB: 0 P: 8	R: 0 E: 0 K: 0 S: 3	H: 1 LOB: 0 BB: 0 P: 3	R: 0 E: 0 K: 1 S: 5	H: 1 LOB: 1 BB: 1 P: 9	R: 2 E: 0 K: 1 S: 9	H: 4 LOB: 2 BB: 0 P: 9	R: 0 E: 0 K: 1 S: 5	H: 0 LOB: 0 BB: 0 P: 5
1B: 10 2B: 2 3B: 1 HR: 1	SF: 0 SAC: 0 DP: 1 HBP: 0	WP: 0 PB: 0 SB: 2 CS: 2	PA: 34													

PITCHER	IP	WLS	BF	H	R	ER	SO	BB	IBB	HBP	BLK	WP	HR	S	P	ERA	WHIP
Chuck Stobbs, L ERA: 3.52 (1, 1)	5.0	L	20	8	4	4	3	0	0	0	0	0	1	26	26	7.20	1.600
Dick Brodowski, R ERA: 9.17 (6, 1)	2.0		11	5	2	2	2	1	0	0	0	0	0	14	18	9.00	3.000
Bob Wiesler, L ERA: 6.3 (8, 1)	1.0		3	0	0	0	1	0	0	0	0	0	0	5	5	0.00	0.000

BOTTOM

Washington Senators @ Baltimore Orioles  
Memorial Stadium, Baltimore, MD  
Sun Sep 23 1956, 3:33 AM EDT  
Att. 8,766 - Unknown

livebaseballscores.com

AB	33
R	6
H	13
RBI	5
BB	1
SO	6
LOB	9





Batter	1	2	3	4	5	6	7	8	9	AB R H RBI BB SO LOB	TOP																
Norm Siebern, L (1, 7) OBP: 0.279, SLG: 0.342	0-3 K		0-3 K		0-0 F2			0-0 1B 3B		4 1 1 0 0 2 1																	
Enos Slaughter, L (1, 9) OBP: 0.355, SLG: 0.395	0-0 F7		0-0 2B			0-0 F7		0-0 CS 1B		4 0 2 1 0 0 0																	
Gil McDougald, R (1, 4) OBP: 0.400, SLG: 0.440	0-0 F6		0-0 F4			0-0 HR 1B		0-3 K 1-2		4 1 1 0 0 1 2																	
Bill Skowron, R (1, 3) OBP: 0.382, SLG: 0.532		0-0 HR		0-0 6-3		0-0 HR 1-H		4-0 BB		3 2 2 3 1 0 0																	
Bob Cerv, R (1, 8) OBP: 0.384, SLG: 0.505		0-0 2B		0-0 6-3		0-0 G1-4-3 1B		0-0 F8		4 0 2 0 0 0 1																	
Elston Howard, R (1, 2) OBP: 0.311, SLG: 0.361		0-0 F9		0-0 G3		0-0 G1-4-3		0-0 F8		3 0 0 0 0 0 2																	
Joe Collins, L (9, PH) OBP: 0.307, SLG: 0.351										1 0 0 0 0 0 0																	
Andy Carey, R (1, 5) OBP: 0.311, SLG: 0.338		0-0 F7			0-0 F7		0-0 F9		0-0 F9	3 0 0 0 0 0 1																	
Yogi Berra, L (9, PH) OBP: 0.377, SLG: 0.536										1 0 0 0 0 0 0																	
Billy Hunter, R (1, 6) OBP: 0.307, SLG: 0.438		0-0 F6			0-0 F8		0-0 F8		4-0 BB	3 0 0 0 0 0 1																	
Mickey Mantle, S (9, PH) OBP: 0.467, SLG: 0.707										0 0 0 0 1 0 0																	
Tom Carroll, R (9, PR) OBP: 0.417, SLG: 0.364										0 0 0 0 0 0 0																	
Johnny Kucks, R (1, 1) OBP: 0.224, SLG: 0.156			0-3 K		4-0 BB		0-0 4-3		0-0 G3	2 0 0 0 1 1 0																	
Irv Noren, L (9, PH) OBP: 0.442, SLG: 0.281										1 0 0 0 0 0 1																	
<b>Inning Stats</b>	R: 0 E: 0 K: 1 S: 5	H: 0 LOB: 0 BB: 0 P: 5	R: 1 E: 0 K: 0 S: 5	H: 2 LOB: 1 BB: 0 P: 5	R: 0 E: 0 K: 2 S: 8	H: 1 LOB: 1 BB: 0 P: 8	R: 0 E: 0 K: 0 S: 3	H: 0 LOB: 0 BB: 0 P: 3	R: 0 E: 0 K: 0 S: 3	H: 0 LOB: 1 BB: 1 P: 7	R: 2 E: 0 K: 0 S: 5	H: 3 LOB: 0 BB: 0 P: 5	R: 0 E: 0 K: 0 S: 3	H: 0 LOB: 0 BB: 0 P: 3	R: 1 E: 0 K: 1 S: 6	H: 2 LOB: 1 BB: 1 P: 10	R: 0 E: 0 K: 0 S: 3	H: 0 LOB: 1 BB: 1 P: 7	1B: 3 2B: 2 3B: 1 HR: 2	SF: 0 SAC: 0 DP: 1 HBP: 0	WP: 0 PB: 0 SB: 0 CS: 1	PA: 36					
<b>PITCHER</b>	IP WLS BF H R ER SO BB IBB HBP BLK WP HR S P ERA WHIP																										
Erv Palica, R (1, 1) ERA: 4.49	7.0		27	6	3	3	3	1	0	0	0	0	2	32	36	3.86	1.000										
Mike Fornieles, R (8, 1) ERA: 4.22	2.0	W	9	2	1	1	1	2	0	0	0	0	0	9	17	4.50	2.000										

**New York Yankees @ Baltimore Orioles**  
**Memorial Stadium, Baltimore, MD**  
 Mon Sep 24 1956, 3:33 AM EDT  
 Att. 12,304 - Unknown

<b>AB</b>	<b>33</b>
<b>R</b>	<b>4</b>
<b>H</b>	<b>8</b>
<b>RBI</b>	<b>4</b>
<b>BB</b>	<b>3</b>
<b>SO</b>	<b>4</b>
<b>LOB</b>	<b>9</b>



Batter	1	2	3	4	5	6	7	8	9
Dick Williams, R OBP: 0.334, SLG: 0.447 (1, 8)	0-0 6-3		0-0 FC6-4			0-0 5-3		4-0 1B S 2B BB	
Bob Boyd, L OBP: 0.408, SLG: 0.419 (1, 3)	0-0 B1-3			0-0 1B FC5-2 1B		0-0 3-1		0-0 1-3 2B 1B	
Tito Francona, L OBP: 0.334, SLG: 0.370 (1, 9)	0-0 3-1			0-0 1-3 1B 1B		0-0 F8		0-0 1-H 3-H 2B	
Bob Nieman, R OBP: 0.429, SLG: 0.489 (1, 7)		0-0 G3		0-0 1-2 FC5-2 1B		0-3 K		0-0 F5	
Gus Triandos, R OBP: 0.345, SLG: 0.458 (1, 2)		0-3 K		0-0 3-H G4-6-3 1B		0-0 F5		0-0 F3	
Billy Gardner, R OBP: 0.283, SLG: 0.339 (1, 4) (8, 6)		0-0 L7		0-0 1-2f G4-6-3		0-0 WP E 1B			
Brooks Robinson, R OBP: 0.200, SLG: 0.292 (1, 5)			0-0 6-3		0-0 5-3		0-0 E8 E		
Willy Miranda, S OBP: 0.289, SLG: 0.283 (1, 6)			4-0 FC6-4 BB		0-0 B2-6-4 1B		0-3 K		
Bob Hale, L OBP: 0.282, SLG: 0.311 (7, PH)									
Mike Fornieles, R OBP: 0.176, SLG: 0.235 (8, 1)									
Erv Palica, R OBP: 0.156, SLG: 0.156 (1, 1)			0-3 K		0-0 B2-6-4			0-3 K	
Wayne Causey, L OBP: 0.231, SLG: 0.229 (8, 4)									

Inning Stats	R: 0	H: 0	E: 0	LOB: 0	K: 0	BB: 0	S: 3	P: 3
	R: 0	H: 0	E: 0	LOB: 0	K: 1	BB: 0	S: 5	P: 5
	R: 0	H: 0	E: 0	LOB: 1	K: 1	BB: 1	S: 5	P: 9
	R: 1	H: 3	E: 0	LOB: 1	K: 0	BB: 0	S: 5	P: 5
	R: 0	H: 1	E: 0	LOB: 0	K: 0	BB: 0	S: 3	P: 3
	R: 0	H: 0	E: 0	LOB: 0	K: 0	BB: 0	S: 3	P: 3
	R: 2	H: 1	E: 2	LOB: 0	K: 2	BB: 0	S: 9	P: 9
	R: 2	H: 2	E: 0	LOB: 1	K: 1	BB: 1	S: 7	P: 11

PITCHER	IP	WLS	BF	H	R	ER	SO	BB	IBB	HBP	BLK	WP	HR	S	P	ERA	WHIP
Johnny Kucks, R ERA: 3.79 (1, 1)	8.0	L	32	7	5	3	5	2	0	0	0	1	0	40	48	3.38	1.125

AB R H RBI BB SO LOB

3	1	0	0	1	0	1
4	1	2	0	0	0	0
4	1	2	2	0	0	0
4	0	0	0	0	1	3
4	0	1	1	0	1	1
3	1	1	0	0	0	2
3	1	0	0	0	0	0
1	0	1	0	1	0	0
1	0	0	0	0	1	0
0	0	0	0	0	0	0
2	0	0	0	0	1	2
1	0	0	0	0	1	0

1B: 6	SF: 0	WP: 1	PA: 32
2B: 1	SAC: 0	PB: 0	
3B: 0	DP: 2	SB: 1	
HR: 0	HBP: 0	CS: 0	

**New York Yankees @ Baltimore Orioles**  
**Memorial Stadium, Baltimore, MD**  
 Mon Sep 24 1956, 3:33 AM EDT  
 Att. 12,304 - Unknown

AB	30
R	5
H	7
RBI	3
BB	2
SO	5
LOB	9



PITCHER	IP	WLS	BF	H	R	ER	SO	BB	IBB	HBP	BLK	WP	HR	S	P	ERA	WHIP
---------	----	-----	----	---	---	----	----	----	-----	-----	-----	----	----	---	---	-----	------



Batter	1	2	3	4	5	6	7	8	9	AB R H RBI BB SO LOB	TOP																
Hank Bauer, R (1, 9) OBP: 0.318, SLG: 0.451	0-0 6-3	0-0 FC6-4 BB BB 1-2 BB 2-3 BB		0-0 F9		0-0 F5	0-0 1B 1B		0-0 F7	6 2 1 1 0 0 3																	
Jerry Lumpe, L (1, 6) OBP: 0.300, SLG: 0.255	0-0 2B	4-0 BB BB 1-2 BB BB		0-0 F9		0-0 3B 1B	0-0 1B 2B 1B		0-3 K	5 3 3 1 1 1 0																	
Bob Cerv, R (1, 8) OBP: 0.393, SLG: 0.525	0-0 F3	4-0 BB 1-2 BB 2-3 BB 3-H		0-0 6-3		0-0 G3 3B	0-0 2B 1B			4 2 2 4 1 0 1																	
Bill Skowron, R (1, 3) OBP: 0.387, SLG: 0.539	0-0 2B	4-0 BB 1-2 BB 2-3 BB 3-H			0-0 F7 1B	0-0 G3	0-0 1B 2B			4 0 3 5 1 0 0																	
Gil McDougald, R (1, 4) OBP: 0.400, SLG: 0.438	4-0 BB	0-0 F6			0-0 F7 1B	0-0 1-3	0-0 F7			4 0 1 0 1 0 4																	
Andy Carey, R (1, 5) OBP: 0.308, SLG: 0.334	0-0 6-3		0-0 F6		0-0 F7		0-0 F7	0-0 F5		5 0 0 0 0 0 4																	
Norm Siebern, L (1, 7) OBP: 0.281, SLG: 0.340		4-0 1B FC5-2 BB	0-3 K		0-0 F2		0-0 F5	0-0 F7		1 0 0 0 1 1 0																	
Mickey Mantle, S (5, PH) OBP: 0.466, SLG: 0.706										1 0 0 0 0 0 2																	
George Wilson, L (5, 7) OBP: 0.224, SLG: 0.195										2 0 0 0 0 0 0																	
Elston Howard, R (1, 2) OBP: 0.315, SLG: 0.363		0-0 FC6-4 BB 1-3 1B	4-0 BB		0-0 F2		0-0 1B 1B	0-0 F9		4 2 2 0 1 0 2																	
Tom Sturdivant, L (1, 1) OBP: 0.308, SLG: 0.359		0-0 FC5-2 FC6-4	0-0 F7			0-0 1B 3B 1B	0-0 1B 1B		0-3 K	4 2 2 0 0 0 3																	
Sonny Dixon, S (8, 1)		1-2 3-H								1 0 0 0 0 1 0																	
<b>Inning Stats</b>	R: 1 E: 0 K: 0 S: 5	H: 2 LOB: 2 BB: 1 P: 9	R: 2 E: 0 K: 0 S: 4	H: 1 LOB: 3 BB: 4 P: 20	R: 0 E: 0 K: 1 S: 5	H: 0 LOB: 1 BB: 1 P: 9	R: 0 E: 0 K: 0 S: 3	H: 0 LOB: 0 BB: 0 P: 3	R: 0 E: 0 K: 0 S: 5	H: 2 LOB: 2 BB: 0 P: 5	R: 3 E: 0 K: 0 S: 6	H: 3 LOB: 0 BB: 0 P: 6	R: 5 E: 0 K: 0 S: 9	H: 6 LOB: 1 BB: 0 P: 9	R: 0 E: 0 K: 0 S: 3	H: 0 LOB: 0 BB: 0 P: 3	R: 0 E: 0 K: 2 S: 7	H: 0 LOB: 0 BB: 0 P: 7	1B: 10 2B: 3 3B: 1 HR: 0	SF: 0 SAC: 0 DP: 0 HBP: 0	WP: 0 PB: 0 SB: 0 CS: 0	PA: 47					
<b>PITCHER</b>	IP WLS BF H R ER SO BB IBB HBP BLK WP HR S P ERA WHIP																										
Bob Harrison, R (1, 1) ERA: 16.2	1.2		13	3	3	3	0	5	0	0	0	0	0	8	28	16.20	4.800										
Hal Brown, R (2, 1) ERA: 4.04	5.0	L	26	10	8	8	1	1	0	0	0	0	0	27	31	14.40	2.200										
George Zuverink, R (7, 1) ERA: 4.16	0.1		2	1	0	0	0	0	0	0	0	0	0	2	2	0.00	3.000										
Don Ferrarese, L (8, 1) ERA: 5.2	2.0		6	0	0	0	2	0	0	0	0	0	0	10	10	0.00	0.000										

**New York Yankees @ Baltimore Orioles**  
**Memorial Stadium, Baltimore, MD**  
 Tue Sep 25 1956, 3:33 AM EDT  
 Att. 14,740 - Unknown

livebaseballscorecards.com

<b>AB</b>	<b>41</b>
<b>R</b>	<b>11</b>
<b>H</b>	<b>14</b>
<b>RBI</b>	<b>11</b>
<b>BB</b>	<b>6</b>
<b>SO</b>	<b>3</b>
<b>LOB</b>	<b>19</b>



BOTTOM

New York Yankees @ Baltimore Orioles  
Memorial Stadium, Baltimore, MD

Tue Sep 25 1956, 3:33 AM EDT  
Att. 14,740 - Unknown

livebaseballscorecards.com

AB	34
R	6
H	9
RBI	6
BB	4
SO	5
LOB	13



WP:	0	PA:	38
PB:	1		
SB:	0		
CS:	1		

AB R H RBI BB SO LOB

4	0	1	0	1	0	1
4	1	0	0	1	0	3
4	2	2	0	0	1	0
2	2	2	2	2	0	0
0	1	0	0	0	0	0
4	0	2	3	0	1	2
4	0	0	1	0	1	4
4	0	1	0	0	0	1
2	0	0	0	0	2	0
1	0	0	0	0	0	0
0	0	0	0	0	0	0
1	0	0	0	0	0	1
0	0	0	0	0	0	0
2	0	0	0	0	0	0
0	0	0	0	0	0	0
2	0	1	0	0	0	1

Batter	1	2	3	4	5	6	7	8	9
Dick Williams, R OBP: 0.335, SLG: 0.445 (1, 8)	4-0 CS BB		0-0 F8		0-0 F3		0-0 FC6-4 1-2f		0-0 1B
Bob Boyd, L OBP: 0.404, SLG: 0.411 (1, 3)	0-0 F9 1-2			0-0 F9		4-0 2B 1B BB		0-0 F4	0-0 F5
Tito Francona, L OBP: 0.335, SLG: 0.373 (1, 9)	0-3 K			0-0 BB 2B 1B		0-0 1B 2B		0-0 F8	
Bob Nieman, R OBP: 0.434, SLG: 0.494 Jim Pyburn, R OBP: 0.249, SLG: 0.271 (1, 7) (8, PR) (9, 7)		0-0 PB 6-3 2B		4-0 1-2 2B BB		0-0 G5-4-3 1B 2-H 3-H		4-0 2B BB	
Gus Triandos, R OBP: 0.346, SLG: 0.463 (1, 2)		0-0 F3 2-3		0-0 1-H 2-H 2B		0-3 K		0-0 1-H 2B	
Billy Gardner, R OBP: 0.281, SLG: 0.336 (1, 4) (8, 6)		0-0 6-3		0-3 K		0-0 G5-4-3 1-2f		0-0 B1-3	
Brooks Robinson, R OBP: 0.207, SLG: 0.286 (1, 5)		0-0 3-1		0-0 F6			0-0 6-3		0-0 1B 1B
Willy Miranda, S OBP: 0.287, SLG: 0.282 Joe Frazier, L OBP: 0.330, SLG: 0.347 Don Ferrarese, R OBP: 0.103, SLG: 0.037 Bob Hale, L OBP: 0.281, SLG: 0.309 (1, 6) (7, PH) (8, 1) (9, PH)			0-3 K		0-3 K		0-0 F9		0-0 F9
Bob Harrison, L Hal Brown, R George Zuverink, R Wayne Causey, L OBP: 0.292, SLG: 0.238 OBP: 0.167, SLG: 0.118 OBP: 0.238, SLG: 0.236 (1, 1) (2, 1) (7, 1) (7, PH) (8, 4)			0-0 4-3		0-0 L8		0-0 FC6-4 1B		0-0 L4

Inning Stats	R: 0	H: 0	E: 0	K: 1	S: 4	H: 0	LOB: 0	BB: 1	P: 8	R: 1	H: 1	E: 0	K: 0	S: 4	R: 0	H: 0	E: 0	K: 1	S: 5	R: 2	H: 2	E: 0	K: 1	S: 7	R: 0	H: 0	E: 0	K: 1	S: 5	R: 2	H: 2	E: 0	K: 1	S: 6	R: 0	H: 1	E: 0	K: 0	S: 4	R: 1	H: 1	E: 0	K: 0	S: 4	R: 0	H: 2	E: 0	K: 0	S: 5																					
PITCHER	IP	WLS	BF	H	R	ER	SO	BB	IBB	HBP	BLK	WP	HR	S	P	ERA	WHIP																			IP	WLS	BF	H	R	ER	SO	BB	IBB	HBP	BLK	WP	HR	S	P	ERA	WHIP																		
Tom Sturdivant, R ERA: 3.3 Sonny Dixon, R ERA: 3.86	7.0	W	28	6	5	4	5	3	0	0	0	0	0	35	47	5.14	1.286																			2.0	S	10	3	1	1	0	1	0	0	0	0	0	9	13	4.50	2.000																		



Batter	1	2	3	4	5	6	7	8	9	AB R H RBI BB SO LOB	TOP																								
<b>Enos Slaughter, L</b> (1, 7) OBP: 0.353, SLG: 0.391 (7, 9)	0-3 K2-3		0-0 4-3		0-0 1-3		0-0 1B		0-0 F8	5 0 1 0 0 1 2																									
<b>Joe Collins, L</b> (1, 9) OBP: 0.311, SLG: 0.350 <b>Mickey Mantle, S</b> (7, PH) OBP: 0.465, SLG: 0.705 <b>Norm Siebern, L</b> (7, 7) OBP: 0.281, SLG: 0.340	4-0 BB		0-0 1-4-3		4-0 BB	4-0 FC5-6 BB	0-0 F4			1 0 0 0 2 0 0 1 0 0 0 0 0 2 0 0 0 0 0 0 0																									
<b>Bob Cerv, R</b> (1, 8) OBP: 0.388, SLG: 0.510	4-0 BB			0-0 5-3		0-0 FC5-6 BB	0-0 6-3			3 0 0 0 1 0 3																									
<b>Yogi Berra, L</b> (1, 2) OBP: 0.376, SLG: 0.533	0-0 F7			0-0 6-3		4-0 BB	0-0 F2			3 0 0 0 1 0 1																									
<b>Bill Skowron, R</b> (1, 3) OBP: 0.386, SLG: 0.535		0-3 K		0-0 L7		0-0 FC1-6 BB	4-0 BB			3 0 0 0 1 1 2																									
<b>Gil McDougald, R</b> (1, 6) OBP: 0.403, SLG: 0.438 (8, 4)		4-0 BB			0-0 1B	4-0 BB	0-3 K			2 0 1 0 2 1 1																									
<b>Billy Martin, R</b> (1, 4) OBP: 0.312, SLG: 0.400 <b>Mickey McDermott, L</b> (8, PH) OBP: 0.293, SLG: 0.255 <b>Billy Hunter, R</b> (8, 6) OBP: 0.307, SLG: 0.438		0-3 K			0-3 K	0-3 K	0-3 K			3 0 0 0 0 3 5 1 0 0 0 0 1 1 0 0 0 0 0 0 0																									
<b>Andy Carey, R</b> (1, 5) OBP: 0.306, SLG: 0.332 <b>Irv Noren, L</b> (9, PH) OBP: 0.432, SLG: 0.273		0-0 4-3			0-0 1B		0-0 F8		0-3 K	3 0 0 0 0 0 2 1 0 0 0 0 1 0																									
<b>Whitey Ford, L</b> (1, 1) OBP: 0.299, SLG: 0.244 <b>Jerry Lumpe, L</b> (9, PH) OBP: 0.295, SLG: 0.250			0-3 K		0-0 1B		0-0 1B		0-0 4-3	3 0 2 0 0 1 0 1 0 0 0 0 0 0																									
<b>Inning Stats</b>	R: 0 E: 0 K: 1 S: 4	H: 0 LOB: 1 BB: 2 P: 12	R: 0 E: 0 K: 2 S: 7	H: 0 LOB: 1 BB: 1 P: 11	R: 0 E: 0 K: 1 S: 5	H: 0 LOB: 0 BB: 0 P: 5	R: 0 E: 0 K: 0 S: 3	H: 0 LOB: 0 BB: 0 P: 3	R: 0 E: 0 K: 1 S: 7	H: 2 LOB: 2 BB: 0 P: 7	R: 0 E: 0 K: 1 S: 5	H: 0 LOB: 3 BB: 3 P: 17	R: 0 E: 0 K: 0 S: 5	H: 2 LOB: 2 BB: 0 P: 5	R: 0 E: 0 K: 2 S: 7	H: 0 LOB: 1 BB: 1 P: 11	R: 0 E: 0 K: 1 S: 5	H: 0 LOB: 0 BB: 0 P: 5	1B: 4 2B: 0 3B: 0 HR: 0	SF: 0 SAC: 0 DP: 0 HBP: 0	WP: 0 PB: 0 SB: 0 CS: 1	PA: 37													
<b>PITCHER</b> <b>Charlie Beamon, R</b> (1, 1) ERA:	IP 9.0	WLS W	BF 37	H 4	R 0	ER 0	SO 9	BB 7	IBB 0	HBP 0	BLK 0	WP 0	HR 0	S 48	P 76	ERA 0.00	WHIP 1.222	<b>PITCHER</b>	IP	WLS	BF	H	R	ER	SO	BB	IBB	HBP	BLK	WP	HR	S	P	ERA	WHIP

**New York Yankees @ Baltimore Orioles**  
**Memorial Stadium, Baltimore, MD**  
 Wed Sep 26 1956, 3:33 AM EDT  
 Att. 7,000 - Unknown

[livebaseballscorecards.com](http://livebaseballscorecards.com)

<b>AB</b>	<b>30</b>
<b>R</b>	<b>0</b>
<b>H</b>	<b>4</b>
<b>RBI</b>	<b>0</b>
<b>BB</b>	<b>7</b>
<b>SO</b>	<b>9</b>
<b>LOB</b>	<b>19</b>



Batter	1	2	3	4	5	6	7	8	9
Dick Williams, R OBP: 0.337, SLG: 0.446 (1, 8)	0-0 G4-6-3 1B		0-0 F3		0-0 F9		0-0 1-3 1B		
Bob Boyd, L OBP: 0.398, SLG: 0.404 (1, 3)	0-0 G4-6-3 1-2f		0-0 6-3		0-3 K		0-0 F3		
Tito Francona, L OBP: 0.337, SLG: 0.376 (1, 9)	0-0 2B		0-0 1B WP		0-3 K		0-3 K		
Bob Nieman, R OBP: 0.436, SLG: 0.495 (1, 7)	4-0 FC6-4 BB		0-0 WP 1B		0-0 6-3		4-0 BB		
Jim Pyburn, R OBP: 0.251, SLG: 0.269 (3, PR)			1-3 1B						
Gus Triandos, R OBP: 0.345, SLG: 0.461 (1, 2)	0-0 FC6-4 1-2f		0-0 6-3 1-2 3-H		0-0 1B		0-0 F7		
Brooks Robinson, R OBP: 0.182, SLG: 0.250 (1, 5)		0-0 F7		0-0 L8		0-0 F8		0-0 4-3	
Billy Gardner, R OBP: 0.281, SLG: 0.336 (1, 6)		0-3 K		0-0 6-3		0-0 FC3-6 1B			
Wayne Causey, L OBP: 0.241, SLG: 0.240 (1, 4)		0-0 1B		0-3 K		0-3 K			
Charlie Beamon, R (1, 1)		0-3 K			0-0 5-3		0-0 FC3-6 1B 1-2f		

Inning Stats	R: 0	H: 2	E: 0	LOB: 2	K: 0	BB: 1	S: 4	P: 8
	R: 0	H: 1	E: 0	LOB: 1	K: 2	BB: 0	S: 8	P: 8
	R: 1	H: 2	E: 0	LOB: 2	K: 0	BB: 0	S: 5	P: 5
	R: 0	H: 0	E: 0	LOB: 0	K: 1	BB: 0	S: 5	P: 5
	R: 0	H: 0	E: 0	LOB: 0	K: 1	BB: 0	S: 5	P: 5
	R: 0	H: 1	E: 0	LOB: 1	K: 1	BB: 0	S: 6	P: 6
	R: 0	H: 2	E: 0	LOB: 2	K: 1	BB: 0	S: 7	P: 7
	R: 0	H: 0	E: 0	LOB: 1	K: 1	BB: 1	S: 5	P: 9

PITCHER	IP	WLS	BF	H	R	ER	SO	BB	IBB	HBP	BLK	WP	HR	S	P	ERA	WHIP
Whitey Ford, L ERA: 2.47 (1, 1)	8.0	L	33	8	1	1	7	2	0	0	0	1	0	45	53	1.12	1.250

AB R H RBI BB SO LOB

4	0	2	0	0	0	0
4	0	0	0	0	1	3
4	1	2	0	0	2	0
1	0	1	0	1	0	0
1	0	0	0	1	0	0
4	0	1	0	0	0	4
4	0	0	0	0	0	2
3	0	1	0	0	1	0
3	0	1	0	0	2	1
3	0	0	0	0	1	2

AB	R	H	RBI	BB	SO	LOB
31	1	8	0	2	7	12



**New York Yankees @ Baltimore Orioles**  
**Memorial Stadium, Baltimore, MD**  
 Wed Sep 26 1956, 3:33 AM EDT  
 Att. 7,000 - Unknown

livebaseballscorecards.com

WP: 1	PA: 33
PB: 0	
SB: 0	
CS: 0	



Batter	1	2	3	4	5	6	7	8	9	AB R H RBI BB SO LOB	TOP	
Wayne Causey, L (1, 4) OBP: 0.253, SLG: 0.244	4-0 BB G5-6-3		0-0 F8			0-0 1B		0-0 G3-6-2-3 1-2f		3 0 1 0 1 0 1	<b>Baltimore Orioles @ Washington Senators</b> Griffith Stadium, Washington, DC Sat Sep 29 1956, 3:33 AM EDT Att. 1,129 - Unknown <a href="http://livebaseballscorecards.com">livebaseballscorecards.com</a>	
Bob Hale, L (1, 3) OBP: 0.280, SLG: 0.313	0-0 G5-6-3 1-2f			0-0 4-3		0-0 F7		0-0 2B		4 0 1 0 0 0 2		
Tito Francona, L (1, 8) OBP: 0.334, SLG: 0.373	0-0 4-3			0-0 1-3		0-0 L6		0-0 F8		4 0 0 0 0 0 2		
Joe Frazier, L (1, 9) OBP: 0.319, SLG: 0.333		0-0 E4		0-0 F5		0-0 G3		0-0 F7		4 0 0 0 0 0 0		
Brooks Robinson, R (1, 5) OBP: 0.243, SLG: 0.417		0-0 F9			0-0 G3 2B	0-0 1B 1B		0-0 HR		4 1 3 1 0 0 1		
Billy Gardner, R (1, 6) OBP: 0.281, SLG: 0.335		0-0 F3			0-0 G3 2-3	0-0 1B 1B		0-0 6-3		4 0 1 0 0 0 2		
Tex Nelson, L (1, 7) OBP: 0.265, SLG: 0.200		0-3 K			0-3 K	0-0 F8		0-3 K		4 0 0 0 0 3 4		
Joe Ginsberg, L (1, 2) OBP: 0.298, SLG: 0.281			0-0 F9		0-3 K	0-0 4-3				3 0 0 0 0 1 3		
Ron Moeller, L (1, 1) Bob Boyd, L (6, PH) Bill Wight, L (6, 1) Grady Hatton, L (8, PH) George Werley, R (8, 1)			0-0 F7			0-0 6-3		4-0 BB G3-6-2-3		1 0 0 0 0 0 0 1 0 0 0 0 0 0 0 0 0 0 0 0 0 0 0 0 0 1 0 0 0 0 0 0 0 0 0		
<b>Inning Stats</b>	R: 0 E: 0 K: 0 S: 2 H: 0 LOB: 0 BB: 1 P: 6	R: 0 E: 1 K: 1 S: 6 H: 0 LOB: 1 BB: 0 P: 6	R: 0 E: 0 K: 0 S: 3 H: 0 LOB: 0 BB: 0 P: 3	R: 0 E: 0 K: 0 S: 3 H: 0 LOB: 0 BB: 0 P: 3	R: 0 E: 0 K: 0 S: 8 H: 1 LOB: 1 BB: 0 P: 8	R: 0 E: 0 K: 0 S: 4 H: 1 LOB: 1 BB: 0 P: 4	R: 0 E: 0 K: 0 S: 5 H: 2 LOB: 2 BB: 0 P: 5	R: 0 E: 0 K: 0 S: 3 H: 1 LOB: 1 BB: 1 P: 7	R: 1 E: 0 K: 1 S: 6 H: 1 LOB: 0 BB: 0 P: 6	1B: 3 2B: 2 3B: 0 HR: 1 SF: 0 SAC: 0 DP: 2 HBP: 0	WP: 0 PB: 0 SB: 0 CS: 0 PA: 34	
<b>PITCHER</b> Evelio Hernandez, R (1, 1) ERA: 4.76	IP WLS BF H R ER SO BB IBB HBP BLK WP HR S P ERA WHIP											<b>PITCHER</b> IP WLS BF H R ER SO BB IBB HBP BLK WP HR S P ERA WHIP



Batter	1	2	3	4	5	6	7	8	9	AB	R	H	RBI	BB	SO	LOB
<b>Herb Plews, L</b> OBP: 0.330, SLG: 0.367 (1, 4)	4-0 1B BB	0-0 FC3-6 1-2f 3-H		0-0 F7		0-0 4-3		0-0 3-1		4	1	0	1	1	0	1
<b>Ed Fitz Gerald, R</b> OBP: 0.384, SLG: 0.389 (1, 2)	0-0 F9	0-0 5-3			0-0 E 1B	0-0 F8		0-0 6-3		5	1	1	0	0	0	2
<b>Pete Runnels, L</b> OBP: 0.373, SLG: 0.435 (1, 3)	0-0 1B 1-2		0-0 6-3		0-0 E4 SF8 2B 1-H	0-3 K		4-0 BB BB BB 1B BB		4	2	2	1	1	1	0
<b>Roy Sievers, R</b> OBP: 0.372, SLG: 0.472 (1, 7)	0-0 F6		0-0 1B 1B		0-0 L6		0-0 FC4-6 E 2B	4-0 1B BB		4	1	2	0	1	0	3
<b>Jim Lemon, R</b> OBP: 0.347, SLG: 0.496 (1, 9)	0-0 FC5-4 1B 1-2 2-H		0-0 F8		0-0 SF8 3-H		0-0 6-3	0-0 1-2 2-H 1B		4	0	2	3	0	0	2
<b>Harmon Killebrew, R</b> OBP: 0.297, SLG: 0.411 (1, 5)	0-0 FC5-4 1-2f		0-0 1B		4-0 1B 2B BB		4-0 FC4-6 BB	0-0 6-3		3	1	1	0	2	0	4
<b>Karl Olson, R</b> OBP: 0.306, SLG: 0.332 (1, 8)		0-0 E5 1B FC3-6		0-0 F7		0-0 2B 1B 1-3		0-0 FC4-6 E 1-2f 2-3		4	1	1	0	0	0	4
<b>Lyle Luttrell, R</b> OBP: 0.268, SLG: 0.348 (1, 6)		0-0 F9		0-0 F9		0-0 2B 1-3 3-H		0-0 E5 FC6-4 1-2 3-H		4	0	1	1	0	0	2
<b>Evelio Hernandez, R</b> OBP: 0.182, SLG: 0.182 (1, 1)		0-0 FC3-6 1B 1-3		0-0 4-3		0-0 5-3		0-0 FC6-4 1-2f		4	0	1	0	0	0	4

Inning Stats	R: 1	H: 2	E: 0	K: 0	S: 5	LOB: 2	BB: 1	P: 9	R: 1	H: 1	E: 1	K: 0	S: 5	LOB: 1	BB: 0	P: 5	R: 0	H: 2	E: 0	K: 0	S: 5	LOB: 2	BB: 0	P: 5	R: 0	H: 0	E: 0	K: 0	S: 3	R: 3	H: 4	E: 1	K: 0	S: 7	LOB: 2	BB: 1	P: 11	R: 0	H: 0	E: 0	K: 1	S: 5	LOB: 0	BB: 0	P: 5	R: 1	H: 1	E: 1	K: 0	S: 5	LOB: 2	BB: 1	P: 9	R: 1	H: 1	E: 0	K: 0	S: 4	LOB: 2	BB: 2	P: 12
--------------	------	------	------	------	------	--------	-------	------	------	------	------	------	------	--------	-------	------	------	------	------	------	------	--------	-------	------	------	------	------	------	------	------	------	------	------	------	--------	-------	-------	------	------	------	------	------	--------	-------	------	------	------	------	------	------	--------	-------	------	------	------	------	------	------	--------	-------	-------

PITCHER																	1B: 8	SF: 1	WP: 0	PA: 42		
PITCHER																	2B: 3	SAC: 0	PB: 0			
PITCHER																	3B: 0	DP: 0	SB: 0			
PITCHER																	HR: 0	HBP: 0	CS: 0			
IP	WLS	BF	H	R	ER	SO	BB	IBB	HBP	BLK	WP	HR	S	P	ERA	WHIP	WP	HR	S	P	ERA	WHIP
Ron Moeller, L (1, 1)	5.0	L	27	9	5	4	0	2	0	0	0	0	25	33	7.20	2.200						
Bill Wight, L (6, 1)	2.0		9	1	1	0	1	0	0	0	0	0	10	14	0.00	1.000						
George Werley, R (8, 1)	1.0		6	1	1	0	2	0	0	0	0	0	4	12	9.00	3.000						

**BOTTOM**


**Baltimore Orioles @ Washington Senators**  
Griffith Stadium, Washington, DC

AB 36  
R 7  
H 11  
RBI 6  
BB 5  
SO 1  
LOB 22



Sat Sep 29 1956, 3:33 AM EDT  
Att. 1,129 - Unknown



Batter	1	2	3	4	5	6	7	8	9	AB R H RBI BB SO LOB	TOP														
Dick Williams, R (1, 8) OBP: 0.340, SLG: 0.451	0-0 2B 2B		0-0 5-3		0-0 1B 1-2 2-H		0-0 1B 1-2		0-0 5-3	5 1 3 1 0 0 0	<p><b>Baltimore Orioles @ Washington Senators</b> Griffith Stadium, Washington, DC</p> <p>Sun Sep 30 1956, 3:33 AM EDT Unknown</p> <p>livebaseballscorecards.com</p> <table border="1"> <tr><td>AB</td><td>39</td></tr> <tr><td>R</td><td>4</td></tr> <tr><td>H</td><td>12</td></tr> <tr><td>RBI</td><td>4</td></tr> <tr><td>BB</td><td>0</td></tr> <tr><td>SO</td><td>4</td></tr> <tr><td>LOB</td><td>21</td></tr> </table> 	AB	39	R	4	H	12	RBI	4	BB	0	SO	4	LOB	21
AB	39																								
R	4																								
H	12																								
RBI	4																								
BB	0																								
SO	4																								
LOB	21																								
Wayne Causey, L (1, 4) OBP: 0.250, SLG: 0.241	0-3 K		0-0 F9		0-3 K		0-0 1B 1-3 2-H		0-0 4-3	5 0 1 1 0 2 3															
Bob Hale, L (1, 3) OBP: 0.279, SLG: 0.315	0-0 2B 2-H			0-0 F7		0-0 F6		0-0 4-3		5 0 1 1 0 0 4															
Brooks Robinson, R (1, 5) OBP: 0.220, SLG: 0.375	0-0 F6			0-0 1-3		0-0 F3		0-3 K		4 0 0 0 0 1 1															
Billy Gardner, R (1, 6) OBP: 0.281, SLG: 0.335	0-0 F8			0-0 F8		0-0 6-3		0-0 E 1B 1B		4 0 1 0 0 0 1															
Joe Frazier, L (1, 9)		0-0 G4-6-3 1B			0-0 E4 1B 1B		0-0 2B		0-0 E 1B 1-2	4 1 3 0 0 0 0															
Tex Nelson, L (1, 7) OBP: 0.264, SLG: 0.203		0-0 G4-6-3 1-2f			0-0 1B 1B 1-2		0-0 1-3		0-3 K	4 1 1 0 0 1 4															
Joe Ginsberg, L (1, 2) OBP: 0.297, SLG: 0.281		0-0 F7			0-0 F8		0-0 FC1-6 1B		0-0 E6 1-2 2-3	4 0 1 0 0 0 4															
Sandy Consuegra, R (1, 1) OBP: 0.167, SLG: 0.167			0-0 5-3		0-0 1B 1-2 2-H		0-0 FC1-6 1B 1-2f		0-0 F8	2 0 1 1 0 0 0															
Hoot Evers, R (7, PH) OBP: 0.380, SLG: 0.295										1 0 0 0 0 0 1															
Willy Miranda, S (7, PR) OBP: 0.287, SLG: 0.282										0 1 0 0 0 0 0															
Mike Fornieles, R (7, 1) OBP: 0.171, SLG: 0.229										1 0 0 0 0 0 3															
<b>Inning Stats</b>	R: 1 E: 0 K: 1 S: 7	H: 2 LOB: 1 BB: 0 P: 7	R: 0 E: 0 K: 0 S: 3	H: 1 LOB: 0 BB: 0 P: 3	R: 0 E: 0 K: 0 S: 3	H: 0 LOB: 0 BB: 0 P: 3	R: 0 E: 0 K: 0 S: 3	H: 0 LOB: 0 BB: 0 P: 3	R: 2 E: 1 K: 1 S: 9	H: 3 LOB: 2 BB: 0 P: 9	R: 0 E: 0 K: 0 S: 4	H: 1 LOB: 1 BB: 0 P: 4	R: 1 E: 0 K: 0 S: 5	H: 3 LOB: 2 BB: 0 P: 5	R: 0 E: 1 K: 2 S: 10	H: 2 LOB: 3 BB: 0 P: 10	R: 0 E: 0 K: 0 S: 3	H: 0 LOB: 0 BB: 0 P: 3	1B: 9 2B: 3 3B: 0 HR: 0	SF: 0 SAC: 0 DP: 1 HBP: 0	WP: 0 PB: 0 SB: 0 CS: 0	PA: 39			
<b>PITCHER</b>	IP WLS BF H R ER SO BB IBB HBP BLK WP HR S P ERA WHIP																								
Chuck Stobbs, L (1, 1) ERA: 3.53	7.0 L 30 10 4 3 2 0 0 0 0 0 0 0 34 34 3.86 1.429																								
Camilo Pascual, R (8, 1) ERA: 5.87	2.0 9 2 0 0 2 0 0 0 0 0 0 0 13 13 0.00 1.000																								





Batter	1	2	3	4	5	6	7	8	9	AB R H RBI BB SO LOB	TOP																					
Dick Williams, R (1, 8) OBP: 0.341, SLG: 0.450	0-0 2-3			0-0 L6			0-0 4-3	0-0 1B	0-0 1B	5 0 2 1 0 0 0	<p><b>Baltimore Orioles @ Washington Senators</b> Griffith Stadium, Washington, DC</p> <p>Sun Sep 30 1956, 3:38 AM EDT Att. 3,069 - Unknown</p> <p>livebaseballscorecards.com</p>																					
Wayne Causey, L (1, 4) OBP: 0.237, SLG: 0.227	0-3 K			0-3 K			0-0 4-3	0-0 F7	0-0 3-1	5 0 0 0 0 2 5																						
Bob Hale, L (1, 3) OBP: 0.274, SLG: 0.309	0-0 4-3			0-0 F6			0-0 6-3		0-0 4-3	4 0 0 0 0 0 0																						
Joe Frazier, L (1, 9) OBP: 0.339, SLG: 0.400		0-0 F9		0-3 K				0-0 1B FC6-2 2B	0-0 HR	4 1 2 1 0 1 0																						
Brooks Robinson, R (1, 5) OBP: 0.244, SLG: 0.386		0-3 K		0-0 6-3				0-0 1B FC6-2 1B	0-0 1B 2B 1B	4 2 2 0 0 1 0																						
Billy Gardner, R (1, 6) OBP: 0.281, SLG: 0.334		0-0 1-3		0-0 1-3				0-0 1B FC6-2 1B	0-0 2B 1B	4 2 1 0 0 0 2																						
Willy Miranda, S (9, 6) OBP: 0.287, SLG: 0.282								0-0 1B BB 1B	1-3 2B 1B	0 0 0 0 0 0 0																						
Tex Nelson, L (1, 7) OBP: 0.276, SLG: 0.235			0-0 F7			0-0 F8		0-0 1B BB 1B	0-0 1B FC6-4 2B	4 1 2 3 0 0 0																						
Joe Ginsberg, L (1, 2) OBP: 0.299, SLG: 0.283			0-0 F9			0-0 1B G1-6-3		4-0 1B BB	0-0 FC6-4 1B	2 0 1 0 0 0 0																						
Gus Triandos, R (7, 2) OBP: 0.348, SLG: 0.462						0-0 1B		1-2 2-3	2-3 1B	1 0 1 0 1 0 0																						
Don Ferrarese, R (1, 1) OBP: 0.100, SLG: 0.036			0-0 5-3			0-0 G1-6-3		0-3 K	0-0 FC6-4 1B	1 0 0 0 0 0 0																						
Bob Boyd, L (6, PH) OBP: 0.395, SLG: 0.400						1-2f			1-2f 3-H	1 0 0 0 0 0 1																						
Charlie Beamon, R (6, 1)										2 0 0 1 0 1 4																						
<b>Inning Stats</b>	R: 0 E: 0 K: 1 S: 5	H: 0 LOB: 0 BB: 0 P: 5	R: 0 E: 0 K: 1 S: 5	H: 0 LOB: 0 BB: 0 P: 5	R: 0 E: 0 K: 0 S: 3	H: 0 LOB: 0 BB: 0 P: 3	R: 0 E: 0 K: 1 S: 5	H: 0 LOB: 0 BB: 0 P: 5	R: 0 E: 0 K: 0 S: 3	H: 1 LOB: 0 BB: 0 P: 3	R: 0 E: 0 K: 0 S: 3	H: 0 LOB: 0 BB: 0 P: 3	R: 2 E: 0 K: 1 S: 9	H: 4 LOB: 3 BB: 1 P: 13	R: 4 E: 0 K: 0 S: 9	H: 6 LOB: 2 BB: 0 P: 9	1B: 8 2B: 2 3B: 0 HR: 1	SF: 0 SAC: 0 DP: 1 HBP: 0	WP: 0 PB: 0 SB: 0 CS: 0	PA: 38												
<b>PITCHER</b> Ted Abernathy, R (1, 1) ERA: 4.15	IP 9.0	WLS L	BF 38	H 11	R 6	ER 6	SO 5	BB 1	IBB 0	HBP 0	BLK 0	WP 0	HR 1	S 47	P 51	ERA 6.00	WHIP 1.333															
											<b>PITCHER</b>	IP	WLS	BF	H	R	ER	SO	BB	IBB	HBP	BLK	WP	HR	S	P	ERA	WHIP				



