



Baltimore Orioles - 1956

Batter	1	2	3	4	5	6	7	8	9	AB	R	H	RBI	BB	SO	LOB	TOP			
Fred Marsh, R (1,4)	0-3 K		0-0 6-3		4-0 BB		4-0 FC5-2 BB		0-0 FC2-6 1B	2	0	0	0	2	1	1	<p>Baltimore Orioles @ Boston Red Sox Fenway Park, Boston, MA Tue Apr 17 1956, 3:33 AM EST Att: 32,563 - Unknown</p> <p>AB 35 R 1 H 8 RBI 1 BB 4 SO 7 LOB 25</p> 			
Bob Boyd, L (9,PH) OBP: 1.000, SLG: 1.000					1-2 BB					1	0	1	0	0	0	0				
Bobby Adams, R (1,5) OBP: 0.500, SLG: 0.333	0-0 FC1-6 1B		4-0 BB		0-0 F7		0-0 E6 FC5-2 1B		0-0 FC2-6 G4-6-3 1-2	3	1	1	0	1	0	3				
Dave Pope, L (9,PH)										1	0	0	0	0	0	1				
Dave Philley, S (1,9)	0-0 FC1-6 FC6-4 1-2		0-0 F8		0-0 F7		0-0 FC5-2 1B		0-0 G4-6-3 1-2	5	0	0	0	0	0	8				
Gus Triandos, R (1,3)	0-0 FC6-4 1-2				0-0 F5		0-0 2B 1B		0-0 1B	4	0	2	1	0	0	1				
Tito Francona, L (1,8)		0-3 K			0-0 1B		0-3 K		0-3 K	4	0	1	0	0	3	3				
Jim Dyck, R (1,7) OBP: 0.250, SLG: 0.500		0-0 5-3			0-0 F9		0-0 1B		0-3 K	4	0	1	0	0	1	1				
Hal Smith, R (1,2)		0-3 K			0-0 F6		0-0 F4 2B		4-0 BB	3	0	0	0	1	1	3				
Willy Miranda, S (1,6)					0-0 1-3		0-0 F8		0-0 F9	4	0	0	0	0	1	3				
Bill Wight, L (1,1)					0-0 2B		0-0 BB 1B		0-0 F8	0	0	0	0	0	0	0				
Hal Brown, R (1,1) OBP: 1.000, SLG: 2.000										1	0	1	0	0	0	0				
Tex Nelson, L (5,PH) OBP: 1.000, SLG: 1.000										0	0	0	0	0	0	0				
Harry Dorish, R (5,1)										0	0	0	0	0	0	0				
Wayne Causey, L (7,PH)										1	0	0	0	0	0	0				
Babe Birrer, R (7,1)										1	0	0	0	0	0	1				
Inning Stats	R: 0 E: 0 K: 1 S: 6	H: 1 LOB: 1 BB: 0 P: 6	R: 0 E: 0 K: 2 S: 7	H: 0 LOB: 0 BB: 0 P: 7	R: 0 E: 0 K: 0 S: 4	H: 1 LOB: 2 BB: 1 P: 8	R: 0 E: 0 K: 0 S: 4	H: 1 LOB: 1 BB: 0 P: 4	R: 0 E: 0 K: 2 S: 9	H: 2 LOB: 2 BB: 0 P: 9	R: 1 E: 1 K: 1 S: 7	H: 1 LOB: 2 BB: 1 P: 11	R: 0 E: 0 K: 1 S: 5	H: 0 LOB: 1 BB: 1 P: 9	R: 0 E: 0 K: 0 S: 3	H: 1 LOB: 0 BB: 0 P: 3	1B: 6 2B: 2 3B: 0 HR: 0	SF: 0 SAC: 0 DP: 1 HBP: 0	WP: 0 PB: 0 SB: 0 CS: 0	PA: 39
PITCHER Frank Sullivan, R (1,1) ERA:	IP: 9.0 WLS: W BF: 39 H: 8 R: 1 ER: 0 SO: 7 BB: 4 IBB: 0 HBP: 0 BLK: 0 WP: 0 HR: 0 S: 49 P: 65 ERA: 0.00 WHIP: 1.333															PITCHER	IP: 9.0 WLS: W BF: 39 H: 8 R: 1 ER: 0 SO: 7 BB: 4 IBB: 0 HBP: 0 BLK: 0 WP: 0 HR: 0 S: 49 P: 65 ERA: 0.00 WHIP: 1.333			

Batter	1	2	3	4	5	6	7	8	9	AB	R	H	RBI	BB	SO	LOB	BOTTOM			
Billy Goodman, L (1,4) OBP: 0.400, SLG: 0.600	0-0 BB 1B	0-0 F7	0-0 F8			0-0 6-3		0-0 1B 2B		5	2	2	0	0	0	1	<p>Baltimore Orioles @ Boston Red Sox Fenway Park, Boston, MA Tue Apr 17 1956, 3:33 AM EST Att: 32,563 - Unknown</p> <p>AB 37 R 8 H 16 RBI 8 BB 3 SO 2 LOB 15</p> 			
Frank Malzone, R (1,5) OBP: 0.200, SLG: 0.200	0-0 F9	0-0 6-3			0-0 F3	0-0 6-3		0-0 2B 1B		5	0	1	1	0	0	1				
Ted Williams, L (1,7) OBP: 0.800, SLG: 1.250	4-0 BB 1B				0-0 1-3			2-3 3-H		4	1	3	1	1	0	0				
Gene Stephens, L (6,PR)	1-2 BB 2B					FC5-4 1B		1-3 3-H 2B		0	0	0	0	0	0	0				
Jackie Jensen, R (1,9) OBP: 0.400, SLG: 0.250	0-0 E7 1B 1B	0-0 5-3			4-0 BB	0-0 FC5-4 1-2		0-0 5-3		4	1	1	1	1	0	4				
Mickey Vernon, L (1,3) OBP: 0.400, SLG: 0.600	0-0 1B 1B		0-0 1B 2B		0-0 F7		0-0 F2	0-0 F7		5	2	2	1	0	0	3				
Jim Piersall, R (1,8) OBP: 0.750, SLG: 0.750	0-0 1B 1B		0-0 BB 1B		0-0 CS 1B		0-0 4-3			4	1	3	2	0	0	0				
Don Buddin, R (1,6) OBP: 0.500, SLG: 0.500	1-2 3-H 1B		0-0 BB 1B		0-3 K		0-3 K			4	0	2	1	0	2	1				
Sammy White, R (1,2) OBP: 0.500, SLG: 0.333	0-0 F8		4-0 BB 1B		0-0 BB 1B			0-0 F8		3	0	1	0	1	0	2				
Frank Sullivan, R (1,1) OBP: 0.250, SLG: 0.333	0-0 F8		0-0 SF9-2-1-6 1-2 2-3 3-H		0-0 6-3			0-0 2B 1B		3	1	1	1	0	0	3				
Inning Stats	R: 4 E: 1 K: 0 S: 8	H: 5 LOB: 2 BB: 1 P: 12	R: 0 E: 0 K: 0 S: 4	H: 1 LOB: 1 BB: 0 P: 4	R: 2 E: 0 K: 0 S: 5	H: 3 LOB: 1 BB: 1 P: 9	R: 0 E: 0 K: 0 S: 3	H: 0 LOB: 1 BB: 1 P: 7	R: 0 E: 0 K: 1 S: 6	H: 2 LOB: 1 BB: 0 P: 6	R: 0 E: 0 K: 0 S: 4	H: 1 LOB: 1 BB: 0 P: 4	R: 0 E: 0 K: 1 S: 5	H: 0 LOB: 0 BB: 0 P: 5	R: 2 E: 0 K: 0 S: 7	H: 4 LOB: 2 BB: 0 P: 7	1B: 12 2B: 5 3B: 0 HR: 0	SF: 1 SAC: 0 DP: 1 HBP: 0	WP: 0 PB: 0 SB: 0 CS: 1	PA: 41
PITCHER Bill Wight, L (1,1) ERA: 108.0	IP: 0.1 WLS: L BF: 7 H: 5 R: 4 ER: 4 SO: 0 BB: 1 IBB: 0 HBP: 0 BLK: 0 WP: 0 HR: 0 S: 10 P: 10 ERA: 108.00 WHIP: 18.000															PITCHER	IP: 0.1 WLS: L BF: 7 H: 5 R: 4 ER: 4 SO: 0 BB: 1 IBB: 0 HBP: 0 BLK: 0 WP: 0 HR: 0 S: 10 P: 10 ERA: 108.00 WHIP: 18.000			
Hal Brown, R (1,1) ERA: 4.91	IP: 3.2 WLS: L BF: 16 H: 4 R: 2 ER: 2 SO: 0 BB: 4 IBB: 0 HBP: 0 BLK: 0 WP: 0 HR: 0 S: 14 P: 22 ERA: 4.91 WHIP: 1.636															PITCHER	IP: 3.2 WLS: L BF: 16 H: 4 R: 2 ER: 2 SO: 0 BB: 4 IBB: 0 HBP: 0 BLK: 0 WP: 0 HR: 0 S: 14 P: 22 ERA: 4.91 WHIP: 1.636			
Harry Dorish, R (5,1) ERA:	IP: 2.0 WLS: L BF: 8 H: 3 R: 0 ER: 0 SO: 1 BB: 0 IBB: 0 HBP: 0 BLK: 0 WP: 0 HR: 0 S: 10 P: 10 ERA: 0.00 WHIP: 1.500															PITCHER	IP: 2.0 WLS: L BF: 8 H: 3 R: 0 ER: 0 SO: 1 BB: 0 IBB: 0 HBP: 0 BLK: 0 WP: 0 HR: 0 S: 10 P: 10 ERA: 0.00 WHIP: 1.500			
Babe Birrer, R (7,1) ERA: 9.0	IP: 2.0 WLS: L BF: 10 H: 4 R: 2 ER: 2 SO: 1 BB: 0 IBB: 0 HBP: 0 BLK: 0 WP: 0 HR: 0 S: 12 P: 12 ERA: 9.00 WHIP: 2.000															PITCHER	IP: 2.0 WLS: L BF: 10 H: 4 R: 2 ER: 2 SO: 1 BB: 0 IBB: 0 HBP: 0 BLK: 0 WP: 0 HR: 0 S: 12 P: 12 ERA: 9.00 WHIP: 2.000			

Batter	1	2	3	4	5	6	7	8	9	AB	R	H	RBI	BB	SO	LOB	TOP									
Bobby Adams, R OBP: 0.583, SLG: 0.429	4-0 SH1-3 2B BB		4-0 HBP E BB		0-3 K			4-0 BB		1	2	0	0	3	1	0	Baltimore Orioles @ Boston Red Sox Fenway Park, Boston, MA Thu Apr 19 1956, 3:33 AM EST Att: 23,962 - Unknown									
Dave Pope, L (1, 9)	0-0 SH1-3		1-0 FC6 HBP		0-0 P6-3			0-0 P8		2	0	0	0	0	0	1										
Dave Philley, S OBP: 0.154, SLG: 0.167	0-0 2B		0-0 FC6 1-2 2-H		4-0 G6-4-3 BB			0-0 4-3		3	0	1	1	1	0	2										
Gus Triandos, R OBP: 0.333, SLG: 0.545	0-0 6-3		0-0 F9		0-0 G6-4-3 1-2			0-0 F9		4	0	0	0	0	0	3										
Tito Francona, L OBP: 0.250, SLG: 0.455	0-0 4-3			0-0 1-3		0-0 6-3		0-0 F7		4	0	0	0	0	0	1										
Hal Smith, R OBP: 0.167, SLG: 0.091		0-0 6-3		0-0 F9			0-0 4-3	0-0 F3		4	0	0	0	0	0	0										
Wayne Causey, L OBP: 0.167, SLG: 0.167		0-0 4-3		0-0 1B		0-3 K				3	0	1	0	0	1	0										
Willy Miranda, S (1, 6)		0-0 F5		0-0 3-1		0-0 4-3				3	0	0	0	0	0	1										
Erv Palica, R (1, 1)			0-0 5-3		0-0 1-3			0-0 4-3		2	0	0	0	0	0	0										
Bob Boyd, L OBP: 0.333, SLG: 0.333 Harry Dorish, R (8, 1)										1	0	0	0	0	0	0										
Inning Stats	R: 1 E: 0 K: 0 S: 4	H: 1 LOB: 1 BB: 1 P: 8	R: 0 E: 0 K: 0 S: 3	H: 0 LOB: 0 BB: 0 P: 3	R: 1 E: 1 K: 0 S: 3	H: 0 LOB: 1 BB: 1 P: 8	R: 0 E: 0 K: 0 S: 4	H: 1 LOB: 1 BB: 0 P: 4	R: 0 E: 0 K: 1 S: 5	H: 0 LOB: 0 BB: 0 P: 5	R: 0 E: 0 K: 1 S: 5	H: 0 LOB: 0 BB: 0 P: 5	R: 0 E: 0 K: 1 S: 5	H: 0 LOB: 1 BB: 0 P: 7	R: 0 E: 0 K: 0 S: 3	H: 0 LOB: 0 BB: 0 P: 3	1B: 1 2B: 1 3B: 0 HR: 0	SF: 0 SAC: 1 DP: 1 HBP: 1	WP: 0 PB: 0 SB: 0 CS: 0	PA: 33						
PITCHER Tom Brewer, R ERA: 1.0	IP: 9.0 WLS: W BF: 33	H: 2 R: 2 ER: 1 SO: 2	BB: 4 IBB: 0 HBP: 1 BLK: 0	WP: 0 HR: 0 S: 32 P: 49	ERA: 1.00 WHIP: 0.667											ERA: 1.00 WHIP: 0.667										

AB	27
R	2
H	2
RBI	1
BB	4
SO	2
LOB	8



Batter	1	2	3	4	5	6	7	8	9	AB	R	H	RBI	BB	SO	LOB	BOTTOM									
Billy Goodman, L OBP: 0.357, SLG: 0.538	0-0 1-3	0-0 L3			0-0 F8	4-0 BB				3	0	0	0	1	0	1	Baltimore Orioles @ Boston Red Sox Fenway Park, Boston, MA Thu Apr 19 1956, 3:33 AM EST Att: 23,962 - Unknown									
Billy Klaus, L OBP: 0.444, SLG: 0.167	4-0 1B 3B BB		0-0 6-3		0-0 6-3	0-0 F2				3	1	0	0	1	0	2										
Dick Gemert, R OBP: 0.867, SLG: 0.800 Gene Stephens, L (9, 7)	0-0 1-2 3B 1B		0-0 E8 1B		0-0 2B 2B		0-0 L8			4	2	3	0	0	0	0										
Jackie Jensen, R OBP: 0.500, SLG: 0.500	0-0 1-H 2-H 3B		0-0 1B		4-0 2B BB		0-0 L8			3	1	2	2	1	0	0										
Mickey Vernon, L OBP: 0.385, SLG: 0.615	0-0 4-3		0-0 F8		0-0 1-H 2-H 2B		0-3 K			4	0	1	2	0	1	3										
Jim Piersall, R OBP: 0.462, SLG: 0.364	0-0 P9		0-0 F4		0-0 5-3		0-3 K			4	0	0	0	0	1	4										
Don Buddin, R OBP: 0.538, SLG: 0.500		0-0 1B		0-0 F5		4-0 FC6-4 BB		0-0 6-3		3	0	1	0	1	0	0										
Sammy White, R OBP: 0.333, SLG: 0.300		0-0 F5		0-0 F8		0-0 F6		0-0 2B		4	0	1	0	0	0	2										
Tom Brewer, R (1, 1)		0-3 K		0-3 K		0-0 FC6-4 BB 1-2		0-0 5-3		4	0	0	0	0	2	3										
Inning Stats	R: 2 E: 0 K: 0 S: 5	H: 2 LOB: 1 BB: 1 P: 9	R: 0 E: 0 K: 1 S: 6	H: 1 LOB: 0 BB: 0 P: 6	R: 0 E: 0 K: 1 S: 5	H: 0 LOB: 0 BB: 0 P: 5	R: 0 E: 0 K: 1 S: 5	H: 0 LOB: 0 BB: 0 P: 5	R: 0 E: 0 K: 1 S: 5	H: 0 LOB: 2 BB: 2 P: 11	R: 0 E: 0 K: 1 S: 5	H: 0 LOB: 0 BB: 0 P: 5	R: 0 E: 0 K: 1 S: 6	H: 1 LOB: 1 BB: 0 P: 6	R: 0 E: 0 K: 1 S: 6	H: 0 LOB: 0 BB: 0 P: 6		1B: 4 2B: 3 3B: 1 HR: 0	SF: 0 SAC: 0 DP: 0 HBP: 0	WP: 0 PB: 0 SB: 0 CS: 0	PA: 36					
PITCHER Erv Palica, R ERA: 5.14 Harry Dorish, R ERA:	IP: 7.0 WLS: L BF: 32	H: 7 R: 4 ER: 4 SO: 3	BB: 4 IBB: 0 HBP: 0 BLK: 0	WP: 0 HR: 0 S: 34 P: 50	ERA: 5.14 WHIP: 1.571											ERA: 0.00 WHIP: 1.000										



Batter	1	2	3	4	5	6	7	8	9	AB	R	H	RBI	BB	SO	LOB	TOP					
Eddie Yost, R OBP: 0.529, SLG: 0.222 (1, 5)										4	1	1	0	0	1	2	Washington Senators @ Baltimore Orioles Memorial Stadium, Baltimore, MD Fri Apr 20 1956, 3:33 AM EST Att: 29,083 - Unknown livebaseballscorecards.com					
Dick Tatteltbach, R OBP: 0.294, SLG: 0.533 (1, 7)										3	0	1	1	1	1	0						
Pete Runnels, L OBP: 0.235, SLG: 0.438 (1, 4)										3	0	1	0	1	0	1						
Roy Sievers, R OBP: 0.176, SLG: 0.125 (1, 3)										3	0	0	0	1	1	4						
Karl Olson, R OBP: 0.500, SLG: 0.867 (1, 8)										4	0	0	0	0	1	2						
Clint Courtney, L OBP: 0.600, SLG: 0.900 (1, 2)										4	1	3	1	0	0	0						
Jim Lemon, R OBP: 0.375, SLG: 0.875 (1, 9)										3	0	0	0	0	0	1						
Jerry Snyder, R OBP: 0.125, SLG: 0.125 (9, PH)										3	0	1	0	0	1	1						
Lou Berberet, L (9, PH)										1	0	0	0	0	1	0						
Dick Brodowski, R (1, 1)										3	0	0	0	0	0	2						
Inning Stats	R: 0 E: 0 K: 0 S: 3	H: 0 LOB: 1 BB: 1 P: 7	R: 0 E: 0 K: 1 S: 6	H: 1 LOB: 1 BB: 0 P: 6	R: 1 E: 1 K: 1 S: 7	H: 2 LOB: 1 BB: 0 P: 7	R: 1 E: 0 K: 0 S: 4	H: 1 LOB: 0 BB: 0 P: 4	R: 0 E: 0 K: 2 S: 7	H: 0 LOB: 0 BB: 1 P: 7	R: 0 E: 0 K: 0 S: 2	H: 0 LOB: 0 BB: 0 P: 6	R: 0 E: 0 K: 0 S: 5	H: 2 LOB: 2 BB: 0 P: 5	R: 0 E: 0 K: 1 S: 5	H: 1 LOB: 1 BB: 1 P: 9	R: 0 E: 0 K: 1 S: 5	H: 0 LOB: 0 BB: 0 P: 5	1B: 5 2B: 1 3B: 0 HR: 1	SF: 0 SAC: 1 DP: 2 HBP: 0	WP: 0 PB: 0 CS: 0	PA: 35
PITCHER Jim Wilson, R ERA: 2.0 (1, 1)	IP: 9.0 WLS: W BF: 35 H: 7 R: 2 ER: 2 SO: 6 BB: 3 IBB: 0 HBP: 0 BLK: 0 WP: 0 HR: 1 S: 44 P: 56 ERA: 2.00 WHIP: 1.111															PITCHER Jim Wilson, R ERA: 2.0 (1, 1)	IP: 9.0 WLS: W BF: 35 H: 7 R: 2 ER: 2 SO: 6 BB: 3 IBB: 0 HBP: 0 BLK: 0 WP: 0 HR: 1 S: 44 P: 56 ERA: 2.00 WHIP: 1.111					

Batter	1	2	3	4	5	6	7	8	9	AB	R	H	RBI	BB	SO	LOB	BOTTOM	
Chuck Diering, R (1, 8) (7, 5) (9, 8)										1	0	0	0	2	0	3	Washington Senators @ Baltimore Orioles Memorial Stadium, Baltimore, MD Fri Apr 20 1956, 3:33 AM EST Att: 29,083 - Unknown livebaseballscorecards.com	
Bob Boyd, L OBP: 0.571, SLG: 0.833 (1, 3)										3	1	2	0	1	0	1		
Dave Philley, S OBP: 0.176, SLG: 0.200 (1, 7)										3	0	1	1	0	0	3		
Gus Triandos, R OBP: 0.313, SLG: 0.667 (1, 2)										4	1	1	2	0	0	6		
Tito Francona, L OBP: 0.250, SLG: 0.357 (1, 9) (7, 8) (9, 9)										3	0	0	0	1	0	2		
Bobby Adams, R OBP: 0.487, SLG: 0.300 (1, 4)										3	0	0	0	0	1	0		
Wayne Causey, L OBP: 0.125, SLG: 0.125 (1, 5)										2	0	0	0	0	1	0		
Dave Pope, L OBP: 0.286, SLG: 0.167 (6, PH) (7, 9)										2	0	1	0	0	0	0		
Fred Marsh, R (9, 5)										0	0	0	0	0	0	0		
Willy Miranda, S OBP: 0.067, SLG: 0.067 (1, 6)										4	1	1	0	0	0	2		
Jim Wilson, R OBP: 0.500, SLG: 0.333 (1, 1)										3	0	1	0	1	1	0		
Inning Stats	R: 0 E: 0 K: 0 S: 4	H: 1 LOB: 2 BB: 1 P: 8	R: 0 E: 0 K: 0 S: 3	H: 0 LOB: 0 BB: 0 P: 3	R: 0 E: 0 K: 2 S: 7	H: 0 LOB: 0 BB: 0 P: 7	R: 1 E: 0 K: 0 S: 4	H: 1 LOB: 2 BB: 2 P: 12	R: 0 E: 0 K: 0 S: 5	H: 2 LOB: 3 BB: 1 P: 9	R: 2 E: 0 K: 0 S: 5	H: 2 LOB: 0 BB: 0 P: 5	R: 0 E: 0 K: 1 S: 5	H: 0 LOB: 0 BB: 0 P: 5	1B: 5 2B: 0 3B: 1 HR: 1	SF: 1 SAC: 2 DP: 0 HBP: 0	WP: 0 PB: 0 CS: 0	PA: 36
PITCHER Dick Brodowski, R ERA: 3.0 (1, 1)	IP: 8.0 WLS: L BF: 36 H: 7 R: 3 ER: 3 SO: 3 BB: 5 IBB: 0 HBP: 0 BLK: 0 WP: 0 HR: 1 S: 37 P: 57 ERA: 3.38 WHIP: 1.500															PITCHER Dick Brodowski, R ERA: 3.0 (1, 1)	IP: 8.0 WLS: L BF: 36 H: 7 R: 3 ER: 3 SO: 3 BB: 5 IBB: 0 HBP: 0 BLK: 0 WP: 0 HR: 1 S: 37 P: 57 ERA: 3.38 WHIP: 1.500	

Batter	1	2	3	4	5	6	7	8	9	AB	R	H	RBI	BB	SO	LOB	TOP			
Eddie Yost, R OBP: 0.545, SLG: 0.308 (1, 5)										4	3	2	0	0	1	0	Washington Senators @ Baltimore Orioles Memorial Stadium, Baltimore, MD Sat Apr 21 1956, 3:33 AM EST Att: 11,067 - Unknown livebaseballscorecards.com			
Dick Tettelbach, R OBP: 0.318, SLG: 0.611 (1, 7)										3	1	1	3	1	1	0				
Karl Olson, R OBP: 0.524, SLG: 0.789 (1, 8)										4	1	2	1	1	1	0				
Roy Sievers, R OBP: 0.227, SLG: 0.150 (1, 3)										4	1	1	1	1	0	3				
Jim Lemon, R OBP: 0.385, SLG: 0.667 (1, 9)										4	0	1	2	1	1	3				
Jerry Snyder, R OBP: 0.077, SLG: 0.077 (1, 6)										5	0	0	0	0	0	4				
Pete Runnels, L OBP: 0.238, SLG: 0.400 (1, 4)										4	0	1	0	0	1	2				
Ed Fitz Gerald, R OBP: 0.750, SLG: 1.250 (1, 2)										4	1	3	1	0	0	1				
Dean Stone, L (1, 1)										3	1	0	0	0	1	3				
Inning Stats	R: 4 E: 0 K: 2 S: 12	H: 5 LOB: 2 BB: 1 P: 16	R: 0 E: 0 K: 0 S: 4	H: 1 LOB: 1 BB: 0 P: 4	R: 0 E: 0 K: 0 S: 4	H: 1 LOB: 1 BB: 0 P: 4	R: 1 E: 0 K: 0 S: 3	H: 0 LOB: 0 BB: 0 P: 4	R: 0 E: 0 K: 1 S: 5	H: 1 LOB: 0 BB: 0 P: 5	R: 0 E: 0 K: 0 S: 4	H: 1 LOB: 1 BB: 0 P: 4	R: 0 E: 0 K: 3 S: 9	H: 0 LOB: 0 BB: 0 P: 9	R: 0 E: 0 K: 0 S: 2	H: 0 LOB: 0 BB: 1 P: 6		1B: 9 2B: 1 3B: 1 HR: 0	SF: 1 SAC: 1 DP: 2 HBP: 1	WP: 0 PB: 0 CS: 1
PITCHER	IP WLS BF H R ER SO BB IBB HBP BLK WP HR S P ERA WHIP																			
Bill Wight, L ERA: 216.0 (1, 1)	0.0 L 5 4 4 4 0 1 0 0 0 0 0 4 8 ∞ ∞																			
George Zuverink, R ERA: 3.55 (1, 1)	6.0 27 6 4 3 3 2 0 1 0 0 0 30 39 4.50 1.333																			
Don Ferrarese, L ERA: (7, 1)	3.0 10 1 0 0 3 1 0 0 0 0 0 15 19 0.00 0.667																			

Batter	1	2	3	4	5	6	7	8	9	AB	R	H	RBI	BB	SO	LOB	BOTTOM					
Chuck Diering, R OBP: 0.625, SLG: 0.500 (1, 5)										3	1	1	0	2	2	0	Washington Senators @ Baltimore Orioles Memorial Stadium, Baltimore, MD Sat Apr 21 1956, 3:33 AM EST Att: 11,067 - Unknown livebaseballscorecards.com					
Jim Dyck, R OBP: 0.308, SLG: 0.200 (1, 7)										4	0	0	0	1	1	2						
Dave Philley, S OBP: 0.143, SLG: 0.158 (1, 9)										4	0	0	0	0	2	3						
Gus Triandos, R OBP: 0.350, SLG: 0.684 (1, 3)										4	2	2	0	0	0	2						
Jim Pyburn, R OBP: 0.250, SLG: 0.250 (1, 8)										4	0	1	1	0	0	2						
Bobby Adams, R OBP: 0.474, SLG: 0.385 (1, 4)										3	1	1	1	1	0	0						
Hal Smith, R OBP: 0.250, SLG: 0.267 (1, 2)										4	0	2	0	0	0	1						
Willy Miranda, S OBP: 0.111, SLG: 0.059 (1, 6)										2	0	0	0	1	1	1						
Don Ferrarese, R (7, 1)										0	0	0	0	0	0	0						
Tom Gastall, R (9, PH)										1	0	0	0	0	0	0						
Bill Wight, L (1, 1)										0	0	0	0	0	0	0						
George Zuverink, R (1, 1)										2	0	0	0	0	1	2						
Fred Marsh, R (7, 6)										2	0	0	0	0	0	0						
Inning Stats	R: 2 E: 1 K: 2 S: 8	H: 1 LOB: 0 BB: 1 P: 12	R: 0 E: 0 K: 0 S: 3	H: 0 LOB: 0 BB: 0 P: 3	R: 0 E: 0 K: 1 S: 6	H: 1 LOB: 2 BB: 1 P: 10	R: 0 E: 0 K: 0 S: 4	H: 1 LOB: 2 BB: 1 P: 8	R: 0 E: 0 K: 2 S: 7	H: 0 LOB: 0 BB: 0 P: 7	R: 1 E: 0 K: 1 S: 6	H: 2 LOB: 1 BB: 1 P: 10	R: 0 E: 0 K: 1 S: 5	H: 0 LOB: 0 BB: 0 P: 5	R: 1 E: 0 K: 0 S: 5	H: 2 LOB: 1 BB: 0 P: 5	R: 0 E: 0 K: 0 S: 3	H: 0 LOB: 1 BB: 1 P: 7	1B: 3 2B: 4 3B: 0 HR: 0	SF: 0 SAC: 0 DP: 1 HBP: 0	WP: 1 PB: 0 CS: 1	PA: 39
PITCHER	IP WLS BF H R ER SO BB IBB HBP BLK WP HR S P ERA WHIP																					
Dean Stone, L ERA: 2.0 (1, 1)	9.0 W 38 7 4 2 7 5 0 0 0 1 0 47 67 2.00 1.333																					

Batter	1	2	3	4	5	6	7	8	9	AB	R	H	RBI	BB	SO	LOB	TOP										
Eddie Yost, R OBP: 0.481, SLG: 0.235 (1, 5)	4-0 SH5-4 1B BB	0-0 F9		0-0 E5		0-3 K		0-3 K		4	1	0	0	1	2	3											
Dick Tattelbach, R OBP: 0.296, SLG: 0.500 (1, 7)	4-0 SH5-4 1B BB	0-0 L3		0-0 1-3		0-0 5-3			0-0 F5	4	1	0	0	1	0	4											
Karl Olson, R OBP: 0.520, SLG: 0.739 (1, 8)	0-0 SH5-4 1-2 2-3		0-0 F9		0-0 F9		0-0 3-1 BB 1B		0-0 HBP BB 1B	4	0	2	0	0	0	0											
Roy Sievers, R OBP: 0.296, SLG: 0.217 (1, 3)	4-0 1B FC5-4 BB		0-0 F8 2B		0-0 F8		4-0 3-1 BB		0-0 F3	3	1	1	0	2	0	1											
Jim Lemon, R OBP: 0.438, SLG: 0.643 Whitley Herzog, L (7, PH) OBP: 0.182, SLG: 0.100 (7, 9)	0-0 FC5-4 1B		0-0 F8 2-3		4-0 S BB		0-0 F6		4-0 HBP BB	2	0	1	2	1	0	1											
Jerry Snyder, R OBP: 0.125, SLG: 0.067 Clint Courtney, L (7, PH) OBP: 0.583, SLG: 0.818 (7, 2)	0-0 FC5-4 1-2 3-H		0-0 1-3		4-0 BB		0-0 3-1		0-0 HBP	2	0	0	1	1	0	2											
Ed Fitz Gerald, R OBP: 0.549, SLG: 0.909 Ernie Oravetz, S (7, PH) Jose Valdivielso, R (7, 6) Herb Plews, L (8, PH) OBP: 0.500, SLG: 0.500 (8, 9)	0-0 4-3		0-0 5-3		0-0 F9		0-0 L4		0-0 1-3	3	0	0	0	0	0	3											
Pete Runnels, L OBP: 0.360, SLG: 0.583 (1, 4)		0-0 SH3-4 1B		0-0 E 2B		0-0 WP 2B		0-0 G4-6-3 1B		4	0	4	0	0	0	0											
Bob Wiesler, S (1, 1) Connie Grob, L (3, 1) Harmon Killebrew, R (6, PH) Pedro Ramos, S (6, 1) Lou Berberet, L (8, PH) Bob Chakales, R (8, 1)		0-0 SH3-4		0-3 K		0-0 L6		0-0 G4-6-3 1-2		0	0	0	0	0	0	0											
Inning Stats	R: 3 E: 0 K: 0 S: 4	H: 1 LOB: 1 BB: 3 P: 16	R: 0 E: 0 K: 0 S: 4	H: 1 LOB: 1 BB: 0 P: 4	R: 0 E: 0 K: 0 S: 4	H: 1 LOB: 1 BB: 0 P: 4	R: 0 E: 1 K: 1 S: 7	H: 1 LOB: 2 BB: 0 P: 7	R: 0 E: 0 K: 0 S: 3	H: 0 LOB: 2 BB: 2 P: 11	R: 0 E: 0 K: 1 S: 6	H: 1 LOB: 1 BB: 0 P: 6	R: 0 E: 0 K: 0 S: 4	H: 1 LOB: 2 BB: 1 P: 8	R: 0 E: 0 K: 1 S: 5	H: 1 LOB: 0 BB: 0 P: 5	R: 0 E: 0 K: 0 S: 4	H: 1 LOB: 3 BB: 1 P: 9	1B: 5 2B: 3 3B: 0 HR: 0	SF: 0 SAC: 2 DP: 1 HBP: 1	WP: 1 PB: 0 CS: 1	PA: 43					
PITCHER	IP	WLS	BF	H	R	ER	SO	BB	IBB	HBP	BLK	WP	HR	S	P	ERA	WHIP										
Fred Besana, L ERA: 3.38 Harry Dorish, R ERA: George Zuverink, R ERA: 2.89	(1, 1) (7, 1) (8, 1)	6.0 1.0 2.0	W 3 S	31 0 9	6 0 2	3 0 0	2 0 1	6 0 1	0 0 0	0 0 1	0 0 0	1 0 0	0 0 0	29 3 9	53 3 14	4.50 0.00 0.00	2.000 0.000 1.500										

Washington Senators @ Baltimore Orioles
Memorial Stadium, Baltimore, MD
Sun Apr 22 1956, 3:33 AM EST
Unknown

AB 33
R 3
H 8
RBI 3
BB 7
SO 3
LOB 26



Batter	1	2	3	4	5	6	7	8	9	AB	R	H	RBI	BB	SO	LOB	BOTTOM										
Fred Marsh, R OBP: 0.364, SLG: 0.125 Bob Boyd, L (7, PH) OBP: 0.500, SLG: 0.714 Wayne Causey, L OBP: 0.222, SLG: 0.125 (8, 5)	0-0 BB 1B		4-0 1B SH5-3 FC6-4 BB		0-3 K		0-0 1-3		4-0 BB	2	1	1	0	1	1	0											
Jim Dyck, R OBP: 0.333, SLG: 0.182 Chuck Diering, R OBP: 0.500, SLG: 0.333 (7, 8)	4-0 G5-4-3 BB		0-0 SH5-3 1-2 2-3		0-0 5-3		0-3 K		0-0 F8	1	0	0	0	1	0	0											
Dave Philley, S OBP: 0.200, SLG: 0.217 (7, 7)	0-3 K		0-0 FC6-4 S 1B		0-0 3-1		0-0 SH3-4 E 1B			4	2	2	1	0	1	2											
Gus Triandos, R OBP: 0.348, SLG: 0.619 (1, 3)	0-0 G5-4-3 1-2		0-0 FC6-4 BB		0-3 K		0-0 SH3-4		0-0 SH3-4	2	0	0	0	1	1	2											
Jim Pyburn, R OBP: 0.400, SLG: 0.600 Tito Francona, L (3, PH) OBP: 0.263, SLG: 0.353 (4, 8) (7, 9)		0-0 6-3 WP 2B	0-0 FC6-4 E S 1B		0-0 1B 1B		0-0 E6 1B		0-0 E6 1B	1	1	1	0	0	0	0											
Bobby Adams, R OBP: 0.435, SLG: 0.313 (1, 4)		0-0 L9	0-0 1-3 1-3 3-H		0-0 F8 1B		0-0 1B BB		4-0 1B BB	3	1	0	0	1	0	3											
Hal Smith, R OBP: 0.300, SLG: 0.316 (1, 2)		0-0 6-3 2-3		0-0 G3		0-0 1B		0-0 SH1-4 1B 1B		4	0	2	1	0	0	1											
Willy Miranda, S OBP: 0.136, SLG: 0.095 (1, 6)		0-3 K		0-0 5-3		0-0 5-3		0-0 F6		4	0	1	1	0	1	0											
Fred Besana, R Harry Dorish, R Dave Pope, L (7, PH) OBP: 0.375, SLG: 0.286 George Zuverink, R (8, 1)	(1, 1) (7, 1) (7, PH) (8, 1)	2.1 9 9	L 3 3	12 0 3	4 0 3	4 0 2	2 0 0	2 0 0	0 0 0	0 0 0	0 0 0	0 0 0	0 0 0	0 0 0	0 0 0	0 0 0											
Inning Stats	R: 0 E: 0 K: 1 S: 5	H: 1 LOB: 1 BB: 1 P: 9	R: 1 E: 0 K: 1 S: 6	H: 1 LOB: 0 BB: 0 P: 6	R: 3 E: 0 K: 0 S: 4	H: 1 LOB: 1 BB: 3 P: 16	R: 0 E: 0 K: 0 S: 3	H: 0 LOB: 0 BB: 0 P: 3	R: 0 E: 0 K: 1 S: 5	H: 0 LOB: 0 BB: 0 P: 5	R: 0 E: 0 K: 1 S: 6	H: 2 LOB: 2 BB: 0 P: 6	R: 0 E: 0 K: 1 S: 6	H: 1 LOB: 1 BB: 0 P: 6	R: 0 E: 0 K: 0 S: 7	H: 3 LOB: 3 BB: 2 P: 15	R: 3 E: 1 K: 0 S: 7	H: 3 LOB: 3 BB: 2 P: 15	1B: 8 2B: 1 3B: 0 HR: 0	SF: 0 SAC: 3 DP: 1 HBP: 0	WP: 1 PB: 0 CS: 0	PA: 38					
PITCHER	IP	WLS	BF	H	R	ER	SO	BB	IBB	HBP	BLK	WP	HR	S	P	ERA	WHIP										
Bob Wiesler, L ERA: 15.19 Connie Grob, R ERA: Pedro Ramos, R ERA: Bob Chakales, R ERA: 6.0	(1, 1) (3, 1) (6, 1) (8, 1)	2.1 2.2 2.0 1.0	L 9 8 9	12 0 3 3	4 0 0 3	4 0 0 2	2 0 0 0	2 0 0 0	0 0 0 0	0 0 0 0	0 0 0 0	0 0 0 0	0 0 0 0	10 12 7 15	14 12 7 15	0.00 0.00 0.00 18.00	0.375 1.500 5.000										

Washington Senators @ Baltimore Orioles
Memorial Stadium, Baltimore, MD
Sun Apr 22 1956, 3:33 AM EST
Unknown

AB 29
R 7
H 9
RBI 4
BB 6
SO 5
LOB 15



Batter	1	2	3	4	5	6	7	8	9	AB	R	H	RBI	BB	SO	LOB	TOP			
Eddie Yost, R OBP: 0.469, SLG: 0.238 (1, 5)										4	1	1	0	1	0	2	Washington Senators @ Baltimore Orioles Memorial Stadium, Baltimore, MD Sun Apr 22 1956, 3:38 AM EST Att: 21,797 - Unknown livebaseballscorecards.com			
Dick Tettelbach, R OBP: 0.250, SLG: 0.407 (1, 7)										5	0	0	0	0	2	3				
Pete Runnels, L OBP: 0.357, SLG: 0.630 Herb Plews, L OBP: 0.333, SLG: 0.333 (5, 4)										3	1	1	1	0	1	0				
Roy Sievers, R OBP: 0.290, SLG: 0.192 (1, 3)										3	0	0	0	1	1	1				
Clint Courtney, L OBP: 0.563, SLG: 0.800 (1, 2)										4	1	2	1	0	1	1				
Karl Olson, R OBP: 0.483, SLG: 0.704 (1, 8)										4	1	1	1	0	1	2				
Jim Lemon, R OBP: 0.450, SLG: 0.611 (1, 9)										4	0	2	1	0	0	0				
Jerry Snyder, R OBP: 0.100, SLG: 0.053 (1, 6)										4	0	0	0	0	2	3				
Camilo Pascual, R (1, 1)										3	0	0	0	0	0	2				
Inning Stats	R: 0 E: 0 K: 2 S: 7	H: 0 LOB: 0 BB: 0 P: 7	R: 2 E: 0 K: 2 S: 10	H: 3 LOB: 1 BB: 0 P: 10	R: 2 E: 0 K: 1 S: 7	H: 2 LOB: 1 BB: 1 P: 11	R: 0 E: 2 K: 1 S: 6	H: 0 LOB: 0 BB: 0 P: 6	R: 0 E: 0 K: 0 S: 3	H: 1 LOB: 1 BB: 0 P: 8	R: 0 E: 0 K: 0 S: 3	H: 0 LOB: 0 BB: 0 P: 3	R: 0 E: 0 K: 0 S: 5	H: 0 LOB: 1 BB: 1 P: 9	R: 0 E: 1 K: 0 S: 5	H: 1 LOB: 2 BB: 0 P: 5	1B: 4 2B: 2 3B: 1 HR: 0	SF: 0 SAC: 1 DP: 1 HBP: 0	WP: 0 PB: 0 CS: 1	PA: 38
PITCHER Ray Moore, R ERA: 7.9 (1, 1)	IP: 9.0 WLS: L BF: 38	H: 7 R: 4 ER: 4 SO: 9	BB: 2 IBB: 0 HBP: 0 BLK: 0	WP: 0 HR: 0 S: 54 P: 62	ERA: 4.00 WHIP: 1.000															

Batter	1	2	3	4	5	6	7	8	9	AB	R	H	RBI	BB	SO	LOB	BOTTOM			
Wayne Causey, L OBP: 0.231, SLG: 0.091 (1, 5)										3	1	0	0	1	1	0	Washington Senators @ Baltimore Orioles Memorial Stadium, Baltimore, MD Sun Apr 22 1956, 3:38 AM EST Att: 21,797 - Unknown livebaseballscorecards.com			
Bob Boyd, L OBP: 0.417, SLG: 0.545 (1, 3)										4	0	1	0	0	0	1				
Dave Philley, S OBP: 0.207, SLG: 0.259 (1, 9)										4	0	1	0	0	0	2				
Gus Triandos, R OBP: 0.370, SLG: 0.600 (1, 2)										4	0	2	1	0	1	1				
Tito Francona, L OBP: 0.217, SLG: 0.286 (1, 8)										4	0	0	0	0	2	4				
Dave Pope, L OBP: 0.250, SLG: 0.182 (1, 7)										4	0	0	0	0	3	2				
Bobby Adams, R OBP: 0.423, SLG: 0.278 (1, 4)										2	0	0	0	1	0	2				
Willy Miranda, S OBP: 0.120, SLG: 0.083 (1, 6)										3	0	0	0	0	0	1				
Ray Moore, R OBP: 0.200, SLG: 0.200 (1, 1)										3	0	0	0	0	2	1				
Inning Stats	R: 1 E: 0 K: 0 S: 4	H: 1 LOB: 1 BB: 1 P: 8	R: 0 E: 0 K: 0 S: 3	H: 0 LOB: 0 BB: 0 P: 3	R: 0 E: 0 K: 1 S: 7	H: 2 LOB: 2 BB: 0 P: 7	R: 0 E: 0 K: 0 S: 3	H: 0 LOB: 0 BB: 0 P: 3	R: 0 E: 0 K: 2 S: 8	H: 1 LOB: 1 BB: 0 P: 8	R: 0 E: 0 K: 2 S: 7	H: 0 LOB: 1 BB: 1 P: 11	R: 0 E: 0 K: 0 S: 3	H: 0 LOB: 0 BB: 0 P: 3	R: 0 E: 0 K: 2 S: 7	H: 0 LOB: 0 BB: 0 P: 7	1B: 3 2B: 1 3B: 0 HR: 0	SF: 0 SAC: 0 DP: 0 HBP: 0	WP: 1 PB: 0 CS: 0	PA: 33
PITCHER Camilo Pascual, R ERA: 4.2 (1, 1)	IP: 9.0 WLS: W BF: 33	H: 4 R: 1 ER: 1 SO: 9	BB: 2 IBB: 0 HBP: 0 BLK: 0	WP: 1 HR: 0 S: 49 P: 57	ERA: 1.00 WHIP: 0.667															

Batter	1	2	3	4	5	6	7	8	9	AB	R	H	RBI	BB	SO	LOB	TOP			
Hank Bauer, R OBP: 0.297, SLG: 0.545 (1, 7)										4	0	1	1	0	0	1	New York Yankees @ Baltimore Orioles Memorial Stadium, Baltimore, MD Wed Apr 25 1956, 3:33 AM EST Att: 13,753 - Unknown			
Gil McDougald, R OBP: 0.214, SLG: 0.333 (1, 4)										4	1	1	1	0	2	2				
Mickey Mantle, S OBP: 0.414, SLG: 0.897 Billy Martin, R OBP: 0.250, SLG: 0.182 Bob Cerv, R (8, 7)										3	1	1	0	1	0	0				
Yogi Berra, L OBP: 0.556, SLG: 0.926 (1, 2)										3	0	1	0	1	0	1				
Bill Skowron, R OBP: 0.500, SLG: 0.500 (1, 3)										4	0	1	1	0	0	2				
Joe Collins, L OBP: 0.136, SLG: 0.273 (8, 8)										4	0	0	0	0	2	4				
Jerry Lumpe, L OBP: 0.349, SLG: 0.346 Lou Skizas, R OBP: 0.333, SLG: 0.333 Phil Rizzuto, R (9, 6)										3	1	1	0	0	0	2				
Andy Carey, R OBP: 0.324, SLG: 0.241 (1, 5)										4	0	2	0	0	2	0				
Whitey Ford, L OBP: 0.250, SLG: 0.286 (1, 1)										4	1	0	0	0	0	2				
Inning Stats	R: 0 E: 0 K: 1 S: 5	H: 0 LOB: 0 BB: 0 P: 5	R: 0 E: 0 K: 0 S: 3	H: 1 LOB: 0 BB: 0 P: 3	R: 0 E: 0 K: 1 S: 5	H: 0 LOB: 0 BB: 0 P: 5	R: 2 E: 0 K: 1 S: 7	H: 2 LOB: 1 BB: 2 P: 15	R: 0 E: 0 K: 0 S: 4	H: 0 LOB: 0 BB: 0 P: 3	R: 2 E: 1 K: 1 S: 8	H: 3 LOB: 1 BB: 0 P: 8	R: 0 E: 0 K: 1 S: 6	H: 1 LOB: 2 BB: 0 P: 6	R: 0 E: 0 K: 2 S: 7	H: 0 LOB: 0 BB: 0 P: 7		1B: 6 2B: 0 3B: 1 HR: 1	SF: 0 SAC: 0 DP: 1 HBP: 0	WP: 2 PB: 2 SB: 0 CS: 0
PITCHER	IP WLS BF H R ER SO BB IBB HBP BLK WP HR S P ERA WHIP																			
Erv Palica, R ERA: 5.14 (1, 1)	7.0 L 29 7 4 4 4 2 0 0 0 0 1 1 35 43 5.14 1.286																			
Ray Moore, R ERA: 7.5 (8, 1)	0.0 1 1 0 0 0 0 0 0 0 0 0 0 1 1 ∞ ∞																			
Don Ferrarese, L ERA: (8, 1)	2.0 6 0 0 0 3 0 0 0 0 1 0 12 12 0.00 0.000																			

Batter	1	2	3	4	5	6	7	8	9	AB	R	H	RBI	BB	SO	LOB	BOTTOM					
Bobby Adams, R OBP: 0.367, SLG: 0.227 (1, 4)										4	0	0	0	0	1	3	New York Yankees @ Baltimore Orioles Memorial Stadium, Baltimore, MD Wed Apr 25 1956, 3:33 AM EST Att: 13,753 - Unknown					
Jim Dyck, R OBP: 0.421, SLG: 0.286 (1, 7)										3	1	2	0	1	1	0						
Dave Philley, S OBP: 0.212, SLG: 0.258 (1, 9)										4	1	1	1	0	0	2						
Gus Triandos, R OBP: 0.323, SLG: 0.517 (8, 2)										4	0	0	0	0	0	3						
Jim Pyburn, R OBP: 0.333, SLG: 0.444 (1, 8)										4	0	1	1	0	1	1						
Billy Gardner, R (1, 5)										4	0	0	0	0	1	3						
Hal Smith, R OBP: 0.349, SLG: 0.333 Dave Pope, L OBP: 0.250, SLG: 0.182 Bob Boyd, L OBP: 0.385, SLG: 0.500 (8, 3)										2	0	1	0	1	0	0						
Willy Miranda, S OBP: 0.143, SLG: 0.111 Tito Francona, L OBP: 0.208, SLG: 0.273 (9, 6)										3	0	1	0	0	1	1						
Erv Palica, R (1, 1)										1	0	0	0	0	1	2						
Chuck Diering, R OBP: 0.455, SLG: 0.286 (7, 7)										0	0	0	0	0	0	0						
Ray Moore, R OBP: 0.200, SLG: 0.200 Don Ferrarese, R (8, 1)										0	0	0	0	0	0	0						
Tom Gastall, R (9, 6)										1	0	0	0	0	1	2						
Inning Stats	R: 0 E: 0 K: 1 S: 5	H: 0 LOB: 0 BB: 0 P: 5	R: 0 E: 0 K: 1 S: 5	H: 0 LOB: 0 BB: 0 P: 5	R: 0 E: 0 K: 2 S: 8	H: 1 LOB: 1 BB: 0 P: 8	R: 0 E: 1 K: 0 S: 3	H: 0 LOB: 1 BB: 1 P: 7	R: 0 E: 0 K: 1 S: 5	H: 0 LOB: 0 BB: 0 P: 5	R: 2 E: 1 K: 1 S: 9	H: 3 LOB: 2 BB: 0 P: 9	R: 0 E: 0 K: 1 S: 5	H: 1 LOB: 2 BB: 1 P: 9	R: 0 E: 0 K: 0 S: 3	H: 1 LOB: 0 BB: 0 P: 3	R: 0 E: 2 K: 1 S: 7	H: 0 LOB: 2 BB: 0 P: 7	1B: 6 2B: 0 3B: 0 HR: 0	SF: 0 SAC: 0 DP: 2 HBP: 0	WP: 0 PB: 1 SB: 0 CS: 0	PA: 36
PITCHER	IP WLS BF H R ER SO BB IBB HBP BLK WP HR S P ERA WHIP																					
Whitey Ford, L ERA: 0.5 (1, 1)	9.0 W 36 6 2 0 8 2 0 0 0 0 0 50 58 0.00 0.889																					

Batter	1	2	3	4	5	6	7	8	9	AB	R	H	RBI	BB	SO	LOB	TOP							
Hank Bauer, R (1, 7) OBP: 0.286, SLG: 0.486										4	1	0	0	1	3	0	New York Yankees @ Baltimore Orioles Memorial Stadium, Baltimore, MD Thu Apr 26 1956, 3:33 AM EST Att: 6,250 - Unknown							
Gil McDougald, R (1, 4) OBP: 0.276, SLG: 0.375										4	1	2	0	0	1	0								
Mickey Mantle, S (1, 8) OBP: 0.500, SLG: 0.818										4	0	1	0	0	0	3								
Yogi Berra, L (1, 2) OBP: 0.525, SLG: 0.833										3	1	0	0	1	0	1								
Bill Skowron, R (1, 3) OBP: 0.475, SLG: 0.472										4	0	1	0	0	0	3								
Joe Collins, L (1, 9) OBP: 0.192, SLG: 0.423										4	2	2	3	0	0	1								
Jerry Lumpe, L (1, 6) OBP: 0.394, SLG: 0.333										4	0	1	1	0	1	2								
Andy Carey, R (1, 5) OBP: 0.324, SLG: 0.250										3	0	1	1	0	0	1								
Eddie Robinson, L (9, PH) OBP: 0.500, SLG: 0.500										1	0	0	0	0	0	0								
Tommy Byrne, L (1, 1)										2	0	0	0	0	1	1								
Tom Morgan, R (2, 1)										0	0	0	0	0	0	0								
Bob Grim, R (6, 1)										0	0	0	0	0	0	0								
Jim Konstanty, R (6, 1)										0	0	0	0	0	0	0								
Lou Skizas, R (9, PH) OBP: 0.250, SLG: 0.250										1	0	0	0	0	0	0								
Inning Stats	R: 4 E: 0 K: 0 S: 6	H: 3 LOB: 1 BB: 2 P: 14	R: 0 E: 0 K: 1 S: 6	H: 1 LOB: 0 BB: 0 P: 6	R: 0 E: 0 K: 0 S: 3	H: 0 LOB: 0 BB: 0 P: 3	R: 0 E: 0 K: 2 S: 7	H: 0 LOB: 0 BB: 0 P: 7	R: 0 E: 0 K: 1 S: 6	H: 1 LOB: 1 BB: 0 P: 6	R: 1 E: 0 K: 0 S: 5	H: 3 LOB: 1 BB: 0 P: 5	R: 0 E: 0 K: 1 S: 5	H: 0 LOB: 0 BB: 0 P: 5	R: 0 E: 1 K: 0 S: 4	H: 0 LOB: 1 BB: 0 P: 4	R: 0 E: 0 K: 1 S: 5	H: 0 LOB: 0 BB: 0 P: 5	R: 0 E: 0 K: 1 S: 5	H: 0 LOB: 0 BB: 0 P: 5	1B: 6 2B: 1 3B: 1 HR: 0	SF: 0 SAC: 0 DP: 0 HBP: 0	WP: 0 PB: 0 SB: 0 CS: 0	PA: 37
PITCHER	IP WLS BF H R ER SO BB IBB HBP BLK WP HR S P ERA WHIP																							
Jim Wilson, R (1, 1) ERA: 4.2	6.0 W 27 8 5 5 4 1 1 0 0 0 0 33 41 7.50 1.500																							
George Zuverink, R (7, 1) ERA: 2.19	3.0 S 10 0 0 0 2 0 0 0 0 0 0 14 14 0.00 0.000																							

Batter	1	2	3	4	5	6	7	8	9	AB	R	H	RBI	BB	SO	LOB	BOTTOM					
Bobby Adams, R (1, 4) OBP: 0.441, SLG: 0.320										3	1	3	1	1	0	0	New York Yankees @ Baltimore Orioles Memorial Stadium, Baltimore, MD Thu Apr 26 1956, 3:33 AM EST Att: 6,250 - Unknown					
Jim Dyck, R (1, 7) OBP: 0.450, SLG: 0.333										1	0	1	0	0	0	0						
Tito Francona, L (2, PH) OBP: 0.185, SLG: 0.240										3	0	0	0	0	1	4						
Chuck Diering, R (9, 9) OBP: 0.455, SLG: 0.286										0	0	0	0	0	0	0						
Dave Philley, S (1, 9) OBP: 0.216, SLG: 0.257										4	0	1	1	0	0	2						
Gus Triandos, R (1, 3) OBP: 0.343, SLG: 0.594										3	1	1	1	1	0	2						
Jim Pylvum, R (1, 8) OBP: 0.308, SLG: 0.385										4	1	1	0	0	0	2						
Billy Gardner, R (1, 5) OBP: 0.250, SLG: 0.750										4	2	2	1	0	0	1						
Hal Smith, R (1, 2) OBP: 0.320, SLG: 0.304										2	0	0	0	0	0	0						
Bob Boyd, L (6, PH) OBP: 0.400, SLG: 0.462										1	0	0	0	1	0	0						
Willy Miranda, S (1, 6) OBP: 0.133, SLG: 0.103										2	0	0	0	0	0	0						
Bob Hale, L (6, PH) ERA: 16.2										1	0	0	1	0	0	2						
Fred Marsh, R (6, PR) OBP: 0.333, SLG: 0.111										1	1	0	0	0	0	0						
Jim Wilson, R (1, 1) OBP: 0.500, SLG: 0.250										1	0	0	0	1	1	0						
Dave Pope, L (6, PH) OBP: 0.231, SLG: 0.167										1	1	0	1	0	0	0						
George Zuverink, R (7, 1) ERA: 5.4										1	0	0	0	0	1	0						
Inning Stats	R: 1 E: 0 K: 0 S: 5	H: 3 LOB: 1 BB: 0 P: 5	R: 1 E: 0 K: 1 S: 6	H: 1 LOB: 2 BB: 2 P: 14	R: 0 E: 0 K: 1 S: 3	H: 0 LOB: 1 BB: 1 P: 7	R: 0 E: 0 K: 1 S: 5	H: 0 LOB: 0 BB: 0 P: 5	R: 0 E: 0 K: 0 S: 3	H: 0 LOB: 0 BB: 0 P: 3	R: 5 E: 1 K: 0 S: 8	H: 4 LOB: 1 BB: 1 P: 12	R: 0 E: 0 K: 0 S: 3	H: 0 LOB: 0 BB: 0 P: 3	R: 0 E: 0 K: 1 S: 5	H: 0 LOB: 0 BB: 0 P: 5	R: 0 E: 0 K: 1 S: 5	H: 0 LOB: 0 BB: 0 P: 5	1B: 6 2B: 1 3B: 0 HR: 2	SF: 0 SAC: 0 DP: 2 HBP: 0	WP: 0 PB: 0 SB: 0 CS: 0	PA: 36
PITCHER	IP WLS BF H R ER SO BB IBB HBP BLK WP HR S P ERA WHIP																					
Tommy Byrne, L (1, 1) ERA: 3.86	1.2 L 15 4 4 4 2 2 0 0 0 0 0 1 17 25 10.80 1.800																					
Tom Morgan, R (2, 1) ERA: 16.2	0.1 3 1 1 0 0 0 0 0 0 0 0 0 3 3 0.00 3.000																					
Bob Grim, R (6, 1) ERA: 5.4	2.2 8 0 0 0 0 1 0 0 0 0 0 0 10 10 0.00 0.000																					

AB 35
R 5
H 8
RBI 5
BB 2
SO 6
LOB 12



AB 32
R 7
H 9
RBI 6
BB 4
SO 3
LOB 13



Batter	1	2	3	4	5	6	7	8	9	AB	R	H	RBI	BB	SO	LOB	TOP					
Jim Pylvum, R <small>OBP: 0.273, SLG: 0.455</small> Mel Held, R <small>(8, PH)</small> Dave Pope, L <small>OBP: 0.200, SLG: 0.143</small> George Zuverink, R <small>(8, 1)</small>	6-3		K	FC6-4		K		K		4	0	0	0	0	2	4	Baltimore Orioles @ Washington Senators Griffith Stadium, Washington, DC Sat Apr 28 1956, 3:33 AM EST Att: 3,873 - Unknown					
Bob Boyd, L <small>OBP: 0.381, SLG: 0.389</small> <small>(1, 3)</small> <small>(6, 9)</small> <small>(8, 3)</small>	6-3		FC5 E 1B		G3		E4		1-3	5	0	1	0	0	0	0						
Dave Philley, S <small>OBP: 0.191, SLG: 0.244</small> <small>(1, 7)</small>	6-3		E6 FC5 1-2		K		6-3		F6	5	0	0	0	0	1	2						
Tito Francona, L <small>OBP: 0.182, SLG: 0.226</small> <small>(1, 9)</small> <small>(6, 8)</small> <small>(8, 9)</small>		1B 1B	FC5 1-2 2-3		F2		F9		K	5	1	1	0	0	1	3						
Gus Triandos, R <small>OBP: 0.364, SLG: 0.550</small> <small>(1, 2)</small>		1B 1B	K			E FC7-5 1B		K		4	1	2	0	0	2	3						
Billy Gardner, R <small>OBP: 0.294, SLG: 0.500</small> <small>(1, 4)</small>	K			BB 1B		FC7-5 E 1-2 1B		K		4	0	2	0	0	2	2						
Wayne Causey, L <small>OBP: 0.294, SLG: 0.143</small> <small>(1, 5)</small>				FC6-4 BB 1-2		F7		4-3		3	0	1	1	1	0	2						
Willy Miranda, S <small>OBP: 0.184, SLG: 0.194</small> <small>(1, 6)</small>	F7		K			E4 FC7-5 1-2 2-3		2B 1B		4	1	1	0	0	1	6						
Bill Wight, L Babe Birrer, R Tex Nelson, L Hal Brown, R Bob Hale, L Chuck Diering, R	K			K		FC7-5				1	0	0	0	0	1	2						
Inning Stats	R: 0 E: 0 K: 0 S: 3	H: 0 LOB: 0 BB: 0 P: 3	R: 1 E: 0 K: 2 S: 10	H: 3 LOB: 2 BB: 0 P: 10	R: 0 E: 1 K: 2 S: 9	H: 1 LOB: 2 BB: 0 P: 9	R: 0 E: 0 K: 2 S: 8	H: 1 LOB: 0 BB: 1 P: 12	R: 0 E: 0 K: 1 S: 5	H: 0 LOB: 0 BB: 0 P: 5	R: 1 E: 1 K: 1 S: 8	H: 2 LOB: 2 BB: 0 P: 8	R: 0 E: 1 K: 1 S: 6	H: 0 LOB: 1 BB: 0 P: 6	R: 1 E: 0 K: 2 S: 9	H: 2 LOB: 1 BB: 0 P: 9		R: 0 E: 0 K: 1 S: 5	H: 0 LOB: 0 BB: 0 P: 5	1B: 8 2B: 1 3B: 0 HR: 0	SF: 0 SAC: 0 DP: 0 HBP: 0	WP: 0 PB: 0 SB: 1 CS: 0
PITCHER Camilo Pascual, R <small>ERA: 3.75</small>	IP: 9.0 WLS: W BF: 40 H: 9 R: 3 ER: 3 SO: 12 BB: 1 IBB: 0 HBP: 0 BLK: 0 WP: 0 HR: 0 S: 63 P: 67 ERA: 3.00 WHIP: 1.111															PITCHER						

Batter	1	2	3	4	5	6	7	8	9	AB	R	H	RBI	BB	SO	LOB	BOTTOM			
Eddie Yost, R <small>OBP: 0.458, SLG: 0.294</small> <small>(1, 5)</small>	K2-3	1B				SH2-4				2	0	1	1	2	1	0	Baltimore Orioles @ Washington Senators Griffith Stadium, Washington, DC Sat Apr 28 1956, 3:33 AM EST Att: 3,873 - Unknown			
Dick Tattelbach, R <small>OBP: 0.286, SLG: 0.325</small> <small>(1, 7)</small>	K		F9			F8		F7		5	0	1	1	0	1	5				
Karl Olson, R <small>OBP: 0.422, SLG: 0.600</small> <small>(1, 8)</small>	E S 1B	F8		F8-4-3 1B				F4		4	1	2	0	1	0	3				
Roy Sievers, R <small>OBP: 0.333, SLG: 0.350</small> <small>(1, 3)</small>	1B BB		FC6-4 1B		K					3	0	1	0	1	2	3				
Jim Lemon, R <small>OBP: 0.485, SLG: 0.655</small> <small>(1, 9)</small>			FC6-4 1B 1B		F8-4-3		SH1-4 2B			4	1	2	1	0	0	2				
Ed Fitz Gerald, R <small>OBP: 0.400, SLG: 0.667</small> <small>(1, 2)</small>	1-3		F9			4-3		SH1-4		3	0	0	0	0	0	3				
Jerry Snyder, R <small>OBP: 0.324, SLG: 0.258</small> Pete Runnels, L <small>OBP: 0.364, SLG: 0.581</small> <small>(7, PH)</small> <small>(8, 4)</small>		G6-4-3 BB	G6-4-3 1B 1B		F7					2	1	1	0	1	0	0				
Jose Valdivielso, R <small>OBP: 0.235, SLG: 0.250</small> <small>(1, 6)</small>		G6-4-3	1B 1B		1-3		K2-1-5-2			4	1	1	0	0	1	3				
Camilo Pascual, R <small>OBP: 0.444, SLG: 0.556</small> <small>(1, 1)</small>	E3 1B		1-3 2-3 3-H 1B			SH2-4 2B		F7 BB 1B		4	1	4	2	0	0	0				
Inning Stats	R: 1 E: 0 K: 2 S: 9	H: 2 LOB: 2 BB: 1 P: 13	R: 1 E: 1 K: 0 S: 4	H: 2 LOB: 2 BB: 2 P: 12	R: 3 E: 0 K: 0 S: 8	H: 5 LOB: 0 BB: 0 P: 8	R: 0 E: 0 K: 1 S: 5	H: 1 LOB: 0 BB: 0 P: 5	R: 0 E: 0 K: 0 S: 3	H: 0 LOB: 0 BB: 0 P: 3	R: 0 E: 0 K: 1 S: 6	H: 1 LOB: 2 BB: 1 P: 10	R: 0 E: 0 K: 1 S: 5	H: 1 LOB: 1 BB: 1 P: 9	R: 0 E: 0 K: 0 S: 3	H: 1 LOB: 1 BB: 1 P: 7		1B: 11 2B: 4 3B: 0 HR: 0	SF: 0 SAC: 2 DP: 3 HBP: 0	WP: 0 PB: 0 SB: 1 CS: 0
PITCHER Bill Wight, L <small>ERA: 39.0</small> Babe Birrer, R <small>ERA: 7.71</small> Hal Brown, R <small>ERA: 3.18</small> Mel Held, R <small>ERA: 2.03</small> George Zuverink, R <small>ERA: 2.03</small>	IP: 19 WLS: L BF: 19 H: 9 R: 5 ER: 5 SO: 2 BB: 3 IBB: 0 HBP: 0 BLK: 0 WP: 0 HR: 0 S: 20 P: 32 ERA: 16.88 WHIP: 4.500															PITCHER				

Batter	1	2	3	4	5	6	7	8	9	AB	R	H	RBI	BB	SO	LOB	TOP																		
Bobby Adams, R (1.5) OBP: 0.425, SLG: 0.276 Bob Hale, L (7, PH) Fred Marsh, R (7.5) OBP: 0.400, SLG: 0.600 OBP: 0.308, SLG: 0.100	1-3			6-3	6-3		1-3		FC6-2 BB	3	0	0	0	0	0	1	Baltimore Orioles @ Washington Senators Griffith Stadium, Washington, DC Sun Apr 29 1956, 3:33 AM EDT Unknown																		
Jim Dyck, R (1.7) Tito Francona, L (7, PH) OBP: 0.429, SLG: 0.333 OBP: 0.229, SLG: 0.344	6-3			F8 1B 2B	F4		HR		BB BB BB BB 1-2 BB	3	1	1	0	0	0	1																			
Dave Philley, S (1.9) OBP: 0.212, SLG: 0.229	K			BB 1B BB		F8	F9		BB BB BB BB 1-2 2-3 3-H BB	3	1	0	1	2	1	0																			
Gus Triandos, R (1.3) OBP: 0.327, SLG: 0.489	K			F8 2-3		F9		K	BB BB BB BB 0-0 5-3	5	0	0	0	0	2	5																			
Jim Pyburn, R (1.8) OBP: 0.308, SLG: 0.480	6-3			1B 1-2 BB		L7			BB BB BB BB 1-2 BB	3	0	1	0	1	0	0																			
Billy Gardner, R (1.4) OBP: 0.381, SLG: 0.700	K			1-3 2-H 3-H 1B			HR	CS 1B	BB BB BB BB 1-2 2-H 1B	4	1	3	3	0	1	0																			
Hal Smith, R (1.2) OBP: 0.394, SLG: 0.500				HR		6-3		CS	BB BB BB BB SH1-4 BB BB	3	2	1	1	1	0	0																			
Willy Miranda, S (1.6) OBP: 0.238, SLG: 0.256				SH3-4 2B			3B 1B	FC6-2 SH1-4 BB	BB BB BB BB FC6-2 SH1-4 BB	3	1	2	0	1	0	0																			
Ray Moore, R (1.1) Chuck Diering, R (7, PH) Bob Boyd, L (7, PH) Don Ferrarese, R (7.1) George Zuverink, R (7.1)	F8			2-3	SH3-4		HR 3B	SH1-4	BB BB BB BB SH1-4	1	0	0	0	0	0	0																			
Inning Stats	R: 0 E: 0 K: 1 S: 5	H: 0 LOB: 0 BB: 0 P: 5	R: 0 E: 0 K: 2 S: 7	H: 0 LOB: 0 BB: 0 P: 7	R: 0 E: 0 K: 0 S: 3	H: 0 LOB: 0 BB: 0 P: 3	R: 2 E: 0 K: 0 S: 4	H: 2 LOB: 2 BB: 2 P: 12	R: 1 E: 0 K: 0 S: 5	H: 2 LOB: 1 BB: 0 P: 5	R: 0 E: 0 K: 0 S: 3	H: 0 LOB: 0 BB: 0 P: 3	R: 4 E: 0 K: 0 S: 7	H: 4 LOB: 0 BB: 0 P: 7	R: 0 E: 0 K: 1 S: 5	H: 2 LOB: 0 BB: 0 P: 5		R: 1 E: 0 K: 0 S: 3	H: 0 LOB: 3 BB: 4 P: 19	1B: 3 2B: 3 3B: 1 HR: 3	SF: 0 SAC: 2 DP: 0 HBP: 0	WP: 0 PA: 41 PB: 0 CS: 0 SB: 1													
PITCHER	IP WLS BF H R ER SO BB IBB HBP BLK WP HR S P ERA WHIP																																		
Chuck Stobbs, L (1.1) ERA: 4.84	6.1	26	6	5	5	3	2	0	0	0	0	0	0	0	2	30	38	7.11	1.263																
Connie Grob, R (7.1) ERA: 2.7	0.2	L	4	2	2	2	0	0	0	0	0	0	0	0	1	4	4	27.00	3.000																
Bob Chakales, R (8.1) ERA: 4.5	1.0		3	2	0	0	1	0	0	0	0	0	0	0	0	5	5	0.00	2.000																
Tex Clevenger, R (9.1) ERA: 13.5	0.0		2	0	1	1	0	2	0	0	0	0	0	0	0	0	8	∞	∞																
Bunky Stewart, L (9.1) ERA:	1.0		5	0	0	0	0	2	0	0	0	0	0	0	0	3	11	0.00	2.000																

Batter	1	2	3	4	5	6	7	8	9	AB	R	H	RBI	BB	SO	LOB	BOTTOM																		
Eddie Yost, R (1.5) OBP: 0.453, SLG: 0.270	F2			BB	K	2B BB		F9		3	0	0	0	2	1	1	Baltimore Orioles @ Washington Senators Griffith Stadium, Washington, DC Sun Apr 29 1956, 3:33 AM EDT Unknown																		
Dick Tettelbach, R (1.7) OBP: 0.286, SLG: 0.356	L7			L8	K	1-3 2B			E 1B	5	1	2	0	0	1	1																			
Pete Runnels, L (1.4) OBP: 0.421, SLG: 0.600	FC6-4 1B			HR 1B		1B		4-3 G3 BB	E4 1B	4	1	3	0	1	0	1																			
Roy Sievers, R (1.3) OBP: 0.321, SLG: 0.400	FC6-4 1-2			HR 1B	F8		G3	F1	F1	5	1	1	2	0	0	5																			
Jim Lemon, R (1.9) OBP: 0.474, SLG: 0.697	K			G3 1B BB		HR	4-3	F9	F9	4	1	1	1	1	1	3																			
Karl Olson, R (1.8) OBP: 0.440, SLG: 0.591	6-3			G3 1B		2B SF7 BB	6-3		1-2 2-H 1B	4	1	2	1	1	0	1																			
Lou Berberet, L (1.2) OBP: 0.231, SLG: 0.182	F8			G3		SF7 SF9 2B		L9	G3	5	1	1	0	0	0	4																			
Jose Valdivielso, R (1.6) Ernie Oravetz, S (6, PH) Jerry Snyder, R (7.6) OBP: 0.211, SLG: 0.222 OBP: 0.343, SLG: 0.313	1-3			F3		SF7		4-3 2B		2	0	0	0	0	0	2																			
Chuck Stobbs, L (1.1) Connie Grob, L (7.1) Bob Chakales, R (8.1) Clint Courtney, L (8, PH) Tex Clevenger, R (9.1) Bunky Stewart, L (9.1)	K			4-3		SF9		4-3		2	0	0	1	0	1	2																			
Inning Stats	R: 0 E: 0 K: 0 S: 4	H: 1 LOB: 1 BB: 0 P: 4	R: 0 E: 0 K: 1 S: 5	H: 0 LOB: 0 BB: 0 P: 5	R: 0 E: 0 K: 1 S: 5	H: 0 LOB: 1 BB: 1 P: 9	R: 2 E: 0 K: 0 S: 6	H: 3 LOB: 2 BB: 1 P: 10	R: 0 E: 0 K: 2 S: 8	H: 1 LOB: 1 BB: 0 P: 8	R: 3 E: 0 K: 0 S: 5	H: 3 LOB: 2 BB: 2 P: 13	R: 0 E: 0 K: 0 S: 3	H: 0 LOB: 1 BB: 1 P: 7	R: 0 E: 0 K: 0 S: 4	H: 1 LOB: 0 BB: 0 P: 4		R: 1 E: 1 K: 0 S: 6	H: 2 LOB: 2 BB: 0 P: 6	1B: 6 2B: 3 3B: 0 HR: 2	SF: 2 SAC: 0 DP: 0 HBP: 0	WP: 0 PA: 43 PB: 0 CS: 0 SB: 0													
PITCHER	IP WLS BF H R ER SO BB IBB HBP BLK WP HR S P ERA WHIP																																		
Ray Moore, R (1.1) ERA: 7.78	6.0	W	29	8	5	5	4	4	0	0	0	0	0	0	0	0	4	∞	∞																
Don Ferrarese, L (7.1) ERA:	0.0		1	0	0	0	0	1	0	0	0	0	0	0	0	4	∞	∞																	
George Zuverink, R (7.1) ERA: 1.65	3.0	S	13	3	1	0	0	0	0	0	0	0	0	0	13	13	0.00	1.000																	

Batter	1	2	3	4	5	6	7	8	9	AB	R	H	RBI	BB	SO	LOB	TOP					
Bobby Adams, R OBP: 0.444, SLG: 0.364 (1, 5)										4	1	2	0	1	0	3	Baltimore Orioles @ Washington Senators Griffith Stadium, Washington, DC Sun Apr 29 1956, 3:38 AM EDT Att: 9,532 - Unknown livebaseballscorecards.com					
Hal Smith, R OBP: 0.417, SLG: 0.531 Bob Boyd, L OBP: 0.375, SLG: 0.476 (6, PH) (6, 3)										2	1	1	1	0	0	1						
Dave Philley, S OBP: 0.228, SLG: 0.283 (1, 9) (5, 7)										5	1	2	1	0	0	1						
Gus Triandos, R OBP: 0.370, SLG: 0.510 (1, 3) (6, 2)										4	1	3	1	1	0	1						
Jim Pivburn, R OBP: 0.290, SLG: 0.414 (1, 8)										4	0	0	0	1	1	4						
Billy Gardner, R OBP: 0.360, SLG: 0.609 (1, 4)										3	0	0	0	1	1	5						
Chuck Diering, R OBP: 0.538, SLG: 0.286 Tito Francona, L OBP: 0.216, SLG: 0.324 (5, PH) (5, 9)										0	0	0	0	2	0	0						
Willy Miranda, S OBP: 0.233, SLG: 0.250 Fred Marsh, R OBP: 0.250, SLG: 0.077 (1, 6) (2, 6)										1	0	0	1	0	0	2						
Jim Wilson, R OBP: 0.400, SLG: 0.143 George Zuverink, R (8, 1)										3	0	0	0	1	0	0						
Inning Stats	R: 0 E: 0 K: 0 S: 3	H: 1 LOB: 0 BB: 0 P: 3	R: 1 E: 0 K: 0 S: 4	H: 1 LOB: 3 BB: 3 P: 16	R: 2 E: 0 K: 0 S: 5	H: 2 LOB: 2 BB: 1 P: 10	R: 1 E: 0 K: 1 S: 8	H: 3 LOB: 3 BB: 1 P: 12	R: 0 E: 0 K: 0 S: 3	H: 0 LOB: 0 BB: 0 P: 3	R: 0 E: 0 K: 1 S: 2	H: 0 LOB: 0 BB: 1 P: 6	R: 0 E: 0 K: 1 S: 5	H: 0 LOB: 1 BB: 1 P: 9	R: 0 E: 0 K: 0 S: 3	H: 0 LOB: 0 BB: 0 P: 3		R: 0 E: 0 K: 0 S: 4	H: 1 LOB: 1 BB: 0 P: 4	1B: 5 2B: 1 3B: 2 HR: 0	SF: 0 SAC: 0 DP: 2 HBP: 1	WP: 0 PB: 0 SB: 0 CS: 0
PITCHER	IP	WLS	BF	H	R	ER	SO	BB	IBB	HBP	BLK	WP	HR	S	P	ERA	WHIP					
Bob Wiesler, L ERA: 13.0 Bob Chakales, R ERA: 1.93	(1, 1) 5.1		23 W 18	7 1	4 0	4 0	0 2	5 2	0 0	1 0	0 0	0 0	0 0	17 20	38 28	9.82 0.00	3.273 0.562					

Batter	1	2	3	4	5	6	7	8	9	AB	R	H	RBI	BB	SO	LOB	BOTTOM					
Eddie Yost, R OBP: 0.483, SLG: 0.282 (1, 5)										2	1	1	1	3	0	0	Baltimore Orioles @ Washington Senators Griffith Stadium, Washington, DC Sun Apr 29 1956, 3:38 AM EDT Att: 9,532 - Unknown livebaseballscorecards.com					
Dick Tettelbach, R OBP: 0.288, SLG: 0.340 (1, 7)										5	0	1	1	0	1	3						
Pete Runnels, L OBP: 0.405, SLG: 0.564 (1, 4)										4	0	1	0	0	0	2						
Roy Sievers, R OBP: 0.333, SLG: 0.458 (1, 3)										3	1	1	2	1	1	1						
Jim Lemon, R OBP: 0.429, SLG: 0.622 (1, 9)										4	0	0	0	0	3	1						
Karl Olson, R OBP: 0.444, SLG: 0.638 (1, 8)										3	1	1	1	1	0	1						
Lou Berberet, L OBP: 0.176, SLG: 0.133 (1, 2)										4	0	0	0	0	0	1						
Jerry Snyder, R OBP: 0.359, SLG: 0.333 (1, 6)										4	2	2	0	0	0	1						
Bob Wiesler, S Bob Chakales, R Ernie Oravetz, S OBP: 0.200, SLG: 0.250 (9, PH)										1	0	0	0	0	0	1						
Inning Stats	R: 2 E: 0 K: 1 S: 6	H: 1 LOB: 0 BB: 1 P: 10	R: 0 E: 0 K: 0 S: 3	H: 0 LOB: 1 BB: 1 P: 7	R: 0 E: 0 K: 1 S: 6	H: 1 LOB: 0 BB: 0 P: 6	R: 1 E: 0 K: 0 S: 4	H: 1 LOB: 0 BB: 0 P: 4	R: 0 E: 0 K: 1 S: 5	H: 0 LOB: 1 BB: 1 P: 9	R: 0 E: 0 K: 1 S: 5	H: 0 LOB: 0 BB: 0 P: 5	R: 1 E: 0 K: 0 S: 5	H: 2 LOB: 0 BB: 0 P: 5	R: 0 E: 0 K: 1 S: 5	H: 0 LOB: 1 BB: 1 P: 9		R: 0 E: 0 K: 0 S: 4	H: 3 LOB: 3 BB: 1 P: 8	1B: 6 2B: 0 3B: 0 HR: 2	SF: 0 SAC: 1 DP: 0 HBP: 0	WP: 0 PB: 0 SB: 1 CS: 0
PITCHER	IP	WLS	BF	H	R	ER	SO	BB	IBB	HBP	BLK	WP	HR	S	P	ERA	WHIP					
Jim Wilson, R ERA: 4.43 George Zuverink, R ERA: 2.09	(1, 1) 7.1		31 L 7	5 3	4 1	4 1	1 1	4 0	0 1	0 0	0 0	0 0	0 0	2 8	35 12	4.91 9.00	1.227 3.000					

Batter	1	2	3	4	5	6	7	8	9	AB R H RBI BB SO LOB	TOP									
Jim Busby, R OBP: 0.291, SLG: 0.367 (1, 8)	0-0 FC5-4 1B BB	0-0 5-3			0-0 4-3		0-0 2B 2B		0-0 HR	5 3 3 3 0 0 0	Cleveland Indians @ Baltimore Orioles Memorial Stadium, Baltimore, MD Thu May 03 1956, 3:33 AM EDT Att: 12,378 - Unknown									
Gene Woodling, L OBP: 0.450, SLG: 0.404 (1, 7)	4-0 FC5-4 1-2 BB		0-0 1-3		0-0 L3		0-0 2B	0-3 K	4 0 1 1 1 1 0											
Bobby Avila, R OBP: 0.333, SLG: 0.439 (1, 4)	0-0 FC5-4 1B HBP 1-2 2-3		0-0 1-3		0-0 1B 3-1 1B		0-0 F8		4 1 1 0 0 0 3											
Vic Wertz, L OBP: 0.519, SLG: 0.800 (1, 3)	1-0 1B 1B HBP		0-0 F7		0-0 3-1		0-0 G5-4-3 1B		3 1 1 0 0 0 1											
Al Smith, R OBP: 0.385, SLG: 0.618 Rocky Colavito, R OBP: 0.200, SLG: 0.333 (9, 9)	0-3 K		0-0 4-3		0-0 2-3 1B		0-3 K		4 0 1 0 0 2 4 0 0 0 0 0 0 0											
Al Rosen, R OBP: 0.370, SLG: 0.311 (1, 5)	0-0 1B		0-0 K2-4-2 1B		0-3 K		0-0 G5-4-3		4 0 2 3 0 1 3											
Chico Carrasquel, R OBP: 0.216, SLG: 0.277 (1, 6)	0-0 F9		0-3 K2-4-2 1B		0-0 SH3-4 2B 1B		0-0 5-3		4 1 1 0 0 1 2											
Earl Averill, R OBP: 0.261, SLG: 0.056 (1, 2)		0-0 F9		0-0 6-3		0-0 F9		4-0 SH1-4 HR BB	3 1 0 0 1 0 1											
Mike Garcia, R (1, 1)		0-0 F8		0-3 K		0-0 SH3-4		0-0 SH1-4	2 0 0 0 0 1 0											
Inning Stats	R: 3 E: 0 K: 1 S: 7	H: 2 LOB: 1 BB: 1 P: 12	R: 0 E: 0 K: 0 S: 3	H: 0 LOB: 0 BB: 0 P: 3	R: 0 E: 0 K: 1 S: 5	H: 1 LOB: 1 BB: 0 P: 5	R: 0 E: 0 K: 1 S: 5	H: 2 LOB: 2 BB: 0 P: 7	R: 2 E: 0 K: 1 S: 6	H: 3 LOB: 1 BB: 0 P: 6		R: 0 E: 0 K: 1 S: 5	H: 1 LOB: 0 BB: 0 P: 5	R: 2 E: 0 K: 1 S: 6	H: 1 LOB: 0 BB: 1 P: 10	1B: 7 2B: 3 3B: 0 HR: 1	SF: 0 SAC: 2 DP: 2 HBP: 1	WP: 0 PB: 0 SB: 0 CS: 0	PA: 38	
PITCHER	IP WLS BF H R ER SO BB IBB HBP BLK WP HR S P ERA WHIP											PITCHER	IP WLS BF H R ER SO BB IBB HBP BLK WP HR S P ERA WHIP							
Bill Wight, L ERA: 18.0 (1, 1)	5.0 L 19	3 3 3 3	1 0 0 0	0 0 0 0	0 0 0 0	0 0 0 0	0 0 0 0	0 0 12 12	10.80 3.000											
Fred Besana, L ERA: 5.82 (6, 1)	1.2 10	5 2 2 1	0 0 0 0	0 0 0 0	0 0 0 0	0 0 1 1	0.00 0.000													
Harry Dorish, R ERA: (7, 1)	0.1 0	0 2 2 2	1 0 0 0	0 0 0 0	0 0 0 0	0 1 11 15	9.00 1.500													
Mel Held, R ERA: 3.6 (8, 1)	2.0 8	2 2 2 2	1 0 0 0	0 0 0 0	0 1 11 15	9.00 1.500														

Batter	1	2	3	4	5	6	7	8	9	AB R H RBI BB SO LOB	BOTTOM							
Wayne Causey, L OBP: 0.250, SLG: 0.118 Bobby Adams, R OBP: 0.412, SLG: 0.333 (7, 4)	0-3 K		0-0 F6		0-3 K			0-0 FC4-6 1B		3 0 0 0 0 2 1 1 0 1 0 0 0 0	Cleveland Indians @ Baltimore Orioles Memorial Stadium, Baltimore, MD Thu May 03 1956, 3:33 AM EDT Att: 12,378 - Unknown							
Bob Boyd, L OBP: 0.433, SLG: 0.556 (1, 3) (7, 9)	0-0 1B FC6-4 1B		0-0 6-3		0-0 FC1-5 1B		0-0 FC4-6 WP		4 1 2 0 0 0 1									
Dave Philley, S OBP: 0.242, SLG: 0.306 (1, 7) (7, 5)	0-0 FC6-4 1-3 1B		0-0 4-3		0-0 FC1-5 1B		0-3 K2-3		4 0 2 0 0 1 1									
Gus Triandos, R OBP: 0.361, SLG: 0.473 (1, 2)	0-0 FC6-4 1-2 3-H		0-3 K		0-0 FC1-5		0-0 1-3		4 0 0 0 0 1 4									
Tito Francona, L OBP: 0.233, SLG: 0.289 (1, 8)	0-0 F7		0-0 G3		0-3 K		0-0 F8		4 0 0 0 0 1 3									
Billy Gardner, R OBP: 0.290, SLG: 0.483 Bob Hale, L OBP: 0.250, SLG: 0.375 (6, FH) (7, 3)		0-0 6-3		0-0 F5		0-0 4-3		0-0 6-3	2 0 0 0 0 0 0 2 0 0 0 0 0 2									
Tex Nelson, L OBP: 0.286, SLG: 0.167 (1, 9) (7, 7)		4-0 BB		0-0 6-3		0-3 K		0-0 3-1	3 0 0 0 1 1 0									
Willy Miranda, S OBP: 0.250, SLG: 0.273 (1, 6)		0-3 K		0-0 2B		0-0 F7			3 0 1 0 0 1 1									
Bill Wight, L Dave Pope, L Fred Besana, R Harry Dorish, R Jim Pyburn, R Mel Held, R (5, PH) (8, 1) (8, 1) (7, 1) (7, PH) (8, 1)		0-0 4-3		0-0 P4		0-0 G3			1 0 0 0 0 0 1 1 0 0 0 0 0 1 0 0 0 0 0 0 0 0 0 0 0 0 0 0 1 0 0 0 0 0 0 0 0 0 0 0 0 0									
Inning Stats	R: 1 E: 1 K: 1 S: 7	H: 2 LOB: 1 BB: 0 P: 7	R: 0 E: 0 K: 1 S: 5	H: 0 LOB: 1 BB: 1 P: 9	R: 0 E: 0 K: 1 S: 3	H: 0 LOB: 0 BB: 0 P: 3	R: 0 E: 0 K: 1 S: 5	H: 0 LOB: 0 BB: 0 P: 5	R: 0 E: 0 K: 1 S: 6	H: 1 LOB: 1 BB: 0 P: 6		R: 0 E: 0 K: 1 S: 3	H: 0 LOB: 0 BB: 0 P: 3	1B: 5 2B: 1 3B: 0 HR: 0	SF: 0 SAC: 0 DP: 0 HBP: 0	WP: 1 PB: 0 SB: 0 CS: 0	PA: 34	
PITCHER	IP WLS BF H R ER SO BB IBB HBP BLK WP HR S P ERA WHIP											PITCHER	IP WLS BF H R ER SO BB IBB HBP BLK WP HR S P ERA WHIP					
Mike Garcia, R ERA: 3.32 (1, 1)	9.0 W 34	6 1 0 7	1 0 0 0	0 0 0 0	0 1 0 47	51	0.00 0.778											

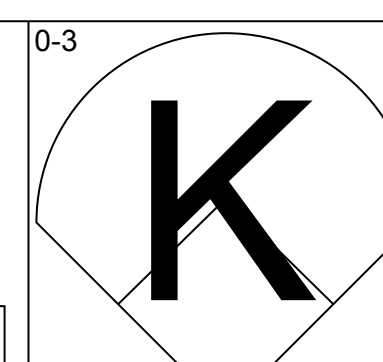
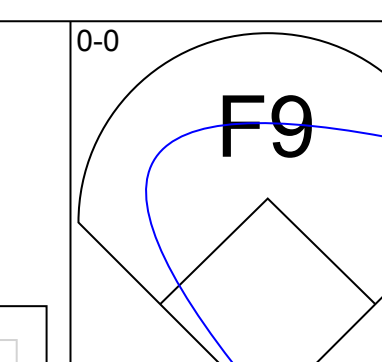
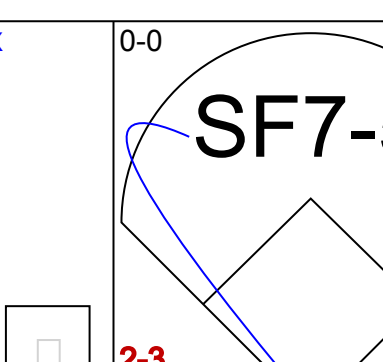
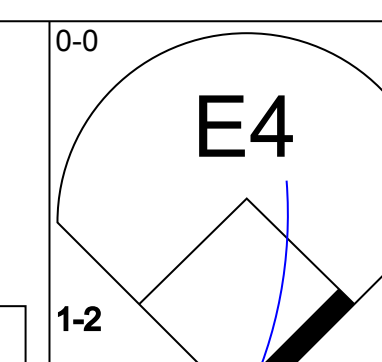
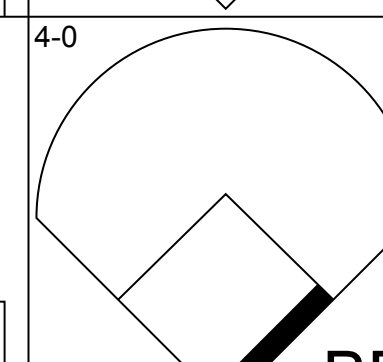
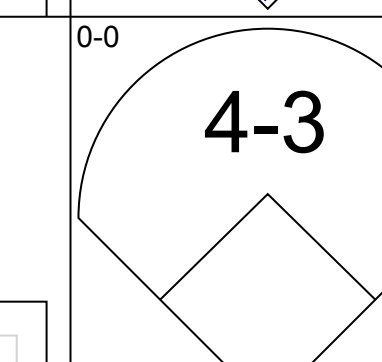
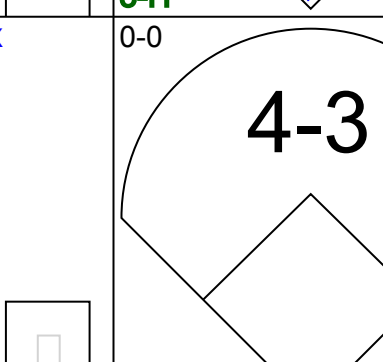
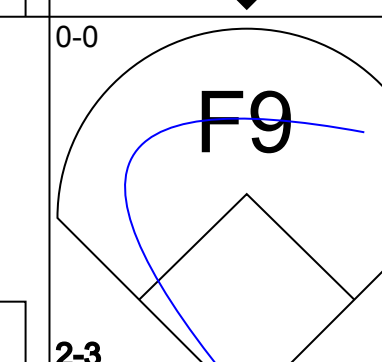
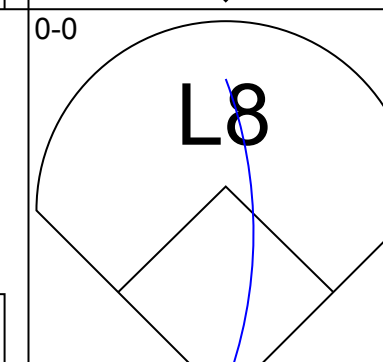
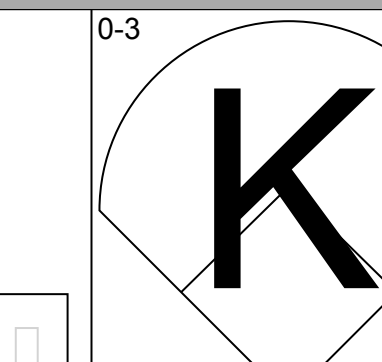
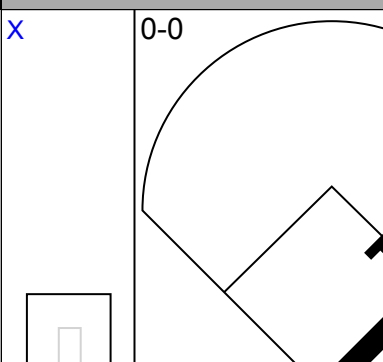
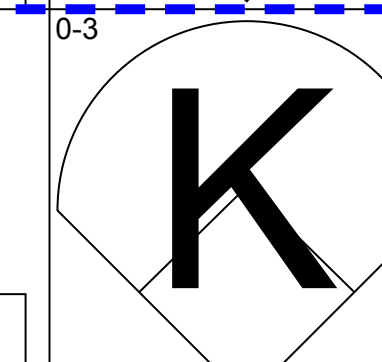
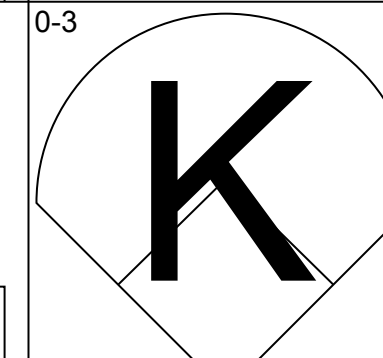
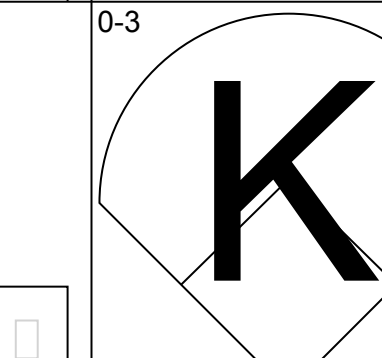
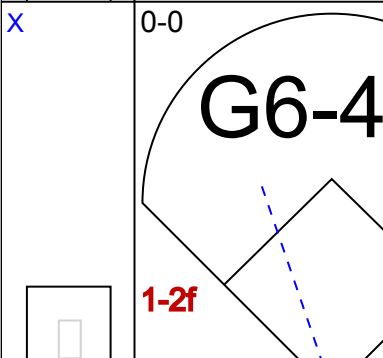
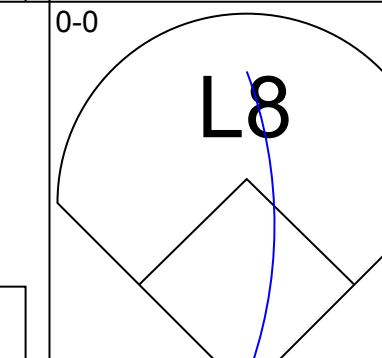
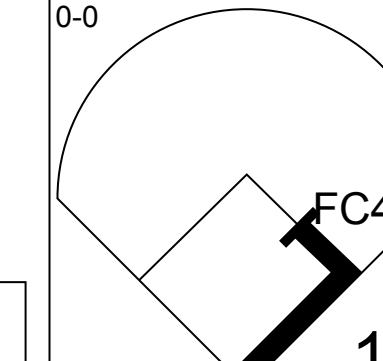
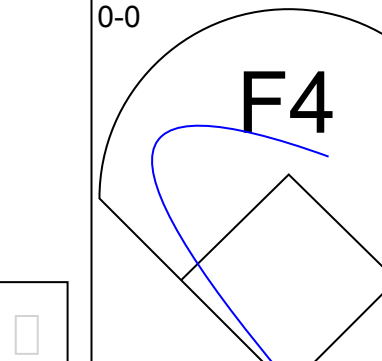
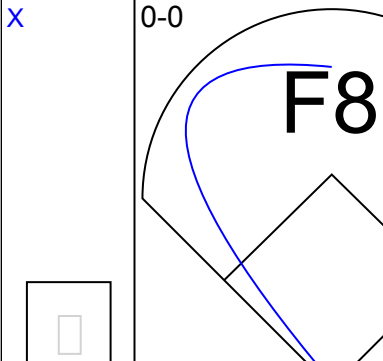
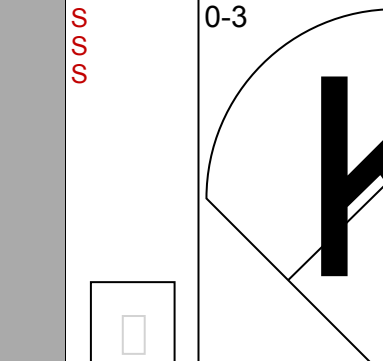
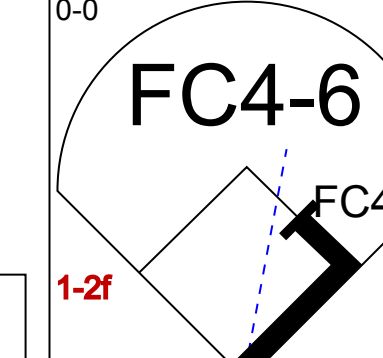
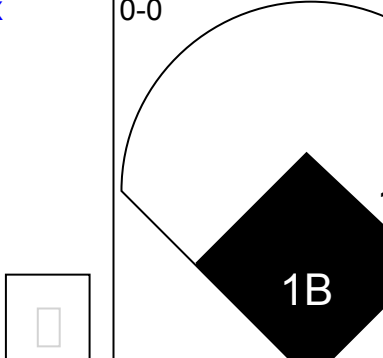
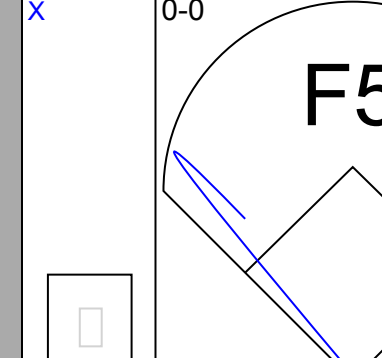
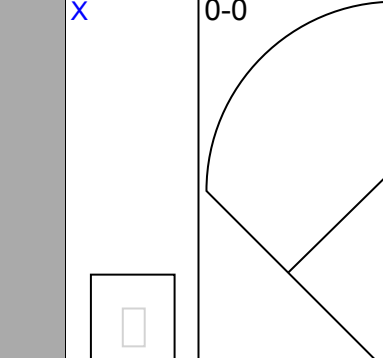
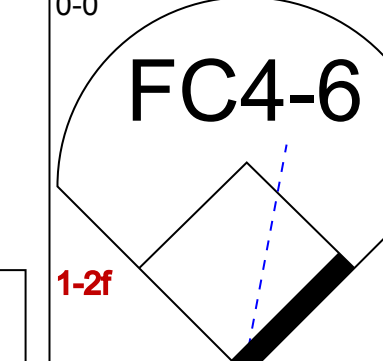
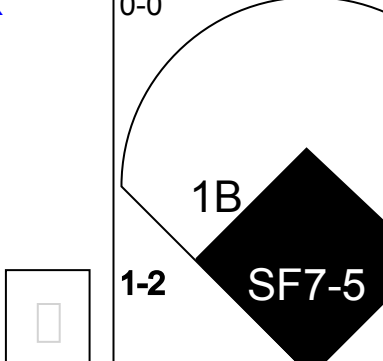
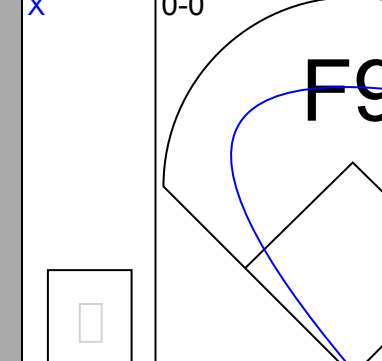
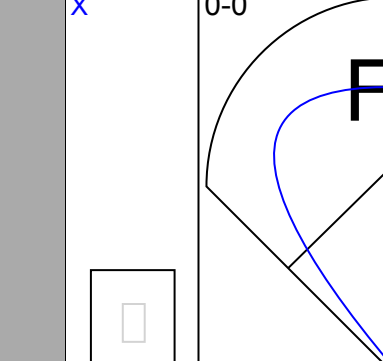
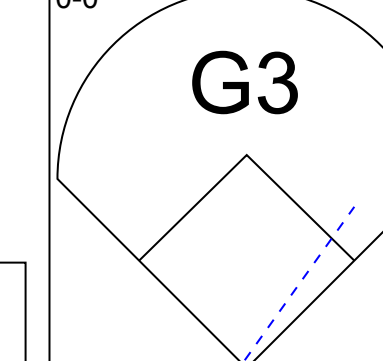
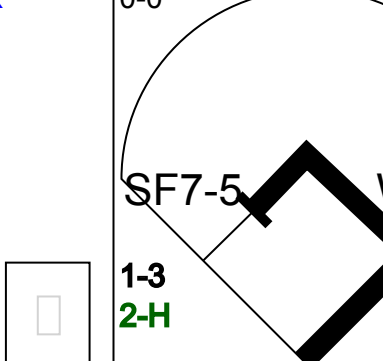
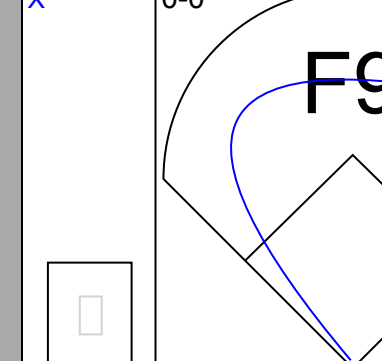
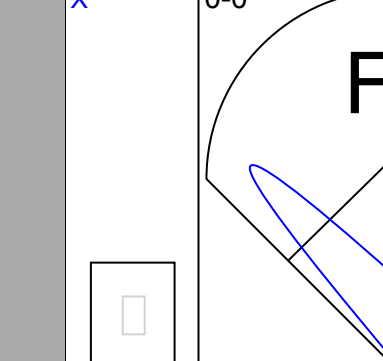
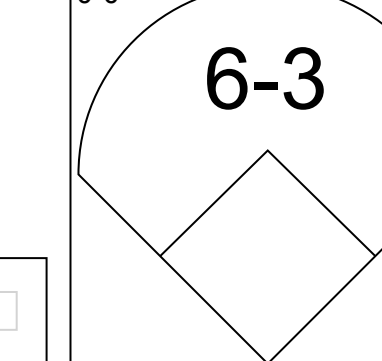
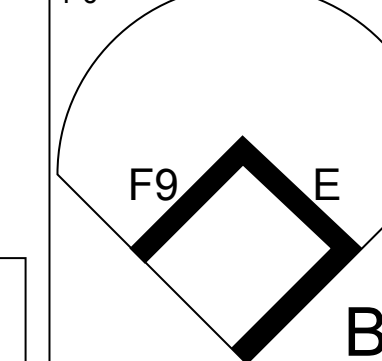


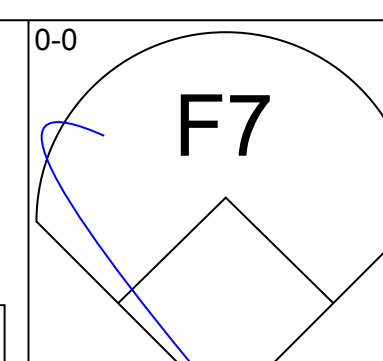
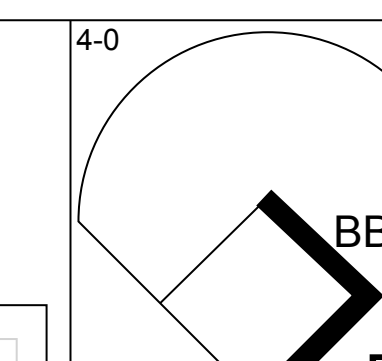
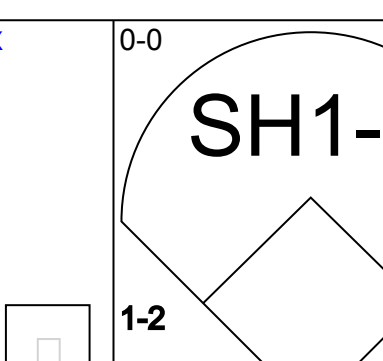
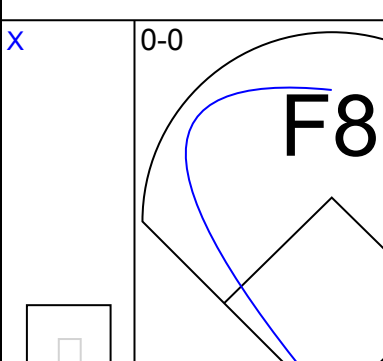
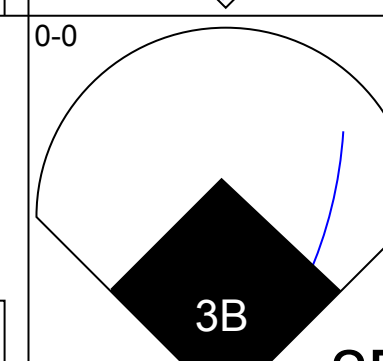
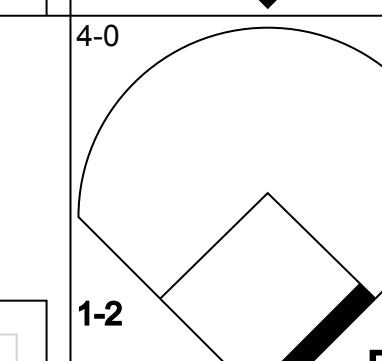
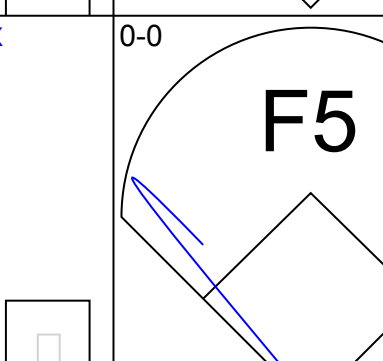
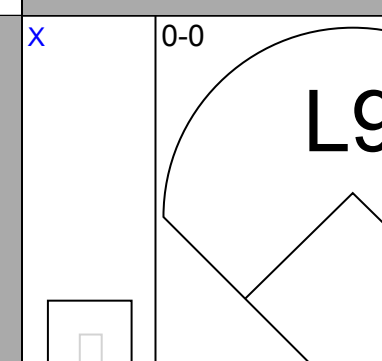
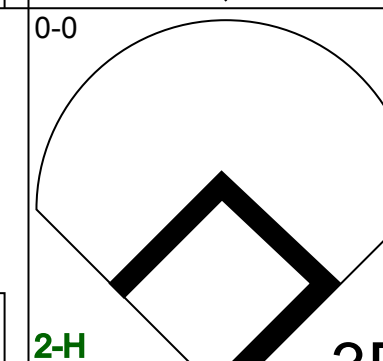
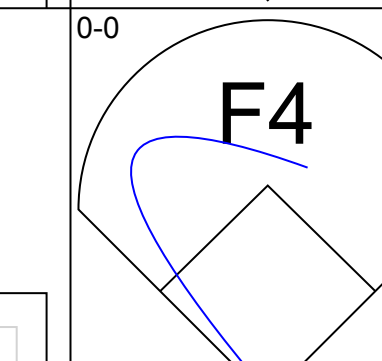
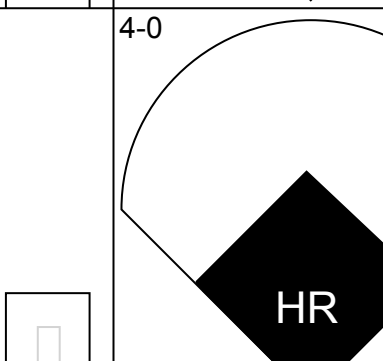

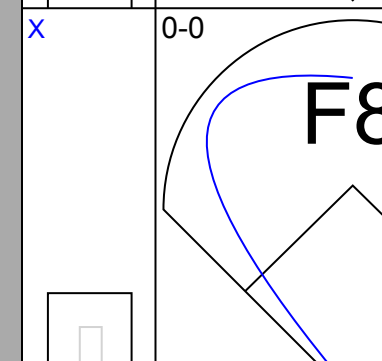
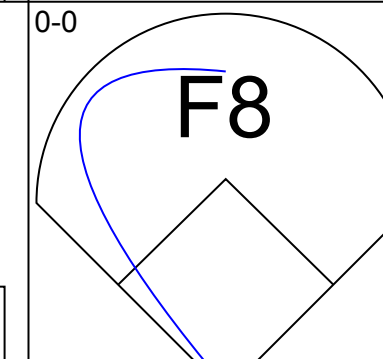
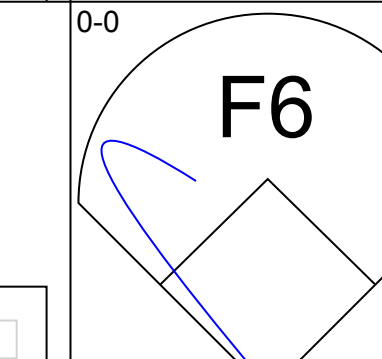
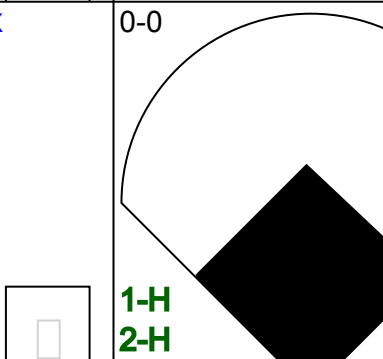
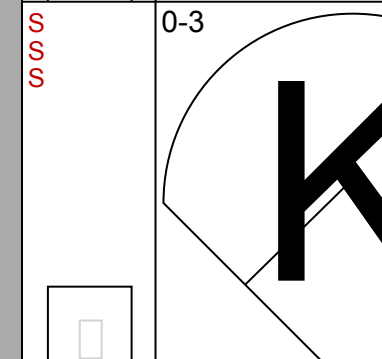
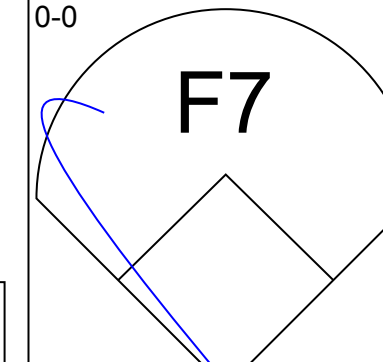
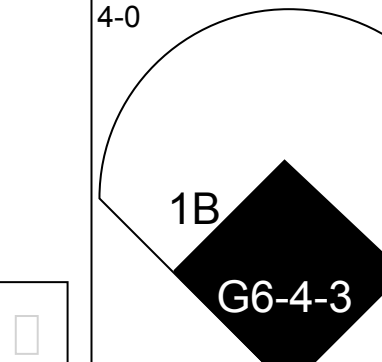
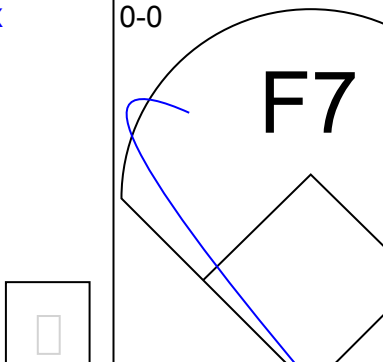
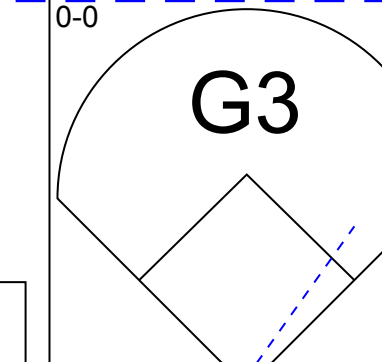
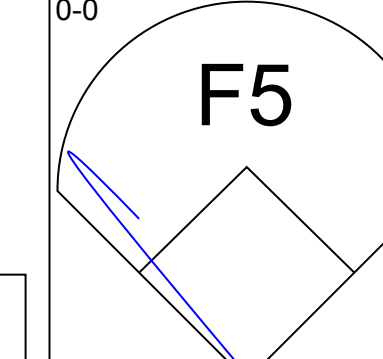
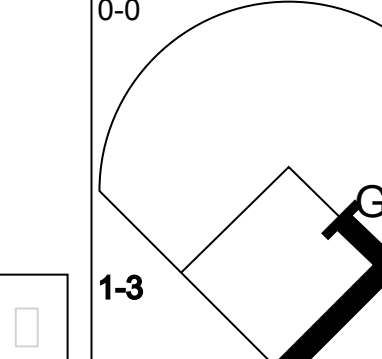
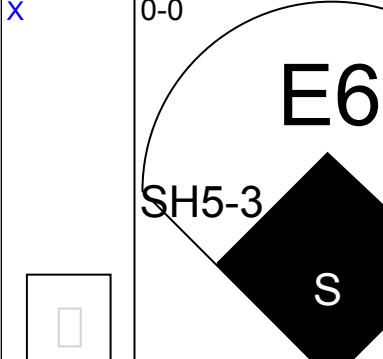
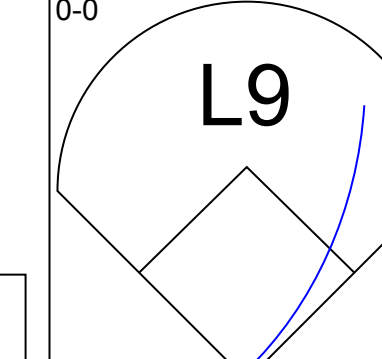
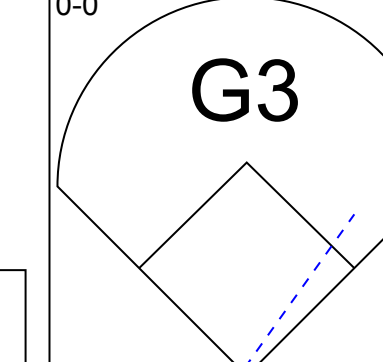
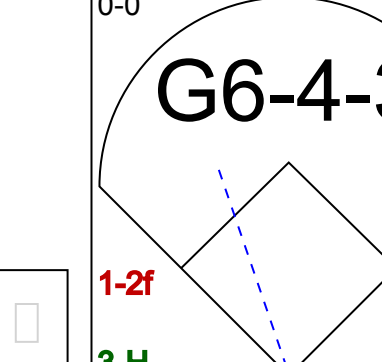
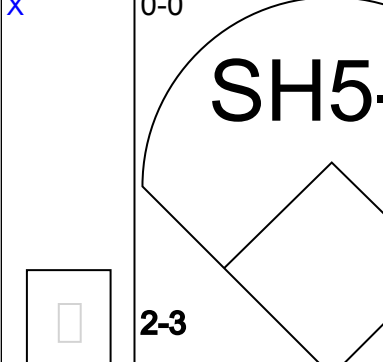
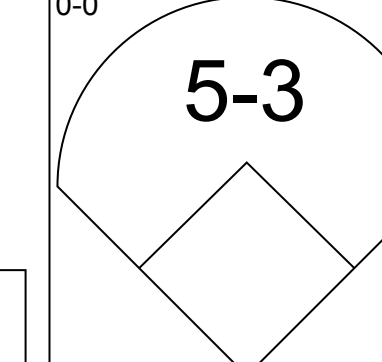
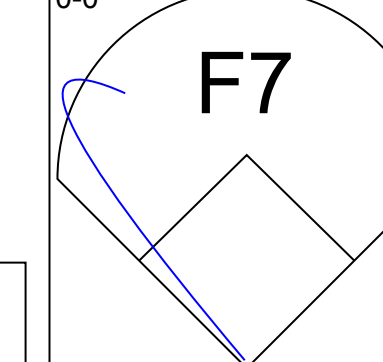
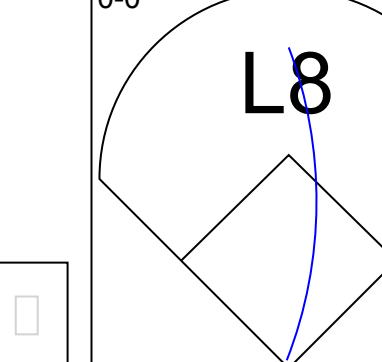
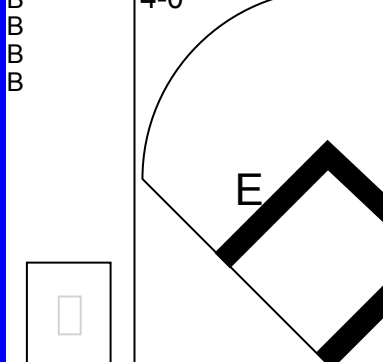
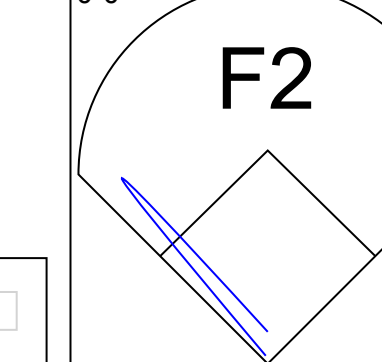
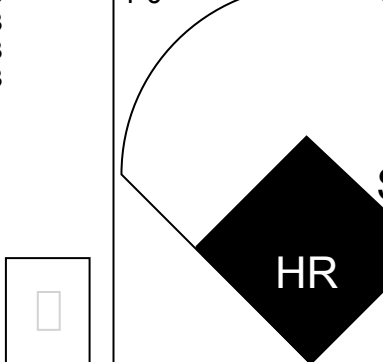
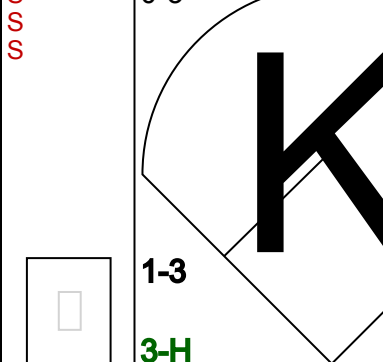
Batter	1	2	3	4	5	6	7	8	9	AB	R	H	RBI	BB	SO	LOB	TOP										
Jim Busby, R OBP: 0.300, SLG: 0.370 (1, 8)										5	0	2	0	0	1	1	Cleveland Indians @ Baltimore Orioles Memorial Stadium, Baltimore, MD Fri May 04 1956, 3:33 AM EDT Att: 8,130 - Unknown										
Gene Woodling, L OBP: 0.431, SLG: 0.373 (1, 7)										4	0	0	0	1	0	4											
Bobby Avila, R OBP: 0.344, SLG: 0.459 (1, 4)										4	0	2	0	0	0	2											
Vic Wertz, L OBP: 0.483, SLG: 0.735 (1, 3)										4	0	0	0	0	0	5											
Al Smith, R OBP: 0.349, SLG: 0.553 (1, 9)										4	0	0	0	0	2	2											
Al Rosen, R OBP: 0.384, SLG: 0.304 Rudy Regalado, R (3, 5)										1	0	0	0	0	0	0											
Chico Carrasquel, R OBP: 0.241, SLG: 0.300 (1, 6)										3	1	2	0	0	1	0											
Hal Naragon, L OBP: 0.500, SLG: 1.000 (1, 2)										4	1	2	2	0	1	1											
Herb Score, L Cal McLish, S Dale Mitchell, L Sal Maglie, R Stu Locklin, L Ray Narleski, R Sam Mele, R Jim Hegan, R OBP: 0.300, SLG: 1.000 OBP: 0.318, SLG: 0.286 (1, 1) (3, 1) (4, PH) (4, 1) (5, PH) (5, 1) (5, PH) (5, PH)										1	0	0	0	0	0	0											
Inning Stats	R: 0 E: 1 K: 1 S: 7	H: 1 LOB: 2 BB: 0 P: 7	R: 0 E: 0 K: 2 S: 7	H: 0 LOB: 0 BB: 0 P: 7	R: 0 E: 0 K: 1 S: 6	H: 1 LOB: 2 BB: 1 P: 10	R: 3 E: 0 K: 1 S: 8	H: 4 LOB: 1 BB: 0 P: 9	R: 0 E: 0 K: 0 S: 3	H: 0 LOB: 0 BB: 0 P: 3	R: 0 E: 0 K: 0 S: 4	H: 1 LOB: 1 BB: 0 P: 4	R: 0 E: 0 K: 0 S: 4	H: 1 LOB: 1 BB: 0 P: 4	R: 0 E: 0 K: 0 S: 3	H: 1 LOB: 1 BB: 0 P: 3		1B: 7 2B: 5 3B: 0 HR: 0	SF: 0 SAC: 1 DP: 2 HBP: 1	WP: 0 PB: 0 SB: 0 CS: 0	PA: 38						
PITCHER	IP	WLS	BF	H	R	ER	SO	BB	IBB	HBP	BLK	WP	HR	S	P	ERA	WHIP										
Jim Wilson, R ERA: 4.3 George Zuverink, R ERA: 1.71 (1, 1) (8, 1)	7.0	W	31	8	3	3	5	2	0	1	0	0	0	38	47	3.86	1.429										

Batter	1	2	3	4	5	6	7	8	9	AB	R	H	RBI	BB	SO	LOB	BOTTOM										
Bobby Adams, R OBP: 0.418, SLG: 0.333 (1, 5)										3	2	1	0	1	1	0	Cleveland Indians @ Baltimore Orioles Memorial Stadium, Baltimore, MD Fri May 04 1956, 3:33 AM EDT Att: 8,130 - Unknown										
Chuck Diering, R OBP: 0.500, SLG: 0.286 (1, 7) (5, 8)										3	1	1	0	1	0	0											
Dave Philley, S OBP: 0.257, SLG: 0.297 (1, 9) (5, 7)										2	0	0	1	2	0	1											
Gus Triandos, R OBP: 0.369, SLG: 0.466 Bob Boyd, L OBP: 0.433, SLG: 0.556 (1, 3) (8, PR) (9, 3)										3	0	1	1	1	1	1											
Billy Gardner, R OBP: 0.257, SLG: 0.424 (1, 4)										4	0	0	0	0	0	4											
Hal Smith, R OBP: 0.395, SLG: 0.500 (1, 2)										3	0	0	0	0	0	3											
Jim Pyburn, R OBP: 0.417, SLG: 0.125 Tito Francona, L OBP: 0.222, SLG: 0.275 (1, 8) (4, PH) (5, 9)										1	0	0	0	0	0	0											
Willy Miranda, S OBP: 0.235, SLG: 0.255 (1, 6)										3	0	0	0	0	1	0											
Jim Wilson, R OBP: 0.417, SLG: 0.125 Bob Hale, L OBP: 0.222, SLG: 0.333 George Zuverink, R (1, 1) (7, PH) (8, 1)										1	1	0	0	1	1	0											
Inning Stats	R: 2 E: 0 K: 1 S: 5	H: 0 LOB: 0 BB: 2 P: 13	R: 0 E: 0 K: 1 S: 5	H: 0 LOB: 0 BB: 0 P: 5	R: 2 E: 0 K: 0 S: 5	H: 3 LOB: 2 BB: 2 P: 13	R: 0 E: 0 K: 1 S: 5	H: 0 LOB: 0 BB: 0 P: 5	R: 0 E: 0 K: 0 S: 3	H: 0 LOB: 0 BB: 0 P: 3	R: 0 E: 0 K: 0 S: 3	H: 0 LOB: 0 BB: 0 P: 3	R: 0 E: 0 K: 0 S: 3	H: 0 LOB: 1 BB: 1 P: 7	R: 0 E: 0 K: 0 S: 3	H: 0 LOB: 1 BB: 1 P: 7		1B: 3 2B: 0 3B: 0 HR: 0	SF: 0 SAC: 0 DP: 1 HBP: 0	WP: 1 PB: 2 SB: 0 CS: 0	PA: 32						
PITCHER	IP	WLS	BF	H	R	ER	SO	BB	IBB	HBP	BLK	WP	HR	S	P	ERA	WHIP										
Herb Score, L ERA: 2.2 Cal McLish, R ERA: Sal Maglie, R ERA: 3.6 Ray Narleski, R ERA: 2.79 (1, 1) (3, 1) (4, 1) (6, 1)	2.0	L	13	3	4	3	2	4	0	0	0	0	0	2	2	0.00	0.000										
	2.0		7	0	0	0	2	1	0	0	0	0	0	10	14	0.00	0.500										
	3.0		10	0	0	0	0	1	0	0	0	0	0	9	13	0.00	0.333										

Batter	1	2	3	4	5	6	7	8	9	AB	R	H	RBI	BB	SO	LOB	TOP			
Jim Busby, R OBP: 0.281, SLG: 0.345 (1, 8)										4	0	0	0	0	2	2	Cleveland Indians @ Baltimore Orioles Memorial Stadium, Baltimore, MD Sat May 05 1956, 3:33 AM EDT Att: 9,270 - Unknown			
Gene Woodling, L OBP: 0.435, SLG: 0.358 (1, 7)										2	0	0	0	2	1	0				
Bobby Avila, R OBP: 0.324, SLG: 0.431 (1, 4)										4	0	0	0	0	3	2				
Vic Wertz, L OBP: 0.468, SLG: 0.717 (1, 3)										4	0	1	0	0	2	2				
Al Smith, R OBP: 0.340, SLG: 0.512 (1, 9)										3	0	0	0	1	0	2				
Al Rosen, R OBP: 0.373, SLG: 0.380 (1, 5)										4	2	2	1	0	1	1				
Chico Carrasquel, R OBP: 0.241, SLG: 0.296 (1, 6)										4	0	1	0	0	2	1				
Jim Hegan, R OBP: 0.423, SLG: 0.391 (1, 2)										2	0	2	1	2	0	0				
Bob Lemon, L OBP: 0.167, SLG: 0.091 (1, 1)										4	0	0	0	0	2	5				
Inning Stats	R: 0 E: 0 K: 2 S: 7	H: 0 LOB: 0 BB: 0 P: 7	R: 0 E: 0 K: 0 S: 2	H: 0 LOB: 0 BB: 1 P: 6	R: 0 E: 0 K: 2 S: 7	H: 0 LOB: 1 BB: 1 P: 11	R: 0 E: 0 K: 2 S: 7	H: 0 LOB: 1 BB: 1 P: 11	R: 1 E: 0 K: 1 S: 6	H: 2 LOB: 1 BB: 0 P: 10	R: 0 E: 0 K: 2 S: 8	H: 1 LOB: 1 BB: 0 P: 8	R: 0 E: 0 K: 2 S: 7	H: 0 LOB: 1 BB: 1 P: 11	R: 1 E: 0 K: 1 S: 7	H: 2 LOB: 1 BB: 0 P: 7	1B: 3 2B: 2 3B: 0 HR: 1	SF: 0 SAC: 0 DP: 1 HBP: 0	WP: 0 PB: 0 SB: 1 CS: 0	PA: 36
PITCHER Don Ferrarese, L ERA: 1.29 (1, 1)	IP: 9.0 WLS: L BF: 36 H: 6 R: 2 ER: 2 SO: 13 BB: 5 IBB: 0 HBP: 0 BLK: 0 WP: 0 HR: 1 S: 57 P: 77 ERA: 2.00 WHIP: 1.222															PITCHER				

Batter	1	2	3	4	5	6	7	8	9	AB	R	H	RBI	BB	SO	LOB	BOTTOM						
Bobby Adams, R OBP: 0.407, SLG: 0.311 (1, 5)										3	0	0	0	1	1	0	Cleveland Indians @ Baltimore Orioles Memorial Stadium, Baltimore, MD Sat May 05 1956, 3:33 AM EDT Att: 9,270 - Unknown						
Bob Boyd, L OBP: 0.441, SLG: 0.533 (1, 3)										3	0	1	0	1	0	0							
Dave Philley, S OBP: 0.243, SLG: 0.279 (1, 7)										4	0	0	0	0	2	3							
Tito Francona, L OBP: 0.204, SLG: 0.250 (1, 9)										4	0	0	0	0	0	2							
Billy Gardner, R OBP: 0.231, SLG: 0.378 (1, 4)										4	0	0	0	0	0	0							
Chuck Diering, R OBP: 0.480, SLG: 0.471 (1, 8)										3	1	1	1	0	0	0							
Hal Smith, R OBP: 0.413, SLG: 0.537 (1, 2)										3	0	2	0	0	1	0							
Willy Miranda, S OBP: 0.222, SLG: 0.240 (1, 6)										3	0	0	0	0	0	2							
Don Ferrarese, R (1, 1)										3	0	0	0	0	0	0							
Inning Stats	R: 0 E: 0 K: 1 S: 4	H: 0 LOB: 1 BB: 2 P: 12	R: 0 E: 0 K: 0 S: 4	H: 1 LOB: 1 BB: 0 P: 4	R: 0 E: 0 K: 0 S: 5	H: 1 LOB: 1 BB: 0 P: 4	R: 1 E: 0 K: 0 S: 5	H: 2 LOB: 1 BB: 0 P: 5	R: 0 E: 0 K: 1 S: 5	H: 0 LOB: 0 BB: 0 P: 5	R: 0 E: 0 K: 1 S: 5	H: 0 LOB: 0 BB: 0 P: 5	R: 0 E: 0 K: 0 S: 3	H: 0 LOB: 0 BB: 0 P: 3	R: 0 E: 0 K: 0 S: 3	H: 0 LOB: 0 BB: 0 P: 3		R: 0 E: 0 K: 1 S: 5	H: 0 LOB: 0 BB: 0 P: 5	1B: 2 2B: 2 3B: 0 HR: 1	SF: 0 SAC: 0 DP: 1 HBP: 0	WP: 0 PB: 0 SB: 0 CS: 0	PA: 32
PITCHER Bob Lemon, R ERA: 2.38 (1, 1)	IP: 9.0 WLS: W BF: 32 H: 4 R: 1 ER: 1 SO: 4 BB: 2 IBB: 0 HBP: 0 BLK: 0 WP: 0 HR: 1 S: 38 P: 46 ERA: 1.00 WHIP: 0.667															PITCHER							

Batter	1	2	3	4	5	6	7	8	9	AB	R	H	RBI	BB	SO	LOB	TOP					
Harvey Kuenn, R (1, 6) OBP: 0.342, SLG: 0.431										3	0	0	1	0	1	1	Detroit Tigers @ Baltimore Orioles Memorial Stadium, Baltimore, MD Sun May 06 1956, 3:33 AM EDT Unknown					
Earl Torgeson, L (1, 3) OBP: 0.362, SLG: 0.386										3	0	0	0	1	0	3						
Al Kaline, R (1, 9) OBP: 0.306, SLG: 0.456										4	0	1	0	0	2	3						
Ray Boone, R (1, 5) OBP: 0.333, SLG: 0.393										4	0	0	0	0	2	4						
Bill Tuttle, R (1, 8) OBP: 0.359, SLG: 0.534										4	0	1	0	0	1	0						
Frank House, L (1, 2) OBP: 0.269, SLG: 0.408										4	1	2	0	0	0	1						
Charlie Maxwell, L (1, 7) OBP: 0.444, SLG: 0.634										4	1	1	0	0	0	2						
Fred Hatfield, L (1, 4) OBP: 0.400, SLG: 0.250										4	0	1	1	0	0	2						
Steve Gromek, S (1, 1) OBP: 0.429, SLG: 0.200										1	0	0	0	1	0	0						
Wayne Belardi, L (8, PH) OBP: 0.625, SLG: 1.000										0	0	0	0	1	0	0						
Al Aber, L (8, 1)										0	0	0	0	0	0	0						
Inning Stats	R: 0 E: 0 K: 2 S: 7	H: 0 LOB: 1 BB: 1 P: 11	R: 0 E: 0 K: 0 S: 4	H: 1 LOB: 1 BB: 0 P: 4	R: 0 E: 0 K: 0 S: 3	H: 0 LOB: 0 BB: 0 P: 3	R: 0 E: 0 K: 2 S: 7	H: 0 LOB: 0 BB: 0 P: 7	R: 2 E: 0 K: 0 S: 5	H: 3 LOB: 1 BB: 1 P: 9	R: 0 E: 0 K: 0 S: 3	H: 1 LOB: 0 BB: 0 P: 3	R: 0 E: 0 K: 0 S: 3	H: 0 LOB: 0 BB: 0 P: 3	R: 0 E: 1 K: 1 S: 6	H: 0 LOB: 2 BB: 1 P: 10	R: 0 E: 0 K: 1 S: 6	H: 1 LOB: 1 BB: 0 P: 6	1B: 6 2B: 1 3B: 0 HR: 0	SF: 1 SAC: 0 DP: 2 HBP: 0	WP: 1 PB: 0 CS: 0	PA: 35
PITCHER	IP WLS BF H R ER SO BB IBB HBP BLK WP HR S P ERA WHIP																					
Ray Moore, R (1, 1) ERA: 6.33	7.1 W 29 5 2 2 4 3 0 0 0 1 0 34 46 2.46 1.091																					
George Zuverink, R (8, 1) ERA: 1.59	1.2 S 6 1 0 0 2 0 0 0 0 0 0 10 10 0.00 0.600																					

Batter	1	2	3	4	5	6	7	8	9	AB	R	H	RBI	BB	SO	LOB	BOTTOM			
Bobby Adams, R (1, 5) OBP: 0.403, SLG: 0.298										2	0	0	0	1	0	2	Detroit Tigers @ Baltimore Orioles Memorial Stadium, Baltimore, MD Sun May 06 1956, 3:33 AM EDT Unknown			
Bob Boyd, L (1, 3) OBP: 0.447, SLG: 0.545										3	1	1	0	1	0	1				
Dave Philley, S (1, 7) OBP: 0.256, SLG: 0.310										3	1	1	1	1	0	2				
Gus Triandos, R (1, 2) OBP: 0.362, SLG: 0.500										4	1	1	3	0	1	3				
Tito Francona, L (1, 9) OBP: 0.208, SLG: 0.234										3	1	0	0	1	0	1				
Billy Gardner, R (1, 4) OBP: 0.256, SLG: 0.390										4	1	2	0	0	0	0				
Chuck Diering, R (1, 8) OBP: 0.429, SLG: 0.490										3	0	0	0	0	0	1				
Willy Miranda, S (1, 6) OBP: 0.214, SLG: 0.231										2	0	0	0	0	0	0				
Bob Hale, L (6, PH) OBP: 0.300, SLG: 0.333										0	0	0	0	1	0	0				
Fred Marsh, R (6, PR) OBP: 0.235, SLG: 0.071										0	0	0	0	0	0	0				
Ray Moore, R (1, 1) OBP: 0.222, SLG: 0.125										2	1	0	0	1	1	1				
George Zuverink, R (8, 1)										0	0	0	0	0	0	0				
Inning Stats	R: 1 E: 0 K: 0 S: 5	H: 2 LOB: 1 BB: 0 P: 5	R: 0 E: 0 K: 0 S: 3	H: 0 LOB: 0 BB: 0 P: 3	R: 0 E: 0 K: 0 S: 3	H: 0 LOB: 2 BB: 2 P: 11	R: 1 E: 0 K: 0 S: 3	H: 1 LOB: 0 BB: 1 P: 7	R: 3 E: 0 K: 0 S: 4	H: 1 LOB: 0 BB: 2 P: 12	R: 1 E: 1 K: 1 S: 6	H: 1 LOB: 1 BB: 1 P: 10	R: 0 E: 0 K: 1 S: 5	H: 0 LOB: 0 BB: 0 P: 5	R: 0 E: 0 K: 0 S: 3	H: 0 LOB: 0 BB: 0 P: 3	1B: 2 2B: 1 3B: 1 HR: 1	SF: 0 SAC: 2 DP: 1 HBP: 0	WP: 0 PB: 0 CS: 0	PA: 34
PITCHER	IP WLS BF H R ER SO BB IBB HBP BLK WP HR S P ERA WHIP																			
Steve Gromek, R (1, 1) ERA: 6.12	7.0 L 31 5 6 5 2 5 5 0 0 0 1 1 29 53 6.43 1.429																			
Al Aber, L (8, 1) ERA:	1.0 3 0 0 0 0 0 0 0 0 0 0 3 3 0.00 0.000																			

AB	31
R	2
H	6
RBI	2
BB	3
SO	6
LOB	16



AB	26
R	6
H	5
RBI	4
BB	6
SO	2
LOB	11



Batter	1	2	3	4	5	6	7	8	9	AB	R	H	RBI	BB	SO	LOB	TOP					
Harvey Kuenn, R (1, 6) OBP: 0.346, SLG: 0.412	5-3				L9				4-3	3	0	0	0	2	0	0	Detroit Tigers @ Baltimore Orioles Memorial Stadium, Baltimore, MD Sun May 06 1956, 3:38 AM EDT Att: 19,473 - Unknown					
Earl Torgeson, L (1, 3) OBP: 0.351, SLG: 0.419	F5		F5				F4		K	5	1	1	1	0	1	6						
Al Kaline, R (1, 9) OBP: 0.299, SLG: 0.438	L5-3		FC5			F2			K	5	1	1	0	0	1	3						
Ray Boone, R (1, 5) OBP: 0.329, SLG: 0.431		5-3				L9				4	1	1	2	0	1	0						
Bill Tuttle, R (1, 8) OBP: 0.354, SLG: 0.532	F7					F6			L7	4	0	1	0	0	0	0						
Charlie Maxwell, L (1, 7) OBP: 0.417, SLG: 0.591							F2		K	3	0	0	0	0	0	1						
Jay Porter, R (8, PH) OBP: 0.286, SLG: 0.333										1	0	0	0	0	1	0						
Jim Small, L (8, 7) OBP: 1.000, SLG: 1.000										0	0	0	0	0	0	0						
Fred Hatfield, L (1, 4) OBP: 0.429, SLG: 0.273					F5		F9			3	0	1	0	1	0	1						
Red Wilson, R (1, 2) OBP: 0.429, SLG: 0.429			SH3-4			5-3				3	0	2	0	0	0	0						
Frank Lary, R (1, 1) OBP: 0.286, SLG: 0.462										1	0	0	0	1	0	0						
Wayne Belardi, L (7, PH) OBP: 0.567, SLG: 1.000										1	0	1	0	0	0	0						
Dick Marlowe, R (7, 1)										0	0	0	0	0	0	0						
Jack Phillips, R (8, PH) OBP: 0.083, SLG: 0.083										1	0	0	0	0	0	2						
Paul Foytack, R (8, 1) OBP: 0.083, SLG: 0.083										0	0	0	0	0	0	0						
Inning Stats	R: 0 E: 0 K: 0 S: 3	H: 0 LOB: 0 BB: 0 P: 3	R: 0 E: 0 K: 0 S: 3	H: 0 LOB: 0 BB: 0 P: 3	R: 0 E: 0 K: 1 S: 4	H: 1 LOB: 2 BB: 2 P: 12	R: 0 E: 0 K: 1 S: 6	H: 1 LOB: 1 BB: 0 P: 6	R: 0 E: 0 K: 0 S: 3	H: 0 LOB: 0 BB: 0 P: 3	R: 1 E: 0 K: 0 S: 4	H: 1 LOB: 0 BB: 0 P: 4	R: 0 E: 0 K: 0 S: 5	H: 2 LOB: 3 BB: 1 P: 9	R: 2 E: 0 K: 1 S: 8	H: 3 LOB: 2 BB: 1 P: 12	R: 0 E: 0 K: 2 S: 7	H: 0 LOB: 0 BB: 0 P: 7	1B: 5 2B: 1 3B: 0 HR: 2	SF: 0 SAC: 1 DP: 0 HBP: 0	WP: 0 PB: 0 SB: 0 CS: 0	PA: 39
PITCHER	IP WLS BF H R ER SO BB IBB HBP BLK WP HR S P ERA WHIP																					
Erv Palica, R (1, 1) ERA: 3.6	7.0 W 30 6 2 2 1 3 0 0 0 0 0 1 29 41 2.57 1.286																					
Harry Dorish, R (8, 1) ERA: 1.93	0.1 2 1 1 1 0 0 0 0 0 0 0 1 2 2 27.00 3.000																					
Fred Besana, L (8, 1) ERA: 5.6	0.2 4 1 0 0 1 1 0 0 0 0 0 0 5 9 0.00 3.000																					
George Zuverink, R (9, 1) ERA: 1.52	1.0 S 3 0 0 0 2 0 0 0 0 0 0 0 7 7 0.00 0.000																					

Batter	1	2	3	4	5	6	7	8	9	AB	R	H	RBI	BB	SO	LOB	BOTTOM				
Bobby Adams, R (1, 5) OBP: 0.379, SLG: 0.275	L9				5-3					4	0	0	0	0	1	3	Detroit Tigers @ Baltimore Orioles Memorial Stadium, Baltimore, MD Sun May 06 1956, 3:38 AM EDT Att: 19,473 - Unknown				
Bob Boyd, L (1, 3) OBP: 0.500, SLG: 0.571										2	1	2	0	2	0	0					
Dave Philley, S (1, 7) OBP: 0.266, SLG: 0.301	F7									2	0	0	0	2	0	4					
Tito Francona, L (1, 9) OBP: 0.211, SLG: 0.235	FC6									4	0	1	3	0	0	4					
Hal Smith, R (1, 2) OBP: 0.380, SLG: 0.489										4	0	0	0	0	2	3					
Billy Gardner, R (1, 4) OBP: 0.234, SLG: 0.356										4	0	0	0	0	2	0					
Chuck Diering, R (1, 8) OBP: 0.438, SLG: 0.364										2	0	0	0	2	0	0					
Willy Miranda, S (1, 6) OBP: 0.220, SLG: 0.236										3	1	1	0	0	0	1					
Erv Palica, R (1, 1) OBP: 0.222, SLG: 0.222										3	2	2	0	0	0	0					
Harry Dorish, R (8, 1)										0	0	0	0	0	0	0					
Fred Besana, R (8, 1)										0	0	0	0	0	0	0					
George Zuverink, R (9, 1)										0	0	0	0	0	0	0					
Inning Stats	R: 0 E: 0 K: 0 S: 4	H: 1 LOB: 1 BB: 0 P: 4	R: 0 E: 0 K: 1 S: 5	H: 0 LOB: 0 BB: 0 P: 5	R: 2 E: 0 K: 1 S: 8	H: 3 LOB: 2 BB: 1 P: 12	R: 0 E: 0 K: 0 S: 2	H: 0 LOB: 0 BB: 1 P: 6	R: 2 E: 1 K: 1 S: 6	H: 1 LOB: 1 BB: 2 P: 14	R: 0 E: 0 K: 0 S: 3	H: 0 LOB: 0 BB: 0 P: 3	R: 0 E: 0 K: 0 S: 4	H: 1 LOB: 2 BB: 1 P: 8	R: 0 E: 0 K: 2 S: 6	H: 0 LOB: 0 BB: 1 P: 10		1B: 6 2B: 0 3B: 0 HR: 0	SF: 0 SAC: 0 DP: 0 HBP: 0	WP: 0 PB: 0 SB: 0 CS: 1	PA: 35
PITCHER	IP WLS BF H R ER SO BB IBB HBP BLK WP HR S P ERA WHIP																				
Frank Lary, R (1, 1) ERA: 3.35	6.0 L 26 5 4 3 3 4 0 0 0 0 0 0 0 28 44 4.50 1.500																				
Dick Marlowe, R (7, 1) ERA: 3.6	1.0 5 1 0 0 0 1 0 0 0 0 0 0 4 8 0.00 2.000																				
Paul Foytack, R (8, 1) ERA: 3.55	1.0 3 0 0 0 0 2 1 0 0 0 0 0 0 6 10 0.00 1.000																				

Batter	1	2	3	4	5	6	7	8	9	AB	R	H	RBI	BB	SO	LOB	TOP										
Harvey Kuenn, R OBP: 0.337, SLG: 0.397 (1, 6)	F9		FC1-6		5-3			FC6-4 1B	L6-3	5	0	1	0	0	0	4											
Jack Phillips, R OBP: 0.063, SLG: 0.063 (1, 3)	5-3		F9				4-3	K		4	0	0	0	0	1	3											
Al Kaline, R OBP: 0.296, SLG: 0.429 (1, 9)	1B			L6-3		L4		FC6-4 1B		4	1	1	1	0	0	1											
Ray Boone, R OBP: 0.338, SLG: 0.426 (1, 5)	5-3			5-3				1B		3	0	1	0	1	0	1											
Bill Tuttle, R OBP: 0.349, SLG: 0.519 (1, 8)		1-3		K			5-3			4	0	1	1	0	1	1											
Jay Porter, R OBP: 0.182, SLG: 0.200 (1, 7)		4-3			5-3					4	0	0	0	0	0	2											
Jim Small, L OBP: 1.000, SLG: 1.000 (8, 7)							F9	F4		0	0	0	0	0	0	0											
Buddy Hicks, S (1, 4)										3	0	0	0	0	0	0											
Wayne Belardi, L OBP: 0.700, SLG: 1.000 (9, PH)		G3			4-3					1	0	1	0	0	0	0											
Earl Torgeson, L OBP: 0.351, SLG: 0.419 (9, PR)									SH3-4 1B	0	1	0	0	0	0	0											
Al Aber, L (9, 1)										0	0	0	0	0	0	0											
Red Wilson, R OBP: 0.400, SLG: 0.400 (1, 2)			5-3			2B	1B		SH3-4	3	0	1	0	0	0	0											
Virgil Trucks, R OBP: 1.000, SLG: 1.667 (1, 1)										3	1	3	0	0	0	0											
Frank House, L OBP: 0.283, SLG: 0.420 (9, PH)										1	0	1	1	0	0	0											
Fred Hatfield, L OBP: 0.429, SLG: 0.273 (9, PR)			FC1-6 1B				1-3 2B	1B FC6-4 2B	L6-3 1B	0	0	0	0	0	0	0											
Inning Stats	R: 0 E: 0 K: 0 S: 4	H: 1 LOB: 1 BB: 0 P: 4	R: 0 E: 0 K: 0 S: 3	H: 0 LOB: 0 BB: 0 P: 3	R: 0 E: 0 K: 0 S: 4	H: 1 LOB: 1 BB: 0 P: 4	R: 0 E: 0 K: 1 S: 5	H: 0 LOB: 0 BB: 0 P: 5	R: 0 E: 0 K: 0 S: 3	H: 0 LOB: 1 BB: 1 P: 7	R: 0 E: 0 K: 0 S: 3	H: 0 LOB: 0 BB: 0 P: 3	R: 2 E: 0 K: 1 S: 9	H: 4 LOB: 2 BB: 0 P: 9	R: 1 E: 0 K: 0 S: 4	H: 2 LOB: 1 BB: 0 P: 4	1B: 8 2B: 3 3B: 0 HR: 0	SF: 0 SAC: 1 DP: 1 HBP: 0	WP: 0 PA: 37 PB: 0 SB: 0 CS: 0								
PITCHER	IP	WLS	BF	H	R	ER	SO	BB	IBB	HBP	BLK	WP	HR	S	P	ERA	WHIP										
Bill Wight, L ERA: 10.47 (1, 1)	8.1		36	10	3	3	2	1	0	0	0	0	0	39	43	3.24	1.320										
George Zuverink, R ERA: 1.45 (9, 1)	0.2	W	1	0	0	0	0	0	0	0	0	0	0	1	1	0.00	0.000										

Detroit Tigers @ Baltimore Orioles
Memorial Stadium, Baltimore, MD
Mon May 07 1956, 3:33 AM EDT
Att: 5,541 - Unknown

AB 35
R 3
H 10
RBI 3
BB 1
SO 2
LOB 12

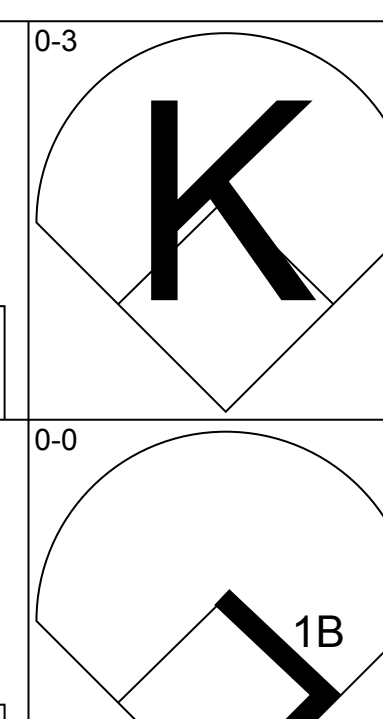
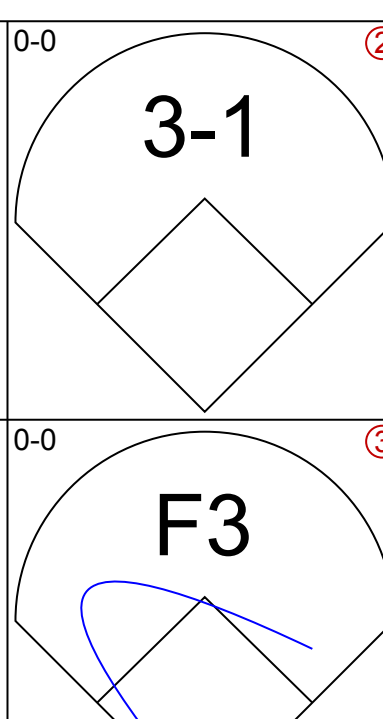
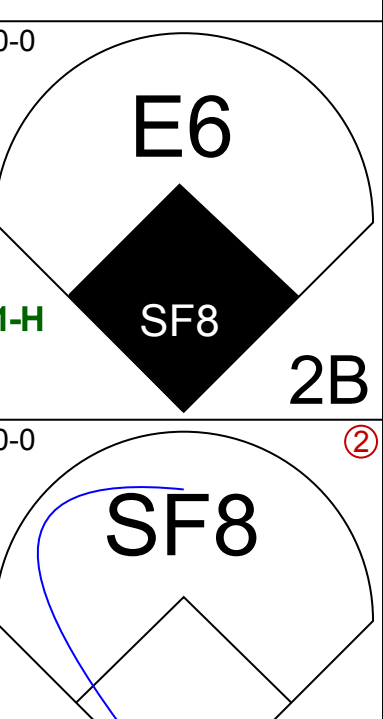
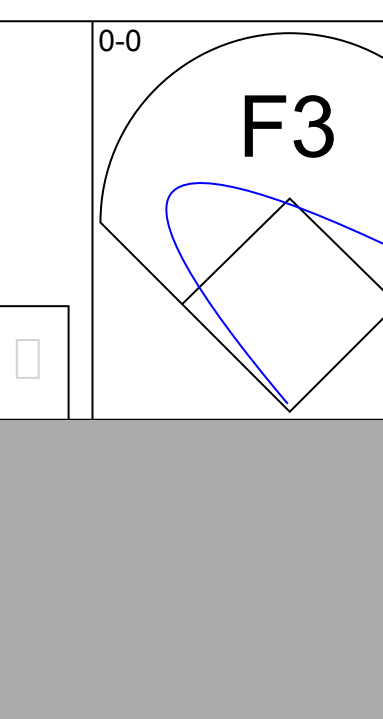
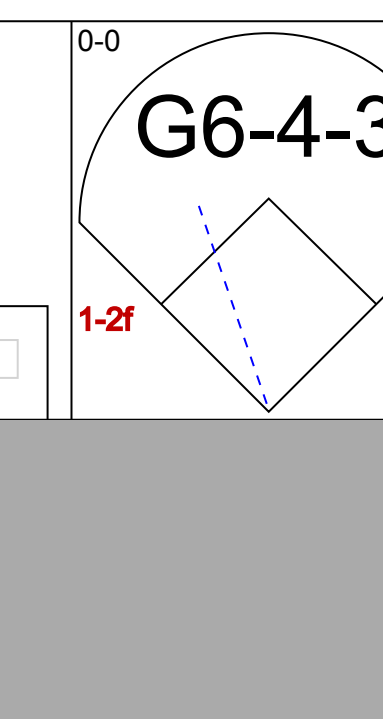
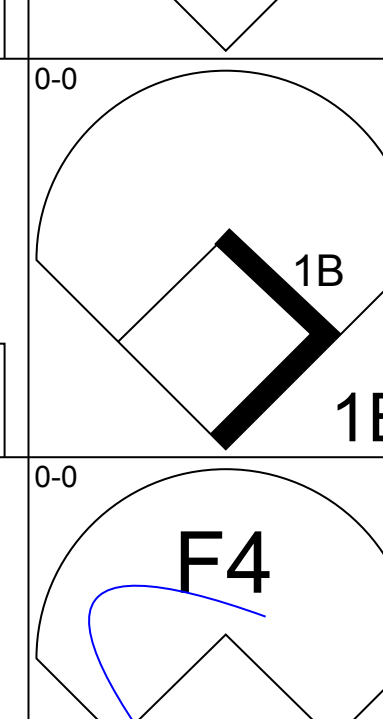

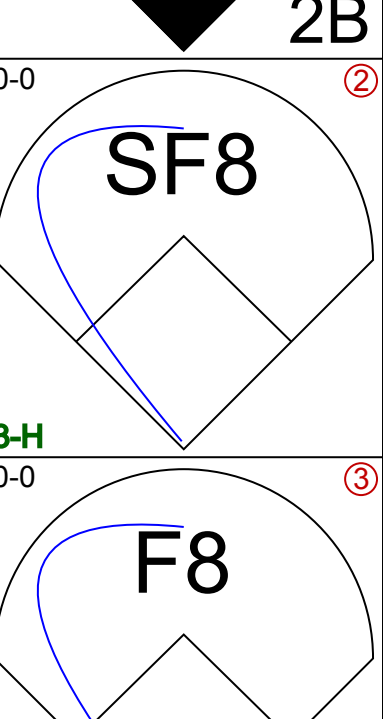
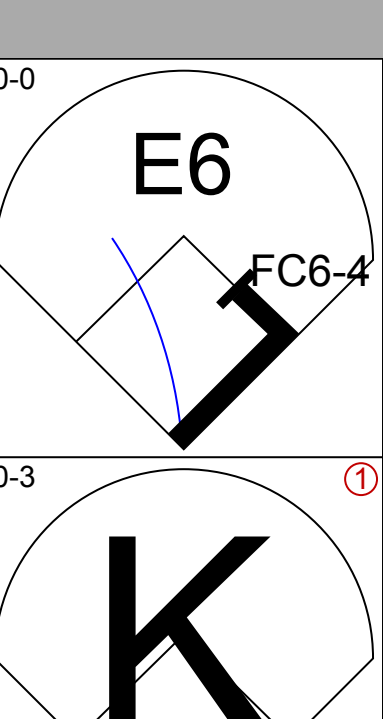
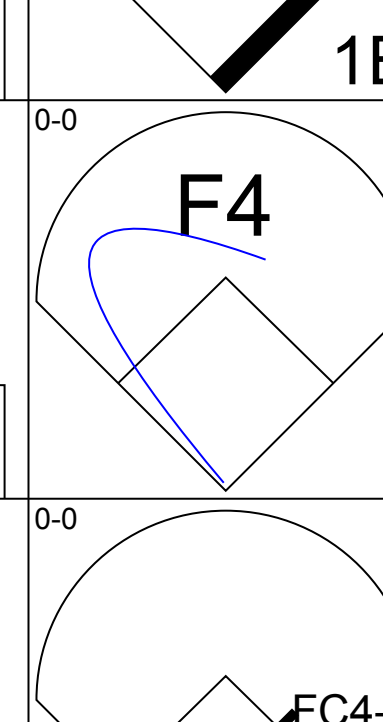
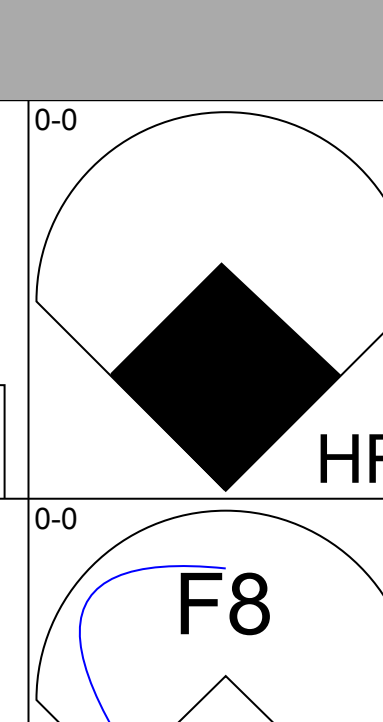
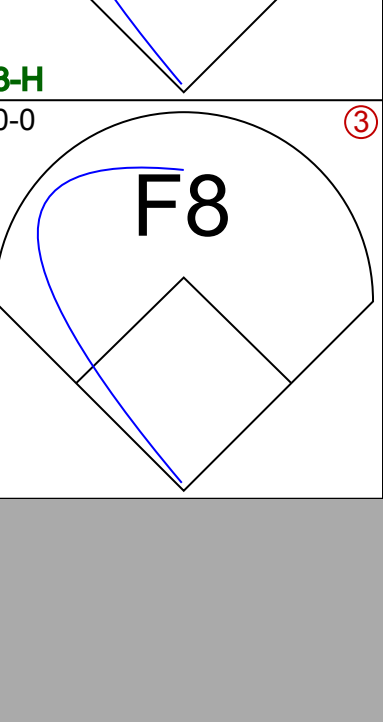
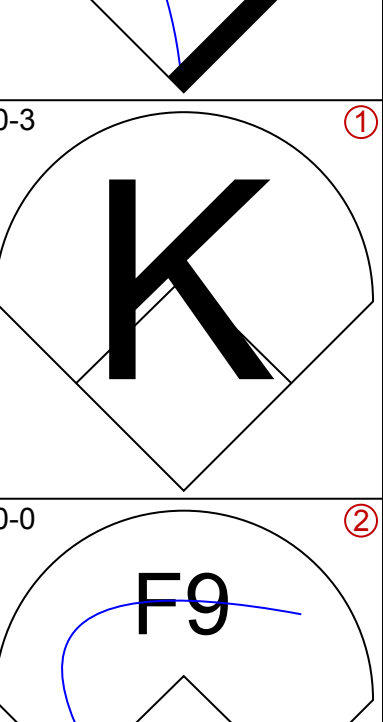
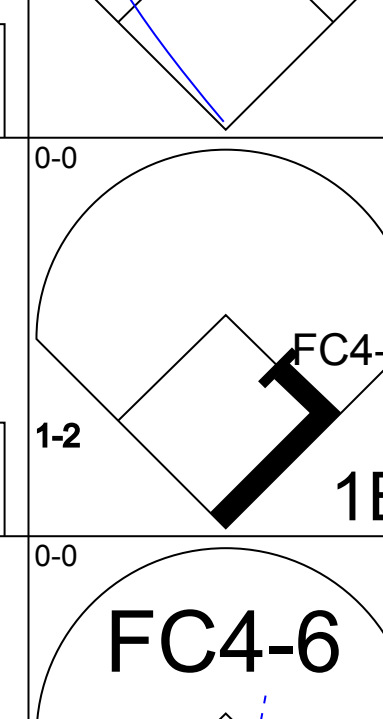
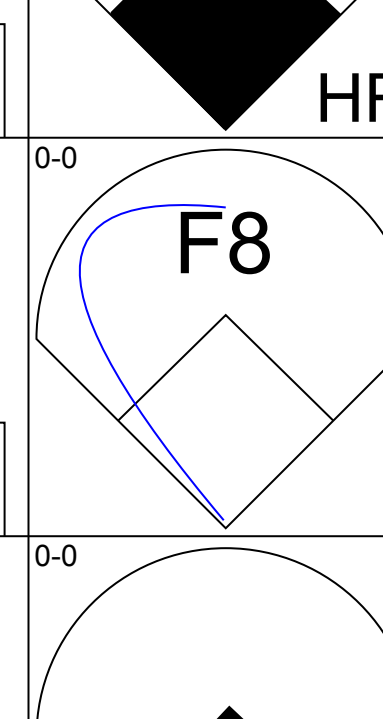
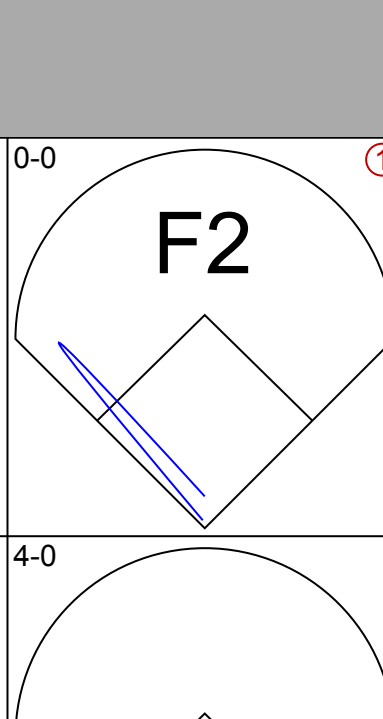
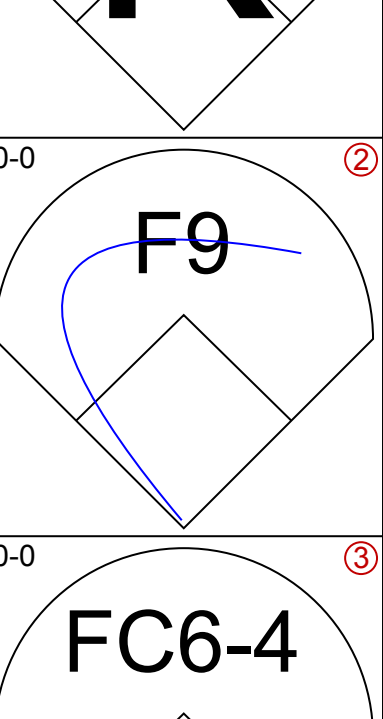
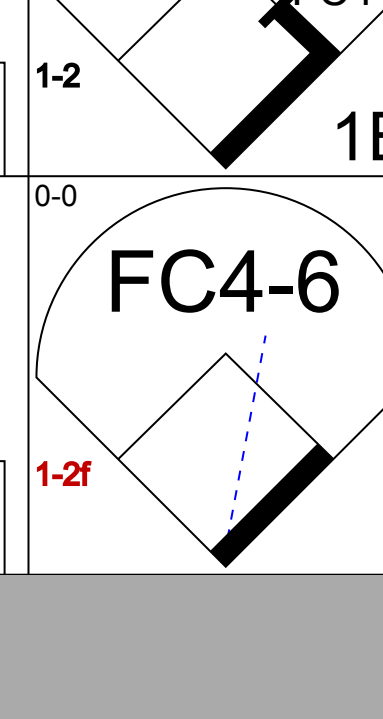
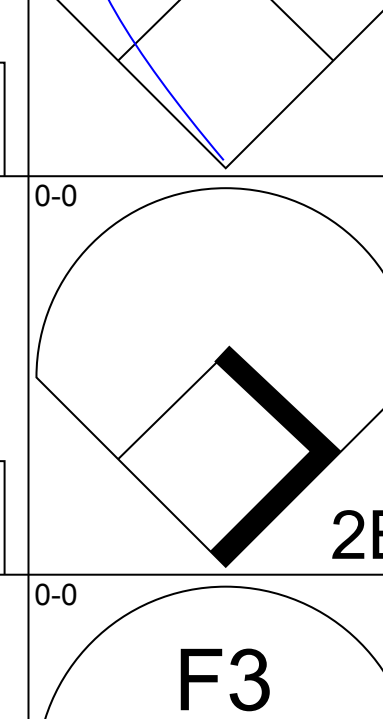
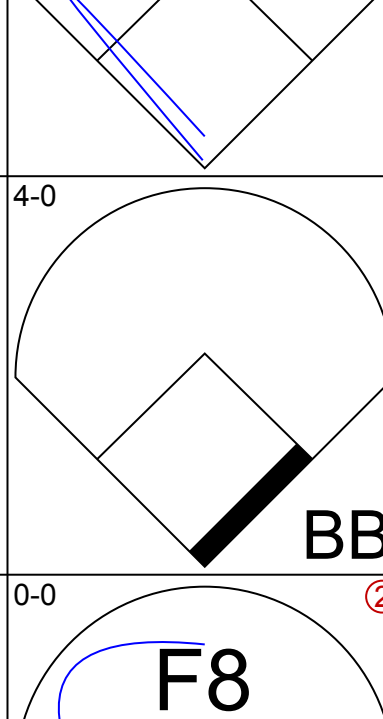
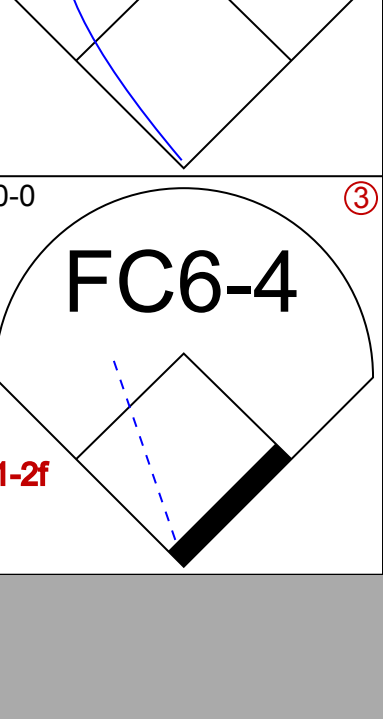
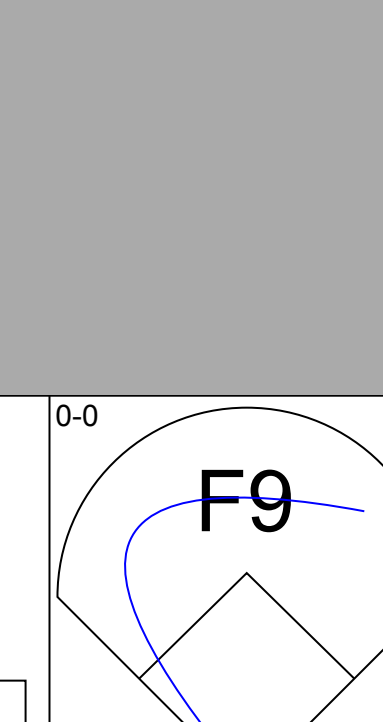
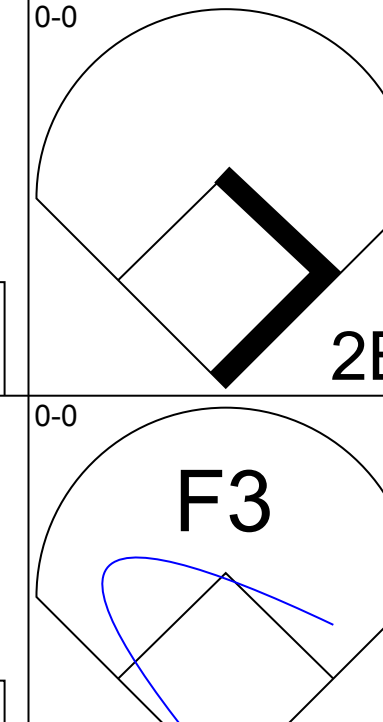
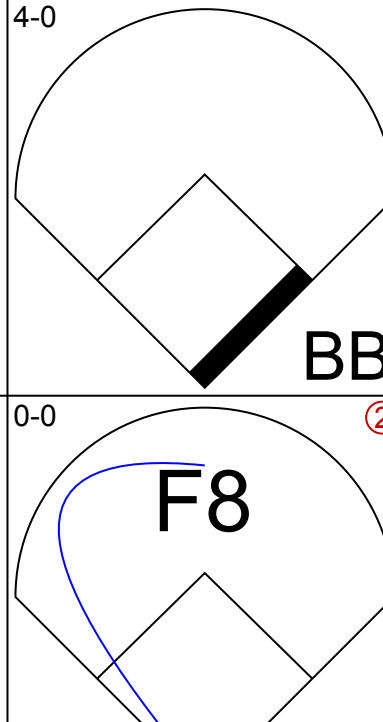
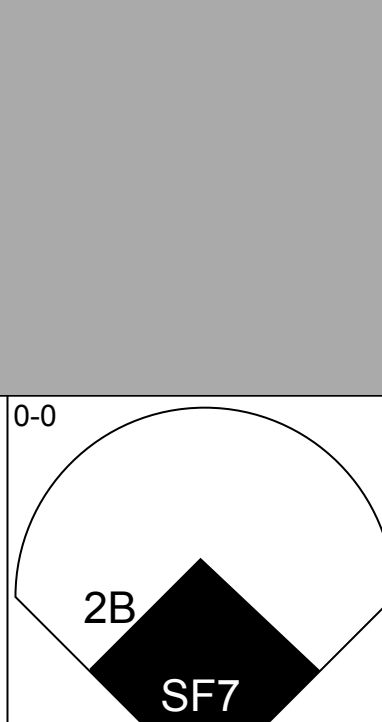
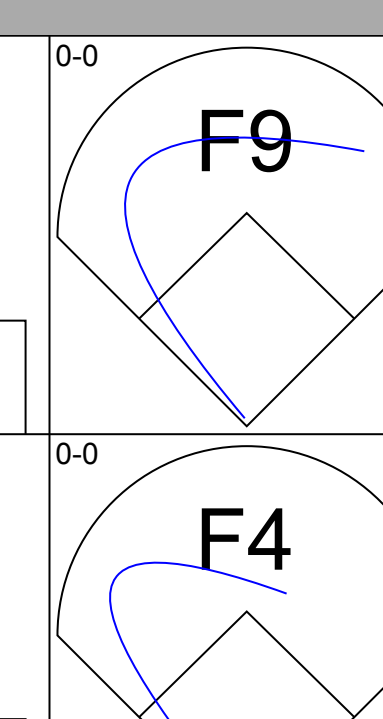
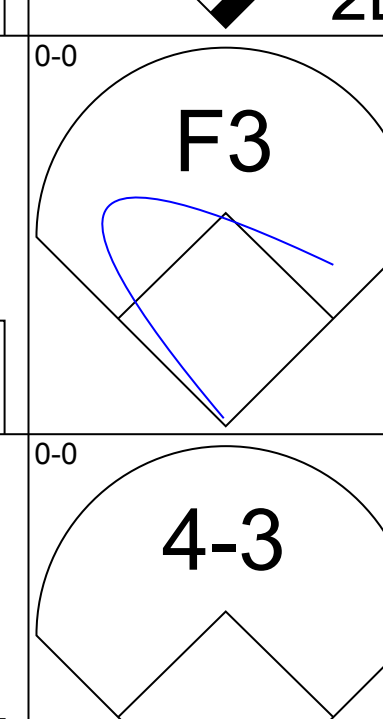
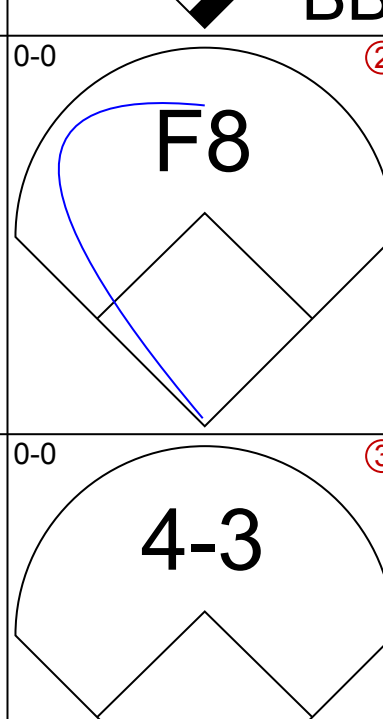
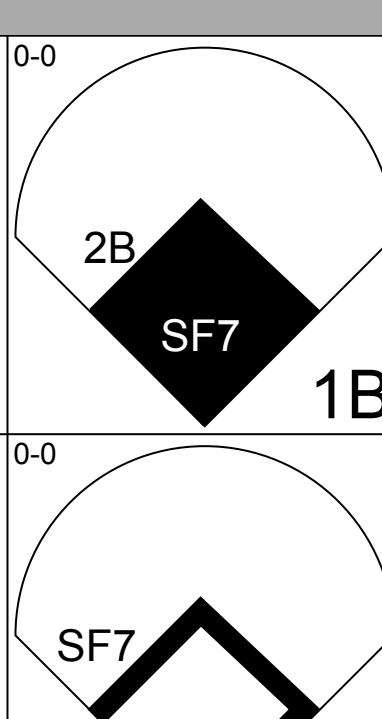
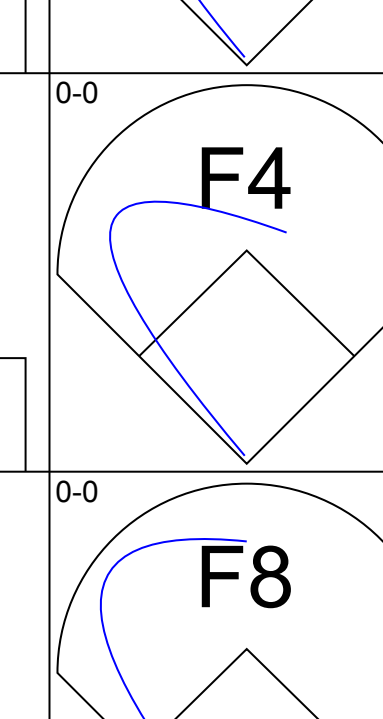
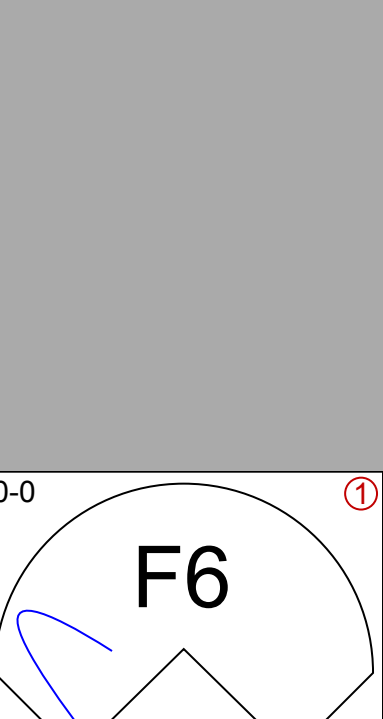

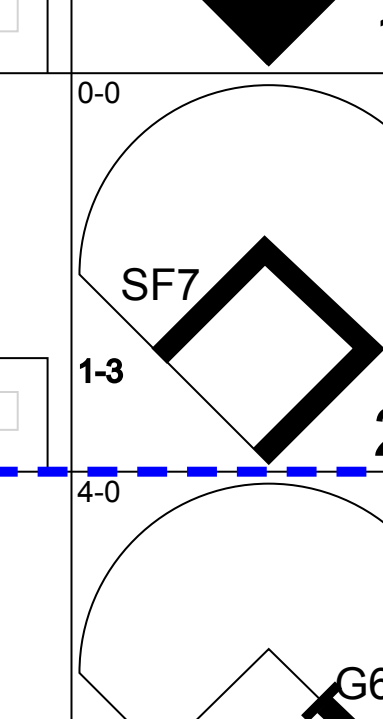
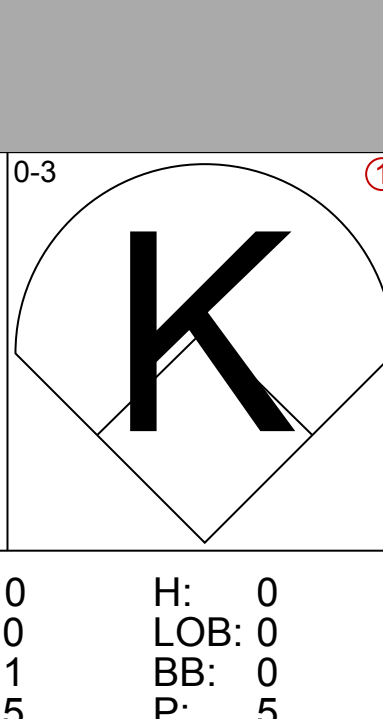
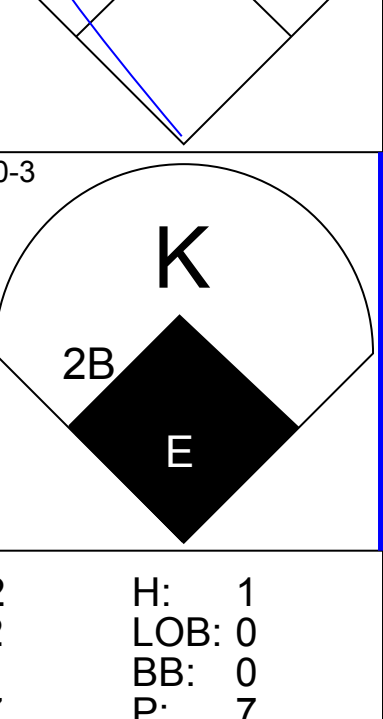
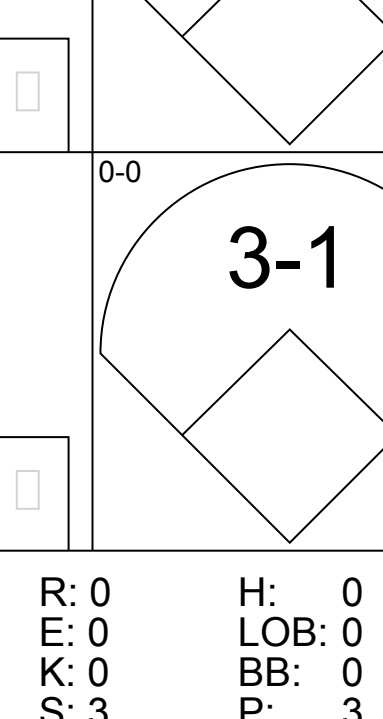
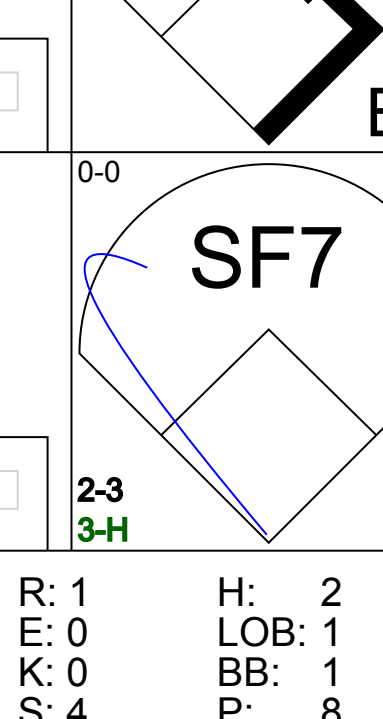


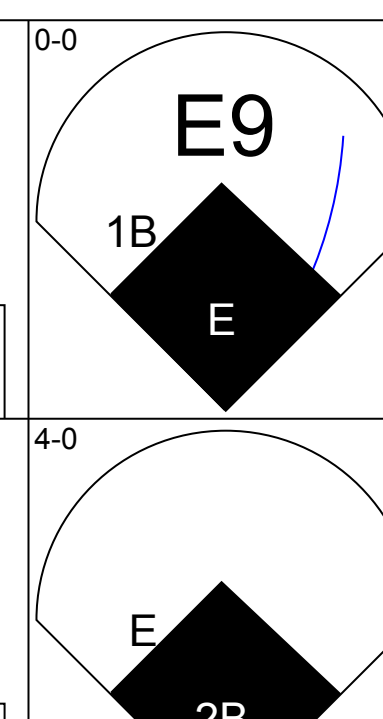
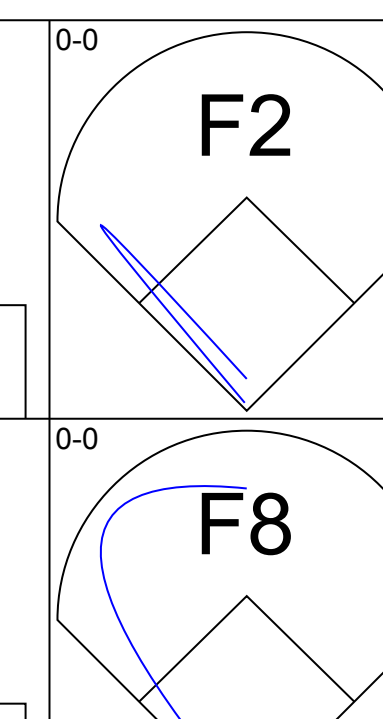
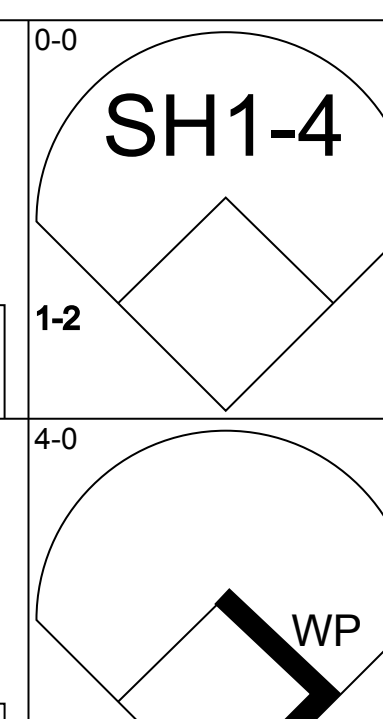
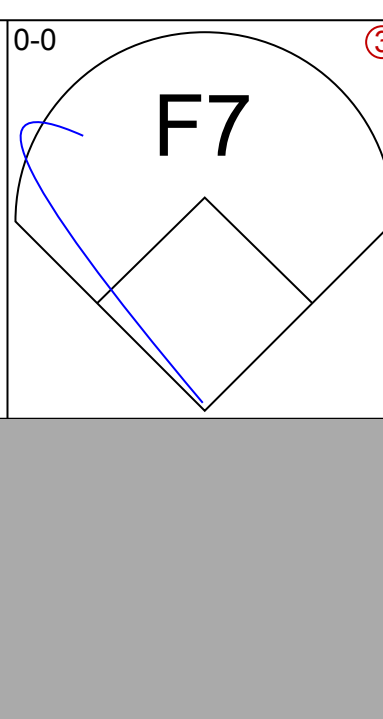
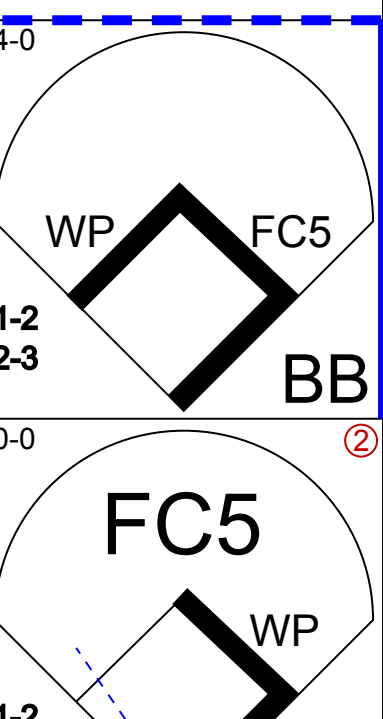
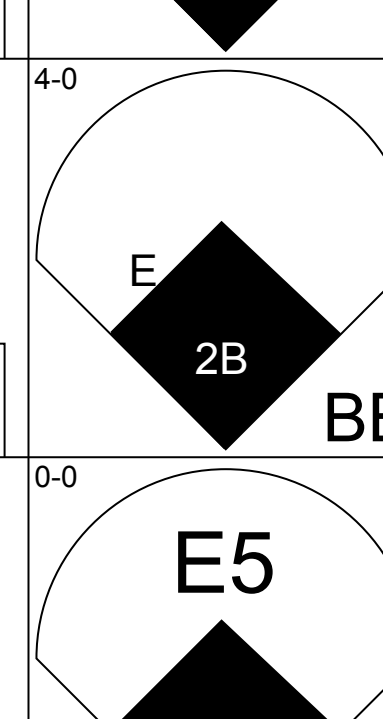
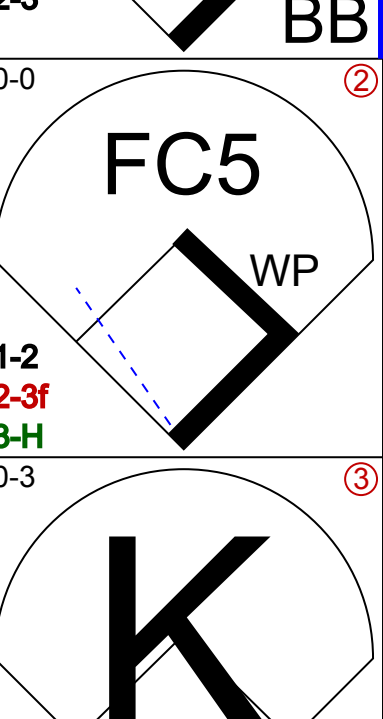
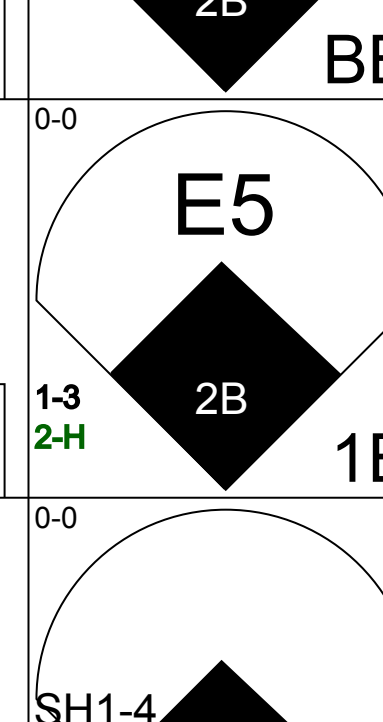
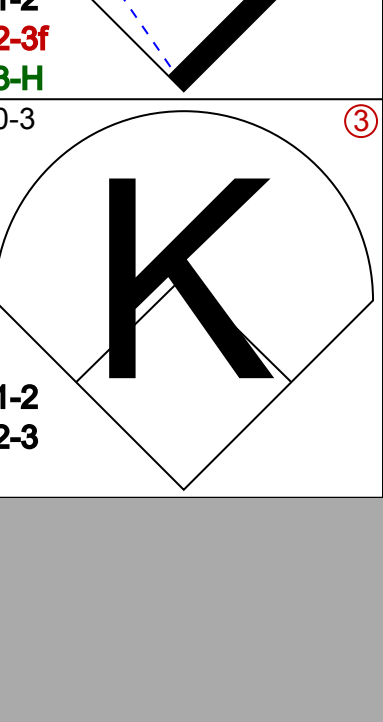
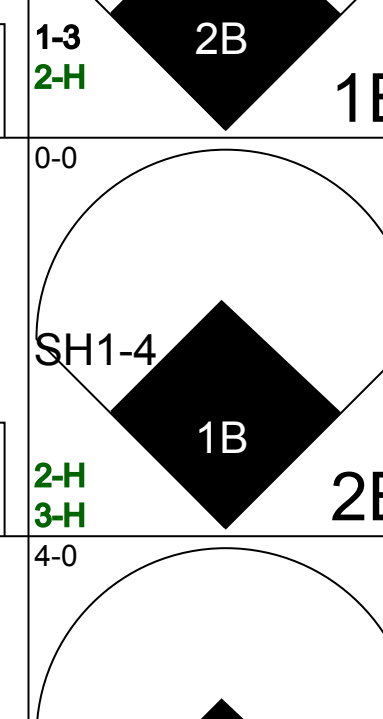

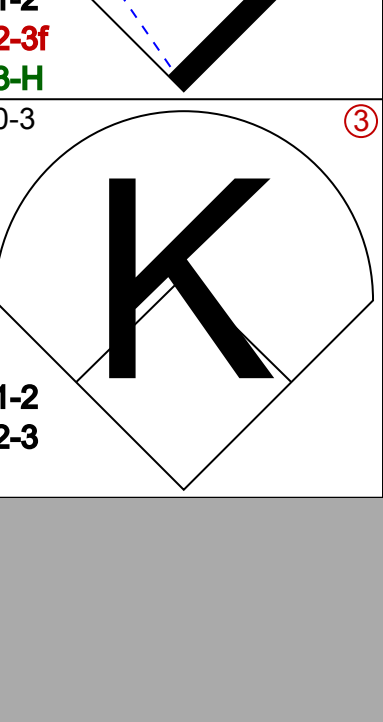





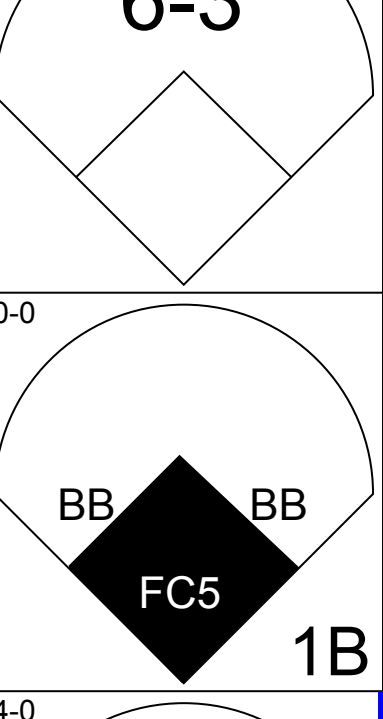

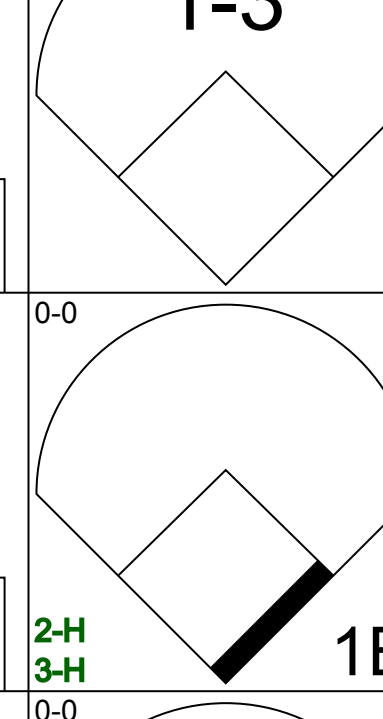

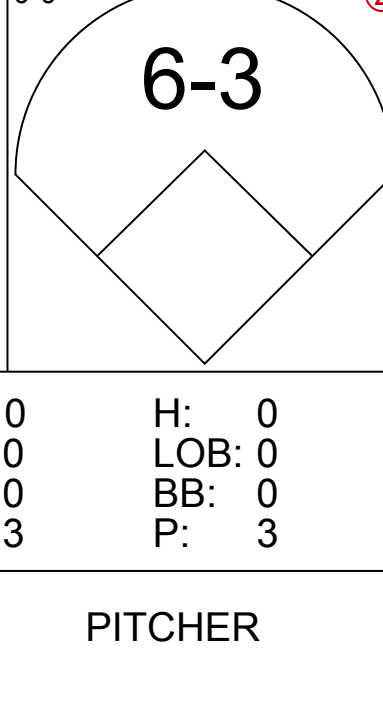
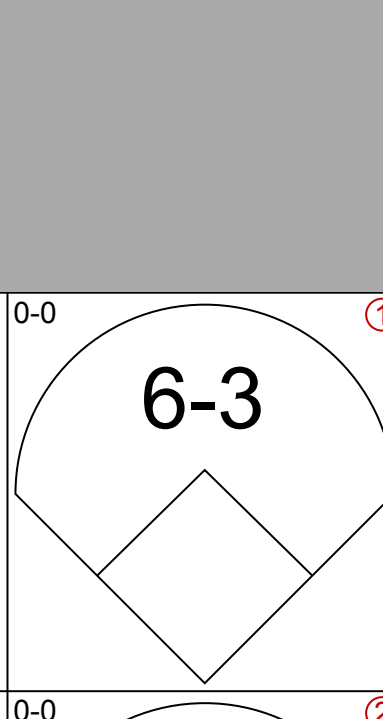
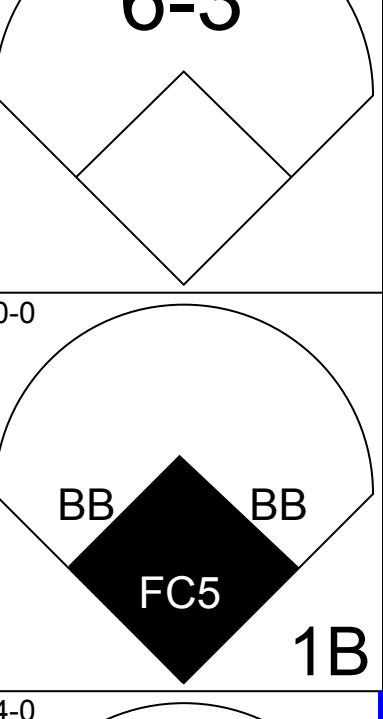
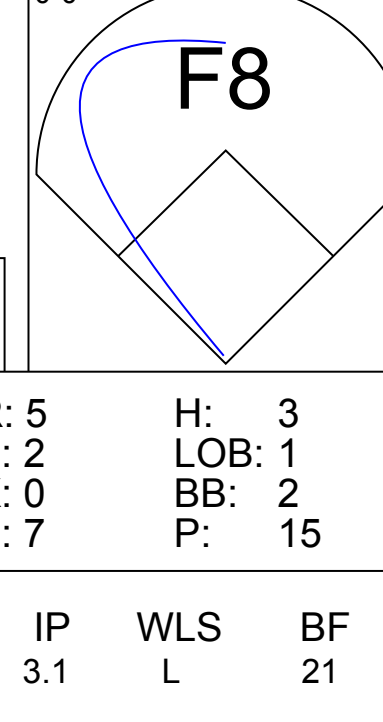


Batter	1	2	3	4	5	6	7	8	9	AB	R	H	RBI	BB	SO	LOB	BOTTOM										
Bobby Adams, R OBP: 0.400, SLG: 0.269 (1, 5)	1B	FC6-4			SH2-4					1	1	0	0	3	0	1											
Bob Boyd, L OBP: 0.476, SLG: 0.538 (1, 3)	1B		5-3		F8		G4-6-3 BB		SH5-3 BB	4	0	1	0	0	0	2											
Dave Philley, S OBP: 0.287, SLG: 0.312 (1, 7)	F2		L9							4	1	2	1	1	0	2											
Tito Francona, L OBP: 0.213, SLG: 0.236 (1, 9)										4	0	1	0	0	0	2											
Jim Dyck, R OBP: 0.433, SLG: 0.318 (9, PH)	1B		3-1		4-3					0	0	0	0	1	0	0											
Gus Triandos, R OBP: 0.370, SLG: 0.515 (1, 2)	K									4	0	2	1	0	2	3											
Hal Brown, R OBP: 1.000, SLG: 2.000 (8, PR)										0	1	0	0	0	0	0											
Hal Smith, R OBP: 0.392, SLG: 0.500 (9, 2)										1	0	1	1	0	0	0											
Billy Gardner, R OBP: 0.240, SLG: 0.340 (1, 4)	F8				L7					2	0	0	0	1	0	3											
Chuck Diering, R OBP: 0.472, SLG: 0.375 (1, 8)			F4							2	0	1	1	2	0	0											
Willy Miranda, S OBP: 0.213, SLG: 0.228 (1, 6)										2	0	0	0	0	0	1											
Bob Hale, L OBP: 0.273, SLG: 0.300 (6, PH)		F5			F8					1	0	0	0	0	0	2											
Fred Marsh, R OBP: 0.222, SLG: 0.067 (7, 6)										1	0	0	0	0	1	2											
Bill Wight, L OBP: 0.333, SLG: 0.200 (1, 1)										3	1	1	0	1	2	2											
George Zuverink, R ERA: 1.59 (9, 1)			FC6-4 1B						SH2-4 1B	0	0	0	0	0	0	0											
Inning Stats	R: 0 E: 0 K: 1 S: 7	H: 2 LOB: 3 BB: 1 P: 11	R: 0 E: 0 K: 0 S: 4	H: 1 LOB: 1 BB: 0 P: 4	R: 0 E: 0 K: 0 S: 3	H: 0 LOB: 0 BB: 0 P: 3	R: 0 E: 0 K: 1 S: 5	H: 0 LOB: 1 BB: 1 P: 9	R: 1 E: 0 K: 0 S: 4	H: 1 LOB: 1 BB: 1 P: 8	R: 0 E: 0 K: 0 S: 3	H: 1 LOB: 1 BB: 1 P: 7	R: 0 E: 0 K: 1 S: 4	H: 0 LOB: 0 BB: 0 P: 8	R: 2 E: 0 K: 2 S: 10	H: 3 LOB: 2 BB: 1 P: 14	R: 1 E: 0 K: 0 S: 2	H: 1 LOB: 3 BB: 3 P: 14	1B: 8 2B: 2 3B: 0 HR: 0	SF: 0 SAC: 3 DP: 2 HBP: 0	WP: 0 PA: 41 PB: 0 SB: 0 CS: 0						
PITCHER	IP	WLS	BF	H	R	ER	SO	BB	IBB	HBP	BLK	WP	HR	S	P	ERA	WHIP										
Virgil Trucks, R ERA: 5.73 (1, 1)	8.0		36	8	3	3	5	5	1	0	0	0	0	40	64	3.38	1.625										
Al Aber, L ERA: 1.59 (9, 1)	0.1	L	5	1	1	1	0	2	1	0	0	0	0	2	14	27.00	9.000										

Detroit Tigers @ Baltimore Orioles
Memorial Stadium, Baltimore, MD
Mon May 07 1956, 3:33 AM EDT
Att: 5,541 - Unknown

AB 29
R 4
H 9
RBI 4
BB 9
SO 5
LOB 20



Batter	1	2	3	4	5	6	7	8	9	AB	R	H	RBI	BB	SO	LOB	TOP					
Spook Jacobs, R OBP: 0.397, SLG: 0.259 (1, 4)					 SF8 2B				 1-2f	5	1	1	0	0	1	2	Kansas City Athletics @ Baltimore Orioles Memorial Stadium, Baltimore, MD Tue May 08 1956, 3:33 AM EDT Att: 10,241 - Unknown AB 33 R 4 H 7 RBI 3 BB 2 SO 4 LOB 12					
Enos Slaughter, L OBP: 0.404, SLG: 0.452 (1, 9)					 3H			 FC6-4		3	0	1	1	0	0	0						
Gus Zernial, R OBP: 0.441, SLG: 0.603 (1, 7)					 6-0					4	1	1	1	0	1	2						
Harry Simpson, L OBP: 0.282, SLG: 0.471 (1, 8)										4	0	1	0	0	0	1						
Hector Lopez, R OBP: 0.367, SLG: 0.536 (1, 5)								 1-2f		3	0	1	0	1	0	3						
Tim Thompson, L OBP: 0.313, SLG: 0.400 (1, 2)									 SF7 1B	4	1	1	0	0	0	2						
Joe Demaestri, R OBP: 0.286, SLG: 0.352 (1, 6)									 1-3	4	0	1	0	0	0	2						
Rance Pless, R OBP: 0.158, SLG: 0.211 (9, PH)									 BB	3	0	0	0	0	0	0						
Joe Ginsberg, L OBP: 0.235, SLG: 0.368 (8, 1)										0	0	0	0	1	0	0						
Art Ceccarelli, R (1, 1)					 2B E				 2-3 3-H	1	0	0	0	0	1	0						
Bill Harrington, R (4, 1)										0	0	0	0	0	0	0						
Mike Baxes, R OBP: 0.386, SLG: 0.220 (5, PH)										0	1	1	0	0	0	0						
Arnie Portocarrero, R (5, 1)										0	0	0	0	0	0	0						
Elmer Valo, L OBP: 0.125, SLG: 0.143 (7, PH)										0	0	0	0	0	0	0						
Moe Burttsch, R OBP: 0.209, SLG: 0.250 (7, 1)										0	0	0	0	0	0	0						
Tommy Lasorda, L (8, 1)										0	0	0	0	0	0	0						
Jim Finigan, R OBP: 0.205, SLG: 0.280 (9, PH)										0	0	0	1	0	0	0						
Inning Stats	R: 0 E: 0 K: 1 S: 7	H: 2 LOB: 2 BB: 0 P: 7	R: 0 E: 0 K: 0 S: 3	H: 0 LOB: 0 BB: 0 P: 3	R: 0 E: 0 K: 1 S: 5	H: 0 LOB: 0 BB: 0 P: 5	R: 1 E: 0 K: 0 S: 5	H: 2 LOB: 1 BB: 0 P: 5	R: 2 E: 2 K: 1 S: 7	H: 1 LOB: 0 BB: 0 P: 7	R: 0 E: 0 K: 0 S: 3	H: 0 LOB: 1 BB: 1 P: 7	R: 0 E: 0 K: 0 S: 3	H: 0 LOB: 0 BB: 0 P: 3	R: 0 E: 1 K: 1 S: 6	H: 0 LOB: 1 BB: 1 P: 6	R: 0 E: 0 K: 0 S: 4	H: 2 LOB: 1 BB: 1 P: 8	1B: 3 2B: 3 3B: 0 HR: 1	SF: 2 SAC: 0 DP: 1 HBP: 0	WP: 0 PB: 0 SB: 0 CS: 0	PA: 37
PITCHER	IP WLS BF H R ER SO BB IBB HBP BLK WP HR S P ERA WHIP	IP WLS BF H R ER SO BB IBB HBP BLK WP HR S P ERA WHIP																				
Hal Brown, R ERA: 2.63 (1, 1)	8.0 W 34 7 4 2 4 1 0 0 0 0 1 41 45 2.25 1.000																					
George Zuverink, R ERA: 1.42 (9, 1)	1.0 S 3 0 0 0 0 1 0 0 0 0 0 2 6 0.00 1.000																					


Batter	1	2	3	4	5	6	7	8	9	AB	R	H	RBI	BB	SO	LOB	BOTTOM	
Bobby Adams, R OBP: 0.384, SLG: 0.255 (1, 5)								 BB		3	1	0	0	0	0	0	Kansas City Athletics @ Baltimore Orioles Memorial Stadium, Baltimore, MD Tue May 08 1956, 3:33 AM EDT Att: 10,241 - Unknown AB 29 R 7 H 8 RBI 6 BB 6 SO 5 LOB 15	
Bob Hale, L OBP: 0.333, SLG: 0.300 (8, PH)								 BB		0	0	0	0	1	0	0		
Wayne Causey, L OBP: 0.250, SLG: 0.118 (8, PR)								 BB		0	0	0	0	0	0	0		
Jim Dyck, R OBP: 0.455, SLG: 0.304 (1, 7)				 BB				 WP		1	1	0	0	2	0	0		
Tito Francona, L OBP: 0.210, SLG: 0.232 (7, 9)								 WP		1	0	0	0	0	0	0		
Jim Pyburn, R OBP: 0.243, SLG: 0.343 (8, PH)								 WP		1	0	0	1	0	0	2		
Dave Philley, S OBP: 0.304, SLG: 0.321 (1, 9)				 IBB						4	1	2	0	1	1	2		
Gus Triandos, R OBP: 0.377, SLG: 0.529 (1, 3)				 1-2f						4	1	2	2	0	1	3		
Billy Gardner, R OBP: 0.284, SLG: 0.333 (1, 4)										1	2	0	0	1	0	0		
Bob Boyd, L OBP: 0.468, SLG: 0.525 (7, PH)										1	0	0	0	0	1	2		
Fred Marsh, R OBP: 0.222, SLG: 0.067 (8, 4)			 HBP							0	0	0	0	0	0	0		
Hal Smith, R OBP: 0.389, SLG: 0.490 (1, 2)										3	0	1	0	0	1	2		
Chuck Diering, R OBP: 0.436, SLG: 0.333 (1, 8)										3	0	0	1	0	0	2		
Willy Miranda, S OBP: 0.231, SLG: 0.246 (1, 6)										4	1	2	2	0	1	1		
Hal Brown, R OBP: 0.600, SLG: 0.750 (1, 1)				 SH1-4 1B				 BB		3	0	1	0	1	0	1		
George Zuverink, R (9, 1)								 BB		0	0	0	0	0	0	0		
Inning Stats	R: 5 E: 2 K: 0 S: 7	H: 3 LOB: 1 BB: 2 P: 15	R: 0 E: 0 K: 0 S: 3	H: 0 LOB: 0 BB: 0 P: 3	R: 1 E: 0 K: 2 S: 8	H: 1 LOB: 1 BB: 0 P: 9	R: 0 E: 0 K: 0 S: 3	H: 1 LOB: 2 BB: 2 P: 11	R: 0 E: 0 K: 0 S: 3	H: 0 LOB: 0 BB: 0 P: 3	R: 0 E: 0 K: 2 S: 9	H: 2 LOB: 2 BB: 0 P: 9	R: 1 E: 0 K: 1 S: 6	H: 1 LOB: 3 BB: 2 P: 14	1B: 7 2B: 1 3B: 0 HR: 0	SF: 0 SAC: 3 DP: 1 HBP: 1	WP: 2 PB: 0 SB: 0 CS: 0	PA: 39
PITCHER	IP WLS BF H R ER SO BB IBB HBP BLK WP HR S P ERA WHIP	IP WLS BF H R ER SO BB IBB HBP BLK WP HR S P ERA WHIP																
Art Ceccarelli, L ERA: 9.0 (1, 1)	3.1 L 21 5 6 3 2 3 1 0 0 0 0 0 1 1 0.00 0.000																	
Bill Harrington, R ERA: 5.4 (4, 1)	0.2 1 0 0 0 0 0 0 0 0 0 0 0 6 6 0.00 0.000																	
Arnie Portocarrero, R ERA: 7.5 (5, 1)	2.0 6 0 0 0 0 0 0 0 0 0 0 0 11 15 0.00 0.000																	
Moe Burttsch, R ERA: 2.25 (7, 1)	1.1 8 3 1 1 2 1 0 0 0 0 0 0 11 15 6.75 3.000																	
Tommy Lasorda, L ERA: 2.08 (8, 1)	0.2 3 0 0 0 1 1 0 0 0 0 1 0 4 8 0.00 1.500																	

Batter	1	2	3	4	5	6	7	8	9	AB	R	H	RBI	BB	SO	LOB	TOP											
Spook Jacobs, R OBP: 0.365, SLG: 0.290 (1, 4)										4	0	2	0	0	0	1	Kansas City Athletics @ Baltimore Orioles Memorial Stadium, Baltimore, MD Wed May 09 1956, 3:33 AM EDT Att: 9,493 - Unknown livebaseballscorecards.com											
Hector Lopez, R OBP: 0.344, SLG: 0.508 (1, 8)										3	0	0	1	0	0	1												
Gus Zernial, R OBP: 0.431, SLG: 0.581 Bill Renna, R OBP: 0.273, SLG: 0.636 (8, PR) (8, 7)										4	0	1	0	0	1	2												
Harry Simpson, L OBP: 0.293, SLG: 0.486 (1, 9)										4	1	2	0	0	2	2												
Jim Finigan, R OBP: 0.343, SLG: 0.276 (1, 5)										4	1	1	1	0	0	3												
Joe Ginsberg, L OBP: 0.292, SLG: 0.357 (1, 2)										4	0	1	0	0	0	2												
Joe Demaestri, R OBP: 0.283, SLG: 0.345 (1, 6)										4	1	1	1	0	1	0												
Rance Pless, R OBP: 0.174, SLG: 0.217 (1, 3)										4	0	1	0	0	1	2												
Art Ditmar, R OBP: 0.231, SLG: 0.231 (1, 1)										4	1	1	1	0	0	1												
Inning Stats	R: 0 E: 0 K: 1 S: 6	H: 1 LOB: 1 BB: 0 P: 6	R: 0 E: 0 K: 0 S: 3	H: 0 LOB: 0 BB: 0 P: 3	R: 1 E: 0 K: 1 S: 7	H: 2 LOB: 1 BB: 0 P: 7	R: 3 E: 0 K: 0 S: 7	H: 5 LOB: 1 BB: 0 P: 7	R: 0 E: 0 K: 2 S: 4	H: 0 LOB: 0 BB: 0 P: 7	R: 0 E: 0 K: 0 S: 3	H: 0 LOB: 0 BB: 0 P: 3	R: 0 E: 0 K: 1 S: 6	H: 1 LOB: 2 BB: 0 P: 6	R: 0 E: 0 K: 0 S: 3	H: 0 LOB: 0 BB: 0 P: 3		1B: 8 2B: 2 3B: 0 HR: 0	SF: 1 SAC: 0 DP: 0 HBP: 0	WP: 1 PB: 0 SB: 3 CS: 2	PA: 36							
PITCHER	IP	WLS	BF	H	R	ER	SO	BB	IBB	HBP	BLK	WP	HR	S	P	ERA	WHIP											
Jim Wilson, R ERA: 4.34 Babe Birrer, R ERA: 5.4	(1, 1)	8.0	L	33	10	4	4	5	0	0	0	0	1	0	43	43	4.50	1.250										

Batter	1	2	3	4	5	6	7	8	9	AB	R	H	RBI	BB	SO	LOB	BOTTOM										
Bobby Adams, R OBP: 0.373, SLG: 0.246 Bob Hale, L OBP: 0.357, SLG: 0.417 (6, PH) (7, 3)										2	0	0	0	0	1	1	Kansas City Athletics @ Baltimore Orioles Memorial Stadium, Baltimore, MD Wed May 09 1956, 3:33 AM EDT Att: 9,493 - Unknown livebaseballscorecards.com										
Dave Pope, L OBP: 0.200, SLG: 0.158 (1, 9) (7, 7)										4	0	1	0	0	2	1											
Dave Philley, S OBP: 0.302, SLG: 0.318 (1, 7) (7, 5)										4	0	1	0	0	0	2											
Bob Boyd, L OBP: 0.471, SLG: 0.545 (1, 3) (7, 9)										4	0	2	0	0	0	2											
Hal Smith, R OBP: 0.379, SLG: 0.462 (1, 2)										3	0	0	0	1	1	2											
Billy Gardner, R OBP: 0.250, SLG: 0.314 (1, 4)										3	0	0	0	0	0	2											
Chuck Diering, R OBP: 0.450, SLG: 0.333 Tito Francona, L OBP: 0.203, SLG: 0.224 (6, PH) (6, 8)										0	0	0	0	1	0	0											
Willy Miranda, S OBP: 0.235, SLG: 0.250 (1, 6)										3	0	1	0	0	0	1											
Jim Wilson, R OBP: 0.429, SLG: 0.200 Wayne Causey, L OBP: 0.238, SLG: 0.111 Babe Birrer, R (9, 1)										2	0	1	0	0	0	1											
Inning Stats	R: 0 E: 0 K: 1 S: 5	H: 1 LOB: 0 BB: 0 P: 5	R: 0 E: 0 K: 0 S: 2	H: 1 LOB: 0 BB: 1 P: 6	R: 0 E: 0 K: 0 S: 3	H: 1 LOB: 1 BB: 1 P: 7	R: 0 E: 0 K: 0 S: 4	H: 1 LOB: 1 BB: 0 P: 4	R: 0 E: 0 K: 1 S: 6	H: 1 LOB: 1 BB: 0 P: 6	R: 0 E: 0 K: 1 S: 5	H: 0 LOB: 0 BB: 0 P: 5	R: 0 E: 0 K: 1 S: 5	H: 0 LOB: 0 BB: 0 P: 5	R: 0 E: 0 K: 1 S: 6	H: 1 LOB: 1 BB: 0 P: 6		1B: 5 2B: 3 3B: 0 HR: 0	SF: 0 SAC: 0 DP: 3 HBP: 0	WP: 0 PB: 0 SB: 0 CS: 0	PA: 32						
PITCHER	IP	WLS	BF	H	R	ER	SO	BB	IBB	HBP	BLK	WP	HR	S	P	ERA	WHIP										
Art Ditmar, R ERA: 2.03	(1, 1)	9.0	W	32	7	0	0	5	2	0	0	0	0	40	48	0.00	1.000										

Batter	1	2	3	4	5	6	7	8	9	AB	R	H	RBI	BB	SO	LOB	TOP			
Bobby Adams, R OBP: 0.388, SLG: 0.306 Willy Miranda, S OBP: 0.235, SLG: 0.250	0-0 4-3 2B	0-0 FC6-4			0-0 SH5-4 2B	0-0 L6			0-0 SH3-4 1B	5	1	3	1	0	0	4	Baltimore Orioles @ New York Yankees Yankee Stadium, Bronx, NY Fri May 11 1956, 3:33 AM EDT Att: 13,991 - Unknown livebaseballscorecards.com			
Chuck Diering, R OBP: 0.378, SLG: 0.333	0-0 4-3	0-0 1-3-5	0-0 FC1-5 BB		0-0 SH5-4		0-0 F2	0-0 SH3-4	3	0	1	0	0	0	1					
Dave Philley, S OBP: 0.307, SLG: 0.307	0-0 6-3		4-0 FC1-5 BB		4-0 BB		0-0 P4	0-0 F7	3	0	0	1	2	0	1					
Gus Triandos, R OBP: 0.378, SLG: 0.507	0-0 BB		0-0 FC1-5 G1-4-3		0-3 K		0-3 K	4-0 1B	3	0	0	0	2	2	4					
Billy Gardner, R OBP: 0.262, SLG: 0.321	0-0 P4		0-0 G1-4-3		0-3 K			0-0 SH1-4 1B	5	0	2	0	0	1	5					
Hal Smith, R OBP: 0.387, SLG: 0.482		0-0 1B FC3-2 2B		0-0 4-3		0-0 5-3		0-0 SH1-4 1B	4	0	2	0	0	0	0					
Jim Pyburn, R OBP: 0.275, SLG: 0.405		4-0 FC3-2 1B FC6-4 BB		0-0 3B		0-3 K		0-0 SH1-4	2	1	1	0	1	1	0					
Fred Marsh, R OBP: 0.273, SLG: 0.158		0-0 FC6-4 FC3-2 1-3-5 1B		0-0 P6		0-0 1B		0-0 FC4	4	0	2	0	0	0	3					
Erv Palica, R OBP: 0.231, SLG: 0.231		0-0 FC3-2 FC6-4		0-3 K		0-0 1B		0-0 1-3	4	0	1	0	0	1	6					
Inning Stats	R: 1 E: 0 K: 0 S: 4	H: 1 LOB: 1 BB: 1 P: 8	R: 1 E: 0 K: 0 S: 4	H: 2 LOB: 2 BB: 1 P: 8	R: 0 E: 0 K: 1 S: 3	H: 1 LOB: 1 BB: 0 P: 7	R: 0 E: 0 K: 1 S: 6	H: 1 LOB: 1 BB: 0 P: 6	R: 0 E: 0 K: 2 S: 8	H: 2 LOB: 2 BB: 0 P: 12	R: 0 E: 0 K: 1 S: 5	H: 0 LOB: 0 BB: 0 P: 5	R: 0 E: 0 K: 0 S: 5	H: 2 LOB: 2 BB: 1 P: 5	R: 0 E: 0 K: 0 S: 4	H: 2 LOB: 2 BB: 1 P: 8		1B: 8 2B: 3 3B: 1 HR: 0	SF: 0 SAC: 3 DP: 1 HBP: 0	WP: 0 PB: 0 SB: 0 CS: 0
PITCHER Whitey Ford, L ERA: 1.0	IP: 9.0 WLS: W BF: 42	H: 12 R: 2 ER: 2 SO: 5	BB: 4 IBB: 1 HBP: 0 BLK: 0	WP: 0 HR: 0 S: 46 P: 66	ERA: 2.00 WHIP: 1.778											ERA: 2.00 WHIP: 1.778				

Batter	1	2	3	4	5	6	7	8	9	AB	R	H	RBI	BB	SO	LOB	BOTTOM				
Hank Bauer, R OBP: 0.316, SLG: 0.535	0-3 K		0-0 F8		0-0 4-3 1B			0-0 5-3		4	0	1	1	0	1	1	Baltimore Orioles @ New York Yankees Yankee Stadium, Bronx, NY Fri May 11 1956, 3:33 AM EDT Att: 13,991 - Unknown livebaseballscorecards.com				
Gil McDougald, R OBP: 0.297, SLG: 0.292	4-0 BB		0-0 F8		0-0 4-3		0-3 K		3	0	0	1	1	1	2						
Mickey Mantle, S OBP: 0.505, SLG: 0.889	0-3 K			0-0 F5	0-0 4-3		0-0 F2		4	0	0	0	0	1	2						
Yogi Berra, L OBP: 0.417, SLG: 0.729	0-0 F8			0-0 FC6-4 1B		0-0 P3		0-0 G3	4	0	1	0	0	0	1						
Joe Collins, L OBP: 0.250, SLG: 0.472		0-0 G3		0-0 F9		0-0 G3		0-0 1B 3B	4	1	1	0	0	0	1						
Elston Howard, R OBP: 0.390, SLG: 0.519 Bob Cerv, R OBP: 0.231, SLG: 0.538		0-0 F9		0-0 FC6-4		0-0 1-3		4-0 1B IBB	3	0	0	0	1	0	1						
Andy Carey, R OBP: 0.297, SLG: 0.246 Eddie Robinson, L OBP: 0.333, SLG: 0.143 Billy Martin, R OBP: 0.242, SLG: 0.233		0-0 F7			4-0 2B 1B BB		0-0 F7	4-0 1B IBB	2	1	0	0	1	0	0						
Bobby Richardson, R OBP: 0.250, SLG: 0.250 Bill Skowron, R OBP: 0.365, SLG: 0.385			0-0 E4 SH1-4		0-0 F9		0-3 K	0-0 1B	3	0	0	0	0	1	1						
Whitey Ford, L OBP: 0.278, SLG: 0.353			0-0 SH1-4		0-0 1B 4-3 2B		0-0 F7		2	1	1	0	0	0	0						
Inning Stats	R: 0 E: 0 K: 2 S: 7	H: 0 LOB: 1 BB: 1 P: 11	R: 0 E: 0 K: 0 S: 3	H: 0 LOB: 0 BB: 0 P: 3	R: 0 E: 1 K: 0 S: 4	H: 0 LOB: 1 BB: 0 P: 4	R: 0 E: 0 K: 0 S: 4	H: 1 LOB: 1 BB: 0 P: 4	R: 2 E: 0 K: 0 S: 5	H: 2 LOB: 1 BB: 1 P: 9	R: 0 E: 0 K: 0 S: 3	H: 0 LOB: 0 BB: 0 P: 3	R: 0 E: 0 K: 1 S: 5	H: 0 LOB: 0 BB: 0 P: 5	R: 0 E: 0 K: 1 S: 5	H: 0 LOB: 0 BB: 0 P: 5		R: 1 E: 0 K: 0 S: 3	H: 2 LOB: 3 2B: 1 3B: 1 HR: 0	SF: 0 SAC: 1 DP: 0 HBP: 0	WP: 0 PB: 0 SB: 0 CS: 0
PITCHER Erv Palica, R ERA: 3.52	IP: 8.1 WLS: L BF: 35	H: 5 R: 3 ER: 3 SO: 4	BB: 2 IBB: 2 HBP: 0 BLK: 0	WP: 0 HR: 0 S: 39 P: 55	ERA: 3.24 WHIP: 0.840											ERA: 3.24 WHIP: 0.840					

Batter	1	2	3	4	5	6	7	8	9	AB	R	H	RBI	BB	SO	LOB	TOP					
Wayne Causey, L (1, 5) OBP: 0.208, SLG: 0.095 Bob Hale, L (7, PH) OBP: 0.333, SLG: 0.385 Fred Marsh, R (7, 5) OBP: 0.273, SLG: 0.158	0-3 K		0-0 F8		0-3 K		0-3 K			3	0	0	0	0	2	0	<p>Baltimore Orioles @ New York Yankees Yankee Stadium, Bronx, NY Sat May 12 1956, 3:33 AM EDT Att: 9,854 - Unknown</p> <p>livebaseballscorecards.com</p>					
Bob Boyd, L (1, 3) OBP: 0.473, SLG: 0.563	0-0 2B		0-0 1B			0-0 F9	0-0 F8			4	0	2	0	0	0	2						
Dave Philley, S (1, 7) OBP: 0.305, SLG: 0.297	4-0 BB		0-0 6-3			0-0 F5		0-3 K		3	0	0	0	1	1	1						
Tito Francona, L (1, 9) OBP: 0.235, SLG: 0.220	0-3 K			4-0 BB		4-0 BB		4-0 BB	G6-4-3 BB	1	0	0	0	3	1	2						
Hal Smith, R (1, 2) OBP: 0.364, SLG: 0.450	0-0 1-3			0-3 K		0-0 P4		0-0 G6-4-3	1-2	4	0	0	0	0	1	5						
Billy Gardner, R (1, 4) OBP: 0.246, SLG: 0.300		0-3 K		0-0 P4			0-3 K		0-0 F7	4	0	0	0	0	2	1						
Chuck Diering, R (1, 8) OBP: 0.447, SLG: 0.313		4-0 BB		0-0 F9			4-0 2B	1B	BB	2	1	0	0	2	0	1						
Willy Miranda, S (1, 6) OBP: 0.250, SLG: 0.279		0-3 K			0-0 P5		0-0 1B	2B	1B	4	0	2	0	0	1	1						
Don Ferrarese, R (1, 1) OBP: 0.143, SLG: 0.143			0-0 F2		0-0 P4		0-0 1B		F8	4	0	1	1	0	0	1						
Inning Stats	R: 0 E: 0 K: 2 S: 8	H: 1 LOB: 2 BB: 1 P: 12	R: 0 E: 0 K: 2 S: 6	H: 0 LOB: 1 BB: 1 P: 10	R: 0 E: 0 K: 1 S: 4	H: 1 LOB: 1 BB: 0 P: 4	R: 0 E: 0 K: 1 S: 5	H: 0 LOB: 0 BB: 1 P: 9	R: 0 E: 0 K: 1 S: 5	H: 0 LOB: 0 BB: 0 P: 5	R: 0 E: 0 K: 0 S: 3	H: 0 LOB: 1 BB: 1 P: 7	R: 0 E: 0 K: 2 S: 9	H: 2 LOB: 2 BB: 1 P: 13	R: 0 E: 0 K: 1 S: 4	H: 0 LOB: 0 BB: 1 P: 8	R: 0 E: 0 K: 0 S: 4	H: 1 LOB: 1 BB: 0 P: 4	1B: 3 2B: 3 3B: 0 HR: 0	SF: 0 SAC: 0 DP: 2 HBP: 0	WP: 0 PB: 0 SB: 1 CS: 1	PA: 36
PITCHER Bob Turley, R (1, 1) ERA: 4.85	IP: 9.0 WLS: L BF: 36	H: 5 R: 1 ER: 1 SO: 9	BB: 6 IBB: 0 HBP: 0 BLK: 0	WP: 0 HR: 0 S: 48 P: 72	ERA: 1.00 WHIP: 1.222	PITCHER										IP: 9.0 WLS: L BF: 36	H: 5 R: 1 ER: 1 SO: 9	BB: 6 IBB: 0 HBP: 0 BLK: 0	WP: 0 HR: 0 S: 48 P: 72	ERA: 1.00 WHIP: 1.222		

Batter	1	2	3	4	5	6	7	8	9	AB	R	H	RBI	BB	SO	LOB	BOTTOM			
Hank Bauer, R (1, 9) OBP: 0.314, SLG: 0.522	0-0 F2		0-0 FC5-4			0-3 K			0-0 1B	4	0	1	0	0	1	1	<p>Baltimore Orioles @ New York Yankees Yankee Stadium, Bronx, NY Sat May 12 1956, 3:33 AM EDT Att: 9,854 - Unknown</p> <p>livebaseballscorecards.com</p>			
Bobby Richardson, R (1, 4) OBP: 0.543, SLG: 0.143 Don Larsen, R (9, PH) OBP: 0.286, SLG: 0.571	0-0 1-3			0-0 6-3			0-0 4-3		0-0 F2	3	0	0	0	0	0	0				
Mickey Mantle, S (1, 8) OBP: 0.485, SLG: 0.847	0-0 5-3			0-3 K		0-0 P4		0-0 F8		4	0	0	0	0	1	2				
Yogi Berra, L (1, 2) OBP: 0.404, SLG: 0.705		0-0 4-3		0-0 4-3		0-0 F8				3	0	0	0	0	0	0				
Bill Skowron, R (1, 3) OBP: 0.352, SLG: 0.370		0-0 4-3			0-3 K			0-0 F8		3	0	0	0	0	1	0				
Gil McDougald, R (1, 6) OBP: 0.286, SLG: 0.284		0-3 K			1-0 CS			0-3 K		2	0	0	0	0	2	0				
Elston Howard, R (1, 7) OBP: 0.371, SLG: 0.491			0-0 6-3		0-3 K			0-0 F7		3	0	0	0	0	1	1				
Andy Carey, R (1, 5) OBP: 0.299, SLG: 0.250			0-3 K			0-0 6-3			0-0 1B	3	0	1	0	0	1	0				
Bob Turley, R (1, 1) OBP: 0.300, SLG: 0.222 Billy Martin, R (9, PH) OBP: 0.239, SLG: 0.230			4-0 BB		0-0 6-3			0-3 K		1	0	0	0	1	0	0				
Inning Stats	R: 0 E: 0 K: 0 S: 3	H: 0 LOB: 0 BB: 0 P: 3	R: 0 E: 0 K: 1 S: 5	H: 0 LOB: 0 BB: 0 P: 5	R: 0 E: 0 K: 1 S: 5	H: 0 LOB: 1 BB: 1 P: 9	R: 0 E: 0 K: 1 S: 5	H: 0 LOB: 0 BB: 0 P: 5	R: 0 E: 0 K: 2 S: 6	H: 0 LOB: 0 BB: 0 P: 7	R: 0 E: 0 K: 1 S: 5	H: 0 LOB: 0 BB: 0 P: 3	R: 0 E: 0 K: 1 S: 5	H: 0 LOB: 0 BB: 0 P: 5	R: 0 E: 0 K: 1 S: 7	H: 2 LOB: 2 BB: 0 P: 7	1B: 2 2B: 0 3B: 0 HR: 0	SF: 0 SAC: 0 DP: 0 HBP: 1	WP: 0 PB: 0 SB: 0 CS: 1	PA: 30
PITCHER Don Ferrarese, L (1, 1) ERA: 0.78	IP: 9.0 WLS: W BF: 30	H: 2 R: 0 ER: 0 SO: 8	BB: 1 IBB: 0 HBP: 1 BLK: 0	WP: 0 HR: 0 S: 44 P: 49	ERA: 0.00 WHIP: 0.333	PITCHER										IP: 9.0 WLS: W BF: 30	H: 2 R: 0 ER: 0 SO: 8	BB: 1 IBB: 0 HBP: 1 BLK: 0	WP: 0 HR: 0 S: 44 P: 49	ERA: 0.00 WHIP: 0.333

Batter	1	2	3	4	5	6	7	8	9	AB	R	H	RBI	BB	SO	LOB	TOP		
Bobby Adams, R (1, 5) OBP: 0.386, SLG: 0.308 Wayne Causey, L (6, 5) OBP: 0.200, SLG: 0.091										3	0	1	0	0	0	3	Baltimore Orioles @ New York Yankees Yankee Stadium, Bronx, NY Sun May 13 1956, 3:33 AM EDT Unknown		
Bob Boyd, L (1, 3) OBP: 0.458, SLG: 0.529										3	0	0	0	1	0	1			
Dave Philley, S (1, 7) OBP: 0.299, SLG: 0.290 Tex Nelson, L (4, 9) OBP: 0.333, SLG: 0.250										2	0	0	0	0	0	2			
Tito Francona, L (1, 9) OBP: 0.264, SLG: 0.230										2	1	1	0	2	0	0			
Gus Triandos, R (1, 2) OBP: 0.369, SLG: 0.493 Tom Gastall, R (5, PR) OBP: 0.250, SLG: 0.250										2	0	0	0	0	0	1			
Billy Gardner, R (1, 4) OBP: 0.232, SLG: 0.281										4	0	0	0	0	0	6			
Chuck Diering, R (1, 8) OBP: 0.490, SLG: 0.371										3	1	3	0	1	0	0			
Willy Miranda, S (1, 6) OBP: 0.250, SLG: 0.278										4	0	1	1	0	1	4			
Ray Moore, R (1, 1) OBP: 0.200, SLG: 0.111 Fred Besana, R (3, 1) Babe Birrer, R (3, 1) Jim Pyburn, R (5, PR) Hal Brown, R (5, 1) Bob Hale, L (7, PR) Mel Held, R (7, 1)										1	0	0	0	0	0	0			
Inning Stats	R: 0 E: 0 K: 0 S: 3	H: 1 LOB: 0 BB: 0 P: 3	R: 0 E: 0 K: 0 S: 3	H: 0 LOB: 0 BB: 0 P: 3	R: 0 E: 0 K: 0 S: 3	H: 1 LOB: 0 BB: 0 P: 3	R: 0 E: 0 K: 0 S: 2	H: 0 LOB: 0 BB: 1 P: 6	R: 2 E: 1 K: 0 S: 5	H: 2 LOB: 3 BB: 2 P: 13	R: 0 E: 0 K: 0 S: 4	H: 2 LOB: 2 BB: 1 P: 8	R: 0 E: 0 K: 1 S: 5	H: 1 LOB: 0 BB: 0 P: 5	R: 0 E: 0 K: 0 S: 5	H: 2 LOB: 2 BB: 0 P: 5		1B: 8 2B: 1 3B: 0 HR: 0	SF: 0 SAC: 0 DP: 5 HBP: 0
PITCHER	IP WLS BF H R ER SO BB IBB HBP BLK WP HR S P ERA WHIP																		
Don Larsen, R (1, 1) ERA: 4.66 Bob Grim, R (6, 1) ERA: 0.57	5.0 W 19 4 2 0 0 3 0 0 0 0 0 0 16 28 0.00 1.400																		


Batter	1	2	3	4	5	6	7	8	9	AB	R	H	RBI	BB	SO	LOB	BOTTOM		
Hank Bauer, R (1, 9) OBP: 0.318, SLG: 0.516										5	1	2	1	0	0	3	Baltimore Orioles @ New York Yankees Yankee Stadium, Bronx, NY Sun May 13 1956, 3:33 AM EDT Unknown		
Gil McDougald, R (1, 6) OBP: 0.317, SLG: 0.296										4	3	2	0	1	0	0			
Mickey Mantle, S (1, 8) OBP: 0.490, SLG: 0.841										3	2	1	0	2	0	3			
Yogi Berra, L (1, 2) OBP: 0.413, SLG: 0.720										5	0	3	3	0	0	2			
Joe Collins, L (1, 3) OBP: 0.268, SLG: 0.487										3	2	1	2	1	0	2			
Elston Howard, R (1, 7) OBP: 0.373, SLG: 0.475										4	1	1	2	1	0	2			
Billy Martin, R (1, 4) OBP: 0.254, SLG: 0.234										3	1	1	0	1	0	3			
Andy Carey, R (1, 5) OBP: 0.284, SLG: 0.236										4	0	0	0	0	1	5			
Don Larsen, R (1, 1) OBP: 0.353, SLG: 0.647 Bob Grim, R (6, 1)										3	1	2	2	0	0	0			
Inning Stats	R: 1 E: 0 K: 0 S: 5	H: 2 LOB: 1 BB: 0 P: 5	R: 2 E: 0 K: 1 S: 6	H: 2 LOB: 1 BB: 1 P: 10	R: 3 E: 1 K: 0 S: 7	H: 4 LOB: 1 BB: 0 P: 7	R: 0 E: 0 K: 0 S: 3	H: 0 LOB: 0 BB: 1 P: 7	R: 0 E: 0 K: 0 S: 3	H: 0 LOB: 1 BB: 0 P: 3	R: 0 E: 0 K: 0 S: 6	H: 3 LOB: 1 BB: 0 P: 6	R: 2 E: 0 K: 0 S: 6	H: 0 LOB: 0 BB: 0 P: 6	R: 2 E: 0 K: 0 S: 6	H: 3 LOB: 1 BB: 0 P: 6		1B: 8 2B: 5 3B: 0 HR: 0	SF: 1 SAC: 0 DP: 0 HBP: 0
PITCHER	IP WLS BF H R ER SO BB IBB HBP BLK WP HR S P ERA WHIP																		
Ray Moore, R (1, 1) ERA: 7.45 Fred Besana, L (3, 1) ERA: 5.0 Babe Birrer, R (3, 1) ERA: 6.75 Hal Brown, R (5, 1) ERA: 2.3 Mel Held, R (7, 1) ERA: 5.14	2.0 L 12 4 5 5 1 3 0 0 0 0 0 0 11 23 22.50 3.500																		

Batter	1	2	3	4	5	6	7	8	9	AB	R	H	RBI	BB	SO	LOB	TOP										
Bobby Adams, R OBP: 0.364, SLG: 0.286 (1, 5)										5	1	0	0	0	0	3	Baltimore Orioles @ New York Yankees Yankee Stadium, Bronx, NY Sun May 13 1956, 3:38 AM EDT Att: 21,935 - Unknown										
Bob Boyd, L OBP: 0.469, SLG: 0.537 (1, 3)										3	1	1	0	2	0	0											
Dave Philley, S OBP: 0.306, SLG: 0.323 (1, 9)										3	1	1	3	1	0	1											
Gus Triandos, R OBP: 0.364, SLG: 0.474 (1, 2)										3	0	0	0	1	0	1											
Jim Pivburn, R OBP: 0.289, SLG: 0.429 (1, 7)										4	1	1	0	0	0	1											
Chuck Diering, R OBP: 0.491, SLG: 0.385 (1, 8)										4	1	2	0	0	0	0											
Billy Gardner, R OBP: 0.233, SLG: 0.279 (1, 4)										4	0	1	1	0	0	1											
Willy Miranda, S OBP: 0.263, SLG: 0.280 (1, 6)										3	0	1	0	1	0	0											
Bill Wight, L OBP: 0.400, SLG: 0.333 George Zuverink, R (9, 1)										4	0	2	1	0	1	0											
Inning Stats	R: 0 E: 0 K: 0 S: 2	H: 0 LOB: 1 BB: 2 P: 10	R: 1 E: 0 K: 0 S: 5	H: 2 LOB: 2 BB: 1 P: 9	R: 0 E: 0 K: 0 S: 2	H: 0 LOB: 0 BB: 1 P: 6	R: 0 E: 0 K: 0 S: 3	H: 0 LOB: 0 BB: 0 P: 3	R: 0 E: 0 K: 1 S: 5	H: 0 LOB: 0 BB: 1 P: 7	R: 0 E: 0 K: 0 S: 3	H: 0 LOB: 0 BB: 0 P: 3	R: 4 E: 0 K: 0 S: 9	H: 7 LOB: 2 BB: 0 P: 9	R: 0 E: 0 K: 0 S: 3	H: 0 LOB: 0 BB: 0 P: 3		1B: 7 2B: 1 3B: 0 HR: 1	SF: 0 SAC: 0 DP: 1 HBP: 0	WP: 0 PB: 0 SB: 0 CS: 1	PA: 38						
PITCHER	IP	WLS	BF	H	R	ER	SO	BB	IBB	HBP	BLK	WP	HR	S	P	ERA	WHIP										
Tom Sturdivant, R ERA: 3.88 (1, 1)	7.1	L	29	4	3	3	1	5	0	0	0	0	0	26	46	3.68	1.227										
Jim Konstanty, R ERA: 4.91 (8, 1)	0.2		6	5	2	2	0	0	0	0	0	0	1	6	6	27.00	7.500										
Tommy Byrne, L ERA: 3.97 (9, 1)	1.0		3	0	0	0	0	0	0	0	0	0	0	3	3	0.00	0.000										

Batter	1	2	3	4	5	6	7	8	9	AB	R	H	RBI	BB	SO	LOB	BOTTOM										
Hank Bauer, R OBP: 0.315, SLG: 0.500 (1, 9)										3	0	0	0	1	1	1	Baltimore Orioles @ New York Yankees Yankee Stadium, Bronx, NY Sun May 13 1956, 3:38 AM EDT Att: 21,935 - Unknown										
Gil McDougald, R OBP: 0.326, SLG: 0.307 (1, 6)										4	1	2	0	0	0	2											
Mickey Mantle, S OBP: 0.481, SLG: 0.826 (1, 8)										4	0	1	0	0	1	3											
Yogi Berra, L OBP: 0.407, SLG: 0.701 (1, 2)										4	0	1	1	0	0	3											
Bill Skowron, R OBP: 0.359, SLG: 0.361 (1, 3)										2	0	0	0	2	0	2											
Elston Howard, R OBP: 0.366, SLG: 0.462 (1, 7)										4	0	1	0	0	2	3											
Billy Martin, R OBP: 0.243, SLG: 0.224 Joe Collins, L OBP: 0.282, SLG: 0.475 (9, PH)										3	0	0	0	0	1	2											
Andy Carey, R OBP: 0.274, SLG: 0.227 (1, 5)										3	0	0	0	0	1	1											
Tom Sturdivant, L OBP: 0.500, SLG: 0.500 Jim Konstanty, R (8, 1)										2	0	1	0	0	1	0											
Mickey McDermott, L OBP: 0.444, SLG: 0.285 Tommy Byrne, L OBP: 0.250, SLG: 0.250 (9, 1)										0	0	0	0	0	0	0											
Inning Stats	R: 0 E: 0 K: 0 S: 5	H: 2 LOB: 2 BB: 0 P: 5	R: 0 E: 0 K: 0 S: 3	H: 0 LOB: 0 BB: 0 P: 3	R: 0 E: 0 K: 2 S: 7	H: 0 LOB: 0 BB: 0 P: 7	R: 0 E: 0 K: 1 S: 5	H: 0 LOB: 0 BB: 0 P: 5	R: 0 E: 0 K: 0 S: 4	H: 1 LOB: 2 BB: 1 P: 8	R: 0 E: 0 K: 2 S: 6	H: 0 LOB: 1 BB: 1 P: 10	R: 0 E: 0 K: 1 S: 5	H: 1 LOB: 0 BB: 0 P: 5	R: 0 E: 0 K: 1 S: 7	H: 2 LOB: 2 BB: 1 P: 11	1B: 6 2B: 3 3B: 0 HR: 0	SF: 0 SAC: 0 DP: 3 HBP: 0	WP: 0 PB: 0 SB: 0 CS: 1	PA: 34							
PITCHER	IP	WLS	BF	H	R	ER	SO	BB	IBB	HBP	BLK	WP	HR	S	P	ERA	WHIP										
Bill Wight, L ERA: 7.4 George Zuverink, R ERA: 1.37 (9, 1)	8.0	W	30	7	1	1	6	2	0	0	0	0	0	40	48	1.12	1.125										
George Zuverink, R ERA: 1.37 (9, 1)	1.0	S	4	0	0	0	1	1	0	0	0	0	0	5	9	0.00	1.000										

Batter	1	2	3	4	5	6	7	8	9	AB	R	H	RBI	BB	SO	LOB	TOP								
Bobby Adams, R (1, 5) OBP: 0.356, SLG: 0.278 Tito Francona, L (4, FH) OBP: 0.280, SLG: 0.254 (4, 9)	F8		F7	SF9		G6-4-3 1B		FC6-4 1B		2	0	0	0	0	0	1	Baltimore Orioles @ Kansas City Athletics Municipal Stadium, Kansas City, MO Tue May 15 1956, 4:33 AM EDT Att: 11,555 - Unknown livebaseballscorecards.com								
Bob Boyd, L (1, 9) OBP: 0.464, SLG: 0.517 (4, 3)	K		1B	HBP BB BB		F6		F4		4	2	1	0	1	1	2									
Dave Philley, S (1, 7) OBP: 0.319, SLG: 0.323			E	BB HBP BB		G6-4-3 1-2		FC6-4 1-2		3	1	1	1	2	0	2									
Bob Hale, L (1, 3) OBP: 0.368, SLG: 0.438 Fred Marsh, R (4, PR) OBP: 0.250, SLG: 0.143 (4, 5) Wayne Causey, L (9, 5) OBP: 0.200, SLG: 0.091	CS	F9	E2	BB		5-3		F9		2	0	1	3	0	0	0									
Gus Triandos, R (1, 2) OBP: 0.366, SLG: 0.463		K	F8			1-3		2B FC2 1B		4	0	1	1	1	1	1									
Chuck Diering, R (1, 8) OBP: 0.500, SLG: 0.442				BB		HR 2B		FC2 1-3 2B		4	1	2	0	1	0	3									
Billy Gardner, R (1, 4) OBP: 0.231, SLG: 0.315						HR 2B		FC2 2-3 3-H		5	2	1	2	0	0	3									
Willy Miranda, S (1, 6) OBP: 0.282, SLG: 0.313								L9		5	1	3	0	0	1	2									
Jim Wilson, R (1, 1) OBP: 0.471, SLG: 0.385 George Zuverink, R (7, 1)								K		3	2	2	1	0	0	0									
Inning Stats	R: 0 E: 0 K: 1 S: 4	H: 0 LOB: 0 BB: 1 P: 8	R: 0 E: 0 K: 1 S: 5	H: 0 LOB: 1 BB: 1 P: 9	R: 3 E: 1 K: 0 S: 7	H: 5 LOB: 1 BB: 0 P: 7	R: 4 E: 1 K: 0 S: 6	H: 2 LOB: 3 BB: 3 P: 19	R: 0 E: 0 K: 1 S: 5	H: 0 LOB: 0 BB: 0 P: 5	R: 0 E: 0 K: 0 S: 3	H: 1 LOB: 0 BB: 0 P: 3	R: 2 E: 0 K: 0 S: 5	H: 3 LOB: 0 BB: 0 P: 5	R: 0 E: 0 K: 1 S: 6	H: 1 LOB: 1 BB: 0 P: 6		R: 0 E: 0 K: 0 S: 5	H: 2 LOB: 2 BB: 0 P: 5	1B: 8 2B: 5 3B: 0 HR: 1	SF: 1 SAC: 0 DP: 1 HBP: 1	WP: 0 PB: 0 SB: 0 CS: 2	PA: 45		
PITCHER	IP	WLS	BF	H	R	ER	SO	BB	IBB	HBP	BLK	WP	HR	S	P	ERA	WHIP								
Lou Kretlow, R (1, 1) ERA: 6.67	3.1	L	18	7	6	3	2	2	0	0	0	0	0	20	28	8.10	2.700								
Moe Burtsoy, R (4, 1) ERA: 1.8	0.2		6	0	1	0	0	3	0	1	0	0	0	2	15	0.00	4.500								
Jack Crimian, R (5, 1) ERA: 6.75	3.0		11	4	2	2	1	0	0	0	0	0	1	13	13	6.00	1.333								
Tom Gorman, R (8, 1) ERA: 5.4	2.0		9	3	0	0	1	0	0	0	0	0	0	11	11	0.00	1.500								

Batter	1	2	3	4	5	6	7	8	9	AB	R	H	RBI	BB	SO	LOB	BOTTOM								
Spook Jacobs, R (1, 4) OBP: 0.359, SLG: 0.291 Vic Power, R (7, FH) OBP: 0.302, SLG: 0.390 Tom Gorman, R (8, 1)	F9		L4-3		G1-6-3		6-3			3	0	0	0	0	0	2	Baltimore Orioles @ Kansas City Athletics Municipal Stadium, Kansas City, MO Tue May 15 1956, 4:33 AM EDT Att: 11,555 - Unknown livebaseballscorecards.com								
Enos Slaughter, L (1, 9) OBP: 0.414, SLG: 0.451						F9 4-3		4-3		4	0	1	0	0	0	1									
Gus Zernial, R (1, 7) OBP: 0.379, SLG: 0.526								6-3		4	0	0	0	0	3	1									
Harry Simpson, L (1, 3) OBP: 0.301, SLG: 0.477								4-3		4	1	1	0	0	1	1									
Hector Lopez, R (1, 8) OBP: 0.349, SLG: 0.533								F8		3	2	1	1	1	1	0									
Jim Finigan, R (1, 5) OBP: 0.283, SLG: 0.261								2-3		4	1	2	1	0	0	0									
Joe Ginsberg, L (1, 2) OBP: 0.328, SLG: 0.380										4	1	2	1	0	1	1									
Joe Demaestri, R (1, 6) OBP: 0.297, SLG: 0.338 Elmer Vato, L (7, FH) OBP: 0.273, SLG: 0.222 Mike Baxes, R (8, 6) OBP: 0.308, SLG: 0.200										2	0	0	0	0	0	0									
Lou Kretlow, R (1, 1) ERA: 4.78 Moe Burtsoy, R (4, 1) OBP: 0.200, SLG: 0.200 Jack Crimian, R (5, 1) ERA: 6.75 Tim Thompson, L (7, FH) OBP: 0.286, SLG: 0.350 Clete Boyer, R (8, 4) OBP: 0.250, SLG: 0.250										1	0	0	0	0	0	2									
Inning Stats	R: 0 E: 0 K: 2 S: 8	H: 1 LOB: 1 BB: 0 P: 8	R: 0 E: 0 K: 2 S: 7	H: 0 LOB: 0 BB: 0 P: 7	R: 0 E: 0 K: 0 S: 2	H: 0 LOB: 0 BB: 1 P: 6	R: 2 E: 0 K: 1 S: 8	H: 3 LOB: 1 BB: 0 P: 8	R: 0 E: 0 K: 0 S: 2	H: 0 LOB: 0 BB: 1 P: 6	R: 0 E: 0 K: 1 S: 5	H: 0 LOB: 0 BB: 0 P: 5	R: 3 E: 0 K: 0 S: 6	H: 3 LOB: 1 BB: 1 P: 10	R: 0 E: 0 K: 0 S: 3	H: 0 LOB: 0 BB: 0 P: 3		R: 0 E: 0 K: 1 S: 6	H: 1 LOB: 1 BB: 0 P: 6	1B: 4 2B: 3 3B: 2 HR: 0	SF: 0 SAC: 0 DP: 2 HBP: 0	WP: 0 PB: 0 SB: 0 CS: 0	PA: 36		
PITCHER	IP	WLS	BF	H	R	ER	SO	BB	IBB	HBP	BLK	WP	HR	S	P	ERA	WHIP								
Jim Wilson, R (1, 1) ERA: 4.78	6.0	W	26	7	5	5	6	3	0	0	0	0	0	35	47	7.50	1.667								
George Zuverink, R (7, 1) ERA: 1.23	3.0	S	10	1	0	0	1	0	0	0	0	0	0	12	12	0.00	0.333								

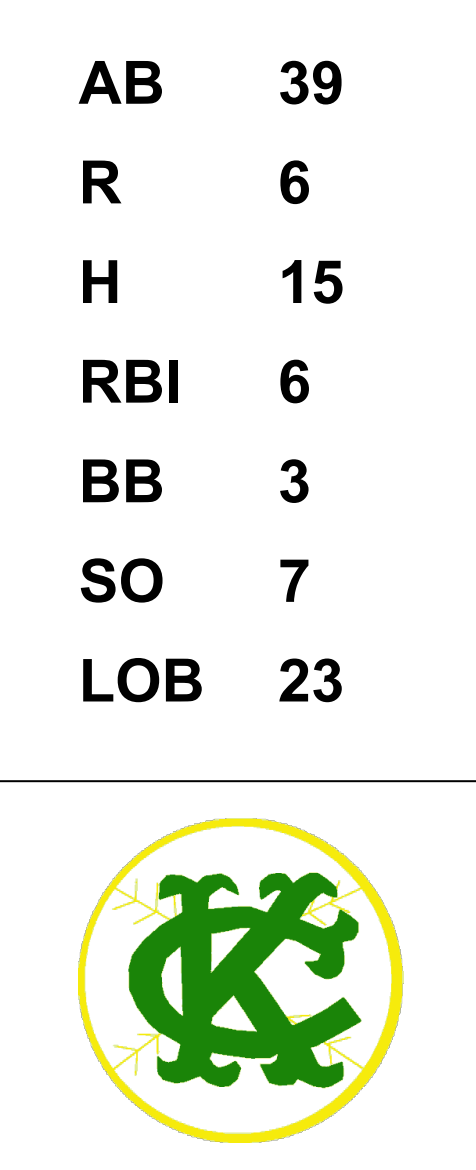


Batter	1	2	3	4	5	6	7	8	9	AB	R	H	RBI	BB	SO	LOB	TOP								
Bobby Adams, R OBP: 0.347, SLG: 0.276 (1, 5)	L5		F4		SF8	K		FC5-4 1B		4	0	1	1	0	1	0	Baltimore Orioles @ Kansas City Athletics Municipal Stadium, Kansas City, MO Wed May 16 1956, 4:33 AM EDT Att: 6,196 - Unknown								
Chuck Diering, R OBP: 0.492, SLG: 0.413 (1, 8)	F8			5-3	F 1B 2B BB		CS BB	FC5-4 1-2		3	1	0	0	2	0	2									
Dave Philley, S OBP: 0.322, SLG: 0.320 (1, 9)	5-3			1-3	E5 2B 1B		F2 1-2	WP SH1-3 BB		4	1	1	1	1	0	1									
Gus Triandos, R OBP: 0.371, SLG: 0.471 (1, 3)		FC6-4 BB		K2-3	BB 1-3 3-H 2B		5-3	SH1-3 1-2		3	0	1	2	1	1	0									
Jim Pyburn, R OBP: 0.300, SLG: 0.413 (1, 7)	FC6-4 1-2				HR 1B BB			F8 2-3	K	4	1	1	0	1	1	2									
Billy Gardner, R OBP: 0.285, SLG: 0.408 (1, 4)	F8				HR BB			HR	BB	3	2	2	3	2	0	1									
Hal Smith, R OBP: 0.366, SLG: 0.492 (1, 2)	F9				1B K			HR	K	0	2	0	0	0	0	0									
Willy Miranda, S OBP: 0.292, SLG: 0.321 (1, 6)			F1		E8 SF8 1B 1B		1-3	1B 1B		4	1	2	0	0	0	0									
Erv Palica, R OBP: 0.188, SLG: 0.188 (1, 1)				6-3				F9		3	0	0	0	0	1	2									
Ray Moore, R OBP: 0.162, SLG: 0.100 George Zuverink, R (8, 1)					K			F5		1	0	0	0	0	0	1									
										0	0	0	0	0	0	0									
Inning Stats	R: 0 E: 0 K: 0 S: 3	H: 0 LOB: 0 BB: 0 P: 3	R: 0 E: 0 K: 0 S: 3	H: 0 LOB: 1 BB: 1 P: 7	R: 0 E: 0 K: 0 S: 3	H: 0 LOB: 0 BB: 0 P: 3	R: 0 E: 0 K: 1 S: 5	H: 0 LOB: 0 BB: 0 P: 5	R: 6 E: 2 K: 2 S: 13	H: 6 LOB: 3 BB: 3 P: 25	R: 0 E: 0 K: 1 S: 5	H: 0 LOB: 0 BB: 0 P: 5	R: 0 E: 0 K: 0 S: 2	H: 0 LOB: 0 BB: 1 P: 6	R: 2 E: 0 K: 0 S: 7	H: 4 LOB: 2 BB: 0 P: 7	R: 0 E: 0 K: 2 S: 7	H: 0 LOB: 2 BB: 2 P: 15	1B: 6 2B: 1 3B: 0 HR: 3	SF: 1 SAC: 1 DP: 0 HBP: 0	WP: 1 PB: 0 CS: 0	PA: 43			
PITCHER	IP	WLS	BF	H	R	ER	SO	BB	IBB	HBP	BLK	WP	HR	S	P	ERA	WHIP								
Tommy Lasorda, L ERA: 4.85 (1, 1)	4.2	L	21	5	6	3	2	2	0	0	0	0	1	23	31	5.79	1.500								
Tom Gorman, R ERA: 5.0 (5, 1)	1.1		7	1	0	0	2	2	0	0	0	0	0	9	17	0.00	2.250								
Lou Kretlow, R ERA: 6.82 (7, 1)	2.0		10	4	2	2	0	1	0	0	0	0	2	9	13	9.00	2.500								
Moe Burtzsch, R ERA: 1.71 (9, 1)	1.0		5	0	0	0	2	2	0	0	0	1	0	7	15	0.00	2.000								

AB	29
R	8
H	8
RBI	7
BB	7
SO	4
LOB	9



Batter	1	2	3	4	5	6	7	8	9	AB	R	H	RBI	BB	SO	LOB	BOTTOM								
Spook Jacobs, R OBP: 0.344, SLG: 0.277 (1, 4)	1-3		B2	FC6-4 1-2		K		G5-4-3 1-2		4	0	0	0	0	1	4	Baltimore Orioles @ Kansas City Athletics Municipal Stadium, Kansas City, MO Wed May 16 1956, 4:33 AM EDT Att: 6,196 - Unknown								
Mike Baxes, R OBP: 0.286, SLG: 0.182 (7, 6)										1	0	0	0	0	2										
Enos Slaughter, L OBP: 0.397, SLG: 0.446 (1, 9)			L4		F3		6-3		F2	5	0	1	0	0	0	0									
Bill Renna, R OBP: 0.250, SLG: 0.500 (1, 7)	F9		1-3		FC6-4 1B		K		6-3	5	0	1	0	0	1	1									
Harry Simpson, L OBP: 0.306, SLG: 0.484 (1, 3)	4-3			1B 1B	F5		K		1B 2B	5	2	2	0	0	1	2									
Hector Lopez, R OBP: 0.375, SLG: 0.557 (1, 8)			1B 2B	1B 1-2 1B	FC6-4 1-2			1B BB BB	1B 1B	4	2	3	1	1	0	1									
Jim Finigan, R OBP: 0.326, SLG: 0.286 (1, 5)		1B 2-H 1B		1B 1-3 2-H 1B		1B BB		1B BB	K	3	2	2	2	2	1	1									
Tim Thompson, L OBP: 0.400, SLG: 0.458 (1, 2)			G6-4-3 1B		FC6-4 2-H 1B		1-2 1B		1B 1B	4	0	4	1	0	0	0									
Joe Demaestri, R OBP: 0.289, SLG: 0.329 (6, PH)			K		FC6-4 1-2 1B		F7		K	2	0	0	0	0	1	3									
Joe Ginsberg, L OBP: 0.322, SLG: 0.373 Clete Boyer, R OBP: 0.200, SLG: 0.200 (7, 4)										1	0	0	0	0	2										
										1	0	0	0	0	1	3									
Inning Stats	R: 0 E: 0 K: 0 S: 4	H: 1 LOB: 1 BB: 0 P: 4	R: 1 E: 0 K: 1 S: 7	H: 3 LOB: 1 BB: 0 P: 7	R: 0 E: 0 K: 0 S: 3	H: 0 LOB: 0 BB: 0 P: 3	R: 2 E: 0 K: 0 S: 7	H: 5 LOB: 2 BB: 0 P: 7	R: 0 E: 0 K: 2 S: 8	H: 1 LOB: 2 BB: 1 P: 12	R: 0 E: 0 K: 2 S: 7	H: 0 LOB: 0 BB: 0 P: 7	R: 0 E: 0 K: 1 S: 6	H: 2 LOB: 1 BB: 2 P: 14	R: 1 E: 0 K: 1 S: 7	H: 2 LOB: 1 BB: 0 P: 7	1B: 12 2B: 3 3B: 0 HR: 0	SF: 0 SAC: 0 DP: 2 HBP: 0	WP: 0 PB: 0 CS: 0	PA: 42					
PITCHER	IP	WLS	BF	H	R	ER	SO	BB	IBB	HBP	BLK	WP	HR	S	P	ERA	WHIP								
Erv Palica, R ERA: 3.74 (1, 1)	5.0	W	25	11	3	3	1	1	0	0	0	0	0	26	30	5.40	2.400								
Ray Moore, R ERA: 7.55 (6, 1)	2.0		9	1	2	2	4	2	0	0	0	0	0	15	23	9.00	1.500								
George Zuverink, R ERA: 1.44 (8, 1)	2.0	S	8	3	1	1	2	0	0	0	0	0	0	12	12	4.50	1.500								



Batter	1	2	3	4	5	6	7	8	9	AB	R	H	RBI	BB	SO	LOB	TOP
Bobby Adams, R OBP: 0.360, SLG: 0.278 (1, 5)	4-0 BB 5-3	0-0 F7			0-0 1B		0-0 F7		4-0 BB 1-2 2-3	3	0	1	0	2	0	2	Baltimore Orioles @ Detroit Tigers Briggs Stadium, Detroit, MI Fri May 18 1956, 4:33 AM EDT Att: 3,305 - Unknown
Chuck Diering, R OBP: 0.471, SLG: 0.392 (1, 8)	0-0 F4		0-0 6-3		0-3 K			0-0 L9 6-3 1B	5	0	1	0	0	1	5		
Dave Philley, S OBP: 0.312, SLG: 0.308 (1, 9)	0-0 5-3 1-2		0-0 F4		0-0 F8			0-0 6-3 1-2	4	0	0	0	0	0	3		
Gus Triandos, R OBP: 0.356, SLG: 0.449 (1, 3)	0-0 6-3		0-0 L9			0-0 L9		0-0 L9 2-3	4	0	0	0	0	0	2		
Jim Pivburn, R OBP: 0.296, SLG: 0.388 (1, 7)		4-0 BB E BB		0-3 K		0-0 6-3		0-3 K	3	1	0	0	1	2	1		
Billy Gardner, R OBP: 0.253, SLG: 0.388 (1, 4)		0-0 L9		0-0 6-3		0-0 L4			4	0	0	0	0	0	1		
Hal Smith, R OBP: 0.373, SLG: 0.493 (1, 2)		0-0 E8 1-H BB 1B		0-0 1B			0-0 F5	0-0 F4	4	1	2	0	0	0	0		
Willy Miranda, S OBP: 0.312, SLG: 0.341 (1, 6)		0-0 1-3 2-H BB 1B		0-0 F4			0-0 5-3 1B	0-0 BB HBP 1B	4	0	3	1	0	0	1		
Don Ferrarese, R OBP: 0.182, SLG: 0.100 George Zuverink, R (9, 1)	0-0 1-3 1-2				0-0 F8		0-0 5-3	1-0 BB HBP	3	0	0	0	0	0	2		
Inning Stats	R: 0 E: 0 K: 0 S: 3	H: 0 LOB: 1 BB: 1 P: 7	R: 2 E: 1 K: 0 S: 5	H: 2 LOB: 1 BB: 1 P: 9	R: 0 E: 0 K: 1 S: 6	H: 0 LOB: 0 BB: 0 P: 3	R: 0 E: 0 K: 1 S: 6	H: 1 LOB: 1 BB: 0 P: 6	R: 0 E: 0 K: 0 S: 3	H: 0 LOB: 0 BB: 0 P: 3	R: 0 E: 0 K: 0 S: 4	H: 1 LOB: 1 BB: 0 P: 4	R: 0 E: 0 K: 1 S: 6	H: 1 LOB: 3 BB: 1 P: 9	1B: 7 2B: 0 3B: 0 HR: 0	SF: 0 SAC: 0 DP: 0 HBP: 1	WP: 0 PA: 38 PB: 0 SB: 0 CS: 0
PITCHER Billy Hoelt, L ERA: 3.27 (1, 1)	IP: 9.0 WLS: W BF: 38	H: 7 R: 2 ER: 2 SO: 3	BB: 3 IBB: 0 HBP: 1 BLK: 0	WP: 0 HR: 0 S: 40 P: 53	ERA: 2.00 WHIP: 1.111												

AB 34
R 2
H 7
RBI 1
BB 3
SO 3
LOB 17



Batter	1	2	3	4	5	6	7	8	9	AB	R	H	RBI	BB	SO	LOB	BOTTOM
Harvey Kuenn, R OBP: 0.400, SLG: 0.472 (1, 6)	4-0 BB F8 BB	0-0 G6-4-3 1-2			0-0 F4			0-0 5-3	3	0	0	0	1	0	2	Baltimore Orioles @ Detroit Tigers Briggs Stadium, Detroit, MI Fri May 18 1956, 4:33 AM EDT Att: 3,305 - Unknown	
Jim Brideweser, R OBP: 0.188, SLG: 0.200 (1, 4)	0-3 K		0-0 B1-3		0-0 F8		0-0 F9	4	0	0	0	0	1	1			
Al Kaline, R OBP: 0.321, SLG: 0.451 (1, 9)	4-0 1-2 BB F8		0-0 G6-4-3 1B			0-3 K		0-0 L8	3	0	1	0	1	0			
Bill Tuttle, R OBP: 0.344, SLG: 0.487 (1, 8)	0-0 F8 1-2 2-3		0-0 G6-4-3 1-2		0-0 F4			0-0 6-3	4	0	0	0	0	3			
Ray Boone, R OBP: 0.336, SLG: 0.361 (1, 5)	4-0 BB K			0-3 K		0-3 K		0-0 WP 2B 1B	3	1	1	0	1	2	0		
Bob Kennedy, R OBP: 0.318, SLG: 0.263 (1, 7)	0-0 F2			0-0 F6			0-0 FC6-5 2B	0-0 WP 2B 1B	4	1	2	0	0	3			
Jack Phillips, R OBP: 0.258, SLG: 0.367 Earl Torgeson, L (9, PR)		0-0 E 1B		0-0 1B		0-0 F3		0-0 1-H 2-H E 2B	4	0	3	2	0	1			
Red Wilson, R OBP: 0.263, SLG: 0.316 Wayne Belardi, L (9, PH) Jim Small, L (9, PR)		0-0 E3 G6-4-3		0-0 F4		0-0 FC6-5 2-3		4-0 E IBB	3	0	0	0	0	3			
Billy Hoelt, L OBP: 0.467, SLG: 0.364 Charlie Maxwell, L (9, PH)	0-3 K				0-0 5-3		0-0 1-3	0-0 E3 1-2	3	0	0	0	0	1			
Inning Stats	R: 0 E: 0 K: 1 S: 5	H: 0 LOB: 3 BB: 3 P: 17	R: 0 E: 1 K: 1 S: 6	H: 1 LOB: 1 BB: 0 P: 6	R: 0 E: 0 K: 1 S: 6	H: 1 LOB: 0 BB: 0 P: 3	R: 0 E: 0 K: 2 S: 7	H: 0 LOB: 0 BB: 0 P: 7	R: 0 E: 0 K: 0 S: 4	H: 1 LOB: 1 BB: 0 P: 4	R: 0 E: 0 K: 0 S: 3	H: 0 LOB: 0 BB: 0 P: 3	R: 3 E: 1 K: 0 S: 5	H: 3 LOB: 2 BB: 1 P: 9	1B: 5 2B: 2 3B: 0 HR: 0	SF: 0 SAC: 0 DP: 2 HBP: 0	WP: 1 PA: 36 PB: 0 SB: 0 CS: 0
PITCHER Don Ferrarese, L ERA: 1.15 George Zuverink, R ERA: 1.44 (9, 1)	IP: 0.0 WLS: L BF: 2	H: 0 R: 0 ER: 0 SO: 0	BB: 0 IBB: 1 HBP: 0 BLK: 0	WP: 0 HR: 0 S: 1 P: 5	ERA: ∞ WHIP: ∞												

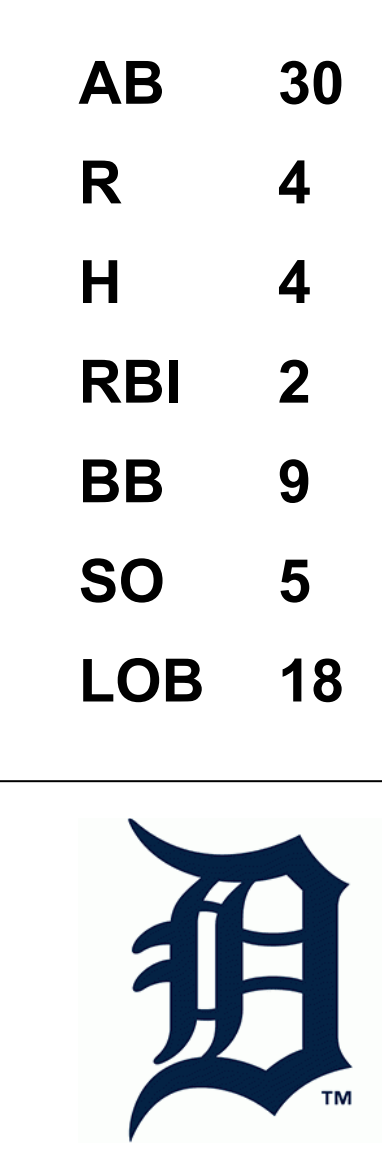
AB 32
R 3
H 7
RBI 2
BB 4
SO 5
LOB 17





Batter	1	2	3	4	5	6	7	8	9	AB	R	H	RBI	BB	SO	LOB	TOP								
Bobby Adams, R OBP: 0.356, SLG: 0.275 (1, 5)										1	0	0	0	0	1	0	Baltimore Orioles @ Detroit Tigers Briggs Stadium, Detroit, MI Sat May 19 1956, 4:33 AM EDT Att: 8,668 - Unknown								
Bob Hale, L OBP: 0.391, SLG: 0.421 (3, 3)										3	0	1	1	1	0	0									
Fred Marsh, R OBP: 0.280, SLG: 0.143 (7, 7)										0	0	0	0	0	1	0									
Bob Boyd, L OBP: 0.453, SLG: 0.500 (1, 3)										6	1	2	1	0	0	2									
Dave Philley, S OBP: 0.323, SLG: 0.309 (1, 7)										3	1	1	0	2	0	3									
Tito Francona, L OBP: 0.291, SLG: 0.258 Hoot Evers, R (8, 7)										3	1	1	0	1	0	1									
Billy Gardner, R OBP: 0.281, SLG: 0.400 (1, 4)										5	0	2	2	0	0	3									
Chuck Diering, R OBP: 0.467, SLG: 0.393 (1, 8)										5	0	2	0	0	0	7									
Hal Smith, R OBP: 0.375, SLG: 0.486 (1, 2)										5	1	2	0	0	0	4									
Willy Miranda, S OBP: 0.309, SLG: 0.337 (1, 6)										4	0	1	1	0	2	4									
Bill Wight, L OBP: 0.364, SLG: 0.300 Ray Moore, R OBP: 0.214, SLG: 0.154 George Zuverink, R (8, 1)										1	0	0	0	0	0	2									
Inning Stats	R: 0 E: 0 K: 1 S: 5	H: 0 LOB: 1 BB: 1 P: 9	R: 0 E: 0 K: 1 S: 7	H: 2 LOB: 2 BB: 0 P: 7	R: 1 E: 0 K: 0 S: 5	H: 2 LOB: 2 BB: 1 P: 9	R: 1 E: 0 K: 1 S: 7	H: 2 LOB: 2 BB: 1 P: 11	R: 1 E: 2 K: 0 S: 6	H: 1 LOB: 3 BB: 1 P: 6	R: 0 E: 1 K: 0 S: 5	H: 1 LOB: 1 BB: 0 P: 9	R: 1 E: 0 K: 0 S: 5	H: 2 LOB: 1 BB: 0 P: 5	R: 1 E: 0 K: 0 S: 6	H: 3 LOB: 2 BB: 0 P: 6	R: 0 E: 0 K: 0 S: 2	H: 0 LOB: 0 BB: 1 P: 6	1B: 12 2B: 1 3B: 0 HR: 0	SF: 0 SAC: 2 DP: 0 HBP: 0	WP: 1 PB: 0 SB: 1 CS: 0	PA: 48			
PITCHER	IP	WLS	BF	H	R	ER	SO	BB	IBB	HBP	BLK	WP	HR	S	P	ERA	WHIP								
Duke Maas, R ERA: 7.43 (1, 1)	6.2	L	37	10	4	3	3	4	0	0	0	0	0	39	55	4.05	2.100								
Al Aber, L ERA: 6.75 (7, 1)	0.2	4	2	1	1	0	0	0	0	0	0	1	0	4	4	13.50	3.000								
Walt Masterson, R ERA: (8, 1)	0.2	3	1	0	0	0	0	0	0	0	0	0	0	3	3	0.00	1.500								
Jim Brady, L ERA: (9, 1)	1.0	3	0	0	0	0	0	1	0	0	0	0	0	2	6	0.00	1.000								


Batter	1	2	3	4	5	6	7	8	9	AB	R	H	RBI	BB	SO	LOB	BOTTOM								
Harvey Kuenn, R OBP: 0.384, SLG: 0.450 (1, 6)										5	0	0	0	0	1	3	Baltimore Orioles @ Detroit Tigers Briggs Stadium, Detroit, MI Sat May 19 1956, 4:33 AM EDT Att: 8,668 - Unknown								
Jim Bridweser, R OBP: 0.200, SLG: 0.167 Earl Torgeson, L OBP: 0.348, SLG: 0.419 (1, 4)										3	0	0	0	1	0	0									
Al Kaline, R OBP: 0.333, SLG: 0.457 (1, 9)										3	1	1	0	2	1	1									
Bill Tuttle, R OBP: 0.346, SLG: 0.474 (1, 8)										3	0	0	0	2	0	2									
Ray Boone, R OBP: 0.325, SLG: 0.347 (1, 5)										4	0	0	0	0	1	4									
Bob Kennedy, R OBP: 0.346, SLG: 0.273 (1, 7)										3	2	1	0	1	0	3									
Jack Phillips, R OBP: 0.314, SLG: 0.406 Jim Small, L OBP: 1.000, SLG: 1.000 Frank House, L OBP: 0.286, SLG: 0.419 (1, 3)										2	1	1	0	2	1	0									
Red Wilson, R OBP: 0.273, SLG: 0.300 Charlie Maxwell, L OBP: 0.421, SLG: 0.696 Jim Brady, L (8, 1)										1	0	0	1	1	0	1									
Duke Maas, R (1, 1)										0	0	0	0	0	0	0									
Al Aber, L (7, 1)										0	0	0	0	0	0	0									
Walt Masterson, R (8, 1)										0	0	0	0	0	0	0									
Wayne Belardi, L OBP: 0.447, SLG: 0.452 (8, 3)										1	0	0	0	0	0	2									
Inning Stats	R: 1 E: 1 K: 0 S: 4	H: 1 LOB: 0 BB: 0 P: 4	R: 2 E: 1 K: 1 S: 7	H: 2 LOB: 0 BB: 0 P: 7	R: 0 E: 1 K: 0 S: 3	H: 0 LOB: 3 BB: 3 P: 15	R: 0 E: 0 K: 2 S: 7	H: 0 LOB: 1 BB: 1 P: 11	R: 0 E: 0 K: 1 S: 5	H: 0 LOB: 1 BB: 1 P: 9	R: 0 E: 0 K: 1 S: 5	H: 0 LOB: 1 BB: 1 P: 9	R: 0 E: 0 K: 0 S: 3	H: 0 LOB: 1 BB: 1 P: 7	R: 1 E: 0 K: 0 S: 4	H: 1 LOB: 2 BB: 2 P: 12	R: 0 E: 1 K: 0 S: 3	H: 0 LOB: 0 BB: 0 P: 3	1B: 2 2B: 3 3B: 0 HR: 0	SF: 1 SAC: 0 DP: 1 HBP: 0	WP: 0 PB: 0 SB: 1 CS: 1	PA: 41			
PITCHER	IP	WLS	BF	H	R	ER	SO	BB	IBB	HBP	BLK	WP	HR	S	P	ERA	WHIP								
Bill Wight, L ERA: 7.09 (1, 1)	1.1	W	12	3	3	1	1	2	0	0	0	0	0	12	20	3.86	2.143								
Ray Moore, R ERA: 6.75 (3, 1)	5.0	W	21	0	1	1	4	6	0	0	0	0	0	23	47	1.80	1.200								
George Zuverink, R ERA: 1.36 (8, 1)	1.2	S	7	1	0	0	0	1	0	0	0	0	0	6	10	0.00	1.200								


AB 40
R 5
H 13
RBI 5
BB 5
SO 3
LOB 29





Batter	1	2	3	4	5	6	7	8	9	AB	R	H	RBI	BB	SO	LOB	TOP				
Bobby Adams, R (1, 5) OBP: 0.352, SLG: 0.274 Harry Dorish, R (7, 1) Tex Nelson, L (9, PH) OBP: 0.300, SLG: 0.222	F9		FC1-6 1B		F9		6-3		K	4	0	1	0	0	0	1	<p>Baltimore Orioles @ Cleveland Indians Cleveland Municipal Stadium, Cleveland, OH</p> <p>Sun May 20 1956, 3:33 AM EDT Unknown</p> <p>livebaseballscorecards.com</p> <p>AB 34 R 1 H 7 RBI 1 BB 3 SO 5 LOB 21</p> 				
Bob Boyd, L (1, 3) OBP: 0.463, SLG: 0.500	FC6-4 1B		FC1-6 1B 1-2		FC4 1B		BB HBP		1-3	4	0	2	0	0	0	1					
Dave Philley, S (1, 7) OBP: 0.328, SLG: 0.310	FC6-4 FC5 E 1-2		S 1-3 1B		FC4 1-2		BB 1-2 2-3			3	0	1	0	1	0	2					
Tito Francona, L (1, 9) OBP: 0.277, SLG: 0.243	E5 1-2		K 1-2		K		L8			4	0	0	0	0	2	7					
Billy Gardner, R (1, 4) OBP: 0.250, SLG: 0.382	FC5 2-3f		4-3							4	0	0	0	0	0	4					
Chuck Diering, R (1, 8) OBP: 0.456, SLG: 0.373		4-0 WP 1B BB		K						3	1	0	0	1	2	0					
Hal Smith, R (1, 2) OBP: 0.381, SLG: 0.494	4-3 1-3			BB			F8			3	0	1	0	1	0	1					
Willy Miranda, S (1, 6) OBP: 0.317, SLG: 0.344		G6-4-3 1B 3-H		F8						4	0	2	1	0	0	2					
Jim Wilson, R (1, 1) OBP: 0.421, SLG: 0.333 Johnny Schmitz, R (6, 1) Bob Hale, L (7, PH) OBP: 0.360, SLG: 0.381	G6-4-3 1B 1-2			F4						2	0	0	0	0	0	2					
										0	0	0	0	0	0	0					
										2	0	0	0	0	0	1					
Inning Stats	R: 0 E: 1 K: 0 S: 5	H: 1 LOB: 2 BB: 0 P: 5	R: 1 E: 0 K: 0 S: 3	H: 1 LOB: 0 BB: 1 P: 7	R: 0 E: 0 K: 1 S: 7	H: 2 LOB: 2 BB: 0 P: 7	R: 0 E: 0 K: 1 S: 5	H: 0 LOB: 1 BB: 1 P: 9	R: 0 E: 0 K: 1 S: 6	H: 1 LOB: 3 BB: 0 P: 6	R: 0 E: 0 K: 0 S: 3	R: 0 E: 0 K: 0 S: 4	H: 1 LOB: 1 BB: 0 P: 9	R: 0 E: 0 K: 1 S: 6	H: 1 LOB: 0 BB: 0 P: 6	R: 0 E: 0 K: 1 S: 5	H: 0 LOB: 0 BB: 0 P: 5	1B: 6 2B: 1 3B: 0 HR: 0	SF: 0 SAC: 0 DP: 1 HBP: 1	WP: 1 PB: 0 SB: 1 CS: 0	PA: 38
PITCHER Bob Lemon, R (1, 1) ERA: 2.07	IP: 9.0 WLS: W BF: 38 H: 7 R: 1 ER: 1 SO: 5 BB: 3 IBB: 0 HBP: 1 BLK: 0 WP: 1 HR: 0 S: 44 P: 57 ERA: 1.00 WHIP: 1.11															PITCHER	IP: 9.0 WLS: W BF: 38 H: 7 R: 1 ER: 1 SO: 5 BB: 3 IBB: 0 HBP: 1 BLK: 0 WP: 1 HR: 0 S: 44 P: 57 ERA: 1.00 WHIP: 1.11				

Batter	1	2	3	4	5	6	7	8	9	AB	R	H	RBI	BB	SO	LOB	BOTTOM			
Jim Busby, R (1, 8) OBP: 0.281, SLG: 0.306	F3		G3		F3	FC5 2-3f		L7		5	0	0	0	0	0	3	<p>Baltimore Orioles @ Cleveland Indians Cleveland Municipal Stadium, Cleveland, OH</p> <p>Sun May 20 1956, 3:33 AM EDT Unknown</p> <p>livebaseballscorecards.com</p> <p>AB 32 R 6 H 8 RBI 6 BB 5 SO 2 LOB 13</p> 			
Bobby Avila, R (1, 4) OBP: 0.331, SLG: 0.368	F9		HR		K		6-3	4-3		5	1	1	1	0	1	0				
Al Smith, R (1, 9) OBP: 0.392, SLG: 0.480	BB 2B HBP		S BB		HR BB		E5 1B			1	3	0	0	2	0	0				
Vic Wertz, L (1, 3) OBP: 0.435, SLG: 0.564 Rocky Colavito, R (7, PR) OBP: 0.224, SLG: 0.260	2B BB		F6		HR 1B		1B 1B			3	1	2	2	1	0	1				
Preston Ward, L (1, 7) OBP: 0.452, SLG: 0.543	BB 1-2		1B 1B		BB 1B		1B 1B			0	1	0	0	0	0	0				
Rudy Regalado, R (1, 5) OBP: 0.287, SLG: 0.083	1-3 2-H 2B		L3		BB BB 1B		1B 1B			4	0	3	2	0	0	1				
	F3				F3		L5			4	0	1	1	0	0	3				
Chico Carrasquel, R (1, 6) OBP: 0.264, SLG: 0.268		L6		4-3		FC5 BB 1-2		1B		3	0	1	0	1	0	0				
Hal Naragon, L (1, 2) OBP: 0.333, SLG: 0.429		L8		F8		BB BB		K		4	0	0	0	0	1	5				
Bob Lemon, L (1, 1) OBP: 0.250, SLG: 0.100		L4			F2		BB 1-2 2-3		4-1	3	0	0	0	1	0	0				
Inning Stats	R: 1 E: 0 K: 0 S: 4	H: 1 LOB: 2 BB: 1 P: 9	R: 0 E: 0 K: 0 S: 3	H: 0 LOB: 0 BB: 0 P: 3	R: 1 E: 0 K: 0 S: 4	H: 1 LOB: 1 BB: 1 P: 8	R: 0 E: 0 K: 0 S: 3	H: 0 LOB: 0 BB: 0 P: 3	R: 0 E: 0 K: 1 S: 5	H: 0 LOB: 0 BB: 0 P: 5	R: 2 E: 0 K: 1 S: 7	H: 2 LOB: 3 BB: 3 P: 19	R: 2 E: 1 K: 0 S: 7	H: 4 LOB: 2 BB: 0 P: 7	R: 0 E: 0 K: 0 S: 3	H: 0 LOB: 0 BB: 0 P: 3	1B: 5 2B: 1 3B: 0 HR: 2	SF: 0 SAC: 0 DP: 1 HBP: 1	WP: 0 PB: 0 SB: 1 CS: 0	PA: 38
PITCHER Jim Wilson, R (1, 1) ERA: 5.03 Johnny Schmitz, L (6, 1) Harry Dorish, R (7, 1) ERA: 2.7	IP: 5.0 WLS: L BF: 23 H: 4 R: 4 ER: 4 SO: 1 BB: 3 IBB: 4 HBP: 4 BLK: 1 WP: 0 HR: 2 S: 21 P: 34 ERA: 7.20 WHIP: 1.400															PITCHER	IP: 5.0 WLS: L BF: 23 H: 4 R: 4 ER: 4 SO: 1 BB: 3 IBB: 4 HBP: 4 BLK: 1 WP: 0 HR: 2 S: 21 P: 34 ERA: 7.20 WHIP: 1.400			

Batter	1	2	3	4	5	6	7	8	9	AB	R	H	RBI	BB	SO	LOB	TOP			
Chuck Diering, R OBP: 0.344, SLG: 0.349 (1, 8)	0-0 6-3			0-0 F2		0-0 4-1		0-0 5-3		4	0	0	0	0	0	0	Baltimore Orioles @ Cleveland Indians Cleveland Municipal Stadium, Cleveland, OH Sun May 20 1956, 3:38 AM EDT Att: 12,318 - Unknown AB 32 R 1 H 4 RBI 1 BB 1 SO 5 LOB 11 			
Bob Boyd, L OBP: 0.451, SLG: 0.486 Tex Nelson, L OBP: 0.333, SLG: 0.273 (1, 7) (4, 7)	0-3 K			0-0 6-3		0-0 FC4 1B		0-0 F2		2	0	0	0	0	1	0				
Dave Philley, S OBP: 0.319, SLG: 0.299 (1, 5)	0-0 4-3			0-0 5-3		0-0 FC4 1-2		0-0 6-3		4	0	0	0	0	0	1				
Bob Hale, L OBP: 0.345, SLG: 0.360 (1, 3)		0-0 4-3			0-0 1B 1B	0-0 E5 1-2		0-0 4-3		4	1	1	0	0	0	1				
Tito Francona, L OBP: 0.287, SLG: 0.247 (1, 9)		0-0 6-3			0-0 1B 1-2	0-0 L5 1-2		4-0 FC6-4 BB		3	0	1	0	1	0	2				
Gus Triandos, R OBP: 0.352, SLG: 0.441 (1, 2)		0-0 6-3			0-0 1B 1-2 2-H		0-0 F2	0-0 FC6-4 1-2		4	0	1	1	0	0	1				
Billy Gardner, R OBP: 0.242, SLG: 0.370 (1, 4)			0-0 L6		0-3 K	0-0 F6				3	0	0	0	0	1	2				
Willy Miranda, S OBP: 0.308, SLG: 0.333 (1, 6)			0-3 K		0-3 K	0-0 F7				3	0	0	0	0	2	2				
Erv Palica, R OBP: 0.167, SLG: 0.167 Hal Smith, R OBP: 0.376, SLG: 0.487 Hal Brown, R OBP: 0.600, SLG: 0.750 (8, PH) (8, 1)			0-0 F9		0-3 K	0-0 G3				2	0	0	0	0	1	2				
										1	0	0	0	0	0	0				
										0	0	0	0	0	0	0				
Inning Stats	R: 0 E: 0 K: 1 S: 5	H: 0 LOB: 0 BB: 0 P: 5	R: 0 E: 0 K: 0 S: 3	H: 0 LOB: 0 BB: 0 P: 3	R: 0 E: 0 K: 1 S: 5	H: 0 LOB: 0 BB: 0 P: 5	R: 0 E: 0 K: 0 S: 3	H: 0 LOB: 0 BB: 0 P: 3	R: 1 E: 1 K: 3 S: 12	H: 3 LOB: 2 BB: 0 P: 12	R: 0 E: 0 K: 0 S: 5	H: 0 LOB: 2 BB: 0 P: 5	R: 0 E: 0 K: 0 S: 3	H: 0 LOB: 0 BB: 0 P: 3	R: 0 E: 0 K: 0 S: 3	H: 0 LOB: 1 BB: 1 P: 7	1B: 4 2B: 0 3B: 0 HR: 0	SF: 0 SAC: 0 DP: 0 HBP: 0	WP: 0 PB: 0 SB: 0 CS: 0	PA: 33
PITCHER Mike Garcia, R ERA: 3.19 (1, 1)	IP: 9.0 WLS: W BF: 33 H: 4 R: 1 ER: 1 SO: 5 BB: 1 IBB: 0 HBP: 0 BLK: 0 WP: 0 HR: 0 S: 42 P: 46 ERA: 1.00 WHIP: 0.556															PITCHER IP: 9.0 WLS: W BF: 33 H: 4 R: 1 ER: 1 SO: 5 BB: 1 IBB: 0 HBP: 0 BLK: 0 WP: 0 HR: 0 S: 42 P: 46 ERA: 1.00 WHIP: 0.556				

Batter	1	2	3	4	5	6	7	8	9	AB	R	H	RBI	BB	SO	LOB	BOTTOM	
Jim Busby, R OBP: 0.288, SLG: 0.321 (1, 8)	0-0 F7		0-0 1B 2B		0-0 6-3		0-0 FC1-5 2B 1B			4	2	2	1	0	0	0	Baltimore Orioles @ Cleveland Indians Cleveland Municipal Stadium, Cleveland, OH Sun May 20 1956, 3:38 AM EDT Att: 12,318 - Unknown AB 30 R 5 H 8 RBI 5 BB 5 SO 7 LOB 11 	
Bobby Avila, R OBP: 0.328, SLG: 0.364 (1, 4)	0-0 6-3		0-0 BB 2B 1B		0-0 L5		0-0 FC1-5 2B 1B			4	1	1	1	0	0	2		
Al Smith, R OBP: 0.396, SLG: 0.487 (8, 7)	0-3 K		0-3 K		4-0 BB		0-0 1B 2B			3	1	1	1	1	2	1		
Vic Wertz, L OBP: 0.437, SLG: 0.552 Rocky Colavito, R OBP: 0.224, SLG: 0.260 (7, PR) (8, 9)		0-3 K	4-0 BB BB		0-3 K		4-0 1B BB			2	0	0	0	2	2	1		
Preston Ward, L OBP: 0.457, SLG: 0.526 (8, 3)		0-0 G3	4-0 FC6-4 BB			0-0 1-3	0-0 1-3 2-H 2-H 1B			3	0	1	2	1	0	0		
Rudy Regalado, R OBP: 0.283, SLG: 0.125 (1, 5)		0-0 1B	0-0 FC6-4 1-2			0-0 1-3	0-0 6-3			4	0	1	0	0	0	5		
Chico Carrasquel, R OBP: 0.264, SLG: 0.260 (1, 6)	0-3 K		0-0 L4		0-0 6-3		4-0 K BB		0-0 F8	3	0	0	0	1	1	1		
Jim Hegan, R OBP: 0.375, SLG: 0.315 (1, 2)			0-0 SH2-4 2B 1B		0-0 6-3		0-3 K		0-0 6-3	4	1	1	0	0	1	1		
Mike Garcia, R OBP: 0.214, SLG: 0.154 (1, 1)			0-0 SH2-4 1-2		0-0 4-3		0-0 FC1-5 1B 1B	0-3 K		3	0	1	0	0	1	0		
Inning Stats	R: 0 E: 0 K: 1 S: 5	H: 0 LOB: 0 BB: 0 P: 5	R: 0 E: 0 K: 2 S: 8	H: 1 LOB: 1 BB: 0 P: 8	R: 2 E: 0 K: 1 S: 8	H: 3 LOB: 2 BB: 2 P: 16	R: 0 E: 0 K: 0 S: 3	H: 0 LOB: 0 BB: 0 P: 3	R: 0 E: 0 K: 1 S: 5	H: 0 LOB: 1 BB: 1 P: 9	R: 3 E: 0 K: 0 S: 6	H: 4 LOB: 2 BB: 1 P: 10	R: 0 E: 0 K: 1 S: 5	H: 0 LOB: 0 BB: 0 P: 5	1B: 6 2B: 2 3B: 0 HR: 0	SF: 0 SAC: 1 DP: 0 HBP: 0	WP: 0 PB: 0 SB: 0 CS: 0	PA: 36
PITCHER Erv Palica, R ERA: 4.11 Hal Brown, R ERA: 2.16 (1, 1) (8, 1)	IP: 7.0 WLS: L BF: 33 H: 8 R: 5 ER: 5 SO: 6 BB: 5 IBB: 0 HBP: 0 BLK: 0 WP: 0 HR: 0 S: 40 P: 60 ERA: 6.43 WHIP: 1.857															PITCHER IP: 1.0 WLS: L BF: 3 H: 0 R: 0 ER: 0 SO: 1 BB: 0 IBB: 0 HBP: 0 BLK: 0 WP: 0 HR: 0 S: 5 P: 5 ERA: 0.00 WHIP: 0.000		

Batter	1	2	3	4	5	6	7	8	9	AB	R	H	RBI	BB	SO	LOB	TOP										
Chuck Diering, R OBP: 0.420, SLG: 0.328 (1, 8)	0-3 K	0-3 K		0-3 K		4-0 BB			0-0 B1-3	4	0	0	0	1	3	1	<p>Baltimore Orioles @ Chicago White Sox Comiskey Park, Chicago, IL Wed May 23 1956, 4:33 AM EDT Att: 1,924 - Unknown</p> <p>AB 32 R 2 H 7 RBI 2 BB 5 SO 6 LOB 20</p> 										
Hoot Evers, R OBP: 0.500, SLG: 0.400 (1, 9)	0-0 BB 1B BB	0-0 F7		0-0 1B 1B SF9	0-0 1B	0-0 L5			0-0 F9	5	2	2	0	0	0	2											
George Kell, R OBP: 0.383, SLG: 0.424 (1, 5)	0-0 BB BB 1-2 1B		0-0 BB 1B	0-0 1B	0-0 1B		0-0 5-3		0-0 3-1	5	0	3	0	0	0	0											
Bob Nieman, R OBP: 0.375, SLG: 0.477 (1, 7)	0-0 L9		0-0 F7	0-0 FC5-4 1B	0-0 1B		0-0 1B			4	0	2	0	0	0	3											
Gus Triandos, R OBP: 0.358, SLG: 0.432 (1, 3)	4-0 BB 1-2 2-3 BB		4-0 BB 1-2 BB	0-0 FC5-4 1B	0-0 1B		0-0 1B		0-0 L9	2	0	0	0	2	0	4											
Hal Smith, R OBP: 0.371, SLG: 0.475 (1, 2)	4-0 BB 1-2 2-3 3-H BB		0-0 F4	0-0 SF9	0-0 1B		0-0 1B		0-0 F8	2	0	0	2	1	0	3											
Billy Gardner, R OBP: 0.233, SLG: 0.354 (1, 4)	0-0 F3		0-0 5-3	0-0 FC5-4	0-0 1B		0-3 K			4	0	0	0	0	1	7											
Willy Miranda, S OBP: 0.306, SLG: 0.324 (1, 6)		4-0 SH1-4 BB		0-0 5-3		0-3 K		0-0 F4	3	0	0	0	1	1	0												
Johnny Schmitz, R (1, 1)		0-0 SH1-4		0-3 K		0-0 5-3		0-0 F8	1	0	0	0	0	1	0												
Ray Moore, R OBP: 0.188, SLG: 0.133 (4, 1)		1-2		0-0 K						2	0	0	0	0	0	0											
Inning Stats	R: 1 E: 0 K: 1 S: 7	H: 2 LOB: 3 BB: 2 P: 15	R: 0 E: 0 K: 1 S: 5	H: 0 LOB: 1 BB: 1 P: 9	R: 0 E: 0 K: 0 S: 4	H: 1 LOB: 2 BB: 1 P: 8	R: 0 E: 0 K: 2 S: 7	H: 0 LOB: 0 BB: 0 P: 7	R: 1 E: 0 K: 0 S: 6	H: 3 LOB: 2 BB: 0 P: 6	R: 0 E: 0 K: 1 S: 5	H: 0 LOB: 1 BB: 1 P: 9	R: 0 E: 0 K: 0 S: 4	H: 1 LOB: 0 BB: 0 P: 4	R: 0 E: 0 K: 1 S: 5	H: 0 LOB: 0 BB: 0 P: 5	R: 0 E: 0 K: 0 S: 3	H: 0 LOB: 0 BB: 0 P: 3	1B: 7 2B: 0 3B: 0 HR: 0	SF: 1 SAC: 1 DP: 0 HBP: 0	WP: 0 PB: 0 CS: 0	PA: 39					
PITCHER Jack Harshman, L ERA: 4.08 (1, 1)	IP 9.0	WLS W	BF 39	H 7	R 2	ER 2	SO 6	BB 5	IBB 0	HBP 0	BLK 0	WP 0	HR 0	S 46	P 66	ERA 2.00	WHIP 1.333										

Batter	1	2	3	4	5	6	7	8	9	AB	R	H	RBI	BB	SO	LOB	BOTTOM										
Luis Aparicio, R OBP: 0.295, SLG: 0.316 (1, 6)	0-0 6-3	0-0 5-3		0-0 F9			0-0 F2			4	0	0	0	0	0	5	<p>Baltimore Orioles @ Chicago White Sox Comiskey Park, Chicago, IL Wed May 23 1956, 4:33 AM EDT Att: 1,924 - Unknown</p> <p>AB 28 R 3 H 6 RBI 3 BB 5 SO 3 LOB 17</p> 										
Nellie Fox, L OBP: 0.285, SLG: 0.339 (1, 4)	0-0 5-3 1B		0-0 FC4-6 1B	0-0 G4-6-3		0-0 G3			0-0 G3	4	0	2	0	0	0	3											
Minnie Minoso, R OBP: 0.407, SLG: 0.475 (1, 7)	0-0 5-3		0-0 FC4-6 F8 1-2	0-0 F4	0-0 F4		0-0 G3		0-0 G3	4	0	0	0	0	0	2											
Dave Philley, S OBP: 0.310, SLG: 0.289 (1, 9)	0-0 F7		0-0 F8	0-0 F8	0-0 F8		0-0 3-1		0-0 3-1	4	0	0	0	0	0	2											
Larry Doby, L OBP: 0.333, SLG: 0.262 (1, 8)		0-0 FC1-4 BB 2B 1B		0-0 BB 1B BB	0-0 4-3		0-0 BB		4-0 BB	3	2	2	0	1	0	0											
Sherm Lollar, R OBP: 0.423, SLG: 0.517 (1, 2)		4-0 FC1-4 BB		0-0 BB 1B BB		0-0 F7		0-0 F8	3	1	1	0	1	0	1												
Walt Dropo, R OBP: 0.227, SLG: 0.205 (1, 3)		0-0 FC1-4 2B 1-2 2-3		4-0 BB 1B BB	0-3 K		0-3 K			2	0	0	0	1	1	2											
Sammy Esposito, R OBP: 0.304, SLG: 0.333 (1, 5)		0-0 BB 1-3 2-3 3-H 2B		4-0 BB 1-2 2-3 3-H BB	0-3 K		0-3 K			2	0	1	2	1	1	0											
Jack Harshman, L OBP: 0.182, SLG: 0.400 (1, 1)		0-0 K		0-0 G4-6-3 BB			0-0 L9			2	0	0	1	1	1	2											
Inning Stats	R: 0 E: 0 K: 0 S: 4	H: 1 LOB: 1 BB: 0 P: 4	R: 1 E: 0 K: 1 S: 7	H: 2 LOB: 2 BB: 1 P: 11	R: 0 E: 0 K: 0 S: 3	H: 1 LOB: 0 BB: 0 P: 3	R: 2 E: 0 K: 0 S: 4	H: 2 LOB: 2 BB: 3 P: 16	R: 0 E: 0 K: 0 S: 3	H: 0 LOB: 0 BB: 0 P: 3	R: 0 E: 0 K: 2 S: 7	H: 0 LOB: 0 BB: 0 P: 7	R: 0 E: 0 K: 0 S: 3	H: 0 LOB: 1 BB: 1 P: 7	R: 0 E: 0 K: 0 S: 3	H: 0 LOB: 0 BB: 0 P: 3	1B: 5 2B: 1 3B: 0 HR: 0	SF: 0 SAC: 0 DP: 1 HBP: 0	WP: 0 PB: 0 CS: 0	PA: 33							
PITCHER Johnny Schmitz, L ERA: 3.24 Ray Moore, R ERA: 5.93 (1, 1) (4, 1)	IP 3.0	WLS L	BF 16	H 6	R 3	ER 3	SO 1	BB 2	IBB 0	HBP 0	BLK 0	WP 0	HR 0	S 16	P 24	ERA 9.00	WHIP 2.667										

Batter	1	2	3	4	5	6	7	8	9	AB	R	H	RBI	BB	SO	LOB	TOP					
Gil McDougald, R OBP: 0.368, SLG: 0.362 Phil Rizzuto, R OBP: 0.370, SLG: 0.261										3	2	1	0	2	0	1	New York Yankees @ Baltimore Orioles Memorial Stadium, Baltimore, MD Fri May 25 1956, 3:33 AM EDT Att: 37,070 - Unknown					
Billy Martin, R OBP: 0.306, SLG: 0.330 Jerry Coleman, R (8, 4)										5	3	3	1	0	0	2						
Hank Bauer, R OBP: 0.321, SLG: 0.447										5	0	2	1	0	1	3						
Mickey Mantle, S OBP: 0.515, SLG: 0.875										3	2	2	3	1	0	1						
Bill Skowron, R OBP: 0.385, SLG: 0.398 Joe Collins, L OBP: 0.290, SLG: 0.429										4	1	2	1	1	0	3						
Elston Howard, R OBP: 0.357, SLG: 0.400											4	1	1	0	1	4						
Bob Cerv, R OBP: 0.269, SLG: 0.520 Eddie Robinson, L OBP: 0.286, SLG: 0.360											5	1	2	4	0	3						
Andy Carey, R OBP: 0.307, SLG: 0.333											5	0	1	0	0	4						
Johnny Kucks, R OBP: 0.190, SLG: 0.056											3	0	0	0	1	2						
Inning Stats	R: 3 E: 0 K: 0 S: 8	H: 4 LOB: 2 BB: 0 P: 8	R: 0 E: 0 K: 0 S: 2	H: 0 LOB: 1 BB: 2 P: 10	R: 4 E: 0 K: 1 S: 7	H: 2 LOB: 0 BB: 2 P: 15	R: 0 E: 0 K: 0 S: 3	H: 0 LOB: 1 BB: 1 P: 7	R: 0 E: 0 K: 0 S: 4	H: 1 LOB: 1 BB: 0 P: 4	R: 2 E: 0 K: 0 S: 5	H: 3 LOB: 1 BB: 1 P: 9	R: 0 E: 0 K: 0 S: 4	H: 1 LOB: 1 BB: 0 P: 4	R: 1 E: 0 K: 1 S: 7	H: 2 LOB: 1 BB: 0 P: 7	R: 0 E: 0 K: 0 S: 3	H: 1 LOB: 0 BB: 0 P: 3	1B: 11 2B: 2 3B: 1 HR: 1	SF: 1 SAC: 1 DP: 2 HBP: 0	WP: 0 PB: 0 SB: 2 CS: 0	PA: 46
PITCHER	IP WLS BF H R ER SO BB IBB HBP BLK WP HR S P ERA WHIP																					
Don Ferrarese, L ERA: 2.97	2.0 L 16 6 7 7 0 4 0 0 0 0 0 1 12 28 31.50 5.000																					
Hal Brown, R ERA: 1.53	3.0 11 1 0 0 1 1 0 0 0 0 0 0 12 16 0.00 0.667																					
Harry Dorish, R ERA: 4.66	3.0 15 6 3 3 1 1 0 0 0 0 0 0 16 20 9.00 2.333																					
Johnny Schmitz, L ERA: 2.89	1.0 3 1 0 0 0 0 0 0 0 0 0 0 3 3 0.00 1.000																					

Batter	1	2	3	4	5	6	7	8	9	AB	R	H	RBI	BB	SO	LOB	BOTTOM					
Chuck Diering, R OBP: 0.416, SLG: 0.324 Tex Nelson, L OBP: 0.400, SLG: 0.385										1	0	0	0	0	0	0	New York Yankees @ Baltimore Orioles Memorial Stadium, Baltimore, MD Fri May 25 1956, 3:33 AM EDT Att: 37,070 - Unknown					
Bob Hale, L OBP: 0.394, SLG: 0.393										3	0	2	0	1	0	1						
George Kell, R OBP: 0.371, SLG: 0.409 Wayne Causey, L OBP: 0.231, SLG: 0.130										3	0	0	0	0	0	3						
Bob Nieman, R OBP: 0.365, SLG: 0.458										4	0	1	0	0	0	3						
Tito Francona, L OBP: 0.275, SLG: 0.234											4	0	0	0	0	1						
Hal Smith, R OBP: 0.366, SLG: 0.464											4	0	1	0	0	0						
Billy Gardner, R OBP: 0.234, SLG: 0.350											4	1	1	0	0	2						
Willy Miranda, S OBP: 0.306, SLG: 0.333											3	0	1	1	0	2						
Don Ferrarese, R OBP: 0.183, SLG: 0.100 Hal Brown, R OBP: 0.300, SLG: 0.600 Gus Yantis, R OBP: 0.305, SLG: 0.427 Harry Dorish, R OBP: 0.330, SLG: 0.400 Jim Pyburn, R OBP: 0.330, SLG: 0.400 Johnny Schmitz, R (9, 1)										0	0	0	0	0	0	0						
Inning Stats	R: 0 E: 0 K: 0 S: 3	H: 1 LOB: 0 BB: 0 P: 3	R: 0 E: 0 K: 0 S: 3	H: 0 LOB: 0 BB: 0 P: 3	R: 0 E: 0 K: 0 S: 3	H: 0 LOB: 0 BB: 0 P: 3	R: 1 E: 0 K: 0 S: 3	H: 1 LOB: 0 BB: 1 P: 7	R: 1 E: 1 K: 0 S: 5	H: 2 LOB: 1 BB: 0 P: 5	R: 0 E: 0 K: 0 S: 3	H: 1 LOB: 0 BB: 0 P: 3	R: 0 E: 0 K: 0 S: 5	H: 2 LOB: 2 BB: 0 P: 5	R: 0 E: 0 K: 0 S: 4	H: 2 LOB: 1 BB: 1 P: 8	R: 0 E: 0 K: 0 S: 3	H: 0 LOB: 0 BB: 0 P: 3	1B: 7 2B: 4 3B: 0 HR: 0	SF: 0 SAC: 0 DP: 4 HBP: 0	WP: 1 PB: 0 SB: 0 CS: 0	PA: 34
PITCHER	IP WLS BF H R ER SO BB IBB HBP BLK WP HR S P ERA WHIP																					
Johnny Kucks, R ERA: 3.67	9.0 W 34 9 2 2 0 2 0 0 0 0 1 0 32 40 2.00 1.222																					

Batter	1	2	3	4	5	6	7	8	9	AB	R	H	RBI	BB	SO	LOB	TOP										
Gil McDougald, R OBP: 0.376, SLG: 0.392 (1, 6)	4-0 1B SH3 1B BB	0-3 K			0-0 6-3 3B		0-0 F8		0-0 2B	4	2	2	0	1	1	0	New York Yankees @ Baltimore Orioles Memorial Stadium, Baltimore, MD Sat May 26 1956, 3:33 AM EDT Att: 26,069 - Unknown livebaseballscorecards.com										
Billy Martin, R OBP: 0.312, SLG: 0.336 Jerry Coleman, R (3, 4)	0-0 SH3		0-0 1B		0-3 K		0-0 F8		0-0 P4	1	0	1	0	0	0	0											
Hank Bauer, R OBP: 0.318, SLG: 0.438 (1, 9)	0-0 1B 2-3 1B		0-0 P2		0-0 6-3		0-0 F7		0-0 F7	5	1	1	1	0	0	2											
Mickey Mantle, S OBP: 0.515, SLG: 0.863 (1, 8)	0-0 1B 1-2 3-H 1B		0-0 P5		3-H 4-0 BB		0-0 F7			3	0	1	1	1	0	1											
Bill Skowron, R OBP: 0.389, SLG: 0.429 (1, 3)	0-0 1B 1-3 2-H 1B		0-0 4-3		0-0 5-3				0-0 HR	4	1	2	2	0	0	2											
Elston Howard, R OBP: 0.353, SLG: 0.394 (1, 2)	0-3 K		0-0 FC5-4 1B		0-0 5-3				0-3 K	4	0	1	0	0	2	2											
Joe Collins, L OBP: 0.301, SLG: 0.424 (1, 7)	0-0 F9		0-0 F3		4-0 BB				0-0 1B	3	0	1	0	1	0	3											
Andy Carey, R OBP: 0.297, SLG: 0.321 (1, 5)		0-0 F9		0-0 F9		0-0 L6		0-0 F9		4	0	0	0	0	0	3											
Mickey McDermott, L OBP: 0.333, SLG: 0.300 Gerry Staley, R OBP: 0.300, SLG: 0.550 Don Larsen, R OBP: 0.300, SLG: 0.550 Rip Coleman, L OBP: 0.300, SLG: 0.550 Bob Cerv, R OBP: 0.300, SLG: 0.550 Bob Grim, R OBP: 0.300, SLG: 0.200 Tom Carroll, R (9, PH)	0-0 1-3		0-0 FC5-4 1-2		0-0 F9		0-0 F9		0-0 5-3	0	0	0	0	0	0	0											
Inning Stats	R: 2 E: 0 K: 1 S: 8	H: 3 LOB: 2 BB: 1 P: 12	R: 0 E: 0 K: 1 S: 5	H: 0 LOB: 0 BB: 0 P: 5	R: 0 E: 0 K: 0 S: 4	H: 1 LOB: 1 BB: 0 P: 4	R: 0 E: 0 K: 0 S: 4	H: 1 LOB: 1 BB: 1 P: 4	R: 1 E: 0 K: 0 S: 6	H: 1 LOB: 1 BB: 1 P: 10	R: 0 E: 0 K: 0 S: 3	H: 0 LOB: 0 BB: 0 P: 7	R: 0 E: 0 K: 1 S: 7	H: 0 LOB: 0 BB: 0 P: 3	R: 1 E: 0 K: 1 S: 7	H: 2 LOB: 1 BB: 0 P: 7		R: 0 E: 0 K: 0 S: 4	H: 1 LOB: 1 BB: 0 P: 4	1B: 6 2B: 1 3B: 1 HR: 1	SF: 0 SAC: 1 DP: 0 HBP: 0	WP: 0 PB: 0 SB: 0 CS: 0	PA: 39				
PITCHER Bill Wight, L ERA: 6.31 (1, 1)	IP 9.0	WLS W	BF 39	H 9	R 4	ER 4	SO 4	BB 3	IBB 0	HBP 0	BLK 0	WP 0	HR 1	S 44	P 56	ERA 4.00	WHIP 1.333										

Batter	1	2	3	4	5	6	7	8	9	AB	R	H	RBI	BB	SO	LOB	BOTTOM										
Jim Pyburn, R OBP: 0.317, SLG: 0.436 (1, 8)	0-0 6-3	0-0 1B 3B	0-0 S 1B		0-0 6-3			0-0 5-3		5	1	2	0	0	0	0	New York Yankees @ Baltimore Orioles Memorial Stadium, Baltimore, MD Sat May 26 1956, 3:33 AM EDT Att: 26,069 - Unknown livebaseballscorecards.com										
Hoot Evers, R OBP: 0.600, SLG: 0.500 Chuck Diering, R OBP: 0.411, SLG: 0.319 (1, 9) (7, 9)	0-0 HR 1B	0-0 1B 3-H 1B	0-3 K		4-0 SH3 1B BB		0-0 F8		0-0 P6	3	3	2	1	1	1	1											
George Kell, R OBP: 0.366, SLG: 0.402 (1, 5)	0-0 F9	0-0 1B 2B 1B	0-0 6-3		0-0 SH3		0-0 P6			4	1	1	0	0	0	2											
Bob Nieman, R OBP: 0.411, SLG: 0.558 (1, 7)	0-0 1-H HR	0-0 1-3 2-H 2B 1B		0-0 CS 1B		0-0 2-H CS 1B				4	2	4	4	0	0	0											
Gus Triandos, R OBP: 0.360, SLG: 0.470 (1, 3)	0-0 HR	0-0 4-3 1-H 3-H 2B		0-3 K		0-3 K				4	1	2	3	0	2	2											
Hal Smith, R OBP: 0.381, SLG: 0.471 (1, 2)	4-0 1B BB	0-0 4-3 2-3 1B		0-0 1B		0-0 1B				3	1	2	0	1	0	1											
Billy Gardner, R OBP: 0.241, SLG: 0.356 Bob Hale, L OBP: 0.382, SLG: 0.379 Fred Marsh, R OBP: 0.259, SLG: 0.130 (1, 4) (2, PH) (3, 4)	0-0 1B 1-2 1B	0-0 G3		0-0 5-3		0-0 F3				1	0	1	0	0	0	0											
Willy Miranda, S OBP: 0.304, SLG: 0.330 (1, 6)	0-0 1-3 2-H 1B	0-3 K		0-3 K		0-0 F2				4	0	1	1	0	2	2											
Bill Wight, L OBP: 0.267, SLG: 0.214 (1, 1)	0-3 K		0-3 K		0-0 1-3		0-3 K			4	0	0	0	0	3	3											
Inning Stats	R: 4 E: 0 K: 1 S: 10	H: 5 LOB: 2 BB: 1 P: 14	R: 4 E: 0 K: 1 S: 10	H: 5 LOB: 1 BB: 0 P: 10	R: 0 E: 0 K: 2 S: 8	H: 1 LOB: 1 BB: 0 P: 8	R: 0 E: 0 K: 1 S: 6	H: 2 LOB: 1 BB: 0 P: 6	R: 0 E: 0 K: 1 S: 5	H: 0 LOB: 0 BB: 0 P: 5	R: 1 E: 0 K: 1 S: 5	H: 1 LOB: 1 BB: 1 P: 9	R: 0 E: 0 K: 1 S: 6	H: 1 LOB: 1 BB: 0 P: 6	R: 0 E: 0 K: 0 S: 3	H: 0 LOB: 0 BB: 0 P: 3		1B: 11 2B: 3 3B: 1 HR: 2	SF: 0 SAC: 1 DP: 2 HBP: 0	WP: 0 PB: 0 SB: 1 CS: 2	PA: 39						
PITCHER Mickey McDermott, L ERA: 5.48 Gerry Staley, R ERA: 108.0 Don Larsen, R ERA: 5.01 Rip Coleman, L ERA: 1.83 Bob Grim, R ERA: 2.78 (1, 1) (1, 1) (2, 1) (4, 1) (6, 1)	IP 0.2	WLS L	BF 8	H 5	R 4	ER 4	SO 4	BB 1	IBB 0	HBP 0	BLK 0	WP 0	HR 2	S 7	P 11	ERA 54.00	WHIP 9.000										

Batter	1	2	3	4	5	6	7	8	9	10	AB	R	H	RBI	BB	SO	LOB	TOP	
Eddie Yost, R OBP: 0.457, SLG: 0.336 (1, 5)	F5		4-3		F8		2B	1B			4	1	1	0	1	0	0	Washington Senators @ Baltimore Orioles Memorial Stadium, Baltimore, MD Mon May 28 1956, 3:33 AM EDT Att: 8,541 - Unknown livebaseballscorecards.com	
Whitey Herzog, L OBP: 0.259, SLG: 0.260 (1, 8)	S		K			1B	F8	3-1			5	0	2	0	0	1	3		
Pete Runnels, L OBP: 0.378, SLG: 0.459 (1, 4)	F8				1B	1B	E5	2B	BB	BB	4	2	2	1	1	0	2		
Roy Sievers, R OBP: 0.407, SLG: 0.587 (1, 3)	BB				K	FC5-2-5-2	1B	BB	2B	F8	4	1	1	1	1	1	4		
Clint Courtney, L OBP: 0.417, SLG: 0.473 (1, 2)	4-3				1B	1B	FC4-2	F7-2-4	BB	F9	4	0	2	2	1	0	3		
Jim Lemon, R OBP: 0.265, SLG: 0.523 (1, 9)		L5-3			F2	FC4-2	1B	1-2	3-H	K	3	0	1	1	2	1	3		
Ernie Oravetz, S OBP: 0.333, SLG: 0.292 (1, 7)		K			F9	FC4-2	1B	F7-2-4		6-3	5	0	0	0	0	1	8		
Jerry Snyder, R OBP: 0.333, SLG: 0.367 (1, 6)		L5-3			5-3	L6				1-3	5	0	1	0	0	0	3		
Bob Wiesler, S OBP: 0.077, SLG: 0.077 (7, 1)			K		K		F8	BB	BB	FC3-6	2	0	0	0	0	2	0		
Tex Clevenger, R OBP: 0.077, SLG: 0.077 (6, 1)										6-3	0	0	0	0	0	0	0		
Harmon Killebrew, R OBP: 0.077, SLG: 0.077 (7, 1)											0	1	0	0	1	0	0		
Bob Chakales, R OBP: 0.077, SLG: 0.077 (7, 1)											2	0	0	0	0	0	1		
Inning Stats	R: 0 E: 0 K: 0 S: 4	H: 1 LOB: 2 BB: 1 P: 8	R: 0 E: 0 K: 1 S: 4	H: 0 LOB: 0 BB: 1 P: 8	R: 0 E: 0 K: 2 S: 7	H: 0 LOB: 0 BB: 0 P: 7	R: 0 E: 0 K: 1 S: 5	H: 0 LOB: 0 BB: 0 P: 5	R: 2 E: 0 K: 0 S: 7	H: 4 LOB: 2 BB: 0 P: 7	R: 3 E: 1 K: 0 S: 4	H: 1 LOB: 2 BB: 4 P: 20	R: 0 E: 0 K: 0 S: 5	H: 0 LOB: 1 BB: 0 P: 4	R: 0 E: 0 K: 1 S: 3	H: 0 LOB: 0 BB: 0 P: 3	1B: 9 2B: 3 3B: 0 HR: 0	SF: 0 SAC: 0 DP: 2 HBP: 0	WP: 0 PA: 45
PITCHER	IP WLS BF H R ER SO	IP WLS BF H R ER SO	IP WLS BF H R ER SO	IP WLS BF H R ER SO	IP WLS BF H R ER SO	IP WLS BF H R ER SO	IP WLS BF H R ER SO	IP WLS BF H R ER SO	IP WLS BF H R ER SO	IP WLS BF H R ER SO	IP WLS BF H R ER SO	IP WLS BF H R ER SO	IP WLS BF H R ER SO	IP WLS BF H R ER SO	IP WLS BF H R ER SO	IP WLS BF H R ER SO	ERA WHIP	ERA WHIP	
Connie Johnson, R ERA: 3.63 (1, 1)	5.0	0.1	1.0	3.2	0.0	0.0	0.0	0.0	0.0	0.0	3.63	1.400							
Don Ferrarese, L ERA: 2.94 (6, 1)	0.1	3.2	1.0	0.0	0.0	0.0	0.0	0.0	0.0	0.0	2.94	3.000							
George Zuverink, R ERA: 1.85 (6, 1)	1.0	7.1	3.2	0.0	0.0	0.0	0.0	0.0	0.0	0.0	1.85	3.000							
Mike Fomiele, R ERA: 4.19 (7, 1)	3.2	14.2	0.0	0.0	1.2	1.0	0.0	0.0	0.0	0.0	4.19	1.091							

Batter	1	2	3	4	5	6	7	8	9	10	AB	R	H	RBI	BB	SO	LOB	BOTTOM			
Jim Pyburn, R OBP: 0.302, SLG: 0.421 (1, 8)	K					E		F7			2	0	0	1	0	1	2	Washington Senators @ Baltimore Orioles Memorial Stadium, Baltimore, MD Mon May 28 1956, 3:33 AM EDT Att: 8,541 - Unknown livebaseballscorecards.com			
Tito Francona, L OBP: 0.267, SLG: 0.231 (6, PH)		FC1-2			SF9	1B				1B	1	1	0	0	2	0	0				
Hoot Evers, R OBP: 0.615, SLG: 0.444 (1, 9)	L9					FC1-2		F7		IBB	1	0	0	0	2	0	0				
Bob Hale, L OBP: 0.371, SLG: 0.367 (6, PH)		BB				1B					1	0	0	0	0	0	2				
Chuck Diering, R OBP: 0.413, SLG: 0.324 (7, 8)		BB				1B				1B	2	0	1	1	0	0	0				
George Kell, R OBP: 0.371, SLG: 0.400 (1, 5)	2B					FC6-4		F5			3	1	1	1	1	0	5				
Fred Marsh, R OBP: 0.250, SLG: 0.125 (6, PR)		F8			FC5	1B					1	0	0	0	0	0	0				
Bob Nieman, R OBP: 0.393, SLG: 0.544 (1, 7)	1B		4-3		E4	FC6-4				F6	5	1	1	1	0	0	2				
Gus Triandos, R OBP: 0.378, SLG: 0.495 (1, 3)		2B				G3-6-3					5	0	4	1	0	0	1				
Hal Brown, R OBP: 0.500, SLG: 0.600 (9, PR)						1B					0	0	0	0	0	0	0				
Tex Nelson, L OBP: 0.400, SLG: 0.385 (10, 9)		1B				1B					0	0	0	0	0	0	0				
Hal Smith, R OBP: 0.382, SLG: 0.456 (1, 2)	F9				1-3					2B	3	0	0	0	2	0	2				
Billy Gardner, R OBP: 0.257, SLG: 0.371 (1, 4)						FC5-4				F3	4	1	2	0	1	0	4				
Willy Miranda, S OBP: 0.300, SLG: 0.319 (1, 6)		SH1-4				FC1-2				F8	4	1	0	0	1	0	6				
Connie Johnson, R ERA: 9.53 (1, 1)		FC1-2				SH3-4					0	0	0	0	1	0	0				
Don Ferrarese, R ERA: 4.22 (6, 1)		SH1-4				FC5-4					0	0	0	0	0	0	0				
George Zuverink, R ERA: 2.22 (6, 1)						SH3-4					0	0	0	0	0	0	0				
Mike Fomiele, R OBP: 0.266, SLG: 0.571 (7, 1)						1B				2B	2	1	1	0	0	0	2				
Inning Stats	R: 2 E: 0 K: 1 S: 7	H: 2 LOB: 1 BB: 1 P: 11	R: 0 E: 0 K: 0 S: 4	H: 1 LOB: 3 BB: 2 P: 12	R: 0 E: 0 K: 0 S: 3	H: 1 LOB: 0 BB: 0 P: 3	R: 1 E: 0 K: 0 S: 4	H: 1 LOB: 2 BB: 2 P: 12	R: 0 E: 1 K: 0 S: 3	H: 0 LOB: 0 BB: 0 P: 3	R: 2 E: 2 K: 0 S: 5	H: 1 LOB: 2 BB: 2 P: 13	R: 0 E: 0 K: 0 S: 4	H: 1 LOB: 2 BB: 1 P: 8	R: 0 E: 0 K: 0 S: 4	H: 1 LOB: 2 BB: 1 P: 8	R: 1 E: 0 K: 0 S: 2	H: 2 LOB: 2 BB: 1 P: 6	1B: 6 2B: 4 3B: 0 HR: 0	SF: 1 SAC: 2 DP: 2 HBP: 0	WP: 0 PA: 47
PITCHER	IP WLS BF H R ER SO	IP WLS BF H R ER SO	IP WLS BF H R ER SO	IP WLS BF H R ER SO	IP WLS BF H R ER SO	IP WLS BF H R ER SO	IP WLS BF H R ER SO	IP WLS BF H R ER SO	IP WLS BF H R ER SO	IP WLS BF H R ER SO	IP WLS BF H R ER SO	IP WLS BF H R ER SO	IP WLS BF H R ER SO	IP WLS BF H R ER SO	IP WLS BF H R ER SO	IP WLS BF H R ER SO	ERA WHIP	ERA WHIP			
Bob Wiesler, L ERA: 9.53 (1, 1)	5.1	0.2	3.0	0.0	0.0	0.0	0.0	0.0	0.0	0.0	9.53	2.062									
Tex Clevenger, R ERA: 4.22 (6, 1)	0.2	4.1	0.0	0.0	0.0	0.0	0.0	0.0	0.0	0.0	4.22	3.000									
Bob Chakales, R ERA: 2.22 (7, 1)	3.0	16.4	1.1	1.0	1.2	0.0	0.0	0.0	0.0	0.0	2.22	1.667									



Batter	1	2	3	4	5	6	7	8	9	AB	R	H	RBI	BB	SO	LOB	TOP										
Eddie Yost, R OBP: 0.497, SLG: 0.353 (1, 5)										3	1	2	1	2	0	0	Washington Senators @ Baltimore Orioles Memorial Stadium, Baltimore, MD Tue May 29 1956, 3:33 AM EDT Att: 4,478 - Unknown livebaseballscorecards.com										
Whitey Herzog, L OBP: 0.246, SLG: 0.245 (1, 7)										3	0	0	1	0	1	4											
Pete Runnels, L OBP: 0.376, SLG: 0.455 Harmon Killebrew, R OBP: 0.231, SLG: 0.667 (1, 4) (3, 4)										1	0	0	0	0	0	0											
Roy Sievers, R OBP: 0.404, SLG: 0.574 (1, 3)										3	0	0	0	1	0	2											
Jim Lemon, R OBP: 0.355, SLG: 0.507 (1, 9)										4	0	0	0	0	0	1											
Karl Olson, R OBP: 0.318, SLG: 0.400 (1, 8)										4	0	0	0	0	1	1											
Lyle Luttrell, R OBP: 0.222, SLG: 0.444 (1, 6)										4	2	2	0	0	0	0											
Lou Berberet, L OBP: 0.326, SLG: 0.308 Pedro Ramos, S OBP: 0.395, SLG: 0.538 (7, PR) Ed Fitz Gerald, R OBP: 0.407, SLG: 0.520 (7, 2)										2	0	1	1	1	0	0											
Dean Stone, L (1, 1) Connie Grob, L OBP: 0.250, SLG: 0.250 (8, 1)										2	0	0	0	0	1	2											
Inning Stats	R: 0 E: 0 K: 1 S: 4	H: 0 LOB: 0 BB: 1 P: 8	R: 0 E: 0 K: 0 S: 3	H: 0 LOB: 0 BB: 0 P: 3	R: 0 E: 0 K: 0 S: 3	H: 0 LOB: 0 BB: 0 P: 3	R: 2 E: 0 K: 0 S: 5	H: 2 LOB: 1 BB: 1 P: 9	R: 1 E: 0 K: 0 S: 4	H: 2 LOB: 1 BB: 1 P: 8	R: 1 E: 0 K: 1 S: 6	H: 1 LOB: 0 BB: 0 P: 6	R: 2 E: 1 K: 1 S: 8	H: 2 LOB: 2 BB: 1 P: 12	R: 0 E: 0 K: 0 S: 3	H: 0 LOB: 3 BB: 0 P: 3		R: 0 E: 0 K: 0 S: 3	H: 0 LOB: 0 BB: 0 P: 3	1B: 3 2B: 2 3B: 1 HR: 2	SF: 0 SAC: 2 DP: 1 HBP: 0	WP: 1 PB: 0 SB: 1 CS: 0	PA: 37				
PITCHER	IP	WLS	BF	H	R	ER	SO	BB	IBB	HBP	BLK	WP	HR	S	P	ERA	WHIP										
Erv Palica, R ERA: 4.28 Harry Dorish, R ERA: 4.35 Johnny Schmitz, L ERA: 4.38 George Zuverink, R ERA: 1.8	(1, 1) (5, 1) (6, 1) (9, 1)	4.1 0.2 3.0 1.0	L 1 14 3	19 0 3 0	4 0 3 0	3 0 3 0	1 0 2 0	3 0 1 0	0 0 0 0	0 0 0 0	0 0 0 0	1 0 0 0	1 0 1 3	18 1 17 3	30 1 21 3	6.23 0.00 9.00 0.00	1.615 0.000 1.333 0.000										

Batter	1	2	3	4	5	6	7	8	9	AB	R	H	RBI	BB	SO	LOB	BOTTOM										
Jim Pylvum, R OBP: 0.309, SLG: 0.419 (1, 8)										5	1	2	0	0	1	2	Washington Senators @ Baltimore Orioles Memorial Stadium, Baltimore, MD Tue May 29 1956, 3:33 AM EDT Att: 4,478 - Unknown livebaseballscorecards.com										
Hoot Evers, R OBP: 0.500, SLG: 0.357 (1, 9) (9, 7)										5	1	1	0	0	0	1											
George Kell, R OBP: 0.364, SLG: 0.390 (1, 5)										5	1	1	0	0	0	0											
Bob Nieman, R OBP: 0.415, SLG: 0.542 (8, PR) Hal Brown, R OBP: 0.500, SLG: 0.600 Fred Marsh, R OBP: 0.250, SLG: 0.125 (9, 6)										2	1	1	1	2	1	0											
Gus Triandos, R OBP: 0.390, SLG: 0.532 (1, 3) (9, 2)										4	1	3	4	0	1	1											
Billy Gardner, R OBP: 0.248, SLG: 0.358 (1, 4)										4	0	0	0	0	0	3											
Tom Gastall, R OBP: 0.286, SLG: 0.429 Bob Hale, L OBP: 0.361, SLG: 0.355 (8, PH) (9, 3)										3	0	1	0	0	0	2											
Willy Miranda, S OBP: 0.301, SLG: 0.313 Tito Francona, L OBP: 0.294, SLG: 0.228 (8, PH) (9, 9)										2	0	0	0	1	0	0											
Erv Palica, R OBP: 0.158, SLG: 0.158 Harry Dorish, R OBP: 0.395, SLG: 0.538 Chuck Diering, R OBP: 0.395, SLG: 0.538 Johnny Schmitz, R OBP: 0.395, SLG: 0.538 Tex Nelson, L OBP: 0.250, SLG: 0.357 George Zuverink, R OBP: 0.250, SLG: 0.357 (1, 1) (5, 1) (6, PH) (8, 1) (9, 1)										1	0	0	0	0	0	0											
Inning Stats	R: 0 E: 0 K: 1 S: 5	H: 0 LOB: 0 BB: 0 P: 5	R: 0 E: 1 K: 1 S: 6	H: 1 LOB: 1 BB: 0 P: 6	R: 0 E: 0 K: 0 S: 4	H: 1 LOB: 1 BB: 0 P: 4	R: 0 E: 0 K: 1 S: 5	H: 1 LOB: 1 BB: 0 P: 5	R: 0 E: 0 K: 1 S: 6	H: 1 LOB: 2 BB: 1 P: 10	R: 2 E: 0 K: 0 S: 4	H: 1 LOB: 0 BB: 1 P: 8	R: 0 E: 0 K: 1 S: 5	H: 0 LOB: 0 BB: 0 P: 5	R: 3 E: 1 K: 0 S: 8	H: 4 LOB: 3 BB: 1 P: 12		R: 0 E: 0 K: 0 S: 3	H: 0 LOB: 0 BB: 0 P: 3	1B: 7 2B: 2 3B: 0 HR: 1	SF: 0 SAC: 0 DP: 2 HBP: 0	WP: 0 PB: 0 SB: 0 CS: 1	PA: 39				
PITCHER	IP	WLS	BF	H	R	ER	SO	BB	IBB	HBP	BLK	WP	HR	S	P	ERA	WHIP										
Dean Stone, L ERA: 5.23 Connie Grob, R ERA: 4.06	(1, 1) (8, 1)	7.0 2.0	W S	30 9	8 1	5 0	5 0	0 0	2 1	0 0	0 0	0 0	0 0	1 8	46 12	6.43 0.00	1.429 1.000										



Batter	1	2	3	4	5	6	7	8	9	AB	R	H	RBI	BB	SO	LOB	TOP			
Billy Goodman, L (1,4) OBP: 0.387, SLG: 0.464	4-3		F6			1-3		SH1-3		3	0	0	0	0	0	0				
Billy Klaus, L (1,6) OBP: 0.382, SLG: 0.276	G3			6-3			FC5-6 BB	F7		3	0	0	0	1	0	1				
Ted Williams, L (1,7) OBP: 0.455, SLG: 0.481	PO 2B			3-1			FC5-6 1B E	L4		4	1	1	0	0	0	1				
Dick Gernert, R (1,3) OBP: 0.426, SLG: 0.613	PO 2-3	F5		F9			L7	F8		4	0	0	0	0	1					
Jackie Jensen, R (1,9) OBP: 0.389, SLG: 0.472		6-3			F2		E 1-2 1B	4-3		4	0	1	0	0	0	0				
Jim Piersall, R (1,8) OBP: 0.375, SLG: 0.440			S 1B		F3		E9 1-3 2-H 1B			3	0	2	1	0	0	0				
Sammy White, R (1,2) OBP: 0.359, SLG: 0.405			K		K		6-3			3	0	0	0	0	2	3				
Frank Malzone, R (1,5) OBP: 0.241, SLG: 0.286			F2			1-3		4-3		3	0	0	0	0	0	0				
Ike Delock, R (1,1) OBP: 0.200, SLG: 0.111			F2							2	0	0	0	0	1	0				
Dave Sisler, R (7,1) OBP: 0.333, SLG: 0.333			F2			K		SH1-3 1B		1	0	1	0	0	0	0				
Inning Stats	R: 0 E: 0 K: 0 S: 3	H: 1 LOB: 0 BB: 0 P: 3	R: 0 E: 0 K: 1 S: 6	H: 1 LOB: 1 BB: 0 P: 6	R: 0 E: 0 K: 0 S: 3	H: 0 LOB: 0 BB: 0 P: 3	R: 0 E: 0 K: 0 S: 3	H: 0 LOB: 0 BB: 0 P: 3	R: 0 E: 0 K: 1 S: 5	H: 0 LOB: 0 BB: 0 P: 5	R: 1 E: 1 K: 0 S: 5	H: 2 LOB: 2 BB: 1 P: 9	R: 0 E: 0 K: 0 S: 4	H: 1 LOB: 1 BB: 0 P: 4	R: 0 E: 0 K: 0 S: 3	H: 0 LOB: 0 BB: 0 P: 3	1B: 4 2B: 1 3B: 0 HR: 0	SF: 0 SAC: 1 DP: 0 HBP: 0	WP: 0 PB: 0 SB: 1 CS: 0	PA: 33
PITCHER Ray Moore, R (1,1) ERA: 5.04	IP: 9.0 WLS: W BF: 32	H: 5 R: 1 ER: 1 SO: 3	BB: 1 IBB: 0 HBP: 0 BLK: 0	WP: 0 HR: 0 S: 37 P: 41	ERA: 1.00 WHIP: 0.667															

Boston Red Sox @ Baltimore Orioles
Memorial Stadium, Baltimore, MD
Wed May 30 1956, 3:33 AM EDT
Unknown

AB 30
R 1
H 5
RBI 1
BB 1
SO 3
LOB 6




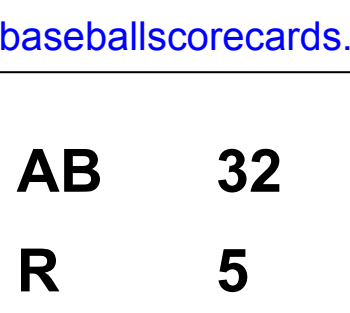

Batter	1	2	3	4	5	6	7	8	9	AB	R	H	RBI	BB	SO	LOB	BOTTOM					
Jim Pylvum, R (1,8) OBP: 0.292, SLG: 0.394	K		K	K		K			F8	4	0	0	0	0	4	3						
Tito Francona, L (9, FH) OBP: 0.281, SLG: 0.225										1	0	0	0	0	0	0						
Bob Hale, L (1,3) OBP: 0.390, SLG: 0.371	L4					BB SH BB			F9	4	0	2	0	1	0	0						
Chuck Diering, R (9, FR) OBP: 0.409, SLG: 0.319			BB 1B						4-3 1B	0	1	0	0	0	0	0						
George Kell, R (1,5) OBP: 0.368, SLG: 0.388	F7					SH BB			4-3	3	0	1	0	1	0	1						
Bob Nieman, R (1,7) OBP: 0.429, SLG: 0.540		6-3	K							4	0	2	1	1	1	3						
Gus Triandos, R (1,2) OBP: 0.386, SLG: 0.549						BB 2-3			1-2 1B	4	1	1	1	0	2	8						
Tex Nelson, L (1,9) OBP: 0.300, SLG: 0.278										4	0	0	0	0	2	5						
Billy Gardner, R (1,4) OBP: 0.248, SLG: 0.354										4	0	1	0	0	0	3						
Willy Miranda, S (1,6) OBP: 0.291, SLG: 0.303										4	0	0	0	0	1	2						
Ray Moore, R (1,1) OBP: 0.250, SLG: 0.167						BB 1B			K2-3	3	0	1	0	1	2	0						
Inning Stats	R: 0 E: 0 K: 1 S: 5	H: 0 LOB: 0 BB: 0 P: 5	R: 1 E: 1 K: 0 S: 5	H: 1 LOB: 0 BB: 0 P: 5	R: 0 E: 0 K: 2 S: 9	H: 2 LOB: 3 BB: 1 P: 13	R: 0 E: 0 K: 2 S: 8	H: 1 LOB: 2 BB: 1 P: 12	R: 0 E: 0 K: 2 S: 8	H: 0 LOB: 3 BB: 2 P: 16	R: 0 E: 0 K: 2 S: 7	H: 0 LOB: 0 BB: 0 P: 7	R: 0 E: 0 K: 2 S: 9	H: 2 LOB: 2 BB: 0 P: 9	R: 0 E: 0 K: 1 S: 5	H: 0 LOB: 0 BB: 0 P: 5	R: 1 E: 0 K: 0 S: 4	H: 2 LOB: 1 BB: 0 P: 4	1B: 7 2B: 0 3B: 0 HR: 1	SF: 0 SAC: 1 DP: 0 HBP: 0	WP: 0 PB: 0 SB: 0 CS: 0	PA: 40
PITCHER Ike Delock, R (1,1) ERA: 4.84	IP: 6.1 WLS: L BF: 9	H: 6 R: 1 ER: 1 SO: 9	BB: 4 IBB: 0 HBP: 0 BLK: 0	WP: 0 HR: 1 S: 45 P: 61	ERA: 1.42 WHIP: 1.579																	
Dave Sisler, R (7,1) ERA: 4.12	IP: 2.1 WLS: L BF: 9	H: 2 R: 1 ER: 1 SO: 3	BB: 0 IBB: 0 HBP: 0 BLK: 0	WP: 0 HR: 0 S: 15 P: 15	ERA: 3.86 WHIP: 0.857																	

Boston Red Sox @ Baltimore Orioles
Memorial Stadium, Baltimore, MD
Wed May 30 1956, 3:33 AM EDT
Unknown

AB 35
R 2
H 8
RBI 2
BB 4
SO 12
LOB 25



Batter	1	2	3	4	5	6	7	8	9	AB	R	H	RBI	BB	SO	LOB	TOP								
Billy Goodman, L (1.4) OBP: 0.384, SLG: 0.458	0-0 1-3		0-3 K		0-0 F6			0-0 BB E 1B		4	1	1	0	0	1	0	Boston Red Sox @ Baltimore Orioles Memorial Stadium, Baltimore, MD Wed May 30 1956, 3:38 AM EDT Att: 33,791 - Unknown livebaseballscorecards.com								
Billy Klaus, L (1.6) OBP: 0.400, SLG: 0.300	0-0 HR 2B		4-0 3B BB		0-0 F8			4-0 E BB		2	2	1	0	2	0	0									
Mickey Vernon, L (1.3) OBP: 0.425, SLG: 0.663	0-0 F5		0-0 3B		0-0 G6-4-3 1B			0-0 E4 1-3 2-H		4	0	2	1	0	0	2									
Dick Gernert, R (1.7) OBP: 0.421, SLG: 0.627	0-0 HR 2H		0-0 G3		0-0 G6-4-3 1-2			0-3 K		4	1	1	2	0	1	4									
Jackie Jensen, R (1.9) OBP: 0.379, SLG: 0.458	0-0 4-3			0-0 6-3		0-3 K		0-0 F9		4	0	0	0	0	1	2									
Jim Piersall, R (1.8) OBP: 0.376, SLG: 0.438		0-0 G5-4-3 1B		0-0 6-3		0-3 K		4-0 FC6-5-6 SH1-4 BB		3	0	1	0	1	1	0									
Pete Daley, R (1.2) OBP: 0.316, SLG: 0.895		0-0 G5-4-3 1-2		0-0 3B		0-0 4-3		0-0 SH1-4 1-2		3	0	1	0	0	0	1									
Frank Malzone, R (1.5) OBP: 0.232, SLG: 0.275		0-0 F7		0-0 1-3		0-0 L9		0-0 FC6-5-6-5 FC4-6 2-3		4	0	0	0	0	0	2									
George Susce, R (1.1) OBP: 0.417, SLG: 0.500			0-3 K		0-0 6-3			0-0 3-1 1-2		2	0	0	0	0	1	0									
Tom Hurd, R (7.1) OBP: 0.750, SLG: 0.750										0	0	0	0	0	0	0									
Faye Throneberry, L (8. PH) OBP: 0.275, SLG: 0.351										1	0	0	0	0	0	0									
Leo Kiely, L (8.1) OBP: 0.333, SLG: 0.333										1	0	0	0	0	0	1									
Inning Stats	R: 2 E: 0 K: 0 S: 5	H: 2 LOB: 0 BB: 0 P: 5	R: 0 E: 0 K: 0 S: 3	H: 1 LOB: 0 BB: 0 P: 3	R: 1 E: 0 K: 2 S: 8	H: 1 LOB: 1 BB: 1 P: 12	R: 0 E: 0 K: 0 S: 4	H: 1 LOB: 0 BB: 0 P: 4	R: 0 E: 0 K: 1 S: 5	H: 1 LOB: 0 BB: 0 P: 5	R: 0 E: 0 K: 1 S: 5	H: 0 LOB: 0 BB: 0 P: 5	R: 1 E: 1 K: 1 S: 7	H: 1 LOB: 2 BB: 1 P: 11	R: 0 E: 0 K: 0 S: 3	H: 0 LOB: 1 BB: 1 P: 7	1B: 3 2B: 1 3B: 2 HR: 1	SF: 0 SAC: 1 DP: 2 HBP: 0	WP: 0 PB: 0 SB: 0 CS: 0	PA: 36					
PITCHER	IP	WLS	BF	H	R	ER	SO	BB	IBB	HBP	BLK	WP	HR	S	P	ERA	WHIP								
Hal Brown, R (1.1) ERA: 2.55	5.0		20	5	3	3	2	1	0	0	0	0	1	23	12	5.40	1.200								
Mike Fomieses, R (6.1) ERA: 3.74	2.1		8	2	1	0	2	0	0	0	0	0	0	12	27	0.00	0.857								
Don Ferrarese, L (8.1) ERA: 2.94	0.0	W	2	0	0	0	0	1	0	0	0	0	0	1	5	∞	∞								
George Zuverink, R (8.1) ERA: 1.72	1.2		6	0	0	0	1	1	0	0	0	0	0	7	11	0.00	0.600								

Batter	1	2	3	4	5	6	7	8	9	AB	R	H	RBI	BB	SO	LOB	BOTTOM								
Bob Hale, L (1.3) OBP: 0.391, SLG: 0.375	0-0 F5			0-0 3-1		0-0 E4 4-3 1B			0-0 1B	5	1	2	1	0	0	1	Boston Red Sox @ Baltimore Orioles Memorial Stadium, Baltimore, MD Wed May 30 1956, 3:38 AM EDT Att: 33,791 - Unknown livebaseballscorecards.com								
Tito Francona, L (1.8) OBP: 0.290, SLG: 0.220	0-0 F7			4-0 FC6-4 BB		0-0 4-3 2-3 3-H BB			0-0 1B 3-H	2	0	0	1	2	0	1									
George Kell, R (1.5) OBP: 0.364, SLG: 0.383	0-0 L6			0-0 FC6-4 1-2		0-0 E 3-H 1B			0-0 F7	4	1	1	1	0	0	4									
Bob Nieman, R (1.7) OBP: 0.405, SLG: 0.507		0-0 4-3		0-3 K		0-0 F2			0-0 E5 G4-6-3	4	0	0	0	0	1	2									
Gus Triandos, R (1.2) OBP: 0.382, SLG: 0.547		0-0 F2			0-0 F7	0-0 E2 1-H 2B			0-0 G4-6-3 1-2	4	1	1	1	0	0	1									
Tex Nelson, L (1.9) OBP: 0.273, SLG: 0.250					0-0 G3	0-0 5-3			0-0 F8	2	0	0	0	0	0	0									
Mike Fomieses, R (6.1) OBP: 0.250, SLG: 0.500		0-0 4-3			0-0 G3				0-0 F8	1	0	0	0	0	0	0									
Don Ferrarese, R (8.1) OBP: 0.192, SLG: 0.100									0-0 F8	0	0	0	0	0	0	0									
George Zuverink, R (8.1) ERA: 4.63									0-0 F8	1	0	0	0	0	0	0									
Billy Gardner, R (1.4) OBP: 0.256, SLG: 0.359				0-0 L6					0-0 5-3	4	1	2	0	0	0	0									
Willy Miranda, S (1.6) OBP: 0.285, SLG: 0.295				0-0 L4		0-3 K			0-0 3-1	3	0	0	0	0	1	1									
Hal Brown, R (1.1) OBP: 0.429, SLG: 0.500				0-0 L7		4-0 E 4-3 BB			4-0 BB 1B	1	0	0	0	0	0	0									
Chuck Diering, R (6.8) OBP: 0.417, SLG: 0.315									4-0 BB 1B	1	1	0	0	2	0	1									
Inning Stats	R: 0 E: 0 K: 0 S: 3	H: 0 LOB: 0 BB: 0 P: 3	R: 0 E: 0 K: 0 S: 3	H: 0 LOB: 0 BB: 0 P: 3	R: 0 E: 0 K: 1 S: 5	H: 0 LOB: 1 BB: 1 P: 9	R: 0 E: 0 K: 1 S: 6	H: 1 LOB: 0 BB: 0 P: 6	R: 4 E: 2 K: 0 S: 6	H: 2 LOB: 0 BB: 1 P: 10	R: 0 E: 0 K: 0 S: 4	H: 1 LOB: 3 BB: 2 P: 12	R: 0 E: 1 K: 0 S: 3	H: 0 LOB: 0 BB: 0 P: 3	R: 1 E: 0 K: 0 S: 4	H: 2 LOB: 1 BB: 0 P: 4	1B: 5 2B: 1 3B: 0 HR: 0	SF: 0 SAC: 1 DP: 1 HBP: 0	WP: 0 PB: 0 SB: 0 CS: 0	PA: 37					
PITCHER	IP	WLS	BF	H	R	ER	SO	BB	IBB	HBP	BLK	WP	HR	S	P	ERA	WHIP								
George Susce, R (1.1) ERA: 6.82	6.2		29	4	4	0	2	4	0	0	0	0	0	29	45	0.00	1.200								
Tom Hurd, R (7.1) ERA: 4.58	0.1		1	0	0	0	0	0	0	0	0	0	0	1	1	0.00	0.000								
Leo Kiely, L (8.1) ERA: 4.63	1.2	L	7	2	1	1	0	0	0	0	0	0	0	7	7	5.40	1.200								

Batter	1	2	3	4	5	6	7	8	9	AB	R	H	RBI	BB	SO	LOB	TOP					
Billy Goodman, L (1,4) OBP: 0.386, SLG: 0.456 Billy Consolo, R (9,4)	4-0 1B 4-3 BB	0-0 F8					0-0 SH1-4		0-0 L4	3	2	1	1	1	0	2						
Billy Klaus, L (1,5) OBP: 0.393, SLG: 0.297	0-0 4-3 1B		0-3 K		0-3 K		0-0 FC1-6			4	1	1	0	0	2	2						
Ted Williams, L (1,7) OBP: 0.432, SLG: 0.452 Gene Stephens, L (7,7) OBP: 0.250, SLG: 0.143	0-0 4-3		0-0 F8		0-0 BB 1B		0-0 G3			4	0	1	2	0	0	2						
Dick Gemert, R (1,3) OBP: 0.416, SLG: 0.611	0-0 K		0-0 F9		4-0 BB 1B				0-0 F7	3	0	0	0	1	1							
Jackie Jensen, R (1,9) OBP: 0.382, SLG: 0.459	0-0 FC6 1B			0-0 G5-4-3 1B		0-0 F7			0-0 F7	4	0	2	1	0	0	2						
Jim Piersall, R (1,8) OBP: 0.365, SLG: 0.426	0-0 FC6			0-0 F6		0-0 F7			0-0 F8	4	0	0	0	0	0	2						
Sammy White, R (1,2) OBP: 0.348, SLG: 0.392		0-0 4-3		0-0 G5-4-3		0-0 F2			0-0 4-3	4	0	0	0	0	0	1						
Don Buddin, R (1,6) OBP: 0.370, SLG: 0.294		0-0 6-3			4-0 SH2-4 1B BB		0-0 F8		0-0 5-3	3	1	0	0	1	0	0						
Bob Porterfield, R (1,1) OBP: 0.429, SLG: 0.417					0-0 SH2-4		0-0 FC1-6 SH1-4 1B			3	0	3	0	0	0	0						
Inning Stats	R: 2 E: 0 K: 1 S: 7	H: 2 LOB: 1 BB: 1 P: 11	R: 0 E: 0 K: 0 S: 4	H: 1 LOB: 1 BB: 0 P: 4	R: 0 E: 0 K: 1 S: 5	H: 0 LOB: 0 BB: 0 P: 5	R: 0 E: 0 K: 0 S: 3	H: 1 LOB: 0 BB: 0 P: 3	R: 2 E: 0 K: 0 S: 7	H: 2 LOB: 2 BB: 2 P: 15	R: 0 E: 0 K: 0 S: 3	H: 0 LOB: 0 BB: 0 P: 3	R: 0 E: 0 K: 0 S: 4	H: 1 LOB: 1 BB: 0 P: 4	R: 0 E: 0 K: 0 S: 3	H: 0 LOB: 0 BB: 0 P: 3	R: 0 E: 0 K: 0 S: 4	H: 1 LOB: 1 BB: 0 P: 4	1B: 8 2B: 0 3B: 0 HR: 0	SF: 0 SAC: 2 DP: 1 HBP: 0	WP: 0 PB: 0 SB: 0 CS: 0	PA: 37
PITCHER	IP WLS BF H R ER SO BB IBB HBP BLK WP HR S P ERA WHIP	IP WLS BF H R ER SO BB IBB HBP BLK WP HR S P ERA WHIP																				
Bill Wight, L (1,1) ERA: 6.42	5.0 L 23 6 4 4 3 3 0 0 0 0 0 26 38 7.20 1.800	3.0 10 1 0 0 0 0 0 0 0 0 0 10 10 0.00 0.333	1.0 4 1 0 0 0 0 0 0 0 0 0 4 4 0.00 1.000																			

Boston Red Sox @ Baltimore Orioles
Memorial Stadium, Baltimore, MD
 Thu May 31 1956, 3:33 AM EDT
 Att: 4,417 - Unknown

AB 32
 R 4
 H 8
 RBI 4
 BB 3
 SO 3
 LOB 12



Batter	1	2	3	4	5	6	7	8	9	AB	R	H	RBI	BB	SO	LOB	BOTTOM					
Bob Hale, L (1,3) OBP: 0.360, SLG: 0.341	0-0 F8		0-0 F8			0-0 4-3		0-0 F8		4	0	0	0	0	0	0						
Tito Francona, L (1,8) OBP: 0.298, SLG: 0.224	0-0 E4 1B 6-3		0-0 G3			4-0 BB BB		0-0 F7		3	1	1	0	1	0	0						
George Kell, R (1,5) OBP: 0.361, SLG: 0.378	0-0 6-3 BB 1B		0-0 F8			0-0 F9			0-0 F7	4	0	1	0	0	0	1						
Bob Nieman, R (1,7) OBP: 0.423, SLG: 0.507	4-0 6-3 BB			0-0 G4-6-3 1B		4-0 BB BB			0-0 F3	2	0	1	0	2	0	0						
Gus Triandos, R (1,2) OBP: 0.370, SLG: 0.529	0-0 6-3			0-0 G4-6-3		0-3 K			0-0 6-3	4	0	0	1	0	1	5						
Tex Nelson, L (1,9) OBP: 0.240, SLG: 0.217	0-0 K			0-0 3-1					0-0 4-3	3	0	0	0	0	1	2						
Billy Gardner, R (1,4) OBP: 0.250, SLG: 0.350		0-0 5-3			0-0 6-3		0-0 F8			3	0	0	0	0	0	0						
Willy Miranda, S (1,6) OBP: 0.286, SLG: 0.296		0-0 F8			0-0 L5-3 1B		0-0 3-1			3	0	1	0	0	0	0						
Bill Wight, L (1,1) OBP: 0.250, SLG: 0.200 Hal Smith, R (5,PH) OBP: 0.379, SLG: 0.451 Harry Dorish, R (6,1) OBP: 0.412, SLG: 0.311 Johnny Schmitz, R (9,1)		0-3 K			0-0 L5-3		0-0 F3			1	0	0	0	0	1	0						
Inning Stats	R: 1 E: 1 K: 1 S: 7	H: 2 LOB: 2 BB: 1 P: 11	R: 0 E: 0 K: 1 S: 5	H: 0 LOB: 0 BB: 0 P: 5	R: 0 E: 0 K: 0 S: 3	H: 0 LOB: 0 BB: 0 P: 3	R: 0 E: 0 K: 0 S: 3	H: 1 LOB: 0 BB: 0 P: 3	R: 0 E: 0 K: 1 S: 5	H: 0 LOB: 2 BB: 2 P: 13	R: 0 E: 0 K: 0 S: 3	H: 0 LOB: 0 BB: 0 P: 3	R: 0 E: 0 K: 0 S: 3	H: 0 LOB: 0 BB: 0 P: 3	R: 0 E: 0 K: 0 S: 3	H: 0 LOB: 0 BB: 0 P: 3	R: 0 E: 0 K: 0 S: 3	H: 0 LOB: 0 BB: 0 P: 3	1B: 4 2B: 1 3B: 0 HR: 0	SF: 0 SAC: 0 DP: 2 HBP: 0	WP: 0 PB: 0 SB: 0 CS: 0	PA: 32
PITCHER	IP WLS BF H R ER SO BB IBB HBP BLK WP HR S P ERA WHIP	IP WLS BF H R ER SO BB IBB HBP BLK WP HR S P ERA WHIP																				
Bob Porterfield, R (1,1) ERA: 4.88	9.0 W 32 4 1 0 3 3 0 0 0 0 0 35 47 0.00 0.778																					

Boston Red Sox @ Baltimore Orioles
Memorial Stadium, Baltimore, MD
 Thu May 31 1956, 3:33 AM EDT
 Att: 4,417 - Unknown

AB 29
 R 1
 H 4
 RBI 1
 BB 3
 SO 3
 LOB 9



Batter	1	2	3	4	5	6	7	8	9	AB	R	H	RBI	BB	SO	LOB	TOP					
Sammy Esposito, R (1.5) OBP: 0.288, SLG: 0.222	6-3		FC1-5 BB		L4			F8		4	0	0	0	0	0	2	Chicago White Sox @ Baltimore Orioles Memorial Stadium, Baltimore, MD Fri Jun 01 1956, 3:33 AM EDT Att: 12,414 - Unknown					
Nelle Fox, L (1.4) OBP: 0.279, SLG: 0.331	4-3		F7				F8	F4		4	0	0	0	0	0	2						
Minnie Minoso, R (1.7) OBP: 0.431, SLG: 0.464							5-3	5-3		3	0	1	0	1	0	0						
Larry Doby, L (1.8) OBP: 0.381, SLG: 0.298	CS	L7	4-3				K		F8	4	0	0	0	0	1	3						
Dave Philley, S (1.3) OBP: 0.328, SLG: 0.312							K		E7 SF9 1B	3	1	1	0	1	2	0						
Jim Rivera, L (1.9) OBP: 0.403, SLG: 0.408							K		SF9	3	1	1	1	0	2	1						
Sherm Lollar, R (1.2) OBP: 0.419, SLG: 0.505							5-3		F8	4	0	1	1	0	1	1						
Luis Aparicio, R (1.6) OBP: 0.264, SLG: 0.306									F7	3	0	1	0	0	0	1						
Bob Keegan, R (1.1) Fred Hatfield, L (7, PH) Sandy Consuegra, R (7.1)									F7	1	0	0	0	0	1	0						
									F9	1	0	0	0	0	0	1						
										0	0	0	0	0	0	0						
Inning Stats	R: 0 E: 0 K: 0 S: 3	H: 1 LOB: 0 BB: 0 P: 3	R: 0 E: 0 K: 2 S: 7	H: 0 LOB: 1 BB: 1 P: 11	R: 0 E: 0 K: 0 S: 5	H: 1 LOB: 3 BB: 1 P: 9	R: 0 E: 0 K: 2 S: 7	H: 0 LOB: 0 BB: 0 P: 7	R: 0 E: 0 K: 1 S: 5	H: 0 LOB: 0 BB: 0 P: 5	R: 0 E: 0 K: 1 S: 5	H: 0 LOB: 0 BB: 0 P: 5	R: 1 E: 0 K: 1 S: 7	H: 2 LOB: 1 BB: 0 P: 7	R: 0 E: 0 K: 0 S: 3	H: 0 LOB: 0 BB: 0 P: 3	R: 1 E: 1 K: 0 S: 4	H: 1 LOB: 0 BB: 0 P: 4	1B: 4 2B: 0 3B: 1 HR: 0	SF: 1 SAC: 1 DP: 0 HBP: 0	WP: 0 PB: 0 SB: 0 CS: 1	PA: 35
PITCHER Connie Johnson, R (1.1) ERA: 2.73	IP: 9.0 WLS: W BF: 34 H: 5 R: 2 ER: 1 SO: 7 BB: 2 IBB: 0 HBP: 0 BLK: 0 WP: 0 HR: 0 S: 46 P: 54 ERA: 1.00 WHIP: 0.778															PITCHER						

Batter	1	2	3	4	5	6	7	8	9	AB	R	H	RBI	BB	SO	LOB	BOTTOM			
Bob Hale, L (1.3) OBP: 0.370, SLG: 0.354	SH5-4 1B 1B	1-4-3					G3			4	1	2	0	0	0	1	Chicago White Sox @ Baltimore Orioles Memorial Stadium, Baltimore, MD Fri Jun 01 1956, 3:33 AM EDT Att: 12,414 - Unknown			
Tito Francona, L (1.8) OBP: 0.315, SLG: 0.239	SH5-4 1B		SH5-3 1B BB				F8			3	2	2	0	1	0	0				
George Kell, R (1.5) OBP: 0.355, SLG: 0.372	SH5-4		SH5-3				F1			2	0	0	0	0	0	2				
Bob Nieman, R (1.7) OBP: 0.427, SLG: 0.507							F6			4	0	2	3	0	0	2				
Gus Triandos, R (1.2) OBP: 0.360, SLG: 0.512	2H 3H 1-2 2-3	1-3					F3			4	0	0	0	0	0	4				
Hoot Evers, R (1.9) OBP: 0.428, SLG: 0.294 Chuck Diering, R (7.8) OBP: 0.408, SLG: 0.307	F2		FC5-4							3	0	0	0	0	0	2				
										1	0	0	0	0	0	0				
Billy Gardner, R (1.4) OBP: 0.252, SLG: 0.350										3	0	1	0	0	0	0				
Willy Miranda, S (1.6) OBP: 0.287, SLG: 0.297										3	0	1	0	0	0	1				
Connie Johnson, R (1.1)										2	0	0	0	0	0	1				
Inning Stats	R: 2 E: 0 K: 0 S: 6	H: 3 LOB: 1 BB: 0 P: 6	R: 0 E: 0 K: 0 S: 4	H: 1 LOB: 0 BB: 0 P: 4	R: 1 E: 0 K: 0 S: 4	H: 1 LOB: 1 BB: 1 P: 8	R: 0 E: 0 K: 0 S: 3	H: 0 LOB: 0 BB: 0 P: 3	R: 0 E: 0 K: 0 S: 5	H: 2 LOB: 2 BB: 0 P: 5	R: 0 E: 0 K: 0 S: 4	H: 1 LOB: 1 BB: 0 P: 4	R: 0 E: 0 K: 0 S: 3	H: 0 LOB: 0 BB: 0 P: 3	R: 0 E: 0 K: 0 S: 3	H: 0 LOB: 0 BB: 0 P: 3	1B: 8 2B: 0 3B: 0 HR: 0	SF: 0 SAC: 3 DP: 0 HBP: 0	WP: 0 PB: 0 SB: 0 CS: 0	PA: 33
PITCHER Bob Keegan, R (1.1) ERA: 1.9 Sandy Consuegra, R (7.1) ERA: 3.35	IP: 6.0 WLS: L BF: 27 H: 8 R: 3 ER: 3 SO: 3 BB: 1 IBB: 0 HBP: 0 BLK: 0 WP: 0 HR: 0 S: 26 P: 30 ERA: 4.50 WHIP: 1.500															PITCHER				

AB	30
R	2
H	5
RBI	2
BB	2
SO	7
LOB	11



AB	29
R	3
H	8
RBI	3
BB	1
SO	0
LOB	13



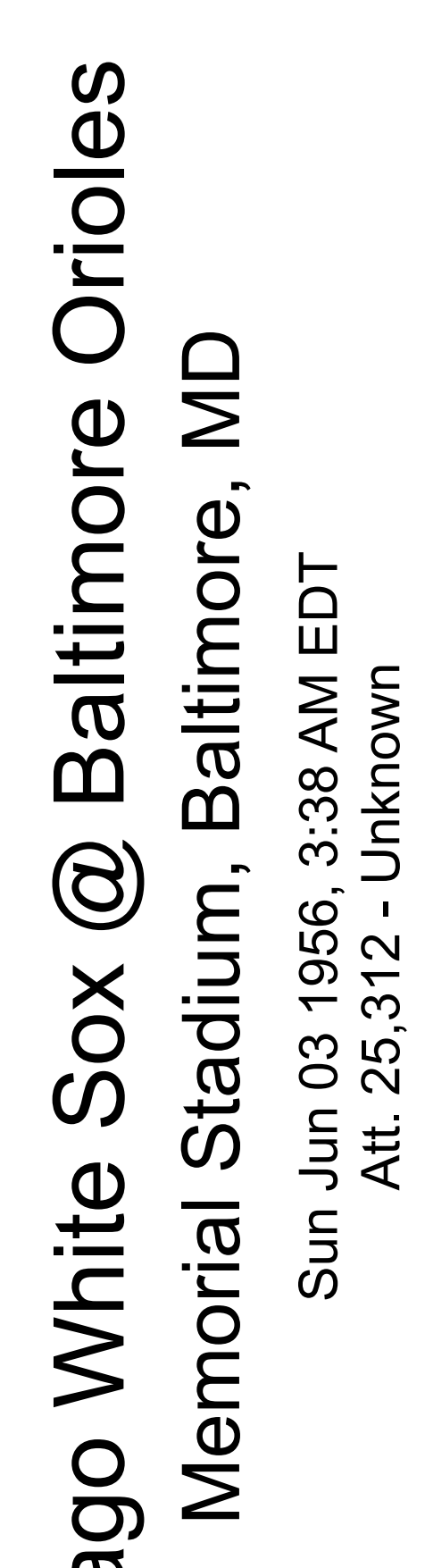
Batter	1	2	3	4	5	6	7	8	9	AB	R	H	RBI	BB	SO	LOB	TOP					
Minnie Minoso, R OBP: 0.428, SLG: 0.454										5	1	1	0	1	1	5	Chicago White Sox @ Baltimore Orioles Memorial Stadium, Baltimore, MD Sun Jun 03 1956, 3:33 AM EDT Unknown					
Nelle Fox, L OBP: 0.282, SLG: 0.335										4	0	1	1	0	0	3						
Larry Doby, L OBP: 0.371, SLG: 0.290										6	0	1	1	0	2	2						
Dave Philley, S OBP: 0.339, SLG: 0.325										6	3	4	0	0	0	1						
Jim Rivera, L OBP: 0.411, SLG: 0.449										4	4	2	1	1	1	3						
Sherm Lollar, R OBP: 0.433, SLG: 0.518										5	2	4	3	0	0	2						
Fred Hatfield, L OBP: 0.359, SLG: 0.250										2	1	0	1	2	0	2						
Luis Aparicio, R OBP: 0.265, SLG: 0.306										3	0	1	2	0	0	1						
Dick Donovan, L OBP: 0.478, SLG: 0.611										3	1	3	2	1	0	0						
Inning Stats	R: 1 E: 0 K: 1 S: 7	H: 2 LOB: 2 BB: 1 P: 11	R: 1 E: 0 K: 1 S: 6	H: 1 LOB: 1 BB: 1 P: 10	R: 3 E: 0 K: 0 S: 6	H: 3 LOB: 2 BB: 2 P: 14	R: 2 E: 0 K: 1 S: 7	H: 3 LOB: 1 BB: 0 P: 8	R: 0 E: 0 K: 0 S: 4	H: 2 LOB: 1 BB: 0 P: 4	R: 2 E: 2 K: 0 S: 6	H: 2 LOB: 1 BB: 0 P: 6	R: 1 E: 0 K: 0 S: 5	H: 2 LOB: 1 BB: 0 P: 5	R: 2 E: 0 K: 0 S: 5	H: 2 LOB: 1 BB: 1 P: 9	R: 0 E: 1 K: 1 S: 6	H: 0 LOB: 1 BB: 0 P: 6	1B: 13 2B: 4 3B: 0 HR: 1	SF: 2 SAC: 4 DP: 2 HBP: 1	WP: 0 PB: 0 SB: 0 CS: 1	PA: 50
PITCHER	IP WLS BF H R ER SO BB IBB HBP BLK WP HR S P ERA WHIP																					
Erv Palica, R ERA: 4.87	(1, 1) 2.2 L 17 6 5 5 2 3 0 0 0 0 0 0 18 30 16.88 3.375																					
Johnny Schmitz, L ERA: 4.58	(3, 1) 4.1 23 9 5 3 1 1 0 1 0 0 0 0 23 28 6.23 2.308																					
Harry Dorish, R ERA: 4.11	(8, 1) 2.0 10 2 2 2 1 1 0 0 0 0 0 1 11 15 9.00 1.500																					

Batter	1	2	3	4	5	6	7	8	9	AB	R	H	RBI	BB	SO	LOB	BOTTOM					
Bob Hale, L OBP: 0.362, SLG: 0.346										4	0	1	0	0	0	0	Chicago White Sox @ Baltimore Orioles Memorial Stadium, Baltimore, MD Sun Jun 03 1956, 3:33 AM EDT Unknown					
Tito Francona, L OBP: 0.313, SLG: 0.239										4	0	1	0	0	1	2						
George Kell, R OBP: 0.349, SLG: 0.365										2	0	0	0	0	1	1						
Wayne Causey, L OBP: 0.214, SLG: 0.120										2	0	0	0	0	0	0						
Bob Nieman, R OBP: 0.412, SLG: 0.487										3	0	0	0	0	0	1						
Jim Pyburn, R OBP: 0.298, SLG: 0.388										1	0	0	0	0	0	0						
Gus Triandos, R OBP: 0.371, SLG: 0.523										3	0	2	0	1	0	0						
Hoot Evers, R OBP: 0.435, SLG: 0.316										2	0	1	0	0	1	1						
Tex Nelson, L OBP: 0.259, SLG: 0.240										2	0	1	0	0	0	1						
Billy Gardner, R OBP: 0.252, SLG: 0.346										4	0	1	0	0	0	1						
Willy Miranda, S OBP: 0.281, SLG: 0.290										3	0	0	0	0	0	2						
Erv Palica, R OBP: 0.158, SLG: 0.158	(1, 1)																					
Johnny Schmitz, R	(3, 1)																					
Tom Gastall, R OBP: 0.250, SLG: 0.375	(7, PH)																					
Harry Dorish, R	(8, 1)																					
Inning Stats	R: 0 E: 0 K: 1 S: 6	H: 1 LOB: 1 BB: 0 P: 6	R: 0 E: 0 K: 0 S: 4	H: 3 LOB: 1 BB: 0 P: 4	R: 0 E: 0 K: 1 S: 5	H: 0 LOB: 0 BB: 0 P: 5	R: 0 E: 0 K: 1 S: 5	H: 0 LOB: 1 BB: 1 P: 9	R: 0 E: 1 K: 1 S: 7	H: 1 LOB: 2 BB: 0 P: 7	R: 0 E: 0 K: 0 S: 4	H: 1 LOB: 1 BB: 0 P: 4	R: 0 E: 0 K: 0 S: 3	H: 0 LOB: 0 BB: 0 P: 3	R: 0 E: 0 K: 0 S: 3	H: 0 LOB: 0 BB: 0 P: 3	R: 0 E: 0 K: 0 S: 4	H: 1 LOB: 1 BB: 0 P: 4	1B: 6 2B: 1 3B: 0 HR: 0	SF: 0 SAC: 0 DP: 1 HBP: 0	WP: 0 PB: 0 SB: 0 CS: 0	PA: 34
PITCHER	IP WLS BF H R ER SO BB IBB HBP BLK WP HR S P ERA WHIP																					
Dick Donovan, R ERA: 4.38	(1, 1) 9.0 W 34 7 0 0 4 1 0 0 0 0 0 0 41 45 0.00 0.889																					

Batter	1	2	3	4	5	6	7	8	9	AB	R	H	RBI	BB	SO	LOB	TOP								
Minnie Minoso, R OBP: 0.421, SLG: 0.440 (1, 7)	F4	E6		FC5-4 BB		L5	F6			4	0	0	0	1	0	2	Chicago White Sox @ Baltimore Orioles Memorial Stadium, Baltimore, MD Sun Jun 03 1956, 3:38 AM EDT Att: 25,312 - Unknown								
Nelle Fox, L OBP: 0.297, SLG: 0.342 (1, 4)	5-3 BB	G6-4-3		FC5-4 BB						3	2	2	1	1	0	1									
Larry Doby, L OBP: 0.380, SLG: 0.317 (1, 8)	5-3 BB			K		E4	K			4	2	2	1	1	2	5									
Dave Philley, S OBP: 0.335, SLG: 0.317 (1, 3)	5-3	5-3		FC5-4						4	0	0	1	1	0	5									
Jim Rivera, L OBP: 0.403, SLG: 0.438 (1, 9)	2B		4-3	F4		1-4-3				5	1	1	2	0	0	3									
Fred Hatfield, L OBP: 0.386, SLG: 0.351 (1, 5)	1B		G3		F8					5	2	3	1	0	0	0									
Les Moss, R OBP: 0.350, SLG: 0.765 (1, 2)	1B		G3				K			3	0	0	0	2	2	2									
Luis Aparicio, R OBP: 0.271, SLG: 0.310 (1, 6)	1B		F9		G5-4-3					5	1	2	1	0	1	2									
Jim Wilson, R OBP: 0.379, SLG: 0.320 (1, 1)	F5					F9				0	1	0	0	0	0	0									
Inning Stats	R: 4 E: 0 K: 0 S: 7	H: 4 LOB: 2 BB: 2 P: 15	R: 0 E: 1 K: 0 S: 4	H: 1 LOB: 1 BB: 0 P: 4	R: 0 E: 0 K: 0 S: 4	H: 1 LOB: 1 BB: 0 P: 4	R: 1 E: 0 K: 1 S: 6	H: 1 LOB: 2 BB: 2 P: 14	R: 0 E: 0 K: 0 S: 2	H: 0 LOB: 0 BB: 1 P: 6	R: 2 E: 1 K: 0 S: 4	H: 1 LOB: 1 BB: 1 P: 9	R: 2 E: 0 K: 2 S: 11	H: 4 LOB: 2 BB: 0 P: 11	R: 0 E: 0 K: 0 S: 3	H: 0 LOB: 0 BB: 0 P: 3	R: 0 E: 0 K: 3 S: 9	H: 0 LOB: 0 BB: 0 P: 9	1B: 9 2B: 2 3B: 1 HR: 0	SF: 0 SAC: 0 DP: 2 HBP: 1	WP: 0 PB: 0 SB: 0 CS: 0	PA: 45			
PITCHER	IP	WLS	BF	H	R	ER	SO	BB	IBB	HBP	BLK	WP	HR	S	P	ERA	WHIP								
Mike Fomieses, R ERA: 5.16 (1, 1)	1.0	L	10	4	4	4	0	2	0	0	0	0	0	8	16	36.00	6.000								
Bill Wright, L ERA: 6.11 (2, 1)	5.0		22	4	3	2	1	4	0	1	0	0	0	19	36	3.60	1.600								
Hal Brown, R ERA: 2.93 (7, 1)	3.0		13	4	2	2	5	0	0	0	0	0	0	23	23	6.00	1.333								

Batter	1	2	3	4	5	6	7	8	9	AB	R	H	RBI	BB	SO	LOB	BOTTOM								
Bob Hale, L OBP: 0.355, SLG: 0.339 (1, 3)	F5			L9		F4			1B	4-1	4	0	1	0	0	0	Chicago White Sox @ Baltimore Orioles Memorial Stadium, Baltimore, MD Sun Jun 03 1956, 3:38 AM EDT Att: 25,312 - Unknown								
Tito Francona, L OBP: 0.302, SLG: 0.229 (1, 8)	F5			F9		F2			4-1	4	0	0	0	0	0	1									
George Kell, R OBP: 0.349, SLG: 0.364 (1, 5)											3	1	1	0	0	0									
Wayne Causey, L OBP: 0.241, SLG: 0.154 (6, 5)	6-3			HR					2-3	1B	1	0	1	0	0	0									
Bob Nieman, R OBP: 0.404, SLG: 0.513 (1, 7)			K			F3			4-3	4	1	1	2	0	1	2									
Hoot Evers, R OBP: 0.423, SLG: 0.286 (1, 9)				HR		F2				2	0	0	0	1	0	0									
Hal Smith, R OBP: 0.368, SLG: 0.436 (1, 2)			G5-4-3							3	0	0	0	0	0	1									
Billy Gardner, R OBP: 0.246, SLG: 0.338 (1, 4)				F2		F8				3	0	0	0	0	0	0									
Willy Miranda, S OBP: 0.275, SLG: 0.284 (1, 6)				F8		F6				3	0	0	0	0	0	0									
Mike Fomieses, R OBP: 0.250, SLG: 0.500 (1, 1)										0	0	0	0	0	0	0									
Bill Wright, L OBP: 0.235, SLG: 0.188 (2, 1)				G3						1	0	0	0	0	0	0									
Tex Nelson, L OBP: 0.250, SLG: 0.231 (6, PH)										1	0	0	0	0	0	0									
Hal Brown, R OBP: 0.429, SLG: 0.500 (7, 1)										0	0	0	0	0	0	0									
Gus Triandos, R OBP: 0.368, SLG: 0.519 (6, PH)										1	0	0	0	0	0	0									
Inning Stats	R: 0 E: 0 K: 0 S: 3	H: 0 LOB: 0 BB: 0 P: 3	R: 0 E: 0 K: 1 S: 4	H: 0 LOB: 0 BB: 1 P: 8	R: 0 E: 0 K: 0 S: 3	H: 0 LOB: 0 BB: 0 P: 3	R: 2 E: 0 K: 0 S: 5	H: 2 LOB: 0 BB: 0 P: 5	R: 0 E: 0 K: 0 S: 3	H: 0 LOB: 0 BB: 0 P: 3	R: 0 E: 0 K: 0 S: 3	H: 0 LOB: 0 BB: 0 P: 3	R: 0 E: 0 K: 0 S: 3	H: 0 LOB: 0 BB: 0 P: 3	R: 0 E: 0 K: 0 S: 5	H: 2 LOB: 2 BB: 0 P: 5	1B: 3 2B: 0 3B: 0 HR: 1	SF: 0 SAC: 0 DP: 1 HBP: 0	WP: 0 PB: 0 SB: 0 CS: 0	PA: 31					
PITCHER	IP	WLS	BF	H	R	ER	SO	BB	IBB	HBP	BLK	WP	HR	S	P	ERA	WHIP								
Jim Wilson, R ERA: 4.18 (1, 1)	9.0	W	31	4	2	2	1	1	0	0	0	0	1	32	36	2.00	0.556								


AB	33
R	9
H	10
RBI	7
BB	6
SO	5
LOB	20



Batter	1	2	3	4	5	6	7	8	9	AB	R	H	RBI	BB	SO	LOB	TOP			
Minnie Minoso, R OBP: 0.420, SLG: 0.468 Bubba Phillips, R OBP: 0.278, SLG: 0.389	0-0 WP 1B 2B	0-0 F7		0-0 G3		0-0 CS	0-0 6-3	0-0 HR		5	2	2	2	0	0	0				
Nellie Fox, L OBP: 0.311, SLG: 0.367	0-0 WP 1B 2-3	0-0 2B		0-0 4-3			0-0 2B	0-0 WP 2B 1B		5	4	4	0	0	0	0				
Larry Doby, L OBP: 0.396, SLG: 0.330	4-0 1-2 3-H E BB	4-0 2B BB			0-0 F8		0-0 2B	4-0 2B G3 BB		2	3	1	1	3	0	0				
Dave Philley, S OBP: 0.342, SLG: 0.337	0-0 E SF8 1B	0-0 2B		0-0 5-3		0-0 F7	0-0 G3 2B	0-0 G3 2B		5	1	3	4	0	0	1				
Jim Rivera, L OBP: 0.388, SLG: 0.419	0-3 K		0-0 F4		0-0 4-3		0-0 F8	0-0 G3		5	0	0	1	0	1	4				
Sherm Lollar, R OBP: 0.424, SLG: 0.504	0-0 E1 1-3 2-H		0-0 F8		0-0 6-3			0-0 1B 1-3		5	1	1	0	0	0	2				
Fred Hatfield, L OBP: 0.388, SLG: 0.366	0-0 SF8		0-0 1B		0-0 F2		0-0 FC6-4 1B	0-0 F2		4	0	2	1	0	0	0				
Luis Aparicio, R OBP: 0.260, SLG: 0.298	0-0 F6		0-0 K		0-0 E9 CS		0-0 FC6-4 1B	0-0 F8		5	1	0	0	0	1	3				
Billy Pierce, L OBP: 0.182, SLG: 0.156 Sandy Consuegra, R (8, 1)		0-0 F8		0-0 6-3		0-0 BB		0-0 HR 1B	0-0 K	3	1	1	1	1	0	0				
Inning Stats	R: 4 E: 1 K: 1 S: 9	H: 3 LOB: 1 BB: 1 P: 13	R: 2 E: 0 K: 0 S: 4	H: 2 LOB: 1 BB: 1 P: 8	R: 0 E: 0 K: 1 S: 6	H: 1 LOB: 0 BB: 0 P: 6	R: 0 E: 0 K: 0 S: 3	H: 0 LOB: 0 BB: 0 P: 3	R: 0 E: 1 K: 0 S: 3	H: 0 LOB: 1 BB: 1 P: 7	R: 1 E: 0 K: 0 S: 5	H: 2 LOB: 1 BB: 0 P: 5	R: 6 E: 1 K: 0 S: 9	H: 6 LOB: 1 BB: 1 P: 13	R: 0 E: 0 K: 1 S: 5	H: 0 LOB: 0 BB: 0 P: 5	1B: 7 2B: 8 3B: 0 HR: 1	SF: 1 SAC: 0 DP: 0 HBP: 0	WP: 2 PB: 0 SB: 0 CS: 1	PA: 46
PITCHER	IP WLS BF H R ER SO BB IBB HBP BLK WP HR S P ERA WHIP	7.1 L 37 12 11 9 2 3 0 0 0 1 1 38 50 11.04 2.045	1.2 S 8 2 2 2 1 1 0 0 0 1 0 9 13 10.80 1.800	PITCHER																

Chicago White Sox @ Baltimore Orioles
Memorial Stadium, Baltimore, MD
Mon Jun 04 1956, 3:33 AM EDT
Att: 7,387 - Unknown


AB 40
R 13
H 14
RBI 10
BB 4
SO 3
LOB 10



Batter	1	2	3	4	5	6	7	8	9	AB	R	H	RBI	BB	SO	LOB	BOTTOM			
Bobby Adams, R OBP: 0.355, SLG: 0.264	0-0 F4		4-0 BB		0-0 6-3			4-0 BB 1B	0-0 1-3	3	1	0	0	2	0	1				
Hoot Evers, R OBP: 0.383, SLG: 0.261 Jim Pyburn, R OBP: 0.293, SLG: 0.382	0-0 F8		0-3 K		0-0 4-3			4-0 1B 2-3 BB		2	0	0	0	0	1	1				
George Kell, R OBP: 0.348, SLG: 0.358 Billy Gardner, R OBP: 0.252, SLG: 0.344	4-0 BB		0-3 K		0-0 F7			0-0 1B 1-3 2-H 3-H	0-0 1B	2	0	0	0	1	1	1				
Bob Nieman, R OBP: 0.398, SLG: 0.500 Wayne Causey, L OBP: 0.241, SLG: 0.154 Tex Nelson, L OBP: 0.250, SLG: 0.231	0-0 F8		0-3 K		0-0 F5			0-0 1B	0-0 1B	4	0	1	1	0	1	1				
Gus Triandos, R OBP: 0.378, SLG: 0.526		0-0 1B		0-0 F9		0-0 G6-4-3 1B		0-0 FC6 1B		4	0	3	1	0	0	0				
Hal Smith, R OBP: 0.355, SLG: 0.418 Tom Gastall, R OBP: 0.250, SLG: 0.375		0-3 K		0-0 F2		0-0 G6-4-3		0-0 FC6		4	0	0	0	0	1	4				
Chuck Diering, R OBP: 0.402, SLG: 0.316		0-3 K			0-0 F7			0-0 BB 1B 2B	0-0 F8	4	1	1	0	0	1	1				
Willy Miranda, S OBP: 0.269, SLG: 0.277 Tito Francona, L OBP: 0.239, SLG: 0.227		0-0 F8			0-0 F8			0-0 F8	0-0 F6	3	0	0	0	0	0	2				
Don Ferrarese, R OBP: 0.154, SLG: 0.083 George Zuverink, R (8, 1) Bob Hale, L OBP: 0.365, SLG: 0.351			0-0 6-3		0-0 F8			0-3 K	0-0 1B	2	0	0	0	0	0	0				
Inning Stats	R: 0 E: 0 K: 0 S: 3	H: 0 LOB: 1 BB: 1 P: 7	R: 0 E: 0 K: 2 S: 8	H: 1 LOB: 1 BB: 0 P: 8	R: 0 E: 0 K: 2 S: 7	H: 0 LOB: 1 BB: 1 P: 11	R: 0 E: 0 K: 1 S: 5	H: 0 LOB: 0 BB: 0 P: 5	R: 0 E: 0 K: 0 S: 3	H: 0 LOB: 0 BB: 0 P: 3	R: 0 E: 0 K: 0 S: 3	H: 1 LOB: 0 BB: 0 P: 3	R: 4 E: 0 K: 1 S: 9	H: 4 LOB: 2 BB: 2 P: 17	R: 0 E: 0 K: 0 S: 4	H: 1 LOB: 1 BB: 0 P: 4	1B: 6 2B: 1 3B: 0 HR: 0	SF: 0 SAC: 0 DP: 1 HBP: 0	WP: 0 PB: 0 SB: 0 CS: 0	PA: 37
PITCHER	IP WLS BF H R ER SO BB IBB HBP BLK WP HR S P ERA WHIP	7.2 W 32 6 4 4 4 4 0 0 0 0 0 0 40 56 4.70 1.304	1.1 S 5 1 0 0 0 0 0 0 0 0 0 0 5 5 0.00 0.750	PITCHER																

Chicago White Sox @ Baltimore Orioles
Memorial Stadium, Baltimore, MD
Mon Jun 04 1956, 3:33 AM EDT
Att: 7,387 - Unknown

AB 33
R 4
H 7
RBI 4
BB 4
SO 6
LOB 12



Batter	1	2	3	4	5	6	7	8	9	AB	R	H	RBI	BB	SO	LOB	TOP							
Chico Carrasquel, R (1,6) OBP: 0.279, SLG: 0.282	0-3 K		0-3 K		0-3 K			4-0 FC5-4 BB		3	0	0	0	1	3	1	Cleveland Indians @ Baltimore Orioles Memorial Stadium, Baltimore, MD Thu Jun 07 1956, 3:33 AM EDT Att: 3,927 - Unknown livebaseballscorecards.com							
Bobby Avila, R (1,4) OBP: 0.319, SLG: 0.344	0-0 F9		0-0 6-3		0-0 6-3			0-0 F9		4	0	0	0	0	2									
Al Smith, R (1,7) OBP: 0.400, SLG: 0.483	0-0 5-3			0-0 L6		4-0 BB		0-0 FC5-4 1-2		3	0	0	0	1	0									
Al Rosen, R (1,5) OBP: 0.371, SLG: 0.446		0-0 6-3		0-0 1B 1B		0-0 F9		0-0 4-3		4	0	1	0	0	2									
Vic Wertz, L (1,3) OBP: 0.424, SLG: 0.569		0-0 E 1B		0-0 1-2 1B		0-0 F6		0-3 K		4	1	2	0	0	1									
Rocky Colavito, R (1,9) OBP: 0.323, SLG: 0.413		0-0 F9		0-0 F8		0-3 K		4-0 FC5-4 BB		3	0	0	0	1	4									
Jim Busby, R (1,8) OBP: 0.302, SLG: 0.361		0-0 E6 1-H 3B		0-0 F9			0-0 F4		0-0 FC5-4 1-2	4	1	1	1	0	3									
Earl Averill, R (1,2) OBP: 0.279, SLG: 0.286		0-0 5-3			0-0 F2		0-0 5-3		0-3 K	4	0	0	0	0	1									
Cal McLish, S (1,1) Hal Naragon, L (5,PH) Bob Feller, R (5,1)			0-3 K			0-0 2B		0-0 6-3		1	0	0	0	0	1									
										1	0	1	0	0	0									
										1	0	0	0	0	0									
Inning Stats	R: 0 E: 0 K: 1 S: 5	H: 0 LOB: 0 BB: 0 P: 5	R: 2 E: 1 K: 0 S: 5	H: 2 LOB: 0 BB: 0 P: 5	R: 0 E: 0 K: 2 S: 7	H: 0 LOB: 0 BB: 0 P: 7	R: 0 E: 0 K: 0 S: 5	H: 2 LOB: 2 BB: 0 P: 5	R: 0 E: 0 K: 1 S: 6	H: 1 LOB: 1 BB: 0 P: 6	R: 0 E: 0 K: 1 S: 5	H: 0 LOB: 1 BB: 1 P: 9	R: 0 E: 0 K: 0 S: 3	H: 0 LOB: 0 BB: 0 P: 3	R: 0 E: 0 K: 0 S: 3	H: 0 LOB: 1 BB: 1 P: 7	R: 0 E: 0 K: 2 S: 7	H: 0 LOB: 1 BB: 1 P: 11	1B: 3 2B: 1 3B: 1 HR: 0	SF: 0 SAC: 0 DP: 0 HBP: 0	WP: 0 PB: 0 SB: 0 CS: 0	PA: 35		
PITCHER	IP WLS BF H R ER SO BB IBB HBP BLK WP HR S P ERA WHIP	7.0 W 28 5 2 1 5 2 0 0 0 0 0 0 36 44 1.29 1.000	2.0 S 7 0 0 0 2 1 0 0 0 0 0 0 10 14 0.00 0.500																					

Batter	1	2	3	4	5	6	7	8	9	AB	R	H	RBI	BB	SO	LOB	BOTTOM						
Bobby Adams, R (1,4) OBP: 0.358, SLG: 0.289	0-0 E4 E		4-0 1B G6-4-3 BB	0-0 FC1-2 1-2 3-H			0-0 4-3			3	2	0	0	1	0	2	Cleveland Indians @ Baltimore Orioles Memorial Stadium, Baltimore, MD Thu Jun 07 1956, 3:33 AM EDT Att: 3,927 - Unknown livebaseballscorecards.com						
Bob Hale, L (1,3) OBP: 0.316, SLG: 0.300	0-0 5-3 1-2		0-0 G6-4-3 1B 1-3	0-0 F4 3-H			0-0 1-3			4	0	1	0	0	3								
George Kell, R (1,5) OBP: 0.354, SLG: 0.359	0-0 E7 2-H 1B		0-0 G6-4-3 1-2 3-H		0-0 5-3		4-0 BB			3	1	1	1	1	0	1							
Bob Nieman, R (1,7) Chuck Diering, R (8,7) OBP: 0.400, SLG: 0.489 OBP: 0.373, SLG: 0.287	0-3 K		0-0 1B 2B		0-0 F7		0-3 K			4	1	1	0	0	2	2							
Gus Triandos, R (1,2) OBP: 0.372, SLG: 0.511	0-0 1B		0-0 1B		0-0 6-3					0	0	0	0	0	0	0							
Tito Francona, L (1,9) OBP: 0.310, SLG: 0.241	0-0 L7		0-0 F7			0-0 1B		0-0 PB SF8 1B		4	1	2	0	0	2								
Jim Pyburn, R (1,8) OBP: 0.291, SLG: 0.366		0-0 F9		0-0 F9		0-0 F7		4-0 BB		3	0	0	0	1	0	0							
Willy Miranda, S (1,6) OBP: 0.280, SLG: 0.297		0-0 F2		0-0 1B FC1-2 2B		0-0 1B		0-0 SF8 1-2		3	0	2	1	0	0	0							
Bill Wight, L (1,1) George Zuverink, R (8,1) OBP: 0.250, SLG: 0.211 OBP: 0.373, SLG: 0.287		0-3 K		0-0 FC1-2 1B 2-3		0-0 F7		0-0 1-3 3-H		3	0	1	0	0	1	1							
										1	0	0	0	0	0	1							
Inning Stats	R: 2 E: 2 K: 1 S: 8	H: 2 LOB: 1 BB: 0 P: 8	R: 0 E: 0 K: 1 S: 5	H: 0 LOB: 0 BB: 0 P: 5	R: 2 E: 0 K: 0 S: 5	H: 3 LOB: 1 BB: 1 P: 9	R: 0 E: 0 K: 0 S: 5	H: 2 LOB: 2 BB: 0 P: 5	R: 0 E: 0 K: 0 S: 3	H: 0 LOB: 0 BB: 0 P: 3	R: 0 E: 0 K: 0 S: 4	H: 2 LOB: 1 BB: 0 P: 4	R: 0 E: 0 K: 1 S: 5	H: 0 LOB: 1 BB: 1 P: 9	R: 1 E: 0 K: 0 S: 4	H: 1 LOB: 1 BB: 1 P: 8	R: 0 E: 0 K: 0 S: 4	H: 0 LOB: 1 BB: 1 P: 8	1B: 8 2B: 2 3B: 0 HR: 0	SF: 1 SAC: 0 DP: 1 HBP: 0	WP: 0 PB: 1 SB: 3 CS: 0	PA: 36	
PITCHER	IP WLS BF H R ER SO BB IBB HBP BLK WP HR S P ERA WHIP	4.0 L 20 7 4 2 2 1 0 0 0 0 0 0 16 24 0.00 1.250																					




Batter	1	2	3	4	5	6	7	8	9	AB	R	H	RBI	BB	SO	LOB	TOP										
Vic Power, R OBP: 0.314, SLG: 0.340 (1.3)	F7		BB 1B 2B BB		6-3		F8			3	1	0	0	1	0	2											
Hector Lopez, R OBP: 0.360, SLG: 0.506 (1.5)	5-3		BB 1-2 2B 1B		5-3		K			4	1	1	0	0	1	2											
Enos Slaughter, L OBP: 0.387, SLG: 0.462 (1.7)	F4		BB 1-2 2-3 2B BB				F6		K	3	1	0	0	1	1	0											
Harry Simpson, L OBP: 0.308, SLG: 0.514 (1.9)		F7		FC5-2 3B			F2			4	0	2	3	0	0	0											
Jim Finigan, R OBP: 0.357, SLG: 0.376 (1.4)		S 1B	5-3		FC5-2 3B		F7			4	0	1	0	0	0	2											
Tim Thompson, L OBP: 0.381, SLG: 0.430 (1.2)	F5				F9				6-3	4	0	0	0	0	0	2											
Johnny Groth, R OBP: 0.326, SLG: 0.418 (1.8)	F8				6-3				F5	4	0	0	0	0	0	1											
Mike Baxes, R OBP: 0.333, SLG: 0.167 (1.6)			F7		F7		F8 1B BB		F5	3	0	0	0	1	0	0											
Art Diltmar, R OBP: 0.129, SLG: 0.129 (2.1)										0	0	0	0	0	0	0											
Jack Crimian, R OBP: 0.252, SLG: 0.296 (5.1)										1	0	0	0	0	0	0											
Rance Pless, R OBP: 0.252, SLG: 0.296 (5.1)										0	0	0	0	0	0	0											
Bill Harrington, R OBP: 0.252, SLG: 0.296 (5.1)										0	0	0	0	0	0	0											
Joe Ginsberg, L OBP: 0.343, SLG: 0.330 (7.1)										1	0	1	0	0	0	0											
Moe Burtzsch, R OBP: 0.125, SLG: 0.125 (7.1)										0	0	0	0	0	0	0											
Inning Stats	R: 0 E: 0 K: 0 S: 3	H: 0 LOB: 0 BB: 0 P: 3	R: 0 E: 0 K: 0 S: 4	H: 1 LOB: 0 BB: 0 P: 4	R: 3 E: 0 K: 0 S: 5	H: 2 LOB: 1 BB: 2 P: 13	R: 0 E: 0 K: 0 S: 3	H: 0 LOB: 0 BB: 0 P: 3	R: 0 E: 0 K: 0 S: 4	H: 1 LOB: 1 BB: 0 P: 4	R: 0 E: 0 K: 1 S: 6	H: 1 LOB: 2 BB: 1 P: 10	R: 0 E: 0 K: 1 S: 5	H: 0 LOB: 0 BB: 0 P: 5	R: 0 E: 0 K: 0 S: 3	H: 0 LOB: 0 BB: 0 P: 3	1B: 3 2B: 1 3B: 1 HR: 0	SF: 0 SAC: 0 DP: 0 HBP: 0	WP: 0 PB: 0 SB: 1 CS: 0	PA: 35							
PITCHER	IP	WLS	BF	H	R	ER	SO	BB	IBB	HBP	BLK	WP	HR	S	P	ERA	WHIP										
Erv Palica, R ERA: 5.1 (1.1)	2.2		13	3	3	3	0	2	0	0	0	0	0	11	19	10.12	1.875										
Hal Brown, R ERA: 2.31 (3.1)	6.1	W	22	2	0	0	2	1	0	0	0	0	0	25	29	0.00	0.474										

Kansas City Athletics @ Baltimore Orioles
Memorial Stadium, Baltimore, MD

Fri Jun 08 1956, 3:33 AM EDT
Att: 8,124 - Unknown

AB 32
R 3
H 5
RBI 3
BB 3
SO 2
LOB 9



Batter	1	2	3	4	5	6	7	8	9	AB	R	H	RBI	BB	SO	LOB	BOTTOM										
Bobby Adams, R OBP: 0.359, SLG: 0.287 (1.4)	F7	1B 1B	1-3 3H 1B		1-3		F7			4	1	1	1	1	0	1											
Bob Hale, L OBP: 0.321, SLG: 0.307 (1.3)	4-3	1B 2B 1B	2H 3H 1B		F9		L4-3 1B		4-3	5	1	2	2	0	0	2											
George Kell, R OBP: 0.369, SLG: 0.393 (1.5)		HR	FC6-2 1B				L4-3 1B			4	1	3	1	1	0	1											
Bob Nieman, R OBP: 0.404, SLG: 0.500 (1.7)			FC6-2 2B				5-3		K	4	0	2	1	0	0	1											
Chuck Diering, R OBP: 0.369, SLG: 0.284 (8.7)		1B	1B							1	0	0	0	0	1	3											
Gus Triandos, R OBP: 0.369, SLG: 0.503 (1.2)	K		FC6-2				F8			4	0	1	0	0	1	3											
Tito Francona, L OBP: 0.316, SLG: 0.250 (1.9)		BB 1B	4-3				F3			4	1	2	0	0	0	4											
Jim Pyburn, R OBP: 0.289, SLG: 0.351 (1.8)		BB BB	FC6-2 BB		1-6-3		K			3	0	0	0	1	1	1											
Willy Miranda, S OBP: 0.292, SLG: 0.316 (1.6)		E9 FC6-2 1B	1B				4-3			4	1	3	1	0	0	0											
Erv Palica, R OBP: 0.150, SLG: 0.150 (1.1)		FC6-2 1B	1B				F6			1	1	0	0	0	0	2											
Hal Brown, R OBP: 0.333, SLG: 0.375 (3.1)		FC6-2 1B	1B		5-3				SH1-4	2	0	0	0	0	0	1											
Inning Stats	R: 1 E: 0 K: 1 S: 7	H: 2 LOB: 1 BB: 0 P: 7	R: 5 E: 1 K: 0 S: 9	H: 6 LOB: 2 BB: 1 P: 13	R: 0 E: 0 K: 0 S: 4	H: 1 LOB: 1 BB: 0 P: 4	R: 0 E: 0 K: 0 S: 5	H: 2 LOB: 2 BB: 0 P: 5	R: 0 E: 0 K: 1 S: 5	H: 0 LOB: 0 BB: 0 P: 5	R: 0 E: 0 K: 0 S: 3	H: 1 LOB: 0 BB: 0 P: 3	R: 0 E: 0 K: 0 S: 4	H: 1 LOB: 3 BB: 2 P: 14	R: 0 E: 0 K: 1 S: 6	H: 1 LOB: 3 BB: 2 P: 14	1B: 11 2B: 3 3B: 0 HR: 1	SF: 0 SAC: 1 DP: 1 HBP: 0	WP: 0 PB: 0 SB: 0 CS: 0	PA: 40							
PITCHER	IP	WLS	BF	H	R	ER	SO	BB	IBB	HBP	BLK	WP	HR	S	P	ERA	WHIP										
Art Diltmar, R ERA: 3.39 (1.1)	1.1	L	11	6	6	6	1	1	0	0	0	0	0	13	16	40.50	5.250										
Jack Crimian, R ERA: 5.77 (2.1)	2.2		13	5	0	0	0	0	0	0	0	0	0	13	13	0.00	1.875										
Bill Harrington, R ERA: 5.4 (5.1)	2.0		6	1	0	0	1	0	0	0	0	0	0	8	8	0.00	0.500										
Moe Burtzsch, R ERA: 4.01 (7.1)	2.0		10	2	0	0	1	1	1	0	0	0	0	10	18	0.00	1.500										

Kansas City Athletics @ Baltimore Orioles
Memorial Stadium, Baltimore, MD

Fri Jun 08 1956, 3:33 AM EDT
Att: 8,124 - Unknown

AB 36
R 6
H 14
RBI 6
BB 3
SO 3
LOB 19



Batter	1	2	3	4	5	6	7	8	9	AB	R	H	RBI	BB	SO	LOB	TOP				
Vic Power, R OBP: 0.311, SLG: 0.337 (1, 3)	5-3			BB 1B		F3		G6-4-3 1-2		4	0	1	0	0	0	2					
Hector Lopez, R OBP: 0.358, SLG: 0.500 (1, 5)	F7			F7					F7	4	0	1	0	0	0	1					
Enos Slaughter, L OBP: 0.383, SLG: 0.455 (1, 7)	3-1			F7		F9			BB 2B 1B	4	1	1	0	0	0	2					
Harry Simpson, L OBP: 0.312, SLG: 0.508 (1, 9)		4-3		4-0 1-2 BB			4-3		2B 1-2 BB	2	0	0	0	2	0	0					
Joe Ginsberg, L OBP: 0.330, SLG: 0.316 (1, 2)	L8			6-3			F9		F5	4	0	0	0	0	0	4					
Johnny Groth, R OBP: 0.323, SLG: 0.422 (1, 8)	F7				1-3		F6		1-3 2-H 2B	4	0	1	1	0	0	0					
Mike Baxes, R OBP: 0.333, SLG: 0.156 Bill Renna, R OBP: 0.319, SLG: 0.455 (9, PH)			F8		F6			1B BB	K	2	0	0	0	1	0	0	AB 31 R 1 H 5 RBI 1 BB 3 SO 4 LOB 12				
Clete Boyer, R OBP: 0.231, SLG: 0.231 Tim Thompson, L OBP: 0.357, SLG: 0.425 Jim Finigan, R OBP: 0.357, SLG: 0.376 (8, PH)			F8		F8			K		2	0	0	0	0	0	0					
Troy Herriage, R (1, 1) Tommy Lasorda, L OBP: 0.111, SLG: 0.111 Bill Harrington, R (6, 1) Gus Zernial, R OBP: 0.338, SLG: 0.480 Moe Burtshy, R OBP: 0.125, SLG: 0.125 (8, PH)			K			K		G6-4-3 1-2 1B		1	0	0	0	0	1	0					
Inning Stats	R: 0 E: 0 K: 0 S: 3	H: 0 LOB: 0 BB: 0 P: 3	R: 0 E: 0 K: 0 S: 3	H: 0 LOB: 0 BB: 0 P: 3	R: 0 E: 0 K: 1 S: 5	H: 0 LOB: 0 BB: 0 P: 5	R: 0 E: 0 K: 0 S: 4	H: 1 LOB: 2 BB: 1 P: 8	R: 0 E: 0 K: 0 S: 3	H: 0 LOB: 0 BB: 0 P: 3	R: 0 E: 0 K: 1 S: 6	H: 1 LOB: 1 BB: 0 P: 6	R: 0 E: 0 K: 0 S: 3	H: 0 LOB: 0 BB: 0 P: 3	R: 0 E: 0 K: 1 S: 5	H: 1 LOB: 1 BB: 1 P: 9	R: 1 E: 0 K: 1 S: 7	H: 2 LOB: 2 BB: 1 P: 11	1B: 4 2B: 1 3B: 0 HR: 0	SF: 0 SAC: 0 DP: 1 HBP: 0	WP: 0 PA: 34 CS: 0
PITCHER Ray Moore, R ERA: 4.86 (1, 1)	IP: 9.0 WLS: W BF: 34 H: 5 R: 1 ER: 1 SO: 4 BB: 3 IBB: 0 HBP: 0 BLK: 0 WP: 0 HR: 0 S: 39 P: 51 ERA: 1.00 WHIP: 0.889											PITCHER	IP: 9.0 WLS: W BF: 34 H: 5 R: 1 ER: 1 SO: 4 BB: 3 IBB: 0 HBP: 0 BLK: 0 WP: 0 HR: 0 S: 39 P: 51 ERA: 1.00 WHIP: 0.889								

Kansas City Athletics @ Baltimore Orioles
Memorial Stadium, Baltimore, MD
Sat Jun 09 1956, 3:33 AM EDT
Unknown

AB 31
R 1
H 5
RBI 1
BB 3
SO 4
LOB 12



Batter	1	2	3	4	5	6	7	8	9	AB	R	H	RBI	BB	SO	LOB	BOTTOM				
Bobby Adams, R OBP: 0.359, SLG: 0.288 Billy Gardner, R OBP: 0.261, SLG: 0.346 (5, PR)	F7		6-3		FC6-4 1-2 2-H 1B					3	0	1	1	0	0	0					
Bob Hale, L OBP: 0.306, SLG: 0.291 (1, 3)	4-3		4-3		F9	L7				4	0	0	0	0	0	5					
George Kell, R OBP: 0.366, SLG: 0.396 (1, 5)	WP 1B 2B		F9		FC6-4 1-2		6-3			4	1	1	0	0	0	2					
Bob Nieman, R OBP: 0.407, SLG: 0.495 Jim Pyburn, R OBP: 0.299, SLG: 0.351 (9, 7)				F9		BB E BB	6-3			3	1	1	1	1	0	0					
Gus Triandos, R OBP: 0.366, SLG: 0.493 (1, 2)	F9			F9		E BB BB	6-3			3	1	0	0	1	0	1					
Tito Francona, L OBP: 0.321, SLG: 0.259 (6, 9)		L3		F7		E9 BB 1-3 2-H 1B		FC1-6 1B		4	0	2	1	0	0	0					
Tex Nelson, L OBP: 0.226, SLG: 0.207 Chuck Diering, R OBP: 0.363, SLG: 0.278 (6, 8)		K			G3	4-3		FC1-6 CS 1-2		2	0	0	0	0	1	0	AB 31 R 4 H 9 RBI 4 BB 4 SO 2 LOB 15				
Willy Miranda, S OBP: 0.309, SLG: 0.329 (1, 6)						1B 1B		CS 1B		3	1	3	0	1	0	0					
Ray Moore, R OBP: 0.250, SLG: 0.182 (1, 1)			F3		F9 1-2 1B	K		CS		3	0	1	0	0	1	4					
Inning Stats	R: 1 E: 0 K: 0 S: 5	H: 2 LOB: 1 BB: 0 P: 5	R: 0 E: 0 K: 1 S: 6	H: 1 LOB: 1 BB: 0 P: 6	R: 0 E: 0 K: 0 S: 3	H: 0 LOB: 0 BB: 0 P: 3	R: 0 E: 0 K: 0 S: 3	H: 0 LOB: 0 BB: 0 P: 3	R: 1 E: 0 K: 0 S: 6	H: 3 LOB: 2 BB: 0 P: 6	R: 2 E: 1 K: 1 S: 6	H: 1 LOB: 3 BB: 4 P: 22	R: 0 E: 0 K: 0 S: 3	H: 0 LOB: 0 BB: 0 P: 3	R: 0 E: 0 K: 0 S: 3	H: 2 LOB: 0 BB: 0 P: 3	R: 0 E: 0 K: 0 S: 3	H: 2 LOB: 0 BB: 0 P: 3	1B: 8 2B: 1 3B: 0 HR: 0	SF: 0 SAC: 0 DP: 0 HBP: 0	WP: 1 PA: 36 CS: 2
PITCHER Troy Herriage, R ERA: 6.52 Tommy Lasorda, L ERA: 6.07 Bill Harrington, R ERA: 4.85 Moe Burtshy, R ERA: 3.92	IP: 1.1 WLS: L BF: 19 H: 6 R: 2 ER: 2 SO: 1 BB: 2 IBB: 2 HBP: 0 BLK: 0 WP: 0 HR: 0 S: 21 P: 21 ERA: 4.15 WHIP: 1.385											PITCHER	IP: 1.1 WLS: L BF: 19 H: 6 R: 2 ER: 2 SO: 1 BB: 2 IBB: 2 HBP: 0 BLK: 0 WP: 0 HR: 0 S: 21 P: 21 ERA: 4.15 WHIP: 1.385								

Kansas City Athletics @ Baltimore Orioles
Memorial Stadium, Baltimore, MD
Sat Jun 09 1956, 3:33 AM EDT
Unknown

AB 31
R 4
H 9
RBI 4
BB 4
SO 2
LOB 15



Batter	1	2	3	4	5	6	7	8	9	AB	R	H	RBI	BB	SO	LOB	TOP										
Vic Power, R (1, 3) OBP: 0.315, SLG: 0.350	1-6-3			1B	2B		G4-6-3		F9	5	1	2	0	0	0	2											
Hector Lopez, R (1, 5) OBP: 0.354, SLG: 0.491	F7			F7	WP			5-3	FC6-4	5	0	1	0	0	0	2											
Gus Zernial, R (1, 7) OBP: 0.336, SLG: 0.480	K			F2	K			F8		4	0	1	0	0	2	2											
Harry Simpson, L (1, 9) OBP: 0.315, SLG: 0.508				1B	1B			F8		4	1	2	0	0	0	2											
Jim Finigan, R (1, 4) OBP: 0.361, SLG: 0.370	G6-3			1B	1B		4-3			2	1	0	0	2	0	1											
Tim Thompson, L (1, 2) OBP: 0.352, SLG: 0.417	4-3			1B	1B		L6		G3	4	1	1	1	0	0	2											
Johnny Groth, R (1, 8) OBP: 0.330, SLG: 0.425			K	1B	1B		F4		1B	4	1	2	2	0	1	0											
Mike Baxes, R (1, 6) OBP: 0.333, SLG: 0.171			F9	1B	1B				FC3-6	3	0	1	1	0	0	0											
Joe Ginsberg, L (9, PH) OBP: 0.336, SLG: 0.323				1B	1B				1B	1	0	1	0	0	0	0											
Tom Gorman, R (1, 1) Bobby Shantz, R (7, 1) Enos Slaughter, L (9, PH) OBP: 0.380, SLG: 0.451			K	K			G4-6-3		FC3-6	2	0	0	0	1	2	2											
Inning Stats	R: 0 E: 0 K: 1 S: 5	H: 0 LOB: 0 BB: 0 P: 5	R: 0 E: 0 K: 0 S: 3	H: 1 LOB: 0 BB: 0 P: 3	R: 0 E: 0 K: 2 S: 7	H: 0 LOB: 0 BB: 0 P: 7	R: 4 E: 0 K: 1 S: 10	H: 5 LOB: 2 BB: 1 P: 14	R: 0 E: 0 K: 0 S: 6	H: 2 LOB: 1 BB: 0 P: 6	R: 0 E: 0 K: 0 S: 3	H: 0 LOB: 0 BB: 0 P: 3	R: 0 E: 0 K: 0 S: 2	H: 0 LOB: 1 BB: 1 P: 6	R: 0 E: 0 K: 0 S: 4	H: 1 LOB: 2 BB: 1 P: 8	R: 1 E: 0 K: 0 S: 5	H: 2 LOB: 1 BB: 0 P: 5	1B: 9 2B: 2 3B: 0 HR: 0	SF: 0 SAC: 0 DP: 2 HBP: 0	WP: 1 PB: 0 SB: 1 CS: 0	PA: 38					
PITCHER	IP	WLS	BF	H	R	ER	SO	BB	IBB	HBP	BLK	WP	HR	S	P	ERA	WHIP										
Mike Fomielos, R (1, 1) ERA: 5.58	5.0		22	8	4	4	5	1	0	0	0	1	0	31	35	7.20	1.800										
Erv Palica, R (6, 1) ERA: 4.94	2.0	W	6	0	0	0	0	1	0	0	0	0	0	5	9	0.00	0.500										
George Zuverink, R (8, 1) ERA: 2.13	2.0	S	10	3	1	1	0	1	0	0	0	0	0	9	13	4.50	2.000										

Kansas City Athletics @ Baltimore Orioles
Memorial Stadium, Baltimore, MD
Sat Jun 09 1956, 3:38 AM EDT
Att: 9,393 - Unknown

AB 35
R 5
H 11
RBI 5
BB 3
SO 5
LOB 14



Batter	1	2	3	4	5	6	7	8	9	AB	R	H	RBI	BB	SO	LOB	BOTTOM										
Billy Gardner, R (1, 4) OBP: 0.260, SLG: 0.338	F8		E6		4-3		FC4-2			3	2	0	1	0	0	0											
Bob Hale, L (1, 3) OBP: 0.303, SLG: 0.289	5-3		BB		F8		FC4-2			4	1	1	1	0	0	3											
George Kell, R (1, 5) OBP: 0.363, SLG: 0.387	E3		BB		BB		K			3	0	0	0	1	1	3											
Bob Nieman, R (1, 7) OBP: 0.410, SLG: 0.524	FC6-4		F7				2B			4	2	2	3	0	0	3											
Tito Francona, L (1, 8) (8, 9) OBP: 0.333, SLG: 0.277			1-3		G4-6-3		BB			3	0	2	1	1	0	0											
Tex Nelson, L (1, 9) OBP: 0.235, SLG: 0.200			BB		K		SF7			1	0	0	1	1	1	1											
Jim Pyburn, R (7, PH) (8, 8) OBP: 0.286, SLG: 0.347			G6-4-3		K		BB			1	0	0	0	0	1	1											
Hal Smith, R (1, 2) OBP: 0.339, SLG: 0.425	G6-4-3		G4-6-3				1-3		F5	4	0	0	0	0	0	3											
Willy Miranda, S (1, 6) OBP: 0.308, SLG: 0.327			4-3		F7		HBP		K	4	0	1	0	0	1	0											
Mike Fomielos, R (1, 1) Wayne Caterbury, (5, PH) Erv Palica, R (6, 1) Chuck Dierker, (7, PH) Hoot Evers, R (7, PH) George Zuverink, R (8, 1)			5-3		4-3		FC4-2		K	1	0	0	0	0	0	0											
Inning Stats	R: 0 E: 1 K: 0 S: 4	H: 0 LOB: 1 BB: 0 P: 4	R: 0 E: 0 K: 0 S: 2	H: 0 LOB: 0 BB: 1 P: 6	R: 1 E: 1 K: 0 S: 5	H: 1 LOB: 2 BB: 1 P: 9	R: 0 E: 0 K: 1 S: 5	H: 1 LOB: 0 BB: 0 P: 5	R: 1 E: 0 K: 0 S: 4	H: 1 LOB: 0 BB: 0 P: 4	R: 1 E: 0 K: 0 S: 4	H: 1 LOB: 1 BB: 1 P: 8	R: 4 E: 0 K: 2 S: 10	H: 3 LOB: 1 BB: 1 P: 15	R: 0 E: 0 K: 2 S: 7	H: 0 LOB: 0 BB: 0 P: 7	1B: 3 2B: 2 3B: 2 HR: 0	SF: 1 SAC: 0 DP: 2 HBP: 1	WP: 0 PB: 0 SB: 1 CS: 0	PA: 36							
PITCHER	IP	WLS	BF	H	R	ER	SO	BB	IBB	HBP	BLK	WP	HR	S	P	ERA	WHIP										
Tom Gorman, R (1, 1) ERA: 3.6	6.0	L	27	5	5	4	1	4	0	0	0	0	0	25	41	6.00	1.500										
Bobby Shantz, L (7, 1) ERA: 5.25	2.0		9	2	2	2	4	0	0	1	0	0	0	16	17	9.00	1.000										

Kansas City Athletics @ Baltimore Orioles
Memorial Stadium, Baltimore, MD
Sat Jun 09 1956, 3:38 AM EDT
Att: 9,393 - Unknown

AB 30
R 7
H 7
RBI 7
BB 4
SO 5
LOB 14




Batter	1	2	3	4	5	6	7	8	9	AB	R	H	RBI	BB	SO	LOB	TOP					
Vic Power, R OBP: 0.325, SLG: 0.387 (1, 3)										3	2	1	0	0	0		Kansas City Athletics @ Baltimore Orioles Memorial Stadium, Baltimore, MD Sun Jun 10 1956, 3:33 AM EDT Att: 8,913 - Unknown livebaseballscorecards.com					
Hector Lopez, R OBP: 0.351, SLG: 0.486 (1, 5)										4	1	1	0	0	0	1						
Gus Zernial, R OBP: 0.331, SLG: 0.473 Enos Slaughter, L OBP: 0.382, SLG: 0.460 (6, PH) (6, 7)										2	0	0	0	0	1	1						
Harry Simpson, L OBP: 0.324, SLG: 0.521 (1, 9)										3	1	2	1	1	0	0						
Jim Finigan, R OBP: 0.352, SLG: 0.362 (1, 4)										3	0	0	1	0	2	1						
Tim Thompson, L OBP: 0.370, SLG: 0.455 (1, 2)										4	1	3	1	0	0	0						
Johnny Groth, R OBP: 0.317, SLG: 0.411 (1, 8)										3	0	0	1	0	1	1						
Mike Baxes, R OBP: 0.319, SLG: 0.162 Joe Demaestri, R OBP: 0.237, SLG: 0.248 (5, 6)										2	0	0	0	0	1	1						
Jose Santiago, R (1, 1)										1	0	0	0	0	0	0						
Art Ditmar, R OBP: 0.147, SLG: 0.121 (4, 1)										2	1	0	0	1	1	0						
Inning Stats	R: 2 E: 0 K: 2 S: 9	H: 2 LOB: 0 BB: 0 P: 9	R: 0 E: 0 K: 1 S: 5	H: 0 LOB: 0 BB: 0 P: 5	R: 0 E: 0 K: 1 S: 3	H: 0 LOB: 0 BB: 0 P: 3	R: 0 E: 0 K: 1 S: 5	H: 1 LOB: 1 BB: 0 P: 5	R: 0 E: 0 K: 0 S: 5	H: 0 LOB: 0 BB: 0 P: 3	R: 3 E: 0 K: 0 S: 5	H: 3 LOB: 1 BB: 2 P: 13	R: 0 E: 0 K: 0 S: 3	H: 0 LOB: 0 BB: 0 P: 3	R: 1 E: 0 K: 0 S: 5	H: 2 LOB: 1 BB: 0 P: 5	R: 1 E: 0 K: 1 S: 6	H: 1 LOB: 0 BB: 0 P: 6	1B: 5 2B: 2 3B: 2 HR: 1	SF: 2 SAC: 1 DP: 1 HBP: 0	WP: 0 PB: 1 SB: 0 CS: 2	PA: 37
PITCHER	IP WLS BF H R ER SO BB IBB HBP BLK WP HR S P ERA WHIP	IP WLS BF H R ER SO BB IBB HBP BLK WP HR S P ERA WHIP															IP WLS BF H R ER SO BB IBB HBP BLK WP HR S P ERA WHIP					
Connie Johnson, R ERA: 3.79 (1, 1)	6.0 L 24 6 5 4 5 1 1 0 0 0 0 32 40 6.00 1.167																					
Harry Dorish, R ERA: 4.19 (7, 1)	2.0 8 2 1 1 0 0 0 0 0 0 0 1 8 8 4.50 1.000																					
Billy Loes, R ERA: 27.0 (9, 1)	1.0 4 1 1 1 1 0 0 0 0 0 0 0 6 6 9.00 1.000																					

Batter	1	2	3	4	5	6	7	8	9	AB	R	H	RBI	BB	SO	LOB	BOTTOM					
Billy Gardner, R OBP: 0.258, SLG: 0.333 (1, 4)										5	0	1	2	0	0	1	Kansas City Athletics @ Baltimore Orioles Memorial Stadium, Baltimore, MD Sun Jun 10 1956, 3:33 AM EDT Att: 8,913 - Unknown livebaseballscorecards.com					
Bob Hale, L OBP: 0.323, SLG: 0.314 (1, 3)										3	0	2	0	1	0	0						
George Kell, R OBP: 0.366, SLG: 0.386 (1, 5)										3	0	1	0	1	1	3						
Bob Nieman, R OBP: 0.405, SLG: 0.532 (1, 7)										4	1	1	0	0	0	5						
Tito Francona, L OBP: 0.331, SLG: 0.270 (1, 8)										3	0	0	1	1	0	0						
Gus Triandos, R OBP: 0.357, SLG: 0.480 (1, 2)										4	0	0	0	0	2	1						
Hoot Evers, R OBP: 0.244, SLG: 0.240 Billy Loes, R (9, 1)										2	1	0	0	2	0	1						
Willy Miranda, S OBP: 0.306, SLG: 0.321 (1, 6)										3	1	0	0	1	1	2						
Connie Johnson, R OBP: 0.300, SLG: 0.125 Wayne Causey, L OBP: 0.250, SLG: 0.241 Harry Dorish, R (7, 1) Tex Nelson, L OBP: 0.229, SLG: 0.194 (9, 9)										1	0	1	0	1	0	0						
Inning Stats	R: 0 E: 0 K: 0 S: 4	H: 2 LOB: 1 BB: 0 P: 4	R: 0 E: 0 K: 0 S: 3	H: 0 LOB: 1 BB: 1 P: 7	R: 0 E: 0 K: 0 S: 4	H: 2 LOB: 2 BB: 1 P: 8	R: 2 E: 0 K: 2 S: 8	H: 1 LOB: 3 BB: 4 P: 24	R: 0 E: 0 K: 0 S: 3	H: 0 LOB: 0 BB: 0 P: 3	R: 0 E: 0 K: 0 S: 2	H: 0 LOB: 0 BB: 1 P: 6	R: 0 E: 0 K: 0 S: 3	H: 0 LOB: 0 BB: 0 P: 3	R: 1 E: 0 K: 1 S: 6	H: 1 LOB: 0 BB: 0 P: 6		R: 0 E: 0 K: 2 S: 7	H: 0 LOB: 0 BB: 0 P: 7	1B: 4 2B: 1 3B: 1 HR: 0	SF: 0 SAC: 0 DP: 3 HBP: 0	WP: 0 PB: 1 SB: 1 CS: 0
PITCHER	IP WLS BF H R ER SO BB IBB HBP BLK WP HR S P ERA WHIP	IP WLS BF H R ER SO BB IBB HBP BLK WP HR S P ERA WHIP															IP WLS BF H R ER SO BB IBB HBP BLK WP HR S P ERA WHIP					
Jose Santiago, R ERA: 4.76 (1, 1)	3.2 20 5 2 2 1 4 6 0 0 0 0 16 40 4.91 3.000																					
Art Ditmar, R ERA: 3.29 (4, 1)	5.1 W 17 1 1 1 4 1 0 0 0 0 24 28 1.69 0.375																					




Batter	1	2	3	4	5	6	7	8	9	AB	R	H	RBI	BB	SO	LOB	TOP		
Frank Bolling, R (1,4) OBP: 0.497, SLG: 0.758			5-3		SH5-4					4	1	2	0	0	0	3			
Jack Phillips, R (1,3) OBP: 0.342, SLG: 0.343	G6-3		E6						F7	3	1	2	0	1	0	1			
Earl Torgeson, L (8, FR) OBP: 0.374, SLG: 0.391			1B		L6-4-3					1	1	0	0	0	0	0			
Al Kaline, R (1,9) OBP: 0.357, SLG: 0.469	FC6-4		1B		L6-4-3				L5	5	1	3	2	0	0	2			
Bob Kennedy, R (1,7) OBP: 0.333, SLG: 0.348	FC6-4		4-3						F3	4	0	0	0	0	0	3			
Ray Boone, R (1,5) OBP: 0.364, SLG: 0.446									F8	3	0	1	1	1	1	1			
Bill Tuttle, R (1,8) OBP: 0.321, SLG: 0.415	G1-6-3				SH3-4				5-3	3	1	0	0	0	0	2			
Frank House, L (1,2) OBP: 0.307, SLG: 0.399									FC4-6	4	1	1	0	0	0	1			
Jim Brideweser, R (1,6) OBP: 0.268, SLG: 0.171									L5	4	2	2	1	0	0	1			
Buddy Hicks, S (9,6) OBP: 0.357, SLG: 0.385					4-3				5-3	0	0	0	0	0	0	0			
Billy Hoelt, L (1,1) OBP: 0.367, SLG: 0.360					SH1-4				L4	3	0	2	2	0	0	0			
Inning Stats	R: 0 E: 0 K: 0 S: 4	H: 2 LOB: 1 BB: 0 P: 4	R: 0 E: 0 K: 0 S: 2	H: 0 LOB: 0 BB: 1 P: 6	R: 2 E: 1 K: 0 S: 6	H: 3 LOB: 1 BB: 0 P: 6	R: 0 E: 0 K: 0 S: 4	H: 1 LOB: 1 BB: 0 P: 4	R: 0 E: 0 K: 0 S: 3	H: 0 LOB: 0 BB: 0 P: 3	R: 0 E: 0 K: 0 S: 3	H: 0 LOB: 0 BB: 0 P: 3	R: 6 E: 2 K: 0 S: 10	H: 6 LOB: 2 BB: 0 P: 10	R: 0 E: 1 K: 1 S: 6	H: 0 LOB: 1 BB: 0 P: 6	1B: 12 2B: 1 3B: 0 HR: 0	SF: 1 SAC: 4 DP: 3 HBP: 0	WP: 0 PA: 41 PB: 0 SB: 1 CS: 0
PITCHER	IP WLS BF H R ER SO BB IBB HBP BLK WP HR S P ERA WHIP																		
Bill Wight, L (1,1) ERA: 5.28	7.0 L 30 10 5 3 0 2 0 0 0 0 0 0 28 36 3.86 1.714																		
Erv Palica, R (8,1) ERA: 4.75	2.0 11 3 3 0 1 0 0 0 0 0 0 0 13 13 0.00 1.500																		

Detroit Tigers @ Baltimore Orioles
 Memorial Stadium, Baltimore, MD
 Tue Jun 12 1956, 3:33 AM EDT
 Att: 13,461 - Unknown


AB 34
 R 8
 H 13
 RBI 6
 BB 2
 SO 1
 LOB 14

Batter	1	2	3	4	5	6	7	8	9	AB	R	H	RBI	BB	SO	LOB	BOTTOM		
Billy Gardner, R (1,4) OBP: 0.281, SLG: 0.331	FC5-4		K		L7			5-3	L8	5	0	1	0	0	1	2			
Hoot Evers, R (1,9) OBP: 0.425, SLG: 0.313	FC5-4		1B					2B		4	1	3	0	0	0	1			
Gus Triandos, R (1,3) OBP: 0.364, SLG: 0.484	G5-4-3		L9					F7	K	4	0	1	0	0	1	3			
Bob Nieman, R (1,7) OBP: 0.419, SLG: 0.569	G5-4-3		1-3					BB		3	0	1	1	1	0	3			
Hal Smith, R (1,2) OBP: 0.328, SLG: 0.409			6-3		F8			F8	F6	4	0	0	0	0	0	3			
Chuck Diering, R (1,8) OBP: 0.347, SLG: 0.263			K		F3			K		4	0	0	0	0	2	2			
Wayne Causey, L (1,5) OBP: 0.256, SLG: 0.229										1	0	0	0	1	1	0			
Jim Pyburn, R (7, PH) OBP: 0.291, SLG: 0.351								F7	BB	2	0	1	0	0	0	0			
Willy Miranda, S (1,6) OBP: 0.315, SLG: 0.321					L9			F8		2	0	0	0	2	0	0			
Bill Wight, L (1,1) OBP: 0.217, SLG: 0.182									BB	3	0	0	0	0	2	2			
Erv Palica, R (8,1) OBP: 0.150, SLG: 0.150					F6					0	0	0	0	0	0	0			
Tom Gastall, R (9, PH) OBP: 0.222, SLG: 0.333								K		1	0	0	0	0	0	2			
Inning Stats	R: 0 E: 0 K: 0 S: 4	H: 2 LOB: 1 BB: 0 P: 4	R: 0 E: 0 K: 2 S: 7	H: 0 LOB: 2 BB: 2 P: 15	R: 0 E: 0 K: 1 S: 6	H: 1 LOB: 1 BB: 0 P: 6	R: 0 E: 0 K: 1 S: 5	H: 0 LOB: 0 BB: 0 P: 5	R: 0 E: 0 K: 1 S: 6	H: 1 LOB: 2 BB: 1 P: 10	R: 0 E: 0 K: 1 S: 5	H: 0 LOB: 0 BB: 0 P: 5	R: 1 E: 0 K: 1 S: 7	H: 2 LOB: 1 BB: 0 P: 7	R: 0 E: 0 K: 0 S: 4	H: 1 LOB: 2 BB: 1 P: 8	1B: 5 2B: 2 3B: 0 HR: 0	SF: 0 SAC: 0 DP: 1 HBP: 0	WP: 0 PA: 37 PB: 0 SB: 0 CS: 0
PITCHER	IP WLS BF H R ER SO BB IBB HBP BLK WP HR S P ERA WHIP																		
Billy Hoelt, L (1,1) ERA: 3.45	9.0 W 37 7 1 1 7 4 0 0 0 0 0 0 47 63 1.00 1.222																		

Detroit Tigers @ Baltimore Orioles
 Memorial Stadium, Baltimore, MD
 Tue Jun 12 1956, 3:33 AM EDT
 Att: 13,461 - Unknown


AB 33
 R 1
 H 7
 RBI 1
 BB 4
 SO 7
 LOB 18

Batter	1	2	3	4	5	6	7	8	9	AB	R	H	RBI	BB	SO	LOB	TOP								
Frank Bolling, R (1, 4) OBP: 0.442, SLG: 0.676	0-0 6-3		0-3 K			0-3 K			0-0 6-3	4	0	0	0	0	2	1									
Wayne Belardi, L (1, 3) OBP: 0.460, SLG: 0.519	0-0 1-3			0-0 F4		0-3 K			0-0 HR	4	1	1	0	0	1	1									
Al Kaline, R (1, 9) OBP: 0.355, SLG: 0.469	0-0 L9			0-0 L4-3				0-0 FC9-5 2B	0-3 K	4	0	1	0	0	1	1									
Charlie Maxwell, L (1, 7) OBP: 0.444, SLG: 0.674		0-0 4-3		0-0 F8				0-0 FC9-5	0-0 HR	4	1	1	2	0	0	1									
Bob Kennedy, R (9, 7) OBP: 0.333, SLG: 0.348										0	0	0	0	0	0	0									
Ray Boone, R (1, 5) OBP: 0.357, SLG: 0.436		0-0 F9			0-3 K				0-0 F3	4	0	0	0	0	1	0									
Bill Tuttle, R (1, 8) OBP: 0.321, SLG: 0.411		4-0 BB			0-0 6-3				0-0 5-3	2	0	0	0	1	0	0									
Frank House, L (1, 2) OBP: 0.307, SLG: 0.397		0-0 6-3			0-0 F8					3	0	1	0	0	0	1									
Buddy Hicks, S (1, 6) OBP: 0.355, SLG: 0.379			0-0 F9			0-0 SH1-4 1B			0-0 F6	3	0	1	0	0	0	1									
Paul Foytack, R (1, 1) OBP: 0.273, SLG: 0.364				0-3 K		0-0 SH1-4			0-0 F8	1	0	0	0	0	1	0									
Earl Torgeson, L (8, PH) OBP: 0.372, SLG: 0.388										1	0	0	0	0	0	1									
Steve Gromek, S (8, 1) OBP: 0.421, SLG: 0.214										0	0	0	0	0	0	0									
Inning Stats	R: 0 E: 0 K: 0 S: 3	H: 0 LOB: 0 BB: 0 P: 3	R: 0 E: 0 K: 0 S: 3	H: 0 LOB: 1 BB: 1 P: 7	R: 0 E: 0 K: 2 S: 7	H: 0 LOB: 0 BB: 0 P: 7	R: 0 E: 0 K: 0 S: 3	H: 0 LOB: 0 BB: 0 P: 3	R: 0 E: 0 K: 1 S: 5	H: 0 LOB: 0 BB: 0 P: 5	R: 0 E: 0 K: 2 S: 8	H: 1 LOB: 1 BB: 0 P: 8	R: 0 E: 0 K: 0 S: 3	H: 1 LOB: 0 BB: 0 P: 3	R: 0 E: 0 K: 0 S: 4	H: 1 LOB: 1 BB: 0 P: 4	R: 2 E: 0 K: 1 S: 7	H: 2 LOB: 0 BB: 0 P: 7	1B: 3 2B: 2 3B: 0 HR: 1	SF: 0 SAC: 1 DP: 1 HBP: 0	WP: 0 PB: 0 SB: 0 CS: 0	PA: 32			
PITCHER	IP	WLS	BF	H	R	ER	SO	BB	IBB	HBP	BLK	WP	HR	S	P	ERA	WHIP								
Billy Loes, R (1, 1) ERA: 7.56	6.0		20	1	0	0	5	1	0	0	0	0	0	29	33	0.00	0.333								
George Zuverink, R (7, 1) ERA: 2.61	3.0	L	12	4	2	2	1	0	0	0	0	0	1	14	14	6.00	1.333								

Detroit Tigers @ Baltimore Orioles
 Memorial Stadium, Baltimore, MD
 Wed Jun 13 1956, 3:33 AM EDT
 Att: 7,252 - Unknown

AB	30
R	2
H	5
RBI	2
BB	1
SO	6
LOB	7



Batter	1	2	3	4	5	6	7	8	9	AB	R	H	RBI	BB	SO	LOB	BOTTOM								
Billy Gardner, R (1, 4) OBP: 0.259, SLG: 0.333	0-0 FC1 2B		0-3 K		0-0 1-3		0-0 F2		0-0 F7	5	0	1	0	0	1	3									
Bob Hale, L (1, 3) OBP: 0.327, SLG: 0.323	0-0 FC1 BB		0-0 1B		0-0 6-3		0-3 K WP			4	0	1	0	0	1	2									
Hoot Evers, R (1, 9) OBP: 0.455, SLG: 0.324	4-0 1-2 BB		0-0 G1-4-3 1B		0-0 4-3		4-0 1-2 2-3 BB			2	0	1	0	2	0	0									
Bob Nieman, R (1, 7) OBP: 0.406, SLG: 0.550	0-0 L9		0-3 K			0-0 F8	0-0 F8			4	0	0	0	0	1	7									
Gus Triandos, R (1, 2) OBP: 0.364, SLG: 0.484	0-0 F8		0-0 G1-4-3			0-0 4-3			0-0 6-3	0	0	0	0	0	0	0									
Hal Smith, R (1, 2) OBP: 0.317, SLG: 0.395										4	0	0	0	0	0	4									
Tito Francona, L (1, 8) OBP: 0.333, SLG: 0.266		0-0 F5		0-0 G4-6-3 1B		4-0 BB		0-3 K		3	0	1	0	1	1	0									
Wayne Causey, L (1, 5) OBP: 0.262, SLG: 0.237		0-0 1B		0-0 G4-6-3		0-0 F7		0-0 F3		3	0	1	0	0	2										
George Zuverink, R (7, 1) ERA: 2.61										1	0	0	0	0	0	0									
Willy Miranda, S (1, 6) OBP: 0.314, SLG: 0.316		0-0 F7		4-0 BB		0-3 K			0-0 F7	3	0	0	0	1	1	1									
Billy Loes, R (1, 1) OBP: 0.500, SLG: 0.500		0-0 1-3 1B		0-3 K		0-0 WP K		0-3 K		2	0	1	0	0	1	1									
Bobby Adams, R (7, 5) OBP: 0.361, SLG: 0.292										2	0	1	0	0	1	0									
Inning Stats	R: 0 E: 0 K: 0 S: 4	H: 1 LOB: 2 BB: 1 P: 8	R: 0 E: 0 K: 1 S: 7	H: 2 LOB: 0 BB: 0 P: 7	R: 0 E: 0 K: 1 S: 6	H: 2 LOB: 1 BB: 0 P: 6	R: 0 E: 0 K: 1 S: 5	H: 1 LOB: 1 BB: 1 P: 9	R: 0 E: 0 K: 0 S: 3	H: 0 LOB: 0 BB: 0 P: 3	R: 0 E: 0 K: 0 S: 3	H: 0 LOB: 1 BB: 1 P: 7	R: 0 E: 1 K: 2 S: 9	H: 1 LOB: 3 BB: 1 P: 13	R: 0 E: 0 K: 1 S: 5	H: 0 LOB: 0 BB: 0 P: 5	R: 0 E: 0 K: 1 S: 5	H: 0 LOB: 0 BB: 0 P: 5	1B: 5 2B: 2 3B: 0 HR: 0	SF: 0 SAC: 0 DP: 2 HBP: 0	WP: 1 PB: 0 SB: 0 CS: 0	PA: 37			
PITCHER	IP	WLS	BF	H	R	ER	SO	BB	IBB	HBP	BLK	WP	HR	S	P	ERA	WHIP								
Paul Foytack, R (1, 1) ERA: 3.36	7.0		31	7	0	0	5	4	0	0	0	0	0	37	53	0.00	1.571								
Steve Gromek, R (8, 1) ERA: 3.62	2.0	W	6	0	0	0	2	0	0	0	0	0	0	10	10	0.00	0.000								

Detroit Tigers @ Baltimore Orioles
 Memorial Stadium, Baltimore, MD
 Wed Jun 13 1956, 3:33 AM EDT
 Att: 7,252 - Unknown

AB	33
R	0
H	7
RBI	0
BB	4
SO	7
LOB	20




Batter	1	2	3	4	5	6	7	8	9	AB	R	H	RBI	BB	SO	LOB	TOP																			
Billy Gardner, R OBP: 0.259, SLG: 0.327 (1, 4)	5-3			F6		F8		FC3-6 BB		3	0	0	0	1	0	1	Baltimore Orioles @ Kansas City Athletics Municipal Stadium, Kansas City, MO Fri Jun 15 1956, 4:33 AM EDT Att: 16,645 - Unknown livebaseballscorecards.com																			
Bob Hale, L OBP: 0.314, SLG: 0.309 (1, 3)	4-3			E1 CS			4-3	FC3-6 BB		4	0	0	0	0	0	3																				
George Kell, R OBP: 0.370, SLG: 0.381 Chuck Diering, R OBP: 0.347, SLG: 0.263 (9, PR) (9, 8)	6-3			K					1B BB	2	0	0	0	2	1	1																				
Bob Nieman, R OBP: 0.394, SLG: 0.532 (1, 7)		F2			F4				K	4	0	0	0	0	2	2																				
Tito Francona, L OBP: 0.325, SLG: 0.258 Bobby Adams, R OBP: 0.361, SLG: 0.292 (9, 5)		K			G3				F8	4	0	0	0	0	2	2																				
Hoot Evers, R OBP: 0.438, SLG: 0.316 (1, 9)		F6			F5				1B 1-2	4	0	1	0	0	0	0																				
Hal Smith, R OBP: 0.315, SLG: 0.390 (1, 2)			F3			5-3			F8	0	0	0	0	0	0	0																				
Willy Miranda, S OBP: 0.312, SLG: 0.310 (1, 6)			4-3			4-1			F5	3	0	0	0	1	0	2																				
Ray Moore, R OBP: 0.269, SLG: 0.250 George Zuverink, R (7, 1) Don Ferrarese, R OBP: 0.133, SLG: 0.071 (8, 1)			K						BB BB	2	0	1	0	0	1	0																				
Inning Stats	R: 0 E: 0 K: 0 S: 3	H: 0 LOB: 0 BB: 0 P: 3	R: 0 E: 0 K: 1 S: 5	H: 0 LOB: 0 BB: 0 P: 5	R: 0 E: 0 K: 1 S: 5	H: 0 LOB: 1 BB: 0 P: 5	R: 0 E: 1 K: 1 S: 5	H: 0 LOB: 1 BB: 0 P: 5	R: 0 E: 0 K: 0 S: 4	H: 1 LOB: 1 BB: 0 P: 4	R: 0 E: 0 K: 2 S: 7	H: 0 LOB: 1 BB: 1 P: 11	R: 0 E: 0 K: 0 S: 3	H: 0 LOB: 3 BB: 3 P: 15	R: 1 E: 0 K: 1 S: 7	H: 2 LOB: 2 BB: 1 P: 11		1B: 2 2B: 2 3B: 0 HR: 0	SF: 0 SAC: 0 DP: 1 HBP: 0	WP: 0 PB: 0 SB: 0 CS: 1	PA: 35															
PITCHER	IP	WLS	BF	H	R	ER	SO	BB	IBB	HBP	BLK	WP	HR	S	P	ERA	WHIP	PITCHER		IP	WLS	BF	H	R	ER	SO	BB	IBB	HBP	BLK	WP	HR	S	P	ERA	WHIP
Lou Kretlow, R ERA: 5.07 (1, 1)	7.2		28	1	0	0	5	4	0	0	0	0	0	34	50	0.00	0.652																			
Bill Harrington, R ERA: 4.82 (8, 1)	1.1	L	7	2	1	1	1	1	0	0	0	0	0	8	12	6.75	2.250																			

AB 26
R 1
H 2
RBI 0
BB 5
SO 6
LOB 11



Batter	1	2	3	4	5	6	7	8	9	AB	R	H	RBI	BB	SO	LOB	BOTTOM																			
Vic Power, R OBP: 0.326, SLG: 0.421 (1, 3)	6-3		4-3		F9		L4			4	0	0	0	0	0	3	Baltimore Orioles @ Kansas City Athletics Municipal Stadium, Kansas City, MO Fri Jun 15 1956, 4:33 AM EDT Att: 16,645 - Unknown livebaseballscorecards.com																			
Hector Lopez, R OBP: 0.358, SLG: 0.493 (1, 5)	F8					F2		4-3		4	0	1	0	0	0	0																				
Gus Zernial, R OBP: 0.329, SLG: 0.465 Bobby Shantz, R (8, PR) Enos Slaughter, L OBP: 0.368, SLG: 0.447 (9, 7)						K		1B BB		3	0	1	0	1	2	1																				
Harry Simpson, L OBP: 0.342, SLG: 0.539 (1, 9)	F9							1B 2B		4	0	3	0	0	0	1																				
Tim Thompson, L OBP: 0.391, SLG: 0.473 (1, 2)		F7			G6-3		L9		F3	4	0	0	0	0	0	4																				
Johnny Groth, R OBP: 0.333, SLG: 0.450 (1, 8)		F8			1-3			F8	4-3	4	0	1	0	0	0	2																				
Jim Finigan, R OBP: 0.323, SLG: 0.316 (1, 4)		F8				E6		F2		4	0	0	0	0	0	1																				
Mike Baxes, R OBP: 0.356, SLG: 0.277 Joe Demaestri, R OBP: 0.256, SLG: 0.260 (8, 6)		6-3				F9		BB 1B		3	0	1	0	0	0	2																				
Lou Kretlow, R OBP: 0.115, SLG: 0.042 Bill Harrington, R (8, 1) Rance Pless, R OBP: 0.359, SLG: 0.291 (9, PH)					L7				K	2	0	0	0	1	1	1																				
Inning Stats	R: 0 E: 0 K: 0 S: 3	H: 0 LOB: 1 BB: 1 P: 7	R: 0 E: 0 K: 0 S: 4	H: 1 LOB: 1 BB: 0 P: 4	R: 0 E: 0 K: 1 S: 6	H: 1 LOB: 1 BB: 0 P: 6	R: 0 E: 0 K: 1 S: 3	H: 1 LOB: 0 BB: 0 P: 3	R: 0 E: 0 K: 0 S: 6	H: 1 LOB: 1 BB: 0 P: 6	R: 0 E: 0 K: 1 S: 4	H: 1 LOB: 2 BB: 1 P: 8	R: 0 E: 0 K: 0 S: 5	H: 2 LOB: 2 BB: 0 P: 5	R: 0 E: 0 K: 1 S: 5	H: 0 LOB: 0 BB: 0 P: 5		1B: 5 2B: 2 3B: 0 HR: 0	SF: 0 SAC: 0 DP: 1 HBP: 0	WP: 0 PB: 0 SB: 0 CS: 0	PA: 36															
PITCHER	IP	WLS	BF	H	R	ER	SO	BB	IBB	HBP	BLK	WP	HR	S	P	ERA	WHIP	PITCHER		IP	WLS	BF	H	R	ER	SO	BB	IBB	HBP	BLK	WP	HR	S	P	ERA	WHIP
Ray Moore, R ERA: 4.43 (7, 1)	6.0		23	4	0	0	3	1	0	0	0	0	0	28	32	0.00	0.833																			
George Zuverink, R ERA: 2.54 (7, 1)	1.1		7	2	0	0	0	1	0	0	0	0	0	6	10	0.00	2.250																			
Don Ferrarese, L ERA: 4.05 (8, 1)	1.2	W	6	1	0	0	1	0	0	0	0	0	0	8	8	0.00	0.600																			

AB 34
R 0
H 7
RBI 0
BB 2
SO 4
LOB 15



Batter	1	2	3	4	5	6	7	8	9	AB	R	H	RBI	BB	SO	LOB	TOP					
Billy Gardner, R OBP: 0.257, SLG: 0.323 (1, 4)										5	0	1	0	0	1	2						
Bob Hale, L OBP: 0.309, SLG: 0.304 Tito Francona, L OBP: 0.325, SLG: 0.258 (8, FR) (9, 3)										5	0	1	0	0	0	3						
George Kell, R OBP: 0.371, SLG: 0.377 (1, 5)										4	1	1	0	1	0	1						
Bob Nieman, R OBP: 0.397, SLG: 0.555 Jim Pyburn, R OBP: 0.297, SLG: 0.346 (8, FR) (8, 9)										4	1	2	2	0	0	0						
Hoot Evers, R OBP: 0.442, SLG: 0.405 (1, 8) (8, 7)										4	1	2	1	0	1	1						
Tex Nelson, L OBP: 0.256, SLG: 0.182 Chuck Diering, R OBP: 0.347, SLG: 0.263 (8, 8)										2	1	0	0	2	0	1						
Hal Smith, R OBP: 0.321, SLG: 0.402 (1, 2)										0	1	0	0	0	0	0						
Willy Miranda, S OBP: 0.311, SLG: 0.305 (1, 6)										3	0	0	0	1	0	1						
Connie Johnson, R OBP: 0.429, SLG: 0.333 (1, 1)										4	0	3	2	0	0	0						
Inning Stats	R: 0 E: 0 K: 0 S: 3	H: 1 LOB: 0 BB: 0 P: 3	R: 0 E: 0 K: 1 S: 5	H: 0 LOB: 1 BB: 1 P: 9	R: 0 E: 0 K: 0 S: 3	H: 0 LOB: 0 BB: 0 P: 3	R: 3 E: 0 K: 0 S: 6	H: 3 LOB: 0 BB: 0 P: 6	R: 0 E: 0 K: 1 S: 6	H: 1 LOB: 1 BB: 0 P: 6	R: 0 E: 0 K: 0 S: 4	H: 1 LOB: 1 BB: 0 P: 4	R: 1 E: 0 K: 0 S: 5	H: 2 LOB: 1 BB: 0 P: 5	R: 2 E: 0 K: 0 S: 5	H: 3 LOB: 2 BB: 2 P: 13	R: 0 E: 0 K: 0 S: 3	H: 1 LOB: 2 BB: 1 P: 7	1B: 9 2B: 1 3B: 0 HR: 2	SF: 0 SAC: 0 DP: 1 HBP: 0	WP: 0 PB: 0 SB: 0 CS: 1	PA: 41
PITCHER	IP WLS BF H R ER SO BB IBB HBP BLK WP HR S P ERA WHIP	4.0 L 16 4 3 3 1 1 0 0 0 0 2 17 21 6.75 1.250	3.0 13 4 1 1 1 0 0 0 0 0 0 0 15 15 3.00 1.333	2.0 11 4 2 2 0 2 1 0 0 0 0 0 8 20 9.00 3.000	PITCHER										IP WLS BF H R ER SO BB IBB HBP BLK WP HR S P ERA WHIP	9.0 W 36 7 2 2 4 2 0 0 0 0 0 42 50 2.00 1.000						

Baltimore Orioles @ Kansas City Athletics
Municipal Stadium, Kansas City, MO
Sat Jun 16 1956, 4:33 AM EDT
Att: 12,487 - Unknown

AB 32
R 6
H 10
RBI 5
BB 4
SO 2
LOB 11

Batter	1	2	3	4	5	6	7	8	9	AB	R	H	RBI	BB	SO	LOB	BOTTOM					
Vic Power, R OBP: 0.331, SLG: 0.423 (1, 3) (7, 4)										4	0	2	1	0	0	0						
Hector Lopez, R OBP: 0.356, SLG: 0.493 (1, 5)										4	1	1	0	0	0	3						
Enos Slaughter, L OBP: 0.365, SLG: 0.437 (1, 7)										3	0	0	0	1	0	1						
Harry Simpson, L OBP: 0.340, SLG: 0.534 (1, 9)										4	0	1	0	0	0	2						
Tim Thompson, L OBP: 0.387, SLG: 0.465 (1, 2)										4	0	1	1	0	1	3						
Johnny Groth, R OBP: 0.331, SLG: 0.442 (1, 8)										4	0	1	0	0	0	3						
Jim Finigan, R OBP: 0.324, SLG: 0.325 Eddie Robinson, L OBP: 0.313, SLG: 0.500 (6, PH) (7, 3)										2	1	1	0	0	0	1						
Mike Baxes, R OBP: 0.349, SLG: 0.260 (1, 6)										3	0	0	0	1	0	0						
Jack Crimian, R (1, 1) Tom Gorman, R (5, 1) Gus Zernial, R OBP: 0.327, SLG: 0.462 (7, PH) Bill Harrington, R (8, 1) Joe Ginsberg, L OBP: 0.331, SLG: 0.310 (9, PH)										1	0	0	0	0	0	0						
Inning Stats	R: 0 E: 0 K: 0 S: 3	H: 0 LOB: 0 BB: 0 P: 3	R: 0 E: 1 K: 0 S: 4	H: 0 LOB: 1 BB: 0 P: 4	R: 0 E: 0 K: 0 S: 3	H: 0 LOB: 0 BB: 0 P: 3	R: 1 E: 0 K: 0 S: 5	H: 2 LOB: 1 BB: 0 P: 5	R: 1 E: 0 K: 1 S: 6	H: 2 LOB: 1 BB: 1 P: 10	R: 0 E: 0 K: 0 S: 4	H: 1 LOB: 2 BB: 1 P: 8	R: 0 E: 0 K: 1 S: 6	H: 1 LOB: 1 BB: 0 P: 6	R: 0 E: 0 K: 1 S: 6	H: 1 LOB: 1 BB: 0 P: 6	R: 0 E: 0 K: 1 S: 5	H: 0 LOB: 0 BB: 0 P: 5	1B: 5 2B: 2 3B: 0 HR: 0	SF: 0 SAC: 0 DP: 1 HBP: 0	WP: 0 PB: 0 SB: 0 CS: 0	PA: 36
PITCHER	IP WLS BF H R ER SO BB IBB HBP BLK WP HR S P ERA WHIP	9.0 W 36 7 2 2 4 2 0 0 0 0 0 42 50 2.00 1.000	PITCHER										IP WLS BF H R ER SO BB IBB HBP BLK WP HR S P ERA WHIP	9.0 W 36 7 2 2 4 2 0 0 0 0 0 42 50 2.00 1.000								

Baltimore Orioles @ Kansas City Athletics
Municipal Stadium, Kansas City, MO
Sat Jun 16 1956, 4:33 AM EDT
Att: 12,487 - Unknown

AB 34
R 2
H 7
RBI 2
BB 2
SO 4
LOB 17

Batter	1	2	3	4	5	6	7	8	9	AB	R	H	RBI	BB	SO	LOB	TOP				
Billy Gardner, R (1,4) OBP: 0.265, SLG: 0.351	F4		BB 1B		5-3		FC5-4		1B	5	0	2	1	0	0	1					
Bob Hale, L (1,3) OBP: 0.303, SLG: 0.297	4-3		F5			G3		4-3	3-1	5	0	0	0	0	0	3					
Hoot Evers, R (1,9) OBP: 0.459, SLG: 0.383	F6		FC6-4 BB			1B		BB		2	0	1	0	2	0	0					
Bob Nieman, R (1,7) OBP: 0.407, SLG: 0.567		1B BB	FC6-4			L7		K		3	0	0	0	1	1	4					
Tito Francona, L (1,8) OBP: 0.325, SLG: 0.259	K			G1-4-3 BB		F5		F7		3	0	0	0	1	1	3					
Hal Smith, R (1,2) OBP: 0.324, SLG: 0.408		1B		G1-4-3			1B 2B		F9	4	1	2	0	0	0	1					
Wayne Causey, L (1,5) OBP: 0.220, SLG: 0.196	F2		F6			F8		4-3		4	0	0	0	0	0	3					
Willy Miranda, S (1,6) OBP: 0.308, SLG: 0.299	F8				F3		F7		1B BB	3	1	0	0	1	0	3					
Bill Wight, L (1,1) OBP: 0.206, SLG: 0.167										2	0	0	0	0	1	0					
Gus Gianfranceschi, R (7, PH) OBP: 0.367, SLG: 0.486										1	0	1	1	0	0	0					
Chuck Dietrich, R (7, PH) OBP: 0.242, SLG: 0.260										0	0	0	0	0	0	0					
Mike Egniel, R (7, PH) OBP: 0.222, SLG: 0.244										0	0	0	0	0	0	0					
Johnny Schmitz, R (8, PH) OBP: 0.275, SLG: 0.244										0	0	0	0	0	0	0					
Tex Nelson, L (8, PH) OBP: 0.275, SLG: 0.244										1	0	1	0	0	0	0					
George Kell, R (8, PH) OBP: 0.371, SLG: 0.377										0	0	0	0	0	0	0					
Inning Stats	R: 0 E: 0 K: 0 S: 3	H: 0 LOB: 0 BB: 0 P: 3	R: 0 E: 0 K: 1 S: 6	H: 1 LOB: 2 BB: 1 P: 10	R: 0 E: 0 K: 1 S: 6	H: 1 LOB: 2 BB: 1 P: 10	R: 0 E: 0 K: 0 S: 2	H: 0 LOB: 0 BB: 1 P: 6	R: 0 E: 0 K: 0 S: 3	H: 0 LOB: 0 BB: 0 P: 3	R: 0 E: 0 K: 0 S: 4	H: 1 LOB: 1 BB: 0 P: 4	R: 1 E: 0 K: 0 S: 5	H: 2 LOB: 1 BB: 0 P: 5	R: 0 E: 0 K: 1 S: 5	H: 0 LOB: 1 BB: 1 P: 9	R: 1 E: 0 K: 0 S: 5	H: 2 LOB: 2 BB: 1 P: 9	1B: 6 2B: 1 3B: 0 HR: 0	SF: 0 SAC: 0 DP: 1 HBP: 0	WP: 0 PA: 38 CS: 0
PITCHER	IP	WLS	BF	H	R	ER	SO	BB	IBB	HBP	BLK	WP	HR	S	P	ERA	WHIP				
Jim Wilson, R (1,1) ERA: 3.39	0.0	W	0	0	0	0	0	0	0	0	0	0	0	0	0	∞	∞				

Baltimore Orioles @ Chicago White Sox
Comiskey Park, Chicago, IL
Mon Jun 18 1956, 4:33 AM EDT
Att: 11,552 - Unknown

AB 33
R 2
H 7
RBI 2
BB 5
SO 3
LOB 18



Batter	1	2	3	4	5	6	7	8	9	AB	R	H	RBI	BB	SO	LOB	BOTTOM				
Sammy Esposito, R (1,5) OBP: 0.353, SLG: 0.250	6-3		B2-3		6-3					3	0	0	0	0	0	0					
Jim Rivera, L (7, PH) OBP: 0.367, SLG: 0.432							G6-4-3 1B			1	0	1	1	0	0	0					
Nellie Fox, L (1,4) OBP: 0.318, SLG: 0.379	6-3		6-3		G6-4-3 1B					4	0	1	0	0	0	2					
Minnie Minoso, R (1,7) OBP: 0.439, SLG: 0.460	5-3		1B HBP		G6-4-3			SH1-4 FC4-6 1B		3	1	1	0	0	0	1					
Dave Philley, S (1,9) OBP: 0.353, SLG: 0.364		E 1B BB 6-3	1-3 1B			6-3		SH FC4-6 SH1-4 2B		2	2	1	0	1	0	0					
Larry Doby, L (1,8) OBP: 0.385, SLG: 0.353		6-3 E 1B 4-3		F7		K		SH1-4		3	1	1	0	0	1	2					
Sherm Lollar, R (1,2) OBP: 0.426, SLG: 0.490		4-3 1B BB 2-3			1B		F9	FC4-6 IBB		2	0	1	0	2	0	0					
Walt Dropo, R (1,3) OBP: 0.338, SLG: 0.303										3	0	1	1	0	0	3					
Bubba Phillips, R (7, PR) OBP: 0.333, SLG: 0.429		6-3		F8				FC4-6		0	0	0	0	0	0	0					
Fred Hatfield, L (8,5) OBP: 0.338, SLG: 0.309		1-2 2-3 3-H						2B 1B 1-2 2-3 3-H		1	0	0	1	0	0	2					
Luis Aparicio, R (1,6) OBP: 0.291, SLG: 0.335		4-3			G5-4-3 1B			FC1-6 1B		4	1	2	2	0	0	2					
Jim Wilson, R (1,1) OBP: 0.375, SLG: 0.333		F8		G5-4-3			1B	F3		4	0	1	0	0	0	5					
Inning Stats	R: 0 E: 0 K: 0 S: 3	H: 0 LOB: 0 BB: 0 P: 3	R: 2 E: 1 K: 0 S: 4	H: 1 LOB: 1 BB: 2 P: 12	R: 0 E: 0 K: 0 S: 4	H: 1 LOB: 1 BB: 0 P: 5	R: 0 E: 0 K: 0 S: 4	H: 2 LOB: 1 BB: 0 P: 4	R: 0 E: 0 K: 0 S: 3	H: 1 LOB: 0 BB: 0 P: 3	R: 0 E: 0 K: 1 S: 5	H: 0 LOB: 0 BB: 0 P: 5	R: 1 E: 0 K: 0 S: 5	H: 3 LOB: 2 BB: 0 P: 5	R: 2 E: 1 K: 0 S: 6	H: 2 LOB: 2 BB: 1 P: 10	1B: 9 2B: 1 3B: 0 HR: 0	SF: 0 SAC: 2 DP: 3 HBP: 1	WP: 0 PA: 36 CS: 0		
PITCHER	IP	WLS	BF	H	R	ER	SO	BB	IBB	HBP	BLK	WP	HR	S	P	ERA	WHIP				
Bill Wight, L (1,1) ERA: 5.07	6.0	L	24	5	2	2	2	2	0	1	0	0	0	23	32	3.00	1.167				
Mike Fomiele, R (7,1) ERA: 5.97	1.0		6	4	2	2	0	0	0	0	0	0	0	6	6	18.00	4.000				
Johnny Schmitz, L (8,1) ERA: 4.34	1.0		6	1	1	0	0	0	1	0	0	0	0	5	9	0.00	1.000				

Baltimore Orioles @ Chicago White Sox
Comiskey Park, Chicago, IL
Mon Jun 18 1956, 4:33 AM EDT
Att: 11,552 - Unknown

AB 30
R 5
H 10
RBI 5
BB 3
SO 1
LOB 17

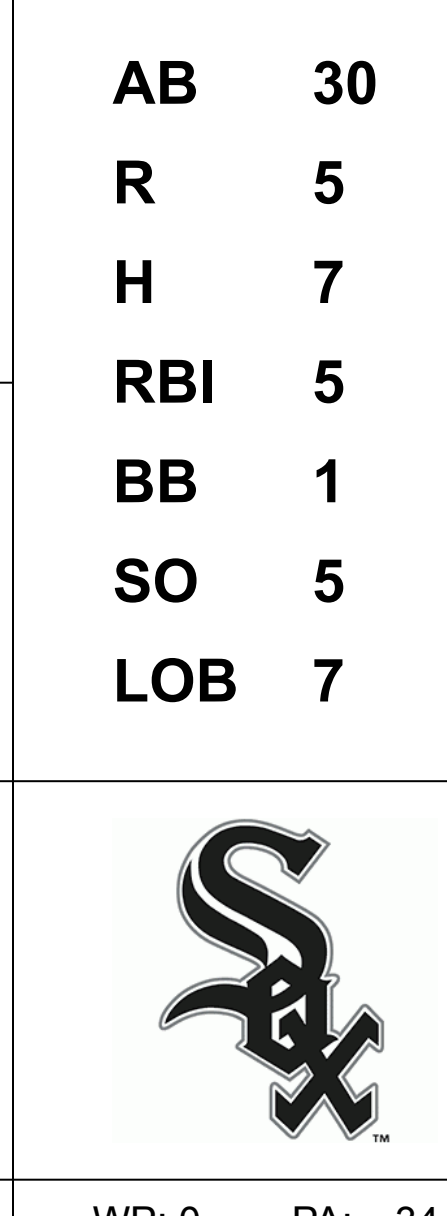


Batter	1	2	3	4	5	6	7	8	9	AB	R	H	RBI	BB	SO	LOB	TOP			
Billy Gardner, R OBP: 0.288, SLG: 0.358 (1, 4)	1-3		SH5-3 2B	FC6-4			1B		K	5	1	2	0	0	1	2	Baltimore Orioles @ Chicago White Sox Comiskey Park, Chicago, IL Tue Jun 19 1956, 4:33 AM EDT Att: 16,388 - Unknown			
Hoot Evers, R OBP: 0.431, SLG: 0.353 (1, 9)	K		SH5-3 2-3		F2		K		E5 FC5-4	4	0	0	0	0	2	1				
Bob Nieman, R OBP: 0.400, SLG: 0.551 (1, 7)	FC6-4 BB		5-3		L9		F4		FC5-4	4	0	0	0	1	0	3				
Gus Triandos, R OBP: 0.365, SLG: 0.488 (1, 3)	FC6-4				K				F5	4	0	1	1	0	1	1				
Hal Smith, R OBP: 0.322, SLG: 0.403 (1, 2)		PB SH1-3 1B	4-3				E3 G4-6-3 1B		L8	4	0	1	0	0	0	1				
Bobby Adams, R OBP: 0.388, SLG: 0.303 (1, 5)		SH1-3 1-2			5-3		G4-6-3 1B		BB 1B	3	0	2	0	0	0	0				
Jim Pyburn, R OBP: 0.308, SLG: 0.350 (1, 8)		PB BB			1B 1B		G4-6-3 1-2 2-3		BB 1B	2	0	1	0	2	0	2				
Willy Miranda, S OBP: 0.302, SLG: 0.293 (1, 6)	K				F4		L9		F8	4	0	0	0	0	1	6				
Ray Moore, R OBP: 0.286, SLG: 0.269 (1, 1)	K								K	2	0	1	0	0	1	2				
Chuck Diering, R OBP: 0.342, SLG: 0.258 (7, PH)	K								K	1	0	0	0	0	1	0				
Don Ferrarese, R OBP: 0.133, SLG: 0.071 (7, 1)										0	0	0	0	0	0	0				
Wayne Causey, L OBP: 0.216, SLG: 0.191 (9, PH)					FC6-4 1B					1	0	0	0	0	1	0				
Inning Stats	R: 0 E: 0 K: 1 S: 5	H: 0 LOB: 1 BB: 1 P: 9	R: 0 E: 0 K: 2 S: 8	H: 1 LOB: 2 BB: 1 P: 12	R: 1 E: 0 K: 0 S: 5	H: 2 LOB: 1 BB: 0 P: 5	R: 0 E: 0 K: 0 S: 5	H: 2 LOB: 2 BB: 0 P: 5	R: 0 E: 0 K: 1 S: 4	H: 1 LOB: 1 BB: 0 P: 4	R: 0 E: 0 K: 2 S: 8	H: 1 LOB: 2 BB: 1 P: 8	R: 0 E: 0 K: 0 S: 4	H: 1 LOB: 2 BB: 1 P: 8	R: 0 E: 1 K: 2 S: 8	H: 0 LOB: 1 BB: 0 P: 8	1B: 6 2B: 2 3B: 0 HR: 0	SF: 0 SAC: 2 DP: 1 HBP: 0	WP: 0 PB: 1 CS: 0	PA: 39
PITCHER Billy Pierce, L ERA: 3.05 (1, 1)	IP: 9.0 WLS: W BF: 39 H: 8 R: 1 ER: 1 SO: 8 BB: 3 IBB: 0 HBP: 0 BLK: 0 WP: 0 HR: 0 S: 52 P: 64 ERA: 1.00 WHIP: 1.222															PITCHER				

AB	34
R	1
H	8
RBI	1
BB	3
SO	8
LOB	18

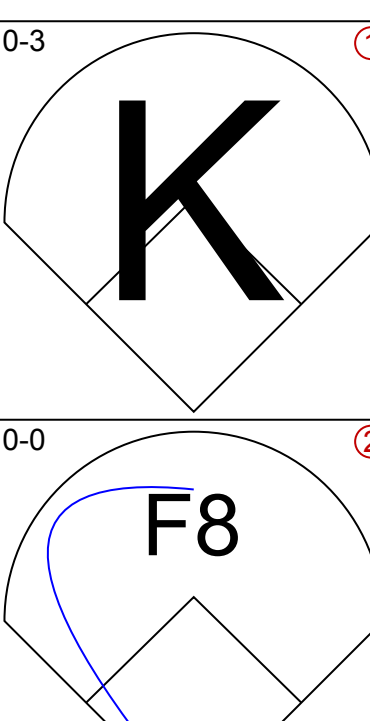
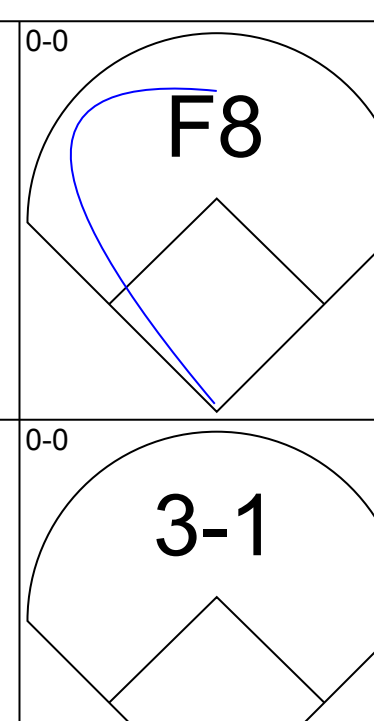
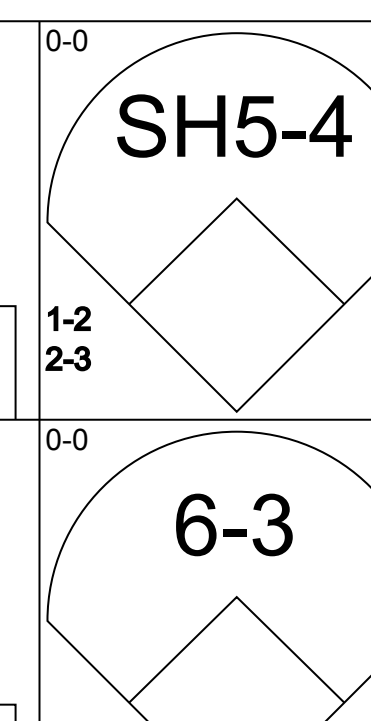
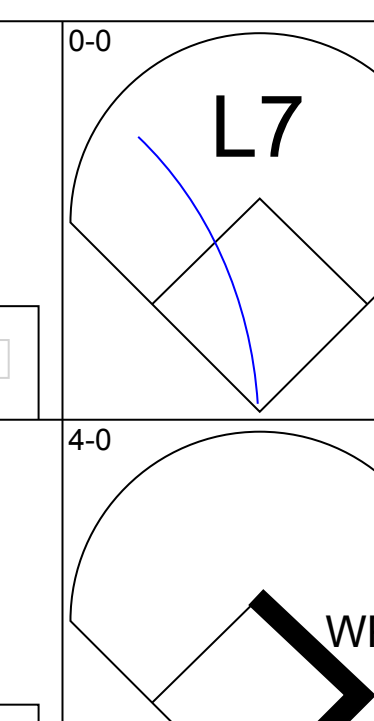
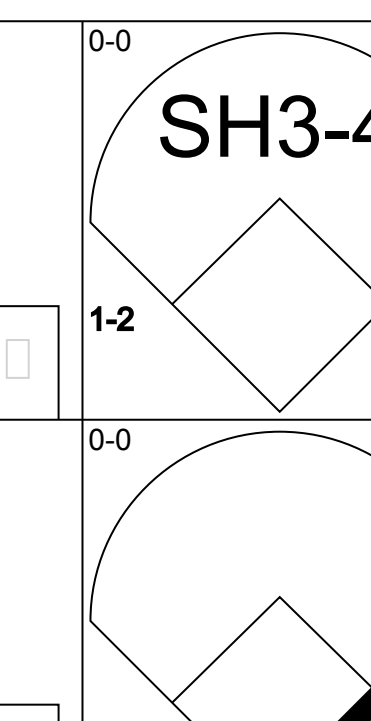
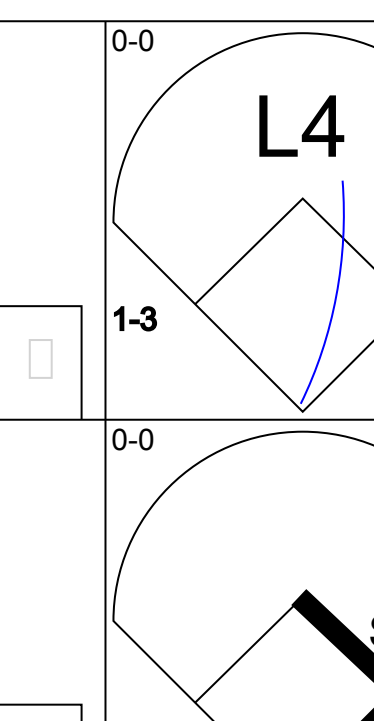
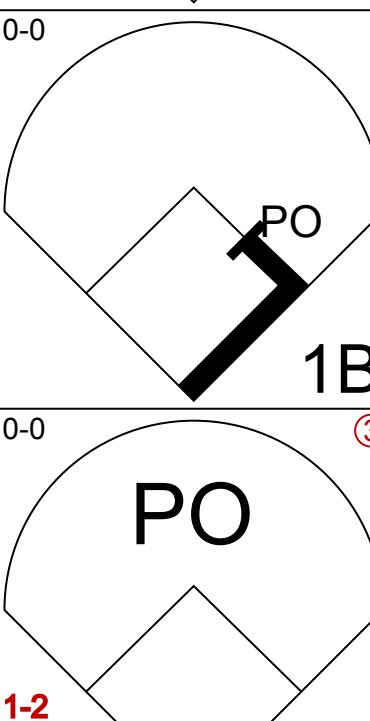

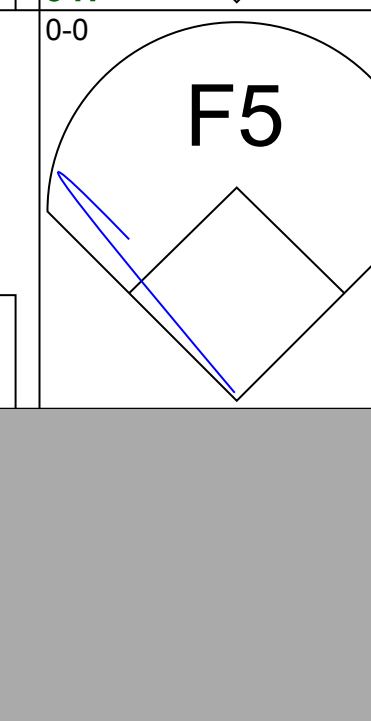
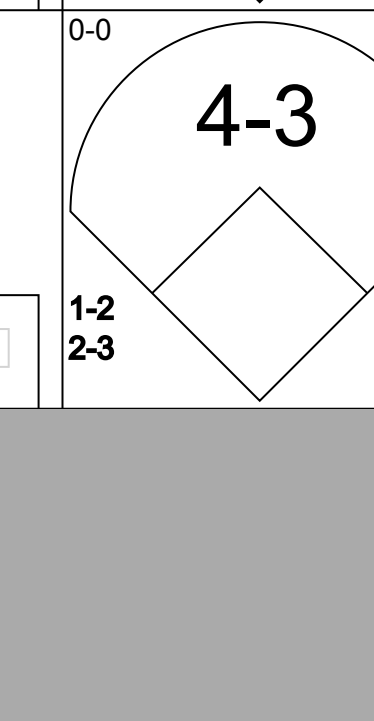
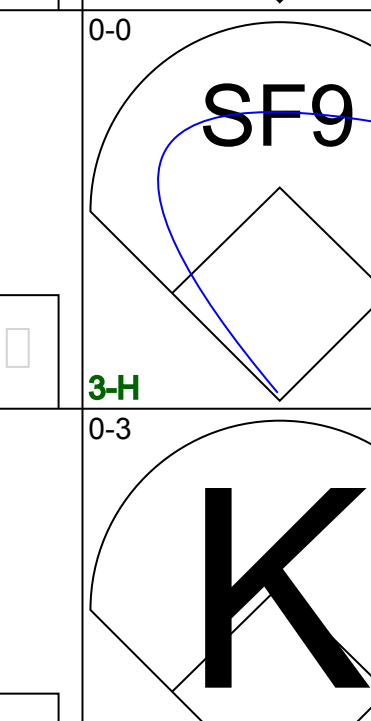
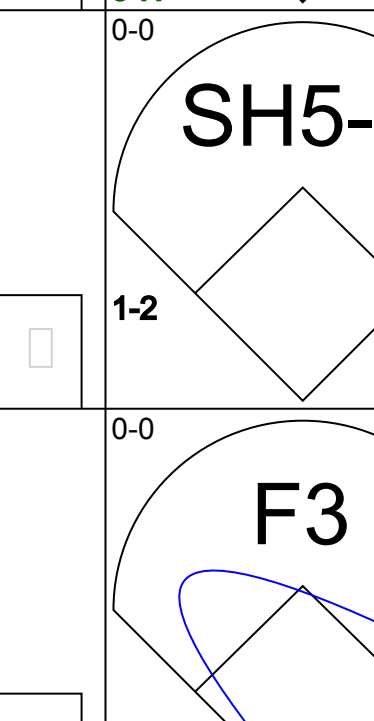

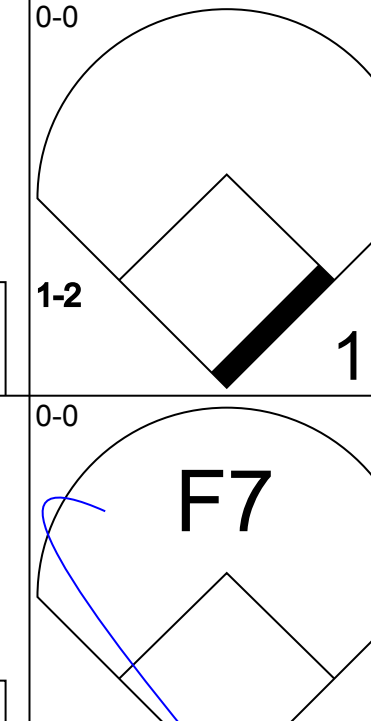




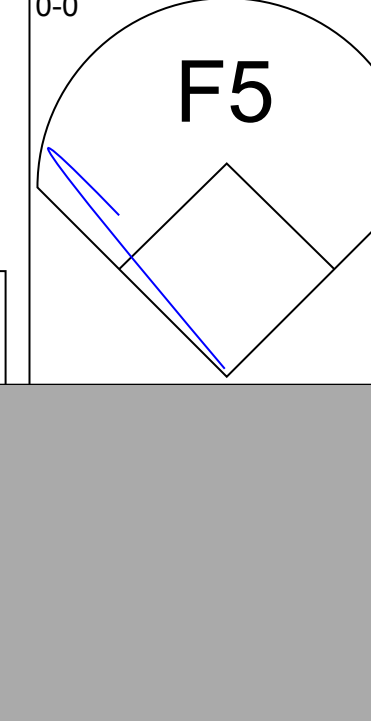
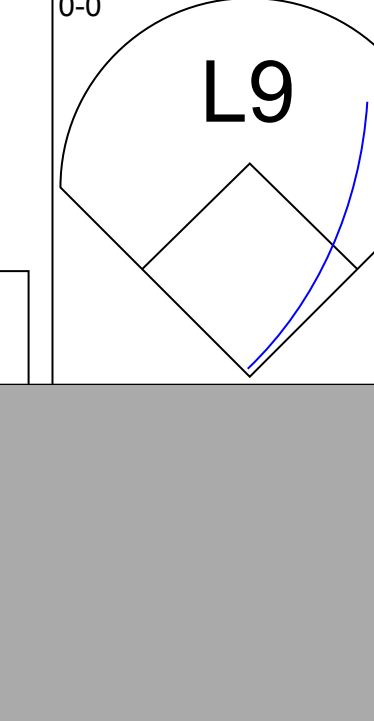
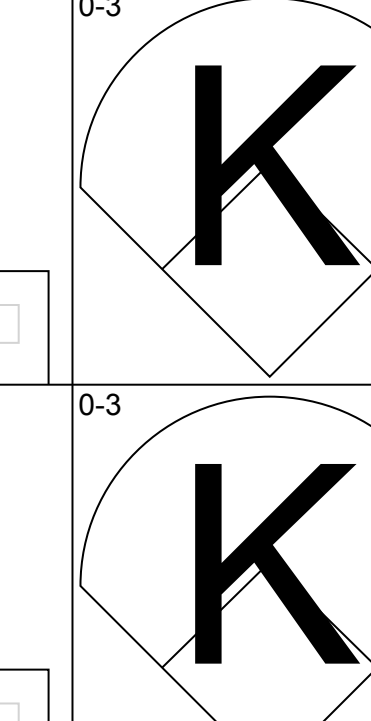

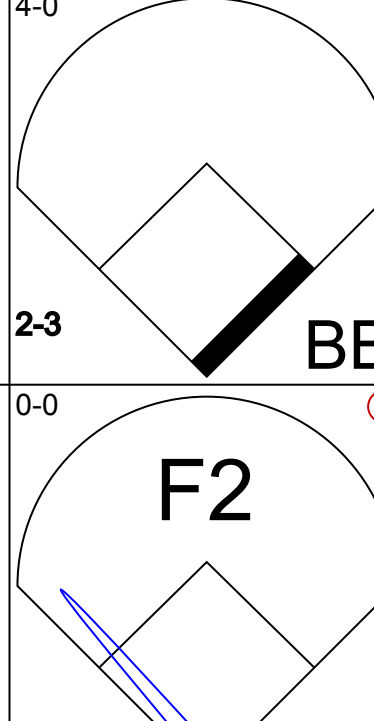
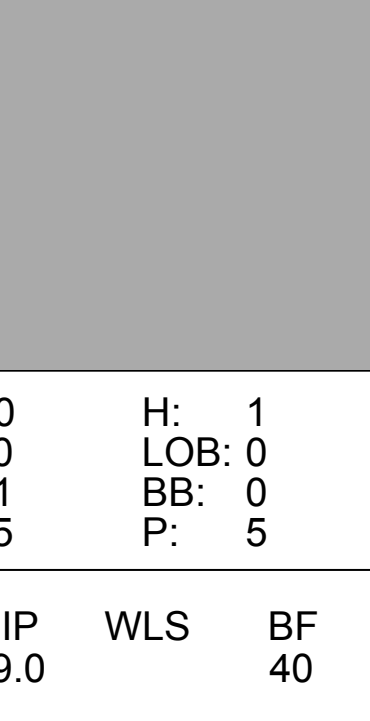
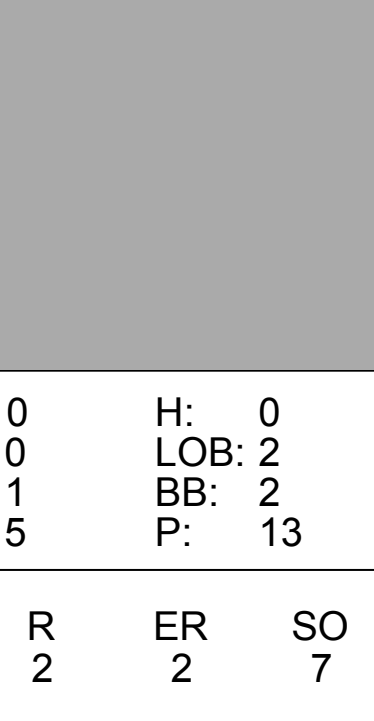
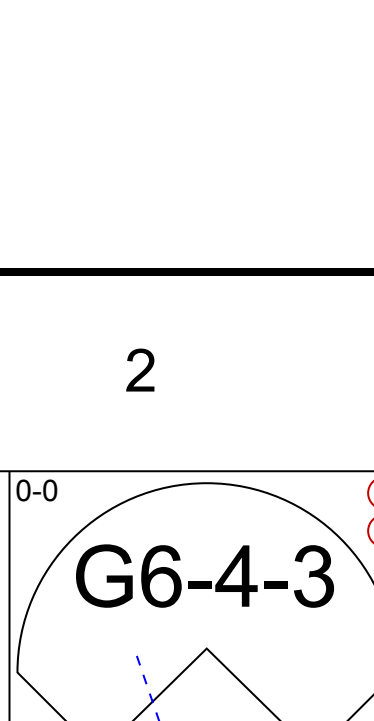


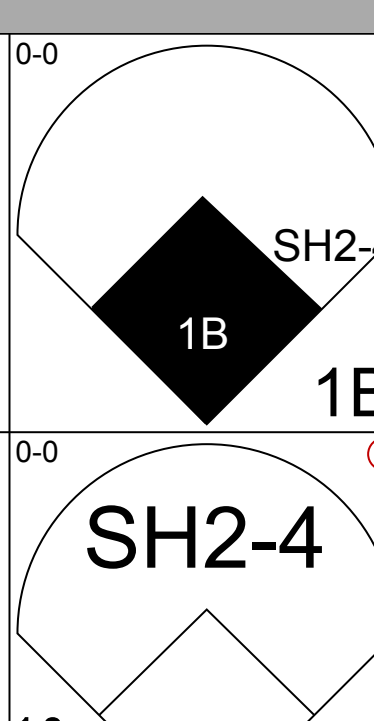


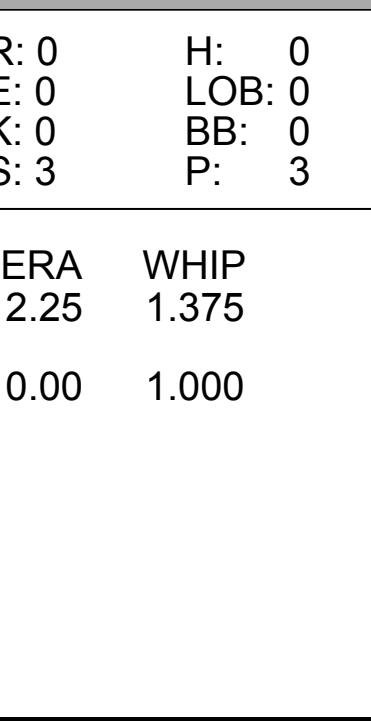


Batter	1	2	3	4	5	6	7	8	9	AB	R	H	RBI	BB	SO	LOB	BOTTOM			
Jim Rivera, L OBP: 0.364, SLG: 0.428 (1, 9)	F7		HBP 1B		1-3		3-1			4	0	1	1	0	0	0	Baltimore Orioles @ Chicago White Sox Comiskey Park, Chicago, IL Tue Jun 19 1956, 4:33 AM EDT Att: 16,388 - Unknown			
Nellie Fox, L OBP: 0.321, SLG: 0.381 (1, 4)	L7		SF7		HR 1B		HBP BB			2	1	1	1	1	0	0				
Minnie Minoso, R OBP: 0.444, SLG: 0.476 (1, 7)	6-3		HBP		HR 1B		HBP			2	1	1	2	0	0	0				
Dave Philley, S OBP: 0.347, SLG: 0.357 (1, 3)		4-3	4-3		4-3		K			4	0	0	0	0	1	4				
Walt Dropo, R OBP: 0.338, SLG: 0.303 (8, 3)		4-3	4-3		4-3		K			0	0	0	0	0	0	0				
Larry Doby, L OBP: 0.382, SLG: 0.369 (1, 8)	3-1				4-3		HR		K	4	1	1	1	0	1	0				
Sherm Lollar, R OBP: 0.418, SLG: 0.478 (1, 2)	F8				F7		F6		F5	4	0	0	0	0	0	0				
Fred Hatfield, L OBP: 0.345, SLG: 0.319 (1, 5)			1B 1B		1B		K		3-1	4	1	2	0	0	1	0				
Luis Aparicio, R OBP: 0.292, SLG: 0.335 (1, 6)			1B SF7 1B		F7		4-3			3	1	1	0	0	0	1				
Billy Pierce, L OBP: 0.136, SLG: 0.116 (1, 1)			K		K		5-3			3	0	0	0	0	2	2				
Inning Stats	R: 0 E: 0 K: 0 S: 3	H: 0 LOB: 0 BB: 0 P: 3	R: 0 E: 0 K: 0 S: 3	H: 0 LOB: 0 BB: 0 P: 3	R: 2 E: 0 K: 1 S: 8	H: 3 LOB: 2 BB: 0 P: 9	R: 0 E: 0 K: 0 S: 4	H: 1 LOB: 1 BB: 0 P: 4	R: 2 E: 0 K: 1 S: 7	H: 2 LOB: 0 BB: 0 P: 7	R: 1 E: 0 K: 1 S: 6	H: 1 LOB: 0 BB: 1 P: 6	R: 0 E: 0 K: 1 S: 5	H: 0 LOB: 2 BB: 1 P: 10	R: 0 E: 0 K: 1 S: 5	H: 0 LOB: 0 BB: 0 P: 5	1B: 5 2B: 0 3B: 0 HR: 2	SF: 1 SAC: 0 DP: 0 HBP: 2	WP: 0 PB: 0 CS: 0	PA: 34
PITCHER Ray Moore, R ERA: 4.68 (1, 1)	IP: 6.0 WLS: L BF: 26 H: 7 R: 5 ER: 5 SO: 3 BB: 0 IBB: 0 HBP: 1 BLK: 0 WP: 0 HR: 2 S: 31 P: 32 ERA: 7.50 WHIP: 1.167															PITCHER				
Don Ferrarese, L ERA: 3.66 (7, 1)	IP: 2.0 WLS: 8 BF: 8 H: 0 R: 0 ER: 0 SO: 2 BB: 1 IBB: 0 HBP: 1 BLK: 0 WP: 0 HR: 0 S: 10 P: 15 ERA: 0.00 WHIP: 0.500															PITCHER				



Batter	1	2	3	4	5	6	7	8	9	AB	R	H	RBI	BB	SO	LOB	TOP		
Billy Gardner, R (1,4) OBP: 0.270, SLG: 0.360	0-0 6-3		0-3 K			0-0 1-3		0-3 K		4	0	0	0	0	2	0	Baltimore Orioles @ Chicago White Sox Comiskey Park, Chicago, IL Thu Jun 21 1956, 4:33 AM EDT Att: 4,581 - Unknown livebaseballscorecards.com		
Hoot Evers, R (1,9) OBP: 0.413, SLG: 0.333	0-0 F8			0-0 6-3		4-0 BB BB		0-0 F6		3	0	0	0	1	0	0			
George Kell, R (1,5) OBP: 0.366, SLG: 0.368	0-0 F2			0-0 F2		4-0 1-2 BB			0-0 5-3	3	0	0	0	1	0	0			
Bob Nieman, R (1,7) OBP: 0.388, SLG: 0.524		0-0 5-3		0-3 K		0-3 K			0-0 F4	4	0	0	0	0	2	2			
Gus Triandos, R (1,3) OBP: 0.374, SLG: 0.491		4-0 BB			0-0 F8		0-0 FC1-5 2B		0-0 6-3	3	0	1	0	1	0	0			
Hal Smith, R (1,2) OBP: 0.331, SLG: 0.407		0-0 F8			4-0 E BB		0-0 FC1-5 FC5-4 2-3			2	0	0	0	1	0	2			
Jim Pyburn, R (1,8) OBP: 0.313, SLG: 0.379					0-0 E6 G5-4-3		0-0 FC5-4 1-2			3	0	0	0	0	0	3			
Willy Miranda, S (1,6) OBP: 0.310, SLG: 0.294			0-0 F7		0-0 G5-4-3 1-2		0-0 F8			3	0	0	0	0	0	3			
Connie Johnson, R (1,1) OBP: 0.375, SLG: 0.286									0-0 5-3	2	0	0	0	0	0	0			
Bob Hale, L (8,PH) OBP: 0.298, SLG: 0.295				1-3						1	0	0	0	0	0	0			
George Zuverink, R (8,1)										0	0	0	0	0	0	0			
Inning Stats	R: 0 E: 0 K: 0 S: 3	H: 0 LOB: 0 BB: 0 P: 3	R: 0 E: 0 K: 0 S: 3	H: 0 LOB: 1 BB: 1 P: 7	R: 0 E: 0 K: 1 S: 5	H: 0 LOB: 0 BB: 0 P: 5	R: 0 E: 0 K: 1 S: 5	H: 0 LOB: 0 BB: 0 P: 5	R: 0 E: 1 K: 0 S: 3	H: 0 LOB: 1 BB: 1 P: 7	R: 0 E: 0 K: 0 S: 4	H: 1 LOB: 1 BB: 0 P: 4	R: 0 E: 0 K: 1 S: 5	H: 0 LOB: 0 BB: 0 P: 5	R: 0 E: 0 K: 0 S: 3	H: 0 LOB: 0 BB: 0 P: 3	1B: 0 2B: 1 3B: 0 HR: 0	SF: 0 SAC: 0 DP: 1 HBP: 0	WP: 0 PA: 32 CS: 0
PITCHER Jack Harshman, L (1,1) ERA: 3.57	IP: 9.0 WLS: W BF: 32 H: 1 R: 0 ER: 0 SO: 4 BB: 4 IBB: 0 HBP: 0 BLK: 0 WP: 0 HR: 0 S: 36 P: 52 ERA: 0.00 WHIP: 0.556															PITCHER			

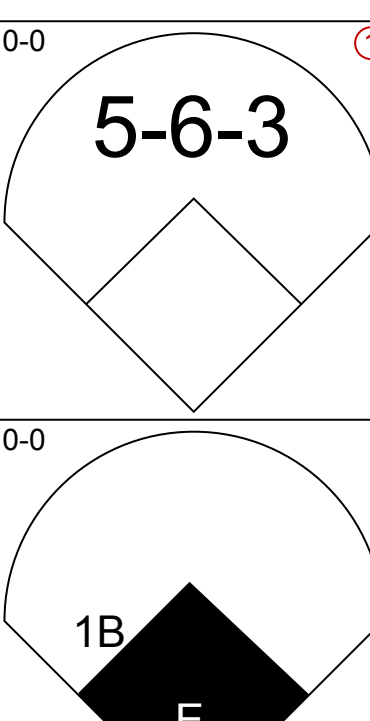
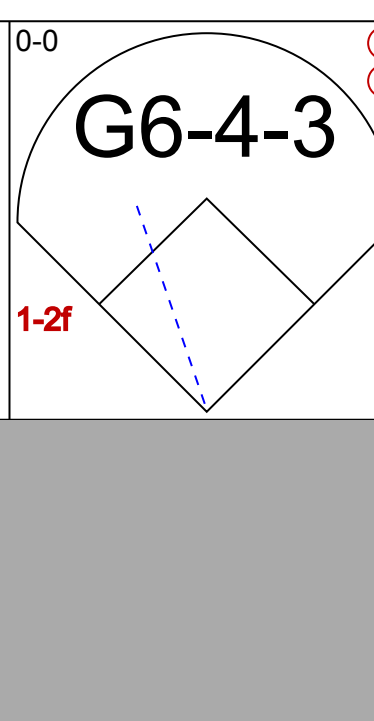
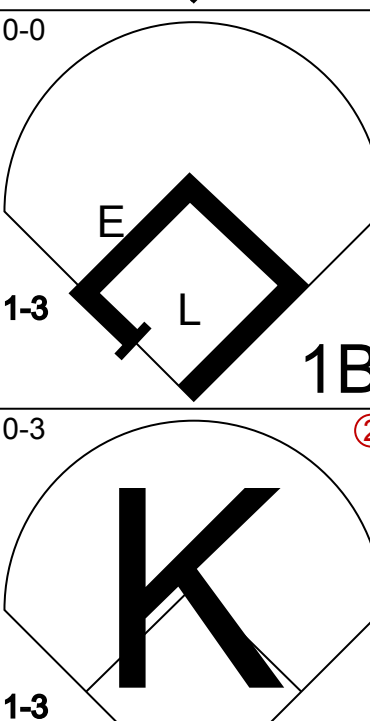
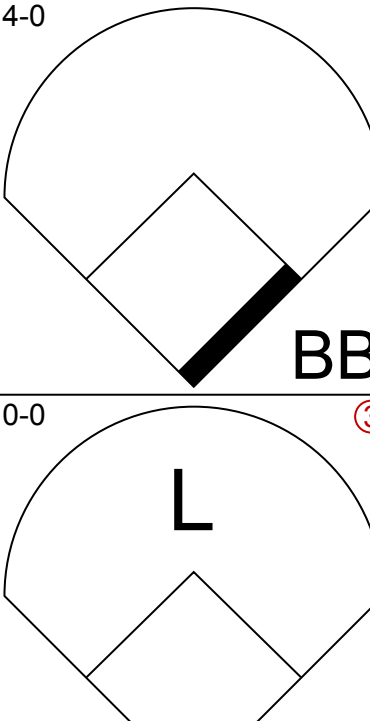

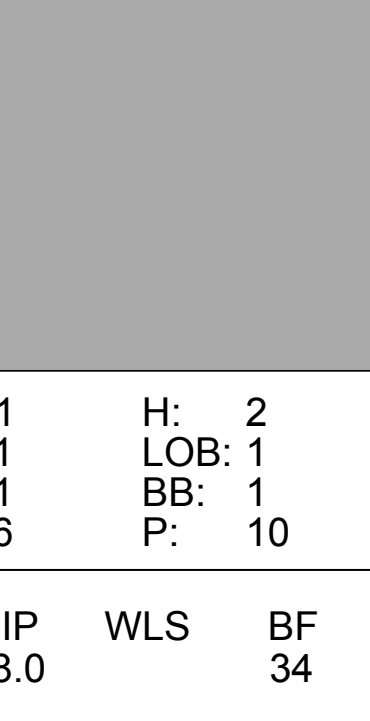


Batter	1	2	3	4	5	6	7	8	9	AB	R	H	RBI	BB	SO	LOB	BOTTOM		
Jim Rivera, L (1,9) OBP: 0.366, SLG: 0.425	4-0 S 2B BB		0-0 F9			4-0 G3 BB		0-0 F7		2	1	0	0	2	0	0	Baltimore Orioles @ Chicago White Sox Comiskey Park, Chicago, IL Thu Jun 21 1956, 4:33 AM EDT Att: 4,581 - Unknown livebaseballscorecards.com		
Nellie Fox, L (1,4) OBP: 0.324, SLG: 0.383	0-0 1-H 2B		0-0 F8			0-0 G3 1-2		1-0 HBP		3	0	1	1	0	0	1			
Larry Doby, L (1,8) OBP: 0.388, SLG: 0.383	0-3 K		0-3 K			4-0 BB		0-0 F6		3	0	0	0	1	2	2			
Dave Philley, S (1,7) OBP: 0.348, SLG: 0.358	0-0 F6			0-3 K		0-3 K				3	0	0	0	0	2	3			
Walt Dropo, R (1,3) OBP: 0.318, SLG: 0.284	0-0 F9			0-0 F9		0-0 F4				3	0	0	0	0	0	3			
Fred Hatfield, L (1,5) OBP: 0.348, SLG: 0.308		0-0 E3 6-3 S		0-0 G3			0-0 F9			3	0	0	0	0	0	0			
Les Moss, R (1,2) OBP: 0.333, SLG: 0.516		0-3 K			0-0 F2 1-2		0-0 5-3			3	0	0	0	0	1	1			
Luis Aparicio, R (1,6) OBP: 0.290, SLG: 0.324		0-0 6-3 2-3			0-0 F6		0-3 K			3	0	0	0	0	1	1			
Jack Harshman, L (1,1) OBP: 0.238, SLG: 0.368		0-3 K			0-0 F8			0-0 F3		3	0	0	0	0	1	1			
Inning Stats	R: 1 E: 0 K: 1 S: 6	H: 1 LOB: 1 BB: 1 P: 10	R: 0 E: 1 K: 2 S: 8	H: 0 LOB: 1 BB: 0 P: 8	R: 0 E: 0 K: 1 S: 5	H: 0 LOB: 0 BB: 0 P: 5	R: 0 E: 0 K: 1 S: 5	H: 0 LOB: 0 BB: 0 P: 5	R: 0 E: 0 K: 0 S: 3	H: 0 LOB: 0 BB: 0 P: 3	R: 0 E: 0 K: 1 S: 5	H: 0 LOB: 2 BB: 2 P: 13	R: 0 E: 0 K: 1 S: 5	H: 0 LOB: 0 BB: 0 P: 5	R: 0 E: 0 K: 0 S: 3	H: 0 LOB: 1 BB: 0 P: 4		1B: 0 2B: 1 3B: 0 HR: 0	SF: 0 SAC: 0 DP: 0 HBP: 1
PITCHER Connie Johnson, R (1,1) ERA: 3.2	IP: 7.0 WLS: L BF: 26 H: 1 R: 1 ER: 1 SO: 7 BB: 3 IBB: 0 HBP: 0 BLK: 0 WP: 0 HR: 0 S: 37 P: 49 ERA: 1.29 WHIP: 0.571															PITCHER			
George Zuverink, R (8,1) ERA: 2.75	IP: 1.0 WLS: L BF: 4 H: 0 R: 0 ER: 0 SO: 0 BB: 0 IBB: 0 HBP: 1 BLK: 0 WP: 0 HR: 0 S: 3 P: 4 ERA: 0.00 WHIP: 0.000															PITCHER			

Batter	1	2	3	4	5	6	7	8	9	10	11	AB	R	H	RBI	BB	SO	LOB	TOP					
Billy Gardner, R OBP: 0.265, SLG: 0.352 (1, 4)												4	0	0	0	0	1	2						
Bob Hale, L OBP: 0.302, SLG: 0.293 (1, 3)												4	0	1	1	1	0	1						
Hal Brown, R OBP: 0.429, SLG: 0.500 (9, PR)												0	0	0	0	0	0	0						
George Zuverink, R OBP: 0.107, SLG: 0.091 (9, 1)												1	0	1	1	0	0	0						
George Kell, R OBP: 0.381, SLG: 0.365 (1, 5)												4	0	1	1	0	0	3						
Bob Nieman, R OBP: 0.396, SLG: 0.523 (8, PR)												2	0	1	0	2	1	0						
Chuck Diering, R OBP: 0.342, SLG: 0.258 (8, 7)												0	0	0	0	0	0	0						
Hal Smith, R OBP: 0.327, SLG: 0.401 (9, PH)												2	0	0	0	0	1	2						
Gus Triandos, R OBP: 0.374, SLG: 0.489 (9, 3)												5	0	2	0	0	1	1						
Tito Francona, L OBP: 0.320, SLG: 0.255 (1, 8)												5	0	1	0	0	1	5						
Tex Nelson, L OBP: 0.283, SLG: 0.184 (1, 9)												3	0	0	0	2	1	5						
Willy Miranda, S OBP: 0.312, SLG: 0.293 (1, 6)												4	1	1	0	1	1	5						
Bill Wight, L OBP: 0.192, SLG: 0.160 (9, PH)												1	0	0	0	0	0	0						
Hoot Evers, R OBP: 0.421, SLG: 0.344 (9, PR)												1	0	1	0	0	0	0						
Jim Pyburn, R OBP: 0.320, SLG: 0.386 (9, 7)												1	2	1	0	0	0	0						
Inning Stats	R: 0 E: 0 K: 1 S: 5	H: 1 LOB: 0 BB: 0 P: 5	R: 0 E: 0 K: 1 S: 5	H: 0 LOB: 2 BB: 2 P: 13	R: 0 E: 0 K: 0 S: 3	H: 0 LOB: 0 BB: 0 P: 3	R: 0 E: 0 K: 0 S: 4	H: 1 LOB: 2 BB: 1 P: 8	R: 1 E: 0 K: 0 S: 5	H: 1 LOB: 1 BB: 0 P: 5	R: 0 E: 0 K: 1 S: 6	H: 1 LOB: 1 BB: 0 P: 6	R: 0 E: 0 K: 3 S: 11	H: 2 LOB: 2 BB: 0 P: 11	R: 1 E: 0 K: 1 S: 7	H: 2 LOB: 1 BB: 0 P: 7	R: 0 E: 0 K: 0 S: 3	H: 0 LOB: 1 BB: 1 P: 7	R: 1 E: 1 K: 0 S: 5	H: 2 LOB: 1 BB: 0 P: 5	1B: 10 2B: 0 3B: 0 HR: 0	SF: 1 SAC: 5 DP: 0 HBP: 0	WP: 2 PB: 0 SB: 0 CS: 0	PA: 50
PITCHER	IP 9.0	WLS 9	BF 40	H 8	R 2	ER 0	SO 7	BB 1	IBB 0	HBP 0	BLK 0	WP 0	HR 0	S 49	P 69	ERA 2.00	WHIP 1.444							
Paul Foytack, R ERA: 3.63 (1, 1)																								
Walt Masterson, R ERA: 3.79 (10, 1)	2.0	L	9	2	1	0	0	1	0	0	0	0	0	8	12	0.00	1.500							

Baltimore Orioles @ Detroit Tigers
Briggs Stadium, Detroit, MI
Fri Jun 22 1956, 4:33 AM EDT
Att: 16,196 - Unknown

AB 37
R 3
H 10
RBI 3
BB 6
SO 7
LOB 24



Batter	1	2	3	4	5	6	7	8	9	10	11	AB	R	H	RBI	BB	SO	LOB	BOTTOM					
Buddy Hicks, S OBP: 0.308, SLG: 0.324 (1, 6)												4	0	0	0	0	0	3						
Harvey Kuenn, R OBP: 0.414, SLG: 0.492 (9, PH)												2	0	0	0	0	0	2						
Jack Phillips, R OBP: 0.345, SLG: 0.360 (1, 3)												5	1	2	0	0	0	0						
Al Kaline, R OBP: 0.347, SLG: 0.452 (1, 9)												5	0	3	0	0	0	1						
Charlie Maxwell, L OBP: 0.443, SLG: 0.658 (1, 7)												4	0	1	0	1	1	2						
Ray Boone, R OBP: 0.364, SLG: 0.456 (1, 5)												3	0	0	0	2	0	3						
Bill Tuttle, R OBP: 0.317, SLG: 0.386 (1, 8)												6	1	1	0	0	0	6						
Red Wilson, R OBP: 0.315, SLG: 0.396 (9, PH)												2	0	1	0	0	0	0						
Wayne Belardi, L OBP: 0.426, SLG: 0.488 (10, 3)												2	0	0	0	0	0	0						
Jim Bredweser, R OBP: 0.291, SLG: 0.210 (9, PH)												3	0	2	1	0	0	1						
Frank House, L OBP: 0.294, SLG: 0.358 (10, 2)												2	0	0	0	0	0	0						
Paul Foytack, R OBP: 0.239, SLG: 0.333 (9, PH)												3	0	1	0	0	1	2						
Earl Torgerson, L OBP: 0.377, SLG: 0.396 (9, PH)												1	0	1	0	0	0	0						
Walt Masterson, R OBP: 0.500, SLG: 0.500 (10, 1)												0	0	0	0	0	0	0						
Bob Kennedy, R OBP: 0.329, SLG: 0.342 (11, PH)												1	0	1	0	0	0	0						
Inning Stats	R: 1 E: 1 K: 1 S: 6	H: 2 LOB: 1 BB: 1 P: 10	R: 1 E: 0 K: 0 S: 5	H: 3 LOB: 1 BB: 0 P: 5	R: 0 E: 1 K: 0 S: 4	H: 1 LOB: 1 BB: 0 P: 4	R: 0 E: 0 K: 0 S: 4	H: 1 LOB: 1 BB: 0 P: 4	R: 0 E: 0 K: 0 S: 3	H: 0 LOB: 0 BB: 0 P: 3	R: 0 E: 0 K: 1 S: 6	H: 1 LOB: 1 BB: 0 P: 6	R: 0 E: 0 K: 0 S: 4	H: 2 LOB: 2 BB: 1 P: 8	R: 0 E: 0 K: 0 S: 4	H: 1 LOB: 1 BB: 0 P: 4	R: 0 E: 0 K: 0 S: 4	H: 1 LOB: 2 BB: 1 P: 8	R: 0 E: 0 K: 0 S: 4	H: 1 LOB: 1 BB: 0 P: 4	1B: 11 2B: 2 3B: 0 HR: 0	SF: 0 SAC: 1 DP: 1 HBP: 0	WP: 1 PB: 0 SB: 1 CS: 0	PA: 47
PITCHER	IP 8.0	WLS 3	BF 34	H 10	R 2	ER 2	SO 2	BB 1	IBB 1	HBP 0	BLK 0	WP 1	HR 0	S 35	P 43	ERA 2.25	WHIP 1.375							
George Zuverink, R ERA: 2.6 (9, 1)	3.0	W	13	3	0	0	0	0	1	0	0	0	0	12	16	0.00	1.000							

Baltimore Orioles @ Detroit Tigers
Briggs Stadium, Detroit, MI
Fri Jun 22 1956, 4:33 AM EDT
Att: 16,196 - Unknown

AB 43
R 2
H 13
RBI 1
BB 3
SO 2
LOB 20



Batter	1	2	3	4	5	6	7	8	9	AB	R	H	RBI	BB	SO	LOB	TOP										
Billy Gardner, R OBP: 0.288, SLG: 0.369 (1, 4)	F4		6-3					5-3		5	1	2	1	0	0	1	Baltimore Orioles @ Detroit Tigers Briggs Stadium, Detroit, MI Sun Jun 24 1956, 4:33 AM EDT Unknown										
Bob Hale, L OBP: 0.289, SLG: 0.289 Hal Smith, R OBP: 0.327, SLG: 0.401 (1, 3) (9, 2)	4-3			4-3	CS		4-3		4-3	5	0	1	0	0	0	0											
George Kell, R OBP: 0.370, SLG: 0.377 (1, 5)	K			1B	1B	SH5-3	4-3			3	1	2	0	0	1	0											
Bob Nieman, R OBP: 0.397, SLG: 0.519 Chuck Diering, R OBP: 0.342, SLG: 0.258 (1, 7) (9, 7)		5-3		1B	1B		F7		F5	5	0	2	0	0	0	2											
Gus Triandos, R OBP: 0.380, SLG: 0.486 (1, 2) (9, 3)		L9		1B	1B				F4	3	0	1	1	2	0	1											
Hoot Evers, R OBP: 0.425, SLG: 0.344 (1, 9)				1B						3	0	1	0	1	1	5											
Jim Pyburn, R OBP: 0.308, SLG: 0.370 (1, 8)				F3			F4		5-3	4	0	0	0	0	0	6											
Willy Miranda, S OBP: 0.315, SLG: 0.312 (1, 6)					F7		F8			4	1	2	1	0	0	0											
Billy Loes, R OBP: 0.143, SLG: 0.143 Don Ferrarese, R OBP: 0.133, SLG: 0.071 George Zuverink, R OBP: 0.167, SLG: 0.091 (1, 1) (8, 1) (8, 1)				4-3			1-3		4-3	3	0	0	0	0	0	0											
Inning Stats	R: 0 E: 0 K: 1 S: 5	H: 0 LOB: 0 BB: 0 P: 5	R: 0 E: 0 K: 0 S: 4	H: 1 LOB: 1 BB: 0 P: 4	R: 0 E: 0 K: 0 S: 3	H: 0 LOB: 0 BB: 0 P: 3	R: 1 E: 0 K: 0 S: 6	H: 3 LOB: 2 BB: 0 P: 6	R: 0 E: 0 K: 0 S: 3	H: 1 LOB: 0 BB: 0 P: 3	R: 0 E: 0 K: 0 S: 4	H: 1 LOB: 3 BB: 2 P: 12	R: 2 E: 0 K: 1 S: 8	H: 3 LOB: 3 BB: 1 P: 13	R: 0 E: 0 K: 0 S: 4	H: 1 LOB: 1 BB: 0 P: 4		R: 0 E: 0 K: 0 S: 4	H: 1 LOB: 1 BB: 0 P: 4	1B: 8 2B: 1 3B: 0 HR: 2	SF: 0 SAC: 2 DP: 0 HBP: 1	WP: 0 PA: 42 PB: 0 SB: 0 CS: 1					
PITCHER	IP	WLS	BF	H	R	ER	SO	BB	IBB	HBP	BLK	WP	HR	S	P	ERA	WHIP										
Steve Gromek, R ERA: 3.63 (1, 1)	6.2	L	31	9	3	3	1	1	1	1	0	0	2	30	39	4.05	1.500										
Duke Maas, R ERA: 8.53 (7, 1)	0.1		2	0	0	0	1	1	0	0	0	0	0	3	7	0.00	3.000										
Al Aber, L ERA: 4.91 (8, 1)	2.0		8	2	0	0	0	0	0	0	0	0	0	8	8	0.00	1.000										

Batter	1	2	3	4	5	6	7	8	9	AB	R	H	RBI	BB	SO	LOB	BOTTOM										
Buddy Hicks, S OBP: 0.279, SLG: 0.293 (1, 6)	F9		G3		3-1			5-3		4	0	0	0	0	0	2	Baltimore Orioles @ Detroit Tigers Briggs Stadium, Detroit, MI Sun Jun 24 1956, 4:33 AM EDT Unknown										
Wayne Belardi, L OBP: 0.418, SLG: 0.477 (1, 3)	F9			L6-3		G3		1-3		4	0	1	0	0	0	0											
Al Kaline, R OBP: 0.346, SLG: 0.453 (1, 9)	L8			L6-3		L7			2B	4	0	1	0	0	0	1											
Charlie Maxwell, L OBP: 0.444, SLG: 0.667 (1, 7)		G3		WP		1B		K		4	1	2	0	0	1	1											
Bob Kennedy, R OBP: 0.337, SLG: 0.351 (1, 5)				L8				F3		4	0	2	1	0	0	2											
Frank House, L OBP: 0.288, SLG: 0.349 (1, 2)					L8					4	0	2	1	0	0	2											
Bill Tuttle, R OBP: 0.313, SLG: 0.380 (1, 8)					L9			3-1		4	0	0	0	0	0	2											
Jim Brideweser, R OBP: 0.298, SLG: 0.231 (1, 4)					FC6-4			5-3		4	0	0	0	0	0	1											
Jim Brideweser, R OBP: 0.298, SLG: 0.231 (1, 4)					6-3			5-3		4	0	2	0	0	0	0											
Steve Gromek, S OBP: 0.435, SLG: 0.188 Duke Maas, R OBP: 0.154, SLG: 0.167 Earl Torgeson, L OBP: 0.380, SLG: 0.422 Al Aber, L OBP: 0.250, SLG: 0.250 Harvey Kuenn, R OBP: 0.412, SLG: 0.490 (1, 1) (7, 1) (7, PH) (8, 1) (8, PH)					L7				F8	1	0	0	0	1	0	0											
Inning Stats	R: 0 E: 0 K: 0 S: 3	H: 0 LOB: 0 BB: 0 P: 3	R: 0 E: 0 K: 0 S: 4	H: 1 LOB: 1 BB: 0 P: 4	R: 0 E: 0 K: 0 S: 3	H: 0 LOB: 0 BB: 0 P: 3	R: 0 E: 0 K: 0 S: 4	H: 2 LOB: 1 BB: 0 P: 4	R: 0 E: 0 K: 0 S: 4	H: 1 LOB: 2 BB: 1 P: 8	R: 1 E: 0 K: 0 S: 5	H: 2 LOB: 1 BB: 0 P: 5	R: 1 E: 0 K: 0 S: 4	H: 1 LOB: 0 BB: 0 P: 4	R: 0 E: 0 K: 1 S: 6	H: 1 LOB: 1 BB: 0 P: 6	R: 0 E: 0 K: 0 S: 4	H: 1 LOB: 1 BB: 0 P: 4	1B: 5 2B: 3 3B: 1 HR: 1	SF: 0 SAC: 0 DP: 1 HBP: 0	WP: 1 PA: 36 PB: 0 SB: 0 CS: 0						
PITCHER	IP	WLS	BF	H	R	ER	SO	BB	IBB	HBP	BLK	WP	HR	S	P	ERA	WHIP										
Billy Loes, R ERA: 5.5 (1, 1)	7.1	W	30	8	2	2	0	1	0	0	0	0	1	29	33	2.46	1.227										
Don Ferrarese, L ERA: 4.59 (8, 1)	0.1		1	0	0	0	1	0	0	0	0	0	0	3	3	0.00	0.000										
George Zuverink, R ERA: 2.54 (8, 1)	1.1	S	5	1	0	0	0	0	0	0	0	0	0	5	5	0.00	0.750										

AB	35
R	3
H	11
RBI	3
BB	3
SO	2
LOB	15



Batter	1	2	3	4	5	6	7	8	9	AB	R	H	RBI	BB	SO	LOB	TOP				
Billy Gardner, R OBP: 0.268, SLG: 0.366 (1, 4)	F4			F8			F5			4	0	1	0	0	0	1	Baltimore Orioles @ Detroit Tigers Briggs Stadium, Detroit, MI Sun Jun 24 1956, 4:38 AM EDT Att: 15,632 - Unknown				
Bob Hale, L OBP: 0.296, SLG: 0.288 (1, 3)	1B	F6			F8		1-3			4	1	1	0	0	0	2					
George Kell, R OBP: 0.367, SLG: 0.373 (1, 5)	1B	1B			L5			1-3		4	1	1	0	0	0	2					
Bob Nieman, R OBP: 0.388, SLG: 0.506 (1, 7)	K			F8		6-3		4-3		4	0	0	0	0	1	2					
Gus Triandos, R OBP: 0.383, SLG: 0.489 (1, 2)				F8			F7			1	1	1	1	0	0	0					
Hal Smith, R OBP: 0.321, SLG: 0.393 (2, 2)	1B	1B						L4		3	0	0	0	0	0	0					
Tito Francona, L OBP: 0.324, SLG: 0.268 (1, 9)	1B			L4		6-3	S		L9	4	0	2	2	0	0	0					
Jim Pyburn, R OBP: 0.296, SLG: 0.354 (1, 8)	K				4-3		6-3		6-3	4	0	0	0	0	1	2					
Willy Miranda, S OBP: 0.314, SLG: 0.311 (1, 6)				4-3			G3		F5	4	0	1	0	0	0	1					
Ray Moore, R OBP: 0.310, SLG: 0.296 (1, 1)										1	0	1	0	0	0	0					
Hal Brown, R OBP: 0.400, SLG: 0.462 (6, 1)	SH2-3									1	0	0	0	0	0	0					
Don Ferrarese, R OBP: 0.133, SLG: 0.071 (9, 1)	1-2						G3			0	0	0	0	0	0	0					
Inning Stats	R: 3 E: 0 K: 2 S: 11	H: 4 LOB: 1 BB: 0 P: 11	R: 0 E: 0 K: 0 S: 5	H: 2 LOB: 2 BB: 0 P: 5	R: 0 E: 0 K: 0 S: 3	H: 0 LOB: 0 BB: 0 P: 3	R: 0 E: 0 K: 0 S: 4	H: 1 LOB: 1 BB: 0 P: 4	R: 0 E: 0 K: 0 S: 3	H: 0 LOB: 0 BB: 0 P: 3	R: 0 E: 0 K: 0 S: 3	H: 0 LOB: 0 BB: 0 P: 3	R: 0 E: 0 K: 0 S: 3	H: 0 LOB: 0 BB: 0 P: 3	R: 0 E: 0 K: 0 S: 3	H: 0 LOB: 0 BB: 0 P: 3	1B: 7 2B: 1 3B: 0 HR: 0	SF: 0 SAC: 1 DP: 0 HBP: 0	WP: 0 PA: 35 PB: 0 SB: 1 CS: 0		
PITCHER	IP	WLS	BF	H	R	ER	SO	BB	IBB	HBP	BLK	WP	HR	S	P	ERA	WHIP				
Frank Lary, R ERA: 3.99 (1, 1)	2.0	L	12	6	3	3	2	0	0	0	0	0	0	16	16	13.50	3.000				
Virgil Trucks, R ERA: 3.65 (3, 1)	7.0		23	2	0	0	0	0	0	0	0	0	0	23	23	0.00	0.286				

AB	34
R	3
H	8
RBI	3
BB	0
SO	2
LOB	10



Batter	1	2	3	4	5	6	7	8	9	AB	R	H	RBI	BB	SO	LOB	BOTTOM				
Jim Brideweser, R OBP: 0.296, SLG: 0.231 (1, 4)	K		F9			BB	4-3			4	1	1	0	0	1	0	Baltimore Orioles @ Detroit Tigers Briggs Stadium, Detroit, MI Sun Jun 24 1956, 4:38 AM EDT Att: 15,632 - Unknown				
Wayne Belardi, L OBP: 0.412, SLG: 0.461 (1, 3)	F4		F8			1B		3-1		3	1	0	0	1	0	0					
Al Kaline, R OBP: 0.341, SLG: 0.445 (1, 9)	K		L9			K		L9		4	0	0	0	0	2	2					
Charlie Maxwell, L OBP: 0.435, SLG: 0.651 (1, 7)		F4		4-3		F8		F9		4	0	0	0	0	0	2					
Bob Kennedy, R OBP: 0.333, SLG: 0.346 (1, 5)		5-3		K		1B		F4		4	0	1	1	0	1	0					
Bill Tuttle, R OBP: 0.319, SLG: 0.383 (1, 8)		BB	BB	5-3		1B		G4-6-3		3	0	2	1	1	0	0					
Red Wilson, R OBP: 0.316, SLG: 0.380 (1, 2)					6-3				G4-6-3	2	0	0	0	1	0	2					
Frank House, L OBP: 0.286, SLG: 0.347 (9, PH)						F7			1-2	1	0	0	0	0	0	1					
Buddy Hicks, S OBP: 0.283, SLG: 0.279 (1, 6)					F2		G3			2	0	0	0	1	0	0					
Frank Lary, R OBP: 0.189, SLG: 0.257 (1, 1)										0	0	0	0	0	0	0					
Earl Torgeson, L OBP: 0.378, SLG: 0.419 (2, PH)					5-3		4-3			1	0	0	0	0	1	3					
Virgil Trucks, R OBP: 0.316, SLG: 0.421 (3, 1)										2	0	0	0	0	0	0					
Inning Stats	R: 0 E: 0 K: 2 S: 7	H: 0 LOB: 0 BB: 0 P: 7	R: 0 E: 0 K: 1 S: 5	H: 0 LOB: 3 BB: 3 P: 17	R: 0 E: 0 K: 0 S: 3	H: 0 LOB: 0 BB: 0 P: 3	R: 0 E: 0 K: 1 S: 5	H: 0 LOB: 0 BB: 0 P: 5	R: 0 E: 0 K: 1 S: 3	H: 0 LOB: 0 BB: 0 P: 3	R: 0 E: 0 K: 0 S: 3	H: 0 LOB: 0 BB: 0 P: 3	R: 0 E: 0 K: 0 S: 3	H: 1 LOB: 0 BB: 0 P: 3	R: 0 E: 0 K: 0 S: 3	H: 0 LOB: 0 BB: 0 P: 3	1B: 4 2B: 0 3B: 0 HR: 0	SF: 0 SAC: 0 DP: 1 HBP: 0	WP: 0 PA: 34 PB: 0 SB: 0 CS: 0		
PITCHER	IP	WLS	BF	H	R	ER	SO	BB	IBB	HBP	BLK	WP	HR	S	P	ERA	WHIP				
Ray Moore, R ERA: 4.57 (1, 1)	5.2	W	24	3	2	2	5	4	0	0	0	0	0	30	46	3.18	1.235				
Hal Brown, R ERA: 2.19 (6, 1)	2.2		9	1	0	0	0	0	0	0	0	0	0	9	9	0.00	0.375				
Don Ferrarese, L ERA: 4.53 (9, 1)	0.2	S	1	0	0	0	0	0	0	0	0	0	0	1	1	0.00	0.000				



Batter	1	2	3	4	5	6	7	8	9	AB	R	H	RBI	BB	SO	LOB	TOP			
Billy Gardner, R OBP: 0.263, SLG: 0.359 (1, 4)	F6		F8		6-3		K			4	0	0	0	0	1	0	Baltimore Orioles @ Cleveland Indians Cleveland Municipal Stadium, Cleveland, OH Tue Jun 26 1956, 3:33 AM EDT Att: 8,250 - Unknown livebaseballscorecards.com			
Bob Hale, L OBP: 0.295, SLG: 0.295 (1, 3)	F2		1B 2B		L9			F5		4	1	1	0	0	0	0				
Joe Frazier, L OBP: 0.295, SLG: 0.425 (1, 9)	F8		F4			E 1B SF7 1B		G3		4	1	1	0	0	0	1				
Bob Nieman, R OBP: 0.390, SLG: 0.503 (1, 7)		2B BB	FC4-6 1B			K		F2		3	1	1	1	1	1	1				
Dick Williams, R OBP: 0.273, SLG: 0.273 (1, 5)		K	FC4-6 1-2F			E1 1B		F9		4	0	1	0	0	1	2				
Tito Francona, L OBP: 0.317, SLG: 0.263 (1, 8)	F5				F9	SF7		F9		3	0	0	1	0	0	1				
Hal Smith, R OBP: 0.319, SLG: 0.396 (1, 2)		1-H 2B			K	F3		K		4	0	1	1	0	2	1				
Willy Miranda, S OBP: 0.314, SLG: 0.308 (1, 6)			F8					4-3		2	0	0	0	1	0	0				
Connie Johnson, R OBP: 0.333, SLG: 0.250 George Zuverink, R OBP: 0.154, SLG: 0.083 (6, 1)	F9				F4			F7		2	0	0	0	0	0	2				
Inning Stats	R: 0 E: 0 K: 1 S: 3	H: 0 LOB: 0 BB: 0 P: 3	R: 1 E: 0 K: 1 S: 6	H: 1 LOB: 2 BB: 2 P: 14	R: 1 E: 0 K: 0 S: 5	H: 2 LOB: 1 BB: 0 P: 5	R: 0 E: 0 K: 1 S: 5	H: 0 LOB: 0 BB: 0 P: 5	R: 0 E: 0 K: 1 S: 7	H: 2 LOB: 1 BB: 0 P: 7	R: 0 E: 0 K: 1 S: 5	H: 0 LOB: 0 BB: 0 P: 5	R: 0 E: 0 K: 1 S: 3	H: 0 LOB: 0 BB: 0 P: 5	R: 0 E: 0 K: 1 S: 5	H: 0 LOB: 0 BB: 0 P: 5	1B: 3 2B: 2 3B: 0 HR: 0	SF: 1 SAC: 0 DP: 0 HBP: 0	WP: 0 PB: 0 SB: 0 CS: 0	PA: 34
PITCHER Early Wynn, R ERA: 2.97 (1, 1)	IP: 9.0 WLS: W BF: 34 H: 5 R: 3 ER: 2 SO: 5 BB: 2 IBB: 0 HBP: 0 BLK: 0 WP: 0 HR: 0 S: 42 P: 50 ERA: 2.00 WHIP: 0.778															PITCHER				

Batter	1	2	3	4	5	6	7	8	9	AB	R	H	RBI	BB	SO	LOB	BOTTOM			
Bobby Avila, R OBP: 0.308, SLG: 0.327 (1, 4)	1-3		F6		K		2B 2B			4	1	1	0	0	1	1	Baltimore Orioles @ Cleveland Indians Cleveland Municipal Stadium, Cleveland, OH Tue Jun 26 1956, 3:33 AM EDT Att: 8,250 - Unknown livebaseballscorecards.com			
Gene Woodling, L OBP: 0.466, SLG: 0.484 (1, 7)	K		1B			1B 2B	2-H 2B	F8		4	1	3	1	0	1	0				
Al Smith, R OBP: 0.396, SLG: 0.484 (1, 9)	1B		K			1B BB	1B	F8		4	1	2	1	0	1	2				
Vic Wertz, L OBP: 0.408, SLG: 0.575 (1, 3)	G3				F8	F9	2-H 1B	F9		3	0	0	0	1	0	2				
Al Rosen, R OBP: 0.381, SLG: 0.473 (1, 5)		F9			F8	BB BB	1B	F2		4	1	1	0	0	0	2				
Jim Busby, R OBP: 0.287, SLG: 0.332 (1, 8)		L8			F5	SF9 BB	BB	F8		3	0	0	0	1	0	2				
Chico Carrasquel, R OBP: 0.339, SLG: 0.321 Dale Mitchell, L OBP: 0.455, SLG: 0.200 George Strickland, R OBP: 0.290, SLG: 0.185 (6, PH) (6, PH) (7, 6)		1B			BB	1-2 2-3 3-H BB	BB	5-3		1	0	1	0	1	0	0				
Jim Hegan, R OBP: 0.354, SLG: 0.360 Hal Naragon, L OBP: 0.392, SLG: 0.405 (6, PH) (7, 2)		K			K	SF9	2-3 3-H	G6-4-3 1B		2	0	0	0	0	2	2				
Early Wynn, S OBP: 0.256, SLG: 0.231 (1, 1)			6-3		F8	K		G6-4-3		4	0	0	0	0	1	4				
Inning Stats	R: 0 E: 0 K: 1 S: 6	H: 1 LOB: 1 BB: 0 P: 6	R: 0 E: 0 K: 1 S: 6	H: 1 LOB: 1 BB: 0 P: 6	R: 0 E: 0 K: 0 S: 3	H: 0 LOB: 0 BB: 0 P: 3	R: 0 E: 0 K: 2 S: 7	H: 0 LOB: 1 BB: 1 P: 11	R: 3 E: 0 K: 1 S: 8	H: 3 LOB: 2 BB: 2 P: 16	R: 1 E: 0 K: 0 S: 5	H: 2 LOB: 2 BB: 1 P: 9	R: 0 E: 0 K: 0 S: 3	H: 1 LOB: 0 BB: 0 P: 3	R: 0 E: 0 K: 1 S: 3	H: 1 LOB: 0 BB: 0 P: 3	1B: 6 2B: 3 3B: 0 HR: 0	SF: 1 SAC: 0 DP: 1 HBP: 0	WP: 0 PB: 0 SB: 0 CS: 0	PA: 36
PITCHER Connie Johnson, R ERA: 3.36 George Zuverink, R ERA: 2.59 (6, 1)	IP: 5.1 WLS: L BF: 11 H: 3 R: 1 ER: 1 SO: 1 BB: 0 IBB: 1 HBP: 0 BLK: 0 WP: 0 HR: 0 S: 12 P: 16 ERA: 5.06 WHIP: 1.688															PITCHER				


Batter	1	2	3	4	5	6	7	8	9	AB	R	H	RBI	BB	SO	LOB	TOP																									
Billy Goodman, L (1,4) OBP: 0.387, SLG: 0.468										5	2	3	1	0	0	1	Boston Red Sox @ Baltimore Orioles Memorial Stadium, Baltimore, MD Fri Jun 29 1956, 3:33 AM EDT Att: 19,441 - Unknown																									
Billy Klaus, L (1,5) OBP: 0.386, SLG: 0.374										5	0	1	1	0	0	3																										
Ted Williams, L (1,7) OBP: 0.490, SLG: 0.509 Billy Conzolo, R (8, PR)										1	2	0	0	4	0	1																										
Dick Gemert, R (8,7) OBP: 0.422, SLG: 0.563										0	0	0	0	0	0	0																										
Mickey Vernon, L (1,3) OBP: 0.399, SLG: 0.552										5	1	1	0	0	0	6																										
Jackie Jensen, R (1,9) OBP: 0.394, SLG: 0.490										4	1	2	3	1	0	1																										
Jim Piersall, R (1,8) OBP: 0.382, SLG: 0.438										3	0	1	2	2	0	1																										
Sammy White, R (1,2) OBP: 0.327, SLG: 0.377										5	0	1	0	0	2	7																										
Don Buddin, R (1,6) OBP: 0.390, SLG: 0.360										3	1	1	0	2	1	1																										
Mel Parnell, L (1,1) OBP: 0.385, SLG: 0.462 Gene Stephens, L (6, PH) OBP: 0.284, SLG: 0.200 Ike Delock, R (6,1) OBP: 0.118, SLG: 0.063											1	0	0	0	0	1	0																									
Inning Stats	R: 1 E: 0 K: 0 S: 4	H: 1 LOB: 3 BB: 3 P: 16	R: 1 E: 0 K: 0 S: 4	H: 1 LOB: 1 BB: 1 P: 8	R: 0 E: 0 K: 1 S: 6	H: 1 LOB: 1 BB: 0 P: 6	R: 0 E: 0 K: 2 S: 7	H: 0 LOB: 0 BB: 0 P: 7	R: 2 E: 1 K: 0 S: 5	H: 2 LOB: 1 BB: 1 P: 9	R: 0 E: 1 K: 0 S: 4	H: 1 LOB: 1 BB: 0 P: 4	R: 2 E: 0 K: 1 S: 6	H: 1 LOB: 1 BB: 2 P: 14	R: 1 E: 0 K: 1 S: 6	H: 2 LOB: 2 BB: 1 P: 10	R: 0 E: 0 K: 0 S: 4	H: 1 LOB: 2 BB: 1 P: 8	1B: 6 2B: 2 3B: 1 HR: 1	SF: 0 SAC: 1 DP: 2 HBP: 0	WP: 0 PB: 1 SB: 0 CS: 0	PA: 45																				
PITCHER	IP	WLS	BF	H	R	ER	SO	BB	IBB	HBP	BLK	WP	HR	S	P	ERA	WHIP	PITCHER								IP	WLS	BF	H	R	ER	SO	BB	IBB	HBP	BLK	WP	HR	S	P	ERA	WHIP
Ray Moore, R (1,1) ERA: 4.76	6.1		33	7	6	5	3	7	0	0	0	0	1	32	60	7.11	2.211																									
George Zuverink, R (7,1) ERA: 2.61	2.2	L	12	3	1	1	2	0	2	0	1	0	0	14	22	3.38	1.125																									

Batter	1	2	3	4	5	6	7	8	9	AB	R	H	RBI	BB	SO	LOB	BOTTOM																									
Billy Gardner, R (1,4) OBP: 0.261, SLG: 0.347 Tex Nelson, L (9, PH) OBP: 0.277, SLG: 0.179										3	1	0	0	1	0	2	Boston Red Sox @ Baltimore Orioles Memorial Stadium, Baltimore, MD Fri Jun 29 1956, 3:33 AM EDT Att: 19,441 - Unknown																									
Dick Williams, R (1,3) OBP: 0.333, SLG: 0.450										3	0	0	0	1	1	2																										
George Kell, R (1,5) OBP: 0.363, SLG: 0.365										3	0	0	0	1	1	0																										
Bob Nieman, R (1,7) OBP: 0.396, SLG: 0.509										2	1	0	1	1	0	0																										
Hoot Evers, R (1,9) OBP: 0.405, SLG: 0.324 Tito Francona, L (8, PH) OBP: 0.332, SLG: 0.299										3	1	0	0	0	1	3																										
Jim Pyburn, R (1,8) OBP: 0.286, SLG: 0.340 Bob Hale, L (8, PH) OBP: 0.297, SLG: 0.304									3	1	0	0	0	0	4																											
Tom Gastall, R (1,2) OBP: 0.278, SLG: 0.313										3	0	1	1	0	1	0																										
Willy Miranda, S (1,6) OBP: 0.319, SLG: 0.315										3	1	1	1	1	0	0																										
Ray Moore, R (1,1) OBP: 0.313, SLG: 0.400 George Zuverink, R (7,1) OBP: 0.154, SLG: 0.083 Joe Frazier, L (9, PH) OBP: 0.280, SLG: 0.413										3	1	1	3	0	1	2																										
Inning Stats	R: 1 E: 0 K: 1 S: 5	H: 0 LOB: 2 BB: 3 P: 17	R: 0 E: 0 K: 1 S: 6	H: 1 LOB: 1 BB: 1 P: 10	R: 5 E: 2 K: 0 S: 7	H: 2 LOB: 0 BB: 1 P: 11	R: 0 E: 0 K: 1 S: 5	H: 0 LOB: 0 BB: 0 P: 5	R: 0 E: 0 K: 0 S: 3	H: 0 LOB: 0 BB: 0 P: 3	R: 0 E: 0 K: 0 S: 5	H: 0 LOB: 0 BB: 0 P: 5	R: 0 E: 0 K: 3 S: 9	H: 0 LOB: 0 BB: 0 P: 9	R: 0 E: 0 K: 1 S: 5	H: 0 LOB: 0 BB: 0 P: 5	1B: 2 2B: 0 3B: 0 HR: 1	SF: 2 SAC: 0 DP: 0 HBP: 0	WP: 0 PB: 0 SB: 0 CS: 0	PA: 37																						
PITCHER	IP	WLS	BF	H	R	ER	SO	BB	IBB	HBP	BLK	WP	HR	S	P	ERA	WHIP	PITCHER								IP	WLS	BF	H	R	ER	SO	BB	IBB	HBP	BLK	WP	HR	S	P	ERA	WHIP
Mel Parnell, L (1,1) ERA: 3.03	5.0		25	3	6	1	3	5	0	0	0	0	0	26	46	1.80	1.600																									
Ike Delock, R (6,1) ERA: 5.53	4.0	W	12	0	0	0	5	0	0	0	0	0	0	22	22	0.00	0.000																									



Batter	1	2	3	4	5	6	7	8	9	AB	R	H	RBI	BB	SO	LOB	TOP			
Billy Goodman, L (1,4) OBP: 0.385, SLG: 0.463	F7		1-3			CS 1B		F7		4	0	1	0	0	0	1	Boston Red Sox @ Baltimore Orioles Memorial Stadium, Baltimore, MD Sat Jun 30 1956, 3:33 AM EDT Unknown			
Billy Klaus, L (1,5) OBP: 0.395, SLG: 0.389	F2		F9			F4		HR		4	1	1	2	0	0	1				
Ted Williams, L (1,7) OBP: 0.483, SLG: 0.500 Gene Stephens, L (8,7) OBP: 0.294, SLG: 0.200	G3			F3		1B		3-1		4	0	1	0	0	0	0				
Mickey Vernon, L (1,3) OBP: 0.396, SLG: 0.551		WP 1B 2B		F9		F3		4-3		4	1	1	0	0	0	1				
Jackie Jensen, R (1,9) OBP: 0.395, SLG: 0.485		F6		S BB		F8		SH1-4 1B BB		2	1	0	0	2	0	1				
Jim Piersall, R (1,8) OBP: 0.381, SLG: 0.437		FC6-4 1B		K		E6 1B FC5-2		SH1-4		3	0	1	1	0	1	1				
Pete Daley, R (1,2) OBP: 0.361, SLG: 0.571		FC6-4 1-2		K		FC5-2 1B		F3		4	0	1	0	0	1	2				
Don Buddin, R (1,6) OBP: 0.388, SLG: 0.357		F5		4-3		FC5-2 1-3 1B		F3		4	0	1	1	0	0	3				
Willard Nixon, L (1,1) OBP: 0.188, SLG: 0.143			6-3		1-3			HR 1B		3	1	1	0	0	0	0				
Inning Stats	R: 0 E: 0 K: 0 S: 3	H: 0 LOB: 0 BB: 0 P: 3	R: 1 E: 0 K: 0 S: 5	H: 2 LOB: 1 BB: 0 P: 5	R: 0 E: 0 K: 0 S: 3	H: 0 LOB: 0 BB: 0 P: 3	R: 0 E: 0 K: 1 S: 5	H: 0 LOB: 1 BB: 1 P: 9	R: 0 E: 0 K: 0 S: 4	H: 2 LOB: 1 BB: 0 P: 4	R: 0 E: 1 K: 0 S: 4	H: 1 LOB: 1 BB: 0 P: 4	R: 2 E: 0 K: 0 S: 5	H: 2 LOB: 0 BB: 0 P: 5	R: 1 E: 0 K: 0 S: 3	H: 1 LOB: 1 BB: 1 P: 7		1B: 6 2B: 2 3B: 0 HR: 1	SF: 0 SAC: 1 DP: 1 HBP: 0	WP: 1 PB: 0 SB: 1 CS: 1
PITCHER Billy Loes, R (1,1) ERA: 5.0	IP: 9.0 WLS: L BF: 35	H: 8 R: 4 ER: 4 SO: 2	BB: 2 IBB: 0 HBP: 0 BLK: 0	WP: 1 HR: 1 S: 37 P: 45	ERA: 4.00 WHIP: 1.111											ERA: 4.00 WHIP: 1.111				

Batter	1	2	3	4	5	6	7	8	9	AB	R	H	RBI	BB	SO	LOB	BOTTOM			
Bob Hale, L (1,3) OBP: 0.309, SLG: 0.312	6-3		BB 1B		FC1-6 BB			SH1-4 WP SF8 1B		3	2	2	0	1	0	0	Boston Red Sox @ Baltimore Orioles Memorial Stadium, Baltimore, MD Sat Jun 30 1956, 3:33 AM EDT Unknown			
Joe Frazier, L (1,9) OBP: 0.315, SLG: 0.417 Jim Pyburn, R (8, FR) OBP: 0.286, SLG: 0.340	1-3 1B		1-2 BB		FC1-6 1-2		SH1-4 BB			2	0	1	0	2	0	1				
George Kell, R (1,5) OBP: 0.362, SLG: 0.364	1-3 1-2		1-2 2-H 1B		6-3		SH1-4			3	0	1	1	0	0	2				
Bob Nieman, R (1,7) OBP: 0.388, SLG: 0.500	K		F4		5-3		SF8			3	0	0	1	0	1	3				
Tito Francona, L (1,8) OBP: 0.325, SLG: 0.292	4-3		L9		F7		4-3			4	0	0	0	0	0	2				
Hal Smith, R (1,2) OBP: 0.317, SLG: 0.392 Hal Brown, R (9, FR) OBP: 0.412, SLG: 0.429	F3		F9		F8		FC6-4 1B			4	0	1	0	0	0	0				
Billy Gardner, R (1,4) OBP: 0.261, SLG: 0.346	F4		1B		F8		FC6-4 1-2			4	0	1	0	0	0	1				
Willy Miranda, S (1,6) OBP: 0.314, SLG: 0.309	4-3		L8		K		F8			4	0	0	0	0	1	2				
Billy Loes, R (1,1) OBP: 0.100, SLG: 0.100 Dick Williams, R (9, PH) OBP: 0.318, SLG: 0.429	4-3		4-3		4-3		F9			3	0	0	0	0	0	0				
Inning Stats	R: 0 E: 0 K: 1 S: 6	H: 1 LOB: 1 BB: 0 P: 6	R: 0 E: 0 K: 0 S: 3	H: 0 LOB: 0 BB: 0 P: 3	R: 1 E: 0 K: 0 S: 5	H: 2 LOB: 2 BB: 1 P: 9	R: 0 E: 0 K: 0 S: 4	H: 1 LOB: 1 BB: 0 P: 4	R: 0 E: 0 K: 0 S: 3	H: 0 LOB: 0 BB: 0 P: 3	R: 0 E: 0 K: 1 S: 5	H: 0 LOB: 0 BB: 0 P: 5	R: 1 E: 0 K: 0 S: 4	H: 1 LOB: 2 BB: 1 P: 8	R: 0 E: 0 K: 0 S: 4	H: 1 LOB: 1 BB: 0 P: 4		1B: 6 2B: 0 3B: 0 HR: 0	SF: 1 SAC: 1 DP: 0 HBP: 0	WP: 1 PB: 0 SB: 0 CS: 0
PITCHER Willard Nixon, R (1,1) ERA: 3.86	IP: 9.0 WLS: W BF: 36	H: 6 R: 2 ER: 2 SO: 2	BB: 3 IBB: 0 HBP: 0 BLK: 0	WP: 1 HR: 0 S: 37 P: 49	ERA: 2.00 WHIP: 1.000											ERA: 2.00 WHIP: 1.000				

Batter	1	2	3	4	5	6	7	8	9	AB	R	H	RBI	BB	SO	LOB	TOP					
Jim Piersall, R OBP: 0.378, SLG: 0.438 (1, 8)	F8	4-3		SF9		F9		F9		4	1	1	1	0	0	1	Boston Red Sox @ Baltimore Orioles Memorial Stadium, Baltimore, MD Sat Jun 30 1956, 3:38 AM EDT Att: 26,990 - Unknown					
Billy Klaus, L OBP: 0.395, SLG: 0.400 (1, 5)	F8		L8			F9				5	0	2	0	0	0	1						
Ted Williams, L OBP: 0.480, SLG: 0.492 Gene Stephens, L OBP: 0.294, SLG: 0.200 (6, PR) (8, 7)	BB		3-1			4-3		E3		4	1	1	1	1	0	1						
Dick Gemert, R OBP: 0.421, SLG: 0.552 (1, 3)	BB					6-3		K		3	1	0	0	2	2	4						
Jackie Jensen, R OBP: 0.399, SLG: 0.486 (1, 9)	BB									4	0	2	1	1	0	0						
Ted Lepcio, R OBP: 0.295, SLG: 0.408 (1, 4)	BB									5	0	2	1	0	3	3						
Sammy White, R OBP: 0.329, SLG: 0.390 (1, 2)	K									4	1	1	1	1	1	3						
Don Buddin, R OBP: 0.381, SLG: 0.349 (1, 6)										5	0	0	0	0	1	3						
Tom Brewer, R OBP: 0.326, SLG: 0.409 (1, 1)										4	2	2	0	0	1	2						
Inning Stats	R: 2 E: 0 K: 1 S: 8	H: 3 LOB: 2 BB: 1 P: 12	R: 0 E: 0 K: 2 S: 7	H: 0 LOB: 0 BB: 0 P: 7	R: 0 E: 0 K: 1 S: 5	H: 0 LOB: 2 BB: 2 P: 13	R: 2 E: 0 K: 1 S: 8	H: 3 LOB: 2 BB: 1 P: 12	R: 0 E: 0 K: 1 S: 6	H: 1 LOB: 2 BB: 1 P: 10	R: 1 E: 0 K: 0 S: 4	H: 1 LOB: 0 BB: 0 P: 4	R: 0 E: 0 K: 1 S: 5	H: 0 LOB: 0 BB: 0 P: 5	R: 1 E: 1 K: 1 S: 8	H: 2 LOB: 2 BB: 0 P: 8		R: 0 E: 1 K: 0 S: 4	H: 1 LOB: 1 BB: 0 P: 4	1B: 7 2B: 1 3B: 2 HR: 1	SF: 1 SAC: 0 DP: 0 HBP: 0	WP: 0 PB: 0 SB: 0 CS: 0
PITCHER	IP WLS BF H R ER SO BB IBB HBP BLK WP HR S P ERA WHIP	IP WLS BF H R ER SO BB IBB HBP BLK WP HR S P ERA WHIP	PITCHER Don Ferrarese, L (1, 1) ERA: 4.86 Ery Palica, R (5, 1) ERA: 4.99 Johnny Schmitz, L (6, 1) ERA: 4.35 Mike Fomieses, R (8, 1) ERA: 5.75 Bill Wright, L (8, 1) ERA: 5.24														IP WLS BF H R ER SO BB IBB HBP BLK WP HR S P ERA WHIP	IP WLS BF H R ER SO BB IBB HBP BLK WP HR S P ERA WHIP				
Bob Hale, L OBP: 0.307, SLG: 0.310 (1, 3)	F7		F8			F5				4	0	1	0	0	0	2	Boston Red Sox @ Baltimore Orioles Memorial Stadium, Baltimore, MD Sat Jun 30 1956, 3:38 AM EDT Att: 26,990 - Unknown					
Joe Frazier, L OBP: 0.345, SLG: 0.451 (1, 9)										3	1	2	1	1	0	1						
George Kell, R OBP: 0.360, SLG: 0.367 (1, 5)	K		5-3							4	0	1	2	0	1	2						
Bob Nieman, R OBP: 0.390, SLG: 0.497 (1, 7)										3	0	1	0	1	0	1						
Tito Francona, L OBP: 0.318, SLG: 0.285 (1, 8)	F7									4	0	0	0	0	0	3						
Billy Gardner, R OBP: 0.296, SLG: 0.339 (1, 4)										4	0	0	0	0	0	0						
Tom Gastall, R OBP: 0.273, SLG: 0.300 (1, 2)										4	0	1	0	0	0	0						
Willy Miranda, S OBP: 0.313, SLG: 0.305 (1, 6)										3	1	0	0	1	1	1						
Inning Stats	R: 0 E: 0 K: 1 S: 6	H: 1 LOB: 2 BB: 1 P: 10	R: 0 E: 0 K: 1 S: 5	H: 0 LOB: 0 BB: 0 P: 5	R: 0 E: 0 K: 0 S: 3	H: 0 LOB: 1 BB: 1 P: 7	R: 0 E: 0 K: 0 S: 3	H: 1 LOB: 0 BB: 0 P: 3	R: 3 E: 0 K: 0 S: 6	H: 3 LOB: 1 BB: 1 P: 10	R: 0 E: 0 K: 0 S: 3	H: 0 LOB: 0 BB: 0 P: 3	R: 0 E: 0 K: 0 S: 4	H: 1 LOB: 1 BB: 0 P: 4	R: 0 E: 0 K: 0 S: 3	H: 0 LOB: 0 BB: 0 P: 3	R: 0 E: 0 K: 1 S: 5	H: 0 LOB: 1 BB: 1 P: 9	1B: 4 2B: 2 3B: 0 HR: 0	SF: 0 SAC: 0 DP: 1 HBP: 0	WP: 0 PB: 0 SB: 0 CS: 0	PA: 36
PITCHER	IP WLS BF H R ER SO BB IBB HBP BLK WP HR S P ERA WHIP	IP WLS BF H R ER SO BB IBB HBP BLK WP HR S P ERA WHIP	PITCHER Don Ferrarese, L (1, 1) ERA: 4.86 Ery Palica, R (5, 1) ERA: 4.99 Johnny Schmitz, L (6, 1) ERA: 4.35 Mike Fomieses, R (8, 1) ERA: 5.75 Bill Wright, L (8, 1) ERA: 5.24														IP WLS BF H R ER SO BB IBB HBP BLK WP HR S P ERA WHIP	IP WLS BF H R ER SO BB IBB HBP BLK WP HR S P ERA WHIP				

Batter	1	2	3	4	5	6	7	8	9	AB	R	H	RBI	BB	SO	LOB	TOP		
Billy Goodman, L OBP: 0.375, SLG: 0.451 (1, 4)	0-0 4-3		0-0 F3		0-3 K		0-0 4-3		0-0 4-3	5	0	0	0	0	1	1			
Billy Klaus, L OBP: 0.391, SLG: 0.395 (1, 5)	0-0 1-3		0-3 K		0-0 1B		0-0 F9		0-0 4-3	5	0	1	0	0	1	1			
Ted Williams, L OBP: 0.481, SLG: 0.516 (1, 7)	0-0 1B		0-0 HR		0-3 K		0-0 F8			4	1	2	2	0	1	1			
Mickey Vernon, L OBP: 0.389, SLG: 0.539 (1, 3)	0-0 F9		0-0 F5		0-3 K				0-0 G3	4	0	0	0	0	1	2			
Jackie Jensen, R OBP: 0.403, SLG: 0.490 (1, 9)		0-0 F7		0-0 S 1B		0-0 S 1B		0-0 F8 1B		4	0	3	0	0	0	0			
Jim Piersall, R OBP: 0.377, SLG: 0.435 (1, 8)		0-0 F3		0-0 F3 1-2		0-3 K		0-0 1B		4	0	1	0	0	1	2			
Sammy White, R OBP: 0.332, SLG: 0.397 (1, 2)		0-0 2B		0-3 K		0-0 1B		0-0 F8 2-3		4	0	2	0	0	1	3			
Don Buddin, R OBP: 0.375, SLG: 0.343 (1, 6)		0-0 3-1		0-0 F3		0-3 K		0-0 L4		4	0	0	0	0	1	6			
Bob Porterfield, R OBP: 0.407, SLG: 0.500 (1, 1)			0-0 HR 1B		0-0 HR		0-3 K 2-3		0-0 4-3	2	2	2	1	0	0	0			
Tom Hurd, R OBP: 0.750, SLG: 0.750 (5, 1)										0	0	0	0	0	0	0			
Dick Gemert, R OBP: 0.419, SLG: 0.548 (6, PH)										1	0	0	0	0	1	2			
Harry Dorish, R (6, 1)										0	0	0	0	0	0	0			
Gene Stephens, L OBP: 0.278, SLG: 0.188 (9, PH)										1	0	0	0	0	0	0			
Inning Stats	R: 0 E: 0 K: 0 S: 4	H: 1 LOB: 1 BB: 0 P: 4	R: 0 E: 0 K: 0 S: 4	H: 1 LOB: 1 BB: 0 P: 4	R: 2 E: 0 K: 1 S: 7	H: 2 LOB: 0 BB: 0 P: 7	R: 0 E: 0 K: 1 S: 6	H: 1 LOB: 1 BB: 0 P: 6	R: 1 E: 0 K: 3 S: 11	H: 2 LOB: 2 BB: 0 P: 11	R: 0 E: 0 K: 0 S: 3	H: 0 LOB: 0 BB: 0 P: 3	R: 0 E: 0 K: 0 S: 5	H: 2 LOB: 2 BB: 0 P: 5	R: 0 E: 0 K: 0 S: 3	H: 0 LOB: 0 BB: 0 P: 3	1B: 8 2B: 1 3B: 0 HR: 2	SF: 0 SAC: 0 DP: 0 HBP: 0	WP: 0 PA: 38
PITCHER Connie Johnson, R ERA: 3.31 (1, 1)	IP: 9.0 WLS: W BF: 38 H: 11 R: 3 ER: 3 SO: 8 BB: 0 IBB: 0 HBP: 0 BLK: 0 WP: 0 HR: 2 S: 54 P: 54 ERA: 3.00 WHIP: 1.222															PITCHER IP: WLS: BF: H: R: ER: SO: BB: IBB: HBP: BLK: WP: HR: S: P: ERA: WHIP			

Boston Red Sox @ Baltimore Orioles
Memorial Stadium, Baltimore, MD
Sun Jul 01 1956, 3:33 AM EDT
Att: 10,864 - Unknown

AB 38
R 3
H 11
RBI 3
BB 0
SO 8
LOB 18



Batter	1	2	3	4	5	6	7	8	9	AB	R	H	RBI	BB	SO	LOB	BOTTOM		
Billy Gardner, R OBP: 0.256, SLG: 0.338 (1, 4)	0-0 4-3	0-0 FC6-4			0-0 F5	0-0 1B				4	0	1	0	0	0	2			
Tito Francona, L OBP: 0.317, SLG: 0.284 (1, 9)	0-0 E 1B		0-0 G3		0-0 4-3	0-0 L3				4	1	1	0	0	0	1			
George Kell, R OBP: 0.368, SLG: 0.381 (1, 5)	0-0 E5 1B		0-0 1-3		0-0 3B 2B		0-0 G4-3 1B			4	1	3	0	0	0	0			
Bob Nieman, R OBP: 0.387, SLG: 0.503 (1, 7)	0-0 F9		0-0 F9		0-0 HR 3B		0-3 K			4	1	1	1	0	1	2			
Dick Williams, R OBP: 0.370, SLG: 0.560 (1, 3)	0-0 F7			0-0 F8 1B WP	0-0 HR		0-0 G4-3			4	2	2	2	0	0	2			
Jim Pyburn, R OBP: 0.293, SLG: 0.333 (1, 8)		0-0 F3		0-0 F8 1B BB	0-0 BB		0-0 FC4-6 BB			2	0	0	0	2	0	1			
Hal Smith, R OBP: 0.320, SLG: 0.392 (1, 2)		0-0 FC2-5 1B		0-0 6-3 1B	0-0 L7		0-0 F7			4	0	2	1	0	0	2			
Willy Miranda, S OBP: 0.312, SLG: 0.301 (1, 6)		4-0 FC2-5 BB		0-0 6-3	0-0 F4		0-0 FC4-6			3	0	0	0	1	0	2			
Connie Johnson, R OBP: 0.273, SLG: 0.200 (1, 1)		0-0 FC2-5 FC6-4		0-0 5-3	0-0 3-1		0-0 L9			4	0	0	0	0	0	4			
Inning Stats	R: 1 E: 1 K: 0 S: 5	H: 2 LOB: 1 BB: 0 P: 5	R: 0 E: 0 K: 0 S: 4	H: 1 LOB: 2 BB: 1 P: 8	R: 0 E: 0 K: 0 S: 3	H: 0 LOB: 0 BB: 0 P: 3	R: 1 E: 0 K: 0 S: 5	H: 2 LOB: 1 BB: 0 P: 5	R: 3 E: 0 K: 0 S: 6	H: 3 LOB: 1 BB: 1 P: 10	R: 0 E: 0 K: 0 S: 4	H: 1 LOB: 1 BB: 0 P: 4	R: 0 E: 0 K: 1 S: 5	H: 1 LOB: 0 BB: 0 P: 5	R: 0 E: 0 K: 0 S: 3	H: 0 LOB: 1 BB: 1 P: 7	1B: 7 2B: 1 3B: 1 HR: 1	SF: 0 SAC: 0 DP: 1 HBP: 0	WP: 1 PA: 36
PITCHER Bob Porterfield, R ERA: 5.68 (1, 1)	IP: 4.2 WLS: L BF: 24 H: 8 R: 5 ER: 4 SO: 4 BB: 0 IBB: 0 HBP: 0 BLK: 0 WP: 1 HR: 1 S: 22 P: 30 ERA: 7.71 WHIP: 2.143															PITCHER IP: WLS: BF: H: R: ER: SO: BB: IBB: HBP: BLK: WP: HR: S: P: ERA: WHIP			
Tom Hurd, R ERA: 6.75 (5, 1)	0.1	1	0	0	0	0	0	0	0	0	0	1	1	0.00	0.000				
Harry Dorish, R ERA: 3.57 (6, 1)	3.0	11	2	0	0	1	1	0	0	0	0	12	16	0.00	1.000				

Boston Red Sox @ Baltimore Orioles
Memorial Stadium, Baltimore, MD
Sun Jul 01 1956, 3:33 AM EDT
Att: 10,864 - Unknown

AB 33
R 5
H 10
RBI 4
BB 3
SO 1
LOB 16



Batter	1	2	3	4	5	6	7	8	9	AB	R	H	RBI	BB	SO	LOB	TOP				
Billy Gardner, R OBP: 0.246, SLG: 0.323 (1, 4)	F5		F4		F8		5-3	5-3	F8	6	0	0	0	0	0	2	Baltimore Orioles @ Washington Senators Griffith Stadium, Washington, DC Wed Jul 04 1956, 3:33 AM EDT Unknown				
Dick Williams, R OBP: 0.371, SLG: 0.625 (1, 9)	F7		F3		HR		2B	1B		4	3	2	2	1	0	0					
George Kell, R OBP: 0.386, SLG: 0.419 (1, 5)	2B		2B		1B		1B	6-3		5	1	4	1	0	0	1					
Bob Nieman, R OBP: 0.395, SLG: 0.513 (1, 7)	F5		F8		1B		1B	1B	1B	4	1	2	1	1	0	2					
Gus Triandos, R OBP: 0.389, SLG: 0.500 (1, 3)		1B			F8		F6			5	1	3	1	0	0	2					
Jim Pyburn, R OBP: 0.292, SLG: 0.330 Tito Francona, L OBP: 0.317, SLG: 0.285 (7, PH)	F8				6-3		F9			3	0	1	0	0	0	3					
Tom Gastall, R OBP: 0.304 Bob Hale, L OBP: 0.303, SLG: 0.306 Hal Smith, R OBP: 0.324, SLG: 0.390 (7, PH)					6-3		F9		F8	3	0	1	0	0	0	1					
Willy Miranda, S OBP: 0.309, SLG: 0.303 Joe Frazier, L OBP: 0.355, SLG: 0.473 Bobby Adams, R OBP: 0.362, SLG: 0.297 (7, PH)					1B		F2		F9	3	0	0	0	0	1	3					
Hal Brown, R OBP: 0.388, SLG: 0.400 Johnny Schmitz, R OBP: 0.286, SLG: 0.190 Tex Nelson, L OBP: 0.250, SLG: 0.304 Mike Fornieles, R OBP: 0.223, SLG: 0.207 Bill Wight, L OBP: 0.411, SLG: 0.338 (9, PH)	FC6-4				E5		1-3		L9	1	0	0	0	0	0	2					
Inning Stats	R: 0 E: 0 K: 0 S: 4	H: 1 LOB: 1 BB: 0 P: 4	R: 0 E: 0 K: 0 S: 5	H: 2 LOB: 2 BB: 0 P: 5	R: 0 E: 0 K: 0 S: 4	H: 1 LOB: 1 BB: 0 P: 4	R: 0 E: 0 K: 1 S: 6	H: 1 LOB: 2 BB: 0 P: 6	R: 2 E: 1 K: 0 S: 7	H: 3 LOB: 2 BB: 0 P: 7	R: 0 E: 0 K: 0 S: 3	H: 0 LOB: 0 BB: 0 P: 3	R: 5 E: 0 K: 0 S: 8	H: 5 LOB: 1 BB: 1 P: 12	R: 1 E: 0 K: 1 S: 7	H: 2 LOB: 2 BB: 1 P: 11		R: 0 E: 0 K: 0 S: 4	H: 1 LOB: 1 BB: 0 P: 4	1B: 9 2B: 6 3B: 0 HR: 1	SF: 0 SAC: 0 DP: 0 HBP: 0
PITCHER	IP	WLS	BF	H	R	ER	SO	BB	IBB	HBP	BLK	WP	HR	S	P	ERA	WHIP				
Chuck Stobbs, L ERA: 3.9 (1, 1)	6.1	W	30	9	4	3	1	1	0	0	0	0	1	31	35	4.26	1.579				
Pedro Ramos, R ERA: 5.49 (7, 1)	1.1		11	6	4	4	0	1	0	0	0	0	0	10	14	27.00	5.250				
Bunky Stewart, L ERA: 3.93 (8, 1)	1.1	S	5	1	0	0	1	0	0	0	0	0	0	7	7	0.00	0.750				

Batter	1	2	3	4	5	6	7	8	9	AB	R	H	RBI	BB	SO	LOB	BOTTOM				
Eddie Yost, R OBP: 0.451, SLG: 0.328 (1, 5)	F8		FC4-6	1B	FC6		CS			4	1	3	2	1	0	0	Baltimore Orioles @ Washington Senators Griffith Stadium, Washington, DC Wed Jul 04 1956, 3:33 AM EDT Unknown				
Whitey Herzog, L OBP: 0.316, SLG: 0.362 (1, 8)	G3		FC4-6	1B	FC6		1B			5	1	2	0	0	0	4					
Pete Runnels, L OBP: 0.355, SLG: 0.441 (1, 3)	G3		1B		F9		CS		F7	5	1	1	0	0	0	2					
Roy Sievers, R OBP: 0.399, SLG: 0.535 Karl Olson, R OBP: 0.319, SLG: 0.355 (4, PR)	6-3		1B	1B	1B		F8		K	3	1	2	1	0	0	1					
Clint Courtney, L OBP: 0.401, SLG: 0.462 (1, 2)			HR	1B	1B		K		FC5-4	3	2	2	1	2	1	0					
Jim Lemon, R OBP: 0.383, SLG: 0.512 (1, 9)	F9		E	1B	1-3		1B		FC5-4	4	2	1	2	1	0	4					
Tony Roig, R OBP: 0.286, SLG: 0.333 (1, 4)	F9		K		K		E4			4	1	1	0	0	2	3					
Jose Valdivielso, R OBP: 0.247, SLG: 0.281 (1, 6)	HR		E8	1B	1-3		5-3			4	1	2	3	0	0	2					
Chuck Stobbs, L OBP: 0.154, SLG: 0.184 Pedro Ramos, S OBP: 0.250, SLG: 0.304 Bunky Stewart, L OBP: 0.333, SLG: 0.333 (8, 1)	F8		3-1		1B		6-3			3	0	1	0	0	0	1					
Inning Stats	R: 0 E: 0 K: 0 S: 4	H: 1 LOB: 1 BB: 0 P: 4	R: 2 E: 0 K: 0 S: 5	H: 2 LOB: 0 BB: 0 P: 5	R: 5 E: 1 K: 1 S: 9	H: 4 LOB: 1 BB: 2 P: 17	R: 1 E: 0 K: 0 S: 6	H: 3 LOB: 2 BB: 0 P: 6	R: 0 E: 0 K: 1 S: 5	H: 0 LOB: 0 BB: 0 P: 5	R: 2 E: 1 K: 0 S: 5	H: 3 LOB: 1 BB: 1 P: 9	R: 0 E: 0 K: 1 S: 5	H: 0 LOB: 1 BB: 1 P: 9	R: 0 E: 0 K: 0 S: 4	H: 0 LOB: 1 BB: 1 P: 9		1B: 13 2B: 1 3B: 0 HR: 1	SF: 0 SAC: 0 DP: 0 HBP: 0	WP: 0 PA: 43 PB: 0 SB: 0 CS: 1	
PITCHER	IP	WLS	BF	H	R	ER	SO	BB	IBB	HBP	BLK	WP	HR	S	P	ERA	WHIP				
Hal Brown, R ERA: 3.34 (1, 1)	2.2	L	17	7	7	6	1	1	0	0	0	0	0	17	25	20.25	3.000				
Johnny Schmitz, L ERA: 4.13 (3, 1)	3.1		15	5	1	1	2	0	0	0	0	0	0	19	19	2.70	1.500				
Mike Fornieles, R ERA: 6.08 (7, 1)	1.0		6	3	2	2	0	1	0	0	0	0	0	5	9	18.00	4.000				
Bill Wight, L ERA: 5.02 (8, 1)	1.0		4	0	0	0	1	1	0	0	0	0	0	5	9	0.00	1.000				

Batter	1	2	3	4	5	6	7	8	9	AB	R	H	RBI	BB	SO	LOB	TOP	
Dick Williams, R OBP: 0.385, SLG: 0.600 (1, 9)																	3 0 1 0 1 0 3	
George Kell, R OBP: 0.388, SLG: 0.428 Wayne Causey, L OBP: 0.218, SLG: 0.180 (1, 5) (6, 5)																	3 1 1 2 1 1 3 0 0 0 0 0 0 0	
Bob Nieman, R OBP: 0.397, SLG: 0.513 (1, 7)																	4 0 2 1 0 0 2	
Gus Triandos, R OBP: 0.391, SLG: 0.495 (1, 3)																	2 0 0 1 2 0 1	
Tito Francona, L OBP: 0.317, SLG: 0.286 (1, 8)																	3 0 1 0 0 0 4	
Hal Smith, R OBP: 0.330, SLG: 0.392 (1, 2)																	2 1 1 0 1 0 0	
Billy Gardner, R OBP: 0.251, SLG: 0.328 (1, 4)																	3 2 2 0 0 0 2	
Willy Miranda, S OBP: 0.310, SLG: 0.305 (1, 6)																	2 1 1 0 0 0 0	
Connie Johnson, R Joe Fischer, (5, PH) Mike Ferraresi, R (5, PH) Don Ferraresi, L (5, PH) Bob Hale, L (5, PH) George Zuverink, R (5, PH) OBP: 0.304, SLG: 0.238 OBP: 0.285, SLG: 0.482 OBP: 0.142, SLG: 0.354 OBP: 0.399, SLG: 0.507 OBP: 0.246, SLG: 0.250 OBP: 0.141, SLG: 0.377 (1, 1)																	1 0 1 0 0 0 0 1 0 1 2 0 0 0 0 1 0 0 0 0 0 0 0 0 0 0 0 0 1 1 1 1 0 0 0 0 0 0 0 0 0 0	
Inning Stats	R: 0 E: 0 K: 0 S: 2	H: 0 LOB: 0 BB: 1 P: 6	R: 0 E: 0 K: 0 S: 4	H: 2 LOB: 1 BB: 0 P: 4	R: 0 E: 0 K: 0 S: 3	H: 1 LOB: 0 BB: 0 P: 3	R: 0 E: 0 K: 0 S: 2	H: 0 LOB: 1 BB: 2 P: 10	R: 3 E: 0 K: 1 S: 9	H: 4 LOB: 3 BB: 2 P: 17	R: 4 E: 0 K: 0 S: 8	H: 5 LOB: 1 BB: 0 P: 8					1B: 11 SF: 0 2B: 0 SAC: 1 3B: 1 DP: 4 HR: 0 HBP: 0	WP: 0 PA: 31 PB: 0 SB: 0 CS: 0
PITCHER	IP WLS BF H R ER SO BB IBB HBP BLK WP HR S P ERA WHIP																	
Hal Griggs, R ERA: 5.85 (1, 1)	5.1 L 27 10 6 6 1 5 0 0 0 0 0 0 24 44 10.12 2.812																	
Connie Grob, R ERA: 6.97 (6, 1)	0.1 3 2 1 1 0 0 0 0 0 0 0 0 3 3 27.00 6.000																	
Bob Wiesler, L ERA: 6.26 (6, 1)	0.1 1 0 0 0 0 0 0 0 0 0 0 0 1 1 0.00 0.000																	

Baltimore Orioles @ Washington Senators
Griffith Stadium, Washington, DC
Wed Jul 04 1956, 3:38 AM EDT
Att: 7,580 - Unknown

AB 25
R 7
H 12
RBI 7
BB 5
SO 1
LOB 15



Batter	1	2	3	4	5	6	7	8	9	AB	R	H	RBI	BB	SO	LOB	BOTTOM	
Eddie Yost, R OBP: 0.448, SLG: 0.338 (1, 5)																	4 1 1 2 0 0 3	
Whitey Herzog, L OBP: 0.311, SLG: 0.356 (1, 8)																	3 0 0 0 0 2 1	
Pete Runnels, L OBP: 0.361, SLG: 0.445 (1, 3)																	2 0 2 0 1 0 0	
Roy Sievers, R OBP: 0.396, SLG: 0.529 (1, 7)																	3 0 0 0 0 0 4	
Jim Lemon, R OBP: 0.379, SLG: 0.507 (1, 9)																	3 0 0 0 0 1 3	
Lou Berberet, L OBP: 0.402, SLG: 0.422 Pedro Ramos, S OBP: 0.250, SLG: 0.304 (1, 2) (6, FR)																	3 2 3 0 0 0 0 0 0 0 0 0 0 0	
Tony Roig, R OBP: 0.304, SLG: 0.333 (1, 4)																	0 0 0 2 1 0 0	
Jose Valdivielso, R OBP: 0.253, SLG: 0.297 Clint Courtney, L OBP: 0.399, SLG: 0.459 Ed Fitz Gerald, R OBP: 0.391, SLG: 0.382 (1, 6) (6, PH) (6, PH)																	2 0 1 0 0 0 0 0 0 0 0 0 0 0 1 0 0 0 0 1 2	
Hal Griggs, R Connie Grob, L Bob Wiesler, S Herb Plews, L (1, 1) (6, 1) (6, 1) (6, PH)																	1 1 0 0 1 1 1 0 0 0 0 0 0 0 0 0 0 0 0 0 0 1 0 0 0 0 0 2	
Inning Stats	R: 0 E: 1 K: 1 S: 6	H: 0 LOB: 2 BB: 1 P: 10	R: 1 E: 1 K: 1 S: 7	H: 2 LOB: 1 BB: 0 P: 7	R: 0 E: 0 K: 0 S: 3	H: 1 LOB: 0 BB: 0 P: 3	R: 1 E: 0 K: 0 S: 4	H: 1 LOB: 0 BB: 0 P: 4	R: 2 E: 0 K: 2 S: 9	H: 2 LOB: 1 BB: 1 P: 13	R: 0 E: 0 K: 1 S: 6	H: 1 LOB: 2 BB: 1 P: 10					1B: 4 SF: 1 2B: 1 SAC: 1 3B: 1 DP: 0 HR: 1 HBP: 0	WP: 0 PA: 28 PB: 0 SB: 0 CS: 1
PITCHER	IP WLS BF H R ER SO BB IBB HBP BLK WP HR S P ERA WHIP																	
Connie Johnson, R ERA: 3.25 (1, 1)	4.0 W 17 4 2 1 2 1 0 0 0 0 0 1 9 13 18.00 3.000																	
Don Ferraresi, L ERA: 5.1 (5, 1)	1.0 S 6 2 2 2 2 1 0 0 0 0 0 0 6 10 0.00 2.000																	
George Zuverink, R ERA: 2.44 (6, 1)	1.0 S 5 1 0 0 1 1 0 0 0 0 0 0 6 10 0.00 2.000																	

Baltimore Orioles @ Washington Senators
Griffith Stadium, Washington, DC
Wed Jul 04 1956, 3:38 AM EDT
Att: 7,580 - Unknown

AB 23
R 4
H 7
RBI 4
BB 3
SO 5
LOB 16



Batter	1	2	3	4	5	6	7	8	9	AB	R	H	RBI	BB	SO	LOB	TOP			
Dick Williams, R OBP: 0.386, SLG: 0.600 (1, 9)	0-0 6-3		0-0 2B		0-0 FC4-6 1B		0-0 F8		0-3 K	5	0	2	0	0	1	0				
George Kell, R OBP: 0.381, SLG: 0.419 (1, 5) (8, 4)	0-0 4-3		0-3 K		0-0 FC4-6 BB 1-2		0-3 K			4	0	0	0	0	2	2				
Bob Nieman, R OBP: 0.408, SLG: 0.518 (1, 7)	4-0 BB			0-0 BB 1B	4-0 BB 1-2			0-0 F9 1B		2	1	2	0	2	0	0				
Gus Triandos, R OBP: 0.388, SLG: 0.487 (1, 3) (4, 2)	0-0 F4			4-0 1B E 1-2	0-3 K			0-0 F4		3	1	0	0	1	1	4				
Tito Francona, L OBP: 0.325, SLG: 0.296 (1, 8)		0-0 CS 1B		0-0 E SF9 1-3 2-H	0-0 F8			0-0 1B		4	1	3	1	0	0	2				
Billy Gardner, R OBP: 0.248, SLG: 0.324 Joe Frazier, L OBP: 0.359, SLG: 0.474 Wayne Causey, L OBP: 0.216, SLG: 0.160 (1, 4) (8, PH) (8, 5)	0-0 5-3			0-0 E5		0-0 5-3		0-0 F9		3	0	0	1	0	0	2				
Hal Smith, R OBP: 0.328, SLG: 0.389 Bob Hale, L OBP: 0.302, SLG: 0.306 (1, 2) (4, PH) (4, 3)	0-0 F3			1-3 3-H 0-0 SF9		0-0 4-3		0-0 F4		1	0	0	0	0	0	0				
Willy Miranda, S OBP: 0.306, SLG: 0.300 (1, 6)			0-0 F8	0-0 F8		0-0 F8		0-3 K		4	0	0	0	0	1	1				
Billy Loes, R OBP: 0.091, SLG: 0.091 Mike Fomiele, R OBP: 0.154, SLG: 0.308 Tom Gastalt, R OBP: 0.269, SLG: 0.292 (1, 1) (3, 1) (9, PH)	0-3 K		0-3 K		0-3 K		0-3 K		0-0 5-3	1	0	0	0	0	1	0				
Inning Stats	R: 0 E: 0 K: 0 S: 3	H: 0 LOB: 1 BB: 1 P: 7	R: 0 E: 0 K: 0 S: 3	H: 1 LOB: 0 BB: 0 P: 3	R: 0 E: 0 K: 2 S: 8	H: 1 LOB: 1 BB: 0 P: 8	R: 3 E: 1 K: 1 S: 8	H: 2 LOB: 2 BB: 1 P: 12	R: 0 E: 0 K: 0 S: 6	H: 1 LOB: 2 BB: 1 P: 10	R: 0 E: 0 K: 2 S: 7	H: 0 LOB: 0 BB: 0 P: 7	R: 0 E: 0 K: 0 S: 5	H: 2 LOB: 2 BB: 0 P: 5	R: 0 E: 0 K: 2 S: 7	H: 0 LOB: 0 BB: 0 P: 7	1B: 6 2B: 1 3B: 0 HR: 0	SF: 1 SAC: 0 DP: 0 HBP: 0	WP: 0 PB: 0 SB: 0 CS: 1	PA: 37
PITCHER Tom Brewer, R ERA: 3.02 (1, 1)	IP: 9.0 WLS: W BF: 37 H: 7 R: 3 ER: 2 SO: 8 BB: 3 IBB: 0 HBP: 0 BLK: 0 WP: 0 HR: 0 S: 50 P: 62 ERA: 2.00 WHIP: 1.111															PITCHER				

Baltimore Orioles @ Boston Red Sox
Fenway Park, Boston, MA
Sat Jul 07 1956, 3:33 AM EDT
Att: 10,320 - Unknown

AB 33
R 3
H 7
RBI 3
BB 3
SO 8
LOB 16



Batter	1	2	3	4	5	6	7	8	9	AB	R	H	RBI	BB	SO	LOB	BOTTOM			
Billy Goodman, L OBP: 0.361, SLG: 0.425 (1, 4)	0-0 3-1		0-0 BB 1B	0-0 4-3		0-0 1B				4	1	2	0	0	0	0				
Billy Klaus, L OBP: 0.383, SLG: 0.373 (1, 5)	0-0 1B		0-0 1B WP	0-0 4-3		0-3 K				4	1	2	0	0	1	1				
Ted Williams, L OBP: 0.484, SLG: 0.531 (1, 7)	0-0 F8		4-0 WP 1B	0-0 F8		4-0 G1-6-3 BB				2	1	0	0	2	0	1				
Mickey Vernon, L OBP: 0.395, SLG: 0.537 (1, 3)	0-0 1B		0-0 1B WP		0-0 2B		0-0 G1-6-3			4	0	3	1	0	0	1				
Jackie Jensen, R OBP: 0.400, SLG: 0.482 (1, 9)		0-0 F9	4-0 1B BB	0-0 F8		0-3 K				3	0	0	0	1	1	1				
Jim Piersall, R OBP: 0.385, SLG: 0.437 (1, 8)		4-0 S 1B BB	0-0 1B BB	0-0 1-3		0-0 G5-4-3 1B				3	1	2	1	1	0	1				
Sammy White, R OBP: 0.333, SLG: 0.404 (1, 2)		0-0 1B	0-0 K	0-0 L9		0-0 F9				4	0	1	1	0	1	5				
Don Buddin, R OBP: 0.376, SLG: 0.350 (1, 6)		0-3 K	0-0 F7		0-3 K		0-0 G5-4-3			4	0	0	0	0	2	5				
Tom Brewer, R OBP: 0.306, SLG: 0.383 (1, 1)		0-3 K	0-0 1-3		0-0 F7					3	0	0	0	0	1	4				
Inning Stats	R: 0 E: 0 K: 0 S: 4	H: 2 LOB: 2 BB: 0 P: 4	R: 1 E: 0 K: 2 S: 8	H: 1 LOB: 1 BB: 1 P: 12	R: 3 E: 0 K: 1 S: 9	H: 4 LOB: 3 BB: 2 P: 17	R: 0 E: 0 K: 0 S: 3	H: 0 LOB: 0 BB: 0 P: 3	R: 0 E: 0 K: 0 S: 4	H: 1 LOB: 1 BB: 0 P: 4	R: 0 E: 0 K: 2 S: 8	H: 1 LOB: 0 BB: 0 P: 8	R: 0 E: 0 K: 1 S: 4	H: 0 LOB: 1 BB: 1 P: 8	R: 0 E: 0 K: 0 S: 3	H: 1 LOB: 0 BB: 0 P: 3	1B: 9 2B: 1 3B: 0 HR: 0	SF: 0 SAC: 0 DP: 2 HBP: 0	WP: 1 PB: 0 SB: 1 CS: 0	PA: 35
PITCHER Billy Loes, R ERA: 5.52 Mike Fomiele, R ERA: 5.23 (1, 1) (3, 1)	IP: 2.0 WLS: L BF: 15 H: 7 R: 4 ER: 4 SO: 2 BB: 3 IBB: 0 HBP: 0 BLK: 0 WP: 0 HR: 0 S: 16 P: 28 ERA: 18.00 WHIP: 5.000															PITCHER				

Baltimore Orioles @ Boston Red Sox
Fenway Park, Boston, MA
Sat Jul 07 1956, 3:33 AM EDT
Att: 10,320 - Unknown

AB 31
R 4
H 10
RBI 3
BB 4
SO 6
LOB 19




Batter	1	2	3	4	5	6	7	8	9	AB	R	H	RBI	BB	SO	LOB	TOP					
Dick Williams, R (1, 9) OBP: 0.375, SLG: 0.568										4	0	1	0	0	1	2	<p>Baltimore Orioles @ Boston Red Sox Fenway Park, Boston, MA Sun Jul 08 1956, 3:33 AM EDT Unknown</p>					
George Kell, R (1, 5) OBP: 0.376, SLG: 0.413										3	0	0	0	0	1	0						
Wayne Causey, L (6, 5) OBP: 0.214, SLG: 0.176										1	0	0	0	0	1	2						
Bob Nieman, R (1, 7) OBP: 0.407, SLG: 0.515										3	0	1	0	0	0	0						
Tex Nelson, L (6, 7) OBP: 0.275, SLG: 0.186										1	0	0	0	0	0	2						
Gus Triandos, R (1, 3) OBP: 0.386, SLG: 0.482										4	0	1	0	0	1	1						
Tito Francona, L (1, 8) OBP: 0.324, SLG: 0.295										4	0	1	0	0	0	1						
Tom Gastall, R (1, 2) OBP: 0.241, SLG: 0.259										3	0	0	0	0	0	3						
Johnny Schmitz, R (7, 1) OBP: 0.354, SLG: 0.466										0	0	0	0	0	0	0						
Bob Hale, L (6, PH) OBP: 0.300, SLG: 0.304										1	0	0	0	0	0	0						
Billy Gardner, R (1, 4) OBP: 0.389, SLG: 0.328										3	0	1	0	0	2	1						
Willy Miranda, S (1, 6) OBP: 0.306, SLG: 0.298										2	0	0	0	1	0	1						
Ray Moore, R (1, 1) OBP: 0.313, SLG: 0.400										0	0	0	0	0	0	0						
Bill Wright, L (2, 1) OBP: 0.250, SLG: 0.233										1	0	1	0	0	0	0						
Joe Frazier, L (5, PH) OBP: 0.354, SLG: 0.466										1	0	0	0	0	0	1						
Hal Brown, R (5, 1) OBP: 0.389, SLG: 0.400										0	0	0	0	0	0	0						
Hal Smith, R (7, 2) OBP: 0.326, SLG: 0.387										1	0	0	0	0	0	1						
Inning Stats	R: 0 E: 0 K: 2 S: 7	H: 0 LOB: 0 BB: 0 P: 7	R: 0 E: 0 K: 1 S: 6	H: 1 LOB: 1 BB: 0 P: 6	R: 0 E: 0 K: 0 S: 3	H: 1 LOB: 0 BB: 0 P: 3	R: 0 E: 0 K: 1 S: 7	H: 2 LOB: 2 BB: 0 P: 7	R: 0 E: 0 K: 0 S: 4	H: 1 LOB: 1 BB: 0 P: 4	R: 0 E: 0 K: 0 S: 3	H: 0 LOB: 0 BB: 0 P: 3	R: 0 E: 0 K: 1 S: 5	H: 0 LOB: 1 BB: 0 P: 5	R: 0 E: 0 K: 1 S: 6	H: 1 LOB: 2 BB: 1 P: 10	R: 0 E: 0 K: 0 S: 3	H: 0 LOB: 0 BB: 0 P: 3	1B: 5 2B: 1 3B: 0 HR: 0	SF: 0 SAC: 0 DP: 1 HBP: 0	WP: 0 PB: 0 SB: 0 CS: 0	PA: 33
PITCHER Frank Sullivan, R (1, 1) ERA: 3.26	IP: 9.0 WLS: W BF: 33 H: 6 R: 0 ER: 0 SO: 6 BB: 1 IBB: 0 HBP: 0 BLK: 0 WP: 0 HR: 0 S: 44 P: 48 ERA: 0.00 WHIP: 0.778											PITCHER	IP: 9.0 WLS: W BF: 33 H: 6 R: 0 ER: 0 SO: 6 BB: 1 IBB: 0 HBP: 0 BLK: 0 WP: 0 HR: 0 S: 44 P: 48 ERA: 0.00 WHIP: 0.778									

Batter	1	2	3	4	5	6	7	8	9	AB	R	H	RBI	BB	SO	LOB	BOTTOM			
Billy Goodman, L (1, 4) OBP: 0.362, SLG: 0.422										4	2	1	0	1	0	2	<p>Baltimore Orioles @ Boston Red Sox Fenway Park, Boston, MA Sun Jul 08 1956, 3:33 AM EDT Unknown</p>			
Ted Lepcio, R (8, 4) OBP: 0.298, SLG: 0.410										0	0	0	0	0	0	0				
Billy Klaus, L (1, 5) OBP: 0.388, SLG: 0.383										5	1	3	1	0	0	1				
Ted Williams, L (1, 7) OBP: 0.495, SLG: 0.567										3	2	3	4	1	0	0				
Gene Stephens, L (5, PR) OBP: 0.269, SLG: 0.174										1	0	1	1	0	0	0				
Mickey Vernon, L (1, 3) OBP: 0.392, SLG: 0.532										4	0	1	1	0	0	5				
Norm Zauchin, R (6, 3) OBP: 0.294, SLG: 0.328										1	0	0	0	0	0	1				
Jackie Jensen, R (1, 9) OBP: 0.400, SLG: 0.484										5	0	2	0	0	0	1				
Jim Piersall, R (1, 8) OBP: 0.389, SLG: 0.443										5	2	3	0	0	0	2				
Sammy White, R (1, 2) OBP: 0.331, SLG: 0.399										5	0	1	0	0	1	3				
Don Buddin, R (1, 6) OBP: 0.378, SLG: 0.356										2	1	1	2	1	0	1				
Frank Sullivan, R (1, 1) OBP: 0.184, SLG: 0.174										3	1	0	0	1	0	3				
Inning Stats	R: 2 E: 0 K: 0 S: 4	H: 1 LOB: 1 BB: 1 P: 8	R: 3 E: 0 K: 0 S: 7	H: 4 LOB: 2 BB: 1 P: 11	R: 0 E: 0 K: 0 S: 4	H: 1 LOB: 2 BB: 1 P: 8	R: 1 E: 1 K: 0 S: 5	H: 2 LOB: 1 BB: 0 P: 5	R: 2 E: 0 K: 0 S: 7	H: 4 LOB: 3 BB: 1 P: 11	R: 0 E: 0 K: 1 S: 6	H: 1 LOB: 1 BB: 0 P: 6	R: 1 E: 0 K: 0 S: 5	H: 2 LOB: 1 BB: 0 P: 5	R: 0 E: 0 K: 0 S: 3	H: 1 LOB: 0 BB: 0 P: 3	1B: 10 2B: 5 3B: 0 HR: 1	SF: 1 SAC: 0 DP: 1 HBP: 0	WP: 0 PB: 0 SB: 0 CS: 0	PA: 43
PITCHER Ray Moore, R (1, 1) ERA: 5.2	IP: 1.1 WLS: L BF: 9 H: 3 R: 5 ER: 5 SO: 0 BB: 2 IBB: 0 HBP: 0 BLK: 0 WP: 0 HR: 1 S: 17 P: 15 ERA: 33.75 WHIP: 3.750											PITCHER	IP: 1.1 WLS: L BF: 9 H: 3 R: 5 ER: 5 SO: 0 BB: 2 IBB: 0 HBP: 0 BLK: 0 WP: 0 HR: 1 S: 17 P: 15 ERA: 33.75 WHIP: 3.750							
Bill Wright, L (2, 1) ERA: 4.97	IP: 2.2 WLS: 0 BF: 14 H: 5 R: 1 ER: 1 SO: 0 BB: 1 IBB: 0 HBP: 0 BLK: 0 WP: 0 HR: 0 S: 13 P: 17 ERA: 3.38 WHIP: 2.250											PITCHER	IP: 2.2 WLS: 0 BF: 14 H: 5 R: 1 ER: 1 SO: 0 BB: 1 IBB: 0 HBP: 0 BLK: 0 WP: 0 HR: 0 S: 13 P: 17 ERA: 3.38 WHIP: 2.250							
Hal Brown, R (5, 1) ERA: 3.52	IP: 2.0 WLS: 0 BF: 12 H: 5 R: 2 ER: 2 SO: 1 BB: 1 IBB: 0 HBP: 0 BLK: 0 WP: 0 HR: 0 S: 13 P: 17 ERA: 9.00 WHIP: 3.000											PITCHER	IP: 2.0 WLS: 0 BF: 12 H: 5 R: 2 ER: 2 SO: 1 BB: 1 IBB: 0 HBP: 0 BLK: 0 WP: 0 HR: 0 S: 13 P: 17 ERA: 9.00 WHIP: 3.000							
Johnny Schmitz, L (7, 1) ERA: 4.15	IP: 2.0 WLS: 0 BF: 8 H: 3 R: 1 ER: 1 SO: 0 BB: 0 IBB: 0 HBP: 0 BLK: 0 WP: 0 HR: 0 S: 8 P: 8 ERA: 4.50 WHIP: 1.500											PITCHER	IP: 2.0 WLS: 0 BF: 8 H: 3 R: 1 ER: 1 SO: 0 BB: 0 IBB: 0 HBP: 0 BLK: 0 WP: 0 HR: 0 S: 8 P: 8 ERA: 4.50 WHIP: 1.500							

AB	32
R	0
H	6
RBI	0
BB	1
SO	6
LOB	15

AB	38
R	9
H	16
RBI	9
BB	4
SO	1
LOB	19



Batter	1	2	3	4	5	6	7	8	9	AB	R	H	RBI	BB	SO	LOB	TOP					
Dick Williams, R OBP: 0.377, SLG: 0.542 (1, 9)										4	1	1	0	1	0	0						
Tito Francona, L OBP: 0.321, SLG: 0.293 (1, 8)										5	0	1	0	0	1	4						
George Kell, R OBP: 0.385, SLG: 0.451 (1, 5)										5	2	4	4	0	0	1						
Bob Nieman, R OBP: 0.407, SLG: 0.508 (1, 7)										3	0	0	0	2	0	2						
Gus Triandos, R OBP: 0.383, SLG: 0.475 (1, 3)										3	0	0	0	1	0	4						
Billy Gardner, R OBP: 0.254, SLG: 0.329 (8, PH)										2	0	1	0	1	0	1						
Joe Frazier, L OBP: 0.348, SLG: 0.458 (8, 9)										1	0	0	0	0	0	0						
Hal Smith, R OBP: 0.324, SLG: 0.384 (1, 2)										4	0	1	0	0	0	3						
Willy Miranda, S OBP: 0.305, SLG: 0.297 (1, 6)										4	0	1	0	0	0	3						
Connie Johnson, R OBP: 0.320, SLG: 0.304 (4, 1)										2	1	1	0	0	0	0						
Don Ferrarese, R OBP: 0.125, SLG: 0.067 (5, 1)										0	0	0	0	0	0	0						
George Zuverink, R OBP: 0.133, SLG: 0.071 (8, PH)										1	0	0	0	0	0	0						
Bob Hale, L OBP: 0.298, SLG: 0.302 (8, 1)										1	0	0	0	0	1	1						
Mike Fomieleles, R OBP: 0.154, SLG: 0.308 (8, 1)										0	0	0	0	0	0	0						
Inning Stats	R: 1 E: 0 K: 0 S: 4	H: 2 LOB: 0 BB: 0 P: 4	R: 0 E: 0 K: 0 S: 4	H: 2 LOB: 1 BB: 0 P: 4	R: 3 E: 0 K: 0 S: 5	H: 2 LOB: 2 BB: 3 P: 17	R: 0 E: 0 K: 0 S: 3	H: 0 LOB: 0 BB: 0 P: 3	R: 0 E: 0 K: 1 S: 5	H: 1 LOB: 0 BB: 0 P: 5	R: 0 E: 0 K: 0 S: 3	H: 0 LOB: 1 BB: 1 P: 7	R: 0 E: 1 K: 0 S: 5	H: 1 LOB: 3 BB: 1 P: 9	R: 0 E: 0 K: 1 S: 6	H: 1 LOB: 1 BB: 0 P: 6	R: 0 E: 0 K: 0 S: 4	H: 1 LOB: 1 BB: 0 P: 4	1B: 7 2B: 1 3B: 0 HR: 2	SF: 0 SAC: 0 DP: 3 HBP: 0	WP: 0 PB: 0 SB: 0 CS: 0	PA: 40
PITCHER	IP WLS BF H R ER SO BB IBB HBP BLK WP HR S P ERA WHIP																					
Willard Nixon, R ERA: 4.42	(1, 1) 2.0 10 5 3 3 0 1 0 0 0 0 1 9 13 13.50 3.000																					
Dave Sisler, R ERA: 4.39	(3, 1) 1.0 6 1 1 1 0 2 0 0 0 0 0 1 4 12 9.00 3.000																					
Tom Hurd, R ERA: 5.14	(4, 1) 2.0 W 6 1 0 0 1 0 0 0 0 0 0 0 8 8 0.00 0.500																					
Ike Delock, R ERA: 4.9	(6, 1) 4.0 S 18 3 0 0 1 2 0 0 0 0 0 0 18 26 0.00 1.250																					

Baltimore Orioles @ Boston Red Sox
Fenway Park, Boston, MA
Sun Jul 08 1956, 3:38 AM EDT
Att: 20,723 - Unknown

AB 35
R 4
H 10
RBI 4
BB 5
SO 2
LOB 19



Batter	1	2	3	4	5	6	7	8	9	AB	R	H	RBI	BB	SO	LOB	BOTTOM			
Billy Goodman, L OBP: 0.363, SLG: 0.426 (1, 4)										5	0	2	3	0	0	4				
Billy Klaus, L OBP: 0.388, SLG: 0.384 (1, 5)										5	1	2	0	0	0	2				
Ted Williams, L OBP: 0.487, SLG: 0.555 (1, 7)										5	1	1	1	0	0	3				
Gene Stephens, L OBP: 0.269, SLG: 0.174 (8, 7)										0	0	0	0	0	0	0				
Mickey Vernon, L OBP: 0.398, SLG: 0.531 (1, 3)										2	1	1	2	1	0	0				
Jackie Jensen, R OBP: 0.400, SLG: 0.479 (1, 9)										3	0	0	0	2	0	3				
Jim Piersall, R OBP: 0.383, SLG: 0.436 (1, 8)										5	0	0	0	0	0	7				
Pete Daley, R OBP: 0.366, SLG: 0.569 (1, 2)										3	1	1	0	1	2	1				
Don Buddin, R OBP: 0.383, SLG: 0.367 (1, 6)										4	2	3	0	0	0	3				
Willard Nixon, L OBP: 0.283, SLG: 0.188 (3, 1)										0	0	0	0	0	0	0				
Dave Sisler, R OBP: 0.299, SLG: 0.091 (3, PH)										0	0	0	0	0	0	0				
Ted Lepore, L OBP: 0.299, SLG: 0.091 (4, 1)										1	1	0	0	0	0	1				
Tom Hurd, R OBP: 0.305, SLG: 0.406 (4, 1)										1	0	1	0	0	0	0				
Dick Garmet, R OBP: 0.410, SLG: 0.508 (5, PH)										0	0	0	1	1	0	0				
Ike Delock, R OBP: 0.154, SLG: 0.167 (8, 1)										1	1	1	1	0	0	0				
Inning Stats	R: 0 E: 0 K: 0 S: 3	H: 0 LOB: 0 BB: 0 P: 3	R: 0 E: 0 K: 1 S: 5	H: 0 LOB: 1 BB: 1 P: 9	R: 3 E: 0 K: 0 S: 7	H: 4 LOB: 2 BB: 1 P: 11	R: 1 E: 0 K: 1 S: 8	H: 3 LOB: 2 BB: 0 P: 8	R: 1 E: 0 K: 0 S: 3	H: 0 LOB: 3 BB: 3 P: 16	R: 0 E: 1 K: 0 S: 5	H: 1 LOB: 2 BB: 0 P: 5	R: 3 E: 0 K: 0 S: 6	H: 4 LOB: 0 BB: 0 P: 6	R: 0 E: 0 K: 0 S: 3	H: 0 LOB: 0 BB: 0 P: 3	1B: 8 2B: 4 3B: 0 HR: 0	SF: 0 SAC: 1 DP: 0 HBP: 1	WP: 0 PB: 0 SB: 0 CS: 0	PA: 42
PITCHER	IP WLS BF H R ER SO BB IBB HBP BLK WP HR S P ERA WHIP																			
Connie Johnson, R ERA: 3.58	(1, 1) 3.1 19 7 4 4 2 2 0 0 0 0 0 0 21 29 10.80 2.700																			
Don Ferrarese, L ERA: 5.17	(4, 1) 1.0 L 6 0 1 1 0 2 0 0 1 0 0 0 3 12 9.00 2.000																			
George Zuverink, R ERA: 2.74	(5, 1) 2.2 14 5 3 3 0 1 0 0 0 0 0 0 13 17 10.12 2.250																			
Mike Fomieleles, R ERA: 5.11	(8, 1) 1.0 3 0 0 0 0 0 0 0 0 0 0 0 3 3 0.00 0.000																			

Baltimore Orioles @ Boston Red Sox
Fenway Park, Boston, MA
Sun Jul 08 1956, 3:38 AM EDT
Att: 20,723 - Unknown

AB 35
R 8
H 12
RBI 8
BB 5
SO 2
LOB 24



Batter	1	2	3	4	5	6	7	8	9	AB	R	H	RBI	BB	SO	LOB	TOP					
Vic Power, R OBP: 0.329, SLG: 0.418 (1, 3)	0-0 6-3		0-0 E3			0-0 4-3		0-0 F7		4	0	0	0	0	0	2						
Lou Skizas, R OBP: 0.348, SLG: 0.326 (1, 9)	0-0 F6		2-3 3-H 0-0 6-3			0-0 1B		0-0 1B		4	0	2	0	0	0	2						
Gus Zernial, R OBP: 0.332, SLG: 0.481 (1, 7)	0-0 5-3			0-0 L1		0-3 K		0-0 F7		4	0	0	0	0	1	2						
Harry Simpson, L OBP: 0.337, SLG: 0.515 (1, 8)		0-0 G3		0-0 4-3		0-0 1-3		0-0 F7		4	0	0	0	0	0	1						
Hector Lopez, R OBP: 0.366, SLG: 0.475 (1, 5)		0-3 K		0-3 K			0-0 F8	0-0 F9		4	0	0	0	0	2	0						
Joe Ginsberg, L OBP: 0.338, SLG: 0.324 (1, 2)		0-3 K			0-0 F8 1B	0-3 K		0-0 F8		4	0	1	0	0	2	0						
Mike Baxes, R OBP: 0.373, SLG: 0.294 (1, 6)			4-0 G3 1B E3 BB		0-0 1-2 1B					2	0	2	0	1	0	0						
Jim Finigan, R OBP: 0.316, SLG: 0.315 (1, 4)			0-0 E3 G3 1-2 1B		0-0 F8		0-0 6-3			3	0	1	0	0	0	3						
Art Ditmar, R Eddie Robinson, L Troy Herring, R Johnny Gromm, R Tom Gorman, R Joe Demasesti, R Bobby Shantz, R			0-0 G3		0-0 G6-4-3			0-0 F8		0	0	0	0	0	0	0						
Inning Stats	R: 0 E: 0 K: 0 S: 3	H: 0 LOB: 0 BB: 0 P: 3	R: 0 E: 0 K: 2 S: 7	H: 0 LOB: 0 BB: 0 P: 7	R: 0 E: 1 K: 0 S: 4	H: 1 LOB: 2 BB: 1 P: 8	R: 0 E: 0 K: 1 S: 5	H: 0 LOB: 0 BB: 0 P: 5	R: 0 E: 0 K: 0 S: 4	H: 2 LOB: 1 BB: 0 P: 4	R: 0 E: 0 K: 1 S: 6	H: 1 LOB: 1 BB: 0 P: 6	R: 0 E: 0 K: 1 S: 6	H: 1 LOB: 1 BB: 0 P: 6	R: 0 E: 0 K: 0 S: 4	H: 1 LOB: 1 BB: 0 P: 4	R: 0 E: 0 K: 0 S: 3	H: 0 LOB: 0 BB: 0 P: 3	1B: 6 2B: 0 3B: 0 HR: 0	SF: 0 SAC: 0 DP: 1 HBP: 0	WP: 0 PB: 0 SB: 0 CS: 0	PA: 33
PITCHER Bill Wight, L ERA: 4.5 (1, 1)	IP: 9.0 WLS: W BF: 33 H: 6 R: 0 ER: 0 SO: 5 BB: 1 IBB: 0 HBP: 0 BLK: 0 WP: 0 HR: 0 S: 42 P: 46 ERA: 0.00 WHIP: 0.778																					

Kansas City Athletics @ Baltimore Orioles
Memorial Stadium, Baltimore, MD
Thu Jul 12 1956, 3:33 AM EDT
Att: 9,487 - Unknown

AB 32
R 0
H 6
RBI 0
BB 1
SO 5
LOB 14



Batter	1	2	3	4	5	6	7	8	9	AB	R	H	RBI	BB	SO	LOB	BOTTOM			
Dick Williams, R OBP: 0.351, SLG: 0.500 (1, 9)	0-0 5-3	0-0 FC6-5 1B		0-0 6-3			0-0 F2			4	0	0	0	0	0	1				
Tito Francona, L OBP: 0.324, SLG: 0.293 (1, 3)	4-0 E HR	0-0 BB 1B		0-0 F6			0-0 1-3			3	1	1	0	1	0	0				
George Kell, R OBP: 0.387, SLG: 0.455 (1, 5)	0-0 E8 1-3 HR	4-0 FC5-4 BB			0-0 F8			0-0 F9 2B		3	1	1	0	1	0	1				
Bob Nieman, R OBP: 0.404, SLG: 0.517 (1, 7)	0-0 HR	0-0 FC5-4			0-0 F3			0-0 F9		4	1	1	3	0	0	4				
Gus Triandos, R OBP: 0.377, SLG: 0.466 (1, 2)	0-0 F8		0-0 F9		0-0 F5			0-0 5-3		4	0	0	0	0	0	1				
Jim Puvion, R OBP: 0.290, SLG: 0.327 (1, 8)	0-0 F9		0-0 1B			0-0 F3		0-0 F9		4	0	1	0	0	0	1				
Billy Gardner, R OBP: 0.255, SLG: 0.333 (1, 4)		0-0 1B FC3-2-5-3 2B		0-0 F4			0-0 F4			3	0	1	0	0	0	1				
Willy Miranda, S OBP: 0.309, SLG: 0.301 (1, 6)		0-0 FC3-2-5-3 1B		0-0 1B		0-0 6-3				3	1	2	0	0	0	0				
Bill Wight, L OBP: 0.235, SLG: 0.212 (1, 1)		0-0 FC3-2-5-3 FC6-5 1-H 3-H		0-3 K			0-0 F8			3	0	0	0	0	1	1				
Inning Stats	R: 3 E: 1 K: 0 S: 5	H: 1 LOB: 0 BB: 1 P: 9	R: 1 E: 0 K: 0 S: 6	H: 3 LOB: 3 BB: 1 P: 10	R: 0 E: 0 K: 0 S: 4	H: 2 LOB: 2 BB: 0 P: 4	R: 0 E: 0 K: 1 S: 5	H: 0 LOB: 0 BB: 0 P: 5	R: 0 E: 0 K: 0 S: 3	H: 0 LOB: 0 BB: 0 P: 3	R: 0 E: 0 K: 0 S: 3	H: 0 LOB: 0 BB: 0 P: 3	R: 0 E: 0 K: 0 S: 3	H: 0 LOB: 0 BB: 0 P: 3	R: 0 E: 0 K: 0 S: 4	H: 1 LOB: 1 BB: 0 P: 4	1B: 4 2B: 2 3B: 0 HR: 1	SF: 0 SAC: 0 DP: 0 HBP: 0	WP: 0 PB: 0 SB: 0 CS: 0	PA: 33
PITCHER Art Ditmar, R Troy Herring, R Tom Gorman, R Bobby Shantz, L	IP: 2.0 WLS: L BF: 13 H: 4 R: 4 ER: 3 SO: 3 BB: 2 IBB: 0 HBP: 0 BLK: 0 WP: 0 HR: 1 S: 11 P: 19 ERA: 13.50 WHIP: 3.000																			

Kansas City Athletics @ Baltimore Orioles
Memorial Stadium, Baltimore, MD
Thu Jul 12 1956, 3:33 AM EDT
Att: 9,487 - Unknown

AB 31
R 4
H 7
RBI 3
BB 2
SO 1
LOB 10



Batter	1	2	3	4	5	6	7	8	9	AB	R	H	RBI	BB	SO	LOB	TOP										
Hector Lopez, R OBP: 0.363, SLG: 0.473 (1, 5)										5	1	1	0	0	0	1											
Al Pizarro, L OBP: 0.250, SLG: 0.250 (1, 8)										4	1	1	0	0	0	1											
Lou Skizas, R OBP: 0.333, SLG: 0.404 Johnny Groth, R OBP: 0.320, SLG: 0.413 (1, 7) (8, 7)										4	1	2	2	0	0	0											
Harry Simpson, L OBP: 0.333, SLG: 0.508 Enos Slaughter, L OBP: 0.374, SLG: 0.421 (1, 9) (8, 9)										4	0	0	0	0	0	2											
Eddie Robinson, L OBP: 0.286, SLG: 0.372 (1, 3)										4	0	1	0	0	0	2											
Tim Thompson, L OBP: 0.335, SLG: 0.382 (1, 2)										3	0	0	0	1	0	1											
Mike Baxes, R OBP: 0.356, SLG: 0.278 (1, 6)										4	0	0	0	0	0	2											
Jim Finigan, R OBP: 0.315, SLG: 0.314 (1, 4)										4	0	1	0	0	0	1											
Alex Kellner, R OBP: 0.259, SLG: 0.200 (1, 1)										4	0	1	0	0	3	2											
Inning Stats	R: 3 E: 1 K: 0 S: 6	H: 2 LOB: 1 BB: 1 P: 10	R: 0 E: 0 K: 1 S: 6	H: 1 LOB: 1 BB: 0 P: 6	R: 0 E: 0 K: 0 S: 3	H: 0 LOB: 0 BB: 0 P: 3	R: 0 E: 1 K: 1 S: 6	H: 0 LOB: 1 BB: 0 P: 6	R: 0 E: 0 K: 0 S: 5	H: 2 LOB: 2 BB: 0 P: 5	R: 0 E: 0 K: 0 S: 3	H: 0 LOB: 0 BB: 0 P: 3	R: 0 E: 0 K: 0 S: 4	H: 1 LOB: 1 BB: 0 P: 4	R: 0 E: 0 K: 1 S: 5	H: 0 LOB: 0 BB: 0 P: 5	1B: 5 2B: 1 3B: 0 HR: 1	SF: 0 SAC: 0 DP: 0 HBP: 0	WP: 0 PB: 0 SB: 0 CS: 0	PA: 37							
PITCHER	IP	WLS	BF	H	R	ER	SO	BB	IBB	HBP	BLK	WP	HR	S	P	ERA	WHIP										
Connie Johnson, R ERA: 3.49 (1, 1)	7.0	L	30	6	3	2	3	1	0	0	0	0	1	35	39	2.57	1.000										
Billy Loes, R ERA: 5.18 (8, 1)	2.0		7	1	0	0	1	0	0	0	0	0	0	9	9	0.00	0.500										

Kansas City Athletics @ Baltimore Orioles
Memorial Stadium, Baltimore, MD
Fri Jul 13, 1956, 3:33 AM EDT
Att: 7,471 - Unknown

AB	36
R	3
H	7
RBI	2
BB	1
SO	4
LOB	12



Batter	1	2	3	4	5	6	7	8	9	AB	R	H	RBI	BB	SO	LOB	BOTTOM										
Dick Williams, R OBP: 0.339, SLG: 0.526 (1, 9) (8, 4)										5	1	1	1	0	0	6											
George Kell, R OBP: 0.393, SLG: 0.474 (1, 5)										4	1	3	1	0	0	1											
Bob Nieman, R OBP: 0.397, SLG: 0.507 (1, 7)										4	0	0	0	0	0	3											
Gus Triandos, R OBP: 0.370, SLG: 0.457 (1, 3)										4	0	0	0	0	1	0											
Hal Smith, R OBP: 0.323, SLG: 0.386 (1, 2)										4	0	1	0	0	0	0											
Jim Puvion, R OBP: 0.281, SLG: 0.316 (1, 8)										4	0	0	0	0	0	1											
Billy Gardner, R OBP: 0.253, SLG: 0.331 Hoot Evers, R OBP: 0.413, SLG: 0.342 (1, 4) (7, PH) (8, 9)										2	0	0	0	0	0	0											
Willy Miranda, S OBP: 0.312, SLG: 0.308 (1, 6)										4	0	2	0	0	1	1											
Connie Johnson, R OBP: 0.370, SLG: 0.333 Tom Gastall, R OBP: 0.233, SLG: 0.250 Billy Loes, R OBP: 0.091, SLG: 0.091 Bob Hale, L OBP: 0.302, SLG: 0.307 Tito Francona, L OBP: 0.324, SLG: 0.293 (1, 1) (7, PH) (8, 1) (8, PH) (8, PR)										1	0	1	0	1	0	0											
Inning Stats	R: 1 E: 0 K: 0 S: 4	H: 2 LOB: 0 BB: 0 P: 4	R: 0 E: 0 K: 0 S: 3	H: 0 LOB: 0 BB: 0 P: 3	R: 0 E: 0 K: 1 S: 6	H: 1 LOB: 1 BB: 0 P: 6	R: 0 E: 0 K: 0 S: 5	H: 2 LOB: 3 BB: 1 P: 9	R: 0 E: 0 K: 0 S: 3	H: 0 LOB: 0 BB: 0 P: 3	R: 0 E: 0 K: 0 S: 4	H: 1 LOB: 1 BB: 0 P: 4	R: 1 E: 0 K: 0 S: 4	H: 1 LOB: 0 BB: 0 P: 4	R: 0 E: 0 K: 1 S: 7	H: 2 LOB: 2 BB: 0 P: 7	1B: 6 2B: 2 3B: 0 HR: 2	SF: 0 SAC: 0 DP: 0 HBP: 0	WP: 0 PB: 0 SB: 0 CS: 0	PA: 37							
PITCHER	IP	WLS	BF	H	R	ER	SO	BB	IBB	HBP	BLK	WP	HR	S	P	ERA	WHIP										
Alex Kellner, L ERA: 3.42 (1, 1)	9.0	W	37	10	2	2	2	1	0	0	0	0	2	40	44	2.00	1.222										


Kansas City Athletics @ Baltimore Orioles
Memorial Stadium, Baltimore, MD
Fri Jul 13, 1956, 3:33 AM EDT
Att: 7,471 - Unknown

AB	36
R	2
H	10
RBI	2
BB	1
SO	2
LOB	13



Batter	1	2	3	4	5	6	7	8	9	AB	R	H	RBI	BB	SO	LOB	TOP			
Hector Lopez, R OBP: 0.359, SLG: 0.467 (1, 5)	0-0 6-3			0-0 F8		0-0 6-3		0-0 F7		4	0	0	0	0	0	0				
Al Pilarcik, L OBP: 0.250, SLG: 0.250 (1, 8)	0-3 K			0-0 1B		0-0 F8			0-0 G3	4	0	1	0	0	1	0				
Enos Slaughter, L OBP: 0.366, SLG: 0.411 (1, 9)	0-0 F6			0-0 F7		0-0 F6			0-0 4-3	4	0	0	0	0	0	1				
Eddie Robinson, L OBP: 0.294, SLG: 0.388 (1, 3)		0-0 1-3		0-0 BB 1B			0-0 2B		0-0 1-3	4	0	2	0	0	0	0				
Tim Thompson, L OBP: 0.335, SLG: 0.377 (1, 2)	0-3 K			4-0 FC6-4 BB		0-0 F3				2	0	0	0	1	1	1				
Johnny Groth, R OBP: 0.315, SLG: 0.405 (1, 7)	0-0 1-3			0-0 FC6-4 1-2			0-3 K			3	0	0	0	0	1	4				
Mike Baxes, R OBP: 0.348, SLG: 0.270 Harry Simpson, L OBP: 0.332, SLG: 0.506 Joe Demaestri, R OBP: 0.289, SLG: 0.308 (7, 6)			0-0 5-3		0-0 F7		0-0 1-3			2	0	0	0	0	0	0	AB 30			
Jim Finigan, R OBP: 0.313, SLG: 0.311 Clete Boyer, R OBP: 0.259, SLG: 0.260 (5, 4)			0-3 K		0-0 1-3			0-3 K		1	0	0	0	0	1	0	R 0			
Jack McMahan, R Joe Ginsberg, L OBP: 0.335, SLG: 0.321 Tom Gorman, R OBP: 0.143, SLG: 0.053 (8, 1)			0-3 K					0-0 F7		2	0	0	0	0	2	0	H 3			
										1	0	0	0	0	0	0	RBI 0			
										0	0	0	0	0	0	0	BB 1			
										2	0	0	0	0	2	0	SO 7			
										1	0	0	0	0	0	0	LOB 7			
										0	0	0	0	0	0	0				
Inning Stats	R: 0 E: 0 K: 1 S: 5	H: 0 LOB: 0 BB: 0 P: 5	R: 0 E: 0 K: 1 S: 5	H: 0 LOB: 0 BB: 0 P: 5	R: 0 E: 0 K: 2 S: 7	H: 0 LOB: 0 BB: 0 P: 7	R: 0 E: 0 K: 0 S: 5	H: 2 LOB: 3 BB: 1 P: 9	R: 0 E: 0 K: 0 S: 3	H: 0 LOB: 0 BB: 0 P: 3	R: 0 E: 0 K: 1 S: 6	H: 1 LOB: 1 BB: 0 P: 6	R: 0 E: 0 K: 1 S: 5	H: 0 LOB: 0 BB: 0 P: 5	R: 0 E: 0 K: 0 S: 3	H: 0 LOB: 0 BB: 0 P: 3	1B: 2 2B: 1 3B: 0 HR: 0	SF: 0 SAC: 0 DP: 0 HBP: 0	WP: 0 PB: 0 CS: 0	PA: 31
PITCHER Mike Fomieses, R ERA: 4.25 (1, 1)	IP: 9.0 WLS: W BF: 31 H: 3 R: 0 ER: 0 SO: 7 BB: 1 IBB: 0 HBP: 0 BLK: 0 WP: 0 HR: 0 S: 44 P: 48 ERA: 0.00 WHIP: 0.444															PITCHER	IP: 9.0 WLS: W BF: 31 H: 3 R: 0 ER: 0 SO: 7 BB: 1 IBB: 0 HBP: 0 BLK: 0 WP: 0 HR: 0 S: 44 P: 48 ERA: 0.00 WHIP: 0.444			

Kansas City Athletics @ Baltimore Orioles
Memorial Stadium, Baltimore, MD
Sat Jul 14 1956, 3:33 AM EDT
Att: 6,941 - Unknown



Batter	1	2	3	4	5	6	7	8	9	AB	R	H	RBI	BB	SO	LOB	BOTTOM			
Dick Williams, R OBP: 0.323, SLG: 0.500 Jim Pyburn, R OBP: 0.281, SLG: 0.316 (8, 8)	0-0 F9		0-0 F4		0-0 SH3-4		0-0 F3			3	0	0	0	0	0	0				
Hoot Evers, R OBP: 0.411, SLG: 0.333 Joe Frazier, L OBP: 0.358, SLG: 0.458 Hal Brown, R OBP: 0.389, SLG: 0.400 Tito Francona, L OBP: 0.324, SLG: 0.293 (8, PR)	4-0 S 1B BB		0-0 F9		0-0 FC6-5-4			4-0 SH2-4 BB		2	1	0	0	1	0	1				
George Kell, R OBP: 0.393, SLG: 0.472 (1, 5)	0-0 1B 1H		0-0 L5		0-0 F9			0-0 SH2-4		3	0	1	1	0	0	1				
Bob Nieman, R OBP: 0.403, SLG: 0.507 (1, 7)	0-0 G5-4 1B			0-0 F7		4-0 6-3 5-3 BB		4-0 G6-4-3 IBB		2	0	1	0	2	0	0				
Gus Triandos, R OBP: 0.368, SLG: 0.453 (1, 3)	0-0 F6			0-0 1B		0-0 5-3		0-0 G6-4-3		4	0	1	0	0	0	5				
Hal Smith, R OBP: 0.323, SLG: 0.385 (1, 2)	0-0 G5-4			0-0 1B		0-0 6-3				3	0	1	0	0	0	3				
Billy Gardner, R OBP: 0.250, SLG: 0.327 (1, 4)		0-0 4-3		0-0 F9		0-0 G3				3	0	0	0	0	0	3				
Willy Miranda, S OBP: 0.309, SLG: 0.305 (1, 6)		0-0 5-3		0-0 6-3			0-0 F8			3	0	0	0	0	0	2				
Mike Fomieses, R OBP: 0.188, SLG: 0.313 (1, 1)		0-0 5-3		0-0 FC6-5 SH3-4 1B			0-0 F3			3	0	1	0	0	0	0				
										1B: 5 2B: 0 3B: 0 HR: 0	SF: 0 SAC: 2 DP: 1 HBP: 0	WP: 0 PB: 0 CS: 0	PA: 32							
Inning Stats	R: 1 E: 0 K: 0 S: 5	H: 2 LOB: 2 BB: 1 P: 9	R: 0 E: 0 K: 0 S: 3	H: 0 LOB: 0 BB: 0 P: 3	R: 0 E: 0 K: 0 S: 3	H: 0 LOB: 0 BB: 0 P: 3	R: 0 E: 0 K: 0 S: 5	H: 2 LOB: 2 BB: 0 P: 5	R: 0 E: 0 K: 0 S: 4	H: 1 LOB: 1 BB: 0 P: 4	R: 0 E: 0 K: 0 S: 3	H: 0 LOB: 1 BB: 1 P: 7	R: 0 E: 0 K: 0 S: 3	H: 0 LOB: 0 BB: 0 P: 3	R: 0 E: 0 K: 0 S: 2	H: 0 LOB: 2 BB: 2 P: 10	1B: 5 2B: 0 3B: 0 HR: 0	SF: 0 SAC: 2 DP: 1 HBP: 0	WP: 0 PB: 0 CS: 0	PA: 32
PITCHER Jack McMahan, L ERA: 4.93 Tom Gorman, R ERA: 4.04 (8, 1)	IP: 7.0 WLS: L BF: 28 H: 5 R: 1 ER: 1 SO: 1 BB: 2 IBB: 0 HBP: 0 BLK: 0 WP: 0 HR: 0 S: 26 P: 34 ERA: 1.29 WHIP: 1.000															PITCHER	IP: 1.0 WLS: L BF: 4 H: 0 R: 0 ER: 0 SO: 0 BB: 1 IBB: 1 HBP: 0 BLK: 0 WP: 0 HR: 0 S: 2 P: 10 ERA: 0.00 WHIP: 1.000			

Kansas City Athletics @ Baltimore Orioles
Memorial Stadium, Baltimore, MD
Sat Jul 14 1956, 3:33 AM EDT
Att: 6,941 - Unknown



Batter	1	2	3	4	5	6	7	8	9	AB	R	H	RBI	BB	SO	LOB	TOP		
Harvey Kuenn, R OBP: 0.411, SLG: 0.507 (1, 6)										4	1	1	0	1	0	0			
Earl Torgeson, L OBP: 0.396, SLG: 0.424 (1, 3)										4	0	1	0	0	0	2			
Charlie Maxwell, L OBP: 0.450, SLG: 0.630 (1, 7)										3	0	1	0	1	0	2			
Al Kaline, R OBP: 0.337, SLG: 0.479 (1, 9)										4	0	0	0	0	1	4			
Bob Kennedy, R OBP: 0.328, SLG: 0.330 (1, 5)										3	1	1	0	1	2	3			
Bill Tuttle, R OBP: 0.315, SLG: 0.381 (1, 8)										3	0	1	1	1	0	1			
Frank Bolling, R OBP: 0.338, SLG: 0.410 (1, 4)										4	0	0	0	0	1	6			
Red Wilson, R OBP: 0.369, SLG: 0.371 (1, 2)										2	0	0	1	1	0	0			
Ned Garver, R (1, 1)										2	0	0	0	0	1	1			
Wayne Belardi, L OBP: 0.402, SLG: 0.441 (6, PH)										1	0	0	0	0	0	1			
Al Aber, L OBP: 0.333, SLG: 0.200 (6, 1)										0	0	0	0	0	0	0			
Duke Maas, R OBP: 0.267, SLG: 0.286 (6, 1)										0	0	0	0	0	0	0			
Frank House, L OBP: 0.392, SLG: 0.338 (9, PH)										1	0	0	0	0	1	0			
Inning Stats	R: 1 E: 0 K: 2 S: 9	H: 2 LOB: 3 BB: 2 P: 17	R: 0 E: 0 K: 0 S: 4	H: 1 LOB: 2 BB: 1 P: 8	R: 0 E: 0 K: 1 S: 5	H: 0 LOB: 0 BB: 0 P: 5	R: 0 E: 0 K: 1 S: 5	H: 0 LOB: 1 BB: 1 P: 7	R: 1 E: 0 K: 1 S: 6	H: 1 LOB: 1 BB: 1 P: 10	R: 0 E: 0 K: 0 S: 3	H: 0 LOB: 0 BB: 0 P: 3	R: 0 E: 0 K: 0 S: 4	H: 1 LOB: 1 BB: 0 P: 4	R: 0 E: 0 K: 1 S: 5	H: 0 LOB: 0 BB: 0 P: 5	1B: 5 2B: 0 3B: 0 HR: 0	SF: 1 SAC: 0 DP: 0 HBP: 0	WP: 1 PA: 37 PB: 0 SB: 0 CS: 0
PITCHER Ray Moore, R ERA: 4.9 (1, 1)	IP: 9.0 WLS: W BF: 37 H: 5 R: 2 ER: 2 SO: 6 BB: 5 IBB: 0 HBP: 0 BLK: 0 WP: 1 HR: 0 S: 44 P: 64 ERA: 2.00 WHIP: 1.111															PITCHER	IP: 9.0 WLS: W BF: 37 H: 5 R: 2 ER: 2 SO: 6 BB: 5 IBB: 0 HBP: 0 BLK: 0 WP: 1 HR: 0 S: 44 P: 64 ERA: 2.00 WHIP: 1.111		

Detroit Tigers @ Baltimore Orioles
 Memorial Stadium, Baltimore, MD
 Sun Jul 15 1956, 3:33 AM EDT
 Unknown

AB	31
R	2
H	5
RBI	2
BB	5
SO	6
LOB	20



Batter	1	2	3	4	5	6	7	8	9	AB	R	H	RBI	BB	SO	LOB	BOTTOM		
Dick Williams, R OBP: 0.357, SLG: 0.531 (1, 8) (6, 4)										4	2	3	1	1	1	2			
Bob Hale, L OBP: 0.297, SLG: 0.301 (1, 3)										3	0	0	0	0	0	5			
Hoot Evers, R OBP: 0.406, SLG: 0.329 (6, PH)										1	0	0	0	0	0	1			
Hal Smith, R OBP: 0.323, SLG: 0.385 (7, 2)										0	0	0	0	0	0	0			
George Kell, R OBP: 0.397, SLG: 0.472 (1, 5)										2	1	1	1	2	0	0			
Bob Nieman, R OBP: 0.407, SLG: 0.505 (1, 7)										1	1	0	1	3	0	1			
Gus Triandos, R OBP: 0.361, SLG: 0.443 (7, 3)										5	0	0	1	0	1	9			
Tito Francona, L OBP: 0.327, SLG: 0.313 (1, 9)										4	1	2	2	0	0	2			
Billy Gardner, R OBP: 0.252, SLG: 0.325 (1, 4)										1	0	0	0	1	0	0			
Joe Frazier, L OBP: 0.353, SLG: 0.458 (6, PH)										0	0	0	1	0	0	0			
Jim Pyburn, R OBP: 0.287, SLG: 0.322 (6, 8)										1	0	1	0	0	0	0			
Willy Miranda, S OBP: 0.304, SLG: 0.300 (1, 6)										4	0	0	0	0	0	2			
Ray Moore, R OBP: 0.361, SLG: 0.471 (1, 1)										4	2	3	0	0	0	2			
Inning Stats	R: 1 E: 0 K: 0 S: 3	H: 0 LOB: 2 BB: 3 P: 15	R: 0 E: 1 K: 1 S: 6	H: 0 LOB: 1 BB: 1 P: 10	R: 0 E: 0 K: 0 S: 3	H: 1 LOB: 0 BB: 0 P: 3	R: 1 E: 0 K: 0 S: 6	H: 3 LOB: 2 BB: 0 P: 6	R: 2 E: 1 K: 1 S: 7	H: 1 LOB: 1 BB: 1 P: 11	R: 2 E: 1 K: 0 S: 5	H: 2 LOB: 1 BB: 1 P: 9	R: 0 E: 0 K: 0 S: 3	H: 1 LOB: 2 BB: 1 P: 3	R: 1 E: 0 K: 0 S: 5	H: 2 LOB: 2 BB: 1 P: 9	1B: 7 2B: 2 3B: 0 HR: 1	SF: 3 SAC: 1 DP: 2 HBP: 0	WP: 0 PA: 41 PB: 0 SB: 1 CS: 0
PITCHER Ned Garver, R ERA: 5.54 (1, 1)	IP: 5.0 WLS: L BF: 26 H: 5 R: 4 ER: 2 SO: 2 BB: 0 IBB: 0 HBP: 0 BLK: 0 WP: 0 HR: 1 S: 25 P: 45 ERA: 3.60 WHIP: 2.000															PITCHER	IP: 5.0 WLS: L BF: 26 H: 5 R: 4 ER: 2 SO: 2 BB: 0 IBB: 0 HBP: 0 BLK: 0 WP: 0 HR: 1 S: 25 P: 45 ERA: 3.60 WHIP: 2.000		
Al Aber, L ERA: 4.31 (6, 1)	0.0	2	2	2	1	0	0	0	0	0	0	0	0	0	0	0			
Duke Maas, R ERA: 6.0 (6, 1)	3.0	13	3	1	1	0	1	1	0	0	0	0	0	0	11	19	3.00	1.333	

Detroit Tigers @ Baltimore Orioles
 Memorial Stadium, Baltimore, MD
 Sun Jul 15 1956, 3:33 AM EDT
 Unknown

AB	30
R	7
H	10
RBI	7
BB	7
SO	2
LOB	24



Batter	1	2	3	4	5	6	7	8	9	AB	R	H	RBI	BB	SO	LOB	TOP			
Harvey Kuenn, R (1,6) OBP: 0.409, SLG: 0.511 Jim Brideweser, R (8,6) OBP: 0.301, SLG: 0.241	F6		HR		6-3			F9		4	1	1	0	0	0	1				
Earl Torgeson, L (1,3) OBP: 0.398, SLG: 0.439 Walt Masterson, R (8,1) OBP: 0.333, SLG: 0.333	F8		HR					G3		3	2	1	2	1	0	1				
Charlie Maxwell, L (1,7) OBP: 0.447, SLG: 0.623	F8		4-3							4	0	1	0	0	0	1				
Al Kaline, R (1,9) OBP: 0.339, SLG: 0.482										4	0	2	1	0	0	0				
Frank House, L (1,2) OBP: 0.286, SLG: 0.332	4-3									4	0	0	0	0	1	3				
Bill Tuttle, R (1,8) OBP: 0.311, SLG: 0.377										4	0	0	0	0	0	1				
Bob Kennedy, R (1,5) OBP: 0.321, SLG: 0.322										3	0	0	0	0	1	0				
Frank Bolling, R (1,4) OBP: 0.331, SLG: 0.400										3	0	0	0	0	1	0				
Virgil Trucks, R (1,1) OBP: 0.250, SLG: 0.321 Steve Gromek, S (7,1) OBP: 0.417, SLG: 0.176 Wayne Belardi, L (8,PH) OBP: 0.407, SLG: 0.447 (8,3)			6-3							2	0	0	0	0	1	0				
										0	0	0	0	0	0	0				
										1	0	1	0	0	0	0				
Inning Stats	R: 1 E: 0 K: 0 S: 4	H: 1 LOB: 1 BB: 1 P: 8	R: 0 E: 0 K: 1 S: 5	H: 0 LOB: 0 BB: 0 P: 5	R: 2 E: 0 K: 0 S: 5	H: 2 LOB: 0 BB: 0 P: 5	R: 0 E: 0 K: 0 S: 3	H: 0 LOB: 0 BB: 0 P: 3	R: 0 E: 0 K: 1 S: 5	H: 0 LOB: 0 BB: 0 P: 5	R: 0 E: 0 K: 1 S: 5	H: 0 LOB: 0 BB: 0 P: 5	R: 0 E: 0 K: 1 S: 6	H: 1 LOB: 1 BB: 0 P: 6	R: 0 E: 0 K: 0 S: 4	H: 2 LOB: 1 BB: 0 P: 4	1B: 3 2B: 1 3B: 1 HR: 1	SF: 0 SAC: 0 DP: 1 HBP: 0	WP: 0 PB: 0 SB: 0 CS: 0	PA: 33
PITCHER Hal Brown, R (1,1) ERA: 3.45	IP: 9.0 WLS: W BF: 33 H: 6 R: 3 ER: 3 SO: 4 BB: 1 IBB: 0 HBP: 0 BLK: 0 WP: 0 HR: 1 S: 40 P: 44 ERA: 3.00 WHIP: 0.778															PITCHER				

Detroit Tigers @ Baltimore Orioles
 Memorial Stadium, Baltimore, MD
 Sun Jul 15 1956, 3:38 AM EDT
 Att: 15,331 - Unknown

AB	32
R	3
H	6
RBI	3
BB	1
SO	4
LOB	7

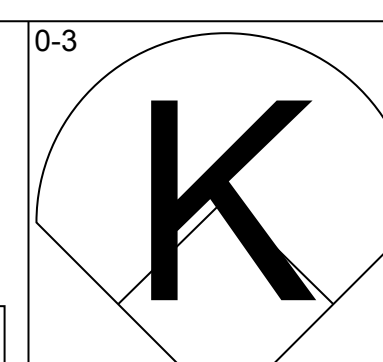
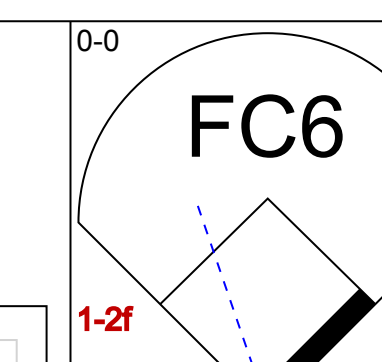
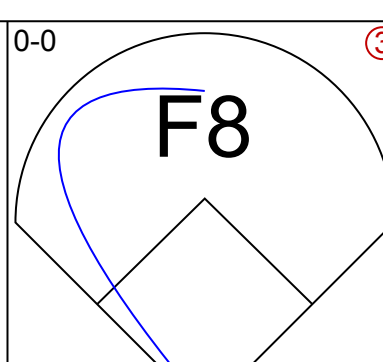
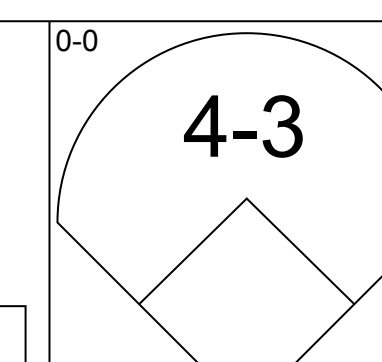
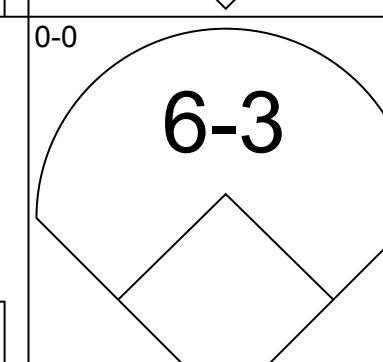
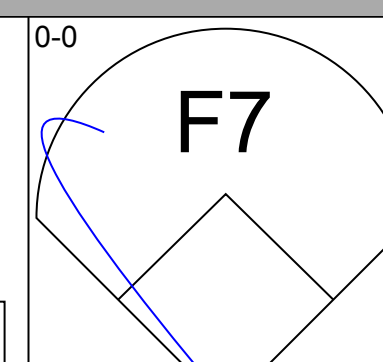
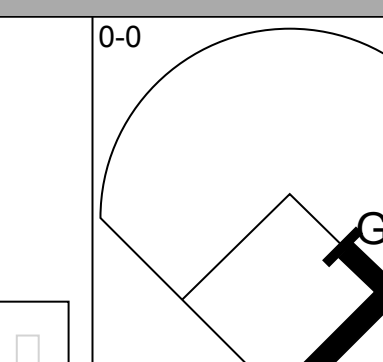
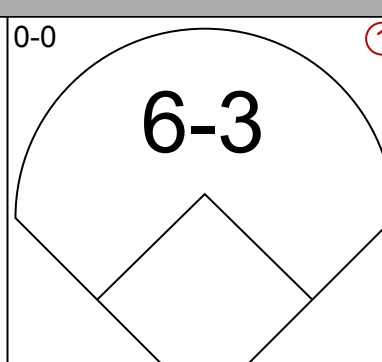
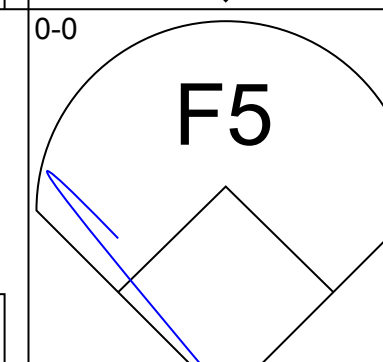
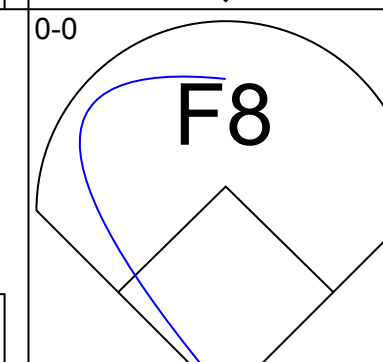
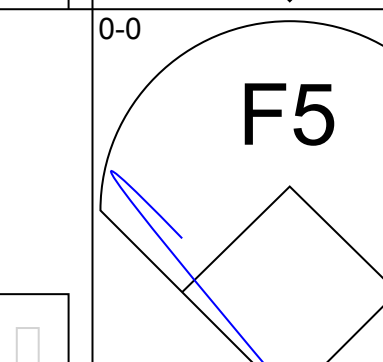
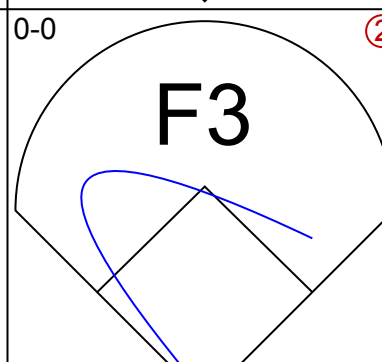
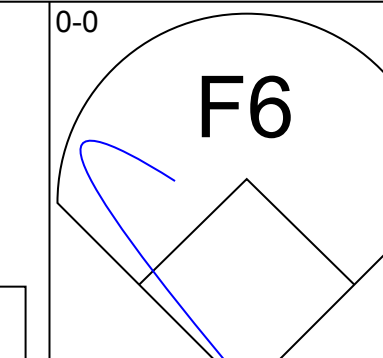
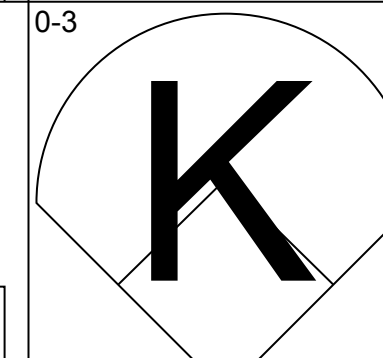
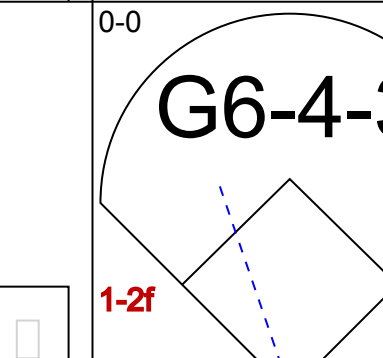
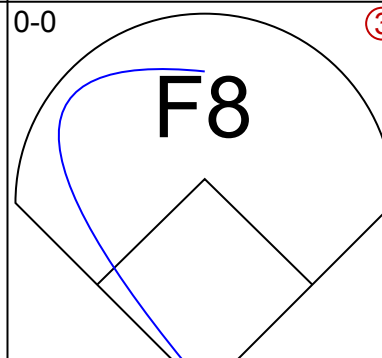
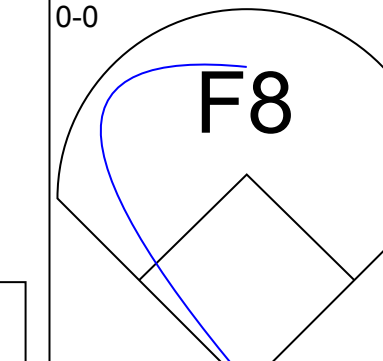
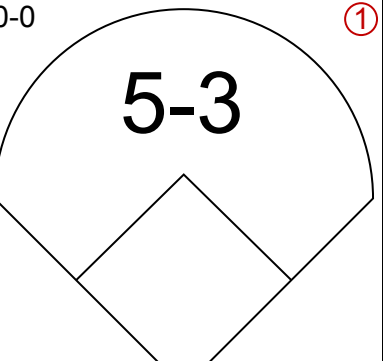
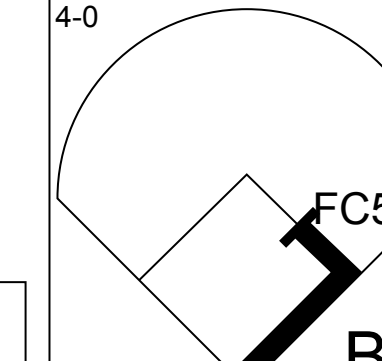
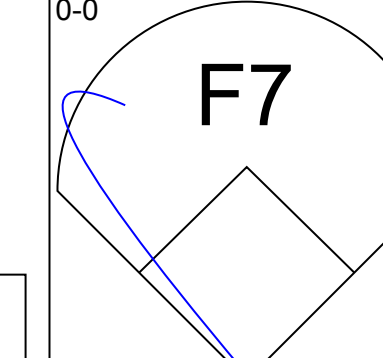
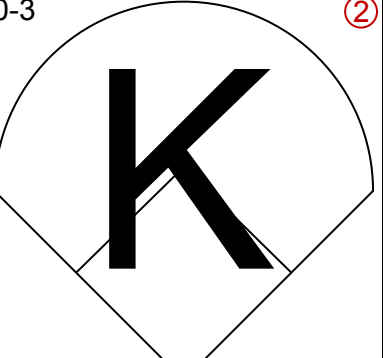
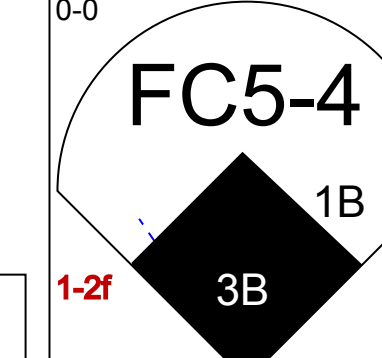
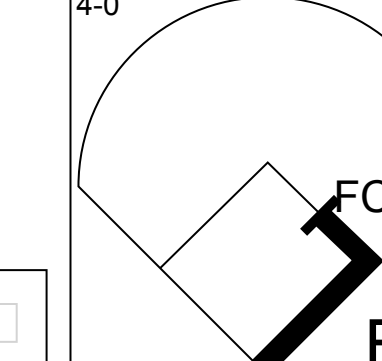
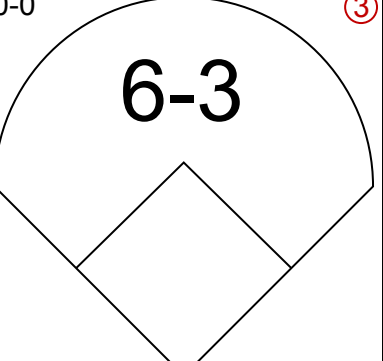
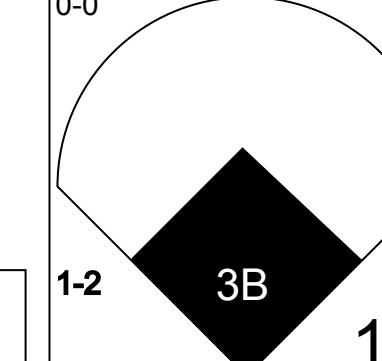
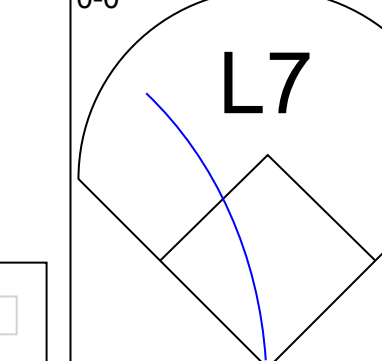
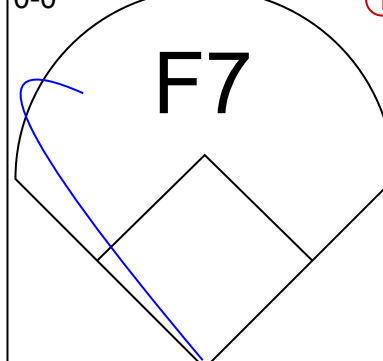
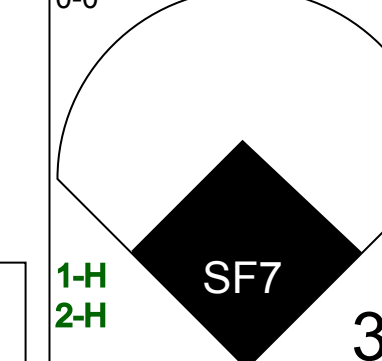
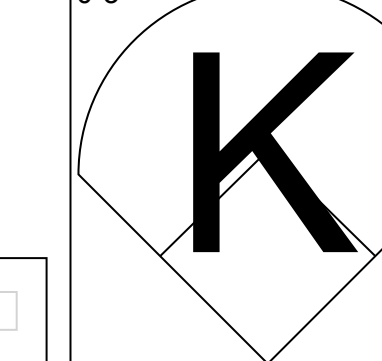
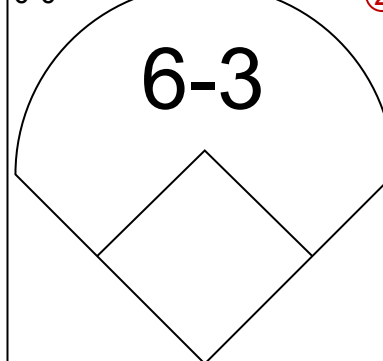
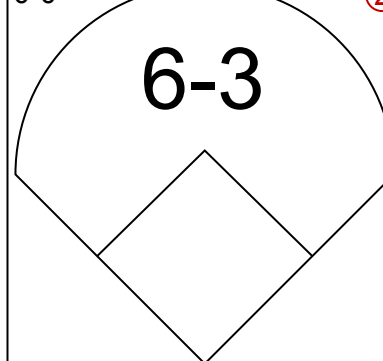
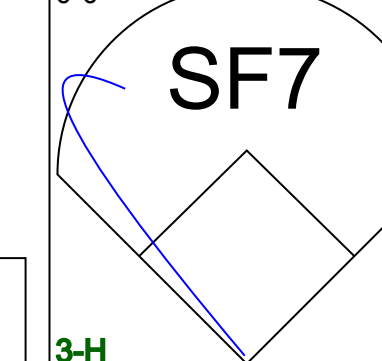


Batter	1	2	3	4	5	6	7	8	9	AB	R	H	RBI	BB	SO	LOB	BOTTOM			
Dick Williams, R (1,5) OBP: 0.373, SLG: 0.594 (9,3)			F6					1-3		5	2	3	1	0	0	1				
Bob Hale, L (1,3) OBP: 0.294, SLG: 0.304 George Kell, R (9,5) OBP: 0.397, SLG: 0.472	F8									5	0	1	0	0	0	2				
Joe Frazier, L (1,9) OBP: 0.370, SLG: 0.443 Jim Pyburn, R (9,8) OBP: 0.287, SLG: 0.322	G3									2	1	0	0	3	0	0				
Bob Nieman, R (1,7) OBP: 0.409, SLG: 0.502										3	1	1	1	1	1	4				
Tito Francona, L (1,8) OBP: 0.330, SLG: 0.328 (9,9)	F7									3	1	1	4	1	0	3				
Gus Triandos, R (1,2) OBP: 0.359, SLG: 0.437										3	0	0	0	1	1	3				
Billy Gardner, R (1,4) OBP: 0.252, SLG: 0.322										3	0	0	0	1	1	0				
Willy Miranda, S (1,6) OBP: 0.303, SLG: 0.297										3	0	0	0	1	2	0				
Hal Brown, R (1,1) OBP: 0.364, SLG: 0.333										3	1	0	0	1	0	3				
Inning Stats	R: 1 E: 0 K: 0 S: 5	H: 2 LOB: 1 BB: 0 P: 5	R: 0 E: 0 K: 2 S: 7	H: 0 LOB: 0 BB: 0 P: 7	R: 1 E: 0 K: 0 S: 4	H: 1 LOB: 3 BB: 3 P: 16	R: 0 E: 0 K: 2 S: 7	H: 0 LOB: 0 BB: 0 P: 7	R: 0 E: 0 K: 1 S: 6	H: 1 LOB: 2 BB: 1 P: 10	R: 0 E: 0 K: 0 S: 3	H: 0 LOB: 0 BB: 0 P: 3	R: 4 E: 0 K: 0 S: 5	H: 2 LOB: 3 BB: 5 P: 25	R: 0 E: 0 K: 0 S: 3	H: 0 LOB: 0 BB: 0 P: 3	1B: 2 2B: 2 3B: 0 HR: 2	SF: 0 SAC: 0 DP: 0 HBP: 0	WP: 0 PB: 0 SB: 1 CS: 0	PA: 39
PITCHER Virgil Trucks, R (1,1) ERA: 3.56 Steve Gromek, R (7,1) ERA: 4.07 Walt Masterson, R (8,1) ERA: 4.45	IP: 6.2 WLS: L BF: 34 H: 6 R: 6 ER: 6 SO: 5 BB: 7 IBB: 1 HBP: 0 BLK: 0 WP: 0 HR: 2 S: 36 P: 68 ERA: 8.10 WHIP: 1.950															PITCHER				

Detroit Tigers @ Baltimore Orioles
 Memorial Stadium, Baltimore, MD
 Sun Jul 15 1956, 3:38 AM EDT
 Att: 15,331 - Unknown


AB	30
R	6
H	6
RBI	6
BB	9
SO	5
LOB	16

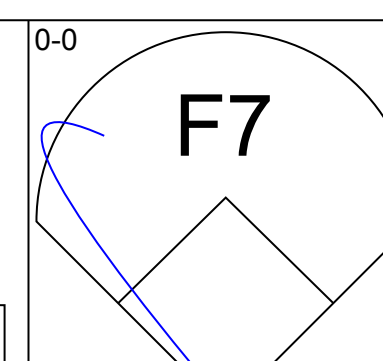
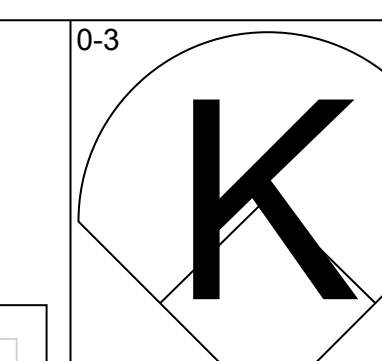

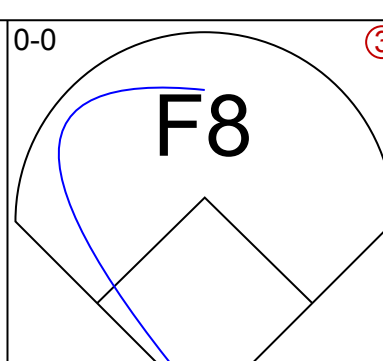
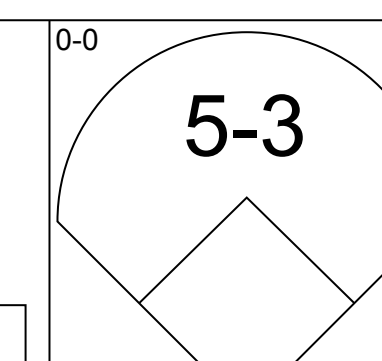
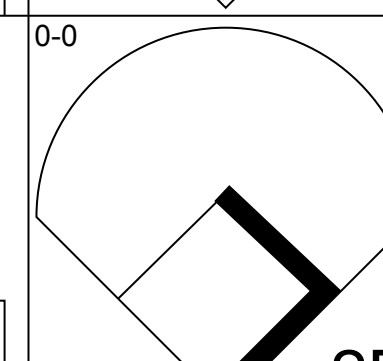
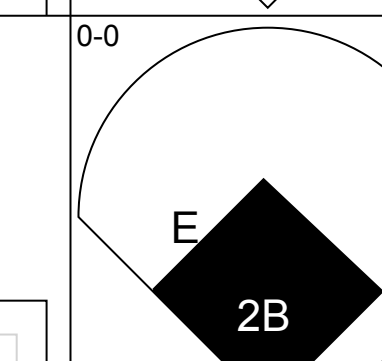

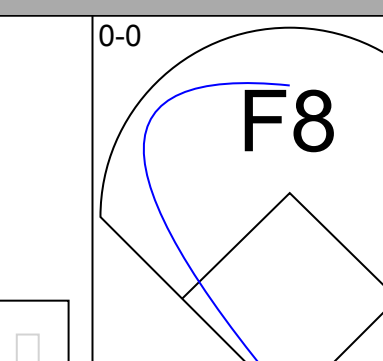
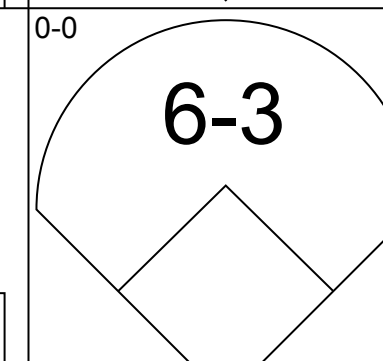
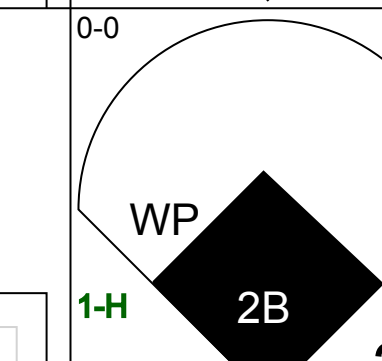

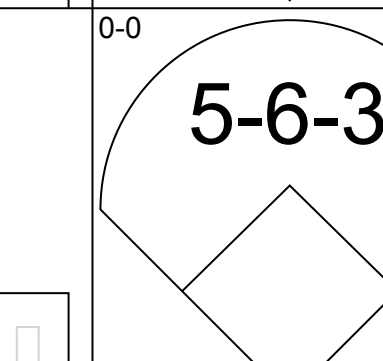
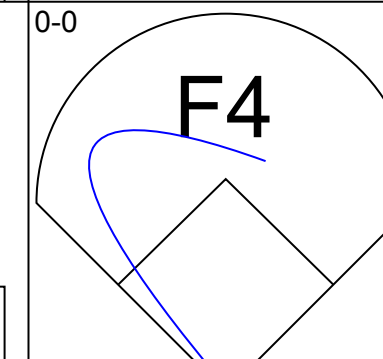
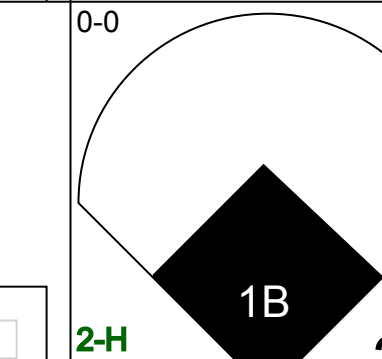

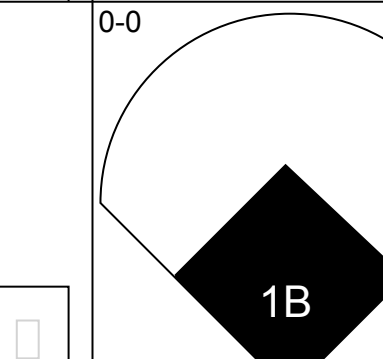

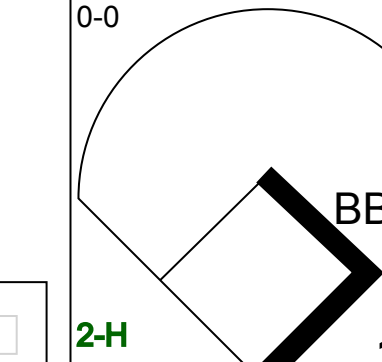
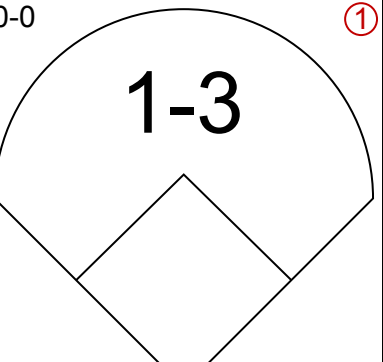
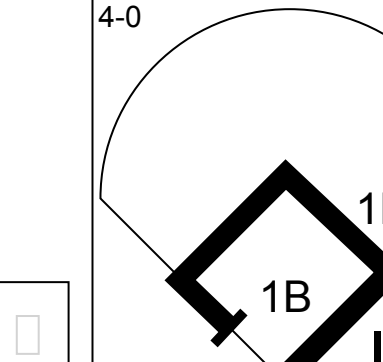
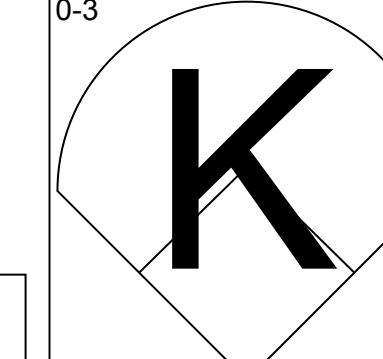
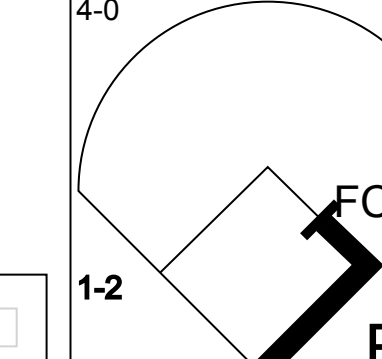
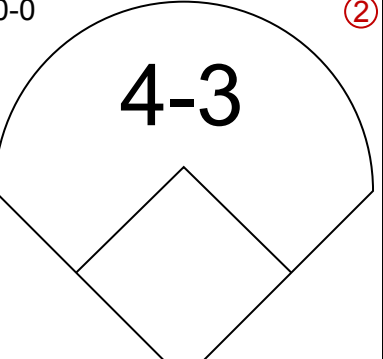
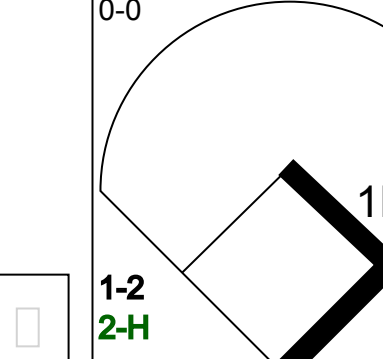
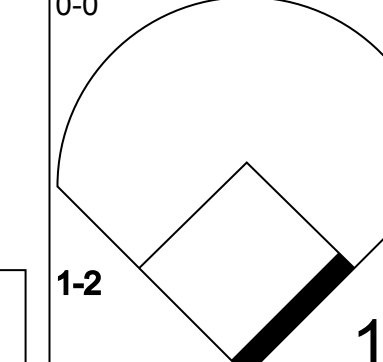
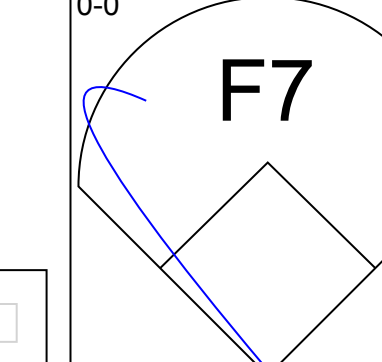
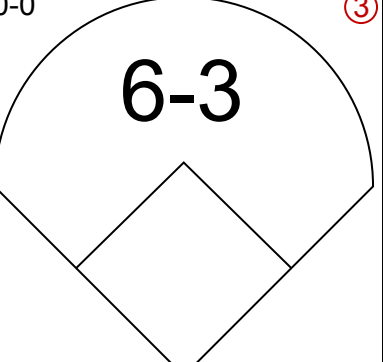
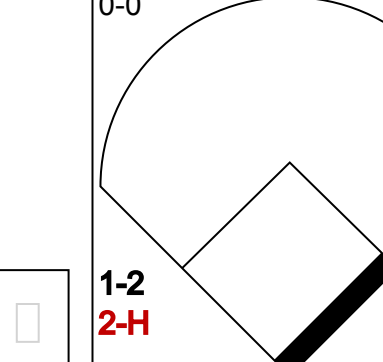
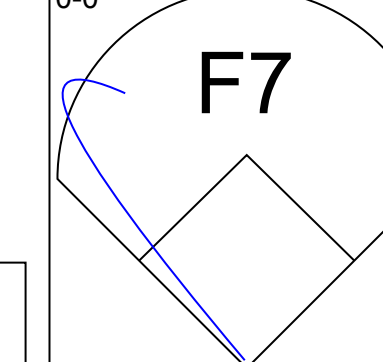
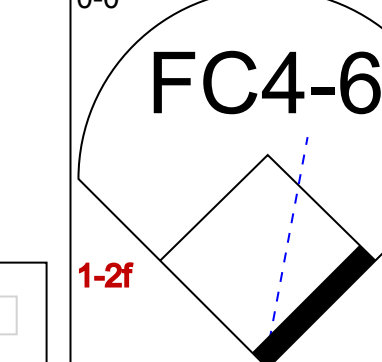


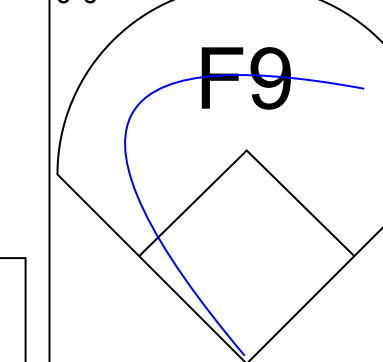

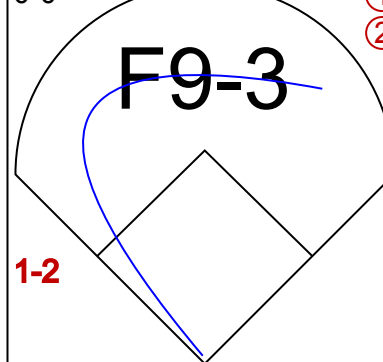
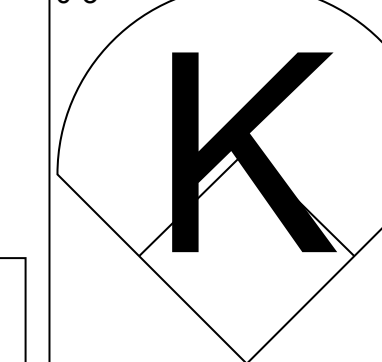
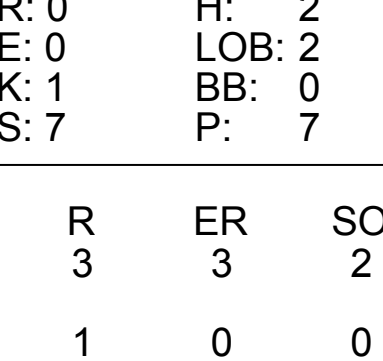
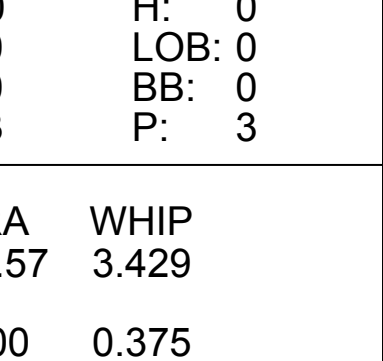
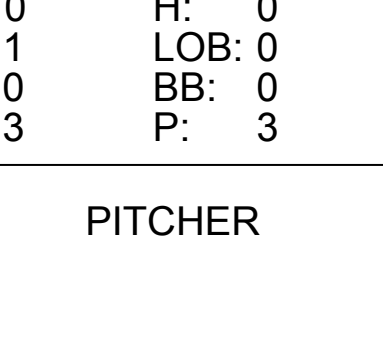
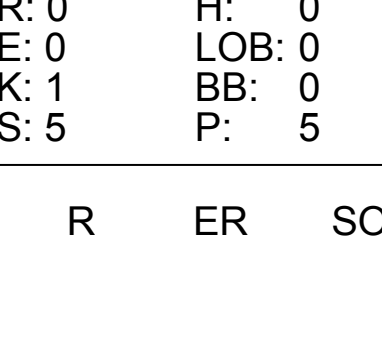


Batter	1	2	3	4	5	6	7	8	9	AB	R	H	RBI	BB	SO	LOB	TOP		
Jim Rivera, L (1, 9) OBP: 0.393, SLG: 0.398										4	0	0	0	0	1	1			
Nelle Fox, L (1, 4) OBP: 0.325, SLG: 0.367										4	0	1	0	0	0	0			
Minnie Minoso, R (1, 7) OBP: 0.416, SLG: 0.460										4	0	0	0	0	0	1			
Sherm Lollar, R (1, 2) OBP: 0.382, SLG: 0.441										4	0	0	0	0	1	1			
Walt Dropo, R (1, 3) OBP: 0.331, SLG: 0.320										2	0	0	0	1	0	0			
Bubba Phillips, R (1, 8) OBP: 0.306, SLG: 0.457										3	1	0	0	0	1	1			
Fred Hatfield, L (1, 5) OBP: 0.384, SLG: 0.426										2	1	1	0	1	0	0			
Luis Aparicio, R (1, 6) OBP: 0.286, SLG: 0.323										3	1	1	2	0	0	1			
Jack Harshman, L (1, 1) Gerry Staley, R (3, 1) Dave Priddy, R (6, PH) Sandy Consuegra, R (6, PH) Sammy Esposito, R (8, PH) Ellis Kinder, R (8, PH)										1	0	0	0	0	1	1			
Inning Stats	R: 0 E: 0 K: 1 S: 5	H: 0 LOB: 0 BB: 0 P: 5	R: 0 E: 0 K: 0 S: 3	H: 0 LOB: 0 BB: 0 P: 3	R: 0 E: 0 K: 1 S: 5	H: 0 LOB: 1 BB: 1 P: 9	R: 0 E: 0 K: 1 S: 5	H: 0 LOB: 0 BB: 0 P: 5	R: 0 E: 0 K: 0 S: 3	H: 0 LOB: 0 BB: 0 P: 3	R: 0 E: 0 K: 0 S: 3	H: 1 LOB: 0 BB: 0 P: 3	R: 3 E: 0 K: 0 S: 5	H: 2 LOB: 0 BB: 1 P: 9	R: 0 E: 0 K: 0 S: 3	H: 0 LOB: 0 BB: 0 P: 3	1B: 2 2B: 0 3B: 1 HR: 0	SF: 1 SAC: 0 DP: 1 HBP: 0	WP: 0 PA: 31 CS: 0
PITCHER Don Ferrarese, L (1, 1) ERA: 4.87	IP: 9.0 WLS: W BF: 31 H: 3 R: 3 ER: 3 SO: 4 BB: 2 IBB: 0 HBP: 0 BLK: 0 WP: 0 HR: 0 S: 37 P: 45 ERA: 3.00 WHIP: 0.556															PITCHER			

Chicago White Sox @ Baltimore Orioles
Memorial Stadium, Baltimore, MD
Tue Jul 17 1956, 3:33 AM EDT
Unknown


AB 28
R 3
H 3
RBI 3
BB 2
SO 4
LOB 6



Batter	1	2	3	4	5	6	7	8	9	AB	R	H	RBI	BB	SO	LOB	BOTTOM
Dick Williams, R (1, 8) OBP: 0.350, SLG: 0.554										5	1	0	0	0	1	0	
Hoot Evers, R (1, 9) OBP: 0.418, SLG: 0.358										2	1	2	0	0	0	0	
Tito Francona, L (4, PH) OBP: 0.332, SLG: 0.335										2	0	1	1	0	0	0	
George Kell, R (1, 5) OBP: 0.394, SLG: 0.473										4	1	1	1	0	0	2	
Bob Nieman, R (1, 7) OBP: 0.410, SLG: 0.512										4	2	2	1	0	0	2	
Gus Triandos, R (1, 3) OBP: 0.365, SLG: 0.440										3	0	2	1	1	0	0	
Hal Smith, R (1, 2) OBP: 0.327, SLG: 0.385										3	0	1	1	1	1	1	
Billy Gardner, R (1, 4) OBP: 0.255, SLG: 0.324										4	0	2	0	0	0	2	
Willy Miranda, S (1, 6) OBP: 0.299, SLG: 0.292										4	0	0	0	0	0	4	
Don Ferrarese, R (1, 1) OBP: 0.100, SLG: 0.053										4	0	0	0	0	1	3	
Inning Stats	R: 0 E: 0 K: 0 S: 4	H: 1 LOB: 1 BB: 0 P: 4	R: 0 E: 0 K: 1 S: 7	H: 2 LOB: 2 BB: 0 P: 7	R: 3 E: 1 K: 1 S: 9	H: 4 LOB: 2 BB: 1 P: 13	R: 1 E: 1 K: 0 S: 5	H: 1 LOB: 1 BB: 0 P: 5	R: 0 E: 0 K: 0 S: 3	H: 0 LOB: 0 BB: 0 P: 3	R: 1 E: 0 K: 0 S: 5	H: 3 LOB: 2 BB: 1 P: 9	R: 0 E: 0 K: 1 S: 5	H: 0 LOB: 0 BB: 0 P: 5	1B: 6 2B: 6 3B: 0 HR: 0	SF: 0 SAC: 0 DP: 1 HBP: 0	WP: 1 PA: 37 CS: 0
PITCHER Jack Harshman, L (1, 1) ERA: 3.17 Gerry Staley, R (3, 1) ERA: 4.61 Sandy Consuegra, R (6, 1) ERA: 5.45 Ellis Kinder, R (8, 1) ERA: 3.38	IP: 2.1 WLS: L BF: 15 H: 7 R: 3 ER: 3 SO: 2 BB: 1 IBB: 0 HBP: 0 BLK: 0 WP: 0 HR: 0 S: 10 P: 10 ERA: 0.00 WHIP: 3.429															PITCHER	

Chicago White Sox @ Baltimore Orioles
Memorial Stadium, Baltimore, MD
Tue Jul 17 1956, 3:33 AM EDT
Unknown

AB 35
R 5
H 11
RBI 5
BB 2
SO 3
LOB 14




Batter	1	2	3	4	5	6	7	8	9	AB	R	H	RBI	BB	SO	LOB	TOP					
Sammy Esposito, R OBP: 0.377, SLG: 0.282 (1, 5)	L5		1B			1B 2B BB		6-3		3	1	1	0	1	0	0	Chicago White Sox @ Baltimore Orioles Memorial Stadium, Baltimore, MD Tue Jul 17 1956, 3:38 AM EDT Att: 21,209 - Unknown					
Nelle Fox, L OBP: 0.327, SLG: 0.366 (1, 4)	4-3		F5			2B 1-2 1B		2B BB		3	2	1	0	1	0	1						
Minnie Minoso, R OBP: 0.414, SLG: 0.460 (1, 7)	K			6-3		F2		6-3 1-H 2B		4	0	1	1	0	1	2						
Dave Philley, S OBP: 0.329, SLG: 0.359 (1, 3)		F7		K		1-H 2-H 2B		6-3		4	0	1	2	0	1	1						
Jim Rivera, L OBP: 0.362, SLG: 0.395 Ellis Kinder, R (6, 1)		1B PO BB		4-3		4-3		L7		2	0	0	0	1	0	1						
Sherm Lollar, R OBP: 0.381, SLG: 0.440 Sandy Consuegra, R (8, PH) (8, 1)										0	0	0	0	0	0	0						
Les Moss, R OBP: 0.276, SLG: 0.365 (1, 2)		L7								1	0	0	0	0	0	1						
Bubba Phillips, R OBP: 0.300, SLG: 0.436 (1, 8)										4	0	1	0	0	0	0						
Luis Aparicio, R OBP: 0.286, SLG: 0.322 (1, 6)		PO	E6 CS							4	0	1	0	0	0	0						
Bob Keegan, R OBP: 0.222, SLG: 0.067 Jim McDonald, R (3, 1)				6-3						1	0	0	0	0	0	1						
Paul LaPalme, L OBP: 0.500, SLG: 0.750 Fred Hatfield, L OBP: 0.382, SLG: 0.423 Jim Delsing, L OBP: 0.250, SLG: 0.057 (6, PH) (6, 9)										0	0	0	0	0	0	0						
Inning Stats	R: 0 E: 0 K: 1 S: 5	H: 0 LOB: 0 BB: 0 P: 5	R: 0 E: 0 K: 0 S: 3	H: 1 LOB: 1 BB: 1 P: 7	R: 0 E: 1 K: 0 S: 4	H: 1 LOB: 1 BB: 0 P: 4	R: 0 E: 0 K: 1 S: 5	H: 0 LOB: 0 BB: 0 P: 5	R: 0 E: 0 K: 0 S: 3	H: 0 LOB: 0 BB: 0 P: 3	R: 2 E: 0 K: 1 S: 7	H: 2 LOB: 1 BB: 1 P: 11	R: 0 E: 0 K: 0 S: 4	H: 1 LOB: 1 BB: 0 P: 4	R: 1 E: 0 K: 0 S: 4	H: 1 LOB: 1 BB: 1 P: 8		R: 0 E: 0 K: 0 S: 3	H: 0 LOB: 0 BB: 0 P: 3	1B: 4 2B: 2 3B: 0 HR: 0	SF: 0 SAC: 0 DP: 0 HBP: 0	WP: 0 PB: 0 SB: 0 CS: 1
PITCHER Bill Wight, L ERA: 4.37 (1, 1)	IP: 9.0 WLS: W BF: 35 H: 6 R: 3 ER: 3 SO: 3 BB: 3 IBB: 0 HBP: 0 BLK: 0 WP: 0 HR: 0 S: 38 P: 50 ERA: 3.00 WHIP: 1.000															PITCHER						

Batter	1	2	3	4	5	6	7	8	9	AB	R	H	RBI	BB	SO	LOB	BOTTOM				
Dick Williams, R OBP: 0.345, SLG: 0.538 (1, 8)	K		F7	F2						4	0	1	0	0	1	0	Chicago White Sox @ Baltimore Orioles Memorial Stadium, Baltimore, MD Tue Jul 17 1956, 3:38 AM EDT Att: 21,209 - Unknown				
Bob Hale, L OBP: 0.305, SLG: 0.327 (1, 3)	1B 1B		BB 1B SF8	1B 3B						4	2	3	0	0	0	1					
George Kell, R OBP: 0.396, SLG: 0.473 (1, 5)	F8		SF8 1B 1-2	6-3						4	1	2	0	0	0	2					
Bob Nieman, R OBP: 0.412, SLG: 0.509 (1, 7)	1B 1-3 1B		4-0 1B SF8 1-2 2-3 BB							3	1	1	0	1	1	2					
Tito Francona, L OBP: 0.335, SLG: 0.340 (1, 9)			SF8							3	0	2	2	0	0	2					
Gus Triandos, R OBP: 0.397, SLG: 0.454 (1, 2)			1-2 2-3 3-H 1B							4	1	2	3	0	0	1					
Billy Gardner, R OBP: 0.255, SLG: 0.323 (1, 4)			HR F7	PB 1B 1-2 1B						4	0	1	0	0	0	0					
Willy Miranda, S OBP: 0.295, SLG: 0.288 (1, 6)			F7							4	0	0	0	0	1	2					
Bill Wight, L OBP: 0.216, SLG: 0.194 (1, 1)			F5							3	0	0	0	0	1	0					
Inning Stats	R: 1 E: 0 K: 1 S: 7	H: 3 LOB: 2 BB: 0 P: 7	R: 1 E: 0 K: 0 S: 4	H: 1 LOB: 0 BB: 0 P: 4	R: 3 E: 0 K: 1 S: 9	H: 4 LOB: 2 BB: 1 P: 13	R: 0 E: 0 K: 1 S: 6	H: 1 LOB: 1 BB: 0 P: 6	R: 0 E: 0 K: 0 S: 3	H: 0 LOB: 0 BB: 0 P: 3	R: 0 E: 0 K: 0 S: 7	H: 2 LOB: 2 BB: 0 P: 7	R: 0 E: 0 K: 0 S: 3	H: 0 LOB: 0 BB: 0 P: 3	R: 0 E: 0 K: 0 S: 3	H: 0 LOB: 0 BB: 0 P: 3		1B: 10 2B: 0 3B: 1 HR: 1	SF: 1 SAC: 0 DP: 1 HBP: 0	WP: 0 PB: 1 SB: 0 CS: 0	PA: 35
PITCHER Bob Keegan, R ERA: 3.18 Jim McDonald, R ERA: 8.44 Paul LaPalme, L ERA: 4.54 Ellis Kinder, R ERA: 3.14 Sandy Consuegra, R ERA: 5.3 (1, 1) (3, 1) (3, 1) (6, 1) (8, 1)	IP: 2.1 WLS: L BF: 11 H: 5 R: 3 ER: 3 SO: 3 BB: 0 IBB: 0 HBP: 0 BLK: 0 WP: 0 HR: 1 S: 13 P: 13 ERA: 11.57 WHIP: 2.143															PITCHER					

Batter	1	2	3	4	5	6	7	8	9	AB	R	H	RBI	BB	SO	LOB	TOP				
Jim Rivera, L (1, 8) OBP: 0.363, SLG: 0.391	4-0 E 1B BB	0-0 4-3			0-0 4-3		4-0 1-2 BB		0-0 FC6-4	3	1	0	0	2	0	2	Chicago White Sox @ Baltimore Orioles Memorial Stadium, Baltimore, MD Wed Jul 18 1956, 3:33 AM EDT Att: 15,918 - Unknown				
Nelle Fox, L (1, 4) OBP: 0.325, SLG: 0.364	0-0 F8 1-2		0-0 BB 1B		0-0 G3		0-0 3-1		0-0 G3	5	1	1	0	0	0	5					
Minnie Minoso, R (1, 7) OBP: 0.415, SLG: 0.459	0-0 3-1 1B 2-H		4-0 1B 1-2 BB		0-0 F8			0-3 K		3	0	1	1	1	1	0					
Ron Northey, L (1, 9) OBP: 0.400, SLG: 0.733	0-0 3-1 1B 1-2		0-0 F3		0-0 4-3			0-0 G3		4	0	1	0	0	0	2					
Dave Philley, S (1, 3) OBP: 0.328, SLG: 0.358	0-0 3-1 1-2 2-3		0-0 1B 1-3 2-H		0-0 4-3			0-0 L8		4	0	1	1	0	0	2					
Sherm Lollar, R (1, 2) OBP: 0.382, SLG: 0.438	4-0 BB		0-0 F8		0-3 K			0-0 1B SH3		3	0	1	0	1	1	1					
Sammy Esposito, R (9, PR) OBP: 0.377, SLG: 0.282										0	1	0	0	0	0	0					
Fred Hatfield, L (1, 5) OBP: 0.378, SLG: 0.418	0-3 K			0-0 1-3				0-0 K		4	0	1	0	0	2	3					
Luis Aparicio, R (1, 6) OBP: 0.283, SLG: 0.319		0-0 F5		0-0 5-3				0-0 F6		3	0	0	0	0	0	0					
Jim Delsing, L (9, PH) OBP: 0.259, SLG: 0.057									0-0 SH3	0	0	0	1	0	0	0					
Les Moss, R (9, 2) OBP: 0.276, SLG: 0.365									1-2 3-H	0	0	0	0	0	0	0					
Jim Wilson, R (1, 1) OBP: 0.345, SLG: 0.314									4-0 FC6-4	0	0	0	0	0	0	0					
Larry Doby, L (9, PH) OBP: 0.390, SLG: 0.400										0	0	0	0	1	0	0					
Billy Pierce, L (9, PR) OBP: 0.133, SLG: 0.103										0	0	0	0	0	0	0					
Ellis Kinder, R (9, 1)										0	0	0	0	0	0	0					
Inning Stats	R: 1 E: 1 K: 1 S: 7	H: 2 LOB: 3 BB: 2 P: 15	R: 0 E: 0 K: 1 S: 5	H: 0 LOB: 0 BB: 0 P: 5	R: 1 E: 0 K: 0 S: 4	H: 2 LOB: 1 BB: 1 P: 8	R: 0 E: 0 K: 0 S: 3	H: 0 LOB: 0 BB: 0 P: 3	R: 0 E: 0 K: 1 S: 5	H: 0 LOB: 0 BB: 0 P: 5	R: 0 E: 0 K: 1 S: 6	H: 1 LOB: 2 BB: 1 P: 10	R: 0 E: 0 K: 1 S: 5	H: 0 LOB: 0 BB: 0 P: 5	R: 1 E: 0 K: 0 S: 5	H: 2 LOB: 2 BB: 1 P: 9	1B: 7 2B: 0 3B: 0 HR: 0	SF: 0 SAC: 1 DP: 0 HBP: 0	WP: 0 PB: 0 SB: 0 CS: 0	PA: 38	
PITCHER	IP WLS BF H R ER SO BB IBB HBP BLK WP HR S P ERA WHIP	8.1 36 7 3 3 5 5 0 0 0 0 0 0 41 61 3.24 1.440	0.2 W 2 0 0 0 0 0 0 0 0 0 0 2 2 0.00 0.000																		

Batter	1	2	3	4	5	6	7	8	9	AB	R	H	RBI	BB	SO	LOB	BOTTOM				
Dick Williams, R (1, 8) OBP: 0.330, SLG: 0.512	0-0 F7		0-0 F9		0-0 F7			0-3 K		4	0	0	0	0	1	0	Chicago White Sox @ Baltimore Orioles Memorial Stadium, Baltimore, MD Wed Jul 18 1956, 3:33 AM EDT Att: 15,918 - Unknown				
Bob Hale, L (1, 3) OBP: 0.305, SLG: 0.323	4-0 CS BB		0-0 6-3		0-0 G3			0-0 F8		2	0	0	0	1	0	0					
Jim Pyburn, R (7, 8) OBP: 0.285, SLG: 0.319										1	0	0	0	0	0	0					
George Kell, R (1, 5) OBP: 0.390, SLG: 0.465	0-0 F2 1-2		0-0 F8		0-0 5-3			0-3 K2-3		4	0	0	0	0	1	1					
Bob Nieman, R (1, 7) OBP: 0.413, SLG: 0.513		0-3 K2-3		0-0 1B 2B		0-0 FC4-6 1B		0-3 K		4	1	2	0	0	2	0					
Tito Francona, L (1, 9) OBP: 0.338, SLG: 0.343		0-3 K		0-0 2-H 1B		0-0 FC4-6 1-2		0-0 BB 1B E 1B		4	1	2	1	0	1	1					
Gus Triandos, R (1, 2) OBP: 0.369, SLG: 0.453		4-0 HR BB		0-0 F3		0-0 F9		0-0 E BB 1B		3	1	1	0	1	0	1					
Billy Gardner, R (1, 4) OBP: 0.259, SLG: 0.335		0-0 HR		1-0 HBP			0-0 L6		0-0 F9	3	1	1	2	0	0	2					
Willy Miranda, S (1, 6) OBP: 0.296, SLG: 0.288		0-0 HR		0-0 HBP				4-0 E BB		3	0	1	0	0	0	1					
Joe Frazier, L (9, PH) OBP: 0.378, SLG: 0.443		0-0 1B		0-0 F8				1-2 2-3 3-H		0	0	0	0	1	0	0					
Connie Johnson, R (1, 1) OBP: 0.333, SLG: 0.296		0-0 F2			0-3 K			0-0 E5		3	0	0	0	0	2	1					
Morrie Martin, L (9, 1) OBP: 0.333, SLG: 0.200										0	0	0	0	0	0	0					
Hoot Evers, R (9, PH) OBP: 0.414, SLG: 0.354										1	0	0	0	0	0	2					
Inning Stats	R: 0 E: 0 K: 0 S: 2	H: 0 LOB: 0 BB: 1 P: 6	R: 2 E: 0 K: 2 S: 9	H: 2 LOB: 1 BB: 1 P: 13	R: 0 E: 0 K: 0 S: 3	H: 0 LOB: 0 BB: 0 P: 3	R: 1 E: 0 K: 0 S: 4	H: 2 LOB: 1 BB: 0 P: 5	R: 0 E: 0 K: 1 S: 5	H: 0 LOB: 0 BB: 0 P: 5	R: 0 E: 0 K: 1 S: 5	H: 0 LOB: 0 BB: 0 P: 5	R: 0 E: 0 K: 2 S: 7	H: 0 LOB: 0 BB: 0 P: 7	R: 1 E: 1 K: 1 S: 7	H: 2 LOB: 3 BB: 1 P: 11		1B: 5 2B: 1 3B: 0 HR: 1	SF: 0 SAC: 0 DP: 0 HBP: 1	WP: 0 PB: 0 SB: 0 CS: 1	PA: 36
PITCHER	IP WLS BF H R ER SO BB IBB HBP BLK WP HR S P ERA WHIP	8.0 30 5 3 3 6 2 0 1 0 0 0 0 39 48 3.38 0.875	0.2 L 6 2 1 0 1 1 0 0 0 0 0 7 11 0.00 4.500																		



Batter	1	2	3	4	5	6	7	8	9	AB	R	H	RBI	BB	SO	LOB	TOP								
Bobby Avila, R OBP: 0.333, SLG: 0.314 (1, 4)	F2		F7			F7				4	1	1	0	1	0	0	Cleveland Indians @ Baltimore Orioles Memorial Stadium, Baltimore, MD Sat Jul 21 1956, 3:33 AM EDT Unknown								
Gene Woodling, L OBP: 0.425, SLG: 0.422 (1, 7) (6, 9)	K		F5			1B			BB	5	2	2	0	0	1	2									
Vic Wertz, L OBP: 0.388, SLG: 0.548 (1, 3)	K			F7		FC3-6				4	1	2	3	0	1	0									
Al Rosen, R OBP: 0.396, SLG: 0.494 (1, 5)		F6		5-3		F4				4	0	0	0	0	0	2									
Preston Ward, L OBP: 0.372, SLG: 0.467 (6, PH)										2	0	2	0	0	0	0									
Sam Mele, R OBP: 0.369, SLG: 0.487 (6, PH)		4-3	1B			FC3-6				0	0	0	0	0	0	0									
Dale Mitchell, L OBP: 0.314, SLG: 0.143 (6, 7)		1B				1B				2	0	0	1	0	0	1									
Jim Busby, R OBP: 0.293, SLG: 0.371 (1, 8)				F7						4	0	2	0	0	0	1									
Hal Naragon, L OBP: 0.403, SLG: 0.463 (1, 2)										3	0	1	0	0	0	4									
Jim Hegan, R OBP: 0.326, SLG: 0.358 (8, 2)	4-3			1B		G3				1	0	0	0	0	1	0									
Chico Carrasquel, R OBP: 0.326, SLG: 0.317 (1, 6)										4	0	0	0	0	0	3									
Bob Lemon, L OBP: 0.281, SLG: 0.414 (1, 1)			K							4	0	1	0	0	1	0									
Inning Stats	R: 0 E: 0 K: 2 S: 7	H: 0 LOB: 0 BB: 7	R: 0 E: 0 K: 0 S: 5	H: 2 LOB: 2 BB: 5	R: 0 E: 0 K: 1 S: 5	H: 0 LOB: 0 BB: 5	R: 0 E: 0 K: 0 S: 4	H: 1 LOB: 1 BB: 0	R: 0 E: 0 K: 0 S: 3	H: 1 LOB: 0 BB: 0	R: 2 E: 0 K: 0 S: 7	H: 4 LOB: 2 BB: 7	R: 0 E: 0 K: 0 S: 3	H: 0 LOB: 0 BB: 3	R: 2 E: 0 K: 0 S: 5	H: 2 LOB: 0 BB: 5	R: 0 E: 0 K: 1 S: 6	H: 1 LOB: 2 BB: 10	1B: 9 2B: 2 3B: 0 HR: 1	SF: 0 SAC: 0 DP: 1 HBP: 0	WP: 0 PB: 0 SB: 0 CS: 0	PA: 38			
PITCHER	IP	WLS	BF	H	R	ER	SO	BB	IBB	HBP	BLK	WP	HR	S	P	ERA	WHIP								
Ray Moore, R ERA: 4.84 (1, 1)	5.0		20	6	2	2	3	0	0	0	0	0	0	26	26	3.60	1.200								
Morne Martin, L ERA: 4.5 (6, 1)	0.1		2	1	0	0	0	0	0	0	0	0	0	2	2	0.00	3.000								
George Zuverink, R ERA: 2.78 (6, 1)	1.2		7	2	1	1	0	0	0	0	0	0	0	7	7	5.40	1.200								
Don Ferrarese, L ERA: 4.86 (8, 1)	2.0	L	9	2	1	1	1	1	0	0	0	0	1	10	14	4.50	1.500								

Batter	1	2	3	4	5	6	7	8	9	AB	R	H	RBI	BB	SO	LOB	BOTTOM								
Dick Williams, R OBP: 0.309, SLG: 0.473 (1, 8) (8, 9) (9, 4)	1-3		F7						F8	5	0	0	0	0	0	0	Cleveland Indians @ Baltimore Orioles Memorial Stadium, Baltimore, MD Sat Jul 21 1956, 3:33 AM EDT Unknown								
Bob Hale, L OBP: 0.304, SLG: 0.339 (1, 3)										4	1	1	1	0	0	0									
Jim Pyburn, R OBP: 0.282, SLG: 0.316 (8, 8)	1-3		HR							0	0	0	0	0	0	0									
George Kell, R OBP: 0.390, SLG: 0.466 (1, 5)										4	1	2	0	0	0	0									
Bob Nieman, R OBP: 0.415, SLG: 0.526 (1, 7)										4	1	3	1	0	0	0									
Tito Francona, L OBP: 0.336, SLG: 0.346 (1, 9) (8, 3)										4	0	1	1	0	0	3									
Gus Triandos, R OBP: 0.362, SLG: 0.439 (1, 2)										3	0	0	0	1	0	1									
Billy Gardner, R OBP: 0.256, SLG: 0.330 (1, 4)										3	0	0	0	0	0	1									
Joe Frazier, L OBP: 0.373, SLG: 0.435 (6, PH) (9, 9)										1	0	0	0	0	0	1									
Willy Miranda, S OBP: 0.298, SLG: 0.288 (1, 6)										3	0	1	0	1	0	0									
Ray Moore, R OBP: 0.342, SLG: 0.444 (1, 1)										2	0	0	0	0	1	1									
Morne Martin, L OBP: 0.333, SLG: 0.290 (6, 1)										0	0	0	0	0	0	0									
George Zuverink, R OBP: 0.125, SLG: 0.067 (6, 1)										1	0	0	0	0	1	2									
Don Ferrarese, R OBP: 0.100, SLG: 0.053 (8, 1)										0	0	0	0	0	0	0									
Hoot Evers, R OBP: 0.494, SLG: 0.337 (9, PH)										1	0	0	0	0	0	0									
Inning Stats	R: 1 E: 0 K: 0 S: 5	H: 2 LOB: 1 BB: 0	R: 0 E: 0 K: 0 S: 3	H: 0 LOB: 0 BB: 0	R: 1 E: 0 K: 0 S: 6	H: 3 LOB: 2 BB: 0	R: 0 E: 0 K: 1 S: 6	H: 1 LOB: 1 BB: 0	R: 0 E: 0 K: 0 S: 3	H: 0 LOB: 0 BB: 0	R: 1 E: 0 K: 1 S: 7	H: 2 LOB: 2 BB: 1	R: 0 E: 0 K: 0 S: 3	H: 0 LOB: 1 BB: 1	R: 0 E: 0 K: 0 S: 3	H: 0 LOB: 0 BB: 3	R: 0 E: 0 K: 0 S: 3	H: 0 LOB: 0 BB: 0	1B: 5 2B: 2 3B: 0 HR: 1	SF: 0 SAC: 0 DP: 0 HBP: 0	WP: 0 PB: 0 SB: 0 CS: 0	PA: 37			
PITCHER	IP	WLS	BF	H	R	ER	SO	BB	IBB	HBP	BLK	WP	HR	S	P	ERA	WHIP								
Bob Lemon, R ERA: 3.77 (1, 1)	9.0	W	37	8	3	3	2	1	1	0	0	0	1	39	47	3.00	1.000								



Batter	1	2	3	4	5	6	7	8	9	10	AB	R	H	RBI	BB	SO	LOB	TOP				
Bobby Avila, R OBP: 0.331, SLG: 0.312 (1.4)	G3		SF8 1B	F2			E6		5-3		5	1	1	0	0	0	1					
Gene Woodling, L OBP: 0.416, SLG: 0.413 (1.7)	G3		SF8		F7		K			1-3	4	0	0	1	0	1	1					
Vic Wertz, L OBP: 0.369, SLG: 0.549 Sam Mele, R OBP: 0.369, SLG: 0.487 (1.3) (10.9)	F9		K2-3				4-3			2B	5	1	2	0	0	0	1	2				
Al Rosen, R OBP: 0.399, SLG: 0.496 George Strickland, R OBP: 0.344, SLG: 0.321 (10, PR) (10.5)		F7			F8			F8		2B	5	0	2	2	0	0	1					
Preston Ward, L OBP: 0.365, SLG: 0.455 (1.9) (10.3)				F8		G3		K		L9	5	0	1	0	0	1	3					
Jim Busby, R OBP: 0.297, SLG: 0.371 (1.8)					F8						3	0	1	0	2	0	0					
Hal Naragon, L OBP: 0.390, SLG: 0.444 Jim Hegan, R OBP: 0.326, SLG: 0.358 (1.2) (10.2)					5-3			F5		FC4-6	5	0	1	0	0	0	5					
Chico Carrasquel, R OBP: 0.325, SLG: 0.316 (1.6)											4	1	1	0	0	0	3					
Herb Score, L OBP: 0.286, SLG: 0.209 Dale Mitchell, L OBP: 0.306, SLG: 0.138 Mike Garcia, R OBP: 0.139, SLG: 0.094 Don Mossi, L OBP: 0.200, SLG: 0.154 (1.1) (9, PH) (9.1) (9.1)											3	1	2	0	0	1	0					
Inning Stats	R: 0 E: 0 K: 0 S: 3	H: 0 LOB: 0 BB: 0 P: 3	R: 0 E: 0 K: 0 S: 5	H: 2 LOB: 2 BB: 0 P: 5	R: 2 E: 0 K: 1 S: 8	H: 3 LOB: 1 BB: 0 P: 8	R: 1 E: 0 K: 0 S: 5	H: 2 LOB: 1 BB: 0 P: 5	R: 0 E: 0 K: 0 S: 3	H: 1 LOB: 0 BB: 0 P: 3	R: 0 E: 1 K: 2 S: 8	H: 0 LOB: 1 BB: 0 P: 8	R: 0 E: 0 K: 1 S: 5	H: 0 LOB: 1 BB: 1 P: 9	R: 0 E: 0 K: 0 S: 3	H: 0 LOB: 0 BB: 0 P: 3	R: 1 E: 0 K: 0 S: 5	H: 2 LOB: 2 BB: 1 P: 9	1B: 9 2B: 3 3B: 0 HR: 0	SF: 1 SAC: 0 DP: 1 HBP: 0	WP: 1 PB: 1 SB: 1 CS: 0	PA: 43
PITCHER	IP 9.0	WLS 37	BF 9	H 3	R 2	ER 2	SO 4	BB 1	IBB 0	HBP 0	BLK 0	WP 1	HR 0	S 44	P 48	ERA 2.00	WHIP 1.111					
Hal Brown, R ERA: 3.29 Billy Loes, R ERA: 5.19 (1.1) (10.1)	1.0	L	6	2	1	1	0	1	0	0	0	0	0	5	9	9.00	3.000					

Cleveland Indians @ Baltimore Orioles
 Memorial Stadium, Baltimore, MD
 Sat Jul 21 1956, 3:38 AM EDT
 Att: 22,986 - Unknown
 livebaseballscores.com

AB	40
R	4
H	11
RBI	3
BB	2
SO	4
LOB	16





Batter	1	2	3	4	5	6	7	8	9	10	AB	R	H	RBI	BB	SO	LOB	BOTTOM				
Dick Williams, R OBP: 0.304, SLG: 0.490 (1.8) (10.4)	K				5-3				F7		5	1	1	2	0	2	2					
Hoot Evers, R OBP: 0.404, SLG: 0.344 (1.9)					F8					6-3	4	0	1	0	1	1	0					
George Kell, R OBP: 0.362, SLG: 0.457 (1.5)											5	0	0	0	0	1	2					
Bob Nieman, R OBP: 0.415, SLG: 0.519 (1.7)											3	1	0	0	2	1	1					
Gus Triandos, R OBP: 0.359, SLG: 0.434 (1.3) (10.2)											5	0	1	0	0	0	1					
Hal Smith, R OBP: 0.325, SLG: 0.378 Bob Hale, L OBP: 0.308, SLG: 0.339 Jim Dwyurn, R OBP: 0.252, SLG: 0.316 (1.2) (9, PH) (9, PR) (10.8)											2	0	0	0	1	0	1					
Billy Gardner, R OBP: 0.253, SLG: 0.326 (1.4) (10.6)											3	0	0	0	0	0	2					
Willy Miranda, S OBP: 0.301, SLG: 0.290 Joe Frazier, L OBP: 0.352, SLG: 0.435 Billy Loes, R OBP: 0.091, SLG: 0.091 (1.6) (9, PH) (10.1)											2	0	1	0	1	1	0					
Hal Brown, R OBP: 0.360, SLG: 0.300 Tito Francona, L OBP: 0.335, SLG: 0.344 (1.1) (9, PH) (10.3)											2	1	0	0	1	2	2					
Inning Stats	R: 0 E: 0 K: 1 S: 6	H: 1 LOB: 1 BB: 0 P: 6	R: 0 E: 0 K: 0 S: 3	H: 1 LOB: 2 BB: 1 P: 7	R: 0 E: 0 K: 2 S: 7	H: 0 LOB: 1 BB: 1 P: 11	R: 1 E: 1 K: 1 S: 6	H: 1 LOB: 2 BB: 2 P: 14	R: 0 E: 0 K: 1 S: 5	H: 0 LOB: 0 BB: 0 P: 5	R: 0 E: 0 K: 2 S: 8	H: 1 LOB: 0 BB: 1 P: 12	R: 0 E: 0 K: 1 S: 5	H: 0 LOB: 0 BB: 0 P: 5	R: 0 E: 0 K: 1 S: 5	H: 0 LOB: 2 BB: 1 P: 13	R: 0 E: 0 K: 0 S: 3	H: 0 LOB: 1 BB: 1 P: 7	1B: 2 2B: 1 3B: 0 HR: 1	SF: 0 SAC: 1 DP: 0 HBP: 0	WP: 0 PB: 0 SB: 0 CS: 0	PA: 41
PITCHER	IP 8.0	WLS 32	BF 32	H 4	R 3	ER 2	SO 8	BB 5	IBB 0	HBP 0	BLK 0	WP 0	HR 1	S 43	P 63	ERA 2.25	WHIP 1.125					
Herb Score, L ERA: 3.24 Mike Garcia, R ERA: 3.94 Don Mossi, L ERA: 4.5 (1.1) (9.1) (9.1)	0.1	3	0	0	0	0	0	1	1	0	0	0	0	1	9	0.00	3.000					
	1.2	W	6	0	0	0	1	1	0	0	0	0	0	7	11	0.00	0.600					

Cleveland Indians @ Baltimore Orioles
 Memorial Stadium, Baltimore, MD
 Sat Jul 21 1956, 3:38 AM EDT
 Att: 22,986 - Unknown
 livebaseballscores.com

AB	32
R	3
H	4
RBI	2
BB	8
SO	9
LOB	13



Batter	1	2	3	4	5	6	7	8	9	AB	R	H	RBI	BB	SO	LOB	TOP									
Bobby Avila, R OBP: 0.329, SLG: 0.308 (1, 4)	1-3	1-3		K		SH1-3	G4-6-3			4	0	0	0	1	1	4	Cleveland Indians @ Baltimore Orioles Memorial Stadium, Baltimore, MD Sun Jul 22 1956, 3:33 AM EDT Att: 10,019 - Unknown AB 39 R 8 H 17 RBI 8 BB 3 SO 3 LOB 17 									
Gene Woodling, L OBP: 0.414, SLG: 0.407 (1, 7)	1B	3-1			E3	F5			K	5	2	1	0	1	1	3										
Sam Mele, R OBP: 0.371, SLG: 0.481 (1, 9)	1B			5-3		F8			K	5	2	2	0	0	1	2										
Vic Wertz, L OBP: 0.392, SLG: 0.561 (7, PR)	1B			6-3					F9	4	1	3	3	0	0	0										
Preston Ward, L OBP: 0.392, SLG: 0.450 (7, 3)	SH5-3					HR			SH5-3	1	1	0	0	0	0	1										
Jim Busby, R OBP: 0.501, SLG: 0.374 (1, 8)	SH5-3					4-3				5	1	3	2	0	0	0										
Chico Carrasquel, R OBP: 0.355, SLG: 0.316 (1, 6)	SH5-3								G3	3	0	1	0	0	0	2										
Earl Averill, R OBP: 0.360, SLG: 0.378 (7, PR)									F6	3	0	2	2	1	0	1										
Jim Hegan, R OBP: 0.324, SLG: 0.355 (7, 2)						F7				1	1	0	0	0	0	0										
George Strickland, R OBP: 0.356, SLG: 0.337 (1, 5)	F4									5	0	3	0	0	0	4										
Early Wynn, S OBP: 0.276, SLG: 0.231 (1, 1)		6-3								3	0	2	1	0	0	0										
Inning Stats	R: 2 E: 0 K: 0 S: 7	H: 4 LOB: 3 BB: 1 P: 11	R: 0 E: 0 K: 0 S: 3	H: 0 LOB: 0 BB: 0 P: 3	R: 0 E: 0 K: 0 S: 3	H: 0 LOB: 0 BB: 0 P: 3	R: 0 E: 1 K: 1 S: 7	H: 2 LOB: 2 BB: 0 P: 7	R: 2 E: 1 K: 0 S: 6	H: 2 LOB: 1 BB: 0 P: 6	R: 0 E: 0 K: 0 S: 4	H: 1 LOB: 1 BB: 0 P: 4	R: 4 E: 0 K: 0 S: 8	H: 6 LOB: 2 BB: 0 P: 8	R: 0 E: 0 K: 1 S: 6	H: 1 LOB: 2 BB: 1 P: 10		R: 0 E: 0 K: 1 S: 6	H: 1 LOB: 2 BB: 1 P: 10	1B: 16 2B: 0 3B: 0 HR: 1	SF: 0 SAC: 5 DP: 1 HBP: 0	WP: 0 PB: 0 SB: 0 CS: 0	PA: 47			
PITCHER	IP	WLS	BF	H	R	ER	SO	BB	IBB	HBP	BLK	WP	HR	S	P	ERA		WHIP								
Bill Wight, L ERA: 4.42 (1, 1)	5.0	L	25	8	4	3	1	1	0	0	0	0	1	26	30	5.40		1.800								
George Zuverink, R ERA: 3.19 (6, 1)	2.0		12	7	4	4	0	0	0	0	0	0	0	12	12	18.00		3.500								
Johnny Schmitz, L ERA: 3.38 (8, 1)	2.0		10	2	0	0	2	2	0	0	0	0	0	12	20	0.00		2.000								

Batter	1	2	3	4	5	6	7	8	9	AB	R	H	RBI	BB	SO	LOB	BOTTOM								
Dick Williams, R OBP: 0.311, SLG: 0.490 (8, 7)	G5-4-3		K						L6	4	0	2	0	0	1	1	Cleveland Indians @ Baltimore Orioles Memorial Stadium, Baltimore, MD Sun Jul 22 1956, 3:33 AM EDT Att: 10,019 - Unknown AB 31 R 0 H 6 RBI 0 BB 1 SO 3 LOB 12 								
Bob Hale, L OBP: 0.303, SLG: 0.333 (1, 3)	G5-4-3									3	0	0	0	0	0	2									
Tex Nelson, L OBP: 0.269, SLG: 0.182 (8, 9)	G5-4-3								4-3	1	0	0	0	0	0	0									
Tito Francona, L OBP: 0.341, SLG: 0.353 (1, 9)										3	0	2	0	1	0	0									
Bob Nieman, R OBP: 0.411, SLG: 0.513 (1, 7)									FC6-4	3	0	0	0	0	0	2									
Jim Pyburn, R OBP: 0.290, SLG: 0.314 (8, 8)	F2								K	1	0	0	0	0	1	1									
Gus Triandos, R OBP: 0.355, SLG: 0.429 (8, 1)										3	0	0	0	0	0	1									
Hoot Evers, R OBP: 0.400, SLG: 0.341 (9, PH)	F4								FC6-4	0	0	0	0	0	0	0									
Wayne Causey, L OBP: 0.203, SLG: 0.167 (1, 5)										1	0	0	0	0	0	1									
Wayne Causey, L OBP: 0.203, SLG: 0.167 (1, 5)										3	0	0	0	0	0	0									
Billy Gardner, R OBP: 0.258, SLG: 0.333 (1, 4)										3	0	2	0	0	0	0									
Willy Miranda, S OBP: 0.298, SLG: 0.287 (1, 6)										3	0	0	0	0	0	2									
Bill Wight, L OBP: 0.211, SLG: 0.189 (1, 1)										1	0	0	0	0	1	0									
Joe Frazier, L OBP: 0.377, SLG: 0.429 (5, PH)										1	0	0	0	0	0	1									
George Zuverink, R OBP: 0.125, SLG: 0.067 (6, 1)										0	0	0	0	0	0	0									
Tom Gastall, R OBP: 0.250, SLG: 0.241 (8, 2)										1	0	0	0	0	0	1									
Inning Stats	R: 0 E: 0 K: 0 S: 4	H: 2 LOB: 1 BB: 0 P: 4	R: 0 E: 0 K: 0 S: 3	H: 0 LOB: 0 BB: 0 P: 3	R: 0 E: 0 K: 2 S: 7	H: 0 LOB: 0 BB: 0 P: 7	R: 0 E: 0 K: 0 S: 4	H: 1 LOB: 1 BB: 0 P: 4	R: 0 E: 0 K: 0 S: 4	H: 1 LOB: 0 BB: 0 P: 4	R: 0 E: 0 K: 0 S: 3	H: 1 LOB: 0 BB: 0 P: 3	R: 0 E: 0 K: 0 S: 3	H: 0 LOB: 0 BB: 0 P: 3	R: 0 E: 0 K: 0 S: 4	H: 1 LOB: 1 BB: 0 P: 4	R: 0 E: 0 K: 1 S: 5	H: 0 LOB: 1 BB: 1 P: 9	1B: 4 2B: 2 3B: 0 HR: 0	SF: 0 SAC: 0 DP: 2 HBP: 0	WP: 1 PB: 0 SB: 0 CS: 0	PA: 32			
PITCHER	IP	WLS	BF	H	R	ER	SO	BB	IBB	HBP	BLK	WP	HR	S	P	ERA	WHIP								
Early Wynn, R ERA: 3.14 (1, 1)	9.0	W	32	6	0	0	3	1	0	0	0	1	0	37	41	0.00	0.778								

Batter	1	2	3	4	5	6	7	8	9	AB	R	H	RBI	BB	SO	LOB	TOP		
Dick Williams, R OBP: 0.324, SLG: 0.515	4-0 2B BB	0-0 F5		0-0 F7		4-0 1-2 BB		0-0 HR		3	2	1	1	2	0	1			
Tito Francona, L OBP: 0.343, SLG: 0.373	0-0 1-H 3B 2B	0-0 F2		0-0 F7		0-3 K		0-0 HR		5	2	2	2	0	1	3			
George Kell, R OBP: 0.383, SLG: 0.468	0-0 2-H 1B 3B	0-0		0-3 K		0-0 F6		0-0 5-3		5	1	2	1	0	1	2			
Joe Frazier, L OBP: 0.378, SLG: 0.418	0-0 3-H 1B	4-0 IBB			0-0 F6		0-0 F4	0-0 L8		4	0	1	1	1	0	0			
Gus Triandos, R OBP: 0.352, SLG: 0.425	0-0 L8	0-0 L5			0-0 5-3		0-0 E4 1B	0-3 K		5	0	1	0	0	1	4			
Tex Nelson, L OBP: 0.273, SLG: 0.191	0-0 F7		0-3 K		0-0		4-0 BB	0-0 L7		3	0	1	0	0	1	1			
Erv Palica, R OBP: 0.150, SLG: 0.150					0-0 1B					0	0	0	0	0	0	0			
Hoot Evers, R OBP: 0.402, SLG: 0.337					0-0 1B					1	0	0	0	1	0	0			
Billy Gardner, R OBP: 0.257, SLG: 0.341	0-0 1-4-3		0-0 HR		0-0 6-3		0-0 F2	0-0 B1-3		5	1	1	1	0	0	4			
Willy Miranda, S OBP: 0.301, SLG: 0.293		0-0 SH 2B	0-0 4-3		0-0 BB 1B		0-0 L8			4	1	2	0	0	0	2			
Johnny Schmitz, R OBP: 0.301, SLG: 0.293										0	0	0	0	0	0	0			
Connie Johnson, R OBP: 0.323, SLG: 0.286		0-0 SH 2B	0-3 K		0-0 F4		0-0 L4			1	0	0	0	0	1	0			
Morrie Martin, L OBP: 0.333, SLG: 0.200										0	0	0	0	0	0	0			
Mike Fornieles, R OBP: 0.188, SLG: 0.313		2-H								0	0	0	0	0	0	0			
Bob Hale, L OBP: 0.299, SLG: 0.329										2	0	0	0	0	0	1			
Inning Stats	R: 3 E: 0 K: 0 S: 6	H: 3 LOB: 1 BB: 1 P: 10	R: 1 E: 1 K: 0 S: 6	H: 2 LOB: 3 BB: 1 P: 10	R: 1 E: 0 K: 2 S: 8	H: 1 LOB: 0 BB: 0 P: 8	R: 0 E: 0 K: 1 S: 5	H: 0 LOB: 0 BB: 0 P: 5	R: 0 E: 0 K: 0 S: 4	H: 1 LOB: 1 BB: 1 P: 4	R: 0 E: 0 K: 0 S: 4	H: 1 LOB: 2 BB: 1 P: 8	R: 0 E: 1 K: 0 S: 5	H: 2 LOB: 0 BB: 0 P: 5	R: 0 E: 0 K: 1 S: 5	H: 0 LOB: 0 BB: 0 P: 5	1B: 4 2B: 3 3B: 1 HR: 3	SF: 0 SAC: 1 DP: 0 HBP: 0	WP: 0 PA: 43 PB: 0 SB: 0 CS: 0
PITCHER	IP WLS BF H R ER SO BB IBB HBP BLK WP HR S P ERA WHIP																		
Paul Foytack, R ERA: 4.1	(1, 1) 2.0 W 14 5 4 3 0 1 1 0 0 0 0 0 12 20 13.50 3.000																		
Steve Gromek, R ERA: 3.94	(3, 1) 7.0 W 29 6 3 3 5 2 0 0 0 0 0 3 37 45 3.86 1.143																		

Baltimore Orioles @ Detroit Tigers
Briggs Stadium, Detroit, MI
Tue Jul 24 1956, 4:33 AM EDT
Unknown

AB 38
R 7
H 11
RBI 6
BB 4
SO 5
LOB 18



Batter	1	2	3	4	5	6	7	8	9	AB	R	H	RBI	BB	SO	LOB	BOTTOM		
Harvey Kuenn, R OBP: 0.405, SLG: 0.494	0-0 E 1B BLK	0-0 FC5-2		0-0 G3 4-3 HR 1B		0-0 F3		0-0 F7		5	2	2	0	0	0	2			
Jim Brideweser, R OBP: 0.313, SLG: 0.252		2-3 3-H								0	0	0	0	0	0	0			
Earl Torgeson, L OBP: 0.396, SLG: 0.424	0-0 F8	0-0 G3		0-0 4-3		0-0 HR 1B		0-0 CS 1B		5	1	2	0	0	0	4			
Charlie Maxwell, L OBP: 0.447, SLG: 0.616	0-0 E6 BLK 1-3 1B		0-0 BB 1B	0-0 G3		0-0 HR 1B		0-0 CS		4	2	3	2	0	0	1			
Al Kaline, R OBP: 0.333, SLG: 0.484	0-0 L5-3		0-0 L9	0-0 HR		0-0 L6-3				4	1	1	2	0	0	3			
Ray Boone, R OBP: 0.380, SLG: 0.441	4-0 BLK BB		4-0 1B 2B BB	0-0 4-3		0-3 K				2	1	0	0	2	1	0			
Frank House, L OBP: 0.296, SLG: 0.362	0-0 4-3		0-0 2B SF7 1B		0-0 HR		0-0 F9			4	2	2	2	0	0	2			
Jim Small, L OBP: 0.333, SLG: 0.500		0-0 1B FC5-2 2B	0-0 1-3 2B	0-0 B1-3		0-0 G3				4	0	2	1	0	0	0			
Frank Bolling, R OBP: 0.338, SLG: 0.415		0-0 FC5-2 1B	0-0 SF7	0-0 G1-6-3 1B		0-0 5-3				3	0	2	1	0	0	0			
Paul Foytack, R OBP: 0.196, SLG: 0.239	(1, 1) 2.1 W 14 5 4 3 3 1 2 0 0 0 0 0 14 22 11.57 3.000																		
Wayne Belardi, L OBP: 0.402, SLG: 0.459	(2, PH) 1.0 W 5 2 2 2 1 0 0 0 0 0 0 1 7 7 18.00 2.000																		
Steve Gromek, S OBP: 0.370, SLG: 0.150	(3, 1) 2.0 W 6 1 0 0 0 0 0 0 0 0 0 0 6 6 0.00 0.500																		
Inning Stats	R: 1 E: 1 K: 0 S: 5	H: 2 LOB: 2 BB: 1 P: 9	R: 0 E: 0 K: 1 S: 7	H: 2 LOB: 2 BB: 0 P: 7	R: 3 E: 0 K: 1 S: 8	H: 3 LOB: 1 BB: 1 P: 12	R: 2 E: 0 K: 0 S: 5	H: 2 LOB: 0 BB: 0 P: 5	R: 1 E: 0 K: 0 S: 4	H: 2 LOB: 0 BB: 0 P: 4	R: 2 E: 0 K: 1 S: 7	H: 2 LOB: 0 BB: 0 P: 7	R: 0 E: 0 K: 0 S: 3	H: 0 LOB: 0 BB: 0 P: 3	R: 0 E: 0 K: 0 S: 3	H: 1 LOB: 0 BB: 0 P: 3	1B: 9 2B: 2 3B: 0 HR: 3	SF: 1 SAC: 0 DP: 1 HBP: 0	WP: 0 PA: 39 PB: 0 SB: 0 CS: 1
PITCHER	IP WLS BF H R ER SO BB IBB HBP BLK WP HR S P ERA WHIP																		
Connie Johnson, R ERA: 3.67	(1, 1) 2.1 W 14 5 4 3 3 1 2 0 0 0 0 0 14 22 11.57 3.000																		
Morrie Martin, L ERA: 4.95	(3, 1) 0.0 W 2 2 0 0 0 0 0 0 0 0 0 0 2 2 0.00 0.000																		
Mike Fornieles, R ERA: 4.76	(3, 1) 2.2 L 11 4 4 4 1 0 0 0 0 0 0 2 13 13 13.50 1.500																		
Erv Palica, R ERA: 5.18	(6, 1) 1.0 W 5 2 2 2 1 0 0 0 0 0 0 1 7 7 18.00 2.000																		
Johnny Schmitz, L ERA: 3.18	(7, 1) 2.0 W 6 1 0 0 0 0 0 0 0 0 0 0 6 6 0.00 0.500																		


Baltimore Orioles @ Detroit Tigers
Briggs Stadium, Detroit, MI
Tue Jul 24 1956, 4:33 AM EDT
Unknown


AB 35
R 9
H 14
RBI 8
BB 2
SO 3
LOB 16



Batter	1	2	3	4	5	6	7	8	9	AB	R	H	RBI	BB	SO	LOB	TOP					
Dick Williams, R OBP: 0.325, SLG: 0.523										6	2	2	0	0	1	4	<p>Baltimore Orioles @ Detroit Tigers Briggs Stadium, Detroit, MI Tue Jul 24 1956, 4:38 AM EDT Att: 33,322 - Unknown</p> <p>AB 39 R 11 H 13 RBI 11 BB 5 SO 4 LOB 25</p>					
Hoot Evers, R OBP: 0.402, SLG: 0.326										3	1	0	0	2	1	3						
Jim Pyburn, R OBP: 0.280, SLG: 0.314										0	1	0	0	0	0	0						
George Kell, R OBP: 0.383, SLG: 0.468										4	3	2	2	0	0	1						
Gus Triandos, R OBP: 0.350, SLG: 0.422										4	1	1	1	0	0	2						
Hal Smith, R OBP: 0.322, SLG: 0.370										4	1	0	0	1	1	4						
Billy Gardner, R OBP: 0.282, SLG: 0.344										4	1	2	1	1	0	3						
Tito Francona, L OBP: 0.347, SLG: 0.375										4	1	2	3	1	0	1						
Willy Miranda, S OBP: 0.299, SLG: 0.298										5	0	1	3	0	1	4						
Don Ferrarese, R OBP: 0.095, SLG: 0.050										1	0	0	0	0	0	1						
George Zuverink, R OBP: 0.116, SLG: 0.063										1	0	0	0	0	0	2						
Billy Loes, R OBP: 0.167, SLG: 0.167										1	0	1	0	0	0	0						
Bob Hale, L OBP: 0.303, SLG: 0.333										1	0	1	1	0	0	0						
Hal Brown, R OBP: 0.385, SLG: 0.333										1	0	1	0	0	0	0						
Inning Stats	R: 5 E: 0 K: 0 S: 6	H: 3 LOB: 1 BB: 3 P: 18	R: 1 E: 0 K: 1 S: 6	H: 1 LOB: 0 BB: 0 P: 6	R: 0 E: 0 K: 0 S: 5	H: 2 LOB: 2 BB: 0 P: 5	R: 0 E: 0 K: 1 S: 5	H: 0 LOB: 0 BB: 0 P: 5	R: 0 E: 0 K: 0 S: 3	H: 0 LOB: 0 BB: 0 P: 3	R: 0 E: 1 K: 0 S: 5	H: 1 LOB: 2 BB: 0 P: 5	R: 3 E: 0 K: 2 S: 11	H: 4 LOB: 2 BB: 1 P: 15	R: 2 E: 1 K: 0 S: 5	H: 1 LOB: 1 BB: 1 P: 9	R: 0 E: 0 K: 0 S: 3	H: 1 LOB: 0 BB: 0 P: 3	1B: 11 2B: 0 3B: 2 HR: 0	SF: 2 SAC: 0 DP: 1 HBP: 0	WP: 0 PB: 0 SB: 0 CS: 0	PA: 46
PITCHER	IP WLS BF H R ER SO BB IBB HBP BLK WP HR S P ERA WHIP	IP WLS BF H R ER SO BB IBB HBP BLK WP HR S P ERA WHIP																				
Bob Miller, L ERA: 11.57	(1, 1) 1.0 L 10 4 6 6 0 2 1 0 0 0 0 0 0 7 19 54.00 6.000																					
Paul Foytack, R ERA: 4.07	(2, 1) 1.0 3 0 0 0 1 0 0 0 0 0 0 0 5 5 0.00 0.000																					
Walt Masterson, R ERA: 5.12	(3, 1) 1.0 5 2 0 0 0 0 0 0 0 0 0 0 5 5 0.00 2.000																					
Al Aber, L ERA: 3.89	(4, 1) 3.0 11 1 0 0 1 0 0 0 0 0 0 0 13 13 0.00 0.333																					
Frank Lary, R ERA: 4.3	(7, 1) 2.0 14 5 5 3 2 2 0 0 0 0 0 0 16 24 13.50 3.500																					
PITCHER	IP WLS BF H R ER SO BB IBB HBP BLK WP HR S P ERA WHIP	IP WLS BF H R ER SO BB IBB HBP BLK WP HR S P ERA WHIP																				
Ned Garver, R ERA: 5.14	(9, 1) 1.0 3 1 0 0 0 0 0 0 0 0 0 0 5 5 0.00 0.000																					

Batter	1	2	3	4	5	6	7	8	9	AB	R	H	RBI	BB	SO	LOB	BOTTOM					
Harvey Kuenn, R OBP: 0.407, SLG: 0.495										5	0	3	3	0	1	0	<p>Baltimore Orioles @ Detroit Tigers Briggs Stadium, Detroit, MI Tue Jul 24 1956, 4:38 AM EDT Att: 33,322 - Unknown</p> <p>AB 36 R 5 H 10 RBI 5 BB 4 SO 3 LOB 17</p>					
Jack Phillips, R OBP: 0.358, SLG: 0.376										4	0	0	0	0	0	3						
Frank Lary, R OBP: 0.213, SLG: 0.250										0	0	0	0	0	0	0						
Jim Small, L OBP: 0.308, SLG: 0.462										1	0	0	0	0	1	1						
Ned Garver, R ERA: 4.3										0	0	0	0	0	0	0						
Charlie Maxwell, L OBP: 0.440, SLG: 0.605										5	0	0	0	0	0	0						
Al Kaline, R OBP: 0.334, SLG: 0.485										5	1	2	0	0	0	0						
Ray Boone, R OBP: 0.381, SLG: 0.442										4	1	1	1	1	0	1						
Frank Bolling, R OBP: 0.355, SLG: 0.431										2	1	2	0	2	0	0						
Bob Kennedy, R OBP: 0.315, SLG: 0.310										3	1	1	1	1	0	3						
Red Wilson, R OBP: 0.358, SLG: 0.378										1	0	0	0	0	0	3						
Frank House, L OBP: 0.292, SLG: 0.358										3	1	0	0	0	0	3						
Bob Miller, R OBP: 0.333, SLG: 0.667										0	0	0	0	0	0	0						
Paul Foytack, R OBP: 0.196, SLG: 0.239										0	0	0	0	0	0	0						
Wayne Stroman, L OBP: 0.288, SLG: 0.405										0	0	0	0	0	0	3						
Walt Masterson, R OBP: 0.333, SLG: 0.333										0	0	0	0	0	0	0						
Al Aber, L OBP: 0.429, SLG: 0.333										0	0	0	0	0	0	0						
Earl Torgerson, L OBP: 0.307, SLG: 0.424										2	0	1	0	0	1	0						
Inning Stats	R: 0 E: 0 K: 1 S: 5	H: 0 LOB: 0 BB: 0 P: 5	R: 0 E: 0 K: 0 S: 3	H: 0 LOB: 3 BB: 3 P: 15	R: 0 E: 0 K: 0 S: 3	H: 0 LOB: 0 BB: 0 P: 3	R: 4 E: 0 K: 0 S: 8	H: 5 LOB: 1 BB: 0 P: 8	R: 0 E: 0 K: 0 S: 3	H: 0 LOB: 0 BB: 0 P: 3	R: 1 E: 0 K: 0 S: 5	H: 2 LOB: 2 BB: 1 P: 9	R: 0 E: 0 K: 0 S: 5	H: 2 LOB: 0 BB: 0 P: 5	R: 0 E: 0 K: 2 S: 8	H: 1 LOB: 1 BB: 0 P: 8	R: 0 E: 0 K: 0 S: 3	H: 0 LOB: 0 BB: 0 P: 3	1B: 7 2B: 3 3B: 0 HR: 0	SF: 0 SAC: 1 DP: 0 HBP: 0	WP: 0 PB: 0 SB: 0 CS: 0	PA: 41
PITCHER	IP WLS BF H R ER SO BB IBB HBP BLK WP HR S P ERA WHIP	IP WLS BF H R ER SO BB IBB HBP BLK WP HR S P ERA WHIP																				
Don Ferrarese, L ERA: 4.76	(1, 1) 1.1 7 5 4 4 0 0 0 0 0 0 0 0 12 12 15.43 2.143																					
George Zuverink, R ERA: 3.57	(2, 1) 2.1 12 5 4 4 0 0 0 0 0 0 0 9 13 3.86 1.286																					
Billy Loes, R ERA: 5.11	(4, 1) 2.1 10 2 1 1 0 1 0 0 0 0 0 0 9 13 3.86 1.286																					
Hal Brown, R ERA: 3.17	(7, 1) 3.0 W 12 3 0 0 2 0 0 0 0 0 0 16 16 0.00 1.000																					

Batter	1	2	3	4	5	6	7	8	9	AB	R	H	RBI	BB	SO	LOB	TOP																	
Dick Williams, R (1, 8) OBP: 0.328, SLG: 0.526	F5		BB 1B		L8		2B		L8	5	0	2	1	0	0	1	<p>Baltimore Orioles @ Detroit Tigers Briggs Stadium, Detroit, MI Wed Jul 25 1956, 4:33 AM EDT Att. 4,456 - Unknown</p> <p>livebaseballscores.com</p> <p>AB 33 R 2 H 8 RBI 2 BB 2 SO 5 LOB 13</p> 																	
Tito Francona, L (1, 3) OBP: 0.346, SLG: 0.370	F7		G3-6-1 BB		L8		G3			3	0	0	0	1	0																			
George Kell, R (1, 5) OBP: 0.385, SLG: 0.467	PB HBP		L8				L8			3	0	1	0	0	0	3																		
Joe Frazier, L (1, 9) OBP: 0.360, SLG: 0.394	F9		G3-6-1		1-3				K	4	0	0	0	0	1	4																		
Gus Triandos, R (1, 2) OBP: 0.345, SLG: 0.415		5-3			F7		L8		L6	4	0	0	0	0	0	0																		
Tex Nelson, L (1, 7) OBP: 0.271, SLG: 0.196	F9				4-3 2B		K		K	4	1	1	0	0	2	0																		
Billy Gardner, R (1, 4) OBP: 0.262, SLG: 0.342	1B 1B				4-3		L8			4	0	1	0	0	0	1																		
Willy Miranda, S (1, 6) OBP: 0.305, SLG: 0.308							SH1-4 2B		K	4	1	3	1	0	1	0																		
Ray Moore, R (1, 1) OBP: 0.325, SLG: 0.421										2	0	0	0	0	1	3																		
Morrie Martin, L (7, 1) OBP: 0.333, SLG: 0.290	F4				K		SH1-4			0	0	0	0	0	0	0																		
George Zuverink, R (8, 1) OBP: 0.118, SLG: 0.063										0	0	0	0	0	0	0																		
Erv Palica, R (8, 1) OBP: 0.150, SLG: 0.150										0	0	0	0	0	0	0																		
Wayne Causey, L (9, PH) OBP: 0.217, SLG: 0.167									BB	0	0	0	0	1	0	0																		
Inning Stats	R: 0 E: 0 K: 0 S: 3	H: 0 LOB: 1 BB: 0 P: 4	R: 0 E: 0 K: 0 S: 5	H: 2 LOB: 2 BB: 0 P: 5	R: 0 E: 0 K: 0 S: 3	H: 1 LOB: 1 BB: 1 P: 7	R: 1 E: 0 K: 1 S: 7	H: 2 LOB: 1 BB: 0 P: 7	R: 0 E: 0 K: 0 S: 4	H: 1 LOB: 1 BB: 0 P: 4	R: 0 E: 0 K: 1 S: 5	H: 0 LOB: 0 BB: 0 P: 5	R: 1 E: 0 K: 0 S: 5	H: 2 LOB: 1 BB: 0 P: 5	R: 0 E: 0 K: 2 S: 7	H: 0 LOB: 0 BB: 0 P: 7	R: 0 E: 0 K: 1 S: 5	H: 0 LOB: 1 BB: 1 P: 9	1B: 6 2B: 2 3B: 0 HR: 0	SF: 0 SAC: 1 DP: 1 HBP: 1	WP: 0 PB: 1 SB: 0 CS: 0	PA: 37												
PITCHER	IP WLS BF H R ER SO BB IBB HBP BLK WP HR S P ERA WHIP																																	
Virgil Trucks, R (1, 1) ERA: 3.47	7.0	30	8	2	2	2	1	0	1	0	0	0	0	0	32	37	2.57	1.286																
Paul Foytack, R (8, 1) ERA: 4.01	2.0	W 7	0	0	0	3	1	0	0	0	0	0	0	12	16	0.00	0.500																	

Batter	1	2	3	4	5	6	7	8	9	AB	R	H	RBI	BB	SO	LOB	BOTTOM														
Harvey Kuenn, R (1, 6) OBP: 0.406, SLG: 0.492	L9				L9		FC6-4 1B			4	1	1	0	0	0	3	<p>Baltimore Orioles @ Detroit Tigers Briggs Stadium, Detroit, MI Wed Jul 25 1956, 4:33 AM EDT Att. 4,456 - Unknown</p> <p>livebaseballscores.com</p> <p>AB 32 R 6 H 12 RBI 6 BB 3 SO 2 LOB 13</p> 														
Earl Torgeson, L (1, 3) OBP: 0.402, SLG: 0.442	F8				1B		HR		1B SF8 BB	3	2	2	2	1	0	0															
Charlie Maxwell, L (1, 7) OBP: 0.438, SLG: 0.600	F8				K		F2		1B HR 1B	4	1	1	0	0	1	1															
Al Kaline, R (1, 8) OBP: 0.331, SLG: 0.481					L5		L1-3		SF8	3	0	0	1	0	0	1															
Ray Boone, R (1, 5) OBP: 0.385, SLG: 0.446	F8								3B HR	4	1	3	0	0	0	0															
Frank House, L (1, 2) OBP: 0.295, SLG: 0.373	F7								1B HR	4	1	2	3	0	0	1															
Jim Small, L (1, 9) OBP: 0.353, SLG: 0.563									1B BB	3	0	1	0	1	1	2															
Frank Bolling, R (1, 4) OBP: 0.358, SLG: 0.429									1B	3	0	1	0	1	0	1															
Virgil Trucks, R (1, 1) ERA: 4.72										2	0	1	0	0	0	0															
Wayne Belardi, L (7, PH) ERA: 5.66										0	0	0	0	0	0	0															
Bob Kennedy, R (7, PH) ERA: 3.77										1	0	0	0	0	0	3															
Paul Foytack, R (8, 1) ERA: 5.16										1	0	0	0	0	0	1															
Inning Stats	R: 0 E: 0 K: 0 S: 3	H: 0 LOB: 0 BB: 0 P: 3	R: 0 E: 0 K: 0 S: 3	H: 0 LOB: 0 BB: 0 P: 3	R: 0 E: 0 K: 1 S: 5	H: 0 LOB: 0 BB: 0 P: 5	R: 0 E: 0 K: 1 S: 6	H: 1 LOB: 1 BB: 0 P: 6	R: 0 E: 0 K: 0 S: 4	H: 2 LOB: 1 BB: 0 P: 4	R: 2 E: 0 K: 0 S: 5	H: 3 LOB: 0 BB: 0 P: 5	R: 0 E: 0 K: 0 S: 5	H: 2 LOB: 3 BB: 1 P: 9	R: 4 E: 0 K: 0 S: 6	H: 4 LOB: 1 BB: 2 P: 14	1B: 9 2B: 1 3B: 1 HR: 2	SF: 1 SAC: 0 DP: 1 HBP: 0	WP: 0 PB: 0 SB: 0 CS: 1	PA: 36											
PITCHER	IP WLS BF H R ER SO BB IBB HBP BLK WP HR S P ERA WHIP																														
Ray Moore, R (1, 1) ERA: 4.72	6.1	L 4	1	2	2	0	1	0	0	0	0	3	7	27.00	3.000																
Morrie Martin, L (7, 1) ERA: 5.66	0.2	5	3	2	2	0	1	0	0	0	1	4	8	27.00	6.000																
George Zuverink, R (8, 1) ERA: 3.77	0.2	1	0	0	0	0	0	0	0	0	0	1	1	0.00	0.000																
Erv Palica, R (8, 1) ERA: 5.16	0.1	0	0	0	0	0	0	0	0	0	0	1	1	0.00	0.000																

Batter	1	2	3	4	5	6	7	8	9	AB	R	H	RBI	BB	SO	LOB	TOP					
Dick Williams, R (1, 8) OBP: 0.318, SLG: 0.508	F9		L8		B1-3				4-3	5	0	1	0	0	0	3	Baltimore Orioles @ Cleveland Indians Cleveland Municipal Stadium, Cleveland, OH Fri Jul 27 1956, 3:33 AM EDT Att: 10,063 - Unknown					
Tito Francona, L (1, 3) OBP: 0.346, SLG: 0.379	F8			K					F5	4	1	1	0	0	1	2						
George Kell, R (1, 5) OBP: 0.384, SLG: 0.475	1-3								F6	3	1	1	0	0	0	0						
Bob Nieman, R (1, 7)		F8							K	4	0	1	0	0	1	1						
Gus Triandos, R (1, 2) OBP: 0.348, SLG: 0.427				SF8					6-3	2	0	1	2	1	0	0						
Hoot Evers, R (1, 9) OBP: 0.388, SLG: 0.304 Jim Pyburn, R (9, PR) OBP: 0.280, SLG: 0.314				F3					1B	3	0	0	0	1	0	3						
Billy Gardner, R (1, 4) OBP: 0.267, SLG: 0.349				F3					BB	0	0	0	0	0	0	0						
Willy Miranda, S (1, 6) OBP: 0.303, SLG: 0.301			F8		G3				G3	3	0	0	0	1	0	3						
Johnny Schmitz, R (1, 1) Joe Frazier, L (7, PH) OBP: 0.356, SLG: 0.389 Mike Fomieleles, R (7, 1) OBP: 0.188, SLG: 0.313 Bob Hale, L (9, PH) OBP: 0.302, SLG: 0.331			K		K				F8	2	0	0	0	0	2	1						
									FC5-2	1	0	0	0	0	0	1						
									BB	1	0	0	0	0	0	3						
Inning Stats	R: 0 E: 0 K: 0 S: 3	H: 0 LOB: 0 BB: 0 P: 3	R: 0 E: 0 K: 0 S: 3	H: 0 LOB: 1 BB: 1 P: 7	R: 0 E: 0 K: 1 S: 5	H: 0 LOB: 0 BB: 0 P: 5	R: 1 E: 0 K: 1 S: 7	H: 2 LOB: 1 BB: 0 P: 7	R: 0 E: 0 K: 1 S: 6	H: 1 LOB: 1 BB: 0 P: 6	R: 1 E: 0 K: 0 S: 5	H: 2 LOB: 1 BB: 0 P: 5	R: 0 E: 0 K: 0 S: 4	H: 1 LOB: 2 BB: 1 P: 8	R: 0 E: 0 K: 1 S: 5	H: 0 LOB: 0 BB: 0 P: 5	R: 0 E: 0 K: 0 S: 4	H: 1 LOB: 2 BB: 1 P: 8	1B: 6 2B: 1 3B: 0 HR: 0	SF: 1 SAC: 1 DP: 0 HBP: 0	WP: 0 PB: 0 SB: 0 CS: 0	PA: 37
PITCHER	IP WLS BF H R ER SO BB IBB HBP BLK WP HR S P ERA WHIP																					
Early Wynn, R (1, 1) ERA: 3.09	8.1 W 35 7 2 2 4 3 0 0 0 0 0 0 40 52 2.16 1.200																					
Don Mossi, L (9, 1) ERA: 4.45	0.2 S 2 0 0 0 0 0 0 0 0 0 0 0 2 2 0.00 0.000																					

Batter	1	2	3	4	5	6	7	8	9	AB	R	H	RBI	BB	SO	LOB	BOTTOM			
Bobby Avila, R (1, 4) OBP: 0.337, SLG: 0.316	F4								F7	3	0	1	0	1	0	0	Baltimore Orioles @ Cleveland Indians Cleveland Municipal Stadium, Cleveland, OH Fri Jul 27 1956, 3:33 AM EDT Att: 10,063 - Unknown			
Gene Woodling, L (1, 7) OBP: 0.403, SLG: 0.401	F9								4-3	4	0	0	0	0	0	4				
Jim Busby, R (1, 8) OBP: 0.303, SLG: 0.372	F8								K	4	0	1	0	0	1	2				
Vic Wertz, L (1, 3) OBP: 0.385, SLG: 0.544 Preston Ward, L (9, 3) OBP: 0.394, SLG: 0.446			K		F8				K	3	1	0	0	1	2	1				
Rocky Colavito, R (1, 9) OBP: 0.366, SLG: 0.472									K	0	0	0	0	0	0	0				
Chico Carrasquel, R (1, 6) OBP: 0.321, SLG: 0.316									K	4	1	2	2	0	1	0				
Chico Carrasquel, R (1, 6) OBP: 0.321, SLG: 0.316									K	4	0	1	0	0	0	2				
Jim Hegan, R (1, 2) OBP: 0.337, SLG: 0.386									K	3	1	1	1	0	1	3				
George Strickland, R (1, 5) OBP: 0.365, SLG: 0.365									F7	3	0	0	0	0	0	0				
Early Wynn, S (1, 1) OBP: 0.295, SLG: 0.255 Don Mossi, L (9, 1) OBP: 0.200, SLG: 0.154									F7	3	0	2	0	0	0	0				
									BB	0	0	0	0	0	0	0				
Inning Stats	R: 0 E: 0 K: 0 S: 3	H: 0 LOB: 0 BB: 0 P: 3	R: 0 E: 0 K: 2 S: 8	H: 1 LOB: 1 BB: 0 P: 8	R: 0 E: 0 K: 0 S: 3	H: 1 LOB: 1 BB: 1 P: 7	R: 0 E: 0 K: 0 S: 5	H: 2 LOB: 2 BB: 0 P: 5	R: 0 E: 0 K: 0 S: 5	H: 2 LOB: 2 BB: 0 P: 5	R: 3 E: 0 K: 0 S: 5	H: 2 LOB: 1 BB: 1 P: 9	R: 0 E: 0 K: 1 S: 5	H: 0 LOB: 0 BB: 0 P: 5	R: 0 E: 0 K: 2 S: 7	H: 0 LOB: 0 BB: 0 P: 7	1B: 6 2B: 0 3B: 0 HR: 2	SF: 0 SAC: 0 DP: 1 HBP: 0	WP: 0 PB: 0 SB: 0 CS: 0	PA: 33
PITCHER	IP WLS BF H R ER SO BB IBB HBP BLK WP HR S P ERA WHIP																			
Johnny Schmitz, L (1, 1) ERA: 3.38	6.0 L 27 8 3 3 2 2 0 0 0 0 0 0 29 37 4.50 1.667																			
Mike Fomieleles, R (7, 1) ERA: 4.6	2.0 6 0 0 0 3 0 0 0 0 0 0 0 12 12 0.00 0.000																			

Batter	1	2	3	4	5	6	7	8	9	AB	R	H	RBI	BB	SO	LOB	TOP								
Dick Williams, R OBP: 0.321, SLG: 0.512 (1, 8)										5	2	2	1	0	0	0	<p>Baltimore Orioles @ Cleveland Indians Cleveland Municipal Stadium, Cleveland, OH</p> <p>Sat Jul 28 1956, 3:33 AM EDT Att: 5,172 - Unknown</p> <p>livebaseballscorecards.com</p>								
Hoot Evers, R OBP: 0.389, SLG: 0.304 (8, 9)										0	0	0	0	0	0	0									
Tito Francona, L OBP: 0.347, SLG: 0.392 (1, 9)										5	1	2	4	0	1	1									
George Kell, R OBP: 0.381, SLG: 0.470 (1, 5)										5	2	1	0	0	0	2									
Bob Nieman, R OBP: 0.416, SLG: 0.510 (1, 7)										4	0	1	0	0	1	1									
Gus Triandos, R OBP: 0.347, SLG: 0.424 (1, 3)										4	0	1	0	0	0	3									
Hal Smith, R OBP: 0.316, SLG: 0.362 (8, PH)										3	0	0	0	0	2	1									
Bob Hale, L OBP: 0.300, SLG: 0.331 (8, PH)										0	0	0	1	0	0	0									
Jim Pyburn, R OBP: 0.290, SLG: 0.314 (8, 8)										0	0	0	0	0	0	0									
Billy Gardner, R OBP: 0.264, SLG: 0.344 (1, 4)										4	1	0	0	0	0	2									
Willy Miranda, S OBP: 0.305, SLG: 0.301 (1, 6)										3	1	1	0	1	1	0									
Connie Johnson, R OBP: 0.324, SLG: 0.290 (1, 1)										3	1	1	1	0	1	1									
Hal Brown, R OBP: 0.365, SLG: 0.333 (8, 1)										0	0	0	0	0	0	0									
Billy Loes, R OBP: 0.154, SLG: 0.154 (8, 1)										1	0	0	0	0	1	0									
Inning Stats	R: 0 E: 1 K: 0 S: 4	H: 0 LOB: 1 BB: 0 P: 4	R: 0 E: 0 K: 1 S: 5	H: 0 LOB: 0 BB: 0 P: 5	R: 0 E: 0 K: 1 S: 5	H: 1 LOB: 0 BB: 0 P: 5	R: 0 E: 0 K: 2 S: 7	H: 0 LOB: 0 BB: 0 P: 7	R: 5 E: 1 K: 1 S: 11	H: 5 LOB: 1 BB: 1 P: 15	R: 0 E: 0 K: 0 S: 3	H: 0 LOB: 0 BB: 0 P: 3	R: 0 E: 0 K: 0 S: 3	H: 0 LOB: 0 BB: 0 P: 3	R: 1 E: 1 K: 0 S: 5	H: 1 LOB: 1 BB: 0 P: 5	R: 1 E: 0 K: 2 S: 9	H: 2 LOB: 1 BB: 0 P: 9	1B: 7 2B: 1 3B: 0 HR: 1	SF: 1 SAC: 0 DP: 0 HBP: 0	WP: 0 PB: 0 SB: 1 CS: 1	PA: 39			
PITCHER	IP	WLS	BF	H	R	ER	SO	BB	IBB	HBP	BLK	WP	HR	S	P	ERA	WHIP								
Mike Garcia, R ERA: 3.86 (1, 1)	5.0	L	23	6	6	5	5	1	0	0	0	0	1	32	36	9.00	1.400								
Cal McLish, R ERA: 5.17 (6, 1)	1.0		3	0	0	0	0	0	0	0	0	0	0	3	3	0.00	0.000								
Bob Feller, R ERA: 3.3 (7, 1)	1.0		3	0	0	0	0	0	0	0	0	0	0	3	3	0.00	0.000								
Art Houtteman, R ERA: 5.67 (8, 1)	1.0		5	1	1	0	0	0	0	0	0	0	0	5	5	0.00	1.000								
Don Mossi, L ERA: 4.53 (9, 1)	1.0		5	2	1	1	2	0	0	0	0	0	0	9	9	9.00	2.000								

Batter	1	2	3	4	5	6	7	8	9	AB	R	H	RBI	BB	SO	LOB	BOTTOM								
Bobby Avila, R OBP: 0.332, SLG: 0.311 (1, 4)										5	0	0	0	0	1	4	<p>Baltimore Orioles @ Cleveland Indians Cleveland Municipal Stadium, Cleveland, OH</p> <p>Sat Jul 28 1956, 3:33 AM EDT Att: 5,172 - Unknown</p> <p>livebaseballscorecards.com</p>								
Gene Woodling, L OBP: 0.403, SLG: 0.401 (1, 7)										5	1	2	0	0	0	0									
Jim Busby, R OBP: 0.307, SLG: 0.374 (1, 8)										4	1	2	0	1	0	0									
Vic Wertz, L OBP: 0.390, SLG: 0.542 (1, 3)										1	2	0	0	3	1	0									
Rocky Colavito, R OBP: 0.375, SLG: 0.473 (1, 9)										4	2	2	1	1	1	4									
Chico Carrasquel, R OBP: 0.367, SLG: 0.314 (7, PH)										2	0	0	0	0	2	1									
Art Houtteman, R OBP: 0.359, SLG: 0.460 (8, PH)										1	0	1	1	0	0	0									
Bob Feller, R OBP: 0.222, SLG: 0.222 (8, PH)										0	0	0	0	0	0	0									
Don Mossi, L OBP: 0.298, SLG: 0.417 (9, PH)										1	0	1	2	0	0	0									
Earl Averill, R OBP: 0.200, SLG: 0.154 (9, PH)										0	0	0	0	0	0	0									
Hal Naragon, L OBP: 0.376, SLG: 0.427 (1, 2)										3	0	0	0	0	1	2									
George Strickland, R OBP: 0.359, SLG: 0.357 (1, 5)										2	0	0	0	0	0	0									
Al Rosen, R OBP: 0.398, SLG: 0.496 (7, PH)										0	0	0	0	1	0	0									
Kenny Kuhn, L OBP: 0.333, SLG: 0.200 (7, PH)										1	0	0	1	0	0	1									
Mike Garcia, R OBP: 0.401, SLG: 0.483 (8, 5)										1	0	1	0	0	0	0									
Cal McLish, R OBP: 0.167, SLG: 0.158 (8, 1)										0	0	0	0	0	0	0									
Dale Mitchell, L OBP: 0.133, SLG: 0.133 (8, PH)										0	0	0	0	0	0	0									
Bob Feller, R OBP: 0.401, SLG: 0.483 (7, PH)										0	0	0	0	0	0	0									
Al Smith, R OBP: 0.401, SLG: 0.483 (8, 5)										0	0	0	1	1	0	1									
Inning Stats	R: 0 E: 0 K: 1 S: 4	H: 0 LOB: 0 BB: 1 P: 8	R: 0 E: 0 K: 2 S: 7	H: 1 LOB: 1 BB: 0 P: 7	R: 0 E: 0 K: 0 S: 4	H: 1 LOB: 1 BB: 0 P: 4	R: 0 E: 0 K: 0 S: 3	H: 0 LOB: 1 BB: 1 P: 7	R: 0 E: 0 K: 1 S: 5	H: 0 LOB: 0 BB: 0 P: 5	R: 0 E: 0 K: 0 S: 3	H: 0 LOB: 0 BB: 0 P: 3	R: 2 E: 0 K: 1 S: 7	H: 2 LOB: 3 BB: 3 P: 19	R: 4 E: 0 K: 0 S: 6	H: 3 LOB: 1 BB: 2 P: 14	R: 0 E: 0 K: 2 S: 9	H: 2 LOB: 3 BB: 0 P: 10	1B: 8 2B: 2 3B: 0 HR: 0	SF: 0 SAC: 1 DP: 1 HBP: 1	WP: 0 PB: 0 SB: 0 CS: 2	PA: 43			
PITCHER	IP	WLS	BF	H	R	ER	SO	BB	IBB	HBP	BLK	WP	HR	S	P	ERA	WHIP								
Connie Johnson, R ERA: 3.77 (1, 1)	3.0	W	30	6	4	4	5	5	0	0	0	0	0	35	55	5.14	1.571								
Hal Brown, R ERA: 3.59 (8, 1)	0.0		2	0	0	0	2	0	0	0	0	0	0	0	8	∞	∞								
Billy Loes, R ERA: 4.61 (8, 1)	2.0	S	10	3	2	2	2	0	0	1	0	0	0	13	14	9.00	1.500								



Batter	1	2	3	4	5	6	7	8	9	AB	R	H	RBI	BB	SO	LOB	TOP					
Dick Williams, R OBP: 0.319, SLG: 0.504 (1, 8)	F4		1B		K			K		4	0	1	0	0	2	0	Baltimore Orioles @ Cleveland Indians Cleveland Municipal Stadium, Cleveland, OH Sun Jul 29 1956, 3:33 AM EDT Unknown livebaseballscorecards.com					
Hoot Evers, R OBP: 0.377, SLG: 0.292 (1, 9)	F2		F8			L7		K		4	0	0	0	0	1	1						
George Kell, R OBP: 0.380, SLG: 0.467 (1, 5)	F2		L8			F7			G4-6-3 1B	4	0	1	0	0	0	1						
Bob Nieman, R OBP: 0.411, SLG: 0.502 (1, 7)		F4	4-3			K			G4-6-3 1B	4	0	0	0	0	1	2						
Gus Triandos, R OBP: 0.349, SLG: 0.425 (1, 3)		BB 1B		4-3			FC5-4 1B		K	4	0	2	0	0	1	0						
Billy Gardner, R OBP: 0.284, SLG: 0.342 (1, 4)		BB 1-2 BB		F7			K			2	0	0	0	1	1	1						
Tom Gastali, R OBP: 0.257, SLG: 0.226 (1, 2)		BB 1-2 2-3 BB		F5			FC5-4 1-2			2	0	0	0	1	0	1						
Willy Miranda, S OBP: 0.302, SLG: 0.298 (1, 6)		F6			F4		K			3	0	0	0	0	1	4						
Erv Palica, R OBP: 0.136, SLG: 0.136 (8, PH)								F4		2	0	0	0	0	2	3						
Hal Smith, R OBP: 0.315, SLG: 0.360 (8, 1)										1	0	0	0	0	0	0						
George Zuverink, R OBP: 0.118, SLG: 0.063 (8, 1)										0	0	0	0	0	0	0						
Inning Stats	R: 0 E: 0 K: 0 S: 3	H: 0 LOB: 0 BB: 0 P: 3	R: 0 E: 0 K: 1 S: 6	H: 1 LOB: 3 BB: 2 P: 14	R: 0 E: 0 K: 0 S: 4	H: 1 LOB: 1 BB: 0 P: 4	R: 0 E: 0 K: 0 S: 3	H: 0 LOB: 0 BB: 0 P: 3	R: 0 E: 0 K: 2 S: 7	H: 0 LOB: 0 BB: 0 P: 7	R: 0 E: 0 K: 1 S: 5	H: 0 LOB: 0 BB: 0 P: 5	R: 0 E: 0 K: 2 S: 8	H: 1 LOB: 1 BB: 0 P: 8	R: 0 E: 0 K: 1 S: 7	H: 0 LOB: 0 BB: 0 P: 7	R: 0 E: 0 K: 1 S: 5	H: 1 LOB: 0 BB: 0 P: 5	1B: 4 2B: 0 3B: 0 HR: 0	SF: 0 SAC: 0 DP: 1 HBP: 0	WP: 0 PB: 0 SB: 0 CS: 0	PA: 32
PITCHER Herb Score, L ERA: 3.02 (1, 1)	IP: 9.0 WLS: W BF: 32 H: 4 R: 0 ER: 0 SO: 9 BB: 2 IBB: 0 HBP: 0 BLK: 0 WP: 0 HR: 0 S: 48 P: 56 ERA: 0.00 WHIP: 0.667																					

Batter	1	2	3	4	5	6	7	8	9	AB	R	H	RBI	BB	SO	LOB	BOTTOM			
Bobby Avila, R OBP: 0.334, SLG: 0.317 (1, 4)	F3		F9		1B			1B 2B		4	1	2	2	0	0	0	Baltimore Orioles @ Cleveland Indians Cleveland Municipal Stadium, Cleveland, OH Sun Jul 29 1956, 3:33 AM EDT Unknown livebaseballscorecards.com			
Gene Woodling, L OBP: 0.405, SLG: 0.408 (1, 7)			4-3			3-1		1B		4	0	2	1	0	0	0				
Al Smith, R OBP: 0.399, SLG: 0.479 George Strickland, R OBP: 0.399, SLG: 0.357 (1, 5) (9, 5)		BB			F9		F9	F3		3	0	0	0	1	0	1				
Vic Wertz, L OBP: 0.386, SLG: 0.536 Preston Ward, L OBP: 0.399, SLG: 0.460 (1, 3) (9, 3)						K		4-3		4	0	0	0	0	2	3				
Rocky Colavito, R OBP: 0.367, SLG: 0.461 (1, 9)						K				3	0	0	0	0	3	2				
Jim Busby, R OBP: 0.305, SLG: 0.371 (1, 8)							F8	F3		3	0	0	0	0	1	0				
Chico Carrasquel, R OBP: 0.322, SLG: 0.317 (1, 6)										3	1	2	0	0	0	0				
Jim Hegan, R OBP: 0.337, SLG: 0.385 (1, 2)								CS 1B	E5 FC2-6	3	0	1	0	0	0	0				
Herb Score, L OBP: 0.268, SLG: 0.220 (1, 1)								FC2-6 2B		3	1	0	0	0	1	3				
Inning Stats	R: 0 E: 0 K: 1 S: 6	H: 1 LOB: 2 BB: 1 P: 10	R: 0 E: 0 K: 1 S: 5	H: 0 LOB: 0 BB: 0 P: 5	R: 0 E: 0 K: 0 S: 3	H: 0 LOB: 0 BB: 0 P: 3	R: 0 E: 0 K: 2 S: 7	H: 0 LOB: 0 BB: 0 P: 7	R: 1 E: 0 K: 1 S: 7	H: 3 LOB: 2 BB: 0 P: 7	R: 0 E: 0 K: 1 S: 5	H: 0 LOB: 0 BB: 0 P: 5	R: 0 E: 0 K: 1 S: 5	H: 1 LOB: 0 BB: 0 P: 5	R: 2 E: 1 K: 0 S: 6	H: 2 LOB: 1 BB: 0 P: 6		1B: 5 2B: 2 3B: 0 HR: 0	SF: 0 SAC: 0 DP: 0 HBP: 0	WP: 0 PB: 0 SB: 0 CS: 1
PITCHER Erv Palica, R ERA: 4.79 George Zuverink, R ERA: 3.84 (1, 1) (8, 1)	IP: 7.0 WLS: L BF: 25 H: 5 R: 1 ER: 1 SO: 7 BB: 1 IBB: 0 HBP: 0 BLK: 0 WP: 0 HR: 0 S: 38 P: 42 ERA: 1.29 WHIP: 0.857																			

Batter	1	2	3	4	5	6	7	8	9	AB	R	H	RBI	BB	SO	LOB	TOP					
Dick Williams, R (1, 8) OBP: 0.317, SLG: 0.493	B2-3		FC4-6			5-3	F4			3	0	0	0	1	0	3	<p>Baltimore Orioles @ Cleveland Indians Cleveland Municipal Stadium, Cleveland, OH</p> <p>Sun Jul 29 1956, 3:38 AM EDT Att: 13,005 - Unknown</p>					
Tito Francona, L (1, 9) OBP: 0.345, SLG: 0.389	K		F6			F8		FC4-6 1B		4	0	1	0	0	1	2						
George Kell, R (1, 5) OBP: 0.378, SLG: 0.464	FC6-4 1B			F5		5-3		FC4-6 WP		4	0	1	0	0	0	2						
Bob Nieman, R (1, 7) OBP: 0.412, SLG: 0.500	FC6-4			G6-4-3 1B				F9		3	0	1	0	1	0	2						
Gus Triandos, R (1, 3) OBP: 0.347, SLG: 0.423		FC4-6 1B		G6-4-3		F5		5-3		4	0	1	0	0	0	4						
Billy Gardner, R (1, 4) OBP: 0.281, SLG: 0.338	FC4-6 G6-3				K		F9		5-3	4	0	0	0	0	1	1						
Hal Smith, R (1, 2) OBP: 0.318, SLG: 0.368	G6-3						BB	F9		4	0	2	0	0	0	1						
Willy Miranda, S (1, 6) OBP: 0.302, SLG: 0.297			FC4-6 1B		6-3		F9		L7	4	0	1	0	0	0	2						
Don Ferrarese, R (1, 1) OBP: 0.125, SLG: 0.045				F2						2	0	0	0	1	1	2						
George Zuverink, R (7, 1) OBP: 0.118, SLG: 0.063					K					0	0	0	0	0	0	0						
Inning Stats	R: 0 E: 0 K: 1 S: 6	H: 1 LOB: 1 BB: 0 P: 6	R: 0 E: 0 K: 0 S: 3	H: 1 LOB: 0 BB: 0 P: 3	R: 0 E: 0 K: 0 S: 4	H: 1 LOB: 0 BB: 0 P: 4	R: 0 E: 0 K: 0 S: 3	H: 1 LOB: 0 BB: 0 P: 3	R: 0 E: 0 K: 2 S: 8	H: 1 LOB: 1 BB: 0 P: 8	R: 0 E: 0 K: 0 S: 3	H: 0 LOB: 2 BB: 2 P: 11	R: 0 E: 0 K: 0 S: 4	H: 1 LOB: 2 BB: 1 P: 8	R: 0 E: 0 K: 0 S: 4	H: 1 LOB: 1 BB: 0 P: 4	R: 0 E: 0 K: 0 S: 3	H: 0 LOB: 0 BB: 0 P: 3	1B: 6 2B: 1 3B: 0 HR: 0	SF: 0 SAC: 0 DP: 2 HBP: 0	WP: 1 PB: 0 SB: 1 CS: 0	PA: 35
PITCHER Hank Aguirre, L (1, 1) ERA: 2.05	IP: 9.0 WLS: W BF: 35 H: 7 R: 0 ER: 0 SO: 3 BB: 2 IBB: 1 HBP: 0 BLK: 0 WP: 1 HR: 0 S: 38 P: 50 ERA: 0.00 WHIP: 1.000															PITCHER						

Batter	1	2	3	4	5	6	7	8	9	AB	R	H	RBI	BB	SO	LOB	BOTTOM			
Bobby Avila, R (1, 4) OBP: 0.336, SLG: 0.315	F1					5-3				2	0	0	0	2	0	0	<p>Baltimore Orioles @ Cleveland Indians Cleveland Municipal Stadium, Cleveland, OH</p> <p>Sun Jul 29 1956, 3:38 AM EDT Att: 13,005 - Unknown</p>			
Gene Woodling, L (1, 7) OBP: 0.406, SLG: 0.411	K		F8			HR				3	1	1	0	1	1	1				
Al Smith, R (1, 5) OBP: 0.400, SLG: 0.477					F8					3	1	1	0	1	0	3				
George Strickland, R (8, 5) OBP: 0.359, SLG: 0.357						HR		F3		0	0	0	0	0	0	0				
Vic Wertz, L (1, 3) OBP: 0.385, SLG: 0.541					F6					4	1	1	3	0	1	4				
Preston Ward, L (8, 3) OBP: 0.369, SLG: 0.460	K					HR		G3		0	0	0	0	0	0	0				
Rocky Colavito, R (1, 9) OBP: 0.357, SLG: 0.445		5-3			5-3					4	0	0	0	0	0	0				
Jim Busby, R (1, 8) OBP: 0.307, SLG: 0.372		5-3				6-3				4	1	2	0	0	0	0				
Chico Carrasquel, R (1, 6) OBP: 0.322, SLG: 0.316			L5			6-3				4	0	1	0	0	0	1				
Earl Averill, R (1, 2) OBP: 0.352, SLG: 0.368					5-3					1	0	0	0	0	0	0				
Jim Hegan, R (5, 2) OBP: 0.341, SLG: 0.350									FC6-4	3	0	2	0	0	0	1				
Hank Aguirre, R (1, 1)			K2-3							3	0	0	0	0	3	2				
Inning Stats	R: 0 E: 0 K: 2 S: 8	H: 1 LOB: 1 BB: 0 P: 8	R: 0 E: 0 K: 0 S: 3	H: 0 LOB: 0 BB: 0 P: 3	R: 0 E: 0 K: 1 S: 5	H: 0 LOB: 1 BB: 1 P: 9	R: 0 E: 0 K: 0 S: 3	H: 0 LOB: 0 BB: 0 P: 3	R: 0 E: 0 K: 1 S: 6	H: 1 LOB: 1 BB: 0 P: 6	R: 3 E: 0 K: 0 S: 6	H: 3 LOB: 1 BB: 1 P: 10	R: 0 E: 0 K: 0 S: 4	H: 1 LOB: 3 BB: 2 P: 12	R: 1 E: 1 K: 1 S: 7	H: 2 LOB: 1 BB: 0 P: 7	1B: 6 2B: 1 3B: 0 HR: 1	SF: 0 SAC: 1 DP: 0 HBP: 0	WP: 0 PB: 0 SB: 0 CS: 0	PA: 36
PITCHER Don Ferrarese, L (1, 1) ERA: 4.72	IP: 6.1 WLS: L BF: 29 H: 6 R: 3 ER: 3 SO: 4 BB: 4 IBB: 0 HBP: 0 BLK: 0 WP: 0 HR: 1 S: 33 P: 49 ERA: 4.26 WHIP: 1.579															PITCHER				
George Zuverink, R (7, 1) ERA: 3.75	IP: 1.2 WLS: 7 BF: 2 H: 1 R: 1 ER: 0 SO: 1 BB: 0 IBB: 0 HBP: 0 BLK: 0 WP: 0 HR: 0 S: 9 P: 9 ERA: 0.00 WHIP: 1.200															PITCHER				




Batter	1	2	3	4	5	6	7	8	9	10	AB	R	H	RBI	BB	SO	LOB																		
Dick Williams, R OBP: 0.320, SLG: 0.496 Hoot Evers, R OBP: 0.377, SLG: 0.292	6-3		CS 1B		G3 2B		L5		FC5 1-2 2-3f		5	0	2	0	0	0	2																		
Tito Francona, L OBP: 0.339, SLG: 0.382	G3		F8		G3		F6		1-4-3		5	0	0	0	0	0	4																		
George Kell, R OBP: 0.372, SLG: 0.455	5-3		CS	4-3	F2		K			F7	5	0	0	0	0	1	1																		
Bob Nieman, R OBP: 0.422, SLG: 0.516		1B		1B	FC6-4 BB		G6-4-3 BB			HR	2	2	2	1	3	0	0																		
Gus Triandos, R OBP: 0.342, SLG: 0.415	K		F8		FC6-4		K			1-3	5	0	0	0	0	2	5																		
Billy Gardner, R OBP: 0.266, SLG: 0.340	F4			1B			G6-4-3			S 1B	4	0	2	0	1	0	2																		
Hal Smith, R OBP: 0.321, SLG: 0.371 Jim Pyburn, R OBP: 0.278, SLG: 0.311				1B			1-4-3 BB		E6	K	0	0	0	0	0	0	0																		
Willy Miranda, S OBP: 0.304, SLG: 0.298	K				HR		4-3		FC5 1B		3	1	1	0	1	1	3																		
Ray Moore, R OBP: 0.326, SLG: 0.488 Bill Wight, L OBP: 0.220, SLG: 0.200 George Zuverink, R OBP: 0.118, SLG: 0.063 Bob Hale, L OBP: 0.298, SLG: 0.330 Mike Fornieles, R OBP: 0.188, SLG: 0.313	K				HR		1-3		F7		3	1	1	2	0	1	1																		
Inning Stats	R: 0 E: 0 K: 0 S: 3	H: 0 LOB: 0 BB: 0 P: 3	R: 0 E: 0 K: 2 S: 9	H: 2 LOB: 0 BB: 0 P: 9	R: 0 E: 0 K: 1 S: 5	H: 1 LOB: 0 BB: 0 P: 5	R: 1 E: 0 K: 0 S: 4	H: 2 LOB: 2 BB: 1 P: 8	R: 2 E: 0 K: 1 S: 5	H: 2 LOB: 2 BB: 2 P: 13	R: 0 E: 0 K: 0 S: 3	H: 0 LOB: 1 BB: 1 P: 7	R: 0 E: 0 K: 1 S: 5	H: 0 LOB: 0 BB: 0 P: 5	R: 0 E: 0 K: 1 S: 4	H: 0 LOB: 0 BB: 1 P: 8	R: 0 E: 1 K: 0 S: 5	H: 1 LOB: 2 BB: 0 P: 5	R: 1 E: 0 K: 1 S: 7	H: 2 LOB: 1 BB: 0 P: 7	1B: 7 2B: 1 3B: 0 HR: 2	SF: 0 SAC: 0 DP: 1 HBP: 0	WP: 0 PB: 0 SB: 2 CS: 1	PA: 44											
PITCHER	IP Wally Burnette, R ERA: 1.88 Tom Gorman, R ERA: 4.05	WLS 5.1 4.2	BF 25 18	H 7 3	R 3 1	ER 3 1	SO 3 3	BB 4 1	IBB 0 0	HBP 0 0	BLK 0 0	WP 0 0	HR 1 1	S 27 23	P 43 27	ERA 5.06 1.93	WHIP 2.062 0.857	PITCHER	IP WLS BF H R ER SO BB IBB HBP BLK WP HR S P ERA WHIP	WLS 5.1 4.2	BF 25 18	H 7 3	R 3 1	ER 3 1	SO 3 3	BB 4 1	IBB 0 0	HBP 0 0	BLK 0 0	WP 0 0	HR 1 1	S 27 23	P 43 27	ERA 5.06 1.93	WHIP 2.062 0.857

TOP

Baltimore Orioles @ Kansas City Athletics
Municipal Stadium, Kansas City, MO

Mon Jul 30 1956, 4:33 AM EDT
Att: 9,355 - Unknown

AB	34
R	4
H	8
RBI	3
BB	5
SO	6
LOB	21




Batter	1	2	3	4	5	6	7	8	9	10	AB	R	H	RBI	BB	SO	LOB																		
Hector Lopez, R OBP: 0.353, SLG: 0.439	FC1-5 2B		F8		F2			E 1B BB		6-3	4	1	1	0	1	0	0																		
Enos Slaughter, L OBP: 0.368, SLG: 0.408	FC1-5 1B		6-3				6-3	K			5	0	1	0	0	1	2																		
Lou Skizas, R OBP: 0.406, SLG: 0.517	G4-6-3 1B		F3				1B 3B	E3 1B		F8 2B	5	1	2	0	0	0	2																		
Harry Simpson, L OBP: 0.336, SLG: 0.503	G4-6-3				G6-3 1B		K	1-2 3H 1B		L6	5	0	2	1	0	1	4																		
Eddie Robinson, L OBP: 0.300, SLG: 0.390		6-3 3B		G6-3 1-2f			1B	F8			4	1	2	1	0	0	3																		
Vic Power, R OBP: 0.354, SLG: 0.446		6-3			1B			F4		F7	4	0	1	1	0	0	3																		
Joe Ginsberg, L OBP: 0.330, SLG: 0.305		3H			L9			6-3		4-3	3	0	0	0	1	0	1																		
Joe Demaestri, R OBP: 0.287, SLG: 0.337		FC3-6 BB			F8			6-3		F8	4	0	0	0	0	0	1																		
Wally Burnette, R OBP: 0.077, SLG: 0.077 Tom Gorman, R OBP: 0.138, SLG: 0.038		F8			K			K		K	2	0	0	0	0	1	1																		
Inning Stats	R: 0 E: 0 K: 0 S: 4	H: 2 LOB: 1 BB: 0 P: 4	R: 1 E: 0 K: 0 S: 4	H: 1 LOB: 1 BB: 1 P: 8	R: 0 E: 0 K: 0 S: 3	H: 0 LOB: 0 BB: 0 P: 3	R: 0 E: 0 K: 0 S: 4	H: 2 LOB: 1 BB: 0 P: 4	R: 0 E: 0 K: 1 S: 5	H: 0 LOB: 0 BB: 0 P: 5	R: 1 E: 1 K: 1 S: 7	H: 1 LOB: 2 BB: 1 P: 11	R: 0 E: 0 K: 1 S: 5	H: 0 LOB: 0 BB: 0 P: 5	R: 0 E: 0 K: 0 S: 4	H: 1 LOB: 1 BB: 0 P: 4	1B: 5 2B: 2 3B: 2 HR: 0	SF: 0 SAC: 0 DP: 2 HBP: 0	WP: 0 PB: 0 SB: 0 CS: 0	PA: 40															
PITCHER	IP Ray Moore, R ERA: 4.63 Bill Wight, L ERA: 4.55 George Zuverink, R ERA: 3.74 Mike Fornieles, R ERA: 4.45	WLS 6.0 1.2 0.1 2.0	BF 24 8 1 7	H 2 1 1	R 2 1 0	ER 2 1 0 0	SO 2 2 0 1	BB 1 0 0 0	IBB 0 0 0 0	HBP 0 0 0 0	BLK 0 0 0 0	WP 0 0 0 0	HR 0 0 0 0	S 27 11 1 9	P 31 15 1 9	ERA 3.00 0.00 0.00 0.00	WHIP 1.333 1.200 0.000 0.500	PITCHER	IP WLS BF H R ER SO BB IBB HBP BLK WP HR S P ERA WHIP	WLS 6.0 1.2 0.1 2.0	BF 24 8 1 7	H 2 1 1	R 2 1 0	ER 2 1 0 0	SO 2 2 0 1	BB 1 0 0 0	IBB 0 0 0 0	HBP 0 0 0 0	BLK 0 0 0 0	WP 0 0 0 0	HR 0 0 0 0	S 27 11 1 9	P 31 15 1 9	ERA 3.00 0.00 0.00 0.00	WHIP 1.333 1.200 0.000 0.500

BOTTOM

Baltimore Orioles @ Kansas City Athletics
Municipal Stadium, Kansas City, MO

Mon Jul 30 1956, 4:33 AM EDT
Att: 9,355 - Unknown

AB	38
R	3
H	9
RBI	3
BB	2
SO	5
LOB	17



Batter	1	2	3	4	5	6	7	8	9	AB	R	H	RBI	BB	SO	LOB	TOP				
Dick Williams, R OBP: 0.325, SLG: 0.503 (1, 8)	F8			2B	1B	1-H	2B	5-3		4	1	2	1	0	0	0					
Tito Francona, L OBP: 0.338, SLG: 0.383 (1, 9)	F6			1-H	FC1-4-2	2B	4-3	F2		4	0	1	1	0	0	1					
George Kell, R OBP: 0.367, SLG: 0.449 (1, 5)	F5			FC1-4-2	5-3	E		F3		4	1	0	0	0	1	1					
Bob Nieman, R OBP: 0.416, SLG: 0.508 Jim Pyburn, R OBP: 0.276, SLG: 0.311 (1, 7) (9, 8)		5-3		5-3				6-3		4	0	0	0	0	0	1					
Gus Triandos, R OBP: 0.344, SLG: 0.420 (1, 3)	F4			1-2						0	0	0	0	0	0	0					
Billy Gardner, R OBP: 0.269, SLG: 0.340 (1, 4)	K			2-H				BB	1B	4	2	2	0	0	0	0					
Tom Gastall, R OBP: 0.256, SLG: 0.229 (1, 2)				F7				FC5-4	BB	3	0	1	1	1	1	1					
Willy Miranda, S OBP: 0.301, SLG: 0.294 (1, 6)				F8				FC5-4	1-2	4	1	1	0	0	0	1					
Hal Brown, R OBP: 0.345, SLG: 0.292 George Zuverink, R OBP: 0.118, SLG: 0.063 (1, 1) (9, 1)				5-3				G3	F9	4	0	0	0	0	1	2					
Inning Stats	R: 0 E: 0 K: 0 S: 3	H: 0 LOB: 0 BB: 0 P: 3	R: 0 E: 0 K: 1 S: 5	H: 0 LOB: 0 BB: 0 P: 5	R: 0 E: 0 K: 1 S: 5	H: 0 LOB: 0 BB: 0 P: 5	R: 2 E: 1 K: 0 S: 6	H: 2 LOB: 1 BB: 0 P: 6	R: 1 E: 0 K: 2 S: 9	H: 2 LOB: 1 BB: 0 P: 9	R: 0 E: 0 K: 0 S: 3	H: 0 LOB: 0 BB: 0 P: 3	R: 0 E: 0 K: 1 S: 5	H: 0 LOB: 0 BB: 0 P: 5	R: 1 E: 1 K: 0 S: 4	H: 1 LOB: 1 BB: 1 P: 8	1B: 4 2B: 3 3B: 0 HR: 0	SF: 0 SAC: 0 DP: 0 HBP: 0	WP: 0 PB: 0 SB: 0 CS: 0	PA: 35	
PITCHER	IP	WLS	BF	H	R	ER	SO	BB	IBB	HBP	BLK	WP	HR	S	P	ERA	WHIP				
Troy Herriage, R ERA: 6.05 Jack Crimian, R ERA: 6.5 Jack McMahan, L ERA: 5.64 (1, 1) (7, 1) (9, 1)	6.0	L	24	6	4	3	4	0	0	0	0	0	0	32	32	4.50	1.000				

Baltimore Orioles @ Kansas City Athletics
Municipal Stadium, Kansas City, MO
Tue Jul 31 1956, 4:33 AM EDT
Att: 7,882 - Unknown

AB 34
R 5
H 7
RBI 3
BB 1
SO 5
LOB 8



Batter	1	2	3	4	5	6	7	8	9	AB	R	H	RBI	BB	SO	LOB	BOTTOM					
Hector Lopez, R OBP: 0.352, SLG: 0.435 (1, 5)	F4			F8				6-3		3	0	0	0	1	0	0						
Al Pilarcik, L OBP: 0.301, SLG: 0.312 (1, 8)	F5			F8				F9		4	0	0	0	0	0	1						
Lou Skizas, R OBP: 0.410, SLG: 0.516 (1, 7)	F8			G1-6-3	1B			K		4	0	2	0	0	1	1						
Harry Simpson, L OBP: 0.340, SLG: 0.512 (1, 9)				G1-6-3	1-2					3	1	2	1	1	0	1						
Eddie Robinson, L OBP: 0.292, SLG: 0.379 (1, 3)	F6			HR				4-3	BB	4	0	0	0	0	0	3						
Vic Power, R OBP: 0.350, SLG: 0.441 (1, 4)	F7			1-2				4-3		3	0	0	0	0	0	1						
Joe Ginsberg, L OBP: 0.335, SLG: 0.317 (1, 2)	PO			1B				6-3		3	0	2	0	0	0	1						
Joe Demaestri, R OBP: 0.285, SLG: 0.335 Gus Zentgraf, R OBP: 0.313, SLG: 0.445 Mike Baxes, R OBP: 0.355, SLG: 0.282 (1, 6) (8, PH) (9, 6)	PO			F8				5-3		2	0	0	0	0	0	1						
Troy Herriage, R OBP: 0.208, SLG: 0.136 Jim Finigan, R OBP: 0.314, SLG: 0.310 Jack Crimian, R OBP: 0.222, SLG: 0.125 Enos Slaughter, L OBP: 0.367, SLG: 0.406 Jack McMahan, R (1, 1) (6, PH) (7, 1) (8, PH) (9, 1)				K				F9		1	0	0	0	0	1	0						
Inning Stats	R: 0 E: 0 K: 0 S: 3	H: 0 LOB: 0 BB: 0 P: 3	R: 1 E: 0 K: 0 S: 4	H: 2 LOB: 0 BB: 0 P: 4	R: 0 E: 0 K: 1 S: 5	H: 0 LOB: 0 BB: 0 P: 5	R: 0 E: 0 K: 0 S: 3	H: 1 LOB: 0 BB: 0 P: 3	R: 0 E: 0 K: 0 S: 4	H: 1 LOB: 1 BB: 0 P: 4	R: 0 E: 0 K: 1 S: 5	H: 0 LOB: 1 BB: 1 P: 9	R: 0 E: 0 K: 0 S: 3	H: 0 LOB: 1 BB: 1 P: 7	R: 0 E: 0 K: 0 S: 3	H: 0 LOB: 0 BB: 0 P: 3	R: 0 E: 0 K: 0 S: 4	H: 2 LOB: 1 BB: 0 P: 4	1B: 4 2B: 1 3B: 0 HR: 1	SF: 0 SAC: 0 DP: 2 HBP: 0	WP: 0 PB: 0 SB: 0 CS: 0	PA: 33
PITCHER	IP	WLS	BF	H	R	ER	SO	BB	IBB	HBP	BLK	WP	HR	S	P	ERA	WHIP					
Hal Brown, R ERA: 3.18 George Zuverink, R ERA: 3.71 (1, 1) (9, 1)	8.1	W	31	6	1	1	2	2	0	0	0	0	0	1	33	41	1.08	0.960				

Baltimore Orioles @ Kansas City Athletics
Municipal Stadium, Kansas City, MO
Tue Jul 31 1956, 4:33 AM EDT
Att: 7,882 - Unknown

AB 30
R 1
H 6
RBI 1
BB 2
SO 2
LOB 9



Batter	1	2	3	4	5	6	7	8	9	AB	R	H	RBI	BB	SO	LOB	TOP					
Dick Williams, R OBP: 0.333, SLG: 0.507 (1, 3)	SH5-3 1B		5-3		SH3		F2			3	0	1	0	0	0	0	Baltimore Orioles @ Kansas City Athletics Municipal Stadium, Kansas City, MO Thu Aug 02 1956, 4:33 AM EDT Att: 5,486 - Unknown livebaseballscorecards.com					
Tito Francona, L OBP: 0.332, SLG: 0.375 (1, 9)	F5				F9			K2-3		4	0	1	0	0	1	2						
George Kell, R OBP: 0.363, SLG: 0.441 (1, 5)	SH5-3		F6					K		2	0	0	0	1	1							
Bob Nieman, R OBP: 0.415, SLG: 0.506 (1, 7)	6-3			F8	F3			FC5-4 1B		4	0	1	0	0	0	3						
Gus Triandos, R OBP: 0.343, SLG: 0.425 (1, 2)		K				G6-4-3 BB		FC5-4 1B		3	1	1	1	1	1							
Billy Gardner, R OBP: 0.274, SLG: 0.351 (1, 4)	F2				BB	G6-4-3		K		3	0	0	0	1	1							
Jim Pyburn, R OBP: 0.272, SLG: 0.303 (9, PH)									F5	3	0	0	0	0	1	1						
Joe Frazier, L OBP: 0.360, SLG: 0.392 (9, PH)	K				F8					1	0	0	0	0	0	0						
Willy Miranda, S OBP: 0.302, SLG: 0.305 (1, 6)									F7	4	1	1	1	0	2	1						
Mike Fomiele, R OBP: 0.211, SLG: 0.316 (7, 1)										3	0	1	0	0	0	0						
George Zuverink, R OBP: 0.118, SLG: 0.063 (7, 1)										0	0	0	0	0	0	0						
Don Ferrarese, R OBP: 0.125, SLG: 0.045 (7, 1)										0	0	0	0	0	0	0						
Ray Moore, R OBP: 0.326, SLG: 0.488 (7, 1)										0	0	0	0	0	0	0						
Inning Stats	R: 0 E: 0 K: 0 S: 4	H: 1 LOB: 1 BB: 0 P: 4	R: 0 E: 0 K: 2 S: 7	H: 0 LOB: 0 BB: 0 P: 7	R: 1 E: 0 K: 0 S: 5	H: 2 LOB: 1 BB: 0 P: 5	R: 1 E: 0 K: 1 S: 6	H: 1 LOB: 1 BB: 1 P: 10	R: 0 E: 0 K: 0 S: 4	H: 1 LOB: 2 BB: 1 P: 8	R: 0 E: 0 K: 1 S: 5	H: 0 LOB: 0 BB: 0 P: 5	R: 0 E: 0 K: 2 S: 8	H: 1 LOB: 1 BB: 0 P: 8	R: 0 E: 0 K: 1 S: 5	H: 0 LOB: 0 BB: 0 P: 5	1B: 4 2B: 0 3B: 0 HR: 2	SF: 0 SAC: 2 DP: 1 HBP: 0	WP: 0 PB: 0 SB: 0 CS: 0	PA: 35		
PITCHER	IP WLS BF H R ER SO BB IBB HBP BLK WP HR S P ERA WHIP	IP WLS BF H R ER SO BB IBB HBP BLK WP HR S P ERA WHIP	IP WLS BF H R ER SO BB IBB HBP BLK WP HR S P ERA WHIP	IP WLS BF H R ER SO BB IBB HBP BLK WP HR S P ERA WHIP	IP WLS BF H R ER SO BB IBB HBP BLK WP HR S P ERA WHIP	IP WLS BF H R ER SO BB IBB HBP BLK WP HR S P ERA WHIP	IP WLS BF H R ER SO BB IBB HBP BLK WP HR S P ERA WHIP	IP WLS BF H R ER SO BB IBB HBP BLK WP HR S P ERA WHIP	IP WLS BF H R ER SO BB IBB HBP BLK WP HR S P ERA WHIP	IP WLS BF H R ER SO BB IBB HBP BLK WP HR S P ERA WHIP	IP WLS BF H R ER SO BB IBB HBP BLK WP HR S P ERA WHIP	IP WLS BF H R ER SO BB IBB HBP BLK WP HR S P ERA WHIP	IP WLS BF H R ER SO BB IBB HBP BLK WP HR S P ERA WHIP	IP WLS BF H R ER SO BB IBB HBP BLK WP HR S P ERA WHIP	IP WLS BF H R ER SO BB IBB HBP BLK WP HR S P ERA WHIP	IP WLS BF H R ER SO BB IBB HBP BLK WP HR S P ERA WHIP	IP WLS BF H R ER SO BB IBB HBP BLK WP HR S P ERA WHIP	IP WLS BF H R ER SO BB IBB HBP BLK WP HR S P ERA WHIP	IP WLS BF H R ER SO BB IBB HBP BLK WP HR S P ERA WHIP	IP WLS BF H R ER SO BB IBB HBP BLK WP HR S P ERA WHIP	IP WLS BF H R ER SO BB IBB HBP BLK WP HR S P ERA WHIP	IP WLS BF H R ER SO BB IBB HBP BLK WP HR S P ERA WHIP
Alex Kellner, L ERA: 3.71 (1, 1)	5.0	23	5	2	2	3	3	0	0	0	0	0	0	0	0	0	0.00	1.600				
Jack Crimian, R ERA: 6.3 (6, 1)	2.0	5	0	0	0	1	0	0	0	0	0	0	0	0	0	0	0.00	0.000				
Tom Gorman, R ERA: 4.08 (8, 1)	2.0	7	1	0	0	3	0	0	0	0	0	0	0	0	0	0	0.00	0.500				
Batter	1	2	3	4	5	6	7	8	9	AB <td>R <td>H <td>RBI <td>BB <td>SO <td>LOB <td>BOTTOM</td> </td></td></td></td></td></td>	R <td>H <td>RBI <td>BB <td>SO <td>LOB <td>BOTTOM</td> </td></td></td></td></td>	H <td>RBI <td>BB <td>SO <td>LOB <td>BOTTOM</td> </td></td></td></td>	RBI <td>BB <td>SO <td>LOB <td>BOTTOM</td> </td></td></td>	BB <td>SO <td>LOB <td>BOTTOM</td> </td></td>	SO <td>LOB <td>BOTTOM</td> </td>	LOB <td>BOTTOM</td>	BOTTOM					
Vic Power, R OBP: 0.348, SLG: 0.439 (1, 3)	K			1B		G5-4-3		F4		4	0	1	0	0	1	1	Baltimore Orioles @ Kansas City Athletics Municipal Stadium, Kansas City, MO Thu Aug 02 1956, 4:33 AM EDT Att: 5,486 - Unknown livebaseballscorecards.com					
Al Pilarcik, L OBP: 0.304, SLG: 0.341 (1, 8)	1-3			F4		F5		1B BB		3	0	0	0	1	0	1						
Lou Skizas, R OBP: 0.394, SLG: 0.495 (1, 7)	F3									4	1	2	0	0	0	0						
Harry Simpson, L OBP: 0.343, SLG: 0.520 (1, 9)		1-3								4	1	1	2	0	1	4						
Hector Lopez, R OBP: 0.355, SLG: 0.438 (1, 5)		6-3								3	1	1	0	0	0	2						
Joe Ginsberg, L OBP: 0.343, SLG: 0.335 (1, 2)		4-3								3	0	1	0	0	0	0						
Jim Finigan, R OBP: 0.314, SLG: 0.310 (1, 4)										2	0	0	0	0	1	0						
Enos Slaughter, L OBP: 0.369, SLG: 0.409 (7, PH)				4-3						1	0	1	1	0	0	0						
Clete Boyer, R OBP: 0.260, SLG: 0.247 (8, 4)										0	0	0	0	0	0	0						
Joe Demaestri, R OBP: 0.282, SLG: 0.330 (1, 6)										3	0	0	0	0	1	2						
Alex Kellner, R OBP: 0.267, SLG: 0.185 (1, 1)										1	0	0	0	0	0	0						
Jack Crimian, R OBP: 0.300, SLG: 0.222 (6, 1)										1	0	1	0	0	0	0						
Gus Zernial, R OBP: 0.310, SLG: 0.441 (7, PH)										1	0	0	0	0	1	1						
Tom Gorman, R OBP: 0.138, SLG: 0.038 (8, 1)										0	0	0	0	0	0	0						
Inning Stats	R: 0 E: 0 K: 1 S: 5	H: 0 LOB: 0 BB: 0 P: 5	R: 0 E: 0 K: 0 S: 3	H: 0 LOB: 0 BB: 0 P: 3	R: 0 E: 0 K: 1 S: 5	H: 0 LOB: 0 BB: 0 P: 5	R: 0 E: 0 K: 1 S: 7	H: 2 LOB: 2 BB: 0 P: 7	R: 0 E: 0 K: 1 S: 5	H: 0 LOB: 0 BB: 0 P: 5	R: 0 E: 0 K: 0 S: 3	H: 1 LOB: 0 BB: 0 P: 3	R: 3 E: 1 K: 1 S: 9	H: 4 LOB: 1 BB: 0 P: 9	R: 0 E: 0 K: 0 S: 3	H: 1 LOB: 1 BB: 1 P: 7	1B: 7 2B: 1 3B: 0 HR: 1	SF: 0 SAC: 0 DP: 2 HBP: 0	WP: 0 PB: 0 SB: 0 CS: 0	PA: 31		
PITCHER	IP WLS BF H R ER SO BB IBB HBP BLK WP HR S P ERA WHIP	IP WLS BF H R ER SO BB IBB HBP BLK WP HR S P ERA WHIP	IP WLS BF H R ER SO BB IBB HBP BLK WP HR S P ERA WHIP	IP WLS BF H R ER SO BB IBB HBP BLK WP HR S P ERA WHIP	IP WLS BF H R ER SO BB IBB HBP BLK WP HR S P ERA WHIP	IP WLS BF H R ER SO BB IBB HBP BLK WP HR S P ERA WHIP	IP WLS BF H R ER SO BB IBB HBP BLK WP HR S P ERA WHIP	IP WLS BF H R ER SO BB IBB HBP BLK WP HR S P ERA WHIP	IP WLS BF H R ER SO BB IBB HBP BLK WP HR S P ERA WHIP	IP WLS BF H R ER SO BB IBB HBP BLK WP HR S P ERA WHIP	IP WLS BF H R ER SO BB IBB HBP BLK WP HR S P ERA WHIP	IP WLS BF H R ER SO BB IBB HBP BLK WP HR S P ERA WHIP	IP WLS BF H R ER SO BB IBB HBP BLK WP HR S P ERA WHIP	IP WLS BF H R ER SO BB IBB HBP BLK WP HR S P ERA WHIP	IP WLS BF H R ER SO BB IBB HBP BLK WP HR S P ERA WHIP	IP WLS BF H R ER SO BB IBB HBP BLK WP HR S P ERA WHIP	IP WLS BF H R ER SO BB IBB HBP BLK WP HR S P ERA WHIP	IP WLS BF H R ER SO BB IBB HBP BLK WP HR S P ERA WHIP	IP WLS BF H R ER SO BB IBB HBP BLK WP HR S P ERA WHIP	IP WLS BF H R ER SO BB IBB HBP BLK WP HR S P ERA WHIP	IP WLS BF H R ER SO BB IBB HBP BLK WP HR S P ERA WHIP	IP WLS BF H R ER SO BB IBB HBP BLK WP HR S P ERA WHIP
Mike Fomiele, R ERA: 4.33 (7, 1)	0.0	1	1	0	0	0	0	0	0	0	0	1	1	0	0	0	0.00	0.833				
George Zuverink, R ERA: 3.71 (7, 1)	0.2	2	1	0	0	0	0	0	0	0	0	2	2	0	0	0	0.00	1.500				
Don Ferrarese, L ERA: 4.68 (7, 1)	1.1	5	1	0	0	1	1	0	0	0	0	6	10	0	0	0	0.00	1.500				

Batter	1	2	3	4	5	6	7	8	9	AB	R	H	RBI	BB	SO	LOB	TOP	
Dick Williams, R OBP: 0.325, SLG: 0.494 (1, 9)	F3	6-3			F5			F7		4	0	0	0	0	0	0	Baltimore Orioles @ Chicago White Sox Comiskey Park, Chicago, IL Fri Aug 03 1956, 4:33 AM EDT Att: 12,114 - Unknown	
Billy Gardner, R OBP: 0.271, SLG: 0.346 (1, 4)	K		F8		F5			F7		4	0	0	0	0	1	0		
George Kell, R OBP: 0.364, SLG: 0.445 Tito Francona, L OBP: 0.333, SLG: 0.376 (1, 5) (3, 9)	1B	2B	F4		F7			1B		2	1	1	0	0	0	0		
Bob Nieman, R OBP: 0.416, SLG: 0.504 (1, 7)	2H	1B	BB		F6			K		3	1	1	1	1	1	1		
Gus Triandos, R OBP: 0.341, SLG: 0.433 (1, 3)	1-H	HR	F8		6-3			F8		4	1	1	2	0	0	1		
Hal Smith, R OBP: 0.320, SLG: 0.368 (1, 2)	1B		F9		6-3			2B	1B	4	0	2	0	0	0	0		
Jim Pyburn, R OBP: 0.284, SLG: 0.294 (1, 8)	5-3		F9		F9			F4		4	0	0	0	0	0	2		
Willy Miranda, S OBP: 0.304, SLG: 0.313 (1, 6)		F4			5-3			2B		4	0	2	0	0	0	0		
Johnny Schmitz, R Billy Loes, R Connie Johnson, R Tom Gaspari, R Erv Palica, R George Zuverink, R Tex Nelson, L (1, 1) (1, 1) (1, 1) (7, PH) (7, 1) (8, 1) (9, PH)	F2		6-3		F3			K		0	0	0	0	0	0	0		
Inning Stats	R: 3 E: 0 K: 1 S: 9	H: 4 LOB: 1 BB: 0 P: 9	R: 0 E: 0 K: 0 S: 3	H: 0 LOB: 0 BB: 1 P: 3	R: 0 E: 0 K: 0 S: 3	H: 0 LOB: 1 BB: 1 P: 7	R: 0 E: 0 K: 0 S: 4	H: 1 LOB: 1 BB: 0 P: 4	R: 0 E: 0 K: 0 S: 3	H: 0 LOB: 0 BB: 0 P: 3	R: 0 E: 0 K: 1 S: 6	H: 1 LOB: 1 BB: 0 P: 6	R: 0 E: 0 K: 1 S: 7	H: 2 LOB: 2 BB: 0 P: 7	1B: 4 2B: 3 3B: 0 HR: 1	SF: 0 SAC: 0 DP: 0 HBP: 0		WP: 0 PB: 0 CS: 0
PITCHER Billy Pierce, L ERA: 3.02 (1, 1)	IP: 9.0 WLS: W BF: 36 H: 8 R: 3 ER: 3 SO: 3 BB: 1 IBB: 0 HBP: 0 BLK: 0 WP: 0 HR: 1 S: 41 P: 45 ERA: 3.00 WHIP: 1.000																	

AB	35
R	3
H	8
RBI	3
BB	1
SO	3
LOB	7



Batter	1	2	3	4	5	6	7	8	9	AB	R	H	RBI	BB	SO	LOB	BOTTOM	
Sammy Esposito, R OBP: 0.375, SLG: 0.291 Ron Northey, L OBP: 0.364, SLG: 0.577 Fred Hatfield, L OBP: 0.359, SLG: 0.393 (1, 5) (1, PH) (1, PR) (2, 5)	BB	4-3		F8			F9			0	1	0	0	1	0	0	Baltimore Orioles @ Chicago White Sox Comiskey Park, Chicago, IL Fri Aug 03 1956, 4:33 AM EDT Att: 12,114 - Unknown	
Nellie Fox, L OBP: 0.350, SLG: 0.377 (1, 4)	G3		K				4-3			5	1	2	1	0	1	1		
Larry Doby, L OBP: 0.363, SLG: 0.437 Jim Delsing, L OBP: 0.288, SLG: 0.051 (1, 8) (2, 8)	BB	2B	4-3		F8			FC1-5	BB	2	2	2	1	0	0	0		
Minnie Minoso, R OBP: 0.414, SLG: 0.461 (1, 7)	BB	BB	F8		F7			FC1-5	BB	3	2	1	3	2	0	1		
Walt Dropo, R OBP: 0.346, SLG: 0.327 (1, 3)	BB	BB	HR	BB	F9			FC1-5	G6-4-3	3	2	0	0	2	0	4		
Les Moss, R OBP: 0.313, SLG: 0.573 (1, 2)	1-3	2H	1B	2B	F7			G6-4-3		5	2	2	4	0	0	2		
Jim Rivera, L OBP: 0.355, SLG: 0.393 (1, 9)	BB	1B	F8		K			4-3		4	1	0	1	0	1	1		
Luis Aparicio, R OBP: 0.284, SLG: 0.313 (1, 6)	1-2	3H	1B	1B	6-3			F8		3	1	1	1	1	0	0		
Billy Pierce, L OBP: 0.147, SLG: 0.099 (1, 1)	1-2	2-3	1B	BB	1B			K		2	1	1	0	1	1	0		
Inning Stats	R: 11 E: 1 K: 0 S: 10	H: 7 LOB: 4 BB: 4 P: 26	R: 0 E: 0 K: 0 S: 4	H: 1 LOB: 2 BB: 1 P: 8	R: 0 E: 0 K: 1 S: 5	H: 0 LOB: 0 BB: 0 P: 5	R: 2 E: 0 K: 1 S: 6	H: 1 LOB: 1 BB: 1 P: 11	R: 0 E: 0 K: 0 S: 3	H: 0 LOB: 0 BB: 0 P: 3	R: 0 E: 0 K: 1 S: 5	H: 0 LOB: 0 BB: 0 P: 5	R: 0 E: 0 K: 0 S: 2	H: 0 LOB: 1 BB: 2 P: 10	1B: 6 2B: 2 3B: 0 HR: 2	SF: 0 SAC: 0 DP: 1 HBP: 1		WP: 0 PB: 0 CS: 0
PITCHER Johnny Schmitz, L ERA: 4.02 Billy Loes, R ERA: 5.49 Connie Johnson, R ERA: 3.99 Erv Palica, R ERA: 4.79 George Zuverink, R ERA: 3.67 (1, 1) (1, 1) (1, 1) (7, 1) (8, 1)	IP: 0.1 WLS: L BF: 6 H: 3 R: 4 ER: 3 SO: 0 BB: 2 IBB: 0 HBP: 0 BLK: 0 WP: 0 HR: 0 S: 4 P: 12 ERA: ∞ WHIP: ∞																	



Batter	1	2	3	4	5	6	7	8	9	AB	R	H	RBI	BB	SO	LOB	TOP					
Dick Williams, R OBP: 0.318, SLG: 0.481	5-3		F5		5-3		F6			4	0	0	0	0	0	0	Baltimore Orioles @ Chicago White Sox Comiskey Park, Chicago, IL Sat Aug 04 1956, 4:33 AM EDT Att: 4,631 - Unknown					
Billy Gardner, R OBP: 0.274, SLG: 0.344	BB 1B BB		K				4-3			2	1	0	0	2	1	0						
George Kell, R Grady Hatton, L OBP: 0.364, SLG: 0.447 OBP: 0.359, SLG: 0.316	F7			1B SF8 2B	F8			G3		3	1	1	0	0	0	2						
Bob Nieman, R OBP: 0.417, SLG: 0.502	1B CS BB			1B SF8 1B	5-3			5-6-3		3	1	1	0	1	0	1						
Gus Triandos, R OBP: 0.343, SLG: 0.439				1B SF8				F4		3	1	2	2	0	0	0						
Hal Smith, R Hal Brown, R Tito Francona, L OBP: 0.321, SLG: 0.367 OBP: 0.345, SLG: 0.292 OBP: 0.332, SLG: 0.375	CS	F5		F9		L1-3 1B			K	3	0	1	1	0	0	1						
Jim Pyburn, R OBP: 0.264, SLG: 0.292		F9		1B 1B		L1-3 1B			5-3	4	0	1	1	0	0	1						
Willy Miranda, S OBP: 0.304, SLG: 0.313		6-3		FC6-4 1B		F3			F4	4	0	1	0	0	0	0						
Bill Wight, L Mike Fomiele, R Tom Gastall, R OBP: 0.214, SLG: 0.195 OBP: 0.200, SLG: 0.300 OBP: 0.233, SLG: 0.205			1-3	FC6-4 1B					K	1	0	0	0	0	0	0						
										1	0	0	0	0	0	2						
										1	0	0	0	0	1	0						
Inning Stats	R: 1 E: 0 K: 0 S: 3	H: 1 LOB: 1 BB: 2 P: 11	R: 0 E: 0 K: 0 S: 3	H: 0 LOB: 0 BB: 0 P: 3	R: 0 E: 0 K: 1 S: 5	H: 0 LOB: 0 BB: 0 P: 5	R: 2 E: 0 K: 0 S: 7	H: 4 LOB: 2 BB: 0 P: 7	R: 0 E: 0 K: 0 S: 3	H: 0 LOB: 1 BB: 1 P: 7	R: 0 E: 0 K: 0 S: 4	H: 2 LOB: 0 BB: 0 P: 4	R: 0 E: 0 K: 1 S: 5	H: 0 LOB: 0 BB: 0 P: 5	R: 0 E: 0 K: 0 S: 3	H: 0 LOB: 0 BB: 0 P: 3	R: 0 E: 0 K: 1 S: 5	H: 0 LOB: 0 BB: 0 P: 5	1B: 5 2B: 3 3B: 0 HR: 0	SF: 1 SAC: 0 DP: 1 HBP: 0	WP: 0 PB: 0 CS: 1	PA: 36
PITCHER Jack Harshman, L ERA: 3.48	IP: 9.0 WLS: W BF: 35 H: 7 R: 4 ER: 4 SO: 3 BB: 3 IBB: 0 HBP: 0 BLK: 0 WP: 0 HR: 0 S: 38 P: 50 ERA: 4.00 WHIP: 1.111															PITCHER	IP: 9.0 WLS: W BF: 35 H: 7 R: 4 ER: 4 SO: 3 BB: 3 IBB: 0 HBP: 0 BLK: 0 WP: 0 HR: 0 S: 38 P: 50 ERA: 4.00 WHIP: 1.111					


Batter	1	2	3	4	5	6	7	8	9	AB	R	H	RBI	BB	SO	LOB	BOTTOM					
Sammy Esposito, R OBP: 0.376, SLG: 0.285	G4-6-3 BB			K	F8		4-3			3	0	0	1	2	1	0	Baltimore Orioles @ Chicago White Sox Comiskey Park, Chicago, IL Sat Aug 04 1956, 4:33 AM EDT Att: 4,631 - Unknown					
Nellie Fox, L Fred Hatfield, L OBP: 0.348, SLG: 0.373 OBP: 0.359, SLG: 0.393	G4-6-3 1-2	F7		F9		HR BB	F9			4	1	0	0	1	0	4						
Larry Doby, L Dave Philley, S OBP: 0.394, SLG: 0.446 OBP: 0.335, SLG: 0.361	K		B2-5-4 1B BB		L9	HR 1B	4-3			3	1	1	2	1	1	0						
Minnie Minoso, R Jim Delsing, L OBP: 0.417, SLG: 0.467 OBP: 0.293, SLG: 0.050		BB 1B 1B	B2-5-4 HR 1B		6-3	WP HR 2B		K		4	3	3	0	0	0	0						
Walt Dropo, R OBP: 0.347, SLG: 0.348		F9	B2-5-4		HR 1B	HR		F7		5	2	2	2	0	0	3						
Les Moss, R Sherm Lollar, R OBP: 0.333, SLG: 0.615 OBP: 0.378, SLG: 0.419		1B BB 1B	HR		HR BB	F3				3	3	2	2	1	0	0						
Jim Rivera, L OBP: 0.361, SLG: 0.415		BB 1B BB	CS BB		HR HR			F9		3	2	2	4	2	0	1						
Luis Aparicio, R OBP: 0.284, SLG: 0.313		BB 1B	CS	E6 BLK G3	E5 HR	6-3				4	2	1	1	0	0	0						
Jack Harshman, L OBP: 0.239, SLG: 0.463	K			G3		L9				4	1	1	2	0	1	4						
										1B: 6 2B: 1 3B: 0 HR: 6	SF: 0 SAC: 0 DP: 2 HBP: 0	WP: 1 PB: 0 SB: 1 CS: 1	PA: 44									
Inning Stats	R: 0 E: 0 K: 1 S: 4	H: 0 LOB: 0 BB: 1 P: 8	R: 2 E: 0 K: 1 S: 8	H: 3 LOB: 3 BB: 2 P: 16	R: 2 E: 0 K: 0 S: 3	H: 2 LOB: 0 BB: 2 P: 11	R: 1 E: 1 K: 1 S: 6	H: 0 LOB: 0 BB: 0 P: 6	R: 5 E: 1 K: 0 S: 7	H: 3 LOB: 0 BB: 1 P: 11	R: 5 E: 0 K: 0 S: 7	H: 4 LOB: 0 BB: 1 P: 11	R: 0 E: 0 K: 0 S: 3	H: 0 LOB: 0 BB: 0 P: 3	R: 0 E: 0 K: 1 S: 6	H: 1 LOB: 1 BB: 0 P: 6	R: 0 E: 0 K: 1 S: 6	H: 0 LOB: 0 BB: 0 P: 6	1B: 6 2B: 1 3B: 0 HR: 6	SF: 0 SAC: 0 DP: 2 HBP: 0	WP: 1 PB: 0 SB: 1 CS: 1	PA: 44
PITCHER Bill Wight, L Mike Fomiele, R Hal Brown, R ERA: 4.75 ERA: 4.56 ERA: 3.56	IP: 2.2 WLS: L BF: 16 H: 4 R: 3 ER: 4 SO: 4 BB: 1 IBB: 0 HBP: 0 BLK: 0 WP: 0 HR: 1 S: 15 P: 35 ERA: 13.50 WHIP: 3.750															PITCHER	IP: 2.2 WLS: L BF: 16 H: 4 R: 3 ER: 4 SO: 4 BB: 1 IBB: 0 HBP: 0 BLK: 0 WP: 0 HR: 1 S: 15 P: 35 ERA: 13.50 WHIP: 3.750					


Batter	1	2	3	4	5	6	7	8	9	10	AB	R	H	RBI	BB	SO	LOB	TOP	
Dick Williams, R (1, 8) OBP: 0.326, SLG: 0.503 (8, 3)	K		6-3			1B		1B 3B		3B 2B	5	2	3	1	0	1	0	Baltimore Orioles @ Chicago White Sox Comiskey Park, Chicago, IL Sun Aug 05 1956, 4:33 AM EDT Unknown	
Bob Hale, L (1, 3) OBP: 0.296, SLG: 0.326 Jim Dwyurn, R (8, PR) OBP: 0.289, SLG: 0.313 (8, 8)	G3		4-3			K		1B 2B		1B 3B	4	0	1	1	0	1	1		
George Kell, R (1, 5) OBP: 0.363, SLG: 0.448 Mike Fornieles, R (8, PR) OBP: 0.200, SLG: 0.300 George Zuverink, R (8, 1) OBP: 0.167, SLG: 0.118 Bill Wight, L (10, 1) OBP: 0.214, SLG: 0.195 Billy Loes, R (10, 1) OBP: 0.154, SLG: 0.154	F6		F7			F8		1B 2B		FC1-4 1B	4	0	1	0	0	0	1		
Bob Nieman, R (1, 7) OBP: 0.417, SLG: 0.511	HR		1B			K		L6		FC1-4 FC4-6	5	1	2	1	0	1	4		
Tito Francona, L (1, 9) OBP: 0.330, SLG: 0.372	F7		1B			FC6-4 1B		F9		FC4-6 CS	5	0	1	0	0	0	1		
Gus Triandos, R (1, 2) OBP: 0.242, SLG: 0.436	1-3		FC6-4 1B			1-2		F9		CS	4	0	1	0	0	0	2		
Grady Hatton, L (1, 4) OBP: 0.344, SLG: 0.301 (8, 5)	F8					K		4-3		FC4 1B	4	0	0	0	0	1	1		
Willy Miranda, S (1, 6) OBP: 0.301, SLG: 0.309			4-3			F6		F6		F9	4	0	0	0	0	0	2		
Don Ferrarese, R (1, 1) OBP: 0.115, SLG: 0.042 Joe Frazier, L (8, PH) OBP: 0.367, SLG: 0.400 Billy Gardner, R (8, PR) OBP: 0.273, SLG: 0.343 (8, 4)	F8		F8			6-3		3B 1B		F9	2	0	0	0	0	0	0		
Inning Stats	R: 0 E: 0 K: 1 S: 5	H: 0 LOB: 0 BB: 0 P: 5	R: 1 E: 0 K: 0 S: 4	H: 1 LOB: 0 BB: 0 P: 4	R: 0 E: 0 K: 0 S: 3	H: 0 LOB: 0 BB: 0 P: 3	R: 0 E: 0 K: 1 S: 5	H: 2 LOB: 2 BB: 0 P: 5	R: 0 E: 0 K: 2 S: 8	H: 0 LOB: 0 BB: 0 P: 3	R: 2 E: 0 K: 0 S: 6	H: 4 LOB: 2 BB: 0 P: 6	R: 0 E: 0 K: 0 S: 5	H: 1 LOB: 2 BB: 0 P: 5	R: 2 E: 0 K: 0 S: 5	H: 3 LOB: 0 BB: 0 P: 5	1B: 7 2B: 2 3B: 2 HR: 1		SF: 0 SAC: 0 DP: 0 HBP: 0
PITCHER	IP WLS BF H R ER SO BB IBB HBP BLK WP HR S P ERA WHIP	IP WLS BF H R ER SO BB IBB HBP BLK WP HR S P ERA WHIP	IP WLS BF H R ER SO BB IBB HBP BLK WP HR S P ERA WHIP	IP WLS BF H R ER SO BB IBB HBP BLK WP HR S P ERA WHIP	IP WLS BF H R ER SO BB IBB HBP BLK WP HR S P ERA WHIP	IP WLS BF H R ER SO BB IBB HBP BLK WP HR S P ERA WHIP	IP WLS BF H R ER SO BB IBB HBP BLK WP HR S P ERA WHIP	IP WLS BF H R ER SO BB IBB HBP BLK WP HR S P ERA WHIP	IP WLS BF H R ER SO BB IBB HBP BLK WP HR S P ERA WHIP	IP WLS BF H R ER SO BB IBB HBP BLK WP HR S P ERA WHIP	IP WLS BF H R ER SO BB IBB HBP BLK WP HR S P ERA WHIP	IP WLS BF H R ER SO BB IBB HBP BLK WP HR S P ERA WHIP	IP WLS BF H R ER SO BB IBB HBP BLK WP HR S P ERA WHIP	IP WLS BF H R ER SO BB IBB HBP BLK WP HR S P ERA WHIP	IP WLS BF H R ER SO BB IBB HBP BLK WP HR S P ERA WHIP	IP WLS BF H R ER SO BB IBB HBP BLK WP HR S P ERA WHIP	IP WLS BF H R ER SO BB IBB HBP BLK WP HR S P ERA WHIP	IP WLS BF H R ER SO BB IBB HBP BLK WP HR S P ERA WHIP	
Dick Donovan, R (1, 1) ERA: 4.95 Paul LaPalme, L (8, 1) ERA: 4.21 Ellis Kinder, R (8, 1) ERA: 3.08 Dixie Howell, R (10, 1) ERA: 5.29 Gerry Staley, R (10, 1) ERA: 4.79	7.1 0.1 1.1 0.0 1.0	28 2 6 3 2	6 2 1 3 0	3 0 0 2 0	3 0 0 0 0	4 0 0 0 0	0 0 0 0 0	0 0 0 0 0	0 0 0 0 0	0 0 0 0 0	0 0 0 0 0	0 0 0 0 0	0 0 0 0 0	0 0 0 0 0	0 0 0 0 0	0 0 0 0 0	0 0 0 0 0	0 0 0 0 0	0 0 0 0 0

Batter	1	2	3	4	5	6	7	8	9	10	AB	R	H	RBI	BB	SO	LOB	BOTTOM	
Sammy Esposito, R (1, 5) OBP: 0.369, SLG: 0.279 Fred Hatfield, L (8, PH) OBP: 0.350, SLG: 0.394 (9, 5) (10, 6)	K		L5			K		4-3		SH FC3-2 1B	3	0	0	0	0	2	1	Baltimore Orioles @ Chicago White Sox Comiskey Park, Chicago, IL Sun Aug 05 1956, 4:33 AM EDT Unknown	
Nellie Fox, L (1, 4) OBP: 0.349, SLG: 0.379	F4		1B			1-3		3B		SH FC3-2 1-3	4	0	2	1	0	0	0		
Larry Doby, L (1, 8) OBP: 0.394, SLG: 0.442	1-3		6-3			G1-5-3 BB		K		FC3-2 IBB	3	0	0	0	2	1	2		
Minnie Minoso, R (1, 7) OBP: 0.415, SLG: 0.462 (10, 5)	F8		5-3			G1-5-3 BB		F8		F9	4	0	0	0	1	0	4		
Walt Dropo, R (1, 3) OBP: 0.347, SLG: 0.347 Dave Philley, S (9, PH) OBP: 0.336, SLG: 0.360 (10, 3)	5-3		1B			G1-5-3		G1-5-3		FC3-2	3	1	1	0	0	0	2		
Les Moss, R (1, 2) OBP: 0.330, SLG: 0.593	BB		K			1B		F8		SH1-4 BB	1	1	0	0	1	0	3		
Jim Rivera, L (1, 9) OBP: 0.360, SLG: 0.413	G3		1B			1-2 2-3r		1B		SH1-4 BB	3	0	0	0	1	1	5		
Luis Aparicio, R (1, 6) OBP: 0.284, SLG: 0.313 Ron Northey, L (9, PH) OBP: 0.352, SLG: 0.593 Bubba Phillips, R (9, PR) OBP: 0.245, SLG: 0.354 Dixie Howell, L (10, 1) OBP: 0.333, SLG: 0.714 Gerry Staley, R (10, 1) OBP: 0.235, SLG: 0.188	BB		F8			1B		F8		F7	3	0	0	0	1	1	5		
Dick Donovan, L (1, 1) OBP: 0.323, SLG: 0.407 Paul LaPalme, L (8, 1) OBP: 0.333, SLG: 0.500 Ellis Kinder, R (8, 1) OBP: 0.296, SLG: 0.098 (10, 7)	F1		1B			3-1		K		CS 1B 2B	3	0	0	0	0	1	1		
Inning Stats	R: 0 E: 0 K: 1 S: 5	H: 0 LOB: 0 BB: 0 P: 5	R: 0 E: 0 K: 0 S: 3	H: 0 LOB: 1 BB: 1 P: 7	R: 1 E: 0 K: 0 S: 5	H: 2 LOB: 1 BB: 0 P: 5	R: 0 E: 0 K: 1 S: 7	H: 2 LOB: 1 BB: 0 P: 7	R: 0 E: 0 K: 1 S: 5	H: 0 LOB: 0 BB: 0 P: 5	R: 0 E: 0 K: 1 S: 6	H: 1 LOB: 1 BB: 0 P: 6	R: 1 E: 0 K: 0 S: 3	H: 1 LOB: 1 BB: 1 P: 7	R: 1 E: 1 K: 0 S: 6	H: 2 LOB: 3 BB: 1 P: 10	1B: 6 2B: 1 3B: 1 HR: 0		SF: 0 SAC: 2 DP: 1 HBP: 0
PITCHER	IP WLS BF H R ER SO BB IBB HBP BLK WP HR S P ERA WHIP	IP WLS BF H R ER SO BB IBB HBP BLK WP HR S P ERA WHIP	IP WLS BF H R ER SO BB IBB HBP BLK WP HR S P ERA WHIP	IP WLS BF H R ER SO BB IBB HBP BLK WP HR S P ERA WHIP	IP WLS BF H R ER SO BB IBB HBP BLK WP HR S P ERA WHIP	IP WLS BF H R ER SO BB IBB HBP BLK WP HR S P ERA WHIP	IP WLS BF H R ER SO BB IBB HBP BLK WP HR S P ERA WHIP	IP WLS BF H R ER SO BB IBB HBP BLK WP HR S P ERA WHIP	IP WLS BF H R ER SO BB IBB HBP BLK WP HR S P ERA WHIP	IP WLS BF H R ER SO BB IBB HBP BLK WP HR S P ERA WHIP	IP WLS BF H R ER SO BB IBB HBP BLK WP HR S P ERA WHIP	IP WLS BF H R ER SO BB IBB HBP BLK WP HR S P ERA WHIP	IP WLS BF H R ER SO BB IBB HBP BLK WP HR S P ERA WHIP	IP WLS BF H R ER SO BB IBB HBP BLK WP HR S P ERA WHIP	IP WLS BF H R ER SO BB IBB HBP BLK WP HR S P ERA WHIP	IP WLS BF H R ER SO BB IBB HBP BLK WP HR S P ERA WHIP	IP WLS BF H R ER SO BB IBB HBP BLK WP HR S P ERA WHIP	IP WLS BF H R ER SO BB IBB HBP BLK WP HR S P ERA WHIP	
Don Ferrarese, L (8, 1) ERA: 4.5 George Zuverink, R (8, 1) ERA: 3.8 Bill Wight, L (10, 1) ERA: 4.75 Billy Loes, R (10, 1) ERA: 5.36	7.0 2.0 0.0 1.0	27 W 2 S	10 4 0 3	2 2 0 0	2 1 0 0	4 0 0 0	0 0 0 0	0 0 0 0	0 0 0 0	0 0 0 0	0 0 0 0	0 0 0 0	0 0 0 0	0 0 0 0	0 0 0 0	0 0 0 0	0 0 0 0	0 0 0 0	

AB	41
R	5
H	12
RBI	5
BB	0
SO	4
LOB	14

AB	35
R	4
H	8
RBI	4
BB	5
SO	5
LOB	21

Batter	1	2	3	4	5	6	7	8	9	AB	R	H	RBI	BB	SO	LOB	TOP			
Dick Williams, R (1,8) OBP: 0.333, SLG: 0.492	0-0 5-3		0-0 3-1			0-0 S 1B		0-0 FC4-6		4	0	1	0	0	0	1	<p>Baltimore Orioles @ Boston Red Sox Fenway Park, Boston, MA Thu Aug 09 1956, 3:33 AM EDT Att: 9,218 - Unknown</p> <p>livebaseballscorecards.com</p> <p>AB 31 R 1 H 6 RBI 1 BB 1 SO 5 LOB 10</p> 			
Bob Hale, L (1,3) Joe Frazier, L (5,9) OBP: 0.291, SLG: 0.319 OBP: 0.359, SLG: 0.390	0-0 F8		0-0 1B			0-3 K		0-0 F4		2	0	1	0	0	0	0				
George Kell, R (1,5) OBP: 0.359, SLG: 0.437	0-0 F7		0-0 F8			0-3 K			0-0 6-3	4	0	0	0	0	1	2				
Bob Nieman, R (1,7) OBP: 0.417, SLG: 0.500		0-3 K		0-0 5-3		0-3 K			0-0 5-3	4	0	0	0	0	2	1				
Gus Triandos, R (1,2) OBP: 0.348, SLG: 0.448		0-0 FC4-6 1B		4-0 G6-3 BB			0-0 F7		0-0 6-3	3	0	1	0	1	0	0				
Tito Francona, L (1,9) OBP: 0.331, SLG: 0.376		0-0 FC4-6 1B		0-0 G6-3			0-0 3-1			3	1	0	0	0	0	2				
Billy Gardner, R (1,4) OBP: 0.275, SLG: 0.344		0-0 S 1B			0-0 G1-6-3 1B		0-0 5-3			3	0	2	1	0	0	0				
Willy Miranda, S (1,6) OBP: 0.295, SLG: 0.300		0-3 K			0-0 G1-6-3			0-0 1-3		3	0	0	0	0	1	2				
Mike Fomies, R (1,1) Grady Hatton, L (8, PH) Ery Palica, R (8, 1) Johnny Schmitz, R (8, 1) OBP: 0.182, SLG: 0.273 OBP: 0.337, SLG: 0.295 OBP: 0.136, SLG: 0.136			0-0 F7			0-0 4-3		0-0 FC4-6 1B		2	0	0	0	0	0	0				
Inning Stats	R: 0 E: 0 K: 0 S: 3	H: 0 LOB: 0 BB: 0 P: 3	R: 1 E: 0 K: 2 S: 9	H: 2 LOB: 1 BB: 0 P: 9	R: 0 E: 0 K: 0 S: 4	H: 1 LOB: 0 BB: 1 P: 4	R: 0 E: 0 K: 0 S: 2	H: 0 LOB: 0 BB: 1 P: 6	R: 0 E: 0 K: 0 S: 3	H: 1 LOB: 0 BB: 0 P: 3	R: 0 E: 0 K: 3 S: 10	H: 1 LOB: 1 BB: 0 P: 10	R: 0 E: 0 K: 0 S: 3	H: 0 LOB: 0 BB: 0 P: 3	R: 0 E: 0 K: 0 S: 4	H: 1 LOB: 1 BB: 4 P: 4		1B: 6 2B: 0 3B: 0 HR: 0	SF: 0 SAC: 0 DP: 2 HBP: 0	WP: 0 PB: 0 SB: 3 CS: 0
PITCHER Frank Sullivan, R (1,1) ERA: 3.34	IP: 9.0 WLS: W BF: 32 H: 6 R: 1 ER: 1 SO: 5 BB: 1 IBB: 0 HBP: 0 BLK: 0 WP: 0 HR: 0 S: 41 P: 45 ERA: 1.00 WHIP: 0.778											PITCHER	IP: 0 WLS: 0 BF: 0 H: 0 R: 0 ER: 0 SO: 0 BB: 0 IBB: 0 HBP: 0 BLK: 0 WP: 0 HR: 0 S: 0 P: 0 ERA: 0 WHIP: 0							

Batter	1	2	3	4	5	6	7	8	9	AB	R	H	RBI	BB	SO	LOB	BOTTOM			
Billy Goodman, L (1,4) Billy Consolo, R (8, PR) OBP: 0.363, SLG: 0.426	0-0 F7		0-0 2B		0-3 K			0-0 BB 1B		4	0	2	0	0	1	0	<p>Baltimore Orioles @ Boston Red Sox Fenway Park, Boston, MA Thu Aug 09 1956, 3:33 AM EDT Att: 9,218 - Unknown</p> <p>livebaseballscorecards.com</p> <p>AB 28 R 3 H 6 RBI 2 BB 3 SO 6 LOB 10</p> 			
Billy Klaus, L (1,5) OBP: 0.378, SLG: 0.365	0-0 E 1B		0-0 6-3		4-0 PO BB		0-3 K		0-3 K	3	0	1	0	1	1	2				
Ted Williams, L (1,7) Gene Stephens, L (8, PR) OBP: 0.492, SLG: 0.588 OBP: 0.341, SLG: 0.235	0-0 E3		0-0 G4-6-3		0-0 BB E 1B		0-0 PO		4-0 G1-6-3 1B	3	1	2	0	1	0	1				
Mickey Vernon, L (1,3) OBP: 0.421, SLG: 0.566	0-0 G4-6-3		0-0 E3 1B		0-0 E3 BB 1B		0-0 G1-6-3		0-0 F9	4	1	0	0	0	0	6				
Jackie Jensen, R (1,9) OBP: 0.400, SLG: 0.488		0-3 K		4-0 1B G6-3 BB		0-0 4-3				2	1	0	0	1	1	0				
Jim Piersall, R (1,8) OBP: 0.370, SLG: 0.446		0-0 F9		0-0 G6-3 1B		0-3 K				3	0	1	2	0	1	0				
Sammy White, R (1,2) OBP: 0.320, SLG: 0.361		0-0 F7		0-0 G6-3		0-3 K				3	0	0	0	0	1	1				
Don Buddin, R (1,6) OBP: 0.356, SLG: 0.337			0-3 K		0-0 F7		0-0 6-3			3	0	0	0	0	1	0				
Frank Sullivan, R (1,1) OBP: 0.154, SLG: 0.145			0-0 6-3		0-0 6-3			0-0 F3		3	0	0	0	0	0	0				
Inning Stats	R: 0 E: 1 K: 0 S: 4	H: 1 LOB: 1 BB: 0 P: 4	R: 0 E: 0 K: 1 S: 5	H: 0 LOB: 0 BB: 0 P: 5	R: 0 E: 0 K: 1 S: 6	H: 1 LOB: 1 BB: 0 P: 6	R: 3 E: 1 K: 0 S: 5	H: 2 LOB: 0 BB: 1 P: 9	R: 0 E: 0 K: 1 S: 4	H: 0 LOB: 0 BB: 1 P: 8	R: 0 E: 0 K: 0 S: 3	H: 1 LOB: 0 BB: 0 P: 3	R: 0 E: 0 K: 2 S: 7	H: 0 LOB: 0 BB: 0 P: 7	R: 0 E: 0 K: 1 S: 6	H: 1 LOB: 2 BB: 1 P: 10		1B: 5 2B: 1 3B: 0 HR: 0	SF: 0 SAC: 0 DP: 3 HBP: 0	WP: 0 PB: 0 SB: 0 CS: 0
PITCHER Mike Fomies, R (1,1) ERA: 4.27 Ery Palica, R (8, 1) ERA: 4.77 Johnny Schmitz, L (8, 1) ERA: 3.95	IP: 0.1 WLS: L BF: 2 H: 1 R: 0 ER: 0 SO: 0 BB: 0 IBB: 0 HBP: 0 BLK: 0 WP: 0 HR: 0 S: 2 P: 2 ERA: 0.00 WHIP: 3.000											PITCHER	IP: 0 WLS: 0 BF: 0 H: 0 R: 0 ER: 0 SO: 0 BB: 0 IBB: 0 HBP: 0 BLK: 0 WP: 0 HR: 0 S: 0 P: 0 ERA: 0 WHIP: 0							

Batter	1	2	3	4	5	6	7	8	9	AB	R	H	RBI	BB	SO	LOB	TOP					
Dick Williams, R OBP: 0.343, SLG: 0.516 (1, 8)										4	2	2	1	0	1	3	<p>Baltimore Orioles @ New York Yankees Yankee Stadium, Bronx, NY Sat Aug 11 1956, 3:33 AM EDT Att: 15,008 - Unknown</p>					
Tito Francona, L OBP: 0.333, SLG: 0.385 (1, 3)										4	3	3	1	1	0	1						
George Kell, R OBP: 0.363, SLG: 0.438 Billy Gardner, R OBP: 0.274, SLG: 0.342 (1, 5)										4	2	2	2	0	1	1						
Bob Nieman, R OBP: 0.421, SLG: 0.508 (1, 7)										3	0	0	0	2	0	3						
Gus Triandos, R OBP: 0.347, SLG: 0.444 (1, 2)										4	0	1	3	0	1	1						
Grady Hatton, L OBP: 0.327, SLG: 0.280 (1, 4)										4	0	0	0	1	0	0						
Tex Nelson, L Hal Smith, R OBP: 0.314, SLG: 0.359 Jim Pyburn, R OBP: 0.270, SLG: 0.313 (1, 9)										2	0	0	0	0	1	0						
Willy Miranda, S OBP: 0.292, SLG: 0.295 (1, 6)										3	1	0	0	1	0	1						
Hal Brown, R OBP: 0.375, SLG: 0.308 (1, 1)										2	1	1	0	1	0	2						
Inning Stats	R: 3 E: 2 K: 0 S: 6	H: 3 LOB: 0 BB: 0 P: 6	R: 0 E: 0 K: 2 S: 7	H: 0 LOB: 1 BB: 1 P: 11	R: 1 E: 0 K: 2 S: 8	H: 1 LOB: 0 BB: 0 P: 8	R: 0 E: 0 K: 0 S: 3	H: 0 LOB: 0 BB: 0 P: 3	R: 3 E: 0 K: 0 S: 6	H: 4 LOB: 2 BB: 2 P: 14	R: 1 E: 1 K: 0 S: 4	H: 1 LOB: 1 BB: 1 P: 8	R: 0 E: 0 K: 0 S: 2	H: 0 LOB: 0 BB: 1 P: 6	R: 2 E: 1 K: 0 S: 6	H: 2 LOB: 2 BB: 1 P: 10		R: 0 E: 0 K: 0 S: 3	H: 0 LOB: 0 BB: 0 P: 3	1B: 10 2B: 0 3B: 0 HR: 1	SF: 1 SAC: 2 DP: 2 HBP: 0	WP: 0 PB: 0 SB: 0 CS: 0
PITCHER	IP WLS BF H R ER SO BB IBB HBP BLK WP HR S P ERA WHIP	4.1 L 22 7 7 6 4 2 0 0 0 0 1 28 36 12.46 2.077	2.2 11 2 1 1 0 3 0 0 0 0 0 0 8 20 3.38 1.875	2.0 10 2 2 0 0 1 0 0 0 0 0 0 9 13 0.00 1.500											PITCHER	IP WLS BF H R ER SO BB IBB HBP BLK WP HR S P ERA WHIP	9.0 W 40 7 5 5 5 5 0 0 0 0 1 45 65 5.00 1.333					

AB 34
R 10
H 11
RBI 9
BB 6
SO 4
LOB 15



Batter	1	2	3	4	5	6	7	8	9	AB	R	H	RBI	BB	SO	LOB	BOTTOM	
Norm Siebern, L OBP: 0.275, SLG: 0.369 (1, 7)										4	1	0	0	1	1	1	<p>Baltimore Orioles @ New York Yankees Yankee Stadium, Bronx, NY Sat Aug 11 1956, 3:33 AM EDT Att: 15,008 - Unknown</p>	
Billy Martin, R OBP: 0.340, SLG: 0.427 (1, 4)										5	0	2	0	0	0	3		
Mickey Mantle, S OBP: 0.482, SLG: 0.741 (1, 8)										3	1	2	3	2	0	1		
Yogi Berra, L OBP: 0.370, SLG: 0.508 Elston Howard, R OBP: 0.307, SLG: 0.363 (1, 2)										2	0	0	0	1	0	2		
Bill Skowron, R OBP: 0.397, SLG: 0.559 (1, 3)										4	0	0	0	0	2	2		
Hank Bauer, R OBP: 0.330, SLG: 0.469 (1, 9)										3	0	0	0	1	1	0		
Andy Carey, R OBP: 0.322, SLG: 0.353 Tom Carroll, R OBP: 0.400, SLG: 0.400 (1, 5)										2	0	0	0	0	0	1		
Jerry Coleman, R OBP: 0.309, SLG: 0.303 Billy Hunter, R OBP: 0.429, SLG: 0.714 (1, 6)									2	1	1	1	0	0	0			
Ralph Terry, R Rip Coleman, L Joe Collins, L OBP: 0.296, SLG: 0.338 Mickey McDermott, L OBP: 0.256, SLG: 0.257 (1, 1)										1	0	0	0	0	0	0		
Inning Stats	R: 0 E: 0 K: 0 S: 4	H: 1 LOB: 2 BB: 1 P: 8	R: 0 E: 0 K: 1 S: 5	H: 0 LOB: 0 BB: 0 P: 5	R: 0 E: 0 K: 1 S: 5	H: 0 LOB: 1 BB: 1 P: 9	R: 0 E: 0 K: 1 S: 5	H: 0 LOB: 0 BB: 0 P: 5	R: 4 E: 0 K: 0 S: 6	H: 3 LOB: 0 BB: 1 P: 10	R: 0 E: 0 K: 1 S: 5	H: 0 LOB: 0 BB: 0 P: 5	R: 1 E: 0 K: 0 S: 5	H: 2 LOB: 2 BB: 1 P: 9	1B: 2 2B: 2 3B: 1 HR: 2	SF: 0 SAC: 0 DP: 0 HBP: 0		WP: 0 PB: 0 SB: 0 CS: 0
PITCHER	IP WLS BF H R ER SO BB IBB HBP BLK WP HR S P ERA WHIP	9.0 W 40 7 5 5 5 5 0 0 0 0 1 45 65 5.00 1.333											PITCHER	IP WLS BF H R ER SO BB IBB HBP BLK WP HR S P ERA WHIP	9.0 W 40 7 5 5 5 5 0 0 0 0 1 45 65 5.00 1.333			

AB 35
R 5
H 7
RBI 5
BB 5
SO 5
LOB 14



Batter	1	2	3	4	5	6	7	8	9	AB	R	H	RBI	BB	SO	LOB	TOP			
Dick Williams, R OBP: 0.345, SLG: 0.513 (1, 8)										5	0	2	0	0	0	1	<p>Baltimore Orioles @ New York Yankees Yankee Stadium, Bronx, NY Sun Aug 12 1956, 3:33 AM EDT Unknown</p> <p>livebaseballscorecards.com</p> <p>AB 32 R 2 H 6 RBI 2 BB 4 SO 7 LOB 20</p>			
Tito Francona, L OBP: 0.332, SLG: 0.381 (1, 3)										3	0	0	0	1	3					
George Kell, R OBP: 0.364, SLG: 0.438 Billy Gardner, R OBP: 0.275, SLG: 0.342 (1, PR) (1, 4)										0	0	0	0	0	0	0				
Bob Nieman, R OBP: 0.422, SLG: 0.517 (1, 7)										3	1	1	1	1	0	3				
Gus Triandos, R OBP: 0.349, SLG: 0.444 Hal Smith, R OBP: 0.314, SLG: 0.363 (1, 2) (3, 2)										0	0	0	0	1	0	0				
Joe Frazier, L OBP: 0.354, SLG: 0.383 (1, 9)										4	0	1	1	0	1	4				
Grady Hatton, L OBP: 0.315, SLG: 0.268 (1, 4) (1, 5)										4	0	0	0	0	0	2				
Willy Miranda, S OBP: 0.291, SLG: 0.293 (1, 6)										3	0	0	0	1	1	2				
Don Ferrarese, R OBP: 0.111, SLG: 0.040 Erv Palica, R OBP: 0.125, SLG: 0.125 Bob Hale, L OBP: 0.288, SLG: 0.316 (1, 1) (2, 1) (9, PH)										1	0	0	0	0	0	0				
Inning Stats	R: 0 E: 0 K: 1 S: 6	H: 1 LOB: 3 BB: 1 P: 11	R: 0 E: 0 K: 1 S: 5	H: 0 LOB: 0 BB: 0 P: 5	R: 0 E: 0 K: 0 S: 3	H: 0 LOB: 1 BB: 1 P: 7	R: 0 E: 0 K: 0 S: 3	H: 1 LOB: 0 BB: 0 P: 3	R: 0 E: 0 K: 2 S: 7	H: 2 LOB: 2 BB: 1 P: 9	R: 0 E: 0 K: 1 S: 6	H: 1 LOB: 1 BB: 0 P: 6	R: 1 E: 0 K: 2 S: 8	H: 1 LOB: 0 BB: 0 P: 8	R: 0 E: 0 K: 0 S: 3	H: 0 LOB: 0 BB: 0 P: 3		1B: 4 2B: 2 3B: 0 HR: 1	SF: 0 SAC: 0 DP: 1 HBP: 1	WP: 0 PB: 0 SB: 1 CS: 0
PITCHER Don Larsen, R ERA: 3.73 (1, 1)	IP: 9.0 WLS: W BF: 37 H: 6 R: 2 ER: 2 SO: 7 BB: 4 IBB: 0 HBP: 1 BLK: 0 WP: 0 HR: 1 S: 46 P: 63 ERA: 2.00 WHIP: 1.111															PITCHER				

Batter	1	2	3	4	5	6	7	8	9	AB	R	H	RBI	BB	SO	LOB	BOTTOM			
Hank Bauer, R OBP: 0.332, SLG: 0.466 (1, 9)										2	1	0	0	2	0	0	<p>Baltimore Orioles @ New York Yankees Yankee Stadium, Bronx, NY Sun Aug 12 1956, 3:33 AM EDT Unknown</p> <p>livebaseballscorecards.com</p> <p>AB 27 R 6 H 6 RBI 5 BB 7 SO 5 LOB 9</p>			
Billy Martin, R OBP: 0.339, SLG: 0.424 (1, 4)										2	1	0	1	1	0	1				
Yogi Berra, L OBP: 0.371, SLG: 0.508 (1, 2)										4	1	2	1	0	0	0				
Mickey Mantle, S OBP: 0.482, SLG: 0.747 (1, 8)										2	1	1	3	1	1	0				
Bill Skowron, R OBP: 0.398, SLG: 0.557 (1, 3)										3	0	1	0	1	1	2				
Elston Howard, R OBP: 0.306, SLG: 0.358 (1, 7)										3	0	0	0	1	0	2				
Andy Carey, R OBP: 0.321, SLG: 0.352 (1, 5)										4	0	1	0	0	1	2				
Jerry Coleman, R OBP: 0.308, SLG: 0.297 (1, 6)										3	1	0	0	1	1	1				
Don Larsen, R OBP: 0.290, SLG: 0.414 (1, 1)										4	1	1	0	0	1	1				
Inning Stats	R: 3 E: 0 K: 1 S: 6	H: 2 LOB: 1 BB: 3 P: 18	R: 3 E: 0 K: 1 S: 7	H: 2 LOB: 1 BB: 2 P: 15	R: 0 E: 0 K: 1 S: 6	H: 1 LOB: 0 BB: 0 P: 6	R: 0 E: 0 K: 0 S: 3	H: 0 LOB: 0 BB: 0 P: 3	R: 0 E: 0 K: 1 S: 6	H: 1 LOB: 1 BB: 0 P: 6	R: 0 E: 0 K: 1 S: 5	H: 0 LOB: 1 BB: 1 P: 9	R: 0 E: 0 K: 0 S: 3	H: 0 LOB: 1 BB: 1 P: 7	R: 0 E: 0 K: 0 S: 3	H: 0 LOB: 0 BB: 0 P: 3		1B: 4 2B: 1 3B: 0 HR: 1	SF: 2 SAC: 0 DP: 0 HBP: 0	WP: 2 PB: 0 SB: 1 CS: 1
PITCHER Don Ferrarese, L ERA: 5.2 Erv Palica, R ERA: 4.35 (1, 1) (2, 1)	IP: 1.0 WLS: L BF: 10 H: 3 R: 6 ER: 6 SO: 1 BB: 0 IBB: 0 HBP: 0 BLK: 0 WP: 1 HR: 1 S: 7 P: 27 ERA: 54.00 WHIP: 8.000															PITCHER				

Batter	1	2	3	4	5	6	7	8	9	AB	R	H	RBI	BB	SO	LOB	TOP			
Eddie Yost, R OBP: 0.434, SLG: 0.367 (1, 5)	K2-3		F7		K		F7			4	0	0	0	0	2	3	Washington Senators @ Baltimore Orioles Memorial Stadium, Baltimore, MD Tue Aug 14 1956, 3:33 AM EDT Att: 21,314 - Unknown livebaseballscorecards.com			
Whitey Herzog, L OBP: 0.311, SLG: 0.369 (1, 8)	1B FC9-2 1B		K		K		F9		K	4	0	1	0	0	2	3				
Pete Runnels, L OBP: 0.374, SLG: 0.428 (1, 3)	1-3 1B		F7				F7		4-3	4	0	1	0	0	0	1				
Clint Courtney, L OBP: 0.392, SLG: 0.479 (1, 2)	FC9-2 3H				4-3		4-3		6-3	4	0	0	0	0	0	2				
Roy Sievers, R OBP: 0.376, SLG: 0.479 (1, 7)		F7		K		WP 1B			6-3	4	0	1	0	0	1	0				
Jim Lemon, R OBP: 0.352, SLG: 0.510 (1, 9)	K		K		K		1-2 BB		K	3	0	0	0	1	3	0				
Herb Plews, L OBP: 0.389, SLG: 0.366 (1, 4)	1B				1B BB		K		BB	2	0	1	0	2	1	2				
Jose Valdivielso, R OBP: 0.296, SLG: 0.306 (7, PH)	K				F8		F8		F6	2	0	0	0	0	1	2				
Ernie Ottavietz, S OBP: 0.345, SLG: 0.287 (7, PH)										1	0	0	0	0	0	0				
Tony Roig, R OBP: 0.303, SLG: 0.229 (9, PH)										0	0	0	0	0	0	0				
Lou Berberet, L OBP: 0.419, SLG: 0.429 (9, PH)										1	0	0	0	0	0	1				
Chuck Stobbs, L OBP: 0.194, SLG: 0.200 (8, 1)					1-2 1B		K			3	0	2	0	0	1	0				
Bob Chakales, R OBP: 0.111, SLG: 0.111 (8, 1)										0	0	0	0	0	0	0				
Inning Stats	R: 0 E: 0 K: 1 S: 6	H: 2 LOB: 1 BB: 0 P: 6	R: 0 E: 0 K: 2 S: 8	H: 1 LOB: 1 BB: 0 P: 8	R: 0 E: 0 K: 1 S: 6	H: 1 LOB: 1 BB: 0 P: 6	R: 0 E: 0 K: 2 S: 7	H: 0 LOB: 0 BB: 0 P: 7	R: 0 E: 0 K: 1 S: 6	H: 1 LOB: 2 BB: 1 P: 10	R: 0 E: 0 K: 1 S: 5	H: 0 LOB: 0 BB: 0 P: 5	R: 0 E: 0 K: 1 S: 5	H: 0 LOB: 0 BB: 0 P: 5	R: 0 E: 0 K: 1 S: 5	H: 0 LOB: 1 BB: 1 P: 9	1B: 6 2B: 1 3B: 0 HR: 0	SF: 0 SAC: 0 DP: 1 HBP: 0	WP: 1 PB: 0 CS: 0	PA: 35
PITCHER Connie Johnson, R ERA: 3.71 (1, 1)	IP: 9.0 WLS: W BF: 35 H: 6 R: 0 ER: 0 SO: 11 BB: 3 IBB: 0 HBP: 0 BLK: 0 WP: 1 HR: 0 S: 54 P: 66 ERA: 0.00 WHIP: 1.000															PITCHER				

Batter	1	2	3	4	5	6	7	8	9	AB	R	H	RBI	BB	SO	LOB	BOTTOM			
Billy Gardner, R OBP: 0.277, SLG: 0.346 (1, 4)	5-3		FC1-6		F6					4	1	1	0	0	0	1	Washington Senators @ Baltimore Orioles Memorial Stadium, Baltimore, MD Tue Aug 14 1956, 3:33 AM EDT Att: 21,314 - Unknown livebaseballscorecards.com			
Tito Francona, L OBP: 0.335, SLG: 0.385 (1, 9)	F8		F6				F8		1B E BB	3	1	0	0	1	0	1				
Dick Williams, R OBP: 0.340, SLG: 0.500 (1, 8)	F8		F7				K		E8 F8 CS 1B	4	0	1	1	0	1	1				
Bob Nieman, R OBP: 0.429, SLG: 0.518 (1, 7)		K					CS 1B		FC6-4 BB	2	0	1	0	2	1	0				
Gus Triandos, R OBP: 0.347, SLG: 0.436 (1, 3)		6-3							BB	3	0	0	0	1	0	3				
Jim Pyburn, R OBP: 0.273, SLG: 0.311 (9, 8)							FC6-4		F8	0	0	0	0	0	0	0				
Grady Hatton, L OBP: 0.319, SLG: 0.275 (1, 5)		E6 1B			F6				CS	3	1	1	0	0	0	1				
Tom Gastall, R OBP: 0.234, SLG: 0.209 (1, 2)		1B			K				F7	3	0	1	1	0	1	1				
Willy Miranda, S OBP: 0.288, SLG: 0.289 (1, 6)		2H 1B							F5	3	0	1	1	0	1	1				
Connie Johnson, R OBP: 0.279, SLG: 0.250 (1, 1)									F4	3	0	0	0	0	0	1				
Inning Stats	R: 0 E: 0 K: 0 S: 3	H: 0 LOB: 0 BB: 0 P: 3	R: 1 E: 1 K: 1 S: 7	H: 2 LOB: 1 BB: 0 P: 7	R: 0 E: 0 K: 0 S: 4	H: 1 LOB: 1 BB: 0 P: 4	R: 0 E: 0 K: 1 S: 5	H: 1 LOB: 1 BB: 1 P: 9	R: 0 E: 0 K: 1 S: 3	H: 0 LOB: 0 BB: 0 P: 3	R: 0 E: 0 K: 1 S: 5	H: 0 LOB: 1 BB: 1 P: 9	R: 0 E: 0 K: 0 S: 3	H: 0 LOB: 0 BB: 0 P: 3	R: 2 E: 1 K: 0 S: 4	H: 2 LOB: 1 BB: 2 P: 12	1B: 5 2B: 1 3B: 0 HR: 0	SF: 0 SAC: 0 DP: 0 HBP: 0	WP: 0 PB: 0 CS: 2	PA: 33
PITCHER Chuck Stobbs, L ERA: 3.67 (1, 1)	IP: 7.1 WLS: L BF: 30 H: 6 R: 3 ER: 1 SO: 3 BB: 3 IBB: 0 HBP: 0 BLK: 0 WP: 0 HR: 0 S: 33 P: 45 ERA: 1.23 WHIP: 1.227															PITCHER				
Bob Chakales, R ERA: 3.54 (8, 1)	IP: 0.2 WLS: L BF: 2 H: 0 R: 0 ER: 0 SO: 0 BB: 1 IBB: 0 HBP: 0 BLK: 0 WP: 0 HR: 0 S: 1 P: 5 ERA: 0.00 WHIP: 1.500															PITCHER				



Batter	1	2	3	4	5	6	7	8	9	10	11	12	AB	R	H	RBI	BB	SO	LOB	TOP				
Eddie Yost, R OBP: 0.434, SLG: 0.367 (1.5)													5	1	2	0	0	0	0					
Whitey Herzog, L OBP: 0.310, SLG: 0.367 (1.8)													5	0	1	0	0	0	2					
Pete Runnels, L OBP: 0.374, SLG: 0.431 (1.3)													4	0	2	2	0	1	2					
Roy Sievers, R OBP: 0.374, SLG: 0.475 (1.7)													4	0	0	0	1	1	3					
Jim Lemon, R OBP: 0.350, SLG: 0.505 (1.9)													4	0	0	0	1	3	0					
Herb Plews, L OBP: 0.381, SLG: 0.367 (1.4)													5	0	1	0	0	1	3					
Lou Berberet, L OBP: 0.415, SLG: 0.420 (9. PR)													3	0	0	0	1	0	1					
Ed Fitz Gerald, R OBP: 0.412, SLG: 0.432 (9.2)													1	0	0	0	0	1	0					
Tony Rolig, R OBP: 0.288, SLG: 0.216 (1.8)													5	0	0	0	0	2	2					
Camilo Pascual, R OBP: 0.295, SLG: 0.238 (8. PH)													2	0	0	0	0	1	0					
Ernie Oravetz, S OBP: 0.351, SLG: 0.295 (8.1)													1	1	1	0	0	0	0					
Bud Byerly, R OBP: 0.167, SLG: 0.167 (8.1)													2	0	0	0	0	1	0					
Inning Stats	R: 0 E: 0 K: 1 S: 4	H: 1 LOB: 3 BB: 2 P: 12	R: 0 E: 0 K: 1 S: 3	H: 0 LOB: 0 BB: 0 P: 3	R: 1 E: 0 K: 0 S: 4	H: 1 LOB: 0 BB: 0 P: 4	R: 0 E: 0 K: 0 S: 4	H: 0 LOB: 0 BB: 0 P: 5	R: 0 E: 0 K: 1 S: 3	H: 0 LOB: 0 BB: 0 P: 3	R: 1 E: 0 K: 1 S: 7	H: 2 LOB: 1 BB: 0 P: 7	R: 0 E: 0 K: 2 S: 7	H: 0 LOB: 1 BB: 1 P: 11	R: 0 E: 0 K: 1 S: 7	H: 2 LOB: 2 BB: 0 P: 7	R: 0 E: 0 K: 3 S: 9	H: 0 LOB: 0 BB: 0 P: 9	R: 0 E: 0 K: 2 S: 7	H: 0 LOB: 0 BB: 0 P: 7	1B: 5 2B: 2 3B: 0 HR: 0	SF: 1 SAC: 1 DP: 0 HBP: 0	WP: 0 PB: 0 SB: 1 CS: 0	PA: 46
PITCHER	IP	WLS	BF	H	R	ER	SO	BB	IBB	HBP	BLK	WP	HR	S	P	ERA	WHIP							
Mike Fornieles, R ERA: 3.92 Bill Wight, L ERA: 4.57	(1.1)	9.1	38	7	2	1	5	3	0	0	0	0	0	20	20	0.00	0.000							

Washington Senators @ Baltimore Orioles
Memorial Stadium, Baltimore, MD
Wed Aug 15 1956, 3:33 AM EDT
Att. 9,851 - Unknown

AB 41
R 2
H 7
RBI 2
BB 3
SO 11
LOB 13

Batter	1	2	3	4	5	6	7	8	9	10	11	12	AB	R	H	RBI	BB	SO	LOB	BOTTOM						
Dick Williams, R OBP: 0.336, SLG: 0.493 (1.8)													5	0	1	0	0	1	1							
Bob Boyd, L OBP: 0.448, SLG: 0.480 (1.3)													5	1	2	0	0	2	1							
Tito Francona, L OBP: 0.336, SLG: 0.391 (1.9)													5	1	2	1	0	1	0							
Bob Nieman, R OBP: 0.429, SLG: 0.513 (1.7)													3	1	0	0	2	1	1							
Gus Triandos, R OBP: 0.345, SLG: 0.433 (6. PH)													2	0	0	0	0	2	3							
Bob Hale, L OBP: 0.285, SLG: 0.313 (7.2)													1	0	0	1	0	0	0							
Tom Gastall, R OBP: 0.229, SLG: 0.205 (7.2)													1	0	0	0	0	0	0							
Grady Hatton, L OBP: 0.314, SLG: 0.264 (1.5)													4	0	0	0	1	0	3							
Billy Gardner, R OBP: 0.278, SLG: 0.347 (1.4)													5	0	2	1	0	0	0							
Willy Miranda, S OBP: 0.285, SLG: 0.286 (1.8)													4	0	0	0	0	1	1							
Mike Fornieles, R ERA: 3.69 Bill Wight, L ERA: 0.200	(1.1)	4.1	16	1	1	1	3	1	1	0	0	0	3	0	0	0	0	2	2							
Inning Stats	R: 0 E: 0 K: 1 S: 5	H: 1 LOB: 0 BB: 0 P: 5	R: 0 E: 0 K: 1 S: 5	H: 0 LOB: 0 BB: 0 P: 5	R: 0 E: 0 K: 1 S: 5	H: 1 LOB: 1 BB: 0 P: 5	R: 0 E: 0 K: 1 S: 7	H: 2 LOB: 3 BB: 1 P: 11	R: 0 E: 1 K: 0 S: 4	H: 0 LOB: 1 BB: 0 P: 4	R: 2 E: 0 K: 1 S: 7	H: 2 LOB: 0 BB: 0 P: 7	R: 0 E: 0 K: 2 S: 7	H: 0 LOB: 0 BB: 0 P: 3	R: 0 E: 0 K: 0 S: 3	H: 0 LOB: 0 BB: 0 P: 3	R: 0 E: 0 K: 3 S: 9	H: 0 LOB: 0 BB: 0 P: 9	R: 0 E: 0 K: 0 S: 9	H: 0 LOB: 0 BB: 0 P: 9	R: 1 E: 0 K: 0 S: 2	H: 1 LOB: 2 BB: 2 P: 10	1B: 6 2B: 1 3B: 1 HR: 0	SF: 0 SAC: 1 DP: 1 HBP: 0	WP: 0 PB: 0 SB: 0 CS: 2	PA: 43
PITCHER	IP	WLS	BF	H	R	ER	SO	BB	IBB	HBP	BLK	WP	HR	S	P	ERA	WHIP									
Camilo Pascual, R ERA: 3.21 Bud Byerly, R ERA: 3.21	(1.1)	7.0	27	6	2	2	7	1	0	0	0	0	0	40	44	2.57	1.000									

Washington Senators @ Baltimore Orioles
Memorial Stadium, Baltimore, MD
Wed Aug 15 1956, 3:33 AM EDT
Att. 9,851 - Unknown

AB 39
R 3
H 7
RBI 3
BB 3
SO 10
LOB 12

Batter	1	2	3	4	5	6	7	8	9	AB	R	H	RBI	BB	SO	LOB	TOP			
Hank Bauer, R (1,9) OBP: 0.329, SLG: 0.459										4	1	0	0	1	0	1				
Billy Martin, R (1,4) OBP: 0.343, SLG: 0.434										4	2	3	0	1	0	0				
Mickey Mantle, S (1,8) OBP: 0.483, SLG: 0.740										4	0	0	0	0	1	6				
Yogi Berra, L (1,2) OBP: 0.373, SLG: 0.525										2	0	1	1	1	1	1				
Joe Collins, L (1,7) OBP: 0.298, SLG: 0.349										4	1	2	1	0	0	2				
Bill Skowron, R (1,3) OBP: 0.394, SLG: 0.544										3	0	0	0	1	1	3				
Gil McDougald, R (1,6) OBP: 0.407, SLG: 0.432										4	0	1	0	0	1	3				
Jerry Coleman, R (1,5) OBP: 0.299, SLG: 0.285										3	0	0	0	0	0	1				
Tommy Byrne, L (8, PH) OBP: 0.300, SLG: 0.474										1	0	0	0	0	1	1				
Tom Carroll, R (8,5) OBP: 0.400, SLG: 0.400										0	0	0	0	0	0	0				
Billy Hunter, R (8,5) OBP: 0.444, SLG: 0.667										0	0	0	0	0	0	0				
Ralph Terry, R (1,1) OBP: 0.167, SLG: 0.167										2	0	1	0	0	0	0				
Rip Coleman, L (4,1) OBP: 0.256, SLG: 0.256										0	0	0	0	0	0	0				
Mickey McDermott, L (6, PH) OBP: 0.256, SLG: 0.256										2	0	0	0	0	0	0				
Inning Stats	R: 3 E: 1 K: 0 S: 5	H: 2 LOB: 1 BB: 2 P: 13	R: 0 E: 0 K: 0 S: 5	H: 2 LOB: 2 BB: 0 P: 5	R: 0 E: 0 K: 0 S: 3	H: 0 LOB: 1 BB: 1 P: 7	R: 0 E: 0 K: 0 S: 3	H: 0 LOB: 0 BB: 0 P: 3	R: 1 E: 0 K: 0 S: 4	H: 1 LOB: 1 BB: 1 P: 8	R: 0 E: 0 K: 2 S: 8	H: 1 LOB: 1 BB: 0 P: 8	R: 0 E: 0 K: 3 S: 10	H: 1 LOB: 1 BB: 0 P: 10	R: 0 E: 0 K: 0 S: 3	H: 0 LOB: 0 BB: 0 P: 3	1B: 6 2B: 1 3B: 1 HR: 0	SF: 1 SAC: 0 DP: 1 HBP: 0	WP: 0 PB: 0 SB: 2 CS: 0	PA: 38
PITCHER Ray Moore, R (1,1) ERA: 4.36	IP: 9.0 WLS: W BF: 38	H: 8 R: 4 ER: 3 SO: 5	BB: 4 IBB: 0 HBP: 0 BLK: 0	WP: 0 HR: 0 S: 44 P: 60	ERA: 3.00 WHIP: 1.333	PITCHER														

New York Yankees @ Baltimore Orioles
Memorial Stadium, Baltimore, MD
Fri Aug 17 1956, 3:33 AM EDT
Att: 29,110 - Unknown

AB 33
R 4
H 8
RBI 2
BB 4
SO 5
LOB 18



Batter	1	2	3	4	5	6	7	8	9	AB	R	H	RBI	BB	SO	LOB	BOTTOM		
Dick Williams, R (1,8) OBP: 0.342, SLG: 0.507										4	1	2	4	1	1	1			
Bob Boyd, L (1,3) OBP: 0.424, SLG: 0.450										5	0	0	0	0	0	3			
Tito Francona, L (1,9) OBP: 0.334, SLG: 0.388										5	0	1	0	0	1	3			
Bob Nieman, R (1,7) OBP: 0.434, SLG: 0.513										2	2	1	0	3	0	2			
Gus Triandos, R (1,2) OBP: 0.347, SLG: 0.431										2	0	0	0	2	0	2			
Grady Hatton, L (1,5) OBP: 0.312, SLG: 0.257										3	1	0	0	1	0	5			
Billy Gardner, R (1,4) OBP: 0.283, SLG: 0.351										4	1	3	1	0	0	2			
Willy Miranda, S (1,6) OBP: 0.287, SLG: 0.284										2	1	0	1	2	0	2			
Ray Moore, R (1,1) OBP: 0.296, SLG: 0.442										4	0	1	0	0	1	6			
Inning Stats	R: 0 E: 0 K: 0 S: 3	H: 0 LOB: 0 BB: 0 P: 3	R: 1 E: 0 K: 0 S: 3	H: 1 LOB: 2 BB: 3 P: 15	R: 0 E: 0 K: 0 S: 2	H: 0 LOB: 0 BB: 1 P: 6	R: 5 E: 0 K: 0 S: 6	H: 3 LOB: 0 BB: 2 P: 14	R: 0 E: 1 K: 2 S: 9	H: 1 LOB: 2 BB: 0 P: 9	R: 0 E: 0 K: 0 S: 4	H: 1 LOB: 2 BB: 1 P: 8	R: 0 E: 0 K: 1 S: 7	H: 2 LOB: 2 BB: 0 P: 7	1B: 6 2B: 2 3B: 0 HR: 1	SF: 0 SAC: 0 DP: 2 HBP: 0	WP: 0 PB: 1 SB: 0 CS: 0	PA: 40	
PITCHER Ralph Terry, R (1,1) ERA: 9.45	IP: 3.1 WLS: L BF: 17	H: 3 R: 5 ER: 5 SO: 0	BB: 6 IBB: 0 HBP: 0 BLK: 0	WP: 0 HR: 0 S: 11 P: 35	ERA: 13.50 WHIP: 2.700	PITCHER													
Rip Coleman, L (4,1) ERA: 3.03	IP: 1.2 WLS: 8 BF: 1	H: 1 R: 1 ER: 1 SO: 0	BB: 2 IBB: 0 HBP: 0 BLK: 0	WP: 0 HR: 1 S: 6 P: 14	ERA: 5.40 WHIP: 1.800	PITCHER													
Mickey McDermott, L (6,1) ERA: 4.66	IP: 3.0 WLS: 15 BF: 4	H: 4 R: 0 ER: 0 SO: 3	BB: 1 IBB: 0 HBP: 0 BLK: 0	WP: 0 HR: 0 S: 20 P: 24	ERA: 0.00 WHIP: 1.667	PITCHER													

New York Yankees @ Baltimore Orioles
Memorial Stadium, Baltimore, MD
Fri Aug 17 1956, 3:33 AM EDT
Att: 29,110 - Unknown

AB 31
R 6
H 8
RBI 6
BB 9
SO 3
LOB 26



Batter	1	2	3	4	5	6	7	8	9	AB	R	H	RBI	BB	SO	LOB	TOP										
Gil McDougald, R (1, 6) OBP: 0.407, SLG: 0.439	4-0 G4-6-3 1B BB	0-3 K			0-0 6-3		0-0 HR		0-0 F7	4	1	1	1	1	1	2											
Billy Martin, R (1, 4) OBP: 0.347, SLG: 0.447	0-0 G4-6-3 1B		0-3 K		0-0 HR		0-0 1B			4	1	3	1	0	1	0											
Mickey Mantle, S (1, 8) OBP: 0.479, SLG: 0.733	0-0 G4-6-3 1-2 2-3		0-0 F9		0-3 K		0-0 F3			4	0	0	0	0	1	3											
Yogi Berra, L (1, 2) OBP: 0.372, SLG: 0.521	4-0 BB		0-0 F7		0-0 G3			0-0 F8		3	0	0	0	1	0	0											
Bill Skowron, R (1, 3) OBP: 0.393, SLG: 0.549 Elston Howard, R (8, 7) OBP: 0.302, SLG: 0.352	0-0 G3			0-0 HR		0-0 F8		0-0 6-3		4	1	1	1	0	0	2											
Joe Collins, L (1, 7) OBP: 0.297, SLG: 0.347		0-0 1B SH2-3		0-0 G3		0-0 F9		0-0 F6		4	1	1	0	0	0	0											
Hank Bauer, R (1, 9) OBP: 0.328, SLG: 0.457		0-0 1-3 SH2-3 1B		0-0 F6		0-0 5-3		0-0 6-3		4	0	1	0	0	0	0											
Jerry Coleman, R (1, 5) OBP: 0.300, SLG: 0.286		0-0 SH2-3		0-0 FC6 1B			0-0 F6		0-0 5-3	3	0	1	1	0	0	0											
Tom Sturdivant, L (1, 1) OBP: 0.295, SLG: 0.364	0-0 1-3 2-3		0-0 FC6		0-0 F8			0-0 1B		4	0	1	0	0	0	2											
Inning Stats	R: 0 E: 0 K: 0 S: 3	H: 1 LOB: 2 BB: 2 P: 11	R: 1 E: 0 K: 1 S: 7	H: 2 LOB: 1 BB: 0 P: 7	R: 0 E: 0 K: 1 S: 5	H: 0 LOB: 0 BB: 0 P: 5	R: 1 E: 0 K: 0 S: 5	H: 2 LOB: 1 BB: 0 P: 5	R: 1 E: 0 K: 1 S: 6	H: 1 LOB: 0 BB: 0 P: 6	R: 0 E: 0 K: 0 S: 3	H: 0 LOB: 0 BB: 0 P: 3	R: 1 E: 0 K: 0 S: 5	H: 2 LOB: 1 BB: 0 P: 5	R: 0 E: 0 K: 0 S: 3	H: 0 LOB: 0 BB: 0 P: 3	R: 0 E: 0 K: 0 S: 4	H: 1 LOB: 1 BB: 0 P: 4	1B: 6 2B: 0 3B: 0 HR: 3	SF: 0 SAC: 1 DP: 1 HBP: 0	WP: 0 PA: 37 CS: 0						
PITCHER	IP	WLS	BF	H	R	ER	SO	BB	IBB	HBP	BLK	WP	HR	S	P	ERA	WHIP										
Hal Brown, R (1, 1) ERA: 3.74	8.0	L	33	8	4	4	3	2	0	0	0	0	3	37	45	4.50	1.250										
George Zuverink, R (9, 1) ERA: 4.02	1.0		4	1	0	0	0	0	0	0	0	0	0	4	4	0.00	1.000										

New York Yankees @ Baltimore Orioles
Memorial Stadium, Baltimore, MD
Sat Aug 18 1956, 3:33 AM EDT
Att: 12,840 - Unknown

AB 34
R 4
H 9
RBI 4
BB 2
SO 3
LOB 9



Batter	1	2	3	4	5	6	7	8	9	AB	R	H	RBI	BB	SO	LOB	BOTTOM										
Billy Gardner, R (1, 4) OBP: 0.283, SLG: 0.349	0-3 K		0-3 K		0-0 F9			4-0 BB		3	0	0	0	1	2	1											
Bob Boyd, L (1, 3) OBP: 0.417, SLG: 0.440	0-0 1-3		0-0 CS 1B			0-3 K		0-0 F3		4	0	1	0	0	1	1											
Dick Williams, R (1, 8) OBP: 0.336, SLG: 0.498	0-0 F3		0-0 CS		0-0 F9		0-0 B5-3		0-0 F5	4	0	0	0	0	0	1											
Bob Nieman, R (1, 7) OBP: 0.434, SLG: 0.522		0-0 HR		0-0 1B		0-0 5-3			0-0 F8	4	1	2	1	0	0	0											
Tito Francona, L (1, 9) OBP: 0.333, SLG: 0.387		0-0 4-3		0-0 F7			0-0 1B		0-0 F8	4	0	1	0	0	0	1											
Grady Hatton, L (1, 5) OBP: 0.318, SLG: 0.259		4-0 BB		0-0 F8			0-0 F5		0-0 1B	3	0	1	0	1	0	2											
Tom Gastall, R (1, 2) OBP: 0.231, SLG: 0.208		0-3 K			0-0 1B		0-0 F7		0-0 L5	4	0	1	0	0	1	3											
Willy Miranda, S (1, 6) OBP: 0.286, SLG: 0.283 Joe Frazier, L (7, PH) OBP: 0.354, SLG: 0.381	0-0 F2			0-0 K			0-0 F3			2	0	0	0	0	1	2											
Hal Brown, R (1, 1) OBP: 0.353, SLG: 0.286 George Kell, R (8, PH) OBP: 0.363, SLG: 0.437 George Zuverink, R (9, 1) OBP: 0.167, SLG: 0.118	0-0 F8		0-0 F8		0-0 F5			0-0 F8		2	0	0	0	0	0	1											
Inning Stats	R: 0 E: 0 K: 1 S: 5	H: 0 LOB: 0 BB: 0 P: 5	R: 1 E: 0 K: 1 S: 6	H: 1 LOB: 1 BB: 1 P: 10	R: 0 E: 0 K: 1 S: 5	H: 1 LOB: 0 BB: 0 P: 5	R: 0 E: 0 K: 0 S: 4	H: 1 LOB: 1 BB: 0 P: 4	R: 0 E: 0 K: 1 S: 5	H: 0 LOB: 0 BB: 0 P: 5	R: 0 E: 0 K: 0 S: 4	H: 1 LOB: 1 BB: 0 P: 4	R: 0 E: 0 K: 0 S: 3	H: 0 LOB: 1 BB: 1 P: 7	R: 0 E: 0 K: 0 S: 4	H: 1 LOB: 1 BB: 0 P: 4	1B: 5 2B: 0 3B: 0 HR: 1	SF: 0 SAC: 0 DP: 0 HBP: 0	WP: 0 PA: 35 CS: 1								
PITCHER	IP	WLS	BF	H	R	ER	SO	BB	IBB	HBP	BLK	WP	HR	S	P	ERA	WHIP										
Tom Sturdivant, R (1, 1) ERA: 3.23	9.0	W	34	6	1	1	5	2	0	0	0	0	1	42	50	1.00	0.889										

New York Yankees @ Baltimore Orioles
Memorial Stadium, Baltimore, MD
Sat Aug 18 1956, 3:33 AM EDT
Att: 12,840 - Unknown

AB 32
R 1
H 6
RBI 1
BB 2
SO 5
LOB 13



Batter	1	2	3	4	5	6	7	8	9	AB	R	H	RBI	BB	SO	LOB	TOP			
Gil McDougald, R OBP: 0.408, SLG: 0.445 (1, 6)	5-3		K		F9			1B 3B		4	1	1	0	0	1	2	New York Yankees @ Baltimore Orioles Memorial Stadium, Baltimore, MD Sun Aug 19 1956, 3:33 AM EDT Att: 20,844 - Unknown			
Billy Martin, R OBP: 0.344, SLG: 0.442 (1, 4)	F8		FC6-4		F7			1B		4	0	1	1	0	0	2				
Mickey Mantle, S OBP: 0.475, SLG: 0.722 (1, 8)	K			4-3		L7		K		4	0	0	0	0	2	1				
Yogi Berra, L OBP: 0.371, SLG: 0.521 (1, 2)		G4-6-3 BB		3-1		FC6-4 BB		F5		2	0	0	0	2	0	1				
Bill Skowron, R OBP: 0.390, SLG: 0.546 (1, 3)	G4-6-3		BB 1B	BB 1B	FC6-4	BB 1B		K		3	1	0	0	1	1	3				
Elston Howard, R OBP: 0.304, SLG: 0.358 (1, 7)	5-3			1B BB		1B		F9		3	0	1	0	1	0	0				
Hank Bauer, R OBP: 0.328, SLG: 0.455 (1, 9)			K	1-2 2-H 1B		F5		F2		4	0	1	1	0	1	0				
Billy Hunter, R OBP: 0.440, SLG: 0.583 (1, 5)						F3				3	0	1	0	0	1	2				
Mickey McDermott, L OBP: 0.273, SLG: 0.296 (9, PH)			1B	K				BB		0	0	0	0	1	0	0				
Tom Carroll, R OBP: 0.400, SLG: 0.400 (9, PH)			1B	K				BB		0	0	0	0	0	0	0				
Johnny Kucks, R OBP: 0.217, SLG: 0.172 (1, 1)					4-3					3	0	1	0	0	1	0				
Tommy Byrne, L OBP: 0.293, SLG: 0.462 (7, 1)			FC6-4 1B			K		G3		1	0	0	0	0	0	1				
Inning Stats	R: 0 E: 0 K: 1 S: 5	H: 0 LOB: 0 BB: 0 P: 5	R: 0 E: 0 K: 0 S: 2	H: 0 LOB: 0 BB: 1 P: 6	R: 0 E: 0 K: 2 S: 9	H: 2 LOB: 2 BB: 0 P: 9	R: 1 E: 0 K: 1 S: 6	H: 1 LOB: 2 BB: 2 P: 14	R: 0 E: 0 K: 0 S: 3	H: 0 LOB: 0 BB: 0 P: 3	R: 0 E: 0 K: 1 S: 5	H: 0 LOB: 0 BB: 0 P: 5	R: 1 E: 0 K: 2 S: 9	H: 2 LOB: 1 BB: 1 P: 9	R: 0 E: 0 K: 0 S: 3	H: 0 LOB: 1 BB: 1 P: 7	1B: 5 2B: 0 3B: 1 HR: 0	SF: 0 SAC: 0 DP: 1 HBP: 0	WP: 0 PB: 0 SB: 0 CS: 0	PA: 36
PITCHER Connie Johnson, R ERA: 3.6 (1, 1)	IP: 9.0 WLS: W BF: 36 H: 6 R: 2 ER: 2 SO: 7 BB: 5 IBB: 0 HBP: 0 BLK: 0 WP: 0 HR: 0 S: 45 P: 65 ERA: 2.00 WHIP: 1.222																			

Batter	1	2	3	4	5	6	7	8	9	AB	R	H	RBI	BB	SO	LOB	BOTTOM	
Dick Williams, R OBP: 0.332, SLG: 0.482 (1, 8)	5-3		F3		K		G4-6-3			4	0	0	0	0	1	2	New York Yankees @ Baltimore Orioles Memorial Stadium, Baltimore, MD Sun Aug 19 1956, 3:33 AM EDT Att: 20,844 - Unknown	
Bob Boyd, L OBP: 0.410, SLG: 0.452 (1, 3)	4-3		1B 2B			F8		L5-3 1B		4	0	2	0	0	0	0		
George Kell, R OBP: 0.361, SLG: 0.433 (1, 5)	5-3			2-H 1B		F2		L5-3 1-2		4	0	1	0	0	0	1		
Bob Nieman, R OBP: 0.434, SLG: 0.522 (1, 7)			1B 2B		F5			6-3		3	0	1	0	0	1	0		
Jim Pyburn, R OBP: 0.272, SLG: 0.309 (7, 8)						K				1	0	0	0	0	0	0		
Tito Francona, L OBP: 0.334, SLG: 0.382 (1, 9)					1-3			PB 1B 1B		2	1	1	0	1	0	0		
Gus Triandos, R OBP: 0.351, SLG: 0.430 (1, 2)					K			PB 1B 1B		3	1	2	0	0	1	0		
Billy Gardner, R OBP: 0.288, SLG: 0.351 (1, 4)								1B 1B		2	1	1	2	1	0	3		
Willy Miranda, S OBP: 0.284, SLG: 0.281 (1, 6)								1B 1B		0	0	0	0	0	0	0		
Joe Ginsberg, L OBP: 0.321, SLG: 0.311 (2, PH)								4-3		1	0	0	0	0	0	3		
Grady Hatton, L OBP: 0.313, SLG: 0.250 (3, 4)										1	0	0	0	0	0	1		
Connie Johnson, R OBP: 0.283, SLG: 0.256 (1, 1)					5-3			G4-6-3 1B		3	0	1	1	0	0	1		
Inning Stats	R: 0 E: 0 K: 0 S: 3	H: 0 LOB: 0 BB: 0 P: 3	R: 0 E: 0 K: 0 S: 4	H: 2 LOB: 2 BB: 1 P: 8	R: 0 E: 0 K: 0 S: 4	H: 2 LOB: 2 BB: 0 P: 4	R: 0 E: 0 K: 1 S: 5	H: 0 LOB: 0 BB: 0 P: 5	R: 0 E: 0 K: 1 S: 5	H: 0 LOB: 0 BB: 0 P: 5	R: 3 E: 0 K: 0 S: 6	H: 4 LOB: 0 BB: 0 P: 6	R: 0 E: 0 K: 0 S: 3	H: 1 LOB: 0 BB: 0 P: 3	1B: 7 2B: 3 3B: 0 HR: 0	SF: 0 SAC: 1 DP: 3 HBP: 0	WP: 0 PB: 1 SB: 0 CS: 0	PA: 31
PITCHER Johnny Kucks, R ERA: 4.07 (1, 1)	IP: 6.0 WLS: L BF: 25 H: 7 R: 3 ER: 3 SO: 3 BB: 2 IBB: 0 HBP: 0 BLK: 0 WP: 0 HR: 0 S: 29 P: 37 ERA: 4.50 WHIP: 1.500																	
Tommy Byrne, L ERA: 4.09 (7, 1)	IP: 2.0 WLS: 6 BF: 2 H: 2 R: 0 ER: 0 SO: 0 BB: 0 IBB: 0 HBP: 0 BLK: 0 WP: 0 HR: 0 S: 6 P: 6 ERA: 0.00 WHIP: 1.000																	

Batter	1	2	3	4	5	6	7	8	9	AB	R	H	RBI	BB	SO	LOB	TOP					
Vic Power, R OBP: 0.332, SLG: 0.430 (1, 3)										5	0	1	0	0	0	5	Kansas City Athletics @ Baltimore Orioles Memorial Stadium, Baltimore, MD Tue Aug 21 1956, 3:33 AM EDT Att: 7,336 - Unknown livebaseballscorecards.com					
Hector Lopez, R OBP: 0.354, SLG: 0.445 (1, 5)										5	2	2	1	0	1	1						
Hal Smith, R OBP: 0.310, SLG: 0.364 (1, 2)										0	0	0	0	0	0	0						
Lou Skizas, R OBP: 0.375, SLG: 0.458 (1, 9)										4	0	0	1	0	0	1						
Johnny Groth, R OBP: 0.315, SLG: 0.388 (1, 7)										4	1	1	0	0	1	1						
Al Pilarcik, L OBP: 0.314, SLG: 0.327 (1, 8)										3	0	0	0	1	0	1						
Joe Demaestri, R OBP: 0.277, SLG: 0.327 (1, 6)										4	0	1	0	0	0	3						
Clete Boyer, R OBP: 0.281, SLG: 0.288 (6, PH)										1	0	1	0	1	0	0						
Gus Zernial, R OBP: 0.308, SLG: 0.422 (6, PH)										0	0	0	0	1	0	0						
Jim Finigan, R OBP: 0.308, SLG: 0.300 (6, 4)										1	0	0	0	0	0	0						
Alex Kellner, R OBP: 0.265, SLG: 0.194 (1, 1)										1	0	0	0	0	1	2						
Bobby Shantz, R OBP: 0.211, SLG: 0.176 (3, 1)										1	0	0	0	0	1	2						
Enos Slaughter, L OBP: 0.367, SLG: 0.400 (6, PH)										1	0	1	1	0	0	0						
Tom Gorman, R OBP: 0.133, SLG: 0.037 (6, 1)										1	0	0	0	0	0	0						
Art Ditmar, R OBP: 0.176, SLG: 0.153 (9, 1)										0	0	0	0	0	0	0						
Inning Stats	R: 1 E: 0 K: 1 S: 7	H: 2 LOB: 1 BB: 0 P: 7	R: 0 E: 0 K: 1 S: 7	H: 2 LOB: 2 BB: 0 P: 7	R: 0 E: 0 K: 0 S: 3	H: 0 LOB: 0 BB: 0 P: 3	R: 0 E: 0 K: 1 S: 6	H: 1 LOB: 2 BB: 1 P: 10	R: 0 E: 0 K: 0 S: 5	H: 0 LOB: 0 BB: 0 P: 5	R: 1 E: 1 K: 0 S: 5	H: 1 LOB: 3 BB: 2 P: 13	R: 1 E: 0 K: 0 S: 4	H: 1 LOB: 0 BB: 0 P: 4	R: 0 E: 0 K: 0 S: 3	H: 0 LOB: 0 BB: 0 P: 3	R: 0 E: 0 K: 0 S: 4	H: 1 LOB: 1 BB: 0 P: 4	1B: 6 2B: 1 3B: 0 HR: 1	SF: 0 SAC: 0 DP: 0 HBP: 0	WP: 0 PB: 0 SB: 2 CS: 0	PA: 39
PITCHER	IP WLS BF H R ER SO BB IBB HBP BLK WP HR S P ERA WHIP																					
Bill Wight, L ERA: 4.47 (1, 1)	7.0 32 7 3 2 4 3 0 0 0 0 1 37 49 2.57 1.429																					
George Zuverink, R ERA: 3.84 (8, 1)	2.0 W 7 1 0 0 0 0 0 0 0 0 0 7 7 0.00 0.500																					

Batter	1	2	3	4	5	6	7	8	9	AB	R	H	RBI	BB	SO	LOB	BOTTOM					
Dick Williams, R OBP: 0.335, SLG: 0.484 (1, 8)										3	0	1	1	1	0	0	Kansas City Athletics @ Baltimore Orioles Memorial Stadium, Baltimore, MD Tue Aug 21 1956, 3:33 AM EDT Att: 7,336 - Unknown livebaseballscorecards.com					
Bob Boyd, L OBP: 0.418, SLG: 0.480 (1, 3)										5	1	3	2	0	0	1						
George Kell, R OBP: 0.363, SLG: 0.433 (1, 5)										3	0	1	1	1	0	2						
Bob Nieman, R OBP: 0.435, SLG: 0.520 (1, 7)										3	0	1	0	1	0	2						
Gus Triandos, R OBP: 0.352, SLG: 0.429 (1, 2)										3	0	1	0	1	0	2						
Mike Fomiele, R OBP: 0.160, SLG: 0.240 (8, PR)										0	0	0	0	0	0	0						
Tom Gastall, R OBP: 0.231, SLG: 0.208 (9, 2)										0	0	0	0	0	0	0						
Tito Francona, L OBP: 0.333, SLG: 0.381 (1, 9)										4	0	1	0	0	0	3						
Billy Gardner, R OBP: 0.287, SLG: 0.348 (1, 4) (7, 6)										3	0	0	0	1	0	6						
Willy Miranda, S OBP: 0.285, SLG: 0.288 (1, 6)										2	1	1	0	0	0	1						
Joe Frazier, L OBP: 0.343, SLG: 0.368 (6, PH)										1	0	0	0	0	0	3						
Grady Hatton, L OBP: 0.319, SLG: 0.250 (7, 4)										0	1	0	0	1	0	0						
Bill Wight, L OBP: 0.208, SLG: 0.191 (1, 1)										2	0	0	0	0	2	1						
Wayne Causey, L OBP: 0.234, SLG: 0.241 (7, PH)										1	1	1	0	0	0	0						
George Zuverink, R OBP: 0.167, SLG: 0.118 (8, 1)										0	0	0	0	0	0	0						
Joe Ginsberg, L OBP: 0.321, SLG: 0.311 (9, PH)										0	0	0	0	0	0	0						
Inning Stats	R: 1 E: 0 K: 0 S: 4	H: 2 LOB: 0 BB: 0 P: 4	R: 0 E: 0 K: 0 S: 3	H: 0 LOB: 1 BB: 1 P: 7	R: 0 E: 0 K: 1 S: 5	H: 0 LOB: 0 BB: 0 P: 5	R: 0 E: 0 K: 0 S: 4	H: 1 LOB: 2 BB: 1 P: 8	R: 1 E: 0 K: 0 S: 7	H: 2 LOB: 1 BB: 0 P: 7	R: 0 E: 0 K: 0 S: 4	H: 2 LOB: 2 BB: 1 P: 8	R: 1 E: 0 K: 0 S: 5	H: 2 LOB: 1 BB: 0 P: 5	R: 0 E: 0 K: 0 S: 2	H: 0 LOB: 1 BB: 1 P: 6	R: 1 E: 0 K: 0 S: 2	H: 1 LOB: 2 BB: 2 P: 10	1B: 7 2B: 1 3B: 2 HR: 0	SF: 0 SAC: 2 DP: 3 HBP: 0	WP: 0 PB: 0 SB: 0 CS: 0	PA: 38
PITCHER	IP WLS BF H R ER SO BB IBB HBP BLK WP HR S P ERA WHIP																					
Alex Kellner, L ERA: 4.04 (1, 1)	2.0 8 2 1 1 1 0 0 0 0 0 0 16 20 4.50 1.500																					
Bobby Shantz, L ERA: 4.24 (3, 1)	3.0 13 3 1 1 2 1 0 0 0 0 0 0 20 3.00 1.333																					
Tom Gorman, R ERA: 4.39 (6, 1)	3.1 L 15 4 2 2 0 3 0 0 0 0 0 0 24 5.40 2.100																					
Art Ditmar, R ERA: 4.35 (9, 1)	0.0 2 1 0 0 0 0 0 1 0 0 0 0 0 1 5 ∞ ∞																					


Batter	1	2	3	4	5	6	7	8	9	AB	R	H	RBI	BB	SO	LOB	TOP					
Harvey Kuenn, R (1, 6) OBP: 0.395, SLG: 0.468	F8		BB		F3			1B		4	0	2	0	0	0	0	Detroit Tigers @ Baltimore Orioles Memorial Stadium, Baltimore, MD Thu Aug 23 1956, 3:33 AM EDT Att: 9,366 - Unknown					
Earl Torgeson, L (1, 3) OBP: 0.395, SLG: 0.408	L6		BB		CS			F8		1	0	0	0	2	0	0						
Wayne Belardi, L (5, 3) OBP: 0.386, SLG: 0.450	L6		BB		BB			F8		1	0	0	0	0	0	1						
Charlie Maxwell, L (1, 7) OBP: 0.419, SLG: 0.556	K		K		CS			K		4	0	0	0	0	3	2						
Al Kaline, R (1, 9) OBP: 0.372, SLG: 0.529		L4		G1-4-3				L9		3	0	0	0	1	0	0						
Bob Kennedy, R (1, 5) OBP: 0.322, SLG: 0.316		FC6-4		G1-4-3				K		3	0	0	0	1	1	1						
Bill Tuttle, R (1, 8) OBP: 0.295, SLG: 0.342		FC6-4		1-2				F8		3	0	1	0	1	0	0						
Frank Bolling, R (1, 4) OBP: 0.382, SLG: 0.433		FC6-4		1-2				6-3		3	0	1	0	0	0	2						
Frank House, L (1, 2) OBP: 0.286, SLG: 0.357		L3		K				F8		3	0	0	0	0	1	4						
Frank Lary, R (1, 1) OBP: 0.225, SLG: 0.222				6-3				K		2	0	0	0	0	0	0						
Jim Small, L (8, PH) OBP: 0.311, SLG: 0.372				6-3						1	0	0	0	0	1	0						
Walt Masterson, R (8, 1) OBP: 0.250, SLG: 0.250										0	0	0	0	0	0	0						
Inning Stats	R: 0 E: 0 K: 1 S: 5	H: 0 LOB: 0 BB: 0 P: 5	R: 0 E: 0 K: 0 S: 4	H: 1 LOB: 2 BB: 1 P: 8	R: 0 E: 0 K: 1 S: 5	H: 1 LOB: 1 BB: 1 P: 9	R: 0 E: 0 K: 1 S: 5	H: 1 LOB: 2 BB: 2 P: 13	R: 0 E: 0 K: 0 S: 2	H: 0 LOB: 0 BB: 1 P: 6	R: 0 E: 0 K: 1 S: 5	H: 0 LOB: 0 BB: 0 P: 5	R: 0 E: 0 K: 0 S: 3	H: 0 LOB: 0 BB: 0 P: 3	R: 0 E: 0 K: 2 S: 8	H: 1 LOB: 1 BB: 0 P: 8	R: 0 E: 0 K: 0 S: 3	H: 0 LOB: 0 BB: 0 P: 3	1B: 3 2B: 1 3B: 0 HR: 0	SF: 0 SAC: 0 DP: 1 HBP: 0	WP: 0 PB: 0 SB: 0 CS: 1	PA: 34
PITCHER	IP WLS BF H R ER SO BB IBB HBP BLK WP HR S P ERA WHIP																					
Ray Moore, R (1, 1) ERA: 4.15	7.0 W 26 3 0 0 4 5 0 0 0 0 0 0 0 29 49 0.00 1.143																					
Hal Brown, R (8, 1) ERA: 3.67	2.0 S 7 1 0 0 2 0 0 0 0 0 0 0 0 11 11 0.00 0.500																					

Batter	1	2	3	4	5	6	7	8	9	AB	R	H	RBI	BB	SO	LOB	BOTTOM			
Dick Williams, R (1, 8) OBP: 0.335, SLG: 0.478	6-3		E7		F5			SH3-4		4	0	1	0	0	0	2	Detroit Tigers @ Baltimore Orioles Memorial Stadium, Baltimore, MD Thu Aug 23 1956, 3:33 AM EDT Att: 9,366 - Unknown			
Bob Boyd, L (1, 3) OBP: 0.420, SLG: 0.472			FC5-2		1B			E3		3	1	2	0	1	0	1				
George Kell, R (1, 5) OBP: 0.359, SLG: 0.427			FC5-2		1B			1B		4	0	2	2	0	0	4				
Bob Nieman, R (1, 7) OBP: 0.434, SLG: 0.517			FC5-2		1B			1B		4	0	1	0	0	2	6				
Tito Francona, L (1, 9) OBP: 0.337, SLG: 0.382			FC5-2		1B			1B		4	0	1	1	0	0	2				
Gus Triandos, R (1, 2) OBP: 0.348, SLG: 0.424			1-2		1B			1B		4	0	0	0	0	2	3				
Grady Hatton, L (1, 4) OBP: 0.315, SLG: 0.244			1-2		1B			1B		3	0	0	0	1	0	1				
Billy Gardner, R (1, 6) OBP: 0.287, SLG: 0.343			1-2		1B			1B		2	0	0	0	2	0	1				
Ray Moore, R (1, 1) ERA: 3.82			FC5-2		F4			1B		3	2	2	0	0	0	1				
Hal Brown, R (8, 1) ERA: 5.09			F4		1B			SH2-6-3		0	0	0	0	0	0	0				
Inning Stats	R: 0 E: 0 K: 1 S: 6	H: 1 LOB: 1 BB: 0 P: 6	R: 0 E: 0 K: 1 S: 5	H: 1 LOB: 0 BB: 0 P: 5	R: 0 E: 1 K: 1 S: 6	H: 1 LOB: 3 BB: 2 P: 14	R: 0 E: 0 K: 0 S: 3	H: 0 LOB: 0 BB: 0 P: 3	R: 1 E: 0 K: 0 S: 6	H: 3 LOB: 2 BB: 0 P: 6	R: 0 E: 0 K: 1 S: 5	H: 0 LOB: 1 BB: 1 P: 9	R: 2 E: 1 K: 0 S: 7	H: 3 LOB: 2 BB: 0 P: 7	R: 0 E: 0 K: 0 S: 3	H: 0 LOB: 1 BB: 1 P: 7	1B: 9 2B: 1 3B: 0 HR: 0	SF: 0 SAC: 2 DP: 1 HBP: 0	WP: 0 PB: 0 SB: 0 CS: 0	PA: 37
PITCHER	IP WLS BF H R ER SO BB IBB HBP BLK WP HR S P ERA WHIP																			
Frank Lary, R (1, 1) ERA: 3.82	7.0 L 33 9 3 2 4 2 0 0 0 0 0 0 0 38 50 2.57 1.571																			
Walt Masterson, R (8, 1) ERA: 5.09	1.0 4 0 0 0 0 1 0 0 0 0 0 0 0 3 7 0.00 1.000																			

Batter	1	2	3	4	5	6	7	8	9	AB	R	H	RBI	BB	SO	LOB	TOP		
Harvey Kuenn, R OBP: 0.397, SLG: 0.475	0-0 4-3 3B		0-0 FC6-5 2B	0-0 2-H 3-H 1B		4-0 FC6 BB		0-0 4-3		4	1	3	2	1	0	1			
Jack Phillips, R OBP: 0.379, SLG: 0.398	0-0 4-3		0-0 F8	0-0 F9		0-0 FC6		4-0 1B FC6-4 BB		4	1	0	1	1	0	3			
Charlie Maxwell, L OBP: 0.414, SLG: 0.545	0-3 K		0-0 FC6-5 1B	0-3 K			0-0 6-3	0-0 FC6-4 1B		5	0	1	1	0	2	2			
Al Kaline, R OBP: 0.373, SLG: 0.528	0-0 L9		0-0 1-2 1B		4-0 BB		0-0 1B 2B	0-0 FC6-4 1B		4	1	2	1	1	0	1			
Ray Boone, R OBP: 0.394, SLG: 0.481		4-0 BB BB BB	0-3 K		0-0 L7		4-0 1B BB	0-0 1-3 1B		3	0	1	0	2	1	3			
Bill Tuttle, R OBP: 0.295, SLG: 0.349		0-3 K		4-0 1B BB	0-3 K		0-0 F5	0-0 L7		4	1	0	0	1	2	6			
Frank Bolling, R OBP: 0.384, SLG: 0.429		4-0 BB BB	0-0 SH3-4 1B	0-0 SH3-4 1B	0-3 K		0-0 1-2 2-H 1B		0-3 K	4	1	2	1	1	2	1			
Red Wilson, R OBP: 0.382, SLG: 0.400		4-0 G6-4-3 BB	0-0 SH3-4 1B	0-0 SH3-4 1B		0-0 6-3	0-3 K		0-0 F8	4	1	1	1	1	2				
Jim Bunning, R OBP: 0.222, SLG: 0.333		0-0 G6-4-3		0-0 SH3-4		0-0 6-3		0-0 4-3 1B	0-3 K	2	0	0	0	0	0	3			
Virgil Trucks, R OBP: 0.238, SLG: 0.286		1-2 2-3		1-2 2-3						2	1	1	0	0	1	0			
Inning Stats	R: 1 E: 0 K: 1 S: 6	H: 1 LOB: 0 BB: 0 P: 6	R: 0 E: 0 K: 1 S: 4	H: 0 LOB: 2 BB: 3 P: 16	R: 0 E: 0 K: 1 S: 7	H: 2 LOB: 2 BB: 0 P: 7	R: 3 E: 0 K: 1 S: 8	H: 3 LOB: 1 BB: 1 P: 12	R: 0 E: 0 K: 0 S: 3	H: 0 LOB: 1 BB: 1 P: 7	R: 1 E: 0 K: 1 S: 7	H: 2 LOB: 2 BB: 1 P: 11	R: 2 E: 0 K: 0 S: 6	H: 3 LOB: 2 BB: 1 P: 10	R: 0 E: 0 K: 2 S: 7	H: 0 LOB: 0 BB: 0 P: 7	1B: 8 2B: 2 3B: 1 HR: 0	SF: 0 SAC: 1 DP: 1 HBP: 0	WP: 0 PA: 45 PB: 0 SB: 0 CS: 0
PITCHER	IP WLS BF H R ER SO BB IBB HBP BLK WP HR S P ERA WHIP	IP WLS BF H R ER SO BB IBB HBP BLK WP HR S P ERA WHIP	IP WLS BF H R ER SO BB IBB HBP BLK WP HR S P ERA WHIP	IP WLS BF H R ER SO BB IBB HBP BLK WP HR S P ERA WHIP	IP WLS BF H R ER SO BB IBB HBP BLK WP HR S P ERA WHIP	IP WLS BF H R ER SO BB IBB HBP BLK WP HR S P ERA WHIP	IP WLS BF H R ER SO BB IBB HBP BLK WP HR S P ERA WHIP	IP WLS BF H R ER SO BB IBB HBP BLK WP HR S P ERA WHIP	IP WLS BF H R ER SO BB IBB HBP BLK WP HR S P ERA WHIP	IP WLS BF H R ER SO BB IBB HBP BLK WP HR S P ERA WHIP	IP WLS BF H R ER SO BB IBB HBP BLK WP HR S P ERA WHIP	IP WLS BF H R ER SO BB IBB HBP BLK WP HR S P ERA WHIP	IP WLS BF H R ER SO BB IBB HBP BLK WP HR S P ERA WHIP	IP WLS BF H R ER SO BB IBB HBP BLK WP HR S P ERA WHIP	IP WLS BF H R ER SO BB IBB HBP BLK WP HR S P ERA WHIP	IP WLS BF H R ER SO BB IBB HBP BLK WP HR S P ERA WHIP	IP WLS BF H R ER SO BB IBB HBP BLK WP HR S P ERA WHIP		
Don Ferrarese, L ERA: 5.44	3.0	17	5	4	4	3	4	0	0	0	0	0	0	0	0	0	12.00	3.000	
Erv Palica, R ERA: 4.53	4.0	18	3	1	1	4	3	0	0	0	0	0	0	23	35	2.25	1.500		
Mike Fornieles, R ERA: 3.98	1.0	7	3	2	2	0	1	0	0	0	0	0	0	6	10	18.00	4.000		
Johnny Schmitz, L ERA: 3.86	1.0	3	0	0	0	2	0	0	0	0	0	0	0	7	7	0.00	0.000		

Detroit Tigers @ Baltimore Orioles
Memorial Stadium, Baltimore, MD
Sat Aug 25 1956, 3:33 AM EDT
Att: 8,160 - Unknown


AB 36
R 7
H 11
RBI 7
BB 8
SO 9
LOB 22



Batter	1	2	3	4	5	6	7	8	9	AB	R	H	RBI	BB	SO	LOB	BOTTOM				
Dick Williams, R OBP: 0.331, SLG: 0.469	0-3 K		0-0 1-3 1B		0-0 6-3		0-0 B5-3			4	0	1	0	0	1	1					
Bob Boyd, L OBP: 0.406, SLG: 0.452	0-0 5-3		0-0 F5			0-0 FC5-4 1B	0-0 1-3			4	0	1	0	0	0	2					
George Kell, R OBP: 0.358, SLG: 0.422	0-0 F4			0-0 F7		0-0 FC5-4 BB BB		0-0 L4		2	0	0	0	0	0	0					
Wayne Causey, L OBP: 0.224, SLG: 0.230						1-2 2-3 BB				2	1	0	0	0	0	1					
Bob Nieman, R OBP: 0.437, SLG: 0.519		0-3 K		0-0 G3 2B		4-0 BB BB FC3-6 BB		0-0 L9		3	1	1	0	1	1	0					
Tito Francona, L OBP: 0.335, SLG: 0.375		0-3 K		0-0 G3		4-0 BB BB E BB		0-0 F7		3	1	0	0	1	1	1					
Joe Ginsberg, L OBP: 0.319, SLG: 0.302		0-0 4-3		0-0 F8		4-0 FC3-6 BB			4-0 4-3 BB	2	0	0	1	2	0	1					
Grady Hatton, L OBP: 0.318, SLG: 0.246			0-0 F8		0-0 1B	0-0 FC3-6			0-0 4-3	4	0	1	1	0	0	2					
Billy Gardner, R OBP: 0.286, SLG: 0.339			0-0 FC1-6 1B		0-0 F3	0-0 L6			0-0 4-3	4	0	1	0	0	0	3					
Don Ferrarese, R OBP: 0.197, SLG: 0.038			0-0 FC1-6 1B		0-0 L8		0-0 L9			1	0	0	0	0	0	1					
Erv Palica, R OBP: 0.148, SLG: 0.148										1	0	0	0	0	0	1					
Joe Francona, L OBP: 0.335, SLG: 0.375										1	0	0	0	0	0	0					
Mike Fornieles, R OBP: 0.398, SLG: 0.390										0	0	0	0	0	0	0					
Johnny Schmitz, L OBP: 0.437, SLG: 0.519										0	0	0	0	0	0	0					
Gus Triandos, R OBP: 0.348, SLG: 0.422										1	0	0	0	0	0	1					
Inning Stats	R: 0 E: 0 K: 1 S: 5	H: 0 LOB: 0 BB: 0 P: 5	R: 0 E: 0 K: 2 S: 7	H: 0 LOB: 0 BB: 0 P: 7	R: 0 E: 0 K: 0 S: 5	H: 2 LOB: 2 BB: 0 P: 5	R: 0 E: 0 K: 0 S: 4	H: 1 LOB: 1 BB: 0 P: 4	R: 0 E: 0 K: 0 S: 4	H: 1 LOB: 1 BB: 0 P: 4	R: 3 E: 1 K: 0 S: 4	H: 1 LOB: 1 BB: 3 P: 16	R: 0 E: 0 K: 0 S: 3	H: 0 LOB: 0 BB: 0 P: 3	R: 0 E: 0 K: 0 S: 3	H: 0 LOB: 0 BB: 0 P: 3	R: 0 E: 0 K: 0 S: 3	H: 0 LOB: 1 BB: 1 P: 7	1B: 4 2B: 1 3B: 0 HR: 0	SF: 0 SAC: 0 DP: 0 HBP: 0	WP: 0 PA: 36 PB: 0 SB: 0 CS: 0
PITCHER	IP WLS BF H R ER SO BB IBB HBP BLK WP HR S P ERA WHIP	IP WLS BF H R ER SO BB IBB HBP BLK WP HR S P ERA WHIP	IP WLS BF H R ER SO BB IBB HBP BLK WP HR S P ERA WHIP	IP WLS BF H R ER SO BB IBB HBP BLK WP HR S P ERA WHIP	IP WLS BF H R ER SO BB IBB HBP BLK WP HR S P ERA WHIP	IP WLS BF H R ER SO BB IBB HBP BLK WP HR S P ERA WHIP	IP WLS BF H R ER SO BB IBB HBP BLK WP HR S P ERA WHIP	IP WLS BF H R ER SO BB IBB HBP BLK WP HR S P ERA WHIP	IP WLS BF H R ER SO BB IBB HBP BLK WP HR S P ERA WHIP	IP WLS BF H R ER SO BB IBB HBP BLK WP HR S P ERA WHIP	IP WLS BF H R ER SO BB IBB HBP BLK WP HR S P ERA WHIP	IP WLS BF H R ER SO BB IBB HBP BLK WP HR S P ERA WHIP	IP WLS BF H R ER SO BB IBB HBP BLK WP HR S P ERA WHIP	IP WLS BF H R ER SO BB IBB HBP BLK WP HR S P ERA WHIP	IP WLS BF H R ER SO BB IBB HBP BLK WP HR S P ERA WHIP	IP WLS BF H R ER SO BB IBB HBP BLK WP HR S P ERA WHIP	IP WLS BF H R ER SO BB IBB HBP BLK WP HR S P ERA WHIP				
Jim Bunning, R ERA: 3.18	6.0	26	5	3	2	3	3	0	0	0	0	0	0	29	41	3.00	1.333				
Virgil Trucks, R ERA: 3.65	3.0	10	0	0	0	0	1	0	0	0	0	0	0	9	13	0.00	0.333				

Detroit Tigers @ Baltimore Orioles
Memorial Stadium, Baltimore, MD
Sat Aug 25 1956, 3:33 AM EDT
Att: 8,160 - Unknown

AB 32
R 3
H 5
RBI 2
BB 4
SO 3
LOB 14



Batter	1	2	3	4	5	6	7	8	9	AB	R	H	RBI	BB	SO	LOB	TOP					
Luis Aparicio, R OBP: 0.302, SLG: 0.337 (1, 6)	5-3		G6-4-3		4-3		FC5-4			4	0	0	0	0	0	2	Chicago White Sox @ Baltimore Orioles Memorial Stadium, Baltimore, MD Sun Aug 26 1956, 3:33 AM EDT Unknown livebaseballscorecards.com					
Nelle Fox, L OBP: 0.356, SLG: 0.391 (1, 4)	F6			3-1	4-3			6-3	4	0	0	0	0	0	0							
Larry Doby, L OBP: 0.364, SLG: 0.444 Jim Delsing, L OBP: 0.274, SLG: 0.122 (8, 8)	K			BB 1B HBP	4-3			K	3	1	0	0	0	2	0							
Minnie Minoso, R OBP: 0.421, SLG: 0.463 (1, 7)		6-3		BB 1B	FC6-4 1B			BB	3	0	2	0	1	0	0							
Walt Dropo, R OBP: 0.332, SLG: 0.333 (1, 3)				F8	K			F7	4	0	1	0	0	1	4							
Les Moss, R OBP: 0.333, SLG: 0.531 (1, 2)		2B		L9	BB		FC6-4		5-3	3	0	0	0	1	0	2						
Bubba Phillips, R OBP: 0.279, SLG: 0.345 (1, 9)		6-3		BB				6-3	3	0	0	1	1	0	1							
Fred Hatfield, L OBP: 0.371, SLG: 0.380 (1, 5)			3-1	K				4-3	4	0	0	0	0	2	3							
Billy Pierce, L OBP: 0.149, SLG: 0.108 (1, 1)				G6-4-3 1B	4-3			FC5-4 1B	3	0	2	0	0	0	0							
Inning Stats	R: 0 E: 0 K: 1 S: 5	H: 0 LOB: 0 BB: 0 P: 5	R: 0 E: 0 K: 0 S: 4	H: 1 LOB: 1 BB: 0 P: 4	R: 0 E: 0 K: 0 S: 3	H: 1 LOB: 0 BB: 0 P: 3	R: 1 E: 0 K: 1 S: 6	H: 1 LOB: 3 BB: 2 P: 15	R: 0 E: 0 K: 0 S: 3	H: 0 LOB: 0 BB: 0 P: 3	R: 0 E: 0 K: 1 S: 6	H: 1 LOB: 1 BB: 0 P: 6	R: 0 E: 0 K: 1 S: 6	H: 1 LOB: 0 BB: 0 P: 6	R: 0 E: 0 K: 0 S: 5	H: 0 LOB: 1 BB: 1 P: 9		R: 0 E: 0 K: 0 S: 3	H: 0 LOB: 0 BB: 0 P: 3	1B: 4 2B: 1 3B: 0 HR: 0	SF: 0 SAC: 0 DP: 1 HBP: 1	WP: 0 PB: 0 CS: 0
PITCHER Bill Wight, L ERA: 4.26 (1, 1)	IP: 9.0 WLS: W BF: 35 H: 5 R: 1 ER: 1 SO: 5 BB: 3 IBB: 0 HBP: 1 BLK: 0 WP: 0 HR: 0 S: 41 P: 54 ERA: 1.00 WHIP: 0.889															PITCHER						

Batter	1	2	3	4	5	6	7	8	9	AB	R	H	RBI	BB	SO	LOB	BOTTOM			
Dick Williams, R OBP: 0.333, SLG: 0.475 (1, 8)	E 1B BB	E6 2H 3B		K			6-3			3	2	1	1	1	1	1	Chicago White Sox @ Baltimore Orioles Memorial Stadium, Baltimore, MD Sun Aug 26 1956, 3:33 AM EDT Unknown livebaseballscorecards.com			
Bob Boyd, L OBP: 0.402, SLG: 0.445 (1, 3)	E7 1H 1B	L4		K			F9			4	0	1	0	0	1	1				
George Kell, R OBP: 0.354, SLG: 0.417 (1, 5)	F8	F3			5-3		5-3			4	0	0	0	0	0	0				
Bob Nieman, R OBP: 0.438, SLG: 0.519 (1, 7)	1B		K		F4			E 1B FC4-2 1B	4	0	2	0	0	1	0					
Gus Triandos, R OBP: 0.349, SLG: 0.423 (1, 2)	K		K		1B			E7 FC4-2 2B 1B	4	1	2	0	0	2	1					
Tito Francona, L OBP: 0.337, SLG: 0.376 (1, 9)		1B 2B 1B		1B	K			FC4-2 2B S	4	2	2	0	0	1	3					
Billy Gardner, R OBP: 0.286, SLG: 0.338 (1, 4)		2B 1B		F8		F2		F4	4	1	1	0	0	0	3					
Willy Miranda, S OBP: 0.287, SLG: 0.295 (1, 6)		E 1H 2H 2B		F3		F9		S WP 2B	4	2	2	3	0	0	0					
Bill Wight, L OBP: 0.212, SLG: 0.196 (1, 1)		K		1B		F9		K	4	0	1	0	0	2	1					
Inning Stats	R: 1 E: 1 K: 1 S: 6	H: 2 LOB: 1 BB: 1 P: 10	R: 4 E: 1 K: 1 S: 9	H: 4 LOB: 0 BB: 0 P: 9	R: 0 E: 0 K: 2 S: 8	H: 1 LOB: 1 BB: 0 P: 8	R: 0 E: 0 K: 2 S: 8	H: 1 LOB: 1 BB: 0 P: 8	R: 0 E: 0 K: 0 S: 3	H: 0 LOB: 0 BB: 0 P: 3	R: 0 E: 0 K: 0 S: 3	H: 0 LOB: 0 BB: 0 P: 3	R: 0 E: 0 K: 1 S: 8	H: 3 LOB: 0 BB: 0 P: 8	R: 3 E: 1 K: 1 S: 8	H: 3 LOB: 0 BB: 0 P: 8		1B: 9 2B: 2 3B: 1 HR: 0	SF: 0 SAC: 0 DP: 0 HBP: 0	WP: 1 PB: 0 CS: 0
PITCHER Billy Pierce, L ERA: 3.4 (1, 1)	IP: 8.0 WLS: L BF: 36 H: 12 R: 8 ER: 6 SO: 8 BB: 1 IBB: 0 HBP: 0 BLK: 0 WP: 1 HR: 0 S: 51 P: 55 ERA: 6.75 WHIP: 1.625															PITCHER				

Batter	1	2	3	4	5	6	7	8	9	AB	R	H	RBI	BB	SO	LOB	TOP										
Jim Rivera, L OBP: 0.342, SLG: 0.399 (1, 9)	0-0 1-3		0-0 5-3		0-0 F3		0-0 F5			4	0	0	0	0	0	0											
Nelle Fox, L OBP: 0.355, SLG: 0.388 (1, 4)	0-0 F8		0-0 F3		0-0 F8			0-0 F3		4	0	0	0	0	0	0											
Larry Doby, L OBP: 0.363, SLG: 0.442 (1, 8)	0-0 F9			WP 2B 1B	0-0 4-3			0-0 L4		4	1	1	0	0	0	0											
Minnie Minoso, R OBP: 0.417, SLG: 0.459 (1, 7)		0-0 F9		0-3 K		0-0 F9		0-0 5-3		4	0	0	0	0	1	1											
Dave Philley, S OBP: 0.327, SLG: 0.350 Wall Drogo, R OBP: 0.331, SLG: 0.332 (1, 3) (6, 3)		4-0 HR BB		0-0 F8 1B 2B		0-0 F8			0-0 1-3	2	2	1	1	1	0	0											
Sherm Lollar, R OBP: 0.384, SLG: 0.443 (1, 2)		0-3 K		1-0 S 1B HBP		0-0 1B			0-0 F8	3	1	1	0	0	1	1											
Fred Hatfield, L OBP: 0.369, SLG: 0.390 (1, 5)		0-0 1-H HR		0-0 F8		0-0 F8			0-0 4-1	4	1	1	2	0	0	3											
Luis Aparicio, R OBP: 0.302, SLG: 0.337 (1, 6)		0-3 K		0-0 1-H 3-H 1B			0-0 F8			3	0	1	2	0	1	0											
Gerry Staley, R OBP: 0.174, SLG: 0.136 (1, 1)			0-0 6-3		0-0 F2		0-0 F5			3	0	0	0	0	0	1											
Inning Stats	R: 0 E: 0 K: 0 S: 3	H: 0 LOB: 0 BB: 0 P: 3	R: 2 E: 0 K: 2 S: 8	H: 1 LOB: 0 BB: 1 P: 12	R: 0 E: 0 K: 1 S: 3	H: 0 LOB: 0 BB: 0 P: 3	R: 3 E: 0 K: 1 S: 8	H: 3 LOB: 1 BB: 0 P: 9	R: 0 E: 0 K: 0 S: 3	H: 0 LOB: 1 BB: 0 P: 4	R: 0 E: 0 K: 0 S: 3	H: 0 LOB: 0 BB: 0 P: 3	R: 0 E: 0 K: 0 S: 3	H: 0 LOB: 0 BB: 0 P: 3	R: 0 E: 0 K: 0 S: 3	H: 0 LOB: 0 BB: 0 P: 3	1B: 3 2B: 1 3B: 0 HR: 1	SF: 0 SAC: 0 DP: 0 HBP: 1	WP: 1 PB: 0 CS: 1	PA: 34							
PITCHER	IP	WLS	BF	H	R	ER	SO	BB	IBB	HBP	BLK	WP	HR	S	P	ERA	WHIP										
Hal Brown, R ERA: 3.8 (1, 1)	8.0	L	31	5	5	5	3	1	0	1	0	1	1	35	40	5.62	0.750										
George Zuverink, R ERA: 3.79 (9, 1)	1.0		3	0	0	0	0	0	0	0	0	0	0	3	3	0.00	0.000										

Chicago White Sox @ Baltimore Orioles
Memorial Stadium, Baltimore, MD
Sun Aug 26 1956, 3:38 AM EDT
Att: 12,757 - Unknown

AB 32
R 5
H 5
RBI 5
BB 1
SO 3
LOB 6



Batter	1	2	3	4	5	6	7	8	9	AB	R	H	RBI	BB	SO	LOB	BOTTOM										
Dick Williams, R OBP: 0.332, SLG: 0.472 (1, 8)	0-0 F7			0-0 G6-4-3 1B		0-0 FC4		0-0 FC5-4		4	0	1	0	0	0	2											
Bob Boyd, L OBP: 0.397, SLG: 0.439 (1, 3)	0-0 CS 1B			0-0 F9			0-0 4-3		0-0 L6	4	0	1	0	0	0	1											
George Kell, R OBP: 0.351, SLG: 0.413 (1, 5)	0-0 5-3			0-0 G6-4-3			0-0 E5		0-0 5-3	4	0	0	0	0	0	2											
Bob Nieman, R OBP: 0.436, SLG: 0.516 (1, 7)		0-3 K		0-0 G5-4-3 1B			0-0 1-3		0-0 5-3	4	0	1	0	0	1	1											
Tito Francona, L OBP: 0.334, SLG: 0.373 (1, 9)		0-0 3-1			0-0 F5		0-0 F9			3	0	0	0	0	0	2											
Gus Triandos, R OBP: 0.348, SLG: 0.431 (1, 2)		0-0 F7			0-0 G5-4-3			0-0 HR		3	1	1	1	0	0	1											
Billy Gardner, R OBP: 0.286, SLG: 0.337 (1, 4)			1-0 G4-6-3 HBP		0-0 5-3			0-0 5-3		2	0	0	0	0	0	0											
Willy Miranda, S OBP: 0.288, SLG: 0.295 (1, 6)			0-0 G4-6-3		0-0 F7			0-0 FC4-8 1B		3	0	1	0	0	0	1											
Hal Brown, R OBP: 0.361, SLG: 0.300 Joe Ginsberg, L OBP: 0.317, SLG: 0.300 (8, PH) George Zuverink, R OBP: 0.167, SLG: 0.118 (9, 1)			0-0 F7		0-0 FC4 1B			0-0 FC4-6		2	0	1	0	0	0	0											
Inning Stats	R: 0 E: 0 K: 0 S: 3	H: 1 LOB: 0 BB: 0 P: 3	R: 0 E: 0 K: 1 S: 5	H: 0 LOB: 0 BB: 0 P: 5	R: 0 E: 0 K: 0 S: 2	H: 0 LOB: 0 BB: 0 P: 3	R: 0 E: 0 K: 0 S: 3	H: 1 LOB: 0 BB: 0 P: 3	R: 0 E: 0 K: 0 S: 4	H: 1 LOB: 1 BB: 0 P: 4	R: 0 E: 1 K: 0 S: 4	H: 0 LOB: 1 BB: 0 P: 4	R: 1 E: 0 K: 0 S: 5	H: 2 LOB: 1 BB: 0 P: 5	R: 0 E: 0 K: 0 S: 3	H: 0 LOB: 0 BB: 0 P: 3	1B: 5 2B: 0 3B: 0 HR: 1	SF: 0 SAC: 0 DP: 3 HBP: 1	WP: 0 PB: 0 CS: 1	PA: 31							
PITCHER	IP	WLS	BF	H	R	ER	SO	BB	IBB	HBP	BLK	WP	HR	S	P	ERA	WHIP										
Gerry Staley, R ERA: 3.7 (1, 1)	9.0	W	31	6	1	1	1	0	0	1	0	0	1	32	33	1.00	0.667										

Chicago White Sox @ Baltimore Orioles
Memorial Stadium, Baltimore, MD
Sun Aug 26 1956, 3:38 AM EDT
Att: 12,757 - Unknown

AB 30
R 1
H 6
RBI 1
BB 0
SO 1
LOB 11



Batter	1	2	3	4	5	6	7	8	9	AB	R	H	RBI	BB	SO	LOB	TOP					
Al Smith, R OBP: 0.373, SLG: 0.441 (1, 8)	F7		K			F7			F9	4	0	0	0	0	1	1	Cleveland Indians @ Baltimore Orioles Memorial Stadium, Baltimore, MD Tue Aug 28 1956, 3:33 AM EDT Att: 13,673 - Unknown livebaseballscorecards.com					
Bobby Avila, R OBP: 0.342, SLG: 0.320 (1, 4)	BB 1B		F2			F3			F7	4	0	1	0	0	0	1						
Vic Wertz, L OBP: 0.370, SLG: 0.487 (1, 3)	1-2 BB					4-3			F7	3	0	0	0	1	0	0						
Rocky Colavito, R OBP: 0.376, SLG: 0.563 (1, 9)	K					F9			F9	3	0	1	0	0	1	1						
Al Rosen, R OBP: 0.367, SLG: 0.437 (1, 5)			K			K			F9	3	0	0	0	0	2	1						
Gene Woodling, L OBP: 0.407, SLG: 0.414 (1, 7)			4-3			F8			K	3	0	0	0	0	1	1						
Jim Hegan, R OBP: 0.329, SLG: 0.356 (8, PH) Dave Pope, L OBP: 0.233, SLG: 0.250 Herb Score, L OBP: 0.270, SLG: 0.258 (8, 1)			5-3			F9			P1-3	2	0	0	0	0	0	0						
Chico Carrasquel, R OBP: 0.335, SLG: 0.341 (1, 6)			K						6-3	3	0	1	0	0	1	0						
Hank Aguirre, R OBP: 0.167, SLG: 0.167 Hal Naragon, L OBP: 0.367, SLG: 0.442 (8, PH) (8, 2)									F8	2	0	1	0	0	0	1						
									F8	1	0	0	0	0	0	0						
Inning Stats	R: 0 E: 0 K: 1 S: 5	H: 1 LOB: 1 BB: 1 P: 9	R: 0 E: 0 K: 1 S: 5	H: 0 LOB: 0 BB: 0 P: 5	R: 0 E: 0 K: 2 S: 8	H: 1 LOB: 0 BB: 0 P: 8	R: 0 E: 0 K: 1 S: 5	H: 0 LOB: 0 BB: 0 P: 5	R: 0 E: 0 K: 0 S: 4	H: 1 LOB: 1 BB: 0 P: 4	R: 0 E: 0 K: 0 S: 3	H: 0 LOB: 0 BB: 0 P: 3	R: 0 E: 0 K: 1 S: 5	H: 1 LOB: 1 BB: 0 P: 5	R: 0 E: 0 K: 0 S: 3	H: 0 LOB: 0 BB: 0 P: 3	R: 0 E: 0 K: 0 S: 3	H: 0 LOB: 0 BB: 0 P: 3	1B: 4 2B: 1 3B: 0 HR: 0	SF: 0 SAC: 0 DP: 1 HBP: 0	WP: 0 PB: 0 SB: 0 CS: 1	PA: 30
PITCHER Ray Moore, R ERA: 3.91 (1, 1)	IP: 9.0 WLS: W BF: 30 H: 4 R: 0 ER: 0 SO: 6 BB: 1 IBB: 0 HBP: 0 BLK: 0 WP: 0 HR: 0 S: 41 P: 45 ERA: 0.00 WHIP: 0.556																					

Batter	1	2	3	4	5	6	7	8	9	AB	R	H	RBI	BB	SO	LOB	BOTTOM			
Dick Williams, R OBP: 0.335, SLG: 0.468 (1, 8) (9, 9)	F9		F7			PB BB			SH5-3 BB	2	0	0	0	2	0	0	Cleveland Indians @ Baltimore Orioles Memorial Stadium, Baltimore, MD Tue Aug 28 1956, 3:33 AM EDT Att: 13,673 - Unknown livebaseballscorecards.com			
Bob Boyd, L OBP: 0.396, SLG: 0.437 (1, 3)	BLK 2B 1B		4-3			K			SH5-3	3	1	1	0	0	1	1				
George Kell, R OBP: 0.349, SLG: 0.411 (1, 5)	F7					6-3 1B			K	4	0	1	0	0	1	3				
Bob Nieman, R OBP: 0.435, SLG: 0.517 (1, 7)	BLK 2B					K			5-3	3	0	1	1	0	1	2				
Gus Triandos, R OBP: 0.349, SLG: 0.430 (1, 2)	F8					G6-4-3 1B			4-3 G3	3	0	1	0	0	0	2				
Tito Francona, L OBP: 0.334, SLG: 0.371 Jim Pyburn, R OBP: 0.272, SLG: 0.309 (1, 9) (9, 8)			K						G3	2	0	0	0	1	1	1				
Billy Gardner, R OBP: 0.284, SLG: 0.334 (1, 4)						BB			1-2	0	0	0	0	0	0	0				
Willy Miranda, S OBP: 0.286, SLG: 0.293 (1, 6)						F6			4-3	3	0	0	0	0	0	2				
Ray Moore, R OBP: 0.300, SLG: 0.431 (1, 1)						F9			F2	3	0	0	0	0	0	2				
						F6			F8	3	0	0	0	0	1	1				
Inning Stats	R: 1 E: 0 K: 0 S: 5	H: 2 LOB: 1 BB: 0 P: 5	R: 0 E: 0 K: 1 S: 5	H: 0 LOB: 0 BB: 0 P: 5	R: 0 E: 0 K: 0 S: 3	H: 0 LOB: 0 BB: 0 P: 3	R: 0 E: 0 K: 1 S: 5	H: 1 LOB: 0 BB: 0 P: 5	R: 0 E: 0 K: 1 S: 5	H: 0 LOB: 1 BB: 1 P: 9	R: 0 E: 0 K: 0 S: 4	H: 1 LOB: 1 BB: 0 P: 4	R: 0 E: 0 K: 1 S: 5	H: 0 LOB: 1 BB: 1 P: 9	R: 0 E: 0 K: 1 S: 5	H: 0 LOB: 1 BB: 1 P: 9	1B: 3 2B: 1 3B: 0 HR: 0	SF: 0 SAC: 1 DP: 1 HBP: 0	WP: 0 PB: 1 SB: 0 CS: 0	PA: 30
PITCHER Hank Aguirre, L ERA: 3.83 Herb Score, L ERA: 2.76 (1, 1) (8, 1)	IP: 7.0 WLS: L BF: 26 H: 4 R: 1 ER: 1 SO: 4 BB: 2 IBB: 0 HBP: 0 BLK: 2 WP: 0 HR: 0 S: 32 P: 40 ERA: 1.29 WHIP: 0.857																			

Batter	1	2	3	4	5	6	7	8	9	AB	R	H	RBI	BB	SO	LOB	TOP								
Al Smith, R OBP: 0.371, SLG: 0.438 (1, 5)	F9		F7			5-3		6-3		5	0	1	0	0	0	0	Cleveland Indians @ Baltimore Orioles Memorial Stadium, Baltimore, MD Wed Aug 29 1956, 3:33 AM EDT Att: 8,882 - Unknown								
Bobby Avila, R OBP: 0.342, SLG: 0.321 (1, 4)	6-3					K				5	1	2	0	0	2	1									
Dave Pope, L OBP: 0.273, SLG: 0.323 Jim Busby, R OBP: 0.303, SLG: 0.369 (6, PH)										3	1	2	0	0	0	1									
Rocky Colavito, R OBP: 0.378, SLG: 0.569 (1, 9)	F3									1	0	1	0	0	0	0									
Vic Wertz, L OBP: 0.369, SLG: 0.486 (1, 3)										3	1	1	1	1	0	2									
Gene Woodling, L OBP: 0.405, SLG: 0.410 Al Rosen, R OBP: 0.367, SLG: 0.437 (8, 5)										3	0	0	0	1	1	1									
Jim Hegan, R OBP: 0.324, SLG: 0.351 (1, 2)										0	0	0	0	0	0	0									
Chico Carrasquel, R OBP: 0.335, SLG: 0.341 (1, 6)										4	0	1	0	0	2	0									
Mike Garcia, R OBP: 0.140, SLG: 0.115 Don Mossi, L OBP: 0.227, SLG: 0.250 Bob Lemon, L OBP: 0.282, SLG: 0.372 (9, 1)										3	0	0	0	0	0	1									
Inning Stats	R: 0 E: 0 K: 0 S: 4	H: 1 LOB: 1 BB: 0 P: 4	R: 0 E: 1 K: 1 S: 5	H: 0 LOB: 0 BB: 0 P: 5	R: 0 E: 0 K: 1 S: 5	H: 0 LOB: 0 BB: 0 P: 5	R: 0 E: 0 K: 0 S: 4	H: 1 LOB: 1 BB: 0 P: 4	R: 0 E: 0 K: 0 S: 4	H: 1 LOB: 1 BB: 0 P: 4	R: 2 E: 0 K: 2 S: 10	H: 3 LOB: 1 BB: 0 P: 10	R: 0 E: 0 K: 0 S: 3	H: 0 LOB: 0 BB: 0 P: 3	R: 1 E: 0 K: 0 S: 5	H: 2 LOB: 2 BB: 2 P: 13		R: 0 E: 0 K: 2 S: 8	H: 1 LOB: 1 BB: 0 P: 8	1B: 7 2B: 1 3B: 1 HR: 0	SF: 1 SAC: 0 DP: 1 HBP: 0	WP: 0 PB: 0 SB: 3 CS: 0	PA: 38		
PITCHER	IP	WLS	BF	H	R	ER	SO	BB	IBB	HBP	BLK	WP	HR	S	P	ERA	WHIP								
Mike Fomies, R ERA: 3.96 (1, 1)	7.1	L	29	7	3	3	4	0	0	0	0	0	0	37	37	3.68	0.955								
Bill Wright, L ERA: 4.25 (8, 1)	0.0		2	1	0	0	0	1	0	0	0	0	0	1	5	∞	∞								
Billy Loes, R ERA: 5.4 (8, 1)	1.2		7	1	0	0	2	0	1	0	0	0	0	10	14	0.00	0.600								

Batter	1	2	3	4	5	6	7	8	9	AB	R	H	RBI	BB	SO	LOB	BOTTOM								
Dick Williams, R OBP: 0.332, SLG: 0.463 (1, 8)	K		F6	E5						5	0	1	0	0	2	1	Cleveland Indians @ Baltimore Orioles Memorial Stadium, Baltimore, MD Wed Aug 29 1956, 3:33 AM EDT Att: 8,882 - Unknown								
Bob Boyd, L OBP: 0.406, SLG: 0.446 (1, 3)										4	1	3	0	0	0	2									
Tito Francona, L OBP: 0.334, SLG: 0.371 George Kell, R OBP: 0.348, SLG: 0.408 (7, PH)										3	0	1	0	0	1	1									
Bob Nieman, R OBP: 0.438, SLG: 0.521 (1, 7)										2	0	0	0	0	1	2									
Bob Nieman, R OBP: 0.438, SLG: 0.521 (1, 7)										3	0	2	1	1	0	0									
Gus Triandos, R OBP: 0.346, SLG: 0.425 (1, 2)										4	0	0	0	0	0	6									
Billy Gardner, R OBP: 0.286, SLG: 0.334 (1, 4)										3	1	1	0	1	1	0									
Wayne Causey, L OBP: 0.212, SLG: 0.219 Jim Pylvum, R OBP: 0.270, SLG: 0.307 (8, 8)										3	0	0	0	0	1	2									
Willy Miranda, S OBP: 0.283, SLG: 0.290 (1, 6)										1	0	0	0	0	0	0									
Mike Fomies, R OBP: 0.172, SLG: 0.241 Bill Wright, L OBP: 0.212, SLG: 0.196 Billy Loes, R OBP: 0.133, SLG: 0.133 Tom Gastall, R OBP: 0.226, SLG: 0.204 (8, PH)										0	0	0	0	0	0	0									
Inning Stats	R: 0 E: 0 K: 2 S: 9	H: 2 LOB: 2 BB: 0 P: 9	R: 0 E: 0 K: 1 S: 5	H: 0 LOB: 0 BB: 0 P: 5	R: 1 E: 0 K: 0 S: 6	H: 3 LOB: 2 BB: 0 P: 6	R: 1 E: 1 K: 0 S: 6	H: 2 LOB: 2 BB: 0 P: 6	R: 0 E: 0 K: 0 S: 3	H: 0 LOB: 0 BB: 0 P: 3	R: 0 E: 0 K: 1 S: 5	H: 0 LOB: 1 BB: 1 P: 9	R: 0 E: 0 K: 0 S: 4	H: 1 LOB: 2 BB: 1 P: 8	R: 0 E: 0 K: 1 S: 5	H: 0 LOB: 0 BB: 0 P: 5	R: 0 E: 0 K: 2 S: 8	H: 1 LOB: 1 BB: 0 P: 8	1B: 8 2B: 1 3B: 0 HR: 0	SF: 0 SAC: 1 DP: 0 HBP: 0	WP: 0 PB: 0 SB: 0 CS: 0	PA: 39			
PITCHER	IP	WLS	BF	H	R	ER	SO	BB	IBB	HBP	BLK	WP	HR	S	P	ERA	WHIP								
Mike Garcia, R ERA: 3.84 (1, 1)	6.1		29	8	2	1	4	1	0	0	0	0	0	36	40	1.42	1.421								
Don Mossi, L ERA: 3.79 (7, 1)	2.1	W	9	1	0	0	2	0	1	0	0	0	0	12	16	0.00	0.429								
Bob Lemon, R ERA: 3.03 (9, 1)	0.1	S	1	0	0	0	1	0	0	0	0	0	0	3	3	0.00	0.000								



Batter	1	2	3	4	5	6	7	8	9	AB	R	H	RBI	BB	SO	LOB	TOP						
Dick Williams, R OBP: 0.333, SLG: 0.465 (1, 8)	F7		FC8-5		FC1-4		1B 1B	1B 2B		5	1	2	1	0	0	2							
Bob Boyd, L OBP: 0.405, SLG: 0.444 (1, 3)	G3		F7			1B 1B	1B HR	F9		5	2	2	0	0	0	1							
George Kell, R OBP: 0.348, SLG: 0.425 (1, 5)	HR			HR		K	F5		5-3	5	2	2	2	0	1	4							
Bob Nieman, R OBP: 0.440, SLG: 0.521 (1, 7)	F8			K		1B 1B	HR	1B	1-3 HR	4	3	2	2	1	1	0							
Gus Triandos, R OBP: 0.346, SLG: 0.433 (1, 2)		5-3		K		1B BB	HR		E5 HR	5	2	2	4	0	1	1							
Tito Francona, L OBP: 0.338, SLG: 0.372 Jim Pyburn, R OBP: 0.270, SLG: 0.307 (9, 8)	G1-6-3 1B			F8		1B			1-3	4	0	2	1	1	0	2							
Billy Gardner, R OBP: 0.285, SLG: 0.340 (1, 4)	G1-6-3				F4	G5-3	F8		HR	5	1	1	3	0	0	4							
Willy Miranda, S OBP: 0.284, SLG: 0.291 (1, 6)			FC8-5 SH1-3 1B		F9		4-3	2B 1B	3-1	5	1	2	0	0	0	0							
Connie Johnson, R OBP: 0.327, SLG: 0.261 (1, 1)			SH1-3			FC1-4 BB	1B 1B BB	F8		1	1	0	0	2	0	1							
Inning Stats	R: 1 E: 0 K: 0 S: 4	H: 1 LOB: 0 BB: 0 P: 4	R: 0 E: 0 K: 0 S: 3	H: 1 LOB: 0 BB: 0 P: 3	R: 0 E: 0 K: 0 S: 4	H: 1 LOB: 1 BB: 0 P: 4	R: 1 E: 0 K: 2 S: 8	H: 1 LOB: 0 BB: 0 P: 8	R: 0 E: 0 K: 0 S: 3	H: 0 LOB: 1 BB: 1 P: 7	R: 2 E: 0 K: 1 S: 7	H: 3 LOB: 1 BB: 1 P: 11	R: 5 E: 0 K: 0 S: 7	H: 4 LOB: 2 BB: 2 P: 15	R: 1 E: 0 K: 0 S: 4	H: 2 LOB: 0 BB: 0 P: 4	R: 3 E: 1 K: 0 S: 6	H: 2 LOB: 0 BB: 0 P: 6	1B: 10 2B: 1 3B: 0 HR: 4	SF: 0 SAC: 1 DP: 2 HBP: 0	WP: 0 PB: 0 SB: 0 CS: 0	PA: 44	
PITCHER	IP WLS BF	H R ER SO	BB IBB HBP BLK	WP HR S P	ERA WHIP	PITCHER										IP WLS BF	H R ER SO	BB IBB HBP BLK	WP HR S P	ERA WHIP			
Willard Nixon, R ERA: 4.23 (1, 1)	6.1 L 28	8 6 6 3	3 0 0 0	0 2 31 43	8.53 1.737																		
Ike Delock, R ERA: 4.5 (7, 1)	1.2 10	5 4 4 0	1 0 0 0	0 1 9 13	21.60 3.600																		
Tom Hurd, R ERA: 5.57 (9, 1)	1.0 6	2 3 0 0	0 0 0 0	0 1 6 6	0.00 2.000																		

Baltimore Orioles @ Boston Red Sox
Fenway Park, Boston, MA
Fri Aug 31 1956, 3:33 AM EDT
Att: 10,706 - Unknown

AB 39
R 13
H 15
RBI 13
BB 4
SO 3
LOB 15



Batter	1	2	3	4	5	6	7	8	9	AB	R	H	RBI	BB	SO	LOB	BOTTOM					
Mitt Bolling, R OBP: 0.314, SLG: 0.408 (1, 6)	F8		1B 2B 1B	F6		K		FC6-4		5	1	1	0	0	1	3						
Billy Klaus, L OBP: 0.387, SLG: 0.391 (1, 5)	F8		2B 1B		6-3		1B 2B		G6-4-3 1B BB	4	1	2	0	1	0	0						
Ted Williams, L OBP: 0.492, SLG: 0.587 Billy Conzolo, R OBP: 0.250, SLG: 0.143 (9, PR)	F7		1-3 2-H 2B		5-3 2B 1B		6-3		G6-4-3 1B	5	1	3	1	0	0	1						
Dick Gemert, R OBP: 0.407, SLG: 0.523 (1, 3)		F6	F7		1-2 2-3 2B BB		K		G6-4-3	4	1	0	0	1	1	5						
Jackie Jensen, R OBP: 0.400, SLG: 0.495 (1, 9)	L4			HR	5-3		1-2 2-3 1B		F8	5	1	2	2	0	0	4						
Jim Piersall, R OBP: 0.361, SLG: 0.439 Gene Stephens, L OBP: 0.340, SLG: 0.349 (7, PH)	K			F7		2-H 3-H 2B		F7		3	0	1	2	0	1	0						
Ted Lepcio, R OBP: 0.348, SLG: 0.506 (1, 4)			HR	K	5-3			K		4	1	1	1	0	2	1						
Sammy White, R OBP: 0.309, SLG: 0.348 (1, 2)			F6	1B 1B		5-3		L9		4	0	1	0	0	0	0						
Willard Nixon, L OBP: 0.231, SLG: 0.208 Ike Delock, R OBP: 0.217, SLG: 0.190 Billy Goodman, L OBP: 0.348, SLG: 0.401 Tom Brewer, R OBP: 0.333, SLG: 0.355 Tom Hurd, R OBP: 0.697, SLG: 0.667 (9, 1)	K		K		1-2 1B		F5		FC6-4 1B	3	0	1	0	0	1	0						
Inning Stats	R: 0 E: 0 K: 0 S: 3	H: 0 LOB: 0 BB: 0 P: 3	R: 0 E: 0 K: 1 S: 5	H: 0 LOB: 0 BB: 0 P: 5	R: 2 E: 0 K: 1 S: 9	H: 4 LOB: 2 BB: 0 P: 9	R: 1 E: 0 K: 1 S: 8	H: 3 LOB: 2 BB: 0 P: 8	R: 2 E: 0 K: 0 S: 5	H: 2 LOB: 1 BB: 1 P: 9	R: 0 E: 0 K: 1 S: 5	H: 0 LOB: 0 BB: 0 P: 5	R: 1 E: 0 K: 1 S: 7	H: 2 LOB: 1 BB: 0 P: 7	R: 0 E: 0 K: 1 S: 6	H: 1 LOB: 1 BB: 0 P: 6	R: 0 E: 0 K: 0 S: 3	H: 1 LOB: 2 BB: 1 P: 7	1B: 8 2B: 3 3B: 0 HR: 2	SF: 0 SAC: 0 DP: 1 HBP: 0	WP: 0 PB: 0 SB: 1 CS: 0	PA: 41
PITCHER	IP WLS BF	H R ER SO	BB IBB HBP BLK	WP HR S P	ERA WHIP	PITCHER										IP WLS BF	H R ER SO	BB IBB HBP BLK	WP HR S P	ERA WHIP		
Connie Johnson, R ERA: 3.77 (1, 1)	9.0 W 41	13 6 6 6	2 0 0 0	0 2 51 59	6.00 1.667																	

Baltimore Orioles @ Boston Red Sox
Fenway Park, Boston, MA
Fri Aug 31 1956, 3:33 AM EDT
Att: 10,706 - Unknown

AB 39
R 6
H 13
RBI 6
BB 2
SO 6
LOB 15



Batter	1	2	3	4	5	6	7	8	9	AB	R	H	RBI	BB	SO	LOB	TOP			
Dick Williams, R (1, 8) OBP: 0.336, SLG: 0.466										4	1	2	0	0	0	0				
Bob Boyd, L (1, 3) OBP: 0.401, SLG: 0.439										4	0	1	0	0	0	1				
George Kell, R (1, 5) OBP: 0.347, SLG: 0.423										4	0	1	0	0	1	3				
Bob Nieman, R (1, 7) OBP: 0.439, SLG: 0.518										4	0	1	1	0	2	2				
Gus Triandos, R (1, 2) OBP: 0.345, SLG: 0.439										4	1	1	1	0	2	2				
Tito Francona, L (1, 9) OBP: 0.337, SLG: 0.374										4	0	1	0	0	0	1				
Billy Gardner, R (1, 4) OBP: 0.287, SLG: 0.340 (7, 6)										3	0	1	0	0	1	1	AB 34 R 2 H 8 RBI 2 BB 0 SO 8 LOB 16			
Willy Miranda, S (1, 6) OBP: 0.283, SLG: 0.290 (7, PH) Joe Frazier, L (7, PH) Grady Hatton, L (7, PH) OBP: 0.316, SLG: 0.244 (7, 4)										2	0	0	0	0	1	2				
Hal Brown, R (1, 1) Joe Giardiello, L (7, PH) George Zuverink, R (7, 1) Morrie Martin, L (8, 1) Sandy Consuegra, R (8, 1) Tom Gastall, R (8, PH) OBP: 0.222, SLG: 0.200										2	0	0	0	0	0	0				
Inning Stats	R: 0 E: 0 K: 1 S: 5	H: 1 LOB: 1 BB: 0 P: 5	R: 0 E: 0 K: 0 S: 5	H: 2 LOB: 2 BB: 0 P: 5	R: 0 E: 0 K: 0 S: 3	H: 0 LOB: 0 BB: 0 P: 3	R: 1 E: 0 K: 1 S: 6	H: 1 LOB: 0 BB: 0 P: 6	R: 0 E: 0 K: 1 S: 6	H: 1 LOB: 1 BB: 0 P: 6	R: 0 E: 0 K: 1 S: 5	H: 0 LOB: 2 BB: 0 P: 7	R: 1 E: 0 K: 1 S: 7	H: 2 LOB: 1 BB: 0 P: 7	R: 0 E: 0 K: 1 S: 6	H: 1 LOB: 1 BB: 0 P: 6	1B: 6 2B: 2 3B: 0 HR: 1	SF: 0 SAC: 0 DP: 1 HBP: 2	WP: 0 PB: 0 SB: 0 CS: 1	PA: 36
PITCHER Frank Sullivan, R (1, 1) ERA: 3.57	IP: 9.0 WLS: W BF: 36 H: 8 R: 2 ER: 2 SO: 8 BB: 0 IBB: 0 HBP: 2 BLK: 0 WP: 0 HR: 1 S: 50 P: 52 ERA: 2.00 WHIP: 0.889															PITCHER				

Baltimore Orioles @ Boston Red Sox
Fenway Park, Boston, MA
Sat Sep 01 1956, 3:33 AM EDT
Att: 5,819 - Unknown

AB	34
R	2
H	8
RBI	2
BB	0
SO	8
LOB	16



Batter	1	2	3	4	5	6	7	8	9	AB	R	H	RBI	BB	SO	LOB	BOTTOM			
Mitt Bolling, R (1, 6) OBP: 0.300, SLG: 0.388										4	0	0	0	0	0	2				
Billy Klaus, L (1, 5) OBP: 0.388, SLG: 0.391										3	2	1	0	1	0	0				
Ted Williams, L (1, 7) OBP: 0.482, SLG: 0.594 (9, 7) Gene Stephens, L (9, 7)										3	1	1	2	1	0	1				
Mickey Vernon, L (1, 3) OBP: 0.413, SLG: 0.543										4	0	1	0	0	0	1				
Jackie Jensen, R (1, 9) OBP: 0.400, SLG: 0.501										4	1	2	2	0	1	0				
Jim Piersall, R (1, 8) OBP: 0.362, SLG: 0.439										3	0	1	0	1	0	3				
Ted Lepcio, R (1, 4) OBP: 0.346, SLG: 0.500										4	0	1	0	0	0	3				
Sammy White, R (1, 2) OBP: 0.309, SLG: 0.348										3	0	1	0	0	1	2				
Frank Sullivan, R (1, 1) OBP: 0.151, SLG: 0.143										3	0	0	0	0	1	3				
Inning Stats	R: 0 E: 0 K: 0 S: 3	H: 0 LOB: 1 BB: 1 P: 7	R: 0 E: 0 K: 1 S: 4	H: 0 LOB: 0 BB: 1 P: 8	R: 0 E: 0 K: 1 S: 5	H: 1 LOB: 0 BB: 0 P: 5	R: 0 E: 0 K: 0 S: 3	H: 0 LOB: 0 BB: 0 P: 3	R: 1 E: 1 K: 1 S: 7	H: 2 LOB: 1 BB: 0 P: 7	R: 1 E: 0 K: 0 S: 5	H: 2 LOB: 2 BB: 1 P: 9	R: 0 E: 0 K: 0 S: 4	H: 1 LOB: 1 BB: 0 P: 4	R: 2 E: 1 K: 0 S: 6	H: 2 LOB: 1 BB: 0 P: 6	1B: 6 2B: 0 3B: 0 HR: 2	SF: 0 SAC: 0 DP: 1 HBP: 0	WP: 0 PB: 0 SB: 0 CS: 0	PA: 34
PITCHER Hal Brown, R (1, 1) ERA: 3.77 George Zuverink, R (7, 1) ERA: 3.54 Morrie Martin, L (8, 1) ERA: 6.35 Sandy Consuegra, R (8, 1) ERA: 5.08	IP: 6.0 WLS: L BF: 5 H: 2 R: 1 ER: 1 SO: 2 BB: 2 IBB: 0 HBP: 0 BLK: 0 WP: 0 HR: 1 S: 27 P: 39 ERA: 3.00 WHIP: 1.333															PITCHER				

Baltimore Orioles @ Boston Red Sox
Fenway Park, Boston, MA
Sat Sep 01 1956, 3:33 AM EDT
Att: 5,819 - Unknown

AB	31
R	4
H	8
RBI	4
BB	3
SO	3
LOB	15



Batter	1	2	3	4	5	6	7	8	9	AB	R	H	RBI	BB	SO	LOB	TOP								
Dick Williams, R OBP: 0.336, SLG: 0.461 (1, 8)										5	1	1	0	1	1	2									
Bob Boyd, L OBP: 0.411, SLG: 0.465 (1, 3)										5	2	3	2	1	0	1									
George Kell, R OBP: 0.350, SLG: 0.430 (1, 5)										6	2	3	0	0	0	4									
Bob Nieman, R OBP: 0.442, SLG: 0.522 Jim Pyburn, R OBP: 0.270, SLG: 0.307 (1, 7) (9, 8)										5	0	3	3	1	1	2									
Gus Triandos, R OBP: 0.348, SLG: 0.437 (1, 2)										4	1	1	1	2	0	2									
Tito Francona, L OBP: 0.332, SLG: 0.367 (1, 9)										6	1	0	0	0	1	10									
Billy Gardner, R OBP: 0.290, SLG: 0.346 (1, 4) (7, 6)										4	2	2	0	1	0	2									
Willy Miranda, S OBP: 0.286, SLG: 0.291 Hoot Evers, R OBP: 0.374, SLG: 0.290 Grady Hatton, L OBP: 0.320, SLG: 0.273 (1, 6) (7, PH) (7, 4)										2	1	1	1	1	0	0									
Ray Moore, R OBP: 0.296, SLG: 0.424 Mike Fomiele, R OBP: 0.172, SLG: 0.241 Joe Ferrarese, L OBP: 0.340, SLG: 0.356 Don Ferrarese, R OBP: 0.187, SLG: 0.259 Joe Ginsberg, L OBP: 0.167, SLG: 0.220 George Zuverink, R OBP: 0.210, SLG: 0.178 Wayne Causey, L OBP: 0.215 Billy Loes, R OBP: 0.188, SLG: 0.188 (1, 1) (2, 1) (4, PH) (4, 1) (6, PH) (6, 1) (8, PH) (8, 1)										1	0	0	0	0	0	0									
Inning Stats	R: 0 E: 0 K: 1 S: 7	H: 2 LOB: 3 BB: 1 P: 11	R: 0 E: 0 K: 1 S: 5	H: 0 LOB: 0 BB: 0 P: 5	R: 2 E: 0 K: 0 S: 5	H: 3 LOB: 0 BB: 0 P: 5	R: 1 E: 1 K: 2 S: 8	H: 1 LOB: 1 BB: 1 P: 12	R: 0 E: 0 K: 0 S: 3	H: 0 LOB: 0 BB: 0 P: 3	R: 3 E: 2 K: 0 S: 7	H: 2 LOB: 2 BB: 1 P: 11	R: 0 E: 0 K: 1 S: 6	H: 1 LOB: 2 BB: 1 P: 10	R: 2 E: 0 K: 0 S: 6	H: 3 LOB: 2 BB: 1 P: 10	R: 3 E: 0 K: 0 S: 7	H: 4 LOB: 3 BB: 2 P: 15	1B: 10 2B: 3 3B: 1 HR: 2	SF: 1 SAC: 0 DP: 1 HBP: 0	WP: 0 PB: 0 SB: 0 CS: 0	PA: 51			
PITCHER	IP WLS BF H R ER SO BB IBB HBP BLK WP HR S P ERA WHIP	5.1 0 26 7 6 3 4 2 0 0 0 0 0 32 40 5.06 1.688	2.1 15 5 2 2 1 3 0 0 0 0 0 1 14 26 7.71 3.429	0.1 3 2 2 2 0 0 0 0 0 0 0 1 3 3 54.00 6.000	1.0 L 7 2 1 1 0 2 0 0 0 0 0 0 5 13 9.00 4.000																				

Batter	1	2	3	4	5	6	7	8	9	AB	R	H	RBI	BB	SO	LOB	BOTTOM						
Mitt Bolling, R OBP: 0.309, SLG: 0.378 (1, 6)										2	1	0	0	2	0	2							
Billy Klaus, L OBP: 0.386, SLG: 0.387 (1, 5)										4	1	0	0	1	0	4							
Ted Williams, L OBP: 0.483, SLG: 0.590 Gene Stephens, L OBP: 0.353, SLG: 0.349 (1, 7) (8, 7)										2	2	0	0	2	0	1							
Mickey Vernon, L OBP: 0.411, SLG: 0.538 (1, 3)										5	1	1	1	0	1	5							
Jackie Jensen, R OBP: 0.402, SLG: 0.508 (1, 9)										5	2	3	5	0	0	1							
Jim Piersall, R OBP: 0.363, SLG: 0.447 (1, 8)										4	1	2	3	0	0	2							
Ted Lepcio, R OBP: 0.340, SLG: 0.489 (1, 4)										4	0	0	0	0	3	1							
Sammy White, R OBP: 0.314, SLG: 0.352 (1, 2)										2	1	1	0	2	0	0							
Bob Porterfield, R OBP: 0.341, SLG: 0.395 Ike Delock, R OBP: 0.217, SLG: 0.190 George Susce, R OBP: 0.316, SLG: 0.313 Dave Sisler, R OBP: 0.200, SLG: 0.115 (1, 1) (6, 1) (8, 1) (9, 1)										2	1	1	1	0	0	0							
Inning Stats	R: 4 E: 0 K: 2 S: 8	H: 1 LOB: 0 BB: 3 P: 20	R: 4 E: 0 K: 0 S: 7	H: 4 LOB: 1 BB: 1 P: 11	R: 0 E: 0 K: 1 S: 5	H: 0 LOB: 0 BB: 0 P: 5	R: 0 E: 0 K: 0 S: 3	H: 0 LOB: 1 BB: 1 P: 7	R: 0 E: 0 K: 0 S: 3	H: 0 LOB: 0 BB: 1 P: 7	R: 2 E: 0 K: 0 S: 5	H: 2 LOB: 0 BB: 0 P: 5	R: 0 E: 0 K: 0 S: 3	H: 0 LOB: 1 BB: 1 P: 7	R: 0 E: 0 K: 0 S: 3	H: 0 LOB: 1 BB: 1 P: 7	1B: 3 2B: 4 3B: 1 HR: 1	SF: 1 SAC: 2 DP: 1 HBP: 0	WP: 0 PB: 1 SB: 0 CS: 1	PA: 42			
PITCHER	IP WLS BF H R ER SO BB IBB HBP BLK WP HR S P ERA WHIP	1.0 0 9 3 6 6 2 3 0 0 0 0 0 10 14 4.50 1.000	2.0 9 2 2 1 1 0 1 0 0 0 0 0 8 12 0.00 1.000	2.0 9 2 2 2 0 1 0 0 0 0 0 0 8 12 9.00 1.500	0.0 W 8 0 0 0 0 2 0 0 0 0 0 0 6 14 0.00 1.000																		

Baltimore Orioles @ Boston Red Sox
Fenway Park, Boston, MA
Sun Sep 02 1956, 3:33 AM EDT
Att: 12,529 - Unknown

AB 43
R 11
H 16
RBI 11
BB 7
SO 5
LOB 26



Baltimore Orioles @ Boston Red Sox
Fenway Park, Boston, MA
Sun Sep 02 1956, 3:33 AM EDT
Att: 12,529 - Unknown

AB 31
R 10
H 8
RBI 10
BB 8
SO 4
LOB 17



Batter	1	2	3	4	5	6	7	8	9	AB	R	H	RBI	BB	SO	LOB	TOP	
Dick Williams, R OBP: 0.334, SLG: 0.458 (1, 8)										4	0	1	0	0	0	1	<p>Baltimore Orioles @ New York Yankees Yankee Stadium, Bronx, NY Mon Sep 03 1956, 3:33 AM EDT Unknown</p> <p>livebaseballscorecards.com</p> <p>AB 30 R 1 H 7 RBI 1 BB 1 SO 1 LOB 10</p>	
Bob Boyd, L OBP: 0.414, SLG: 0.463 (1, 3)										3	1	1	0	1	0	1		
George Kell, R OBP: 0.350, SLG: 0.429 Grady Hatton, L OBP: 0.325, SLG: 0.286 (1, 5) (8, 5)										3	0	1	0	0	0	2		
Bob Nieman, R OBP: 0.441, SLG: 0.521 (1, 7)										3	0	1	1	0	0	2		
Tito Francona, L OBP: 0.329, SLG: 0.363 (1, 9)										4	0	0	0	0	1	3		
Joe Ginsberg, L OBP: 0.311, SLG: 0.295 (1, 2)										3	0	0	0	0	0	0		
Billy Gardner, R OBP: 0.291, SLG: 0.351 (1, 4)										3	0	1	0	0	0	0		
Willy Miranda, S OBP: 0.284, SLG: 0.289 (1, 6)										3	0	0	0	0	0	1		
Erv Palica, R OBP: 0.172, SLG: 0.172 Joe Frazier, L OBP: 0.336, SLG: 0.352 (9, PH)										2	0	1	0	0	0	0		
Inning Stats	R: 0 E: 0 K: 0 S: 4	H: 2 LOB: 1 BB: 0 P: 4	R: 0 E: 0 K: 0 S: 3	H: 0 LOB: 0 BB: 0 P: 3	R: 0 E: 0 K: 0 S: 3	H: 0 LOB: 0 BB: 0 P: 3	R: 0 E: 0 K: 0 S: 4	H: 1 LOB: 1 BB: 0 P: 4	R: 0 E: 0 K: 0 S: 3	H: 1 LOB: 0 BB: 0 P: 3	R: 0 E: 0 K: 0 S: 3	H: 0 LOB: 0 BB: 0 P: 3	R: 1 E: 0 K: 1 S: 7	H: 2 LOB: 2 BB: 1 P: 11	1B: 5 2B: 2 3B: 1 HR: 0	SF: 0 SAC: 1 DP: 3 HBP: 0		WP: 0 PB: 0 SB: 0 CS: 0
PITCHER Johnny Kucks, R ERA: 3.67 (1, 1)	IP: 9.0 WLS: W BF: 32 H: 7 R: 1 ER: 1 SO: 1 BB: 1 IBB: 0 HBP: 0 BLK: 0 WP: 0 HR: 0 S: 33 P: 37 ERA: 1.00 WHIP: 0.889																	

Batter	1	2	3	4	5	6	7	8	9	AB	R	H	RBI	BB	SO	LOB	BOTTOM			
Hank Bauer, R OBP: 0.325, SLG: 0.440 (1, 9)										4	1	0	0	1	1	1	<p>Baltimore Orioles @ New York Yankees Yankee Stadium, Bronx, NY Mon Sep 03 1956, 3:33 AM EDT Unknown</p> <p>livebaseballscorecards.com</p> <p>AB 34 R 6 H 9 RBI 5 BB 3 SO 3 LOB 16</p>			
Enos Slaughter, L OBP: 0.355, SLG: 0.400 (1, 7)										5	2	2	0	0	0	2				
Mickey Mantle, S OBP: 0.472, SLG: 0.726 (1, 8)										4	1	2	0	0	0	1				
Yogi Berra, L OBP: 0.371, SLG: 0.523 (1, 2)										3	2	2	3	1	0	1				
Bill Skowron, R OBP: 0.377, SLG: 0.520 (1, 3)										3	0	0	0	1	0	5				
Gil McDougald, R OBP: 0.397, SLG: 0.439 (1, 4)										4	0	1	2	0	0	1				
Billy Martin, R OBP: 0.325, SLG: 0.417 (1, 5)										4	0	1	0	0	0	2				
Billy Hunter, R OBP: 0.340, SLG: 0.500 (1, 6)										4	0	1	0	0	0	2				
Johnny Kucks, R OBP: 0.234, SLG: 0.171 (1, 1)										3	0	0	0	0	2	1				
Inning Stats	R: 0 E: 0 K: 1 S: 5	H: 0 LOB: 0 BB: 0 P: 5	R: 1 E: 0 K: 0 S: 4	H: 1 LOB: 0 BB: 0 P: 4	R: 0 E: 0 K: 1 S: 5	H: 0 LOB: 0 BB: 0 P: 5	R: 2 E: 0 K: 0 S: 6	H: 3 LOB: 2 BB: 1 P: 10	R: 1 E: 1 K: 1 S: 7	H: 1 LOB: 2 BB: 1 P: 11	R: 0 E: 0 K: 0 S: 4	H: 1 LOB: 1 BB: 0 P: 4	R: 2 E: 0 K: 0 S: 6	H: 3 LOB: 2 BB: 1 P: 10	R: 0 E: 0 K: 0 S: 3	H: 0 LOB: 1 BB: 0 P: 4		1B: 6 2B: 1 3B: 0 HR: 2	SF: 0 SAC: 0 DP: 0 HBP: 1	WP: 1 PB: 0 SB: 1 CS: 0
PITCHER Erv Palica, R ERA: 4.62 (1, 1)	IP: 8.0 WLS: L BF: 38 H: 9 R: 6 ER: 5 SO: 3 BB: 2 IBB: 1 HBP: 1 BLK: 0 WP: 1 HR: 2 S: 40 P: 53 ERA: 5.62 WHIP: 1.375																			

Batter	1	2	3	4	5	6	7	8	9	AB	R	H	RBI	BB	SO	LOB	TOP					
Dick Williams, R (1, 8) OBP: 0.333, SLG: 0.453										3	0	0	0	1	2	3	<p>Baltimore Orioles @ New York Yankees Yankee Stadium, Bronx, NY Mon Sep 03 1956, 3:38 AM EDT Att: 35,557 - Unknown</p>					
Bob Boyd, L (1, 3) OBP: 0.416, SLG: 0.460										3	0	1	0	1	0	1						
Grady Hatton, L (1, 5) OBP: 0.335, SLG: 0.284										1	0	0	0	3	0	0						
Bob Nieman, R (1, 7) OBP: 0.439, SLG: 0.520										4	0	1	0	0	1	5						
Tito Francona, L (1, 9) OBP: 0.326, SLG: 0.360 Sandy Consuegra, R (6, 1)										3	0	0	0	0	2	4						
George Kell, R (8, PH) OBP: 0.349, SLG: 0.428 George Zuverink, R (8, 1) OBP: 0.167, SLG: 0.118										0	0	0	0	0	0	0						
George Zuverink, R (8, 1) OBP: 0.167, SLG: 0.118										1	0	0	0	0	0	2						
George Zuverink, R (8, 1) OBP: 0.167, SLG: 0.118										0	0	0	0	0	0	0						
Gus Triandos, R (1, 2) OBP: 0.344, SLG: 0.433										4	0	0	0	0	3	4						
Billy Gardner, R (1, 4) OBP: 0.290, SLG: 0.350										4	0	1	0	0	1	0						
Willy Miranda, S (1, 6) OBP: 0.288, SLG: 0.290										2	0	1	0	2	1	0						
Bill Wight, L (1, 1) OBP: 0.222, SLG: 0.192 Joe Frazier, L (6, 9) OBP: 0.330, SLG: 0.344										1	0	0	0	1	0	1						
Joe Frazier, L (6, 9) OBP: 0.330, SLG: 0.344										2	0	0	0	0	0	1						
Inning Stats	R: 0 E: 0 K: 2 S: 8	H: 1 LOB: 2 BB: 1 P: 12	R: 0 E: 0 K: 2 S: 7	H: 1 LOB: 2 BB: 2 P: 15	R: 0 E: 0 K: 3 S: 9	H: 0 LOB: 2 BB: 2 P: 17	R: 0 E: 0 K: 1 S: 4	H: 0 LOB: 0 BB: 1 P: 8	R: 0 E: 1 K: 0 S: 3	H: 0 LOB: 1 BB: 1 P: 7	R: 0 E: 0 K: 1 S: 5	H: 0 LOB: 2 BB: 0 P: 5	R: 0 E: 0 K: 0 S: 3	H: 1 LOB: 0 BB: 0 P: 3	R: 0 E: 0 K: 0 S: 4	H: 1 LOB: 2 BB: 1 P: 8	R: 0 E: 0 K: 1 S: 5	H: 0 LOB: 0 BB: 0 P: 5	1B: 3 2B: 2 3B: 0 HR: 0	SF: 0 SAC: 0 DP: 2 HBP: 0	WP: 0 PB: 0 SB: 0 CS: 2	PA: 36
PITCHER Don Larsen, R (1, 1) ERA: 3.68	IP: 9.0 WLS: W BF: 36 H: 4 R: 0 ER: 0 SO: 10 BB: 8 IBB: 0 HBP: 0 BLK: 0 WP: 0 HR: 0 S: 48 P: 80 ERA: 0.00 WHIP: 1.333																					

Batter	1	2	3	4	5	6	7	8	9	AB	R	H	RBI	BB	SO	LOB	BOTTOM			
Hank Bauer, R (1, 9) OBP: 0.325, SLG: 0.440										4	0	1	2	0	1	4	<p>Baltimore Orioles @ New York Yankees Yankee Stadium, Bronx, NY Mon Sep 03 1956, 3:38 AM EDT Att: 35,557 - Unknown</p>			
Andy Carey, R (1, 5) OBP: 0.305, SLG: 0.337										4	0	0	0	0	1	2				
Mickey Mantle, S (1, 8) OBP: 0.470, SLG: 0.725										4	0	1	0	0	0	0				
Yogi Berra, L (1, 2) OBP: 0.370, SLG: 0.521										4	0	1	0	0	0	1				
Bill Skowron, R (1, 3) OBP: 0.381, SLG: 0.528										3	3	2	1	1	0	1				
Gil McDougald, R (1, 6) OBP: 0.326, SLG: 0.438										3	0	1	0	0	1	1				
Billy Martin, R (1, 4) OBP: 0.324, SLG: 0.416										4	2	1	0	0	0	2				
Elston Howard, R (1, 7) OBP: 0.319, SLG: 0.378										3	0	2	1	1	0	0				
Don Larsen, R (1, 1) OBP: 0.278, SLG: 0.382										4	0	1	1	0	1	4				
Inning Stats	R: 0 E: 0 K: 2 S: 8	H: 1 LOB: 1 BB: 0 P: 8	R: 1 E: 1 K: 1 S: 7	H: 1 LOB: 2 BB: 1 P: 11	R: 0 E: 0 K: 0 S: 4	H: 1 LOB: 1 BB: 0 P: 4	R: 1 E: 0 K: 0 S: 5	H: 3 LOB: 1 BB: 0 P: 5	R: 0 E: 0 K: 0 S: 3	H: 0 LOB: 0 BB: 0 P: 3	R: 2 E: 0 K: 0 S: 6	H: 3 LOB: 2 BB: 1 P: 10	R: 1 E: 0 K: 0 S: 4	H: 1 LOB: 0 BB: 0 P: 4	R: 0 E: 0 K: 1 S: 5	H: 0 LOB: 0 BB: 0 P: 5		1B: 7 2B: 2 3B: 0 HR: 1	SF: 0 SAC: 1 DP: 1 HBP: 0	WP: 1 PB: 0 SB: 1 CS: 0
PITCHER Bill Wight, L (1, 1) ERA: 4.34 Sandy Consuegra, R (6, 1) ERA: 5.09 George Zuverink, R (8, 1) ERA: 3.91	IP: 5.1 WLS: L BF: 26 H: 8 R: 4 ER: 4 SO: 3 BB: 1 IBB: 0 HBP: 0 BLK: 0 WP: 0 HR: 1 S: 30 P: 38 ERA: 6.75 WHIP: 1.688																			

Batter	1	2	3	4	5	6	7	8	9	AB	R	H	RBI	BB	SO	LOB	TOP			
Dick Williams, R OBP: 0.333, SLG: 0.452										3	0	1	0	0	0	0	Baltimore Orioles @ Washington Senators Griffith Stadium, Washington, DC Wed Sep 05 1956, 3:33 AM EDT Att: 1,657 - Unknown livebaseballscorecards.com			
Bob Boyd, L OBP: 0.414, SLG: 0.458										3	0	1	0	0	0	1				
George Kell, R OBP: 0.348, SLG: 0.426										4	0	1	0	0	0	3				
Gus Triandos, R OBP: 0.343, SLG: 0.429										3	0	0	0	1	1	2				
Tito Francona, L OBP: 0.323, SLG: 0.357										4	0	0	0	0	0	5				
Jim Pyburn, R OBP: 0.263, SLG: 0.298										4	0	0	0	0	0	0				
Billy Gardner, R OBP: 0.289, SLG: 0.347										3	0	0	0	0	1	0				
Willy Miranda, S OBP: 0.286, SLG: 0.288										3	0	0	0	0	0	0				
Connie Johnson, R OBP: 0.327, SLG: 0.265										3	0	1	0	0	0	0				
Inning Stats	R: 0 E: 0 K: 1 S: 7	H: 2 LOB: 2 BB: 0 P: 7	R: 0 E: 0 K: 0 S: 3	H: 0 LOB: 0 BB: 0 P: 3	R: 0 E: 1 K: 0 S: 5	H: 1 LOB: 3 BB: 1 P: 9	R: 0 E: 0 K: 0 S: 3	H: 0 LOB: 0 BB: 0 P: 3	R: 0 E: 0 K: 0 S: 3	H: 0 LOB: 0 BB: 0 P: 3	R: 0 E: 0 K: 1 S: 5	H: 0 LOB: 0 BB: 0 P: 5	R: 0 E: 0 K: 0 S: 4	H: 1 LOB: 1 BB: 0 P: 4	R: 0 E: 0 K: 0 S: 3	H: 0 LOB: 0 BB: 0 P: 3	1B: 4 2B: 0 3B: 0 HR: 0	SF: 0 SAC: 2 DP: 0 HBP: 0	WP: 0 PB: 0 SB: 0 CS: 0	PA: 33
PITCHER Chuck Stobbs, L ERA: 3.39	IP: 9.0 WLS: W BF: 33 H: 4 R: 0 ER: 0 SO: 2 BB: 0 IBB: 1 HBP: 0 BLK: 0 WP: 0 HR: 0 S: 36 P: 40 ERA: 0.00 WHIP: 0.444															PITCHER				

Batter	1	2	3	4	5	6	7	8	9	AB	R	H	RBI	BB	SO	LOB	BOTTOM				
Eddie Yost, R OBP: 0.417, SLG: 0.342										4	1	1	0	0	1	0	Baltimore Orioles @ Washington Senators Griffith Stadium, Washington, DC Wed Sep 05 1956, 3:33 AM EDT Att: 1,657 - Unknown livebaseballscorecards.com				
Whitey Herzog, L OBP: 0.308, SLG: 0.355										4	1	2	0	0	1	0					
Pete Runnels, L OBP: 0.377, SLG: 0.429										3	0	3	2	1	0	0					
Roy Sievers, R OBP: 0.373, SLG: 0.476										3	0	0	0	0	0	3					
Clint Courtney, L OBP: 0.369, SLG: 0.449										3	0	1	0	0	0	0					
Jim Lemon, R OBP: 0.345, SLG: 0.501										3	0	0	0	0	2	2					
Herb Plews, L OBP: 0.335, SLG: 0.388										2	0	0	0	1	1	2					
Jose Valdivielso, R OBP: 0.317, SLG: 0.321										3	0	0	0	0	0	1					
Chuck Stobbs, L OBP: 0.215, SLG: 0.227										3	0	0	0	0	0	0					
Inning Stats	R: 0 E: 0 K: 0 S: 4	H: 1 LOB: 1 BB: 0 P: 4	R: 0 E: 0 K: 1 S: 5	H: 0 LOB: 1 BB: 1 P: 9	R: 0 E: 0 K: 2 S: 8	H: 1 LOB: 2 BB: 1 P: 12	R: 0 E: 0 K: 1 S: 5	H: 0 LOB: 0 BB: 0 P: 5	R: 0 E: 0 K: 0 S: 3	H: 1 LOB: 0 BB: 0 P: 5	R: 0 E: 0 K: 0 S: 5	H: 0 LOB: 0 BB: 0 P: 3	R: 2 E: 0 K: 0 S: 5	H: 3 LOB: 0 BB: 0 P: 5	R: 0 E: 0 K: 0 S: 5	H: 0 LOB: 0 BB: 0 P: 3		1B: 6 2B: 1 3B: 0 HR: 0	SF: 0 SAC: 0 DP: 1 HBP: 0	WP: 0 PB: 0 SB: 0 CS: 2	PA: 32
PITCHER Connie Johnson, R ERA: 3.7	IP: 8.0 WLS: L BF: 30 H: 7 R: 2 ER: 2 SO: 5 BB: 2 IBB: 0 HBP: 0 BLK: 0 WP: 0 HR: 0 S: 38 P: 46 ERA: 2.25 WHIP: 1.125															PITCHER					


Batter	1	2	3	4	5	6	7	8	9	AB	R	H	RBI	BB	SO	LOB	TOP			
Billy Gardner, R OBP: 0.293, SLG: 0.354 (1, 4)										6	2	4	0	0	0	2	Baltimore Orioles @ Washington Senators Griffith Stadium, Washington, DC Thu Sep 06 1956, 3:33 AM EDT Att: 760 - Unknown livebaseballscorecards.com			
George Kell, R OBP: 0.348, SLG: 0.432 (1, 5)										4	1	1	2	1	0	2				
Bob Boyd, L OBP: 0.420, SLG: 0.459 (1, 3)										4	0	2	0	1	1	3				
Gus Triandos, R OBP: 0.339, SLG: 0.424 Don Ferrarese, R OBP: 0.107, SLG: 0.038 (8, 1)										5	0	0	0	0	0	4				
Dick Williams, R OBP: 0.341, SLG: 0.459 (1, 7)										4	1	3	0	1	0	1				
Hoot Evers, R OBP: 0.382, SLG: 0.297 (1, 9)										4	1	2	1	1	1	2				
Jim Pyburn, R OBP: 0.256, SLG: 0.292 Tito Francona, L OBP: 0.325, SLG: 0.358 (9, PH)										3	0	0	1	0	0	4				
Willy Miranda, S OBP: 0.285, SLG: 0.287 (1, 6)										5	0	1	0	0	0	3				
Ray Moore, R OBP: 0.297, SLG: 0.419 Sandy Consuegra, R OBP: 0.119, SLG: 0.119 George Zuverink, R Billy O'Dell, L Tom Castall, R Joe Frazier, L (8, PH)										2	0	0	0	0	0	2				
Inning Stats	R: 1 E: 0 K: 0 S: 6	H: 3 LOB: 3 BB: 1 P: 10	R: 0 E: 0 K: 1 S: 6	H: 1 LOB: 1 BB: 0 P: 6	R: 0 E: 0 K: 1 S: 6	H: 1 LOB: 3 BB: 1 P: 9	R: 2 E: 0 K: 1 S: 7	H: 2 LOB: 1 BB: 1 P: 11	R: 0 E: 0 K: 1 S: 3	H: 0 LOB: 1 BB: 0 P: 7	R: 0 E: 0 K: 1 S: 6	H: 1 LOB: 1 BB: 0 P: 6	R: 2 E: 0 K: 1 S: 8	H: 3 LOB: 1 BB: 0 P: 8	R: 0 E: 0 K: 1 S: 7	H: 2 LOB: 2 BB: 0 P: 7		1B: 11 2B: 2 3B: 0 HR: 1	SF: 1 SAC: 0 DP: 0 HBP: 1	WP: 0 PB: 0 SB: 0 CS: 0
PITCHER	IP WLS BF H R ER SO BB IBB HBP BLK WP HR S P ERA WHIP	IP WLS BF H R ER SO BB IBB HBP BLK WP HR S P ERA WHIP																		
Dean Stone, L ERA: 6.24 Bud Byerly, R ERA: 2.6	(1, 1) 8.0 W 42 13 5 5 5 3 1 1 1 0 1 47 64 5.62 2.000	(9, 1) 1.0 S 4 1 0 0 1 0 0 0 0 0 0 6 6 0.00 1.000																		

Batter	1	2	3	4	5	6	7	8	9	AB	R	H	RBI	BB	SO	LOB	BOTTOM				
Eddie Yost, R OBP: 0.419, SLG: 0.343 (1, 5)										2	1	1	0	2	0	0	Baltimore Orioles @ Washington Senators Griffith Stadium, Washington, DC Thu Sep 06 1956, 3:33 AM EDT Att: 760 - Unknown livebaseballscorecards.com				
Whitey Herzog, L OBP: 0.310, SLG: 0.355 (1, 8)										5	0	2	0	0	1	3					
Pete Runnels, L OBP: 0.377, SLG: 0.428 (1, 3)										4	1	1	0	1	0	4					
Roy Sievers, R OBP: 0.372, SLG: 0.473 (1, 7)										3	0	0	1	1	1	3					
Herb Plews, L OBP: 0.332, SLG: 0.394 (1, 4)										5	1	1	1	0	1	5					
Jim Lemon, R OBP: 0.346, SLG: 0.507 (1, 9)										4	2	2	1	0	0	3					
Lou Berberet, L OBP: 0.421, SLG: 0.404 (1, 2)									2	1	1	1	2	1	0						
Jose Valdivielso, R OBP: 0.316, SLG: 0.332 (1, 6)										4	1	1	3	0	1	2					
Dean Stone, L OBP: 0.237, SLG: 0.125 Bud Byerly, R OBP: 0.100, SLG: 0.100 (9, 1)										4	0	1	0	0	2	2					
Inning Stats	R: 0 E: 0 K: 0 S: 4	H: 1 LOB: 1 BB: 0 P: 4	R: 0 E: 0 K: 0 S: 3	H: 0 LOB: 1 BB: 1 P: 7	R: 0 E: 0 K: 1 S: 4	H: 1 LOB: 2 BB: 0 P: 4	R: 1 E: 1 K: 1 S: 8	H: 2 LOB: 2 BB: 0 P: 8	R: 6 E: 0 K: 0 S: 8	H: 5 LOB: 0 BB: 1 P: 12	R: 0 E: 1 K: 1 S: 6	H: 1 LOB: 3 BB: 2 P: 14	R: 0 E: 0 K: 3 S: 9	H: 0 LOB: 0 BB: 0 P: 9	R: 0 E: 0 K: 2 S: 7	H: 0 LOB: 2 BB: 2 P: 15		1B: 6 2B: 1 3B: 2 HR: 1	SF: 1 SAC: 1 DP: 0 HBP: 0	WP: 0 PB: 0 SB: 0 CS: 0	PA: 41
PITCHER	IP WLS BF H R ER SO BB IBB HBP BLK WP HR S P ERA WHIP	IP WLS BF H R ER SO BB IBB HBP BLK WP HR S P ERA WHIP																			
Ray Moore, R ERA: 4.29 Sandy Consuegra, R ERA: 5.27 George Zuverink, R ERA: 4.18 Billy O'Dell, L ERA: Don Ferrarese, L ERA: 5.26	(1, 1) 4.1 L 2 1 0 0 0 0 0 0 0 0 2 2 0.00 3.000	(5, 1) 0.1 L 2 1 0 0 0 0 0 0 0 0 2 2 0.00 3.000	(5, 1) 0.1 4 2 4 4 0 0 1 0 0 0 1 3 7 108.00 6.000	(6, 1) 2.0 9 1 0 0 4 1 1 0 0 0 0 15 23 0.00 1.000	(8, 1) 1.0 5 0 0 0 2 2 0 0 0 0 0 7 15 0.00 2.000																

Batter	1	2	3	4	5	6	7	8	9	10	AB	R	H	RBI	BB	SO	LOB	TOP			
Billy Goodman, L OBP: 0.346, SLG: 0.404 (1, 4)	6-3 ①		6-3 ①		1B 2H 3B		L8		F8		5	1	1	1	0	0	1				
Billy Klaus, L OBP: 0.384, SLG: 0.386 (1, 6)	2B		6-3 ②		G3			F7		1B 1B	5	2	2	0	0	0	1				
Ted Williams, L OBP: 0.463, SLG: 0.589 Gene Stephens, L OBP: 0.352, SLG: 0.333 (10, PR) (10, 7)	2B		4-3 ③					6-3 ②		1B 1B	5	0	3	2	0	0	0				
Mickey Vernon, L OBP: 0.405, SLG: 0.531 (1, 3)	F7				1B			F3		1B 1B	5	0	1	0	0	0	4				
Jackie Jensen, R OBP: 0.407, SLG: 0.506 (1, 9)	G3				1B			F7		1B 1B	5	1	3	1	0	0	1				
Jim Piersall, R OBP: 0.362, SLG: 0.460 (1, 8)					F9			F2		L8	5	1	2	2	0	0	4				
Ted Lepcio, R OBP: 0.339, SLG: 0.502 (1, 5)					G5-4-3			5-3		1B	5	0	1	1	0	1	3				
Pete Daley, R OBP: 0.345, SLG: 0.477 (1, 2)					F9			4-3		4-3	5	1	2	0	0	0	3				
Mel Parnell, L OBP: 0.163, SLG: 0.186 Ike Delock, R OBP: 0.208, SLG: 0.182 (9, 1)					F7			L4		SH1-4	3	0	0	0	0	0	2				
Inning Stats	R: 1 E: 0 K: 0 S: 5	H: 2 LOB: 1 BB: 0 P: 5	R: 0 E: 0 K: 1 S: 6	H: 1 LOB: 1 BB: 0 P: 6	R: 0 E: 0 K: 0 S: 3	H: 0 LOB: 0 BB: 0 P: 3	R: 0 E: 0 K: 0 S: 4	H: 2 LOB: 1 BB: 0 P: 4	R: 2 E: 0 K: 0 S: 6	H: 3 LOB: 1 BB: 0 P: 6	R: 0 E: 0 K: 0 S: 3	H: 0 LOB: 0 BB: 0 P: 3	R: 0 E: 0 K: 0 S: 3	H: 0 LOB: 0 BB: 0 P: 3	R: 2 E: 0 K: 0 S: 6	H: 3 LOB: 1 BB: 0 P: 6	R: 2 E: 0 K: 0 S: 7	H: 4 LOB: 2 BB: 0 P: 7	1B: 10 2B: 3 3B: 1 HR: 1	SF: 0 SAC: 1 DP: 1 HBP: 0	WP: 0 PA: 44
PITCHER	IP WLS BF H R ER SO BB IBB HBP BLK WP HR S P ERA WHIP																				
Mike Fomiele, R ERA: 4.05 (1, 1)	9.0																				
Johnny Schmitz, L ERA: 4.22 (10, 1)	0.2																				
George Zuverink, R ERA: 4.17 (10, 1)	0.1																				

Boston Red Sox @ Baltimore Orioles
Memorial Stadium, Baltimore, MD
Fri Sep 07 1956, 3:33 AM EDT
Unknown


AB 43
R 7
H 15
RBI 7
BB 0
SO 1
LOB 19



Batter	1	2	3	4	5	6	7	8	9	10	AB	R	H	RBI	BB	SO	LOB	BOTTOM			
George Kell, R OBP: 0.347, SLG: 0.427 (1, 5)	FC4 BB		L1		5-3		L7		F5		4	0	0	0	1	0	3				
Bob Boyd, L OBP: 0.413, SLG: 0.447 (1, 3) (10, 9)	FC4 1B 1-2f		F7		F6		4-3		BB BB		4	1	0	0	1	0	1				
Bob Nieman, R OBP: 0.445, SLG: 0.528 (1, 7)	1B 1-2		FC6-4 BB		BB			1B 3B	BB BB		2	1	2	1	3	0	0				
Dick Williams, R OBP: 0.335, SLG: 0.451 Johnny Schmitz, R OBP: 0.362, SLG: 0.297 George Zuverink, R OBP: 0.167, SLG: 0.118 (1, 9) (10, 1) (10, 1)	F3		FC6-4		F2		5-3		K		5	0	0	0	0	1	8				
Billy Gardner, R OBP: 0.297, SLG: 0.357 (1, 4) (10, 6)	1B 1-2 2-H				6-3			G5-4-3 1B		F8	5	1	3	2	0	0	1				
Jim Puyum, R OBP: 0.259, SLG: 0.284 Gus Triandos, R OBP: 0.339, SLG: 0.423 (1, 8) (10, PH)	F8				5-3		6-3		G5-4-3		4	0	0	0	0	0	4				
Tom Gastall, R OBP: 0.237, SLG: 0.222 Erv Palica, R OBP: 0.172, SLG: 0.172 Grady Hatton, L OBP: 0.333, SLG: 0.281 (1, 2) (9, PR) (10, 4)	B2-3				2B 2B		F3		BB BB		3	1	1	1	1	0	0				
Willy Miranda, S OBP: 0.285, SLG: 0.289 Hoot Evers, R OBP: 0.362, SLG: 0.297 Joe Ginsberg, L OBP: 0.309, SLG: 0.293 (1, 6) (9, PH) (9, PH) (10, 2)	L7				2B		K2-3		F8		3	0	1	1	0	1	0				
Mike Fomiele, R OBP: 0.156, SLG: 0.219 Tito Francona, L OBP: 0.326, SLG: 0.358 (1, 1) (9, PH) (10, 9) (10, 3)	5-3				5-3		F4		BB BB		3	0	0	0	0	0	1				
Inning Stats	R: 1 E: 0 K: 0 S: 5	H: 2 LOB: 2 BB: 1 P: 9	R: 0 E: 0 K: 0 S: 3	H: 0 LOB: 0 BB: 0 P: 3	R: 0 E: 0 K: 0 S: 3	H: 0 LOB: 1 BB: 1 P: 7	R: 2 E: 0 K: 0 S: 6	H: 3 LOB: 1 BB: 0 P: 6	R: 0 E: 0 K: 0 S: 3	H: 0 LOB: 0 BB: 0 P: 5	R: 0 E: 0 K: 0 S: 3	H: 0 LOB: 0 BB: 0 P: 3	R: 1 E: 0 K: 0 S: 4	H: 2 LOB: 0 BB: 0 P: 4	R: 1 E: 0 K: 1 S: 5	H: 0 LOB: 3 BB: 4 P: 21	R: 0 E: 0 K: 0 S: 3	H: 0 LOB: 0 BB: 0 P: 3	1B: 4 2B: 2 3B: 1 HR: 0	SF: 0 SAC: 0 DP: 1 HBP: 0	WP: 0 PA: 43
PITCHER	IP WLS BF H R ER SO BB IBB HBP BLK WP HR S P ERA WHIP																				
Mel Parnell, L ERA: 3.3 (1, 1)	8.0																				
Ike Delock, R ERA: 4.71 (9, 1)	2.0																				

Boston Red Sox @ Baltimore Orioles
Memorial Stadium, Baltimore, MD
Fri Sep 07 1956, 3:33 AM EDT
Unknown

AB 36
R 5
H 7
RBI 5
BB 7
SO 2
LOB 19



Batter	1	2	3	4	5	6	7	8	9	AB	R	H	RBI	BB	SO	LOB	TOP			
Billy Goodman, L (1.4)										4	0	2	0	0	0	1				
Billy Klaus, L (1.6)										4	0	0	0	0	0	3				
Mickey Vernon, L (1.3)										4	0	1	0	0	0	1				
Dick Gemert, R (1.7)										3	0	0	0	0	0	1				
Jackie Jensen, R (1.9)										3	0	0	0	0	0	0				
Jim Piersall, R (1.8)										3	0	1	0	0	0	0				
Ted Lepcio, R (1.5)										3	0	1	0	0	1	1				
Sammy White, R (1.2)										3	0	0	0	0	0	1				
Frank Sullivan, R (1.1)										2	0	1	0	0	0	0				
George Susce, R (7.1)										0	0	0	0	0	0	0				
Ted Williams, L (6. PH)										1	0	0	0	0	0	1				
Harry Dorish, R (8.1)										0	0	0	0	0	0	0				
Inning Stats	R: 0 E: 0 K: 0 S: 4	H: 1 LOB: 1 BB: 0 P: 4	R: 0 E: 0 K: 1 S: 5	H: 1 LOB: 1 BB: 0 P: 5	R: 0 E: 0 K: 0 S: 4	H: 1 LOB: 1 BB: 0 P: 4	R: 0 E: 0 K: 0 S: 3	H: 0 LOB: 0 BB: 0 P: 3	R: 0 E: 0 K: 0 S: 4	H: 2 LOB: 2 BB: 0 P: 4	R: 0 E: 0 K: 0 S: 3	H: 0 LOB: 0 BB: 0 P: 3	R: 0 E: 0 K: 0 S: 3	H: 1 LOB: 0 BB: 0 P: 3	R: 0 E: 0 K: 0 S: 3	H: 0 LOB: 0 BB: 0 P: 3	1B: 6 2B: 1 3B: 0 HR: 0	SF: 0 SAC: 0 DP: 2 HBP: 0	WP: 0 PB: 0 SB: 0 CS: 1	PA: 30
PITCHER	IP WLS BF H R ER SO BB IBB HBP BLK WP HR S P ERA WHIP																			
Hal Brown, R (1.1)	9.0 W 30 6 0 0 1 0 0 0 0 0 0 32 32 0.00 0.667																			

Boston Red Sox @ Baltimore Orioles
 Memorial Stadium, Baltimore, MD
 Fri Sep 07 1956, 3:38 AM EDT
 Att: 13,634 - Unknown

AB	30
R	0
H	6
RBI	0
BB	0
SO	1
LOB	9



Batter	1	2	3	4	5	6	7	8	9	AB	R	H	RBI	BB	SO	LOB	BOTTOM			
George Kell, R (1.5)										4	1	1	0	0	0	2				
Bob Boyd, L (1.3)										4	2	2	2	0	0	0				
Bob Nieman, R (1.7)										3	1	1	0	1	0	1				
Tito Francona, L (1.9)										4	1	2	1	0	0	0				
Gus Triandos, R (1.2)										3	0	1	1	1	1	3				
Billy Gardner, R (1.4)										4	0	1	1	0	1	4				
Dick Williams, R (1.8)										4	0	1	0	0	0	3				
Willy Miranda, S (1.6)										4	0	0	0	0	0	3				
Hal Brown, R (1.1)										4	0	1	0	0	0	1				
Inning Stats	R: 0 E: 0 K: 0 S: 3	H: 0 LOB: 0 BB: 0 P: 3	R: 0 E: 0 K: 1 S: 5	H: 0 LOB: 1 BB: 1 P: 9	R: 0 E: 0 K: 0 S: 3	H: 1 LOB: 0 BB: 0 P: 3	R: 1 E: 1 K: 1 S: 7	H: 1 LOB: 1 BB: 0 P: 7	R: 0 E: 0 K: 0 S: 4	H: 1 LOB: 1 BB: 0 P: 4	R: 2 E: 0 K: 0 S: 7	H: 4 LOB: 2 BB: 0 P: 7	R: 2 E: 0 K: 0 S: 6	H: 3 LOB: 2 BB: 1 P: 10	R: 0 E: 0 K: 0 S: 3	H: 0 LOB: 0 BB: 0 P: 3	1B: 8 2B: 0 3B: 1 HR: 1	SF: 0 SAC: 0 DP: 1 HBP: 0	WP: 0 PB: 0 SB: 0 CS: 0	PA: 36
PITCHER	IP WLS BF H R ER SO BB IBB HBP BLK WP HR S P ERA WHIP																			
Frank Sullivan, R (1.1)	6.1 L 29 9 5 4 2 1 0 0 0 0 0 0 3 7 0.00 3.000																			
George Susce, R (7.1)	0.2 4 1 0 0 0 1 0 0 0 0 0 0 3 7 0.00 3.000																			
Harry Dorish, R (8.1)	1.0 3 0 0 0 0 0 0 0 0 0 0 0 3 3 0.00 0.000																			

Boston Red Sox @ Baltimore Orioles
 Memorial Stadium, Baltimore, MD
 Fri Sep 07 1956, 3:38 AM EDT
 Att: 13,634 - Unknown

AB	34
R	5
H	10
RBI	5
BB	2
SO	2
LOB	17



Batter	1	2	3	4	5	6	7	8	9	AB	R	H	RBI	BB	SO	LOB	TOP			
Billy Goodman, L OBP: 0.346, SLG: 0.402 (1, 4)										5	1	1	0	0	0	4	Boston Red Sox @ Baltimore Orioles Memorial Stadium, Baltimore, MD Sat Sep 08 1956, 3:33 AM EDT Att: 10,476 - Unknown			
Billy Klaus, L OBP: 0.382, SLG: 0.381 (1, 6)										4	1	1	0	1	0	3				
Ted Williams, L OBP: 0.482, SLG: 0.593 Gene Stephens, L OBP: 0.345, SLG: 0.326 (1, 7) (6, 7)										3	1	1	3	1	0	0				
Mickey Vernon, L OBP: 0.401, SLG: 0.523 Norm Zauchin, R OBP: 0.315, SLG: 0.321 (1, 3) (8, 3)										5	0	1	0	0	0	2				
Jackie Jensen, R OBP: 0.408, SLG: 0.505 (1, 9)										4	1	3	0	1	0	0				
Jim Piersall, R OBP: 0.364, SLG: 0.461 (1, 8)										5	1	3	0	0	0	3				
Ted Lepcio, R OBP: 0.344, SLG: 0.498 (1, 5)										3	0	1	0	2	1	4				
Pete Daley, R OBP: 0.341, SLG: 0.468 (1, 2)										5	1	1	1	0	0	6				
Tom Brewer, R OBP: 0.341, SLG: 0.360 (1, 1)										5	0	2	2	0	2	2				
Inning Stats	R: 3 E: 0 K: 1 S: 9	H: 4 LOB: 2 BB: 1 P: 13	R: 0 E: 0 K: 1 S: 5	H: 0 LOB: 2 BB: 2 P: 13	R: 3 E: 0 K: 0 S: 7	H: 4 LOB: 1 BB: 0 P: 7	R: 0 E: 0 K: 0 S: 4	H: 1 LOB: 1 BB: 0 P: 4	R: 0 E: 0 K: 0 S: 5	H: 2 LOB: 2 BB: 0 P: 5	R: 0 E: 0 K: 0 S: 4	H: 1 LOB: 2 BB: 1 P: 8	R: 0 E: 0 K: 1 S: 5	H: 0 LOB: 0 BB: 0 P: 5	R: 0 E: 0 K: 1 S: 5	H: 1 LOB: 1 BB: 1 P: 9	1B: 13 2B: 1 3B: 0 HR: 1	SF: 0 SAC: 0 DP: 1 HBP: 0	WP: 0 PB: 0 SB: 0 CS: 0	PA: 45
PITCHER	IP WLS BF H R ER SO BB IBB HBP BLK WP HR S P ERA WHIP																			
Billy Loes, R ERA: 5.68 (1, 1)	5.0 L 28 10 6 6 2 3 0 0 0 0 0 1 29 41 10.80 2.600																			
Erv Palica, R ERA: 4.53 (6, 1)	2.0 10 3 0 0 0 1 0 0 0 0 0 0 9 13 0.00 2.000																			
Ron Moeller, L ERA: (8, 1)	2.0 7 1 0 0 2 1 0 0 0 0 0 0 10 14 0.00 1.000																			

Batter	1	2	3	4	5	6	7	8	9	AB	R	H	RBI	BB	SO	LOB	BOTTOM					
Grady Hatton, L OBP: 0.329, SLG: 0.273 (1, 5)										4	0	0	0	1	2	2	Boston Red Sox @ Baltimore Orioles Memorial Stadium, Baltimore, MD Sat Sep 08 1956, 3:33 AM EDT Att: 10,476 - Unknown					
Tito Francona, L OBP: 0.327, SLG: 0.359 (1, 9)										4	0	1	0	0	1	1						
Bob Nieman, R OBP: 0.446, SLG: 0.529 (1, 7)										2	0	0	0	2	1	3						
Bob Boyd, L OBP: 0.406, SLG: 0.456 (1, 3)										4	0	0	0	0	1	3						
Billy Gardner, R OBP: 0.296, SLG: 0.355 (1, 4)										4	0	1	0	0	1	3						
Joe Ginsberg, L OBP: 0.304, SLG: 0.288 (1, 2)										4	0	0	0	0	1	2						
Jim Pyburn, R OBP: 0.250, SLG: 0.278 (1, 8)										3	1	0	0	1	0	1						
Willy Miranda, S OBP: 0.285, SLG: 0.289 (1, 6)										4	0	2	0	0	0	2						
Billy Loes, R OBP: 0.176, SLG: 0.176 (5, PH) Joe Foweraker, L OBP: 0.329, SLG: 0.337 (8, 1) Erv Palica, R OBP: 0.172, SLG: 0.172 (7, PH) Wayne C. Reynolds, L OBP: 0.287, SLG: 0.215 (8, 1) Ron Moeller, L OBP: 0.345, SLG: 0.425 (8, PH)										1	0	0	0	0	0	2						
Inning Stats	R: 0 E: 0 K: 1 S: 5	H: 0 LOB: 1 BB: 1 P: 9	R: 0 E: 1 K: 0 S: 5	H: 1 LOB: 2 BB: 0 P: 5	R: 0 E: 1 K: 1 S: 6	H: 0 LOB: 2 BB: 1 P: 10	R: 0 E: 0 K: 0 S: 3	H: 0 LOB: 0 BB: 0 P: 3	R: 0 E: 0 K: 1 S: 5	H: 0 LOB: 0 BB: 0 P: 5	R: 0 E: 0 K: 2 S: 7	H: 0 LOB: 1 BB: 1 P: 11	R: 1 E: 1 K: 2 S: 9	H: 2 LOB: 2 BB: 1 P: 13	R: 0 E: 0 K: 0 S: 3	H: 0 LOB: 0 BB: 0 P: 3	R: 0 E: 0 K: 0 S: 4	H: 1 LOB: 1 BB: 0 P: 4	1B: 4 2B: 0 3B: 0 HR: 0	SF: 1 SAC: 0 DP: 0 HBP: 0	WP: 0 PB: 0 SB: 0 CS: 0	PA: 37
PITCHER	IP WLS BF H R ER SO BB IBB HBP BLK WP HR S P ERA WHIP																					
Tom Brewer, R ERA: 3.32 (1, 1)	9.0 W 37 4 1 1 7 4 0 0 0 0 0 0 47 63 1.00 0.889																					

Batter	1	2	3	4	5	6	7	8	9	10	11	12	AB	R	H	RBI	BB	SO	LOB	TOP						
Billy Goodman, L (1.4) OBP: 0.344, SLG: 0.399	6-3		4-3			4-3		SH1-4		F4		G3	5	0	1	1	0	0	0							
Billy Klaus, L (1.6) OBP: 0.379, SLG: 0.380	F7			E3		F8		FC5-2				K	6	1	1	0	0	1	5							
Ted Williams, L (1.7) OBP: 0.483, SLG: 0.588				K		K						G3	3	0	0	0	3	2	3							
Mickey Vernon, L (1.3) OBP: 0.400, SLG: 0.520	F6			F5								F2	6	0	2	1	0	0	6							
Jackie Jensen, R (1.9) OBP: 0.406, SLG: 0.506		F8																								
Jim Piersall, R (1.8) OBP: 0.363, SLG: 0.458																										
Ted Lepcio, R (1.5) OBP: 0.337, SLG: 0.486																										
Sammy White, R (1.2) OBP: 0.310, SLG: 0.346																										
Dick Gernert, R (8, PH) OBP: 0.462, SLG: 0.509																										
Billy Consolo, R (8, PR) OBP: 0.250, SLG: 0.143																										
Pete Daley, R (8, 2) OBP: 0.343, SLG: 0.465																										
Dave Sieler, R (1.1) OBP: 0.176, SLG: 0.100																										
Gene Stephens, L (8, PH) OBP: 0.357, SLG: 0.340																										
Ike Delock, R (8, 1) OBP: 0.200, SLG: 0.174																										
Inning Stats	R: 0 E: 0 K: 0 S: 3	H: 0 LOB: 1 BB: 1 P: 7	R: 0 E: 0 K: 0 S: 3	H: 1 LOB: 0 BB: 0 P: 3	R: 0 E: 0 K: 0 S: 3	H: 0 LOB: 0 BB: 0 P: 3	R: 1 E: 1 K: 2 S: 9	H: 1 LOB: 1 BB: 0 P: 9	R: 0 E: 0 K: 1 S: 5	H: 0 LOB: 0 BB: 0 P: 5	R: 0 E: 1 K: 0 S: 4	H: 1 LOB: 1 BB: 0 P: 4	R: 1 E: 0 K: 0 S: 6	H: 3 LOB: 3 BB: 1 P: 10	R: 0 E: 0 K: 1 S: 5	H: 0 LOB: 0 BB: 0 P: 5	R: 0 E: 0 K: 0 S: 4	H: 1 LOB: 2 BB: 1 P: 8	R: 0 E: 0 K: 0 S: 3	H: 0 LOB: 0 BB: 0 P: 3	R: 1 E: 0 K: 1 S: 7	H: 1 LOB: 2 BB: 1 P: 11	1B: 6 2B: 1 3B: 1 HR: 0	SF: 0 SAC: 2 DP: 1 HBP: 0	WP: 1 PB: 0 SB: 1 CS: 1	PA: 49
PITCHER	IP	WLS	BF	H	R	ER	SO	BB	IBB	HBP	BLK	WP	HR	S	P	ERA	WHIP									
Connie Johnson, R (1.1) ERA: 4.57	11.0		45	7	3	2	5	3	1	0	0	0	0	6	6	0.00	1.000									
Billy O'Dell, L (12.1) ERA:	1.0		4	1	0	0	1	0	0	0	0	0	0	6	6	0.00	1.000									

Boston Red Sox @ Baltimore Orioles
Memorial Stadium, Baltimore, MD

Sun Sep 09 1956, 3:33 AM EDT
Att. 9,079 - Unknown

AB	43
R	3
H	8
RBI	3
BB	4
SO	6
LOB	23



Batter	1	2	3	4	5	6	7	8	9	10	11	12	AB	R	H	RBI	BB	SO	LOB	BOTTOM					
Billy Gardner, R (1.4) OBP: 0.293, SLG: 0.351	L4		5-3					K				FC3-6	5	0	0	0	2	2							
Bob Boyd, L (1.3) OBP: 0.411, SLG: 0.453				2B				F3					3	1	1	0	2	0							
George Kell, R (1.5) OBP: 0.341, SLG: 0.419				1B				F8					5	0	0	0	1	4							
Bob Nieman, R (1.7) OBP: 0.442, SLG: 0.522								K					5	0	0	0	2	4							
Tito Francona, L (1.9) OBP: 0.328, SLG: 0.362																									
Gus Triandos, R (1.2) OBP: 0.339, SLG: 0.419																									
Jim Pylum, R (1.8) OBP: 0.290, SLG: 0.273																									
Joe Frazier, L (12, PH) OBP: 0.321, SLG: 0.333																									
Willy Miranda, S (1.6) OBP: 0.283, SLG: 0.287																									
Connie Johnson, R (1.1) ERA: 4.91																									
Billy O'Dell, S (12.1) ERA:																									
Inning Stats	R: 0 E: 0 K: 0 S: 3	H: 0 LOB: 1 BB: 1 P: 7	R: 0 E: 0 K: 3 S: 9	H: 0 LOB: 0 BB: 0 P: 9	R: 0 E: 0 K: 1 S: 5	H: 0 LOB: 0 BB: 0 P: 5	R: 2 E: 0 K: 1 S: 7	H: 3 LOB: 1 BB: 0 P: 7	R: 0 E: 0 K: 2 S: 7	H: 0 LOB: 1 BB: 1 P: 11	R: 0 E: 0 K: 0 S: 3	H: 0 LOB: 0 BB: 0 P: 5	R: 0 E: 0 K: 0 S: 6	H: 0 LOB: 0 BB: 0 P: 3	R: 0 E: 0 K: 0 S: 4	H: 1 LOB: 1 BB: 0 P: 4	R: 0 E: 0 K: 1 S: 6	H: 1 LOB: 2 BB: 1 P: 10	R: 0 E: 0 K: 1 S: 5	H: 0 LOB: 0 BB: 0 P: 5	1B: 4 2B: 1 3B: 0 HR: 0	SF: 0 SAC: 1 DP: 0 HBP: 0	WP: 0 PB: 0 SB: 0 CS: 0	PA: 43	
PITCHER	IP	WLS	BF	H	R	ER	SO	BB	IBB	HBP	BLK	WP	HR	S	P	ERA	WHIP								
Dave Sieler, R (1.1) ERA: 4.91	7.0		25	3	2	2	8	2	0	0	0	0	0	39	47	2.57	0.714								
Ike Delock, R (8, 1) ERA: 4.5	5.0		18	2	0	0	4	1	0	0	0	0	0	25	29	0.00	0.600								

Boston Red Sox @ Baltimore Orioles
Memorial Stadium, Baltimore, MD

Sun Sep 09 1956, 3:33 AM EDT
Att. 9,079 - Unknown

AB	39
R	2
H	5
RBI	2
BB	3
SO	12
LOB	14



Batter	1	2	3	4	5	6	7	8	9	AB	R	H	RBI	BB	SO	LOB	TOP					
Dick Williams, R (1, 8) OBP: 0.336, SLG: 0.446 Jim Pyburn, R (8, 8) OBP: 0.250, SLG: 0.273	4-0 BB BB		G6-4-3 1-2			P8		4-0 CS BB		2	0	0	0	2	0	1						
Bob Boyd, L (1, 3) OBP: 0.406, SLG: 0.446	4-0 G1-4-3 BB			P8		F6		0-0 CS 1-2	4-3	3	0	0	0	1	0	0						
George Kell, R (1, 5) OBP: 0.338, SLG: 0.415	0-0 F5			P8		F7			5-3	4	0	0	0	0	0	2						
Bob Nieman, R (1, 7) OBP: 0.442, SLG: 0.521	0-0 G1-4-3 1-2			6-3				G6-4-3 1B BB	0-0 1B	3	0	1	0	1	0	2						
Tito Francona, L (1, 9) OBP: 0.330, SLG: 0.363		P8				F7		G6-4-3 1-2 1B	0-0 FC6-4 1B	4	0	2	0	0	0	0						
Gus Triandos, R (1, 2) OBP: 0.338, SLG: 0.425		F4				HR		G6-4-3 1-2 2-3	0-0 FC6-4 1B	4	1	1	1	0	0	4						
Billy Gardner, R (1, 4) OBP: 0.291, SLG: 0.349		F6				F9		P8		3	0	0	0	0	0	1						
Willy Miranda, S (1, 6) OBP: 0.283, SLG: 0.287			6-3						4-3	3	0	1	0	0	0	0						
Ray Moore, R (1, 1) OBP: 0.299, SLG: 0.406			G6-4-3 1B			F3			L6	3	0	1	0	0	0	1						
Inning Stats	R: 0 E: 0 K: 0 S: 2	H: 0 LOB: 1 BB: 2 P: 10	R: 0 E: 0 K: 0 S: 3	H: 0 LOB: 0 BB: 0 P: 3	R: 0 E: 0 K: 0 S: 3	H: 1 LOB: 0 BB: 0 P: 3	R: 0 E: 0 K: 0 S: 3	H: 0 LOB: 0 BB: 0 P: 3	R: 1 E: 0 K: 0 S: 5	H: 2 LOB: 1 BB: 0 P: 5	R: 0 E: 0 K: 0 S: 3	H: 0 LOB: 0 BB: 0 P: 3	R: 0 E: 0 K: 0 S: 3	H: 1 LOB: 1 BB: 1 P: 7	R: 0 E: 0 K: 0 S: 2	H: 0 LOB: 0 BB: 1 P: 6	R: 0 E: 0 K: 0 S: 5	H: 2 LOB: 2 BB: 0 P: 5	1B: 5 2B: 0 3B: 0 HR: 1	SF: 0 SAC: 0 DP: 3 HBP: 0	WP: 0 PB: 0 SB: 0 CS: 1	PA: 34
PITCHER Bob Lemon, R (1, 1) ERA: 2.84	IP: 9.0 WLS: W BF: 33 H: 6 R: 1 ER: 1 SO: 0 BB: 4 IBB: 0 HBP: 0 BLK: 0 WP: 0 HR: 1 S: 29 P: 45 ERA: 1.00 WHIP: 1.111															PITCHER	IP: 9.0 WLS: W BF: 33 H: 6 R: 1 ER: 1 SO: 0 BB: 4 IBB: 0 HBP: 0 BLK: 0 WP: 0 HR: 1 S: 29 P: 45 ERA: 1.00 WHIP: 1.111					

Baltimore Orioles @ Cleveland Indians
Cleveland Municipal Stadium, Cleveland, OH
Tue Sep 11 1956, 3:33 AM EDT
Att: 5,427 - Unknown

AB 29
R 1
H 6
RBI 1
BB 4
SO 0
LOB 11

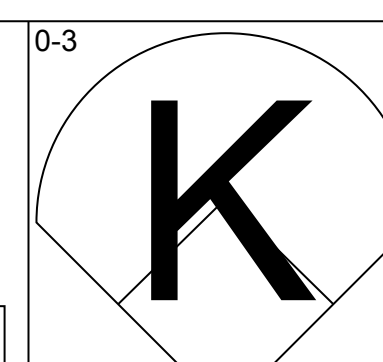
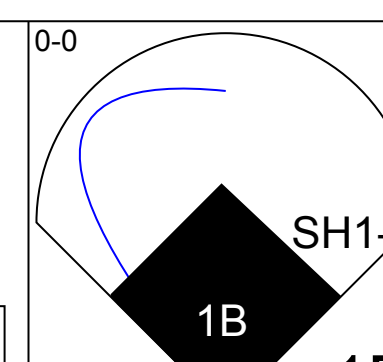
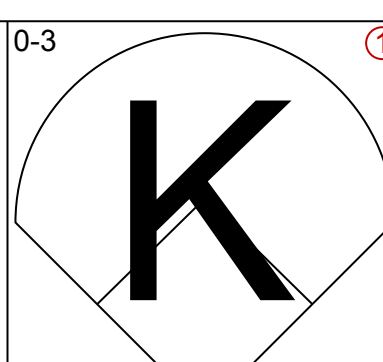
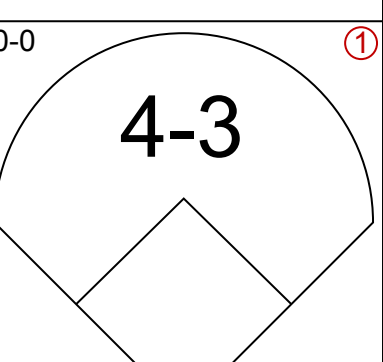
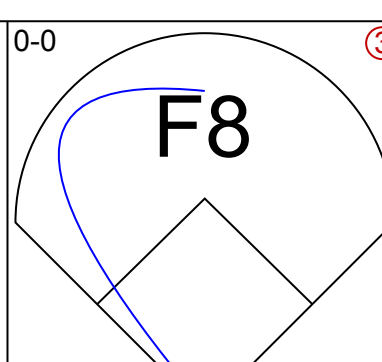
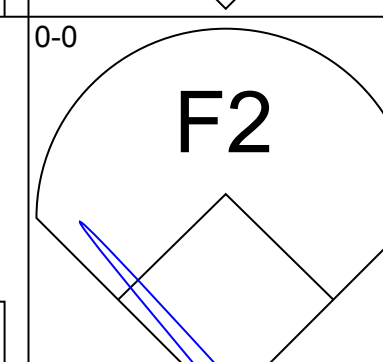
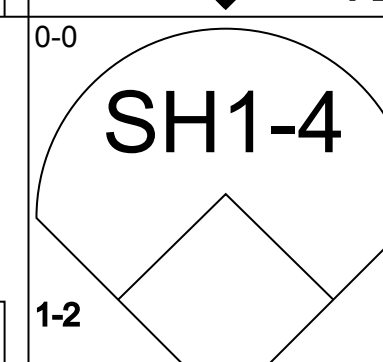
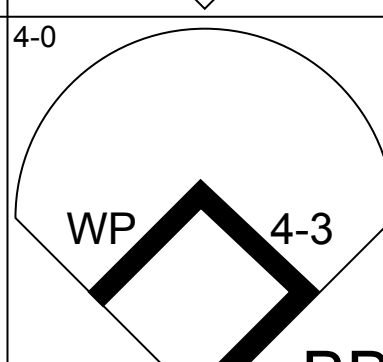
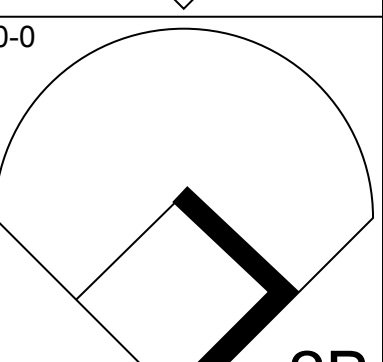
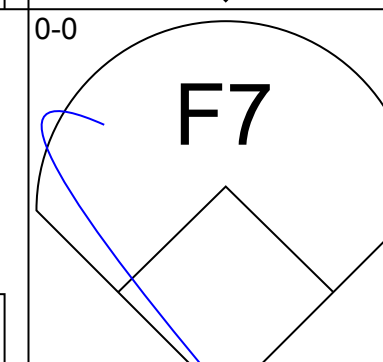
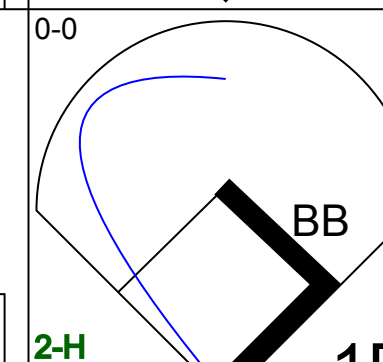
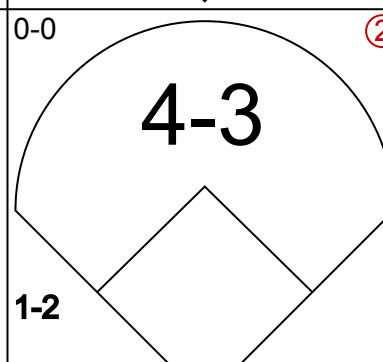
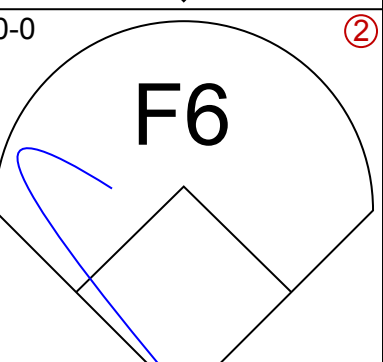
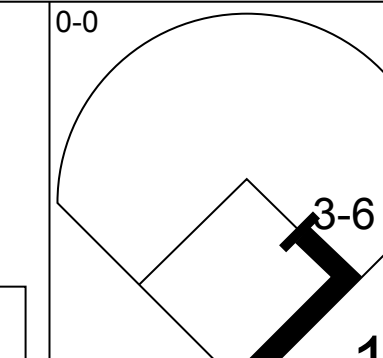
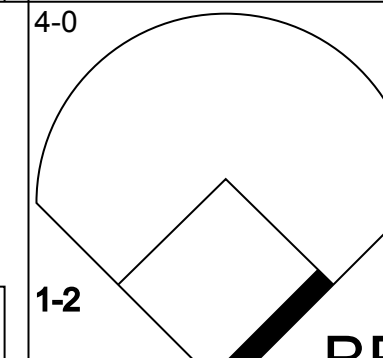
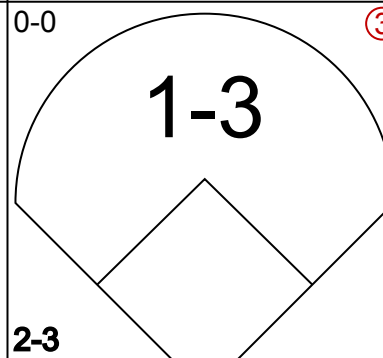
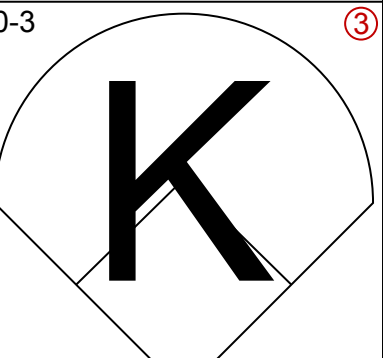

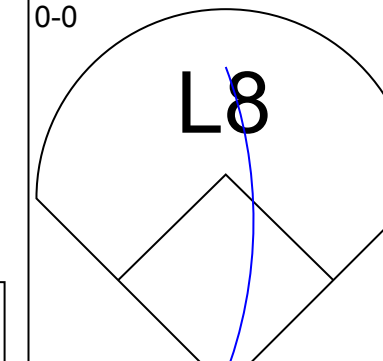
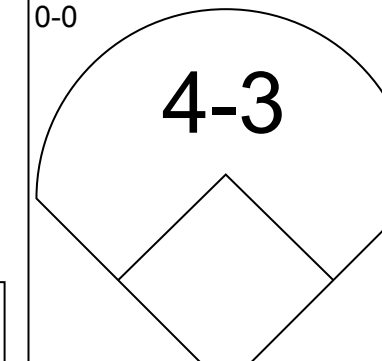
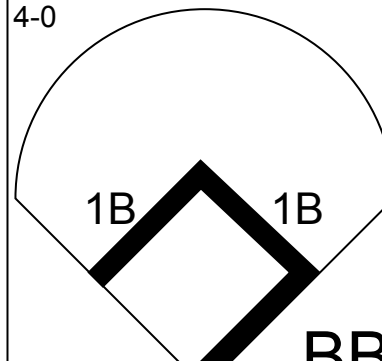

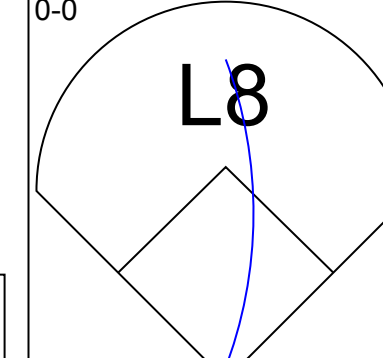
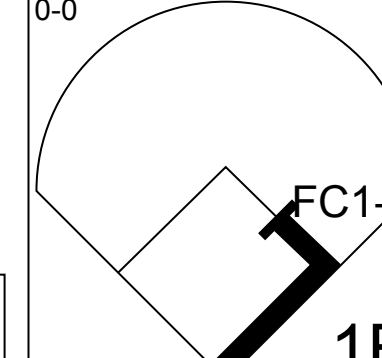
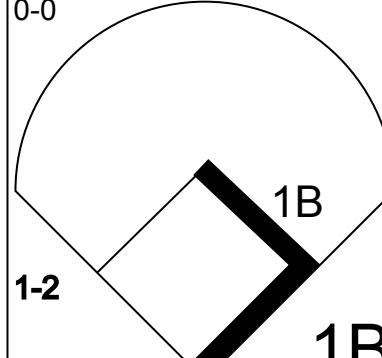
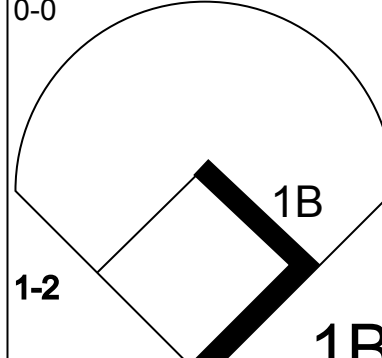
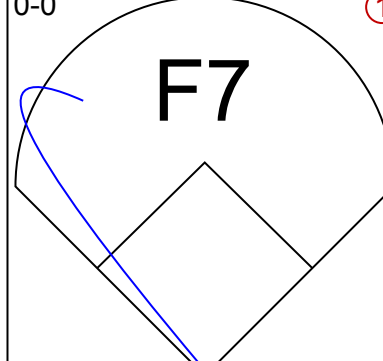
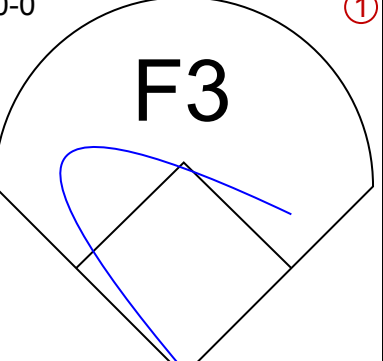
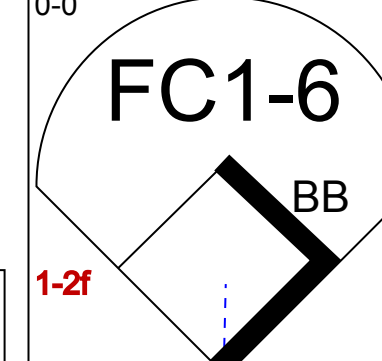
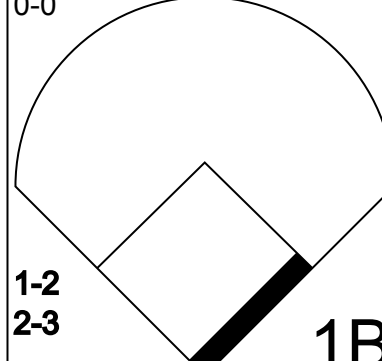
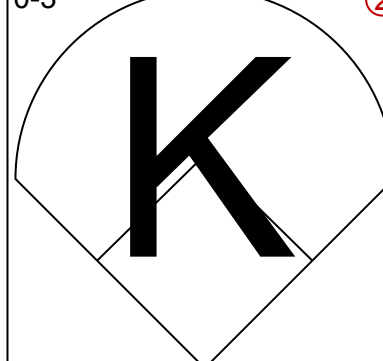
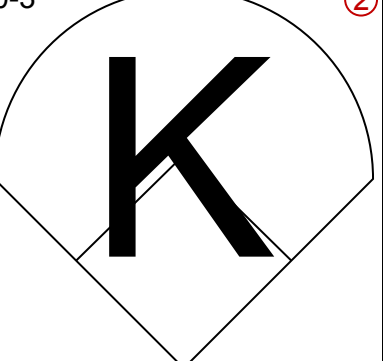
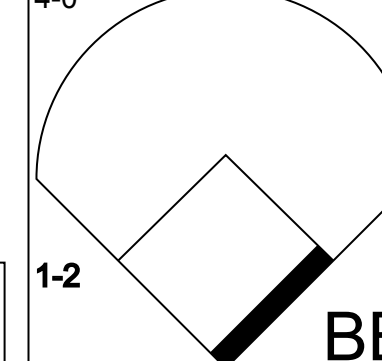
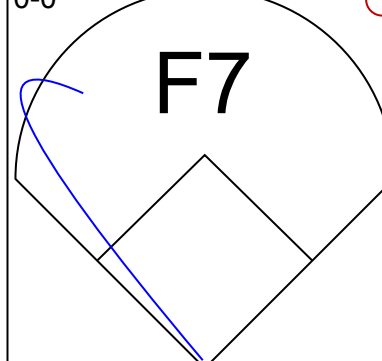

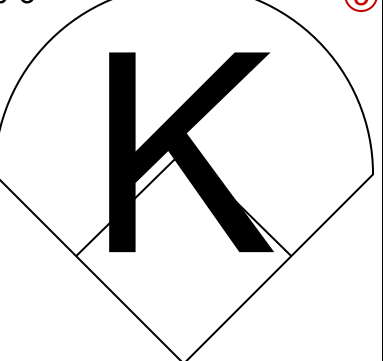
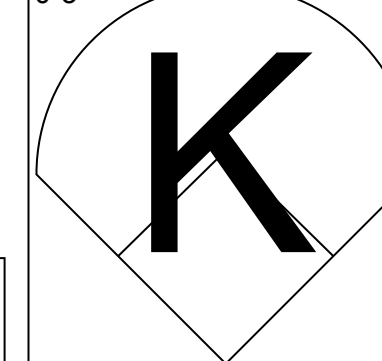



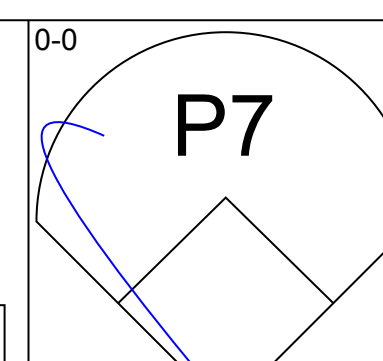
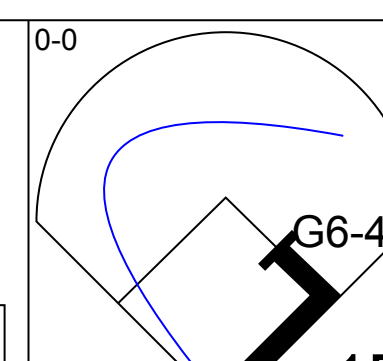
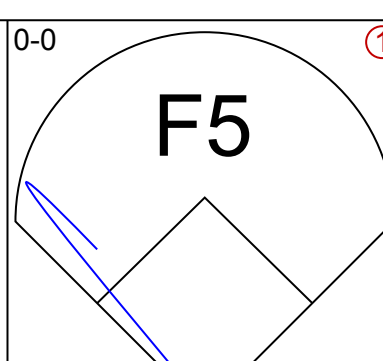
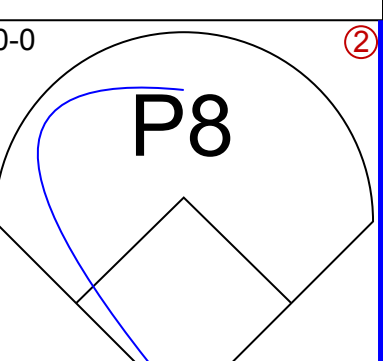
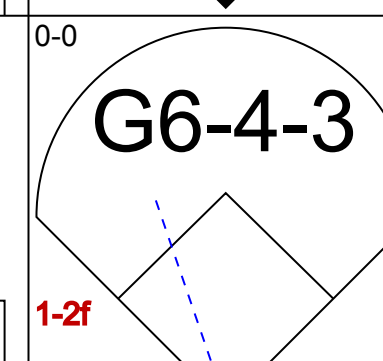
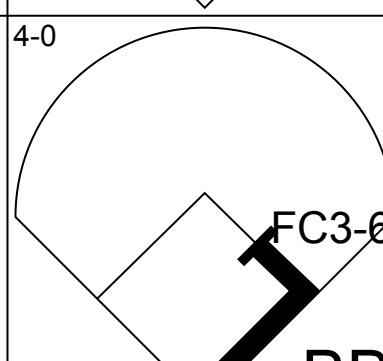
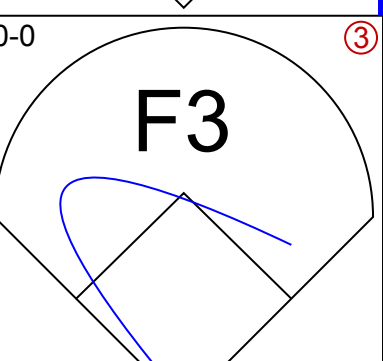
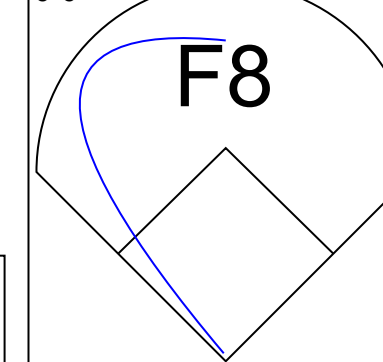
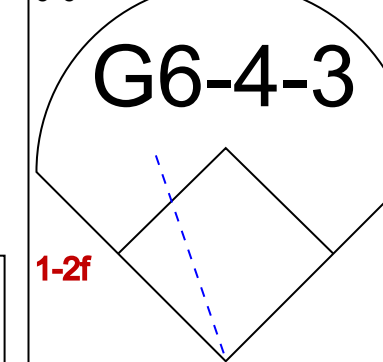
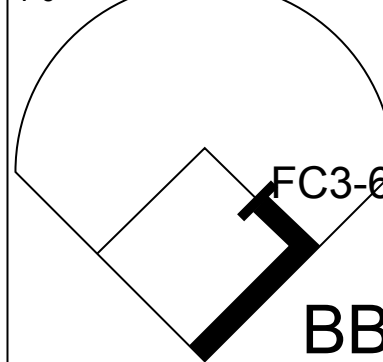
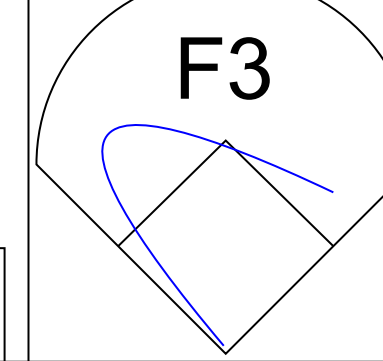
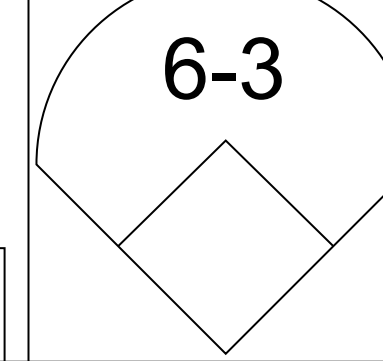
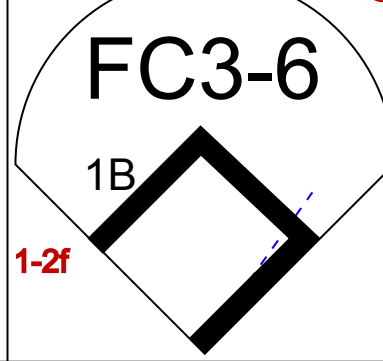
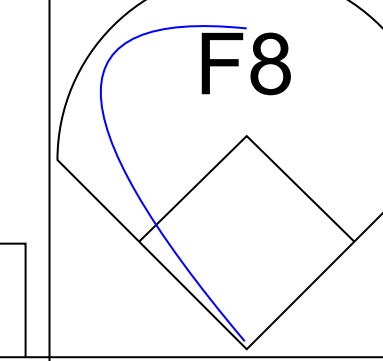
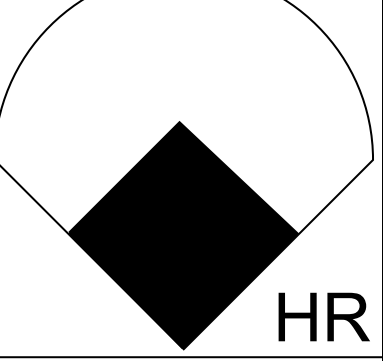
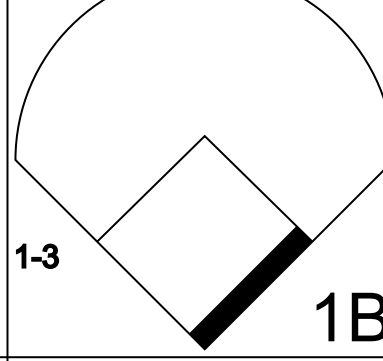
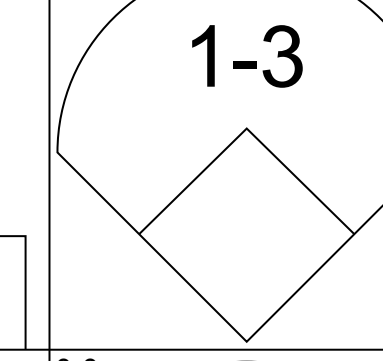
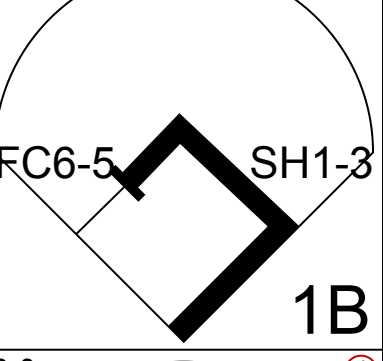

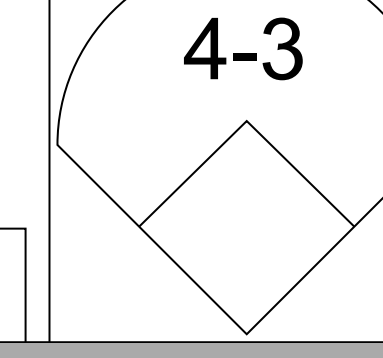
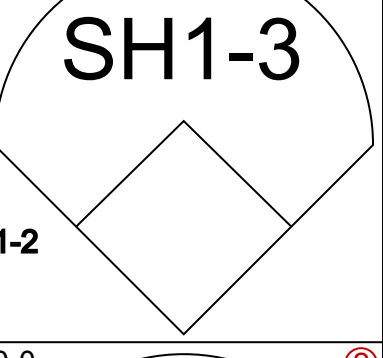
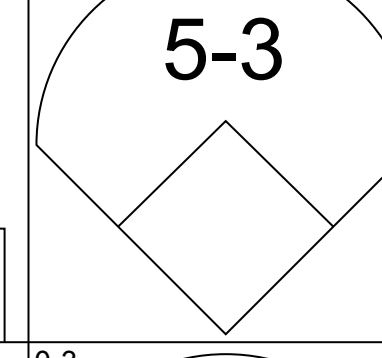
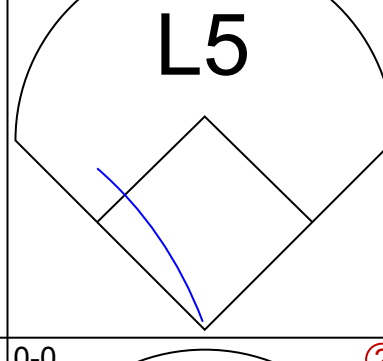
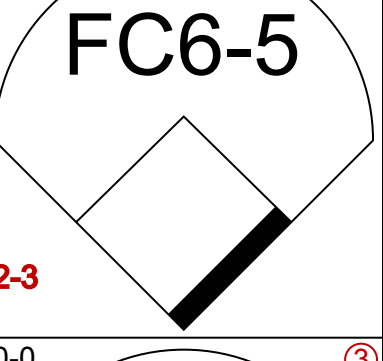
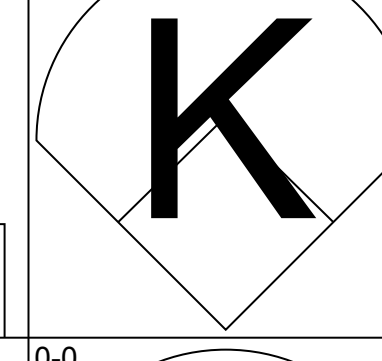
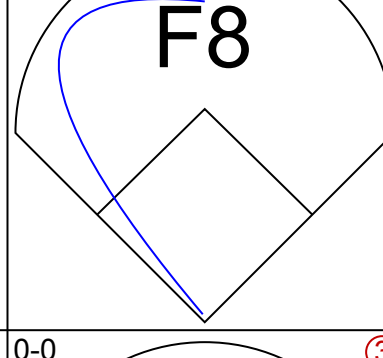
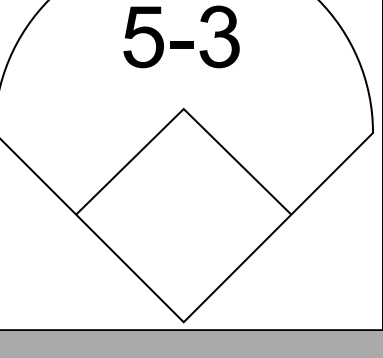
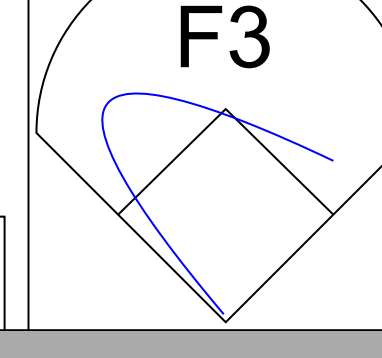
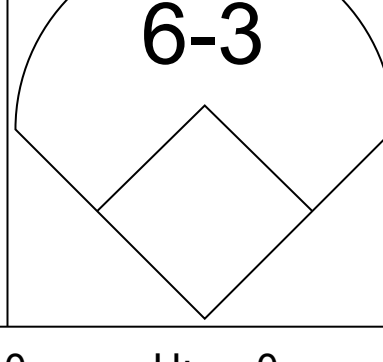
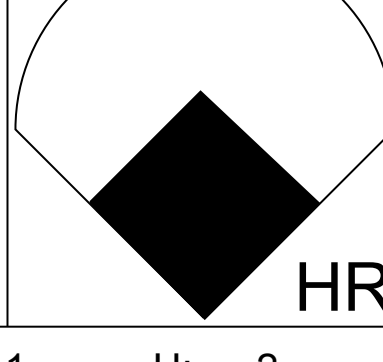

Batter	1	2	3	4	5	6	7	8	9	AB	R	H	RBI	BB	SO	LOB	BOTTOM					
Dave Pope, L (1, 8) OBP: 0.259, SLG: 0.321	0-0 F5	0-0 F5		P3-1		K				4	0	0	0	0	1	2						
Al Smith, R (1, 5) OBP: 0.369, SLG: 0.432	0-0 5-3	0-0 6-3			0-0 1B		0-3 K			4	0	1	0	0	1	0						
Gene Woodling, L (1, 7) OBP: 0.403, SLG: 0.404	4-0 2B E BB	0-0 F7			0-0 SH2-3-5 1-3		0-0 F9			2	1	0	0	1	0	0						
Vic Wertz, L (1, 3) OBP: 0.361, SLG: 0.484	0-0 E 1-3 2B		0-0 F4		0-0 BB 1B		4-0 BB BB			3	0	2	0	1	0	0						
Rocky Colavito, R (1, 9) OBP: 0.383, SLG: 0.547	4-0 E BB		0-0 G5-4-3 1B		4-0 FC6-4 BB		0-0 F8			2	0	1	0	2	0	1						
Chico Carrasquel, R (1, 6) OBP: 0.327, SLG: 0.329	0-0 E6 1-2 2-3 3-H		0-0 G5-4-3 1-2		0-0 FC6-4 1-2			0-0 6-3		4	0	0	0	0	0	5						
Hal Naragon, L (1, 2) OBP: 0.363, SLG: 0.412 Jim Hegan, R (8, PR) OBP: 0.318, SLG: 0.338 (9, 2)	0-0 F9			0-0 FC1-6 1B		0-0 F8			0-0 1B	4	0	2	0	0	0	3						
George Strickland, R (1, 4) OBP: 0.323, SLG: 0.333		0-0 E7 HR		0-0 FC1-6 5-3 1-2		0-0 6-3			0-0 F3	4	1	0	0	0	0	2						
Bob Lemon, L (1, 1) OBP: 0.268, SLG: 0.371		0-0 HR		0-0 5-3 1-2		4-0 BB			0-0 G3	3	1	1	2	1	0	2						
Inning Stats	R: 1 E: 1 K: 0 S: 5	H: 1 LOB: 3 BB: 2 P: 13	R: 2 E: 1 K: 0 S: 5	H: 1 LOB: 0 BB: 0 P: 5	R: 0 E: 0 K: 0 S: 3	H: 1 LOB: 0 BB: 0 P: 3	R: 0 E: 0 K: 0 S: 4	H: 1 LOB: 1 BB: 0 P: 4	R: 0 E: 0 K: 1 S: 5	H: 2 LOB: 2 BB: 1 P: 8	R: 0 E: 0 K: 1 S: 5	H: 0 LOB: 1 BB: 1 P: 9	R: 0 E: 0 K: 0 S: 5	H: 0 LOB: 1 BB: 1 P: 9	R: 0 E: 0 K: 0 S: 4	H: 1 LOB: 1 BB: 0 P: 4	R: 0 E: 0 K: 0 S: 5	H: 1 LOB: 1 BB: 0 P: 4	1B: 5 2B: 2 3B: 0 HR: 1	SF: 0 SAC: 1 DP: 2 HBP: 0	WP: 0 PB: 0 SB: 0 CS: 0	PA: 36
PITCHER Ray Moore, R (1, 1) ERA: 4.14	IP: 8.0 WLS: L BF: 36 H: 7 R: 3 ER: 1 SO: 2 BB: 5 IBB: 0 HBP: 0 BLK: 0 WP: 0 HR: 1 S: 35 P: 55 ERA: 1.12 WHIP: 1.500															PITCHER	IP: 8.0 WLS: L BF: 36 H: 7 R: 3 ER: 1 SO: 2 BB: 5 IBB: 0 HBP: 0 BLK: 0 WP: 0 HR: 1 S: 35 P: 55 ERA: 1.12 WHIP: 1.500					

Baltimore Orioles @ Cleveland Indians
Cleveland Municipal Stadium, Cleveland, OH
Tue Sep 11 1956, 3:33 AM EDT
Att: 5,427 - Unknown

AB 30
R 3
H 7
RBI 2
BB 5
SO 2
LOB 15



Batter	1	2	3	4	5	6	7	8	9	AB	R	H	RBI	BB	SO	LOB	TOP		
Dick Williams, R (1, 8) OBP: 0.334, SLG: 0.441										5	1	1	0	0	2	3	Baltimore Orioles @ Cleveland Indians Cleveland Municipal Stadium, Cleveland, OH Wed Sep 12, 1956, 3:33 AM EDT Att: 4,738 - Unknown livebaseballscorecards.com		
Bob Boyd, L (1, 3) OBP: 0.412, SLG: 0.452										2	0	1	0	1	0	0			
George Kell, R (1, 5) OBP: 0.337, SLG: 0.413										4	0	1	1	0	0	2			
Bob Nieman, R (1, 7) OBP: 0.443, SLG: 0.519										3	0	1	0	1	1	2			
Tito Francona, L (1, 9) OBP: 0.329, SLG: 0.360										3	0	0	0	1	0	3			
Gus Triandos, R (1, 2) OBP: 0.339, SLG: 0.426										4	0	2	0	0	0	2			
Hoot Evers, R (9, PR) OBP: 0.382, SLG: 0.297										0	0	0	0	0	0	0			
Billy Gardner, R (1, 4) OBP: 0.291, SLG: 0.348										4	0	1	0	0	0	1			
Willy Miranda, S (1, 6) OBP: 0.282, SLG: 0.286										2	0	0	0	0	2	0			
Joe Frazier, L (7, PH) OBP: 0.327, SLG: 0.333										1	0	0	0	0	1	0			
Jim Pyburn, R (7, PR) OBP: 0.250, SLG: 0.273										0	0	0	0	0	0	0			
Brooks Robinson, R (7, 4)										1	0	0	0	0	0	3			
Hal Brown, R (1, 1) OBP: 0.318, SLG: 0.263										2	0	0	0	0	2	0			
Joe Ginsberg, L (7, PH) OBP: 0.303, SLG: 0.286										1	0	0	0	0	1	2			
Mike Fomieleles, R (7, 1) OBP: 0.156, SLG: 0.219										0	0	0	0	0	0	0			
Wayne Causey, L (9, PH) OBP: 0.208, SLG: 0.215										0	0	0	0	0	0	0			
Tom Gestall, R (9, PH) OBP: 0.233, SLG: 0.218										1	0	0	0	0	1	3			
Inning Stats	R: 0 E: 0 K: 1 S: 5	H: 0 LOB: 0 BB: 0 P: 5	R: 0 E: 0 K: 0 S: 3	H: 1 LOB: 0 BB: 0 P: 3	R: 0 E: 0 K: 2 S: 7	H: 0 LOB: 0 BB: 0 P: 7	R: 1 E: 0 K: 0 S: 5	H: 2 LOB: 2 BB: 1 P: 9	R: 0 E: 0 K: 1 S: 5	H: 0 LOB: 0 BB: 0 P: 7	R: 0 E: 0 K: 1 S: 6	H: 1 LOB: 2 BB: 1 P: 10	R: 0 E: 0 K: 1 S: 6	H: 1 LOB: 1 BB: 1 P: 6	R: 0 E: 0 K: 1 S: 7	H: 2 LOB: 3 BB: 1 P: 11	1B: 6 2B: 2 3B: 0 HR: 0	SF: 0 SAC: 1 DP: 1 HBP: 0	WP: 1 PA: 37 PB: 0 SB: 0 CS: 0
PITCHER	IP WLS BF H R ER SO BB IBB HBP BLK WP HR S P ERA WHIP																		
Early Wynn, R (1, 1) ERA: 2.81	8.1 W 35 7 1 1 8 4 0 0 0 1 0 0 4 63 1.08 1.320																		
Don Mossi, L (9, 1) ERA: 3.52	0.2 S 2 0 0 0 1 0 0 0 0 0 0 0 4 4 0.00 0.000																		

Batter	1	2	3	4	5	6	7	8	9	AB	R	H	RBI	BB	SO	LOB	BOTTOM		
Dave Pope, L (1, 8) OBP: 0.258, SLG: 0.317										4	0	1	0	0	0	0	Baltimore Orioles @ Cleveland Indians Cleveland Municipal Stadium, Cleveland, OH Wed Sep 12, 1956, 3:33 AM EDT Att: 4,738 - Unknown livebaseballscorecards.com		
Jim Busby, R (9, 8) OBP: 0.300, SLG: 0.361										3	0	0	0	1	0	1			
Al Smith, R (1, 5) OBP: 0.368, SLG: 0.429										3	0	0	0	0	0	1			
Gene Woodling, L (1, 7) OBP: 0.399, SLG: 0.400										3	0	0	0	0	0	1			
Vic Wertz, L (1, 3) OBP: 0.363, SLG: 0.492										3	1	2	1	0	0	0			
Rocky Colavito, R (1, 9) OBP: 0.382, SLG: 0.544										3	0	1	0	0	1	2			
Chico Carrasquel, R (1, 6) OBP: 0.326, SLG: 0.328										2	0	0	0	0	0	0			
Jim Hegan, R (1, 2) OBP: 0.315, SLG: 0.335										3	0	0	0	0	1	1			
George Strickland, R (1, 4) OBP: 0.316, SLG: 0.326										3	0	0	0	0	0	1			
Early Wynn, S (1, 1) OBP: 0.289, SLG: 0.311										3	1	1	1	0	1	0			
Don Mossi, L (9, 1) OBP: 0.227, SLG: 0.250										0	0	0	0	0	0	0			
Inning Stats	R: 0 E: 0 K: 0 S: 3	H: 0 LOB: 0 BB: 0 P: 3	R: 0 E: 0 K: 0 S: 3	H: 0 LOB: 0 BB: 0 P: 3	R: 0 E: 0 K: 0 S: 3	H: 0 LOB: 0 BB: 0 P: 3	R: 1 E: 0 K: 0 S: 5	H: 1 LOB: 1 BB: 0 P: 5	R: 1 E: 0 K: 1 S: 7	H: 2 LOB: 2 BB: 1 P: 11	R: 0 E: 0 K: 1 S: 5	H: 0 LOB: 0 BB: 0 P: 5	R: 0 E: 0 K: 1 S: 5	H: 0 LOB: 0 BB: 0 P: 5	R: 0 E: 0 K: 1 S: 7	H: 0 LOB: 0 BB: 0 P: 11	1B: 3 2B: 0 3B: 0 HR: 2	SF: 0 SAC: 1 DP: 1 HBP: 0	WP: 0 PA: 29 PB: 0 SB: 0 CS: 0
PITCHER	IP WLS BF H R ER SO BB IBB HBP BLK WP HR S P ERA WHIP																		
Hal Brown, R (1, 1) ERA: 3.49	6.0 L 23 5 2 2 2 1 0 0 0 0 0 0 10 10 3.00 1.000																		
Mike Fomieleles, R (7, 1) ERA: 3.99	2.0 6 0 0 0 2 0 0 0 0 0 0 0 10 10 0.00 0.000																		

Batter	1	2	3	4	5	6	7	8	9	AB	R	H	RBI	BB	SO	LOB	TOP					
Dick Williams, R OBP: 0.336, SLG: 0.439	F7		SH1-4						5-3	2	0	0	0	2	0	1						
Bob Boyd, L OBP: 0.409, SLG: 0.448	K		F2							4	0	1	1	0	1	3						
George Kell, R OBP: 0.334, SLG: 0.409	P8		E6							4	0	0	0	0	0	2						
Bob Nieman, R OBP: 0.439, SLG: 0.514		L4	P8							4	0	0	0	0	0	1						
Gus Triandos, R OBP: 0.341, SLG: 0.441		HR								4	2	2	2	0	0	0						
Tito Francona, L OBP: 0.328, SLG: 0.362										4	0	1	0	0	0	0						
Billy Gardner, R OBP: 0.290, SLG: 0.347										4	1	1	0	0	1	1						
Willy Miranda, S OBP: 0.285, SLG: 0.285		K								1	0	0	0	2	1	1						
Connie Johnson, R OBP: 0.323, SLG: 0.268										3	1	1	0	0	0	2						
Inning Stats	R: 0 E: 0 K: 1 S: 5	H: 0 LOB: 0 BB: 0 P: 5	R: 1 E: 0 K: 1 S: 7	H: 2 LOB: 1 BB: 0 P: 7	R: 1 E: 1 K: 0 S: 5	H: 1 LOB: 1 BB: 0 P: 5	R: 0 E: 0 K: 0 S: 3	H: 0 LOB: 0 BB: 0 P: 3	R: 0 E: 0 K: 0 S: 2	H: 0 LOB: 1 BB: 2 P: 10	R: 1 E: 0 K: 0 S: 4	H: 1 LOB: 0 BB: 0 P: 4	R: 1 E: 0 K: 0 S: 5	H: 2 LOB: 2 BB: 1 P: 9	R: 0 E: 0 K: 0 S: 3	H: 0 LOB: 0 BB: 0 P: 3	R: 0 E: 0 K: 1 S: 5	H: 0 LOB: 1 BB: 1 P: 9	1B: 3 2B: 1 3B: 0 HR: 2	SF: 0 SAC: 3 DP: 1 HBP: 0	WP: 0 PB: 0 SB: 0 CS: 0	PA: 37
PITCHER	IP	WLS	BF	H	R	ER	SO	BB	IBB	HBP	BLK	WP	HR	S	P	ERA	WHIP					
Hank Aguirre, L ERA: 4.2	6.2	L	29	6	4	3	2	3	0	0	0	0	2	30	42	4.05	1.350					
Ray Narleski, R ERA: 1.48	1.1		4	0	0	0	0	0	0	0	0	0	0	4	4	0.00	0.000					
Art Houtteman, R ERA: 6.28	1.0		4	0	0	0	1	1	0	0	0	0	0	5	9	0.00	1.000					

Baltimore Orioles @ Cleveland Indians
Cleveland Municipal Stadium, Cleveland, OH
Thu Sep 13 1956, 3:33 AM EDT
Att: 1,663 - Unknown

AB 30
R 4
H 6
RBI 3
BB 4
SO 3
LOB 11



Batter	1	2	3	4	5	6	7	8	9	AB	R	H	RBI	BB	SO	LOB	BOTTOM					
Joe Caffie, L OBP: 0.250, SLG: 0.250	4-3									4	0	1	0	0	0	1						
Al Smith, R OBP: 0.385, SLG: 0.426	6-3									4	0	0	0	0	0	2						
Vic Wertz, L OBP: 0.360, SLG: 0.487	G3									4	0	0	0	0	1	1						
Rocky Colavito, R OBP: 0.377, SLG: 0.536		K								4	0	0	0	0	3	1						
Dave Pope, L OBP: 0.258, SLG: 0.313		P3								4	0	1	0	0	2	0						
Chico Carrasquel, R OBP: 0.325, SLG: 0.327										1	0	0	0	0	0	0						
Bobby Avila, R OBP: 0.330, SLG: 0.324										2	1	1	1	0	0	1						
Hal Naragon, L OBP: 0.355, SLG: 0.402										3	0	0	0	0	0	1						
George Strickland, R OBP: 0.319, SLG: 0.329										2	0	1	0	0	1	0						
Kenny Kuhn, L OBP: 0.300, SLG: 0.222										1	0	0	0	0	1	0						
Hank Aguirre, R OBP: 0.125, SLG: 0.125										2	0	0	0	0	1	1						
Ray Narleski, R OBP: 0.250, SLG: 0.143										0	0	0	0	0	0	0						
Gene Woodling, L OBP: 0.401, SLG: 0.402										1	0	1	0	0	0	0						
Art Houtteman, R OBP: 0.200, SLG: 0.200										0	0	0	0	0	0	0						
Inning Stats	R: 0 E: 0 K: 0 S: 3	H: 0 LOB: 0 BB: 0 P: 3	R: 0 E: 0 K: 1 S: 5	H: 0 LOB: 0 BB: 0 P: 5	R: 0 E: 0 K: 2 S: 7	H: 0 LOB: 0 BB: 0 P: 7	R: 0 E: 0 K: 1 S: 6	H: 1 LOB: 1 BB: 0 P: 6	R: 1 E: 0 K: 1 S: 7	H: 2 LOB: 1 BB: 0 P: 7	R: 0 E: 0 K: 1 S: 5	H: 0 LOB: 0 BB: 0 P: 5	R: 0 E: 0 K: 0 S: 4	H: 1 LOB: 1 BB: 0 P: 4	R: 0 E: 0 K: 1 S: 6	H: 1 LOB: 0 BB: 0 P: 6	R: 0 E: 0 K: 2 S: 7	H: 0 LOB: 0 BB: 0 P: 7	1B: 4 2B: 0 3B: 0 HR: 1	SF: 0 SAC: 0 DP: 0 HBP: 0	WP: 0 PB: 0 SB: 0 CS: 0	PA: 32
PITCHER	IP	WLS	BF	H	R	ER	SO	BB	IBB	HBP	BLK	WP	HR	S	P	ERA	WHIP					
Connie Johnson, R ERA: 3.44	9.0	W	32	5	1	1	9	0	0	0	0	0	1	50	50	1.00	0.556					

Baltimore Orioles @ Cleveland Indians
Cleveland Municipal Stadium, Cleveland, OH
Thu Sep 13 1956, 3:33 AM EDT
Att: 1,663 - Unknown

AB 32
R 1
H 5
RBI 1
BB 0
SO 9
LOB 8




Batter	1	2	3	4	5	6	7	8	9	10	11	AB	R	H	RBI	BB	SO	LOB	TOP					
Dick Williams, R OBP: 0.334, SLG: 0.435	(1, 8) X SH5-4 1B 1B		(1, 2) X G4-6-3 1-2			(1, 2) X 6-3		(1, 2) X K		(1, 2) X F7		5	0	1	0	0	1	2						
Bob Boyd, L OBP: 0.409, SLG: 0.443	(1, 3) X SH5-4 1-2 1B		(1, 3) X F3			(1, 3) X F8		(1, 3) X IBB		(1, 3) X 4-3		4	0	1	0	1	0	0						
George Kell, R OBP: 0.334, SLG: 0.409 Brooks Robinson, R (1, 5)	(1, 5) X SH5-4 1-2 2-3				(1, 5) X 6-3		(1, 5) X FC5-4 BB		(1, 5) X K		(1, 5) X F8		0	0	0	0	0	0	0					
Bob Nieman, R OBP: 0.436, SLG: 0.513	(1, 7) X K				(1, 7) X 1-3		(1, 7) X F9		(1, 7) X IBB 5-3 2B		(1, 7) X F8		5	1	1	0	0	1	3					
Tito Francona, L OBP: 0.327, SLG: 0.360	(1, 9) X 4-3				(1, 9) X F6		(1, 9) X FC5-4 1B 1-2 WP		(1, 9) X F8 5-3 1B		(1, 9) X L8		5	1	1	0	0	0	3					
Gus Triandos, R OBP: 0.349, SLG: 0.439	(1, 2) X K	(1, 2) X K			(1, 2) X 5-3		(1, 2) X WP 1B		(1, 2) X 5-3		(1, 2) X F8		4	0	1	1	0	1	1					
Billy Gardner, R OBP: 0.288, SLG: 0.344	(1, 4) X K	(1, 4) X K			(1, 4) X 4-3		(1, 4) X 5-3		(1, 4) X F8		(1, 4) X L9		4	0	0	0	0	1	2					
Willy Miranda, S OBP: 0.284, SLG: 0.285	(1, 6) X 6-3				(1, 6) X F5		(1, 6) X K 1B		(1, 6) X L9		(1, 6) X K		4	0	1	0	0	0	1					
Bill Wight, L OBP: 0.224, SLG: 0.195	(1, 1) X G4-6-3 1B				(1, 1) X K		(1, 1) X K		(1, 1) X K		(1, 1) X K		4	0	1	0	0	3	1					
Inning Stats	R: 0 E: 0 K: 1 S: 7	H: 2 LOB: 2 BB: 0 P: 7	R: 0 E: 0 K: 2 S: 7	H: 0 LOB: 0 BB: 0 P: 7	R: 0 E: 0 K: 0 S: 3	H: 1 LOB: 0 BB: 0 P: 3	R: 0 E: 0 K: 0 S: 3	H: 0 LOB: 0 BB: 0 P: 3	R: 0 E: 0 K: 0 S: 5	H: 0 LOB: 0 BB: 0 P: 5	R: 1 E: 0 K: 0 S: 4	H: 1 LOB: 1 BB: 1 P: 8	R: 0 E: 0 K: 3 S: 10	H: 1 LOB: 2 BB: 1 P: 14	R: 1 E: 0 K: 0 S: 5	H: 2 LOB: 1 BB: 0 P: 5	R: 0 E: 0 K: 1 S: 5	H: 0 LOB: 0 BB: 0 P: 5	R: 0 E: 0 K: 0 S: 3	H: 0 LOB: 0 BB: 0 P: 3	1B: 6 2B: 1 3B: 0 HR: 0	SF: 0 SAC: 1 DP: 1 HBP: 0	WP: 1 PB: 0 SB: 1 CS: 0	PA: 41
PITCHER Dick Donovan, R ERA: 3.72	(1, 1)	IP: 11.0 WLS: 7 BF: 41 H: 7 R: 2 ER: 2 SO: 8 BB: 1 IBB: 1 HBP: 0 BLK: 0 WP: 1 HR: 0 S: 55 P: 63 ERA: 3.72 WHIP: 0.727																						

Baltimore Orioles @ Chicago White Sox
Comiskey Park, Chicago, IL
Fri Sep 14 1956, 4:33 AM EDT
Att: 8,751 - Unknown

livebaseballscorecards.com

AB 38
R 2
H 7
RBI 1
BB 2
SO 8
LOB 15




Batter	1	2	3	4	5	6	7	8	9	10	11	AB	R	H	RBI	BB	SO	LOB	BOTTOM					
Luis Aparicio, R OBP: 0.305, SLG: 0.331	(1, 6) X SH1-3 FC6-4 BB	(1, 6) X 5-3			(1, 6) X 2B		(1, 6) X G5-4-3 1-2		(1, 6) X 3B		(1, 6) X 3B		4	1	2	0	1	0	4					
Nellie Fox, L OBP: 0.347, SLG: 0.376	(1, 4) X SH1-3 1-3		(1, 4) X F9		(1, 4) X F7		(1, 4) X 4-3		(1, 4) X B2-3		(1, 4) X F8		4	0	0	0	0	2						
Larry Doby, L OBP: 0.386, SLG: 0.436	(1, 8) X FC6-4 BB		(1, 8) X F6		(1, 8) X K		(1, 8) X 2B 1B		(1, 8) X F8		(1, 8) X F8		4	0	1	0	1	1	1					
Minnie Minoza, R OBP: 0.418, SLG: 0.487	(1, 7) X FC6-4 1-2 3-H		(1, 7) X F9		(1, 7) X FC6-4 1B		(1, 7) X FC6-4 1B		(1, 7) X 1B 2B		(1, 7) X G6-4-3 BB		4	1	2	1	1	0	1					
Walt Dropo, R OBP: 0.337, SLG: 0.361	(1, 3) X F8				(1, 3) X SH1-3 1B		(1, 3) X FC6-4 G4-6-3 1-2		(1, 3) X 1B 1B		(1, 3) X G6-4-3 1-2		5	0	2	1	0	0	3					
Sherm Lollar, R OBP: 0.387, SLG: 0.412	(1, 2) X K	(1, 2) X K			(1, 2) X SH1-3 1-2		(1, 2) X G4-6-3 1-2		(1, 2) X 1B 1B		(1, 2) X 1B BB		3	1	1	0	1	1	1					
Jim Rivera, L OBP: 0.334, SLG: 0.405	(1, 9) X F8		(1, 9) X F9		(1, 9) X F9 1B		(1, 9) X SH3-4 1B		(1, 9) X F8		(1, 9) X K		5	0	1	0	0	1	4					
Fred Hatfield, L OBP: 0.365, SLG: 0.383 Les Moss, R OBP: 0.331, SLG: 0.525 Sammy Esposito, R OBP: 0.361, SLG: 0.311	(1, 5) X BB 1B				(1, 5) X 4-3		(1, 5) X SH3-4 1-2		(1, 5) X 5-3		(1, 5) X 1B 1B		2	0	1	0	0	0	1					
Dick Donovan, L OBP: 0.333, SLG: 0.383 Ron Northey, L OBP: 0.423, SLG: 0.634	(1, 1) X K				(1, 1) X K		(1, 1) X G5-4-3 BB		(1, 1) X BB		(1, 1) X 1-2 1B		1	0	0	0	3	1	0					
Inning Stats	R: 1 E: 1 K: 0 S: 3	H: 0 LOB: 1 BB: 2 P: 11	R: 0 E: 0 K: 1 S: 6	H: 1 LOB: 2 BB: 1 P: 10	R: 0 E: 0 K: 0 S: 3	H: 0 LOB: 0 BB: 0 P: 3	R: 0 E: 0 K: 0 S: 4	H: 1 LOB: 1 BB: 0 P: 4	R: 0 E: 0 K: 2 S: 8	H: 1 LOB: 1 BB: 0 P: 8	R: 0 E: 0 K: 0 S: 3	H: 1 LOB: 1 BB: 1 P: 7	R: 1 E: 0 K: 0 S: 6	H: 4 LOB: 2 BB: 0 P: 6	R: 0 E: 0 K: 0 S: 3	H: 1 LOB: 1 BB: 1 P: 7	R: 0 E: 0 K: 0 S: 2	H: 0 LOB: 0 BB: 0 P: 6	R: 1 E: 0 K: 1 S: 5	H: 2 LOB: 2 BB: 1 P: 9	1B: 9 2B: 2 3B: 1 HR: 0	SF: 0 SAC: 3 DP: 3 HBP: 0	WP: 0 PB: 0 SB: 0 CS: 0	PA: 45
PITCHER Bill Wight, L ERA: 4.16	(1, 1)	IP: 10.1 WLS: 10 BF: 45 H: 12 R: 3 ER: 2 SO: 4 BB: 7 IBB: 0 HBP: 0 BLK: 0 WP: 0 HR: 0 S: 46 P: 74 ERA: 4.16 WHIP: 1.839																						

Baltimore Orioles @ Chicago White Sox
Comiskey Park, Chicago, IL
Fri Sep 14 1956, 4:33 AM EDT
Att: 8,751 - Unknown

livebaseballscorecards.com

AB 35
R 3
H 12
RBI 3
BB 7
SO 4
LOB 17




Batter	1	2	3	4	5	6	7	8	9	AB	R	H	RBI	BB	SO	LOB	TOP								
Billy Gardner, R OBP: 0.288, SLG: 0.346 (1, 4)										3	1	1	0	0	1	0	Baltimore Orioles @ Chicago White Sox Comiskey Park, Chicago, IL Sat Sep 15 1956, 4:33 AM EDT Att: 3,239 - Unknown								
Bob Boyd, L OBP: 0.403, SLG: 0.436 (1, 3)										3	0	0	0	0	0	1									
Dick Williams, R OBP: 0.333, SLG: 0.432 (1, 8)										4	0	1	1	0	1	1									
Bob Nieman, R OBP: 0.437, SLG: 0.511 (1, 7)										3	1	1	1	1	0	0									
Tito Francona, L OBP: 0.326, SLG: 0.364 (1, 9)										4	0	1	1	0	1	1									
Gus Triandos, R OBP: 0.341, SLG: 0.437 (1, 2)										2	1	0	0	1	1	1									
Brooks Robinson, R OBP: 0.222, SLG: 0.250 (1, 5)										4	0	1	0	0	1	2									
Willy Miranda, S OBP: 0.282, SLG: 0.283 (1, 6)										3	0	0	0	0	0	1									
Billy O'Dell, S (1, 1)										1	0	0	0	0	1	0									
Billy Loes, R OBP: 0.176, SLG: 0.176 (5, 1)										0	0	0	0	0	0	0									
Wayne Causey, L OBP: 0.219, SLG: 0.227 (6, PH)										1	1	1	0	0	0	0									
Erv Palica, R OBP: 0.167, SLG: 0.167 (6, 1)										1	0	0	0	0	1	0									
Hal Brown, R OBP: 0.318, SLG: 0.263 (9, 1)										0	0	0	0	0	0	0									
Inning Stats	R: 0 E: 0 K: 2 S: 7	H: 0 LOB: 0 BB: 0 P: 7	R: 1 E: 1 K: 1 S: 6	H: 1 LOB: 1 BB: 0 P: 7	R: 0 E: 0 K: 1 S: 5	H: 0 LOB: 0 BB: 0 P: 5	R: 0 E: 0 K: 0 S: 3	H: 0 LOB: 0 BB: 0 P: 3	R: 0 E: 0 K: 1 S: 5	H: 0 LOB: 0 BB: 0 P: 5	R: 1 E: 0 K: 0 S: 4	H: 2 LOB: 0 BB: 0 P: 4	R: 0 E: 0 K: 0 S: 2	H: 0 LOB: 0 BB: 1 P: 6	R: 0 E: 0 K: 1 S: 5	H: 0 LOB: 0 BB: 0 P: 5	R: 2 E: 0 K: 1 S: 8	H: 3 LOB: 2 BB: 1 P: 12	1B: 3 2B: 2 3B: 1 HR: 0	SF: 0 SAC: 2 DP: 1 HBP: 1	WP: 0 PB: 0 CS: 0	PA: 35			
PITCHER	IP	WLS	BF	H	R	ER	SO	BB	IBB	HBP	BLK	WP	HR	S	P	ERA	WHIP								
Jim Wilson, R ERA: 4.36 (1, 1)	0.0	L	0	0	0	0	0	0	0	0	0	0	0	0	0	∞	∞								
Ellis Kinder, R ERA: 2.96 (9, 1)	0.1		2	0	0	0	1	1	0	0	0	0	0	3	7	0.00	3.000								

Batter	1	2	3	4	5	6	7	8	9	AB	R	H	RBI	BB	SO	LOB	BOTTOM								
Luis Aparicio, R OBP: 0.305, SLG: 0.331 (1, 6)										4	0	1	0	0	2	0	Baltimore Orioles @ Chicago White Sox Comiskey Park, Chicago, IL Sat Sep 15 1956, 4:33 AM EDT Att: 3,239 - Unknown								
Nellie Fox, L OBP: 0.346, SLG: 0.375 (1, 4)										3	1	1	0	1	0	2									
Minnie Minoso, R OBP: 0.418, SLG: 0.486 (1, 7)										3	0	1	0	1	1	1									
Walt Dropo, R OBP: 0.339, SLG: 0.363 (1, 3)										4	0	2	1	0	1	2									
Sherm Lollar, R OBP: 0.365, SLG: 0.409 (1, 2)										3	0	0	0	0	1	3									
Dave Philley, S OBP: 0.324, SLG: 0.354 (9, PH)										1	0	0	0	0	0	0									
Bubba Phillips, R OBP: 0.329, SLG: 0.413 (1, 9)										1	0	0	0	1	0	0									
Larry Doby, L OBP: 0.385, SLG: 0.434 (7, 8)										2	0	0	0	0	0	1									
Jim Rivera, L OBP: 0.335, SLG: 0.406 (1, 8)										4	0	2	0	0	1	2									
Sammy Esposito, R OBP: 0.358, SLG: 0.307 (1, 5)										2	0	0	0	0	0	2									
Fred Hatfield, L OBP: 0.365, SLG: 0.384 (7, PH)										2	0	1	0	0	0	0									
Jim Wilson, R OBP: 0.321, SLG: 0.347 (1, 1)										3	0	1	0	0	0	0									
Ellis Kinder, R (9, 1)										0	0	0	0	0	0	0									
Ron Northey, L OBP: 0.415, SLG: 0.619 (9, PH)										1	0	0	0	0	0	2									
Inning Stats	R: 1 E: 0 K: 1 S: 6	H: 2 LOB: 1 BB: 1 P: 10	R: 0 E: 0 K: 0 S: 2	H: 0 LOB: 0 BB: 1 P: 6	R: 0 E: 0 K: 0 S: 4	H: 1 LOB: 2 BB: 1 P: 8	R: 0 E: 0 K: 0 S: 4	H: 1 LOB: 1 BB: 0 P: 4	R: 0 E: 0 K: 2 S: 8	H: 1 LOB: 0 BB: 0 P: 8	R: 0 E: 0 K: 1 S: 5	H: 0 LOB: 0 BB: 0 P: 5	R: 0 E: 0 K: 2 S: 7	H: 0 LOB: 0 BB: 0 P: 7	R: 0 E: 0 K: 0 S: 5	H: 2 LOB: 2 BB: 0 P: 5	1B: 9 2B: 0 3B: 0 HR: 0	SF: 0 SAC: 0 DP: 3 HBP: 0	WP: 0 PB: 0 CS: 0	PA: 36					
PITCHER	IP	WLS	BF	H	R	ER	SO	BB	IBB	HBP	BLK	WP	HR	S	P	ERA	WHIP								
Billy O'Dell, L ERA: 1.29 (5, 1)	1.0		4	2	0	0	0	0	0	0	0	0	0	4	4	0.00	2.000								
Billy Loes, R ERA: 5.59 (6, 1)	3.2	W	14	3	0	0	5	0	0	0	0	0	0	24	24	0.00	0.818								
Erv Palica, R ERA: 4.38 (9, 1)	0.1	S	1	0	0	0	0	0	0	0	0	0	0	1	1	0.00	0.000								

Batter	1	2	3	4	5	6	7	8	9	AB	R	H	RBI	BB	SO	LOB	TOP																	
Dick Williams, R OBP: 0.334, SLG: 0.441	0-0 FC3-6 WP 2B		0-0 6-3		0-0 G4-3		0-0 FC5-4 1B		0-0 3B	5	1	2	1	0	0	2	Baltimore Orioles @ Kansas City Athletics Municipal Stadium, Kansas City, MO Sun Sep 16 1956, 4:33 AM EDT Unknown livebaseballscorecards.com																	
Bob Boyd, L OBP: 0.412, SLG: 0.437	4-0 FC3-6 BB		4-0 G4-6-3 BB		4-0 SH5-3 BB		1-3 1B		0-0 6-3	2	0	1	0	3	0	1																		
George Kell, R OBP: 0.331, SLG: 0.405	0-0 FC3-6 WP BB 1-2 2-3		0-0 G4-6-3 1-2		0-0 SH5-3 1-2		0-3 K		0-0 5-3	4	0	0	0	0	1	6																		
Bob Nieman, R OBP: 0.435, SLG: 0.507	0-0 F2			4-0 G4-6-3 BB		0-0 F2		0-0 5-3		3	0	0	0	1	0	3																		
Tito Francona, L OBP: 0.330, SLG: 0.363	4-0 WP BB 1-2		0-0 G4-6-3 1-2		4-0 BB		4-0 FC5-4 BB			1	0	0	0	3	0	1																		
Gus Triandos, R OBP: 0.340, SLG: 0.438	0-0 F8 1-2 2-3 3-H		0-0 2B		0-0 L5		0-0 F7			4	0	1	0	0	0	5																		
Billy Gardner, R OBP: 0.288, SLG: 0.347		0-0 L7		0-0 6-3		0-0 G3 1B 2B		0-0 FC5-4 1-2		4	1	1	0	0	0	2																		
Willy Miranda, S OBP: 0.286, SLG: 0.282		4-0 CS BB		4-0 G4-3 BB		0-0 G3 2-3		4-0 SH1-4 3B BB		1	1	0	0	3	0	1																		
Ray Moore, R OBP: 0.300, SLG: 0.403		0-0 F8 1-2		0-0 F8		0-0 F8		0-0 SH1-4 1-2		3	0	1	1	0	0	2																		
Inning Stats	R: 1 E: 0 K: 0 S: 4	H: 1 LOB: 2 BB: 2 P: 12	R: 0 E: 0 K: 0 S: 2	H: 0 LOB: 0 BB: 1 P: 6	R: 0 E: 0 K: 0 S: 2	H: 1 LOB: 1 BB: 1 P: 7	R: 0 E: 0 K: 0 S: 2	H: 0 LOB: 0 BB: 1 P: 6	R: 0 E: 0 K: 0 S: 3	H: 0 LOB: 2 BB: 2 P: 11	R: 1 E: 0 K: 1 S: 8	H: 3 LOB: 2 BB: 0 P: 8	R: 0 E: 0 K: 0 S: 3	H: 0 LOB: 1 BB: 1 P: 7	R: 1 E: 0 K: 0 S: 4	H: 1 LOB: 1 BB: 1 P: 8	1B: 2 2B: 3 3B: 1 HR: 0	SF: 0 SAC: 2 DP: 3 HBP: 0	WP: 1 PB: 0 SB: 0 CS: 0	PA: 39														
PITCHER	IP WLS BF H R ER SO BB IBB HBP BLK WP HR S P ERA WHIP	IP WLS BF H R ER SO BB IBB HBP BLK WP HR S P ERA WHIP																																
Glenn Cox, R ERA: 2.25	(1, 1)	8.0	34	5	2	2	1	9	0	0	0	0	1	0	27	63	2.25	1.750																
Bill Harrington, R ERA: 6.21	(9, 1)	0.1	L	2	0	1	1	0	1	0	0	0	0	0	1	5	27.00	3.000																
Wally Burnette, R ERA: 3.3	(9, 1)	0.2	3	1	0	0	0	0	0	0	0	0	0	0	3	3	0.00	1.500																

Batter	1	2	3	4	5	6	7	8	9	AB	R	H	RBI	BB	SO	LOB	BOTTOM																	
Vic Power, R OBP: 0.347, SLG: 0.446	0-0 F6		0-0 1B		0-0 F7			0-0 HR 1B		4	1	2	0	0	0	0	Baltimore Orioles @ Kansas City Athletics Municipal Stadium, Kansas City, MO Sun Sep 16 1956, 4:33 AM EDT Unknown livebaseballscorecards.com																	
Al Pilarcik, L OBP: 0.333, SLG: 0.343	4-0 BB		0-0 F8		0-0 FC2-6 1B		0-3 K		3	0	1	0	1	1	2																			
Lou Skizas, R OBP: 0.345, SLG: 0.462	0-0 F8		0-0 F9		0-0 FC2-6 1B 1-2		0-0 HR		4	1	1	2	0	0	3																			
Harry Simpson, L OBP: 0.351, SLG: 0.495	0-0 G3			0-0 BB 1B		0-0 F7		0-0 1B		4	0	2	0	0	0	2																		
Eddie Robinson, L OBP: 0.307, SLG: 0.353		0-0 F4		4-0 FC5-4 BB 1-2		0-0 1B		0-0 4-3		3	0	1	0	1	0	1																		
Tim Thompson, L OBP: 0.328, SLG: 0.358		4-0 E S BB		0-0 FC5-4 BB 1-2		0-0 1B		0-3 K		2	0	1	0	1	0	2																		
Hal Smith, R OBP: 0.304, SLG: 0.364			0-0 FC5-4 G6-3 1-2		0-0 G6-4-3 1B		0-0 K		1	0	0	0	0	1	0																			
Hector Lopez, R OBP: 0.350, SLG: 0.435		0-3 K		0-0 G6-3 1-2		0-0 G6-4-3		0-0 F8		4	0	0	0	0	1	4																		
Joe Demaestri, R OBP: 0.273, SLG: 0.308		0-3 K			0-0 F4		0-0 F8		0-0 F7	3	0	0	0	0	1	1																		
Gus Zernial, R OBP: 0.318, SLG: 0.440										1	0	0	0	0	0	0																		
Glenn Cox, R	(1, 1)			0-3 K		0-3 K		0-0 F9		2	0	0	0	0	2	0																		
Rance Pless, R OBP: 0.347, SLG: 0.277	(8, PH)									1	0	0	0	0	0	0																		
Bill Harrington, R	(9, 1)									0	0	0	0	0	0	0																		
Wally Burnette, R OBP: 0.061, SLG: 0.061	(9, 1)									0	0	0	0	0	0	0																		
Inning Stats	R: 0 E: 0 K: 0 S: 3	H: 0 LOB: 1 BB: 1 P: 7	R: 0 E: 0 K: 2 S: 7	H: 0 LOB: 1 BB: 1 P: 11	R: 0 E: 0 K: 1 S: 6	H: 1 LOB: 1 BB: 0 P: 6	R: 0 E: 0 K: 0 S: 3	H: 1 LOB: 1 BB: 1 P: 7	R: 0 E: 0 K: 1 S: 5	H: 0 LOB: 0 BB: 0 P: 5	R: 0 E: 0 K: 0 S: 4	H: 2 LOB: 2 BB: 0 P: 4	R: 0 E: 0 K: 0 S: 3	H: 1 LOB: 0 BB: 0 P: 3	R: 2 E: 0 K: 1 S: 8	H: 3 LOB: 1 BB: 0 P: 8	R: 0 E: 0 K: 1 S: 5	H: 0 LOB: 0 BB: 0 P: 5	1B: 7 2B: 0 3B: 0 HR: 1	SF: 0 SAC: 0 DP: 2 HBP: 0	WP: 0 PB: 0 SB: 1 CS: 0	PA: 35												
PITCHER	IP WLS BF H R ER SO BB IBB HBP BLK WP HR S P ERA WHIP	IP WLS BF H R ER SO BB IBB HBP BLK WP HR S P ERA WHIP																																
Ray Moore, R ERA: 4.03	(1, 1)	9.0	W	35	8	2	2	6	3	0	0	0	0	0	44	56	2.00	1.222																



Batter	1	2	3	4	5	6	7	8	9	AB	R	H	RBI	BB	SO	LOB	TOP				
Billy Gardner, R (1,4) OBP: 0.286, SLG: 0.345	F6		F9			G6-4-3			F3	4	0	0	0	0	0	2					
Bob Boyd, L (1,3) OBP: 0.409, SLG: 0.433	F7			F7			4-3		1B	4	0	1	0	0	0	0					
Dick Williams, R (1,8) OBP: 0.330, SLG: 0.436	F3			B1-3			F6		F4	4	0	0	0	0	0	2					
Bob Nieman, R (1,7) OBP: 0.433, SLG: 0.504		F5		6-3			K			3	0	0	0	0	1	0					
Tito Francona, L (1,9) OBP: 0.328, SLG: 0.360		F7				G3			6-3	3	0	0	0	0	0	0					
Gus Triandos, R (1,2) OBP: 0.340, SLG: 0.444		HR				6-3			F6	3	1	1	1	0	0	0					
Brooks Robinson, R (1,5) OBP: 0.167, SLG: 0.182		5-3				K			6-3	3	0	0	0	0	1	0					
Willy Miranda, S (1,6) OBP: 0.285, SLG: 0.281				K						2	0	0	0	0	1	0					
Wayne Causey, L (9, FH) OBP: 0.216, SLG: 0.224				K					F7	1	0	0	0	0	0	0					
Mike Fomiele, R (1,1) OBP: 0.176, SLG: 0.235				6-3						2	0	1	0	0	0	0					
Don Ferrarese, R (7,1) OBP: 0.107, SLG: 0.038				6-3						0	0	0	0	0	0	0					
Ron Moeller, L (8,1) OBP: 0.270, SLG: 0.200									1B	1	0	1	0	0	0	0					
Inning Stats	R: 0 E: 0 K: 0 S: 3	H: 0 LOB: 0 BB: 0 P: 3	R: 1 E: 0 K: 0 S: 4	H: 1 LOB: 0 BB: 0 P: 4	R: 0 E: 0 K: 1 S: 5	H: 0 LOB: 0 BB: 0 P: 5	R: 0 E: 0 K: 0 S: 3	H: 0 LOB: 0 BB: 0 P: 3	R: 0 E: 0 K: 1 S: 5	H: 1 LOB: 0 BB: 0 P: 3	R: 0 E: 0 K: 1 S: 5	H: 0 LOB: 0 BB: 0 P: 5	R: 0 E: 0 K: 0 S: 3	H: 0 LOB: 0 BB: 0 P: 3	R: 0 E: 0 K: 0 S: 5	H: 2 LOB: 2 BB: 0 P: 5	1B: 3 2B: 0 3B: 0 HR: 1	SF: 0 SAC: 0 DP: 1 HBP: 0	WP: 0 PB: 0 SB: 0 CS: 0	PA: 30	
PITCHER	IP	WLS	BF	H	R	ER	SO	BB	IBB	HBP	BLK	WP	HR	S	P	ERA	WHIP				
Art Ditmar, R (1,1) ERA: 4.4	9.0	W	30	4	1	1	3	0	0	0	0	0	1	36	36	1.00	0.444				

Baltimore Orioles @ Kansas City Athletics
Municipal Stadium, Kansas City, MO
Sun Sep 16 1956, 4:38 AM EDT
Att: 11,761 - Unknown

AB 30
R 1
H 4
RBI 1
BB 0
SO 3
LOB 4



Batter	1	2	3	4	5	6	7	8	9	AB	R	H	RBI	BB	SO	LOB	BOTTOM				
Vic Power, R (1,4) OBP: 0.349, SLG: 0.450	F4			F2						5	2	3	2	0	0	1					
Al Pilarcik, L (1,8) OBP: 0.339, SLG: 0.350	F7									4	2	2	0	1	0	1					
Lou Skizas, R (1,7) OBP: 0.351, SLG: 0.475	E6			4-3						4	2	3	3	0	0	0					
Harry Simpson, L (1,9) OBP: 0.352, SLG: 0.493				4-3						4	1	1	0	1	0	4					
Hal Smith, R (1,2) OBP: 0.305, SLG: 0.364	1-3									5	0	2	3	0	0	4					
Eddie Robinson, L (1,3) OBP: 0.302, SLG: 0.346										4	0	0	1	0	0	4					
Hector Lopez, R (1,5) OBP: 0.349, SLG: 0.432										3	1	0	0	1	0	1					
Joe Demaestri, R (1,6) OBP: 0.275, SLG: 0.310										4	2	2	0	0	0	1					
Art Ditmar, R (1,1) OBP: 0.178, SLG: 0.184										4	0	0	0	0	1	4					
Inning Stats	R: 0 E: 1 K: 0 S: 5	H: 1 LOB: 2 BB: 0 P: 5	R: 2 E: 0 K: 0 S: 5	H: 2 LOB: 1 BB: 1 P: 9	R: 1 E: 0 K: 0 S: 4	H: 2 LOB: 0 BB: 0 P: 4	R: 0 E: 1 K: 0 S: 4	H: 0 LOB: 1 BB: 0 P: 4	R: 0 E: 0 K: 0 S: 3	H: 0 LOB: 0 BB: 0 P: 3	R: 3 E: 0 K: 0 S: 5	H: 2 LOB: 1 BB: 2 P: 13	R: 4 E: 0 K: 1 S: 9	H: 4 LOB: 0 BB: 0 P: 9	1B: 9 2B: 4 3B: 0 HR: 0	SF: 0 SAC: 1 DP: 0 HBP: 0	WP: 1 PB: 2 SB: 0 CS: 0	PA: 41			
PITCHER	IP	WLS	BF	H	R	ER	SO	BB	IBB	HBP	BLK	WP	HR	S	P	ERA	WHIP				
Mike Fomiele, R (1,1) ERA: 4.22	6.1	L	32	9	6	6	0	2	1	0	0	0	0	29	41	8.53	1.737				
Don Ferrarese, L (7,1) ERA: 5.6	1.0		7	4	4	4	1	0	0	0	0	0	0	9	9	36.00	4.000				
Ron Moeller, L (8,1) ERA:	0.2		2	0	0	0	0	0	0	0	0	1	0	2	2	0.00	0.000				

Baltimore Orioles @ Kansas City Athletics
Municipal Stadium, Kansas City, MO
Sun Sep 16 1956, 4:38 AM EDT
Att: 11,761 - Unknown

AB 37
R 10
H 13
RBI 9
BB 3
SO 1
LOB 20



Batter	1	2	3	4	5	6	7	8	9	AB	R	H	RBI	BB	SO	LOB	TOP		
Dick Williams, R OBP: 0.329, SLG: 0.434 (1, 8)	0-0 1-3		0-0 L7		0-0 1B		0-0 F8			4	0	1	0	0	0	0	Baltimore Orioles @ Detroit Tigers Briggs Stadium, Detroit, MI Wed Sep 19 1956, 4:33 AM EDT Alt. 1,435 - Unknown - 52 F		
Bob Boyd, L OBP: 0.406, SLG: 0.428 (1, 3)	4-0 4-3 BB		0-0 4-3		0-3 K		0-0 F8			3	0	0	0	1	1	1			
Tito Francona, L OBP: 0.328, SLG: 0.359 (1, 9)	0-0 4-3		0-0 1B		0-0 BB 1B		0-0 F7			4	1	2	0	0	0	1			
Bob Nieman, R OBP: 0.430, SLG: 0.496 Gordie Sundin, R (8, 1)	4-0 1B		0-0 5-3		4-0 G5-4-3 1B BB		0-0 5-3			2	0	0	0	2	0	1			
Billy O'Dell, S (8, 1)	0-0 BB				1-2 BB					0	0	0	0	0	0	0			
Gus Triandos, R OBP: 0.342, SLG: 0.444 Tom Gastall, R OBP: 0.246, SLG: 0.232 (1, 2)	0-0 F2		0-0 G6-4-3 1B		0-0 G5-4-3 1B		0-0 1B		0-0 1B	3	0	2	1	0	0	2			
George Kell, R OBP: 0.329, SLG: 0.402 Tex Nelson, L OBP: 0.281, SLG: 0.214 (1, 5)		0-0 F2	0-0 G6-4-3 1-2 2-3		0-0 G5-4-3 1-2 2-3		0-0 1B		0-0 FC6-4 1B	3	0	0	0	0	0	3			
Billy Gardner, R OBP: 0.284, SLG: 0.342 (7, 6)		0-0 1B	0-0 F6		0-0 F8		0-0 F8		0-0 F7	4	0	1	0	0	0	3			
Willy Miranda, S OBP: 0.284, SLG: 0.280 Joe Ginsberg, L OBP: 0.302, SLG: 0.285 Erv Palica, R OBP: 0.167, SLG: 0.167 Morrie Martin, L OBP: 0.333, SLG: 0.200 Jim Pivburn, R OBP: 0.249, SLG: 0.271 (1, 6)		0-3 K	0-0 3-1		0-0 K		0-0 K		0-0 F6	2	0	0	0	0	1	1			
Hal Brown, R OBP: 0.304, SLG: 0.250 George Zuverink, R OBP: 0.167, SLG: 0.116 Brooks Robinson, R OBP: 0.188, SLG: 0.267 (7, 5)		0-3 K	0-0 4-3		0-0 L9		0-0 FC6-4 1-2		0-0 FC6-4 1-2	2	0	0	0	0	1	1			
Inning Stats	R: 0 E: 0 K: 1 S: 3	H: 0 LOB: 2 BB: 2 P: 11	R: 0 E: 0 K: 2 S: 8	H: 1 LOB: 1 BB: 0 P: 8	R: 0 E: 0 K: 0 S: 4	H: 1 LOB: 0 BB: 0 P: 4	R: 0 E: 0 K: 0 S: 3	H: 1 LOB: 0 BB: 0 P: 3	R: 0 E: 0 K: 1 S: 6	H: 2 LOB: 1 BB: 1 P: 6	R: 1 E: 0 K: 0 S: 4	H: 2 LOB: 1 BB: 1 P: 8	R: 0 E: 0 K: 1 S: 5	H: 0 LOB: 0 BB: 0 P: 5	R: 0 E: 0 K: 0 S: 3	H: 2 LOB: 2 BB: 0 P: 5	1B: 8 2B: 0 3B: 0 HR: 0	SF: 0 SAC: 0 DP: 2 HBP: 0	WP: 0 PA: 36 PB: 0 SB: 0 CS: 0
PITCHER Frank Lary, R ERA: 3.29 (1, 1)	IP: 9.0 WLS: W BF: 36 H: 8 R: 1 ER: 1 SO: 4 BB: 3 IBB: 0 HBP: 0 BLK: 0 WP: 0 HR: 0 S: 41 P: 53 ERA: 1.00 WHIP: 1.222																		

AB 33
R 1
H 8
RBI 1
BB 3
SO 4
LOB 17



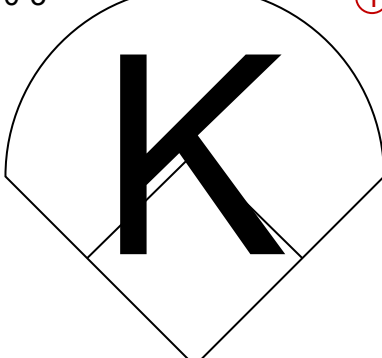
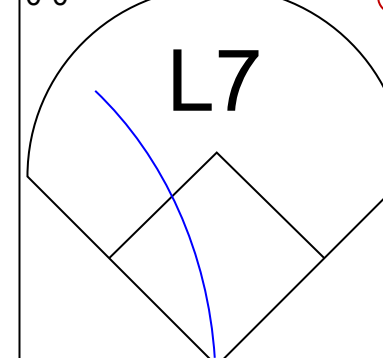
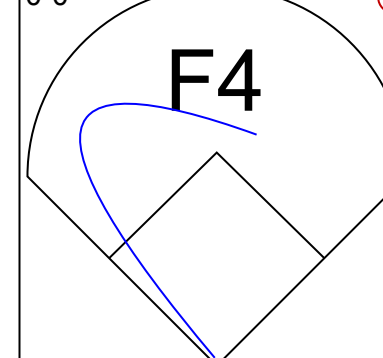
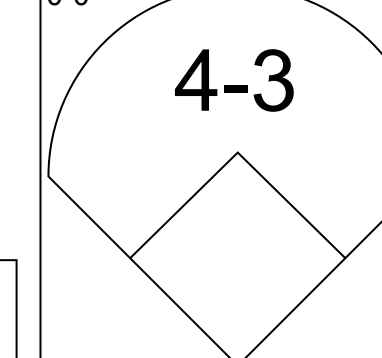
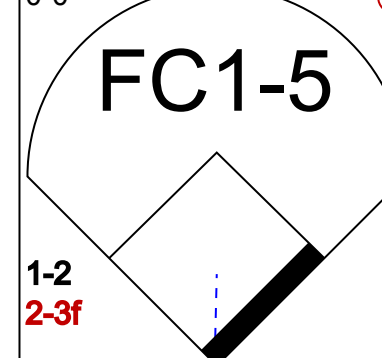
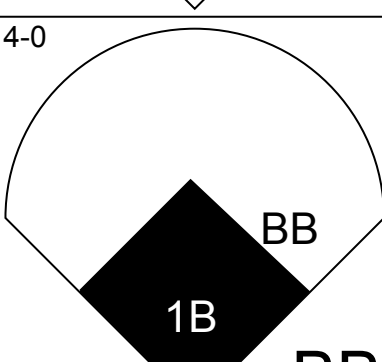
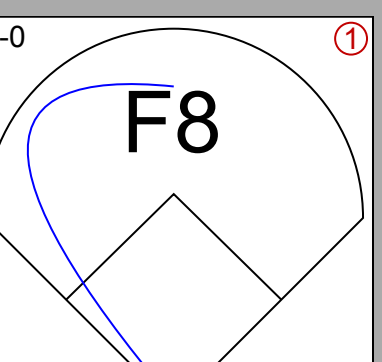
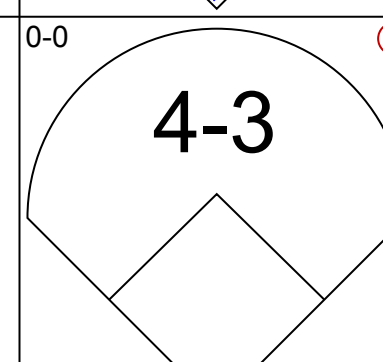
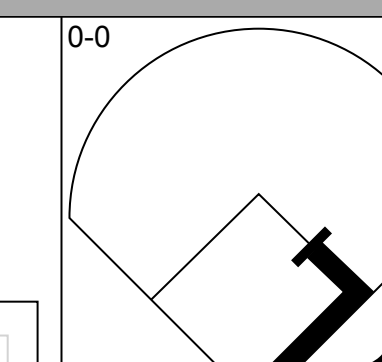
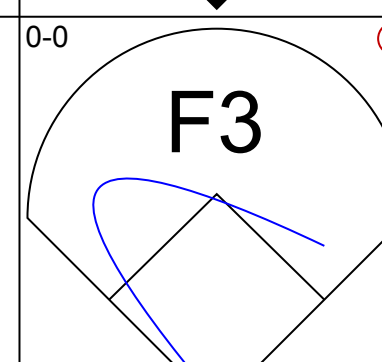
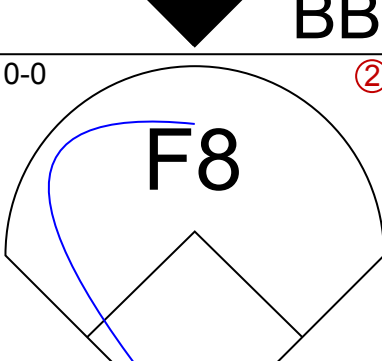
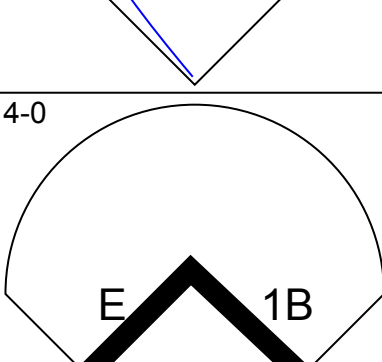
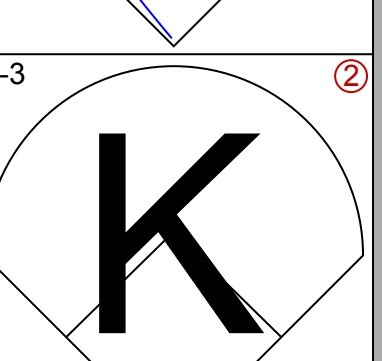
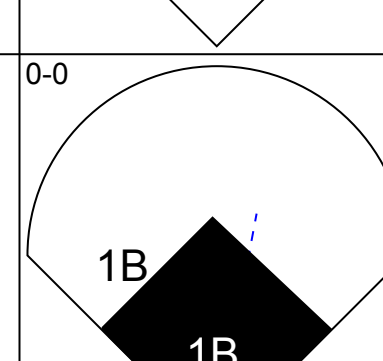
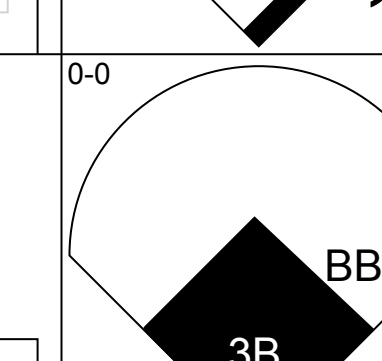
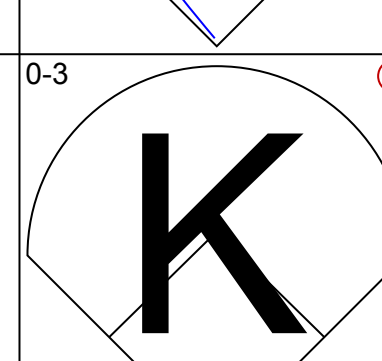
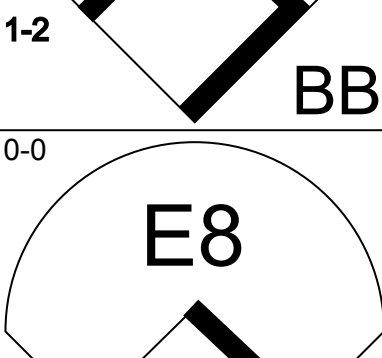
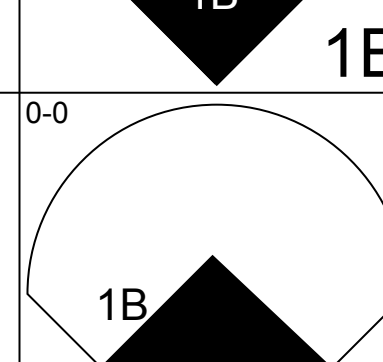
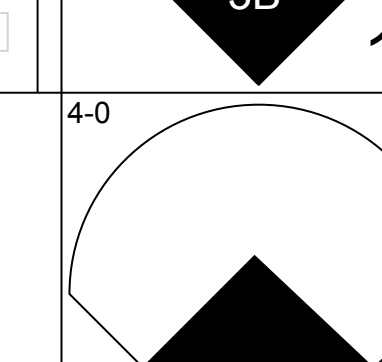
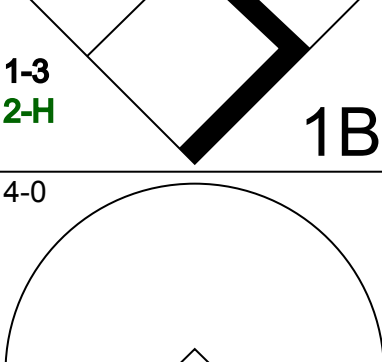
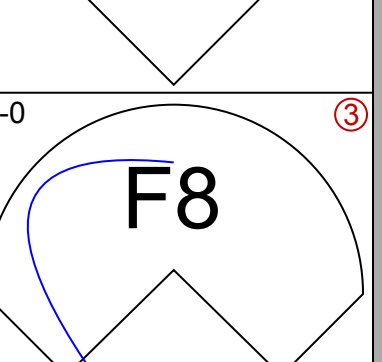
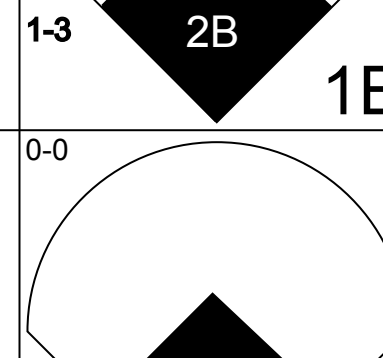
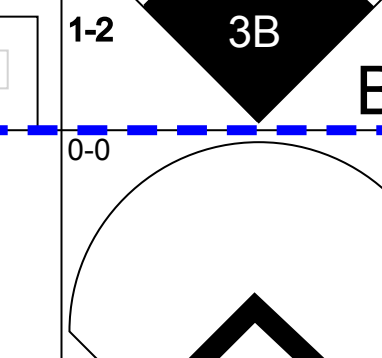

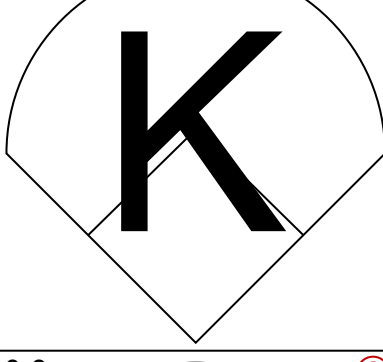
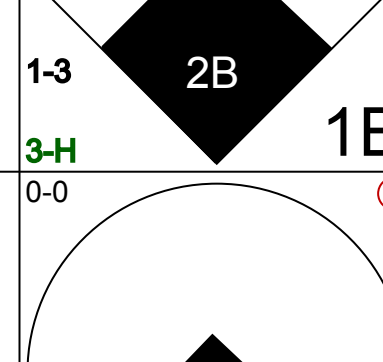
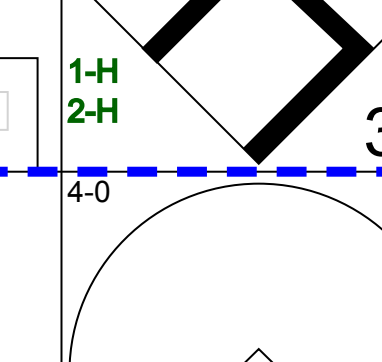

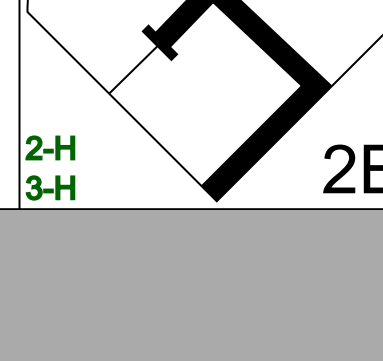
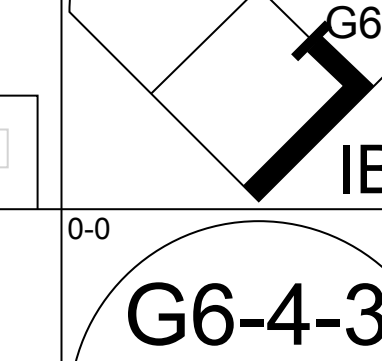

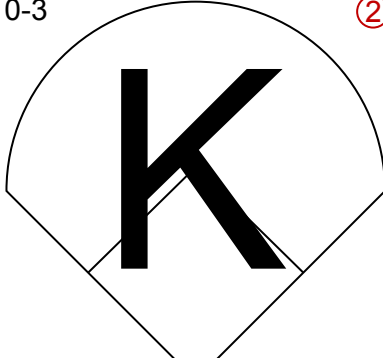

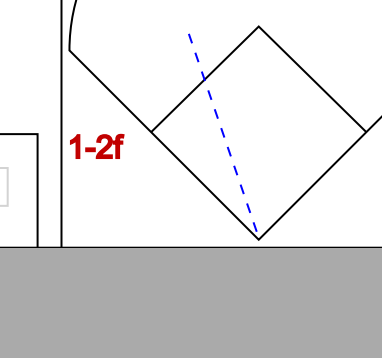


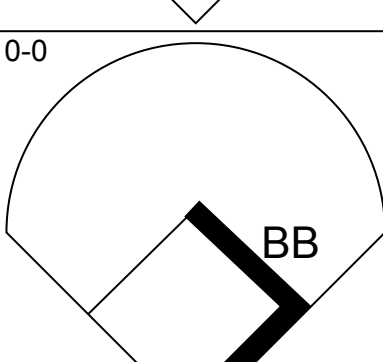
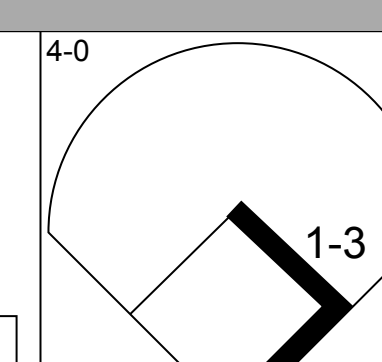
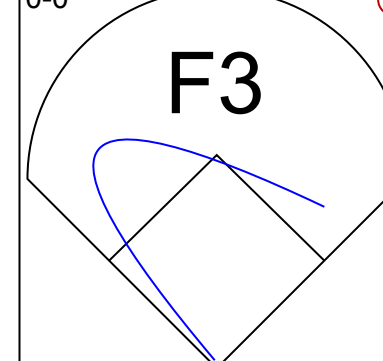
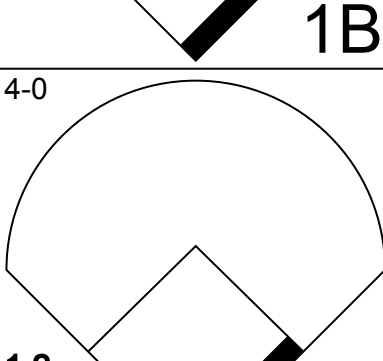
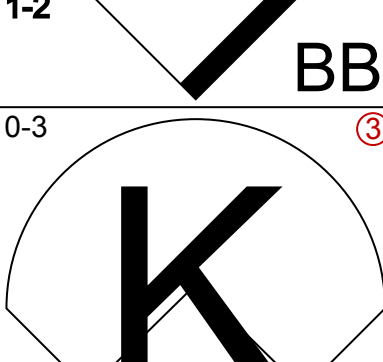
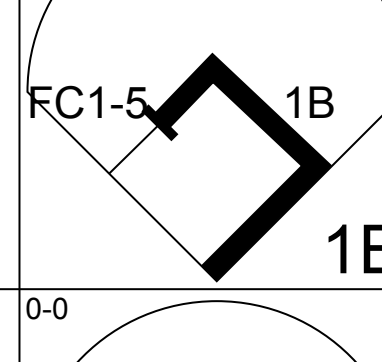
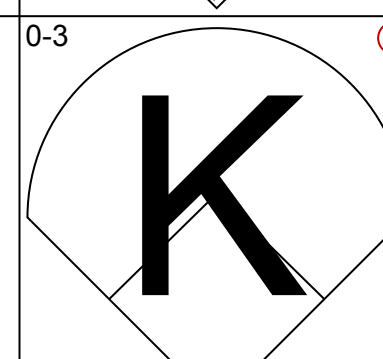
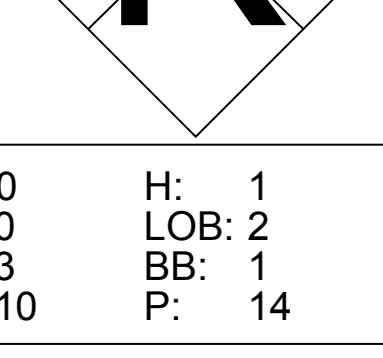
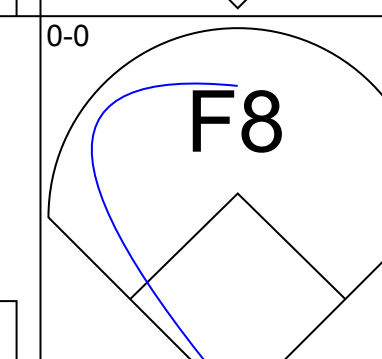
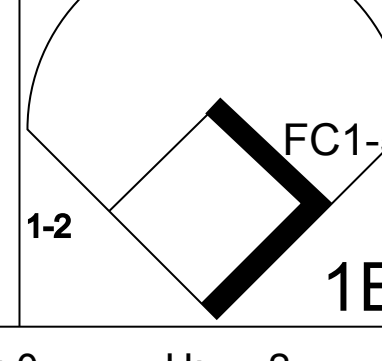
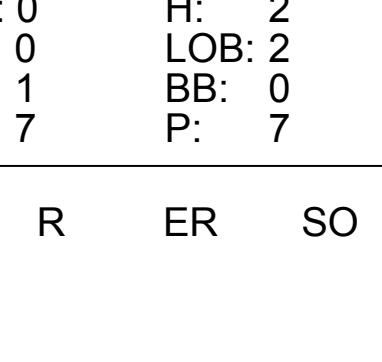

Batter	1	2	3	4	5	6	7	8	9	AB	R	H	RBI	BB	SO	LOB	BOTTOM		
Harvey Kuenn, R OBP: 0.384, SLG: 0.466 (1, 6)	0-0 F9		0-3 K		0-0 1B 1B		0-0 G3		4-0 FC4-6 BB	4	1	1	0	1	1	1	Baltimore Orioles @ Detroit Tigers Briggs Stadium, Detroit, MI Wed Sep 19 1956, 4:33 AM EDT Alt. 1,435 - Unknown - 52 F		
Jack Phillips, R OBP: 0.376, SLG: 0.416 (1, 3)	0-0 F8		0-0 F3		0-0 1B 1B		0-0 F9		0-0 FC4-6 SF9 BB	5	1	1	0	0	0	2			
Charlie Maxwell, L OBP: 0.423, SLG: 0.535 (1, 7)	0-3 K		0-0 F8		0-0 1B 1B		0-0 HR		4-0 1B BB	4	1	2	1	1	1	0			
Al Kaline, R OBP: 0.379, SLG: 0.530 (1, 9)		0-0 2B 6-3 1B	0-0 HR		0-0 FC6 1B		0-0 HR		0-0 SF9	4	3	4	4	0	0	0			
Ray Boone, R OBP: 0.401, SLG: 0.515 (1, 5)		0-0 F6	0-0 HR		0-0 FC6		0-3 K		0-0 F4	5	1	1	2	0	1	5			
Bill Tuttle, R OBP: 0.297, SLG: 0.352 (1, 8)		0-0 6-3 2B	0-0 5-3 2B		4-0 6-3 1B BB		0-0 E6 HBP			3	1	2	0	1	0	0			
Frank Bolling, R OBP: 0.353, SLG: 0.415 (1, 4)		0-0 6-3	0-0 5-3		0-3 K		1-0 HBP			3	0	0	1	0	1	3			
Red Wilson, R OBP: 0.393, SLG: 0.449 (1, 2)		0-0 5-3	0-0 1-3		0-0 1-3		0-0 6-3		0-0 F4	4	0	0	0	0	0	4			
Frank Lary, R OBP: 0.240, SLG: 0.234 (1, 1)		0-0 F4	0-0 2B		0-0 2B		4-0 FC4-6 BB SF9			3	1	2	1	1	0	0			
Inning Stats	R: 0 E: 0 K: 1 S: 5	H: 0 LOB: 0 BB: 0 P: 5	R: 1 E: 0 K: 0 S: 5	H: 2 LOB: 1 BB: 0 P: 5	R: 0 E: 0 K: 1 S: 5	H: 0 LOB: 0 BB: 0 P: 5	R: 2 E: 0 K: 0 S: 5	H: 3 LOB: 0 BB: 0 P: 5	R: 2 E: 0 K: 0 S: 7	H: 5 LOB: 2 BB: 0 P: 7	R: 1 E: 0 K: 1 S: 6	H: 1 LOB: 1 BB: 1 P: 10	R: 2 E: 1 K: 1 S: 8	H: 2 LOB: 2 BB: 0 P: 9	R: 1 E: 0 K: 0 S: 3	H: 0 LOB: 2 BB: 3 P: 15		1B: 8 2B: 3 3B: 0 HR: 2	SF: 1 SAC: 0 DP: 0 HBP: 1
PITCHER Hal Brown, R ERA: 3.68 George Zuverink, R ERA: 4.2 Erv Palica, R ERA: 4.53 Morrie Martin, L ERA: 6.17 Gordie Sundin, R ERA: (1, 1)	IP: 4.2 WLS: L BF: 21 H: 9 R: 5 ER: 5 SO: 2 BB: 1 IBB: 0 HBP: 0 BLK: 0 WP: 0 HR: 1 S: 25 P: 25 ERA: 9.64 WHIP: 1.929																		
PITCHER Billy O'Dell, L ERA: 1.13 (8, 1)	IP: 1.0 WLS: L BF: 4 H: 0 R: 0 ER: 0 SO: 0 BB: 1 IBB: 0 HBP: 0 BLK: 0 WP: 0 HR: 0 S: 3 P: 7 ERA: 0.00 WHIP: 1.000																		

AB 35
R 9
H 13
RBI 9
BB 4
SO 4
LOB 15




Batter	1	2	3	4	5	6	7	8	9	AB	R	H	RBI	BB	SO	LOB	TOP			
Herb Plews, L OBP: 0.336, SLG: 0.383 (1,4)	4-3	4-3		1B BB			4-3		4-3 WP HR BB	3	1	0	0	2	0	0	Washington Senators @ Baltimore Orioles Memorial Stadium, Baltimore, MD Fri Sep 21 1956, 3:33 AM EDT Att: 5,275 - Unknown livebaseballscorecards.com			
Ed Fitz Gerald, R OBP: 0.392, SLG: 0.399 (1,2)	4-3		F5				BB E 1B		F9	5	0	2	0	0	0	1				
Pete Runnels, L OBP: 0.372, SLG: 0.427 (1,3)	BB BB 1B		BB 1B				F9		4-3	5	0	2	0	0	0	4				
Roy Sievers, R OBP: 0.369, SLG: 0.476 (1,7)	1-2 BB BB		1-2 BB 1B				E4 BB		HR	4	1	2	2	1	1	1				
Jim Lemon, R OBP: 0.346, SLG: 0.497 (1,9)	1-2 BB		K				K		FC5-4 1B	3	0	1	0	2	2	2				
Harmon Killebrew, R OBP: 0.284, SLG: 0.459 (1,5)	K		1-2 2-3 BB				F8		FC5-4 1-2	4	0	0	0	1	1	7				
Karl Olson, R OBP: 0.308, SLG: 0.334 (1,8)		4-3	K				4-3		1-3	4	0	0	0	0	1	3				
Lyle Luttrell, R OBP: 0.288, SLG: 0.380 (8, PH)	E4 S		F9				6-3		K	3	1	0	0	0	0	0				
Eddie Yost, R OBP: 0.414, SLG: 0.339 (8, PH)										1	0	0	0	0	1	0				
Jose Valdivielso, R OBP: 0.319, SLG: 0.333 (8, 6)										0	0	0	0	0	0	0				
Camilo Pascual, R OBP: 0.167, SLG: 0.207 (1, 1)	4-3		6-3				6-3		K	3	0	0	0	0	0	0				
Ernie Oravetz, S OBP: 0.359, SLG: 0.292 (8, PH)										1	0	0	0	0	1	0				
Pedro Ramos, S OBP: 0.239, SLG: 0.295 (8, 1)										0	0	0	0	0	0	0				
Inning Stats	R: 0 E: 0 K: 1 S: 6	H: 1 LOB: 3 BB: 2 P: 14	R: 1 E: 1 K: 0 S: 4	H: 0 LOB: 0 BB: 0 P: 4	R: 0 E: 0 K: 2 S: 9	H: 2 LOB: 3 BB: 1 P: 13	R: 0 E: 0 K: 0 S: 4	H: 1 LOB: 2 BB: 1 P: 8	R: 0 E: 0 K: 2 S: 7	H: 0 LOB: 0 BB: 0 P: 7	R: 0 E: 1 K: 0 S: 5	H: 1 LOB: 3 BB: 1 P: 9	R: 0 E: 0 K: 2 S: 7	H: 0 LOB: 0 BB: 0 P: 7	R: 2 E: 0 K: 0 S: 5	H: 2 LOB: 1 BB: 1 P: 9	1B: 6 2B: 0 3B: 0 HR: 1	SF: 0 SAC: 0 DP: 0 HBP: 0	WP: 1 PB: 0 SB: 1 CS: 0	PA: 42
PITCHER Bill Wight, L ERA: 4.07 (1, 1)	IP: 9.0 WLS: W BF: 42 H: 7 R: 3 ER: 2 SO: 7 BB: 6 IBB: 0 HBP: 0 BLK: 0 WP: 1 HR: 1 S: 50 P: 74 ERA: 2.00 WHIP: 1.444															PITCHER				

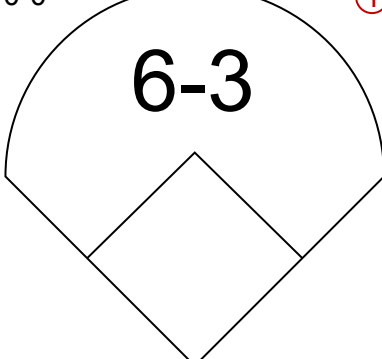
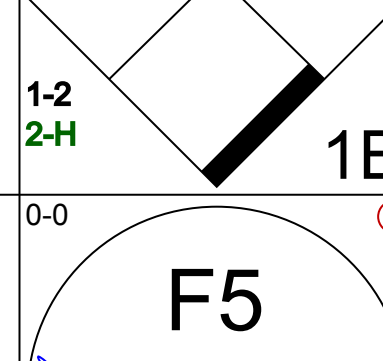
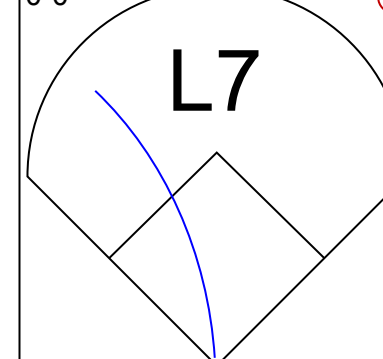
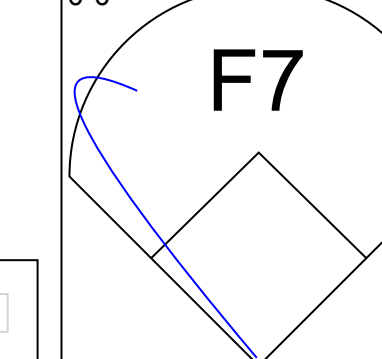
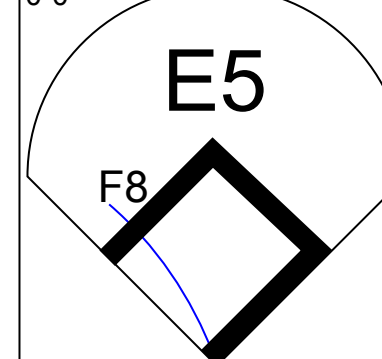
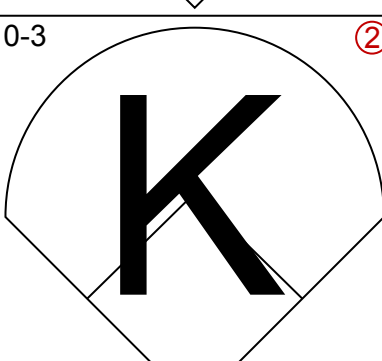
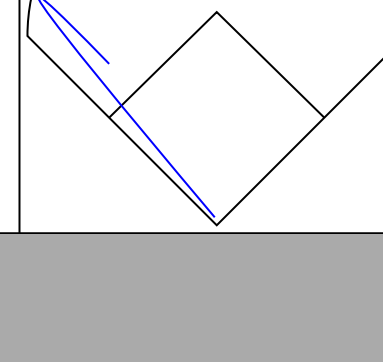
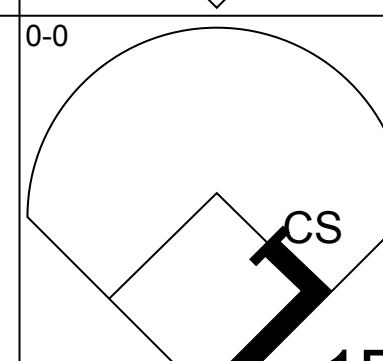
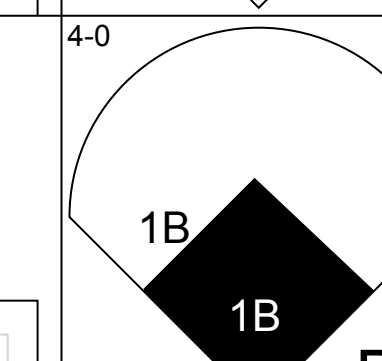
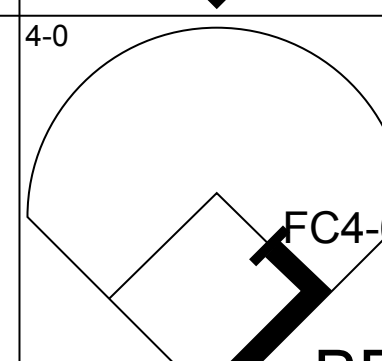
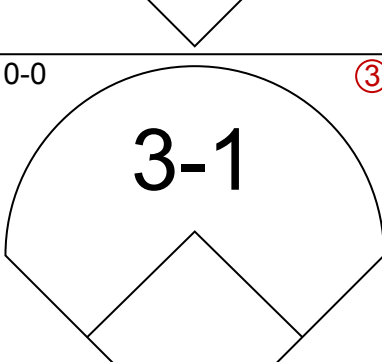
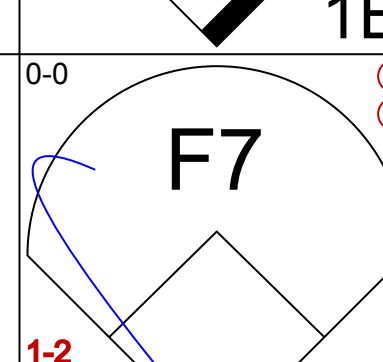
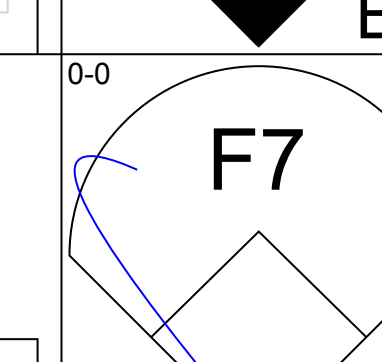
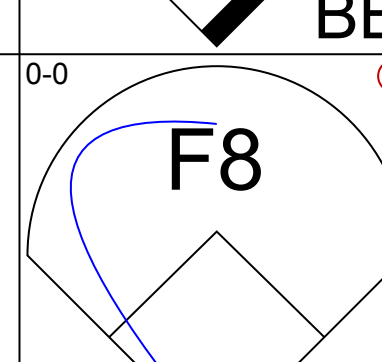
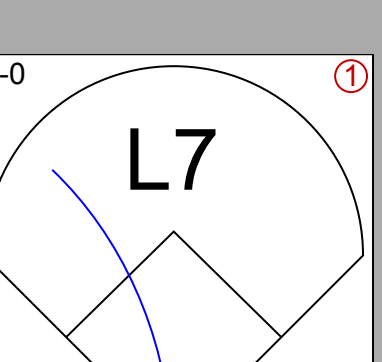
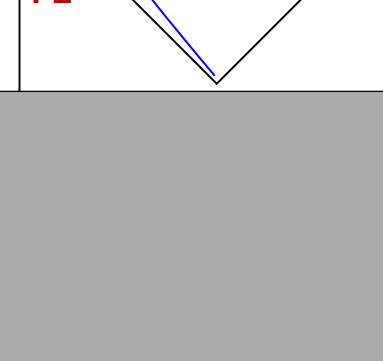
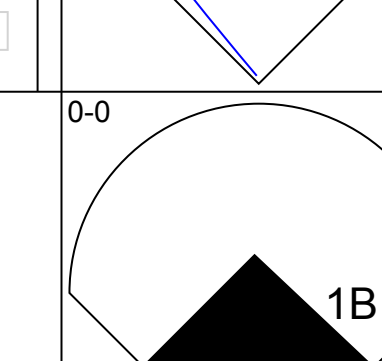
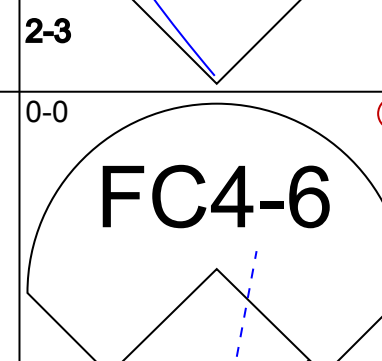
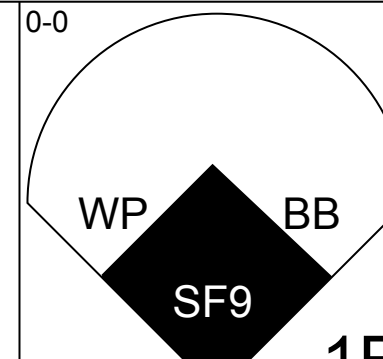
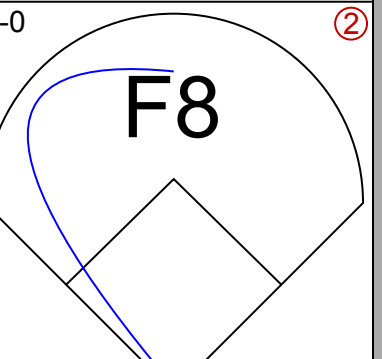

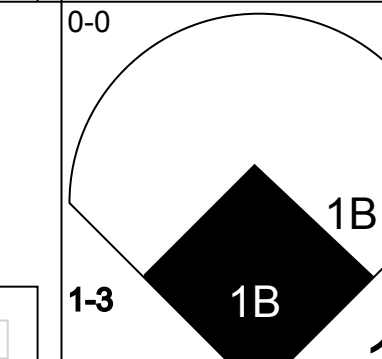
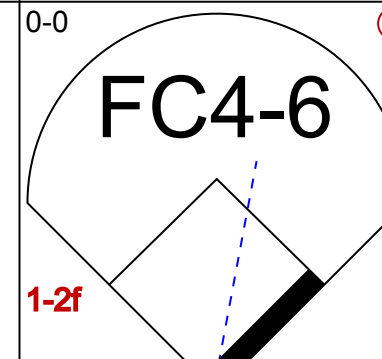
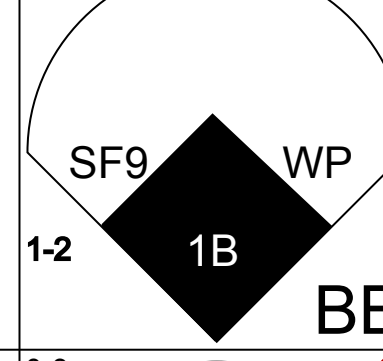
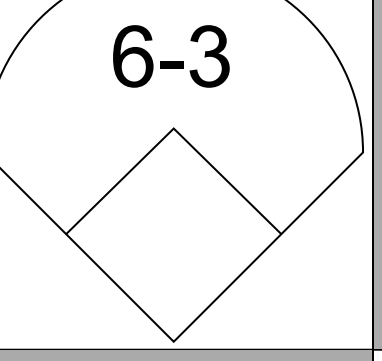
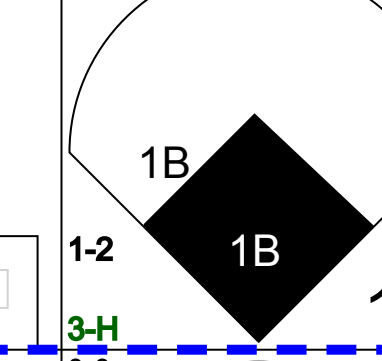


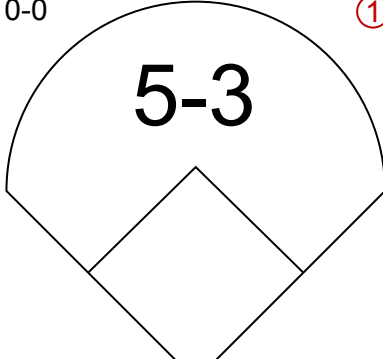
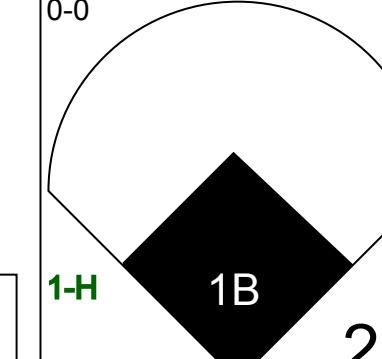

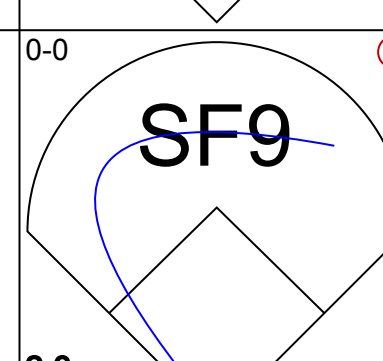
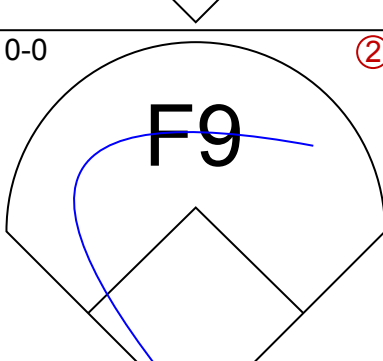
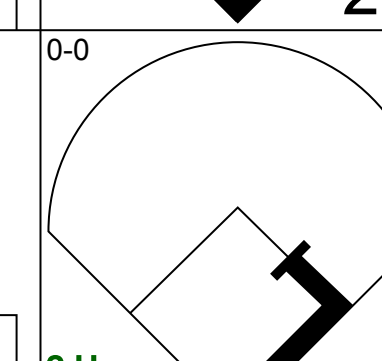

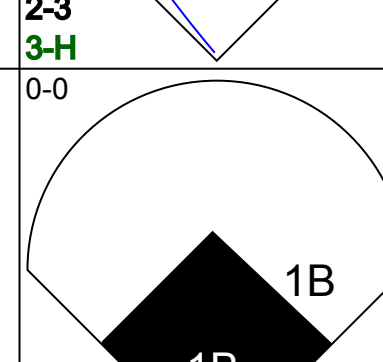
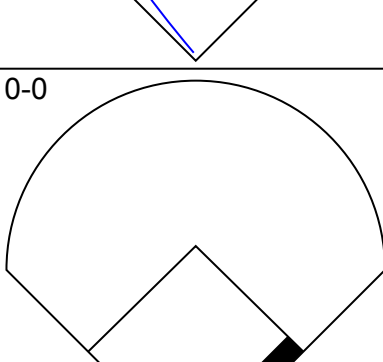
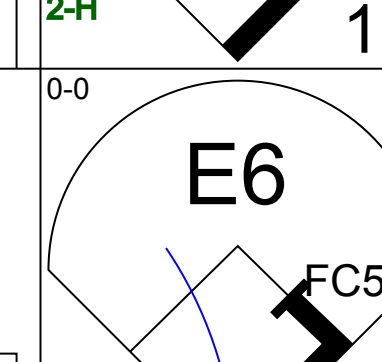

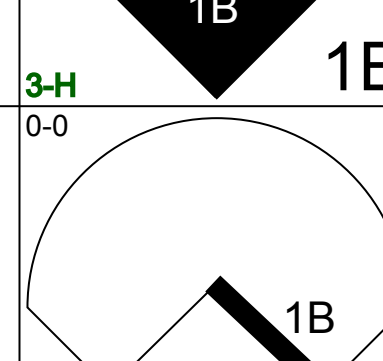
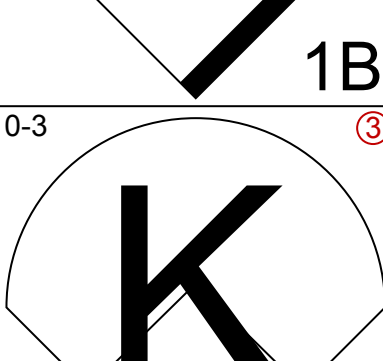
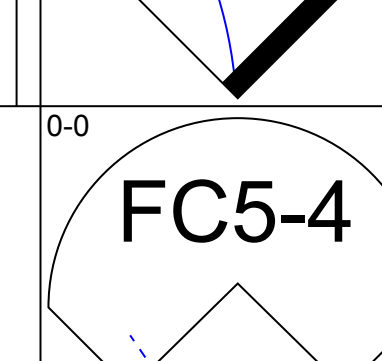
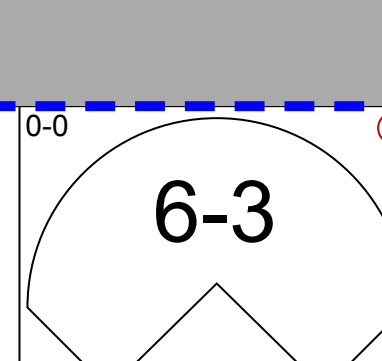
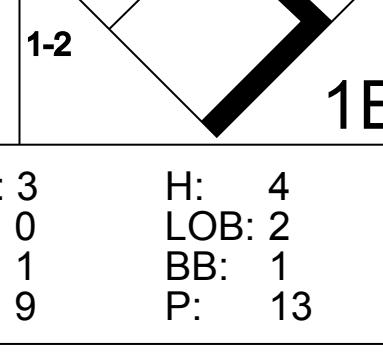
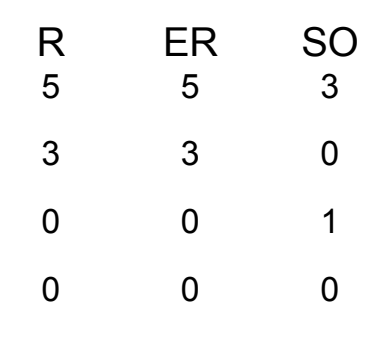
Batter	1	2	3	4	5	6	7	8	9	AB	R	H	RBI	BB	SO	LOB	BOTTOM	
Dick Williams, R OBP: 0.332, SLG: 0.442 (1,8)	K		4-3 BB				HR		F9	3	1	1	1	2	1	1	Washington Senators @ Baltimore Orioles Memorial Stadium, Baltimore, MD Fri Sep 21 1956, 3:33 AM EDT Att: 5,275 - Unknown livebaseballscorecards.com	
Bob Boyd, L OBP: 0.405, SLG: 0.422 (1,3)	E FC6-2 BB		F5				F2			3	0	0	0	1	0	2		
George Kell, R OBP: 0.326, SLG: 0.398 (1,5)	FC6-2 BB		4-3				6-3			4	0	0	0	0	0	3		
Brooks Robinson, R OBP: 0.188, SLG: 0.267 (8, 5)	1-H BB		1-2							0	0	0	0	0	0	0		
Bob Nieman, R OBP: 0.432, SLG: 0.495 (1,7)	1-2 BB		6-3						1B E BB	1	1	0	0	3	0	1		
Tito Francona, L OBP: 0.328, SLG: 0.358 (1,9)	K						S HR 1B		F8	4	1	1	0	0	1	5		
Gus Triandos, R OBP: 0.345, SLG: 0.461 (1,2)							1-H HR		E7 4-3 1B	4	3	3	3	0	0	0		
Billy Gardner, R OBP: 0.284, SLG: 0.340 (1,4)	5-3		F7				K		4-3 1B HBP	3	1	0	0	0	1	0		
Willy Miranda, S OBP: 0.282, SLG: 0.277 (1,6)	K		K				F7		4-3	4	0	0	1	0	2	1		
Bill Wight, L OBP: 0.226, SLG: 0.200 (1, 1)	K		K				G3		2-H 1B	4	0	1	1	0	2	0		
Inning Stats	R: 0 E: 1 K: 2 S: 7	H: 0 LOB: 2 BB: 2 P: 15	R: 1 E: 0 K: 2 S: 8	H: 1 LOB: 0 BB: 0 P: 8	R: 0 E: 0 K: 0 S: 3	H: 0 LOB: 1 BB: 1 P: 7	R: 2 E: 0 K: 2 S: 9	H: 2 LOB: 0 BB: 0 P: 9	R: 0 E: 0 K: 1 S: 5	H: 0 LOB: 2 BB: 0 P: 11	R: 1 E: 0 K: 0 S: 4	H: 1 LOB: 0 BB: 0 P: 4	R: 3 E: 1 K: 0 S: 5	H: 2 LOB: 1 BB: 1 P: 10	1B: 3 2B: 0 3B: 0 HR: 3	SF: 0 SAC: 0 DP: 0 HBP: 1	WP: 0 PB: 0 SB: 1 CS: 0	PA: 37
PITCHER Camilo Pascual, R ERA: 5.93 (1, 1)	IP: 7.0 WLS: L BF: 30 H: 4 R: 4 ER: 4 SO: 7 BB: 5 IBB: 0 HBP: 0 BLK: 0 WP: 0 HR: 3 S: 39 P: 59 ERA: 5.14 WHIP: 1.286															PITCHER		
Pedro Ramos, R ERA: 4.99 (8, 1)	IP: 1.0 WLS: 7 BF: 2 H: 3 R: 3 ER: 2 SO: 0 BB: 1 IBB: 0 HBP: 1 BLK: 0 WP: 0 HR: 0 S: 5 P: 10 ERA: 18.00 WHIP: 3.000															PITCHER		

Batter	1	2	3	4	5	6	7	8	9	AB	R	H	RBI	BB	SO	LOB	TOP	
Herb Plews, L OBP: 0.329, SLG: 0.375										5	0	0	0	0	1	3		
Whitey Herzog, L OBP: 0.301, SLG: 0.336										3	1	1	0	1	0	0		
Eddie Yost, R OBP: 0.414, SLG: 0.338										1	0	0	0	0	0	2		
Bob Chakales, R OBP: 0.150, SLG: 0.150										0	0	0	0	0	0	0		
Pete Runnels, L OBP: 0.372, SLG: 0.427										5	2	2	0	0	2	3		
Roy Sievers, R OBP: 0.371, SLG: 0.475										3	2	1	0	2	1	0		
Jim Lemon, R OBP: 0.350, SLG: 0.504										5	1	4	4	0	1	0		
Lou Berberet, L OBP: 0.416, SLG: 0.393										2	0	1	2	2	1	0		
Pedro Ramos, S OBP: 0.239, SLG: 0.295										0	0	0	0	0	0	0		
Ed Fitz Gerald, R OBP: 0.390, SLG: 0.396										1	0	0	0	0	0	1		
Harmon Killebrew, R OBP: 0.294, SLG: 0.455										3	0	1	0	1	1	5		
Lyle Luttrell, R OBP: 0.289, SLG: 0.373										2	0	0	0	1	0	1		
Ernie Cravetz, S OBP: 0.363, SLG: 0.298										1	0	1	0	0	0	0		
Evelio Hernandez, R OBP: 0.143, SLG: 0.143										3	0	0	0	0	2	3		
Dean Stone, L OBP: 0.225, SLG: 0.118										0	0	0	0	0	0	0		
Ted Abernathy, L OBP: 0.333, SLG: 0.333										0	0	0	0	0	0	0		
Clint Courtney, L OBP: 0.144, SLG: 0.144										1	0	1	0	0	0	0		
Jose Valdivia, R OBP: 0.318, SLG: 0.333										0	0	0	0	0	0	0		
Inning Stats	R: 1 E: 1 K: 2 S: 8	H: 1 LOB: 3 BB: 3 P: 20	R: 0 E: 0 K: 1 S: 5	H: 0 LOB: 0 BB: 0 P: 5	R: 0 E: 0 K: 1 S: 5	H: 1 LOB: 2 BB: 1 P: 14	R: 3 E: 0 K: 0 S: 6	H: 4 LOB: 1 BB: 1 P: 7	R: 2 E: 0 K: 0 S: 4	H: 3 LOB: 2 BB: 2 P: 12	R: 0 E: 0 K: 1 S: 7	H: 2 LOB: 2 BB: 0 P: 7	R: 0 E: 0 K: 1 S: 5	H: 1 LOB: 0 BB: 0 P: 5	1B: 10 2B: 1 3B: 1 HR: 0	SF: 0 SAC: 0 DP: 2 HBP: 0	WP: 0 PB: 0 CS: 0	PA: 42
PITCHER	IP WLS BF H R ER SO BB IBB HBP BLK WP HR S P ERA WHIP																	
Ray Moore, R ERA: 4.18	(1, 1) 6.1 31 8 6 6 7 5 1 0 0 0 0 0 39 63 8.53 2.053																	
Hal Brown, R ERA: 3.68	(7, 1) 0.0 1 1 0 0 0 0 0 0 0 0 0 0 1 1 ∞ ∞																	
George Zuverink, R ERA: 4.18	(7, 1) 0.2 W 4 2 0 0 0 0 0 1 0 0 0 0 0 3 7 0.00 3.000																	
Don Ferrarese, L ERA: 5.31	(8, 1) 2.0 S 6 1 0 0 2 0 0 0 0 0 0 0 0 10 10 0.00 0.500																	

Washington Senators @ Baltimore Orioles
Memorial Stadium, Baltimore, MD
Sat Sep 22 1956, 3:33 AM EDT
Att: 5,151 - Unknown

AB	35
R	6
H	12
RBI	6
BB	7
SO	9
LOB	18



Batter	1	2	3	4	5	6	7	8	9	AB	R	H	RBI	BB	SO	LOB	BOTTOM	
Dick Williams, R OBP: 0.331, SLG: 0.439										5	0	1	1	0	0	0		
Bob Boyd, L OBP: 0.409, SLG: 0.420										3	1	1	0	2	1	2		
George Kell, R OBP: 0.304, SLG: 0.395										3	0	0	0	0	0	1		
Brooks Robinson, R OBP: 0.167, SLG: 0.235										2	0	0	0	0	0	3		
Bob Nieman, R OBP: 0.432, SLG: 0.494										5	2	2	0	0	0	2		
Tito Francona, L OBP: 0.331, SLG: 0.360										3	3	2	1	1	0	0		
Gus Triandos, R OBP: 0.346, SLG: 0.463										4	1	2	2	0	1	2		
Billy Gardner, R OBP: 0.285, SLG: 0.342										3	0	2	3	0	0	0		
Willy Miranda, S OBP: 0.283, SLG: 0.279										4	1	2	1	0	1	2		
Ray Moore, R OBP: 0.301, SLG: 0.400										3	0	1	0	0	1	2		
Hal Brown, R OBP: 0.304, SLG: 0.250										0	0	0	0	0	0	0		
George Zuverink, R OBP: 0.167, SLG: 0.118										0	0	0	0	0	0	0		
Don Ferrarese, R OBP: 0.103, SLG: 0.037										1	0	0	0	0	0	0		
Inning Stats	R: 0 E: 0 K: 1 S: 5	H: 4 LOB: 2 BB: 1 P: 13	R: 3 E: 0 K: 1 S: 9	H: 4 LOB: 1 BB: 1 P: 13	R: 0 E: 0 K: 0 S: 3	H: 1 LOB: 1 BB: 0 P: 6	R: 0 E: 0 K: 0 S: 6	H: 1 LOB: 0 BB: 0 P: 3	R: 2 E: 1 K: 0 S: 6	H: 3 LOB: 1 BB: 1 P: 6	R: 3 E: 0 K: 1 S: 9	H: 4 LOB: 2 BB: 1 P: 13	R: 0 E: 1 K: 0 S: 4	H: 0 LOB: 2 BB: 1 P: 8	1B: 12 2B: 1 3B: 0 HR: 0	SF: 1 SAC: 0 DP: 0 HBP: 0	WP: 1 PB: 0 CS: 1	PA: 40
PITCHER	IP WLS BF H R ER SO BB IBB HBP BLK WP HR S P ERA WHIP																	
Evelio Hernandez, R ERA: 7.24	(1, 1) 6.0 27 9 5 5 3 1 0 0 0 0 0 0 4 8 40.50 4.500																	
Dean Stone, L ERA: 6.35	(7, 1) 0.2 L 5 2 3 3 0 1 0 0 0 0 0 0 0 4 8 40.50 4.500																	
Ted Abernathy, R ERA: 1.76	(7, 1) 0.1 3 2 0 0 1 0 0 0 0 0 0 0 5 5 0.00 6.000																	
Bob Chakales, R ERA: 4.02	(8, 1) 1.0 5 0 0 0 0 0 1 0 0 0 0 0 0 4 8 0.00 1.000																	

Washington Senators @ Baltimore Orioles
Memorial Stadium, Baltimore, MD
Sat Sep 22 1956, 3:33 AM EDT
Att: 5,151 - Unknown

AB	36
R	8
H	13
RBI	8
BB	3
SO	4
LOB	14



Batter	1	2	3	4	5	6	7	8	9	AB	R	H	RBI	BB	SO	LOB	TOP				
Herb Plews, L (1.4)	F7			1B		1B			E4	4	0	2	0	0	0	0	Washington Senators @ Baltimore Orioles Memorial Stadium, Baltimore, MD Sun Sep 23 1956, 3:33 AM EDT Att: 8,766 - Unknown				
Whitey Herzog, L (1.8)	F8		F7		K			FC4-6	4	0	0	0	0	1	4						
Pete Runnels, L (1.3)	4-3		K		K			F8	4	0	0	0	0	1	4						
Roy Sievers, R (1.7)		L6		K				K	4	0	0	0	0	2	2						
Jim Lemon, R (1.9)	5-3				F6			5-3	3	0	0	0	0	0	0						
Clint Courtney, L (1.2)	F4						K		3	0	1	0	0	1	0						
Harmon Killebrew, R (1.5)			F7		K			G6-4-3	2	0	0	0	1	1	1						
Lyle Luttrell, R (1.6)			F9		K			G6-4-3	3	0	0	0	0	1	2						
Chuck Stobbs, L (1.1)			K					K	1	0	0	0	0	1	0						
Ernie Oravetz, S (6, PH)									0	0	0	0	1	0	0						
Dick Brodowski, R (6, PH)									0	0	0	0	0	0	0						
Lou Berberet, L (8, PH)									1	0	0	0	0	1	0						
Bob Wiesler, S (8, 1)									0	0	0	0	0	0	0						
Inning Stats	R: 0 E: 0 K: 0 S: 3	H: 0 LOB: 0 BB: 0 P: 3	R: 0 E: 0 K: 0 S: 3	H: 0 LOB: 0 BB: 0 P: 3	R: 0 E: 0 K: 1 S: 5	H: 0 LOB: 0 BB: 0 P: 5	R: 0 E: 0 K: 2 S: 8	H: 1 LOB: 1 BB: 0 P: 8	R: 0 E: 0 K: 2 S: 8	H: 1 LOB: 1 BB: 0 P: 8	R: 0 E: 0 K: 1 S: 5	H: 1 LOB: 1 BB: 1 P: 9	R: 0 E: 0 K: 1 S: 5	H: 0 LOB: 0 BB: 0 P: 5	R: 0 E: 0 K: 1 S: 4	H: 0 LOB: 0 BB: 1 P: 8	R: 0 E: 1 K: 1 S: 6	H: 0 LOB: 1 BB: 0 P: 6	1B: 2 2B: 0 3B: 1 HR: 0	SF: 0 SAC: 0 DP: 2 HBP: 0	WP: 0 PA: 31 SB: 0 CS: 0
PITCHER Connie Johnson, R (1.1) ERA: 3.44	IP: 9.0 WLS: W BF: 31 H: 3 R: 0 ER: 0 SO: 9 BB: 2 IBB: 0 HBP: 0 BLK: 0 WP: 0 HR: 0 S: 47 P: 55 ERA: 0.00 WHIP: 0.556															PITCHER Connie Johnson, R (1.1) ERA: 3.44	IP: 9.0 WLS: W BF: 31 H: 3 R: 0 ER: 0 SO: 9 BB: 2 IBB: 0 HBP: 0 BLK: 0 WP: 0 HR: 0 S: 47 P: 55 ERA: 0.00 WHIP: 0.556				

Batter	1	2	3	4	5	6	7	8	9	AB	R	H	RBI	BB	SO	LOB	BOTTOM				
Dick Williams, R (1.8)	3B		HR		1B				K	4	2	3	1	0	1	1	Washington Senators @ Baltimore Orioles Memorial Stadium, Baltimore, MD Sun Sep 23 1956, 3:33 AM EDT Att: 8,766 - Unknown				
Bob Boyd, L (1.3)	F9		5-3		F4			1B	4	0	1	1	0	0	2						
Tito Francona, L (1.9)	1B		4-3					1B	4	1	2	1	0	0	0						
Bob Nieman, R (1.7)	1B		K					1B	4	0	2	1	0	1	2						
Gus Triandos, R (1.2)	F3				K			K	3	0	0	0	1	2	1						
Billy Gardner, R (1.4)	F6				K			F9	4	0	0	0	0	2	2						
Brooks Robinson, R (1.5)			1B		2B			6-3	4	1	2	0	0	0	0						
Willy Miranda, S (1.6)	L1-3				1B			1B	3	1	2	1	0	0	1						
Connie Johnson, R (1.1)	6-3				1-3			1B	3	1	1	0	0	0	0						
Inning Stats	R: 2 E: 0 K: 0 S: 6	H: 3 LOB: 1 BB: 0 P: 6	R: 0 E: 0 K: 0 S: 3	H: 1 LOB: 0 BB: 0 P: 3	R: 1 E: 0 K: 1 S: 6	H: 1 LOB: 0 BB: 0 P: 6	R: 1 E: 0 K: 2 S: 8	H: 2 LOB: 1 BB: 0 P: 8	R: 0 E: 0 K: 0 S: 3	H: 1 LOB: 0 BB: 0 P: 3	R: 0 E: 0 K: 1 S: 5	H: 1 LOB: 1 BB: 1 P: 9	R: 2 E: 0 K: 1 S: 9	H: 4 LOB: 2 BB: 0 P: 9	R: 0 E: 0 K: 1 S: 5	H: 0 LOB: 0 BB: 0 P: 5		R: 0 E: 0 K: 1 S: 5	H: 0 LOB: 0 BB: 0 P: 5	1B: 10 2B: 2 3B: 1 HR: 1	SF: 0 SAC: 0 DP: 1 HBP: 0
PITCHER Chuck Stobbs, L (1.1) ERA: 3.52	IP: 5.0 WLS: L BF: 20 H: 8 R: 4 ER: 4 SO: 3 BB: 0 IBB: 0 HBP: 0 BLK: 0 WP: 0 HR: 1 S: 26 P: 26 ERA: 7.20 WHIP: 1.600															PITCHER Chuck Stobbs, L (1.1) ERA: 3.52	IP: 5.0 WLS: L BF: 20 H: 8 R: 4 ER: 4 SO: 3 BB: 0 IBB: 0 HBP: 0 BLK: 0 WP: 0 HR: 1 S: 26 P: 26 ERA: 7.20 WHIP: 1.600				
Dick Brodowski, R (6, 1) ERA: 9.17	IP: 2.0 WLS: L BF: 11 H: 5 R: 2 ER: 2 SO: 2 BB: 1 IBB: 0 HBP: 0 BLK: 0 WP: 0 HR: 0 S: 14 P: 18 ERA: 9.00 WHIP: 3.000															Dick Brodowski, R (6, 1) ERA: 9.17	IP: 2.0 WLS: L BF: 11 H: 5 R: 2 ER: 2 SO: 2 BB: 1 IBB: 0 HBP: 0 BLK: 0 WP: 0 HR: 0 S: 14 P: 18 ERA: 9.00 WHIP: 3.000				
Bob Wiesler, L (8, 1) ERA: 6.3	IP: 1.0 WLS: L BF: 3 H: 0 R: 0 ER: 0 SO: 1 BB: 0 IBB: 0 HBP: 0 BLK: 0 WP: 0 HR: 0 S: 5 P: 5 ERA: 0.00 WHIP: 0.000															Bob Wiesler, L (8, 1) ERA: 6.3	IP: 1.0 WLS: L BF: 3 H: 0 R: 0 ER: 0 SO: 1 BB: 0 IBB: 0 HBP: 0 BLK: 0 WP: 0 HR: 0 S: 5 P: 5 ERA: 0.00 WHIP: 0.000				

Batter	1	2	3	4	5	6	7	8	9	AB	R	H	RBI	BB	SO	LOB	TOP									
Norm Siebern, L (1, 7) OBP: 0.279, SLG: 0.342										4	1	1	0	0	2	1	New York Yankees @ Baltimore Orioles Memorial Stadium, Baltimore, MD Mon Sep 24 1956, 3:33 AM EDT Att: 12,304 - Unknown									
Enos Slaughter, L (1, 9) OBP: 0.355, SLG: 0.395										4	0	2	1	0	0	0										
Gil McDougald, R (1, 4) OBP: 0.400, SLG: 0.440										4	1	1	0	0	1	2										
Bill Skowron, R (1, 3) OBP: 0.382, SLG: 0.532										3	2	2	3	1	0	0										
Bob Cerv, R (1, 8) OBP: 0.384, SLG: 0.505										4	0	2	0	0	0	1										
Euston Howard, R (1, 2) OBP: 0.311, SLG: 0.361										3	0	0	0	0	0	2										
Joe Collins, L (9, PH) OBP: 0.307, SLG: 0.351										1	0	0	0	0	0	0										
Andy Carey, R (1, 5) OBP: 0.311, SLG: 0.338										3	0	0	0	0	0	1										
Yogi Berra, L (9, PH) OBP: 0.377, SLG: 0.536										1	0	0	0	0	0	0										
Billy Hunter, R (1, 6) OBP: 0.307, SLG: 0.438										3	0	0	0	0	0	1										
Mickey Mantle, S (9, PH) OBP: 0.467, SLG: 0.707										0	0	0	0	1	0	0										
Tom Carroll, R (9, PH) OBP: 0.417, SLG: 0.364										0	0	0	0	0	0	0										
Johnny Kucks, R (1, 1) OBP: 0.224, SLG: 0.156										2	0	0	0	1	1	0										
Irv Noren, L (9, PH) OBP: 0.442, SLG: 0.281										1	0	0	0	0	0	1										
Inning Stats	R: 0 E: 0 K: 1 S: 5	H: 0 LOB: 0 BB: 0 P: 5	R: 1 E: 0 K: 0 S: 5	H: 2 LOB: 1 BB: 0 P: 5	R: 0 E: 0 K: 2 S: 8	H: 1 LOB: 1 BB: 0 P: 8	R: 0 E: 0 K: 0 S: 3	H: 0 LOB: 0 BB: 0 P: 3	R: 0 E: 0 K: 0 S: 3	H: 0 LOB: 1 BB: 1 P: 7	R: 2 E: 0 K: 0 S: 5	H: 3 LOB: 0 BB: 0 P: 5	R: 0 E: 0 K: 0 S: 3	H: 0 LOB: 0 BB: 0 P: 3	R: 1 E: 0 K: 1 S: 6	H: 2 LOB: 1 BB: 1 P: 10	R: 0 E: 0 K: 0 S: 3	H: 0 LOB: 1 BB: 1 P: 7	1B: 3 2B: 2 3B: 1 HR: 2	SF: 0 SAC: 0 DP: 1 HBP: 0	WP: 0 PB: 0 SB: 0 CS: 1	PA: 36				
PITCHER	IP WLS BF H R ER SO BB IBB HBP BLK WP HR S P ERA WHIP																									
Erv Palica, R (1, 1) ERA: 4.49	7.0		27	6	3	3	3	1	0	0	0	0	0	0	2	32	36	3.86	1.000							
Mike Fomies, R (8, 1) ERA: 4.22	2.0	W	9	2	1	1	1	2	0	0	0	0	0	0	0	9	17	4.50	2.000							

Batter	1	2	3	4	5	6	7	8	9	AB	R	H	RBI	BB	SO	LOB	BOTTOM								
Dick Williams, R (1, 8) OBP: 0.334, SLG: 0.447										3	1	0	0	1	0	1	New York Yankees @ Baltimore Orioles Memorial Stadium, Baltimore, MD Mon Sep 24 1956, 3:33 AM EDT Att: 12,304 - Unknown								
Bob Boyd, L (1, 3) OBP: 0.408, SLG: 0.419										4	1	2	0	0	0	0									
Tito Francona, L (1, 9) OBP: 0.334, SLG: 0.370										4	1	2	2	0	0	0									
Bob Nieman, R (1, 7) OBP: 0.429, SLG: 0.489										4	0	0	0	0	1	3									
Gus Triandos, R (1, 2) OBP: 0.345, SLG: 0.458										4	0	1	1	0	1	1									
Billy Gardner, R (1, 4) OBP: 0.283, SLG: 0.339										3	1	1	0	0	0	2									
Brooks Robinson, R (1, 5) OBP: 0.200, SLG: 0.292										3	1	0	0	0	0	0									
Willy Miranda, S (1, 6) OBP: 0.289, SLG: 0.283										1	0	1	0	1	0	0									
Bob Hale, L (7, PH) OBP: 0.282, SLG: 0.311										1	0	0	0	0	1	0									
Mike Fomies, R (8, 1) OBP: 0.176, SLG: 0.235										0	0	0	0	0	0	0									
Erv Palica, R (1, 1) OBP: 0.156, SLG: 0.156										2	0	0	0	0	1	2									
Wayne Causey, L (8, 4) OBP: 0.231, SLG: 0.229										1	0	0	0	0	1	0									
Inning Stats	R: 0 E: 0 K: 0 S: 3	H: 0 LOB: 0 BB: 0 P: 3	R: 0 E: 0 K: 1 S: 5	H: 0 LOB: 0 BB: 0 P: 5	R: 0 E: 0 K: 1 S: 5	H: 0 LOB: 1 BB: 1 P: 9	R: 1 E: 0 K: 0 S: 5	H: 3 LOB: 0 BB: 0 P: 5	R: 0 E: 0 K: 0 S: 3	H: 1 LOB: 0 BB: 0 P: 3	R: 2 E: 0 K: 2 S: 9	H: 1 LOB: 0 BB: 0 P: 9	R: 2 E: 0 K: 1 S: 7	H: 2 LOB: 1 BB: 1 P: 11	1B: 6 2B: 1 3B: 0 HR: 0	SF: 0 SAC: 0 DP: 2 HBP: 0	WP: 1 PB: 0 SB: 1 CS: 0	PA: 32							
PITCHER	IP WLS BF H R ER SO BB IBB HBP BLK WP HR S P ERA WHIP																								
Johnny Kucks, R (1, 1) ERA: 3.79	8.0	L	32	7	5	3	5	2	0	0	0	1	0	0	40	48	3.38	1.125							


Batter	1	2	3	4	5	6	7	8	9	AB	R	H	RBI	BB	SO	LOB	TOP																	
Hank Bauer, R (1,9) OBP: 0.318, SLG: 0.451	6-3	FC6-4 BB BB		F9		F5	1B		F7	6	2	1	1	0	0	3	New York Yankees @ Baltimore Orioles Memorial Stadium, Baltimore, MD Tue Sep 25 1956, 3:33 AM EDT Att: 14,740 - Unknown AB 41 R 11 H 14 RBI 11 BB 6 SO 3 LOB 19																	
Jerry Lumpe, L (1,6) OBP: 0.300, SLG: 0.255	2B	BB BB		F9		3B	1B		K	5	3	3	1	1	1	0																		
Bob Cerv, R (1,8) OBP: 0.393, SLG: 0.525	F3	BB BB		6-3		G3	3B			4	2	2	4	1	0	1																		
Bill Skowron, R (1,3) OBP: 0.387, SLG: 0.539	2B	BB BB				F7	1B			4	0	3	5	1	0	0																		
Gil McDougald, R (1,4) OBP: 0.400, SLG: 0.438	BB	F6				1-3			F7	4	0	1	0	1	0	4																		
Andy Carey, R (1,5) OBP: 0.306, SLG: 0.334	6-3			F6		F7			F7	5	0	0	0	0	0	4																		
Norm Siebern, L (1,7) OBP: 0.281, SLG: 0.340						F2			F7	1	0	0	0	1	1	0																		
Mickey Mantle, S (5, PH) OBP: 0.466, SLG: 0.706		1B FC5-2 BB		K					F5	1	0	0	0	0	0	2																		
George Wilson, L (5,7) OBP: 0.224, SLG: 0.195									F7	2	0	0	0	0	0	0																		
Elston Howard, R (1,2) OBP: 0.315, SLG: 0.363		FC6-4 BB				F2			F9	4	2	2	0	1	0	2																		
Tom Sturdivant, L (1,1) OBP: 0.308, SLG: 0.359		FC5-2 BB								4	2	2	0	0	0	3																		
Sonny Dixon, S (8,1)		FC5-2 FC6-4		F7		3B	1B		K	1	0	0	0	0	1	0																		
Inning Stats	R: 1 E: 0 K: 0 S: 5	H: 2 LOB: 2 BB: 1 P: 9	R: 2 E: 0 K: 0 S: 4	H: 1 LOB: 3 BB: 4 P: 20	R: 0 E: 0 K: 1 S: 5	H: 0 LOB: 1 BB: 1 P: 9	R: 0 E: 0 K: 0 S: 3	H: 0 LOB: 0 BB: 0 P: 3	R: 0 E: 0 K: 0 S: 5	H: 2 LOB: 2 BB: 0 P: 5	R: 3 E: 0 K: 0 S: 6	H: 3 LOB: 1 BB: 0 P: 6	R: 5 E: 0 K: 0 S: 9	H: 6 LOB: 1 BB: 0 P: 9	R: 0 E: 0 K: 0 S: 3	H: 0 LOB: 0 BB: 0 P: 3	R: 0 E: 0 K: 2 S: 7	H: 0 LOB: 0 BB: 0 P: 7	1B: 10 2B: 3 3B: 1 HR: 0	SF: 0 SAC: 0 DP: 0 HBP: 0	WP: 0 PB: 0 SB: 0 CS: 0	PA: 47												
PITCHER	IP WLS BF H R ER SO BB IBB HBP BLK WP HR S P ERA WHIP																																	
Bob Harrison, R (1,1) ERA: 16.2	1.2	13	3	3	3	0	5	0	0	0	0	0	0	0	8	28	16.20	4.800																
Hal Brown, R (2,1) ERA: 4.04	5.0	L 26	10	8	8	1	1	0	0	0	0	0	0	0	27	31	14.40	2.200																
George Zuverink, R (7,1) ERA: 4.16	0.1	2	1	0	0	0	0	0	0	0	0	0	0	2	2	0.00	3.000																	
Don Ferrarese, L (8,1) ERA: 5.2	2.0	6	0	0	0	2	0	0	0	0	0	0	0	10	10	0.00	0.000																	


Batter	1	2	3	4	5	6	7	8	9	AB	R	H	RBI	BB	SO	LOB	BOTTOM														
Dick Williams, R (1,8) OBP: 0.335, SLG: 0.445	CS		F8		F3		FC6-4			4	0	1	0	1	0	1	New York Yankees @ Baltimore Orioles Memorial Stadium, Baltimore, MD Tue Sep 25 1956, 3:33 AM EDT Att: 14,740 - Unknown AB 34 R 6 H 9 RBI 6 BB 4 SO 5 LOB 13														
Bob Boyd, L (1,3) OBP: 0.404, SLG: 0.411	F9					2B	1B		F4	4	1	0	0	1	0	3															
Tito Francona, L (1,9) OBP: 0.335, SLG: 0.373	K					BB	1B		F8	4	2	2	0	0	1	0															
Bob Nieman, R (1,7) OBP: 0.434, SLG: 0.494										2	2	2	2	2	0	0															
Jim Pyburn, R (8, PR) OBP: 0.249, SLG: 0.271		PB				2B	BB			0	1	0	0	0	0	0															
Gus Triandos, R (1,2) OBP: 0.346, SLG: 0.463	F3								F8	4	0	2	3	0	1	2															
Billy Gardner, R (1,4) OBP: 0.281, SLG: 0.336	6-3									4	0	0	1	0	1	4															
Brooks Robinson, R (1,5) OBP: 0.207, SLG: 0.286	3-1									4	0	1	0	0	0	1															
Willy Miranda, S (1,6) OBP: 0.287, SLG: 0.282										2	0	0	0	0	2	0															
Joe Frazier, L (7, PH) OBP: 0.330, SLG: 0.347										1	0	0	0	0	0	0															
Don Ferrarese, R (8,1) OBP: 0.103, SLG: 0.037										0	0	0	0	0	0	0															
Bob Hale, L (9, PH) OBP: 0.281, SLG: 0.309										1	0	0	0	0	0	1															
Bob Harrison, L (1,1)										0	0	0	0	0	0	0															
Hal Brown, R (2,1) OBP: 0.292, SLG: 0.238										2	0	0	0	0	0	0															
George Zuverink, R (7,1) OBP: 0.167, SLG: 0.118										0	0	0	0	0	0	0															
Wayne Causey, L (7, PH) OBP: 0.238, SLG: 0.236										2	0	1	0	0	0	1															
Inning Stats	R: 0 E: 0 K: 1 S: 4	H: 0 LOB: 0 BB: 1 P: 8	R: 1 E: 0 K: 0 S: 4	H: 1 LOB: 0 BB: 0 P: 4	R: 0 E: 0 K: 1 S: 5	H: 0 LOB: 0 BB: 0 P: 5	R: 2 E: 0 K: 1 S: 7	H: 2 LOB: 1 BB: 1 P: 11	R: 0 E: 0 K: 1 S: 5	H: 0 LOB: 0 BB: 0 P: 5	R: 2 E: 0 K: 1 S: 6	H: 2 LOB: 0 BB: 1 P: 10	R: 0 E: 0 K: 0 S: 4	H: 1 LOB: 1 BB: 0 P: 4	R: 1 E: 0 K: 0 S: 4	H: 1 LOB: 2 BB: 1 P: 8	R: 0 E: 0 K: 0 S: 5	H: 2 LOB: 2 BB: 0 P: 5	1B: 5 2B: 4 3B: 0 HR: 0	SF: 0 SAC: 0 DP: 1 HBP: 0	WP: 0 PB: 1 SB: 0 CS: 1	PA: 38									
PITCHER	IP WLS BF H R ER SO BB IBB HBP BLK WP HR S P ERA WHIP																														
Tom Sturdivant, R (1,1) ERA: 3.3	1.1	10	3	1	1	0	1	0	0	0	0	9	13	4.50	2.000																
Sonny Dixon, R (8,1) ERA: 3.96	2.0	S 10	3	1	1	0	1	0	0	0	0	9	13	4.50	2.000																



Batter	1	2	3	4	5	6	7	8	9	AB	R	H	RBI	BB	SO	LOB	TOP			
Enos Slaughter, L OBP: 0.353, SLG: 0.391 (1, 7)	K2-3		4-3		1-3		1B		F8	5	0	1	0	0	1	2	New York Yankees @ Baltimore Orioles Memorial Stadium, Baltimore, MD Wed Sep 26 1956, 3:33 AM EDT Att: 7,000 - Unknown livebaseballscorecards.com			
Joe Collins, L OBP: 0.311, SLG: 0.350 (1, 9)	4-0		1-4-3			FC5-6	F4			1	0	0	0	2	0	0				
Mickey Mantle, S OBP: 0.465, SLG: 0.705 (7, PH)	CS					BB				1	0	0	0	0	2	0				
Norm Siebern, L OBP: 0.281, SLG: 0.340 (7, 7)	BB									0	0	0	0	0	0	0				
Bob Cerv, R OBP: 0.388, SLG: 0.510 (1, 8)	1-2			5-3		FC5-6	6-3			3	0	0	0	1	0	3				
Yogi Berra, L OBP: 0.376, SLG: 0.533 (1, 2)	F7			6-3		FC1-6			F2	3	0	0	0	1	0	1				
Bill Skowron, R OBP: 0.386, SLG: 0.535 (1, 3)		K		L7		FC1-6				3	0	0	0	1	1	2				
Gil McDougald, R OBP: 0.403, SLG: 0.438 (1, 6)	BB					FC5-4	1B		K	2	0	1	0	2	1	1				
Billy Martin, R OBP: 0.312, SLG: 0.400 (1, 4)										3	0	0	0	0	3	5				
Mickey McDermott, L OBP: 0.293, SLG: 0.255 (8, PH)	K									1	0	0	0	0	1	1				
Billy Hunter, R OBP: 0.307, SLG: 0.438 (8, 6)										0	0	0	0	0	0	0				
Andy Carey, R OBP: 0.306, SLG: 0.332 (1, 5)										3	0	0	0	0	0	2				
Inv Noren, L OBP: 0.432, SLG: 0.273 (9, PH)	4-3				FC5-4	1B	F8		K	1	0	0	0	0	1	0				
Whitey Ford, L OBP: 0.299, SLG: 0.244 (1, 1)										3	0	2	0	0	1	0				
Jerry Lumpe, L OBP: 0.295, SLG: 0.250 (9, PH)			K			1B	1B		4-3	1	0	0	0	0	0	0				
Inning Stats	R: 0 E: 0 K: 1 S: 4	H: 0 LOB: 1 BB: 2 P: 12	R: 0 E: 0 K: 2 S: 7	H: 0 LOB: 1 BB: 1 P: 11	R: 0 E: 0 K: 1 S: 5	H: 0 LOB: 0 BB: 0 P: 5	R: 0 E: 0 K: 0 S: 3	H: 0 LOB: 0 BB: 0 P: 3	R: 0 E: 0 K: 1 S: 7	H: 2 LOB: 2 BB: 0 P: 7	R: 0 E: 0 K: 1 S: 5	H: 0 LOB: 3 BB: 3 P: 17	R: 0 E: 0 K: 0 S: 5	H: 2 LOB: 2 BB: 0 P: 5	R: 0 E: 0 K: 2 S: 7	H: 0 LOB: 1 BB: 1 P: 11	1B: 4 2B: 0 3B: 0 HR: 0	SF: 0 SAC: 0 DP: 0 HBP: 0	WP: 0 PB: 0 SB: 0 CS: 1	PA: 37
PITCHER Charlie Beamon, R ERA:	IP: 9.0 WLS: W BF: 37 H: 4 R: 0 ER: 0 SO: 9 BB: 7 IBB: 0 HBP: 0 BLK: 0 WP: 0 HR: 0 S: 48 P: 76 ERA: 0.00 WHIP: 1.222															PITCHER				

Batter	1	2	3	4	5	6	7	8	9	AB	R	H	RBI	BB	SO	LOB	BOTTOM	
Dick Williams, R OBP: 0.337, SLG: 0.446 (1, 8)	G4-6-3		F3		F9		1B			4	0	2	0	0	0	0	New York Yankees @ Baltimore Orioles Memorial Stadium, Baltimore, MD Wed Sep 26 1956, 3:33 AM EDT Att: 7,000 - Unknown livebaseballscorecards.com	
Bob Boyd, L OBP: 0.398, SLG: 0.404 (1, 3)	G4-6-3		6-3		K		F3			4	0	0	0	0	1	3		
Tito Francona, L OBP: 0.337, SLG: 0.376 (1, 9)	2B		1B	WP	1B		K		K	4	1	2	0	0	2	0		
Bob Nieman, R OBP: 0.436, SLG: 0.495 (1, 7)	4-0					6-3				1	0	1	0	1	0	0		
Jim Pyburn, R OBP: 0.291, SLG: 0.269 (4, 7)	FC6-4		WP	1B						1	0	0	0	1	0	0		
Gus Triandos, R OBP: 0.345, SLG: 0.461 (1, 2)	FC6-4		6-3						F7	4	0	1	0	0	0	4		
Brooks Robinson, R OBP: 0.182, SLG: 0.250 (1, 5)		F7			L8		F8		4-3	4	0	0	0	0	0	2		
Billy Gardner, R OBP: 0.281, SLG: 0.336 (1, 6)		K			6-3					3	0	1	0	0	1	0		
Wayne Causey, L OBP: 0.241, SLG: 0.240 (1, 4)					K					3	0	1	0	0	2	1		
Charlie Beamon, R (1, 1)									FC3-6	3	0	0	0	0	1	2		
Inning Stats	R: 0 E: 0 K: 0 S: 4	H: 2 LOB: 2 BB: 1 P: 8	R: 0 E: 0 K: 2 S: 8	H: 1 LOB: 1 BB: 0 P: 8	R: 1 E: 0 K: 0 S: 5	H: 2 LOB: 0 BB: 0 P: 5	R: 0 E: 0 K: 1 S: 5	H: 0 LOB: 0 BB: 0 P: 5	R: 0 E: 0 K: 1 S: 6	H: 1 LOB: 1 BB: 0 P: 6	R: 0 E: 0 K: 1 S: 7	H: 2 LOB: 2 BB: 0 P: 7	R: 0 E: 0 K: 1 S: 5	H: 0 LOB: 1 BB: 1 P: 9	1B: 7 2B: 1 3B: 0 HR: 0	SF: 0 SAC: 0 DP: 1 HBP: 0	WP: 1 PB: 0 SB: 0 CS: 0	PA: 33
PITCHER Whitey Ford, L ERA: 2.47	IP: 8.0 WLS: L BF: 33 H: 8 R: 1 ER: 1 SO: 7 BB: 2 IBB: 0 HBP: 0 BLK: 0 WP: 1 HR: 0 S: 45 P: 53 ERA: 1.12 WHIP: 1.250															PITCHER		

Batter	1	2	3	4	5	6	7	8	9	AB	R	H	RBI	BB	SO	LOB	TOP					
Wayne Causey, L (1,4) OBP: 0.253, SLG: 0.244	4-0 G5-6-3 BB		0-0 F8			0-0 1B		0-0 G3-6-2-3 1-2		3	0	1	0	1	0	1	<p>Baltimore Orioles @ Washington Senators Griffith Stadium, Washington, DC Sat Sep 29 1956, 3:33 AM EDT Att: 1,129 - Unknown</p> <p>livebaseballscorecards.com</p> <p>AB 32 R 1 H 6 RBI 1 BB 2 SO 4 LOB 15</p> 					
Bob Hale, L (1,3) OBP: 0.280, SLG: 0.313	0-0 G5-6-3 1-2			0-0 4-3		0-0 F7		0-0 2B		4	0	1	0	0	0	2						
Tito Francona, L (1,8) OBP: 0.334, SLG: 0.373	0-0 4-3			0-0 1-3		0-0 L6		0-0 F8		4	0	0	0	0	0	2						
Joe Frazier, L (1,9) OBP: 0.319, SLG: 0.333		0-0 E4		0-0 F5			0-0 G3		0-0 F7	4	0	0	0	0	0	0						
Brooks Robinson, R (1,5) OBP: 0.243, SLG: 0.417		0-0 F9			0-0 G3 2B		0-0 1B		0-0 HR	4	1	3	1	0	0	1						
Billy Gardner, R (1,6) OBP: 0.281, SLG: 0.335		0-0 F3			0-0 G3 2-3		0-0 1B		0-0 6-3	4	0	1	0	0	0	2						
Tex Nelson, L (1,7) OBP: 0.265, SLG: 0.200		0-3 K			0-3 K		0-0 F8		0-3 K	4	0	0	0	0	3	4						
Joe Ginsberg, L (1,2) OBP: 0.296, SLG: 0.281			0-0 F9		0-3 K		0-0 4-3			3	0	0	0	0	1	3						
Ron Moeller, L (1,1) OBP: 0.396, SLG: 0.402			0-0 F7			0-0 6-3		4-0 BB		1	0	0	0	0	0	0						
Bob Boyd, L (6, PH) OBP: 0.226, SLG: 0.200										1	0	0	0	0	0	0						
Bill Wright, L (6, PH) OBP: 0.333, SLG: 0.273										0	0	0	0	0	0	0						
Grady Hatton, L (8, PH) OBP: 0.333, SLG: 0.273										0	0	0	0	1	0	0						
George Werley, R (8,1)										0	0	0	0	0	0	0						
Inning Stats	R: 0 E: 0 K: 0 S: 2	H: 0 LOB: 0 BB: 1 P: 6	R: 0 E: 1 K: 1 S: 6	H: 0 LOB: 1 BB: 0 P: 6	R: 0 E: 0 K: 0 S: 3	H: 0 LOB: 0 BB: 0 P: 3	R: 0 E: 0 K: 0 S: 3	H: 0 LOB: 0 BB: 0 P: 3	R: 0 E: 0 K: 2 S: 8	H: 1 LOB: 1 BB: 0 P: 8	R: 0 E: 0 K: 0 S: 4	H: 1 LOB: 1 BB: 0 P: 4	R: 0 E: 0 K: 0 S: 5	H: 2 LOB: 2 BB: 0 P: 5	R: 0 E: 0 K: 0 S: 3	H: 1 LOB: 1 BB: 1 P: 7	R: 1 E: 0 K: 1 S: 6	H: 1 LOB: 0 BB: 0 P: 6	1B: 3 2B: 2 3B: 0 HR: 1	SF: 0 SAC: 0 DP: 2 HBP: 0	WP: 0 PB: 0 SB: 0 CS: 0	PA: 34
PITCHER Evelio Hernandez, R (1,1) ERA: 4.76	IP: 9.0 WLS: W BF: 34 H: 6 R: 1 ER: 1 SO: 4 BB: 2 IBB: 0 HBP: 0 BLK: 0 WP: 0 HR: 1 S: 40 P: 48 ERA: 1.00 WHIP: 0.889															PITCHER	IP: 9.0 WLS: W BF: 34 H: 6 R: 1 ER: 1 SO: 4 BB: 2 IBB: 0 HBP: 0 BLK: 0 WP: 0 HR: 1 S: 40 P: 48 ERA: 1.00 WHIP: 0.889					

Batter	1	2	3	4	5	6	7	8	9	AB	R	H	RBI	BB	SO	LOB	BOTTOM			
Herb Plews, L (1,4) OBP: 0.330, SLG: 0.367	4-0 1B 1B BB	0-0 FC3-6 1-2 3-H		0-0 F7		0-0 4-3		0-0 3-1		4	1	0	1	1	0	1	<p>Baltimore Orioles @ Washington Senators Griffith Stadium, Washington, DC Sat Sep 29 1956, 3:33 AM EDT Att: 1,129 - Unknown</p> <p>livebaseballscorecards.com</p> <p>AB 36 R 7 H 11 RBI 6 BB 5 SO 1 LOB 22</p> 			
Ed Fitz Gerald, R (1,2) OBP: 0.384, SLG: 0.389	0-0 F9	0-0 5-3			0-0 E 1B	0-0 F8		0-0 6-3		5	1	1	0	0	0	2				
Pete Runnels, L (1,3) OBP: 0.373, SLG: 0.435	0-0 1B 1-2		0-0 6-3		0-0 E4 SF8 2B	0-3 K		4-0 BB 1B BB		4	2	2	1	1	1	0				
Roy Sievers, R (1,7) OBP: 0.372, SLG: 0.472	0-0 F6		0-0 1B		0-0 L6		0-0 FC4-6 E 2B	4-0 1B BB		4	1	2	0	1	0	3				
Jim Lemon, R (1,9) OBP: 0.347, SLG: 0.496	0-0 FC5-4 1-2 2-H 1B		0-0 F8		0-0 SF8		0-0 6-3	0-0 1B 1-2 2-H 1B		4	0	2	3	0	0	2				
Harmon Killebrew, R (1,5) OBP: 0.297, SLG: 0.411	0-0 FC5-4 1-2		0-0 1B		4-0 1B 2B BB		4-0 FC4-6 BB	0-0 6-3		3	1	1	0	2	0	4				
Karl Olson, R (1,8) OBP: 0.306, SLG: 0.332		0-0 E5 1B FC3-6		0-0 F7		0-0 2B 1B		0-0 FC4-6 E 1-2 2-3		4	1	1	0	0	0	4				
Lyle Luttrell, R (1,6) OBP: 0.268, SLG: 0.348		0-0 F9		0-0 F9		0-0 1-3 2B		0-0 E5 FC6-4 1-2		4	0	1	1	0	0	2				
Evelio Hernandez, R (1,1) OBP: 0.182, SLG: 0.182		0-0 FC3-6 1-3 1B		0-0 4-3		0-0 5-3		0-0 FC6-4 1-2		4	0	1	0	0	0	4				
Inning Stats	R: 1 E: 0 K: 0 S: 5	H: 2 LOB: 2 BB: 1 P: 9	R: 1 E: 1 K: 0 S: 5	H: 1 LOB: 1 BB: 0 P: 5	R: 0 E: 0 K: 0 S: 3	H: 2 LOB: 2 BB: 0 P: 5	R: 0 E: 0 K: 0 S: 3	H: 0 LOB: 0 BB: 0 P: 3	R: 3 E: 1 K: 0 S: 7	H: 4 LOB: 2 BB: 1 P: 11	R: 0 E: 0 K: 1 S: 5	H: 0 LOB: 0 BB: 0 P: 5	R: 1 E: 1 K: 0 S: 5	H: 1 LOB: 2 BB: 1 P: 9	R: 1 E: 0 K: 0 S: 4	H: 1 LOB: 2 BB: 2 P: 12		1B: 8 2B: 3 3B: 0 HR: 0	SF: 1 SAC: 0 DP: 0 HBP: 0	WP: 0 PB: 0 SB: 0 CS: 0
PITCHER Ron Moeller, L (1,1) ERA: 4.15	IP: 5.0 WLS: L BF: 27 H: 9 R: 5 ER: 4 SO: 4 BB: 2 IBB: 0 HBP: 0 BLK: 0 WP: 0 HR: 0 S: 25 P: 33 ERA: 7.20 WHIP: 2.200															PITCHER Bill Wright, L (6,1) ERA: 4.02	IP: 2.0 WLS: 9 BF: 1 H: 1 R: 1 ER: 0 SO: 1 BB: 1 IBB: 0 HBP: 0 BLK: 0 WP: 0 HR: 10 S: 14 P: 14 ERA: 0.00 WHIP: 1.000			
PITCHER George Werley, R (8,1) ERA: 9.0	IP: 1.0 WLS: 6 BF: 1 H: 1 R: 1 ER: 1 SO: 0 BB: 2 IBB: 0 HBP: 0 BLK: 0 WP: 0 HR: 4 S: 12 P: 12 ERA: 9.00 WHIP: 3.000															PITCHER	IP: 1.0 WLS: 6 BF: 1 H: 1 R: 1 ER: 1 SO: 0 BB: 2 IBB: 0 HBP: 0 BLK: 0 WP: 0 HR: 4 S: 12 P: 12 ERA: 9.00 WHIP: 3.000			

Batter	1	2	3	4	5	6	7	8	9	AB	R	H	RBI	BB	SO	LOB	TOP					
Dick Williams, R (1, 8) OBP: 0.340, SLG: 0.451										5	1	3	1	0	0	0	Baltimore Orioles @ Washington Senators Griffith Stadium, Washington, DC Sun Sep 30 1956, 3:33 AM EDT Unknown					
Wayne Causey, L (1, 4) OBP: 0.250, SLG: 0.241										5	0	1	1	0	2	3						
Bob Hale, L (1, 3) OBP: 0.279, SLG: 0.315										5	0	1	1	0	0	4						
Brooks Robinson, R (1, 5) OBP: 0.220, SLG: 0.375										4	0	0	0	0	1	1						
Billy Gardner, R (1, 6) OBP: 0.281, SLG: 0.335										4	0	1	0	0	0	1						
Joe Frazier, L (1, 9) OBP: 0.333, SLG: 0.358										4	1	3	0	0	0	0						
Tex Nelson, L (1, 7) OBP: 0.204, SLG: 0.203										4	1	1	0	0	1	4						
Joe Ginsberg, L (1, 2) OBP: 0.297, SLG: 0.281										4	0	1	0	0	0	4						
Sandy Consuegra, R (1, 1) OBP: 0.167, SLG: 0.167										2	0	1	1	0	0	0						
Hoot Evers, R (7, PH) OBP: 0.360, SLG: 0.295										1	0	0	0	0	0	1						
Willy Miranda, S (7, PR) OBP: 0.287, SLG: 0.282										0	1	0	0	0	0	0						
Mike Fomiele, R (7, 1) OBP: 0.171, SLG: 0.229										1	0	0	0	0	0	3						
Inning Stats	R: 1 E: 0 K: 1 S: 7	H: 2 LOB: 1 BB: 0 P: 7	R: 0 E: 0 K: 0 S: 3	H: 1 LOB: 0 BB: 0 P: 3	R: 0 E: 0 K: 0 S: 3	H: 0 LOB: 0 BB: 0 P: 3	R: 0 E: 0 K: 0 S: 3	H: 0 LOB: 0 BB: 0 P: 3	R: 2 E: 1 K: 1 S: 9	H: 3 LOB: 2 BB: 0 P: 9	R: 0 E: 0 K: 0 S: 4	H: 1 LOB: 1 BB: 0 P: 4	R: 1 E: 0 K: 0 S: 5	H: 3 LOB: 2 BB: 0 P: 5	R: 0 E: 1 K: 2 S: 10	H: 2 LOB: 3 BB: 0 P: 10	R: 0 E: 0 K: 0 S: 3	H: 0 LOB: 0 BB: 0 P: 3	1B: 9 2B: 3 3B: 0 HR: 0	SF: 0 SAC: 0 DP: 1 HBP: 0	WP: 0 PB: 0 SB: 0 CS: 0	PA: 39
PITCHER	IP WLS BF H R ER SO BB IBB HBP BLK WP HR S P ERA WHIP																					
Chuck Stobbs, L (1, 1) ERA: 3.53	7.0 L 30 10 4 3 2 0 0 0 0 0 0 0 34 34 3.86 1.429																					
Camilo Pascual, R (8, 1) ERA: 5.87	2.0 9 2 0 0 2 0 0 0 0 0 0 0 13 13 0.00 1.000																					


AB	39
R	4
H	12
RBI	4
BB	0
SO	4
LOB	21




Batter	1	2	3	4	5	6	7	8	9	AB	R	H	RBI	BB	SO	LOB	BOTTOM					
Herb Plews, L (1, 4) OBP: 0.329, SLG: 0.365										4	0	1	0	0	0	1	Baltimore Orioles @ Washington Senators Griffith Stadium, Washington, DC Sun Sep 30 1956, 3:33 AM EDT Unknown					
Whitey Herzog, L (1, 8) OBP: 0.300, SLG: 0.331										4	0	2	0	0	0	2						
Pete Runnels, L (1, 3) OBP: 0.372, SLG: 0.433										3	0	0	0	1	0	1						
Roy Sievers, R (1, 7) OBP: 0.372, SLG: 0.471										4	1	1	0	0	0	2						
Jim Lemon, R (1, 9) OBP: 0.350, SLG: 0.505										3	1	2	1	1	0	0						
Lou Berberet, L (1, 2) OBP: 0.404, SLG: 0.379										4	0	0	0	0	0	3						
Harmon Killebrew, R (1, 5) OBP: 0.305, SLG: 0.415										4	0	2	1	0	1	0						
Lyle Luttrell, R (1, 6) OBP: 0.260, SLG: 0.336										4	0	0	0	0	0	1						
Chuck Stobbs, L (1, 1) OBP: 0.205, SLG: 0.214										2	0	0	0	0	0	0						
Ernie Oravetz, S (7, PH) OBP: 0.366, SLG: 0.293										0	0	0	0	1	0	0						
Camilo Pascual, R (8, 1) OBP: 0.167, SLG: 0.207										0	0	0	0	0	0	0						
Eddie Yost, R (8, PH) OBP: 0.412, SLG: 0.336										1	0	0	0	0	0	0						
Inning Stats	R: 0 E: 0 K: 0 S: 3	H: 1 LOB: 1 BB: 1 P: 7	R: 0 E: 0 K: 0 S: 4	H: 1 LOB: 1 BB: 0 P: 4	R: 0 E: 0 K: 0 S: 4	H: 1 LOB: 1 BB: 0 P: 4	R: 1 E: 0 K: 0 S: 6	H: 1 LOB: 0 BB: 0 P: 6	R: 0 E: 0 K: 0 S: 4	H: 1 LOB: 1 BB: 0 P: 4	R: 1 E: 0 K: 0 S: 4	H: 2 LOB: 2 BB: 1 P: 8	R: 0 E: 0 K: 0 S: 3	H: 0 LOB: 1 BB: 1 P: 7	R: 0 E: 0 K: 0 S: 4	H: 1 LOB: 1 BB: 0 P: 4	R: 0 E: 0 K: 0 S: 3	H: 0 LOB: 0 BB: 0 P: 3	1B: 6 2B: 1 3B: 0 HR: 1	SF: 0 SAC: 0 DP: 0 HBP: 0	WP: 1 PB: 0 SB: 1 CS: 0	PA: 36
PITCHER	IP WLS BF H R ER SO BB IBB HBP BLK WP HR S P ERA WHIP																					
Sandy Consuegra, R (1, 1) ERA: 4.98	6.0 W 25 7 2 2 1 2 0 0 0 0 0 1 25 33 3.00 1.500																					
Mike Fomiele, R (7, 1) ERA: 4.12	3.0 S 11 1 0 0 0 1 0 0 0 0 0 0 10 14 0.00 0.667																					

AB	33
R	2
H	8
RBI	2
BB	3
SO	1
LOB	10



Batter	1	2	3	4	5	6	7	8	9	AB	R	H	RBI	BB	SO	LOB	TOP
Dick Williams, R (1, 8) OBP: 0.341, SLG: 0.450	0-0 2-3			0-0 L6			0-0 4-3	0-0 1B	0-0 1B	5	0	2	1	0	0	0	Baltimore Orioles @ Washington Senators Griffith Stadium, Washington, DC Sun Sep 30 1956, 3:38 AM EDT Att: 3,069 - Unknown AB 37 R 6 H 11 RBI 6 BB 1 SO 5 LOB 12 
Wayne Causey, L (1, 4) OBP: 0.237, SLG: 0.227	0-3 K			0-3 K			0-0 4-3	0-0 F7	0-0 3-1	5	0	0	0	0	2	5	
Bob Hale, L (1, 3) OBP: 0.274, SLG: 0.309	0-0 4-3			0-0 F6			0-0 6-3		0-0 4-3	4	0	0	0	0	0	0	
Joe Frazier, L (1, 9) OBP: 0.339, SLG: 0.400		0-0 F9			0-3 K			0-0 1B FC6-2	0-0 HR	4	1	2	1	0	1	0	
Brooks Robinson, R (1, 5) OBP: 0.244, SLG: 0.386		0-3 K			0-0 6-3			0-0 1B FC6-2	0-0 1B 2B	4	2	2	0	0	1	0	
Billy Gardner, R (1, 6) OBP: 0.281, SLG: 0.334 Willy Miranda, S (9, 6) OBP: 0.287, SLG: 0.282		0-0 1-3			0-0 1-3			0-0 1B FC6-2	0-0 1B	4	2	1	0	0	0	2	
Tex Nelson, L (1, 7) OBP: 0.276, SLG: 0.235			0-0 F7			0-0 F8		0-0 1B BB	0-0 1B FC6-4	4	1	2	3	0	0	0	
Joe Ginsberg, L (1, 2) OBP: 0.299, SLG: 0.283 Gus Triandos, R (7, 2) OBP: 0.346, SLG: 0.462			0-0 F9			0-0 G1-6-3 1B		0-0 1B BB	0-0 1B FC6-4	2	0	1	0	0	0	0	
Don Ferrarese, R (1, 1) OBP: 0.100, SLG: 0.036 Bob Boyd, L (6, PH) OBP: 0.395, SLG: 0.400 Charlie Beamon, R (6, 1) OBP: 0.395, SLG: 0.400			0-0 5-3			0-0 G1-6-3 1-2		0-3 K	0-0 1B FC6-4	1	0	0	0	0	0	0	
Inning Stats	R: 0 E: 0 K: 1 S: 5	H: 0 LOB: 0 BB: 0 P: 5	R: 0 E: 0 K: 1 S: 5	H: 0 LOB: 0 BB: 0 P: 5	R: 0 E: 0 K: 0 S: 3	H: 0 LOB: 0 BB: 0 P: 3	R: 0 E: 0 K: 1 S: 5	H: 1 LOB: 0 BB: 0 P: 3	R: 0 E: 0 K: 0 S: 3	H: 0 LOB: 0 BB: 0 P: 3	R: 2 E: 0 K: 1 S: 9	H: 4 LOB: 3 BB: 1 P: 13	R: 4 E: 0 K: 0 S: 9	H: 6 LOB: 2 BB: 0 P: 9	1B: 8 2B: 2 3B: 0 HR: 1	SF: 0 SAC: 0 DP: 1 HBP: 0	
PITCHER Ted Abernathy, R (1, 1) ERA: 4.15	IP: 9.0 WLS: L BF: 38 H: 11 R: 6 ER: 6 SO: 5 BB: 1 IBB: 0 HBP: 0 BLK: 0 WP: 0 HR: 1 S: 47 P: 51 ERA: 6.00 WHIP: 1.333																

Batter	1	2	3	4	5	6	7	8	9	AB	R	H	RBI	BB	SO	LOB	BOTTOM		
Herb Plews, L (1, 4) OBP: 0.337, SLG: 0.375	4-0 BB BB		0-0 1B		0-0 1B		0-0 4-3		0-0 1B 2B	4	1	3	1	1	0	0	Baltimore Orioles @ Washington Senators Griffith Stadium, Washington, DC Sun Sep 30 1956, 3:38 AM EDT Att: 3,069 - Unknown AB 37 R 3 H 9 RBI 3 BB 4 SO 13 LOB 25 		
Ed Fitz Gerald, R (1, 2) OBP: 0.391, SLG: 0.392	4-0 1-2 BB		0-0 1B		0-0 E6		0-0 4-3		0-0 BB 1B	4	0	2	1	1	0	1			
Jim Lemon, R (1, 9) OBP: 0.349, SLG: 0.502	0-3 K		0-3 K		0-3 K		0-0 1B		0-3 K	5	0	1	0	0	4	7			
Roy Sievers, R (1, 3) OBP: 0.370, SLG: 0.467	0-3 K		0-0 1-3		0-0 F8		0-0 F8		4-0 1-2 BB	4	0	0	0	1	1	7			
Harmon Killebrew, R (1, 5) OBP: 0.291, SLG: 0.394	0-3 K			0-0 5-3	0-0 F4			0-3 K	0-3 K	5	0	0	0	0	3	6			
Karl Olson, R (1, 8) OBP: 0.305, SLG: 0.329		0-0 5-3		4-0 1B FC5-4 BB		0-0 6-3		0-3 K		3	1	0	0	1	1	0			
Ernie Oravetz, S (1, 7) OBP: 0.370, SLG: 0.299		0-3 K		0-0 FC5-4 1B		0-0 1B		0-0 6-3		4	0	2	0	0	1	0			
Lyle Luttrell, R (1, 6) OBP: 0.254, SLG: 0.328 Lou Berberet, L (9, PH) OBP: 0.402, SLG: 0.377		0-0 6-3		0-0 FC5-4 1-2 3-H		0-3 K			0-0 F8	3	0	0	1	0	1	2			
Ted Abernathy, R (1, 1) OBP: 0.182, SLG: 0.182 Whitley Herzog, L (9, PH) OBP: 0.302, SLG: 0.337			0-3 K2-3		0-3 K		0-0 1-3		0-0 2B 3B	3	0	0	0	0	2	2			
Inning Stats	R: 0 E: 0 K: 3 S: 9	H: 0 LOB: 2 BB: 2 P: 17	R: 0 E: 0 K: 1 S: 5	H: 0 LOB: 0 BB: 0 P: 5	R: 0 E: 0 K: 2 S: 9	H: 2 LOB: 2 BB: 0 P: 9	R: 1 E: 0 K: 1 S: 6	H: 1 LOB: 1 BB: 1 P: 10	R: 0 E: 0 K: 1 S: 7	H: 1 LOB: 2 BB: 0 P: 7	R: 0 E: 0 K: 0 S: 4	H: 1 LOB: 1 BB: 0 P: 4	R: 0 E: 0 K: 2 S: 7	H: 0 LOB: 0 BB: 0 P: 7	R: 2 E: 0 K: 2 S: 10	H: 3 LOB: 2 BB: 1 P: 14		1B: 7 2B: 1 3B: 1 HR: 0	SF: 0 SAC: 0 DP: 0 HBP: 0
PITCHER Don Ferrarese, L (1, 1) ERA: 5.03 Charlie Beamon, R (6, 1) ERA: 1.39	IP: 5.0 WLS: W BF: 23 H: 4 R: 1 ER: 2 SO: 5 BB: 3 IBB: 0 HBP: 0 BLK: 0 WP: 0 HR: 0 S: 36 P: 48 ERA: 1.80 WHIP: 1.400																		