

Baltimore Orioles - 1957

Batter	1	2	3	4	5	6	7	8	9	10	11	AB R H RBI BB SO LOB	TOP																										
Billy Gardner, R (1, 4) OBP: 0.500, SLG: 0.500	0-0 WP FC5-4 1B	0-0 1B 2-H 1B		0-0 FC6-4 1-2f				0-3 K		0-0 F9	0-0 1-2 1B	6 1 3 1 0 1 1	Baltimore Orioles @ Washington Senators Griffith Stadium, Washington, DC Mon Apr 15 1957, 3:33 AM EST Att. 37,223 - Unknown																										
George Kell, R (1, 3) OBP: 0.500, SLG: 0.667 (9, 5)	0-0 WP 1B	0-0 1B			0-0 E5 2B 1B	0-0 2B		0-3 K		0-0 L4-6 2-3		6 1 3 0 0 1 2																											
Dick Williams, R (1, 8) OBP: 0.333, SLG: 0.400 (9, 7)	4-0 FC5-4 1-2 2-3 BB	0-0 4-3			0-3 K	0-0 P4		0-0 P6			0-0 SH1-4 SF8 2B	5 1 1 0 1 1 4																											
Bob Nieman, R (1, 7) OBP: 0.400, SLG: 0.800 Al Pilarcik, L (9, PR) (9, 8)	0-0 FC5-4 1-2f 3-H WP		0-3 K		0-3 K		0-0 HR 3B		0-0 E S FC5-2 1B		0-0 SH1-4 2-3	5 1 2 1 0 2 3 0 0 0 0 0 0 0																											
Carl Powis, R (1, 9) OBP: 0.167, SLG: 0.400	0-0 4-3 1-2 2-3		0-0 6-3		0-0 1-3 1B 2B		0-0 1-3		0-3 K		0-0 SF8 3-H	5 1 1 1 0 1 4																											
Gus Triandos, R (1, 2) OBP: 0.500, SLG: 1.167	0-3 K		0-0 5-3		0-0 2-H 3-H 1B 1B		0-0 3-H HR		0-0 FC5-2 3-H		0-0 2B	6 1 3 4 0 1 4																											
Brooks Robinson, R (1, 5) OBP: 0.200, SLG: 0.200 Billy O'Dell, S (9, 1) Billy Loes, R (10, 1)		0-0 F8		0-3 K	0-0 1-2 1B		0-0 F7		0-0 F8		0-3 K	5 0 1 0 0 1 1 0 0 0 0 0 0 0 1 0 0 0 0 1 1																											
Willy Miranda, S (1, 6) Bob Hale, L (5, PH) Jim Brideweser, R (5, 6)		4-0 SH1-4 1B BB		0-0 F8	0-3 K		4-0 FC5-4 BB			0-0 1-3		1 1 0 0 1 0 0 1 0 0 0 0 1 2 1 0 0 0 1 0 0																											
Hal Brown, R (1, 1) Mike Fornieles, R (4, 1) Bob Boyd, L (9, 3) OBP: 1.000, SLG: 1.000		0-0 SH1-4 1-2		4-0 FC6-4 BB		0-0 P6	0-0 FC5-4 1-2f			0-0 L4-6 1B 1B		0 0 0 0 1 0 0 2 0 0 0 0 0 1 1 0 1 0 0 0 0																											
Inning Stats	R: 1 E: 0 K: 1 S: 7	H: 2 LOB: 2 BB: 1 P: 11	R: 1 E: 0 K: 0 S: 5	H: 2 LOB: 2 BB: 1 P: 9	R: 0 E: 0 K: 1 S: 5	H: 0 LOB: 0 BB: 0 P: 5	R: 0 E: 0 K: 1 S: 5	H: 0 LOB: 1 BB: 1 P: 9	R: 2 E: 1 K: 1 S: 6	H: 3 LOB: 2 BB: 0 P: 13	R: 0 E: 0 K: 1 S: 6	H: 1 LOB: 1 BB: 0 P: 6		R: 2 E: 0 K: 0 S: 5	H: 2 LOB: 1 BB: 1 P: 9	R: 0 E: 0 K: 1 S: 5	H: 0 LOB: 0 BB: 0 P: 5	R: 0 E: 0 K: 1 S: 6	H: 1 LOB: 1 BB: 0 P: 6	R: 0 E: 0 K: 1 S: 4	H: 2 LOB: 1 BB: 0 P: 4	R: 1 E: 0 K: 1 S: 7	H: 2 LOB: 1 BB: 0 P: 7	1B: 9 2B: 5 3B: 1 HR: 1	SF: 1 SAC: 2 DP: 1 HBP: 0	WP: 2 PB: 0 SB: 1 CS: 0	PA: 52												
PITCHER Bob Chakales, R (1, 1) ERA: 5.14 Camilo Pascual, R (8, 1) ERA: 2.25	IP 7.0	WLS 36	BF 10	H 6	R 4	ER 7	SO 4	BB 0	IBB 0	HBP 0	BLK 0	WP 2		HR 1	S 46	P 62	ERA 5.14	WHIP 2.000																					
														PITCHER	IP	WLS	BF	H	R	ER	SO	BB	IBB	HBP	BLK	WP	HR	S	P	ERA	WHIP								

AB	45
R	7
H	15
RBI	7
BB	4
SO	10
LOB	23



livebaseballscores.com

Batter	1	2	3	4	5	6	7	8	9	10	11	AB R H RBI BB SO LOB
Whitey Herzog, L (1, 8)	0-0 4-3		0-3 K	0-3 K			0-0 F7		0-0 P1		0-0 FC6-4	6 0 0 0 0 2 3
Herb Plews, L (1, 4) OBP: 0.333, SLG: 0.333	0-0 F7			0-0 BB 2B 1B	0-3 K		0-0 CS 1B		0-0 F8		0-0 F7	6 1 2 0 0 1 2
Pete Runnels, L (1, 3)	0-0 1-3			0-0 F7	0-0 E7		0-3 K		0-0 3-1			5 0 0 0 0 1 3
Eddie Yost, R (1, 5) OBP: 0.600, SLG: 0.333		0-0 1-3		4-0 BB 2B SF9 BB	0-3 K		4-0 BB 2B 1-3 BB		0-0 1B 1B			3 2 1 0 2 1 1
Roy Sievers, R (1, 7) OBP: 0.600, SLG: 0.750		0-0 1B		0-0 E 2B			0-0 1-3 BB		0-0 F8			4 1 2 1 1 0 2
Jim Lemon, R (1, 9) OBP: 0.200, SLG: 0.250		0-0 F3		0-0 SF9	0-3 K		0-3 K		0-0 G4-6-3 1B			4 0 1 1 0 2 4
Clint Courtney, L (1, 2) OBP: 0.400, SLG: 0.500		0-0 L8		1-0 1B 3B HBP			0-0 3-1		0-0 WP 2B		0-0 G4-6-3 1B	4 1 1 1 0 0 3
Lyle Luttrell, R (1, 6) OBP: 0.250, SLG: 0.250			0-0 F8	0-0 3B 1B			0-0 P6		0-0 F2		0-0 4-3	4 1 1 0 0 0 1
Julio Becquer, L (11, PH)				1-2 3B 1B					2-3			1 0 0 0 0 0 0
Bob Chakales, R (1, 1) OBP: 0.333, SLG: 1.000			0-0 1-3	0-0 3B			0-3 K		0-0 E6 1B		0-0 FC6-4 1B	3 0 1 2 0 1 0
Camilo Pascual, R (8, 1) OBP: 1.000, SLG: 1.000				1-H 2-H 3B								1 0 1 0 0 0 0
Neil Chrisley, L (11, PH) OBP: 1.000, SLG: 1.000												1 0 1 0 0 0 0
Pedro Ramos, S (11, PR)												0 0 0 0 0 0 0


Inning Stats	R: 0	H: 0	R: 0	H: 1	R: 0	H: 0	R: 5	H: 4	R: 0	H: 0	R: 0	H: 1	R: 1	H: 1	R: 0	H: 1	R: 0	H: 2	R: 0	H: 1	1B: 8	SF: 1
IP	3.2																				2B: 2 <td>SAC: 0</td>	SAC: 0
WLS																					3B: 1 <td>DP: 1 </td>	DP: 1
BF	17																				HR: 0 <td>HBP: 1</td>	HBP: 1
H	4																					
R	5																					
ER	5																					
SO	1																					
BB	1																					
IBB	0																					
HBP	1																					
BLK	0																					
WP	0																					
HR	0																					
S	17																					
P	22																					
ERA	12.27																					
WHIP	1.364																					

BOTTOM

Baltimore Orioles @ Washington Senators
Griffith Stadium, Washington, DC

Mon Apr 15 1957, 3:33 AM EST
Att. 37,223 - Unknown

AB	42
R	6
H	11
RBI	5
BB	3
SO	8
LOB	19



PITCHER	IP	WLS	BF	H	R	ER	SO	BB	IBB	HBP	BLK	WP	HR	S	P	ERA	WHIP
Hal Brown, R (1, 1) ERA: 12.27	3.2		17	4	5	5	1	1	0	1	0	0	0	17	22	12.27	1.364
Mike Fornieles, R (4, 1) ERA: 1.93	4.2		20	4	1	1	7	2	0	0	0	1	0	32	40	1.93	1.286
Billy O'Dell, L (9, 1) ERA:	0.2		2	0	0	0	0	0	0	0	0	0	0	2	2	0.00	0.000
Billy Loes, R (10, 1) ERA:	2.0	W	8	3	0	0	0	0	0	0	0	0	0	8	8	0.00	1.500

Batter	1	2	3	4	5	6	7	8	9	AB R H RBI BB SO LOB	TOP		
Frank Malzone, R OBP: 0.400, SLG: 0.400 (1, 5)	0-0 G4-6-3 BB 1B		0-0 6-3	0-0 F5			0-0 F8		0-0 E 1B	5 0 2 0 0 0 2			
Billy Klaus, L OBP: 0.600, SLG: 0.333 (1, 6)	4-0 G4-6-3 BB 1-2			0-0 1B SF7 1B	4-0 S HBP BB		0-0 1-3		0-3 K	3 1 1 0 2 1 1			
Ted Williams, L OBP: 0.200, SLG: 0.200 (1, 7)	0-0 G4-6-3 1-2f 2-3			0-0 1B BB 1B	0-0 F9		0-0 F8		0-0 E4 1-2	5 1 1 0 0 0 4			
Dick Gernert, R (1, 3)	0-0 6-3			4-0 1B BB 1-2	1-0 S HBP			0-0 5-3	0-0 F5	3 1 0 0 1 0 3			
Jim Piersall, R (1, 8)		0-0 4-3		0-0 SF7	0-3 K			0-0 6-3		3 0 0 1 0 1 2			
Gene Stephens, L (1, 9)		0-0 L8		0-0 1B BB 1-3 2-H	0-0 F9			0-0 1B 1B		4 1 2 1 0 0 2			
Gene Mauch, R (1, 4)		0-0 L6		0-0 G3 1B 1-2 3-H		0-0 F7		0-0 1-2 1B		4 0 2 1 0 0 0			
Sammy White, R (1, 2)			0-0 6-3	0-0 G3 1B 1-2 2-H		0-0 F8		0-0 F9		4 0 1 1 0 0 2			
Tom Brewer, R (1, 1)			0-0 6-3	0-0 G3		0-0 6-3			0-0 F8	3 0 0 0 0 0 2			
Ike Delock, R (8, 1)				1-2 2-3						1 0 0 0 0 0 0			
Inning Stats	R: 0 H: 1 E: 0 LOB: 1 K: 0 BB: 1 S: 3 P: 7	R: 0 H: 0 E: 0 LOB: 0 K: 0 BB: 0 S: 3 P: 3	R: 0 H: 0 E: 0 LOB: 0 K: 0 BB: 0 S: 3 P: 3	R: 4 H: 5 E: 0 LOB: 2 K: 0 BB: 1 S: 8 P: 12	R: 0 H: 0 E: 0 LOB: 2 K: 1 BB: 1 S: 5 P: 10	R: 0 H: 0 E: 0 LOB: 0 K: 0 BB: 0 S: 3 P: 3	R: 0 H: 0 E: 0 LOB: 0 K: 0 BB: 0 S: 3 P: 3	R: 0 H: 2 E: 0 LOB: 2 K: 0 BB: 0 S: 5 P: 5	R: 0 H: 1 E: 1 LOB: 2 K: 1 BB: 0 S: 7 P: 7	1B: 9 SF: 1 2B: 0 SAC: 0 3B: 0 DP: 1 HR: 0 HBP: 1	WP: 0 PA: 40 PB: 0 SB: 2 CS: 0		
PITCHER	IP WLS BF H R ER SO BB IBB HBP BLK WP HR S P ERA WHIP											PITCHER	IP WLS BF H R ER SO BB IBB HBP BLK WP HR S P ERA WHIP
Bill Wight, L (1, 1) ERA: 10.8	3.1 L 16 5 4 4 0 2 0 0 0 0 0 0 0 14 22 10.80 2.100											Connie Johnson, R (9, 1) ERA:	0.2 3 0 0 0 1 0 0 0 0 0 0 0 5 5 0.00 0.000
Charlie Beamon, R (4, 1) ERA:	1.1 7 1 0 0 1 1 0 1 0 0 0 0 7 12 0.00 1.500												
Don Ferrarese, L (5, 1) ERA:	0.1 1 0 0 0 0 0 0 0 0 0 0 0 1 1 0.00 0.000												
Sandy Consuegra, R (6, 1) ERA:	3.0 11 2 0 0 0 0 0 0 0 0 0 0 11 11 0.00 0.667												
George Zuverink, R (9, 1) ERA:	0.1 2 1 0 0 0 0 0 0 0 0 0 0 2 2 0.00 3.000												

Boston Red Sox @ Baltimore Orioles
Memorial Stadium, Baltimore, MD
 Tue Apr 16 1957, 3:33 AM EST
 Att: 38,227 - Unknown

livebaseballscorecards.com

AB	35
R	4
H	9
RBI	4
BB	3
SO	2
LOB	18



Batter	1	2	3	4	5	6	7	8	9	AB	R	H	RBI	BB	SO	LOB
Billy Gardner, R (1, 4) OBP: 0.455, SLG: 0.455	0-0 1-3		0-0 1B		0-0 G1-6-3			0-0 1B	0-0 F2	5	1	2	0	0	0	2
Bob Boyd, L (1, 3) OBP: 0.600, SLG: 0.333	0-0 6-3		0-0 1-3			4-0 BB		4-0 1B		2	1	0	0	2	0	2
Dick Williams, R (1, 8) OBP: 0.300, SLG: 0.333 (9, 5)	0-3 K			0-0 1-3		0-0 G1-6-3		0-0 1B		4	0	1	1	0	1	1
Bob Nieman, R (1, 7) OBP: 0.444, SLG: 0.750		0-0 L6		0-0 1B		0-0 1B		0-0 SF8		3	0	2	1	0	0	0
Carl Powis, R (1, 9) OBP: 0.300, SLG: 0.375		1-0 HBP		0-3 K		0-0 6-3		0-0 1B		3	0	1	0	0	1	2
Gus Triandos, R (1, 2) OBP: 0.400, SLG: 0.778		0-0 9-3		0-0 L7			0-0 L1	4-0 BB		3	0	0	0	1	0	2
George Kell, R (1, 5) OBP: 0.500, SLG: 0.667			4-0 1B		0-0 1B		0-0 F4	0-0 F3		3	0	1	0	1	0	3
George Zverink, R (9, 1)										0	0	0	0	0	0	0
Connie Johnson, R (9, 1)										0	0	0	0	0	0	0
Willy Miranda, S (1, 6) OBP: 0.600, SLG: 0.500			0-0 1B		0-0 1B		0-0 L7		0-3 K	3	0	2	0	0	0	0
Tito Francona, L (9, PH)			1-2 1B		2-3 1B					1	0	0	0	0	1	0
Bill Wight, L (1, 1)			0-3 K		0-0 F9			0-0 F7		1	0	0	0	0	1	2
Charlie Beamon, R (4, 1)										0	0	0	0	0	0	0
Don Ferrarese, R (5, 1)										0	0	0	0	0	0	0
Bob Hale, L (5, PH)										1	0	0	0	0	0	2
Sandy Consuegra, R (6, 1)										0	0	0	0	0	0	0
Al Pilarcik, L (8, PH)										2	0	0	0	0	0	0

Inning Stats	R: 0	H: 0	E: 0	K: 1	S: 5	R: 0	H: 0	E: 0	K: 0	S: 2	R: 0	H: 2	E: 0	K: 1	S: 6	R: 0	H: 1	E: 0	K: 1	S: 6	R: 0	H: 2	E: 0	K: 0	S: 4	R: 0	H: 1	E: 0	K: 0	S: 3	R: 0	H: 0	E: 0	K: 0	S: 3	R: 2	H: 3	E: 0	K: 0	S: 6	R: 0	H: 0	E: 0	K: 1	S: 5	1B: 8	2B: 2	3B: 0	HR: 0	SF: 1	SAC: 0	DP: 3	HBP: 1	WP: 0	PA: 37
PITCHER	IP	WLS	BF	H	R	ER	SO	BB	IBB	HBP	BLK	WP	HR	S	P	ERA	WHIP													IP	WLS	BF	H	R	ER	SO	BB	IBB	HBP	BLK	WP	HR	S	P	ERA	WHIP									
Tom Brewer, R (1, 1) ERA: 2.35	7.2	W	32	9	2	2	3	3	0	1	0	0	0	34	47	2.35	1.565																																						
Ike Delock, R (8, 1) ERA:	1.1	S	5	0	0	0	1	1	0	0	0	0	0	6	10	0.00	0.750																																						

BOTTOM

Boston Red Sox @ Baltimore Orioles
Memorial Stadium, Baltimore, MD
 Tue Apr 16 1957, 3:33 AM EST
 Att. 38,227 - Unknown

AB	31
R	2
H	9
RBI	2
BB	4
SO	4
LOB	16

livebaseballscorecards.com



Batter	1	2	3	4	5	6	7	8	9	AB R H RBI BB SO LOB	TOP																
Billy Gardner, R (1, 4) OBP: 0.500, SLG: 0.500	0-3 K		0-0 FC5-4 1B	0-0 5-3			0-0 FC4-6 1B		0-0 E 1B	5 0 3 1 0 1 0	Baltimore Orioles @ Washington Senators Griffith Stadium, Washington, DC Thu Apr 18 1957, 6:05 PM EST Att. 4,675 - Unknown																
Bob Boyd, L (1, 3) OBP: 0.300, SLG: 0.125	0-3 K		0-0 FC5-4 5-3 BB 1B		0-0 F5		0-0 FC4-6 FC6-4 1-2f		0-0 E6 G6-4-3	5 1 0 0 0 1 3																	
Dick Williams, R (1, 8) OBP: 0.267, SLG: 0.231	0-0 1-3		4-0 5-3 1B BB		0-0 L7		0-0 FC6-4 1-2f		0-0 G6-4-3 1-2f	4 1 0 0 1 0 3																	
Bob Nieman, R (1, 7) OBP: 0.385, SLG: 0.583		0-0 BB 1B	0-0 5-3		0-3 K2-3		0-0 6-3			4 1 1 0 0 1 3																	
Carl Powis, R (1, 9) OBP: 0.273, SLG: 0.333		0-3 K	4-0 1B BB			0-0 WP 1B		0-0 F2		1 0 0 0 0 1 1																	
Al Pilarcik, L (2, 9) OBP: 0.400, SLG: 0.250										2 0 1 0 1 0 0																	
Gus Triandos, R (1, 2) OBP: 0.385, SLG: 0.667		0-0 F8	0-0			0-3 K		0-0 F5		3 0 1 2 0 1 2																	
Tito Francona, L (8, PH)			1-3 2-H 3-H 1B							1 0 0 0 0 0 0																	
Jim Pyburn, R (8, 2)										0 0 0 0 0 0 0																	
George Kell, R (1, 5) OBP: 0.462, SLG: 0.545		4-0 BB	0-0 F9			0-0 P5		1-0 HBP		2 0 0 0 1 0 3																	
Mike Fornieles, R (6, 1)		1-2 BB								0 0 0 0 0 0 0																	
Tex Nelson, L (8, PH)										0 0 0 0 0 0 0																	
Don Ferrarese, R (8, 1)										0 0 0 0 0 0 0																	
Willy Miranda, S (1, 6) OBP: 0.444, SLG: 0.375		0-0 1-2 2-H 1B		0-0 F7		0-0 L8		0-0 L8		4 0 1 1 0 0 2																	
Ray Moore, R (1, 1)		0-0 1-3		0-0 F7			0-0 E7 1B		0-0 F9	2 0 0 0 0 0 2																	
Billy O'Dell, S (6, 1)										0 0 0 0 0 0 0																	
Brooks Robinson, R (6, 5) OBP: 0.143, SLG: 0.143										2 1 0 0 0 0 0																	
Inning Stats	R: 0 E: 0 K: 2 S: 7	H: 0 LOB: 0 BB: 0 P: 7	R: 1 E: 0 K: 1 S: 7	H: 2 LOB: 2 BB: 1 P: 11	R: 2 E: 0 K: 0 S: 5	H: 2 LOB: 2 BB: 2 P: 13	R: 0 E: 0 K: 0 S: 3	H: 0 LOB: 0 BB: 0 P: 3	R: 0 E: 0 K: 1 S: 5	H: 0 LOB: 0 BB: 0 P: 5	R: 0 E: 0 K: 1 S: 6	H: 1 LOB: 1 BB: 0 P: 6	R: 1 E: 1 K: 0 S: 5	H: 1 LOB: 1 BB: 0 P: 5	R: 0 E: 0 K: 0 S: 3	H: 0 LOB: 1 BB: 0 P: 4	R: 0 E: 1 K: 0 S: 4	H: 1 LOB: 1 BB: 0 P: 4	R: 0 E: 1 K: 0 S: 4	H: 1 LOB: 1 BB: 0 P: 4	1B: 7 2B: 0 3B: 0 HR: 0	SF: 0 SAC: 0 DP: 1 HBP: 1	WP: 1 PB: 0 SB: 0 CS: 0	PA: 39			
PITCHER	IP WLS BF H R ER SO BB IBB HBP BLK WP HR S P ERA WHIP																										
Ted Abernathy, R (1, 1) ERA: 10.13	2.2		15	4	3	3	3	3	0	0	0	0	0	18	30	10.12	2.625										
Pedro Ramos, R (3, 1) ERA:	6.1	W	24	3	1	0	2	0	0	1	0	1	0	27	28	0.00	0.474										

livebaseballscorecards.com

AB	35
R	4
H	7
RBI	4
BB	3
SO	5
LOB	19



Batter	1	2	3	4	5	6	7	8	9
Whitey Herzog, L (1, 8) Clint Courtney, L (6, PH) OBP: 0.500, SLG: 0.500 Karl Olson, R (6, PR) OBP: 0.500, SLG: 0.333 (7, 8)	4-0 BB CS	4-0 BB 1-2 2-3 3-H		0-0 F7		4-0 BB 1B BB	4-0 BB 1-2		
Herb Plews, L (1, 4) OBP: 0.200, SLG: 0.143	0-3 K 1-2	0-0 1-3			0-3 K	4-0 1B 1B BB	0-0 F7		
Pete Runnels, L (1, 3) OBP: 0.286, SLG: 0.091	4-0 BB		0-0 4-3		4-0 1B BB	0-0 1B 1B 1-2 2-H 3-H	0-0 E6 6-3		
Eddie Yost, R (1, 5) OBP: 0.429, SLG: 0.273	0-0 F9		4-0 HR BB		0-3 K	0-0 FC6-4 1B 1-2 2-H	0-0 6-3		
Roy Sievers, R (1, 7) OBP: 0.500, SLG: 1.000		0-0 5-3	0-0 HR		0-0 BB 1B 1-3	0-0 F8	4-0 IBB		
Jim Lemon, R (1, 9) OBP: 0.286, SLG: 0.250		0-0 2-3	0-0 F3		4-0 BB 1-2	0-0 FC6-4	0-0 P3		
Lou Berberet, L (1, 2) Dick Tettelbach, R (8, PH) Ed Fitz Gerald, R (9, 2) OBP: 0.250, SLG: 0.250		4-0 BB BB BB	0-0 F8		0-3 K		0-0 P6	0-0 P1	
Lyle Luttrell, R (1, 6) OBP: 0.250, SLG: 0.273		4-0 BB BB 1-2		0-0 6-3		0-0 SH5-4 1B 2B	0-0 6-3		
Ted Abernathy, R (1, 1) Pedro Ramos, S (3, 1) OBP: 0.500, SLG: 0.500		4-0 BB BB 1-2 2-3		0-0 G3		0-0 SH5-4	0-0 BB 1B		

Inning Stats	R: 0	H: 0	E: 0	K: 1	S: 4	LOB: 1	BB: 2	P: 12	R: 1	H: 0	E: 0	K: 0	S: 3	LOB: 3	BB: 4	P: 19	R: 2	H: 1	E: 0	K: 0	S: 4	LOB: 0	BB: 1	P: 8	R: 0	H: 1	E: 0	K: 3	S: 10	LOB: 3	BB: 2	P: 18	R: 3	H: 3	E: 0	K: 0	S: 6	LOB: 2	BB: 2	P: 14	R: 0	H: 1	E: 1	K: 0	S: 4	LOB: 2	BB: 1	P: 8	R: 0	H: 0	E: 0	K: 0	S: 4	LOB: 0	BB: 1	P: 8
--------------	------	------	------	------	------	--------	-------	-------	------	------	------	------	------	--------	-------	-------	------	------	------	------	------	--------	-------	------	------	------	------	------	-------	--------	-------	-------	------	------	------	------	------	--------	-------	-------	------	------	------	------	------	--------	-------	------	------	------	------	------	------	--------	-------	------


PITCHER	IP	WLS	BF	H	R	ER	SO	BB	IBB	HBP	BLK	WP	HR	S	P	ERA	WHIP
Ray Moore, R (1, 1) ERA: 8.44	5.1	L	28	3	5	5	4	10	0	0	0	0	1	26	66	8.44	2.438
Billy O'Dell, L (6, 1) ERA: 9.0	0.1		4	2	1	1	0	1	0	0	0	0	0	3	7	27.00	9.000
Mike Fornieles, R (6, 1) ERA: 1.5	1.1		6	1	0	0	0	1	0	0	0	0	0	5	9	0.00	1.500
Don Ferrarese, L (8, 1) ERA:	1.0		5	0	0	0	0	0	1	0	0	0	0	4	8	0.00	0.000

BOTTOM

Baltimore Orioles @ Washington Senators
Griffith Stadium, Washington, DC


Thu Apr 18 1957, 6:05 PM EST
Att. 4,675 - Unknown

AB	29
R	6
H	6
RBI	6
BB	13
SO	4
LOB	20



1B: 4	SF: 0	WP: 0	PA: 43
2B: 2	SAC: 1	PB: 0	
3B: 0	DP: 1	SB: 0	
HR: 1	HBP: 0	CS: 1	

PITCHER	IP	WLS	BF	H	R	ER	SO	BB	IBB	HBP	BLK	WP	HR	S	P	ERA	WHIP
---------	----	-----	----	---	---	----	----	----	-----	-----	-----	----	----	---	---	-----	------

Batter	1	2	3	4	5	6	7	8	9	AB R H RBI BB SO LOB	TOP														
Billy Gardner, R (1, 4) OBP: 0.400, SLG: 0.400 Bob Hale, L (9, PH)	0-3 K		0-0 P3		0-0 F8		0-0 P6		0-0 1-3	4 0 0 0 0 1 0 1 0 0 0 0 0 0	<p>Baltimore Orioles @ Washington Senators Griffith Stadium, Washington, DC</p> <p>Sat Apr 20 1957, 3:33 AM EST Att. 4,273 - Unknown</p> <p>livebaseballscorecards.com</p> <table border="1"> <tr><td>AB</td><td>34</td></tr> <tr><td>R</td><td>4</td></tr> <tr><td>H</td><td>9</td></tr> <tr><td>RBI</td><td>4</td></tr> <tr><td>BB</td><td>2</td></tr> <tr><td>SO</td><td>3</td></tr> <tr><td>LOB</td><td>8</td></tr> </table> 	AB	34	R	4	H	9	RBI	4	BB	2	SO	3	LOB	8
AB	34																								
R	4																								
H	9																								
RBI	4																								
BB	2																								
SO	3																								
LOB	8																								
Bob Boyd, L (1, 3) OBP: 0.267, SLG: 0.154	0-0 1-3		0-0 1-3		0-0 2B SF8 1B		0-0 F8		0-0 L7	5 1 1 0 0 0 0															
Dick Williams, R (1, 8) OBP: 0.368, SLG: 0.412	0-3 K2-3			0-0 1B SF8 1B	0-0 1-3 2B		0-0 2B 1B			4 2 3 0 0 1 0															
Bob Nieman, R (1, 7) OBP: 0.412, SLG: 0.667		0-0 6-3		0-0 2B 1B	0-0 SF8		0-0 2B			3 1 2 2 0 0 0															
Al Pilarcik, L (1, 9) OBP: 0.222, SLG: 0.143		0-0 F7		0-0 SF8	0-0 1-3		0-0 F7			3 0 0 1 0 0 2															
Brooks Robinson, R (1, 5) OBP: 0.182, SLG: 0.273 Billy Loes, R (8, 1)		0-0 2B		0-3 K		0-0 F3		0-0 5-3		4 0 1 0 0 1 1 0 0 0 0 0 0 0															
Joe Ginsberg, L (1, 2) OBP: 0.500, SLG: 0.667		4-0 FC4-6 BB		0-0 1-3 2B		0-0 1-3		0-0 L9		3 0 1 1 1 0 0															
Willy Miranda, S (1, 6) OBP: 0.462, SLG: 0.364		0-0 FC4-6		4-0 BB		0-0 1B		0-0 6-3		3 0 1 0 1 0 2															
Connie Johnson, R (1, 1) George Kell, R (8, 5) OBP: 0.429, SLG: 0.500			0-0 1-3	0-0 G3		0-0 5-3		0-0 6-3		3 0 0 0 0 0 3 1 0 0 0 0 0 0															
Inning Stats	R: 0 H: 0 E: 0 LOB: 0 K: 2 BB: 0 S: 7 P: 7	R: 0 H: 1 E: 0 LOB: 2 K: 0 BB: 1 S: 4 P: 8	R: 0 H: 0 E: 0 LOB: 0 K: 0 BB: 0 S: 3 P: 3	R: 2 H: 3 E: 0 LOB: 2 K: 1 BB: 1 S: 8 P: 12	R: 1 H: 2 E: 0 LOB: 1 K: 0 BB: 0 S: 5 P: 5	R: 0 H: 1 E: 0 LOB: 1 K: 0 BB: 0 S: 4 P: 4	R: 1 H: 2 E: 0 LOB: 1 K: 0 BB: 0 S: 5 P: 5	R: 0 H: 0 E: 0 LOB: 0 K: 0 BB: 0 S: 3 P: 3	R: 0 H: 0 E: 0 LOB: 0 K: 0 BB: 0 S: 3 P: 3	1B: 5 SF: 2 2B: 4 SAC: 0 3B: 0 DP: 0 HR: 0 HBP: 0	WP: 0 PA: 38 PB: 0 SB: 0 CS: 0														
PITCHER Camilo Pascual, R (1, 1) ERA: 4.09 Dick Hyde, R (8, 1) ERA:	IP WLS BF H R ER SO BB IBB HBP BLK WP HR S P ERA WHIP	7.0 W 32 9 4 4 3 2 0 0 0 0 0 0 36 44 5.14 1.571	2.0 S 6 0 0 0 0 0 0 0 0 0 0 0 6 6 0.00 0.000	PITCHER IP WLS BF H R ER SO BB IBB HBP BLK WP HR S P ERA WHIP																					

Baltimore Orioles @ Washington Senators
 Griffith Stadium, Washington, DC
 Sun Apr 21 1957, 3:33 AM EST
 Unknown

AB	40
R	11
H	13
RBI	11
BB	10
SO	4
LOB	21



WP	0	PA	55
PB	1		
SB	2		
CS	0		

AB R H RBI BB SO LOB

4	1	1	1	1	0	0
0	0	0	1	0	0	0
1	0	0	0	0	0	3

5	1	1	0	1	1	2
---	---	---	---	---	---	---

6	2	3	0	0	2	3
---	---	---	---	---	---	---

6	1	2	2	0	1	1
---	---	---	---	---	---	---

2	1	0	0	3	0	0
0	0	0	0	0	0	0
0	0	0	0	0	0	0

2	0	0	0	3	0	3
---	---	---	---	---	---	---

3	0	1	2	0	0	3
0	0	0	0	0	0	0
1	1	1	0	0	0	0
0	0	0	0	0	0	0
1	0	0	1	0	0	0
0	0	0	0	0	0	0
0	0	0	1	0	0	0

4	2	1	0	1	0	6
---	---	---	---	---	---	---

1	0	0	0	0	0	0
4	2	3	3	1	0	0

Batter	1	2	3	4	5	6	7	8	9	10
Billy Gardner, R (1, 4) OBP: 0.400, SLG: 0.417 Bob Hale, L (9, PH) Jim Brideweser, R (9, 4)	0-0 5-3		0-0 5-3		0-0 1B 5-3 2B	0-0 P5	4-0 1B BB		0-0 3-H SF7	0-0 6-3
George Kell, R (1, 3) OBP: 0.400, SLG: 0.412 (5, 5)	0-3 K		4-0 BB		0-0 L4	0-0 E6 1B	0-0 G6-4-3 1B		0-0 3-H 5-3	
Dick Williams, R (1, 8) OBP: 0.400, SLG: 0.435 (9, 9)	0-3 K		0-3 K		0-0 HBP 5-3 2B 1B	0-0 1B 1-2 1B	0-0 G6-4-3 1-2f		0-0	0-0 1B SF8 1B
Bob Nieman, R (1, 7) OBP: 0.391, SLG: 0.571		0-0 6-3		0-0 6-3	0-0 5-3	0-0 BB 1B		0-3 K		0-0 S BB SH 1B
Carl Powis, R (1, 9) OBP: 0.375, SLG: 0.273 Bill Wight, L (10, 1) Sandy Consuegra, R (10, 1)		4-0 PB S BB		0-0 L8	4-0 HBP 2B BB	4-0 1-2 BB		0-0 5-3		0-0 SF8
Joe Ginsberg, L (1, 2) OBP: 0.600, SLG: 0.400		4-0 1-3 BB		4-0 BB	1-0 2B HBP	0-0 L9		0-0 F5		4-0 BB SH BB
Brooks Robinson, R (1, 5) OBP: 0.214, SLG: 0.357 Don Ferrarese, R (5, 1) Mike Fornieles, R (6, 1) Billy O'Dell, S (8, 1) Al Pilarcik, L (8, 9) George Zuverink, R (8, 1) Tito Francona, L (10, PH)		0-0 L4		0-0 1-3	0-0 1-3 2-H 3-H 2B		0-0 SH1-4 HR 1B		0-0 G3	0-0 SH BB
Willy Miranda, S (1, 6) OBP: 0.444, SLG: 0.333		0-0 F3			0-0 3B		0-0 SH1-4		4-0 2B SF7 BB	0-0 F8
Charlie Beamon, R (1, 1) Bob Boyd, L (5, PH) (5, 3)			0-0 6-3		0-0 1-H 2B 3B	0-0 F7	0-0 2-H HR		0-0 1-3 2B	4-0 1-2 2-3 BB

Inning Stats	R: 0	H: 0	E: 0	K: 2	S: 7	P: 7	R: 0	H: 0	E: 0	K: 0	S: 3	R: 0	H: 0	E: 0	K: 1	S: 5	R: 0	H: 0	E: 0	K: 0	S: 3	R: 5	H: 5	E: 0	K: 0	S: 8	R: 1	H: 2	E: 1	K: 0	S: 6	R: 2	H: 3	E: 0	K: 0	S: 5	R: 0	H: 0	E: 0	K: 1	S: 5	R: 1	H: 1	E: 0	K: 0	S: 4	R: 2	H: 2	E: 0	K: 0	S: 6	R: 0	H: 2	E: 0	K: 1	S: 5	R: 0	H: 1	E: 0	K: 0	S: 8	R: 2	H: 3	E: 0	K: 0	S: 16	1B: 8	2B: 3	3B: 1	HR: 1	SF: 2	SAC: 2	DP: 1	HBP: 1	WP: 0	PA: 55
--------------	------	------	------	------	------	------	------	------	------	------	------	------	------	------	------	------	------	------	------	------	------	------	------	------	------	------	------	------	------	------	------	------	------	------	------	------	------	------	------	------	------	------	------	------	------	------	------	------	------	------	------	------	------	------	------	------	------	------	------	------	------	------	------	------	------	-------	-------	-------	-------	-------	-------	--------	-------	--------	-------	--------

PITCHER	IP	WLS	BF	H	R	ER	SO	BB	IBB	HBP	BLK	WP	HR	S	P	ERA	WHIP
Bob Chakales, R (1, 1) ERA: 6.35	4.1		21	4	4	4	3	4	0	0	0	0	0	23	39	8.31	1.846
Tex Clevenger, R (5, 1) ERA: 27.0	0.1		3	0	0	0	0	1	0	1	0	0	0	1	6	0.00	3.000
Bud Byerly, R (5, 1) ERA:	1.0		8	3	2	1	0	1	0	0	0	0	0	7	11	9.00	4.000
Dean Stone, L (6, 1) ERA:	0.1		1	0	0	0	0	0	0	0	0	0	0	1	1	0.00	0.000
Pedro Ramos, R (7, 1) ERA: 3.12	2.1		12	4	3	3	1	2	0	0	0	0	1	12	20	11.57	2.571

PITCHER	IP	WLS	BF	H	R	ER	SO	BB	IBB	HBP	BLK	WP	HR	S	P	ERA	WHIP
Dick Hyde, R (9, 1) ERA: 4.91	1.2	L	10	2	2	2	0	2	0	0	0	0	0	8	16	10.80	2.400

Batter	1	2	3	4	5	6	7	8	9	AB	R	H	RBI	BB	SO	LOB	TOP								
Billy Gardner, R (1, 4) OBP: 0.382, SLG: 0.394	0-0 F5		0-0 F6	0-0 BB 2B 1B	0-3 K		0-0 6-3			5	1	1	1	0	1	2									
George Kell, R (1, 3) OBP: 0.393, SLG: 0.348	0-0 5-3		0-0 G3	4-0 2B BB		0-0 F3		0-0 SH3-4 1B		4	0	1	0	1	0	0									
Bob Boyd, L (8, 3) OBP: 0.320, SLG: 0.500				1-2 2-3 BB						0	0	0	0	0	0	0									
Dick Williams, R (1, 8) OBP: 0.394, SLG: 0.452	0-0 F6		0-0 FC6-4 1B	0-0 1-3 2-H 3-H 2B		0-0 1B		0-0 SH3-4 1-2		4	0	3	2	0	0	0									
Bob Nieman, R (1, 7) OBP: 0.438, SLG: 0.536		0-0 1B SF8 1B	0-0 FC6-4	4-0 FC6-4 IBB		0-0 F4		4-0 IBB		3	1	1	0	2	0	2									
Al Pilarcik, L (8, 8) OBP: 0.182, SLG: 0.111			1-2f							0	0	0	0	0	0	0									
Carl Powis, R (1, 9) OBP: 0.391, SLG: 0.353		0-0 FC5 S 1-3 1B		L9 FC6-4		0-0 6-3		0-0 L8		5	0	1	0	0	0	6									
Brooks Robinson, R (1, 5) OBP: 0.190, SLG: 0.286										5	1	1	0	0	0	4									
Joe Ginsberg, L (1, 2) OBP: 0.550, SLG: 0.750		0-0 SF8		0-0 2B 1B	0-0 1B SF7 BB		0-0 5-3		0-0 4-3																
Willy Miranda, S (1, 6) OBP: 0.480, SLG: 0.350		0-0 3-H 4-0 BB		0-0 1B 2B	4-0 1B SF7 WP 1B		0-0 1B 2B		0-0 6-3	3	3	2	2	1	0	0									
Ray Moore, R (1, 1) OBP: 0.250, SLG: 0.250																									
George Zuerink, R (4, 1)																									
Bob Hale, L (5, PH)																									
Charlie Beamon, R (5, 1)																									
Mike Fornieles, R (7, 1) OBP: 0.250, SLG: 0.250		0-0 FC5 2-3f		0-0 2-3 1B	0-0 1B SF7		0-0 6-3		0-3 K	4	0	2	1	1	1	1									
Inning Stats	R: 0 E: 0 K: 0 S: 3	H: 0 LOB: 0 BB: 0 P: 3	R: 1 E: 0 K: 0 S: 5	H: 2 LOB: 2 BB: 1 P: 9	R: 0 E: 0 K: 0 S: 4	H: 1 LOB: 1 BB: 0 P: 4	R: 4 E: 0 K: 0 S: 8	H: 5 LOB: 3 BB: 2 P: 16	R: 1 E: 0 K: 1 S: 6	H: 1 LOB: 1 BB: 1 P: 10	R: 0 E: 0 K: 0 S: 4	H: 1 LOB: 1 BB: 0 P: 4	R: 1 E: 0 K: 0 S: 5	H: 2 LOB: 1 BB: 0 P: 5	R: 0 E: 0 K: 2 S: 4	H: 1 LOB: 2 BB: 1 P: 8	R: 0 E: 0 K: 2 S: 7	H: 0 LOB: 0 BB: 0 P: 7	1B: 10 2B: 3 3B: 0 HR: 0	SF: 2 SAC: 1 DP: 0 HBP: 0	WP: 1 PB: 0 SB: 1 CS: 0	PA: 45			
PITCHER	IP	WLS	BF	H	R	ER	SO	BB	IBB	HBP	BLK	WP	HR	S	P	ERA	WHIP								
Tom Brewer, R (1, 1) ERA: 5.4	4.0	L	23	8	5	5	0	2	1	0	0	0	0	20	32	11.25	2.500								
Russ Kemmerer, R (5, 1) ERA: 4.5	4.0		19	5	2	2	1	1	1	0	0	1	0	19	27	4.50	1.500								
Jack Spring, L (9, 1) ERA:	1.0		3	0	0	0	2	0	0	0	0	0	0	7	7	0.00	0.000								

Baltimore Orioles @ Boston Red Sox
Fenway Park, Boston, MA
 Mon Apr 22 1957, 3:33 AM EST
 Att. 6,982 - Unknown

livebaseballscorecards.com

AB	37
R	7
H	13
RBI	7
BB	5
SO	3
LOB	18



Batter	1	2	3	4	5	6	7	8	9	AB	R	H	RBI	BB	SO	LOB
Frank Malzone, R OBP: 0.200, SLG: 0.320 (1, 5)	0-0 F8		0-0 F4	0-0 F8		0-0 F8		0-0 4-3		5	0	0	0	0	0	4
Billy Klaus, L OBP: 0.542, SLG: 0.154 (1, 6)	4-0 BB		0-0 1-6-3	4-0 BB		4-0 BB			0-0 6-3	2	0	0	1	3	0	1
Ted Williams, L OBP: 0.458, SLG: 0.636 (1, 7)	0-0 L9			1-2 2-3 3-H 1B		0-0 F6			0-3 K	5	1	1	0	0	2	5
Dick Gernert, R OBP: 0.417, SLG: 0.632 (1, 3)	0-0 F3			0-3 K	4-0 F8 1B 5-3 BB			0-0 6-3 G3-2 2B	0-0 3-1	4	1	1	0	1	1	2
Jim Piersall, R OBP: 0.190, SLG: 0.111 (1, 8)		0-0 6-3		0-0 1B	0-0 5-3			0-0 6-3		4	1	1	0	0	0	2
Gene Stephens, L OBP: 0.318, SLG: 0.300 (1, 9)		0-0 6-3		0-0 1B	0-0 F8			4-0 BB		3	1	1	0	1	0	1
Gene Mauch, R OBP: 0.409, SLG: 0.476 Ted Lepcio, R (8, 4)		0-0 F4		0-0 BB	0-0 1B			0-0 G3-2		4	1	2	3	0	0	2
Sammy White, R OBP: 0.368, SLG: 0.353 Billy Goodman, L (8, PH) Pete Daley, R (9, 2)			0-0 SH3 1B	4-0 BB	0-0 4-3			0-0 F8		2	0	1	0	1	0	1
Tom Brewer, R (1, 1) Mickey Vernon, L (4, PH) Russ Kemmerer, R (5, 1) Faye Throneberry, L (8, PH) Jack Spring, R (9, 1)			0-0 SH3	4-0 BB		0-0 5-3		0-3 K		0	0	0	0	1	1	0

Inning Stats	R: 0	H: 0	E: 0	K: 0	S: 3	R: 0	H: 0	E: 0	K: 0	S: 3	R: 0	H: 1	E: 0	K: 0	S: 4	R: 4	H: 4	E: 0	K: 2	S: 11	R: 1	H: 1	E: 0	K: 0	S: 4	R: 0	H: 0	E: 0	K: 0	S: 3	R: 0	H: 0	E: 0	K: 1	S: 5	R: 0	H: 0	E: 0	K: 1	S: 5	R: 0	H: 0	E: 0	K: 1	S: 5	1B: 5	2B: 3	3B: 0	HR: 0	SF: 0	SAC: 1	DP: 1	HBP: 0	WP: 0	PB: 0	SB: 0	CS: 0	PA: 40
--------------	------	------	------	------	------	------	------	------	------	------	------	------	------	------	------	------	------	------	------	-------	------	------	------	------	------	------	------	------	------	------	------	------	------	------	------	------	------	------	------	------	------	------	------	------	------	-------	-------	-------	-------	-------	--------	-------	--------	-------	-------	-------	-------	--------

PITCHER	IP	WLS	BF	H	R	ER	SO	BB	IBB	HBP	BLK	WP	HR	S	P	ERA	WHIP
Ray Moore, R ERA: 9.35 (1, 1)	3.1		18	5	4	4	1	3	0	0	0	0	0	17	29	10.80	2.400
George Zuverink, R ERA: 2.7 (4, 1)	0.2		3	0	0	0	1	1	0	0	0	0	0	4	8	0.00	1.500
Charlie Beamon, R ERA: 4.7 (5, 1)	2.1		12	2	1	1	0	3	0	0	0	0	0	9	21	3.86	2.143
Mike Fornieles, R ERA: 2.45 (7, 1)	2.2	W	7	0	0	0	2	0	0	0	0	0	0	11	11	0.00	0.000

BOTTOM

Baltimore Orioles @ Boston Red Sox
Fenway Park, Boston, MA
Mon Apr 22 1957, 3:33 AM EST
Att. 6,982 - Unknown

livebaseballscorecards.com

AB	32
R	5
H	7
RBI	5
BB	7
SO	4
LOB	18



Batter	1	2	3	4	5	6	7	8	9	AB R H RBI BB SO LOB	TOP									
Billy Gardner, R (1, 4) OBP: 0.368, SLG: 0.378	0-3 K		0-0 6-3			0-0 F8		0-0 G1-6-3 1B		4 0 1 0 0 1 0	Baltimore Orioles @ Boston Red Sox Fenway Park, Boston, MA Tue Apr 23 1957, 3:33 AM EST Att. 6,594 - Unknown									
Al Pilarcik, L (1, 8) OBP: 0.133, SLG: 0.077	0-0 F8			0-0 4-1		0-0 F5		0-0 G1-6-3 1-2f		4 0 0 0 0 0 1										
George Kell, R (1, 3) OBP: 0.375, SLG: 0.444	0-0 6-3			0-0 5-3		0-0 5-3			HR	4 1 1 1 0 0 0										
Bob Nieman, R (1, 7) OBP: 0.389, SLG: 0.469		0-0 6-3		0-0 F9		0-0 5-3			1-3	4 0 0 0 0 0 0										
Carl Powis, R (1, 9) OBP: 0.407, SLG: 0.316		4-0 FC5-4 BB		0-0 5-3		4-0 1B BB		0-0 F7		2 0 0 0 2 0 0										
Brooks Robinson, R (1, 5) OBP: 0.240, SLG: 0.292		0-0 FC5-4 1-2f		4-0 BB 1B BB		0-0 1-2 1B		0-0 3-1		3 0 1 0 1 0 1										
Joe Ginsberg, L (1, 2) OBP: 0.522, SLG: 0.667		0-0 4-3		0-0 BB 1B		0-3 K				3 0 1 0 0 1 3										
Willy Miranda, S (1, 6) OBP: 0.481, SLG: 0.333 Bob Hale, L (7, PH)			0-0 5-3		4-0 BB BB BB	0-0 3-1				1 0 0 0 1 0 0										
Jim Brideweser, R (7, 6) OBP: 0.500, SLG: 0.250				0-0 G6-3 BB						1 0 0 0 0 0 2										
Billy Loes, R (1, 1) Dick Williams, R (8, PH) Don Ferrarese, R (8, 1)			0-0 4-3		0-0 G6-3 1-2f		0-0 5-3			0 0 0 0 0 0 0										
Inning Stats	R: 0 E: 0 K: 1 S: 5	H: 0 LOB: 0 BB: 0 P: 5	R: 0 E: 0 K: 0 S: 3	H: 0 LOB: 1 BB: 1 P: 7	R: 0 E: 0 K: 0 S: 3	H: 0 LOB: 0 BB: 0 P: 3	R: 0 E: 0 K: 0 S: 3	H: 1 LOB: 2 BB: 2 P: 11	R: 0 E: 0 K: 0 S: 3	H: 0 LOB: 0 BB: 0 P: 3	R: 0 E: 0 K: 1 S: 6	H: 1 LOB: 2 BB: 1 P: 10	R: 0 E: 0 K: 0 S: 3	H: 1 LOB: 0 BB: 0 P: 3	R: 1 E: 0 K: 0 S: 4	H: 1 LOB: 0 BB: 0 P: 4	1B: 3 2B: 0 3B: 0 HR: 1	SF: 0 SAC: 0 DP: 2 HBP: 0	WP: 0 PB: 0 SB: 0 CS: 0	PA: 33
PITCHER Frank Sullivan, R (1, 1) ERA: 2.0	IP: 9.0 WLS: W BF: 33 H: 4 R: 1 ER: 1 SO: 2 BB: 4 IBB: 0 HBP: 0 BLK: 0 WP: 0 HR: 1 S: 33 P: 49 ERA: 1.00 WHIP: 0.889																			

livebaseballscorecards.com

AB	29
R	1
H	4
RBI	1
BB	4
SO	2
LOB	10



Batter	1	2	3	4	5	6	7	8	9
Hank Bauer, R OBP: 0.382, SLG: 0.621 (1, 9)	0-0 G3		0-0 5-3		0-0 F6		4-0 G5-4-3 BB		
Billy Martin, R OBP: 0.344, SLG: 0.500 (1, 5)	0-0 4-3		0-0 F9		0-0 5-3		0-0 G5-4-3 1-2f		
Mickey Mantle, S OBP: 0.529, SLG: 0.731 (1, 8)	0-0 HR 1B		4-0 1B BB		0-0 FC3-6 1B		0-0 HR		
Yogi Berra, L OBP: 0.265, SLG: 0.419 (1, 2)	0-0 HR		0-0 1-3 1B		0-0 FC3-6 FC6 1B 1-2f		0-0 1-3		
Bill Skowron, R OBP: 0.375, SLG: 0.767 (1, 3)	0-0 1B		0-0 F7		0-0 FC6 1B 1-2		0-0 G6-3 1B		
Gil McDougald, R OBP: 0.375, SLG: 0.533 (1, 6)	0-0 5-3		0-0 F7		0-0 FC6 1-2f 2-3		0-0 G6-3 1-2f		
Elston Howard, R OBP: 0.304, SLG: 0.455 (1, 7)		0-0 CS 1B	0-0 G5-4-3 1B		0-0 F8				
Jerry Coleman, R OBP: 0.412, SLG: 0.357 (1, 4)		0-3 K	0-0 G5-4-3				0-0 B1-4 1B		
Enos Slaughter, L OBP: 0.400, SLG: 0.333 (7, PH)		1-2 K							
Bobby Richardson, R OBP: 0.333, SLG: 0.333 (8, 4)		0-3 K							
Art Ditmar, R (1, 1)									
Joe Collins, L (7, PH)									
Bob Grim, R (8, 1)					0-0 6-3				

Inning Stats	R: 2	H: 3	E: 0	LOB: 1	K: 0	BB: 0	S: 6	P: 6
	R: 0	H: 1	E: 0	LOB: 0	K: 2	BB: 0	S: 7	P: 7
	R: 0	H: 1	E: 0	LOB: 2	K: 0	BB: 1	S: 4	P: 8
	R: 0	H: 1	E: 0	LOB: 0	K: 0	BB: 0	S: 3	P: 3
	R: 0	H: 0	E: 0	LOB: 0	K: 0	BB: 0	S: 3	P: 3
	R: 0	H: 2	E: 0	LOB: 2	K: 0	BB: 0	S: 5	P: 5
	R: 0	H: 1	E: 0	LOB: 1	K: 0	BB: 1	S: 3	P: 7
	R: 1	H: 2	E: 0	LOB: 0	K: 0	BB: 0	S: 4	P: 4

BOTTOM

Baltimore Orioles @ New York Yankees
 Yankee Stadium, Bronx, NY
 Wed Apr 24 1957, 3:33 AM EST
 Att: 12,914 - Cloudy


AB	31
R	3
H	11
RBI	3
BB	2
SO	2
LOB	14

livebaseballscorecards.com

1B	9	SF	0
2B	1	SAC	0
3B	0	DP	4
HR	2	HBP	0

WP	0	PA	33
PB	0		
SB	0		
CS	1		

PITCHER	IP	WLS	BF	H	R	ER	SO	BB	IBB	HBP	BLK	WP	HR	S	P	ERA	WHIP
Connie Johnson, R ERA: 4.6 (1, 1)	8.0	L	33	11	3	3	2	2	0	0	0	0	2	35	43	3.38	1.625



Batter	1	2	3	4	5	6	7	8	9	AB R H RBI BB SO LOB	TOP																			
Whitey Herzog, L (1, 8) OBP: 0.316, SLG: 0.219	0-0 G3		0-0 S 1B		0-0 F2		0-0 F5			4 0 1 0 0 0 0	Washington Senators @ Baltimore Orioles Memorial Stadium, Baltimore, MD Fri Apr 26 1957, 6:05 PM EST Att. 15,794 - Unknown livebaseballscorecards.com																			
Herb Plews, L (1, 5) OBP: 0.208, SLG: 0.222	0-3 K		0-3 K 1-2		0-0 F7			0-0 G3		4 0 0 0 0 2 1																				
Pete Runnels, L (1, 4) OBP: 0.377, SLG: 0.279	0-0 2B 1B		0-0 L5		0-0 CS 1B			0-0 L8		4 1 2 0 0 0 1																				
Roy Sievers, R (1, 3) OBP: 0.434, SLG: 0.733	0-0 1-H 2B			0-3 K	0-0 CS 1-2	0-0 5-3		4-0 BB		3 0 1 1 1 1 0																				
Neil Chrisley, L (1, 7) OBP: 0.429, SLG: 0.200 Karl Olson, R (8, 7) OBP: 0.300, SLG: 0.222	0-0 4-3			4-0 3B BB		0-0 F8		0-0 4-3		3 1 0 0 1 0 2 0 0 0 0 0 0 0																				
Jim Lemon, R (1, 9) OBP: 0.380, SLG: 0.478		0-0 G4-6-3 1B		0-0 1-H 1B 3B		0-0 1B		0-0 F2		4 1 3 1 0 0 0																				
Lou Berberet, L (1, 2) OBP: 0.267, SLG: 0.231		0-0 G4-6-3 1-2		0-0 F5		0-0 F8		0-0 4-3		4 0 0 0 0 0 3																				
Lyle Luttrell, R (1, 6) OBP: 0.241, SLG: 0.286 Clint Courtney, L (9, PH) OBP: 0.444, SLG: 0.714		0-0 4-3		0-0 1B			0-0 F8		0-0 F9	3 0 1 1 0 0 0 1 0 0 0 0 0 0																				
Camilo Pascual, R (1, 1) OBP: 0.167, SLG: 0.167			0-0 F9	0-0 4-3			0-0 F9			3 0 0 0 0 0 1																				
Inning Stats	R: 1 E: 0 K: 1 S: 7	H: 2 LOB: 1 BB: 0 P: 7	R: 0 E: 0 K: 0 S: 3	H: 1 LOB: 0 BB: 0 P: 3	R: 0 E: 0 K: 1 S: 6	H: 1 LOB: 1 BB: 0 P: 6	R: 2 E: 0 K: 1 S: 7	H: 2 LOB: 1 BB: 1 P: 11	R: 0 E: 0 K: 0 S: 4	H: 1 LOB: 1 BB: 0 P: 4	R: 0 E: 0 K: 0 S: 3	H: 0 LOB: 0 BB: 0 P: 3	R: 0 E: 0 K: 0 S: 3	H: 0 LOB: 1 BB: 1 P: 7	R: 0 E: 0 K: 0 S: 3	H: 0 LOB: 0 BB: 0 P: 3	1B: 6 2B: 1 3B: 1 HR: 0	SF: 0 SAC: 0 DP: 1 HBP: 0	WP: 0 PB: 0 SB: 1 CS: 1	PA: 36										
PITCHER Ray Moore, R (1, 1) ERA: 6.11	IP 9.0	WLS W	BF 35	H 8	R 3	ER 3	SO 3	BB 2	IBB 0	HBP 0	BLK 0	WP 0	HR 0	S 39	P 47	ERA 3.00	WHIP 1.111													
											PITCHER	IP	WLS	BF	H	R	ER	SO	BB	IBB	HBP	BLK	WP	HR	S	P	ERA	WHIP		

Batter	1	2	3	4	5	6	7	8	9	AB	R	H	RBI	BB	SO	LOB
Billy Gardner, R OBP: 0.348, SLG: 0.378 (1, 4)	0-0 F8		0-0 F8		0-0 1-3		0-0 WP 2B			4	0	1	0	0	0	0
Bob Boyd, L OBP: 0.353, SLG: 0.484 (1, 3)	0-0 1B			0-0 1-3	0-0 1-3		0-3 K 2-3			4	0	1	0	0	1	1
Dick Williams, R OBP: 0.357, SLG: 0.400 (1, 7)	0-0 F8			0-0 5-3		0-0 F6	0-0 6-3			4	0	0	0	0	0	2
Carl Powis, R OBP: 0.371, SLG: 0.370 (1, 9) Jim Pyburn, R (9, 9)	0-0 F8			0-0 1B 2B 1B		0-0 K 3B	0-3 K			4	1	2	0	0	1	1
Al Pilarcik, L OBP: 0.150, SLG: 0.111 (1, 8)		0-0 F4		0-0 1-2 2B 1B		0-3 K	0-0 F7			4	1	1	0	0	1	1
George Kell, R OBP: 0.475, SLG: 0.559 (1, 5) Brooks Robinson, R OBP: 0.240, SLG: 0.292 (9, 5)		0-0 G3-6-3 1B		0-0 1-H 2-H 2B		4-0 S BB	0-0 2B 1B			3	1	3	2	1	0	0
Joe Ginsberg, L OBP: 0.516, SLG: 0.682 (1, 2)		0-0 G3-6-3 1-2f		0-0 1-3		4-0 S BB	4-0 FC6-4 BB 2B			3	0	1	1	1	0	2
Willy Miranda, S OBP: 0.424, SLG: 0.296 (1, 6) Bob Hale, L (6, PH) Jim Brideweser, R OBP: 0.429, SLG: 0.200 (7, 6)			0-0 F8		0-0 F6	0-0 FC6-4	0-0 1-3			2	0	0	0	0	0	0
Ray Moore, R OBP: 0.286, SLG: 0.714 (1, 1)			0-0 F8		0-0 HR		0-0 F2			1	0	0	0	0	0	0

Inning Stats	R: 0	H: 1	E: 0	LOB: 1	K: 0	BB: 0	S: 4	P: 4	R: 0	H: 1	E: 0	LOB: 0	K: 0	BB: 0	S: 3	P: 3	R: 0	H: 0	E: 0	LOB: 0	K: 0	BB: 0	S: 3	P: 3	R: 2	H: 3	E: 0	LOB: 1	K: 0	BB: 0	S: 6	P: 6	R: 1	H: 1	E: 0	LOB: 0	K: 0	BB: 0	S: 4	P: 4	R: 0	H: 1	E: 0	LOB: 3	K: 1	BB: 2	S: 6	P: 14	R: 0	H: 1	E: 0	LOB: 1	K: 1	BB: 0	S: 6	P: 6	R: 1	H: 2	E: 0	LOB: 1	K: 1	BB: 0	S: 7	P: 7
PITCHER Camilo Pascual, R ERA: 4.26 (1, 1)	IP	WLS	BF	H	R	ER	SO	BB	IBB	HBP	BLK	WP	HR	S	P	ERA	WHIP	IP	WLS	BF	H	R	ER	SO	BB	IBB	HBP	BLK	WP	HR	S	P	ERA	WHIP	IP	WLS	BF	H	R	ER	SO	BB	IBB	HBP	BLK	WP	HR	S	P	ERA	WHIP													

BOTTOM

Washington Senators @ Baltimore Orioles
Memorial Stadium, Baltimore, MD

Fri Apr 26 1957, 6:05 PM EST
Att. 15,794 - Unknown

AB	33
R	4
H	10
RBI	4
BB	2
SO	3
LOB	11

livebaseballscorecards.com



1B: 5	SF: 0	WP: 1	PA: 35
2B: 3	SAC: 0	PB: 0	
3B: 1	DP: 1	SB: 1	
HR: 1	HBP: 0	CS: 0	

Batter	1	2	3	4	5	6	7	8	9	AB R H RBI BB SO LOB	TOP
Herb Plews, L (1, 4) OBP: 0.212, SLG: 0.208 (8, 6)	0-0 P4			0-0 G3		0-0 G4-6-3			4-0 BB	3 0 0 0 1 0 1	
Dick Tettelbach, R (1, 8) Neil Chrissy, L (9, PH) OBP: 0.375, SLG: 0.167	0-0 4-3			0-0 1-3		0-0 6-3			0-0 F9	3 0 0 0 0 0 0 1 0 0 0 0 0 1	
Pete Runnels, L (1, 3) OBP: 0.351, SLG: 0.255 (8, 4)	0-3 K			0-0 4-3			0-0 6-3		0-0 F5	4 0 0 0 0 1 1	
Eddie Yost, R (1, 5) OBP: 0.396, SLG: 0.302		0-3 K			0-3 K		0-0 F8		0-0 F9	4 0 0 0 0 2 1	
Roy Sievers, R (1, 7) OBP: 0.429, SLG: 0.708		0-0 6-3			0-0 FC1-4 1B		0-3 K			3 0 1 0 0 1 0	
Jim Lemon, R (1, 9) OBP: 0.358, SLG: 0.449		0-3 K			0-0 FC1-4 1B			0-0 F7		3 0 0 0 0 1 1	
Clint Courtney, L (1, 2) OBP: 0.476, SLG: 0.706			0-0 P3		0-0 1-3 1B			0-0 FC6 1B		3 0 2 0 0 0 0	
Lyle Luttrell, R (1, 6) OBP: 0.226, SLG: 0.267 (8, PH) Julio Becquer, L (8, 3) OBP: 0.500, SLG: 0.571			0-3 K		0-3 K			0-0 F9		2 0 0 0 0 2 2 1 0 0 0 0 0 1	
Chuck Stobbs, L (1, 1) OBP: 0.143, SLG: 0.143 (8, PH) Whitey Herzog, L (8, PH) OBP: 0.308, SLG: 0.212 Bud Byerly, R (8, 1)			0-0 P6			0-0 G4-6-3 1B		0-0 FC6		2 0 1 0 0 0 0 1 0 0 0 0 0 1 0 0 0 0 0 0 0	
Inning Stats	R: 0 H: 0 E: 0 LOB: 0 K: 1 BB: 0 S: 5 P: 5	R: 0 H: 0 E: 0 LOB: 0 K: 2 BB: 0 S: 7 P: 7	R: 0 H: 0 E: 0 LOB: 0 K: 1 BB: 0 S: 5 P: 5	R: 0 H: 0 E: 0 LOB: 0 K: 0 BB: 0 S: 3 P: 3	R: 0 H: 2 E: 0 LOB: 2 K: 2 BB: 0 S: 9 P: 9	R: 0 H: 1 E: 0 LOB: 0 K: 0 BB: 0 S: 3 P: 3	R: 0 H: 0 E: 0 LOB: 0 K: 1 BB: 0 S: 5 P: 5	R: 0 H: 1 E: 0 LOB: 1 K: 0 BB: 0 S: 4 P: 4	R: 0 H: 0 E: 0 LOB: 1 K: 0 BB: 1 S: 3 P: 7	1B: 4 SF: 0 2B: 0 SAC: 0 3B: 0 DP: 1 HR: 0 HBP: 0	WP: 0 PA: 31 PB: 0 SB: 0 CS: 0
PITCHER Mike Fornieles, R (1, 1) ERA: 1.35	IP WLS BF H R ER SO BB IBB HBP BLK WP HR S P ERA WHIP										
	9.0 W 31 4 0 0 7 1 0 0 0 0 0 0 44 48 0.00 0.556										

Washington Senators @ Baltimore Orioles
 Memorial Stadium, Baltimore, MD
 Sat Apr 27 1957, 3:33 AM EST
 Att. 7,741 - Unknown

livebaseballscores.com

AB 30
 R 0
 H 4
 RBI 0
 BB 1
 SO 7
 LOB 9



Batter	1	2	3	4	5	6	7	8	9	10	AB R H RBI BB SO LOB	TOP												
Jerry Snyder, R OBP: 0.208, SLG: 0.208	0-3 K		0-0 P3		0-0 FC6-4	0-0 CS	0-0 5-3		0-0 5-3	0-0 1B	6 0 1 1 0 1 1	Washington Senators @ Baltimore Orioles Memorial Stadium, Baltimore, MD Sun Apr 28 1957, 3:33 AM EDT Unknown												
Pete Runnels, L OBP: 0.365, SLG: 0.294	0-3 K			0-0 6-3		4-0 BB BB	0-0 1B 3B		4-0 BB	0-3 K	4 2 1 0 2 2 2													
Eddie Yost, R OBP: 0.431, SLG: 0.311	4-0 BB			0-0 F8		4-0 BB BB	0-0 1B		4-0 BB		2 1 1 1 3 0 0													
Roy Sievers, R OBP: 0.410, SLG: 0.654	0-0 F8			4-0 1B BB		0-0 F9	0-0 L8		0-0 F7		4 0 0 0 1 0 6													
Jim Lemon, R OBP: 0.362, SLG: 0.434		0-0 F8		0-0 1B		4-0 BB BB	0-0 F9		0-0 F3		4 1 1 0 1 0 3													
Ed Fitz Gerald, R OBP: 0.278, SLG: 0.188		0-0 4-3		0-0 F3		4-0 PB BB		0-0 1-3		0-0 G3	2 0 0 0 0 0 2													
Lou Berberet, L OBP: 0.278, SLG: 0.200						1-2 2-3 3-H 1B BB					2 1 0 1 1 0 0													
Karl Olson, R OBP: 0.250, SLG: 0.182		0-3 K			0-0 F9	4-0 PB BB		0-0 1B		0-0 F9	2 0 0 0 0 1 0													
Neil Chrisley, L OBP: 0.455, SLG: 0.250						1-2 2-3 3-H 1B BB					2 1 1 1 1 0 0													
Dick Tettelbach, R			0-0 1-3		4-0 FC6-4 BB	0-0 SF8		0-0 F9		4-0 1B BB	2 0 0 1 1 0 1													
Whitey Herzog, L OBP: 0.325, SLG: 0.212					0-0 F9		3-H CS	0-0 P4		0-0 1B	0 1 0 0 1 0 0													
Garland Shifflett, R Jerry Schoonmaker, R Bob Chakales, R Julio Becquer, L Dick Hyde, R Bud Byerly, R Clint Courtney, L Camilo Pascual, R Tex Clevenger, R			0-0 F9		0-0 F9	0-0 CS				0-0 1B	0 0 0 0 0 0 0													
Inning Stats	R: 0 E: 0 K: 2 S: 7	H: 0 LOB: 1 BB: 1 P: 11	R: 0 E: 0 K: 1 S: 5	H: 0 LOB: 0 BB: 0 P: 5	R: 0 E: 0 K: 0 S: 3	H: 0 LOB: 0 BB: 0 P: 3	R: 0 E: 0 K: 0 S: 4	H: 1 LOB: 2 BB: 1 P: 8	R: 0 E: 0 K: 0 S: 3	H: 0 LOB: 1 BB: 1 P: 7	R: 5 E: 0 K: 0 S: 3	H: 1 LOB: 0 BB: 5 P: 23	R: 1 E: 0 K: 0 S: 5	H: 2 LOB: 1 BB: 0 P: 5	R: 0 E: 0 K: 0 S: 4	H: 1 LOB: 1 BB: 0 P: 4	R: 0 E: 0 K: 0 S: 3	H: 0 LOB: 2 BB: 2 P: 11	R: 1 E: 0 K: 1 S: 7	H: 2 LOB: 2 BB: 1 P: 11	1B: 6 2B: 0 3B: 1 HR: 0	SF: 1 SAC: 0 DP: 0 HBP: 0	WP: 0 PB: 1 SB: 0 CS: 1	PA: 48
PITCHER	IP WLS BF H R ER SO BB IBB HBP BLK WP HR S P ERA WHIP																							
Don Ferrarese, L ERA: 4.32	(1, 1) 5.0																							
Billy Loes, R ERA: 6.1	(6, 1) 0.1																							
George Zuverink, R ERA: 3.6	(6, 1) 1.2																							
Bill Wight, L ERA: 6.35	(8, 1) 2.0																							
Connie Johnson, R ERA: 4.86	(10, 1) 1.0																							

livebaseballscorecards.com

AB 35
R 7
H 7
RBI 7
BB 11
SO 4
LOB 17



BOTTOM

Washington Senators @ Baltimore Orioles
Memorial Stadium, Baltimore, MD

Sun Apr 28 1957, 3:33 AM EDT
Unknown

livebaseballscorecards.com

AB	33
R	6
H	7
RBI	6
BB	6
SO	4
LOB	11



WP	0	PA	41
PB	0		
SB	1		
CS	2		

AB R H RBI BB SO LOB

5	0	1	1	0	0	2
3	2	1	0	2	0	0
4	0	0	0	0	0	2
4	1	0	0	1	0	2
3	0	2	3	1	0	0
3	1	1	0	1	0	2
4	0	0	0	0	1	2
2	1	0	0	1	0	0
1	0	1	0	0	0	0
0	1	0	0	0	0	0
2	0	0	0	0	2	1
0	0	0	0	0	0	0
0	0	0	0	0	0	0
1	0	0	0	0	1	0
0	0	0	0	0	0	0
1	0	1	2	0	0	0
0	0	0	0	0	0	0
0	0	0	0	0	0	0

Batter 1 2 3 4 5 6 7 8 9 10

Billy Gardner, R OBP: 0.333, SLG: 0.358 (1, 4)	0-0 P5 1-H	0-0 CS 1B		0-0 5-3		0-0 5-3		0-0 6-3	
Bob Boyd, L OBP: 0.381, SLG: 0.459 (1, 3)	4-0 BB 3B BB	0-0 CS 1-2	0-0 SH1-3 2B 1B	0-0 F5		4-0 FC6-4 BB		0-0 3-1	
George Kell, R OBP: 0.396, SLG: 0.452 (1, 5)	0-0 L9		0-0 SH1-3 1-2	0-0 L5		0-0 FC6-4 G6-4-3 1-2f		0-0 5-3	
Bob Nieman, R OBP: 0.347, SLG: 0.442 (1, 7)	4-0 1-2 3B BB		0-0 F9	0-0 4-3		0-0 G6-4-3 1-2f		0-0 F8	
Al Pilarcik, L OBP: 0.250, SLG: 0.333 (1, 9)	0-0 1-H 2-H 3B		0-0 2-H 2B	4-0 CS BB		0-0 F8			
Dick Williams, R OBP: 0.340, SLG: 0.404 (1, 8)	0-0 5-3		0-0 4-3	0-0 1-2 3B		4-0 BB BB BB 1B 3B BB		4-0 1B 3B BB	
Joe Ginsberg, L OBP: 0.421, SLG: 0.517 (1, 2)		0-0 F8		0-0 G3 K		0-3 K		0-0 F3	
Willy Miranda, S OBP: 0.436, SLG: 0.313 (1, 6)		4-0 BB BB 1B S BB		0-0 4-3		0-0 F8		0-0 1-3 3B 1B	
Bob Hale, L OBP: 0.111, SLG: 0.143 (9, PH)									
Jim Brideweser, R OBP: 0.429, SLG: 0.200 (9, PR)									
Don Ferrarese, R (1, 1)									
Billy Loes, R (6, 1)									
George Zuerink, R (6, 1)									
Carl Powis, R OBP: 0.375, SLG: 0.406 (7, PH)									
Bill Wight, L (8, 1)									
Tex Nelson, L OBP: 0.667, SLG: 1.500 (9, PH)									
Mike Fornieles, R OBP: 0.333, SLG: 0.333 (9, PR)									
Connie Johnson, R (10, 1)									

Inning Stats	R: 2 E: 0 K: 0 S: 4	H: 1 LOB: 1 BB: 2 P: 12	R: 1 E: 0 K: 1 S: 5	H: 2 LOB: 1 BB: 1 P: 9	R: 1 E: 0 K: 0 S: 5	H: 2 LOB: 1 BB: 0 P: 5	R: 0 E: 0 K: 1 S: 5	H: 0 LOB: 0 BB: 0 P: 5	R: 0 E: 0 K: 0 S: 3	H: 0 LOB: 0 BB: 0 P: 3	R: 0 E: 0 K: 1 S: 5	H: 1 LOB: 1 BB: 1 P: 9	R: 0 E: 0 K: 1 S: 5	H: 0 LOB: 0 BB: 0 P: 5	R: 0 E: 0 K: 0 S: 2	H: 0 LOB: 0 BB: 1 P: 6	R: 2 E: 0 K: 0 S: 5	H: 2 LOB: 2 BB: 1 P: 9	R: 0 E: 0 K: 0 S: 3	H: 0 LOB: 0 BB: 0 P: 3	1B: 3 2B: 1 3B: 3 HR: 0	SF: 0 SAC: 1 DP: 1 HBP: 0
---------------------	------------------------------	----------------------------------	------------------------------	---------------------------------	------------------------------	---------------------------------	------------------------------	---------------------------------	------------------------------	---------------------------------	------------------------------	---------------------------------	------------------------------	---------------------------------	------------------------------	---------------------------------	------------------------------	---------------------------------	------------------------------	---------------------------------	----------------------------------	------------------------------------

PITCHER	IP	WLS	BF	H	R	ER	SO	BB	IBB	HBP	BLK	WP	HR	S	P	ERA	WHIP
Garland Shifflett, R ERA: 18.0	(1, 1)		2.0	2	3	3	1	3	0	0	0	0	0	0	21	13.50	2.500
Bob Chakales, R ERA: 5.4	(3, 1)		3.0	11	2	1	1	0	0	0	0	0	0	13	13	3.00	0.667
Dick Hyde, R ERA: 6.35	(6, 1)		3.2	15	3	2	2	3	0	0	0	0	0	16	28	4.91	1.636
Bud Byerly, R ERA:	(9, 1)	W	0.1	1	0	0	0	0	0	0	0	0	0	1	1	0.00	0.000
Tex Clevenger, R ERA: 1.69	(10, 1)	S	1.0	3	0	0	0	0	0	0	0	0	0	3	3	0.00	0.000

PITCHER	IP	WLS	BF	H	R	ER	SO	BB	IBB	HBP	BLK	WP	HR	S	P	ERA	WHIP
Garland Shifflett, R ERA: 18.0	(1, 1)		2.0	2	3	3	1	3	0	0	0	0	0	0	21	13.50	2.500
Bob Chakales, R ERA: 5.4	(3, 1)		3.0	11	2	1	1	0	0	0	0	0	0	13	13	3.00	0.667
Dick Hyde, R ERA: 6.35	(6, 1)		3.2	15	3	2	2	3	0	0	0	0	0	16	28	4.91	1.636
Bud Byerly, R ERA:	(9, 1)	W	0.1	1	0	0	0	0	0	0	0	0	0	1	1	0.00	0.000
Tex Clevenger, R ERA: 1.69	(10, 1)	S	1.0	3	0	0	0	0	0	0	0	0	0	3	3	0.00	0.000

Batter	1	2	3	4	5	6	7	8	9	AB R H RBI BB SO LOB	TOP
Jerry Snyder, R OBP: 0.214, SLG: 0.321 (1, 6) X	0-0 P4		0-3 K2-3		0-0 HR		0-0 P4			4 1 1 1 0 1 0	
Pete Runnels, L OBP: 0.373, SLG: 0.296 (1, 4) B B B	4-0 L3 BB		0-0 5-3 1B		0-0 F9		0-0 P6			3 0 1 0 1 0 0	
Eddie Yost, R OBP: 0.403, SLG: 0.286 (1, 5) X	0-0 L3 1-2		0-0 5-3		0-0 F9			0-0 1-6-3		4 0 0 0 0 0 2	
Roy Sievers, R OBP: 0.385, SLG: 0.607 (1, 3)		0-0 F5	0-0 6-3		0-0 5-3			0-0 P5		4 0 0 0 0 0 1	
Jim Lemon, R OBP: 0.355, SLG: 0.421 (1, 9)				0-0 6-3 2B 1B		0-0 6-3		0-0 F7		4 0 1 0 0 0 0	
Neil Chrisley, L OBP: 0.500, SLG: 0.545 (1, 7) Jerry Schoonmaker, R (9, PH)		0-0 1B 2B 1-H		0-0 4-3		0-0 2B		0-3 K		3 1 2 0 0 0 0 1 0 0 0 0 1 0	
Whitey Herzog, L OBP: 0.349, SLG: 0.206 (1, 8) Karl Olson, R (9, PH)		4-0 1B BB		4-0 E 1B BB		0-0 F8		0-0 F8		1 0 0 0 2 0 1 1 0 0 0 0 0 0	AB 32 R 2 H 7 RBI 2 BB 3 SO 3 LOB 9
Lou Berberet, L OBP: 0.333, SLG: 0.278 (1, 2) Ed Fitz Gerald, R OBP: 0.263, SLG: 0.176 (9, PH)		0-0 1B		0-0 E2 FC5-4 1B		0-3 K		0-0 L3		3 0 2 1 0 1 1 1 0 0 0 0 0 0	
Ted Abernathy, R (1, 1)		0-0 4-3		0-0 FC5-4 1-2f			0-0 F9			3 0 0 0 0 0 4	
Inning Stats	R: 0 E: 0 K: 0 S: 2 H: 0 LOB: 0 BB: 1 P: 6	R: 1 E: 0 K: 0 S: 5 H: 3 LOB: 2 BB: 1 P: 9	R: 0 E: 0 K: 1 S: 6 H: 1 LOB: 1 BB: 0 P: 6	R: 0 E: 1 K: 0 S: 4 H: 1 LOB: 2 BB: 1 P: 8	R: 1 E: 0 K: 0 S: 4 H: 1 LOB: 0 BB: 0 P: 4	R: 0 E: 0 K: 1 S: 6 H: 1 LOB: 1 BB: 0 P: 6	R: 0 E: 0 K: 0 S: 3 H: 0 LOB: 0 BB: 0 P: 3	R: 0 E: 0 K: 1 S: 5 H: 0 LOB: 0 BB: 0 P: 5	R: 0 E: 0 K: 1 S: 5 H: 0 LOB: 0 BB: 0 P: 5	1B: 4 2B: 3 3B: 0 HR: 1 SF: 0 SAC: 0 DP: 1 HBP: 0	WP: 0 PB: 0 SB: 0 CS: 0 PA: 35
PITCHER	IP WLS BF H R ER SO BB IBB HBP BLK WP HR S P ERA WHIP										
Hal Brown, R ERA: 4.67 (1, 1)	5.1 W 24 7 2 2 1 3 0 0 0 0 0 1 23 35 3.38 1.875										
Billy O'Dell, L ERA: 1.93 (6, 1)	3.2 S 11 0 0 0 2 0 0 0 0 0 0 0 15 15 0.00 0.000										

Washington Senators @ Baltimore Orioles
 Memorial Stadium, Baltimore, MD
 Sun Apr 28 1957, 3:38 AM EDT
 Att. 18,219 - Unknown

livebaseballscorecards.com



Batter	1	2	3	4	5	6	7	8	9	AB R H RBI BB SO LOB	TOP
Billy Gardner, R OBP: 0.371, SLG: 0.433 (1, 4) X	0-0 2-3 1B		0-0 2B		4-0 1B CS BB		0-0 F9			3 0 2 0 1 0 0	
Dick Williams, R OBP: 0.328, SLG: 0.418 (1, 8) X (4, 3)	0-0 2-3 1-2		0-0 1-3		0-0 CS 1-3 2-H 1B			0-0 F8		4 0 1 1 0 0 2	
George Kell, R OBP: 0.365, SLG: 0.413 (1, 5) X	0-0 F8			0-0 F7	0-0 F8 1-2 3-H			0-0 F6		4 0 0 0 0 0 3	
Bob Nieman, R OBP: 0.368, SLG: 0.440 (1, 7) X	0-0 L7			0-0 1-3 BB 1B		0-3 K		0-0 FC4-6 1B		4 0 2 0 0 1 1	
Carl Powis, R OBP: 0.364, SLG: 0.371 (1, 9) X		0-0 F8		4-0 1-2 BB		0-0 F2		0-0 FC4-6 1-2f		3 0 0 0 1 0 1	
Bob Boyd, L OBP: 0.375, SLG: 0.442 Tom Patton, R (4, 2)		0-0 1-3		0-0 1-3 1-2 2-3		0-0 E5		0-0 1-3		2 0 0 0 0 0 2 2 0 0 0 0 0 0	
Joe Ginsberg, L OBP: 0.395, SLG: 0.471 Jim Pyburn, R OBP: 0.250, SLG: 0.250 (4, PH) (4, 8)		0-3 K		0-3 K		0-0 F9		0-3 K		1 0 0 0 0 1 0 3 0 0 0 0 2 3	
Willy Miranda, S OBP: 0.404, SLG: 0.300 (1, 6) X			0-0 F9		0-0 BB 1B 1B		0-0 4-3		0-0 F9	4 1 1 0 0 0 0	
Ray Moore, R OBP: 0.200, SLG: 0.500 George Zuerink, R (8, 1)			0-3 K		0-3 K		0-3 K			3 0 0 0 0 3 1 0 0 0 0 0 0 0	
Inning Stats	R: 0 H: 1 E: 0 LOB: 1 K: 0 BB: 0 S: 4 P: 4	R: 0 H: 0 E: 0 LOB: 0 K: 1 BB: 0 S: 5 P: 5	R: 0 H: 1 E: 0 LOB: 1 K: 1 BB: 0 S: 6 P: 6	R: 0 H: 1 E: 0 LOB: 2 K: 1 BB: 1 S: 6 P: 10	R: 1 H: 2 E: 0 LOB: 1 K: 1 BB: 1 S: 6 P: 10	R: 0 H: 0 E: 1 LOB: 1 K: 1 BB: 0 S: 6 P: 6	R: 0 H: 0 E: 0 LOB: 0 K: 1 BB: 0 S: 5 P: 5	R: 0 H: 1 E: 0 LOB: 1 K: 0 BB: 0 S: 4 P: 4	R: 0 H: 0 E: 0 LOB: 0 K: 1 BB: 0 S: 5 P: 5	1B: 5 SF: 0 2B: 1 SAC: 0 3B: 0 DP: 0 HR: 0 HBP: 0	WP: 0 PA: 35 PB: 0 SB: 0 CS: 2
PITCHER Billy Pierce, L ERA: 2.83 (1, 1)	IP WLS BF H R ER SO BB IBB HBP BLK WP HR S P ERA WHIP										
	9.0 W 35 6 1 1 7 2 0 0 0 0 0 0 47 55 1.00 0.889										
PITCHER	IP WLS BF H R ER SO BB IBB HBP BLK WP HR S P ERA WHIP										

Baltimore Orioles @ Chicago White Sox
Comiskey Park, Chicago, IL
Tue Apr 30 1957, 4:33 AM EDT
Att. 4,470 - Unknown

livebaseballscorecards.com

AB 33
R 1
H 6
RBI 1
BB 2
SO 7
LOB 13



Batter	1	2	3	4	5	6	7	8	9	AB R H RBI BB SO LOB
Luis Aparicio, R OBP: 0.354, SLG: 0.293 (1, 6)	0-3 K		0-0 6-3		0-0 F2		0-0 1B 1-3 2-H FC5-2-5-1 2B			4 0 1 1 0 1 0
Nellie Fox, L OBP: 0.409, SLG: 0.524 (1, 4)	0-0 F7		0-0 WP SF8 1B		0-0 F3		0-0 FC5-2-5-1 1B 1B			4 2 2 1 0 0 0
Minnie Minoso, R OBP: 0.386, SLG: 0.410 (1, 7)	0-0 1B S		0-0 E4 WP		0-0 F7		0-0 FC5-2-5-1 1B			4 2 1 0 0 0 3
Larry Doby, L OBP: 0.372, SLG: 0.324 (1, 8)	0-0 E 1-H 1B		4-0 1-2 2-3 BB		4-0 CS BB		0-0 WP 1B			2 0 2 3 2 0 0
Sherm Lollar, R OBP: 0.263, SLG: 0.645 (1, 2)	0-0 E5 1-3		0-0 SF8		0-0 F4		0-0 6-3			3 0 0 1 0 0 3
Jim Rivera, L OBP: 0.341, SLG: 0.444 (1, 3)	0-3 K		0-3 K		0-3 K 1-2			0-0 F7		4 0 0 0 0 3 5
Jim Landis, R OBP: 0.375, SLG: 0.280 (1, 9)		0-0 5-3		0-0 5-3			0-0 S 2B 1B	0-0 1-3		4 1 1 0 0 0 0
Bubba Phillips, R OBP: 0.310, SLG: 0.240 (1, 5)		0-0 F6		0-0 F6			4-0 2B 1-2 1B BB	0-0 4-3		2 0 0 0 0 0 0
Ron Northey, L OBP: 0.250, SLG: 0.143 (7, PH)										0 0 0 0 1 0 0
Fred Hatfield, L OBP: 0.333, SLG: 0.200 (7, PR)										1 1 0 0 0 0 0
Billy Pierce, L OBP: 0.182, SLG: 0.273 (1, 1)		0-0 4-3		0-3 K			0-3 K			3 0 0 0 0 2 2

Inning Stats	R: 1 E: 1 K: 2 S: 10	H: 2 LOB: 2 BB: 0 P: 10	R: 0 E: 0 K: 0 S: 3	H: 0 LOB: 0 BB: 0 P: 3	R: 1 E: 1 K: 1 S: 7	H: 1 LOB: 2 BB: 1 P: 11	R: 0 E: 0 K: 1 S: 5	H: 0 LOB: 0 BB: 0 P: 5	R: 0 E: 0 K: 1 S: 4	H: 0 LOB: 1 BB: 1 P: 8	R: 0 E: 0 K: 1 S: 9	H: 0 LOB: 2 BB: 1 P: 13	R: 0 E: 0 K: 0 S: 3	H: 0 LOB: 0 BB: 0 P: 3	1B: 6 2B: 2 3B: 0 HR: 0	SF: 1 SAC: 0 DP: 1 HBP: 0	WP: 2 PB: 0 SB: 2 CS: 1	PA: 35	
PITCHER	IP WLS BF H R ER SO BB IBB HBP BLK WP HR S P ERA WHIP	IP WLS BF H R ER SO BB IBB HBP BLK WP HR S P ERA WHIP	IP WLS BF H R ER SO BB IBB HBP BLK WP HR S P ERA WHIP	IP WLS BF H R ER SO BB IBB HBP BLK WP HR S P ERA WHIP	IP WLS BF H R ER SO BB IBB HBP BLK WP HR S P ERA WHIP	IP WLS BF H R ER SO BB IBB HBP BLK WP HR S P ERA WHIP	IP WLS BF H R ER SO BB IBB HBP BLK WP HR S P ERA WHIP	IP WLS BF H R ER SO BB IBB HBP BLK WP HR S P ERA WHIP	IP WLS BF H R ER SO BB IBB HBP BLK WP HR S P ERA WHIP	IP WLS BF H R ER SO BB IBB HBP BLK WP HR S P ERA WHIP	IP WLS BF H R ER SO BB IBB HBP BLK WP HR S P ERA WHIP	IP WLS BF H R ER SO BB IBB HBP BLK WP HR S P ERA WHIP	IP WLS BF H R ER SO BB IBB HBP BLK WP HR S P ERA WHIP	IP WLS BF H R ER SO BB IBB HBP BLK WP HR S P ERA WHIP	IP WLS BF H R ER SO BB IBB HBP BLK WP HR S P ERA WHIP	IP WLS BF H R ER SO BB IBB HBP BLK WP HR S P ERA WHIP	IP WLS BF H R ER SO BB IBB HBP BLK WP HR S P ERA WHIP	IP WLS BF H R ER SO BB IBB HBP BLK WP HR S P ERA WHIP	
Ray Moore, R ERA: 6.2 (1, 1)	7.0	32	7	6	5	6	3	0	0	0	0	0	0	0	6.43	1.429			
George Zuverink, R ERA: 3.0 (8, 1)	1.0	3	0	0	0	0	0	0	0	0	0	0	0	0	0.00	0.000			

BOTTOM

Baltimore Orioles @ Chicago White Sox
Comiskey Park, Chicago, IL

Tue Apr 30 1957, 4:33 AM EDT
Att. 4,470 - Unknown

livebaseballscorecards.com

AB	31
R	6
H	7
RBI	6
BB	3
SO	6
LOB	13



Batter	1	2	3	4	5	6	7	8	9	AB R H RBI BB SO LOB	TOP												
Billy Gardner, R (1, 4) OBP: 0.343, SLG: 0.400	0-3 K		0-0 F7	0-0 F6			0-3 K		0-0 F9	5 0 0 0 0 2 2	Baltimore Orioles @ Chicago White Sox Comiskey Park, Chicago, IL Wed May 01 1957, 4:33 AM EDT Att. 4,502 - Unknown												
Al Pilarcik, L (1, 8) OBP: 0.303, SLG: 0.357	4-0 1B WP SF9 BB		1-0 1B SF9 HBP			0-0 F6	0-0 1B 2B		0-0 6-3	3 3 1 0 1 0 0													
George Kell, R (1, 3) OBP: 0.404, SLG: 0.451	0-0 BB		0-0 1B			0-0 F7	0-0 1B		0-0	5 0 4 1 0 0 0													
Wayne Causey, L (9, PR)	1-3 1B		1-3 1B			0-0 2-H 1B	0-0 1B		0-0 1B	0 0 0 0 0 0 0													
Bob Nieman, R (1, 7) OBP: 0.387, SLG: 0.453	4-0 1-2 BB		0-0 SF9			0-0 1B	0-0 1B		0-0 F7	3 0 2 1 1 0 1													
Carl Powis, R (1, 9) OBP: 0.333, SLG: 0.342	0-0 SF9		0-3 K			0-0 F7	0-3 K			3 0 0 1 0 2 4													
Sandy Consuegra, R (7, 1)	3-H SF9									0 0 0 0 0 0 0													
Billy O'Dell, S (7, 1)										0 0 0 0 0 0 0													
Charlie Beamon, R (8, 1)										0 0 0 0 0 0 0													
Dick Williams, R (1, 5) OBP: 0.323, SLG: 0.397	0-0 5-3			0-0 F7		0-0 F2		4-0 1B BB		3 0 0 0 1 0 2													
Joe Ginsberg, L (1, 2) OBP: 0.383, SLG: 0.447		0-3 K		0-0 BB 1B		0-0 F7		0-0 F7		4 0 1 0 0 1 1													
Willy Miranda, S (1, 6) OBP: 0.380, SLG: 0.279		0-0 F9		0-0 F6		0-0 F6		0-0 G4-6-3 1B		3 0 0 0 0 0 1													
Bob Hale, L (8, PH) OBP: 0.200, SLG: 0.250								1-2 1B		1 0 1 0 0 0 0													
Jim Brideweser, R (8, 6) OBP: 0.429, SLG: 0.200								1-2 1B		0 0 0 0 0 0 0													
Billy Loes, R (1, 1)		0-3 K		4-0 1-2 BB		0-0 L5		0-0 G4-6-3 1-2		1 0 0 0 1 1 0													
Jim Pyburn, R (7, PH) OBP: 0.200, SLG: 0.200										1 0 0 0 0 0 0													
Bob Boyd, L (8, PH) OBP: 0.367, SLG: 0.432										1 0 0 0 0 0 2													
Inning Stats	R: 1 E: 0 K: 1 S: 6	H: 1 LOB: 2 BB: 2 P: 14	R: 0 E: 0 K: 2 S: 7	H: 0 LOB: 0 BB: 0 P: 7	R: 1 E: 0 K: 1 S: 6	H: 1 LOB: 1 BB: 0 P: 7	R: 0 E: 0 K: 0 S: 4	H: 1 LOB: 2 BB: 1 P: 8	R: 0 E: 0 K: 0 S: 3	H: 0 LOB: 0 BB: 0 P: 3	R: 1 E: 0 K: 2 S: 10	H: 3 LOB: 2 BB: 0 P: 10	R: 0 E: 0 K: 0 S: 3	H: 1 LOB: 1 BB: 1 P: 7	R: 0 E: 0 K: 0 S: 4	H: 1 LOB: 1 BB: 0 P: 4	1B: 8 2B: 1 3B: 0 HR: 0	SF: 2 SAC: 0 DP: 1 HBP: 1	WP: 1 PB: 0 SB: 0 CS: 0	PA: 40			
PITCHER Jack Harshman, L (1, 1) ERA: 3.68	IP: 7.0 WLS: W BF: 32 H: 7 R: 3 ER: 3 SO: 6 BB: 3 IBB: 0 HBP: 1 BLK: 0 WP: 1 HR: 0 S: 40 P: 53 ERA: 3.68 WHIP: 1.429											PITCHER Dixie Howell, R (8, 1) ERA: 1.0	IP: 2.0 WLS: S BF: 8 H: 2 R: 0 ER: 0 SO: 0 BB: 1 IBB: 0 HBP: 0 BLK: 0 WP: 0 HR: 0 S: 7 P: 11 ERA: 1.0 WHIP: 1.500										

livebaseballscorecards.com

AB	33
R	3
H	9
RBI	3
BB	4
SO	6
LOB	13



BOTTOM

Baltimore Orioles @ Chicago White Sox
Comiskey Park, Chicago, IL
Wed May 01 1957, 4:33 AM EDT
Att. 4,502 - Unknown

livebaseballscorecards.com

AB	32
R	9
H	11
RBI	8
BB	3
SO	3
LOB	15



WP:	0	PA:	38
PB:	0		
SB:	1		
CS:	1		

AB	R	H	RBI	BB	SO	LOB
3	3	0	0	2	0	2
3	1	1	1	0	0	1
3	0	3	4	0	0	0
3	1	1	1	1	0	2
4	0	0	0	0	0	4
3	0	0	0	0	1	2
1	1	1	0	0	0	0
4	2	3	2	0	0	0
2	0	0	0	0	1	0
0	0	0	0	0	0	0
2	1	1	0	0	0	1
2	0	1	0	0	0	0
2	0	0	0	0	1	3
1B:	6	SF:	1			
2B:	5	SAC:	0			
3B:	0	DP:	0			
HR:	0	HBP:	1			

Batter	1	2	3	4	5	6	7	8	9
Luis Aparicio, R OBP: 0.358, SLG: 0.273 (1, 6)	4-0 1B SF8 BB		0-0 FC1-6 1B		0-0 4-3		4-0 2B HBP IBB	0-0 6-3	
Nellie Fox, L OBP: 0.417, SLG: 0.511 (1, 4)	0-0 1B		0-0 F2		0-0 F7		1-0 2B 1B HBP		
Minnie Minoso, R OBP: 0.417, SLG: 0.476 (1, 7)	0-0 SF8		0-0 CS 1B			0-0 4-3 1B	0-0 1B 2B		
Larry Doby, L OBP: 0.383, SLG: 0.325 (1, 8)	0-0 F9		0-0 CS	4-0 4-3 E BB		0-0 4-3 1-2	0-0 1B		
Sherm Lollar, R OBP: 0.238, SLG: 0.571 (1, 2)	0-0 F5			0-0 F4		0-0 6-3	0-0 F9		
Jim Rivera, L OBP: 0.318, SLG: 0.410 Dixie Howell, L OBP: 0.333, SLG: 0.667 (1, 3) (8, 1)		0-3 K		0-0 4-3 1-2		0-0 F8		0-0 2B 2B	
Jim Landis, R OBP: 0.417, SLG: 0.448 (1, 9)		0-0 F8		0-0 E9 2B			0-0 1B HBP 2B	0-0 2B	
Bubba Phillips, R OBP: 0.290, SLG: 0.222 Ron Northey, L OBP: 0.250, SLG: 0.143 Sammy Esposito, R OBP: 0.333, SLG: 0.333 (1, 5) (7, PH) (7, PH) (8, 5)		0-0 5-3		0-3 K			0-0 HBP IBB 2B 1B	0-0 G3	
Jack Harshman, L OBP: 0.556, SLG: 0.833 Walt Dropo, R OBP: 0.417, SLG: 0.636 (1, 1) (7, PH) (8, 3)			0-0 FC1-6 1B		0-0 F9		0-3 K	0-0 F2	

Inning	1	2	3	4	5	6	7	8	9
R:	1	0	1	2	0	0	4	1	
E:	0	0	0	0	1	0	0	0	
K:	0	1	0	1	0	0	1	0	
S:	4	5	4	6	3	4	8	5	
H:	1	0	2	1	1	1	4	2	
LOB:	1	0	0	0	0	1	1	1	
BB:	1	0	0	1	0	0	1	0	
P:	8	5	4	10	3	4	13	5	

PITCHER	IP	WLS	BF	H	R	ER	SO	BB	IBB	HBP	BLK	WP	HR	S	P	ERA	WHIP
Billy Loes, R ERA: 5.51 (1, 1)	6.0	L	24	5	4	3	2	2	0	0	0	0	0	26	34	4.50	1.167
Sandy Consuegra, R ERA: 2.45 (7, 1)	0.0		1	1	1	1	0	0	0	0	0	0	0	1	1	∞	∞
Billy O'Dell, L ERA: 6.35 (7, 1)	1.0		7	3	3	3	1	0	1	1	0	0	0	7	12	27.00	3.000
Charlie Beamon, R ERA: 5.19 (8, 1)	1.0		5	2	1	1	0	0	0	0	0	0	0	5	5	9.00	2.000

Batter	1	2	3	4	5	6	7	8	9	AB R H RBI BB SO LOB	TOP											
Billy Gardner, R (1, 4) OBP: 0.352, SLG: 0.412	4-0 FC4-6 BB		0-0 FC5 2B		0-0 6-3		0-0 FC5-4 1-2f			3 0 1 0 1 0 1												
Bob Boyd, L (1, 3) OBP: 0.377, SLG: 0.426	0-0 FC4-6 1B 1-2f		4-0 BB			0-0 L9 1B 1B		0-0 E6 FC4-6		3 0 1 0 1 0 1												
Al Pilarcik, L (1, 9) OBP: 0.324, SLG: 0.375	0-0 G4-6-3 1B 1-2		0-0 FC5 2-3f			0-0 1B 1-2		0-0 FC4-6 1-2f		4 0 2 0 0 0 3												
Bob Nieman, R (1, 7) OBP: 0.379, SLG: 0.429	0-0 G4-6-3 1-2f			1-0 1B HBP		0-0 F8		0-0 L9		3 0 0 0 0 0 5												
Gus Triandos, R (1, 2) OBP: 0.278, SLG: 0.471		0-3 K		0-3 K		0-0 L9 2-3		0-0 F7		4 0 0 0 0 2 4												
Dick Williams, R (1, 8) OBP: 0.318, SLG: 0.387		0-0 F3		0-0 G1-6-3 1B		0-3 K		0-0 F8		4 0 1 0 0 1 2												
George Kell, R (1, 5) OBP: 0.377, SLG: 0.418		0-0 F5		0-0 G1-6-3 1-2f		0-0 5-3		0-0 F7		4 0 0 0 0 0 2												
Willy Miranda, S (1, 6) OBP: 0.365, SLG: 0.267			0-0 1-3		0-3 K		0-3 K		0-0 F2	2 0 0 0 0 1 0												
Carl Powis, R (7, PH) OBP: 0.327, SLG: 0.333										1 0 0 0 0 1 0												
George Zuverink, R (7, 1)										0 0 0 0 0 0 0												
Wayne Causey, L (9, PH)										1 0 0 0 0 0 0												
Mike Fornieles, R (1, 1) OBP: 0.250, SLG: 0.250			0-0 L4		0-3 K		4-0 FC5-4 BB			2 0 0 0 0 1 0												
Joe Ginsberg, L (7, PH) OBP: 0.396, SLG: 0.447										0 0 0 0 1 0 0												
Jim Brideweser, R (7, PR) OBP: 0.429, SLG: 0.200										0 0 0 0 0 0 0												
Inning Stats	R: 0 E: 0 K: 0 S: 3	H: 1 LOB: 1 BB: 1 P: 7	R: 0 E: 0 K: 1 S: 5	H: 0 LOB: 0 BB: 0 P: 5	R: 0 E: 0 K: 0 S: 4	H: 1 LOB: 2 BB: 1 P: 8	R: 0 E: 0 K: 1 S: 5	H: 1 LOB: 1 BB: 0 P: 6	R: 0 E: 0 K: 1 S: 7	H: 0 LOB: 0 BB: 0 P: 7	R: 0 E: 0 K: 1 S: 7	H: 2 LOB: 2 BB: 0 P: 7	R: 0 E: 0 K: 1 S: 5	H: 0 LOB: 1 BB: 1 P: 9	R: 0 E: 1 K: 0 S: 4	H: 0 LOB: 1 BB: 0 P: 4	R: 0 E: 0 K: 0 S: 3	H: 0 LOB: 0 BB: 0 P: 3	1B: 4 2B: 1 3B: 0 HR: 0	SF: 0 SAC: 0 DP: 2 HBP: 1	WP: 0 PB: 0 SB: 0 CS: 0	PA: 35
PITCHER Duke Maas, R (1, 1) ERA: 1.85	IP: 9.0 WLS: W BF: 35 H: 5 R: 0 ER: 0 SO: 6 BB: 3 IBB: 0 HBP: 1 BLK: 0 WP: 0 HR: 0 S: 43 P: 56 ERA: 0.00 WHIP: 0.889											PITCHER	IP: 9.0 WLS: W BF: 35 H: 5 R: 0 ER: 0 SO: 6 BB: 3 IBB: 0 HBP: 1 BLK: 0 WP: 0 HR: 0 S: 43 P: 56 ERA: 0.00 WHIP: 0.889									

Baltimore Orioles @ Detroit Tigers
 Briggs Stadium, Detroit, MI
 Sat May 04 1957, 7:05 PM EDT
 Att. 20,493 - Unknown

livebaseballscorecards.com

AB	31
R	0
H	5
RBI	0
BB	3
SO	6
LOB	18



Batter	1	2	3	4	5	6	7	8	9	AB	R	H	RBI	BB	SO	LOB
--------	---	---	---	---	---	---	---	---	---	----	---	---	-----	----	----	-----

Harvey Kuenn, R (1, 6) <small>OBP: 0.322, SLG: 0.300</small> Ron Samford, R (8, 6) <small>OBP: 0.083, SLG: 0.083</small>										4	1	2	0	0	0	0
Frank Bolling, R (1, 4) <small>OBP: 0.358, SLG: 0.514</small>										3	0	1	0	1	0	1
Charlie Maxwell, L (1, 7) <small>OBP: 0.386, SLG: 0.396</small>										4	0	1	0	0	1	5
Al Kaline, R (1, 9) <small>OBP: 0.329, SLG: 0.394</small>										4	0	3	1	0	0	0
Ray Boone, R (1, 3) <small>OBP: 0.417, SLG: 0.382</small>										4	0	0	0	0	1	6
Bill Tuttle, R (1, 8) <small>OBP: 0.384, SLG: 0.417</small>										3	2	1	0	1	1	0
Frank House, L (1, 2) <small>OBP: 0.327, SLG: 0.413</small>										4	0	0	0	0	1	2
Reno Bertoia, R (1, 5) <small>OBP: 0.407, SLG: 0.431</small>										4	0	1	1	0	0	1
Duke Maas, R (1, 1) <small>OBP: 0.200, SLG: 0.143</small>										3	0	1	1	0	1	0

Inning Stats	R: 1	H: 3	E: 0	K: 0	S: 5	R: 1	H: 2	E: 0	K: 1	S: 7	R: 0	H: 0	E: 0	K: 1	S: 5	R: 0	H: 1	E: 1	K: 0	S: 5	R: 1	H: 2	E: 0	K: 0	S: 4	R: 0	H: 2	E: 0	K: 1	S: 7	R: 0	H: 0	E: 0	K: 1	S: 5
--------------	------	------	------	------	------	------	------	------	------	------	------	------	------	------	------	------	------	------	------	------	------	------	------	------	------	------	------	------	------	------	------	------	------	------	------

PITCHER	IP	WLS	BF	H	R	ER	SO	BB	IBB	HBP	BLK	WP	HR	S	P	ERA	WHIP
Mike Fornieles, R (1, 1) <small>ERA: 2.08</small>	6.0	L	27	8	3	3	3	2	0	0	0	0	0	31	39	4.50	1.667
George Zuverink, R (7, 1) <small>ERA: 2.25</small>	2.0		8	2	0	0	2	0	0	0	0	0	0	12	12	0.00	1.000

BOTTOM

Baltimore Orioles @ Detroit Tigers
 Briggs Stadium, Detroit, MI
 Sat May 04 1957, 7:05 PM EDT
 Att. 20,493 - Unknown

AB	33
R	3
H	10
RBI	3
BB	2
SO	5
LOB	15



WP	PA	ERA	WHIP
0	35		

Batter	1	2	3	4	5	6	7	8	9	AB R H RBI BB SO LOB	TOP																					
Billy Gardner, R (1, 4) OBP: 0.333, SLG: 0.389	0-0 G3		0-0 F8			0-0 F4		0-0 L9		4 0 0 0 0 0 1																						
Bob Boyd, L (1, 3) OBP: 0.351, SLG: 0.392	0-0 6-3			0-0 L8		0-0 1-3		0-0 4-3		4 0 0 0 0 0 0																						
Al Pilarcik, L (1, 8) OBP: 0.317, SLG: 0.361	0-0 F2			0-0 1B 1B		0-0 L9		0-0 5-3		4 1 1 0 0 0 0																						
Gus Triandos, R (1, 2) OBP: 0.364, SLG: 0.500		0-0 1B		0-0 1B 1-3		0-0 5-3		4-0 FC4-6 BB		3 0 2 0 1 0 0																						
George Kell, R (1, 5) OBP: 0.385, SLG: 0.424		0-0 L9		0-0 G5-4-3 1-2 1B		0-0 1B		0-0 FC4-6 1-2f		4 0 2 1 0 0 2																						
Carl Powis, R (1, 9) OBP: 0.308, SLG: 0.310		0-3 K		0-0 G5-4-3 1-2f		0-0 F8				3 0 0 0 0 1 4																						
Dick Williams, R (1, 7) OBP: 0.304, SLG: 0.369		0-3 K			0-0 F8		0-3 K			3 0 0 0 0 2 2																						
Willy Miranda, S (1, 6) OBP: 0.352, SLG: 0.255			0-3 K		0-0 F8			0-0 G4-6-3 1B		2 0 0 0 0 1 0																						
Joe Ginsberg, L (8, PH) OBP: 0.408, SLG: 0.462										1 0 1 0 0 0 0																						
Jim Brideweser, R (8, PR) OBP: 0.429, SLG: 0.200										0 0 0 0 0 0 0																						
Connie Johnson, R (1, 1) OBP: 0.182, SLG: 0.222			0-0 L9		0-0 L9			0-0 G4-6-3 1-2f		2 0 0 0 0 0 0																						
Bob Hale, L (8, PH) OBP: 0.182, SLG: 0.222										1 0 0 0 0 0 1																						
Sandy Consuegra, R (8, 1)										0 0 0 0 0 0 0																						
Inning Stats	R: 0 E: 0 K: 0 S: 3	H: 0 LOB: 0 BB: 0 P: 3	R: 0 E: 0 K: 2 S: 8	H: 1 LOB: 1 BB: 0 P: 8	R: 0 E: 0 K: 1 S: 5	H: 0 LOB: 0 BB: 0 P: 5	R: 1 E: 0 K: 0 S: 5	H: 3 LOB: 1 BB: 0 P: 5	R: 0 E: 0 K: 0 S: 3	H: 0 LOB: 0 BB: 0 P: 3	R: 0 E: 0 K: 1 S: 6	H: 1 LOB: 1 BB: 0 P: 6	R: 0 E: 0 K: 0 S: 3	H: 1 LOB: 1 BB: 0 P: 3	R: 0 E: 0 K: 0 S: 3	H: 0 LOB: 1 BB: 1 P: 7	1B: 6 2B: 0 3B: 0 HR: 0	SF: 0 SAC: 0 DP: 2 HBP: 0	WP: 0 PB: 0 SB: 0 CS: 0	PA: 32												
PITCHER Frank Lary, R (1, 1) ERA: 1.36	IP 9.0	WLS W	BF 32	H 6	R 1	ER 1	SO 4	BB 1	IBB 0	HBP 0	BLK 0	WP 0	HR 0	S 39	P 43	ERA 1.00	WHIP 0.778															
											PITCHER	IP	WLS	BF	H	R	ER	SO	BB	IBB	HBP	BLK	WP	HR	S	P	ERA	WHIP				

Baltimore Orioles @ Detroit Tigers
Briggs Stadium, Detroit, MI
 Sun May 05 1957, 4:33 AM EDT
 Att. 14,329 - Unknown

livebaseballscorecards.com

AB 31
R 1
H 6
RBI 1
BB 1
SO 4
LOB 10



Batter	1	2	3	4	5	6	7	8	9	AB	R	H	RBI	BB	SO	LOB
--------	---	---	---	---	---	---	---	---	---	----	---	---	-----	----	----	-----

Harvey Kuenn, R <small>OBP: 0.349, SLG: 0.407</small> (1, 6) X	0-0 HR		0-0 F8		0-0 2B		0-0 2B 1B			4	2	3	1	0	0	0
Frank Bolling, R <small>OBP: 0.365, SLG: 0.520</small> (1, 4) X	0-0 F8		4-0 BB		0-0 F4		0-0 1B 2B			3	1	1	0	1	0	1
Charlie Maxwell, L <small>OBP: 0.393, SLG: 0.404</small> (1, 7) X	0-0 1B		0-0 F8		0-0 3-1		0-0 FC6-4 1B			4	0	2	2	0	0	2
Al Kaline, R <small>OBP: 0.325, SLG: 0.386</small> (1, 9) X	0-0 FC6-4 1B		0-0 L1-3		0-0 L9		0-0 FC6-4			4	0	1	0	0	0	2
Ray Boone, R <small>OBP: 0.408, SLG: 0.373</small> (1, 3) X	0-0 F4			0-0 BB 1B		0-0 F8		0-0 5-3		4	0	1	0	0	0	2
Bill Tuttle, R <small>OBP: 0.377, SLG: 0.422</small> (1, 8) X	0-0 FC6-4		0-0 F8		0-0 2B		0-0 6-3			4	0	1	0	0	0	3
Frank House, L <small>OBP: 0.321, SLG: 0.388</small> (1, 2) X		0-0 F9		4-0 P7-6 BB		0-0 L1		0-0 L9		3	0	0	0	1	0	1
Reno Bertoia, R <small>OBP: 0.386, SLG: 0.407</small> (1, 5) X		0-0 6-3		0-0 P7-6		0-0 5-3				3	0	0	0	0	0	2
Frank Lary, R <small>OBP: 0.182, SLG: 0.182</small> (1, 1) X		0-3 K		0-0 4-3		0-3 K				3	0	0	0	0	2	0

Inning Stats	R: 1	H: 3	E: 0	LOB: 2	K: 0	S: 6	R: 0	H: 0	E: 0	LOB: 0	K: 1	S: 5	R: 0	H: 0	E: 0	LOB: 1	K: 0	S: 3	R: 0	H: 1	E: 0	LOB: 1	K: 0	S: 3	R: 0	H: 1	E: 0	LOB: 1	K: 0	S: 4	R: 0	H: 1	E: 0	LOB: 1	K: 1	S: 8	R: 0	H: 0	E: 0	LOB: 0	K: 0	S: 3	1B: 5	SF: 0	2B: 4	SAC: 0	3B: 0	DP: 1	HR: 1	HBP: 0	WP: 0	PA: 34
--------------	------	------	------	--------	------	------	------	------	------	--------	------	------	------	------	------	--------	------	------	------	------	------	--------	------	------	------	------	------	--------	------	------	------	------	------	--------	------	------	------	------	------	--------	------	------	-------	-------	-------	--------	-------	-------	-------	--------	-------	--------

PITCHER	IP	WLS	BF	H	R	ER	SO	BB	IBB	HBP	BLK	WP	HR	S	P	ERA	WHIP
Connie Johnson, R <small>ERA: 4.56</small>	(1, 1)	7.0	L	31	9	3	2	2	0	0	0	0	1	33	41	3.86	1.571
Sandy Consuegra, R <small>ERA: 1.93</small>	(8, 1)	1.0		3	0	0	0	0	0	0	0	0	0	3	3	0.00	0.000

BOTTOM

Baltimore Orioles @ Detroit Tigers
 Briggs Stadium, Detroit, MI
 Sun May 05 1957, 4:33 AM EDT
 Att. 14,329 - Unknown

livebaseballscorecards.com

AB	32
R	3
H	9
RBI	3
BB	2
SO	2
LOB	13



Batter	1	2	3	4	5	6	7	8	9	10	11	12	13	AB R H RBI BB SO LOB
Harvey Kuenn, R (1, 6) OBP: 0.368, SLG: 0.393	4-0 S 1B BB	0-0 F6			0-0 SH 1B 1-2 SF8-4		4-0 FC4-6 BB		0-0 SH1-4 1-2		4-0 IBB		0-0 F8	2 1 0 0 3 0 2
Frank Bolling, R (1, 4) OBP: 0.363, SLG: 0.506	0-0 1-H 3B 1B	0-0 F8			0-0 1B 1-2 2-3 1B		0-0 FC4-6 FC5-4 1-2r		0-0 F3		0-0 F8			6 1 2 0 0 0 5
Charlie Maxwell, L (1, 7) OBP: 0.397, SLG: 0.396	0-0 F7		4-0 FC1-6 BB		0-0 SF8-4 1B		0-0 FC5-4 1-2r		0-0 L3			0-0 F8		1 0 0 0 1 0 1
Karl Olson, R (3, PR) OBP: 0.250, SLG: 0.200														2 0 1 1 0 0 1
Jack Dittmer, L (9, PH) OBP: 0.333, SLG: 0.333					1-2 2-3 3-H 1B									1 0 0 0 0 0 1
Jim Small, L (10, 7) OBP: 0.333, SLG: 0.400														1 0 0 0 0 0 0
Al Kaline, R (1, 9) OBP: 0.325, SLG: 0.413	0-0 2B 3B		0-0 FC1-6 F5 1-2r		0-0 SF8-4 1B 1-2 3-H		0-0 SH3 1B		0-0 L4-3		0-0 L6			5 1 2 2 0 0 1
Ray Boone, R (1, 3) OBP: 0.407, SLG: 0.355	4-0 BB 2B BB		0-0 F5 1-2		0-0 6-3		0-0 SH3 1-2		0-0 F4		4-0 BB BB BB			3 1 0 0 2 0 2
Bill Tuttle, R (1, 8) OBP: 0.361, SLG: 0.391	4-0 1-2 2B BB			0-0 F6		0-0 6-3		0-0 F8		0-0 1-3		0-0 F8		5 1 0 0 1 0 2
Frank House, L (1, 2) OBP: 0.345, SLG: 0.415	0-0 2B			0-0 L5		0-0 F8		4-0 IBB			0-0 4-3 SH3 1B		0-0 2B	4 0 2 3 1 0 0
Ron Samford, R (11, PR) OBP: 0.083, SLG: 0.083														0 0 0 0 0 0 0
Red Wilson, R (12, 2) OBP: 0.364, SLG: 0.389	1-H 2-H 3-H 2B													1 0 1 0 0 0 0
Reno Bertoia, R (1, 5) OBP: 0.371, SLG: 0.407		0-0 2B		0-0 F8		0-0 6-3		0-0 F9		0-0 SH3 1-2		0-0 6-3		5 0 1 0 0 0 3
Don Lee, R (1, 1) OBP: 0.200, SLG: 0.200		0-3 K					0-0 6-3		0-0 SH1-4 1B		0-0 4-3 2-3		0-3 K	2 1 1 0 0 0 1 1
Al Aber, L (7, 1)														1 0 0 0 0 0 0 0
Steve Gromek, S (8, 1)					1B SH 1B 1B									0 0 0 0 0 0 0 0
Jim Bunning, R (9, 1) OBP: 0.500, SLG: 0.500														1 0 1 0 0 0 0 0
Eddie Robinson, L (11, PH)														1 0 0 0 0 0 0 2
Jack Crimian, R (12, 1)														0 0 0 0 0 0 0 0
Earl Torgeson, L (13, PH) OBP: 0.354, SLG: 0.222														1 0 0 0 0 0 1 1

BOTTOM	
AB	42
R	6
H	11
RBI	6
BB	8
SO	2
LOB	22

PITCHER	
Ray Moore, R (1, 1) ERA: 6.75	IP: 6.0 WLS: 26 BF: 7 H: 6 R: 6 ER: 6 SO: 1 BB: 4 IBB: 0 HBP: 0 BLK: 0 WP: 0 HR: 0 S: 24 P: 40 ERA: 9.00 WHIP: 1.833
George Zuverink, R (7, 1) ERA: 1.2	IP: 7.0 WLS: 29 BF: 4 H: 0 R: 0 ER: 0 SO: 1 BB: 2 IBB: 2 HBP: 0 BLK: 0 WP: 0 HR: 0 S: 27 P: 43 ERA: 0.00 WHIP: 0.857



Baltimore Orioles @ Detroit Tigers
 Briggs Stadium, Detroit, MI
 Mon May 06 1957, 4:33 AM EDT
 Att. 3,939 - Unknown

livebaseballscorecards.com

Batter	1	2	3	4	5	6	7	8	9	10	AB R H RBI BB SO LOB	TOP	
Billy Gardner, R OBP: 0.322, SLG: 0.361 (1, 4) X	0-0 F9	0-0 F3			X 0-0 6-3	0-0 4-3			X 0-0 F6		5 0 0 0 0 0 3		
Bob Boyd, L OBP: 0.353, SLG: 0.400 (1, 3) S	0-3 K		B 4-0 G5-4-3 BB		X 0-0 L3			X 0-0 F7		X 0-0 L9	4 0 0 0 1 1 0		
Al Pilarcik, L OBP: 0.308, SLG: 0.318 (1, 8) X	0-0 BB 1B		B 4-0 G5-4-3 BB		B 4-0 S BB			X 0-0 4-3		X 0-0 F7	3 0 1 0 2 0 0		
Bob Nieman, R OBP: 0.364, SLG: 0.431 (1, 7) B	4-0 1-2 BB		X 0-0 G5-4-3 BB		S 0-3 K			S 0-3 K		S 0-3 K	4 0 0 0 1 3 3		
Gus Triandos, R OBP: 0.375, SLG: 0.483 (1, 2) X	0-0 F4		X 0-0 F8					S 0-3 K			4 0 0 0 0 2 3		
Tito Francona, L OBP: 0.200, SLG: 0.500 (1, 9) S		0-3 K		S 0-3 K				X 0-0 HR		X 0-0 6-3	4 1 1 1 0 2 0		
Dick Williams, R OBP: 0.316, SLG: 0.356 (1, 5)		B 4-0 1B SF8 BB		X 0-0 F2				X 0-0 5-3		X 0-0 F7	3 1 0 0 1 0 0		
Willy Miranda, S OBP: 0.351, SLG: 0.260 (1, 6)		X 0-0 SF8		B 4-0				B 4-0 1B BB		X 0-0 F8	1 0 1 0 0 0 0		
Jim Brideweser, R OBP: 0.462, SLG: 0.333 (2, 6)		1-3 1B		B 4-0 BB				X 0-0 BB			1 0 0 0 2 0 0		
Hal Brown, R OBP: 0.300, SLG: 0.375 (1, 1) X	0-0 SF8		X 0-0 L8		X 0-0			X 0-0 1B		X 0-0 F3	3 0 1 1 0 0 1		
Inning Stats	R: 0 H: 1 E: 0 LOB: 2 K: 1 BB: 1 S: 6	R: 1 H: 1 E: 0 LOB: 1 K: 1 BB: 1 S: 6	R: 0 H: 0 E: 0 LOB: 1 K: 0 BB: 2 P: 10	R: 0 H: 0 E: 0 LOB: 1 K: 1 BB: 1 S: 5	R: 0 H: 0 E: 0 LOB: 1 K: 1 BB: 1 S: 5	R: 1 H: 2 E: 0 LOB: 2 K: 1 BB: 1 S: 7	R: 0 H: 0 E: 0 LOB: 0 K: 1 BB: 0 S: 5	R: 0 H: 0 E: 0 LOB: 0 K: 1 BB: 0 S: 5	R: 0 H: 0 E: 0 LOB: 0 K: 1 BB: 0 S: 3	R: 0 H: 0 E: 0 LOB: 0 K: 1 BB: 0 S: 5	R: 0 H: 0 E: 0 LOB: 0 K: 1 BB: 0 S: 5	1B: 3 SF: 1 2B: 0 SAC: 0 3B: 0 DP: 1 HR: 1 HBP: 0	WP: 0 PA: 40 PB: 0 SB: 1 CS: 0
PITCHER	IP WLS BF H R ER SO BB IBB HBP BLK WP HR S P ERA WHIP												
Ryne Duren, R ERA: 3.45 (1, 1)	7.0												
Virgil Trucks, R ERA: 2.5 (8, 1)	3.0												

Baltimore Orioles @ Kansas City Athletics
Municipal Stadium, Kansas City, MO
Tue May 07 1957, 4:33 AM EDT
Att. 13,159 - Unknown

AB	32
R	2
H	4
RBI	2
BB	7
SO	8
LOB	10



Batter	1	2	3	4	5	6	7	8	9	10	AB	R	H	RBI	BB	SO	LOB
Vic Power, R OBP: 0.378, SLG: 0.559 (1, 3)	0-0 HR	0-0 F5			0-0 FC6-5 1B			0-0 F6		0-0 HR	5	2	3	2	0	0	1
Milt Graff, L OBP: 0.217, SLG: 0.250 (1, 4)	0-0 G4-6-3 1B		0-0 4-3		0-0 FC6-5 L4-6-3 1B			0-0 F7			4	0	1	0	0	0	2
Bob Cery, R OBP: 0.375, SLG: 0.625 (1, 7)	0-0 G4-6-3 1B		0-0 F3		0-0 L4-6-3			0-0 2B 1B			4	0	2	0	0	0	2
Billy Hunter, R OBP: 0.125, SLG: 0.133 (8, PR)	1-2 G4-6-3 1B				1-2 2-3f						0	1	0	0	0	0	0
Johnny Groth, R OBP: 0.167, SLG: 0.167 (9, 7)					1-2						0	0	0	0	0	0	0
Harry Simpson, L OBP: 0.400, SLG: 0.701 (1, 9)	0-0 G4-6-3		0-0 F7			0-3 K		0-0 2B			4	0	1	1	0	1	2
Hal Smith, R OBP: 0.286, SLG: 0.377 (1, 2)	4-0 FC5-4 BB			0-0 F7		0-3 K		0-0 F5			3	0	0	0	1	1	2
Hector Lopez, R OBP: 0.274, SLG: 0.429 (1, 5)	0-0 FC5-4		0-0 F7			0-0 5-3			0-0 F3		4	0	0	0	0	0	2
Jim Pisoni, R OBP: 0.281, SLG: 0.357 (1, 8)		0-0 5-3		0-0 1B			0-3 K		0-0 6-3		4	0	1	0	0	1	0
Ryne Duren, R OBP: 0.250, SLG: 0.250 (1, 1)		0-0 L4		0-0 6-3			0-0 1-3		0-0 F8		2	0	0	0	0	0	1
Lou Skizas, R OBP: 0.327, SLG: 0.612 (7, PH)											1	0	0	0	0	0	0
Virgil Trucks, R OBP: 0.400, SLG: 0.400 (8, 1)											1	0	0	0	0	0	0
Joe Demaestri, R OBP: 0.462, SLG: 0.500 (1, 6)		4-0 BB			0-0 FC6-5 1B		0-0 4-3			0-3 K	3	0	1	0	1	1	0

Inning Stats	R: 1	H: 3	E: 0	K: 0	S: 5	H: 3	LOB: 2	BB: 1	P: 9	R: 0	H: 0	E: 0	K: 0	S: 3	H: 0	LOB: 1	BB: 1	P: 7	R: 0	H: 0	E: 0	K: 0	S: 3	H: 0	LOB: 0	BB: 0	P: 3	R: 0	H: 1	E: 0	K: 0	S: 4	H: 1	LOB: 1	BB: 0	P: 4	R: 0	H: 2	E: 0	K: 2	S: 7	H: 0	LOB: 0	BB: 0	P: 7	R: 0	H: 0	E: 0	K: 1	S: 5	H: 0	LOB: 0	BB: 0	P: 5	R: 1	H: 2	E: 0	K: 0	S: 5	H: 2	LOB: 2	BB: 0	P: 5	R: 0	H: 0	E: 0	K: 0	S: 3	H: 0	LOB: 0	BB: 0	P: 3	R: 1	H: 1	E: 0	K: 1	S: 4	H: 1	LOB: 0	BB: 0	P: 4	1B: 6	SF: 0	2B: 2	SAC: 0	3B: 0	DP: 2	HR: 2	HBP: 0	WP: 0	PA: 37
--------------	------	------	------	------	------	------	--------	-------	------	------	------	------	------	------	------	--------	-------	------	------	------	------	------	------	------	--------	-------	------	------	------	------	------	------	------	--------	-------	------	------	------	------	------	------	------	--------	-------	------	------	------	------	------	------	------	--------	-------	------	------	------	------	------	------	------	--------	-------	------	------	------	------	------	------	------	--------	-------	------	------	------	------	------	------	------	--------	-------	------	-------	-------	-------	--------	-------	-------	-------	--------	-------	--------

PITCHER	IP	WLS	BF	H	R	ER	SO	BB	IBB	HBP	BLK	WP	HR	S	P	ERA	WHIP
Hal Brown, R ERA: 4.05 (1, 1)	9.1	L	37	9	3	3	4	2	0	0	0	0	2	43	51	2.89	1.179

BOTTOM

Baltimore Orioles @ Kansas City Athletics
Municipal Stadium, Kansas City, MO

Tue May 07 1957, 4:33 AM EDT
Att: 13,159 - Unknown

livebaseballscorecards.com

AB	35
R	3
H	9
RBI	3
BB	2
SO	4
LOB	12



Batter	1	2	3	4	5	6	7	8	9	AB R H RBI BB SO LOB	TOP		
Billy Gardner, R (1, 4) OBP: 0.326, SLG: 0.398	0-0 HR	0-0 FC6-4 2-H 1B		0-3 K			0-0 F2	0-0 F3		5 1 2 2 0 1 2			
Bob Boyd, L (1, 3) OBP: 0.384, SLG: 0.422	0-0 PB SH1-3 SF 1B	0-0 FC6-4 1-2f			0-0 WP 3B 1B		4-0 1B E BB	0-0 E2 2B 1B		4 4 3 0 1 0 1			
Dick Williams, R (1, 5) OBP: 0.325, SLG: 0.377	0-0 SH1-3 1-2		0-0 F7		0-0 5-3 1-2		0-0 E HR 1B	0-0 1-H 2B		4 1 2 1 0 0 1			
Bob Nieman, R (1, 7) OBP: 0.354, SLG: 0.449	0-0 SF 2-H		0-0 F3		0-0 SF8 3B		0-0 E4 HR	0-3 K		4 2 1 2 0 1 2			
Gus Triandos, R (1, 2) OBP: 0.378, SLG: 0.563	0-0 L6		4-0 BB		0-0 SF8 3-H		0-0 1-H 2-H HR		0-3 K	3 1 1 4 1 1 1			
Tito Francona, L (1, 9) OBP: 0.133, SLG: 0.308	0-0 F8		0-0 G3		0-3 K		0-0 F6	0-0 4-3		5 0 0 0 0 1 2			
Al Pilarcik, L (1, 8) OBP: 0.298, SLG: 0.306		0-0 G3		0-0 1-3		0-0 6-3	0-0 3-1		0-0 1B	5 0 1 0 0 0 0			
Jim Brideweser, R (1, 6) OBP: 0.500, SLG: 0.500		0-0 E 1B 1B		0-0 SH1-4 1B		0-0 1-3		0-0 E 2B	0-3 K	5 2 3 0 0 1 1			
Billy Loes, R (1, 1)		0-3 K		0-0 SH1-4		0-0 1-3		0-3 K		3 0 0 0 0 2 2			
Inning Stats	R: 2 E: 1 K: 0 S: 6 H: 2 LOB: 1 BB: 0 P: 6	R: 1 E: 1 K: 1 S: 7 H: 2 LOB: 1 BB: 0 P: 7	R: 0 E: 0 K: 0 S: 3 H: 0 LOB: 1 BB: 1 P: 7	R: 0 E: 0 K: 1 S: 6 H: 1 LOB: 1 BB: 0 P: 6	R: 2 E: 0 K: 1 S: 7 H: 2 LOB: 0 BB: 0 P: 7	R: 0 E: 0 K: 0 S: 3 H: 0 LOB: 0 BB: 0 P: 3	R: 4 E: 1 K: 0 S: 6 H: 2 LOB: 0 BB: 1 P: 10	R: 2 E: 1 K: 2 S: 10 H: 3 LOB: 1 BB: 0 P: 10	R: 0 E: 0 K: 2 S: 8 H: 1 LOB: 1 BB: 0 P: 8	1B: 8 2B: 2 3B: 1 HR: 2 SF: 2 SAC: 2 DP: 0 HBP: 0	WP: 1 PB: 1 SB: 0 CS: 0 PA: 44		
PITCHER	IP WLS BF H R ER SO BB IBB HBP BLK WP HR S P ERA WHIP											PITCHER	IP WLS BF H R ER SO BB IBB HBP BLK WP HR S P ERA WHIP
Alex Kellner, L (1, 1) ERA: 2.35	2.0 L 11 4 3 1 1 0 0 0 0 0 0 1 13 13 4.50 2.000												
Mickey McDermott, L (3, 1) ERA: 9.31	5.0 23 5 6 5 2 2 0 0 0 0 1 1 25 33 9.00 1.400												
Tom Gorman, R (8, 1) ERA: 5.54	2.0 10 4 2 0 4 0 0 0 0 0 0 0 18 18 0.00 2.000												

Baltimore Orioles @ Kansas City Athletics
Municipal Stadium, Kansas City, MO
Wed May 08 1957, 4:33 AM EDT
Att: 13,000 - Unknown

AB	38
R	11
H	13
RBI	9
BB	2
SO	7
LOB	12



livebaseballscorecards.com

Batter	1	2	3	4	5	6	7	8	9	AB R H RBI BB SO LOB
Vic Power, R (1, 3) OBP: 0.429, SLG: 0.579	0-0 WP 1B		4-0 BB		0-0 1B		0-0 F3		0-0 2-H 1B	4 0 3 1 1 0 2
Milt Graf, L (1, 4) OBP: 0.208, SLG: 0.239 Lou Skizas, R (7, PH) OBP: 0.321, SLG: 0.600 Tom Gorman, R (8, 1) Tim Thompson, L (9, PH) OBP: 0.154, SLG: 0.192	0-0 F7		0-3 K		0-0 F7		0-0 FC5 2-3f		0-0 F3	3 0 0 0 0 1 3 1 0 0 0 0 0 2 0 0 0 0 0 0 0 1 0 0 0 0 0 1
Bob Cerv, R (1, 7) OBP: 0.321, SLG: 0.536	0-0 F7			0-0 4-3	0-0 6-3			0-0 1-3		4 0 0 0 0 0 2
Harry Simpson, L (1, 9) OBP: 0.393, SLG: 0.675	0-0 4-3			4-0 1B 1B BB		0-3 K		0-0 G3		3 1 0 0 1 1 1
Hal Smith, R (1, 2) OBP: 0.300, SLG: 0.404		0-0 4-3		0-0 1B 1-2 1B		0-0 F4		0-0 2B		4 0 2 0 0 0 0
Hector Lopez, R (1, 5) OBP: 0.261, SLG: 0.407		0-0 6-3		0-0 F4		0-0 F9		0-0 F9		4 0 0 0 0 0 3
Jim Pisoni, R (1, 8) OBP: 0.294, SLG: 0.356		0-0 F9		0-0 1-2 2-H 1B		4-0 FC5 1B BB		0-0 6-3		3 0 1 1 1 0 0
Alex Kellner, R (1, 1) OBP: 0.400, SLG: 1.200 Mickey McDermott, L (3, 1) Billy Hunter, R (8, 4) OBP: 0.176, SLG: 0.250			0-0 3-1	0-0 4-3		0-3 K		0-0 1B 2B		0 0 0 0 0 0 0 3 0 0 0 0 1 3 1 1 1 0 0 0 0
Joe Demaestri, R (1, 6) OBP: 0.446, SLG: 0.480			0-0 6-3		0-0 F9		0-0 1-2 1B		0-0 F8	4 0 1 0 0 0 1

Inning Stats	R: 0 E: 0 K: 0 S: 4	H: 1 LOB: 1 BB: 0 P: 4	R: 0 E: 0 K: 0 S: 3	H: 0 LOB: 0 BB: 0 P: 3	R: 0 E: 0 K: 1 S: 5	H: 0 LOB: 1 BB: 1 P: 9	R: 1 E: 0 K: 0 S: 5	H: 2 LOB: 2 BB: 1 P: 9	R: 0 E: 0 K: 0 S: 4	H: 1 LOB: 1 BB: 0 P: 4	R: 0 E: 0 K: 1 S: 5	H: 0 LOB: 0 BB: 0 P: 5	R: 0 E: 0 K: 1 S: 6	H: 1 LOB: 2 BB: 1 P: 10	R: 0 E: 0 K: 0 S: 4	H: 1 LOB: 1 BB: 0 P: 4	R: 1 E: 0 K: 0 S: 5	H: 2 LOB: 1 BB: 0 P: 5	1B: 6 2B: 2 3B: 0 HR: 0	SF: 0 SAC: 0 DP: 0 HBP: 0	WP: 1 PB: 0 SB: 0 CS: 0	PA: 38
PITCHER Billy Loes, R (1, 1) ERA: 4.26	IP 9.0 WLS W BF 38 H 8 R 2 ER 2 SO 3 BB 3 IBB 0 HBP 0 BLK 0 WP 1 HR 0 S 41 P 53 ERA 2.00 WHIP 1.222																					

BOTTOM

Baltimore Orioles @ Kansas City Athletics
Municipal Stadium, Kansas City, MO
Wed May 08 1957, 4:33 AM EDT
Att. 13,000 - Unknown

livebaseballscorecards.com

AB	35
R	2
H	8
RBI	2
BB	3
SO	3
LOB	18



Batter	1	2	3	4	5	6	7	8	9
Billy Gardner, R OBP: 0.351, SLG: 0.429 (1, 4) X	0-0 1B FC3-2 2B	4-0 BB			0-0 1B 2B	0-0 F8		4-0 BB	
Bob Boyd, L OBP: 0.397, SLG: 0.435 (1, 3) X	0-0 FC3-2 1B	0-0 F7			0-0 E 1B 2-H	0-0 1B		0-0 F7	
Al Pilarcik, L OBP: 0.279, SLG: 0.283 (1, 8) X	0-0 FC3-2 1B 1-2 3-H		0-0 4-3		0-0 F5	0-0 F6			
Bob Nieman, R OBP: 0.337, SLG: 0.425 (1, 7) S S S	0-3 K		0-0 6-3		0-0 E4 1B HBP		0-0 1-3		
Jim Pyburn, R OBP: 0.143, SLG: 0.143 (8, 7) S S S					1-3 1B				
Gus Triandos, R OBP: 0.415, SLG: 0.559 (1, 2) X	0-0 1-2 2-H 1B		0-0 1-3		1-0 1B HBP		4-0 BB		
Tito Francona, L OBP: 0.211, SLG: 0.353 (1, 9) X	0-0 G3			0-0 G6-4-3 1B	0-0 1-2 2-H 3-H 1B		0-0 F8		
Dick Williams, R OBP: 0.310, SLG: 0.358 (1, 5) X		0-0 4-3		0-0 G6-4-3 1-2f 1B	0-0 F7		0-0 F9		
Jim Brideweser, R OBP: 0.500, SLG: 0.529 (1, 6) B B B B		4-0 1-3 BB		0-0 1-2f 1B	0-0 4-3		0-3 K		
Connie Johnson, R (1, 1) X		0-0 1-3		0-0 F9		0-0 5-3		0-0 4-3	


Inning Stats	R: 1	H: 3	E: 0	LOB: 2	K: 1	S: 8	P: 8	R: 0	H: 0	E: 0	LOB: 2	K: 0	S: 3	R: 0	H: 0	E: 0	LOB: 0	K: 0	S: 3	R: 0	H: 2	E: 0	LOB: 1	K: 0	S: 4	R: 3	H: 3	E: 1	LOB: 2	K: 0	S: 7	R: 0	H: 1	E: 0	LOB: 1	K: 0	S: 4	R: 0	H: 0	E: 0	LOB: 1	K: 0	S: 3	R: 0	H: 0	E: 0	LOB: 1	K: 1	S: 5	R: 0	H: 0	E: 0	LOB: 1	K: 1	S: 5
--------------	------	------	------	--------	------	------	------	------	------	------	--------	------	------	------	------	------	--------	------	------	------	------	------	--------	------	------	------	------	------	--------	------	------	------	------	------	--------	------	------	------	------	------	--------	------	------	------	------	------	--------	------	------	------	------	------	--------	------	------

PITCHER	IP	WLS	BF	H	R	ER	SO	BB	IBB	HBP	BLK	WP	HR	S	P	ERA	WHIP
Johnny Kucks, R ERA: 1.82 (1, 1)	6.0	L	30	9	4	3	1	2	0	1	0	0	0	29	38	4.50	1.833
Bob Turley, R ERA: 4.22 (7, 1)	2.0		8	0	0	0	1	2	0	0	0	0	0	8	16	0.00	1.000

BOTTOM

AB	R	H	RBI	BB	SO	LOB
3	1	2	0	2	0	0
5	2	3	1	0	0	3
4	0	0	0	0	0	4
4	1	0	0	0	1	3
0	0	0	0	0	0	0
2	0	1	1	1	0	0
4	0	2	2	0	0	3
4	0	0	0	0	0	4
3	0	1	0	1	1	2
4	0	0	0	0	0	2

AB 33
R 4
H 9
RBI 4
BB 4
SO 2
LOB 21



WP	HR	S	P	ERA	WHIP
0	0	1	0	0	0
0	0	1	0	0	0
0	0	1	0	0	0
0	0	1	0	0	0
0	0	1	0	0	0
0	0	1	0	0	0

New York Yankees @ Baltimore Orioles
Memorial Stadium, Baltimore, MD
 Fri May 10 1957, 7:05 PM EDT
 Att. 31,195 - Unknown

livebaseballscorecards.com

New York Yankees @ Baltimore Orioles
Memorial Stadium, Baltimore, MD
 Sat May 11 1957, 7:05 PM EDT
 Att. 25,516 - Unknown

livebaseballscorecards.com

AB	34
R	6
H	11
RBI	6
BB	7
SO	5
LOB	19



AB	R	H	RBI	BB	SO	LOB
3	1	1	1	1	0	1
3	1	3	1	1	0	0
5	1	1	2	0	3	6
4	0	1	0	1	0	1
4	0	2	2	1	0	1
3	0	0	0	2	0	3
5	0	1	0	0	1	5
4	2	2	0	0	1	0
2	0	0	0	0	0	1
0	0	0	0	0	0	0
0	1	0	0	1	0	0
1	0	0	0	0	0	1

Batter	1	2	3	4	5	6	7	8	9
Tony Kubek, L (1, 7) OBP: 0.356, SLG: 0.463	0-0 4-3		0-0 CS 1B		0-0 F6		0-0 2B BB	0-0 SF7	
Gil McDougald, R (1, 6) OBP: 0.393, SLG: 0.513	0-0 1B		0-0 CS	0-0 1B 5-3	0-0 BB		0-0 SF9	0-0 1B	
Mickey Mantle, S (1, 8) OBP: 0.489, SLG: 0.559	0-0 F6		0-3 K	0-3 K	0-3 K		0-0 1B 2B	0-3 K	
Yogi Berra, L (1, 2) OBP: 0.271, SLG: 0.375	0-0 F7		0-0 1B 5-3	0-0 1B 1-3	0-0 F8		0-0 1B IBB	0-0 G3	
Bill Skowron, R (1, 3) OBP: 0.310, SLG: 0.463		4-0 BB G6-4-3	0-0 BB 5-3	0-0 1B 5-3	0-0 F9		0-0 1B FC5-4	0-0 3B	
Hank Bauer, R (1, 9) OBP: 0.333, SLG: 0.405		0-0 F5	0-0 BB 5-3	0-0 BB	0-0 5-3		0-0 FC5-4	0-0 BB G4-3	
Andy Carey, R (1, 5) OBP: 0.346, SLG: 0.311		0-0 G6-4-3	0-3 K	0-3 K	0-0 F5		0-0 CS 1B	0-0 G4-3	
Bobby Richardson, R (1, 4) OBP: 0.400, SLG: 0.500		0-3 K	0-0 E6 4-3	0-0 E6 4-3	0-0 SF9 2B		0-0 E SF7 2B		
Don Larsen, R (1, 1)		0-0 F8	0-0 4-3	0-0 4-3	0-0 SF9 2B		0-0 E6 1B		
Bob Grim, R (5, 1)									
Enos Slaughter, L (7, PH) OBP: 0.384, SLG: 0.333									
Art Ditmar, R (7, 1)									

Inning Stats	R: 0	H: 1	R: 0	H: 0	R: 0	H: 1	R: 1	H: 2	R: 0	H: 0	R: 4	H: 3	R: 1	H: 3	R: 0	H: 1	1B: 7	SF: 2	WP: 0	PA: 44
	E: 0	LOB: 1	E: 0	LOB: 0	E: 0	LOB: 0	E: 0	LOB: 2	E: 1	LOB: 2	E: 0	LOB: 2	E: 1	LOB: 2	E: 0	LOB: 1	2B: 3 <td>SAC: 0 <td>PB: 0 <td></td> </td></td>	SAC: 0 <td>PB: 0 <td></td> </td>	PB: 0 <td></td>	
	K: 0	BB: 0	K: 0	BB: 1	K: 1	BB: 0	K: 2	BB: 1	K: 1	BB: 1	K: 0	BB: 3	K: 1	BB: 0	K: 0	BB: 1	3B: 1	DP: 2 <td>SB: 0</td> <td></td>	SB: 0	
	S: 4	P: 4	S: 2	P: 6	S: 5	P: 5	S: 9	P: 13	S: 6	P: 10	S: 6	P: 18	S: 8	P: 8	S: 3	P: 7	HR: 0	HBP: 0	CS: 2	

PITCHER	IP	WLS	BF	H	R	ER	SO	BB	IBB	HBP	BLK	WP	HR	S	P	ERA	WHIP
Ray Moore, R (1, 1) ERA: 6.57	6.1		28	5	4	4	4	5	0	0	0	0	0	31	51	5.68	1.579
Mike Fornieles, R (7, 1) ERA: 2.67	1.0	L	7	4	2	2	0	0	1	0	0	0	0	6	10	18.00	4.000
Sandy Consuegra, R (8, 1) ERA: 1.8	0.1		3	1	0	0	0	0	0	0	0	0	0	3	3	0.00	3.000
Billy O'Dell, L (8, 1) ERA: 6.0	0.1		1	0	0	0	1	0	0	0	0	0	0	3	3	0.00	0.000
Bill Wight, L (9, 1) ERA: 5.4	1.0		4	1	0	0	0	1	0	0	0	0	0	3	7	0.00	2.000

New York Yankees @ Baltimore Orioles
Memorial Stadium, Baltimore, MD
 Sun May 12 1957, 3:33 AM EDT
 Att. 20,893 - Unknown

livebaseballscorecards.com

AB	34
R	4
H	8
RBI	4
BB	1
SO	3
LOB	6



AB	R	H	RBI	BB	SO	LOB
4	0	0	0	0	0	1
4	0	1	0	0	1	0
4	1	3	1	0	0	0
4	0	0	0	0	0	3
4	0	0	0	0	2	1
4	0	0	0	0	0	0
4	1	2	0	0	0	0
4	2	2	3	0	0	1
1	0	0	0	1	0	0
1	0	0	0	0	0	0
0	0	0	0	0	0	0

Batter	1	2	3	4	5	6	7	8	9
Tony Kubek, L (1, 7) OBP: 0.327, SLG: 0.422	0-0 F4		0-0 G4-6-3		0-0 F5			0-0 4-3	
Gil McDougald, R (1, 6) OBP: 0.387, SLG: 0.500	0-0 4-3		0-0 1B			0-0 F8		0-3 K	
Mickey Mantle, S (1, 8) OBP: 0.500, SLG: 0.611	0-0 F8		0-0 1B			0-0 G2		0-0 HR	
Yogi Berra, L (1, 2) OBP: 0.260, SLG: 0.359		0-0 4-3	0-0 4-3			0-0 G2		0-0 F9	
Bill Skowron, R (1, 3) OBP: 0.297, SLG: 0.440		0-0 F8		0-3 K		0-0 5-3		0-3 K	
Hank Bauer, R (1, 9) OBP: 0.319, SLG: 0.385		0-0 F5		0-0 F8			0-0 F8	0-0 6-3	
Bobby Richardson, R (1, 4) OBP: 0.421, SLG: 0.500			0-0 HR		0-0 F7		0-0 F5	0-0 1B	
Andy Carey, R (1, 5) OBP: 0.357, SLG: 0.449			0-0 HR			0-0 F8		0-0 HR	
Bobby Shantz, R (1, 1) OBP: 0.273, SLG: 0.111			4-0 BB			0-0 5-3			
Joe Collins, L (7, PH) OBP: 0.143, SLG: 0.077									
Bob Grim, R (7, 1)									

Inning Stats	R: 0	H: 0	R: 0	H: 0	R: 2	H: 4	R: 0	H: 0	R: 0	H: 0	R: 0	H: 1	R: 1	H: 1	R: 1	H: 1	R: 0	H: 1
	E: 0	LOB: 0	E: 0	LOB: 0	E: 0	LOB: 2	E: 0	LOB: 0	E: 0	LOB: 0	E: 0	LOB: 1	E: 0	LOB: 0	E: 0	LOB: 0	E: 0	LOB: 1
	K: 0	BB: 0	K: 0	BB: 0	K: 0	BB: 1	K: 1	BB: 0	K: 0	BB: 0	K: 0	BB: 0	K: 0	BB: 0	K: 1	BB: 0	K: 1	BB: 0
	S: 3	P: 3	S: 3	P: 3	S: 6	P: 10	S: 5	P: 5	S: 3	P: 3	S: 4	P: 4	S: 4	P: 4	S: 6	P: 6	S: 6	P: 6

PITCHER	IP	WLS	BF	H	R	ER	SO	BB	IBB	HBP	BLK	WP	HR	S	P	ERA	WHIP
Hal Brown, R (1, 1) ERA: 4.04	9.0	L	35	8	4	4	3	1	0	0	0	0	3	40	44	4.00	1.000

PITCHER	IP	WLS	BF	H	R	ER	SO	BB	IBB	HBP	BLK	WP	HR	S	P	ERA	WHIP

WP: 0	PA: 35	PB: 0	SB: 0	CS: 0	SF: 0	SAC: 0	DP: 1	HBP: 0	1B: 5	2B: 0	3B: 0	HR: 3
-------	--------	-------	-------	-------	-------	--------	-------	--------	-------	-------	-------	-------

Batter	1	2	3	4	5	6	7	8	9	10	11	12	13	14	15	16	AB R H RBI BB SO LOB	TOP														
<p>Jim Busby, R Mike Reynolds, L Dick Tomarch, L Kenny Smith, L Ray Anderson, R Bob Usher, R Ron Miller, L Brad Doney, L Mike Garcia, R Billy Pedersen, L Cal McNair, R</p>	0-3 K		0-0 5-3		0-3 K		0-0 P4		0-0 4-3		0-3 K		0-0 F2		0-0 CS 1B		3 0 0 0 0 0 2 1 1 0 0 0 0 0 0 2 1 0 0 0 0 0 1 0 1 0															
Gene Woodling, L OBP: 0.484, SLG: 0.540 (1, 7)	0-0 F9			4-0 HR BB	4-0 BB 1-2 BB		0-3 K		0-0 4-3			4-0 SH3-4 BB		0-0 F9	0-0 CS 1-2	0-0 1B 1B	5 2 1 0 3 1 2															
Al Smith, R OBP: 0.382, SLG: 0.379 (1, 5) (7, 8)	4-0 BB			0-0 F9	0-3 K			4-0 1B E BB	0-0 F5			0-0 SH3-4		4-0 E 1B BB		0-0 L7	4 2 0 0 3 1 4															
Vic Wertz, L OBP: 0.461, SLG: 0.451 (1, 3) Larry Raines, R OBP: 0.211, SLG: 0.118 (12, PR) Preston Ward, L OBP: 0.182, SLG: 0.273 (12, 3)	0-0 F8			0-0 HR			0-0 F2	0-0 E SF8 1B		0-0 G3		4-0 IBB		0-0 E4 1B BB		0-0 1B 1B	5 2 2 2 1 0 1 0 0 0 0 0 0 0 2 2 1 0 0 0 1															
Rocky Colavito, R OBP: 0.354, SLG: 0.433 (1, 9)		0-0 F7		0-0 E5			0-0 P6	0-0 1B FC3-1		0-0 6-3		0-3 K		0-0 1B SF8-3-4 1B		0-0 1B 1B	8 3 2 3 0 1 3															
Russ Nixon, L OBP: 0.233, SLG: 0.310 (1, 2) Jim Hegan, R OBP: 0.310, SLG: 0.222 (16, 2)		0-3 K		0-0 L4			0-0 4-3	0-0 SF8		0-0 FC5-4 1B		0-0 4-3		0-0 FC5-4 1B		0-3 K	7 0 2 2 0 2 5 0 0 0 0 0 0 0															
Chico Carrasquel, R OBP: 0.347, SLG: 0.317 (1, 6)		0-3 K		0-3 K			0-0 WP 1B	0-0 FC3-1 1B		0-0 FC5-4 1-2		0-0 4-3		0-0 SF8-3-4 1-2 3-H		0-0 1B 1B	7 0 3 2 0 2 2															
George Strickland, R OBP: 0.329, SLG: 0.328 (1, 4)			0-0 P4		0-0 BB 1B		0-0 F8	0-0 FC3-1 1-2		0-0 6-3		0-0 1-3		0-0 F3		0-0 1B 1B	8 0 2 2 0 0 2															
Bob Lemon, L OBP: 0.111, SLG: 0.333 (1, 1) Joe Altobelli, L OBP: 0.333, SLG: 0.286 (7, PH) Bobby Avila, R OBP: 0.246, SLG: 0.268 (7, 5)		0-3 K		0-0 F2			1-0 HBP	0-0 F8		0-3 K		0-0 1B		0-0 F7		0-0 1-3	2 0 0 0 0 1 1 0 0 0 0 0 0 0 5 0 1 0 0 1 3															
Inning Stats	R: 0 E: 0 K: 1 S: 5	H: 0 LOB: 1 BB: 1 P: 9	R: 0 E: 0 K: 2 S: 7	H: 0 LOB: 0 BB: 0 P: 7	R: 0 E: 0 K: 1 S: 5	H: 0 LOB: 0 BB: 0 P: 5	R: 2 E: 1 K: 1 S: 7	H: 1 LOB: 1 BB: 1 P: 11	R: 0 E: 0 K: 2 S: 8	H: 1 LOB: 2 BB: 1 P: 12	R: 0 E: 0 K: 0 S: 3	H: 0 LOB: 0 BB: 0 P: 3	R: 0 E: 0 K: 1 S: 6	H: 1 LOB: 2 BB: 0 P: 7	R: 3 E: 1 K: 0 S: 6	H: 2 LOB: 1 BB: 1 P: 10	R: 0 E: 0 K: 2 S: 7	H: 0 LOB: 0 BB: 0 P: 7	R: 0 E: 0 K: 1 S: 5	H: 0 LOB: 2 BB: 2 P: 13	R: 0 E: 0 K: 0 S: 4	H: 1 LOB: 1 BB: 0 P: 4	R: 3 E: 1 K: 0 S: 5	H: 2 LOB: 0 BB: 1 P: 9	R: 0 E: 0 K: 0 S: 3	H: 1 LOB: 0 BB: 0 P: 3	R: 3 E: 0 K: 1 S: 10	H: 5 LOB: 2 BB: 0 P: 10	1B: 14 2B: 1 3B: 0 HR: 1	SF: 2 SAC: 1 DP: 1 HBP: 1	WP: 1 PB: 0 SB: 0 CS: 1	PA: 73
PITCHER	IP 11.0	WLS 46	BF 46	H 6	R 5	ER 3	SO 10	BB 4	IBB 0	HBP 0	BLK 0	WP 1	HR 1	S 61	P 78	ERA 2.46	WHIP 0.909															
Connie Johnson, R ERA: 3.3 (1, 1)	0.0	1	0	0	0	0	0	1	0	0	0	0	0	0	4	∞	∞															
Billy O'Dell, L ERA: 6.0 (12, 1)	3.0	14	3	3	1	1	1	1	1	0	0	0	0	14	22	3.00	1.333															
George Zuverink, R ERA: 1.5 (12, 1)	2.0	L	11	6	3	3	1	0	0	0	0	0	0	13	13	13.50	3.000															
Mike Fornieles, R ERA: 3.41 (15, 1)																																

Cleveland Indians @ Baltimore Orioles
 Memorial Stadium, Baltimore, MD
 Wed May 15 1957, 7:05 PM EDT
 Att. 12,978 - Unknown

livebaseballscorecards.com

AB 61
 R 11
 H 15
 RBI 11
 BB 7
 SO 12
 LOB 28



Batter	1	2	3	4	5	6	7	8	9	10	11	12	13	14	15	16	AB	R	H	RBI	BB	SO	LOB	BOTTOM			
Billy Gardner, R OBP: 0.310, SLG: 0.383 (1, 6)	6-3		SH3-4		F3	6-3			K		F8			1B S 2B	E5		7	1	1	1	0	1	6				
Bob Boyd, L OBP: 0.379, SLG: 0.400 (1, 3)	SH1-3 1B		3B BB		3-1				F3					1-3	K		7	1	1	0	1	1	5				
Al Pilarcik, L OBP: 0.297, SLG: 0.318 (1, 8)	SH1-3		L3		4-3				K					4-3			7	0	2	1	0	2	2				
Bob Nieman, R OBP: 0.330, SLG: 0.409 (1, 7)	1-3		1B 3B			2B SF9 HBP			K					K			7	2	1	2	0	2	3				
Gus Triandos, R OBP: 0.379, SLG: 0.560 (1, 2)		6-3				1B 2B			F8					K			8	1	2	1	0	3	2				
Tito Francona, L OBP: 0.200, SLG: 0.281 (1, 9)		K			3-1				K					F8			7	0	1	1	0	2	1				
Dick Williams, R OBP: 0.333, SLG: 0.376 (1, 5)		BB				P6			K					P6			5	0	1	0	2	1	2				
Wayne Causey, L OBP: 0.800, SLG: 0.200 (1, 4)		4-1				1B IBB			K					FC6-4 BB			4	1	1	0	3	1	3				
Connie Johnson, R OBP: 0.125, SLG: 0.125 (11, PH) Bob Fisk, L OBP: 0.200, SLG: 0.231 (12, 1) Billy O'Dell, S (12, 1) George Zuverink, R (12, 1) Jim Pyburn, R OBP: 0.495, SLG: 0.480 (14, PH) Mike Formiele, R OBP: 0.333, SLG: 0.333 (15, 1)			SH3-4 3B 1B		4-3				K					FC6-4 BB			4	1	2	1	0	1	1				
Inning Stats	R: 0 E: 0 K: 0 S: 4	H: 1 LOB: 1 BB: 0 P: 4	R: 0 E: 0 K: 1 S: 5	H: 0 LOB: 1 BB: 9	R: 3 E: 0 K: 0 S: 5	H: 3 LOB: 1 BB: 9	R: 0 E: 0 K: 0 S: 4	H: 1 LOB: 1 BB: 0 P: 4	R: 0 E: 0 K: 2 S: 3	H: 0 LOB: 0 BB: 0 P: 3	R: 2 E: 0 K: 0 S: 5	H: 2 LOB: 2 BB: 1 P: 10	R: 0 E: 0 K: 2 S: 7	H: 0 LOB: 1 BB: 1 P: 11	R: 0 E: 0 K: 1 S: 5	H: 0 LOB: 0 BB: 0 P: 5	R: 0 E: 0 K: 1 S: 5	H: 0 LOB: 0 BB: 0 P: 5	R: 3 E: 1 K: 1 S: 9	H: 4 LOB: 1 BB: 0 P: 9	R: 0 E: 1 K: 1 S: 7	H: 1 LOB: 3 BB: 11	R: 0 E: 0 K: 1 S: 6	H: 1 LOB: 1 BB: 0 P: 6	1B: 11 2B: 2 3B: 1 HR: 0	SF: 1 SAC: 2 DP: 0 HBP: 1	WP: 0 PA: 69

Cleveland Indians @ Baltimore Orioles
 Memorial Stadium, Baltimore, MD
 Wed May 15 1957, 7:05 PM EDT
 Att: 12,978 - Unknown

livebaseballscores.com

AB	59
R	8
H	14
RBI	7
BB	6
SO	14
LOB	27



PITCHER	IP	WLS	BF	H	R	ER	SO	BB	IBB	HBP	BLK	WP	HR	S	P	ERA	WHIP
Bob Lemon, R ERA: 4.11 (1, 1)	6.0		28	7	5	5	1	2	1	0	0	0	0	26	39	7.50	1.500
Dick Tomaneck, L ERA: 7.45 (7, 1)	2.0		7	0	0	4	1	0	0	0	0	0	0	14	18	0.00	0.500
Ray Narleski, R ERA: 0.49 (9, 1)	4.0		14	1	0	0	5	1	0	0	0	0	0	23	27	0.00	0.500
Don Mossi, L ERA: 4.63 (13, 1)	1.0		6	3	3	3	1	0	0	0	0	0	0	8	8	27.00	3.000
Bud Daley, L ERA: 1.93 (14, 1)	0.1		2	1	0	0	0	0	0	0	0	0	0	2	2	0.00	3.000
PITCHER	IP	WLS	BF	H	R	ER	SO	BB	IBB	HBP	BLK	WP	HR	S	P	ERA	WHIP
Mike Garcia, R ERA: 2.7 (14, 1)	0.2		2	0	0	0	1	0	0	0	0	0	0	4	4	0.00	0.000
Cal McLish, R ERA: 2.08 (15, 1)	2.0	W	10	2	0	0	2	1	0	0	0	0	0	13	17	0.00	1.500

Cleveland Indians @ Baltimore Orioles
Memorial Stadium, Baltimore, MD
 Thu May 16 1957, 3:33 AM EDT
 Att: 5,876 - Unknown

AB	32
R	4
H	6
RBI	4
BB	6
SO	7
LOB	12



WP:	0	PA:	40
PB:	0		
SB:	0		
CS:	0		

Batter	1	2	3	4	5	6	7	8	9	10	AB	R	H	RBI	BB	SO	LOB
Jim Busby, R (1, 8) OBP: 0.189, SLG: 0.351	F7		F6			5-3		F5		1B 3B	5	1	1	0	0	0	0
Gene Woodling, L (1, 7) OBP: 0.493, SLG: 0.528	G6-4-3 BB					F9		G6-3 BB		6-3	3	0	1	0	2	0	1
Al Smith, R (1, 5) OBP: 0.383, SLG: 0.374	G6-4-3 1-2f		F8			1B BB		G6-3 1-2f		1B	4	1	1	1	1	0	3
Vic Wertz, L (1, 3) OBP: 0.462, SLG: 0.447		K		4-3		1B 1B			SH1-4 BB SF8 BB	F4	3	1	1	1	1	1	0
Larry Raines, R (9, PR) OBP: 0.211, SLG: 0.118											0	1	0	0	0	0	0
Joe Altobelli, L (9, 3) OBP: 0.300, SLG: 0.250											1	0	0	0	0	0	1
Rocky Colavito, R (1, 9) OBP: 0.373, SLG: 0.443		BB 1B		F4		1B		2-H 1B		SH1-4 BB	3	0	2	1	1	0	0
Chico Carrasquel, R (1, 6) OBP: 0.347, SLG: 0.308		BB 1B		F4		4-3			SH1-4		2	0	0	0	1	0	1
George Strickland, R (1, 4) OBP: 0.312, SLG: 0.313		K		F7				F8		SF8	3	0	0	1	0	1	2
Jim Hegan, R (1, 2) OBP: 0.283, SLG: 0.200		FC6-4 1-2f		K		K		G3		F9	4	0	0	0	0	1	4
Early Wynn, S (1, 1) OBP: 0.211, SLG: 0.063			K			K		K			3	0	0	0	0	3	0
Bobby Avila, R (10, PH) OBP: 0.242, SLG: 0.263											1	0	0	0	0	1	0
Don Mossi, L (10, 1) OBP: 0.333, SLG: 0.333											0	0	0	0	0	0	0

Inning Stats	R: 0	H: 0	E: 0	K: 0	S: 2	P: 6	R: 0	H: 1	E: 0	K: 2	S: 8	P: 12	R: 0	H: 1	E: 0	K: 1	S: 6	R: 0	H: 0	E: 0	K: 0	S: 3	R: 0	H: 0	E: 0	K: 2	S: 7	R: 2	H: 2	E: 0	K: 0	S: 5	R: 0	H: 0	E: 0	K: 1	S: 5	R: 0	H: 0	E: 0	K: 0	S: 2	R: 1	H: 0	E: 0	K: 0	S: 3	R: 1	H: 2	E: 0	K: 1	S: 7	R: 1	H: 2	E: 0	K: 1	S: 7	1B: 5	2B: 0	3B: 1	HR: 0	SF: 1	SAC: 1	DP: 2	HBP: 0	WP: 0	PB: 0	SB: 0	CS: 0	PA: 40
--------------	------	------	------	------	------	------	------	------	------	------	------	-------	------	------	------	------	------	------	------	------	------	------	------	------	------	------	------	------	------	------	------	------	------	------	------	------	------	------	------	------	------	------	------	------	------	------	------	------	------	------	------	------	------	------	------	------	------	-------	-------	-------	-------	-------	--------	-------	--------	-------	-------	-------	-------	--------

PITCHER	IP	WLS	BF	H	R	ER	SO	BB	IBB	HBP	BLK	WP	HR	S	P	ERA	WHIP
Ray Moore, R (1, 1) ERA: 6.0	8.0		32	4	3	3	6	6	0	0	0	0	0	38	62	3.38	1.250
Billy Loes, R (9, 1) ERA: 4.28	2.0	L	8	2	1	1	1	0	0	0	0	0	0	10	10	4.50	1.000

Batter	1	2	3	4	5	6	7	8	9	AB R H RBI BB SO LOB	TOP																		
Bubba Phillips, R (1, 5) OBP: 0.339, SLG: 0.370 Ron Northey, L (7, PH) OBP: 0.400, SLG: 0.182 Dixie Howell, L (7, PR) OBP: 0.333, SLG: 0.667 Paul LaPalme, L (8, 1)	4-0 L4-3 BB		0-0 4-3 1-2		0-3 K		4-0 1B BB		0-0 F6	2 0 0 0 1 1 2 0 0 0 0 1 0 0 0 0 0 0 0 0 0 1 0 0 0 0 0 1																			
Nellie Fox, L (1, 4) OBP: 0.436, SLG: 0.505	0-0 L4-3 1-2		0-0 6-3		0-0 F8		0-0 SF9		0-0 FC4-6 2-2	4 0 0 1 0 0 3																			
Minnie Minoso, R (1, 7) OBP: 0.385, SLG: 0.400	0-0 6-3			0-0 E5 CS BB		0-0 6-3		0-0 1B 1-2 2-H		4 0 1 1 0 0 0																			
Jim Landis, R (1, 9) OBP: 0.422, SLG: 0.414		4-0 BB BB		4-0 BB 1-2		0-3 K		0-3 K		2 0 0 0 2 2 2																			
Larry Doby, L (1, 8) OBP: 0.362, SLG: 0.446		4-0 BB BB BB		0-3 K		0-0 1B 1B		0-0 1-3		3 1 1 0 1 1 2																			
Earl Battey, R (1, 2) OBP: 0.214, SLG: 0.083 Jim Rivera, L (7, PH) OBP: 0.306, SLG: 0.375		0-3 K		0-3 K		0-0 1B 1B		0-3 K		2 0 0 0 0 2 4 2 1 1 0 0 1 0																			
Walt Dropo, R (1, 3) OBP: 0.222, SLG: 0.477 Sherm Lollar, R (7, PH) OBP: 0.289, SLG: 0.427 Fred Hatfield, L (7, PR) OBP: 0.250, SLG: 0.167		0-0 G6-4-3 1-2 BB				0-0 6-3		0-0 4-3		2 0 0 0 0 0 2 1 0 1 1 0 0 0 1 1 0 0 0 0 0	AB 30 R 4 H 6 RBI 4 BB 7 SO 9 LOB 19																		
Luis Aparicio, R (1, 6) OBP: 0.248, SLG: 0.206 Dave Philley, S (7, PH) OBP: 0.600, SLG: 0.500 Les Moss, R (7, 2)			0-3 K		0-0 G3		0-0 BB 1B 1B		4-0 FC4-6 1-3 BB	2 0 0 0 0 1 0 1 1 1 1 0 0 0 0 0 0 0 1 0 0																			
Jack Harshman, L (1, 1) OBP: 0.538, SLG: 0.667 Gerry Staley, R (6, 1) OBP: 0.400, SLG: 0.250 Sammy Esposito, R (7, PH) OBP: 0.091, SLG: 0.091			0-0 K 1B		4-0 BB		0-3 K		0-0 1-3	1 0 1 0 1 0 0 0 0 0 0 0 0 0 2 0 0 0 0 1 3																			
Inning Stats	R: 0 E: 0 K: 0 S: 2 H: 0 LOB: 0 BB: 1 P: 6	R: 0 E: 0 K: 1 S: 4 H: 0 LOB: 1 BB: 2 P: 12	R: 0 E: 0 K: 1 S: 6 H: 1 LOB: 1 BB: 0 P: 6	R: 0 E: 1 K: 2 S: 7 H: 0 LOB: 2 BB: 1 P: 11	R: 0 E: 0 K: 1 S: 5 H: 0 LOB: 1 BB: 1 P: 9	R: 0 E: 0 K: 1 S: 5 H: 0 LOB: 0 BB: 0 P: 5	R: 4 E: 0 K: 2 S: 12 H: 5 LOB: 2 BB: 1 P: 16	R: 0 E: 0 K: 1 S: 5 H: 0 LOB: 0 BB: 0 P: 5	R: 0 E: 0 K: 0 S: 3 H: 0 LOB: 1 BB: 1 P: 7	1B: 6 2B: 2 3B: 0 HR: 0 SF: 1 SAC: 0 DP: 3 HBP: 0	WP: 0 PB: 0 SB: 0 CS: 1 PA: 38																		
PITCHER	IP WLS BF H R ER SO BB IBB HBP BLK WP HR S P ERA WHIP												PITCHER	IP WLS BF H R ER SO BB IBB HBP BLK WP HR S P ERA WHIP															
Bill Wight, L (1, 1) ERA: 4.7	1.0	5	0	0	0	0	0	3	0	0	0	0	0	2	14	0.00	3.000												
Mike Fomies, R (2, 1) ERA: 3.97	5.0	21	5	4	4	6	2	0	0	0	0	0	0	31	39	7.20	1.400												
Connie Johnson, R (7, 1) ERA: 3.22	1.0	5	1	0	0	2	1	0	0	0	0	0	0	8	12	0.00	2.000												
George Zuverink, R (8, 1) ERA: 1.35	2.0	7	0	0	0	1	1	0	0	0	0	0	0	8	12	0.00	0.500												

Chicago White Sox @ Baltimore Orioles
 Memorial Stadium, Baltimore, MD
 Sat May 18 1957, 3:33 AM EDT
 Att. 9,455 - Unknown

livebaseballscorecards.com



BOTTOM

Chicago White Sox @ Baltimore Orioles
Memorial Stadium, Baltimore, MD
 Sat May 18 1957, 3:33 AM EDT
 Att. 9,455 - Unknown

livebaseballscorecards.com

AB	37
R	4
H	13
RBI	4
BB	5
SO	3
LOB	35



WP: 0	PA: 42
PB: 0	
SB: 0	
CS: 0	

AB	R	H	RBI	BB	SO	LOB
4	1	1	0	0	0	4
0	0	0	0	1	0	0
0	0	0	0	0	0	0
5	1	3	2	0	0	4
5	0	3	0	0	0	1
0	0	0	0	0	0	0
0	0	0	0	0	0	0
4	0	1	1	1	1	4
5	0	1	0	0	1	8
4	1	2	1	1	0	3
2	0	0	0	1	0	3
1	0	1	0	0	0	0
3	1	0	0	1	0	3
0	0	0	0	0	0	0
3	0	1	0	0	1	4
0	0	0	0	0	0	0
1	0	0	0	0	0	1
0	0	0	0	0	0	0

Batter	1	2	3	4	5	6	7	8	9
Billy Gardner, R (1, 4) OBP: 0.286, SLG: 0.350 Bob Boyd, L (8, PH) OBP: 0.356, SLG: 0.366 Wayne Causey, L (9, 4) OBP: 0.538, SLG: 0.143	0-0 F8	0-0 F9		0-0 F7		0-0 2B 1B		4-0 1B BB	
George Kell, R (1, 5) OBP: 0.372, SLG: 0.408	0-0 FC1-4 1B	0-0 F6			0-0 FC1-5 1B 1B	0-0 1B 1B 2B		0-0 F4	
Gus Triandos, R (1, 2) OBP: 0.375, SLG: 0.531 Hal Brown, R (8, PR) OBP: 0.250, SLG: 0.300 Joe Ginsberg, L (9, 2) OBP: 0.385, SLG: 0.429	0-0 FC1-4 BB 1-2f		0-0 F8		0-0 3-1 FC1-5 1B 1-2	0-0 FC4-6 1B 2-3		0-0 1B 1-2	
Bob Nieman, R (1, 7) OBP: 0.328, SLG: 0.390	4-0 1-2 BB		0-3 K		0-0 FC1-5 3-1 1-2 2-3f	0-0 FC4-6 1B 1-2 3-H		0-0 F3	
Tito Francona, L (1, 9) OBP: 0.286, SLG: 0.467	0-0 F7		0-0 E3 1B		0-0 3-1 1-2 2-3	0-0 FC4-6 1-2f 2-3		0-3 K	
Dick Williams, R (1, 3) OBP: 0.327, SLG: 0.388		0-0 E BB 1B	0-0 F7		4-0 IBB	0-0 5-3		0-0 HR	
Jim Pyburn, R (1, 8) OBP: 0.400, SLG: 0.308 Al Pilarcik, L (7, PH) OBP: 0.337, SLG: 0.351		4-0 E BB 1-2		0-0 F8	0-0 F4		0-0 FC5-4 1B		
Jim Brideweser, R (1, 6) OBP: 0.528, SLG: 0.500		0-0 E3 1-2 2-3		0-0 F5		4-0 1B 2B BB	0-0 FC5-4 G4-6-3 1-2f		
Bill Wight, L (1, 1) Mike Fornieles, R (2, 1) OBP: 0.333, SLG: 0.333 Connie Johnson, R (7, 1) OBP: 0.125, SLG: 0.125 Bob Hale, L (7, PH) OBP: 0.188, SLG: 0.214 George Zuverink, R (8, 1)		0-3 K 1-2f		0-0 1B		0-0 F1 1-2f	0-0 G4-6-3 1-2f		

Inning Stats	R: 0	H: 1	E: 0	LOB: 2	K: 0	BB: 1	S: 4	P: 8
	R: 0	H: 1	E: 1	LOB: 3	K: 1	BB: 1	S: 7	P: 11
	R: 0	H: 1	E: 1	LOB: 1	K: 1	BB: 0	S: 6	P: 6
	R: 0	H: 1	E: 0	LOB: 1	K: 0	BB: 0	S: 4	P: 4
	R: 0	H: 2	E: 0	LOB: 3	K: 0	BB: 1	S: 5	P: 9
	R: 3	H: 4	E: 0	LOB: 2	K: 0	BB: 1	S: 7	P: 11
	R: 0	H: 1	E: 0	LOB: 0	K: 0	BB: 0	S: 3	P: 3
	R: 0	H: 1	E: 0	LOB: 2	K: 1	BB: 1	S: 6	P: 10
	R: 1	H: 1	E: 0	LOB: 0	K: 0	BB: 0	S: 1	P: 1

PITCHER	IP	WLS	BF	H	R	ER	SO	BB	IBB	HBP	BLK	WP	HR	S	P	ERA	WHIP
Jack Harshman, L (1, 1) ERA: 5.01	5.1		29	8	3	3	2	3	1	0	0	0	0	29	45	5.06	2.062
Gerry Staley, R (6, 1) ERA: 1.72	0.2		4	2	0	0	0	0	0	0	0	0	4	4	0.00	3.000	
Dixie Howell, R (7, 1) ERA: 0.71	1.2		7	2	0	0	0	1	0	0	0	0	6	10	0.00	1.800	
Paul LaPalme, L (8, 1) ERA: 1.17	0.1		2	1	1	1	1	0	0	0	0	0	1	4	4	27.00	3.000

Batter	1	2	3	4	5	6	7	8	9	AB R H RBI BB SO LOB	TOP													
Billy Hunter, R OBP: 0.200, SLG: 0.353 (1, 4) (2, 5)	0-0 1B 3B		0-0 F7		0-3 K		0-3 K		0-0 1-3	5 1 1 0 0 2 0														
Bob Cerv, R OBP: 0.395, SLG: 0.581 (1, 8)	0-0 1B		0-3 K		0-0 2B			0-0 F9		4 0 2 1 0 1 0														
Gus Zernial, R OBP: 0.324, SLG: 0.531 (1, 7)	0-3 K			0-0 F7	0-0 5-3			0-0 FC5 1B		4 0 1 0 0 1 2														
Harry Simpson, L OBP: 0.377, SLG: 0.602 (1, 3)	0-3 K			0-0 5-3 3B		4-0 SH5-3 BB		0-0 1B FC5 1B		3 1 2 0 1 1 1														
Lou Skizas, R OBP: 0.313, SLG: 0.486 (1, 9)	0-0 F8			0-0 5-3		0-0 SH5-3		0-0 FC5 1B		3 0 0 1 0 0 3														
Hal Smith, R OBP: 0.302, SLG: 0.415 (1, 2)		0-0 F8		0-0 1B 1B		0-0 F7		0-0 1B 1B		4 0 2 0 0 0 1														
Hector Lopez, R OBP: 0.287, SLG: 0.390 Milt Graff, L OBP: 0.235, SLG: 0.247 (1, 5) (2, 4)		0-0 G1-6-4 1B		0-0 1-2 1B		0-0 4-3		0-0 F8		1 0 1 0 0 0 0 3 0 1 0 0 0 4														
Tom Morgan, R OBP: 0.133, SLG: 0.071 Irv Noren, L OBP: 0.333, SLG: 0.267 Hal Raether, R (7, PH) Mickey McDermott, L OBP: 0.353, SLG: 0.167 (9, PH)		0-0 G1-6-4		0-0 L3			0-0 F7		0-0 F7	2 0 0 0 0 0 3 1 0 0 0 0 0 0 0 0 0 0 0 0 0 1 0 0 0 0 0 0														
Joe Demaestri, R OBP: 0.422, SLG: 0.486 (1, 6)			0-0 4-3		0-3 K		0-0 F9		0-3 K	4 0 0 0 0 2 0														
Inning Stats	R: 1 E: 0 K: 2 S: 9	H: 2 LOB: 1 BB: 0 P: 9	R: 0 E: 0 K: 0 S: 3	H: 1 LOB: 0 BB: 0 P: 3	R: 0 E: 0 K: 1 S: 5	H: 0 LOB: 0 BB: 0 P: 5	R: 1 E: 0 K: 0 S: 6	H: 3 LOB: 2 BB: 0 P: 6	R: 0 E: 0 K: 0 S: 8	H: 1 LOB: 1 BB: 0 P: 8	R: 0 E: 0 K: 0 S: 3	H: 0 LOB: 1 BB: 1 P: 7	R: 0 E: 0 K: 1 S: 5	H: 0 LOB: 0 BB: 0 P: 5	R: 0 E: 0 K: 0 S: 6	H: 3 LOB: 3 BB: 0 P: 6	R: 0 E: 0 K: 1 S: 5	H: 0 LOB: 0 BB: 0 P: 5	1B: 7 2B: 1 3B: 2 HR: 0	SF: 0 SAC: 1 DP: 1 HBP: 0	WP: 0 PB: 0 SB: 0 CS: 0	PA: 37		
PITCHER Billy Loes, R ERA: 3.72 (1, 1)	IP 9.0	WLS W	BF 37	H 10	R 2	ER 2	SO 7	BB 1	IBB 0	HBP 0	BLK 0	WP 0	HR 0	S 50	P 54	ERA 2.00	WHIP 1.222							

Kansas City Athletics @ Baltimore Orioles
Memorial Stadium, Baltimore, MD
 Sun May 19 1957, 3:33 AM EDT
 Unknown

AB	35
R	2
H	10
RBI	2
BB	1
SO	7
LOB	14



Batter	1	2	3	4	5	6	7	8	9	AB R H RBI BB SO LOB	TOP					
Milt Graff, L OBP: 0.228, SLG: 0.239 (1, 4) x	0-0 4-3 ①		x 0-0 6-3 ③			0-3 K ③				3 0 0 0 0 1 0	Kansas City Athletics @ Baltimore Orioles Memorial Stadium, Baltimore, MD Sun May 19 1957, 3:38 AM EDT Att. 7,674 - Unknown livebaseballscorecards.com					
Bob Cerv, R OBP: 0.400, SLG: 0.578 (1, 7) x	0-0 P3				0-0 CS 1B					2 0 1 0 0 0 0						
Harry Simpson, L OBP: 0.371, SLG: 0.591 (1, 3) x	0-0 F8				0-3 K ① ② 1-2					2 0 0 0 0 1 1						
Lou Skizas, R OBP: 0.305, SLG: 0.473 (1, 9) x		0-0 5-3 ①			0-0 F8 ③					2 0 0 0 0 0 0						
Tim Thompson, L OBP: 0.150, SLG: 0.175 (1, 2) x		0-0 P6			0-0 4-3 ①					2 0 0 0 0 0 0						
Jim Pisoni, R OBP: 0.308, SLG: 0.363 (1, 8) x		0-0 1B			0-0 6-3 ②					2 0 1 0 0 0 0						
Billy Hunter, R OBP: 0.189, SLG: 0.333 (1, 5) x		0-0 P4			0-0 L6 ③					2 0 0 0 0 0 1						
Rip Coleman, L (1, 1) x			0-0 P4 ①			0-3 K ①				2 0 0 0 0 1 0						
Joe Demaestri, R OBP: 0.412, SLG: 0.474 (1, 6) x			0-0 5-3 ②			0-0 L7 ②				2 0 0 0 0 0 0						
Inning Stats	R: 0 E: 0 K: 0 S: 3	H: 0 LOB: 0 BB: 0 P: 3	R: 0 E: 0 K: 0 S: 4	H: 1 LOB: 1 BB: 0 P: 4	R: 0 E: 0 K: 0 S: 3	H: 0 LOB: 0 BB: 0 P: 3	R: 0 E: 0 K: 1 S: 5	H: 1 LOB: 0 BB: 0 P: 5	R: 0 E: 0 K: 0 S: 3	H: 0 LOB: 0 BB: 0 P: 3	R: 0 E: 0 K: 2 S: 7	H: 0 LOB: 0 BB: 0 P: 7	1B: 2 2B: 1 3B: 0 HR: 0	SF: 0 SAC: 0 DP: 1 HBP: 0	WP: 0 PB: 0 SB: 0 CS: 1	PA: 19
PITCHER Hal Brown, R (1, 1) ERA: 3.46	IP: 6.0 WLS: 19 BF: 2 H: 0 R: 0 ER: 0 SO: 3 BB: 0 IBB: 0 HBP: 0 BLK: 0 WP: 0 HR: 0 S: 25 P: 25 ERA: 0.00 WHIP: 0.333	PITCHER										IP: 6.0 WLS: 19 BF: 2 H: 0 R: 0 ER: 0 SO: 3 BB: 0 IBB: 0 HBP: 0 BLK: 0 WP: 0 HR: 0 S: 25 P: 25 ERA: 0.00 WHIP: 0.333				

Kansas City Athletics @ Baltimore Orioles
Memorial Stadium, Baltimore, MD
 Sun May 19 1957, 3:38 AM EDT
 Att. 7,674 - Unknown

AB	19
R	0
H	2
RBI	0
BB	0
SO	3
LOB	2



Batter	1	2	3	4	5	6	7	8	9
Billy Gardner, R OBP: 0.299, SLG: 0.362 (1, 4) X	0-0 G6-4-3 1B		X 0-0 1B		B B B B 4-0 FC6-4 BB				
George Kell, R OBP: 0.381, SLG: 0.440 (1, 5) X	0-0 G6-4-3 1-2f		X 0-0 6-3		X 0-0 FC6-4 1-2f				
Tito Francona, L OBP: 0.321, SLG: 0.588 (1, 9) X	0-0 4-3			B B B B 4-0 5-3 5-3 BB					
Bob Nieman, R OBP: 0.317, SLG: 0.368 (1, 7) X		X 0-0 6-3		X 0-0 5-3 1-2					
Gus Triandos, R OBP: 0.385, SLG: 0.507 (1, 2) X		B B B B 4-0 1B BB		X 0-0 5-3 2-3					
Dick Williams, R OBP: 0.339, SLG: 0.400 (1, 3) X		X 0-0 G1-6-3 1-3 1B			X 0-0 SH1-4 BB 1B				
Jim Pyburn, R OBP: 0.412, SLG: 0.286 (1, 8) X		X 0-0 G1-6-3 1-2f			B B B B 4-0 SH1-4 BB				
Jim Brideweser, R OBP: 0.512, SLG: 0.448 (1, 6) X			X 0-0 6-3		X 0-0 SH1-4 1-2 2-3				
Hal Brown, R OBP: 0.214, SLG: 0.250 (1, 1) X			X 0-0 L8		X 0-0 F8				

Inning Stats	R: 0 E: 0 K: 0 S: 3	H: 1 LOB: 0 BB: 0 P: 3	R: 0 E: 0 K: 0 S: 3	H: 1 LOB: 1 BB: 1 P: 7	R: 0 E: 0 K: 0 S: 4	H: 1 LOB: 1 BB: 0 P: 4	R: 0 E: 0 K: 0 S: 2	H: 0 LOB: 0 BB: 1 P: 6	R: 0 E: 0 K: 0 S: 4	H: 1 LOB: 3 BB: 2 P: 12
---------------------	------------------------------	---------------------------------	------------------------------	---------------------------------	------------------------------	---------------------------------	------------------------------	---------------------------------	------------------------------	----------------------------------

PITCHER Rip Coleman, L ERA: 3.45 (1, 1)	IP: 5.0 WLS: 0 BF: 20 H: 4 R: 0 ER: 0 SO: 0 BB: 4 IBB: 0 HBP: 0 BLK: 0 WP: 0 HR: 0 S: 16 P: 32 ERA: 0.00 WHIP: 1.600	PITCHER IP: 0 WLS: 0 BF: 0 H: 0 R: 0 ER: 0 SO: 0 BB: 0 IBB: 0 HBP: 0 BLK: 0 WP: 0 HR: 0 S: 0 P: 0 ERA: 0.00 WHIP: 0.00
---	--	--

BOTTOM

AB	R	H	RBI	BB	SO	LOB
2	0	2	0	1	0	0
3	0	0	0	0	0	5
1	0	0	0	1	0	0
2	0	0	0	0	0	1
1	0	0	0	1	0	1
2	0	2	0	0	0	0
1	0	0	0	1	0	2
1	0	0	0	0	0	0
2	0	0	0	0	0	2

AB 15
R 0
H 4
RBI 0
BB 4
SO 0
LOB 11



Kansas City Athletics @ Baltimore Orioles
Memorial Stadium, Baltimore, MD
Sun May 19 1957, 3:38 AM EDT
Att. 7,674 - Unknown

livebaseballscorecards.com

WP: 0	PA: 20
PB: 0	SB: 0
CS: 0	

Batter	1	2	3	4	5	6	7	8	9	AB R H RBI BB SO LOB	TOP	
Vic Power, R (1, 3) OBP: 0.358, SLG: 0.480	0-0 F4			x 0-0 F7		x 0-0 F8		x 0-0 5-3	4 0 0 0 0 0 2			
Milt Graff, L (1, 4) OBP: 0.221, SLG: 0.232 Irv Noren, L (9, PH) OBP: 0.316, SLG: 0.250	0-3 K		x 0-0 F5	x 0-0 F5		x 0-0 F5		x 0-0 F7	3 0 0 0 0 1 2 1 0 0 0 0 0 0			
Gus Zernial, R (1, 7) OBP: 0.315, SLG: 0.515	0-3 K		x 0-0 F7				x 0-0 F8		3 0 0 0 0 1 0			
Harry Simpson, L (1, 9) OBP: 0.370, SLG: 0.584		x 0-0 CS 1B		x 0-0 F5		x 0-0 3-1		x 0-0 3-1	3 0 1 0 0 0 0			
Bob Cerv, R (1, 8) OBP: 0.375, SLG: 0.542		x 0-0 F8 1-2		x 0-3 K		x 0-0 L7		x 0-0 L7	3 0 0 0 0 1 1			
Hal Smith, R (1, 2) OBP: 0.295, SLG: 0.405 Lou Skizas, R (8, PH) OBP: 0.301, SLG: 0.467 Virgil Trucks, R (8, 1) OBP: 0.375, SLG: 0.375		x 0-0 F8		x 0-0 4-3			x 0-0 L5		2 0 0 0 0 0 0 1 0 0 0 0 0 0 0 0 0 0 0 0 0			
Billy Hunter, R (1, 5) OBP: 0.200, SLG: 0.359			x 0-0 L7			x 0-0 2B		x 0-3 K	3 0 1 0 0 1 0			
Ned Garver, R (1, 1) OBP: 0.133, SLG: 0.071 Tim Thompson, L (8, PH) OBP: 0.146, SLG: 0.171			x 0-0 F4			x 0-0 1-3		x 0-0 L9	2 0 0 0 0 0 1 1 0 0 0 0 0 0			
Joe Demaestri, R (1, 6) OBP: 0.409, SLG: 0.462			x 0-0 6-3			x 4-0 BB		x 0-0 6-3	2 0 0 0 1 0 0			
Inning Stats	R: 0 E: 0 K: 2 S: 7 H: 0 LOB: 0 BB: 0 P: 7	R: 0 E: 0 K: 0 S: 3 H: 1 LOB: 0 BB: 0 P: 3	R: 0 E: 0 K: 0 S: 3 H: 0 LOB: 0 BB: 0 P: 3	R: 0 E: 0 K: 0 S: 3 H: 0 LOB: 0 BB: 0 P: 3	R: 0 E: 0 K: 1 S: 5 H: 0 LOB: 0 BB: 0 P: 5	R: 0 E: 0 K: 0 S: 4 H: 1 LOB: 2 BB: 1 P: 8	R: 0 E: 0 K: 0 S: 3 H: 0 LOB: 0 BB: 0 P: 3	R: 0 E: 0 K: 1 S: 5 H: 0 LOB: 0 BB: 0 P: 5	R: 0 E: 0 K: 0 S: 3 H: 0 LOB: 0 BB: 0 P: 3	1B: 1 2B: 1 3B: 0 HR: 0 SF: 0 SAC: 0 DP: 0 HBP: 0	WP: 0 PB: 0 SB: 0 CS: 1 PA: 29	
PITCHER Connie Johnson, R (1, 1) ERA: 2.68	IP WLS BF H R ER SO BB IBB HBP BLK WP HR S P ERA WHIP											PITCHER IP WLS BF H R ER SO BB IBB HBP BLK WP HR S P ERA WHIP

Kansas City Athletics @ Baltimore Orioles
 Memorial Stadium, Baltimore, MD
 Mon May 20 1957, 3:33 AM EDT
 Att. 3,913 - Unknown

AB	28
R	0
H	2
RBI	0
BB	1
SO	4
LOB	6



Batter	1	2	3	4	5	6	7	8	9
Billy Gardner, R OBP: 0.290, SLG: 0.351 (1, 4)	0-0 5-3		0-3 K		0-0 FC5-4			0-0 F4	
Bob Boyd, L OBP: 0.381, SLG: 0.367 (1, 3)	0-0 CS 1B			4-0 BB		0-0 F5		4-0 WP 1B BB	
Tito Francona, L OBP: 0.317, SLG: 0.564 (1, 9)	0-0 F6 1-2		0-3 K	0-3 K	0-3 K	0-0 K	0-3 K	0-0 S 1B	
Bob Nieman, R OBP: 0.323, SLG: 0.376 (1, 7)		4-0 FC1-5 1B BB	0-3 K	0-3 K	0-0 1B 2B		0-3 K	0-3 K	
Jim Pyburn, R OBP: 0.412, SLG: 0.286 (9, 7)								1-2 K	
Gus Triandos, R OBP: 0.390, SLG: 0.507 (1, 2)		0-0 4-3-2-5 FC1-5 1B 1-2	0-0 6-3	0-0 6-3	0-0 FC6-4 1B		0-0 FC6-4	0-0 F3	
Al Pilarcik, L OBP: 0.326, SLG: 0.363 (1, 8)		0-0 FC1-5	0-0 FC1-5		0-0 F9	0-0 FC6-4			
George Kell, R OBP: 0.379, SLG: 0.436 (1, 5)		0-0 4-3-2-5			0-0 1B		0-0 5-3		
Jim Brideweser, R OBP: 0.500, SLG: 0.438 (1, 6)			0-0 F9		0-0 1B 1B		0-0 5-3		
Connie Johnson, R OBP: 0.158, SLG: 0.158 (1, 1)			0-3 K		0-0 FC5-4 1B		0-0 F5		

Inning Stats	R: 0	H: 1	E: 0	LOB: 0	K: 0	BB: 0	S: 3	P: 3
	R: 0	H: 1	E: 0	LOB: 1	K: 0	BB: 1	S: 3	P: 7
	R: 0	H: 0	E: 0	LOB: 0	K: 2	BB: 0	S: 7	P: 7
	R: 0	H: 0	E: 0	LOB: 1	K: 2	BB: 1	S: 7	P: 11
	R: 0	H: 3	E: 0	LOB: 2	K: 0	BB: 0	S: 5	P: 5
	R: 1	H: 2	E: 0	LOB: 1	K: 1	BB: 0	S: 7	P: 7
	R: 0	H: 0	E: 0	LOB: 0	K: 0	BB: 0	S: 3	P: 3
	R: 1	H: 1	E: 0	LOB: 1	K: 1	BB: 1	S: 6	P: 10

PITCHER	IP	WLS	BF	H	R	ER	SO	BB	IBB	HBP	BLK	WP	HR	S	P	ERA	WHIP
Ned Garver, R ERA: 3.61 (1, 1)	7.0	L	27	7	1	1	5	2	0	0	0	0	0	35	43	1.29	1.286
Virgil Trucks, R ERA: 2.73 (8, 1)	1.0		5	1	1	1	1	1	0	0	0	1	0	6	10	9.00	2.000

AB R H RBI BB SO LOB

4	0	0	0	0	1	2
2	1	1	0	2	0	0
4	0	1	1	0	2	2
3	1	1	0	1	2	2
0	0	0	0	0	0	0
4	0	2	1	0	0	2
3	0	0	0	0	0	3
3	0	1	0	0	0	2
3	0	1	0	0	0	0
3	0	1	0	0	1	0

AB	R	H	RBI	BB	SO	LOB
29	2	8	2	3	6	13

WP	PA
1	32

Kansas City Athletics @ Baltimore Orioles
Memorial Stadium, Baltimore, MD
 Mon May 20 1957, 3:33 AM EDT
 Att. 3,913 - Unknown

livebaseballscorecards.com



Batter	1	2	3	4	5	6	7	8	9	10	11	12	13	14	15	16	AB R H RBI BB SO LOB	TOP								
Frank Bolling, R OBP: 0.336, SLG: 0.438 (1, 4)	4-0 FC5-4 BB		4-0 1B BB		0-0 FC5-4 1B		0-0 CS 1B		0-0 5-3			0-0 F3		0-0 1B		0-0 4-3	6 0 3 0 2 0 1									
Harvey Kuenn, R OBP: 0.369, SLG: 0.434 (1, 6)	0-0 FC5-4 5-3 1-2f		0-0 F4		0-0 FC5-4 CS 1-2f		0-0 F4		0-0 F7			0-0 4-3		0-0 L6			7 0 0 0 0 0 5									
Ray Boone, R OBP: 0.368, SLG: 0.351 (1, 3)	0-0 5-3 1-2		0-0 F8		0-0 CS 1-2		0-0 F9		0-0 F8			0-0 1B				0-0 5-3	7 0 1 0 0 0 3									
Charlie Maxwell, L OBP: 0.381, SLG: 0.447 (1, 7)	4-0 BB		0-0 1B				4-0 2B BB		4-0 SH1-4 BB			0-0 F3				0-0 F4	4 1 1 0 3 1 1									
Al Kaline, R OBP: 0.314, SLG: 0.419 (1, 9)	0-0 L7		0-0 L1-3				0-0 BB 1-3 2B		0-0 SH1-4 1-2			0-0 L4-3				0-0 L4	6 0 2 0 0 0 4									
Frank House, L OBP: 0.363, SLG: 0.427 (1, 2)																										
Red Wilson, R OBP: 0.400, SLG: 0.538 (8, 2)																										
Bill Tuttle, R OBP: 0.321, SLG: 0.373 (1, 8)																										
Earl Torgeson, L OBP: 0.421, SLG: 0.333 (6, PH)																										
Billy Hoelt, L OBP: 0.192, SLG: 0.160 (6, PR)																										
Karl Olson, R OBP: 0.192, SLG: 0.160 (6, 8)																										
Jim Finigan, R OBP: 0.235, SLG: 0.071 (1, 5)																										
Jack Dittmer, L OBP: 0.333, SLG: 0.333 (6, PH)																										
Ron Samford, R OBP: 0.071, SLG: 0.071 (6, 5)																										
Jim Small, L OBP: 0.182, SLG: 0.200 (14, PH)																										
Paul Foytack, R OBP: 0.455, SLG: 0.400 (14, 1)																										
Jim Bunning, R OBP: 0.214, SLG: 0.286 (1, 1)																										
Reno Bertoia, R OBP: 0.387, SLG: 0.429 (14, 5)																										
Inning Stats	R: 0 E: 0 K: 0 S: 3	H: 0 LOB: 2 BB: 2 P: 11	R: 0 E: 0 K: 1 S: 5	H: 0 LOB: 1 BB: 1 P: 9	R: 0 E: 0 K: 0 S: 4	H: 1 LOB: 2 BB: 1 P: 8	R: 0 E: 0 K: 1 S: 5	H: 0 LOB: 0 BB: 0 P: 5	R: 0 E: 0 K: 0 S: 3	H: 1 LOB: 0 BB: 0 P: 3	R: 0 E: 0 K: 2 S: 7	H: 0 LOB: 2 BB: 2 P: 15	R: 0 E: 0 K: 0 S: 3	H: 0 LOB: 0 BB: 0 P: 3	R: 0 E: 0 K: 1 S: 5	H: 0 LOB: 0 BB: 0 P: 5	R: 0 E: 0 K: 1 S: 6	H: 1 LOB: 1 BB: 0 P: 6	R: 0 E: 0 K: 0 S: 3	H: 1 LOB: 0 BB: 0 P: 3	R: 1 E: 0 K: 1 S: 7	H: 2 LOB: 1 BB: 0 P: 7	1B: 9 2B: 1 3B: 0 HR: 0	SF: 0 SAC: 2 DP: 0 HBP: 0	WP: 0 PB: 1 SB: 0 CS: 3	PA: 67
PITCHER	IP 15.0	WLS 60	BF 8	H 1	R 1	ER 1	SO 9	BB 7	IBB 2	HBP 0	BLK 0	WP 0	HR 0	S 68	P 104	ERA 0.60	WHIP 1.000									
Ray Moore, R ERA: 4.65 (1, 1)																										
Mike Fornieles, R ERA: 3.86 (16, 1)	1.0	L	5	2	1	0	1	0	0	0	0	0	0	7	7	0.00	2.000									

Detroit Tigers @ Baltimore Orioles
 Memorial Stadium, Baltimore, MD
 Tue May 21 1957, 7:05 PM EDT
 Att. 7,394 - Unknown

livebaseballscorecards.com

AB	54
R	2
H	10
RBI	2
BB	9
SO	10
LOB	30



Batter	1	2	3	4	5	6	7	8	9	10	11	12	13	14	15	16
Billy Gardner, R (1, 4) OBP: 0.285, SLG: 0.338 Bob Hale, L (15, PH) OBP: 0.176, SLG: 0.200 Mike Fornieles, R (16, 1) OBP: 0.333, SLG: 0.333	0-3 K		4-0 BB		0-0 F4			0-0 F8		0-0 F6			0-0 1-3		0-3 K	
Bob Boyd, L (1, 3) OBP: 0.367, SLG: 0.352	0-0 F8		0-0 F4		0-0 1B			0-0 4-3		0-0 F7			0-0 L9			0-0 6-3
Tito Francona, L (1, 9) OBP: 0.299, SLG: 0.516	0-0 6-3		0-3 K			0-0 F6		0-0 L9		0-0 BB 1B			0-3 K			0-0 F7
Bob Nieman, R (1, 7) OBP: 0.321, SLG: 0.365		0-0 1B		0-0 6-3		0-3 K		0-0 L8		4-0 BB 1-2			0-0 F8			0-0 F8
Gus Triandos, R (1, 2) OBP: 0.384, SLG: 0.507 Jim Pyburn, R (9, PR) OBP: 0.412, SLG: 0.286 Joe Ginsberg, L (10, 2) OBP: 0.370, SLG: 0.409		0-3 K		0-0 F7		0-3 K		0-0 1B 2B		0-3 K			0-3 K			
AJ Piliarcik, L (1, 8) OBP: 0.337, SLG: 0.372		0-0 F8		0-0 1B			0-0 SH3-4 1B	0-0 CS 1B		0-0 K			0-0 L9			
Dick Williams, R (1, 5) OBP: 0.325, SLG: 0.382		0-3 K		0-0 F5			0-0 SH3-4 1-2	0-0 CS 1-2		0-3 K			0-0 L6			0-0 5-3
Jim Brideweser, R (1, 6) OBP: 0.480, SLG: 0.474			0-0 F2		0-0 1B 2B		0-0 L9		0-0 F5			0-0 F5				0-0 6-3 2B
Ray Moore, R (1, 1) OBP: 0.292, SLG: 0.667 Wayne Causey, L (15, PH) OBP: 0.500, SLG: 0.125			0-0 HR		0-0 5-3		0-0 F7		0-0 1B			0-3 K			0-0 6-3	

AB	R	H	RBI	BB	SO	LOB
5	0	0	0	1	1	2
1	0	0	0	0	1	1
0	0	0	0	0	0	0

7	0	1	0	0	0	1
---	---	---	---	---	---	---

7	0	1	0	0	2	1
---	---	---	---	---	---	---

6	0	1	0	1	1	0
---	---	---	---	---	---	---

4	0	1	0	0	2	1
0	0	0	0	0	0	0
2	0	0	0	0	2	2

6	0	3	0	0	1	3
---	---	---	---	---	---	---

5	0	0	0	0	2	2
---	---	---	---	---	---	---

6	0	2	0	0	0	1
---	---	---	---	---	---	---

5	1	2	1	0	1	2
1	0	0	0	0	0	1

Inning Stats	R	H	E	K	S	LOB	BB	P	IP	WLS	BF	H	R	ER	SO	BB	IBB	HBP	BLK	WP	HR	S	P	ERA	WHIP
	0	0	0	1	5	0	0	5	13.0	0	48	10	1	1	11	2	0	0	0	0	1	68	76	0.69	0.923
	0	1	0	2	8	1	0	8	3.0	W	10	1	0	0	2	0	0	0	0	0	0	14	14	0.00	0.333

BOTTOM

Detroit Tigers @ Baltimore Orioles
Memorial Stadium, Baltimore, MD
Tue May 21 1957, 7:05 PM EDT
Att. 7,394 - Unknown

livebaseballscores.com

AB	55
R	1
H	11
RBI	1
BB	2
SO	13
LOB	17



WP	0	PA	59
PB	0		
SB	0		
CS	1		

Batter	1	2	3	4	5	6	7	8	9	10	AB R H RBI BB SO LOB	TOP									
Frank Bolling, R (1, 4) OBP: 0.327, SLG: 0.423	0-3 K		0-0 L3			0-0 F2		0-0 F8		0-0 FC3-6	5 0 0 0 0 1 1										
Harvey Kuenn, R (1, 6) OBP: 0.356, SLG: 0.415	0-0 6-3		0-0 5-3			0-0 4-3		0-0 6-3		0-0 F2	5 0 0 0 0 0 1										
Ray Boone, R (1, 3) OBP: 0.380, SLG: 0.377	0-0 2B		0-0 F7			4-0 1B BB			0-0 SH5-3 2B		3 2 2 0 1 0 0										
Charlie Maxwell, L (1, 7) OBP: 0.388, SLG: 0.464	0-0 2B			0-0 6-3		0-0 1B			0-0 SH5-3		3 1 2 1 0 0 0										
Al Kaline, R (1, 9) OBP: 0.319, SLG: 0.424	0-0 2B			0-0 F2		0-0 F2			4-0 6-3 IBB		3 0 1 1 1 0 2										
Red Wilson, R (1, 2) OBP: 0.353, SLG: 0.467	0-0 F8			0-3 K			0-0 F4		0-0 6-3		4 0 0 1 0 1 2										
Bill Tuttle, R (1, 8) OBP: 0.312, SLG: 0.361		0-0 F9			0-0 6-3		0-0 1-4-3		0-0 F7		4 0 0 0 0 0 1										
Jim Finigan, R (1, 5) OBP: 0.200, SLG: 0.059 Jack Dittmer, L (10, PH) OBP: 0.429, SLG: 0.429		0-0 5-3			0-3 K		0-0 5-3			0-0 FC3-6 1B	3 0 0 0 0 1 0 1 0 1 0 0 0 0										
Billy Hoelt, L (1, 1) Frank Lary, R (9, 1) OBP: 0.263, SLG: 0.176 Al Aber, L (10, 1)		0-0 4-3			0-3 K			0-3 K		0-3 K	3 0 0 0 0 2 0 1 0 0 0 0 1 1 0 0 0 0 0 0 0										
Inning Stats	R: 2 E: 0 K: 1 S: 8	H: 3 LOB: 1 BB: 0 P: 8	R: 0 E: 0 K: 0 S: 3	H: 0 LOB: 0 BB: 0 P: 3	R: 0 E: 0 K: 1 S: 5	H: 0 LOB: 0 BB: 0 P: 5	R: 0 E: 0 K: 2 S: 7	H: 0 LOB: 0 BB: 0 P: 7	R: 0 E: 0 K: 0 S: 4	H: 1 LOB: 2 BB: 1 P: 3	R: 0 E: 0 K: 1 S: 5	H: 0 LOB: 0 BB: 0 P: 5	R: 1 E: 0 K: 0 S: 4	H: 1 LOB: 1 BB: 1 P: 8	R: 0 E: 0 K: 1 S: 6	H: 1 LOB: 1 BB: 0 P: 6	1B: 2 2B: 4 3B: 0 HR: 0	SF: 0 SAC: 1 DP: 0 HBP: 0	WP: 0 PB: 0 SB: 0 CS: 0	PA: 38	
PITCHER Art Ceccarelli, L (1, 1) ERA: 2.75 George Zuverink, R (10, 1) ERA: 1.29	IP 9.0	WLS 34	H 5	R 3	ER 3	SO 5	BB 1	IBB 1	HBP 0	BLK 0	WP 0	HR 0	S 42	P 50	ERA 3.00	WHIP 0.667					
	IP 1.0	WLS 4	H 1	R 0	ER 0	SO 1	BB 0	IBB 0	HBP 0	BLK 0	WP 0	HR 0	S 6	P 6	ERA 0.00	WHIP 1.000					

Detroit Tigers @ Baltimore Orioles
 Memorial Stadium, Baltimore, MD
 Wed May 22 1957, 7:05 PM EDT
 Att: 7,488 - Unknown

livebaseballscorecards.com

AB 35
 R 3
 H 6
 RBI 3
 BB 2
 SO 6
 LOB 8



Batter	1	2	3	4	5	6	7	8	9	AB R H RBI BB SO LOB	TOP			
Billy Consolo, R (1, 6) OBP: 0.263, SLG: 0.278	0-0 4-3		0-0 6-3		0-0 6-3		0-0 L9		0-3 K	5 0 0 0 0 1 0				
Gene Mauch, R (1, 4) OBP: 0.382, SLG: 0.469	0-0 BB 1B 1B		0-0 2B 1B 1B		0-0 F8		0-0 F9		0-0 1-3	5 1 2 0 0 0 0				
Ted Williams, L (1, 7) OBP: 0.542, SLG: 0.806	0-0 BB 1-2 1B		0-0 1-3 1B 2B		0-0 F8			0-0 FC1-5 2B	0-0 1B	4 1 3 0 0 0 0 0 0 0 0 0 0 0 1 0 1 0 0 0 0				
Tom Brewer, R (8, PR) OBP: 0.111, SLG: 0.111														
Norm Zauchin, R (8, 3) OBP: 0.500, SLG: 0.500														
Jackie Jensen, R (1, 9) OBP: 0.384, SLG: 0.495	0-0 F8		0-0 1-3		0-0 5-3			0-0 FC1-5 1B BB	0-0 F8	4 1 0 0 1 0 5				
Dick Gernert, R (1, 3) OBP: 0.393, SLG: 0.516	4-0 FC5-6 1-2 2-3 BB		0-0 2-H 3-H 1B		0-0 F9			0-0 FC1-5 1B 1-3 2-3f		3 1 1 2 1 0 2				
Frank Malzone, R (1, 5) OBP: 0.293, SLG: 0.356	0-0 FC5-6 1-2f		0-0 4-3		0-0 1B 1B			0-0 1-3 2-H 1B		4 0 2 1 0 0 4				
Gene Stephens, L (1, 8) OBP: 0.317, SLG: 0.352		0-0 4-3		0-0 F5		0-0 FC6-4 1B		0-0 1-3		4 0 1 1 0 0 2				
Sammy White, R (1, 2) OBP: 0.282, SLG: 0.220		0-0 F8		0-0 6-3		0-0 FC6-4 1-2f		0-0 3-H 4-0 IBB		3 0 0 0 1 0 2				
Frank Sullivan, R (1, 1) OBP: 0.358, SLG: 0.262		0-3 K		0-0 F8			0-0 5-3	0-0 5-3		2 0 0 0 0 1 0 1 0 0 0 0 0 0 1 0 0 0 0 0 2				
Ike Delock, R (7, 1)														
Inning Stats	R: 0 H: 2 E: 0 LOB: 3 K: 0 BB: 1 S: 5 P: 9	R: 0 H: 0 E: 0 LOB: 0 K: 1 BB: 0 S: 5 P: 5	R: 2 H: 3 E: 0 LOB: 1 K: 0 BB: 0 S: 6 P: 6	R: 0 H: 0 E: 0 LOB: 0 K: 0 BB: 0 S: 3 P: 3	R: 0 H: 0 E: 0 LOB: 0 K: 0 BB: 0 S: 3 P: 3	R: 0 H: 2 E: 0 LOB: 2 K: 0 BB: 0 S: 5 P: 5	R: 0 H: 0 E: 0 LOB: 0 K: 0 BB: 0 S: 3 P: 3	R: 2 H: 2 E: 0 LOB: 2 K: 0 BB: 2 S: 5 P: 13	R: 0 H: 1 E: 0 LOB: 1 K: 1 BB: 0 S: 6 P: 6	1B: 8 SF: 0 2B: 2 SAC: 0 3B: 0 DP: 0 HR: 0 HBP: 0	WP: 0 PA: 40 PB: 0 SB: 0 CS: 0			
PITCHER	IP WLS BF H R ER SO BB IBB HBP BLK WP HR S P ERA WHIP												PITCHER	IP WLS BF H R ER SO BB IBB HBP BLK WP HR S P ERA WHIP
Bill Wight, L (1, 1) ERA: 4.91	7.0 L 31 8 4 4 1 2 0 0 0 0 0 0 31 39 5.14 1.429													
Art Houtteman, R (8, 1) ERA: 6.23	0.1 2 1 0 0 0 0 0 0 0 0 0 0 2 2 0.00 3.000													
Art Ceccarelli, L (8, 1) ERA: 2.66	0.2 3 0 0 0 0 0 0 1 0 0 0 0 2 6 0.00 0.000													
Connie Johnson, R (9, 1) ERA: 2.63	1.0 4 1 0 0 1 0 0 0 0 0 0 0 6 6 0.00 1.000													

Boston Red Sox @ Baltimore Orioles
Memorial Stadium, Baltimore, MD

AB	37
R	4
H	10
RBI	4
BB	3
SO	2
LOB	17



Fri May 24 1957, 3:33 AM EDT
 Att: 15,970 - Unknown

livebaseballscorecards.com

Batter	1	2	3	4	5	6	7	8	9	AB	R	H	RBI	BB	SO	LOB
Billy Gardner, R OBP: 0.281, SLG: 0.338 (1, 4)	0-3 K		0-0 F5		0-0 L4			0-0 L7		4	0	0	0	0	1	0
Bob Boyd, L OBP: 0.368, SLG: 0.355 (1, 3)	0-0 PB G3 1B			0-0 6-3		0-0 F4			0-0 G4-6-3 1B	4	0	2	0	0	0	0
Tito Francona, L OBP: 0.303, SLG: 0.478 (1, 9)	0-0 G3 1-2			0-3 K		0-0 CS 1B			0-3 K	4	0	1	0	0	2	2
Gus Triandos, R OBP: 0.368, SLG: 0.482 (1, 2)	0-0 5-3 2-3			0-3 K		0-3 K 1-2			0-0 G4-6-3 1-2	4	0	0	0	0	2	3
George Kell, R OBP: 0.368, SLG: 0.412 (1, 5)		0-3 K			0-0 1B HR 1B			0-0 L8		3	1	1	0	0	1	0
Dick Williams, R OBP: 0.323, SLG: 0.385 (1, 7)		0-0 1-3			0-0 1-2 HR 1B			0-0 L8		3	1	1	0	0	0	0
Al Pilarcik, L OBP: 0.333, SLG: 0.367 (1, 8)		0-0 F4			0-0 F2			0-0 F7		3	0	0	0	0	0	2
Jim Brideweser, R OBP: 0.482, SLG: 0.535 (1, 6)			0-0 4-3		0-0 1-H 2-H HR			0-0 F3		3	1	1	3	0	0	0
Bill Wight, L (1, 1)			0-0 1-3		0-0 6-3			0-0 1-3		2	0	0	0	0	0	0
Art Houtteman, R (8, 1)										0	0	0	0	0	0	0
Art Ceccarelli, R (8, 1)										0	0	0	0	0	0	0
Bob Hale, L (8, PH)										1	0	0	0	0	0	0
Connie Johnson, R (9, 1)										0	0	0	0	0	0	0

Inning Stats	R: 0	H: 1	E: 0	LOB: 1	K: 1	S: 6	P: 6	R: 0	H: 0	E: 0	LOB: 0	K: 1	S: 5	R: 0	H: 0	E: 0	LOB: 0	K: 0	S: 3	R: 0	H: 0	E: 0	LOB: 0	K: 2	S: 7	R: 3	H: 3	E: 0	LOB: 0	K: 0	S: 6	R: 0	H: 1	E: 0	LOB: 0	K: 1	S: 5	R: 0	H: 0	E: 0	LOB: 0	K: 0	S: 3	R: 0	H: 0	E: 0	LOB: 0	K: 0	S: 3	R: 0	H: 0	E: 0	LOB: 0	K: 1	S: 5	R: 0	H: 1	E: 0	LOB: 0	K: 1	S: 5	1B: 5	SF: 0	2B: 0	SAC: 0	3B: 0	DP: 1	HR: 1	HBP: 0	WP: 0	PA: 31
--------------	------	------	------	--------	------	------	------	------	------	------	--------	------	------	------	------	------	--------	------	------	------	------	------	--------	------	------	------	------	------	--------	------	------	------	------	------	--------	------	------	------	------	------	--------	------	------	------	------	------	--------	------	------	------	------	------	--------	------	------	------	------	------	--------	------	------	-------	-------	-------	--------	-------	-------	-------	--------	-------	--------

PITCHER	IP	WLS	BF	H	R	ER	SO	BB	IBB	HBP	BLK	WP	HR	S	P	ERA	WHIP
Frank Sullivan, R (1, 1) ERA: 2.95	6.0		22	5	3	3	5	0	0	0	0	0	1	32	32	4.50	0.833
Ike Delock, R (7, 1) ERA: 3.75	3.0	W	9	1	0	0	1	0	0	0	0	0	0	11	11	0.00	0.333

BOTTOM

Boston Red Sox @ Baltimore Orioles
Memorial Stadium, Baltimore, MD
Fri May 24 1957, 3:33 AM EDT
Att. 15,970 - Unknown

livebaseballscorecards.com

AB	31
R	3
H	6
RBI	3
BB	0
SO	6
LOB	7



Batter	1	2	3	4	5	6	7	8	9	AB R H RBI BB SO LOB	TOP								
Billy Conso , R (1, 6) OBP: 0.261, SLG: 0.318	0-0 L5		0-0 2B			0-3 K		0-0 F7		4 0 1 0 0 1 1									
Gene Mauch , R (1, 4) OBP: 0.376, SLG: 0.459	0-0 F7		0-0 F4			0-0 6-3		0-0 1B		4 0 1 0 0 0 1									
Ted Williams , L (1, 7) OBP: 0.541, SLG: 0.790	4-0 BB							0-0 G4-6-3		2 0 0 0 2 0 2									
Norm Zauchin , R (8, 3) OBP: 0.500, SLG: 0.500								1-2 1B		0 0 0 0 0 0 0									
Jackie Jensen , R (1, 9) OBP: 0.372, SLG: 0.478	0-3 K							0-0 F3		4 0 0 0 0 1 2									
Dick Gernert , R (1, 3) OBP: 0.388, SLG: 0.505								0-0 5-3		4 0 1 0 0 1 0									
Frank Malzone , R (1, 5) OBP: 0.299, SLG: 0.355								0-3 K		3 0 1 0 1 0 0									
Gene Stephens , L (1, 8) OBP: 0.313, SLG: 0.333								4-0 BB		3 0 0 0 1 1 3									
Sammy White , R (1, 2) OBP: 0.276, SLG: 0.215								1-2 1B		3 0 0 0 1 1 3									
Mickey Vernon , L (7, PH) OBP: 0.367, SLG: 0.341								0-3 K		2 0 0 0 0 0 0									
Pete Daley , R (7, 2) OBP: 0.235, SLG: 0.133								0-0 F8		1 0 0 0 0 1 3									
Bob Porterfield , R (1, 1)								0-3 K		1 0 0 0 0 0 2									
Rudy Minarcin , R (1, 1)								0-0 F8		0 0 0 0 0 0 0									
Billy Goodman , L (6, PH) OBP: 0.167, SLG: 0.182								0-0 F8		1 0 0 0 0 0 0									
Bob Chakales , R (6, 1) OBP: 0.222, SLG: 0.444								0-0 1B		1 0 1 0 0 0 0									
Inning Stats	R: 0 E: 0 K: 1 S: 5	H: 0 LOB: 1 BB: 1 P: 9	R: 0 E: 0 K: 0 S: 3	H: 0 LOB: 0 BB: 0 P: 3	R: 0 E: 0 K: 0 S: 4	H: 1 LOB: 1 BB: 0 P: 4	R: 0 E: 0 K: 0 S: 3	H: 0 LOB: 0 BB: 0 P: 3	R: 0 E: 0 K: 2 S: 9	H: 2 LOB: 3 BB: 1 P: 13	R: 0 E: 0 K: 1 S: 5	H: 2 LOB: 1 BB: 2 P: 4	R: 0 E: 0 K: 1 S: 5	H: 0 LOB: 2 BB: 2 P: 13	1B: 4 2B: 1 3B: 0 HR: 0	SF: 0 SAC: 0 DP: 1 HBP: 0	WP: 0 PB: 0 SB: 0 CS: 0	PA: 35	
PITCHER Billy Loes , R (1, 1) ERA: 2.98	IP: 9.0 WLS: W BF: 35 H: 5 R: 0 ER: 0 SO: 5 BB: 4 IBB: 0 HBP: 0 BLK: 0 WP: 0 HR: 0 S: 41 P: 57 ERA: 0.00 WHIP: 1.000																		
PITCHER	IP	WLS	BF	H	R	ER	SO	BB	IBB	HBP	BLK	WP	HR	S	P	ERA	WHIP		

Boston Red Sox @ Baltimore Orioles
Memorial Stadium, Baltimore, MD
 Sat May 25 1957, 3:33 AM EDT
 Att: 11,499 - Unknown

livebaseballscorecards.com

AB	31
R	0
H	5
RBI	0
BB	4
SO	5
LOB	14



BOTTOM

Boston Red Sox @ Baltimore Orioles
Memorial Stadium, Baltimore, MD

AB	39
R	12
H	17
RBI	12
BB	5
SO	4
LOB	15



WP	1	PA	46
PB	0		
SB	0		
CS	1		

Sat May 25 1957, 3:33 AM EDT
Att. 11,499 - Unknown

livebaseballscorecards.com

AB R H RBI BB SO LOB

3	3	2	1	2	0	0
4	1	3	0	0	0	3
4	2	3	3	1	0	0
4	1	1	2	0	0	3
1	1	0	0	0	0	2
3	1	2	3	1	0	0
1	0	0	0	0	0	0
4	0	2	1	0	0	1
1	0	0	0	0	0	0
4	2	2	1	0	1	1
1	1	1	0	0	0	0
4	0	1	1	1	0	1
5	0	0	0	0	3	4

1B	12	SF	0
2B	3	SAC	1
3B	0	DP	0
HR	2	HBP	0

WP	1	PA	46
PB	0		
SB	0		
CS	1		

1B	12	SF	0
2B	3	SAC	1
3B	0	DP	0
HR	2	HBP	0

WP	1	PA	46
PB	0		
SB	0		
CS	1		

WP	1	PA	46
PB	0		
SB	0		
CS	1		

WP	1	PA	46
PB	0		
SB	0		
CS	1		

WP	1	PA	46
PB	0		
SB	0		
CS	1		

WP	1	PA	46
PB	0		
SB	0		
CS	1		

WP	1	PA	46
PB	0		
SB	0		
CS	1		

WP	1	PA	46
PB	0		
SB	0		
CS	1		

WP	1	PA	46
PB	0		
SB	0		
CS	1		

WP	1	PA	46
PB	0		
SB	0		
CS	1		

WP	1	PA	46
PB	0		
SB	0		
CS	1		

WP	1	PA	46
PB	0		
SB	0		
CS	1		

WP	1	PA	46
PB	0		
SB	0		
CS	1		

WP	1	PA	46
PB	0		
SB	0		
CS	1		

WP	1	PA	46
PB	0		
SB	0		
CS	1		

WP	1	PA	46
PB	0		
SB	0		
CS	1		

WP	1	PA	46
PB	0		
SB	0		
CS	1		

WP	1	PA	46
PB	0		
SB	0		
CS	1		

WP	1	PA	46
PB	0		
SB	0		
CS	1		

WP	1	PA	46
PB	0		
SB	0		
CS	1		

WP	1	PA	46
PB	0		
SB	0		
CS	1		

WP	1	PA	46
PB	0		
SB	0		
CS	1		

WP	1	PA	46
PB	0		
SB	0		
CS	1		

WP	1	PA	46
PB	0		
SB	0		
CS	1		

WP	1	PA	46
PB	0		
SB	0		
CS	1		

WP	1	PA	46
PB	0		
SB	0		
CS	1		

WP	1	PA	46
PB	0		
SB	0		
CS	1		

WP	1	PA	46
PB	0		
SB	0		
CS	1		

WP	1	PA	46
PB	0		
SB	0		
CS	1		

WP	1	PA	46
PB	0		
SB	0		
CS	1		

WP	1	PA	46
PB	0		
SB	0		
CS	1		

WP	1	PA	46
PB	0		
SB	0		
CS	1		

WP	1	PA	46
PB	0		
SB	0		
CS	1		

WP	1	PA	46
PB	0		
SB	0		
CS	1		

WP	1	PA	46
PB	0		
SB	0		
CS	1		

WP	1	PA	46
PB	0		
SB	0		
CS	1		

WP	1	PA	46
PB	0		
SB	0		
CS	1		

WP	1	PA	46
PB	0		
SB	0		
CS	1		

WP	1	PA	46
PB	0		
SB	0		
CS	1		

WP	1	PA	46
PB	0		
SB	0		
CS	1		

WP	1	PA	46
PB	0		
SB	0		
CS	1		

WP	1	PA	46
PB	0		
SB	0		
CS	1		

WP	1	PA	46
PB	0		
SB	0		
CS	1		

WP	1	PA	46
PB	0		
SB	0		
CS	1		

WP	1	PA	46
PB	0		
SB	0		
CS	1		

WP	1	PA	46
PB	0		
SB	0		
CS	1		

WP	1	PA	46
PB	0		
SB	0		
CS	1		

WP	1	PA	46
PB	0		
SB	0		
CS	1		

WP	1	PA	46
PB	0		
SB	0		
CS	1		

WP	1	PA	46
PB	0		
SB	0		
CS	1		

WP	1	PA	46
PB	0		
SB	0		
CS	1		

WP	1	PA	46
PB	0		
SB	0		
CS	1		

WP	1	PA	46
PB	0		
SB	0		
CS	1		

WP	1	PA	46
PB	0		
SB	0		
CS	1		

WP	1	PA	46
PB	0		
SB	0		
CS	1		

WP	1	PA	46
PB	0		
SB	0		
CS	1		

WP	1	PA	46
PB	0		
SB	0		
CS	1		

WP	1	PA	46
PB	0		
SB	0		
CS	1		

WP	1	PA	46
PB	0		
SB	0		
CS	1		

WP	1	PA	46
PB	0		
SB	0		
CS	1		

WP	1	PA	46
PB	0		
SB	0		
CS	1		

WP	1	PA	46
PB	0		
SB	0		
CS	1		

WP	1	PA	46
PB	0		
SB	0		
CS	1		

WP	1	PA	46
PB	0		
SB	0		
CS	1		

WP	1	PA	46
PB	0		
SB	0		
CS	1		

WP	1	PA	46
PB	0		
SB	0		
CS	1		

WP	1	PA	46
PB	0		
SB	0		
CS	1		

WP	1	PA	46
PB	0		
SB	0		
CS	1		

WP	1	PA	46
PB	0		
SB	0		
CS	1		

WP	1	PA	46
PB	0		
SB	0		
CS	1		

WP	1	PA	46
PB	0		
SB	0		
CS	1		

WP	1	PA	46
PB	0		
SB	0		
CS	1		

WP	1	PA	46
PB	0		
SB	0		
CS	1		

WP	1	PA	46
PB	0		
SB	0		

Batter	1	2	3	4	5	6	7	8	9	AB R H RBI BB SO LOB	TOP											
Gene Stephens, L OBP: 0.319, SLG: 0.344 (1, 8) (7, 7)	0-0 L6		0-0 1-4-3		4-0 G4-6-3 IBB	0-3 K		0-0 3B 2B		4 1 1 2 1 1 3												
Gene Mauch, R OBP: 0.367, SLG: 0.467 (1, 4)	0-3 K		0-0 F5		0-0 G4-6-3		0-3 K	0-0 3B		5 0 1 1 0 2 3												
Ted Williams, L OBP: 0.540, SLG: 0.780 Jim Piersall, R OBP: 0.324, SLG: 0.292 (1, 7) (7, PR) (7, 8)	0-0 4-3			0-0 G6-4-3 1B		0-0 L8	0-0 CS 1B	0-0 6-3		4 0 2 0 0 0 0 1 0 0 0 0 0 1												
Dick Gernert, R OBP: 0.380, SLG: 0.490 (1, 3)		0-3 K		0-0 G6-4-3		0-0 1B 2B 1B	0-3 K	0-0 F9		5 1 1 0 0 2 3												
Jackie Jensen, R OBP: 0.388, SLG: 0.487 (1, 9)		4-0 HR BB		0-0 FC6-4 1B		0-0 1-2 2B 1B		0-0 PB 1B 1B	0-3 K	4 3 3 0 1 1 0												
Frank Malzone, R OBP: 0.295, SLG: 0.357 (1, 5)		0-0 F4		0-0 FC6-4		0-0 WP 2B		0-0 F9	0-0 F3	5 0 1 2 0 0 3												
Billy Conzolo, R OBP: 0.321, SLG: 0.462 (1, 6)		0-0 HR			4-0 SH1-4 1B BB	0-0 F7		0-0 2B 1B	0-3 K	4 2 2 3 1 1 1												
Pete Daley, R OBP: 0.333, SLG: 0.278 (1, 2)		0-3 K			0-0 SH1-4 1B	4-0 BB IBB		0-0 2B 2B		3 1 2 1 1 1 0												
Dean Stone, L Ike Delock, R (1, 1) (6, 1)			0-3 K		0-0 SH1-4	4-0 BB		4-0 2B BB		1 0 0 0 1 1 0 0 1 0 0 1 0 0												
Inning Stats	R: 0 E: 0 K: 1 S: 5	H: 0 LOB: 0 BB: 0 P: 5	R: 2 E: 0 K: 2 S: 8	H: 1 LOB: 0 BB: 1 P: 12	R: 0 E: 0 K: 1 S: 5	H: 0 LOB: 0 BB: 0 P: 5	R: 0 E: 0 K: 0 S: 4	H: 2 LOB: 1 BB: 0 P: 4	R: 0 E: 0 K: 0 S: 3	H: 1 LOB: 2 BB: 2 P: 11	R: 2 E: 0 K: 1 S: 8	H: 3 LOB: 3 BB: 2 P: 16	R: 0 E: 0 K: 2 S: 7	H: 1 LOB: 1 BB: 0 P: 7	R: 5 E: 0 K: 0 S: 8	H: 5 LOB: 1 BB: 1 P: 12	R: 0 E: 0 K: 2 S: 7	H: 0 LOB: 0 BB: 0 P: 7	1B: 8 2B: 4 3B: 1 HR: 1	SF: 0 SAC: 1 DP: 3 HBP: 0	WP: 1 PB: 1 SB: 1 CS: 1	PA: 43
PITCHER	IP WLS BF H R ER SO BB IBB HBP BLK WP HR S P ERA WHIP																					
Ray Moore, R ERA: 4.8 (1, 1)	5.2 L 27 7 4 4 4 3 2 0 0 1 1 30 50 6.35 1.765																					
Billy O'Dell, L ERA: 4.91 (6, 1)	1.1 4 1 0 0 3 0 0 0 0 0 0 10 10 0.00 0.750																					
Art Houtteman, R ERA: 15.43 (8, 1)	0.1 7 5 5 5 0 1 0 0 0 0 0 6 10 135.00 18.000																					
George Zuverink, R ERA: 1.19 (8, 1)	1.2 5 0 0 0 2 0 0 0 0 0 0 9 9 0.00 0.000																					

Boston Red Sox @ Baltimore Orioles
Memorial Stadium, Baltimore, MD
 Sun May 26 1957, 3:33 AM EDT
 Unknown

livebaseballscorecards.com

AB	36
R	9
H	13
RBI	9
BB	6
SO	9
LOB	14




Batter	1	2	3	4	5	6	7	8	9	AB R H RBI BB SO LOB	TOP											
Gene Stephens, L OBP: 0.297, SLG: 0.318 (1, 8) (8, 7)	0-0 B1		0-3 K		0-0 FC 1B			0-0 F8	0-0 F7	5 0 0 1 0 1 3												
Gene Mauch, R OBP: 0.359, SLG: 0.453 (1, 4) SS	0-3 K			0-0 F8	0-0 G1-6-3 1B			0-0 F6	0-0 4-3	5 0 1 1 0 1 2												
Ted Williams, L OBP: 0.538, SLG: 0.768 Jim Piersall, R OBP: 0.324, SLG: 0.292 (1, 7) (8, PR) (8, 8)	0-0 F7			4-0 BB	0-0 G1-6-3 1B			0-0 HR 1B		3 0 1 0 1 0 2 0 1 0 0 0 0 0												
Mickey Vernon, L OBP: 0.358, SLG: 0.400 (1, 3)		0-0 4-3		0-0 F9		0-0 G3		0-0 HR		4 1 1 2 0 0 1												
Jackie Jensen, R OBP: 0.391, SLG: 0.488 (1, 9)		0-0 1B		0-0 F8		0-0 F5		0-0 1B		4 0 2 0 0 0 1												
Frank Malzone, R OBP: 0.294, SLG: 0.354 (1, 5)		0-0 F3			0-0 1B E 1B	0-0 5-3		0-0 F7		4 1 1 0 0 0 2												
Billy Consoletto, R OBP: 0.344, SLG: 0.467 (1, 6)		0-0 4-3			0-0 FC FC 1B		0-0 F8		0-0 1B 1B	4 1 2 0 0 0 1												
Sammy White, R OBP: 0.271, SLG: 0.211 Billy Goodman, L OBP: 0.154, SLG: 0.167 Pete Daley, R OBP: 0.318, SLG: 0.263 (1, 2) (7, PH) (7, 2)			0-0 6-3		0-0 F2		0-0 4-3		0-3 K	2 0 0 0 0 0 2 1 0 0 0 0 0 0 1 0 0 0 0 1 1												
Dave Sisler, R OBP: 0.211, SLG: 0.167 Billy Klaus, L OBP: 0.308, SLG: 0.225 George Susce, R OBP: 0.333, SLG: 0.333 (1, 1) (7, PH) (7, 1)			0-3 K		0-0 FC 1B		0-3 K		0-0 1B	2 1 0 0 0 1 1 1 0 0 0 0 1 0 1 0 1 0 0 0 0												
Inning Stats	R: 0 E: 0 K: 1 S: 5	H: 0 LOB: 0 BB: 0 P: 5	R: 0 E: 0 K: 0 S: 4	H: 1 LOB: 1 BB: 0 P: 4	R: 0 E: 0 K: 2 S: 7	H: 0 LOB: 0 BB: 0 P: 7	R: 0 E: 0 K: 0 S: 3	H: 0 LOB: 1 BB: 1 P: 7	R: 3 E: 1 K: 0 S: 7	H: 3 LOB: 1 BB: 0 P: 7	R: 0 E: 0 K: 0 S: 3	H: 0 LOB: 0 BB: 0 P: 3	R: 0 E: 0 K: 1 S: 5	H: 0 LOB: 0 BB: 0 P: 5	R: 2 E: 0 K: 0 S: 6	H: 3 LOB: 1 BB: 0 P: 6	R: 0 E: 0 K: 1 S: 7	H: 2 LOB: 2 BB: 0 P: 7	1B: 8 2B: 0 3B: 0 HR: 1	SF: 0 SAC: 0 DP: 1 HBP: 0	WP: 0 PB: 0 SB: 1 CS: 0	PA: 38
PITCHER	IP WLS BF H R ER SO BB IBB HBP BLK WP HR S P ERA WHIP																					
Mike Fomies, R ERA: 3.56 George Zuverink, R ERA: 1.14 (1, 1) (9, 1)	8.0 L 33 7 5 2 4 1 0 0 0 0 0 1 40 44 2.25 1.000																					
	1.0 5 2 0 0 1 0 0 0 0 0 0 0 7 7 0.00 2.000																					

Boston Red Sox @ Baltimore Orioles
Memorial Stadium, Baltimore, MD
 Sun May 26 1957, 3:38 AM EDT
 Att. 24,779 - Unknown

livebaseballscorecards.com

AB	37
R	5
H	9
RBI	4
BB	1
SO	5
LOB	16



Batter	1	2	3	4	5	6	7	8	9	AB R H RBI BB SO LOB	TOP																								
Dick Williams, R OBP: 0.319, SLG: 0.370 (1, 7) (3, 3)	0-0 4-3		0-0 BB 1B 1B		0-0 F9	0-0 E7 4-3 1-3 2-H 3-H 1B		0-0 F5		5 0 2 2 0 0 0	<p>Baltimore Orioles @ Washington Senators Griffith Stadium, Washington, DC</p> <p>Mon May 27 1957, 7:05 PM EDT Att. 3,965 - Unknown</p> <p>livebaseballscorecards.com</p> <table border="1"> <tr><td>AB</td><td>35</td></tr> <tr><td>R</td><td>6</td></tr> <tr><td>H</td><td>9</td></tr> <tr><td>RBI</td><td>5</td></tr> <tr><td>BB</td><td>7</td></tr> <tr><td>SO</td><td>3</td></tr> <tr><td>LOB</td><td>23</td></tr> </table> 	AB	35	R	6	H	9	RBI	5	BB	7	SO	3	LOB	23										
AB	35																																		
R	6																																		
H	9																																		
RBI	5																																		
BB	7																																		
SO	3																																		
LOB	23																																		
Al Pilarcik, L OBP: 0.368, SLG: 0.402 (1, 8) BB BB	4-0 PB BB		0-0 FC5 BB 1-2 1B		0-0	0-0 4-3		0-0 FC6-4 1B	4 0 3 1 1 0 1																										
George Kell, R OBP: 0.345, SLG: 0.408 (1, 5)	0-0 F7 1-2		0-0 F8		0-0 F9	0-0 F5		0-0 FC6-4 2B 1-2f	5 0 0 0 0 0 6																										
Gus Triandos, R OBP: 0.384, SLG: 0.566 (1, 2)	0-0 F9		0-0 F7		0-0 F4		0-0 HR	0-0 2B 1-3	5 1 2 1 0 0 4																										
Tito Francona, L OBP: 0.337, SLG: 0.471 (1, 9)		4-0 BB BB G6-4-3 BB	4-0 1-2 2-3 BB		0-0 BB 1B	0-0 3-1		0-0 F5	3 2 1 0 2 0 2																										
Bob Boyd, L OBP: 0.385, SLG: 0.378 (1, 3)		4-0 BB BB G6-4-3 BB	0-0 FC5 1-2 2-3f		4-0 BB 1B 1B	0-0 F8		0-3 K	0 0 0 0 1 0 0 3 1 0 0 1 1 5																										
Bob Nieman, R OBP: 0.320, SLG: 0.346 (3, PH) (3, 7)					0-0 BB 1B BB	0-0 F8																													
Billy Gardner, R OBP: 0.304, SLG: 0.350 (1, 4)		4-0 BB G6-4-3 BB		0-0 F8	0-0 F6	0-0 6-3			3 0 0 0 1 0 2																										
Jim Brideweser, R OBP: 0.437, SLG: 0.446 (1, 6)		0-0 G6-4-3		0-0 F2	0-0 BB 1B 1B		0-3 K	4 1 1 1 0 1 2																											
Connie Johnson, R OBP: 0.143, SLG: 0.143 (1, 1)		0-0 G3		0-0 F8	4-0 E 1B 4-3 BB		0-3 K	2 0 0 0 0 0 1 0 0 0 0 0 0 0 0 1 0 0 1 0 0 0 0 0 0 0 0 0 1 0 0 0 0 1 0 0 0 0 0 0 0 0																											
Billy O'Dell, S (4, 1)																																			
Jim Pyburn, R OBP: 0.456, SLG: 0.278 (6, PH)																																			
Bill Wight, L (6, 1)																																			
Wayne Causey, L OBP: 0.600, SLG: 0.200 (8, PH)																																			
George Zuverink, R (8, 1)																																			
Inning Stats	R: 0 E: 0 K: 0 S: 3	H: 0 LOB: 1 BB: 1 P: 7	R: 1 E: 0 K: 0 S: 2	H: 0 LOB: 1 BB: 3 P: 14	R: 0 E: 0 K: 0 S: 5	H: 2 LOB: 3 BB: 1 P: 9	R: 0 E: 0 K: 0 S: 3	H: 0 LOB: 0 BB: 0 P: 3	R: 0 E: 0 K: 0 S: 4	H: 1 LOB: 1 BB: 0 P: 4	R: 4 E: 1 K: 0 S: 6	H: 3 LOB: 1 BB: 2 P: 14	R: 1 E: 0 K: 0 S: 4	H: 1 LOB: 0 BB: 0 P: 4	R: 0 E: 0 K: 2 S: 7	H: 0 LOB: 0 BB: 0 P: 7	R: 0 E: 0 K: 1 S: 7	H: 2 LOB: 2 BB: 0 P: 7	1B: 6 2B: 1 3B: 1 HR: 1	SF: 0 SAC: 0 DP: 1 HBP: 0	WP: 0 PB: 1 SB: 0 CS: 0	PA: 42													
PITCHER	IP WLS BF H R ER SO BB IBB HBP BLK WP HR S P ERA WHIP																																		
Russ Kemmerer, R ERA: 9.82 (1, 1)	1.0	6	0	1	1	0	3	0	0	0	0	0	3	15	9.00	3.000																			
Chuck Stobbs, L ERA: 7.61 (2, 1)	4.1	21	5	4	3	0	4	0	0	0	0	0	17	33	6.23	2.077																			
Tex Clevenger, R ERA: 2.33 (6, 1)	3.2	W 15	4	1	1	3	0	0	0	0	0	1	21	21	2.46	1.091																			

Batter	1	2	3	4	5	6	7	8	9	AB	R	H	RBI	BB	SO	LOB
Eddie Yost, R OBP: 0.417, SLG: 0.340 (1, 5)	0-0 FC6-4 1B	0-0 HR 1B		0-0 F9 1B	0-0 F8 1B		0-0 F4 1B			5	1	2	0	0	0	5
Bob Usher, R OBP: 0.300, SLG: 0.436 (1, 8)	0-0 FC6-4 1B 1-2f	0-0 HR 1B		0-0 BB 1B 1-2 2-3		0-0 BB 1B		0-0 G4-6-3 1B		5	3	4	2	0	0	1
Herb Plews, L OBP: 0.345, SLG: 0.391 (1, 4)	0-0 HR 1B 1-3	0-0 2B		4-0 BB 1B 1-2 2-3 3-H		4-0 SF8 BB 1-2		0-0 G4-6-3 1B 1-2f		3	2	2	1	2	0	1
Roy Sievers, R OBP: 0.392, SLG: 0.562 (1, 3)	0-0 L6 1B	0-0 L8 2B		0-0 G5-4-3 1B 1-2 2-H 3-H		0-0 1B		0-0 L7 1B		5	0	2	2	0	0	3
Jim Lemon, R OBP: 0.370, SLG: 0.489 (1, 9)	0-0 HR 1-3 3-H		0-0 F4 1B	0-0 G5-4-3 1B 1-2f		0-0 SF8 1B 3-H				3	1	1	4	0	0	2
Lou Berberet, L OBP: 0.380, SLG: 0.390 (1, 2)	0-0 HR		0-3 K 1B		0-0 SH1 HBP 1B		0-0 3-1			4	1	2	1	0	1	1
Faye Throneberry, L OBP: 0.118, SLG: 0.022 (1, 7)	0-0 F7 1B		0-0 3-1		0-3 K 1B		0-3 K			4	0	0	0	0	2	1
Rocky Bridges, R OBP: 0.360, SLG: 0.238 (1, 6)		0-0 5-3 1B		0-0 1B BB 1B	1-0 SH1 HBP 1B		0-0 F8 1B			3	1	1	0	0	0	0
Russ Kemmerer, R (1, 1)		0-0 6-3 1B		0-0 BB 1B 1B	0-0 SH1		0-0 1B			0	0	0	0	0	0	0
Chuck Stobbs, L (2, 1)										2	1	1	0	0	0	0
Tex Clevenger, R (6, 1)										1	0	1	0	0	0	0

Inning Stats	R: 4	H: 4	E: 0	K: 0	S: 7	LOB: 0	BB: 0	P: 7	R: 2	H: 3	E: 0	K: 0	S: 6	LOB: 1	BB: 0	P: 6	R: 0	H: 0	E: 0	K: 1	S: 5	LOB: 0	BB: 0	P: 5	R: 3	H: 4	E: 0	K: 0	S: 6	LOB: 1	BB: 1	P: 10	R: 0	H: 1	E: 0	K: 1	S: 6	LOB: 2	BB: 0	P: 7	R: 1	H: 2	E: 0	K: 0	S: 4	LOB: 1	BB: 1	P: 8	R: 0	H: 1	E: 0	K: 1	S: 6	LOB: 1	BB: 0	P: 6	R: 0	H: 1	E: 0	K: 0	S: 3	LOB: 0	BB: 0	P: 3
1B: 12	SF: 1	2B: 1	SAC: 1	3B: 0	DP: 2	HR: 3	HBP: 1	WP: 0	PA: 40	PB: 0	SB: 0	CS: 0																																																				

PITCHER	IP	WLS	BF	H	R	ER	SO	BB	IBB	HBP	BLK	WP	HR	S	P	ERA	WHIP
Connie Johnson, R (1, 1)	3.1	L	20	10	9	9	1	0	0	0	0	0	0	22	22	24.30	3.000
Billy O'Dell, L (4, 1)	1.2		8	2	0	0	1	1	0	1	0	0	0	8	13	0.00	1.800
Bill Wight, L (6, 1)	2.0		9	3	1	1	1	1	0	0	0	0	0	10	14	4.50	2.000
George Zuverink, R (8, 1)	1.0		3	1	0	0	0	0	0	0	0	0	0	3	3	0.00	1.000

BOTTOM

Baltimore Orioles @ Washington Senators
Griffith Stadium, Washington, DC

Mon May 27 1957, 7:05 PM EDT
Att. 3,965 - Unknown

livebaseballscorecards.com

AB 35
R 10
H 16
RBI 10
BB 2
SO 3
LOB 14



Batter	1	2	3	4	5	6	7	8	9	10	11	AB R H RBI BB SO LOB	TOP					
Billy Gardner, R (1, 4) OBP: 0.414, SLG: 0.429	X 0-0 P6 ①		X 0-0 F8 ②		X 0-0 1B		X 0-0 1B		X 0-0 SH1-4 ①			4 0 2 0 0 0 1	Baltimore Orioles @ Washington Senators Griffith Stadium, Washington, DC Mon May 27 1957, 3:33 AM EDT Att: 9,209 - Unknown					
Bob Boyd, L (1, 3) OBP: 0.320, SLG: 0.500	X 0-0 P5 ②		X 0-0 L8 ③		X 0-0 F7 ③		X 0-0 P6 ①		X 0-0 FC1-3-4 ②③④			5 0 0 0 0 0 4						
Dick Williams, R (1, 8) OBP: 0.345, SLG: 0.370 Al Pilarcik, L (7, 7) OBP: 0.182, SLG: 0.111	X 0-0 F9 ③			X 0-0 6-3 ①		X 0-0 F8 ①	X 0-3 K ②			X 0-0 4-3 ①		4 0 0 0 0 1 1 1 0 0 0 0 0 0						
Bob Nieman, R (1, 7) OBP: 0.407, SLG: 0.560 Tex Nelson, L (7, 9)		X 0-0 F9 ①		X 0-0 2B SF7 1B		X 0-3 K ②	X 0-0 1-3 1B			X 0-0 4-3 ②		4 1 2 0 0 1 0 1 0 0 0 0 0 0						
Carl Powis, R (1, 9) OBP: 0.444, SLG: 0.417 Tito Francona, L (6, PH) (6, 9) (7, 8)		B 4-0 BB 4-3 BB		X 0-0 1-3 2B		B 4-0 BB 2B BB	X 0-0 F8 ③			X 0-0 F8 ③		1 0 1 0 1 0 0 2 1 0 0 1 0 2						
Joe Ginsberg, L (1, 2) OBP: 0.533, SLG: 0.556 Jim Pyburn, R (11, PR) George Zuverink, R (11, 1)		X 0-0 4-3 ②		X 0-0 SF7 ②		X 0-0 BB 2B ①-H		X 0-0 F5 ①			X 0-0 G4-6-3 1B	4 0 2 2 0 0 1 0 0 0 0 0 0 0 0 0 0 0 0 0 0						
Brooks Robinson, R (1, 5) OBP: 0.188, SLG: 0.313 George Kell, R (6, PH) (6, 5)		X 0-0 F7 ③		X 0-0 F9 ③		X 4-0 BB IBB		X 0-0 5-3 ②			X 0-0 G4-6-3 ①②	2 0 0 0 0 0 2 2 0 0 0 1 0 1						
Willy Miranda, S (1, 6) OBP: 0.450, SLG: 0.313 Jim Brideweser, R (5, 6)				X 4-0 BB ①		X 4-0 1-2 2-3 BB		X 0-0 1-3 ③			X 0-0 1B	1 0 0 0 1 0 0 2 0 1 0 1 0 0						
Hal Brown, R (1, 1) OBP: 0.400, SLG: 0.500 Art Ceccarelli, R (9, 1) Gus Triandos, R (11, PH) (11, 2)			X 0-3 K ①		X 0-0 F7 ②	X 0-0 1-3 ③			X 0-0 SH1-4 FC1-3-4 2B		X 0-0 5-3 ③	4 0 1 0 0 1 4 0 0 0 0 0 0 0 1 0 0 0 0 0 1						
Inning Stats	R: 0 H: 0 E: 0 LOB: 0 K: 0 BB: 0 S: 3 P: 3	R: 0 H: 0 E: 0 LOB: 1 K: 0 BB: 1 S: 3 P: 7	R: 0 H: 0 E: 0 LOB: 1 K: 1 BB: 1 S: 5 P: 9	R: 1 H: 2 E: 0 LOB: 1 K: 0 BB: 0 S: 5 P: 5	R: 0 H: 1 E: 0 LOB: 1 K: 0 BB: 0 S: 4 P: 4	R: 1 H: 1 E: 0 LOB: 3 K: 1 BB: 3 S: 6 P: 18	R: 0 H: 2 E: 0 LOB: 2 K: 1 BB: 0 S: 7 P: 7	R: 0 H: 0 E: 0 LOB: 0 K: 0 BB: 0 S: 3 P: 3	R: 0 H: 1 E: 0 LOB: 0 K: 0 BB: 0 S: 3 P: 3	R: 0 H: 0 E: 0 LOB: 0 K: 0 BB: 0 S: 3 P: 3	R: 0 H: 2 E: 0 LOB: 1 K: 0 BB: 0 S: 4 P: 4	1B: 6 SF: 1 2B: 4 SAC: 1 3B: 0 DP: 2 HR: 0 HBP: 0		WP: 0 PA: 45 PB: 0 SB: 0 CS: 0				
PITCHER	IP WLS BF H R ER SO BB IBB HBP BLK WP HR S P ERA WHIP																	
Evelio Hernandez, R (1, 1) ERA: 2.7	6.2		31	6	2	2	3	4	1	0	0	0	0	0	32	52	2.70	1.500
Tex Clevenger, R (7, 1) ERA: 3.36	2.1	W	7	1	0	0	0	0	0	0	0	0	0	0	7	7	0.00	0.429
Dick Hyde, R (10, 1) ERA: 3.18	2.0		7	2	0	0	0	0	0	0	0	0	0	7	7	0.00	1.000	

livebaseballscorecards.com

AB	38
R	2
H	9
RBI	2
BB	5
SO	3
LOB	17



Batter	1	2	3	4	5	6	7	8	9	10	11	AB	R	H	RBI	BB	SO	LOB
Whitey Herzog, L OBP: 0.333, SLG: 0.235 Bob Usher, R (6, 8)	F7		F7		G3		F7			F9		3	0	0	0	0	0	1
Herb Plews, L OBP: 0.293, SLG: 0.222 (1, 4)	1B		K		F8				F7	K		5	1	1	0	0	2	1
Pete Runnels, L OBP: 0.345, SLG: 0.250 (1, 3)	2B		2B		5-3				4-3	F7		5	0	2	1	0	0	0
Eddie Yost, R OBP: 0.379, SLG: 0.280 (1, 5)	P6		4-3		F9				F8			5	0	0	0	0	0	2
Roy Sievers, R OBP: 0.414, SLG: 0.808 (1, 7)	P4		1-3		6-3				K			5	0	0	0	0	1	1
Jim Lemon, R OBP: 0.321, SLG: 0.462 (1, 9)		FC1-5	1B		F8				G1	1B		5	1	3	1	0	0	0
Lou Berberet, L OBP: 0.375, SLG: 0.167 (1, 2)		FC1-5	1B		4-3				P4	1B		3	1	1	0	1	0	0
Lyle Luttrell, R OBP: 0.250, SLG: 0.263 Rocky Bridges, R OBP: 1.000, SLG: 1.000 (7, PH) (8, 6)		FC1-5	K						1B	1B		2	0	0	0	0	1	2
Julio Becquer, L OBP: 0.500, SLG: 0.750 Milt Bolling, R (9, PH) (10, 6)		FC1-5	K						1B	1B		1	0	1	0	0	0	0
Evelio Hernandez, R Tex Clevenger, R OBP: 1.000, SLG: 1.000 Faye Throneberry, L (9, PH) Ed Fitz Gerald, R OBP: 0.375, SLG: 0.286 Dick Hyde, R (10, 1)		G4-3-4-6-1	G3						1B	G6-4-3		0	0	0	0	0	0	0

Inning Stats	R: 1	H: 2	E: 0	LOB: 1	K: 0	BB: 0	S: 5	P: 5	R: 1	H: 2	E: 0	LOB: 0	K: 0	BB: 0	S: 4	P: 4	R: 0	H: 1	E: 0	LOB: 1	K: 1	BB: 0	S: 6	P: 6	R: 0	H: 0	E: 0	LOB: 0	K: 0	BB: 0	S: 3	P: 3	R: 0	H: 0	E: 0	LOB: 0	K: 0	BB: 0	S: 3	P: 3	R: 0	H: 2	E: 0	LOB: 2	K: 0	BB: 0	S: 5	P: 5	R: 0	H: 0	E: 0	LOB: 0	K: 0	BB: 0	S: 3	P: 3	R: 0	H: 2	E: 0	LOB: 2	K: 1	BB: 1	S: 6	P: 10	R: 0	H: 0	E: 0	LOB: 0	K: 1	BB: 0	S: 5	P: 3	R: 1	H: 1	E: 0	LOB: 0	K: 0	BB: 0	S: 3	P: 3
1B: 6	SF: 0	2B: 3	SAC: 0	3B: 0	DP: 2	HR: 1	HBP: 0	WP: 0	PA: 42																																																																							

PITCHER	IP	WLS	BF	H	R	ER	SO	BB	IBB	HBP	BLK	WP	HR	S	P	ERA	WHIP
Hal Brown, R ERA: 5.25 (1, 1)	8.1		35	9	2	2	3	1	1	0	0	0	0	39	47	2.16	1.200
Art Ceccarelli, L ERA: (9, 1)	1.2		4	0	0	0	1	0	0	0	0	0	0	6	6	0.00	0.000
George Zuverink, R ERA: 3.38 (11, 1)	0.2	L	3	1	1	1	0	0	0	0	0	0	1	3	3	13.50	1.500

PITCHER	IP	WLS	BF	H	R	ER	SO	BB	IBB	HBP	BLK	WP	HR	S	P	ERA	WHIP

BOTTOM

Baltimore Orioles @ Washington Senators
Griffith Stadium, Washington, DC
Mon May 27 1957, 3:33 AM EDT
Att: 9,209 - Unknown

livebaseballscores.com

AB	40
R	3
H	10
RBI	2
BB	2
SO	4
LOB	13



Batter	1	2	3	4	5	6	7	8	9	AB R H RBI BB SO LOB	TOP
Billy Gardner, R (1, 4) OBP: 0.318, SLG: 0.382	0-3 K	0-0 1B		0-0 1B 2B		0-0 3B		0-0 1B		5 0 4 0 0 1 0	
Al Pilarcik, L (1, 8) OBP: 0.370, SLG: 0.396	0-0 4-3	0-0 F8		0-0 1B		4-0 BB		0-0 F8		4 1 1 0 1 0 3	
George Kell, R (1, 5) OBP: 0.356, SLG: 0.417	0-0 BB 1B		0-0 FC6-4 1B	0-0 1B		0-3 K		0-0 6-3		5 0 3 1 0 1 2	
Bob Nieman, R (1, 7) OBP: 0.329, SLG: 0.351 Bob Boyd, L (9, PR) OBP: 0.385, SLG: 0.378	4-0 BB BB		0-0 FC6-4 5-3 2B	0-0 F5		0-0 CS 1B		0-0 4-3 1B 1B		4 1 2 0 1 0 2 0 0 0 0 0 0 0	
Gus Triandos, R (1, 2) OBP: 0.385, SLG: 0.553	4-0 1-2 2-3 BB		0-0 5-3		0-0 F7		0-3 K	0-0 4-3 1B		4 0 1 0 1 1 2	
Tito Francona, L (1, 9) OBP: 0.340, SLG: 0.455	0-0 F5		4-0 2B BB		0-3 K		1-0 E HBP	0-0 4-3		3 1 0 0 1 1 5	
Dick Williams, R (1, 3) OBP: 0.322, SLG: 0.374		0-0 F3	0-0 1-H 2-H 2B		0-0 F7		0-0 1-2	4-0 FC4-6 IBB		4 0 1 2 1 0 1	
Jim Brideweser, R (1, 6) OBP: 0.408, SLG: 0.410		0-3 K	0-0 6-3		0-0 5-3		0-0 6-3	0-0 FC4-6		5 0 0 0 0 1 4	
Billy Loes, R (1, 1) George Zuverink, R (9, 1)		4-0 1B BB		0-3 K		0-0 4-3		0-0 4-3		3 0 0 0 1 1 0 0 0 0 0 0 0 0	
Inning Stats	R: 0 H: 1 E: 0 LOB: 3 K: 1 BB: 2 S: 6 P: 14	R: 0 H: 1 E: 0 LOB: 2 K: 1 BB: 1 S: 6 P: 10	R: 2 H: 2 E: 0 LOB: 1 K: 0 BB: 1 S: 5 P: 9	R: 1 H: 3 E: 0 LOB: 1 K: 1 BB: 0 S: 7 P: 7	R: 0 H: 0 E: 0 LOB: 0 K: 1 BB: 0 S: 5 P: 5	R: 0 H: 1 E: 0 LOB: 2 K: 1 BB: 1 S: 6 P: 10	R: 0 H: 1 E: 1 LOB: 1 K: 1 BB: 0 S: 5 P: 6	R: 0 H: 1 E: 0 LOB: 1 K: 0 BB: 0 S: 4 P: 4	R: 0 H: 2 E: 0 LOB: 3 K: 0 BB: 1 S: 5 P: 9	1B: 9 SF: 0 2B: 3 SAC: 0 3B: 1 DP: 1 HR: 0 HBP: 1	WP: 0 PA: 44 PB: 0 SB: 0 CS: 1
PITCHER George Susce, R (1, 1) ERA: 2.59 Rudy Minarcin, R (8, 1) ERA: 5.06	IP WLS BF H R ER SO BB IBB HBP BLK WP HR S P ERA WHIP										

Baltimore Orioles @ Boston Red Sox
Fenway Park, Boston, MA
 Wed May 29 1957, 3:33 AM EDT
 Att. 2,617 - Unknown

livebaseballscorecards.com

AB 37
R 3
H 12
RBI 3
BB 6
SO 6
LOB 19



Batter	1	2	3	4	5	6	7	8	9	10	AB R H RBI BB SO LOB	TOP									
Billy Gardner, R (1, 4) OBP: 0.313, SLG: 0.374	0-0 F8	0-3 K		0-0 CS 1B		0-0 G6-4-3		0-0 F7		0-0 F6	6 0 1 2 0 1 5	Baltimore Orioles @ Boston Red Sox Fenway Park, Boston, MA Thu May 30 1957, 3:33 AM EDT Unknown									
George Kell, R (1, 5) OBP: 0.358, SLG: 0.451	0-0 HR	0-0 F6		0-3 K			0-0 5-3		0-0 1B SF8 2B		5 2 2 1 0 1 3										
Dick Williams, R (1, 8) OBP: 0.311, SLG: 0.360	0-0 F3		0-0 F1		0-0 F8		0-0 4-3		0-0 6-3		5 0 0 0 0 0 1										
Bob Nieman, R (1, 7) OBP: 0.344, SLG: 0.381	0-0 1B 3B		0-0 G4-3 1B		0-3 K		0-0 1B 1B		0-0 1B		5 1 4 0 0 1 0										
Gus Triandos, R (1, 2) OBP: 0.402, SLG: 0.561	0-0 1B		0-0 G4-3		4-0 BB		0-0 1-2 1B		0-0 1-2 2-3 1B		4 0 3 1 1 0 1										
Jim Pyburn, R (1, 9) OBP: 0.444, SLG: 0.250	0-3 K		4-0 1B BB		0-0 F4		0-0 F5		0-0 SF8		2 1 0 0 1 1 2										
Tito Francona, L (7, PH) OBP: 0.333, SLG: 0.449									3-H L3		1 0 0 1 0 0 2										
Bob Boyd, L (1, 3) OBP: 0.393, SLG: 0.377		4-0 1B BB		0-0 1B 1B		4-0 BB		0-0 1-3		0-0 L3	3 1 1 0 2 0 2										
Jim Brideweser, R (1, 6) OBP: 0.432, SLG: 0.431		0-0 1-2 1B		0-0 1B S 1B		4-0 G6-4-3 BB		0-0 SH1-3 1B		0-0 F7	4 1 3 1 1 0 0										
Art Ceccarelli, R (1, 1) Hal Brown, R (5, 1) OBP: 0.214, SLG: 0.250 Al Pilarcik, L (6, PH) OBP: 0.367, SLG: 0.393 George Zuverink, R (6, 1)		0-3 K		0-3 K		0-0 F		0-0 SH1-3		0-3 K	2 0 0 0 0 2 4										
Inning Stats	R: 2 E: 0 K: 1 S: 8	H: 3 LOB: 1 BB: 0 P: 8	R: 0 E: 0 K: 2 S: 8	H: 1 LOB: 2 BB: 1 P: 12	R: 0 E: 0 K: 0 S: 3	H: 1 LOB: 0 BB: 0 P: 3	R: 3 E: 0 K: 2 S: 9	H: 3 LOB: 1 BB: 1 P: 13	R: 0 E: 0 K: 1 S: 5	H: 2 LOB: 2 BB: 0 P: 5	R: 0 E: 0 K: 0 S: 4	H: 1 LOB: 1 BB: 0 P: 4	R: 1 E: 0 K: 0 S: 6	H: 3 LOB: 2 BB: 0 P: 6	R: 0 E: 0 K: 1 S: 5	H: 0 LOB: 0 BB: 0 P: 5	1B: 11 2B: 2 3B: 1 HR: 1	SF: 1 SAC: 1 DP: 3 HBP: 0	WP: 0 PB: 0 SB: 1 CS: 1	PA: 46	
PITCHER Dean Stone, L (1, 1) ERA: 5.46 Bob Porterfield, R (5, 1) ERA: 4.94	IP 4.0	WLS 20	BF 26	H 6	R 1	ER 1	SO 2	BB 1	IBB 0	HBP 0	BLK 0	WP 0	HR 0	S 27	P 39	ERA 1.50	WHIP 1.500				

livebaseballscorecards.com

AB	39
R	6
H	14
RBI	6
BB	5
SO	7
LOB	22



Batter	1	2	3	4	5	6	7	8	9	10
Jim Piersall, R (1, 8) OBP: 0.325, SLG: 0.301	0-0 6-3		0-0 F9		4-0 1B BB	0-0 G5-4-3			0-0 1B 2B	
Gene Mauch, R (1, 4) OBP: 0.390, SLG: 0.450	0-0		0-3 K		0-0 BB 1B G6-4-3	4-0 3-H			0-0	
Tom Brewer, R (9, PR) OBP: 0.167, SLG: 0.167	1B 1B				1-2 1B				1-3-6 1B	
Billy Klaus, L (10, 6) OBP: 0.310, SLG: 0.223									2-H	
Ted Williams, L (1, 7) OBP: 0.540, SLG: 0.754	0-0 1-2 1B		0-0 G3		0-0 G6-4-3 2B 1B	0-0 4-1			0-0 6-1-3-6	
Dick Gernert, R (1, 3) OBP: 0.366, SLG: 0.459	0-3 K				0-0 F8	4-0 G6-4-3 BB			0-0 F4	
Jackie Jensen, R (1, 9) OBP: 0.382, SLG: 0.474	0-0 F2				0-0 1B 1B	0-0 G6-4-3			4-0 G1-6-3 BB	
Frank Malzone, R (1, 5) OBP: 0.310, SLG: 0.368		0-0 F3			0-0 1B 1B	0-0			0-0 G1-6-3	
Billy Consolo, R (1, 6) OBP: 0.340, SLG: 0.386		4-0 BB			0-0 1-3 2-H 1B	0-3 K			0-0 G3	
Pete Daley, R (1, 2) OBP: 0.303, SLG: 0.185		0-0 F8			0-0 F7				0-0 6-3	
Dean Stone, L (1, 1) OBP: 0.352, SLG: 0.256		0-3 K			0-0 L7				0-0 F4	
Bob Porterfield, R (5, 1) OBP: 0.125, SLG: 0.143						0-0 G5-4-3 1B				


AB	R	H	RBI	BB	SO	LOB
4	2	1	0	1	0	1
4	1	3	1	1	1	0
0	0	0	0	0	0	0
0	0	0	0	0	0	0
5	1	2	1	0	0	2
4	0	0	0	1	1	3
4	2	2	1	1	0	4
4	0	2	1	0	0	1
3	0	1	1	1	1	1
3	1	0	0	0	0	3
1	0	0	0	0	1	1
1	0	0	0	0	0	2
2	0	1	0	0	0	0

BOTTOM

Baltimore Orioles @ Boston Red Sox
 Fenway Park, Boston, MA
 Thu May 30 1957, 3:33 AM EDT
 Unknown

livebaseballscorecards.com

AB	35
R	7
H	12
RBI	5
BB	5
SO	4
LOB	18



Inning Stats	R: 0	H: 2	E: 0	LOB: 2	K: 1	BB: 0	S: 7	P: 7
	R: 0	H: 0	E: 0	LOB: 1	K: 1	BB: 1	S: 5	P: 9
	R: 0	H: 0	E: 0	LOB: 0	K: 1	BB: 0	S: 5	P: 5
	R: 1	H: 3	E: 0	LOB: 2	K: 0	BB: 0	S: 6	P: 6
	R: 3	H: 3	E: 0	LOB: 1	K: 1	BB: 2	S: 7	P: 15
	R: 1	H: 1	E: 0	LOB: 1	K: 0	BB: 1	S: 3	P: 8
	R: 0	H: 0	E: 0	LOB: 0	K: 0	BB: 1	S: 2	P: 6
	R: 0	H: 0	E: 0	LOB: 0	K: 0	BB: 0	S: 3	P: 3
	R: 1	H: 2	E: 0	LOB: 1	K: 0	BB: 0	S: 4	P: 4
	R: 1	H: 1	E: 0	LOB: 0	K: 0	BB: 0	S: 1	P: 1
	1B: 9	SF: 0	2B: 3	SAC: 0	3B: 0	DP: 4	HR: 1	HBP: 1
	WP: 0	PA: 41	PB: 0		SB: 0			CS: 0

PITCHER	IP	WLS	BF	H	R	ER	SO	BB	IBB	HBP	BLK	WP	HR	S	P	ERA	WHIP
Art Ceccarelli, L (1, 1) ERA: 3.7	4.0		22	7	4	4	3	3	0	0	0	0	0	25	37	9.00	2.500
Hal Brown, R (5, 1) ERA: 3.38	1.0		3	1	0	0	1	0	0	0	0	0	0	5	5	0.00	1.000
George Zuverink, R (6, 1) ERA: 1.84	4.0	L	16	4	3	3	0	2	0	1	0	0	1	13	22	6.75	1.500

Batter	1	2	3	4	5	6	7	8	9	AB R H RBI BB SO LOB	TOP
Billy Gardner, R (1, 4) OBP: 0.310, SLG: 0.369	0-0 4-3	0-0 F5			0-0 F7 1B	0-0 G4-6-3		0-0 FC6-4		5 0 1 0 0 0 7	
Bob Boyd, L (1, 3) OBP: 0.392, SLG: 0.376	0-0 5-3	0-0 FC6-4			0-0 G4-6-3 1B		0-0 2B FC6-5 1B		4-0 1B 1B SF7 BB	3 0 1 0 0 0 3 1 2 1 0 1 0 0	
Bob Hale, L (7, PH) OBP: 0.227, SLG: 0.211											
Tito Francona, L (1, 9) OBP: 0.346, SLG: 0.462	4-0 FC6-4 BB		0-0 F9		0-0 F7		0-0 FC6-5 2B		0-0 1B 1B	4 0 2 0 1 0 2	
Bob Nieman, R (1, 7) OBP: 0.339, SLG: 0.375	0-0 FC6-4		0-0 F2		0-0 G4-6-3		0-0 5-3		0-0 1B	5 0 1 0 0 0 5	
Gus Triandos, R (1, 2) OBP: 0.405, SLG: 0.559		0-0 BB BB E 1B		0-0 F9		0-0 1B BB 1B		0-0 FC6-5 FC6	0-0 F7	4 2 2 1 0 0 1 1 0 0 0 0 0 3	
Joe Ginsberg, L (7, 2) OBP: 0.345, SLG: 0.375											
George Kell, R (1, 5) OBP: 0.354, SLG: 0.440		4-0 E BB BB		0-0 5-3		0-0 F3		0-0 FC6	0-0 SF7	3 0 0 0 1 0 2 0 0 0 1 0 0 0	
Wayne Causey, L (7, 5) OBP: 0.471, SLG: 0.200		1-2 E BB BB						1-2 FC6			
Al Pilarcik, L (1, 8) OBP: 0.376, SLG: 0.418		4-0 1-2 2-3 E BB		0-0 HR		4-0 1B 1B BB		0-0 F8	0-0 F9	3 1 1 1 2 0 2	
Jim Brideweser, R (1, 6) OBP: 0.424, SLG: 0.420		0-0 E5 FC6-4		0-0 6-3		0-0 1B 1B		0-0 F7		4 0 1 1 0 0 2	
Mike Fornieles, R (1, 1) OBP: 0.294, SLG: 0.294		1-2 2-3 3-H									
Tex Nelson, L (6, PH) OBP: 0.400, SLG: 0.556		0-0 F6		0-0 1-3		0-0 G4-6-3 1B		0-0 FC6-4 1B		2 0 0 0 0 0 3 1 0 1 1 0 0 0 0 0 0 0 0 0 0 1 0 1 0 0 0 0	
Bill Wight, L (6, 1) OBP: 1.000, SLG: 1.000											
Art Houtteman, R (6, 1) OBP: 1.000, SLG: 1.000											
Inning Stats	R: 0 H: 0 E: 0 LOB: 1 K: 0 BB: 1 S: 3 P: 7	R: 1 H: 1 E: 1 LOB: 3 K: 0 BB: 2 S: 5 P: 13	R: 0 H: 0 E: 0 LOB: 0 K: 0 BB: 0 S: 3 P: 3	R: 1 H: 1 E: 0 LOB: 0 K: 0 BB: 0 S: 4 P: 4	R: 0 H: 2 E: 0 LOB: 1 K: 0 BB: 0 S: 4 P: 4	R: 1 H: 3 E: 0 LOB: 2 K: 0 BB: 1 S: 5 P: 9	R: 1 H: 2 E: 0 LOB: 1 K: 0 BB: 0 S: 5 P: 5	R: 0 H: 1 E: 0 LOB: 1 K: 0 BB: 0 S: 4 P: 4	R: 1 H: 2 E: 0 LOB: 2 K: 0 BB: 1 S: 5 P: 9	1B: 10 SF: 1 2B: 1 SAC: 0 3B: 0 DP: 2 HR: 1 HBP: 0	WP: 0 PA: 43 PB: 0 SB: 0 CS: 0
PITCHER Dave Sisler, R (1, 1) ERA: 4.61	IP WLS BF H R ER SO BB IBB HBP BLK WP HR S P ERA WHIP	9.0 W 43 12 5 5 0 5 0 0 0 0 1 38 58 5.00 1.889									

Baltimore Orioles @ Boston Red Sox
Fenway Park, Boston, MA
 Thu May 30 1957, 3:38 AM EDT
 Att. 24,339 - Unknown

livebaseballscorecards.com

AB 37
R 5
H 12
RBI 5
BB 5
SO 0
LOB 30



Batter	1	2	3	4	5	6	7	8	9
Jim Piersall, R (1, 8) <small>OBP: 0.337, SLG: 0.338</small>	0-0 6-3		0-0 F3		0-0 F8 WP FC4-6 1B	0-0 2-H HR	0-0 1B	0-0 1-2 2-H 3B 1B	
Gene Mauch, R (1, 4) Ted Lepcio, R (8, 4) <small>OBP: 0.391, SLG: 0.443</small> <small>OBP: 0.364, SLG: 0.318</small>	0-0 4-3		0-0 1B		4-0 1-2 FC4-6 BB	0-0 1-3	0-0 F9	0-0 1-H 2-H 3B	
Gene Stephens, L (1, 7) <small>OBP: 0.289, SLG: 0.297</small>	0-0 3-1		0-3 K		0-0 2-3 F8	0-0 1B BB	0-0 F4	0-0 4-3	
Mickey Vernon, L (1, 3) <small>OBP: 0.353, SLG: 0.362</small>		0-0 F8		0-3 K	0-0 1-2 FC4-6 HR	4-0 1-2 1B BB	0-0 4-3		
Jackie Jensen, R (1, 9) <small>OBP: 0.395, SLG: 0.511</small>		4-0 HR BB		0-0 F9	0-0 1-H HR	0-0 1-3 2-H BB 1B		0-0 6-3 1B 2B	
Frank Malzone, R (1, 5) <small>OBP: 0.313, SLG: 0.365</small>		0-0 F5		4-0 1B BB	0-0 F2	0-0 1-2 3-H BB BB 1B		0-0 6-3	
Billy Klaus, L (1, 6) <small>OBP: 0.333, SLG: 0.274</small>		0-0 1-H HR		4-0 1B BB		4-0 2B 2B		0-0 3-H 1B BB	
Sammy White, R (1, 2) <small>OBP: 0.288, SLG: 0.248</small>		0-3 K		0-0 FC6-4 1B		0-0 2-H HR 2B		0-3 K	
Dave Sisler, R (1, 1) <small>OBP: 0.208, SLG: 0.136</small>			0-3 K		0-0 1-2 FC6-4			4-0 1-2 3B BB	

Inning Stats	R: 0	H: 0	E: 0	K: 0	S: 3	P: 3	R: 2	H: 1	E: 0	K: 1	S: 6	R: 0	H: 1	E: 0	K: 2	S: 8	R: 1	H: 1	E: 0	K: 1	S: 6	R: 3	H: 2	E: 0	K: 0	S: 5	R: 6	H: 6	E: 0	K: 1	S: 11	R: 0	H: 1	E: 0	K: 0	S: 4	R: 4	H: 4	E: 0	K: 1	S: 9
	0	0	0	0	3	3	2	1	0	1	6	0	1	0	2	8	1	1	0	1	6	3	0	1	2	0	11	0	6	3	23	0	1	0	4	4	1	13			


										PITCHER										PITCHER										PITCHER																																																		
										IP	WLS	BF	H	R	ER	SO	BB	IBB	HBP	BLK	WP	HR	S	P	ERA	WHIP											IP	WLS	BF	H	R	ER	SO	BB	IBB	HBP	BLK	WP	HR	S	P	ERA	WHIP																											
										5.0	L	24	5	6	6	4	4	0	0	0	1	2	28	44	10.80	1.800											6.1	0.2	11	6	6	6	1	3	0	0	0	0	1	10	22	81.00	13.500											6.1	2.1	13	5	4	4	1	1	0	0	0	0	0	14	18	15.43	2.571
										4.31											7.79											15.43																																																

BOTTOM

Baltimore Orioles @ Boston Red Sox
 Fenway Park, Boston, MA
 Thu May 30 1957, 3:38 AM EDT
 Att. 24,339 - Unknown

AB	R	H	RBI	BB	SO	LOB
6	3	4	3	0	0	0
4	0	1	0	1	0	1
1	0	1	2	0	0	0
6	1	1	0	0	1	5
4	2	0	1	1	1	2
4	4	3	3	1	0	0
4	1	1	1	1	0	2
3	3	3	3	2	0	0
4	1	2	3	1	2	1
4	1	0	0	1	2	6

AB	40
R	16
H	16
RBI	16
BB	8
SO	6
LOB	17




Batter	1	2	3	4	5	6	7	8	9	AB R H RBI BB SO LOB	TOP		
Billy Gardner, R (1, 4) OBP: 0.318, SLG: 0.372	0-0 BB BB 1B		0-0 F4		1-0 HBP	0-0 FC6-4 1-2f			0-0 FC6-4 1B	4 0 2 0 0 0 3			
Al Pilarcik, L (1, 8) OBP: 0.377, SLG: 0.442	4-0 BB 1-2 BB		0-0 HR		0-0 SF8 3-H		0-0 G3		0-0 F3	3 1 1 2 1 0 1			
Tito Francona, L (1, 7) OBP: 0.348, SLG: 0.454 (6, 9)	0-0 F6		1-0 CS S HBP		0-0 F8		0-0 1-3		0-0 FC6-4 1B	4 0 1 0 0 0 3			
Gus Triandos, R (1, 2) OBP: 0.389, SLG: 0.534	0-0 F5		0-0 F5 1-3		0-0 F8		0-3 K2-3		0-0 FC6-4 1-2f 2-3	5 0 0 0 0 1 5			
Bob Boyd, L (1, 3) OBP: 0.392, SLG: 0.372	4-0 1-2 2-3 BB			0-0 F8		0-0 BB BB BB 1B		0-0 5-6-3	0-0 F8	4 1 1 0 1 0 2			
George Kell, R (1, 5) OBP: 0.359, SLG: 0.432	0-3 K			0-3 K		4-0 BB BB 1-2 BB		4-0 WP 1B BB		2 0 0 0 2 2 3			
Tex Nelson, L (1, 9) OBP: 0.385, SLG: 0.455 Dick Williams, R (6, PR) OBP: 0.309, SLG: 0.358 (6, 7)		0-3 K		0-3 K		4-0 1-2 2-3 BB		0-0 F9		2 0 0 0 1 2 0 1 0 0 0 0 0 1			
Jim Brideweser, R (1, 6) OBP: 0.438, SLG: 0.444		0-0 4-3			0-0 SH5-4 SF8 2B	4-0 1-2 2-3 3-H BB		0-0 WP 1B		3 1 2 1 1 0 0			
Ray Moore, R (1, 1) OBP: 0.241, SLG: 0.552		0-3 K			0-0 SH5-4 2-3	0-3 K		0-3 K		3 0 0 0 0 3 5			
Inning Stats	R: 0 E: 0 K: 1 S: 6 H: 1 LOB: 3 BB: 2 P: 14	R: 0 E: 0 K: 2 S: 7 H: 0 LOB: 0 BB: 0 P: 7	R: 1 E: 0 K: 0 S: 3 H: 1 LOB: 0 BB: 0 P: 4	R: 0 E: 0 K: 2 S: 7 H: 0 LOB: 0 BB: 0 P: 7	R: 1 E: 0 K: 1 S: 4 H: 1 LOB: 1 BB: 3 P: 5	R: 1 E: 0 K: 1 S: 6 H: 1 LOB: 3 BB: 3 P: 18	R: 0 E: 0 K: 1 S: 5 H: 0 LOB: 0 BB: 0 P: 5	R: 0 E: 0 K: 1 S: 6 H: 1 LOB: 2 BB: 1 P: 10	R: 0 E: 0 K: 0 S: 5 H: 2 LOB: 2 BB: 0 P: 5	1B: 5 2B: 1 3B: 0 HR: 1 SF: 1 SAC: 1 DP: 0 HBP: 2	WP: 1 PB: 0 SB: 1 CS: 1 PA: 41		
PITCHER	IP WLS BF H R ER SO BB IBB HBP BLK WP HR S P ERA WHIP											PITCHER	IP WLS BF H R ER SO BB IBB HBP BLK WP HR S P ERA WHIP
Bob Turley, R (1, 1) ERA: 3.9	5.1 L 26 4 3 3 5 5 0 2 0 0 1 29 51 5.06 1.688												
Art Ditmar, R (6, 1) ERA: 2.64	1.2 5 0 0 0 2 0 0 0 0 0 0 9 9 0.00 0.000												
Tommy Byrne, L (8, 1) ERA: 5.66	2.0 10 3 0 0 1 1 0 0 0 1 0 11 15 0.00 2.000												

Baltimore Orioles @ New York Yankees
Yankee Stadium, Bronx, NY
 Fri May 31 1957, 7:05 PM EDT
 Att. 17,297 - Unknown - 63 F

livebaseballscorecards.com

AB 31
R 3
H 7
RBI 3
BB 6
SO 8
LOB 23



Batter	1	2	3	4	5	6	7	8	9	AB R H RBI BB SO LOB	TOP
Billy Gardner, R (1, 4) OBP: 0.320, SLG: 0.389	0-0 4-3		0-0 SH2-3 BB FC6-4 1B	0-0 2-H HR		0-0 F5 2-3			0-0 5-3	5 2 2 2 0 0 1	
Al Pilarcik, L (1, 8) OBP: 0.368, SLG: 0.431	0-0 1-3		0-0 SH2-3 1-2	0-0 6-3			0-0 4-3			3 0 0 0 0 0 0	
George Kell, R (1, 5) OBP: 0.363, SLG: 0.430	0-0 F3		4-0 FC6-4 BB BB		0-0 G3-6-3 1B		0-0 1-3			3 0 1 0 1 0 0	
Tito Francona, L (1, 7) (8, 9) OBP: 0.345, SLG: 0.440		0-3 K	4-0 FC6-4 BB 1-2 2-3		0-0 G3-6-3 1-2f		0-0 F6			3 0 0 0 1 1 1	
Bob Boyd, L (1, 3) OBP: 0.395, SLG: 0.376		0-0 1B FC4-6 1B	0-0 FC6-4 1-2f 2-3 3-H		0-0 1B		0-0 1-3			4 1 2 1 0 0 2	
Joe Ginsberg, L (1, 2) OBP: 0.339, SLG: 0.365		0-0 1B FC4-6 1B	0-0 4-3		0-0 G3		0-0 4-3			4 0 1 0 0 0 3	
Tex Nelson, L (1, 9) Jim Pyburn, R (8, 7) OBP: 0.353, SLG: 0.400 OBP: 0.444, SLG: 0.250		0-0 FC4-6 BB 1-2f 3-H		0-0 SH3-4 HR 1B		0-0 G3		0-0 F9		4 1 1 1 0 0 1 0 0 0 0 0 0 0	AB 31 R 4 H 8 RBI 4 BB 3 SO 2 LOB 11
Jim Brideweser, R (1, 6) OBP: 0.446, SLG: 0.446		4-0 BB BB BB 1-2 BB		0-0 SH3-4		0-0 WP SH3-4 1B		0-0 6-3		2 0 1 0 1 0 0	
Connie Johnson, R (1, 1) OBP: 0.125, SLG: 0.125		0-0 G3		0-3 K		0-0 SH3-4 1-2		0-0 6-3		3 0 0 0 0 1 3	
Inning Stats	R: 0 E: 0 K: 0 S: 3 H: 0 LOB: 0 BB: 0 P: 3	R: 1 E: 0 K: 1 S: 7 H: 2 LOB: 2 BB: 1 P: 11	R: 1 E: 0 K: 0 S: 4 H: 1 LOB: 2 BB: 2 P: 12	R: 2 E: 0 K: 1 S: 7 H: 2 LOB: 0 BB: 0 P: 7	R: 0 E: 0 K: 0 S: 4 H: 2 LOB: 1 BB: 0 P: 4	R: 0 E: 0 K: 0 S: 4 H: 1 LOB: 1 BB: 0 P: 4	R: 0 E: 0 K: 0 S: 3 H: 0 LOB: 0 BB: 0 P: 3	R: 0 E: 0 K: 0 S: 3 H: 0 LOB: 0 BB: 0 P: 3	R: 0 E: 0 K: 0 S: 3 H: 0 LOB: 0 BB: 0 P: 3	1B: 7 2B: 0 3B: 0 HR: 1 SF: 0 SAC: 3 DP: 1 HBP: 0	WP: 1 PB: 0 SB: 0 CS: 0 PA: 37
PITCHER Johnny Kucks, R (1, 1) ERA: 3.11	IP 9.0 WLS L BF 37 H 8 R 4 ER 4 SO 2 BB 3 IBB 0 HBP 0 BLK 0 WP 1 HR 1 S 38 P 50 ERA 4.00 WHIP 1.222	PITCHER IP WLS BF H R ER SO BB IBB HBP BLK WP HR S P ERA WHIP									

Baltimore Orioles @ New York Yankees
Yankee Stadium, Bronx, NY
 Sat Jun 01 1957, 3:33 AM EDT
 Att. 13,642 - Unknown - 73 F

livebaseballscorecards.com

Batter	1	2	3	4	5	6	7	8	9	AB	R	H	RBI	BB	SO	LOB
Hank Bauer, R (1, 9) OBP: 0.348, SLG: 0.462	0-0 6-3		0-0 G6-3 1B		0-0 2-H 1B			0-0 F5		4	0	2	1	0	0	0
Tony Kubek, L (1, 6) OBP: 0.304, SLG: 0.357	0-0 F7		0-0 G6-3 1-2f		0-0 4-3			0-0 F8		4	0	0	0	0	0	2
Bill Skowron, R (1, 3) OBP: 0.318, SLG: 0.465	0-0 1B		0-0 6-3					0-0 F9		4	0	1	0	0	0	0
Mickey Mantle, S (1, 8) OBP: 0.497, SLG: 0.632	0-0 F6			0-0 G3				0-0 4-3		4	0	0	0	0	0	1
Yogi Berra, L (1, 2) OBP: 0.282, SLG: 0.370		0-0 F8		0-0 F6				0-0 2B		4	1	2	1	0	0	0
Elston Howard, R (1, 7) OBP: 0.311, SLG: 0.417		0-0 HR		0-0 F9				0-3 K		4	1	1	1	0	1	1
Billy Martin, R (1, 4) OBP: 0.267, SLG: 0.352 Joe Collins, L (9, PH) OBP: 0.273, SLG: 0.200		0-0 3-1			0-0 SH1-4 1B 1B			0-3 K		3	1	1	0	0	1	0
Andy Carey, R (1, 5) OBP: 0.292, SLG: 0.410		0-0 1B			0-3 K			0-0 F7		3	0	1	0	0	1	1
Johnny Kucks, R (1, 1) OBP: 0.211, SLG: 0.063		0-0 6-3			0-0 SH1-4 1-2			0-3 K		2	0	0	0	0	1	1

Inning Stats	R: 0 E: 0 K: 0 S: 4	H: 1 LOB: 1 BB: 0 P: 4	R: 1 E: 0 K: 0 S: 5	H: 2 LOB: 1 BB: 0 P: 5	R: 0 E: 0 K: 0 S: 3	H: 1 LOB: 0 BB: 0 P: 3	R: 0 E: 0 K: 0 S: 3	H: 0 LOB: 0 BB: 0 P: 3	R: 1 E: 0 K: 1 S: 7	H: 2 LOB: 1 BB: 0 P: 7	R: 0 E: 0 K: 1 S: 6	H: 1 LOB: 1 BB: 0 P: 6	R: 0 E: 0 K: 2 S: 7	H: 0 LOB: 0 BB: 0 P: 7	R: 0 E: 0 K: 0 S: 3	H: 0 LOB: 0 BB: 0 P: 3	R: 1 E: 0 K: 0 S: 4	H: 1 LOB: 0 BB: 0 P: 4	1B: 5 2B: 1 3B: 0 HR: 2	SF: 0 SAC: 1 DP: 1 HBP: 0	WP: 0 PB: 0 SB: 0 CS: 0	PA: 34
---------------------	------------------------------	---------------------------------	------------------------------	---------------------------------	------------------------------	---------------------------------	------------------------------	---------------------------------	------------------------------	---------------------------------	------------------------------	---------------------------------	------------------------------	---------------------------------	------------------------------	---------------------------------	------------------------------	---------------------------------	----------------------------------	------------------------------------	----------------------------------	--------

PITCHER Connie Johnson, R (1, 1) ERA: 3.76	IP: 9.0 WLS: W BF: 34 H: 8 R: 3 ER: 3 SO: 4 BB: 0 IBB: 0 HBP: 0 BLK: 0 WP: 0 HR: 2 S: 42 P: 42 ERA: 3.00 WHIP: 0.889	PITCHER	IP: 9.0 WLS: W BF: 34 H: 8 R: 3 ER: 3 SO: 4 BB: 0 IBB: 0 HBP: 0 BLK: 0 WP: 0 HR: 2 S: 42 P: 42 ERA: 3.00 WHIP: 0.889
---	--	----------------	--


BOTTOM


Baltimore Orioles @ New York Yankees
Yankee Stadium, Bronx, NY


Sat Jun 01 1957, 3:33 AM EDT
Att: 13,642 - Unknown - 73 F

livebaseballscorecards.com

AB	33
R	3
H	8
RBI	3
BB	0
SO	4
LOB	6



Batter	1	2	3	4	5	6	7	8	9	AB R H RBI BB SO LOB	TOP		
Billy Gardner, R (1, 4) OBP: 0.327, SLG: 0.392	0-3 K		0-0 S 1B		0-0 2B 6-3 1B	4-0 BB			0-0 F4	4 1 2 0 1 1 0	Baltimore Orioles @ New York Yankees Yankee Stadium, Bronx, NY Sun Jun 02 1957, 3:33 AM EDT Overcast - 76 F livebaseballscorecards.com AB 37 R 3 H 9 RBI 2 BB 3 SO 7 LOB 20 		
Al Pilarcik, L (1, 8) OBP: 0.370, SLG: 0.433	0-0 4-3		0-0 F6 1-2		0-0 1-3 2B	0-0 F7			4-0 BB	4 0 1 0 1 0 4			
George Kell, R (1, 5) OBP: 0.350, SLG: 0.413	0-0 F5		0-0 6-3		0-0 6-3				0-0 F9 BB	5 0 0 1 0 0 3			
Tito Francona, L (1, 7) OBP: 0.331, SLG: 0.419 (8, 9)		0-0 4-3		0-0 4-3	0-0 F6 3-H				0-3 K	5 0 0 0 0 1 2			
Bob Boyd, L (1, 3) OBP: 0.391, SLG: 0.372		0-0 1-3		0-0 1B 1B 1B	0-0 3-1				0-0 6-3	4 0 1 0 0 0 1			
Joe Ginsberg, L (1, 2) OBP: 0.364, SLG: 0.393		0-0 E 1B		0-0 1-2 1B 1B					0-0 F7	4 1 3 0 0 0 0			
Tex Nelson, L (1, 9) OBP: 0.333, SLG: 0.474 Jim Pyburn, R (8, 7) OBP: 0.444, SLG: 0.250		0-0 E8 1-H 3B		0-0 F4		0-3 K			0-3 K	4 1 1 1 0 2 3 0 0 0 0 0 0 0			
Jim Brideweser, R (1, 6) OBP: 0.448, SLG: 0.442		0-0 F5		0-0 1-2 2-3 1B		0-0 E1 PB			4-0 BB	3 0 1 0 1 0 1			
Bill Wight, L (1, 1)			0-3 K	0-0 4-3		0-3 K 1-2 2-3			0-3 K	4 0 0 0 0 3 6			
Inning Stats	R: 0 E: 0 K: 1 S: 5 H: 0 LOB: 0 BB: 0 P: 5	R: 2 E: 1 K: 0 S: 5 H: 2 LOB: 0 BB: 0 P: 5	R: 0 E: 0 K: 1 S: 6 H: 1 LOB: 1 BB: 0 P: 6	R: 0 E: 0 K: 0 S: 6 H: 3 LOB: 3 BB: 0 P: 6	R: 1 E: 0 K: 0 S: 5 H: 2 LOB: 1 BB: 0 P: 5	R: 0 E: 1 K: 2 S: 9 H: 1 LOB: 3 BB: 1 P: 13	R: 0 E: 0 K: 0 S: 3 H: 0 LOB: 0 BB: 0 P: 3	R: 0 E: 0 K: 2 S: 7 H: 0 LOB: 1 BB: 1 P: 11	R: 0 E: 0 K: 1 S: 5 H: 0 LOB: 1 BB: 1 P: 9	1B: 7 2B: 1 3B: 1 HR: 0 SF: 0 SAC: 0 DP: 0 HBP: 0		WP: 0 PB: 1 SB: 1 CS: 0 PA: 40	
PITCHER	IP WLS BF H R ER SO BB IBB HBP BLK WP HR S P ERA WHIP											PITCHER	IP WLS BF H R ER SO BB IBB HBP BLK WP HR S P ERA WHIP
Art Ditmar, R (1, 1) ERA: 2.72	5.1 L 26 9 3 2 3 0 0 0 0 0 0 0 32 32 3.38 1.688												
Don Larsen, R (6, 1) ERA: 5.46	3.2 14 0 0 0 4 3 0 0 0 0 0 0 19 31 0.00 0.818												

Batter	1	2	3	4	5	6	7	8	9	AB R H RBI BB SO LOB	TOP																				
Billy Gardner, R (1, 4) OBP: 0.330, SLG: 0.399	0-0 G4-6-3 2B		0-0 F8			0-0 5-3			0-0 FC4-6 1B	4 0 2 0 0 0 1	Baltimore Orioles @ New York Yankees Yankee Stadium, Bronx, NY Sun Jun 02 1957, 3:38 AM EDT Att. 25,321 - Unknown - 69 F																				
Al Pilarcik, L (1, 8) OBP: 0.373, SLG: 0.426	4-0 G4-6-3 BB		4-0 G6-3 BB			0-0 G3			0-0 FC4-6 4-3	2 0 0 0 2 0 1																					
Tito Francona, L (1, 7) OBP: 0.320, SLG: 0.404	0-0 G4-6-3 1-2f 2-3		0-0 G6-3			0-0 3-1			0-0 4-3	4 0 0 0 0 0 5																					
Bob Nieman, R (1, 9) OBP: 0.337, SLG: 0.367	0-3 K			4-0 FC6-4 BB			0-0 F7		0-0 F9	3 0 0 0 1 1 2																					
Gus Triandos, R (1, 2) OBP: 0.381, SLG: 0.521		0-0 4-3		0-0 FC6-4 G4-6-3 1-2f			0-0 F7			3 0 0 0 0 0 1																					
Bob Boyd, L (1, 3) OBP: 0.391, SLG: 0.372		0-0		0-0 G4-6-3			0-0 4-3			0 0 0 0 0 0 0																					
Bob Hale, L (2, PH) OBP: 0.240, SLG: 0.227		G3 1B		0-0 G4-6-3 1-2f						3 0 1 0 0 0 1																					
George Kell, R (1, 5) OBP: 0.343, SLG: 0.403		0-0 G3			0-0 L7			0-0 4-3		3 0 0 0 0 0 1																					
Jim Brideweser, R (1, 6) OBP: 0.439, SLG: 0.430		0-0 4-3			0-0 5-3			0-3 K		2 0 0 0 0 0 1																					
Joe Ginsberg, L (8, PH) OBP: 0.358, SLG: 0.386								0-3 K		1 0 0 0 0 1 0																					
Willy Miranda, S (8, 6) OBP: 0.351, SLG: 0.260										0 0 0 0 0 0 0																					
Hal Brown, R (1, 1) OBP: 0.250, SLG: 0.231			4-0 BB		0-3 K					1 0 0 0 1 1 0																					
Billy O'Dell, S (5, 1)										0 0 0 0 0 0 0																					
Dick Williams, R (8, PH) OBP: 0.307, SLG: 0.355										1 0 0 0 0 1 0																					
Art Ceccarelli, R (8, 1)										0 0 0 0 0 0 0																					
George Zuverink, R (8, 1)										0 0 0 0 0 0 0																					
Inning Stats	R: 0 E: 0 K: 1 S: 5	H: 1 LOB: 1 BB: 1 P: 9	R: 0 E: 0 K: 0 S: 4	H: 1 LOB: 1 BB: 0 P: 4	R: 0 E: 0 K: 0 S: 2	H: 0 LOB: 1 BB: 2 P: 10	R: 0 E: 0 K: 0 S: 2	H: 0 LOB: 0 BB: 1 P: 6	R: 0 E: 0 K: 1 S: 5	H: 0 LOB: 0 BB: 0 P: 5	R: 0 E: 0 K: 0 S: 3	H: 0 LOB: 0 BB: 0 P: 3	R: 0 E: 0 K: 0 S: 3	H: 0 LOB: 0 BB: 0 P: 3	R: 0 E: 0 K: 2 S: 7	H: 0 LOB: 0 BB: 0 P: 7	R: 0 E: 0 K: 0 S: 4	H: 1 LOB: 1 BB: 0 P: 4	1B: 2 2B: 1 3B: 0 HR: 0	SF: 0 SAC: 0 DP: 3 HBP: 0	WP: 0 PB: 0 SB: 0 CS: 0	PA: 31									
PITCHER Ralph Terry, R (1, 1) ERA:	IP 9.0	WLS W	BF 31	H 3	R 0	ER 0	SO 4	BB 4	IBB 0	HBP 0	BLK 0	WP 0	HR 0	S 35	P 51	ERA 0.00	WHIP 0.778														
											PITCHER	IP	WLS	BF	H	R	ER	SO	BB	IBB	HBP	BLK	WP	HR	S	P	ERA	WHIP			

livebaseballscorecards.com

Batter	1	2	3	4	5	6	7	8	9	AB	R	H	RBI	BB	SO	LOB
Vic Power, R OBP: 0.348, SLG: 0.463 Johnny Groth, R OBP: 0.333, SLG: 0.294 (1, 9) (1, PR) (2, 9)	0-0 F8 1B	0-0 5-3		0-0 FC6-4 1B			0-0 L4-3 1B		0-0 4-3	1	0	1	0	0	0	0
Joe Demaestri, R OBP: 0.362, SLG: 0.413 (1, 6)	0-0 F8 1-2	0-0 G6-4-3 1B		0-0 FC6-4 1-2f			0-0 F3		0-0 SF7 3-H	4	0	1	1	0	0	3
Bob Cerv, R OBP: 0.358, SLG: 0.570 (1, 7) (9, 8)	0-0 1B 2-3	0-0 G6-4-3 1-2f		0-0 F9			0-0 L4-3 1-2		0-0 5-3	5	1	1	0	0	0	4
Harry Simpson, L OBP: 0.361, SLG: 0.537 (1, 3)	4-0 1B IBB		0-0 HR 2B		0-3 K			0-0 SH3 1B		3	2	2	0	1	1	0
Hal Smith, R OBP: 0.308, SLG: 0.488 (1, 2)	0-0 1B FC6-4 1-2 2-3 3-H		0-0 HR		0-0 F9			0-0 SH3 1-2		3	2	2	3	0	0	0
Hector Lopez, R OBP: 0.311, SLG: 0.394 (1, 5)	0-0 FC6-4 1B 1-3 2-H 3-H		0-0 F4		0-0 6-3			4-0 IBB		3	0	1	2	1	0	0
Jim Pisoni, R OBP: 0.308, SLG: 0.341 Irv Noren, L OBP: 0.317, SLG: 0.257 Mickey McDermott, L OBP: 0.348, SLG: 0.353 (1, 8) (8, PH) (9, 1)	0-0 FC6-4 1B 1-2f 3-H		0-3 K		0-0 B3-6-4 1B		0-0 L7		0-0 L7	3	0	1	1	0	1	1
Tom Morgan, R OBP: 0.136, SLG: 0.095 Ryne Duren, R OBP: 0.077, SLG: 0.077 Virgil Trucks, R OBP: 0.333, SLG: 0.333 Lou Skizas, R OBP: 0.301, SLG: 0.478 (1, 1) (6, 1) (6, 1) (8, PH) (9, 7)	0-0 1B		0-0 L6		0-0 B3-6-4 1-2f		0-0 4-3		0-0 4-3	2	0	1	0	0	0	0
Billy Hunter, R OBP: 0.217, SLG: 0.304 Tim Thompson, L OBP: 0.191, SLG: 0.196 Milt Graff, L OBP: 0.237, SLG: 0.235 (1, 4) (9, PH) (9, PR)	0-0 1-3		0-3 K		0-0 F7			0-0 4-3 PB SF7 1B		3	0	0	0	0	1	2

Inning Stats	R: 4	H: 5	E: 0	K: 8	LOB: 2	BB: 1	P: 12	R: 0	H: 1	E: 0	K: 3	LOB: 0	BB: 3	P: 3	R: 2	H: 2	E: 0	K: 1	LOB: 0	BB: 0	P: 7	R: 0	H: 1	E: 0	K: 1	LOB: 1	BB: 0	P: 6	R: 0	H: 0	E: 0	K: 1	LOB: 0	BB: 0	P: 5	R: 0	H: 1	E: 0	K: 0	LOB: 0	BB: 0	P: 3	R: 0	H: 1	E: 0	K: 0	LOB: 0	BB: 1	P: 8	R: 0	H: 1	E: 0	K: 0	LOB: 2	BB: 1	P: 8	R: 1	H: 1	E: 0	K: 0	LOB: 1	BB: 0	P: 4	1B: 10	2B: 3	3B: 0	HR: 1	SF: 1	SAC: 1	DP: 3	HBP: 0	WP: 0	PB: 1	SB: 0	CS: 0	PA: 39
--------------	------	------	------	------	--------	-------	-------	------	------	------	------	--------	-------	------	------	------	------	------	--------	-------	------	------	------	------	------	--------	-------	------	------	------	------	------	--------	-------	------	------	------	------	------	--------	-------	------	------	------	------	------	--------	-------	------	------	------	------	------	--------	-------	------	------	------	------	------	--------	-------	------	--------	-------	-------	-------	-------	--------	-------	--------	-------	-------	-------	-------	--------


PITCHER	IP	WLS	BF	H	R	ER	SO	BB	IBB	HBP	BLK	WP	HR	S	P	ERA	WHIP
Billy Loes, R ERA: 3.29 (1, 1)	1.0		9	5	4	4	0	0	0	0	0	0	0	8	12	36.00	5.000
Mike Fornieles, R ERA: 4.5 (2, 1)	2.0		8	3	2	2	1	0	0	0	0	0	1	10	10	9.00	1.500
Billy O'Dell, L ERA: 2.63 (4, 1)	2.0		7	1	0	0	2	0	0	0	0	0	0	11	11	0.00	0.500
George Zuverink, R ERA: 1.59 (6, 1)	4.0	W	15	4	1	0	0	0	1	0	0	0	0	14	18	0.00	1.000

BOTTOM

Baltimore Orioles @ Kansas City Athletics
Municipal Stadium, Kansas City, MO

Tue Jun 04 1957, 4:33 AM EDT
Att. 10,833 - Unknown

AB	35
R	7
H	13
RBI	7
BB	2
SO	3
LOB	16



PITCHER	IP	WLS	BF	H	R	ER	SO	BB	IBB	HBP	BLK	WP	HR	S	P	ERA	WHIP
---------	----	-----	----	---	---	----	----	----	-----	-----	-----	----	----	---	---	-----	------

Batter	1	2	3	4	5	6	7	8	9	AB R H RBI BB SO LOB	TOP											
Billy Gardner, R (1, 4) OBP: 0.333, SLG: 0.393	0-0 F9		4-0 CS BB			0-0 F7		0-0 1B		3 0 1 0 1 0 0	Baltimore Orioles @ Kansas City Athletics Municipal Stadium, Kansas City, MO Wed Jun 05 1957, 4:33 AM EDT Att. 8,322 - Unknown livebaseballscorecards.com											
George Kell, R (1, 5) OBP: 0.340, SLG: 0.417	0-0 5-3		0-0 F7 1-2			0-0 5-3		0-0 F5		4 0 0 0 0 0 2												
Tito Francona, L (1, 7) OBP: 0.336, SLG: 0.419	4-0 2B BB			0-0 L4		0-0 F7		0-0 3-1		3 1 0 0 1 0 1												
Bob Nieman, R (1, 9) OBP: 0.359, SLG: 0.401	0-0 1-H 2B			0-0 1B			0-0 HR		0-0 6-3	4 1 3 2 0 0 0												
Gus Triandos, R (1, 2) OBP: 0.364, SLG: 0.492	0-0 F6			0-0 F3		0-3 K		0-0 F2		4 0 0 0 0 1 2												
Al Pilarcik, L (1, 8) OBP: 0.377, SLG: 0.423		0-0 1-3		0-0 F7		0-0 1B 1B		0-3 K		4 0 1 0 0 1 1												
Bob Hale, L (1, 3) OBP: 0.276, SLG: 0.269		0-0 F8			0-0 5-3		0-0 G3-6-3 1-3 1B			3 0 1 0 0 0 0												
Hal Brown, R (7, PR) OBP: 0.250, SLG: 0.231										0 0 0 0 0 0 0												
Willy Miranda, S (7, 6) OBP: 0.339, SLG: 0.250										0 0 0 0 0 0 0												
Jim Brideweser, R (1, 6) OBP: 0.431, SLG: 0.415		0-0 F3			0-0 L9		0-0 G3-6-3 1-2f			2 0 0 0 0 0 0												
Bob Boyd, L (7, PH) OBP: 0.386, SLG: 0.370										1 0 0 0 0 0 2												
Ray Moore, R (1, 1) OBP: 0.219, SLG: 0.500			0-0 F5		0-0 2-3			0-0 F5		3 0 0 0 0 0 0												
Inning Stats	R: 1 E: 0 K: 0 S: 4	H: 1 LOB: 1 BB: 1 P: 8	R: 0 E: 0 K: 0 S: 3	H: 0 LOB: 0 BB: 0 P: 3	R: 0 E: 0 K: 0 S: 2	H: 0 LOB: 0 BB: 1 P: 6	R: 0 E: 0 K: 0 S: 4	H: 1 LOB: 1 BB: 0 P: 4	R: 0 E: 0 K: 0 S: 3	H: 0 LOB: 0 BB: 0 P: 3	R: 0 E: 0 K: 1 S: 7	H: 0 LOB: 0 BB: 0 P: 3	R: 1 E: 0 K: 1 S: 7	H: 3 LOB: 2 BB: 0 P: 7	R: 0 E: 0 K: 0 S: 4	H: 1 LOB: 1 BB: 0 P: 4	R: 0 E: 0 K: 1 S: 5	H: 0 LOB: 0 BB: 0 P: 5	1B: 4 2B: 1 3B: 0 HR: 1	SF: 0 SAC: 0 DP: 1 HBP: 0	WP: 0 PB: 0 SB: 0 CS: 1	PA: 33
PITCHER	IP WLS BF H R ER SO BB IBB HBP BLK WP HR S P ERA WHIP																					
Arnie Portocarrero, R (1, 1) ERA: 2.57	7.0 W 26 5 2 2 1 2 0 0 0 0 0 1 26 34 2.57 1.000																					
Tom Morgan, R (8, 1) ERA: 4.11	2.0 S 7 1 0 0 1 0 0 0 0 0 0 0 9 9 0.00 0.500																					



Batter	1	2	3	4	5	6	7	8	9
Joe Demaestri, R OBP: 0.366, SLG: 0.411 (1, 6)	0-0 F3 ①		4-0 BB BBB		0-0 1B 1B		0-0 L9 ①		
Bob Cerv, R OBP: 0.343, SLG: 0.546 (1, 8) (8, 7)	0-0 5-3 ②		0-0 F6 ①		0-0 F4 ①		0-0 F8 ②		
Gus Zernial, R OBP: 0.296, SLG: 0.524 Tom Morgan, R OBP: 0.136, SLG: 0.095 (1, 7) (8, 1)	0-0 HR		0-3 K SS		0-0 F3 ②		0-3 K ③		
Harry Simpson, L OBP: 0.358, SLG: 0.529 (1, 3)	0-0 F8 ③		0-3 K SS		1-3 1B		0-0 6-3 ①		
Lou Skizas, R OBP: 0.307, SLG: 0.504 (1, 5)		0-0 4-3 1B S		0-0 HR	0-0 F5 ③		0-0 F9 ②		
Hal Smith, R OBP: 0.299, SLG: 0.473 (1, 2)		0-0 4-3 ①		0-3 K SS		0-0 F7 ①		0-0 F8 ③	
Johnny Groth, R OBP: 0.333, SLG: 0.300 (1, 9)		0-0 1B 3-H		0-0 6-3 ②		0-3 K SS			
Arnie Portocarrero, R OBP: 0.500, SLG: 0.400 Jim Pisoni, R OBP: 0.308, SLG: 0.341 (1, 1) (8, 8)		0-0 F8 ②		0-0 1B		0-0 1B			
Billy Hunter, R OBP: 0.212, SLG: 0.296 Vic Power, R OBP: 0.346, SLG: 0.460 Milt Graff, L OBP: 0.237, SLG: 0.235 (1, 4) (6, PH) (7, 4)		0-0 F4 ③		0-3 K SS		0-0 F7 ③			

Inning Stats	R: 1	H: 1	E: 0	LOB: 0	K: 0	S: 4	P: 4	R: 1	H: 2	E: 0	LOB: 1	K: 0	S: 5	R: 0	H: 0	E: 0	LOB: 1	K: 2	S: 7	R: 1	H: 2	E: 0	LOB: 1	K: 2	S: 9	R: 0	H: 2	E: 0	LOB: 2	K: 0	S: 5	R: 0	H: 1	E: 0	LOB: 1	K: 1	S: 6	R: 0	H: 0	E: 0	LOB: 0	K: 1	S: 5	R: 0	H: 0	E: 0	LOB: 0	K: 0	S: 3

PITCHER	IP	WLS	BF	H	R	ER	SO	BB	IBB	HBP	BLK	WP	HR	S	P	ERA	WHIP
Ray Moore, R ERA: 4.25 (1, 1)	8.0	L	33	8	3	3	6	1	0	0	0	0	2	44	48	3.38	1.125


BOTTOM

Baltimore Orioles @ Kansas City Athletics
Municipal Stadium, Kansas City, MO

Wed Jun 05 1957, 4:33 AM EDT
Att. 8,322 - Unknown

AB	R	H	RBI	BB	SO	LOB
3	0	1	0	1	0	0
4	0	0	0	0	0	2
4	1	1	1	0	2	2
0	0	0	0	0	0	0
4	0	1	0	0	1	1
4	2	2	1	0	0	2
4	0	0	0	0	1	1
3	0	1	1	0	1	0
3	0	2	0	0	0	1
0	0	0	0	0	0	0
2	0	0	0	0	1	2
1	0	0	0	0	0	1
0	0	0	0	0	0	0

AB	32
R	3
H	8
RBI	3
BB	1
SO	6
LOB	12



WP	HR	S	P	ERA	WHIP
0	0	0	0	0	0

Batter	1	2	3	4	5	6	7	8	9	AB R H RBI BB SO LOB	TOP		
Billy Gardner, R (1, 4) OBP: 0.335, SLG: 0.410	0-0 G1-6-3 1B		0-3 K			0-0 HR	0-0 F9	0-0 SF8		4 1 2 2 0 1 0			
Bob Hale, L (1, 3) OBP: 0.281, SLG: 0.276 Dick Williams, R (6, PR) OBP: 0.304, SLG: 0.345	0-0 G1-6-3 1-2f		0-0 3-1			0-0 BB SF8 1B	0-0 4-3	0-0 F4		3 0 1 0 0 0 1 2 1 0 0 0 0 2			
Tito Francona, L (1, 7) OBP: 0.331, SLG: 0.418	0-0 1B 2B				0-0 F7	0-0 F7	0-0 6-3		0-0 4-3	5 1 1 0 0 0 1			
Bob Nieman, R (1, 9) OBP: 0.371, SLG: 0.426 Bob Boyd, L (9, 3) OBP: 0.386, SLG: 0.370	0-0 2-H 1B				0-0 HR	4-0 BB 1B BB		4-0 SH3-4 WP 1B BB	0-3 K	3 3 2 2 2 1 0 0 0 0 0 0 0 0			
Gus Triandos, R (1, 2) OBP: 0.361, SLG: 0.481 Joe Ginsberg, L (9, 2) OBP: 0.368, SLG: 0.397	0-3 K				0-0 F5	4-0 BB 1B BB		0-0 SH3-4	0-0 F8	3 0 0 0 1 1 1 0 0 0 0 0 0 0			
Al Pilarcik, L (1, 8) OBP: 0.374, SLG: 0.421		0-3 K2-3			0-0 F7	0-0 SF8		0-0 BB 1B		3 1 1 2 0 1 0			
George Kell, R (1, 5) OBP: 0.344, SLG: 0.415		0-3 K				0-0 L5		4-0 BB 1B SF8 BB		3 1 1 1 1 1 0			
Jim Brideweser, R (1, 6) OBP: 0.434, SLG: 0.412		0-0 F2				0-0 F9		0-0 BB 1B		3 0 1 1 1 0 0			
Connie Johnson, R (1, 1) OBP: 0.111, SLG: 0.111 George Zuverink, R (7, 1) OBP: 0.286, SLG: 0.167			0-0 F2			0-0 6-3		4-0 BB		3 0 0 0 0 1 3 0 0 0 0 1 0 0			
Inning Stats	R: 1 H: 3 E: 0 LOB: 1 K: 1 BB: 0 S: 7 P: 7	R: 0 H: 0 E: 0 LOB: 0 K: 2 BB: 0 S: 7 P: 7	R: 0 H: 0 E: 0 LOB: 0 K: 1 BB: 0 S: 5 P: 5	R: 1 H: 1 E: 0 LOB: 0 K: 0 BB: 0 S: 4 P: 4	R: 0 H: 0 E: 0 LOB: 0 K: 0 BB: 0 S: 3 P: 3	R: 3 H: 3 E: 0 LOB: 3 K: 1 BB: 3 S: 8 P: 20	R: 0 H: 0 E: 0 LOB: 0 K: 0 BB: 0 S: 3 P: 3	R: 3 H: 2 E: 0 LOB: 2 K: 0 BB: 3 S: 5 P: 17	R: 0 H: 0 E: 0 LOB: 0 K: 1 BB: 0 S: 5 P: 5	1B: 6 SF: 2 2B: 1 SAC: 1 3B: 0 DP: 1 HR: 2 HBP: 0	WP: 1 PA: 41 PB: 0 SB: 0 CS: 0		
PITCHER	IP WLS BF H R ER SO BB IBB HBP BLK WP HR S P ERA WHIP											PITCHER	IP WLS BF H R ER SO BB IBB HBP BLK WP HR S P ERA WHIP
Ned Garver, R (1, 1) ERA: 3.15	5.1 L 23 6 5 5 4 2 0 0 0 0 0 2 29 37 8.44 1.500												
Rip Coleman, L (6, 1) ERA: 3.74	1.2 7 1 0 0 1 1 0 0 0 0 0 0 8 12 0.00 1.200												
Ryne Duren, R (8, 1) ERA: 5.45	0.1 4 1 3 3 0 2 0 0 0 0 1 0 2 10 81.00 9.000												
Virgil Trucks, R (8, 1) ERA: 2.38	0.0 1 1 0 0 0 0 0 0 0 0 0 0 1 1 ∞ ∞												
Alex Kellner, L (8, 1) ERA: 2.8	1.2 6 0 0 0 1 1 0 0 0 0 0 0 7 11 0.00 0.600												

Baltimore Orioles @ Kansas City Athletics
Municipal Stadium, Kansas City, MO

AB 32
R 8
H 9
RBI 8
BB 6
SO 6
LOB 8



Thu Jun 06 1957, 4:33 AM EDT
Att. 9,796 - Unknown

livebaseballscorecards.com

Batter	1	2	3	4	5	6	7	8	9	AB R H RBI BB SO LOB
Joe Demaestri, R (1, 6) OBP: 0.374, SLG: 0.425	0-0 6-3		0-0 1B		0-0 6-3		0-0 2B		0-0 1B	5 0 3 1 0 0 0
Bob Cerv, R (1, 8) OBP: 0.356, SLG: 0.578	0-0 1B		0-0 F9			0-0 HR	0-0 F9		0-0 1B	5 1 3 1 0 0 2
Gus Zernial, R (1, 7) OBP: 0.293, SLG: 0.510	0-0 F6		0-3 K			0-0 5-3	4-0 BB		0-0 F3	4 0 0 0 1 1 4
Harry Simpson, L (1, 3) OBP: 0.361, SLG: 0.549	0-3 K			0-0 SF8 3B		0-0 2B	0-0 4-3			4 1 2 0 0 1 3
Lou Skizas, R (1, 5) (7, 9) OBP: 0.305, SLG: 0.492		0-0 F2		0-0 F2		4-0 BB		0-0 F7		3 0 0 0 1 0 1
Hal Smith, R (1, 2) OBP: 0.291, SLG: 0.463		0-0 6-3		0-0 SF8		0-0 F7		0-0 L7		3 0 0 1 0 0 2
Johnny Groth, R (1, 9) OBP: 0.348, SLG: 0.318		0-0		0-0 F8		0-0 F7		0-0 1-3		2 0 1 0 0 0 0
Vic Power, R (6, PH) OBP: 0.343, SLG: 0.456		0-0 1B								1 0 0 0 0 0 2
Milt Graff, L (7, 4) OBP: 0.235, SLG: 0.233		0-0								1 0 0 0 0 0 0
Ned Garver, R (1, 1) OBP: 0.217, SLG: 0.150		0-0 F8			0-0 B5-3		0-3 K		0-3 K	2 0 0 0 0 0 1
Rip Coleman, L (6, 1) OBP: 0.333, SLG: 0.333										0 0 0 0 0 0 0
Mickey McDermott, L (7, PH) OBP: 0.077, SLG: 0.077										1 0 0 0 0 0 1
Ryne Duren, R (8, 1) OBP: 0.333, SLG: 0.333										0 0 0 0 0 0 0
Virgil Trucks, R (8, 1) OBP: 0.353, SLG: 0.625										0 0 0 0 0 0 0
Alex Kellner, R (8, 1) OBP: 0.353, SLG: 0.625										0 0 0 0 0 0 0
Irv Noren, L (9, PH) OBP: 0.310, SLG: 0.250										1 0 0 0 0 1 0
Billy Hunter, R (1, 4) (7, 5) OBP: 0.213, SLG: 0.306			0-0 F8		0-0 F7		0-0 2B		0-3 K	4 1 1 0 0 1 0

Inning Stats	R: 0	H: 1	E: 0	LOB: 1	K: 1	P: 6	R: 0	H: 1	E: 0	LOB: 1	K: 0	P: 4	R: 0	H: 1	E: 0	LOB: 1	K: 1	P: 6	R: 1	H: 1	E: 0	LOB: 0	K: 0	P: 4	R: 0	H: 0	E: 0	LOB: 0	K: 0	P: 3	R: 1	H: 2	E: 0	LOB: 2	K: 1	P: 9	R: 1	H: 2	E: 0	LOB: 2	K: 1	P: 11	R: 0	H: 0	E: 0	LOB: 0	K: 0	P: 3	R: 0	H: 2	E: 0	LOB: 2	K: 2	P: 9	1B: 5	SF: 1	2B: 3	SAC: 0	3B: 1	DP: 0	HR: 1	HBP: 0	WP: 0	PA: 39
--------------	------	------	------	--------	------	------	------	------	------	--------	------	------	------	------	------	--------	------	------	------	------	------	--------	------	------	------	------	------	--------	------	------	------	------	------	--------	------	------	------	------	------	--------	------	-------	------	------	------	--------	------	------	------	------	------	--------	------	------	-------	-------	-------	--------	-------	-------	-------	--------	-------	--------

PITCHER	IP	WLS	BF	H	R	ER	SO	BB	IBB	HBP	BLK	WP	HR	S	P	ERA	WHIP
Connie Johnson, R (1, 1) ERA: 3.8	6.1	W	28	8	3	3	3	1	0	0	0	0	1	33	37	4.26	1.421
George Zuverink, R (7, 1) ERA: 1.47	2.2	S	11	2	0	0	2	1	0	0	0	0	0	14	18	0.00	1.125

BOTTOM

Baltimore Orioles @ Kansas City Athletics
Municipal Stadium, Kansas City, MO

livebaseballscores.com

AB	36
R	3
H	10
RBI	3
BB	2
SO	5
LOB	15



WP	HR	S	P	ERA	WHIP
0	0	0	0	0.00	1.125


Thu Jun 06 1957, 4:33 AM EDT
Att. 9,796 - Unknown

Batter	1	2	3	4	5	6	7	8	9	10	11	AB R H RBI BB SO LOB	TOP									
Billy Gardner, R OBP: 0.332, SLG: 0.405 (1, 4) X	0-0 S 1B 1B		0-3 K		0-0 5-3			0-0 E4 2B		0-0 F5		5 2 1 0 0 1 0										
George Kell, R OBP: 0.333, SLG: 0.401 (1, 5) X	0-0 F7 1-2		0-3 K			0-3 K		0-0 F8		0-0 L5		5 0 0 0 0 2 2										
Dick Williams, R OBP: 0.301, SLG: 0.347 (1, 3) X	0-0 F3		0-3 K			0-0 F9		0-0 E 1-H 2B		0-0 5-3		5 0 1 1 0 1 1										
Bob Nieman, R OBP: 0.382, SLG: 0.437 Al Pilarcik, L OBP: 0.374, SLG: 0.421 (1, 7) B B B B (11, PR) (11, 9)	4-0 1B BB			0-0 6-3		0-0 1B		4-0 E BB		0-0 1B 2B		3 0 2 0 2 0 0 0 1 0 0 0 0 0										
Gus Triandos, R OBP: 0.355, SLG: 0.471 (1, 2) X	0-0 1-2 2-H 1B			0-0 6-3		0-3 K		0-0 E5 1-2 2-3 G6-4-3		0-0 F9		5 0 1 1 0 1 4										
Tito Francona, L OBP: 0.333, SLG: 0.413 (1, 9) X (11, 7)	0-0 1-3			4-0 BB			0-0 F4	0-0 G6-4-3 1-2f		0-0 1B 1B		4 0 1 1 1 0 5										
Jim Pyburn, R OBP: 0.438, SLG: 0.280 (1, 8) X		0-0 4-3		0-0 F8			0-0 6-3 BLK 1B		0-0 F7		0-0 1-2 G5-4-3 1B	5 0 2 0 0 0 1										
Jim Brideweser, R OBP: 0.414, SLG: 0.389 (1, 6) X		0-3 K			0-0 5-3		0-0 6-3 1-3		0-0 F9		0-0 G5-4-3 1-2f	5 0 0 0 0 1 3										
Art Ceccarelli, R George Zuverink, R OBP: 0.286, SLG: 0.167 (1, 1) X (9, 1)		0-3 K			0-0 4-3		0-0 4-3		0-3 K			4 0 0 0 0 2 1 0 0 0 0 0 0 0										
Inning Stats	R: 1 E: 0 K: 0 S: 5	H: 2 LOB: 2 BB: 1 P: 9	R: 0 E: 0 K: 2 S: 7	H: 0 LOB: 0 BB: 0 P: 7	R: 0 E: 0 K: 3 S: 9	H: 0 LOB: 1 BB: 1 P: 9	R: 0 E: 0 K: 0 S: 3	H: 0 LOB: 0 BB: 0 P: 3	R: 0 E: 0 K: 0 S: 4	H: 1 LOB: 1 BB: 0 P: 4	R: 1 E: 2 K: 0 S: 5	H: 1 LOB: 2 BB: 1 P: 9	R: 0 E: 0 K: 1 S: 5	H: 0 LOB: 0 BB: 0 P: 5	R: 0 E: 0 K: 0 S: 3	H: 0 LOB: 0 BB: 0 P: 3	R: 1 E: 0 K: 0 S: 5	H: 3 LOB: 1 BB: 0 P: 5	1B: 6 2B: 2 3B: 0 HR: 0	SF: 0 SAC: 0 DP: 2 HBP: 0	WP: 0 PB: 0 SB: 1 CS: 0	PA: 44
PITCHER Jack Harshman, L ERA: 4.04 (1, 1)	IP 11.0	WLS L	BF 44	H 8	R 3	ER 2	SO 8	BB 3	IBB 0	HBP 0	BLK 1	WP 0	HR 0	S 57	P 69	ERA 1.64	WHIP 1.000					
																		Baltimore Orioles @ Chicago White Sox Comiskey Park, Chicago, IL Fri Jun 07 1957, 8:05 PM EDT Att. 12,069 - Unknown				

AB	41
R	3
H	8
RBI	3
BB	3
SO	8
LOB	17



livebaseballscorecards.com

Batter	1	2	3	4	5	6	7	8	9	AB R H RBI BB SO LOB	TOP														
Billy Gardner, R (1, 4) OBP: 0.335, SLG: 0.404	0-0 F9		0-0 E7 1B			0-0 E6 SH5-3		4-0 G5-3 1B BB		3 0 1 0 1 0 0	<p>Baltimore Orioles @ Chicago White Sox Comiskey Park, Chicago, IL Sat Jun 08 1957, 4:33 AM EDT Att. 5,642 - Unknown</p> <p>livebaseballscorecards.com</p> <table border="1"> <tr><td>AB</td><td>29</td></tr> <tr><td>R</td><td>0</td></tr> <tr><td>H</td><td>3</td></tr> <tr><td>RBI</td><td>0</td></tr> <tr><td>BB</td><td>3</td></tr> <tr><td>SO</td><td>6</td></tr> <tr><td>LOB</td><td>9</td></tr> </table> 	AB	29	R	0	H	3	RBI	0	BB	3	SO	6	LOB	9
AB	29																								
R	0																								
H	3																								
RBI	0																								
BB	3																								
SO	6																								
LOB	9																								
George Kell, R (1, 5) OBP: 0.333, SLG: 0.400	0-0 F7		0-0 6-3			0-0 SH5-3 1-2		0-0 1B		3 0 1 0 0 0 1															
Dick Williams, R (1, 3) OBP: 0.299, SLG: 0.344	0-0 BB 1B		0-0 6-3			0-0 F9		0-0 G5-3 2-3f		4 0 1 0 0 0 4															
Bob Nieman, R (1, 7) OBP: 0.379, SLG: 0.429	4-0 1-2 BB			0-3 K		0-0 F8			0-0 F9	3 0 0 0 1 1 1															
Gus Triandos, R (1, 2) OBP: 0.346, SLG: 0.457	0-0 F6			0-0 5-3			0-0 6-3		0-0 6-3	4 0 0 0 0 0 2															
Tito Francona, L (1, 9) OBP: 0.324, SLG: 0.400		0-3 K		0-0 4-3			0-3 K		0-0 F6	4 0 0 0 0 2 0															
Jim Pyburn, R (1, 8) OBP: 0.429, SLG: 0.259		0-3 K			0-0 6-3		4-0 BB			2 0 0 0 1 1 0															
Jim Brideweser, R (1, 6) OBP: 0.404, SLG: 0.376		0-0 5-3			0-0 5-3		0-3 K			3 0 0 0 0 1 1															
Bill Wight, L (1, 1) Bob Boyd, L (8, PH) Mike Fornieles, R (8, 1) OBP: 0.384, SLG: 0.367 OBP: 0.294, SLG: 0.294			0-3 K		0-0 6-3			0-0 F1		2 0 0 0 0 1 0 1 0 0 0 0 0 0 0 0 0 0 0 0 0															
Inning Stats	R: 0 E: 0 K: 0 S: 4 H: 1 LOB: 2 BB: 1 P: 8	R: 0 E: 0 K: 2 S: 7 H: 0 LOB: 0 BB: 0 P: 7	R: 0 E: 1 K: 1 S: 6 H: 1 LOB: 1 BB: 0 P: 6	R: 0 E: 0 K: 1 S: 5 H: 0 LOB: 0 BB: 0 P: 5	R: 0 E: 0 K: 0 S: 3 H: 0 LOB: 0 BB: 0 P: 3	R: 0 E: 1 K: 0 S: 4 H: 0 LOB: 1 BB: 0 P: 4	R: 0 E: 0 K: 2 S: 7 H: 0 LOB: 1 BB: 1 P: 11	R: 0 E: 0 K: 0 S: 3 H: 1 LOB: 1 BB: 1 P: 7	R: 0 E: 0 K: 0 S: 3 H: 0 LOB: 0 BB: 0 P: 3	1B: 3 2B: 0 3B: 0 HR: 0 SF: 0 SAC: 1 DP: 1 HBP: 0	WP: 0 PB: 0 SB: 0 CS: 0 PA: 33														
PITCHER Billy Pierce, L (1, 1) ERA: 1.79	IP: 9.0 WLS: W BF: 33 H: 3 R: 0 ER: 0 SO: 6 BB: 3 IBB: 0 HBP: 0 BLK: 0 WP: 0 HR: 0 S: 42 P: 54 ERA: 0.00 WHIP: 0.667						PITCHER IP: WLS: BF: H: R: ER: SO: BB: IBB: HBP: BLK: WP: HR: S: P: ERA: WHIP:																		

Batter	1	2	3	4	5	6	7	8	9
Jim Landis, R OBP: 0.342, SLG: 0.288 (1, 8)	0-3 K		0-3 K			0-3 K		0-0 F7	
Nellie Fox, L OBP: 0.435, SLG: 0.517 (1, 4)	0-0 4-3		0-0 4-3			0-0 4-3 1B 2B		0-0 6-3	
Minnie Minoso, R OBP: 0.355, SLG: 0.401 (1, 7)	0-0 4-3			0-0 5-3-2		0-0 4-3		0-0 F8	
Sherm Lollar, R OBP: 0.299, SLG: 0.376 (1, 2)		4-0 SH5-4 BB SF8 BB		0-0 6-3		0-0 1B		0-0 F8	
Walt Dropo, R OBP: 0.276, SLG: 0.507 (1, 3)		4-0 SH5-4 BB		0-0 6-3		0-0 F8			
Dave Philley, S OBP: 0.350, SLG: 0.345 (1, 9)		0-0 SH5-4		0-0 5-3			0-0 4-3		
Jim Rivera, L OBP: 0.317, SLG: 0.336 (8, 9)		1-2 2-3							
Bubba Phillips, R OBP: 0.349, SLG: 0.396 (1, 5)		0-0 SF8		0-0 6-3			0-0 L6		
Sammy Esposito, R OBP: 0.250, SLG: 0.227 (1, 6)		0-0 6-3		4-0 BB			4-0 FC4-6 BB		
Billy Pierce, L OBP: 0.189, SLG: 0.216 (1, 1)			0-0 3-1		0-3 K		0-0 FC4-6		

Inning Stats	R: 0	H: 0	E: 0	K: 1	S: 5	R: 1	H: 0	E: 0	K: 0	S: 3	R: 0	H: 0	E: 0	K: 1	S: 5	R: 0	H: 0	E: 0	K: 0	S: 3	R: 1	H: 2	E: 0	K: 1	S: 7	R: 0	H: 0	E: 0	K: 0	S: 3	R: 0	H: 0	E: 0	K: 0	S: 3
	0	0	0	1	5	1	0	0	0	3	0	0	0	0	5	0	0	0	0	3	1	2	0	1	7	0	0	0	0	3	0	0	0	0	3

PITCHER	IP	WLS	BF	H	R	ER	SO	BB	IBB	HBP	BLK	WP	HR	S	P	ERA	WHIP
Bill Wight, L ERA: 4.86 (1, 1)	7.0	L	27	2	2	2	4	4	0	0	0	0	0	31	47	2.57	0.857
Mike Fornieles, R ERA: 4.41 (8, 1)	1.0		3	0	0	0	0	0	0	0	0	0	0	3	3	0.00	0.000

BOTTOM


Baltimore Orioles @ Chicago White Sox
Comiskey Park, Chicago, IL
Sat Jun 08 1957, 4:33 AM EDT
Att. 5,642 - Unknown

AB	R	H	RBI	BB	SO	LOB
4	0	0	0	0	3	0
4	1	1	0	0	0	0
4	0	0	0	0	0	1
2	1	1	1	1	0	0
2	0	0	0	1	0	1
2	0	0	0	0	0	0
0	0	0	0	0	0	0
2	0	0	1	0	0	0
1	0	0	0	2	0	1
3	0	0	0	0	1	2

AB	24
R	2
H	2
RBI	2
BB	4
SO	4
LOB	5

livebaseballscorecards.com

WP: 0 PA: 30
PB: 0 SB: 0 CS: 0



Batter	1	2	3	4	5	6	7	8	9	AB R H RBI BB SO LOB	TOP																										
Billy Gardner, R (1, 4) OBP: 0.332, SLG: 0.396	0-0 4-3		4-0 3B BB		0-0 1-3		0-0 F9		0-0 6-3	4 1 0 0 1 0 0																											
Bob Boyd, L (1, 3) OBP: 0.402, SLG: 0.394	0-0 G6-3 1B		0-0 1B 3B		0-0 HR 1B		4-0 BB		4-0 BB	3 2 3 1 2 0 0																											
Tito Francona, L (1, 9) OBP: 0.327, SLG: 0.422	0-0 G6-3 1-2f		0-0 WP 1B		0-0 HR		0-0 4-3		0-0 F9	5 1 2 3 0 0 3																											
Bob Nieman, R (1, 7) OBP: 0.375, SLG: 0.440		0-0 4-3	0-3 K		0-0 F7		0-0 HR		0-0 F6	5 1 1 1 0 1 2																											
Gus Triandos, R (1, 2) OBP: 0.350, SLG: 0.465		0-0 1B 1B SF8-4 1B	0-0 5-3		0-0 F8		0-0 S 1-4-3 2B			4 1 2 0 0 0 1 0 1 0 0 0 0 0																											
Al Pijarski, L (1, 8) OBP: 0.384, SLG: 0.422		0-0 SF8-4 1B 1-2		0-0 5-3		4-0 G4-6-3 BB		4-0 1-4-3 S BB		2 0 1 0 2 0 0 0 0 0 0 0 0 0																											
Joe Ginsberg, L (8, 2) OBP: 0.368, SLG: 0.397		0-0 1-2 2-3 1B		0-0 5-3 1B		0-0 G4-6-3 1-2f		0-0 F6 1-2 2-3		4 0 2 0 0 0 3																											
George Kell, R (1, 5) OBP: 0.337, SLG: 0.403		0-0 SF8-4 2-3 3-H		0-0 5-3		0-0 6-3		0-0 1-4-3		0 0 0 0 0 0 0 0 0 0 1 0 0 0 3 0 0 1 0 0 2																											
Willy Miranda, S (1, 6) OBP: 0.339, SLG: 0.250																																					
Bob Hale, L (2, PH) OBP: 0.273, SLG: 0.276																																					
Jim Brideweser, R (2, 6) OBP: 0.393, SLG: 0.365																																					
Ray Moore, R (1, 1) OBP: 0.206, SLG: 0.471			0-0 F7		0-3 K		0-3 K		0-0 5-3	2 0 0 0 0 1 1 2 0 0 0 0 1 2																											
George Zuverink, R (6, 1) OBP: 0.222, SLG: 0.125																																					
Inning Stats	R: 0 E: 0 K: 0 S: 3	H: 1 LOB: 0 BB: 0 P: 3	R: 1 E: 0 K: 0 S: 5	H: 3 LOB: 1 BB: 0 P: 5	R: 2 E: 0 K: 1 S: 7	H: 2 LOB: 1 BB: 1 P: 11	R: 0 E: 0 K: 1 S: 6	H: 1 LOB: 1 BB: 0 P: 6	R: 2 E: 0 K: 0 S: 5	H: 2 LOB: 0 BB: 0 P: 5	R: 0 E: 0 K: 0 S: 2	H: 0 LOB: 0 BB: 1 P: 6	R: 0 E: 0 K: 1 S: 5	H: 0 LOB: 1 BB: 1 P: 9	R: 2 E: 0 K: 0 S: 5	H: 2 LOB: 2 BB: 1 P: 9	R: 0 E: 0 K: 0 S: 3	H: 0 LOB: 1 BB: 1 P: 7	1B: 7 2B: 2 3B: 1 HR: 2	SF: 1 SAC: 0 DP: 3 HBP: 0	WP: 1 PB: 0 SB: 2 CS: 0	PA: 40															
PITCHER	IP WLS BF H R ER SO BB IBB HBP BLK WP HR S P ERA WHIP																																				
Bill Fischer, R (1, 1) ERA: 2.63	2.1		12	6	3	3	0	1	0	0	0	0	0	11	15	11.57	3.000																				
Gerry Staley, R (3, 1) ERA: 1.82	2.2		11	3	2	2	2	0	0	0	0	1	1	15	15	6.75	1.125																				
Dixie Howell, R (6, 1) ERA: 2.12	1.0		3	0	0	0	0	1	0	0	0	0	0	2	6	0.00	1.000																				
Bob Keegan, R (7, 1) ERA: 3.77	2.0	L	10	2	2	2	1	2	0	0	0	0	1	10	18	9.00	2.000																				
Paul LaPalme, L (9, 1) ERA: 1.38	1.0		4	0	0	0	0	1	0	0	0	0	0	3	7	0.00	1.000																				

Baltimore Orioles @ Chicago White Sox
Comiskey Park, Chicago, IL
Sun Jun 09 1957, 4:33 AM EDT
Unknown

AB	34
R	7
H	11
RBI	7
BB	5
SO	3
LOB	14



WP: 1	PA: 40
-------	--------

ERA	WHIP
-----	------

Batter	1	2	3	4	5	6	7	8	9	AB	R	H	RBI	BB	SO	LOB
Sammy Esposito, R (1, 6) OBP: 0.241, SLG: 0.192	0-0 F7		0-0 6-3		4-0 2B BB	0-0 5-3		0-0 F8		4	1	0	0	1	0	1
Nellie Fox, L (1, 4) OBP: 0.434, SLG: 0.514	0-0 G3			0-0 1B FC4-6	0-3 K		0-0 3B 1B		0-0 4-3	5	2	2	0	0	1	1
Minnie Minoso, R (1, 7) OBP: 0.366, SLG: 0.425	0-0 F6			0-0 1B FC4-6	0-0 1B 2B		0-0 1B 3B		1-0 FC6 HBP	4	2	3	2	0	0	0
Dave Philley, S (1, 9) OBP: 0.369, SLG: 0.367		0-0 S 1B		0-0 FC4-6 WP BB	0-0 1B		0-0 FC5 SH1-3 1B		0-0 FC6	5	0	3	3	0	0	2
Jim Rivera, L (1, 3) OBP: 0.323, SLG: 0.336 (3, 8)		0-0 F8		4-0 FC5 BB BB	0-0 1B		0-0 SH1-3		0-0 F6	3	0	1	0	1	0	2
Earl Battey, R (1, 2) OBP: 0.235, SLG: 0.258		0-0 F5		0-3 K	0-0 F2		0-0 F5			4	0	0	0	0	1	6
Bubba Phillips, R (1, 5) OBP: 0.354, SLG: 0.395		0-3 K		4-0 1B BB		0-0 G3 6-3 1B	0-0 FC5			3	0	1	0	1	1	2
Jim Landis, R (1, 8) Walt Dropo, R (3, 3) OBP: 0.342, SLG: 0.288 OBP: 0.263, SLG: 0.481			0-0 1-3	0-0 FC5		0-0 6-3		0-0 5-3		0	0	0	0	0	0	0
Bill Fischer, R (1, 1) Gerry Staley, R (3, 1) Fred Hatfield, L (5, PH) Dixie Howell, L (6, 1) Ron Northey, L (6, PH) Bob Keegan, R (7, 1) Larry Doby, L (8, PH) Paul LaPalme, L (9, 1) OBP: 0.154, SLG: 0.167 OBP: 0.250, SLG: 0.143 OBP: 0.306, SLG: 0.138 OBP: 0.250, SLG: 0.500 OBP: 0.387, SLG: 0.133 OBP: 0.287, SLG: 0.133 OBP: 0.347, SLG: 0.417			0-3 K		0-0 5-3	0-0 G3		0-0 F7		0	0	0	0	0	0	0

BOTTOM

Baltimore Orioles @ Chicago White Sox
Comiskey Park, Chicago, IL
Sun Jun 09 1957, 4:33 AM EDT
Unknown

livebaseballscorecards.com

AB	36
R	5
H	10
RBI	5
BB	3
SO	4
LOB	19



Inning Stats	R: 0	H: 0	E: 0	K: 0	S: 3	R: 0	H: 1	E: 0	K: 1	S: 6	R: 0	H: 0	E: 0	K: 1	S: 5	R: 1	H: 2	E: 0	K: 1	S: 7	R: 2	H: 3	E: 0	K: 1	S: 8	R: 0	H: 1	E: 0	K: 0	S: 4	R: 2	H: 3	E: 0	K: 0	S: 6	R: 0	H: 0	E: 0	K: 0	S: 3	R: 0	H: 0	E: 0	K: 0	S: 3	1B: 8	SF: 0	2B: 1	SAC: 1	3B: 1	DP: 0	HR: 0	HBP: 1	WP: 1	PA: 41
--------------	------	------	------	------	------	------	------	------	------	------	------	------	------	------	------	------	------	------	------	------	------	------	------	------	------	------	------	------	------	------	------	------	------	------	------	------	------	------	------	------	------	------	------	------	------	-------	-------	-------	--------	-------	-------	-------	--------	-------	--------

PITCHER	IP	WLS	BF	H	R	ER	SO	BB	IBB	HBP	BLK	WP	HR	S	P	ERA	WHIP
Ray Moore, R (1, 1) ERA: 4.31	5.0		25	7	3	3	4	3	0	0	0	1	0	30	42	5.40	2.000
George Zuerink, R (6, 1) ERA: 1.65	4.0	W	16	3	2	2	0	0	0	1	0	0	0	15	16	4.50	0.750

ERA WHIP

Batter	1	2	3	4	5	6	7	8	9	AB R H RBI BB SO LOB	TOP											
Billy Gardner, R (1, 4) OBP: 0.329, SLG: 0.396	0-0 6-3		0-0 L8		0-0 6-3			0-0 FC4-6 E 1B	0-0 2B	5 1 1 1 0 0 2												
Bob Boyd, L (1, 3) OBP: 0.411, SLG: 0.404	0-0 1B		0-0 1-3 1B			0-0 G3		0-0 E 1B		4 1 3 0 0 0 0												
Tito Francona, L (1, 9) OBP: 0.325, SLG: 0.419	0-3 K		0-0 1-3			0-0 1-3		0-0 E8 SF9 1B		1 0 0 0 0 1 1												
Tex Nelson, L (2, 9) OBP: 0.292, SLG: 0.409			1-2 2-3					1-H 2-H		2 0 0 0 0 0 2												
Bob Hale, L (8, PH) OBP: 0.294, SLG: 0.300										1 0 1 1 0 0 0												
Jim Brideweser, R (8, PR) OBP: 0.360, SLG: 0.365										0 1 0 0 0 0 0												
Bob Nieman, R (1, 7) OBP: 0.373, SLG: 0.438	0-0 4-3		0-3 K			0-0 1B		0-0 SF9		3 0 1 1 0 1 3												
Jim Pyburn, R (8, 8) OBP: 0.429, SLG: 0.259								3-H		0 0 0 0 0 0 0												
Al Pilarcik, L (1, 8) OBP: 0.374, SLG: 0.410		0-0 6-3		0-0 6-3		0-0 F7		0-0 B1-3		4 0 0 0 0 0 2												
George Kell, R (1, 5) OBP: 0.341, SLG: 0.403		1-0 HBP		0-3 K			0-0 F9		0-0 6-3	0 0 0 0 0 0 0												
Dick Williams, R (2, PR) OBP: 0.294, SLG: 0.338										3 0 0 0 0 1 0												
Joe Ginsberg, L (1, 2) OBP: 0.375, SLG: 0.435		0-0 1-2 1B		0-0 6-3			0-0 6-3		0-0 FC1-6 3B	4 1 2 0 0 0 0												
Willy Miranda, S (1, 6) OBP: 0.323, SLG: 0.236		0-0 F6				0-0 F8		0-3 K	4-0 FC1-6 IBB	3 0 0 0 0 1 1												
Gus Triandos, R (9, PH) OBP: 0.354, SLG: 0.465										0 0 0 0 1 0 0												
Wayne Causey, L (9, PR) OBP: 0.471, SLG: 0.200										0 0 0 0 0 0 0												
Billy O'Dell, S (1, 1) OBP: 0.400, SLG: 0.400			0-0 1-3 1B		0-0 1-6-3			0-0 FC4-6 1B	0-0 FC1-6 2B	4 1 2 1 0 0 1												
Inning Stats	R: 0 E: 0 K: 1 S: 6	H: 1 LOB: 1 BB: 0 P: 6	R: 0 E: 0 K: 0 S: 3	H: 1 LOB: 1 BB: 0 P: 4	R: 0 E: 0 K: 1 S: 7	H: 2 LOB: 2 BB: 0 P: 7	R: 0 E: 0 K: 1 S: 5	H: 0 LOB: 0 BB: 0 P: 5	R: 0 E: 0 K: 0 S: 4	H: 1 LOB: 1 BB: 0 P: 4	R: 0 E: 0 K: 1 S: 5	H: 0 LOB: 0 BB: 0 P: 5	R: 0 E: 0 K: 0 S: 4	H: 1 LOB: 1 BB: 0 P: 4	R: 3 E: 1 K: 0 S: 6	H: 3 LOB: 1 BB: 0 P: 6	R: 2 E: 0 K: 0 S: 4	H: 2 LOB: 2 BB: 1 P: 8	1B: 8 2B: 1 3B: 1 HR: 0	SF: 1 SAC: 0 DP: 0 HBP: 1	WP: 0 PB: 0 SB: 0 CS: 1	PA: 37
PITCHER Dick Donovan, R (1, 1) ERA: 2.84	IP: 9.0 WLS: L BF: 37 H: 10 R: 5 ER: 4 SO: 4 BB: 0 IBB: 1 HBP: 1 BLK: 0 WP: 0 HR: 0 S: 43 P: 48 ERA: 4.00 WHIP: 1.111											PITCHER	IP: 9.0 WLS: L BF: 37 H: 10 R: 5 ER: 4 SO: 4 BB: 0 IBB: 1 HBP: 1 BLK: 0 WP: 0 HR: 0 S: 43 P: 48 ERA: 4.00 WHIP: 1.111									

Baltimore Orioles @ Chicago White Sox
Comiskey Park, Chicago, IL
Sun Jun 09 1957, 4:38 AM EDT
Att. 20,072 - Unknown

livebaseballscorecards.com

AB	34
R	5
H	10
RBI	4
BB	1
SO	4
LOB	12



Batter	1	2	3	4	5	6	7	8	9	AB	R	H	RBI	BB	SO	LOB
Sammy Esposito, R (1, 6) OBP: 0.242, SLG: 0.172	0-3 K		4-0 BB		0-0 5-3			0-0 F7		3	0	0	0	1	1	0
Nellie Fox, L (1, 4) OBP: 0.431, SLG: 0.508	0-0 1B		0-0 F7		0-3 K			0-0 F8		4	0	1	0	0	1	1
Minnie Minoso, R (1, 7) OBP: 0.359, SLG: 0.416	0-0 F7		0-0 L9				0-0 6-3			4	0	0	0	0	0	2
Sherm Lollar, R (1, 2) OBP: 0.298, SLG: 0.373	0-0 F4		0-3 K				0-3 K			4	0	1	0	0	2	2
Walt Dropo, R (1, 3) OBP: 0.274, SLG: 0.481		0-0 F5		0-0 PB 1B			0-0 1B			4	0	2	0	0	0	1
Dave Philley, S (1, 9) OBP: 0.362, SLG: 0.359		0-0 1B 1B		0-0 F8 1-2			0-3 K			4	0	1	0	0	2	3
Jim Rivera, L (1, 8) Earl Battey, R (9, PH) OBP: 0.315, SLG: 0.328 OBP: 0.257, SLG: 0.258		0-3 K		0-3 K			0-3 K			3	0	0	0	0	3	2
Bubba Phillips, R (1, 5) OBP: 0.351, SLG: 0.390		0-0 1B		0-0 F8			0-0 F7			0	0	0	0	1	0	0
Dick Donovan, L (1, 1) OBP: 0.154, SLG: 0.154		0-0 L6			0-3 K			0-3 K		4	0	1	0	0	0	3

Inning Stats	R: 0 E: 0 K: 1 S: 6	H: 1 LOB: 1 BB: 0 P: 6	R: 0 E: 0 K: 1 S: 7	H: 2 LOB: 2 BB: 0 P: 7	R: 0 E: 0 K: 1 S: 5	H: 0 LOB: 1 BB: 1 P: 9	R: 0 E: 0 K: 1 S: 6	H: 1 LOB: 1 BB: 0 P: 6	R: 0 E: 0 K: 2 S: 7	H: 0 LOB: 0 BB: 0 P: 7	R: 0 E: 0 K: 2 S: 8	H: 1 LOB: 1 BB: 0 P: 8	R: 0 E: 0 K: 2 S: 7	H: 0 LOB: 0 BB: 0 P: 7	R: 0 E: 0 K: 0 S: 3	H: 0 LOB: 0 BB: 0 P: 3	R: 0 E: 0 K: 1 S: 6	H: 1 LOB: 2 BB: 1 P: 10	1B: 6 2B: 0 3B: 0 HR: 0	SF: 0 SAC: 0 DP: 0 HBP: 0	WP: 0 PB: 1 SB: 0 CS: 0	PA: 35																			
PITCHER Billy O'Dell, L (1, 1) ERA: 1.59	IP 9.0	WLS W	BF 35	H 6	R 0	ER 0	SO 11	BB 2	IBB 0	HBP 0	BLK 0	WP 0	HR 0	S 55	P 63	ERA 0.00	WHIP 0.889																								
																						PITCHER	IP	WLS	BF	H	R	ER	SO	BB	IBB	HBP	BLK	WP	HR	S	P	ERA	WHIP		

BOTTOM

Baltimore Orioles @ Chicago White Sox
Comiskey Park, Chicago, IL
Sun Jun 09 1957, 4:38 AM EDT
Att. 20,072 - Unknown

livebaseballscorecards.com

AB	33
R	0
H	6
RBI	0
BB	2
SO	11
LOB	16



Batter	1	2	3	4	5	6	7	8	9	AB R H RBI BB SO LOB	TOP		
Billy Gardner, R (1, 4) OBP: 0.324, SLG: 0.389	0-3 K		0-0 G6-4-3 1-2f			0-0 F7		0-0 L9		4 0 0 0 0 1 2			
Joe Durham, R (1, 8) OBP: 0.250, SLG: 0.250	0-3 K			0-0 F3		0-0 F6		0-0 1B		4 0 1 0 0 1 0			
Dick Williams, R (1, 5) OBP: 0.287, SLG: 0.329	0-0 L8			0-0 F7			0-3 K	0-0 F6		4 0 0 0 0 1 1			
Bob Nieman, R (1, 7) OBP: 0.380, SLG: 0.448 Al Pilarcik, L (9, PR) OBP: 0.374, SLG: 0.410 (9, 9)		0-0 G4-6-3 1B		0-3 K			0-0 1B 2B		4-0 S 1B BB	3 1 2 0 1 1 0 0 1 0 0 0 0 0			
Gus Triandos, R (1, 2) OBP: 0.352, SLG: 0.459		0-0 F9			0-0 6-3		0-0 HR 1B	0-0 F5 1-2		4 1 1 1 0 0 2			
Jim Pyburn, R (1, 9) OBP: 0.410, SLG: 0.355 (9, 7)		0-0 G4-6-3 1-2f		0-0 F5		0-0 HR		0-3 K		4 1 1 2 0 1 3			
Bob Boyd, L (1, 3) OBP: 0.419, SLG: 0.413			0-0 1B 1B		0-0 1B		0-0 5-3	0-0 2-H 1B		4 0 3 1 0 0 0			
Willy Miranda, S (1, 6) OBP: 0.303, SLG: 0.220			0-0 F9		0-0 L8		0-0 F8	0-0 2-H 1B		4 0 0 0 0 0 3			
Connie Johnson, R (1, 1) OBP: 0.133, SLG: 0.133			0-0 G6-4-3 1-2 1B			0-0 F3		0-0 1-3		3 0 1 0 0 0 0			
Inning Stats	R: 0 E: 0 K: 2 S: 7 H: 0 LOB: 0 BB: 0 P: 7	R: 0 E: 0 K: 0 S: 3 H: 1 LOB: 0 BB: 0 P: 3	R: 0 E: 0 K: 0 S: 4 H: 2 LOB: 1 BB: 0 P: 4	R: 0 E: 0 K: 1 S: 5 H: 0 LOB: 0 BB: 0 P: 5	R: 0 E: 0 K: 0 S: 4 H: 1 LOB: 1 BB: 0 P: 4	R: 0 E: 0 K: 0 S: 3 H: 0 LOB: 0 BB: 0 P: 3	R: 3 E: 0 K: 1 S: 8 H: 3 LOB: 0 BB: 0 P: 8	R: 0 E: 0 K: 0 S: 4 H: 1 LOB: 1 BB: 0 P: 4	R: 1 E: 0 K: 1 S: 6 H: 1 LOB: 1 BB: 1 P: 10	1B: 7 2B: 1 3B: 0 HR: 1 SF: 0 SAC: 0 DP: 2 HBP: 0	WP: 0 PB: 0 SB: 1 CS: 0 PA: 35		
PITCHER	IP WLS BF H R ER SO BB IBB HBP BLK WP HR S P ERA WHIP											PITCHER	IP WLS BF H R ER SO BB IBB HBP BLK WP HR S P ERA WHIP
Billy Hoelt, L (1, 1) ERA: 4.72	7.0 L 26 7 3 3 4 0 0 0 0 0 0 1 34 34 3.86 1.000												
Lou Sleater, L (8, 1) ERA: 2.12	2.0 9 2 1 1 1 1 0 0 0 0 0 0 10 14 4.50 1.500												

Baltimore Orioles @ Detroit Tigers
Briggs Stadium, Detroit, MI
 Tue Jun 11 1957, 7:05 PM EDT
 Att. 18,513 - Unknown

livebaseballscorecards.com

AB	34
R	4
H	9
RBI	4
BB	1
SO	5
LOB	11



Batter	1	2	3	4	5	6	7	8	9	AB R H RBI BB SO LOB	TOP
Billy Gardner, R (1, 4) OBP: 0.319, SLG: 0.383	0-0 F7		0-0 L8		0-0 F7			0-0 L9		4 0 0 0 0 0 1	<p>Baltimore Orioles @ Detroit Tigers Briggs Stadium, Detroit, MI Wed Jun 12 1957, 4:33 AM EDT Att. 5,155 - Unknown</p>
Bob Boyd, L (1, 3) OBP: 0.415, SLG: 0.429	0-0 F9		0-0 F4			0-0 HR		0-0 G3		4 1 1 1 0 0 0	
Al Pilarcik, L (1, 9) OBP: 0.371, SLG: 0.406	0-0 CS 1B		0-0 F7			0-0 L8		0-0 3-1		4 0 1 0 0 0 0	
Bob Nieman, R (1, 7) OBP: 0.377, SLG: 0.460	0-0 CS 1-2	0-0 HR		0-0 F3		0-3 K		0-0 1-3		4 1 1 1 0 1 0	
Gus Triandos, R (1, 2) OBP: 0.343, SLG: 0.447		0-0 L4		0-0 F7		0-3 K		0-3 K		4 0 0 0 0 2 0	
Joe Durham, R (1, 8) OBP: 0.143, SLG: 0.143		0-0 5-3		0-0 6-3		0-3 K				3 0 0 0 0 1 0	
Dick Williams, R (1, 5) OBP: 0.288, SLG: 0.329		0-0 1B 1B		0-0 6-3		0-3 K				3 0 1 0 0 1 0	
Willy Miranda, S (1, 6) OBP: 0.319, SLG: 0.242		0-0 1-2 1B		0-0 1B		0-0 F8				3 0 2 0 0 0 0	
Art Ceccarelli, R (1, 1) Bob Hale, L (2, PH) Mike Fornieles, R (2, 1) Joe Ginsberg, L (8, PH) Hal Brown, R (8, 1) OBP: 0.250, SLG: 0.231		0-0 L8		0-3 K		0-3 K				0 0 0 0 0 0 0 1 0 0 0 0 0 2 1 0 0 0 0 1 1 1 0 0 0 0 1 0 0 0 0 0 0 0 0	
Inning Stats	R: 0 H: 1 E: 0 LOB: 0 K: 0 BB: 0 S: 3 P: 3	R: 1 H: 3 E: 0 LOB: 2 K: 0 BB: 0 S: 6 P: 6	R: 0 H: 0 E: 0 LOB: 0 K: 0 BB: 0 S: 3 P: 3	R: 0 H: 0 E: 0 LOB: 0 K: 0 BB: 0 S: 3 P: 3	R: 0 H: 1 E: 0 LOB: 1 K: 1 BB: 0 S: 6 P: 6	R: 1 H: 1 E: 0 LOB: 0 K: 2 BB: 0 S: 8 P: 8	R: 0 H: 0 E: 0 LOB: 0 K: 2 BB: 0 S: 7 P: 7	R: 0 H: 0 E: 0 LOB: 0 K: 1 BB: 0 S: 5 P: 5	R: 0 H: 0 E: 0 LOB: 0 K: 1 BB: 0 S: 5 P: 5	1B: 4 SF: 0 2B: 0 SAC: 0 3B: 0 DP: 0 HR: 2 HBP: 0	
PITCHER Jim Bunning, R (1, 1) ERA: 1.71	IP WLS BF H R ER SO BB IBB HBP BLK WP HR S P ERA WHIP										

livebaseballscorecards.com

AB	32
R	2
H	6
RBI	2
BB	0
SO	7
LOB	4



BOTTOM

Baltimore Orioles @ Detroit Tigers
Briggs Stadium, Detroit, MI
Wed Jun 12 1957, 4:33 AM EDT
Att. 5,155 - Unknown

livebaseballscorecards.com

AB	33
R	4
H	8
RBI	4
BB	2
SO	5
LOB	15



WP:	0	PA:	35
PB:	0	SB:	0
CS:	0		

AB R H RBI BB SO LOB

4	0	0	0	0	1	1
3	1	1	0	1	1	1
4	0	0	0	0	1	3
4	2	2	1	0	0	1
3	1	1	2	0	0	2
1	0	0	0	0	0	0
4	0	1	0	0	0	1
4	0	3	1	0	0	0
3	0	0	0	1	1	3
3	0	0	0	0	1	3

1B:	4	SF:	0
2B:	3	SAC:	0
3B:	0	DP:	0
HR:	1	HBP:	0

WP:	0	PA:	35
PB:	0	SB:	0
CS:	0		

Batter	1	2	3	4	5	6	7	8	9
Frank Bolling, R OBP: 0.320, SLG: 0.432 (1, 4)	0-0 6-3 1-2f	0-3 K			0-0 E5		0-0 F9		
Charlie Maxwell, L OBP: 0.373, SLG: 0.534 (1, 7)	0-0 2B 1B		4-0 FC6-4 BB		0-0 F3		0-3 K		
Ray Boone, R OBP: 0.356, SLG: 0.393 (1, 3)	0-0 F3		0-0 FC6-4 1-2f		0-3 K		0-0 5-3		
Al Kaline, R OBP: 0.339, SLG: 0.446 (1, 8) (7, 9)	0-0 1-H HR 2B		0-0 L4		0-0 4-3 2B 2B		0-0 L8		
Jay Porter, R OBP: 0.423, SLG: 0.578 Bill Tuttle, R OBP: 0.284, SLG: 0.323 (1, 9) (7, 8)	0-0 2-H HR		0-0 F9		0-0 4-3 2-3		0-0 F2		
Harvey Kuenn, R OBP: 0.332, SLG: 0.395 (1, 6)	0-0 L4		0-0 4-3		0-0 F8		0-0 1B 1B		
Red Wilson, R OBP: 0.407, SLG: 0.478 (1, 2)		0-0 FC1-6 1B		0-0 F7		0-0 2B	0-0 1-2 1B		
Reno Bertoia, R OBP: 0.348, SLG: 0.370 (1, 5)		0-0 F3		0-0 F6		3-H 4-0 IBB	0-3 K		
Jim Bunning, R OBP: 0.259, SLG: 0.240 (1, 1)		0-0 FC1-6 1-2f		0-0 6-3		0-3 K			

Inning Stats	R: 3	H: 3	LOB: 3	K: 0	P: 6	R: 0	H: 1	LOB: 1	K: 1	P: 6	R: 0	H: 0	LOB: 1	K: 0	P: 7	R: 0	H: 0	LOB: 0	K: 0	P: 3	R: 0	H: 0	LOB: 1	K: 1	P: 6	R: 1	H: 2	LOB: 2	K: 1	P: 11	R: 0	H: 0	LOB: 0	K: 1	P: 5	R: 0	H: 2	LOB: 2	K: 1	P: 7
--------------	------	------	--------	------	------	------	------	--------	------	------	------	------	--------	------	------	------	------	--------	------	------	------	------	--------	------	------	------	------	--------	------	-------	------	------	--------	------	------	------	------	--------	------	------

PITCHER	IP	WLS	BF	H	R	ER	SO	BB	IBB	HBP	BLK	WP	HR	S	P	ERA	WHIP
Art Ceccarelli, L ERA: 4.01	1.0	L	6	3	3	3	0	0	0	0	0	0	1	6	6	27.00	3.000
Mike Fornieles, R ERA: 4.11	6.0		24	3	1	1	4	1	1	0	0	0	0	30	38	1.50	0.667
Hal Brown, R ERA: 3.75	1.0		5	2	0	0	1	0	0	0	0	0	0	7	7	0.00	2.000

Batter	1	2	3	4	5	6	7	8	9	AB R H RBI BB SO LOB	TOP																
Billy Gardner, R (1, 4) OBP: 0.320, SLG: 0.378	0-0 6-3		4-0 BB		0-0 6-3		4-0 2B 4-3 BB		0-0 F3	3 1 0 0 2 0 1																	
Bob Boyd, L (1, 3) OBP: 0.417, SLG: 0.433	0-0 F7		0-0 F3		4-0 BB BB		0-0 4-3 1-3 2B			3 0 1 0 1 0 2																	
Al Pilarcik, L (1, 9) OBP: 0.371, SLG: 0.400 Bob Nieman, R (7, PH) OBP: 0.376, SLG: 0.458 Jim Pyburn, R (7, 9) OBP: 0.410, SLG: 0.355	0-0 1-3			0-0 F3	4-0 BB		0-0 4-3			2 0 0 0 1 0 0 1 0 0 1 0 0 1 0 0 0 0 0 0 0																	
Gus Triandos, R (1, 2) OBP: 0.335, SLG: 0.436		0-3 K		0-0 F9	0-0 3-1		0-0 F8			4 0 0 0 0 1 4																	
Joe Durham, R (1, 8) OBP: 0.273, SLG: 0.273		0-3 K		0-0 BB 1B		0-0 2B 1B		0-0 1-3		4 0 2 0 0 1 0																	
Dick Williams, R (1, 7) OBP: 0.293, SLG: 0.335		0-0 F6		4-0 FC6-4 BB		0-0 FC4-2 2B		0-0 F5		3 0 1 0 1 0 0																	
Jim Brideweser, R (1, 5) OBP: 0.380, SLG: 0.350			0-0 L4	0-0 FC6-4		0-0 FC4-2		0-3 K		4 0 0 0 0 1 3																	
Willy Miranda, S (1, 6) OBP: 0.301, SLG: 0.227		0-3 K		0-0 F9	0-0 L8		0-0 F4			4 0 0 0 0 1 1																	
Ray Moore, R (1, 1) OBP: 0.243, SLG: 0.514 George Zuverink, R (8, 1) OBP: 0.222, SLG: 0.125 Bob Hale, L (9, PH) OBP: 0.278, SLG: 0.281		0-0 BB 1B		0-0 BB 2B		0-0 F7		0-0 F7		3 0 2 0 0 0 0 0 0 0 0 0 0 0 1 0 0 0 0 0 0																	
Inning Stats	R: 0 E: 0 K: 0 S: 3	H: 0 LOB: 0 BB: 0 P: 3	R: 0 E: 0 K: 2 S: 7	H: 0 LOB: 0 BB: 0 P: 7	R: 0 E: 0 K: 1 S: 6	H: 1 LOB: 2 BB: 1 P: 10	R: 0 E: 0 K: 0 S: 4	H: 1 LOB: 2 BB: 1 P: 8	R: 0 E: 0 K: 0 S: 4	H: 1 LOB: 3 BB: 2 P: 12	R: 0 E: 0 K: 0 S: 4	H: 2 LOB: 1 BB: 0 P: 4	R: 1 E: 0 K: 0 S: 4	H: 1 LOB: 1 BB: 1 P: 8	R: 0 E: 0 K: 1 S: 5	H: 0 LOB: 0 BB: 0 P: 5	R: 0 E: 0 K: 0 S: 3	H: 0 LOB: 0 BB: 0 P: 3	1B: 3 2B: 3 3B: 0 HR: 0	SF: 0 SAC: 0 DP: 0 HBP: 0	WP: 0 PB: 0 SB: 1 CS: 0	PA: 37					
PITCHER	IP	WLS	BF	H	R	ER	SO	BB	IBB	HBP	BLK	WP	HR	S	P	ERA	WHIP										
Paul Foytack, R (1, 1) ERA: 2.81	3.0		11	1	0	0	3	1	0	0	0	0	0	16	20	0.00	0.667										
Steve Gromek, R (4, 1) ERA: 6.5	1.2		9	2	0	0	0	2	0	0	0	0	0	7	15	0.00	2.400										
John Tsitouris, R (5, 1) ERA: 5.4	1.2	W	9	3	1	1	0	2	0	0	0	0	0	7	15	5.40	3.000										
Lou Stealer, L (7, 1) ERA: 1.83	2.2	S	8	0	0	0	1	0	0	0	0	0	0	10	10	0.00	0.000										

Baltimore Orioles @ Detroit Tigers
Briggs Stadium, Detroit, MI
 Thu Jun 13 1957, 4:33 AM EDT
 Att. 4,485 - Unknown

livebaseballscorecards.com

AB 32
R 1
H 6
RBI 1
BB 5
SO 4
LOB 12



BOTTOM

Baltimore Orioles @ Detroit Tigers

Briggs Stadium, Detroit, MI

Thu Jun 13 1957, 4:33 AM EDT
Att. 4,485 - Unknown

livebaseballscorecards.com

AB	27
R	2
H	5
RBI	2
BB	5
SO	2
LOB	10



WP:	0	PA:	32
PB:	0	SB:	0
CS:	0		

AB R H RBI BB SO LOB

3	0	0	0	1	0	1
3	1	1	1	1	1	1
4	0	0	0	0	0	1
3	1	0	0	1	0	1
3	0	2	1	0	0	0
1	0	0	0	0	0	0
2	0	1	0	1	0	1
3	0	0	0	0	0	3
2	0	0	0	1	0	0
0	0	0	0	0	0	0
1	0	1	0	0	0	0
0	0	0	0	0	0	0
1	0	0	0	0	1	2
1	0	0	0	0	0	0

1B:	3	SF:	0
2B:	1	SAC:	0
3B:	0	DP:	2
HR:	1	HBP:	0

Batter	1	2	3	4	5	6	7	8	9
Frank Bolling, R (1, 4) OBP: 0.319, SLG: 0.427	0-0 F3		0-0 G3-6-3			0-0 4-3	4-0 BB		
Charlie Maxwell, L (1, 7) OBP: 0.376, SLG: 0.548	4-0 BB			0-0 4-3		0-0 HR	0-3 K		
Ray Boone, R (1, 3) OBP: 0.350, SLG: 0.384	0-0 F8			0-0 F8		0-0 F4		0-0 F7	
Al Kaline, R (1, 8) (7, 9) OBP: 0.338, SLG: 0.440	0-0 L8			0-0 L8		4-0 2B	BB	0-0 L4	
Jay Porter, R (1, 9) OBP: 0.436, SLG: 0.604		0-0 G6-3			0-0 F2	0-0 2B		0-0 6-3	
Bill Tuttle, R (7, 8) OBP: 0.283, SLG: 0.321									
Harvey Kuenn, R (1, 6) OBP: 0.336, SLG: 0.396		0-0 G6-3			0-0 1-3	4-0 BB			
Frank House, L (1, 2) OBP: 0.368, SLG: 0.406		0-0 F3			0-0 1-3	0-0 F8			
Reno Bertoia, R (1, 5) OBP: 0.348, SLG: 0.364			0-0 F3		4-0 IBB		0-0 F5		
Paul Foytack, R (1, 1) OBP: 0.360, SLG: 0.304			0-0 G3-6-3		0-3 K		0-0 4-3		
Earl Torgeson, L (3, PH) OBP: 0.387, SLG: 0.380									
Steve Gromek, S (4, 1)									
John Tsitouris, R (5, 1)									
Lou Sleater, L (7, 1) OBP: 0.429, SLG: 0.857									

Inning Stats	R: 0	H: 0	E: 0	K: 0	S: 3	H: 1	LOB: 1	BB: 1	P: 7	R: 0	H: 1	E: 0	K: 0	S: 3	H: 0	LOB: 0	BB: 0	P: 3	R: 0	H: 0	E: 0	K: 0	S: 3	H: 1	LOB: 0	BB: 0	P: 3	R: 0	H: 0	E: 0	K: 0	S: 3	R: 0	H: 1	E: 0	K: 1	S: 6	H: 2	LOB: 2	BB: 1	P: 10	R: 2	H: 2	E: 0	K: 0	S: 5	H: 0	LOB: 1	BB: 1	P: 9	R: 0	H: 0	E: 0	K: 0	S: 3	H: 0	LOB: 0	BB: 0	P: 3
--------------	------	------	------	------	------	------	--------	-------	------	------	------	------	------	------	------	--------	-------	------	------	------	------	------	------	------	--------	-------	------	------	------	------	------	------	------	------	------	------	------	------	--------	-------	-------	------	------	------	------	------	------	--------	-------	------	------	------	------	------	------	------	--------	-------	------

PITCHER	IP	WLS	BF	H	R	ER	SO	BB	IBB	HBP	BLK	WP	HR	S	P	ERA	WHIP
Ray Moore, R (1, 1) ERA: 4.18	7.0	L	29	5	2	2	2	4	1	0	0	0	1	28	48	2.57	1.286
George Zuverink, R (8, 1) ERA: 1.61	1.0		3	0	0	0	0	0	0	0	0	0	0	3	3	0.00	0.000

PITCHER	IP	WLS	BF	H	R	ER	SO	BB	IBB	HBP	BLK	WP	HR	S	P	ERA	WHIP
---------	----	-----	----	---	---	----	----	----	-----	-----	-----	----	----	---	---	-----	------

Batter	1	2	3	4	5	6	7	8	9	AB R H RBI BB SO LOB	TOP													
Jim Busby, R (1, 8) <small>OBP: 0.188, SLG: 0.304</small>	0-0 F8		0-3 K		0-0 5-3			0-0 F3	0-0 F7	5 0 0 0 0 1 1														
Bob Boyd, L (1, 3) <small>OBP: 0.424, SLG: 0.447</small>	0-0 BB BB 1B		0-0 1B			0-0 G3 1B 2B		0-3 K		4 1 3 0 0 1 0														
Al Pilarcik, L (1, 9) <small>OBP: 0.374, SLG: 0.399</small>	4-0 BB BB 1-2 BB		0-0 F6			0-0 G3 2-3		0-0 1B		3 0 1 0 1 0 2														
Gus Triandos, R (1, 2) Joe Ginsberg, L (8, 2) <small>OBP: 0.333, SLG: 0.431</small> <small>OBP: 0.370, SLG: 0.429</small>	0-0 F9		0-0 6-3			0-0 5-3		0-0 1B		4 0 1 0 0 0 4 0 0 0 0 0 0 0														
Joe Durham, R (1, 7) <small>OBP: 0.333, SLG: 0.286</small>	4-0 BB BB 1-2 2-3 BB			0-3 K		0-0 1B		0-3 K		3 0 1 1 1 2 2														
Billy Gardner, R (1, 4) <small>OBP: 0.315, SLG: 0.371</small>	0-0 FC6-4 1-2f			0-0 6-3		0-0 F4			0-0 B5-3	4 0 0 0 0 0 4														
Billy Goodman, L (1, 5) <small>OBP: 0.182, SLG: 0.300</small>				0-0 L4			0-0 5-3		0-0 HR	4 1 1 1 0 1 0														
Willy Miranda, S (1, 6) <small>OBP: 0.293, SLG: 0.221</small> Tex Nelson, L (7, PH) <small>OBP: 0.280, SLG: 0.391</small> Jim Brideweser, R (7, 6) <small>OBP: 0.385, SLG: 0.356</small>					0-3 K		0-0 4-3		0-0 1B	2 0 0 0 0 2 0 1 0 0 0 0 0 0 1 0 1 0 0 0 0														
Bill Wight, L (1, 1) Bob Nieman, R (7, PH) <small>OBP: 0.374, SLG: 0.455</small> Hal Brown, R (7, 1) <small>OBP: 0.250, SLG: 0.231</small> Art Houtteman, R (7, 1) <small>OBP: 1.000, SLG: 1.000</small> Jim Pyburn, R (9, PH) <small>OBP: 0.400, SLG: 0.344</small>					0-0 F6		0-3 K		0-0 F8	2 0 0 0 0 1 0 1 0 1 0 0 0 0 0 1														
Inning Stats	R: 0 E: 0 K: 0 S: 4	H: 1 LOB: 3 BB: 2 P: 12	R: 0 E: 0 K: 2 S: 7	H: 0 LOB: 0 BB: 0 P: 7	R: 0 E: 0 K: 1 S: 6	H: 1 LOB: 1 BB: 0 P: 6	R: 0 E: 0 K: 1 S: 5	H: 0 LOB: 0 BB: 0 P: 5	R: 0 E: 0 K: 2 S: 7	H: 0 LOB: 0 BB: 0 P: 7	R: 1 E: 0 K: 0 S: 5	H: 2 LOB: 1 BB: 0 P: 5	R: 0 E: 0 K: 0 S: 3	H: 0 LOB: 0 BB: 0 P: 3	R: 0 E: 0 K: 2 S: 9	H: 2 LOB: 2 BB: 0 P: 9	R: 1 E: 0 K: 0 S: 5	H: 2 LOB: 1 BB: 0 P: 5	1B: 6 2B: 1 3B: 0 HR: 1	SF: 0 SAC: 0 DP: 0 HBP: 0	WP: 0 PB: 0 SB: 0 CS: 0	PA: 37		
PITCHER Mike Garcia, R (1, 1) <small>ERA: 3.88</small>	IP: 9.0 WLS: W BF: 37 H: 8 R: 2 ER: 2 SO: 8 BB: 2 IBB: 0 HBP: 0 BLK: 0 WP: 0 HR: 1 S: 51 P: 59 ERA: 2.00 WHIP: 1.111																							

Baltimore Orioles @ Cleveland Indians
Cleveland Municipal Stadium, Cleveland, OH

AB	35
R	2
H	8
RBI	2
BB	2
SO	8
LOB	14



Fri Jun 14 1957, 3:33 AM EDT
 Att: 11,735 - Unknown

livebaseballscorecards.com

Batter	1	2	3	4	5	6	7	8	9
Al Smith, R OBP: 0.374, SLG: 0.341 (1, 5)	0-0 CS 1B		0-0 L4-3 1B		0-0 5-3		4-0 HR BB		
Bobby Avila, R OBP: 0.307, SLG: 0.363 (1, 4) George Strickland, R OBP: 0.280, SLG: 0.282 (8, 4)	0-3 K		0-0 L4-3 1-2			0-3 K	0-0 HR 1-H 2-H		
Vic Wertz, L OBP: 0.422, SLG: 0.472 (1, 3)	0-3 K 1-2		0-0 G3			0-0 FC5-4 1B	4-0 BB		
Rocky Colavito, R OBP: 0.401, SLG: 0.463 (1, 9)		4-0 G3-6-3 1B BB		0-0 5-3		0-0 FC5-4 1-2f	0-0 F8		
Dick Williams, R OBP: 0.303, SLG: 0.368 (1, 7)		0-0 G3-6-3 1-2 1B		0-0 HR		0-0 F8		0-0 1B 2B	
Roger Maris, L OBP: 0.340, SLG: 0.482 (1, 8)		0-0 G3-6-3 1-2f 2-3 1B		0-0 4-3			0-0 SH1-4 2B 1B	0-0 G6-3 2-H 1B	
Chico Carrasquel, R OBP: 0.344, SLG: 0.397 (1, 6)		0-0 G3-6-3 1-2 1B 1B		0-3 K			0-0 SH1-4 1-2 1B	0-0 G6-3 1-2f 1B	
Jim Hegan, R OBP: 0.274, SLG: 0.297 (1, 2)		0-0 G3-6-3 1-2 1B 1B			0-0 F8		0-0 HR 2B	4-0 BB	
Mike Garcia, R OBP: 0.192, SLG: 0.125 (1, 1)		0-0 G3-6-3 1-2 2-H 1B			0-0 6-3		0-0 F9	0-0 1-3	

Inning Stats	R: 0 E: 0 K: 2 S: 7	H: 1 LOB: 1 BB: 0 P: 7	R: 1 E: 0 K: 0 S: 5	H: 4 LOB: 3 BB: 1 P: 9	R: 0 E: 0 K: 0 S: 3	H: 1 LOB: 0 BB: 0 P: 3	R: 1 E: 0 K: 1 S: 6	H: 1 LOB: 0 BB: 0 P: 6	R: 0 E: 0 K: 0 S: 3	H: 0 LOB: 0 BB: 0 P: 3	R: 0 E: 0 K: 1 S: 6	H: 1 LOB: 1 BB: 0 P: 6	R: 4 E: 0 K: 0 S: 6	H: 3 LOB: 1 BB: 2 P: 14	R: 1 E: 0 K: 0 S: 4	H: 2 LOB: 1 BB: 1 P: 8
1B: 9 2B: 4 3B: 0 HR: 2	SF: 0 SAC: 1 DP: 4 HBP: 0	WP: 0 PB: 0 SB: 0 CS: 1	PA: 36													


PITCHER	IP	WLS	BF	H	R	ER	SO	BB	IBB	HBP	BLK	WP	HR	S	P	ERA	WHIP
Bill Wight, L ERA: 4.58 (1, 1)	6.0	L	23	8	2	2	4	1	0	0	0	0	1	30	34	3.00	1.500
Hal Brown, R ERA: 4.44 (7, 1)	0.2		7	3	4	4	0	2	0	0	0	0	1	5	13	54.00	7.500
Art Houtteman, R ERA: 14.04 (7, 1)	1.1		6	2	1	1	0	1	0	0	0	0	0	5	9	6.75	2.250

BOTTOM

Baltimore Orioles @ Cleveland Indians
Cleveland Municipal Stadium, Cleveland, OH

Fri Jun 14 1957, 3:33 AM EDT
Att. 11,735 - Unknown

AB	31
R	7
H	13
RBI	7
BB	4
SO	4
LOB	11



PITCHER	IP	WLS	BF	H	R	ER	SO	BB	IBB	HBP	BLK	WP	HR	S	P	ERA	WHIP
Bill Wight, L ERA: 4.58 (1, 1)	6.0	L	23	8	2	2	4	1	0	0	0	0	1	30	34	3.00	1.500
Hal Brown, R ERA: 4.44 (7, 1)	0.2		7	3	4	4	0	2	0	0	0	0	1	5	13	54.00	7.500
Art Houtteman, R ERA: 14.04 (7, 1)	1.1		6	2	1	1	0	1	0	0	0	0	0	5	9	6.75	2.250

Batter	1	2	3	4	5	6	7	8	9	AB R H RBI BB SO LOB	TOP									
Billy Gardner, R (1, 4) OBP: 0.310, SLG: 0.365	0-3 K		0-0 1-3		0-0 SH1-4		0-0 FC3-5 E BB 1B		0-0 6-3	4 1 0 0 0 1 1										
Bob Boyd, L (1, 3) OBP: 0.423, SLG: 0.464	0-0 L6		0-0 F6		0-0 HR		0-0 L8		0-0 BB 3B 1B	5 2 2 2 0 0 2										
Joe Durham, R (1, 7) OBP: 0.400, SLG: 0.250	4-0 1B BB		0-3 K		0-0 F7		4-0 1B E BB		4-0 BB BB BB BB 3B BB	2 2 0 0 3 1 0										
Gus Triandos, R (1, 2) OBP: 0.346, SLG: 0.455	0-0 1B 1-3 1B			0-0 FC6-4 1B	0-3 K		0-0 1-3 2-H 1B		0-0 1-H 2-H 1B 3B	5 1 4 3 0 1 0										
Jim Busby, R (1, 8) OBP: 0.200, SLG: 0.310	0-0 1-2 1B		0-0 L9		0-3 K		0-0 L7		0-0 3-H 1B	5 0 2 2 0 1 5										
Jim Pyburn, R (1, 9) OBP: 0.356, SLG: 0.297	0-0 L5		0-0 FC6-4 3B		0-0 F5		0-0 F9		0-0 L7	5 1 0 0 0 0 4										
Billy Goodman, L (1, 5) OBP: 0.192, SLG: 0.375		0-0 F5		0-0 1-H 3B		0-3 K		0-0 4-3		4 0 1 1 0 1 0										
Willy Miranda, S (1, 6) OBP: 0.278, SLG: 0.208		0-0 F6		0-0 L5		0-0 4-3		0-0 F4		4 0 0 0 0 0 1										
Billy Loes, R (1, 1) OBP: 0.167, SLG: 0.095		0-3 K			4-0 SH1-4 HR BB		0-0 FC3-5 2B		0-0 L6	2 1 1 0 1 1 0										
Jim Brideweser, R (7, PR) OBP: 0.385, SLG: 0.356										0 0 0 0 0 0 0										
George Zuverink, R (7, 1) OBP: 0.200, SLG: 0.111										1 0 0 0 0 0 0										
Inning Stats	R: 1 E: 0 K: 1 S: 7	H: 2 LOB: 2 BB: 1 P: 11	R: 0 E: 0 K: 1 S: 5	H: 0 LOB: 0 BB: 0 P: 5	R: 0 E: 0 K: 1 S: 5	H: 0 LOB: 1 BB: 0 P: 5	R: 1 E: 0 K: 0 S: 5	H: 2 LOB: 1 BB: 1 P: 5	R: 0 E: 0 K: 1 S: 5	H: 0 LOB: 0 BB: 0 P: 5	R: 1 E: 1 K: 0 S: 5	H: 2 LOB: 3 BB: 1 P: 9	R: 0 E: 0 K: 0 S: 3	H: 0 LOB: 0 BB: 0 P: 3	R: 3 E: 0 K: 0 S: 6	H: 3 LOB: 1 BB: 1 P: 10	1B: 6 2B: 1 3B: 2 HR: 1	SF: 0 SAC: 1 DP: 0 HBP: 0	WP: 0 PB: 1 SB: 0 CS: 0	PA: 42
PITCHER	IP WLS BF H R ER SO BB IBB HBP BLK WP HR S P ERA WHIP																			
Bud Daley, L (1, 1) ERA: 4.31	6.2 L 30 6 5 5 6 3 0 0 0 0 0 1 39 51 6.75 1.350																			
Stan Pitula, R (7, 1) ERA: 6.0	0.1 2 1 0 0 0 0 0 0 0 0 0 0 2 2 0.00 3.000																			
Hank Aguirre, L (8, 1) ERA: 9.39	2.0 10 3 3 3 0 1 0 0 0 0 0 0 9 13 13.50 2.000																			

Baltimore Orioles @ Cleveland Indians
Cleveland Municipal Stadium, Cleveland, OH
 Sat Jun 15 1957, 3:33 AM EDT
 Att. 4,158 - Unknown

livebaseballscorecards.com

AB	37
R	8
H	10
RBI	8
BB	4
SO	6
LOB	13



Batter	1	2	3	4	5	6	7	8	9	AB R H RBI BB SO LOB	TOP																									
Billy Gardner, R (1, 4) OBP: 0.320, SLG: 0.371	0-0 FC6-4 1B		0-0 6-3		4-0 G1-6-3 BB		0-0 WP 1B		0-0 1B	4 0 3 0 1 0 0	Baltimore Orioles @ Cleveland Indians Cleveland Municipal Stadium, Cleveland, OH Sun Jun 16 1957, 3:33 AM EDT Unknown																									
Bob Boyd, L (1, 3) OBP: 0.412, SLG: 0.450	0-0 FC6-4 1B		0-3 K		0-0 G1-6-3		0-0 F5		0-0 F8	5 1 0 0 0 1 4																										
Joe Durham, R (1, 7) OBP: 0.417, SLG: 0.263 Bob Hale, L (9, PH) OBP: 0.270, SLG: 0.273	4-0 1B 1-2 BB		0-3 K		0-0 1B		0-0 F2		0-0 F9	3 0 1 0 1 1 1 1 0 0 0 0 0 1																										
Gus Triandos, R (1, 2) OBP: 0.342, SLG: 0.447	0-0 1-2 2-H 1B				0-0 F7		0-0 1-4-3		0-0 F5	5 0 1 1 0 0 2																										
Jim Busby, R (1, 8) OBP: 0.202, SLG: 0.299	0-0 F4				0-0 F7		4-0 BB		0-3 K	3 0 0 0 1 1 2																										
Jim Pyburn, R (1, 9) OBP: 0.367, SLG: 0.300	0-0 3-1				0-0 E 2B 1B		0-0 F9		4-0 BB 1B BB	3 1 1 0 1 0 3																										
Billy Goodman, L (1, 5) OBP: 0.233, SLG: 0.429					0-0 E5 2B 2B		0-0 F8		0-0 BB 1B	4 1 2 0 0 0 1																										
Willy Miranda, S (1, 6) OBP: 0.280, SLG: 0.227 Al Pilarcik, L (8, PH) OBP: 0.377, SLG: 0.399 Jim Brideweser, R (8, 6) OBP: 0.385, SLG: 0.356					0-0 K 2B		0-3 K		4-0 BB 1B BB	3 0 1 2 0 0 1 0 0 0 0 1 0 0 0 0 0 0 0 0 0																										
Connie Johnson, R (1, 1) OBP: 0.118, SLG: 0.118					0-0 2-H 3-H 2B				1-2 2-3 BB	4 0 0 0 0 0 4																										
Connie Johnson, R (1, 1) OBP: 0.118, SLG: 0.118					0-0 F4		0-0 6-3		0-0 F9	4 0 0 0 0 0 4																										
Inning Stats	R: 1 E: 0 K: 0 S: 5	H: 2 LOB: 2 BB: 1 P: 9	R: 0 E: 0 K: 0 S: 3	H: 0 LOB: 0 BB: 0 P: 3	R: 0 E: 0 K: 2 S: 7	H: 0 LOB: 0 BB: 0 P: 7	R: 2 E: 1 K: 0 S: 6	H: 3 LOB: 1 BB: 0 P: 6	R: 0 E: 0 K: 1 S: 5	H: 0 LOB: 1 BB: 1 P: 9	R: 0 E: 0 K: 0 S: 4	H: 1 LOB: 1 BB: 0 P: 4	R: 0 E: 0 K: 1 S: 6	H: 1 LOB: 3 BB: 2 P: 14	R: 0 E: 0 K: 0 S: 4	H: 1 LOB: 1 BB: 0 P: 4	1B: 7 2B: 2 3B: 0 HR: 0	SF: 0 SAC: 0 DP: 1 HBP: 0	WP: 1 PB: 0 SB: 0 CS: 0	PA: 40																
PITCHER	IP WLS BF H R ER SO BB IBB HBP BLK WP HR S P ERA WHIP																																			
Don Mossi, L (1, 1) ERA: 2.68	7.0		30	7	3	1	3	3	0	0	0	1	0	33	45	1.29	1.429																			
Cal McLish, R (8, 1) ERA: 4.01	0.2		5	1	0	0	1	2	0	0	0	0	0	5	13	0.00	4.500																			
Ray Narveski, R (8, 1) ERA: 2.58	1.1	W	5	1	0	0	0	0	0	0	0	0	0	5	5	0.00	0.750																			

livebaseballscorecards.com

AB	35
R	3
H	9
RBI	3
BB	5
SO	4
LOB	19



Baltimore Orioles @ Cleveland Indians
Cleveland Municipal Stadium, Cleveland, OH

Sun Jun 16 1957, 3:38 AM EDT
 Att. 19,504 - Unknown

AB	31
R	1
H	6
RBI	1
BB	2
SO	4
LOB	13



WP:	0	PA:	34
PB:	0		
SB:	0		
CS:	0		

AB	R	H	RBI	BB	SO	LOB
4	1	1	0	0	0	0
4	0	3	1	0	0	0
3	0	0	0	1	0	2
4	0	2	0	0	0	1
2	0	0	0	1	1	3
3	0	0	0	0	0	4
0	0	0	0	0	0	0
1	0	0	0	0	1	1
4	0	0	0	0	1	2
2	0	0	0	0	0	0
1	0	0	0	0	1	0
0	0	0	0	0	0	0
2	0	0	0	0	0	0
1	0	0	0	0	0	0

Batter	1	2	3	4	5	6	7	8	9
Billy Gardner, R (1, 4) OBP: 0.319, SLG: 0.373	0-0 F3		0-0 4-3			0-0 F7		0-0 1B 2B	
Billy Goodman, L (1, 5) OBP: 0.294, SLG: 0.469	0-0 1-3			0-0 1B BB G1-2-3 1B		0-0 1B		0-0 2-H 1B	
Jim Busby, R (1, 8) OBP: 0.204, SLG: 0.289	0-0 F7			4-0 1B BB		0-0 F2		0-0 F4	
Bob Boyd, L (1, 3) OBP: 0.414, SLG: 0.451 (7, 7)		0-0 4-3		0-0 1B BB 1-2 2-3		0-0 F8		0-0 SH5-3 1B	
Al Pilarcik, L (1, 9) OBP: 0.376, SLG: 0.393		4-0 BB		0-3 K		0-0 F3		0-0 SH5-3	
Joe Durham, R (1, 7) OBP: 0.370, SLG: 0.227		0-0 F4		0-0 G1-2-3		0-0 5-3		0-3 K	
Ken Lehman, L (7, 1) OBP: 0.500, SLG: 0.500				3-H					
Gus Triandos, R (9, PH) OBP: 0.340, SLG: 0.444									
Joe Ginsberg, L (1, 2) OBP: 0.351, SLG: 0.403		0-3 K			0-0 F7		0-0 4-3	0-0 F3	
Willy Miranda, S (1, 6) OBP: 0.274, SLG: 0.221			0-0 4-3		0-0 F4		0-3 K		
Bob Nieman, R (8, PH) OBP: 0.372, SLG: 0.453									
Jim Brideweser, R (8, 6) OBP: 0.385, SLG: 0.356									
Billy O'Dell, S (1, 1) OBP: 0.286, SLG: 0.286			0-0 4-3		0-0 F9		0-0 F8		
Bob Hale, L (7, 3) OBP: 0.263, SLG: 0.265									

PITCHER	IP	WLS	BF	H	R	ER	SO	BB	IBB	HBP	BLK	WP	HR	S	P	ERA	WHIP
Early Wynn, R (1, 1) ERA: 4.21	9.0	W	34	6	1	1	4	2	0	0	0	0	0	40	48	1.00	0.889

Batter	1	2	3	4	5	6	7	8	9	AB R H RBI BB SO LOB	TOP																							
Luis Aparicio, R (1, 6) OBP: 0.301, SLG: 0.285	0-0 4-3 6-3 1B		4-0 F8 1B BB		0-0 F3		0-0 1B S FC6-4 1B		0-0 F9	4 1 2 0 1 0 0																								
Nellie Fox, L (1, 4) OBP: 0.408, SLG: 0.470	0-0 6-3		0-0 1-2 1B		0-0 F2		0-0 1-3 FC6-4 1B		0-0 6-3	5 0 2 0 0 0 1																								
Minnie Minoso, R (1, 7) OBP: 0.348, SLG: 0.417	0-0 4-3		0-0 2-3 F8		0-0 1-2 S 1B		0-0 1-2f 3-H FC6-4			4 0 1 1 0 0 4																								
Walt Dropo, R (1, 3) OBP: 0.301, SLG: 0.500	0-0 6-3		0-0 F4		0-0 1-2 F9		0-0 F4			4 0 0 0 0 0 5																								
Jim Rivera, L (1, 9) OBP: 0.333, SLG: 0.465		0-3 K		0-0 3B		0-0 F8		0-3 K		4 0 1 0 0 2 0																								
Sherm Lollar, R (1, 2) OBP: 0.307, SLG: 0.391		0-0 6-3		0-0 6-3		4-0 WP BB		0-0 F8		3 0 0 0 1 0 1																								
Larry Doby, L (1, 8) OBP: 0.350, SLG: 0.407		4-0 BB		4-0 BB		0-0 1-2 F7		0-0 1B		2 0 1 0 2 0 1																								
Sammy Esposito, R (8, PR) OBP: 0.229, SLG: 0.161		0-0 FC6-4 BB		0-0 BB		0-0 2-3		0-0 L3		0 0 0 0 0 0 0																								
Bubba Phillips, R (1, 5) OBP: 0.329, SLG: 0.349		0-0 FC6-4		0-0 F9						3 0 0 0 0 0 4																								
Earl Torgeson, L (8, PH) OBP: 0.385, SLG: 0.377		1-2f								1 0 0 0 0 0 1																								
Jim Landis, R (8, 8) OBP: 0.342, SLG: 0.288										0 0 0 0 0 0 0																								
Billy Pierce, L (1, 1) OBP: 0.167, SLG: 0.190			0-0 1-3		0-0 1-3		0-0 F5		0-0 F8	3 0 0 0 0 0 2																								
Dixie Howell, L (7, 1) OBP: 0.375, SLG: 1.250										1 0 0 0 0 0 0																								
Inning Stats	R: 0 E: 0 K: 0 S: 4	H: 1 LOB: 1 BB: 0 P: 4	R: 0 E: 0 K: 1 S: 5	H: 0 LOB: 1 BB: 1 P: 9	R: 0 E: 0 K: 0 S: 4	H: 1 LOB: 2 BB: 1 P: 8	R: 0 E: 0 K: 0 S: 4	H: 0 LOB: 1 BB: 1 P: 7	R: 1 E: 0 K: 0 S: 5	H: 2 LOB: 1 BB: 0 P: 5	R: 0 E: 0 K: 1 S: 6	H: 1 LOB: 1 BB: 0 P: 6	R: 0 E: 0 K: 0 S: 3	H: 0 LOB: 0 BB: 0 P: 3	1B: 6 2B: 0 3B: 1 HR: 0	SF: 0 SAC: 0 DP: 0 HBP: 0	WP: 1 PB: 0 SB: 2 CS: 0	PA: 38																
PITCHER	IP WLS BF H R ER SO BB IBB HBP BLK WP HR S P ERA WHIP																																	
Ray Moore, R (1, 1) ERA: 4.01	6.1	29	6	1	1	1	1	4	0	0	0	1	0	27	43	1.42	1.579																	
George Zuverink, R (7, 1) ERA: 1.61	2.2	9	1	0	0	1	0	0	0	0	0	0	0	11	11	0.00	0.375																	

Chicago White Sox @ Baltimore Orioles
 Memorial Stadium, Baltimore, MD
 Tue Jun 18 1957, 7:05 PM EDT
 Att: 41,515 - Unknown

livebaseballscorecards.com

AB	34
R	1
H	7
RBI	1
BB	4
SO	2
LOB	19



Batter	1	2	3	4	5	6	7	8	9	AB R H RBI BB SO LOB	TOP			
Luis Aparicio, R (1, 6) OBP: 0.294, SLG: 0.278	0-0 1-3	0-0 F9			0-3 K				0-0 G3	5 0 0 0 0 1 2				
Nellie Fox, L (1, 4) OBP: 0.410, SLG: 0.466	4-0 G5-4-3 BB		0-0 G3		0-0 F4				1-0 HBP	2 0 0 0 1 0 0				
Minnie Minoso, R (1, 7) OBP: 0.351, SLG: 0.419	0-0 G5-4-3 1-2f		0-0 CS 1B		0-0 WP 1B				0-0 F8	4 0 2 0 0 0 2				
Sherm Lollar, R (1, 2) OBP: 0.305, SLG: 0.385		4-0 BB 1B BB	0-3 K		0-3 K				0-0 F9	3 1 0 0 1 2 3				
Walt Dropo, R (1, 3) OBP: 0.316, SLG: 0.495		4-0 1B 1-2 1B BB		4-0 1B FC3-6 BB		4-0 1B BB			0-3 K	1 2 0 0 3 1 0				
Jim Rivera, L (1, 9) OBP: 0.331, SLG: 0.459		0-0 SH3-4 1-3 2-H 1B		0-0 F8		0-3 K			0-0 F5	4 0 1 1 0 1 2				
Bubba Phillips, R (1, 8) OBP: 0.333, SLG: 0.353		0-0 SH3-4 1-2 3-H 1B		0-0 FC3-6 1-3 1B		0-0 F3			0-3 K	4 0 2 1 0 1 1				
Sammy Esposito, R (1, 5) OBP: 0.237, SLG: 0.176		0-0 SH3-4 1-2 2-3		0-0 FC3-6 1-2f 3-H		0-0 1B			0-3 K	3 0 1 1 0 1 1				
Bob Keegan, R (1, 1) Jack Harshman, L (7, 1) OBP: 0.393, SLG: 0.522		0-0 F6		0-0 F8		0-0 F7			0-3 K	3 0 0 0 0 0 5 1 0 0 0 0 1 0				
Inning Stats	R: 0 E: 0 K: 0 S: 2 H: 0 LOB: 0 BB: 1 P: 6	R: 2 E: 0 K: 0 S: 5 H: 2 LOB: 2 BB: 2 P: 13	R: 0 E: 0 K: 1 S: 5 H: 1 LOB: 0 BB: 0 P: 5	R: 1 E: 0 K: 0 S: 4 H: 1 LOB: 1 BB: 1 P: 8	R: 0 E: 0 K: 2 S: 8 H: 1 LOB: 1 BB: 0 P: 8	R: 0 E: 0 K: 1 S: 6 H: 1 LOB: 2 BB: 1 P: 10	R: 0 E: 0 K: 0 S: 3 H: 0 LOB: 1 BB: 0 P: 4	R: 0 E: 0 K: 2 S: 7 H: 0 LOB: 0 BB: 0 P: 7	R: 0 E: 0 K: 2 S: 7 H: 0 LOB: 0 BB: 0 P: 7	1B: 6 2B: 0 3B: 0 HR: 0 SF: 0 SAC: 1 DP: 1 HBP: 1	WP: 1 PB: 0 SB: 0 CS: 1 PA: 37			
PITCHER	IP WLS BF H R ER SO BB IBB HBP BLK WP HR S P ERA WHIP												PITCHER	IP WLS BF H R ER SO BB IBB HBP BLK WP HR S P ERA WHIP
Art Ceccarelli, L (1, 1) ERA: 4.41	1.0 L 7 2 2 2 0 3 0 0 0 0 0 0 4 16 18.00 5.000													
Ken Lehman, L (2, 1) ERA: 0.68	4.0 15 3 1 1 3 1 0 0 0 1 0 20 24 2.25 1.000													
Bill Wight, L (6, 1) ERA: 4.35	2.0 9 1 0 0 1 1 0 1 0 0 0 9 14 0.00 1.000													
Billy O'Dell, L (8, 1) ERA: 2.05	2.0 6 0 0 0 0 4 0 0 0 0 0 0 14 14 0.00 0.000													

Chicago White Sox @ Baltimore Orioles
 Memorial Stadium, Baltimore, MD
 Wed Jun 19 1957, 7:05 PM EDT
 Att. 12,451 - Unknown

livebaseballscorecards.com

AB	30
R	3
H	6
RBI	3
BB	5
SO	8
LOB	16



BOTTOM

Chicago White Sox @ Baltimore Orioles
Memorial Stadium, Baltimore, MD

Wed Jun 19 1957, 7:05 PM EDT
Att. 12,451 - Unknown

livebaseballscorecards.com

AB	35
R	1
H	9
RBI	1
BB	2
SO	1
LOB	20



WP	1	PA	37
PB	0		
SB	0		
CS	0		

AB R H RBI BB SO LOB

4 0 2 0 1 0 2
3 0 0 0 0 0 3
1 0 0 0 0 0 2
0 0 0 0 0 0 0

4 0 1 0 0 0 4

4 0 0 0 0 0 2

3 0 0 0 1 0 2

4 1 1 0 0 0 1

4 0 0 0 0 1 2

4 0 2 0 0 0 1

0 0 0 0 0 0 0
2 0 2 1 0 0 0
0 0 0 0 0 0 0
1 0 1 0 0 0 0
0 0 0 0 0 0 0
1 0 0 0 0 0 1

1B: 7 SF: 0
2B: 2 SAC: 0
3B: 0 DP: 0
HR: 0 HBP: 0

Batter	1	2	3	4	5	6	7	8	9
Billy Gardner, R OBP: 0.327, SLG: 0.376 (1, 4)	0-0 1B 1B	0-0 F7			0-0 1-2 2-3 1B		4-0 1-2 FC6-4 BB		0-0 F5
Bob Boyd, L OBP: 0.404, SLG: 0.439 Bob Nieman, R OBP: 0.373, SLG: 0.450 George Kell, R OBP: 0.341, SLG: 0.403 (7, PH) (7, PR) (8, 3)	0-0 F7		0-0 6-3		0-0 F4		0-0 FC6-4		
Billy Goodman, L OBP: 0.269, SLG: 0.444 (1, 5)	0-0 1-2 1B		0-0 F8		0-0 F9		0-0 F9		
Gus Triandos, R OBP: 0.337, SLG: 0.429 (1, 2)	0-0 F8		0-0 F9			0-0 F7		0-0 F7	
Al Pilarcik, L OBP: 0.371, SLG: 0.378 (1, 9)	0-0 F9			0-0 F9		4-0 5-3 BB		0-0 4-3	
Jim Busby, R OBP: 0.228, SLG: 0.309 (1, 8)		0-0 F8 1B 2B		0-0 5-3		0-0 5-3		0-0 F3	
Joe Durham, R OBP: 0.286, SLG: 0.167 (1, 7)		0-0 F8 2-3		0-0 F7		0-0 F8		0-3 K	
Willy Miranda, S OBP: 0.283, SLG: 0.238 (1, 6)		0-0 F2			0-0 1B 1B 1B		0-0 F9		0-0 WP 2B
Art Ceccarelli, R Ken Lehman, L Bill Wright, L Jim Brideweser, R Billy O'Dell, S Bob Hale, L (1, 1) (2, 1) (6, 1) (7, PH) (8, 1) (9, PH)		0-0 3-H 1B			0-0 1-2 1B		0-0 FC6-4 BB 1B		0-0 F8 2-3

Inning Stats	R: 0	H: 2	E: 0	LOB: 2	K: 0	BB: 0	S: 5	P: 5	R: 1	H: 2	E: 0	LOB: 1	K: 0	BB: 0	S: 5	P: 5	R: 0	H: 0	E: 0	LOB: 0	K: 0	BB: 0	S: 3	P: 3	R: 0	H: 0	E: 0	LOB: 0	K: 0	BB: 0	S: 3	P: 3	R: 0	H: 3	E: 0	LOB: 2	K: 0	BB: 0	S: 5	P: 5	R: 0	H: 0	E: 0	LOB: 1	K: 0	BB: 1	S: 3	P: 7	R: 0	H: 1	E: 0	LOB: 2	K: 0	BB: 1	S: 4	P: 8	R: 0	H: 0	E: 0	LOB: 0	K: 0	BB: 0	S: 3	P: 3	R: 0	H: 1	E: 0	LOB: 1	K: 1	BB: 0	S: 6	P: 6	1B: 7	SF: 0	2B: 2	SAC: 0	3B: 0	DP: 0	HR: 0	HBP: 0	WP: 1	PA: 37
--------------	------	------	------	--------	------	-------	------	------	------	------	------	--------	------	-------	------	------	------	------	------	--------	------	-------	------	------	------	------	------	--------	------	-------	------	------	------	------	------	--------	------	-------	------	------	------	------	------	--------	------	-------	------	------	------	------	------	--------	------	-------	------	------	------	------	------	--------	------	-------	------	------	------	------	------	--------	------	-------	------	------	-------	-------	-------	--------	-------	-------	-------	--------	-------	--------

PITCHER	IP	WLS	BF	H	R	ER	SO	BB	IBB	HBP	BLK	WP	HR	S	P	ERA	WHIP
Bob Keegan, R ERA: 3.89 (1, 1)	6.0	W	25	7	1	1	0	1	0	0	0	0	0	24	28	1.50	1.333
Jack Harshman, L ERA: 4.44 (7, 1)	3.0	S	12	2	0	0	1	1	0	0	0	1	0	13	17	0.00	1.000

Batter	1	2	3	4	5	6	7	8	9	AB R H RBI BB SO LOB	TOP	
Luis Aparicio, R (1, 6) OBP: 0.291, SLG: 0.274 Dixie Howell, L (8, PH) OBP: 0.333, SLG: 1.111 Paul LaPalme, L (8, 1)	0-0 6-3		0-0 F8		0-0 G1-6-3			0-0 G4-6-3		3 0 0 0 0 0 3 1 0 0 0 0 0 1 0 0 0 0 0 0 0		
Nellie Fox, L (1, 4) OBP: 0.403, SLG: 0.458	0-0 F4			0-0 6-3		0-0 4-3		0-0 4-3		4 0 0 0 0 0 0		
Minnie Minoso, R (1, 7) OBP: 0.353, SLG: 0.420	0-0 CS 1B			0-0 F8		0-0 F8			0-0 1B	4 0 2 0 0 0 0		
Earl Torgeson, L (1, 3) OBP: 0.377, SLG: 0.357	0-0 CS 1-2	0-3 K		4-0 BB		0-0 F5			0-0 F9	3 0 0 0 1 1 1		
Sherm Lollar, R (1, 2) OBP: 0.304, SLG: 0.378		0-0 F3		0-0 F4		H 1-0 FC1-6 HBP			0-0 F4	3 0 0 0 0 0 2		
Jim Rivera, L (1, 9) OBP: 0.323, SLG: 0.447		0-0 F8			0-0 4-3	X 0-0 FC1-6 1-2f			0-0 5-3	4 0 0 0 0 0 2		
Fred Hatfield, L (1, 5) OBP: 0.368, SLG: 0.217			0-0 F2		B B B 4-0 1B BB	X 0-0 F7				2 1 0 0 1 0 1		
Bubba Phillips, R (1, 8) OBP: 0.339, SLG: 0.359			0-0 1B		X 0-0 1B	X 0-0 1-3				3 0 2 0 0 0 1		
Bill Fischer, R Ron Northey, L Billy Pierce, L Gerry Staley, R Larry Doby, L Dick DiGiovanni, L Jim Derrington, L Sammy Esposito, R			0-0 1B		X 0-0 G1-6-3 1-2 2-H 1B			0-0 G4-6-3 1B		0 0 0 0 0 0 0 1 0 0 1 0 0 0 0 0 0 0 0 0 0 0 0 0 0 0 0 0 1 0 0 1 0 0 0 0 0 0 0 0 0 0 0 0 0 0 0 0 0 1 0 0 1 0 0 0		
Inning Stats	R: 0 H: 1 E: 0 LOB: 0 K: 0 BB: 0 S: 3 P: 3	R: 0 H: 0 E: 0 LOB: 0 K: 1 BB: 0 S: 5 P: 5	R: 0 H: 2 E: 0 LOB: 1 K: 0 BB: 0 S: 4 P: 4	R: 0 H: 0 E: 0 LOB: 1 K: 0 BB: 1 S: 3 P: 7	R: 1 H: 2 E: 0 LOB: 2 K: 0 BB: 1 S: 4 P: 8	R: 0 H: 0 E: 0 LOB: 0 K: 0 BB: 0 S: 3 P: 3	R: 0 H: 0 E: 0 LOB: 1 K: 0 BB: 0 S: 3 P: 4	R: 0 H: 1 E: 0 LOB: 0 K: 0 BB: 0 S: 3 P: 3	R: 0 H: 1 E: 0 LOB: 1 K: 0 BB: 0 S: 4 P: 4	1B: 7 SF: 0 2B: 0 SAC: 0 3B: 0 DP: 2 HR: 0 HBP: 1	WP: 0 PA: 34 PB: 0 SB: 0 CS: 1	
PITCHER Billy Loes, R (1, 1) ERA: 2.97	IP WLS BF H R ER SO BB IBB HBP BLK WP HR S P ERA WHIP											
	9.0 W 33 7 1 1 1 2 0 1 0 0 0 32 41 1.00 1.000											

Chicago White Sox @ Baltimore Orioles
 Memorial Stadium, Baltimore, MD
 Thu Jun 20 1957, 3:33 AM EDT
 Att. 7,578 - Unknown

livebaseballscorecards.com

AB	30
R	1
H	7
RBI	1
BB	2
SO	1
LOB	11



Detroit Tigers @ Baltimore Orioles
Memorial Stadium, Baltimore, MD

Fri Jun 21 1957, 7:05 PM EDT
 Att. 19,044 - Unknown

livebaseballscorecards.com

AB	34
R	5
H	8
RBI	4
BB	5
SO	5
LOB	13



AB	R	H	RBI	BB	SO	LOB
5	1	2	2	0	0	1
5	1	2	1	0	0	1
4	0	0	0	1	0	1
3	0	0	0	1	0	1
3	1	1	0	1	0	1
4	0	1	0	0	2	3
2	1	0	0	1	0	0
1	0	1	1	0	0	0
4	0	0	0	0	1	3
3	1	1	0	1	2	2
0	0	0	0	0	0	0

Batter	1	2	3	4	5	6	7	8	9
Harvey Kuenn, R (1, 6) OBP: 0.336, SLG: 0.410	0-0 4-3		0-0 F9		0-0 3B 2B		0-0 G6-3 1B		0-0 F8
Bill Tuttle, R (1, 8) OBP: 0.291, SLG: 0.339	0-0 F8			0-0 1B	0-0 PB 3B		0-0 G6-3 1-2f		0-0 F8
Charlie Maxwell, L (1, 7) OBP: 0.373, SLG: 0.512	0-0 3-1			0-0 F7 BB BB	4-0 BB PB BB		0-0 F9		0-0 5-3
Al Kaline, R (1, 9) OBP: 0.343, SLG: 0.424		0-0 L9		0-0 L8 BB BB	4-0 BB BB		0-0 L6-3		
Frank House, L (1, 2) OBP: 0.355, SLG: 0.400		0-0 F9		0-0 F7 BB BB	4-0 FC6-4 BB		0-0 1B 1B		
Dave Philley, S (1, 3) OBP: 0.366, SLG: 0.383		0-3 K			K FC6-4		0-0 1B 1B		
Jack Dittmer, L (1, 4) OBP: 0.304, SLG: 0.286			0-0 1-3		4-0 BB 2B BB	0-0 F7		0-0 1B	
Frank Bolling, R (6, 4) OBP: 0.305, SLG: 0.402								0-0 1B	
Reno Bertoia, R (1, 5) OBP: 0.354, SLG: 0.364			0-0 F8		0-3 K	0-0 L8		0-0 F1	
Jim Bunning, R (1, 1) OBP: 0.314, SLG: 0.281			0-0		4-0 2B BB	0-3 K		0-3 K	
Don Lee, R (9, 1) OBP: 0.182, SLG: 0.182									

Inning Stats																																																											
R	H	E	K	S	R	H	E	K	S	R	H	E	K	S	R	H	E	K	S	R	H	E	K	S	R	H	E	K	S	R	H	E	K	S																									
0	0	0	0	3	0	0	0	1	5	0	1	0	0	4	0	1	0	0	4	4	2	0	2	9	0	0	0	1	5	0	1	0	0	3	1	3	0	1	8	0	0	0	0	3	6	1	0	0	0	0	0	0	0	0	1	2	2	0	0

PITCHER																
IP	WLS	BF	H	R	ER	SO	BB	IBB	HBP	BLK	WP	HR	S	P	ERA	WHIP
4.2		22	4	4	4	3	4	0	0	0	0	0	24	40	7.71	1.714
2.1		8	1	0	0	1	1	0	0	0	0	0	9	13	0.00	0.857
2.0	W	9	3	1	1	1	0	0	0	0	0	0	11	11	4.50	1.500

Batter	1	2	3	4	5	6	7	8	9	10	11	12	13	AB R H RBI BB SO LOB	TOP													
Harvey Kuenn, R OBP: 0.332, SLG: 0.404 (1, 6)	0-0 4-3		0-0 6-3			0-0 L3		0-0 L4		0-0 1B			0-0 F4	6 0 1 0 0 0 2														
Bill Tuttle, R OBP: 0.292, SLG: 0.335 (1, 8)	0-0 1B		0-3 K			0-0 G3			4-0 SH1-4 SH FC6-4 BB	0-0 G3			0-0 6-3	5 1 1 0 1 1 2														
Charlie Maxwell, L OBP: 0.373, SLG: 0.514 (1, 7) (8, 9)	0-3 K				0-0 FC6-4 1B				0-0 SH FC6-4 SH1-4 1-2				0-0 K	5 1 2 0 0 3 1														
Al Kaline, R OBP: 0.340, SLG: 0.419 (1, 9) (8, 7)	0-3 K				0-0 FC6-4 BB 1-2			0-0 L8	0-0 SH1-4			0-0 L4-3	0-0 2B 1B	5 0 1 1 0 1 2														
Red Wilson, R OBP: 0.377, SLG: 0.423 Frank House, L OBP: 0.354, SLG: 0.395 (1, 2) (9, PH) (9, 2)		0-0 F9			4-0 FC4-6-3-5 BB 1-2			0-0 F6	4-0 FC6-4 IBB			0-0 F5	0-0 F7	2 0 0 0 1 0 0 2 0 0 0 1 0 1														
Dave Philley, S OBP: 0.358, SLG: 0.374 (1, 3)		0-0 F9			0-0 FC4-6-3-5 1-2 2-3			0-3 K	0-0 FC6-4				0-0 SH5-4 1B 1B	5 0 1 1 0 1 4														
Frank Bolling, R OBP: 0.301, SLG: 0.395 (1, 4)		0-3 K				0-0 F8		0-0 F9	0-0 F8				0-0 SH5-4 1-2	4 0 0 0 0 1 2														
Steve Boros, R OBP: 0.333, SLG: 0.200 (1, 5)						0-0 F9		4-0 SH2-6-4 BB		0-0 6-3			0-0 F8	4 0 1 0 1 0 1														
Paul Foytack, R OBP: 0.357, SLG: 0.308 Frank Lary, R OBP: 0.212, SLG: 0.226 (1, 1) (13, 1)						0-0 SH5-4 1B		0-0 SH2-6-4 BB		0-0 4-3			0-0 1B	3 0 1 0 0 0 0 0 0 0 0 0 0 0														
Inning Stats	R: 0 E: 0 K: 2 S: 8	H: 1 LOB: 1 BB: 0 P: 8	R: 0 E: 0 K: 1 S: 5	H: 0 LOB: 0 BB: 0 P: 5	R: 0 E: 0 K: 1 S: 6	H: 1 LOB: 1 BB: 0 P: 6	R: 0 E: 0 K: 0 S: 3	H: 1 LOB: 1 BB: 0 P: 7	R: 0 E: 0 K: 0 S: 3	H: 0 LOB: 0 BB: 0 P: 3	R: 0 E: 0 K: 1 S: 5	H: 0 LOB: 0 BB: 0 P: 5	R: 0 E: 0 K: 1 S: 3	H: 0 LOB: 0 BB: 0 P: 5	R: 1 E: 1 K: 0 S: 4	H: 0 LOB: 2 BB: 2 P: 12	R: 0 E: 0 K: 0 S: 4	H: 1 LOB: 1 BB: 0 P: 4	R: 0 E: 0 K: 1 S: 5	H: 0 LOB: 0 BB: 0 P: 5	R: 0 E: 0 K: 0 S: 4	H: 2 LOB: 2 BB: 0 P: 4	R: 1 E: 0 K: 0 S: 5	H: 2 LOB: 1 BB: 0 P: 5	1B: 7 2B: 1 3B: 0 HR: 0	SF: 0 SAC: 5 DP: 1 HBP: 0	WP: 0 PB: 0 SB: 0 CS: 0	PA: 50
PITCHER	IP 8.0	WLS 30	BF 30	H 3	R 1	ER 0	SO 6	BB 3	IBB 0	HBP 0	BLK 0	WP 0	HR 0	S 39	P 51	ERA 0.00	WHIP 0.750											
Billy O'Dell, L ERA: 1.63 George Zuverink, R ERA: 1.63 (1, 1) (9, 1)	IP 5.0	WLS L	BF 20	H 5	R 1	ER 1	SO 1	BB 0	IBB 1	HBP 0	BLK 0	WP 0	HR 0	S 21	P 25	ERA 1.80	WHIP 1.000											

Detroit Tigers @ Baltimore Orioles
 Memorial Stadium, Baltimore, MD
 Sat Jun 22 1957, 7:05 PM EDT
 Att. 20,788 - Unknown

livebaseballscorecards.com

AB	41
R	2
H	8
RBI	2
BB	4
SO	7
LOB	15



Batter	1	2	3	4	5	6	7	8	9	AB R H RBI BB SO LOB	TOP
Harvey Kuenn, R (1, 6) OBP: 0.330, SLG: 0.397	4-0 BB 4-3		0-0 F9	0-0 FC5-4			0-0 F8		0-0 F7	4 0 0 0 1 0 2	
Bill Tuttle, R (1, 8) OBP: 0.296, SLG: 0.335	0-3 K		4-0 2B 1B BB		0-0 CS 1B		0-0 6-3			3 1 1 0 1 1 1	
Charlie Maxwell, L (1, 7) OBP: 0.371, SLG: 0.514	0-0 4-3 1-2		0-0 1B 2B		0-0 F9		0-0 F8			4 1 1 1 0 0 2	
Al Kaline, R (1, 9) OBP: 0.338, SLG: 0.416	0-0 L6-3		0-0 1B		0-0 L7			0-0 L6-3		4 0 1 2 0 0 2	
Frank House, L (1, 2) OBP: 0.352, SLG: 0.388		0-0 F3	0-0 G3		0-0 CS	0-0 4-3		4-0 BB		3 0 0 0 1 0 1	
Ron Samford, R (8, PR) OBP: 0.067, SLG: 0.067					1-2					0 0 0 0 0 0 0	
Red Wilson, R (8, 2) OBP: 0.377, SLG: 0.423										0 0 0 0 0 0 0	
Dave Philley, S (1, 3) OBP: 0.364, SLG: 0.379		0-0 3-1		0-0 SH5-4 1B FC6-5 1B		0-0 E 1B		0-0 F2		4 1 2 0 0 0 1	
Steve Boros, R (1, 5) OBP: 0.300, SLG: 0.222											
Frank Bolling, R (1, 4) OBP: 0.302, SLG: 0.394											
Jack Dittmer, L (9, PH) OBP: 0.292, SLG: 0.273											
Billy Hoelt, L (1, 1) OBP: 0.087, SLG: 0.182			0-0 SH1-4 2B BB	0-0 SH5-4		0-0 F7		0-0 F5		1 1 0 0 1 0 2	
Don Lee, R (3, 1) OBP: 0.167, SLG: 0.167										1 0 0 0 0 0 0	
Al Aber, L (5, 1) OBP: 0.286, SLG: 0.167										1 0 0 1 0 0 1	
Jay Porter, R (6, PH) OBP: 0.389, SLG: 0.492										0 0 0 0 0 0 0	
Lou Sleater, L (6, 1) OBP: 0.333, SLG: 0.667			0-0 SH1-4	0-0 FC6-5		0-0 F9		0-0 1-3		1 0 0 0 0 0 2	
										1 0 0 0 0 0 0	
Inning Stats	R: 0 H: 0 E: 0 LOB: 1 K: 1 BB: 1 S: 5 P: 9	R: 0 H: 0 E: 0 LOB: 0 K: 0 BB: 0 S: 3 P: 3	R: 3 H: 2 E: 0 LOB: 1 K: 0 BB: 2 S: 5 P: 13	R: 1 H: 2 E: 0 LOB: 1 K: 0 BB: 0 S: 5 P: 5	R: 0 H: 1 E: 0 LOB: 0 K: 0 BB: 0 S: 3 P: 3	R: 0 H: 1 E: 1 LOB: 2 K: 0 BB: 0 S: 5 P: 5	R: 0 H: 0 E: 0 LOB: 0 K: 0 BB: 0 S: 3 P: 3	R: 0 H: 0 E: 0 LOB: 1 K: 1 BB: 1 S: 5 P: 9	R: 0 H: 0 E: 0 LOB: 0 K: 0 BB: 0 S: 3 P: 3	1B: 5 SF: 0 2B: 1 SAC: 2 3B: 0 DP: 0 HR: 0 HBP: 0	WP: 0 PA: 38 PB: 0 SB: 0 CS: 1
PITCHER Ray Moore, R (1, 1) ERA: 4.01	IP WLS BF H R ER SO BB IBB HBP BLK WP HR S P ERA WHIP										
	9.0 W 37 6 4 4 2 4 0 0 0 0 0 0 37 53 4.00 1.111										

Detroit Tigers @ Baltimore Orioles
 Memorial Stadium, Baltimore, MD
 Sun Jun 23 1957, 3:33 AM EDT
 Att. 9,454 - Unknown

livebaseballscorecards.com

AB	31
R	4
H	6
RBI	4
BB	4
SO	2
LOB	16



Batter	1	2	3	4	5	6	7	8	9	AB R H RBI BB SO LOB	TOP									
Harvey Kuenn, R (1, 6) OBP: 0.332, SLG: 0.399	0-0 E3 FC6-4 BB		0-0 1B		0-0 G3-6 1B			0-0 F4		4 0 2 0 0 0 0	Detroit Tigers @ Baltimore Orioles Memorial Stadium, Baltimore, MD Mon Jun 24 1957, 7:05 PM EDT Att. 10,932 - Unknown									
Dave Philley, S (1, 3) OBP: 0.368, SLG: 0.387	4-0 FC6-4 BB		0-0 F8		0-0 G3-6-1 1-2f			0-0 2B		3 0 1 0 1 0 2										
Bill Tuttle, R (1, 8) OBP: 0.295, SLG: 0.333	0-0 F5		0-0 F8					0-0 5-3		4 0 1 0 0 0 4										
Al Kaline, R (1, 9) OBP: 0.333, SLG: 0.409	0-0 FC6-4 1-2f 2-3		0-0 L4					0-0 L4		4 0 0 0 0 0 5										
Charlie Maxwell, L (1, 7) OBP: 0.365, SLG: 0.505	0-3 K			0-0 E6 FC1-6				0-3 K		4 0 0 0 0 3 3										
Frank House, L (1, 2) OBP: 0.345, SLG: 0.379		0-0 4-3		0-0 FC1-6 1-2f				0-0 F5		4 0 0 0 0 0 2										
Steve Boros, R (1, 5) OBP: 0.214, SLG: 0.154		0-0 F4		0-3 K				0-0 5-3		4 0 0 0 0 1 1										
Ron Samford, R (1, 4) OBP: 0.111, SLG: 0.111		0-0 1B		0-0 F8				0-0 6-3		3 0 1 0 0 0 1										
Duke Maas, R (1, 1) OBP: 0.140, SLG: 0.214		0-3 K			0-3 K			0-0 F8		2 0 0 0 0 2 1										
Reno Bertoia, R (7, PH) OBP: 0.352, SLG: 0.362										1 0 0 0 0 0 0										
Al Aber, L (7, 1) OBP: 0.286, SLG: 0.167										0 0 0 0 0 0 0										
Lou Sleater, L (8, 1) OBP: 0.333, SLG: 0.667										0 0 0 0 0 0 0										
Inning Stats	R: 0 E: 1 K: 1 S: 6	H: 0 LOB: 2 BB: 1 P: 10	R: 0 E: 0 K: 1 S: 6	H: 1 LOB: 1 BB: 0 P: 6	R: 0 E: 0 K: 0 S: 4	H: 1 LOB: 1 BB: 0 P: 4	R: 0 E: 1 K: 1 S: 6	H: 0 LOB: 1 BB: 0 P: 6	R: 0 E: 0 K: 1 S: 5	H: 1 LOB: 0 BB: 0 P: 5	R: 0 E: 0 K: 0 S: 3	H: 0 LOB: 0 BB: 0 P: 3	R: 0 E: 0 K: 0 S: 4	H: 1 LOB: 1 BB: 0 P: 4	R: 0 E: 0 K: 1 S: 5	H: 0 LOB: 0 BB: 0 P: 5	1B: 4 2B: 1 3B: 0 HR: 0	SF: 0 SAC: 0 DP: 1 HBP: 0	WP: 0 PB: 0 SB: 0 CS: 0	PA: 34
PITCHER Hal Brown, R (1, 1) ERA: 3.75	IP: 9.0 WLS: W BF: 34 H: 5 R: 0 ER: 0 SO: 6 BB: 1 IBB: 0 HBP: 0 BLK: 0 WP: 0 HR: 0 S: 45 P: 49 ERA: 0.00 WHIP: 0.667																			

livebaseballscorecards.com

AB	33
R	0
H	5
RBI	0
BB	1
SO	6
LOB	19



Batter	1	2	3	4	5	6	7	8	9	AB	R	H	RBI	BB	SO	LOB
Billy Gardner, R OBP: 0.325, SLG: 0.365 (1, 4) BB	4-0 G3 BB		0-0 6-3		0-0 F6		1-0 1B G6-4-3 HBP			2	1	0	0	1	0	2
Bob Boyd, L OBP: 0.412, SLG: 0.442 (1, 3) X	0-0 G3 1-2			0-0 HR 1B	0-0 3-1		0-0 G6-4-3 1B 1-3 2-H			4	1	2	1	0	0	3
Billy Goodman, L OBP: 0.296, SLG: 0.451 (1, 5) S S S	0-3 K			0-0 HR 1B 1-H		0-0 1B 1B	0-0 G6-4-3 1-2f 3-H			4	2	2	2	0	1	2
Al Pilarcik, L OBP: 0.375, SLG: 0.368 (1, 9) X	0-0 L9			0-0 CS SH5-4 1B		0-0 1B 1B 1-2	0-0 G3			4	0	2	0	0	0	1
Jim Busby, R OBP: 0.268, SLG: 0.385 (1, 8) X		0-0 F2		0-0 SH5-4 1-2		0-0 F7		0-0 1B SH1-4 SF8 1B		3	1	1	0	0	0	2
Joe Durham, R OBP: 0.275, SLG: 0.217 (1, 7) X		0-0 5-3		0-0 F2 2-3		0-0 1B		0-0 SH1-4 1-2		3	0	1	1	0	0	1
Gus Triandos, R OBP: 0.335, SLG: 0.419 (1, 2) S S S		0-3 K				0-0 1B 1B		0-0 L7 2-3 1B		4	0	2	0	0	1	2
Willy Miranda, S OBP: 0.269, SLG: 0.232 (1, 6) X			0-0 F8		0-0 1B		0-0 F8		0-0 SF8 3-H	3	0	1	1	0	0	2
Hal Brown, R OBP: 0.250, SLG: 0.235 (1, 1) X			0-0 1-3		0-3 K		0-0 HBP 1B 1B		0-0 5-3	4	1	1	0	0	1	3

Inning Stats	R: 0	H: 0	E: 0	K: 1	S: 5	LOB: 1	BB: 1	P: 9	R: 0	H: 0	E: 0	K: 1	S: 5	LOB: 0	BB: 0	P: 5	R: 0	H: 0	E: 0	K: 0	S: 3	LOB: 0	BB: 0	P: 3	R: 2	H: 3	E: 0	K: 0	S: 5	LOB: 0	BB: 0	P: 5	R: 0	H: 2	E: 0	K: 1	S: 7	LOB: 2	BB: 0	P: 7	R: 1	H: 3	E: 0	K: 0	S: 6	LOB: 2	BB: 0	P: 6	R: 2	H: 2	E: 0	K: 0	S: 4	LOB: 0	BB: 0	P: 5	R: 1	H: 2	E: 0	K: 0	S: 5	LOB: 1	BB: 0	P: 5	1B: 11	SF: 1	2B: 0	SAC: 2	3B: 0	DP: 1	HR: 1	HBP: 1	WP: 0	PA: 36
--------------	------	------	------	------	------	--------	-------	------	------	------	------	------	------	--------	-------	------	------	------	------	------	------	--------	-------	------	------	------	------	------	------	--------	-------	------	------	------	------	------	------	--------	-------	------	------	------	------	------	------	--------	-------	------	------	------	------	------	------	--------	-------	------	------	------	------	------	------	--------	-------	------	--------	-------	-------	--------	-------	-------	-------	--------	-------	--------

PITCHER	IP	WLS	BF	H	R	ER	SO	BB	IBB	HBP	BLK	WP	HR	S	P	ERA	WHIP
Duke Maas, R ERA: 2.88 (1, 1)	6.0	L	26	8	3	3	3	1	0	0	0	0	1	31	35	4.50	1.500
Al Aber, L ERA: 6.45 (7, 1)	1.1		8	4	3	3	0	0	0	1	0	0	0	7	8	20.25	3.000
Lou Sleater, L ERA: 2.92 (8, 1)	0.2		2	0	0	0	0	0	0	0	0	0	0	2	2	0.00	0.000


BOTTOM

Detroit Tigers @ Baltimore Orioles
Memorial Stadium, Baltimore, MD

Mon Jun 24 1957, 7:05 PM EDT
Att. 10,932 - Unknown

livebaseballscorecards.com


AB	31
R	6
H	12
RBI	5
BB	1
SO	3
LOB	18



Batter	1	2	3	4	5	6	7	8	9	AB R H RBI BB SO LOB	TOP									
Billy Hunter, R (1, 5) OBP: 0.208, SLG: 0.281	0-0 F8			0-0 F7			0-3 K		0-0 F2	4 0 0 0 0 1 1	Kansas City Athletics @ Baltimore Orioles Memorial Stadium, Baltimore, MD Tue Jun 25 1957, 3:33 AM EDT Att. 9,703 - Unknown livebaseballscorecards.com									
Bob Martyn, L (1, 7) OBP: 0.217, SLG: 0.182	0-0 4-3			0-0 F8			0-3 K		0-0 4-3	4 0 0 0 0 1 1										
Billy Martin, R (1, 4) OBP: 0.257, SLG: 0.372	0-0 F5			0-3 K			0-0 F3			3 0 0 0 0 1 0										
Hal Smith, R (1, 2) OBP: 0.302, SLG: 0.529		0-0 L8			0-0 6-3			0-0 1B		3 0 1 0 0 0 0										
Vic Power, R (1, 3) OBP: 0.321, SLG: 0.429		0-0 F7			0-0 L4			0-0 F8		3 0 0 0 0 0 1										
Woodie Held, R (1, 8) OBP: 0.333, SLG: 0.393		0-0 6-3			0-3 K			0-0 F8		3 0 0 0 0 1 1										
Johnny Groth, R (1, 9) OBP: 0.282, SLG: 0.222			0-3 K			0-0 5-3		0-0 5-3		3 0 0 0 0 1 1										
Joe Demaestri, R (1, 6) OBP: 0.338, SLG: 0.385			0-0 L6			0-0 G6-3 1B		0-0 F4		3 0 1 0 0 0 0										
Jack Urban, R (1, 1) OBP: 0.143, SLG: 0.143 Mickey McDermott, L (6, PH) OBP: 0.310, SLG: 0.435 Tom Gorman, R (6, 1) Irv Noren, L (9, PH) OBP: 0.323, SLG: 0.291			0-3 K			0-0 G6-3 1-2f		0-0 1B		1 0 0 0 0 1 0 1 0 0 0 0 0 1 0 0 0 0 0 0 0 1 0 1 0 0 0 0										
Inning Stats	R: 0 E: 0 K: 0 S: 3	H: 0 LOB: 0 BB: 0 P: 3	R: 0 E: 0 K: 0 S: 3	H: 0 LOB: 0 BB: 0 P: 3	R: 0 E: 0 K: 2 S: 7	H: 0 LOB: 0 BB: 0 P: 7	R: 0 E: 0 K: 1 S: 5	H: 0 LOB: 0 BB: 0 P: 5	R: 0 E: 0 K: 1 S: 5	H: 1 LOB: 0 BB: 0 P: 3	R: 0 E: 0 K: 2 S: 7	H: 0 LOB: 0 BB: 0 P: 7	R: 0 E: 0 K: 0 S: 4	H: 1 LOB: 1 BB: 0 P: 4	R: 0 E: 0 K: 0 S: 4	H: 1 LOB: 1 BB: 0 P: 4	1B: 3 2B: 0 3B: 0 HR: 0	SF: 0 SAC: 0 DP: 1 HBP: 0	WP: 0 PB: 0 SB: 0 CS: 0	PA: 29
PITCHER Billy Loes, R (1, 1) ERA: 2.63	IP: 9.0 WLS: W BF: 29 H: 3 R: 0 ER: 0 SO: 6 BB: 0 IBB: 0 HBP: 0 BLK: 0 WP: 0 HR: 0 S: 41 P: 41 ERA: 0.00 WHIP: 0.333																			

Kansas City Athletics @ Baltimore Orioles
 Memorial Stadium, Baltimore, MD
 Tue Jun 25 1957, 3:33 AM EDT
 Att. 9,703 - Unknown

AB	29
R	0
H	3
RBI	0
BB	0
SO	6
LOB	6



Batter	1	2	3	4	5	6	7	8	9
Billy Gardner, R OBP: 0.329, SLG: 0.370 (1, 4) X	0-0 1B SF8 1B	0-3 K			4-0 1B SH2-3 1B BB	0-0 3B 2B		0-0 F6	
Bob Boyd, L OBP: 0.417, SLG: 0.458 (1, 3) X	0-0 1B SF8 1B		0-0 G3		0-0 SH2-3	0-0 3B 2-H		0-0 1B	
Billy Goodman, L OBP: 0.288, SLG: 0.426 (1, 5) X	0-0 SF8		0-0 G3		4-0 1B 1B SF9 IBB	0-0 4-3		0-0 L3	
Al Pilarcik, L OBP: 0.382, SLG: 0.373 (1, 9) X	0-0 S 1B		0-3 K		0-0 1B 1-2 2-3		4-0 1B BB		
Jim Busby, R OBP: 0.276, SLG: 0.388 (1, 8) S	0-3 K			0-0 F8	0-0 1B 1-2 2-3 3-H		0-0 1B 1B		
Joe Durham, R OBP: 0.255, SLG: 0.204 (1, 7) S	0-3 K			0-0 6-3	0-0 SF9		0-3 K		
Gus Triandos, R OBP: 0.338, SLG: 0.418 (1, 2) S		0-3 K		4-0 1B BB	0-0 1-3		0-0 1B 1-3 2-H		
Willy Miranda, S OBP: 0.268, SLG: 0.233 (1, 6) X		0-0 F8		0-0 FC6 1B		0-3 K	0-3 K		
Billy Loes, R OBP: 0.161, SLG: 0.107 (1, 1) X		0-0 1B		0-0 FC6 1-2f		0-0 G3		0-0 1-3	

Inning Stats	R: 1	H: 3	E: 0	K: 2	S: 10	LOB: 2	BB: 0	P: 10	R: 0	H: 1	E: 0	K: 2	S: 8	LOB: 1	BB: 0	P: 8	R: 0	H: 0	E: 0	K: 1	S: 5	LOB: 0	BB: 0	P: 5	R: 0	H: 1	E: 0	K: 0	S: 4	LOB: 2	BB: 1	P: 8	R: 2	H: 2	E: 0	K: 0	S: 5	LOB: 2	BB: 2	P: 13	R: 1	H: 2	E: 0	K: 1	S: 7	LOB: 1	BB: 0	P: 7	R: 1	H: 2	E: 0	K: 2	S: 8	LOB: 1	BB: 1	P: 12	R: 0	H: 1	E: 0	K: 0	S: 4	LOB: 1	BB: 0	P: 4
1B: 10	SF: 2	2B: 1	SAC: 1	3B: 1	DP: 0	HR: 0	HBP: 0	WP: 0	PA: 39																																																							

PITCHER	IP	WLS	BF	H	R	ER	SO	BB	IBB	HBP	BLK	WP	HR	S	P	ERA	WHIP
Jack Urban, R ERA: 3.32 (1, 1)	5.0	L	25	7	3	3	5	2	1	0	0	0	0	32	44	5.40	1.800
Tom Gorman, R ERA: 3.68 (6, 1)	3.0		14	5	2	2	3	1	0	0	0	0	0	19	23	6.00	2.000

BOTTOM

Kansas City Athletics @ Baltimore Orioles
Memorial Stadium, Baltimore, MD

livebaseballscorecards.com

AB	32
R	5
H	12
RBI	5
BB	4
SO	8
LOB	14



WP	HR	S	P	ERA	WHIP
0	0	0	0	0	0

Tue Jun 25 1957, 3:33 AM EDT
Att. 9,703 - Unknown

Batter	1	2	3	4	5	6	7	8	9	AB R H RBI BB SO LOB	TOP																					
Hector Lopez, R (1, 5) OBP: 0.333, SLG: 0.434	0-0 F6		0-0 G6-4-3			0-0 1B			0-0 6-3	4 0 1 0 0 0 1																						
Bob Martyn, L (1, 7) OBP: 0.192, SLG: 0.160 Tim Thompson, L (9, PH) OBP: 0.213, SLG: 0.283	0-0 4-3			0-0 1-3		0-3 K			0-3 K	3 0 0 0 0 1 1 1 0 0 0 0 1 0																						
Billy Martin, R (1, 4) OBP: 0.253, SLG: 0.366	0-0 1-3			0-0 5-3			0-0 6-3			3 0 0 0 0 0 0																						
Hal Smith, R (1, 2) OBP: 0.302, SLG: 0.526		0-0 1B		0-0 1-3			0-0 G3			3 0 1 0 0 0 0																						
Vic Power, R (1, 3) OBP: 0.316, SLG: 0.422		0-0 F8			0-0 F8		0-0 F5			3 0 0 0 0 0 1																						
Woodie Held, R (1, 8) OBP: 0.313, SLG: 0.367 Bob Cerv, R (8, PH) OBP: 0.343, SLG: 0.534 (8, 8)		0-0 F2			0-0 5-3			0-0 F9		2 0 0 0 0 0 1 1 0 0 0 0 0 0																						
Johnny Groth, R (1, 9) OBP: 0.288, SLG: 0.211 Lou Skizas, R (8, PH) OBP: 0.314, SLG: 0.497 (8, 9)		0-0 F4			0-0 4-3			0-0 1-3		2 0 0 0 0 0 1 1 0 0 0 0 0 0																						
Joe Demaestri, R (1, 6) OBP: 0.335, SLG: 0.381 Gus Zernial, R (8, PH) OBP: 0.313, SLG: 0.534 (8, 6) Billy Hunter, R (8, 6) OBP: 0.208, SLG: 0.281			0-0 6-3			0-0 F8		0-0 G3		2 0 0 0 0 0 0 1 0 0 0 0 0 0 0 0 0 0 0 0 0																						
Arnie Portocarrero, R (1, 1) OBP: 0.364, SLG: 0.300 Irv Noren, L (9, PH) OBP: 0.317, SLG: 0.286			0-0 G6-4-3 1B			0-3 K		0-3 K		2 0 1 0 0 1 0 1 0 0 0 0 1 0																						
Inning Stats	R: 0 E: 0 K: 0 S: 3	H: 0 LOB: 0 BB: 0 P: 3	R: 0 E: 0 K: 0 S: 4	H: 1 LOB: 1 BB: 0 P: 4	R: 0 E: 0 K: 0 S: 3	H: 1 LOB: 0 BB: 0 P: 3	R: 0 E: 0 K: 0 S: 3	H: 0 LOB: 0 BB: 0 P: 3	R: 0 E: 0 K: 2 S: 8	H: 1 LOB: 1 BB: 0 P: 8	R: 0 E: 0 K: 0 S: 3	H: 0 LOB: 0 BB: 0 P: 3	R: 0 E: 0 K: 0 S: 3	H: 0 LOB: 0 BB: 0 P: 3	R: 0 E: 0 K: 2 S: 7	H: 0 LOB: 0 BB: 0 P: 7	1B: 3 2B: 0 3B: 0 HR: 0	SF: 0 SAC: 0 DP: 1 HBP: 0	WP: 0 PB: 0 SB: 0 CS: 0	PA: 29												
PITCHER Connie Johnson, R (1, 1) ERA: 3.38	IP 9.0	WLS W	BF 29	H 3	R 0	ER 0	SO 4	BB 0	IBB 0	HBP 0	BLK 0	WP 0	HR 0	S 37	P 37	ERA 0.00	WHIP 0.333															
											PITCHER	IP	WLS	BF	H	R	ER	SO	BB	IBB	HBP	BLK	WP	HR	S	P	ERA	WHIP				

Kansas City Athletics @ Baltimore Orioles
Memorial Stadium, Baltimore, MD
 Wed Jun 26 1957, 3:33 AM EDT
 Att. 13,471 - Unknown

AB	29
R	0
H	3
RBI	0
BB	0
SO	4
LOB	5



Batter	1	2	3	4	5	6	7	8	9
Billy Gardner, R OBP: 0.329, SLG: 0.367 (1, 4) X	0-0 F9 ①		0-0 4-3 ③			4-0 BB BB BB			
Bob Boyd, L OBP: 0.412, SLG: 0.451 (1, 3) X	0-0 F7 ②			0-0 4-3 ①		0-0 F8 ①			
Billy Goodman, L OBP: 0.274, SLG: 0.404 (1, 5) X	0-0 F6 ③			0-0 F8 ②		0-0 G3-6-3 ② ③			
Al Pilarcik, L OBP: 0.377, SLG: 0.367 (1, 9) X		0-0 5-3 ①		0-0 F8 ③			0-0 1-3 ①		
Jim Busby, R OBP: 0.277, SLG: 0.411 (1, 8) X		0-3 K ②			0-0 HR		0-0 5-3 ②		
Joe Durham, R OBP: 0.259, SLG: 0.212 (1, 7) X		0-0 5-3 ③			0-0 CS 1B		0-0 F8 ③		
Gus Triandos, R OBP: 0.338, SLG: 0.417 (1, 2) X			0-0 5-3 1B		0-0 F4 ① ②			0-0 F7 ①	
Willy Miranda, S OBP: 0.270, SLG: 0.229 (1, 6) X			0-0 F9 ①		4-0 BB BB BB			0-0 F4 ②	
Connie Johnson, R OBP: 0.108, SLG: 0.108 (1, 1) X			0-0 5-3 ②		0-0 F8 ③			0-0 5-3 ③	

Inning Stats	R: 0	H: 0	E: 0	LOB: 0	K: 0	BB: 0	S: 3	P: 3
	R: 0	H: 0	E: 0	LOB: 0	K: 1	BB: 0	S: 5	P: 5
	R: 0	H: 1	E: 0	LOB: 1	K: 0	BB: 0	S: 4	P: 4
	R: 0	H: 0	E: 0	LOB: 0	K: 0	BB: 0	S: 3	P: 3
	R: 1	H: 2	E: 0	LOB: 1	K: 0	BB: 1	S: 4	P: 8
	R: 0	H: 0	E: 0	LOB: 0	K: 0	BB: 1	S: 2	P: 6
	R: 0	H: 0	E: 0	LOB: 0	K: 0	BB: 0	S: 3	P: 3
	R: 0	H: 0	E: 0	LOB: 0	K: 0	BB: 0	S: 3	P: 3

PITCHER	IP	WLS	BF	H	R	ER	SO	BB	IBB	HBP	BLK	WP	HR	S	P	ERA	WHIP
Arnie Portocarrero, R ERA: 3.1 (1, 1)	8.0	L	27	3	1	1	1	2	0	0	0	0	1	27	35	1.12	0.625

BOTTOM

AB	R	H	RBI	BB	SO	LOB
2	0	0	0	1	0	1
3	0	0	0	0	0	1
3	0	0	0	0	0	1
3	0	0	0	0	0	0
3	1	1	1	0	1	0
3	0	1	0	0	0	0
3	0	1	0	0	0	1
2	0	0	0	1	0	1
3	0	0	0	0	0	2

AB	25
R	1
H	3
RBI	1
BB	2
SO	1
LOB	7



WP	PA
0	27

Kansas City Athletics @ Baltimore Orioles
Memorial Stadium, Baltimore, MD
 Wed Jun 26 1957, 3:33 AM EDT
 Att. 13,471 - Unknown

livebaseballscorecards.com

Batter	1	2	3	4	5	6	7	8	9	AB R H RBI BB SO LOB	TOP							
Al Smith, R (1, 5) OBP: 0.376, SLG: 0.393	0-0 F6		0-0 6-3			0-0 F9			0-0 F3	4 0 0 0 0 0 0	Cleveland Indians @ Baltimore Orioles Memorial Stadium, Baltimore, MD Fri Jun 28 1957, 3:33 AM EDT Att. 13,945 - Unknown							
Larry Raines, R (1, 4) OBP: 0.344, SLG: 0.395	0-0 F9		0-0 4-3			0-0 4-3			0-0 6-3	4 0 0 0 0 0 0								
Vic Wertz, L (1, 3) Joe Altobelli, L (7, 3) OBP: 0.426, SLG: 0.502 OBP: 0.333, SLG: 0.308	4-0 BB				4-0 1B BB	0-0 F9			0-0 1B	1 0 0 0 2 0 0 1 0 1 0 0 0 0								
Gene Woodling, L (1, 7) OBP: 0.418, SLG: 0.444	0-0 F7				0-0 1-2 1B	0-0 F7			0-0 F2	4 0 1 0 0 0 2								
Roger Maris, L (1, 8) OBP: 0.356, SLG: 0.460		0-3 K2-3			0-0 1-2 L4-3	0-0 L6			0-0 F2	3 0 0 0 0 1 2								
Rocky Colavito, R (1, 9) OBP: 0.382, SLG: 0.484		4-0 BB			0-0 F8	0-0 5-3				2 0 0 0 1 0 1								
Chico Carrasquel, R (1, 6) OBP: 0.341, SLG: 0.404		0-3 K			0-0 F7				0-0 F5	3 0 0 0 0 1 1								
Russ Nixon, L (1, 2) OBP: 0.300, SLG: 0.347		0-0 6-3			0-0 L7				0-0 F7	3 0 0 0 0 0 1								
Mike Garcia, R (1, 1) Dick Tomanek, L (6, 1) OBP: 0.212, SLG: 0.133 OBP: 0.333, SLG: 0.500			0-0 5-3		0-0 F6				0-0 1B	2 0 0 0 0 0 0 1 0 1 0 0 0 0								
Inning Stats	R: 0 E: 0 K: 0 S: 3	H: 0 LOB: 1 BB: 1 P: 7	R: 0 E: 0 K: 2 S: 7	H: 0 LOB: 1 BB: 1 P: 11	R: 0 E: 0 K: 0 S: 3	H: 1 LOB: 1 BB: 1 P: 7	R: 0 E: 0 K: 0 S: 3	H: 0 LOB: 0 BB: 0 P: 3	R: 0 E: 0 K: 0 S: 3	H: 0 LOB: 0 BB: 0 P: 3		R: 0 E: 0 K: 0 S: 3	H: 1 LOB: 1 BB: 0 P: 3	R: 0 E: 0 K: 0 S: 4	H: 1 LOB: 1 BB: 0 P: 4	1B: 3 2B: 1 3B: 0 HR: 0	SF: 0 SAC: 0 DP: 1 HBP: 0	WP: 0 PB: 0 SB: 0 CS: 0
PITCHER Ray Moore, R (1, 1) ERA: 3.71	IP: 9.0 WLS: W BF: 31 H: 3 R: 0 ER: 0 SO: 2 BB: 3 IBB: 0 HBP: 0 BLK: 0 WP: 0 HR: 0 S: 32 P: 44 ERA: 0.00 WHIP: 0.667																	

AB	28
R	0
H	3
RBI	0
BB	3
SO	2
LOB	7



livebaseballscorecards.com

Batter	1	2	3	4	5	6	7	8	9
Billy Gardner, R OBP: 0.331, SLG: 0.367 (1, 4) X	0-0 F7		0-3 K			0-0 1B E	4-0 E BB		
Bob Boyd, L OBP: 0.414, SLG: 0.450 (1, 3) X	0-0 E6 G4-6-3			4-0 1B SH2-3 1B BB		0-0 1B E 1B	0-0 E5 BB G1-2-3		
Billy Goodman, L OBP: 0.292, SLG: 0.407 (1, 5) X	0-0 G4-6-3 1-2f			0-0 SH2-3 1-2		0-0 E5 1B 1-H 3-H	4-0 BB BB		
Al Pilarcik, L OBP: 0.388, SLG: 0.377 (1, 9) X		0-0 S 1B		0-0 1B 2-3		0-0 E1 SH1-3 1B 3-H	4-0 BB 1-2 2-3		
Jim Busby, R OBP: 0.278, SLG: 0.409 (1, 8) X		0-3 K 1-2		0-0 G1-6-3 1B 1-2 3-H		0-0 SH1-3 2-3	0-0 G1-2-3 3-Hf		
Joe Durham, R OBP: 0.242, SLG: 0.196 (1, 7) X		0-3 K		0-0 G1-6-3 1-2f		0-0 G3		0-0 F9	
Gus Triandos, R OBP: 0.341, SLG: 0.415 (1, 2) X		0-0 F9			0-0 F2	4-0 BB BB		0-0 G3 1B	
Willy Miranda, S OBP: 0.261, SLG: 0.220 (1, 6) X			0-0 1-3		0-0 F9	0-0 3-H BB		0-0 G3 1-2	
Ray Moore, R OBP: 0.255, SLG: 0.489 (1, 1) X			0-0 F8		0-0 5-3		0-3 K	0-0 F9	

Inning Stats		R: 0	H: 0	E: 1	LOB: 0	K: 0	BB: 0	S: 3	P: 3
Inning Stats		R: 0	H: 0	E: 0	LOB: 0	K: 1	BB: 0	S: 5	P: 5
Inning Stats		R: 1	H: 2	E: 0	LOB: 1	K: 0	BB: 1	S: 4	P: 8
Inning Stats		R: 0	H: 0	E: 0	LOB: 0	K: 0	BB: 0	S: 3	P: 3
Inning Stats		R: 4	H: 4	E: 3	LOB: 1	K: 0	BB: 1	S: 7	P: 11
Inning Stats		R: 1	H: 0	E: 1	LOB: 2	K: 1	BB: 3	S: 5	P: 17
Inning Stats		R: 0	H: 1	E: 0	LOB: 1	K: 0	BB: 0	S: 4	P: 4

BOTTOM


Cleveland Indians @ Baltimore Orioles
Memorial Stadium, Baltimore, MD

Fri Jun 28 1957, 3:33 AM EDT
Att. 13,945 - Unknown

AB	29
R	6
H	8
RBI	3
BB	5
SO	4
LOB	13

livebaseballscorecards.com

1B:	8	SF:	0	WP:	0	PA:	36
2B:	0	SAC:	2	PB:	0	SB:	1
3B:	0	DP:	3	CS:	0		
HR:	0	HBP:	0				



Batter	1	2	3	4	5	6	7	8	9	AB	R	H	RBI	BB	SO	LOB
Billy Gardner, R OBP: 0.334, SLG: 0.374 (1, 4)	0-0 F4			0-0 4-3 1B 2B		0-0 SH1-4		0-0 1-3 1B		3	1	2	0	0	0	0
Bob Boyd, L OBP: 0.411, SLG: 0.443 (1, 3)	4-0 G6-3 BB			0-0 6-3		0-0 FC		0-0 5-3		3	0	0	0	0	1	0
Billy Goodman, L OBP: 0.290, SLG: 0.397 (1, 5) Jim Brideweser, R OBP: 0.380, SLG: 0.352 (9, PR)	0-0 G6-3 1-2f			0-0 4-3		0-0 F8				4	0	1	0	0	0	3
Bob Nieman, R OBP: 0.372, SLG: 0.446 (1, 7)		0-0 6-3		0-0 1B		4-0 G5-4-3 BB				3	0	1	1	1	0	1
Al Pilarcik, L OBP: 0.386, SLG: 0.374 (1, 9)		0-0 4-3			0-0 FC5-4 1B		0-0 F7			4	0	1	0	0	0	2
Jim Busby, R OBP: 0.277, SLG: 0.405 (1, 8)		0-0 F3			0-0 FC5-4 CS 1-2f		0-0 G5-4-3 1-2f			4	0	1	0	0	0	2
Joe Ginsberg, L OBP: 0.352, SLG: 0.387 (1, 2) George Zuverink, R OBP: 0.167, SLG: 0.091 (8, 1) George Kell, R OBP: 0.288, SLG: 0.415 (8, PH) Joe Durham, R OBP: 0.242, SLG: 0.196 (8, PR) Ken Lehman, L OBP: 0.429, SLG: 0.429 (9, 1) Bob Hais, L OBP: 0.286, SLG: 0.270 (9, PH)			0-0 F8		1-0 HBP			0-0 1B 1B		1	0	0	0	0	0	0
Willy Miranda, S OBP: 0.254, SLG: 0.214 (1, 6)		0-0 4-3			0-0 4-3			0-0 F2		3	0	0	0	0	0	2
Billy O'Dell, S OBP: 0.182, SLG: 0.182 (1, 1) Gus Triandos, R OBP: 0.342, SLG: 0.416 (6, 2)		0-0 4-3				0-0 FC SH1-4 1B		0-0 F8		1	0	0	0	0	0	0
										2	0	1	0	0	0	1

Inning Stats	R: 0	H: 0	E: 0	LOB: 0	K: 0	S: 2	P: 6	R: 0	H: 0	E: 0	LOB: 0	K: 0	S: 3	P: 3	R: 1	H: 2	E: 0	LOB: 1	K: 0	S: 4	P: 4	R: 0	H: 1	E: 0	LOB: 1	K: 0	S: 3	P: 4	R: 0	H: 1	E: 0	LOB: 1	K: 0	S: 4	P: 4	R: 0	H: 0	E: 0	LOB: 0	K: 0	S: 2	P: 6	R: 0	H: 2	E: 0	LOB: 2	K: 0	S: 5	P: 5	R: 0	H: 2	E: 0	LOB: 2	K: 0	S: 5	P: 5	1B: 7	SF: 0	2B: 1	SAC: 1	3B: 0	DP: 2	HR: 0	HBP: 1	WP: 0	PA: 34
--------------	------	------	------	--------	------	------	------	------	------	------	--------	------	------	------	------	------	------	--------	------	------	------	------	------	------	--------	------	------	------	------	------	------	--------	------	------	------	------	------	------	--------	------	------	------	------	------	------	--------	------	------	------	------	------	------	--------	------	------	------	-------	-------	-------	--------	-------	-------	-------	--------	-------	--------

PITCHER	IP	WLS	BF	H	R	ER	SO	BB	IBB	HBP	BLK	WP	HR	S	P	ERA	WHIP
Stan Pitula, R ERA: 4.82 (1, 1)	7.2	W	28	6	1	1	0	2	0	1	0	0	0	25	34	1.17	1.043
Ray Narleski, R ERA: 2.91 (8, 1)	1.0		5	2	0	0	0	0	0	0	0	0	0	5	5	0.00	2.000
Bud Daley, L ERA: 4.07 (9, 1)	0.1	S	1	0	0	0	0	0	0	0	0	0	0	1	1	0.00	0.000

BOTTOM

Cleveland Indians @ Baltimore Orioles
Memorial Stadium, Baltimore, MD

AB	30
R	1
H	8
RBI	1
BB	2
SO	0
LOB	17



WP	HR	S	P	ERA	WHIP
0	0	1	1	1.17	1.043

Sat Jun 29 1957, 3:33 AM EDT
Unknown

livebaseballscorecards.com

Batter	1	2	3	4	5	6	7	8	9	AB	R	H	RBI	BB	SO	LOB
Billy Gardner, R (1, 4) OBP: 0.340, SLG: 0.387	0-0 4-3		0-0 6-3		0-0 SH1-4 1B	0-0 S 1B	4-0 E 1B			4	2	2	1	1	0	2
Bob Boyd, L (1, 3) OBP: 0.416, SLG: 0.450	0-0 L4		0-0 1B 3B 1B		0-0 SH1-4 1B	4-0 2-H 1B	0-0 E3 1B			4	1	2	1	1	0	2
Billy Goodman, L (1, 5) OBP: 0.306, SLG: 0.409 George Kell, R (7, PH) OBP: 0.359, SLG: 0.415	0-0 1B		0-0 3B 1B		0-0 SH1-4	0-0 F9	0-0 FC6-4 1B			3	1	2	0	0	0	2
Bob Nieman, R (1, 7) OBP: 0.379, SLG: 0.466 Joe Durham, R (8, 7) OBP: 0.258, SLG: 0.217		0-0 WP SH5-4 SF8 1B	0-0 1-H 3-H 3B		4-0 IBB		FC5-6 BB			3	1	2	2	2	0	2
Al Pilarcik, L (1, 9) OBP: 0.379, SLG: 0.368		0-0 SH5-4	0-0 F7		0-0 SF9		0-0 FC5-6 E	0-0 F8		3	1	0	1	0	0	2
Jim Busby, R (1, 8) OBP: 0.267, SLG: 0.388		0-0 SF8		0-0 F2	0-0 F5		0-0 E6 1B	0-0 F8		4	1	0	1	0	0	2
Gus Triandos, R (1, 2) OBP: 0.355, SLG: 0.438 Joe Ginsberg, L (9, 2) OBP: 0.352, SLG: 0.387		0-0 F8		0-0 E6		0-0 FC6-4 1B	4-0 SH1-4 E 1B	0-0 HR		4	2	2	1	1	0	0
Willy Miranda, S (1, 6) OBP: 0.254, SLG: 0.217 Bob Hale, L (8, PH) OBP: 0.302, SLG: 0.289 Jim Brideweser, R (9, 6) OBP: 0.380, SLG: 0.352			0-0 6-3 SH 1B	0-3 K		0-0 FC6-4 1B	0-0 E SH1-4 1B	0-0 1B		4	2	2	1	0	1	2
Billy Loes, R (1, 1) OBP: 0.147, SLG: 0.097			0-0 SH WP 1B	0-3 K		0-0 F2	0-0 SH1-4	0-3 K		1	0	0	0	0	2	3

Inning Stats	R: 0	H: 1	E: 0	LOB: 1	K: 0	BB: 0	S: 3	R: 1	H: 1	E: 0	LOB: 0	K: 0	BB: 0	S: 4	R: 3	H: 4	E: 0	LOB: 1	K: 0	BB: 0	S: 7	R: 0	H: 0	E: 1	LOB: 1	K: 2	BB: 0	S: 8	R: 1	H: 2	E: 0	LOB: 2	K: 0	BB: 1	S: 5	R: 1	H: 2	E: 1	LOB: 2	K: 0	BB: 1	S: 5	R: 5	H: 2	E: 2	LOB: 2	K: 0	BB: 3	S: 7	R: 1	H: 2	E: 0	LOB: 1	K: 1	BB: 0	S: 7
--------------	------	------	------	--------	------	-------	------	------	------	------	--------	------	-------	------	------	------	------	--------	------	-------	------	------	------	------	--------	------	-------	------	------	------	------	--------	------	-------	------	------	------	------	--------	------	-------	------	------	------	------	--------	------	-------	------	------	------	------	--------	------	-------	------

PITCHER	IP	WLS	BF	H	R	ER	SO	BB	IBB	HBP	BLK	WP	HR	S	P	ERA	WHIP
Bob Lemon, R (1, 1) ERA: 3.93	5.2	L	28	10	6	5	2	0	0	0	0	2	0	31	35	7.94	1.765
Bud Daley, L (6, 1) ERA: 4.19	1.0		11	2	5	1	0	3	1	0	0	0	0	7	23	9.00	5.000
Dick Tomanek, L (7, 1) ERA: 4.75	0.1		1	0	0	0	0	0	0	0	0	0	0	1	1	0.00	0.000
Mike Garcia, R (8, 1) ERA: 4.18	1.0		5	2	1	1	1	0	0	0	0	0	1	7	7	9.00	2.000


BOTTOM

Cleveland Indians @ Baltimore Orioles
Memorial Stadium, Baltimore, MD

Sun Jun 30 1957, 3:33 AM EDT
Att. 11,937 - Unknown

AB	34
R	12
H	14
RBI	10
BB	5
SO	3
LOB	17

WP: 2 PA: 45
PB: 1
SB: 1
CS: 0



PITCHER	IP	WLS	BF	H	R	ER	SO	BB	IBB	HBP	BLK	WP	HR	S	P	ERA	WHIP
---------	----	-----	----	---	---	----	----	----	-----	-----	-----	----	----	---	---	-----	------

New York Yankees @ Baltimore Orioles
Memorial Stadium, Baltimore, MD
 Mon Jul 01 1957, 7:05 PM EDT
 Att. 45,276 - Unknown

AB	38
R	3
H	8
RBI	2
BB	2
SO	2
LOB	18



AB R H RBI BB SO LOB

4	0	1	0	0	0	0
5	0	1	0	0	1	1
4	1	2	1	1	0	2
4	0	1	0	1	0	2
4	0	1	0	0	0	5
1	0	0	0	0	0	0
4	1	1	0	0	0	3
4	0	0	0	0	0	5
4	1	1	1	0	0	0
3	0	0	0	0	1	0
1	0	0	0	0	0	0
0	0	0	0	0	0	0

Batter	1	2	3	4	5	6	7	8	9	10
Tony Kubek, L (1, 5) OBP: 0.276, SLG: 0.322	F9		L1			4-3 1B	SH1-3		F3	
Gil McDougald, R (1, 6) OBP: 0.368, SLG: 0.484	L7			5-3		4-3 1B	K			4-3
Mickey Mantle, S (1, 8) OBP: 0.529, SLG: 0.744	F7			4-0 PB 3-1 BB		4-3 1B		FC6-4 1B		HR
Yogi Berra, L (1, 2) OBP: 0.310, SLG: 0.407				3-1 1B		4-0 IBB		F5		3-1
Bill Skowron, R (1, 3) OBP: 0.357, SLG: 0.536				FC4-6 1B		0-0 F9		0-0 F8		FC6-4 1B
Joe Collins, L (8, 3) OBP: 0.303, SLG: 0.273				FC4-6 E		2-3 F9		1-2 FC6-4 1B		6-3
Hank Bauer, R (1, 9) OBP: 0.344, SLG: 0.473				FC6 G1-4-3		0-0 F2		0-0 FC6-4 1B		
Elston Howard, R (1, 7) OBP: 0.303, SLG: 0.409				G1-4-3		0-0 F8		0-0 F6		4-3
Bobby Richardson, R (1, 4) OBP: 0.310, SLG: 0.351				F7		0-0 3-1		0-0 E 3B		6-3
Johnny Kucks, R (1, 1) OBP: 0.222, SLG: 0.125				F4		0-3 K		0-0 E6 SH1-3		5-3
Whitey Ford, L (8, 1) OBP: 0.154, SLG: 0.154										
Bob Grim, R (10, 1)										

Inning Stats	R: 0	H: 0	E: 0	K: 0	S: 3	R: 0	H: 1	E: 1	K: 0	S: 4	R: 0	H: 0	E: 0	K: 0	S: 3	R: 0	H: 0	E: 0	K: 0	S: 3	R: 0	H: 2	E: 0	K: 1	S: 7	R: 2	H: 2	E: 1	K: 1	S: 8	R: 0	H: 2	E: 0	K: 0	S: 5	R: 0	H: 0	E: 0	K: 0	S: 3	R: 1	H: 1	E: 0	K: 0	S: 4	1B: 6	2B: 0	3B: 1	HR: 1	SF: 0	SAC: 1	DP: 1	HBP: 0	WP: 0	PA: 41
--------------	------	------	------	------	------	------	------	------	------	------	------	------	------	------	------	------	------	------	------	------	------	------	------	------	------	------	------	------	------	------	------	------	------	------	------	------	------	------	------	------	------	------	------	------	------	-------	-------	-------	-------	-------	--------	-------	--------	-------	--------

PITCHER	IP	WLS	BF	H	R	ER	SO	BB	IBB	HBP	BLK	WP	HR	S	P	ERA	WHIP
Hal Brown, R (1, 1) ERA: 3.48	7.0		29	5	2	1	2	1	1	0	0	0	0	31	39	1.29	0.857
Ken Lehman, L (8, 1) ERA: 0.98	2.0		8	2	0	0	0	0	0	0	0	0	0	8	8	0.00	1.000
George Zuverink, R (10, 1) ERA: 1.68	1.0	L	4	1	1	1	0	0	0	0	0	0	1	4	4	9.00	1.000

Batter	1	2	3	4	5	6	7	8	9	10	11	AB	R	H	RBI	BB	SO	LOB	TOP
Tony Kubek, L (1, 5) OBP: 0.291, SLG: 0.345 Andy Carey, R (9, PH) OBP: 0.310, SLG: 0.402 (9, 5)	G3 2B		CS 1B		1-3		BB 1B		4-3 1B	F7		4	0	3	2	0	0	0	
Enos Slaughter, L (1, 7) OBP: 0.410, SLG: 0.404	K		BB BB			F5	BB 1B		4-3		K	5	0	1	1	1	2	3	
Mickey Mantle, S (1, 8) OBP: 0.528, SLG: 0.734	G3		BB BB			F4	BB BB		IBB		K	3	0	0	0	3	1	1	
Yogi Berra, L (1, 2) OBP: 0.306, SLG: 0.401	6-3		BB BB		4-3	F4	G3		F5		BB 2B 1B	6	1	1	0	0	0	9	
Joe Collins, L (1, 3) OBP: 0.305, SLG: 0.268 (7, 9)			FC5-4 1B		F5		F7		4-3	6-3	BB BB BB	5	1	1	0	1	0	3	
Gil McDougald, R (1, 6) OBP: 0.374, SLG: 0.490		K			6-3		BB 1B 1B		CS 1B	1B BB	BB BB BB	5	1	3	2	1	1	1	
Hank Bauer, R (1, 9) OBP: 0.342, SLG: 0.469 Harry Simpson, L (7, PH) OBP: 0.335, SLG: 0.487 Art Ditmar, R (7, 1) OBP: 0.136, SLG: 0.136 Elston Howard, R (8, PH) OBP: 0.301, SLG: 0.406 Whitey Ford, L (8, 1) OBP: 0.143, SLG: 0.143			FC5-4		K		F5		F9		K	2	0	0	0	0	1	1	
Bobby Richardson, R (1, 4) OBP: 0.313, SLG: 0.353		4-3					BB 1B 1B			BB 1B 1B		5	2	2	0	0	1	2	
Tommy Byrne, L (1, 1) OBP: 0.211, SLG: 0.278 Al Cicotte, R (6, 1) OBP: 0.200, SLG: 0.300 Bill Skowron, R (7, PH) OBP: 0.364, SLG: 0.539 (7, 3)			F8		4-3		BB BB BB			BB 1B 1B		2	0	0	0	0	0	0	
Inning Stats	R: 0 H: 1 E: 0 LOB: 1 K: 1 BB: 0 S: 6 P: 6	R: 0 H: 1 E: 0 LOB: 1 K: 1 BB: 0 S: 6 P: 6	R: 0 H: 1 E: 0 LOB: 2 K: 0 BB: 2 S: 3 P: 11	R: 0 H: 0 E: 0 LOB: 0 K: 1 BB: 0 S: 5 P: 5	R: 0 H: 0 E: 0 LOB: 0 K: 0 BB: 0 S: 3 P: 3	R: 0 H: 0 E: 0 LOB: 0 K: 0 BB: 0 S: 3 P: 3	R: 3 H: 4 E: 0 LOB: 3 K: 0 BB: 2 S: 7 P: 15	R: 0 H: 1 E: 0 LOB: 0 K: 0 BB: 0 S: 3 P: 3	R: 1 H: 3 E: 0 LOB: 3 K: 0 BB: 1 S: 6 P: 10	R: 0 H: 1 E: 0 LOB: 2 K: 2 BB: 1 S: 8 P: 12	R: 2 H: 2 E: 0 LOB: 1 K: 2 BB: 1 S: 8 P: 12	1B: 12 SF: 0 2B: 2 SAC: 0 3B: 0 DP: 0 HR: 0 HBP: 0	WP: 0 PA: 51 PB: 0 SB: 0 CS: 2						
PITCHER	IP WLS BF H R ER SO BB IBB HBP BLK WP HR S P ERA WHIP																		
Connie Johnson, R (1, 1) ERA: 3.46	8.0		36	10	4	4	3	4	0	0	0	0	0	38	54	4.50	1.750		
Ken Lehman, L (9, 1) ERA: 1.71	2.2	L	14	3	2	2	4	2	1	0	0	0	0	19	31	6.75	1.875		
George Zuverink, R (11, 1) ERA: 1.67	0.1		1	1	0	0	0	0	0	0	0	0	0	1	1	0.00	3.000		

New York Yankees @ Baltimore Orioles
 Memorial Stadium, Baltimore, MD
 Tue Jul 02 1957, 3:33 AM EDT
 Att. 24,293 - Unknown

AB 44
 R 6
 H 14
 RBI 6
 BB 7
 SO 7
 LOB 25



WP: 0 PA: 51
 PB: 0
 SB: 0
 CS: 2

Batter	1	2	3	4	5	6	7	8	9	AB R H RBI BB SO LOB	TOP		
Milt Bolling, R OBP: 0.250, SLG: 0.356 (1, 6)	4-0 CS BB		0-0 FC6-4 BB 1B 1-3 2-H		0-0 G5-4-3 1-2f			0-0 E5 1B		3 1 2 1 1 0 1			
Pete Runnels, L OBP: 0.334, SLG: 0.293 (1, 5)	0-0 L7 1-2		4-0 FC6-4 BB 1-2			0-0 F7		0-0 F7		3 0 0 0 1 0 2			
Roy Sievers, R OBP: 0.386, SLG: 0.559 (1, 7)	0-0 F8		0-0 FC6-4 1B 1-2f 2-3			0-0 F9		0-0 L5		4 0 0 0 0 0 3			
Jim Lemon, R OBP: 0.375, SLG: 0.512 (1, 3)		0-0 F9	0-0 1B 1-3 3-H			0-0 6-3		0-3 K		4 0 1 1 0 1 1			
Clint Courtney, L OBP: 0.362, SLG: 0.453 (1, 2)		0-0 1-3		0-0 G6-4-3 1B			0-0 F3		0-0 6-3	4 0 1 0 0 0 0			
Art Schult, R OBP: 0.333, SLG: 0.407 (1, 9)		0-0 E6		0-0 G6-4-3 1-2f			0-0 1B 2B		0-0 F3	4 1 1 0 0 0 1			
Rocky Bridges, R OBP: 0.327, SLG: 0.331 (1, 4)		0-0 L4		0-0 1-3			0-0 1B		0-3 K	4 0 1 1 0 1 1			
Bob Usher, R OBP: 0.302, SLG: 0.324 (1, 8)			0-0 E5 1B		0-0 6-3		0-0 F5			3 1 0 0 0 0 1			
Jim Heise, R (1, 1)			0-0 1B		0-0 K		0-3 K			0 0 0 0 0 0 0			
Jerry Snyder, R OBP: 0.193, SLG: 0.190 (3, PH)			1-2 1B		0-0 G5-4-3 1B					1 0 1 0 0 0 0			
Dick Hyde, R OBP: 0.167, SLG: 0.167 (3, 1)										1 0 1 0 0 0 0			
Julio Becquer, L OBP: 0.320, SLG: 0.425 (7, PH)										1 0 0 0 0 1 1			
Bud Byerly, R OBP: 0.111, SLG: 0.333 (7, 1)										0 0 0 0 0 0 0			
Inning Stats	R: 0 H: 0 E: 0 LOB: 0 K: 0 BB: 1 S: 2 P: 6	R: 0 H: 0 E: 1 LOB: 1 K: 0 BB: 0 S: 4 P: 4	R: 2 H: 3 E: 1 LOB: 2 K: 0 BB: 1 S: 5 P: 9	R: 0 H: 1 E: 0 LOB: 0 K: 0 BB: 0 S: 3 P: 3	R: 0 H: 1 E: 0 LOB: 0 K: 0 BB: 0 S: 3 P: 3	R: 0 H: 0 E: 0 LOB: 0 K: 0 BB: 0 S: 3 P: 3	R: 1 H: 2 E: 0 LOB: 1 K: 1 BB: 0 S: 7 P: 7	R: 0 H: 1 E: 1 LOB: 1 K: 1 BB: 0 S: 6 P: 6	R: 0 H: 0 E: 0 LOB: 0 K: 1 BB: 0 S: 5 P: 5	1B: 7 SF: 0 2B: 1 SAC: 0 3B: 0 DP: 2 HR: 0 HBP: 0	WP: 0 PA: 34 PB: 0 SB: 0 CS: 1		
PITCHER	IP WLS BF H R ER SO BB IBB HBP BLK WP HR S P ERA WHIP											PITCHER	IP WLS BF H R ER SO BB IBB HBP BLK WP HR S P ERA WHIP
Ray Moore, R ERA: 3.57 (1, 1)	7.0 W 27 7 3 1 1 2 0 0 0 0 0 0 27 35 1.29 1.286												
Billy O'Dell, L ERA: 1.75 (8, 1)	2.0 S 7 1 0 0 2 0 0 0 0 0 0 0 11 11 0.00 0.500												

Washington Senators @ Baltimore Orioles
 Memorial Stadium, Baltimore, MD
 Wed Jul 03 1957, 7:05 PM EDT
 Att: 11,506 - Unknown

AB	32
R	3
H	8
RBI	3
BB	2
SO	3
LOB	11



Batter	1	2	3	4	5	6	7	8	9
Billy Gardner, R OBP: 0.350, SLG: 0.395 (1, 4)	0-0 4-3	0-0 SH3		0-0 E9 2B		0-0 5-3		0-0 FC3-8 1B	
Bob Boyd, L OBP: 0.404, SLG: 0.436 (1, 3)	4-0 FC3-6 BB	0-0 F8		0-3 K			0-0 F7	0-0 FC3-6 FC4-8 1-2f 3-H	
Billy Goodman, L OBP: 0.298, SLG: 0.385 (1, 5)	0-0 FC3-6 1-2f	0-0 2-H 1B			0-0 G3		0-0 E1 1B	0-0 FC4-6 1-2f	
Bob Nieman, R OBP: 0.370, SLG: 0.456 (1, 7)	0-0 F3		0-3 K		0-0 F3		0-0 E6 1B SF9		
Billy O'Dell, S OBP: 0.182, SLG: 0.182 (8, 1)									
Al Pilarcik, L OBP: 0.381, SLG: 0.365 (1, 9)		4-0 1B BB E BB	0-0 4-3		0-0 1B		0-0 S 1B		
Gus Triandos, R OBP: 0.350, SLG: 0.433 (1, 2)		4-0 1B E BB	0-0 E3		0-3 K		0-0 SF9		
Jim Busby, R OBP: 0.263, SLG: 0.373 (1, 8)		0-0 E 1B	0-3 K			0-0 4-3 1B	0-0 6-3		
Jim Brideweser, R OBP: 0.377, SLG: 0.349 (1, 6)		0-0 E3 1B		0-0 3-1		0-0 4-3		0-0 1B FC3-6 1B	
Bob Hale, L OBP: 0.283, SLG: 0.268 (2, PH)		1-H 2-H 3-H				1-2			
Willy Miranda, S OBP: 0.257, SLG: 0.222 (2, PR) (3, 6)		0-0 SH3 1B		0-3 K		0-0 6-3		0-3 K	
Ray Moore, R OBP: 0.260, SLG: 0.480 (1, 1)		3-H							
Joe Durham, R OBP: 0.257, SLG: 0.219 (8, 7)									

Inning Stats	R: 0	H: 0	E: 0	K: 0	S: 3	L: 0	BB: 1	P: 7	R: 5	H: 3	E: 1	K: 0	S: 6	L: 0	BB: 3	P: 14	R: 0	H: 0	E: 1	K: 2	S: 8	L: 0	BB: 0	P: 8	R: 0	H: 1	E: 0	K: 1	S: 6	L: 0	BB: 0	P: 6	R: 0	H: 1	E: 0	K: 0	S: 4	L: 0	BB: 0	P: 4	R: 2	H: 1	E: 2	K: 0	S: 6	L: 0	BB: 0	P: 6	R: 1	H: 2	E: 0	K: 1	S: 7	L: 0	BB: 0	P: 7
--------------	------	------	------	------	------	------	-------	------	------	------	------	------	------	------	-------	-------	------	------	------	------	------	------	-------	------	------	------	------	------	------	------	-------	------	------	------	------	------	------	------	-------	------	------	------	------	------	------	------	-------	------	------	------	------	------	------	------	-------	------

PITCHER	IP	WLS	BF	H	R	ER	SO	BB	IBB	HBP	BLK	WP	HR	S	P	ERA	WHIP
Jim Heise, R ERA: 9.72 (1, 1)	2.0	L	12	3	5	3	0	3	0	0	0	0	0	9	21	13.50	3.000
Dick Hyde, R ERA: 4.39 (3, 1)	4.0		16	3	0	0	5	0	0	0	0	0	0	26	26	0.00	0.750
Bud Byerly, R ERA: 4.2 (7, 1)	2.0		11	3	3	1	1	0	0	0	0	0	0	13	13	4.50	1.500

BOTTOM


Washington Senators @ Baltimore Orioles
Memorial Stadium, Baltimore, MD

Wed Jul 03 1957, 7:05 PM EDT
Att. 11,506 - Unknown

AB	34
R	8
H	9
RBI	6
BB	3
SO	6
LOB	15

livebaseballscorecards.com

1B	8	SF	1	WP	0	PA	39
2B	1	SAC	1	PB	0		
3B	0	DP	0	SB	1		
HR	0	HBP	0	CS	0		



Batter	1	2	3	4	5	6	7	8	9	10	11	AB R H RBI BB SO LOB	TOP													
Milt Bolling, R OBP: 0.255, SLG: 0.354 (1, 6)	5-3		G5-3			SH1-4 1B		F9 SH1-4 1B	K		F8	6 1 2 0 0 1 4	Washington Senators @ Baltimore Orioles Memorial Stadium, Baltimore, MD Thu Jul 04 1957, 3:33 AM EDT Att: 9,530 - Unknown													
Ed Fitz Gerald, R OBP: 0.313, SLG: 0.284 (1, 2)	F7			FC5-4 1B		SH1-4		SH1-4	FC6-4 1B			3 0 2 0 0 0 0														
Roy Sievers, R OBP: 0.380, SLG: 0.549 (1, 3)	5-3			F9		6-3		F9	FC6-4			5 0 0 0 0 0 5														
Jim Lemon, R OBP: 0.375, SLG: 0.508 (1, 9)		BB BB BB		FC5-4 BB		1-3		1B		4-3		4 0 1 1 1 0 2														
Art Schult, R OBP: 0.348, SLG: 0.412 (1, 7)				F7	BB BB BB	FC6-4 BB		K				4 0 2 0 1 1 1														
Rocky Bridges, R OBP: 0.324, SLG: 0.327 (1, 4)				6-3		FC6-4		FC4-6 1B	F8		G1-4-3	5 0 1 0 0 0 5														
Pete Runnels, L OBP: 0.332, SLG: 0.291 (1, 5)				4-3		G3		FC4-6 HBP			F6	5 1 1 0 0 0 1														
Bob Usher, R OBP: 0.307, SLG: 0.325 (1, 8)				G5-3 1B		6-3		SH1-4 1B			F3	3 0 1 0 0 0 0														
Chuck Stobbs, L OBP: 0.229, SLG: 0.235 (1, 1)						5-3		G3			BB	4 0 2 1 0 0 2														
Tex Clevenger, R OBP: 0.368, SLG: 0.313 (9, 1)				1-2 1B					2-H 1B			0 0 0 0 1 0 0														
Inning Stats	R: 0 E: 0 K: 0 S: 3	H: 0 LOB: 0 BB: 0 P: 3	R: 0 E: 0 K: 0 S: 2	H: 0 LOB: 0 BB: 1 P: 6	R: 0 E: 0 K: 0 S: 4	H: 2 LOB: 1 BB: 0 P: 4	R: 0 E: 0 K: 0 S: 4	H: 1 LOB: 2 BB: 1 P: 8	R: 0 E: 0 K: 0 S: 3	H: 0 LOB: 0 BB: 0 P: 3	R: 0 E: 0 K: 0 S: 4	H: 1 LOB: 1 BB: 0 P: 4		R: 0 E: 0 K: 1 S: 6	H: 1 LOB: 2 BB: 0 P: 7	R: 1 E: 0 K: 0 S: 6	H: 3 LOB: 2 BB: 0 P: 6	R: 1 E: 0 K: 1 S: 8	H: 3 LOB: 2 BB: 0 P: 8	R: 0 E: 0 K: 0 S: 3	H: 1 LOB: 0 BB: 0 P: 3	R: 0 E: 0 K: 0 S: 3	H: 0 LOB: 1 BB: 1 P: 7	1B: 12 2B: 0 3B: 0 HR: 0	SF: 0 SAC: 3 DP: 2 HBP: 1	WP: 0 PB: 0 SB: 0 CS: 1
PITCHER	IP WLS BF H R ER SO BB IBB HBP BLK WP HR S P ERA WHIP																									
Bill Wight, L ERA: 3.43 (1, 1)	7.2																									
George Zuverink, R ERA: 1.78 (8, 1)	1.1	7	3	1	1	1	0	0	0	0	0	0	0	9	9	6.75	2.250									
Ken Lehman, L ERA: 1.57 (10, 1)	2.0	W 7	1	0	0	0	1	0	0	0	0	0	0	6	10	0.00	1.000									

livebaseballscorecards.com

AB	39
R	2
H	12
RBI	2
BB	3
SO	2
LOB	20



Batter	1	2	3	4	5	6	7	8	9	10	11	AB R H RBI BB SO LOB	BOTTOM												
Billy Gardner, R OBP: 0.348, SLG: 0.390 (1, 4)	0-0 F8	4-0 1B BB			0-0 F3			0-0 F9	0-0 6-3			4 0 0 0 1 0 3	Washington Senators @ Baltimore Orioles Memorial Stadium, Baltimore, MD Thu Jul 04 1957, 3:33 AM EDT Att: 9,530 - Unknown												
Billy Goodman, L OBP: 0.303, SLG: 0.386 (1, 5)	0-0 BB 1B	0-0 1-3 2-H 1B			0-0 F7			0-0 3-1		0-0 3-1		5 0 2 1 0 0 0													
George Kell, R OBP: 0.353, SLG: 0.401 (1, 3)	0-0 1-2 BB 1B				0-0 F9			0-0 F7		0-0 F7		5 0 1 0 0 0 0													
Bob Nieman, R OBP: 0.367, SLG: 0.450 (1, 7)	0-0 F9				0-0 F7					0-0 1-3		5 1 1 0 0 0 2													
Gus Triandos, R OBP: 0.354, SLG: 0.434 (1, 2)	4-0 FC6-4 BB				0-0 F8				0-0 SH 2B FC6-2			2 0 1 0 1 0 0													
Joe Durham, R OBP: 0.257, SLG: 0.219 (9, PR)												0 0 0 0 0 0 0													
Joe Ginsberg, L OBP: 0.370, SLG: 0.405 (10, 2)												1 0 1 0 0 0 0													
Billy O'Dell, S OBP: 0.182, SLG: 0.182 (11, PR)	1-2 2-3 BB											0 0 0 0 0 0 0													
Jim Busby, R OBP: 0.267, SLG: 0.380 (1, 8)	0-0 FC6-4 1-2f				0-0 1-3							5 1 2 0 0 0 4													
Al Pilarcik, L OBP: 0.386, SLG: 0.362 (1, 9)		4-0 SH2-4 1B BB			0-0 F2							2 1 0 0 3 0 0													
Willy Miranda, S OBP: 0.252, SLG: 0.217 (1, 6)		0-0 L6			0-0 F7							3 0 0 0 0 0 1													
Bob Boyd, L OBP: 0.402, SLG: 0.434 (9, PH)												1 0 0 0 0 0 3													
Ken Lehman, L OBP: 0.400, SLG: 0.333 (10, 1)												1 0 0 0 0 0 3													
Bill Wight, L (1, 1)		0-0 SH2-4			0-0 4-3							2 0 0 0 0 0 0													
George Zuverink, R OBP: 0.167, SLG: 0.091 (8, 1)												0 0 0 0 0 0 0													
Bob Hale, L OBP: 0.277, SLG: 0.262 (9, PH)												1 0 0 0 0 0 3													
Jim Brideweser, R OBP: 0.382, SLG: 0.355 (10, 6)		1-2										1 0 1 1 0 0 0													
Inning Stats	R: 0 E: 0 K: 0 S: 5	H: 2 LOB: 3 BB: 1 P: 9	R: 1 E: 0 K: 0 S: 3	H: 1 LOB: 2 BB: 2 P: 11	R: 0 E: 0 K: 0 S: 4	H: 1 LOB: 1 BB: 0 P: 4	R: 0 E: 0 K: 0 S: 3	H: 0 LOB: 0 BB: 0 P: 3	R: 0 E: 0 K: 0 S: 3	H: 0 LOB: 0 BB: 0 P: 3	R: 0 E: 0 K: 0 S: 3	H: 0 LOB: 0 BB: 0 P: 3	R: 0 E: 0 K: 0 S: 3	H: 0 LOB: 0 BB: 0 P: 3	R: 0 E: 0 K: 0 S: 3	H: 0 LOB: 0 BB: 0 P: 3	R: 1 E: 1 K: 0 S: 6	H: 2 LOB: 3 BB: 1 P: 10	R: 0 E: 0 K: 0 S: 3	H: 0 LOB: 0 BB: 0 P: 3	R: 1 E: 1 K: 0 S: 4	H: 3 LOB: 2 BB: 1 P: 8	1B: 8 2B: 1 3B: 0 HR: 0	SF: 0 SAC: 2 DP: 1 HBP: 0	WP: 0 PA: 45 PB: 0 SB: 0 CS: 0
PITCHER	IP WLS BF H R ER SO BB IBB HBP BLK WP HR S P ERA WHIP															IP WLS BF H R ER SO BB IBB HBP BLK WP HR S P ERA WHIP									
Chuck Stobbs, L ERA: 7.12 (1, 1)	8.0 34 6 2 2 0 3 1 0 0 0 0 30 46 2.25 1.125															IP WLS BF H R ER SO BB IBB HBP BLK WP HR S P ERA WHIP									
Tex Clevenger, R ERA: 3.48 (9, 1)	2.2 L 11 3 1 1 0 1 0 0 0 0 0 10 14 3.38 1.500															IP WLS BF H R ER SO BB IBB HBP BLK WP HR S P ERA WHIP									

AB	38
R	3
H	9
RBI	2
BB	5
SO	0
LOB	19



livebaseballscores.com

Batter	1	2	3	4	5	6	7	8	9	AB R H RBI BB SO LOB	TOP											
Billy Gardner, R (1, 4) OBP: 0.351, SLG: 0.389	0-0 G3		0-0 F3	0-0 BB S 1B		1-0 FC5-4 HBP		4-0 BB		3 0 1 1 1 0 0	Baltimore Orioles @ Boston Red Sox Fenway Park, Boston, MA Fri Jul 05 1957, 3:33 AM EDT Att: 26,091 - Unknown											
Billy Goodman, L (1, 5) Art Ceccarelli, R (8, 1)	0-0 4-3		0-0 F7	4-0 3-H BB 1-2 BB		0-0 F9		0-0 1-3		4 0 0 0 1 0 4 0 0 0 0 0 0 0												
George Kell, R (1, 3) OBP: 0.354, SLG: 0.398	0-0 E6 1B		0-0 F2	4-0 1-2 2-3 BB		0-0 FC5-4 1-2f		0-0 6-3		4 0 1 0 1 0 2												
Bob Nieman, R (1, 7) OBP: 0.359, SLG: 0.439	0-3 K			4-3 K		0-0 F9		0-0 6-3		5 0 0 0 0 2 4												
Gus Triandos, R (1, 2) OBP: 0.355, SLG: 0.461		0-0 6-3		0-0 HR	0-0 5-3		0-3 K	0-0 HR		5 2 2 2 0 1 0												
Jim Busby, R (1, 8) OBP: 0.259, SLG: 0.368		0-0 6-3		0-0 E6 3B	0-0 L6		0-0 F8	0-0 1-3		5 1 0 0 0 0 0												
Al Pilarcik, L (1, 9) OBP: 0.388, SLG: 0.365		0-0 1B 1B		0-0 E4 3B	0-0 G3			0-0 BB 1B		4 1 2 0 0 0 1												
Jim Brideweser, R (1, 6) OBP: 0.396, SLG: 0.389 Bob Boyd, L (8, PH) OBP: 0.401, SLG: 0.432 Willy Miranda, S (8, 6) OBP: 0.252, SLG: 0.217		0-0 FC6-4 1B		0-0 1-H 2-H 1B 3B		0-0 SH3-4 1B		0-0 F8		3 1 3 2 0 0 0 1 0 0 0 0 0 1 0 0 0 0 0 0 0												
Billy Loes, R (1, 1) OBP: 0.139, SLG: 0.091 Tito Francona, L (8, PH) OBP: 0.321, SLG: 0.413		0-0 FC6-4		0-0 F5		0-0 SH3-4		0-0 F8		2 0 0 0 0 0 3 1 0 0 0 0 0 1												
Inning Stats	R: 0 E: 1 K: 1 S: 6	H: 1 LOB: 1 BB: 0 P: 6	R: 0 E: 0 K: 0 S: 5	H: 2 LOB: 2 BB: 0 P: 5	R: 0 E: 0 K: 0 S: 3	H: 0 LOB: 0 BB: 0 P: 3	R: 4 E: 2 K: 1 S: 10	H: 3 LOB: 3 BB: 2 P: 18	R: 0 E: 0 K: 0 S: 3	H: 0 LOB: 0 BB: 0 P: 3	R: 0 E: 0 K: 0 S: 4	H: 1 LOB: 2 BB: 0 P: 5	R: 0 E: 0 K: 1 S: 5	H: 0 LOB: 0 BB: 0 P: 5	R: 0 E: 0 K: 0 S: 4	H: 1 LOB: 2 BB: 1 P: 8	R: 1 E: 0 K: 0 S: 4	H: 1 LOB: 0 BB: 0 P: 4	1B: 6 2B: 0 3B: 1 HR: 2	SF: 0 SAC: 1 DP: 0 HBP: 1	WP: 0 PB: 0 SB: 1 CS: 0	PA: 42
PITCHER	IP WLS BF H R ER SO BB IBB HBP BLK WP HR S P ERA WHIP																					
Mike Forniello, R (1, 1) ERA: 3.18	6.0 W 30 7 4 1 2 2 0 1 0 0 0 1 31 40 1.50 1.500																					
Ike Delock, R (7, 1) ERA: 3.98	3.0 S 12 2 1 1 1 1 0 0 0 0 0 1 13 17 3.00 1.000																					

livebaseballscorecards.com

AB	37
R	5
H	9
RBI	5
BB	3
SO	3
LOB	16



Batter	1	2	3	4	5	6	7	8	9
Jim Piersall, R <small>OBP: 0.320, SLG: 0.368</small> (1, 8)	0-0 1-3	0-0 BB 1-2 1B		0-0 1-2 3-H 4-3		0-0 1-2 2-3 2B 1B		0-0 F7	
Billy Klaus, L <small>OBP: 0.353, SLG: 0.404</small> (1, 6)	0-0 HR	4-0 BB 1-2 2-3 BB		0-0 4-3		0-0 3-H SF7		0-0 F9	
Ted Williams, L <small>OBP: 0.475, SLG: 0.657</small> Gene Stephens, L <small>OBP: 0.287, SLG: 0.333</small> (1, 7) (9, 7)	0-0 E6 WP 1B	0-0 G3			0-0 G3	0-0 1-3 2-H 2B			
Mickey Vernon, L <small>OBP: 0.399, SLG: 0.483</small> (1, 3)	0-0 1-H 5-3 1B		0-0 F9		0-0 F5	0-0 6-3			
Jackie Jensen, R <small>OBP: 0.396, SLG: 0.482</small> (1, 9)	0-0 5-3 1-2 1B		0-0 F8		0-3 K		0-0 1B 2B		
Frank Malzone, R <small>OBP: 0.373, SLG: 0.463</small> (1, 5)	0-3 K		0-0 6-3			0-0 1B 1B	0-0 2-H G6-4-3 1B		
Ted Lepcio, R <small>OBP: 0.344, SLG: 0.428</small> (1, 4)		0-3 K		0-0 FC1-6 1B WP 1B		0-3 K	0-0 F7		
Sammy White, R <small>OBP: 0.287, SLG: 0.280</small> (1, 2)		0-0 BB 1B 1B		0-0 FC1-6 1B		0-0 1B 1B SF7 1B	0-0 1-2f G6-4-3		
Mike Fornieles, R <small>OBP: 0.250, SLG: 0.226</small> Dick Gernert, R <small>OBP: 0.376, SLG: 0.531</small> (6, PH) Ike Delock, R (7, 1)		0-0 F7		0-0 FC1-6 WP		0-0 1-2 2-3 1B 2B 1B		0-3 K	

AB	R	H	RBI	BB	SO	LOB
5	0	2	0	0	0	1
3	1	1	2	1	0	1
4	1	1	1	0	0	3
0	0	0	0	0	0	0
4	0	1	1	0	0	2
4	1	1	0	0	1	1
4	1	2	1	0	1	1
4	1	1	0	0	2	2
4	1	3	0	0	0	1
2	0	0	0	0	0	3
1	1	1	1	0	0	0
1	0	0	0	0	1	0

WP	PA
2	38

Inning Stats		R	H	E	K	S	R		H	E	K	S	R		H	E	K	S	R		H	E	K	S	R		H	E	K	S	R		H	E	K	S					
R: 2 H: 2 E: 1 K: 1 S: 8		2	2	1	0	8	R: 0 H: 2 E: 0 K: 1 S: 7		2	3	0	1	7	R: 0 H: 0 E: 0 K: 0 S: 3		0	0	0	0	3	R: 1 H: 5 E: 0 K: 1 S: 10		5	2	0	1	10	R: 1 H: 2 E: 0 K: 0 S: 4		2	0	0	0	4	R: 0 H: 0 E: 0 K: 1 S: 5		0	0	0	0	5

WP	HR	S	P	ERA	WHIP
2	0	1	0	7.71	2.000

BOTTOM

Baltimore Orioles @ Boston Red Sox
 Fenway Park, Boston, MA
 Fri Jul 05 1957, 3:33 AM EDT
 Att. 26,091 - Unknown

livebaseballscorecards.com

AB	36
R	7
H	13
RBI	6
BB	1
SO	5
LOB	15




Batter	1	2	3	4	5	6	7	8	9	AB R H RBI BB SO LOB	TOP												
Billy Gardner, R (1, 4) OBP: 0.355, SLG: 0.397	0-0 2B		0-0 1B 2B		0-0 6-3		4-0 1B BB		0-0 5-3	4 1 2 0 1 0 0													
Bob Boyd, L (1, 3) OBP: 0.404, SLG: 0.436	0-0 F5		0-0 1B		0-0 1B		0-0 1B		0-0 F9	5 0 3 1 0 0 1													
Billy Goodman, L (1, 5) (7, 6) OBP: 0.296, SLG: 0.363	0-0 F6		0-0 F7		0-0 1B		0-0 F9			4 0 1 0 0 0 4													
Tito Francona, L (1, 9) OBP: 0.319, SLG: 0.404	4-0 BB		0-0 F7		0-0 F8			0-0 3-1		3 0 0 0 1 0 2													
Gus Triandos, R (1, 2) OBP: 0.353, SLG: 0.462	0-3 K			0-0 1B 2B		0-0 6-3		0-3 K		4 1 1 0 0 2 2													
Bob Nieman, R (1, 7) OBP: 0.362, SLG: 0.440		0-0 5-3		0-0 1B		0-0 F2		0-0 1B		4 0 2 1 0 0 0													
Al Pilarcik, L (1, 8) Jim Busby, R (6, 8) OBP: 0.383, SLG: 0.359 OBP: 0.263, SLG: 0.372		0-0 5-3		0-0 FC6-4		0-0 G3		0-0 1B		3 0 0 0 0 0 1 1 0 1 0 0 0 0													
Willy Miranda, S (1, 6) George Kell, R (7, PH) OBP: 0.248, SLG: 0.214 OBP: 0.350, SLG: 0.393		0-0 G3		0-0 F8		0-0 F7		0-0 F7		2 0 0 0 0 0 1 2 0 0 0 0 0 2													
Hal Brown, R (1, 1) Billy O'Dell, S (4, 1) Frank Zupo, L (7, PH) Jerry Walker, S (7, 1) Art Ceccarelli, R (7, 1) Joe Durham, R (8, PH) OBP: 0.250, SLG: 0.238 OBP: 0.182, SLG: 0.182			0-3 K	0-0 FC5-4		0-0 G3		0-0 6-3		2 0 0 0 0 0 1 0 0 0 0 0 0 0 1 0 1 0 0 0 0 0 0													
Inning Stats	R: 0 E: 0 K: 1 S: 6	H: 1 LOB: 2 BB: 1 P: 10	R: 0 E: 0 K: 0 S: 3	H: 0 LOB: 0 BB: 0 P: 3	R: 1 E: 0 K: 1 S: 7	H: 2 LOB: 1 BB: 0 P: 7	R: 1 E: 0 K: 0 S: 5	H: 2 LOB: 1 BB: 0 P: 5	R: 0 E: 0 K: 0 S: 4	H: 2 LOB: 1 BB: 0 P: 4	R: 0 E: 0 K: 0 S: 3	H: 0 LOB: 0 BB: 0 P: 3	R: 0 E: 0 K: 0 S: 4	H: 1 LOB: 2 BB: 1 P: 8	R: 0 E: 0 K: 1 S: 7	H: 2 LOB: 2 BB: 0 P: 7	R: 0 E: 0 K: 0 S: 3	H: 0 LOB: 0 BB: 0 P: 3	1B: 7 2B: 3 3B: 0 HR: 0	SF: 0 SAC: 0 DP: 0 HBP: 0	WP: 0 PB: 0 SB: 0 CS: 0	PA: 38	
PITCHER Frank Sullivan, R (1, 1) ERA: 2.58	IP 9.0	WLS W	BF 38	H 10	R 2	ER 2	SO 3	BB 2	IBB 0	HBP 0	BLK 0	WP 0	HR 0	S 42	P 50	ERA 2.00	WHIP 1.333						PITCHER IP WLS BF H R ER SO BB IBB HBP BLK WP HR S P ERA WHIP

Baltimore Orioles @ Boston Red Sox
Fenway Park, Boston, MA
Sat Jul 06 1957, 3:33 AM EDT
Att. 13,390 - Unknown

livebaseballscorecards.com

AB	36
R	2
H	10
RBI	2
BB	2
SO	3
LOB	14



Batter	1	2	3	4	5	6	7	8	9	AB R H RBI BB SO LOB	TOP		
Billy Gardner, R (1, 4) OBP: 0.359, SLG: 0.401	0-0 1B BB 1B		0-0 6-3		0-0 2-H 1B			0-0 SH5-3 E 1B		4 2 3 1 0 0 0	Baltimore Orioles @ Boston Red Sox Fenway Park, Boston, MA Sun Jul 07 1957, 3:33 AM EDT Att: 14,758 - Unknown		
Bob Boyd, L (1, 3) OBP: 0.407, SLG: 0.436	4-0 1B 1-2 1B BB		0-0 3-1			0-0 3B 1B		0-0 SH5-3 1-2		2 2 1 0 1 0 0			
Billy Goodman, L (1, 5) OBP: 0.314, SLG: 0.400	0-0 1B 1-2 2-3 1B		0-0 F6			0-0 1-H 2B 3B		0-0 E8 SF8 1B		4 3 3 2 0 0 0			
Bob Nieman, R (1, 7) OBP: 0.364, SLG: 0.448	0-0 1B 1-3 2-H 3-H		0-0 F9		0-0 4-3 G3-2-3 2B		0-0 SF8		0-0 SF8			3 0 2 4 0 0 0	
Tito Francona, L (1, 9) OBP: 0.311, SLG: 0.393	0-0 G4-6-3 1-2f 3-H		0-0 F9		0-0 4-3 2-3		0-0 F5		0-0 F5			4 0 0 0 0 0 2	
Gus Triandos, R (1, 2) OBP: 0.348, SLG: 0.453	0-3 K		0-0 6-3		0-0 G3-2-3 3-Hf			0-0 6-1		4 0 0 0 0 1 1			
Jim Busby, R (1, 8) OBP: 0.263, SLG: 0.365		0-0 G3			4-0 SH2-4 1B BB		0-0 5-3		0-0 F5	3 1 0 0 1 0 0		AB 30 R 8 H 9 RBI 7 BB 2 SO 3 LOB 4	
Willy Miranda, S (1, 6) OBP: 0.241, SLG: 0.207		0-0 5-3			0-3 K		0-0 G3		0-3 K	4 0 0 0 0 2 1			
Connie Johnson, R (1, 1) OBP: 0.119, SLG: 0.119		0-0 F7			0-0 SH2-4 1-2		0-0 1-3			2 0 0 0 0 0 0			
Inning Stats	R: 3 E: 0 K: 1 S: 7 H: 3 LOB: 0 BB: 1 P: 11	R: 0 E: 0 K: 0 S: 3 H: 0 LOB: 0 BB: 0 P: 3	R: 0 E: 0 K: 0 S: 3 H: 0 LOB: 0 BB: 0 P: 3	R: 0 E: 0 K: 0 S: 3 H: 0 LOB: 0 BB: 0 P: 3	R: 1 E: 0 K: 1 S: 5 H: 1 LOB: 1 BB: 1 P: 9	R: 2 E: 0 K: 0 S: 5 H: 3 LOB: 0 BB: 0 P: 5	R: 0 E: 0 K: 0 S: 3 H: 0 LOB: 0 BB: 0 P: 3	R: 2 E: 1 K: 0 S: 5 H: 2 LOB: 0 BB: 0 P: 5	R: 0 E: 0 K: 1 S: 5 H: 0 LOB: 0 BB: 0 P: 5	1B: 7 2B: 2 3B: 1 HR: 0 SF: 1 SAC: 2 DP: 2 HBP: 0	WP: 0 PB: 0 SB: 0 CS: 0 PA: 35		
PITCHER	IP WLS BF H R ER SO BB IBB HBP BLK WP HR S P ERA WHIP											PITCHER	IP WLS BF H R ER SO BB IBB HBP BLK WP HR S P ERA WHIP
Tom Brewer, R (1, 1) ERA: 3.68	7.0 L 27 7 6 6 2 2 0 0 0 0 0 0 29 37 7.71 1.286												
Bob Chakales, R (8, 1) ERA: 6.6	2.0 8 2 2 1 1 0 0 0 0 0 0 0 10 10 4.50 1.000												

livebaseballscorecards.com

Batter	1	2	3	4	5	6	7	8	9	AB	R	H	RBI	BB	SO	LOB
Jim Piersall, R (1, 8) OBP: 0.328, SLG: 0.381	0-0 F6		0-0 E8 4-3 1B		0-0 3-1		0-0 FC6-4 1-2f		0-0 FC4-6 1B	5	1	2	0	0	0	1
Billy Klaus, L (1, 6) OBP: 0.348, SLG: 0.408	0-3 K		0-0 4-3 2-3		0-0 6-3			0-0 1B 2B 1B	0-0 FC4-6 1-2f	5	1	1	0	0	1	2
Ted Williams, L (1, 7) OBP: 0.476, SLG: 0.645	4-0 BB		4-0 BB 1B BB		0-0 F8			0-0 2B 1-3 FC5-2 1B	0-3 K	3	0	1	0	2	1	1
Mickey Vernon, L (1, 3) OBP: 0.406, SLG: 0.497	0-0 4-3		0-0 1-2 3-H 1B		0-3 K			0-0 FC5-2 1-3 WP 2B		4	1	2	2	0	1	1
Jackie Jensen, R (1, 9) OBP: 0.401, SLG: 0.492		0-0 6-3	4-0 1-2 2-3 BB		0-0 F7			0-0 FC5-2 1B WP		3	1	0	0	1	0	2
Frank Malzone, R (1, 5) OBP: 0.369, SLG: 0.462		0-0 5-3	0-0 L5		0-0 L8			0-0 WP 1B		4	0	1	0	0	0	3
Ted Lepcio, R (1, 4) OBP: 0.343, SLG: 0.410		4-0 BB		0-0 F8			4-0 FC1-4 BB	0-3 K		2	0	0	0	2	1	1
Sammy White, R (1, 2) OBP: 0.286, SLG: 0.289		0-3 K		0-0 6-3			0-0 FC1-4 FC6-4 1-2f	0-0 F2		4	0	0	0	0	1	3
Tom Brewer, R (1, 1) OBP: 0.192, SLG: 0.196			0-0 5-3		0-3 K		0-0 F4		0-3 K	2	0	0	0	0	1	0
Gene Stephens, L (7, PH) OBP: 0.285, SLG: 0.330										1	0	0	0	0	0	1
Bob Chakales, R (8, 1) OBP: 0.300, SLG: 0.500										0	0	0	0	0	0	0
Dick Gemert, R (9, PH) OBP: 0.374, SLG: 0.527										1	0	0	0	0	1	0

BOTTOM

Baltimore Orioles @ Boston Red Sox
Fenway Park, Boston, MA
Sun Jul 07 1957, 3:33 AM EDT
Att. 14,758 - Unknown

livebaseballscorecards.com

AB	34
R	4
H	7
RBI	2
BB	5
SO	7
LOB	15



Inning Stats	R: 0	H: 0	R: 0	H: 0	R: 1	H: 2	R: 0	H: 0	R: 0	H: 0	R: 0	H: 0	R: 3	H: 4	R: 0	H: 1	1B: 6	SF: 0	WP: 2	PA: 39
	E: 0	LOB: 1	E: 0	LOB: 1	E: 1	LOB: 3	E: 0	LOB: 0	E: 0	LOB: 0	E: 0	LOB: 0	E: 0	LOB: 1	E: 0	LOB: 1	2B: 1	SAC: 0	PB: 0	
	K: 1	BB: 1	K: 1	BB: 1	K: 0	BB: 2	K: 1	BB: 0	K: 0	BB: 0	K: 0	BB: 1	K: 1	BB: 0	K: 2	BB: 0	3B: 0	DP: 0	SB: 0	
	S: 5	P: 9	S: 5	P: 9	S: 5	P: 13	S: 5	P: 5	S: 3	P: 3	S: 3	P: 7	S: 9	P: 9	S: 8	P: 8	HR: 0	HBP: 0	CS: 0	

PITCHER	IP	WLS	BF	H	R	ER	SO	BB	IBB	HBP	BLK	WP	HR	S	P	ERA	WHIP										
Connie Johnson, R (1, 1) ERA: 3.5	9.0	W	39	7	4	4	7	5	0	0	0	2	0	48	68	4.00	1.333										
PITCHER	IP	WLS	BF	H	R	ER	SO	BB	IBB	HBP	BLK	WP	HR	S	P	ERA	WHIP										

Batter	1	2	3	4	5	6	7	8	9	10	11	AB R H RBI BB SO LOB	TOP																
Billy Gardner, R (1, 4) OBP: 0.360, SLG: 0.398	0-0 4-3			4-0 HR BB	0-0 G4-3		0-0 4-3			4-0 PB BB		3 1 0 0 2 0 2	Baltimore Orioles @ Cleveland Indians Cleveland Municipal Stadium, Cleveland, OH Thu Jul 11 1957, 3:33 AM EDT Unknown																
Bob Boyd, L (1, 3) OBP: 0.400, SLG: 0.427	0-0 F7			0-0 F9		0-0 F5		0-0 L8		0-0 F7		5 0 0 0 0 0 2																	
Billy Goodman, L (1, 5) OBP: 0.299, SLG: 0.380	0-0 G3			0-0 F9		0-0 G3		0-0 6-3		0-0 6-3		5 0 0 0 0 0 2																	
Bob Nieman, R (1, 7) OBP: 0.372, SLG: 0.464		0-3 K		0-0 HR		4-0 BB BB		4-0 BB BB		0-0 WP 2B 1B		3 1 2 2 2 1 0 0 1 0 0 0 0 0																	
Joe Durham, R (11, PR) OBP: 0.254, SLG: 0.215																													
Tito Francona, L (1, 9) OBP: 0.314, SLG: 0.385		0-0 F4		4-0 BB		4-0 BB BB		0-0 G3		0-3 K2-3		3 0 0 0 2 1 2 0 0 0 0 0 0 0																	
Joe Ginsberg, L (11, 2) OBP: 0.370, SLG: 0.405										1-2																			
Gus Triandos, R (1, 2) OBP: 0.345, SLG: 0.452		0-3 K		0-3 K		0-0 F4			0-0 F7		0-0 1B 2B	5 0 1 1 0 2 3 0 1 0 0 0 0 0																	
Al Pilarcik, L (11, PR) OBP: 0.383, SLG: 0.359										2-H																			
Jim Busby, R (1, 8) OBP: 0.267, SLG: 0.363			0-0 L7		0-0 E1 SH1-3 1B		4-0 SH2-4 BB		0-0 6-3		0-0 G4-6-3 1B	4 1 1 1 1 0 0																	
Willy Miranda, S (1, 6) OBP: 0.236, SLG: 0.203			0-0 F7		0-0 SH1-3		0-0 SH2-4		0-0 F8		0-0 G4-6-3	3 0 0 0 0 0 2																	
Ray Moore, R (1, 1) OBP: 0.264, SLG: 0.472			0-0 5-3		0-0 G4-3 1B		0-3 K			0-0 4-3		3 0 1 1 0 1 1 1 0 0 0 0 0 0 0 0 0 0 0 0 0																	
Ken Lehman, L (7, 1) OBP: 0.364, SLG: 0.300																													
George Zuverink, R (11, 1) OBP: 0.167, SLG: 0.091																													
Inning Stats	R: 0 E: 0 K: 0 S: 3	H: 0 LOB: 0 BB: 0 P: 3	R: 0 E: 0 K: 2 S: 7	H: 0 LOB: 0 BB: 0 P: 7	R: 0 E: 0 K: 0 S: 3	H: 0 LOB: 0 BB: 0 P: 3	R: 2 E: 0 K: 1 S: 6	H: 1 LOB: 1 BB: 2 P: 14	R: 1 E: 1 K: 0 S: 4	H: 1 LOB: 0 BB: 0 P: 4	R: 0 E: 0 K: 0 S: 3	H: 0 LOB: 2 BB: 2 P: 11	R: 0 E: 0 K: 1 S: 5	H: 0 LOB: 1 BB: 1 P: 9	R: 0 E: 0 K: 0 S: 3	H: 0 LOB: 1 BB: 1 P: 7	R: 0 E: 0 K: 0 S: 3	H: 0 LOB: 0 BB: 0 P: 3	R: 0 E: 0 K: 0 S: 3	H: 0 LOB: 1 BB: 1 P: 7	R: 2 E: 0 K: 1 S: 7	H: 3 LOB: 2 BB: 0 P: 7	1B: 3 2B: 1 3B: 0 HR: 1	SF: 0 SAC: 2 DP: 2 HBP: 0	WP: 1 PB: 1 SB: 1 CS: 0	PA: 44			
PITCHER	IP WLS BF H R ER SO BB IBB HBP BLK WP HR S P ERA WHIP																												
Ray Narleski, R (1, 1) ERA: 2.72	6.0		24	2	3	2	3	4	0	0	0	0	0	1	26	42	3.00	1.000											
Cal McLish, R (7, 1) ERA: 3.41	5.0	L	20	3	2	2	2	3	0	0	0	1	0	21	33	3.60	1.200												

AB	35
R	5
H	5
RBI	5
BB	7
SO	5
LOB	14



livebaseballscorecards.com

Batter	1	2	3	4	5	6	7	8	9	10	11	AB R H RBI BB SO LOB
Al Smith, R OBP: 0.373, SLG: 0.372 (1, 5)	0-0 SH5 G1-2-3 1B		0-0 F3		4-0 FC4-6 BB	0-0 F8			0-0 6-3		0-0 2B	5 0 2 1 1 0 1
Bobby Avila, R OBP: 0.316, SLG: 0.356 (1, 4)	0-0 SH5 1-2 1B		0-0 F7		0-0 FC4-6 FC3-6 1-2f		0-0 F4		0-0 F8		0-3 3-H K	6 0 1 0 0 1 2
Joe Altobelli, L OBP: 0.273, SLG: 0.323 (1, 3)	0-0 SH5 1-2 2-3		0-0 F8		0-0 FC3-6 BB 1-2f		0-0 1-3		0-0 F9			4 0 0 0 0 0 1
Gene Woodling, L OBP: 0.417, SLG: 0.444 (1, 7)	4-0 BB			0-0 F8	4-0 FC6-4 BB 1-2		0-0 1B 2B			0-0 F5		3 1 1 0 2 0 0
Rocky Colavito, R OBP: 0.369, SLG: 0.494 (1, 9)	0-0 G1-2-3 3-Hf		0-0 F4	0-0 FC6-4 BB 1-2f		0-0 2-H 1B			0-0 5-3			5 0 1 1 0 0 5
Roger Maris, L OBP: 0.357, SLG: 0.461 (1, 8)		0-0 4-3		4-0 S 1B BB		0-0 E 2B		0-3 K		0-0 F8		4 2 1 0 1 1 1
Russ Nixon, L OBP: 0.313, SLG: 0.351 (1, 2)		0-0 FC4-6 1B		0-0 1B		0-0 E2 F9 1B		0-0 F9			0-0 4-3-1 2B 2B	4 0 3 2 0 0 0 1 1 1 0 0 0 0
Larry Raines, R OBP: 0.323, SLG: 0.377 (11, PH)				1-H		2-H						
Chico Carrasquel, R OBP: 0.332, SLG: 0.379 (1, 6)		0-0 FC4-6 1-2f		0-0 1B		0-0 F9 2-3		4-0 L5-3 BB			0-0 F7	3 0 1 0 1 0 2 1 0 0 0 0 0 1
Vic Wertz, L OBP: 0.398, SLG: 0.457 (11, PH)				1-2								
Ray Narleski, R OBP: 0.111, SLG: 0.444 (1, 1)		0-0 1-3		0-3 K		0-0 5-3		0-0 L5-3 1-2			0-0 4-3-1	2 0 0 0 0 1 3 1 0 0 0 0 0 1 2 0 0 0 0 0 2
Dick Williams, R OBP: 0.305, SLG: 0.356 (6, PH)												
Cal McLish, S OBP: 0.278, SLG: 0.333 (7, 1)												

Inning Stats	R: 0	H: 2	R: 0	H: 1	R: 0	H: 0	R: 1	H: 2	R: 0	H: 0	R: 1	H: 2	R: 0	H: 0	R: 0	H: 0	R: 0	H: 0	R: 1	H: 2	1B: 7	SF: 0	WP: 0	PA: 47
E: 0	LOB: 2	E: 0	LOB: 1	E: 0	LOB: 0	E: 0	LOB: 2	E: 1	LOB: 1	E: 0	LOB: 1	E: 0	LOB: 0	E: 0	LOB: 0	E: 0	LOB: 0	E: 0	LOB: 1	E: 0	LOB: 1	2B: 5 <td>SAC: 1 <td>PB: 0 </td></td>	SAC: 1 <td>PB: 0 </td>	PB: 0
K: 0	BB: 1	K: 0	BB: 0	K: 0	BB: 0	K: 0	BB: 2	K: 0	BB: 0	K: 0	BB: 0	K: 1	BB: 0	K: 0	BB: 1	K: 0	BB: 0	K: 0	BB: 0	K: 1	BB: 0	3B: 0	DP: 2 <td>SB: 1 </td>	SB: 1
S: 4	P: 8	S: 4	P: 4	S: 3	P: 3	S: 7	P: 11	S: 3	P: 11	S: 5	P: 5	S: 7	P: 7	S: 2	P: 6	S: 3	P: 3	S: 3	P: 3	S: 7	P: 7	HR: 0	HBP: 0	CS: 0

PITCHER	IP	WLS	BF	H	R	ER	SO	BB	IBB	HBP	BLK	WP	HR	S	P	ERA	WHIP
Ray Moore, R ERA: 3.6 (1, 1)	6.2		32	9	3	3	1	4	0	0	0	0	0	30	46	4.05	1.950
Ken Lehman, L ERA: 1.71 (7, 1)	3.1	W	11	1	1	1	1	1	0	0	0	0	0	12	16	2.70	0.600
George Zuverink, R ERA: 1.75 (11, 1)	1.0	S	4	1	0	0	1	0	0	0	0	0	0	6	6	0.00	1.000

BOTTOM

Baltimore Orioles @ Cleveland Indians
Cleveland Municipal Stadium, Cleveland, OH
Thu Jul 11 1957, 3:33 AM EDT
Unknown

livebaseballscores.com

AB	41
R	4
H	11
RBI	4
BB	5
SO	3
LOB	19



Batter	1	2	3	4	5	6	7	8	9	AB R H RBI BB SO LOB	TOP											
Billy Gardner, R (1, 4) OBP: 0.363, SLG: 0.397	4-0 S 1B BB	0-0 FC6-4 1-2f		0-0 L6			1-0 1B HBP		0-0 BB 1B	3 1 1 0 1 0 1												
Bob Boyd, L (1, 3) OBP: 0.400, SLG: 0.425	0-3 K 1-2		0-0 6-3		0-0 1B		0-3 K		4-0 BB 1B	4 0 1 0 1 2 2												
Billy Goodman, L (1, 5) OBP: 0.304, SLG: 0.381	0-0 FC5-4 2-H 1B		0-0 F7		0-0 F5		0-0 1B		0-0 F4	5 0 2 1 0 0 3												
Bob Nieman, R (1, 7) OBP: 0.370, SLG: 0.458 Joe Durham, R (7, 7) OBP: 0.250, SLG: 0.212	0-0 FC5-4 1-2f HR		4-0 HBP 1B BB		0-3 K		0-3 K		0-3 K	3 2 0 0 1 2 4 1 0 0 0 0 1 2												
Al Pilarcik, L (1, 9) OBP: 0.389, SLG: 0.375	0-0 1-H HR		1-0 1B S HBP		0-0 F8			4-0 1B BB		2 2 1 2 1 0 1												
Joe Ginsberg, L (1, 2) OBP: 0.375, SLG: 0.410	0-0 F4		0-0 S 1B		0-0 L7			0-0 1-2 1B		4 0 2 1 0 0 0												
Jim Busby, R (1, 8) OBP: 0.261, SLG: 0.354		0-0 F9	0-3 K		0-0 F7			0-0 F8		4 0 0 0 0 1 2												
Willy Miranda, S (1, 6) OBP: 0.230, SLG: 0.197		0-0 F8		0-0 F9		0-3 K		0-0 F7		4 0 0 0 0 1 1												
Bill Wight, L (1, 1) George Zuverink, R (3, 1) OBP: 0.143, SLG: 0.077 Billy Loes, R (8, 1) OBP: 0.135, SLG: 0.088		1-0 FC6-4 HBP		0-0 6-3			0-0 F7		0-0 4-3	0 0 0 0 0 0 0 2 0 0 0 0 0 0 1 0 0 0 0 0 0												
Inning Stats	R: 3 E: 0 K: 1 S: 7	H: 2 LOB: 0 BB: 1 P: 11	R: 0 E: 0 K: 0 S: 3	H: 0 LOB: 1 BB: 0 P: 4	R: 2 E: 0 K: 1 S: 6	H: 1 LOB: 1 BB: 1 P: 11	R: 0 E: 0 K: 0 S: 3	H: 0 LOB: 0 BB: 0 P: 3	R: 0 E: 0 K: 1 S: 6	H: 1 LOB: 1 BB: 0 P: 6	R: 0 E: 0 K: 1 S: 5	H: 0 LOB: 0 BB: 0 P: 5	R: 0 E: 0 K: 2 S: 8	H: 1 LOB: 2 BB: 0 P: 9	R: 0 E: 0 K: 0 S: 3	H: 1 LOB: 1 BB: 1 P: 7	R: 0 E: 0 K: 1 S: 6	H: 1 LOB: 2 BB: 1 P: 10	1B: 6 2B: 0 3B: 0 HR: 1	SF: 0 SAC: 0 DP: 0 HBP: 3	WP: 0 PB: 0 SB: 3 CS: 0	PA: 40
PITCHER	IP WLS BF H R ER SO BB IBB HBP BLK WP HR S P ERA WHIP																					
Bob Lemon, R (1, 1) ERA: 4.41	3.0 L 16 3 5 5 2 2 0 2 0 0 0 1 16 26 15.00 1.667																					
Dick Tomaneck, L (4, 1) ERA: 5.64	4.0 15 2 0 0 4 0 0 1 0 0 0 0 22 23 0.00 0.500																					
Stan Pitula, R (8, 1) ERA: 5.53	1.1 7 2 0 0 0 2 0 0 0 0 0 0 5 13 0.00 3.000																					
Bud Daley, L (9, 1) ERA: 4.27	0.2 2 0 0 0 1 0 0 0 0 0 0 0 4 4 0.00 0.000																					

Baltimore Orioles @ Cleveland Indians
Cleveland Municipal Stadium, Cleveland, OH

Thu Jul 11 1957, 3:38 AM EDT
 Att. 8,647 - Unknown

livebaseballscorecards.com

AB	33
R	5
H	7
RBI	4
BB	4
SO	7
LOB	16



Batter	1	2	3	4	5	6	7	8	9	AB R H RBI BB SO LOB
Al Smith, R (1, 5) OBP: 0.370, SLG: 0.369	0-3 K		0-0 BB 1B SF8 1B	0-0 FC5-4			0-0 5-3		0-3 K	5 1 1 0 0 2 1
Bobby Avila, R (1, 4) OBP: 0.313, SLG: 0.352	0-0 L3		0-0 F4		0-0 F7			0-0 1B 1B	0-0 6-3	5 1 1 0 0 0 2
Larry Raines, R (1, 7) Gene Woodling, L (3, PH) OBP: 0.421, SLG: 0.448	0-0 1B 1B		0-0 BB 1B		0-0 G3			0-0 1B 1B		1 0 1 0 0 0 0 3 1 2 1 0 0 0
Rocky Colavito, R (1, 9) OBP: 0.371, SLG: 0.492	0-0 FC5-4 1B		4-0 BB		0-0 1-3			0-0 F8		3 0 1 0 1 0 2
Dick Williams, R (1, 8) Vic Wertz, L (3, PH) OBP: 0.398, SLG: 0.458	0-0 FC5-4		0-0 SF8			0-0 F7		0-0 1B 1B		1 0 0 0 0 0 2 2 0 1 2 0 0 0
Joe Altobelli, L (1, 3) OBP: 0.243, SLG: 0.286		0-0 F6	0-0 4-3			0-3 K		0-0 F9		4 0 0 0 0 1 4
Chico Carrasquel, R (1, 6) Roger Maris, L (8, PH) George Strickland, R (9, 6) OBP: 0.287, SLG: 0.291		0-0 G6-4-3 1B			0-0 5-3			0-0 1B 1B		3 0 1 0 0 0 0 1 0 1 1 0 0 0 0 0 0 0 0 0 0
Dick Brown, R (1, 2) Russ Nixon, L (7, PH) OBP: 0.307, SLG: 0.344		0-0 G6-4-3			0-3 K		0-0 L9	0-0 F7		2 0 0 0 0 1 1 2 0 0 0 0 0 2
Bob Lemon, L (1, 1) Kenny Kubiak, L (3, PH) Dick Tompane, L (4, 1) Hal Naragon, L (7, PH) Stan Pitula, R (8, 1) Bud Daley, L (9, 1) Cal McLish, S (9, PH) OBP: 0.283, SLG: 0.313			4-0 BB 1B		0-0 FC5-4 1B				0-0 G3	0 0 0 0 0 0 0 0 1 0 0 1 0 0 1 0 1 0 0 0 0 1 0 1 0 0 0 0 0 0

Inning Stats	R: 0 E: 0 K: 1 S: 7	H: 2 LOB: 2 BB: 0 P: 7	R: 0 E: 0 K: 0 S: 3	H: 1 LOB: 0 BB: 0 P: 3	R: 2 E: 0 K: 0 S: 5	H: 2 LOB: 2 BB: 2 P: 13	R: 0 E: 0 K: 1 S: 6	H: 1 LOB: 1 BB: 0 P: 6	R: 0 E: 0 K: 0 S: 3	H: 0 LOB: 0 BB: 0 P: 3	R: 0 E: 0 K: 1 S: 5	H: 0 LOB: 0 BB: 0 P: 5	R: 0 E: 0 K: 0 S: 3	H: 0 LOB: 0 BB: 0 P: 3	R: 2 E: 0 K: 0 S: 7	H: 4 LOB: 2 BB: 0 P: 7	R: 0 E: 0 K: 1 S: 5	H: 0 LOB: 0 BB: 0 P: 5	1B: 10 2B: 0 3B: 0 HR: 0	SF: 1 SAC: 0 DP: 1 HBP: 0	WP: 0 PB: 0 SB: 0 CS: 0	PA: 38
--------------	------------------------------	---------------------------------	------------------------------	---------------------------------	------------------------------	----------------------------------	------------------------------	---------------------------------	------------------------------	---------------------------------	------------------------------	---------------------------------	------------------------------	---------------------------------	------------------------------	---------------------------------	------------------------------	---------------------------------	-----------------------------------	------------------------------------	----------------------------------	--------

PITCHER	IP	WLS	BF	H	R	ER	SO	BB	IBB	HBP	BLK	WP	HR	S	P	ERA	WHIP
Bill Wight, L (1, 1) ERA: 3.62	2.0		10	4	2	2	1	1	0	0	0	0	0	11	15	9.00	2.500
George Zuverink, R (3, 1) ERA: 1.88	5.1	W	22	5	2	2	2	1	0	0	0	0	0	25	29	3.38	1.125
Billy Loes, R (8, 1) ERA: 2.9	1.2	S	6	1	0	0	1	0	0	0	0	0	0	8	8	0.00	0.600

BOTTOM

Baltimore Orioles @ Cleveland Indians
Cleveland Municipal Stadium, Cleveland, OH

Thu Jul 11 1957, 3:38 AM EDT
Att. 8,647 - Unknown

livebaseballscorecards.com

AB	35
R	4
H	10
RBI	4
BB	2
SO	4
LOB	14



Batter	1	2	3	4	5	6	7	8	9	AB R H RBI BB SO LOB	TOP																									
Billy Gardner, R (1, 4) OBP: 0.361, SLG: 0.392	0-0 F9		0-0 F4	0-0 F3			0-0 G4-6-3		1-0 HBP	4 0 0 0 0 0 4																										
Bob Boyd, L (1, 3) OBP: 0.399, SLG: 0.421 George Kell, R (8, PH) OBP: 0.347, SLG: 0.389	0-0 6-3		4-0 1B 1-2 2-3 HR BB		0-0 4-3			0-0 3-1	0-0 F5	2 1 0 0 1 0 0 2 0 0 0 0 0 2																										
Billy Goodman, L (1, 5) OBP: 0.302, SLG: 0.376	0-3 K		0-0 HR 1B		0-0 F6			0-0 E1 BB		4 1 1 2 0 1 0																										
Bob Nieman, R (1, 7) OBP: 0.372, SLG: 0.470		0-0 F4	0-0 HR		0-3 K			4-0 BB		3 1 1 3 1 1 0																										
Tito Francona, L (1, 9) OBP: 0.306, SLG: 0.375	0-3 K		0-0 4-3		0-0 4-3			0-3 K		4 0 0 0 0 2 2																										
Joe Ginsberg, L (1, 2) Gus Triandos, R (8, PH) OBP: 0.344, SLG: 0.450	0-3 K			0-0 1B 2B		0-0 4-3		0-0 F8		3 1 1 0 0 1 0 1 0 0 0 0 0 2																										
Jim Busby, R (1, 8) OBP: 0.266, SLG: 0.358			0-0 FC1-5 E 1B	0-0 S 1B		0-0 F4		0-0 6-3		4 0 2 1 0 0 0																										
Willy Miranda, S (1, 6) OBP: 0.232, SLG: 0.194 Al Pilarcik, L (9, PH) OBP: 0.387, SLG: 0.373 Jim Brideweser, R (9, 6) OBP: 0.396, SLG: 0.389			0-0 E6 BB FC1-5 1B	0-3 K		4-0 G4-6-3 BB		0-0 F8		2 1 0 0 1 1 2 1 0 0 0 0 0 0 0 0 0 0 0 0 0																										
Connie Johnson, R (1, 1) OBP: 0.114, SLG: 0.114 Ken Lehman, L (5, 1) OBP: 0.364, SLG: 0.300 Ray Moore, R (5, 1) OBP: 0.273, SLG: 0.473			0-0 FC1-5 BB 1B	0-0 F9		0-3 K		0-0 HBP 1B		2 1 0 0 0 0 3 0 0 0 0 0 0 0 2 0 1 0 0 1 1																										
Inning Stats	R: 0 E: 0 K: 1 S: 5	H: 0 LOB: 0 BB: 0 P: 5	R: 0 E: 0 K: 2 S: 7	H: 0 LOB: 0 BB: 0 P: 7	R: 5 E: 1 K: 0 S: 7	H: 3 LOB: 0 BB: 1 P: 11	R: 1 E: 0 K: 1 S: 7	H: 2 LOB: 1 BB: 0 P: 7	R: 0 E: 0 K: 1 S: 5	H: 0 LOB: 0 BB: 0 P: 5	R: 0 E: 0 K: 1 S: 4	H: 0 LOB: 0 BB: 1 P: 8	R: 0 E: 1 K: 1 S: 6	H: 0 LOB: 2 BB: 1 P: 10	R: 0 E: 0 K: 0 S: 4	H: 1 LOB: 2 BB: 0 P: 5	1B: 4 2B: 1 3B: 0 HR: 1	SF: 0 SAC: 0 DP: 1 HBP: 1	WP: 0 PB: 0 SB: 1 CS: 0	PA: 38																
PITCHER	IP WLS BF H R ER SO BB IBB HBP BLK WP HR S P ERA WHIP																																			
Early Wynn, R (1, 1) ERA: 4.19	4.0		19	5	6	1	4	1	0	0	0	0	1	26	30	2.25	1.500																			
Bud Daley, L (5, 1) ERA: 3.93	4.0		14	0	0	0	3	2	0	0	0	0	0	18	26	0.00	0.500																			
Mike Garcia, R (9, 1) ERA: 4.24	1.0	W	5	1	0	0	0	0	0	1	0	0	0	4	5	0.00	1.000																			

Baltimore Orioles @ Cleveland Indians
Cleveland Municipal Stadium, Cleveland, OH

Fri Jul 12 1957, 3:33 AM EDT
 Att. 8,922 - Unknown

livebaseballscorecards.com

AB	34
R	6
H	6
RBI	6
BB	3
SO	7
LOB	16



Batter	1	2	3	4	5	6	7	8	9	AB	R	H	RBI	BB	SO	LOB
Al Smith, R OBP: 0.368, SLG: 0.364 (1, 5)	0-0 L4		4-0 SH5-3 BB	0-0 F9		0-0 L4			0-0 F8	4	0	0	0	1	0	0
Bobby Avila, R OBP: 0.326, SLG: 0.365 (1, 4)	0-0 1B		0-0 SH5-3		0-0 1B BB	0-0 1B			0-0 HR 1B	4	2	4	0	0	0	0
Gene Woodling, L OBP: 0.420, SLG: 0.460 (1, 7)	0-0 F8		0-0 F7		4-0 BB 1B SF9 BB	0-0 G3			0-0 HR 1-H	4	2	1	2	1	0	3
Roger Maris, L OBP: 0.363, SLG: 0.462 (1, 8)	0-0 F6			4-0 HR BB	0-0 1B BB				0-0 F2	3	1	1	0	1	0	1
Rocky Colavito, R OBP: 0.369, SLG: 0.500 (1, 9)		0-3 K		0-0 HR 1-H	0-0 F9				0-0 F7	4	1	1	2	0	1	3
Joe Altobelli, L OBP: 0.293, SLG: 0.316 (1, 3)		0-0 1B		0-0 HR 1B	4-0 BB				0-0 F5	3	1	2	1	1	0	0
Chico Carrasquel, R OBP: 0.331, SLG: 0.377 (1, 6)		0-3 K		0-0 F9	0-0 SF9				0-0 G1-6-3 1B	1	0	0	0	0	1	1
Larry Raines, R OBP: 0.325, SLG: 0.378 (4, PH)		0-3 K		0-0 F9	0-0 SF9				0-0 G1-6-3 1B	1	0	0	0	0	0	1
Vic Wertz, L OBP: 0.396, SLG: 0.458 (5, PH)		1-2 K		0-0 F9	0-0 SF9				0-0 G1-6-3 1B	0	0	0	1	0	0	0
George Strickland, R OBP: 0.292, SLG: 0.297 (6, 6)		1-2 K		0-0 F9	0-0 SF9				0-0 G1-6-3 1B	1	0	1	0	0	0	0
Dick Brown, R OBP: 0.213, SLG: 0.304 (1, 2)		0-0 5-3		0-0 HR 1-H	0-3 K				0-0 F3	4	1	1	2	0	1	4
Early Wynn, S OBP: 0.158, SLG: 0.096 (1, 1)		0-3 K		0-3 K					0-0 F8	1	0	0	0	0	1	0
Hal Naragon, L OBP: 0.288, SLG: 0.217 (4, PH)		0-3 K		0-3 K					0-0 F8	1	0	0	0	0	1	0
Bud Daley, L OBP: 0.333, SLG: 0.273 (5, 1)		0-3 K		0-3 K					0-0 F8	1	0	0	0	0	0	0
Russ Nixon, L OBP: 0.304, SLG: 0.340 (8, PH)		0-3 K		0-3 K					0-0 F8	1	0	0	0	0	0	1
Mike Garcia, R OBP: 0.206, SLG: 0.129 (9, 1)		0-3 K		0-3 K					0-0 F8	0	0	0	0	0	0	0

Inning Stats	R: 0	H: 1	E: 0	LOB: 1	K: 0	BB: 0	S: 4	R: 0	H: 1	E: 0	LOB: 1	K: 2	BB: 0	S: 8	R: 0	H: 0	E: 0	LOB: 1	K: 1	BB: 1	S: 5	R: 4	H: 3	E: 0	LOB: 0	K: 1	BB: 1	S: 8	R: 2	H: 2	E: 0	LOB: 2	K: 1	BB: 2	S: 7	R: 0	H: 1	E: 0	LOB: 1	K: 0	BB: 0	S: 4	R: 0	H: 0	E: 0	LOB: 0	K: 0	BB: 0	S: 3	R: 0	H: 1	E: 0	LOB: 0	K: 0	BB: 0	S: 3	R: 2	H: 2	E: 0	LOB: 0	K: 0	BB: 0	S: 3	R: 0	H: 1	E: 0	LOB: 0	K: 0	BB: 0	S: 3	1B: 8	SF: 1	2B: 0	SAC: 1	3B: 0	DP: 1	HR: 3	HBP: 0	WP: 0	PA: 39
--------------	------	------	------	--------	------	-------	------	------	------	------	--------	------	-------	------	------	------	------	--------	------	-------	------	------	------	------	--------	------	-------	------	------	------	------	--------	------	-------	------	------	------	------	--------	------	-------	------	------	------	------	--------	------	-------	------	------	------	------	--------	------	-------	------	------	------	------	--------	------	-------	------	------	------	------	--------	------	-------	------	-------	-------	-------	--------	-------	-------	-------	--------	-------	--------

PITCHER	IP	WLS	BF	H	R	ER	SO	BB	IBB	HBP	BLK	WP	HR	S	P	ERA	WHIP
Connie Johnson, R ERA: 3.74 (1, 1)	4.0		20	6	5	5	4	2	0	0	0	0	2	26	34	11.25	2.000
Ken Lehman, L ERA: 2.05 (5, 1)	0.0		2	1	0	0	0	1	0	0	0	0	0	1	5	∞	∞
Ray Moore, R ERA: 3.61 (5, 1)	4.1	L	17	4	3	3	1	1	0	0	0	0	1	18	22	6.23	1.154

BOTTOM

Baltimore Orioles @ Cleveland Indians
Cleveland Municipal Stadium, Cleveland, OH

Fri Jul 12 1957, 3:33 AM EDT
Att. 8,922 - Unknown

AB	33
R	8
H	11
RBI	8
BB	4
SO	5
LOB	14



Baltimore Orioles @ Cleveland Indians
 Cleveland Municipal Stadium, Cleveland, OH

Sat Jul 13 1957, 3:33 AM EDT
 Att. 3,906 - Unknown

livebaseballscorecards.com

AB	33
R	2
H	6
RBI	2
BB	3
SO	8
LOB	17



Batter	1	2	3	4	5	6	7	8	9	AB	R	H	RBI	BB	SO	LOB
Billy Gardner, R (1, 4) OBP: 0.360, SLG: 0.391	0-0 F6		0-0 6-3			0-3 K		0-0 1B 1B		4	0	1	1	0	1	0
Jim Busby, R (1, 8) OBP: 0.266, SLG: 0.355	0-0 5-3		0-0 F9			0-0 6-3		0-0 1B		4	0	1	1	0	0	0
Bob Nieman, R (1, 7) OBP: 0.367, SLG: 0.462	0-0 6-3			0-3 K			0-0 F8	0-3 K		4	0	0	0	0	2	3
Gus Triandos, R (1, 2) OBP: 0.342, SLG: 0.447		0-0 F6		0-0 L5			0-0 1B	0-3 K		4	0	1	0	0	1	3
Billy Goodman, L (1, 5) OBP: 0.300, SLG: 0.366		4-0 IBB 1B BB		0-3 K			0-0 F7	0-0 F9		3	0	0	0	1	1	4
George Zuverink, R (8, 1) OBP: 0.143, SLG: 0.077										0	0	0	0	0	0	0
George Kell, R (1, 3) OBP: 0.345, SLG: 0.386		0-0 1B		0-0 6-3			0-0 F5		0-0 E6 FC6-4	4	0	1	0	0	0	1
Joe Durham, R (1, 9) OBP: 0.267, SLG: 0.209		4-0 IBB		0-0 F8				4-0 1B 1B BB	0-0 F8	1	1	0	0	2	0	0
Tito Francona, L (9, PH) OBP: 0.305, SLG: 0.373		1-2 2-3 IBB		0-0 F5				4-0 1B 1B 1B	0-0 K	1	0	0	0	0	0	1
Jim Brideweser, R (1, 6) OBP: 0.394, SLG: 0.388		0-0 G4-6-3		0-0 F5				0-0 1B 1B 1B	0-3 K	3	1	1	0	0	0	3
Al Pilarcik, L (9, PH) OBP: 0.386, SLG: 0.371		1-2						0-0 1B 1B	0-0 FC6-4	1	0	0	0	0	1	1
Billy O'Dell, S (1, 1) OBP: 0.154, SLG: 0.154			0-3 K			0-3 K		0-0 1B 1B 1B	0-0 FC6-4	2	0	0	0	0	2	0
Bob Boyd, L (8, PH) OBP: 0.400, SLG: 0.422								1-2 2-3 1B	1-2	2	0	1	0	0	0	1

Inning Stats	R: 0	H: 0	R: 0	H: 1	R: 0	H: 0	R: 0	H: 0	R: 0	H: 0	R: 0	H: 1	R: 2	H: 4	R: 0	H: 0	1B: 6	SF: 0	WP: 0	PA: 36
	E: 0	LOB: 0	E: 0	LOB: 2	E: 0	LOB: 0	E: 0	LOB: 0	E: 0	LOB: 0	E: 0	LOB: 1	E: 0	LOB: 3	E: 1	LOB: 1	2B: 0	SAC: 0	PB: 0	
	K: 0	BB: 0	K: 0	BB: 2	K: 1	BB: 0	K: 2	BB: 0	K: 0	BB: 0	K: 0	BB: 0	K: 2	BB: 1	K: 1	BB: 0	3B: 0	DP: 1	SB: 0	
	S: 3	P: 3	S: 3	P: 11	S: 5	P: 5	S: 7	P: 7	S: 3	P: 3	S: 7	P: 4	S: 11	P: 15	S: 6	P: 6	HR: 0	HBP: 0	CS: 0	

PITCHER	IP	WLS	BF	H	R	ER	SO	BB	IBB	HBP	BLK	WP	HR	S	P	ERA	WHIP
Don Mossi, L (1, 1) ERA: 3.16	7.0	W	28	5	2	2	5	2	1	0	0	0	0	35	47	2.57	1.000
Cal McLish, R (8, 1) ERA: 3.39	0.1		2	1	0	0	1	0	0	0	0	0	0	4	4	0.00	3.000
Ray Narleski, R (8, 1) ERA: 2.64	1.2	S	6	0	0	0	2	0	0	0	0	0	0	10	10	0.00	0.000

Batter	1	2	3	4	5	6	7	8	9	AB	R	H	RBI	BB	SO	LOB
Al Smith, R OBP: 0.364, SLG: 0.359 (1, 5)	0-0 F8		0-0 6-3		0-0 L9		0-0 FC8-6-4			4	0	0	0	0	0	3
Bobby Avila, R OBP: 0.320, SLG: 0.358 George Strickland, R OBP: 0.292, SLG: 0.297 (1, 4) (9, 4)	0-0 F7		0-0 F9			0-0 5-3		0-0 5-3		4	0	0	0	0	0	0
Dick Williams, R OBP: 0.303, SLG: 0.350 (1, 7)	0-3 K		0-3 K			1-0 CS HBP		0-0 6-3		3	0	0	0	0	2	0
Rocky Colavito, R OBP: 0.371, SLG: 0.511 (1, 9)		0-0 HR		0-0 F6		0-0 F4		0-0 HR 1B		4	2	2	1	0	0	1
Roger Maris, L OBP: 0.365, SLG: 0.479 (1, 8)		0-3 K		0-3 K			0-0 SH2-4 SF8 1B	0-0 HR 1B		4	2	2	2	0	2	0
Chico Carrasquel, R OBP: 0.337, SLG: 0.381 (1, 6)		0-0 4-3 1B		0-0 F7			0-0 SH2-4 1B	1-0 HBP		3	1	2	0	0	0	0
Joe Altobelli, L OBP: 0.273, SLG: 0.293 (1, 3)		0-0 4-3		0-0 F7		0-0 F7		0-0 SH2-4 F4		3	0	0	0	0	0	2
Dick Brown, R OBP: 0.260, SLG: 0.319 (1, 2)		0-0 2-H 1B		4-0 FC5-6 BB		4-0 FC5-6 BB		4-0 FC8-6-4 IBB		1	0	1	1	2	0	0
Don Mossi, L OBP: 0.273, SLG: 0.300 Cal McLish, S OBP: 0.263, SLG: 0.313 Ray Narleski, R OBP: 0.111, SLG: 0.444 (1, 1) (8, 1) (8, 1)		0-0 6-3		0-0 FC5-6		0-0 FC5-6		0-0 SF8		2	0	0	1	0	0	2

Inning Stats	R: 0	H: 0	E: 0	K: 1	S: 5	R: 2	H: 3	E: 0	K: 1	S: 8	R: 0	H: 0	E: 0	K: 1	S: 5	R: 0	H: 0	E: 0	K: 1	S: 5	R: 0	H: 0	E: 0	K: 0	S: 2	R: 1	H: 2	E: 0	K: 0	S: 5	R: 2	H: 2	E: 0	K: 0	S: 5	1B: 5	SF: 1	2B: 0	SAC: 1	3B: 0	DP: 0	HR: 2	HBP: 2	WP: 0	PA: 34
--------------	------	------	------	------	------	------	------	------	------	------	------	------	------	------	------	------	------	------	------	------	------	------	------	------	------	------	------	------	------	------	------	------	------	------	------	-------	-------	-------	--------	-------	-------	-------	--------	-------	--------


PITCHER	IP	WLS	BF	H	R	ER	SO	BB	IBB	HBP	BLK	WP	HR	S	P	ERA	WHIP
Billy O'Dell, L ERA: 2.26 (1, 1)	7.0	L	28	5	3	3	4	1	1	1	0	0	1	33	42	3.86	0.857
George Zuverink, R ERA: 2.12 (8, 1)	1.0		6	2	2	2	0	0	0	1	0	0	1	5	6	18.00	2.000

BOTTOM

Baltimore Orioles @ Cleveland Indians
Cleveland Municipal Stadium, Cleveland, OH

Sat Jul 13 1957, 3:33 AM EDT
 Att. 3,906 - Unknown

AB	28
R	5
H	7
RBI	5
BB	2
SO	4
LOB	8



PITCHER	IP	WLS	BF	H	R	ER	SO	BB	IBB	HBP	BLK	WP	HR	S	P	ERA	WHIP
---------	----	-----	----	---	---	----	----	----	-----	-----	-----	----	----	---	---	-----	------

Batter	1	2	3	4	5	6	7	8	9	AB R H RBI BB SO LOB	TOP	
Billy Gardner, R (1, 4) OBP: 0.358, SLG: 0.388	0-0 F6		0-0 F3	0-0 F8			0-0 FC6-4 1B		0-0 1-3	5 0 1 0 0 0 2	Baltimore Orioles @ Detroit Tigers Briggs Stadium, Detroit, MI Sun Jul 14 1957, 4:33 AM EDT Unknown livebaseballscorecards.com	
Bob Boyd, L (1, 3) OBP: 0.395, SLG: 0.415 Bill Wight, L (7, 1)	0-0 4-3		0-0 1-3		0-0 4-3	0-0 FC6-4 1-2f			4 0 0 0 0 0 1 0 0 0 0 0 0 0			
Jim Busby, R (1, 8) OBP: 0.265, SLG: 0.349	0-0 F9		4-0 1B BB		0-0 L9	0-0 F7			3 0 0 0 1 0 1			
Bob Nieman, R (1, 7) OBP: 0.365, SLG: 0.458		0-0 6-3	0-0 1-2 1B		0-0 6-3		0-0 F9		4 0 1 0 0 0 0			
Gus Triandos, R (1, 2) OBP: 0.341, SLG: 0.444		0-0 BB 1B 1B	0-0 L7		0-0 1-3		0-0 5-3		4 1 1 0 0 0 2			
George Kell, R (1, 5) OBP: 0.348, SLG: 0.404		0-0 L7		0-0 HR		0-0 1B	0-0 5-3		4 1 2 1 0 0 1			
Joe Durham, R (1, 9) OBP: 0.266, SLG: 0.200		4-0 1B BB	0-3 K		0-0 F8		0-0 5-3		3 0 0 0 1 1 1			
Jim Brideweser, R (1, 6) OBP: 0.397, SLG: 0.392		0-0 1-2 2-H 1B	0-0 SH2-4 1B		0-0 6-3		0-0 E5 SH5-3		4 0 2 1 0 0 1			
Hal Brown, R (1, 1) OBP: 0.240, SLG: 0.227 Art Ceccarelli, R (5, 1) Billy Goodman, L (7, PH) OBP: 0.298, SLG: 0.363	0-0 F3		0-0 SH2-4 1-3			0-0 F7		0-0 SH5-3	1 0 0 0 0 0 2 0 0 0 0 0 0 0 1 0 0 0 0 0 0			
Inning Stats	R: 0 E: 0 K: 0 S: 3 H: 0 LOB: 0 BB: 0 P: 3	R: 1 E: 0 K: 0 S: 5 H: 2 LOB: 2 BB: 1 P: 9	R: 0 E: 0 K: 0 S: 4 H: 1 LOB: 2 BB: 1 P: 8	R: 1 E: 0 K: 1 S: 7 H: 2 LOB: 1 BB: 0 P: 7	R: 0 E: 0 K: 0 S: 3 H: 0 LOB: 0 BB: 0 P: 3	R: 0 E: 0 K: 0 S: 4 H: 1 LOB: 1 BB: 0 P: 4	R: 0 E: 0 K: 0 S: 4 H: 1 LOB: 1 BB: 0 P: 4	R: 0 E: 0 K: 0 S: 3 H: 0 LOB: 0 BB: 0 P: 3	R: 0 E: 1 K: 0 S: 4 H: 0 LOB: 1 BB: 0 P: 4	1B: 6 2B: 0 3B: 0 HR: 1 SF: 0 SAC: 2 DP: 0 HBP: 0	WP: 0 PB: 0 SB: 0 CS: 0 PA: 37	
PITCHER Billy Hoft, L (1, 1) ERA: 4.43	IP 9.0 WLS W BF 37 H 7 R 2 ER 2 SO 1 BB 2 IBB 0 HBP 0 BLK 0 WP 0 HR 1 S 37 P 45 ERA 2.00 WHIP 1.000											PITCHER IP WLS BF H R ER SO BB IBB HBP BLK WP HR S P ERA WHIP

AB	33
R	2
H	7
RBI	2
BB	2
SO	1
LOB	11



Batter	1	2	3	4	5	6	7	8	9	10	AB R H RBI BB SO LOB	TOP																	
Billy Gardner, R (1, 4) OBP: 0.355, SLG: 0.384	0-0 F5		0-0 E6	0-0 G3		0-0 5-3		0-0 BB BB 1B	0-0 L9		6 0 1 0 0 0 2	Baltimore Orioles @ Detroit Tigers Briggs Stadium, Detroit, MI Sun Jul 14 1957, 4:38 AM EDT Att. 26,306 - Unknown																	
Bob Boyd, L (1, 3) OBP: 0.397, SLG: 0.415	0-0 BB BB SF7-2-4-3 1B		0-0 FC4 1B HR	0-0 F8		0-0 G4-6-3 1B		4-0 BB BB 1-2 BB	0-3 K	5 2 2 0 1 1 1																			
Billy Goodman, L (1, 5) OBP: 0.315, SLG: 0.373	0-0 SF7-2-4-3 1-2 BB 1B		0-0 4-3 1B HR	0-0 1B		0-0 G4-6-3 1-2f		4-0 BB BB 1-2 2-3 BB	0-3 K	5 1 3 0 1 1 1																			
Bob Nieman, R (1, 7) OBP: 0.366, SLG: 0.455	4-0 1-2 2-3 BB		0-0 4-3	0-0 1B			0-0 F2	0-0 F9		4 0 1 0 1 0 5																			
Joe Durham, R (8, 7) OBP: 0.263, SLG: 0.197			0-0 4-3	0-0 1B					0-0 F3	1 0 0 0 0 0 0																			
Joe Ginsberg, L (1, 2) OBP: 0.370, SLG: 0.419	0-0 SF7-2-4-3 1-1 2-3 3-H		0-0 HR	0-0 F8			0-0 F8		0-0 SH1-4 FC4-6 1B	0 0 0 1 0 0 0																			
Gus Triandos, R (3, PH) OBP: 0.343, SLG: 0.457			2-H 3-H HR	0-0 F8						4 2 2 3 0 0 2																			
Al Pilarcik, L (1, 9) OBP: 0.394, SLG: 0.376		0-0 1B G6-4-3 1B	4-0 2B BB		0-0 F7		4-0 BB BB		0-0 FC4-6 SH1-4 1-2 1B	3 1 2 0 2 0 0																			
Jim Busby, R (1, 8) OBP: 0.270, SLG: 0.358		0-0 1-3 1B	0-0 1-3 2B		0-3 K		0-0 F4		0-0 SH1-4	4 0 2 0 0 1 1																			
Willy Miranda, S (1, 6) OBP: 0.239, SLG: 0.197		0-0 G6-4-3	4-0 1B		0-0 K		0-0 F7		4-0 FC4-6 IBB	3 0 1 0 1 0 1																			
George Kell, R (9, PH) OBP: 0.351, SLG: 0.404		1-2f 3-H	0-0 1-3 IBB		0-0 1B					0 0 0 0 1 0 0																			
Jim Brideweser, R (9, 6) OBP: 0.397, SLG: 0.392			0-0 1-3	0-0 4-3				0-3 K	0-0 FC4-6	0 0 0 0 0 0 0																			
Billy Loes, R (1, 1) OBP: 0.122, SLG: 0.079			0-0 1-3	0-0 4-3		0-0 1-3			0-0 FC4-6	4 0 0 0 0 1 4																			
Tito Francona, L (9, PH) OBP: 0.303, SLG: 0.370									1-2f 2-3 3-H	1 0 0 1 0 0 2																			
George Zuverink, R (9, 1) OBP: 0.143, SLG: 0.077										0 0 0 0 0 0 0																			
Inning Stats	R: 1 E: 0 K: 0 S: 4	H: 2 LOB: 1 BB: 1 P: 8	R: 1 E: 0 K: 0 S: 4	H: 2 LOB: 0 BB: 0 P: 4	R: 3 E: 1 K: 0 S: 7	H: 3 LOB: 3 BB: 2 P: 15	R: 0 E: 0 K: 0 S: 5	H: 2 LOB: 2 BB: 0 P: 5	R: 0 E: 0 K: 1 S: 6	H: 1 LOB: 1 BB: 0 P: 6	R: 0 E: 0 K: 0 S: 3	H: 1 LOB: 0 BB: 0 P: 3	R: 0 E: 0 K: 0 S: 6	H: 0 LOB: 1 BB: 1 P: 7	R: 0 E: 0 K: 1 S: 6	H: 1 LOB: 3 BB: 2 P: 14	R: 1 E: 0 K: 0 S: 5	H: 2 LOB: 2 BB: 1 P: 9	R: 0 E: 0 K: 2 S: 7	H: 0 LOB: 0 BB: 0 P: 7	1B: 12 2B: 2 3B: 0 HR: 1	SF: 1 SAC: 1 DP: 3 HBP: 0	WP: 0 PB: 0 SB: 0 CS: 0	PA: 49					
PITCHER	IP WLS BF H R ER SO BB IBB HBP BLK WP HR S P ERA WHIP												PITCHER	IP WLS BF H R ER SO BB IBB HBP BLK WP HR S P ERA WHIP															
Don Lee, R (1, 1) ERA: 4.66	1.0	7	4	2	2	0	0	1	0	0	0	0	0	1	7	11	0.00	1.800											
Al Aber, L (2, 1) ERA: 6.16	1.2	8	2	3	0	0	0	1	0	0	0	0	0	1	7	11	0.00	1.800											
Duke Maas, R (3, 1) ERA: 3.38	4.1	19	5	0	0	1	1	1	0	0	0	0	0	0	19	27	0.00	1.385											
Harry Byrd, R (8, 1) ERA: 1.84	1.1	10	3	1	1	1	2	1	0	0	0	0	0	0	9	21	6.75	3.750											
Lou Sleater, L (9, 1) ERA: 3.41	1.2	W 5	0	0	0	2	0	0	0	0	0	0	0	0	9	9	0.00	0.000											

livebaseballscorecards.com

AB 40
R 6
H 14
RBI 5
BB 7
SO 4
LOB 19



Batter	1	2	3	4	5	6	7	8	9	AB R H RBI BB SO LOB	TOP											
Billy Gardner, R (1, 4) OBP: 0.351, SLG: 0.380	0-0 F8		0-0 4-3		0-0 F3			0-0 F9		4 0 0 0 0 0 0	Baltimore Orioles @ Chicago White Sox Comiskey Park, Chicago, IL Tue Jul 16 1957, 8:05 PM EDT Att. 16,235 - Unknown											
Bob Boyd, L (1, 3) OBP: 0.398, SLG: 0.416	0-0 F8		0-0 3-1			0-0 FC2-5 1B		0-0 HR 1B		4 1 2 0 0 0 0												
Billy Goodman, L (1, 5) OBP: 0.328, SLG: 0.410	0-0 BB 1B		0-0 F8			0-0 FC2-5 1B		0-0 HR 1B		4 2 3 2 0 0 0												
Bob Nieman, R (1, 7) OBP: 0.364, SLG: 0.449	4-0 1-2 BB			0-0 L5		0-0 FC2-5 1B		0-0 4-3		3 0 0 0 1 0 2												
Al Pilarcik, L (1, 9) OBP: 0.392, SLG: 0.373	0-0 F9			0-0 F8		0-0 G6-4-3 1B		0-0 4-3		4 0 1 1 0 0 2												
Gus Triandos, R (1, 2)		0-0 F8		0-0 1B		0-0 G6-4-3		0-0 L6		4 0 1 0 0 0 2												
Jim Busby, R (1, 8) OBP: 0.270, SLG: 0.356		0-0 1B		0-0 F6		0-0 G3		0-3 K		4 0 1 0 0 1 1												
Willy Miranda, S (1, 6) OBP: 0.233, SLG: 0.192		0-0 F7			0-0 F7		0-3 K		0-0 1-3	4 0 0 0 0 1 1												
Ray Moore, R (1, 1) OBP: 0.259, SLG: 0.448 Billy Loes, R (9, 1) OBP: 0.122, SLG: 0.079		0-3 K			0-0 F5		0-0 5-3			3 0 0 0 0 1 1 0 0 0 0 0 0 0												
Inning Stats	R: 0 E: 0 K: 0 S: 4	H: 1 LOB: 2 BB: 1 P: 8	R: 0 E: 0 K: 1 S: 6	H: 1 LOB: 1 BB: 0 P: 6	R: 0 E: 0 K: 0 S: 3	H: 0 LOB: 0 BB: 0 P: 3	R: 0 E: 0 K: 0 S: 4	H: 1 LOB: 1 BB: 0 P: 4	R: 0 E: 0 K: 0 S: 3	H: 0 LOB: 0 BB: 0 P: 3	R: 1 E: 0 K: 0 S: 5	H: 3 LOB: 1 BB: 0 P: 5	R: 0 E: 0 K: 1 S: 5	H: 0 LOB: 0 BB: 0 P: 5	R: 2 E: 0 K: 0 S: 5	H: 2 LOB: 0 BB: 0 P: 5	R: 0 E: 0 K: 1 S: 5	H: 0 LOB: 0 BB: 0 P: 5	1B: 7 2B: 0 3B: 0 HR: 1	SF: 0 SAC: 0 DP: 1 HBP: 0	WP: 0 PB: 0 SB: 0 CS: 0	PA: 35
PITCHER	IP WLS BF H R ER SO BB IBB HBP BLK WP HR S P ERA WHIP												PITCHER	IP WLS BF H R ER SO BB IBB HBP BLK WP HR S P ERA WHIP								
Jim Wilson, R (1, 1) ERA: 3.56	7.1 L 29 7 2 2 2 1 0 0 0 0 0 0 32 36 2.46 1.091																					
Dixie Howell, R (8, 1) ERA: 2.95	0.2 3 1 1 1 0 0 0 0 0 0 0 1 3 3 13.50 1.500																					
Bill Fischer, R (9, 1) ERA: 4.47	1.0 3 0 0 0 0 1 0 0 0 0 0 0 5 5 0.00 0.000																					

livebaseballscorecards.com

AB	34
R	3
H	8
RBI	3
BB	1
SO	3
LOB	9



Batter	1	2	3	4	5	6	7	8	9	AB R H RBI BB SO LOB	TOP		
Billy Gardner, R (1, 4) OBP: 0.353, SLG: 0.379	4-0 BB G3-6-3		0-0 F9			0-0 1-3		0-0 2B 1-2 1B		3 0 1 0 1 0 0			
Bob Boyd, L (1, 3) OBP: 0.399, SLG: 0.425	0-0 F4		0-0 2B			0-0 4-3		0-0 1-3 2-H 2B		4 0 2 1 0 0 1			
Billy Goodman, L (1, 5) (5, 6) OBP: 0.319, SLG: 0.397	0-0 G3-6-3 1-2f		0-0 F4			0-0 4-3		0-0 F6		4 0 0 0 0 0 4			
Bob Nieman, R (1, 7) OBP: 0.366, SLG: 0.448		4-0 BB BB		0-0 4-3		0-0 G4-6-3 1B		0-0 L7		3 0 1 0 1 0 2			
Al Pilarcik, L (1, 9) OBP: 0.390, SLG: 0.371		0-0 F5		0-0 F5		0-0 G4-6-3 1-2f		0-0 FC2-5 1B		4 0 1 0 0 0 2			
Joe Ginsberg, L (1, 2) Jim Brideweser, R (9, PR) OBP: 0.397, SLG: 0.392		4-0 BB BB BB BB		0-3 K		0-0 1B		0-0 FC2-5 1B		3 0 2 0 1 1 0 0 0 0 0 0 0 0			
Jim Busby, R (1, 8) OBP: 0.269, SLG: 0.354		0-0 F9		0-0 G5-4-3 1B		0-0 F4		0-0 FC2-5		4 0 1 0 0 0 5			
Willy Miranda, S (1, 6) OBP: 0.232, SLG: 0.191 George Kell, R (5, PH) (5, 5) OBP: 0.346, SLG: 0.398		0-3 K		0-0 G5-4-3 1-2f		0-0 6-3		0-3 K		1 0 0 0 0 1 2 3 0 0 0 0 1 3			
Bill Wight, L (1, 1) Tito Francona, L (8, PH) OBP: 0.301, SLG: 0.368 Ken Lehman, L (8, 1) OBP: 0.364, SLG: 0.300 Gus Triandos, R (9, PH) OBP: 0.341, SLG: 0.452		0-0 4-1		0-0 F7		0-0 E5 1B 2B		0-0 F6		2 0 0 0 0 0 0 1 1 0 0 0 0 0 0 0 0 0 0 0 0 1 0 0 0 0 0 2			
Inning Stats	R: 0 E: 0 K: 0 S: 2 H: 0 LOB: 0 BB: 1 P: 6	R: 0 E: 0 K: 1 S: 5 H: 0 LOB: 2 BB: 2 P: 13	R: 0 E: 0 K: 0 S: 4 H: 1 LOB: 1 BB: 0 P: 4	R: 0 E: 0 K: 1 S: 5 H: 0 LOB: 0 BB: 0 P: 5	R: 0 E: 0 K: 0 S: 3 H: 1 LOB: 0 BB: 0 P: 3	R: 0 E: 0 K: 0 S: 3 H: 0 LOB: 0 BB: 0 P: 3	R: 0 E: 0 K: 0 S: 4 H: 2 LOB: 1 BB: 0 P: 4	R: 1 E: 1 K: 0 S: 6 H: 2 LOB: 2 BB: 0 P: 6	R: 0 E: 0 K: 1 S: 7 H: 2 LOB: 2 BB: 0 P: 7	1B: 6 2B: 2 3B: 0 HR: 0 SF: 0 SAC: 0 DP: 3 HBP: 0	WP: 0 PB: 0 SB: 0 CS: 0 PA: 36		
PITCHER	IP WLS BF H R ER SO BB IBB HBP BLK WP HR S P ERA WHIP											PITCHER	IP WLS BF H R ER SO BB IBB HBP BLK WP HR S P ERA WHIP
Bob Keegan, R (1, 1) ERA: 3.11 Bill Fischer, R (9, 1) ERA: 4.42	8.1 W 34 8 1 0 2 3 0 0 0 0 0 0 35 47 0.00 1.320												

Baltimore Orioles @ Chicago White Sox
Comiskey Park, Chicago, IL
Wed Jul 17 1957, 4:33 AM EDT
Att. 8,708 - Unknown

livebaseballscorecards.com

AB 33
R 1
H 8
RBI 1
BB 3
SO 3
LOB 21



Batter	1	2	3	4	5	6	7	8	9	AB	R	H	RBI	BB	SO	LOB		
Luis Aparicio, R OBP: 0.300, SLG: 0.305 (1, 6)	4-0 SH5-3 BB FC6-4 BB	0-0 4-3		0-0 1-3		0-0 FC5-4 1-2f		0-0 4-3		4	1	0	0	1	0	4		
Nellie Fox, L OBP: 0.413, SLG: 0.438 (1, 4)	4-0 FC6-4 SH5-3 1-2 BB		0-0 1-3		0-0 E G1-2-3 1B		0-0 4-3			3	0	1	0	1	0	0		
Earl Torgeson, L OBP: 0.393, SLG: 0.407 (1, 3)	0-0 SH5-3 1-2 2-3		0-3 K		0-0 E 1B		4-0 4-3 1B BB			2	1	1	0	1	1	0		
Minnie Minoso, R OBP: 0.388, SLG: 0.454 (1, 7)	4-0 FC6-4 BB		0-0 L8		0-0 F4		0-0 4-3 1-2			3	0	0	0	1	0	3		
Bubba Phillips, R OBP: 0.312, SLG: 0.361 (1, 8)	0-0 FC6-4 1-2f 2-3 3-H			0-0 SH3-4 1B		0-0 E5 1-2 2-3		0-0 BB 2-H 1B		4	1	2	2	0	0	4		
Jim Rivera, L OBP: 0.332, SLG: 0.481 (1, 9)	0-0 4-3			0-0 SH3-4 1-2		0-0 G1-2-3 3-Hf		4-0 1-2 BB		2	0	0	0	1	0	5		
Les Moss, R OBP: 0.420, SLG: 0.447 (1, 2)		0-0 6-3		0-0 F2		0-0 F9		0-0 F7		4	0	0	0	0	0	3		
Sammy Esposito, R OBP: 0.362, SLG: 0.263 (1, 5)		0-0 SH1-5 1B		4-0 1B BB		0-0 5-3		0-0 F5		3	0	1	0	1	0	0		
Bob Keegan, R OBP: 0.182, SLG: 0.100 (1, 1)		0-0 SH1-5		0-0 1B		4-0 FC5-4 BB		0-0 F3		2	0	1	1	1	0	0		
Bill Fischer, R OBP: 0.118, SLG: 0.125 (9, 1)		1-2		1-2 2-H 1B						0	0	0	0	0	0	0		
Inning Stats	R: 1 E: 0 K: 0 S: 3	H: 0 LOB: 2 BB: 3 P: 15	R: 0 E: 0 K: 0 S: 4	H: 1 LOB: 1 BB: 0 P: 4	R: 0 E: 0 K: 1 S: 5	H: 0 LOB: 0 BB: 0 P: 5	R: 1 E: 0 K: 0 S: 5	H: 2 LOB: 2 BB: 0 P: 5	R: 0 E: 0 K: 0 S: 3	H: 0 LOB: 1 BB: 1 P: 7	R: 1 E: 0 K: 0 S: 4	H: 1 LOB: 2 BB: 2 P: 12	R: 0 E: 0 K: 0 S: 3	H: 0 LOB: 0 BB: 0 P: 3	1B: 6 2B: 0 3B: 0 HR: 0	SF: 0 SAC: 3 DP: 1 HBP: 0	WP: 0 PB: 0 SB: 0 CS: 0	PA: 37
PITCHER	IP WLS BF H R ER SO ERA WHIP	IP WLS BF H R ER SO ERA WHIP	IP WLS BF H R ER SO ERA WHIP	IP WLS BF H R ER SO ERA WHIP	IP WLS BF H R ER SO ERA WHIP	IP WLS BF H R ER SO ERA WHIP	IP WLS BF H R ER SO ERA WHIP	IP WLS BF H R ER SO ERA WHIP	IP WLS BF H R ER SO ERA WHIP	IP WLS BF H R ER SO ERA WHIP	IP WLS BF H R ER SO ERA WHIP	IP WLS BF H R ER SO ERA WHIP	IP WLS BF H R ER SO ERA WHIP	IP WLS BF H R ER SO ERA WHIP	IP WLS BF H R ER SO ERA WHIP	IP WLS BF H R ER SO ERA WHIP	IP WLS BF H R ER SO ERA WHIP	IP WLS BF H R ER SO ERA WHIP
Bill Wight, L ERA: 4.06 (1, 1)	7.0 L	34 L	6 3	3 3	1 1	7 7	0 0	0 0	0 0	0 0	0 0	0 0	0 0	0 0	0 0	0 0	0.00 0.000	0.000
Ken Lehman, L ERA: 1.98 (8, 1)	1.0	3	0	0	0	0	0	0	0	0	0	0	0	0	0	0	0.00	0.000

BOTTOM

Baltimore Orioles @ Chicago White Sox
Comiskey Park, Chicago, IL
Wed Jul 17 1957, 4:33 AM EDT
Att. 8,708 - Unknown

AB	27
R	3
H	6
RBI	3
BB	7
SO	1
LOB	19



WP: 0	PA: 37
PB: 0	
SB: 0	
CS: 0	

Batter	1	2	3	4	5	6	7	8	9	AB R H RBI BB SO LOB	TOP		
Billy Gardner, R (1, 4) OBP: 0.351, SLG: 0.377	0-0 6-3		0-0 F4			0-0 F7		0-0 6-3	0-0 BB BB 1-2 2-H 1B	5 0 1 1 0 0 0			
Bob Boyd, L (1, 3) OBP: 0.399, SLG: 0.420	0-0 F8			0-0 F7		4-0 BB BB G5-4-3		0-0 F9	4-0 BB BB 1-2 2-3 BB BB	3 0 0 0 2 0 0			
Bob Nieman, R (1, 7) OBP: 0.373, SLG: 0.454	0-0 2B			4-0 BB BB		0-0 G5-4-3 1-2f			0-0 BB BB 1B SF9 1B	3 1 2 1 2 0 1			
Gus Triandos, R (1, 2) OBP: 0.343, SLG: 0.456 Joe Durham, R (9, PR) OBP: 0.263, SLG: 0.197 Joe Ginsberg, L (9, PH) OBP: 0.381, SLG: 0.422	0-0 5-3			0-0 F9			0-0 SH3 SF9 2B		0-0 BB BB 1B SF9 1B F7	4 1 2 0 0 0 2 0 1 0 0 0 0 0 1 0 0 0 0 0 3			
George Kell, R (1, 5) OBP: 0.341, SLG: 0.394		0-0 F3		0-0 F8			0-0 SH3 2-3		0-0 SF9 3-H	2 0 0 1 0 0 1			
Jim Busby, R (1, 8) OBP: 0.274, SLG: 0.353		0-0 1-4-3			0-0 6-3		4-0 BB BB BB		0-0 HBP 1-3 1B 1B	3 1 1 0 1 0 0			
Al Pilarcik, L (1, 9) OBP: 0.387, SLG: 0.368		0-3 K			0-3 K		0-0 SF9 3-H		1-0 HBP 1-2 1B 1B HBP	2 1 0 1 0 2 0			
Willy Miranda, S (1, 6) OBP: 0.234, SLG: 0.200 Billy Goodman, L (9, PH) OBP: 0.324, SLG: 0.402			0-0 F9		0-0 2B		0-0 F7 3-H		0-0 BB BB 1-2 2-H 3-H 1B 1B	3 0 1 0 0 0 1 1 1 1 2 0 0 0			
Billy O'Dell, S (1, 1) OBP: 0.133, SLG: 0.133 Jim Brideweser, R (8, PH) OBP: 0.394, SLG: 0.388 George Zuverink, R (8, 1) OBP: 0.133, SLG: 0.071			0-3 K		0-0 5-3			0-0 F4	0-3 K	2 0 0 0 0 1 1 1 0 0 0 0 0 0 1 0 0 0 0 1 2			
Inning Stats	R: 0 E: 0 K: 0 S: 4 H: 1 LOB: 1 BB: 0 P: 4	R: 0 E: 0 K: 1 S: 5 H: 0 LOB: 0 BB: 0 P: 5	R: 0 E: 0 K: 1 S: 5 H: 0 LOB: 0 BB: 0 P: 5	R: 0 E: 0 K: 0 S: 3 H: 0 LOB: 1 BB: 1 P: 7	R: 0 E: 0 K: 1 S: 6 H: 1 LOB: 1 BB: 0 P: 6	R: 0 E: 0 K: 0 S: 2 H: 0 LOB: 0 BB: 1 P: 6	R: 1 E: 0 K: 0 S: 4 H: 1 LOB: 1 BB: 1 P: 8	R: 0 E: 0 K: 0 S: 3 H: 0 LOB: 0 BB: 0 P: 3	R: 5 E: 0 K: 1 S: 10 H: 5 LOB: 3 BB: 2 P: 19	1B: 5 2B: 3 3B: 0 HR: 0 SF: 2 SAC: 1 DP: 1 HBP: 1	WP: 0 PB: 0 SB: 0 CS: 0 PA: 40		
PITCHER Jack Harshman, L (1, 1) ERA: 4.06 Bill Fischer, R (9, 1) ERA: 4.37	IP WLS BF H R ER SO BB IBB HBP BLK WP HR S P ERA WHIP	8.1 L 35 7 6 3 3 3 0 1 0 0 0 0 37 50 3.24 1.200	0.2 5 1 0 0 1 2 0 0 0 0 0 0 5 13 0.00 4.500	PITCHER IP WLS BF H R ER SO BB IBB HBP BLK WP HR S P ERA WHIP									

Baltimore Orioles @ Chicago White Sox
Comiskey Park, Chicago, IL
Thu Jul 18 1957, 4:33 AM EDT
Att. 22,246 - Unknown

livebaseballscorecards.com

AB	31
R	6
H	8
RBI	6
BB	5
SO	4
LOB	11



Batter	1	2	3	4	5	6	7	8	9	AB R H RBI BB SO LOB	TOP	
Billy Gardner, R (1, 4) OBP: 0.347, SLG: 0.373	0-0 F9		0-0 F2			0-0 L6		0-3 K		4 0 0 0 0 1 1		
Bob Boyd, L (1, 3) OBP: 0.401, SLG: 0.423	4-0 BB G4-6-3			0-3 K		0-0 4-3		0-0 1B 2B		3 1 1 0 1 1 1		
Billy Goodman, L (1, 5) OBP: 0.329, SLG: 0.405	0-0 G4-6-3 1-2f			0-0 F2		0-0 1B		0-0 1B		4 0 2 2 0 0 1		
Bob Nieman, R (1, 7) OBP: 0.368, SLG: 0.447		0-0 L5		0-0 L7		0-0 F4		0-0 F8		4 0 0 0 0 0 2		
Joe Ginsberg, L (9, 2) OBP: 0.381, SLG: 0.422										0 0 0 0 0 0 0		
Gus Triandos, R (1, 2) OBP: 0.342, SLG: 0.451		0-3 K			0-0 F9		0-3 K		4-0 BLK SH1-4 SF8 BB	3 0 0 0 1 2 0		
Joe Durham, R (9, PR) OBP: 0.263, SLG: 0.197										0 1 0 0 0 0 0		
Jim Busby, R (1, 8) OBP: 0.274, SLG: 0.358		0-0 5-3			0-0 2B		0-3 K		0-0 SH1-4	3 0 1 0 0 1 0		
Al Pilarcik, L (1, 9) OBP: 0.389, SLG: 0.372			0-0 1B G1-4-6-3		0-0 F9		0-0 FC3-6 1B		0-0 SF8	3 1 2 1 0 0 1		
Willy Miranda, S (1, 6) OBP: 0.234, SLG: 0.201			0-0 1B G1-4-6-3		0-0 L8		0-0 FC3-6		0-0 F9	4 0 1 0 0 0 3		
Billy Loes, R (1, 1) OBP: 0.136, SLG: 0.098			0-0 G1-4-6-3			0-0 1B		0-0 F3		3 1 1 0 0 0 1		
Inning Stats	R: 0 E: 0 K: 0 S: 2 H: 0 LOB: 0 BB: 1 P: 6	R: 0 E: 0 K: 1 S: 5 H: 0 LOB: 0 BB: 0 P: 5	R: 1 E: 0 K: 0 S: 4 H: 2 LOB: 0 BB: 0 P: 4	R: 0 E: 0 K: 1 S: 5 H: 0 LOB: 0 BB: 0 P: 5	R: 0 E: 0 K: 0 S: 4 H: 1 LOB: 1 BB: 0 P: 4	R: 1 E: 1 K: 0 S: 5 H: 2 LOB: 1 BB: 0 P: 5	R: 0 E: 0 K: 2 S: 8 H: 1 LOB: 1 BB: 0 P: 8	R: 1 E: 0 K: 1 S: 7 H: 2 LOB: 1 BB: 0 P: 7	R: 1 E: 0 K: 0 S: 3 H: 0 LOB: 1 BB: 1 P: 7	1B: 6 2B: 2 3B: 0 HR: 0 SF: 1 SAC: 1 DP: 2 HBP: 0	WP: 0 PB: 0 SB: 0 CS: 0	PA: 35
PITCHER	IP WLS BF H R ER SO BB IBB HBP BLK WP HR S P ERA WHIP											
Ned Garver, R (1, 1) ERA: 4.08	8.0 L 31 8 3 2 5 1 0 0 0 0 0 0 40 44 2.25 1.125											
Jack Urban, R (9, 1) ERA: 3.09	1.0 4 0 1 1 0 1 0 0 0 1 0 0 3 7 9.00 1.000											

Baltimore Orioles @ Kansas City Athletics
Municipal Stadium, Kansas City, MO
 Fri Jul 19 1957, 4:33 AM EDT
 Att. 9,069 - Unknown

AB	31
R	4
H	8
RBI	3
BB	2
SO	5
LOB	10



Batter	1	2	3	4	5	6	7	8	9	AB R H RBI BB SO LOB
Billy Hunter, R (1, 5) OBP: 0.267, SLG: 0.343 Tim Thompson, L (8, PH) OBP: 0.280, SLG: 0.451 Jack Urban, R (9, 1) OBP: 0.100, SLG: 0.100	0-0 F6			0-0 F7		0-3 K		0-0 F8		3 0 0 0 0 1 0 1 0 0 0 0 0 1 0 0 0 0 0 0 0
Billy Martin, R (1, 4) OBP: 0.272, SLG: 0.397	0-0 F4			0-0 2B		0-0 5-3		0-0 FC6-4		4 0 1 0 0 0 1
Bob Cerv, R (1, 7) OBP: 0.325, SLG: 0.482	0-0 F9			0-0 L9			0-0 1B		0-0 F8	4 0 1 0 0 0 1
Hal Smith, R (1, 2) OBP: 0.305, SLG: 0.498		0-0 1-3		0-3 K			0-0 F8		0-0 5-3	4 0 0 0 0 1 2
Woodie Held, R (1, 8) OBP: 0.319, SLG: 0.536		0-0 4-3			0-0 4-3		0-0 2B		0-0 HR	4 2 2 1 0 0 0
Vic Power, R (1, 3) OBP: 0.289, SLG: 0.394		0-0 F8			0-0 F7		0-0 2B		0-0 F7	4 0 1 1 0 0 0
Joe Demaestri, R (1, 6) OBP: 0.320, SLG: 0.365				0-0 G4-3	4-0 BB		0-0 F9			2 0 1 0 1 0 1
Bob Martyn, L (1, 9) OBP: 0.250, SLG: 0.245 Lou Skizas, R (8, PH) OBP: 0.308, SLG: 0.480				0-0 G4-3	0-0 1-3			0-0 2B		2 0 0 0 0 0 2 1 0 1 0 0 0 0
Ned Garver, R (1, 1) OBP: 0.161, SLG: 0.111 Irv Noren, L (8, PH) OBP: 0.306, SLG: 0.359 Hector Lopez, R (9, 5) OBP: 0.373, SLG: 0.482				0-3 K		0-3 K		0-0 FC6-5-6		2 0 0 0 0 2 0 1 0 0 0 0 0 1 0 0 0 0 0 0 0

Inning Stats	R: 0 E: 0 K: 0 S: 3	H: 0 LOB: 0 BB: 0 P: 3	R: 0 E: 0 K: 0 S: 3	H: 0 LOB: 0 BB: 0 P: 3	R: 0 E: 0 K: 1 S: 5	H: 1 LOB: 0 BB: 0 P: 5	R: 0 E: 0 K: 1 S: 6	H: 1 LOB: 1 BB: 0 P: 6	R: 0 E: 0 K: 0 S: 3	H: 0 LOB: 1 BB: 1 P: 7	R: 0 E: 0 K: 2 S: 7	H: 0 LOB: 0 BB: 0 P: 7	R: 1 E: 0 K: 0 S: 5	H: 3 LOB: 1 BB: 0 P: 5	R: 0 E: 0 K: 0 S: 4	H: 1 LOB: 1 BB: 0 P: 4	R: 1 E: 0 K: 0 S: 4	H: 1 LOB: 0 BB: 0 P: 4	1B: 3 2B: 3 3B: 0 HR: 1	SF: 0 SAC: 0 DP: 1 HBP: 0	WP: 0 PB: 0 SB: 0 CS: 0	PA: 33	
PITCHER Billy Loes, R (1, 1) ERA: 3.0	IP 9.0 WLS W BF 33 H 7 R 2 ER 2 SO 4 BB 1 IBB 0 HBP 0 BLK 0 WP 0 HR 1 S 40 P 44 ERA 2.00 WHIP 0.889																						

BOTTOM

Baltimore Orioles @ Kansas City Athletics
Municipal Stadium, Kansas City, MO

Fri Jul 19 1957, 4:33 AM EDT
Att. 9,069 - Unknown

livebaseballscorecards.com

AB	32
R	2
H	7
RBI	2
BB	1
SO	4
LOB	9



Batter	1	2	3	4	5	6	7	8	9	AB R H RBI BB SO LOB	TOP																
Billy Gardner, R (1, 4) OBP: 0.348, SLG: 0.373	0-0 G3		0-0 BB 1B		0-3 K		0-0 G3 SH5-3 1B		0-0 F9	5 1 2 0 0 1 1																	
Bob Boyd, L (1, 3) OBP: 0.408, SLG: 0.435	0-0 L3 1B		0-0 BB 1B		0-0 E6 2B		0-0 SH5-3		0-0 1B 1B	4 0 4 0 0 0 0																	
Billy Goodman, L (1, 5) OBP: 0.331, SLG: 0.400	0-0 L3 1-2		4-0 BB		0-0 L8		0-0 G3 2-3		0-0 1B 1-2 2-3	4 0 1 0 1 0 3																	
Bob Nieman, R (1, 7) OBP: 0.370, SLG: 0.446 Joe Durham, R (8, 7) OBP: 0.263, SLG: 0.197 Tito Francona, L (9, PH) OBP: 0.299, SLG: 0.368		4-0 FC6-4 1B SF9 BB	0-0 F7		0-0 F5		0-0 1B		0-0 SF7 3-H	3 1 1 1 1 0 3 0 0 0 0 0 0 0 0 0 0 1 0 0 0																	
Gus Triandos, R (1, 2) OBP: 0.343, SLG: 0.448		0-0 FC6-4 1B	0-3 K		4-0 1B BB		0-0 F7 3-H		0-0 5-3	4 1 1 0 1 1 6																	
Jim Busby, R (1, 8) OBP: 0.274, SLG: 0.353		0-0 FC6-4 1-2 2-3	0-3 K		4-0 1B SF8 BB		0-0 F7			3 1 0 0 1 1 2																	
Al Pilarcik, L (1, 9) OBP: 0.387, SLG: 0.371		0-0 SF9 3-H	0-0 F2		0-0 1B 1-3 2-H		0-0 G3			3 0 1 2 0 0 0																	
Willy Miranda, S (1, 6) OBP: 0.229, SLG: 0.198 Jim Brideweser, R (9, 6) OBP: 0.394, SLG: 0.388		0-0 FC4-6 1-2	0-0 4-3		0-0 SF8 3-H		0-0 L4			3 0 0 1 0 0 1 0 0 0 0 0 0 0																	
Connie Johnson, R (1, 1) OBP: 0.125, SLG: 0.125 George Zuverink, R (9, 1) OBP: 0.133, SLG: 0.071			0-0 F7		0-0 F7		0-0 F3		0-0 1B SF7 1B	4 1 1 0 0 0 1 0 0 0 0 0 0 0																	
Inning Stats	R: 0 E: 0 K: 0 S: 3	H: 1 LOB: 0 BB: 0 P: 3	R: 1 E: 0 K: 0 S: 4	H: 1 LOB: 1 BB: 1 P: 8	R: 0 E: 0 K: 1 S: 7	H: 2 LOB: 3 BB: 1 P: 11	R: 0 E: 0 K: 1 S: 5	H: 0 LOB: 0 BB: 0 P: 5	R: 0 E: 1 K: 1 S: 6	H: 1 LOB: 1 BB: 0 P: 6	R: 2 E: 0 K: 0 S: 4	H: 1 LOB: 1 BB: 2 P: 12	R: 1 E: 0 K: 0 S: 5	H: 2 LOB: 1 BB: 0 P: 5	R: 0 E: 0 K: 0 S: 3	H: 0 LOB: 0 BB: 0 P: 3	R: 1 E: 0 K: 0 S: 6	H: 3 LOB: 2 BB: 0 P: 6	1B: 10 2B: 2 3B: 0 HR: 0	SF: 3 SAC: 1 DP: 1 HBP: 0	WP: 0 PB: 0 SB: 0 CS: 0	PA: 41					
PITCHER	IP	WLS	BF	H	R	ER	SO	BB	IBB	HBP	BLK	WP	HR	S	P	ERA	WHIP										
Arnie Portocarrero, R (1, 1) ERA: 4.06	5.1		24	5	3	3	3	4	0	0	0	0	0	26	42	5.06	1.688										
Glenn Cox, R (6, 1) ERA: 9.39	0.0		1	1	0	0	0	0	0	0	0	0	0	1	1	∞	∞										
Jack Urban, R (6, 1) ERA: 3.11	2.2		10	2	1	1	0	0	0	0	0	0	0	10	10	3.38	0.750										
Tom Morgan, R (9, 1) ERA: 4.23	1.0	W	6	3	1	1	0	0	0	0	0	0	0	6	6	9.00	3.000										

Baltimore Orioles @ Kansas City Athletics
Municipal Stadium, Kansas City, MO
Sat Jul 20 1957, 4:33 AM EDT
Att. 5,995 - Unknown

AB	33
R	5
H	11
RBI	5
BB	4
SO	3
LOB	17



Batter	1	2	3	4	5	6	7	8	9	AB	R	H	RBI	BB	SO	LOB
Billy Hunter, R (1, 5) OBP: 0.268, SLG: 0.338 Tim Thompson, L (8, PH) OBP: 0.277, SLG: 0.447 Tom Morgan, R (9, 1) OBP: 0.129, SLG: 0.100	0-0 5-3		4-0 BB			0-0 F6		0-3 K		2	0	0	0	1	0	1
Billy Martin, R (1, 4) OBP: 0.268, SLG: 0.390	0-0 F8		0-3 K			0-0 F8		0-0 F2		4	0	0	0	0	1	2
Bob Martyn, L (1, 7) OBP: 0.241, SLG: 0.236 Bob Cerv, R (6, PH) OBP: 0.327, SLG: 0.483 (7, 7)	0-0 4-3					0-0 E6		0-3 K		2	0	0	0	0	0	0
Hal Smith, R (1, 2) OBP: 0.308, SLG: 0.502		0-0 6-3				0-3 K		0-0 1B		4	2	2	0	0	1	1
Woodie Held, R (1, 8) OBP: 0.309, SLG: 0.518		0-0 F8				0-3 K		0-0 5-3		4	0	0	0	0	1	3
Vic Power, R (1, 3) OBP: 0.288, SLG: 0.391		0-0 F8				0-0 F4		0-0 1B		4	1	1	2	0	0	1
Joe Demaestri, R (1, 6) OBP: 0.317, SLG: 0.361 Gus Zernial, R (9, PH) OBP: 0.305, SLG: 0.492			0-0 F7			0-0 L9		0-3 K		3	0	0	0	0	1	1
Johnny Groth, R (1, 9) OBP: 0.314, SLG: 0.222 Lou Skizas, R (7, PH) OBP: 0.306, SLG: 0.478 (8, 9)			4-0 SH2-4 WP BB			0-0 6-3		0-0 F4		1	1	0	0	1	0	0
Arnie Portocarrero, R (1, 1) OBP: 0.250, SLG: 0.200 Glenn Cox, R (6, 1) Jack Urban, R (6, 1) OBP: 0.182, SLG: 0.273 Irv Noren, L (8, PH) OBP: 0.304, SLG: 0.356 Hector Lopez, R (9, 5) OBP: 0.373, SLG: 0.482			0-0 SH2-4			0-0 2B		0-0 6-3		0	0	0	0	0	0	0

Inning Stats	R: 0	H: 0	E: 0	K: 0	S: 3	R: 0	H: 0	E: 0	K: 0	S: 3	R: 0	H: 0	E: 1	K: 2	S: 7	R: 0	H: 0	E: 0	K: 0	S: 3	R: 0	H: 1	E: 0	K: 1	S: 6	R: 1	H: 2	E: 0	K: 1	S: 7	R: 0	H: 0	E: 0	K: 1	S: 5	R: 4	H: 3	E: 1	K: 0	S: 5	1B: 3	2B: 2	3B: 0	HR: 1	SF: 0	SAC: 1	DP: 0	HBP: 0	WP: 2	PB: 0	SB: 0	CS: 1	PA: 34
--------------	------	------	------	------	------	------	------	------	------	------	------	------	------	------	------	------	------	------	------	------	------	------	------	------	------	------	------	------	------	------	------	------	------	------	------	------	------	------	------	------	-------	-------	-------	-------	-------	--------	-------	--------	-------	-------	-------	-------	--------

PITCHER	IP	WLS	BF	H	R	ER	SO	BB	IBB	HBP	BLK	WP	HR	S	P	ERA	WHIP
Connie Johnson, R (1, 1) ERA: 3.72	8.0		31	5	4	3	6	2	0	0	0	1	0	41	49	3.38	0.875
George Zuverink, R (9, 1) ERA: 2.25	0.1	L	3	1	2	1	0	0	0	0	0	0	1	3	3	27.00	3.000

BOTTOM

Baltimore Orioles @ Kansas City Athletics
Municipal Stadium, Kansas City, MO

AB	31
R	6
H	6
RBI	5
BB	2
SO	6
LOB	11



PITCHER	IP	WLS	BF	H	R	ER	SO	BB	IBB	HBP	BLK	WP	HR	S	P	ERA	WHIP
---------	----	-----	----	---	---	----	----	----	-----	-----	-----	----	----	---	---	-----	------

Sat Jul 20 1957, 4:33 AM EDT
Att. 5,995 - Unknown

livebaseballscorecards.com

Batter	1	2	3	4	5	6	7	8	9	AB R H RBI BB SO LOB	TOP											
Billy Gardner, R (1, 6) OBP: 0.346, SLG: 0.371	0-0 6-3		0-0 L8		0-0 4-3 BB 1B		0-0 6-3	0-0 FC6-4 1-2f		5 1 1 0 0 0 2												
Bob Boyd, L (1, 3) OBP: 0.405, SLG: 0.431	0-0 3-1			0-0 G3	0-0 4-3 1B		0-0 4-3		0-0 6-3	5 0 1 0 0 0 0												
Billy Goodman, L (1, 4) OBP: 0.333, SLG: 0.396	0-0 L5			0-0 E 1B	4-0 4-3 BB		0-0 4-3		0-0 F8	4 1 1 0 1 0 0												
Tito Francona, L (1, 7) OBP: 0.308, SLG: 0.400		0-0 HR		0-0 E4 FC 2B	0-0 4-3			0-0 2B 1B	0-0 G3	5 3 3 3 0 0 2												
Al Pilarcik, L (1, 9) OBP: 0.385, SLG: 0.373		0-0 F8		0-0 FC BLK	0-0 4-3			0-0 2B 2B		4 1 1 1 0 0 2												
George Kell, R (1, 5) OBP: 0.339, SLG: 0.388		0-0 F6		0-0 F3 1-2		0-0 L5		4-0 2B FC6-2 BB		3 0 0 0 1 0 1												
Jim Busby, R (1, 8) OBP: 0.274, SLG: 0.355		0-0 1-3		0-0 5-3		0-0 6-3		0-0 FC6-2 2B		4 0 1 2 0 0 1												
Joe Ginsberg, L (1, 2) OBP: 0.389, SLG: 0.462			0-0 G3		0-0 HR	0-0 FC5-4 1B		0-0 F3		3 1 2 1 0 0 0												
Gus Triandos, R (8, PH) OBP: 0.341, SLG: 0.446								0-0 FC6-2 FC6-4		1 0 0 0 0 0 2												
Hal Brown, R (1, 1) OBP: 0.207, SLG: 0.192			0-0 6-3		0-3 K	0-0 FC5-4		0-0 FC6-2		4 0 0 0 0 1 3												
Inning Stats	R: 0 E: 0 K: 0 S: 3	H: 0 LOB: 0 BB: 0 P: 3	R: 1 E: 0 K: 0 S: 4	H: 1 LOB: 0 BB: 0 P: 4	R: 0 E: 0 K: 0 S: 3	H: 0 LOB: 0 BB: 0 P: 3	R: 2 E: 1 K: 0 S: 6	H: 2 LOB: 1 BB: 0 P: 6	R: 2 E: 0 K: 1 S: 8	H: 3 LOB: 2 BB: 1 P: 12	R: 0 E: 0 K: 0 S: 4	H: 1 LOB: 1 BB: 0 P: 4	R: 0 E: 0 K: 0 S: 3	H: 0 LOB: 0 BB: 0 P: 3	R: 2 E: 0 K: 0 S: 6	H: 3 LOB: 2 BB: 1 P: 10	R: 0 E: 0 K: 0 S: 3	H: 0 LOB: 0 BB: 0 P: 3	1B: 5 2B: 3 3B: 0 HR: 2	SF: 0 SAC: 0 DP: 0 HBP: 0	WP: 0 PB: 0 SB: 0 CS: 0	PA: 40
PITCHER	IP WLS BF H R ER SO BB IBB HBP BLK WP HR S P ERA WHIP																					
Wally Burnette, R (1, 1) ERA: 4.76	4.1 L 19 5 5 4 1 0 0 0 0 1 0 2 21 21 8.31 1.154																					
Glenn Cox, R (5, 1) ERA: 8.64	0.2 4 1 0 0 0 1 0 0 0 0 0 0 3 7 0.00 3.000																					
Jack Urban, R (6, 1) ERA: 3.4	2.0 11 4 2 2 0 1 0 0 0 0 0 0 10 14 9.00 2.500																					
Mickey McDermott, L (8, 1) ERA: 5.63	2.0 6 0 0 0 0 0 0 0 0 0 0 0 6 6 0.00 0.000																					

Baltimore Orioles @ Kansas City Athletics
Municipal Stadium, Kansas City, MO

AB	38
R	7
H	10
RBI	7
BB	2
SO	1
LOB	13



Sun Jul 21 1957, 4:33 AM EDT
Unknown

livebaseballscorecards.com

Batter	1	2	3	4	5	6	7	8	9	AB	R	H	RBI	BB	SO	LOB
Billy Hunter, R (1, 5) OBP: 0.265, SLG: 0.333 Tim Thompson, L (5, PH) OBP: 0.273, SLG: 0.443 Jack Urban, R (6, 1) OBP: 0.182, SLG: 0.273 Mickey McDermott, L (8, 1) OBP: 0.344, SLG: 0.462	0-0 F8		0-0 F8		0-0 F9			0-0 F5		2	0	0	0	0	0	0
Billy Martin, R (1, 4) OBP: 0.267, SLG: 0.388	0-3 K 2B S		0-3 K		0-0 G5-4-3 1-2f			0-0 G4-6-3 1B 1-2		4	1	1	0	0	2	2
Gus Zernial, R (1, 7) OBP: 0.308, SLG: 0.498 Bob Cerv, R (1, PR) OBP: 0.322, SLG: 0.475 (2, 7)	0-0 1-3 2B			0-0 6-3			0-0 L7	0-0 G4-6-3 1-2f		1	0	1	0	0	0	0
Hal Smith, R (1, 2) OBP: 0.303, SLG: 0.494	0-0 F6 2-3 3-H			0-0 F8			0-0 L1		0-0 F9	4	0	0	0	0	0	1
Woodie Held, R (1, 8) OBP: 0.307, SLG: 0.508	0-0 F8			0-0 1B			0-0 1-3		0-0 F8	4	0	1	0	0	0	1
Vic Power, R (1, 3) OBP: 0.283, SLG: 0.385		0-0 F9		0-0 F5			0-0 F3		0-0 6-3	4	0	0	0	0	0	1
Joe Demaestri, R (1, 6) OBP: 0.317, SLG: 0.361		0-0 5-3			0-0 1B E 1B		0-0 F8			3	1	1	0	0	0	0
Bob Martyn, L (1, 9) OBP: 0.246, SLG: 0.241		0-0 3-1			0-0 1B E 1B 1-3		0-0 L5			3	0	1	0	0	0	0
Wally Burnette, R (1, 1) OBP: 0.238, SLG: 0.238 Glenn Cox, R (5, 1) Irv Noren, L (5, PH) OBP: 0.301, SLG: 0.352 Hector Lopez, R (5, PR) OBP: 0.375, SLG: 0.484 (6, 5)			0-0 F9		0-0 E4 G5-4-3 1-2 3-H			0-0 1B 1B		1	0	0	0	0	0	0

Inning Stats	R: 1	H: 1	E: 0	K: 1	S: 7	R: 0	H: 0	E: 0	K: 0	S: 3	R: 0	H: 0	E: 0	K: 1	S: 5	R: 0	H: 1	E: 0	K: 0	S: 4	R: 1	H: 2	E: 1	K: 0	S: 5	R: 0	H: 0	E: 0	K: 0	S: 3	R: 0	H: 2	E: 0	K: 0	S: 4	R: 0	H: 2	E: 0	K: 0	S: 4	R: 0	H: 0	E: 0	K: 0	S: 3	R: 0	H: 2	E: 0	K: 0	S: 4	R: 0	H: 0	E: 0	K: 0	S: 3	1B: 5	SF: 0	2B: 1	SAC: 0	3B: 0	DP: 2	HR: 0	HBP: 0	WP: 0	PA: 33
--------------	------	------	------	------	------	------	------	------	------	------	------	------	------	------	------	------	------	------	------	------	------	------	------	------	------	------	------	------	------	------	------	------	------	------	------	------	------	------	------	------	------	------	------	------	------	------	------	------	------	------	------	------	------	------	------	-------	-------	-------	--------	-------	-------	-------	--------	-------	--------


PITCHER	IP	WLS	BF	H	R	ER	SO	BB	IBB	HBP	BLK	WP	HR	S	P	ERA	WHIP
Hal Brown, R (1, 1) ERA: 3.98	9.0	W	33	6	2	1	2	0	0	0	0	0	0	37	37	1.00	0.667

BOTTOM

Baltimore Orioles @ Kansas City Athletics
 Municipal Stadium, Kansas City, MO

Sun Jul 21 1957, 4:33 AM EDT
 Unknown

AB	33
R	2
H	6
RBI	1
BB	0
SO	2
LOB	11



PITCHER	IP	WLS	BF	H	R	ER	SO	BB	IBB	HBP	BLK	WP	HR	S	P	ERA	WHIP
---------	----	-----	----	---	---	----	----	----	-----	-----	-----	----	----	---	---	-----	------

Batter	1	2	3	4	5	6	7	8	9	AB R H RBI BB SO LOB	TOP									
Billy Gardner, R (1, 6) OBP: 0.348, SLG: 0.375	0-3 K		0-0 2B		0-0 L7			0-0 BB 1B		4 0 2 0 0 1 1	Baltimore Orioles @ Kansas City Athletics Municipal Stadium, Kansas City, MO Sun Jul 21 1957, 4:38 AM EDT Att: 11,442 - Unknown livebaseballscorecards.com									
Tito Francona, L (1, 9) OBP: 0.306, SLG: 0.393	0-0 4-3		0-3 K			0-3 K		4-0 BB FC4-6		3 0 0 0 1 2 1										
George Kell, R (1, 5) OBP: 0.338, SLG: 0.400	0-0 HR		0-0 F8			0-0 F7		0-0 FC4-6		4 1 1 1 0 0 3										
Bob Nieman, R (1, 7) OBP: 0.368, SLG: 0.454	0-0 F6			0-3 K		0-0 G3			0-0 HR	4 1 1 1 0 1 0										
Gus Triandos, R (1, 2) OBP: 0.337, SLG: 0.439		0-0 L8		0-0 F8			0-0 F8		0-0 4-3	4 0 0 0 0 0 0										
Billy Goodman, L (1, 4) OBP: 0.325, SLG: 0.385		0-0 5-3		0-0 F6			0-0 F8		0-0 6-3	4 0 0 0 0 0 0										
Jim Busby, R (1, 8) OBP: 0.274, SLG: 0.355		0-0 WP 1B			0-0 1-3		0-0 F8		0-0 4-3	3 0 1 0 0 0 0										
Al Pilarcik, L (9, PH) OBP: 0.384, SLG: 0.372										1 0 0 0 0 0 0										
Bob Boyd, L (1, 3) OBP: 0.404, SLG: 0.430		0-0 1-3			0-0 PB 1B			0-0 G3		3 0 1 0 0 0 1										
Ray Moore, R (1, 1) OBP: 0.250, SLG: 0.433			0-3 K			0-3 K		0-0 F3		2 0 0 0 0 2 1										
Joe Durham, R (8, PH) OBP: 0.259, SLG: 0.194										1 0 0 0 0 0 0										
Ken Lehman, L (8, 1) OBP: 0.364, SLG: 0.300										0 0 0 0 0 0 0										
Inning Stats	R: 1 E: 0 K: 1 S: 6	H: 1 LOB: 0 BB: 0 P: 6	R: 0 E: 0 K: 0 S: 4	H: 1 LOB: 1 BB: 0 P: 4	R: 0 E: 0 K: 2 S: 8	H: 1 LOB: 1 BB: 0 P: 8	R: 0 E: 0 K: 1 S: 5	H: 0 LOB: 0 BB: 0 P: 5	R: 0 E: 0 K: 1 S: 6	H: 1 LOB: 1 BB: 0 P: 6	R: 0 E: 0 K: 0 S: 3	H: 0 LOB: 0 BB: 0 P: 3	R: 0 E: 0 K: 0 S: 4	H: 1 LOB: 2 BB: 1 P: 8	R: 1 E: 0 K: 0 S: 4	H: 1 LOB: 0 BB: 0 P: 4	1B: 3 2B: 1 3B: 0 HR: 2	SF: 0 SAC: 0 DP: 0 HBP: 0	WP: 1 PB: 1 SB: 0 CS: 0	PA: 34
PITCHER	IP WLS BF H R ER SO BB IBB HBP BLK WP HR S P ERA WHIP																			
Alex Kellner, L (1, 1) ERA: 3.73	7.2 W 29 5 1 1 6 1 0 0 0 1 1 40 44 1.17 0.783																			
Tom Gorman, R (8, 1) ERA: 3.58	1.1 S 5 1 1 1 0 0 0 0 0 0 0 1 5 5 6.75 0.750																			



Batter	1	2	3	4	5	6	7	8	9	AB	R	H	RBI	BB	SO	LOB
Hector Lopez, R OBP: 0.370, SLG: 0.476 (1, 5)	0-0 5-3		0-0 6-3		0-0 F8		0-0 5-3			4	0	0	0	0	0	0
Billy Martin, R OBP: 0.275, SLG: 0.394 (1, 4)	0-0 1B		0-0 FC6 1B		0-0 5-3		0-0 1B			4	1	3	0	0	0	0
Lou Skizas, R OBP: 0.310, SLG: 0.478 (1, 7)	0-0 1B		0-0 FC6 1B		0-0 L5		0-0 F4			4	0	2	0	0	0	1
Irv Noren, L OBP: 0.293, SLG: 0.343 (1, 3)	0-3 K		0-0 FC6 BB		0-0 4-3		0-0 F7			3	0	0	0	0	1	4
Vic Power, R OBP: 0.282, SLG: 0.383 (8, 3)			1-2f 2-3							1	0	0	0	0	0	0
Tim Thompson, L OBP: 0.290, SLG: 0.444 (1, 2)	0-0 1B		4-0 BB		0-3 K		4-0 BB			2	0	1	1	2	1	0
Woodie Held, R OBP: 0.298, SLG: 0.492 (1, 8)	0-3 K		0-0 F8		0-0 F8		0-0 G6-4-3			4	0	0	0	0	1	6
Joe Demaestri, R OBP: 0.321, SLG: 0.368 (1, 6)		0-3 K		0-0 G6-3 1B		0-0 HR 2B				3	1	2	0	0	1	0
Johnny Groth, R OBP: 0.302, SLG: 0.213 (1, 9)		0-0 4-3		0-0 F4		0-0 HR				2	0	0	0	0	0	1
Bob Cerv, R OBP: 0.326, SLG: 0.493 (7, PH)										1	1	1	2	0	0	0
Alex Kellner, R OBP: 0.240, SLG: 0.417 (1, 1)		0-0 F8		0-0 G6-3		0-0 F5				3	0	0	0	0	0	1
Tom Gorman, R OBP: 0.154, SLG: 0.154 (8, 1)										0	0	0	0	0	0	0
Inning Stats	R: 1 E: 0 K: 2 S: 10	H: 3 LOB: 2 BB: 0 P: 10	R: 0 E: 0 K: 1 S: 5	H: 0 LOB: 0 BB: 0 P: 5	R: 0 E: 0 K: 0 S: 5	H: 2 LOB: 3 BB: 1 P: 9	R: 0 E: 0 K: 0 S: 3	H: 1 LOB: 0 BB: 0 P: 3	R: 0 E: 0 K: 1 S: 5	H: 0 LOB: 0 BB: 0 P: 3	R: 0 E: 0 K: 0 S: 6	H: 3 LOB: 1 BB: 0 P: 6	R: 0 E: 0 K: 0 S: 2	H: 0 LOB: 0 BB: 1 P: 6	1B: 7 2B: 1 3B: 0 HR: 1	SF: 0 SAC: 0 DP: 2 HBP: 0
PITCHER	IP WLS BF H R ER SO WP HR S P ERA WHIP	IP WLS BF H R ER SO WP HR S P ERA WHIP	IP WLS BF H R ER SO WP HR S P ERA WHIP	IP WLS BF H R ER SO WP HR S P ERA WHIP	IP WLS BF H R ER SO WP HR S P ERA WHIP	IP WLS BF H R ER SO WP HR S P ERA WHIP	IP WLS BF H R ER SO WP HR S P ERA WHIP	IP WLS BF H R ER SO WP HR S P ERA WHIP	IP WLS BF H R ER SO WP HR S P ERA WHIP	IP WLS BF H R ER SO WP HR S P ERA WHIP	IP WLS BF H R ER SO WP HR S P ERA WHIP	IP WLS BF H R ER SO WP HR S P ERA WHIP	IP WLS BF H R ER SO WP HR S P ERA WHIP	IP WLS BF H R ER SO WP HR S P ERA WHIP	IP WLS BF H R ER SO WP HR S P ERA WHIP	IP WLS BF H R ER SO WP HR S P ERA WHIP
Ray Moore, R ERA: 3.49 (1, 1)	7.0 L	30 L	9 3	3 3	4 4	1 0	0 0	0 0	0 0	1 0	0 0	0 0	0 0	0 0	0 0	0 0
Ken Lehman, L ERA: 1.91 (8, 1)	1.0	3	0	0	0	1	0	0	0	0	0	0	0	0	0	0

BOTTOM

Baltimore Orioles @ Kansas City Athletics
Municipal Stadium, Kansas City, MO
Sun Jul 21 1957, 4:38 AM EDT
Att. 11,442 - Unknown

livebaseballscorecards.com

AB	31
R	3
H	9
RBI	3
BB	2
SO	4
LOB	13



WP: 0	PA: 33
PB: 0	SB: 0
CS: 0	

Batter	1	2	3	4	5	6	7	8	9	AB R H RBI BB SO LOB	TOP											
Harvey Kuenn, R (1, 6) OBP: 0.330, SLG: 0.364	4-0 SH3-4 FC6-4 1B BB	0-0 4-3		0-3 K		4-0 G4-6-3 IBB		0-0 E4 1B CS		3 1 0 0 2 1 1												
Bill Tuttle, R (1, 8) OBP: 0.310, SLG: 0.325	0-0 FC6-4 1-2 1B		0-0 6-3 2B		0-0 6-3	0-0 G4-6-3		0-0 1B		5 2 3 0 0 0 3												
Reno Bertoia, R (1, 5) OBP: 0.337, SLG: 0.378	0-0 SH3-4 1-2 2-3		0-0 6-3		0-0 F4		0-0 6-3	0-0 CS	0-0 5-3	4 0 0 0 0 0 1												
Charlie Maxwell, L (1, 7) OBP: 0.377, SLG: 0.523	4-0 FC6-4 BB		0-0 2B		0-3 K		0-0 F9		0-3 K	4 0 1 1 1 2 0												
Ray Boone, R (1, 3) OBP: 0.368, SLG: 0.415	0-0 FC6-4 1-2f 2-3 3-H 1B		4-0 BB BB BB 2B			0-0 BB E 2B	0-0 1B		0-0 FC5-4 1B	4 1 3 1 1 0 2												
Al Kaline, R (1, 9) OBP: 0.338, SLG: 0.429	0-0 1-2 3-H 1B		0-3 K		0-0 L6-3		0-0 1-3 1B		0-0 FC5-4	5 0 2 1 0 1 4												
Red Wilson, R (1, 2) OBP: 0.387, SLG: 0.357	0-0 4-3		0-0 F7		4-0 BB E BB		0-0 6-3			3 1 0 0 1 0 6	AB 33 R 5 H 9 RBI 3 BB 7 SO 5 LOB 18											
Frank Bolling, R (1, 4) OBP: 0.332, SLG: 0.426		0-0 5-3		4-0 CS SH1-4 BB		4-0 E 1-2 2-3 BB		0-0 F8		2 0 0 0 2 0 0												
Billy Hoelt, L (1, 1) OBP: 0.200, SLG: 0.424		0-0 L8		0-0 SH1-4		0-0 E1		0-3 K		3 0 0 0 0 1 1												
Harry Byrd, R (9, 1)				1-2 2-H 3-H						0 0 0 0 0 0 0												
Inning Stats	R: 2 E: 0 K: 0 S: 5	H: 2 LOB: 2 BB: 2 P: 13	R: 0 E: 0 K: 0 S: 3	H: 0 LOB: 0 BB: 0 P: 3	R: 1 E: 0 K: 1 S: 7	H: 2 LOB: 2 BB: 1 P: 11	R: 0 E: 0 K: 1 S: 4	H: 0 LOB: 1 BB: 1 P: 8	R: 0 E: 0 K: 1 S: 5	H: 0 LOB: 0 BB: 0 P: 5	R: 2 E: 1 K: 0 S: 4	H: 1 LOB: 2 BB: 3 P: 16	R: 0 E: 0 K: 0 S: 5	H: 2 LOB: 2 BB: 0 P: 5	R: 0 E: 1 K: 1 S: 6	H: 1 LOB: 1 BB: 0 P: 6	R: 0 E: 0 K: 1 S: 6	H: 1 LOB: 1 BB: 0 P: 6	1B: 6 2B: 4 3B: 0 HR: 0	SF: 0 SAC: 2 DP: 2 HBP: 0	WP: 0 PB: 0 SB: 0 CS: 2	PA: 43
PITCHER	IP WLS BF H R ER SO BB IBB HBP BLK WP HR S P ERA WHIP																					
Billy O'Dell, L (1, 1) ERA: 2.6	3.0 L 16 4 3 3 1 3 0 0 0 0 0 0 15 27 9.00 2.333																					
Art Ceccarelli, L (4, 1) ERA: 4.06	2.1 11 1 2 0 2 3 0 0 0 0 0 0 12 24 0.00 1.714																					
George Zuverink, R (6, 1) ERA: 2.17	2.2 11 3 0 0 1 0 1 0 0 0 0 0 12 16 0.00 1.125																					
Bill Wight, L (9, 1) ERA: 4.0	1.0 4 1 0 0 1 0 0 0 0 0 0 0 6 6 0.00 1.000																					

Detroit Tigers @ Baltimore Orioles
 Memorial Stadium, Baltimore, MD
 Tue Jul 23 1957, 7:05 PM EDT
 Att. 21,070 - Unknown

livebaseballscorecards.com



BOTTOM

Detroit Tigers @ Baltimore Orioles
Memorial Stadium, Baltimore, MD

AB	33
R	2
H	7
RBI	2
BB	5
SO	5
LOB	17



WP	0	PA	39
PB	0		
SB	1		
CS	0		

Tue Jul 23 1957, 7:05 PM EDT
Att. 21,070 - Unknown

livebaseballscorecards.com

AB R H RBI BB SO LOB

4	0	0	1	1	1	4
4	0	0	0	1	0	3
4	0	0	0	0	1	1
1	0	0	0	0	0	2
4	0	1	0	0	1	0
4	1	1	1	0	2	2
4	0	2	0	0	0	0
2	1	1	0	1	0	1
0	0	0	0	0	0	0
1	0	0	0	0	0	0
0	0	0	0	0	0	0
2	0	1	0	2	0	0
0	0	0	0	0	0	0
1	0	0	0	0	0	3
0	0	0	0	0	0	0
2	0	1	0	0	0	1

Batter	1	2	3	4	5	6	7	8	9
Billy Gardner, R (1, 6) OBP: 0.346, SLG: 0.371	4-0 1B BB	0-0 FC6-4 1-2f 2-3 3-H		0-3 K		0-0 G5-4-3 1-2f			0-0 F2
Billy Goodman, L (1, 4) OBP: 0.321, SLG: 0.374	0-0 F7	0-0 FC6-4 1-2f		0-0 4-3			0-0 6-3		4-0 F2 BB
George Kell, R (1, 5) OBP: 0.332, SLG: 0.392	0-3 K		0-0 5-3	0-0 5-3			0-0 6-3		0-0 F2
Al Pilarcik, L (9, PH) OBP: 0.382, SLG: 0.370									
Bob Nieman, R (1, 7) OBP: 0.367, SLG: 0.451	0-0 1-2 1B		0-3 K		0-0 6-3		0-0 6-3		
Gus Triandos, R (1, 2) OBP: 0.336, SLG: 0.448	0-3 K		0-0 HR		0-3 K			0-0 5-3	
Jim Busby, R (1, 8) OBP: 0.278, SLG: 0.358		0-0 L9	0-0 BB S 1B		0-0 1B			0-0 F8	
Bob Boyd, L (1, 3) OBP: 0.407, SLG: 0.433		0-0 SH FC6-4 2B	4-0 BB BB		0-0 G3			0-0 L8	
George Zuverink, R (6, 1) OBP: 0.133, SLG: 0.071			1-2 BB BB						
Jim Brideweser, R (8, PH) OBP: 0.392, SLG: 0.385									
Bill Wight, L (9, 1)									
Joe Durham, R (1, 9) OBP: 0.282, SLG: 0.203		4-0 FC6-4 SH BB	4-0 BB BB			0-0 L9			0-0 BB 1B
Billy O'Dell, S (1, 1) OBP: 0.133, SLG: 0.133		0-0 SH FC6-4	0-0 F3			0-0 G5-4-3 1B			0-0 F7
Brooks Robinson, R (3, PH) OBP: 0.222, SLG: 0.269									
Art Ceccarelli, R (4, 1)									
Tito Francona, L (6, 3) OBP: 0.309, SLG: 0.394		1-2 2-3							

Inning Stats	R: 0 E: 0 K: 2 S: 8	H: 1 LOB: 2 BB: 1 P: 12	R: 1 E: 1 K: 0 S: 5	H: 1 LOB: 2 BB: 1 P: 9	R: 1 E: 0 K: 1 S: 7	H: 2 LOB: 3 BB: 2 P: 15	R: 0 E: 0 K: 1 S: 5	H: 0 LOB: 0 BB: 0 P: 5	R: 0 E: 0 K: 1 S: 6	H: 1 LOB: 1 BB: 0 P: 6	R: 0 E: 0 K: 0 S: 3	H: 1 LOB: 0 BB: 0 P: 3	R: 0 E: 0 K: 0 S: 3	H: 0 LOB: 0 BB: 0 P: 3	R: 0 E: 0 K: 0 S: 3	H: 0 LOB: 0 BB: 0 P: 3	R: 0 E: 0 K: 0 S: 4	H: 1 LOB: 2 BB: 1 P: 8
--------------	------------------------------	----------------------------------	------------------------------	---------------------------------	------------------------------	----------------------------------	------------------------------	---------------------------------	------------------------------	---------------------------------	------------------------------	---------------------------------	------------------------------	---------------------------------	------------------------------	---------------------------------	------------------------------	---------------------------------

PITCHER	IP	WLS	BF	H	R	ER	SO	BB	IBB	HBP	BLK	WP	HR	S	P	ERA	WHIP
Billy Hoelt, L (1, 1) ERA: 4.07	8.2	W	38	7	2	1	5	5	0	0	0	0	1	43	63	1.04	1.385
Harry Byrd, R (9, 1) ERA: 1.5	0.1	S	1	0	0	0	0	0	0	0	0	0	0	1	1	0.00	0.000

1B	5	SF	0
2B	1	SAC	1
3B	0	DP	1
HR	1	HBP	0

1B	5	SF	0
2B	1	SAC	1
3B	0	DP	1
HR	1	HBP	0

WP	0	PA	39
PB	0		
SB	1		
CS	0		

WP	0	PA	39
PB	0		
SB	1		
CS	0		

Batter	1	2	3	4	5	6	7	8	9	AB R H RBI BB SO LOB	TOP											
Harvey Kuenn, R (1, 6) OBP: 0.328, SLG: 0.361	0-0 4-3			0-0 5-3	0-0 FC4-6		0-0 FC6-4 1B		0-3 K	5 1 1 1 0 1 2												
Bill Tuttle, R (1, 8) OBP: 0.308, SLG: 0.322	0-3 K			0-0 F9		0-0 L4	0-0 FC6-4 1B		0-0 F2	5 0 1 0 0 1 0												
Reno Bertoia, R (1, 5) OBP: 0.333, SLG: 0.378	0-0 6-3			0-0 1B 2B		0-3 K	0-0 FC6-4 1B		0-0 F7	5 1 1 1 0 1 2												
Charlie Maxwell, L (1, 7) OBP: 0.381, SLG: 0.526		0-0 3-1		0-0 1B		0-0 1B	0-0 1B			4 0 3 2 0 0 0												
Ray Boone, R (1, 3) OBP: 0.363, SLG: 0.408		0-3 K		0-0 F9		0-0 F3	0-0 F7			4 0 0 0 0 1 4												
Al Kaline, R (1, 9) OBP: 0.340, SLG: 0.429		0-0 CS 1B			0-3 K		0-0 FC1-6 1B	0-0 L6-3		4 0 2 0 0 1 0												
Frank House, L (1, 2) OBP: 0.349, SLG: 0.378	0-0 L	0-3 K		0-0 FC6-4 1B		0-0 FC6-4 1B	0-0 FC1-6 1B	0-0 FC6-4 1B		5 1 2 0 0 1 2												
Frank Bolling, R (1, 4) OBP: 0.333, SLG: 0.427			0-3 K		0-0 FC6-4 1B		0-0 FC6-4 1B	0-0 FC6-4		4 1 2 0 0 1 1												
Paul Foytack, R (1, 1) OBP: 0.333, SLG: 0.302			0-0 6-3		0-0 FC6-4		0-0 FC6-4 1B	0-3 K		4 1 1 1 0 1 3												
Inning Stats	R: 0 E: 0 K: 1 S: 5	H: 0 LOB: 0 BB: 0 P: 5	R: 0 E: 0 K: 1 S: 5	H: 1 LOB: 0 BB: 0 P: 5	R: 0 E: 0 K: 2 S: 7	H: 0 LOB: 0 BB: 0 P: 7	R: 1 E: 0 K: 0 S: 5	H: 2 LOB: 1 BB: 0 P: 5	R: 0 E: 0 K: 1 S: 7	H: 2 LOB: 2 BB: 0 P: 7	R: 0 E: 0 K: 1 S: 6	H: 1 LOB: 1 BB: 0 P: 6	R: 4 E: 0 K: 0 S: 9	H: 6 LOB: 2 BB: 0 P: 9	R: 0 E: 0 K: 1 S: 6	H: 1 LOB: 1 BB: 0 P: 6	R: 0 E: 0 K: 1 S: 5	H: 0 LOB: 0 BB: 0 P: 5	1B: 12 2B: 1 3B: 0 HR: 0	SF: 0 SAC: 0 DP: 0 HBP: 0	WP: 0 PB: 0 SB: 1 CS: 1	PA: 40
PITCHER	IP WLS BF H R ER SO BB IBB HBP BLK WP HR S P ERA WHIP																					
Billy Loes, R (1, 1) ERA: 3.2	7.0 L 33 12 5 5 6 0 0 0 0 0 0 0 44 44 6.43 1.714																					
Bill Wight, L (8, 1) ERA: 3.95	1.0 4 1 0 0 1 0 0 0 0 0 0 0 6 6 0.00 1.000																					
Jerry Walker, R (9, 1) ERA: 18.0	1.0 3 0 0 0 0 1 0 0 0 0 0 0 5 5 0.00 0.000																					

Detroit Tigers @ Baltimore Orioles
 Memorial Stadium, Baltimore, MD
 Wed Jul 24 1957, 7:05 PM EDT
 Att: 11,417 - Unknown

livebaseballscorecards.com

AB 40
R 5
H 13
RBI 5
BB 0
SO 8
LOB 14



Batter	1	2	3	4	5	6	7	8	9	AB R H RBI BB SO LOB
Billy Gardner, R OBP: 0.343, SLG: 0.367 (1, 6) x	0-0 F8 ①		0-3 K ②			0-0 4-3 ②		0-0 G3 ②		4 0 0 0 0 1 3
Bob Boyd, L OBP: 0.402, SLG: 0.428 (1, 3) x	0-0 F2 ②		0-0 L9 ③			0-0 F6 ③		0-0 F8 ③		4 0 0 0 0 0 3
Billy Goodman, L OBP: 0.319, SLG: 0.371 (1, 4) x	0-0 F6 ③			0-0 F2 ①			0-0 E8		0-0 1B	4 0 1 0 0 0 0
Tito Francona, L OBP: 0.302, SLG: 0.385 (1, 7) x		0-3 K ①		0-0 F5 ②			0-0 F6 ①		0-0 F6 ①	4 0 0 0 0 1 2
Al Pizarcik, L OBP: 0.377, SLG: 0.364 (1, 9) x		0-0 6-3 ②		0-0 G3 ③			0-0 L9 ②		0-3 K ②	4 0 0 0 0 1 2
Joe Ginsberg, L OBP: 0.375, SLG: 0.443 (1, 2) x		0-0 F8 ③			0-0 F8 ①		0-0 F4 ③		0-0 L9 ③	4 0 0 0 0 0 2
Jim Busby, R OBP: 0.283, SLG: 0.362 (1, 8) x			0-0 S 2B 1B		0-3 K ②			0-0 G3 BB 1B		3 1 2 0 0 1 0
Brooks Robinson, R OBP: 0.267, SLG: 0.321 (1, 5) x			0-0 1-H 2B		0-0 2-3 ③			4-0 BB BB G3 BB		2 0 1 1 1 0 0
Billy Loes, R OBP: 0.130, SLG: 0.093 (1, 1) x			0-3 K ①			0-0 6-3 ①		0-0 F6 ①		2 0 0 0 0 1 1
Bill Wight, L (8, 1)										0 0 0 0 0 0 0
Bob Hale, L OBP: 0.271, SLG: 0.256 (8, PH)										1 0 0 0 0 0 2
Jerry Walker, S (9, 1)										0 0 0 0 0 0 0


Inning Stats	R: 0	H: 0	E: 0	LOB: 0	K: 0	BB: 0	S: 3	P: 3	R: 0	H: 0	E: 0	LOB: 0	K: 0	BB: 0	S: 3	P: 3	R: 0	H: 0	E: 0	LOB: 0	K: 1	BB: 0	S: 9	P: 9	R: 0	H: 0	E: 0	LOB: 0	K: 1	BB: 0	S: 5	P: 5	R: 0	H: 0	E: 1	LOB: 1	K: 0	BB: 0	S: 4	P: 4	R: 0	H: 1	E: 0	LOB: 2	K: 0	BB: 1	S: 4	P: 8	R: 0	H: 1	E: 0	LOB: 1	K: 1	BB: 0	S: 6	P: 6	1B: 3	SF: 0	2B: 1	SAC: 0	3B: 0	DP: 0	HR: 0	HBP: 0	WP: 0	PA: 33
PITCHER Paul Foytack, R ERA: 3.23 (1, 1)	IP	WLS	BF	H	R	ER	SO	BB	IBB	HBP	BLK	WP	HR	S	P	ERA	WHIP	IP	WLS	BF	H	R	ER	SO	BB	IBB	HBP	BLK	WP	HR	S	P	ERA	WHIP	IP	WLS	BF	H	R	ER	SO	BB	IBB	HBP	BLK	WP	HR	S	P	ERA	WHIP															

BOTTOM

Detroit Tigers @ Baltimore Orioles
Memorial Stadium, Baltimore, MD

Wed Jul 24 1957, 7:05 PM EDT
Att. 11,417 - Unknown

AB	32
R	1
H	4
RBI	1
BB	1
SO	5
LOB	15



livebaseballscorecards.com

Batter	1	2	3	4	5	6	7	8	9	AB R H RBI BB SO LOB	TOP
Harvey Kuenn, R (1, 6) OBP: 0.328, SLG: 0.360	0-3 K		0-0 1B			0-0 F8			0-0 F9	4 0 1 0 0 1 0	Detroit Tigers @ Baltimore Orioles Memorial Stadium, Baltimore, MD Thu Jul 25 1957, 3:33 AM EDT Att. 7,011 - Unknown livebaseballscorecards.com
Bill Tuttle, R (1, 8) OBP: 0.310, SLG: 0.322	4-0 FC6-4 BB		0-0 F4			0-3 K			0-0 1B 1B 1B	3 0 1 0 1 1 1	
Reno Bertoia, R (1, 5) OBP: 0.332, SLG: 0.376	0-0 FC6-4 1-2f				0-0 F3			0-3 K	0-0 1B 1B	4 0 1 0 0 1 1	
Charlie Maxwell, L (1, 7) OBP: 0.385, SLG: 0.526	0-3 K				4-0 CS BB			4-0 FC6-4 BB	0-0 1B 1B	2 0 1 0 2 1 1	
Ray Boone, R (1, 3) OBP: 0.358, SLG: 0.402		0-0 5-3			0-0 F5 1-2			0-0 F9	0-0 5-3	4 0 0 0 0 0 4	
Al Kaline, R (1, 9) OBP: 0.340, SLG: 0.429		0-0 CS 1B			0-0 L7			0-0 FC6-4 1-2f		3 0 1 0 0 0 1	
Frank House, L (1, 2) OBP: 0.345, SLG: 0.373		0-0 P4 1-2			0-0 F2			0-0 1-3		3 0 0 0 0 0 1	
Frank Bolling, R (1, 4) OBP: 0.331, SLG: 0.423			0-3 K		0-0 L4			0-0 F9		3 0 0 0 0 1 0	
Frank Lary, R (1, 1) OBP: 0.191, SLG: 0.200			0-3 K			0-0 4-3		0-0 F7		1 0 0 0 0 1 0	
Jim Small, L (6, PH) OBP: 0.143, SLG: 0.154										1 0 0 0 0 0 0	
Lou Sleater, L (6, 1) OBP: 0.308, SLG: 0.500										0 0 0 0 0 0 0	
Dave Philley, S (8, PH) OBP: 0.338, SLG: 0.354										1 0 0 0 0 0 0	
Steve Gromek, S (8, 1)										0 0 0 0 0 0 0	
Inning Stats	R: 0 E: 0 K: 2 S: 7 H: 0 LOB: 1 BB: 1 P: 11	R: 0 E: 0 K: 0 S: 3 H: 1 LOB: 0 BB: 0 P: 3	R: 0 E: 0 K: 2 S: 8 H: 1 LOB: 1 BB: 0 P: 8	R: 0 E: 0 K: 0 S: 2 H: 0 LOB: 0 BB: 1 P: 6	R: 0 E: 0 K: 0 S: 3 H: 0 LOB: 0 BB: 0 P: 3	R: 0 E: 0 K: 1 S: 5 H: 0 LOB: 0 BB: 0 P: 5	R: 0 E: 0 K: 1 S: 5 H: 0 LOB: 1 BB: 1 P: 9	R: 0 E: 0 K: 0 S: 3 H: 0 LOB: 0 BB: 0 P: 3	R: 0 E: 0 K: 0 S: 5 H: 3 LOB: 2 BB: 0 P: 5	1B: 5 2B: 0 3B: 0 HR: 0 SF: 0 SAC: 0 DP: 0 HBP: 0	WP: 0 PB: 0 SB: 0 CS: 2 PA: 32
PITCHER Connie Johnson, R (1, 1) ERA: 3.49	IP WLS BF H R ER SO BB IBB HBP BLK WP HR S P ERA WHIP										
	9.0 W 32 5 0 0 6 3 0 0 0 0 0 0 0 41 53 0.00 0.889										


Batter	1	2	3	4	5	6	7	8	9	AB	R	H	RBI	BB	SO	LOB
Billy Gardner, R OBP: 0.344, SLG: 0.371 (1, 4)	0-0 FC2-5 HBP 1B	0-0 6-3			0-0 WP 1B	0-3 K				4	1	2	0	0	1	2
Bob Boyd, L OBP: 0.406, SLG: 0.428 (1, 3)	1-0 FC2-5 HBP 1B		0-0 L4		0-0 HBP SF7 1B		4-0 G3-6-3 BB			2	2	1	1	1	0	0
Billy Goodman, L OBP: 0.323, SLG: 0.381 (1, 5) Brooks Robinson, R OBP: 0.267, SLG: 0.321 (8, 5)	0-0 FC2-5 1B		0-0 4-3 2B		0-0 HBP 1B		0-0 G3-6-3			4	0	2	0	0	0	3
Tito Francona, L OBP: 0.301, SLG: 0.378 (1, 7)	0-0 F8		0-0 4-3		1-0 HBP		0-0 E4			3	0	0	0	0	0	3
Gus Triandos, R OBP: 0.334, SLG: 0.446 (1, 2)	0-0 1-2 2-H 1B		0-0 F7		0-0 SF7		0-0 F4			3	0	1	2	0	0	2
Al Pilarcik, L OBP: 0.372, SLG: 0.358 (1, 9)	0-0 F7			0-3 K	0-0 L9		0-0 4-3			4	0	0	0	0	1	4
Jim Busby, R OBP: 0.278, SLG: 0.356 (1, 8)		0-0 F8		0-0 F8		0-0 5-3		0-0 F8		4	0	0	0	0	0	0
Willy Miranda, S OBP: 0.235, SLG: 0.205 (1, 6)		0-0 FC1-6 1B		0-0 4-3		0-0 SH2-3 1B		0-0 F8		4	0	2	0	0	0	0
Connie Johnson, R OBP: 0.120, SLG: 0.120 (1, 1)		0-0 FC1-6			0-3 K	0-0 SH2-3				2	0	0	0	0	1	1

Inning Stats	R: 1	H: 2	E: 0	K: 0	S: 5	L: 24	BB: 0	LOB: 2	P: 6	R: 0	H: 1	E: 0	K: 0	S: 4	BB: 1	LOB: 1	P: 4	R: 0	H: 1	E: 0	K: 1	S: 5	BB: 0	LOB: 0	P: 5	R: 2	H: 3	E: 0	K: 1	S: 8	BB: 1	LOB: 2	P: 9	R: 0	H: 1	E: 0	K: 1	S: 6	BB: 0	LOB: 1	P: 6	R: 0	H: 0	E: 1	K: 0	S: 3	BB: 1	LOB: 1	P: 7	R: 0	H: 0	E: 0	K: 0	S: 3	BB: 0	LOB: 0	P: 3
--------------	------	------	------	------	------	-------	-------	--------	------	------	------	------	------	------	-------	--------	------	------	------	------	------	------	-------	--------	------	------	------	------	------	------	-------	--------	------	------	------	------	------	------	-------	--------	------	------	------	------	------	------	-------	--------	------	------	------	------	------	------	-------	--------	------

PITCHER	IP	WLS	BF	H	R	ER	SO	BB	IBB	HBP	BLK	WP	HR	S	P	ERA	WHIP
Frank Lary, R ERA: 4.23 (1, 1)	5.0	L	24	7	3	3	2	0	0	2	0	1	0	26	28	5.40	1.400
Lou Slearer, L ERA: 3.03 (6, 1)	2.0		8	1	0	0	1	1	0	0	0	0	0	9	13	0.00	1.000
Steve Gromek, R ERA: 6.08 (8, 1)	1.0		3	0	0	0	0	0	0	0	0	0	0	3	3	0.00	0.000

DETROIT TIGERS @ BALTIMORE ORIOLES
Memorial Stadium, Baltimore, MD
Thu Jul 25 1957, 3:33 AM EDT
Att: 7,011 - Unknown

AB	30
R	3
H	8
RBI	3
BB	1
SO	3
LOB	15



WP	HR	S	P	ERA	WHIP
1	0	4	3	5.40	1.400
0	0	1	13	0.00	1.000
0	0	0	3	0.00	0.000

Batter	1	2	3	4	5	6	7	8	9	AB R H RBI BB SO LOB	TOP			
Ted Beard, L (1, 9) X	0-0 F8 ①		0-0 4-3 ③			0-0 G3 ③			0-0 4-3 ①	4 0 0 1 0 0 2				
Nellie Fox, L (1, 4) X OBP: 0.408, SLG: 0.427	0-0 F8 ②			0-0 F8 ①			0-0 4-3 ①		0-0 BB 4-3 1B	4 0 1 1 0 0 0				
Jim Landis, R (1, 7) X	0-0 CS 1B			0-0 F9 ②			0-0 F2 ②		0-0 4-3 ②	4 0 1 0 0 0 1				
Larry Doby, L (1, 8) X OBP: 0.370, SLG: 0.460	0-0 CS 1-2 ③	0-0 F6 ①		0-0 F8 ③			0-0 G3 ③		4-0 BB BB	3 0 0 0 1 0 0				
Earl Torgeson, L (1, 3) X OBP: 0.421, SLG: 0.455		0-0 E2 SH2-3			0-0 G1-6-3 1B			0-3 K ①	4-0 BB 1-2 2-3 BB	3 0 1 0 1 1 0				
Luis Aparicio, R (1, 6) X OBP: 0.297, SLG: 0.304		0-0 SH2-3 ②			0-0 F2 ①			0-0 5-3 ②	0-0 1-3 ③	2 0 0 0 0 0 1				
Walt Dropo, R (9, PH) X OBP: 0.274, SLG: 0.422		1-2								1 0 0 0 0 0 3				
Sammy Esposito, R (1, 5) X OBP: 0.355, SLG: 0.252		0-0 5-3 ③			0-0 G1-6-3 ② ③			0-0 G3 ③		3 0 0 0 0 0 2				
Les Moss, R (1, 2) X OBP: 0.360, SLG: 0.361			0-0 5-3 ①			0-3 K ①			4-0 BB BB BB	1 0 0 0 0 0 0				
Fred Hatfield, L (6, PH) X OBP: 0.338, SLG: 0.218										1 0 0 0 0 0 1				
Dixie Howell, L (6, 1) X OBP: 0.250, SLG: 0.556										0 0 0 0 0 0 0				
Minnie Minoso, R (9, PH) X OBP: 0.384, SLG: 0.441										0 0 0 0 1 0 0				
Bubba Phillips, R (9, PR) X OBP: 0.311, SLG: 0.364										0 1 0 0 0 0 0				
Jack Harshman, L (1, 1) X OBP: 0.378, SLG: 0.400			0-3 K ②			0-0 F5 ②			0-0 4-3 1B 2B	0 0 0 0 0 0 0				
Gerry Staley, R (1, 1) X OBP: 0.200, SLG: 0.111										1 0 0 0 0 0 1				
Jim Rivera, L (6, PH) X OBP: 0.332, SLG: 0.467										1 0 0 0 0 0 0				
Earl Battey, R (6, 2) X OBP: 0.237, SLG: 0.290										1 1 1 0 0 0 0				
Inning Stats	R: 0 H: 1 E: 0 LOB: 0 K: 0 BB: 0 S: 3 P: 3	R: 0 H: 0 E: 1 LOB: 1 K: 0 BB: 0 S: 4 P: 4	R: 0 H: 0 E: 0 LOB: 0 K: 1 BB: 0 S: 5 P: 5	R: 0 H: 0 E: 0 LOB: 0 K: 0 BB: 0 S: 3 P: 3	R: 0 H: 1 E: 0 LOB: 0 K: 0 BB: 0 S: 3 P: 3	R: 0 H: 0 E: 0 LOB: 0 K: 1 BB: 0 S: 5 P: 5	R: 0 H: 0 E: 0 LOB: 0 K: 0 BB: 0 S: 3 P: 3	R: 0 H: 0 E: 0 LOB: 0 K: 1 BB: 0 S: 5 P: 5	R: 2 H: 2 E: 0 LOB: 3 K: 0 BB: 3 S: 5 P: 17	1B: 3 SF: 0 2B: 1 SAC: 1 3B: 0 DP: 1 HR: 0 HBP: 0	WP: 0 PA: 34 PB: 0 SB: 0 CS: 1			
PITCHER	IP WLS BF H R ER SO BB IBB HBP BLK WP HR S P ERA WHIP												PITCHER	IP WLS BF H R ER SO BB IBB HBP BLK WP HR S P ERA WHIP
Ray Moore, R (1, 1) X ERA: 3.41	8.2 W 32 4 2 2 3 3 0 0 0 0 0 0 35 47 2.08 0.808													
George Zuverink, R (9, 1) X ERA: 2.16	0.1 S 1 0 0 0 0 0 0 0 0 0 0 0 0 1 1 0.00 0.000													

Chicago White Sox @ Baltimore Orioles
 Memorial Stadium, Baltimore, MD
 Fri Jul 26 1957, 3:33 AM EDT
 Unknown

livebaseballscores.com

AB	29
R	2
H	4
RBI	2
BB	3
SO	3
LOB	9



Batter	1	2	3	4	5	6	7	8	9
Billy Gardner, R OBP: 0.346, SLG: 0.375 (1, 4)	0-0 4-3 1B 2B	0-0 F7		0-0 FC4-6 1B			0-3 K		
George Kell, R OBP: 0.326, SLG: 0.385 (1, 3)	0-0 4-3 2-3	0-0 6-3		0-0 FC4-6 1-2f			0-0 F5		
Bob Nieman, R OBP: 0.365, SLG: 0.448 Al Pilarcik, L OBP: 0.372, SLG: 0.358 (1, 7) (9, 9)	0-0 BB SF8 1B 3-H		0-0 5-3		0-0 5-3		0-3 K		
Gus Triandos, R OBP: 0.337, SLG: 0.447 (1, 2)	0-0 1-2 HR 1B		0-0 E 1B		0-0 5-3		0-0 F9		
Jim Busby, R OBP: 0.282, SLG: 0.355 (1, 8)	4-0 1-2 2-3 HR BB		0-0 E1 G6-4-3 1-2		0-0 6-3		0-0 G1-4-3 1B		
Brooks Robinson, R OBP: 0.235, SLG: 0.290 (1, 5)	0-0 SF8 3-H		0-0 G6-4-3 1-2f			0-0 F9		0-0 G1-4-3 1-2f	
Joe Durham, R OBP: 0.284, SLG: 0.247 (1, 9) (9, 7)	0-0 1-H 2-H HR			0-3 K		0-0 6-3			
Willy Miranda, S OBP: 0.236, SLG: 0.207 (1, 6)	0-0 1-3			0-0 1B PB 1B		0-3 K			
Ray Moore, R OBP: 0.254, SLG: 0.429 George Zuverink, R OBP: 0.133, SLG: 0.071 (1, 1) (9, 1)		0-3 K		0-0 5-3 1-2			0-0 1B		

AB	R	H	RBI	BB	SO	LOB
4	1	2	0	0	1	1
4	0	0	0	0	0	4
4	1	1	1	0	1	1
0	0	0	0	0	0	0
4	1	2	0	0	0	0
3	1	1	0	1	0	1
3	0	0	1	0	0	3
3	1	1	3	0	1	0
3	0	1	0	0	1	0
3	0	1	0	0	1	1
0	0	0	0	0	0	0

WP	PA
0	33

Chicago White Sox @ Baltimore Orioles
Memorial Stadium, Baltimore, MD
 Fri Jul 26 1957, 3:33 AM EDT
 Unknown

AB	31
R	5
H	9
RBI	5
BB	1
SO	5
LOB	11



Inning Stats		R	H	E	K	S	P	BB	IBB	HBP	BLK	WP	HR	S	P	ERA	WHIP
1	2	5	4	0	7	11											
3	4	0	1	1	0	4											
5	6	0	2	0	1	7											
7	8	0	0	0	2	3											
8	9	0	1	0	2	3											

PITCHER		IP	WLS	BF	H	R	ER	SO	BB	IBB	HBP	BLK	WP	HR	S	P	ERA	WHIP
Jack Harshman, L ERA: 4.62 (1, 1)		0.2	L	7	4	5	5	0	1	0	0	0	0	1	6	10	67.50	7.500
Gerry Staley, R ERA: 2.39 (1, 1)		4.1		16	3	0	0	2	0	0	0	0	0	0	20	20	0.00	0.692
Dixie Howell, R ERA: 3.12 (6, 1)		3.0		10	2	0	0	3	0	0	0	0	0	0	16	16	0.00	0.667

WP	PA
0	33

Batter	1	2	3	4	5	6	7	8	9	AB R H RBI BB SO LOB	TOP																								
Bubba Phillips, R OBP: 0.306, SLG: 0.357 (1, 9) (9, 7)	0-0 F8		0-0 6-3			0-0 F8		0-0 F8		4 0 0 0 0 0 0																									
Nellie Fox, L OBP: 0.407, SLG: 0.427 (1, 4) (9, 7)	0-0 2B		0-0 6-3			0-0 6-3		0-0 F6		4 0 1 0 0 0 0																									
Jim Landis, R OBP: 0.370, SLG: 0.315 (1, 7) (9, 8)	0-0 1-3		0-0 5-3			0-0 1-3			0-0 5-3	4 0 0 0 0 0 1																									
Walt Dropo, R OBP: 0.268, SLG: 0.412 (1, 3) (9, 8)	0-0 L7			0-0 L7			0-0 F8		0-0 5-3	4 0 0 0 0 0 1																									
Larry Doby, L OBP: 0.371, SLG: 0.458 Ted Beard, L (1, 8) (9, 9)		BB BB BB BB	4-0 1B SF9 BB		0-3 K		0-0 F9 1B		0-0 F9	3 1 1 0 1 1 0 0 0 0 0 0 0 0																									
Luis Aparicio, R OBP: 0.300, SLG: 0.307 (1, 6) (9, 8)		X	0-0 1-3 1B		0-3 K		0-0 1-2 1B			3 0 2 0 0 1 0																									
Earl Battey, R OBP: 0.228, SLG: 0.278 (1, 2) (9, 8)		SS SS SS SS	0-3 K		0-3 K		0-0 F9 2-3			3 0 0 0 0 2 4																									
Sammy Esposito, R OBP: 0.347, SLG: 0.248 (1, 5) (9, 8)		X	0-0 SF9		0-0 6-3		0-0 F8			2 0 0 1 0 0 2																									
Jim Wilson, R OBP: 0.214, SLG: 0.192 Billy Pierce, L OBP: 0.141, SLG: 0.156 (1, 1) (9, 1)		X	0-0 6-3		0-3 K			0-0 L6		3 0 0 0 0 1 1 0 0 0 0 0 0 0																									
Inning Stats	R: 0 E: 0 K: 0 S: 4	H: 1 LOB: 1 BB: 0 P: 4	R: 1 E: 0 K: 1 S: 6	H: 1 LOB: 1 BB: 1 P: 10	R: 0 E: 0 K: 0 S: 3	H: 0 LOB: 0 BB: 0 P: 3	R: 0 E: 0 K: 2 S: 7	H: 0 LOB: 0 BB: 0 P: 7	R: 0 E: 0 K: 2 S: 7	H: 0 LOB: 0 BB: 0 P: 7	R: 0 E: 0 K: 0 S: 3	H: 0 LOB: 0 BB: 0 P: 3	R: 0 E: 0 K: 0 S: 5	H: 2 LOB: 2 BB: 0 P: 5	R: 0 E: 0 K: 0 S: 3	H: 0 LOB: 0 BB: 0 P: 3	R: 0 E: 0 K: 0 S: 3	H: 0 LOB: 0 BB: 0 P: 3	R: 0 E: 0 K: 0 S: 3	H: 0 LOB: 0 BB: 0 P: 3	1B: 3 2B: 1 3B: 0 HR: 0	SF: 1 SAC: 0 DP: 0 HBP: 0	WP: 0 PB: 0 SB: 0 CS: 0	PA: 32											
PITCHER Ken Lehman, L ERA: 1.69 (1, 1)	IP 9.0	WLS L	BF 32	H 4	R 1	ER 1	SO 5	BB 1	IBB 0	HBP 0	BLK 0	WP 0	HR 0	S 41	P 45	ERA 1.00	WHIP 0.556	PITCHER	IP	WLS	BF	H	R	ER	SO	BB	IBB	HBP	BLK	WP	HR	S	P	ERA	WHIP

Chicago White Sox @ Baltimore Orioles
 Memorial Stadium, Baltimore, MD
 Fri Jul 26 1957, 7:05 PM EDT
 Att: 23,081 - Unknown

livebaseballscorecards.com

AB	30
R	1
H	4
RBI	1
BB	1
SO	5
LOB	9



Batter	1	2	3	4	5	6	7	8	9	AB R H RBI BB SO LOB
Billy Gardner, R OBP: 0.345, SLG: 0.373 (1, 4) X	0-0 F7 ①		0-0 F9 ③			4-0 BB ③			0-0 SH3-4 ①	2 0 0 0 1 0 0
Bob Boyd, L OBP: 0.404, SLG: 0.424 (1, 3) X	0-0 F9 ②			0-0 G3 ①		0-0 3-1 ③			4-0 BB ③	3 0 0 0 1 0 1
Al Pilarcik, L OBP: 0.370, SLG: 0.360 (1, 9) X	0-0 2B ③			0-0 4-3 ②			0-0 3-1 ①		0-3 K ②	4 0 1 0 0 1 2
Tito Francona, L OBP: 0.296, SLG: 0.371 (1, 7) X		0-0 4-3 ①		0-0 3-1 ③			0-0 F6 ②		0-3 K ③	3 0 0 0 0 0 0
Joe Durham, R OBP: 0.261, SLG: 0.244 (9, PH)										1 0 0 0 0 1 2
Joe Ginsberg, L OBP: 0.374, SLG: 0.440 (1, 2) X		0-0 5-3 1B ②			0-0 4-3 ①				0-0 4-3 ③	3 0 1 0 0 0 0
Brooks Robinson, R OBP: 0.222, SLG: 0.273 (1, 5) X		0-0 5-3 ②			0-3 K ②				0-0 6-3 ①	2 0 0 0 0 1 1
Bob Nieman, R OBP: 0.364, SLG: 0.446 (8, PH)		1-2								1 0 0 0 0 0 0
George Kell, R OBP: 0.326, SLG: 0.385 (9, 5)										0 0 0 0 0 0 0
Jim Busby, R OBP: 0.279, SLG: 0.351 (1, 8) X		0-3 K ③			0-0 4-3 ③				0-0 6-3 ②	3 0 0 0 0 1 1
Willy Miranda, S OBP: 0.234, SLG: 0.205 (1, 6) S			0-3 K ①						0-0 F8 ③	2 0 0 0 0 2 0
Gus Triandos, R OBP: 0.336, SLG: 0.446 (8, PH) S										1 0 0 0 0 0 0
Jim Brideweser, R OBP: 0.392, SLG: 0.385 (9, 6) S										0 0 0 0 0 0 0
Ken Lehman, L OBP: 0.357, SLG: 0.250 (1, 1) X			0-0 3-1 ②			0-0 F6 ②			4-0 SH3-4 BB	2 0 0 0 1 0 0

BOTTOM

Chicago White Sox @ Baltimore Orioles
Memorial Stadium, Baltimore, MD

Fri Jul 26 1957, 7:05 PM EDT
Att. 23,081 - Unknown

livebaseballscorecards.com

AB	27
R	0
H	2
RBI	0
BB	3
SO	6
LOB	7



Inning Stats	R: 0	H: 1	E: 0	LOB: 1	K: 0	BB: 0	S: 3	P: 3	R: 0	H: 1	E: 0	LOB: 1	K: 1	BB: 0	S: 6	P: 6	R: 0	H: 0	E: 0	LOB: 0	K: 1	BB: 0	S: 5	P: 5	R: 0	H: 0	E: 0	LOB: 0	K: 1	BB: 0	S: 5	P: 5	R: 0	H: 0	E: 0	LOB: 1	K: 1	BB: 1	S: 5	P: 9	R: 0	H: 0	E: 0	LOB: 0	K: 0	BB: 0	S: 3	P: 3	R: 0	H: 0	E: 0	LOB: 0	K: 2	BB: 2	S: 7	P: 15	R: 0	H: 0	E: 0	LOB: 2	K: 2	BB: 2	S: 7	P: 15	1B: 1	SF: 0	2B: 1	SAC: 1	3B: 0	DP: 0	HR: 0	HBP: 0	WP: 0	PA: 31
--------------	------	------	------	--------	------	-------	------	------	------	------	------	--------	------	-------	------	------	------	------	------	--------	------	-------	------	------	------	------	------	--------	------	-------	------	------	------	------	------	--------	------	-------	------	------	------	------	------	--------	------	-------	------	------	------	------	------	--------	------	-------	------	-------	------	------	------	--------	------	-------	------	-------	-------	-------	-------	--------	-------	-------	-------	--------	-------	--------

PITCHER	IP	WLS	BF	H	R	ER	SO	BB	IBB	HBP	BLK	WP	HR	S	P	ERA	WHIP
Jim Wilson, R ERA: 3.14 (1, 1)	8.1	W	28	2	0	0	4	2	0	0	0	0	0	34	42	0.00	0.480
Billy Pierce, L ERA: 2.58 (9, 1)	0.2	S	3	0	0	0	2	1	0	0	0	0	0	6	10	0.00	1.500

Batter	1	2	3	4	5	6	7	8	9	AB R H RBI BB SO LOB	TOP																	
Jim Landis, R (1, 9) OBP: 0.371, SLG: 0.314	0-0 6-3		0-0 6-3		0-0 F8		0-0 1B		4-0 1-2 BB	4 0 1 0 1 0 1																		
Nellie Fox, L (1, 4) OBP: 0.409, SLG: 0.430	0-0 BB 1B		0-0 4-3			0-0 1B E 1B	0-0 1-2 1B		0-0 4-3	5 1 3 0 0 0 2																		
Earl Torgeson, L (1, 3) OBP: 0.418, SLG: 0.450	0-3 K			0-0 E1 L4-3		0-0 E9 G3 1-H BLK 1B	0-0 6-3			4 1 1 0 0 1 3																		
Minnie Minoso, R (1, 7) OBP: 0.383, SLG: 0.437	4-0 1-2 BB			0-0 L4-3		0-0 F8		0-0 4-3		3 0 0 0 1 0 2																		
Larry Doby, L (1, 8) OBP: 0.370, SLG: 0.455	0-0 F5			0-0 1B		0-0 G3		0-0 L6		4 0 1 0 0 0 3																		
Luis Aparicio, R (1, 6) OBP: 0.300, SLG: 0.305		0-0 F8		0-0 F8		4-0 BB		0-0 4-3		3 0 0 0 1 0 1																		
Sammy Esposito, R (1, 5) OBP: 0.346, SLG: 0.243 Ted Beard, L (9, PH)		0-0 3-1			4-0 FC6-4 BB	0-3 K		0-0 5-3		2 0 0 0 1 1 1 1 0 0 0 0 0 0																		
Les Moss, R (1, 2) OBP: 0.351, SLG: 0.350 Fred Hatfield, L (9, PH)		0-3 K			0-0 F7		0-0 6-3		0-0 F9	3 0 0 0 0 1 1 1 0 0 0 0 0 0																		
Bob Keegan, R (1, 1) OBP: 0.200, SLG: 0.091 Bubba Phillips, R (5, PH) Jim Derrington, L (5, 1) Earl Battey, R (7, PH) Gerry Staley, R (7, 1) Jim Rivera, L (9, PH)			0-0 4-3		0-0 FC6-4 1-2f		0-0 1B		4-0 BB BB	1 0 0 0 0 0 0 0 1 0 0 0 0 0 0 1 0 0 0 0 0 0 0 0 1 0 0 1 0 0 0 0 0 0 0 0 0 0 0 0 0 0 0 0 0 1 0 0																		
Inning Stats	R: 0 E: 0 K: 1 S: 6	H: 1 LOB: 2 BB: 1 P: 10	R: 0 E: 0 K: 1 S: 5	H: 0 LOB: 0 BB: 0 P: 5	R: 0 E: 0 K: 0 S: 3	H: 0 LOB: 0 BB: 0 P: 3	R: 0 E: 1 K: 0 S: 4	H: 1 LOB: 1 BB: 0 P: 4	R: 0 E: 0 K: 0 S: 3	H: 0 LOB: 1 BB: 1 P: 7	R: 2 E: 1 K: 1 S: 7	H: 2 LOB: 1 BB: 1 P: 11	R: 0 E: 0 K: 0 S: 5	H: 3 LOB: 2 BB: 0 P: 5	R: 0 E: 0 K: 0 S: 3	H: 0 LOB: 0 BB: 0 P: 3	R: 0 E: 0 K: 0 S: 3	H: 0 LOB: 2 BB: 2 P: 11	1B: 7 2B: 1 3B: 0 HR: 0	SF: 0 SAC: 0 DP: 1 HBP: 0	WP: 0 PB: 0 SB: 0 CS: 0	PA: 38						
PITCHER Bill Wight, L (1, 1) ERA: 3.72 George Zuverink, R (7, 1) ERA: 2.09	IP: 6.2 WLS: W BF: 29 H: 7 R: 2 ER: 1 SO: 3 BB: 3 IBB: 0 HBP: 0 BLK: 1 WP: 0 HR: 0 S: 32 P: 44 ERA: 1.35 WHIP: 1.500	IP: 2.1 WLS: S BF: 9 H: 0 R: 0 ER: 0 SO: 0 BB: 2 IBB: 0 HBP: 0 BLK: 0 WP: 0 HR: 0 S: 7 P: 15 ERA: 0.00 WHIP: 0.857											PITCHER	IP: 6.2 WLS: W BF: 29 H: 7 R: 2 ER: 1 SO: 3 BB: 3 IBB: 0 HBP: 0 BLK: 1 WP: 0 HR: 0 S: 32 P: 44 ERA: 1.35 WHIP: 1.500	IP: 2.1 WLS: S BF: 9 H: 0 R: 0 ER: 0 SO: 0 BB: 2 IBB: 0 HBP: 0 BLK: 0 WP: 0 HR: 0 S: 7 P: 15 ERA: 0.00 WHIP: 0.857											PITCHER	IP: 6.2 WLS: W BF: 29 H: 7 R: 2 ER: 1 SO: 3 BB: 3 IBB: 0 HBP: 0 BLK: 1 WP: 0 HR: 0 S: 32 P: 44 ERA: 1.35 WHIP: 1.500	IP: 2.1 WLS: S BF: 9 H: 0 R: 0 ER: 0 SO: 0 BB: 2 IBB: 0 HBP: 0 BLK: 0 WP: 0 HR: 0 S: 7 P: 15 ERA: 0.00 WHIP: 0.857

Chicago White Sox @ Baltimore Orioles
 Memorial Stadium, Baltimore, MD
 Sat Jul 27 1957, 7:05 PM EDT
 Att. 16,174 - Unknown

livebaseballscorecards.com

AB	33
R	2
H	7
RBI	0
BB	5
SO	3
LOB	15



Batter	1	2	3	4	5	6	7	8	9
Billy Gardner, R OBP: 0.346, SLG: 0.374 (1, 4)	0-0 4-3		0-0 4-3 HR	0-0 G4-3		4-0 1B BB		0-3 K	
Bob Boyd, L OBP: 0.405, SLG: 0.431 (1, 3)	0-0 3B		0-0 4-3	0-0 F4		0-0 1-2 1B			
Al Pilarcik, L OBP: 0.369, SLG: 0.371 (1, 9)	0-3 K		0-0 HR		0-0 G3	0-0 F6			
Tito Francona, L OBP: 0.294, SLG: 0.367 (1, 7)	0-0 F7		0-0 F7		4-0 2B BB		0-0 5-3		
Bob Nieman, R OBP: 0.365, SLG: 0.445 (5, PH)									
Joe Durham, R OBP: 0.281, SLG: 0.244 (8, 7)									
Gus Triandos, R OBP: 0.331, SLG: 0.439 (1, 2)		0-0 6-3	0-0 F7		0-0 F8		0-0 F2		
George Kell, R OBP: 0.338, SLG: 0.406 (1, 5)		0-0 2B		0-0 E8 FC E 1B	0-0 1-4 2B		0-0 FC5-4 1B		
Jim Busby, R OBP: 0.274, SLG: 0.345 (1, 8)		0-0 6-3		0-0 FC SH E G4-3 2-3	0-0 6-3		0-0 FC5-4 1-2		
Willy Miranda, S OBP: 0.234, SLG: 0.201 (1, 6)		4-0 BB		0-0 E6 G4-3 SH 1-2 3-H		0-0 5-3		0-0 F5	
Bill Wight, L (1, 1)		0-0 1-3		0-0 SH G4-3 1-2 2-3		0-0 F7		0-3 K	
George Zuerink, R OBP: 0.125, SLG: 0.067 (7, 1)									

AB	R	H	RBI	BB	SO	LOB
4	1	1	0	1	1	2
4	0	2	0	0	0	2
4	1	1	2	0	1	3
2	0	0	0	0	0	1
1	1	0	0	1	0	0
0	0	0	0	0	0	0
4	0	0	0	0	0	1
4	1	4	1	0	0	0
4	1	0	0	0	0	4
3	0	0	0	1	0	1
2	0	0	0	0	0	2
1	0	0	0	0	1	0

WP	PA
0	37

Inning Stats	R	H	E	K	S	LOB	BB	P
1	0	1	0	1	6	1	0	6
2	0	1	0	4	8	2	0	8
3	2	2	0	5	5	0	0	5
4	2	1	3	6	6	1	0	6
5	1	1	0	8	8	1	1	8
6	0	1	0	1	8	2	1	8
7	0	1	0	4	4	0	0	4
8	0	0	2	7	7	0	0	7
9	0	0	0	0	0	0	0	0

1B	2B	3B	HR	SF	SAC	DP	HBP
3	3	1	1	0	1	1	0

Chicago White Sox @ Baltimore Orioles
Memorial Stadium, Baltimore, MD
 Sat Jul 27 1957, 7:05 PM EDT
 Att. 16,174 - Unknown

AB	33
R	5
H	8
RBI	3
BB	3
SO	3
LOB	16



PITCHER	IP	WLS	BF	H	R	ER	SO	BB	IBB	HBP	BLK	WP	HR	S	P	ERA	WHIP
Bob Keegan, R ERA: 3.43 (1, 1)	4.0	L	20	5	4	2	1	1	0	0	0	0	1	21	25	4.50	1.500
Jim Derrington, L ERA: 4.5 (5, 1)	2.0		10	2	1	1	0	2	0	0	0	0	0	8	16	4.50	2.000
Gerry Staley, R ERA: 2.3 (7, 1)	2.0		7	1	0	0	2	0	0	0	0	0	0	11	11	0.00	0.500

Batter	1	2	3	4	5	6	7	8	9	AB R H RBI BB SO LOB	TOP											
Jim Landis, R (1, 9) <small>OBP: 0.363, SLG: 0.306</small> (7, 7)	0-3 K		0-3 K	0-3 K			0-3 K		0-3 K	5 0 0 0 0 5 0												
Nellie Fox, L (1, 4) <small>OBP: 0.411, SLG: 0.429</small>	1-0 1B HBP		0-0 1B 1B		0-0 F7		4-0 BB 1B BB		0-0 F7	3 2 1 0 1 0 0												
Minnie Minoso, R (1, 7) <small>OBP: 0.382, SLG: 0.435</small> Ted Beard, L (7, 9)	0-3 K		0-0 1B 1B		0-0 F4		0-0 F5		0-3 K	4 1 1 0 0 1 2 1 0 0 0 0 1 0												
Walt Dropo, R (1, 3) <small>OBP: 0.279, SLG: 0.417</small>	0-0 1B		0-0 1B 1B		0-0 F2		4-0 1B BB			3 0 2 1 1 0 0												
Larry Doby, L (1, 8) <small>OBP: 0.372, SLG: 0.456</small>	0-0 F6		0-0 1B			0-3 K		0-0 1B		4 0 2 2 0 1 2												
Luis Aparicio, R (1, 6) <small>OBP: 0.299, SLG: 0.304</small>		0-0 F9	0-0 F9			0-0 S BB 1B		0-0 F9		4 0 1 0 0 0 4												
Sammy Esposito, R (1, 5) <small>OBP: 0.351, SLG: 0.273</small>		0-0 F8		0-0 HR		4-0 S BB		0-0 F8		3 1 1 1 1 0 0												
Earl Battey, R (1, 2) <small>OBP: 0.226, SLG: 0.273</small>		0-3 K		0-0 5-3		0-3 K		0-0 F7		4 0 0 0 0 2 2												
Jack Harshman, L (1, 1) <small>OBP: 0.362, SLG: 0.378</small> Bill Fischer, R (5, 1) <small>OBP: 0.105, SLG: 0.111</small> Dixie Howell, L (9, 1) <small>OBP: 0.250, SLG: 0.556</small>			0-0 4-3	0-3 K		0-3 K		0-3 K		2 0 0 0 0 1 0 2 0 0 0 0 2 2 0 0 0 0 0 0 0												
Inning Stats	R: 0 E: 0 K: 2 S: 8	H: 1 LOB: 2 BB: 0 P: 9	R: 0 E: 0 K: 1 S: 5	H: 0 LOB: 0 BB: 0 P: 5	R: 2 E: 0 K: 1 S: 9	H: 4 LOB: 2 BB: 0 P: 9	R: 1 E: 0 K: 2 S: 8	H: 1 LOB: 0 BB: 0 P: 8	R: 0 E: 0 K: 0 S: 3	H: 0 LOB: 0 BB: 0 P: 3	R: 0 E: 0 K: 3 S: 10	H: 1 LOB: 2 BB: 1 P: 14	R: 1 E: 0 K: 1 S: 6	H: 1 LOB: 2 BB: 2 P: 14	R: 0 E: 0 K: 1 S: 5	H: 0 LOB: 0 BB: 0 P: 5	R: 0 E: 0 K: 2 S: 7	H: 0 LOB: 0 BB: 0 P: 7	1B: 7 2B: 0 3B: 0 HR: 1	SF: 0 SAC: 0 DP: 0 HBP: 1	WP: 0 PB: 0 SB: 2 CS: 0	PA: 39
PITCHER	IP WLS BF H R ER SO BB IBB HBP BLK WP HR S P ERA WHIP																					
Billy O'Dell, L (1, 1) <small>ERA: 2.85</small>	7.0 L 33 8 4 4 10 3 0 1 0 0 0 1 49 62 5.14 1.571																					
Connie Johnson, R (8, 1) <small>ERA: 3.44</small>	2.0 6 0 0 0 3 0 0 0 0 0 0 0 12 12 0.00 0.000																					

Chicago White Sox @ Baltimore Orioles
 Memorial Stadium, Baltimore, MD
 Sun Jul 28 1957, 3:33 AM EDT
 Att. 9,541 - Unknown

livebaseballscorecards.com

AB	35
R	4
H	8
RBI	4
BB	3
SO	13
LOB	12



Batter	1	2	3	4	5	6	7	8	9	AB	R	H	RBI	BB	SO	LOB
Billy Gardner, R OBP: 0.345, SLG: 0.371 (1, 4) BBB	4-0 G4-6-3 BB		0-3 K		0-0 F9		0-0 6-3			3	0	0	0	1	1	1
George Kell, R OBP: 0.336, SLG: 0.403 (1, 3) (7, 5) X	0-0 G4-6-3 1-2f		0-0 F8			0-0 SH3-4 1B		0-0 5-3		4	0	1	0	0	0	1
Bob Nieman, R OBP: 0.362, SLG: 0.440 (1, 7) X	0-0 4-3			0-3 K		0-0 SH3-4 1-2		0-0 4-3		3	0	0	0	0	1	0
Gus Triandos, R OBP: 0.333, SLG: 0.451 (1, 2)		0-0 FC6-4 1B		0-0 HR		0-0 6-3		0-0 1-3		4	1	2	1	0	0	1
Brooks Robinson, R OBP: 0.211, SLG: 0.257 (1, 5) Bob Boyd, L OBP: 0.406, SLG: 0.430 (6, PH) (7, 3)		0-0 F4		0-0 F8		4-0 E IBB		0-0 4-3		2	0	0	0	0	0	1
Jim Busby, R OBP: 0.274, SLG: 0.340 (1, 8)		0-0 FC6-4 HR		0-0 F7		0-0 E6 1-2 2-3		4-0 BB BB		3	1	0	0	1	0	3
Joe Durham, R OBP: 0.286, SLG: 0.288 (1, 9) Al Pilarcik, L OBP: 0.370, SLG: 0.369 (6, PH) (7, 9)		0-0 HR		0-0 6-3		0-0 F7		4-0 BB BB		2	1	1	2	0	0	0
Willy Miranda, S OBP: 0.232, SLG: 0.199 (1, 6) Bob Hale, L OBP: 0.265, SLG: 0.250 (7, PH) Jim Brideweser, R OBP: 0.392, SLG: 0.385 (8, 6) Joe Ginsberg, L OBP: 0.371, SLG: 0.436 (9, PH)		0-0 F4		0-0 4-3		0-0 4-3		0-0 G5-4-3 BB		2	0	0	0	0	0	0
Billy O'Dell, S OBP: 0.176, SLG: 0.176 (1, 1) Tito Francona, L OBP: 0.292, SLG: 0.365 (7, PH) Connie Johnson, R OBP: 0.120, SLG: 0.120 (8, 1)			0-0 F8		0-0 1B		0-0 F7		0-0 G5-4-3 1-2f		1	0	0	0	0	0

Inning Stats	R: 0	H: 0	E: 0	K: 0	S: 2	R: 2	H: 2	E: 0	K: 0	S: 5	R: 0	H: 0	E: 0	K: 1	S: 5	R: 1	H: 1	E: 0	K: 1	S: 6	R: 0	H: 1	E: 0	K: 0	S: 4	R: 0	H: 1	E: 1	K: 0	S: 5	R: 0	H: 0	E: 0	K: 0	S: 3	R: 0	H: 0	E: 0	K: 0	S: 3	R: 0	H: 0	E: 0	K: 0	S: 2	1B: 3	2B: 0	3B: 0	HR: 2	SF: 0	SAC: 1	DP: 2	HBP: 0	WP: 0	PB: 0	SB: 0	CS: 0	PA: 35
--------------	------	------	------	------	------	------	------	------	------	------	------	------	------	------	------	------	------	------	------	------	------	------	------	------	------	------	------	------	------	------	------	------	------	------	------	------	------	------	------	------	------	------	------	------	------	-------	-------	-------	-------	-------	--------	-------	--------	-------	-------	-------	-------	--------

PITCHER	IP	WLS	BF	H	R	ER	SO	BB	IBB	HBP	BLK	WP	HR	S	P	ERA	WHIP
Jack Harshman, L ERA: 4.69 (1, 1)	4.0		15	3	3	3	2	1	0	0	0	0	2	18	22	6.75	1.000
Bill Fischer, R ERA: 4.08 (5, 1)	4.1	W	19	2	0	0	0	2	1	0	0	0	0	16	28	0.00	0.923
Dixie Howell, R ERA: 3.07 (9, 1)	0.2	S	1	0	0	0	0	0	0	0	0	0	0	1	1	0.00	0.000

BOTTOM

Chicago White Sox @ Baltimore Orioles
Memorial Stadium, Baltimore, MD
Sun Jul 28 1957, 3:33 AM EDT
Att. 9,541 - Unknown

livebaseballscorecards.com

AB	30
R	3
H	5
RBI	3
BB	4
SO	2
LOB	12



Batter	1	2	3	4	5	6	7	8	9	AB R H RBI BB SO LOB	TOP											
Ted Beard, L (1, 9) X	0-0 F6 ①		0-0 F3 ②			4-0 1B BB	0-0 F7 ②		4-0 FC6-4 BB	3 1 0 0 2 0 2												
Nellie Fox, L (1, 4) X OBP: 0.409, SLG: 0.426	0-0 F5 ②		0-0 F7 ③			0-0 4-3 ① X	0-0 BLK BB 1B		0-0 FC6-4 ① 1-2f 3B	5 1 1 0 0 0 3												
Earl Torgeson, L (1, 3) X OBP: 0.422, SLG: 0.461	0-0 6-3 ③			0-0 F6 ①		4-0 G3 1B BB	4-0 BLK BB		0-0 3B ① 1-H	3 1 1 1 2 0 0												
Minnie Minoso, R (1, 7) OBP: 0.383, SLG: 0.436 Jim Landis, R (7, 7) OBP: 0.361, SLG: 0.304		0-0 1B 1B		0-0 F4 ②		0-0 G3 1B	0-3 K ③ 1-2 2-3 3-H		0-0 5-3 ②	4 1 2 1 0 1 2 1 0 0 0 0 0 1												
Larry Doby, L (1, 8) OBP: 0.369, SLG: 0.451		0-0 1B ① 1-3		0-0 F5 ③		0-0 G3 ② 1-2 2-3		0-0 L4 ① X	0-0 4-3 ③	5 0 1 0 0 0 3												
Luis Aparicio, R (1, 6) OBP: 0.301, SLG: 0.305		0-0 F2 ②			0-0 6-3 ① X	0-0 2-H 3-H 1B		4-0 5-3 BB		3 0 1 2 1 0 1												
Sammy Esposito, R (1, 5) OBP: 0.341, SLG: 0.263		0-0 L9 ③			0-0 6-3 ② X	0-0 F8 ③		0-0 5-3 ②		4 0 0 0 0 0 3												
Les Moss, R (1, 2) OBP: 0.356, SLG: 0.350			0-0 F4 ①		0-0 1B		0-0 6-3 ①	4-0 FC6 IBB		3 0 1 0 1 0 0												
Billy Pierce, L (1, 1) OBP: 0.162, SLG: 0.164			0-0 1B		0-0 4-3 ③		4-0 BB 1B BLK BB	0-0 FC6 ③ 1-2f		3 1 1 0 1 0 3												
Inning Stats	R: 0 E: 0 K: 0 S: 3	H: 0 LOB: 0 BB: 0 P: 3	R: 0 E: 0 K: 0 S: 4	H: 2 LOB: 1 BB: 0 P: 4	R: 0 E: 0 K: 0 S: 4	H: 1 LOB: 1 BB: 0 P: 4	R: 0 E: 0 K: 0 S: 3	H: 0 LOB: 0 BB: 0 P: 3	R: 0 E: 0 K: 0 S: 4	H: 1 LOB: 1 BB: 0 P: 4	R: 3 E: 0 K: 0 S: 5	H: 2 LOB: 1 BB: 2 P: 13	R: 1 E: 0 K: 1 S: 6	H: 1 LOB: 2 BB: 2 P: 14	R: 0 E: 0 K: 0 S: 3	H: 0 LOB: 2 BB: 2 P: 11	R: 1 E: 0 K: 0 S: 4	H: 1 LOB: 1 BB: 1 P: 8	1B: 7 2B: 0 3B: 1 HR: 0	SF: 0 SAC: 0 DP: 0 HBP: 0	WP: 0 PB: 0 SB: 0 CS: 0	PA: 41
PITCHER	IP WLS BF H R ER SO BB IBB HBP BLK WP HR S P ERA WHIP																					
Hal Brown, R (1, 1) ERA: 4.02	6.0 L 25 6 3 3 0 2 0 0 0 0 0 0 23 31 4.50 1.333																					
Art Ceccarelli, L (7, 1) ERA: 4.24	2.1 14 2 2 2 1 4 1 0 1 0 0 11 31 7.71 2.571																					
Jerry Walker, R (9, 1) ERA: 10.8	0.2 2 0 0 0 0 0 0 0 0 0 0 2 2 0.00 0.000																					

Chicago White Sox @ Baltimore Orioles
 Memorial Stadium, Baltimore, MD
 Mon Jul 29 1957, 7:05 PM EDT
 Att. 10,118 - Unknown

livebaseballscorecards.com

AB	34
R	5
H	8
RBI	4
BB	7
SO	1
LOB	18



Batter	1	2	3	4	5	6	7	8	9	AB R H RBI BB SO LOB
Billy Gardner, R OBP: 0.341, SLG: 0.369 (1, 4)	0-0 F8		0-0 6-3			0-0 F7			0-0 F4	4 0 0 0 0 0 0
Bob Boyd, L OBP: 0.407, SLG: 0.429 (1, 3)	0-0 3-1			4-0 SH3-4 BB		0-0 4-3			0-0 1B 1B	3 0 1 0 1 0 0
George Kell, R OBP: 0.335, SLG: 0.399 (1, 5)	0-0 5-3			0-0 SH3-4 1-2		0-0 L7			0-0 1-2 1B	3 0 1 0 0 0 0
Bob Nieman, R OBP: 0.353, SLG: 0.428 (1, 7)		0-0 5-3		0-0 5-3		0-0 F8			0-0 F7	4 0 0 0 0 0 3
Gus Triandos, R OBP: 0.329, SLG: 0.443 (1, 2)		0-0 G3 1B		0-0 F9		0-0 F7			0-0 F6	4 0 1 0 0 0 3
Al Pilarcik, L OBP: 0.366, SLG: 0.365 (1, 9)		0-0 G3 1-2		0-0 5-3		0-0 F9				3 0 0 0 0 0 1
Jim Busby, R OBP: 0.275, SLG: 0.337 (1, 8)		0-0 5-3		4-0 BB BB BB				0-3 K		2 0 0 0 1 1 1
Willy Miranda, S OBP: 0.226, SLG: 0.193 (1, 6)			0-0 6-3		0-0 F7			0-0 5-3		2 0 0 0 0 0 1
Tito Francona, L OBP: 0.289, SLG: 0.361 (8, PH)										1 0 0 0 0 0 0
Jim Brideweser, R OBP: 0.389, SLG: 0.382 (9, 6)										0 0 0 0 0 0 0
Billy Loes, R OBP: 0.122, SLG: 0.087 (1, 1)			0-0 4-3		0-0 G3			0-0 6-3		3 0 0 0 0 0 1
George Zuverink, R OBP: 0.125, SLG: 0.067 (9, 1)										0 0 0 0 0 0 0

Inning Stats	R: 0	H: 0	E: 0	K: 0	S: 3	R: 0	H: 1	E: 0	K: 0	S: 4	R: 0	H: 0	E: 0	K: 0	S: 3	R: 0	H: 0	E: 0	K: 0	S: 3	R: 0	H: 0	E: 0	K: 0	S: 3	R: 0	H: 0	E: 0	K: 1	S: 5	R: 0	H: 2	E: 0	K: 0	S: 5	R: 0	H: 0	E: 0	K: 0	S: 3								
	0	0	0	0	3	0	1	0	0	4	0	0	0	0	3	0	0	0	0	3	0	0	0	0	3	0	0	0	0	5	0	2	0	0	5	0	0	0	3	0	0	0	3					
	0	0	0	0	3	0	1	0	0	4	0	0	0	0	3	0	0	0	0	3	0	0	0	0	3	0	0	0	0	5	0	2	0	0	5	0	0	0	3	0	0	3	0	0	3			
PITCHER Johnny Gray, R ERA:	IP	WLS	BF	H	R	ER	SO	BB	IBB	HBP	BLK	WP	HR	S	P	ERA	WHIP													IP	WLS	BF	H	R	ER	SO	BB	IBB	HBP	BLK	WP	HR	S	P	ERA	WHIP		
	9.0	W	32	3	0	0	1	2	0	0	0	0	0	32	40	0.00	0.556																															


BOTTOM

Cleveland Indians @ Baltimore Orioles
Memorial Stadium, Baltimore, MD

Tue Jul 30 1957, 3:33 AM EDT
Att. 11,931 - Unknown

livebaseballscorecards.com

AB	29
R	0
H	3
RBI	0
BB	2
SO	1
LOB	10




WP: 0	PA: 32
PB: 0	
SB: 0	
CS: 0	

Batter	1	2	3	4	5	6	7	8	9	10	11	12	13	AB R H RBI BB SO LOB	TOP
Hector Lopez, R OBP: 0.361, SLG: 0.462 (1, 5) X	0-0 G3 1B 1B	4-0 BB			0-0 HR		0-3 K		0-0 F9			0-0 F9		5 2 2 1 1 1 2	
Mickey McDermott, L OBP: 0.371, SLG: 0.483 Vic Power, R OBP: 0.278, SLG: 0.370 (1, 3) X (1, 3)	0-0 G3 1B 1-2 1B	0-0 F7			0-0 1B		0-0 F7		0-0 F3			0-0 F7		1 1 1 0 0 0 0 5 0 1 0 0 0 1	
Gus Zernial, R OBP: 0.302, SLG: 0.484 Bob Martyn, L OBP: 0.250, SLG: 0.234 (1, 7) X (8, 7)	0-0 G3 1-2 2-3		0-0 F8		0-0 F9		0-0 L7		0-0 1B			0-0 4-3		4 0 0 0 0 0 3 2 0 1 0 0 0 0	
Lou Skizas, R OBP: 0.302, SLG: 0.458 (1, 9) X	0-0 5-3		0-0 F8		0-0 F8		0-0 F4		0-0 1B				4-0 FC5-4 BB	5 0 1 0 1 0 3	
Billy Martin, R OBP: 0.294, SLG: 0.409 (1, 4) X	0-0 BB 2-H 3-H 1B		0-3 K				0-0 F5		0-0 E1				0-3 K	6 0 1 2 0 3 2	
Woodie Held, R OBP: 0.333, SLG: 0.525 (1, 8) X	4-0 BB 1-2 BB			0-0 F5			0-0 HR		0-3 K			0-0 F8		5 1 1 1 1 1 3	
Tim Thompson, L OBP: 0.252, SLG: 0.375 Hal Smith, R OBP: 0.307, SLG: 0.494 (1, 2) X (9, PH) (9, 2)	0-0 F2			0-0 F9			0-3 K		0-0 E3 SH3-4				0-0 FC5-4	3 0 0 0 0 1 2 3 0 1 0 0 0 2	
Billy Hunter, R OBP: 0.253, SLG: 0.311 (1, 6) X		0-0 6-3		0-0 F8			0-3 K		0-0 SH3-4			0-0 FC1-5-6-5-8		5 0 0 0 0 1 3	
Alex Kellner, R OBP: 0.233, SLG: 0.483 Rip Coleman, L OBP: 0.208, SLG: 0.366 Joe Demaestri, R OBP: 0.154, SLG: 0.231 Jack Urban, R OBP: 0.214, SLG: 0.463 Bob Coen, R OBP: 0.133, SLG: 0.133 (1, 1) (4, 1) (5, PH) (5, 1) (8, PH) (9, 1)		0-0 4-3			0-0 5-3		0-0 F8		4-0 IBB			0-0 1-3		1 0 0 0 0 0 0 0 0 0 0 0 0 0 1 0 0 0 0 0 0 1 0 0 0 0 0 0 0 0 0 0 1 0 0 1 0 0 0 0 0 0	
Inning Stats	R: 2 H: 3 E: 0 K: 0 S: 6 LOB: 2 BB: 1 P: 10	R: 0 H: 0 E: 0 K: 0 S: 3 LOB: 1 BB: 1 P: 7	R: 0 H: 0 E: 0 K: 1 S: 5 LOB: 0 BB: 0 P: 5	R: 0 H: 0 E: 0 K: 0 S: 3 LOB: 0 BB: 0 P: 3	R: 1 H: 2 E: 0 K: 0 S: 5 LOB: 1 BB: 0 P: 5	R: 1 H: 1 E: 0 K: 3 S: 10 LOB: 0 BB: 0 P: 10	R: 0 H: 0 E: 0 K: 1 S: 5 LOB: 0 BB: 0 P: 5	R: 0 H: 0 E: 0 K: 0 S: 3 LOB: 0 BB: 0 P: 3	R: 0 H: 0 E: 1 K: 1 S: 6 LOB: 2 BB: 1 P: 10	R: 0 H: 2 E: 1 K: 0 S: 5 LOB: 2 BB: 0 P: 5	R: 0 H: 1 E: 0 K: 0 S: 3 LOB: 0 BB: 0 P: 3	R: 0 H: 0 E: 1 K: 1 S: 6 LOB: 0 BB: 1 P: 3	R: 0 H: 0 E: 1 K: 1 S: 6 LOB: 2 BB: 1 P: 10	1B: 6 SF: 0 2B: 2 SAC: 1 3B: 0 DP: 1 HR: 2 HBP: 0	WP: 0 PA: 53 PB: 0 SB: 0 CS: 0
PITCHER	IP WLS BF H R ER SO BB IBB HBP BLK WP HR S P ERA WHIP														
Jerry Walker, R ERA: 15.43 (1, 1)	0.2														
Billy O'Dell, L ERA: 2.67 (1, 1)	11.2														
George Zuverink, R ERA: 2.06 (13, 1)	0.2														

Kansas City Athletics @ Baltimore Orioles
Memorial Stadium, Baltimore, MD
Fri Aug 02 1957, 3:33 AM EDT
Unknown

livebaseballscorecards.com

AB	48
R	4
H	9
RBI	4
BB	4
SO	7
LOB	21



Batter	1	2	3	4	5	6	7	8	9	10	11	12	13	AB R H RBI BB SO LOB
Billy Gardner, R (1, 4) OBP: 0.344, SLG: 0.370	0-0 G5-4-3 1B		0-0 E5 FC5 5-3	0-0 E7 1B 1-3			4-0 FC5 SH1-3 BB		0-0 CS 6-3 1B		0-0 4-3			5 0 3 0 1 0 0
George Kell, R (1, 3) (9, 5) OBP: 0.335, SLG: 0.397	0-0 G5-4-3 1-2f		0-0 5-3	0-0 1B 2-3 3-H			0-0 SH1-3		0-0 6-3		0-0 1B			5 0 2 1 0 0 3
Bob Nieman, R (1, 7) Al Pilarcik, L (9, 9) OBP: 0.354, SLG: 0.423 OBP: 0.365, SLG: 0.362	4-0 BB		4-0 BB	0-0 F9			0-0 5-3		4-0 IBB		0-0 1-3			2 0 0 0 2 0 3 1 0 0 0 1 0 1
Gus Triandos, R (1, 2) OBP: 0.329, SLG: 0.434 Jim Brideweser, R (10, PR) (11, 6) OBP: 0.386, SLG: 0.379	0-0 F9		0-0 FC5 2-3f		0-0 5-3		4-0 IBB		0-0 CS 2-3	4-0 SH1-4 BB		0-0 1-3		3 0 0 0 2 0 3 1 0 0 0 0 0 0
Jim Busby, R (1, 8) OBP: 0.278, SLG: 0.343		0-0 1B 2B		0-0 HR 1B	0-0 5-3		0-0 FC5 2-3f		0-0 SH1-4		0-0 G3			5 2 2 0 0 0 2
Joe Durham, R (1, 9) OBP: 0.279, SLG: 0.323 George Zuverink, R (13, 1) OBP: 0.125, SLG: 0.067		0-0 5-3		0-0 HR	0-0 6-3		0-0 B5-3		0-0 F8		0-0 F4			6 1 1 2 0 0 3 0 0 0 0 0 0 0
Brooks Robinson, R (1, 5) OBP: 0.182, SLG: 0.220 Bob Boyd, L (8, PH) (9, 3) OBP: 0.407, SLG: 0.440		0-0 5-3		0-0 F7		0-0 F3		0-0 F8		4-0 IBB		0-0 HR		3 0 0 0 0 0 1 2 1 1 1 1 0 0
Willy Miranda, S (1, 6) OBP: 0.228, SLG: 0.197 Joe Ginsberg, L (10, PH) (11, 2) OBP: 0.373, SLG: 0.431		0-0 1B 2-H		0-0 F9		0-0 F9		0-0 1-3		0-0 F9				4 0 1 1 0 0 0 1 0 0 0 0 0 2
Jerry Walker, S (1, 1) Billy O'Dell, S (1, 1) OBP: 0.182, SLG: 0.182 Tito Francona, L (13, 7) OBP: 0.298, SLG: 0.359			0-0 F3	0-0 E 1B 1B		0-0 4-3			0-0 G3		0-0 F2			0 0 0 0 0 0 0 5 1 1 0 0 0 0 0 0 0 0 0 0 0

Inning Stats	R: 0	H: 1	R: 1	H: 2	R: 0	H: 0	R: 3	H: 5	R: 0	H: 0	R: 0	H: 0	R: 0	H: 1	R: 0	H: 0	R: 0	H: 1	R: 0	H: 0	R: 1	H: 1	1B: 8	SF: 0	WP: 0	PA: 53
E: 0	LOB: 1	E: 0	LOB: 1	E: 1	LOB: 2	E: 0	LOB: 2	E: 0	LOB: 0	E: 0	LOB: 0	E: 0	LOB: 0	E: 0	LOB: 1	E: 0	LOB: 2	E: 0	LOB: 1	E: 0	LOB: 0	E: 0	LOB: 0	2B: 1	SAC: 2	PB: 0
K: 0	BB: 1	K: 0	BB: 0	K: 0	BB: 1	K: 0	BB: 2	K: 0	BB: 0	K: 0	BB: 0	K: 0	BB: 0	K: 0	BB: 1	K: 0	BB: 2	K: 0	BB: 0	K: 0	BB: 0	K: 0	BB: 0	3B: 0	DP: 1	SB: 0
S: 3	P: 7	S: 4	P: 4	S: 4	P: 8	S: 3	P: 11	S: 3	P: 3	S: 3	P: 7	S: 3	P: 4	S: 3	P: 7	S: 3	P: 11	S: 3	P: 4	S: 1	P: 1	S: 3	P: 3	HR: 2	HBP: 0	CS: 1


PITCHER	IP	WLS	BF	H	R	ER	SO	BB	IBB	HBP	BLK	WP	HR	S	P	ERA	WHIP
Alex Kellner, L (1, 1) ERA: 3.81	3.2		19	7	4	4	0	2	0	0	0	0	1	17	25	9.82	2.455
Rip Coleman, L (4, 1) ERA: 5.5	0.1		2	1	0	0	0	0	0	0	0	0	2	2	0.00	3.000	
Jack Urban, R (5, 1) ERA: 2.81	4.0		14	0	0	0	0	1	1	0	0	0	12	20	0.00	0.250	
Tom Gorman, R (9, 1) ERA: 4.07	4.0	L	17	3	1	1	0	1	2	0	0	0	1	14	26	2.25	1.000


BOTTOM

Kansas City Athletics @ Baltimore Orioles
Memorial Stadium, Baltimore, MD
 Fri Aug 02 1957, 3:33 AM EDT
 Unknown

AB	43
R	5
H	11
RBI	5
BB	7
SO	0
LOB	18

livebaseballscorecards.com



Batter	1	2	3	4	5	6	7	8	9	AB R H RBI BB SO LOB	TOP									
Hector Lopez, R (1, 5) OBP: 0.359, SLG: 0.457	0-0 F8			0-0 F9		4-0 1B BB	0-0 E5			3 1 0 0 1 0 2										
Mickey McDermott, L (1, 3) OBP: 0.368, SLG: 0.469 Vic Power, R (6, 3) OBP: 0.277, SLG: 0.369	0-3 K			0-0 1B		0-0 F9	0-3 K			3 0 1 0 0 1 1 1 0 0 0 0 1 3										
Gus Zernial, R (1, 7) OBP: 0.301, SLG: 0.481	0-0 F2			0-3 K		0-0 1B 1B	0-0 6-3			4 1 1 0 0 1 4										
Lou Skizas, R (1, 9) OBP: 0.304, SLG: 0.458		0-0 G5-4-3 1B		0-0 F7		0-0 1B 1B		0-0 F2		4 0 2 1 0 0 1										
Billy Martin, R (1, 4) OBP: 0.293, SLG: 0.406		0-0 G5-4-3			0-0 F9	0-0 1B		0-0 L5		4 0 1 1 0 0 1										
Woodie Held, R (1, 8) OBP: 0.331, SLG: 0.518		0-3 K			0-0 1B	0-0 F9		0-0 L9		4 0 1 0 0 1 2										
Tim Thompson, L (1, 2) OBP: 0.247, SLG: 0.367 Hal Smith, R (9, PH) OBP: 0.306, SLG: 0.492			0-3 K G5-4-3		0-3 K		0-0 4-3		0-0 F3	3 0 0 0 0 2 1 1 0 0 0 0 0 0	AB 34 R 2 H 7 RBI 2 BB 2 SO 6 LOB 18									
Billy Hunter, R (1, 6) OBP: 0.253, SLG: 0.316			0-0 P4		0-0 P3		0-0 E 2B		0-0 F3	4 0 1 0 0 0 2										
Ned Garver, R (1, 1) OBP: 0.222, SLG: 0.161 Tom Morgan, R (6, 1) OBP: 0.125, SLG: 0.097 Rip Coleman, L (6, 1) Irv Noren, L (7, PH) OBP: 0.284, SLG: 0.323 Wally Burnette, R (7, 1) OBP: 0.227, SLG: 0.227 Jack Litsan, R (7, 1) OBP: 0.154, SLG: 0.231 Bob Cerv, R (9, PH) OBP: 0.313, SLG: 0.461			0-0 G5-4-3		0-0 G5-4-3		0-0 6-3	4-0 E BB	0-0 6-3	2 0 0 0 0 0 1 0 0 0 0 0 0 0 0 0 0 0 0 0 0 0 0 0 0 0 1 0 0 0 0 0 0 0 0 0 0 0 0 0 0 0 0 0 0 1 0 0 0 0 0 0 0										
Inning Stats	R: 0 E: 0 K: 1 S: 5	H: 0 LOB: 0 BB: 0 P: 5	R: 0 E: 0 K: 1 S: 5	H: 1 LOB: 0 BB: 0 P: 5	R: 0 E: 0 K: 1 S: 6	H: 0 LOB: 0 BB: 0 P: 5	R: 0 E: 0 K: 1 S: 6	H: 1 LOB: 1 BB: 0 P: 6	R: 2 E: 0 K: 0 S: 6	H: 3 LOB: 2 BB: 1 P: 10	R: 0 E: 1 K: 1 S: 7	H: 1 LOB: 3 BB: 1 P: 11	R: 0 E: 0 K: 0 S: 3	H: 0 LOB: 0 BB: 0 P: 3	R: 0 E: 0 K: 0 S: 3	H: 0 LOB: 0 BB: 0 P: 3	1B: 6 2B: 1 3B: 0 HR: 0	SF: 0 SAC: 0 DP: 2 HBP: 0	WP: 1 PB: 0 SB: 0 CS: 0	PA: 36
PITCHER	IP WLS BF H R ER SO BB IBB HBP BLK WP HR S P ERA WHIP																			
Connie Johnson, R (1, 1) ERA: 3.41	6.1 W 27 7 2 2 5 2 0 0 0 1 0 35 43 2.84 1.421																			
Ken Lehman, L (7, 1) ERA: 1.71	2.2 S 9 0 0 0 1 0 0 0 0 0 0 0 11 11 0.00 0.000																			

Kansas City Athletics @ Baltimore Orioles
Memorial Stadium, Baltimore, MD
 Fri Aug 02 1957, 7:05 PM EDT
 Att. 12,126 - Unknown

livebaseballscorecards.com

Batter	1	2	3	4	5	6	7	8	9
Billy Gardner, R OBP: 0.345, SLG: 0.370 (1, 4)	0-0 1-3 E 1B		0-0 6-3		0-0 F9	0-0 FC3-4 1B	0-3 K		
Bob Boyd, L OBP: 0.402, SLG: 0.433 (1, 3)	0-0 1-3 1-2			0-0 F2	0-0 P4	0-0 FC3-4 1B		0-3 K	
Al Pilarcik, L OBP: 0.369, SLG: 0.364 (1, 9)	0-0 E3 CS 2-H			0-0 1B 1B		4-0 3B BB	0-0 SH E 1B	0-0 L9	
Tito Francona, L OBP: 0.300, SLG: 0.371 (1, 7)	0-0 F9 1-2			0-0 HBP 1B 1B		0-0 1B 3B	0-0 E6 SH 1B	0-0 3-1	
Joe Ginsberg, L OBP: 0.380, SLG: 0.438 (1, 2)			0-0 F9		0-0 HBP 1B	0-0 FC6-4 1B BB	0-0 SH BB 1B		
Frank Zupo, L (8, 2)				0-0 HBP 1B		0-0 1B 1B	0-0 2-3 1B		
Brooks Robinson, R OBP: 0.196, SLG: 0.214 (1, 5)			0-0 F2		1-0 HBP	0-0 F5	0-0 1B BB SF9 1B		
George Kell, R OBP: 0.336, SLG: 0.397 (4, PR)				0-0 HBP					
George Kell, R OBP: 0.336, SLG: 0.397 (5, 5)				0-0 HBP					
Jim Busby, R OBP: 0.281, SLG: 0.340 (1, 8)			0-0 5-3		0-0 F5	4-0 FC6-4 BB	4-0 SF9 1B BB		
Willy Miranda, S OBP: 0.228, SLG: 0.198 (1, 6)			0-0 6-3		0-0 P6	0-0 FC6-4 1B	0-0 CS 1B		
Connie Johnson, R OBP: 0.132, SLG: 0.132 (1, 1)			0-0 F9		0-0 1-3	0-0 1B 1B	0-0 SF9		
Ken Lehman, L OBP: 0.313, SLG: 0.231 (7, 1)									

Inning Stats	R: 1 E: 1 K: 0 S: 4	H: 1 LOB: 0 BB: 0 P: 4	R: 0 E: 0 K: 0 S: 3	H: 0 LOB: 0 BB: 0 P: 3	R: 0 E: 0 K: 0 S: 3	H: 0 LOB: 0 BB: 0 P: 3	R: 1 E: 0 K: 0 S: 6	H: 3 LOB: 3 BB: 0 P: 7	R: 0 E: 0 K: 0 S: 3	H: 0 LOB: 0 BB: 0 P: 3	R: 4 E: 1 K: 1 S: 9	H: 3 LOB: 2 BB: 1 P: 13	R: 0 E: 0 K: 1 S: 5	H: 0 LOB: 0 BB: 0 P: 5
1B: 10 2B: 1 3B: 1 HR: 0	SF: 1 SAC: 1 DP: 1 HBP: 1	WP: 0 PA: 40												

PITCHER	IP	WLS	BF	H	R	ER	SO	BB	IBB	HBP	BLK	WP	HR	S	P	ERA	WHIP
Ned Garver, R ERA: 4.17 (1, 1)	5.0	L	22	5	4	3	0	1	0	0	0	0	0	20	25	5.40	1.200
Tom Morgan, R ERA: 4.53 (6, 1)	0.2		6	3	2	2	0	1	0	0	0	0	0	5	9	27.00	6.000
Rip Coleman, L ERA: 5.45 (6, 1)	0.1		1	0	0	0	0	0	0	0	0	0	0	1	1	0.00	0.000
Wally Burnette, R ERA: 4.76 (7, 1)	0.0		4	2	4	3	0	0	0	0	0	0	0	4	4	∞	∞
Jack Urban, R ERA: 2.7 (7, 1)	2.0		7	1	0	0	2	1	0	0	0	0	0	10	14	0.00	1.000

BOTTOM

Kansas City Athletics @ Baltimore Orioles
Memorial Stadium, Baltimore, MD

livebaseballscorecards.com

AB 34
R 10
H 11
RBI 9
BB 3
SO 2
LOB 16




WP: 0 PA: 40
PB: 0
SB: 0
CS: 2

Fri Aug 02 1957, 7:05 PM EDT
Att. 12,126 - Unknown

Batter	1	2	3	4	5	6	7	8	9	AB R H RBI BB SO LOB	TOP											
Hector Lopez, R (1, 5) OBP: 0.363, SLG: 0.455	4-0 WP SF7 1-3 BB		0-0 F3		4-0 1-2 BB		0-0 6-3		0-0 1-3 1B 2-3 3-H	3 1 1 1 2 0 1												
Billy Martin, R (1, 4) OBP: 0.295, SLG: 0.406	0-0 1-3 1-2		0-3 K		0-0 4-3			0-0 1B	0-0 1-3 1B 1-2 3-H	5 0 2 1 0 1 4												
Gus Zernial, R (1, 7) OBP: 0.296, SLG: 0.473	0-0 SF7 2-H		0-0 F3			0-0 F8		0-0 F9	0-0 1-3 1-2 2-3	4 0 0 1 0 0 4												
Irv Noren, L (1, 3) OBP: 0.281, SLG: 0.319	0-0 F7			0-0 4-3		0-0 BLK 1B		0-0 F8	0-3 K	5 0 1 0 0 1 3												
Hal Smith, R (1, 2) OBP: 0.301, SLG: 0.484		0-0 6-3		0-0 5-3		0-3 K 1-2		0-0 F8		4 0 0 0 0 1 2												
Lou Skizas, R (1, 9) OBP: 0.304, SLG: 0.456		0-0 F3		0-0 F8		0-0 F7			0-0 1B 2B 1B	4 1 1 0 0 0 1												
Woodie Held, R (1, 8) OBP: 0.330, SLG: 0.518		0-0 F9			0-3 K		0-0 F8 1-3 2B		0-3 K	4 1 1 0 0 2 1												
Billy Hunter, R (1, 6) OBP: 0.259, SLG: 0.340			0-0 HR		0-0 F9		0-0 F8 2-3		0-0 2B 1B 1B	4 2 2 1 0 0 1												
Ralph Terry, R (1, 1) OBP: 0.185, SLG: 0.154			0-0		0-0		0-0 1-3		0-0 1B 2B	0 0 0 0 0 0 0												
Jack Urban, R (1, 1) OBP: 0.267, SLG: 0.333										2 0 2 0 0 0 0												
Mickey McDermott, L (7, PH) OBP: 0.359, SLG: 0.455										1 0 0 1 0 0 0												
Rip Coleman, L (7, 1)										0 0 0 0 0 0 0												
Bob Cerv, R (9, PH) OBP: 0.316, SLG: 0.468									1-3 2-H	1 1 1 1 0 0 0												
Inning Stats	R: 1 E: 0 K: 0 S: 3	H: 0 LOB: 0 BB: 1 P: 7	R: 0 E: 0 K: 0 S: 3	H: 0 LOB: 0 BB: 0 P: 3	R: 1 E: 0 K: 1 S: 7	H: 2 LOB: 1 BB: 0 P: 7	R: 0 E: 0 K: 0 S: 3	H: 0 LOB: 0 BB: 0 P: 3	R: 0 E: 0 K: 1 S: 6	H: 1 LOB: 2 BB: 1 P: 10	R: 0 E: 0 K: 1 S: 6	H: 1 LOB: 1 BB: 0 P: 6	R: 1 E: 0 K: 0 S: 4	H: 1 LOB: 0 BB: 0 P: 4	R: 0 E: 0 K: 0 S: 4	H: 1 LOB: 1 BB: 0 P: 4	R: 3 E: 0 K: 2 S: 12	H: 5 LOB: 2 BB: 0 P: 12	1B: 8 2B: 2 3B: 0 HR: 1	SF: 1 SAC: 0 DP: 0 HBP: 0	WP: 1 PB: 0 SB: 1 CS: 0	PA: 40
PITCHER	IP WLS BF H R ER SO BB IBB HBP BLK WP HR S P ERA WHIP																					
Hal Brown, R (1, 1) ERA: 4.23	8.1 W 36 9 6 6 4 2 0 0 0 1 1 1 42 50 6.48 1.320																					
George Zuverink, R (9, 1) ERA: 2.06	0.0 2 2 0 0 0 0 0 0 0 0 0 0 2 2 ∞ ∞																					
Ken Lehman, L (9, 1) ERA: 1.69	0.2 S 2 0 0 0 1 0 0 0 0 0 0 0 4 4 0.00 0.000																					

Kansas City Athletics @ Baltimore Orioles
Memorial Stadium, Baltimore, MD
 Sat Aug 03 1957, 3:33 AM EDT
 Att. 8,648 - Unknown

AB	37
R	6
H	11
RBI	6
BB	2
SO	5
LOB	17



Batter	1	2	3	4	5	6	7	8	9
Billy Gardner, R OBP: 0.345, SLG: 0.375 (1, 4)	0-0 3B	0-0 F8		0-0 F9			0-0 1B SH2-3	0-3 K	
Bob Boyd, L OBP: 0.401, SLG: 0.438 (1, 3)	0-0 E	0-0 1-3			0-3 K2-3		0-0 SH2-3		
Al Pilarcik, L OBP: 0.368, SLG: 0.362 (1, 9)	0-0 E4		0-0 F7		0-0 5-3		0-0 FC6-4		
Tito Francona, L OBP: 0.304, SLG: 0.370 (1, 7)	0-0 2B		0-0 F2		4-0 E		0-3 K		
Joe Ginsberg, L OBP: 0.379, SLG: 0.435 (1, 2)	0-0 1-3		0-0 F8		0-0 E8		0-0 FC6-4		
Gus Triandos, R OBP: 0.328, SLG: 0.433 (7, PH) (8, 2)	0-0 1-2				1-H 1B				
George Kell, R OBP: 0.335, SLG: 0.399 (1, 5)	0-0 2B			0-0 5-3		0-0 6-3		0-0 F7	
Jim Busby, R OBP: 0.280, SLG: 0.343 (1, 8)	0-0 F8			0-0 SH1-3		0-0 F7		0-0 L3	
Willy Miranda, S OBP: 0.233, SLG: 0.196 (1, 6)	0-0 F7			4-0 PB		0-0 1-3		4-0 3B	
Hal Brown, R OBP: 0.212, SLG: 0.267 (1, 1)			0-0 F7		0-0 SH1-3		0-0 L6		
George Zuverink, R OBP: 0.125, SLG: 0.067 (9, 1)				1-2 2-3				1-H 3B	
Ken Lehman, L OBP: 0.313, SLG: 0.231 (9, 1)									

Inning Stats	R: 4	H: 4	LOB: 1	K: 1	S: 8	P: 8	R: 0	H: 0	LOB: 0	K: 0	S: 3	R: 0	H: 0	LOB: 0	K: 0	S: 3	R: 1	H: 1	LOB: 1	K: 1	S: 4	R: 1	H: 1	LOB: 1	K: 1	S: 6	R: 0	H: 2	LOB: 2	K: 1	S: 7	R: 1	H: 1	LOB: 1	K: 1	S: 6
--------------	------	------	--------	------	------	------	------	------	--------	------	------	------	------	--------	------	------	------	------	--------	------	------	------	------	--------	------	------	------	------	--------	------	------	------	------	--------	------	------

PITCHER	IP	WLS	BF	H	R	ER	SO	BB	IBB	HBP	BLK	WP	HR	S	P	ERA	WHIP
Ralph Terry, R ERA: 3.43 (1, 1)	0.1	L	6	4	4	3	0	0	0	0	0	0	0	6	6	81.00	12.000
Jack Urban, R ERA: 2.44 (1, 1)	5.2		21	2	2	0	1	2	0	0	0	0	0	21	29	0.00	0.706
Rip Coleman, L ERA: 5.4 (7, 1)	2.0		10	3	1	1	2	1	0	0	0	0	0	13	17	4.50	2.000

AB	R	H	RBI	BB	SO	LOB
5	1	2	0	0	1	2
3	1	1	1	0	1	0
4	1	1	1	0	0	0
3	2	1	1	1	1	2
3	0	1	0	0	0	1
1	0	0	0	0	0	2
4	0	1	1	0	0	1
4	1	1	0	0	0	1
2	1	0	0	2	0	1
3	0	1	1	0	0	0
0	0	0	0	0	0	0
0	0	0	0	0	0	0

WP	PA	ERA	WHIP
0	37		


Kansas City Athletics @ Baltimore Orioles
Memorial Stadium, Baltimore, MD
 Sat Aug 03 1957, 3:33 AM EDT
 Att. 8,648 - Unknown

livebaseballscores.com

AB	32
R	7
H	9
RBI	5
BB	3
SO	3
LOB	10



Batter	1	2	3	4	5	6	7	8	9	AB R H RBI BB SO LOB	TOP											
Hector Lopez, R (1, 5) OBP: 0.362, SLG: 0.456	0-3 K		0-3 K			0-3 K			0-0 2B	4 0 1 0 0 3 1	Kansas City Athletics @ Baltimore Orioles Memorial Stadium, Baltimore, MD Sun Aug 04 1957, 3:33 AM EDT Att. 5,381 - Unknown livebaseballscorecards.com											
Billy Martin, R (1, 4) OBP: 0.297, SLG: 0.411	0-0 2B			0-0 1B		0-0 F2			0-0 F9	4 0 2 0 0 0 2												
Bob Cerv, R (1, 7) OBP: 0.310, SLG: 0.460	0-0 F4			0-0 G5-4-3			0-0 6-3		0-0 6-3	4 0 0 0 0 0 3												
Irv Noren, L (1, 3) OBP: 0.273, SLG: 0.309	0-0 4-3			0-0 F8			0-3 K		0-0 F7	4 0 0 0 0 1 2												
Hal Smith, R (1, 2) OBP: 0.301, SLG: 0.487		0-0 4-3			0-0 1-3		0-0 2B			3 0 1 0 0 0 0												
Lou Skizas, R (1, 9) OBP: 0.301, SLG: 0.451		0-3 K			0-0 5-3		0-0 F2			3 0 0 0 0 1 1												
Woodie Held, R (1, 8) OBP: 0.324, SLG: 0.509		0-0 L7			0-3 K			0-0 5-3		3 0 0 0 0 1 0												
Billy Hunter, R (1, 6) OBP: 0.254, SLG: 0.333			0-0 6-3			0-0 F8		0-0 F5		3 0 0 0 0 0 0												
Arnie Portocarrero, R (1, 1) OBP: 0.238, SLG: 0.158			0-3 K			0-0 1B		0-3 K		1 0 0 0 0 1 0												
Ralph Terry, R (3, 1) OBP: 0.185, SLG: 0.154										0 0 0 0 0 0 0												
Mickey McDermott, L (6, PH) OBP: 0.366, SLG: 0.457										2 0 1 0 0 1 0												
Inning Stats	R: 0 E: 0 K: 1 S: 6	H: 1 LOB: 1 BB: 0 P: 6	R: 0 E: 0 K: 1 S: 5	H: 0 LOB: 0 BB: 0 P: 5	R: 0 E: 0 K: 2 S: 7	H: 0 LOB: 0 BB: 0 P: 7	R: 0 E: 0 K: 0 S: 3	H: 1 LOB: 0 BB: 0 P: 3	R: 0 E: 0 K: 1 S: 5	H: 0 LOB: 0 BB: 0 P: 5	R: 0 E: 0 K: 1 S: 6	H: 1 LOB: 1 BB: 0 P: 6	R: 0 E: 0 K: 1 S: 6	H: 1 LOB: 1 BB: 0 P: 6	R: 0 E: 0 K: 1 S: 5	H: 0 LOB: 0 BB: 0 P: 5	R: 0 E: 0 K: 0 S: 4	H: 1 LOB: 1 BB: 0 P: 4	1B: 2 2B: 3 3B: 0 HR: 0	SF: 0 SAC: 0 DP: 1 HBP: 0	WP: 0 PB: 0 SB: 0 CS: 0	PA: 31
PITCHER Billy Loes, R (1, 1) ERA: 3.12	IP: 9.0 WLS: W BF: 31 H: 5 R: 0 ER: 0 SO: 8 BB: 0 IBB: 0 HBP: 0 BLK: 0 WP: 0 HR: 0 S: 47 P: 47 ERA: 0.00 WHIP: 0.556																					



Batter	1	2	3	4	5	6	7	8	9
Billy Gardner, R OBP: 0.346, SLG: 0.374 (1, 4)	0-0 4-3		0-0 1B 2B 1B	0-3 K		4-0 F9 1B BB		0-0 F9	
Bob Boyd, L OBP: 0.401, SLG: 0.438 (1, 3)	0-0 6-3		0-0 2B 1B E	0-0 F3		0-0 G6-4-3 1B		0-0 6-3	
Al Pilarcik, L OBP: 0.366, SLG: 0.364 (1, 9)	0-0 L9		0-0 E FC1-2 2B		0-0 4-3	0-0 F9			
Tito Francona, L OBP: 0.309, SLG: 0.368 (1, 7)		0-0 F5	4-0 FC1-2 E IBB		4-0 1B 6-3 BB	0-0 G6-4-3			
Bob Nieman, R OBP: 0.353, SLG: 0.422 (6, 7)									
Joe Ginsberg, L OBP: 0.383, SLG: 0.438 (1, 2)		0-0 1B	0-0 E1 FC1-2		0-0 E 1B 6-3				
George Kell, R OBP: 0.330, SLG: 0.393 (1, 5)		0-0 F3	0-0 FC1-2		0-0 6-3		0-0 F7		
Jim Busby, R OBP: 0.276, SLG: 0.337 (1, 8)		0-0 F7	0-0 F7		0-0 E5 1B		0-0 4-3		
Willy Miranda, S OBP: 0.243, SLG: 0.207 (1, 6)			0-0 PB SH1-4 1B		0-0 4-3	0-0 1B		0-0 SH3-4 1B	
Billy Loes, R OBP: 0.137, SLG: 0.104 (1, 1)			0-0 SH1-4		0-0 1B	0-0 1-3		0-0 SH3-4	

Inning Stats	R: 0	H: 0	E: 0	LOB: 0	K: 0	S: 3	P: 3	R: 0	H: 1	E: 0	LOB: 1	K: 0	S: 4	R: 3	H: 4	E: 1	LOB: 3	K: 0	S: 8	R: 0	H: 1	E: 0	LOB: 1	K: 1	S: 6	R: 2	H: 2	E: 1	LOB: 2	K: 0	S: 6	R: 0	H: 1	E: 0	LOB: 1	K: 0	S: 3	R: 0	H: 0	E: 0	LOB: 0	K: 1	S: 5	R: 0	H: 1	E: 0	LOB: 1	K: 0	S: 4	

PITCHER	IP	WLS	BF	H	R	ER	SO	BB	IBB	HBP	BLK	WP	HR	S	P	ERA	WHIP
Amie Portocarrero, R ERA: 4.35 (1, 1)	2.1	L	14	5	3	3	0	0	0	0	0	0	0	13	17	11.57	2.143
Ralph Terry, R ERA: 3.43 (3, 1)	2.2		13	3	2	1	1	1	0	0	0	0	0	14	18	3.38	1.500
Mickey McDermott, L ERA: 5.19 (6, 1)	3.0		11	2	0	0	1	1	0	0	0	0	0	12	16	0.00	1.000

AB R H RBI BB SO LOB

4	1	1	1	1	1	2
5	1	2	0	0	0	2
4	0	1	1	0	0	2
1	1	0	0	2	0	0
1	0	0	0	0	0	2
4	1	2	0	0	1	2
4	0	0	1	0	0	5
4	0	0	0	0	0	5
4	1	3	1	0	0	0
2	0	1	0	0	0	2

WP	HR	S	P	ERA	WHIP
0	0	13	17	11.57	2.143
0	0	14	18	3.38	1.500
0	0	12	16	0.00	1.000



Kansas City Athletics @ Baltimore Orioles
Memorial Stadium, Baltimore, MD
Sun Aug 04 1957, 3:33 AM EDT
Att. 5,381 - Unknown

livebaseballscores.com

AB	33
R	5
H	10
RBI	4
BB	3
SO	2
LOB	22

Batter	1	2	3	4	5	6	7	8	9	AB R H RBI BB SO LOB	TOP	
Jim Piersall, R (1, 8) <small>OBP: 0.331, SLG: 0.387</small>	0-0 		0-0 		4-0 			0-0 		3 1 0 0 1 0 0		
Frank Malzone, R (1, 5) <small>OBP: 0.347, SLG: 0.427</small>	0-0 			0-0 	0-0 			0-0 		4 0 1 1 0 0 3		
Ted Williams, L (1, 7) <small>OBP: 0.517, SLG: 0.737</small>	4-0 			0-0 		0-0 		0-0 		3 0 1 0 1 0 1		
Dick Gernert, R (1, 3) <small>OBP: 0.365, SLG: 0.506</small>	0-0 			0-0 		0-0 			0-0 	4 0 0 0 0 0 2		
Jackie Jensen, R (1, 9) <small>OBP: 0.378, SLG: 0.457</small>		0-0 		0-0 		0-0 			0-3 	4 0 1 0 0 1 1		
Ted Lepcio, R (1, 4) <small>OBP: 0.335, SLG: 0.412</small>		0-3 			0-0 		0-0 		0-0 	4 0 1 0 0 1 1		
Billy Conso, R (1, 6) <small>OBP: 0.353, SLG: 0.366</small>		0-3 			0-0 		0-0 		4-0 	3 0 0 0 1 1 0		
Sammy White, R (1, 2) <small>OBP: 0.284, SLG: 0.284</small>			0-3 		4-0 		0-0 		0-0 	3 0 0 0 1 1 2		
Willard Nixon, L (1, 1) <small>OBP: 0.383, SLG: 0.349</small>			0-3 		0-0 			0-3 		3 0 1 0 0 2 0		
Inning Stats	R: 0 H: 0 E: 0 LOB: 1 K: 0 BB: 1 S: 3 P: 7	R: 0 H: 1 E: 0 LOB: 0 K: 2 BB: 0 S: 7 P: 7	R: 0 H: 0 E: 0 LOB: 0 K: 2 BB: 0 S: 7 P: 7	R: 0 H: 1 E: 0 LOB: 1 K: 0 BB: 0 S: 4 P: 4	R: 0 H: 1 E: 0 LOB: 3 K: 0 BB: 2 S: 4 P: 12	R: 0 H: 0 E: 0 LOB: 0 K: 0 BB: 0 S: 3 P: 3	R: 0 H: 0 E: 0 LOB: 0 K: 0 BB: 0 S: 3 P: 3	R: 1 H: 1 E: 1 LOB: 0 K: 1 BB: 0 S: 6 P: 6	R: 0 H: 1 E: 0 LOB: 2 K: 1 BB: 1 S: 6 P: 10	1B: 5 SF: 0 2B: 0 SAC: 0 3B: 0 DP: 1 HR: 0 HBP: 0	WP: 0 PA: 35 PB: 0 SB: 0 CS: 0	
PITCHER Ray Moore, R (1, 1) <small>ERA: 3.29</small> Ken Lehman, L (8, 1) <small>ERA: 1.62</small>	IP WLS BF H R ER SO BB IBB HBP BLK WP HR S P ERA WHIP 7.1 W 29 4 1 0 5 3 0 0 0 0 0 0 36 48 0.00 0.955											PITCHER IP WLS BF H R ER SO BB IBB HBP BLK WP HR S P ERA WHIP 1.2 S 6 1 0 0 1 1 0 0 0 0 0 0 7 11 0.00 1.200

Boston Red Sox @ Baltimore Orioles
 Memorial Stadium, Baltimore, MD
 Tue Aug 06 1957, 3:33 AM EDT
 Att: 19,851 - Unknown

livebaseballscorecards.com

AB	31
R	1
H	5
RBI	1
BB	4
SO	6
LOB	10



Batter	1	2	3	4	5	6	7	8	9
Billy Gardner, R OBP: 0.348, SLG: 0.376 (1, 4)	0-0 G4-6-3 1B 1B		0-0 FC1-6 1B		0-0 SH5-3 1-2			0-0 6-3	
Bob Boyd, L OBP: 0.399, SLG: 0.435 (1, 3)	0-0 G4-6-3 1-2 1B		0-0 FC1-6 L4-3 1-2f		0-0 G3			0-3 K	
Al Pilarcik, L OBP: 0.365, SLG: 0.362 (1, 9)	0-0 G4-6-3 1-2f 2-3		0-0 L4-3 1-2		0-0 F8			0-0 1B	
Tito Francona, L OBP: 0.304, SLG: 0.361 (1, 7)	0-0 L3			0-0 F7				0-0 4-3	
Joe Ginsberg, L OBP: 0.382, SLG: 0.435 (1, 2)		0-0 5-3 1B 1B		0-0 L9				0-0 G3	
George Kell, R OBP: 0.326, SLG: 0.388 (1, 5)		0-0 5-3 1-2		0-0 L5				0-0 L5	
Jim Busby, R OBP: 0.284, SLG: 0.352 (1, 8)		0-0 2-H 1B 1B			0-0 1B 3B			0-0 1B	
Willy Miranda, S OBP: 0.249, SLG: 0.214 (1, 6)		0-0 FC5-4 2-H 1B			0-0 SH5-3 3-H 1B			0-0 F8	
Ray Moore, R OBP: 0.235, SLG: 0.397 (1, 1)		0-0 FC5-4			0-3 K			0-0 4-3	
Ken Lehman, L OBP: 0.313, SLG: 0.231 (8, 1)		0-0 1-2f							


Inning Stats	R: 0	H: 2	E: 0	K: 0	S: 4	R: 1	H: 3	E: 0	K: 0	S: 5	R: 0	H: 1	E: 0	K: 0	S: 3	R: 0	H: 0	E: 0	K: 0	S: 3	R: 1	H: 2	E: 0	K: 1	S: 7	R: 0	H: 0	E: 0	K: 1	S: 5	R: 0	H: 1	E: 0	K: 0	S: 4	R: 0	H: 1	E: 0	K: 1	S: 6
	0	2	0	0	4	1	3	0	0	5	0	1	0	0	3	0	0	0	0	0	3	1	2	0	1	7	0	0	0	0	5	0	1	0	0	4	0	1	0	6

BOTTOM																													
AB	R	H	RBI	BB	SO	LOB																							
3	0	2	0	0	0	0																							
4	0	1	0	0	1	2																							
4	0	1	0	0	0	3																							
4	0	0	0	0	1	2																							
3	0	1	0	0	0	0																							
3	0	0	0	0	0	1																							
3	2	3	0	0	0	0																							
3	0	2	2	0	0	1																							
3	0	0	0	0	1	3																							
0	0	0	0	0	0	0																							
1B:	9	SF:	0	2B:	1	SAC:	1	3B:	1	DP:	2	WP:	0	PA:	31	PB:	0	SB:	0	CS:	0	HR:	0	HBP:	0	ERA:	2.25	WHIP:	1.250

Boston Red Sox @ Baltimore Orioles
Memorial Stadium, Baltimore, MD
 Tue Aug 06 1957, 3:33 AM EDT
 Att. 19,851 - Unknown

livebaseballscorecards.com

AB 30
R 2
H 10
RBI 2
BB 0
SO 3
LOB 12



Batter	1	2	3	4	5	6	7	8	9	10	11	AB R H RBI BB SO LOB	TOP													
Jim Piersall, R (1, 8) OBP: 0.332, SLG: 0.387	0-0 1B 2B 1B	0-0 FC5-4 1-2f			0-0 F5 2-H 1B					0-0 L8		5 1 2 0 0 0 2														
Frank Malzone, R (1, 5) OBP: 0.348, SLG: 0.425	0-0 2B 1B		0-0 F8		0-0 6-3					0-0 1-3		5 1 1 0 0 0 1														
Ted Williams, L (1, 7) OBP: 0.515, SLG: 0.735	0-0 2B		0-0 4-3			0-3 K				0-0 F5		5 1 2 2 0 1 0														
Gene Mauch, R (11, 4) OBP: 0.330, SLG: 0.370	1-H 2-H 2B											0 0 0 0 0 0 0														
Mickey Vernon, L (1, 3) OBP: 0.361, SLG: 0.413	0-0 F7		0-0 F9			0-3 K				0-0 F4		5 1 0 0 0 1 1														
Jackie Jensen, R (1, 9) OBP: 0.381, SLG: 0.458	0-3 K				0-0 CS 1B	4-0 BB				0-0 F4		4 1 2 0 1 1 1														
Ted Lepcio, R (1, 4) OBP: 0.329, SLG: 0.404	0-3 K				0-3 K 1-2	0-3 K				0-0 F3		4 0 0 0 0 3 3														
Gene Stephens, L (11, PH) OBP: 0.300, SLG: 0.350												1 0 0 0 0 1 2														
Billy Conso, R (1, 6) OBP: 0.348, SLG: 0.360		0-0 6-3			0-0 4-1					0-0 F9		5 0 1 1 0 1 0														
Sammy White, R (1, 2) OBP: 0.282, SLG: 0.282		0-0 6-3			0-3 K					0-0 F8		5 0 1 1 0 1 0														
Frank Sullivan, R (1, 1) OBP: 0.105, SLG: 0.091		0-0 FC5-4 1B			0-0 1B 2B	4-0 BB				0-0 F8		4 0 2 0 1 1 2														
Inning Stats	R: 2 E: 0 K: 2 S: 10	H: 3 LOB: 1 BB: 0 P: 10	R: 0 E: 0 K: 0 S: 4	H: 1 LOB: 1 BB: 0 P: 4	R: 0 E: 0 K: 0 S: 3	H: 0 LOB: 0 BB: 0 P: 3	R: 0 E: 0 K: 1 S: 5	H: 1 LOB: 0 BB: 0 P: 5	R: 0 E: 0 K: 1 S: 6	H: 2 LOB: 1 BB: 0 P: 6	R: 0 E: 0 K: 3 S: 9	H: 0 LOB: 1 BB: 1 P: 13	R: 0 E: 0 K: 0 S: 3	H: 0 LOB: 0 BB: 0 P: 3	R: 0 E: 0 K: 1 S: 5	H: 0 LOB: 0 BB: 0 P: 5	R: 0 E: 0 K: 0 S: 3	H: 0 LOB: 0 BB: 0 P: 3	R: 0 E: 0 K: 1 S: 5	H: 0 LOB: 0 BB: 0 P: 5	R: 3 E: 2 K: 2 S: 12	H: 4 LOB: 2 BB: 0 P: 12	1B: 9 2B: 2 3B: 0 HR: 0	SF: 0 SAC: 0 DP: 0 HBP: 0	WP: 0 PB: 0 SB: 0 CS: 1	PA: 45
PITCHER Connie Johnson, R (1, 1) ERA: 3.35	IP: 11.0 WLS: L BF: 45 H: 11 R: 5 ER: 3 SO: 10 BB: 2 IBB: 0 HBP: 0 BLK: 0 WP: 0 HR: 0 S: 63 P: 71 ERA: 2.46 WHIP: 1.182																									

Boston Red Sox @ Baltimore Orioles
 Memorial Stadium, Baltimore, MD
 Wed Aug 07 1957, 3:33 AM EDT
 Att. 19,489 - Unknown

livebaseballscorecards.com

AB	43
R	5
H	11
RBI	4
BB	2
SO	10
LOB	12




Batter	1	2	3	4	5	6	7	8	9	10	11	AB R H RBI BB SO LOB	BOTTOM	
Billy Gardner, R OBP: 0.344, SLG: 0.372 (1, 4)												5 0 0 0 0 1 1	Boston Red Sox @ Baltimore Orioles Memorial Stadium, Baltimore, MD Wed Aug 07 1957, 3:33 AM EDT Att. 19,489 - Unknown	
Bob Boyd, L OBP: 0.397, SLG: 0.432 (1, 3)												5 0 1 0 0 0 2		
Al Pilarcik, L OBP: 0.365, SLG: 0.358 (1, 9)												3 1 0 0 2 0 1		
Tito Francona, L OBP: 0.310, SLG: 0.369 (1, 7)												4 0 2 1 1 0 3		
Joe Ginsberg, L OBP: 0.375, SLG: 0.425 (1, 2)												5 1 1 0 0 0 4		
George Kell, R OBP: 0.326, SLG: 0.387 Brooks Robinson, R OBP: 0.188, SLG: 0.205 (1, 5) (7, 5)												3 0 1 0 0 0 0 2 0 0 0 0 0 1		
Jim Busby, R OBP: 0.279, SLG: 0.346 (1, 8)												5 0 0 0 0 1 2		
Willy Miranda, S OBP: 0.244, SLG: 0.210 (1, 6)												4 0 0 0 0 0 1		
Connie Johnson, R OBP: 0.140, SLG: 0.140 (1, 1)												4 0 1 0 0 1 1		
Inning Stats	R: 0 H: 1 E: 2 LOB: 2 K: 0 BB: 0 S: 5 P: 5	R: 0 H: 0 E: 0 LOB: 0 K: 1 BB: 0 S: 5 P: 5	R: 0 H: 1 E: 1 LOB: 2 K: 0 BB: 1 S: 4 P: 8	R: 1 H: 2 E: 1 LOB: 1 K: 0 BB: 0 S: 5 P: 5	R: 1 H: 1 E: 0 LOB: 1 K: 0 BB: 1 S: 4 P: 8	R: 0 H: 0 E: 0 LOB: 0 K: 0 BB: 0 S: 3 P: 3	R: 0 H: 0 E: 0 LOB: 0 K: 1 BB: 0 S: 5 P: 5	R: 0 H: 0 E: 0 LOB: 1 K: 0 BB: 1 S: 3 P: 7	R: 0 H: 0 E: 0 LOB: 0 K: 1 BB: 0 S: 5 P: 5	R: 0 H: 1 E: 0 LOB: 1 K: 0 BB: 0 S: 4 P: 4	R: 0 H: 0 E: 0 LOB: 0 K: 0 BB: 0 S: 3 P: 3	1B: 5 SF: 0 2B: 2 SAC: 0 3B: 0 DP: 1 HR: 0 HBP: 0		WP: 1 PA: 43 PB: 0 SB: 0 CS: 0
PITCHER Frank Sullivan, R ERA: 2.74 (1, 1)	IP WLS BF H R ER SO BB IBB HBP BLK WP HR S P ERA WHIP													

livebaseballscores.com

AB	40
R	2
H	6
RBI	1
BB	3
SO	3
LOB	16



Batter	1	2	3	4	5	6	7	8	9	AB R H RBI BB SO LOB	TOP											
Gene Mauch, R (1, 4) OBP: 0.328, SLG: 0.367	0-3 K		0-3 K			0-0 1B		0-0 G6-4-3		4 0 1 0 0 2 1	Boston Red Sox @ Baltimore Orioles Memorial Stadium, Baltimore, MD Thu Aug 08 1957, 3:33 AM EDT Att. 9,851 - Unknown											
Frank Malzone, R (1, 5) OBP: 0.344, SLG: 0.423	0-0 5-3		0-0 F7			0-0 1B		0-0 6-3		4 0 1 0 0 0 0												
Ted Williams, L (1, 7) OBP: 0.515, SLG: 0.732	0-0 E5			0-0 1B		0-0 G4-6-3		0-0 1B		4 0 2 0 0 0 2												
Dick Gernert, R (1, 3) OBP: 0.363, SLG: 0.516	0-0 FC6-4			0-0 G6-4-3		0-0 1B		0-0 F4		4 1 1 1 0 0 3												
Jackie Jensen, R (1, 9) OBP: 0.377, SLG: 0.453		0-0 6-3		0-0 F8		0-0 F2		0-3 K		4 0 0 0 0 1 1												
Jim Piersall, R (1, 8) OBP: 0.332, SLG: 0.385		4-0 1B			0-0 F4		0-0 F8			2 0 0 0 1 0 0												
Billy Consoletto, R (1, 6) OBP: 0.348, SLG: 0.359		0-0 1B			0-0 6-3		0-0 F8			3 0 1 0 0 0 0												
Sammy White, R (1, 2) OBP: 0.281, SLG: 0.280		0-0 G6-4-3			0-0 6-3			4-0 BB		2 0 0 0 0 0 2												
Mickey Vernon, L (8, PH) OBP: 0.363, SLG: 0.413										0 0 0 0 1 0 0												
Tom Brewer, R (8, PR) OBP: 0.188, SLG: 0.191										0 0 0 0 0 0 0												
Pete Daley, R (8, 2) OBP: 0.270, SLG: 0.250										0 0 0 0 0 0 0												
Mike Fornieles, R (1, 1) OBP: 0.233, SLG: 0.214			0-0 F6			0-0 F3		0-0 F7		2 0 0 0 0 0 0												
Gene Stephens, L (8, PH) OBP: 0.300, SLG: 0.350										0 0 0 0 0 0 0												
Ted Lepcio, R (8, PH) OBP: 0.328, SLG: 0.402										1 0 0 0 0 0 1												
Ike Delock, R (8, 1) OBP: 0.235, SLG: 0.071										0 0 0 0 0 0 0												
Inning Stats	R: 0 E: 1 K: 1 S: 6	H: 0 LOB: 1 BB: 0 P: 6	R: 0 E: 0 K: 0 S: 3	H: 1 LOB: 1 BB: 1 P: 7	R: 0 E: 0 K: 1 S: 5	H: 0 LOB: 0 BB: 0 P: 5	R: 0 E: 0 K: 0 S: 3	H: 1 LOB: 0 BB: 0 P: 3	R: 0 E: 0 K: 0 S: 3	H: 0 LOB: 0 BB: 0 P: 3	R: 0 E: 0 K: 0 S: 4	H: 2 LOB: 1 BB: 0 P: 4	R: 1 E: 0 K: 0 S: 4	H: 1 LOB: 0 BB: 0 P: 4	R: 0 E: 0 K: 0 S: 2	H: 0 LOB: 1 BB: 1 P: 6	R: 0 E: 0 K: 1 S: 6	H: 1 LOB: 1 BB: 0 P: 6	1B: 5 2B: 0 3B: 0 HR: 1	SF: 0 SAC: 0 DP: 4 HBP: 0	WP: 0 PB: 0 SB: 0 CS: 0	PA: 32
PITCHER	IP WLS BF H R ER SO BB IBB HBP BLK WP HR S P ERA WHIP																					
Billy O'Dell, L (1, 1) ERA: 2.56	7.0 W 25 5 1 1 2 1 0 0 0 0 0 1 28 32 1.29 0.857																					
George Zuverink, R (8, 1) ERA: 2.06	0.0 1 0 0 0 0 1 0 0 0 0 0 0 0 4 ∞ ∞																					
Ken Lehman, L (8, 1) ERA: 1.55	2.0 S 6 1 0 0 1 0 0 0 0 0 0 0 8 8 0.00 0.500																					

livebaseballscorecards.com

AB	30
R	1
H	6
RBI	1
BB	2
SO	3
LOB	10

Batter	1	2	3	4	5	6	7	8	9
Billy Gardner, R OBP: 0.343, SLG: 0.371 (1, 4)	0-0 5-3		0-0 3B 1B		0-0 F6		0-0 FC3-6		
Bob Boyd, L OBP: 0.395, SLG: 0.428 (1, 3)	0-0 F8		0-0 F3		4-0 BB		0-0 FC4-6		
Tito Francona, L OBP: 0.309, SLG: 0.376 (1, 9) Al Pilarcik, L OBP: 0.365, SLG: 0.358 (9, 9)	0-0 F6		0-0 3B		0-3 K		0-0 FC4-6		
Bob Nieman, R OBP: 0.352, SLG: 0.423 (1, 7) Joe Durham, R OBP: 0.279, SLG: 0.323 (9, 7)		0-0 F4	0-0 F6		0-0 2B		0-0 L5		
Gus Triandos, R OBP: 0.324, SLG: 0.427 (1, 2)		0-0 F3		0-0 F4		0-3 K	0-3 K		
Jim Busby, R OBP: 0.282, SLG: 0.346 (1, 8)		0-0 1B		0-3 K		0-0 6-3	4-0 BB		
Brooks Robinson, R OBP: 0.173, SLG: 0.188 (1, 5)		0-0 F6		0-0 6-3		0-0 F8	0-0 6-3		
Willy Miranda, S OBP: 0.254, SLG: 0.214 (1, 6)			4-0 SH1-4 1B BB		4-0 SH1-4 BB		0-0 FC3-6 FC4-6 1B		
Billy O'Dell, S OBP: 0.182, SLG: 0.182 (1, 1) Joe Ginsberg, L OBP: 0.372, SLG: 0.421 (7, PH) Jim Brideweser, R OBP: 0.386, SLG: 0.379 (7, PR) George Zuverink, R OBP: 0.125, SLG: 0.067 (8, 1) Ken Lehman, L OBP: 0.313, SLG: 0.231 (8, 1)			0-0 SH1-4		0-0 SH1-4		0-0 E6 FC3-6		

Inning Stats	R: 0	H: 0	E: 0	K: 0	S: 3	LOB: 0	BB: 0	P: 3	R: 0	H: 1	E: 0	K: 0	S: 4	LOB: 1	BB: 0	P: 4	R: 2	H: 2	E: 0	K: 0	S: 5	LOB: 1	BB: 1	P: 9	R: 0	H: 0	E: 0	K: 1	S: 5	LOB: 0	BB: 0	P: 5	R: 0	H: 1	E: 0	K: 1	S: 6	LOB: 1	BB: 0	P: 6	R: 1	H: 1	E: 1	K: 0	S: 5	LOB: 1	BB: 0	P: 5	R: 0	H: 0	E: 0	K: 1	S: 5	LOB: 1	BB: 1	P: 9
--------------	------	------	------	------	------	--------	-------	------	------	------	------	------	------	--------	-------	------	------	------	------	------	------	--------	-------	------	------	------	------	------	------	--------	-------	------	------	------	------	------	------	--------	-------	------	------	------	------	------	------	--------	-------	------	------	------	------	------	------	--------	-------	------

PITCHER	IP	WLS	BF	H	R	ER	SO	BB	IBB	HBP	BLK	WP	HR	S	P	ERA	WHIP
Mike Forniello, R ERA: 3.38 (1, 1)	7.0	L	30	5	3	2	3	3	0	0	0	0	0	33	45	2.57	1.143
Ike Delock, R ERA: 4.26 (8, 1)	1.0		4	0	0	0	1	1	0	0	0	0	0	5	9	0.00	1.000

BOTTOM

Boston Red Sox @ Baltimore Orioles
Memorial Stadium, Baltimore, MD

Thu Aug 08 1957, 3:33 AM EDT
Att. 9,851 - Unknown

AB	R	H	RBI	BB	SO	LOB
4	1	1	1	0	0	3
3	0	0	1	1	0	2
4	0	1	1	0	1	3
0	0	0	0	0	0	0
4	0	1	0	0	0	1
0	0	0	0	0	0	0
4	0	0	0	0	2	1
3	0	1	0	1	1	1
4	0	0	0	0	0	3
1	2	1	0	2	0	0
0	0	0	0	0	0	0
1	0	0	0	0	0	1
0	0	0	0	0	0	0
0	0	0	0	0	0	0
0	0	0	0	0	0	0

AB	28
R	3
H	5
RBI	3
BB	4
SO	4
LOB	15

WP: 0	PA: 34
PB: 0	
SB: 1	
CS: 0	

PITCHER	IP	WLS	BF	H	R	ER	SO	BB	IBB	HBP	BLK	WP	HR	S	P	ERA	WHIP
---------	----	-----	----	---	---	----	----	----	-----	-----	-----	----	----	---	---	-----	------

Batter	1	2	3	4	5	6	7	8	9
Billy Gardner, R OBP: 0.345, SLG: 0.370 (1, 4)	4-0 BB G5-4-3		0-0 4-3			0-0 BB 1B 2B 1B		0-0 6-3	
Bob Boyd, L OBP: 0.396, SLG: 0.429 (1, 3)	0-3 K			0-0 1B G6-4-3		0-0 1-2 BB 2B 1B		0-0 6-3	
George Kell, R OBP: 0.326, SLG: 0.384 (1, 5)	0-0 G5-4-3 1-2f			0-0 1-2f G6-4-3		4-0 1-2 2-3 BB 2B			
Bob Nieman, R OBP: 0.357, SLG: 0.446 (1, 7)		0-0 2B		0-0 HR		0-0 1-H 2-H 3-H 2B			
Gus Triandos, R OBP: 0.322, SLG: 0.423 (1, 2)		0-0 4-3		0-0 6-3		0-0 F7			
Joe Durham, R OBP: 0.274, SLG: 0.316 Al Pilarcik, L OBP: 0.364, SLG: 0.357 (7, PH) (8, 9)		0-3 K			0-0 4-3		0-0 4-3		
Jim Busby, R OBP: 0.279, SLG: 0.342 (1, 8)		0-0 4-3			0-3 K		0-0 1-3		
Willy Miranda, S OBP: 0.251, SLG: 0.211 (1, 6)			0-0 F2		0-0 F8		0-0 6-3		
Bill Wight, L George Zuerink, R OBP: 0.125, SLG: 0.067 Tito Francona, L OBP: 0.308, SLG: 0.374 (8, 1) (8, 9)			0-3 K			0-0 F8		0-0 F2	


Inning Stats	R: 0	H: 0	E: 0	K: 1	S: 4	LOB: 0	BB: 1	P: 8	R: 0	H: 1	E: 0	K: 1	S: 6	LOB: 1	BB: 0	P: 6	R: 0	H: 0	E: 0	K: 1	S: 5	LOB: 0	BB: 0	P: 5	R: 1	H: 2	E: 0	K: 0	S: 4	LOB: 0	BB: 0	P: 4	R: 0	H: 0	E: 0	K: 1	S: 5	LOB: 0	BB: 0	P: 5	R: 3	H: 3	E: 0	K: 0	S: 5	LOB: 0	BB: 1	P: 9	R: 0	H: 0	E: 0	K: 0	S: 3	LOB: 0	BB: 0	P: 3	R: 0	H: 0	E: 0	K: 0	S: 3	LOB: 0	BB: 0	P: 3	R: 0	H: 0	E: 0	K: 0	S: 3	LOB: 0	BB: 0	P: 3
Whitey Ford, L ERA: 2.6 (1, 1)	6.0	WLS: L	BF: 23	H: 6	R: 4	ER: 4	SO: 4	BB: 2	IBB: 0	HBP: 0	BLK: 0	WP: 0	HR: 1	S: 29	P: 37	ERA: 6.00	WHIP: 1.333																																																							
Johnny Kucks, R ERA: 3.55 (7, 1)	2.0		6	0	0	0	0	0	0	0	0	0	0	0	0	0	0.00	0.000																																																						

BOTTOM

New York Yankees @ Baltimore Orioles
Memorial Stadium, Baltimore, MD

Fri Aug 09 1957, 7:05 PM EDT
Att. 26,918 - Unknown

AB	27
R	4
H	6
RBI	4
BB	2
SO	4
LOB	6



1B:	3	SF:	0	WP:	0	PA:	29
2B:	2	SAC:	0	PB:	0		
3B:	0	DP:	2	SB:	0		
HR:	1	HBP:	0	CS:	0		

Batter	1	2	3	4	5	6	7	8	9	AB	R	H	RBI	BB	SO	LOB
Billy Gardner, R (1, 4) OBP: 0.345, SLG: 0.368	0-0 F3		0-0 F4		4-0 1B BB		0-0 F6		4-0 BB BB	3	0	0	0	2	0	1
Bob Boyd, L (1, 3) OBP: 0.397, SLG: 0.430	0-0		0-0		0-3 K			0-0 4-3	4-0 BB BB	4	0	2	1	0	1	2
Gus Triandos, R (9, PH) OBP: 0.324, SLG: 0.423	1B		2-H 1B						1-2 2-3 BB	0	0	0	1	1	0	0
Jim Brideweser, R (9, PR) OBP: 0.386, SLG: 0.379									1-2 2-3 3-H BB	0	0	0	0	0	0	0
Al Pilarcik, L (1, 9) OBP: 0.362, SLG: 0.354	0-0 F6		0-0 F9		0-0 1-3 2-H 1B			0-0 F9	0-0 F4	5	0	1	1	0	0	5
Bob Nieman, R (1, 7) OBP: 0.356, SLG: 0.443	0-0 F3			0-3 K	0-0 1-3			0-0 1B		4	0	1	0	0	1	3
Joe Ginsberg, L (1, 2) OBP: 0.362, SLG: 0.408		0-0 4-3		0-0 G3		0-0 3-1		0-0 1-3		4	0	0	0	0	0	1
George Kell, R (1, 5) OBP: 0.329, SLG: 0.383		0-0 F4		4-0 BB		0-0 F8			0-0 BB BB 1B 1B	3	1	1	0	1	0	0
Jim Busby, R (1, 8) OBP: 0.276, SLG: 0.337		0-0 F4		0-3 K		0-3 K			0-0 F3	4	0	0	0	0	2	2
Willy Miranda, S (1, 6) OBP: 0.251, SLG: 0.211			0-0 1-3		0-0 1B BB 1B		0-0 L6		0-3 K	4	1	1	0	0	1	1
Ray Moore, R (1, 1) OBP: 0.236, SLG: 0.397			0-0 E6 1B		0-3 K		0-0 F3		0-0 BB BB 1B	0	0	0	0	0	0	0
Ken Lehman, L (3, PH) OBP: 0.294, SLG: 0.214									1-2 BB BB	1	1	0	0	0	0	0
Art Cuccarelli, R (4, 1) OBP: 0.271, SLG: 0.313										1	0	0	0	0	1	1
Joe Durham, R (7, PH) OBP: 0.271, SLG: 0.313										1	0	0	0	0	0	0
Milt Pappas, R (8, 1) OBP: 0.311, SLG: 0.377										0	0	0	0	0	0	0
Tito Francona, L (9, PH) OBP: 0.311, SLG: 0.377										1	0	1	0	0	0	0

Inning Stats	R: 0	H: 1	E: 0	K: 0	S: 4	R: 0	H: 0	E: 0	K: 0	S: 3	R: 1	H: 1	E: 1	K: 0	S: 5	R: 0	H: 0	E: 0	K: 2	S: 7	R: 1	H: 2	E: 0	K: 2	S: 9	R: 0	H: 0	E: 0	K: 1	S: 5	R: 0	H: 0	E: 0	K: 0	S: 3	R: 0	H: 1	E: 0	K: 0	S: 4	R: 1	H: 2	E: 0	K: 1	S: 7	1B: 7	2B: 0	3B: 0	HR: 0	SF: 0	SAC: 0	DP: 0	HBP: 0	WP: 0	PB: 0	SB: 0	CS: 0	PA: 39
--------------	------	------	------	------	------	------	------	------	------	------	------	------	------	------	------	------	------	------	------	------	------	------	------	------	------	------	------	------	------	------	------	------	------	------	------	------	------	------	------	------	------	------	------	------	------	-------	-------	-------	-------	-------	--------	-------	--------	-------	-------	-------	-------	--------

PITCHER	IP	WLS	BF	H	R	ER	SO	BB	IBB	HBP	BLK	WP	HR	S	P	ERA	WHIP
Bob Turley, R (1, 1) ERA: 2.06	8.2	W	37	7	3	2	6	3	0	0	0	0	0	46	58	2.08	1.154
Tommy Byrne, L (9, 1) ERA: 4.32	0.1	S	2	0	0	0	0	1	0	0	0	0	0	1	5	0.00	3.000

BOTTOM

New York Yankees @ Baltimore Orioles
Memorial Stadium, Baltimore, MD

Sat Aug 10 1957, 7:05 PM EDT
Att. 36,366 - Unknown

livebaseballscores.com

AB	35
R	3
H	7
RBI	3
BB	4
SO	6
LOB	16



BOTTOM

New York Yankees @ Baltimore Orioles
Memorial Stadium, Baltimore, MD

Sun Aug 11 1957, 3:33 AM EDT
Att: 25,699 - Unknown - 88 F

livebaseballscorecards.com

AB	32
R	2
H	6
RBI	2
BB	2
SO	3
LOB	10



WP:	0	PA:	35
PB:	0	SB:	0
CS:	0		

AB	R	H	RBI	BB	SO	LOB
4	0	1	0	0	1	2
4	0	0	0	0	0	1
4	0	0	0	0	0	1
3	1	0	0	1	1	0
2	0	0	0	0	0	0
2	0	1	0	0	0	1
3	1	1	1	1	0	1
4	0	2	0	0	0	2
3	0	0	1	0	0	2
1	0	0	0	0	0	0
1	0	0	0	0	1	0
0	0	0	0	0	0	0
1	0	1	0	0	0	0
0	0	0	0	0	0	0

Batter	1	2	3	4	5	6	7	8	9
Billy Gardner, R OBP: 0.344, SLG: 0.367 (1, 4) X	0-0 4-3 ①		0-3 K ③			0-0 1B ②	0-0 L5 ③		
Bob Boyd, L OBP: 0.393, SLG: 0.425 (1, 3) X	0-0 1-3 ②			0-0 F8 ①		0-0 F5 ②		0-0 4-3 ①	
Al Pilarcik, L OBP: 0.358, SLG: 0.349 (1, 9) X	0-0 F7 ③			0-0 F7 ②		0-0 4-3 ③		0-0 F9 ②	
Bob Nieman, R OBP: 0.355, SLG: 0.439 (1, 7)		0-3 K ①		0-0 F7 ③		4-0 2B BB 1-3		0-0 F2 ③	
Gus Triandos, R OBP: 0.322, SLG: 0.420 Frank Zupo, L OBP: 0.333, SLG: 0.333 (1, 2) (7, 2)		0-0 6-3 ②			0-0 F4 ①		0-0 1-3 ①		0-0 FC5-4 1B
Brooks Robinson, R OBP: 0.196, SLG: 0.216 (1, 5)		4-0 BB		0-0 1-3 ②		0-0 1B SF8 2B 2-H		0-0 F4 ①	
Jim Busby, R OBP: 0.279, SLG: 0.339 (1, 8)		0-0 F8 ③		0-0 FC6 1B		0-0 1B 1B 2-3		0-0 FC5-4 1-2f	
Willy Miranda, S OBP: 0.247, SLG: 0.208 (1, 6)			0-0 6-3 ①		0-0 FC6 ③		0-0 SF8 ②		0-0 1-6-3 ③
Ken Lehman, L OBP: 0.278, SLG: 0.200 Joe Durham, R OBP: 0.269, SLG: 0.309 Jerry Walker, S (6, PH) (7, 1)			0-0 4-3 ②			0-3 K ①	0-0 1B ②		
Tito Francona, L OBP: 0.314, SLG: 0.380 Billy O'Dell, S OBP: 0.182, SLG: 0.182 (7, PH) (8, 1)							0-0 1B 1-3		

Inning Stats	R: 0	H: 0	E: 0	K: 0	S: 3	LOB: 0	BB: 0	P: 3	R: 0	H: 0	E: 0	K: 1	S: 5	LOB: 1	BB: 1	P: 9	R: 0	H: 0	E: 0	K: 1	S: 5	LOB: 0	BB: 0	P: 5	R: 0	H: 0	E: 0	K: 0	S: 3	LOB: 0	BB: 0	P: 3	R: 0	H: 1	E: 0	K: 0	S: 4	LOB: 1	BB: 0	P: 4	R: 2	H: 3	E: 0	K: 0	S: 6	LOB: 2	BB: 1	P: 10	R: 0	H: 0	E: 0	K: 0	S: 3	LOB: 0	BB: 0	P: 3	R: 0	H: 1	E: 0	K: 0	S: 4	LOB: 1	BB: 0	P: 4	1B: 5	SF: 1	2B: 1	3B: 0	HR: 0	SAC: 0	DP: 0	HBP: 0	WP: 0	PA: 35
--------------	------	------	------	------	------	--------	-------	------	------	------	------	------	------	--------	-------	------	------	------	------	------	------	--------	-------	------	------	------	------	------	------	--------	-------	------	------	------	------	------	------	--------	-------	------	------	------	------	------	------	--------	-------	-------	------	------	------	------	------	--------	-------	------	------	------	------	------	------	--------	-------	------	-------	-------	-------	-------	-------	--------	-------	--------	-------	--------

PITCHER	IP	WLS	BF	H	R	ER	SO	BB	IBB	HBP	BLK	WP	HR	S	P	ERA	WHIP
Johnny Kucks, R ERA: 3.51 (1, 1)	7.0	W	28	5	2	2	3	2	0	0	0	0	0	32	40	2.57	1.000
Bob Grim, R ERA: 2.06 (8, 1)	2.0	S	7	1	0	0	0	0	0	0	0	0	0	7	7	0.00	0.500

Batter	1	2	3	4	5	6	7	8	9	AB R H RBI BB SO LOB	TOP
Billy Gardner, R (1, 4) OBP: 0.347, SLG: 0.381	4-0 1B 1B BB		x 0-0 4-3 ②		x 0-0 1-4-3 ③		x 0-0 HR		x 0-0 2-H HR	4 2 2 3 1 0 0	Baltimore Orioles @ Washington Senators Griffith Stadium, Washington, DC Tue Aug 13 1957, 7:05 PM EDT Att. 6,325 - Unknown
Bob Boyd, L (1, 3) OBP: 0.396, SLG: 0.427	x 0-0 1B 1B		x 0-0 4-3 ③			x 0-0 1B 1B	x 0-0 1B	x 0-0 F8 ②	5 1 3 0 0 0 0		
Al Pilarcik, L (1, 9) OBP: 0.364, SLG: 0.361	x 0-0 1B 1B			x 0-0 2B		x 0-0 1B 1B	x 0-0 F5 ③	x 0-0 FC6-4 1B	5 0 4 0 0 0 1		
Bob Nieman, R (1, 7) Joe Durham, R (9, 7) OBP: 0.358, SLG: 0.451 OBP: 0.269, SLG: 0.309	x 0-0 F3 ①			x 0-0 FC6-4 1B		x 0-0 1B 1B		x 0-0 FC6-4 ③	5 1 3 2 0 0 4 0 0 0 0 0 0 0		
Gus Triandos, R (1, 2) OBP: 0.318, SLG: 0.415	x 0-0 G1-6-4-3 ② ③			SS 0-3 K ①		SS 0-3 K ①		SS 0-3 K ①	4 0 0 0 0 3 7		
Brooks Robinson, R (1, 5) Tito Francona, L (6, PH) George Kell, R (6, 5) OBP: 0.190, SLG: 0.208 OBP: 0.312, SLG: 0.379 OBP: 0.327, SLG: 0.382		x 0-0 6-3 ①		SS 0-3 K ②		SS 0-3 K ②		x 0-0 F7 ②	2 0 0 0 0 1 2 1 0 0 0 0 1 2 1 0 0 0 0 0 0		
Jim Busby, R (1, 8) OBP: 0.275, SLG: 0.335		x 0-0 4-3 ②		x 0-0 FC6-4 ③		SS 0-3 K ③		x 0-0 G3 ③	4 0 0 0 0 1 4		
Willy Miranda, S (1, 6) OBP: 0.251, SLG: 0.214		x 0-0 6-3 ③			x 0-0 G4-6-3 1B		x 0-0 4-3 ①	x 0-0 SH3-4 HR 1B	4 1 2 0 0 0 0		
Connie Johnson, R (1, 1) OBP: 0.133, SLG: 0.133			x 0-0 F9 ①		x 0-0 G4-6-3 ②		x 0-0 F8 ②	x 0-0 SH3-4 ①	3 0 0 0 0 0 1		
Inning Stats	R: 0 H: 2 E: 0 LOB: 2 K: 0 BB: 1 S: 4 P: 8	R: 0 H: 0 E: 0 LOB: 0 K: 0 BB: 0 S: 3 P: 3	R: 0 H: 0 E: 0 LOB: 0 K: 0 BB: 0 S: 3 P: 3	R: 0 H: 2 E: 0 LOB: 2 K: 2 BB: 0 S: 9 P: 9	R: 0 H: 1 E: 0 LOB: 0 K: 0 BB: 0 S: 3 P: 3	R: 1 H: 3 E: 0 LOB: 2 K: 3 BB: 0 S: 12 P: 12	R: 1 H: 2 E: 0 LOB: 1 K: 0 BB: 0 S: 5 P: 5	R: 1 H: 1 E: 0 LOB: 0 K: 1 BB: 0 S: 6 P: 6	R: 2 H: 3 E: 0 LOB: 1 K: 0 BB: 0 S: 6 P: 6	1B: 10 SF: 0 2B: 1 SAC: 1 3B: 0 DP: 2 HR: 3 HBP: 0	
PITCHER Russ Kemmerer, R (1, 1) ERA: 4.48 Joe Black, R (8, 1) ERA: 4.5	IP WLS BF H R ER SO BB IBB HBP BLK WP HR S P ERA WHIP	7.0 0 30 10 2 2 5 1 0 0 0 0 1 39 43 2.57 1.571	2.0 L 10 4 3 3 1 0 0 0 0 0 0 2 12 12 13.50 2.000	PITCHER IP WLS BF H R ER SO BB IBB HBP BLK WP HR S P ERA WHIP							

livebaseballscorecards.com

AB	38
R	5
H	14
RBI	5
BB	1
SO	6
LOB	21



Batter	1	2	3	4	5	6	7	8	9	AB	R	H	RBI	BB	SO	LOB
Eddie Yost, R OBP: 0.417, SLG: 0.424 (1, 5) X	0-0 1B		4-0 BB		0-0 1B		0-0 1B			3	0	3	1	1	0	0
Herb Plews, L OBP: 0.328, SLG: 0.375 (1, 4) S S S	0-3 K		0-3 K		0-0 FC4-3-6 CS		0-3 K			4	0	0	0	0	3	4
Roy Sievers, R OBP: 0.386, SLG: 0.586 (1, 7) S S S	0-3 K			0-0 6-3	0-0 CS	0-0 F8		0-0 6-3 SF7		4	1	1	0	0	1	1
Clint Courtney, L OBP: 0.350, SLG: 0.411 (1, 2) X	0-0 F8			0-0 F7		0-0 4-3		0-0 6-3		4	0	0	0	0	0	2
Art Schult, R OBP: 0.343, SLG: 0.385 (1, 9) X		0-0 6-3		0-0 1B		0-0 1B		0-0 SF7		3	1	2	1	0	0	0
Pete Runnels, L OBP: 0.305, SLG: 0.274 (1, 3) X		0-0 1B		0-0 1B		0-0 F8		0-0 3-1		4	0	2	0	0	0	1
Bob Usher, R OBP: 0.315, SLG: 0.345 (1, 8) X		0-0 G5-4-3		0-0 1B			0-0 G3 SH1-3 1B		0-3 K	4	1	2	1	0	1	1
Rocky Bridges, R OBP: 0.293, SLG: 0.294 (1, 6) S S S			0-3 K	0-3 K			0-0 SH1-3		0-3 K	3	0	0	0	0	3	2
Russ Kemmerer, R OBP: 0.081, SLG: 0.167 (1, 1) X			0-0 4-3		0-3 K		0-0 G3		0-3 K	2	0	0	0	0	1	0
Julio Becquer, L OBP: 0.293, SLG: 0.367 (7, PH) S S S										1	0	0	0	0	0	1
Joe Black, R (8, 1)										0	0	0	0	0	0	0
Lou Berberet, L OBP: 0.351, SLG: 0.401 (9, PH) S S S										1	0	0	0	0	1	0

Inning Stats	R: 0	H: 1	E: 0	LOB: 1	K: 2	BB: 0	S: 8	P: 8	R: 0	H: 1	E: 0	LOB: 0	K: 0	BB: 0	S: 3	P: 3	R: 0	H: 0	E: 0	LOB: 1	K: 2	BB: 1	S: 7	P: 11	R: 1	H: 3	E: 0	LOB: 2	K: 1	BB: 0	S: 8	P: 8	R: 0	H: 1	E: 0	LOB: 0	K: 1	BB: 0	S: 5	P: 5	R: 0	H: 1	E: 0	LOB: 1	K: 0	BB: 0	S: 4	P: 4	R: 1	H: 2	E: 0	LOB: 1	K: 1	BB: 0	S: 7	P: 7	R: 1	H: 1	E: 0	LOB: 0	K: 0	BB: 0	S: 4	P: 4	R: 0	H: 0	E: 0	LOB: 0	K: 3	BB: 0	S: 9	P: 9	R: 0	H: 0	E: 0	LOB: 0	K: 0	BB: 0	S: 9	P: 9	1B: 9	SF: 1	2B: 1	SAC: 1	3B: 0	DP: 1	HR: 0	HBP: 0	WP: 0	PA: 37
PITCHER Connie Johnson, R ERA: 3.33 (1, 1)	IP	WLS	BF	H	R	ER	SO	BB	IBB	HBP	BLK	WP	HR	S	P	ERA	WHIP	IP	WLS	BF	H	R	ER	SO	BB	IBB	HBP	BLK	WP	HR	S	P	ERA	WHIP	IP	WLS	BF	H	R	ER	SO	BB	IBB	HBP	BLK	WP	HR	S	P	ERA	WHIP																																							

BOTTOM

Baltimore Orioles @ Washington Senators
Griffith Stadium, Washington, DC

Tue Aug 13 1957, 7:05 PM EDT
Att. 6,325 - Unknown

livebaseballscorecards.com

AB	33
R	3
H	10
RBI	3
BB	1
SO	10
LOB	12



Batter	1	2	3	4	5	6	7	8	9	AB R H RBI BB SO LOB	TOP																					
Billy Gardner, R (1, 4) OBP: 0.344, SLG: 0.377	0-0 L4		0-0 5-3		0-0 F9		0-0 F9		0-0 E5	5 0 0 0 0 0 1	Baltimore Orioles @ Washington Senators Griffith Stadium, Washington, DC Wed Aug 14 1957, 7:05 PM EDT Att. 4,448 - Unknown																					
Bob Boyd, L (1, 3) OBP: 0.394, SLG: 0.423	0-0 4-3		0-0 4-3		1-0 HBP		0-0 F8		0-0 F8	4 0 0 0 0 0 2																						
Al Pilarcik, L (1, 9) OBP: 0.364, SLG: 0.361	0-0 1B		0-0 1B		0-0 F7		0-0 6-3		0-0 F8	5 0 2 0 0 0 3																						
Bob Nieman, R (1, 7) Joe Durham, R (9, 7) OBP: 0.357, SLG: 0.448 OBP: 0.269, SLG: 0.309	0-0 F8		0-0 F5		0-0 HR		0-3 K			4 1 1 0 0 1 2 0 0 0 0 0 0 0																						
Gus Triandos, R (1, 2) OBP: 0.320, SLG: 0.425		0-0 1B		0-3 K		0-0 HR		0-0 F4		4 2 2 2 0 1 0																						
Brooks Robinson, R (1, 5) OBP: 0.194, SLG: 0.263		0-3 K		0-0 F8		0-0 4-3		0-0 HR		4 1 1 1 0 1 1																						
Jim Busby, R (1, 8) Tito Francona, L (1, 9) OBP: 0.275, SLG: 0.335 OBP: 0.320, SLG: 0.383		0-0 1B		4-0 BB		0-0 1B		0-0 F8		0 0 0 0 0 0 0 3 0 2 0 1 0 0																						
Willy Miranda, S (1, 6) OBP: 0.251, SLG: 0.214		0-0 1B		0-0 4-3		0-3 K		0-0 F7		4 0 1 1 0 1 2																						
Hal Brown, R (1, 1) Ken Lehman, L (8, 1) George Zuverink, R (8, 1) OBP: 0.194, SLG: 0.242 OBP: 0.278, SLG: 0.200 OBP: 0.176, SLG: 0.067		0-0 8-2-3-5		0-0 F8		0-0 F7		4-0 BB		3 0 0 0 0 0 3 0 0 0 0 0 0 0 0 0 0 0 1 0 0																						
Inning Stats	R: 0 E: 0 K: 0 S: 4	H: 1 LOB: 1 BB: 0 P: 4	R: 1 E: 0 K: 1 S: 7	H: 3 LOB: 1 BB: 0 P: 7	R: 0 E: 0 K: 1 S: 4	H: 0 LOB: 1 BB: 1 P: 9	R: 0 E: 0 K: 0 S: 3	H: 0 LOB: 1 BB: 0 P: 4	R: 2 E: 0 K: 1 S: 8	H: 3 LOB: 1 BB: 0 P: 8		R: 0 E: 0 K: 0 S: 3	H: 0 LOB: 0 BB: 0 P: 3	R: 1 E: 0 K: 1 S: 6	H: 1 LOB: 0 BB: 0 P: 6	R: 0 E: 1 K: 0 S: 4	H: 0 LOB: 2 BB: 1 P: 8	1B: 7 2B: 1 3B: 0 HR: 2	SF: 0 SAC: 0 DP: 1 HBP: 1	WP: 0 PB: 0 SB: 0 CS: 0	PA: 39											
PITCHER Pedro Ramos, R (1, 1) ERA: 4.59	IP 9.0	WLS L	BF 39	H 9	R 4	ER 4	SO 4	BB 2	IBB 0	HBP 1	BLK 0	WP 0	HR 2	S 44	P 53	ERA 4.00	WHIP 1.222															
											PITCHER	IP	WLS	BF	H	R	ER	SO	BB	IBB	HBP	BLK	WP	HR	S	P	ERA	WHIP				

livebaseballscorecards.com

AB	36
R	4
H	9
RBI	4
BB	2
SO	4
LOB	14



Batter	1	2	3	4	5	6	7	8	9	10	11	AB R H RBI BB SO LOB	TOP																		
Billy Gardner, R (1, 4) OBP: 0.344, SLG: 0.374	0-0 4-3		0-3 K		0-0 F7		4-0 IBB		1-0 FC4-6 HBP		0-0 B5-6-4	4 0 0 0 1 1 4	Baltimore Orioles @ New York Yankees Yankee Stadium, Bronx, NY Fri Aug 16 1957, 7:05 PM EDT Att: 21,804 - Unknown - 80 F																		
Bob Boyd, L (1, 3) OBP: 0.390, SLG: 0.418	0-3 K2-3		0-0 1-3			0-0 G3-6-3 1B	0-0 4-3		0-0 FC4-6		0-0 4-3	6 0 1 0 0 1 5																			
Al Pilarcik, L (1, 8) OBP: 0.362, SLG: 0.356	0-0 6-3			0-0 G3		0-0 G3-6-3 1-2f		4-0 E S BB	0-0 F2			4 0 0 0 1 0 2																			
Tito Francona, L (1, 9) OBP: 0.321, SLG: 0.383		0-0 G6-4-3 1B		0-0 F6		0-0 F6		0-0 F7 1-2		0-0 G6-4-3 1B		5 0 2 0 0 0 1																			
Bob Nieman, R (1, 7) OBP: 0.360, SLG: 0.449		0-0 G6-4-3		0-0			0-0 S 1B	4-0 E BB		0-0 G6-4-3		4 1 2 0 1 0 2																			
George Zuverink, R (11, 1) OBP: 0.176, SLG: 0.067		1-2f		0-0 1B						1-2f		0 0 0 0 0 0 0																			
Ken Lehman, L (11, 1) OBP: 0.278, SLG: 0.200												0 0 0 0 0 0 0																			
Joe Ginsberg, L (1, 2) OBP: 0.354, SLG: 0.398		0-3 K		0-0 F5			0-3 K	0-0 E5		0-0 6-3		3 0 0 0 0 2 2																			
Gus Triandos, R (8, PH) OBP: 0.318, SLG: 0.423							1-2	1-2 2-3				2 0 0 0 0 0 2																			
Brooks Robinson, R (1, 5) OBP: 0.203, SLG: 0.271			0-0 E 1B		0-3 K		0-0 E7 1B	0-3 K			0-0 1B	2 1 1 0 0 1 0																			
Billy Goodman, L (7, PH) OBP: 0.329, SLG: 0.399							2-H				3B	3 2 2 0 0 1 3																			
Joe Durham, R (11, 7) OBP: 0.269, SLG: 0.309												0 0 0 0 0 0 0																			
Willy Miranda, S (1, 6) OBP: 0.254, SLG: 0.215			0-0 1-3		0-0 F8		0-0 SH1-4 1B	0-3 K			4-0 B5-6-4 1B	4 0 1 1 1 1 4																			
Bill Wight, L (1, 1) OBP: 0.330, SLG: 0.384			0-0 E7		4-0 BB		3-H		0-3 K		0-0 B5-6-4 1B	2 0 0 0 1 1 0																			
George Kell, R (11, PH) OBP: 0.330, SLG: 0.384			2-H				1-2				3-H	1 0 1 1 0 0 0																			
Inning Stats	R: 0 E: 0 K: 1 S: 5	H: 0 LOB: 0 BB: 0 P: 5	R: 0 E: 0 K: 1 S: 5	H: 1 LOB: 0 BB: 0 P: 5	R: 1 E: 1 K: 1 S: 7	H: 1 LOB: 1 BB: 0 P: 7	R: 0 E: 0 K: 0 S: 4	H: 1 LOB: 1 BB: 0 P: 4	R: 0 E: 0 K: 1 S: 5	H: 0 LOB: 1 BB: 1 P: 9	R: 0 E: 0 K: 0 S: 3	H: 1 LOB: 0 BB: 0 P: 3	R: 2 E: 1 K: 1 S: 8	H: 3 LOB: 2 BB: 1 P: 12	R: 0 E: 1 K: 2 S: 8	H: 0 LOB: 3 BB: 2 P: 16	R: 0 E: 0 K: 1 S: 5	H: 0 LOB: 1 BB: 0 P: 6	R: 0 E: 0 K: 0 S: 3	H: 1 LOB: 0 BB: 0 P: 3	R: 1 E: 0 K: 0 S: 4	H: 2 LOB: 1 BB: 1 P: 8	1B: 9 2B: 0 3B: 1 HR: 0	SF: 0 SAC: 1 DP: 4 HBP: 1	WP: 0 PB: 0 SB: 2 CS: 0	PA: 47					
PITCHER	IP WLS BF H R ER SO BB IBB HBP BLK WP HR S P ERA WHIP																														
Johnny Kucks, R (1, 1) ERA: 3.42	6.1		26	7	3	1	5	1	0	0	0	0	0	0	35	39	1.42	1.263													
Tommy Byrne, L (7, 1) ERA: 4.16	2.2		13	0	0	0	3	2	1	1	0	0	0	0	15	28	0.00	0.750													
Art Ditmar, R (10, 1) ERA: 2.83	2.0	L	8	3	1	1	0	1	0	0	0	0	0	0	7	11	4.50	2.000													

AB	40
R	4
H	10
RBI	2
BB	5
SO	8
LOB	25



livebaseballscorecards.com

Batter	1	2	3	4	5	6	7	8	9	10	11	AB R H RBI BB SO LOB
Tony Kubek, L (1, 5) OBP: 0.340, SLG: 0.398	0-3 K		0-0 F9		0-0 G3		0-3 K		0-0 1B			5 0 1 0 0 2 0
Jerry Coleman, R (1, 4) OBP: 0.367, SLG: 0.396	4-0 BB 1B BB		4-0 1B BB		0-0 6-3		0-0 6-3		0-0 F9			3 1 0 0 2 0 1
Mickey Mantle, S (1, 8) OBP: 0.534, SLG: 0.711	4-0 1B BB		0-0 1-2 1B		0-0 1B 2B		0-0 6-3		0-0 F7			4 1 2 0 1 0 0
Gil McDougald, R (1, 6) OBP: 0.377, SLG: 0.480	0-0 1-3 2-H 1B		0-0 F9		0-0 1B 1B		0-3 K		0-0 4-3			5 0 2 2 0 1 2
Hank Bauer, R (1, 9) OBP: 0.318, SLG: 0.442	0-0 F3		0-0 5-3		0-0 1-2 1B		0-0 6-3		0-0 F8			5 0 1 0 0 0 4
Bill Skowron, R (1, 3) OBP: 0.345, SLG: 0.482	0-0 5-3		0-0 5-3		0-0 F8		0-0 F9		0-0 G4-6-3 1B			5 0 1 0 0 0 4
Elston Howard, R (1, 7) OBP: 0.284, SLG: 0.393		0-0 CS 1B		0-0 6-3		0-0 5-3		0-0 F8		0-0 G4-6-3		4 0 1 0 0 0 0
Harry Simpson, L (11, PH) OBP: 0.314, SLG: 0.434												1 0 0 0 0 0 1
Darrell Johnson, R (1, 2) OBP: 0.275, SLG: 0.333		0-3 K		4-0 BB		0-0 6-3		0-3 K		0-0 F6		2 0 0 0 1 1 1
Enos Slaughter, L (9, PH) OBP: 0.389, SLG: 0.408												1 0 0 0 0 1 0
Art Ditmar, R (10, 1) OBP: 0.200, SLG: 0.200		1-2 K										0 0 0 0 0 0 0
Andy Carey, R (11, PH) OBP: 0.304, SLG: 0.381												1 0 0 0 0 0 0
Johnny Kucks, R (1, 1) OBP: 0.190, SLG: 0.113		0-3 K		0-0 6-3		0-0 4-3		0-0 HR				3 0 0 0 0 1 1
Tommy Byrne, L (7, 1) OBP: 0.242, SLG: 0.452												0 0 0 0 0 0 0
Yogi Berra, L (9, PH) OBP: 0.312, SLG: 0.421												1 1 1 1 0 0 0

BOTTOM

Baltimore Orioles @ New York Yankees
 Yankee Stadium, Bronx, NY
 Fri Aug 16 1957, 7:05 PM EDT
 Att: 21,804 - Unknown - 80 F

livebaseballscores.com


AB	40
R	3
H	9
RBI	3
BB	4
SO	6
LOB	14



Inning Stats	R: 1	H: 1	R: 0	H: 1	R: 0	H: 1	R: 0	H: 0	R: 1	H: 3	R: 0	H: 0	R: 0	H: 0	R: 0	H: 2	R: 0	H: 0	R: 0	H: 1	
E: 0	LOB: 2	E: 0	LOB: 0	E: 0	LOB: 2	E: 0	LOB: 1	E: 0	LOB: 0	E: 0	LOB: 0	E: 0	LOB: 0	E: 0	LOB: 0	E: 0	LOB: 1	E: 0	LOB: 0	E: 0	LOB: 0
K: 1	BB: 2	K: 2	BB: 0	K: 0	BB: 1	K: 0	BB: 1	K: 0	BB: 0	K: 1	BB: 0	K: 1	BB: 0	K: 1	BB: 0	K: 1	BB: 0	K: 0	BB: 0	K: 0	BB: 0
S: 6	P: 14	S: 7	P: 7	S: 4	P: 8	S: 3	P: 7	S: 6	P: 6	S: 5	P: 5	S: 5	P: 5	S: 5	P: 5	S: 7	P: 7	S: 3	P: 3	S: 3	P: 3

1B:	7	SF:	0	WP:	0	PA:	44
2B:	1	SAC:	0	PB:	0		
3B:	0	DP:	1	SB:	1		
HR:	1	HBP:	0	CS:	1		

PITCHER	IP	WLS	BF	H	R	ER	SO	BB	IBB	HBP	BLK	WP	HR	S	P	ERA	WHIP
Bill Wight, L (1, 1) ERA: 3.63	10.0	W	41	8	3	3	6	4	0	0	0	0	1	49	65	2.70	1.200
George Zuverink, R (11, 1) ERA: 1.97	0.0		1	1	0	0	0	0	0	0	0	0	0	1	1	∞	∞
Ken Lehman, L (11, 1) ERA: 2.53	1.0	S	2	0	0	0	0	0	0	0	0	0	0	2	2	0.00	0.000

Batter	1	2	3	4	5	6	7	8	9	AB R H RBI BB SO LOB	TOP														
Billy Gardner, R (1, 4) OBP: 0.343, SLG: 0.373	0-0 1-3		0-0 FC4-6 FC4			0-0 HR 1B		0-0 G6-4-3		4 1 1 0 0 0 2	<p>Baltimore Orioles @ New York Yankees Yankee Stadium, Bronx, NY</p> <p>Sat Aug 17 1957, 3:33 AM EDT Att. 17,711 - Unknown - 74 F</p> <p>livebaseballscorecards.com</p> <table border="1"> <tr><td>AB</td><td>32</td></tr> <tr><td>R</td><td>2</td></tr> <tr><td>H</td><td>9</td></tr> <tr><td>RBI</td><td>2</td></tr> <tr><td>BB</td><td>2</td></tr> <tr><td>SO</td><td>2</td></tr> <tr><td>LOB</td><td>11</td></tr> </table> 	AB	32	R	2	H	9	RBI	2	BB	2	SO	2	LOB	11
AB	32																								
R	2																								
H	9																								
RBI	2																								
BB	2																								
SO	2																								
LOB	11																								
George Kell, R (1, 3) OBP: 0.332, SLG: 0.395	0-0 5-3		0-0 FC4			0-0 HR 1B		4-0 BB		3 1 1 2 1 0 1															
Bob Nieman, R (1, 7) OBP: 0.362, SLG: 0.453	0-0 2B			0-0 G5-4-3 1B		0-3 K		0-0 L6		4 0 2 0 0 1 1															
Gus Triandos, R (1, 2) OBP: 0.317, SLG: 0.421	0-0 F4			0-0 G5-4-3 1B		0-0 F6		0-0 G1-4-3 1B		4 0 1 0 0 0 2															
Joe Durham, R (1, 9) OBP: 0.277, SLG: 0.317		0-0 F7		0-0 1B		0-0 6-3		0-0 G1-4-3 1B		4 0 2 0 0 0 0															
Brooks Robinson, R (1, 5) OBP: 0.191, SLG: 0.254		0-0 F4		0-0 5-3			0-0 4-3	0-0 G1-4-3 1B		4 0 0 0 0 0 3															
Al Pilarcik, L (1, 8) OBP: 0.361, SLG: 0.355		0-3 K			0-0 F8		0-0 1B	0-0 1-3		4 0 1 0 0 1 1															
Willy Miranda, S (1, 6) OBP: 0.255, SLG: 0.216			0-0 FC4-6 1B		0-0 6-3		0-0 5-3			3 0 1 0 0 0 0															
Ray Moore, R (1, 1) OBP: 0.235, SLG: 0.397			0-0 F1		0-0 1-3			4-0 G6-4-3 BB		0 0 0 0 0 0 0															
Billy O'Dell, S (1, 1) OBP: 0.167, SLG: 0.167										2 0 0 0 0 0 1															
Jim Brideweser, R (8, PH) OBP: 0.390, SLG: 0.379										0 0 0 0 1 0 0															
Milt Pappas, R (8, 1)										0 0 0 0 0 0 0															
Inning Stats	R: 0 E: 0 K: 0 S: 4	H: 1 LOB: 1 BB: 0 P: 4	R: 0 E: 0 K: 1 S: 5	H: 0 LOB: 0 BB: 0 P: 5	R: 0 E: 0 K: 0 S: 4	H: 1 LOB: 1 BB: 0 P: 4	R: 0 E: 0 K: 0 S: 3	H: 0 LOB: 0 BB: 0 P: 3	R: 2 E: 0 K: 1 S: 7	H: 2 LOB: 0 BB: 0 P: 7	R: 0 E: 0 K: 0 S: 3	H: 1 LOB: 0 BB: 0 P: 3	R: 0 E: 0 K: 0 S: 2	H: 0 LOB: 1 BB: 2 P: 10	R: 0 E: 0 K: 0 S: 4	H: 2 LOB: 1 BB: 0 P: 4	1B: 7 2B: 1 3B: 0 HR: 1	SF: 0 SAC: 0 DP: 3 HBP: 0	WP: 0 PB: 0 SB: 0 CS: 0	PA: 34					
PITCHER Bobby Shantz, L (1, 1) ERA: 2.42	IP: 9.0 WLS: W BF: 34 H: 9 R: 2 ER: 2 SO: 2 BB: 2 IBB: 0 HBP: 0 BLK: 0 WP: 0 HR: 1 S: 36 P: 44 ERA: 2.00 WHIP: 1.222																								

BOTTOM

Baltimore Orioles @ New York Yankees
Yankee Stadium, Bronx, NY
Sat Aug 17 1957, 3:33 AM EDT
Att. 17,711 - Unknown - 74 F

livebaseballscorecards.com

AB 34
R 6
H 11
RBI 5
BB 4
SO 3
LOB 17



WP: 0 PA: 40
PB: 0
SB: 0
CS: 1

AB	R	H	RBI	BB	SO	LOB
4	0	1	1	1	0	1
4	1	1	0	1	0	4
5	1	3	2	0	1	2
4	1	1	1	0	0	3
4	0	1	0	0	1	1
4	0	1	1	0	0	1
0	0	0	0	0	0	0
4	0	2	0	0	0	3
3	1	0	0	1	1	2
2	2	1	0	1	0	0
1B: 8	SF: 0	2B: 3	SAC: 1	3B: 0	DP: 0	HR: 0
	HBP: 0					

Batter	1	2	3	4	5	6	7	8	9
Enos Slaughter, L (1, 7) OBP: 0.389, SLG: 0.404	0-0 F5		0-0 F9	4-0 2B BB		0-0 G3		0-0 G3 1B	
Joe Collins, L (1, 3) OBP: 0.336, SLG: 0.277	0-0 1B		4-0 1B BB	0-0 F8		0-0 4-3		0-0 G3 1B	
Mickey Mantle, S (1, 8) OBP: 0.535, SLG: 0.712	0-3 K		0-0 1B E 1B	0-0 1B		0-0 CS 1B		0-0 F7	
Yogi Berra, L (1, 2) OBP: 0.311, SLG: 0.419	0-0 1-3		0-0 1B E 1B	0-0 4-3		0-0 CS 1B		0-0 F9	
Gil McDougald, R (1, 6) OBP: 0.376, SLG: 0.480		0-3 K	0-0 E4 1B			0-0 F8		0-0 FC1-5-6-5 2B	
Harry Simpson, L (1, 9) OBP: 0.314, SLG: 0.431		0-0 F8	0-0 1B			0-0 F6		0-0 FC1-5-6-5 E4	
Hank Bauer, R (8, 9) OBP: 0.318, SLG: 0.442		0-0 1B	0-0 F9			0-0 1B		0-0 E4	
Tony Kubek, L (1, 5) OBP: 0.342, SLG: 0.399		0-0 1B	0-0 F8			0-0 F8		4-0 SH3-4 1B BB	
Jerry Coleman, R (1, 4) OBP: 0.363, SLG: 0.384		0-0 F8		0-3 K		0-0 F8		0-0 SH3-4 1B BB	
Bobby Shantz, R (1, 1) OBP: 0.255, SLG: 0.239			0-0 6-3	0-0 F8 2B		4-0 4-3 G3 1B BB		0-0 SH3-4 1B	

Inning Stats	R: 0	H: 1	E: 0	K: 1	S: 6	LOB: 1	BB: 0	P: 6
	R: 0	H: 1	E: 0	K: 1	S: 6	LOB: 1	BB: 0	P: 6
	R: 3	H: 3	E: 1	K: 0	S: 7	LOB: 2	BB: 1	P: 11
	R: 1	H: 2	E: 0	K: 1	S: 7	LOB: 2	BB: 1	P: 11
	R: 0	H: 1	E: 0	K: 0	S: 4	LOB: 1	BB: 0	P: 4
	R: 1	H: 1	E: 0	K: 0	S: 3	LOB: 0	BB: 1	P: 7
	R: 0	H: 1	E: 1	K: 0	S: 4	LOB: 2	BB: 0	P: 4
	R: 1	H: 1	E: 0	K: 0	S: 4	LOB: 1	BB: 1	P: 8

PITCHER	IP	WLS	BF	H	R	ER	SO	BB	IBB	HBP	BLK	WP	HR	S	P	ERA	WHIP
Ray Moore, R (1, 1) ERA: 3.48	0.1		2	1	0	0	0	0	0	0	0	0	0	2	2	0.00	3.000
Billy O'Dell, L (1, 1) ERA: 2.61	6.2	L	32	9	5	3	3	3	0	0	0	0	0	35	47	4.05	1.800
Milt Pappas, R (8, 1) ERA: 3.0	1.0		5	1	1	1	0	1	0	0	0	0	0	4	8	9.00	2.000

Batter	1	2	3	4	5	6	7	8	9	AB R H RBI BB SO LOB	TOP
Billy Gardner, R (1, 4) OBP: 0.346, SLG: 0.374	4-0 FC4-6 BB		x 0-0 1B		x 0-0 1-2 1B			x 0-0 L8		3 0 2 0 1 0 0	Baltimore Orioles @ New York Yankees Yankee Stadium, Bronx, NY Sun Aug 18 1957, 3:33 AM EDT Unknown - 80 F
Bob Boyd, L (1, 3) OBP: 0.389, SLG: 0.417	0-0 FC4-6 PB 1-2f		x 0-0 1B		x 0-0 4-1			x 0-0 3-1		4 0 1 0 0 0 3	
Billy Goodman, L (1, 5) OBP: 0.328, SLG: 0.391 Brooks Robinson, R (8, 5) OBP: 0.191, SLG: 0.254	4-0 G4-6-3 BB 1-2		x 0-0 F6			S S S 0-3 K		x 0-0 F9		3 0 0 0 1 1 2 0 0 0 0 0 0 0	
Tito Francona, L (1, 9) OBP: 0.316, SLG: 0.376	0-0 G4-6-3 1-2f			x 0-0 G3		x 0-0 F8		x 0-0 F9		4 0 0 0 0 0 2	
Bob Nieman, R (1, 7) OBP: 0.363, SLG: 0.452		S S S 0-3 K		S S S 4-0 CS BB		S S S 0-3 K		x 0-0 BB 1B		3 0 1 0 1 2 0	
Joe Ginsberg, L (1, 2) OBP: 0.345, SLG: 0.386		S S S 0-3 K		S S S 0-3 K 1-2		x 0-0 F9		x 0-0 L9		4 0 0 0 0 2 2	
Al Pilarcik, L (1, 8) OBP: 0.362, SLG: 0.355		x 0-0 6-3			x 0-0 F7		x 0-0 E1 1B	S S S 4-0 BB		3 0 1 0 1 0 0	
Willy Miranda, S (1, 6) OBP: 0.251, SLG: 0.213			S S S 0-3 K		S S S 0-3 K		x 0-0 4-3	x 0-0 F8		4 0 0 0 0 2 3	
Art Ceccarelli, R (1, 1) George Zuverink, R (1, 1) OBP: 0.211, SLG: 0.063 Joe Durham, R (7, PH) OBP: 0.274, SLG: 0.314 Jerry Walker, S (7, 1)			S S S 0-3 K		S S S 4-0 1B BB		x 0-0 6-3			0 0 0 0 0 0 0 1 0 0 0 1 1 0 1 0 0 0 0 0 1 0 0 0 0 0 0 0	
Inning Stats	R: 0 H: 0 E: 0 LOB: 1 K: 0 BB: 2 S: 2 P: 10	R: 0 H: 0 E: 0 LOB: 0 K: 2 BB: 0 S: 7 P: 7	R: 0 H: 2 E: 0 LOB: 2 K: 2 BB: 0 S: 9 P: 9	R: 0 H: 0 E: 0 LOB: 1 K: 1 BB: 1 S: 4 P: 8	R: 0 H: 1 E: 0 LOB: 2 K: 1 BB: 1 S: 6 P: 10	R: 0 H: 0 E: 0 LOB: 0 K: 2 BB: 0 S: 7 P: 7	R: 0 H: 1 E: 1 LOB: 1 K: 0 BB: 0 S: 4 P: 4	R: 0 H: 0 E: 0 LOB: 0 K: 0 BB: 0 S: 3 P: 3	R: 0 H: 1 E: 0 LOB: 2 K: 0 BB: 1 S: 4 P: 8	1B: 5 SF: 0 2B: 1 SAC: 0 3B: 0 DP: 2 HR: 0 HBP: 0	WP: 0 PA: 35 PB: 1 SB: 0 CS: 1
PITCHER Tom Sturdivant, R (1, 1) ERA: 2.8	IP WLS BF H R ER SO BB IBB HBP BLK WP HR S P ERA WHIP										

livebaseballscorecards.com

AB	30
R	0
H	5
RBI	0
BB	5
SO	8
LOB	13



Batter	1	2	3	4	5	6	7	8	9	AB	R	H	RBI	BB	SO	LOB
Hank Bauer, R OBP: 0.319, SLG: 0.442 (1, 9)	0-3 K	0-0 F6		0-0 F7	0-0 1B		0-0 G4-6-3 1B			5	0	2	0	0	1	0
Tony Kubek, L OBP: 0.350, SLG: 0.404 (1, 5)	4-0 1B	0-0 E7 1B		0-0 2B	0-0 1B		0-0 G4-6-3 1-2f 1B			4	3	3	0	1	0	1
Mickey Mantle, S OBP: 0.536, SLG: 0.710 (1, 8)	0-0 1B	0-0 S 1B		0-0 4-3	0-0 L9		4-0 2B			4	2	2	1	1	0	3
Yogi Berra, L OBP: 0.319, SLG: 0.426 (1, 2)	0-0 1B	0-0 1B		4-0 2B		4-0 2B	0-0 1B			3	2	3	2	2	0	0
Darrell Johnson, R OBP: 0.275, SLG: 0.333 (8, 2)	1-3 1B	1-H 1B		IBB		BB	1-3 2B			0	0	0	0	0	0	0
Gil McDougald, R OBP: 0.378, SLG: 0.484 (1, 6)	0-0 FC3-6 1B	0-0 1B		0-0 2B		0-0 F8	0-0 F9			5	0	3	2	0	0	3
Bill Skowron, R OBP: 0.346, SLG: 0.479 (1, 3)	0-0 FC3-6 1B	0-0 F6		4-0 BB		0-0 F3		0-0 4-3		4	0	1	1	1	0	3
Enos Slaughter, L OBP: 0.384, SLG: 0.404 (1, 7)	0-0 FC3-6 1-2f 2-3		0-0 4-3	0-0 4-3		0-0 1B	1-3 2B		0-0 4-3	5	0	1	0	0	0	5
Jerry Coleman, R OBP: 0.356, SLG: 0.375 (1, 4)	0-0 FC4-6 1-2f		0-0 6-3		0-0 1-3	0-0 1B	2-3 3-H		0-0 6-3	5	0	1	1	0	0	2
Tom Sturdivant, L OBP: 0.232, SLG: 0.204 (1, 1)		0-0 1-3	0-0 4-3		0-0 6-3	0-3 K				4	0	0	0	0	1	2

Inning Stats	R: 3	H: 4	E: 0	K: 1	S: 9	LOB: 2	BB: 1	P: 13	R: 2	H: 4	E: 1	K: 0	S: 7	LOB: 2	BB: 0	P: 7	R: 0	H: 0	E: 0	K: 0	S: 3	LOB: 0	BB: 0	P: 3	R: 1	H: 2	E: 0	K: 0	S: 5	LOB: 3	BB: 2	P: 13	R: 0	H: 2	E: 0	K: 0	S: 5	LOB: 2	BB: 0	P: 5	R: 1	H: 2	E: 0	K: 1	S: 7	LOB: 2	BB: 1	P: 11	R: 0	H: 2	E: 0	K: 0	S: 4	LOB: 2	BB: 1	P: 8	R: 0	H: 0	E: 0	K: 0	S: 3	LOB: 0	BB: 0	P: 3
--------------	------	------	------	------	------	--------	-------	-------	------	------	------	------	------	--------	-------	------	------	------	------	------	------	--------	-------	------	------	------	------	------	------	--------	-------	-------	------	------	------	------	------	--------	-------	------	------	------	------	------	------	--------	-------	-------	------	------	------	------	------	--------	-------	------	------	------	------	------	------	--------	-------	------

PITCHER	IP	WLS	BF	H	R	ER	SO	BB	IBB	HBP	BLK	WP	HR	S	P	ERA	WHIP
Art Ceccarelli, L ERA: 4.59 (1, 1)	0.1	L	4	2	3	3	1	1	0	0	0	0	0	5	9	81.00	9.000
George Zuverink, R ERA: 2.25 (1, 1)	5.2		32	12	4	4	1	2	1	0	0	0	0	31	43	6.35	2.471
Jerry Walker, R ERA: 6.75 (7, 1)	2.0		8	2	0	0	0	1	0	0	0	0	0	7	11	0.00	1.500

BOTTOM

Baltimore Orioles @ New York Yankees
 Yankee Stadium, Bronx, NY
 Sun Aug 18 1957, 3:33 AM EDT
 Unknown - 80 F

AB	39
R	7
H	16
RBI	7
BB	5
SO	2
LOB	19

WP: 0 PA: 44
 PB: 0 SB: 1
 CS: 0



PITCHER	IP	WLS	BF	H	R	ER	SO	BB	IBB	HBP	BLK	WP	HR	S	P	ERA	WHIP
---------	----	-----	----	---	---	----	----	----	-----	-----	-----	----	----	---	---	-----	------

Batter	1	2	3	4	5	6	7	8	9	AB R H RBI BB SO LOB	TOP									
Billy Gardner, R (1, 4) OBP: 0.348, SLG: 0.377	0-0 F8		0-0 1B		0-0 FC6-4			0-0 1B	0-0 1B	5 1 3 0 0 0 1										
Bob Boyd, L (1, 3) OBP: 0.392, SLG: 0.419	0-0 1B		0-0 5-3			0-0 2B		0-0 1B	0-0 4-3	5 0 3 0 0 0 3										
Billy Goodman, L (1, 5) OBP: 0.326, SLG: 0.384	0-0 F2			0-0 6-3		0-0 F8		4-0 BB		3 0 0 0 1 0 2										
Tito Francona, L (1, 9) OBP: 0.315, SLG: 0.374	0-0 G3			0-3 K		0-3 K		0-0 1B		4 0 1 1 0 2 2										
Bob Nieman, R (1, 7) OBP: 0.362, SLG: 0.452		0-0 F3		0-0 F9		0-0 2B		0-0 F9		4 0 1 0 0 0 3										
Al Pizarcik, L (1, 8) OBP: 0.358, SLG: 0.350		0-0 3-1			0-0 E6		0-3 K	0-0 G4-6-3		4 1 0 0 0 1 5										
Gus Triandos, R (1, 2) OBP: 0.314, SLG: 0.415		0-0 F2			0-0 F9		0-3 K		0-0 F8	4 0 0 0 0 1 1										
Willy Miranda, S (1, 6) OBP: 0.248, SLG: 0.210 George Kell, R (9, PH) OBP: 0.331, SLG: 0.394			0-0 B5-3		0-0 F4		0-3 K		0-0 F3	3 0 0 0 0 1 1 1 0 0 0 0 0 0										
Connie Johnson, R (1, 1) OBP: 0.143, SLG: 0.143 Joe Ginsberg, L (9, PH) OBP: 0.349, SLG: 0.391 Jim Brideweser, R (9, PR) OBP: 0.390, SLG: 0.379			0-3 K		0-0 FC6-4		0-0 G3		0-0 1B	3 0 1 1 0 1 0 1 0 1 0 0 0 0 0 0 0 0 0 0 0										
Inning Stats	R: 0 E: 0 K: 0 S: 4	H: 1 LOB: 1 BB: 0 P: 4	R: 0 E: 0 K: 0 S: 3	H: 0 LOB: 0 BB: 0 P: 3	R: 0 E: 0 K: 1 S: 6	H: 1 LOB: 1 BB: 0 P: 6	R: 0 E: 0 K: 1 S: 5	H: 0 LOB: 0 BB: 0 P: 5	R: 1 E: 1 K: 2 S: 9	H: 2 LOB: 2 BB: 0 P: 9	R: 0 E: 0 K: 2 S: 7	H: 0 LOB: 0 BB: 0 P: 7	R: 1 E: 0 K: 0 S: 5	H: 3 LOB: 2 BB: 1 P: 9	R: 0 E: 0 K: 0 S: 5	H: 2 LOB: 2 BB: 0 P: 5	1B: 9 2B: 1 3B: 0 HR: 0	SF: 0 SAC: 0 DP: 1 HBP: 0	WP: 0 PB: 0 SB: 0 CS: 0	PA: 38
PITCHER	IP WLS BF H R ER SO BB IBB HBP BLK WP HR S P ERA WHIP																			
Don Larsen, R (1, 1) ERA: 3.79 Bob Grim, R (8, 1) ERA: 1.93	7.0 W 29 7 2 1 6 0 0 0 0 0 0 0 0 41 41 1.29 1.000																			
	2.0 S 9 3 0 0 0 1 0 0 0 0 0 0 0 8 12 0.00 2.000																			

Baltimore Orioles @ New York Yankees
 Yankee Stadium, Bronx, NY
 Sun Aug 18 1957, 3:38 AM EDT
 Att. 32,938 - Unknown - 78 F

livebaseballscores.com

AB	37
R	2
H	10
RBI	2
BB	1
SO	6
LOB	18



Batter	1	2	3	4	5	6	7	8	9	AB	R	H	RBI	BB	SO	LOB
Tony Kubek, L OBP: 0.345, SLG: 0.399 (1, 7)	0-0 F3		0-0 G3		0-0 4-3		0-0 F3			4	0	0	0	0	0	2
Joe Collins, L OBP: 0.333, SLG: 0.268 (1, 3)	0-0 4-3			0-0 F9	4-0 BB 1B BB		0-3 K			3	1	0	0	1	1	0
Mickey Mantle, S OBP: 0.535, SLG: 0.709 (1, 8)	0-3 K			0-0 1B 2B	4-0 1B 1-2 BB		0-0 F8			3	1	1	0	1	1	0
Yogi Berra, L OBP: 0.321, SLG: 0.427 (1, 2)		0-0 F9		0-0 BB 1B	0-0 FC6-4 1B		0-0 E4 L5-4 SH1-3			4	0	2	3	0	0	0
Gil McDougald, R OBP: 0.378, SLG: 0.482 (1, 6)		0-3 K		4-0 BB 1-2	0-0 FC6-4 1-2f		0-0 SH1-3			2	0	0	0	1	1	2
Harry Simpson, L OBP: 0.311, SLG: 0.427 (1, 9)		0-3 K		0-3 K		0-0 4-3		0-0 L5-4		3	0	0	0	0	2	2
Hank Bauer, R OBP: 0.319, SLG: 0.441 (8, 9)								0-0 2-3		1	0	0	0	0	0	1
Jerry Lumpe, L OBP: 0.316, SLG: 0.316 (1, 5)			0-0 4-3	0-3 K		0-0 F7				3	0	0	0	0	1	2
Jerry Coleman, R OBP: 0.372, SLG: 0.396 (1, 4)			0-0 1B		0-0 4-3 1B 2B	4-0 BB FC6-4				2	1	2	0	1	0	0
Don Larsen, R OBP: 0.340, SLG: 0.386 (1, 1)			0-3 K		0-3 K	0-0 FC6-4				3	0	0	0	0	2	3
Bob Grim, R (8, 1)						0-0 1-2f				0	0	0	0	0	0	0

Inning Stats	R: 0	H: 0	E: 0	K: 1	S: 5	R: 0	H: 0	E: 0	K: 2	S: 7	R: 0	H: 1	E: 0	K: 1	S: 6	R: 1	H: 2	E: 0	K: 2	S: 9	R: 2	H: 2	E: 0	K: 1	S: 7	R: 0	H: 0	E: 0	K: 1	S: 3	R: 0	H: 0	E: 1	K: 0	S: 3
	LOB: 0	BB: 0	LOB: 0	BB: 0		LOB: 0	BB: 0	LOB: 0	BB: 0		LOB: 1	BB: 0	LOB: 2	BB: 1		LOB: 1	BB: 2	LOB: 1	BB: 1		LOB: 0	BB: 0	LOB: 0	BB: 0	LOB: 0	BB: 0	LOB: 0	BB: 0	LOB: 0	BB: 0	LOB: 0	BB: 0	LOB: 0	BB: 0	LOB: 0

PITCHER	IP	WLS	BF	H	R	ER	SO	BB	IBB	HBP	BLK	WP	HR	S	P	ERA	WHIP	PITCHER	IP	WLS	BF	H	R	ER	SO	BB	IBB	HBP	BLK	WP	HR	S	P	ERA	WHIP	
Connie Johnson, R ERA: 3.33 (1, 1)	8.0	L	33	5	3	3	8	4	0	0	0	0	0	45	61	3.38	1.125																			


BOTTOM

Baltimore Orioles @ New York Yankees
 Yankee Stadium, Bronx, NY

Sun Aug 18 1957, 3:38 AM EDT
 Att: 32,938 - Unknown - 78 F

livebaseballscorecards.com

AB	28
R	3
H	5
RBI	3
BB	4
SO	8
LOB	12



WP: 0	PA: 33
PB: 0	
SB: 0	
CS: 0	

Batter	1	2	3	4	5	6	7	8	9	AB R H RBI BB SO LOB	TOP											
Billy Gardner, R (1, 4) OBP: 0.346, SLG: 0.374	0-0 E5 1B	0-0 FC5-4			0-0 F7		0-0 F4			4 1 0 0 0 0 3	<p>Baltimore Orioles @ Detroit Tigers Briggs Stadium, Detroit, MI Tue Aug 20 1957, 7:05 PM EDT Att: 17,266 - Unknown</p>											
Bob Boyd, L (1, 3) OBP: 0.388, SLG: 0.415	0-0 F4		0-0 F7		0-0 L9		0-0 F3			4 0 0 0 0 0 2												
Billy Goodman, L (1, 5) OBP: 0.324, SLG: 0.381	0-0 1B		0-0 F5		0-0 4-3		0-0 4-3			4 0 1 0 0 0 1												
Tito Francona, L (1, 9) OBP: 0.322, SLG: 0.381	0-0 1B		0-0 1B		0-0 F8		0-0 1B			4 0 3 1 0 0 0												
Bob Nieman, R (1, 7) OBP: 0.358, SLG: 0.447	0-3 K		0-3 K		0-3 K		0-3 K			4 0 0 0 0 4 4												
Gus Triandos, R (1, 2) OBP: 0.310, SLG: 0.410	0-3 K			0-0 F8		0-3 K		0-0 F6		4 0 0 0 0 2 2												
Al Pilarcik, L (1, 8) OBP: 0.357, SLG: 0.352		0-3 K		0-0 G3		0-0 2B		0-3 K2-3		4 0 1 0 0 2 0												
Willy Miranda, S (1, 6) OBP: 0.245, SLG: 0.207		0-3 K		0-0 F5		0-0 F6		0-3 K		3 0 0 0 0 1 1												
Frank Zupo, L (9, PH) OBP: 0.250, SLG: 0.250										1 0 0 0 0 1 0												
Hal Brown, R (1, 1) OBP: 0.237, SLG: 0.286		0-0 FC5-4 1B			0-0 1B		0-0 F6			2 0 2 0 0 0 0												
Joe Ginsberg, L (7, PH) OBP: 0.347, SLG: 0.388										1 0 0 0 0 0 1												
Art Ceccarelli, R (7, 1)										0 0 0 0 0 0 0												
Inning Stats	R: 1 E: 1 K: 2 S: 10	H: 2 LOB: 2 BB: 0 P: 10	R: 0 E: 0 K: 2 S: 8	H: 1 LOB: 1 BB: 0 P: 8	R: 0 E: 0 K: 1 S: 6	H: 1 LOB: 1 BB: 0 P: 6	R: 0 E: 0 K: 0 S: 3	H: 0 LOB: 0 BB: 0 P: 3	R: 0 E: 0 K: 0 S: 4	H: 1 LOB: 1 BB: 0 P: 4	R: 0 E: 0 K: 2 S: 7	H: 0 LOB: 0 BB: 0 P: 7	R: 0 E: 0 K: 0 S: 4	H: 1 LOB: 1 BB: 0 P: 4	R: 0 E: 0 K: 1 S: 6	H: 1 LOB: 1 BB: 0 P: 6	R: 0 E: 0 K: 2 S: 7	H: 0 LOB: 0 BB: 0 P: 7	1B: 6 2B: 1 3B: 0 HR: 0	SF: 0 SAC: 0 DP: 0 HBP: 0	WP: 0 PB: 0 SB: 0 CS: 0	PA: 35
PITCHER Jim Bunning, R (1, 1) ERA: 2.53	IP: 9.0 WLS: W BF: 35 H: 7 R: 1 ER: 0 SO: 10 BB: 0 IBB: 0 HBP: 0 BLK: 0 WP: 0 HR: 0 S: 55 P: 55 ERA: 0.00 WHIP: 0.778											PITCHER IP: WLS: BF: H: R: ER: SO: BB: IBB: HBP: BLK: WP: HR: S: P: ERA: WHIP:										

livebaseballscorecards.com

AB	35
R	1
H	7
RBI	1
BB	0
SO	10
LOB	14



Batter	1	2	3	4	5	6	7	8	9
Frank Bolling, R OBP: 0.333, SLG: 0.409 (1, 4)	0-0 5-3		0-0 3B 1B		0-3 K		0-0 F2		
Harvey Kuenn, R OBP: 0.324, SLG: 0.372 (1, 6)	0-0 HR 2B		0-0 1-H 3B 3B		0-0 6-3			0-0 L5-4-3 1B	
Ray Boone, R OBP: 0.345, SLG: 0.428 (1, 3)	0-0 2-H HR		0-0 3-H 1B 3B		0-0 F4			0-0 F7	
Al Kaline, R OBP: 0.340, SLG: 0.457 (1, 9)	0-3 K		0-0 3-H 4-3 1B		0-0 L6-3			0-0 L5-4-3	
Charlie Maxwell, L OBP: 0.377, SLG: 0.500 (1, 7)	0-3 K		0-0 1-2 4-3		0-3 K				
Frank House, L OBP: 0.324, SLG: 0.341 (1, 2)		0-0 G3	0-0 4-3		0-0 F8				
Bill Tuttle, R OBP: 0.319, SLG: 0.342 (1, 8)		0-0 F4		0-0 6-3			0-0 4-3		
Jim Finigan, R OBP: 0.326, SLG: 0.275 (1, 5)		0-0 6-3		0-0 F3			0-0 F7		
Jim Bunning, R OBP: 0.250, SLG: 0.209 (1, 1)			0-0 6-3	0-3 K			0-0 E3		

Inning Stats	R: 2	H: 2	E: 0	LOB: 0	K: 2	BB: 0	S: 9	P: 9	R: 0	H: 0	E: 0	LOB: 0	K: 0	BB: 0	S: 3	P: 3	R: 3	H: 4	E: 0	LOB: 1	K: 0	BB: 0	S: 7	P: 7	R: 0	H: 0	E: 0	LOB: 0	K: 1	BB: 0	S: 5	P: 5	R: 0	H: 0	E: 0	LOB: 0	K: 1	BB: 0	S: 5	P: 5	R: 0	H: 0	E: 1	LOB: 1	K: 0	BB: 0	S: 4	P: 4	R: 0	H: 1	E: 0	LOB: 0	K: 0	BB: 0	S: 3	P: 3
--------------	------	------	------	--------	------	-------	------	------	------	------	------	--------	------	-------	------	------	------	------	------	--------	------	-------	------	------	------	------	------	--------	------	-------	------	------	------	------	------	--------	------	-------	------	------	------	------	------	--------	------	-------	------	------	------	------	------	--------	------	-------	------	------

PITCHER	IP	WLS	BF	H	R	ER	SO	BB	IBB	HBP	BLK	WP	HR	S	P	ERA	WHIP
Hal Brown, R ERA: 4.29 (1, 1)	6.0	L	24	6	5	5	5	0	0	0	0	0	1	34	34	7.50	1.000
Art Ceccarelli, L ERA: 4.42 (7, 1)	2.0		7	1	0	0	0	0	0	0	0	0	0	7	7	0.00	0.500

BOTTOM

AB	R	H	RBI	BB	SO	LOB
4	1	1	0	0	1	1
4	2	3	1	0	0	0
4	2	2	3	0	0	1
4	0	1	1	0	1	1
3	0	0	0	0	2	1
3	0	0	0	0	0	1
3	0	0	0	0	0	0
3	0	0	0	0	0	0
3	0	0	0	0	1	0

AB	31
R	5
H	7
RBI	5
BB	0
SO	5
LOB	5



WP	HR	S	P	ERA	WHIP
0	0	0	0	0	0

Baltimore Orioles @ Detroit Tigers
 Briggs Stadium, Detroit, MI
 Tue Aug 20 1957, 7:05 PM EDT
 Att. 17,266 - Unknown

livebaseballscorecards.com

Batter	1	2	3	4	5	6	7	8	9	AB	R	H	RBI	BB	SO	LOB	TOP										
Billy Gardner, R OBP: 0.346, SLG: 0.378 (1, 4)	0-0 L4	0-3 K		0-0 2B		0-0 1B 2B	0-3 K			5	1	2	0	0	2	2											
George Kell, R OBP: 0.332, SLG: 0.394 (1, 3)	0-0 1B HR 1B		0-0 FC1-5 1B	0-0 6-3		0-0 F4		0-0 F4		5	1	2	0	0	0	2											
Bob Nieman, R OBP: 0.359, SLG: 0.446 (1, 7)	0-0 1-2 HR 1B		0-0 FC1-5 1B		0-3 K	0-0 F7		0-0 6-3		5	2	2	0	0	1	1											
Jim Busby, R OBP: 0.275, SLG: 0.335 (8, 8)										0	0	0	0	0	0	0											
Gus Triandos, R OBP: 0.312, SLG: 0.408 (1, 2)	0-0 L9		0-0 FC1-5 1B	1-2 2-3f	0-3 K	0-0 2-H 1B		4-0 BB		4	0	1	1	1	1	4											
Joe Durham, R OBP: 0.280, SLG: 0.346 (1, 9) (8, 7)	0-0 1-H 2-H HR		0-0 L8		0-0 HR 1B	0-3 K		0-3 K		5	2	2	3	0	2	4											
Brooks Robinson, R OBP: 0.219, SLG: 0.269 (1, 5)	0-0 5-3		0-0 1-3 2-H 1B		4-0 HR BB		0-0 SH1-3 1B SF7 1B		0-0 5-3	4	2	2	1	1	0	0											
Al Pilarcik, L OBP: 0.361, SLG: 0.363 (1, 8) (8, 9)		4-0 SH1-4 BB	0-0 F7		0-0 1-H 2-H HR		0-0 1-2 SH1-3 1B		0-0 G3	4	1	2	3	1	0	2											
Willy Miranda, S OBP: 0.250, SLG: 0.213 (1, 6)		0-0 SH1-4		0-0 4-3		0-0 1B		0-0 SH1-3		3	0	2	0	0	0	0											
Ray Moore, R OBP: 0.219, SLG: 0.375 (1, 1)		0-0 F3		0-0 F6		0-0 F8		0-0 SF7		4	0	0	1	0	0	3											
Ken Lehman, L OBP: 0.278, SLG: 0.200 (9, 1)									0-0 F8	0	0	0	0	0	0	0											
Inning Stats	R: 3 E: 0 K: 0 S: 6	H: 3 LOB: 0 BB: 0 P: 6	R: 0 E: 0 K: 1 S: 5	H: 0 LOB: 1 BB: 1 P: 9	R: 1 E: 0 K: 0 S: 6	H: 3 LOB: 2 BB: 0 P: 6	R: 0 E: 0 K: 0 S: 4	H: 1 LOB: 1 BB: 0 P: 4	R: 3 E: 0 K: 2 S: 10	H: 3 LOB: 1 BB: 1 P: 14	R: 1 E: 0 K: 1 S: 7	H: 2 LOB: 1 BB: 0 P: 7	R: 1 E: 0 K: 1 S: 7	H: 2 LOB: 1 BB: 0 P: 7	R: 0 E: 0 K: 1 S: 5	H: 0 LOB: 1 BB: 1 P: 9	R: 0 E: 0 K: 0 S: 4	H: 1 LOB: 1 BB: 0 P: 4	1B: 11 2B: 2 3B: 0 HR: 2	SF: 1 SAC: 2 DP: 0 HBP: 0	WP: 0 PB: 0 SB: 1 CS: 0	PA: 45					
PITCHER	IP	WLS	BF	H	R	ER	SO	BB	IBB	HBP	BLK	WP	HR	S	P	ERA	WHIP										
Billy Hoelt, L ERA: 3.73 (1, 1)	3.0	L	16	6	4	4	1	1	0	0	0	0	1	17	21	12.00	2.333										
Bob Shaw, R ERA: 9.39 (4, 1)	2.0		11	4	3	3	2	1	0	0	0	0	1	14	18	13.50	2.500										
Lou Sleater, L ERA: 3.77 (6, 1)	4.0		18	5	2	2	3	1	0	0	0	0	0	23	27	4.50	1.500										

Baltimore Orioles @ Detroit Tigers
Briggs Stadium, Detroit, MI
 Wed Aug 21 1957, 4:33 AM EDT
 Att. 6,839 - Unknown

livebaseballscorecards.com

AB 39
R 9
H 15
RBI 9
BB 3
SO 6
LOB 18



BOTTOM

Baltimore Orioles @ Detroit Tigers
Briggs Stadium, Detroit, MI
Wed Aug 21 1957, 4:33 AM EDT
Att. 6,839 - Unknown

AB 33
R 3
H 7
RBI 3
BB 4
SO 3
LOB 15



WP: 1 PA: 37
PB: 0
SB: 0
CS: 0

AB R H RBI BB SO LOB

5 0 1 0 0 0 2
4 0 2 0 0 0 2
0 0 0 0 0 0 0

3 0 0 0 0 1 2
1 0 0 0 0 1 0

4 0 0 0 0 1 2

2 0 1 0 2 0 0

2 0 0 0 0 0 2
2 0 0 0 0 0 1

3 1 1 0 1 0 1

4 1 1 0 0 0 2

0 0 0 0 1 0 0
0 0 0 0 0 0 0
1 0 0 0 0 0 0
1 1 1 3 0 0 0
1 0 0 0 0 0 1

1B: 5 SF: 0
2B: 2 SAC: 0
3B: 0 DP: 1
HR: 1 HBP: 0

Batter	1	2	3	4	5	6	7	8	9
Frank Bolling, R (1, 4) OBP: 0.331, SLG: 0.409	0-0 5-3		0-0 FC1-4			0-0 5-3	0-0 2B		0-0 L7
Harvey Kuenn, R (1, 6) OBP: 0.325, SLG: 0.373 Steve Boros, R (8, 6) OBP: 0.171, SLG: 0.175	0-0 WP 1B		0-0 L4-3			0-0 1B	0-0 6-3		
Ray Boone, R (1, 3) OBP: 0.342, SLG: 0.425 Dave Philley, S (8, 3) OBP: 0.320, SLG: 0.355	0-3 K 1-2			0-0 6-3		0-0 F4		0-3 K	
Al Kaline, R (1, 9) OBP: 0.337, SLG: 0.453	0-0 L4-3			0-0 L7		0-3 K		0-0 L5-3	
Charlie Maxwell, L (1, 7) OBP: 0.380, SLG: 0.500		0-0 BLK 1B		4-0 BB		0-0 F5		4-0 BB	
Frank House, L (1, 2) OBP: 0.322, SLG: 0.338 Jay Porter, R (7, 2) OBP: 0.350, SLG: 0.402		0-0 F7 1-2		0-0 F7		0-0 F8		0-0 F7	
Johnny Groth, R (1, 8) OBP: 0.368, SLG: 0.354		0-0 6-3			0-0 6-3		0-0 1B HR 1B		4-0 BB
Jim Finigan, R (1, 5) OBP: 0.323, SLG: 0.274		0-0 F9			0-0 4-3		0-0 1B HR 1B		0-0 L9
Billy Hoef, L (1, 1) OBP: 0.196, SLG: 0.362 Bob Shaw, R (4, 1)			4-0 FC1-4 BB		0-0 L7		0-0 1B HR 1B		0-0 F4
Jim Small, L (5, PH) OBP: 0.282, SLG: 0.297 Lou Sleater, L (6, 1) OBP: 0.300, SLG: 0.737 Reno Bertoia, R (9, PH) OBP: 0.311, SLG: 0.368									

Inning Stats	R: 0	H: 1	E: 0	K: 1	S: 6	H: 1	LOB: 1	BB: 0	P: 6	R: 0	H: 1	E: 0	K: 0	S: 4	R: 0	H: 0	E: 0	K: 0	S: 2	R: 0	H: 0	E: 0	K: 0	S: 3	R: 0	H: 1	E: 0	K: 1	S: 6	R: 3	H: 4	E: 0	K: 0	S: 7	R: 0	H: 0	E: 0	K: 1	S: 5	R: 0	H: 0	E: 0	K: 0	S: 3	R: 0	H: 0	E: 0	K: 0	S: 3
--------------	------	------	------	------	------	------	--------	-------	------	------	------	------	------	------	------	------	------	------	------	------	------	------	------	------	------	------	------	------	------	------	------	------	------	------	------	------	------	------	------	------	------	------	------	------	------	------	------	------	------

PITCHER	IP	WLS	BF	H	R	ER	SO	BB	IBB	HBP	BLK	WP	HR	S	P	ERA	WHIP
Ray Moore, R (1, 1) ERA: 3.47	8.0	W	34	7	3	3	3	4	0	0	1	1	1	36	52	3.38	1.375
Ken Lehman, L (9, 1) ERA: 2.48	1.0	S	3	0	0	0	0	0	0	0	0	0	0	3	3	0.00	0.000

ERA WHIP

Batter	1	2	3	4	5	6	7	8	9	AB R H RBI BB SO LOB	TOP							
Billy Gardner, R (1, 4) OBP: 0.344, SLG: 0.375	0-0 4-3			0-0 G3		0-0 F8			0-3 K	4 0 0 0 0 1 0	Baltimore Orioles @ Detroit Tigers Briggs Stadium, Detroit, MI Thu Aug 22 1957, 4:33 AM EDT Att. 5,378 - Unknown livebaseballscorecards.com							
Bob Boyd, L (1, 3) OBP: 0.387, SLG: 0.413	0-0 1-3			0-0 1B 1B 1B		0-0 F7			0-0 4-1	4 0 1 0 0 0 0								
Billy Goodman, L (1, 5) OBP: 0.324, SLG: 0.380	0-0 L1			0-0 1B 1B				0-3 K		3 0 1 0 0 1 0								
Tito Francona, L (1, 9) OBP: 0.322, SLG: 0.380		0-0 1-3		0-0 1B 1B				0-0 F7		3 0 1 0 0 0 0								
Bob Nieman, R (1, 7) OBP: 0.356, SLG: 0.442		0-3 K2-3		0-0 G1-6-3				0-0 6-3		3 0 0 0 0 1 3								
Al Pilarcik, L (1, 8) OBP: 0.360, SLG: 0.363		0-0 4-3		0-0 1-2f				0-0 4-3		3 0 1 0 0 0 0								
Gus Triandos, R (1, 2) OBP: 0.309, SLG: 0.405			0-0 4-3		0-0 L5			0-0 L9		3 0 0 0 0 0 1								
Willy Miranda, S (1, 6) OBP: 0.248, SLG: 0.211			0-0 4-3		0-0 F8			0-0 G4-6-3		2 0 0 0 0 0 0								
Joe Ginsberg, L (8, PH) OBP: 0.344, SLG: 0.385										1 0 0 0 0 0 1								
Jim Brideweser, R (8, 6) OBP: 0.390, SLG: 0.379										0 0 0 0 0 0 0								
Billy O'Dell, S (1, 1) OBP: 0.160, SLG: 0.160			0-0 4-3			0-0 F4			0-0 4-3	1 0 0 0 0 0 0								
George Zuverink, R (4, 1) OBP: 0.200, SLG: 0.059										1 0 0 0 0 0 0								
Joe Durham, R (9, PH) OBP: 0.277, SLG: 0.343										1 0 0 0 0 0 0								
Inning Stats	R: 0 E: 0 K: 0 S: 3	H: 0 LOB: 0 BB: 0 P: 3	R: 0 E: 0 K: 1 S: 5	H: 0 LOB: 0 BB: 0 P: 5	R: 0 E: 0 K: 0 S: 3	H: 3 LOB: 2 BB: 0 P: 5	R: 0 E: 0 K: 0 S: 5	H: 0 LOB: 0 BB: 0 P: 3	R: 0 E: 0 K: 1 S: 5	H: 0 LOB: 0 BB: 0 P: 5	R: 0 E: 0 K: 1 S: 5	H: 1 LOB: 0 BB: 0 P: 3	R: 0 E: 0 K: 1 S: 5	H: 0 LOB: 0 BB: 0 P: 5	1B: 4 2B: 0 3B: 0 HR: 0	SF: 0 SAC: 0 DP: 2 HBP: 0	WP: 0 PB: 0 SB: 0 CS: 0	PA: 29
PITCHER Frank Lary, R (1, 1) ERA: 3.88	IP: 9.0 WLS: W BF: 29 H: 4 R: 0 ER: 0 SO: 3 BB: 0 IBB: 0 HBP: 0 BLK: 0 WP: 0 HR: 0 S: 35 P: 35 ERA: 0.00 WHIP: 0.444											PITCHER	IP: 9.0 WLS: W BF: 29 H: 4 R: 0 ER: 0 SO: 3 BB: 0 IBB: 0 HBP: 0 BLK: 0 WP: 0 HR: 0 S: 35 P: 35 ERA: 0.00 WHIP: 0.444					



Batter	1	2	3	4	5	6	7	8	9
Frank Bolling, R OBP: 0.328, SLG: 0.404 (1, 4)	0-0 F2		0-0 F4		0-0 6-3		0-0 F7	0-0 L5	
Harvey Kuenn, R OBP: 0.326, SLG: 0.374 (1, 6)	0-0 PB BB 1B		0-0 L8		0-0 F9		0-0 1-2 1B		
Ray Boone, R OBP: 0.346, SLG: 0.427 (1, 3)	4-0 1-2 PB BB			0-0 FC5 1B 1B	0-0 FC4 1B		0-3 K		
Al Kaline, R OBP: 0.338, SLG: 0.453 (1, 9)	0-3 1-2 2-3 K			0-0 1-2 FC5 E 1B	0-0 1-2f FC4			0-0 SH1-4 S 1B	
Charlie Maxwell, L OBP: 0.379, SLG: 0.496 (1, 7)	0-3 K			0-0 1-H 2-3 FC5 2B		0-0 4-3	4-0 1-2 SH1-4 1B BB		
Johnny Groth, R OBP: 0.367, SLG: 0.364 (1, 8)		0-0 F3		0-0 2-H 2B		0-0 L7	0-0 1-2 2-3 SH1-4		
Red Wilson, R OBP: 0.363, SLG: 0.318 (1, 2)		0-0 F8		0-0 L8		0-0 6-3	4-0 1B IBB		
Jim Finigan, R OBP: 0.340, SLG: 0.279 (1, 5)		0-0 F7		4-0 BB			4-0 1B BB 1-3 2-H 3-H 1B		
Frank Lary, R OBP: 0.194, SLG: 0.186 (1, 1)			0-3 K	0-0 6-3			0-0 F8	0-0 F4	

AB	R	H	RBI	BB	SO	LOB
5	0	0	0	0	0	3
4	0	2	0	0	0	0
3	0	2	0	1	1	2
4	2	2	0	0	1	3
3	2	0	0	1	1	3
3	0	1	1	0	0	0
3	0	0	0	1	0	1
2	0	1	2	2	0	0
4	0	0	0	0	1	5

BOTTOM

Baltimore Orioles @ Detroit Tigers
 Briggs Stadium, Detroit, MI
 Thu Aug 22 1957, 4:33 AM EDT
 Att. 5,378 - Unknown

AB	31
R	4
H	8
RBI	3
BB	5
SO	4
LOB	17



1B: 7	SF: 0
2B: 1	SAC: 1
3B: 0	DP: 0
HR: 0	HBP: 0

WP: 0	PA: 37
PB: 1	
SB: 1	
CS: 0	

Inning Stats	R	H	E	K	S	R	H	E	K	S	R	H	E	K	S	R	H	E	K	S	R	H	E	K	S	R	H	E	K	S	R	H	E	K	S			
	0	1	0	2	8	0	0	0	1	3	0	0	0	0	4	0	0	0	1	3	0	0	0	0	0	0	0	0	0	0	0	0	0	0	0	0	0	0

PITCHER	IP	WLS	BF	H	R	ER	SO	BB	IBB	HBP	BLK	WP	HR	S	P	ERA	WHIP
Billy O'Dell, L ERA: 2.69 (1, 1)	3.2	L	16	4	2	2	3	1	0	0	0	0	0	21	25	4.91	1.364
George Zuverink, R ERA: 2.34 (4, 1)	4.1		21	4	2	2	1	3	1	0	0	0	0	19	35	4.15	1.615

PITCHER	IP	WLS	BF	H	R	ER	SO	BB	IBB	HBP	BLK	WP	HR	S	P	ERA	WHIP

livebaseballscorecards.com

Batter	1	2	3	4	5	6	7	8	9	10	11	12	AB	R	H	RBI	BB	SO	LOB	TOP					
Billy Gardner, R OBP: 0.342, SLG: 0.373 (1, 4)	0-0 G4-6-3 1B		0-0 F5			0-0 F8		0-0 5-3			0-0 F3		5	0	1	0	0	0	1						
George Kell, R OBP: 0.330, SLG: 0.391 (1, 3)	0-0 G4-6-3		0-0 1-3			0-3 K				0-0 G3		2	0	0	0	0	0	1							
Bob Boyd, L OBP: 0.386, SLG: 0.411 (6, PH)	0-0 1-2f										4-0 BB		2	0	0	0	1	1	0						
Bob Nieman, R OBP: 0.354, SLG: 0.447 (1, 7)	0-0 HR		0-0 F7			0-0 F9				0-0 6-3		5	1	1	1	0	0	2							
Gus Triandos, R OBP: 0.312, SLG: 0.413 (1, 2)	0-0					0-0 F9				0-0 E4		3	0	2	0	0	0	0							
Jim Busby, R OBP: 0.275, SLG: 0.335 (7, PR)	0-0											0	0	0	0	0	0	0							
Joe Ginsberg, L OBP: 0.346, SLG: 0.387 (7, 2)	0-0 2B											2	1	1	0	0	0	0							
Joe Durham, R OBP: 0.273, SLG: 0.336 (1, 9)	0-0 2-3					0-0 1-3				0-0 CS		2	0	0	0	0	0	1							
Billy Goodman, L OBP: 0.324, SLG: 0.379 (7, PH)	0-0									0-0 4-3		3	0	1	0	0	1	1							
Brooks Robinson, R OBP: 0.227, SLG: 0.275 (1, 5)						0-0 F7				0-0 F7		2	0	1	0	0	0	0							
Tito Francona, L OBP: 0.318, SLG: 0.375 (7, 9)												3	0	0	0	0	2	3							
Al Pilarcik, L OBP: 0.356, SLG: 0.358 (1, 8)										0-0 G3		5	0	0	0	0	0	4							
Willy Miranda, S OBP: 0.255, SLG: 0.216 (1, 6)						0-0 F7				0-0 L7		4	0	2	1	1	0	0							
Connie Johnson, R OBP: 0.134, SLG: 0.134 (1, 1)						0-0 3-1				0-0 6-3		4	0	0	0	0	0	4							
Inning Stats	R: 1 E: 0 K: 5	H: 3 LOB: 1 BB: 0 P: 5	R: 0 E: 0 K: 3	H: 1 LOB: 1 BB: 1 P: 7	R: 0 E: 0 K: 3	H: 0 LOB: 0 BB: 0 P: 3	R: 0 E: 0 K: 3	H: 0 LOB: 0 BB: 0 P: 3	R: 0 E: 0 K: 1	H: 1 LOB: 1 BB: 0 P: 8	R: 0 E: 0 K: 3	H: 0 LOB: 0 BB: 0 P: 3	R: 0 E: 1 K: 3	H: 0 LOB: 0 BB: 0 P: 3	R: 0 E: 0 K: 3	H: 0 LOB: 0 BB: 0 P: 3	R: 0 E: 0 K: 0	H: 1 LOB: 2 BB: 1 P: 8	R: 1 E: 0 K: 1	H: 3 LOB: 2 BB: 0 P: 8	1B: 6 2B: 2 3B: 0 HR: 1	SF: 0 SAC: 1 DP: 2 HBP: 0	WP: 0 PB: 0 SB: 0 CS: 1	PA: 46	
PITCHER	IP	WLS	BF	H	R	ER	SO	BB	IBB	HBP	BLK	WP	HR	S	P	ERA	WHIP								
Alex Kellner, L ERA: 4.09 (1, 1)	2.0		9	4	1	1	0	1	0	0	0	0	0	8	12	4.50	2.500								
Wally Burnette, R ERA: 4.5 (3, 1)	10.0	L	36	5	1	1	4	1	0	0	0	0	0	43	47	0.90	0.600								

Baltimore Orioles @ Kansas City Athletics
Municipal Stadium, Kansas City, MO
Fri Aug 23 1957, 4:33 AM EDT
Att: 9,540 - Unknown

livebaseballscorecards.com

AB	42
R	2
H	9
RBI	2
BB	2
SO	4
LOB	17



Batter	1	2	3	4	5	6	7	8	9	AB R H RBI BB SO LOB	TOP							
Billy Gardner, R (1, 4) OBP: 0.342, SLG: 0.372	0-0 F7	0-0 E7			0-0 6-3			0-0 F9		4 0 1 1 0 0 0								
Bob Boyd, L (1, 3) OBP: 0.387, SLG: 0.412	0-0 FC6-4 1B	0-0 F4			0-0 F8			0-0 FC4-6 1B		4 0 2 0 0 0 1								
Billy Goodman, L (1, 5) OBP: 0.318, SLG: 0.371	0-0 FC6-4 BB 2B				0-0 3-1			0-0 F8		4 1 0 0 0 0 2								
Tito Francona, L (1, 9) OBP: 0.317, SLG: 0.370	4-0 2B BB				0-0 L6			0-0 F7		3 1 0 0 1 0 1								
Bob Nieman, R (1, 7) OBP: 0.356, SLG: 0.451	0-0 2B				0-0 F2			0-0 CS 1B		4 0 2 2 0 0 0								
Jim Busby, R (9, 8) OBP: 0.275, SLG: 0.335	1-H 2-H 2B								L8	0 0 0 0 0 0 0								
Al Pilarcik, L (1, 8) OBP: 0.355, SLG: 0.365	0-0 4-3				0-0 F5			0-0 CS		4 1 1 1 0 0 1								
Gus Triandos, R (1, 2) OBP: 0.314, SLG: 0.414					0-0 F9			0-0 3-1		4 1 1 1 0 0 1								
Willy Miranda, S (1, 6) OBP: 0.252, SLG: 0.213					0-0 SH1-4 E 1B			0-0 FC6-4 1B		4 1 2 0 0 0 0								
Ken Lehman, L (1, 1) OBP: 0.250, SLG: 0.176					0-0 F7			0-0 FC6-4 1B		3 0 0 0 0 0 1								
Hal Brown, R (6, 1) OBP: 0.231, SLG: 0.278					0-3 K			0-3 K		2 0 0 0 0 1 1								
Hal Brown, R (6, 1) OBP: 0.231, SLG: 0.278					0-0 F3			0-3 K		1 0 0 0 0 1 1								
Inning Stats	R: 2 E: 0 K: 0 S: 5	H: 2 LOB: 1 BB: 1 P: 9	R: 1 E: 1 K: 1 S: 7	H: 2 LOB: 1 BB: 0 P: 7	R: 0 E: 0 K: 0 S: 3	H: 0 LOB: 0 BB: 0 P: 3	R: 0 E: 0 K: 0 S: 3	H: 0 LOB: 0 BB: 0 P: 3	R: 0 E: 0 K: 1 S: 6	H: 1 LOB: 1 BB: 0 P: 6	R: 0 E: 0 K: 1 S: 4	H: 1 LOB: 1 BB: 0 P: 4	R: 1 E: 0 K: 0 S: 4	H: 1 LOB: 0 BB: 0 P: 4	1B: 6 2B: 1 3B: 0 HR: 1	SF: 0 SAC: 1 DP: 0 HBP: 0	WP: 0 PB: 0 SB: 0 CS: 1	PA: 36
PITCHER	IP WLS BF H R ER SO BB IBB HBP BLK WP HR S P ERA WHIP																	
Ned Garver, R (1, 1) ERA: 3.94	1.2 L 10 4 3 3 1 1 0 0 0 0 0 0 11 15 16.20 3.000																	
Arnie Portocarrero, R (2, 1) ERA: 4.19	4.1 13 1 0 0 0 0 0 0 0 0 0 0 13 13 0.00 0.231																	
Tom Morgan, R (7, 1) ERA: 4.39	3.0 12 3 1 1 1 0 0 0 0 0 0 1 14 14 3.00 1.000																	

Baltimore Orioles @ Kansas City Athletics
Municipal Stadium, Kansas City, MO
 Sat Aug 24 1957, 4:33 AM EDT
 Att. 7,561 - Unknown

AB	33
R	4
H	8
RBI	4
BB	1
SO	2
LOB	8



Batter	1	2	3	4	5	6	7	8	9	AB R H RBI BB SO LOB	TOP																													
Billy Gardner, R (1, 4) OBP: 0.341, SLG: 0.371	0-0 F9			0-0 5-3		0-3 K			0-0 FC3-6 1B	4 0 1 0 0 1 0																														
Bob Boyd, L (1, 3) OBP: 0.386, SLG: 0.415	0-0 5-3			0-0 1-3 3B		0-0 B1-3			0-0 FC3-6 1-2f	4 1 1 0 0 0 1																														
Billy Goodman, L (1, 5) OBP: 0.311, SLG: 0.363	0-0 F5			0-0 1-3		0-0 4-3			0-0 F9	4 0 0 1 0 0 1																														
Bob Nieman, R (1, 7) OBP: 0.354, SLG: 0.448 Tito Francona, L (4, 7) OBP: 0.315, SLG: 0.367		0-3 K		0-0 6-3					0-0 F5	2 0 0 0 0 1 0 2 0 0 0 0 1 1																														
Al Pilarcik, L (1, 9) OBP: 0.354, SLG: 0.374		0-0 F7			0-0 HR				0-0 F7	3 1 1 1 0 0 0																														
Lenny Green, L (1, 8)		0-3 K			0-0 E4 4-3				0-0 F9	3 0 0 0 0 1 0																														
Joe Ginsberg, L (1, 2) OBP: 0.340, SLG: 0.379			0-0 4-3		0-0 F9				0-0 F8	3 0 0 0 0 0 1																														
Willy Miranda, S (1, 6) OBP: 0.250, SLG: 0.212 Joe Durham, R (8, PH) OBP: 0.270, SLG: 0.333 Jim Brideweser, R (8, 6) OBP: 0.390, SLG: 0.379			0-0 5-3		0-0 4-3				0-0 6-3	2 0 0 0 0 0 1 1 0 0 0 0 0 0 0 0 0 0 0 0 0																														
Art Ceccarelli, R (1, 1) George Kell, R (5, PH) OBP: 0.329, SLG: 0.390 Hal Brown, R (5, 1) OBP: 0.231, SLG: 0.278 Gus Triandos, R (8, PH) OBP: 0.313, SLG: 0.413 Jerry Walker, S (8, 1)			0-0 4-3		0-0 F7				0-0 F7	1 0 0 0 0 0 0 1 0 0 0 0 0 1 0 0 0 0 0 0 0 1 0 0 0 0 0 0 0 0 0 0 0 0 0																														
Inning Stats	R: 0 E: 0 K: 0 S: 3	H: 0 LOB: 0 BB: 0 P: 3	R: 0 E: 0 K: 2 S: 7	H: 0 LOB: 0 BB: 0 P: 7	R: 0 E: 0 K: 0 S: 3	H: 0 LOB: 0 BB: 0 P: 3	R: 1 E: 0 K: 0 S: 4	H: 1 LOB: 0 BB: 0 P: 4	R: 1 E: 1 K: 0 S: 5	H: 1 LOB: 1 BB: 0 P: 5	R: 0 E: 0 K: 1 S: 5	H: 0 LOB: 0 BB: 0 P: 5	R: 0 E: 0 K: 1 S: 5	H: 0 LOB: 0 BB: 0 P: 5	R: 0 E: 0 K: 0 S: 3	H: 0 LOB: 0 BB: 0 P: 3	R: 0 E: 0 K: 0 S: 4	H: 1 LOB: 1 BB: 0 P: 4	1B: 1 2B: 0 3B: 1 HR: 1	SF: 0 SAC: 0 DP: 0 HBP: 0	WP: 0 PB: 0 SB: 0 CS: 0	PA: 31																		
PITCHER Bob Keegan, R (1, 1) ERA: 3.32	IP 9.0	WLS W	BF 31	H 3	R 2	ER 2	SO 4	BB 0	IBB 0	HBP 0	BLK 0	WP 0	HR 1	S 39	P 39	ERA 2.00	WHIP 0.333						PITCHER	IP 9.0	WLS W	BF 31	H 3	R 2	ER 2	SO 4	BB 0	IBB 0	HBP 0	BLK 0	WP 0	HR 1	S 39	P 39	ERA 2.00	WHIP 0.333

Baltimore Orioles @ Chicago White Sox
Comiskey Park, Chicago, IL
Sun Aug 25 1957, 4:33 AM EDT
Unknown

livebaseballscorecards.com

AB 31
R 2
H 3
RBI 2
BB 0
SO 4
LOB 6



Batter	1	2	3	4	5	6	7	8	9
Luis Aparicio, R OBP: 0.308, SLG: 0.307 (1, 6)	4-0 SH S E BB	0-0 L6	0-0 FC6-4 1B			0-0 SH3-4 1-2		4-0 S BB	
Nellie Fox, L OBP: 0.409, SLG: 0.413 (1, 4)	4-0 E SH BB BB	0-0 E8 1B	0-0 FC6-4 1-2f			0-0 2-H 1B		4-0 1-2 BB	
Earl Torgeson, L OBP: 0.418, SLG: 0.449 (1, 3)	0-0 SH BB E 1-2 2-3	0-0 E S 1B			0-0 F9	0-0 F5		0-0 F4	
Minnie Minoso, R OBP: 0.401, SLG: 0.459 (1, 7)	0-0 F3	4-0 1-3 BB			0-0 F8	0-0 6-3			
Larry Doby, L OBP: 0.382, SLG: 0.480 (1, 8)	0-0 E6 BB 1-2 2-3 3-H	0-0 4-3			0-3 K		0-0 3-1		
Sherm Lollar, R OBP: 0.331, SLG: 0.408 (1, 2)	4-0 G6-4-3 BB 1-2 2-3 3-H		0-0 1B 3B		0-0 6-3	0-3 K			
Jim Rivera, L OBP: 0.340, SLG: 0.465 (1, 9)	0-0 G6-4-3 1-2f		0-0 F5		4-0 9-3 BB	0-0 3-1			
Bubba Phillips, R OBP: 0.326, SLG: 0.382 (1, 5)		0-0 SH3-4 E 1B	0-0 1B SH3-4 1B		0-0 9-3 1-2f		0-0 B1-3		
Bob Keegan, R OBP: 0.206, SLG: 0.129 (1, 1)		0-0 SH3-4 1-2	0-0 SH3-4 1-2			0-0 SH3-4 1B 1B		0-0 4-3	


Inning Stats	R: 2 E: 1 K: 0 S: 4	H: 0 LOB: 2 BB: 3 P: 16	R: 2 E: 1 K: 0 S: 6	H: 2 LOB: 2 BB: 1 P: 10	R: 1 E: 0 K: 0 S: 6	H: 3 LOB: 2 BB: 0 P: 6	R: 0 E: 0 K: 1 S: 5	H: 0 LOB: 0 BB: 0 P: 5	R: 0 E: 0 K: 0 S: 2	H: 0 LOB: 0 BB: 1 P: 6	R: 1 E: 0 K: 0 S: 5	H: 2 LOB: 1 BB: 0 P: 5	R: 0 E: 0 K: 1 S: 5	H: 0 LOB: 0 BB: 0 P: 5	R: 0 E: 0 K: 0 S: 3	H: 0 LOB: 2 BB: 2 P: 11
--------------	------------------------------	----------------------------------	------------------------------	----------------------------------	------------------------------	---------------------------------	------------------------------	---------------------------------	------------------------------	---------------------------------	------------------------------	---------------------------------	------------------------------	---------------------------------	------------------------------	----------------------------------

PITCHER	IP	WLS	BF	H	R	ER	SO	BB	IBB	HBP	BLK	WP	HR	S	P	ERA	WHIP
Art Ceccarelli, L ERA: 4.42 (1, 1)	4.0	L	23	5	5	2	1	4	0	0	0	0	0	21	37	4.50	2.250
Hal Brown, R ERA: 4.11 (5, 1)	3.0		11	2	1	1	1	1	0	0	0	0	0	12	16	3.00	1.000
Jerry Walker, R ERA: 5.68 (8, 1)	1.0		5	0	0	0	0	2	0	0	0	0	0	3	11	0.00	2.000

BOTTOM

Baltimore Orioles @ Chicago White Sox
Comiskey Park, Chicago, IL
Sun Aug 25 1957, 4:33 AM EDT
Unknown

AB	28
R	6
H	7
RBI	5
BB	7
SO	2
LOB	19



1B	2B	3B	HR	SF	SAC	DP	HBP	WP	PA
6	1	1	0	0	4	2	0	0	39

Batter	1	2	3	4	5	6	7	8	9	AB R H RBI BB SO LOB	TOP																												
Billy Gardner, R (1, 4) OBP: 0.340, SLG: 0.369	0-0 F7		0-0 6-3		4-0 6-3 BB			0-0 F9		3 0 0 0 1 0 0																													
George Kell, R (1, 3) OBP: 0.334, SLG: 0.396	4-0 WP BB		0-0 CS 1B		0-0 6-3 1-2			0-0 2B		3 0 2 0 1 0 1																													
Bob Nieman, R (1, 7) OBP: 0.353, SLG: 0.446	0-3 K 1-2		0-0 1B		0-3 K			0-3 K		4 0 1 0 0 3 3																													
Gus Triandos, R (1, 2) OBP: 0.313, SLG: 0.409	4-0 BB		0-3 K 2-3				0-0 L9			3 0 0 0 1 1 3																													
Joe Durham, R (1, 9) OBP: 0.266, SLG: 0.327 Tito Francona, L (6, PH) OBP: 0.313, SLG: 0.364 (6, 9)	0-0 F6			0-3 K		0-0 4-3			0-0 3-1	2 0 0 0 0 1 2 2 0 0 0 0 0 0																													
Brooks Robinson, R (1, 5) OBP: 0.231, SLG: 0.278 Bob Boyd, L (9, PH) OBP: 0.385, SLG: 0.414		0-0 F4		0-0 FC6-4 1B		0-3 K		0-3 K	0-0 F9	3 0 1 0 0 1 0 1 0 0 0 0 0 0																													
Al Pilarcik, L (1, 8) OBP: 0.356, SLG: 0.378		0-0 2B		0-3 K			0-0 G6-3 1B		0-0 1-3	4 0 2 0 0 1 1																													
Willy Miranda, S (1, 6) OBP: 0.248, SLG: 0.210 Lenny Green, L (7, PH) Billy Loes, R (7, 1) OBP: 0.137, SLG: 0.104		0-0 5-3		0-0 FC6-4 1-2f			0-0 F9			2 0 0 0 0 0 2 1 0 0 0 0 0 1 0 0 0 0 0 0 0																													
Bill Wight, L (1, 1) George Zuverink, R (6, 1) OBP: 0.200, SLG: 0.059 Joe Ginsberg, L (7, PH) OBP: 0.338, SLG: 0.376 Jim Brideweser, R (7, 6) OBP: 0.390, SLG: 0.379		0-0 4-3			0-0 4-3		0-0 G6-3 1-2f			2 0 0 0 0 0 1 0 0 0 0 0 0 0 1 0 0 0 0 0 1 0 0 0 0 0 0 0																													
Inning Stats	R: 0 E: 0 K: 1 S: 5	H: 0 LOB: 2 BB: 2 P: 13	R: 0 E: 0 K: 0 S: 4	H: 1 LOB: 1 BB: 0 P: 4	R: 0 E: 0 K: 1 S: 6	H: 2 LOB: 2 BB: 0 P: 6	R: 0 E: 0 K: 2 S: 8	H: 1 LOB: 1 BB: 0 P: 8	R: 0 E: 0 K: 1 S: 5	H: 0 LOB: 1 BB: 1 P: 9	R: 0 E: 0 K: 1 S: 5	H: 0 LOB: 0 BB: 0 P: 5	R: 0 E: 0 K: 0 S: 3	H: 1 LOB: 0 BB: 0 P: 3	R: 0 E: 0 K: 1 S: 6	H: 1 LOB: 1 BB: 0 P: 6	R: 0 E: 0 K: 0 S: 3	H: 0 LOB: 0 BB: 0 P: 3	1B: 4 2B: 3 3B: 0 HR: 0	SF: 0 SAC: 0 DP: 2 HBP: 0	WP: 1 PB: 0 SB: 0 CS: 1	PA: 34																	
PITCHER Jack Harshman, L (1, 1) ERA: 4.3 Bill Fischer, R (3, 1) ERA: 4.15	IP 2.0	WLS 9	BF 9	H 1	R 0	ER 0	SO 1	BB 2	IBB 0	HBP 0	BLK 0	WP 1	HR 0	S 9	P 17	ERA 0.00	WHIP 1.500						PITCHER IP 7.0	WLS W	BF 25	H 5	R 0	ER 0	SO 6	BB 1	IBB 0	HBP 0	BLK 0	WP 0	HR 0	S 36	P 40	ERA 0.00	WHIP 0.857

Baltimore Orioles @ Chicago White Sox
Comiskey Park, Chicago, IL
Sun Aug 25 1957, 4:38 AM EDT
Att. 20,623 - Unknown

AB	31
R	0
H	6
RBI	0
BB	3
SO	7
LOB	15



Batter	1	2	3	4	5	6	7	8	9	AB R H RBI BB SO LOB	TOP
Billy Gardner, R OBP: 0.341, SLG: 0.373 (1, 4) X	0-0 G3 1B 2B		0-0 F9		0-0 6-3	0-0 2B		0-0 F8		5 1 2 1 0 0 0	
Bob Boyd, L OBP: 0.383, SLG: 0.411 (1, 3) X	0-0 G3 2-3		0-0 E8 L8 1B		0-0 E BB 1B	0-0 5-3		0-3 K		5 2 1 0 0 1 2	
Billy Goodman, L OBP: 0.318, SLG: 0.366 (1, 5) X	0-0 BB 1B		0-0 L8 2-3		0-0 L5 BB	4-0 BB		0-0 1B		4 0 2 1 1 0 2	
Bob Nieman, R OBP: 0.353, SLG: 0.444 (1, 7) X	0-0 F5		0-0 1B 1B		4-0 BB E BB 1-2	0-3 K		0-0 F8		4 0 1 1 1 1 3	
Al Pilarcik, L OBP: 0.357, SLG: 0.378 (1, 9) B (5, 8) B	4-0 1-2 BB		0-0 FC5-4 1B		0-0 E3 BB 1-2 2-3			0-0 1-3		3 0 1 0 1 0 2	
Gus Triandos, R OBP: 0.312, SLG: 0.406 (1, 2) X	0-0 1-3		0-0 FC5-4 1-2f		4-0 BB 1-2 2-3 3-H BB			0-0 F8		3 0 0 1 1 0 4	
Lenny Green, L (1, 8)		X	0-0 F5		0-3 K	0-3 K		0-3 K		2 0 0 0 0 1 0	
Tito Francona, L OBP: 0.310, SLG: 0.361 (5, PH) (5, 9)										2 0 0 0 0 2 3	
Willy Miranda, S OBP: 0.249, SLG: 0.212 (1, 6)		X	0-0 4-3		0-0 F7			0-3 K		3 1 1 0 0 0 0	
Joe Durham, R OBP: 0.264, SLG: 0.325 (8, PH)										1 0 0 0 0 1 0	
Jim Brideweser, R OBP: 0.390, SLG: 0.379 (8, 6)										0 0 0 0 0 0 0	
Ray Moore, R OBP: 0.213, SLG: 0.365 (1, 1)		X	0-0 5-3		0-0 6-3			0-0 F3		2 0 0 0 0 0 0	
Joe Ginsberg, L OBP: 0.335, SLG: 0.373 (8, PH)										1 0 0 0 0 0 0	
Ken Lehman, L OBP: 0.250, SLG: 0.176 (8, 1)										0 0 0 0 0 0 0	
Inning Stats	R: 1 E: 0 K: 0 S: 5 H: 2 LOB: 2 BB: 1 P: 9	R: 0 E: 0 K: 0 S: 3 H: 0 LOB: 0 BB: 0 P: 3	R: 1 E: 1 K: 0 S: 6 H: 2 LOB: 2 BB: 0 P: 6	R: 0 E: 0 K: 1 S: 5 H: 0 LOB: 0 BB: 0 P: 5	R: 1 E: 1 K: 1 S: 7 H: 1 LOB: 3 BB: 2 P: 15	R: 1 E: 0 K: 1 S: 7 H: 2 LOB: 2 BB: 1 P: 11	R: 0 E: 0 K: 1 S: 5 H: 0 LOB: 0 BB: 0 P: 5	R: 0 E: 0 K: 1 S: 5 H: 0 LOB: 0 BB: 0 P: 5	R: 0 E: 0 K: 1 S: 5 H: 1 LOB: 0 BB: 0 P: 5	1B: 6 2B: 2 3B: 0 HR: 0 SF: 0 SAC: 1 DP: 0 HBP: 0	WP: 0 PB: 0 SB: 0 CS: 0 PA: 40
PITCHER Early Wynn, R ERA: 4.24 (1, 1)	IP: 9.0 WLS: W BF: 40 H: 8 R: 4 ER: 2 SO: 6 BB: 4 IBB: 0 HBP: 0 BLK: 0 WP: 0 HR: 0 S: 48 P: 64 ERA: 2.00 WHIP: 1.333										

Baltimore Orioles @ Cleveland Indians
Cleveland Municipal Stadium, Cleveland, OH

AB 35
R 4
H 8
RBI 4
BB 4
SO 6
LOB 16



Tue Aug 27 1957, 3:33 AM EDT
Att. 5,554 - Unknown

livebaseballscorecards.com

Batter	1	2	3	4	5	6	7	8	9	AB	R	H	RBI	BB	SO	LOB					
Joe Caffie, L (1, 9) OBP: 0.359, SLG: 0.459	4-0 HR BB	0-0 2B		0-0 2B		0-0 1B		0-0 G3		4	2	3	2	1	0	1					
Bobby Avila, R (1, 4) OBP: 0.337, SLG: 0.368	0-0 HR	0-0 5-3 2B		0-0 F8		0-0 F7				4	1	1	2	0	0	5					
Gene Woodling, L (1, 7) OBP: 0.425, SLG: 0.534	0-3 K	1-0 HBP		0-0 1B		0-0 F9				1	0	0	0	0	1	0					
Roger Maris, L (4, PH) OBP: 0.341, SLG: 0.401										2	0	1	1	0	0	2					
Vic Wertz, L (1, 3) OBP: 0.373, SLG: 0.469	0-0 4-3	0-0 G3		0-3 K				0-0 G3		4	0	0	0	0	1	4					
Al Smith, R (1, 8) OBP: 0.341, SLG: 0.355	4-0 CS BB			0-0 F5		0-0 F9		4-0 G5-4-3 BB		2	0	0	0	2	0	0					
Dick Williams, R (1, 5) OBP: 0.304, SLG: 0.367	0-0 CS	0-0 1B 2B 1B		0-0 4-3		0-0 6-3		0-0 G5-4-3		4	1	1	0	0	0	1					
Chico Carrasquel, R (1, 6) OBP: 0.354, SLG: 0.386		0-0 BB 2B 1B		4-0 BB		0-3 K		0-0 FC5-4 1B		3	1	2	0	1	1	0					
Jim Hegan, R (1, 2) OBP: 0.280, SLG: 0.326		0-0 F7		0-3 K		0-0 F6		0-0 FC5-4 WP		4	0	0	0	0	1	4					
Early Wynn, S (1, 1) OBP: 0.200, SLG: 0.107		4-0 2B BB		0-3 K		4-0 1B BB		0-3 K		2	0	0	0	2	2	1					
Inning Stats	R: 2 E: 0 K: 1 S: 5	H: 1 LOB: 0 BB: 2 P: 13	R: 2 E: 0 K: 0 S: 6	H: 3 LOB: 3 BB: 1 P: 11	R: 0 E: 0 K: 1 S: 5	H: 0 LOB: 1 BB: 1 P: 9	R: 1 E: 0 K: 2 S: 9	H: 2 LOB: 1 BB: 0 P: 9	R: 0 E: 0 K: 1 S: 5	H: 0 LOB: 0 BB: 0 P: 5	R: 0 E: 0 K: 0 S: 4	H: 1 LOB: 2 BB: 1 P: 8	R: 0 E: 0 K: 0 S: 2	H: 0 LOB: 0 BB: 1 P: 6	R: 0 E: 1 K: 1 S: 6	H: 1 LOB: 1 BB: 0 P: 6	1B: 5 2B: 2 3B: 0 HR: 1	SF: 0 SAC: 0 DP: 1 HBP: 1	WP: 1 PB: 0 SB: 0 CS: 1	PA: 38	
PITCHER	IP	WLS	BF	H	R	ER	SO	BB	IBB	HBP	BLK	WP	HR	S	P	ERA	WHIP				
Ray Moore, R (1, 1) ERA: 3.58	7.0	L	33	7	5	5	5	6	0	1	0	0	1	36	61	6.43	1.857				
Ken Lehman, L (8, 1) ERA: 2.54	1.0		4	1	0	0	1	0	0	0	0	1	0	6	6	0.00	1.000				

BOTTOM

Baltimore Orioles @ Cleveland Indians
Cleveland Municipal Stadium, Cleveland, OH


Tue Aug 27 1957, 3:33 AM EDT
Att. 5,554 - Unknown

livebaseballscores.com

AB 30
R 5
H 8
RBI 5
BB 6
SO 6
LOB 18



WP: 1
PB: 0
SB: 0
CS: 1

Batter	1	2	3	4	5	6	7	8	9	AB R H RBI BB SO LOB	TOP											
Billy Gardner, R (1, 4) OBP: 0.343, SLG: 0.377	0-0 2B 1B	0-0 L7		0-3 K	0-0 SH3-4	0-0 FC6-4 1B	0-0 E2 2B			5 1 3 4 0 1 0												
Bob Boyd, L (1, 3) OBP: 0.380, SLG: 0.408	0-3 K	0-0 E S 1B		0-0 E4 FC6-4	0-0 1-3	0-0 FC6-4	0-0 5-3			6 0 1 0 0 1 4												
Billy Goodman, L (1, 5) OBP: 0.317, SLG: 0.368 Brooks Robinson, R (6, PH) OBP: 0.225, SLG: 0.270	0-0 3B 2B	0-0 E5 BB		0-0 FC6-4 2B	0-3 K	0-0 F9		0-0 F7		4 2 1 1 0 1 2 2 0 0 0 0 0 1												
Bob Nieman, R (1, 7) OBP: 0.359, SLG: 0.447 Lenny Green, L (7, 8)	4-0 3B BB	4-0 1-2 BB		0-0 1-H 2B		4-0 1B BB	0-3 K	0-0 4-1		2 3 1 1 3 1 0 1 0 0 0 0 0 0												
Al Pilarcik, L (1, 8) OBP: 0.362, SLG: 0.393	0-0 F6	0-0 F9		0-0 2B		0-0 1B 2B	0-0 HR	4-0 BB		5 3 3 2 1 0 5												
Tito Francona, L (1, 9) OBP: 0.318, SLG: 0.385	0-0 1-H 2-H HR 3B		0-3 K	0-0 2B		0-0 1-3 2-H 2B 1B	0-0 WP 1B 2B	0-0 4-3		6 3 4 4 0 1 1												
Gus Triandos, R (1, 2) OBP: 0.321, SLG: 0.431 Frank Zupo, L (7, 2) OBP: 0.200, SLG: 0.200	0-0 HR		0-0 HR	4-0 IBB		0-0 WP 1B 2B	4-0 1B WP E BB		0-3 K	3 4 3 5 2 0 0 1 0 0 0 0 1 0	AB 46 R 19 H 19 RBI 18 BB 7 SO 8 LOB 20											
Willy Miranda, S (1, 6) OBP: 0.251, SLG: 0.211	0-0 F9		0-0 G6-4-3 1B	0-0 F2		4-0 WP 1B BB	0-3 K		0-0 F3	5 1 1 0 1 1 4												
Connie Johnson, R (1, 1) OBP: 0.153, SLG: 0.153 Joe Durham, R (9, PH) OBP: 0.262, SLG: 0.322 Jerry Walker, S (9, 1)		0-0 F8	0-0 G6-4-3	0-0 WP 1B	0-0 1-3 SH3-4 WP	0-3 K	0-0 E 1B		0-0 F8	5 2 2 1 0 1 3 1 0 0 0 0 0 0 0 0 0 0 0 0 0												
Inning Stats	R: 5 E: 0 K: 1 S: 9	H: 4 LOB: 0 BB: 1 P: 13	R: 0 E: 1 K: 0 S: 5	H: 1 LOB: 3 BB: 1 P: 9	R: 1 E: 0 K: 1 S: 6	H: 2 LOB: 0 BB: 0 P: 6	R: 3 E: 1 K: 1 S: 9	H: 3 LOB: 2 BB: 1 P: 13	R: 1 E: 0 K: 1 S: 6	H: 1 LOB: 0 BB: 0 P: 6	R: 5 E: 0 K: 1 S: 9	H: 4 LOB: 1 BB: 2 P: 17	R: 4 E: 1 K: 2 S: 11	H: 4 LOB: 1 BB: 1 P: 15	R: 0 E: 0 K: 0 S: 3	H: 0 LOB: 1 BB: 1 P: 7	R: 0 E: 0 K: 1 S: 5	H: 0 LOB: 0 BB: 0 P: 5	1B: 8 2B: 7 3B: 1 HR: 3	SF: 0 SAC: 1 DP: 1 HBP: 0	WP: 4 PB: 0 SB: 1 CS: 0	PA: 54
PITCHER	IP WLS BF H R ER SO BB IBB HBP BLK WP HR S P ERA WHIP																					
Ray Narleski, R (1, 1) ERA: 3.06	1.0 L 8 4 5 5 1 1 0 0 0 0 0 1 9 13 45.00 5.000																					
Vito Valentinetti, R (2, 1) ERA: 2.08	1.0 6 1 0 0 0 1 0 0 0 0 0 0 5 9 0.00 2.000																					
Bud Daley, L (3, 1) ERA: 4.71	2.0 12 5 4 1 2 0 1 0 0 0 1 15 19 4.50 2.500																					
Johnny Gray, R (5, 1) ERA: 4.95	1.0 9 4 6 6 1 2 0 0 0 0 1 0 9 17 54.00 6.000																					
Dick Tomaneck, L (6, 1) ERA: 5.71	4.0 19 5 4 4 4 2 0 0 0 0 3 1 25 33 9.00 1.750																					

Baltimore Orioles @ Cleveland Indians
Cleveland Municipal Stadium, Cleveland, OH
Wed Aug 28 1957, 3:33 AM EDT
Att. 4,726 - Unknown

livebaseballscorecards.com

Batter	1	2	3	4	5	6	7	8	9	AB	R	H	RBI	BB	SO	LOB
Joe Caffie, L (1, 9) Rocky Colavito, R (8, 9) OBP: 0.326, SLG: 0.415 OBP: 0.348, SLG: 0.461	0-0 6-3	0-3 K		0-3 K			0-3 K		0-0 1-H HR	4	0	0	0	0	3	3
Bobby Avila, R (1, 4) Larry Raines, R (7, PH) OBP: 0.337, SLG: 0.368 OBP: 0.319, SLG: 0.354	0-0 F7		0-0 6-3		0-0 2B 1B		0-0 F6		0-0 1B	3	1	1	0	0	0	0
Gene Woodling, L (1, 7) OBP: 0.428, SLG: 0.545	4-0 BB		0-0 HR		0-0 1-H 2B		0-3 K		0-3 K	4	1	2	2	1	2	1
Vic Wertz, L (1, 3) OBP: 0.371, SLG: 0.465	0-3 K		0-0 6-3		0-3 K			4-0 BB	0-0 F5	4	0	0	0	1	2	3
Al Smith, R (1, 8) OBP: 0.340, SLG: 0.354		0-0 1-3 1B 1B		0-3 K		0-3 K		0-0 F8		4	1	1	0	0	2	2
Dick Williams, R (1, 5) OBP: 0.303, SLG: 0.369		0-0 1-3		0-0 1B 2B		0-0 6-3		0-0 F6		4	1	1	0	0	0	3
Chico Carrasquel, R (1, 6) OBP: 0.353, SLG: 0.384		0-0 2-H 1B 1B		0-3 K		0-0 L7		0-0 5-3		4	0	1	1	0	1	2
Jim Hegan, R (1, 2) Hal Naragon, L (7, 2) OBP: 0.288, SLG: 0.333 OBP: 0.331, SLG: 0.288		0-0 1-2 1B		0-0 2-H 1B		0-3 K		0-3 F7		3	0	2	1	0	1	0
Ray Nieves, R (1, 1) Vito Valentini, R (2, 1) Roger Maris, L (2, PH) Bud Daley, L (3, 1) Joe Altobelli, R (4, PH) Johnny Gray, R (5, 1) Dick Tomanek, L (6, 1) George Strickland, R (9, PH) OBP: 0.191, SLG: 0.233 OBP: 0.340, SLG: 0.399 OBP: 0.295, SLG: 0.188 OBP: 0.296, SLG: 0.293 OBP: 0.250, SLG: 0.333 OBP: 0.311, SLG: 0.310		0-3 K		0-3 K		0-0 F4		4-0 HR BB		0	0	0	0	0	0	0

Inning Stats	R: 0	H: 0	E: 0	K: 1	S: 5	LOB: 1	BB: 1	P: 9	R: 1	H: 3	E: 0	K: 2	S: 10	LOB: 2	BB: 0	P: 10	R: 1	H: 1	E: 0	K: 1	S: 6	LOB: 0	BB: 0	P: 6	R: 1	H: 2	E: 0	K: 3	S: 11	LOB: 1	BB: 0	P: 11	R: 1	H: 2	E: 0	K: 2	S: 9	LOB: 1	BB: 0	P: 9	R: 0	H: 0	E: 0	K: 1	S: 5	LOB: 0	BB: 0	P: 5	R: 0	H: 0	E: 0	K: 2	S: 7	LOB: 0	BB: 0	P: 7	R: 0	H: 0	E: 0	K: 0	S: 3	LOB: 1	BB: 1	P: 7	R: 2	H: 2	E: 0	K: 1	S: 7	LOB: 1	BB: 1	P: 11	1B: 6	SF: 0	2B: 2	SAC: 0	3B: 0	DP: 0	HR: 2	HBP: 0	WP: 0	PA: 40
--------------	------	------	------	------	------	--------	-------	------	------	------	------	------	-------	--------	-------	-------	------	------	------	------	------	--------	-------	------	------	------	------	------	-------	--------	-------	-------	------	------	------	------	------	--------	-------	------	------	------	------	------	------	--------	-------	------	------	------	------	------	------	--------	-------	------	------	------	------	------	------	--------	-------	------	------	------	------	------	------	--------	-------	-------	-------	-------	-------	--------	-------	-------	-------	--------	-------	--------

PITCHER	IP	WLS	BF	H	R	ER	SO	BB	IBB	HBP	BLK	WP	HR	S	P	ERA	WHIP
Connie Johnson, R (1, 1) ERA: 3.22	8.0	W	34	8	4	4	12	2	0	0	0	0	1	56	64	4.50	1.250
Jerry Walker, R (9, 1) ERA: 7.36	1.0	S	6	2	2	2	1	1	0	0	0	0	1	7	11	18.00	3.000

BOTTOM

Baltimore Orioles @ Cleveland Indians
Cleveland Municipal Stadium, Cleveland, OH
 Wed Aug 28 1957, 3:33 AM EDT
 Att. 4,726 - Unknown

livebaseballscorecards.com

AB	37
R	6
H	10
RBI	6
BB	3
SO	13
LOB	17




Batter	1	2	3	4	5	6	7	8	9	AB R H RBI BB SO LOB	TOP	
Billy Gardner, R (1, 4) OBP: 0.342, SLG: 0.376	0-3 K	0-0 FC6-4			0-0 BB 3B BB 1B	0-0 G6-3			0-0 F7	5 1 1 0 0 1 4	Baltimore Orioles @ Cleveland Indians Cleveland Municipal Stadium, Cleveland, OH Thu Aug 29 1957, 3:33 AM EDT Att. 2,672 - Unknown livebaseballscorecards.com	
Bob Boyd, L (1, 3) OBP: 0.380, SLG: 0.406	0-0 F8		0-0 1B 1B		4-0 BB 3B BB	0-0 F7		0-0 4-3	4 1 1 0 1 0 0			
Billy Goodman, L (1, 5) OBP: 0.319, SLG: 0.370 Brooks Robinson, R (3, 5) OBP: 0.241, SLG: 0.276	0-0 1B		0-0 F6		4-0 BB 3B BB		0-0 1B	0-3 K	2 0 1 0 0 0 1 2 1 1 0 1 1 0			
Bob Nieman, R (1, 7) OBP: 0.357, SLG: 0.444 Lenny Green, L (3, 8) OBP: 0.111, SLG: 0.333	0-0 4-3		0-3 K		0-0 SF7 3B		0-3 K		2 0 0 0 0 1 2 2 1 1 3 0 1 1			
Al Pilarcik, L (1, 8) OBP: 0.361, SLG: 0.391		0-0 1-3	0-0 1B		0-0 F7		0-0 F4		4 0 1 0 0 0 2			
Tito Francona, L (1, 9) OBP: 0.313, SLG: 0.380		0-0 E4 1B	0-3 K		0-0 SF7		0-0 L4		3 0 0 1 0 1 3			
Gus Triandos, R (1, 2) OBP: 0.322, SLG: 0.431 Art Ceccarelli, R (8, 1)		0-0 BB 1B		0-3 K	0-0 1B			0-0 L6	4 0 2 0 0 1 0 0 0 0 0 0 0 0			
Willy Miranda, S (1, 6) OBP: 0.251, SLG: 0.209		4-0 FC6-4 BB		0-0 6-3	0-3 K			0-0 3-1	3 0 0 0 1 1 1			
Billy O'Dell, S (1, 1) OBP: 0.160, SLG: 0.160 Joe Durham, R (2, PH) OBP: 0.260, SLG: 0.319 George Zuverink, R (2, 1) OBP: 0.227, SLG: 0.105 Frank Zupo, L (8, PH) OBP: 0.167, SLG: 0.167		0-3 K		0-3 K		0-0 G6-3 1B		0-0 6-3	0 0 0 0 0 0 0 1 0 0 0 0 1 3 2 0 1 0 0 1 0 1 0 0 0 0 0 0			
Inning Stats	R: 0 H: 1 E: 0 LOB: 1 K: 1 BB: 0 S: 6 P: 6	R: 0 H: 1 E: 1 LOB: 3 K: 1 BB: 1 S: 7 P: 11	R: 0 H: 2 E: 0 LOB: 2 K: 2 BB: 0 S: 9 P: 9	R: 0 H: 0 E: 0 LOB: 0 K: 2 BB: 0 S: 7 P: 7	R: 4 H: 3 E: 0 LOB: 1 K: 1 BB: 2 S: 8 P: 16	R: 0 H: 1 E: 0 LOB: 0 K: 0 BB: 0 S: 3 P: 3	R: 0 H: 1 E: 0 LOB: 1 K: 1 BB: 0 S: 6 P: 6	R: 0 H: 0 E: 0 LOB: 0 K: 0 BB: 0 S: 3 P: 3	R: 0 H: 0 E: 0 LOB: 0 K: 1 BB: 0 S: 5 P: 5	1B: 8 SF: 1 2B: 0 SAC: 0 3B: 1 DP: 1 HR: 0 HBP: 0		WP: 0 PA: 39 PB: 0 SB: 0 CS: 0
PITCHER Mike Garcia, R (1, 1) ERA: 4.08	IP WLS BF H R ER SO BB IBB HBP BLK WP HR S P ERA WHIP	9.0 W 39 9 4 4 9 3 0 0 0 0 0 0 54 66 4.00 1.333										

AB	35
R	4
H	9
RBI	4
BB	3
SO	9
LOB	17



Batter	1	2	3	4	5	6	7	8	9
Larry Raines, R OBP: 0.321, SLG: 0.352 (1, 5)	4-0 1B FC4-6 BB	0-0 F6		0-0 F9		0-0 SH1-3 1B		0-0 5-3	
Bobby Avila, R OBP: 0.339, SLG: 0.369 (1, 4)	0-0 FC4-6 1-3 1B	0-0 1B		0-0 L8		0-0 SH1-3 1-2		0-0 4-3	
Vic Wertz, L OBP: 0.372, SLG: 0.471 (1, 3)	0-0 FC4-6 BB E 1-2f	0-0 HR 1B		0-0 F7		0-0 L6		0-0 HR	
Joe Altobelli, L OBP: 0.256, SLG: 0.293 (9, 3)									
Rocky Colavito, R OBP: 0.353, SLG: 0.472 (1, 9)	4-0 BB E 1-2	0-0 HR			0-0 5-3		0-0 SH1-3 1B	0-0 1B	
Al Smith, R OBP: 0.339, SLG: 0.360 (1, 8)	0-0 F4	0-0 HR			0-3 K		0-0 SH1-3 1-2	0-0 L5	
Dick Williams, R OBP: 0.309, SLG: 0.370 (1, 7)	4-0 E 1-2 2-3 BB	0-0 5-3			4-0 BB		0-0 1B 1B		
Chico Carrasquel, R OBP: 0.353, SLG: 0.384 (1, 6)	0-0 E7 HR 1B			0-0 E5 G5-4-3		0-0 6-3	0-0 1B 1B		
George Strickland, R OBP: 0.315, SLG: 0.314 (7, 6)									
Jim Hegan, R OBP: 0.293, SLG: 0.356 (1, 2)	0-0 HR			0-0 G5-4-3		4-0 SH3-4 1B BB	0-0 6-3		
Mike Garcia, R OBP: 0.167, SLG: 0.140 (1, 1)	0-0 3-1			0-0 F6		0-0 SH3-4	0-0 L4		

AB	R	H	RBI	BB	SO	LOB
4	1	1	1	1	0	0
4	0	2	0	0	0	0
5	3	2	2	0	0	2
0	0	0	0	0	0	0
4	3	3	2	1	0	0
4	1	1	1	0	1	3
2	2	1	1	2	0	0
3	1	1	2	0	0	1
1	0	1	1	0	0	0
3	2	1	2	1	0	2
3	0	0	0	0	0	1

BOTTOM	
Baltimore Orioles @ Cleveland Indians	
Cleveland Municipal Stadium, Cleveland, OH	
Thu Aug 29 1957, 3:33 AM EDT	
Att. 2,672 - Unknown	
AB	33
R	13
H	13
RBI	12
BB	5
SO	1
LOB	9
	
WP: 0	PA: 41
PB: 0	
SB: 0	
CS: 0	

Inning Stats		R: 6	H: 3	LOB: 0	K: 0	P: 18	R: 3	H: 4	LOB: 0	K: 0	P: 6	R: 0	H: 0	LOB: 0	K: 0	P: 3	R: 0	H: 0	LOB: 1	K: 1	P: 9	R: 1	H: 1	LOB: 1	K: 0	P: 8	R: 2	H: 3	LOB: 1	K: 0	P: 6	R: 1	H: 2	LOB: 1	K: 0	P: 5																		
PITCHER		IP	WLS	BF	H	R	ER	SO	BB	IBB	HBP	BLK	WP	HR	S	P	ERA	WHIP	PITCHER		IP	WLS	BF	H	R	ER	SO	BB	IBB	HBP	BLK	WP	HR	S	P	ERA	WHIP																	
Billy O'Dell, L ERA: 3.18 (1, 1)	1.0	L	9	3	6	6	6	0	3	0	0	0	0	1	6	18	54.00	6.000	George Zuberink, R ERA: 2.74 (2, 1)		6.0		27	8	6	6	1	2	0	0	0	2	27	35	9.00	1.667	Art Ceccarelli, L ERA: 4.5 (8, 1)		1.0		5	2	1	1	0	0	0	0	0	1	5	5	9.00	2.000

Batter	1	2	3	4	5	6	7	8	9	AB R H RBI BB SO LOB	TOP	
Jim Piersall, R (1, 8) <small>OBP: 0.332, SLG: 0.400</small>	4-0 		0-0 F7 		0-0 4-3 	0-0 		0-0 		4 2 2 2 1 0 0		
Billy Klaus, L (1, 6) <small>OBP: 0.340, SLG: 0.390</small>	4-0 		0-3 K 		0-0 4-3 	0-0 F9 		0-3 K 		4 0 0 0 1 2 2		
Ted Williams, L (1, 7) <small>OBP: 0.510, SLG: 0.696</small> Gene Stephens, L (8, PR) <small>OBP: 0.316, SLG: 0.398</small> (8, 7)	0-0 F8 		0-3 K 		0-0 3-1 	0-0 3-1 		0-0 		5 0 1 1 0 1 3 0 1 0 0 0 0 0		
Frank Malzone, R (1, 5) <small>OBP: 0.331, SLG: 0.425</small>	0-0 SF8 			0-0 		0-0 	4-0 	0-0 		3 1 3 2 1 0 0		
Jackie Jensen, R (1, 9) <small>OBP: 0.371, SLG: 0.457</small>	1-0 			0-0 1-3 		0-0 	0-0 F6 	0-0 5-3 		4 1 1 2 0 0 4		
Dick Gernert, R (1, 3) <small>OBP: 0.356, SLG: 0.455</small>	0-3 K 			4-0 		0-0 5-3 	4-0 	0-3 K 		3 0 0 0 2 2 4		
Billy Consoletto, R (1, 4) <small>OBP: 0.349, SLG: 0.353</small>		0-3 K 		0-0 L7 		0-0 	0-3 K 		0-0 		5 1 2 0 0 2 4	
Pete Daley, R (1, 2) <small>OBP: 0.270, SLG: 0.294</small>		0-0 6-3 		0-0 E6 		0-0 	0-0 E5 		0-0 		5 1 1 1 0 0 5	
Bob Porterfield, R (1, 1) <small>OBP: 0.207, SLG: 0.192</small>		0-3 K 		0-0 FC5 		0-0 	0-3 K 		0-3 K 		5 1 1 0 0 3 6	
Inning Stats	R: 1 H: 0 E: 0 LOB: 2 K: 1 BB: 2 S: 5 P: 14	R: 0 H: 0 E: 0 LOB: 0 K: 2 BB: 0 S: 7 P: 7	R: 0 H: 0 E: 0 LOB: 0 K: 2 BB: 0 S: 7 P: 7	R: 0 H: 1 E: 1 LOB: 3 K: 0 BB: 1 S: 5 P: 9	R: 0 H: 0 E: 0 LOB: 0 K: 0 BB: 0 S: 3 P: 3	R: 5 H: 6 E: 0 LOB: 1 K: 0 BB: 0 S: 9 P: 9	R: 0 H: 0 E: 1 LOB: 3 K: 2 BB: 2 S: 8 P: 16	R: 2 H: 3 E: 0 LOB: 2 K: 2 BB: 0 S: 10 P: 10	R: 0 H: 1 E: 0 LOB: 0 K: 1 BB: 0 S: 5 P: 5	1B: 5 SF: 1 2B: 4 SAC: 0 3B: 1 DP: 1 HR: 1 HBP: 1	WP: 0 PA: 45 PB: 1 SB: 0 CS: 0	
PITCHER Billy Loes, R (1, 1) <small>ERA: 3.27</small> Ken Lehman, L (6, 1) <small>ERA: 2.86</small> Jerry Walker, R (9, 1) <small>ERA: 6.48</small>	IP WLS BF H R ER SO BB IBB HBP BLK WP HR S P ERA WHIP 5.1 L 26 5 5 5 5 3 0 1 0 0 1 32 45 8.44 1.500											

Boston Red Sox @ Baltimore Orioles
 Memorial Stadium, Baltimore, MD
 Fri Aug 30 1957, 3:33 AM EDT
 Att. 23,250 - Unknown

livebaseballscorecards.com

AB	38
R	8
H	11
RBI	8
BB	5
SO	10
LOB	28



Batter	1	2	3	4	5	6	7	8	9	AB	R	H	RBI	BB	SO	LOB
Billy Gardner, R OBP: 0.340, SLG: 0.373 (1, 4)	0-0 F3		0-0 5-3			0-0 F4		0-0 FC5		4	0	0	0	0	0	2
Bob Boyd, L OBP: 0.381, SLG: 0.410 (1, 3)	0-0 F9			0-0 4-3			0-0 2B		0-0 2B 1B	4	1	2	0	0	0	0
Billy Goodman, L OBP: 0.322, SLG: 0.383 (1, 5)	0-0 2B			0-0 4-3			0-3 K		0-0 2B	4	0	2	1	0	1	1
Tito Francona, L OBP: 0.309, SLG: 0.374 (1, 7)	0-0 4-3			0-0 1-3			0-0 F8		0-0 F9	4	0	0	0	0	0	3
Al Pizarcik, L OBP: 0.357, SLG: 0.387 (1, 9)		0-0 E5			0-0 F5			0-0 F8		4	0	0	0	0	0	2
Gus Triandos, R OBP: 0.320, SLG: 0.428 (1, 2)		0-0 F4			0-0 F3			0-0 5-3	0-0 5-3	3	0	0	0	0	0	1
Jerry Walker, S (9, 1)		1-2								0	0	0	0	0	0	0
Brooks Robinson, R OBP: 0.238, SLG: 0.273 (9, PH)										1	0	0	0	0	0	1
Lenny Green, L OBP: 0.167, SLG: 0.333 (1, 8)		0-0 F7			0-0 4-3			0-0 FC5 1B		3	0	1	0	0	0	0
Willy Miranda, S OBP: 0.252, SLG: 0.210 (1, 6)			0-0 F5			0-0 F6		0-0 1-2		3	0	1	0	0	0	0
Billy Loes, R OBP: 0.135, SLG: 0.102 (1, 1)				0-0 4-3		0-0 1-3		0-3 K		1	0	0	0	0	0	0
Ken Lehman, L OBP: 0.238, SLG: 0.167 (6, 1)										1	0	0	0	0	0	0
Frank Zupo, L OBP: 0.143, SLG: 0.143 (8, PH)										1	0	0	0	0	1	2
Frank Zupo, L (9, 2)																

Inning Stats	R: 0	H: 1	E: 0	LOB: 1	K: 0	BB: 0	S: 4	P: 4	R: 0	H: 0	E: 1	LOB: 0	K: 0	BB: 0	S: 3	P: 3	R: 0	H: 0	E: 0	LOB: 0	K: 0	BB: 0	S: 3	P: 3	R: 0	H: 0	E: 0	LOB: 0	K: 0	BB: 0	S: 3	P: 3	R: 0	H: 0	E: 0	LOB: 0	K: 0	BB: 0	S: 3	P: 3	R: 0	H: 1	E: 0	LOB: 1	K: 1	BB: 0	S: 6	P: 6	R: 0	H: 2	E: 0	LOB: 2	K: 1	BB: 0	S: 7	P: 7	R: 1	H: 2	E: 0	LOB: 1	K: 0	BB: 0	S: 5	P: 5	1B: 3	SF: 0	2B: 3	SAC: 0	3B: 0	DP: 0	HR: 0	HBP: 0	WP: 0	PA: 33
PITCHER Bob Porterfield, R ERA: 3.89 (1, 1)	IP	WLS	BF	H	R	ER	SO	BB	IBB	HBP	BLK	WP	HR	S	P	ERA	WHIP	IP	WLS	BF	H	R	ER	SO	BB	IBB	HBP	BLK	WP	HR	S	P	ERA	WHIP	IP	WLS	BF	H	R	ER	SO	BB	IBB	HBP	BLK	WP	HR	S	P	ERA	WHIP																							


BOTTOM

Boston Red Sox @ Baltimore Orioles
Memorial Stadium, Baltimore, MD

Fri Aug 30 1957, 3:33 AM EDT
Att. 23,250 - Unknown

livebaseballscorecards.com

AB	33
R	1
H	6
RBI	1
BB	0
SO	2
LOB	12



Batter	1	2	3	4	5	6	7	8	9	AB R H RBI BB SO LOB	TOP
Jim Piersall, R (1, 8) <small>OBP: 0.331, SLG: 0.399</small>	0-0 		0-3 			0-0 		0-0 		4 0 1 0 0 1 2	
Billy Klaus, L (1, 6) <small>OBP: 0.340, SLG: 0.387</small>	0-0 		0-0 			0-0 			4-0 	3 1 0 0 1 0 3	
Ted Williams, L (1, 7) <small>OBP: 0.510, SLG: 0.693</small>	0-0 			0-0 		4-0 			0-0 	3 0 1 0 1 0 1	
Frank Malzone, R (1, 5) <small>OBP: 0.329, SLG: 0.423</small>		0-0 		0-0 		0-0 			0-0 	3 0 0 1 0 0 2	
Jackie Jensen, R (1, 9) <small>OBP: 0.370, SLG: 0.455</small>		0-3 		0-3 			0-0 		0-0 	4 0 1 0 0 2 1	
Dick Gernert, R (1, 3) <small>OBP: 0.351, SLG: 0.448</small>		0-0 		0-0 			0-0 		0-0 	4 0 0 0 0 0 2	
Billy Conzolo, R (1, 4) <small>OBP: 0.344, SLG: 0.347</small>			0-0 		0-0 		0-0 			3 0 0 0 0 0 0	
Pete Daley, R (1, 2) <small>OBP: 0.273, SLG: 0.297</small> Gene Stephens, L (8, PH) <small>OBP: 0.314, SLG: 0.396</small> Sammy White, R (8, 2) <small>OBP: 0.275, SLG: 0.281</small>			0-0 		0-0 			0-0 		2 0 1 0 0 0 0 1 0 0 0 0 0 0 0 0 0 0 0 0 0	
Willard Nixon, L (1, 1) <small>OBP: 0.397, SLG: 0.351</small> George Susce, R (8, 1) <small>OBP: 0.227, SLG: 0.200</small>			0-0 		0-0 			0-0 		3 0 1 0 0 0 0 0 0 0 0 0 0 0	
Inning Stats	R: 0 H: 1 E: 0 LOB: 0 K: 0 BB: 0 S: 3 P: 3	R: 0 H: 0 E: 0 LOB: 0 K: 1 BB: 0 S: 5 P: 5	R: 0 H: 2 E: 0 LOB: 2 K: 1 BB: 0 S: 7 P: 7	R: 0 H: 1 E: 0 LOB: 1 K: 1 BB: 0 S: 6 P: 6	R: 0 H: 0 E: 0 LOB: 0 K: 0 BB: 0 S: 3 P: 3	R: 0 H: 0 E: 0 LOB: 1 K: 0 BB: 1 S: 3 P: 7	R: 0 H: 0 E: 0 LOB: 0 K: 0 BB: 0 S: 3 P: 3	R: 0 H: 0 E: 0 LOB: 0 K: 0 BB: 0 S: 3 P: 3	R: 1 H: 1 E: 0 LOB: 1 K: 0 BB: 1 S: 4 P: 8	1B: 5 SF: 1 2B: 0 SAC: 0 3B: 0 DP: 1 HR: 0 HBP: 0	WP: 0 PA: 33 PB: 1 SB: 0 CS: 0
PITCHER Hal Brown, R (1, 1) <small>ERA: 3.82</small>	IP 9.0 WLS W BF 33 H 5 R 1 ER 0 SO 3 BB 2 IBB 0 HBP 0 BLK 0 WP 0 HR 0 S 37 P 45 ERA 0.00 WHIP 0.778					PITCHER IP WLS BF H R ER SO BB IBB HBP BLK WP HR S P ERA WHIP					

Boston Red Sox @ Baltimore Orioles
 Memorial Stadium, Baltimore, MD
 Sat Aug 31 1957, 3:33 AM EDT
 Att: 14,589 - Unknown

livebaseballscorecards.com

AB	30
R	1
H	5
RBI	1
BB	2
SO	3
LOB	11



Batter	1	2	3	4	5	6	7	8	9
Billy Gardner, R OBP: 0.339, SLG: 0.374 (1, 4)	0-0 5-3		0-0 1-3		0-0 4-3			0-0 1B E 2B	
Bob Boyd, L OBP: 0.380, SLG: 0.408 (1, 3)	0-0 G3		0-0 1-3			0-0 5-3		0-0 1B E 1B	
Billy Goodman, L OBP: 0.326, SLG: 0.385 (1, 5) Al Pilarcik, L OBP: 0.357, SLG: 0.387 (8, PR) Brooks Robinson, R OBP: 0.238, SLG: 0.273 (9, 5)	0-0 WP 1B		0-0 F7			0-0 6-3		0-0 1B E9 1B	
Bob Nieman, R OBP: 0.358, SLG: 0.445 (1, 7) Joe Durham, R OBP: 0.260, SLG: 0.319 (8, PR) (9, 7)	0-0 L8			0-3 K		0-0 1B 1B		0-0 1B FC5-6 1B	
Tito Francona, L OBP: 0.308, SLG: 0.372 (1, 9)		0-3 K		0-0 1-3		0-0 1B		0-0 1B FC5-6 E S CS	
Jim Busby, R OBP: 0.278, SLG: 0.334 (1, 8)		0-0 1B		0-3 K		0-0 4-3		4-0 1B CS BB	
Gus Triandos, R OBP: 0.319, SLG: 0.434 (1, 2)		0-0 L8			0-0 HR		0-0 F9	0-3 K	
Willy Miranda, S OBP: 0.249, SLG: 0.208 (1, 6)		0-0 F8			0-0 F9		0-0 B1-3	1-2 3-H	
Hal Brown, R OBP: 0.238, SLG: 0.282 (1, 1)			0-0 1-3 1B		0-0 F7		0-0 4-3		

Inning Stats	R: 0 E: 0 K: 0 S: 4	H: 1 LOB: 1 BB: 0 P: 4	R: 0 E: 0 K: 1 S: 6	H: 1 LOB: 1 BB: 0 P: 6	R: 0 E: 0 K: 0 S: 4	H: 1 LOB: 1 BB: 0 P: 4	R: 0 E: 0 K: 2 S: 7	H: 0 LOB: 0 BB: 0 P: 7	R: 1 E: 0 K: 0 S: 4	H: 1 LOB: 0 BB: 0 P: 4	R: 0 E: 0 K: 0 S: 5	H: 2 LOB: 2 BB: 0 P: 5	R: 0 E: 0 K: 0 S: 3	H: 0 LOB: 0 BB: 0 P: 3	R: 3 E: 1 K: 1 S: 8	H: 4 LOB: 3 BB: 1 P: 12
1B: 8 2B: 1 3B: 0 HR: 1	SF: 0 SAC: 0 DP: 0 HBP: 0	WP: 1 PB: 0 SB: 1 CS: 2	PA: 34													


PITCHER	IP	WLS	BF	H	R	ER	SO	BB	IBB	HBP	BLK	WP	HR	S	P	ERA	WHIP
Willard Nixon, R ERA: 3.3 (1, 1)	7.0	L	30	9	4	3	3	0	0	0	0	1	1	36	36	3.86	1.286
George Susce, R ERA: 3.68 (8, 1)	1.0		4	1	0	0	1	1	0	0	0	0	0	5	9	0.00	2.000

BOTTOM

Boston Red Sox @ Baltimore Orioles
Memorial Stadium, Baltimore, MD

Sat Aug 31 1957, 3:33 AM EDT
Att. 14,589 - Unknown

AB	33
R	4
H	10
RBI	3
BB	1
SO	4
LOB	12



Batter	1	2	3	4	5	6	7	8	9	AB R H RBI BB SO LOB	TOP
Jim Piersall, R (1, 8) <small>OBP: 0.333, SLG: 0.400</small>	0-0 		4-0 		0-0 		0-0 		0-0 	4 0 2 0 1 0 0	Boston Red Sox @ Baltimore Orioles Memorial Stadium, Baltimore, MD Sun Sep 01 1957, 3:33 AM EDT Att: 12,004 - Unknown livebaseballscorecards.com AB 33 R 1 H 6 RBI 1 BB 4 SO 6 LOB 14
Billy Klaus, L (1, 6) <small>OBP: 0.336, SLG: 0.383</small>	0-0 		0-3 		0-3 		0-0 		4 0 0 0 0 2 3		
Gene Stephens, L (1, 7) <small>OBP: 0.318, SLG: 0.394</small>	4-0 		0-0 		0-0 		0-0 		3 0 1 0 1 0 2		
Frank Malzone, R (1, 5) <small>OBP: 0.328, SLG: 0.427</small>	0-0 			0-0 		0-0 	0-0 		4 1 1 1 0 0 2		
Jackie Jensen, R (1, 9) <small>OBP: 0.369, SLG: 0.453</small>		0-0 		0-0 		0-0 		0-0 	4 0 1 0 0 0 0		
Dick Gernert, R (1, 3) <small>OBP: 0.350, SLG: 0.449</small>		0-0 		0-0 		0-0 		0-3 	4 0 1 0 0 1 1		
Billy Conzolo, R (1, 4) <small>OBP: 0.342, SLG: 0.341</small>		0-0 		0-0 		4-0 		0-3 	3 0 0 0 1 1 1		
Pete Daley, R (1, 2) <small>OBP: 0.275, SLG: 0.292</small> Ted Williams, L (9, PH) <small>OBP: 0.509, SLG: 0.692</small> Sammy White, R (9, 2) <small>OBP: 0.275, SLG: 0.281</small>	0-0 		0-3 		4-0 		0-3 	2 0 0 0 1 1 2 1 0 0 0 0 1 0 0 0 0 0 0 0 0			
Mike Fornieles, R (1, 1) <small>OBP: 0.218, SLG: 0.189</small>			0-0 		0-0 	0-0 		0-0 	4 0 0 0 0 0 3		
Inning Stats	R: 0 H: 1 E: 0 LOB: 1 K: 0 BB: 1 S: 3 P: 7	R: 0 H: 0 E: 1 LOB: 1 K: 0 BB: 0 S: 4 P: 4	R: 0 H: 0 E: 0 LOB: 1 K: 1 BB: 1 S: 5 P: 9	R: 1 H: 2 E: 0 LOB: 1 K: 1 BB: 0 S: 7 P: 7	R: 0 H: 1 E: 0 LOB: 1 K: 1 BB: 0 S: 6 P: 6	R: 0 H: 1 E: 0 LOB: 3 K: 0 BB: 2 S: 4 P: 12	R: 0 H: 1 E: 0 LOB: 1 K: 0 BB: 0 S: 4 P: 4	R: 0 H: 0 E: 0 LOB: 0 K: 2 BB: 0 S: 7 P: 7	R: 0 H: 0 E: 0 LOB: 0 K: 1 BB: 0 S: 5 P: 5	1B: 4 SF: 0 2B: 1 SAC: 0 3B: 0 DP: 1 HR: 1 HBP: 0	WP: 0 PA: 37 PB: 0 SB: 1 CS: 0
PITCHER Ray Moore, R (1, 1) <small>ERA: 3.46</small>	IP WLS BF H R ER SO BB IBB HBP BLK WP HR S P ERA WHIP 9.0 W 37 6 1 1 6 4 0 0 0 0 0 1 45 61 1.00 1.111										

Batter	1	2	3	4	5	6	7	8	9	AB R H RBI BB SO LOB
Billy Gardner, R OBP: 0.338, SLG: 0.375 (1, 4) (7, 6)	0-0 L6		0-0 F8			0-0 E 2-H 2B		0-0 F6		4 0 1 1 0 0 1
Bob Boyd, L OBP: 0.381, SLG: 0.409 (1, 3)	0-0 G3			0-0 G3-6-3 1B		0-3 K		0-0 1B		4 0 2 0 0 1 1
Billy Goodman, L OBP: 0.320, SLG: 0.377 (1, 5) (7, 4)	0-0 4-3			0-0 G3-6-3 1-2f		0-0 E6 2-3		0-0 F8		4 0 0 0 0 0 3
Bob Nieman, R OBP: 0.355, SLG: 0.440 (1, 7)		0-0 5-3		0-0 6-3		0-0 6-3		0-0 F8		4 0 0 0 0 0 2
Tito Francona, L OBP: 0.307, SLG: 0.370 (1, 9)		0-0 G3			0-0 4-3		0-0 F9		0-0 F3 1B	4 1 1 0 0 0 0
Jim Busby, R OBP: 0.274, SLG: 0.330 (1, 8)		0-0 F5			0-0 F6		0-0 F4		0-0 F3 1-2	4 0 0 0 0 0 1
Joe Ginsberg, L OBP: 0.340, SLG: 0.372 (1, 2)			0-0 F8		0-0 4-3		0-0 1B		4-0 1B BB	3 0 1 0 1 0 0
Willy Miranda, S OBP: 0.248, SLG: 0.207 George Kell, R OBP: 0.338, SLG: 0.399 (6, PH) (7, 5)			0-3 K			0-0 SH1-4 2B 1B		0-0 F7	0-0 1-2 2-H 1B	1 0 0 0 0 1 0 3 1 2 1 0 0 1
Ray Moore, R OBP: 0.221, SLG: 0.368 (1, 1)			0-0 1B			0-0 SH1-4 1-2		0-0 5-3		2 0 1 0 0 0 0

Inning Stats	R: 0 E: 0 K: 0 S: 3	H: 0 LOB: 0 BB: 0 P: 3	R: 0 E: 0 K: 0 S: 3	H: 0 LOB: 0 BB: 0 P: 3	R: 0 E: 0 K: 1 S: 6	H: 1 LOB: 1 BB: 0 P: 6	R: 0 E: 0 K: 0 S: 3	H: 1 LOB: 0 BB: 0 P: 3	R: 0 E: 0 K: 0 S: 3	H: 0 LOB: 0 BB: 0 P: 3	R: 1 E: 1 K: 1 S: 8	H: 2 LOB: 2 BB: 0 P: 8	R: 0 E: 0 K: 0 S: 4	H: 1 LOB: 1 BB: 0 P: 4	R: 0 E: 0 K: 0 S: 4	H: 1 LOB: 1 BB: 0 P: 4	R: 1 E: 0 K: 0 S: 4	H: 2 LOB: 2 BB: 1 P: 8	1B: 7 2B: 1 3B: 0 HR: 0	SF: 0 SAC: 1 DP: 1 HBP: 0	WP: 0 PB: 0 SB: 0 CS: 0	PA: 35												
PITCHER Mike Fornieles, R ERA: 3.45 (1, 1)	IP 8.2	WLS L	BF 35	H 8	R 2	ER 2	SO 2	BB 1	IBB 0	HBP 0	BLK 0	WP 0	HR 0	S 38	P 42	ERA 2.08	WHIP 1.038	IP 8.2	WLS L	BF 35	H 8	R 2	ER 2	SO 2	BB 1	IBB 0	HBP 0	BLK 0	WP 0	HR 0	S 38	P 42	ERA 2.08	WHIP 1.038

BOTTOM

Boston Red Sox @ Baltimore Orioles
Memorial Stadium, Baltimore, MD

Sun Sep 01 1957, 3:33 AM EDT
Att. 12,004 - Unknown

livebaseballscorecards.com

AB	33
R	2
H	8
RBI	2
BB	1
SO	2
LOB	9



Batter	1	2	3	4	5	6	7	8	9	10	11	AB	R	H	RBI	BB	SO	LOB	TOP																				
Gil McDougald, R OBP: 0.377, SLG: 0.477 (1, 6)	4-0 SH1-4 BB	4-0 1B BB	0-0 FC6-4			0-0 G3 2B			4-0 1B BB	0-0 F7		3	1	1	0	3	0	2																					
Jerry Coleman, R OBP: 0.377, SLG: 0.391 (1, 4)	0-0 SH1-4	0-0 1B BB		0-0 L7		0-0 G3			0-0 1B BB		0-0 1-3	5	0	2	2	0	0	1																					
Bill Skowron, R OBP: 0.357, SLG: 0.480 (1, 3)	0-0 5-3	0-0 G3		0-0 B3		0-0 F8			0-0 1B		0-0 G1-4-3 1B	6	0	2	1	0	0	4																					
Mickey Mantle, S OBP: 0.520, SLG: 0.685 (1, 8)	0-3 K		0-3 K		0-0 2B				0-0 F7		0-0 F6	6	0	1	0	0	2	4																					
Yogi Berra, L OBP: 0.324, SLG: 0.423 (1, 2)		0-0 4-3	4-0 1B E BB		0-0 L9				0-0 3-1		0-0 4-3	4	1	0	0	1	0	3																					
Elston Howard, R OBP: 0.280, SLG: 0.383 (1, 9)		0-0 1B 1B	0-0 1B E 1B			0-3 K			0-0 3-1		0-0 F8	5	2	2	0	0	1	2																					
Andy Carey, R OBP: 0.314, SLG: 0.395 (1, 5)		0-0 1B 1B	0-0 E4 1B 2B			0-3 K			0-0 5-3		0-0 5-3	5	1	2	2	0	1	0																					
Tony Kubek, L OBP: 0.345, SLG: 0.382 (1, 7)		0-0 1B 1B	0-0 1B FC6-4 1B			0-0 G3			0-0 L3		0-0 F4	5	1	2	2	0	0	0																					
Don Larsen, R OBP: 0.316, SLG: 0.340 Bobby Shantz, R OBP: 0.289, SLG: 0.245 Art Ditmar, R OBP: 0.176, SLG: 0.176 Jerry Lumpe, L OBP: 0.361, SLG: 0.442 Whitey Ford, L OBP: 0.165, SLG: 0.129 Bob Grim, R (1, 1) (3, 1) (3, 1) (6, PH) (6, 1) (9, 1)		0-0 FC3-2-5 1B BB	0-3 K			0-3 K			0-0 1-3		4-0 BB	2	1	0	0	0	1	3																					
Inning Stats	R: 0 E: 0 K: 1 S: 5	H: 0 LOB: 1 BB: 1 P: 9	R: 3 E: 0 K: 0 S: 7	H: 4 LOB: 2 BB: 1 P: 11	R: 3 E: 1 K: 2 S: 10	H: 3 LOB: 1 BB: 1 P: 14	R: 0 E: 0 K: 0 S: 4	H: 1 LOB: 1 BB: 0 P: 4	R: 0 E: 0 K: 2 S: 7	H: 0 LOB: 0 BB: 0 P: 7	R: 0 E: 0 K: 1 S: 6	H: 1 LOB: 1 BB: 0 P: 6	R: 0 E: 0 K: 0 S: 3	H: 0 LOB: 0 BB: 0 P: 3	R: 0 E: 0 K: 0 S: 3	H: 0 LOB: 0 BB: 0 P: 3	R: 1 E: 0 K: 0 S: 5	H: 2 LOB: 2 BB: 1 P: 9	R: 0 E: 0 K: 0 S: 3	H: 0 LOB: 1 BB: 1 P: 7	R: 0 E: 0 K: 0 S: 3	H: 1 LOB: 0 BB: 0 P: 3	1B: 9 2B: 3 3B: 0 HR: 0	SF: 0 SAC: 1 DP: 1 HBP: 0	WP: 0 PB: 0 SB: 0 CS: 0	PA: 49													
PITCHER	IP WLS BF H R ER SO BB IBB HBP BLK WP HR S P ERA WHIP																																						
Bill Wight, L ERA: 4.11 (1, 1)	3.0	19	7	6	6	3	3	0	0	0	0	0	0	22	34	18.00	3.333																						
George Zuverink, R ERA: 2.6 (4, 1)	5.0	17	2	0	0	3	0	0	0	0	0	0	0	23	23	0.00	0.400																						
Ken Lehman, L ERA: 2.86 (9, 1)	3.0	13	3	1	1	0	2	0	0	0	0	0	0	11	19	3.00	1.667																						

New York Yankees @ Baltimore Orioles
 Memorial Stadium, Baltimore, MD
 Mon Sep 02 1957, 3:33 AM EDT
 Unknown

AB	43
R	7
H	12
RBI	7
BB	5
SO	6
LOB	19



2	1	0	0	0	0	1	3
0	0	0	0	0	0	0	0
0	0	0	0	0	0	0	0
1	0	0	0	0	0	1	0
1	0	0	0	0	0	0	0
0	0	0	0	1	0	0	0

WP: 0	PA: 49
-------	--------

BOTTOM

New York Yankees @ Baltimore Orioles
Memorial Stadium, Baltimore, MD

Mon Sep 02 1957, 3:33 AM EDT
Unknown

livebaseballscores.com

AB	40
R	8
H	15
RBI	8
BB	5
SO	3
LOB	16

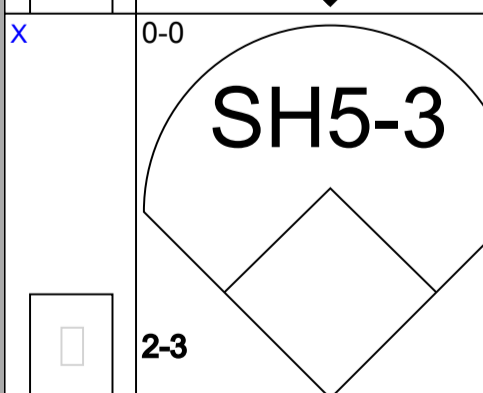
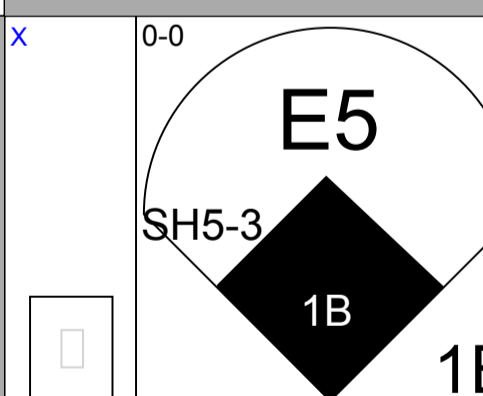

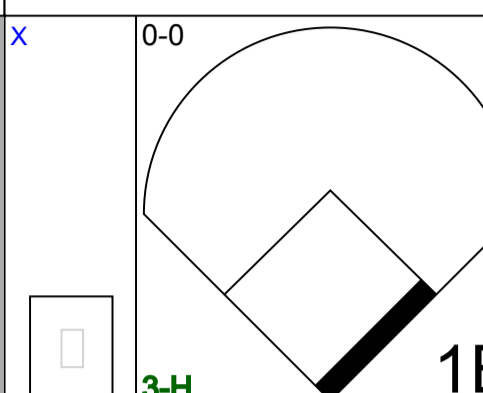


WP:	0	PA:	46
PB:	0	SAC:	1
SB:	0	3B:	1
CS:	1	DP:	3
		HBP:	0


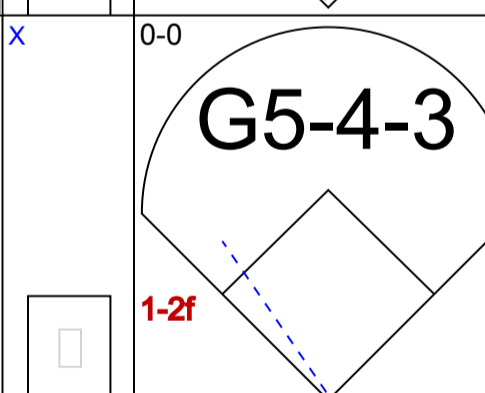
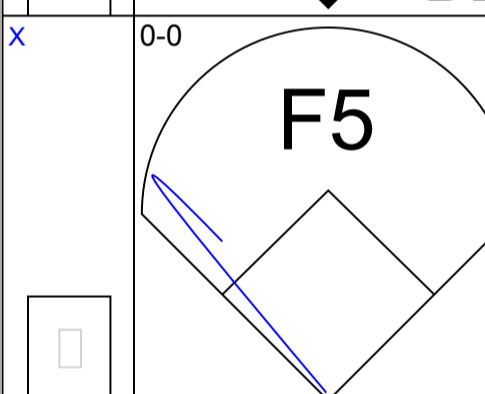
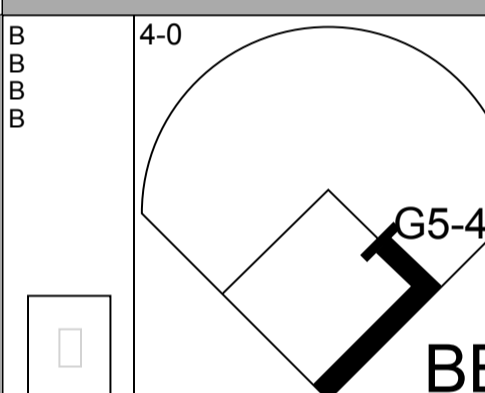

AB R H RBI BB SO LOB

5	2	3	1	1	0	0
4	1	1	1	1	0	1
5	0	3	4	0	0	0
5	0	3	0	0	1	2
1	0	0	0	0	0	0
3	0	1	1	1	0	2
2	0	0	0	0	0	3
1	0	1	0	0	0	0
1	0	0	0	0	0	0
1	0	0	0	0	0	1
2	2	1	0	1	0	1
2	0	0	0	0	0	1
0	0	0	0	0	0	0
5	1	2	0	0	1	3
0	1	0	0	0	0	0
0	0	0	0	1	0	0
0	1	0	0	0	0	0
1	0	0	1	0	0	0
2	0	0	0	0	1	2

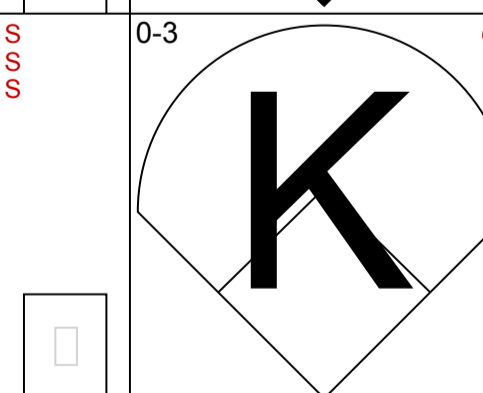
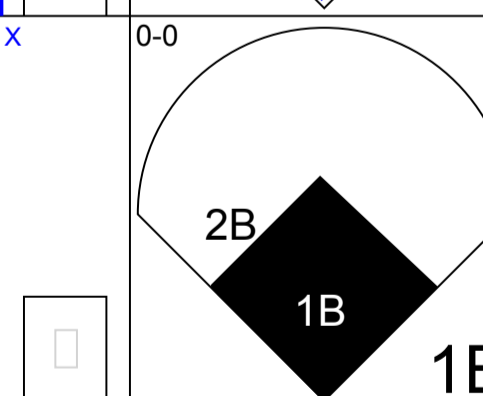
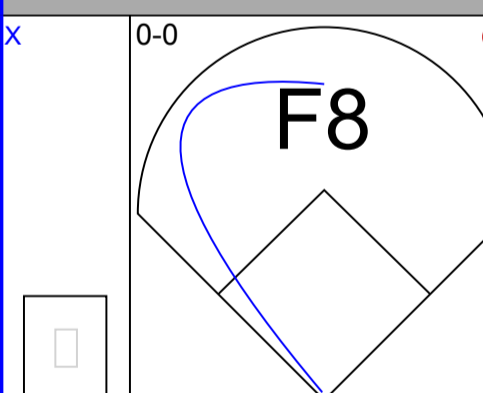

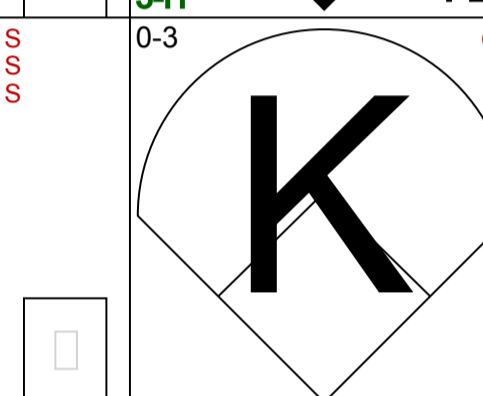
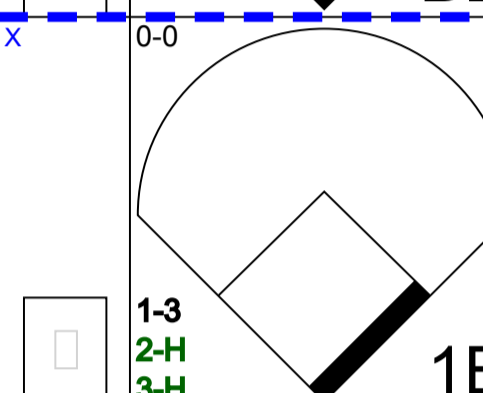
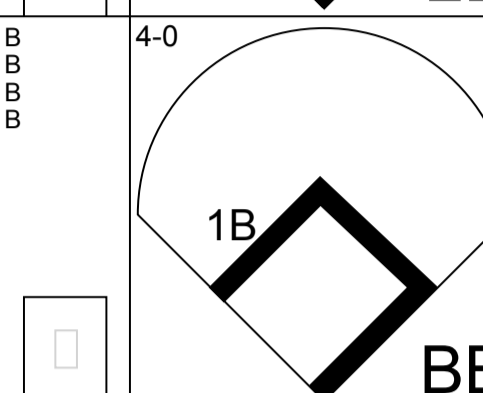
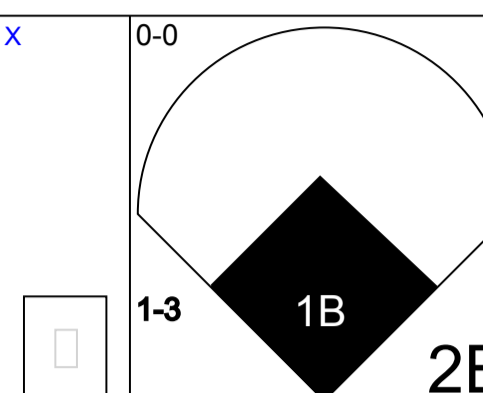
11




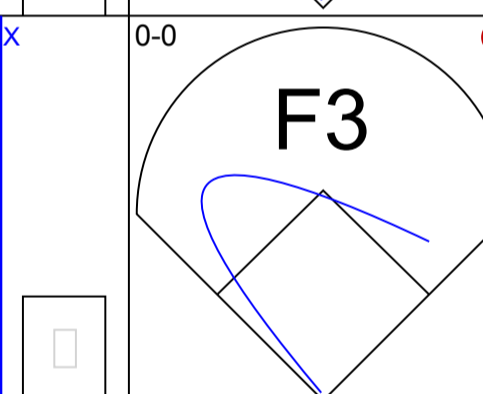
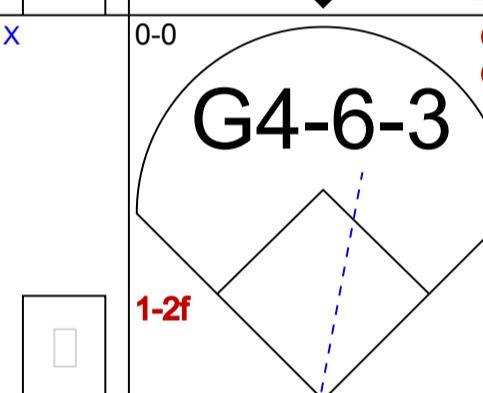
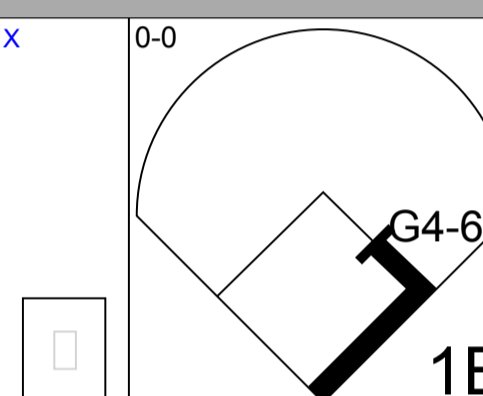

10




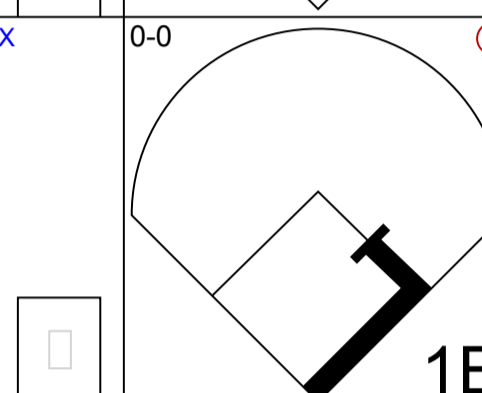
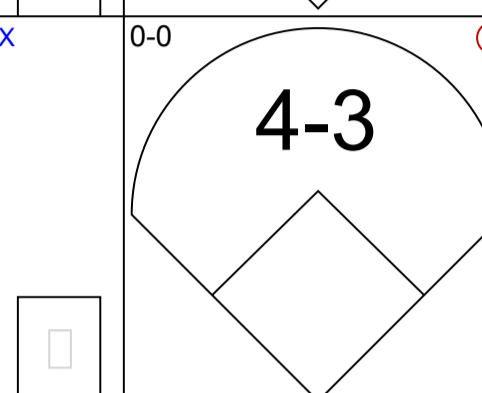
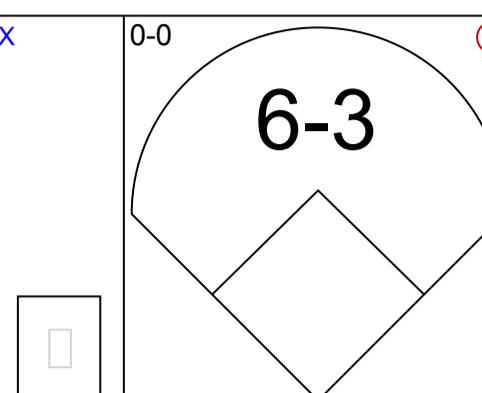
9



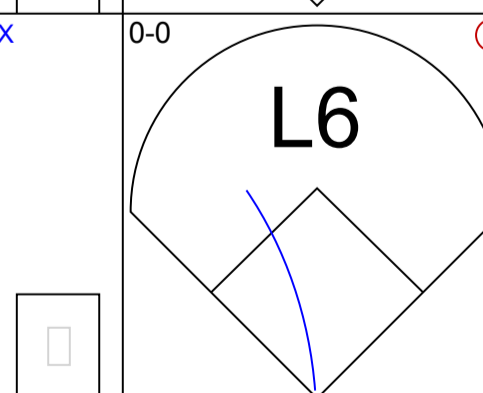
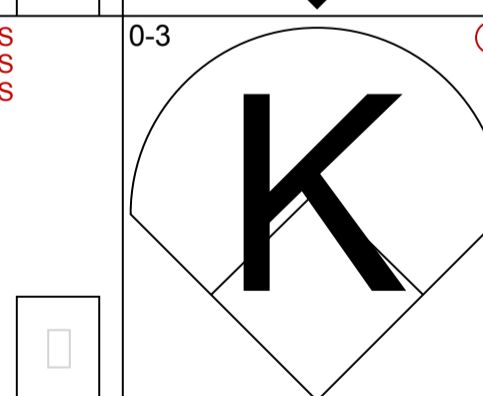
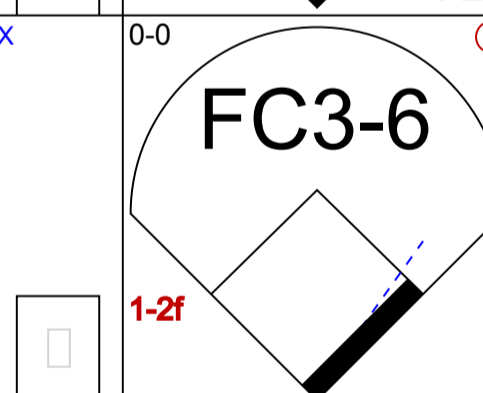
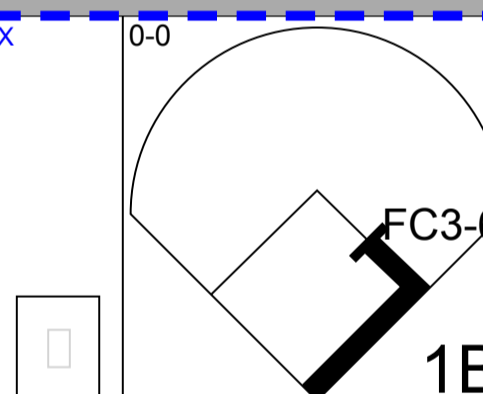

8




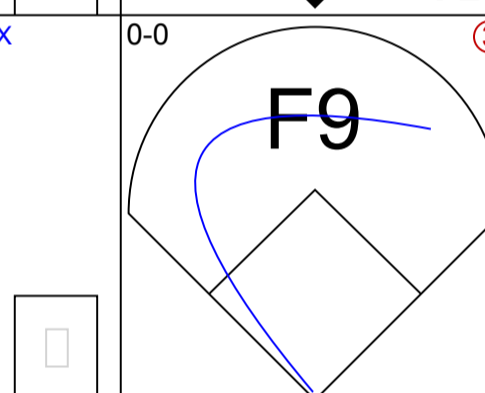
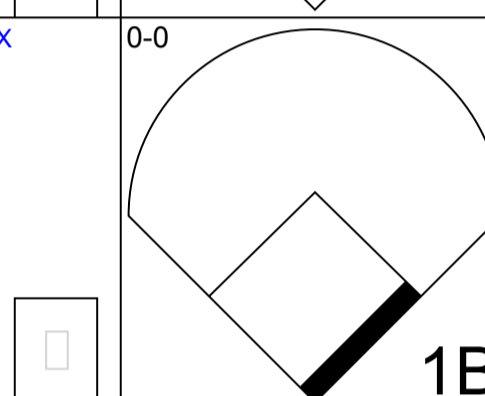
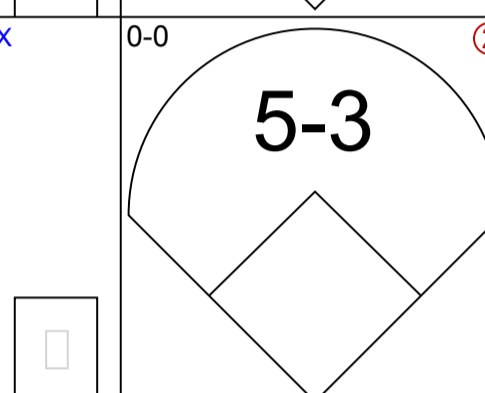
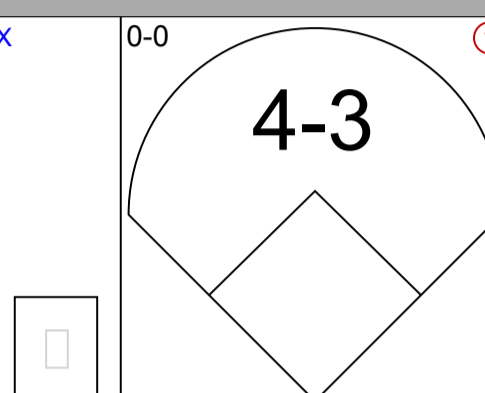

7



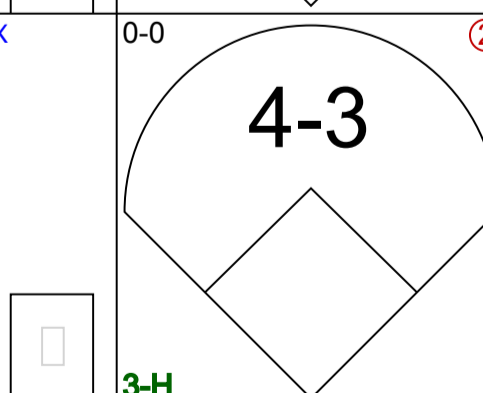
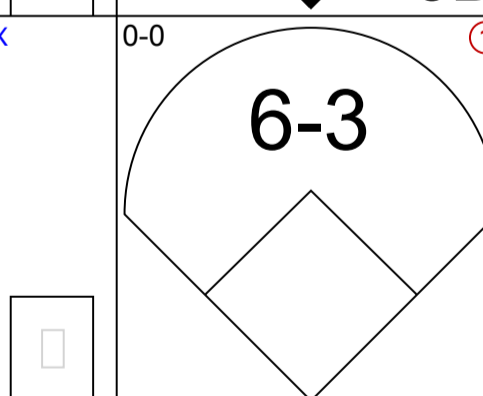
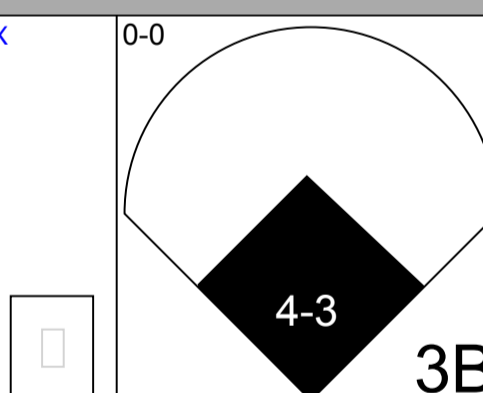

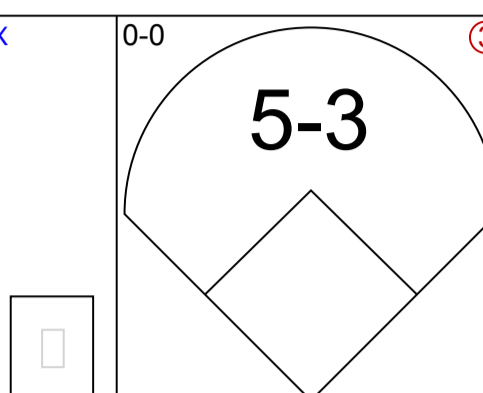
6



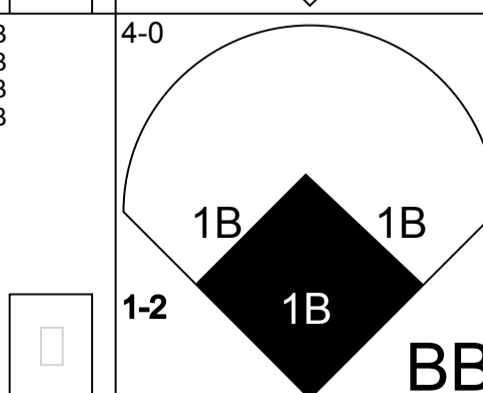
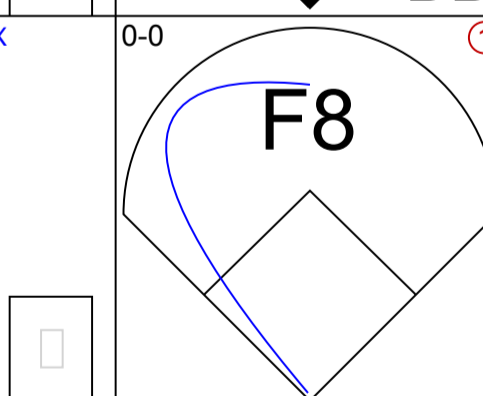
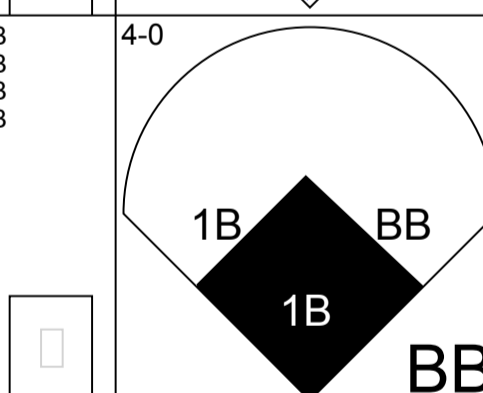
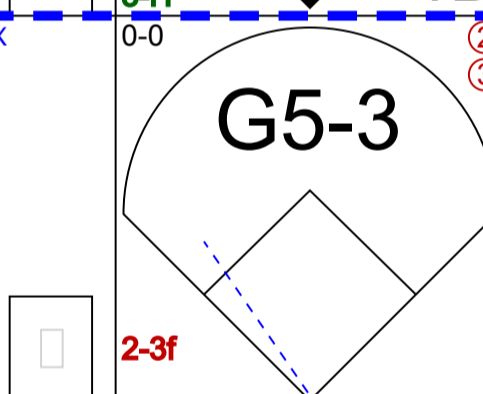
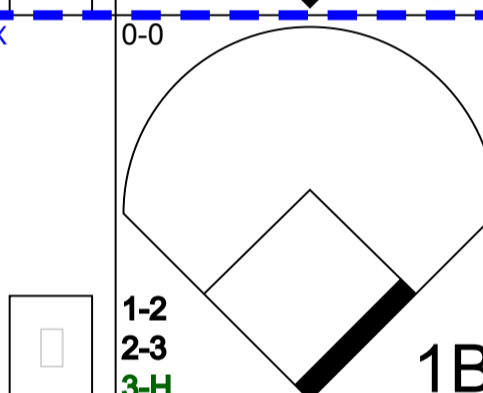
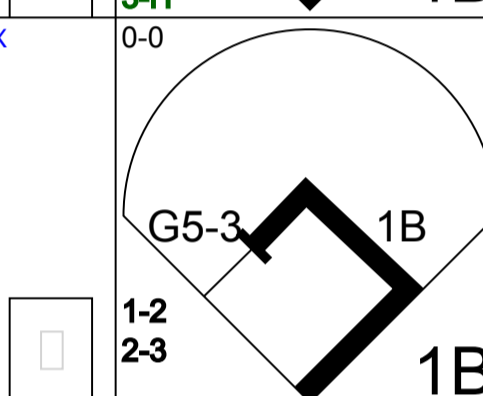
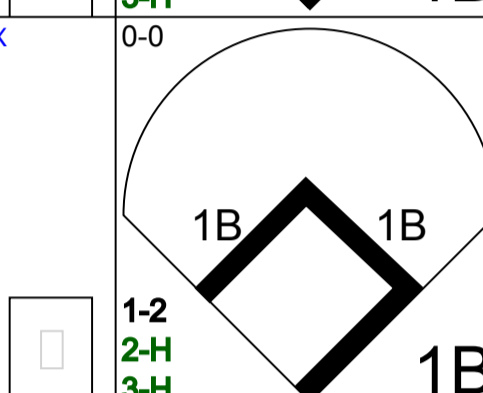
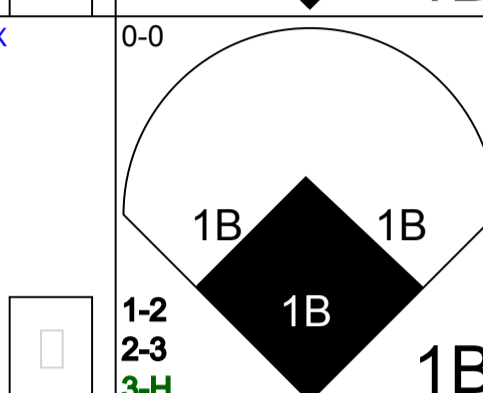
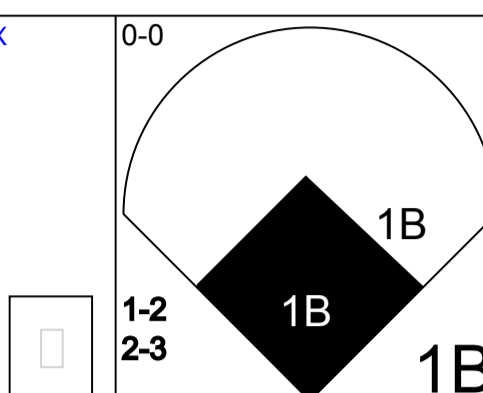
5




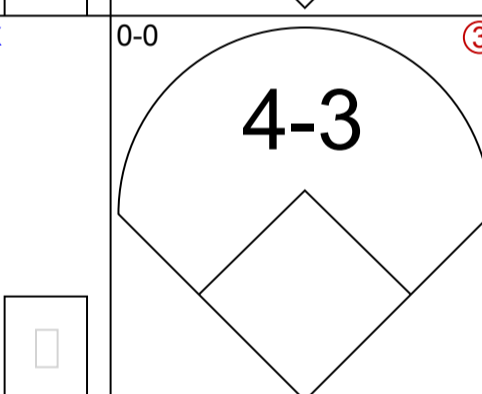
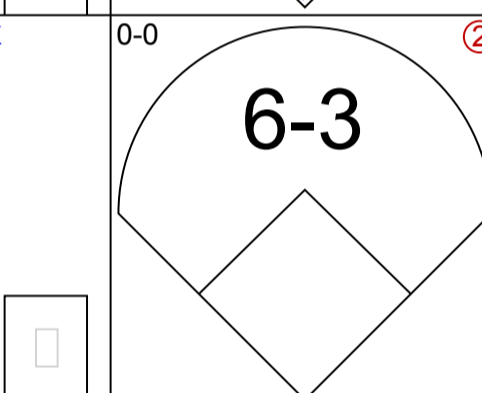
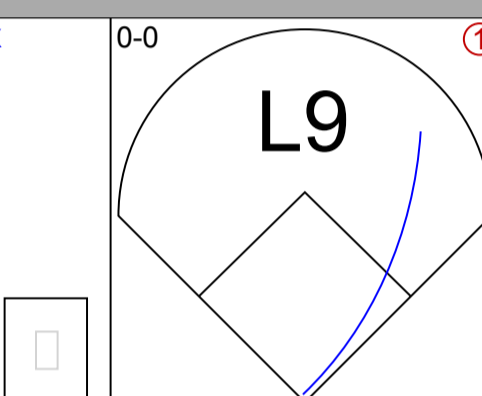

4




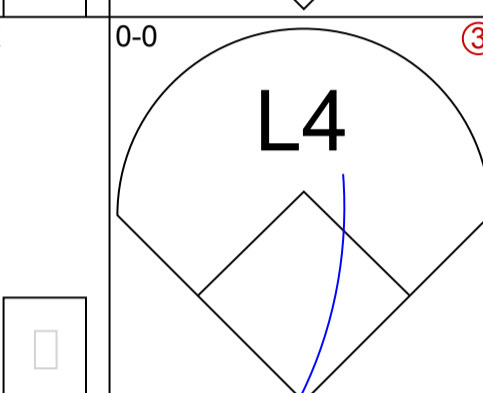
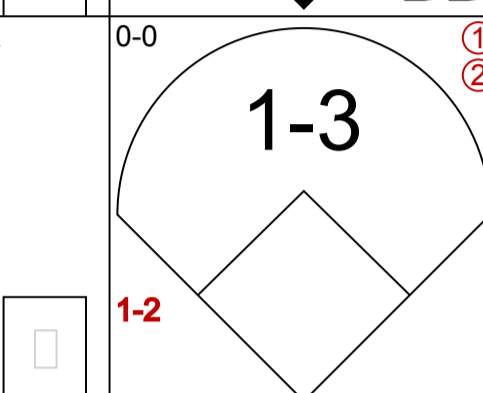
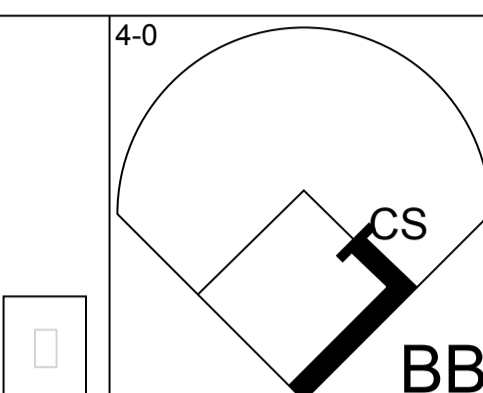
3



2



1



Batter

Billy Gardner, R (1, 4) OBP: 0.342, SLG: 0.379
Bob Boyd, L (1, 3) OBP: 0.382, SLG: 0.407
George Kell, R (1, 5) OBP: 0.342, SLG: 0.403
Bob Nieman, R (1, 7) OBP: 0.358, SLG: 0.442
Tito Francona, L (1, 9) OBP: 0.306, SLG: 0.369
Joe Durham, R (3, PH) OBP: 0.267, SLG: 0.319
Jim Busby, R (1, 8) OBP: 0.272, SLG: 0.328
George Zuverink, R (4, 1) OBP: 0.261, SLG: 0.150
Brooks Robinson, R (8, PH) OBP: 0.235, SLG: 0.269
Ken Lehman, L (9, 1) OBP: 0.227, SLG: 0.158
Joe Ginsberg, L (1, 2) OBP: 0.345, SLG: 0.388
Gus Triandos, R (9, PH) OBP: 0.318, SLG: 0.432
Willy Miranda, S (1, 6) OBP: 0.248, SLG: 0.207
Billy Goodman, L (3, PH) OBP: 0.321, SLG: 0.378
Al Pilarcik, L (11, PR) OBP: 0.357, SLG: 0.387
Bill Wight, L (1, 1) OBP: 0.279, SLG: 0.278
Eddie Robinson, L (3, PH) OBP: 0.160, SLG: 0.160
Billy O'Dell, S (3, PR) OBP: 0.154, SLG: 0.308
Lenny Green, L (4, 6) OBP: 0.154, SLG: 0.308
Jim Brideweser, R (6, PH) OBP: 0.385, SLG: 0.373

Inning Stats

R: 0	H: 0	R: 0	H: 0	R: 4	H: 5	R: 1	H: 1	R: 0	H: 1	R: 0	H: 1	R: 0	H: 1	R: 2	H: 3	R: 0	H: 0	R: 1	H: 2
E: 0	LOB: 0	E: 0	LOB: 0	E: 0	LOB: 2	E: 0	LOB: 0	E: 0	LOB: 1	E: 0	LOB: 1	E: 0	LOB: 0	E: 0	LOB: 2	E: 0	LOB: 0	E: 1	LOB: 2
K: 0	BB: 1	K: 0	BB: 0	K: 0	BB: 2	K: 0	BB: 0	K: 0	BB: 0	K: 1	BB: 0	K: 0	BB: 0	K: 2	BB: 1	K: 0	BB: 1	K: 0	BB: 0
S: 2	P: 6	S: 3	P: 3	S: 7	P: 15	S: 4	P: 4	S: 4	P: 4	S: 6	P: 6	S: 3	P: 3	S: 3	P: 3	S: 10	P: 14	S: 3	P: 3

PITCHER	IP	WLS	BF	H	R	ER	SO	BB	IBB	HBP	BLK	WP	HR	S	P	ERA	WHIP
Don Larsen, R (1, 1) ERA: 4.15	2.1		13	4	4	4	0	3	0	0	0	0	0	10	22	15.43	3.000
Bobby Shantz, L (3, 1) ERA: 2.63	0.0		1	1	0	0	0	0	0	0	0	0	0	1	1	∞	∞
Art Ditmar, R (3, 1) ERA: 3.26	2.2		9	2	1	1	0	0	0	0	0	0	0	9	9	3.38	0.750
Whitey Ford, L (6, 1) ERA: 2.81	3.2		15	5	2	2	2	1	0	0	0	0	0	18	22	4.91	1.636
Bob Grim, R (9, 1) ERA: 2.45	1.2	L	8	3	1	1	1	1	0	0	0	0	0	9	13	5.40	2.400

Batter	1	2	3	4	5	6	7	8	9	AB R H RBI BB SO LOB	TOP											
Tony Kubek, L (1, 8) OBP: 0.341, SLG: 0.378	0-0 L9		0-0 4-3			0-0 4-3		0-0 L3		4 0 0 0 0 0 0												
Gil McDougald, R (1, 6) OBP: 0.380, SLG: 0.478	0-0 1B			0-3 K		0-0 1B		4-0 1B BB		3 0 2 0 1 1 0												
Enos Slaughter, L (1, 7) OBP: 0.386, SLG: 0.407	0-3 K			0-0 6-3		0-3 K		0-0 1-3 1B		4 0 1 0 0 2 2												
Bill Skowron, R (1, 3) OBP: 0.354, SLG: 0.476	0-0 F8			0-0 6-3		0-3 K		0-3 K		4 0 0 0 0 2 4												
Harry Simpson, L (1, 9) OBP: 0.315, SLG: 0.424		0-3 K			0-0 E 1B		0-3 K		0-0 G3 1B 1B	4 1 2 0 0 2 0												
Jerry Lumpe, L (1, 5) OBP: 0.380, SLG: 0.447		0-0 F9			0-0 F7		0-0 2B		0-0 G3 1-2	4 0 1 0 0 0 2												
Bobby Richardson, R (1, 4) OBP: 0.273, SLG: 0.296		0-0 F2			0-0 E7 1B		0-3 K		0-3 K	3 0 1 0 0 1 1												
Joe Collins, L (9, PH) OBP: 0.311, SLG: 0.248					1-3 1B					1 0 0 0 0 1 1												
Darrell Johnson, R (1, 2) OBP: 0.268, SLG: 0.324			0-3 K		0-3 K		0-0 4-3		0-0 1B	1 0 0 0 0 1 0												
Yogi Berra, L (5, PH) OBP: 0.323, SLG: 0.422									2-H 1B	1 0 0 0 0 1 2												
Elston Howard, R (5, 2) OBP: 0.282, SLG: 0.383										2 0 1 1 0 0 1												
Johnny Kucks, R (1, 1) OBP: 0.183, SLG: 0.109			0-3 K		0-0 F7			0-3 K	0-3 K	0 0 0 0 0 0 0												
Al Cicotte, R (1, 1) OBP: 0.150, SLG: 0.200										3 0 0 0 0 2 2												
Mickey Mantle, S (9, PH) OBP: 0.519, SLG: 0.683										1 0 0 0 0 1 1												
Inning Stats	R: 0 E: 0 K: 1 S: 6	H: 1 LOB: 1 BB: 0 P: 6	R: 0 E: 0 K: 1 S: 5	H: 0 LOB: 0 BB: 0 P: 5	R: 0 E: 0 K: 2 S: 7	H: 0 LOB: 0 BB: 0 P: 7	R: 0 E: 0 K: 1 S: 5	H: 0 LOB: 0 BB: 0 P: 5	R: 0 E: 1 K: 1 S: 7	H: 2 LOB: 2 BB: 0 P: 7	R: 0 E: 0 K: 2 S: 8	H: 1 LOB: 1 BB: 0 P: 8	R: 0 E: 0 K: 2 S: 8	H: 1 LOB: 1 BB: 0 P: 8	R: 0 E: 0 K: 2 S: 8	H: 1 LOB: 2 BB: 1 P: 12	R: 1 E: 0 K: 2 S: 9	H: 2 LOB: 1 BB: 0 P: 9	1B: 7 2B: 1 3B: 0 HR: 0	SF: 0 SAC: 0 DP: 0 HBP: 0	WP: 0 PB: 0 SB: 0 CS: 0	PA: 36
PITCHER Connie Johnson, R (1, 1) ERA: 3.13	IP: 9.0 WLS: W BF: 36 H: 8 R: 1 ER: 1 SO: 14 BB: 1 IBB: 0 HBP: 0 BLK: 0 WP: 0 HR: 0 S: 63 P: 67 ERA: 1.00 WHIP: 1.000											PITCHER	IP: 9.0 WLS: W BF: 36 H: 8 R: 1 ER: 1 SO: 14 BB: 1 IBB: 0 HBP: 0 BLK: 0 WP: 0 HR: 0 S: 63 P: 67 ERA: 1.00 WHIP: 1.000									

New York Yankees @ Baltimore Orioles
 Memorial Stadium, Baltimore, MD
 Mon Sep 02 1957, 3:38 AM EDT
 Att: 33,032 - Overcast

AB	35
R	1
H	8
RBI	1
BB	1
SO	14
LOB	16



Batter	1	2	3	4	5	6	7	8	9
Billy Gardner, R OBP: 0.343, SLG: 0.378 (1, 4) X	0-0 SH BB E 1B	4-0 1B SH5-3 E BB		0-3 K		0-0 F7			
Bob Boyd, L OBP: 0.381, SLG: 0.406 (1, 3) B B B	4-0 SH E 1-2 BB	0-0 SH5-3		0-0 4-3		0-0 F9			
Billy Goodman, L OBP: 0.326, SLG: 0.382 Lenny Green, L OBP: 0.154, SLG: 0.308 (1, 7) X (8, 9)	0-0 SH E 1-2 1B 2-3	0-0 E 1B 2-3		0-0 CS 1B		0-0 F4			
George Kell, R OBP: 0.347, SLG: 0.408 (1, 5) X	0-0 E8 1B 1-3 2-H 3-H	0-0 E8 1B 1-3		0-0 CS 1-2	0-0 G3		0-0 G6-4-3 1B		
Joe Durham, R OBP: 0.274, SLG: 0.320 (1, 9) B B B (8, 7)	4-0 1B BB FC5-2-5	0-0 G6-4-3 1B 3-H		0-0 6-3		0-0 G6-4-3 1-2f			
Gus Triandos, R OBP: 0.322, SLG: 0.436 (1, 2) X	0-0 FC5-2-5 1B 1-3 2-H 3-H	0-0 G6-4-3 1-2f		4-0 1B BB		0-0 3-1 2B			
Jim Busby, R OBP: 0.272, SLG: 0.327 (1, 8) X	0-0 FC5-2-5 FC5-4 1-2 3-3		0-0 F5		0-0 1-2 1B		0-3 K		
Willy Miranda, S OBP: 0.245, SLG: 0.204 (1, 6) X	0-0 F6		0-0 G3		0-3 K		0-0 3-1 2-3		
Connie Johnson, R OBP: 0.145, SLG: 0.145 (1, 1) X	0-0 FC5-4 1-2f		0-3 K		0-0 4-3		0-3 K		

AB	R	H	RBI	BB	SO	LOB
3	2	1	0	1	1	0
2	1	0	0	1	0	0
3	2	2	0	0	0	0
0	0	0	0	0	0	0
4	1	3	3	0	0	0
3	0	1	1	1	0	1
3	0	2	2	1	0	2
4	0	1	0	0	1	3
4	0	0	0	0	1	5
4	0	0	0	0	2	3

WP	PA
0	37


New York Yankees @ Baltimore Orioles
Memorial Stadium, Baltimore, MD
 Mon Sep 02 1957, 3:38 AM EDT
 Att. 33,032 - Overcast

AB	30
R	6
H	10
RBI	6
BB	4
SO	5
LOB	14



Inning Stats	R	H	E	K	S	IP	WLS	BF	H	R	ER	SO	BB	IBB	HBP	BLK	WP	HR	S	P	ERA	WHIP
Johnny Kucks, R ERA: 3.66 (1, 1)	4	3	1	1	7	0.0	L	6	3	4	4	0	2	0	0	0	0	0	4	12	∞	∞
Al Cicotte, R ERA: 3.03 (1, 1)	0	0	0	0	0	8.0		30	7	2	2	5	2	0	0	0	0	0	38	46	2.25	1.125

1B	SF	WP	PA
9	0	0	37

Batter	1	2	3	4	5	6	7	8	9	AB R H RBI BB SO LOB	TOP														
Gil McDougald, R OBP: 0.377, SLG: 0.474 (1, 6) X	0-0 F3		0-0 F8			0-3 K			0-0 FC3-6 1B	4 1 0 0 0 1 2	<p>New York Yankees @ Baltimore Orioles Memorial Stadium, Baltimore, MD Tue Sep 03 1957, 3:33 AM EDT Att. 9,683 - Unknown</p> <p>livebaseballscorecards.com</p> <table border="1"> <tr><td>AB</td><td>31</td></tr> <tr><td>R</td><td>2</td></tr> <tr><td>H</td><td>6</td></tr> <tr><td>RBI</td><td>2</td></tr> <tr><td>BB</td><td>1</td></tr> <tr><td>SO</td><td>5</td></tr> <tr><td>LOB</td><td>10</td></tr> </table> 	AB	31	R	2	H	6	RBI	2	BB	1	SO	5	LOB	10
AB	31																								
R	2																								
H	6																								
RBI	2																								
BB	1																								
SO	5																								
LOB	10																								
Jerry Coleman, R OBP: 0.373, SLG: 0.386 (1, 4) X	0-0 L9			0-3 K		0-0 G6-4-3			0-0	4 0 1 0 0 1 1															
Mickey Mantle, S OBP: 0.515, SLG: 0.677 (1, 8) X	0-0 F9			0-0 L7			0-0 F2		0-0 F4	4 0 0 0 0 0 2															
Bill Skowron, R OBP: 0.357, SLG: 0.485 (1, 3) X		0-0 HR		0-0 1B			0-0 F8		0-0 1B	4 1 3 2 0 0 0															
Yogi Berra, L OBP: 0.321, SLG: 0.418 (1, 2) X		0-0 F5		0-0 F8			0-0 F8		0-0 4-3	4 0 0 0 0 0 3															
Elston Howard, R OBP: 0.282, SLG: 0.381 (1, 9)		0-0 4-3			0-0 F3			4-0 FC5-4 BB		2 0 0 0 1 0 0															
Bobby Richardson, R OBP: 0.273, SLG: 0.296 (8, PR)										0 0 0 0 0 0 0															
Enos Slaughter, L OBP: 0.386, SLG: 0.407 (8, 9)										0 0 0 0 0 0 0															
Andy Carey, R OBP: 0.310, SLG: 0.390 (1, 5) X		0-0 F2			0-0 6-3			0-0 FC5-4 CS		3 0 0 0 0 0 1															
Tony Kubek, L OBP: 0.339, SLG: 0.375 (1, 7) X			0-3 K		0-0 F8			0-3 K		3 0 0 0 0 2 1															
Tom Sturdivant, L OBP: 0.242, SLG: 0.206 (1, 1) X			0-3 K			0-0 G6-4-3 1B			0-0 FC3-6 1B	3 0 2 0 0 1 0															
Sal Maglie, R OBP: 0.034, SLG: 0.034 (9, 1) X										0 0 0 0 0 0 0															
Inning Stats	R: 0 E: 0 K: 0 S: 3	H: 0 LOB: 0 BB: 0 P: 3	R: 1 E: 0 K: 0 S: 4	H: 1 LOB: 0 BB: 0 P: 4	R: 0 E: 0 K: 2 S: 7	H: 0 LOB: 0 BB: 0 P: 7	R: 0 E: 0 K: 1 S: 6	H: 1 LOB: 1 BB: 0 P: 6	R: 0 E: 0 K: 0 S: 3	H: 0 LOB: 0 BB: 0 P: 3	R: 0 E: 0 K: 1 S: 5	H: 1 LOB: 0 BB: 0 P: 5	R: 0 E: 0 K: 0 S: 3	H: 0 LOB: 0 BB: 0 P: 3	R: 0 E: 0 K: 1 S: 4	H: 0 LOB: 1 BB: 1 P: 8	R: 1 E: 0 K: 0 S: 6	H: 3 LOB: 2 BB: 0 P: 6	1B: 5 2B: 0 3B: 0 HR: 1	SF: 0 SAC: 0 DP: 1 HBP: 0	WP: 0 PB: 0 SB: 0 CS: 1	PA: 32			
PITCHER	IP WLS BF H R ER SO BB IBB HBP BLK WP HR S P ERA WHIP																								
Billy O'Dell, L ERA: 3.06 (1, 1)	7.0 L 23 3 1 1 4 0 0 0 0 0 1 31 31 1.29 0.429																								
Billy Loes, R ERA: 3.29 (8, 1)	2.0 9 3 1 1 1 1 0 0 0 0 0 10 14 4.50 2.000																								

BOTTOM

New York Yankees @ Baltimore Orioles
Memorial Stadium, Baltimore, MD

Tue Sep 03 1957, 3:33 AM EDT
Att. 9,683 - Unknown

livebaseballscorecards.com

AB	34
R	0
H	7
RBI	0
BB	1
SO	3
LOB	18



WP:	0	PA:	35
PB:	0		
SB:	1		
CS:	0		

AB R H RBI BB SO LOB

4	0	0	0	0	0	0
4	0	0	0	0	0	0
4	0	2	0	0	0	0
0	0	0	0	0	0	0
4	0	3	0	0	0	1
4	0	1	0	0	0	4
4	0	1	0	0	0	3
3	0	0	0	0	0	2
0	0	0	0	0	0	0
1	0	0	0	0	0	2
1	0	0	0	1	1	0
1	0	0	0	0	1	1
0	0	0	0	0	0	0
1	0	0	0	0	0	2
2	0	0	0	0	1	1
1	0	0	0	0	0	2

1B:	7	SF:	0
2B:	0	SAC:	0
3B:	0	DP:	0
HR:	0	HBP:	0

Batter	1	2	3	4	5	6	7	8	9
Billy Gardner, R (1, 4) OBP: 0.340, SLG: 0.376	0-0 6-3		0-0 6-3		0-0 5-3			0-0 F7	
Bob Boyd, L (1, 3) OBP: 0.378, SLG: 0.402	0-0 F7		0-0 6-3			0-0 F5		0-0 F9	
Billy Goodman, L (1, 9) Lenny Green, L (9, 9) OBP: 0.329, SLG: 0.384 OBP: 0.154, SLG: 0.308	0-0 FC5 1B 1B		0-0 4-1			0-0 1B		0-0 4-3	
George Kell, R (1, 5) OBP: 0.353, SLG: 0.413	0-0 1-2 1B			0-0 1B		0-0 F3		0-0 FC2-5 1B 1B	
Bob Niman, R (1, 7) OBP: 0.357, SLG: 0.440	0-0 FC5 2-3f			0-0 F3		0-0 L7		0-0 FC2-5 1-2 1B	
Jim Busby, R (1, 8) OBP: 0.272, SLG: 0.326		0-0 F5		0-0 F8		0-0 FC5-6 1B		0-0 FC2-5 1-2 2-3f	
Joe Ginsberg, L (1, 2) Al Pilarcik, L (7, PR) Jim Brideweser, R (8, 6) Tito Francona, L (9, PH) OBP: 0.339, SLG: 0.380 OBP: 0.357, SLG: 0.387 OBP: 0.385, SLG: 0.373 OBP: 0.305, SLG: 0.367		0-0 G3		0-0 G3		0-0 FC5-6 1-2f S		0-0 F6	
Willy Miranda, S (1, 6) Eddie Robinson, L (7, PH) Billy Loes, R (8, 1) Joe Durham, R (9, PH) OBP: 0.247, SLG: 0.204 OBP: 0.273, SLG: 0.270 OBP: 0.135, SLG: 0.102 OBP: 0.272, SLG: 0.317		4-0 BB		0-3 K		0-3 K		0-0 F9	
Billy O'Dell, S (1, 1) Gus Triandos, R (7, PH) OBP: 0.148, SLG: 0.148 OBP: 0.321, SLG: 0.435		0-3 K		0-0 L4		0-0 F8			

Inning Stats	R: 0	H: 2	E: 0	LOB: 2	K: 0	BB: 0	S: 5	P: 5	R: 0	H: 0	E: 0	LOB: 1	K: 1	BB: 1	S: 5	P: 9	R: 0	H: 0	E: 0	LOB: 0	K: 0	BB: 0	S: 3	P: 3	R: 0	H: 1	E: 0	LOB: 1	K: 0	BB: 0	S: 4	P: 4	R: 0	H: 0	E: 0	LOB: 0	K: 1	BB: 0	S: 5	P: 5	R: 0	H: 1	E: 0	LOB: 1	K: 1	BB: 0	S: 6	P: 6	R: 0	H: 0	E: 0	LOB: 0	K: 0	BB: 0	S: 3	P: 3	R: 0	H: 2	E: 0	LOB: 2	K: 0	BB: 0	S: 5	P: 5	1B: 7	SF: 0	2B: 0	SAC: 0	3B: 0	DP: 0	HR: 0	HBP: 0	WP: 0	PA: 35
--------------	------	------	------	--------	------	-------	------	------	------	------	------	--------	------	-------	------	------	------	------	------	--------	------	-------	------	------	------	------	------	--------	------	-------	------	------	------	------	------	--------	------	-------	------	------	------	------	------	--------	------	-------	------	------	------	------	------	--------	------	-------	------	------	------	------	------	--------	------	-------	------	------	-------	-------	-------	--------	-------	-------	-------	--------	-------	--------

PITCHER	IP	WLS	BF	H	R	ER	SO	BB	IBB	HBP	BLK	WP	HR	S	P	ERA	WHIP
Tom Sturdivant, R (1, 1) ERA: 2.7	8.0	W	31	6	0	0	3	1	0	0	0	0	0	36	40	0.00	0.875
Sal Maglie, R (9, 1) ERA: 2.9	1.0	S	4	1	0	0	0	0	0	0	0	0	0	4	4	0.00	1.000

Batter	1	2	3	4	5	6	7	8	9	10	AB R H RBI BB SO LOB	TOP								
Eddie Yost, R OBP: 0.392, SLG: 0.405 (1, 5) X	0-0 F6		0-3 K			0-0 F8			0-0 E6		4 0 0 0 0 1 0	<p>Washington Senators @ Baltimore Orioles Memorial Stadium, Baltimore, MD Wed Sep 04 1957, 7:05 PM EDT Att: 6,753 - Unknown</p>								
Milt Bolling, R OBP: 0.290, SLG: 0.347 (1, 4) X	0-0 1B			0-0 4-3			0-0 F7		0-0 FC3-1-6		4 0 1 0 0 0 1									
Roy Sievers, R OBP: 0.390, SLG: 0.572 (1, 7) X	0-0 F8			0-0 F2			0-0 CS 1B		0-0 F7		4 0 1 0 0 0 2									
Lou Berberet, L OBP: 0.357, SLG: 0.421 (1, 2) X	0-0 4-3			0-0 F9			4-0 BB		0-0 F8		3 0 0 0 1 0 2									
Jim Lemon, R OBP: 0.342, SLG: 0.446 (1, 9) X		0-3 K			0-0 5-3		0-3 K			0-0 6-3	4 0 0 0 0 2 1									
Pete Runnels, L OBP: 0.305, SLG: 0.285 (1, 3) X		0-0 6-3			0-0 F7			0-0 6-3		0-0 G3	4 0 0 0 0 0 0									
Bob Usher, R OBP: 0.326, SLG: 0.352 (1, 8) X		0-0 2-3			0-0 6-3			0-0 1B 1B		0-0 6-3	4 0 1 0 0 0 0									
Rocky Bridges, R OBP: 0.299, SLG: 0.306 (1, 6) X			0-0 5-3			0-0 F4		0-0 G6-3 1B			3 0 1 0 0 0 0									
Camilo Pascual, R OBP: 0.167, SLG: 0.111 (1, 1) X			0-0 F9			0-0 1-3		0-0 G6-3			3 0 0 0 0 0 2									
Inning Stats	R: 0 E: 0 K: 0 S: 4	H: 1 LOB: 1 BB: 0 P: 4	R: 0 E: 0 K: 1 S: 5	H: 0 LOB: 0 BB: 0 P: 5	R: 0 E: 0 K: 1 S: 5	H: 0 LOB: 0 BB: 0 P: 5	R: 0 E: 0 K: 0 S: 3	H: 0 LOB: 0 BB: 0 P: 3	R: 0 E: 0 K: 0 S: 3	H: 1 LOB: 1 BB: 1 P: 9	R: 0 E: 0 K: 1 S: 4	H: 2 LOB: 1 BB: 0 P: 4	R: 0 E: 1 K: 0 S: 4	H: 0 LOB: 1 BB: 0 P: 4	R: 0 E: 0 K: 0 S: 3	H: 0 LOB: 0 BB: 0 P: 3	1B: 4 2B: 0 3B: 0 HR: 0	SF: 0 SAC: 0 DP: 1 HBP: 0	WP: 0 PB: 0 SB: 0 CS: 1	PA: 34
PITCHER Jerry Walker, R ERA: 2.95 (1, 1)	IP 10.0 WLS W BF 34 H 4 R 0 ER 0 SO 3 BB 1 IBB 0 HBP 0 BLK 0 WP 0 HR 0 S 39 P 43 ERA 0.00 WHIP 0.500											PITCHER IP 10.0 WLS W BF 34 H 4 R 0 ER 0 SO 3 BB 1 IBB 0 HBP 0 BLK 0 WP 0 HR 0 S 39 P 43 ERA 0.00 WHIP 0.500								

AB	33
R	0
H	4
RBI	0
BB	1
SO	3
LOB	8



BOTTOM

Washington Senators @ Baltimore Orioles
Memorial Stadium, Baltimore, MD
 Wed Sep 04 1957, 7:05 PM EDT
 Att. 6,753 - Unknown

livebaseballscorecards.com

AB	31
R	1
H	6
RBI	1
BB	2
SO	3
LOB	7



AB R H RBI BB SO LOB

4 0 1 0 0 0 0

3 0 1 0 1 0 1

4 0 1 0 0 0 2

0 0 0 0 0 0 0

4 0 1 0 0 0 2

0 1 0 0 0 0 0

3 0 0 0 0 0 0

3 0 0 0 0 0 0

4 0 2 0 0 0 0

3 0 0 0 0 2 1

0 0 0 0 1 0 0

3 0 0 0 0 0 1

0 0 0 1 0 0 0

3 0 0 0 0 1 0

3 0 0 0 0 1 0

1B: 6 SF: 1

2B: 0 SAC: 1

3B: 0 DP: 0

HR: 0 HBP: 0

WP: 0 PA: 36

PB: 0

SB: 1

CS: 2

1B: 6 SF: 1

2B: 0 SAC: 1

3B: 0 DP: 0

HR: 0 HBP: 0

WP: 0 PA: 36

PB: 0

SB: 1

CS: 2

1B: 6 SF: 1

2B: 0 SAC: 1

3B: 0 DP: 0

HR: 0 HBP: 0

WP: 0 PA: 36

PB: 0

SB: 1

CS: 2

1B: 6 SF: 1

2B: 0 SAC: 1

3B: 0 DP: 0

HR: 0 HBP: 0

WP: 0 PA: 36

PB: 0

SB: 1

CS: 2

1B: 6 SF: 1

2B: 0 SAC: 1

3B: 0 DP: 0

HR: 0 HBP: 0

WP: 0 PA: 36

PB: 0

SB: 1

CS: 2

1B: 6 SF: 1

2B: 0 SAC: 1

3B: 0 DP: 0

HR: 0 HBP: 0

WP: 0 PA: 36

PB: 0

SB: 1

CS: 2

1B: 6 SF: 1

2B: 0 SAC: 1

3B: 0 DP: 0

HR: 0 HBP: 0

WP: 0 PA: 36

PB: 0

SB: 1

CS: 2

1B: 6 SF: 1

2B: 0 SAC: 1

3B: 0 DP: 0

HR: 0 HBP: 0

WP: 0 PA: 36

PB: 0

SB: 1

CS: 2

1B: 6 SF: 1

2B: 0 SAC: 1

3B: 0 DP: 0

HR: 0 HBP: 0

WP: 0 PA: 36

PB: 0

SB: 1

CS: 2

1B: 6 SF: 1

2B: 0 SAC: 1

3B: 0 DP: 0

HR: 0 HBP: 0

WP: 0 PA: 36

PB: 0

SB: 1

CS: 2

1B: 6 SF: 1

2B: 0 SAC: 1

3B: 0 DP: 0

HR: 0 HBP: 0

WP: 0 PA: 36

PB: 0

SB: 1

CS: 2

1B: 6 SF: 1

2B: 0 SAC: 1

3B: 0 DP: 0

HR: 0 HBP: 0

WP: 0 PA: 36

PB: 0

SB: 1

CS: 2

1B: 6 SF: 1

2B: 0 SAC: 1

3B: 0 DP: 0

HR: 0 HBP: 0

WP: 0 PA: 36

PB: 0

SB: 1

CS: 2

1B: 6 SF: 1

2B: 0 SAC: 1

3B: 0 DP: 0

HR: 0 HBP: 0

WP: 0 PA: 36

PB: 0

SB: 1

CS: 2

1B: 6 SF: 1

2B: 0 SAC: 1

3B: 0 DP: 0

HR: 0 HBP: 0

WP: 0 PA: 36

PB: 0

SB: 1

CS: 2

1B: 6 SF: 1

2B: 0 SAC: 1

3B: 0 DP: 0

HR: 0 HBP: 0

WP: 0 PA: 36

PB: 0

SB: 1

CS: 2

1B: 6 SF: 1

2B: 0 SAC: 1

3B: 0 DP: 0

HR: 0 HBP: 0

WP: 0 PA: 36

PB: 0

SB: 1

CS: 2

1B: 6 SF: 1

2B: 0 SAC: 1

3B: 0 DP: 0

HR: 0 HBP: 0

WP: 0 PA: 36

PB: 0

SB: 1

CS: 2

1B: 6 SF: 1

2B: 0 SAC: 1

3B: 0 DP: 0

HR: 0 HBP: 0

WP: 0 PA: 36

PB: 0

SB: 1

CS: 2

1B: 6 SF: 1

2B: 0 SAC: 1

3B: 0 DP: 0

HR: 0 HBP: 0

WP: 0 PA: 36

PB: 0

SB: 1

CS: 2

1B: 6 SF: 1

2B: 0 SAC: 1

3B: 0 DP: 0

HR: 0 HBP: 0

WP: 0 PA: 36

PB: 0

SB: 1

CS: 2

1B: 6 SF: 1

2B: 0 SAC: 1

3B: 0 DP: 0

HR: 0 HBP: 0

WP: 0 PA: 36

PB: 0

SB: 1

CS: 2

1B: 6 SF: 1

2B: 0 SAC: 1

3B: 0 DP: 0

HR: 0 HBP: 0

WP: 0 PA: 36

PB: 0

SB: 1

CS: 2

1B: 6 SF: 1

2B: 0 SAC: 1

3B: 0 DP: 0

HR: 0 HBP: 0

WP: 0 PA: 36

PB: 0

SB: 1

CS: 2

1B: 6 SF: 1

2B: 0 SAC: 1

3B: 0 DP: 0

HR: 0 HBP: 0

WP: 0 PA: 36

PB: 0

SB: 1

CS: 2

1B: 6 SF: 1

2B: 0 SAC: 1

3B: 0 DP: 0

HR: 0 HBP: 0

WP: 0 PA: 36

PB: 0

SB: 1

CS: 2

1B: 6 SF: 1

2B: 0 SAC: 1

3B: 0 DP: 0

HR: 0 HBP: 0

WP: 0 PA: 36

PB: 0

SB: 1

CS: 2

1B: 6 SF: 1

2B: 0 SAC: 1

3B: 0 DP: 0

HR: 0 HBP: 0

WP: 0 PA: 36

PB: 0

SB: 1

CS: 2

1B: 6 SF: 1

2B: 0 SAC: 1

3B: 0 DP: 0

HR: 0 HBP: 0

WP: 0 PA: 36

PB: 0

SB: 1

CS: 2

1B: 6 SF: 1

2B: 0 SAC: 1

3B: 0 DP: 0

HR: 0 HBP: 0

WP: 0 PA: 36

PB: 0

SB: 1

CS: 2

Batter	1	2	3	4	5	6	7	8	9	AB R H RBI BB SO LOB	TOP																								
Eddie Yost, R OBP: 0.390, SLG: 0.400 (1, 5) X	0-0 4-3 ①		0-0 G6-4-3 ①②		0-0 F8 ①		4-0 BB ①		0-0 F3 ②	4 0 0 0 1 0 2																									
Milt Bolling, R OBP: 0.288, SLG: 0.344 (1, 4) X	0-0 6-3 ②		0-0 HR 1B ②		0-0 F8 ②		0-0 F2 ②		0-0 L5 ③	5 1 1 0 0 0 2																									
Roy Sievers, R OBP: 0.390, SLG: 0.577 (1, 7) X	0-0 F7 ③		0-0 HR ③		1-0 HBP ③		0-0 F6 ③			3 1 1 2 0 0 1																									
Clint Courtney, L OBP: 0.350, SLG: 0.438 (1, 2) X		0-0 BB 1B ①	0-0 F2 ③		0-0 G3 ③			0-0 F4 ①		4 0 1 0 0 0 1																									
Julio Becquer, L OBP: 0.288, SLG: 0.356 (1, 3) X		0-0 F5 ①		0-0 4-3 ①		0-0 1B ①		0-0 F7 ②		4 0 1 0 0 0 1																									
Jim Lemon, R OBP: 0.341, SLG: 0.445 (1, 9) X		0-0 F4 ②		0-0 FC4-6 1B ②		0-0 F8 ①		0-0 F7 ③		4 0 1 0 0 0 2																									
Bob Usher, R OBP: 0.325, SLG: 0.348 (1, 8) X		4-0 FC5-4 BB ②		0-0 FC4-6 1B ②		0-0 F6 ②			0-0 F4 ①	3 0 0 0 1 0 2																									
Rocky Bridges, R OBP: 0.302, SLG: 0.308 (1, 6) X		0-0 FC5-4 ③		0-0 1-2 1B ③		0-0 F9 ③			0-0 2B 1B ③	4 1 2 0 0 0 3																									
Chuck Stobbs, L OBP: 0.200, SLG: 0.246 (1, 1) X			0-0 G6-4-3 1B ③		0-0 F4 ③		0-0 4-3 ①		0-0 2B ③	4 0 2 1 0 0 2																									
Inning Stats	R: 0 E: 0 K: 0 S: 3 H: 0 LOB: 0 BB: 0 P: 3	R: 0 E: 0 K: 0 S: 4 H: 1 LOB: 2 BB: 1 P: 8	R: 2 E: 0 K: 0 S: 5 H: 3 LOB: 0 BB: 0 P: 5	R: 0 E: 0 K: 0 S: 5 H: 2 LOB: 2 BB: 0 P: 5	R: 0 E: 0 K: 0 S: 3 H: 0 LOB: 1 BB: 0 P: 4	R: 0 E: 0 K: 0 S: 4 H: 1 LOB: 1 BB: 0 P: 4	R: 0 E: 0 K: 0 S: 3 H: 0 LOB: 1 BB: 1 P: 7	R: 0 E: 0 K: 0 S: 3 H: 0 LOB: 0 BB: 0 P: 3	R: 1 E: 0 K: 0 S: 5 H: 2 LOB: 1 BB: 0 P: 5	1B: 7 2B: 1 3B: 0 HR: 1 SF: 0 SAC: 0 DP: 1 HBP: 1	WP: 0 PB: 0 SB: 0 CS: 0 PA: 38																								
PITCHER Ray Moore, R ERA: 3.44 (1, 1)	IP 9.0	WLS L	BF 38	H 9	R 3	ER 3	SO 0	BB 2	IBB 0	HBP 1	BLK 0	WP 0	HR 1	S 35	P 44	ERA 3.00	WHIP 1.222	PITCHER	IP 9.0	WLS L	BF 38	H 9	R 3	ER 3	SO 0	BB 2	IBB 0	HBP 1	BLK 0	WP 0	HR 1	S 35	P 44	ERA 3.00	WHIP 1.222

Washington Senators @ Baltimore Orioles
 Memorial Stadium, Baltimore, MD
 Thu Sep 05 1957, 3:33 AM EDT
 Att. 3,090 - Unknown

AB	35
R	3
H	9
RBI	3
BB	2
SO	0
LOB	16



Batter	1	2	3	4	5	6	7	8	9	AB R H RBI BB SO LOB	TOP											
Billy Gardner, R (1, 4) OBP: 0.335, SLG: 0.369	0-0 1-6-3		0-0 L7			0-0 F8	0-3 K		0-0 FC3-6 1B	5 0 0 0 0 1 4	<p>Baltimore Orioles @ Boston Red Sox Fenway Park, Boston, MA</p> <p>Fri Sep 06 1957, 7:05 PM EDT Att. 16,750 - Unknown</p>											
Bob Boyd, L (1, 3) OBP: 0.381, SLG: 0.405	0-0 5-3		0-0 E6 1B			0-0 SH1-3 1B		0-0 2B	0-3 K	5 1 3 0 0 1 1												
Billy Goodman, L (1, 9) OBP: 0.331, SLG: 0.388	0-0 4-3		0-3 K			0-0 SH1-3		0-0 L8 FC 2B	0-0 1B	4 1 2 1 0 1 1												
George Kell, R (1, 5) Brooks Robinson, R (8, 5) OBP: 0.355, SLG: 0.409 OBP: 0.225, SLG: 0.256		0-0 4-3 1B		0-0 5-3		4-0 BB		0-0 L8	0-0 F9	3 0 1 0 1 0 1 1 0 0 0 0 0 2												
Bob Nieman, R (1, 7) OBP: 0.350, SLG: 0.430		0-3 K		0-0 4-3		0-0 F3		0-0 FC 1B		4 0 0 1 0 1 3												
Jim Busby, R (1, 8) OBP: 0.275, SLG: 0.325		0-0 4-3		0-0 5-3				0-0 SH2-3 1B	4-0 1B BB	3 0 1 0 1 0 1												
Joe Ginsberg, L (1, 2) OBP: 0.331, SLG: 0.368		0-0 4-3				0-0 F9		4-0 SH2-3 BB	0-0 F2	3 0 0 0 1 0 3												
Willy Miranda, S (1, 6) OBP: 0.248, SLG: 0.206 Al Pilarcik, L (7, PH) OBP: 0.357, SLG: 0.387 Jim Brideweser, R (7, 6) OBP: 0.374, SLG: 0.361			0-0 L7 SH1-3 E 1B			0-0 6-3		0-0 SH2-3 1B	0-0 1B	2 1 1 0 0 0 0 0 0 0 0 0 0 0 1 0 1 0 0 0 0												
Hal Brown, R (1, 1) OBP: 0.244, SLG: 0.286 Billy Loes, R (9, 1) OBP: 0.135, SLG: 0.102 Joe Durham, R (9, 9) OBP: 0.264, SLG: 0.307			0-0 SH1-3			0-0 5-3		0-0 P4	0-0 FC3-6 1B	3 0 1 0 0 0 2 0 0 0 0 0 0 0 0 0 0 0 0 0 0												
Inning Stats	R: 0 E: 0 K: 0 S: 3	H: 0 LOB: 0 BB: 0 P: 3	R: 0 E: 0 K: 1 S: 6	H: 1 LOB: 1 BB: 0 P: 6	R: 1 E: 1 K: 1 S: 7	H: 2 LOB: 1 BB: 0 P: 7	R: 0 E: 0 K: 0 S: 3	H: 0 LOB: 0 BB: 0 P: 3	R: 0 E: 0 K: 0 S: 3	H: 0 LOB: 0 BB: 0 P: 3		R: 0 E: 0 K: 1 S: 6	H: 1 LOB: 2 BB: 1 P: 10	R: 0 E: 0 K: 1 S: 6	H: 1 LOB: 2 BB: 1 P: 10	R: 2 E: 0 K: 0 S: 6	H: 3 LOB: 2 BB: 1 P: 10	R: 0 E: 0 K: 1 S: 7	H: 2 LOB: 2 BB: 0 P: 7	1B: 8 2B: 2 3B: 0 HR: 0	SF: 0 SAC: 3 DP: 0 HBP: 0	WP: 0 PB: 0 SB: 0 CS: 0
PITCHER	IP WLS BF H R ER SO BB IBB HBP BLK WP HR S P ERA WHIP																					
Bob Porterfield, R (1, 1) ERA: 3.78	7.0		30	7	3	2	3	2	0	0	0	0	0	0	34	42	2.57	1.286				
Ike Delock, R (8, 1) ERA: 4.09	1.0		5	1	0	0	0	1	0	0	0	0	0	4	8	0.00	2.000					
Murray Wall, R (9, 1) ERA: 5.4	1.0	W	5	2	0	0	1	0	0	0	0	0	0	7	7	0.00	2.000					

livebaseballscorecards.com

AB	34
R	3
H	10
RBI	2
BB	3
SO	4
LOB	18




Batter	1	2	3	4	5	6	7	8	9	AB R H RBI BB SO LOB	TOP							
Billy Gardner, R (1, 4) OBP: 0.332, SLG: 0.365	0-0 F7			0-0 L7		0-0 F4			0-0 5-3	4 0 0 0 0 0 0	Baltimore Orioles @ Boston Red Sox Fenway Park, Boston, MA Sun Sep 08 1957, 3:33 AM EDT Att: 12,727 - Unknown livebaseballscorecards.com							
George Kell, R (1, 5) OBP: 0.356, SLG: 0.409	0-0 5-3			0-0 1-4-3 1B		0-0 F9		0-0 F9	4 0 2 0 0 0 0									
Billy Goodman, L (1, 3) OBP: 0.331, SLG: 0.384	0-0 6-3			0-0 1-4-3 1-2		0-3 K		0-0 F9	4 0 0 0 0 1 2									
Bob Nieman, R (1, 7) OBP: 0.350, SLG: 0.428		0-3 K		0-3 K		0-0 1B		0-0 F5	4 0 1 0 0 2 2									
Al Pilarcik, L (1, 9) OBP: 0.353, SLG: 0.381		0-0 F8		0-0 5-3		0-0 F7			3 0 0 0 0 0 1									
Jim Busby, R (1, 8) OBP: 0.281, SLG: 0.330		0-0 4-3		0-0 6-3				0-0 F2	3 0 0 0 0 0 0									
Gus Triandos, R (1, 2) OBP: 0.318, SLG: 0.428			0-3 K		0-0 F9			4-0 BB	2 0 0 0 1 1 0									
Lenny Green, L (8, PR) OBP: 0.154, SLG: 0.308									0 0 0 0 0 0 0									
Joe Ginsberg, L (8, 2) OBP: 0.330, SLG: 0.365									0 0 0 0 0 0 0									
Willy Miranda, S (1, 6) OBP: 0.248, SLG: 0.206		0-0 4-3		0-0 4-3		0-0 4-3		0-0 F8	2 0 0 0 0 0 0									
Bob Boyd, L (8, PH) OBP: 0.378, SLG: 0.402									1 0 0 0 0 0 1									
Jim Brideweser, R (8, 6) OBP: 0.374, SLG: 0.361									0 0 0 0 0 0 0									
Billy O'Dell, S (1, 1) OBP: 0.138, SLG: 0.138			0-0 G3		0-0 3-1			0-0 4-3	2 0 0 0 0 0 0									
Tito Francona, L (8, PH) OBP: 0.309, SLG: 0.368									1 0 0 0 0 0 1									
George Zuverink, R (8, 1) OBP: 0.261, SLG: 0.150									0 0 0 0 0 0 0									
Inning Stats	R: 0 E: 0 K: 0 S: 3	H: 0 LOB: 0 BB: 0 P: 3	R: 0 E: 0 K: 1 S: 5	H: 0 LOB: 0 BB: 0 P: 5	R: 0 E: 0 K: 1 S: 5	H: 1 LOB: 1 BB: 0 P: 6	R: 0 E: 0 K: 0 S: 3	H: 0 LOB: 0 BB: 0 P: 3	R: 0 E: 0 K: 1 S: 6	H: 1 LOB: 1 BB: 0 P: 6	R: 0 E: 0 K: 0 S: 3	H: 0 LOB: 1 BB: 1 P: 7	R: 0 E: 0 K: 0 S: 4	H: 1 LOB: 1 BB: 0 P: 4	1B: 3 2B: 0 3B: 0 HR: 0	SF: 0 SAC: 0 DP: 0 HBP: 0	WP: 0 PB: 0 SB: 0 CS: 0	PA: 31
PITCHER Mike Fornieles, R (1, 1) ERA: 3.37	IP: 9.0 WLS: W BF: 31 H: 3 R: 0 ER: 0 SO: 4 BB: 1 IBB: 0 HBP: 0 BLK: 0 WP: 0 HR: 0 S: 38 P: 42 ERA: 0.00 WHIP: 0.444											PITCHER IP: WLS: BF: H: R: ER: SO: BB: IBB: HBP: BLK: WP: HR: S: P: ERA: WHIP:						



Batter	1	2	3	4	5	6	7	8	9	AB R H RBI BB SO LOB	TOP	
Vic Power, R OBP: 0.284, SLG: 0.374 (1, 3) X	0-0 E4 HR		X 0-0 6-3	X 0-0 G5-4-3 1-2f		X 0-3 K		X 0-0 1B	X 0-0 1B	5 1 1 0 0 1 2		
Joe Demaestri, R OBP: 0.289, SLG: 0.368 (1, 6) X	0-0 1-H HR		X 0-0 S 3B 1B	X 0-0 6-3		X 0-0 L6		X 0-0 F4	X 0-0 F4	5 2 2 2 0 0 1		
Hector Lopez, R OBP: 0.358, SLG: 0.461 (1, 7) S S S	0-3 K		X 0-3 S S S K 1-2		X 0-0 5-3		X 0-0 1-3		X 0-0 1-3	4 0 0 0 0 2 1		
Woodie Held, R OBP: 0.320, SLG: 0.476 (1, 8) X	0-0 L3		X 0-0 2-H 3B		X 0-0 E 1B		X 0-0 4-3			4 0 2 1 0 0 0		
Billy Martin, R OBP: 0.282, SLG: 0.372 (1, 5) X	0-0 L8		X 0-3 S S S K		X 0-0 1-3 6-3		B B B B 4-0 CS BB			3 0 0 0 1 1 2		
Tim Thompson, L OBP: 0.248, SLG: 0.320 (1, 2)		B B B B 4-0 1B G6-4-3 BB		X 0-0 S S S 1B 2B		X 0-3 S S S K		X 0-0 1-2 L6-3 1B		3 2 2 0 1 1 1		
Bob Martyn, L OBP: 0.253, SLG: 0.240 (1, 9) X		X 0-0 1-3 G6-4-3 1B		X 0-0 2-H 3B 1B		X 0-0 F8		X 0-0 1-2 L6-3		4 1 2 1 0 0 1		
Billy Hunter, R OBP: 0.257, SLG: 0.333 (1, 4) X		X 0-0 1-2f G6-4-3 1B		X 0-0 1-H 1B 3B		X 0-0 F7		X 0-0 F7		4 1 1 1 0 0 1		
Ralph Terry, R OBP: 0.182, SLG: 0.163 (1, 1) S S S		X 0-3 3-H K		X 0-0 3-H G5-4-3 1B		X 0-0 1B		X 0-3 S S S K		4 0 2 1 0 2 0		
Inning Stats	R: 2 E: 1 K: 1 S: 7 H: 1 LOB: 0 BB: 0 P: 7	R: 1 E: 0 K: 1 S: 5 H: 1 LOB: 0 BB: 1 P: 9	R: 1 E: 0 K: 2 S: 9 H: 2 LOB: 1 BB: 0 P: 9	R: 3 E: 0 K: 0 S: 6 H: 4 LOB: 0 BB: 0 P: 6	R: 0 E: 1 K: 1 S: 6 H: 1 LOB: 1 BB: 0 P: 6	R: 0 E: 0 K: 1 S: 6 H: 1 LOB: 1 BB: 0 P: 6	R: 0 E: 0 K: 0 S: 3 H: 0 LOB: 0 BB: 0 P: 3	R: 0 E: 0 K: 0 S: 2 H: 1 LOB: 0 BB: 1 P: 6	R: 0 E: 0 K: 1 S: 6 H: 1 LOB: 1 BB: 0 P: 6	1B: 8 2B: 2 3B: 2 HR: 1 SF: 0 SAC: 0 DP: 3 HBP: 0	WP: 0 PB: 0 SB: 1 CS: 1 PA: 38	
PITCHER	IP WLS BF H R ER SO BB IBB HBP BLK WP HR S P ERA WHIP											
Ray Moore, R ERA: 3.52 (1, 1)	3.0 L 14 4 4 3 4 1 0 0 0 0 0 1 21 25 9.00 1.667											
Dizzy Trout, R ERA: 81.0 (4, 1)	0.0 4 4 3 3 0 0 0 0 0 0 0 0 4 4 ∞ ∞											
Bill Wight, L ERA: 4.03 (4, 1)	2.0 6 1 0 0 1 0 0 0 0 0 0 0 8 8 0.00 0.500											
Milt Pappas, R ERA: 1.29 (6, 1)	4.0 14 3 0 0 2 1 0 0 0 0 0 0 17 21 0.00 1.000											

Kansas City Athletics @ Baltimore Orioles
 Memorial Stadium, Baltimore, MD
 Wed Sep 11 1957, 3:33 AM EDT
 Unknown

AB	36
R	7
H	12
RBI	6
BB	2
SO	7
LOB	9



livebaseballscorecards.com

Batter	1	2	3	4	5	6	7	8	9	AB	R	H	RBI	BB	SO	LOB
Billy Gardner, R OBP: 0.330, SLG: 0.362 (1, 4)	0-3 K ①		0-0 6-3 ②		0-0 6-3 ②			0-0 5-3 ①		4	0	0	1	0	1	1
Bob Boyd, L OBP: 0.377, SLG: 0.399 (1, 3)	0-0 F7 ②		0-0 L4 ③		0-0 6-3 ③			4-0 FC6-4 BB		3	0	0	0	1	0	1
Billy Goodman, L OBP: 0.328, SLG: 0.380 Joe Durham, R OBP: 0.261, SLG: 0.302 (1, 7) (5, 8)	0-0 F7 ③			0-0 L8 ①		0-0 5-3 ①		0-0 FC6-4 1-2f ②		2	0	0	0	0	0	0
George Kell, R OBP: 0.356, SLG: 0.409 Brooks Robinson, R OBP: 0.220, SLG: 0.250 (1, 5) (5, 5)		0-0 1B 1B		0-0 F5 ②		0-0 F2 ②		0-0 F8 ③		2	0	1	0	0	0	0
Al Pizarcik, L OBP: 0.354, SLG: 0.390 (1, 9) (3, 8) (5, 9)		0-0 1-2 1B		0-0 F6 ③		0-0 F8 ③			0-0 HR	4	1	2	1	0	0	0
Jim Busby, R OBP: 0.280, SLG: 0.329 Jim Brideweser, R OBP: 0.373, SLG: 0.360 (1, 8) (3, 6)		0-0 L3 ①			0-0 BB BLK 1B E		0-0 F3 ①		0-0 5-3 ①	1	0	0	0	0	0	2
Gus Triandos, R OBP: 0.317, SLG: 0.427 Frank Zupo, L OBP: 0.100, SLG: 0.100 (1, 2) (4, 2)		0-0 L7 ②			0-0 BLK BB 6-3 1-2		0-0 6-3 ②		0-3 K ②	1	0	0	0	0	0	2
Willy Miranda, S OBP: 0.248, SLG: 0.206 Tito Francona, L OBP: 0.311, SLG: 0.366 (1, 6) (2, PH) (3, 9) (5, 7)		0-3 K ③			4-0 6-3 BLK 1-2 2-3 BB		4-0 BB BB BB		0-0 F5 ③	0	0	0	0	0	0	0
Ray Moore, R OBP: 0.226, SLG: 0.367 Lenny Green, L OBP: 0.143, SLG: 0.286 Dizzy Trout, R Bill Wight, L Eddie Robinson, L OBP: 0.267, SLG: 0.263 Milt Pappas, R (1, 1) (3, PH) (4, 1) (4, 1) (5, PH) (6, 1)			0-0 F8 ①		0-0 F5 ①		0-3 K ③			0	0	0	0	0	0	0

Inning Stats	R: 0	H: 0	E: 0	K: 1	S: 5	R: 0	H: 2	E: 0	K: 1	S: 7	R: 0	H: 0	E: 0	K: 0	S: 3	R: 0	H: 0	E: 0	K: 0	S: 3	R: 2	H: 1	E: 1	K: 0	S: 5	R: 0	H: 0	E: 0	K: 0	S: 3	R: 0	H: 0	E: 0	K: 1	S: 5	R: 0	H: 0	E: 0	K: 0	S: 3	R: 1	H: 1	E: 0	K: 1	S: 6	1B: 3	SF: 0	2B: 0	SAC: 0	3B: 0	DP: 0	HR: 1	HBP: 0	WP: 0	PA: 35
PITCHER Ralph Terry, R ERA: 3.07 (1, 1)	IP	WLS	BF	H	R	ER	SO	BB	IBB	HBP	BLK	WP	HR	S	P	ERA	WHIP																																						

BOTTOM

Kansas City Athletics @ Baltimore Orioles
Memorial Stadium, Baltimore, MD

Wed Sep 11 1957, 3:33 AM EDT
Unknown

livebaseballscorecards.com


AB 32
R 3
H 4
RBI 2
BB 3
SO 4
LOB 14



Batter	1	2	3	4	5	6	7	8	9	AB R H RBI BB SO LOB	TOP																									
Vic Power, R (1, 3) OBP: 0.281, SLG: 0.370	0-0 F7		0-3 K	0-0 F6			0-0 F4			4 0 0 0 0 1 1																										
Joe Demaestri, R (1, 6) OBP: 0.287, SLG: 0.364	0-3 K		0-0 F9		0-0 F8		0-0 F5			4 0 0 0 0 1 0																										
Hector Lopez, R (1, 7) OBP: 0.360, SLG: 0.461	0-0 F4		0-0 BB 1B		0-0 CS 1B			0-0 F3		4 1 2 0 0 0 0																										
Woodie Held, R (1, 8) OBP: 0.319, SLG: 0.471		0-0 6-3	4-0 1B 1-2 BB		0-0 F8 1-2			0-3 K		3 0 0 0 1 1 1																										
Billy Martin, R (1, 5) OBP: 0.281, SLG: 0.371		0-0 F7	0-0 1B 1-3 2-H			0-0 4-3		0-0 F8		4 0 1 1 0 0 0																										
Tim Thompson, L (1, 2) OBP: 0.250, SLG: 0.318		4-0 1B BB	0-0 L9			0-0 1B			0-0 FC9-6 1B	1 1 0 0 1 0 2 2 0 2 0 0 0 0																										
Hal Smith, R (6, PH) OBP: 0.332, SLG: 0.500																																				
Bob Martyn, L (1, 9) OBP: 0.265, SLG: 0.253		0-0 1B 1-3 1B		0-0 CS 1B		0-0 F9			0-0 L8	4 0 2 0 0 0 2																										
Billy Hunter, R (1, 4) OBP: 0.260, SLG: 0.333		0-0 1B 1-3 3-H 1B		4-0 FC4-6 1-2 BB		0-0 F9			0-0 FC9-6 1-2f	3 0 1 1 1 0 2																										
Tom Gorman, R (1, 1) OBP: 0.115, SLG: 0.115		0-3 K		0-0 FC4-6 1-2f			0-0 F9		0-0 F8	2 0 0 0 0 1 3 0 0 0 0 0 0 0 0 0 0 0 0 0 0 1 0 0 0 0 0 0 0 0 0 0 0 0 0 1 0 0 0 0 0 1																										
Al Aber, L (5, 1) OBP: 0.300, SLG: 0.222																																				
Wally Burnette, R (5, 1) OBP: 0.297, SLG: 0.179																																				
Bob Cerv, R (7, PH) OBP: 0.310, SLG: 0.404																																				
Amie Portocarrero, R (7, 1) OBP: 0.214, SLG: 0.120																																				
Lou Skizas, R (9, PH) OBP: 0.297, SLG: 0.439																																				
Inning Stats	R: 0 E: 0 K: 1 S: 5	H: 0 LOB: 0 BB: 0 P: 5	R: 1 E: 0 K: 1 S: 7	H: 2 LOB: 2 BB: 1 P: 11	R: 1 E: 0 K: 1 S: 7	H: 2 LOB: 2 BB: 1 P: 11	R: 0 E: 0 K: 0 S: 3	H: 1 LOB: 1 BB: 1 P: 7	R: 0 E: 0 K: 0 S: 3	H: 1 LOB: 0 BB: 0 P: 3	R: 0 E: 0 K: 0 S: 4	H: 1 LOB: 1 BB: 0 P: 4	R: 0 E: 0 K: 0 S: 3	H: 0 LOB: 0 BB: 0 P: 3	R: 0 E: 0 K: 1 S: 5	H: 0 LOB: 0 BB: 0 P: 5	R: 0 E: 0 K: 0 S: 4	H: 1 LOB: 1 BB: 0 P: 4	1B: 8 2B: 0 3B: 0 HR: 0	SF: 0 SAC: 0 DP: 0 HBP: 0	WP: 0 PB: 0 SB: 0 CS: 2	PA: 36														
PITCHER	IP WLS BF H R ER SO BB IBB HBP BLK WP HR S P ERA WHIP																																			
Jerry Walker, R (1, 1) ERA: 3.18	4.1		6	2	2	3	3	0	0	0	0	0	0	24	36	4.15	2.077																			
Ken Lehman, L (5, 1) ERA: 2.67	4.2	W	15	2	0	0	1	0	0	0	0	0	0	17	17	0.00	0.429																			

Kansas City Athletics @ Baltimore Orioles
 Memorial Stadium, Baltimore, MD
 Wed Sep 11 1957, 3:38 AM EDT
 Att. 6,597 - Unknown

AB	33
R	2
H	8
RBI	2
BB	3
SO	4
LOB	12



Batter	1	2	3	4	5	6	7	8	9
Billy Gardner, R (1, 4) OBP: 0.328, SLG: 0.360	0-0 L8			0-0 1-3	0-0 SH1-4		0-0 FC4-6		
Bob Boyd, L (1, 3) OBP: 0.380, SLG: 0.401	0-0 L8			HR 1B	BB 1B		1-3 1B		
Billy Goodman, L (1, 7) Lenny Green, L (8, 7) OBP: 0.143, SLG: 0.286	0-0 L8			F8	G5-4-3 1B		F8		
George Kell, R (1, 5) Brooks Robinson, R (9, 5) OBP: 0.220, SLG: 0.250		0-0 F6		HR	G5-4-3		F5		
Al Pilarcik, L (1, 9) OBP: 0.351, SLG: 0.386		0-0 3-1		G3		0-0 4-3	F6		
Jim Busby, R (1, 8) OBP: 0.280, SLG: 0.328		0-0 5-3			HR 1B	0-0 F9	L3		
Gus Triandos, R (1, 2) OBP: 0.318, SLG: 0.434			0-3 K		HR	0-0 F5			
Willy Miranda, S (1, 6) OBP: 0.249, SLG: 0.208			0-0 F5		SH1-4 1B		0-3 K		
Jerry Walker, S (1, 1) Ken Lehman, L (5, 1) OBP: 0.292, SLG: 0.200			0-0 G3		1B		4-0 FC4-6		


Inning Stats	R: 0	H: 0	E: 0	K: 0	S: 3	LOB: 0	BB: 0	P: 3	R: 0	H: 0	E: 0	K: 0	S: 3	LOB: 0	BB: 0	P: 3	R: 2	H: 2	E: 0	K: 0	S: 5	LOB: 0	BB: 0	P: 5	R: 4	H: 5	E: 0	K: 0	S: 7	LOB: 1	BB: 1	P: 11	R: 0	H: 0	E: 0	K: 0	S: 3	R: 0	H: 1	E: 0	K: 1	S: 6	LOB: 2	BB: 1	P: 10	R: 0	H: 0	E: 0	K: 0	S: 3	LOB: 0	BB: 0	P: 3
1B: 6	SF: 0	2B: 0	SAC: 1	3B: 0	DP: 1	HR: 2	HBP: 0	WP: 0	PA: 33																																												

PITCHER	IP	WLS	BF	H	R	ER	SO	BB	IBB	HBP	BLK	WP	HR	S	P	ERA	WHIP
Tom Gorman, R (1, 1) ERA: 3.76	4.1	L	19	6	6	6	1	0	0	0	0	0	2	21	21	12.46	1.385
Al Aber, L (5, 1) ERA: 7.2	0.0		2	1	0	0	0	1	0	0	0	0	0	1	5	∞	∞
Wally Burnette, R (5, 1) ERA: 4.44	1.2		4	0	0	0	0	0	0	0	0	0	0	4	4	0.00	0.000
Arnie Portocarrero, R (7, 1) ERA: 4.17	2.0		8	1	0	0	1	1	0	0	0	0	0	9	13	0.00	1.000

BOTTOM

Kansas City Athletics @ Baltimore Orioles
Memorial Stadium, Baltimore, MD
 Wed Sep 11 1957, 3:38 AM EDT
 Att. 6,597 - Unknown

AB	30
R	6
H	8
RBI	6
BB	2
SO	2
LOB	6



Batter	1	2	3	4	5	6	7	8	9	AB R H RBI BB SO LOB	TOP	
Jim Finigan, R (1, 5) <small>OBP: 0.335, SLG: 0.283</small>	0-0 5-3			0-0 5-3		0-0 1B 1-2 1B		0-0 F8		4 0 1 0 0 0 1		
Bill Tuttle, R (1, 8) <small>OBP: 0.307, SLG: 0.328</small>	0-3 K			0-0 6-3		0-0 F4		0-3 K		4 0 0 0 0 2 2		
Ray Boone, R (1, 3) <small>OBP: 0.351, SLG: 0.421</small>	0-0 F7			0-0 6-3		0-0 1-3 2-H 1B		0-0 1B 1B		4 0 2 1 0 0 0		
Al Kaline, R (1, 9) <small>OBP: 0.345, SLG: 0.489</small>		0-0 L5-3			4-0 G6-3 BB		0-0 L5-3		0-0 1-2 L6-3 1B		3 0 1 0 1 0 0	
Charlie Maxwell, L (1, 7) <small>OBP: 0.384, SLG: 0.496</small>		0-0 F5			0-0 G6-3 1-2f		0-0 F8		0-0 L6-3 1-2		4 0 0 0 0 0 3	
Harvey Kuenn, R (1, 6) <small>OBP: 0.324, SLG: 0.379</small>		0-0 6-3			0-0 1B		0-0 F7				3 0 1 0 0 0 0	
Jay Porter, R (1, 2) <small>OBP: 0.338, SLG: 0.368</small>			0-0 F9		0-0 L5			0-0 F2			3 0 0 0 0 0 1	
Frank Bolling, R (1, 4) <small>OBP: 0.332, SLG: 0.411</small>			0-0 6-3		4-0 1B 1B BB		0-0 5-3				2 1 0 0 1 0 0	
Billy Hoelt, L (1, 1) <small>OBP: 0.212, SLG: 0.333</small> Jim Stump, R (4, 1) <small>OBP: 0.500, SLG: 0.500</small> Reno Bertola, R (6, PH) <small>OBP: 0.319, SLG: 0.379</small> Joe Presko, R (6, 1) <small>OBP: 0.332, SLG: 0.385</small> Dave Philley, S (8, PH) Harry Byrd, R (8, 1)			0-0 F7		0-0 F7		0-0 1B				1 0 0 0 0 0 0 0 0 0 0 0 0 0 0 0 1 0 0 0 0 0 0 1 0 0 0 0 0 0 0 0 1 0 1 0 0 0 0 0 0 0 0 0 0 0 0 0	
Inning Stats	R: 0 H: 0 E: 0 LOB: 0 K: 1 BB: 0 S: 5 P: 5	R: 0 H: 0 E: 0 LOB: 0 K: 0 BB: 0 S: 3 P: 3	R: 0 H: 0 E: 0 LOB: 0 K: 0 BB: 0 S: 3 P: 3	R: 0 H: 0 E: 0 LOB: 0 K: 0 BB: 0 S: 3 P: 3	R: 0 H: 1 E: 0 LOB: 1 K: 0 BB: 1 S: 3 P: 7	R: 1 H: 2 E: 0 LOB: 2 K: 0 BB: 1 S: 4 P: 8	R: 0 H: 0 E: 0 LOB: 0 K: 0 BB: 0 S: 3 P: 3	R: 0 H: 1 E: 0 LOB: 1 K: 0 BB: 0 S: 4 P: 4	R: 0 H: 2 E: 0 LOB: 1 K: 1 BB: 0 S: 6 P: 6	1B: 6 SF: 0 2B: 1 SAC: 0 3B: 0 DP: 2 HR: 0 HBP: 0	WP: 0 PA: 32 PB: 0 SB: 0 CS: 0	
PITCHER Billy O'Dell, L (1, 1) <small>ERA: 2.89</small>	IP WLS BF H R ER SO BB IBB HBP BLK WP HR S P ERA WHIP 9.0 W 32 6 1 1 2 2 0 0 0 0 0 0 34 42 1.00 0.889											PITCHER IP WLS BF H R ER SO BB IBB HBP BLK WP HR S P ERA WHIP

Detroit Tigers @ Baltimore Orioles
 Memorial Stadium, Baltimore, MD
 Sat Sep 14 1957, 3:33 AM EDT
 Unknown

livebaseballscorecards.com

AB	30
R	1
H	6
RBI	1
BB	2
SO	2
LOB	8



Batter	1	2	3	4	5	6	7	8	9
Billy Gardner, R OBP: 0.329, SLG: 0.361 (1, 4)	0-0 CS 1B		0-0 SF8	0-0 1-3			1-0 FC6-4 HBP		
Jim Busby, R OBP: 0.280, SLG: 0.327 (1, 8)	0-3 K		0-0 1-2 3-H 1B		0-0 F8		0-0 FC6-4 1-2f		
George Kell, R OBP: 0.352, SLG: 0.413 (1, 3)	0-0 F8		0-0 F8		0-0 6-3		0-0 F8		
Bob Boyd, L OBP: 0.379, SLG: 0.400 (6, 3)	0-0 F8		0-0 F8		0-0 F7		0-0 F8		
Bob Nieman, R OBP: 0.349, SLG: 0.426 (1, 7)	0-0 CS	0-0 G6-4-3 1B	0-0 F8		0-0 F7		0-0 F8		
Al Pilarcik, L OBP: 0.351, SLG: 0.386 (9, 9)	1-2								
Joe Durham, R OBP: 0.260, SLG: 0.301 (1, 9) (9, 7)		0-0 F2		0-0 4-6-3 1B		0-3 K		0-0 1-3	
Gus Triandos, R OBP: 0.315, SLG: 0.431 (1, 2)		0-0 G6-4-3 1-2f		0-0 4-6-3 1-2		0-3 K			
Brooks Robinson, R OBP: 0.234, SLG: 0.256 (1, 5)			4-0 SH SF8 BB	0-0 SH2-4 1B 2-H 1B		0-0 5-3			
Willy Miranda, S OBP: 0.253, SLG: 0.212 (1, 6)			0-0 SF8 SH 1B	0-0 SH2-4 1B		0-0 F8			
Billy O'Dell, S OBP: 0.133, SLG: 0.133 (1, 1)			0-0 SH 1B	0-0 SH2-4		0-0 G3			

AB	R	H	RBI	BB	SO	LOB
2	0	1	1	0	0	2
4	0	1	1	0	1	2
3	0	0	0	0	0	3
1	0	0	0	0	0	0
4	0	1	0	0	0	2
0	0	0	0	0	0	0
4	1	1	0	0	1	1
3	0	0	0	0	1	2
2	1	1	1	1	0	0
3	1	2	0	0	0	0
1	0	0	0	0	0	0

BOTTOM

Detroit Tigers @ Baltimore Orioles
Memorial Stadium, Baltimore, MD
Sat Sep 14 1957, 3:33 AM EDT
Unknown

livebaseballscorecards.com

AB	27
R	3
H	7
RBI	3
BB	1
SO	3
LOB	12



Inning	R	H	E	K	S	P	BB	SO
1	0	1	0	1	5			
2	0	1	0	0	3			
3	2	2	0	0	6			
4	1	3	0	0	6			
5	0	0	0	0	3			
6	0	0	0	2	7			
7	0	0	0	0	4			
8	0	0	0	0	3			
9	0	0	0	0	3			

PITCHER	IP	WLS	BF	H	R	ER	SO	BB	IBB	HBP	BLK	WP	HR	S	P	ERA	WHIP
Billy Hoelt, L ERA: 3.5 (1, 1)	3.1	L	16	6	3	3	1	1	0	0	0	0	0	17	21	8.10	2.100
Jim Stump, R ERA: 2.19 (4, 1)	1.2		6	1	0	0	0	0	0	0	0	0	0	6	6	0.00	0.600
Joe Presko, R ERA: (6, 1)	2.0		7	0	0	0	2	0	0	1	0	0	0	10	11	0.00	0.000
Harry Byrd, R ERA: 3.68 (8, 1)	1.0		3	0	0	0	0	0	0	0	0	0	0	3	3	0.00	0.000

WP	HR	S	P	ERA	WHIP
0	0	1	33		
0	0	0	0		
0	0	1	0		
0	0	1	0		

Batter	1	2	3	4	5	6	7	8	9	AB R H RBI BB SO LOB	TOP											
Bill Tuttle, R (1, 8) OBP: 0.311, SLG: 0.331	0-0 F4		0-0 CS 1B			0-0 SH5-4 1B		4-0 FC6-4 BB		3 0 2 2 1 0 0												
Frank Bolling, R (1, 4) OBP: 0.330, SLG: 0.409	0-3 K		0-3 K			0-0 SH5-4		0-0 FC6-4		3 0 0 0 0 2 2												
Ray Boone, R (1, 3) OBP: 0.352, SLG: 0.422	0-3 K					0-0 F7				4 1 2 0 0 1 1												
Al Kaline, R (1, 9) OBP: 0.344, SLG: 0.488		0-0 L5-3				0-0 L6-4-3 1B				4 1 1 0 0 0 2												
Charlie Maxwell, L (1, 7) OBP: 0.382, SLG: 0.492		0-3 K				0-0 L5-3				4 1 1 0 0 0 2												
Johnny Groth, R (9, 7) OBP: 0.333, SLG: 0.344							0-0 6-3			3 0 0 0 0 2 0												
Harvey Kuenn, R (1, 6) OBP: 0.325, SLG: 0.381		0-0 5-3					0-0 5-3			0 0 0 0 0 0 0												
Frank House, L (1, 2) OBP: 0.326, SLG: 0.349						0-0 CS 1B				4 0 2 1 0 0 0												
Reno Bertoia, R (1, 5) OBP: 0.316, SLG: 0.381						0-0 2B 1B BB				2 1 1 0 2 1 0												
Jim Finigan, R (9, 5) OBP: 0.335, SLG: 0.283						0-0 F4				4 1 1 0 0 0 5												
Paul Foytack, R (1, 1) OBP: 0.283, SLG: 0.232						0-0 1B 2B				0 0 0 0 0 0 0												
Harry Byrd, R (7, 1)						0-3 K				2 0 0 0 0 2 4												
Jim Small, L (8, PH) OBP: 0.250, SLG: 0.262						0-3 K				0 0 0 0 0 0 0												
Joe Presko, R (8, 1)						2-3 K				1 0 0 0 0 0 0												
										1 0 0 0 0 0 2												
Inning Stats	R: 0 E: 0 K: 2 S: 7	H: 0 LOB: 0 BB: 0 P: 7	R: 0 E: 0 K: 1 S: 5	H: 0 LOB: 0 BB: 0 P: 5	R: 2 E: 0 K: 2 S: 8	H: 2 LOB: 1 BB: 1 P: 12	R: 0 E: 0 K: 1 S: 5	H: 1 LOB: 0 BB: 0 P: 5	R: 0 E: 0 K: 1 S: 6	H: 2 LOB: 1 BB: 0 P: 6	R: 0 E: 0 K: 0 S: 4	H: 1 LOB: 1 BB: 0 P: 4	R: 0 E: 0 K: 1 S: 5	H: 0 LOB: 0 BB: 0 P: 5	R: 0 E: 0 K: 0 S: 3	H: 0 LOB: 1 BB: 1 P: 7	R: 2 E: 1 K: 0 S: 6	H: 3 LOB: 2 BB: 1 P: 10	1B: 7 2B: 3 3B: 0 HR: 0	SF: 0 SAC: 2 DP: 3 HBP: 0	WP: 0 PB: 0 SB: 0 CS: 2	PA: 36
PITCHER	IP WLS BF H R ER SO BB IBB HBP BLK WP HR S P ERA WHIP																					
Connie Johnson, R (1, 1) ERA: 3.23	8.0 L 31 8 4 4 8 2 0 0 0 0 0 0 45 53 4.50 1.250																					
Ken Lehman, L (9, 1) ERA: 2.67	0.0 1 0 0 0 0 0 0 0 0 0 0 0 1 1 ∞ ∞																					
Billy Loes, R (9, 1) ERA: 3.25	1.0 4 1 0 0 0 0 0 1 0 0 0 0 3 7 0.00 1.000																					

Detroit Tigers @ Baltimore Orioles
 Memorial Stadium, Baltimore, MD
 Sat Sep 14 1957, 3:38 AM EDT
 Att. 9,868 - Unknown

livebaseballscorecards.com

AB	31
R	4
H	9
RBI	3
BB	3
SO	8
LOB	16



BOTTOM

Detroit Tigers @ Baltimore Orioles
Memorial Stadium, Baltimore, MD

Sat Sep 14 1957, 3:38 AM EDT
Att. 9,868 - Unknown

livebaseballscorecards.com

AB	33
R	3
H	7
RBI	3
BB	3
SO	2
LOB	12



WP:	0	PA:	38
PB:	0	SB:	0
CS:	0		

AB R H RBI BB SO LOB

5	0	0	0	0	0	0
5	1	1	0	0	0	1
4	0	1	0	0	0	1
0	0	0	0	0	0	0
2	1	1	1	2	0	1
4	1	2	0	0	0	2
2	0	0	1	0	1	0
3	0	1	0	1	0	2
4	0	1	1	0	0	3
3	0	0	0	0	0	0
0	0	0	0	0	0	0
1	0	0	0	0	0	0
0	0	0	0	0	0	0
0	0	0	0	0	0	0

1B:	6	SF:	1
2B:	1	SAC:	1
3B:	0	DP:	0
HR:	0	HBP:	0

Batter	1	2	3	4	5	6	7	8	9
Billy Gardner, R OBP: 0.327, SLG: 0.358 (1, 4)	0-0 F6		0-0 F7		0-0 4-3		0-0 E5		0-0 F8
Bob Boyd, L OBP: 0.377, SLG: 0.398 (1, 3)	0-0 4-3		0-0 1B 1B 1B		0-0 L9		0-0 L9		0-0 F6
Billy Goodman, L OBP: 0.326, SLG: 0.376 Brooks Robinson, R OBP: 0.234, SLG: 0.256 (1, 5) (9, 5)	0-0 6-3		0-0 1B 1-3 1B		0-0 F8		0-0 F6		
Bob Nieman, R OBP: 0.353, SLG: 0.427 (1, 7)		B B B B	0-0 SH5-4 1B BB		0-0 1-3 3-H 1B		0-0 2B SF9 BB		0-0 F6
Al Pilarcik, L OBP: 0.352, SLG: 0.390 (1, 9)		X	0-0 1-2 SH5-4 1B		0-0 4-3		0-0 SF9 1-3 1B 2B		0-0 F7
Jim Busby, R OBP: 0.277, SLG: 0.325 (1, 8)		X	0-0 SH5-4 1-2 2-3		0-3 K		0-0 SF9 2-3 3-H 4-0		0-0 5-3
Joe Ginsberg, L OBP: 0.333, SLG: 0.364 (1, 2)		X	0-0 F3		0-0 6-3		0-0 1B BB		0-0 1B
Willy Miranda, S OBP: 0.253, SLG: 0.213 (1, 6)		X	0-0 F6		0-0 L9		0-0 1-2 3-H 1B		0-0 F7
Connie Johnson, R OBP: 0.146, SLG: 0.146 Ken Lehman, L OBP: 0.292, SLG: 0.200 Joe Durham, R OBP: 0.259, SLG: 0.299 Billy Loes, R OBP: 0.135, SLG: 0.102 (1, 1) (9, 1) (9, 7) (9, 1)			0-0 F6		0-0 6-3		0-3 K		0-0 F3

Inning Stats	R: 0	H: 0	E: 0	K: 0	S: 3	LOB: 0	BB: 0	P: 3	R: 0	H: 1	E: 0	K: 0	S: 4	LLOB: 2	BB: 1	P: 8	R: 1	H: 3	E: 0	K: 0	S: 6	LLOB: 2	BB: 0	P: 6	R: 0	H: 0	E: 0	K: 1	S: 5	LLOB: 0	BB: 0	P: 5	R: 0	H: 0	E: 0	K: 0	S: 3	LLOB: 0	BB: 0	P: 3	R: 2	H: 2	E: 0	K: 1	S: 7	LLOB: 2	BB: 2	P: 15	R: 0	H: 0	E: 1	K: 0	S: 4	LLOB: 1	BB: 0	P: 4	R: 0	H: 1	E: 0	K: 0	S: 4	LLOB: 1	BB: 0	P: 4	R: 0	H: 0	E: 0	K: 0	S: 3	LLOB: 0	BB: 0	P: 3
--------------	------	------	------	------	------	--------	-------	------	------	------	------	------	------	---------	-------	------	------	------	------	------	------	---------	-------	------	------	------	------	------	------	---------	-------	------	------	------	------	------	------	---------	-------	------	------	------	------	------	------	---------	-------	-------	------	------	------	------	------	---------	-------	------	------	------	------	------	------	---------	-------	------	------	------	------	------	------	---------	-------	------

PITCHER	IP	WLS	BF	H	R	ER	SO	BB	IBB	HBP	BLK	WP	HR	S	P	ERA	WHIP
Paul Foytack, R ERA: 3.09 (1, 1)	6.0		27	6	3	3	2	3	0	0	0	0	0	28	40	4.50	1.500
Harry Byrd, R ERA: 3.61 (7, 1)	1.0		4	0	0	0	0	0	0	0	0	0	0	4	4	0.00	0.000
Joe Presko, R ERA: (8, 1)	2.0	W	7	1	0	0	0	0	0	0	0	0	0	7	7	0.00	0.500

PITCHER	IP	WLS	BF	H	R	ER	SO	BB	IBB	HBP	BLK	WP	HR	S	P	ERA	WHIP
---------	----	-----	----	---	---	----	----	----	-----	-----	-----	----	----	---	---	-----	------

Batter	1	2	3	4	5	6	7	8	9	10	11	12	13	14	15	16	AB	R	H	RBI	BB	SO	LOB	TOP						
Joe Caffie, L OBP: 0.357, SLG: 0.493 (1, 9)	0-0 4-3		0-0 G6-3		0-3 K		0-0 E1		0-0 HR		0-0 1B		0-0 1B	4-0 IBB	0-0 F8		7	1	3	1	1	1	3							
Bobby Avila, R OBP: 0.338, SLG: 0.367 (1, 4)	0-0 1B		0-0 E6		0-0 F5		4-0 IBB		0-0 1B		0-0 F7		0-0 F8		4-0 SH3		6	1	3	1	2	0	3							
Gene Woodling, L OBP: 0.408, SLG: 0.524 Al Smith, R OBP: 0.348, SLG: 0.372 (1, 7)	0-0 FC3-6		0-0 1B		0-0 2B		0-0 F5		0-0 4-3		0-3 K				0-0 6-3		5	0	2	1	0	0	5							
Vic Wertz, L OBP: 0.371, SLG: 0.490 (1, 3)	0-3 K		0-0 G3		0-0 4-3		0-0 F2		4-0 SH3-4				0-0 G4-6-3		0-0 E1		7	0	1	0	1	1	7							
Chico Carrasquel, R OBP: 0.352, SLG: 0.377 (1, 6)			0-3 K		0-0 G6-4-3		0-0 4-3		0-0 F8		0-0 SH3-4		0-0 G4-6-3		0-0 E1		7	0	2	0	0	1	2							
Dick Williams, R OBP: 0.311, SLG: 0.369 (1, 8)			0-0 1B		0-0 G6-4-3		0-0 5-3		0-0 F6		0-0 F3		0-0 F7		0-0 G4-6-3		7	0	1	0	0	0	4							
Dick Brown, R OBP: 0.228, SLG: 0.311 Russ Nixon, L OBP: 0.321, SLG: 0.339 (1, 2)			0-3 K		0-0 HR		0-0 G3		0-0 F8		4-0 IBB				0-0 4-3		4	1	1	1	0	1	1							
George Strickland, R OBP: 0.340, SLG: 0.326 Hal Naragon, L OBP: 0.326, SLG: 0.280 Bud Daley, L OBP: 0.235, SLG: 0.188 Joe Altobelli, L OBP: 0.259, SLG: 0.286 Cal McLish, S OBP: 0.304, SLG: 0.333 (1, 5)			0-0 CS		0-0 E		0-0 F7		0-0 1-3		0-0 4-3		0-3 K		0-0 SH5-4		3	1	2	0	0	0	0							
Early Wynn, S OBP: 0.221, SLG: 0.120 Roger Maris, L OBP: 0.336, SLG: 0.392 (1, 1)			0-0 1B		0-0 5-3		0-0 E6		0-0 4-3		0-3 K		0-0 3B		0-0 G3		3	0	1	0	0	0	1							
Inning Stats	R: 0 E: 0 K: 1 S: 6	H: 1 LOB: 1 BB: 0 P: 6	R: 0 E: 0 K: 2 S: 7	H: 1 LOB: 0 BB: 0 P: 7	R: 2 E: 1 K: 0 S: 6	H: 4 LOB: 1 BB: 0 P: 6	R: 1 E: 0 K: 0 S: 5	H: 3 LOB: 1 BB: 0 P: 5	R: 0 E: 0 K: 1 S: 3	H: 0 LOB: 0 BB: 0 P: 3	R: 0 E: 2 K: 0 S: 5	H: 1 LOB: 3 BB: 1 P: 9	R: 0 E: 0 K: 0 S: 3	H: 0 LOB: 0 BB: 0 P: 3	R: 1 E: 0 K: 2 S: 8	H: 2 LOB: 1 BB: 0 P: 5	R: 0 E: 0 K: 0 S: 3	H: 0 LOB: 2 BB: 2 P: 11	R: 0 E: 0 K: 2 S: 8	H: 1 LOB: 1 BB: 0 P: 8	R: 0 E: 1 K: 0 S: 4	H: 1 LOB: 1 BB: 0 P: 4	R: 0 E: 1 K: 0 S: 4	H: 0 LOB: 1 BB: 0 P: 4	R: 0 E: 0 K: 0 S: 3	H: 0 LOB: 1 BB: 1 P: 7	1B: 13 2B: 1 3B: 1 HR: 2	SF: 0 SAC: 3 DP: 4 HBP: 0	WP: 0 PB: 0 SB: 0 CS: 1	PA: 69
PITCHER	IP	WLS	BF	H	R	ER	SO	BB	IBB	HBP	BLK	WP	HR	S	P	ERA	WHIP													
Bill Wight, L ERA: 3.94	(1, 1)	7.0	31	11	3	2	4	0	0	0	0	0	1	38	42	2.57	1.571													
George Zuverink, R ERA: 2.52	(8, 1)	6.0	25	5	1	1	3	1	2	0	0	0	1	28	40	1.50	1.000													
Ken Lehman, L ERA: 2.57	(14, 1)	3.0	W	12	1	0	0	1	0	0	0	0	0	11	15	0.00	0.667													

Cleveland Indians @ Baltimore Orioles
Memorial Stadium, Baltimore, MD
Sun Sep 15 1957, 3:33 AM EDT
Unknown

livebaseballscores.com

AB 60
R 4
H 17
RBI 4
BB 5
SO 7
LOB 30



Batter	1	2	3	4	5	6	7	8	9	10	11	12	13	14	15	16	AB	R	H	RBI	BB	SO	LOB	BOTTOM
Billy Gardner, R OBP: 0.327, SLG: 0.357 (1, 4)	0-0 F6	0-0 BB 1B		0-0 1B 6-3 1B		0-0 F8		0-0 F7			0-0 6-3		4-0 1B BB		0-3 K		7	0	2	0	1	1	0	
Bob Boyd, L OBP: 0.363, SLG: 0.407 (1, 3)	0-0 2B 3B	4-0 1-2 BB		0-0 6-3			0-0 1B 1B		0-0 B1-6-4 1B		0-0 4-3		0-0 1-2 1B		0-0 1B		7	2	5	0	1	0	1	
Billy Goodman, L OBP: 0.335, SLG: 0.388 (1, 5)	0-0 1B 2B	0-0 L9		0-0 2-3 1B			0-0 1-3 1B BB		0-0 B1-6-4 1-2 1B		0-0 1B		0-0 F9		0-0 G3		8	2	5	1	0	0	5	
Bob Nieman, R OBP: 0.354, SLG: 0.425 George Zuverink, R OBP: 0.240, SLG: 0.336 Eddie Robinson, L OBP: 0.261, SLG: 0.256 Ken Lehman, L OBP: 0.320, SLG: 0.286 (1, 7)	0-0 F2		4-0 F8 1B BB	0-0 F9			4-0 1-2 1B BB		0-0 B1-6-4 1-1 2-2		0-0 F8		0-0 F8			0-0 E 2B	2	0	0	0	2	0	3	
Al Pilarcik, L OBP: 0.357, SLG: 0.390 (1, 9)	0-0 1B 2-H 1B		0-0 1-2 1B		0-0 L7		0-0 F4		4-0 BB BB				0-0 1-3		4-0 BB		5	0	2	1	3	0	3	
Joe Ginsberg, L OBP: 0.335, SLG: 0.361 (1, 2)	0-0 1-3 1B		0-0 F5		0-0 4-3		0-0 1-1 2-H 3-H 1B		0-3 K		0-0 K		4-0 BB		0-0 F6		7	0	2	2	1	1	5	
Jim Busby, R OBP: 0.275, SLG: 0.319 (1, 8)	0-3 K		0-0 F8		0-0 F2		0-3 K		4-0 1-2 BB		0-0 F6		0-0 F8				6	0	0	0	1	2	7	
Willy Miranda, S OBP: 0.252, SLG: 0.212 Gus Triandos, R OBP: 0.315, SLG: 0.430 Jim Brideweser, R OBP: 0.362, SLG: 0.348 (1, 6)		0-0 4-3	0-0 F8			0-0 L5		0-3 K		0-3 K		0-0 F7		0-0 4-3			1	0	0	0	0	0	0	
Bill Wight, L Tito Francona, L OBP: 0.307, SLG: 0.360 (1, 1)		0-0 4-3		0-0 L1		0-0 F5		0-0 F3		0-0 4-3			0-0 F7			0-0 G3	3	0	0	0	0	0	0	

Inning Stats	R: 2	H: 4	E: 0	LOB: 2	K: 1	S: 9	R: 0	H: 1	E: 0	LOB: 2	K: 0	S: 4	R: 0	H: 1	E: 0	LOB: 2	K: 0	S: 4	R: 0	H: 0	E: 0	LOB: 0	K: 0	S: 3	R: 0	H: 0	E: 0	LOB: 0	K: 0	S: 3	R: 0	H: 0	E: 0	LOB: 0	K: 1	S: 5	R: 0	H: 0	E: 0	LOB: 0	K: 1	S: 5	R: 0	H: 2	E: 0	LOB: 0	K: 0	S: 3	R: 0	H: 2	E: 0	LOB: 0	K: 0	S: 3	R: 0	H: 1	E: 0	LOB: 1	K: 0	S: 4	R: 0	H: 0	E: 0	LOB: 1	K: 0	S: 3	R: 0	H: 1	E: 0	LOB: 2	K: 0	S: 4	R: 0	H: 0	E: 0	LOB: 1	K: 0	S: 3	R: 0	H: 1	E: 0	LOB: 1	K: 1	S: 6	R: 1	H: 1	E: 1	LOB: 2	K: 0	S: 2	1B: 14	2B: 2	3B: 2	HR: 0	SF: 0	SAC: 0	DP: 0	HBP: 0	WP: 0	PA: 69
--------------	------	------	------	--------	------	------	------	------	------	--------	------	------	------	------	------	--------	------	------	------	------	------	--------	------	------	------	------	------	--------	------	------	------	------	------	--------	------	------	------	------	------	--------	------	------	------	------	------	--------	------	------	------	------	------	--------	------	------	------	------	------	--------	------	------	------	------	------	--------	------	------	------	------	------	--------	------	------	------	------	------	--------	------	------	------	------	------	--------	------	------	------	------	------	--------	------	------	--------	-------	-------	-------	-------	--------	-------	--------	-------	--------

PITCHER	IP	WLS	BF	H	R	ER	SO	BB	IBB	HBP	BLK	WP	HR	S	P	ERA	WHIP
Early Wynn, R ERA: 4.22 (1, 1)	8.0		37	11	4	4	3	3	0	0	0	0	0	40	52	4.50	1.750
Bud Daley, L ERA: 4.65 (9, 1)	1.0		3	2	0	0	0	0	0	0	0	0	0	3	3	0.00	2.000
Cal McLish, R ERA: 2.97 (10, 1)	6.0	L	29	4	1	0	3	5	1	0	0	0	0	29	53	0.00	1.500

Cleveland Indians @ Baltimore Orioles
 Memorial Stadium, Baltimore, MD
 Sun Sep 15 1957, 3:33 AM EDT
 Unknown

AB 60
 R 5
 H 17
 RBI 4
 BB 9
 SO 6
 LOB 37



Batter	1	2	3	4	5	6	7	8	9	AB R H RBI BB SO LOB	TOP											
Joe Caffie, L (1, 9) OBP: 0.338, SLG: 0.465	0-0 B1-3		0-0 F2			0-0 4-3		0-0 4-3		4 0 0 1 0 0 1												
Bobby Avila, R (1, 4) OBP: 0.337, SLG: 0.365	0-0 1-3			0-0 F8		0-3 K		2-3 3-H 4-0 BB		3 0 0 0 1 1 0												
Gene Woodling, L (1, 7) OBP: 0.410, SLG: 0.531	0-0 F2			0-0 HR			0-0 F8	0-0 1-2 3-H 1B		4 1 2 2 0 0 0												
Vic Wertz, L (1, 3) OBP: 0.370, SLG: 0.487		4-0 BB		0-0 G3		0-3 K	0-0 F8			3 0 0 0 1 1 2												
Chico Carrasquel, R (1, 6) OBP: 0.353, SLG: 0.377		4-0 BB		0-0 F7			0-0 1B		0-0 F4	3 0 1 0 1 0 0												
Roger Maris, L (1, 8) OBP: 0.335, SLG: 0.390		0-3 K			0-0 1B		0-0 F9		0-0 3-1	4 0 1 0 0 1 3												
Hal Naragon, L (1, 2) OBP: 0.326, SLG: 0.281					0-0 F9				0-0 F5	3 1 1 0 0 0 3												
Dick Williams, R (9, PH) OBP: 0.310, SLG: 0.368		G1-6-3 1-2 BB						2B 4-3 1B		1 0 0 0 0 0 0	AB 31 R 3 H 6 RBI 3 BB 3 SO 3 LOB 11											
George Strickland, R (1, 5) OBP: 0.335, SLG: 0.321					0-0 F9			0-0 F8		3 0 0 0 0 0 2												
Don Mossi, L (1, 1) OBP: 0.236, SLG: 0.235					0-0 5-3			0-0 4-3 1B 2B		1 0 0 0 0 0 0												
Vito Valentini, R (3, 1) OBP: 0.500, SLG: 0.333							0-0 F7			0 0 0 0 0 0 0												
Larry Raines, R (6, PH) OBP: 0.319, SLG: 0.344										0 0 0 0 0 0 0												
Bob Alexander, R (6, 1)										0 0 0 0 0 0 0												
Russ Nixon, L (8, PH) OBP: 0.325, SLG: 0.348										1 1 1 0 0 0 0												
Dick Tomarick, L (8, 1) OBP: 0.250, SLG: 0.333										0 0 0 0 0 0 0												
Inning Stats	R: 0 E: 0 K: 0 S: 3	H: 0 LOB: 0 BB: 0 P: 3	R: 0 E: 1 K: 1 S: 4	H: 0 LOB: 1 BB: 2 P: 12	R: 0 E: 0 K: 0 S: 3	H: 0 LOB: 0 BB: 0 P: 3	R: 1 E: 0 K: 0 S: 4	H: 1 LOB: 0 BB: 0 P: 4	R: 0 E: 0 K: 0 S: 3	H: 1 LOB: 0 BB: 0 P: 3	R: 0 E: 0 K: 1 S: 5	H: 0 LOB: 0 BB: 0 P: 5	R: 0 E: 0 K: 1 S: 6	H: 1 LOB: 1 BB: 0 P: 6	R: 2 E: 0 K: 0 S: 6	H: 3 LOB: 2 BB: 1 P: 10	R: 0 E: 0 K: 0 S: 3	H: 0 LOB: 0 BB: 0 P: 3	1B: 4 2B: 1 3B: 0 HR: 1	SF: 0 SAC: 0 DP: 2 HBP: 0	WP: 0 PB: 0 SB: 0 CS: 0	PA: 34
PITCHER	IP WLS BF H R ER SO BB IBB HBP BLK WP HR S P ERA WHIP																					
Ray Moore, R (1, 1) ERA: 3.52	7.2 W 29 5 3 3 3 3 3 0 0 0 0 1 32 44 3.52 1.043																					
Billy O'Dell, L (8, 1) ERA: 2.86	1.1 S 5 1 0 0 0 0 0 0 0 0 0 0 5 5 0.00 0.750																					

Cleveland Indians @ Baltimore Orioles
 Memorial Stadium, Baltimore, MD
 Sun Sep 15 1957, 7:05 PM EDT
 Att: 10,623 - Unknown

livebaseballscorecards.com



Batter	1	2	3	4	5	6	7	8	9
Billy Gardner, R OBP: 0.329, SLG: 0.359 (1, 4)	0-0 5-3		0-0 1B	0-0 1B		0-0 G6-4-3		0-0 F8	
Billy Goodman, L OBP: 0.337, SLG: 0.390 (1, 3)	0-0 4-3		0-0 1B	0-0 1B		0-0 G6-4-3			
Joe Durham, R OBP: 0.258, SLG: 0.297 (1, 9)	0-0 F8		0-0 1B	0-0 F9			0-0 F9		
Bob Nieman, R OBP: 0.355, SLG: 0.425 (1, 7)		0-0 F7	0-0 1B	0-0 F7			0-0 FC6-4		
Gus Triandos, R OBP: 0.314, SLG: 0.428 (1, 2)		0-0 F9	0-0 1B		0-0 F7		0-0 F2		
Brooks Robinson, R OBP: 0.255, SLG: 0.270 (1, 5)		0-0 2B	0-0 WP		4-0 S		0-0 FC6-4		
Jim Busby, R OBP: 0.277, SLG: 0.324 (1, 8)		0-0 1B	0-0 WP		0-0 F6		0-0 6-3		
Willy Miranda, S OBP: 0.252, SLG: 0.210 (1, 6)		0-0 F9	0-0 G3		0-0 L8		4-0 BB		
Ray Moore, R OBP: 0.217, SLG: 0.354 (1, 1)			0-3 K	0-3 K		0-0 F2		0-3 K	
Billy O'Dell, S OBP: 0.129, SLG: 0.129 (8, 1)									

AB	R	H	RBI	BB	SO	LOB
5	1	3	0	0	0	1
4	1	2	0	0	0	1
4	1	1	1	0	0	2
4	1	2	1	0	0	2
4	0	1	1	0	0	1
3	0	2	1	1	0	1
4	0	2	0	0	0	1
3	0	0	0	1	0	5
3	0	0	0	0	2	0
1	0	0	0	0	1	1

BOTTOM

Cleveland Indians @ Baltimore Orioles
Memorial Stadium, Baltimore, MD
 Sun Sep 15 1957, 7:05 PM EDT
 Att. 10,623 - Unknown

AB	35
R	4
H	13
RBI	4
BB	2
SO	3
LOB	15



1B: 12	SF: 0
2B: 1	SAC: 0
3B: 0	DP: 1
HR: 0	HBP: 0

WP: 1	PA: 37
PB: 0	
SB: 1	
CS: 0	

Inning Stats		R	H	E	K	S	P
1	0	0	0	0	3	3	
2	0	2	0	0	5	5	
3	4	7	0	1	11	11	
4	0	2	0	1	7	7	
5	0	0	0	3	3	3	
6	0	1	0	3	3	3	
7	0	1	0	4	4	4	
8	0	0	0	5	9	9	
9	0	0	0	1	1	1	

PITCHER		IP	WLS	BF	H	R	ER	SO	BB	IBB	HBP	BLK	WP	HR	S	P	ERA	WHIP
Don Mossi, L ERA: 4.34 (1, 1)	2.1	L	15	8	4	4	4	1	0	0	0	0	0	0	17	17	15.43	3.429
Vito Valentinetti, R ERA: 4.7 (3, 1)	2.2		11	3	0	0	0	1	1	0	0	0	1	0	12	16	0.00	1.500
Bob Alexander, R ERA: 6.0 (6, 1)	2.0		7	2	0	0	0	0	0	0	0	0	0	0	7	7	0.00	1.000
Dick Tomaneck, L ERA: 5.72 (8, 1)	1.0		4	0	0	0	0	1	1	0	0	0	0	0	5	9	0.00	1.000

Chicago White Sox @ Baltimore Orioles
Memorial Stadium, Baltimore, MD
 Tue Sep 17 1957, 7:05 PM EDT
 Att: 9,615 - Unknown

livebaseballscorecards.com

AB	37
R	5
H	10
RBI	5
BB	3
SO	6
LOB	14



WP:	0	PA:	41
PB:	0		
SB:	1		
CS:	1		

AB R H RBI BB SO LOB

5	1	2	0	0	1	2
5	0	0	0	0	0	4
3	2	1	1	2	0	0
5	2	3	1	0	1	1
5	0	2	2	0	2	3
4	0	1	1	0	0	2
4	0	1	0	0	0	2
0	0	0	0	0	0	0
0	0	0	0	0	0	0
3	0	0	0	0	1	0
3	0	0	0	0	1	0
0	0	0	0	0	0	0
0	0	0	0	1	0	0
0	0	0	0	0	0	0

Batter 1 2 3 4 5 6 7 8 9 10

Luis Aparicio, R (1, 6) OBP: 0.314, SLG: 0.328	0-0 2B	0-0 5-3		0-0 G6-3 1B		0-3 K		0-0 F7	
Nellie Fox, L (1, 4) OBP: 0.400, SLG: 0.411	0-0 F5		0-0 5-3	0-0 G6-3 1-2f			0-0 G3	0-0 F7	
Earl Torgeson, L (1, 3) OBP: 0.405, SLG: 0.434	0-0 1B 2-H		4-0 1B BB		0-0 F4		4-0 F7 3B BB	0-0 F6	
Minnie Minoso, R (1, 7) OBP: 0.402, SLG: 0.443	0-0 1B 2-H		0-0 CS 1B	1-2 1B	0-0 1B 2B		0-0 F7 1-2	0-3 K	
Jim Rivera, L (1, 9) OBP: 0.325, SLG: 0.446	0-3 K 1-2		0-3 K 1-2		0-0 5-3 1B 2-H		0-0 3B 2-H	0-0 F8	
Sherm Lollar, R (1, 2) OBP: 0.339, SLG: 0.393	0-0 1B 2-H		0-0 F7		0-0 5-3 1-2		0-0 F8		
Fred Hatfield, L (1, 5) OBP: 0.313, SLG: 0.227	0-0 F7		0-0 G3		0-0 F8			0-0 SH1-3 1B	
Ted Beard, L (9, PR) OBP: 0.244, SLG: 0.105									
Barry Latman, R (9, 1)									
Jim Landis, R (1, 8) OBP: 0.346, SLG: 0.300		0-0 F9		0-0 F8		0-3 K		0-0 SH1-3	
Billy Pierce, L (1, 1) OBP: 0.175, SLG: 0.168		0-3 K			0-0 4-3		0-0 5-3	4-0 BB	
Gerry Staley, R (8, 1) OBP: 0.136, SLG: 0.050									
Larry Doby, L (9, PH) OBP: 0.376, SLG: 0.467									
Sammy Esposito, R (9, PR) OBP: 0.320, SLG: 0.236									

Inning Stats	R: 3 E: 0 K: 1 S: 9	H: 4 LOB: 1 BB: 0 P: 9	R: 0 E: 0 K: 1 S: 5	H: 0 LOB: 0 BB: 0 P: 5	R: 0 E: 0 K: 1 S: 5	H: 1 LOB: 2 BB: 1 P: 9	R: 0 E: 0 K: 0 S: 3	H: 0 LOB: 0 BB: 0 P: 3	R: 0 E: 0 K: 0 S: 3	H: 1 LOB: 0 BB: 0 P: 3	R: 1 E: 0 K: 0 S: 5	H: 2 LOB: 1 BB: 0 P: 5	R: 0 E: 0 K: 2 S: 7	H: 0 LOB: 0 BB: 0 P: 7	R: 1 E: 0 K: 0 S: 4	H: 1 LOB: 1 BB: 1 P: 8	R: 0 E: 0 K: 0 S: 4	H: 1 LOB: 2 BB: 1 P: 8	R: 0 E: 0 K: 1 S: 5	H: 0 LOB: 0 BB: 0 P: 5	1B: 6 2B: 4 3B: 1 HR: 0	SF: 0 SAC: 1 DP: 2 HBP: 0	WP: 0 PB: 0 SB: 1 CS: 1
---------------------	------------------------------	---------------------------------	------------------------------	---------------------------------	------------------------------	---------------------------------	------------------------------	---------------------------------	------------------------------	---------------------------------	------------------------------	---------------------------------	------------------------------	---------------------------------	------------------------------	---------------------------------	------------------------------	---------------------------------	------------------------------	---------------------------------	----------------------------------	------------------------------------	----------------------------------

PITCHER	IP	WLS	BF	H	R	ER	SO	BB	IBB	HBP	BLK	WP	HR	S	P	ERA	WHIP
Hal Brown, R (1, 1) ERA: 3.96	8.0		33	9	5	5	5	2	0	0	0	0	0	41	49	5.62	1.375
George Zuverink, R (9, 1) ERA: 2.51	0.1		2	1	0	0	0	0	0	0	0	0	0	2	2	0.00	3.000
Ken Lehman, L (9, 1) ERA: 2.57	0.0		1	0	0	0	0	1	0	0	0	0	0	4		∞	∞
Billy Loes, R (9, 1) ERA: 3.22	1.2	W	5	0	0	0	1	0	0	0	0	0	0	7	7	0.00	0.000

Batter	1	2	3	4	5	6	7	8	9	10	AB	R	H	RBI	BB	SO	LOB
Billy Gardner, R (1, 4) OBP: 0.328, SLG: 0.358	L5		F4			F6		BB 1B	5-3		5	1	1	1	0	0	0
Joe Durham, R (1, 9) OBP: 0.256, SLG: 0.294	1-3			K		K2-3		K		HR	5	1	1	0	0	3	1
Jim Busby, R (1, 8) OBP: 0.279, SLG: 0.324	1B			4-3		5-3		1B 2B		K	4	1	1	0	1	1	1
Bob Nieman, R (1, 7) OBP: 0.356, SLG: 0.432	K			K			F4	2B		HR	5	2	2	3	0	2	1
Gus Triandos, R (1, 2) OBP: 0.316, SLG: 0.439											4	1	2	3	0	2	0
Lenny Green, L (8, PR) OBP: 0.143, SLG: 0.286											0	0	0	0	0	0	0
Joe Ginsberg, L (9, 2) OBP: 0.335, SLG: 0.361											0	0	0	0	0	0	0
Bob Boyd, L (1, 3) OBP: 0.386, SLG: 0.407	1-3										2	0	1	0	2	0	0
Brooks Robinson, R (1, 5) OBP: 0.245, SLG: 0.258											4	0	0	0	0	1	4
George Zuverink, R (9, 1) OBP: 0.240, SLG: 0.136											0	0	0	0	0	0	0
Ken Lehman, L (9, 1) OBP: 0.320, SLG: 0.286											0	0	0	0	0	0	0
Billy Loes, R (9, 1) OBP: 0.135, SLG: 0.102											0	0	0	0	0	0	0
Willy Miranda, S (1, 6) OBP: 0.250, SLG: 0.208											3	0	0	0	0	1	1
Al Pilarcik, L (9, PH) OBP: 0.357, SLG: 0.389											1	0	0	0	0	0	0
Jim Brideweser, R (10, 6) OBP: 0.362, SLG: 0.348											0	0	0	0	0	0	0
Hal Brown, R (1, 1) OBP: 0.234, SLG: 0.273											2	0	0	0	0	1	1
Billy Goodman, L (8, PH) OBP: 0.338, SLG: 0.395											2	1	1	0	0	0	0


Inning Stats	R: 0	H: 1	R: 0	H: 0	R: 0	H: 0	R: 0	H: 0	R: 1	H: 1	R: 0	H: 0	R: 0	H: 1	R: 4	H: 4	R: 0	H: 0	R: 2	H: 2	1B: 5	SF: 0	WP: 0	PA: 40
E: 0	LOB: 1	E: 0	LOB: 0	E: 0	LOB: 0	E: 0	LOB: 0	E: 0	LOB: 1	E: 0	LOB: 0	E: 0	LOB: 0	E: 0	LOB: 2	E: 0	LOB: 0	E: 0	LOB: 0	K: 1	BB: 0	2B: 2	SAC: 0	FB: 0
K: 1	BB: 0	K: 1	BB: 0	K: 0	BB: 0	K: 2	BB: 0	K: 2	BB: 1	K: 1	BB: 0	K: 2	BB: 0	K: 2	BB: 2	K: 0	BB: 0	K: 1	BB: 0	S: 6	P: 6	3B: 0	DP: 0	SB: 0
S: 6	P: 6	S: 5	P: 5	S: 3	P: 3	S: 7	P: 7	S: 8	P: 12	S: 6	P: 6	S: 11	P: 19	S: 3	P: 3	S: 5	P: 5	S: 5	P: 5	HR: 2	HBP: 0	CS: 0		


PITCHER	IP	WLS	BF	H	R	ER	SO	BB	IBB	HBP	BLK	WP	HR	S	P	ERA	WHIP
Billy Pierce, L (1, 1) ERA: 3.17	7.2		32	7	5	5	9	2	0	0	0	0	1	48	56	5.87	1.174
Gerry Staley, R (8, 1) ERA: 2.08	0.1		2	0	0	0	1	0	1	0	0	0	0	3	7	0.00	0.000
Barry Latman, R (9, 1) ERA: 2.57	1.1	L	6	2	2	2	1	0	0	0	0	0	1	8	8	13.50	1.500

PITCHER	IP	WLS	BF	H	R	ER	SO	BB	IBB	HBP	BLK	WP	HR	S	P	ERA	WHIP

Chicago White Sox @ Baltimore Orioles
Memorial Stadium, Baltimore, MD
 Tue Sep 17 1957, 7:05 PM EDT
 Att. 9,615 - Unknown

AB	37
R	7
H	9
RBI	7
BB	3
SO	11
LOB	9



Batter	1	2	3	4	5	6	7	8	9	AB R H RBI BB SO LOB	TOP		
Luis Aparicio, R (1, 6) OBP: 0.315, SLG: 0.329 Sammy Esposito, R (6, 6) OBP: 0.316, SLG: 0.233	4-0 PB 1B BB		0-0 6-3		0-0 1B 1B		0-3 K		0-0 FC3-6 1-2f	2 2 1 1 1 0 0 2 0 0 0 0 1 1			
Nellie Fox, L (1, 4) OBP: 0.400, SLG: 0.410	4-0 PB 1B BB		0-0 F7		0-0 1B 1B		0-0 F8		0-0 4-3	4 2 1 0 1 0 1			
Minnie Minoso, R (1, 7) OBP: 0.401, SLG: 0.442	0-3 K 1-2 2-3		0-0 6-3		0-0 HR 1B		0-0 6-3			4 1 1 1 0 1 2			
Ron Jackson, R (1, 3) OBP: 0.429, SLG: 0.786	0-3 K			0-3 K	0-0 HR 1B			0-0 FC6-4 1B		4 1 2 3 0 2 2			
Jim Landis, R (1, 8) OBP: 0.344, SLG: 0.299	0-0 PO 1B			0-3 K	0-3 K			0-0 FC6-4 1-2f		4 0 1 2 0 2 1			
Bubba Phillips, R (1, 5) OBP: 0.330, SLG: 0.378	0-0 PO 1-2	0-0 1B		0-3 K		0-0 SH1-3 L5 1B		0-3 K 1-2		4 0 2 0 0 2 1			
Jim Rivera, L (1, 9) OBP: 0.324, SLG: 0.442 Ted Beard, L (9, 9) OBP: 0.244, SLG: 0.105			0-0 F8		0-0 4-3	4-0 SH1-3 BB		0-3 K		3 0 0 0 1 1 2 0 0 0 0 0 0 0	AB 32 R 7 H 9 RBI 7 BB 4 SO 9 LOB 14		
Earl Battey, R (1, 2) OBP: 0.233, SLG: 0.277			0-0 L5		0-0 SH3-4 1B 1B	0-0 SH1-3 1-2 2-3			0-0 F5	3 1 1 0 0 0 1			
Jim Wilson, R (1, 1) OBP: 0.227, SLG: 0.176 Gerry Staley, R (7, 1) OBP: 0.174, SLG: 0.050			0-0 4-3		0-0 SH3-4 1-2	0-0 L5 3-H			4-0 FC3-6 BB	2 0 0 0 0 0 3 0 0 0 0 1 0 0			
Inning Stats	R: 2 H: 1 E: 0 LOB: 0 K: 2 BB: 2 S: 7 P: 15	R: 0 H: 1 E: 0 LOB: 1 K: 0 BB: 0 S: 4 P: 4	R: 0 H: 0 E: 0 LOB: 0 K: 0 BB: 0 S: 3 P: 3	R: 0 H: 0 E: 0 LOB: 0 K: 3 BB: 0 S: 9 P: 9	R: 5 H: 5 E: 0 LOB: 0 K: 1 BB: 0 S: 10 P: 10	R: 0 H: 1 E: 0 LOB: 1 K: 0 BB: 1 S: 3 P: 7	R: 0 H: 0 E: 0 LOB: 0 K: 1 BB: 0 S: 5 P: 5	R: 0 H: 1 E: 0 LOB: 1 K: 2 BB: 0 S: 8 P: 8	R: 0 H: 0 E: 1 LOB: 1 K: 0 BB: 1 S: 3 P: 7	1B: 8 SF: 0 2B: 1 SAC: 2 3B: 0 DP: 1 HR: 1 HBP: 0	WP: 0 PA: 39 PB: 1 SB: 2 CS: 0		
PITCHER	IP WLS BF H R ER SO BB IBB HBP BLK WP HR S P ERA WHIP											PITCHER	IP WLS BF H R ER SO BB IBB HBP BLK WP HR S P ERA WHIP
Don Ferrarese, L (1, 1) ERA: 6.75	5.0 L 23 7 7 6 6 2 0 0 0 0 0 1 33 41 10.80 1.800												
Jerry Walker, R (6, 1) ERA: 2.92	2.0 7 1 0 0 1 1 0 0 0 0 0 0 8 12 0.00 1.000												
Ray Moore, R (8, 1) ERA: 3.51	1.0 4 1 0 0 2 0 0 0 0 0 0 0 8 8 0.00 1.000												
George Zuberink, R (9, 1) ERA: 2.49	1.0 4 0 0 0 0 1 0 0 0 0 0 0 3 7 0.00 1.000												

Chicago White Sox @ Baltimore Orioles
 Memorial Stadium, Baltimore, MD
 Wed Sep 18 1957, 7:05 PM EDT
 Att. 9,089 - Unknown

livebaseballscorecards.com

BOTTOM

Chicago White Sox @ Baltimore Orioles
Memorial Stadium, Baltimore, MD

Wed Sep 18 1957, 7:05 PM EDT
Att. 9,089 - Unknown

livebaseballscorecards.com


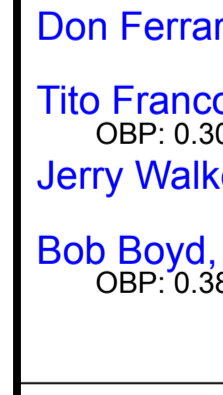
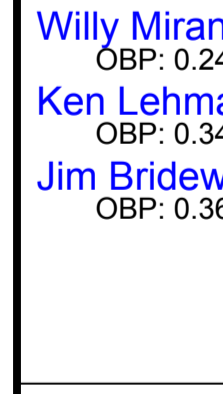
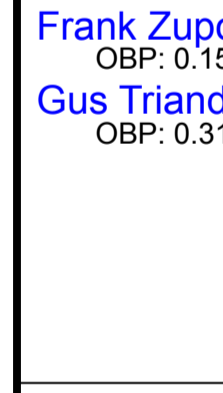

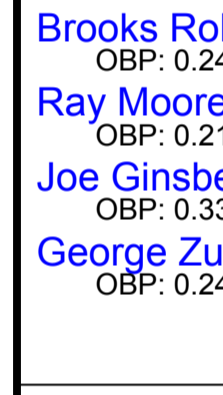
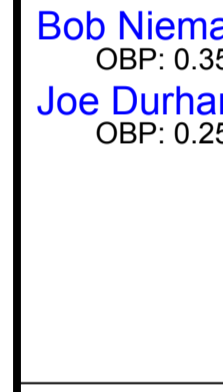



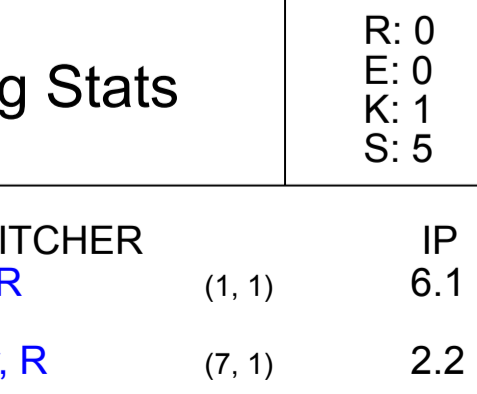
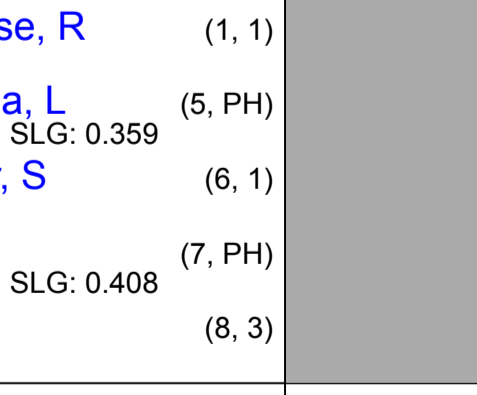
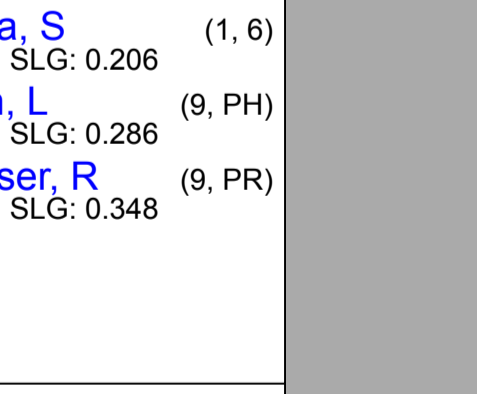
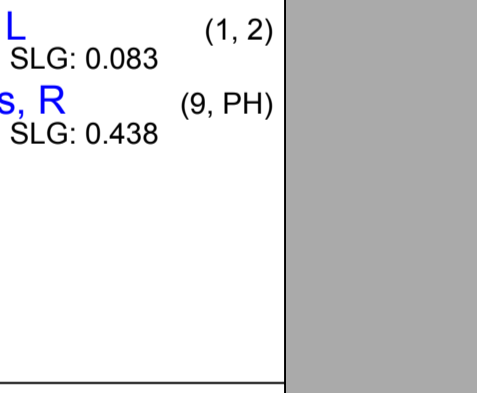

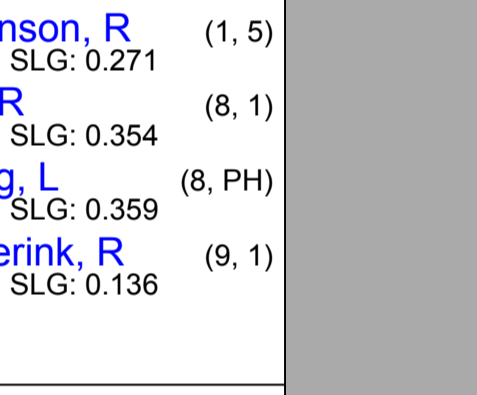

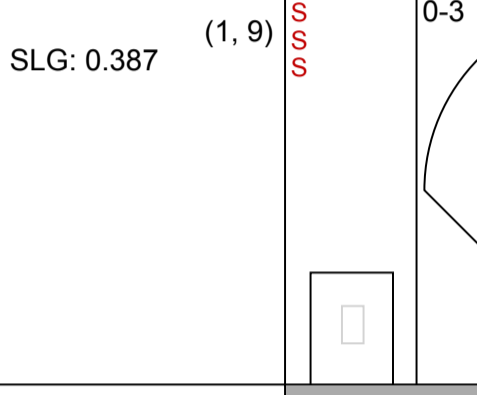
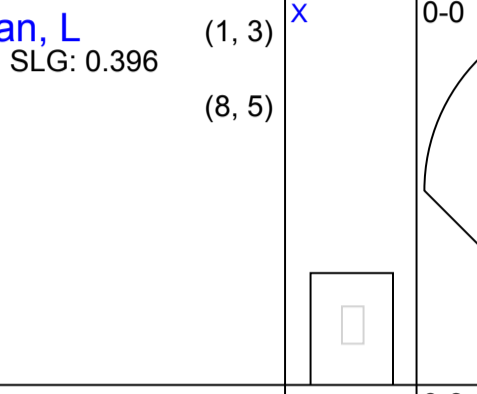
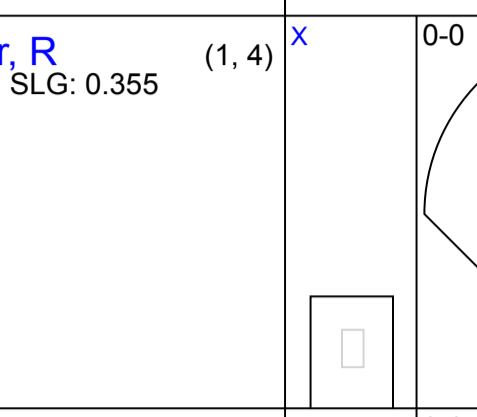
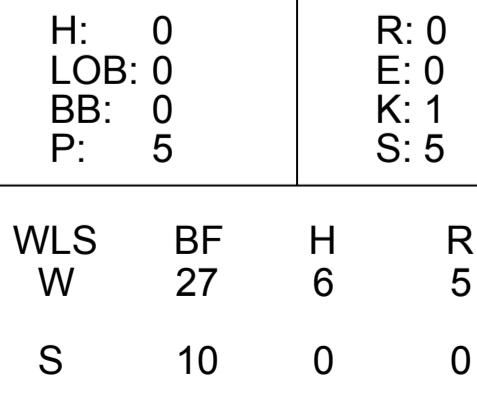

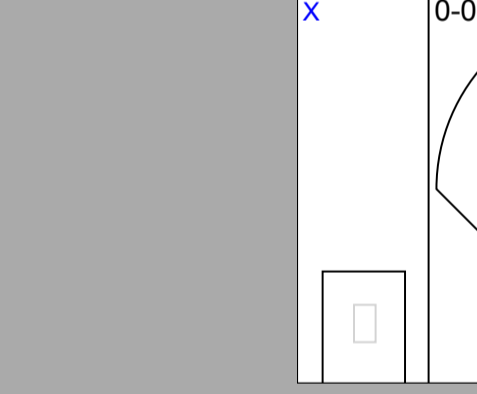
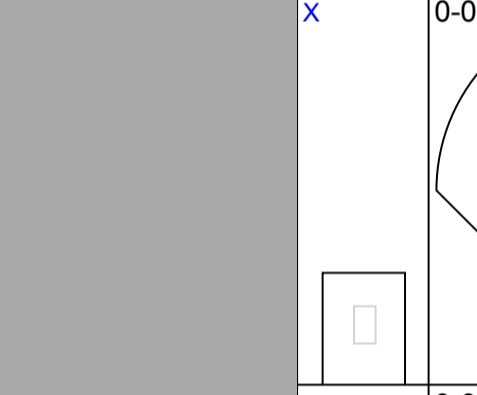

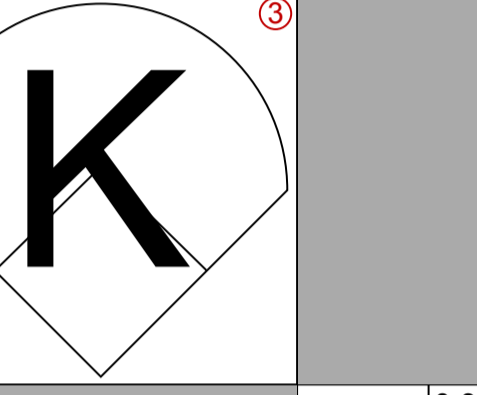
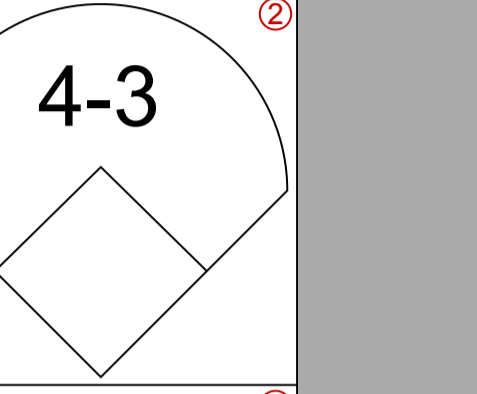
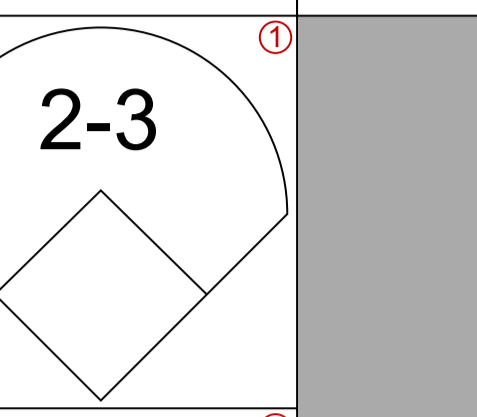
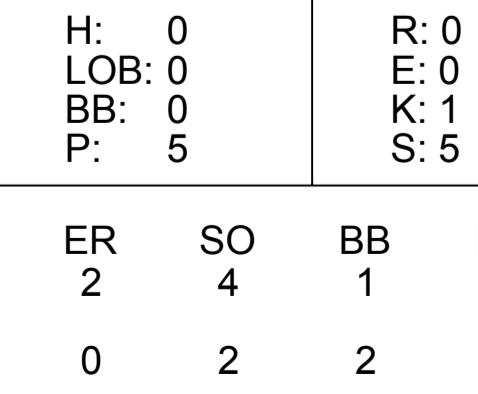
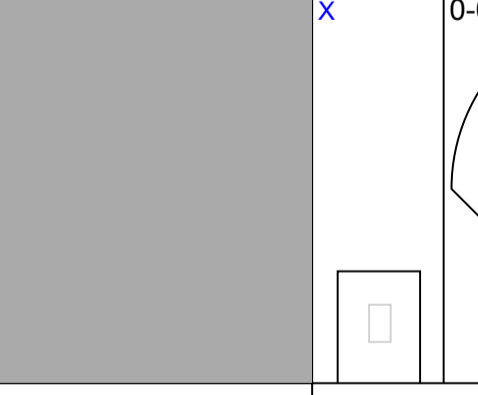

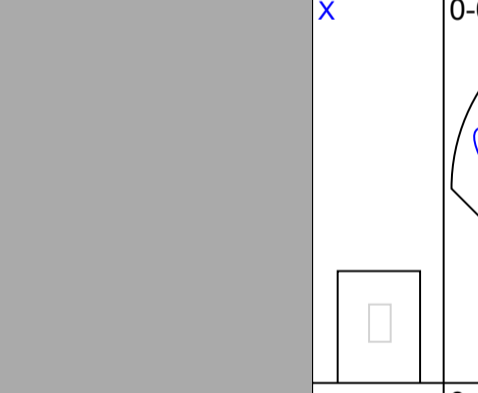
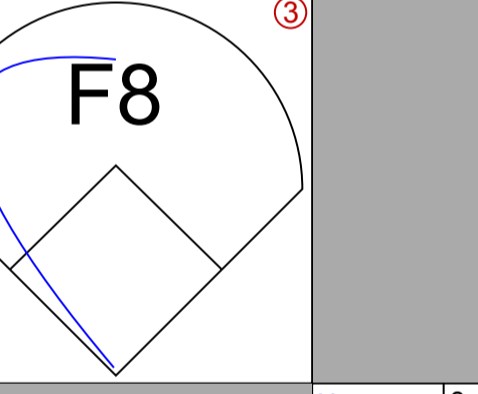
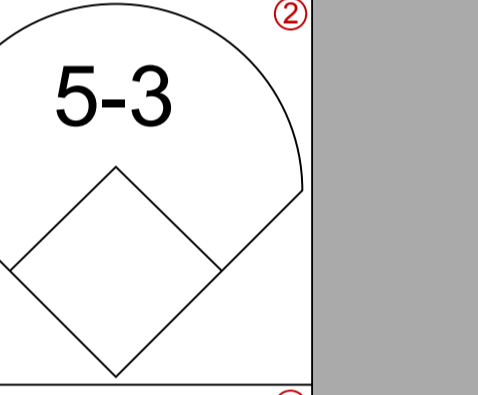
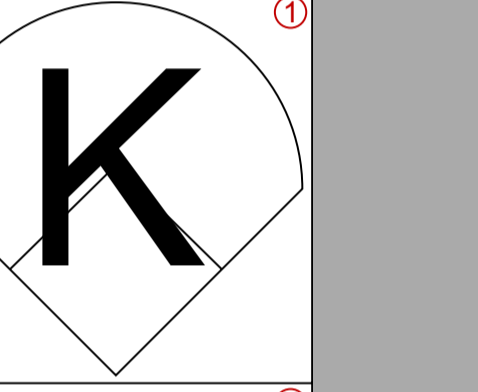

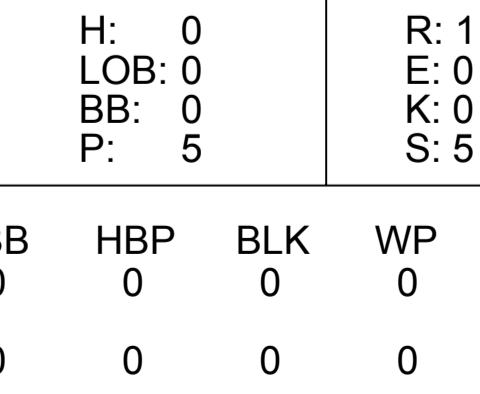
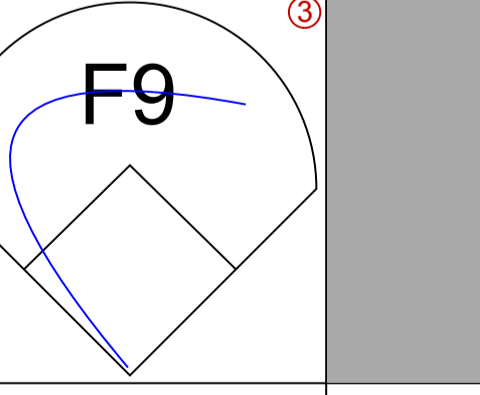
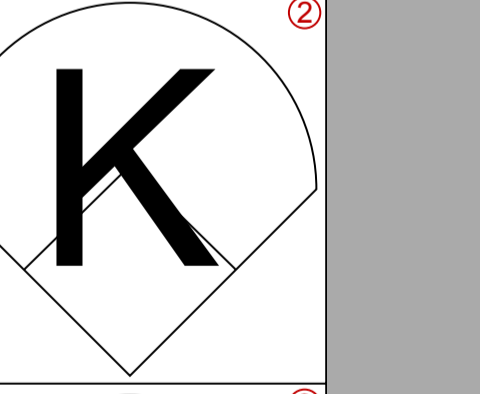
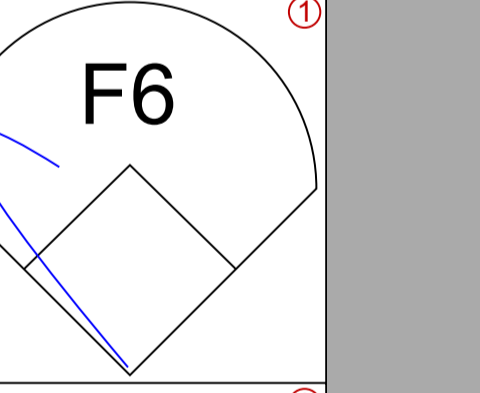

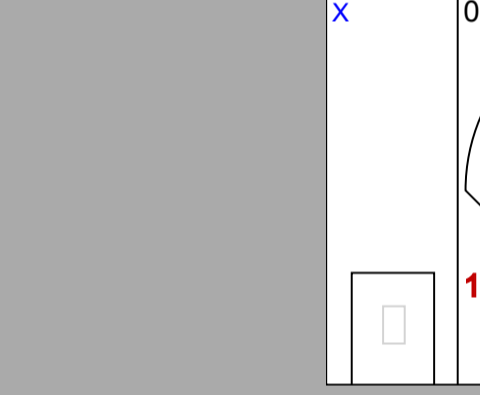
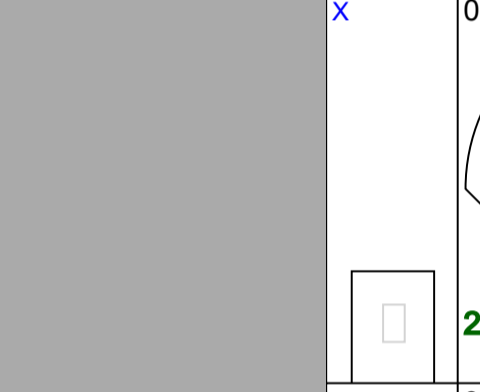
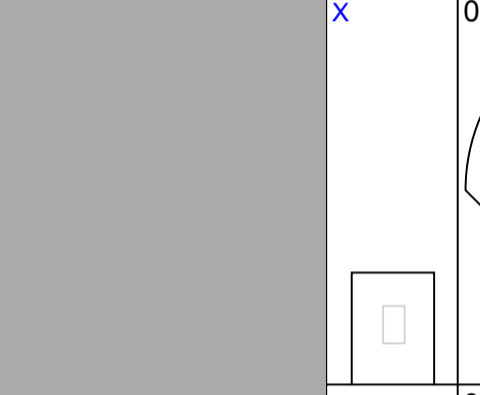
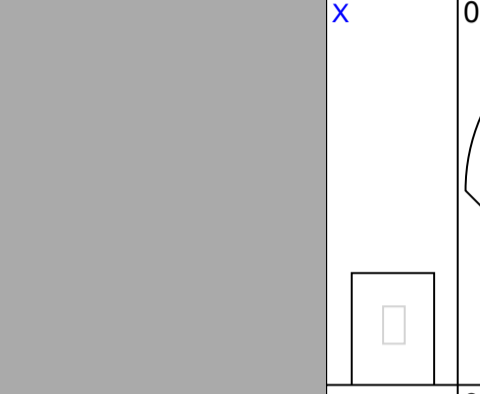
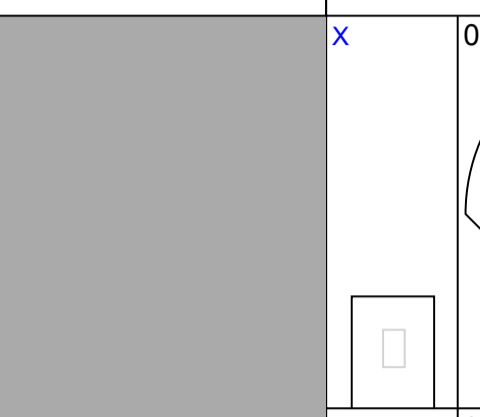
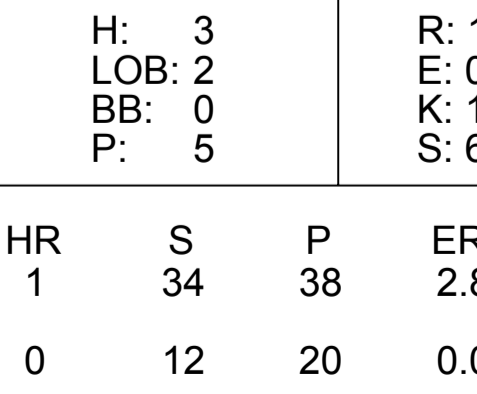
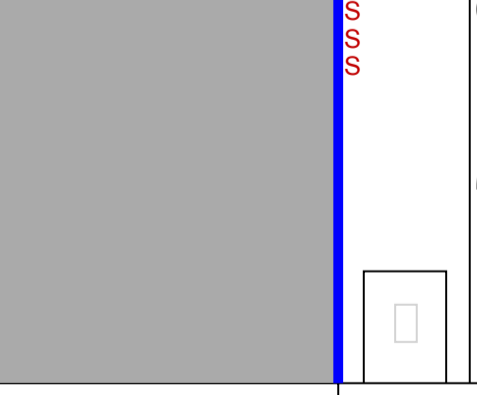
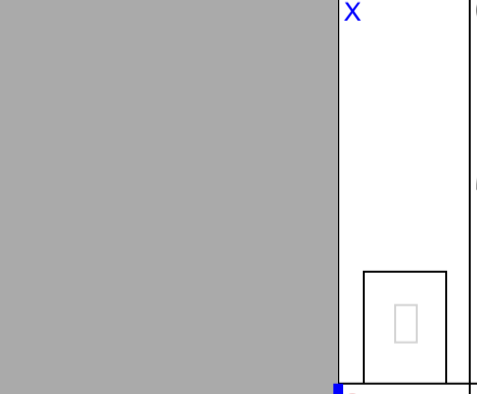
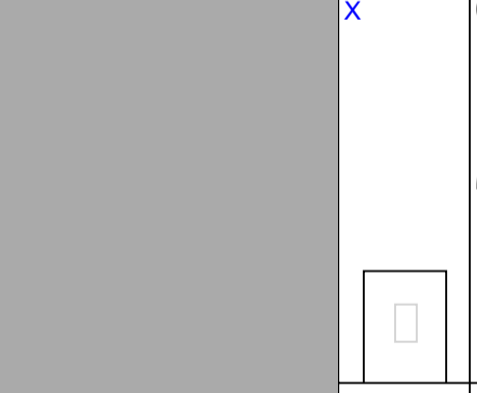
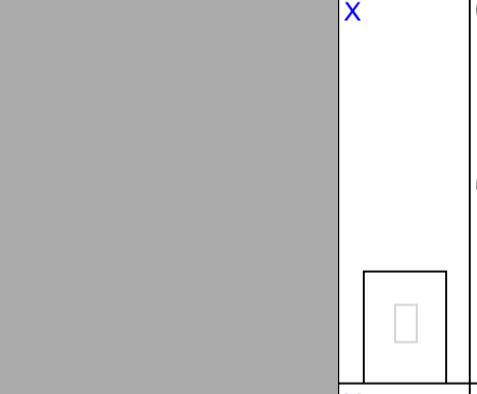
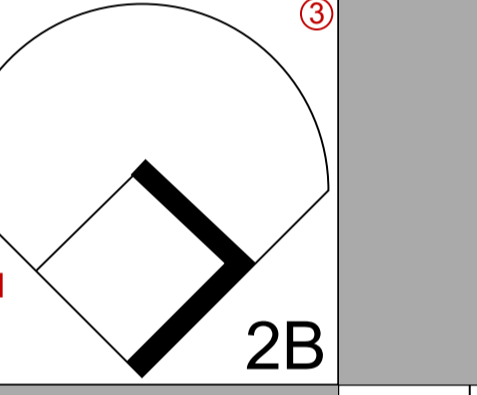
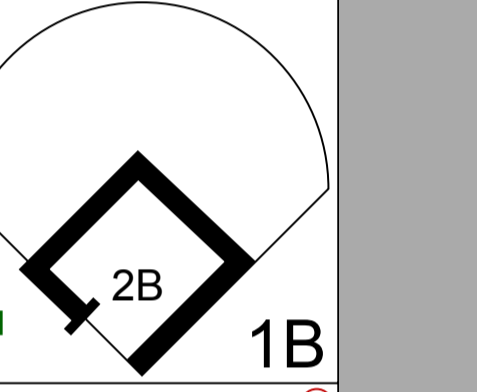
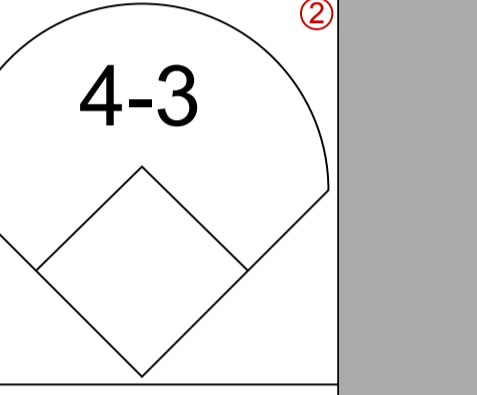
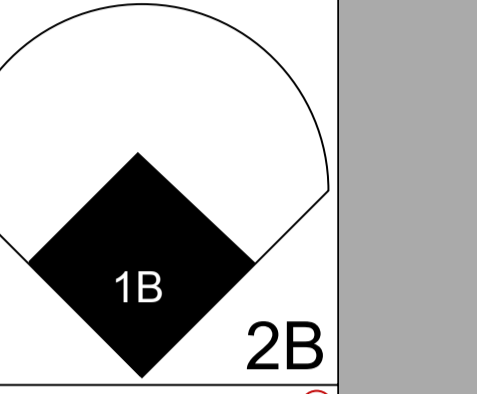
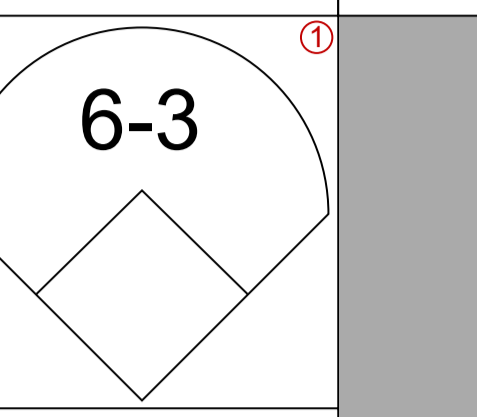
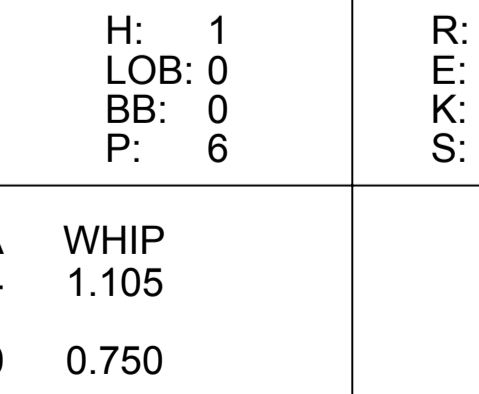
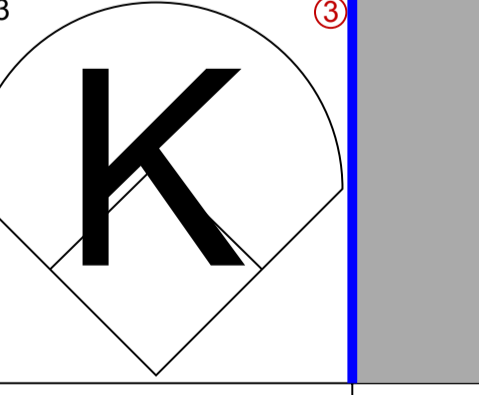
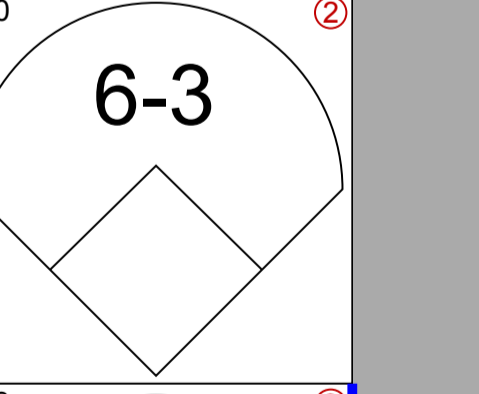
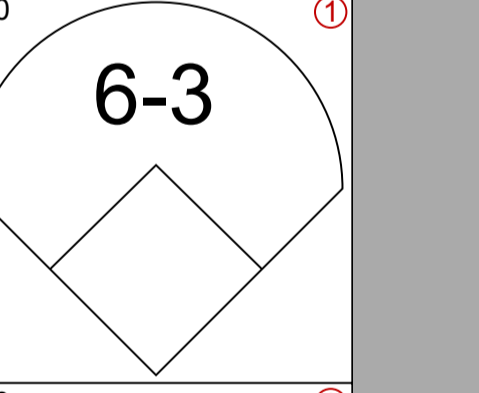
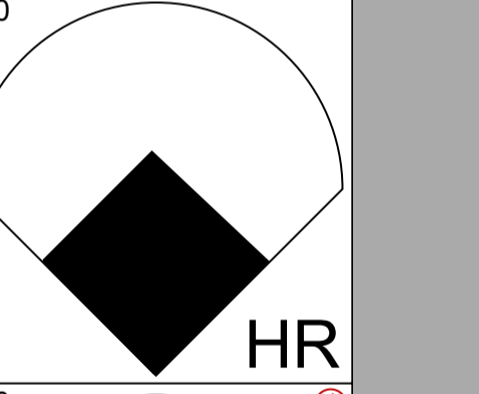
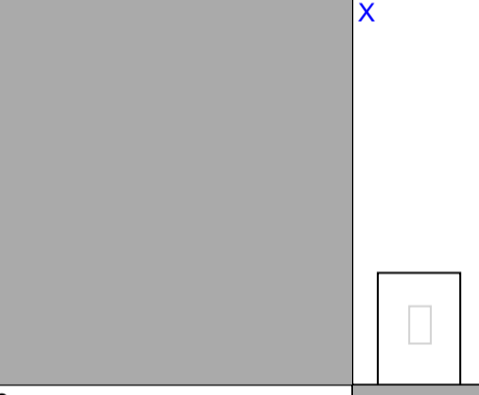
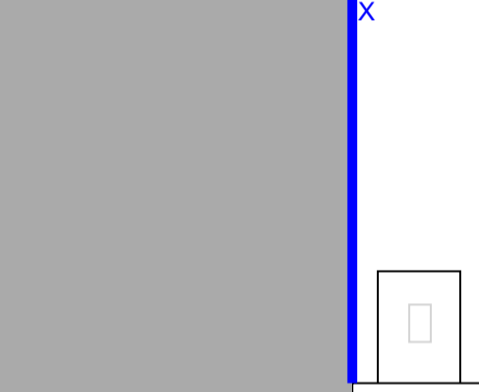
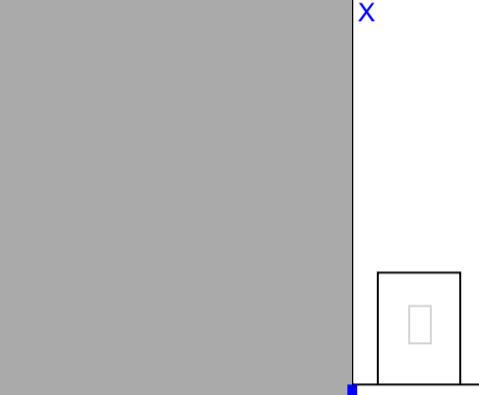

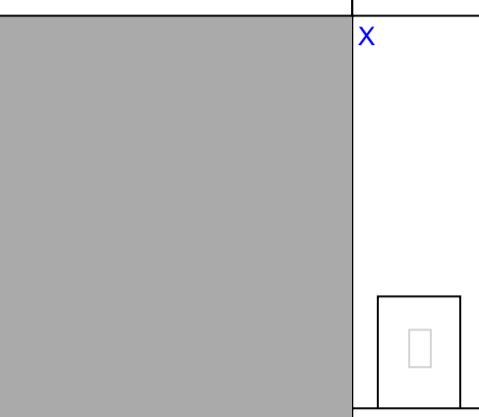
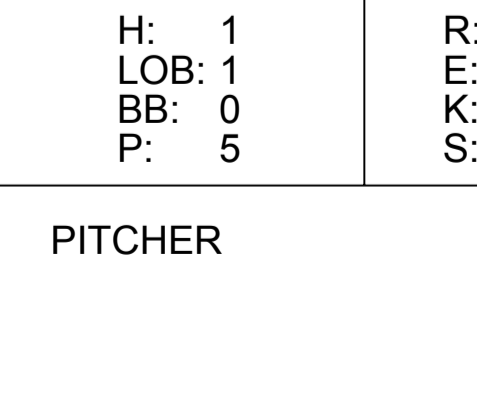
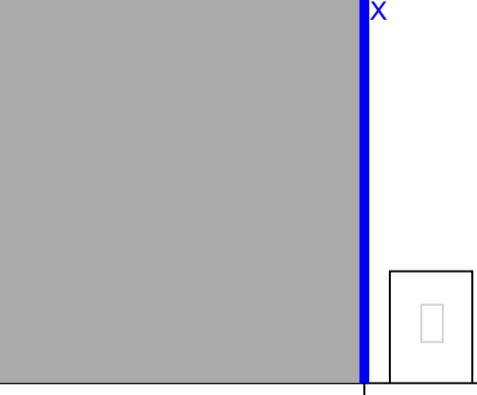
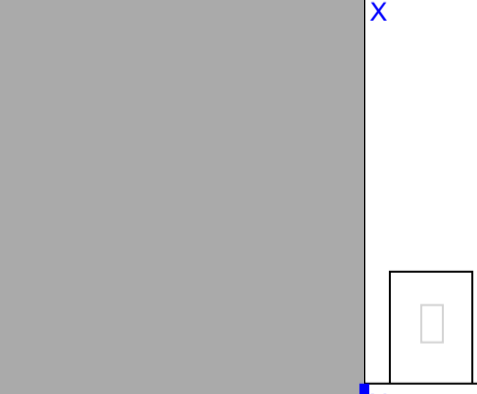


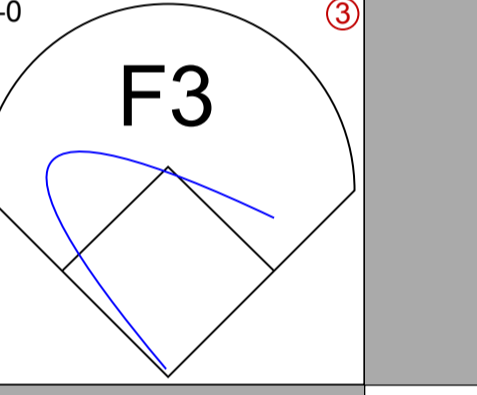
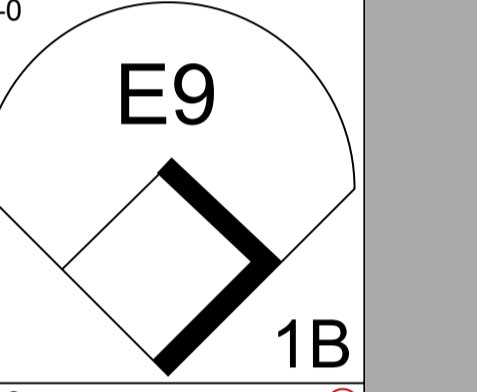
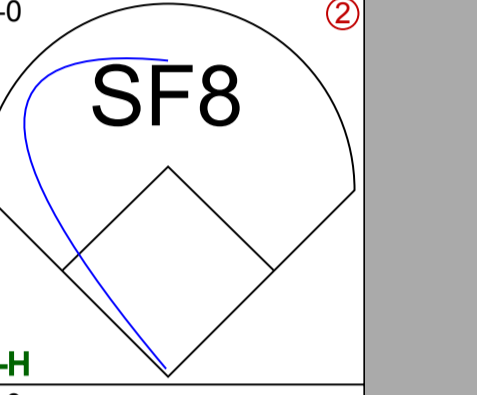
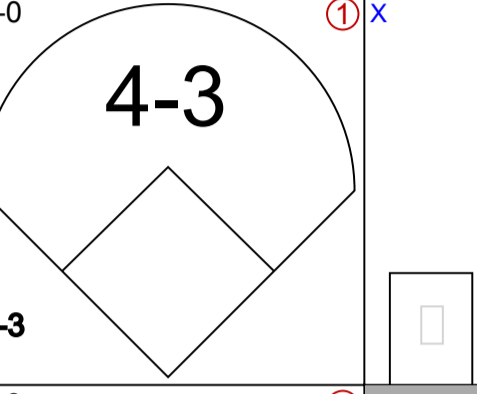
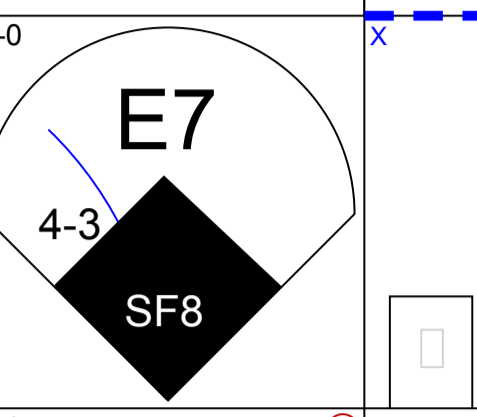
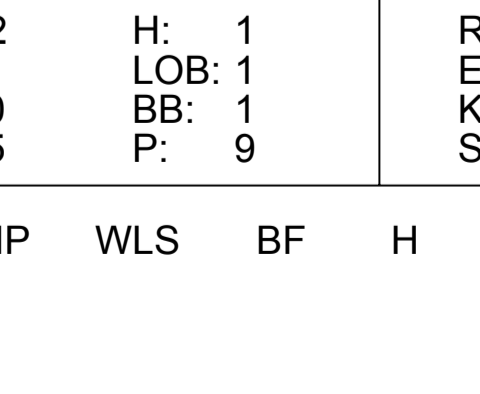
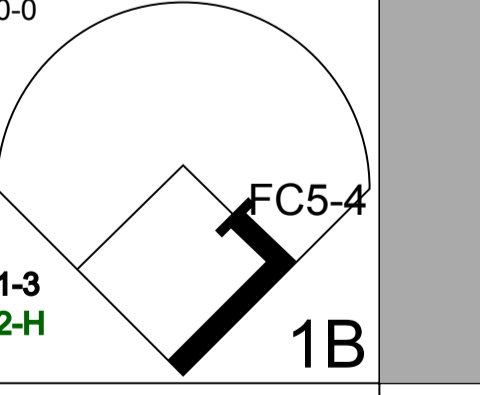
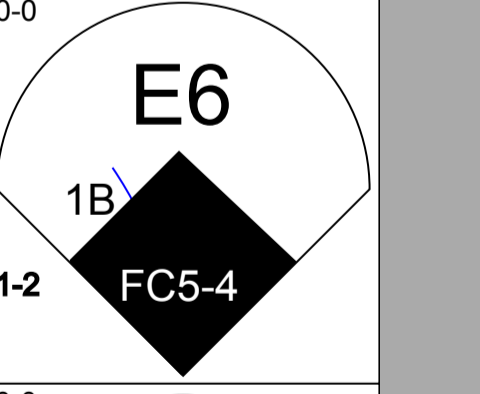
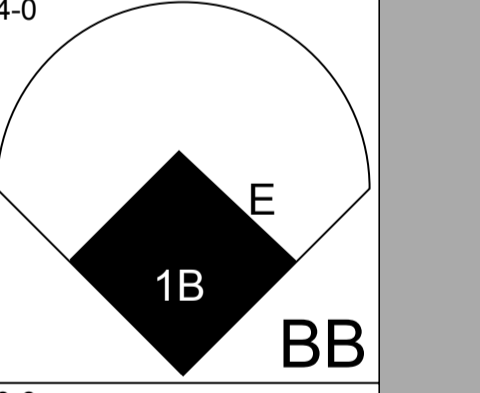
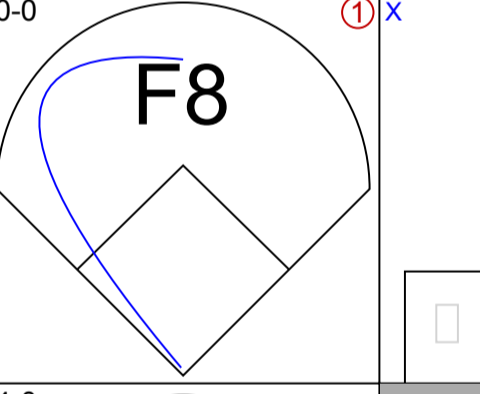
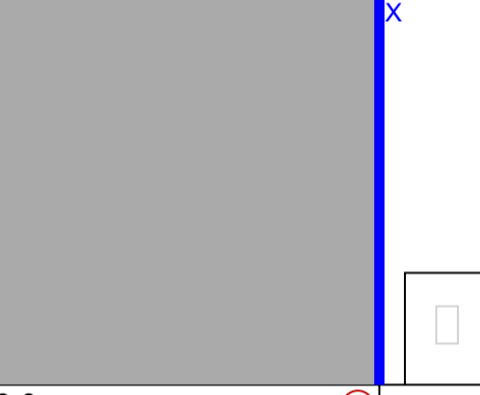
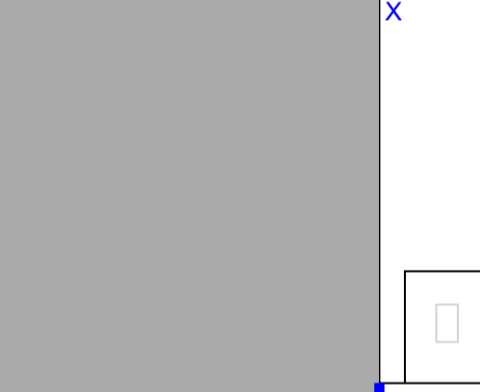

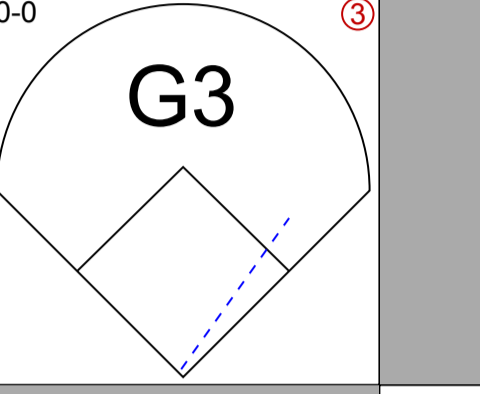
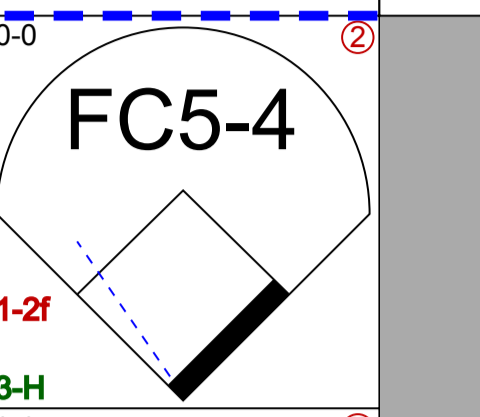
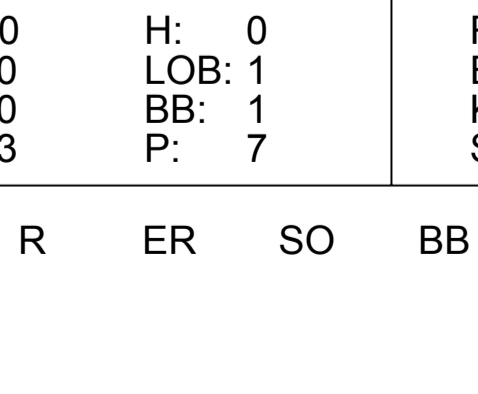
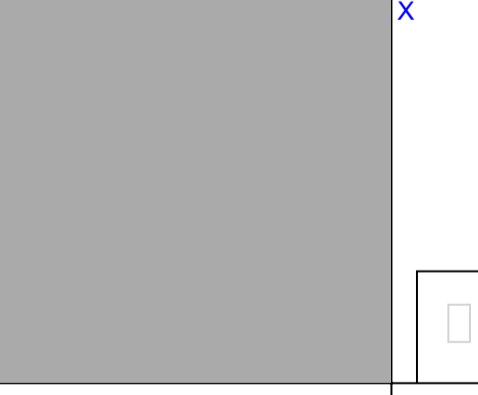
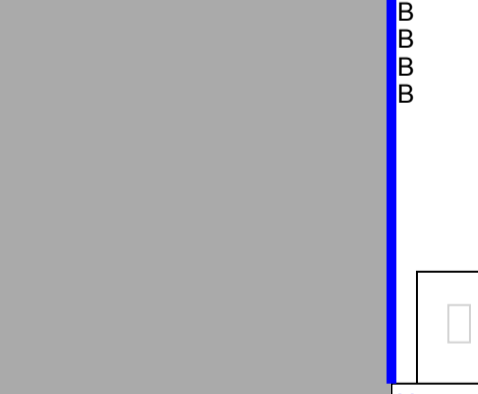
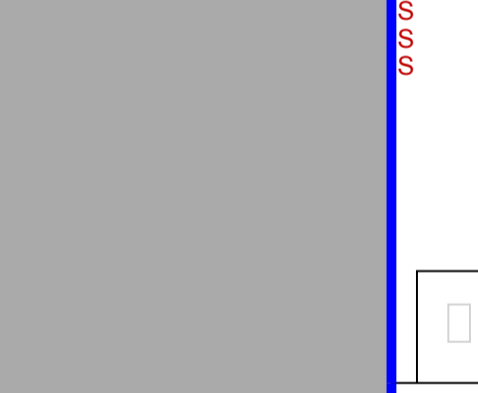
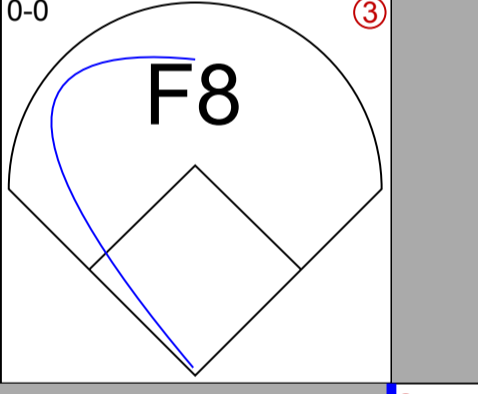
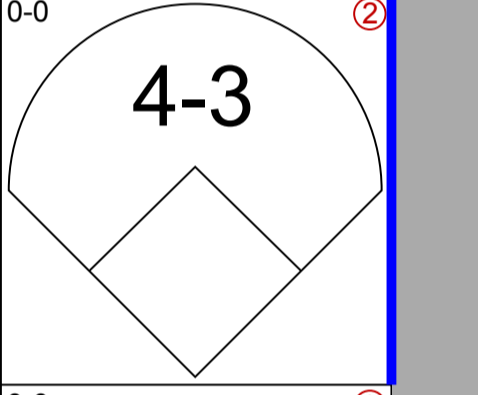
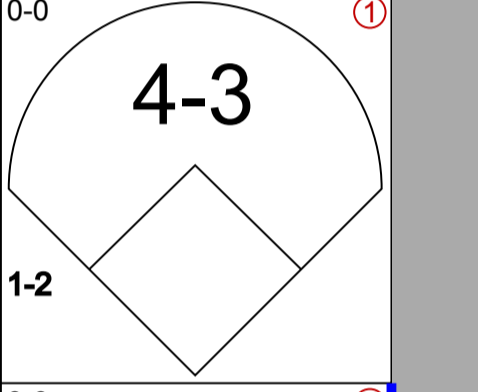
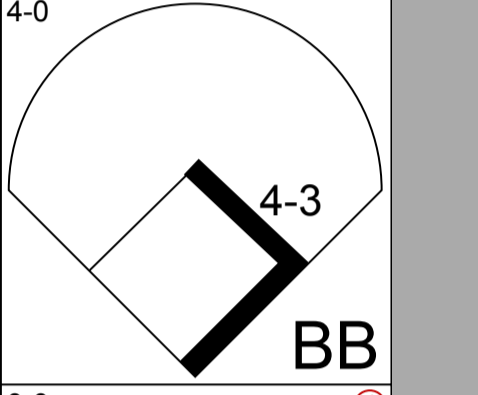
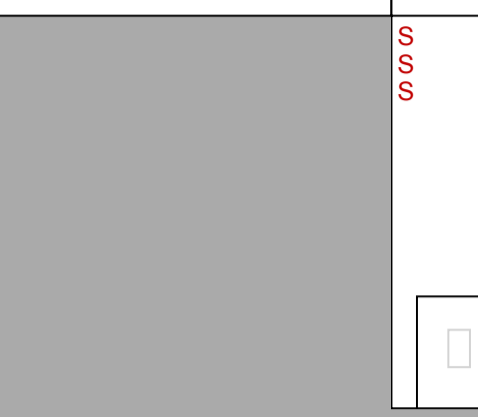
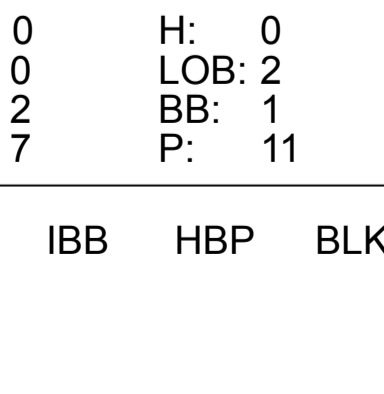
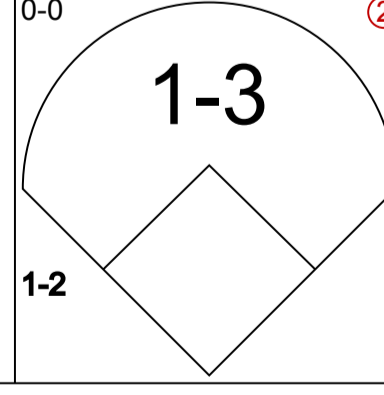
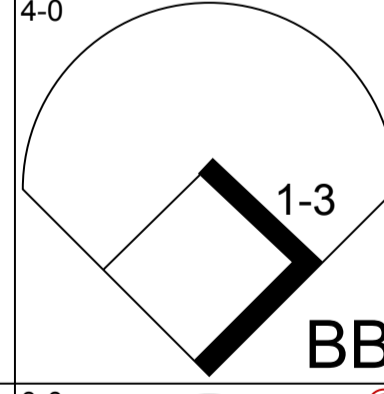
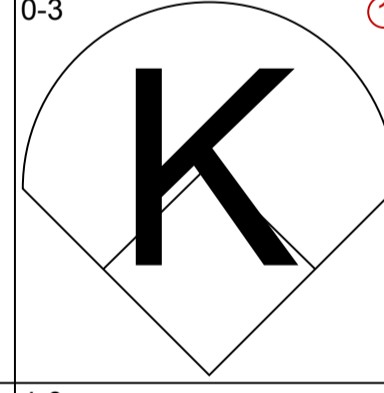
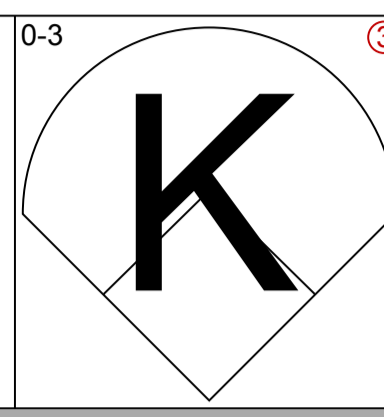
AB	33
R	5
H	6
RBI	5
BB	3
SO	6
LOB	12



WP:	0	PA:	37
PB:	0		
SB:	0		
CS:	0		

AB R H RBI BB SO LOB

5	1	0	1	0	1	3
4	1	1	0	0	0	2
2	0	0	1	1	1	1
2	0	1	1	0	1	0
2	0	1	0	0	0	1
3	0	1	0	0	0	1
0	0	0	0	0	0	0
1	0	0	0	0	0	1
0	0	0	0	0	0	0
4	1	1	1	0	0	1
2	1	0	0	1	0	0
1	0	0	0	0	1	0
3	1	0	0	0	1	1
0	0	0	0	1	0	0
0	0	0	0	0	0	0
1	0	0	0	0	0	0
1	0	0	0	0	1	0
0	0	0	0	0	0	0
2	0	1	1	0	0	1
1B:	3	SF:	1			
2B:	2	SAC:	0			
3B:	0	DP:	0			
HR:	1	HBP:	0			



PITCHER															PITCHER																		
IP	WLS	BF	H	R	ER	SO	BB	IBB	HBP	BLK	WP	HR	S	P	ERA	WHIP	IP	WLS	BF	H	R	ER	SO	BB	IBB	HBP	BLK	WP	HR	S	P	ERA	WHIP
6.1	W	27	6	5	2	4	1	0	0	0	0	1	34	38	2.84	1.105	7.1	S	10	0	0	0	2	2	0	0	0	0	12	20	0.00	0.750	
ERA: 3.48																	ERA: 2.02																

Batter Billy Gardner, R (1, 4) OBP: 0.326, SLG: 0.355

Batter Billy Goodman, L (1, 3) (8, 5) OBP: 0.337, SLG: 0.396

Batter Al Pilarcik, L (1, 9) OBP: 0.356, SLG: 0.387

Batter Bob Nieman, R (1, 7) OBP: 0.356, SLG: 0.433

Batter Joe Durham, R (6, 7) OBP: 0.259, SLG: 0.297

Batter Brooks Robinson, R (1, 5) OBP: 0.248, SLG: 0.271

Batter Ray Moore, R (8, 1) OBP: 0.217, SLG: 0.354

Batter Joe Ginsberg, L (8, PH) OBP: 0.333, SLG: 0.359

Batter George Zuverink, R (9, 1) OBP: 0.240, SLG: 0.136

Batter Lenny Green, L (1, 8) OBP: 0.167, SLG: 0.444

Batter Frank Zupo, L (1, 2) OBP: 0.154, SLG: 0.083

Batter Gus Triandos, R (9, PH) OBP: 0.315, SLG: 0.438

Batter Willy Miranda, S (1, 6) OBP: 0.248, SLG: 0.206

Batter Ken Lehman, L (9, PH) OBP: 0.346, SLG: 0.286

Batter Jim Brideweser, R (9, PR) OBP: 0.362, SLG: 0.348

Batter Don Ferrarese, R (1, 1)


Batter Tito Francona, L (5, PH) OBP: 0.306, SLG: 0.359

Batter Jerry Walker, S (6, 1)

Batter Bob Boyd, L (7, PH) OBP: 0.386, SLG: 0.408

Inning Stats

Inning Stats

Batter	1	2	3	4	5	6	7	8	9	AB R H RBI BB SO LOB	TOP											
Eddie Yost, R (1, 5) OBP: 0.374, SLG: 0.377	0-0 E6 CS		0-0 F7		0-3 K		4-0 BB			3 0 0 0 1 1 2												
Pete Runnels, L (1, 4) OBP: 0.308, SLG: 0.290	0-3 K 1-2		0-0 F8		0-0 2B 1B		0-3 K			4 0 1 0 0 2 3												
Roy Sievers, R (1, 7) OBP: 0.390, SLG: 0.579	0-3 K		0-0 F8		0-0 2B		0-0 1B			4 0 2 0 0 1 1												
Clint Courtney, L (1, 2) OBP: 0.342, SLG: 0.414		0-0 F5		1-0 G6-3 HBP		0-0 F6		0-0 F8		3 0 0 0 0 0 3												
Jim Lemon, R (1, 9) OBP: 0.349, SLG: 0.461		0-0 6-3 1B		0-0 F8		0-0 F9		0-0 F3		4 0 1 0 0 0 4												
Julio Becquer, L (1, 3) OBP: 0.272, SLG: 0.327		0-0 6-3 1-2		0-0 G6-3 1-2f		4-0 IBB		0-0 4-3		3 0 0 0 1 0 3												
Faye Throneberry, L (1, 8) OBP: 0.266, SLG: 0.294 Lou Berberet, L (9, PH) OBP: 0.362, SLG: 0.411 Harmon Killebrew, R (9, PH)		4-0 BB		0-3 K		0-0 G3		0-3 K		2 0 0 0 1 1 3 0 0 0 0 0 0 0 1 0 0 0 0 1 0	AB 32 R 0 H 6 RBI 0 BB 3 SO 7 LOB 21											
Rocky Bridges, R (1, 6) OBP: 0.299, SLG: 0.296		0-0 L6		0-0 6-3		0-0 F8		0-3 K		4 0 0 0 0 1 2												
Tex Clevenger, R (1, 1) OBP: 0.270, SLG: 0.273 Art Schult, R (9, PH) OBP: 0.304, SLG: 0.359			0-0 1B		0-0 2B		0-0 5-3		0-0 5-3	3 0 2 0 0 0 0 1 0 0 0 0 0 0												
Inning Stats	R: 0 E: 1 K: 2 S: 7	H: 0 LOB: 0 BB: 0 P: 7	R: 0 E: 0 K: 0 S: 4	H: 1 LOB: 2 BB: 1 P: 8	R: 0 E: 0 K: 0 S: 4	H: 1 LOB: 1 BB: 0 P: 4	R: 0 E: 0 K: 0 S: 2	H: 0 LOB: 0 BB: 0 P: 3	R: 0 E: 0 K: 0 S: 8	H: 1 LOB: 1 BB: 0 P: 8	R: 0 E: 0 K: 0 S: 5	H: 2 LOB: 3 BB: 1 P: 9	R: 0 E: 0 K: 1 S: 5	H: 0 LOB: 1 BB: 1 P: 9	R: 0 E: 0 K: 0 S: 4	H: 1 LOB: 1 BB: 0 P: 4	R: 0 E: 0 K: 2 S: 7	H: 0 LOB: 0 BB: 0 P: 7	1B: 4 2B: 3 3B: 0 HR: 0	SF: 0 SAC: 0 DP: 2 HBP: 1	WP: 0 PB: 0 SB: 0 CS: 1	PA: 36
PITCHER	IP WLS BF H R ER SO BB IBB HBP BLK WP HR S P ERA WHIP												PITCHER	IP WLS BF H R ER SO BB IBB HBP BLK WP HR S P ERA WHIP								
Connie Johnson, R (1, 1) ERA: 3.12	8.0 W 33 6 0 0 5 2 1 1 0 0 0 39 52 0.00 1.000																					
Billy O'Dell, L (9, 1) ERA: 2.84	1.0 S 3 0 0 0 2 0 0 0 0 0 0 7 7 0.00 0.000																					

Washington Senators @ Baltimore Orioles
Memorial Stadium, Baltimore, MD
 Fri Sep 20 1957, 7:05 PM EDT
 Att. 7,483 - Unknown

livebaseballscorecards.com

Batter	1	2	3	4	5	6	7	8	9	AB R H RBI BB SO LOB	TOP											
Pete Runnels, L (1, 4) OBP: 0.311, SLG: 0.296	0-0 L5		0-0 BB 1B 2-H	0-0 HR 1B		0-0 2B		0-0 6-3		5 2 3 1 0 0 0												
Clint Courtney, L (1, 2) OBP: 0.339, SLG: 0.406	0-0 F6		0-3 K	4-0 HR BB		0-0 F5		0-0 F8		4 1 0 0 1 1 2												
Roy Sievers, R (1, 7) OBP: 0.394, SLG: 0.590	0-0 HR		4-0 1B BB 1-2	0-0 HR			0-3 K		4-0 FC1-4 BB	3 2 2 5 2 1 0												
Jim Lemon, R (1, 9) OBP: 0.350, SLG: 0.459	0-0 F4		4-0 1B BB 1-2 2-3	0-0 F3			0-0 1B SF7 1B		0-0 FC1-4 1-2f	4 1 1 0 1 0 1												
Harmon Killebrew, R (1, 5) OBP: 0.500, SLG: 0.400		0-3 K	0-0 1-2 2-3 3-H 1B		4-0 G4-3 BB		0-0 1B IBB 1B		0-0 F4	4 0 2 1 1 1 1												
Julio Becquer, L (1, 3) OBP: 0.270, SLG: 0.320		0-0 4-3	0-3 K		0-0 G4-3 1-2f		4-0 1B IBB		0-0 F7	4 0 0 0 1 1 5												
Rocky Bridges, R (1, 6) OBP: 0.296, SLG: 0.294		0-0 F3		0-0 F7	0-0 6-3		0-0 SF7			3 0 0 1 0 0 0												
Faye Throneberry, L (1, 8) OBP: 0.266, SLG: 0.293			0-3 K	0-0 BB 1B HR 1B		0-0 F7	0-0 F8			4 1 1 0 0 1 2												
Bob Wiesler, S (1, 1) OBP: 0.250, SLG: 0.500			0-0 1B 2B	0-3 K		0-3 K		0-3 K		4 1 1 0 0 3 1												
Inning Stats	R: 1 E: 0 K: 0 S: 4	H: 1 LOB: 0 BB: 0 P: 4	R: 0 E: 0 K: 1 S: 5	H: 0 LOB: 0 BB: 0 P: 5	R: 2 E: 0 K: 3 S: 12	H: 3 LOB: 3 BB: 2 P: 20	R: 4 E: 0 K: 1 S: 8	H: 3 LOB: 0 BB: 1 P: 12	R: 0 E: 0 K: 0 S: 2	H: 0 LOB: 0 BB: 1 P: 6	R: 0 E: 0 K: 1 S: 6	H: 1 LOB: 1 BB: 0 P: 6	R: 1 E: 0 K: 1 S: 7	H: 2 LOB: 2 BB: 1 P: 11	R: 0 E: 0 K: 1 S: 5	H: 0 LOB: 0 BB: 0 P: 5	R: 0 E: 0 K: 0 S: 3	H: 0 LOB: 1 BB: 1 P: 7	1B: 6 2B: 2 3B: 0 HR: 2	SF: 1 SAC: 0 DP: 1 HBP: 0	WP: 0 PB: 0 SB: 0 CS: 0	PA: 42
PITCHER	IP WLS BF H R ER SO BB IBB HBP BLK WP HR S P ERA WHIP																					
Ray Moore, R (1, 1) ERA: 3.72	4.0 L 22 7 7 7 5 3 0 0 0 0 2 29 41 15.75 2.500																					
Jerry Walker, R (5, 1) ERA: 2.93	3.0 13 3 1 1 2 1 1 0 0 0 0 15 23 3.00 1.333																					
Milt Pappas, R (8, 1) ERA: 1.0	2.0 7 0 0 0 1 1 0 0 0 0 0 8 12 0.00 0.500																					

Washington Senators @ Baltimore Orioles
 Memorial Stadium, Baltimore, MD
 Sat Sep 21 1957, 7:05 PM EDT
 Att. 7,136 - Unknown

AB	35
R	8
H	10
RBI	8
BB	6
SO	8
LOB	12



livebaseballscorecards.com

Batter	1	2	3	4	5	6	7	8	9
Billy Gardner, R OBP: 0.325, SLG: 0.353 (1, 4)	0-0 1-3		0-0 6-3			0-0 6-3		0-0 FC4-6 BB 1B	
Billy Goodman, L OBP: 0.336, SLG: 0.389 (1, 3) Tito Francona, L OBP: 0.309, SLG: 0.361 (7, 3)	0-0 F7			0-0 5-3		4-0 2B BB		0-0 1B BB	
Joe Durham, R OBP: 0.259, SLG: 0.291 (1, 9)	0-0 3-1			0-3 K		0-0 F8		4-0 BB G5-4-3	
Bob Nieman, R OBP: 0.358, SLG: 0.435 (1, 7)		0-0 F9		4-0 BB		0-0 2B		0-0 G5-4-3	
Gus Triandos, R OBP: 0.314, SLG: 0.441 (1, 2)		0-0 3-1		0-0 F7			0-0 L8		0-0 HR
Brooks Robinson, R OBP: 0.257, SLG: 0.280 (1, 5)		0-0 FC6-4 1B			0-0 E5 6-3		0-0 FC5-4 1B		0-0 F2
Jim Busby, R OBP: 0.278, SLG: 0.323 (1, 8)		0-0 FC6-4 1-2f			0-0 6-3		0-0 FC5-4 1-2f		0-0 4-3 1B
Buddy Peterson, R OBP: 0.500, SLG: 0.500 (1, 6) Milt Pappas, R (8, 1) Al Pilarcik, L OBP: 0.354, SLG: 0.387 (9, PH)			0-0 F3		4-0 BB G6-4-3		0-0 F2		0-0 4-3
Ray Moore, R OBP: 0.214, SLG: 0.349 (1, 1) Jerry Walker, S (5, 1) Jim Brideweser, R OBP: 0.364, SLG: 0.350 (8, 6)			0-3 K		0-0 G6-4-3 1-2f			0-0 FC4-6 1B	0-0 4-3

Inning Stats	R: 0	H: 0	E: 0	K: 0	S: 3	R: 0	H: 1	E: 0	K: 0	S: 4	R: 0	H: 0	E: 0	K: 1	S: 5	R: 0	H: 0	E: 0	K: 1	S: 5	R: 0	H: 1	E: 1	K: 0	S: 3	R: 0	H: 1	E: 0	K: 0	S: 4	R: 0	H: 2	E: 0	K: 0	S: 4	R: 1	H: 2	E: 0	K: 0	S: 5	1B: 5	SF: 0	3B: 0	HR: 1
	0	0	0	0	3	0	0	0	0	4	0	0	0	1	5	0	0	0	1	5	0	0	1	1	0	3	0	1	0	4	0	2	0	8	0	2	0	5	5	0	0	0	1	

PITCHER	IP	WLS	BF	H	R	ER	SO	BB	IBB	HBP	BLK	WP	HR	S	P	ERA	WHIP	PITCHER	IP	WLS	BF	H	R	ER	SO	BB	IBB	HBP	BLK	WP	HR	S	P	ERA	WHIP									
Bob Wiesler, L ERA: 0.9 (1, 1)	9.0	W	36	7	1	1	2	4	0	0	0	0	1	36	52	1.00	1.222																											


BOTTOM

Washington Senators @ Baltimore Orioles
Memorial Stadium, Baltimore, MD

Sat Sep 21 1957, 7:05 PM EDT
Att. 7,136 - Unknown

AB	32
R	1
H	7
RBI	1
BB	4
SO	2
LOB	14

WP: 0 PA: 36
PB: 0
SB: 0
CS: 0



1B: 5	SF: 0	WP: 0	PA: 36
2B: 1	SAC: 0	PB: 0	
3B: 0	DP: 2	SB: 0	
HR: 1	HBP: 0	CS: 0	

Batter	1	2	3	4	5	6	7	8	9	AB R H RBI BB SO LOB	TOP														
Rocky Bridges, R (1, 6) OBP: 0.297, SLG: 0.298	0-0 1B		0-0 2B	0-0 4-3			0-0 G4-6-3		0-0 FC1-6	5 1 2 1 0 0 2															
Pete Runnels, L (1, 4) OBP: 0.312, SLG: 0.299	0-0 1B		0-0 1B		0-0 F7			0-0 F7	0-0 F4	5 1 2 2 0 0 1															
Roy Sievers, R (1, 7) OBP: 0.394, SLG: 0.590	0-3 K		0-0 1B		0-3 K			0-0 1B		4 0 2 1 0 2 2															
Jim Lemon, R (1, 9) OBP: 0.349, SLG: 0.457	0-0 5-3		0-0 1B		0-3 K			0-0 F8		4 0 1 0 0 1 2															
Harmon Killebrew, R (1, 5) OBP: 0.300, SLG: 0.222		0-3 K	0-0 F7		0-0 5-3			0-3 K		4 0 0 0 0 2 3															
Lou Berberet, L (1, 2) OBP: 0.364, SLG: 0.408		0-0 F7	4-0 BB		0-0 4-3			4-0 FC3-6		2 0 0 0 2 0 0															
Pedro Ramos, S (9, PR) OBP: 0.192, SLG: 0.211		1-2 BB	1-2 BB							0 1 0 0 0 0 0															
Julio Becquer, L (1, 3) OBP: 0.270, SLG: 0.318		0-0 4-3	0-0 F8		0-3 K			0-0 FC3-6		4 0 1 0 0 1 3															
Faye Throneberry, L (1, 8) OBP: 0.261, SLG: 0.287			0-0 F8	0-0 F8			0-0 F8	0-0 FC3-6	0-0 FC1-6	4 1 0 1 0 0 1															
Camilo Pascual, R (1, 1) OBP: 0.189, SLG: 0.140			0-0 2B	0-3 K			0-0 G4-6-3		0-0 FC1-6	2 1 1 0 0 1 0															
Chuck Stobbs, L (5, 1) OBP: 0.224, SLG: 0.267										0 0 0 0 0 0 0															
Neil Chrisley, L (7, PH) OBP: 0.277, SLG: 0.296										1 0 1 0 0 0 0															
Dick Hyde, R (7, 1) OBP: 0.211, SLG: 0.157										0 0 0 0 0 0 0															
Russ Kemmerer, R (8, 1) OBP: 0.143, SLG: 0.222										0 0 0 0 0 0 0															
Clint Courtney, L (9, PH) OBP: 0.341, SLG: 0.409										1 0 1 0 0 0 0															
Inning Stats	R: 0 E: 0 K: 1 S: 6	H: 2 LOB: 1 BB: 0 P: 6	R: 0 E: 0 K: 1 S: 5	H: 0 LOB: 0 BB: 0 P: 5	R: 3 E: 0 K: 0 S: 8	H: 5 LOB: 3 BB: 1 P: 12	R: 0 E: 0 K: 1 S: 5	H: 0 LOB: 0 BB: 0 P: 5	R: 0 E: 0 K: 2 S: 7	H: 0 LOB: 0 BB: 0 P: 7	R: 0 E: 0 K: 1 S: 5	H: 0 LOB: 0 BB: 0 P: 5	R: 0 E: 0 K: 0 S: 3	H: 1 LOB: 0 BB: 0 P: 3	R: 0 E: 0 K: 1 S: 6	H: 1 LOB: 1 BB: 0 P: 6	R: 2 E: 0 K: 0 S: 5	H: 2 LOB: 1 BB: 1 P: 9	1B: 9 2B: 3 3B: 0 HR: 0	SF: 0 SAC: 0 DP: 2 HBP: 0	WP: 0 PB: 0 SB: 0 CS: 1	PA: 38			
PITCHER	IP WLS BF H R ER SO BB IBB HBP BLK WP HR S P ERA WHIP																								
Art Houtteman, R (1, 1) ERA: 13.5	2.1		13	7	3	3	2	0	0	0	0	0	0	17	17	11.57	3.000								
Don Ferrarese, L (3, 1) ERA: 5.63	2.2	W	9	0	0	0	3	1	0	0	0	0	0	14	18	0.00	0.375								
Billy Loes, R (6, 1) ERA: 3.25	4.0	S	16	4	2	2	2	1	0	0	0	0	0	19	23	4.50	1.250								

Washington Senators @ Baltimore Orioles
 Memorial Stadium, Baltimore, MD
 Sun Sep 22 1957, 3:33 AM EDT
 Att. 7,717 - Unknown

AB	36
R	5
H	11
RBI	5
BB	2
SO	7
LOB	14



BOTTOM

Washington Senators @ Baltimore Orioles
Memorial Stadium, Baltimore, MD

livebaseballscorecards.com

AB 32
R 6
H 9
RBI 6
BB 4
SO 3
LOB 17



WP: 0 PA: 37
PB: 0
SB: 0
CS: 0

Sun Sep 22 1957, 3:33 AM EDT
Att. 7,717 - Unknown

AB	R	H	RBI	BB	SO	LOB
4	1	0	0	1	1	2
4	1	1	0	0	1	2
2	1	1	0	0	0	2
1	0	0	0	0	0	0
2	1	1	0	2	0	1
4	1	2	2	0	1	4
2	0	1	2	0	0	0
1	0	1	2	1	0	0
2	0	0	0	0	0	2
2	0	0	0	0	0	3
4	0	1	0	0	0	0
1	0	0	0	0	0	0
3	1	1	0	0	0	1

Batter	1	2	3	4	5	6	7	8	9
Billy Gardner, R OBP: 0.324, SLG: 0.351 (1, 4)	4-0 1B BB	0-3 K			0-0 5-3	0-0 F4		0-0 4-3	
Tito Francona, L OBP: 0.308, SLG: 0.360 (1, 3)	0-0 1B BB		0-0 G3		0-0 L8	0-3 K			
Billy Goodman, L OBP: 0.339, SLG: 0.390 Billy Loes, R OBP: 0.132, SLG: 0.100 (1, 5) (6, 1)	0-0 F7		0-0		1-0 2B HBP		0-0 F9		
Bob Nieman, R OBP: 0.362, SLG: 0.435 (1, 7)	4-0 1B BB		0-0 F9		4-0 2B BB		0-0 2B 1B		
Al Pilarcik, L OBP: 0.355, SLG: 0.393 (1, 9)	0-3 K		0-0 1-3		0-0 2B		0-0 1B 2B		
Joe Ginsberg, L OBP: 0.335, SLG: 0.360 Gus Triandos, R OBP: 0.317, SLG: 0.443 (1, 2) (5, PH) (6, 2)	0-0 1B		0-0 3-1		0-0 IBB		0-0 1B		
Lenny Green, L OBP: 0.167, SLG: 0.375 Brooks Robinson, R OBP: 0.252, SLG: 0.275 (1, 8) (5, PH) (6, 5)	0-0 F2		0-0 4-3		0-0 F8		0-0 F2		
Buddy Peterson, R OBP: 0.400, SLG: 0.500 (1, 6)		0-0 6-3		0-0 5-3		0-0 2B		0-0 5-3	
Art Houtteman, R OBP: 0.500, SLG: 0.500 Don Ferrarese, R OBP: 0.279, SLG: 0.323 (1, 1) (3, 1) (5, PH) (6, 8)		0-0 F6			0-0 2B 1B	0-0 1-3-4		0-0 F8	

Inning	R	H	E	K	S	P	R	H	E	K	S	P	R	H	E	K	S	R	H	E	K	S	P	R	H	E	K	S	P	
1	2	2	0	1	15		0	0	0	5			0	0	0	0	5	0	0	0	3			0	0	0	0	3		
2	0	0	0	1	5		0	0	0	5			0	0	0	0	5	0	0	0	3			0	0	0	0	3		
3	0	1	0	0	4		0	0	0	3			0	0	0	0	3	0	0	0	3			0	0	0	3			
4	0	0	0	0	3		0	0	0	3			0	0	0	0	3	0	0	0	3			0	0	0	3			
5	2	2	0	1	14		0	0	0	6			0	0	0	0	6	0	0	0	5			0	0	0	5			
6	0	1	0	0	6		0	0	0	6			0	0	0	0	6	0	0	0	5			0	0	0	5			
7	0	3	0	0	5		0	0	0	5			0	0	0	0	5	0	0	0	5			0	0	0	5			
8	0	0	0	0	3		0	0	0	3			0	0	0	0	3	0	0	0	3			0	0	0	3			
9	0	0	0	0	3		0	0	0	3			0	0	0	0	3	0	0	0	3			0	0	0	3			


PITCHER	IP	WLS	BF	H	R	ER	SO	BB	IBB	HBP	BLK	WP	HR	S	P	ERA	WHIP
Camilo Pascual, R ERA: 4.09 (1, 1)	4.2	L	23	5	4	4	2	3	0	1	0	0	0	23	36	7.71	1.714
Chuck Stobbs, L ERA: 5.19 (5, 1)	1.1		6	1	0	0	1	0	1	0	0	0	0	7	11	0.00	0.750
Dick Hyde, R ERA: 4.26 (7, 1)	1.0		5	3	2	2	0	0	0	0	0	0	0	5	5	18.00	3.000
Russ Kemmerer, R ERA: 4.92 (8, 1)	1.0		3	0	0	0	0	0	0	0	0	0	0	3	3	0.00	0.000

Batter	1	2	3	4	5	6	7	8	9	AB R H RBI BB SO LOB	TOP									
Billy Gardner, R (1, 4) OBP: 0.325, SLG: 0.352	0-3 K	4-0 BB		0-3 K			0-0 F1		0-0 2B	4 0 1 0 1 2 0	Baltimore Orioles @ New York Yankees Yankee Stadium, Bronx, NY Wed Sep 25 1957, 7:05 PM EDT Unknown									
Bob Boyd, L (1, 3) OBP: 0.384, SLG: 0.405	0-0 WP 6-3 2B	0-0 6-3			0-0 1-3		0-3 K		0-3 K	5 1 1 0 0 2 5										
Billy Goodman, L (1, 5) OBP: 0.344, SLG: 0.387	4-0 6-3 WP BB			0-3 K		4-0 BB	4-0 BB		0-0 1-3	2 0 0 0 3 1 2										
Bob Nieman, R (1, 7) OBP: 0.361, SLG: 0.434	0-0 6-3 1-3 2-H			0-0 1B 1B		0-0 F9	0-3 K			4 0 1 1 0 1 3										
Al Pilarcik, L (1, 9) OBP: 0.354, SLG: 0.392	0-3 K			0-0 1-2 1B		0-0 G3		0-0 F2		4 0 1 0 0 1 2										
Joe Ginsberg, L (1, 2) OBP: 0.335, SLG: 0.356		4-0 2B BB		0-0 F5		0-0 G3		0-0 6-3		2 0 0 0 1 0 2										
Gus Triandos, R (8, PH) OBP: 0.316, SLG: 0.442										1 0 0 0 0 0 0										
Lenny Green, L (1, 8) OBP: 0.222, SLG: 0.423		0-0 1-3 2B		0-0 1-3		4-0 BB		0-0 6-3		2 0 1 0 1 0 2										
Jim Busby, R (8, PH) OBP: 0.278, SLG: 0.322										1 0 0 0 0 0 0										
Buddy Peterson, R (1, 6) OBP: 0.286, SLG: 0.333		0-3 K		0-3 K		0-0 F6		0-0 F8		4 0 0 0 0 2 3										
Connie Johnson, R (1, 1) OBP: 0.138, SLG: 0.138		0-0 F8		0-0 F3		0-3 K		4-0 2B BB		2 0 0 0 0 0 2										
Tito Francona, L (6, PH) OBP: 0.307, SLG: 0.358										1 0 0 0 0 1 1										
Don Ferrarese, R (6, 1)										0 0 0 0 0 0 0										
Joe Durham, R (9, PH) OBP: 0.264, SLG: 0.291										0 0 0 0 1 0 0										
Inning Stats	R: 1 E: 0 K: 2 S: 8	H: 1 LOB: 1 BB: 1 P: 12	R: 0 E: 0 K: 1 S: 6	H: 1 LOB: 3 BB: 2 P: 14	R: 0 E: 0 K: 1 S: 7	H: 2 LOB: 2 BB: 0 P: 7	R: 0 E: 0 K: 2 S: 7	H: 0 LOB: 0 BB: 0 P: 7	R: 0 E: 0 K: 1 S: 5	H: 0 LOB: 1 BB: 1 P: 9	R: 0 E: 0 K: 2 S: 7	H: 0 LOB: 1 BB: 1 P: 11	R: 0 E: 0 K: 0 S: 3	H: 0 LOB: 0 BB: 0 P: 3	R: 0 E: 0 K: 1 S: 6	H: 1 LOB: 2 BB: 1 P: 10	1B: 2 2B: 3 3B: 0 HR: 0	SF: 0 SAC: 0 DP: 0 HBP: 0	WP: 1 PB: 0 SB: 0 CS: 0	PA: 39
PITCHER	IP WLS BF H R ER SO BB IBB HBP BLK WP HR S P ERA WHIP																			
Don Larsen, R (1, 1) ERA: 3.74	7.0 W 31 4 1 1 9 6 0 0 0 1 0 43 67 1.29 1.429																			
Bobby Shantz, L (8, 1) ERA: 2.47	2.0 S 8 1 0 0 1 1 0 0 0 0 0 9 13 0.00 1.000																			

livebaseballscorecards.com

AB	32
R	1
H	5
RBI	1
BB	7
SO	10
LOB	22



Batter	1	2	3	4	5	6	7	8	9	AB R H RBI BB SO LOB	TOP														
Billy Gardner, R (1, 4) OBP: 0.325, SLG: 0.354	0-0 F9 2B	0-0 FC1-6 S 1-2f 2-3		0-0 F8			0-0 6-3		0-0 BB 1B 1-3 2-H 3-H	5 0 2 2 0 0 3	<p>Baltimore Orioles @ New York Yankees Yankee Stadium, Bronx, NY Wed Sep 25 1957, 7:05 PM EDT Att: 7,176 - Unknown - 70 F</p> <p>livebaseballscorecards.com</p> <table border="1"> <tr><td>AB</td><td>33</td></tr> <tr><td>R</td><td>4</td></tr> <tr><td>H</td><td>8</td></tr> <tr><td>RBI</td><td>3</td></tr> <tr><td>BB</td><td>6</td></tr> <tr><td>SO</td><td>3</td></tr> <tr><td>LOB</td><td>19</td></tr> </table> 	AB	33	R	4	H	8	RBI	3	BB	6	SO	3	LOB	19
AB	33																								
R	4																								
H	8																								
RBI	3																								
BB	6																								
SO	3																								
LOB	19																								
Jim Busby, R (1, 8) OBP: 0.277, SLG: 0.318	0-0 F9 2-3	0-3 K 1-2 3-H			0-0 E1 FC6-4		0-0 1-3		4-0 BB 1-2	4 0 0 0 1 1 2															
Joe Durham, R (1, 9) OBP: 0.256, SLG: 0.281 (8, 7)	0-3 K		0-0 F9		0-0 FC6-4 1-2f			0-0 6-3	0-0 F6	5 0 0 0 0 1 4															
Bob Nieman, R (1, 7) OBP: 0.362, SLG: 0.432 Al Pilarcik, L (8, 9) OBP: 0.354, SLG: 0.392	4-0 BB BB BB		0-0 F6		0-0 F9			4-0 BB BB BB G5-4-3		2 0 0 0 2 0 1 0 0 0 0 0 0 0															
Gus Triandos, R (1, 2) OBP: 0.316, SLG: 0.438	4-0 BB BB BB		0-0 F9		0-0 F9			0-0 G5-4-3 1-2f		3 0 0 0 1 0 2															
Billy Goodman, L (1, 3) OBP: 0.342, SLG: 0.382	0-0 G3			4-0 BB BB BB 3B BB		0-0 1-3		0-0 4-3		3 1 0 0 1 0 3															
Brooks Robinson, R (1, 5) OBP: 0.278, SLG: 0.321		0-0 FC5-4 1B		0-0 1-H 3B		0-0 1B G6-4-3		0-0 1B 1B 1B		4 1 4 1 0 0 0															
Willy Miranda, S (1, 6) OBP: 0.248, SLG: 0.206		0-0 FC5-4 FC1-6 S 1-2f BB		0-0 F9		0-0 G6-4-3 1-2f		0-0 1B 1B 1B		4 2 1 0 0 0 3															
Billy O'Dell, S (1, 1) OBP: 0.171, SLG: 0.147 Billy Loes, R (9, 1) OBP: 0.132, SLG: 0.100		4-0 FC1-6 BB 1-2		0-3 K		0-0 4-3		0-0 1B 1B 1-2 2-3		3 0 1 0 1 1 1 0 0 0 0 0 0 0															
Inning Stats	R: 0 E: 0 K: 1 S: 6 H: 1 LOB: 3 BB: 2 P: 14	R: 1 E: 0 K: 1 S: 6 H: 1 LOB: 1 BB: 1 P: 10	R: 0 E: 0 K: 0 S: 3 H: 0 LOB: 0 BB: 0 P: 3	R: 1 E: 0 K: 1 S: 6 H: 1 LOB: 1 BB: 1 P: 10	R: 0 E: 1 K: 0 S: 4 H: 0 LOB: 1 BB: 0 P: 4	R: 0 E: 0 K: 0 S: 3 H: 1 LOB: 0 BB: 0 P: 3	R: 0 E: 0 K: 0 S: 3 H: 0 LOB: 0 BB: 0 P: 3	R: 0 E: 0 K: 0 S: 2 H: 0 LOB: 0 BB: 1 P: 6	R: 2 E: 0 K: 0 S: 6 H: 4 LOB: 2 BB: 1 P: 10	1B: 6 2B: 1 3B: 1 HR: 0 SF: 0 SAC: 0 DP: 2 HBP: 0	WP: 0 PB: 0 SB: 2 CS: 0 PA: 39														
PITCHER Whitey Ford, L (1, 1) ERA: 2.57	IP 9.0 WLS L BF 39 H 8 R 4 ER 4 SO 3 BB 6 IBB 0 HBP 0 BLK 0 WP 0 HR 0 S 39 P 63 ERA 4.00 WHIP 1.556	PITCHER IP WLS BF H R ER SO BB IBB HBP BLK WP HR S P ERA WHIP																							

Batter	1	2	3	4	5	6	7	8	9	AB R H RBI BB SO LOB	TOP											
Billy Gardner, R (1, 4) OBP: 0.326, SLG: 0.355	0-0 4-3 2B	0-0 F6		0-0 F8			4-0 BB 1B BB	0-3 K		4 1 1 0 1 1 1	Baltimore Orioles @ Washington Senators Griffith Stadium, Washington, DC Fri Sep 27 1957, 7:05 PM EDT Att. 1,684 - Unknown											
Jim Busby, R (1, 8) OBP: 0.281, SLG: 0.320	0-3 K		0-0 5-3		4-0 CS WP BB	0-0 1-2 1B BB	0-0 FC6-4 1B		4 1 2 0 1 1 1													
Joe Durham, R (1, 9) OBP: 0.260, SLG: 0.276	4-0 4-3 BB		0-3 K		0-3 1-3 K	0-0 1-2 2-3 1B SF8 BB	0-0 FC6-4 1-2f		3 1 0 0 2 2 2													
Bob Nieman, R (1, 7) OBP: 0.362, SLG: 0.431	0-0 4-3 1-2 2-3		0-0 E9 1B		0-3 K	0-0 1-3 2-H 3-H 1B 1B		0-0 F8	5 1 2 2 0 1 2													
Gus Triandos, R (1, 2) OBP: 0.314, SLG: 0.434	0-0 1-3		0-0 6-3		0-0 E4 HBP	4-0 1B IBB		0-0 6-3	4 0 0 0 1 0 3													
Billy Goodman, L (1, 3) OBP: 0.347, SLG: 0.381		4-0 HR BB		4-0 G6-4-3 BB		1-0 1-2 HBP	0-0 SF8	0-0 6-3	1 1 0 1 2 0 0													
Brooks Robinson, R (1, 5) OBP: 0.286, SLG: 0.355		0-0 1-H HR		0-0 G6-4-3 1-2f		0-3 K	0-0 1-3 2-H 1B		4 1 2 3 0 1 3													
Buddy Peterson, R (1, 6) OBP: 0.278, SLG: 0.313		0-0 4-3		0-0 K 2B 1B		0-0 G5-4-3 1-2f	0-0 L6		4 1 1 0 0 0 4													
Hal Brown, R (1, 1) OBP: 0.235, SLG: 0.292		0-3 K		0-0 1-H 2B			0-0 F8	0-0 1-3	4 0 1 1 0 1 0													
Inning Stats	R: 0 E: 0 K: 1 S: 6	H: 1 LOB: 2 BB: 1 P: 10	R: 2 E: 0 K: 1 S: 6	H: 1 LOB: 0 BB: 1 P: 10	R: 0 E: 1 K: 1 S: 6	H: 1 LOB: 1 BB: 0 P: 6	R: 1 E: 0 K: 0 S: 4	H: 2 LOB: 1 BB: 1 P: 8	R: 0 E: 0 K: 2 S: 6	H: 0 LOB: 0 BB: 1 P: 10	R: 0 E: 1 K: 1 S: 5	H: 0 LOB: 1 BB: 0 P: 6	R: 4 E: 0 K: 0 S: 6	H: 3 LOB: 2 BB: 3 P: 18	R: 0 E: 0 K: 1 S: 6	H: 1 LOB: 1 BB: 0 P: 6	R: 0 E: 0 K: 0 S: 3	H: 0 LOB: 0 BB: 0 P: 3	1B: 6 2B: 2 3B: 0 HR: 1	SF: 1 SAC: 0 DP: 2 HBP: 1	WP: 1 PB: 0 SB: 0 CS: 1	PA: 42
PITCHER	IP WLS BF H R ER SO BB IBB HBP BLK WP HR S P ERA WHIP																					
Bob Wiesler, L (1, 1) ERA: 4.41	6.1 L 31 7 7 7 6 6 0 1 0 1 1 36 61 9.95 2.053																					
Dick Hyde, R (7, 1) ERA: 4.12	1.2 8 2 0 0 1 0 1 0 0 0 0 9 13 0.00 1.200																					
Russ Kemmerer, R (9, 1) ERA: 4.93	1.0 3 0 0 0 0 0 0 0 0 0 0 3 3 0.00 0.000																					

livebaseballscorecards.com

AB	33
R	7
H	9
RBI	7
BB	7
SO	7
LOB	16



Batter	1	2	3	4	5	6	7	8	9	AB	R	H	RBI	BB	SO	LOB
Pete Runnels, L OBP: 0.309, SLG: 0.297 (1, 4) S S S	0-3 K		0-0 F7			0-0 4-3		0-0 4-3		4	0	0	0	0	1	1
Clint Courtney, L OBP: 0.345, SLG: 0.412 (1, 2) X	0-0 F9			0-0 4-3		4-0 FC6-4 BB			0-0 2B 1B 1B	3	1	1	0	1	0	0
Roy Sievers, R OBP: 0.390, SLG: 0.583 (1, 7) X	0-0 HR			0-0 5-3		0-0 FC6-4 1-2f			0-0 F8	4	1	1	1	0	0	2
Neil Chrissy, L OBP: 0.259, SLG: 0.235 (1, 9) S S S	0-3 K			0-0 4-3			0-0 F8		0-0 F5	4	0	0	0	0	1	1
Harmon Killebrew, R OBP: 0.333, SLG: 0.609 (1, 5) X		0-0 F9			0-0 F5		0-0 F7		0-0 1B 2B	4	1	1	0	0	0	0
Art Schult, R OBP: 0.304, SLG: 0.361 (1, 3) X		0-0 6-3			1-0 HBP		0-0 F8		0-0 2-H 3-H 1B	3	0	1	2	0	0	0
Milt Bolling, R OBP: 0.273, SLG: 0.320 (1, 6) Herb Plews, L OBP: 0.330, SLG: 0.366 (9, PH)		0-3 K			0-3 K				0-0 F6	3	0	0	0	0	2	1
Jerry Schoonmaker, R OBP: 0.100, SLG: 0.105 (1, 8) X			0-0 6-3		0-0 F8				0-0 F7	1	0	0	0	0	0	1
Bob Wiesler, S OBP: 0.167, SLG: 0.333 (1, 1) Dick Hyde, R OBP: 0.211, SLG: 0.167 (7, 1) Julio Becquer, L OBP: 0.276, SLG: 0.320 (8, PH) Russ Kemmerer, R OBP: 0.140, SLG: 0.217 (9, 1)			0-0 4-3			0-0 G3			0-0 1B	2	0	0	0	0	0	0

Inning Stats	R: 1	H: 1	E: 0	K: 2	S: 8	LOB: 0	BB: 0	P: 8	R: 0	H: 0	E: 0	K: 1	S: 5	LOB: 0	BB: 0	P: 5	R: 0	H: 0	E: 0	K: 0	S: 3	LOB: 0	BB: 0	P: 3	R: 0	H: 0	E: 0	K: 1	S: 5	LOB: 1	BB: 0	P: 6	R: 0	H: 0	E: 0	K: 0	S: 3	LOB: 1	BB: 1	P: 7	R: 0	H: 0	E: 0	K: 0	S: 3	LOB: 0	BB: 0	P: 3	R: 0	H: 1	E: 0	K: 0	S: 4	LOB: 1	BB: 0	P: 4	R: 2	H: 3	E: 0	K: 0	S: 6	LOB: 1	BB: 0	P: 6	1B: 3	2B: 1	3B: 0	HR: 1	SF: 0	SAC: 0	DP: 0	HBP: 1	WP: 0	PA: 34
Hal Brown, R ERA: 3.9 (1, 1) PITCHER	IP	WLS	BF	H	R	ER	SO	BB	IBB	HBP	BLK	WP	HR	S	P	ERA	WHIP																																																									
																	PITCHER	IP	WLS	BF	H	R	ER	SO	BB	IBB	HBP	BLK	WP	HR	S	P	ERA	WHIP																																								

BOTTOM

Baltimore Orioles @ Washington Senators
Griffith Stadium, Washington, DC

Fri Sep 27 1957, 7:05 PM EDT
Att. 1,684 - Unknown

livebaseballscorecards.com

AB	32
R	3
H	5
RBI	3
BB	1
SO	4
LOB	7



Batter	1	2	3	4	5	6	7	8	9	AB R H RBI BB SO LOB	TOP									
Billy Gardner, R (1, 4) OBP: 0.326, SLG: 0.357	0-0 6-3	0-0 2B		0-0 4-3			0-0 F8	0-0 1B		5 1 2 1 0 0 1	Baltimore Orioles @ Washington Senators Griffith Stadium, Washington, DC Sat Sep 28 1957, 3:33 AM EDT Att. 1,630 - Unknown									
Billy Goodman, L (1, 3) OBP: 0.348, SLG: 0.383 Joe Ginsberg, L (8, 2) OBP: 0.335, SLG: 0.356	0-0 F7		0-0 1B		0-0 1B		0-0 F7	0-0 SF9		4 0 2 1 0 0 0 0 0 0 0 0 0 0										
Al Pilarcik, L (1, 9) OBP: 0.359, SLG: 0.397	0-0 1B HR		0-3 K		0-0 1B		0-0 1B	0-0 1B		5 1 4 1 0 1 1										
Bob Nieman, R (1, 7) OBP: 0.363, SLG: 0.431 Buddy Peterson, R (8, 6) OBP: 0.278, SLG: 0.313	0-0 1-2 HR		0-0 1B		0-3 K		0-0 5-3	0-3 K		5 1 2 0 0 2 4 0 0 0 0 0 0 0										
Gus Triandos, R (1, 2) OBP: 0.316, SLG: 0.442 Jim Busby, R (8, PR) OBP: 0.283, SLG: 0.325	0-0 1-2 HR		0-0 F8		0-0 F4			0-0 1B	0-0 4-3 1B	4 1 2 3 0 0 4 1 2 1 0 0 0 0										
Brooks Robinson, R (1, 5) OBP: 0.282, SLG: 0.348	0-0 4-3		0-0 F3		0-0 4-3			0-0 1B	0-0 L4	5 1 1 0 0 0 5										
Lenny Green, L (1, 8) OBP: 0.188, SLG: 0.355		0-0 4-3		0-0 F9		0-0 1-3		0-3 K	0-0 4-3	5 0 0 0 0 1 3										
Willy Miranda, S (1, 6) OBP: 0.249, SLG: 0.205 Bob Boyd, L (8, PH) OBP: 0.386, SLG: 0.407		4-0 2B BB		0-0 6-3		0-0 F7		0-0 1B	0-0 1B	2 0 0 0 1 0 0 2 1 2 2 0 0 0										
Bill Wight, L (1, 1) OBP: 0.083, SLG: 0.029		0-3 K		0-0 1B		0-3 K		0-0 SH	0-3 K	4 1 1 0 0 3 2										
Inning Stats	R: 3 E: 0 K: 0 S: 6	H: 3 LOB: 0 BB: 0 P: 6	R: 0 E: 0 K: 1 S: 5	H: 1 LOB: 2 BB: 1 P: 9	R: 0 E: 0 K: 1 S: 7	H: 2 LOB: 2 BB: 0 P: 7	R: 0 E: 0 K: 0 S: 4	H: 1 LOB: 1 BB: 0 P: 4	R: 0 E: 0 K: 1 S: 5	H: 0 LOB: 0 BB: 0 P: 5		R: 0 E: 0 K: 0 S: 4	H: 1 LOB: 1 BB: 0 P: 4	R: 5 E: 1 K: 2 S: 13	H: 5 LOB: 1 BB: 0 P: 13	R: 1 E: 0 K: 1 S: 7	H: 2 LOB: 1 BB: 0 P: 7	1B: 14 2B: 2 3B: 0 HR: 1	SF: 1 SAC: 1 DP: 0 HBP: 0	WP: 0 PB: 0 SB: 0 CS: 0
PITCHER	IP WLS BF H R ER SO BB IBB HBP BLK WP HR S P ERA WHIP																			
Don Minnick, R (1, 1) ERA: 4.82	7.1 L 37 14 8 5 5 1 0 0 0 0 0 1 46 50 6.14 2.045																			
Pedro Ramos, R (8, 1) ERA: 4.79	0.2 3 1 0 0 1 0 0 0 0 0 0 0 5 5 0.00 1.500																			
Russ Kemmerer, R (9, 1) ERA: 4.95	1.0 5 2 1 1 1 0 0 0 0 0 0 0 7 7 9.00 2.000																			

livebaseballscorecards.com

AB	42
R	9
H	17
RBI	8
BB	1
SO	7
LOB	20



Batter	1	2	3	4	5	6	7	8	9	10	AB R H RBI BB SO LOB	TOP											
Billy Gardner, R (1, 4) OBP: 0.325, SLG: 0.356	0-0 1-3		0-3 K			0-0 F9	0-0 F8			0-0 1B 2B 1B	5 1 1 0 0 1 0	Baltimore Orioles @ Washington Senators Griffith Stadium, Washington, DC Sun Sep 29 1957, 3:33 AM EDT Att: 2,668 - Unknown											
Bob Boyd, L (1, 3) OBP: 0.388, SLG: 0.408	4-0 CS BB		0-3 K			0-0 2B FC5-2 1B		0-0 1-3		0-0 2B 1B 1B	4 1 2 0 1 1 0												
Billy Goodman, L (1, 5) OBP: 0.351, SLG: 0.387	4-0 WP BB BB			0-0 F8		0-0 2B		0-0 F4		0-0 1B 2B	2 1 1 0 1 0 0 2 1 1 1 0 0 0												
Brooks Robinson, R (6, 5) OBP: 0.286, SLG: 0.359				0-0 4-3		0-0 2B		0-0 K		0-0 1B 2B	4 2 1 2 1 1 2												
Bob Nieman, R (1, 7) OBP: 0.363, SLG: 0.429	4-0 WP BB			0-0 4-3		0-0 2B		0-3 K		0-0 SH5-3 1B 1B	4 1 1 2 1 1 2												
Al Pilarcik, L (1, 9) OBP: 0.358, SLG: 0.398	0-0 F7			0-0 1-3		0-0 1B 2B			0-0 F6	0-0 SH5-3 1B	4 1 1 2 0 0 2												
Gus Triandos, R (1, 2) OBP: 0.317, SLG: 0.445		0-3 K			0-0 F8				0-0	0-0	4 0 2 1 0 1 0												
Tito Francona, L (9, PR) OBP: 0.307, SLG: 0.358					0-0 F8				0-0	0-0	0 0 0 0 0 0 0												
Joe Ginsberg, L (9, 2) OBP: 0.338, SLG: 0.360					0-0 F8				0-0	0-0	1 0 1 1 0 0 0												
Lenny Green, L (1, 8) OBP: 0.206, SLG: 0.364		0-0 G3			0-0 CS 1B		0-0 2-H 1B		0-0 2B	0-0 3-H 1B	2 0 1 0 0 0 0 2 0 0 0 1 1 2												
Jim Busby, R (6, PH) OBP: 0.284, SLG: 0.323					0-0 CS 1B		0-3 K		4-0 FC6-4 BB	0-0 F8	2 0 0 0 1 1 2 2 0 0 0 1 1 2												
Willy Miranda, S (1, 6) OBP: 0.249, SLG: 0.204					4-0 BB BB BB BB			0-0 F8	0-3 K	0-0 L6	2 0 0 0 1 0 0 1 0 0 0 0 1 2 0 0 0 0 0 0 0 1 0 0 0 0 0 1												
Joe Durham, R (9, PH) OBP: 0.259, SLG: 0.274					1-2 BB				0-0 K														
George Zuverink, R (9, 1) OBP: 0.240, SLG: 0.136					1-2 BB				0-0 K														
Ken Lehman, L (9, 1) OBP: 0.333, SLG: 0.273					1-2 BB				0-0 K														
Connie Johnson, R (1, 1) OBP: 0.135, SLG: 0.135			0-0 4-3		0-0 4-3				0-0 FC6-4		2 0 0 0 0 0 1 1 0 0 0 0 0 0 0 0 0 0 0 0 0 1 0 0 0 0 0 2												
Eddie Miksis, R (7, PH) OBP: 0.311, SLG: 0.282					4-3				0-0 FC6-4														
Billy O'Dell, S (7, 1) OBP: 0.171, SLG: 0.147					4-3				0-0 FC6-4														
Buddy Peterson, R (9, PH) OBP: 0.263, SLG: 0.294					4-3				0-0 FC6-4														
Inning Stats	R: 0 E: 0 K: 0 S: 2	H: 0 LOB: 2 BB: 3 P: 14	R: 0 E: 0 K: 1 S: 5	H: 0 LOB: 0 BB: 0 P: 5	R: 0 E: 0 K: 2 S: 7	H: 0 LOB: 0 BB: 0 P: 7	R: 0 E: 0 K: 0 S: 3	H: 0 LOB: 0 BB: 0 P: 3	R: 0 E: 0 K: 0 S: 3	H: 1 LOB: 1 BB: 1 P: 7	R: 3 E: 0 K: 1 S: 9	H: 4 LOB: 1 BB: 0 P: 9	R: 0 E: 0 K: 0 S: 5	H: 0 LOB: 0 BB: 0 P: 5	R: 0 E: 0 K: 1 S: 6	H: 1 LOB: 2 BB: 1 P: 10	R: 4 E: 0 K: 0 S: 8	H: 5 LOB: 1 BB: 0 P: 8	1B: 7 2B: 4 3B: 0 HR: 0	SF: 0 SAC: 1 DP: 0 HBP: 0	WP: 1 PB: 0 SB: 1 CS: 2	PA: 44	
PITCHER	IP WLS BF H R ER SO BB IBB HBP BLK WP HR S P ERA WHIP																						
Hal Griggs, R (1, 1) ERA: 3.29	5.2		24	5	3	3	3	4	0	0	0	0	1	0	0	26	42	4.76	1.588				
Chuck Stobbs, L ERA: 5.34	(6, 1)	3.1	L	15	4	3	3	1	0	0	0	0	0	0	0	20	24	8.10	1.500				
Bud Byerly, R ERA: 3.13	(10, 1)	1.0		5	2	1	1	0	0	0	0	0	0	0	0	5	5	9.00	2.000				

livebaseballscorecards.com

AB	38
R	7
H	11
RBI	7
BB	5
SO	6
LOB	12



BOTTOM

Baltimore Orioles @ Washington Senators
Griffith Stadium, Washington, DC
Sun Sep 29 1957, 3:33 AM EDT
Att. 2,668 - Unknown

livebaseballscores.com

AB 37
R 3
H 8
RBI 3
BB 3
SO 5
LOB 17



AB	R	H	RBI	BB	SO	LOB
4	0	1	0	0	1	2
0	0	0	0	1	0	0
0	0	0	0	0	0	0

4	0	1	1	0	0	1
1	0	0	0	0	0	2

4	0	1	0	0	0	0
---	---	---	---	---	---	---

5	0	0	0	0	0	4
---	---	---	---	---	---	---

4	1	1	0	1	1	1
---	---	---	---	---	---	---

5	0	0	0	0	1	3
---	---	---	---	---	---	---

4	1	2	0	0	0	2
---	---	---	---	---	---	---

1	1	0	0	1	1	0
1	0	1	1	0	0	0
1	0	0	0	0	0	1

2	0	1	1	0	0	0
1	0	0	0	0	1	1
0	0	0	0	0	0	0

1B	5	SF	0
2B	3	SAC	1
3B	0	DP	0
HR	0	HBP	1

WP	0	PA	42
PB	0		
SB	0		
CS	0		

Batter	1	2	3	4	5	6	7	8	9	10
Rocky Bridges, R OBP: 0.299, SLG: 0.304 Roy Sievers, R OBP: 0.388, SLG: 0.579 Milt Bolling, R OBP: 0.276, SLG: 0.320	0-3 K		X 0-0 1B		X 0-0 FC6-4 1B		X 0-0 5-3		X 4-0 IBB	
Herb Plews, L OBP: 0.326, SLG: 0.362 Eddie Yost, R OBP: 0.370, SLG: 0.372	0-0 F6		X 0-0 F8		X 0-0 HBP 1B		X 0-0 F7		X 0-0 L4	
Clint Courtney, L OBP: 0.346, SLG: 0.414	0-0 3-1			X 0-0 3-1	X 1-0 HBP		X 0-0 G3			X 0-0 2B
Jim Lemon, R OBP: 0.345, SLG: 0.450		X 0-0 F2		X 0-0 F6	X 0-0 F8			X 0-0 F7		X 0-0 F9
Harmon Killebrew, R OBP: 0.333, SLG: 0.548		B 4-0 BB G3		S 0-3 K		X 0-0 4-3 1B 2B		X 0-0 5-3		X 0-0 F8
Julio Becquer, L OBP: 0.269, SLG: 0.312		X 0-0 G3		X 0-0 4-3	X 0-0 4-3		S 0-3 K			X 0-0 6-3
Art Schult, R OBP: 0.303, SLG: 0.363		X 0-0 4-3			X 0-0 1B 2B		X 0-0 5-3		X 0-0 FC3-6 1B	
Jerry Schoonmaker, R OBP: 0.160, SLG: 0.130 Pete Runnels, L OBP: 0.310, SLG: 0.298 Faye Throneberry, L OBP: 0.251, SLG: 0.276			S 0-3 K		B 4-0 FC6-4 1B BB		X 0-0 1B		X 0-0 FC3-6 SH3	
Hal Griggs, R OBP: 0.250, SLG: 0.250 Chuck Stobbs, L OBP: 0.221, SLG: 0.263 Bud Byerly, R OBP: 0.067, SLG: 0.200			X 0-0 F7		X 0-0 FC6-4 1B		S 0-3 K		X 0-0 SH3	

Inning Stats	R: 0	H: 0	E: 0	K: 1	S: 5	R: 0	H: 0	E: 0	K: 0	S: 3	R: 0	H: 1	E: 0	K: 1	S: 6	R: 0	H: 0	E: 0	K: 1	S: 5	R: 2	H: 3	E: 0	K: 0	S: 6	R: 1	H: 2	E: 0	K: 1	S: 7	R: 0	H: 0	E: 0	K: 0	S: 3	R: 0	H: 0	E: 0	K: 1	S: 5	R: 0	H: 1	E: 0	K: 0	S: 4	R: 0	H: 1	E: 0	K: 0	S: 4	R: 0	H: 1	E: 0	K: 0	S: 4	1B: 5	SF: 0	2B: 3	3B: 0	HR: 0	WP: 0	PA: 42
--------------	------	------	------	------	------	------	------	------	------	------	------	------	------	------	------	------	------	------	------	------	------	------	------	------	------	------	------	------	------	------	------	------	------	------	------	------	------	------	------	------	------	------	------	------	------	------	------	------	------	------	------	------	------	------	------	-------	-------	-------	-------	-------	-------	--------

PITCHER	IP	WLS	BF	H	R	ER	SO	BB	IBB	HBP	BLK	WP	HR	S	P	ERA	WHIP
Connie Johnson, R ERA: 3.2	(1, 1)	6.0	27	6	3	3	4	2	0	1	0	0	0	32	41	4.50	1.333
Billy O'Dell, L ERA: 2.69	(7, 1)	2.0	6	0	0	0	1	0	0	0	0	0	0	8	8	0.00	0.000
George Zuverink, R ERA: 2.48	(9, 1)	0.2	4	1	0	0	0	0	1	0	0	0	0	3	7	0.00	1.500
Ken Lehman, L ERA: 2.52	(9, 1)	1.1	W 5	1	0	0	0	0	0	0	0	0	0	5	5	0.00	0.750