Baltimore Orioles - 1958

Batter	1	2	3	4	5	6	7	8	9	AB	R	H	RBI	BB	SO	LOB
Eddie Yost, R (1, 5) OBP: 0.444, SLG: 0.556	4-3		1-3 2-H 1B		1-3 2B			K		4	0	2	1	0	1	0
Whitey Herzog, L (1, 8)	BBBB 4-0 G4-3 BB		SSS 0-3 K2-5-2 3-3		0-0 5-3			0-0 5-3		1	0	0	0	1	1	2
Ed Fitz Gerald, R (5, PH)										1	0	0	0	0	0	2
Bob Wiesler, S (5, 1)										0	0	0	0	0	0	0
Steve Korcheck, R (8, PH)										1	0	0	0	0	0	0
Dick Hyde, R (8, 1)										0	0	0	0	0	0	0
Roy Sievers, R (1, 7) OBP: 0.125, SLG: 0.125	G4-3 1-2f			SSS K		F8			P3	4	0	0	0	0	1	1
Jim Lemon, R (1, 9) OBP: 0.125, SLG: 0.500		5-3		F8		F9			6-3	4	0	0	0	0	0	0
Norm Zauchin, R (1, 3) OBP: 0.375, SLG: 0.167		SSS K		1B		5-3			F8	4	0	1	0	0	1	0
Herb Plews, L (1, 4) OBP: 0.143, SLG: 0.143		SSS K		4-3			SSS K			3	0	0	0	0	2	1
Lou Berberet, L (1, 2)			1-3		L3		BBBB 4-0 G6-4-3 BB			2	0	0	0	1	0	0
Rocky Bridges, R (1, 6) OBP: 0.429, SLG: 0.200			1B 1B 1B		BBBB 2B BB		G6-4-3 1-2f			2	1	1	0	1	0	1
Camilo Pascual, R (1, 1)										0	0	0	0	0	0	0
Neil Chrisley, L (3, PH) OBP: 1.000, SLG: 1.000										1	0	1	0	0	0	0
Tex Clevenger, R (3, 1)										0	0	0	0	0	0	0
Julio Becquer, L (5, PH)										1	0	0	0	0	0	1
Albie Pearson, L (5, 8)			1B 1-2 K2-5-2 1B		F8			F5		1	0	0	0	0	0	0
Inning Stats	R: 0 E: 0 K: 0 S: 2 H: 0 LOB: 0 BB: 1 P: 6	R: 0 E: 0 K: 2 S: 7 H: 0 LOB: 0 BB: 0 P: 7	R: 1 E: 0 K: 1 S: 7 H: 3 LOB: 2 BB: 0 P: 7	R: 0 E: 0 K: 1 S: 6 H: 1 LOB: 1 BB: 0 P: 6	R: 0 E: 0 K: 0 S: 4 H: 1 LOB: 2 BB: 1 P: 8	R: 0 E: 0 K: 0 S: 3 H: 0 LOB: 0 BB: 0 P: 3	R: 0 E: 0 K: 1 S: 4 H: 0 LOB: 0 BB: 1 P: 8	R: 0 E: 0 K: 1 S: 5 H: 0 LOB: 0 BB: 0 P: 5	R: 0 E: 0 K: 0 S: 3 H: 0 LOB: 0 BB: 0 P: 3	1B: 4 2B: 2 3B: 0 HR: 0	SF: 0 SAC: 0 DP: 3 HBP: 0						

TOP

Washington Senators @ Baltimore Orioles

Memorial Stadium, Baltimore, MD

Tue Apr 15 1958, 3:33 AM EST
Att. 34,377 - Unknown

livebaseballscorecards.com

AB	29
R	1
H	5
RBI	1
BB	3
SO	6
LOB	8

WP: 0 PB: 0 SB: 0 CS: 0 PA: 32

PITCHER		IP	WLS	BF	H	R	ER	SO	BB	IBB	HBP	BLK	WP	HR	S	P	ERA	WHIP
Connie Johnson, R ERA: 1.93	(1, 1)	4.2		19	5	1	1	4	2	0	0	0	0	0	25	33	1.93	1.500
Billy O'Dell, L ERA:	(5, 1)	4.1	W	13	0	0	0	2	1	0	0	0	0	0	16	20	0.00	0.231

PITCHER	IP	WLS	BF	H	R	ER	SO	BB	IBB	HBP	BLK	WP	HR	S	P	ERA	WHIP

BOTTOM

Washington Senators @ Baltimore Orioles

Memorial Stadium, Baltimore, MD

Tue Apr 15 1958, 3:33 AM EST

Att. 34,377 - Unknown

livebaseballscorecards.com

Batter	1	2	3	4	5	6	7	8	9	AB	R	H	RBI	BB	SO	LOB
Billy Gardner, R (1, 4) OBP: 0.400, SLG: 0.400	0-0 1B	0-0 G2		0-0 P3		0-0 BB		0-0 4-3		5	0	2	0	0	0	2
Al Pilarcik, L (1, 9)	0-3 K		B B B B 4-0 1B S BB	0-0 6-3		B B B B 4-0 G1-6-3 1-2 BB				2	1	0	0	2	1	2
Gene Woodling, L (1, 7) OBP: 0.250, SLG: 0.250	0-0 G4-6-3 1-3		0-0 F8		0-0 F8	0-0 G1-6-3 1-2f				4	0	1	0	0	0	3
Jim Marshall, L (1, 3) OBP: 0.500, SLG: 0.500	0-0 G4-6-3 1-2f		0-0 S 1-3 1B		0-0 WP HR 1B		0-0 F3			4	1	2	0	0	0	2
Gus Triandos, R (1, 2) OBP: 0.750, SLG: 1.500		0-0 3B 1B	0-0 P3		0-0 1-H HR		0-0 PO 1B			4	2	3	2	0	0	2
Jim Busby, R (1, 8)		0-0 F7	0-0 5-3 1-2 3-H		S S S 0-3 K		0-0 F7			4	0	0	0	0	1	3
Brooks Robinson, R (1, 5) OBP: 1.000, SLG: 1.667		0-0 1-H SF7 3B		B B B 4-0 SH1-4 2B BB	0-0 1B		0-0 1-2 1B			3	2	3	1	1	0	0
Ron Hansen, R (1, 6)		0-0 SF7 3-H		0-0 SH1-4 1-2	S S S 0-3 K		0-0 PO 2-3	0-0 F9		2	0	0	1	0	1	1
Connie Johnson, R (1, 1) OBP: 1.000, SLG: 2.000 Billy O'Dell, S (5, 1)	B B B B 4-0 BB			0-0 2-H 2B	S S S 0-3 K			0-0 6-3		1 2	0 0	1 0	1 0	1 0	0 1	0 0
Inning Stats	R: 0 E: 0 K: 1 S: 6 H: 2 LOB: 1 BB: 0 P: 6	R: 2 E: 0 K: 0 S: 5 H: 2 LOB: 1 BB: 1 P: 9	R: 1 E: 0 K: 0 S: 4 H: 1 LOB: 1 BB: 1 P: 8	R: 1 E: 0 K: 0 S: 4 H: 1 LOB: 1 BB: 1 P: 8	R: 2 E: 0 K: 2 S: 10 H: 3 LOB: 1 BB: 0 P: 10	R: 0 E: 0 K: 1 S: 5 H: 1 LOB: 1 BB: 1 P: 9	R: 0 E: 0 K: 0 S: 4 H: 2 LOB: 1 BB: 0 P: 4	R: 0 E: 0 K: 0 S: 3 H: 0 LOB: 0 BB: 0 P: 3		1B: 9 2B: 1 3B: 1 HR: 1	SF: 1 SAC: 1 DP: 2 HBP: 0			WP: 1 PB: 0 SB: 2 CS: 0	PA: 38		

PITCHER		IP	WLS	BF	H	R	ER	SO	BB	IBB	HBP	BLK	WP	HR	S	P	ERA	WHIP
Camilo Pascual, R ERA: 9.0	(1, 1)	2.0	L	10	4	2	2	1	1	0	0	0	0	0	11	15	9.00	2.500
Tex Clevenger, R ERA: 9.0	(3, 1)	2.0		10	2	2	2	0	2	0	0	0	0	0	8	16	9.00	2.000
Bob Wiesler, L ERA: 6.0	(5, 1)	3.0		14	6	2	2	3	1	0	0	0	1	1	19	23	6.00	2.333
Dick Hyde, R ERA:	(8, 1)	1.0		3	0	0	0	0	0	0	0	0	0	0	3	3	0.00	0.000

PITCHER	IP	WLS	BF	H	R	ER	SO	BB	IBB	HBP	BLK	WP	HR	S	P	ERA	WHIP

Washington Senators @ Baltimore Orioles

Memorial Stadium, Baltimore, MD

Thu Apr 17 1958, 6:05 PM EST

Att. 19,377 - Unknown

TOP

livebaseballscorecards.com

Batter	1	2	3	4	5	6	7	8	9	AB	R	H	RBI	BB	SO	LOB
Eddie Yost, R (1, 5) OBP: 0.357, SLG: 0.385	G3		6-3 1-2		P6		F7		FC6 BB	4	0	0	0	1	0	3
Herb Plews, L (1, 4) OBP: 0.200, SLG: 0.200	G6-4-3 1B		F7		K		L8		FC6 1-2f	3	0	1	0	0	1	2
Ed Fitz Gerald, R (7, PH)										1	0	0	0	0	0	1
Bud Byerly, R (7, 1)										0	0	0	0	0	0	0
Clint Courtney, L (9, PH) OBP: 0.200, SLG: 0.200										1	0	0	0	0	0	1
Roy Sievers, R (1, 7) OBP: 0.167, SLG: 0.091	G6-4-3 1-2f			BB WP BB	F7		F3			3	0	0	0	1	0	3
Jim Lemon, R (1, 9) OBP: 0.083, SLG: 0.333		F8		F8 1-2		P3		P4		4	0	0	0	0	0	1
Norm Zauchin, R (1, 3) OBP: 0.500, SLG: 0.250		F9		BB BB		BB 1B		BB BB		2	0	1	0	2	0	0
Lou Berberet, L (1, 2) OBP: 0.571, SLG: 0.250		1B		1-2 2-3 BB		1-2 BB		F8		2	0	1	0	2	0	1
Whitey Herzog, L (1, 8)		K		K		K		F8		2	0	0	0	0	2	4
Harmon Killebrew, R (6, PH)										1	0	0	0	0	1	2
Albie Pearson, L (6, 8)										1	0	0	0	0	0	1
Rocky Bridges, R (1, 6) OBP: 0.364, SLG: 0.125			6-3 BB	K		F9			P4	3	0	0	0	1	1	5
Chuck Stobbs, L (1, 1)			F9		BB		BB		F7	1	0	0	0	0	0	1
Russ Kemmerer, R (3, 1)										0	0	0	0	1	0	0
Bobby Malkmus, R (7, PH)										1	0	0	0	1	0	0
(7, 4)																

	AB	29
	R	0
	H	3
	RBI	0
	BB	9
	SO	5
	LOB	25

Inning Stats										
	R: 0 E: 0 K: 0 S: 3	H: 1 LOB: 0 BB: 0 P: 3	R: 0 E: 0 K: 1 S: 6	H: 1 LOB: 1 BB: 0 P: 6	R: 0 E: 0 K: 0 S: 3	H: 0 LOB: 1 BB: 1 P: 7	R: 0 E: 0 K: 2 S: 7	H: 0 LOB: 3 BB: 3 P: 19	R: 0 E: 0 K: 1 S: 5	H: 0 LOB: 1 BB: 1 P: 9
	R: 0 E: 0 K: 1 S: 6	H: 1 LOB: 2 BB: 1 P: 10	R: 0 E: 0 K: 0 S: 3	H: 0 LOB: 1 BB: 1 P: 7	R: 0 E: 0 K: 0 S: 3	H: 0 LOB: 1 BB: 1 P: 7	R: 0 E: 0 K: 0 S: 3	H: 0 LOB: 1 BB: 1 P: 7	1B: 3 2B: 0 3B: 0 HR: 0	SF: 0 SAC: 0 DP: 1 HBP: 0
	WP: 1 PB: 0 SB: 0 CS: 0	PA: 38								

PITCHER		IP	WLS	BF	H	R	ER	SO	BB	IBB	HBP	BLK	WP	HR	S	P	ERA	WHIP
Milt Pappas, R	(1, 1)	3.1		14	2	0	0	1	3	0	0	0	1	0	13	25	0.00	1.500
ERA:																		
Jack Harshman, L	(4, 1)	5.2	W	24	1	0	0	4	6	0	0	0	0	0	26	50	0.00	1.235
ERA:																		

PITCHER	IP	WLS	BF	H	R	ER	SO	BB	IBB	HBP	BLK	WP	HR	S	P	ERA	WHIP

BOTTOM

Washington Senators @ Baltimore Orioles

Memorial Stadium, Baltimore, MD

Thu Apr 17 1958, 6:05 PM EST

Att. 19,377 - Unknown

livebaseballscorecards.com

Batter	1	2	3	4	5	6	7	8	9	AB	R	H	RBI	BB	SO	LOB
Jim Busby, R (1, 8) Gene Woodling, L (4, PH) OBP: 0.200, SLG: 0.200 Lenny Green, L (5, 8) OBP: 0.500, SLG: 1.000	BBBB 4-0 1B BB	x 0-0 ③ F7		x 0-0 ② 1-3 1-2 2-3		x 0-0 2B		x 0-0 ② 4-3		1 1 2	1 0 0	0 0 1	0 0 0	1 0 0	0 0 0	1 2 0
Al Pilarcik, L (1, 9) OBP: 0.556, SLG: 0.200	x 0-0 ① F8 1-1		x 0-0 SH1-3 1B 1B	x 0-0 ③ F7		H 1-0 HBP		BBBB 4-0 2B BB		3	1	1	0	1	0	3
Dick Williams, R (1, 3) OBP: 0.500, SLG: 0.750	x 0-0 1B 1-2 CS 1B		x 0-0 ① SH1-3 1-2		x 0-0 ① 1-3	x 0-0 ③ F3		x 0-0 1-3 2B		4	0	2	0	0	0	2
Bob Nieman, R (1, 7) OBP: 0.400, SLG: 0.250	x 0-0 1-3 2-H 1B		x 0-0 ② 5-3		BBBB 4-0 2-3 BB		x 0-0 ① F7	x 0-0 ③ 6-3		4	0	1	1	1	0	3
Billy Gardner, R (1, 4) OBP: 0.333, SLG: 0.333	SSS 0-3 ②③ K 3-H		x 0-0 2-H 1B		x 0-0 ② 2-3 1-2		x 0-0 ② 5-3			4	0	1	1	0	1	3
Gus Triandos, R (1, 2) OBP: 0.625, SLG: 1.500		x 0-0 HR	x 0-0 ③ 1-3		x 0-0 ③ 6-3		x 0-0 2B			4	1	2	1	0	0	2
Brooks Robinson, R (1, 5) OBP: 0.875, SLG: 1.667		x 0-0 ① F3		x 0-0 1-3 BB 1B		x 0-0 HR	4-0 IBB			3	1	2	1	1	0	0
Ron Hansen, R (1, 6)		x 0-0 ② F3		x 0-0 ① F8		x 0-0 ① 6-3	x 0-0 ③ F8			4	0	0	0	0	0	3
Milt Pappas, R (1, 1) Jack Harshman, L (4, 1)		SSS 0-3 K		BBBB 4-0 1-3 1-2 BB		SSS 0-3 ② K		x 0-0 ① G3		1 2	0 0	0 0	0 0	0 1	1 1	0 0
Inning Stats	R: 1 H: 2 E: 1 LOB: 2 K: 1 BB: 1 S: 6 P: 10	R: 1 H: 1 E: 1 LOB: 1 K: 1 BB: 0 S: 7 P: 7	R: 1 H: 2 E: 0 LOB: 1 K: 0 BB: 0 S: 5 P: 5	R: 0 H: 1 E: 0 LOB: 2 K: 0 BB: 1 S: 4 P: 8	R: 0 H: 0 E: 0 LOB: 1 K: 0 BB: 1 S: 3 P: 7	R: 1 H: 2 E: 0 LOB: 2 K: 1 BB: 0 S: 7 P: 8	R: 0 H: 1 E: 0 LOB: 2 K: 0 BB: 1 S: 4 P: 8	R: 0 H: 1 E: 0 LOB: 2 K: 0 BB: 1 S: 4 P: 8		1B: 5 SF: 0 2B: 4 SAC: 1 3B: 0 DP: 1 HR: 2 HBP: 1						WP: 0 PA: 40 PB: 0 SB: 0 CS: 1	

	AB	R	H	RBI	BB	SO	LOB
	33	4	10	4	5	3	19

PITCHER	IP	WLS	BF	H	R	ER	SO	BB	IBB	HBP	BLK	WP	HR	S	P	ERA	WHIP
Chuck Stobbs, L (1, 1) ERA: 6.75	2.2	L	14	5	3	2	2	1	0	0	0	0	1	17	21	6.75	2.250
Russ Kemmerer, R (3, 1) ERA: 2.7	3.1		16	3	1	1	1	2	0	1	0	0	1	15	24	2.70	1.500
Bud Byerly, R (7, 1) ERA:	2.0		10	2	0	0	0	1	1	0	0	0	0	8	16	0.00	1.500

PITCHER	IP	WLS	BF	H	R	ER	SO	BB	IBB	HBP	BLK	WP	HR	S	P	ERA	WHIP

Batter	1	2	3	4	5	6	7	8	9	AB	R	H	RBI	BB	SO	LOB
Jim Busby, R (1, 8)	0-0 ① 1-3		0-0 ① 1-3		0-0 ② 6-3			0-0 ① F7		4	0	0	0	0	0	0
Al Pilarcik, L (1, 9) OBP: 0.385, SLG: 0.111	0-3 ② K		0-0 ② 5-3		0-3 ③ K			0-0 ② P5		4	0	0	0	0	2	0
Dick Williams, R (1, 3) OBP: 0.500, SLG: 0.625	0-0 1B		0-0 1B			0-0 ① 1-3		0-3 ③ K		4	1	2	0	0	1	0
Bob Nieman, R (1, 7) OBP: 0.556, SLG: 0.333	0-0 1B 1-2		0-0 ③ P6			4-0 BB			4-0 G5-4-3 BB	2	0	1	0	2	0	1
Billy Gardner, R (1, 4) OBP: 0.308, SLG: 0.308	0-0 1B 1-2 2-H			0-0 ① 5-3		0-3 ② K			0-0 ① ② G5-4-3 1-2f	4	0	1	1	0	1	2
Gus Triandos, R (1, 2) OBP: 0.500, SLG: 1.083	0-0 ③ 1-3			0-0 1B		0-0 ③ F9			0-0 ③ P4	4	0	1	0	0	0	3
Brooks Robinson, R (1, 5) OBP: 0.636, SLG: 1.111		0-0 ① P3		0-0 ② P4			0-0 ① 4-3			3	0	0	0	0	0	1
Ron Hansen, R (1, 6) Foster Castleman, R (7, PH) (7, 6)		0-3 ② K		0-3 ③ K			0-0 ② F8			2 1	0 0	0 0	0 0	0 0	2 0	1 0
Billy Loes, R (1, 1) Bob Boyd, L (7, PH) George Zuverink, R (7, 1)		0-0 ③ 1-3			0-0 ① 1-3		0-0 ③ F5			2 1 0	0 0 0	0 0 0	0 0 0	0 0 0	0 0 0	0 0 0
Inning Stats	R: 1 H: 3 E: 0 LOB: 2 K: 1 BB: 0 S: 8 P: 8	R: 0 H: 0 E: 0 LOB: 0 K: 1 BB: 0 S: 5 P: 5	R: 0 H: 1 E: 0 LOB: 1 K: 0 BB: 0 S: 4 P: 4	R: 0 H: 1 E: 0 LOB: 1 K: 1 BB: 0 S: 6 P: 6	R: 0 H: 0 E: 0 LOB: 0 K: 1 BB: 0 S: 5 P: 5	R: 0 H: 0 E: 0 LOB: 1 K: 1 BB: 1 S: 5 P: 9	R: 0 H: 0 E: 0 LOB: 0 K: 0 BB: 0 S: 3 P: 3	R: 0 H: 0 E: 0 LOB: 0 K: 1 BB: 0 S: 5 P: 5	R: 0 H: 0 E: 0 LOB: 0 K: 0 BB: 1 S: 2 P: 6	1B: 5 SF: 0 2B: 0 SAC: 0 3B: 0 DP: 1 HR: 0 HBP: 0						WP: 0 PA: 33 PB: 0 SB: 0 CS: 0

PITCHER	IP	WLS	BF	H	R	ER	SO	BB	IBB	HBP	BLK	WP	HR	S	P	ERA	WHIP
Whitey Ford, L (1, 1) ERA: 1.0	9.0	W	33	5	1	1	6	2	0	0	0	0	0	43	51	1.00	0.778

PITCHER	IP	WLS	BF	H	R	ER	SO	BB	IBB	HBP	BLK	WP	HR	S	P	ERA	WHIP

TOP

Baltimore Orioles @ New York Yankees

Yankee Stadium, Bronx, NY

Fri Apr 18 1958, 3:33 AM EST

Att. 23,463 - Sunny

livebaseballscorecards.com

AB	31
R	1
H	5
RBI	1
BB	2
SO	6
LOB	8

Batter	1	2	3	4	5	6	7	8	9	AB	R	H	RBI	BB	SO	LOB
Hank Bauer, R (1, 9) OBP: 0.059, SLG: 0.118	P6		5-3		K		6-3			4	0	0	0	0	1	1
Gil McDougald, R (1, 6) OBP: 0.250, SLG: 0.267	F9		BB, 1B		G5-4-3, 1-2f		P4			4	0	1	0	0	0	1
Mickey Mantle, S (1, 8) OBP: 0.563, SLG: 0.600	BB, 1B, 1B		1-2, BB			2B, SF8, BB	1B			2	2	2	0	2	0	0
Yogi Berra, L (1, 2) OBP: 0.313, SLG: 0.533	1B, 1-2, BB		K			F2	K			3	0	0	0	1	2	4
Bill Skowron, R (1, 3) OBP: 0.313, SLG: 0.400	1-2, 2-H, 1B		F8			1B, 1-3, 2B		G3, SH1-3, 1B		4	1	3	1	0	0	2
Jerry Lumpe, L (1, 5) OBP: 0.250, SLG: 0.333	F7			CS, 1B		SF8, 3-H		SH1-3, 1-2		2	0	1	1	0	0	2
Norm Siebern, L (1, 7) Bobby Del Greco, R (9, 7)		F5		F7, 1-2		1B, BB		G3, 2-3		3 0	0 0	0 0	0 0	1 0	0 0	2 0
Bobby Richardson, R (1, 4) OBP: 0.200, SLG: 0.267		3-1		4-3		1B, 1-3, 2-H		K		4	0	1	1	0	1	1
Whitey Ford, L (1, 1)		6-3			G5-4-3, BB	F7				2	0	0	0	1	0	2
Inning Stats	R: 1 H: 2 E: 0 LOB: 2 K: 0 BB: 1 S: 5 P: 9	R: 0 H: 0 E: 0 LOB: 0 K: 0 BB: 0 S: 3 P: 3	R: 0 H: 1 E: 0 LOB: 2 K: 1 BB: 1 S: 6 P: 10	R: 0 H: 1 E: 0 LOB: 0 K: 0 BB: 0 S: 3 P: 3	R: 0 H: 0 E: 0 LOB: 0 K: 1 BB: 1 S: 4 P: 8	R: 2 H: 2 E: 0 LOB: 2 K: 0 BB: 2 S: 5 P: 13	R: 0 H: 1 E: 0 LOB: 1 K: 1 BB: 0 S: 6 P: 6	R: 0 H: 1 E: 0 LOB: 1 K: 1 BB: 0 S: 6 P: 6		1B: 7 SF: 1 2B: 1 SAC: 1 3B: 0 DP: 1 HR: 0 HBP: 0						

PITCHER		IP	WLS	BF	H	R	ER	SO	BB	IBB	HBP	BLK	WP	HR	S	P	ERA	WHIP
Billy Loes, R ERA: 4.5	(1, 1)	6.0	L	27	6	3	3	2	5	0	0	0	0	0	26	46	4.50	1.833
George Zuverink, R ERA:	(7, 1)	2.0		8	2	0	0	2	0	0	0	0	0	0	12	12	0.00	1.000

PITCHER	IP	WLS	BF	H	R	ER	SO	BB	IBB	HBP	BLK	WP	HR	S	P	ERA	WHIP

BOTTOM

Baltimore Orioles @ New York Yankees

Yankee Stadium, Bronx, NY

Fri Apr 18 1958, 3:33 AM EST
Att. 23,463 - Sunny

livebaseballscorecards.com

AB	28
R	3
H	8
RBI	3
BB	5
SO	4
LOB	15

Baltimore Orioles @ New York Yankees

Yankee Stadium, Bronx, NY

Sat Apr 19 1958, 3:33 AM EST

Att. 18,387 - Sunny - 74 F

livebaseballscorecards.com

TOP

Batter	1	2	3	4	5	6	7	8	9	AB	R	H	RBI	BB	SO	LOB
Billy Gardner, R (1, 4) OBP: 0.294, SLG: 0.294	6-3		F9			6-3			2B SF7 1B	4	1	1	0	0	0	1
Al Pilarcik, L (1, 9) OBP: 0.353, SLG: 0.231	E4 G6-4-3			F5		3-1			1-3 1B 2B	4	1	1	0	0	0	0
Dick Williams, R (1, 3) OBP: 0.417, SLG: 0.545	G6-4-3 1-2f			F8			G5-3 1B		SF7 3-H	3	0	1	1	0	0	1
Bob Nieman, R (1, 7) OBP: 0.615, SLG: 0.375		CS BB		BB			G5-3 1-2		BB 1B 2-H 1B	2	1	1	1	2	0	1
Gus Triandos, R (1, 2) OBP: 0.438, SLG: 0.867	L7 1-2			F8			F7		1B 1-2 BB	3	0	0	0	1	0	3
Lenny Green, L (9, PR) OBP: 0.500, SLG: 1.000										0	0	0	0	0	0	0
Foster Castleman, R (1, 6)	K				K		4-3		G1-6-3 1-3 2-H 1B	3	0	0	0	0	2	1
Gene Woodling, L (9, PH) OBP: 0.333, SLG: 0.333										1	0	1	1	0	0	0
Brooks Robinson, R (1, 5) OBP: 0.571, SLG: 0.917			G1-6-4 1B		6-3			6-3	G1-6-3 1-2f	3	0	1	0	0	0	0
Jim Marshall, L (9, PH) OBP: 0.400, SLG: 0.400										1	0	0	0	0	0	2
Jim Busby, R (1, 8) OBP: 0.154, SLG: 0.083			G1-6-4 1-2 1B		K			F7		3	0	1	0	0	1	0
Billy O'Dell, S (1, 1)			G1-6-4 1-2f 2-3			6-3		6-3		2	0	0	0	0	0	2
Eddie Miksis, R (8, PH)										1	0	0	0	0	0	0
Jerry Walker, S (8, 1)										0	0	0	0	0	0	0
Milt Pappas, R (8, 1)										0	0	0	0	0	0	0

	AB	R	H	RBI	BB	SO	LOB
	30	3	7	3	3	3	11

Inning Stats																														
	R: 0	H: 0		R: 0	H: 0		R: 0	H: 2		R: 0	H: 0		R: 0	H: 0		R: 0	H: 1		R: 0	H: 0		R: 3	H: 4		1B: 6	SF: 1		WP: 0	PA: 34	
	E: 1	LOB: 0		E: 0	LOB: 0		E: 0	LOB: 1		E: 0	LOB: 1		E: 0	LOB: 0		E: 0	LOB: 1		E: 0	LOB: 0		E: 0	LOB: 2		2B: 1	SAC: 0		PB: 0		
	K: 0	BB: 0		K: 1	BB: 1		K: 0	BB: 0		K: 0	BB: 1		K: 2	BB: 0		K: 0	BB: 0		K: 0	BB: 0		K: 0	BB: 1		3B: 0	DP: 3		SB: 0		
	S: 3	P: 3		S: 4	P: 8		S: 4	P: 4		S: 3	P: 7		S: 7	P: 7		S: 3	P: 3		S: 4	P: 4		S: 6	P: 10		HR: 0	HBP: 0		CS: 1		

PITCHER		IP	WLS	BF	H	R	ER	SO	BB	IBB	HBP	BLK	WP	HR	S	P	ERA	WHIP
Bobby Shantz, L ERA: 3.24	(1, 1)	8.1	W	31	6	3	3	3	2	0	0	0	0	0	35	43	3.24	0.960
Bob Grim, R ERA:	(9, 1)	0.0		2	1	0	0	0	1	0	0	0	0	0	1	5	∞	∞
Ryne Duren, R ERA:	(9, 1)	0.2	S	1	0	0	0	0	0	0	0	0	0	0	1	1	0.00	0.000

PITCHER	IP	WLS	BF	H	R	ER	SO	BB	IBB	HBP	BLK	WP	HR	S	P	ERA	WHIP

Batter	1	2	3	4	5	6	7	8	9	AB	R	H	RBI	BB	SO	LOB
Hank Bauer, R (1, 9) OBP: 0.095, SLG: 0.143	P4		K		1B (2-H)		F8			4	0	1	0	0	1	1
Gil McDougald, R (1, 6) OBP: 0.400, SLG: 0.556	1B			BB (5-3)		1B (2B)		HR		3	2	3	1	1	0	0
Mickey Mantle, S (1, 8) OBP: 0.500, SLG: 0.571	P2			5-3 (1-2)		2B (1-H)		K		4	0	1	1	0	1	2
Yogi Berra, L (1, 2) OBP: 0.350, SLG: 0.526	P4			F9		1B		1B (2B)		4	1	2	0	0	0	2
Bill Skowron, R (1, 3) OBP: 0.300, SLG: 0.421		F8		F2		F5		2B (1-H)		4	0	1	1	0	0	2
Andy Carey, R (1, 5) OBP: 0.357, SLG: 0.615		F8			HR	F7		F8		4	1	1	1	0	0	2
Bobby Del Greco, R (1, 7) OBP: 0.500, SLG: 0.333		6-3			1B (FC1-6)		P4	BB		3	0	1	0	1	0	0
Bobby Richardson, R (1, 4) OBP: 0.158, SLG: 0.211			F8		FC1-6 (G3) (1-2f)		P4	F2		4	0	0	0	0	0	3
Bobby Shantz, R (1, 1) Bob Grim, R (9, 1) Ryne Duren, R (9, 1)			K2-3		G3 (1-2)		BB			2 0 0	0 0 0	0 0 0	0 0 0	1 0 0	1 0 0	1 0 0
Inning Stats	R: 0 E: 0 K: 0 S: 4 H: 1 LOB: 1 BB: 0 P: 4	R: 0 E: 0 K: 0 S: 3 H: 0 LOB: 0 BB: 0 P: 3	R: 0 E: 0 K: 2 S: 7 H: 0 LOB: 0 BB: 0 P: 7	R: 0 E: 0 K: 0 S: 3 H: 0 LOB: 1 BB: 1 P: 7	R: 1 E: 0 K: 0 S: 5 H: 3 LOB: 2 BB: 0 P: 5	R: 1 E: 0 K: 0 S: 5 H: 3 LOB: 1 BB: 0 P: 5	R: 0 E: 0 K: 0 S: 3 H: 0 LOB: 1 BB: 1 P: 7	R: 2 E: 0 K: 1 S: 8 H: 3 LOB: 2 BB: 1 P: 12		1B: 6 2B: 2 3B: 0 HR: 2	SF: 0 SAC: 0 DP: 0 HBP: 0						

PITCHER	IP	WLS	BF	H	R	ER	SO	BB	IBB	HBP	BLK	WP	HR	S	P	ERA	WHIP
Billy O'Dell, L (1, 1) ERA: 1.59	7.0	L	28	7	2	2	2	2	0	0	0	0	1	30	38	2.57	1.286
Jerry Walker, R (8, 1) ERA: 27.0	0.2		6	3	2	2	1	1	0	0	0	0	1	7	11	27.00	6.000
Milt Pappas, R (8, 1) ERA:	0.1		1	0	0	0	0	0	0	0	0	0	0	1	1	0.00	0.000

PITCHER	IP	WLS	BF	H	R	ER	SO	BB	IBB	HBP	BLK	WP	HR	S	P	ERA	WHIP

BOTTOM

Baltimore Orioles @ New York Yankees

Yankee Stadium, Bronx, NY

Sat Apr 19 1958, 3:33 AM EST
Att. 18,387 - Sunny - 74 F

livebaseballscorecards.com

AB	32
R	4
H	10
RBI	4
BB	3
SO	3
LOB	13

WP: 0 PA: 35
PB: 0
SB: 0
CS: 0

Baltimore Orioles @ New York Yankees

Yankee Stadium, Bronx, NY

Sun Apr 20 1958, 3:33 AM EST

Att. 21,597 - Cloudy - 66 F

TOP

livebaseballscorecards.com

Batter	1	2	3	4	5	6	7	8	9	AB	R	H	RBI	BB	SO	LOB
Billy Gardner, R (1, 4) OBP: 0.227, SLG: 0.227	F7	1-3		FC6-4 (1-2f)			L8		P5	5	0	0	0	0	0	5
Al Pilarcik, L (1, 9) OBP: 0.318, SLG: 0.176	BB (1B)		G3		3-1		G3		K	4	0	0	0	1	1	2
Gene Woodling, L (1, 7) OBP: 0.600, SLG: 0.429	1B (1-3)		BB		BB			BB		1	0	1	0	3	0	0
Jim Marshall, L (1, 3) OBP: 0.222, SLG: 0.222	F2		K		L9			K		4	0	0	0	0	2	5
Gus Triandos, R (1, 2) OBP: 0.400, SLG: 0.722	K		BB (1-2)		K			F8		3	0	0	0	1	2	4
Foster Castleman, R (1, 6)		K	K			L4		F8		2	0	0	0	0	2	2
Bob Boyd, L (6, PH)										1	0	0	0	0	0	0
Ron Hansen, R (6, 6)										0	0	0	0	0	0	0
Bob Nieman, R (8, PH) OBP: 0.571, SLG: 0.333										1	0	0	0	0	0	1
Eddie Miksis, R (8, 6)										0	0	0	0	0	0	0
Brooks Robinson, R (1, 5) OBP: 0.500, SLG: 0.733		F7		K		5-3			1B	3	0	0	0	1	1	0
Lenny Green, L (1, 8) OBP: 0.667, SLG: 0.800		1B		FC6-4		F2			1-2	3	0	2	0	1	0	0
Connie Johnson, R (1, 1) OBP: 0.750, SLG: 1.000		1-2		P4			L5		L3	2	0	1	0	0	0	1
Ken Lehman, L (6, 1)										0	0	0	0	0	0	0
Dick Williams, R (7, PH) OBP: 0.385, SLG: 0.500										1	0	0	0	0	0	0
Arnie Portocarrero, R (7, 1)										0	0	0	0	0	0	0
Joe Ginsberg, L (9, PH)										1	0	0	0	0	0	2

	AB	31
	R	0
	H	4
	RBI	0
	BB	7
	SO	8
	LOB	22

Inning Stats	1	2	3	4	5	6	7	8	9
	R: 0 E: 0 K: 1 S: 6	H: 1 LOB: 2 BB: 1 P: 10	R: 0 E: 0 K: 1 S: 6	H: 1 LOB: 2 BB: 1 P: 10	R: 0 E: 0 K: 2 S: 7	H: 0 LOB: 2 BB: 2 P: 15	R: 0 E: 0 K: 1 S: 6	H: 1 LOB: 1 BB: 0 P: 6	R: 0 E: 0 K: 1 S: 5	H: 0 LOB: 1 BB: 1 P: 9	R: 0 E: 0 K: 0 S: 3	H: 0 LOB: 0 BB: 0 P: 3	R: 0 E: 0 K: 0 S: 3	H: 0 LOB: 0 BB: 0 P: 3	R: 0 E: 0 K: 1 S: 5	H: 0 LOB: 1 BB: 1 P: 9	R: 0 E: 0 K: 1 S: 6	H: 1 LOB: 2 BB: 1 P: 10

	1B: 4	SF: 0	WP: 0	PA: 38
	2B: 0	SAC: 0	PB: 0	
	3B: 0	DP: 0	SB: 0	
	HR: 0	HBP: 0	CS: 0	

PITCHER	IP	WLS	BF	H	R	ER	SO	BB	IBB	HBP	BLK	WP	HR	S	P	ERA	WHIP
Bob Turley, R (1, 1) ERA:	9.0	W	38	4	0	0	8	7	0	0	0	0	0	47	75	0.00	1.222

PITCHER	IP	WLS	BF	H	R	ER	SO	BB	IBB	HBP	BLK	WP	HR	S	P	ERA	WHIP

Batter	1	2	3	4	5	6	7	8	9	AB	R	H	RBI	BB	SO	LOB
Hank Bauer, R (1, 9) OBP: 0.154, SLG: 0.200	1-3		K			2B	BB	F2		4	2	1	0	1	1	0
Gil McDougald, R (1, 6) OBP: 0.400, SLG: 0.565	K			SF9 1B		1B 2B	F3	4-3		5	2	2	1	0	1	1
Mickey Mantle, S (1, 8) OBP: 0.542, SLG: 0.588	K			G6-4-3 1B		E 4-3 1B	2B BB			3	2	2	1	1	1	0
Yogi Berra, L (1, 2) OBP: 0.333, SLG: 0.500		4-3		SF9		E8 4-3 1B	F8			3	0	1	1	0	0	2
Bill Skowron, R (1, 3) OBP: 0.333, SLG: 0.455		L4		G6-4-3		4-3 IBB	BB 2B			3	0	1	1	1	0	1
Jerry Lumpe, L (1, 5) OBP: 0.375, SLG: 0.200		BB			P5	4-3	BB			2	0	0	1	2	0	2
Norm Siebern, L (1, 7) OBP: 0.444, SLG: 0.667		F8			IHR	HBP	BB			2	1	1	2	1	0	1
Bobby Richardson, R (1, 4) OBP: 0.130, SLG: 0.174			F8		P4	F3	5-3			4	0	0	0	0	0	6
Bob Turley, R (1, 1)			K		1-3	1-3		K		4	0	0	0	0	2	3
Inning Stats	R: 0 E: 0 K: 2 S: 7 H: 0 LOB: 0 BB: 0 P: 7	R: 0 E: 0 K: 0 S: 3 H: 0 LOB: 1 BB: 1 P: 7	R: 0 E: 0 K: 2 S: 7 H: 0 LOB: 0 BB: 0 P: 7	R: 1 E: 0 K: 0 S: 4 H: 2 LOB: 0 BB: 0 P: 4	R: 1 E: 0 K: 0 S: 4 H: 1 LOB: 0 BB: 0 P: 4	R: 3 E: 1 K: 0 S: 7 H: 4 LOB: 3 BB: 1 P: 12	R: 2 E: 0 K: 0 S: 4 H: 1 LOB: 3 BB: 4 P: 20	R: 0 E: 0 K: 1 S: 5 H: 0 LOB: 0 BB: 0 P: 5		1B: 4 2B: 3 3B: 0 HR: 1	SF: 1 SAC: 0 DP: 1 HBP: 1					

PITCHER		IP	WLS	BF	H	R	ER	SO	BB	IBB	HBP	BLK	WP	HR	S	P	ERA	WHIP
Connie Johnson, R ERA: 4.66	(1, 1)	5.0	L	20	5	4	4	4	1	0	0	0	0	0	27	31	7.20	1.200
Ken Lehman, L ERA: 9.0	(6, 1)	1.0		7	2	1	1	0	0	1	1	0	0	0	5	10	9.00	2.000
Arnie Portocarrero, R ERA: 9.0	(7, 1)	2.0		11	1	2	2	1	4	0	0	0	0	0	9	25	9.00	2.500

PITCHER	IP	WLS	BF	H	R	ER	SO	BB	IBB	HBP	BLK	WP	HR	S	P	ERA	WHIP

BOTTOM

Baltimore Orioles @ New York Yankees

Yankee Stadium, Bronx, NY

Sun Apr 20 1958, 3:33 AM EST
Att. 21,597 - Cloudy - 66 F

livebaseballscorecards.com

AB	30
R	7
H	8
RBI	7
BB	6
SO	5
LOB	16

WP: 0 PB: 0 SB: 0 CS: 0 PA: 38

Batter	1	2	3	4	5	6	7	8	9	AB	R	H	RBI	BB	SO	LOB
Billy Gardner, R (1, 4) OBP: 0.259, SLG: 0.231	S S S 0-3 ① K	x 0-0 ③ F9		B B B B 4-0 BB 1-2 2-3 BB		x 0-0 FC4-6 1-3 1B		x 0-0 ③ F7		4	0	1	0	1	1	3
Gene Woodling, L (1, 9) (8, 7) (9, 9) OBP: 0.533, SLG: 0.300	B B B B 4-0 G6-4-3 BB		S S S 0-3 ① K	B B B B 4-0 1-2 2-3 BB		x 0-0 ② FC4-6 1-2f 3-H			x 0-0 ① 4-3	3	0	0	2	2	1	1
Bob Nieman, R (1, 7) OBP: 0.500, SLG: 0.250 Al Pilarcik, L (8, 9) OBP: 0.348, SLG: 0.222 Lenny Green, L (9, 7) OBP: 0.667, SLG: 0.800	x 0-0 ②③ G6-4-3 1-2f		B B B B 4-0 BB	S S S 0-3 ③ K		x 0-0 ③ F9			x 0-0 1B 1B	3 1 0	0 0 0	0 1 0	0 0 0	1 0 0	1 0 0	5 0 0
Gus Triandos, R (1, 2) OBP: 0.360, SLG: 0.609		x 0-0 ① F3	x 0-0 ② F8		x 0-0 ① F8		x 0-0 ① P4		x 0-0 1-3 1B	5	0	1	0	0	0	1
Dick Williams, R (1, 3) OBP: 0.412, SLG: 0.467 Jim Marshall, L (9, PH) OBP: 0.200, SLG: 0.200 (9, 3)	B B B B 4-0 BB 1B BB BB	S S S 0-3 ③ K			x 0-0 ② 5-3		x 0-0 CS 1B		S S S 0-3 ② K	3 1	1 0	1 0	0 0	1 0	1 1	1 2
Brooks Robinson, R (1, 5) OBP: 0.565, SLG: 0.895	x 0-0 BB BB 1-2 1B			x 0-0 BB BB BB 1B	x 0-0 HR		B B B B 4-0 ② 1-2 BB		x 0-0 ③ F8	4	2	3	1	1	0	2
Jim Busby, R (1, 8) OBP: 0.176, SLG: 0.067	B B B B 4-0 BB 1-2 2-3 BB			x 0-0 ① F7	x 0-0 ③ 6-3		x 0-0 ③ F9			3	0	0	0	1	0	2
Ron Hansen, R (1, 6)	x 0-0 ② P4			S S S 0-3 ② K		H 1-0 1B FC4-6 HBP		x 0-0 ① 5-3		3	1	0	0	0	1	4
Jack Harshman, L (1, 1) Billy O'Dell, S (8, 1)	B B B B 4-0 1-2 2-3 3-H BB			B B B B 4-0 BB BB 1-2 BB		x 0-0 ① F9		x 0-0 ② P4		2 0	0 0	0 0	1 0	2 0	0 0	1 0
Inning Stats	R: 0 E: 0 K: 1 S: 4 H: 0 LOB: 0 BB: 1 P: 8	R: 1 E: 0 K: 0 S: 4 H: 1 LOB: 3 BB: 3 P: 16	R: 0 E: 0 K: 2 S: 7 H: 0 LOB: 1 BB: 1 P: 11	R: 1 E: 0 K: 2 S: 8 H: 1 LOB: 3 BB: 3 P: 20	R: 1 E: 0 K: 0 S: 4 H: 0 LOB: 0 BB: 0 P: 4	R: 1 E: 0 K: 0 S: 4 H: 1 LOB: 1 BB: 0 P: 5	R: 0 E: 0 K: 0 S: 3 H: 1 LOB: 1 BB: 1 P: 7	R: 0 E: 0 K: 0 S: 3 H: 0 LOB: 0 BB: 0 P: 3	R: 0 E: 0 K: 1 S: 7 H: 2 LOB: 2 BB: 0 P: 7	1B: 6 2B: 0 3B: 0 HR: 1	SF: 0 SAC: 0 DP: 1 HBP: 1						

PITCHER		IP	WLS	BF	H	R	ER	SO	BB	IBB	HBP	BLK	WP	HR	S	P	ERA	WHIP
Ralph Lumenti, L ERA: 4.91	(1, 1)	3.2	L	20	2	2	2	4	8	0	0	0	0	0	20	52	4.91	2.727
Russ Kemmerer, R ERA: 3.86	(4, 1)	1.1		5	1	1	1	1	0	0	0	0	0	1	7	7	6.75	0.750
Tex Clevenger, R ERA: 4.5	(6, 1)	3.0		12	2	1	1	0	1	0	1	0	0	0	10	15	3.00	1.000
Camilo Pascual, R ERA: 6.0	(9, 1)	1.0		5	2	0	0	1	0	0	0	0	0	0	7	7	0.00	2.000

PITCHER	IP	WLS	BF	H	R	ER	SO	BB	IBB	HBP	BLK	WP	HR	S	P	ERA	WHIP

TOP

Baltimore Orioles @ Washington Senators

Griffith Stadium, Washington, DC

Tue Apr 22 1958, 3:33 AM EST

Att. 1,839 - Unknown

livebaseballscorecards.com

AB	32
R	4
H	7
RBI	4
BB	9
SO	6
LOB	22

1B: 6	SF: 0	WP: 0	PA: 42
2B: 0	SAC: 0	PB: 0	
3B: 0	DP: 1	SB: 0	
HR: 1	HBP: 1	CS: 1	

Batter	1	2	3	4	5	6	7	8	9	AB	R	H	RBI	BB	SO	LOB
Eddie Yost, R (1, 5) OBP: 0.286, SLG: 0.208	G3			1B, BB	FC5-4 1-2f			WP, 1B 1-2 BB	F5	3	0	0	0	2	0	3
Albie Pearson, L (1, 8) OBP: 0.389, SLG: 0.333 Ed Fitz Gerald, R (8, PH) OBP: 0.500, SLG: 0.500 Pedro Ramos, S (8, PR) OBP: 0.333, SLG: 0.333 Whitey Herzog, L (9, 8)	5-3			1-3 1B		F9		WP 1-2 2-3 1B		3 1 0 0	0 0 0 0	1 1 0 0	0 0 0 0	0 0 0 0	0 0 0 0	0 0 0 0
Roy Sievers, R (1, 7) OBP: 0.240, SLG: 0.609	F8			P6		3-1		SF8 3-H		3	0	0	1	0	0	2
Jim Lemon, R (1, 9) OBP: 0.083, SLG: 0.250		K		K		5-3		K 1-2 2-3		4	0	0	0	0	3	4
Norm Zauchin, R (1, 3) OBP: 0.500, SLG: 0.526		K		K			E9 1B	F9		4	0	1	0	0	2	5
Steve Korcheck, R (1, 2)		K			6-3		6-3		K	4	0	0	0	0	2	1
Rocky Bridges, R (1, 6) OBP: 0.381, SLG: 0.333		F8			WP 1B 2B		6-3		6-3 1B	4	1	2	0	0	0	1
Bobby Malkmus, R (1, 4) OBP: 0.231, SLG: 0.250		F5			P6		K		6-3 1-2 1B	4	0	1	0	0	1	2
Ralph Lumenti, L (1, 1) Russ Kemmerer, R (4, 1) Harmon Killebrew, R (5, PH) OBP: 0.500, SLG: 0.500 Tex Clevenger, R (6, 1) Jerry Snyder, R (8, PH) Camilo Pascual, R (9, 1) OBP: 1.000, SLG: 1.000 Clint Courtney, L (9, PH) OBP: 0.286, SLG: 0.462		K			FC5-4 2-H 1B			1B, BB SF8 BB	6-3 1-2 2-3	1 0 1 0 0 0 1	0 0 0 0 1 0 0	0 0 1 0 0 0 0	0 0 1 0 0 0 0	0 0 0 0 1 0 0	1 0 0 0 0 0 0	0 0 0 0 0 0 2
Inning Stats	R: 0 E: 0 K: 0 S: 3 H: 0 LOB: 0 BB: 0 P: 3	R: 0 E: 0 K: 3 S: 9 H: 0 LOB: 0 BB: 0 P: 9	R: 0 E: 0 K: 1 S: 5 H: 0 LOB: 0 BB: 0 P: 5	R: 0 E: 0 K: 2 S: 8 H: 1 LOB: 2 BB: 1 P: 12	R: 1 E: 0 K: 0 S: 5 H: 2 LOB: 1 BB: 0 P: 5	R: 0 E: 0 K: 0 S: 3 H: 0 LOB: 0 BB: 0 P: 3	R: 0 E: 1 K: 1 S: 6 H: 1 LOB: 1 BB: 0 P: 6	R: 1 E: 0 K: 1 S: 6 H: 1 LOB: 3 BB: 2 P: 14	R: 0 E: 0 K: 1 S: 7 H: 2 LOB: 2 BB: 0 P: 7	1B: 6 2B: 1 3B: 0 HR: 0 SF: 1 SAC: 0 DP: 0 HBP: 0						

PITCHER	IP	WLS	BF	H	R	ER	SO	BB	IBB	HBP	BLK	WP	HR	S	P	ERA	WHIP
Jack Harshman, L (1, 1) ERA: 1.42	7.0	W	28	4	2	2	7	3	0	0	0	1	0	39	51	2.57	1.000
Billy O'Dell, L (8, 1) ERA: 1.35	2.0	S	9	3	0	0	2	0	0	0	0	1	0	13	13	0.00	1.500

PITCHER	IP	WLS	BF	H	R	ER	SO	BB	IBB	HBP	BLK	WP	HR	S	P	ERA	WHIP

BOTTOM

Baltimore Orioles @ Washington Senators

Griffith Stadium, Washington, DC

Tue Apr 22 1958, 3:33 AM EST

Att. 1,839 - Unknown

livebaseballscorecards.com

AB	33
R	2
H	7
RBI	2
BB	3
SO	9
LOB	20

WP: 2 PA: 37
PB: 0
SB: 0
CS: 0

Baltimore Orioles @ Boston Red Sox

Fenway Park, Boston, MA

Wed Apr 23 1958, 6:05 PM EST

Att. 6,695 - Unknown

TOP

livebaseballscorecards.com

Batter	1	2	3	4	5	6	7	8	9	AB	R	H	RBI	BB	SO	LOB
Billy Gardner, R (1, 4) OBP: 0.250, SLG: 0.226	F2		6-3		G1-2-3 1-2 2-3 3-Hf		E1 BB 1-2		1B 1B 1B	5	1	1	0	0	0	4
Gene Woodling, L (1, 9) OBP: 0.550, SLG: 0.308	6-3		F7		FC4-6 BB		BBBB 1-2 2-3 BB		1B 1B 1-2 1B	3	0	1	0	2	0	0
Al Pilarcik, L (1, 8) OBP: 0.321, SLG: 0.217	FC5-4 1B		F8		FC4-6 1-2f		4-3		L9	5	0	1	0	0	0	8
Bob Nieman, R (1, 7) OBP: 0.478, SLG: 0.294 Jim Busby, R (9, PR) OBP: 0.176, SLG: 0.067	FC5-4 1-2f			5-3		F8		HR 1B	1B 1-2 2-H 1B	5 0	1 0	2 0	1 0	0 0	0 0	1 0
Gus Triandos, R (1, 2) OBP: 0.400, SLG: 0.704		P6		L9		BBBB G5-4-3 BB		1-H HR	FC6-4 1-2 2-3 1B	4	1	2	2	1	0	0
Dick Williams, R (1, 3) OBP: 0.364, SLG: 0.400		HR 1B		SSS K		G5-4-3 1-2f		SSS K	P6	5	1	1	0	0	2	4
Brooks Robinson, R (1, 5) OBP: 0.571, SLG: 0.875		P3			SH HBP G1-2-3 1B		FC5-4 1B	2B	FC6-4 1-2f	5	0	3	0	0	0	4
Foster Castleman, R (1, 6) OBP: 0.200, SLG: 0.444		1-H HR			H G1-2-3 SH 1-2 HBP		FC5-4 BB E 1-2f	6-3		3	1	1	2	0	0	2
Hal Brown, R (1, 1)		1-3			SH G1-2-3		F9	6-3		0	0	0	0	0	0	0
Bob Boyd, L (2, PH)					1-2 2-3					1	0	0	0	0	0	0
Charlie Beamon, R (2, 1)										0	0	0	0	0	0	0
George Zuverink, R (5, 1)										0	0	0	0	0	0	0
Jim Marshall, L (7, PH) OBP: 0.182, SLG: 0.182										1	0	0	0	0	0	1
Jerry Walker, S (7, 1)										0	0	0	0	0	0	0
Joe Ginsberg, L (8, PH)										1	0	0	0	0	0	1
Ken Lehman, L (8, 1)										0	0	0	0	0	0	0
Inning Stats	R: 0 E: 0 K: 0 S: 4 H: 1 LOB: 1 BB: 0 P: 4	R: 2 E: 0 K: 0 S: 5 H: 2 LOB: 0 BB: 0 P: 5	R: 0 E: 0 K: 0 S: 3 H: 0 LOB: 0 BB: 0 P: 3	R: 0 E: 0 K: 1 S: 5 H: 0 LOB: 0 BB: 0 P: 5	R: 0 E: 1 K: 0 S: 4 H: 1 LOB: 3 BB: 1 P: 9	R: 0 E: 0 K: 0 S: 2 H: 0 LOB: 0 BB: 1 P: 6	R: 0 E: 1 K: 0 S: 5 H: 1 LOB: 3 BB: 1 P: 9	R: 2 E: 0 K: 1 S: 8 H: 3 LOB: 1 BB: 0 P: 8	R: 1 E: 0 K: 0 S: 7 H: 4 LOB: 3 BB: 0 P: 7	1B: 9 2B: 1 3B: 0 HR: 2	SF: 0 SAC: 1 DP: 2 HBP: 1					

AB	38
R	5
H	12
RBI	5
BB	3
SO	2
LOB	25

WP: 0 PB: 0 SB: 0 CS: 0 PA: 43

PITCHER		IP	WLS	BF	H	R	ER	SO	BB	IBB	HBP	BLK	WP	HR	S	P	ERA	WHIP
Tom Brewer, R ERA: 3.94	(1, 1)	8.0	W	38	10	5	5	2	3	0	1	0	0	2	38	51	5.62	1.625
Ike Delock, R ERA: 6.75	(9, 1)	0.1		3	2	0	0	0	0	0	0	0	0	0	3	3	0.00	6.000
Murray Wall, R ERA: 1.35	(9, 1)	0.2	S	2	0	0	0	0	0	0	0	0	0	0	2	2	0.00	0.000

PITCHER	IP	WLS	BF	H	R	ER	SO	BB	IBB	HBP	BLK	WP	HR	S	P	ERA	WHIP

Batter	1	2	3	4	5	6	7	8	9	AB	R	H	RBI	BB	SO	LOB
Jim Piersall, R (1, 8) OBP: 0.207, SLG: 0.120	F8	K			SH1-3	FC1-4		K		4	1	0	0	0	2	2
Pete Runnels, L (1, 3) OBP: 0.488, SLG: 0.457	BB		WP		BB					3	2	3	2	2	0	0
Ted Williams, L (1, 7) OBP: 0.440, SLG: 0.389	BB		F8			K		L9		4	2	1	1	1	1	3
Gene Stephens, L (9, 7) OBP: 0.211, SLG: 0.118										0	0	0	0	0	0	0
Jackie Jensen, R (1, 9) OBP: 0.282, SLG: 0.559	1B		F8		1B		4-3			4	0	2	2	0	0	1
Frank Malzone, R (1, 5) OBP: 0.282, SLG: 0.250	1B		L1		2B		BB			3	0	2	2	1	0	1
Billy Consolo, R (1, 4) OBP: 0.211, SLG: 0.222	FC5-2-5			F3	1-3		F9			4	0	0	0	0	0	5
Sammy White, R (1, 2) OBP: 0.381, SLG: 0.632	1-3			F5	P5		L8			4	0	0	0	0	0	5
Don Buddin, R (1, 6) OBP: 0.556, SLG: 0.440		G6-4-3		F3		FC1-4 SH1-3		FC6-4		2	0	1	0	2	0	0
Tom Brewer, R (1, 1) OBP: 0.200, SLG: 0.200		G6-4-3			SH1-3	SH1-3		FC6-4		3	2	1	0	0	0	2
Ike Delock, R (9, 1)										0	0	0	0	0	0	0
Murray Wall, R (9, 1)										0	0	0	0	0	0	0
Inning Stats	R: 2 E: 0 K: 0 S: 5 H: 2 LOB: 2 BB: 2 P: 13	R: 0 E: 0 K: 1 S: 4 H: 0 LOB: 0 BB: 1 P: 8	R: 0 E: 0 K: 0 S: 4 H: 1 LOB: 1 BB: 0 P: 4	R: 0 E: 0 K: 0 S: 3 H: 0 LOB: 0 BB: 0 P: 3	R: 3 E: 0 K: 0 S: 7 H: 4 LOB: 2 BB: 1 P: 11	R: 1 E: 0 K: 1 S: 7 H: 2 LOB: 1 BB: 0 P: 7	R: 0 E: 0 K: 0 S: 3 H: 0 LOB: 1 BB: 1 P: 7	R: 1 E: 0 K: 1 S: 6 H: 1 LOB: 1 BB: 1 P: 10		1B: 9 2B: 1 3B: 0 HR: 0	SF: 0 SAC: 2 DP: 1 HBP: 0					

PITCHER	IP	WLS	BF	H	R	ER	SO	BB	IBB	HBP	BLK	WP	HR	S	P	ERA	WHIP
Hal Brown, R (1, 1) ERA: 18.0	1.0		7	2	2	2	0	2	0	0	0	0	0	5	13	18.00	4.000
Charlie Beamon, R (2, 1) ERA: 8.1	3.1	L	15	4	3	3	1	2	0	0	0	1	0	15	23	8.10	1.800
George Zuverink, R (5, 1) ERA: 2.45	1.2		8	3	1	1	1	0	0	0	0	0	0	10	10	5.40	1.800
Jerry Walker, R (7, 1) ERA: 10.8	1.0		4	0	0	0	0	1	0	0	0	0	0	3	7	0.00	1.000
Ken Lehman, L (8, 1) ERA: 9.0	1.0		5	1	1	1	1	1	0	0	0	1	0	6	10	9.00	2.000

PITCHER	IP	WLS	BF	H	R	ER	SO	BB	IBB	HBP	BLK	WP	HR	S	P	ERA	WHIP

BOTTOM

Baltimore Orioles @ Boston Red Sox

Fenway Park, Boston, MA

Wed Apr 23 1958, 6:05 PM EST

Att. 6,695 - Unknown

livebaseballscorecards.com

AB	31
R	7
H	10
RBI	7
BB	6
SO	3
LOB	19

WP: 2 PB: 0 SB: 1 CS: 0 PA: 39

Batter	1	2	3	4	5	6	7	8	9	10	AB	R	H	RBI	BB	SO	LOB
Billy Gardner, R (1, 4) OBP: 0.243, SLG: 0.306	P6		6-3		HR		5-3			K	5	1	1	2	0	1	1
Gene Woodling, L (1, 9) (8, 7) OBP: 0.480, SLG: 0.278	4-3		4-3		1-3			SF8 1B		E4	5	1	1	0	0	0	0
Bob Nieman, R (1, 7) OBP: 0.444, SLG: 0.286	F8			K2-3		F9		FC6-4 1B		4-3	4	0	1	0	0	1	0
Joe Ginsberg, L (8, 2)											1	0	0	0	0	0	1
Gus Triandos, R (1, 2) OBP: 0.353, SLG: 0.613		5-3		G1		6-3		FC6-4 CS			4	0	0	0	0	0	2
Jim Busby, R (8, PR) OBP: 0.176, SLG: 0.067											0	0	0	0	0	0	0
(8, 8)																	
Al Pilarcik, L (1, 8) OBP: 0.375, SLG: 0.320		FC6-4 1B		2B		BB		SF8			2	0	2	1	1	0	0
(8, 9)																	
Bob Boyd, L (1, 3)		FC6-4 BB		2-3		4-3		CS	6-3		4	0	0	0	0	0	3
Brooks Robinson, R (1, 5) OBP: 0.563, SLG: 0.815		BB			HR 1B		F8		F7		3	1	1	0	1	0	0
Foster Castleman, R (1, 6) OBP: 0.214, SLG: 0.462		K			F5		PB 2B		5-3		4	0	1	0	0	1	3
Milt Pappas, R (1, 1)			F8		K		F7			G3	2	0	0	0	0	1	1
Jim Marshall, L (7, PH) OBP: 0.167, SLG: 0.167											1	0	0	0	0	0	1
George Zuverink, R (7, 1)											0	0	0	0	0	0	0
Billy O'Dell, S (8, 1)											1	0	0	0	0	0	0
Inning Stats	R: 0 E: 0 K: 0 S: 3 H: 0 LOB: 0 BB: 0 P: 3	R: 0 E: 0 K: 1 S: 6 H: 1 LOB: 2 BB: 1 P: 10	R: 0 E: 0 K: 0 S: 3 H: 0 LOB: 0 BB: 0 P: 3	R: 0 E: 0 K: 1 S: 6 H: 1 LOB: 1 BB: 0 P: 6	R: 2 E: 0 K: 1 S: 7 H: 2 LOB: 0 BB: 0 P: 7	R: 0 E: 0 K: 0 S: 3 H: 0 LOB: 1 BB: 1 P: 7	R: 0 E: 0 K: 0 S: 4 H: 1 LOB: 1 BB: 0 P: 4	R: 1 E: 0 K: 0 S: 4 H: 2 LOB: 1 BB: 0 P: 4	R: 0 E: 0 K: 0 S: 3 H: 0 LOB: 0 BB: 0 P: 3	R: 0 E: 1 K: 1 S: 6 H: 0 LOB: 1 BB: 0 P: 6	1B: 4 2B: 2 3B: 0 HR: 1	SF: 1 SAC: 0 DP: 0 HBP: 0					

PITCHER		IP	WLS	BF	H	R	ER	SO	BB	IBB	HBP	BLK	WP	HR	S	P	ERA	WHIP
Mike Fornieles, R ERA: 2.84	(1, 1)	10.0	W	39	7	3	3	4	2	0	0	0	0	1	45	53	2.70	0.900

PITCHER	IP	WLS	BF	H	R	ER	SO	BB	IBB	HBP	BLK	WP	HR	S	P	ERA	WHIP

TOP

Baltimore Orioles @ Boston Red Sox

Fenway Park, Boston, MA

Thu Apr 24 1958, 3:33 AM EST

Att. 6,690 - Unknown

livebaseballscorecards.com

AB	36
R	3
H	7
RBI	3
BB	2
SO	4
LOB	12

WP: 0	PB: 1	SB: 0	CS: 1	PA:	40

Baltimore Orioles @ Boston Red Sox

Fenway Park, Boston, MA

Thu Apr 24 1958, 3:33 AM EST

Att. 6,690 - Unknown

livebaseballscorecards.com

Batter	1	2	3	4	5	6	7	8	9	10	AB	R	H	RBI	BB	SO	LOB
Jim Piersall, R (1, 8) OBP: 0.265, SLG: 0.276	HR		1-3		2-H 1B			BB 1B BB	F9		4	2	2	2	1	0	1
Pete Runnels, L (1, 3) OBP: 0.457, SLG: 0.410	G4-6-3 BB		K		6-3			K		4-3	4	0	0	0	1	2	2
Ted Williams, L (1, 7) OBP: 0.433, SLG: 0.333	G4-6-3 1-2f		5-3	4-1				1B 1-2 BB		1B BB	3	0	0	0	2	0	1
Gene Stephens, L (10, PR) OBP: 0.211, SLG: 0.118											0	1	0	0	0	0	0
Jackie Jensen, R (1, 9) OBP: 0.318, SLG: 0.553	BB			4-3		1-4-3		1-2 2-H 1B		1B IBB 1-3 1B	4	0	2	1	1	0	0
Frank Malzone, R (1, 5) OBP: 0.273, SLG: 0.225	F8			5-3		5-3		F9		1B 1-2 IBB	4	0	0	0	1	0	3
Billy Consolo, R (1, 4) OBP: 0.174, SLG: 0.182		5-3		4-3			6-3	L8		1-2 2-3 3-H 1B	4	0	0	0	0	0	2
Dick Gernert, R (10, PH) OBP: 0.750, SLG: 0.667											1	0	1	1	0	0	0
Sammy White, R (1, 2) OBP: 0.360, SLG: 0.565		5-3			F8		E S 1B		P4		4	0	1	0	0	0	0
Don Buddin, R (1, 6) OBP: 0.550, SLG: 0.429		1B 1B BB			5-3 1B 1B		1-3		6-3		3	1	1	0	1	0	1
Mike Fornieles, R (1, 1) OBP: 0.250, SLG: 0.250		1-H 1B			1-2					1B	4	0	2	0	0	0	2

Inning Stats	1	2	3	4	5	6	7	8	9	10
R:	1	0	0	0	1	0	0	1	0	1
H:	1	1	0	0	2	0	1	1	1	2
E:	0	0	0	0	0	0	0	0	0	0
LOB:	1	2	0	0	1	0	1	2	1	2
K:	0	0	1	0	0	0	0	1	0	0
BB:	2	1	0	0	0	0	0	2	0	2
S:	3	3	5	3	5	3	4	6	4	3
P:	11	7	5	3	5	3	4	14	4	11

PITCHER		IP	WLS	BF	H	R	ER	SO	BB	IBB	HBP	BLK	WP	HR	S	P	ERA	WHIP
Milt Pappas, R ERA: 1.86	(1, 1)	6.0		23	4	2	2	1	3	0	0	0	0	1	22	34	3.00	1.167
George Zuverink, R ERA: 3.86	(7, 1)	1.0		5	1	1	1	0	1	0	0	0	0	0	4	8	9.00	2.000
Billy O'Dell, L ERA: 1.72	(8, 1)	2.1	L	14	4	1	1	1	2	1	0	0	0	0	13	25	3.86	2.571

PITCHER	IP	WLS	BF	H	R	ER	SO	BB	IBB	HBP	BLK	WP	HR	S	P	ERA	WHIP

BOTTOM	
AB	35
R	4
H	9
RBI	4
BB	7
SO	2
LOB	12

1B: 8 SF: 0
2B: 0 SAC: 0
3B: 0 DP: 1
HR: 1 HBP: 0

WP: 0 PA: 42
PB: 0
SB: 1
CS: 0

Batter	1	2	3	4	5	6	7	8	9	AB	R	H	RBI	BB	SO	LOB
Hank Bauer, R (1, 9) OBP: 0.289, SLG: 0.375	F7		P4		G6-4-3 1-2f			F8		4	0	0	0	0	0	1
Gil McDougald, R (1, 6) OBP: 0.465, SLG: 0.605	K		4-3			WP 1B		K		4	0	1	0	0	2	0
Mickey Mantle, S (1, 8) OBP: 0.452, SLG: 0.469	1B 2B		2B			K 1-2			F7	4	1	2	0	0	1	1
Yogi Berra, L (1, 2) OBP: 0.238, SLG: 0.289	1B BB		G3			K			F9	3	0	0	0	1	1	2
Bill Skowron, R (1, 3) OBP: 0.381, SLG: 0.500	1-2 2-H 1B			5-3		P6			1B	4	0	2	1	0	0	1
Norm Siebern, L (1, 7) OBP: 0.409, SLG: 0.611 Bobby Del Greco, R (9, 7) OBP: 0.400, SLG: 0.250	K			K			F9		F7	4 0	0 0	0 0	0 0	0 0	2 0	3 0
Andy Carey, R (1, 5) OBP: 0.258, SLG: 0.414		5-3		F7			L5			3	0	0	0	0	0	0
Bobby Richardson, R (1, 4) OBP: 0.256, SLG: 0.316		6-3			P5		5-3			3	0	0	0	0	0	0
Whitey Ford, L (1, 1)		G3			BB G6-4-3			F7		2	0	0	0	1	0	0
Inning Stats	R: 1 E: 0 K: 2 S: 9 H: 2 LOB: 2 BB: 1 P: 13	R: 0 E: 0 K: 0 S: 3 H: 0 LOB: 0 BB: 0 P: 3	R: 0 E: 0 K: 0 S: 4 H: 1 LOB: 1 BB: 0 P: 4	R: 0 E: 0 K: 1 S: 5 H: 0 LOB: 0 BB: 0 P: 5	R: 0 E: 0 K: 0 S: 2 H: 0 LOB: 0 BB: 1 P: 6	R: 0 E: 0 K: 2 S: 8 H: 1 LOB: 1 BB: 0 P: 8	R: 0 E: 0 K: 0 S: 3 H: 0 LOB: 0 BB: 0 P: 3	R: 0 E: 0 K: 1 S: 5 H: 0 LOB: 0 BB: 0 P: 5	R: 0 E: 0 K: 0 S: 4 H: 1 LOB: 1 BB: 0 P: 4	1B: 3 2B: 2 3B: 0 HR: 0	SF: 0 SAC: 0 DP: 1 HBP: 0					

PITCHER	IP	WLS	BF	H	R	ER	SO	BB	IBB	HBP	BLK	WP	HR	S	P	ERA	WHIP
Connie Johnson, R (1, 1) ERA: 2.89	9.0	W	33	5	1	1	6	2	0	0	0	1	0	43	51	1.00	0.778

PITCHER	IP	WLS	BF	H	R	ER	SO	BB	IBB	HBP	BLK	WP	HR	S	P	ERA	WHIP

New York Yankees @ Baltimore Orioles

Memorial Stadium, Baltimore, MD

Fri Apr 25 1958, 6:05 PM EST
Att. 20,363 - Unknown - 60 F

TOP

livebaseballscorecards.com

AB	31
R	1
H	5
RBI	1
BB	2
SO	6
LOB	8

WP: 1 PB: 0 SB: 0 CS: 0 PA: 33

BOTTOM

New York Yankees @ Baltimore Orioles

Memorial Stadium, Baltimore, MD

Fri Apr 25 1958, 6:05 PM EST
Att. 20,363 - Unknown - 60 F

Batter	1	2	3	4	5	6	7	8	9	AB	R	H	RBI	BB	SO	LOB
Billy Gardner, R (1, 4) OBP: 0.220, SLG: 0.275	S S S 0-3 K ①	x 0-0 5-3 ③			x 0-0 6-3 ①		x 0-0 F9 ③			4	0	0	0	0	1	3
Al Pilarcik, L (1, 9) OBP: 0.333, SLG: 0.276	x 0-0 4-3 ②		x 0-0 P5 ①		x 0-0 L8 ②			x 0-0 6-3 ①		4	0	0	0	0	0	0
Bob Nieman, R (1, 7) OBP: 0.419, SLG: 0.280	x 0-0 FC5-4 1B		x 0-0 F7 ②		x 0-0 6-3 ③			x 0-0 6-3 ②		4	0	1	0	0	0	0
Gus Triandos, R (1, 2) OBP: 0.316, SLG: 0.543	x 0-0 FC5-4 ③ 1-2f		S S S 0-3 K ③			S S S 0-3 K ①		x 0-0 1-3 ③		4	0	0	0	0	2	1
Dick Williams, R (1, 3) OBP: 0.385, SLG: 0.391		x 0-0 1B 1B		B B B B 4-0 1B BB		x 0-0 F8 ②			x 0-0 E6 FC6-5 F7	3	0	1	0	1	0	0
Brooks Robinson, R (1, 5) OBP: 0.528, SLG: 0.733		x 0-0 P4 ①		x 0-0 F9 ①		B B B B 4-0 BB			x 0-0 F7 ① 1-2	3	0	0	0	1	0	3
Foster Castleman, R (1, 6) OBP: 0.222, SLG: 0.412 Lenny Green, L (9, PR) OBP: 0.667, SLG: 0.800		x 0-0 BB 1-3 1B		S S S 0-3 K ②		S S S 0-3 K ③			x 0-0 FC6-5 ② BB 2B 2-3	4 0	0 1	1 0	0 0	0 0	2 0	3 0
Jim Busby, R (1, 8) OBP: 0.286, SLG: 0.118		B B B B 4-0 1-2 BB		x 0-0 1-2 1B			x 0-0 6-3 ①		B B B B 4-0 1-2 2B BB	2	1	1	0	2	0	0
Connie Johnson, R (1, 1) OBP: 0.429, SLG: 0.500 Gene Woodling, L (9, PH) OBP: 0.500, SLG: 0.368		S S S 0-3 K ②		S S S 0-3 K ③			S S S 0-3 K ②		x 0-0 1-H 2-H 2B	3 1	0 0	0 1	0 2	0 0	3 0	5 0
Inning Stats	R: 0 E: 0 K: 1 S: 6 H: 1 LOB: 1 BB: 0 P: 6	R: 0 E: 0 K: 1 S: 7 H: 2 LOB: 3 BB: 1 P: 11	R: 0 E: 0 K: 1 S: 5 H: 0 LOB: 0 BB: 0 P: 5	R: 0 E: 0 K: 2 S: 8 H: 1 LOB: 2 BB: 1 P: 12	R: 0 E: 0 K: 0 S: 3 H: 0 LOB: 0 BB: 0 P: 3	R: 0 E: 0 K: 2 S: 7 H: 0 LOB: 1 BB: 1 P: 11	R: 0 E: 0 K: 1 S: 5 H: 0 LOB: 0 BB: 0 P: 5	R: 0 E: 0 K: 0 S: 3 H: 0 LOB: 0 BB: 0 P: 3	R: 2 E: 1 K: 0 S: 4 H: 1 LOB: 2 BB: 1 P: 8	1B: 4 2B: 1 3B: 0 HR: 0	SF: 0 SAC: 0 DP: 0 HBP: 0			WP: 0 PB: 0 SB: 0 CS: 0		PA: 36	

PITCHER	IP	WLS	BF	H	R	ER	SO	BB	IBB	HBP	BLK	WP	HR	S	P	ERA	WHIP
Whitey Ford, L (1, 1) ERA: 0.47	8.2	L	36	5	2	0	8	4	0	0	0	0	0	48	64	0.00	1.038

PITCHER	IP	WLS	BF	H	R	ER	SO	BB	IBB	HBP	BLK	WP	HR	S	P	ERA	WHIP

AB	32
R	2
H	5
RBI	2
BB	4
SO	8
LOB	15

livebaseballscorecards.com

Batter	1	2	3	4	5	6	7	8	9	AB	R	H	RBI	BB	SO	LOB
Hank Bauer, R (1, 9) OBP: 0.286, SLG: 0.364	x 0-0 G4-6-3 1B		x 0-0 ② F7		x 0-0 ② 6-3		S S S 0-3 ② K			4	0	1	0	0	1	0
Norm Siebern, L (1, 7) OBP: 0.423, SLG: 0.550 Bobby Del Greco, R (9, 7) OBP: 0.400, SLG: 0.250	x 0-0 ① F8		B B B B 4-0 WP HBP BB		B B B B 4-0 BB		x 0-0 ③ F7			2	0	0	0	2	0	1
										0	0	0	0	0	0	0
Mickey Mantle, S (1, 8) OBP: 0.457, SLG: 0.457	x 0-0 ② ③ G4-6-3 1-2f		H 1-0 WP 1-2 HBP		x 0-0 ③ 4-3			x 0-0 G3-6-3 1B		3	0	1	0	0	0	2
Yogi Berra, L (1, 2) OBP: 0.261, SLG: 0.317		B B B B 4-0 2B BB	x 0-0 ③ P4 1-2 2-3			x 0-0 E FC5-2 2B		x 0-0 ① ② G3-6-3 1-2f		3	1	1	0	1	0	3
Bill Skowron, R (1, 3) OBP: 0.348, SLG: 0.455		x 0-0 ① F7		x 0-0 ① B1-3		x 0-0 E6 FC5-2 2-3		x 0-0 ③ F7		4	0	0	0	0	0	2
Gil McDougald, R (1, 6) OBP: 0.447, SLG: 0.595		x 0-0 1-H 2B		x 0-0 ② L4		x 0-0 ① FC5-2 1-2 3-H			x 0-0 ① 6-3	4	0	1	1	0	0	2
Andy Carey, R (1, 5) OBP: 0.286, SLG: 0.545		x 0-0 ② F8		x 0-0 HR		S S S 0-3 ② K			x 0-0 B1-5-4 2B	4	1	2	1	0	1	3
Bobby Richardson, R (1, 4) OBP: 0.256, SLG: 0.310		x 0-0 ③ F8		x 0-0 ③ 4-3		x 0-0 ③ 3-1			x 0-0 1B	4	0	1	0	0	0	3
Bob Turley, R (1, 1)			S S S 0-3 ① K		S S S 0-3 ① K		S S S 0-3 ① K		x 0-0 ② ③ B1-5-4 2-3f	4	0	0	0	0	3	2
Inning Stats	R: 0 H: 1 E: 0 LOB: 0 K: 0 BB: 0 S: 3 P: 3	R: 1 H: 1 E: 0 LOB: 1 K: 0 BB: 1 S: 4 P: 8	R: 0 H: 0 E: 0 LOB: 2 K: 1 BB: 1 S: 5 P: 10	R: 1 H: 1 E: 0 LOB: 0 K: 0 BB: 0 S: 4 P: 4	R: 0 H: 0 E: 0 LOB: 1 K: 1 BB: 1 S: 5 P: 9	R: 0 H: 1 E: 1 LOB: 2 K: 1 BB: 0 S: 7 P: 7	R: 0 H: 0 E: 0 LOB: 0 K: 2 BB: 0 S: 7 P: 7	R: 0 H: 1 E: 0 LOB: 0 K: 0 BB: 0 S: 3 P: 3	R: 0 H: 2 E: 0 LOB: 1 K: 0 BB: 0 S: 4 P: 4	1B: 3 SF: 0 2B: 3 SAC: 0 3B: 0 DP: 3 HR: 1 HBP: 1					WP: 1 PA: 36 PB: 0 SB: 0 CS: 0	

PITCHER		IP	WLS	BF	H	R	ER	SO	BB	IBB	HBP	BLK	WP	HR	S	P	ERA	WHIP
Billy Loes, R ERA: 3.21	(1, 1)	8.0	L	32	5	2	2	5	3	0	1	0	1	1	38	51	2.25	1.000
George Zuverink, R ERA: 3.18	(9, 1)	1.0		4	2	0	0	0	0	0	0	0	0	0	4	4	0.00	2.000

PITCHER	IP	WLS	BF	H	R	ER	SO	BB	IBB	HBP	BLK	WP	HR	S	P	ERA	WHIP

TOP

New York Yankees @ Baltimore Orioles

Memorial Stadium, Baltimore, MD

Sat Apr 26 1958, 3:33 AM EST
Att. 16,825 - Cloudy - 50 F

livebaseballscorecards.com

AB	32
R	2
H	7
RBI	2
BB	3
SO	5
LOB	18

Batter	1	2	3	4	5	6	7	8	9	AB	R	H	RBI	BB	SO	LOB
Billy Gardner, R (1, 4) OBP: 0.222, SLG: 0.256	6-3		BB			F8		F9		3	0	0	0	1	0	0
Bob Boyd, L (1, 3)	F7		4-3			F7		F7		4	0	0	0	0	0	1
Al Pilarcik, L (1, 9) OBP: 0.325, SLG: 0.273	F5			F8		S 1B			L6	4	0	1	0	0	0	0
Gene Woodling, L (1, 7) OBP: 0.433, SLG: 0.304		K		F8		L9 1-2			F9	4	0	0	0	0	1	1
Joe Ginsberg, L (1, 2)		BB		BB			K		P1	2	0	0	0	2	1	0
Brooks Robinson, R (1, 5) OBP: 0.513, SLG: 0.688		K		P6			FC3-6 BB			2	0	0	0	1	1	2
Lenny Green, L (1, 8) OBP: 0.444, SLG: 0.500		4-3			P5		FC3-6 1-2f			3	0	0	0	0	0	2
Foster Castleman, R (1, 6) OBP: 0.200, SLG: 0.368			K		6-3		F8			2	0	0	0	0	1	0
Gus Triandos, R (7, PH) OBP: 0.308, SLG: 0.528										1	0	0	0	0	0	1
Ron Hansen, R (8, 6)										0	0	0	0	0	0	0
Billy Loes, R (1, 1)			L3		K			6-3		2	0	0	0	0	1	0
Bob Nieman, R (8, PH) OBP: 0.406, SLG: 0.269										1	0	0	0	0	0	0
George Zuverink, R (9, 1)										0	0	0	0	0	0	0
Inning Stats	R: 0 H: 0 E: 0 LOB: 0 K: 0 BB: 0 S: 3 P: 3	R: 0 H: 0 E: 0 LOB: 1 K: 2 BB: 1 S: 7 P: 11	R: 0 H: 0 E: 0 LOB: 1 K: 1 BB: 1 S: 5 P: 9	R: 0 H: 0 E: 0 LOB: 1 K: 0 BB: 1 S: 3 P: 7	R: 0 H: 0 E: 0 LOB: 0 K: 1 BB: 0 S: 5 P: 5	R: 0 H: 1 E: 0 LOB: 1 K: 0 BB: 0 S: 4 P: 4	R: 0 H: 0 E: 0 LOB: 1 K: 1 BB: 1 S: 5 P: 9	R: 0 H: 0 E: 0 LOB: 0 K: 0 BB: 0 S: 3 P: 3	R: 0 H: 0 E: 0 LOB: 0 K: 0 BB: 0 S: 3 P: 3	1B: 1 SF: 0 2B: 0 SAC: 0 3B: 0 DP: 0 HR: 0 HBP: 0						

PITCHER		IP	WLS	BF	H	R	ER	SO	BB	IBB	HBP	BLK	WP	HR	S	P	ERA	WHIP
Bob Turley, R	(1, 1)	9.0	W	32	1	0	0	5	4	0	0	0	0	0	38	54	0.00	0.556
ERA:																		

PITCHER	IP	WLS	BF	H	R	ER	SO	BB	IBB	HBP	BLK	WP	HR	S	P	ERA	WHIP

BOTTOM

New York Yankees @ Baltimore Orioles

Memorial Stadium, Baltimore, MD

Sat Apr 26 1958, 3:33 AM EST
Att. 16,825 - Cloudy - 50 F

livebaseballscorecards.com

AB	28
R	0
H	1
RBI	0
BB	4
SO	5
LOB	7

Batter	1	2	3	4	5	6	7	8	9	AB	R	H	RBI	BB	SO	LOB
Luis Aparicio, R (1, 6) OBP: 0.283, SLG: 0.392	F8		SH1-4		K2-3		F8		F5	3	0	0	0	0	1	2
Walt Dropo, R (9, PH) OBP: 0.250, SLG: 0.100										1	0	0	0	0	0	1
Nellie Fox, L (1, 4) OBP: 0.377, SLG: 0.388	4-3		1-3			F7		F7		4	0	0	0	0	0	1
Earl Torgeson, L (1, 3) OBP: 0.407, SLG: 0.167	K		K			2B		FC5-4 BB		3	0	1	0	1	2	1
Sherm Lollar, R (1, 2) OBP: 0.452, SLG: 0.618		1B FC5-4 1B		F5		BB		FC5-4 1-2f		3	1	1	0	1	0	1
Al Smith, R (1, 7) OBP: 0.271, SLG: 0.295		FC5-4 1-3 1B		G6-4-3 BB		F2		F8		3	0	1	0	1	0	3
Jim Landis, R (1, 8) OBP: 0.323, SLG: 0.552		F5		G6-4-3 1-2f		F1			6-3	1	0	0	0	0	0	2
Bubba Phillips, R (2, 8) OBP: 0.205, SLG: 0.308										2	0	0	0	0	0	3
Ted Beard, L (9, PH)										1	0	0	0	0	0	0
Jim Rivera, L (1, 9) OBP: 0.421, SLG: 0.471		FC5-4 1-2f 3-H			FC1-6 BB		L9		1B 2B	3	1	1	1	1	0	1
Sammy Esposito, R (1, 5) OBP: 0.444, SLG: 0.375		P5			FC1-6 SH1-4 1-2f		P6		5-3	2	0	0	0	0	0	2
Billy Goodman, L (7, PH) OBP: 0.222, SLG: 0.176										2	0	0	0	0	0	1
(7, 5)																
Early Wynn, S (1, 1)					SH1-4 1-2					0	0	0	0	1	0	0
Don Mueller, L (7, PH) OBP: 0.200, SLG: 0.400										1	0	1	0	0	0	0
Gerry Staley, R (7, 1)										0	0	0	0	0	0	0
Tito Francona, L (9, PH) OBP: 0.250, SLG: 0.200			BB	SH1-4			2B		2-H 1B	1	0	1	1	0	0	0
Inning Stats	R: 0 E: 0 K: 1 S: 5 H: 0 LOB: 0 BB: 0 P: 5	R: 1 E: 1 K: 0 S: 5 H: 2 LOB: 1 BB: 0 P: 5	R: 0 E: 0 K: 1 S: 5 H: 0 LOB: 1 BB: 1 P: 9	R: 0 E: 0 K: 0 S: 2 H: 0 LOB: 0 BB: 1 P: 6	R: 0 E: 0 K: 1 S: 5 H: 0 LOB: 1 BB: 1 P: 9	R: 0 E: 0 K: 0 S: 4 H: 1 LOB: 2 BB: 1 P: 8	R: 0 E: 0 K: 0 S: 4 H: 1 LOB: 1 BB: 0 P: 4	R: 0 E: 1 K: 0 S: 3 H: 0 LOB: 1 BB: 1 P: 7	R: 1 E: 0 K: 0 S: 5 H: 2 LOB: 1 BB: 0 P: 5	1B: 3 2B: 3 3B: 0 HR: 0 SF: 0 SAC: 2 DP: 1 HBP: 0						

PITCHER		IP	WLS	BF	H	R	ER	SO	BB	IBB	HBP	BLK	WP	HR	S	P	ERA	WHIP
Jack Harshman, L ERA: 1.5	(1, 1)	5.1	W	22	3	1	1	3	4	0	0	0	0	0	24	40	1.69	1.312
Milt Pappas, R ERA: 1.74	(6, 1)	0.2		2	0	0	0	0	0	0	0	0	0	0	2	2	0.00	0.000
George Zuverink, R ERA: 3.12	(7, 1)	3.0	S	13	3	1	1	0	1	0	0	0	0	0	12	16	3.00	1.333

PITCHER	IP	WLS	BF	H	R	ER	SO	BB	IBB	HBP	BLK	WP	HR	S	P	ERA	WHIP

TOP

Chicago White Sox @ Baltimore Orioles

Memorial Stadium, Baltimore, MD

Wed Apr 30 1958, 7:05 PM EDT

Att. 10,759 - Unknown

livebaseballscorecards.com

AB	30
R	2
H	6
RBI	2
BB	5
SO	3
LOB	18

Batter	1	2	3	4	5	6	7	8	9	AB	R	H	RBI	BB	SO	LOB
Billy Gardner, R (1, 4) OBP: 0.204, SLG: 0.234	S S S 0-3 ① K		x 0-0 ② F8		x 0-0 ① F3	x 0-0 ③ F3				4	0	0	0	0	1	4
Al Pilarcik, L (1, 9) OBP: 0.295, SLG: 0.243	x 0-0 ② 3-1		x 0-0 ③ F8		S S S 0-3 ② K		x 0-0 ① 1-3			4	0	0	0	0	1	2
Gene Woodling, L (1, 7) OBP: 0.412, SLG: 0.333 Jim Busby, R (8, 8) OBP: 0.286, SLG: 0.118	x 0-0 ③ G3			x 0-0 ① P4	x 0-0 2B		x 0-0 ② 4-3			4 0	0 0	1 0	0 0	0 0	0 0	0 0
Jim Marshall, L (1, 3) OBP: 0.188, SLG: 0.313		x 0-0 ① 4-3		x 0-0 1B 3B	x 0-0 ③ F8		x 0-0 ③ F8			4	1	1	0	0	0	1
Gus Triandos, R (1, 2) OBP: 0.326, SLG: 0.513		B B B B 4-0 G1-6-3 BB		x 0-0 4-3 1B 3-H 1B		x 0-0 ① F7		x 0-0 ① 6-3		3	1	1	1	1	0	0
Lenny Green, L (1, 8) OBP: 0.385, SLG: 0.500 (8, 7)		x 0-0 ② ③ G1-6-3 1-2f		x 0-0 ② 4-3 1-2		x 0-0 1B 2B		x 0-0 ② L6		4	1	1	0	0	0	2
Brooks Robinson, R (1, 5) OBP: 0.512, SLG: 0.657			H 1-0 SH2-3 HBP	x 0-0 2B 2-H 1B		x 0-0 ② F8		x 0-0 ③ L4		3	0	1	1	0	0	1
Foster Castleman, R (1, 6) OBP: 0.273, SLG: 0.450			x 0-0 ① SH2-3 1-2	x 0-0 1-3 2B		4-0 1B IBB				1	0	1	0	1	0	0
Jack Harshman, L (1, 1) Milt Pappas, R (6, 1) Bob Boyd, L (6, PH) OBP: 0.083, SLG: 0.083 George Zuverink, R (7, 1)			B B B B 4-0 BB	x 0-0 ③ F8		x 0-0 1-2 2-H 1B				1 0 1 0	0 0 0 0	0 0 1 0	0 0 1 0	1 0 1 0	0 0 0 0	2 0 0 0
Inning Stats	R: 0 H: 0 E: 0 LOB: 0 K: 1 BB: 0 S: 5 P: 5	R: 0 H: 0 E: 0 LOB: 0 K: 0 BB: 1 S: 2 P: 6	R: 0 H: 0 E: 0 LOB: 2 K: 0 BB: 1 S: 3 P: 8	R: 2 H: 4 E: 0 LOB: 2 K: 0 BB: 0 S: 7 P: 7	R: 0 H: 1 E: 0 LOB: 1 K: 1 BB: 0 S: 6 P: 6	R: 1 H: 2 E: 0 LOB: 2 K: 0 BB: 1 S: 5 P: 9	R: 0 H: 0 E: 0 LOB: 0 K: 0 BB: 0 S: 3 P: 3	R: 0 H: 0 E: 0 LOB: 0 K: 0 BB: 0 S: 3 P: 3		1B: 3 SF: 0 2B: 3 SAC: 1 3B: 1 DP: 1 HR: 0 HBP: 1					WP: 0 PA: 34 PB: 0 SB: 0 CS: 0	

PITCHER	IP	WLS	BF	H	R	ER	SO	BB	IBB	HBP	BLK	WP	HR	S	P	ERA	WHIP
Early Wynn, R (1, 1) ERA: 7.11	6.0	L	28	7	3	3	2	2	1	1	0	0	0	28	41	4.50	1.500
Gerry Staley, R (7, 1) ERA: 0.75	2.0		6	0	0	0	0	0	0	0	0	0	0	6	6	0.00	0.000

PITCHER	IP	WLS	BF	H	R	ER	SO	BB	IBB	HBP	BLK	WP	HR	S	P	ERA	WHIP

BOTTOM

Chicago White Sox @ Baltimore Orioles

Memorial Stadium, Baltimore, MD

Wed Apr 30 1958, 7:05 PM EDT

Att. 10,759 - Unknown

livebaseballscorecards.com

AB	29
R	3
H	7
RBI	3
BB	3
SO	2
LOB	12

Batter	1	2	3	4	5	6	7	8	9	AB	R	H	RBI	BB	SO	LOB
Ted Beard, L (1, 8) (9, 9)	BBBB 4-0 SH 1B 1B BB	x 0-0 ③ 6-3		x 0-0 ② F8		x 0-0 ③ F9			x 0-0 ② F9	4	1	0	0	1	0	3
Nellie Fox, L (1, 4) OBP: 0.379, SLG: 0.389	x 0-0 SH 1B 1-2 1B		x 0-0 ① F9	x 0-0 1-3 2-H 1B			x 0-0 ① F6		x 0-0 ③ F7	5	1	2	1	0	0	0
Billy Goodman, L (1, 5) OBP: 0.190, SLG: 0.150 Sammy Esposito, R (7, 5) OBP: 0.444, SLG: 0.375	x 0-0 SH F8 1B 1-2 2-3		x 0-0 ② 4-3	x 0-0 ③ 4-3			x 0-0 ② F8			3 0	0 0	0 0	0 0	0 0	0 0	2 0
Sherm Lollar, R (1, 2) OBP: 0.457, SLG: 0.605	x 0-0 1-2 2-H 3-H 1B		x 0-0 1B		SSS 0-3 ① K		x 0-0 ③ 6-3			4	0	2	2	0	1	0
Tito Francona, L (1, 9) OBP: 0.250, SLG: 0.182 Jim Landis, R (9, 8) OBP: 0.323, SLG: 0.552	x 0-0 ① F8 2-3		x 0-0 ③ G3		x 0-0 ② F8			BBBB 4-0 BB		3 0	0 0	0 0	0 0	1 0	0 0	3 0
Al Smith, R (1, 7) OBP: 0.269, SLG: 0.277 Bubba Phillips, R (8, 7) OBP: 0.205, SLG: 0.308	SSS 0-3 ② K			SSS 0-3 ① K	BBBB 4-0 CS BB			x 0-0 ① P4		3 0	0 0	0 0	0 0	1 0	2 0	3 0
Earl Torgeson, L (1, 3) OBP: 0.387, SLG: 0.143	SSS 0-3 ③ K			BBBB 4-0 2B BB	0-0 ③ CS 1-2	x 0-0 ① F3		x 0-0 ② F5		3	1	0	0	1	1	3
Luis Aparicio, R (1, 6) OBP: 0.298, SLG: 0.418		x 0-0 ① F8		x 0-0 1-H 1B 2B		x 0-0 1-3 1B		x 0-0 ③ F3		4	1	2	1	0	0	1
Jim Wilson, R (1, 1) Billy Pierce, L (8, 1)		x 0-0 ② 5-3		BBBB 4-0 1B BB		x 0-0 ② 1-3 1-2			x 0-0 ① F7	2 1	0 0	0 0	0 0	1 0	0 0	1 0
Inning Stats	R: 2 E: 1 K: 2 S: 10 H: 2 LOB: 2 BB: 1 P: 14	R: 0 E: 0 K: 0 S: 3 H: 0 LOB: 0 BB: 0 P: 3	R: 0 E: 0 K: 0 S: 4 H: 1 LOB: 1 BB: 0 P: 4	R: 2 E: 0 K: 1 S: 7 H: 2 LOB: 2 BB: 2 P: 15	R: 0 E: 0 K: 1 S: 4 H: 0 LOB: 0 BB: 1 P: 8	R: 0 E: 0 K: 0 S: 4 H: 1 LOB: 1 BB: 0 P: 4	R: 0 E: 0 K: 0 S: 3 H: 0 LOB: 0 BB: 0 P: 3	R: 0 E: 0 K: 0 S: 3 H: 0 LOB: 1 BB: 1 P: 7	R: 0 E: 0 K: 0 S: 3 H: 0 LOB: 0 BB: 0 P: 3	1B: 5 2B: 1 3B: 0 HR: 0 SF: 0 SAC: 1 DP: 0 HBP: 0						

PITCHER		IP	WLS	BF	H	R	ER	SO	BB	IBB	HBP	BLK	WP	HR	S	P	ERA	WHIP
Connie Johnson, R ERA: 4.03	(1, 1)	3.2	L	20	5	4	4	3	3	0	0	0	0	0	23	35	9.82	2.182
Arnie Portocarrero, R ERA: 3.38	(4, 1)	3.1		11	1	0	0	1	1	0	0	0	0	0	12	16	0.00	0.600
Charlie Beamon, R ERA: 5.06	(8, 1)	2.0		7	0	0	0	0	1	0	0	0	0	0	6	10	0.00	0.500

PITCHER	IP	WLS	BF	H	R	ER	SO	BB	IBB	HBP	BLK	WP	HR	S	P	ERA	WHIP

TOP

Chicago White Sox @ Baltimore Orioles

Memorial Stadium, Baltimore, MD

Thu May 01 1958, 7:05 PM EDT

Att. 9,442 - Unknown

livebaseballscorecards.com

AB	32
R	4
H	6
RBI	4
BB	5
SO	4
LOB	16

WP: 0	PB: 0	SB: 0	CS: 1	PA:	39

Batter	1	2	3	4	5	6	7	8	9	AB	R	H	RBI	BB	SO	LOB
Billy Gardner, R (1, 4) OBP: 0.208, SLG: 0.235	L6-3 1B		P6			F7		1-3		4	0	1	0	0	0	0
Al Pilarcik, L (1, 9) OBP: 0.333, SLG: 0.317	L6-3 1-2			E6 1B 1B		3-1 2B		2B 1B		4	2	3	0	0	0	1
Gene Woodling, L (1, 7) OBP: 0.395, SLG: 0.355	L8			K		3-1 2-3		1-H 2B		4	0	1	1	0	1	2
Jim Marshall, L (1, 3) OBP: 0.300, SLG: 0.526		HR		2-H 1B		BB		K		3	1	2	2	1	1	1
Gus Triandos, R (1, 2) OBP: 0.298, SLG: 0.465		F9		F9		K		F8		4	0	0	0	0	1	4
Lenny Green, L (1, 8) OBP: 0.313, SLG: 0.400		F9		G3			4-3		K	3	0	0	0	0	0	1
Eddie Miksis, R (9, PH)										1	0	0	0	0	1	0
Brooks Robinson, R (1, 5) OBP: 0.532, SLG: 0.718	K				B2-3 1B		2B		2B	4	0	3	0	0	1	0
Foster Castleman, R (1, 6) OBP: 0.250, SLG: 0.409			5-3		K		6-3		P2	2	0	0	0	0	1	1
Bob Nieman, R (7, PH) OBP: 0.394, SLG: 0.259										1	0	0	0	0	0	1
Willy Miranda, S (8, 6)										0	0	0	0	0	0	0
Dick Williams, R (9, PH) OBP: 0.370, SLG: 0.375										1	0	0	0	0	0	1
Connie Johnson, R (1, 1) OBP: 0.375, SLG: 0.429			6-3		B2-3 1-2f		6-3		F9	1	0	0	0	0	0	0
Arnie Portocarrero, R (4, 1)										1	0	0	0	0	0	1
Bob Boyd, L (7, PH) OBP: 0.077, SLG: 0.077										1	0	0	0	0	0	1
Charlie Beamon, R (8, 1)										0	0	0	0	0	0	0
Jim Busby, R (9, PH) OBP: 0.273, SLG: 0.111										1	0	0	0	0	0	1
Inning Stats	R: 0 E: 0 K: 0 S: 3 H: 1 LOB: 0 BB: 0 P: 3	R: 1 E: 0 K: 1 S: 6 H: 1 LOB: 0 BB: 0 P: 6	R: 0 E: 0 K: 0 S: 3 H: 0 LOB: 0 BB: 0 P: 3	R: 1 E: 1 K: 1 S: 7 H: 2 LOB: 1 BB: 0 P: 7	R: 0 E: 0 K: 1 S: 5 H: 1 LOB: 0 BB: 0 P: 5	R: 0 E: 0 K: 1 S: 6 H: 1 LOB: 2 BB: 1 P: 10	R: 0 E: 0 K: 0 S: 4 H: 1 LOB: 1 BB: 0 P: 4	R: 1 E: 0 K: 1 S: 7 H: 2 LOB: 1 BB: 0 P: 7	R: 0 E: 0 K: 1 S: 6 H: 1 LOB: 1 BB: 0 P: 6	1B: 5 2B: 6 3B: 0 HR: 1	SF: 0 SAC: 0 DP: 2 HBP: 0						

PITCHER	IP	WLS	BF	H	R	ER	SO	BB	IBB	HBP	BLK	WP	HR	S	P	ERA	WHIP
Jim Wilson, R (1, 1) ERA: 4.76	7.1	W	29	8	3	2	4	1	0	0	0	0	1	36	40	2.46	1.227
Billy Pierce, L (8, 1) ERA: 3.45	1.2	S	7	2	0	0	2	0	0	0	0	0	0	11	11	0.00	1.200

PITCHER	IP	WLS	BF	H	R	ER	SO	BB	IBB	HBP	BLK	WP	HR	S	P	ERA	WHIP

BOTTOM

Chicago White Sox @ Baltimore Orioles

Memorial Stadium, Baltimore, MD

Thu May 01 1958, 7:05 PM EDT

Att. 9,442 - Unknown

livebaseballscorecards.com

AB	35
R	3
H	10
RBI	3
BB	1
SO	6
LOB	15

WP: 0 PB: 0 SB: 0 CS: 0 PA: 36

Cleveland Indians @ Baltimore Orioles

Memorial Stadium, Baltimore, MD

Fri May 02 1958, 7:05 PM EDT

Att. 10,457 - Unknown

TOP

livebaseballscorecards.com

Batter	1	2	3	4	5	6	7	8	9	AB	R	H	RBI	BB	SO	LOB
Gary Geiger, L (1, 8) OBP: 0.367, SLG: 0.263	F5		1B			4-3		P6	BB	4	0	1	0	1	0	0
Bobby Avila, R (1, 5) OBP: 0.310, SLG: 0.432	E E 1B		4-3			FC3-2 3B		F8	F8	3	1	2	0	0	0	1
Billy Harrell, R (7, 5) OBP: 0.250, SLG: 0.300										2	0	0	0	0	0	2
Minnie Minoso, R (1, 7) OBP: 0.391, SLG: 0.483	E2 WP 1-H 1B			6-3		FC3-2 3-H		HR		4	1	2	1	0	0	1
Mickey Vernon, L (1, 3) OBP: 0.472, SLG: 0.750	P4 2-3			1B			SH1-4 1B 1B	P3		4	1	2	0	0	0	1
Rocky Colavito, R (1, 9) OBP: 0.487, SLG: 0.636		K		L8			1-2 1B SH1-4 1B		SH1-4 1B SH1-3 BB	3	1	1	0	1	1	1
Carroll Hardy, R (9, PR) OBP: 0.267, SLG: 0.182										0	1	0	0	0	0	0
(9, 9)																
Russ Nixon, L (1, 2) OBP: 0.333, SLG: 0.405		F8		L8			SH1-4 1-2 2-3		SH1-3 SH1-4 1-2 E 1B	3	1	1	0	0	0	1
Chico Carrasquel, R (1, 6) OBP: 0.358, SLG: 0.460		4-3			1-4-3		2-H 3-H 1B		SH1-4 1-2 2-3	3	0	1	2	0	0	0
Billy Moran, R (1, 4) OBP: 0.229, SLG: 0.255			K		F3		1-3		SH1-3 2-3 3-H	3	0	0	1	0	1	1
Mudcat Grant, R (1, 1) OBP: 0.077, SLG: 0.077			6-3		6-3		6-3		E5 3-H 1B	4	0	1	1	0	0	1
Inning Stats	R: 1 E: 1 K: 0 S: 4 H: 2 LOB: 0 BB: 0 P: 4	R: 0 E: 0 K: 1 S: 5 H: 0 LOB: 0 BB: 0 P: 5	R: 0 E: 0 K: 1 S: 6 H: 1 LOB: 1 BB: 0 P: 6	R: 0 E: 0 K: 0 S: 4 H: 1 LOB: 1 BB: 0 P: 4	R: 0 E: 0 K: 0 S: 3 H: 0 LOB: 0 BB: 0 P: 3	R: 0 E: 0 K: 0 S: 3 H: 1 LOB: 0 BB: 0 P: 3	R: 2 E: 0 K: 0 S: 6 H: 3 LOB: 1 BB: 0 P: 6	R: 1 E: 0 K: 0 S: 4 H: 1 LOB: 0 BB: 0 P: 4	R: 2 E: 1 K: 0 S: 5 H: 2 LOB: 2 BB: 2 P: 13	1B: 9 2B: 1 3B: 1 HR: 1 SF: 0 SAC: 3 DP: 1 HBP: 0							

	AB	33
	R	6
	H	11
	RBI	5
	BB	2
	SO	2
	LOB	9

WP: 1 PB: 0 SB: 0 CS: 0 PA: 38

PITCHER		IP	WLS	BF	H	R	ER	SO	BB	IBB	HBP	BLK	WP	HR	S	P	ERA	WHIP
Billy Loes, R ERA: 3.27	(1, 1)	8.0	L	31	9	4	3	2	0	0	0	0	1	1	35	35	3.38	1.125
Ken Lehman, L ERA: 12.0	(9, 1)	1.0		7	2	2	2	0	2	0	0	0	0	0	5	13	18.00	4.000

PITCHER	IP	WLS	BF	H	R	ER	SO	BB	IBB	HBP	BLK	WP	HR	S	P	ERA	WHIP

BOTTOM

Cleveland Indians @ Baltimore Orioles

Memorial Stadium, Baltimore, MD

Fri May 02 1958, 7:05 PM EDT

Att. 10,457 - Unknown

livebaseballscorecards.com

Batter	1	2	3	4	5	6	7	8	9	AB	R	H	RBI	BB	SO	LOB
Billy Gardner, R (1, 4) OBP: 0.211, SLG: 0.236	5-3		1B			F7		F9		4	0	1	0	0	0	0
Al Pilarcik, L (1, 9) (8, 8) OBP: 0.327, SLG: 0.311	6-3		F3			CS 1B		K		4	0	1	0	0	1	1
Gene Woodling, L (1, 7) (8, 9) OBP: 0.381, SLG: 0.324	3-1			P6		F8 1-2			BBBB FC6-4 BB	3	0	0	0	1	0	1
Jim Marshall, L (1, 3) OBP: 0.250, SLG: 0.435		F8		F2			F9		F9	4	0	0	0	0	0	1
Gus Triandos, R (1, 2) OBP: 0.333, SLG: 0.532		2B		1B			2B		P4	4	1	3	0	0	0	1
Lenny Green, L (1, 8) OBP: 0.278, SLG: 0.353		K		F9			2-H 2B		FC6-4 1-2f	2	0	0	0	0	1	2
Bob Nieman, R (7, PH) (8, 7) OBP: 0.400, SLG: 0.310										2	0	1	1	0	0	1
Brooks Robinson, R (1, 5) OBP: 0.500, SLG: 0.667		F7			P5		L8			3	0	0	0	0	0	2
Willy Miranda, S (1, 6)			4-3		P5		SSS K			2	0	0	0	0	0	0
Bert Hamric, L (7, PH)										1	0	0	0	0	1	1
Foster Castleman, R (8, 6) OBP: 0.250, SLG: 0.409										0	0	0	0	0	0	0
Billy Loes, R (1, 1)			6-3		4-3			L7		2	0	0	0	0	0	0
Bob Boyd, L (8, PH) OBP: 0.071, SLG: 0.071										1	0	0	0	0	0	0
Ken Lehman, L (9, 1)										0	0	0	0	0	0	0

Inning Stats	1	2	3	4	5	6	7	8	9
	R: 0 H: 0 E: 0 LOB: 0 K: 0 BB: 0 S: 3 P: 3	R: 0 H: 1 E: 0 LOB: 1 K: 1 BB: 0 S: 6 P: 6	R: 0 H: 1 E: 0 LOB: 1 K: 0 BB: 0 S: 4 P: 4	R: 0 H: 1 E: 0 LOB: 1 K: 0 BB: 0 S: 4 P: 4	R: 0 H: 0 E: 0 LOB: 0 K: 0 BB: 0 S: 3 P: 3	R: 0 H: 1 E: 0 LOB: 0 K: 0 BB: 0 S: 3 P: 3	R: 1 H: 2 E: 0 LOB: 1 K: 1 BB: 0 S: 7 P: 7	R: 0 H: 0 E: 0 LOB: 0 K: 1 BB: 0 S: 5 P: 5	R: 0 H: 0 E: 0 LOB: 1 K: 0 BB: 1 S: 3 P: 7

AB	32
R	1
H	6
RBI	1
BB	1
SO	3
LOB	10

1B: 3 SF: 0
2B: 3 SAC: 0
3B: 0 DP: 0
HR: 0 HBP: 0

WP: 0 PA: 33
PB: 0
SB: 0
CS: 1

PITCHER	IP	WLS	BF	H	R	ER	SO	BB	IBB	HBP	BLK	WP	HR	S	P	ERA	WHIP
Mudcat Grant, R (1, 1) ERA: 1.85	9.0	W	33	6	1	1	3	1	0	0	0	0	0	38	42	1.00	0.778

PITCHER	IP	WLS	BF	H	R	ER	SO	BB	IBB	HBP	BLK	WP	HR	S	P	ERA	WHIP

Cleveland Indians @ Baltimore Orioles

Memorial Stadium, Baltimore, MD

Sat May 03 1958, 3:33 AM EDT

Att. 2,262 - Unknown

TOP

livebaseballscorecards.com

Batter	1	2	3	4	5	6	7	8	9	10	11	12	13	AB	R	H	RBI	BB	SO	LOB
Carroll Hardy, R (1, 8) OBP: 0.238, SLG: 0.235	SH5-3 2B	F2			5-3			F7			6-3		FC 1-2	6	0	1	0	0	0	2
Bobby Avila, R (1, 5) OBP: 0.311, SLG: 0.425 Billy Harrell, R (9, 5) OBP: 0.273, SLG: 0.318	SH5-3 2-3		3-1		CS 1B			F5			1B		P3	3 2	0 0	1 1	0 0	0 0	0 0	0 2
Minnie Minoso, R (1, 7) OBP: 0.373, SLG: 0.455 Larry Doby, L (13, 7) OBP: 0.250, SLG: 0.200 (13, 9)	6-3		S 1B		CS 1-2	L7			F5		F8		K	6 0	0 0	1 0	0 0	0 0	1 0	4 0
Rocky Colavito, R (1, 9) OBP: 0.432, SLG: 0.553 (13, 7)	K		5-3 1-2			5-3			F9			F3		5	0	0	0	0	1	2
Chico Carrasquel, R (1, 6) OBP: 0.333, SLG: 0.426		F5	5-3			F8			F3			P4		5	0	0	0	0	0	1
Mickey Vernon, L (1, 3) OBP: 0.463, SLG: 0.694 Gary Geiger, L (12, PR) OBP: 0.367, SLG: 0.263 Preston Ward, L (12, 3) OBP: 0.524, SLG: 0.474		BB HR		K			6-3			F5		1B		4 0 0	1 0 0	1 0 0	0 0 0	1 0 0	1 0 0	0 0 0
Dick Brown, R (1, 2) OBP: 0.407, SLG: 0.708	1-H HR		5-3				F8			K		F9		5	1	1	2	0	1	1
Billy Moran, R (1, 4) OBP: 0.226, SLG: 0.250	1-3		5-3				F6			5-3			FC1-5 E 1B	5	0	1	0	0	0	0
Cal McLish, S (1, 1) Don Ferrarese, R (6, 1) Jay Porter, R (8, PH) Don Mossi, L (8, 1)	BB				K			K			K		FC1-5 FC 1-3	1 0 1 2	0 0 0 0	0 0 0 0	0 0 0 0	1 0 1 1	1 0 0 1	0 0 0 1
Inning Stats	R: 0 E: 0 K: 1 S: 6 H: 1 LOB: 1 BB: 0 P: 6	R: 2 E: 0 K: 0 S: 4 H: 1 LOB: 1 BB: 2 P: 12	R: 0 E: 0 K: 0 S: 4 H: 1 LOB: 1 BB: 0 P: 4	R: 0 E: 0 K: 1 S: 5 H: 0 LOB: 0 BB: 0 P: 5	R: 0 E: 0 K: 1 S: 5 H: 1 LOB: 0 BB: 0 P: 5	R: 0 E: 0 K: 0 S: 3 H: 0 LOB: 0 BB: 0 P: 3	R: 0 E: 0 K: 0 S: 3 H: 0 LOB: 0 BB: 0 P: 3	R: 0 E: 0 K: 1 S: 5 H: 0 LOB: 0 BB: 0 P: 5	R: 0 E: 0 K: 0 S: 3 H: 0 LOB: 0 BB: 0 P: 3	R: 0 E: 0 K: 1 S: 5 H: 0 LOB: 0 BB: 0 P: 5	R: 0 E: 0 K: 1 S: 6 H: 1 LOB: 1 BB: 0 P: 6	R: 0 E: 0 K: 0 S: 4 H: 1 LOB: 1 BB: 0 P: 4	R: 0 E: 1 K: 1 S: 7 H: 1 LOB: 2 BB: 0 P: 7	1B: 5 2B: 1 3B: 0 HR: 1	SF: 0 SAC: 1 DP: 0 HBP: 0		WP: 0 PB: 0 SB: 1 CS: 1	PA: 49

	AB	45
	R	2
	H	7
	RBI	2
	BB	2
	SO	7
	LOB	13

PITCHER		IP	WLS	BF	H	R	ER	SO	BB	IBB	HBP	BLK	WP	HR	S	P	ERA	WHIP
Billy O'Dell, L ERA: 1.57	(1, 1)	13.0	W	48	7	2	2	7	2	0	0	0	0	1	60	68	1.39	0.692

PITCHER		IP	WLS	BF	H	R	ER	SO	BB	IBB	HBP	BLK	WP	HR	S	P	ERA	WHIP

Batter	1	2	3	4	5	6	7	8	9	10	11	12	13	AB	R	H	RBI	BB	SO	LOB
Billy Gardner, R (1, 4) OBP: 0.254, SLG: 0.300	4-0 BBBB 1B SF8 SH1-3 BB	0-0 F3			0-0 1-3		0-0 2B			0-0 2B		0-0 1B		5	1	3	0	1	0	1
Al Pilarcik, L (1, 8) (11, 7) (13, 9) OBP: 0.316, SLG: 0.286	0-0 SH1-3 1-2		0-0 4-3			0-0 3-1	0-0 4-3			4-0 IBB		0-0 4-3		4	0	0	0	1	0	2
Gene Woodling, L (1, 9) (13, 7) OBP: 0.396, SLG: 0.359	0-0 BB 1B 2-3 1B		0-0 P6			4-0 BBBBB BB BB BB		0-3 SSS K		0-3 SSS K			0-0 SH5-4 SF9 2B	5	2	2	0	1	2	2
Bob Nieman, R (1, 7) OBP: 0.375, SLG: 0.281 Jim Busby, R (11, 8) OBP: 0.273, SLG: 0.111	0-0 SF8 3-H		0-0 4-3			4-0 BBBB BB 1-2 BB		0-0 5-3		0-0 F7			0-0 SH5-4 2-3	3	0	0	1	1	0	2
														0	0	0	0	0	0	0
Jim Marshall, L (1, 3) OBP: 0.269, SLG: 0.417 Dick Williams, R (6, PH) OBP: 0.355, SLG: 0.333 (7, 3)	4-0 BBBB 1B CS 1-2 BB			0-0 F8		0-0 F7		0-0 F8			0-3 SSS K		4-0 IBB IBB	1	0	0	0	1	0	0
														3	0	0	0	1	1	2
Joe Ginsberg, L (1, 2) OBP: 0.333, SLG: 0.143 Gus Triandos, R (6, PH) OBP: 0.345, SLG: 0.510 (7, 2)	0-0 1-3 2-H 1B			0-0 F8		4-0 BBBB FC5-4 1-2 2-3 BB			0-0 5-3		0-0 F7		4-0 IBB 1-2 IBB	2	0	1	1	0	0	0
														2	0	0	0	2	0	0
Brooks Robinson, R (1, 5) OBP: 0.446, SLG: 0.596	0-0 CS 3-H	0-0 5-3		0-0 4-3		0-0 FC5-4 1-2f			0-0 5-3		0-0 F5		0-0 SF9 3-H	5	0	0	1	0	0	3
Willy Miranda, S (1, 6) OBP: 0.167, SLG: 0.167 Foster Castleman, R (12, PH) OBP: 0.240, SLG: 0.391 (13, 6)		0-0 SH1-3 1B			0-0 4-3		0-3 SSS K		0-0 F8			0-0 F3		4	0	1	0	0	1	0
														1	0	0	0	0	0	0
Billy O'Dell, S (1, 1)		0-0 SH1-3 1-2			0-0 F2		0-3 SSS K			0-0 P3		0-0 F9		4	0	0	0	0	1	0
Inning Stats	R: 2 E: 0 K: 0 S: 4 H: 2 LOB: 1 BB: 2 P: 12	R: 0 E: 0 K: 0 S: 4 H: 1 LOB: 1 BB: 0 P: 4	R: 0 E: 0 K: 0 S: 3 H: 0 LOB: 0 BB: 0 P: 3	R: 0 E: 0 K: 0 S: 3 H: 0 LOB: 0 BB: 0 P: 3	R: 0 E: 0 K: 0 S: 3 H: 0 LOB: 0 BB: 0 P: 3	R: 0 E: 0 K: 0 S: 3 H: 0 LOB: 3 BB: 3 P: 15	R: 0 E: 0 K: 2 S: 8 H: 1 LOB: 1 BB: 0 P: 8	R: 0 E: 0 K: 1 S: 5 H: 0 LOB: 0 BB: 0 P: 5	R: 0 E: 0 K: 0 S: 3 H: 0 LOB: 0 BB: 0 P: 3	R: 0 E: 0 K: 1 S: 6 H: 1 LOB: 2 BB: 1 P: 10	R: 0 E: 0 K: 1 S: 5 H: 0 LOB: 0 BB: 0 P: 5	R: 0 E: 0 K: 0 S: 4 H: 1 LOB: 1 BB: 0 P: 4	R: 1 E: 0 K: 0 S: 3 H: 1 LOB: 2 BB: 2 P: 11	1B: 4 2B: 3 3B: 0 HR: 0 SF: 2 SAC: 3 DP: 0 HBP: 0	WP: 0 PB: 0 SB: 0 CS: 1 PA: 53					

PITCHER		IP	WLS	BF	H	R	ER	SO	BB	IBB	HBP	BLK	WP	HR	S	P	ERA	WHIP
Cal McLish, R ERA: 6.0	(1, 1)	5.1		22	3	2	2	0	4	0	0	0	0	0	18	34	3.38	1.312
Don Ferrarese, L ERA: 5.4	(6, 1)	1.2		7	1	0	0	2	1	0	0	0	0	0	10	14	0.00	1.200
Don Mossi, L ERA: 2.13	(8, 1)	5.2	L	23	3	1	1	3	0	3	0	0	0	0	26	38	1.59	0.529

PITCHER	IP	WLS	BF	H	R	ER	SO	BB	IBB	HBP	BLK	WP	HR	S	P	ERA	WHIP

BOTTOM

Cleveland Indians @ Baltimore Orioles

Memorial Stadium, Baltimore, MD

Sat May 03 1958, 3:33 AM EDT

Att. 2,262 - Unknown

livebaseballscorecards.com

AB	39
R	3
H	7
RBI	3
BB	8
SO	5
LOB	12

Batter	1	2	3	4	5	6	7	8	9	AB	R	H	RBI	BB	SO	LOB
Frank Bolling, R (1, 4) OBP: 0.354, SLG: 0.371	5-3 1B	1-2 2-H 1B			1-3		FC3-6 1B 1-2f		F7	5	0	2	1	0	0	1
Billy Martin, R (1, 6) OBP: 0.381, SLG: 0.452	K	P4			L7		1-2 1B		G6-3 1B	5	0	2	0	0	1	3
Harvey Kuenn, R (1, 8) OBP: 0.382, SLG: 0.557	5-3 1-2		F8		F7		K		G6-3 1-2f	5	0	0	0	0	1	4
Al Kaline, R (1, 9) OBP: 0.284, SLG: 0.323	BB		L8			L6		1B 1B BB		2	1	0	0	2	0	0
Charlie Maxwell, L (1, 7) OBP: 0.362, SLG: 0.488	6-3		E1			1B		1B 1-3 7-2 1B		4	0	2	0	0	0	2
Gail Harris, L (1, 3) OBP: 0.458, SLG: 0.500		4-3	F8			K		P6		4	0	0	0	0	1	4
Reno Bertoia, R (1, 5) OBP: 0.302, SLG: 0.333		6-3		K		4-3		1-3 3-H 1B		4	0	1	1	0	1	1
Jim Hegan, R (1, 2) OBP: 0.282, SLG: 0.286 Mickey McDermott, L (7, PH) OBP: 0.500, SLG: 0.500 Charlie Lau, L (7, 2)	BB 1B BB			K	K		K	7-2 3-Hf		1	1	0	0	1	1	0
										1	0	0	0	0	1	0
										1	0	0	0	0	0	2
Paul Foytack, R (1, 1) OBP: 0.222, SLG: 0.222 Hank Aguirre, R (1, 1) Bill Taylor, L (7, PH) OBP: 0.333, SLG: 0.333 Bob Shaw, R (7, PR) OBP: 0.667, SLG: 0.667 Vito Valentinetti, R (7, 1) Joe Presko, R (8, 1) Gus Zernial, R (9, PH) OBP: 0.417, SLG: 0.652		1B 1-2 BB		6-3			FC3-6 1B		HR	0	0	0	0	0	0	0
										1	0	0	0	1	0	0
										1	0	1	0	0	0	0
										0	0	0	0	0	0	0
										0	0	0	0	0	0	0
										0	0	0	0	0	0	0
										1	1	1	1	0	0	0
Inning Stats	R: 0 E: 0 K: 1 S: 6 H: 1 LOB: 2 BB: 1 P: 10	R: 1 E: 0 K: 0 S: 4 H: 1 LOB: 2 BB: 2 P: 12	R: 0 E: 1 K: 0 S: 4 H: 0 LOB: 1 BB: 0 P: 4	R: 0 E: 0 K: 2 S: 7 H: 0 LOB: 0 BB: 0 P: 7	R: 0 E: 0 K: 0 S: 3 H: 0 LOB: 0 BB: 0 P: 3	R: 0 E: 0 K: 1 S: 6 H: 1 LOB: 1 BB: 0 P: 6	R: 0 E: 0 K: 2 S: 9 H: 2 LOB: 2 BB: 0 P: 9	R: 1 E: 0 K: 0 S: 4 H: 2 LOB: 1 BB: 1 P: 8	R: 1 E: 0 K: 0 S: 4 H: 2 LOB: 0 BB: 0 P: 4	1B: 8 2B: 1 3B: 0 HR: 1 SF: 0 SAC: 0 DP: 2 HBP: 0						

TOP

Detroit Tigers @ Baltimore Orioles

Memorial Stadium, Baltimore, MD

Sun May 04 1958, 3:33 AM EDT

Unknown

livebaseballscorecards.com

AB	35
R	3
H	9
RBI	3
BB	4
SO	6
LOB	17

WP: 0 PB: 0 SB: 0 CS: 0 PA: 39

PITCHER		IP	WLS	BF	H	R	ER	SO	BB	IBB	HBP	BLK	WP	HR	S	P	ERA	WHIP
Milt Pappas, R ERA: 1.56	(1, 1)	7.0	W	30	5	1	1	6	3	0	0	0	0	0	39	51	1.29	1.143
Ken Lehman, L ERA: 13.5	(8, 1)	0.1		3	1	1	1	0	1	0	0	0	0	0	2	6	27.00	6.000
George Zuverink, R ERA: 3.48	(8, 1)	1.2	S	6	3	1	1	0	0	0	0	0	0	1	6	6	5.40	1.800

PITCHER	IP	WLS	BF	H	R	ER	SO	BB	IBB	HBP	BLK	WP	HR	S	P	ERA	WHIP

Detroit Tigers @ Baltimore Orioles

Memorial Stadium, Baltimore, MD

Sun May 04 1958, 3:33 AM EDT

Unknown

BOTTOM

livebaseballscorecards.com

Batter	1	2	3	4	5	6	7	8	9	AB	R	H	RBI	BB	SO	LOB
Billy Gardner, R (1, 4) OBP: 0.239, SLG: 0.281	4-3	5-3			6-3			4-3		4	0	0	0	0	0	0
Al Pilarcik, L (1, 8) (7, 9) OBP: 0.344, SLG: 0.377	HR 1B		1B 1B		K			HR		4	2	3	1	0	1	0
Gene Woodling, L (1, 9) (7, 7) OBP: 0.404, SLG: 0.429	1-H HR		P6		F8			1B BB		3	1	1	2	1	0	1
Jim Busby, R (8, PR) (9, 8) OBP: 0.273, SLG: 0.111										0	0	0	0	0	0	0
Bob Nieman, R (1, 7) OBP: 0.395, SLG: 0.314	1B SF8 1B		G6-4-3 1-2 1B			F3		1-2 1B		3	1	2	0	0	0	0
Lenny Green, L (7, 8) (9, 7) OBP: 0.316, SLG: 0.389										1	0	1	0	0	0	0
Jim Marshall, L (1, 3) OBP: 0.296, SLG: 0.440	S 1-3 1B		G6-4-3 1-2f			6-3		P4		1	0	1	0	0	0	0
Dick Williams, R (3, PH) (4, 3) OBP: 0.333, SLG: 0.310										2	0	0	0	0	0	2
Bob Boyd, L (8, PH) (9, 3) OBP: 0.067, SLG: 0.067										1	0	0	0	0	0	2
Joe Ginsberg, L (1, 2) OBP: 0.308, SLG: 0.111	SF8 1-2 3-H			BB G5-4-3		P5		F3		2	0	0	1	1	0	2
Brooks Robinson, R (1, 5) OBP: 0.424, SLG: 0.560	F8			G5-4-3 1-2f			F3			3	0	0	0	0	0	2
Willy Miranda, S (1, 6) OBP: 0.222, SLG: 0.333		F8		2B			K			3	0	1	0	0	1	0
Milt Pappas, R (1, 1) Bert Hamric, L (7, PH) Ken Lehman, L (8, 1) George Zuverink, R (8, 1)		K		K			K			2 1 0 0	0 0 0 0	0 0 0 0	0 0 0 0	0 0 0 0	2 1 0 0	1 0 0 0

Inning Stats	1	2	3	4	5	6	7	8	9
	R: 3 E: 0 K: 0 S: 7	H: 4 LOB: 1 BB: 0 P: 7	R: 0 E: 0 K: 1 S: 5	H: 0 LOB: 0 BB: 0 P: 5	R: 0 E: 0 K: 0 S: 4	H: 2 LOB: 1 BB: 0 P: 4	R: 0 E: 0 K: 1 S: 5	H: 1 LOB: 1 BB: 1 P: 9	R: 0 E: 0 K: 1 S: 5	H: 0 LOB: 0 BB: 0 P: 5	R: 0 E: 0 K: 0 S: 3	H: 0 LOB: 0 BB: 0 P: 3	R: 0 E: 0 K: 2 S: 7	H: 0 LOB: 0 BB: 0 P: 7	R: 1 E: 0 K: 0 S: 5	H: 2 LOB: 2 BB: 1 P: 9

AB	30	
R	4	
H	9	
RBI	4	
BB	2	
SO	5	
LOB	10	

1B: 6	SF: 1	WP: 0
2B: 1	SAC: 0	PB: 0
3B: 0	DP: 2	SB: 1
HR: 2	HBP: 0	CS: 0

PA: 33

PITCHER		IP	WLS	BF	H	R	ER	SO	BB	IBB	HBP	BLK	WP	HR	S	P	ERA	WHIP
Paul Foytack, R ERA: 3.63	(1, 1)	0.2	L	6	4	3	3	0	0	0	0	0	0	1	6	6	40.50	6.000
Hank Aguirre, L ERA: 0.93	(1, 1)	5.1		18	3	0	0	3	1	0	0	0	0	0	23	27	0.00	0.750
Vito Valentinetti, R ERA: 2.89	(7, 1)	1.1		7	2	1	1	2	1	0	0	0	0	1	10	14	6.75	2.250
Joe Presko, R ERA: 3.52	(8, 1)	0.2		2	0	0	0	0	0	0	0	0	0	0	2	2	0.00	0.000

PITCHER	IP	WLS	BF	H	R	ER	SO	BB	IBB	HBP	BLK	WP	HR	S	P	ERA	WHIP

Detroit Tigers @ Baltimore Orioles

Memorial Stadium, Baltimore, MD

Sun May 04 1958, 7:05 PM EDT

Att. 22,746 - Unknown

TOP

livebaseballscorecards.com

Batter	1	2	3	4	5	6	7	8	9	AB	R	H	RBI	BB	SO	LOB
Frank Bolling, R (1, 4) OBP: 0.349, SLG: 0.356	F3		BBBB 4-0 G4-3 1-2 BB		5-3			P6		3	0	0	0	1	0	1
Billy Martin, R (1, 6) OBP: 0.370, SLG: 0.435	P4		G4-3 1-2f			FC1-4 1B		1-3		4	0	1	0	0	0	2
Milt Bolling, R (8, 6) OBP: 0.320, SLG: 0.348										0	0	0	0	0	0	0
Harvey Kuenn, R (1, 8) OBP: 0.388, SLG: 0.548	BBBB 4-0 BB			1B		L7		F8		3	0	1	0	1	0	1
Al Kaline, R (1, 9) OBP: 0.268, SLG: 0.303	L3			L7		FC1-4 2B 1-2f			F3	4	0	0	0	0	0	3
Gus Zernial, R (1, 7) OBP: 0.407, SLG: 0.654		6-3		F7		1-3 2B			F8	3	0	1	0	0	0	1
Charlie Maxwell, L (6, PR) OBP: 0.354, SLG: 0.477										1	0	0	0	0	0	0
(6, 7)																
Ray Boone, R (1, 3) OBP: 0.310, SLG: 0.360		5-3		SSS K		F9			E6 2B	4	0	0	0	0	1	3
Reno Bertoia, R (1, 5) OBP: 0.313, SLG: 0.350		SSS K			BBBB 4-0 FC1-4 BB		F8		1-3 2B	3	0	1	0	1	1	0
Red Wilson, R (1, 2) OBP: 0.235, SLG: 0.071			F7		FC1-4 S 1-2f		F8		1-3	2	0	0	0	0	0	1
Johnny Groth, R (7, PH)										1	0	0	0	0	0	0
Jim Hegan, R (7, 2) OBP: 0.275, SLG: 0.278										1	0	0	0	0	0	2
Billy Hoeft, L (1, 1) OBP: 0.364, SLG: 0.364			BB 1B		SSS K 1-2		5-3			2	0	1	0	0	1	1
Lou Skizas, R (7, PH) OBP: 0.429, SLG: 0.412										1	0	0	0	0	0	0
George Spencer, R (7, 1)										0	0	0	0	0	0	0
Inning Stats	R: 0 E: 0 K: 0 S: 3 H: 0 LOB: 1 BB: 1 P: 7	R: 0 E: 0 K: 1 S: 5 H: 0 LOB: 0 BB: 0 P: 5	R: 0 E: 0 K: 0 S: 3 H: 1 LOB: 1 BB: 1 P: 7	R: 0 E: 0 K: 1 S: 6 H: 1 LOB: 1 BB: 0 P: 6	R: 0 E: 0 K: 1 S: 5 H: 0 LOB: 1 BB: 1 P: 9	R: 0 E: 0 K: 0 S: 5 H: 2 LOB: 2 BB: 0 P: 5	R: 0 E: 0 K: 0 S: 3 H: 0 LOB: 0 BB: 0 P: 3	R: 0 E: 0 K: 0 S: 3 H: 0 LOB: 0 BB: 0 P: 3	R: 0 E: 1 K: 0 S: 5 H: 1 LOB: 2 BB: 0 P: 5	1B: 3 2B: 2 3B: 0 HR: 0 SF: 0 SAC: 0 DP: 1 HBP: 0						

	AB	32
	R	0
	H	5
	RBI	0
	BB	3
	SO	3
	LOB	15

WP: 0 PB: 0 SB: 1 CS: 0 PA: 35

PITCHER	IP	WLS	BF	H	R	ER	SO	BB	IBB	HBP	BLK	WP	HR	S	P	ERA	WHIP
Jack Harshman, L (1, 1) ERA: 1.0	9.0	W	35	5	0	0	3	3	0	0	0	0	0	38	50	0.00	0.889

PITCHER	IP	WLS	BF	H	R	ER	SO	BB	IBB	HBP	BLK	WP	HR	S	P	ERA	WHIP

BOTTOM

Detroit Tigers @ Baltimore Orioles

Memorial Stadium, Baltimore, MD

Sun May 04 1958, 7:05 PM EDT

Att. 22,746 - Unknown

Batter	1	2	3	4	5	6	7	8	9	AB	R	H	RBI	BB	SO	LOB
Billy Gardner, R (1, 4) OBP: 0.236, SLG: 0.275	0-0 1B SF7 1B	0-0 ③ P4			0-0 ① 4-3		0-0 ① 4-3	0-0 ③ P5		5	1	1	0	0	0	1
Al Pilarcik, L (1, 9) OBP: 0.338, SLG: 0.368	0-0 ① F8		0-0 ① 4-3		0-0 ② 4-3		0-0 2B E 1B			4	1	1	0	0	0	1
Bob Nieman, R (1, 7) OBP: 0.426, SLG: 0.410 Lenny Green, L (7, PR) OBP: 0.316, SLG: 0.389 (8, 7)	0-0 1-3 1B		SSS 0-3 ② K		0-0 2B		0-0 1-H E8 2B			4 0	0 0	3 0	0 0	0 0	1 0	0 0
Gus Triandos, R (1, 2) OBP: 0.356, SLG: 0.500	0-0 ② SF7 3-H		BBBB 4-0 BB		0-0 ③ F7		BBBB 4-0 BB			1	0	0	1	2	0	1
Dick Williams, R (1, 3) OBP: 0.306, SLG: 0.281 Jim Marshall, L (7, PH) OBP: 0.286, SLG: 0.423 (8, 3)	0-0 ③ F8		0-0 ③ F9			SSS 0-3 ① K SSS	0-3 ② K			3 1	0 0	0 0	0 0	0 0	1 1	2 2
Brooks Robinson, R (1, 5) OBP: 0.444, SLG: 0.574		0-0 HR 1B		0-0 1B		0-0 5-3 1B	0-0 ③ F9			4	1	3	0	0	0	2
Jim Busby, R (1, 8) OBP: 0.308, SLG: 0.318		0-0 1-H HR		0-0 ① P6		0-0 ② 5-3 1-2		0-0 SH1-3 1B		4	1	2	2	0	0	2
Willy Miranda, S (1, 6) OBP: 0.250, SLG: 0.273		0-0 ① P6		0-0 ② F8		4-0 IBB		0-0 ① SH1-3 1-2		2	0	0	0	1	0	1
Jack Harshman, L (1, 1)		SSS 0-3 ② K		SSS 0-3 ③ K		0-0 ③ P4		SSS 0-3 ② K		4	0	0	0	0	3	4
Inning Stats	R: 1 E: 0 K: 0 S: 5 H: 2 LOB: 1 BB: 0 P: 5	R: 2 E: 0 K: 1 S: 7 H: 2 LOB: 0 BB: 0 P: 7	R: 0 E: 0 K: 1 S: 5 H: 0 LOB: 1 BB: 1 P: 9	R: 0 E: 0 K: 1 S: 6 H: 1 LOB: 1 BB: 0 P: 6	R: 0 E: 0 K: 0 S: 4 H: 1 LOB: 1 BB: 0 P: 4	R: 0 E: 0 K: 1 S: 6 H: 1 LOB: 2 BB: 1 P: 10	R: 1 E: 1 K: 1 S: 7 H: 2 LOB: 2 BB: 1 P: 11	R: 0 E: 0 K: 1 S: 6 H: 1 LOB: 1 BB: 0 P: 6		1B: 7 2B: 2 3B: 0 HR: 1	SF: 1 SAC: 1 DP: 0 HBP: 0						

livebaseballscorecards.com

AB	32
R	4
H	10
RBI	3
BB	3
SO	6
LOB	16

WP: 0 PB: 0 SB: 0 CS: 0 PA: 37

PITCHER		IP	WLS	BF	H	R	ER	SO	BB	IBB	HBP	BLK	WP	HR	S	P	ERA	WHIP
Billy Hoeft, L ERA: 4.56	(1, 1)	6.0	L	27	7	3	3	4	1	1	0	0	0	1	33	41	4.50	1.333
George Spencer, R ERA: 3.0	(7, 1)	2.0		10	3	1	0	2	1	0	0	0	0	0	13	17	0.00	2.000

PITCHER	IP	WLS	BF	H	R	ER	SO	BB	IBB	HBP	BLK	WP	HR	S	P	ERA	WHIP

Batter	1	2	3	4	5	6	7	8	9	AB	R	H	RBI	BB	SO	LOB
Don Buddin, R (1, 6) OBP: 0.467, SLG: 0.412	FC5-4 BB	E2 WP 2B 2-H		F5 2-3	4-3		K		BB 1B BB 2-3	4	2	1	1	2	1	3
Pete Runnels, L (1, 4) OBP: 0.426, SLG: 0.383	FC5-4 1-2f	WP 3-1 BB		1B 1B BB		1B 1B	1-3 1B		1B BB 1-2	3	1	2	0	3	0	1
Ted Williams, L (1, 7) OBP: 0.459, SLG: 0.415	K	3-1 1-2		1-H 3-H 1B		FC6-4 BB PB 1B 1-2	K		FC6-4 1-3 2-H 3-H 1B	4	0	2	2	0	1	3
Gene Stephens, L (6, PR) (6, 7) OBP: 0.293, SLG: 0.243										2	1	1	2	0	1	2
Dick Gernert, R (1, 3) OBP: 0.435, SLG: 0.500	1-3	K 2-3 3-H		K		FC6-4 BB 1-2		F8	FC6-4 1-2f	5	0	0	0	1	2	5
Frank Malzone, R (1, 5) OBP: 0.351, SLG: 0.419		E7 1B 1B	F7		E6 BB 1B	FC6-4 PB 2B 1-2f 2-3		6-3		5	3	1	0	0	0	2
Jackie Jensen, R (1, 9) OBP: 0.369, SLG: 0.448		1B 2B BB	CS BB		1B SF8 BB 1-2	1-H 3-H 2B		F2		2	2	1	1	3	0	0
Sammy White, R (1, 2) OBP: 0.288, SLG: 0.365		2B 1B 1-2 2-H	F9 1-2		K	P6			F5	5	1	1	1	0	1	5
Jim Piersall, R (1, 8) OBP: 0.361, SLG: 0.371		E 2B 1-H 2-H		WP SH1-4 1B 1B	1-3 2-H 1B		CS BB		F3	4	2	3	3	1	0	0
Dave Sisler, R (1, 1) OBP: 0.462, SLG: 0.545		K		SH1-4 1-2	SF8 3-H		1B 1B 1-2		WP 2B	3	1	2	1	0	1	1
Inning Stats	R: 0 E: 0 K: 1 S: 5 H: 0 LOB: 1 BB: 1 P: 9	R: 5 E: 2 K: 2 S: 11 H: 4 LOB: 1 BB: 2 P: 19	R: 0 E: 0 K: 0 S: 2 H: 0 LOB: 0 BB: 1 P: 6	R: 2 E: 0 K: 1 S: 7 H: 2 LOB: 1 BB: 1 P: 11	R: 2 E: 1 K: 1 S: 7 H: 1 LOB: 1 BB: 1 P: 11	R: 2 E: 0 K: 0 S: 5 H: 3 LOB: 2 BB: 1 P: 9	R: 0 E: 0 K: 2 S: 8 H: 2 LOB: 2 BB: 1 P: 12	R: 0 E: 0 K: 0 S: 3 H: 0 LOB: 0 BB: 0 P: 3	R: 2 E: 0 K: 0 S: 5 H: 2 LOB: 2 BB: 2 P: 13	1B: 10 2B: 4 3B: 0 HR: 0 SF: 1 SAC: 1 DP: 0 HBP: 0						

PITCHER		IP	WLS	BF	H	R	ER	SO	BB	IBB	HBP	BLK	WP	HR	S	P	ERA	WHIP
Billy O'Dell, L ERA: 2.67	(1, 1)	1.2	L	12	4	5	4	2	3	0	0	0	0	0	13	25	21.60	4.200
Charlie Beamon, R ERA: 5.59	(2, 1)	4.1		22	6	6	3	3	4	0	0	0	2	0	24	40	6.23	2.308
Jerry Walker, R ERA: 7.71	(7, 1)	3.0		15	4	2	2	2	3	0	0	0	1	0	16	28	6.00	2.333

PITCHER	IP	WLS	BF	H	R	ER	SO	BB	IBB	HBP	BLK	WP	HR	S	P	ERA	WHIP

TOP

Boston Red Sox @ Baltimore Orioles

Memorial Stadium, Baltimore, MD

Fri May 09 1958, 7:05 PM EDT

Att. 13,918 - Unknown

livebaseballscorecards.com

AB	37
R	13
H	14
RBI	11
BB	10
SO	7
LOB	22

WP: 3	PA: 49		
PB: 1			
SB: 0			
CS: 2			

BOTTOM

Boston Red Sox @ Baltimore Orioles

Memorial Stadium, Baltimore, MD

Fri May 09 1958, 7:05 PM EDT

Att. 13,918 - Unknown

livebaseballscorecards.com

Batter	1	2	3	4	5	6	7	8	9	AB	R	H	RBI	BB	SO	LOB
Billy Gardner, R (1, 4) OBP: 0.260, SLG: 0.288	0-0 SH1-3 2B 1B	4-0 BB		0-0 1-3 ③			0-0 1B		0-0 5-3 ①	4	1	2	0	1	0	1
Al Pilarcik, L (1, 8) OBP: 0.319, SLG: 0.344	0-0 SH1-3 ① 1-2	0-3 K ③			0-0 P6 ①		0-0 P6 ①		0-0 E4 1B 1B 1B	4	1	0	0	0	1	4
Gene Woodling, L (1, 9) OBP: 0.439, SLG: 0.444	4-0 2B SF8 BB		0-0 1B 1B		4-0 WP BB		0-0 F7 ②		0-0 1B 1B 1-2 2-H SF7 1B	3	2	2	1	2	0	1
Bob Nieman, R (1, 7) OBP: 0.423, SLG: 0.432	0-0 1-3 2-H 2B		0-0 F9 ①		0-0 P6 ② 1-2		0-0 F8 ③		0-0 1B 1-2 2-3 1B	5	0	2	1	0	0	3
Jim Marshall, L (1, 3) OBP: 0.364, SLG: 0.483	0-0 SF8 ② 3-H		0-0 1-2 1B		4-0 FC6-4 BB			0-0 G5-4-3 E 1B	0-0 1-2 2-3 3-H 1B	3	0	3	2	1	0	0
Gus Triandos, R (1, 2) OBP: 0.328, SLG: 0.463	0-0 L8 ③		0-0 F7 ②		0-0 FC6-4 ③ 1-2f			0-0 E6 G5-4-3 1-2	0-0 SF7 ② 3-H	4	0	0	1	0	0	6
Brooks Robinson, R (1, 5) OBP: 0.412, SLG: 0.525		0-0 L1 ①	0-0 L4 ③			0-0 5-3 ①		0-0 G5-4-3 ① ② 1-2f 2-3	0-0 P6 ③	5	0	0	0	0	0	6
Foster Castleman, R (1, 6) OBP: 0.241, SLG: 0.407		0-0 WP 2B		0-0 F8 ①		0-0 5-3 ②		0-0 P4 ③		4	0	1	0	0	0	1
Billy O'Dell, S (1, 1)		0-0 5-3 ② 2-3		0-3 K ②		0-0 P6 ③			0-0 1B 2B	0	0	0	0	0	0	0
Charlie Beamon, R (2, 1)										2	0	0	0	0	1	1
Bert Hamric, L (6, PH)										1	0	0	0	0	0	0
Jerry Walker, S (7, 1)										0	0	0	0	0	0	0
Lenny Green, L (9, PH) OBP: 0.350, SLG: 0.474										1	1	1	0	0	0	0

Inning Stats	1	2	3	4	5	6	7	8	9
	R: 2 E: 0 K: 0 S: 5 H: 2 LOB: 1 BB: 1 P: 9	R: 0 E: 0 K: 1 S: 6 H: 1 LOB: 2 BB: 1 P: 10	R: 0 E: 0 K: 0 S: 5 H: 2 LOB: 2 BB: 0 P: 5	R: 0 E: 0 K: 1 S: 5 H: 0 LOB: 0 BB: 0 P: 5	R: 0 E: 0 K: 0 S: 3 H: 0 LOB: 2 BB: 2 P: 11	R: 0 E: 0 K: 0 S: 3 H: 0 LOB: 0 BB: 0 P: 3	R: 0 E: 0 K: 0 S: 4 H: 1 LOB: 1 BB: 0 P: 4	R: 0 E: 1 K: 0 S: 4 H: 1 LOB: 1 BB: 0 P: 4	R: 3 E: 1 K: 0 S: 8 H: 4 LOB: 2 BB: 0 P: 8

1B: 8	SF: 2
2B: 3	SAC: 1
3B: 0	DP: 1
HR: 0	HBP: 0

WP: 2	PA: 43
PB: 0	
SB: 0	
CS: 0	

AB	36
R	5
H	11
RBI	5
BB	4
SO	2
LOB	23

PITCHER	IP	WLS	BF	H	R	ER	SO	BB	IBB	HBP	BLK	WP	HR	S	P	ERA	WHIP
Dave Sisler, R (1, 1) ERA: 3.93	9.0	W	43	11	5	3	2	4	0	0	0	2	0	43	59	3.00	1.667

PITCHER	IP	WLS	BF	H	R	ER	SO	BB	IBB	HBP	BLK	WP	HR	S	P	ERA	WHIP

Batter	1	2	3	4	5	6	7	8	9	AB	R	H	RBI	BB	SO	LOB
Don Buddin, R (1, 6) OBP: 0.457, SLG: 0.394	4-3		F8		F8			BB		3	0	0	0	1	0	1
Pete Runnels, L (1, 4) OBP: 0.439, SLG: 0.393	BB		G6-4-3			G4		G4-6-3		3	1	2	0	1	0	0
Ted Williams, L (1, 7) OBP: 0.449, SLG: 0.404	1B		G6-4-3			K		K		4	0	1	0	0	2	3
Dick Gernert, R (1, 3) OBP: 0.420, SLG: 0.475	1B			F8		P3		G4-6-3		4	0	1	1	0	0	2
Frank Malzone, R (1, 5) OBP: 0.347, SLG: 0.404	F3			5-3			BB		F3	3	1	0	0	1	0	2
Jackie Jensen, R (1, 9) OBP: 0.364, SLG: 0.429	K			F8			BB		F5	3	0	0	0	1	1	2
Sammy White, R (1, 2) OBP: 0.304, SLG: 0.385 Billy Consolo, R (7, PR) OBP: 0.200, SLG: 0.156 Bob Smith, L (7, 1) OBP: 0.500, SLG: 0.333 Ted Lepcio, R (9, PH)		1-3			2B		BB		K	2 0 0 1	0 0 0 0	1 0 0 0	0 0 0 0	1 0 0 1	0 0 0 0	0 0 0 0
Jim Piersall, R (1, 8) OBP: 0.349, SLG: 0.356		5-3			L8		G4-3			3	0	0	0	0	0	3
Tom Brewer, R (1, 1) OBP: 0.100, SLG: 0.100 Bill Renna, R (7, PH) Pete Daley, R (7, 2) OBP: 0.417, SLG: 0.222		F8			K		5-3			2 1 0	0 0 0	0 0 0	0 0 0	1 0 0	1 0 0	1 2 0
Inning Stats	R: 1 E: 0 K: 1 S: 7 H: 2 LOB: 2 BB: 1 P: 11	R: 0 E: 0 K: 0 S: 3 H: 0 LOB: 0 BB: 0 P: 3	R: 0 E: 0 K: 0 S: 3 H: 1 LOB: 0 BB: 0 P: 3	R: 0 E: 0 K: 0 S: 3 H: 0 LOB: 0 BB: 0 P: 3	R: 0 E: 0 K: 1 S: 6 H: 1 LOB: 1 BB: 0 P: 6	R: 0 E: 0 K: 1 S: 5 H: 0 LOB: 0 BB: 0 P: 5	R: 1 E: 0 K: 0 S: 2 H: 0 LOB: 2 BB: 3 P: 14	R: 0 E: 0 K: 1 S: 5 H: 1 LOB: 1 BB: 1 P: 9	R: 0 E: 0 K: 1 S: 5 H: 0 LOB: 0 BB: 0 P: 5	1B: 4 2B: 1 3B: 0 HR: 0 SF: 0 SAC: 0 DP: 3 HBP: 0						

PITCHER	IP	WLS	BF	H	R	ER	SO	BB	IBB	HBP	BLK	WP	HR	S	P	ERA	WHIP
Jack Harshman, L (1, 1) ERA: 1.25	9.0	W	34	5	2	2	5	5	0	0	0	0	0	39	59	2.00	1.111

PITCHER	IP	WLS	BF	H	R	ER	SO	BB	IBB	HBP	BLK	WP	HR	S	P	ERA	WHIP

TOP

Boston Red Sox @ Baltimore Orioles

Memorial Stadium, Baltimore, MD

Sat May 10 1958, 3:33 AM EDT

Att. 8,311 - Unknown

livebaseballscorecards.com

AB	29
R	2
H	5
RBI	1
BB	5
SO	5
LOB	16

WP: 0 PB: 0 SB: 0 CS: 0 PA: 34

BOTTOM

Batter	1	2	3	4	5	6	7	8	9	AB	R	H	RBI	BB	SO	LOB
Billy Gardner, R (1, 4) OBP: 0.247, SLG: 0.273	6-3		E4 FC6-4 BB 1-2		K	F8				4	0	0	0	0	1	3
Al Pilarcik, L (1, 9) OBP: 0.342, SLG: 0.365	L9		FC6-4 1-2 2-3 BB			BB BB SF7 BB	2B			2	1	1	0	2	0	0
Gene Woodling, L (1, 7) OBP: 0.426, SLG: 0.417 Jim Busby, R (9, 8) OBP: 0.308, SLG: 0.318	F8		FC6-4 S 1-2f 2-3 3-H			SF7 BB E 1-2 BB	K			3 0	1 0	0 0	1 0	1 0	1 0	3 0
Jim Marshall, L (1, 3) OBP: 0.361, SLG: 0.452 Bob Nieman, R (7, PH) OBP: 0.434, SLG: 0.432 Dick Williams, R (8, 3) OBP: 0.306, SLG: 0.281		1-3	K 1-2			E 1B 1-2 2-3 BB	G6-4-3 BB			2 0 0	1 0 0	0 0 0	0 0 0	1 1 0	1 0 0	2 0 0
Joe Ginsberg, L (1, 2) OBP: 0.250, SLG: 0.091 Gus Triandos, R (7, PH) OBP: 0.323, SLG: 0.455 (8, 2)		4-3		F5		SF7 2-3 3-H	G6-4-3 1-2f			2 1	0 0	0 0	1 0	0 0	0 0	0 2
Lenny Green, L (1, 8) OBP: 0.333, SLG: 0.435 (9, 7)		FC6-4 1B		1-3		E1 1B 1-3 1B 3-H		F5		4	1	1	0	0	0	1
Brooks Robinson, R (1, 5) OBP: 0.403, SLG: 0.508		FC6-4 1-2f		F9		1B 1-2 1B 3-H		1-3		4	0	1	1	0	0	1
Foster Castleman, R (1, 6) OBP: 0.242, SLG: 0.387			F7		F7	1-2 1B 2-H		F8		4	0	1	1	0	0	0
Jack Harshman, L (1, 1)			BB E FC6-4 BB		G3	K				2	1	0	0	1	1	2
Inning Stats	R: 0 E: 0 K: 0 S: 3 H: 0 LOB: 0 BB: 0 P: 3	R: 0 E: 0 K: 0 S: 4 H: 1 LOB: 1 BB: 0 P: 4	R: 1 E: 1 K: 1 S: 6 H: 0 LOB: 2 BB: 2 P: 14	R: 0 E: 0 K: 0 S: 3 H: 0 LOB: 0 BB: 0 P: 3	R: 0 E: 0 K: 1 S: 5 H: 0 LOB: 0 BB: 0 P: 5	R: 4 E: 1 K: 1 S: 8 H: 2 LOB: 2 BB: 3 P: 20	R: 0 E: 0 K: 1 S: 5 H: 1 LOB: 1 BB: 1 P: 9	R: 0 E: 0 K: 0 S: 3 H: 0 LOB: 0 BB: 0 P: 3		1B: 3 2B: 1 3B: 0 HR: 0 SF: 1 SAC: 0 DP: 1 HBP: 0					WP: 0 PB: 0 SB: 1 CS: 0	PA: 35	

PITCHER		IP	WLS	BF	H	R	ER	SO	BB	IBB	HBP	BLK	WP	HR	S	P	ERA	WHIP
Tom Brewer, R ERA: 4.09	(1, 1)	6.0	L	28	3	5	3	3	5	0	0	0	0	0	29	49	4.50	1.333
Bob Smith, L ERA: 4.7	(7, 1)	2.0		7	1	0	0	1	1	0	0	0	0	0	8	12	0.00	1.000

PITCHER	IP	WLS	BF	H	R	ER	SO	BB	IBB	HBP	BLK	WP	HR	S	P	ERA	WHIP

Boston Red Sox @ Baltimore Orioles

Memorial Stadium, Baltimore, MD

Sat May 10 1958, 3:33 AM EDT

Att. 8,311 - Unknown

livebaseballscorecards.com

AB	28
R	5
H	4
RBI	4
BB	6
SO	4
LOB	14

Batter	1	2	3	4	5	6	7	8	9	AB	R	H	RBI	BB	SO	LOB
Don Buddin, R (1, 6) OBP: 0.449, SLG: 0.387	S S S 0-3 ① K		S S S 0-3 ③ K			x 0-0 FC4-6 1B	x 0-0 ③			4	0	1	0	0	2	3
Pete Runnels, L (1, 4) OBP: 0.422, SLG: 0.375	x 0-0 ② F8			x 0-0 ① 6-3		x 0-0 ② FC4-6 1-2f		S S S 0-3 ① K		4	0	0	0	0	1	1
Ted Williams, L (1, 7) OBP: 0.427, SLG: 0.377	x 0-0 ③ 1-3			x 0-0 ② 1-5-3		x 0-0 ③ 4-3		x 0-0 ② P4		4	0	0	0	0	0	1
Dick Gernert, R (1, 3) OBP: 0.407, SLG: 0.523		x 0-0 ① L4		x 0-0 HR			x 0-0 ① F3	x 0-0 ③ G1		4	1	1	1	0	0	0
Frank Malzone, R (1, 5) OBP: 0.353, SLG: 0.409		x 0-0 1B 1B		x 0-0 ③ 5-3			x 0-0 1B 1B 1B		x 0-0 ① F7	4	1	2	0	0	0	0
Jackie Jensen, R (1, 9) OBP: 0.359, SLG: 0.419		x 0-0 G3-6-1 1-3 1B			x 0-0 ① F8		x 0-0 ② F9		x 0-0 ② 5-3	4	0	1	0	0	0	1
Lou Berberet, L (1, 2) OBP: 0.500, SLG: 0.182 Bill Renna, R (9, PH)		x 0-0 ② ③ G3-6-1 1-2f			x 0-0 ② 1-3		x 0-0 BB 1B 1-3 1B		S S S 0-3 ③ K	3 1	0 0	1 0	0 0	0 0	0 1	2 0
Jim Piersall, R (1, 8) OBP: 0.348, SLG: 0.355			x 0-0 ① F9		x 0-0 ③ 1-3		x 0-0 BB 1B 1-2 3-H			3	0	1	1	0	0	0
Frank Baumann, L (1, 1) OBP: 0.125, SLG: 0.250 Gene Stephens, L (7, PH) OBP: 0.310, SLG: 0.243 Mike Fornieles, R (7, 1) OBP: 0.333, SLG: 0.333			x 0-0 ② 6-3			S S S 0-3 ① K	B B B 4-0 1-2 2-3 BB			2 0 0	0 0 0	0 0 0	0 0 0	1 0 0	0 0 0	0 0 0
Inning Stats	R: 0 E: 0 K: 1 S: 5 H: 0 LOB: 0 BB: 0 P: 5	R: 0 E: 0 K: 0 S: 4 H: 2 LOB: 1 BB: 0 P: 4	R: 0 E: 0 K: 1 S: 5 H: 0 LOB: 0 BB: 0 P: 5	R: 1 E: 0 K: 0 S: 4 H: 1 LOB: 0 BB: 0 P: 4	R: 0 E: 0 K: 0 S: 3 H: 0 LOB: 0 BB: 0 P: 3	R: 0 E: 1 K: 1 S: 6 H: 1 LOB: 1 BB: 0 P: 6	R: 1 E: 0 K: 0 S: 6 H: 3 LOB: 3 BB: 1 P: 10	R: 0 E: 0 K: 1 S: 5 H: 0 LOB: 0 BB: 0 P: 5	R: 0 E: 0 K: 1 S: 5 H: 0 LOB: 0 BB: 0 P: 5	1B: 6 2B: 0 3B: 0 HR: 1	SF: 0 SAC: 0 DP: 1 HBP: 0					

PITCHER		IP	WLS	BF	H	R	ER	SO	BB	IBB	HBP	BLK	WP	HR	S	P	ERA	WHIP
Billy Loes, R ERA: 3.1	(1, 1)	7.0		28	7	2	2	3	1	0	0	0	0	1	33	37	2.57	1.143
Billy O'Dell, L ERA: 2.51	(8, 1)	2.0	W	6	0	0	0	2	0	0	0	0	0	0	10	10	0.00	0.000

PITCHER		IP	WLS	BF	H	R	ER	SO	BB	IBB	HBP	BLK	WP	HR	S	P	ERA	WHIP

TOP

Boston Red Sox @ Baltimore Orioles

Memorial Stadium, Baltimore, MD

Sun May 11 1958, 3:33 AM EDT

Unknown

livebaseballscorecards.com

AB	33
R	2
H	7
RBI	2
BB	1
SO	5
LOB	8

WP: 0	PA: 34																	
PB: 0																		
SB: 0																		
CS: 0																		

BOTTOM

Boston Red Sox @ Baltimore Orioles

Memorial Stadium, Baltimore, MD

Sun May 11 1958, 3:33 AM EDT

Unknown

Batter	1	2	3	4	5	6	7	8	9	AB	R	H	RBI	BB	SO	LOB
Billy Gardner, R (1, 4) OBP: 0.235, SLG: 0.259	F9	G3		F8			F7			4	0	0	0	0	0	3
Al Pilarcik, L (1, 9) OBP: 0.325, SLG: 0.343	5-3		K		K		L9			4	0	0	0	0	2	0
Bob Nieman, R (1, 7) OBP: 0.456, SLG: 0.532	HR		BB		CS 2B		P1			3	2	2	1	1	0	0
Billy O'Dell, S (8, 1)										0	0	0	0	0	0	0
Gus Triandos, R (1, 2) OBP: 0.319, SLG: 0.492	F3		F3		6-3 2-3			HR		4	1	1	1	0	0	2
Dick Williams, R (1, 3) OBP: 0.350, SLG: 0.361		1B BB 1B	1-3 1B			2B		5-3		4	0	3	0	0	0	0
Brooks Robinson, R (1, 5) OBP: 0.408, SLG: 0.500		1-2 1B BB	1-2 3-H 1B			P6		L5		3	0	1	1	1	0	1
Jim Busby, R (1, 8) OBP: 0.300, SLG: 0.308		1-2 2-3 1B	F9			5-3		K		4	0	1	0	0	1	3
Foster Castleman, R (1, 6) OBP: 0.250, SLG: 0.364		F3		5-3		FC6-4 IBB				2	0	0	0	1	0	3
Billy Loes, R (1, 1)		K		P6		FC6-4 1-2f				3	0	0	0	0	1	5
Lenny Green, L (8, 7) OBP: 0.333, SLG: 0.435										0	0	0	0	0	0	0
Inning Stats	R: 1 H: 1 E: 0 LOB: 0 K: 0 BB: 0 S: 4 P: 4	R: 0 H: 2 E: 0 LOB: 3 K: 1 BB: 1 S: 7 P: 11	R: 1 H: 2 E: 0 LOB: 2 K: 1 BB: 1 S: 7 P: 11	R: 0 H: 0 E: 0 LOB: 0 K: 0 BB: 0 S: 3 P: 3	R: 0 H: 1 E: 0 LOB: 0 K: 1 BB: 0 S: 5 P: 5	R: 0 H: 1 E: 0 LOB: 2 K: 0 BB: 1 S: 4 P: 8	R: 0 H: 0 E: 0 LOB: 0 K: 0 BB: 0 S: 3 P: 3	R: 1 H: 1 E: 0 LOB: 0 K: 1 BB: 0 S: 6 P: 6		1B: 4 SF: 0 2B: 2 SAC: 0 3B: 0 DP: 0 HR: 2 HBP: 0						WP: 0 PA: 34 PB: 0 SB: 0 CS: 1

livebaseballscorecards.com

	AB	31
	R	3
	H	8
	RBI	3
	BB	3
	SO	4
	LOB	17

PITCHER		IP	WLS	BF	H	R	ER	SO	BB	IBB	HBP	BLK	WP	HR	S	P	ERA	WHIP
Frank Baumann, L ERA: 1.67	(1, 1)	6.0		27	7	2	2	3	2	1	0	0	0	1	30	42	3.00	1.500
Mike Fornieles, R ERA: 4.91	(7, 1)	2.0	L	7	1	1	1	1	0	0	0	0	0	1	9	9	4.50	0.500

PITCHER	IP	WLS	BF	H	R	ER	SO	BB	IBB	HBP	BLK	WP	HR	S	P	ERA	WHIP

Batter	1	2	3	4	5	6	7	8	9	AB	R	H	RBI	BB	SO	LOB
Don Buddin, R (1, 6) OBP: 0.431, SLG: 0.367	P2		F7		4-3			F8		4	0	0	0	0	0	1
Pete Runnels, L (1, 4) OBP: 0.406, SLG: 0.359	6-3		K			F7			F8	4	0	0	0	0	1	0
Gene Stephens, L (1, 7) OBP: 0.283, SLG: 0.220	F2			3-1		G3			K	4	0	0	0	0	1	0
Dick Gernert, R (1, 3) OBP: 0.379, SLG: 0.479		F3		5-3		F3			4-3	4	0	0	0	0	0	0
Frank Malzone, R (1, 5) OBP: 0.352, SLG: 0.417		2B		E5			F7			3	0	1	0	0	0	0
Jackie Jensen, R (1, 9) OBP: 0.358, SLG: 0.408		BB		P4			F9			2	0	0	0	1	0	1
Sammy White, R (1, 2) OBP: 0.292, SLG: 0.368		K			F8		F6			3	0	0	0	0	1	2
Jim Piersall, R (1, 8) OBP: 0.344, SLG: 0.351		F9			1B			G4		1	0	0	0	0	0	2
Marty Keough, L (4, 8) OBP: 0.294, SLG: 0.353										2	0	1	0	0	0	0
Willard Nixon, L (1, 1) OBP: 0.400, SLG: 0.400			F7		F8			G3		1	0	0	0	0	0	0
Leo Kiely, L (3, 1)										1	0	0	0	0	0	1
Billy Klaus, L (8, PH) OBP: 0.300, SLG: 0.250										1	0	0	0	0	0	0
Ike Delock, R (8, 1)										0	0	0	0	0	0	0
Inning Stats	R: 0 E: 0 K: 0 S: 3 H: 0 LOB: 0 BB: 0 P: 3	R: 0 E: 0 K: 1 S: 6 H: 1 LOB: 2 BB: 1 P: 10	R: 0 E: 0 K: 1 S: 5 H: 0 LOB: 0 BB: 0 P: 5	R: 0 E: 1 K: 0 S: 4 H: 0 LOB: 1 BB: 0 P: 4	R: 0 E: 0 K: 0 S: 4 H: 1 LOB: 1 BB: 0 P: 4	R: 0 E: 0 K: 0 S: 3 H: 0 LOB: 0 BB: 0 P: 3	R: 0 E: 0 K: 0 S: 3 H: 0 LOB: 0 BB: 0 P: 3	R: 0 E: 0 K: 0 S: 3 H: 0 LOB: 0 BB: 0 P: 3	R: 0 E: 0 K: 1 S: 5 H: 0 LOB: 0 BB: 0 P: 5	1B: 1 2B: 1 3B: 0 HR: 0 SF: 0 SAC: 0 DP: 0 HBP: 0						

PITCHER		IP	WLS	BF	H	R	ER	SO	BB	IBB	HBP	BLK	WP	HR	S	P	ERA	WHIP
Arnie Portocarrero, R ERA: 1.59	(1, 1)	6.0	W	22	2	0	0	2	1	0	0	0	0	0	25	29	0.00	0.500
George Zuverink, R ERA: 2.7	(7, 1)	3.0	S	9	0	0	0	1	0	0	0	0	0	0	11	11	0.00	0.000

PITCHER		IP	WLS	BF	H	R	ER	SO	BB	IBB	HBP	BLK	WP	HR	S	P	ERA	WHIP

TOP

Boston Red Sox @ Baltimore Orioles

Memorial Stadium, Baltimore, MD

Sun May 11 1958, 3:38 AM EDT

Att. 19,056 - Unknown

livebaseballscorecards.com

AB	30
R	0
H	2
RBI	0
BB	1
SO	3
LOB	7

PA: 31

WP: 0
PB: 0
SB: 0
CS: 0

Batter	1	2	3	4	5	6	7	8	9	AB	R	H	RBI	BB	SO	LOB
Billy Gardner, R (1, 4) OBP: 0.247, SLG: 0.298	HR	BB G4-6-3		1-3			6-3			3	1	1	1	1	0	0
Al Pilarcik, L (1, 9) OBP: 0.321, SLG: 0.338	1B 4-3	G4-6-3 1-2f		F7			K			4	0	1	0	0	1	2
Gene Woodling, L (1, 7) OBP: 0.400, SLG: 0.385	F9		F8		4-3			F8		4	0	0	0	0	0	1
Jim Busby, R (9, 8) OBP: 0.300, SLG: 0.308										0	0	0	0	0	0	0
Jim Marshall, L (1, 3) OBP: 0.375, SLG: 0.543	4-3 1-2		HR		CS 1B			4-3		4	1	2	1	0	0	1
Lenny Green, L (1, 8) (9, 7) OBP: 0.393, SLG: 0.500	1B 2-H		2B 1B FC5-2		K 1-2			BB PO		3	0	2	0	1	1	1
Joe Ginsberg, L (1, 2) OBP: 0.316, SLG: 0.214		1B 4-3 2B 1B	FC5-2 2-3 1B			3-1		PO 1-2		3	1	2	0	0	0	0
Brooks Robinson, R (1, 5) OBP: 0.392, SLG: 0.478		4-3 1-2	FC5-2 1-2 3-H			P4				3	0	0	0	0	0	3
Foster Castleman, R (1, 6) OBP: 0.256, SLG: 0.361		2B 2-3 1B	5-3			K				3	1	1	0	0	1	2
Arnie Portocarrero, R (1, 1) OBP: 0.333, SLG: 0.667				1-3			5-3			2	0	1	2	0	0	0
George Zuverink, R (7, 1)		2B 1-H 3-H								1	0	0	0	0	0	0
Inning Stats	R: 1 E: 0 K: 0 S: 5 H: 3 LOB: 2 BB: 0 P: 5	R: 2 E: 0 K: 0 S: 5 H: 3 LOB: 1 BB: 1 P: 9	R: 1 E: 0 K: 0 S: 6 H: 3 LOB: 2 BB: 0 P: 6	R: 0 E: 0 K: 0 S: 3 H: 0 LOB: 0 BB: 0 P: 3	R: 0 E: 0 K: 1 S: 5 H: 1 LOB: 1 BB: 0 P: 5	R: 0 E: 0 K: 1 S: 5 H: 0 LOB: 0 BB: 0 P: 5	R: 0 E: 0 K: 1 S: 5 H: 0 LOB: 0 BB: 0 P: 5	R: 0 E: 0 K: 0 S: 2 H: 0 LOB: 0 BB: 1 P: 6		1B: 6 2B: 3 3B: 0 HR: 2 SF: 0 SAC: 0 DP: 2 HBP: 0						

PITCHER		IP	WLS	BF	H	R	ER	SO	BB	IBB	HBP	BLK	WP	HR	S	P	ERA	WHIP
Willard Nixon, R ERA: 7.36	(1, 1)	2.1	L	14	8	4	4	0	1	0	0	0	0	2	13	17	15.43	3.857
Leo Kiely, L ERA: 1.5	(3, 1)	4.2		15	2	0	0	3	0	0	0	0	0	0	21	21	0.00	0.429
Ike Delock, R ERA: 2.08	(8, 1)	1.0		3	0	0	0	0	1	0	0	0	0	0	2	6	0.00	1.000

PITCHER	IP	WLS	BF	H	R	ER	SO	BB	IBB	HBP	BLK	WP	HR	S	P	ERA	WHIP

BOTTOM

Boston Red Sox @ Baltimore Orioles

Memorial Stadium, Baltimore, MD

Sun May 11 1958, 3:38 AM EDT

Att. 19,056 - Unknown

livebaseballscorecards.com

AB	30
R	4
H	10
RBI	4
BB	2
SO	3
LOB	10

WP: 0 PA: 33
PB: 0
SB: 0
CS: 1

Batter	1	2	3	4	5	6	7	8	9	AB	R	H	RBI	BB	SO	LOB
Billy Gardner, R (1, 4) OBP: 0.237, SLG: 0.284	F8		L5		6-3			L8		4	0	0	0	0	0	1
Al Pilarcik, L (1, 9) OBP: 0.306, SLG: 0.320	1-3		F7			3-1		F8		4	0	0	0	0	0	0
Gene Woodling, L (1, 7) OBP: 0.420, SLG: 0.418	BB 1B		F7			L7-4 2B			BB 1B	3	0	2	0	1	0	0
Jim Marshall, L (1, 3) OBP: 0.386, SLG: 0.526	BB 1-3 1B			K		BB			L9	3	0	1	0	1	1	1
Lenny Green, L (1, 8) OBP: 0.375, SLG: 0.448	1-2 BB			F7		L7-4 2-3			F8	3	0	0	0	1	0	3
Joe Ginsberg, L (1, 2) OBP: 0.304, SLG: 0.176	4-3			4-3			P6		FC4-6 1-2 BB	3	0	0	0	1	0	3
Brooks Robinson, R (1, 5) OBP: 0.386, SLG: 0.466		P4			B1-4-3 E 1B		F2		FC4-6 1-2f	4	0	1	0	0	0	2
Foster Castleman, R (1, 6) OBP: 0.238, SLG: 0.333		L8			E1 B1-4-3 1-2		5-3			3	0	0	0	0	0	1
Connie Johnson, R (1, 1) OBP: 0.300, SLG: 0.333		5-3			B1-4-3 1-2f 2-3			4-3		2	0	0	0	0	0	2
Bob Boyd, L (8, PH) OBP: 0.063, SLG: 0.063										1	0	0	0	0	0	0
Ken Lehman, L (8, 1)										0	0	0	0	0	0	0
Inning Stats	R: 0 E: 0 K: 0 S: 4 H: 1 LOB: 3 BB: 2 P: 12	R: 0 E: 0 K: 0 S: 3 H: 0 LOB: 0 BB: 0 P: 3	R: 0 E: 0 K: 0 S: 3 H: 0 LOB: 0 BB: 0 P: 3	R: 0 E: 0 K: 1 S: 5 H: 0 LOB: 0 BB: 0 P: 5	R: 0 E: 1 K: 0 S: 4 H: 1 LOB: 1 BB: 0 P: 4	R: 0 E: 0 K: 0 S: 3 H: 1 LOB: 1 BB: 1 P: 7	R: 0 E: 0 K: 0 S: 3 H: 0 LOB: 0 BB: 0 P: 3	R: 0 E: 0 K: 0 S: 3 H: 0 LOB: 0 BB: 0 P: 3	R: 0 E: 0 K: 0 S: 4 H: 1 LOB: 2 BB: 1 P: 8	1B: 3 2B: 2 3B: 0 HR: 0 SF: 0 SAC: 0 DP: 2 HBP: 0	WP: 0 PB: 0 SB: 0 CS: 0 PA: 34					

PITCHER	IP	WLS	BF	H	R	ER	SO	BB	IBB	HBP	BLK	WP	HR	S	P	ERA	WHIP
Don Larsen, R (1, 1) ERA:	9.0	W	34	4	0	0	1	4	0	0	0	0	0	32	48	0.00	0.889

PITCHER	IP	WLS	BF	H	R	ER	SO	BB	IBB	HBP	BLK	WP	HR	S	P	ERA	WHIP

TOP

Baltimore Orioles @ New York Yankees

Yankee Stadium, Bronx, NY

Tue May 13 1958, 7:05 PM EDT

Att. 13,606 - Overcast

livebaseballscorecards.com

AB	30
R	0
H	4
RBI	0
BB	4
SO	1
LOB	13

Batter	1	2	3	4	5	6	7	8	9	AB	R	H	RBI	BB	SO	LOB
Norm Siebern, L (1, 7) OBP: 0.433, SLG: 0.540	F9		FC5-4 1B 1-2		2B		2B 1-3			4	1	3	0	0	0	0
Hank Bauer, R (1, 9) OBP: 0.342, SLG: 0.439	F5		FC5-4 1-2f 2-3		BB B B B		2B 2-H 3-H			3	0	1	2	1	0	2
Mickey Mantle, S (1, 8) OBP: 0.395, SLG: 0.438	1B S		G3		P5		G3			4	0	1	0	0	0	5
Yogi Berra, L (1, 2) OBP: 0.240, SLG: 0.353	F9 1-2			5-3	L8			P5		4	0	0	0	0	0	1
Gil McDougald, R (1, 4) OBP: 0.444, SLG: 0.561		6-3		L6	L7			FC6-5-4 2B		4	0	1	0	0	0	0
Tony Kubek, L (1, 6) OBP: 0.269, SLG: 0.280		P6		F7	G3			FC6-5-4 2B 2-3		4	0	0	0	0	0	1
Marv Throneberry, L (1, 3) OBP: 0.100, SLG: 0.200		4-3			F7		4-3	2B 1-3		4	0	1	0	0	0	0
Jerry Lumpe, L (1, 5) OBP: 0.381, SLG: 0.444			6-3		F8		F9	1-3		3	0	0	0	0	0	0
Andy Carey, R (8, PH) OBP: 0.226, SLG: 0.400 (9, 5)										1	0	0	0	0	0	2
Don Larsen, R (1, 1) OBP: 0.625, SLG: 1.500			FC5-4 1B 1B		HR		BB B B B 2B			2	2	2	1	1	0	0
Inning Stats	R: 0 E: 0 K: 0 S: 4 H: 1 LOB: 1 BB: 0 P: 4	R: 0 E: 0 K: 0 S: 3 H: 0 LOB: 0 BB: 0 P: 3	R: 0 E: 0 K: 0 S: 5 H: 2 LOB: 2 BB: 0 P: 5	R: 0 E: 0 K: 0 S: 3 H: 0 LOB: 0 BB: 0 P: 3	R: 1 E: 0 K: 0 S: 5 H: 2 LOB: 2 BB: 1 P: 9	R: 0 E: 0 K: 0 S: 3 H: 0 LOB: 0 BB: 0 P: 3	R: 2 E: 0 K: 0 S: 5 H: 2 LOB: 1 BB: 1 P: 9	R: 0 E: 0 K: 0 S: 5 H: 2 LOB: 2 BB: 0 P: 5		1B: 3 2B: 5 3B: 0 HR: 1	SF: 0 SAC: 0 DP: 0 HBP: 0						

PITCHER		IP	WLS	BF	H	R	ER	SO	BB	IBB	HBP	BLK	WP	HR	S	P	ERA	WHIP
Connie Johnson, R ERA: 3.99	(1, 1)	7.0	L	30	7	3	3	0	2	0	0	0	0	1	28	36	3.86	1.286
Ken Lehman, L ERA: 10.38	(8, 1)	1.0		5	2	0	0	0	0	0	0	0	0	0	5	5	0.00	2.000

PITCHER	IP	WLS	BF	H	R	ER	SO	BB	IBB	HBP	BLK	WP	HR	S	P	ERA	WHIP

BOTTOM

Baltimore Orioles @ New York Yankees

Yankee Stadium, Bronx, NY

Tue May 13 1958, 7:05 PM EDT

Att. 13,606 - Overcast

livebaseballscorecards.com

AB	33
R	3
H	9
RBI	3
BB	2
SO	0
LOB	11

Batter	1	2	3	4	5	6	7	8	9	AB	R	H	RBI	BB	SO	LOB
Billy Gardner, R (1, 4) (7, 6) OBP: 0.227, SLG: 0.272	4-3		K			F8		F9		4	0	0	0	0	1	0
Al Pilarcik, L (1, 9) OBP: 0.315, SLG: 0.329	F7			1B		S 1B		6-3		4	0	2	0	0	0	0
Gene Woodling, L (1, 7) OBP: 0.438, SLG: 0.411	CS BB			K		1-2 BB		BB		1	0	0	0	3	1	1
Jim Marshall, L (1, 3) OBP: 0.354, SLG: 0.476	CS 1-2	3-1		F7		P4		4-3		4	0	0	0	0	0	4
Lenny Green, L (1, 8) OBP: 0.333, SLG: 0.394		1-3		F7			1-3		P4	4	0	0	0	0	0	1
Joe Ginsberg, L (1, 2) OBP: 0.333, SLG: 0.200		BB			1-3		K		CS 1B	3	0	1	0	1	1	0
Jim Busby, R (9, PR) OBP: 0.300, SLG: 0.308										0	0	0	0	0	0	0
Brooks Robinson, R (1, 5) OBP: 0.379, SLG: 0.447		F3			K		E 1B BB		K 1-2	3	0	0	0	1	2	2
Foster Castleman, R (1, 6) OBP: 0.227, SLG: 0.317			P4		5-3		E4 1-3			2	0	0	0	0	0	0
Bert Hamric, L (7, PH) OBP: 0.250, SLG: 0.250							1B			1	0	1	0	0	0	0
Dick Williams, R (7, PR) OBP: 0.350, SLG: 0.361										0	0	0	0	0	0	0
(7, 5)																
Billy O'Dell, S (1, 1)			K			K	5-3			2	0	0	0	0	2	0
Bob Boyd, L (7, PH) OBP: 0.059, SLG: 0.059										1	0	0	0	0	0	2
George Zuverink, R (7, 1)										0	0	0	0	0	0	0
Ken Lehman, L (7, 1)										0	0	0	0	0	0	0
Inning Stats	R: 0 E: 0 K: 0 S: 2 H: 0 LOB: 0 BB: 1 P: 6	R: 0 E: 0 K: 0 S: 3 H: 0 LOB: 1 BB: 1 P: 7	R: 0 E: 0 K: 2 S: 7 H: 0 LOB: 0 BB: 0 P: 7	R: 0 E: 0 K: 1 S: 6 H: 1 LOB: 1 BB: 0 P: 6	R: 0 E: 0 K: 1 S: 5 H: 0 LOB: 0 BB: 0 P: 5	R: 0 E: 0 K: 1 S: 6 H: 1 LOB: 2 BB: 1 P: 10	R: 0 E: 1 K: 1 S: 6 H: 1 LOB: 2 BB: 1 P: 10	R: 0 E: 0 K: 0 S: 3 H: 0 LOB: 1 BB: 1 P: 7	R: 0 E: 0 K: 1 S: 5 H: 1 LOB: 1 BB: 0 P: 5	1B: 4 2B: 1 3B: 0 HR: 0	SF: 0 SAC: 0 DP: 1 HBP: 0					

TOP

Baltimore Orioles @ New York Yankees

Yankee Stadium, Bronx, NY

Wed May 14 1958, 3:33 AM EDT

Att. 6,080 - Overcast - 66 F

livebaseballscorecards.com

AB	29
R	0
H	4
RBI	0
BB	5
SO	7
LOB	10

PITCHER		IP	WLS	BF	H	R	ER	SO	BB	IBB	HBP	BLK	WP	HR	S	P	ERA	WHIP
Bob Turley, R ERA: 1.0	(1, 1)	9.0	W	34	4	0	0	7	5	0	0	0	0	0	43	63	0.00	1.000

PITCHER	IP	WLS	BF	H	R	ER	SO	BB	IBB	HBP	BLK	WP	HR	S	P	ERA	WHIP

Batter	1	2	3	4	5	6	7	8	9	AB	R	H	RBI	BB	SO	LOB
Norm Siebern, L (1, 7) OBP: 0.413, SLG: 0.509	SSS 0-3 K ①			x 0-0 L8 ①	x 0-0 G3 ③		x 0-0 G3 ③			3	0	0	0	0	1	2
Yogi Berra, L (7, PH) (8, 2) OBP: 0.237, SLG: 0.348										1	0	0	0	0	0	3
Tony Kubek, L (1, 6) OBP: 0.300, SLG: 0.310	x 0-0 1-3 ②			x 0-0 6-3 2B 1B		x 0-0 FC4 1B		SSS 0-3 K ①		4	1	2	0	0	1	0
Hank Bauer, R (1, 9) OBP: 0.325, SLG: 0.414	x 0-0 F7 ③			x 0-0 6-3 1-3 ②		x 0-0 F9 ①		x 0-0 P5 ②		4	0	0	0	0	0	2
Mickey Mantle, S (1, 8) OBP: 0.400, SLG: 0.456		x 0-0 1-3 ①		x 0-0 3-H 2B		x 0-0 L7 ②		x 0-0 BB 1B		4	0	2	1	0	0	1
Gil McDougald, R (1, 4) OBP: 0.434, SLG: 0.536		x 0-0 5-3 ②		x 0-0 4-3 ③		x 0-0 FC4 1-2f ③		BBBB 4-0 1-2 BB		3	0	0	0	1	0	2
Elston Howard, R (1, 2) OBP: 0.409, SLG: 0.474		SSS 0-3 K2-3 ③			SSS 0-3 K ①		BBBB 4-0 CS BB	x 0-0 F9 ③		2	0	0	0	1	2	0
Bobby Del Greco, R (7, PR) (8, 7) OBP: 0.333, SLG: 0.200										1	0	0	0	0	0	2
Andy Carey, R (1, 5) OBP: 0.250, SLG: 0.423			x 0-0 P6 ①		x 0-0 2B		BBBB 4-0 E 1B 1-2 BB ①			2	0	1	0	1	0	0
Marv Throneberry, L (1, 3) OBP: 0.231, SLG: 0.250			SSS 0-3 K ②		BBBB 4-0 BB		x 0-0 E8 S 1-3 1B			2	0	1	0	1	1	0
Bob Turley, R (1, 1) OBP: 0.167, SLG: 0.333			SSS 0-3 K ③		SSS 0-3 K ②		SSS 0-3 K 1-2 ②			3	0	0	0	0	3	4
Inning Stats	R: 0 H: 0 E: 0 LOB: 0 K: 1 BB: 0 S: 5 P: 5	R: 0 H: 0 E: 0 LOB: 0 K: 1 BB: 0 S: 5 P: 5	R: 0 H: 0 E: 0 LOB: 0 K: 2 BB: 0 S: 7 P: 7	R: 1 H: 2 E: 0 LOB: 1 K: 0 BB: 0 S: 5 P: 5	R: 0 H: 1 E: 0 LOB: 2 K: 2 BB: 1 S: 8 P: 12	R: 0 H: 1 E: 0 LOB: 1 K: 0 BB: 0 S: 4 P: 4	R: 0 H: 1 E: 1 LOB: 3 K: 1 BB: 2 S: 5 P: 13	R: 0 H: 1 E: 0 LOB: 2 K: 1 BB: 1 S: 6 P: 10		1B: 4 SF: 0 2B: 2 SAC: 0 3B: 0 DP: 0 HR: 0 HBP: 0						WP: 0 PA: 33 PB: 0 SB: 1 CS: 1

BOTTOM

Baltimore Orioles @ New York Yankees

Yankee Stadium, Bronx, NY

Wed May 14 1958, 3:33 AM EDT
Att. 6,080 - Overcast - 66 F

livebaseballscorecards.com

AB	29
R	1
H	6
RBI	1
BB	4
SO	8
LOB	16

PITCHER		IP	WLS	BF	H	R	ER	SO	BB	IBB	HBP	BLK	WP	HR	S	P	ERA	WHIP
Billy O'Dell, L ERA: 2.35	(1, 1)	6.0	L	23	4	1	1	6	1	0	0	0	0	0	34	38	1.50	0.833
George Zuverink, R ERA: 2.57	(7, 1)	0.2		4	1	0	0	1	2	0	0	0	0	0	4	12	0.00	4.500
Ken Lehman, L ERA: 7.94	(7, 1)	1.1		6	1	0	0	1	1	0	0	0	0	0	7	11	0.00	1.500

PITCHER	IP	WLS	BF	H	R	ER	SO	BB	IBB	HBP	BLK	WP	HR	S	P	ERA	WHIP

Baltimore Orioles @ Boston Red Sox

Fenway Park, Boston, MA

Sat May 17 1958, 3:33 AM EDT

Att. 10,610 - Unknown

TOP

livebaseballscorecards.com

Batter	1	2	3	4	5	6	7	8	9	AB	R	H	RBI	BB	SO	LOB
Billy Gardner, R (1, 4) (8, 6) OBP: 0.225, SLG: 0.268	FC1-6 1B		FC3-6 E BB 1-2f		F3		E6 1-3	4-3		5	0	1	0	0	0	4
Al Pilarcik, L (1, 8) (8, 9) OBP: 0.309, SLG: 0.313	FC1-6 FC1-4 1-2f		BBBB 4-0 E 1-2 BB		SSS 0-3 K		G3		F7	4	0	0	0	1	1	3
Bob Nieman, R (1, 7) OBP: 0.459, SLG: 0.569 Dick Williams, R (8, 5) OBP: 0.341, SLG: 0.351	FC1-4 BB 1-2f		E3 FC6-4 1-2 2-3			4-3 E 2B		1B 2B	5-3	4 1	2 0	2 0	0 0	0 0	0 0	3 0
Gene Woodling, L (1, 9) (8, 7) OBP: 0.436, SLG: 0.400	BBBB 4-0 1-2 BB		SSS 0-3 K			4-3 2-3		F8 1B 2B 2-H 1B	G3	4	1	1	1	1	1	4
Gus Triandos, R (1, 2) OBP: 0.315, SLG: 0.476 Jim Busby, R (8, PR) (8, 8) OBP: 0.300, SLG: 0.308	SSS 0-3 K		FC6-4 1-2f			E5 WP L4 3-H		2B SF8 1-2 1B		4 0	0 1	1 0	1 0	0 0	1 0	5 0
Jim Marshall, L (1, 3) OBP: 0.327, SLG: 0.435		G3		L7		L4 2-H		F8 2-3		4	0	0	0	0	0	3
Brooks Robinson, R (1, 5) (8, 4) OBP: 0.385, SLG: 0.463		1-3		F7			FC6-4 1B	SF8 1-3 3-H 2B		4	0	2	1	0	0	0
Foster Castleman, R (1, 6) OBP: 0.217, SLG: 0.302 Bob Boyd, L (7, PH) OBP: 0.056, SLG: 0.056 Willy Miranda, S (7, 6) OBP: 0.250, SLG: 0.273 Joe Ginsberg, L (8, PH) OBP: 0.357, SLG: 0.200 (8, 2)		F7		SSS 0-3 K			FC6-4 E 1-2f	4-0 IBB		2 1 0 0	0 0 0 0	0 0 0 0	0 0 0 0	1 0 0 1	0 0 0 0	0 1 0 0
Jack Harshman, L (1, 1) OBP: 0.300, SLG: 0.071			FC3-6 1B		SSS 0-3 K		F9	SF8 2-3 3-H		3	0	1	1	0	1	1

AB	36
R	4
H	8
RBI	4
BB	3
SO	5
LOB	24

Inning Stats	1	2	3	4	5	6	7	8	9
	R: 0 E: 0 K: 1 S: 6	H: 1 LOB: 2 BB: 1 P: 10	R: 0 E: 0 K: 0 S: 3	H: 0 LOB: 0 BB: 0 P: 3	R: 0 E: 1 K: 1 S: 7	H: 1 LOB: 3 BB: 1 P: 11	R: 0 E: 0 K: 1 S: 5	H: 0 LOB: 0 BB: 0 P: 5	R: 0 E: 0 K: 2 S: 7	H: 0 LOB: 0 BB: 0 P: 7	R: 1 E: 1 K: 0 S: 4	H: 1 LOB: 1 BB: 0 P: 4	R: 0 E: 1 K: 0 S: 5	H: 1 LOB: 2 BB: 0 P: 5	R: 3 E: 0 K: 0 S: 7	H: 4 LOB: 2 BB: 1 P: 11	R: 0 E: 0 K: 0 S: 3	H: 0 LOB: 0 BB: 0 P: 3

| | | |

Batter	1	2	3	4	5	6	7	8	9	AB	R	H	RBI	BB	SO	LOB
Don Buddin, R (1, 6) OBP: 0.426, SLG: 0.396	0-0 1B 2B	0-3 K			0-0 FC FC5-2 1B	0-3 K		0-0 1-H 2-H HR		5	2	2	3	0	2	4
Pete Runnels, L (1, 4) OBP: 0.413, SLG: 0.380	0-0 F8		0-0 F7		0-0 FC5-2 1-2 2-3 1B		0-0 6-3	0-0 F8		5	0	1	0	0	0	1
Ted Williams, L (1, 7) Gene Stephens, L (8, 7) OBP: 0.292, SLG: 0.214	0-3 K		0-0 4-3		0-0 FC5-2 1-2 2-3 3-Hf		0-3 K			4 0	0 0	0 0	0 0	0 0	2 0	4 0
Dick Gernert, R (1, 3) OBP: 0.390, SLG: 0.492	0-0 2-H 1B		0-0 P4		0-3 K		0-0 F8			4	0	1	1	0	1	3
Frank Malzone, R (1, 5) OBP: 0.339, SLG: 0.400	0-0 F2			0-0 F7	0-0 F8			0-0 WP SF7 2B		4	1	1	0	0	0	4
Jackie Jensen, R (1, 9) OBP: 0.404, SLG: 0.538		0-0 S BB 1B		0-0 HR		0-0 4-3 1B 2B		4-0 WP HR BB		3	3	3	1	1	0	0
Sammy White, R (1, 2) OBP: 0.266, SLG: 0.333		0-0 P3		0-0 P4		0-0 4-3 2-3		0-0 F8 1-2 2-3		4	0	0	0	0	0	4
Jim Piersall, R (1, 8) OBP: 0.355, SLG: 0.356		4-0 1-2 BB		0-0 5-3		0-3 K		0-0 SF7 3-H		2	0	0	1	1	1	1
Tom Brewer, R (1, 1) OBP: 0.231, SLG: 0.308 Murray Wall, R (8, 1) Bill Renna, R (8, PH) OBP: 0.400, SLG: 1.000 Leo Kiely, L (9, 1)		0-3 K 2-3			0-0 1B FC5-2 2B	0-0 3-H 1B		4-0 HR IBB		3 0 0 0	0 0 1 0	2 0 0 0	1 0 0 0	0 0 1 0	1 0 0 0	2 0 0 0
Inning Stats	R: 1 H: 2 E: 0 LOB: 1 K: 1 BB: 0 S: 7 P: 7	R: 0 H: 1 E: 0 LOB: 2 K: 2 BB: 1 S: 8 P: 12	R: 0 H: 0 E: 0 LOB: 0 K: 0 BB: 0 S: 3 P: 3	R: 1 H: 1 E: 0 LOB: 0 K: 0 BB: 0 S: 4 P: 4	R: 0 H: 2 E: 0 LOB: 3 K: 1 BB: 0 S: 8 P: 8	R: 1 H: 2 E: 0 LOB: 1 K: 2 BB: 0 S: 9 P: 9	R: 0 H: 0 E: 0 LOB: 0 K: 1 BB: 0 S: 5 P: 5	R: 4 H: 2 E: 0 LOB: 0 K: 0 BB: 2 S: 5 P: 13		1B: 4 SF: 1 2B: 4 SAC: 0 3B: 0 DP: 0 HR: 2 HBP: 0						

PITCHER	IP	WLS	BF	H	R	ER	SO	BB	IBB	HBP	BLK	WP	HR	S	P	ERA	WHIP
Jack Harshman, L (1, 1) ERA: 2.45	8.0	L	38	10	7	7	7	2	1	0	0	1	2	49	61	7.88	1.500

PITCHER	IP	WLS	BF	H	R	ER	SO	BB	IBB	HBP	BLK	WP	HR	S	P	ERA	WHIP

BOTTOM

Baltimore Orioles @ Boston Red Sox

Fenway Park, Boston, MA

Sat May 17 1958, 3:33 AM EDT

Att. 10,610 - Unknown

livebaseballscorecards.com

AB	34
R	7
H	10
RBI	7
BB	3
SO	7
LOB	23

WP: 1 PA: 38
PB: 0
SB: 1
CS: 0

Baltimore Orioles @ Boston Red Sox

Fenway Park, Boston, MA

Sat May 17 1958, 3:38 AM EDT

Att. 16,266 - Unknown

TOP

livebaseballscorecards.com

Batter	1	2	3	4	5	6	7	8	9	AB	R	H	RBI	BB	SO	LOB
Billy Gardner, R (1, 4) OBP: 0.231, SLG: 0.265	3-1	FC6-4 1-2 BB		P4	G6-4-3 1-2f			FC4-6 1B	F8 2-3	5	0	1	0	1	0	7
Al Pilarcik, L (1, 9) OBP: 0.293, SLG: 0.295	K	FC6-4 1-2f 2-H 3-H		FC5-6 1B 1-2f		4-3		FC4-6 1B 1-2f		5	0	0	1	0	1	3
Bob Nieman, R (1, 7) OBP: 0.485, SLG: 0.574 Lenny Green, L (8, 7) OBP: 0.333, SLG: 0.394	1B BB	6-3		FC5-4 1-2 1B		BB		1-2 1B		3 0	0 0	2 0	0 0	2 0	0 0	1 0
Gus Triandos, R (1, 2) OBP: 0.333, SLG: 0.478	1-2 1B		1B 1B	FC5-4 1-2f		G6-4-3 1-2 BB		K		4	0	2	0	1	1	4
Dick Williams, R (1, 3) OBP: 0.304, SLG: 0.310	4-3		K	F7		G6-4-3 1-2f			F7	5	0	0	0	0	1	5
Brooks Robinson, R (1, 5) OBP: 0.385, SLG: 0.476		F7	K	1B 3B			P6		2B 1B BB	4	2	1	0	1	1	1
Jim Busby, R (1, 8) OBP: 0.371, SLG: 0.400		BB 1B 1B	1B 1-2 1B		1B HBP		5-3		1B 1-3 2B	4	1	3	0	0	0	0
Foster Castleman, R (1, 6) OBP: 0.240, SLG: 0.304 Jim Marshall, L (9, PH) OBP: 0.340, SLG: 0.435 Willy Miranda, S (9, 6) OBP: 0.250, SLG: 0.273		1B 1-2 FC6-4 BB	K	BB 1-3 3-H 1B			6-3		F8 1B IBB	3 0 0	1 0 0	1 0 0	1 0 0	1 1 0	0 0 0	2 0 0
Arnie Portocarrero, R (1, 1) OBP: 0.571, SLG: 0.667 Billy O'Dell, S (8, 1) Connie Johnson, R (8, 1) OBP: 0.300, SLG: 0.333 Gene Woodling, L (9, PH) OBP: 0.443, SLG: 0.410 George Zuverink, R (9, 1)		BB E 1-3 2-H 1B		FC5-6 1B	G6-4-3 1-2 BB			K	1-2 2-3 3-H 1B	3 0 0 1 0	1 0 0 0 0	2 0 0 1 0	1 0 0 0 0	1 0 0 1 0	1 0 0 0 0	0 0 0 0 0

	AB	R	H	RBI	BB	SO	LOB
	37	5	13	4	8	6	23

Inning Stats																		
	R: 0	H: 1	R: 3	H: 2	R: 0	H: 2	R: 0	H: 2	R: 1	H: 2	R: 0	H: 0	R: 0	H: 0	R: 0	H: 2	R: 1	H: 2
	E: 0	LOB: 2	E: 1	LOB: 1	E: 0	LOB: 2	E: 0	LOB: 2	E: 0	LOB: 2	E: 0	LOB: 1	E: 0	LOB: 0	E: 0	LOB: 2	E: 0	LOB: 2
	K: 1	BB: 1	K: 0	BB: 2	K: 3	BB: 0	K: 0	BB: 0	K: 0	BB: 1	K: 0	BB: 2	K: 0	BB: 0	K: 2	BB: 0	K: 0	BB: 2
	S: 6	P: 10	S: 5	P: 13	S: 11	P: 11	S: 5	P: 5	S: 4	P: 9	S: 2	P: 10	S: 3	P: 3	S: 9	P: 9	S: 4	P: 12

	1B: 11	SF: 0	WP: 0	PA: 46
	2B: 1	SAC: 0	PB: 0	
	3B: 1	DP: 2	SB: 0	
	HR: 0	HBP: 1	CS: 0	

PITCHER		IP	WLS	BF	H	R	ER	SO	BB	IBB	HBP	BLK	WP	HR	S	P	ERA	WHIP
Frank Baumann, L ERA: 2.3	(1, 1)	4.1	L	27	9	4	3	4	4	0	1	0	0	0	30	47	6.23	3.000
Mike Fornieles, R ERA: 4.32	(5, 1)	3.2		13	2	0	0	2	2	0	0	0	0	0	15	23	0.00	1.091
Dave Sisler, R ERA: 4.91	(9, 1)	1.0		6	2	1	1	0	1	1	0	0	0	0	4	12	9.00	3.000

PITCHER	IP	WLS	BF	H	R	ER	SO	BB	IBB	HBP	BLK	WP	HR	S	P	ERA	WHIP

Batter	1	2	3	4	5	6	7	8	9	AB	R	H	RBI	BB	SO	LOB
Don Buddin, R (1, 6) OBP: 0.429, SLG: 0.394	G6-4-3 1B		G5-4-3 1-2f			BB		G4-6-3 1-2f		3	0	1	0	1	0	2
Pete Runnels, L (1, 4) OBP: 0.408, SLG: 0.369	G6-4-3 1-2f		6-3			F5		FC6-4 BB		3	0	0	0	1	0	2
Gene Stephens, L (1, 7) OBP: 0.275, SLG: 0.200 Bill Renna, R (8, PH) OBP: 0.333, SLG: 0.800 (9, 7)	K			F8		L8		FC6-4 1-2f		3 1	0 0	0 0	0 0	0 0	1 0	1 1
Dick Gernert, R (1, 3) OBP: 0.395, SLG: 0.485		1B BB		F9			F8		G6-4-3 1B 1B	3	1	1	0	1	0	0
Frank Malzone, R (1, 5) OBP: 0.344, SLG: 0.403		FC5-4 1-2 1B		F8			L8		G6-4-3 1-2 1B	4	0	2	0	0	0	0
Jackie Jensen, R (1, 9) OBP: 0.390, SLG: 0.516		F2			F8		L8		G6-4-3 1-2f 2-3	4	0	0	0	0	0	4
Lou Berberet, L (1, 2) OBP: 0.406, SLG: 0.292 Marty Keough, L (9, PR) OBP: 0.278, SLG: 0.333	K				L3			HR 1B	1B 3-H 1B	4 0	1 0	2 0	1 0	0 0	1 0	2 0
Jim Piersall, R (1, 8) OBP: 0.360, SLG: 0.394	FC5-4 1-2f				L7			1-H HR	1-3 1B	4	1	2	2	0	0	2
Frank Baumann, L (1, 1) OBP: 0.222, SLG: 0.250 Mike Fornieles, R (5, 1) OBP: 0.308, SLG: 0.308 Ted Williams, L (8, PH) OBP: 0.426, SLG: 0.368 Billy Consolo, R (8, PR) OBP: 0.200, SLG: 0.156 Dave Sisler, R (9, 1) OBP: 0.429, SLG: 0.500 Billy Klaus, L (9, PH) OBP: 0.333, SLG: 0.222			G5-4-3 BB			6-3		E6 G4-6-3	G3	0 1 1 0 0 1	0 0 0 0 0 0	0 0 0 0 0 0	0 0 0 0 0 0	1 0 0 0 0 0	0 0 0 0 0 0	0 0 0 0 0 2
Inning Stats	R: 0 H: 1 E: 0 LOB: 0 K: 1 BB: 0 S: 5 P: 5	R: 0 H: 1 E: 0 LOB: 2 K: 1 BB: 1 S: 6 P: 10	R: 0 H: 0 E: 0 LOB: 0 K: 0 BB: 1 S: 2 P: 6	R: 0 H: 0 E: 0 LOB: 0 K: 0 BB: 0 S: 3 P: 3	R: 0 H: 0 E: 0 LOB: 0 K: 0 BB: 0 S: 3 P: 3	R: 0 H: 0 E: 0 LOB: 1 K: 0 BB: 1 S: 3 P: 7	R: 0 H: 0 E: 0 LOB: 0 K: 0 BB: 0 S: 3 P: 3	R: 2 H: 2 E: 1 LOB: 1 K: 0 BB: 1 S: 5 P: 9	R: 1 H: 4 E: 0 LOB: 2 K: 0 BB: 0 S: 6 P: 6	1B: 7 SF: 0 2B: 0 SAC: 0 3B: 0 DP: 4 HR: 1 HBP: 0						WP: 0 PA: 36 PB: 0 SB: 0 CS: 0

PITCHER	IP	WLS	BF	H	R	ER	SO	BB	IBB	HBP	BLK	WP	HR	S	P	ERA	WHIP
Arnie Portocarrero, R (1, 1) ERA: 1.96	7.0	W	26	4	2	2	2	3	0	0	0	0	1	27	39	2.57	1.000
Billy O'Dell, L (8, 1) ERA: 2.31	0.2		3	0	0	0	0	1	0	0	0	0	0	2	6	0.00	1.500
Connie Johnson, R (8, 1) ERA: 3.94	0.1		1	0	0	0	0	0	0	0	0	0	0	1	1	0.00	0.000
George Zuverink, R (9, 1) ERA: 3.0	1.0	S	6	4	1	1	0	0	0	0	0	0	0	6	6	9.00	4.000

PITCHER	IP	WLS	BF	H	R	ER	SO	BB	IBB	HBP	BLK	WP	HR	S	P	ERA	WHIP

BOTTOM

Baltimore Orioles @ Boston Red Sox

Fenway Park, Boston, MA

Sat May 17 1958, 3:38 AM EDT

Att. 16,266 - Unknown

livebaseballscorecards.com

AB	32
R	3
H	8
RBI	3
BB	4
SO	2
LOB	16

Batter	1	2	3	4	5	6	7	8	9	AB	R	H	RBI	BB	SO	LOB
Billy Gardner, R (1, 4) (8, 6) OBP: 0.257, SLG: 0.318	FC3-6 1B		E5 1B		HR		F8		FC3-6 1B 1-2	5	1	4	1	0	0	0
Al Pilarcik, L (1, 8) OBP: 0.279, SLG: 0.280	FC3-6 FC6-4 1-2f		3-1		F9		G3		FC3-6 FC3-6 1B 1-2f 2-3	5	0	0	0	0	0	4
Bob Nieman, R (1, 7) OBP: 0.479, SLG: 0.559	FC6-4 1-2f			1B 1B 1B 1B	6-3		K		FC3-6 1B 1-2 3-H	5	1	2	1	0	1	1
Gene Woodling, L (1, 9) OBP: 0.440, SLG: 0.400	K			1B 1B 1B 1-2	L9			FC6-4 BB	FC3-6 FC6-4 1-2f 2-3	4	0	1	0	1	1	3
Gus Triandos, R (1, 2) OBP: 0.337, SLG: 0.472		G4-6-3 1B		1B 1-2 2-3		5-3		FC6-4 1B 1-2f	FC6-4 1-2f	5	0	2	0	0	0	3
Jim Marshall, L (1, 3) OBP: 0.357, SLG: 0.449		F7		1B 1-2 2-3 3-H	1B	1B		L6		3	0	2	1	0	0	1
Ken Lehman, L (6, 1)										0	0	0	0	0	0	0
Lenny Green, L (8, PH) OBP: 0.324, SLG: 0.382										1	0	0	0	0	0	1
Ron Moeller, L (8, 1)										0	0	0	0	0	0	0
Brooks Robinson, R (1, 5) (8, 4) OBP: 0.380, SLG: 0.466		G4-6-3 1-2f		P6		F8		1B 1-2		4	0	1	0	0	0	5
Foster Castleman, R (1, 6) OBP: 0.235, SLG: 0.298			5-3	K		3-1		F5		1	0	0	0	0	0	0
Bert Hamric, L (4, PH) OBP: 0.200, SLG: 0.200										1	0	0	0	0	1	3
Willy Miranda, S (4, 6) OBP: 0.231, SLG: 0.250										1	0	0	0	0	0	1
Dick Williams, R (8, PH) OBP: 0.298, SLG: 0.302										1	0	0	0	0	0	2
Billy Loes, R (1, 1)			P3	4-3			HR		FC3-6 1B 1B	2	0	0	0	0	0	3
Bob Boyd, L (6, 3) OBP: 0.150, SLG: 0.300										2	2	2	1	0	0	0
Inning Stats	R: 0 E: 0 K: 1 S: 6 H: 1 LOB: 1 BB: 0 P: 6	R: 0 E: 0 K: 0 S: 3 H: 1 LOB: 0 BB: 0 P: 3	R: 0 E: 1 K: 0 S: 4 H: 1 LOB: 1 BB: 0 P: 4	R: 1 E: 0 K: 1 S: 9 H: 4 LOB: 3 BB: 0 P: 9	R: 1 E: 0 K: 0 S: 4 H: 1 LOB: 0 BB: 0 P: 4	R: 0 E: 0 K: 0 S: 4 H: 1 LOB: 1 BB: 0 P: 4	R: 1 E: 0 K: 1 S: 6 H: 1 LOB: 0 BB: 0 P: 6	R: 0 E: 0 K: 0 S: 4 H: 1 LOB: 2 BB: 1 P: 8	R: 1 E: 0 K: 0 S: 6 H: 3 LOB: 2 BB: 0 P: 6	1B: 12 2B: 0 3B: 0 HR: 2	SF: 0 SAC: 0 DP: 1 HBP: 0						

TOP

Baltimore Orioles @ Boston Red Sox

Fenway Park, Boston, MA

Sun May 18 1958, 3:33 AM EDT

Att. 17,933 - Unknown

livebaseballscorecards.com

AB	40
R	4
H	14
RBI	4
BB	1
SO	3
LOB	27

PITCHER		IP	WLS	BF	H	R	ER	SO	BB	IBB	HBP	BLK	WP	HR	S	P	ERA	WHIP
Frank Sullivan, R ERA: 4.56	(1, 1)	8.1	W	39	14	4	4	3	1	0	0	0	0	2	44	48	4.32	1.800
Leo Kiely, L ERA: 0.66	(9, 1)	0.2	S	2	0	0	0	0	0	0	0	0	0	0	2	2	0.00	0.000

PITCHER	IP	WLS	BF	H	R	ER	SO	BB	IBB	HBP	BLK	WP	HR	S	P	ERA	WHIP

Batter	1	2	3	4	5	6	7	8	9	AB	R	H	RBI	BB	SO	LOB
Don Buddin, R (1, 6) OBP: 0.420, SLG: 0.385	F7	F2	F9		FC5-4 1-2f		FC3-6 2-H 1B			5	0	1	1	0	0	4
Pete Runnels, L (1, 4) OBP: 0.407, SLG: 0.374	2B 2B	BBBB E 1B BB		L8		P6	FC3-6 1-2f			4	1	1	0	1	0	1
Ted Williams, L (1, 7) OBP: 0.434, SLG: 0.367 Gene Stephens, L (8, 7) OBP: 0.275, SLG: 0.200	BBBB 2B HR BB	E1 HBP 1-3 1B		4-3		BBBB HR BB	G3			3 0	2 0	1 0	0 0	2 0	0 0	1 0
Dick Gernert, R (1, 3) OBP: 0.419, SLG: 0.597	1-3 2-H HR 2B	H 1-0 1-2 HBP		HR		1-H HR		L6		4	3	3	4	0	0	0
Frank Malzone, R (1, 5) OBP: 0.331, SLG: 0.387	P3	F7		F8		F8		F2		5	0	0	0	0	0	5
Jackie Jensen, R (1, 9) OBP: 0.407, SLG: 0.560	2-H 3-H HR		BB 1B		BB 1B	1B		6-3		5	1	4	3	0	0	0
Lou Berberet, L (1, 2) OBP: 0.417, SLG: 0.296	1B	BBBB 1-2 BB			F5	G3				3	0	1	0	1	0	2
Jim Piersall, R (1, 8) OBP: 0.365, SLG: 0.392	SSS K		L7		BBBB FC5-4 1-2 BB		SH1-4 1B 1B			3	1	1	0	1	1	3
Frank Sullivan, R (1, 1) OBP: 0.222, SLG: 0.333 Leo Kiely, L (9, 1)		F8	L9		L3		SH1-4 1-2			3 0	0 0	0 0	0 0	0 0	0 0	4 0
Inning Stats	R: 4 E: 0 K: 1 S: 9 H: 4 LOB: 1 BB: 1 P: 13	R: 0 E: 1 K: 0 S: 4 H: 1 LOB: 3 BB: 1 P: 9	R: 0 E: 0 K: 0 S: 4 H: 1 LOB: 2 BB: 1 P: 8	R: 1 E: 0 K: 0 S: 4 H: 1 LOB: 0 BB: 0 P: 4	R: 0 E: 0 K: 0 S: 4 H: 1 LOB: 2 BB: 1 P: 8	R: 2 E: 0 K: 0 S: 5 H: 2 LOB: 1 BB: 1 P: 9	R: 1 E: 0 K: 0 S: 5 H: 2 LOB: 1 BB: 0 P: 5	R: 0 E: 0 K: 0 S: 3 H: 0 LOB: 0 BB: 0 P: 3		1B: 7 2B: 2 3B: 0 HR: 3 SF: 0 SAC: 1 DP: 0 HBP: 1				WP: 0 PB: 0 SB: 0 CS: 0 PA: 42		

PITCHER		IP	WLS	BF	H	R	ER	SO	BB	IBB	HBP	BLK	WP	HR	S	P	ERA	WHIP
Billy Loes, R ERA: 4.41	(1, 1)	5.2	L	33	10	7	7	1	5	0	1	0	0	3	29	50	11.12	2.647
Ken Lehman, L ERA: 7.71	(6, 1)	1.1		6	2	1	1	0	0	0	0	0	0	0	6	6	6.75	1.500
Ron Moeller, L ERA:	(8, 1)	1.0		3	0	0	0	0	0	0	0	0	0	0	3	3	0.00	0.000

PITCHER	IP	WLS	BF	H	R	ER	SO	BB	IBB	HBP	BLK	WP	HR	S	P	ERA	WHIP

BOTTOM

Baltimore Orioles @ Boston Red Sox

Fenway Park, Boston, MA

Sun May 18 1958, 3:33 AM EDT

Att. 17,933 - Unknown

livebaseballscorecards.com

AB	35
R	8
H	12
RBI	8
BB	5
SO	1
LOB	20

Baltimore Orioles @ Detroit Tigers

Briggs Stadium, Detroit, MI

Tue May 20 1958, 4:33 AM EDT

Att. 3,458 - Unknown

TOP

livebaseballscorecards.com

Batter	1	2	3	4	5	6	7	8	9	AB	R	H	RBI	BB	SO	LOB
Billy Gardner, R (1, 4) OBP: 0.254, SLG: 0.313	F9	F9		F9		F9			FC4-6 1B 1B	5	0	1	0	0	0	2
Bob Boyd, L (1, 3) OBP: 0.240, SLG: 0.360	BB BB 1B 1B	2-H 1B		SSS K			4-3		FC4-6 1-2 1B	5	1	3	1	0	1	0
Bob Nieman, R (1, 7) OBP: 0.493, SLG: 0.661 Al Pilarcik, L (7, 9) OBP: 0.276, SLG: 0.277	BBBB BB 1B 1-2 BB	5-3			HR		HR		FC4-6 IBB 1-2f 2-3	3 1	3 0	2 0	2 0	1 0	0 0	1 2
Gus Triandos, R (1, 2) OBP: 0.330, SLG: 0.447	BBBB 1B 1-2 2-3 BB		E5 2B SF8		SSS K		SSS K		SSS K	4	1	0	0	1	3	2
Dick Williams, R (1, 9) (7, 7) Gene Woodling, L (9, PH) OBP: 0.447, SLG: 0.400 Lenny Green, L (9, 7) OBP: 0.324, SLG: 0.382	SSS K		1B 1-3 CS 2B		5-3		5-3		IBB 1-2	4 0 0	0 0 0	1 0 0	0 0 0	0 1 0	1 0 0	3 0 0
Brooks Robinson, R (1, 5) OBP: 0.381, SLG: 0.462	1-2 2-H 3-H 1B		6-3		F9			4-3 5-3 1B	F9	5	0	2	2	0	0	5
Jim Busby, R (1, 8) OBP: 0.333, SLG: 0.364	F9		SF8 3-H			F9		5-3 1-2		3	0	0	1	0	0	3
Foster Castleman, R (1, 6) OBP: 0.273, SLG: 0.333		SH2-4 1B 1B	2-3 1B			4-3 1B		4-3 2-3		4	1	3	0	0	0	1
Billy O'Dell, S (1, 1) George Zuverink, R (8, 1) Jack Harshman, L (8, 1) OBP: 0.300, SLG: 0.071		SH2-4 1-2	CS 3-H	SSS K		4-3 1-2		F9		3 0 0	0 0 0	0 0 0	0 0 0	0 0 0	1 0 0	2 0 0
Inning Stats	R: 2 E: 0 K: 1 S: 7 H: 2 LOB: 2 BB: 2 P: 15	R: 1 E: 0 K: 0 S: 5 H: 2 LOB: 1 BB: 0 P: 5	R: 1 E: 1 K: 0 S: 5 H: 2 LOB: 1 BB: 0 P: 5	R: 0 E: 0 K: 2 S: 7 H: 0 LOB: 0 BB: 0 P: 7	R: 1 E: 0 K: 1 S: 6 H: 1 LOB: 0 BB: 0 P: 6	R: 0 E: 0 K: 0 S: 4 H: 1 LOB: 1 BB: 0 P: 4	R: 1 E: 0 K: 1 S: 6 H: 1 LOB: 0 BB: 0 P: 6	R: 0 E: 0 K: 0 S: 4 H: 1 LOB: 1 BB: 0 P: 4	R: 0 E: 0 K: 1 S: 7 H: 2 LOB: 3 BB: 1 P: 11	1B: 9 2B: 1 3B: 0 HR: 2 SF: 1 SAC: 1 DP: 0 HBP: 0						

	AB	37
	R	6
	H	12
	RBI	6
	BB	3
	SO	6
	LOB	21

WP: 0 PB: 0 SB: 0 CS: 1 PA: 43

PITCHER		IP	WLS	BF	H	R	ER	SO	BB	IBB	HBP	BLK	WP	HR	S	P	ERA	WHIP
Billy Hoeft, L ERA: 4.19	(1, 1)	2.0	L	14	5	4	3	1	2	0	0	0	0	0	14	22	13.50	3.500
Hank Aguirre, L ERA: 2.76	(3, 1)	3.0		10	2	1	1	3	0	0	0	0	0	1	16	16	3.00	0.667
Tom Morgan, R ERA: 7.94	(6, 1)	3.0		12	3	1	1	1	0	0	0	0	0	1	14	14	3.00	1.000
Bob Shaw, R ERA: 5.63	(9, 1)	1.0		6	2	0	0	1	0	1	0	0	0	0	7	11	0.00	2.000

PITCHER	IP	WLS	BF	H	R	ER	SO	BB	IBB	HBP	BLK	WP	HR	S	P	ERA	WHIP

Baltimore Orioles @ Detroit Tigers

Briggs Stadium, Detroit, MI

Tue May 20 1958, 4:33 AM EDT

Att. 3,458 - Unknown

BOTTOM

Batter	1	2	3	4	5	6	7	8	9	AB	R	H	RBI	BB	SO	LOB
Frank Bolling, R (1, 4) OBP: 0.345, SLG: 0.402	F8		1B SF9 2-H 2B		5-3			BBBB HR BB	5-3	4	2	1	1	1	0	0
Reno Bertoia, R (1, 5) OBP: 0.313, SLG: 0.382	E5		FC4 2-3 1B			F9		1-H HR		4	1	2	2	0	0	0
Harvey Kuenn, R (1, 8) OBP: 0.418, SLG: 0.546	F8		SF9 3-H			4-3		BBBB BB BB BB		2	0	0	1	1	0	1
Al Kaline, R (1, 9) OBP: 0.314, SLG: 0.340	L4-3		FC4 1-2f			F9		SSS K		4	0	0	0	0	1	3
Lou Skizas, R (1, 7) OBP: 0.387, SLG: 0.462		6-3		6-3			F8	BBBB 1-2 BB BB		3	0	0	0	1	0	0
Charlie Maxwell, L (1, 3) OBP: 0.384, SLG: 0.471		G3		F8			L8	BBB 1-2 2-3 BB		3	0	0	0	1	0	0
Billy Martin, R (1, 6) OBP: 0.265, SLG: 0.373		SSS K		F8			1B	F9		4	0	1	0	0	1	3
Jim Hegan, R (1, 2) OBP: 0.260, SLG: 0.254			F7		SSS K		SSS K		6-3	3	0	0	0	0	2	1
Ray Boone, R (9, PH) OBP: 0.329, SLG: 0.471										1	0	0	0	0	0	0
Billy Hoeft, L (1, 1) OBP: 0.357, SLG: 0.500			2B 2B		F8			6-3	P6	0	0	0	0	0	0	0
Hank Aguirre, R (3, 1) OBP: 0.500, SLG: 0.667										1	1	1	0	0	0	0
Johnny Groth, R (5, PH) OBP: 0.273, SLG: 0.200										1	0	0	0	0	0	0
Tom Morgan, R (6, 1)										0	0	0	0	0	0	0
Gus Zernial, R (8, PH) OBP: 0.317, SLG: 0.462										1	0	0	0	0	0	0
Bob Shaw, R (9, 1) OBP: 0.444, SLG: 0.375										0	0	0	0	0	0	0
Red Wilson, R (9, PH) OBP: 0.208, SLG: 0.143										1	0	0	0	0	0	0
Inning Stats	R: 0 E: 1 K: 0 S: 4 H: 0 LOB: 1 BB: 0 P: 4	R: 0 E: 0 K: 1 S: 5 H: 0 LOB: 0 BB: 0 P: 5	R: 2 E: 0 K: 0 S: 6 H: 3 LOB: 1 BB: 0 P: 6	R: 0 E: 0 K: 0 S: 3 H: 0 LOB: 0 BB: 0 P: 3	R: 0 E: 0 K: 1 S: 5 H: 0 LOB: 0 BB: 0 P: 5	R: 0 E: 0 K: 0 S: 3 H: 0 LOB: 0 BB: 0 P: 3	R: 0 E: 0 K: 1 S: 6 H: 1 LOB: 1 BB: 0 P: 6	R: 2 E: 0 K: 1 S: 6 H: 1 LOB: 3 BB: 4 P: 22	R: 0 E: 0 K: 0 S: 3 H: 0 LOB: 0 BB: 0 P: 3	1B: 2 2B: 2 3B: 0 HR: 1	SF: 1 SAC: 0 DP: 0 HBP: 0						

livebaseballscorecards.com

AB	32
R	4
H	5
RBI	4
BB	4
SO	4
LOB	8

WP: 0 PB: 0 SB: 0 CS: 0 PA: 37

PITCHER		IP	WLS	BF	H	R	ER	SO	BB	IBB	HBP	BLK	WP	HR	S	P	ERA	WHIP
Billy O'Dell, L ERA: 2.72	(1, 1)	7.1	W	29	5	4	4	3	1	0	0	0	0	1	34	38	4.91	0.818
George Zuverink, R ERA: 2.93	(8, 1)	0.1		3	0	0	0	1	2	0	0	0	0	0	3	11	0.00	6.000
Jack Harshman, L ERA: 2.38	(8, 1)	1.1	S	5	0	0	0	0	1	0	0	0	0	0	4	8	0.00	0.750

PITCHER	IP	WLS	BF	H	R	ER	SO	BB	IBB	HBP	BLK	WP	HR	S	P	ERA	WHIP

Batter	1	2	3	4	5	6	7	8	9	AB	R	H	RBI	BB	SO	LOB
Bob Boyd, L (1, 3) OBP: 0.200, SLG: 0.300	x 0-0 ① F7		x 0-0 ② 4-3	x 0-0 ③ 1-3			x 0-0 ① 1-3	x 0-0 ② L6		5	0	0	0	0	0	2
Al Pilarcik, L (1, 8) (7, 9) OBP: 0.291, SLG: 0.271	B B B B 4-0 6-3 BB		x 0-0 ③ 4-3		B B B B 4-0 G5-4-3 BB		B B B B 4-0 1B 1B BB	x 0-0 ③ F6		2	1	0	0	3	0	0
Bob Nieman, R (1, 7) OBP: 0.494, SLG: 0.652	x 0-0 ② 6-3 1-2			x 0-0 HR 1B	x 0-0 ① ② G5-4-3 1-2f		x 0-0 BB 1B 1-3 1B 1B		x 0-0 ① G3	4	1	2	0	0	0	2
Lenny Green, L (7, PR) (7, 8) (9, 7) OBP: 0.316, SLG: 0.371										1	1	0	0	0	0	0
Gene Woodling, L (1, 9) (7, 7) OBP: 0.456, SLG: 0.449	x 0-0 ③ 4-3			x 0-0 1-H HR	B B B 4-0 HR BB		x 0-0 BB 1B 1-2 3-H 1B		x 0-0 ② F2	4	3	2	3	1	0	1
George Zuverink, R (9, 1)										0	0	0	0	0	0	0
Gus Triandos, R (1, 2) OBP: 0.344, SLG: 0.525		H 1-0 FC5-4 HBP		x 0-0 HR	x 0-0 1-H HR		x 0-0 ② P4		x 0-0 ③ 4-3	4	2	2	3	0	0	2
Brooks Robinson, R (1, 5) OBP: 0.385, SLG: 0.469		x 0-0 ① L7		x 0-0 WP 2B	S S S 0-3 ③ K		B B B 4-0 1B 1-2 2-3 BB			3	0	1	0	1	1	1
Billy Gardner, R (1, 4) OBP: 0.254, SLG: 0.310		x 0-0 ② FC5-4 1-2f		x 0-0 ① 6-3 2-3		x 0-0 ① F7	x 0-0 1-3 2-H 3-H 1B			4	0	1	2	0	0	2
Foster Castleman, R (1, 6) OBP: 0.271, SLG: 0.315		x 0-0 ③ L9		B B B B 4-0 BB		x 0-0 ② P6	x 0-0 ③ F9			3	0	0	0	1	0	3
Connie Johnson, R (1, 1) OBP: 0.300, SLG: 0.333			x 0-0 ① L7	x 0-0 ② P4		x 0-0 ③ 3-1		x 0-0 ① 1-3		0	0	0	0	0	0	0
Ken Lehman, L (1, 1)										4	0	0	0	0	0	2
Jim Busby, R (9, 8) OBP: 0.333, SLG: 0.364										0	0	0	0	0	0	0
Inning Stats	R: 0 E: 0 K: 0 S: 3 H: 0 LOB: 1 BB: 1 P: 7	R: 0 E: 0 K: 0 S: 3 H: 0 LOB: 1 BB: 0 P: 4	R: 0 E: 0 K: 0 S: 3 H: 0 LOB: 0 BB: 0 P: 3	R: 3 E: 0 K: 0 S: 7 H: 4 LOB: 2 BB: 1 P: 11	R: 2 E: 0 K: 1 S: 5 H: 1 LOB: 0 BB: 2 P: 13	R: 0 E: 0 K: 0 S: 3 H: 0 LOB: 0 BB: 0 P: 3	R: 3 E: 0 K: 0 S: 6 H: 3 LOB: 2 BB: 2 P: 14	R: 0 E: 0 K: 0 S: 3 H: 0 LOB: 0 BB: 0 P: 3	R: 0 E: 0 K: 0 S: 3 H: 0 LOB: 0 BB: 0 P: 3	1B: 4 2B: 1 3B: 0 HR: 3 SF: 0 SAC: 0 DP: 1 HBP: 1							

TOP

Baltimore Orioles @ Detroit Tigers

Briggs Stadium, Detroit, MI

Wed May 21 1958, 4:33 AM EDT

Att. 3,387 - Unknown

livebaseballscorecards.com

AB	34
R	8
H	8
RBI	8
BB	6
SO	1
LOB	15

WP: 1 PB: 0 SB: 0 CS: 0 PA: 41

PITCHER		IP	WLS	BF	H	R	ER	SO	BB	IBB	HBP	BLK	WP	HR	S	P	ERA	WHIP
Frank Lary, R ERA: 2.88	(1, 1)	3.1	L	17	4	3	3	0	2	0	1	0	1	2	14	23	8.10	1.800
Lou Sleater, L ERA: 8.31	(4, 1)	1.2		7	1	2	2	1	2	0	0	0	0	1	7	15	10.80	1.800
George Susce, R ERA: 17.18	(6, 1)	1.2		10	3	3	3	0	2	0	0	0	0	0	8	16	16.20	3.000
Bob Shaw, R ERA: 5.55	(7, 1)	0.1		1	0	0	0	0	0	0	0	0	0	0	1	1	0.00	0.000
Hank Aguirre, L ERA: 2.45	(8, 1)	2.0		6	0	0	0	0	0	0	0	0	0	0	6	6	0.00	0.000

PITCHER	IP	WLS	BF	H	R	ER	SO	BB	IBB	HBP	BLK	WP	HR	S	P	ERA	WHIP

Batter	1	2	3	4	5	6	7	8	9	AB	R	H	RBI	BB	SO	LOB
Frank Bolling, R (1, 4) OBP: 0.340, SLG: 0.389	BBBB 4-0 G5-4-3 BB		x 0-0 ① 5-3		x 0-0 ② F5			x 0-0 ① P6	SSS 0-3 ③ K	4	0	0	0	1	1	1
Reno Bertoia, R (1, 5) OBP: 0.311, SLG: 0.377	x 0-0 ①② G5-4-3 1-2f		x 0-0 E5 1B		x 0-0 ③ F8			x 0-0 ② F8		4	0	1	0	0	0	1
Harvey Kuenn, R (1, 8) OBP: 0.420, SLG: 0.541	BBBB 4-0 BB BB		x 0-0 ② 5-3			x 0-0 ① 5-3		x 0-0 1B 1B		3	0	1	0	1	0	1
Charlie Maxwell, L (1, 7) OBP: 0.388, SLG: 0.466	BBBB 4-0 1-2 BB		x 0-0 ③ P6			x 0-0 ② 4-3		x 0-0 1-2 1B		3	0	1	0	1	0	1
Gail Harris, L (1, 3) OBP: 0.457, SLG: 0.512	SSS 0-3 ③ K			x 0-0 ① F2		BBBB 4-0 BB		x 0-0 ③ 4-1		3	0	0	0	1	1	4
Johnny Groth, R (1, 9) OBP: 0.333, SLG: 0.357		x 0-0 ① 6-3		x 0-0 1B 1B		x 0-0 ③ 5-3			x 0-0 2B 2B	4	1	2	0	0	0	1
Billy Martin, R (1, 6) OBP: 0.283, SLG: 0.406		x 0-0 2B		x 0-0 K2-3-2 1-2 1B			x 0-0 ① F9		x 0-0 2-H 2B	4	0	3	1	0	0	0
Charlie Lau, L (1, 2) OBP: 0.333, SLG: 0.600		BBBB 4-0 G5-4-3 BB		SSS 0-3 ②③ K2-3-2 1-1			x 0-0 ② F2		x 0-0 ① F3	3	0	0	0	1	1	3
Frank Lary, R (1, 1) OBP: 0.190, SLG: 0.158 Lou Sleater, L (4, 1) OBP: 1.000, SLG: 4.000 Lou Skizas, R (5, PH) OBP: 0.375, SLG: 0.444 George Susce, R (6, 1) Bob Shaw, R (7, 1) OBP: 0.444, SLG: 0.375 Gus Zernial, R (7, PH) OBP: 0.310, SLG: 0.450 Hank Aguirre, R (8, 1) OBP: 0.500, SLG: 0.667 Al Kaline, R (9, PH) OBP: 0.311, SLG: 0.336		x 0-0 ②③ G5-4-3 1-2f			x 0-0 ① F3		SSS 0-3 ③ K		x 0-0 ② L3	1 0 1 0 0 1 1	0 0 0 0 0 0 0	0 0 0 0 0 0 0	0 0 0 0 0 0 0	0 0 0 0 0 1 0	0 0 0 0 0 0 0	2 0 0 0 0 0 1
Inning Stats	R: 0 E: 0 K: 1 S: 4 H: 0 LOB: 2 BB: 3 P: 16	R: 0 E: 0 K: 0 S: 3 H: 1 LOB: 1 BB: 1 P: 7	R: 0 E: 1 K: 0 S: 4 H: 1 LOB: 1 BB: 0 P: 4	R: 0 E: 0 K: 1 S: 6 H: 2 LOB: 2 BB: 0 P: 6	R: 0 E: 0 K: 0 S: 3 H: 0 LOB: 0 BB: 0 P: 3	R: 0 E: 0 K: 0 S: 3 H: 0 LOB: 1 BB: 1 P: 7	R: 0 E: 0 K: 1 S: 5 H: 0 LOB: 0 BB: 0 P: 5	R: 0 E: 0 K: 0 S: 5 H: 2 LOB: 2 BB: 0 P: 5	R: 1 E: 0 K: 1 S: 7 H: 2 LOB: 1 BB: 0 P: 7	1B: 5 2B: 4 3B: 0 HR: 0	SF: 0 SAC: 0 DP: 3 HBP: 0						

PITCHER	IP	WLS	BF	H	R	ER	SO	BB	IBB	HBP	BLK	WP	HR	S	P	ERA	WHIP
Connie Johnson, R (1, 1) ERA: 3.86	0.2		3	0	0	0	0	2	0	0	0	0	0	1	9	0.00	3.000
Ken Lehman, L (1, 1) ERA: 3.77	7.1	W	29	6	0	0	3	3	0	0	0	0	0	32	44	0.00	1.227
George Zuverink, R (9, 1) ERA: 3.31	1.0	S	5	2	1	1	1	0	0	0	0	0	0	7	7	9.00	2.000

PITCHER	IP	WLS	BF	H	R	ER	SO	BB	IBB	HBP	BLK	WP	HR	S	P	ERA	WHIP

BOTTOM

Baltimore Orioles @ Detroit Tigers

Briggs Stadium, Detroit, MI

Wed May 21 1958, 4:33 AM EDT

Att. 3,387 - Unknown

AB	32
R	1
H	8
RBI	1
BB	5
SO	4
LOB	15

WP: 0	PA: 37
PB: 0	
SB: 0	
CS: 0	

livebaseballscorecards.com

Baltimore Orioles @ Chicago White Sox

Comiskey Park, Chicago, IL

Thu May 22 1958, 4:33 AM EDT

Att. 632 - Unknown

TOP

livebaseballscorecards.com

Batter	1	2	3	4	5	6	7	8	9	AB	R	H	RBI	BB	SO	LOB
Billy Gardner, R (1, 4) OBP: 0.268, SLG: 0.331	FC1-6 1B		2B		F8			FC4-6 1B	F3	5	0	3	0	0	0	3
Al Pilarcik, L (1, 8) OBP: 0.278, SLG: 0.257	FC1-6 BB 1-2f		P6		F5			FC4-6 FC3-6 1B 1-2f	G3	5	0	0	0	0	0	6
Bob Nieman, R (1, 7) OBP: 0.506, SLG: 0.667	G5-3 BB 1-2		5-3			F8 2B		FC3-6 1B 1-2		3	0	2	0	1	0	1
Gene Woodling, L (1, 9) OBP: 0.436, SLG: 0.425	G5-3 1-2f			K		F8 2-3		FC3-6 1-2f 2-3		4	0	0	0	0	1	5
Jim Marshall, L (1, 3) OBP: 0.350, SLG: 0.423		F9		1B BB		F8		P4		3	0	0	0	1	0	3
Gus Triandos, R (1, 2) OBP: 0.351, SLG: 0.524		K		1B 1-3		P4			E 1B E 1B	4	1	2	0	0	1	1
Brooks Robinson, R (1, 5) OBP: 0.389, SLG: 0.465		BB		F7			6-3		E6 E 1-3 1B	3	0	1	0	1	0	1
Foster Castleman, R (1, 6) OBP: 0.270, SLG: 0.310		4-3			1B		F9		E5 1-2 3-H	4	0	1	1	0	0	2
Arnie Portocarrero, R (1, 1) OBP: 0.500, SLG: 0.571			K		F9		K		K	1	0	0	0	0	1	0
Bob Boyd, L (5, PH) OBP: 0.194, SLG: 0.290										1	0	0	0	0	0	1
Ron Moeller, L (5, 1)										0	0	0	0	0	0	0
Bert Hamric, L (7, PH) OBP: 0.167, SLG: 0.167										1	0	0	0	0	1	0
Charlie Beamon, R (7, 1)										0	0	0	0	0	0	0
Lenny Green, L (9, PH) OBP: 0.308, SLG: 0.361										1	0	0	0	0	1	2
Inning Stats	R: 0 H: 1 E: 0 LOB: 1 K: 0 BB: 1 S: 3 P: 7	R: 0 H: 0 E: 0 LOB: 1 K: 1 BB: 1 S: 5 P: 9	R: 0 H: 1 E: 0 LOB: 1 K: 1 BB: 0 S: 6 P: 6	R: 0 H: 1 E: 0 LOB: 1 K: 1 BB: 1 S: 5 P: 9	R: 0 H: 1 E: 0 LOB: 1 K: 0 BB: 0 S: 4 P: 4	R: 0 H: 1 E: 0 LOB: 1 K: 0 BB: 0 S: 4 P: 4	R: 0 H: 0 E: 0 LOB: 0 K: 1 BB: 0 S: 5 P: 5	R: 0 H: 2 E: 0 LOB: 2 K: 0 BB: 0 S: 5 P: 5	R: 1 H: 2 E: 2 LOB: 2 K: 1 BB: 0 S: 8 P: 8	1B: 7 SF: 0 2B: 2 SAC: 0 3B: 0 DP: 1 HR: 0 HBP: 0						

	AB	35
	R	1
	H	9
	RBI	1
	BB	3
	SO	5
	LOB	25

WP: 0 PA: 38
PB: 0
SB: 0
CS: 0

PITCHER	IP	WLS	BF	H	R	ER	SO	BB	IBB	HBP	BLK	WP	HR	S	P	ERA	WHIP
Jim Wilson, R (1, 1) ERA: 3.48	9.0	W	38	9	1	0	5	3	0	0	0	0	0	45	57	0.00	1.333

PITCHER	IP	WLS	BF	H	R	ER	SO	BB	IBB	HBP	BLK	WP	HR	S	P	ERA	WHIP

Batter	1	2	3	4	5	6	7	8	9	AB	R	H	RBI	BB	SO	LOB
Luis Aparicio, R (1, 6) OBP: 0.298, SLG: 0.344	F8		1B 3B 2B	2B		BB FC5 1-2 BB		5-3		4	1	2	0	1	0	0
Nellie Fox, L (1, 4) OBP: 0.407, SLG: 0.407	F7		3B 2-3 1B	F9		FC5 BB 1-2 2-3f		1B		5	1	2	0	0	0	3
Earl Torgeson, L (1, 3) OBP: 0.348, SLG: 0.147	F2		P5		S 1B 1B	F7		F5		5	1	1	0	0	0	4
Tito Francona, L (1, 9) OBP: 0.288, SLG: 0.245		F8	1-H 3-H 3B		K	FC6-4 1-2 2-3 BB				3	0	1	2	1	1	1
Al Smith, R (1, 7) OBP: 0.331, SLG: 0.393		BB E BB	BB		S 1-2 1B	FC6-4 1-2f				2	2	1	0	2	0	3
Bubba Phillips, R (1, 5) OBP: 0.304, SLG: 0.376		E 1-2 BB	P4		5-3 1-H 2-H 1B		G1-6-3 BB			2	0	1	2	2	0	2
Jim Landis, R (1, 8) OBP: 0.266, SLG: 0.392		E5 S 1-3 2-H	5-3		5-3 1-2		G1-6-3 1-2f			4	0	0	0	0	0	5
Earl Battey, R (1, 2) OBP: 0.273, SLG: 0.200		F3 1-2		K	K		1B			4	0	1	0	0	2	3
Jim Wilson, R (1, 1) OBP: 0.143, SLG: 0.077		6-3		P5		FC5 BB 1B	P6			4	0	1	0	0	0	3
Inning Stats	R: 0 E: 0 K: 0 S: 3 H: 0 LOB: 0 BB: 0 P: 3	R: 1 E: 1 K: 0 S: 4 H: 0 LOB: 2 BB: 2 P: 12	R: 2 E: 0 K: 0 S: 6 H: 3 LOB: 2 BB: 1 P: 10	R: 0 E: 0 K: 1 S: 6 H: 1 LOB: 1 BB: 0 P: 6	R: 2 E: 0 K: 2 S: 10 H: 3 LOB: 1 BB: 0 P: 10	R: 0 E: 0 K: 0 S: 4 H: 1 LOB: 3 BB: 2 P: 12	R: 0 E: 0 K: 0 S: 3 H: 1 LOB: 1 BB: 1 P: 7	R: 0 E: 0 K: 0 S: 3 H: 1 LOB: 0 BB: 0 P: 3		1B: 7 2B: 2 3B: 1 HR: 0	SF: 0 SAC: 0 DP: 1 HBP: 0					

BOTTOM

Baltimore Orioles @ Chicago White Sox

Comiskey Park, Chicago, IL

Thu May 22 1958, 4:33 AM EDT

Att. 632 - Unknown

livebaseballscorecards.com

AB	33
R	5
H	10
RBI	4
BB	6
SO	3
LOB	24

WP: 0 PB: 0 SB: 3 CS: 0 PA: 39

PITCHER		IP	WLS	BF	H	R	ER	SO	BB	IBB	HBP	BLK	WP	HR	S	P	ERA	WHIP
Arnie Portocarrero, R ERA: 2.42	(1, 1)	4.0	L	20	4	3	2	1	3	0	0	0	0	0	19	31	4.50	1.750
Ron Moeller, L ERA: 6.0	(5, 1)	2.0		12	4	2	2	2	2	0	0	0	0	0	14	22	9.00	3.000
Charlie Beamon, R ERA: 4.63	(7, 1)	2.0		7	2	0	0	0	1	0	0	0	0	0	6	10	0.00	1.500

PITCHER	IP	WLS	BF	H	R	ER	SO	BB	IBB	HBP	BLK	WP	HR	S	P	ERA	WHIP

Batter	1	2	3	4	5	6	7	8	9	AB	R	H	RBI	BB	SO	LOB
Billy Gardner, R (1, 4) OBP: 0.267, SLG: 0.323	B B B B 4-0 1B BB		x 0-0 ② P4			S S S 0-3 ② K			x 0-0 ① F3	3	0	0	0	1	1	0
Al Pilarcik, L (1, 9) OBP: 0.277, SLG: 0.257	S S S 0-3 ① K		x 0-0 ③ 4-3			x 0-0 CS 1B			x 0-0 ② 1-3	4	0	1	0	0	1	1
Bob Nieman, R (1, 7) OBP: 0.494, SLG: 0.644	x 0-0 CS 1-3 1B			S S S 0-3 ① K		0-0 ③ CS 1-2	x 0-0 ① F7		S S S 0-3 ③ K	4	0	1	0	0	2	0
Jim Marshall, L (1, 3) OBP: 0.333, SLG: 0.400	S S S 0-3 ② ③ K 1-2			x 0-0 ② F5			x 0-0 ② 3-1			3	0	0	0	0	1	2
Gus Triandos, R (1, 2) OBP: 0.350, SLG: 0.512		S S S 0-3 ① K		x 0-0 ③ P5			B B B B 4-0 WP BB			2	0	0	0	1	1	0
Lenny Green, L (1, 8) OBP: 0.286, SLG: 0.333		S S S 0-3 ② K			x 0-0 ① F5		x 0-0 ③ 3-1 1-2			3	0	0	0	0	1	1
Brooks Robinson, R (1, 5) OBP: 0.388, SLG: 0.461		x 0-0 FC4-6 1B			x 0-0 ② F2			x 0-0 ① 5-3		3	0	1	0	0	0	0
Willy Miranda, S (1, 6) OBP: 0.200, SLG: 0.214 Bert Hamric, L (8, PH) OBP: 0.143, SLG: 0.143 Foster Castleman, R (8, 6) OBP: 0.270, SLG: 0.310		x 0-0 ③ FC4-6 1-2f			x 0-0 ③ F7			S S S 0-3 ② K		2 1 0	0 0 0	0 0 0	0 0 0	0 0 0	0 1 0	1 0 0
Jack Harshman, L (1, 1) OBP: 0.261, SLG: 0.059			S S S 0-3 ① K			x 0-0 ① 4-3		x 0-0 ③ P4		3	0	0	0	0	1	0
Inning Stats	R: 0 H: 1 E: 0 LOB: 2 K: 2 BB: 1 S: 7 P: 11	R: 0 H: 1 E: 0 LOB: 1 K: 2 BB: 0 S: 8 P: 8	R: 0 H: 0 E: 0 LOB: 0 K: 1 BB: 0 S: 5 P: 5	R: 0 H: 0 E: 0 LOB: 0 K: 1 BB: 0 S: 5 P: 5	R: 0 H: 0 E: 0 LOB: 0 K: 0 BB: 0 S: 3 P: 3	R: 0 H: 1 E: 0 LOB: 0 K: 1 BB: 0 S: 5 P: 5	R: 0 H: 0 E: 0 LOB: 1 K: 0 BB: 1 S: 3 P: 7	R: 0 H: 0 E: 0 LOB: 0 K: 1 BB: 0 S: 5 P: 5	R: 0 H: 0 E: 0 LOB: 0 K: 1 BB: 0 S: 5 P: 5	1B: 3 SF: 0 2B: 1 SAC: 0 3B: 0 DP: 1 HR: 0 HBP: 0						

TOP

Baltimore Orioles @ Chicago White Sox

Comiskey Park, Chicago, IL

Fri May 23 1958, 4:33 AM EDT

Att. 10,192 - Unknown

livebaseballscorecards.com

AB	28
R	0
H	3
RBI	0
BB	2
SO	9
LOB	5

WP: 1 PA: 31
PB: 0
SB: 0
CS: 2

PITCHER		IP	WLS	BF	H	R	ER	SO	BB	IBB	HBP	BLK	WP	HR	S	P	ERA	WHIP
Early Wynn, R ERA: 3.4	(1, 1)	9.0	W	30	3	0	0	9	2	0	0	0	1	0	46	54	0.00	0.556

PITCHER		IP	WLS	BF	H	R	ER	SO	BB	IBB	HBP	BLK	WP	HR	S	P	ERA	WHIP

Batter	1	2	3	4	5	6	7	8	9	AB	R	H	RBI	BB	SO	LOB
Luis Aparicio, R (1, 6) OBP: 0.304, SLG: 0.349	G5-4-3 1B		G5-4-3 1-3 1B		S S S 0-3 ③ K			4-3		4	0	2	0	0	1	0
Nellie Fox, L (1, 4) OBP: 0.403, SLG: 0.402	G5-4-3 1-2f		E8 G5-4-3 3-H			6-3		CS 1B		4	0	1	0	0	0	2
Al Smith, R (1, 7) OBP: 0.328, SLG: 0.387	L8		G5-4-3 1-2f 2-3			HBP 1B		F8 1-2		4	0	1	0	0	0	3
Sherm Lollar, R (1, 2) OBP: 0.446, SLG: 0.483		B B B B 4-0 1B BB	S S S 0-3 ③ K			H 1-0 G6-4-3 1-2 HBP				1	0	0	0	1	1	1
Walt Dropo, R (1, 3) OBP: 0.261, SLG: 0.200		0-0 ① F9		S S S 0-3 ① K		0-0 ②③ G6-4-3 1-2f				3	0	0	0	0	1	3
Bubba Phillips, R (1, 5) OBP: 0.295, SLG: 0.365		0-0 ② F8		0-0 ② F8			0-0 ① F7			3	0	0	0	0	0	1
Tito Francona, L (1, 9) OBP: 0.306, SLG: 0.268 Jim Rivera, L (7, PR) OBP: 0.354, SLG: 0.388 (8, 9)		0-0 1-3 1B		S S S 0-3 ③ K			0-0 1B			3 0	0 0	2 0	0 0	0 0	1 0	0 0
Jim Landis, R (1, 8) OBP: 0.256, SLG: 0.377		0-0 ③ L4			0-0 ① 6-3		S S S 0-3 ② K			3	0	0	0	0	1	3
Early Wynn, S (1, 1) OBP: 0.316, SLG: 0.267			0-0 1B E 1B		0-0 ② P6		0-0 ③ 4-3			3	1	1	0	0	0	1
Inning Stats	R: 0 H: 1 E: 0 LOB: 0 K: 0 BB: 0 S: 3 P: 3	R: 0 H: 1 E: 0 LOB: 2 K: 0 BB: 1 S: 4 P: 8	R: 1 H: 2 E: 1 LOB: 1 K: 1 BB: 0 S: 7 P: 7	R: 0 H: 0 E: 0 LOB: 0 K: 2 BB: 0 S: 7 P: 7	R: 0 H: 0 E: 0 LOB: 0 K: 1 BB: 0 S: 5 P: 5	R: 0 H: 1 E: 0 LOB: 1 K: 0 BB: 0 S: 3 P: 4	R: 0 H: 1 E: 0 LOB: 1 K: 1 BB: 0 S: 6 P: 6	R: 0 H: 1 E: 0 LOB: 0 K: 0 BB: 0 S: 3 P: 3		1B: 7 SF: 0 2B: 0 SAC: 0 3B: 0 DP: 3 HR: 0 HBP: 1						

PITCHER	IP	WLS	BF	H	R	ER	SO	BB	IBB	HBP	BLK	WP	HR	S	P	ERA	WHIP
Jack Harshman, L (1, 1) ERA: 2.19	8.0	L	30	7	1	1	5	1	0	1	0	0	0	38	43	1.12	1.000

PITCHER	IP	WLS	BF	H	R	ER	SO	BB	IBB	HBP	BLK	WP	HR	S	P	ERA	WHIP

BOTTOM

Baltimore Orioles @ Chicago White Sox

Comiskey Park, Chicago, IL

Fri May 23 1958, 4:33 AM EDT

Att. 10,192 - Unknown

livebaseballscorecards.com

AB	28
R	1
H	7
RBI	0
BB	1
SO	5
LOB	14

WP: 0 PA: 30
PB: 0
SB: 0
CS: 1

Batter	1	2	3	4	5	6	7	8	9	AB	R	H	RBI	BB	SO	LOB
Billy Gardner, R (1, 4) OBP: 0.265, SLG: 0.318	F9	BB, 1B, 1B		6-3	6-3		F9			5	1	1	0	0	0	1
Bob Boyd, L (1, 3) OBP: 0.250, SLG: 0.343	4-3, 2B	B B B B	1B, 1-2, BB	1B	G3		4-3			4	0	2	0	1	0	1
Al Pilarcik, L (1, 9) OBP: 0.282, SLG: 0.264	4-3, 2-3	FC6-4, 1-3, 2-H, 1B		4-3	6-3				SH1-3, 1B	5	0	2	1	0	0	2
Bob Nieman, R (1, 7) OBP: 0.495, SLG: 0.671	B B B B, BB, BB	FC6-4, 1-2f			6-3		HR		SH1-3, 1-2	3	1	1	1	1	0	2
Gus Triandos, R (1, 2) OBP: 0.352, SLG: 0.500	B B B B, 1-2, BB		P3		FC4-6, 1B		4-3		6-3	4	0	1	0	1	0	1
Lenny Green, L (1, 8) OBP: 0.283, SLG: 0.310 Joe Ginsberg, L (9, PH) OBP: 0.345, SLG: 0.190	G3		B B B B, 4-0, BB		FC4-6, BB, 1B, 1-2f		L7		S S S, 0-3, K	3 1	0 0	0 0	0 0	1 0	0 1	4 1
Brooks Robinson, R (1, 5) OBP: 0.383, SLG: 0.453		F7, F9			BB, 1-2, 1B		P6			4	0	1	0	0	0	1
Willy Miranda, S (1, 6) OBP: 0.176, SLG: 0.188 Jim Marshall, L (5, PH) OBP: 0.344, SLG: 0.400 Foster Castleman, R (5, 6) OBP: 0.266, SLG: 0.305		6-3, P6			B B B B, 4-0, 1-2, 2-3, BB			1-3		2 0 1	0 0 0	0 0 0	0 0 0	0 1 0	0 0 0	1 0 0
Billy O'Dell, S (1, 1) OBP: 0.111, SLG: 0.235		HR	S S S, 0-3, K		F9			B B B B, 4-0, BB		3	1	1	1	1	1	3
Inning Stats	R: 0 E: 0 K: 0 S: 4 H: 1 LOB: 3 BB: 2 P: 12	R: 2 E: 0 K: 0 S: 6 H: 3 LOB: 2 BB: 1 P: 10	R: 0 E: 0 K: 0 S: 3 H: 0 LOB: 1 BB: 1 P: 7	R: 0 E: 0 K: 1 S: 6 H: 1 LOB: 1 BB: 0 P: 6	R: 0 E: 0 K: 0 S: 5 H: 2 LOB: 3 BB: 1 P: 9	R: 0 E: 0 K: 0 S: 3 H: 0 LOB: 0 BB: 0 P: 3	R: 1 E: 0 K: 0 S: 4 H: 1 LOB: 0 BB: 0 P: 4	R: 0 E: 0 K: 0 S: 3 H: 0 LOB: 1 BB: 1 P: 7	R: 0 E: 0 K: 1 S: 6 H: 1 LOB: 1 BB: 0 P: 6	1B: 6 2B: 1 3B: 0 HR: 2 SF: 0 SAC: 1 DP: 0 HBP: 0						

PITCHER	IP	WLS	BF	H	R	ER	SO	BB	IBB	HBP	BLK	WP	HR	S	P	ERA	WHIP
Bob Keegan, R (1, 1) ERA: 3.86	5.0		27	7	2	2	1	5	0	0	0	0	1	24	44	3.60	2.400
Bill Fischer, R (6, 1) ERA: 5.66	4.0	W	15	2	1	1	1	1	0	0	0	0	1	16	20	2.25	0.750

PITCHER	IP	WLS	BF	H	R	ER	SO	BB	IBB	HBP	BLK	WP	HR	S	P	ERA	WHIP

TOP

Baltimore Orioles @ Chicago White Sox

Comiskey Park, Chicago, IL

Sat May 24 1958, 4:33 AM EDT

Att. 4,653 - Unknown

livebaseballscorecards.com

AB	35
R	3
H	9
RBI	3
BB	6
SO	2
LOB	17

Batter	1	2	3	4	5	6	7	8	9	AB	R	H	RBI	BB	SO	LOB
Luis Aparicio, R (1, 6) OBP: 0.302, SLG: 0.346	E 1-3 1B 1B	6-3		F8		6-3				4	1	1	0	0	0	2
Nellie Fox, L (1, 4) OBP: 0.406, SLG: 0.395	1-3 1-2		1B HBP		G3		BBBB G5-4-3 BB			2	0	0	0	1	0	1
Al Smith, R (1, 7) OBP: 0.317, SLG: 0.374	E6 1B 2-3		F9		6-3		G5-4-3 1-2f			4	1	0	0	0	0	3
Sherm Lollar, R (1, 2) OBP: 0.448, SLG: 0.484	1B 1-3 3-H 1B		P5		1B		5-3			4	0	2	1	0	0	1
Walt Dropo, R (1, 3) OBP: 0.333, SLG: 0.417	1-2 3-H 1B		1-2 1B		5-3			HR		4	1	3	2	0	0	1
Bubba Phillips, R (1, 5) OBP: 0.294, SLG: 0.360	F8		F9			FC4-6 1B		F8		4	0	1	0	0	0	4
Tito Francona, L (1, 9) OBP: 0.303, SLG: 0.254 Jim Rivera, L (9, 9) OBP: 0.354, SLG: 0.388	F7			BBBB SH3-4 BB		FC4-6 1-2f FC6-4		4-3		3 0 0 0 1 0 3 0 0 0 0 0 0 0						
Jim Landis, R (1, 8) OBP: 0.244, SLG: 0.358		F8		SSS K		FC6-4 1-2f 2B		E6		4	1	0	0	0	1	2
Bob Keegan, R (1, 1) Bill Fischer, R (6, 1) OBP: 0.250, SLG: 0.500		1-3		SH3-4 1-2		1-H 2B		6-3		1 0 0 0 0 0 0 2 0 1 1 0 0 1						
Inning Stats	R: 2 E: 1 K: 0 S: 7 H: 3 LOB: 2 BB: 0 P: 7	R: 0 E: 0 K: 0 S: 3 H: 0 LOB: 0 BB: 0 P: 3	R: 0 E: 0 K: 0 S: 4 H: 1 LOB: 2 BB: 0 P: 5	R: 0 E: 0 K: 1 S: 5 H: 0 LOB: 1 BB: 1 P: 9	R: 0 E: 0 K: 0 S: 4 H: 1 LOB: 1 BB: 0 P: 4	R: 1 E: 0 K: 0 S: 5 H: 2 LOB: 1 BB: 0 P: 5	R: 0 E: 0 K: 0 S: 2 H: 0 LOB: 0 BB: 1 P: 6	R: 1 E: 1 K: 0 S: 5 H: 1 LOB: 1 BB: 0 P: 5		1B: 6 2B: 1 3B: 0 HR: 1	SF: 0 SAC: 1 DP: 1 HBP: 1					

PITCHER	IP	WLS	BF	H	R	ER	SO	BB	IBB	HBP	BLK	WP	HR	S	P	ERA	WHIP
Billy O'Dell, L (1, 1) ERA: 2.82	8.0	L	36	8	4	3	1	2	0	1	0	0	1	35	44	3.38	1.250

PITCHER	IP	WLS	BF	H	R	ER	SO	BB	IBB	HBP	BLK	WP	HR	S	P	ERA	WHIP

Baltimore Orioles @ Chicago White Sox

Comiskey Park, Chicago, IL

Sat May 24 1958, 4:33 AM EDT

Att. 4,653 - Unknown

BOTTOM

livebaseballscorecards.com

AB	32
R	4
H	8
RBI	4
BB	2
SO	1
LOB	18

Batter	1	2	3	4	5	6	7	8	9	AB	R	H	RBI	BB	SO	LOB
Billy Gardner, R (1, 4) OBP: 0.271, SLG: 0.318	4-3			L7		BBBB FC3-6 BB		1B		3	0	1	0	1	0	0
Bob Boyd, L (1, 3) OBP: 0.225, SLG: 0.308	K			F7		FC3-6 1-2f		F7		4	0	0	0	0	1	2
Charlie Beamon, R (8, 1)										0	0	0	0	0	0	0
Bob Nieman, R (1, 7) OBP: 0.484, SLG: 0.646	6-3			BBBB BB		SSS K			SSS K	3	0	0	0	1	2	1
Gus Triandos, R (1, 2) OBP: 0.358, SLG: 0.489		4-3		F7			BBBB SH5-3 BB		BBBB G6-4-3 BB	2	0	0	0	2	0	1
Dick Williams, R (1, 9) OBP: 0.296, SLG: 0.340		5-3			2B		SH5-3 1-2		G6-4-3 1-2f	3	0	1	0	0	0	1
(7, 8)																
Brooks Robinson, R (1, 5) OBP: 0.374, SLG: 0.440		6-3			L7		5-3			3	0	0	0	0	0	2
Jim Busby, R (1, 8) OBP: 0.317, SLG: 0.343			F7		SSS K		4-3			2	0	0	0	0	1	1
Al Pilarcik, L (7, PH) OBP: 0.280, SLG: 0.261										1	0	0	0	0	0	1
(7, 9)																
Willy Miranda, S (1, 6) OBP: 0.158, SLG: 0.167			6-3		4-3			F7		2	0	0	0	0	0	1
Gene Woodling, L (8, PH) OBP: 0.432, SLG: 0.419										1	0	0	0	0	0	0
Foster Castleman, R (8, 6) OBP: 0.266, SLG: 0.305										0	0	0	0	0	0	0
Milt Pappas, R (1, 1)			5-3			F7		F9		0	0	0	0	0	0	0
George Zuverink, R (1, 1)										2	0	0	0	0	0	0
Jim Marshall, L (8, PH) OBP: 0.338, SLG: 0.393										1	0	0	0	0	0	0
(8, 3)																

Inning Stats	1	2	3	4	5	6	7	8	9
R:	0	0	0	0	0	0	0	0	0
E:	0	0	0	0	0	0	0	0	0
K:	1	0	0	0	1	1	0	0	1
S:	5	3	3	3	6	5	3	4	4
H:	0	0	0	0	1	0	0	1	0
LOB:	0	0	0	1	1	1	1	1	0
BB:	0	0	0	1	0	1	1	0	1
P:	5	3	3	7	6	9	7	4	8

PITCHER		IP	W/L/S	BF	H	R	ER	SO	BB	IBB	HBP	BLK	WP	HR	S	P	ERA	WHIP
Ned Garver, R ERA: 2.76	(1, 1)	9.0	W	32	2	0	0	4	4	0	0	0	0	0	36	52	0.00	0.667

PITCHER	IP	W/L/S	BF	H	R	ER	SO	BB	IBB	HBP	BLK	WP	HR	S	P	ERA	WHIP

TOP

Baltimore Orioles @ Kansas City Athletics

Municipal Stadium, Kansas City, MO

Sun May 25 1958, 4:33 AM EDT

Att. 9,752 - Unknown

livebaseballscorecards.com

AB	27
R	0
H	2
RBI	0
BB	4
SO	4
LOB	10

1B:	1	SF:	0	WP:	0	PA:	32											
2B:	1	SAC:	1	PB:	0													
3B:	0	DP:	1	SB:	0													
HR:	0	HBP:	0	CS:	0													

BOTTOM

Baltimore Orioles @ Kansas City Athletics

Municipal Stadium, Kansas City, MO

Sun May 25 1958, 4:33 AM EDT

Att. 9,752 - Unknown

livebaseballscorecards.com

Batter	1	2	3	4	5	6	7	8	9	AB	R	H	RBI	BB	SO	LOB
Mike Baxes, R (1, 4) OBP: 0.279, SLG: 0.244	6-3	F9		F8		6-3				4	0	0	0	0	0	0
Bob Martyn, L (1, 9) (8, 7) OBP: 0.438, SLG: 0.659	BB 1B BB	1B		2B		G3				3	1	2	0	1	0	0
Hector Lopez, R (1, 5) OBP: 0.314, SLG: 0.355	1B 1B 1-2 BB	F8		6-3			5-3			3	1	0	0	1	0	2
Bob Cerv, R (1, 7) OBP: 0.412, SLG: 0.721	1B 1B 1-2 2-H 1B		6-3	IBB			F9 2B			3	1	2	1	1	0	0
Woodie Held, R (8, 8) OBP: 0.307, SLG: 0.326										0	0	0	0	0	0	0
Bill Tuttle, R (1, 8) (8, 9) OBP: 0.353, SLG: 0.342	1B 1-3 2-H 1B		HBP 1B 1B	6-3			F9 2-3			4	1	2	1	0	0	3
Whitey Herzog, L (1, 3) OBP: 0.348, SLG: 0.211	FC6-4 1-2 3-H 1B	L8		P6			L8			4	0	1	1	0	0	2
Harry Chiti, R (1, 2) OBP: 0.308, SLG: 0.353	P6	1B 1-2 HBP		F8			5-3			3	0	0	0	0	0	2
Billy Hunter, R (1, 6) OBP: 0.257, SLG: 0.355	FC6-4 1-2f		1-2 2-H 1B	1-3			5-3			4	0	1	1	0	0	2
Ned Garver, R (1, 1) OBP: 0.083, SLG: 0.043		5-3	5-3			L8		K		4	0	0	0	0	1	2
Inning Stats	R: 3 E: 0 K: 0 S: 6 H: 3 LOB: 2 BB: 2 P: 14	R: 0 E: 0 K: 0 S: 4 H: 1 LOB: 1 BB: 0 P: 4	R: 1 E: 0 K: 0 S: 5 H: 2 LOB: 2 BB: 0 P: 6	R: 0 E: 0 K: 0 S: 4 H: 1 LOB: 2 BB: 1 P: 8	R: 0 E: 0 K: 0 S: 3 H: 0 LOB: 0 BB: 0 P: 3	R: 0 E: 0 K: 0 S: 3 H: 0 LOB: 0 BB: 0 P: 3	R: 0 E: 0 K: 0 S: 4 H: 1 LOB: 1 BB: 0 P: 4	R: 0 E: 0 K: 1 S: 5 H: 0 LOB: 0 BB: 0 P: 5		1B: 6 2B: 2 3B: 0 HR: 0 SF: 0 SAC: 0 DP: 0 HBP: 1					

	AB	32
	R	4
	H	8
	RBI	4
	BB	3
	SO	1
	LOB	13

WP: 0 PB: 0 SB: 0 CS: 0 PA: 36

PITCHER		IP	WLS	BF	H	R	ER	SO	BB	IBB	HBP	BLK	WP	HR	S	P	ERA	WHIP
Milt Pappas, R ERA: 3.06	(1, 1)	0.1	L	6	3	3	3	0	2	0	0	0	0	0	4	12	81.00	15.000
George Zuverink, R ERA: 2.74	(1, 1)	6.2		27	5	1	1	0	0	1	1	0	0	0	25	30	1.35	0.750
Charlie Beamon, R ERA: 4.26	(8, 1)	1.0		3	0	0	0	1	0	0	0	0	0	0	5	5	0.00	0.000

PITCHER	IP	WLS	BF	H	R	ER	SO	BB	IBB	HBP	BLK	WP	HR	S	P	ERA	WHIP

Batter	1	2	3	4	5	6	7	8	9	10	AB	R	H	RBI	BB	SO	LOB
Billy Gardner, R (1, 4) OBP: 0.269, SLG: 0.314	F8		1B	4-3 1-2 2-3			6-3		6-3		5	0	1	0	0	0	2
Jim Marshall, L (1, 3) OBP: 0.314, SLG: 0.361	F9		4-3	G3			P4			4-3	5	0	0	0	0	0	3
Bob Nieman, R (1, 7) OBP: 0.480, SLG: 0.631	K			SH5-4 HR BB 1B	FC6-4 1B		K			K	5	1	2	0	0	3	0
Gus Triandos, R (1, 2) OBP: 0.368, SLG: 0.490		1B		BBBB 4-0 SH5-4 1-2 HR BB	F9			4-3		1B	4	1	2	0	1	0	1
Brooks Robinson, R (1, 5) OBP: 0.362, SLG: 0.425		F5		SH5-4 1-2 2-3	FC6-4 1-2f			P5		K	4	0	0	0	0	1	3
Al Pilarcik, L (1, 9) OBP: 0.287, SLG: 0.272		F7		BBBB 4-0 HR BB	1-3			2B			3	1	1	0	1	0	2
Jim Busby, R (1, 8) OBP: 0.311, SLG: 0.410		F7		HR 1-H 2-H 3-H		F7		F7			4	1	1	4	0	0	2
Willy Miranda, S (1, 6) OBP: 0.174, SLG: 0.182			4-3	4-3 1B 1B		F8			K		4	0	1	0	0	1	0
Connie Johnson, R (1, 1) OBP: 0.333, SLG: 0.364 Bert Hamric, L (6, PH) OBP: 0.125, SLG: 0.125 Arnie Portocarrero, R (6, 1) OBP: 0.444, SLG: 0.500			K	4-3 1-2 1B		K			F3		2 1 1	0 0 0	1 0 0	0 0 0	0 0 0	1 1 0	0 0 0
Inning Stats	R: 0 E: 0 K: 1 S: 5 H: 0 LOB: 0 BB: 0 P: 5	R: 0 E: 0 K: 0 S: 4 H: 1 LOB: 1 BB: 0 P: 4	R: 0 E: 0 K: 1 S: 6 H: 1 LOB: 1 BB: 0 P: 6	R: 4 E: 0 K: 0 S: 7 H: 4 LOB: 2 BB: 2 P: 15	R: 0 E: 0 K: 0 S: 4 H: 1 LOB: 1 BB: 0 P: 4	R: 0 E: 0 K: 1 S: 5 H: 0 LOB: 0 BB: 0 P: 5	R: 0 E: 0 K: 1 S: 5 H: 0 LOB: 0 BB: 0 P: 5	R: 0 E: 0 K: 0 S: 4 H: 1 LOB: 1 BB: 0 P: 4	R: 0 E: 0 K: 1 S: 5 H: 0 LOB: 0 BB: 0 P: 5	R: 0 E: 0 K: 2 S: 8 H: 1 LOB: 1 BB: 0 P: 8	1B: 7 2B: 1 3B: 0 HR: 1	SF: 0 SAC: 1 DP: 0 HBP: 0		WP: 0 PB: 0 SB: 0 CS: 0	PA: 41		

PITCHER		IP	WLS	BF	H	R	ER	SO	BB	IBB	HBP	BLK	WP	HR	S	P	ERA	WHIP
Ralph Terry, R ERA: 4.59	(1, 1)	3.1		17	5	4	4	2	2	0	0	0	0	1	19	27	10.80	2.100
Murry Dickson, R ERA: 3.57	(4, 1)	6.2	W	24	4	0	0	5	0	0	0	0	0	0	34	34	0.00	0.600

PITCHER	IP	WLS	BF	H	R	ER	SO	BB	IBB	HBP	BLK	WP	HR	S	P	ERA	WHIP

TOP

Baltimore Orioles @ Kansas City Athletics

Municipal Stadium, Kansas City, MO

Mon May 26 1958, 4:33 AM EDT

Att. 3,833 - Unknown

livebaseballscorecards.com

AB	38
R	4
H	9
RBI	4
BB	2
SO	7
LOB	13

Batter	1	2	3	4	5	6	7	8	9	10	AB	R	H	RBI	BB	SO	LOB
Mike Baxes, R (1, 4) OBP: 0.286, SLG: 0.260	5-3			HR 1B	G5-4-3 1-2f			2B			4	1	2	0	0	0	1
Bob Martyn, L (1, 9) (6, 7) OBP: 0.462, SLG: 0.745	K			1-H HR		2B		IBB			3	1	2	2	1	1	0
Hector Lopez, R (1, 5) OBP: 0.312, SLG: 0.360	K			E FC5-4 2B		1-3		P6			4	1	1	0	0	1	3
Bob Cerv, R (1, 7) OBP: 0.405, SLG: 0.708 Woodie Held, R (6, 8) OBP: 0.301, SLG: 0.319		K		E4 FC5-4 2-3		5-3		K			2 2	0 0	0 0	0 0	0 0	1 1	1 3
Bill Tuttle, R (1, 8) (6, 9) OBP: 0.343, SLG: 0.331		6-3		FC5-4 FC4-6 1-2f 3-H		6-3			6-3		4	0	0	1	0	0	2
Whitey Herzog, L (1, 3) OBP: 0.370, SLG: 0.190		4-3		FC4-6 CS 1-2f				G4-6-3 BB	BB		2	0	0	0	2	0	1
Harry Chiti, R (1, 2) OBP: 0.326, SLG: 0.447			9-3 1B	CS 1-2	HR				F7		4	1	2	1	0	1	2
Billy Hunter, R (1, 6) OBP: 0.231, SLG: 0.314			9-3 1-2f		5-3			G4-6-3 1-2f	P6		4	0	0	0	0	0	3
Ralph Terry, R (1, 1) OBP: 0.125, SLG: 0.125 Murry Dickson, R (4, 1) OBP: 0.500, SLG: 1.333			6-3		G5-4-3 BB			P4		HR	1 2	0 1	0 1	0 1	0 1	0 0	0 0
Inning Stats	R: 0 E: 0 K: 2 S: 7 H: 0 LOB: 0 BB: 0 P: 7	R: 0 E: 0 K: 1 S: 5 H: 0 LOB: 0 BB: 0 P: 5	R: 0 E: 0 K: 0 S: 3 H: 1 LOB: 0 BB: 0 P: 3	R: 3 E: 1 K: 0 S: 6 H: 3 LOB: 0 BB: 0 P: 6	R: 1 E: 0 K: 0 S: 3 H: 1 LOB: 0 BB: 1 P: 7	R: 0 E: 0 K: 0 S: 4 H: 1 LOB: 1 BB: 0 P: 4	R: 0 E: 0 K: 1 S: 4 H: 0 LOB: 0 BB: 1 P: 8	R: 0 E: 0 K: 1 S: 6 H: 1 LOB: 2 BB: 1 P: 10	R: 0 E: 0 K: 0 S: 3 H: 0 LOB: 1 BB: 1 P: 7	R: 1 E: 0 K: 0 S: 1 H: 1 LOB: 0 BB: 0 P: 1	1B: 2 2B: 4 3B: 0 HR: 3	SF: 0 SAC: 0 DP: 3 HBP: 0		WP: 0 PB: 0 SB: 0 CS: 1		PA: 37	

PITCHER		IP	WLS	BF	H	R	ER	SO	BB	IBB	HBP	BLK	WP	HR	S	P	ERA	WHIP
Connie Johnson, R ERA: 4.33	(1, 1)	5.0		19	5	4	4	3	1	0	0	0	0	2	24	28	7.20	1.200
Arnie Portocarrero, R ERA: 2.39	(6, 1)	4.0	L	17	3	1	1	2	2	1	0	0	0	1	18	30	2.25	1.250

PITCHER	IP	WLS	BF	H	R	ER	SO	BB	IBB	HBP	BLK	WP	HR	S	P	ERA	WHIP

BOTTOM

Baltimore Orioles @ Kansas City Athletics

Municipal Stadium, Kansas City, MO

Mon May 26 1958, 4:33 AM EDT

Att. 3,833 - Unknown

livebaseballscorecards.com

AB	32
R	5
H	8
RBI	5
BB	4
SO	5
LOB	16

Batter	1	2	3	4	5	6	7	8	9	10	AB	R	H	RBI	BB	SO	LOB
Billy Gardner, R (1, 4) OBP: 0.280, SLG: 0.331	F8	6-3		1B		FC5-4		L9			5	0	3	2	0	0	0
Bob Boyd, L (1, 3) OBP: 0.244, SLG: 0.318	1B	6-3		1B		FC5-4			F7		5	0	2	0	0	0	3
Bob Nieman, R (1, 7) OBP: 0.467, SLG: 0.607			P3	F8		FC6-4			4-3		5	0	1	0	0	0	4
Lenny Green, L (9, 7) OBP: 0.283, SLG: 0.310	1B										0	0	0	0	0	0	0
Gus Triandos, R (1, 2) OBP: 0.361, SLG: 0.505	F9		E4		F9		K		HR		5	2	1	1	0	1	2
Al Pilarcik, L (1, 9) OBP: 0.284, SLG: 0.269	K		1B		4-3		1-3		6-3		5	0	1	1	0	1	2
Jim Busby, R (1, 8) OBP: 0.300, SLG: 0.386		6-3	F8		L8		1B			5-3	5	0	1	0	0	0	0
Brooks Robinson, R (1, 5) OBP: 0.379, SLG: 0.466	1B	BB		SF9		1B	F2			FC4-6	5	3	4	0	0	0	1
Willy Miranda, S (1, 6) OBP: 0.185, SLG: 0.192		P4		4-3		FC5-4		F3		FC4-6	4	0	1	1	0	0	2
Gene Woodling, L (10, PH) OBP: 0.427, SLG: 0.413											1	0	0	0	0	0	1
Foster Castleman, R (10, PR) OBP: 0.266, SLG: 0.305						1B				1B	0	0	0	0	0	0	0
(10, 6)																	
Billy Loes, R (1, 1)		2B		SF9		K		F9		G3	2	1	0	1	1	1	1
Billy O'Dell, S (9, 1) OBP: 0.105, SLG: 0.222		BB									1	0	0	0	0	0	1
Inning Stats	R: 0 E: 0 K: 1 S: 7 H: 2 LOB: 2 BB: 0 P: 7	R: 2 E: 0 K: 0 S: 5 H: 2 LOB: 1 BB: 1 P: 9	R: 1 E: 1 K: 0 S: 4 H: 1 LOB: 0 BB: 0 P: 4	R: 1 E: 0 K: 0 S: 6 H: 3 LOB: 2 BB: 0 P: 6	R: 0 E: 0 K: 0 S: 3 H: 0 LOB: 0 BB: 0 P: 3	R: 1 E: 0 K: 1 S: 8 H: 3 LOB: 2 BB: 0 P: 8	R: 0 E: 0 K: 1 S: 6 H: 1 LOB: 1 BB: 0 P: 6	R: 0 E: 0 K: 0 S: 3 H: 0 LOB: 0 BB: 0 P: 3	R: 1 E: 0 K: 0 S: 4 H: 1 LOB: 0 BB: 0 P: 4	R: 0 E: 0 K: 0 S: 4 H: 1 LOB: 1 BB: 0 P: 4	1B: 10 2B: 2 3B: 1 HR: 1	SF: 1 SAC: 0 DP: 0 HBP: 0						

PITCHER		IP	WLS	BF	H	R	ER	SO	BB	IBB	HBP	BLK	WP	HR	S	P	ERA	WHIP
Mudcat Grant, R ERA: 3.34	(1, 1)	3.2		20	8	4	3	1	1	0	0	0	0	0	21	25	7.36	2.455
Bob Kelly, R ERA: 4.5	(4, 1)	1.1		4	0	0	0	0	0	0	0	0	0	0	4	4	0.00	0.000
Don Ferrarese, L ERA: 5.59	(6, 1)	1.2		8	3	1	1	2	0	0	0	0	0	0	12	12	5.40	1.800
Don Mossi, L ERA: 2.72	(7, 1)	2.1		9	2	1	1	0	0	0	0	0	0	1	9	9	3.86	0.857
Hoyt Wilhelm, R ERA: 3.27	(10, 1)	1.0	W	4	1	0	0	0	0	0	0	0	0	0	4	4	0.00	1.000

PITCHER	IP	WLS	BF	H	R	ER	SO	BB	IBB	HBP	BLK	WP	HR	S	P	ERA	WHIP

TOP

Baltimore Orioles @ Cleveland Indians

Cleveland Municipal Stadium, Cleveland, OH

Tue May 27 1958, 3:33 AM EDT

Att. 5,057 - Unknown

livebaseballscorecards.com

AB	43
R	6
H	14
RBI	6
BB	1
SO	3
LOB	17

WP: 0 PB: 0 SB: 0 CS: 0 PA: 45

Baltimore Orioles @ Cleveland Indians

Cleveland Municipal Stadium, Cleveland, OH

Tue May 27 1958, 3:33 AM EDT

Att. 5,057 - Unknown

livebaseballscorecards.com

BOTTOM

Batter	1	2	3	4	5	6	7	8	9	10	AB	R	H	RBI	BB	SO	LOB
Gary Geiger, L (1, 8) OBP: 0.350, SLG: 0.291	P5		F9		BB		F8		B5		4	0	0	0	1	0	1
Bobby Avila, R (1, 5) (6, 4) OBP: 0.360, SLG: 0.431	1B BB		HBP 1B		F5		3-1		K		4	2	1	0	1	1	2
Minnie Minoso, R (1, 7) OBP: 0.349, SLG: 0.407	1B 1B		1B HBP		P4		F3		1-3		4	0	1	0	0	0	2
Preston Ward, L (1, 3) (6, 5) OBP: 0.416, SLG: 0.488	G5-4-3 1B		1B			HR 1B		4-3		BB 1B	5	2	4	2	0	0	0
Rocky Colavito, R (1, 9) OBP: 0.369, SLG: 0.352 Dick Tomanek, L (8, PR) OBP: 0.077, SLG: 0.077 Chico Carrasquel, R (9, 6) OBP: 0.310, SLG: 0.340	G5-4-3		L8			F2		L6-3 1B		BB IBB 1B	4 0 1	0 0 0	1 0 1	0 0 0	0 0 0	0 0 0	5 0 0
Russ Nixon, L (1, 2) OBP: 0.292, SLG: 0.375		6-3		F8		P6		L6-3		K	5	0	0	0	0	1	4
Billy Harrell, R (1, 6) (9, 9) OBP: 0.321, SLG: 0.403		S 1B		6-3		1-H HR			HR BB	BB IBB	3	2	2	2	2	0	0
Billy Moran, R (1, 4) OBP: 0.194, SLG: 0.179 Don Ferrarese, R (6, 1) Don Mossi, L (7, 1) OBP: 0.077, SLG: 0.083 Roger Maris, L (9, PH) OBP: 0.304, SLG: 0.446 Jay Porter, R (9, PH) OBP: 0.333, SLG: 0.833 Hoyt Wilhelm, R (10, 1) Dick Brown, R (10, PH) OBP: 0.324, SLG: 0.464	FC5-2-5-3-4-3		F9			BB			1-H HR	K	2 0 0 0 1 0 1	0 0 0 0 1 0 0	0 0 0 0 1 0 0	0 0 0 0 2 0 0	0 0 0 0 0 0 0	1 0 0 0 0 0 0	1 0 0 0 0 0 3
Mudcat Grant, R (1, 1) OBP: 0.136, SLG: 0.095 Bob Kelly, R (4, 1) Mickey Vernon, L (5, PH) OBP: 0.406, SLG: 0.516 (6, 3)			K		F8	F9			BB	1-2 2-3 3-H BB	1 0 2	0 0 0	0 0 0	0 0 1	0 0 2	1 0 0	0 0 1
Inning Stats	R: 1 H: 2 E: 0 LOB: 1 K: 0 BB: 1 S: 4 P: 8	R: 0 H: 1 E: 0 LOB: 0 K: 0 BB: 0 S: 3 P: 3	R: 1 H: 2 E: 0 LOB: 2 K: 1 BB: 0 S: 7 P: 8	R: 0 H: 0 E: 0 LOB: 0 K: 0 BB: 0 S: 3 P: 3	R: 0 H: 0 E: 0 LOB: 1 K: 0 BB: 1 S: 3 P: 7	R: 2 H: 2 E: 0 LOB: 1 K: 0 BB: 1 S: 5 P: 9	R: 0 H: 0 E: 0 LOB: 0 K: 0 BB: 0 S: 3 P: 3	R: 0 H: 1 E: 0 LOB: 1 K: 0 BB: 0 S: 3 P: 3	R: 2 H: 1 E: 0 LOB: 1 K: 1 BB: 2 S: 6 P: 14	R: 1 H: 2 E: 0 LOB: 3 K: 2 BB: 2 S: 8 P: 16							

AB	37
R	7
H	11
RBI	7
BB	7
SO	4
LOB	19

1B: 9 SF: 0 WP: 0 PA: 45
2B: 2 SAC: 0 PB: 0
3B: 0 DP: 3 SB: 1
HR: 2 HBP: 1 CS: 0

PITCHER		IP	WLS	BF	H	R	ER	SO	BB	IBB	HBP	BLK	WP	HR	S	P	ERA	WHIP
Billy Loes, R	(1, 1)	8.0		34	8	5	5	1	4	0	1	0	0	1	31	48	5.62	1.500
ERA: 4.64																		
Billy O'Dell, L	(9, 1)	1.2	L	11	3	2	2	3	2	1	0	0	0	1	14	26	10.80	3.000
ERA: 3.05																		

PITCHER	IP	WLS	BF	H	R	ER	SO	BB	IBB	HBP	BLK	WP	HR	S	P	ERA	WHIP

Baltimore Orioles @ Cleveland Indians

Cleveland Municipal Stadium, Cleveland, OH

Wed May 28 1958, 3:33 AM EDT

Att. 1,419 - Unknown

livebaseballscorecards.com

TOP

Batter	1	2	3	4	5	6	7	8	9	AB	R	H	RBI	BB	SO	LOB
Billy Gardner, R (1, 4) OBP: 0.279, SLG: 0.336	6-3			5-3	1-6-3		L4			4	1	1	0	0	0	1
Bob Boyd, L (1, 3) OBP: 0.224, SLG: 0.292	1-3			5-3		6-3		4-3		4	0	0	0	0	0	1
Bob Nieman, R (1, 7) OBP: 0.459, SLG: 0.591	K			3-H		E6		F8		4	1	1	1	0	1	0
Gus Triandos, R (1, 2) OBP: 0.350, SLG: 0.486		6-3		F3		P4		L7		4	0	0	0	0	0	2
Al Pilarcik, L (1, 9) OBP: 0.290, SLG: 0.276		3-1		1-2		1-2			G3	4	0	2	0	0	0	0
Brooks Robinson, R (1, 5) OBP: 0.375, SLG: 0.459		P5		K		1-3 2-H			F8	4	0	1	1	0	1	2
Jim Busby, R (1, 8) OBP: 0.283, SLG: 0.362			5-3	K	K				4-3	3	0	0	0	0	2	2
Jim Marshall, L (9, PH) OBP: 0.310, SLG: 0.355										1	0	0	0	0	0	0
Willy Miranda, S (1, 6) OBP: 0.200, SLG: 0.207			4-3		1B		F7			3	0	1	0	0	0	0
Jack Harshman, L (1, 1) OBP: 0.231, SLG: 0.050			F9		F8		K			3	0	0	0	0	1	1

	AB	34
	R	2
	H	6
	RBI	2
	BB	0
	SO	5
	LOB	9

Inning Stats	1	2	3	4	5	6	7	8	9
	R: 0 E: 0 K: 1 S: 5	H: 0 LOB: 0 BB: 0 P: 5	R: 0 E: 0 K: 0 S: 3	H: 0 LOB: 0 BB: 0 P: 3	R: 0 E: 0 K: 0 S: 3	H: 0 LOB: 0 BB: 0 P: 3	R: 1 E: 0 K: 1 S: 8	H: 3 LOB: 2 BB: 0 P: 8	R: 0 E: 0 K: 1 S: 6	H: 1 LOB: 1 BB: 0 P: 6	R: 1 E: 1 K: 1 S: 8	H: 2 LOB: 2 BB: 0 P: 8	R: 0 E: 0 K: 1 S: 5	H: 0 LOB: 0 BB: 0 P: 5	R: 0 E: 0 K: 0 S: 3	H: 0 LOB: 0 BB: 0 P: 3	R: 0 E: 0 K: 0 S: 3	H: 0 LOB: 0 BB: 0 P: 3

	1B: 5	SF: 0	WP: 0	PA: 34
	2B: 1	SAC: 0	PB: 0	
	3B: 0	DP: 0	SB: 0	
	HR: 0	HBP: 0	CS: 0	

PITCHER	IP	WLS	BF	H	R	ER	SO	BB	IBB	HBP	BLK	WP	HR	S	P	ERA	WHIP
Cal McLish, R (1, 1) ERA: 2.86	9.0	W	34	6	2	1	5	0	0	0	0	0	0	44	44	1.00	0.667

PITCHER	IP	WLS	BF	H	R	ER	SO	BB	IBB	HBP	BLK	WP	HR	S	P	ERA	WHIP

Batter	1	2	3	4	5	6	7	8	9	AB	R	H	RBI	BB	SO	LOB
Billy Harrell, R (1, 6) OBP: 0.307, SLG: 0.383	F8	6-3			K		FC1-6 1B 1-6-3 1-2f			4	1	0	0	0	1	3
Bobby Avila, R (1, 4) (7, 5) OBP: 0.364, SLG: 0.433	4-3		L8		HR 1B		1-6-3 1-3 1B			4	1	2	0	0	0	0
Minnie Minoso, R (1, 7) OBP: 0.353, SLG: 0.430	K		FC5-6 1B		1-H HR		1-6-3 1-2 3-H			4	1	2	3	0	1	1
Preston Ward, L (1, 3) OBP: 0.409, SLG: 0.477		HR 1B	FC5-6 1-2f		K		P3			4	1	1	0	0	1	2
Rocky Colavito, R (1, 9) OBP: 0.374, SLG: 0.389		1-H HR	K			6-4-3 1B		L7		4	1	2	2	0	1	1
Chico Carrasquel, R (1, 5) OBP: 0.303, SLG: 0.330 Billy Moran, R (7, 4) OBP: 0.193, SLG: 0.188	1-3			F8		P4		G5-4-3 1B		3 1	0 0	0 1	0 0	0 0	0 0	1 0
Dick Brown, R (1, 2) OBP: 0.308, SLG: 0.438	K			F9		6-4-3 1-2		G5-4-3 1-2f		4	0	0	0	0	1	2
Roger Maris, L (1, 8) OBP: 0.305, SLG: 0.443		BB 1B		K		K				3	0	1	0	0	2	1
Cal McLish, S (1, 1)		1-2 BB			F7			FC1-6 BB		1	0	0	0	2	0	0
Inning Stats	R: 0 E: 0 K: 1 S: 5 H: 0 LOB: 0 BB: 0 P: 5	R: 2 E: 0 K: 1 S: 8 H: 3 LOB: 2 BB: 1 P: 12	R: 0 E: 0 K: 1 S: 6 H: 1 LOB: 1 BB: 0 P: 6	R: 0 E: 0 K: 1 S: 5 H: 0 LOB: 0 BB: 0 P: 5	R: 2 E: 0 K: 2 S: 9 H: 2 LOB: 0 BB: 0 P: 9	R: 0 E: 0 K: 1 S: 6 H: 1 LOB: 1 BB: 0 P: 6	R: 1 E: 0 K: 0 S: 4 H: 1 LOB: 1 BB: 1 P: 8	R: 0 E: 0 K: 0 S: 3 H: 1 LOB: 0 BB: 0 P: 3		1B: 7 2B: 0 3B: 0 HR: 2 SF: 0 SAC: 0 DP: 1 HBP: 0				WP: 0 PB: 0 SB: 0 CS: 0 PA: 34		

PITCHER	IP	WLS	BF	H	R	ER	SO	BB	IBB	HBP	BLK	WP	HR	S	P	ERA	WHIP
Jack Harshman, L (1, 1) ERA: 2.64	8.0	L	34	9	5	5	7	2	0	0	0	0	2	46	54	5.62	1.375

PITCHER	IP	WLS	BF	H	R	ER	SO	BB	IBB	HBP	BLK	WP	HR	S	P	ERA	WHIP

BOTTOM

Baltimore Orioles @ Cleveland Indians

Cleveland Municipal Stadium, Cleveland, OH

Wed May 28 1958, 3:33 AM EDT

Att. 1,419 - Unknown

livebaseballscorecards.com

AB	32
R	5
H	9
RBI	5
BB	2
SO	7
LOB	11

Batter	1	2	3	4	5	6	7	8	9	AB	R	H	RBI	BB	SO	LOB
Don Buddin, R (1, 6) OBP: 0.369, SLG: 0.333	SSS 0-3 ① K		SSS 0-3 ③ K		x 0-0 ② 6-3 2-3			x 0-0 ① F9	x 0-0 ③ P3 1-2 2-3	5	0	0	0	0	2	3
Pete Runnels, L (1, 4) OBP: 0.412, SLG: 0.378	x 0-0 ② 4-3			x 0-0 ① 3-1	x 0-0 ③ 5-3			BBBB 4-0 1B BB		3	0	0	0	1	0	1
Ted Williams, L (1, 7) OBP: 0.422, SLG: 0.440 Gene Stephens, L (8, PR) OBP: 0.259, SLG: 0.188 (8, 7)	x 0-0 1B			BBBB 4-0 HR BB		SSS 0-3 ① K		x 0-0 1-3 1B		3 0	1 0	2 0	0 0	1 0	1 0	0 0
Dick Gernert, R (1, 3) OBP: 0.377, SLG: 0.504	SSS 0-3 ③ K			SSS 0-3 ② K		SSS 0-3 ② K		SSS 0-3 ② K		4	0	0	0	0	4	4
Frank Malzone, R (1, 5) OBP: 0.320, SLG: 0.352		x 0-0 ① 5-3		x 0-0 1-H HR		BBBB 4-0 BB		x 0-0 ③ F7		3	1	1	2	1	0	2
Jackie Jensen, R (1, 9) OBP: 0.435, SLG: 0.559		x 0-0 ② 5-3		x 0-0 2B		x 0-0 ③ 6-3			x 0-0 G4-6-3 1B	4	0	2	0	0	0	1
Sammy White, R (1, 2) OBP: 0.292, SLG: 0.374		x 0-0 ③ 5-3		x 0-0 ③ L8			SSS 0-3 ① K		x 0-0 ① ② G4-6-3 1-2f	4	0	0	0	0	1	2
Jim Piersall, R (1, 8) OBP: 0.358, SLG: 0.378			x 0-0 ① 6-3		x 0-0 6-3 SH5-4 1B		x 0-0 ② 6-3		x 0-0 BLK 1B 1B	4	0	2	0	0	0	0
Frank Sullivan, R (1, 1) OBP: 0.214, SLG: 0.286			x 0-0 ② 5-3		x 0-0 ① SH5-4 1-2		x 0-0 ③ 6-3		x 0-0 BLK 1-2 1B	3	0	1	0	0	0	0
Inning Stats	R: 0 H: 1 E: 0 LOB: 1 K: 2 BB: 0 S: 8 P: 8	R: 0 H: 0 E: 0 LOB: 0 K: 0 BB: 0 S: 3 P: 3	R: 0 H: 0 E: 0 LOB: 0 K: 1 BB: 0 S: 5 P: 5	R: 2 H: 2 E: 0 LOB: 1 K: 1 BB: 1 S: 7 P: 11	R: 0 H: 1 E: 0 LOB: 1 K: 0 BB: 0 S: 4 P: 4	R: 0 H: 0 E: 0 LOB: 1 K: 2 BB: 1 S: 7 P: 11	R: 0 H: 0 E: 0 LOB: 0 K: 1 BB: 0 S: 5 P: 5	R: 0 H: 1 E: 0 LOB: 2 K: 1 BB: 1 S: 6 P: 10	R: 0 H: 3 E: 0 LOB: 2 K: 0 BB: 0 S: 5 P: 5	1B: 6 SF: 0 2B: 1 SAC: 1 3B: 0 DP: 1 HR: 1 HBP: 0						

PITCHER		IP	WLS	BF	H	R	ER	SO	BB	IBB	HBP	BLK	WP	HR	S	P	ERA	WHIP
Connie Johnson, R ERA: 3.95	(1, 1)	8.0	L	32	5	2	2	8	3	0	0	0	0	1	45	57	2.25	1.000
Milt Pappas, R ERA: 2.89	(9, 1)	1.0		5	3	0	0	0	0	0	0	1	0	0	5	5	0.00	3.000

PITCHER	IP	WLS	BF	H	R	ER	SO	BB	IBB	HBP	BLK	WP	HR	S	P	ERA	WHIP

TOP

Boston Red Sox @ Baltimore Orioles

Memorial Stadium, Baltimore, MD

Fri May 30 1958, 7:05 PM EDT

Unknown

livebaseballscorecards.com

AB	33
R	2
H	8
RBI	2
BB	3
SO	8
LOB	13

WP: 0	PA: 37
PB: 0	
SB: 0	
CS: 0	

Batter	1	2	3	4	5	6	7	8	9	AB	R	H	RBI	BB	SO	LOB
Billy Gardner, R (1, 4) OBP: 0.272, SLG: 0.327	4-3		4-3			F8			5-3	4	0	0	0	0	0	0
Al Pilarcik, L (1, 9) OBP: 0.303, SLG: 0.286	S, 1B		BBBB, CS, BB			G6-4-3, 1B			6-3	3	0	2	0	1	0	0
Bob Nieman, R (1, 7) OBP: 0.451, SLG: 0.573	L4, 1-2		CS, 1-2	BBBB, FC4-6, BB		G6-4-3, 1-2f			F8	3	0	0	0	1	0	2
Jim Marshall, L (1, 3) OBP: 0.297, SLG: 0.338	F7			FC4-6, FC6-4, 1-2f			4-3			3	0	0	0	0	0	2
Brooks Robinson, R (1, 5) OBP: 0.367, SLG: 0.448		1-3		FC6-4, 1-2f			F8			3	0	0	0	0	0	1
Joe Ginsberg, L (1, 2) OBP: 0.344, SLG: 0.174		BBBB, FC6-4, BB		F9			P5			2	0	0	0	1	0	1
Lenny Green, L (1, 8) OBP: 0.265, SLG: 0.289		FC6-4, 1-2f			4-3			F7		3	0	0	0	0	0	1
Willy Miranda, S (1, 6) OBP: 0.188, SLG: 0.194 Bob Boyd, L (8, PH) OBP: 0.220, SLG: 0.286 Foster Castleman, R (9, 6) OBP: 0.266, SLG: 0.305		F8			SSS, K			F9		2 1 0	0 0 0	0 0 0	0 0 0	0 0 0	1 0 0	1 0 0
Connie Johnson, R (1, 1) OBP: 0.286, SLG: 0.308 Gene Woodling, L (8, PH) OBP: 0.423, SLG: 0.408 Milt Pappas, R (9, 1)			F7		4-3			3-1		2 1 0	0 0 0	0 0 0	0 0 0	0 0 0	0 0 0	0 0 0
Inning Stats	R: 0 E: 0 K: 0 S: 4 H: 1 LOB: 1 BB: 0 P: 4	R: 0 E: 0 K: 0 S: 3 H: 0 LOB: 1 BB: 1 P: 7	R: 0 E: 0 K: 0 S: 2 H: 0 LOB: 0 BB: 1 P: 6	R: 0 E: 0 K: 0 S: 3 H: 0 LOB: 1 BB: 1 P: 7	R: 0 E: 0 K: 1 S: 5 H: 0 LOB: 0 BB: 0 P: 5	R: 0 E: 0 K: 0 S: 3 H: 1 LOB: 0 BB: 0 P: 3	R: 0 E: 0 K: 0 S: 3 H: 0 LOB: 0 BB: 0 P: 3	R: 0 E: 0 K: 0 S: 3 H: 0 LOB: 0 BB: 0 P: 3	R: 0 E: 0 K: 0 S: 3 H: 0 LOB: 0 BB: 0 P: 3	1B: 2 2B: 0 3B: 0 HR: 0 SF: 0 SAC: 0 DP: 1 HBP: 0						WP: 0 PB: 0 SB: 1 CS: 1 PA: 31	

PITCHER	IP	WLS	BF	H	R	ER	SO	BB	IBB	HBP	BLK	WP	HR	S	P	ERA	WHIP
Frank Sullivan, R (1, 1) ERA: 3.4	9.0	W	30	2	0	0	1	3	0	0	0	0	0	29	41	0.00	0.556

PITCHER	IP	WLS	BF	H	R	ER	SO	BB	IBB	HBP	BLK	WP	HR	S	P	ERA	WHIP

BOTTOM

Boston Red Sox @ Baltimore Orioles

Memorial Stadium, Baltimore, MD

Fri May 30 1958, 7:05 PM EDT

Unknown

livebaseballscorecards.com

AB	27
R	0
H	2
RBI	0
BB	3
SO	1
LOB	8

Batter	1	2	3	4	5	6	7	8	9	AB	R	H	RBI	BB	SO	LOB
Gene Stephens, L (1, 7) OBP: 0.259, SLG: 0.176	B B B B 4-0 CS BB		S S S 0-3 ③ K			x 0-0 ② F8		S S S 0-3 ③ K		3	0	0	0	1	2	2
Billy Klaus, L (1, 6) OBP: 0.368, SLG: 0.313	S S S 0-3 ① ② K 1-2			x 0-0 G6-4-3 1B		x 0-0 ③ F9			x 0-0 ① F9	4	0	1	0	0	1	1
Pete Runnels, L (1, 4) OBP: 0.408, SLG: 0.382	x 0-0 2B			x 0-0 ① P6			x 0-0 ① 6-3		x 0-0 ② 5-3	4	0	1	0	0	0	1
Dick Gernert, R (1, 3) OBP: 0.366, SLG: 0.487	x 0-0 ③ F7			x 0-0 ② ③ G6-4-3 1-2f			S S S 0-3 ② K		x 0-0 ③ 6-3	4	0	0	0	0	1	2
Frank Malzone, R (1, 5) OBP: 0.320, SLG: 0.352		x 0-0 ① F7			x 0-0 G4-6-3 BB 1B		x 0-0 ③ 6-3			3	0	1	0	0	0	0
Jackie Jensen, R (1, 9) OBP: 0.439, SLG: 0.558		x 0-0 ② L7			B B B B 4-0 G4-6-3 1-2 BB			x 0-0 BB 1B		2	0	1	0	1	0	0
Lou Berberet, L (1, 2) OBP: 0.379, SLG: 0.333		x 0-0 ③ F7			x 0-0 ① ② G4-6-3 1-2f 2-3			x 0-0 ① F9		3	0	0	0	0	0	3
Jim Piersall, R (1, 8) OBP: 0.352, SLG: 0.370			x 0-0 ① 5-3		x 0-0 ③ 1-3			x 0-0 ② F8		3	0	0	0	0	0	2
Bob Smith, L (1, 1) OBP: 0.267, SLG: 0.154 Marty Keough, L (6, PH) OBP: 0.286, SLG: 0.429 Mike Fornieles, R (6, 1) OBP: 0.250, SLG: 0.250 Ted Williams, L (8, PH) OBP: 0.426, SLG: 0.440 Tom Brewer, R (8, PR) OBP: 0.176, SLG: 0.235 Murray Wall, R (8, 1)			S S S 0-3 ② K			x 0-0 ① G3		B B B B 4-0 1-2 BB		1 1 0 0 0 0 0	0 0 0 0 0 0 0	0 0 0 0 1 0 0	0 0 0 0 0 0 0	1 0 0 0 0 0 0	0 0 0 0 0 0 0	0 0 0 0 0 0 0
Inning Stats	R: 0 E: 0 K: 1 S: 5 H: 1 LOB: 1 BB: 1 P: 9	R: 0 E: 0 K: 0 S: 3 H: 0 LOB: 0 BB: 0 P: 3	R: 0 E: 0 K: 2 S: 7 H: 0 LOB: 0 BB: 0 P: 7	R: 0 E: 0 K: 0 S: 3 H: 1 LOB: 0 BB: 0 P: 3	R: 0 E: 0 K: 0 S: 3 H: 1 LOB: 1 BB: 1 P: 7	R: 0 E: 0 K: 0 S: 3 H: 0 LOB: 0 BB: 0 P: 3	R: 0 E: 0 K: 1 S: 5 H: 0 LOB: 0 BB: 0 P: 5	R: 0 E: 0 K: 1 S: 6 H: 1 LOB: 2 BB: 1 P: 10	R: 0 E: 0 K: 0 S: 3 H: 0 LOB: 0 BB: 0 P: 3	1B: 3 2B: 2 3B: 0 HR: 0	SF: 0 SAC: 0 DP: 3 HBP: 0			WP: 0 PB: 0 SB: 0 CS: 1	PA: 31	

PITCHER	IP	WLS	BF	H	R	ER	SO	BB	IBB	HBP	BLK	WP	HR	S	P	ERA	WHIP
Arnie Portocarrero, R (1, 1) ERA: 1.78	9.0	W	31	4	0	0	5	3	0	0	0	0	0	38	50	0.00	0.778

PITCHER	IP	WLS	BF	H	R	ER	SO	BB	IBB	HBP	BLK	WP	HR	S	P	ERA	WHIP

TOP

Boston Red Sox @ Baltimore Orioles

Memorial Stadium, Baltimore, MD

Fri May 30 1958, 7:10 PM EDT

Att. 21,094 - Unknown

livebaseballscorecards.com

AB	28
R	0
H	4
RBI	0
BB	3
SO	5
LOB	11

BOTTOM

Boston Red Sox @ Baltimore Orioles

Memorial Stadium, Baltimore, MD

Fri May 30 1958, 7:10 PM EDT

Att. 21,094 - Unknown

Batter	1	2	3	4	5	6	7	8	9	AB	R	H	RBI	BB	SO	LOB
Billy Gardner, R (1, 4) OBP: 0.270, SLG: 0.318	BBBB 4-0 1B BB		x 0-0 ① 4-3		x 0-0 ① F8		x 0-0 ① 6-3	x 0-0 ③ F8		4	0	0	0	1	0	3
Al Pilarcik, L (1, 9) OBP: 0.301, SLG: 0.285	SSS 0-3 ① K		x 0-0 ② 5-3		x 0-0 BB 1B		x 0-0 ② P3			4	0	1	0	0	1	1
Bob Nieman, R (1, 7) OBP: 0.453, SLG: 0.566 Lenny Green, L (8, 7) OBP: 0.265, SLG: 0.289	x 0-0 1-2 1B		BBBB 4-0 1B 1B BB		SSS 0-3 ② K		x 0-0 ③ 6-3			3 0	1 0	1 0	0 0	1 0	1 0	1 0
Gus Triandos, R (1, 2) OBP: 0.362, SLG: 0.500	x 0-0 ② F8		x 0-0 WP 1B 1-2 1B		BBBB 4-0 1-2 BB			x 0-0 1B 1B 2B		3	1	2	0	1	0	2
Dick Williams, R (1, 3) OBP: 0.298, SLG: 0.340 Gene Woodling, L (8, PH) OBP: 0.429, SLG: 0.416 Jim Marshall, L (8, PR) OBP: 0.297, SLG: 0.338 (9, 3)	x 0-0 ③ P3		x 0-0 WP 1-2 2-H 1B		x 0-0 ③ F8			x 0-0 1B 1B 2-3 1B		3 1 0	0 0 0	1 1 0	1 0 0	0 0 0	0 0 0	4 0 0
Brooks Robinson, R (1, 5) OBP: 0.378, SLG: 0.465		x 0-0 2B	x 0-0 ③ F7 1-2 2-3			x 0-0 4-3 1B		x 0-0 1B 1-2 3-H 1B		4	0	3	1	0	0	2
Jim Busby, R (1, 8) OBP: 0.281, SLG: 0.353		x 0-0 ① 4-3		x 0-0 ① P6		x 0-0 ① L7		x 0-0 1-2 2-3 1B		4	0	1	0	0	0	2
Foster Castleman, R (1, 6) OBP: 0.254, SLG: 0.290 Bob Boyd, L (8, PH) OBP: 0.216, SLG: 0.280 Willy Miranda, S (9, 6) OBP: 0.188, SLG: 0.194		x 0-0 ② L8		x 0-0 ② L8		x 0-0 ② 4-3 1-2		x 0-0 ① P3		3 1 0	0 0 0	0 0 0	0 0 0	0 0 0	0 0 0	2 3 0
Arnie Portocarrero, R (1, 1) OBP: 0.308, SLG: 0.333		x 0-0 ③ 1-3		SSS 0-3 ③ K		x 0-0 ③ 4-3		x 0-0 ② F3		4	0	0	0	0	1	5
Inning Stats	R: 0 E: 0 K: 1 S: 6 H: 1 LOB: 2 BB: 1 P: 10	R: 0 E: 0 K: 0 S: 4 H: 1 LOB: 1 BB: 0 P: 4	R: 1 E: 0 K: 0 S: 5 H: 2 LOB: 2 BB: 1 P: 9	R: 0 E: 0 K: 1 S: 5 H: 0 LOB: 0 BB: 0 P: 5	R: 0 E: 0 K: 1 S: 6 H: 1 LOB: 2 BB: 1 P: 10	R: 0 E: 0 K: 0 S: 4 H: 1 LOB: 1 BB: 0 P: 4	R: 0 E: 0 K: 0 S: 3 H: 0 LOB: 0 BB: 0 P: 3	R: 1 E: 0 K: 0 S: 7 H: 4 LOB: 3 BB: 0 P: 7		1B: 8 2B: 2 3B: 0 HR: 0		SF: 0 SAC: 0 DP: 0 HBP: 0				

livebaseballscorecards.com

AB	34
R	2
H	10
RBI	2
BB	3
SO	3
LOB	25

WP: 1 PB: 0 SB: 0 CS: 0 PA: 37

PITCHER		IP	WLS	BF	H	R	ER	SO	BB	IBB	HBP	BLK	WP	HR	S	P	ERA	WHIP
Bob Smith, L ERA: 3.09	(1, 1)	5.0	L	23	5	1	1	3	3	0	0	0	1	0	26	38	1.80	1.600
Mike Fornieles, R ERA: 3.59	(6, 1)	2.0		7	1	0	0	0	0	0	0	0	0	0	7	7	0.00	0.500
Murray Wall, R ERA: 2.3	(8, 1)	1.0		7	4	1	1	0	0	0	0	0	0	0	7	7	9.00	4.000

PITCHER		IP	WLS	BF	H	R	ER	SO	BB	IBB	HBP	BLK	WP	HR	S	P	ERA	WHIP

Batter	1	2	3	4	5	6	7	8	9	AB	R	H	RBI	BB	SO	LOB
Eddie Yost, R (1, 5) OBP: 0.331, SLG: 0.244	BBBB 4-0 2B 1B BB		x 0-0 4-3 2B	x 0-0 ③ 4-3			x 0-0 ③ 6-3			3	1	1	0	1	0	2
Albie Pearson, L (1, 8) OBP: 0.371, SLG: 0.331	x 0-0 G5-3 1-3 2B		x 0-0 ② 4-3 2-3		x 0-0 ① F9			x 0-0 ① G3		4	0	1	0	0	0	1
Roy Sievers, R (1, 7) OBP: 0.392, SLG: 0.561	x 0-0 G5-3 3-H 1B		x 0-0 ③ F9		x 0-0 G4-6-3 1B			x 0-0 ② 5-3		4	0	2	1	0	0	1
Jim Lemon, R (1, 9) OBP: 0.329, SLG: 0.424	x 0-0 ① ② G5-3 1-2 2-3f			x 0-0 HR	x 0-0 ② G4-6-3 ③ 1-2f			x 0-0 ③ 5-3		4	1	1	1	0	0	3
Rocky Bridges, R (1, 6) OBP: 0.366, SLG: 0.389	x 0-0 ③ 5-3			x 0-0 1B SF7 1B		x 0-0 ① F8			x 0-0 ① 4-3	4	1	1	0	0	0	1
Ken Aspromonte, R (1, 4) OBP: 0.322, SLG: 0.363		x 0-0 ① P3		x 0-0 HBP 1-3 1B		x 0-0 ② 4-3			x 0-0 ② F3	4	0	1	0	0	0	0
Clint Courtney, L (1, 2) OBP: 0.326, SLG: 0.312		x 0-0 ② P4		H 1-0 1-2 HBP		S S S 0-3 ③ K			x 0-0 ③ L9	3	0	0	0	0	1	0
Julio Becquer, L (1, 3) OBP: 0.192, SLG: 0.235		x 0-0 ③ 6-3		x 0-0 ① SF7 3-H			S S S 0-3 ① K			2	0	0	1	0	1	0
Al Cicotte, R (1, 1) OBP: 0.200, SLG: 0.200 Tex Clevenger, R (4, 1) OBP: 0.600, SLG: 1.000			S S S 0-3 ① K	x 0-0 ② F9			S S S 0-3 ② K			2 1	0 0	0 0	0 0	0 0	1 1	2 0
Inning Stats	R: 1 H: 2 E: 0 LOB: 1 K: 0 BB: 1 S: 4 P: 8	R: 0 H: 0 E: 0 LOB: 0 K: 0 BB: 0 S: 3 P: 3	R: 0 H: 1 E: 0 LOB: 1 K: 1 BB: 0 S: 6 P: 6	R: 2 H: 3 E: 0 LOB: 2 K: 0 BB: 0 S: 6 P: 7	R: 0 H: 1 E: 0 LOB: 0 K: 0 BB: 0 S: 3 P: 3	R: 0 H: 0 E: 0 LOB: 0 K: 1 BB: 0 S: 5 P: 5	R: 0 H: 0 E: 0 LOB: 0 K: 2 BB: 0 S: 7 P: 7	R: 0 H: 0 E: 0 LOB: 0 K: 0 BB: 0 S: 3 P: 3	R: 0 H: 0 E: 0 LOB: 0 K: 0 BB: 0 S: 3 P: 3	1B: 4 SF: 1 2B: 2 SAC: 0 3B: 0 DP: 2 HR: 1 HBP: 1						

TOP

Washington Senators @ Baltimore Orioles

Memorial Stadium, Baltimore, MD

Sat May 31 1958, 7:05 PM EDT

Att. 10,729 - Unknown

livebaseballscorecards.com

AB	31
R	3
H	7
RBI	3
BB	1
SO	4
LOB	10

PITCHER		IP	WLS	BF	H	R	ER	SO	BB	IBB	HBP	BLK	WP	HR	S	P	ERA	WHIP
Billy O'Dell, L ERA: 3.05	(1, 1)	9.0	W	34	7	3	3	4	1	0	1	0	0	1	40	45	3.00	0.889

PITCHER	IP	WLS	BF	H	R	ER	SO	BB	IBB	HBP	BLK	WP	HR	S	P	ERA	WHIP

Batter	1	2	3	4	5	6	7	8	9	AB	R	H	RBI	BB	SO	LOB
Billy Gardner, R (1, 4) OBP: 0.275, SLG: 0.314	x 0-0 L8 ①		BBBB 4-0 CS BB		BBBB 4-0 1B PB 2B BB		x 0-0 P5 ①			2	1	0	0	2	0	0
Al Pilarcik, L (1, 9) OBP: 0.307, SLG: 0.286	BBBB 4-0 2B BB		x 0-0 P5 ②③ 1-2		x 0-0 2B 1-3 1B		x 0-0 F8 ②			3	1	1	0	1	0	1
Bob Nieman, R (1, 7) OBP: 0.446, SLG: 0.563 Jim Busby, R (9, 8) OBP: 0.281, SLG: 0.353	x 0-0 1-H 2B			SSS 0-3 K ①	SSS 0-3 K ①		x 0-0 1-3 ③			4 0	0 0	1 0	1 0	0 0	2 0	2 0
Jim Marshall, L (1, 3) OBP: 0.308, SLG: 0.406 Bob Boyd, L (9, 3) OBP: 0.216, SLG: 0.280	x 0-0 F7 ②			x 0-0 1-3 ②	x 0-0 1-3 3-H 2B			x 0-0 HR		4 0	1 0	2 0	2 0	0 0	0 0	1 0
Gus Triandos, R (1, 2) OBP: 0.359, SLG: 0.491	x 0-0 F8 ③			x 0-0 1B 1B 1B	x 0-0 F3 ②			x 0-0 4-3 ①		4	1	1	0	0	0	3
Brooks Robinson, R (1, 5) OBP: 0.374, SLG: 0.459		x 0-0 F7 ①		x 0-0 E 1B 1-3 1B	SSS 0-3 K ③			x 0-0 1-3 ②		4	0	1	0	0	1	2
Lenny Green, L (1, 8) OBP: 0.264, SLG: 0.286 (9, 7)		x 0-0 P6 ②		x 0-0 E9 BB 1-3 1B 3-H		x 0-0 4-3 ①		x 0-0 G3 ③		4	0	1	1	0	0	0
Foster Castleman, R (1, 6) OBP: 0.257, SLG: 0.281		x 0-0 F5 ③		BBBB 4-0 1-2 BB		SSS 0-3 K ②				2	0	0	0	1	1	0
Billy O'Dell, S (1, 1) OBP: 0.091, SLG: 0.190			SSS 0-3 K ①	x 0-0 G3 ③		SSS 0-3 K ③				3	0	0	0	0	2	3
Inning Stats	R: 1 E: 0 K: 0 S: 4 H: 1 LOB: 1 BB: 1 P: 8	R: 0 E: 0 K: 0 S: 3 H: 0 LOB: 0 BB: 0 P: 3	R: 0 E: 0 K: 1 S: 4 H: 0 LOB: 0 BB: 1 P: 8	R: 1 E: 1 K: 1 S: 8 H: 3 LOB: 3 BB: 1 P: 12	R: 1 E: 0 K: 2 S: 9 H: 2 LOB: 2 BB: 1 P: 13	R: 0 E: 0 K: 0 S: 7 H: 0 LOB: 0 BB: 0 P: 7	R: 0 E: 0 K: 0 S: 3 H: 0 LOB: 0 BB: 0 P: 3	R: 1 E: 0 K: 0 S: 4 H: 1 LOB: 0 BB: 0 P: 4		1B: 4 2B: 2 3B: 0 HR: 1	SF: 0 SAC: 0 DP: 0 HBP: 0					

BOTTOM

Washington Senators @ Baltimore Orioles

Memorial Stadium, Baltimore, MD

Sat May 31 1958, 7:05 PM EDT

Att. 10,729 - Unknown

livebaseballscorecards.com

AB	30
R	4
H	7
RBI	4
BB	4
SO	6
LOB	12

WP: 0 PB: 1 SB: 0 CS: 1 PA: 34

PITCHER		IP	WLS	BF	H	R	ER	SO	BB	IBB	HBP	BLK	WP	HR	S	P	ERA	WHIP
Al Cicotte, R ERA: 5.65	(1, 1)	3.2		16	4	2	2	2	2	0	0	0	0	0	18	26	4.91	1.636
Tex Clevenger, R ERA: 4.15	(4, 1)	4.1	L	18	3	2	2	4	2	0	0	0	0	1	24	32	4.15	1.154

PITCHER	IP	WLS	BF	H	R	ER	SO	BB	IBB	HBP	BLK	WP	HR	S	P	ERA	WHIP

Washington Senators @ Baltimore Orioles

Memorial Stadium, Baltimore, MD

Sun Jun 01 1958, 3:33 AM EDT

Att. 7,684 - Unknown

TOP

livebaseballscorecards.com

Batter	1	2	3	4	5	6	7	8	9	AB	R	H	RBI	BB	SO	LOB
Herb Plews, L (1, 5) OBP: 0.322, SLG: 0.400	F8		1-3		L1	2-3 3-H 1B			FC6-5-4 2-3	5	0	1	1	0	0	2
Albie Pearson, L (1, 8) OBP: 0.361, SLG: 0.321	L1		3-1		4-3	PO 3-H	L6			4	0	0	0	0	0	1
Roy Sievers, R (1, 7) OBP: 0.388, SLG: 0.550	6-3		F2		E5 HBP 3-H		G1-6-3 1B			4	0	1	0	0	0	0
Clint Courtney, L (1, 2) OBP: 0.324, SLG: 0.305		F9		F7	1-0 1-2 HBP		G1-6-3 1-2f			3	0	0	0	0	0	1
Jim Lemon, R (1, 9) OBP: 0.321, SLG: 0.413		5-3		6-3	L5			F8		4	0	0	0	0	0	2
Rocky Bridges, R (1, 6) OBP: 0.376, SLG: 0.395		2B 1B		S S S K		FC1-5 HBP 1B		B B B B G4-6-3 BB		3	1	2	0	1	1	0
Ken Aspromonte, R (1, 4) OBP: 0.336, SLG: 0.381		1-H 2B			1B FC1 1B	SH5-4 FC1-5 1-2 1B HBP		G4-6-3 1-2f		3	2	2	1	0	0	1
Julio Becquer, L (1, 3) OBP: 0.232, SLG: 0.245		I I I I IBB			FC1 1-3 E 1B	FC1-5 1B SH5-4 1-2 2-3f PO			B B B B FC6-5-4 F2 BB	2	1	1	0	2	0	2
Camilo Pascual, R (1, 1) OBP: 0.167, SLG: 0.167 Dick Hyde, R (7, 1)		F2			FC1 1-H 3-H E	SH5-4 1-2 2-3			F2 1-2	2 1	1 0	0 0	1 0	0 0	0 0	2 1
Inning Stats	R: 0 E: 0 K: 0 S: 3 H: 0 LOB: 0 BB: 0 P: 3	R: 1 E: 0 K: 0 S: 5 H: 2 LOB: 2 BB: 1 P: 9	R: 0 E: 0 K: 0 S: 3 H: 0 LOB: 0 BB: 0 P: 3	R: 0 E: 0 K: 1 S: 5 H: 0 LOB: 0 BB: 0 P: 5	R: 3 E: 2 K: 0 S: 7 H: 2 LOB: 2 BB: 0 P: 8	R: 1 E: 0 K: 0 S: 4 H: 2 LOB: 1 BB: 0 P: 5	R: 0 E: 0 K: 0 S: 3 H: 1 LOB: 0 BB: 0 P: 3	R: 0 E: 0 K: 0 S: 2 H: 0 LOB: 0 BB: 1 P: 6	R: 0 E: 0 K: 0 S: 2 H: 0 LOB: 0 BB: 1 P: 6	1B: 6 2B: 2 3B: 0 HR: 0 SF: 0 SAC: 1 DP: 3 HBP: 2	WP: 0 PB: 0 SB: 0 CS: 0 PA: 38					

	AB	31
	R	5
	H	7
	RBI	3
	BB	3
	SO	1
	LOB	12

PITCHER		IP	WLS	BF	H	R	ER	SO	BB	IBB	HBP	BLK	WP	HR	S	P	ERA	WHIP
Billy Loes, R ERA: 4.63	(1, 1)	4.0	L	18	4	4	2	1	0	1	0	0	0	0	19	23	4.50	1.000
Charlie Beamon, R ERA: 4.02	(5, 1)	3.0		13	3	1	1	0	0	0	2	0	0	0	11	13	3.00	1.000
Milt Pappas, R ERA: 2.61	(8, 1)	2.0		6	0	0	0	0	2	0	0	0	0	0	4	12	0.00	1.000

PITCHER	IP	WLS	BF	H	R	ER	SO	BB	IBB	HBP	BLK	WP	HR	S	P	ERA	WHIP

Batter	1	2	3	4	5	6	7	8	9	AB	R	H	RBI	BB	SO	LOB
Billy Gardner, R (1, 4) OBP: 0.273, SLG: 0.311	FC6 1B	6-3			L9		5-3		L9	5	0	1	0	0	0	3
Gene Woodling, L (1, 9) OBP: 0.412, SLG: 0.395	FC6 BB 4-3 1-2f		K2-3		F9		6-3			4	0	0	0	0	1	1
Bob Nieman, R (1, 7) OBP: 0.440, SLG: 0.551	4-3 1-2		1B		L7			4-3		4	0	1	0	0	0	1
Jim Marshall, L (1, 3) OBP: 0.317, SLG: 0.403	BB BB		K			HR 1B		F7		3	1	1	0	1	1	1
Gus Triandos, R (1, 2) OBP: 0.363, SLG: 0.513	BB 1-2 2-3		F9			1-H HR		1-3		3	1	1	2	1	0	1
Brooks Robinson, R (1, 5) OBP: 0.364, SLG: 0.445	F8			5-3		F9			6-3	4	0	0	0	0	0	3
Lenny Green, L (1, 8) OBP: 0.263, SLG: 0.283		6-3		1-3		1-3			BB 1B	4	0	1	0	0	0	0
Foster Castleman, R (1, 6) OBP: 0.274, SLG: 0.299 Al Pilarcik, L (9, PH) OBP: 0.311, SLG: 0.286		SH5-4 1B		1B		K			1-2 BB	3 0	0 0	2 0	0 0	0 1	1 0	0 0
Billy Loes, R (1, 1) Charlie Beamon, R (5, 1) Bob Boyd, L (7, PH) OBP: 0.212, SLG: 0.275 Milt Pappas, R (8, 1) Joe Ginsberg, L (9, PH) OBP: 0.333, SLG: 0.167		SH5-4 1-2		4-3			G3		L4	1 0 1 0 1	0 0 0 0 0	0 0 0 0 0	0 0 0 0 0	0 0 0 0 0	0 0 0 0 0	1 0 0 0 2
Inning Stats	R: 0 H: 1 E: 0 LOB: 3 K: 0 BB: 2 S: 4 P: 12	R: 0 H: 1 E: 0 LOB: 1 K: 0 BB: 0 S: 4 P: 4	R: 0 H: 1 E: 0 LOB: 1 K: 2 BB: 0 S: 8 P: 8	R: 0 H: 1 E: 0 LOB: 1 K: 0 BB: 0 S: 4 P: 4	R: 0 H: 0 E: 0 LOB: 0 K: 0 BB: 0 S: 3 P: 3	R: 2 H: 2 E: 0 LOB: 0 K: 1 BB: 0 S: 7 P: 7	R: 0 H: 0 E: 0 LOB: 0 K: 0 BB: 0 S: 3 P: 3	R: 0 H: 0 E: 0 LOB: 0 K: 0 BB: 0 S: 3 P: 3	R: 0 H: 1 E: 0 LOB: 2 K: 0 BB: 1 S: 4 P: 8	1B: 6 2B: 0 3B: 0 HR: 1	SF: 0 SAC: 1 DP: 0 HBP: 0						

PITCHER	IP	WLS	BF	H	R	ER	SO	BB	IBB	HBP	BLK	WP	HR	S	P	ERA	WHIP
Camilo Pascual, R (1, 1) ERA: 3.4	6.0	W	26	6	2	2	3	2	0	0	0	0	1	30	38	3.00	1.333
Dick Hyde, R (7, 1) ERA: 2.33	3.0	S	11	1	0	0	0	1	0	0	0	0	0	10	14	0.00	0.667

PITCHER	IP	WLS	BF	H	R	ER	SO	BB	IBB	HBP	BLK	WP	HR	S	P	ERA	WHIP

BOTTOM

Washington Senators @ Baltimore Orioles

Memorial Stadium, Baltimore, MD

Sun Jun 01 1958, 3:33 AM EDT

Att. 7,684 - Unknown

livebaseballscorecards.com

AB	33
R	2
H	7
RBI	2
BB	3
SO	3
LOB	13

WP: 0	PA: 37		
PB: 0			
SB: 0			
CS: 0			

Batter	1	2	3	4	5	6	7	8	9	10	AB	R	H	RBI	BB	SO	LOB
Eddie Yost, R (1, 5) OBP: 0.329, SLG: 0.239	6-3		K			F9		BB		BB	3	0	0	0	1	1	1
Ossie Alvarez, R (8, PR) OBP: 0.308, SLG: 0.182 (8, 5)											0	0	0	0	1	0	0
Albie Pearson, L (1, 8) OBP: 0.363, SLG: 0.324	F9			L4		6-3		1-3 1B		1-3 3-H 1B	5	0	2	1	0	0	0
Roy Sievers, R (1, 7) OBP: 0.381, SLG: 0.560	K			HR		P6		4-3		P4	5	1	1	1	0	1	4
Jim Lemon, R (1, 9) OBP: 0.319, SLG: 0.404		F5		K			CS BB		K		3	0	0	0	1	2	0
Rocky Bridges, R (1, 6) OBP: 0.373, SLG: 0.391		K		5-3			K 1-2		G4-6-3 1B		4	0	1	0	0	2	1
Ken Aspromonte, R (1, 4) OBP: 0.333, SLG: 0.385		F9			F8		2B		G4-6-3 1-2f		4	0	1	0	0	0	1
Clint Courtney, L (1, 2) OBP: 0.315, SLG: 0.295			K		L5		5-3			E6 1-3 SH2-3 1B	4	1	0	0	0	1	1
Julio Becquer, L (1, 3) OBP: 0.254, SLG: 0.268			1B		1B			K		SH2-3 1-2	3	0	2	0	0	1	0
Hal Griggs, R (1, 1) OBP: 0.200, SLG: 0.400			K		K			K		1-3 2-3	4	0	0	0	0	3	3
Inning Stats	R: 0 H: 0 E: 0 LOB: 0 K: 1 BB: 0 S: 5 P: 5	R: 0 H: 0 E: 0 LOB: 0 K: 1 BB: 0 S: 5 P: 5	R: 0 H: 1 E: 0 LOB: 1 K: 3 BB: 0 S: 10 P: 10	R: 1 H: 1 E: 0 LOB: 0 K: 1 BB: 0 S: 6 P: 6	R: 0 H: 1 E: 0 LOB: 1 K: 1 BB: 0 S: 6 P: 6	R: 0 H: 0 E: 0 LOB: 0 K: 0 BB: 0 S: 3 P: 3	R: 0 H: 1 E: 0 LOB: 1 K: 1 BB: 1 S: 5 P: 9	R: 0 H: 1 E: 0 LOB: 2 K: 2 BB: 1 S: 8 P: 12	R: 0 H: 1 E: 0 LOB: 0 K: 1 BB: 0 S: 5 P: 5	R: 1 H: 1 E: 1 LOB: 2 K: 0 BB: 1 S: 5 P: 9	1B: 5 SF: 0 2B: 2 SAC: 1 3B: 0 DP: 2 HR: 1 HBP: 0						

PITCHER	IP	WLS	BF	H	R	ER	SO	BB	IBB	HBP	BLK	WP	HR	S	P	ERA	WHIP
Jack Harshman, L (1, 1) ERA: 2.4	10.0	L	39	7	2	1	11	3	0	0	0	0	1	58	70	0.90	1.000

PITCHER	IP	WLS	BF	H	R	ER	SO	BB	IBB	HBP	BLK	WP	HR	S	P	ERA	WHIP

TOP

Washington Senators @ Baltimore Orioles

Memorial Stadium, Baltimore, MD

Mon Jun 02 1958, 7:05 PM EDT

Att. 5,432 - Unknown

livebaseballscorecards.com

AB	35
R	2
H	7
RBI	2
BB	3
SO	11
LOB	11

WP: 0 PA: 39
PB: 0
SB: 0
CS: 1

Batter	1	2	3	4	5	6	7	8	9	10	AB	R	H	RBI	BB	SO	LOB
Billy Gardner, R (1, 4) OBP: 0.271, SLG: 0.307	F9		K		P5		K			1B	5	0	1	0	0	2	1
Al Pilarcik, L (1, 8) (5, 9) OBP: 0.301, SLG: 0.275	3-1		4-3		4-3			5-3		4-3	5	0	0	0	0	0	1
Gene Woodling, L (1, 9) (5, 7) OBP: 0.406, SLG: 0.381	1B WP BB			L4	4-3			F7			3	0	0	0	1	0	0
Bob Nieman, R (1, 7) OBP: 0.449, SLG: 0.560 Lenny Green, L (4, PR) (5, 8) OBP: 0.271, SLG: 0.291	1-3 1B			2B BB 1B		L6-3 BB 1B		G3			2 2	0 1	2 1	0 0	0 0	0 0	0 0
Jim Marshall, L (1, 3) OBP: 0.314, SLG: 0.387	4-3			L4		1-2 L6-3 BB			3-1		3	0	0	0	1	0	3
Brooks Robinson, R (1, 5) OBP: 0.368, SLG: 0.454		F8		1-3 BB 2B		1-2 2-3 L6-3			G6-4-3 1B		4	0	2	0	0	0	2
Gus Triandos, R (1, 2) OBP: 0.367, SLG: 0.504		F8		BB IBB			BB		1-2f G6-4-3		2	0	0	0	2	0	1
Foster Castleman, R (1, 6) OBP: 0.270, SLG: 0.294 Bob Boyd, L (4, PH) OBP: 0.226, SLG: 0.275 Willy Miranda, S (5, 6) OBP: 0.182, SLG: 0.188 Lou Sleater, L (10, PH) OBP: 0.500, SLG: 2.000		F8		1-2 2-3 3-H BB			K			P5	1 0 1 1	0 0 0 0	0 0 0 0	0 1 0 0	0 1 0 0	0 0 1 0	0 0 1 0
Jack Harshman, L (1, 1) OBP: 0.207, SLG: 0.043 Joe Ginsberg, L (10, PH) OBP: 0.324, SLG: 0.160	4-3			K	F9					K	3 1	0 0	0 0	0 0	1 1	4 0	
Inning Stats	R: 0 E: 0 K: 0 S: 4 H: 1 LOB: 2 BB: 1 P: 8	R: 0 E: 0 K: 0 S: 3 H: 0 LOB: 0 BB: 0 P: 3	R: 0 E: 0 K: 1 S: 5 H: 0 LOB: 0 BB: 0 P: 5	R: 1 E: 0 K: 1 S: 7 H: 2 LOB: 3 BB: 2 P: 15	R: 0 E: 0 K: 0 S: 3 H: 0 LOB: 0 BB: 0 P: 3	R: 0 E: 0 K: 0 S: 2 H: 1 LOB: 0 BB: 1 P: 6	R: 0 E: 0 K: 2 S: 7 H: 0 LOB: 1 BB: 1 P: 11	R: 0 E: 0 K: 0 S: 3 H: 0 LOB: 0 BB: 0 P: 3	R: 0 E: 0 K: 0 S: 3 H: 1 LOB: 0 BB: 0 P: 3	R: 0 E: 0 K: 1 S: 6 H: 1 LOB: 1 BB: 0 P: 6	1B: 5 2B: 1 3B: 1 HR: 0	SF: 0 SAC: 0 DP: 1 HBP: 0					

PITCHER	IP	WLS	BF	H	R	ER	SO	BB	IBB	HBP	BLK	WP	HR	S	P	ERA	WHIP
Hal Griggs, R (1, 1) ERA: 4.54	10.0	W	38	6	1	1	5	4	1	0	0	1	0	43	63	0.90	1.000

PITCHER	IP	WLS	BF	H	R	ER	SO	BB	IBB	HBP	BLK	WP	HR	S	P	ERA	WHIP

BOTTOM

Washington Senators @ Baltimore Orioles

Memorial Stadium, Baltimore, MD

Mon Jun 02 1958, 7:05 PM EDT

Att. 5,432 - Unknown

livebaseballscorecards.com

AB	33
R	1
H	6
RBI	1
BB	5
SO	5
LOB	13

WP: 1 PB: 0 SB: 0 CS: 0 PA: 38

Detroit Tigers @ Baltimore Orioles

Memorial Stadium, Baltimore, MD

Tue Jun 03 1958, 7:05 PM EDT

Att. 33,992 - Unknown

TOP

livebaseballscorecards.com

Batter	1	2	3	4	5	6	7	8	9	AB	R	H	RBI	BB	SO	LOB
Frank Bolling, R (1, 4) OBP: 0.338, SLG: 0.381	P4		L5			1B		F7		4	0	1	0	0	0	0
Billy Martin, R (1, 6) OBP: 0.302, SLG: 0.407	F3			5-3		1-2 1B			F7	4	0	1	0	0	0	0
Harvey Kuenn, R (1, 8) OBP: 0.402, SLG: 0.524	1B			F8		F8			L6-4-3 1B	4	0	2	0	0	0	2
Al Kaline, R (1, 9) OBP: 0.337, SLG: 0.414	L6			F5			1B		1-2 L6-4-3	4	0	1	0	0	0	2
Charlie Maxwell, L (1, 3) OBP: 0.350, SLG: 0.387		L4			4-3		L9			3	0	0	0	0	0	1
Bob Hazle, L (1, 7) OBP: 0.313, SLG: 0.225		K			G3		1-3 G5-4-3 1B			3	0	1	0	0	1	0
Reno Bertoia, R (1, 5) OBP: 0.275, SLG: 0.319		K			F8		1-2f G5-4-3			2	0	0	0	0	1	0
Ray Boone, R (7, PH) OBP: 0.330, SLG: 0.430										1	0	0	0	0	0	2
Milt Bolling, R (7, 5) OBP: 0.321, SLG: 0.320										0	0	0	0	0	0	0
Red Wilson, R (1, 2) OBP: 0.300, SLG: 0.372			L8			P5		F9		2	0	0	0	0	0	0
Gus Zernial, R (8, PH) OBP: 0.327, SLG: 0.500										1	0	0	0	0	0	0
George Susce, R (8, 1)										0	0	0	0	0	0	0
Jim Bunning, R (1, 1) OBP: 0.133, SLG: 0.267			K			F8		K		1	0	0	0	0	1	0
Lou Skizas, R (6, PH) OBP: 0.361, SLG: 0.419										1	0	0	0	0	0	0
Tom Morgan, R (6, 1)										0	0	0	0	0	0	0
Billy Hoeft, L (7, 1) OBP: 0.375, SLG: 0.500										0	0	0	0	0	0	0
Charlie Lau, L (8, PH) OBP: 0.308, SLG: 0.545										1	0	0	0	0	1	0
(8, 2)																

Inning Stats	1	2	3	4	5	6	7	8	9
R:	0	0	0	0	0	0	0	0	0
E:	0	0	0	0	0	0	0	0	0
K:	0	2	1	0	0	0	0	1	0
S:	4	7	5	3	3	5	4	5	3
H:	1	0	0	0	0	2	2	0	1
LOB:	1	0	0	0	0	2	1	0	0
BB:	0	0	0	0	0	0	0	0	0
P:	4	7	5	3	3	5	4	5	3

1B:	6
2B:	0
3B:	0
HR:	0
SF:	0
SAC:	0
DP:	2
HBP:	0
WP:	0
PB:	0
SB:	0
CS:	0
PA:	31

AB	31
R	0
H	6
RBI	0
BB	0
SO	4
LOB	7

PITCHER	IP	WLS	BF	H	R	ER	SO	BB	IBB	HBP	BLK	WP	HR	S	P	ERA	WHIP
Arnie Portocarrero, R (1, 1) ERA: 1.42	9.0	W	31	6	0	0	4	0	0	0	0	0	0	39	39	0.00	0.667

PITCHER	IP	WLS	BF	H	R	ER	SO	BB	IBB	HBP	BLK	WP	HR	S	P	ERA	WHIP

Detroit Tigers @ Baltimore Orioles

Memorial Stadium, Baltimore, MD

Tue Jun 03 1958, 7:05 PM EDT

Att. 33,992 - Unknown

livebaseballscorecards.com

BOTTOM

Batter	1	2	3	4	5	6	7	8	9	AB	R	H	RBI	BB	SO	LOB
Billy Gardner, R (1, 4) OBP: 0.276, SLG: 0.318	L8		6-3		1-3, 1B, 2B		1B, 1B			4	0	2	0	0	0	0
Al Pilarcik, L (1, 9) OBP: 0.313, SLG: 0.284	4-3		1B		HBP, 1B		1-2, 1B			3	0	2	0	0	0	0
Gene Woodling, L (1, 7) OBP: 0.409, SLG: 0.386 Jim Busby, R (8, 8) OBP: 0.281, SLG: 0.353	1B		K		1-2, 2-H, 3-H, 1B		P6			4 0	0 0	2 0	1 0	0 0	1 0	3 0
Gus Triandos, R (1, 2) OBP: 0.357, SLG: 0.488	F8		K		L6		K			4	0	0	0	0	2	6
Brooks Robinson, R (1, 5) OBP: 0.358, SLG: 0.441		F7		L5		F3		5-3		4	0	0	0	0	0	0
Jim Marshall, L (1, 3) OBP: 0.311, SLG: 0.380		2B, 1B		K		G3		4-3		4	1	1	0	0	1	0
Lenny Green, L (1, 8) (8, 7) OBP: 0.286, SLG: 0.305		K		4-1		1B		CS, 1B		4	0	2	0	0	1	1
Foster Castleman, R (1, 6) OBP: 0.286, SLG: 0.314		1-H, 2B			FC1-6, HBP	1-3		CS 1-2		2	0	1	1	0	0	1
Arnie Portocarrero, R (1, 1) OBP: 0.250, SLG: 0.267		K			FC1-6, 2B, 1B 1-2f		F9			3	1	0	0	0	1	2
Inning Stats	R: 0 E: 0 K: 0 S: 4 H: 1 LOB: 1 BB: 0 P: 4	R: 1 E: 0 K: 2 S: 9 H: 2 LOB: 1 BB: 0 P: 9	R: 0 E: 0 K: 2 S: 8 H: 1 LOB: 1 BB: 0 P: 8	R: 0 E: 0 K: 1 S: 5 H: 0 LOB: 0 BB: 0 P: 5	R: 1 E: 0 K: 0 S: 4 H: 2 LOB: 2 BB: 0 P: 6	R: 0 E: 0 K: 0 S: 4 H: 1 LOB: 1 BB: 0 P: 4	R: 0 E: 0 K: 1 S: 7 H: 2 LOB: 2 BB: 0 P: 7	R: 0 E: 0 K: 0 S: 3 H: 1 LOB: 0 BB: 0 P: 3		1B: 8 2B: 2 3B: 0 HR: 0	SF: 0 SAC: 0 DP: 0 HBP: 2			WP: 0 PB: 0 SB: 0 CS: 1	PA: 35		

AB	32
R	2
H	10
RBI	2
BB	0
SO	6
LOB	13

PITCHER		IP	WLS	BF	H	R	ER	SO	BB	IBB	HBP	BLK	WP	HR	S	P	ERA	WHIP
Jim Bunning, R ERA: 5.04	(1, 1)	5.0	L	22	6	2	2	5	0	0	2	0	0	0	30	32	3.60	1.200
Tom Morgan, R ERA: 5.74	(6, 1)	1.1		7	3	0	0	0	0	0	0	0	0	0	7	7	0.00	2.250
Billy Hoeft, L ERA: 4.53	(7, 1)	0.2		2	0	0	0	1	0	0	0	0	0	0	4	4	0.00	0.000
George Susce, R ERA: 7.27	(8, 1)	1.0		3	1	0	0	0	0	0	0	0	0	0	3	3	0.00	1.000

PITCHER	IP	WLS	BF	H	R	ER	SO	BB	IBB	HBP	BLK	WP	HR	S	P	ERA	WHIP

Batter	1	2	3	4	5	6	7	8	9	AB	R	H	RBI	BB	SO	LOB
Frank Bolling, R (1, 4) OBP: 0.337, SLG: 0.378	F8		G6-3, 1B			6-3		P5		4	0	1	0	0	0	1
Billy Martin, R (1, 6) OBP: 0.294, SLG: 0.396	F7		G6-3 1-2f			5-3			E4, 4-3, 1B	4	0	0	0	0	0	1
Harvey Kuenn, R (1, 8) OBP: 0.401, SLG: 0.539	6-3		F8			HR			F7	3	1	1	1	0	0	0
George Susce, R (7, 1)										0	0	0	0	0	0	0
Bob Hazle, L (9, PH) OBP: 0.310, SLG: 0.222										1	0	0	0	0	0	1
Al Kaline, R (1, 9) OBP: 0.341, SLG: 0.416		1B, HR, 1B		B3		K			4-3, 1-2, 1B	4	1	2	0	0	1	0
Charlie Maxwell, L (1, 7) OBP: 0.347, SLG: 0.383		HR, 1-2, 1B		4-1			F9		4-3, 1-2, 2-3	4	1	1	0	0	0	2
Gail Harris, L (1, 3) OBP: 0.421, SLG: 0.569		HR, 1-H, 2-H		K			1-3		5-3	3	1	1	3	0	1	0
Ray Boone, R (9, PH) OBP: 0.327, SLG: 0.425										1	0	0	0	0	0	2
Lou Skizas, R (1, 5) OBP: 0.342, SLG: 0.394		L7			5-3		K			2	0	0	0	0	0	0
Reno Bertoia, R (6, 5) OBP: 0.273, SLG: 0.317										1	0	0	0	0	1	0
Jim Hegan, R (1, 2) OBP: 0.250, SLG: 0.256		6-3			5-3			G5-4-3, 1B		2	0	0	0	0	0	0
Gus Zernial, R (8, PH) OBP: 0.340, SLG: 0.511										1	0	1	0	0	0	0
Billy Hoeft, L (8, PR) OBP: 0.375, SLG: 0.500										0	0	0	0	0	0	0
Red Wilson, R (8, 2) OBP: 0.300, SLG: 0.372										0	0	0	0	0	0	0
Frank Lary, R (1, 1) OBP: 0.167, SLG: 0.143		K			K			G5-4-3, 1-2f		2	0	0	0	0	2	0
Johnny Groth, R (7, 8) OBP: 0.368, SLG: 0.444										1	0	0	0	0	0	1
Inning Stats	R: 0 E: 0 K: 0 S: 3 H: 0 LOB: 0 BB: 0 P: 3	R: 3 E: 0 K: 1 S: 8 H: 3 LOB: 0 BB: 0 P: 8	R: 0 E: 0 K: 0 S: 3 H: 1 LOB: 0 BB: 0 P: 3	R: 0 E: 0 K: 1 S: 5 H: 0 LOB: 0 BB: 0 P: 5	R: 0 E: 0 K: 1 S: 5 H: 0 LOB: 0 BB: 0 P: 5	R: 1 E: 0 K: 1 S: 6 H: 1 LOB: 0 BB: 0 P: 6	R: 0 E: 0 K: 1 S: 5 H: 0 LOB: 0 BB: 0 P: 5	R: 0 E: 0 K: 0 S: 3 H: 1 LOB: 1 BB: 0 P: 3	R: 0 E: 1 K: 0 S: 5 H: 1 LOB: 2 BB: 0 P: 5	1B: 5 2B: 0 3B: 0 HR: 2 SF: 0 SAC: 0 DP: 2 HBP: 0						

PITCHER		IP	WLS	BF	H	R	ER	SO	BB	IBB	HBP	BLK	WP	HR	S	P	ERA	WHIP
Connie Johnson, R ERA: 4.27	(1, 1)	3.0		12	4	3	3	1	0	0	0	0	0	1	14	14	9.00	1.333
Ken Lehman, L ERA: 3.63	(4, 1)	3.0		10	1	1	1	3	0	0	0	0	0	1	16	16	3.00	0.333
George Zuverink, R ERA: 2.49	(7, 1)	2.1	W	9	2	0	0	1	0	0	0	0	0	0	11	11	0.00	0.857
Jack Harshman, L ERA: 2.38	(9, 1)	0.2	S	2	0	0	0	0	0	0	0	0	0	0	2	2	0.00	0.000

PITCHER	IP	WLS	BF	H	R	ER	SO	BB	IBB	HBP	BLK	WP	HR	S	P	ERA	WHIP

TOP

Detroit Tigers @ Baltimore Orioles

Memorial Stadium, Baltimore, MD

Wed Jun 04 1958, 7:05 PM EDT

Att. 10,426 - Unknown

livebaseballscorecards.com

AB	33
R	4
H	7
RBI	4
BB	0
SO	5
LOB	8

WP: 0 PA: 33
PB: 0
SB: 0
CS: 0

BOTTOM

Detroit Tigers @ Baltimore Orioles

Memorial Stadium, Baltimore, MD

Wed Jun 04 1958, 7:05 PM EDT

Att. 10,426 - Unknown

Batter	1	2	3	4	5	6	7	8	9	AB	R	H	RBI	BB	SO	LOB
Billy Gardner, R (1, 4) (5, 6) OBP: 0.276, SLG: 0.316	E4 G4-6-3		1B		4-3	K				4	0	1	0	0	1	1
Al Pilarcik, L (1, 9) OBP: 0.311, SLG: 0.283	G4-6-3 1-2f		F9		E5 PB 1B		4-3			4	1	1	0	0	0	2
Gene Woodling, L (1, 7) OBP: 0.412, SLG: 0.385	BB		F8		K 2-3		HR 1B			3	1	1	0	1	1	2
Jim Busby, R (9, 8) OBP: 0.281, SLG: 0.353										0	0	0	0	0	0	0
Gus Triandos, R (1, 2) OBP: 0.361, SLG: 0.512	F9			F7	FC6-4 3-H 1B		1-H HR			4	1	2	3	0	0	1
Brooks Robinson, R (1, 5) (5, 4) (9, 5) OBP: 0.356, SLG: 0.436		P6		2B 1B	FC6-4 1-2f		F2			4	1	1	0	0	0	1
Jim Marshall, L (1, 3) OBP: 0.309, SLG: 0.386		1-3		1-3 1B 2B		F7	G3			4	1	1	0	0	0	0
Lenny Green, L (1, 8) (9, 7) OBP: 0.299, SLG: 0.317		1B		K		1B E 1B		F8		4	1	2	0	0	1	2
Willy Miranda, S (1, 6) OBP: 0.176, SLG: 0.182		4-3		2-H 3-H 1B		FC4-6 1-2 1B		6-3		1	0	0	0	0	0	1
Bob Boyd, L (4, PH) OBP: 0.241, SLG: 0.288										1	0	1	2	0	0	0
Dick Williams, R (5, 5) (9, 4) OBP: 0.305, SLG: 0.345										2	0	1	0	0	0	0
Connie Johnson, R (1, 1) OBP: 0.286, SLG: 0.308			1-3	K		FC4-6 1-2f 2-H		6-3		0	0	0	0	0	0	0
Lou Sleater, L (3, PH) OBP: 0.333, SLG: 1.333										1	0	0	0	0	0	0
Ken Lehman, L (4, 1)										1	0	0	0	0	1	1
Joe Ginsberg, L (6, PH) OBP: 0.314, SLG: 0.154										1	0	0	0	0	0	1
George Zuverink, R (7, 1)										1	0	0	0	0	0	0
Jack Harshman, L (9, 1) OBP: 0.207, SLG: 0.043										0	0	0	0	0	0	0
Inning Stats	R: 0 E: 1 K: 0 S: 3 H: 0 LOB: 1 BB: 1 P: 7	R: 0 E: 0 K: 0 S: 4 H: 1 LOB: 1 BB: 0 P: 4	R: 0 E: 0 K: 0 S: 4 H: 1 LOB: 1 BB: 0 P: 4	R: 2 E: 0 K: 2 S: 10 H: 3 LOB: 1 BB: 0 P: 10	R: 1 E: 1 K: 1 S: 7 H: 2 LOB: 1 BB: 0 P: 7	R: 1 E: 1 K: 1 S: 7 H: 2 LOB: 1 BB: 0 P: 7	R: 2 E: 0 K: 0 S: 5 H: 2 LOB: 0 BB: 0 P: 5	R: 0 E: 0 K: 0 S: 3 H: 0 LOB: 0 BB: 0 P: 3		1B: 9 2B: 1 3B: 0 HR: 1	SF: 0 SAC: 0 DP: 1 HBP: 0						

livebaseballscorecards.com

AB	35
R	6
H	11
RBI	5
BB	1
SO	4
LOB	12

WP: 0 PB: 1 SB: 0 CS: 0 PA: 36

PITCHER	IP	WLS	BF	H	R	ER	SO	BB	IBB	HBP	BLK	WP	HR	S	P	ERA	WHIP
Frank Lary, R (1, 1) ERA: 2.9	6.1	L	31	11	6	4	4	1	0	0	0	0	1	38	42	5.68	1.895
George Susce, R (7, 1) ERA: 6.1	1.2		5	0	0	0	0	0	0	0	0	0	0	5	5	0.00	0.000

PITCHER	IP	WLS	BF	H	R	ER	SO	BB	IBB	HBP	BLK	WP	HR	S	P	ERA	WHIP

Batter	1	2	3	4	5	6	7	8	9	AB	R	H	RBI	BB	SO	LOB
Frank Bolling, R (1, 4) OBP: 0.333, SLG: 0.370	F2		BBB 4-0 1B 1B BB	SSS 0-3 K2-3			SSS 0-3 K	0-0 F9		4	1	0	0	1	2	1
Billy Martin, R (1, 6) OBP: 0.297, SLG: 0.396	0-0 F9		0-0 1B 1-2 1B		0-0 6-3		0-0 1B HR 1B		SSS 0-3 K	5	1	2	0	0	1	0
Gus Zernial, R (1, 7) OBP: 0.352, SLG: 0.510 Billy Hoeft, L (7, PR) OBP: 0.375, SLG: 0.500 Charlie Maxwell, L (7, 7) OBP: 0.351, SLG: 0.388	0-0 L7		0-0 1-2 2-H 1B		SSS 0-3 K		0-0 1-3 HR 1B		0-0 1B	4 0 1	0 1 0	2 0 1	1 0 0	0 0 0	1 0 0	0 0 0
Al Kaline, R (1, 9) OBP: 0.349, SLG: 0.418		0-0 1B 1B	0-0 F5		0-0 S 1B		4-0 HR IBB		0-0 F8	4	1	2	0	1	0	3
Ray Boone, R (1, 3) OBP: 0.333, SLG: 0.462 Gail Harris, L (7, 3) OBP: 0.414, SLG: 0.558		0-0 1-2 1B	SSS 0-3 K		0-0 F8 1-2		0-0 1-H 2-H 3-H HR		0-0 L8	4 1	1 0	2 0	4 0	0 0	1 0	3 1
Reno Bertoia, R (1, 5) OBP: 0.273, SLG: 0.315		0-0 F2		0-0 F9		0-0 SH1 1B	0-0 6-3			4	0	1	0	0	0	3
Johnny Groth, R (1, 8) OBP: 0.364, SLG: 0.400		0-0 P6	BBB 4-0 WP 1B BB		0-0 SH1 1-2		0-0 F8			2	1	0	0	1	0	3
Red Wilson, R (1, 2) OBP: 0.278, SLG: 0.340	SSS 0-3 K			0-0 P3 1-2	0-0 5-3			0-0 5-3		4	0	0	0	0	1	4
Paul Foytack, R (1, 1) OBP: 0.286, SLG: 0.269 Hank Aguirre, R (1, 1) OBP: 0.231, SLG: 0.250			0-0 6-3	0-0 2-H 1B	SSS 0-3 K			SSS 0-3 K		0 4	0 0	0 1	0 1	0 0	0 2	0 1
Inning Stats	R: 0 E: 0 K: 0 S: 3 H: 0 LOB: 0 BB: 0 P: 3	R: 0 E: 0 K: 1 S: 7 H: 2 LOB: 2 BB: 0 P: 7	R: 1 E: 0 K: 1 S: 7 H: 2 LOB: 2 BB: 1 P: 11	R: 1 E: 0 K: 1 S: 6 H: 1 LOB: 1 BB: 1 P: 10	R: 0 E: 0 K: 1 S: 6 H: 1 LOB: 1 BB: 0 P: 6	R: 0 E: 0 K: 1 S: 6 H: 1 LOB: 1 BB: 0 P: 6	R: 4 E: 0 K: 1 S: 8 H: 3 LOB: 1 BB: 1 P: 12	R: 0 E: 0 K: 1 S: 5 H: 0 LOB: 0 BB: 0 P: 5	R: 0 E: 0 K: 1 S: 6 H: 1 LOB: 1 BB: 0 P: 6	1B: 10 2B: 0 3B: 0 HR: 1	SF: 0 SAC: 1 DP: 0 HBP: 0					

TOP

Detroit Tigers @ Baltimore Orioles

Memorial Stadium, Baltimore, MD

Thu Jun 05 1958, 7:05 PM EDT

Att. 6,353 - Unknown

livebaseballscorecards.com

AB	37
R	6
H	11
RBI	6
BB	3
SO	8
LOB	19

WP: 1 PB: 0 SB: 1 CS: 0 PA: 41

PITCHER		IP	WLS	BF	H	R	ER	SO	BB	IBB	HBP	BLK	WP	HR	S	P	ERA	WHIP
Billy O'Dell, L ERA: 3.5	(1, 1)	7.0	L	34	10	6	6	6	2	1	0	0	1	1	43	55	7.71	1.714
Charlie Beamon, R ERA: 3.57	(8, 1)	2.0		7	1	0	0	2	0	0	0	0	0	0	11	11	0.00	0.500

PITCHER	IP	WLS	BF	H	R	ER	SO	BB	IBB	HBP	BLK	WP	HR	S	P	ERA	WHIP

Batter	1	2	3	4	5	6	7	8	9	AB	R	H	RBI	BB	SO	LOB
Billy Gardner, R (1, 4) OBP: 0.270, SLG: 0.309	F2	K		L8			4-3			4	0	0	0	0	1	0
Al Pilarcik, L (1, 9) OBP: 0.315, SLG: 0.291	BB 1B BB	FC5 2B		4-3	1B			K		3	1	1	0	1	1	0
Gene Woodling, L (1, 7) OBP: 0.424, SLG: 0.387	1B 2B 1-2 BB	BB FC5 BB		4-3	G6-4-3 1B			4-3		2	1	1	0	2	0	0
Gus Triandos, R (1, 2) OBP: 0.351, SLG: 0.496	F8	K		G6-4-3 1-2f				G3		4	0	0	0	0	1	5
Brooks Robinson, R (1, 5) OBP: 0.353, SLG: 0.431	2B 1-2 2-H 1B	FC5 BB 1-2 2-3f				L9			F7	4	1	1	1	0	0	2
Jim Marshall, L (1, 3) OBP: 0.316, SLG: 0.395	1-H 2-H 2B	1-2 2-3 BB				K			E4	3	0	1	2	1	1	0
Lenny Green, L (1, 8) OBP: 0.299, SLG: 0.317 Jim Busby, R (1, PH) (2, 8) OBP: 0.262, SLG: 0.327	F9	4-3				P4			F8	0 4	0 0	0 0	0 0	0 0	0 0	0 5
Willy Miranda, S (1, 6) OBP: 0.158, SLG: 0.162		5-3		L4			1-3		P5	4	0	0	0	0	0	1
Billy O'Dell, S (1, 1) OBP: 0.083, SLG: 0.174 Dick Williams, R (7, PH) OBP: 0.300, SLG: 0.339 Charlie Beamon, R (8, 1)		K		6-3			1-3			2 1 0	0 0 0	0 0 0	0 0 0	1 0 0	0 0 0	0 0 0
Inning Stats	R: 3 E: 0 K: 0 S: 5 H: 2 LOB: 1 BB: 2 P: 13	R: 0 E: 0 K: 2 S: 7 H: 0 LOB: 0 BB: 0 P: 7	R: 0 E: 0 K: 1 S: 6 H: 1 LOB: 3 BB: 2 P: 14	R: 0 E: 0 K: 0 S: 3 H: 0 LOB: 0 BB: 0 P: 3	R: 0 E: 0 K: 0 S: 3 H: 1 LOB: 0 BB: 0 P: 3	R: 0 E: 0 K: 1 S: 5 H: 0 LOB: 0 BB: 0 P: 5	R: 0 E: 0 K: 0 S: 3 H: 0 LOB: 0 BB: 0 P: 3	R: 0 E: 0 K: 1 S: 5 H: 0 LOB: 0 BB: 0 P: 5	R: 0 E: 1 K: 0 S: 4 H: 0 LOB: 1 BB: 0 P: 4	1B: 2 2B: 2 3B: 0 HR: 0	SF: 0 SAC: 0 DP: 1 HBP: 0						

PITCHER	IP	WLS	BF	H	R	ER	SO	BB	IBB	HBP	BLK	WP	HR	S	P	ERA	WHIP
Paul Foytack, R (1, 1) ERA: 2.95	0.2		6	2	3	3	0	2	0	0	0	0	0	4	12	40.50	6.000
Hank Aguirre, L (1, 1) ERA: 2.4	8.1	W	29	2	0	0	5	2	0	0	0	0	0	37	45	0.00	0.480

PITCHER	IP	WLS	BF	H	R	ER	SO	BB	IBB	HBP	BLK	WP	HR	S	P	ERA	WHIP

BOTTOM

Detroit Tigers @ Baltimore Orioles

Memorial Stadium, Baltimore, MD

Thu Jun 05 1958, 7:05 PM EDT

Att. 6,353 - Unknown

livebaseballscorecards.com

AB	31
R	3
H	4
RBI	3
BB	4
SO	5
LOB	13

Kansas City Athletics @ Baltimore Orioles

Memorial Stadium, Baltimore, MD

Fri Jun 06 1958, 7:05 PM EDT

Unknown

TOP

livebaseballscorecards.com

Batter	1	2	3	4	5	6	7	8	9	AB	R	H	RBI	BB	SO	LOB
Bob Martyn, L (1, 9) OBP: 0.400, SLG: 0.570	P5		F8			G3		G6-4-3 IBB		3	0	0	0	1	0	1
Bill Tuttle, R (1, 8) OBP: 0.346, SLG: 0.317	6-3		1-3			G6-4-3 1B		G6-4-3 1-2f		4	0	1	0	0	0	4
Hector Lopez, R (1, 4) OBP: 0.314, SLG: 0.349	K			P6		G6-4-3 1-2f			6-3	4	0	0	0	0	1	1
Bob Cerv, R (1, 7) OBP: 0.377, SLG: 0.655		K		6-3			F7		6-3	4	0	0	0	0	1	0
Vic Power, R (1, 3) OBP: 0.308, SLG: 0.442		1B 1B		1-3			5-3		F9	4	0	1	0	0	0	0
Woodie Held, R (1, 5) OBP: 0.287, SLG: 0.330		1-3 1B			F7		K			3	0	1	0	0	1	0
Harry Chiti, R (1, 2) OBP: 0.370, SLG: 0.585		6-3			HR			SH5-4 1B		3	1	2	1	0	0	1
Joe Demaestri, R (1, 6) OBP: 0.268, SLG: 0.293			SH1-4 1B		L9			SH5-4 1-2		3	0	2	0	0	0	0
Alex Kellner, R (1, 1) OBP: 0.182, SLG: 0.200			SH1-4 1-2		5-3			SH5-4 1-2 2-3		1	0	0	0	0	0	0
Virgil Trucks, R (8, 1)										0	0	0	0	0	0	0

Inning Stats	R: 0	H: 0		R: 0	H: 2		R: 0	H: 1		R: 0	H: 0		R: 1	H: 1		R: 0	H: 1		R: 0	H: 0		R: 0	H: 2		R: 0	H: 0		1B: 6	SF: 0		WP: 0	PA: 32				
	E: 0	LOB: 0		E: 0	LOB: 1		E: 0	LOB: 1		E: 0	LOB: 0		E: 0	LOB: 0		E: 0	LOB: 0		E: 0	LOB: 0		E: 0	LOB: 2		E: 0	LOB: 0		2B: 0	SAC: 2		PB: 0				
	K: 1	BB: 0		K: 1	BB: 0		K: 0	BB: 0		K: 0	BB: 0		K: 0	BB: 0		K: 0	BB: 0		K: 1	BB: 0		K: 0	BB: 1		K: 0	BB: 0		3B: 0	DP: 2		SB: 0				
	S: 5	P: 5		S: 6	P: 6		S: 4	P: 4		S: 3	P: 3		S: 4	P: 4		S: 3	P: 3		S: 5	P: 5		S: 4	P: 8		S: 3	P: 3		HR: 1	HBP: 0		CS: 0				

PITCHER	IP	WLS	BF	H	R	ER	SO	BB	IBB	HBP	BLK	WP	HR	S	P	ERA	WHIP
Connie Johnson, R (1, 1) ERA: 3.74	9.0	W	32	7	1	1	3	0	1	0	0	0	1	37	41	1.00	0.778

PITCHER	IP	WLS	BF	H	R	ER	SO	BB	IBB	HBP	BLK	WP	HR	S	P	ERA	WHIP

AB	29
R	1
H	7
RBI	1
BB	1
SO	3
LOB	7

Batter	1	2	3	4	5	6	7	8	9	AB	R	H	RBI	BB	SO	LOB
Billy Gardner, R (1, 4) OBP: 0.280, SLG: 0.335	P4		1B			2B		1-H 3B		4	0	3	1	0	0	0
Gene Woodling, L (1, 7) OBP: 0.420, SLG: 0.383	K		K			4-3		P4		1	0	0	0	0	1	0
Al Pilarcik, L (2, 9) OBP: 0.310, SLG: 0.285										3	0	0	0	0	1	3
Brooks Robinson, R (1, 5) OBP: 0.345, SLG: 0.420	5-3			5-3		K		G3		4	0	0	0	0	1	2
Gus Triandos, R (1, 2) OBP: 0.351, SLG: 0.500		5-3		F2			2B 2B	G3		3	0	1	0	0	0	0
Lenny Green, L (7, PR) OBP: 0.299, SLG: 0.317										0	1	0	0	0	0	0
Joe Ginsberg, L (8, 2) OBP: 0.306, SLG: 0.148										1	0	0	0	0	0	1
Dick Williams, R (1, 9) OBP: 0.317, SLG: 0.373		1B		5-3			FC2-5 2-H 2B			3	0	2	1	0	0	0
(2, 7)																
Jim Busby, R (1, 8) OBP: 0.266, SLG: 0.328		F3			F8		L5-4 FC2-5 1B			3	0	1	0	0	0	1
Bob Boyd, L (1, 3) OBP: 0.228, SLG: 0.273		F1			5-3		FC2-5 1-2 2-3f			3	0	0	0	0	0	3
Willy Miranda, S (1, 6) OBP: 0.146, SLG: 0.150			L7		F5		L5-4 2-3			3	0	0	0	0	0	2
Connie Johnson, R (1, 1) OBP: 0.294, SLG: 0.313			P4			5-3		3B 1B		3	1	1	0	0	0	0
Inning Stats	R: 0 E: 0 K: 1 S: 5 H: 0 LOB: 0 BB: 0 P: 5	R: 0 E: 0 K: 0 S: 4 H: 1 LOB: 1 BB: 0 P: 4	R: 0 E: 0 K: 1 S: 6 H: 1 LOB: 1 BB: 0 P: 6	R: 0 E: 0 K: 0 S: 3 H: 0 LOB: 0 BB: 0 P: 3	R: 0 E: 0 K: 0 S: 3 H: 0 LOB: 0 BB: 0 P: 3	R: 0 E: 0 K: 1 S: 6 H: 1 LOB: 1 BB: 0 P: 6	R: 1 E: 0 K: 0 S: 5 H: 3 LOB: 2 BB: 0 P: 5	R: 1 E: 0 K: 0 S: 5 H: 2 LOB: 1 BB: 0 P: 5		1B: 4 2B: 4 3B: 1 HR: 0	SF: 0 SAC: 0 DP: 1 HBP: 0					

PITCHER		IP	WLS	BF	H	R	ER	SO	BB	IBB	HBP	BLK	WP	HR	S	P	ERA	WHIP
Alex Kellner, L ERA: 5.97	(1, 1)	7.1	L	29	8	2	2	3	0	0	0	0	0	0	35	35	2.46	1.091
Virgil Trucks, R ERA: 2.0	(8, 1)	0.2		2	0	0	0	0	0	0	0	0	0	0	2	2	0.00	0.000

PITCHER	IP	WLS	BF	H	R	ER	SO	BB	IBB	HBP	BLK	WP	HR	S	P	ERA	WHIP

BOTTOM

Kansas City Athletics @ Baltimore Orioles

Memorial Stadium, Baltimore, MD

Fri Jun 06 1958, 7:05 PM EDT

Unknown

livebaseballscorecards.com

AB	31
R	2
H	8
RBI	2
BB	0
SO	3
LOB	12

Batter	1	2	3	4	5	6	7	8	9	AB	R	H	RBI	BB	SO	LOB
Bob Martyn, L (1, 9) OBP: 0.384, SLG: 0.544	F7			4-3		K			F8	4	0	0	0	0	1	0
Bill Tuttle, R (1, 8) OBP: 0.344, SLG: 0.321	5-3			K			6-3, 2B		6-3	4	1	1	0	0	1	0
Hector Lopez, R (1, 4) OBP: 0.307, SLG: 0.341	F9			F3			F3		6-3	4	0	0	0	0	0	1
Bob Cerv, R (1, 7) OBP: 0.376, SLG: 0.649		1-3			1B		6-3 2-3			3	0	1	0	0	0	1
Vic Power, R (1, 3) OBP: 0.309, SLG: 0.446		6-3			P6		3-H; 2B			3	0	1	1	0	0	1
Woodie Held, R (1, 5) OBP: 0.280, SLG: 0.321		K			F9		4-3			3	0	0	0	0	1	2
Frank House, L (1, 2) OBP: 0.247, SLG: 0.310			4-3		F9			FC6-4, 1B		3	0	1	0	0	0	1
Joe Demaestri, R (1, 6) OBP: 0.262, SLG: 0.286			5-3			L8		FC6-4, G3-6 1-2f		3	0	0	0	0	0	1
Ray Herbert, R (1, 1) OBP: 0.500, SLG: 0.500			F9			6-3		G3-6 1-2f		2	0	0	0	0	0	0
Harry Chiti, R (8, PH) OBP: 0.365, SLG: 0.576										1	0	0	0	0	0	1
Tom Gorman, R (8, 1) OBP: 0.167, SLG: 0.167										0	0	0	0	0	0	0
Inning Stats	R: 0 E: 0 K: 0 S: 3 H: 0 LOB: 0 BB: 0 P: 3	R: 0 E: 0 K: 1 S: 5 H: 0 LOB: 0 BB: 0 P: 5	R: 0 E: 0 K: 0 S: 3 H: 0 LOB: 0 BB: 0 P: 3	R: 0 E: 0 K: 1 S: 5 H: 0 LOB: 0 BB: 0 P: 5	R: 0 E: 0 K: 0 S: 4 H: 1 LOB: 1 BB: 0 P: 4	R: 0 E: 0 K: 1 S: 5 H: 0 LOB: 0 BB: 0 P: 5	R: 1 E: 0 K: 0 S: 5 H: 2 LOB: 1 BB: 0 P: 5	R: 0 E: 0 K: 0 S: 3 H: 1 LOB: 0 BB: 0 P: 3	R: 0 E: 0 K: 0 S: 3 H: 0 LOB: 0 BB: 0 P: 3	1B: 2 2B: 2 3B: 0 HR: 0 SF: 0 SAC: 0 DP: 1 HBP: 0	WP: 0 PB: 0 SB: 0 CS: 0 PA: 30					

PITCHER	IP	WLS	BF	H	R	ER	SO	BB	IBB	HBP	BLK	WP	HR	S	P	ERA	WHIP
Milt Pappas, R (1, 1) ERA: 2.12	9.0	W	30	4	1	1	3	0	0	0	0	0	0	36	36	1.00	0.444

PITCHER	IP	WLS	BF	H	R	ER	SO	BB	IBB	HBP	BLK	WP	HR	S	P	ERA	WHIP

TOP

Kansas City Athletics @ Baltimore Orioles

Memorial Stadium, Baltimore, MD

Fri Jun 06 1958, 7:10 PM EDT

Att. 12,561 - Unknown

livebaseballscorecards.com

AB	30
R	1
H	4
RBI	1
BB	0
SO	3
LOB	8

Batter	1	2	3	4	5	6	7	8	9	AB	R	H	RBI	BB	SO	LOB
Billy Gardner, R (1, 4) OBP: 0.274, SLG: 0.328	K		F8			5-3		K		4	0	0	0	0	2	0
Jim Marshall, L (1, 3) OBP: 0.314, SLG: 0.389	F6			G4-6-3 1B		F7		F8		4	0	1	0	0	0	0
Gene Woodling, L (1, 7) OBP: 0.423, SLG: 0.381 Jim Busby, R (9, 8) OBP: 0.266, SLG: 0.328	FC6-4 1B			G4-6-3 1-2f		HR BB		F7		3 0	1 0	1 0	0 0	1 0	0 0	1 0
Gus Triandos, R (1, 2) OBP: 0.350, SLG: 0.519	FC6-4 1-2f			K		1-H HR				3	1	1	2	0	1	1
Dick Williams, R (1, 9) OBP: 0.348, SLG: 0.403 (9, 7)		G6-4-3 1B			FC5-4 1B	1B				3	0	3	0	0	0	0
Brooks Robinson, R (1, 5) OBP: 0.339, SLG: 0.413		G6-4-3 1-2f			FC5-4 1-2f 2B	L9				3	1	0	0	0	0	3
Al Pilarcik, L (1, 8) OBP: 0.310, SLG: 0.292 (9, 9)	K				1-H 2B	P6				3	0	1	1	0	1	0
Willy Miranda, S (1, 6) OBP: 0.136, SLG: 0.140			P6		1-3	F8				3	0	0	0	0	0	1
Milt Pappas, R (1, 1)			K		K	F7				3	0	0	0	0	2	1
Inning Stats	R: 0 E: 0 K: 1 S: 6 H: 1 LOB: 1 BB: 0 P: 6	R: 0 E: 0 K: 1 S: 5 H: 1 LOB: 0 BB: 0 P: 5	R: 0 E: 0 K: 1 S: 5 H: 0 LOB: 0 BB: 0 P: 5	R: 0 E: 0 K: 1 S: 5 H: 1 LOB: 0 BB: 0 P: 5	R: 1 E: 0 K: 1 S: 7 H: 2 LOB: 1 BB: 0 P: 7	R: 2 E: 0 K: 0 S: 5 H: 2 LOB: 1 BB: 1 P: 9	R: 0 E: 0 K: 0 S: 3 H: 0 LOB: 0 BB: 0 P: 3	R: 0 E: 0 K: 1 S: 5 H: 0 LOB: 0 BB: 0 P: 5		1B: 5 2B: 1 3B: 0 HR: 1 SF: 0 SAC: 0 DP: 2 HBP: 0				WP: 0 PB: 0 SB: 0 CS: 0 PA: 30		

PITCHER		IP	WLS	BF	H	R	ER	SO	BB	IBB	HBP	BLK	WP	HR	S	P	ERA	WHIP
Ray Herbert, R ERA: 3.09	(1, 1)	7.0	L	27	7	3	3	5	1	0	0	0	0	1	36	40	3.86	1.143
Tom Gorman, R ERA: 2.67	(8, 1)	1.0		3	0	0	0	1	0	0	0	0	0	0	5	5	0.00	0.000

PITCHER	IP	WLS	BF	H	R	ER	SO	BB	IBB	HBP	BLK	WP	HR	S	P	ERA	WHIP

BOTTOM

Kansas City Athletics @ Baltimore Orioles

Memorial Stadium, Baltimore, MD

Fri Jun 06 1958, 7:10 PM EDT

Att. 12,561 - Unknown

livebaseballscorecards.com

AB	29
R	3
H	7
RBI	3
BB	1
SO	6
LOB	7

Batter	1	2	3	4	5	6	7	8	9	AB	R	H	RBI	BB	SO	LOB
Billy Hunter, R (1, 4) OBP: 0.213, SLG: 0.279	F8	F9			F9 S SF8 1B		SH1-4 1-2		P3	4	1	1	0	0	0	1
Bill Tuttle, R (1, 9) OBP: 0.342, SLG: 0.315	K		1B S BB		F9 1-3		K			3	1	0	0	1	2	2
Hector Lopez, R (1, 5) OBP: 0.306, SLG: 0.341	WP 1B HR 1B		F9		SF8 3-H		K			3	1	1	1	0	1	2
Bob Cery, R (1, 7) OBP: 0.379, SLG: 0.645	WP HR 1-2 1B		K		F9			1B		4	1	2	0	0	1	1
Dave Melton, R (8, PR) (8, 7)										0	0	0	0	0	0	0
Vic Power, R (1, 3) OBP: 0.319, SLG: 0.472	1-H 2-H HR		S 1-3 1B			1-3 1B		F9		4	1	3	3	0	0	1
Woodie Held, R (1, 8) OBP: 0.270, SLG: 0.309	6-3		K 2-3 3-H			F7		K		4	0	0	0	0	2	3
Harry Chiti, R (1, 2) OBP: 0.359, SLG: 0.557		SH1-3 1B		F8		1-3 1-2		K		4	0	1	0	0	1	2
Joe Demaestri, R (1, 6) OBP: 0.254, SLG: 0.276		K		K		1-3			5-3	4	0	0	0	0	2	2
Murry Dickson, R (1, 1) OBP: 0.444, SLG: 0.750		SH1-3 1-2		K			SH1-4 1B		6-3	3	0	1	0	0	1	0

TOP

Kansas City Athletics @ Baltimore Orioles
Memorial Stadium, Baltimore, MD
Sat Jun 07 1958, 3:33 AM EDT
Att. 6,904 - Unknown

livebaseballscorecards.com

AB	33
R	5
H	9
RBI	4
BB	1
SO	10
LOB	14

Inning Stats	1	2	3	4	5	6	7	8	9
	R: 3 E: 0 K: 1 S: 8 H: 3 LOB: 0 BB: 0 P: 8	R: 0 E: 0 K: 1 S: 6 H: 1 LOB: 1 BB: 0 P: 6	R: 1 E: 0 K: 2 S: 8 H: 1 LOB: 1 BB: 1 P: 12	R: 0 E: 0 K: 2 S: 7 H: 0 LOB: 0 BB: 0 P: 7	R: 1 E: 0 K: 0 S: 4 H: 1 LOB: 0 BB: 0 P: 4	R: 0 E: 0 K: 0 S: 4 H: 1 LOB: 1 BB: 0 P: 4	R: 0 E: 0 K: 2 S: 8 H: 1 LOB: 1 BB: 0 P: 8	R: 0 E: 0 K: 2 S: 8 H: 1 LOB: 1 BB: 0 P: 8	R: 0 E: 0 K: 0 S: 3 H: 0 LOB: 0 BB: 0 P: 3

1B: 8 2B: 0 3B: 0 HR: 1 SF: 1 SAC: 2 DP: 0 HBP: 0

WP: 1 PB: 0 SB: 3 CS: 0 PA: 37

PITCHER	IP	WLS	BF	H	R	ER	SO	BB	IBB	HBP	BLK	WP	HR	S	P	ERA	WHIP
Jack Harshman, L (1, 1) ERA: 2.67	9.0	L	37	9	5	5	10	1	0	0	0	1	1	56	60	5.00	1.111

PITCHER	IP	WLS	BF	H	R	ER	SO	BB	IBB	HBP	BLK	WP	HR	S	P	ERA	WHIP

Batter	1	2	3	4	5	6	7	8	9	AB	R	H	RBI	BB	SO	LOB
Billy Gardner, R (1, 4) (4, 6) OBP: 0.274, SLG: 0.326	F9		L8			F7		1B		4	0	1	0	0	0	0
Jim Marshall, L (1, 3) (4, 9) OBP: 0.302, SLG: 0.372	P6			F8		K		F9		4	0	0	0	0	1	1
Gene Woodling, L (1, 7) OBP: 0.417, SLG: 0.376	F8			F9		K			1B	4	0	1	0	0	1	0
Gus Triandos, R (1, 2) OBP: 0.342, SLG: 0.504		6-3		F7			F2		F8	4	0	0	0	0	0	1
Dick Williams, R (1, 9) (4, 4) (5, 5) (5, 4) OBP: 0.343, SLG: 0.394		P6			F9		1B		F7	4	0	1	0	0	0	1
Brooks Robinson, R (1, 5) (5, 4) (5, 5) OBP: 0.337, SLG: 0.409		FC6 1B			F2		K		F7	4	0	1	0	0	1	2
Al Pilarcik, L (1, 8) OBP: 0.305, SLG: 0.287		FC6 1-2f			1-3		K			3	0	0	0	0	1	2
Willy Miranda, S (1, 6) OBP: 0.136, SLG: 0.140			1-3			HR BB		1-3		0	0	0	0	0	0	0
Bob Boyd, L (3, PH) (4, 3) OBP: 0.233, SLG: 0.263										2	1	0	0	1	0	0
Jack Harshman, L (1, 1) OBP: 0.219, SLG: 0.192			F9			1-H HR		G3		3	1	1	2	0	0	0
Inning Stats	R: 0 E: 0 K: 0 S: 3 H: 0 LOB: 0 BB: 0 P: 3	R: 0 E: 0 K: 0 S: 4 H: 1 LOB: 1 BB: 0 P: 4	R: 0 E: 0 K: 0 S: 3 H: 0 LOB: 0 BB: 0 P: 3	R: 0 E: 0 K: 0 S: 3 H: 0 LOB: 0 BB: 0 P: 3	R: 0 E: 0 K: 0 S: 3 H: 0 LOB: 0 BB: 0 P: 3	R: 2 E: 0 K: 2 S: 8 H: 1 LOB: 0 BB: 1 P: 12	R: 0 E: 0 K: 2 S: 8 H: 1 LOB: 1 BB: 0 P: 8	R: 0 E: 0 K: 0 S: 4 H: 1 LOB: 1 BB: 0 P: 4	R: 0 E: 0 K: 0 S: 4 H: 1 LOB: 1 BB: 0 P: 4	1B: 4 2B: 0 3B: 0 HR: 1	SF: 0 SAC: 0 DP: 0 HBP: 0						

PITCHER	IP	WLS	BF	H	R	ER	SO	BB	IBB	HBP	BLK	WP	HR	S	P	ERA	WHIP
Murry Dickson, R (1, 1) ERA: 3.19	9.0	W	33	5	2	2	4	1	0	0	0	0	1	40	44	2.00	0.667

PITCHER	IP	WLS	BF	H	R	ER	SO	BB	IBB	HBP	BLK	WP	HR	S	P	ERA	WHIP

BOTTOM

Kansas City Athletics @ Baltimore Orioles

Memorial Stadium, Baltimore, MD

Sat Jun 07 1958, 3:33 AM EDT

Att. 6,904 - Unknown

livebaseballscorecards.com

AB	32
R	2
H	5
RBI	2
BB	1
SO	4
LOB	7

PA: 33

Batter	1	2	3	4	5	6	7	8	9	AB	R	H	RBI	BB	SO	LOB
Bob Martyn, L (1, 9) OBP: 0.379, SLG: 0.527	P4		5-3 BB		L8			4-3		3	0	0	0	1	0	1
Bill Tuttle, R (1, 8) OBP: 0.350, SLG: 0.326	1B		5-3 1-2 2-3			1B FC5-2 1B		1B BB 1B		4	0	3	0	0	0	2
Hector Lopez, R (1, 5) OBP: 0.305, SLG: 0.339	F9		F8			1-3 1B		K		4	0	1	0	0	1	4
Bob Cerv, R (1, 7) OBP: 0.376, SLG: 0.633	L8			F9		FC5-2 FC6-4 3-H		1B BB 1-2		3	0	0	0	1	0	2
Dave Melton, R (8, PR) (8, 7)										0	0	0	0	0	0	0
Vic Power, R (1, 3) OBP: 0.318, SLG: 0.467		5-3		P5		FC6-4 1-2f		1B 1-2 2-3		4	0	1	0	0	0	1
Frank House, L (1, 2) OBP: 0.247, SLG: 0.307		4-3		K			WP SH4-3 1B	F9		4	0	1	0	0	1	3
Billy Hunter, R (1, 4) OBP: 0.224, SLG: 0.273		F8			SH1-4 BB		SH4-3 1-2		6-3	1	0	0	0	1	0	0
Whitey Herzog, L (9, PH) OBP: 0.303, SLG: 0.148										1	0	0	0	0	0	0
Joe Demaestri, R (1, 6) OBP: 0.254, SLG: 0.283			5-3 2B		F2		F8		F7	4	0	1	0	0	0	2
Ned Garver, R (1, 1) OBP: 0.097, SLG: 0.067			6-3		SH1-4 1-2		F9 2-3		F9	1	0	0	0	0	0	1
Hal Smith, R (7, PH) OBP: 0.279, SLG: 0.500										1	0	0	0	0	0	1
Tom Gorman, R (7, 1) OBP: 0.167, SLG: 0.167										0	0	0	0	0	0	0
Wally Burnette, R (8, 1) OBP: 0.250, SLG: 0.250										0	0	0	0	0	0	0
Harry Chiti, R (9, PH) OBP: 0.354, SLG: 0.549										1	0	0	0	0	0	0
Inning Stats	R: 0 E: 0 K: 0 S: 4 H: 1 LOB: 1 BB: 0 P: 4	R: 0 E: 0 K: 0 S: 3 H: 0 LOB: 0 BB: 0 P: 3	R: 0 E: 0 K: 0 S: 4 H: 1 LOB: 2 BB: 1 P: 8	R: 0 E: 0 K: 1 S: 5 H: 0 LOB: 0 BB: 0 P: 5	R: 0 E: 0 K: 0 S: 3 H: 0 LOB: 1 BB: 1 P: 7	R: 0 E: 0 K: 0 S: 4 H: 2 LOB: 1 BB: 0 P: 4	R: 0 E: 0 K: 0 S: 4 H: 1 LOB: 1 BB: 0 P: 4	R: 0 E: 0 K: 1 S: 7 H: 2 LOB: 3 BB: 1 P: 11	R: 0 E: 0 K: 0 S: 3 H: 0 LOB: 0 BB: 0 P: 3	1B: 6 2B: 1 3B: 0 HR: 0 SF: 0 SAC: 2 DP: 0 HBP: 0						

PITCHER		IP	WLS	BF	H	R	ER	SO	BB	IBB	HBP	BLK	WP	HR	S	P	ERA	WHIP
Hal Brown, R ERA: 2.57	(1, 1)	6.0	W	23	4	0	0	1	2	0	0	0	0	0	23	31	0.00	1.000
George Zuverink, R ERA: 2.22	(7, 1)	3.0	S	13	3	0	0	1	1	0	0	0	1	0	14	18	0.00	1.333

PITCHER	IP	WLS	BF	H	R	ER	SO	BB	IBB	HBP	BLK	WP	HR	S	P	ERA	WHIP

TOP

Kansas City Athletics @ Baltimore Orioles

Memorial Stadium, Baltimore, MD

Sun Jun 08 1958, 3:33 AM EDT

Unknown

livebaseballscorecards.com

AB	31
R	0
H	7
RBI	0
BB	3
SO	2
LOB	17

WP: 1	PA: 36
PB: 0	
SB: 0	
CS: 0	

Batter	1	2	3	4	5	6	7	8	9	AB	R	H	RBI	BB	SO	LOB
Billy Gardner, R (1, 4) OBP: 0.268, SLG: 0.320	P6		FC6-4 1-2f			1-3	P3			4	0	0	0	0	0	2
Al Pilarcik, L (1, 9) OBP: 0.298, SLG: 0.280	P5			3-1		F8		6-3		4	0	0	0	0	0	0
Gene Woodling, L (1, 7) OBP: 0.412, SLG: 0.371	F5			6-3		E6		S 2B 1B		4	0	1	0	0	0	0
Jim Busby, R (8, PR) OBP: 0.266, SLG: 0.328										0	1	0	0	0	0	0
(9, 8)																
Gus Triandos, R (1, 2) OBP: 0.345, SLG: 0.531		5-3		HR		F7		1-H 2B		4	1	2	2	0	0	1
Lenny Green, L (8, PR) OBP: 0.299, SLG: 0.317										0	0	0	0	0	0	0
Joe Ginsberg, L (9, 2) OBP: 0.306, SLG: 0.148										0	0	0	0	0	0	0
Jim Marshall, L (1, 3) OBP: 0.309, SLG: 0.365		K		FC5-4 BB			4-3	FC4-6 BB		2	0	0	0	2	1	0
Brooks Robinson, R (1, 5) OBP: 0.330, SLG: 0.399		6-3		FC5-4 1-2f			1-3	F3		4	0	0	0	0	0	3
Dick Williams, R (1, 8) OBP: 0.338, SLG: 0.377			F5		L8		1B 3B BB	FC4-6 1-2f		3	1	0	0	1	0	2
(9, 7)																
Willy Miranda, S (1, 6) OBP: 0.149, SLG: 0.152			4-3		F7		1-3 3B 1B			3	1	1	0	0	0	0
Hal Brown, R (1, 1) OBP: 0.500, SLG: 0.500										2	0	1	0	0	0	0
George Zuverink, R (7, 1) OBP: 0.200, SLG: 0.600			FC6-4 1B		3-1		1-H 3-H 3B			1	0	1	2	0	0	0
Inning Stats	R: 0 H: 0 E: 0 LOB: 0 K: 0 BB: 0 S: 3 P: 3	R: 0 H: 0 E: 0 LOB: 0 K: 1 BB: 0 S: 5 P: 5	R: 0 H: 1 E: 0 LOB: 1 K: 0 BB: 0 S: 4 P: 4	R: 1 H: 1 E: 0 LOB: 1 K: 0 BB: 1 S: 4 P: 8	R: 0 H: 0 E: 0 LOB: 0 K: 0 BB: 0 S: 3 P: 3	R: 0 H: 0 E: 1 LOB: 1 K: 0 BB: 0 S: 4 P: 4	R: 2 H: 2 E: 0 LOB: 1 K: 0 BB: 1 S: 5 P: 9	R: 1 H: 2 E: 0 LOB: 2 K: 0 BB: 1 S: 5 P: 9		1B: 3 SF: 0 2B: 1 SAC: 0 3B: 1 DP: 0 HR: 1 HBP: 0						

PITCHER		IP	WLS	BF	H	R	ER	SO	BB	IBB	HBP	BLK	WP	HR	S	P	ERA	WHIP
Ned Garver, R ERA: 3.24	(1, 1)	6.0	L	22	2	1	1	1	1	0	0	0	0	1	23	27	1.50	0.500
Tom Gorman, R ERA: 3.49	(7, 1)	1.1		9	4	3	3	0	1	0	0	0	0	0	8	12	20.25	3.750
Wally Burnette, R ERA: 3.71	(8, 1)	0.2		3	0	0	0	0	1	0	0	0	0	0	2	6	0.00	1.500

PITCHER	IP	WLS	BF	H	R	ER	SO	BB	IBB	HBP	BLK	WP	HR	S	P	ERA	WHIP

BOTTOM

Kansas City Athletics @ Baltimore Orioles

Memorial Stadium, Baltimore, MD

Sun Jun 08 1958, 3:33 AM EDT

Unknown

livebaseballscorecards.com

AB	31
R	4
H	6
RBI	4
BB	3
SO	1
LOB	8

Kansas City Athletics @ Baltimore Orioles

Memorial Stadium, Baltimore, MD

Sun Jun 08 1958, 3:38 AM EDT

Att. 12,344 - Unknown

livebaseballscorecards.com

Batter		1	2	3	4	5	6	7	8	9	AB	R	H	RBI	BB	SO	LOB
Billy Hunter, R OBP: 0.212, SLG: 0.255	(1, 4)	x 0-0 ① F2		x 0-0 ② P6		x 0-0 ③ F9			x 0-0 ① SH5-4 2-3		3	0	0	0	0	0	1
Bob Martyn, L OBP: 0.374, SLG: 0.526	(1, 9)	x 0-0 ② F8		x 0-0 2B			x 0-0 ① F7		x 0-0 ② P6		4	0	1	0	0	0	1
Bill Tuttle, R OBP: 0.348, SLG: 0.324	(1, 8)	S S S 0-3 ③ K		x 0-0 ③ F7			x 0-0 ② 6-3		x 0-0 3-H 1B		4	0	1	1	0	1	1
Bob Cerv, R OBP: 0.374, SLG: 0.621	(1, 7)		x 0-0 ① L7		x 0-0 ① 5-3		B B B B 4-0 BB		x 0-0 ③ P6		3	0	0	0	1	0	1
Vic Power, R OBP: 0.316, SLG: 0.462	(1, 3)		x 0-0 2B 1B		x 0-0 ② F8		x 0-0 ③ F7			x 0-0 ① 6-3	4	1	1	0	0	0	1
Hector Lopez, R OBP: 0.304, SLG: 0.342	(1, 5)		x 0-0 1-H 2B		x 0-0 ③ F9			x 0-0 ① P6		x 0-0 ② 5-3	4	0	1	1	0	0	0
Harry Chiti, R OBP: 0.337, SLG: 0.520	(1, 2)		x 0-0 ② 6-3			x 0-0 ① F8		x 0-0 ② L7		x 0-0 ③ L4	4	0	0	0	0	0	1
Joe Demaestri, R OBP: 0.248, SLG: 0.277	(1, 6)		x 0-0 ③ F9			x 0-0 ② 1-3		x 0-0 ③ 5-3			3	0	0	0	0	0	1
Duke Maas, R OBP: 0.267, SLG: 0.357	(1, 1)			x 0-0 ① 6-3		B B B B 4-0 BB			x 0-0 SH5-4 1B 2B		2	1	1	0	1	0	0
Virgil Trucks, R	(8, 1)										0	0	0	0	0	0	0

TOP	
AB	31
R	2
H	5
RBI	2
BB	2
SO	1
LOB	7

Inning Stats	1	2	3	4	5	6	7	8	9		
	R: 0 H: 0 E: 0 LOB: 0 K: 1 BB: 0 S: 5 P: 5	R: 1 H: 2 E: 0 LOB: 1 K: 0 BB: 0 S: 5 P: 5	R: 0 H: 1 E: 0 LOB: 1 K: 0 BB: 0 S: 4 P: 4	R: 0 H: 0 E: 0 LOB: 0 K: 0 BB: 0 S: 3 P: 3	R: 0 H: 0 E: 0 LOB: 1 K: 0 BB: 1 S: 3 P: 7	R: 0 H: 0 E: 0 LOB: 1 K: 0 BB: 1 S: 3 P: 7	R: 0 H: 0 E: 0 LOB: 0 K: 0 BB: 0 S: 3 P: 3	R: 1 H: 2 E: 0 LOB: 1 K: 0 BB: 0 S: 5 P: 5	R: 0 H: 0 E: 0 LOB: 0 K: 0 BB: 0 S: 3 P: 3	1B: 2 SF: 0 2B: 3 SAC: 1 3B: 0 DP: 0 HR: 0 HBP: 0	WP: 0 PA: 34 PB: 0 SB: 0 CS: 0

PITCHER		IP	WLS	BF	H	R	ER	SO	BB	IBB	HBP	BLK	WP	HR	S	P	ERA	WHIP
Arnie Portocarrero, R ERA: 1.55	(1, 1)	8.0	L	31	5	2	2	1	2	0	0	0	0	0	31	39	2.25	0.875
Ken Lehman, L ERA: 3.44	(9, 1)	1.0		3	0	0	0	0	0	0	0	0	0	0	3	3	0.00	0.000

PITCHER	IP	WLS	BF	H	R	ER	SO	BB	IBB	HBP	BLK	WP	HR	S	P	ERA	WHIP

BOTTOM

Kansas City Athletics @ Baltimore Orioles

Memorial Stadium, Baltimore, MD

Sun Jun 08 1958, 3:38 AM EDT

Att. 12,344 - Unknown

livebaseballscorecards.com

Batter	1	2	3	4	5	6	7	8	9	AB	R	H	RBI	BB	SO	LOB
Billy Gardner, R (1, 4) (9, 6) OBP: 0.268, SLG: 0.318	3-1		FC6-4 1-2f			4-3		1B 2-H 3-H 1B		4	0	1	1	0	0	1
Al Pilarcik, L (1, 9) (9, 8) OBP: 0.308, SLG: 0.291	P5			FC3-6 1B		1B		BB 1-3 1B		4	0	3	0	0	0	0
Gene Woodling, L (1, 7) OBP: 0.407, SLG: 0.361	6-3			FC3-6 L6-3 1-2f		4-3		B B B FC5-4 1-2 BB		3	0	0	0	1	0	2
Gus Triandos, R (1, 2) OBP: 0.337, SLG: 0.517		F7		L6-3 1-2			F9	FC5-4 1-2f		4	0	0	0	0	0	4
Bob Boyd, L (1, 3) OBP: 0.219, SLG: 0.246		6-3			1-6-3		S S S K		5-3	4	0	0	0	0	1	0
Brooks Robinson, R (1, 5) OBP: 0.328, SLG: 0.395		F3			1B		1-3		F8	4	0	1	0	0	0	0
Dick Williams, R (1, 8) (9, 4) OBP: 0.333, SLG: 0.361			F7		F9			H SH5-3 1B 1B HBP	L5	3	1	0	0	0	0	1
Willy Miranda, S (1, 6) OBP: 0.143, SLG: 0.146			F7		G3			SH5-3 1-2 1B 1B		2	0	0	0	0	0	1
Jim Marshall, L (8, PH) (9, 9) OBP: 0.315, SLG: 0.371										1	0	1	0	0	0	0
Arnie Portocarrero, R (1, 1) OBP: 0.278, SLG: 0.294			FC6-4 1B			6-3		SH5-3 1-2 2-3		2	0	1	0	0	0	0
Lenny Green, L (8, PH) OBP: 0.299, SLG: 0.317										0	0	0	0	0	0	0
Ken Lehman, L (9, 1)										0	0	0	0	0	0	0
Inning Stats	R: 0 E: 0 K: 0 S: 3 H: 0 LOB: 0 BB: 0 P: 3	R: 0 E: 0 K: 0 S: 3 H: 0 LOB: 0 BB: 0 P: 3	R: 0 E: 0 K: 0 S: 4 H: 1 LOB: 1 BB: 0 P: 4	R: 0 E: 0 K: 0 S: 3 H: 1 LOB: 0 BB: 0 P: 3	R: 0 E: 0 K: 0 S: 4 H: 1 LOB: 1 BB: 0 P: 4	R: 0 E: 0 K: 0 S: 4 H: 1 LOB: 1 BB: 0 P: 4	R: 0 E: 0 K: 1 S: 5 H: 0 LOB: 0 BB: 0 P: 5	R: 1 E: 0 K: 0 S: 5 H: 3 LOB: 3 BB: 1 P: 10	R: 0 E: 0 K: 0 S: 3 H: 0 LOB: 0 BB: 0 P: 3	1B: 7 2B: 1 3B: 0 HR: 0 SF: 0 SAC: 1 DP: 1 HBP: 1						

	AB	31
	R	1
	H	7
	RBI	1
	BB	1
	SO	1
	LOB	9

PITCHER		IP	WLS	BF	H	R	ER	SO	BB	IBB	HBP	BLK	WP	HR	S	P	ERA	WHIP
Duke Maas, R ERA: 3.88	(1, 1)	7.0	W	26	5	1	1	1	0	0	1	0	0	0	27	28	1.29	0.714
Virgil Trucks, R ERA: 1.8	(8, 1)	2.0	S	8	2	0	0	0	1	0	0	0	0	0	7	11	0.00	1.500

PITCHER	IP	WLS	BF	H	R	ER	SO	BB	IBB	HBP	BLK	WP	HR	S	P	ERA	WHIP

Batter	1	2	3	4	5	6	7	8	9	AB	R	H	RBI	BB	SO	LOB
Billy Harrell, R (1, 6) OBP: 0.307, SLG: 0.389	x 0-0 ① 5-3		x 0-0 ① 5-3			SSS 0-3 ① K			x 0-0 1B	4	0	1	0	0	1	0
Roger Maris, L (1, 8) OBP: 0.296, SLG: 0.427	x 0-0 ② P5		x 0-0 ② F2			SSS 0-3 ② K			SSS 0-3 ① K	4	0	0	0	0	2	1
Minnie Minoso, R (1, 7) OBP: 0.365, SLG: 0.454	BBBB 4-0 1B 2B BB		x 0-0 ③ F8			x 0-0 ③ P6			x 0-0 ② F7	3	1	0	0	1	0	1
Rocky Colavito, R (1, 9) OBP: 0.388, SLG: 0.500	x 0-0 1-2 2B 1B			x 0-0 ① F8			x 0-0 G6-4-3 1B		x 0-0 ③ F7	4	1	2	0	0	0	1
Jay Porter, R (1, 3) OBP: 0.250, SLG: 0.500	x 0-0 1-H 2-H 2B			x 0-0 ② F8			x 0-0 ① F8			3	0	1	2	0	0	1
Chico Carrasquel, R (1, 5) OBP: 0.301, SLG: 0.322	x 0-0 ③ 1-3			x 0-0 ③ F9			x 0-0 ②③ G6-4-3 1-2f			3	0	0	0	0	0	2
Dick Brown, R (1, 2) OBP: 0.299, SLG: 0.435		x 0-0 ① F8			x 0-0 ① F8			x 0-0 ① 5-3		3	0	0	0	0	0	0
Billy Moran, R (1, 4) OBP: 0.212, SLG: 0.211		x 0-0 ② F7			x 0-0 ② 4-3			x 0-0 ② 4-3		3	0	0	0	0	0	0
Cal McLish, S (1, 1) Bob Lemon, L (4, 1)		SSS 0-3 ③ K			x 0-0 ③ L9			SSS 0-3 ③ K		1 2	0 0	0 0	0 0	0 0	1 1	0 0
Inning Stats	R: 2 E: 0 K: 0 S: 5 H: 2 LOB: 1 BB: 1 P: 9	R: 0 E: 0 K: 1 S: 5 H: 0 LOB: 0 BB: 0 P: 5	R: 0 E: 0 K: 0 S: 3 H: 0 LOB: 0 BB: 0 P: 3	R: 0 E: 0 K: 0 S: 3 H: 0 LOB: 0 BB: 0 P: 3	R: 0 E: 0 K: 0 S: 3 H: 0 LOB: 0 BB: 0 P: 3	R: 0 E: 0 K: 2 S: 7 H: 0 LOB: 0 BB: 0 P: 7	R: 0 E: 0 K: 0 S: 3 H: 1 LOB: 0 BB: 0 P: 3	R: 0 E: 0 K: 1 S: 5 H: 0 LOB: 0 BB: 0 P: 5	R: 0 E: 0 K: 1 S: 6 H: 1 LOB: 1 BB: 0 P: 6	1B: 3 2B: 1 3B: 0 HR: 0	SF: 0 SAC: 0 DP: 1 HBP: 0						

TOP

Cleveland Indians @ Baltimore Orioles

Memorial Stadium, Baltimore, MD

Mon Jun 09 1958, 3:33 AM EDT

Att. 7,658 - Cloudy

livebaseballscorecards.com

AB	30
R	2
H	4
RBI	2
BB	1
SO	5
LOB	6

PITCHER		IP	WLS	BF	H	R	ER	SO	BB	IBB	HBP	BLK	WP	HR	S	P	ERA	WHIP
Billy O'Dell, L ERA: 3.33	(1, 1)	9.0	W	31	4	2	2	5	1	0	0	0	0	0	40	44	2.00	0.556

PITCHER		IP	WLS	BF	H	R	ER	SO	BB	IBB	HBP	BLK	WP	HR	S	P	ERA	WHIP

Batter	1	2	3	4	5	6	7	8	9	AB	R	H	RBI	BB	SO	LOB
Billy Gardner, R (1, 4) OBP: 0.266, SLG: 0.312	S S S 0-3 K ①	x 0-0 1-3 ③		S S S 0-3 K ①		B B B B 4-0 FC6-4 1-2 BB		x 0-0 F7 ③		4	0	0	0	1	2	2
Al Pilarcik, L (1, 9) OBP: 0.307, SLG: 0.290	x 0-0 1B HR 1B		x 0-0 F9 ①	x 0-0 FC1-6 PB ② 1-2f		x 0-0 FC6-4 1B ② 1-2f 2-3				4	1	1	0	0	0	3
Gene Woodling, L (1, 7) OBP: 0.417, SLG: 0.369	x 0-0 HR 1-2 1B		S S S 0-3 K ②	B B B 4-0 1-2 BB		x 0-0 1-2 3-H 1B				3	1	2	1	1	1	0
Gus Triandos, R (1, 2) OBP: 0.341, SLG: 0.536	x 0-0 1-H 2-H HR		x 0-0 1B E 1B	x 0-0 4-3 ③		x 0-0 F9 ③				4	2	2	3	0	0	4
Jim Marshall, L (1, 3) OBP: 0.313, SLG: 0.366	x 0-0 P4 ②		x 0-0 E 1-2 1B		x 0-0 F9 ①		x 0-0 F9 ①			4	0	1	0	0	0	0
Brooks Robinson, R (1, 5) OBP: 0.326, SLG: 0.392	x 0-0 5-3 ③		x 0-0 E8 1-3 2-H 1B		x 0-0 F8 ②		x 0-0 L7 ②			4	0	1	1	0	0	0
Dick Williams, R (1, 8) OBP: 0.341, SLG: 0.351		B B B 4-0 FC4-6 BB	I I I 4-0 IBB		x 0-0 6-3 ③		x 0-0 6-3 ③			2	0	0	0	2	0	0
Willy Miranda, S (1, 6) OBP: 0.151, SLG: 0.154		x 0-0 FC4-6 CS 1-2f ①	x 0-0 F8 ③			x 0-0 FC6-4 BB 1B 1B		x 0-0 F4 ①		4	1	1	0	0	0	4
Billy O'Dell, S (1, 1) OBP: 0.143, SLG: 0.192		x 0-0 1-2 1B ②		B B B 4-0 FC1-6 BB		S S S 0-3 K ①		S S S 0-3 K ②		3	0	1	0	1	2	1
Inning Stats	R: 3 H: 3 E: 0 LOB: 0 K: 1 BB: 0 S: 8 P: 8	R: 0 H: 1 E: 0 LOB: 1 K: 0 BB: 1 S: 3 P: 7	R: 1 H: 3 E: 1 LOB: 3 K: 1 BB: 1 S: 8 P: 12	R: 0 H: 0 E: 0 LOB: 2 K: 1 BB: 2 S: 5 P: 13	R: 0 H: 0 E: 0 LOB: 0 K: 0 BB: 0 S: 3 P: 3	R: 1 H: 2 E: 0 LOB: 2 K: 1 BB: 1 S: 7 P: 11	R: 0 H: 0 E: 0 LOB: 0 K: 0 BB: 0 S: 3 P: 3	R: 0 H: 0 E: 0 LOB: 0 K: 1 BB: 0 S: 5 P: 5		1B: 8 SF: 0 2B: 0 SAC: 0 3B: 0 DP: 0 HR: 1 HBP: 0						

PITCHER		IP	WLS	BF	H	R	ER	SO	BB	IBB	HBP	BLK	WP	HR	S	P	ERA	WHIP
Cal McLish, R ERA: 3.38	(1, 1)	3.0	L	17	7	4	4	2	1	1	0	0	0	1	19	27	12.00	2.667
Bob Lemon, R ERA: 3.77	(4, 1)	5.0		20	2	1	1	3	3	0	0	0	0	0	23	35	1.80	1.000

PITCHER	IP	WLS	BF	H	R	ER	SO	BB	IBB	HBP	BLK	WP	HR	S	P	ERA	WHIP

BOTTOM

Cleveland Indians @ Baltimore Orioles

Memorial Stadium, Baltimore, MD

Mon Jun 09 1958, 3:33 AM EDT

Att. 7,658 - Cloudy

livebaseballscorecards.com

AB	32
R	5
H	9
RBI	5
BB	5
SO	5
LOB	14

WP: 0 PA: 37
PB: 1
SB: 0
CS: 1

Cleveland Indians @ Baltimore Orioles

Memorial Stadium, Baltimore, MD

Tue Jun 10 1958, 3:33 AM EDT

Att. 9,229 - Unknown

TOP

livebaseballscorecards.com

Batter	1	2	3	4	5	6	7	8	9	AB	R	H	RBI	BB	SO	LOB
Billy Harrell, R (1, 6) OBP: 0.317, SLG: 0.400	F6		F8 WP 1B 1B		BBB 4-0 S 1B BB		P4	1-3 3-H 2B		4	2	2	1	1	0	1
Roger Maris, L (1, 8) OBP: 0.305, SLG: 0.439	SSS 0-3 K		F8 1-3		1-H 1B			IBB SH 2B 1B	1B 2B	5	2	3	1	0	1	1
Minnie Minoso, R (1, 7) OBP: 0.372, SLG: 0.472	HR		CS 3-H 1B			SSS 0-3 K		SH IBB 1-2 2B	BBBB 1B 1B BB	3	3	2	2	1	1	0
Preston Ward, L (1, 3) OBP: 0.361, SLG: 0.398	1B		F2 1-2			BBBB 4-0 BB		2B SF8 1-2 2-3 IBB	1B 1-3 2-H 1B	3	1	2	1	2	0	1
Rocky Colavito, R (1, 9) OBP: 0.382, SLG: 0.490	SSS 0-3 K			P4		F8		SSS K	1-2 3-H 1B	5	0	1	1	0	2	5
Russ Nixon, L (1, 2) OBP: 0.298, SLG: 0.403 Dick Brown, R (7, 2) OBP: 0.303, SLG: 0.447		4-3		F7		1-3		SF8 1-3 2-H 3-H 2B	P4	3 2	0 1	0 1	0 2	0 0	0 0	1 2
Chico Carrasquel, R (1, 5) OBP: 0.304, SLG: 0.320		F8		P4			SH3-4 1B	1B 2B IBB	F8	4	1	1	0	1	0	2
Billy Moran, R (1, 4) OBP: 0.214, SLG: 0.214		1B			6-3		SH3-4 1-2	SF8 2-3 3-H	F7	3	0	1	1	0	0	2
Gary Bell, R (1, 1) Larry Doby, L (7, PH) OBP: 0.273, SLG: 0.410 Hoyt Wilhelm, R (7, 1) OBP: 0.250, SLG: 0.182		SSS 0-3 K			SSS 0-3 K		F9	2B 1-3 3-H 1B		2 1 1	0 0 0	0 0 1	0 0 1	0 0 0	2 0 0	1 1 0
Inning Stats	R: 1 E: 0 K: 2 S: 9 H: 2 LOB: 1 BB: 0 P: 9	R: 0 E: 0 K: 1 S: 6 H: 1 LOB: 1 BB: 0 P: 6	R: 1 E: 0 K: 0 S: 4 H: 2 LOB: 0 BB: 0 P: 4	R: 0 E: 0 K: 0 S: 3 H: 0 LOB: 0 BB: 0 P: 3	R: 1 E: 0 K: 1 S: 5 H: 1 LOB: 1 BB: 1 P: 9	R: 0 E: 0 K: 1 S: 5 H: 0 LOB: 1 BB: 1 P: 9	R: 0 E: 0 K: 0 S: 4 H: 1 LOB: 1 BB: 0 P: 4	R: 5 E: 1 K: 1 S: 9 H: 4 LOB: 2 BB: 2 P: 17	R: 2 E: 0 K: 0 S: 6 H: 3 LOB: 2 BB: 1 P: 10	1B: 10 2B: 3 3B: 0 HR: 1	SF: 1 SAC: 2 DP: 0 HBP: 0						

	AB	36
	R	10
	H	14
	RBI	10
	BB	5
	SO	6
	LOB	17

WP: 1 PB: 0 SB: 1 CS: 1 PA: 44

PITCHER		IP	WLS	BF	H	R	ER	SO	BB	IBB	HBP	BLK	WP	HR	S	P	ERA	WHIP
Connie Johnson, R ERA: 3.88	(1, 1)	5.0	L	20	6	3	3	4	1	0	0	0	1	1	27	31	5.40	1.400
Ron Moeller, L ERA: 4.5	(6, 1)	1.0		5	1	0	0	1	1	0	0	0	0	0	6	10	0.00	2.000
George Zuverink, R ERA: 2.67	(7, 1)	2.0		12	4	5	2	1	0	2	0	0	0	0	12	20	9.00	2.000
Lou Sleater, L ERA: 8.53	(9, 1)	1.0		7	3	2	2	0	1	0	0	0	0	0	6	10	18.00	4.000

PITCHER	IP	WLS	BF	H	R	ER	SO	BB	IBB	HBP	BLK	WP	HR	S	P	ERA	WHIP

Cleveland Indians @ Baltimore Orioles

Memorial Stadium, Baltimore, MD

Tue Jun 10 1958, 3:33 AM EDT

Att. 9,229 - Unknown

BOTTOM

livebaseballscorecards.com

Batter	1	2	3	4	5	6	7	8	9	AB	R	H	RBI	BB	SO	LOB
Billy Gardner, R (1, 4) (6, 6) OBP: 0.266, SLG: 0.307	5-3		FC6-4 1-2f			BB F8 E 1B	F8			3	1	0	0	1	0	2
Al Pilarcik, L (1, 9) (6, 8) (9, 7) OBP: 0.301, SLG: 0.283	F8			4-3		E6 BB 1B 1-2	F5			4	1	0	0	0	0	2
Gene Woodling, L (1, 7) OBP: 0.406, SLG: 0.357	K			F2		F8 2-3		4-3		4	0	0	0	0	1	2
Jim Busby, R (9, 8) OBP: 0.266, SLG: 0.328										0	0	0	0	0	0	0
Gus Triandos, R (1, 2) OBP: 0.339, SLG: 0.526		P5		K		WP 1B 1-2 BB		F9		3	0	0	0	1	1	0
Joe Ginsberg, L (9, 2) OBP: 0.306, SLG: 0.148										0	0	0	0	0	0	0
Jim Marshall, L (1, 3) (6, 9) OBP: 0.311, SLG: 0.362		F9			F9	WP 1-2 2-H 3-H 1B		F8		4	0	1	2	0	0	0
Brooks Robinson, R (1, 5) (8, 4) (8, 5) OBP: 0.320, SLG: 0.383		K			K	L7			K	4	0	0	0	0	3	2
Dick Williams, R (1, 8) (6, 4) (8, 5) (8, 4) OBP: 0.349, SLG: 0.351			L8		2B BB	6-3 1-2 2-3			4-3 1B	3	0	1	0	1	0	2
Willy Miranda, S (1, 6) OBP: 0.148, SLG: 0.151			K		2B 1-3		L4		4-3 1-2	1	0	0	0	0	1	0
Bob Boyd, L (5, PH) (6, 3) OBP: 0.224, SLG: 0.266										3	0	1	0	0	0	1
Connie Johnson, R (1, 1) OBP: 0.333, SLG: 0.353			FC6-4 1B		1-3		BB		4-3	1	0	1	0	0	0	0
Lenny Green, L (5, PH) OBP: 0.294, SLG: 0.313										1	0	0	0	0	0	2
Ron Moeller, L (6, 1)										0	0	0	0	0	0	0
George Zuverink, R (7, 1) OBP: 0.333, SLG: 0.600										0	0	0	0	1	0	0
Lou Sleater, L (9, 1) OBP: 0.250, SLG: 1.000										1	0	0	0	0	0	1
Inning Stats	R: 0 E: 0 K: 1 S: 5 H: 0 LOB: 0 BB: 0 P: 5	R: 0 E: 0 K: 1 S: 5 H: 0 LOB: 0 BB: 0 P: 5	R: 0 E: 0 K: 1 S: 6 H: 1 LOB: 1 BB: 0 P: 6	R: 0 E: 0 K: 1 S: 5 H: 0 LOB: 0 BB: 0 P: 5	R: 0 E: 0 K: 1 S: 6 H: 1 LOB: 2 BB: 1 P: 10	R: 2 E: 1 K: 0 S: 5 H: 1 LOB: 2 BB: 2 P: 13	R: 0 E: 0 K: 0 S: 3 H: 0 LOB: 1 BB: 1 P: 7	R: 0 E: 0 K: 0 S: 3 H: 0 LOB: 0 BB: 0 P: 3	R: 0 E: 0 K: 1 S: 6 H: 1 LOB: 1 BB: 0 P: 6	1B: 3 2B: 1 3B: 0 HR: 0	SF: 0 SAC: 0 DP: 0 HBP: 0						

	AB	32
	R	2
	H	4
	RBI	2
	BB	4
	SO	6
	LOB	14

WP: 1 PB: 0 SB: 0 CS: 0 PA: 36

PITCHER		IP	WLS	BF	H	R	ER	SO	BB	IBB	HBP	BLK	WP	HR	S	P	ERA	WHIP
Gary Bell, R ERA: 2.76	(1, 1)	6.0	W	25	3	2	1	5	3	0	0	0	1	0	32	44	1.50	1.000
Hoyt Wilhelm, R ERA: 2.49	(7, 1)	3.0	S	11	1	0	0	1	1	0	0	0	0	0	12	16	0.00	0.667

PITCHER	IP	WLS	BF	H	R	ER	SO	BB	IBB	HBP	BLK	WP	HR	S	P	ERA	WHIP

Batter	1	2	3	4	5	6	7	8	9	AB	R	H	RBI	BB	SO	LOB
Billy Harrell, R (1, 6) OBP: 0.313, SLG: 0.394	F3		1-6-3		BB		4-3		1B	2	0	0	0	0	0	1
Mickey Vernon, L (4, 3) OBP: 0.394, SLG: 0.513					1-2				3-H 1B	2	0	1	1	1	0	0
Roger Maris, L (1, 8) OBP: 0.302, SLG: 0.431	F9			L9	F9 2-3			P3	1-2 1B	5	0	1	0	0	0	2
Minnie Minoso, R (1, 7) OBP: 0.372, SLG: 0.468	BB CS			3-1 E 1B 1B	6-3			F8	1-3	4	1	1	0	1	0	4
Preston Ward, L (1, 3) OBP: 0.358, SLG: 0.394 (4, 5)	CS 1-2	K		3-1 1-3		G6-4-3 1B		K		4	0	1	0	0	2	1
Rocky Colavito, R (1, 9) OBP: 0.385, SLG: 0.503		K		1B 3-H 1B		G6-4-3 1-2f			1B 3B	4	1	2	1	0	1	1
Russ Nixon, L (1, 2) OBP: 0.304, SLG: 0.415		K		1-3 1B		2B			1-3	4	0	2	0	0	1	1
Chico Carrasquel, R (1, 5) OBP: 0.309, SLG: 0.325 (4, 6)			SH1-3 1B	F7		L6			2B SF8 3-H 1B	4	1	2	1	0	0	3
Billy Moran, R (1, 4) OBP: 0.226, SLG: 0.238			SH1-3 1-2		F9 BB 1B		5-3		SF8 1-3 1B 2B	3	1	2	0	0	0	0
Dick Tomanek, L (1, 1) OBP: 0.167, SLG: 0.294			6-3		F8		P6		SF8 2-3 3-H	1	0	0	0	0	0	1
Bob Lemon, L (4, 1)										1	0	0	0	0	0	1
Jim Constable, S (6, 1) OBP: 1.000, SLG: 2.000										0	0	0	0	0	0	0
Jay Porter, R (7, PH) OBP: 0.235, SLG: 0.471										1	0	0	0	0	0	0
Gary Geiger, L (7, 1) OBP: 0.333, SLG: 0.275										0	0	0	0	0	0	0
Dick Brown, R (9, PH) OBP: 0.300, SLG: 0.447										0	0	0	1	0	0	0
Inning Stats	R: 0 E: 0 K: 0 S: 2 H: 0 LOB: 0 BB: 1 P: 6	R: 0 E: 0 K: 3 S: 9 H: 0 LOB: 0 BB: 0 P: 9	R: 0 E: 0 K: 0 S: 4 H: 1 LOB: 1 BB: 0 P: 4	R: 1 E: 1 K: 0 S: 6 H: 3 LOB: 2 BB: 0 P: 6	R: 0 E: 0 K: 0 S: 4 H: 1 LOB: 2 BB: 1 P: 8	R: 0 E: 0 K: 0 S: 4 H: 2 LOB: 1 BB: 0 P: 4	R: 0 E: 0 K: 0 S: 3 H: 0 LOB: 0 BB: 0 P: 3	R: 0 E: 0 K: 1 S: 5 H: 0 LOB: 0 BB: 0 P: 5	R: 3 E: 0 K: 0 S: 8 H: 5 LOB: 2 BB: 0 P: 8	1B: 9 2B: 2 3B: 1 HR: 0 SF: 1 SAC: 1 DP: 1 HBP: 0						

PITCHER		IP	WLS	BF	H	R	ER	SO	BB	IBB	HBP	BLK	WP	HR	S	P	ERA	WHIP
Milt Pappas, R ERA: 2.02	(1, 1)	6.0	W	25	7	1	1	3	2	0	0	0	0	0	29	37	1.50	1.500
Ken Lehman, L ERA: 4.29	(7, 1)	2.2		13	5	3	3	1	0	0	0	0	0	0	15	15	10.12	1.875
Hal Brown, R ERA: 2.45	(9, 1)	0.1	S	1	0	0	0	0	0	0	0	0	0	0	1	1	0.00	0.000

PITCHER	IP	WLS	BF	H	R	ER	SO	BB	IBB	HBP	BLK	WP	HR	S	P	ERA	WHIP

TOP

Cleveland Indians @ Baltimore Orioles

Memorial Stadium, Baltimore, MD

Wed Jun 11 1958, 7:05 PM EDT

Att. 7,516 - Cloudy

livebaseballscorecards.com

AB	35
R	4
H	12
RBI	4
BB	2
SO	4
LOB	15

WP: 0 PB: 0 SB: 0 CS: 1 PA: 40

Cleveland Indians @ Baltimore Orioles

Memorial Stadium, Baltimore, MD

Wed Jun 11 1958, 7:05 PM EDT

Att. 7,516 - Cloudy

livebaseballscorecards.com

BOTTOM

Batter	1	2	3	4	5	6	7	8	9	AB	R	H	RBI	BB	SO	LOB
Billy Gardner, R (1, 4) OBP: 0.260, SLG: 0.300	F9		6-3	F2		6-3		K		5	0	0	0	0	1	3
Gene Woodling, L (1, 7) OBP: 0.408, SLG: 0.356	F8			BB, 1B	4-3		SH1-4, WP, 1B			3	1	1	0	1	0	0
Lenny Green, L (7, PR) (8, 7) OBP: 0.294, SLG: 0.313										0	1	0	0	0	0	0
Dick Williams, R (1, 3) OBP: 0.367, SLG: 0.363	F8			FC6-4, 1B, 1B	5-3		BB, SH1-4, 1B			3	2	2	0	1	0	0
Gus Triandos, R (1, 2) OBP: 0.339, SLG: 0.522		G1-5-3, FC4, 1B		K	5-3		SH1-4			3	0	1	0	0	1	3
Brooks Robinson, R (1, 5) OBP: 0.323, SLG: 0.386		FC4, G1-5-3		FC6-4, 1B	F7		S, 1B			4	0	2	3	0	0	2
Jim Busby, R (1, 8) OBP: 0.250, SLG: 0.306		G1-5-3		FC6-4, 1B		F5	K			4	1	0	0	0	1	5
Al Pilarcik, L (1, 9) OBP: 0.305, SLG: 0.294		6-3		S, 1B		2B	F5			4	1	2	1	0	0	3
Willy Miranda, S (1, 6) OBP: 0.172, SLG: 0.161			K	1B		BB		4-3		3	1	1	2	1	1	0
Milt Pappas, R (1, 1) OBP: 0.100, SLG: 0.100			K	1B		F3		4-3		2	0	1	1	0	1	0
Bob Boyd, L (6, PH) OBP: 0.221, SLG: 0.262										1	0	0	0	0	0	2
Ken Lehman, L (7, 1)										1	0	0	0	0	0	0
Hal Brown, R (9, 1) OBP: 0.500, SLG: 0.500										0	0	0	0	0	0	0
Inning Stats	R: 0 E: 0 K: 0 S: 3 H: 0 LOB: 0 BB: 0 P: 3	R: 0 E: 1 K: 0 S: 4 H: 1 LOB: 1 BB: 0 P: 4	R: 0 E: 0 K: 2 S: 7 H: 0 LOB: 0 BB: 0 P: 7	R: 5 E: 0 K: 1 S: 10 H: 5 LOB: 1 BB: 1 P: 14	R: 0 E: 0 K: 0 S: 4 H: 1 LOB: 1 BB: 0 P: 4	R: 0 E: 0 K: 0 S: 4 H: 1 LOB: 2 BB: 1 P: 8	R: 2 E: 0 K: 1 S: 7 H: 2 LOB: 2 BB: 1 P: 11	R: 0 E: 0 K: 1 S: 5 H: 0 LOB: 0 BB: 0 P: 5		1B: 9 2B: 1 3B: 0 HR: 0 SF: 0 SAC: 1 DP: 1 HBP: 0						

AB	33
R	7
H	10
RBI	7
BB	3
SO	5
LOB	18

WP: 1 PA: 37
PB: 0
SB: 2
CS: 0

PITCHER		IP	WLS	BF	H	R	ER	SO	BB	IBB	HBP	BLK	WP	HR	S	P	ERA	WHIP
Dick Tomanek, L ERA: 5.62	(1, 1)	3.2	L	17	5	5	5	3	1	0	0	0	0	0	22	26	12.27	1.636
Bob Lemon, R ERA: 3.38	(4, 1)	1.2		9	3	0	0	0	1	0	0	0	0	0	8	12	0.00	2.400
Jim Constable, L ERA: 5.19	(6, 1)	0.2		2	0	0	0	0	0	0	0	0	0	0	2	2	0.00	0.000
Gary Geiger, R ERA: 9.0	(7, 1)	2.0		9	2	2	2	2	1	0	0	0	1	0	12	16	9.00	1.500

PITCHER	IP	WLS	BF	H	R	ER	SO	BB	IBB	HBP	BLK	WP	HR	S	P	ERA	WHIP

Batter	1	2	3	4	5	6	7	8	9	AB	R	H	RBI	BB	SO	LOB
Chico Carrasquel, R (1, 6) OBP: 0.318, SLG: 0.333	CS 1B		G6-4-3 1B 2-H	PB 1B 2-3 3-H		L5-3 ②		FC6-4 ③ 1-2f		5	0	3	2	0	0	2
Roger Maris, L (1, 8) OBP: 0.293, SLG: 0.418	F8 ①		F9 ①	4-3 ③ 1-2		P3 ③			L7 ①	5	0	0	0	0	0	4
Minnie Minoso, R (1, 7) OBP: 0.369, SLG: 0.459	S S S 0-3 K ② ③ 1-2		G6-4-3 ② ③ 1-2f		B B B B 4-0 1B G6-3 BB		6-3 ①		S S S K2-3 ②	4	1	0	0	1	2	2
Preston Ward, L (1, 5) OBP: 0.359, SLG: 0.394		F9 ①		HR 1B	G6-3 FC6 1B 1-3		F2 ②		6-3 ③	5	1	2	0	0	0	0
Rocky Colavito, R (1, 9) OBP: 0.382, SLG: 0.516		P6 ②		1-H HR	FC6 G6-3 1-2		F5 ③			4	1	1	2	0	0	2
Russ Nixon, L (1, 2) OBP: 0.310, SLG: 0.433		3B		F8 ①	G6-3 ① ② 1-2f 2-3 3-H			2B FC1-2 1B		4	0	2	0	0	0	2
Mickey Vernon, L (1, 3) OBP: 0.412, SLG: 0.530		B B B B 4-0 FC6 BB		2B 1B 1B	4-0 IBB			FC1-2 2B 1-3		2	1	2	0	2	0	0
Billy Moran, R (1, 4) OBP: 0.227, SLG: 0.248		FC6 ③ 1-2f		1B 2B 1-3	L9 ③			FC1-2 ① FC6-4 2-3 3-H		4	0	1	0	0	0	6
Mudcat Grant, R (1, 1) OBP: 0.148, SLG: 0.154			1B 2B	S S S 0-3 K ②		F9 ①		F9 ②		1	1	1	0	0	0	0
Jay Porter, R (4, PH) OBP: 0.222, SLG: 0.444										1	0	0	0	0	1	2
Don Mossi, L (4, 1) OBP: 0.067, SLG: 0.071										0	0	0	0	0	0	0
Bob Lemon, L (5, 1)										2	0	0	0	0	0	2
Jim Constable, S (8, 1) OBP: 1.000, SLG: 2.000										0	0	0	0	0	0	0
Inning Stats	R: 0 H: 1 E: 0 LOB: 1 K: 1 BB: 0 S: 5 P: 5	R: 0 H: 1 E: 0 LOB: 2 K: 0 BB: 1 S: 4 P: 8	R: 1 H: 2 E: 0 LOB: 0 K: 0 BB: 0 S: 4 P: 4	R: 3 H: 5 E: 0 LOB: 2 K: 1 BB: 0 S: 10 P: 10	R: 1 H: 1 E: 0 LOB: 2 K: 0 BB: 2 S: 4 P: 12	R: 0 H: 0 E: 0 LOB: 0 K: 0 BB: 0 S: 3 P: 3	R: 0 H: 0 E: 0 LOB: 0 K: 0 BB: 0 S: 3 P: 3	R: 0 H: 2 E: 0 LOB: 2 K: 0 BB: 0 S: 5 P: 5	R: 0 H: 0 E: 0 LOB: 0 K: 1 BB: 0 S: 5 P: 5	1B: 7 SF: 0 2B: 4 SAC: 0 3B: 1 DP: 3 HR: 1 HBP: 0						WP: 0 PA: 40 PB: 1 SB: 0 CS: 1

TOP

Cleveland Indians @ Baltimore Orioles

Memorial Stadium, Baltimore, MD

Thu Jun 12 1958, 3:33 AM EDT

Att. 6,912 - Unknown

livebaseballscorecards.com

AB	37
R	5
H	12
RBI	4
BB	3
SO	3
LOB	22

PITCHER		IP	WLS	BF	H	R	ER	SO	BB	IBB	HBP	BLK	WP	HR	S	P	ERA	WHIP
Arnie Portocarrero, R ERA: 2.1	(1, 1)	3.1		16	7	4	4	1	1	0	0	0	0	1	17	21	10.80	2.400
Ken Lehman, L ERA: 4.29	(4, 1)	0.0		1	1	0	0	0	0	0	0	0	0	0	1	1	∞	∞
Connie Johnson, R ERA: 3.74	(4, 1)	4.2	W	20	4	1	1	1	1	1	0	0	0	0	20	28	1.93	1.071
Billy O'Dell, L ERA: 3.29	(9, 1)	1.0	S	3	0	0	0	1	0	0	0	0	0	0	5	5	0.00	0.000

PITCHER	IP	WLS	BF	H	R	ER	SO	BB	IBB	HBP	BLK	WP	HR	S	P	ERA	WHIP

Batter	1	2	3	4	5	6	7	8	9	AB	R	H	RBI	BB	SO	LOB
Billy Gardner, R (1, 4) OBP: 0.263, SLG: 0.302	P4		HR G3 1B		L3	FC3-6 FC4-6 1-2f		1-2 1B		5	1	2	0	0	0	1
Al Pilarcik, L (1, 9) OBP: 0.302, SLG: 0.291	L8		G3 1-2		2B 1B	FC4-6 1-2f		L4		5	1	1	0	0	0	4
Gene Woodling, L (1, 7) OBP: 0.401, SLG: 0.358 Billy O'Dell, S (9, 1) OBP: 0.143, SLG: 0.192	F5		F8		1B 2B 1-H	4-3		P4		5 0	1 0	1 0	1 0	0 0	0 0	4 0
Gus Triandos, R (1, 2) OBP: 0.348, SLG: 0.544		HR 1B	2-H HR		BBBB 1B 1B BB		SSS K			3	3	2	2	1	1	0
Jim Marshall, L (1, 3) OBP: 0.317, SLG: 0.394		1-H HR	L4		1B 1-3 2-H 1B		SSS K			4	1	2	3	0	1	0
Brooks Robinson, R (1, 5) OBP: 0.327, SLG: 0.388		P3	1-3		IBB 1-3 3-H 1B		1B			4	0	2	1	0	0	0
Dick Williams, R (1, 8) OBP: 0.362, SLG: 0.349 (9, 7)		P6	SSS K		IBB 1-2		SSS K			3	0	0	0	1	2	1
Willy Miranda, S (1, 6) OBP: 0.194, SLG: 0.169		BBBB FC4 BB	4-3		F5			1B		3	0	1	0	1	0	3
Arnie Portocarrero, R (1, 1) OBP: 0.263, SLG: 0.278 Ken Lehman, L (4, 1) Connie Johnson, R (4, 1) OBP: 0.350, SLG: 0.368 Bob Boyd, L (8, PH) OBP: 0.232, SLG: 0.273 Lenny Green, L (9, 8) OBP: 0.294, SLG: 0.313		FC4 1-2f			SSS K	FC3-6 1B		1-3 1B		1 0 2 1 0	0 0 0 0 0	0 0 1 1 0	0 0 0 0 0	0 0 1 0 0	0 0 0 0 0	1 0 0 0 0
Inning Stats	R: 0 E: 0 K: 0 S: 3 H: 0 LOB: 0 BB: 0 P: 3	R: 2 E: 0 K: 0 S: 5 H: 2 LOB: 1 BB: 1 P: 9	R: 2 E: 0 K: 0 S: 5 H: 2 LOB: 0 BB: 0 P: 5	R: 0 E: 0 K: 1 S: 5 H: 0 LOB: 0 BB: 0 P: 5	R: 3 E: 0 K: 1 S: 9 H: 4 LOB: 3 BB: 2 P: 17	R: 0 E: 0 K: 0 S: 4 H: 1 LOB: 1 BB: 0 P: 4	R: 0 E: 0 K: 3 S: 10 H: 1 LOB: 1 BB: 0 P: 10	R: 0 E: 0 K: 0 S: 5 H: 3 LOB: 2 BB: 0 P: 5		1B: 10 2B: 1 3B: 0 HR: 2	SF: 0 SAC: 0 DP: 0 HBP: 0					

PITCHER		IP	WLS	BF	H	R	ER	SO	BB	IBB	HBP	BLK	WP	HR	S	P	ERA	WHIP
Mudcat Grant, R ERA: 4.16	(1, 1)	3.0		14	4	4	4	0	1	0	0	0	0	2	13	17	12.00	1.667
Don Mossi, L ERA: 3.51	(4, 1)	1.2	L	11	4	3	3	2	1	1	0	0	0	0	13	21	16.20	3.000
Bob Lemon, R ERA: 2.89	(5, 1)	2.2		12	5	0	0	3	0	0	0	0	0	0	18	18	0.00	1.875
Jim Constable, L ERA: 4.82	(8, 1)	0.2		2	0	0	0	0	0	0	0	0	0	0	2	2	0.00	0.000

PITCHER	IP	WLS	BF	H	R	ER	SO	BB	IBB	HBP	BLK	WP	HR	S	P	ERA	WHIP

BOTTOM

Cleveland Indians @ Baltimore Orioles

Memorial Stadium, Baltimore, MD

Thu Jun 12 1958, 3:33 AM EDT

Att. 6,912 - Unknown

livebaseballscorecards.com

AB	36
R	7
H	13
RBI	7
BB	3
SO	5
LOB	14

WP: 0 PB: 0 SB: 0 CS: 0 PA: 39

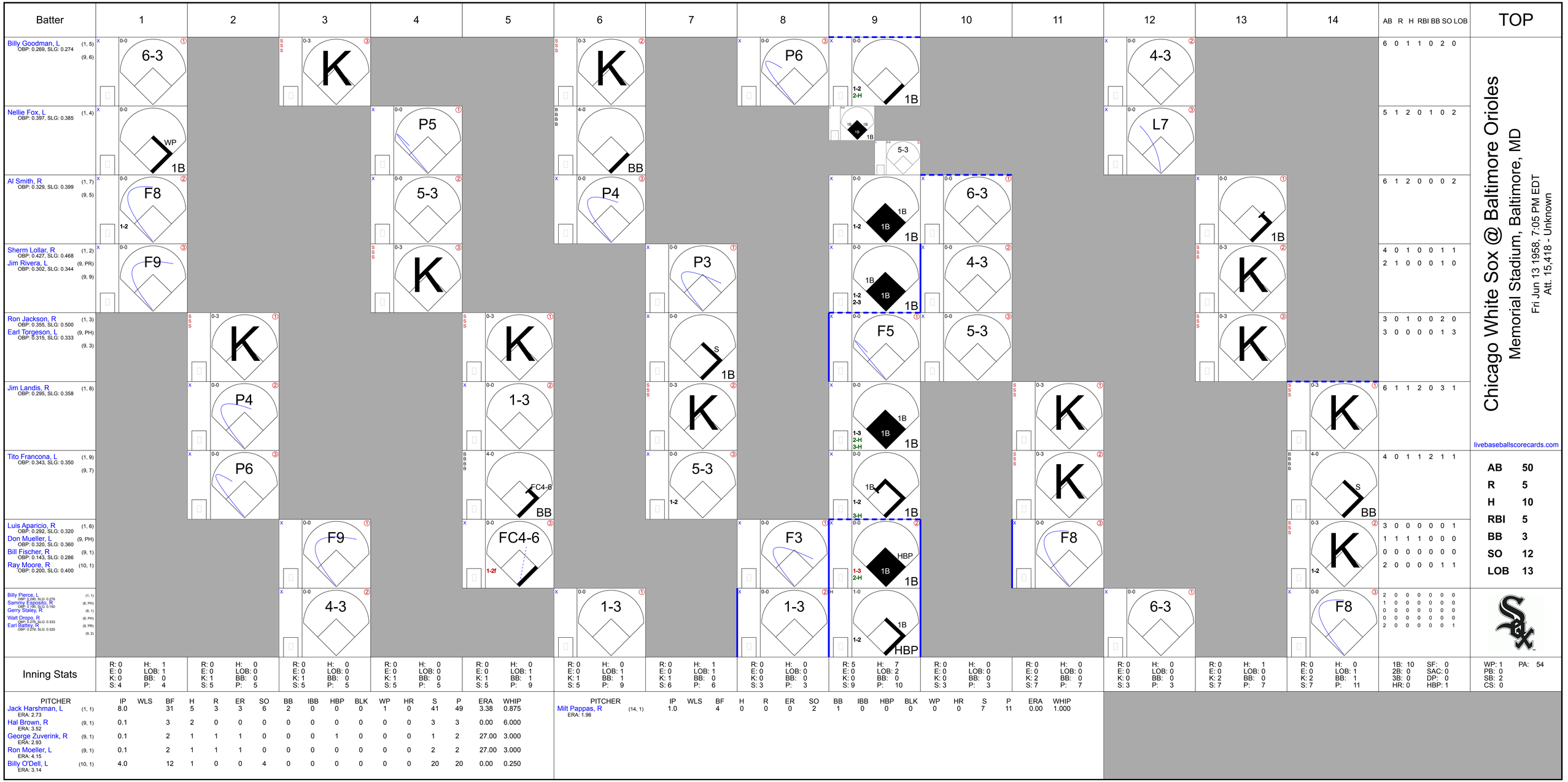

Chicago White Sox @ Baltimore Orioles

Memorial Stadium, Baltimore, MD

Fri Jun 13 1958, 7:05 PM EDT

Att. 15,418 - Unknown

livebaseballscorecards.com

Batter	1	2	3	4	5	6	7	8	9	10	11	12	13	14	AB R H RBI BB SO LOB
Billy Goodman, L (1, 5) OBP: 0.269, SLG: 0.274 (9, 6)	6-3		K			K		P6	1-2 2-H 1B			4-3			6 0 1 1 0 2 0
Nellie Fox, L (1, 4) OBP: 0.397, SLG: 0.385	WP 1B			P5		BB			1B 1B 1B 5-3			L7			5 1 2 0 1 0 2
Al Smith, R (1, 7) OBP: 0.329, SLG: 0.399 (9, 5)	F8 1-2			5-3		P4			1-2 1B 1B 1B	6-3			1B		6 1 2 0 0 0 2
Sherm Lollar, R (1, 2) OBP: 0.427, SLG: 0.468 Jim Rivera, L (9, PR) OBP: 0.302, SLG: 0.344 (9, 9)	F9			K			P3		1-2 2-3 1B 1B 1B	4-3			K		4 0 1 0 0 1 1 2 1 0 0 0 1 0
Ron Jackson, R (1, 3) OBP: 0.355, SLG: 0.500 Earl Torgeson, L (9, PH) OBP: 0.315, SLG: 0.333 (9, 3)		K			K		S 1B		F5	5-3			K		3 0 1 0 0 2 0 3 0 0 0 0 1 3
Jim Landis, R (1, 8) OBP: 0.295, SLG: 0.358		P4			1-3		K		1-3 2-H 3-H 1B 1B		K			K	6 1 1 2 0 3 1
Tito Francona, L (1, 9) OBP: 0.343, SLG: 0.350 (9, 7)		P6			FC4-6 BB		5-3 1-2		1-2 3-H 1B 1B		K			S BB	4 0 1 1 2 1 1
Luis Aparicio, R (1, 6) OBP: 0.292, SLG: 0.320 Don Mueller, L (9, PH) OBP: 0.320, SLG: 0.360 Bill Fischer, R (9, 1) OBP: 0.143, SLG: 0.286 Ray Moore, R (10, 1) OBP: 0.200, SLG: 0.400			F9		FC4-6 1-2f			F3	1-3 2-H HBP 1B 1B		F8			K 1-2	3 0 0 0 0 0 1 1 1 1 1 0 0 0 0 0 0 0 0 0 0 2 0 0 0 0 1 1
Billy Pierce, L (1, 1) OBP: 0.290, SLG: 0.276 Sammy Esposito, R (8, PH) OBP: 0.150, SLG: 0.150 Gerry Staley, R (8, 1) Walt Dropo, R (9, PH) OBP: 0.276, SLG: 0.333 Earl Battey, R (9, PR) OBP: 0.279, SLG: 0.325 (9, 2)			4-3			1-3		1-3	1-2 1B HBP			6-3		F8	2 0 0 0 0 0 0 1 0 0 0 0 0 0 0 0 0 0 0 0 0 0 0 0 0 0 0 0 2 0 0 0 0 0 1
Inning Stats	R: 0 E: 0 K: 0 S: 4 H: 1 LOB: 1 BB: 0 P: 4	R: 0 E: 0 K: 1 S: 5 H: 0 LOB: 0 BB: 0 P: 5	R: 0 E: 0 K: 1 S: 5 H: 0 LOB: 0 BB: 0 P: 5	R: 0 E: 0 K: 1 S: 5 H: 0 LOB: 0 BB: 0 P: 5	R: 0 E: 0 K: 1 S: 5 H: 0 LOB: 1 BB: 1 P: 9	R: 0 E: 0 K: 1 S: 5 H: 0 LOB: 1 BB: 1 P: 9	R: 0 E: 0 K: 1 S: 6 H: 1 LOB: 1 BB: 0 P: 6	R: 0 E: 0 K: 0 S: 3 H: 0 LOB: 0 BB: 0 P: 3	R: 5 E: 0 K: 0 S: 9 H: 7 LOB: 2 BB: 0 P: 10	R: 0 E: 0 K: 0 S: 3 H: 0 LOB: 0 BB: 0 P: 3	R: 0 E: 0 K: 2 S: 7 H: 0 LOB: 0 BB: 0 P: 7	R: 0 E: 0 K: 0 S: 3 H: 0 LOB: 0 BB: 0 P: 3	R: 0 E: 0 K: 2 S: 7 H: 1 LOB: 0 BB: 0 P: 7	R: 0 E: 0 K: 2 S: 7 H: 0 LOB: 1 BB: 1 P: 11	1B: 10 2B: 0 3B: 0 HR: 0 SF: 0 SAC: 0 DP: 0 HBP: 1	WP: 1 PB: 0 SB: 2 CS: 0 PA: 54

PITCHER	IP	WLS	BF	H	R	ER	SO	BB	IBB	HBP	BLK	WP	HR	S	P	ERA	WHIP
Jack Harshman, L (1, 1) ERA: 2.73	8.0		31	5	3	3	6	2	0	0	0	1	0	41	49	3.38	0.875
Hal Brown, R (9, 1) ERA: 3.52	0.1		3	2	0	0	0	0	0	0	0	0	0	3	3	0.00	6.000
George Zuverink, R (9, 1) ERA: 2.93	0.1		2	1	1	1	0	0	0	1	0	0	0	1	2	27.00	3.000
Ron Moeller, L (9, 1) ERA: 4.15	0.1		2	1	1	1	0	0	0	0	0	0	0	2	2	27.00	3.000
Billy O'Dell, L (10, 1) ERA: 3.14	4.0		12	1	0	0	4	0	0	0	0	0	0	20	20	0.00	0.250

PITCHER	IP	WLS	BF	H	R	ER	SO	BB	IBB	HBP	BLK	WP	HR	S	P	ERA	WHIP
Milt Pappas, R (14, 1) ERA: 1.96	1.0		4	0	0	0	2	1	0	0	0	0	0	7	11	0.00	1.000

AB	50
R	5
H	10
RBI	5
BB	3
SO	12
LOB	13

BOTTOM

Chicago White Sox @ Baltimore Orioles

Memorial Stadium, Baltimore, MD

Fri Jun 13 1958, 7:05 PM EDT

Att. 15,418 - Unknown

livebaseballscorecards.com

Batter	1	2	3	4	5	6	7	8	9	10	11	12	13	14	AB	R	H	RBI	BB	SO	LOB
Billy Gardner, R (1, 4) OBP: 0.262, SLG: 0.300	FC4-6 1B		E5			K		SH1-4 1-2		K		F8 1-2			5	0	1	0	0	2	1
Gene Woodling, L (1, 7) OBP: 0.391, SLG: 0.349	FC4-6 FC6-4 1-2f		4-3			G3		SF8 2-H			BB SH1-4		L6		3	0	0	1	0	0	2
Lenny Green, L (9, 7) OBP: 0.300, SLG: 0.308 (10, 8)															1	0	0	0	1	0	0
Dick Williams, R (1, 3) OBP: 0.354, SLG: 0.341 (10, 7) (12, 5)	FC6-4 1-2f			F8			SH5-4 1B HR 1B	K			SH1-4 1-2		6-3		5	1	1	0	0	1	1
Gus Triandos, R (1, 2) OBP: 0.347, SLG: 0.533	F7			F8			SH5-4 HR 1-2 1B		F7		BB		F9		5	1	1	0	1	0	1
Joe Ginsberg, L (14, 2) OBP: 0.306, SLG: 0.148															0	0	0	0	0	0	0
Brooks Robinson, R (1, 5) OBP: 0.322, SLG: 0.382		F8		F3			SH5-4 1-2 2-3		4-3		F7			4-3	3	0	0	0	0	0	0
Bob Boyd, L (11, PH) OBP: 0.225, SLG: 0.265 (12, 3)															2	0	0	0	0	0	2
Jim Busby, R (1, 8) OBP: 0.254, SLG: 0.354		5-3			F7		2-H 3-H HR		HR		G3			4-3 BB	3	1	1	3	0	0	0
Jim Marshall, L (9, PH) OBP: 0.325, SLG: 0.423 (10, 3) (12, 7)															2	1	1	1	1	0	2
Al Pilarcik, L (1, 9) OBP: 0.293, SLG: 0.282		4-3			4-3		F8		L1			4-3		4-3 1-2	6	0	0	0	0	0	1
Willy Miranda, S (1, 6) OBP: 0.179, SLG: 0.156			F3		1-3		F3			P4		2-3		6-3	5	0	0	0	0	0	0
Lou Sleater, L (14, PH) OBP: 0.200, SLG: 0.800															1	0	0	0	0	0	1
Jack Harshman, L (1, 1) OBP: 0.209, SLG: 0.207			F8			K		WP SH1-4 SF8 1B		K		S 1B			3	1	1	0	0	1	0
Hal Brown, R (9, 1) OBP: 0.000, SLG: 0.000															0	0	0	0	0	0	0
George Zuverink, R (9, 1) OBP: 0.333, SLG: 0.600															0	0	0	0	0	0	0
Ron Moeller, L (9, 1)															0	0	0	0	0	0	0
Billy O'Dell, S (10, 1) OBP: 0.167, SLG: 0.214															0	0	0	0	0	0	0
Milt Pappas, R (14, 1) OBP: 0.100, SLG: 0.100															2	0	1	0	0	1	0
															0	0	0	0	0	0	0
Inning Stats	R: 0 E: 0 K: 0 S: 4 H: 1 LOB: 1 BB: 0 P: 4	R: 0 E: 0 K: 0 S: 3 H: 0 LOB: 0 BB: 0 P: 3	R: 0 E: 1 K: 0 S: 4 H: 0 LOB: 1 BB: 0 P: 4	R: 0 E: 0 K: 0 S: 3 H: 0 LOB: 0 BB: 0 P: 3	R: 0 E: 0 K: 0 S: 3 H: 0 LOB: 0 BB: 0 P: 3	R: 0 E: 0 K: 2 S: 7 H: 0 LOB: 0 BB: 0 P: 7	R: 3 E: 0 K: 0 S: 6 H: 3 LOB: 0 BB: 0 P: 6	R: 1 E: 0 K: 1 S: 6 H: 1 LOB: 0 BB: 0 P: 6	R: 1 E: 0 K: 0 S: 4 H: 1 LOB: 0 BB: 0 P: 4	R: 0 E: 0 K: 2 S: 7 H: 0 LOB: 0 BB: 0 P: 7	R: 0 E: 0 K: 0 S: 3 H: 0 LOB: 2 BB: 2 P: 11	R: 0 E: 0 K: 0 S: 4 H: 1 LOB: 1 BB: 0 P: 4	R: 0 E: 0 K: 0 S: 3 H: 0 LOB: 0 BB: 0 P: 3	R: 0 E: 0 K: 0 S: 3 H: 0 LOB: 1 BB: 1 P: 7	1B: 5 2B: 0 3B: 0 HR: 2	SF: 1 SAC: 3 DP: 0 HBP: 0				

	AB	46
	R	5
	H	7
	RBI	5
	BB	3
	SO	5
	LOB	11

WP: 1 PB: 0 SB: 1 CS: 0 PA: 53

PITCHER		IP	WLS	BF	H	R	ER	SO	BB	IBB	HBP	BLK	WP	HR	S	P	ERA	WHIP
Billy Pierce, L ERA: 3.9	(1, 1)	7.0		26	4	3	3	2	0	0	0	0	0	1	30	30	3.86	0.571
Gerry Staley, R ERA: 2.7	(8, 1)	1.0		4	1	1	1	0	0	0	0	0	1	0	6	6	9.00	1.000
Bill Fischer, R ERA: 6.69	(9, 1)	1.0		4	1	1	1	0	0	0	0	0	0	1	4	4	9.00	1.000
Ray Moore, R ERA: 2.06	(10, 1)	5.0		19	1	0	0	2	3	0	0	0	0	0	20	32	0.00	0.800

PITCHER	IP	WLS	BF	H	R	ER	SO	BB	IBB	HBP	BLK	WP	HR	S	P	ERA	WHIP

Batter	1	2	3	4	5	6	7	8	9	AB	R	H	RBI	BB	SO	LOB
Billy Goodman, L (1, 5) OBP: 0.289, SLG: 0.286	H 1-0 BB 1B HBP		x 0-0 ① G3	x 0-0 1-2 1B			x 0-0 ① F7	x 0-0 ③ 2-H 3-H 1B		4	1	2	2	0	0	0
Nellie Fox, L (1, 4) OBP: 0.406, SLG: 0.398	B B B B 4-0 1B 1-2 BB		x 0-0 G6-4-3 1B	x 0-0 ③ 4-3			B B B B 4-0 BB		x 0-0 HR 3B	3	1	2	0	2	0	2
Al Smith, R (1, 7) OBP: 0.326, SLG: 0.394	S S S 0-3 ① K		x 0-0 ② ③ G6-4-3 1-2f		x 0-0 1-3 1B		x 0-0 ② P6		S S S 0-3 ① K	5	0	1	0	0	2	5
Tito Francona, L (1, 9) OBP: 0.331, SLG: 0.336	x 0-0 ② P3			x 0-0 ① F2	x 0-0 ① B5		x 0-0 ③ 5-3		x 0-0 ② G3	5	0	0	0	0	0	5
Earl Torgeson, L (1, 3) OBP: 0.340, SLG: 0.387	x 0-0 1-3 2-H 1B			B B B B 4-0 HR BB	x 0-0 ② 1-3 1-2			B B B B 4-0 1B 1B BB	x 0-0 3-H HR	3	3	2	3	2	0	1
Earl Battey, R (1, 2) OBP: 0.292, SLG: 0.400	x 0-0 ③ P5			x 0-0 ③ 1-H HR	x 0-0 ③ F7			x 0-0 G3 1B 1-2 1B 1B	x 0-0 ③ F8	5	2	2	2	0	0	3
Jim Landis, R (1, 8) OBP: 0.300, SLG: 0.368		x 0-0 ① F7		x 0-0 4-3 1B 2B		x 0-0 ① 6-3		x 0-0 G3 1-2 2-H 1B 1B		4	2	2	1	0	0	0
Luis Aparicio, R (1, 6) OBP: 0.291, SLG: 0.319		x 0-0 ② 1-3		x 0-0 ② 4-3 2-3		x 0-0 G4-6-3 1B		x 0-0 ① G3 1-2 2-3		4	0	1	0	0	0	3
Early Wynn, S (1, 1) OBP: 0.387, SLG: 0.320		S S S 0-3 ③ K		x 0-0 1B 3-H 1B		x 0-0 ② ③ G4-6-3 1-2f		x 0-0 ② 6-3		4	0	1	1	0	1	3
Inning Stats	R: 1 H: 1 E: 0 LOB: 2 K: 1 BB: 1 S: 6 P: 11	R: 0 H: 0 E: 0 LOB: 0 K: 1 BB: 0 S: 5 P: 5	R: 0 H: 1 E: 0 LOB: 0 K: 0 BB: 0 S: 3 P: 3	R: 3 H: 4 E: 0 LOB: 2 K: 0 BB: 1 S: 7 P: 11	R: 0 H: 1 E: 0 LOB: 1 K: 0 BB: 0 S: 4 P: 4	R: 0 H: 1 E: 0 LOB: 0 K: 0 BB: 0 S: 3 P: 3	R: 0 H: 0 E: 0 LOB: 1 K: 0 BB: 1 S: 3 P: 7	R: 3 H: 3 E: 0 LOB: 1 K: 0 BB: 1 S: 5 P: 9	R: 2 H: 2 E: 0 LOB: 0 K: 1 BB: 0 S: 7 P: 7	1B: 9 SF: 0 2B: 1 SAC: 0 3B: 1 DP: 2 HR: 2 HBP: 1						

TOP

Chicago White Sox @ Baltimore Orioles

Memorial Stadium, Baltimore, MD

Sat Jun 14 1958, 3:33 AM EDT

Att. 8,022 - Unknown

livebaseballscorecards.com

AB	37
R	9
H	13
RBI	9
BB	4
SO	3
LOB	22

WP: 0 PA: 42
PB: 0
SB: 0
CS: 0

PITCHER		IP	WLS	BF	H	R	ER	SO	BB	IBB	HBP	BLK	WP	HR	S	P	ERA	WHIP
Billy Loes, R ERA: 4.7	(1, 1)	7.0	L	31	8	4	4	2	3	0	1	0	0	1	31	44	5.14	1.571
Lou Sleater, L ERA: 12.27	(8, 1)	1.0		7	4	4	4	0	1	0	0	0	0	0	6	10	36.00	5.000
George Zuverink, R ERA: 3.13	(9, 1)	1.0		4	1	1	1	1	0	0	0	0	0	1	6	6	9.00	1.000

PITCHER	IP	WLS	BF	H	R	ER	SO	BB	IBB	HBP	BLK	WP	HR	S	P	ERA	WHIP

Batter	1	2	3	4	5	6	7	8	9	AB	R	H	RBI	BB	SO	LOB
Billy Gardner, R (1, 4) (8, 6) OBP: 0.262, SLG: 0.299	F7		F7		B2		1B			4	0	1	0	0	0	0
Al Pilarcik, L (1, 9) (8, 8) OBP: 0.292, SLG: 0.286	1B 2B		F8		F5		4-3			4	0	1	0	0	0	1
Gene Woodling, L (1, 7) OBP: 0.388, SLG: 0.369	K		HR		G3			K		4	1	1	1	0	2	1
Gus Triandos, R (1, 2) OBP: 0.351, SLG: 0.533	2-3 1B		1B 1B			F8		F8		4	0	2	0	0	0	0
Jim Marshall, L (1, 3) (8, 9) OBP: 0.323, SLG: 0.417	F7		1-3 1B			K		K		4	0	1	0	0	2	2
Brooks Robinson, R (1, 5) (8, 4) OBP: 0.330, SLG: 0.389		PB 2B	K			1-0 HBP			4-0 FC1-6-3 BB	2	0	1	0	1	1	2
Dick Williams, R (1, 8) (8, 5) OBP: 0.340, SLG: 0.326		F9		F7		4-3			FC1-6-3 1-2f	4	0	0	0	0	0	3
Willy Miranda, S (1, 6) OBP: 0.174, SLG: 0.152		K 2-3		5-3			F7		K	2	0	0	0	0	1	1
Bob Boyd, L (7, PH) (8, 3) OBP: 0.219, SLG: 0.257										2	0	0	0	0	1	1
Billy Loes, R (1, 1)		K		K			K		4-3	2	0	0	0	0	2	1
Lenny Green, L (7, PH) OBP: 0.296, SLG: 0.303										1	0	0	0	0	1	0
Lou Sleater, L (8, 1) OBP: 0.200, SLG: 0.800										0	0	0	0	0	0	0
George Zuverink, R (9, 1) OBP: 0.333, SLG: 0.600										0	0	0	0	0	0	0
Joe Ginsberg, L (9, PH) OBP: 0.297, SLG: 0.143										1	0	0	0	0	0	1
Inning Stats	R: 0 E: 0 K: 1 S: 7 H: 2 LOB: 2 P: 7	R: 0 E: 0 K: 2 S: 8 H: 1 LOB: 1 P: 8	R: 1 E: 0 K: 1 S: 8 H: 3 LOB: 2 P: 8	R: 0 E: 0 K: 1 S: 5 H: 0 LOB: 0 P: 5	R: 0 E: 0 K: 0 S: 3 H: 0 LOB: 0 P: 3	R: 0 E: 0 K: 1 S: 5 H: 0 LOB: 1 P: 6	R: 0 E: 0 K: 1 S: 6 H: 1 LOB: 1 P: 6	R: 0 E: 0 K: 2 S: 7 H: 0 LOB: 0 P: 7	R: 0 E: 0 K: 1 S: 5 H: 0 LOB: 1 P: 9	1B: 4 2B: 2 3B: 0 HR: 1	SF: 0 SAC: 0 DP: 0 HBP: 1					

PITCHER	IP	WLS	BF	H	R	ER	SO	BB	IBB	HBP	BLK	WP	HR	S	P	ERA	WHIP
Early Wynn, R (1, 1) ERA: 3.81	9.0	W	36	7	1	1	10	1	0	1	0	0	1	54	59	1.00	0.889

PITCHER	IP	WLS	BF	H	R	ER	SO	BB	IBB	HBP	BLK	WP	HR	S	P	ERA	WHIP

BOTTOM

Chicago White Sox @ Baltimore Orioles

Memorial Stadium, Baltimore, MD

Sat Jun 14 1958, 3:33 AM EDT

Att. 8,022 - Unknown

livebaseballscorecards.com

AB	34
R	1
H	7
RBI	1
BB	1
SO	10
LOB	13

WP: 0 PB: 1 SB: 0 CS: 0 PA: 36

Batter	1	2	3	4	5	6	7	8	9	AB	R	H	RBI	BB	SO	LOB
Billy Goodman, L (1, 5) OBP: 0.276, SLG: 0.272	S S S 0-3 ① K		x 0-0 ② 4-3		x 0-0 ② ③ G4-6-3 1-2f			x 0-0 ① 4-3		4	0	0	0	0	1	2
Sammy Esposito, R (8, 5) OBP: 0.190, SLG: 0.150										0	0	0	0	0	0	0
Nellie Fox, L (1, 4) OBP: 0.403, SLG: 0.395	x 0-0 FC3-6 1B		x 0-0 ③ 1-4-3			x 0-0 ① F3		x 0-0 ② 4-3		4	0	1	0	0	0	0
Al Smith, R (1, 7) OBP: 0.329, SLG: 0.398	x 0-0 ② FC3-6 1-2f			S S S 0-3 ① K		B B B B 4-0 HBP BB		x 0-0 2B		3	0	1	0	1	1	1
Earl Battey, R (1, 2) OBP: 0.269, SLG: 0.367	S S S 0-3 ③ K			x 0-0 ② F7		x 0-0 ② P3		x 0-0 ③ F2		4	0	0	0	0	1	3
Ron Jackson, R (1, 3) OBP: 0.369, SLG: 0.500		x 0-0 ① 5-3		B B B B 4-0 BB		H 1-0 PO HBP 1-2			x 0-0 SH1-4 HR 1B	2	0	1	0	1	0	0
Earl Torgeson, L (9, PR) OBP: 0.340, SLG: 0.387 (9, 3)										0	1	0	0	0	0	0
Jim Landis, R (1, 8) OBP: 0.306, SLG: 0.399		x 0-0 2B		x 0-0 ③ F7		0-0 ③ PO 1-2	x 0-0 HR		x 0-0 ① SH1-4 1-2	3	1	2	1	0	0	1
Jim Rivera, L (1, 9) OBP: 0.309, SLG: 0.381		S S S 0-3 ② K			x 0-0 SH1-3 1B		x 0-0 ① F7		x 0-0 2-H HR	4	1	2	2	0	1	1
Luis Aparicio, R (1, 6) OBP: 0.287, SLG: 0.314		x 0-0 ③ 4-3			x 0-0 ① SH1-3 1-2		x 0-0 ② 4-3		x 0-0 ② F9	3	0	0	0	0	0	2
Jim Wilson, R (1, 1) OBP: 0.161, SLG: 0.037			S S S 0-3 ① K		B B B B 4-0 G4-6-3 BB		x 0-0 ③ 5-3		x 0-0 ③ F8	3	0	0	0	1	1	1
Inning Stats	R: 0 H: 1 E: 0 LOB: 1 K: 2 BB: 0 S: 8 P: 8	R: 0 H: 1 E: 0 LOB: 1 K: 1 BB: 0 S: 6 P: 6	R: 0 H: 0 E: 0 LOB: 0 K: 1 BB: 0 S: 5 P: 5	R: 0 H: 0 E: 0 LOB: 1 K: 1 BB: 1 S: 5 P: 9	R: 0 H: 1 E: 0 LOB: 1 K: 0 BB: 1 S: 3 P: 7	R: 0 H: 0 E: 0 LOB: 1 K: 0 BB: 1 S: 2 P: 7	R: 1 H: 1 E: 0 LOB: 0 K: 0 BB: 0 S: 4 P: 4	R: 0 H: 1 E: 0 LOB: 1 K: 0 BB: 0 S: 4 P: 4	R: 2 H: 2 E: 0 LOB: 1 K: 0 BB: 0 S: 5 P: 5	1B: 3 SF: 0 2B: 2 SAC: 2 3B: 0 DP: 1 HR: 2 HBP: 1						

PITCHER	IP	WLS	BF	H	R	ER	SO	BB	IBB	HBP	BLK	WP	HR	S	P	ERA	WHIP
Ken Lehman, L (1, 1) ERA: 3.9	9.0	L	36	7	3	3	5	3	0	1	0	0	2	42	55	3.00	1.111

PITCHER	IP	WLS	BF	H	R	ER	SO	BB	IBB	HBP	BLK	WP	HR	S	P	ERA	WHIP

TOP

Chicago White Sox @ Baltimore Orioles

Memorial Stadium, Baltimore, MD

Sun Jun 15 1958, 3:33 AM EDT

Unknown

livebaseballscorecards.com

AB	30
R	3
H	7
RBI	3
BB	3
SO	5
LOB	11

Batter	1	2	3	4	5	6	7	8	9	AB	R	H	RBI	BB	SO	LOB
Billy Gardner, R (1, 4) OBP: 0.258, SLG: 0.295	L8			P2			L7			3	0	0	0	0	0	0
Al Pilarcik, L (1, 9) OBP: 0.288, SLG: 0.282	1-3			F9			F7			3	0	0	0	0	0	0
Gene Woodling, L (1, 7) OBP: 0.380, SLG: 0.361	5-3			4-3			K			3	0	0	0	0	1	0
Gus Triandos, R (1, 2) OBP: 0.350, SLG: 0.529		F7			G4-6-3 1B			6-3		3	0	1	0	0	0	0
Jim Marshall, L (1, 3) OBP: 0.316, SLG: 0.407		4-3			G4-6-3 1-2f			F8		3	0	0	0	0	0	1
Brooks Robinson, R (1, 5) OBP: 0.330, SLG: 0.388		PO 1B			F7			F9		3	0	1	0	0	0	0
Dick Williams, R (1, 8) OBP: 0.330, SLG: 0.316		PO 1-2		6-3			5-3			3	0	0	0	0	0	0
Willy Miranda, S (1, 6) OBP: 0.169, SLG: 0.147 Bob Boyd, L (9, PH) OBP: 0.216, SLG: 0.254				K			P1		F7 4-3	2 1	0 0	0 0	0 0	0 0	1 0	0 0
Ken Lehman, L (1, 1) Jim Busby, R (9, PH) OBP: 0.250, SLG: 0.348				K			F8		K	2 1	0 0	0 0	0 0	0 0	1 1	0 0
Inning Stats	R: 0 E: 0 K: 0 S: 3 H: 0 LOB: 0 BB: 0 P: 3	R: 0 E: 0 K: 0 S: 3 H: 1 LOB: 0 BB: 0 P: 3	R: 0 E: 0 K: 2 S: 7 H: 0 LOB: 0 BB: 0 P: 7	R: 0 E: 0 K: 0 S: 3 H: 0 LOB: 0 BB: 0 P: 3	R: 0 E: 0 K: 0 S: 3 H: 1 LOB: 0 BB: 0 P: 3	R: 0 E: 0 K: 0 S: 3 H: 0 LOB: 0 BB: 0 P: 3	R: 0 E: 0 K: 1 S: 5 H: 0 LOB: 0 BB: 0 P: 5	R: 0 E: 0 K: 0 S: 3 H: 0 LOB: 0 BB: 0 P: 3	R: 0 E: 0 K: 1 S: 5 H: 0 LOB: 0 BB: 0 P: 5	1B: 2 2B: 0 3B: 0 HR: 0 SF: 0 SAC: 0 DP: 1 HBP: 0						

PITCHER	IP	WLS	BF	H	R	ER	SO	BB	IBB	HBP	BLK	WP	HR	S	P	ERA	WHIP
Jim Wilson, R (1, 1) ERA: 3.0	9.0	W	27	2	0	0	4	0	0	0	0	0	0	35	35	0.00	0.222

PITCHER	IP	WLS	BF	H	R	ER	SO	BB	IBB	HBP	BLK	WP	HR	S	P	ERA	WHIP

BOTTOM

Chicago White Sox @ Baltimore Orioles

Memorial Stadium, Baltimore, MD

Sun Jun 15 1958, 3:33 AM EDT

Unknown

livebaseballscorecards.com

AB	27
R	0
H	2
RBI	0
BB	0
SO	4
LOB	1

PA: 28

Chicago White Sox @ Baltimore Orioles

Memorial Stadium, Baltimore, MD

Sun Jun 15 1958, 3:38 AM EDT

Att. 14,607 - Unknown

TOP

livebaseballscorecards.com

Batter	1	2	3	4	5	6	7	8	9	AB	R	H	RBI	BB	SO	LOB
Billy Goodman, L (1, 5) OBP: 0.272, SLG: 0.267	FC1-5 1B 1B		F7	F8			L8		1-3	5	0	1	0	0	0	2
Sammy Esposito, R (9, 5) OBP: 0.190, SLG: 0.150										0	0	0	0	0	0	0
Nellie Fox, L (1, 4) OBP: 0.405, SLG: 0.397	F8 FC1-5 1-2 1B		BB 1-2 2B 1B		F7		4-3			4	1	2	0	0	0	0
Al Smith, R (1, 7) OBP: 0.328, SLG: 0.392	FC1-5 1-2 2-3f		B B B B 4-0 1-2 2-3 2B BB		S S S 0-3 K			L6		3	1	0	0	1	1	2
Sherm Lollar, R (1, 2) OBP: 0.429, SLG: 0.475	F8 2-3		F9 1-H 2-H 3-H 1B 2B		1B			L7		4	1	2	3	0	0	2
Earl Torgeson, L (1, 3) OBP: 0.337, SLG: 0.392	4-3		F9 2-3		F5			2B		4	0	1	0	0	0	4
Jim Rivera, L (1, 9) OBP: 0.307, SLG: 0.376		F9	3-H 1B			6-3		F9		4	0	1	1	0	0	1
Jim Landis, R (1, 8) OBP: 0.299, SLG: 0.389		S S S 0-3 K	S S S 0-3 K			F7			S S S 0-3 K	4	0	0	0	0	3	1
Luis Aparicio, R (1, 6) OBP: 0.286, SLG: 0.313		F7		CS 1B		P6			5-3	4	0	1	0	0	0	0
Dick Donovan, L (1, 1) OBP: 0.355, SLG: 0.130			BB 1B 2B 1B	F7 1-2			5-3		1B	4	1	2	0	0	0	1

	AB	36
	R	4
	H	10
	RBI	4
	BB	1
	SO	4
	LOB	13

Inning Stats	1	2	3	4	5	6	7	8	9
	R: 0 E: 0 K: 0 S: 5	H: 2 LOB: 2 BB: 0 P: 5	R: 0 E: 0 K: 1 S: 5	H: 0 LOB: 0 BB: 0 P: 5	R: 4 E: 0 K: 1 S: 9	H: 4 LOB: 1 BB: 1 P: 13	R: 0 E: 0 K: 0 S: 3	H: 1 LOB: 0 BB: 0 P: 3	R: 0 E: 0 K: 1 S: 6	H: 1 LOB: 1 BB: 0 P: 6
	R: 0 E: 0 K: 0 S: 3	H: 0 LOB: 0 BB: 0 P: 3	R: 0 E: 0 K: 0 S: 3	H: 0 LOB: 0 BB: 0 P: 3	R: 0 E: 0 K: 0 S: 4	H: 1 LOB: 1 BB: 0 P: 4	R: 0 E: 0 K: 1 S: 6	H: 1 LOB: 1 BB: 0 P: 6	1B: 8 2B: 2 3B: 0 HR: 0	SF: 0 SAC: 0 DP: 0 HBP: 0	WP: 0 PB: 0 SB: 0 CS: 1	PA: 37

PITCHER		IP	WLS	BF	H	R	ER	SO	BB	IBB	HBP	BLK	WP	HR	S	P	ERA	WHIP
Arnie Portocarrero, R ERA: 2.48	(1, 1)	6.0	L	26	8	4	4	3	1	0	0	0	0	0	31	35	6.00	1.500
Connie Johnson, R ERA: 3.63	(7, 1)	2.0		7	1	0	0	0	0	0	0	0	0	0	7	7	0.00	0.500
George Zuverink, R ERA: 3.03	(9, 1)	1.0		4	1	0	0	1	0	0	0	0	0	0	6	6	0.00	1.000

PITCHER		IP	WLS	BF	H	R	ER	SO	BB	IBB	HBP	BLK	WP	HR	S	P	ERA	WHIP

Batter	1	2	3	4	5	6	7	8	9	AB	R	H	RBI	BB	SO	LOB
Dick Williams, R (1, 8) OBP: 0.345, SLG: 0.343	1-3			F7 2B		3-1 1B 1B		1B 1B		4	0	3	0	0	0	0
Al Pilarcik, L (1, 9) OBP: 0.292, SLG: 0.286	4-3			1-3		1-2 3-1 1B		1-2 1B		4	0	2	0	0	0	1
Gene Woodling, L (1, 7) OBP: 0.371, SLG: 0.350	F8			2-3 F7		1-2 2-3 3-1		K		4	0	0	0	0	1	5
Gus Triandos, R (1, 2) OBP: 0.343, SLG: 0.517		F8		6-3		F8			6-3	4	0	0	0	0	0	3
Jim Marshall, L (1, 3) OBP: 0.314, SLG: 0.402		K			4-3		K		4-3 1B	4	0	1	0	0	2	0
Brooks Robinson, R (1, 5) OBP: 0.329, SLG: 0.390		F9			2B		K		1-2 4-3	4	0	1	0	0	1	1
Billy Gardner, R (1, 4) OBP: 0.254, SLG: 0.290			K		4-3		F9		5-3	4	0	0	0	0	1	2
Foster Castleman, R (1, 6) OBP: 0.275, SLG: 0.301			4-3		5-3			6-3		3	0	0	0	0	0	1
Arnie Portocarrero, R (1, 1) OBP: 0.250, SLG: 0.263			4-3			B4		4-3		1	0	0	0	0	0	0
Lenny Green, L (6, PH) OBP: 0.292, SLG: 0.299										1	0	0	0	0	0	0
Connie Johnson, R (7, 1) OBP: 0.350, SLG: 0.368										0	0	0	0	0	0	0
Bob Boyd, L (8, PH) OBP: 0.213, SLG: 0.250										1	0	0	0	0	0	0
George Zuverink, R (9, 1) OBP: 0.333, SLG: 0.600										0	0	0	0	0	0	0
Inning Stats	R: 0 E: 0 K: 0 S: 3 H: 0 LOB: 0 BB: 0 P: 3	R: 0 E: 0 K: 1 S: 5 H: 0 LOB: 0 BB: 0 P: 5	R: 0 E: 0 K: 1 S: 5 H: 0 LOB: 0 BB: 0 P: 5	R: 0 E: 0 K: 0 S: 4 H: 1 LOB: 1 BB: 0 P: 4	R: 0 E: 0 K: 0 S: 4 H: 1 LOB: 1 BB: 0 P: 4	R: 0 E: 0 K: 0 S: 5 H: 2 LOB: 2 BB: 0 P: 5	R: 0 E: 0 K: 2 S: 7 H: 0 LOB: 0 BB: 0 P: 7	R: 0 E: 0 K: 1 S: 7 H: 2 LOB: 2 BB: 0 P: 7	R: 0 E: 0 K: 0 S: 4 H: 1 LOB: 1 BB: 0 P: 4	1B: 5 2B: 2 3B: 0 HR: 0	SF: 0 SAC: 0 DP: 0 HBP: 0						

PITCHER	IP	WLS	BF	H	R	ER	SO	BB	IBB	HBP	BLK	WP	HR	S	P	ERA	WHIP
Dick Donovan, R (1, 1) ERA: 4.24	9.0	W	34	7	0	0	5	0	0	0	0	0	0	44	44	0.00	0.778

PITCHER	IP	WLS	BF	H	R	ER	SO	BB	IBB	HBP	BLK	WP	HR	S	P	ERA	WHIP

BOTTOM

Chicago White Sox @ Baltimore Orioles

Memorial Stadium, Baltimore, MD

Sun Jun 15 1958, 3:38 AM EDT

Att. 14,607 - Unknown

livebaseballscorecards.com

AB	34
R	0
H	7
RBI	0
BB	0
SO	5
LOB	13

WP: 0 PB: 0 SB: 0 CS: 0 PA: 34

Batter	1	2	3	4	5	6	7	8	9	AB	R	H	RBI	BB	SO	LOB
Dick Williams, R (1, 7) OBP: 0.345, SLG: 0.343	F3		CS 1-2	6-3		SH1-4 1-2 PB 1B				3	0	1	0	0	0	0
Jim Busby, R (1, 8) OBP: 0.250, SLG: 0.333	K			5-3		1B 1B BB	6-3 1-2			3	1	0	0	1	1	1
Gene Woodling, L (1, 9) OBP: 0.368, SLG: 0.348	F8			3-1		BB 1B 1-3 2-H 1B		G3		4	0	1	1	0	0	0
Lenny Green, L (8, 9) OBP: 0.292, SLG: 0.299										0	0	0	0	0	0	0
Gus Triandos, R (1, 2) OBP: 0.351, SLG: 0.522		6-3			E E 1B	BB 1-2 3-H 1B		1B		4	1	3	1	0	0	0
Jim Marshall, L (1, 3) OBP: 0.305, SLG: 0.389		6-3			E4 E 1-3 SF8-3	K		P3		4	1	0	0	0	1	4
Brooks Robinson, R (1, 5) OBP: 0.327, SLG: 0.384		P4			F6	FC6-4 1-2 2-3 BB		P3		3	0	0	0	1	0	3
Foster Castleman, R (1, 6) OBP: 0.274, SLG: 0.299			K 1B 1B		E1 SF8-3 1-3 3-H	FC6-4 1-2f			K	4	0	1	0	0	1	4
Billy Gardner, R (1, 4) OBP: 0.254, SLG: 0.291			CS 1-2 1B		SF8-3 1-2 3-H		6-3		F3	3	0	1	1	0	0	0
Billy O'Dell, S (1, 1) OBP: 0.176, SLG: 0.194			K 2-3			SH1-4 1B BB	1-3		F8	3	1	0	0	1	1	2
Inning Stats	R: 0 E: 0 K: 1 S: 5 H: 0 LOB: 0 BB: 0 P: 5	R: 0 E: 0 K: 0 S: 3 H: 0 LOB: 0 BB: 0 P: 3	R: 0 E: 0 K: 1 S: 5 H: 2 LOB: 0 BB: 0 P: 5	R: 0 E: 0 K: 0 S: 3 H: 0 LOB: 0 BB: 0 P: 3	R: 2 E: 2 K: 0 S: 5 H: 1 LOB: 0 BB: 0 P: 5	R: 2 E: 0 K: 1 S: 7 H: 2 LOB: 3 BB: 3 P: 19	R: 0 E: 0 K: 0 S: 4 H: 1 LOB: 1 BB: 0 P: 4	R: 0 E: 0 K: 0 S: 4 H: 1 LOB: 1 BB: 0 P: 4	R: 0 E: 0 K: 1 S: 5 H: 0 LOB: 0 BB: 0 P: 5	1B: 7 2B: 1 3B: 0 HR: 0 SF: 1 SAC: 1 DP: 1 HBP: 0						

PITCHER	IP	WLS	BF	H	R	ER	SO	BB	IBB	HBP	BLK	WP	HR	S	P	ERA	WHIP
Ray Herbert, R (1, 1) ERA: 2.72	5.1	L	21	4	4	2	2	2	0	0	0	0	0	23	31	3.38	1.125
Bob Grim, R (6, 1) ERA: 5.29	0.2		4	1	0	0	1	1	0	0	0	0	0	5	9	0.00	3.000
Dick Tomanek, L (7, 1) ERA: 5.43	2.0		8	2	0	0	0	0	0	0	0	0	0	8	8	0.00	1.000
Tom Gorman, R (9, 1) ERA: 3.19	1.0		3	0	0	0	1	0	0	0	0	0	0	5	5	0.00	0.000

PITCHER	IP	WLS	BF	H	R	ER	SO	BB	IBB	HBP	BLK	WP	HR	S	P	ERA	WHIP

TOP

Baltimore Orioles @ Kansas City Athletics

Municipal Stadium, Kansas City, MO

Tue Jun 17 1958, 4:33 AM EDT

Att. 24,047 - Unknown

livebaseballscorecards.com

AB	31
R	4
H	7
RBI	3
BB	3
SO	4
LOB	14

1B: 7	SF: 1	WP: 0	PA: 37
2B: 1	SAC: 1	PB: 1	
3B: 0	DP: 1	SB: 0	
HR: 0	HBP: 0	CS: 1	

Batter	1	2	3	4	5	6	7	8	9	AB	R	H	RBI	BB	SO	LOB
Chico Carrasquel, R (1, 5) OBP: 0.326, SLG: 0.352	6-3			4-3 SH3-4 1B		P3		4-3		4	0	1	0	0	0	0
Bob Martyn, L (1, 9) OBP: 0.360, SLG: 0.445	4-3			SH3-4 1-2		K		1-3		3	0	0	0	0	1	0
Harry Simpson, L (1, 3) OBP: 0.290, SLG: 0.273	F7			4-3 2-3			F8		L8	4	0	0	0	0	0	1
Bob Cerv, R (1, 7) OBP: 0.369, SLG: 0.632		L8		4-3			P4		1-3	4	0	0	0	0	0	1
Hector Lopez, R (1, 4) OBP: 0.310, SLG: 0.349		6-3			F9		1B 2B 1B		4-3	4	1	1	0	0	0	0
Bill Tuttle, R (1, 8) OBP: 0.340, SLG: 0.312		K			3B		2B 1-3 1B			3	0	2	0	0	1	0
Hal Smith, R (1, 2) OBP: 0.271, SLG: 0.462			4-3		K		1-3 2B 3-H			3	0	1	1	0	1	1
Joe Demaestri, R (1, 6) OBP: 0.256, SLG: 0.274			6-3		1-4-3		5-3			3	0	0	0	0	0	3
Ray Herbert, R (1, 1) OBP: 0.400, SLG: 0.385 Bob Grim, R (6, 1) Alex Kellner, R (6, PH) OBP: 0.167, SLG: 0.182 Dick Tomanek, L (7, 1) OBP: 0.167, SLG: 0.294 Harry Chiti, R (8, PH) OBP: 0.323, SLG: 0.466 Tom Gorman, R (9, 1) OBP: 0.143, SLG: 0.143			P4			4-3		K		1 0 1 0 1 0	0 0 0 0 0 0	0 0 0 0 0 0	0 0 0 0 1 0	0 0 0 0 0 0	0 0 0 0 0 0	0 0 0 0 0 0

Inning Stats										
1	R: 0	H: 0	E: 0	LOB: 0	K: 0	BB: 0	S: 3	P: 3		
2	R: 0	H: 0	E: 0	LOB: 0	K: 1	BB: 0	S: 5	P: 5		
3	R: 0	H: 0	E: 0	LOB: 0	K: 0	BB: 0	S: 3	P: 3		
4	R: 0	H: 1	E: 0	LOB: 1	K: 0	BB: 0	S: 4	P: 4		
5	R: 0	H: 1	E: 0	LOB: 1	K: 1	BB: 0	S: 6	P: 6		
6	R: 0	H: 0	E: 0	LOB: 0	K: 1	BB: 0	S: 5	P: 5		
7	R: 1	H: 3	E: 0	LOB: 2	K: 0	BB: 0	S: 6	P: 6		
8	R: 0	H: 0	E: 0	LOB: 0	K: 1	BB: 0	S: 5	P: 5		
9	R: 0	H: 0	E: 0	LOB: 0	K: 0	BB: 0	S: 3	P: 3		

1B: 3	SF: 0	WP: 0	PA: 32			
2B: 1	SAC: 1	PB: 0				
3B: 1	DP: 0	SB: 0				
HR: 0	HBP: 0	CS: 0				

PITCHER	IP	WLS	BF	H	R	ER	SO	BB	IBB	HBP	BLK	WP	HR	S	P	ERA	WHIP
Billy O'Dell, L (1, 1) ERA: 2.94	9.0	W	32	5	1	1	4	0	0	0	0	0	0	40	40	1.00	0.556

PITCHER	IP	WLS	BF	H	R	ER	SO	BB	IBB	HBP	BLK	WP	HR	S	P	ERA	WHIP

BOTTOM

Baltimore Orioles @ Kansas City Athletics

Municipal Stadium, Kansas City, MO

Tue Jun 17 1958, 4:33 AM EDT

Att. 24,047 - Unknown

livebaseballscorecards.com

AB	31
R	1
H	5
RBI	1
BB	0
SO	4
LOB	6

Batter	1	2	3	4	5	6	7	8	9	AB	R	H	RBI	BB	SO	LOB
Dick Williams, R (1, 7) OBP: 0.356, SLG: 0.358	4-3		1B 1-2 1B		2B	BBB 4-0 BB		L6		4	0	2	0	1	0	0
Jim Busby, R (1, 8) OBP: 0.247, SLG: 0.324	L4		K		4-3	K			1B G6-4-3 1B	5	1	1	0	0	2	6
Gene Woodling, L (1, 9) OBP: 0.375, SLG: 0.363	L8		1-2 2-3 1B			HR 2B	F9		G6-4-3 1-3 1B	5	1	3	0	0	0	0
Lenny Green, L (9, PR) OBP: 0.292, SLG: 0.299										0	0	0	0	0	0	0
Gus Triandos, R (9, 9) OBP: 0.352, SLG: 0.533		K	P4			2-H HR	BBB 4-0 2B BB		G6-4-3 1-2f 3-H	4	2	1	2	1	1	4
Jim Marshall, L (1, 3) OBP: 0.301, SLG: 0.377		F2		K		K	F9		BBBB BB	4	0	0	0	1	2	1
Brooks Robinson, R (1, 5) OBP: 0.333, SLG: 0.399		1B		F7		2B 2B	1-H 2B		L8	5	1	3	1	0	0	1
Foster Castleman, R (1, 6) OBP: 0.261, SLG: 0.284		K		1-3		5-3	L5			4	0	0	0	0	1	3
Billy Gardner, R (1, 4) OBP: 0.258, SLG: 0.295			FC1-5 2B		P6	2B IBB		6-3		3	0	1	0	1	0	0
Milt Pappas, R (1, 1) OBP: 0.154, SLG: 0.231			FC1-5 1B 1B 2-3		F8	1-3 2-H 2B		L8		3	0	1	1	0	0	1
Al Pilarcik, L (8, PH) OBP: 0.291, SLG: 0.285										1	0	0	0	0	0	0
Arnie Portocarrero, R (8, 1) OBP: 0.250, SLG: 0.263										0	0	0	0	0	0	0
Inning Stats	R: 0 E: 0 K: 0 S: 3 H: 0 LOB: 0 BB: 0 P: 3	R: 0 E: 0 K: 2 S: 8 H: 1 LOB: 1 BB: 0 P: 8	R: 0 E: 0 K: 1 S: 8 H: 3 LOB: 3 BB: 0 P: 8	R: 0 E: 0 K: 1 S: 5 H: 0 LOB: 0 BB: 0 P: 5	R: 0 E: 0 K: 0 S: 4 H: 1 LOB: 1 BB: 0 P: 4	R: 3 E: 0 K: 2 S: 11 H: 4 LOB: 3 BB: 2 P: 19	R: 1 E: 0 K: 0 S: 4 H: 1 LOB: 1 BB: 1 P: 8	R: 0 E: 0 K: 0 S: 3 H: 0 LOB: 0 BB: 0 P: 3	R: 1 E: 0 K: 0 S: 4 H: 2 LOB: 1 BB: 1 P: 8	1B: 5 2B: 6 3B: 0 HR: 1 SF: 0 SAC: 0 DP: 1 HBP: 0							

PITCHER	IP	WLS	BF	H	R	ER	SO	BB	IBB	HBP	BLK	WP	HR	S	P	ERA	WHIP
Murry Dickson, R (1, 1) ERA: 3.21	5.2	L	27	9	3	3	5	0	1	0	0	0	1	36	40	4.76	1.588
Jack Urban, R (6, 1) ERA: 5.88	1.1		7	1	1	1	1	2	0	0	0	0	0	7	15	6.75	2.250
Bob Grim, R (8, 1) ERA: 5.21	2.0		8	2	1	1	0	1	0	0	0	0	0	7	11	4.50	1.500

PITCHER	IP	WLS	BF	H	R	ER	SO	BB	IBB	HBP	BLK	WP	HR	S	P	ERA	WHIP

TOP

Baltimore Orioles @ Kansas City Athletics

Municipal Stadium, Kansas City, MO

Wed Jun 18 1958, 4:33 AM EDT

Att. 10,843 - Unknown

livebaseballscorecards.com

AB	38
R	5
H	12
RBI	4
BB	4
SO	6
LOB	16

Batter	1	2	3	4	5	6	7	8	9	AB	R	H	RBI	BB	SO	LOB
Chico Carrasquel, R (1, 6) OBP: 0.318, SLG: 0.342	K	5-3			F2		L5		G1	5	0	0	0	0	1	1
Bill Tuttle, R (1, 8) OBP: 0.339, SLG: 0.316	E 1B 2B		F3		L8			F8		4	1	1	0	0	0	0
Preston Ward, L (1, 5) OBP: 0.376, SLG: 0.454	FC6 1B 1B 2-3		G3 2B			F7		F7		4	1	1	0	0	0	1
Bob Cerv, R (1, 7) OBP: 0.376, SLG: 0.632	1B 1-2 3-H 1B		G3 2-3			B B B B 2B BB		1B		3	0	2	1	1	0	1
Roger Maris, L (1, 9) OBP: 0.286, SLG: 0.409	1B 1-3 2-H		F8			F8		L9		4	0	1	1	0	0	3
Hector Lopez, R (1, 4) OBP: 0.309, SLG: 0.351	K		P3			1-3 2B			1-3	4	0	1	0	0	1	2
Harry Simpson, L (1, 3) OBP: 0.288, SLG: 0.271	K		F7			F8			6-3 2B 1B	4	1	1	0	0	1	4
Harry Chiti, R (1, 2) OBP: 0.311, SLG: 0.446		6-3	5-3				K		6-3 1-2	4	0	0	0	0	1	1
Murry Dickson, R (1, 1) OBP: 0.313, SLG: 0.429		6-3			K		4-3		2-H 2B	2	0	0	0	0	1	0
Jack Urban, R (6, 1) OBP: 0.308, SLG: 0.280										0	0	0	0	0	0	0
Whitey Herzog, L (7, PH) OBP: 0.282, SLG: 0.152										1	0	0	0	0	0	0
Bob Grim, R (8, 1)										0	0	0	0	0	0	0
Hal Smith, R (9, PH) OBP: 0.283, SLG: 0.491										1	0	1	1	0	0	0
Inning Stats	R: 2 E: 1 K: 3 S: 13 H: 3 LOB: 2 BB: 0 P: 13	R: 0 E: 0 K: 0 S: 3 H: 0 LOB: 0 BB: 0 P: 3	R: 0 E: 0 K: 0 S: 4 H: 1 LOB: 1 BB: 0 P: 4	R: 0 E: 0 K: 0 S: 3 H: 0 LOB: 0 BB: 0 P: 3	R: 0 E: 0 K: 1 S: 5 H: 0 LOB: 0 BB: 0 P: 5	R: 0 E: 0 K: 0 S: 4 H: 1 LOB: 2 BB: 1 P: 8	R: 0 E: 0 K: 1 S: 5 H: 0 LOB: 0 BB: 0 P: 5	R: 0 E: 0 K: 0 S: 4 H: 1 LOB: 1 BB: 0 P: 4	R: 1 E: 0 K: 0 S: 5 H: 2 LOB: 1 BB: 0 P: 5	1B: 4 2B: 4 3B: 0 HR: 0	SF: 0 SAC: 0 DP: 0 HBP: 0						

PITCHER	IP	WLS	BF	H	R	ER	SO	BB	IBB	HBP	BLK	WP	HR	S	P	ERA	WHIP
Milt Pappas, R (1, 1) ERA: 1.85	7.0	W	28	5	2	1	5	1	0	0	0	0	0	37	41	1.29	0.857
Arnie Portocarrero, R (8, 1) ERA: 2.54	2.0	S	9	3	1	1	0	0	0	0	0	0	0	9	9	4.50	1.500

PITCHER	IP	WLS	BF	H	R	ER	SO	BB	IBB	HBP	BLK	WP	HR	S	P	ERA	WHIP

BOTTOM

Baltimore Orioles @ Kansas City Athletics

Municipal Stadium, Kansas City, MO

Wed Jun 18 1958, 4:33 AM EDT

Att. 10,843 - Unknown

livebaseballscorecards.com

AB	36
R	3
H	8
RBI	3
BB	1
SO	5
LOB	13

1B: 4	SF: 0	WP: 0	PA: 37
2B: 4	SAC: 0	PB: 0	
3B: 0	DP: 0	SB: 0	
HR: 0	HBP: 0	CS: 0	

Batter	1	2	3	4	5	6	7	8	9	AB	R	H	RBI	BB	SO	LOB
Dick Williams, R (1, 7) (9, 8) OBP: 0.341, SLG: 0.342	F7		5-3		G6-4-3 1-2f			L8	5-3 1-2	5	0	0	0	0	0	3
Jim Busby, R (1, 8) OBP: 0.250, SLG: 0.325	F9		CS 1B			K		HR 2B		3	0	1	0	0	1	0
Bob Boyd, L (8, PH) (8, 3) OBP: 0.224, SLG: 0.274										1	1	1	0	0	0	0
Gene Woodling, L (1, 9) (9, 7) OBP: 0.374, SLG: 0.383	CI		F7 1-2			F9		HR 2-H		3	1	1	2	0	0	1
Gus Triandos, R (1, 2) OBP: 0.350, SLG: 0.527	6-3			6-3		1B		F5		4	0	1	0	0	0	1
Jim Marshall, L (1, 3) OBP: 0.293, SLG: 0.366		3-1		F3		L7		G3		4	0	0	0	0	0	1
George Zuverink, R (8, 1) OBP: 0.333, SLG: 0.600										0	0	0	0	0	0	0
Billy O'Dell, S (8, 1) OBP: 0.176, SLG: 0.194										0	0	0	0	0	0	0
Brooks Robinson, R (1, 5) OBP: 0.332, SLG: 0.396		F7		F9			5-3		SH3-4 1B	4	1	1	0	0	0	0
Foster Castleman, R (1, 6) OBP: 0.275, SLG: 0.333		HR			E 1B		P4		SH3-4 1-2	3	1	2	1	0	0	0
Billy Gardner, R (1, 4) OBP: 0.266, SLG: 0.303		1B			E6 G6-4-3 1-2		1B		WP FC1-2 2-H 1B	4	0	3	1	0	0	1
Hal Brown, R (1, 1) OBP: 0.250, SLG: 0.250	F8				F8		6-3		FC1-2 PB 2-H	2	0	0	0	0	0	3
Al Pilarcik, L (7, PH) OBP: 0.290, SLG: 0.284										1	0	0	0	0	0	1
Ken Lehman, L (7, 1)										0	0	0	0	0	0	0
Lenny Green, L (8, 8) OBP: 0.288, SLG: 0.294										1	0	0	0	0	0	1
(9, 9)																
Inning Stats	R: 0 E: 1 K: 0 S: 4 H: 0 LOB: 1 BB: 0 P: 4	R: 1 E: 0 K: 0 S: 5 H: 2 LOB: 1 BB: 0 P: 5	R: 0 E: 0 K: 0 S: 3 H: 1 LOB: 0 BB: 0 P: 3	R: 0 E: 0 K: 0 S: 3 H: 0 LOB: 0 BB: 0 P: 3	R: 0 E: 1 K: 0 S: 4 H: 1 LOB: 1 BB: 0 P: 4	R: 0 E: 0 K: 1 S: 6 H: 1 LOB: 1 BB: 0 P: 6	R: 0 E: 0 K: 0 S: 4 H: 1 LOB: 1 BB: 0 P: 4	R: 2 E: 0 K: 0 S: 5 H: 2 LOB: 0 BB: 0 P: 5	R: 1 E: 0 K: 0 S: 5 H: 2 LOB: 1 BB: 0 P: 5	1B: 7 2B: 1 3B: 0 HR: 2 SF: 0 SAC: 1 DP: 1 HBP: 0						

PITCHER		IP	WLS	BF	H	R	ER	SO	BB	IBB	HBP	BLK	WP	HR	S	P	ERA	WHIP
Ned Garver, R ERA: 3.67	(1, 1)	8.1	L	35	10	4	4	1	0	0	0	0	0	2	37	37	4.32	1.200
Dick Tomanek, L ERA: 5.37	(9, 1)	0.2		2	0	0	0	0	0	0	0	0	1	0	2	2	0.00	0.000

PITCHER	IP	WLS	BF	H	R	ER	SO	BB	IBB	HBP	BLK	WP	HR	S	P	ERA	WHIP

TOP

Baltimore Orioles @ Kansas City Athletics

Municipal Stadium, Kansas City, MO

Thu Jun 19 1958, 4:33 AM EDT

Att. 8,736 - Unknown

livebaseballscorecards.com

AB	35
R	4
H	10
RBI	4
BB	0
SO	1
LOB	12

PA: 37

WP: 1
PB: 1
SB: 0
CS: 1

Batter	1	2	3	4	5	6	7	8	9	AB	R	H	RBI	BB	SO	LOB
Chico Carrasquel, R (1, 6) OBP: 0.312, SLG: 0.335	5-3		FC4-1 1-2f 3B		6-3			F7		4	1	0	0	0	0	1
Bill Tuttle, R (1, 8) OBP: 0.346, SLG: 0.333	F9		1-H 3B			PB SH1-3 1B 1B		2B 1B		4	1	3	1	0	0	0
Preston Ward, L (1, 5) OBP: 0.381, SLG: 0.465	1B		F2			SH1-3 1-2		1-3 2B		3	0	2	0	0	0	1
Bob Cerv, R (1, 7) OBP: 0.383, SLG: 0.633	K			G4-6-3 1B		2-H 1B		IBB		3	0	2	1	1	1	1
Roger Maris, L (1, 9) OBP: 0.281, SLG: 0.400		F9		G4-6-3 1-2f		L9		F8		4	0	0	0	0	0	4
Hector Lopez, R (1, 4) OBP: 0.308, SLG: 0.358		P4		3B		F9			5-3	4	0	1	0	0	0	1
Harry Simpson, L (1, 3) OBP: 0.271, SLG: 0.254		F7		K			F7		1-3	4	0	0	0	0	1	1
Frank House, L (1, 2) OBP: 0.266, SLG: 0.315			F7		P6		F9		1B	3	0	0	0	0	0	0
Hal Smith, R (9, PH) OBP: 0.295, SLG: 0.500										1	0	1	0	0	0	0
Ned Garver, R (1, 1) OBP: 0.111, SLG: 0.086			FC4-1 1B		K		P6		K	3	0	1	0	0	1	0
Dick Tomanek, L (9, 1) OBP: 0.167, SLG: 0.294										0	0	0	0	0	0	0
Harry Chiti, R (9, PH) OBP: 0.308, SLG: 0.441										1	0	0	0	0	1	1
Inning Stats	R: 0 E: 0 K: 1 S: 6 H: 1 LOB: 1 BB: 0 P: 6	R: 0 E: 0 K: 0 S: 3 H: 0 LOB: 0 BB: 0 P: 3	R: 1 E: 0 K: 0 S: 5 H: 2 LOB: 1 BB: 0 P: 5	R: 0 E: 0 K: 1 S: 6 H: 2 LOB: 1 BB: 0 P: 6	R: 0 E: 0 K: 1 S: 5 H: 0 LOB: 0 BB: 0 P: 5	R: 1 E: 0 K: 0 S: 5 H: 2 LOB: 1 BB: 0 P: 5	R: 0 E: 0 K: 0 S: 3 H: 0 LOB: 0 BB: 0 P: 3	R: 0 E: 0 K: 0 S: 4 H: 2 LOB: 2 BB: 1 P: 8	R: 0 E: 0 K: 1 S: 6 H: 1 LOB: 1 BB: 0 P: 6	1B: 7 2B: 1 3B: 2 HR: 0 SF: 0 SAC: 1 DP: 1 HBP: 0						

PITCHER	IP	WLS	BF	H	R	ER	SO	BB	IBB	HBP	BLK	WP	HR	S	P	ERA	WHIP
Hal Brown, R (1, 1) ERA: 3.29	6.0		24	7	2	2	3	0	0	0	0	0	0	30	30	3.00	1.167
Ken Lehman, L (7, 1) ERA: 3.77	1.0	W	3	0	0	0	0	0	0	0	0	0	0	3	3	0.00	0.000
George Zuverink, R (8, 1) ERA: 2.97	0.2		3	2	0	0	0	0	0	0	0	0	0	3	3	0.00	3.000
Billy O'Dell, L (8, 1) ERA: 2.9	1.1	S	6	1	0	0	1	0	1	0	0	0	0	7	11	0.00	0.750

PITCHER	IP	WLS	BF	H	R	ER	SO	BB	IBB	HBP	BLK	WP	HR	S	P	ERA	WHIP

BOTTOM

Baltimore Orioles @ Kansas City Athletics

Municipal Stadium, Kansas City, MO

Thu Jun 19 1958, 4:33 AM EDT

Att. 8,736 - Unknown

livebaseballscorecards.com

AB	34
R	2
H	10
RBI	2
BB	1
SO	4
LOB	10

PA: 36

WP: 0
PB: 1
SB: 0
CS: 0

Baltimore Orioles @ Chicago White Sox

Comiskey Park, Chicago, IL

Fri Jun 20 1958, 8:05 PM EDT

Att. 15,116 - Unknown

TOP

livebaseballscorecards.com

Batter	1	2	3	4	5	6	7	8	9	AB	R	H	RBI	BB	SO	LOB
Dick Williams, R (1, 8) OBP: 0.344, SLG: 0.345	6-3	1-2 1B		4-3 1-2 3-H		FC1-6 1B		5-3		5	0	2	1	0	0	1
Al Pilarcik, L (1, 9) OBP: 0.288, SLG: 0.282	1-3	F8		6-3		FC1-6 1B 1B 1-2f		1B		5	1	1	0	0	0	4
Gene Woodling, L (1, 7) OBP: 0.380, SLG: 0.386	BB 1B 1B		G3		1B 1B HBP BB	K		G6-4-3 1-2 1B		4	1	2	0	1	1	1
Gus Triandos, R (1, 2) OBP: 0.361, SLG: 0.534	BB 1-2 1B		FC6-4 1B		HBP 1B FC4-2 1-2 1B	1B 1-3 1B		G6-4-3 1-2f		5	0	4	0	0	0	2
Jim Marshall, L (1, 3) OBP: 0.303, SLG: 0.370	FC6-4 1-2 2-3 BB		F9		FC4-2 HBP FC5-2 1-2 2-3 1B	1-3 3-H 1B			G3	4	0	2	1	1	0	1
Brooks Robinson, R (1, 5) OBP: 0.329, SLG: 0.389	FC6-4 1-2f		FC6-4 1-2f		FC5-2 FC4-2 1-2 2-3 3-H HBP	F7			5-3	4	0	0	1	0	0	6
Foster Castleman, R (1, 6) OBP: 0.280, SLG: 0.337		1B 1B		F8	FC4-2 FC5-2 1-2 2-3 3-Hf		1-3		1B	2	0	1	0	0	0	0
Bob Boyd, L (5, PH) OBP: 0.221, SLG: 0.270										1	0	0	0	0	0	3
Willy Miranda, S (5, 6) OBP: 0.167, SLG: 0.145										1	0	0	0	0	0	0
Joe Ginsberg, L (9, PH) OBP: 0.316, SLG: 0.172										1	0	1	0	0	0	0
Billy Gardner, R (1, 4) OBP: 0.264, SLG: 0.301		K		1B 4-3 1B	FC5-2 1-2 2-3 3-Hf		F8		K	5	1	1	0	0	2	5
Jack Harshman, L (1, 1) OBP: 0.237, SLG: 0.219		K		4-3 1-3 1B	G3		4-3			3	0	1	0	0	1	4
George Zuverink, R (6, 1) OBP: 0.333, SLG: 0.600										0	0	0	0	0	0	0
Lenny Green, L (7, PH) OBP: 0.284, SLG: 0.290										1	0	0	0	0	0	0
Ken Lehman, L (7, 1)										0	0	0	0	0	0	0

	AB	41
	R	3
	H	15
	RBI	3
	BB	2
	SO	4
	LOB	27

Inning Stats	1	2	3	4	5	6	7	8	9
	R: 0 E: 0 K: 0 S: 5	R: 0 E: 0 K: 2 S: 9	R: 0 E: 0 K: 0 S: 4	R: 1 E: 0 K: 0 S: 5	R: 1 E: 0 K: 0 S: 5	R: 1 E: 0 K: 1 S: 8	R: 0 E: 0 K: 0 S: 3	R: 0 E: 0 K: 0 S: 4	R: 0 E: 0 K: 1 S: 6
	H: 2 LOB: 3 BB: 1 P: 9	H: 2 LOB: 2 BB: 0 P: 9	H: 1 LOB: 1 BB: 0 P: 4	H: 2 LOB: 1 BB: 0 P: 5	H: 2 LOB: 3 BB: 1 P: 10	H: 3 LOB: 2 BB: 0 P: 8	H: 0 LOB: 0 BB: 0 P: 3	H: 2 LOB: 1 BB: 0 P: 4	H: 1 LOB: 1 BB: 0 P: 6

1B: 15	SF: 0	WP: 0	PA: 44
2B: 0	SAC: 0	PB: 0	
3B: 0	DP: 1	SB: 0	
HR: 0	HBP: 1	CS: 0	

PITCHER		IP	WLS	BF	H	R	ER	SO	BB	IBB	HBP	BLK	WP	HR	S	P	ERA	WHIP
Dick Donovan, R ERA: 4.27	(1, 1)	5.2		32	12	3	3	3	2	0	1	0	0	0	35	44	4.76	2.471
Bob Shaw, R ERA: 4.78	(6, 1)	3.1	W	12	3	0	0	1	0	0	0	0	0	0	14	14	0.00	0.900

PITCHER	IP	WLS	BF	H	R	ER	SO	BB	IBB	HBP	BLK	WP	HR	S	P	ERA	WHIP

Batter	1	2	3	4	5	6	7	8	9	AB	R	H	RBI	BB	SO	LOB
Jim Landis, R (1, 8) OBP: 0.330, SLG: 0.441	L8		1B			HR	F8 1B BB			3	1	2	1	1	0	0
Nellie Fox, L (1, 4) OBP: 0.409, SLG: 0.400	1B 1B		F2			S 2B 1B	FC6-4 1-2 1B			4	1	3	0	0	0	1
Billy Goodman, L (1, 5) OBP: 0.309, SLG: 0.303 Sammy Esposito, R (8, 5) OBP: 0.190, SLG: 0.150	G4-3 1-2 1B			K		2B 1-2 BB	F8 2-3			3 0	1 0	1 0	0 0	1 0	1 0	2 0
Ray Boone, R (1, 3) OBP: 0.340, SLG: 0.488	G4-3 1-2f			5-3		4-3 SF7 1-H 2-H 2B	FC6-4 1-2f			4	1	1	2	0	0	4
Sherm Lollar, R (1, 2) OBP: 0.408, SLG: 0.447		P5		F9		4-3 2-3		K		4	0	0	0	0	1	1
Al Smith, R (1, 9) OBP: 0.317, SLG: 0.384		1-3			SF8 3B	SF7 3-H		6-3		3	1	1	1	0	0	0
Jim Rivera, L (1, 7) OBP: 0.298, SLG: 0.376		K			K	3B		K		4	0	1	0	0	3	1
Luis Aparicio, R (1, 6) OBP: 0.293, SLG: 0.323			K		SF8 3-H	1-3				2	0	0	1	0	1	1
Dick Donovan, L (1, 1) OBP: 0.333, SLG: 0.120 Bob Shaw, R (6, 1) OBP: 0.400, SLG: 0.333			K		K		5-3			2 1	0 0	0 0	0 0	0 0	2 0	0 0
Inning Stats	R: 0 H: 2 E: 0 LOB: 1 K: 0 BB: 0 S: 4 P: 4	R: 0 H: 0 E: 0 LOB: 0 K: 1 BB: 0 S: 5 P: 5	R: 0 H: 1 E: 0 LOB: 1 K: 2 BB: 0 S: 8 P: 8	R: 0 H: 0 E: 0 LOB: 0 K: 1 BB: 0 S: 5 P: 5	R: 1 H: 1 E: 0 LOB: 0 K: 2 BB: 0 S: 8 P: 8	R: 4 H: 4 E: 0 LOB: 1 K: 0 BB: 1 S: 7 P: 11	R: 0 H: 1 E: 0 LOB: 2 K: 0 BB: 1 S: 4 P: 8	R: 0 H: 0 E: 0 LOB: 0 K: 2 BB: 0 S: 7 P: 7		1B: 5 SF: 2 2B: 1 SAC: 0 3B: 2 DP: 1 HR: 1 HBP: 0						

PITCHER	IP	WLS	BF	H	R	ER	SO	BB	IBB	HBP	BLK	WP	HR	S	P	ERA	WHIP
Jack Harshman, L (1, 1) ERA: 3.06	5.0	L	22	7	5	5	6	1	0	0	0	0	1	33	37	9.00	1.600
George Zuverink, R (6, 1) ERA: 2.88	1.0		4	1	0	0	0	0	0	0	0	0	0	4	4	0.00	1.000
Ken Lehman, L (7, 1) ERA: 3.55	2.0		8	1	0	0	2	1	0	0	0	0	0	11	15	0.00	1.000

PITCHER	IP	WLS	BF	H	R	ER	SO	BB	IBB	HBP	BLK	WP	HR	S	P	ERA	WHIP

BOTTOM

Baltimore Orioles @ Chicago White Sox

Comiskey Park, Chicago, IL

Fri Jun 20 1958, 8:05 PM EDT

Att. 15,116 - Unknown

livebaseballscorecards.com

AB	30
R	5
H	9
RBI	5
BB	2
SO	8
LOB	10

WP: 0 PA: 34
PB: 0
SB: 1
CS: 0

Batter	1	2	3	4	5	6	7	8	9	AB	R	H	RBI	BB	SO	LOB
Jim Busby, R (1, 8) OBP: 0.239, SLG: 0.309	6-3			K		F9			F7	4	0	0	0	0	1	1
Gene Woodling, L (1, 7) OBP: 0.372, SLG: 0.376	G3			E3 1B CS			G3		FC6 1-2f	4	0	0	0	0	0	1
Dick Williams, R (1, 9) OBP: 0.344, SLG: 0.345	6-3			CS 1B 2-3			P6			3	0	1	0	0	0	0
Gus Triandos, R (1, 2) OBP: 0.356, SLG: 0.526		G3		5-3 1-2 3-H			K			3	0	0	0	0	1	2
Brooks Robinson, R (1, 5) OBP: 0.325, SLG: 0.384		P4			F8			F7		3	0	0	0	0	0	0
Foster Castleman, R (1, 6) OBP: 0.271, SLG: 0.326		F9			5-3			6-3		3	0	0	0	0	0	0
Billy Gardner, R (1, 4) OBP: 0.261, SLG: 0.297			1-3		F9			6-3		3	0	0	0	0	0	0
Bob Boyd, L (1, 3) OBP: 0.213, SLG: 0.260			6-3			F8			F8	3	0	0	0	0	0	0
Billy Loes, R (1, 1) Al Pilarcik, L (9, PH) OBP: 0.291, SLG: 0.285			K			F9			FC6 1B	2 1	0 0	0 1	0 0	0 0	1 0	0 0
Inning Stats	R: 0 H: 0 E: 0 LOB: 0 K: 0 BB: 0 S: 3 P: 3	R: 0 H: 0 E: 0 LOB: 0 K: 0 BB: 0 S: 3 P: 3	R: 0 H: 0 E: 0 LOB: 0 K: 1 BB: 0 S: 5 P: 5	R: 0 H: 1 E: 1 LOB: 1 K: 1 BB: 0 S: 6 P: 6	R: 0 H: 0 E: 0 LOB: 0 K: 0 BB: 0 S: 3 P: 3	R: 0 H: 0 E: 0 LOB: 0 K: 0 BB: 0 S: 3 P: 3	R: 0 H: 0 E: 0 LOB: 0 K: 1 BB: 0 S: 5 P: 5	R: 0 H: 0 E: 0 LOB: 0 K: 0 BB: 0 S: 3 P: 3	R: 0 H: 1 E: 0 LOB: 1 K: 0 BB: 0 S: 4 P: 4	1B: 2 SF: 0 2B: 0 SAC: 0 3B: 0 DP: 0 HR: 0 HBP: 0						

PITCHER	IP	WLS	BF	H	R	ER	SO	BB	IBB	HBP	BLK	WP	HR	S	P	ERA	WHIP
Billy Pierce, L (1, 1) ERA: 3.21	9.0	W	29	2	0	0	3	0	0	0	0	0	0	35	35	0.00	0.222

PITCHER	IP	WLS	BF	H	R	ER	SO	BB	IBB	HBP	BLK	WP	HR	S	P	ERA	WHIP

TOP

Baltimore Orioles @ Chicago White Sox

Comiskey Park, Chicago, IL

Sat Jun 21 1958, 4:33 AM EDT

Att. 6,585 - Unknown

livebaseballscorecards.com

AB	29
R	0
H	2
RBI	0
BB	0
SO	3
LOB	4

BOTTOM

Baltimore Orioles @ Chicago White Sox

Comiskey Park, Chicago, IL

Sat Jun 21 1958, 4:33 AM EDT

Att. 6,585 - Unknown

livebaseballscorecards.com

Batter	1	2	3	4	5	6	7	8	9	AB	R	H	RBI	BB	SO	LOB
Jim Landis, R (1, 8) OBP: 0.333, SLG: 0.439	BBBB 4-0 1B E BB		x 0-0 ② 4-3			x 0-0 1B SH5-3 FC1-2 1B		x 0-0 ② G3		3	1	1	0	1	0	0
Nellie Fox, L (1, 4) OBP: 0.408, SLG: 0.399	x 0-0 E 1-2 1B		x 0-0 ③ F8			x 0-0 ① SH5-3 1-2		x 0-0 ③ G3		3	0	1	0	0	0	0
Billy Goodman, L (1, 5) OBP: 0.310, SLG: 0.304 Sammy Esposito, R (7, 5) OBP: 0.190, SLG: 0.150	x 0-0 ① E1 1-3 2-H			x 0-0 ① F7		x 0-0 FC1-2 2-3 1B				3 0	0 0	1 0	0 0	0 0	0 0	1 0
Ray Boone, R (1, 3) OBP: 0.340, SLG: 0.481	BBBB 4-0 G4-3 BB			x 0-0 ② 5-3		x 0-0 ② FC1-2 1-2 3-H				2	0	0	0	1	0	2
Sherm Lollar, R (1, 2) OBP: 0.403, SLG: 0.440	x 0-0 ②③ G4-3 1-2f			x 0-0 ③ 6-3		x 0-0 ③ F2				3	0	0	0	0	0	4
Al Smith, R (1, 9) OBP: 0.317, SLG: 0.381		SSS 0-3 ① K			x 0-0 ① L7		BBBB 4-0 G6-3 BB			2	0	0	0	1	1	0
Jim Rivera, L (1, 7) OBP: 0.291, SLG: 0.367		x 0-0 ② F9			x 0-0 ② F9		x 0-0 ①② G6-3 1-2f			3	0	0	0	0	0	1
Luis Aparicio, R (1, 6) OBP: 0.294, SLG: 0.323		x 0-0 ③ F8			x 0-0 1B		x 0-0 ③ 6-3			3	0	1	0	0	0	0
Billy Pierce, L (1, 1) OBP: 0.278, SLG: 0.265			SSS 0-3 ① K		x 0-0 ③ G3			SSS 0-3 ① K		3	0	0	0	0	2	1
Inning Stats	R: 1 H: 1 E: 1 LOB: 1 K: 0 BB: 2 S: 3 P: 11	R: 0 H: 0 E: 0 LOB: 0 K: 1 BB: 0 S: 5 P: 5	R: 0 H: 0 E: 0 LOB: 0 K: 1 BB: 0 S: 5 P: 5	R: 0 H: 0 E: 0 LOB: 0 K: 0 BB: 0 S: 3 P: 3	R: 0 H: 1 E: 0 LOB: 1 K: 0 BB: 0 S: 4 P: 4	R: 0 H: 2 E: 0 LOB: 2 K: 0 BB: 0 S: 5 P: 5	R: 0 H: 0 E: 0 LOB: 0 K: 0 BB: 1 S: 2 P: 6	R: 0 H: 0 E: 0 LOB: 0 K: 1 BB: 0 S: 5 P: 5		1B: 4 SF: 0 2B: 0 SAC: 1 3B: 0 DP: 2 HR: 0 HBP: 0						

	AB	25
	R	1
	H	4
	RBI	0
	BB	3
	SO	3
	LOB	9

WP: 0 PA: 29
PB: 0
SB: 0
CS: 0

PITCHER	IP	WLS	BF	H	R	ER	SO	BB	IBB	HBP	BLK	WP	HR	S	P	ERA	WHIP
Billy Loes, R (1, 1) ERA: 4.09	8.0	L	29	4	1	0	3	3	0	0	0	0	0	32	44	0.00	0.875

PITCHER	IP	WLS	BF	H	R	ER	SO	BB	IBB	HBP	BLK	WP	HR	S	P	ERA	WHIP

Batter	1	2	3	4	5	6	7	8	9	AB	R	H	RBI	BB	SO	LOB
Jim Busby, R (1, 8) OBP: 0.239, SLG: 0.318	L4		1B 2B 2-H			1-3	1-3			4	1	1	1	0	0	2
Gene Woodling, L (1, 7) (7, 9) Lenny Green, L (8, 9) OBP: 0.370, SLG: 0.373 OBP: 0.284, SLG: 0.290	6-3		1B 2-H			P6		P6		4 0	0 0	1 0	1 0	0 0	0 0	0 0
Dick Williams, R (1, 9) (7, 7) OBP: 0.341, SLG: 0.341	F8		K SSS			1B 1B		5-3		4	0	1	0	0	1	1
Gus Triandos, R (1, 2) OBP: 0.354, SLG: 0.520		L8		5-3		1-2 1B		F9		4	0	1	0	0	0	0
Jim Marshall, L (1, 3) OBP: 0.296, SLG: 0.359		F7		K SSS		F8			4-3	4	0	0	0	0	1	2
Brooks Robinson, R (1, 5) OBP: 0.320, SLG: 0.377		F7		6-3			F8		P6	4	0	0	0	0	0	0
Foster Castleman, R (1, 6) OBP: 0.260, SLG: 0.312			L7		F8		F8		6-3	4	0	0	0	0	0	0
Billy Gardner, R (1, 4) OBP: 0.266, SLG: 0.302			SH1-4 2B 1B		F8		2B 1B			3	1	2	0	0	0	0
Billy O'Dell, S (1, 1) OBP: 0.194, SLG: 0.242			SH1-4 1-2		L9		1-3 2B			2	0	1	0	0	0	0
Inning Stats	R: 0 E: 0 K: 0 S: 3 H: 0 LOB: 0 BB: 0 P: 3	R: 0 E: 0 K: 0 S: 3 H: 0 LOB: 0 BB: 0 P: 3	R: 2 E: 0 K: 1 S: 8 H: 3 LOB: 1 BB: 0 P: 8	R: 0 E: 0 K: 1 S: 5 H: 0 LOB: 0 BB: 0 P: 5	R: 0 E: 0 K: 0 S: 3 H: 0 LOB: 0 BB: 0 P: 3	R: 0 E: 0 K: 0 S: 5 H: 2 LOB: 2 BB: 0 P: 5	R: 0 E: 0 K: 0 S: 5 H: 2 LOB: 2 BB: 0 P: 5	R: 0 E: 0 K: 0 S: 3 H: 0 LOB: 0 BB: 0 P: 3	R: 0 E: 0 K: 0 S: 3 H: 0 LOB: 0 BB: 0 P: 3	1B: 5 2B: 2 3B: 0 HR: 0 SF: 0 SAC: 1 DP: 0 HBP: 0						

TOP

Baltimore Orioles @ Chicago White Sox

Comiskey Park, Chicago, IL

Sun Jun 22 1958, 4:33 AM EDT

Att. 12,114 - Unknown

livebaseballscorecards.com

AB	33
R	2
H	7
RBI	2
BB	0
SO	2
LOB	5

WP: 0 PA: 34
PB: 0
SB: 0
CS: 0

PITCHER		IP	WLS	BF	H	R	ER	SO	BB	IBB	HBP	BLK	WP	HR	S	P	ERA	WHIP
Jim Wilson, R ERA: 2.93	(1, 1)	8.0	L	31	7	2	2	2	0	0	0	0	0	0	35	35	2.25	0.875
Gerry Staley, R ERA: 3.86	(9, 1)	1.0		3	0	0	0	0	0	0	0	0	0	0	3	3	0.00	0.000

PITCHER	IP	WLS	BF	H	R	ER	SO	BB	IBB	HBP	BLK	WP	HR	S	P	ERA	WHIP

Batter	1	2	3	4	5	6	7	8	9	AB	R	H	RBI	BB	SO	LOB
Jim Landis, R (1, 8) OBP: 0.332, SLG: 0.435	3-1 G3 1B		P6			P6		6-3 2-3		4	0	1	0	0	0	2
Nellie Fox, L (1, 4) OBP: 0.402, SLG: 0.393	G3 1-2		P3			F9		L8		4	0	0	0	0	0	3
Billy Goodman, L (1, 5) OBP: 0.299, SLG: 0.292	3-1 2-3			3-1			L5		3-1	4	0	0	0	0	0	1
Ray Boone, R (1, 3) OBP: 0.331, SLG: 0.467	K			6-3			E5 L8 1B		5-3	4	0	0	0	0	1	1
Earl Battey, R (1, 2) OBP: 0.268, SLG: 0.358		L4		L7			1-2 1B		F3	3	0	1	0	0	0	0
Norm Cash, L (7, PR)										0	0	0	0	0	0	0
(8, 9)																
Les Moss, R (9, PH)										1	0	0	0	0	0	0
Al Smith, R (1, 9) OBP: 0.320, SLG: 0.388		2B			P6		L8 2-3			1	0	1	0	0	0	0
Don Mueller, L (3, 9) OBP: 0.333, SLG: 0.346										1	0	0	0	0	0	0
Sherm Lollar, R (7, PH) OBP: 0.401, SLG: 0.437										1	0	0	0	0	0	2
(8, 2)																
Jim Rivera, L (1, 7) OBP: 0.287, SLG: 0.361		K			4-3		F8			2	0	0	0	0	1	0
Walt Dropo, R (7, PH) OBP: 0.267, SLG: 0.321										1	0	0	0	0	0	2
Sammy Esposito, R (8, 7) OBP: 0.190, SLG: 0.150										0	0	0	0	0	0	0
Luis Aparicio, R (1, 6) OBP: 0.298, SLG: 0.332			F9		PO 1B			6-3 2B		3	0	2	0	0	0	0
Jim Wilson, R (1, 1) OBP: 0.182, SLG: 0.069					PO 1-2	K		K		2	0	1	0	0	1	0
Ron Jackson, R (8, PH) OBP: 0.363, SLG: 0.490			1B							1	0	0	0	0	1	1
Gerry Staley, R (9, 1)										0	0	0	0	0	0	0
Inning Stats	R: 0 E: 0 K: 1 S: 6 H: 1 LOB: 1 BB: 0 P: 6	R: 0 E: 0 K: 1 S: 5 H: 1 LOB: 0 BB: 0 P: 5	R: 0 E: 0 K: 0 S: 4 H: 1 LOB: 1 BB: 0 P: 4	R: 0 E: 0 K: 0 S: 3 H: 0 LOB: 0 BB: 0 P: 3	R: 0 E: 0 K: 0 S: 3 H: 1 LOB: 0 BB: 0 P: 3	R: 0 E: 0 K: 1 S: 5 H: 0 LOB: 0 BB: 0 P: 5	R: 0 E: 1 K: 0 S: 5 H: 1 LOB: 2 BB: 0 P: 5	R: 0 E: 0 K: 1 S: 6 H: 1 LOB: 1 BB: 0 P: 6	R: 0 E: 0 K: 0 S: 3 H: 0 LOB: 0 BB: 0 P: 3	1B: 4 2B: 2 3B: 0 HR: 0	SF: 0 SAC: 0 DP: 0 HBP: 0						

PITCHER	IP	WLS	BF	H	R	ER	SO	BB	IBB	HBP	BLK	WP	HR	S	P	ERA	WHIP
Billy O'Dell, L (1, 1) ERA: 2.65	9.0	W	32	6	0	0	4	0	0	0	0	0	0	40	40	0.00	0.667

PITCHER	IP	WLS	BF	H	R	ER	SO	BB	IBB	HBP	BLK	WP	HR	S	P	ERA	WHIP

BOTTOM

Baltimore Orioles @ Chicago White Sox

Comiskey Park, Chicago, IL

Sun Jun 22 1958, 4:33 AM EDT

Att. 12,114 - Unknown

livebaseballscorecards.com

AB	32
R	0
H	6
RBI	0
BB	0
SO	4
LOB	12

1B: 4	SF: 0	WP: 0	PA: 33
2B: 2	SAC: 0	PB: 0	
3B: 0	DP: 0	SB: 0	
HR: 0	HBP: 0	CS: 0	

Baltimore Orioles @ Detroit Tigers

Briggs Stadium, Detroit, MI

Mon Jun 23 1958, 4:33 AM EDT

Att. 3,615 - Unknown

TOP

livebaseballscorecards.com

Batter	1	2	3	4	5	6	7	8	9	AB	R	H	RBI	BB	SO	LOB
Dick Williams, R (1, 8) OBP: 0.338, SLG: 0.339	1B		5-3		6-3			5-3		4	0	1	0	0	0	2
Al Pilarcik, L (1, 9) (8, 7) OBP: 0.290, SLG: 0.284	G6-3 1-2 1B		G3			F8		3-1		4	0	1	0	0	0	0
Gene Woodling, L (1, 7) (8, 9) OBP: 0.362, SLG: 0.364	L8			L6		K			F9	4	0	0	0	0	1	2
Gus Triandos, R (1, 2) OBP: 0.357, SLG: 0.534	G6-3 1-2f			1-3		HR			BB 1B	4	1	2	1	0	0	2
Jim Marshall, L (1, 3) OBP: 0.294, SLG: 0.352		F9		G3		F7			B B B B G6-4-3 1-2 BB	3	0	0	0	1	0	0
Brooks Robinson, R (1, 5) OBP: 0.318, SLG: 0.374		FC6-4 1B			P4		5-3		G6-4-3 1-2f	4	0	1	0	0	0	2
Foster Castleman, R (1, 6) OBP: 0.262, SLG: 0.313		F9			1B 1B		F9			3	0	1	0	0	0	1
Billy Gardner, R (1, 4) OBP: 0.267, SLG: 0.302		FC6-4 1-2f			1-2 1B		5-3			3	0	1	0	0	0	1
Arnie Portocarrero, R (1, 1) OBP: 0.227, SLG: 0.238			K		K			G3		2	0	0	0	0	2	2
Bob Boyd, L (8, PH) OBP: 0.210, SLG: 0.256										1	0	0	0	0	0	0
Connie Johnson, R (8, 1) OBP: 0.350, SLG: 0.368										0	0	0	0	0	0	0
Ken Lehman, L (8, 1)										0	0	0	0	0	0	0
Inning Stats	R: 0 E: 0 K: 0 S: 4 H: 2 LOB: 1 BB: 0 P: 4	R: 0 E: 0 K: 0 S: 4 H: 1 LOB: 1 BB: 0 P: 4	R: 0 E: 0 K: 1 S: 5 H: 0 LOB: 0 BB: 0 P: 5	R: 0 E: 0 K: 0 S: 3 H: 0 LOB: 0 BB: 0 P: 3	R: 0 E: 0 K: 1 S: 7 H: 2 LOB: 2 BB: 0 P: 7	R: 1 E: 0 K: 1 S: 6 H: 1 LOB: 0 BB: 0 P: 6	R: 0 E: 0 K: 0 S: 3 H: 0 LOB: 0 BB: 0 P: 3	R: 0 E: 0 K: 0 S: 3 H: 0 LOB: 0 BB: 0 P: 3	R: 0 E: 0 K: 0 S: 3 H: 1 LOB: 1 BB: 1 P: 7	1B: 6 2B: 0 3B: 0 HR: 1 SF: 0 SAC: 0 DP: 2 HBP: 0							

	AB	32
	R	1
	H	7
	RBI	1
	BB	1
	SO	3
	LOB	12

WP: 0 PB: 0 SB: 0 CS: 0 PA: 33

PITCHER	IP	WLS	BF	H	R	ER	SO	BB	IBB	HBP	BLK	WP	HR	S	P	ERA	WHIP
George Susce, R (1, 1) ERA: 3.03	9.0	W	33	7	1	1	3	1	0	0	0	0	1	38	42	1.00	0.889

PITCHER	IP	WLS	BF	H	R	ER	SO	BB	IBB	HBP	BLK	WP	HR	S	P	ERA	WHIP

Baltimore Orioles @ Detroit Tigers

Briggs Stadium, Detroit, MI

Mon Jun 23 1958, 4:33 AM EDT

Att. 3,615 - Unknown

BOTTOM

Batter	1	2	3	4	5	6	7	8	9	AB	R	H	RBI	BB	SO	LOB
Frank Bolling, R (1, 4) OBP: 0.345, SLG: 0.385	F7	F2		5-3			6-3			4	0	0	0	0	0	3
Ozzie Virgil, R (1, 5) OBP: 0.329, SLG: 0.431	E6 FC4-6		1B SF9 1B		K		F8			4	1	1	0	0	1	0
Harvey Kuenn, R (1, 8) OBP: 0.379, SLG: 0.510	FC4-6 1-2f		1-3 1B		F5		4-3			4	0	1	0	0	0	1
Tito Francona, L (1, 7) OBP: 0.324, SLG: 0.323 Johnny Groth, R (9, 7) OBP: 0.333, SLG: 0.453	K		K		F8			F8		4 0	0 0	0 0	0 0	0 0	2 0	3 0
Al Kaline, R (1, 9) OBP: 0.363, SLG: 0.495		K	SF9 3-H			L7		PB 3B		3	1	1	1	0	1	0
Gail Harris, L (1, 3) OBP: 0.381, SLG: 0.495 Gus Zernial, R (8, PH) OBP: 0.310, SLG: 0.515 Charlie Maxwell, L (9, 3) OBP: 0.338, SLG: 0.337		HR	F7			3-1		K		3 1 0	1 0 0	1 0 0	1 0 0	0 1 0	0 1 0	1 1 0
Billy Martin, R (1, 6) OBP: 0.301, SLG: 0.400		BB	F7			1B		1B 3-H		3	0	2	0	1	0	0
Red Wilson, R (1, 2) OBP: 0.398, SLG: 0.432		1-2 1B	SH1-4			1-2 1B		FC5-4 1-3 1B		4	0	4	0	0	0	0
George Susce, R (1, 1) OBP: 0.125, SLG: 0.250		K	SH1-4 1-2			K		FC5-4 1-2f		3	0	0	0	0	2	6
Inning Stats	R: 0 E: 1 K: 1 S: 6 H: 0 LOB: 1 BB: 0 P: 6	R: 1 E: 0 K: 2 S: 9 H: 2 LOB: 2 BB: 1 P: 13	R: 1 E: 0 K: 1 S: 7 H: 2 LOB: 1 BB: 0 P: 7	R: 0 E: 0 K: 0 S: 4 H: 1 LOB: 1 BB: 0 P: 4	R: 0 E: 0 K: 1 S: 5 H: 0 LOB: 0 BB: 0 P: 5	R: 0 E: 0 K: 1 S: 7 H: 2 LOB: 2 BB: 0 P: 7	R: 0 E: 0 K: 0 S: 3 H: 0 LOB: 0 BB: 0 P: 3	R: 1 E: 0 K: 1 S: 8 H: 3 LOB: 2 BB: 0 P: 8		1B: 8 2B: 0 3B: 1 HR: 1	SF: 1 SAC: 1 DP: 0 HBP: 0						

livebaseballscorecards.com

AB	33
R	3
H	10
RBI	2
BB	1
SO	7
LOB	15

WP: 0 PB: 1 SB: 0 CS: 0 PA: 36

PITCHER		IP	WLS	BF	H	R	ER	SO	BB	IBB	HBP	BLK	WP	HR	S	P	ERA	WHIP
Arnie Portocarrero, R ERA: 2.55	(1, 1)	7.0	L	30	7	2	2	6	1	0	0	0	0	1	41	45	2.57	1.143
Connie Johnson, R ERA: 3.74	(8, 1)	0.1		2	1	1	1	0	0	0	0	0	0	0	2	2	27.00	3.000
Ken Lehman, L ERA: 3.48	(8, 1)	0.2		4	2	0	0	1	0	0	0	0	0	0	6	6	0.00	3.000

PITCHER	IP	WLS	BF	H	R	ER	SO	BB	IBB	HBP	BLK	WP	HR	S	P	ERA	WHIP

Baltimore Orioles @ Detroit Tigers

Briggs Stadium, Detroit, MI

Tue Jun 24 1958, 4:33 AM EDT

Att. 20,022 - Unknown

livebaseballscorecards.com

Batter	1	2	3	4	5	6	7	8	9	AB	R	H	RBI	BB	SO	LOB
Dick Williams, R (1, 5) (5, 4) OBP: 0.336, SLG: 0.336	6-3		G3 1B		L5			FC6-4 1-2f		4	0	1	0	0	0	1
Bob Boyd, L (1, 3) OBP: 0.212, SLG: 0.256	1B 1B		G3 1-2			P4		4-3		4	0	1	0	0	0	2
Gene Woodling, L (1, 7) OBP: 0.360, SLG: 0.361	1-2 1B		L9			F9			L9	4	0	1	0	0	0	1
Gus Triandos, R (1, 2) OBP: 0.352, SLG: 0.527 George Zuverink, R (6, 1) OBP: 0.333, SLG: 0.600 Jim Marshall, L (9, PH) OBP: 0.293, SLG: 0.349	P4		K			F9			K	3 0 1	0 0 0	0 0 0	0 0 0	0 0 0	1 0 1	3 0 0
Al Pilarcik, L (1, 9) OBP: 0.289, SLG: 0.284	1-3			K			G6-4-3 1B		F8	4	0	1	0	0	1	2
Lenny Green, L (1, 8) OBP: 0.286, SLG: 0.282		BB BB		4-3			F5			2	0	0	0	1	0	1
Foster Castleman, R (1, 6) OBP: 0.264, SLG: 0.306		L9-4-3 1-2 BB		K			G6-4-3 1-2f			2	0	0	0	1	1	1
Billy Gardner, R (1, 4) OBP: 0.266, SLG: 0.301 Brooks Robinson, R (5, PH) OBP: 0.320, SLG: 0.376 (5, 5)		L9-4-3 1-2			1-3			FC3-6 1B		1 2	0 0	0 1	0 0	0 0	0 0	2 0
Milt Pappas, R (1, 1) OBP: 0.133, SLG: 0.200 Joe Ginsberg, L (6, 2) OBP: 0.308, SLG: 0.167		K			5-3			FC3-6 FC6-4 1-2f		2 1	0 0	0 0	0 0	0 0	1 0	1 1
Inning Stats	R: 0 E: 0 K: 0 S: 5 H: 2 LOB: 2 BB: 0 P: 5	R: 0 E: 0 K: 1 S: 4 H: 0 LOB: 1 BB: 2 P: 12	R: 0 E: 0 K: 1 S: 6 H: 1 LOB: 1 BB: 0 P: 6	R: 0 E: 0 K: 2 S: 7 H: 0 LOB: 0 BB: 0 P: 7	R: 0 E: 0 K: 0 S: 3 H: 0 LOB: 0 BB: 0 P: 3	R: 0 E: 0 K: 0 S: 3 H: 0 LOB: 0 BB: 0 P: 3	R: 0 E: 0 K: 0 S: 3 H: 1 LOB: 0 BB: 0 P: 3	R: 0 E: 0 K: 0 S: 4 H: 1 LOB: 1 BB: 0 P: 4	R: 0 E: 0 K: 1 S: 5 H: 0 LOB: 0 BB: 0 P: 5	1B: 5 2B: 1 3B: 0 HR: 0	SF: 0 SAC: 0 DP: 2 HBP: 0						

AB	30
R	0
H	5
RBI	0
BB	2
SO	5
LOB	15

WP: 0 PB: 0 SB: 0 CS: 0 PA: 32

PITCHER	IP	WLS	BF	H	R	ER	SO	BB	IBB	HBP	BLK	WP	HR	S	P	ERA	WHIP
Paul Foytack, R (1, 1) ERA: 3.49	9.0	W	32	5	0	0	5	2	0	0	0	0	0	40	48	0.00	0.778

PITCHER	IP	WLS	BF	H	R	ER	SO	BB	IBB	HBP	BLK	WP	HR	S	P	ERA	WHIP

Baltimore Orioles @ Detroit Tigers

Briggs Stadium, Detroit, MI

Tue Jun 24 1958, 4:33 AM EDT

Att. 20,022 - Unknown

BOTTOM

Batter	1	2	3	4	5	6	7	8	9	AB	R	H	RBI	BB	SO	LOB
Frank Bolling, R (1, 4) OBP: 0.340, SLG: 0.379	L6		L9		F3	F2				4	0	0	0	0	0	2
Ozzie Virgil, R (1, 5) OBP: 0.338, SLG: 0.434	1B		L6		1B		F8			4	1	2	1	0	0	0
Harvey Kuenn, R (1, 8) OBP: 0.377, SLG: 0.505	K			K	2B 1B		L5			4	1	1	1	0	2	1
Tito Francona, L (1, 7) OBP: 0.329, SLG: 0.331	K			WP BB	1B		G3			3	1	1	0	1	1	1
Al Kaline, R (1, 9) OBP: 0.365, SLG: 0.493		L4-3		BB	1B			L5		3	0	1	2	1	0	0
Gail Harris, L (1, 3) OBP: 0.376, SLG: 0.515		HR		F7	4-3			K		4	1	1	1	0	1	3
Billy Martin, R (1, 6) OBP: 0.300, SLG: 0.397		1-3		P5		SH1-3 1B		6-3		4	0	1	0	0	0	2
Red Wilson, R (1, 2) OBP: 0.396, SLG: 0.429		K			SH1-4 1B	F7				3	1	1	0	0	1	1
Paul Foytack, R (1, 1) OBP: 0.303, SLG: 0.267			4-3		SH1-4	SH1-3				1	0	0	0	0	0	0
Inning Stats	R: 0 H: 1 E: 0 LOB: 1 K: 2 BB: 0 S: 8 P: 8	R: 1 H: 1 E: 0 LOB: 0 K: 1 BB: 0 S: 6 P: 6	R: 0 H: 0 E: 0 LOB: 0 K: 0 BB: 0 S: 3 P: 3	R: 0 H: 0 E: 0 LOB: 2 K: 1 BB: 2 S: 5 P: 13	R: 4 H: 5 E: 0 LOB: 1 K: 0 BB: 0 S: 8 P: 8	R: 0 H: 1 E: 0 LOB: 1 K: 0 BB: 0 S: 4 P: 4	R: 0 H: 0 E: 0 LOB: 0 K: 0 BB: 0 S: 3 P: 3	R: 0 H: 0 E: 0 LOB: 0 K: 1 BB: 0 S: 5 P: 5		1B: 6 SF: 0 2B: 1 SAC: 2 3B: 0 DP: 0 HR: 1 HBP: 0						

livebaseballscorecards.com

AB	30
R	5
H	8
RBI	5
BB	2
SO	5
LOB	10

WP: 1 PA: 34
PB: 0
SB: 0
CS: 0

PITCHER		IP	WLS	BF	H	R	ER	SO	BB	IBB	HBP	BLK	WP	HR	S	P	ERA	WHIP
Milt Pappas, R ERA: 2.59	(1, 1)	5.0	L	24	7	5	5	4	2	0	0	0	1	1	30	38	9.00	1.800
George Zuverink, R ERA: 2.65	(6, 1)	3.0		10	1	0	0	1	0	0	0	0	0	0	12	12	0.00	0.333

PITCHER	IP	WLS	BF	H	R	ER	SO	BB	IBB	HBP	BLK	WP	HR	S	P	ERA	WHIP

Baltimore Orioles @ Detroit Tigers

Briggs Stadium, Detroit, MI

Thu Jun 26 1958, 4:33 AM EDT

Att. 7,194 - Unknown

TOP

livebaseballscorecards.com

Batter	1	2	3	4	5	6	7	8	9	AB	R	H	RBI	BB	SO	LOB
Jim Busby, R (1, 8) OBP: 0.247, SLG: 0.322	6-3		SH, 1B 1-2		SH3-4, 1B 1-2	4-3			FC4-6, S 1-2f	5	0	2	0	0	0	2
Gene Woodling, L (1, 7) OBP: 0.360, SLG: 0.357 Lenny Green, L (9, 7) OBP: 0.286, SLG: 0.282	BBB WP, 1B, SF9-3-4 BB		SH 1-2, 2-3		SH3-4 1-2, 2-3		F9		F9 1-2	2 0	1 0	0 0	0 0	1 0	0 0	1 0
Dick Williams, R (1, 9) OBP: 0.338, SLG: 0.338	SF9-3-4, WP, 1B 1-2		F8		P5		G5-3, 1B		SSS K	5	0	2	0	0	1	6
Gus Triandos, R (1, 2) OBP: 0.350, SLG: 0.522	SF9-3-4 1-3, 2-H		G1-2-3 3-Hf		IBB		G5-3 1-2			2	0	0	1	1	0	4
Brooks Robinson, R (1, 5) OBP: 0.319, SLG: 0.371		BBBB SH5-3 BB		5-3	5-3		6-3			3	0	0	0	1	0	4
Foster Castleman, R (1, 6) OBP: 0.257, SLG: 0.297		SH5-3 1-2		SSS K		SSS K		5-3		3	0	0	0	0	2	0
Bob Boyd, L (1, 3) OBP: 0.225, SLG: 0.302		6-3		FC5-4, 1B		HR		G3		4	1	2	1	0	0	1
Billy Gardner, R (1, 4) OBP: 0.262, SLG: 0.296		6-3		FC5-4 1-2f		6-3		P4		4	0	0	0	0	0	2
Jack Harshman, L (1, 1) OBP: 0.310, SLG: 0.265			SH, 1B G1-2-3, 1B		BBBB SH3-4, 1B BB	BB			FC4-6 1B	2	0	2	0	2	0	0
Inning Stats	R: 1 E: 0 K: 0 S: 3 H: 1 LOB: 0 BB: 1 P: 7	R: 0 E: 0 K: 0 S: 3 H: 0 LOB: 1 BB: 1 P: 7	R: 0 E: 1 K: 0 S: 5 H: 2 LOB: 2 BB: 0 P: 5	R: 0 E: 0 K: 1 S: 6 H: 1 LOB: 1 BB: 0 P: 6	R: 0 E: 0 K: 0 S: 4 H: 1 LOB: 3 BB: 2 P: 12	R: 1 E: 0 K: 1 S: 6 H: 1 LOB: 1 BB: 1 P: 10	R: 0 E: 0 K: 0 S: 4 H: 1 LOB: 1 BB: 0 P: 4	R: 0 E: 0 K: 0 S: 3 H: 0 LOB: 0 BB: 0 P: 3	R: 0 E: 0 K: 1 S: 6 H: 1 LOB: 1 BB: 0 P: 6	1B: 7 2B: 1 3B: 0 HR: 1 SF: 1 SAC: 3 DP: 2 HBP: 0						

	AB	30
	R	2
	H	8
	RBI	2
	BB	5
	SO	3
	LOB	20

WP: 1 PB: 0 SB: 1 CS: 0 PA: 39

PITCHER		IP	WLS	BF	H	R	ER	SO	BB	IBB	HBP	BLK	WP	HR	S	P	ERA	WHIP
Billy Hoeft, L ERA: 3.84	(1, 1)	4.1	L	20	5	1	1	1	3	0	0	0	1	0	19	31	2.08	1.846
Herb Moford, R ERA: 5.27	(5, 1)	1.2		8	1	1	1	1	1	1	0	0	0	1	8	16	5.40	1.200
Tom Morgan, R ERA: 4.32	(7, 1)	2.0		7	1	0	0	0	0	0	0	0	0	0	7	7	0.00	0.500
Herm Wehmeier, R ERA: 8.31	(9, 1)	1.0		4	1	0	0	1	0	0	0	0	0	0	6	6	0.00	1.000

PITCHER	IP	WLS	BF	H	R	ER	SO	BB	IBB	HBP	BLK	WP	HR	S	P	ERA	WHIP

Baltimore Orioles @ Detroit Tigers

Briggs Stadium, Detroit, MI

Thu Jun 26 1958, 4:33 AM EDT

Att. 7,194 - Unknown

BOTTOM

Batter	1	2	3	4	5	6	7	8	9	AB	R	H	RBI	BB	SO	LOB
Johnny Groth, R (1, 7) OBP: 0.361, SLG: 0.482	BBBB 4-0 P3-1 BB		x 0-0 6-3 ② 2-3			x 0-0 1B		x 0-0 2B		3	0	2	0	1	0	1
Ozzie Virgil, R (1, 5) OBP: 0.321, SLG: 0.413	x 0-0 P3-1 ①② 1-2f		x 0-0 L8 ③			x 0-0 F9 ①		x 0-0 6-3 ③		4	0	0	0	0	0	4
Harvey Kuenn, R (1, 8) OBP: 0.370, SLG: 0.495	x 0-0 F9 ③			x 0-0 6-3 ①		x 0-0 P5 ②			x 0-0 P6 ①	4	0	0	0	0	0	1
Al Kaline, R (1, 9) OBP: 0.368, SLG: 0.491		BBBB 4-0 G5-4-3 BB		x 0-0 1B		x 0-0 F8 ③			x 0-0 F8 ②	3	0	1	0	1	0	1
Frank Bolling, R (1, 4) OBP: 0.339, SLG: 0.381		x 0-0 G5-4-3 ①② 1-2f		x 0-0 F7 ②			x 0-0 F5 ①		x 0-0 2B	4	0	1	0	0	0	2
Gail Harris, L (1, 3) OBP: 0.372, SLG: 0.515		x 0-0 2B		x 0-0 F7 ③			x 0-0 3-1 ②		x 0-0 3-1 ③	4	0	1	0	0	0	2
Red Wilson, R (1, 2) OBP: 0.384, SLG: 0.414		x 0-0 6-3 ③			x 0-0 F9 ①		x 0-0 4-3 ③			3	0	0	0	0	0	1
Milt Bolling, R (1, 6) OBP: 0.344, SLG: 0.296			BBBB 4-0 6-3 SH3-4 BB		x 0-0 F8 ②			x 0-0 F5 ①		2	0	0	0	1	0	0
Billy Hoeft, L (1, 1) OBP: 0.393, SLG: 0.520 Herb Moford, R (5, 1) Tom Morgan, R (7, 1) Gus Zernial, R (8, PH) OBP: 0.306, SLG: 0.507 Herm Wehmeier, R (9, 1) OBP: 0.200, SLG: 0.400			x 0-0 SH3-4 ① 1-2		x 0-0 P4 ③			SSS 0-3 K ②		0 1 0 1 0	0 0 0 0 0	0 0 0 0 0	0 0 0 0 0	0 0 0 1 0	0 0 0 0 0	0 0 0 0 0
Inning Stats	R: 0 H: 0 E: 0 LOB: 0 K: 0 BB: 1 S: 2 P: 6	R: 0 H: 1 E: 0 LOB: 1 K: 0 BB: 1 S: 3 P: 7	R: 0 H: 0 E: 0 LOB: 1 K: 0 BB: 1 S: 3 P: 7	R: 0 H: 1 E: 0 LOB: 1 K: 0 BB: 0 S: 4 P: 4	R: 0 H: 0 E: 0 LOB: 0 K: 0 BB: 0 S: 3 P: 3	R: 0 H: 1 E: 0 LOB: 1 K: 0 BB: 0 S: 4 P: 4	R: 0 H: 0 E: 0 LOB: 0 K: 0 BB: 0 S: 3 P: 3	R: 0 H: 1 E: 0 LOB: 1 K: 1 BB: 0 S: 6 P: 6	R: 0 H: 1 E: 0 LOB: 1 K: 0 BB: 0 S: 4 P: 4	1B: 2 2B: 4 3B: 0 HR: 0	SF: 0 SAC: 1 DP: 2 HBP: 0						

livebaseballscorecards.com

AB	29
R	0
H	5
RBI	0
BB	3
SO	1
LOB	12

WP: 0 PB: 0 SB: 0 CS: 0 PA: 33

PITCHER		IP	WLS	BF	H	R	ER	SO	BB	IBB	HBP	BLK	WP	HR	S	P	ERA	WHIP
Jack Harshman, L ERA: 2.8	(1, 1)	9.0	W	33	5	0	0	1	3	0	0	0	0	0	32	44	0.00	0.889

PITCHER	IP	WLS	BF	H	R	ER	SO	BB	IBB	HBP	BLK	WP	HR	S	P	ERA	WHIP

Batter	1	2	3	4	5	6	7	8	9	AB	R	H	RBI	BB	SO	LOB
Jim Busby, R (1, 8) OBP: 0.255, SLG: 0.319	x 0-0 ① 6-3		x 0-0 FC3-6 1B		BBB 4-0 S 2B BB	x 0-0 ③ P5			x 0-0 ① 6-3	4	1	1	0	1	0	0
Bob Boyd, L (1, 3) OBP: 0.245, SLG: 0.311	x 0-0 ② 4-3		x 0-0 ② FC3-6 1-2f		BBBB 4-0 2B 1B 1-2 BB		x 0-0 SH5-3 1B		x 0-0 FC4-6 1B	4	1	2	0	1	0	1
Al Pilarcik, L (1, 9) OBP: 0.289, SLG: 0.288	x 0-0 ③ B5		SSS 0-3 ③ K		x 0-0 1B 1B 1-3 2-H 2B		x 0-0 ① SH5-3 1-2		x 0-0 ② FC4-6 1-2f	4	1	1	1	0	1	2
Gus Triandos, R (1, 2) OBP: 0.355, SLG: 0.537		x 0-0 1B BB G4-6-3 1B		x 0-0 HR	x 0-0 1B 2-3 3-H 1B		x 0-0 ② L9		x 0-0 ③ F8	5	2	3	2	0	0	2
Dick Williams, R (1, 5) (5, 7) (8, 4) OBP: 0.342, SLG: 0.338		BBBB 4-0 G4-6-3 1B 1-2 BB		x 0-0 ① F8	x 0-0 1-2 3-H 1B		x 0-0 ③ 4-3			3	0	1	1	1	0	1
Lenny Green, L (1, 7) OBP: 0.304, SLG: 0.301 Brooks Robinson, R (5, PH) OBP: 0.316, SLG: 0.368 (5, 5)		x 0-0 G4-6-3 1-2 2-3 1B		x 0-0 1B	SSS 0-3 ② K			x 0-0 ① 3-1		2 2	0 0	2 0	0 0	0 0	0 1	0 2
Foster Castleman, R (1, 6) OBP: 0.257, SLG: 0.297 Gene Woodling, L (2, PH) OBP: 0.358, SLG: 0.355 Willy Miranda, S (2, 6) OBP: 0.162, SLG: 0.141 Charlie Beamon, R (8, PH) Ken Lehman, L (8, 1)		x 0-0 ①② G4-6-3 1-2f 2-3 3-H		SSS 0-3 ② K	x 0-0 ③ 6-3			SSS 0-3 ② K		0 1 2 1 0	0 0 0 0 0	0 0 0 0 0	0 0 0 0 0	0 0 1 1 0	0 0 0 0 0	0 2 3 0 0
Billy Gardner, R (1, 4) (8, 6) OBP: 0.262, SLG: 0.299		SSS 0-3 ③ K		x 0-0 ③ F7		SSS 0-3 ① K		x 0-0 2B		4	0	1	0	0	2	2
Billy O'Dell, S (1, 1) OBP: 0.179, SLG: 0.222 George Zuverink, R (7, 1) OBP: 0.333, SLG: 0.600 Jim Marshall, L (8, PH) OBP: 0.291, SLG: 0.347 (8, 7)			SSS 0-3 ① K		x 0-0 ① 1-3	x 0-0 ② 3-1		SSS 0-3 ③ K		3 0 1	0 0 0	0 0 0	0 0 0	1 0 1	0 0 1	0 0 1
Inning Stats	R: 0 H: 0 E: 0 LOB: 0 K: 0 BB: 0 S: 3 P: 3	R: 1 H: 2 E: 0 LOB: 1 K: 1 BB: 1 S: 6 P: 10	R: 0 H: 1 E: 0 LOB: 1 K: 2 BB: 0 S: 8 P: 8	R: 1 H: 2 E: 0 LOB: 1 K: 1 BB: 0 S: 7 P: 7	R: 3 H: 3 E: 0 LOB: 2 K: 1 BB: 2 S: 8 P: 16	R: 0 H: 0 E: 0 LOB: 0 K: 1 BB: 0 S: 5 P: 5	R: 0 H: 1 E: 0 LOB: 1 K: 0 BB: 0 S: 4 P: 4	R: 0 H: 1 E: 0 LOB: 1 K: 2 BB: 0 S: 8 P: 8	R: 0 H: 1 E: 0 LOB: 1 K: 0 BB: 0 S: 4 P: 4	1B: 8 SF: 0 2B: 2 SAC: 1 3B: 0 DP: 1 HR: 1 HBP: 0						

PITCHER		IP	WLS	BF	H	R	ER	SO	BB	IBB	HBP	BLK	WP	HR	S	P	ERA	WHIP
Ray Narleski, R ERA: 4.19	(1, 1)	4.1		23	8	5	5	4	3	0	0	0	0	1	28	40	10.38	2.538
Don Mossi, L ERA: 3.24	(5, 1)	4.2	W	17	3	0	0	4	0	0	0	0	0	0	25	25	0.00	0.643

PITCHER	IP	WLS	BF	H	R	ER	SO	BB	IBB	HBP	BLK	WP	HR	S	P	ERA	WHIP

TOP

Baltimore Orioles @ Cleveland Indians

Cleveland Municipal Stadium, Cleveland, OH

Fri Jun 27 1958, 3:33 AM EDT

Att. 9,607 - Unknown

livebaseballscorecards.com

AB	36
R	5
H	11
RBI	4
BB	3
SO	8
LOB	16

WP: 0 PA: 40
PB: 0
SB: 1
CS: 0

BOTTOM

Baltimore Orioles @ Cleveland Indians

Cleveland Municipal Stadium, Cleveland, OH

Fri Jun 27 1958, 3:33 AM EDT

Att. 9,607 - Unknown

livebaseballscorecards.com

Batter	1	2	3	4	5	6	7	8	9	AB	R	H	RBI	BB	SO	LOB
Bobby Avila, R (1, 4) OBP: 0.340, SLG: 0.420	P6		HR	BB		K		6-3		4	1	1	2	1	1	0
Mickey Vernon, L (1, 3) OBP: 0.406, SLG: 0.530	K		F4	F7			3-1	5-3		5	0	0	0	0	1	2
Vic Power, R (1, 5) OBP: 0.336, SLG: 0.494	6-3		HR 3B		F7		2B 1B			4	2	2	0	0	0	0
Rocky Colavito, R (1, 9) OBP: 0.412, SLG: 0.573		F5	HR 3-H		FC5 2B		2B 1-H			4	2	3	3	0	0	0
Minnie Minoso, R (1, 7) OBP: 0.371, SLG: 0.471		F8	K		HBP		BB			2	0	0	0	1	1	0
Woodie Held, R (1, 8) OBP: 0.277, SLG: 0.303		1B 1B	K		K		F7			3	0	1	0	0	2	2
Carroll Hardy, R (7, PH) OBP: 0.341, SLG: 0.429 (8, 8)										1	0	0	0	0	0	2
Russ Nixon, L (1, 2) OBP: 0.298, SLG: 0.424		1-2 1B		4-3	FC5 2-3f		1-3 2-H 1B			2	0	1	0	0	0	0
Jay Porter, R (5, PH) OBP: 0.250, SLG: 0.481 (6, 2)										2	0	1	1	0	0	2
Billy Hunter, R (1, 6) OBP: 0.241, SLG: 0.280		F5		SH1 1B		6-3	F8			4	0	1	0	0	0	4
Ray Narleski, R (1, 1) OBP: 0.200, SLG: 0.158			HR 1B	SH1 1-2		1-3		K		1	1	1	0	0	0	0
Don Mossi, L (5, 1) OBP: 0.053, SLG: 0.056										2	0	0	0	0	1	0
Inning Stats	R: 0 E: 0 K: 1 S: 5 H: 0 LOB: 0 BB: 0 P: 5	R: 0 E: 0 K: 0 S: 5 H: 2 LOB: 2 BB: 0 P: 5	R: 4 E: 0 K: 2 S: 11 H: 4 LOB: 0 BB: 0 P: 11	R: 0 E: 0 K: 0 S: 4 H: 1 LOB: 2 BB: 1 P: 8	R: 0 E: 0 K: 1 S: 6 H: 1 LOB: 2 BB: 0 P: 7	R: 0 E: 0 K: 1 S: 5 H: 0 LOB: 0 BB: 0 P: 5	R: 2 E: 0 K: 0 S: 6 H: 3 LOB: 2 BB: 1 P: 10	R: 0 E: 0 K: 1 S: 5 H: 0 LOB: 0 BB: 0 P: 5		1B: 6 2B: 2 3B: 1 HR: 2 SF: 0 SAC: 1 DP: 0 HBP: 1				WP: 0 PB: 0 SB: 0 CS: 0 PA: 38		

	AB	34
	R	6
	H	11
	RBI	6
	BB	2
	SO	6
	LOB	12

PITCHER		IP	WLS	BF	H	R	ER	SO	BB	IBB	HBP	BLK	WP	HR	S	P	ERA	WHIP
Billy O'Dell, L ERA: 2.97	(1, 1)	6.2	L	34	11	6	6	5	2	0	1	0	0	2	41	50	8.10	1.950
George Zuverink, R ERA: 2.63	(7, 1)	0.1		1	0	0	0	0	0	0	0	0	0	0	1	1	0.00	0.000
Ken Lehman, L ERA: 3.38	(8, 1)	1.0		3	0	0	0	1	0	0	0	0	0	0	5	5	0.00	0.000

PITCHER	IP	WLS	BF	H	R	ER	SO	BB	IBB	HBP	BLK	WP	HR	S	P	ERA	WHIP

Batter	1	2	3	4	5	6	7	8	9	AB	R	H	RBI	BB	SO	LOB
Bob Boyd, L (1, 3) OBP: 0.242, SLG: 0.319	1-3	BB, 2B		6-3		SF8-6 1-2 3-H			F7	4	0	1	1	0	0	0
Al Pilarcik, L (1, 9) OBP: 0.299, SLG: 0.297	BB, BB, 1B, 1B	BB, BB			F9, WP, 2B	BB			F7	3	2	2	0	2	0	0
Gene Woodling, L (1, 7) OBP: 0.364, SLG: 0.351	BB, 1B, BB 1-2	FC6-4, BB 1-2 2-3			F9 2-3	4-3			BB	2	1	0	0	3	0	2
Brooks Robinson, R (9, 5) OBP: 0.316, SLG: 0.368										0	0	0	0	0	0	0
Gus Triandos, R (1, 2) OBP: 0.348, SLG: 0.525	K	FC6-4 1-2f			K 3-H		6-3		K	5	0	0	0	0	3	6
Dick Williams, R (1, 5) OBP: 0.346, SLG: 0.338 (9, 7)	1B, E, BB 1-2 2-3		P4		BB, 1B		L8			3	1	1	0	1	0	0
Lenny Green, L (1, 8) OBP: 0.313, SLG: 0.303	E8 1-H 2-H 3-H, 1B		F6		1-2, BB		3-1			3	0	1	2	1	0	0
Foster Castleman, R (1, 6) OBP: 0.248, SLG: 0.286	P1		F8		K			L7		4	0	0	0	0	1	3
Billy Gardner, R (1, 4) OBP: 0.261, SLG: 0.302		F3		6-3		SH, SF8-6, 2B		K		4	1	1	0	0	1	0
Billy Loes, R (1, 1)		4-3		G3		SH, SF8-6 2-3		K		2	0	0	0	0	0	0
George Zuverink, R (6, 1) OBP: 0.286, SLG: 0.500										1	0	0	0	0	1	0
Inning Stats	R: 3 E: 1 K: 1 S: 7 H: 2 LOB: 1 BB: 2 P: 15	R: 0 E: 0 K: 0 S: 4 H: 1 LOB: 3 BB: 2 P: 12	R: 0 E: 0 K: 0 S: 3 H: 0 LOB: 0 BB: 0 P: 3	R: 0 E: 0 K: 0 S: 3 H: 0 LOB: 0 BB: 0 P: 3	R: 1 E: 0 K: 2 S: 9 H: 2 LOB: 2 BB: 1 P: 13	R: 1 E: 1 K: 0 S: 4 H: 1 LOB: 1 BB: 1 P: 8	R: 0 E: 0 K: 0 S: 3 H: 0 LOB: 0 BB: 0 P: 3	R: 0 E: 0 K: 2 S: 7 H: 0 LOB: 0 BB: 0 P: 7	R: 0 E: 0 K: 1 S: 5 H: 0 LOB: 1 BB: 1 P: 9	1B: 3 2B: 4 3B: 0 HR: 0 SF: 1 SAC: 1 DP: 1 HBP: 0						

PITCHER		IP	WLS	BF	H	R	ER	SO	BB	IBB	HBP	BLK	WP	HR	S	P	ERA	WHIP
Mudcat Grant, R ERA: 3.63	(1, 1)	6.0		30	6	5	4	3	6	0	0	0	1	0	30	54	6.00	2.000
Hoyt Wilhelm, R ERA: 2.26	(7, 1)	2.0		6	0	0	0	2	0	0	0	0	0	0	10	10	0.00	0.000
Don Mossi, L ERA: 3.19	(9, 1)	1.0	W	4	0	0	0	1	1	0	0	0	0	0	5	9	0.00	1.000

PITCHER	IP	WLS	BF	H	R	ER	SO	BB	IBB	HBP	BLK	WP	HR	S	P	ERA	WHIP

TOP

Baltimore Orioles @ Cleveland Indians

Cleveland Municipal Stadium, Cleveland, OH

Sat Jun 28 1958, 3:33 AM EDT

Att. 5,250 - Unknown

livebaseballscorecards.com

AB	31
R	5
H	6
RBI	3
BB	7
SO	6
LOB	11

WP: 1	PA: 40		
PB: 0			
SB: 0			
CS: 0			

Batter	1	2	3	4	5	6	7	8	9	AB	R	H	RBI	BB	SO	LOB
Bobby Avila, R (1, 4) OBP: 0.341, SLG: 0.422	BBBB 4-0 FC5-4 BB	x 0-0 ③ L8			x 0-0 ① F8	x 0-0 1-3 2B		x 0-0 ③ P5		4	0	1	0	1	0	2
Mickey Vernon, L (1, 3) OBP: 0.394, SLG: 0.513	x 0-0 ① F5		x 0-0 ① F3		x 0-0 ② 6-3	x 0-0 ③ P5			x 0-0 ① 6-3	5	0	0	0	0	0	4
Vic Power, R (1, 5) OBP: 0.337, SLG: 0.496	x 0-0 ② FC5-4 FC6-4 1-2f		x 0-0 ② F7		x 0-0 FC5-4 1B		x 0-0 ① F8		x 0-0 5-3 1B 2B	5	1	2	0	0	0	1
Rocky Colavito, R (1, 9) OBP: 0.408, SLG: 0.562	x 0-0 ③ FC6-4 1-2f		H 1-0 FC6-4 HBP		x 0-0 ③ FC5-4 1-2f		x 0-0 ② 5-3		x 0-0 ② 5-3 2-3	4	0	0	0	0	0	3
Minnie Minoso, R (1, 7) OBP: 0.372, SLG: 0.467		x 0-0 HBP WP 1B 1B	x 0-0 ③ FC6-4 1-2f			x 0-0 ① F8	x 0-0 ③ 1-3		BBBB 4-0 1B BB	4	1	1	0	1	0	1
Jay Porter, R (1, 2) OBP: 0.333, SLG: 0.500		x 0-0 WP HBP 1-2 4-3 1B		BBBB 4-0 BB		BBBB 4-0 2B SF8 BB		x 0-0 ① 5-3	x 0-0 1-2 3-H 1B	3	2	2	1	2	0	0
Woodie Held, R (1, 8) OBP: 0.288, SLG: 0.323		H 1-0 4-3 WP 1-2 2-3 HBP		SSS 0-3 ① K		x 0-0 1-3 1B 2B		x 0-0 4-1 1B 2B		3	2	2	0	0	1	1
Billy Hunter, R (1, 6) OBP: 0.237, SLG: 0.275 Larry Doby, L (6, PH) OBP: 0.286, SLG: 0.419 Hoyt Wilhelm, R (7, 1) OBP: 0.250, SLG: 0.182 Gary Geiger, L (8, PH) OBP: 0.322, SLG: 0.262 Billy Harrell, R (9, 6) OBP: 0.290, SLG: 0.364		x 0-0 ① F8 1-2 2-3 3-H		SSS 0-3 ② K		x 0-0 ② SF8 3-H		x 0-0 ② 4-1 2-3		2 0 0 1 0	0 0 0 0 0	0 0 0 0 0	0 1 0 0 0	1 0 0 0 0	3 0 0 1 0	
Mudcat Grant, R (1, 1) OBP: 0.139, SLG: 0.171 Russ Nixon, L (6, PH) OBP: 0.302, SLG: 0.428 Billy Moran, R (6, PR) OBP: 0.221, SLG: 0.254 (7, 6) Bob Lemon, L (8, PH) OBP: 0.273, SLG: 0.200 Carroll Hardy, R (8, PR) OBP: 0.341, SLG: 0.429 Don Mossi, L (9, 1) OBP: 0.053, SLG: 0.056		x 0-0 ② 4-3 2-3 3-H		x 0-0 ③ F3		x 0-0 2B 2-H 1B		x 0-0 3-H 1B		2 1 0 1 0	0 0 0 0 0	0 1 0 1 0	1 0 0 1 0	0 0 0 0 0	0 0 0 0 0	2 0 0 0 0
Inning Stats	R: 0 E: 0 K: 0 S: 3 H: 0 LOB: 1 BB: 1 P: 7	R: 2 E: 0 K: 0 S: 5 H: 2 LOB: 1 BB: 0 P: 6	R: 0 E: 0 K: 0 S: 3 H: 0 LOB: 1 BB: 0 P: 4	R: 0 E: 0 K: 2 S: 7 H: 0 LOB: 1 BB: 1 P: 11	R: 0 E: 0 K: 0 S: 4 H: 1 LOB: 1 BB: 0 P: 4	R: 2 E: 0 K: 0 S: 6 H: 3 LOB: 3 BB: 1 P: 10	R: 0 E: 0 K: 0 S: 3 H: 0 LOB: 0 BB: 0 P: 3	R: 1 E: 0 K: 0 S: 5 H: 2 LOB: 1 BB: 0 P: 5	R: 1 E: 0 K: 0 S: 4 H: 2 LOB: 2 BB: 1 P: 8	1B: 6 2B: 4 3B: 0 HR: 0	SF: 1 SAC: 0 DP: 0 HBP: 2			WP: 1 PB: 0 SB: 0 CS: 0		PA: 42	

PITCHER		IP	WLS	BF	H	R	ER	SO	BB	IBB	HBP	BLK	WP	HR	S	P	ERA	WHIP
Billy Loes, R ERA: 4.28	(1, 1)	5.2		27	5	4	4	2	3	0	2	0	1	0	26	40	6.35	1.412
George Zuverink, R ERA: 2.88	(6, 1)	3.0	L	15	5	2	2	0	1	0	0	0	0	0	14	18	6.00	2.000

PITCHER	IP	WLS	BF	H	R	ER	SO	BB	IBB	HBP	BLK	WP	HR	S	P	ERA	WHIP

BOTTOM

Baltimore Orioles @ Cleveland Indians

Cleveland Municipal Stadium, Cleveland, OH

Sat Jun 28 1958, 3:33 AM EDT

Att. 5,250 - Unknown

livebaseballscorecards.com

AB	35
R	6
H	10
RBI	5
BB	4
SO	2
LOB	18

Baltimore Orioles @ Cleveland Indians

Cleveland Municipal Stadium, Cleveland, OH

Sun Jun 29 1958, 3:33 AM EDT

Unknown

TOP

livebaseballscorecards.com

Batter	1	2	3	4	5	6	7	8	9	AB	R	H	RBI	BB	SO	LOB
Bob Boyd, L (1, 3) OBP: 0.286, SLG: 0.374	BBBB 4-0 BB BB BB BB	x 0-0 2B 1B		x 0-0 SH5-3 1B		x 0-0 WP 1B 2-H 2B	x 0-0 1B BB 1-3 2-H SF8 1B		x 0-0 2B	5	4	5	2	1	0	0
Al Pilarcik, L (1, 9) OBP: 0.297, SLG: 0.301	SSS 0-3 ① K	x 0-0 1-H HR 2B		x 0-0 ① SH5-3 1-2		x 0-0 ② L9	x 0-0 ① SF8 3-H		x 0-0 ① F8	4	1	1	2	0	1	3
Gene Woodling, L (1, 7) OBP: 0.374, SLG: 0.369 George Zuverink, R (7, 1) OBP: 0.250, SLG: 0.429	BBBB 4-0 BB BB 1-2 SF9 BB	x 0-0 2-H HR		x 0-0 ② P4		BBBB 4-0 WP 1B BB	BBBB 4-0 1B 1-2 BB		x 0-0 ② F7	2 1	3 0	1 0	2 0	3 0	0 0	1 1
Dick Williams, R (1, 5) OBP: 0.352, SLG: 0.340 (7, 7)	BBBB 4-0 SF9 BB 1-2 2-3 BB	x 0-0 ③ F7		x 0-0 ③ 1-3		x 0-0 1B 1-H 2-H 1B	x 0-0 1-2 2-3 1B		x 0-0 ③ F8	5	0	2	2	1	0	2
Joe Ginsberg, L (1, 2) OBP: 0.325, SLG: 0.167 Gus Triandos, R (3, PH) OBP: 0.347, SLG: 0.523 (3, 2)	BBBB 4-0 SF9 1-2 2-3 3-H BB		x 0-0 ① F8		x 0-0 ① 5-3	x 0-0 BB 1-3 1B	x 0-0 ② SF8 3-H			0 3	0 0	0 1	1 1	1 0	0 0	0 0
Lenny Green, L (1, 8) OBP: 0.318, SLG: 0.295	x 0-0 ② SF9 1-2 2-3 3-H		BBBB 4-0 1B BB		x 0-0 ② F7	BBBB 4-0 1-2 BB	x 0-0 ③ P3			2	0	0	1	2	0	2
Foster Castleman, R (1, 6) OBP: 0.237, SLG: 0.273	x 0-0 ③ F7		SSS 0-3 ② K		SSS 0-3 ③ K	SSS 0-3 ③ K		x 0-0 ① F7		5	0	0	0	0	3	6
Billy Gardner, R (1, 4) OBP: 0.267, SLG: 0.309		x 0-0 ① L8	x 0-0 1-2 1B			x 0-0 2B 2B	BBBB 4-0 1B 1B BB	x 0-0 ② P5		4	2	2	0	1	0	0
Milt Pappas, R (1, 1) OBP: 0.111, SLG: 0.167 Jim Marshall, L (7, PH) OBP: 0.295, SLG: 0.351 Brooks Robinson, R (7, 5) OBP: 0.315, SLG: 0.366		SSS 0-3 ② K	SSS 0-3 ③ K			SSS 0-3 ① K	x 0-0 1B 1-2 SF8 1B	x 0-0 ③ L7		3 1 1	0 1 0	0 1 0	0 0 0	0 0 0	3 0 0	3 0 0
Inning Stats	R: 2 E: 0 K: 1 S: 5 H: 0 LOB: 2 BB: 4 P: 21	R: 3 E: 0 K: 1 S: 8 H: 3 LOB: 0 BB: 0 P: 8	R: 0 E: 0 K: 2 S: 8 H: 1 LOB: 2 BB: 1 P: 12	R: 0 E: 0 K: 0 S: 4 H: 1 LOB: 1 BB: 0 P: 4	R: 0 E: 0 K: 1 S: 5 H: 0 LOB: 0 BB: 0 P: 5	R: 3 E: 0 K: 2 S: 11 H: 4 LOB: 3 BB: 2 P: 19	R: 3 E: 0 K: 0 S: 6 H: 3 LOB: 2 BB: 2 P: 14	R: 0 E: 0 K: 0 S: 3 H: 0 LOB: 0 BB: 0 P: 3	R: 0 E: 0 K: 0 S: 4 H: 1 LOB: 1 BB: 0 P: 4	1B: 8 2B: 4 3B: 0 HR: 1 SF: 3 SAC: 1 DP: 0 HBP: 0						

AB	36
R	11
H	13
RBI	11
BB	9
SO	7
LOB	18

WP: 1 PA: 49
PB: 0
SB: 0
CS: 0

PITCHER		IP	WLS	BF	H	R	ER	SO	BB	IBB	HBP	BLK	WP	HR	S	P	ERA	WHIP
Gary Bell, R ERA: 4.11	(1, 1)	2.0	L	13	3	5	5	2	4	0	0	0	0	1	13	29	22.50	3.500
Don Ferrarese, L ERA: 6.08	(3, 1)	3.0		12	2	0	0	3	1	0	0	0	0	0	17	21	0.00	1.000
Bob Lemon, R ERA: 5.33	(6, 1)	0.2		8	4	3	3	1	2	0	0	0	1	0	8	16	40.50	9.000
Mudcat Grant, R ERA: 3.87	(6, 1)	0.2		6	2	3	3	1	2	0	0	0	0	0	6	14	40.50	6.000
Hoyt Wilhelm, R ERA: 2.24	(7, 1)	0.2		3	1	0	0	0	0	0	0	0	0	0	3	3	0.00	1.500

PITCHER		IP	WLS	BF	H	R	ER	SO	BB	IBB	HBP	BLK	WP	HR	S	P	ERA	WHIP
Ray Narleski, R ERA: 4.11	(8, 1)	2.0		7	1	0	0	0	0	0	0	0	0	0	7	7	0.00	0.500

Baltimore Orioles @ Cleveland Indians

Cleveland Municipal Stadium, Cleveland, OH

Sun Jun 29 1958, 3:33 AM EDT

Unknown

BOTTOM

Batter	1	2	3	4	5	6	7	8	9	AB	R	H	RBI	BB	SO	LOB
Bobby Avila, R (1, 4) OBP: 0.338, SLG: 0.416	0-0 1B		0-0 5-3		0-0 P4		0-0 P2 1-2		0-0 P5	5	0	1	0	0	0	1
Mickey Vernon, L (1, 3) OBP: 0.394, SLG: 0.509	0-0 F7		0-0 HR 1B			0-0 L7	0-0 2-H 1B		0-0 1-3	5	1	2	1	0	0	1
Vic Power, R (1, 5) OBP: 0.344, SLG: 0.516	0-0 1-2 1B		0-0 1-H HR			0-0 1B 2B	0-0 F7			4	2	3	2	0	0	1
Rocky Colavito, R (1, 9) OBP: 0.401, SLG: 0.551	0-3 K		0-0 F8			0-0 L7		0-0 P4		4	0	0	0	0	1	3
Minnie Minoso, R (1, 7) OBP: 0.373, SLG: 0.468	0-3 K			0-3 K		0-0 2-H HR 1B		0-0 1B 1B		4	1	2	1	0	2	2
Jay Porter, R (1, 2) OBP: 0.351, SLG: 0.588		0-0 G6-4-3 1B		0-0 G3		0-0 1-H HR		0-0 F8		4	1	2	2	0	0	1
Woodie Held, R (1, 8) OBP: 0.287, SLG: 0.321		0-0 F2		0-0 P4		0-0 F7		0-0 1-2 1B		4	0	1	0	0	0	1
Billy Hunter, R (1, 6) OBP: 0.233, SLG: 0.270		0-0 G6-4-3 1-2f			0-3 K		0-0 FC3-6 1B	0-0 P6		2	0	0	0	0	1	1
Russ Nixon, L (7, PH) OBP: 0.307, SLG: 0.431										1	0	1	0	0	0	0
Billy Moran, R (8, 6) OBP: 0.221, SLG: 0.254										0	0	0	0	0	0	0
Carroll Hardy, R (8, PH) OBP: 0.333, SLG: 0.417										1	0	0	0	0	0	2
Billy Harrell, R (9, 6) OBP: 0.290, SLG: 0.364										0	0	0	0	0	0	0
Gary Bell, R (1, 1)										0	0	0	0	0	0	0
Don Ferrarese, R (3, 1) OBP: 0.400, SLG: 0.200										1	0	0	0	0	1	0
Bob Lemon, L (5, PH) OBP: 0.200, SLG: 0.182										1	0	0	0	0	1	0
(6, 1)										0	0	0	0	0	0	0
Mudcat Grant, R (6, 1) OBP: 0.158, SLG: 0.171										0	0	0	0	0	0	0
Hoyt Wilhelm, R (7, 1) OBP: 0.250, SLG: 0.182										1	1	0	0	0	0	1
Larry Doby, L (7, PH) OBP: 0.400, SLG: 0.409										0	0	0	0	0	0	0
Ray Narleski, R (8, 1) OBP: 0.000, SLG: 0.158										1	0	0	0	0	0	0
Gary Geiger, L (9, PH) OBP: 0.320, SLG: 0.280																

Inning Stats	1	2	3	4	5	6	7	8	9
	R: 0 H: 2 E: 0 LOB: 2 K: 2 BB: 0 S: 9 P: 9	R: 0 H: 1 E: 0 LOB: 0 K: 0 BB: 0 S: 3 P: 3	R: 2 H: 2 E: 0 LOB: 0 K: 1 BB: 0 S: 7 P: 7	R: 0 H: 0 E: 0 LOB: 0 K: 1 BB: 0 S: 5 P: 5	R: 0 H: 0 E: 0 LOB: 0 K: 2 BB: 0 S: 7 P: 7	R: 3 H: 3 E: 0 LOB: 0 K: 0 BB: 0 S: 6 P: 6	R: 1 H: 2 E: 0 LOB: 1 K: 0 BB: 0 S: 5 P: 5	R: 0 H: 2 E: 0 LOB: 2 K: 0 BB: 0 S: 5 P: 5	R: 0 H: 0 E: 0 LOB: 0 K: 0 BB: 0 S: 3 P: 3

1B: 9	SF: 0	WP: 1	PA: 38
2B: 1	SAC: 0	PB: 0	
3B: 0	DP: 1	SB: 0	
HR: 2	HBP: 0	CS: 0	

AB	38
R	6
H	12
RBI	6
BB	0
SO	6
LOB	14

livebaseballscorecards.com

PITCHER		IP	WLS	BF	H	R	ER	SO	BB	IBB	HBP	BLK	WP	HR	S	P	ERA	WHIP
Milt Pappas, R (1, 1) ERA: 3.13		6.0	W	25	8	5	5	6	0	0	0	0	0	2	37	37	7.50	1.333
George Zuverink, R (7, 1) ERA: 2.89		3.0	S	13	4	1	1	0	0	0	0	0	1	0	13	13	3.00	1.333

PITCHER	IP	WLS	BF	H	R	ER	SO	BB	IBB	HBP	BLK	WP	HR	S	P	ERA	WHIP

Batter	1	2	3	4	5	6	7	8	9	AB	R	H	RBI	BB	SO	LOB
Billy Gardner, R (1, 4) OBP: 0.267, SLG: 0.312	1B 2B	K			F8		F9			4	1	1	0	0	1	0
Bob Boyd, L (1, 3) OBP: 0.294, SLG: 0.379	G6-4-3 1B 2-H		E3 1B 1B		L9		4-3			4	1	2	1	0	0	0
Dick Williams, R (1, 7) OBP: 0.355, SLG: 0.344	G6-4-3 1-2f		CS 1B 2-3		6-3			G4-6-3 1B		4	0	2	0	0	0	1
Gus Triandos, R (1, 2) OBP: 0.349, SLG: 0.520	BB		CS 1-2 3-H			F9		G4-6-3 1-2f		3	0	1	1	1	0	1
Brooks Robinson, R (1, 5) OBP: 0.314, SLG: 0.364	5-3		K 1-2 2-3			FC5-4 1B		K		4	0	1	0	0	2	3
Jim Busby, R (1, 8) OBP: 0.255, SLG: 0.316		1B G9-4-3 1B	K			FC5-4 S 1-2f			K	4	2	1	0	0	2	2
Al Pilarcik, L (1, 9) OBP: 0.296, SLG: 0.300		F5		F7		1-H 1B			4-3	4	0	1	1	0	0	1
Foster Castleman, R (1, 6) OBP: 0.246, SLG: 0.274		G9-4-3 1-3 G9-4-3 1B		5-3		P6			BB FC5-4	3	1	1	0	1	0	1
Arnie Portocarrero, R (1, 1) OBP: 0.192, SLG: 0.200		G9-4-3 1-H 3-H		F8			5-3		FC5-4 1-2f	4	0	0	2	0	0	1
Inning Stats	R: 1 H: 2 E: 0 LOB: 1 K: 0 BB: 1 S: 4 P: 8	R: 2 H: 2 E: 0 LOB: 0 K: 1 BB: 0 S: 7 P: 7	R: 1 H: 3 E: 1 LOB: 1 K: 2 BB: 0 S: 9 P: 9	R: 0 H: 0 E: 0 LOB: 0 K: 0 BB: 0 S: 3 P: 3	R: 0 H: 0 E: 0 LOB: 0 K: 0 BB: 0 S: 3 P: 3	R: 1 H: 2 E: 0 LOB: 1 K: 0 BB: 0 S: 5 P: 5	R: 0 H: 0 E: 0 LOB: 0 K: 0 BB: 0 S: 3 P: 3	R: 0 H: 1 E: 0 LOB: 0 K: 1 BB: 0 S: 5 P: 5	R: 0 H: 0 E: 0 LOB: 1 K: 1 BB: 1 S: 5 P: 9	1B: 9 SF: 0 2B: 1 SAC: 0 3B: 0 DP: 2 HR: 0 HBP: 0						

TOP

Baltimore Orioles @ Cleveland Indians

Cleveland Municipal Stadium, Cleveland, OH

Sun Jun 29 1958, 3:38 AM EDT

Att. 13,194 - Unknown

livebaseballscorecards.com

AB	34
R	5
H	10
RBI	5
BB	2
SO	5
LOB	10

PITCHER		IP	WLS	BF	H	R	ER	SO	BB	IBB	HBP	BLK	WP	HR	S	P	ERA	WHIP
Jim Constable, L ERA: 7.71	(1, 1)	2.0	L	13	7	4	4	1	1	0	0	0	0	0	14	18	18.00	4.000
Hoyt Wilhelm, R ERA: 2.24	(3, 1)	4.0		13	2	1	1	2	0	0	0	0	0	0	17	17	2.25	0.500
Don Ferrarese, L ERA: 5.61	(7, 1)	2.0		6	1	0	0	1	0	0	0	0	0	0	8	8	0.00	0.500
Don Mossi, L ERA: 3.13	(9, 1)	1.0		4	0	0	0	1	1	0	0	0	0	0	5	9	0.00	1.000

PITCHER	IP	WLS	BF	H	R	ER	SO	BB	IBB	HBP	BLK	WP	HR	S	P	ERA	WHIP

BOTTOM

Baltimore Orioles @ Cleveland Indians

Cleveland Municipal Stadium, Cleveland, OH

Sun Jun 29 1958, 3:38 AM EDT

Att. 13,194 - Unknown

livebaseballscorecards.com

Batter	1	2	3	4	5	6	7	8	9	AB	R	H	RBI	BB	SO	LOB
Bobby Avila, R (1, 4) OBP: 0.336, SLG: 0.409	L5		F5			BB 1B BLK 1-2		G1-4-3 1-2f		3	1	0	0	1	0	1
Mickey Vernon, L (1, 3) OBP: 0.391, SLG: 0.503	P2			K		1-3 1-2 2-3			1B	4	0	1	0	0	1	2
Vic Power, R (1, 5) OBP: 0.346, SLG: 0.516	1B			4-3		FC4 1B 2-H 3-H			F8	4	0	2	2	0	0	1
Rocky Colavito, R (1, 9) OBP: 0.394, SLG: 0.540	P4			F3		FC4 1-2f			L7	4	0	0	0	0	0	3
Minnie Minoso, R (1, 7) OBP: 0.372, SLG: 0.462		F8			G1-4-3 BB		6-3		F3	3	0	0	0	1	0	1
Jay Porter, R (1, 2) OBP: 0.325, SLG: 0.541		K			F9		5-3			3	0	0	0	0	1	1
Woodie Held, R (1, 8) OBP: 0.283, SLG: 0.315		5-3			G1-4-3 1-2f		6-3			3	0	0	0	0	0	1
Billy Hunter, R (1, 6) OBP: 0.231, SLG: 0.268			F7			P5		4-3		1	0	0	0	0	0	0
Russ Nixon, L (6, PH) OBP: 0.305, SLG: 0.429										1	0	0	0	0	0	0
Don Ferrarese, R (7, 1) OBP: 0.400, SLG: 0.250										0	0	0	0	0	0	0
Gary Geiger, L (8, PH) OBP: 0.317, SLG: 0.257										1	0	0	0	0	0	0
Don Mossi, L (9, 1) OBP: 0.053, SLG: 0.056										0	0	0	0	0	0	0
Jim Constable, S (1, 1) OBP: 1.000, SLG: 1.333			G3			BB 1B BLK		G1-4-3 1B		0	0	0	0	0	0	0
Hoyt Wilhelm, R (3, 1) OBP: 0.231, SLG: 0.167										1	0	0	0	0	0	0
Bob Lemon, L (6, PH) OBP: 0.308, SLG: 0.250										1	0	1	0	0	0	0
Billy Moran, R (6, PR) OBP: 0.221, SLG: 0.254										0	1	0	0	0	0	0
(7, 6)																
Larry Doby, L (8, PH) OBP: 0.294, SLG: 0.422										1	0	1	0	0	0	0
Billy Harrell, R (9, 6) OBP: 0.290, SLG: 0.364										0	0	0	0	0	0	0
Inning Stats	R: 0 E: 0 K: 0 S: 4 H: 1 LOB: 1 BB: 0 P: 4	R: 0 E: 0 K: 1 S: 5 H: 0 LOB: 0 BB: 0 P: 5	R: 0 E: 0 K: 0 S: 3 H: 0 LOB: 0 BB: 0 P: 3	R: 0 E: 0 K: 1 S: 5 H: 0 LOB: 0 BB: 0 P: 5	R: 0 E: 0 K: 0 S: 2 H: 0 LOB: 0 BB: 1 P: 6	R: 2 E: 0 K: 0 S: 5 H: 2 LOB: 1 BB: 1 P: 9	R: 0 E: 0 K: 0 S: 3 H: 0 LOB: 0 BB: 0 P: 3	R: 0 E: 0 K: 0 S: 3 H: 1 LOB: 0 BB: 0 P: 3	R: 0 E: 0 K: 0 S: 4 H: 1 LOB: 1 BB: 0 P: 4	1B: 5 2B: 0 3B: 0 HR: 0 SF: 0 SAC: 0 DP: 2 HBP: 0						

	AB	30
	R	2
	H	5
	RBI	2
	BB	2
	SO	2
	LOB	10

	WP: 0	PA: 32
	PB: 0	
	SB: 0	
	CS: 0	

PITCHER	IP	WLS	BF	H	R	ER	SO	BB	IBB	HBP	BLK	WP	HR	S	P	ERA	WHIP
Arnie Portocarrero, R (1, 1) ERA: 2.49	9.0	W	32	5	2	2	2	2	0	0	1	0	0	34	42	2.00	0.778

PITCHER	IP	WLS	BF	H	R	ER	SO	BB	IBB	HBP	BLK	WP	HR	S	P	ERA	WHIP

Batter	1	2	3	4	5	6	7	8	9	AB	R	H	RBI	BB	SO	LOB
Hank Bauer, R (1, 9) OBP: 0.326, SLG: 0.446	F8		FC4-6, 1B		SH1-4 1-2	SF7 3-H			6-3	3	0	1	1	0	0	0
Tony Kubek, L (1, 6) OBP: 0.303, SLG: 0.325	K		FC4-6, 1B 1-2f		E7, WP, 3B, 1B 2-H	F4			6-3	5	1	1	1	0	1	2
Mickey Mantle, S (1, 8) OBP: 0.402, SLG: 0.502	HR		F6		F8 2-3		3-1		F8	5	1	1	1	0	0	2
Gil McDougald, R (1, 4) OBP: 0.401, SLG: 0.439	BB		1B 1-2		3B BB		F4			2	1	1	0	2	0	0
Bill Skowron, R (1, 3) OBP: 0.330, SLG: 0.451	1-3		L8		3B 1-H, 3-H		F2			4	0	1	2	0	0	3
Yogi Berra, L (1, 2) OBP: 0.284, SLG: 0.432		F8		G3	F4			F6		4	0	0	0	0	0	1
Norm Siebern, L (1, 7) OBP: 0.331, SLG: 0.415		2B		F6		1B SF7		1B		4	1	3	0	0	0	0
Andy Carey, R (1, 5) OBP: 0.356, SLG: 0.523		F8		L7		1B 1-3		K		4	0	1	0	0	1	2
Johnny Kucks, R (1, 1) OBP: 0.143, SLG: 0.115		6-3			SH1-4 E, 1B	F6		F9		2	1	1	0	0	0	1
Duke Maas, R (5, 1) OBP: 0.182, SLG: 0.238										0	0	0	0	0	0	0
Enos Slaughter, L (6, PH) OBP: 0.412, SLG: 0.526										1	0	0	0	0	0	2
Tom Sturdivant, L (6, 1) OBP: 0.400, SLG: 0.250										0	0	0	0	0	0	0
Marv Throneberry, L (8, PH) OBP: 0.206, SLG: 0.349										1	0	0	0	0	0	1
Virgil Trucks, R (8, 1)										0	0	0	0	0	0	0
Inning Stats	R: 1 E: 0 K: 1 S: 6 H: 1 LOB: 1 BB: 1 P: 10	R: 0 E: 0 K: 0 S: 4 H: 1 LOB: 1 BB: 0 P: 4	R: 0 E: 0 K: 0 S: 5 H: 2 LOB: 2 BB: 0 P: 5	R: 0 E: 0 K: 0 S: 3 H: 0 LOB: 0 BB: 0 P: 3	R: 3 E: 1 K: 0 S: 6 H: 3 LOB: 1 BB: 1 P: 10	R: 1 E: 0 K: 0 S: 5 H: 2 LOB: 1 BB: 0 P: 5	R: 0 E: 0 K: 0 S: 3 H: 0 LOB: 0 BB: 0 P: 3	R: 0 E: 0 K: 1 S: 6 H: 1 LOB: 1 BB: 0 P: 6	R: 0 E: 0 K: 0 S: 3 H: 0 LOB: 0 BB: 0 P: 3	1B: 7 2B: 1 3B: 1 HR: 1 SF: 1 SAC: 1 DP: 0 HBP: 0	WP: 1 PB: 0 SB: 0 CS: 0	PA: 39				

PITCHER		IP	WLS	BF	H	R	ER	SO	BB	IBB	HBP	BLK	WP	HR	S	P	ERA	WHIP
Hal Brown, R ERA: 4.42	(1, 1)	4.2		23	7	4	4	1	2	0	0	0	1	1	23	31	7.71	1.929
Billy Loes, R ERA: 4.33	(5, 1)	1.1	W	6	2	1	1	0	0	0	0	0	0	0	6	6	6.75	1.500
Connie Johnson, R ERA: 3.58	(7, 1)	3.0	S	10	1	0	0	1	0	0	0	0	0	0	12	12	0.00	0.333

PITCHER	IP	WLS	BF	H	R	ER	SO	BB	IBB	HBP	BLK	WP	HR	S	P	ERA	WHIP

TOP

New York Yankees @ Baltimore Orioles

Memorial Stadium, Baltimore, MD

Tue Jul 01 1958, 3:33 AM EDT

Unknown - 92 F

livebaseballscorecards.com

AB	35
R	5
H	10
RBI	5
BB	2
SO	2
LOB	14

BOTTOM

Batter	1	2	3	4	5	6	7	8	9	AB	R	H	RBI	BB	SO	LOB
Bob Boyd, L (1, 3) OBP: 0.298, SLG: 0.402	BBB 4-0 1B SF8 BB		x 0-0 ① F9		x 0-0 HR	x 0-0 ① 4-3		x 0-0 ③ F9		4	2	1	1	1	0	2
Al Pilarcik, L (1, 9) OBP: 0.293, SLG: 0.296	x 0-0 ① F7		x 0-0 ② SH5-3 1-2		x 0-0 ① G3	x 0-0 ② F9				3	0	0	0	0	0	1
Gene Woodling, L (1, 7) OBP: 0.381, SLG: 0.378 Jim Busby, R (9, 8) OBP: 0.255, SLG: 0.316	x 0-0 1-3 1B		x 0-0 2-H 1B		x 0-0 1B 1B 1B	x 0-0 ③ F9				4 0	1 0	3 0	1 0	0 0	0 0	0 0
Gus Triandos, R (1, 2) OBP: 0.347, SLG: 0.518	x 0-0 ② SF8 3-H		x 0-0 ③ F9		x 0-0 BB 1B 1-2 3B 1B		x 0-0 ① F7			3	1	1	1	0	0	1
Dick Williams, R (1, 5) OBP: 0.365, SLG: 0.351 Brooks Robinson, R (7, PR) OBP: 0.314, SLG: 0.364 (8, 5)	SSS 0-3 ③ K			x 0-0 SH 1B 1B	x 0-0 BB 1-2 3B 2-H 1B		H 1-0 CS HBP			3 0	1 0	2 0	1 0	0 0	1 0	1 0
Lenny Green, L (1, 8) OBP: 0.315, SLG: 0.293 (9, 7)		x 0-0 ① G3		x 0-0 SH 1-2 1B	x 0-0 ② F9		SSS 0-3 ②③ K 1-2			4	0	1	0	0	1	3
Foster Castleman, R (1, 6) OBP: 0.248, SLG: 0.270		x 0-0 ② F8		x 0-0 ① SH 1-2 2-3	BBB 4-0 1-2 3B 2-3 BB			x 0-0 ① F4		2	1	0	0	1	0	0
Billy Gardner, R (1, 4) OBP: 0.270, SLG: 0.319		x 0-0 ③ F4		4-0 G4-6-3 IBB	x 0-0 1-H 2-H 3-H 3B			SSS 0-3 ② K		3	0	1	3	1	1	0
Hal Brown, R (1, 1) OBP: 0.333, SLG: 0.333 Billy Loes, R (5, 1) Connie Johnson, R (7, 1) OBP: 0.381, SLG: 0.368			x 0-0 SH5-3 1B 1B	x 0-0 ②③ G4-6-3 1-2f	x 0-0 ③ 1-3			BBB 4-0 BB		2 1 0	1 0 0	1 0 0	0 0 0	0 0 1	0 1 0	3 1 0
Inning Stats	R: 1 H: 1 E: 0 LOB: 1 K: 1 BB: 1 S: 6 P: 10	R: 0 H: 0 E: 0 LOB: 0 K: 0 BB: 0 S: 3 P: 3	R: 1 H: 2 E: 0 LOB: 1 K: 0 BB: 0 S: 5 P: 5	R: 0 H: 2 E: 0 LOB: 2 K: 0 BB: 1 S: 4 P: 8	R: 5 H: 5 E: 0 LOB: 1 K: 0 BB: 1 S: 8 P: 12	R: 0 H: 0 E: 0 LOB: 0 K: 0 BB: 0 S: 3 P: 3	R: 0 H: 0 E: 0 LOB: 1 K: 1 BB: 0 S: 4 P: 5	R: 0 H: 0 E: 0 LOB: 1 K: 1 BB: 1 S: 5 P: 9		1B: 8 SF: 1 2B: 0 SAC: 2 3B: 1 DP: 1 HR: 1 HBP: 1						

PITCHER		IP	WLS	BF	H	R	ER	SO	BB	IBB	HBP	BLK	WP	HR	S	P	ERA	WHIP
Johnny Kucks, R ERA: 3.39	(1, 1)	4.1		21	7	4	4	1	1	1	0	0	0	1	21	29	8.31	1.846
Duke Maas, R ERA: 4.66	(5, 1)	0.2	L	6	3	3	3	0	1	0	0	0	0	0	5	9	40.50	6.000
Tom Sturdivant, R ERA: 5.45	(6, 1)	2.0		6	0	0	0	1	0	0	1	0	0	0	7	8	0.00	0.000
Virgil Trucks, R ERA: 3.42	(8, 1)	1.0		4	0	0	0	1	1	0	0	0	0	0	5	9	0.00	1.000

PITCHER	IP	WLS	BF	H	R	ER	SO	BB	IBB	HBP	BLK	WP	HR	S	P	ERA	WHIP

New York Yankees @ Baltimore Orioles

Memorial Stadium, Baltimore, MD

Tue Jul 01 1958, 3:33 AM EDT

Unknown - 92 F

livebaseballscorecards.com

AB	29
R	7
H	10
RBI	7
BB	4
SO	3
LOB	12

WP: 0 PA: 37
PB: 0
SB: 0
CS: 1

Batter	1	2	3	4	5	6	7	8	9	AB	R	H	RBI	BB	SO	LOB
Hank Bauer, R (1, 9) OBP: 0.329, SLG: 0.452	F9		4-3 2B		FC1-6 1B		FC5-4 1-2f			4	0	2	0	0	0	1
Tony Kubek, L (1, 6) OBP: 0.298, SLG: 0.319	4-3		4-3 2-3		FC1-6 1B 1-2f			F6		4	0	0	0	0	0	2
Gil McDougald, R (1, 4) OBP: 0.398, SLG: 0.436	K S S S		F8		1-3 1B			6-3		4	0	1	0	0	1	1
Mickey Mantle, S (1, 8) OBP: 0.407, SLG: 0.519		FC6-4 1B		G5-3 E 1B		L7		HR		4	1	3	1	0	0	0
Bill Skowron, R (1, 3) OBP: 0.324, SLG: 0.442		FC6-4 1B 1-2f		E5 1-2		K S S S		F9		4	0	0	0	0	1	2
Elston Howard, R (1, 2) OBP: 0.362, SLG: 0.595		1-3 1B		F6		K S S S			6-3	4	0	1	0	0	1	2
Andy Carey, R (1, 5) OBP: 0.348, SLG: 0.511		F3		G5-3 2-3f			K S S S		F6	4	0	0	0	0	1	4
Norm Siebern, L (1, 7) OBP: 0.335, SLG: 0.425		4-3			F8		FC6-4 1B		2B	4	0	2	0	0	0	2
Don Larsen, R (1, 1) OBP: 0.414, SLG: 0.760			L9		HR		FC6-4 FC5-4 1-2f		B1	3	1	1	1	0	0	1
Ryne Duren, R (8, 1)										1	0	0	0	0	0	1
Inning Stats	R: 0 E: 0 K: 1 S: 5 H: 0 LOB: 0 BB: 0 P: 5	R: 0 E: 0 K: 0 S: 5 H: 2 LOB: 2 BB: 0 P: 5	R: 0 E: 0 K: 0 S: 4 H: 1 LOB: 1 BB: 0 P: 4	R: 0 E: 1 K: 0 S: 4 H: 1 LOB: 1 BB: 0 P: 4	R: 1 E: 0 K: 0 S: 5 H: 3 LOB: 2 BB: 0 P: 5	R: 0 E: 0 K: 2 S: 7 H: 0 LOB: 0 BB: 0 P: 7	R: 0 E: 0 K: 1 S: 6 H: 1 LOB: 1 BB: 0 P: 6	R: 1 E: 0 K: 0 S: 4 H: 1 LOB: 0 BB: 0 P: 4	R: 0 E: 0 K: 0 S: 4 H: 1 LOB: 1 BB: 0 P: 4	1B: 6 2B: 2 3B: 0 HR: 2 SF: 0 SAC: 0 DP: 1 HBP: 0						WP: 0 PB: 0 SB: 0 CS: 0 PA: 36

PITCHER		IP	WLS	BF	H	R	ER	SO	BB	IBB	HBP	BLK	WP	HR	S	P	ERA	WHIP
Jack Harshman, L ERA: 2.76	(1, 1)	8.0	L	32	9	2	2	4	0	0	0	0	0	2	40	40	2.25	1.125
George Zuverink, R ERA: 2.82	(9, 1)	1.0		4	1	0	0	0	0	0	0	0	0	0	4	4	0.00	1.000

PITCHER	IP	WLS	BF	H	R	ER	SO	BB	IBB	HBP	BLK	WP	HR	S	P	ERA	WHIP

New York Yankees @ Baltimore Orioles

Memorial Stadium, Baltimore, MD

Tue Jul 01 1958, 3:38 AM EDT

Att. 33,292 - Unknown - 88 F

TOP

livebaseballscorecards.com

AB	36
R	2
H	10
RBI	2
BB	0
SO	4
LOB	16

Batter	1	2	3	4	5	6	7	8	9	AB	R	H	RBI	BB	SO	LOB
Bob Boyd, L (1, 3) OBP: 0.297, SLG: 0.396	K		3-1			G3 1B 1B		F2		4	0	1	0	0	1	1
Al Pilarcik, L (1, 9) OBP: 0.292, SLG: 0.292	6-3			6-3		F7		BBBB 4-0 1-2 G4-6-3 BB		3	0	0	0	1	0	1
Gene Woodling, L (1, 7) OBP: 0.383, SLG: 0.397	K			HR		G3 1-2 1B		0-0 1-2f G4-6-3		4	1	2	1	0	1	2
Gus Triandos, R (1, 2) OBP: 0.342, SLG: 0.509		3-1		6-3		G3 1-2 2-3			K	4	0	0	0	0	1	2
Dick Williams, R (1, 5) OBP: 0.362, SLG: 0.348		K		K		1-3			FC6-4 1B	4	0	1	0	0	2	2
Lenny Green, L (1, 8) OBP: 0.313, SLG: 0.291		E5			E1 CS 1B		F5		FC6-4 1-2f	4	0	1	0	0	0	1
Foster Castleman, R (1, 6) OBP: 0.248, SLG: 0.263		4-3			HBP		F9		6-3	3	0	0	0	0	0	2
Billy Gardner, R (1, 4) OBP: 0.268, SLG: 0.316			5-3		K		6-3			3	0	0	0	0	1	2
Jack Harshman, L (1, 1) OBP: 0.295, SLG: 0.250			L9		K 2-3			BB 1B		2	0	0	0	0	1	2
Jim Marshall, L (8, PH) OBP: 0.299, SLG: 0.356										1	0	1	0	0	0	0
George Zuverink, R (9, 1) OBP: 0.250, SLG: 0.429										0	0	0	0	0	0	0
Inning Stats	R: 0 H: 0 E: 0 LOB: 0 K: 2 BB: 0 S: 7 P: 7	R: 0 H: 0 E: 1 LOB: 1 K: 1 BB: 0 S: 6 P: 6	R: 0 H: 0 E: 0 LOB: 0 K: 0 BB: 0 S: 3 P: 3	R: 1 H: 1 E: 0 LOB: 0 K: 1 BB: 0 S: 6 P: 6	R: 0 H: 1 E: 1 LOB: 2 K: 2 BB: 0 S: 7 P: 8	R: 0 H: 2 E: 0 LOB: 2 K: 0 BB: 0 S: 5 P: 5	R: 0 H: 0 E: 0 LOB: 0 K: 0 BB: 0 S: 3 P: 3	R: 0 H: 1 E: 0 LOB: 1 K: 0 BB: 1 S: 3 P: 7	R: 0 H: 1 E: 0 LOB: 1 K: 1 BB: 0 S: 6 P: 6	1B: 5 SF: 0 2B: 1 SAC: 0 3B: 0 DP: 2 HR: 1 HBP: 1						WP: 0 PA: 34 PB: 0 SB: 0 CS: 1	

PITCHER	IP	WLS	BF	H	R	ER	SO	BB	IBB	HBP	BLK	WP	HR	S	P	ERA	WHIP
Don Larsen, R (1, 1) ERA: 1.77	7.0	W	26	4	1	1	6	0	0	1	0	0	1	37	38	1.29	0.571
Ryne Duren, R (8, 1) ERA: 1.47	2.0	S	8	2	0	0	1	1	0	0	0	0	0	9	13	0.00	1.500

PITCHER	IP	WLS	BF	H	R	ER	SO	BB	IBB	HBP	BLK	WP	HR	S	P	ERA	WHIP

BOTTOM

New York Yankees @ Baltimore Orioles

Memorial Stadium, Baltimore, MD

Tue Jul 01 1958, 3:38 AM EDT
Att. 33,292 - Unknown - 88 F

livebaseballscorecards.com

AB	32
R	1
H	6
RBI	1
BB	1
SO	7
LOB	15

Batter	1	2	3	4	5	6	7	8	9	AB	R	H	RBI	BB	SO	LOB
Norm Siebern, L (1, 7) OBP: 0.331, SLG: 0.417	0-0 1B		0-0 B1-3 ①		0-0 F8 ③		0-0 L4 ③		0-3 K ②	5	1	1	0	0	1	1
Hank Bauer, R (1, 9) OBP: 0.344, SLG: 0.471	0-0 1-2 1B		0-0 1B			0-0 2B		0-0 1B SH3 SF9 1B	0-0 1B	5	1	5	0	0	0	0
Gil McDougald, R (1, 4) OBP: 0.392, SLG: 0.428	S S S 0-3 K ①		0-0 L9 ②			0-0 6-3 ①		0-0 SH3 ① 1-2	0-0 5-3 ③	4	0	0	0	0	1	5
Mickey Mantle, S (1, 8) OBP: 0.408, SLG: 0.517	0-0 1-2 2-H 1B		0-0 F9 ③			0-0 5-3 ②		4-0 SF9 1B 2B IBB		3	1	1	1	1	0	2
Bill Skowron, R (1, 3) OBP: 0.323, SLG: 0.439	0-0 F8 ②			0-0 F6 ①		0-0 5-3 ③		0-0 2B 1-2 2-3 1B		4	0	1	0	0	0	3
Elston Howard, R (1, 2) OBP: 0.359, SLG: 0.597	0-0 F7 ③			0-0 5-3 ②			0-0 1B 2B	0-0 SF9 ② 2-3 3-H		3	1	1	1	0	0	2
Andy Carey, R (1, 5) OBP: 0.347, SLG: 0.511		0-0 F7 ①		0-0 F7 ③			0-0 F8 ①	0-0 1-3 3-H 2B		4	0	1	1	0	0	1
Tony Kubek, L (1, 6) OBP: 0.297, SLG: 0.318		S S S 0-3 K ②			0-0 4-3 ①		0-0 2-H 1B	0-0 4-3 ③		4	0	1	1	0	1	2
Zach Monroe, R (1, 1) Ryne Duren, R (8, 1)		S S S 0-3 K ③			0-0 F9 ②		S S S 0-3 K ②		S S S 0-3 K ①	3 1	0 0	0 0	0 0	0 0	2 1	1 0
Inning Stats	R: 1 E: 0 K: 1 S: 8 H: 3 LOB: 2 BB: 0 P: 8	R: 0 E: 0 K: 2 S: 7 H: 0 LOB: 0 BB: 0 P: 7	R: 0 E: 0 K: 0 S: 4 H: 1 LOB: 1 BB: 0 P: 4	R: 0 E: 0 K: 0 S: 3 H: 0 LOB: 0 BB: 0 P: 3	R: 0 E: 0 K: 0 S: 3 H: 0 LOB: 0 BB: 0 P: 3	R: 0 E: 0 K: 0 S: 4 H: 1 LOB: 1 BB: 0 P: 4	R: 1 E: 0 K: 1 S: 7 H: 2 LOB: 1 BB: 0 P: 7	R: 2 E: 0 K: 0 S: 6 H: 3 LOB: 2 BB: 1 P: 10	R: 0 E: 0 K: 2 S: 8 H: 1 LOB: 1 BB: 0 P: 8	1B: 8 2B: 3 3B: 0 HR: 0		SF: 1 SAC: 1 DP: 0 HBP: 0				

PITCHER	IP	WLS	BF	H	R	ER	SO	BB	IBB	HBP	BLK	WP	HR	S	P	ERA	WHIP
Billy O'Dell, L (1, 1) ERA: 3.05	9.0	L	39	11	4	4	6	0	1	0	0	0	0	50	54	4.00	1.222

PITCHER	IP	WLS	BF	H	R	ER	SO	BB	IBB	HBP	BLK	WP	HR	S	P	ERA	WHIP

TOP

New York Yankees @ Baltimore Orioles

Memorial Stadium, Baltimore, MD

Wed Jul 02 1958, 3:33 AM EDT

Att. 11,695 - Unknown - 90 F

livebaseballscorecards.com

AB	36
R	4
H	11
RBI	4
BB	1
SO	6
LOB	17

WP: 0	PA: 39
PB: 0	
SB: 0	
CS: 0	

New York Yankees @ Baltimore Orioles

Memorial Stadium, Baltimore, MD

Wed Jul 02 1958, 3:33 AM EDT
Att. 11,695 - Unknown - 90 F

livebaseballscorecards.com

Batter	1	2	3	4	5	6	7	8	9	AB	R	H	RBI	BB	SO	LOB
Bob Boyd, L (1, 3) OBP: 0.295, SLG: 0.391	F7		1B 1B		3-1 2-3		F9			4	0	1	0	0	0	1
Al Pilarcik, L (1, 9) OBP: 0.299, SLG: 0.297	S 1B		1-2 1B		BB BB		G3			3	0	2	0	1	0	0
Gene Woodling, L (1, 7) OBP: 0.385, SLG: 0.392	K 1-2		F6		1-2 BB			G5-4-3 BB		2	0	0	0	2	1	3
Gus Triandos, R (1, 2) OBP: 0.341, SLG: 0.502	5-3			L5-4 BB BB	L8			G5-4-3 1-2f		3	0	0	0	1	0	5
Dick Williams, R (1, 8) OBP: 0.371, SLG: 0.373		6-3		1-2 BB		HR		1B		3	1	2	1	1	0	0
Brooks Robinson, R (1, 5) OBP: 0.309, SLG: 0.358		5-3		L5-4 2-3		F9		K		4	0	0	0	0	1	3
Billy Gardner, R (1, 4) OBP: 0.264, SLG: 0.311		6-3		F8		1-3			3-1	4	0	0	0	0	0	1
Foster Castleman, R (1, 6) OBP: 0.248, SLG: 0.262			L7		3-1 SH2-3 1B	1-3			1-3	4	0	1	0	0	0	0
Billy O'Dell, S (1, 1) OBP: 0.171, SLG: 0.211			G3		SH2-3 1-2		K		K	2	0	0	0	0	1	0
Jim Marshall, L (9, PH) OBP: 0.298, SLG: 0.353										1	0	0	0	0	1	0

Inning Stats	1	2	3	4	5	6	7	8	9						
	R: 0 H: 1	R: 0 H: 0	R: 0 H: 2	R: 0 H: 0	R: 0 H: 1	R: 1 H: 1	R: 0 H: 0	R: 0 H: 1	R: 0 H: 0	1B: 5	SF: 0	WP: 0	PA: 36
	E: 0 LOB: 1	E: 0 LOB: 0	E: 0 LOB: 2	E: 0 LOB: 1	E: 0 LOB: 3	E: 0 LOB: 0	E: 0 LOB: 0	E: 0 LOB: 1	E: 0 LOB: 0	2B: 1	SAC: 1	PB: 0	
	K: 1 BB: 0	K: 0 BB: 0	K: 0 BB: 0	K: 0 BB: 2	K: 0 BB: 2	K: 0 BB: 0	K: 1 BB: 0	K: 1 BB: 1	K: 1 BB: 0	3B: 0	DP: 2	SB: 1	
	S: 6 P: 6	S: 3 P: 3	S: 5 P: 5	S: 2 P: 10	S: 4 P: 12	S: 4 P: 4	S: 5 P: 5	S: 5 P: 9	S: 5 P: 5	HR: 1	HBP: 0	CS: 0	

PITCHER	IP	WLS	BF	H	R	ER	SO	BB	IBB	HBP	BLK	WP	HR	S	P	ERA	WHIP
Zach Monroe, R (1, 1) ERA: 0.87	7.0	W	30	5	1	1	2	5	0	0	0	0	1	29	49	1.29	1.429
Ryne Duren, R (8, 1) ERA: 1.4	2.0	S	6	1	0	0	2	0	0	0	0	0	0	10	10	0.00	0.500

PITCHER	IP	WLS	BF	H	R	ER	SO	BB	IBB	HBP	BLK	WP	HR	S	P	ERA	WHIP

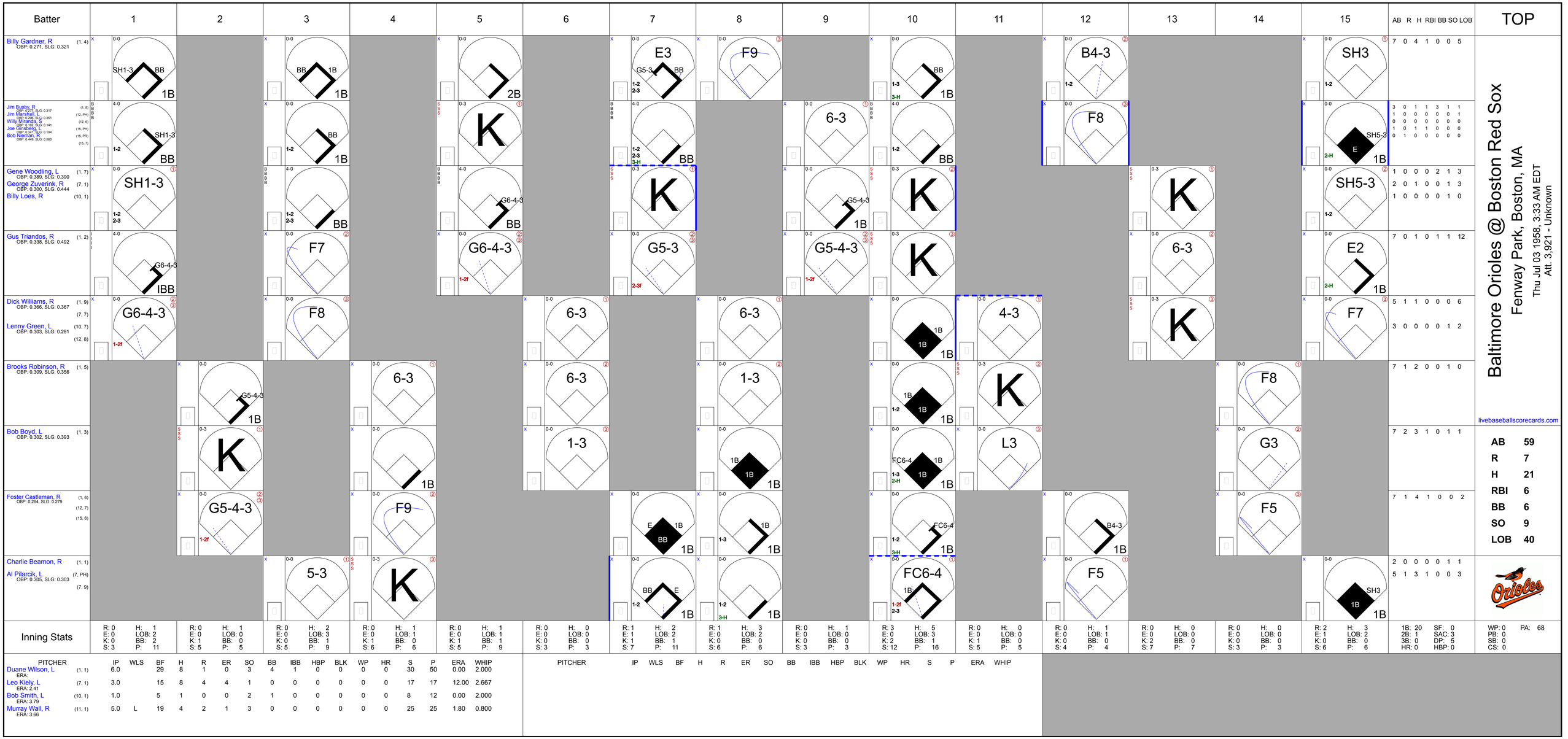
Batter
1
2
3
4
5
6
7
8
9
10
11
12
13
14
15
AB R H RBI BB SO LOB
TOP
Billy Gardner, R (1, 4) OBP: 0.271, SLG: 0.321
Jim Busby, R (1, 8) OBP: 0.297, SLG: 0.317
Jim Marshall, L (12, PH) OBP: 0.296, SLG: 0.351
Willy Miranda, S (12, 6) OBP: 0.162, SLG: 0.141
Joe Gibbon, R (15, PH) OBP: 0.341, SLG: 0.194
Bob Nieman, R (15, PR) OBP: 0.449, SLG: 0.560
Gene Woodling, L (1, 7) OBP: 0.389, SLG: 0.390
George Zuverink, R (7, 1) OBP: 0.300, SLG: 0.444
Billy Loes, R (10, 1)
Gus Triandos, R (1, 2) OBP: 0.338, SLG: 0.492
Dick Williams, R (1, 9) OBP: 0.366, SLG: 0.367
(7, 7)
Lenny Green, L (10, 7) OBP: 0.303, SLG: 0.281
(12, 8)
Brooks Robinson, R (1, 5) OBP: 0.309, SLG: 0.356
Bob Boyd, L (1, 3) OBP: 0.302, SLG: 0.393
Foster Castleman, R (1, 6) OBP: 0.264, SLG: 0.279
(12, 7)
(15, 6)
Charlie Beamon, R (1, 1)
Al Pilarcik, L (7, PH) OBP: 0.305, SLG: 0.303
(7, 9)
Baltimore Orioles @ Boston Red Sox
Fenway Park, Boston, MA
Thu Jul 03 1958, 3:33 AM EDT
Att. 3,921 - Unknown
livebaseballscorecards.com
AB 59
R 7
H 21
RBI 6
BB 6
SO 9
LOB 40
Inning Stats
PITCHER IP WLS BF H R ER SO BB IBB HBP BLK WP HR S P ERA WHIP
Duane Wilson, L (1, 1) ERA: 6.0 29 8 1 0 3 4 1 0 0 0 0 0 30 50 0.00 2.000
Leo Kiely, L (7, 1) ERA: 2.41 3.0 15 8 4 4 1 0 0 0 0 0 0 17 17 12.00 2.667
Bob Smith, L (10, 1) ERA: 3.79 1.0 5 1 0 0 2 1 0 0 0 0 0 8 12 0.00 2.000
Murray Wall, R (11, 1) ERA: 3.68 5.0 L 19 4 2 1 3 0 0 0 0 0 0 25 25 1.80 0.800
1B: 20 2B: 1 3B: 0 HR: 0
SF: 0 SAC: 3 DP: 5 HBP: 0
WP: 0 PB: 0 SB: 0 CS: 0
PA: 68

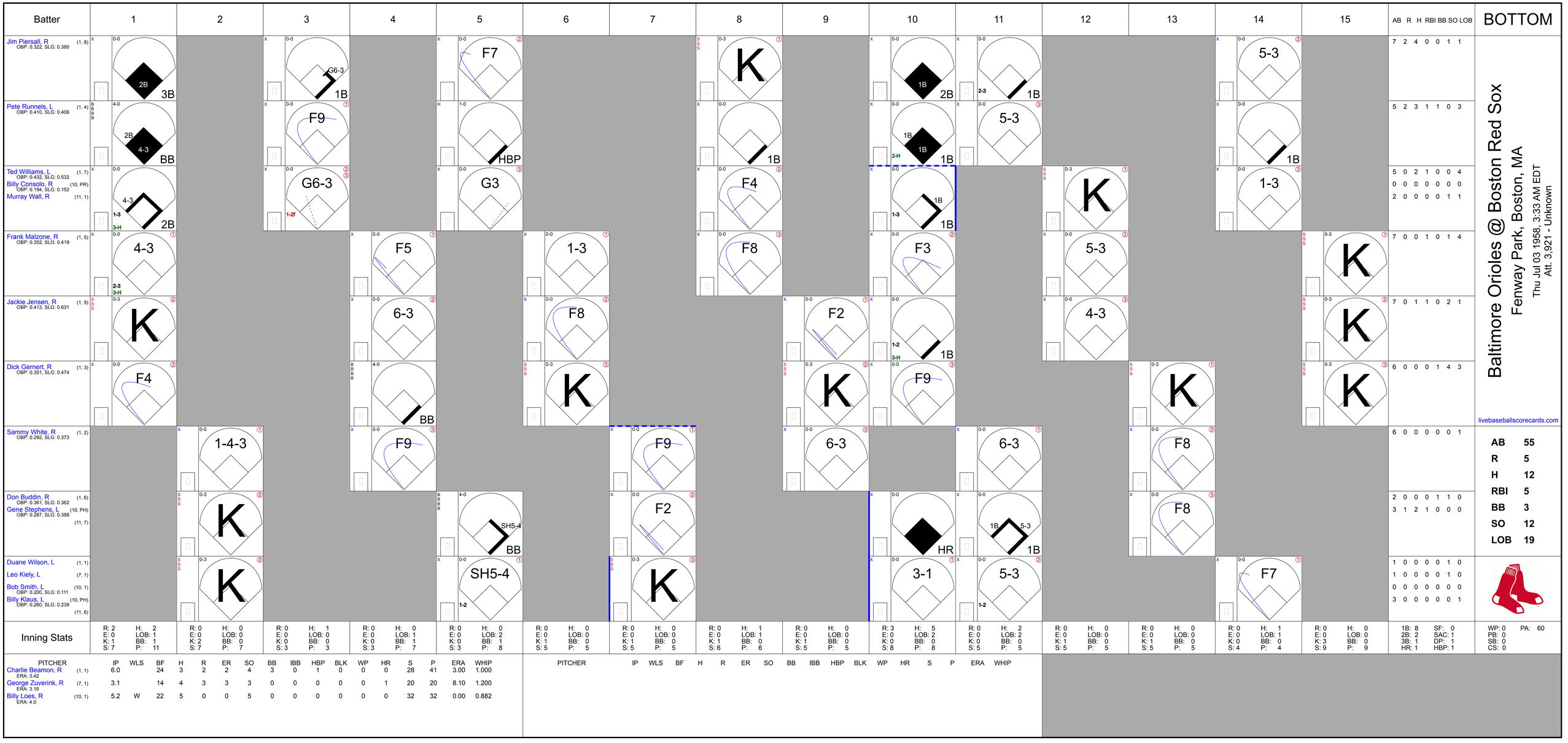
Batter
1
2
3
4
5
6
7
8
9
10
11
12
13
14
15
AB R H RBI BB SO LOB
BOTTOM
Jim Piersall, R (1, 8)
OBP: 0.322, SLG: 0.380
7 2 4 0 0 1 1
Pete Runnels, L (1, 4)
OBP: 0.410, SLG: 0.406
5 2 3 1 1 0 3
Ted Williams, L (1, 7)
OBP: 0.432, SLG: 0.532
Billy Consolo, R (10, PR)
OBP: 0.194, SLG: 0.152
Murray Wall, R (11, 1)
5 0 2 1 0 0 4
0 0 0 0 0 0 0
2 0 0 0 0 1 1
Frank Malzone, R (1, 5)
OBP: 0.352, SLG: 0.419
7 0 0 1 0 1 4
Jackie Jensen, R (1, 9)
OBP: 0.413, SLG: 0.631
7 0 1 1 0 2 1
Dick Gernert, R (1, 3)
OBP: 0.351, SLG: 0.474
6 0 0 0 0 1 4 3
Baltimore Orioles @ Boston Red Sox
Fenway Park, Boston, MA
Thu Jul 03 1958, 3:33 AM EDT
Att. 3,921 - Unknown
livebaseballscorecards.com
Sammy White, R (1, 2)
OBP: 0.292, SLG: 0.373
6 0 0 0 0 0 1
AB 55
R 5
H 12
RBI 5
BB 3
SO 12
LOB 19
Don Buddin, R (1, 6)
OBP: 0.361, SLG: 0.362
Gene Stephens, L (10, PH)
OBP: 0.287, SLG: 0.388
(11, 7)
2 0 0 0 1 1 0
3 1 2 1 0 0 0
Duane Wilson, L (1, 1)
Leo Kiely, L (7, 1)
Bob Smith, L (10, 1)
OBP: 0.200, SLG: 0.111
Billy Klaus, L (10, PH)
OBP: 0.260, SLG: 0.239
(11, 6)
1 0 0 0 0 1 0
1 0 0 0 0 1 0
0 0 0 0 0 0 0
3 0 0 0 0 0 1
Inning Stats
R: 2 H: 2 E: 0 LOB: 1 K: 1 BB: 1 S: 7 P: 11
R: 0 H: 0 E: 0 LOB: 0 K: 2 BB: 0 S: 7 P: 7
R: 0 H: 1 E: 0 LOB: 0 K: 0 BB: 0 S: 3 P: 3
R: 0 H: 0 E: 0 LOB: 1 K: 0 BB: 1 S: 3 P: 7
R: 0 H: 0 E: 0 LOB: 2 K: 0 BB: 1 S: 3 P: 8
R: 0 H: 0 E: 0 LOB: 0 K: 1 BB: 0 S: 5 P: 5
R: 0 H: 0 E: 0 LOB: 0 K: 1 BB: 0 S: 5 P: 5
R: 0 H: 1 E: 0 LOB: 1 K: 1 BB: 0 S: 6 P: 6
R: 0 H: 0 E: 0 LOB: 0 K: 1 BB: 0 S: 5 P: 5
R: 3 H: 5 E: 0 LOB: 2 K: 0 BB: 0 S: 8 P: 8
R: 0 H: 2 E: 0 LOB: 2 K: 0 BB: 0 S: 5 P: 5
R: 0 H: 0 E: 0 LOB: 0 K: 1 BB: 0 S: 5 P: 5
R: 0 H: 0 E: 0 LOB: 0 K: 1 BB: 0 S: 5 P: 5
R: 0 H: 1 E: 0 LOB: 1 K: 0 BB: 0 S: 4 P: 4
R: 0 H: 0 E: 0 LOB: 0 K: 3 BB: 0 S: 9 P: 9
1B: 8 SF: 0 2B: 2 SAC: 1 3B: 1 DP: 1 HR: 1 HBP: 1
WP: 0 PA: 60 PB: 0 SB: 0 CS: 0
PITCHER IP WLS BF H R ER SO BB IBB HBP BLK WP HR S P ERA WHIP
Charlie Beamon, R (1, 1) ERA: 3.42 6.0 24 3 2 2 4 3 0 1 0 0 0 28 41 3.00 1.000
George Zuverink, R (7, 1) ERA: 3.19 3.1 14 4 3 3 3 0 0 0 0 0 1 20 20 8.10 1.200
Billy Loes, R (10, 1) ERA: 4.0 5.2 W 22 5 0 0 5 0 0 0 0 0 0 32 32 0.00 0.882
PITCHER IP WLS BF H R ER SO BB IBB HBP BLK WP HR S P ERA WHIP

Batter	1	2	3	4	5	6	7	8	9	AB	R	H	RBI	BB	SO	LOB
Bob Boyd, L (1, 3) OBP: 0.293, SLG: 0.381	S S S 0-3 ① K		x 0-0 ②③ G3-6-3 1-2f		x 0-0 ② F7			x 0-0 ① 4-3 2-3		4	0	0	0	0	1	4
Al Pilarcik, L (1, 9) OBP: 0.304, SLG: 0.306	x 0-0 ② 6-3			x 0-0 2B 2B	S S S 0-3 ③ K			x 0-0 ② L3		4	1	1	0	0	1	3
Gene Woodling, L (1, 7) OBP: 0.391, SLG: 0.398 Charlie Beamon, R (8, 1)	x 0-0 1B			x 0-0 4-3 2-H 2B		x 0-0 ① F7		x 0-0 ③ F9		4 0	0 0	2 0	1 0	0 0	0 0	1 0
Gus Triandos, R (1, 2) OBP: 0.333, SLG: 0.484	x 0-0 ③ L6			x 0-0 ① 4-3 2-3		S S S 0-3 ② K			S S S 0-3 ① K	4	0	0	0	0	2	2
Dick Williams, R (1, 8) OBP: 0.364, SLG: 0.361		x 0-0 ① 6-3		B B B B 4-0 G6-4-3 BB		x 0-0 ③ F3			x 0-0 ② B5-3	3	0	0	0	1	0	0
Brooks Robinson, R (1, 5) OBP: 0.304, SLG: 0.350		x 0-0 ② F4		x 0-0 ②③ G6-4-3 1-2f			x 0-0 ① 6-3		S S S 0-3 ③ K	4	0	0	0	0	1	2
Foster Castleman, R (1, 6) OBP: 0.266, SLG: 0.280		x 0-0 ③ F7			x 0-0 HBP 1B		S S S 0-3 ② K			3	0	1	0	0	1	0
Billy Gardner, R (1, 4) OBP: 0.272, SLG: 0.319			x 0-0 E3 G3-6-3		H 1-0 1-2 HBP		x 0-0 ③ 1-3			2	0	0	0	0	0	0
Milt Pappas, R (1, 1) OBP: 0.111, SLG: 0.167 George Zuverink, R (2, 1) OBP: 0.300, SLG: 0.444 Lenny Green, L (3, PH) OBP: 0.300, SLG: 0.278 Connie Johnson, R (3, 1) OBP: 0.364, SLG: 0.350 Jim Marshall, L (8, PH) OBP: 0.300, SLG: 0.362 (8, 7)			x 0-0 ① F5		S S S 0-3 ① K			x 0-0 4-3 2B		0 0 1 1 1	0 0 0 0 0	0 0 0 0 1	0 0 0 1 0	0 0 0 0 0	0 0 1 2 0	0 0 1 2 0
Inning Stats	R: 0 H: 1 E: 0 LOB: 1 K: 1 BB: 0 S: 6 P: 6	R: 0 H: 0 E: 0 LOB: 0 K: 0 BB: 0 S: 3 P: 3	R: 0 H: 0 E: 1 LOB: 0 K: 0 BB: 0 S: 3 P: 3	R: 1 H: 2 E: 0 LOB: 1 K: 0 BB: 1 S: 4 P: 8	R: 0 H: 1 E: 0 LOB: 2 K: 2 BB: 0 S: 8 P: 9	R: 0 H: 0 E: 0 LOB: 0 K: 1 BB: 0 S: 5 P: 5	R: 0 H: 0 E: 0 LOB: 0 K: 1 BB: 0 S: 5 P: 5	R: 0 H: 1 E: 0 LOB: 1 K: 0 BB: 0 S: 4 P: 4	R: 0 H: 0 E: 0 LOB: 0 K: 2 BB: 0 S: 7 P: 7	1B: 2 SF: 0 2B: 3 SAC: 0 3B: 0 DP: 2 HR: 0 HBP: 1						

TOP

Baltimore Orioles @ Boston Red Sox

Fenway Park, Boston, MA

Fri Jul 04 1958, 3:33 AM EDT

Unknown

livebaseballscorecards.com

AB	31
R	1
H	5
RBI	1
BB	1
SO	7
LOB	15

WP: 0 PA: 33
PB: 0
SB: 0
CS: 0

PITCHER		IP	WLS	BF	H	R	ER	SO	BB	IBB	HBP	BLK	WP	HR	S	P	ERA	WHIP
Frank Sullivan, R ERA: 3.26	(1, 1)	9.0	W	33	5	1	1	7	1	0	1	0	0	0	45	50	1.00	0.667

PITCHER		IP	WLS	BF	H	R	ER	SO	BB	IBB	HBP	BLK	WP	HR	S	P	ERA	WHIP

Baltimore Orioles @ Boston Red Sox

Fenway Park, Boston, MA

Fri Jul 04 1958, 3:33 AM EDT

Unknown

BOTTOM

Batter	1	2	3	4	5	6	7	8	9	AB	R	H	RBI	BB	SO	LOB
Jim Piersall, R (1, 8) OBP: 0.317, SLG: 0.373	4-3		F8		FC5-2-5-4 3-H		1-3			4	0	0	0	0	0	1
Pete Runnels, L (1, 4) OBP: 0.411, SLG: 0.403	F5		CS BB			1B FC5-2 BB	G3			2	0	0	0	2	0	0
Ted Williams, L (1, 7) OBP: 0.430, SLG: 0.527 Gene Stephens, L (9, 7) OBP: 0.287, SLG: 0.388	1-3		F7 1-2			FC5-2 1-3 2B 1B	F6			4 0	1 0	1 0	0 0	0 0	0 0	1 0
Frank Malzone, R (1, 5) OBP: 0.357, SLG: 0.424		1B 1B 1B		G6-4-3 S 1B		FC5-2 2B 1-2 3B 3-H		G5-4-3 1B		4	2	3	0	0	0	2
Jackie Jensen, R (1, 9) OBP: 0.414, SLG: 0.631		K		G6-4-3 1-2 BB		3B 1-3 2-H 2B		K		3	1	1	1	1	2	2
Dick Gernert, R (1, 3) OBP: 0.353, SLG: 0.472		1B S 1-3 1B		G6-4-3 1-2f 2-3		3B IBB		G5-4-3 1-2f		3	1	1	0	1	0	3
Sammy White, R (1, 2) OBP: 0.293, SLG: 0.385		F4 1-2		L9		1-H 2-H 3-H 3B				3	0	1	3	0	0	3
Don Buddin, R (1, 6) OBP: 0.364, SLG: 0.370		2-3 3-H 1B			SH3-4 FC5-2-5-4 2B	6-3				3	0	2	1	0	0	1
Frank Sullivan, R (1, 1) OBP: 0.206, SLG: 0.188		L9			SH3-4 2-3	K				2	0	0	0	0	1	3
Inning Stats	R: 0 E: 0 K: 0 S: 3 H: 0 LOB: 0 BB: 0 P: 3	R: 1 E: 0 K: 1 S: 8 H: 3 LOB: 2 BB: 0 P: 8	R: 0 E: 0 K: 0 S: 2 H: 0 LOB: 0 BB: 1 P: 6	R: 0 E: 0 K: 0 S: 3 H: 1 LOB: 1 BB: 1 P: 7	R: 0 E: 0 K: 0 S: 3 H: 1 LOB: 0 BB: 0 P: 3	R: 4 E: 0 K: 1 S: 8 H: 3 LOB: 1 BB: 2 P: 16	R: 0 E: 0 K: 0 S: 3 H: 0 LOB: 0 BB: 0 P: 3	R: 0 E: 0 K: 1 S: 5 H: 1 LOB: 0 BB: 0 P: 5		1B: 6 2B: 3 3B: 1 HR: 0 SF: 0 SAC: 1 DP: 3 HBP: 0					WP: 0 PB: 0 SB: 2 CS: 1 PA: 33	

livebaseballscorecards.com

	AB	28
	R	5
	H	9
	RBI	5
	BB	4
	SO	3
	LOB	16

PITCHER	IP	WLS	BF	H	R	ER	SO	BB	IBB	HBP	BLK	WP	HR	S	P	ERA	WHIP
Milt Pappas, R (1, 1) ERA: 3.21	1.1		5	1	1	1	1	0	0	0	0	0	0	7	7	6.75	0.750
George Zuverink, R (2, 1) ERA: 3.14	0.2		4	2	0	0	0	0	0	0	0	0	0	4	4	0.00	3.000
Connie Johnson, R (3, 1) ERA: 3.82	5.0	L	21	5	4	4	1	3	1	0	0	0	0	19	35	7.20	1.600
Charlie Beamon, R (8, 1) ERA: 3.28	1.0		3	1	0	0	1	0	0	0	0	0	0	5	5	0.00	1.000

PITCHER	IP	WLS	BF	H	R	ER	SO	BB	IBB	HBP	BLK	WP	HR	S	P	ERA	WHIP

Baltimore Orioles @ Boston Red Sox

Fenway Park, Boston, MA

Fri Jul 04 1958, 3:38 AM EDT

Att. 19,387 - Unknown

TOP

livebaseballscorecards.com

Batter	1	2	3	4	5	6	7	8	9	AB	R	H	RBI	BB	SO	LOB
Bob Boyd, L (1, 3) OBP: 0.290, SLG: 0.374	G4-6-3 1B		1-3		L8		G3		6-3	5	0	1	0	0	0	2
Al Pilarcik, L (1, 9) OBP: 0.302, SLG: 0.304	G4-6-3 1-2f			1-3		2B SF8 1B	6-3		6-3	5	1	1	0	0	0	1
Gene Woodling, L (1, 7) OBP: 0.397, SLG: 0.410 Lenny Green, L (9, 7) OBP: 0.300, SLG: 0.278	1B			E S 1B		SF8 SF7 1-3 2B		F9		4 0	1 0	3 0	0 0	0 0	0 0	0 0
Gus Triandos, R (1, 2) OBP: 0.332, SLG: 0.482	L6			S S S K 1-3		SF8 2-3 3-H 1B		1B 2B 1B		3	1	1	1	0	1	2
Dick Williams, R (1, 8) OBP: 0.361, SLG: 0.360 Jim Busby, R (8, 8) OBP: 0.277, SLG: 0.317		L7		L7		SF7 3-H		2B SF8 1-2 1B		3 0	1 0	1 0	1 0	0 0	0 0	1 0
Brooks Robinson, R (1, 5) OBP: 0.310, SLG: 0.364		F3			1B 1B	2B 2B		1-3 2-H 2B		4	1	3	1	0	0	0
Billy Gardner, R (1, 4) OBP: 0.271, SLG: 0.322		F9			L7 2-H 2B			SF8 3-H		3	0	1	2	0	0	1
Willy Miranda, S (1, 6) OBP: 0.154, SLG: 0.133			L5		F7	F7		F9		4	0	0	0	0	0	3
Arnie Portocarrero, R (1, 1) OBP: 0.200, SLG: 0.207			S S S K		1-2 1B		S S S K		S S S K	4	0	1	0	0	3	0

	AB	35
	R	5
	H	12
	RBI	5
	BB	0
	SO	4
	LOB	10

Inning Stats	1	2	3	4	5	6	7	8	9	1B: 8	SF: 3	WP: 0	PA: 38
R:	0	0	0	0	0	3	0	2	0	2B: 4	SAC: 0	PB: 0	
E:	0	0	0	0	0	0	0	0	0	3B: 0	DP: 1	SB: 1	
K:	0	0	1	1	0	0	1	0	1	HR: 0	HBP: 0	CS: 0	
S:	4	3	5	6	5	7	5	6	5				
H:	2	0	0	1	2	4	0	3	0				
LOB:	1	0	0	1	2	1	0	1	0				
BB:	0	0	0	0	0	0	0	0	0				
P:	4	3	5	6	5	7	5	6	5				

PITCHER		IP	WLS	BF	H	R	ER	SO	BB	IBB	HBP	BLK	WP	HR	S	P	ERA	WHIP
Mike Fornieles, R ERA: 5.53	(1, 1)	5.2	L	25	9	3	3	2	0	0	0	0	0	0	29	29	4.76	1.588
Willard Nixon, R ERA: 6.02	(6, 1)	2.1		10	3	2	2	1	0	0	0	0	0	0	12	12	7.71	1.286
Bob Smith, L ERA: 3.73	(9, 1)	1.0		3	0	0	0	1	0	0	0	0	0	0	5	5	0.00	0.000

PITCHER	IP	WLS	BF	H	R	ER	SO	BB	IBB	HBP	BLK	WP	HR	S	P	ERA	WHIP

Baltimore Orioles @ Boston Red Sox

Fenway Park, Boston, MA

Fri Jul 04 1958, 3:38 AM EDT

Att. 19,387 - Unknown

BOTTOM

livebaseballscorecards.com

Batter	1	2	3	4	5	6	7	8	9	AB	R	H	RBI	BB	SO	LOB
Jim Piersall, R (1, 8) OBP: 0.316, SLG: 0.371	0-0 FC1-6 1B	0-0 F9 ②			0-0 L8 ①		0-0 G1-4-3 ②③ 1-2f			4	0	1	0	0	0	3
Pete Runnels, L (1, 3) OBP: 0.409, SLG: 0.401	0-0 FC1-6 ① 1B 1B 1-2f SSS	0-3 K ③			0-0 F9 ②			0-0 G4-3 1B		4	1	1	0	0	1	2
Gene Stephens, L (1, 7) OBP: 0.286, SLG: 0.381	0-0 1B 1B 1-3 1B		0-0 F9 ①		0-0 F9 ③			0-0 G4-3 ①② 1-2f		4	1	1	0	0	0	1
Frank Malzone, R (1, 5) OBP: 0.356, SLG: 0.425	0-0 F5 ②		0-0 2B			0-0 F3 ①		0-0 5-3 ③		4	0	1	0	0	0	2
Jackie Jensen, R (1, 9) OBP: 0.415, SLG: 0.633	0-0 1B 1B 1-3 3-H 1B		0-0 5-3 ②			0-0 F9 ②			0-0 1B 2B	4	1	2	1	0	0	1
Lou Berberet, L (1, 2) OBP: 0.366, SLG: 0.333 Billy Consolo, R (9, PR) OBP: 0.194, SLG: 0.152	0-0 1-3 3-H 1B		0-0 G3 ③			0-0 G3 ③			0-0 G6-4-3 2-H 1B	4 0	0 0	2 0	2 0	0 0	0 0	1 0
Ted Lepcio, R (1, 4) OBP: 0.282, SLG: 0.500	SSS 0-3 K ③			SSS 0-3 K ①			0-0 BB 1B		0-0 G6-4-3 ①② 1-2f	4	0	1	0	0	2	3
Don Buddin, R (1, 6) OBP: 0.365, SLG: 0.368 Ted Williams, L (7, PH) OBP: 0.432, SLG: 0.527 Billy Klaus, L (7, PR) OBP: 0.255, SLG: 0.234 (8, 6)		BBBB 4-0 BB		0-0 F2 ②			BBBB 4-0 G1-4-3 1-2 BB		0-0 4-3 ③	1 0 1	0 0 0	0 0 0	0 0 0	1 1 0	0 0 0	0 0 1
Mike Fornieles, R (1, 1) OBP: 0.208, SLG: 0.208 Willard Nixon, L (6, 1) OBP: 0.294, SLG: 0.353 Bob Smith, L (9, 1) OBP: 0.200, SLG: 0.111		0-0 F6 ①		0-0 5-3 ③			SSS 0-3 K ①			2 1 0	0 0 0	0 0 0	0 0 0	0 1 0	0 0 0	1 2 0
Inning Stats	R: 2 E: 0 K: 1 S: 9 H: 4 LOB: 2 BB: 0 P: 9	R: 0 E: 0 K: 1 S: 5 H: 0 LOB: 1 BB: 1 P: 9	R: 0 E: 0 K: 0 S: 4 H: 1 LOB: 1 BB: 0 P: 4	R: 0 E: 0 K: 1 S: 5 H: 0 LOB: 0 BB: 0 P: 5	R: 0 E: 0 K: 0 S: 3 H: 0 LOB: 0 BB: 0 P: 3	R: 0 E: 0 K: 0 S: 3 H: 0 LOB: 0 BB: 0 P: 3	R: 0 E: 0 K: 1 S: 5 H: 1 LOB: 2 BB: 1 P: 9	R: 0 E: 0 K: 0 S: 3 H: 1 LOB: 0 BB: 0 P: 3	R: 1 E: 0 K: 0 S: 4 H: 2 LOB: 1 BB: 0 P: 4	1B: 7 2B: 2 3B: 0 HR: 0	SF: 0 SAC: 0 DP: 3 HBP: 0						

	AB	33
	R	3
	H	9
	RBI	3
	BB	2
	SO	4
	LOB	17

WP: 0 PB: 0 SB: 0 CS: 0 PA: 35

PITCHER	IP	WLS	BF	H	R	ER	SO	BB	IBB	HBP	BLK	WP	HR	S	P	ERA	WHIP
Arnie Portocarrero, R (1, 1) ERA: 2.54	9.0	W	35	9	3	3	4	2	0	0	0	0	0	41	49	3.00	1.222

PITCHER	IP	WLS	BF	H	R	ER	SO	BB	IBB	HBP	BLK	WP	HR	S	P	ERA	WHIP

Batter	1	2	3	4	5	6	7	8	9	AB	R	H	RBI	BB	SO	LOB
Bob Boyd, L (1, 3) OBP: 0.296, SLG: 0.400	F8		HR (3-H)		1B (2-H)		4-3			4	1	2	3	0	0	0
Al Pilarcik, L (1, 9) OBP: 0.305, SLG: 0.305	BB		K		1B (1-2)		1-3			3	0	1	0	1	1	0
Gene Woodling, L (1, 7) OBP: 0.394, SLG: 0.404	F2		4-3		F8			BB (6-3)		3	0	0	0	1	0	3
Jim Busby, R (8, PR) OBP: 0.277, SLG: 0.317 (8, 8)										0	0	0	0	0	0	0
Gus Triandos, R (1, 2) OBP: 0.331, SLG: 0.476	K			BB (FC6-4)	F3			F9		3	0	0	0	1	1	4
Dick Williams, R (1, 8) (8, 7) OBP: 0.354, SLG: 0.352		6-3		F7	F8			6-3 (1-2)		4	0	0	0	0	0	4
Brooks Robinson, R (1, 5) OBP: 0.310, SLG: 0.360		F6		BB (FC6-4 1-2)		6-3		K		3	0	0	0	1	1	2
Billy Gardner, R (1, 4) OBP: 0.268, SLG: 0.318		K		FC6-4 (1-2f 2-3)		5-3			F9	4	0	0	0	0	1	2
Willy Miranda, S (1, 6) OBP: 0.159, SLG: 0.152			HR SH1-4 (2B)	F7		F6			3-4-1	4	1	1	0	0	0	2
Hal Brown, R (1, 1) OBP: 0.375, SLG: 0.500			SH1-4 (2-3)		1B (2B)		K		4-3	2	1	1	0	0	1	0
Billy O'Dell, S (8, 1) OBP: 0.167, SLG: 0.205										1	0	0	0	0	0	0
Inning Stats	R: 0 E: 0 K: 1 S: 5 H: 0 LOB: 1 BB: 1 P: 9	R: 0 E: 0 K: 1 S: 5 H: 0 LOB: 0 BB: 0 P: 5	R: 2 E: 0 K: 1 S: 7 H: 2 LOB: 0 BB: 0 P: 7	R: 0 E: 0 K: 0 S: 3 H: 0 LOB: 2 BB: 2 P: 11	R: 1 E: 0 K: 0 S: 6 H: 3 LOB: 2 BB: 0 P: 6	R: 0 E: 0 K: 0 S: 3 H: 0 LOB: 0 BB: 0 P: 3	R: 0 E: 0 K: 1 S: 5 H: 0 LOB: 0 BB: 0 P: 5	R: 0 E: 0 K: 1 S: 5 H: 0 LOB: 2 BB: 1 P: 9	R: 0 E: 0 K: 0 S: 3 H: 0 LOB: 0 BB: 0 P: 3	1B: 2 2B: 2 3B: 0 HR: 1 SF: 0 SAC: 1 DP: 0 HBP: 0							

PITCHER	IP	WLS	BF	H	R	ER	SO	BB	IBB	HBP	BLK	WP	HR	S	P	ERA	WHIP
Hal Griggs, R (1, 1) ERA: 5.49	8.0	L	33	5	3	3	5	4	0	0	0	0	1	39	55	3.38	1.125
Dick Hyde, R (9, 1) ERA: 1.86	1.0		3	0	0	0	0	0	0	0	0	0	0	3	3	0.00	0.000

PITCHER	IP	WLS	BF	H	R	ER	SO	BB	IBB	HBP	BLK	WP	HR	S	P	ERA	WHIP

TOP

Baltimore Orioles @ Washington Senators

Griffith Stadium, Washington, DC

Sat Jul 05 1958, 3:33 AM EDT

Att. 3,425 - Unknown

livebaseballscorecards.com

AB	31
R	3
H	5
RBI	3
BB	4
SO	5
LOB	17

Batter	1	2	3	4	5	6	7	8	9	AB	R	H	RBI	BB	SO	LOB
Herb Plews, L (1, 5) OBP: 0.343, SLG: 0.402	BBBB 4-0 L6-3 BB		x 0-0 G3 ② 1-2		x 0-0 L4 ③			SSS 0-3 K ①② 2-3		3	0	0	0	1	1	4
Neil Chrisley, L (1, 8) Eddie Yost, R (8, PH) Dick Hyde, R (9, 1) OBP: 0.301, SLG: 0.427 OBP: 0.326, SLG: 0.218	x 0-0 L6-3 ①② 1-2		x 0-0 2-H 3B			SSS 0-3 K ①		x 0-0 F9 ③		3 1 0	0 0 0	1 0 0	1 0 0	0 0 0	1 0 0	1 1 0
Roy Sievers, R (1, 7) OBP: 0.352, SLG: 0.550	x 0-0 5-3 ③		x 0-0 5-3 ③			x 0-0 G3 ②			x 0-0 1B	4	0	1	0	0	0	1
Clint Courtney, L (1, 2) Ed Fitz Gerald, R (9, PH) OBP: 0.319, SLG: 0.303 OBP: 0.372, SLG: 0.359		x 0-0 FC3-6 1B		x 0-0 F5 ①		x 0-0 F8 ③			SSS 0-3 K ①	3 1	0 0	1 0	0 0	0 0	0 1	0 1
Jim Lemon, R (1, 9) OBP: 0.329, SLG: 0.468		x 0-0 F3 ①		x 0-0 5-3 ②			x 0-0 G4-6-3 1B		SSS 0-3 K ②	4	0	1	0	0	1	2
Rocky Bridges, R (1, 6) OBP: 0.354, SLG: 0.405		x 0-0 FC3-6 FC6-4 ② 1-2f		x 0-0 F3 ③			x 0-0 G4-6-3 ①② 1-2f		SSS 0-3 K ③	4	0	0	0	0	1	3
Norm Zauchin, R (1, 3) OBP: 0.361, SLG: 0.449		x 0-0 FC6-4 ③ 1-2f			BBBB 4-0 FC4-6 BB		SSS 0-3 K ③			2	0	0	0	1	1	1
Ossie Alvarez, R (1, 4) OBP: 0.261, SLG: 0.190			x 0-0 G3 3B 1B		x 0-0 FC4-6 ① 1-2f			x 0-0 K 1B 1B		3	1	2	0	0	0	1
Hal Griggs, R (1, 1) Albie Pearson, L (8, PH) (9, 8) OBP: 0.148, SLG: 0.269 OBP: 0.359, SLG: 0.355			SSS 0-3 K ①		x 0-0 F7 ②			x 0-0 1-2 1B		2 1	0 0	0 1	0 0	0 0	1 0	2 0
Inning Stats	R: 0 H: 0 E: 0 LOB: 0 K: 0 BB: 1 S: 2 P: 6	R: 0 H: 1 E: 0 LOB: 1 K: 0 BB: 0 S: 4 P: 4	R: 1 H: 2 E: 0 LOB: 1 K: 1 BB: 0 S: 7 P: 7	R: 0 H: 0 E: 0 LOB: 0 K: 0 BB: 0 S: 3 P: 3	R: 0 H: 0 E: 0 LOB: 1 K: 0 BB: 1 S: 3 P: 7	R: 0 H: 0 E: 0 LOB: 0 K: 1 BB: 0 S: 5 P: 5	R: 0 H: 1 E: 0 LOB: 0 K: 1 BB: 0 S: 5 P: 5	R: 0 H: 2 E: 0 LOB: 1 K: 1 BB: 0 S: 6 P: 6	R: 0 H: 1 E: 0 LOB: 1 K: 3 BB: 0 S: 10 P: 10	1B: 6 SF: 0 2B: 1 SAC: 0 3B: 1 DP: 2 HR: 0 HBP: 0						

PITCHER		IP	WLS	BF	H	R	ER	SO	BB	IBB	HBP	BLK	WP	HR	S	P	ERA	WHIP
Hal Brown, R ERA: 3.55	(1, 1)	7.0	W	26	5	1	1	3	2	0	0	0	0	0	30	38	1.29	1.000
Billy O'Dell, L ERA: 3.0	(8, 1)	2.0	S	7	2	0	0	4	0	0	0	0	0	0	15	15	0.00	1.000

PITCHER	IP	WLS	BF	H	R	ER	SO	BB	IBB	HBP	BLK	WP	HR	S	P	ERA	WHIP

BOTTOM

Baltimore Orioles @ Washington Senators

Griffith Stadium, Washington, DC

Sat Jul 05 1958, 3:33 AM EDT

Att. 3,425 - Unknown

livebaseballscorecards.com

AB	31
R	1
H	7
RBI	1
BB	2
SO	7
LOB	17

Batter	1	2	3	4	5	6	7	8	9	AB	R	H	RBI	BB	SO	LOB
Bob Boyd, L (1, 3) OBP: 0.295, SLG: 0.403	4-3		6-3		FC4-6 1-3 2B		4-3			4	0	1	0	0	0	0
Al Pilarcik, L (1, 9) OBP: 0.304, SLG: 0.301	5-3			F8 B B B	FC4-6 BB		4-3			3	0	0	0	1	0	0
Gene Woodling, L (1, 7) OBP: 0.392, SLG: 0.401	1-3			1B 1B	FC4-6 1-2f 2-3 3-H			F8		4	1	1	1	0	0	2
Gus Triandos, R (1, 2) OBP: 0.330, SLG: 0.473		F8		1B 1-2 1B	S S S K			6-3		4	0	1	0	0	1	2
Dick Williams, R (1, 8) OBP: 0.359, SLG: 0.363 Jim Busby, R (6, PR) OBP: 0.274, SLG: 0.314 (6, 8)		WP 1B		F3		SH1-4 SF8 2B		5-3		3 1	0 1	2 0	0 0	0 0	0 0	2 0
Brooks Robinson, R (1, 5) OBP: 0.310, SLG: 0.360	F7 1-2			1-3 2-H 1B		SH1-4 2-3			F9	3	0	1	1	0	0	1
Billy Gardner, R (1, 4) OBP: 0.265, SLG: 0.316 Jim Marshall, L (9, PH) OBP: 0.298, SLG: 0.359	4-3			L9		SF8 3-H			F7	2 1	0 0	0 0	1 0	0 0	0 0	3 0
Willy Miranda, S (1, 6) OBP: 0.165, SLG: 0.159 Joe Ginsberg, L (9, PH) OBP: 0.333, SLG: 0.188			L4-3 1B	S S S K		6-3			S S S K	3 1	0 0	1 0	0 0	0 0	1 1	1 0
Jack Harshman, L (1, 1) OBP: 0.298, SLG: 0.237 Billy Loes, R (7, 1)			L4-3 1-2	B B B 2B FC4-6 BB			3-1			2 0	1 0	0 0	0 0	1 0	0 0	1 0
Inning Stats	R: 0 E: 0 K: 0 S: 3 H: 0 LOB: 0 BB: 0 P: 3	R: 0 E: 0 K: 0 S: 4 H: 1 LOB: 1 BB: 0 P: 4	R: 0 E: 0 K: 0 S: 3 H: 1 LOB: 0 BB: 0 P: 3	R: 1 E: 0 K: 0 S: 6 H: 3 LOB: 2 BB: 0 P: 6	R: 1 E: 0 K: 2 S: 8 H: 1 LOB: 2 BB: 2 P: 16	R: 1 E: 0 K: 0 S: 4 H: 1 LOB: 1 BB: 0 P: 4	R: 0 E: 0 K: 0 S: 3 H: 0 LOB: 0 BB: 0 P: 3	R: 0 E: 0 K: 0 S: 3 H: 0 LOB: 0 BB: 0 P: 3	R: 0 E: 0 K: 1 S: 5 H: 0 LOB: 0 BB: 0 P: 5	1B: 5 2B: 3 3B: 0 HR: 0 SF: 1 SAC: 1 DP: 1 HBP: 0						

PITCHER		IP	WLS	BF	H	R	ER	SO	BB	IBB	HBP	BLK	WP	HR	S	P	ERA	WHIP
Russ Kemmerer, R ERA: 4.37	(1, 1)	8.0	W	32	7	3	3	2	2	0	0	0	1	0	34	42	3.38	1.125
Dick Hyde, R ERA: 1.83	(9, 1)	1.0	S	3	0	0	0	1	0	0	0	0	0	0	5	5	0.00	0.000

PITCHER	IP	WLS	BF	H	R	ER	SO	BB	IBB	HBP	BLK	WP	HR	S	P	ERA	WHIP

TOP

Baltimore Orioles @ Washington Senators

Griffith Stadium, Washington, DC

Sun Jul 06 1958, 3:33 AM EDT

Att. 3,773 - Unknown

livebaseballscorecards.com

AB	31
R	3
H	7
RBI	3
BB	2
SO	3
LOB	12

WP: 1 PB: 0 SB: 0 CS: 0 PA: 35

Batter	1	2	3	4	5	6	7	8	9	AB	R	H	RBI	BB	SO	LOB
Ossie Alvarez, R (1, 4) OBP: 0.296, SLG: 0.208	0-0 BB 1B 1B		x 0-0 F9 ②		BBB 4-0 BB BB		x 0-0 F8 ①			3	1	1	0	1	0	0
Albie Pearson, L (1, 8) OBP: 0.361, SLG: 0.352	BBBB 4-0 1B 1-2 BB		x 0-0 F9 ③		BBBB 4-0 1B 1-2 BB		x 0-0 F5 ②			2	0	0	0	2	0	0
Roy Sievers, R (1, 7) OBP: 0.351, SLG: 0.545	x 0-0 F7 ①			x 0-0 F8 ①	x 0-0 F6 ③		x 0-0 1B			4	0	1	0	0	0	4
Jim Lemon, R (1, 9) OBP: 0.334, SLG: 0.483	x 0-0 G6-4-3 1B 1-2 2-H			x 0-0 1B 1B		x 0-0 HR	x 0-0 F9 ③			4	1	3	2	0	0	1
Rocky Bridges, R (1, 6) OBP: 0.356, SLG: 0.406	x 0-0 G6-4-3 ② ③ 1-2f			x 0-0 1B 1-3		x 0-0 E5 G4-6-3		x 0-0 SH1-4 1B 1B		4	1	2	0	0	0	2
Ed Fitz Gerald, R (1, 2) OBP: 0.348, SLG: 0.333 Herb Plews, L (9, 5) OBP: 0.343, SLG: 0.402		SSS 0-3 K ①		x 0-0 F4 ②		x 0-0 G4-6-3 ① ② 1-2f		x 0-0 SH1-4 ① 1-2		3	0	0	0	0	1	3
										0	0	0	0	0	0	0
Eddie Yost, R (1, 5) OBP: 0.326, SLG: 0.225 Clint Courtney, L (8, PH) OBP: 0.321, SLG: 0.303 (9, 2)		x 0-0 F9 ②		SSS 0-3 K ③		x 0-0 1B 2B		4-0 IBB		3	1	1	0	0	1	2
										0	0	0	0	1	0	0
Norm Zauchin, R (1, 3) OBP: 0.360, SLG: 0.447 Neil Chrisley, L (8, PH) OBP: 0.299, SLG: 0.424 Dick Hyde, R (9, 1)		x 0-0 F7 ③			SSS 0-3 K ①	x 0-0 1B 2-H		x 0-0 F2 ②		3	0	1	1	0	1	0
										1	0	0	0	0	0	2
										0	0	0	0	0	0	0
Russ Kemmerer, R (1, 1) OBP: 0.150, SLG: 0.105 Julio Becquer, L (8, PH) OBP: 0.236, SLG: 0.226 (9, 3)			x 0-0 F9 ①		x 0-0 F9 ②	x 0-0 F2 ③		x 0-0 1B 2-H		3	0	0	0	0	0	1
										1	0	1	1	0	0	0
Inning Stats	R: 1 E: 0 K: 0 S: 4 H: 2 LOB: 1 BB: 1 P: 8	R: 0 E: 0 K: 1 S: 5 H: 0 LOB: 0 BB: 0 P: 5	R: 0 E: 0 K: 0 S: 3 H: 0 LOB: 0 BB: 0 P: 3	R: 0 E: 0 K: 1 S: 7 H: 2 LOB: 2 BB: 0 P: 7	R: 0 E: 0 K: 1 S: 5 H: 0 LOB: 2 BB: 2 P: 13	R: 2 E: 1 K: 0 S: 6 H: 3 LOB: 1 BB: 0 P: 6	R: 0 E: 0 K: 0 S: 4 H: 1 LOB: 1 BB: 0 P: 4	R: 1 E: 0 K: 0 S: 4 H: 2 LOB: 1 BB: 1 P: 8		1B: 8 2B: 1 3B: 0 HR: 1	SF: 0 SAC: 1 DP: 2 HBP: 0					

PITCHER		IP	WLS	BF	H	R	ER	SO	BB	IBB	HBP	BLK	WP	HR	S	P	ERA	WHIP
Jack Harshman, L ERA: 2.83	(1, 1)	6.2		30	8	3	3	3	3	0	0	0	0	1	33	45	4.05	1.650
Billy Loes, R ERA: 4.04	(7, 1)	1.1	L	6	2	1	1	0	0	1	0	0	0	0	5	9	6.75	1.500

PITCHER	IP	WLS	BF	H	R	ER	SO	BB	IBB	HBP	BLK	WP	HR	S	P	ERA	WHIP

BOTTOM

Baltimore Orioles @ Washington Senators

Griffith Stadium, Washington, DC

Sun Jul 06 1958, 3:33 AM EDT

Att. 3,773 - Unknown

livebaseballscorecards.com

AB	31
R	4
H	10
RBI	4
BB	4
SO	3
LOB	15

WP: 0 PB: 0 SB: 0 CS: 0 PA: 36

Batter	1	2	3	4	5	6	7	8	9	AB	R	H	RBI	BB	SO	LOB
Bill Tuttle, R (1, 8) OBP: 0.343, SLG: 0.366	B B B B 4-0 CS BB			x 0-0 ① F9		x 0-0 ② F2		x 0-0 ② F2		2	0	0	0	1	0	1
Ralph Terry, R (6, 1) OBP: 0.139, SLG: 0.167										0	0	0	0	0	0	0
Mike Baxes, R (8, PH) OBP: 0.289, SLG: 0.272										1	0	0	0	0	0	1
Bob Martyn, L (8, 9) OBP: 0.347, SLG: 0.414										0	0	0	0	0	0	0
Roger Maris, L (1, 9) OBP: 0.301, SLG: 0.389 (8, 8)	S S S 0-3 ① ② K 1-2			x 0-0 ② F6		x 0-0 ③ F9		x 0-0 ③ F9		4	0	0	0	0	1	3
Preston Ward, L (1, 5) OBP: 0.352, SLG: 0.434	x 0-0 ③ L1			S S S 0-3 ③ K			x 0-0 1B SF7 1B		x 0-0 1B 1B 1B	3	1	1	0	0	1	0
Chico Carrasquel, R (9, PH) OBP: 0.314, SLG: 0.319										1	1	1	0	0	0	0
Bob Cerv, R (1, 7) OBP: 0.383, SLG: 0.640		x 0-0 ① F9			x 0-0 ① 6-3		x 0-0 5-3 1-3 1B		S S S 0-3 ① K	4	0	1	0	0	1	1
Harry Simpson, L (1, 3) OBP: 0.343, SLG: 0.421		x 0-0 ② F8			x 0-0 ② F7		x 0-0 ① 5-3 1-2		x 0-0 1B 1-2 1B	4	0	1	0	0	0	2
Hector Lopez, R (1, 4) OBP: 0.320, SLG: 0.403		x 0-0 ③ F9			x 0-0 ③ F6		x 0-0 ② SF7 3-H		x 0-0 ② F8	3	0	0	1	0	0	2
Harry Chiti, R (1, 2) OBP: 0.321, SLG: 0.420			x 0-0 ① F3			B B B B 4-0 1-3 1B BB	x 0-0 ③ L1		x 0-0 1-3 2-H 1B	3	1	1	1	1	0	1
Joe Demaestri, R (1, 6) OBP: 0.262, SLG: 0.296		x 0-0 ② L4				x 0-0 ① 1-3 1-2		x 0-0 1B	x 0-0 ③ F8	4	0	1	0	0	0	3
Bud Daley, L (1, 1) Jack Urban, R (5, 1) OBP: 0.250, SLG: 0.226 Whitey Herzog, L (6, PH) (6, 8) OBP: 0.333, SLG: 0.220 Hal Smith, R (8, PH) OBP: 0.255, SLG: 0.395 Tom Gorman, R (8, 1) OBP: 0.111, SLG: 0.111		x 0-0 ③ 5-3				x 0-0 2-H 1B		x 0-0 ① F5		1	0	0	0	0	0	0
										0	0	0	0	0	0	0
										1	0	1	1	0	0	0
										1	0	0	0	0	0	1
										0	0	0	0	0	0	0
Inning Stats	R: 0 E: 0 K: 1 S: 4 H: 0 LOB: 0 BB: 1 P: 8	R: 0 E: 0 K: 0 S: 3 H: 0 LOB: 0 BB: 0 P: 3	R: 0 E: 0 K: 0 S: 3 H: 0 LOB: 0 BB: 0 P: 3	R: 0 E: 0 K: 1 S: 5 H: 0 LOB: 0 BB: 0 P: 5	R: 0 E: 0 K: 0 S: 3 H: 0 LOB: 0 BB: 0 P: 3	R: 1 E: 0 K: 0 S: 4 H: 1 LOB: 1 BB: 1 P: 8	R: 1 E: 0 K: 0 S: 5 H: 2 LOB: 1 BB: 0 P: 5	R: 0 E: 0 K: 0 S: 4 H: 1 LOB: 1 BB: 0 P: 4	R: 1 E: 0 K: 1 S: 8 H: 3 LOB: 2 BB: 0 P: 8	1B: 7 2B: 1 3B: 0 HR: 0	SF: 1 SAC: 0 DP: 1 HBP: 0						

PITCHER	IP	WLS	BF	H	R	ER	SO	BB	IBB	HBP	BLK	WP	HR	S	P	ERA	WHIP
Milt Pappas, R (1, 1) ERA: 3.19	6.0	W	22	3	2	2	2	2	0	0	0	0	0	24	32	3.00	0.833
Ken Lehman, L (7, 1) ERA: 3.44	2.0		8	2	1	1	0	0	0	0	0	0	0	8	8	4.50	1.000
Connie Johnson, R (9, 1) ERA: 3.81	0.1		2	1	0	0	1	0	0	0	0	0	0	4	4	0.00	3.000
Billy O'Dell, L (9, 1) ERA: 2.98	0.2	S	3	1	0	0	0	0	0	0	0	0	0	3	3	0.00	1.500

PITCHER	IP	WLS	BF	H	R	ER	SO	BB	IBB	HBP	BLK	WP	HR	S	P	ERA	WHIP

TOP

Kansas City Athletics @ Baltimore Orioles

Memorial Stadium, Baltimore, MD

Thu Jul 10 1958, 3:33 AM EDT

Unknown

livebaseballscorecards.com

AB	32
R	3
H	7
RBI	3
BB	2
SO	3
LOB	15

WP: 0	PA: 35		
PB: 0			
SB: 0			
CS: 1			

Batter	1	2	3	4	5	6	7	8	9	AB	R	H	RBI	BB	SO	LOB
Jim Busby, R (1, 8) OBP: 0.271, SLG: 0.308	K	E4 1-3 2-H 3-H 1B		G1-4-3 1-2f		K		K		5	0	1	1	0	3	3
Bob Boyd, L (1, 3) OBP: 0.285, SLG: 0.389	K	4-3			6-3	F9		F9		5	0	0	0	0	1	3
Dick Williams, R (1, 7) OBP: 0.366, SLG: 0.368	F8		G4-6-3 1B		BB 1B 2B 1B	BB				3	1	2	0	1	0	0
Gus Triandos, R (1, 2) OBP: 0.332, SLG: 0.477		2B 2B	G4-6-3 1-2f		BB 1-2 2B 1B	K				4	2	2	0	0	1	2
Brooks Robinson, R (1, 5) OBP: 0.316, SLG: 0.361		2B E HBP	1B		2B E 1-2 2-3 BB		6-3			2	2	1	0	1	0	0
Al Pilarcik, L (1, 9) OBP: 0.307, SLG: 0.312		E 1-3 2-H 2B	K		E 1-3 2-H 3-H 2B		K			4	1	2	3	0	2	1
Billy Gardner, R (1, 4) OBP: 0.262, SLG: 0.312	F2			E6 BB	F9		F4			4	0	0	0	0	0	4
Willy Miranda, S (1, 6) OBP: 0.191, SLG: 0.167	E 1B BB			G1-4-3 1-2 BB	E3 2-3 3-H			FC6-4 1B		2	0	1	0	2	0	1
Milt Pappas, R (1, 1) OBP: 0.095, SLG: 0.143 Ken Lehman, L (7, 1) Connie Johnson, R (9, 1) OBP: 0.364, SLG: 0.350 Billy O'Dell, S (9, 1) OBP: 0.167, SLG: 0.205		K		K	K			FC6-4 1-2f		3 1 0 0	0 0 0 0	0 0 0 0	0 0 0 0	0 0 0 0	3 0 0 0	7 1 0 0
Inning Stats	R: 0 E: 0 K: 2 S: 7 H: 0 LOB: 0 BB: 0 P: 7	R: 3 E: 1 K: 1 S: 8 H: 3 LOB: 2 BB: 1 P: 13	R: 0 E: 0 K: 1 S: 6 H: 2 LOB: 1 BB: 0 P: 6	R: 0 E: 1 K: 1 S: 5 H: 0 LOB: 1 BB: 1 P: 9	R: 3 E: 1 K: 1 S: 9 H: 3 LOB: 2 BB: 1 P: 13	R: 0 E: 0 K: 2 S: 7 H: 0 LOB: 1 BB: 1 P: 11	R: 0 E: 0 K: 1 S: 5 H: 0 LOB: 0 BB: 0 P: 5	R: 0 E: 0 K: 1 S: 6 H: 1 LOB: 1 BB: 0 P: 6		1B: 6 2B: 3 3B: 0 HR: 0 SF: 0 SAC: 0 DP: 2 HBP: 1				WP: 0 PB: 0 SB: 0 CS: 0 PA: 38		

PITCHER		IP	WLS	BF	H	R	ER	SO	BB	IBB	HBP	BLK	WP	HR	S	P	ERA	WHIP
Bud Daley, L ERA: 4.91	(1, 1)	4.1	L	24	8	6	5	5	3	0	1	0	0	0	30	43	10.38	2.538
Jack Urban, R ERA: 5.57	(5, 1)	0.2		3	0	0	0	1	0	0	0	0	0	0	5	5	0.00	0.000
Ralph Terry, R ERA: 4.39	(6, 1)	2.0		7	0	0	0	3	1	0	0	0	0	0	12	16	0.00	0.500
Tom Gorman, R ERA: 3.31	(8, 1)	1.0		4	1	0	0	1	0	0	0	0	0	0	6	6	0.00	1.000

PITCHER	IP	WLS	BF	H	R	ER	SO	BB	IBB	HBP	BLK	WP	HR	S	P	ERA	WHIP

BOTTOM

Kansas City Athletics @ Baltimore Orioles

Memorial Stadium, Baltimore, MD

Thu Jul 10 1958, 3:33 AM EDT

Unknown

livebaseballscorecards.com

AB	33
R	6
H	9
RBI	4
BB	4
SO	10
LOB	22

Batter	1	2	3	4	5	6	7	8	9	AB	R	H	RBI	BB	SO	LOB
Chico Carrasquel, R (1, 5) (8, 6) OBP: 0.309, SLG: 0.313	F4		5-3		F5			F3		4	0	0	0	0	0	1
Bill Tuttle, R (1, 8) OBP: 0.342, SLG: 0.362	BB			6-3		F6			6-3	3	0	0	0	1	0	0
Preston Ward, L (1, 3) (8, 5) OBP: 0.351, SLG: 0.430	F7			1B		L9			K	4	0	1	0	0	1	1
Bob Cerv, R (1, 7) OBP: 0.384, SLG: 0.649	1-3			1-2		F5			HR	4	1	2	1	0	0	1
Roger Maris, L (1, 9) OBP: 0.301, SLG: 0.398		B2-3		F5			F2		HR	4	1	1	1	0	0	2
Hector Lopez, R (1, 4) OBP: 0.316, SLG: 0.398		F9		L4			4-3		5-3	4	0	0	0	0	0	2
Hal Smith, R (1, 2) OBP: 0.247, SLG: 0.382		K			F8		K			3	0	0	0	0	2	0
Joe Demaestri, R (1, 6) OBP: 0.260, SLG: 0.293			6-3		6-3			F8		2	0	0	0	0	0	0
Harry Simpson, L (8, PH) OBP: 0.340, SLG: 0.417										1	0	0	0	0	0	0
Bob Grim, R (8, 1)										0	0	0	0	0	0	0
Ray Herbert, R (1, 1) OBP: 0.240, SLG: 0.217			5-3		2B			4-3		1	0	0	0	0	0	0
Dick Tomanek, L (3, 1) OBP: 0.227, SLG: 0.350										1	0	1	0	0	0	0
Whitey Herzog, L (8, PH) (8, 3) OBP: 0.327, SLG: 0.214										1	0	0	0	0	0	0
Inning Stats	R: 0 E: 0 K: 0 S: 3 H: 0 LOB: 1 BB: 1 P: 7	R: 0 E: 0 K: 1 S: 5 H: 0 LOB: 0 BB: 0 P: 5	R: 0 E: 0 K: 0 S: 3 H: 0 LOB: 0 BB: 0 P: 3	R: 0 E: 0 K: 0 S: 5 H: 2 LOB: 2 BB: 0 P: 5	R: 0 E: 0 K: 0 S: 4 H: 1 LOB: 1 BB: 0 P: 4	R: 0 E: 0 K: 0 S: 3 H: 0 LOB: 0 BB: 0 P: 3	R: 0 E: 0 K: 1 S: 5 H: 0 LOB: 0 BB: 0 P: 5	R: 0 E: 0 K: 0 S: 3 H: 0 LOB: 0 BB: 0 P: 3	R: 2 E: 0 K: 1 S: 7 H: 2 LOB: 0 BB: 0 P: 7	1B: 2 2B: 1 3B: 0 HR: 2	SF: 0 SAC: 0 DP: 0 HBP: 0						

PITCHER		IP	WLS	BF	H	R	ER	SO	BB	IBB	HBP	BLK	WP	HR	S	P	ERA	WHIP
Arnie Portocarrero, R ERA: 2.49	(1, 1)	9.0	W	33	5	2	2	3	1	0	0	0	0	2	38	42	2.00	0.667

PITCHER	IP	WLS	BF	H	R	ER	SO	BB	IBB	HBP	BLK	WP	HR	S	P	ERA	WHIP

TOP

Kansas City Athletics @ Baltimore Orioles

Memorial Stadium, Baltimore, MD

Thu Jul 10 1958, 3:38 AM EDT
Att. 13,377 - Unknown

livebaseballscorecards.com

AB	32
R	2
H	5
RBI	2
BB	1
SO	3
LOB	7

Batter	1	2	3	4	5	6	7	8	9	AB	R	H	RBI	BB	SO	LOB
Bob Boyd, L (1, 3) OBP: 0.286, SLG: 0.395	SSS 0-3 ① K		x 0-0 E CS 2B		x 0-0 ② L1		x 0-0 ② L8			3	0	1	0	0	1	0
Jim Busby, R (7, 8) OBP: 0.269, SLG: 0.306										1	0	0	0	0	0	0
Al Pilarcik, L (1, 9) OBP: 0.303, SLG: 0.307	x 0-0 ② F5		x 0-0 ① L8		x 0-0 ③ F7		x 0-0 ③ B1-3			4	0	0	0	0	0	1
Dick Williams, R (1, 8) OBP: 0.369, SLG: 0.368	x 0-0 1B		x 0-0 E1 2-3			BBB 4-0 BB 1B BB		x 0-0 ① 4-3		3	1	1	0	1	0	1
(7, 3)																
Gene Woodling, L (1, 7) OBP: 0.390, SLG: 0.398	SSS 0-3 ③ K		SSS 0-3 ②③ K 3-H			x 0-0 ① F9		x 0-0 2B PB 1B		4	0	1	0	0	2	4
Lenny Green, L (8, PR) OBP: 0.300, SLG: 0.278										0	1	0	0	0	0	0
(9, 7)																
Joe Ginsberg, L (1, 2) OBP: 0.370, SLG: 0.206		BBBB 4-0 G4-6-3 BB		x 0-0 1B		BBBB 4-0 1B 1-2 BB		x 0-0 ② F7		2	0	1	0	2	0	1
Brooks Robinson, R (1, 5) OBP: 0.315, SLG: 0.363		x 0-0 ①② G4-6-3 1-2f		x 0-0 ① F3		x 0-0 ② F5		x 0-0 PB 1B 1-3 2B		4	1	1	0	0	0	4
Billy Gardner, R (1, 4) OBP: 0.268, SLG: 0.315		BBBB 4-0 BB BB		x 0-0 ② F8		x 0-0 1-2 2-H 1B		x 0-0 2-H 3-H 1B		3	0	2	2	1	0	1
Willy Miranda, S (1, 6) OBP: 0.198, SLG: 0.165		BBBB 4-0 1-2 BB		x 0-0 ③ F3		SSS 0-3 ③ K		x 0-0 ③ 1-3		1	0	0	0	1	0	1
Gus Triandos, R (6, PH) OBP: 0.331, SLG: 0.475										1	0	0	0	0	1	2
Foster Castleman, R (7, 6) OBP: 0.264, SLG: 0.278										1	0	0	0	0	0	1
Arnie Portocarrero, R (1, 1) OBP: 0.182, SLG: 0.188		SSS 0-3 ③ K			SSS 0-3 ① K		x 0-0 ① F9			3	0	0	0	0	2	2
Inning Stats	R: 0 H: 1 E: 0 LOB: 1 K: 2 BB: 0 S: 8 P: 8	R: 0 H: 0 E: 0 LOB: 2 K: 1 BB: 3 S: 4 P: 16	R: 0 H: 1 E: 1 LOB: 2 K: 1 BB: 0 S: 6 P: 6	R: 0 H: 1 E: 0 LOB: 1 K: 0 BB: 0 S: 4 P: 4	R: 0 H: 0 E: 0 LOB: 0 K: 1 BB: 0 S: 5 P: 5	R: 1 H: 1 E: 0 LOB: 2 K: 1 BB: 2 S: 6 P: 14	R: 0 H: 0 E: 0 LOB: 0 K: 0 BB: 0 S: 3 P: 3	R: 2 H: 3 E: 0 LOB: 1 K: 0 BB: 0 S: 6 P: 6		1B: 5 SF: 0 2B: 3 SAC: 0 3B: 0 DP: 2 HR: 0 HBP: 0						

PITCHER		IP	WLS	BF	H	R	ER	SO	BB	IBB	HBP	BLK	WP	HR	S	P	ERA	WHIP
Ray Herbert, R ERA: 3.57	(1, 1)	2.1		12	2	0	0	3	3	0	0	0	0	0	15	27	0.00	2.143
Dick Tomanek, L ERA: 4.5	(3, 1)	4.2	L	17	2	1	1	3	2	0	0	0	0	0	21	29	1.93	0.857
Bob Grim, R ERA: 5.91	(8, 1)	1.0		6	3	2	2	0	0	0	0	0	0	0	6	6	18.00	3.000

PITCHER	IP	WLS	BF	H	R	ER	SO	BB	IBB	HBP	BLK	WP	HR	S	P	ERA	WHIP

BOTTOM

Kansas City Athletics @ Baltimore Orioles

Memorial Stadium, Baltimore, MD

Thu Jul 10 1958, 3:38 AM EDT

Att. 13,377 - Unknown

livebaseballscorecards.com

AB	30
R	3
H	7
RBI	2
BB	5
SO	6
LOB	18

Batter	1	2	3	4	5	6	7	8	9	AB	R	H	RBI	BB	SO	LOB
Harvey Kuenn, R (1, 8) OBP: 0.372, SLG: 0.473	BBBB 4-0 BB 6-3 HBP BB	x 0-0 ③ L8			x 0-0 ②③ G4-3 1-2f	x 0-0 ③ 6-3 1-2 2-3		x 0-0 G6-4-3 1-2 1B		4	1	1	0	1	0	3
Billy Martin, R (1, 6) OBP: 0.303, SLG: 0.399	x 0-0 ① 6-3 1-2		SSS 0-3 ① K			x 0-0 1B HR 1B	x 0-0 FC6-4 1B	x 0-0 ②③ G6-4-3 1-2f		5	1	2	0	0	1	3
Al Kaline, R (1, 9) OBP: 0.367, SLG: 0.484 Bob Hazle, L (1, PR) OBP: 0.324, SLG: 0.267 (1, 7)	H 1-0 HBP BB HBP	x 0-0 ② 3-1				x 0-0 1-2 HR 1B	x 0-0 ① FC6-4 2B 1-2f SF8		SSS 0-3 ① K	0 4	0 2	0 1	0 0	0 0	0 1	0 1
Gail Harris, L (1, 3) OBP: 0.351, SLG: 0.506	x 0-0 ② F8		x 0-0 ③ 3-1			x 0-0 1-H 2-H HR	x 0-0 1-3 2B		x 0-0 E6 G4-6-3	5	1	2	3	0	0	2
Tito Francona, L (1, 7) OBP: 0.341, SLG: 0.329 (1, 9)	BBBB 4-0 HBP 1-2 2-3 BB			x 0-0 ① 4-3		x 0-0 1B 1B 1B	4-0 IBB		x 0-0 ②③ G4-6-3 1-2f	3	1	1	0	2	0	1
Frank Bolling, R (1, 4) OBP: 0.347, SLG: 0.379	H 1-0 1-2 2-3 3-H HBP			BBBB 4-0 G3-6-3 BB		x 0-0 ① F8	x 0-0 ② SF8 3-H			1	0	0	2	1	0	1
Ozzie Virgil, R (1, 5) OBP: 0.290, SLG: 0.386	x 0-0 ③ F6			x 0-0 ②③ G3-6-3 1-2f		x 0-0 ② F8	x 0-0 ③ F1			4	0	0	0	0	0	7
Red Wilson, R (1, 2) OBP: 0.411, SLG: 0.400		x 0-0 ① 1-3			x 0-0 G4-3 1B	x 0-0 WP 1B 1-3 1B		x 0-0 ① 6-3		4	0	2	0	0	0	0
Paul Foytack, R (1, 1) OBP: 0.375, SLG: 0.351 Hank Aguirre, R (8, 1) OBP: 0.231, SLG: 0.250 Bill Fischer, R (9, 1) OBP: 0.222, SLG: 0.250 Johnny Groth, R (9, 7) OBP: 0.386, SLG: 0.476		x 0-0 ② 1-3			x 0-0 ① F8	x 0-0 WP 1-2 3-H 1B		x 0-0 1B 1B		4 0 0 0	0 0 0 0	2 0 0 0	1 0 0 0	0 0 0 0	0 0 0 0	1 0 0 0
Inning Stats	R: 1 E: 0 K: 0 S: 3 H: 0 LOB: 3 BB: 2 P: 13	R: 0 E: 0 K: 0 S: 3 H: 0 LOB: 0 BB: 0 P: 3	R: 0 E: 0 K: 1 S: 5 H: 0 LOB: 0 BB: 0 P: 5	R: 0 E: 0 K: 0 S: 2 H: 0 LOB: 0 BB: 1 P: 6	R: 0 E: 0 K: 0 S: 3 H: 1 LOB: 0 BB: 0 P: 3	R: 4 E: 0 K: 0 S: 9 H: 6 LOB: 2 BB: 0 P: 9	R: 1 E: 0 K: 0 S: 5 H: 2 LOB: 2 BB: 1 P: 9	R: 0 E: 0 K: 0 S: 4 H: 2 LOB: 1 BB: 0 P: 4	R: 0 E: 1 K: 1 S: 5 H: 0 LOB: 0 BB: 0 P: 5	1B: 9 2B: 1 3B: 0 HR: 1	SF: 1 SAC: 0 DP: 4 HBP: 2			WP: 1 PB: 0 SB: 0 CS: 0	PA: 41		

TOP

Detroit Tigers @ Baltimore Orioles

Memorial Stadium, Baltimore, MD

Sun Jul 13 1958, 3:33 AM EDT

Unknown

livebaseballscorecards.com

AB	34
R	6
H	11
RBI	6
BB	4
SO	2
LOB	19

PITCHER		IP	WLS	BF	H	R	ER	SO	BB	IBB	HBP	BLK	WP	HR	S	P	ERA	WHIP
Charlie Beamon, R ERA: 4.25	(1, 1)	5.0	L	23	5	5	5	1	3	0	2	0	0	1	20	34	9.00	1.600
Billy Loes, R ERA: 4.0	(6, 1)	3.0		15	6	1	1	0	0	1	0	0	1	0	14	18	3.00	2.000
Ken Lehman, L ERA: 3.35	(9, 1)	1.0		3	0	0	0	1	0	0	0	0	0	0	5	5	0.00	0.000

PITCHER	IP	WLS	BF	H	R	ER	SO	BB	IBB	HBP	BLK	WP	HR	S	P	ERA	WHIP

BOTTOM

Detroit Tigers @ Baltimore Orioles

Memorial Stadium, Baltimore, MD

Sun Jul 13 1958, 3:33 AM EDT

Unknown

livebaseballscorecards.com

Batter	1	2	3	4	5	6	7	8	9	AB	R	H	RBI	BB	SO	LOB
Bob Boyd, L (1, 3) OBP: 0.296, SLG: 0.401	6-3 2B 1B	1B 6-3 1-2 1B	3-1			G3		1B 1-2 1B 1B		5	2	3	0	0	0	3
Al Pilarcik, L (1, 9) (9, 8)	F7	6-3 1-2 2-3		PB 1B		F7		1B 1-2 2-H 1B		5	0	2	1	0	0	3
Gene Woodling, L (1, 7) OBP: 0.390, SLG: 0.398 Foster Castleman, R (9, 6) OBP: 0.264, SLG: 0.278	6-3 1-2	S 2-3 3-H 1B		F4 1-2		F8		FC6-4 1-3 2-H 1B		5 0	0 0	2 0	2 0	0 0	0 0	2 0
Dick Williams, R (1, 8) OBP: 0.365, SLG: 0.368 Ken Lehman, L (9, 1)	1B 2-H 2B	K 1-2		F4			4-3	FC6-4 1-2f		5 0	1 0	1 0	1 0	0 0	1 0	5 0
Joe Ginsberg, L (1, 2) OBP: 0.380, SLG: 0.237 Gus Triandos, R (9, PH) OBP: 0.333, SLG: 0.477 Jim Busby, R (9, PR) OBP: 0.269, SLG: 0.306	BB 2-H 1B	1B 1B 1B		F8			L3		5-3 SH1-4 1B	4 1 0	0 0 0	2 1 0	1 0 0	0 0 0	0 0 0	1 0 0
Brooks Robinson, R (1, 5) OBP: 0.321, SLG: 0.366	FC6 1-2 BB	1B 1-2 1B	4-3 SH3-4 1B				5-3		SH1-4 1-2	3	0	2	0	1	0	0
Billy Gardner, R (1, 4) OBP: 0.265, SLG: 0.311	FC6 1-2f	F5	SH3-4 1-2					4-3	5-3 2-3	4	0	0	0	0	0	6
Willy Miranda, S (1, 6) OBP: 0.202, SLG: 0.170 Bob Nieman, R (8, PH) OBP: 0.442, SLG: 0.550 (9, 7)		F9	1-2 2-3 1B					F7	F6	3 2	0 0	1 0	0 0	0 0	0 0	1 2
Charlie Beamon, R (1, 1) Billy Loes, R (6, 1) Jim Marshall, L (8, PH) OBP: 0.302, SLG: 0.364 (9, 9)		6-3 1B 1B BB	K					1B 1B 1B		2 0 1	1 0 1	0 0 1	0 0 1	1 0 0	2 0 0	4 0 0
Inning Stats	R: 2 E: 0 K: 0 S: 6 H: 3 LOB: 2 BB: 1 P: 10	R: 1 E: 0 K: 1 S: 7 H: 2 LOB: 2 BB: 1 P: 11	R: 0 E: 0 K: 1 S: 8 H: 3 LOB: 3 BB: 0 P: 8	R: 0 E: 0 K: 0 S: 4 H: 1 LOB: 1 BB: 0 P: 4	R: 0 E: 0 K: 1 S: 6 H: 1 LOB: 1 BB: 0 P: 6	R: 0 E: 0 K: 0 S: 3 H: 0 LOB: 0 BB: 0 P: 3	R: 0 E: 0 K: 0 S: 3 H: 0 LOB: 0 BB: 0 P: 3	R: 2 E: 0 K: 0 S: 7 H: 4 LOB: 2 BB: 0 P: 7	R: 0 E: 0 K: 0 S: 4 H: 1 LOB: 2 BB: 0 P: 4	1B: 14 2B: 1 3B: 0 HR: 0	SF: 0 SAC: 2 DP: 0 HBP: 0					

PITCHER		IP	WLS	BF	H	R	ER	SO	BB	IBB	HBP	BLK	WP	HR	S	P	ERA	WHIP
Paul Foytack, R ERA: 4.14	(1, 1)	7.2	W	38	13	5	5	3	2	0	0	0	0	0	42	50	5.87	1.957
Hank Aguirre, L ERA: 2.22	(8, 1)	0.1		3	2	0	0	0	0	0	0	0	0	0	3	3	0.00	6.000
Bill Fischer, R ERA: 6.8	(9, 1)	1.0	S	3	0	0	0	0	0	0	0	0	0	0	3	3	0.00	0.000

PITCHER	IP	WLS	BF	H	R	ER	SO	BB	IBB	HBP	BLK	WP	HR	S	P	ERA	WHIP

AB	40
R	5
H	15
RBI	5
BB	2
SO	3
LOB	27

WP: 0 PA: 44
PB: 1
SB: 1
CS: 0

Batter	1	2	3	4	5	6	7	8	9	AB	R	H	RBI	BB	SO	LOB
Frank Bolling, R (1, 4) OBP: 0.348, SLG: 0.382	S S S 0-3 ① K	x 0-0 ② SF7 3-H	x 0-0 ③ L6				x 0-0 F9 SF9 2B		B B B B 4-0 SH2-3 1-2 BB	3	1	1	1	1	1	1
Billy Martin, R (1, 6) OBP: 0.299, SLG: 0.393	S S S 0-3 ② K	x 0-0 ③ F9			x 0-0 ① F3		x 0-0 ① F9 2-3		x 0-0 ① SH2-3 1-2 2-3	4	0	0	0	0	1	3
Harvey Kuenn, R (1, 8) OBP: 0.376, SLG: 0.476	x 0-0 1B		x 0-0 ① L4		x 0-0 1B 1B		x 0-0 ② SF9 3-H		4-0 IBB	3	0	2	1	1	0	0
Gus Zernial, R (1, 7) OBP: 0.313, SLG: 0.494 Tito Francona, L (7, 9) OBP: 0.341, SLG: 0.329 Reno Bertoia, R (9, PH) OBP: 0.267, SLG: 0.305 Charlie Maxwell, L (9, 7) OBP: 0.333, SLG: 0.352	S S S 0-3 ③ K		x 0-0 ② F2		x 0-0 1-2 1B		x 0-0 1B		x 0-0 ② SF7 3-H	4 0 0 0	0 0 0 0	2 0 0 0	0 0 1 0	0 0 0 0	1 0 0 0	1 0 0 0
Johnny Groth, R (1, 9) (7, 7) (9, 9) OBP: 0.360, SLG: 0.441		x 0-0 ① 1-3	x 0-0 ③ L6		x 0-0 ② F4		x 0-0 ③ F8		x 0-0 ③ 1-3	5	0	0	0	0	0	5
Gail Harris, L (1, 3) OBP: 0.348, SLG: 0.500		x 0-0 2B PB 1B	x 0-0 ① G3		x 0-0 ③ 4-3			x 0-0 ① 4-3		4	1	1	0	0	0	2
Ozzie Virgil, R (1, 5) OBP: 0.295, SLG: 0.403		x 0-0 PB 1-3 SF7 2B	x 0-0 1B 2B			x 0-0 ① F9		x 0-0 ② 5-3		4	2	2	0	0	0	0
Jim Hegan, R (1, 2) OBP: 0.244, SLG: 0.237		B B B B 4-0 BB 2-3 3-H BB	x 0-0 ② F3			x 0-0 ② F2		S S S 0-3 ③ K		3	0	0	0	1	1	1
George Susce, R (1, 1) OBP: 0.333, SLG: 0.308 Milt Bolling, R (9, PR) OBP: 0.324, SLG: 0.276 Hank Aguirre, R (9, 1) OBP: 0.231, SLG: 0.250 Bill Fischer, R (9, 1) OBP: 0.222, SLG: 0.250		B B B B 4-0 1-2 BB	x 0-0 2-H 1B			S S S 0-3 ③ K			H 1-0 SH2-3 BB SF7 HBP	2 0 0 0	0 1 0 0	1 0 0 0	1 0 0 0	1 0 0 0	1 0 0 0	0 0 0 0
Inning Stats	R: 0 H: 1 E: 0 LOB: 1 K: 3 BB: 0 S: 10 P: 10	R: 2 H: 2 E: 0 LOB: 2 K: 0 BB: 2 S: 5 P: 13	R: 0 H: 0 E: 0 LOB: 0 K: 0 BB: 0 S: 3 P: 3	R: 1 H: 2 E: 0 LOB: 1 K: 0 BB: 0 S: 5 P: 5	R: 0 H: 2 E: 0 LOB: 2 K: 0 BB: 0 S: 5 P: 5	R: 0 H: 0 E: 0 LOB: 0 K: 1 BB: 0 S: 5 P: 5	R: 1 H: 2 E: 0 LOB: 1 K: 0 BB: 0 S: 5 P: 5	R: 0 H: 0 E: 0 LOB: 0 K: 1 BB: 0 S: 5 P: 5	R: 1 H: 0 E: 0 LOB: 2 K: 0 BB: 2 S: 3 P: 12	1B: 6 SF: 3 2B: 3 SAC: 1 3B: 0 DP: 0 HR: 0 HBP: 1						WP: 0 PA: 41 PB: 1 SB: 0 CS: 0	

TOP

Detroit Tigers @ Baltimore Orioles

Memorial Stadium, Baltimore, MD

Sun Jul 13 1958, 3:38 AM EDT

Att. 13,708 - Unknown

livebaseballscorecards.com

AB	32
R	5
H	9
RBI	4
BB	4
SO	5
LOB	13

PITCHER		IP	WLS	BF	H	R	ER	SO	BB	IBB	HBP	BLK	WP	HR	S	P	ERA	WHIP
Billy O'Dell, L ERA: 3.1	(1, 1)	7.0	L	32	9	4	4	4	2	0	0	0	0	0	38	46	5.14	1.571
George Zuverink, R ERA: 3.24	(8, 1)	1.1		6	0	1	1	1	1	0	1	0	0	0	6	11	6.75	0.750
Ken Lehman, L ERA: 3.29	(9, 1)	0.2		3	0	0	0	0	0	1	0	0	0	0	2	6	0.00	0.000

PITCHER	IP	WLS	BF	H	R	ER	SO	BB	IBB	HBP	BLK	WP	HR	S	P	ERA	WHIP

Detroit Tigers @ Baltimore Orioles

Memorial Stadium, Baltimore, MD

Sun Jul 13 1958, 3:38 AM EDT

Att. 13,708 - Unknown

BOTTOM

Batter	1	2	3	4	5	6	7	8	9	AB	R	H	RBI	BB	SO	LOB
Billy Gardner, R (1, 4) (8, 6) OBP: 0.270, SLG: 0.322	0-0 3B 2B	0-0 F5 ③			0-0 F3 ①		0-0 2-H 2B		0-0 FC3-5 BB 1-2 1B	5	1	3	1	0	0	0
Bob Boyd, L (1, 3) OBP: 0.294, SLG: 0.410	0-0 SF9 2-H 3B		0-0 5-3 ①		0-0 F6 ②		0-0 F8 ③		BBBB 4-0 1-2 2-3 BB	4	1	1	1	0	0	1
George Zuverink, R (8, 1) OBP: 0.300, SLG: 0.444										0	0	0	0	0	0	0
Ken Lehman, L (9, 1)										0	0	0	0	0	0	0
Joe Ginsberg, L (9, PH) OBP: 0.392, SLG: 0.237										0	0	0	0	1	0	0
Lenny Green, L (9, PR) OBP: 0.300, SLG: 0.278										0	0	0	0	0	0	0
Dick Williams, R (1, 8) (8, 5) OBP: 0.361, SLG: 0.366	0-0 SF9 ① 3-H		0-0 FC6-4 1B		0-0 F9 ③			0-0 5-3 ①	0-0 FC3-5 ③ 2-3f	4	0	1	1	0	0	3
Bob Nieman, R (1, 7) OBP: 0.444, SLG: 0.540	BBBB 4-0 1B BB		0-0 F7 ②			SSS 0-3 K ①		BBBB 4-0 S BB		2	0	0	0	2	1	1
Jim Busby, R (8, PR) OBP: 0.269, SLG: 0.306 (9, 8)										0	0	0	0	0	0	0
Gus Triandos, R (1, 2) OBP: 0.332, SLG: 0.472	0-0 F5 ②		0-0 FC6-4 ③ 1-2f			BBBB 4-0 G4-6-3 BB		0-0 F8 ② 1-2		3	0	0	0	1	0	3
Al Pilarcik, L (1, 9) (8, 8) (9, 9) OBP: 0.304, SLG: 0.308	0-0 1-2 1B			0-0 1-3 ①		0-0 G4-6-3 ②③ 1-2f		0-0 F8 ③		4	0	1	0	0	0	3
Brooks Robinson, R (1, 5) (8, 4) OBP: 0.323, SLG: 0.368	0-0 F8 ③			0-0 1B			0-0 4-3 2B 1B		0-0 F8 ①	4	1	2	0	0	0	2
Willy Miranda, S (1, 6) OBP: 0.208, SLG: 0.178		0-0 G2-6-4 1B		0-0 F5 ②			0-0 F9 ①		SSS 0-3 K ②	2	0	1	0	0	0	1
Gene Woodling, L (7, PH) OBP: 0.387, SLG: 0.394 (8, 9) (9, 7)										2	0	0	0	0	1	1
Billy O'Dell, S (1, 1) OBP: 0.159, SLG: 0.195		0-0 G2-6-4 ①② 1-2f		SSS 0-3 K ③			0-0 4-3 ② 1-2		BBBB 4-0 BB 1B BB	2	0	0	0	0	1	2
Jim Marshall, L (7, PH) OBP: 0.301, SLG: 0.361 (8, 3)										1	0	0	0	0	0	1
Foster Castleman, R (9, PH) OBP: 0.269, SLG: 0.278										0	0	0	0	1	0	0
Inning Stats	R: 2 E: 0 K: 0 S: 6 H: 3 LOB: 2 BB: 1 P: 10	R: 0 E: 0 K: 0 S: 3 H: 1 LOB: 0 BB: 0 P: 3	R: 0 E: 0 K: 0 S: 4 H: 1 LOB: 1 BB: 0 P: 4	R: 0 E: 0 K: 1 S: 6 H: 1 LOB: 1 BB: 0 P: 6	R: 0 E: 0 K: 0 S: 3 H: 0 LOB: 0 BB: 0 P: 3	R: 0 E: 0 K: 1 S: 4 H: 0 LOB: 0 BB: 1 P: 8	R: 1 E: 0 K: 0 S: 5 H: 2 LOB: 1 BB: 0 P: 5	R: 0 E: 0 K: 0 S: 3 H: 0 LOB: 2 BB: 1 P: 7	R: 0 E: 0 K: 1 S: 6 H: 1 LOB: 3 BB: 2 P: 14	1B: 6 2B: 2 3B: 1 HR: 0	SF: 1 SAC: 0 DP: 2 HBP: 0						

livebaseballscorecards.com

AB	33
R	3
H	9
RBI	3
BB	5
SO	3
LOB	18

PITCHER		IP	WLS	BF	H	R	ER	SO	BB	IBB	HBP	BLK	WP	HR	S	P	ERA	WHIP
George Susce, R (1, 1) ERA: 3.35		8.0	W	33	8	3	3	2	3	0	0	0	0	0	34	46	3.38	1.375
Hank Aguirre, L (9, 1) ERA: 2.19		0.2		5	1	0	0	1	2	0	0	0	0	0	5	13	0.00	4.500
Bill Fischer, R (9, 1) ERA: 6.75		0.1	S	1	0	0	0	0	0	0	0	0	0	0	1	1	0.00	0.000

PITCHER	IP	WLS	BF	H	R	ER	SO	BB	IBB	HBP	BLK	WP	HR	S	P	ERA	WHIP

WP: 0 PB: 0 SB: 1 CS: 0 PA: 39

Detroit Tigers @ Baltimore Orioles

Memorial Stadium, Baltimore, MD

Mon Jul 14 1958, 3:33 AM EDT

Att. 2,742 - Unknown

TOP

livebaseballscorecards.com

Batter	1	2	3	4	5	6	7	8	9	AB	R	H	RBI	BB	SO	LOB
Frank Bolling, R (1, 4) OBP: 0.350, SLG: 0.383	4-3 S 1B 1B		F8		1-2 1B			K		4	1	2	0	0	1	0
Billy Martin, R (1, 6) OBP: 0.298, SLG: 0.394	6-3 1-2		2B		F6			6-3		4	0	1	0	0	0	3
Harvey Kuenn, R (1, 8) OBP: 0.375, SLG: 0.476	4-3 2-3		K		F9			2B		4	0	1	0	0	1	4
Gail Harris, L (1, 3) OBP: 0.346, SLG: 0.494	3-H 1B		3-1			F9		G3		4	0	1	1	0	0	2
Tito Francona, L (1, 9) OBP: 0.333, SLG: 0.321	K			F8		F4			F9	4	0	0	0	0	1	1
Ozzie Virgil, R (1, 5) OBP: 0.289, SLG: 0.395		K		K		4-3			F5	3	0	0	0	0	2	0
Charlie Maxwell, L (9, PH) OBP: 0.332, SLG: 0.350										1	0	0	0	0	0	0
Bob Hazle, L (1, 7) OBP: 0.321, SLG: 0.266		1B		K			K		K	4	0	1	0	0	3	0
Red Wilson, R (1, 2) OBP: 0.409, SLG: 0.398		F5			FC1-6 1B		5-3			3	0	1	0	0	0	1
Herb Moford, R (1, 1)		4-3			FC1-6 1B 1-2f		1-3			3	0	0	0	0	0	2
Inning Stats	R: 1 E: 0 K: 1 S: 7 H: 2 LOB: 1 BB: 0 P: 7	R: 0 E: 0 K: 1 S: 6 H: 1 LOB: 1 BB: 0 P: 6	R: 0 E: 0 K: 1 S: 6 H: 1 LOB: 1 BB: 0 P: 6	R: 0 E: 0 K: 2 S: 7 H: 0 LOB: 0 BB: 0 P: 7	R: 0 E: 0 K: 0 S: 5 H: 2 LOB: 2 BB: 0 P: 5	R: 0 E: 0 K: 0 S: 3 H: 0 LOB: 0 BB: 0 P: 3	R: 0 E: 0 K: 1 S: 5 H: 0 LOB: 0 BB: 0 P: 5	R: 0 E: 0 K: 1 S: 6 H: 1 LOB: 1 BB: 0 P: 6	R: 0 E: 0 K: 1 S: 5 H: 0 LOB: 0 BB: 0 P: 5	1B: 5 2B: 2 3B: 0 HR: 0	SF: 0 SAC: 0 DP: 0 HBP: 0			WP: 0 PB: 0 SB: 1 CS: 0	PA: 34		

	AB	34
	R	1
	H	7
	RBI	1
	BB	0
	SO	8
	LOB	13

PITCHER	IP	WLS	BF	H	R	ER	SO	BB	IBB	HBP	BLK	WP	HR	S	P	ERA	WHIP
Hal Brown, R (1, 1) ERA: 2.88	9.0	W	34	7	1	1	8	0	0	0	0	0	0	50	50	1.00	0.778

PITCHER	IP	WLS	BF	H	R	ER	SO	BB	IBB	HBP	BLK	WP	HR	S	P	ERA	WHIP

Detroit Tigers @ Baltimore Orioles

Memorial Stadium, Baltimore, MD

Mon Jul 14 1958, 3:33 AM EDT

Att. 2,742 - Unknown

BOTTOM

livebaseballscorecards.com

Batter	1	2	3	4	5	6	7	8	9	AB	R	H	RBI	BB	SO	LOB
Bob Boyd, L (1, 3) OBP: 0.305, SLG: 0.440	1B 2B		B1-3			BBBB 4-0 G4-6-3 BB		HR		3	2	2	1	1	0	0
Gene Woodling, L (1, 9) OBP: 0.385, SLG: 0.392 Lenny Green, L (9, 7) OBP: 0.300, SLG: 0.278	G1-4-3 1B 2-H		L3			G4-6-3 1-2f		SSS 0-3 K		4 0	0 0	1 0	1 0	0 0	1 0	1 0
Bob Nieman, R (1, 7) OBP: 0.438, SLG: 0.538 Al Pilarcik, L (9, 9) OBP: 0.304, SLG: 0.308	SSS 0-3 K			5-3		2B		G3		4 0	0 0	1 0	0 0	0 0	1 0	1 0
Gus Triandos, R (1, 2) OBP: 0.332, SLG: 0.470	G1-4-3 1-2f			G6-4-3 1B		6-3				3	0	1	0	0	0	2
Dick Williams, R (1, 8) OBP: 0.356, SLG: 0.360 Jim Busby, R (9, 8) OBP: 0.269, SLG: 0.306		F9		G6-4-3 1-2f			E6			3 0	0 0	0 0	0 0	0 0	0 0	1 0
Brooks Robinson, R (1, 5) OBP: 0.320, SLG: 0.364		F2			F3		SSS 0-3 K			3	0	0	0	0	1	1
Billy Gardner, R (1, 4) OBP: 0.273, SLG: 0.323		BBBB 4-0 BB			6-3 1B		F8			2	0	1	0	1	0	1
Willy Miranda, S (1, 6) OBP: 0.202, SLG: 0.172		F7			6-3 1-2		F7			3	0	0	0	0	0	3
Hal Brown, R (1, 1) OBP: 0.273, SLG: 0.364			F7		K			F2		3	0	0	0	0	1	1
Inning Stats	R: 1 H: 2 E: 0 LOB: 0 K: 1 BB: 0 S: 6 P: 6	R: 0 H: 0 E: 0 LOB: 1 K: 0 BB: 1 S: 3 P: 7	R: 0 H: 0 E: 0 LOB: 0 K: 0 BB: 0 S: 3 P: 3	R: 0 H: 1 E: 0 LOB: 0 K: 0 BB: 0 S: 3 P: 3	R: 0 H: 1 E: 0 LOB: 1 K: 1 BB: 0 S: 6 P: 6	R: 0 H: 1 E: 0 LOB: 1 K: 0 BB: 1 S: 3 P: 7	R: 0 H: 0 E: 1 LOB: 1 K: 1 BB: 0 S: 6 P: 6	R: 1 H: 1 E: 0 LOB: 0 K: 1 BB: 0 S: 6 P: 6		1B: 3 SF: 0 2B: 2 SAC: 0 3B: 0 DP: 3 HR: 1 HBP: 0						

	AB	28
	R	2
	H	6
	RBI	2
	BB	2
	SO	4
	LOB	11

WP: 0 PA: 30
PB: 0
SB: 0
CS: 0

PITCHER	IP	WLS	BF	H	R	ER	SO	BB	IBB	HBP	BLK	WP	HR	S	P	ERA	WHIP
Herb Moford, R (1, 1) ERA: 4.39	8.0	L	30	6	2	2	4	2	0	0	0	0	1	36	44	2.25	1.000

PITCHER	IP	WLS	BF	H	R	ER	SO	BB	IBB	HBP	BLK	WP	HR	S	P	ERA	WHIP

Chicago White Sox @ Baltimore Orioles

Memorial Stadium, Baltimore, MD

Tue Jul 15 1958, 7:05 PM EDT

Att. 9,528 - Unknown

TOP

livebaseballscorecards.com

Batter	1	2	3	4	5	6	7	8	9	10	11	12	AB	R	H	RBI	BB	SO	LOB
Billy Goodman, L (1, 5) OBP: 0.367, SLG: 0.396	1B SF9 1B		F8		G3			3-1			1B 2B		5	1	2	0	0	0	0
Sammy Esposito, R (11, PR) OBP: 0.241, SLG: 0.120													0	1	0	0	0	0	0
(11, 5)																			
Nellie Fox, L (1, 4) OBP: 0.390, SLG: 0.378	F8		F8			F9		F7			1B IBB		4	0	0	0	1	0	1
Jim Landis, R (1, 8) OBP: 0.360, SLG: 0.489	SF9 1B 1-3 1B		F9			5-3			L1		L4-3 1-3 2-H 1B		5	1	2	1	0	0	0
Earl Battey, R (1, 2) OBP: 0.326, SLG: 0.524	SF9 2-3 3-H			F9		K			F7		L4-3 1-2		3	0	0	1	0	1	0
Sherm Lollar, R (11, PH) OBP: 0.382, SLG: 0.456													1	0	0	0	0	0	3
(11, 2)																			
Earl Torgeson, L (1, 3) OBP: 0.383, SLG: 0.446	3-H 1B			K			F3		K			6-3	5	0	1	1	0	2	0
Al Smith, R (1, 7) OBP: 0.323, SLG: 0.385	K			BB			F8			F9		FC4-6 1B	4	0	1	0	1	1	1
Don Mueller, L (1, 9) OBP: 0.330, SLG: 0.310		G3		G3			1B			F9		FC4-6 1-2f	3	0	1	0	0	0	1
Jim Rivera, L (7, PR) OBP: 0.280, SLG: 0.356													2	0	0	0	0	0	1
(7, 9)																			
Luis Aparicio, R (1, 6) OBP: 0.299, SLG: 0.318		F4			F8		6-3			L5		F9	5	0	0	0	0	0	2
Jim Wilson, R (1, 1) OBP: 0.175, SLG: 0.083		F8			F6			F4			K		1	0	0	0	0	0	0
Ron Jackson, R (5, PH) OBP: 0.336, SLG: 0.449													1	0	0	0	0	0	0
Gerry Staley, R (5, 1)													2	0	0	0	0	1	0
Turk Lown, R (11, 1) OBP: 0.333, SLG: 0.333													0	0	0	0	0	0	0
Inning Stats	R: 2 H: 3 E: 0 LOB: 1 K: 1 BB: 0 S: 8 P: 8	R: 0 H: 0 E: 0 LOB: 0 K: 0 BB: 0 S: 3 P: 3	R: 0 H: 0 E: 0 LOB: 0 K: 0 BB: 0 S: 3 P: 3	R: 0 H: 0 E: 0 LOB: 1 K: 1 BB: 1 S: 5 P: 9	R: 0 H: 0 E: 0 LOB: 0 K: 0 BB: 0 S: 3 P: 3	R: 0 H: 0 E: 0 LOB: 0 K: 1 BB: 0 S: 5 P: 5	R: 0 H: 1 E: 0 LOB: 1 K: 0 BB: 0 S: 4 P: 4	R: 0 H: 0 E: 0 LOB: 0 K: 0 BB: 0 S: 3 P: 3	R: 0 H: 0 E: 0 LOB: 0 K: 1 BB: 0 S: 5 P: 5	R: 0 H: 0 E: 0 LOB: 0 K: 0 BB: 0 S: 3 P: 3	R: 1 H: 2 E: 0 LOB: 2 K: 1 BB: 1 S: 6 P: 10	R: 0 H: 1 E: 0 LOB: 1 K: 0 BB: 0 S: 4 P: 4	1B: 6 SF: 1 2B: 2 SAC: 0 3B: 0 DP: 1 HR: 0 HBP: 0						

PITCHER	IP	WLS	BF	H	R	ER	SO	BB	IBB	HBP	BLK	WP	HR	S	P	ERA	WHIP
Arnie Portocarrero, R (1, 1) ERA: 2.46	12.0	W	44	7	3	3	5	1	1	0	0	0	0	52	60	2.25	0.667

PITCHER	IP	WLS	BF	H	R	ER	SO	BB	IBB	HBP	BLK	WP	HR	S	P	ERA	WHIP

AB	41
R	3
H	7
RBI	3
BB	2
SO	5
LOB	9

WP: 0 PB: 0 SB: 0 CS: 0 PA: 44

Batter	1	2	3	4	5	6	7	8	9	10	11	12	AB	R	H	RBI	BB	SO	LOB
Bob Boyd, L (1, 3) OBP: 0.306, SLG: 0.442	G3-6-3 1B		1B 2B	1-3			1-3			4-3		E3 1B 1-3	6	1	2	0	0	0	3
Gene Woodling, L (1, 9) OBP: 0.380, SLG: 0.383	G3-6-3 1-2f		F4		G3		F8			4-3		1B IBB	5	0	0	0	1	0	2
Bob Nieman, R (1, 7) OBP: 0.437, SLG: 0.529 Jim Busby, R (11, PR) (12, 8) OBP: 0.267, SLG: 0.303	F9		F7 2-H 1B		5-3		6-3				B B B B G5-4-3 BB	K	4 1	0 0	1 0	1 0	1 0	0 1	0 3
Gus Triandos, R (1, 2) OBP: 0.332, SLG: 0.478		HR	F7 2-3		K		4-3				G5-4-3 1-2f	1-2 2-3 3-H 1B	6	1	2	2	0	1	2
Dick Williams, R (1, 8) (12, 7) OBP: 0.348, SLG: 0.351		1-3	F4			5-6-3	K				E5 1B		5	1	0	0	0	1	2
Brooks Robinson, R (1, 5) OBP: 0.328, SLG: 0.375		CS 1B		SH6-4 1B		2B			1-3		2-H 1B		5	0	4	1	0	0	0
Billy Gardner, R (1, 4) OBP: 0.275, SLG: 0.320		B B B B 1B 1-2 BB		S S S K		B B B B G1-6-3 BB			5-3		4-3		3	0	0	0	2	1	2
Willy Miranda, S (1, 6) OBP: 0.218, SLG: 0.189 Al Pilarcik, L (6, PH) OBP: 0.303, SLG: 0.307 Foster Castleman, R (7, 6) OBP: 0.272, SLG: 0.281		1-2 1B		1-2 SH6-4 1B		G1-6-3 1-2f			F6			E 1B 1B	2 1 2	0 0 1	2 0 1	0 0 0	0 0 0	0 2 0	0 0 0
Arnie Portocarrero, R (1, 1) OBP: 0.167, SLG: 0.171 Jim Marshall, L (12, PH) OBP: 0.299, SLG: 0.359		S S S K		SH6-4 1-2 2-3			6-3			6-3		S S S K	3 1	0 0	0 0	0 0	0 1	1 1	2 1
Inning Stats	R: 0 E: 0 K: 0 S: 3 H: 1 LOB: 0 BB: 0 P: 3	R: 1 E: 0 K: 1 S: 7 H: 3 LOB: 2 BB: 1 P: 11	R: 1 E: 0 K: 0 S: 5 H: 2 LOB: 1 BB: 0 P: 5	R: 0 E: 0 K: 1 S: 7 H: 2 LOB: 2 BB: 0 P: 7	R: 0 E: 0 K: 1 S: 5 H: 0 LOB: 0 BB: 0 P: 5	R: 0 E: 0 K: 0 S: 3 H: 1 LOB: 1 BB: 1 P: 7	R: 0 E: 0 K: 0 S: 3 H: 0 LOB: 0 BB: 0 P: 3	R: 0 E: 0 K: 1 S: 5 H: 0 LOB: 0 BB: 0 P: 5	R: 0 E: 0 K: 0 S: 3 H: 0 LOB: 0 BB: 0 P: 3	R: 0 E: 0 K: 0 S: 3 H: 0 LOB: 0 BB: 0 P: 3	R: 1 E: 1 K: 0 S: 4 H: 1 LOB: 1 BB: 1 P: 8	R: 1 E: 1 K: 2 S: 9 H: 2 LOB: 3 BB: 1 P: 13	1B: 9 2B: 2 3B: 0 HR: 1 SF: 0 SAC: 1 DP: 3 HBP: 0						

PITCHER	IP	WLS	BF	H	R	ER	SO	BB	IBB	HBP	BLK	WP	HR	S	P	ERA	WHIP
Jim Wilson, R (1, 1) ERA: 3.27	4.0		19	8	2	2	2	1	0	0	0	0	1	22	26	4.50	2.250
Gerry Staley, R (5, 1) ERA: 3.06	6.2		22	1	1	0	2	2	0	0	0	0	0	24	32	0.00	0.450
Turk Lown, R (11, 1) ERA: 4.78	1.0	L	8	3	1	0	2	0	1	0	0	0	0	11	15	0.00	3.000

PITCHER	IP	WLS	BF	H	R	ER	SO	BB	IBB	HBP	BLK	WP	HR	S	P	ERA	WHIP

BOTTOM

Chicago White Sox @ Baltimore Orioles

Memorial Stadium, Baltimore, MD

Tue Jul 15 1958, 7:05 PM EDT

Att. 9,528 - Unknown

livebaseballscorecards.com

AB	44
R	4
H	12
RBI	4
BB	4
SO	6
LOB	19

WP: 0 PA: 49
PB: 0
SB: 0
CS: 1

Batter	1	2	3	4	5	6	7	8	9	AB	R	H	RBI	BB	SO	LOB
Billy Goodman, L (1, 5) OBP: 0.374, SLG: 0.400	BBBB 4-0 FC5-4 BB	0-0 E 1B 1-2 2-H			0-0 F8 ①		0-0 E 1B		0-0 F8 ①	3	0	2	1	1	0	0
Sammy Esposito, R (7, PR) OBP: 0.233, SLG: 0.115 (7, 5)										1	0	0	0	0	0	0
Nellie Fox, L (1, 4) OBP: 0.388, SLG: 0.375	0-0 F8 ①	0-0 E6 1B 1-3 2-H			0-0 F8 ②		0-0 E5 G1-4-3 1-3		0-0 1-3 ②	5	0	1	1	0	0	2
Jim Landis, R (1, 8) OBP: 0.357, SLG: 0.482	0-0 FC5-4 1B ② 1-2f	0-0 F8 ③			0-0 F6 ③		0-0 G1-4-3 ②③ 1-2f		BBBB 4-0 BB	4	0	0	0	1	0	5
Sherm Lollar, R (1, 2) OBP: 0.385, SLG: 0.457	0-0 1B 1-2	SSS 0-3 K ①			H 1-0 1B F7 HBP			0-0 FC1-5 1B 1B	0-0 L5 ③	4	1	2	0	0	1	1
Earl Torgeson, L (1, 3) OBP: 0.386, SLG: 0.448	0-0 F6 ③	0-0 2-3 ②			0-0 F7 SF9 1-3 1B			0-0 FC1-5 2B 1-2 1B		4	2	2	0	0	0	2
Al Smith, R (1, 7) OBP: 0.318, SLG: 0.379	SSS 0-3 K ①	0-0 G3 ③			0-0 F7 ① 2-3 3-H			0-0 FC1-5 2B ① 1-2 2-3f		4	1	0	1	0	1	3
Jim Rivera, L (1, 9) OBP: 0.279, SLG: 0.362	0-0 F8 ②	0-0 F9 ①			0-0 SF9 ② 3-H			0-0 G3 2B 1-3 2-H		3	0	1	2	0	0	0
Luis Aparicio, R (1, 6) OBP: 0.299, SLG: 0.317	0-0 BB 1B 1B	0-0 6-3 ②			SSS 0-3 K ③			0-0 G3 ② 2-3 3-H		4	1	1	1	0	1	1
Dick Donovan, L (1, 1) OBP: 0.277, SLG: 0.105	BBBB 4-0 1B E BB 1-2	SSS 0-3 K ③			SSS 0-3 K ①			0-0 F7 ③		3	1	0	0	1	2	1
Inning Stats	R: 0 E: 0 K: 0 S: 4 H: 1 LOB: 2 BB: 1 P: 8	R: 2 E: 1 K: 1 S: 8 H: 3 LOB: 2 BB: 1 P: 12	R: 0 E: 0 K: 1 S: 5 H: 0 LOB: 0 BB: 0 P: 5	R: 0 E: 0 K: 1 S: 5 H: 0 LOB: 0 BB: 0 P: 5	R: 0 E: 0 K: 0 S: 3 H: 0 LOB: 0 BB: 0 P: 3	R: 2 E: 0 K: 1 S: 6 H: 1 LOB: 0 BB: 0 P: 7	R: 0 E: 1 K: 1 S: 6 H: 1 LOB: 2 BB: 0 P: 6	R: 2 E: 0 K: 0 S: 6 H: 3 LOB: 1 BB: 0 P: 6	R: 0 E: 0 K: 0 S: 3 H: 0 LOB: 1 BB: 1 P: 7	1B: 8 2B: 1 3B: 0 HR: 0 SF: 1 SAC: 0 DP: 1 HBP: 1						

TOP

Chicago White Sox @ Baltimore Orioles

Memorial Stadium, Baltimore, MD

Wed Jul 16 1958, 7:05 PM EDT

Unknown

livebaseballscorecards.com

AB	35
R	6
H	9
RBI	6
BB	3
SO	5
LOB	15

PITCHER		IP	WLS	BF	H	R	ER	SO	BB	IBB	HBP	BLK	WP	HR	S	P	ERA	WHIP
Milt Pappas, R ERA: 3.39	(1, 1)	7.0	L	30	6	4	4	5	2	0	1	0	0	0	37	46	5.14	1.143
Billy Loes, R ERA: 4.13	(8, 1)	2.0		10	3	2	2	0	1	0	0	0	0	0	9	13	9.00	2.000

PITCHER	IP	WLS	BF	H	R	ER	SO	BB	IBB	HBP	BLK	WP	HR	S	P	ERA	WHIP

Batter	1	2	3	4	5	6	7	8	9	AB	R	H	RBI	BB	SO	LOB
Billy Gardner, R (1, 4) OBP: 0.275, SLG: 0.319	F6		F7			2B FC4-6 1B	F9			4	1	1	0	0	0	2
Bob Boyd, L (1, 3) OBP: 0.299, SLG: 0.432	6-3		F5			F9		F7		4	0	0	0	0	0	2
Gene Woodling, L (1, 7) OBP: 0.385, SLG: 0.391	K			BB		FC4-6 1-3 2B		G6-4-3 1B		3	0	2	0	1	1	0
Lenny Green, L (9, 7) OBP: 0.300, SLG: 0.278										0	0	0	0	0	0	0
Gus Triandos, R (1, 2) OBP: 0.334, SLG: 0.480		2B		F7		FC4-6 BB		G6-4-3 1-2f		3	0	1	0	1	0	2
Al Pilarcik, L (1, 9) OBP: 0.299, SLG: 0.302		1-3		F7		FC4-6 1-2f 2-3 3-H			K2-3	4	0	0	1	0	1	4
Dick Williams, R (1, 8) OBP: 0.346, SLG: 0.350		F9		F4		F8			1B 1B	4	0	1	0	0	0	4
Brooks Robinson, R (1, 5) OBP: 0.330, SLG: 0.377		F6			F9		FC3-6 1B		1-2 1B	4	0	2	0	0	0	1
Willy Miranda, S (1, 6) OBP: 0.223, SLG: 0.188			SH5-4 BB		F7		FC3-6 1-2f FC6-4		F9	1	0	0	0	1	0	0
Jim Marshall, L (7, PH) OBP: 0.297, SLG: 0.357										1	0	0	0	0	0	1
Foster Castleman, R (8, 6) OBP: 0.270, SLG: 0.279										1	0	0	0	0	0	2
Milt Pappas, R (1, 1) OBP: 0.091, SLG: 0.136			SH5-4 1-2		K		FC6-4 1-2f		G3	1	0	0	0	0	1	0
Bob Nieman, R (7, PH) OBP: 0.434, SLG: 0.525										1	0	0	0	0	0	1
Billy Loes, R (8, 1)										0	0	0	0	0	0	0
Joe Ginsberg, L (9, PH) OBP: 0.385, SLG: 0.231										1	0	0	0	0	0	2
Inning Stats	R: 0 H: 0 E: 0 LOB: 0 K: 1 BB: 0 S: 5 P: 5	R: 0 H: 1 E: 0 LOB: 1 K: 0 BB: 0 S: 4 P: 4	R: 0 H: 0 E: 0 LOB: 1 K: 0 BB: 1 S: 3 P: 7	R: 0 H: 0 E: 0 LOB: 1 K: 0 BB: 1 S: 3 P: 7	R: 0 H: 0 E: 0 LOB: 0 K: 1 BB: 0 S: 5 P: 5	R: 1 H: 2 E: 0 LOB: 2 K: 0 BB: 1 S: 5 P: 9	R: 0 H: 1 E: 0 LOB: 1 K: 0 BB: 0 S: 4 P: 4	R: 0 H: 1 E: 0 LOB: 0 K: 0 BB: 0 S: 3 P: 3	R: 0 H: 2 E: 0 LOB: 2 K: 1 BB: 0 S: 7 P: 7	1B: 5 SF: 0 2B: 2 SAC: 1 3B: 0 DP: 1 HR: 0 HBP: 0						

PITCHER		IP	WLS	BF	H	R	ER	SO	BB	IBB	HBP	BLK	WP	HR	S	P	ERA	WHIP
Dick Donovan, R ERA: 4.05	(1, 1)	9.0	W	36	7	1	1	3	3	0	0	0	0	0	39	51	1.00	1.111

PITCHER	IP	WLS	BF	H	R	ER	SO	BB	IBB	HBP	BLK	WP	HR	S	P	ERA	WHIP

BOTTOM

Chicago White Sox @ Baltimore Orioles

Memorial Stadium, Baltimore, MD

Wed Jul 16 1958, 7:05 PM EDT

Unknown

livebaseballscorecards.com

AB	32
R	1
H	7
RBI	1
BB	3
SO	3
LOB	21

WP: 0 PA: 36
PB: 0
SB: 0
CS: 0

Chicago White Sox @ Baltimore Orioles

Memorial Stadium, Baltimore, MD

Wed Jul 16 1958, 7:05 PM EDT

Att. 16,565 - Unknown

TOP

livebaseballscorecards.com

Batter	1	2	3	4	5	6	7	8	9	AB	R	H	RBI	BB	SO	LOB
Billy Goodman, L (1, 5) OBP: 0.375, SLG: 0.400	6-3	E2 1-H 2-H			1B 1B 1B		3-1		6-3	5	1	2	1	0	0	0
Nellie Fox, L (1, 4) OBP: 0.392, SLG: 0.378	FC6-4 1B	HBP			1-2 1B		F8			3	1	2	0	0	0	0
Jim Landis, R (1, 8) OBP: 0.356, SLG: 0.479	FC6-4 1-2f 1B	F9			1B 1-2 2-3		F3			4	1	1	0	0	0	3
Ray Boone, R (1, 3) OBP: 0.317, SLG: 0.429	PB 1-H		F8		1-3 2-H 3-H			F8		4	0	2	3	0	0	0
Al Smith, R (1, 7) OBP: 0.318, SLG: 0.375	5-3 1-2		F8		5-3			B B B B 4-0 BB		3	0	0	0	1	0	2
Earl Battey, R (1, 2) OBP: 0.313, SLG: 0.500		5-3	L7		F7			F8		4	0	0	0	0	0	2
Don Mueller, L (1, 9) OBP: 0.327, SLG: 0.308		E5 1B 1B		G6-4-3 1B		L1		6-3		4	1	1	0	0	0	1
Luis Aparicio, R (1, 6) OBP: 0.298, SLG: 0.317		1B 1-2 E 1B		G6-4-3 1-2f		L8			F9	4	1	1	0	0	0	1
Bob Shaw, R (1, 1) OBP: 0.333, SLG: 0.231 Bob Keegan, R (4, 1) Ray Moore, R (6, 1) OBP: 0.286, SLG: 0.444 Sherm Lollar, R (9, PH) OBP: 0.384, SLG: 0.455		F9		S S S K		F9			5-3	2 1 0 1	0 0 0 0	0 0 0 0	0 0 0 0	0 0 0 0	1 0 0 0	2 0 0 0

Inning Stats										
	R: 1 H: 2 E: 0 LOB: 1 K: 0 BB: 0 S: 5 P: 5	R: 2 H: 2 E: 2 LOB: 2 K: 0 BB: 0 S: 6 P: 7	R: 0 H: 0 E: 0 LOB: 0 K: 0 BB: 0 S: 3 P: 3	R: 0 H: 1 E: 0 LOB: 0 K: 1 BB: 0 S: 5 P: 5	R: 2 H: 4 E: 0 LOB: 1 K: 0 BB: 0 S: 6 P: 6	R: 0 H: 0 E: 0 LOB: 0 K: 0 BB: 0 S: 3 P: 3	R: 0 H: 0 E: 0 LOB: 0 K: 0 BB: 0 S: 3 P: 3	R: 0 H: 0 E: 0 LOB: 1 K: 0 BB: 1 S: 3 P: 7	R: 0 H: 0 E: 0 LOB: 0 K: 0 BB: 0 S: 3 P: 3	1B: 9 SF: 0 2B: 0 SAC: 0 3B: 0 DP: 1 HR: 0 HBP: 1	WP: 0 PA: 37 PB: 1 SB: 0 CS: 0

PITCHER	IP	WLS	BF	H	R	ER	SO	BB	IBB	HBP	BLK	WP	HR	S	P	ERA	WHIP
Jack Harshman, L (1, 1) ERA: 2.84	9.0	W	37	9	5	3	1	1	0	1	0	0	0	37	42	3.00	1.111

PITCHER	IP	WLS	BF	H	R	ER	SO	BB	IBB	HBP	BLK	WP	HR	S	P	ERA	WHIP

AB	35
R	5
H	9
RBI	4
BB	1
SO	1
LOB	11

Batter	1	2	3	4	5	6	7	8	9	AB	R	H	RBI	BB	SO	LOB
Bob Boyd, L (1, 3) OBP: 0.308, SLG: 0.454	BB 1B		F7 ①		HR 3B	9-2 2B		F7 ③		5	1	3	0	0	0	2
Gene Woodling, L (1, 9) OBP: 0.387, SLG: 0.404	F8 ①		BBBB 1B BB		3-H HR	2-3f 9-2 ②③				3	1	1	2	1	0	2
(6, 7) Lenny Green, L (9, 7) OBP: 0.300, SLG: 0.278										0	0	0	0	0	0	0
Bob Nieman, R (1, 7) OBP: 0.425, SLG: 0.512	F7 ②		F9 ②		SSS 0-3 K ①		B1-3 ①			3	0	0	0	0	1	2
Al Pilarcik, L (6, 9) OBP: 0.298, SLG: 0.301										1	0	0	0	0	0	0
Dick Williams, R (1, 8) OBP: 0.349, SLG: 0.349	BBBB 1-2 BB		1-2 1B		F2 ②		SSS 0-3 K ②			3	0	1	0	1	1	0
Jim Busby, R (8, 8) OBP: 0.267, SLG: 0.303										0	0	0	0	0	0	0
Joe Ginsberg, L (1, 2) OBP: 0.375, SLG: 0.233	4-3 ③		4-3 ③		F5 ③		PO 1B			4	0	1	0	0	0	4
Brooks Robinson, R (1, 5) OBP: 0.332, SLG: 0.379	4-3 ①		1B 1B		F9 ①	PO ③ 1-2	SH1-4 1B			4	0	2	0	0	0	0
Billy Gardner, R (1, 4) OBP: 0.278, SLG: 0.322	F6 ②		1-2 G4-6-3 1B		1B HR 1B		SH1-4 ① 1-2			3	1	2	0	0	0	0
Foster Castleman, R (1, 6) OBP: 0.270, SLG: 0.279	F8 ③		F3 ①		1-3 HR 1B		SSS 0-3 K ②			4	1	1	0	0	1	3
Jack Harshman, L (1, 1) OBP: 0.333, SLG: 0.415		HR	1-2f G4-6-3 ②③		1-H 3-H HR		BBBB 4-0 BB			3	2	2	4	1	0	2
Inning Stats	R: 0 E: 0 K: 0 S: 4 H: 1 LOB: 2 BB: 1 P: 8	R: 0 E: 0 K: 0 S: 3 H: 0 LOB: 0 BB: 0 P: 3	R: 1 E: 0 K: 0 S: 5 H: 2 LOB: 2 BB: 1 P: 9	R: 0 E: 0 K: 0 S: 4 H: 2 LOB: 1 BB: 0 P: 4	R: 2 E: 0 K: 1 S: 7 H: 2 LOB: 0 BB: 0 P: 7	R: 3 E: 0 K: 0 S: 6 H: 4 LOB: 0 BB: 0 P: 6	R: 0 E: 0 K: 1 S: 5 H: 1 LOB: 0 BB: 0 P: 5	R: 0 E: 0 K: 1 S: 6 H: 1 LOB: 2 BB: 1 P: 10		1B: 8 2B: 2 3B: 1 HR: 3 SF: 0 SAC: 1 DP: 2 HBP: 0						

PITCHER		IP	WLS	BF	H	R	ER	SO	BB	IBB	HBP	BLK	WP	HR	S	P	ERA	WHIP
Bob Shaw, R ERA: 4.66	(1, 1)	3.0		16	5	1	1	0	2	0	0	0	0	1	14	22	3.00	2.333
Bob Keegan, R ERA: 6.51	(4, 1)	2.1	L	12	6	5	5	1	0	0	0	0	0	2	14	14	19.29	2.571
Ray Moore, R ERA: 2.94	(6, 1)	2.2		9	2	0	0	2	1	0	0	0	0	0	12	16	0.00	1.125

PITCHER	IP	WLS	BF	H	R	ER	SO	BB	IBB	HBP	BLK	WP	HR	S	P	ERA	WHIP

BOTTOM

Chicago White Sox @ Baltimore Orioles

Memorial Stadium, Baltimore, MD

Wed Jul 16 1958, 7:05 PM EDT

Att. 16,565 - Unknown

livebaseballscorecards.com

AB	33
R	6
H	13
RBI	6
BB	3
SO	3
LOB	15

1B: 8 SF: 0
2B: 2 SAC: 1
3B: 1 DP: 2
HR: 3 HBP: 0

WP: 0 PA: 38
PB: 0
SB: 0
CS: 0

Batter	1	2	3	4	5	6	7	8	9	AB	R	H	RBI	BB	SO	LOB
Billy Goodman, L (1, 5) OBP: 0.377, SLG: 0.402	K		1-2 1B		1B		F7			4	0	2	0	0	1	1
Nellie Fox, L (1, 4) OBP: 0.388, SLG: 0.373	5-3		L7		L3			6-3		4	0	0	0	0	0	3
Jim Landis, R (1, 8) OBP: 0.354, SLG: 0.476	1B		F8		F8			F9		4	0	1	0	0	0	3
Ray Boone, R (1, 3) OBP: 0.312, SLG: 0.420	F9			F8		F9		5-3		4	0	0	0	0	0	1
Sherm Lollar, R (1, 2) OBP: 0.382, SLG: 0.452		G1-4-3 1B		5-3		F4			5-3	4	0	1	0	0	0	0
Al Smith, R (1, 7) OBP: 0.320, SLG: 0.377		G1-4-3 1-2f		E 1B		F8			1B 1B	4	0	2	0	0	0	1
Don Mueller, L (1, 9) OBP: 0.317, SLG: 0.298		K		E4 1-2			6-3		K	3	0	0	0	0	1	1
Earl Battey, R (9, PH) OBP: 0.309, SLG: 0.494										1	0	0	0	0	1	1
Luis Aparicio, R (1, 6) OBP: 0.298, SLG: 0.316			F9	L6			F3		1-3 1B	4	0	1	0	0	0	2
Billy Pierce, L (1, 1) OBP: 0.269, SLG: 0.265			1B 1B		6-3		1B		6-3	3	0	2	0	0	0	0
Ron Jackson, R (9, PH) OBP: 0.333, SLG: 0.444										1	0	0	0	0	0	2
Inning Stats	R: 0 H: 1 E: 0 LOB: 1 K: 1 BB: 0 S: 6 P: 6	R: 0 H: 1 E: 0 LOB: 0 K: 1 BB: 0 S: 5 P: 5	R: 0 H: 2 E: 0 LOB: 2 K: 0 BB: 0 S: 5 P: 5	R: 0 H: 1 E: 1 LOB: 2 K: 0 BB: 0 S: 5 P: 5	R: 0 H: 1 E: 0 LOB: 1 K: 0 BB: 0 S: 4 P: 4	R: 0 H: 0 E: 0 LOB: 0 K: 0 BB: 0 S: 3 P: 3	R: 0 H: 1 E: 0 LOB: 1 K: 0 BB: 0 S: 4 P: 4	R: 0 H: 0 E: 0 LOB: 0 K: 0 BB: 0 S: 3 P: 3	R: 0 H: 2 E: 0 LOB: 2 K: 1 BB: 0 S: 7 P: 7	1B: 9 SF: 0 2B: 0 SAC: 0 3B: 0 DP: 1 HR: 0 HBP: 0						

PITCHER	IP	WLS	BF	H	R	ER	SO	BB	IBB	HBP	BLK	WP	HR	S	P	ERA	WHIP
Billy O'Dell, L (1, 1) ERA: 2.9	9.0	W	36	9	0	0	3	0	0	0	0	0	0	42	42	0.00	1.000

PITCHER	IP	WLS	BF	H	R	ER	SO	BB	IBB	HBP	BLK	WP	HR	S	P	ERA	WHIP

TOP

Chicago White Sox @ Baltimore Orioles

Memorial Stadium, Baltimore, MD

Thu Jul 17 1958, 7:05 PM EDT

Att. 14,666 - Unknown

livebaseballscorecards.com

AB	36
R	0
H	9
RBI	0
BB	0
SO	3
LOB	15

WP: 0	PA: 36				
PB: 0					
SB: 0					
CS: 0					

Batter	1	2	3	4	5	6	7	8	9	AB	R	H	RBI	BB	SO	LOB
Jim Busby, R (1, 8) OBP: 0.266, SLG: 0.295	F8		4-3		F9		BBBB 4-0 6-3 BB			3	0	0	0	1	0	0
Dick Williams, R (1, 9) OBP: 0.347, SLG: 0.347	1B 1B		F3		F6		6-3 1-2			4	0	1	0	0	0	1
Al Pilarcik, L (8, 9) OBP: 0.298, SLG: 0.301										0	0	0	0	0	0	0
Bob Nieman, R (1, 7) OBP: 0.420, SLG: 0.504	1-3 1B		F6		SSS 0-3 K		1-3			4	0	1	0	0	1	1
Lenny Green, L (8, 7) OBP: 0.300, SLG: 0.278										0	0	0	0	0	0	0
Gus Triandos, R (1, 2) OBP: 0.333, SLG: 0.477	F4			E PB 1B		SSS 0-3 K		F4		4	1	1	0	0	1	2
Brooks Robinson, R (1, 5) OBP: 0.334, SLG: 0.391	F7			E7 PB SF9 1-3 1B		HR		4-3		4	2	2	1	0	0	2
Bob Boyd, L (1, 3) OBP: 0.312, SLG: 0.458		2B 1B		SF9 2-H 3-H		4-3		1B		3	0	2	1	0	0	0
Billy Gardner, R (1, 4) OBP: 0.283, SLG: 0.328		1-H 2B				BBBB 4-0 BB		F9		3	0	2	0	1	0	1
Willy Miranda, S (1, 6) OBP: 0.217, SLG: 0.182		SSS 0-3 K		SSS 0-3 K		SSS 0-3 K				3	0	0	0	0	3	3
Billy O'Dell, S (1, 1) OBP: 0.149, SLG: 0.182		G3		1-3			6-3			3	0	0	0	0	0	2
Inning Stats	R: 0 H: 2 E: 0 LOB: 2 K: 0 BB: 0 S: 5 P: 5	R: 0 H: 2 E: 0 LOB: 1 K: 1 BB: 0 S: 6 P: 6	R: 0 H: 0 E: 0 LOB: 0 K: 0 BB: 0 S: 3 P: 3	R: 2 H: 3 E: 1 LOB: 1 K: 1 BB: 0 S: 8 P: 8	R: 0 H: 0 E: 0 LOB: 0 K: 1 BB: 0 S: 5 P: 5	R: 1 H: 1 E: 0 LOB: 1 K: 2 BB: 1 S: 8 P: 12	R: 0 H: 0 E: 0 LOB: 1 K: 0 BB: 1 S: 3 P: 7	R: 0 H: 1 E: 0 LOB: 1 K: 0 BB: 0 S: 4 P: 4		1B: 7 SF: 1 2B: 1 SAC: 0 3B: 0 DP: 0 HR: 1 HBP: 0						

PITCHER	IP	WLS	BF	H	R	ER	SO	BB	IBB	HBP	BLK	WP	HR	S	P	ERA	WHIP
Billy Pierce, L (1, 1) ERA: 2.77	8.0	L	34	9	3	2	5	2	0	0	0	0	1	42	50	2.25	1.375

PITCHER	IP	WLS	BF	H	R	ER	SO	BB	IBB	HBP	BLK	WP	HR	S	P	ERA	WHIP

BOTTOM

Chicago White Sox @ Baltimore Orioles

Memorial Stadium, Baltimore, MD

Thu Jul 17 1958, 7:05 PM EDT

Att. 14,666 - Unknown

livebaseballscorecards.com

AB	31
R	3
H	9
RBI	2
BB	2
SO	5
LOB	12

Cleveland Indians @ Baltimore Orioles

Memorial Stadium, Baltimore, MD

Fri Jul 18 1958, 3:33 AM EDT

Att. 8,820 - Unknown

livebaseballscorecards.com

Batter	1	2	3	4	5	6	7	8	9	AB	R	H	RBI	BB	SO	LOB
Minnie Minoso, R (1, 7) OBP: 0.371, SLG: 0.457	G6-4-3 1B		1B FC2-4-1 BB		G3 1B 2B		K		G5-4-3 1-2f	4	1	2	0	1	1	1
Mickey Vernon, L (1, 3) OBP: 0.382, SLG: 0.489	G6-4-3 1-2f		PB FC2-4-1 1-3 1B		6-3		E6 3B			4	1	2	0	0	0	2
Woodie Held, R (7, 8) OBP: 0.296, SLG: 0.365										0	0	0	0	0	0	0
Vic Power, R (1, 4) OBP: 0.345, SLG: 0.509	L3		FC2-4-1 1-2 3-H		G3 2-3		F1			4	0	0	0	0	0	3
(7, 3)																
Larry Doby, L (1, 8) OBP: 0.376, SLG: 0.567		1-3 1B HR 1B	PB BB		1B 3-H		K			3	1	2	1	1	1	0
Billy Moran, R (7, 4) OBP: 0.229, SLG: 0.270										0	0	0	0	0	0	0
Rocky Colavito, R (1, 9) OBP: 0.392, SLG: 0.546		1-3 HR 1-2 1B	F2 1-2 2-3		F5			F2		4	1	1	0	0	0	3
Russ Nixon, L (1, 2) OBP: 0.309, SLG: 0.413		1-3 1-2 2-3		SH1-3 1B K 1B		F8		K		4	0	1	0	0	1	2
Earl Averill, R (1, 5) OBP: 0.250, SLG: 0.438										4	1	2	3	0	1	0
Billy Harrell, R (8, 5) OBP: 0.282, SLG: 0.352		HR 2-H 3-H		SH1-3 1-2 1B		E5 SH2-3		K		0	0	0	0	0	0	0
Billy Hunter, R (1, 6) OBP: 0.271, SLG: 0.284		F4		SH1-3 1-2 2-3		SH2-3 1-2			K	2	0	0	0	0	1	0
Hal Woodeshick, R (1, 1) OBP: 0.250, SLG: 0.250		K		K 3-H		K			G5-4-3 1B	4	0	1	0	0	3	3
Inning Stats	R: 0 E: 0 K: 0 S: 3 H: 1 LOB: 0 BB: 0 P: 3	R: 3 E: 0 K: 1 S: 8 H: 3 LOB: 0 BB: 0 P: 8	R: 0 E: 0 K: 0 S: 3 H: 1 LOB: 2 BB: 2 P: 11	R: 0 E: 0 K: 1 S: 6 H: 2 LOB: 1 BB: 0 P: 6	R: 1 E: 0 K: 0 S: 5 H: 2 LOB: 1 BB: 0 P: 5	R: 0 E: 1 K: 1 S: 6 H: 0 LOB: 1 BB: 0 P: 6	R: 1 E: 1 K: 2 S: 8 H: 1 LOB: 0 BB: 0 P: 8	R: 0 E: 0 K: 2 S: 7 H: 0 LOB: 0 BB: 0 P: 7	R: 0 E: 0 K: 1 S: 5 H: 1 LOB: 0 BB: 0 P: 5	1B: 8 2B: 2 3B: 1 HR: 1 SF: 0 SAC: 2 DP: 3 HBP: 0						

PITCHER	IP	WLS	BF	H	R	ER	SO	BB	IBB	HBP	BLK	WP	HR	S	P	ERA	WHIP
Charlie Beamon, R (1, 1) ERA: 4.68	3.0	L	16	7	3	3	1	2	0	0	0	0	1	16	24	9.00	3.000
George Zuverink, R (4, 1) ERA: 3.29	2.0		7	2	1	1	1	0	0	0	0	0	0	9	9	4.50	1.000
Connie Johnson, R (6, 1) ERA: 3.62	4.0		14	2	1	0	6	0	0	0	0	0	0	26	26	0.00	0.500

PITCHER	IP	WLS	BF	H	R	ER	SO	BB	IBB	HBP	BLK	WP	HR	S	P	ERA	WHIP

AB	33
R	5
H	11
RBI	4
BB	2
SO	8
LOB	14

WP: 0 PB: 1 SB: 0 CS: 0 PA: 37

Cleveland Indians @ Baltimore Orioles

Memorial Stadium, Baltimore, MD

Fri Jul 18 1958, 3:33 AM EDT

Att. 8,820 - Unknown

livebaseballscorecards.com

BOTTOM

Batter	1	2	3	4	5	6	7	8	9	AB	R	H	RBI	BB	SO	LOB
Jim Busby, R (1, 8) OBP: 0.273, SLG: 0.302	5-3		1B			E 1B E 1B		F8		4	1	2	0	0	0	0
Dick Williams, R (1, 9) OBP: 0.350, SLG: 0.350	G5-4-3 1B		L8			E1 L6 1-3 1B		6-3		4	0	2	0	0	0	1
Bob Nieman, R (1, 7) OBP: 0.416, SLG: 0.492	G5-4-3 1-2f			4-3		L6 1-2 3-H			BBBB FC1-4 BB	3	0	0	0	1	0	2
Gus Triandos, R (1, 2) OBP: 0.332, SLG: 0.472		SSS K		6-3		BBBB G6-4-3 BB			L9	3	0	0	0	1	1	1
Brooks Robinson, R (1, 5) OBP: 0.330, SLG: 0.385		5-3		1-3		G6-4-3 1-2f			FC1-4 1-2f	4	0	0	0	0	0	3
Bob Boyd, L (1, 3) OBP: 0.316, SLG: 0.464		2B			FC4-6 1B		SSS K		1-3	4	0	2	0	0	1	1
Billy Gardner, R (1, 4) OBP: 0.284, SLG: 0.331		4-3			FC4-6 1-2f		L4-6 2B			3	0	1	0	0	0	2
Willy Miranda, S (1, 6) OBP: 0.211, SLG: 0.176			1-3		F7		L4-6 2-3			3	0	0	0	0	0	2
Charlie Beamon, R (1, 1)			5-3		G3			SSS K		1	0	0	0	0	0	0
George Zuverink, R (4, 1) OBP: 0.300, SLG: 0.444										0	0	0	0	0	0	0
Jim Marshall, L (5, PH) OBP: 0.295, SLG: 0.354										1	0	0	0	0	0	1
Connie Johnson, R (6, 1) OBP: 0.348, SLG: 0.333										1	0	0	0	0	1	0

	AB	31
	R	1
	H	7
	RBI	0
	BB	2
	SO	3
	LOB	13

Inning Stats	1	2	3	4	5	6	7	8	9	1B: 5	SF: 0	WP: 0	PA: 33
R	0	0	0	0	0	1	0	0	0	2B: 3	SAC: 0	PB: 0	
E	0	0	0	0	0	2	0	0	0	3B: 0	DP: 3	SB: 0	
K	0	1	0	0	0	0	1	1	0	HR: 0	HBP: 0	CS: 0	
S	3	6	4	3	4	4	5	5	3				
H	1	1	1	0	1	2	1	0	0				
LOB	0	1	1	0	1	1	0	0	1				
BB	0	0	1	0	0	1	0	0	1				
P	3	6	4	3	4	8	5	5	7				

PITCHER	IP	WLS	BF	H	R	ER	SO	BB	IBB	HBP	BLK	WP	HR	S	P	ERA	WHIP
Hal Woodeshick, L (1, 1)	9.0	W	33	7	1	0	3	2	0	0	0	0	0	37	45	0.00	1.000
ERA:																	

PITCHER	IP	WLS	BF	H	R	ER	SO	BB	IBB	HBP	BLK	WP	HR	S	P	ERA	WHIP

Cleveland Indians @ Baltimore Orioles

Memorial Stadium, Baltimore, MD

Sat Jul 19 1958, 3:33 AM EDT

Att. 13,288 - Unknown

TOP

livebaseballscorecards.com

Batter	1	2	3	4	5	6	7	8	9	AB	R	H	RBI	BB	SO	LOB
Minnie Minoso, R (1, 7) OBP: 0.370, SLG: 0.454	6-3			1B E 1B	F7			F2		4	1	1	0	0	0	0
Mickey Vernon, L (1, 3) OBP: 0.375, SLG: 0.480	F5			K	K			K		4	0	0	0	0	3	1
Billy Moran, R (8, 4) OBP: 0.229, SLG: 0.270										0	0	0	0	0	0	0
Vic Power, R (1, 4) OBP: 0.347, SLG: 0.509 (8, 3)	F5			BB E E 1-3 1B		K		1B		4	1	2	0	0	1	0
Larry Doby, L (1, 8) OBP: 0.371, SLG: 0.553		G6-4-3 1B		E6 E BB 1-2 3-H		K		K		4	0	1	1	0	2	2
Woodie Held, R (8, 8) OBP: 0.296, SLG: 0.365										0	0	0	0	0	0	0
Rocky Colavito, R (1, 9) OBP: 0.393, SLG: 0.548		G6-4-3 1-2f		E BB 1-2 2-3		2B			5-3	3	0	1	0	1	0	1
Russ Nixon, L (1, 2) OBP: 0.308, SLG: 0.409		4-1		K		1-3			1B	4	0	1	0	0	1	4
Mudcat Grant, R (9, PR) OBP: 0.114, SLG: 0.140										0	0	0	0	0	0	0
Earl Averill, R (1, 5) OBP: 0.200, SLG: 0.350			F9	E5 1-2 2-3 3-H			F5		F9	4	0	0	0	0	0	3
Billy Hunter, R (1, 6) OBP: 0.266, SLG: 0.278			K	B1-3			F5		K	3	0	0	0	0	1	3
Gary Geiger, L (9, PH) OBP: 0.312, SLG: 0.258										1	0	0	0	0	1	1
Gary Bell, R (1, 1) OBP: 0.143, SLG: 0.053			6-3		4-3		K			3	0	0	0	0	1	0
Inning Stats	R: 0 E: 0 K: 0 S: 3 H: 0 LOB: 0 BB: 0 P: 3	R: 0 E: 0 K: 0 S: 3 H: 1 LOB: 0 BB: 0 P: 3	R: 0 E: 0 K: 1 S: 5 H: 0 LOB: 0 BB: 0 P: 5	R: 2 E: 2 K: 2 S: 11 H: 2 LOB: 3 BB: 1 P: 15	R: 0 E: 0 K: 1 S: 5 H: 0 LOB: 0 BB: 0 P: 5	R: 0 E: 0 K: 2 S: 8 H: 1 LOB: 1 BB: 0 P: 8	R: 0 E: 0 K: 1 S: 5 H: 0 LOB: 0 BB: 0 P: 5	R: 0 E: 0 K: 2 S: 8 H: 1 LOB: 1 BB: 0 P: 8	R: 0 E: 0 K: 1 S: 6 H: 1 LOB: 1 BB: 0 P: 6	1B: 5 2B: 1 3B: 0 HR: 0	SF: 0 SAC: 0 DP: 1 HBP: 0						

	AB	34
	R	2
	H	6
	RBI	1
	BB	1
	SO	10
	LOB	15

WP: 0 PB: 0 SB: 0 CS: 0 PA: 35

PITCHER	IP	WLS	BF	H	R	ER	SO	BB	IBB	HBP	BLK	WP	HR	S	P	ERA	WHIP
Hal Brown, R (1, 1) ERA: 2.55	8.0	W	31	5	2	1	9	1	0	0	0	0	0	48	52	1.12	0.750
Billy Loes, R (9, 1) ERA: 4.08	1.0	S	4	1	0	0	1	0	0	0	0	0	0	6	6	0.00	1.000

PITCHER	IP	WLS	BF	H	R	ER	SO	BB	IBB	HBP	BLK	WP	HR	S	P	ERA	WHIP

BOTTOM

Cleveland Indians @ Baltimore Orioles

Memorial Stadium, Baltimore, MD

Sat Jul 19 1958, 3:33 AM EDT

Att. 13,288 - Unknown

livebaseballscorecards.com

Batter	1	2	3	4	5	6	7	8	9	AB	R	H	RBI	BB	SO	LOB
Bob Boyd, L (1, 3) OBP: 0.325, SLG: 0.473	0-0 1B 6-3 2B		0-0 FC5-4 1B		0-0 ② 4-3			BBBB 4-0 1B 2B BB		3	2	2	0	1	0	0
Gene Woodling, L (1, 9) OBP: 0.385, SLG: 0.401 Joe Ginsberg, L (9, 2) OBP: 0.375, SLG: 0.233	0-0 6-3 2-3 1B		0-0 ② F8		0-0 ③ F6			0-0 ② F2		4 0	0 0	1 0	0 0	0 0	0 0	2 0
Bob Nieman, R (1, 7) OBP: 0.411, SLG: 0.485 Jim Busby, R (8, PR) OBP: 0.273, SLG: 0.302 (9, 8)	0-0 ① 6-3 1-2 3-H		0-0 ③ FC5-4 1-2f			SSS 0-3 ① K		0-0 BB 1-3 2B 1B		4 0	0 1	1 0	1 0	0 0	1 0	2 0
Gus Triandos, R (1, 2) OBP: 0.334, SLG: 0.469 Lenny Green, L (8, PR) OBP: 0.300, SLG: 0.278 (9, 7)	SSS 0-3 ② K			BBBB 4-0 FC3-6 1B BB		0-0 ② F8		BBBB 4-0 1-2 2B BB		2 0	0 0	0 0	0 0	2 0	1 0	1 0
Dick Williams, R (1, 8) OBP: 0.352, SLG: 0.357 Billy Loes, R (9, 1)	SSS 0-3 ③ K			0-0 FC3-6 1-2 1B		SSS 0-3 ③ K		0-0 ③ 1-H 2-H 3-H 2B		4 0	0 0	2 0	2 0	0 0	2 0	1 0
Brooks Robinson, R (1, 5) OBP: 0.327, SLG: 0.382		0-0 ① F5		0-0 ① F8			0-0 ① F8			3	0	0	0	0	0	2
Billy Gardner, R (1, 4) OBP: 0.284, SLG: 0.329		BBBB 4-0 G6-4-3 BB		0-0 ② FC3-6 1-2f 2-3			0-0 ② F7			2	0	0	0	1	0	2
Willy Miranda, S (1, 6) OBP: 0.207, SLG: 0.173 Jim Marshall, L (7, PH) OBP: 0.294, SLG: 0.352 Foster Castleman, R (8, 6) OBP: 0.270, SLG: 0.279		0-0 ② ③ G6-4-3 1-2f		0-0 ③ 1-3			0-0 ③ F2			2 1 0	0 0 0	0 0 0	0 0 0	0 0 0	0 0 0	3 0 0
Hal Brown, R (1, 1) OBP: 0.231, SLG: 0.308 Al Pilarcik, L (8, PH) OBP: 0.297, SLG: 0.300 (9, 9)			0-0 ① F8		0-0 ① 4-3			0-0 ① 4-3		2 1	0 0	0 0	0 0	0 0	0 0	0 0
Inning Stats	R: 1 H: 2 E: 0 LOB: 1 K: 2 BB: 0 S: 9 P: 9	R: 0 H: 0 E: 0 LOB: 0 K: 0 BB: 1 S: 2 P: 6	R: 0 H: 1 E: 0 LOB: 1 K: 0 BB: 0 S: 4 P: 4	R: 0 H: 1 E: 0 LOB: 2 K: 0 BB: 1 S: 4 P: 8	R: 0 H: 0 E: 0 LOB: 0 K: 0 BB: 0 S: 3 P: 3	R: 0 H: 0 E: 0 LOB: 0 K: 2 BB: 0 S: 7 P: 7	R: 0 H: 0 E: 0 LOB: 0 K: 0 BB: 0 S: 3 P: 3	R: 2 H: 2 E: 0 LOB: 3 K: 0 BB: 2 S: 4 P: 12		1B: 4 SF: 0 2B: 2 SAC: 0 3B: 0 DP: 1 HR: 0 HBP: 0						

	AB	28
	R	3
	H	6
	RBI	3
	BB	4
	SO	4
	LOB	13

WP: 0 PA: 32
PB: 0
SB: 0
CS: 0

PITCHER		IP	WLS	BF	H	R	ER	SO	BB	IBB	HBP	BLK	WP	HR	S	P	ERA	WHIP
Gary Bell, R ERA: 3.71	(1, 1)	8.0	L	32	6	3	3	4	4	0	0	0	0	0	36	52	3.38	1.250

PITCHER	IP	WLS	BF	H	R	ER	SO	BB	IBB	HBP	BLK	WP	HR	S	P	ERA	WHIP

Batter	1	2	3	4	5	6	7	8	9	10	AB	R	H	RBI	BB	SO	LOB
Minnie Minoso, R (1, 7) OBP: 0.371, SLG: 0.451	F3		1B 1B BB		E7			BB			2	1	0	0	2	0	0
Mickey Vernon, L (1, 3) OBP: 0.374, SLG: 0.476	K		1B 1-3 2-H		F5			F4			4	0	1	1	0	1	2
Vic Power, R (1, 4) OBP: 0.346, SLG: 0.506	5-3		1B 1-2 3-H			B2		F3			4	0	1	1	0	0	1
Larry Doby, L (1, 8) OBP: 0.358, SLG: 0.531 Woodie Held, R (10, 8) OBP: 0.296, SLG: 0.365		K	4-3			F8			K		4 0	0 0	0 0	0 0	0 0	2 0	2 0
Rocky Colavito, R (1, 9) OBP: 0.388, SLG: 0.540		6-3		F2		F6			5-3		4	0	0	0	0	0	0
Earl Averill, R (1, 5) OBP: 0.167, SLG: 0.292		F5		5-3			F4		6-3		4	0	0	0	0	0	0
Jay Porter, R (1, 2) OBP: 0.296, SLG: 0.365			1B SH1-4 BB	6-3			F2			5-3	3	1	0	0	1	0	0
Billy Hunter, R (1, 6) OBP: 0.262, SLG: 0.273 Gary Geiger, L (10, PH) OBP: 0.309, SLG: 0.256 Billy Moran, R (10, 6) OBP: 0.229, SLG: 0.270			F4		F4		6-3			4-3	3 1 0	0 0 0	0 0 0	0 0 0	0 0 0	0 0 0	1 0 0
Hoyt Wilhelm, R (1, 1) OBP: 0.167, SLG: 0.118 Ray Narleski, R (10, 1) OBP: 0.229, SLG: 0.178			SH1-4 1-2		K			L1		F5	3 0	0 0	0 0	0 0	0 0	1 0	0 0
Inning Stats	R: 0 E: 0 K: 1 S: 5 H: 0 LOB: 0 BB: 0 P: 5	R: 0 E: 0 K: 1 S: 5 H: 0 LOB: 0 BB: 0 P: 5	R: 2 E: 0 K: 0 S: 5 H: 2 LOB: 2 BB: 2 P: 13	R: 0 E: 0 K: 0 S: 3 H: 0 LOB: 0 BB: 0 P: 3	R: 0 E: 1 K: 1 S: 6 H: 0 LOB: 1 BB: 0 P: 6	R: 0 E: 0 K: 0 S: 3 H: 0 LOB: 0 BB: 0 P: 3	R: 0 E: 0 K: 0 S: 3 H: 0 LOB: 0 BB: 0 P: 3	R: 0 E: 0 K: 0 S: 3 H: 0 LOB: 1 BB: 1 P: 7	R: 0 E: 0 K: 1 S: 5 H: 0 LOB: 0 BB: 0 P: 5	R: 0 E: 0 K: 0 S: 3 H: 0 LOB: 0 BB: 0 P: 3	1B: 2 2B: 0 3B: 0 HR: 0 SF: 0 SAC: 1 DP: 0 HBP: 0	WP: 0 PB: 0 SB: 0 CS: 0 PA: 36					

PITCHER	IP	WLS	BF	H	R	ER	SO	BB	IBB	HBP	BLK	WP	HR	S	P	ERA	WHIP
Arnie Portocarrero, R (1, 1) ERA: 2.41	10.0	W	36	2	2	2	4	3	0	0	0	0	0	41	53	1.80	0.500

PITCHER	IP	WLS	BF	H	R	ER	SO	BB	IBB	HBP	BLK	WP	HR	S	P	ERA	WHIP

TOP

Cleveland Indians @ Baltimore Orioles

Memorial Stadium, Baltimore, MD

Sun Jul 20 1958, 3:33 AM EDT

Att. 11,342 - Unknown

livebaseballscorecards.com

AB	32
R	2
H	2
RBI	2
BB	3
SO	4
LOB	6

Batter	1	2	3	4	5	6	7	8	9	10	AB	R	H	RBI	BB	SO	LOB
Bob Boyd, L (1, 3) OBP: 0.332, SLG: 0.487 Jim Busby, R (10, PR) OBP: 0.273, SLG: 0.302	G3		FC4-6 1B		E 3B 1B		K			1B 3B	5 0	1 1	3 0	0 0	0 0	1 0	0 0
Gene Woodling, L (1, 9) OBP: 0.385, SLG: 0.398	PB 1B		FC4-6 FC4-6 1-2f		E4 1-2 3B			3-1		1B IBB IBB	4	1	1	0	1	0	2
Bob Nieman, R (1, 7) OBP: 0.411, SLG: 0.493	K 1-2		FC4-6 1-2f		1-H 2-H CS 3B			K E		1B 1-2 IBB	4	0	1	2	1	2	2
Dick Williams, R (1, 8) OBP: 0.353, SLG: 0.356	1-3			4-3 1B	BB			E4 1-2 FC5-4		F2	4	0	1	0	1	0	5
Joe Ginsberg, L (1, 2) OBP: 0.361, SLG: 0.229		4-3		4-3 1-2	CS 3-H	4-3		F5		1-2 2-3 3-H 1B	5	0	1	1	0	0	3
Brooks Robinson, R (1, 5) OBP: 0.326, SLG: 0.380		PB 1B		F4		F8		FC5-4 1-2f			4	0	1	0	0	0	3
Billy Gardner, R (1, 4) OBP: 0.281, SLG: 0.326		6-3 1-3		F2		5-3			5-3		4	0	0	0	0	0	2
Willy Miranda, S (1, 6) OBP: 0.200, SLG: 0.167		F8			F6		K		B1-3		4	0	0	0	0	1	1
Arnie Portocarrero, R (1, 1) OBP: 0.150, SLG: 0.154			1-3		K		F3		6-3		4	0	0	0	0	1	0
Inning Stats	R: 0 E: 0 K: 1 S: 6 H: 1 LOB: 1 BB: 0 P: 6	R: 0 E: 0 K: 0 S: 4 H: 1 LOB: 1 BB: 0 P: 4	R: 0 E: 0 K: 0 S: 4 H: 1 LOB: 1 BB: 0 P: 4	R: 0 E: 0 K: 0 S: 4 H: 1 LOB: 1 BB: 0 P: 4	R: 2 E: 1 K: 1 S: 7 H: 2 LOB: 1 BB: 1 P: 11	R: 0 E: 0 K: 0 S: 3 H: 0 LOB: 0 BB: 0 P: 3	R: 0 E: 0 K: 2 S: 7 H: 0 LOB: 0 BB: 0 P: 7	R: 0 E: 1 K: 1 S: 7 H: 0 LOB: 2 BB: 0 P: 7	R: 0 E: 0 K: 0 S: 3 H: 0 LOB: 0 BB: 0 P: 3	R: 1 E: 0 K: 0 S: 3 H: 2 LOB: 3 BB: 2 P: 11	1B: 6 2B: 0 3B: 2 HR: 0 SF: 0 SAC: 0 DP: 0 HBP: 0						

PITCHER	IP	WLS	BF	H	R	ER	SO	BB	IBB	HBP	BLK	WP	HR	S	P	ERA	WHIP
Hoyt Wilhelm, R (1, 1) ERA: 2.02	9.0	L	37	7	3	1	5	1	0	0	0	0	0	46	50	1.00	0.889
Ray Narleski, R (10, 1) ERA: 4.34	0.1		4	1	0	0	0	0	2	0	0	0	0	2	10	0.00	3.000

PITCHER	IP	WLS	BF	H	R	ER	SO	BB	IBB	HBP	BLK	WP	HR	S	P	ERA	WHIP

BOTTOM

Cleveland Indians @ Baltimore Orioles

Memorial Stadium, Baltimore, MD

Sun Jul 20 1958, 3:33 AM EDT

Att. 11,342 - Unknown

livebaseballscorecards.com

AB	38
R	3
H	8
RBI	3
BB	3
SO	5
LOB	18

Baltimore Orioles @ Chicago White Sox

Comiskey Park, Chicago, IL

Tue Jul 22 1958, 8:05 PM EDT

Att. 14,563 - Unknown

TOP

livebaseballscorecards.com

Batter	1	2	3	4	5	6	7	8	9	AB	R	H	RBI	BB	SO	LOB
Jim Busby, R (1, 8) OBP: 0.273, SLG: 0.300	F7		1B			F4		K	F8	4	0	1	0	0	1	0
Jim Marshall, L (9, PH) OBP: 0.292, SLG: 0.350										1	0	0	0	0	0	3
Dick Williams, R (1, 9) OBP: 0.356, SLG: 0.358	1B		F8			1B		6-3		4	0	2	0	0	0	1
Bob Nieman, R (1, 7) OBP: 0.407, SLG: 0.493	K			K		F8			E BB 2B	4	1	1	0	0	2	1
Gus Triandos, R (1, 2) OBP: 0.333, SLG: 0.466		1B		6-3			K		F4	4	0	1	0	0	1	1
Brooks Robinson, R (1, 5) OBP: 0.322, SLG: 0.375		K		6-3			6-3		K	4	0	0	0	0	2	2
Bob Boyd, L (1, 3) OBP: 0.335, SLG: 0.487		F4			G5-4-3 1B		1B		E6 BB BB BB 2-3	4	1	2	0	0	0	2
Billy Gardner, R (1, 4) OBP: 0.283, SLG: 0.326		F4			G5-4-3 1-2f		1B		BB BB BB 1-2	3	0	1	0	1	0	2
Foster Castleman, R (1, 6) OBP: 0.269, SLG: 0.273			F8		F6		F4		BB 1-2 2-3 3-H	3	0	0	1	1	0	2
Jack Harshman, L (1, 1) OBP: 0.321, SLG: 0.395			F9			G3		6-3	BB 1-2 2-3 3-H	2	0	0	0	0	0	0
Al Pilarcik, L (8, PH) OBP: 0.296, SLG: 0.299										1	0	0	0	0	0	0
George Zuverink, R (8, 1) OBP: 0.300, SLG: 0.444										0	0	0	0	0	0	0
Gene Woodling, L (9, PH) OBP: 0.387, SLG: 0.398										0	0	0	1	1	0	0
Lenny Green, L (9, PR) OBP: 0.300, SLG: 0.278										0	0	0	0	0	0	0
Inning Stats	R: 0 E: 0 K: 1 S: 5 H: 1 LOB: 0 BB: 0 P: 5	R: 0 E: 0 K: 1 S: 6 H: 1 LOB: 1 BB: 0 P: 6	R: 0 E: 0 K: 0 S: 4 H: 1 LOB: 1 BB: 0 P: 4	R: 0 E: 0 K: 1 S: 5 H: 0 LOB: 0 BB: 0 P: 5	R: 0 E: 0 K: 0 S: 3 H: 1 LOB: 0 BB: 0 P: 3	R: 0 E: 0 K: 0 S: 4 H: 1 LOB: 1 BB: 0 P: 4	R: 0 E: 0 K: 1 S: 7 H: 2 LOB: 2 BB: 0 P: 7	R: 0 E: 0 K: 1 S: 5 H: 0 LOB: 0 BB: 0 P: 5	R: 2 E: 1 K: 1 S: 7 H: 1 LOB: 3 BB: 3 P: 19	1B: 7 2B: 1 3B: 0 HR: 0 SF: 0 SAC: 0 DP: 1 HBP: 0						

	AB	34
	R	2
	H	8
	RBI	2
	BB	3
	SO	6
	LOB	14

WP: 0 PB: 0 SB: 0 CS: 0 PA: 37

PITCHER		IP	WLS	BF	H	R	ER	SO	BB	IBB	HBP	BLK	WP	HR	S	P	ERA	WHIP
Billy Pierce, L ERA: 2.61	(1, 1)	8.2	W	36	8	2	0	6	3	0	0	0	0	0	45	57	0.00	1.269
Turk Lown, R ERA: 4.4	(9, 1)	0.1	S	1	0	0	0	0	0	0	0	0	0	0	1	1	0.00	0.000

PITCHER		IP	WLS	BF	H	R	ER	SO	BB	IBB	HBP	BLK	WP	HR	S	P	ERA	WHIP

Baltimore Orioles @ Chicago White Sox

Comiskey Park, Chicago, IL

Tue Jul 22 1958, 8:05 PM EDT

Att. 14,563 - Unknown

livebaseballscorecards.com

BOTTOM

Batter	1	2	3	4	5	6	7	8	9	AB	R	H	RBI	BB	SO	LOB
Billy Goodman, L (1, 5) OBP: 0.389, SLG: 0.410	K		4-3	1B 1-2 2-H		F8				4	0	1	1	0	1	0
Sammy Esposito, R (9, 5) OBP: 0.233, SLG: 0.115										0	0	0	0	0	0	0
Nellie Fox, L (1, 4) OBP: 0.389, SLG: 0.380	2B 1B		1-3	1B 1-2 2-3			FC1-6 1B			4	0	3	0	0	0	0
Jim Landis, R (1, 8) OBP: 0.351, SLG: 0.472	1-3 2B		F7	F8			FC1-6 1-2f			4	0	1	0	0	0	4
Ray Boone, R (1, 3) OBP: 0.312, SLG: 0.425	K			E BB FC4 1B	HR		F8			4	2	2	1	0	1	3
Sherm Lollar, R (1, 2) OBP: 0.384, SLG: 0.453	BB			F8	F3		F2			3	0	0	0	1	0	2
Al Smith, R (1, 7) OBP: 0.322, SLG: 0.401	F4			FC4 E 1B 1-2 BB	F9			F4		3	1	0	0	1	0	3
Don Mueller, L (1, 9) OBP: 0.294, SLG: 0.277		4-3		E1 FC4 1-2 2-3	4-1			1-3		4	0	0	0	0	0	2
Jim Rivera, L (9, 9) OBP: 0.289, SLG: 0.367										0	0	0	0	0	0	0
Luis Aparicio, R (1, 6) OBP: 0.297, SLG: 0.310		5-3		FC4 1B 1B 1-2f 2-3 3-H		F9		6-3		4	1	0	1	0	0	2
Billy Pierce, L (1, 1) OBP: 0.273, SLG: 0.269		6-3		1B 1B 1B 1-2 3-H		4-3				3	0	1	1	0	0	0
Turk Lown, R (9, 1) OBP: 0.333, SLG: 0.333										0	0	0	0	0	0	0
Inning Stats	R: 0 E: 0 K: 2 S: 9 H: 2 LOB: 3 BB: 1 P: 13	R: 0 E: 0 K: 0 S: 3 H: 0 LOB: 0 BB: 0 P: 3	R: 0 E: 0 K: 0 S: 3 H: 0 LOB: 0 BB: 0 P: 3	R: 3 E: 1 K: 0 S: 8 H: 4 LOB: 3 BB: 1 P: 12	R: 1 E: 0 K: 0 S: 4 H: 1 LOB: 0 BB: 0 P: 4	R: 0 E: 0 K: 0 S: 3 H: 0 LOB: 0 BB: 0 P: 3	R: 0 E: 0 K: 0 S: 4 H: 1 LOB: 1 BB: 0 P: 4	R: 0 E: 0 K: 0 S: 3 H: 0 LOB: 0 BB: 0 P: 3		1B: 6 2B: 1 3B: 0 HR: 1	SF: 0 SAC: 0 DP: 0 HBP: 0						

	AB	33
	R	4
	H	8
	RBI	4
	BB	2
	SO	2
	LOB	16

WP: 0 PB: 0 SB: 0 CS: 0 PA: 35

PITCHER		IP	WLS	BF	H	R	ER	SO	BB	IBB	HBP	BLK	WP	HR	S	P	ERA	WHIP
Jack Harshman, L ERA: 2.76	(1, 1)	7.0	L	32	8	4	1	2	2	0	0	0	0	1	34	42	1.29	1.429
George Zuverink, R ERA: 3.23	(8, 1)	1.0		3	0	0	0	0	0	0	0	0	0	0	3	3	0.00	0.000

PITCHER	IP	WLS	BF	H	R	ER	SO	BB	IBB	HBP	BLK	WP	HR	S	P	ERA	WHIP

Batter	1	2	3	4	5	6	7	8	9	AB	R	H	RBI	BB	SO	LOB
Bob Boyd, L (1, 3) OBP: 0.337, SLG: 0.490	G6-3 1B		F6		F8 1-2			F9	1-H 2-H 2B	5	0	2	2	0	0	2
Al Pilarcik, L (1, 8) (9, 9) OBP: 0.294, SLG: 0.295	G6-3 1-2f			6-3		4-3		BBBB WP BB	1-3	4	0	0	0	1	0	3
Gene Woodling, L (1, 9) OBP: 0.385, SLG: 0.396 Hal Brown, R (9, 5) OBP: 0.231, SLG: 0.308	F9			HR 1B		3-1		4-3 1-2		4 0	1 0	1 0	0 0	0 0	0 0	1 0
Bob Nieman, R (1, 7) OBP: 0.404, SLG: 0.493		K		K		6-3			1B 2B	4	1	1	0	0	2	1
Joe Ginsberg, L (1, 2) OBP: 0.369, SLG: 0.308 Jim Busby, R (9, PR) (9, 8) OBP: 0.273, SLG: 0.300		K		1-H HR			F8		SH1-4 2-H 1B 1B	4 0	1 1	2 0	3 0	0 0	1 0	0 0
Brooks Robinson, R (1, 5) (9, 4) OBP: 0.320, SLG: 0.371		F3		K			5-3		SH1-4 1-2	3	0	0	0	0	1	0
Billy Gardner, R (1, 4) (9, 6) OBP: 0.283, SLG: 0.323			F4		F3		BBBB 4-0 BB		SSS K	3	0	0	0	1	1	2
Foster Castleman, R (1, 6) OBP: 0.272, SLG: 0.271 Lenny Green, L (7, PH) OBP: 0.297, SLG: 0.275 Willy Miranda, S (7, 6) OBP: 0.200, SLG: 0.167 Gus Triandos, R (9, PH) OBP: 0.335, SLG: 0.466 (9, 2)			BBBB BB		G3		SSS K		BBBB 1B 2B BB	1 1 0 0	0 0 0 1	0 0 0 0	0 0 0 0	1 0 0 1	0 1 0 0	0 1 0 0
Billy O'Dell, S (1, 1) OBP: 0.163, SLG: 0.196 Jim Marshall, L (8, PH) OBP: 0.291, SLG: 0.348 George Zuverink, R (8, 1) OBP: 0.300, SLG: 0.444 Jack Harshman, L (9, PH) OBP: 0.333, SLG: 0.409 Arnie Portocarrero, R (9, 1) OBP: 0.150, SLG: 0.154			SSS K		S 1B			SSS K	1-2 2-H 2B 1B	2 1 0 1 0	0 0 0 1 0	1 0 0 1 0	0 0 0 1 0	0 1 0 0 0	1 0 0 0 0	1 0 0 0 0
Inning Stats	R: 0 E: 0 K: 0 S: 3 H: 1 LOB: 0 BB: 0 P: 3	R: 0 E: 0 K: 2 S: 7 H: 0 LOB: 0 BB: 0 P: 7	R: 0 E: 0 K: 1 S: 5 H: 0 LOB: 1 BB: 1 P: 9	R: 2 E: 0 K: 2 S: 9 H: 2 LOB: 0 BB: 0 P: 9	R: 0 E: 0 K: 0 S: 4 H: 1 LOB: 1 BB: 0 P: 4	R: 0 E: 0 K: 0 S: 3 H: 0 LOB: 0 BB: 0 P: 3	R: 0 E: 0 K: 1 S: 5 H: 0 LOB: 1 BB: 1 P: 9	R: 0 E: 0 K: 1 S: 5 H: 0 LOB: 1 BB: 1 P: 9	R: 4 E: 0 K: 1 S: 9 H: 4 LOB: 2 BB: 1 P: 13	1B: 5 2B: 2 3B: 0 HR: 1	SF: 0 SAC: 1 DP: 1 HBP: 0						

PITCHER		IP	WLS	BF	H	R	ER	SO	BB	IBB	HBP	BLK	WP	HR	S	P	ERA	WHIP
Early Wynn, R ERA: 4.34	(1, 1)	8.2	L	37	8	6	6	8	4	0	0	0	1	1	49	65	6.23	1.385
Gerry Staley, R ERA: 3.04	(9, 1)	0.1		1	0	0	0	0	0	0	0	0	0	0	1	1	0.00	0.000

PITCHER	IP	WLS	BF	H	R	ER	SO	BB	IBB	HBP	BLK	WP	HR	S	P	ERA	WHIP

TOP

Baltimore Orioles @ Chicago White Sox

Comiskey Park, Chicago, IL

Wed Jul 23 1958, 4:33 AM EDT

Att. 5,501 - Unknown

livebaseballscorecards.com

AB	33
R	6
H	8
RBI	6
BB	4
SO	8
LOB	11

WP: 1 PB: 0 SB: 1 CS: 0 PA: 38

Baltimore Orioles @ Chicago White Sox

Comiskey Park, Chicago, IL

Wed Jul 23 1958, 4:33 AM EDT

Att. 5,501 - Unknown

BOTTOM

Batter	1	2	3	4	5	6	7	8	9	AB	R	H	RBI	BB	SO	LOB
Billy Goodman, L (1, 5) OBP: 0.383, SLG: 0.403	1-3		K	FC6-4 (1-2f)			F9			4	0	0	0	0	1	1
Sammy Esposito, R (8, 5) OBP: 0.233, SLG: 0.115										0	0	0	0	0	0	0
Nellie Fox, L (1, 4) OBP: 0.388, SLG: 0.378	FC5-4 1B		F8		F9		L6			4	0	1	0	0	0	0
Jim Landis, R (1, 8) OBP: 0.353, SLG: 0.478	FC5-4 (1-2f)		5-3		3B			BBB; CS BB		3	0	1	0	1	0	1
Ray Boone, R (1, 3) OBP: 0.311, SLG: 0.422	6-3			5-3 SF9 1B	F4			F9 (1-2)		4	1	1	0	0	0	3
Sherm Lollar, R (1, 2) OBP: 0.386, SLG: 0.454		1B 1B 1B		E 5-3 (1-2) 1B	K			F7		4	2	2	0	0	1	1
Al Smith, R (1, 7) OBP: 0.321, SLG: 0.399		1B 1-3 1B		5-3 (1-2 2-3)		5-3			F7	4	0	1	0	0	0	2
Don Mueller, L (1, 9) OBP: 0.292, SLG: 0.274	K		E3 E 1B			F9		G3		1	0	0	0	0	1	2
Earl Battey, R (4, PH) OBP: 0.310, SLG: 0.449										1	0	0	0	0	0	2
Jim Rivera, L (4, PR) OBP: 0.286, SLG: 0.363										2	1	0	0	0	0	0
(5, 9)																
Luis Aparicio, R (1, 6) OBP: 0.296, SLG: 0.310	G3-6-1 1B			SF9		4-3			F8	3	0	1	2	0	0	0
Early Wynn, S (1, 1) OBP: 0.300, SLG: 0.233	G3-6-1 (1-2f)			FC6-4 1B			K			3	0	1	1	0	1	2
Gerry Staley, R (9, 1)										0	0	0	0	0	0	0

	AB	R	H	RBI	BB	SO	LOB
	33	4	8	3	1	4	14

Inning Stats	1	2	3	4	5	6	7	8	9
R	0	1	0	3	0	0	0	0	0
E	0	0	0	2	0	0	0	0	0
K	0	1	1	0	1	0	1	0	0
S	4	7	5	7	6	3	5	2	3
H	1	3	0	3	1	0	0	0	0
LOB	1	1	0	1	1	0	0	0	0
BB	0	0	0	0	0	0	0	1	0
P	4	7	5	7	6	3	5	6	3

	1B	SF	SAC	DP	HBP	PA
	7	1	0	1	0	35
	0					
	1					

	WP	PB	SB	CS
	0	0	0	1

PITCHER		IP	WLS	BF	H	R	ER	SO	BB	IBB	HBP	BLK	WP	HR	S	P	ERA	WHIP
Billy O'Dell, L ERA: 2.82	(1, 1)	7.0		29	8	4	1	4	0	0	0	0	0	0	37	37	1.29	1.143
George Zuverink, R ERA: 3.17	(8, 1)	1.0	W	3	0	0	0	0	1	0	0	0	0	0	2	6	0.00	1.000
Arnie Portocarrero, R ERA: 2.39	(9, 1)	1.0	S	3	0	0	0	0	0	0	0	0	0	0	3	3	0.00	0.000

PITCHER	IP	WLS	BF	H	R	ER	SO	BB	IBB	HBP	BLK	WP	HR	S	P	ERA	WHIP

livebaseballscorecards.com

Batter	1	2	3	4	5	6	7	8	9	AB	R	H	RBI	BB	SO	LOB
Bob Boyd, L (1, 3) OBP: 0.333, SLG: 0.483	S S S 0-3 ① K		x 0-0 ① F8	x 0-0 ③ FC4-6 1-2f		x 0-0 G1-6-3 1B			x 0-0 ① F5	5	0	1	0	0	1	2
Gene Woodling, L (1, 9) OBP: 0.392, SLG: 0.404	x 0-0 HR 1B		x 0-0 BB 1B 2-H		x 0-0 1B E 1B	x 0-0 ② ③ G1-6-3 1-2f			x 0-0 G3-6-3 1B	5	3	4	1	0	0	1
Lenny Green, L (9, PR) OBP: 0.297, SLG: 0.275 (9, 9)										0	0	0	0	0	0	0
Bob Nieman, R (1, 7) OBP: 0.409, SLG: 0.513	x 0-0 1-H HR		B B B B 4-0 1B 1-2 FC3-2-5 BB		x 0-0 E 1-2 1B 1B		x 0-0 ① L4		x 0-0 ② ③ G3-6-3 1-2f	4	2	2	2	1	0	1
Dick Williams, R (9, 7) OBP: 0.356, SLG: 0.358										0	0	0	0	0	0	0
Gus Triandos, R (1, 2) OBP: 0.334, SLG: 0.463	S S S 0-3 ② K		x 0-0 FC3-2-5 1-3 2-H 1B		x 0-0 E3 L6 1B 1-3 2-H		x 0-0 ② 1-3			4	0	1	1	0	1	1
Al Pilarcik, L (1, 8) OBP: 0.295, SLG: 0.296	x 0-0 ③ F8		x 0-0 ② FC3-2-5 1-2 3-3		x 0-0 1-2 3-H 1B		x 0-0 ③ F8			3	0	1	1	0	0	2
Jim Busby, R (5, 8) OBP: 0.271, SLG: 0.298										1	0	0	0	0	0	0
Brooks Robinson, R (1, 5) OBP: 0.316, SLG: 0.367		S S S 0-3 ① K	x 0-0 ③ F7		x 0-0 ① ② L6 2-3			x 0-0 ① 1-3		4	0	0	0	0	1	4
Billy Gardner, R (1, 4) OBP: 0.283, SLG: 0.322		x 0-0 ② 5-3		x 0-0 ① 1-3	x 0-0 ③ 5-3			x 0-0 1B		4	0	1	0	0	0	1
Willy Miranda, S (1, 6) OBP: 0.202, SLG: 0.162		S S S 0-3 ③ K		B B B B 4-0 FC1-6 BB		x 0-0 ① F7		x 0-0 ② F7		3	0	0	0	1	1	1
Milt Pappas, R (1, 1) OBP: 0.154, SLG: 0.346			x 0-0 1B 2B	x 0-0 ② FC1-6 FC4-6 1-2f		x 0-0 HR		x 0-0 ③ F4		4	2	2	1	0	0	2
Inning Stats	R: 2 H: 2 E: 0 LOB: 0 K: 2 BB: 0 S: 9 P: 9	R: 0 H: 0 E: 0 LOB: 0 K: 2 BB: 0 S: 7 P: 7	R: 2 H: 3 E: 0 LOB: 2 K: 0 BB: 1 S: 6 P: 10	R: 0 H: 0 E: 0 LOB: 1 K: 0 BB: 1 S: 3 P: 7	R: 2 H: 3 E: 1 LOB: 1 K: 0 BB: 0 S: 6 P: 6	R: 1 H: 2 E: 0 LOB: 0 K: 0 BB: 0 S: 4 P: 4	R: 0 H: 0 E: 0 LOB: 0 K: 0 BB: 0 S: 3 P: 3	R: 0 H: 1 E: 0 LOB: 1 K: 0 BB: 0 S: 4 P: 4	R: 0 H: 1 E: 0 LOB: 1 K: 0 BB: 0 S: 3 P: 3	1B: 9 SF: 0 2B: 2 SAC: 0 3B: 0 DP: 3 HR: 2 HBP: 0						

PITCHER		IP	WLS	BF	H	R	ER	SO	BB	IBB	HBP	BLK	WP	HR	S	P	ERA	WHIP
Jim Wilson, R ERA: 3.62	(1, 1)	2.1	L	13	5	4	4	4	1	0	0	0	0	1	20	24	15.43	2.571
Bob Shaw, R ERA: 4.91	(3, 1)	2.2		12	3	2	2	0	1	0	0	0	0	0	11	15	6.75	1.500
Gerry Staley, R ERA: 3.13	(6, 1)	1.0		4	2	1	1	0	0	0	0	0	0	1	4	4	9.00	2.000
Tom Qualters, R ERA: 4.32	(7, 1)	1.0		3	0	0	0	0	0	0	0	0	0	0	3	3	0.00	0.000
Bob Keegan, R ERA: 6.07	(8, 1)	2.0		7	2	0	0	0	0	0	0	0	0	0	7	7	0.00	1.000

PITCHER	IP	WLS	BF	H	R	ER	SO	BB	IBB	HBP	BLK	WP	HR	S	P	ERA	WHIP

TOP

Baltimore Orioles @ Chicago White Sox

Comiskey Park, Chicago, IL

Thu Jul 24 1958, 4:33 AM EDT

Att. 4,525 - Unknown

livebaseballscorecards.com

AB	37
R	7
H	12
RBI	6
BB	2
SO	4
LOB	15

WP: 0	PA: 39
PB: 0	
SB: 0	
CS: 0	

Baltimore Orioles @ Chicago White Sox

Comiskey Park, Chicago, IL

Thu Jul 24 1958, 4:33 AM EDT

Att. 4,525 - Unknown

livebaseballscorecards.com

BOTTOM

Batter	1	2	3	4	5	6	7	8	9	AB	R	H	RBI	BB	SO	LOB
Billy Goodman, L (1, 5) OBP: 0.381, SLG: 0.397	BBBB 4-0 BB, 1B BB		x 0-0 ① F7		x 0-0 ①② L1-3 1-2			x 0-0 ① 3-1		3	1	0	0	1	0	1
Nellie Fox, L (1, 4) OBP: 0.387, SLG: 0.375	BBBB 4-0 G4-6-3, 1B 1-2 BB		x 0-0 ② F9		x 0-0 ③ F5			x 0-0 ② 1-3		3	0	0	0	1	0	0
Jim Landis, R (1, 8) OBP: 0.352, SLG: 0.475	x 0-0 G4-6-3 1-2 2-H 1B		x 0-0 ③ 6-3			x 0-0 ① F6		x 0-0 ③ F8		4	0	1	1	0	0	0
Earl Torgeson, L (1, 3) OBP: 0.401, SLG: 0.453	x 0-0 ①② G4-6-3 1-2f 2-3			BBBB 4-0 2B BB		SSS 0-3 ② K			SSS 0-3 ① K	3	1	0	0	1	2	2
Al Smith, R (1, 7) OBP: 0.320, SLG: 0.396	x 0-0 ③ 1-3			x 0-0 ① F9		x 0-0 ③ 6-3			BBBB 4-0 1B 1B BB	3	1	0	0	1	0	2
Earl Battey, R (1, 2) OBP: 0.316, SLG: 0.446		BBBB 4-0 BB		SSS 0-3 ② K			x 0-0 ① F9		x 0-0 1B 1-2 1B	3	0	1	0	1	1	1
Don Mueller, L (1, 9) OBP: 0.290, SLG: 0.282		x 0-0 ① F9		x 0-0 1-H 2B			x 0-0 ② F8		x 0-0 ② F8	4	0	1	1	0	0	3
Luis Aparicio, R (1, 6) OBP: 0.297, SLG: 0.308 Sherm Lollar, R (9, PH) OBP: 0.388, SLG: 0.456		x 0-0 ② F9		x 0-0 ③ F9			BBBB 4-0 FC5-4 BB		x 0-0 FC6 1-2 2-H 1B	2 1	0 0	0 1	0 1	1 0	0 0	2 0
Jim Wilson, R (1, 1) OBP: 0.190, SLG: 0.105 Bob Shaw, R (3, 1) OBP: 0.353, SLG: 0.214 Norm Cash, L (5, PH) OBP: 0.286, SLG: 0.286 Gerry Staley, R (6, 1) Tom Qualters, R (7, 1) Bubba Phillips, R (7, PH) OBP: 0.310, SLG: 0.362 Bob Keegan, R (8, 1) Ray Boone, R (9, PH) OBP: 0.310, SLG: 0.420		SSS 0-3 ③ K			x 0-0 L1-3 1B		x 0-0 ③ FC5-4 1-2f		x 0-0 ③ FC6 1-2f	1 0 1 0 0 1 0 1	0 0 0 0 0 0 0 0	0 0 1 0 0 0 0 0	0 0 0 0 0 0 0 0	0 0 0 0 0 0 0 0	1 0 0 0 0 0 0 0	1 0 0 0 0 1 0 2
Inning Stats	R: 1 H: 1 E: 0 LOB: 1 K: 0 BB: 2 S: 3 P: 11	R: 0 H: 0 E: 0 LOB: 1 K: 1 BB: 1 S: 5 P: 9	R: 0 H: 0 E: 0 LOB: 0 K: 0 BB: 0 S: 3 P: 3	R: 1 H: 1 E: 0 LOB: 1 K: 1 BB: 1 S: 6 P: 10	R: 0 H: 1 E: 0 LOB: 0 K: 0 BB: 0 S: 3 P: 3	R: 0 H: 0 E: 0 LOB: 0 K: 1 BB: 0 S: 5 P: 5	R: 0 H: 0 E: 0 LOB: 1 K: 0 BB: 1 S: 3 P: 7	R: 0 H: 0 E: 0 LOB: 0 K: 0 BB: 0 S: 3 P: 3	R: 1 H: 2 E: 0 LOB: 2 K: 1 BB: 1 S: 7 P: 11	1B: 4 2B: 2 3B: 0 HR: 0	SF: 0 SAC: 0 DP: 2 HBP: 0			WP: 0 PB: 0 SB: 0 CS: 0		PA: 36	

PITCHER		IP	WLS	BF	H	R	ER	SO	BB	IBB	HBP	BLK	WP	HR	S	P	ERA	WHIP
Milt Pappas, R ERA: 3.35	(1, 1)	9.0	W	36	5	3	3	4	6	0	0	0	0	0	38	62	3.00	1.222

PITCHER	IP	WLS	BF	H	R	ER	SO	BB	IBB	HBP	BLK	WP	HR	S	P	ERA	WHIP

AB	30
R	3
H	5
RBI	3
BB	6
SO	4
LOB	15

Baltimore Orioles @ Kansas City Athletics

Municipal Stadium, Kansas City, MO

Fri Jul 25 1958, 4:33 AM EDT

Att. 14,657 - Unknown

TOP

livebaseballscorecards.com

Batter	1	2	3	4	5	6	7	8	9	AB	R	H	RBI	BB	SO	LOB
Bob Boyd, L (1, 3) OBP: 0.330, SLG: 0.476	4-3		HR 1B (1-2)	5-3		1-3			F6	5	1	1	0	0	0	0
Gene Woodling, L (1, 9) OBP: 0.394, SLG: 0.415	4-3		HR (1-H, 2-H)	FC6-4 BB (BBBB)			F9		FC5-4 1B	3	1	1	3	1	0	0
Jim Busby, R (7, 8) OBP: 0.276, SLG: 0.303										1	0	1	0	0	0	0
Bob Nieman, R (1, 7) OBP: 0.414, SLG: 0.532	1B		BB (BBBB)	F8			HR		FC5-4 (1-2f)	4	2	2	1	1	0	2
Lenny Green, L (9, 9) OBP: 0.297, SLG: 0.275										0	0	0	0	0	0	0
Gus Triandos, R (1, 2) OBP: 0.333, SLG: 0.470		F7	HR (1-H)	FC6-4 (1-2f)			6-3			4	1	1	2	0	0	1
Al Pilarcik, L (1, 8) OBP: 0.297, SLG: 0.296		BB (BBBB)	BB (WP, E) (BBBB)		F5		L5			0	0	0	0	1	0	0
Dick Williams, R (3, PH) (3, 8) (7, 9) (9, 7) OBP: 0.355, SLG: 0.355										2	1	0	0	1	0	0
Brooks Robinson, R (1, 5) OBP: 0.318, SLG: 0.364		F3	BB (WP, E) (1-2) (BBBB)		G6-4-3 BB (BBBB)			6-3		2	1	0	0	2	0	1
Billy Gardner, R (1, 4) OBP: 0.280, SLG: 0.318		F5	F9 (1-2, 2-3)		G6-4-3 (1-2f)			F9		4	0	0	0	0	0	4
Willy Miranda, S (1, 6) OBP: 0.203, SLG: 0.165			1B HR 1B; E5 WP (2-H, 3-H); K (1-2)		K			6-3		4	1	1	0	0	1	0
Arnie Portocarrero, R (1, 1) OBP: 0.136, SLG: 0.140					5-3				6-3	4	0	0	0	0	2	2
Inning Stats	R: 0 E: 0 K: 0 S: 3 H: 1 LOB: 1 BB: 0 P: 3	R: 0 E: 0 K: 0 S: 3 H: 0 LOB: 1 BB: 1 P: 7	R: 7 E: 1 K: 2 S: 12 H: 4 LOB: 1 BB: 3 P: 24	R: 0 E: 0 K: 0 S: 3 H: 0 LOB: 1 BB: 1 P: 7	R: 0 E: 0 K: 0 S: 2 H: 0 LOB: 0 BB: 1 P: 6	R: 0 E: 0 K: 1 S: 5 H: 0 LOB: 0 BB: 0 P: 5	R: 1 E: 0 K: 0 S: 4 H: 1 LOB: 0 BB: 0 P: 4	R: 0 E: 0 K: 0 S: 3 H: 0 LOB: 0 BB: 0 P: 3	R: 0 E: 0 K: 0 S: 4 H: 1 LOB: 1 BB: 0 P: 4	1B: 4 2B: 0 3B: 0 HR: 3 SF: 0 SAC: 0 DP: 1 HBP: 0							

	AB	33
	R	8
	H	7
	RBI	6
	BB	6
	SO	3
	LOB	10

WP: 2 PB: 0 SB: 0 CS: 0 PA: 39

PITCHER		IP	WLS	BF	H	R	ER	SO	BB	IBB	HBP	BLK	WP	HR	S	P	ERA	WHIP
Bob Grim, R ERA: 5.25	(1, 1)	2.1	L	13	5	5	5	1	2	0	0	0	0	2	13	21	19.29	3.000
Dick Tomanek, L ERA: 4.03	(3, 1)	1.2		9	0	2	0	1	3	0	0	0	2	0	8	20	0.00	1.800
Bud Daley, L ERA: 4.38	(5, 1)	3.0		10	1	1	1	1	1	0	0	0	0	1	11	15	3.00	0.667
Walt Craddock, L ERA: 6.2	(8, 1)	2.0		7	1	0	0	0	0	0	0	0	0	0	7	7	0.00	0.500

PITCHER		IP	WLS	BF	H	R	ER	SO	BB	IBB	HBP	BLK	WP	HR	S	P	ERA	WHIP

Batter	1	2	3	4	5	6	7	8	9	AB	R	H	RBI	BB	SO	LOB
Bill Tuttle, R (1, 8) OBP: 0.324, SLG: 0.361	HR	4-3			5-3		F7			4	1	1	1	0	0	1
Roger Maris, L (1, 9) OBP: 0.294, SLG: 0.389	F4		F9		F4			F9		4	0	0	0	0	0	0
Preston Ward, L (1, 5) OBP: 0.341, SLG: 0.409	G3		K		F7			F7		4	0	0	0	0	1	0
Bob Cerv, R (1, 7) OBP: 0.385, SLG: 0.644	HR		HR			F4		1B		4	2	3	2	0	0	0
Harry Simpson, L (1, 3) OBP: 0.324, SLG: 0.371	1B		4-3			6-3		K		4	0	1	0	0	1	1
Hector Lopez, R (1, 4) OBP: 0.309, SLG: 0.389	1B			F8		F7			BB	3	0	1	0	1	0	0
Frank House, L (1, 2) OBP: 0.294, SLG: 0.346	F2			1B			F8	F8		4	0	1	0	0	0	3
Joe Demaestri, R (1, 6) OBP: 0.235, SLG: 0.263		4-3		F8			5-3	K		4	0	0	0	0	1	2
Bob Grim, R (1, 1) Dick Tomanek, L (3, 1) OBP: 0.231, SLG: 0.333 Whitey Herzog, L (4, PH) OBP: 0.323, SLG: 0.241 Bud Daley, L (5, 1) OBP: 0.167, SLG: 0.333 Hal Smith, R (7, PH) OBP: 0.264, SLG: 0.376 Walt Craddock, R (8, 1) Bob Martyn, L (9, PH) OBP: 0.348, SLG: 0.407		5-3		K			1B		F4	1 0 1 0 1 0 0 1	0 0 0 0 0 0 0 0	0 0 0 0 1 0 0 0	0 0 0 0 0 0 0 0	0 0 0 0 1 0 0 0	0 0 0 0 0 0 0 0	0 0 1 0 0 0 0 1	0 0 1 0 0 0 0 1
Inning Stats	R: 2 E: 0 K: 0 S: 7 H: 4 LOB: 2 BB: 0 P: 7	R: 0 E: 0 K: 0 S: 3 H: 0 LOB: 0 BB: 0 P: 3	R: 1 E: 0 K: 1 S: 6 H: 1 LOB: 0 BB: 0 P: 6	R: 0 E: 0 K: 1 S: 6 H: 1 LOB: 1 BB: 0 P: 6	R: 0 E: 0 K: 0 S: 3 H: 0 LOB: 0 BB: 0 P: 3	R: 0 E: 0 K: 0 S: 3 H: 0 LOB: 0 BB: 0 P: 3	R: 0 E: 0 K: 0 S: 4 H: 1 LOB: 1 BB: 0 P: 4	R: 0 E: 0 K: 1 S: 6 H: 1 LOB: 1 BB: 0 P: 6	R: 0 E: 0 K: 1 S: 5 H: 0 LOB: 1 BB: 1 P: 9	1B: 5 2B: 0 3B: 0 HR: 3 SF: 0 SAC: 0 DP: 0 HBP: 0						

PITCHER	IP	WLS	BF	H	R	ER	SO	BB	IBB	HBP	BLK	WP	HR	S	P	ERA	WHIP
Arnie Portocarrero, R (1, 1) ERA: 2.43	9.0	W	36	8	3	3	4	1	0	0	0	0	3	43	47	3.00	1.000

PITCHER	IP	WLS	BF	H	R	ER	SO	BB	IBB	HBP	BLK	WP	HR	S	P	ERA	WHIP

BOTTOM

Baltimore Orioles @ Kansas City Athletics

Municipal Stadium, Kansas City, MO

Fri Jul 25 1958, 4:33 AM EDT

Att. 14,657 - Unknown

livebaseballscorecards.com

AB	35
R	3
H	8
RBI	3
BB	1
SO	4
LOB	9

Baltimore Orioles @ Kansas City Athletics

Municipal Stadium, Kansas City, MO

Sat Jul 26 1958, 4:33 AM EDT

Att. 12,465 - Unknown

TOP

livebaseballscorecards.com

Batter	1	2	3	4	5	6	7	8	9	AB	R	H	RBI	BB	SO	LOB
Bob Boyd, L (1, 3) OBP: 0.342, SLG: 0.481	BBBB 4-0 FC3-6 BB		BBBB 4-0 HBP BB		x 0-0 WP 1-2 3-H 1B		x 0-0 1B			2	0	2	1	2	0	0
Gene Woodling, L (1, 9) OBP: 0.392, SLG: 0.410 Al Pilarcik, L (7, 9) OBP: 0.297, SLG: 0.296	x 0-0 ① FC3-6 HR 1-2f		H 1-0 G6-4-3 HBP 1-2		x 0-0 ② 5-3 1-2 2-3		x 0-0 ③ F5			3 0	1 0	0 0	0 0	0 0	0 0	4 0
Bob Nieman, R (1, 7) OBP: 0.411, SLG: 0.531 Jim Busby, R (8, PR) OBP: 0.276, SLG: 0.303 (8, 8)	SSS 0-3 ② K		x 0-0 ②③ G6-4-3 1-2f		x 0-0 ③ G3			x 0-0 2B		4 0	0 0	1 0	0 0	0 0	1 0	5 0
Gus Triandos, R (1, 2) OBP: 0.332, SLG: 0.477	x 0-0 HR 1-H			SSS 0-3 ① K	x 0-0 ① F7			x 0-0 ① 2-3		4	1	1	2	0	1	1
Dick Williams, R (1, 8) OBP: 0.350, SLG: 0.349 (8, 7) Lenny Green, L (9, 7) OBP: 0.297, SLG: 0.275	SSS 0-3 ③ K			x 0-0 ② L5	x 0-0 ② F8			x 0-0 ② F3		4 0	0 0	0 0	0 0	0 0	1 0	1 0
Brooks Robinson, R (1, 5) OBP: 0.317, SLG: 0.361		BBBB 4-0 G5-4-3 BB		x 0-0 ③ 6-3	x 0-0 ③ 5-3			x 0-0 ③ F7		3	0	0	0	1	0	1
Billy Gardner, R (1, 4) OBP: 0.279, SLG: 0.318		x 0-0 ①② G5-4-3 1-2f			x 0-0 FC4-6 1B		x 0-0 ① L7		x 0-0 ① F6	4	0	1	0	0	0	1
Willy Miranda, S (1, 6) OBP: 0.197, SLG: 0.160		x 0-0 ③ F4			x 0-0 ① FC4-6 1B 1B 1-2f		x 0-0 ② 1-3		x 0-0 ② L4	4	1	0	0	0	0	1
Jack Harshman, L (1, 1) OBP: 0.345, SLG: 0.479 Billy Loes, R (9, 1) Billy O'Dell, S (9, 1) OBP: 0.163, SLG: 0.196			SSS 0-3 ① K		x 0-0 WP 1B 1-3 1B		x 0-0 HR		SSS 0-3 ③ K	4 0 0	1 0 0	2 0 0	1 0 0	0 0 0	2 0 0	0 0 0
Inning Stats	R: 2 E: 0 K: 2 S: 8 H: 1 LOB: 0 BB: 1 P: 12	R: 0 E: 0 K: 0 S: 2 H: 0 LOB: 0 BB: 1 P: 6	R: 0 E: 0 K: 1 S: 4 H: 0 LOB: 1 BB: 1 P: 9	R: 0 E: 0 K: 1 S: 5 H: 0 LOB: 0 BB: 0 P: 5	R: 1 E: 0 K: 0 S: 6 H: 3 LOB: 2 BB: 0 P: 6	R: 0 E: 0 K: 0 S: 3 H: 0 LOB: 0 BB: 0 P: 3	R: 1 E: 0 K: 0 S: 5 H: 2 LOB: 1 BB: 0 P: 5	R: 0 E: 0 K: 0 S: 4 H: 1 LOB: 1 BB: 0 P: 4	R: 0 E: 0 K: 1 S: 5 H: 0 LOB: 0 BB: 0 P: 5	1B: 4 2B: 1 3B: 0 HR: 2	SF: 0 SAC: 0 DP: 2 HBP: 1						

	AB	32
	R	4
	H	7
	RBI	4
	BB	3
	SO	5
	LOB	14

WP: 1 PB: 0 SB: 0 CS: 0 PA: 36

PITCHER		IP	WLS	BF	H	R	ER	SO	BB	IBB	HBP	BLK	WP	HR	S	P	ERA	WHIP
Bob Davis, R ERA: 4.5	(1, 1)	6.0	L	24	4	3	3	4	3	0	1	0	1	1	28	41	4.50	1.167
Ray Herbert, R ERA: 3.71	(7, 1)	2.0		9	3	1	1	0	0	0	0	0	0	1	9	9	4.50	1.500
Bud Daley, L ERA: 4.21	(9, 1)	1.0		3	0	0	0	1	0	0	0	0	0	0	5	5	0.00	0.000

PITCHER	IP	WLS	BF	H	R	ER	SO	BB	IBB	HBP	BLK	WP	HR	S	P	ERA	WHIP

BOTTOM

Baltimore Orioles @ Kansas City Athletics

Municipal Stadium, Kansas City, MO

Sat Jul 26 1958, 4:33 AM EDT

Att. 12,465 - Unknown

livebaseballscorecards.com

Batter	1	2	3	4	5	6	7	8	9	AB	R	H	RBI	BB	SO	LOB
Chico Carrasquel, R (1, 5) OBP: 0.295, SLG: 0.298	G6-3 1B		6-3			6-3		F7		4	0	1	0	0	0	0
Bill Tuttle, R (1, 8) OBP: 0.321, SLG: 0.357	G6-3 1-2f			6-3		1-3		1B		3	0	0	0	0	0	1
Harry Chiti, R (8, PH) OBP: 0.300, SLG: 0.385										1	0	1	0	0	0	0
Whitey Herzog, L (9, 8) OBP: 0.323, SLG: 0.241										0	0	0	0	0	0	0
Roger Maris, L (1, 9) OBP: 0.296, SLG: 0.390	4-3			E8 1B			3B 1B	K		4	1	2	0	0	1	1
Bob Cerv, R (1, 7) OBP: 0.387, SLG: 0.649		6-3		F3			1-H 3B		E 1B 1B 1B	4	1	2	1	0	0	1
Hector Lopez, R (1, 4) OBP: 0.308, SLG: 0.385		BBBB 4-3 BB		L4			F8		K	3	0	0	0	1	1	3
Harry Simpson, L (1, 3) OBP: 0.323, SLG: 0.368		4-3 1-2			K		K		E9 1B 1-3 1B	4	0	1	0	0	2	2
Hal Smith, R (1, 2) OBP: 0.263, SLG: 0.371		K			4-3		F3		1-2 1B 3-H	4	0	1	1	0	1	2
Joe Demaestri, R (1, 6) OBP: 0.236, SLG: 0.275			F8		5-3			HR	F2	3	1	1	1	0	0	0
Frank House, L (9, PH) OBP: 0.292, SLG: 0.344										1	0	0	0	0	0	2
Bob Davis, R (1, 1) OBP: 0.287, SLG: 0.271			F6			K		5-3	G3	1	0	0	0	0	0	0
Mike Baxes, R (6, PH) OBP: 0.250, SLG: 0.231										1	0	0	0	0	1	0
Ray Herbert, R (7, 1) OBP: 0.340, SLG: 0.407										0	0	0	0	0	0	0
Preston Ward, L (8, PH) OBP: 0.167, SLG: 0.333										1	0	0	0	0	0	0
Bud Daley, L (9, 1) OBP: 0.348, SLG: 0.407										0	0	0	0	0	0	0
Bob Martyn, L (9, PH) OBP: 0.333, SLG: 0.400										0	0	0	0	0	0	0
Murry Dickson, R (9, PH)										1	0	0	0	0	0	2
Inning Stats	R: 0 E: 0 K: 0 S: 3 H: 1 LOB: 0 BB: 0 P: 3	R: 0 E: 0 K: 1 S: 5 H: 0 LOB: 1 BB: 1 P: 9	R: 0 E: 0 K: 0 S: 3 H: 0 LOB: 0 BB: 0 P: 3	R: 0 E: 1 K: 0 S: 4 H: 1 LOB: 1 BB: 0 P: 4	R: 0 E: 0 K: 1 S: 5 H: 0 LOB: 0 BB: 0 P: 5	R: 0 E: 0 K: 1 S: 5 H: 0 LOB: 0 BB: 0 P: 5	R: 1 E: 0 K: 1 S: 7 H: 2 LOB: 1 BB: 0 P: 7	R: 1 E: 0 K: 1 S: 7 H: 2 LOB: 1 BB: 0 P: 7	R: 1 E: 1 K: 1 S: 8 H: 3 LOB: 2 BB: 0 P: 8	1B: 7 2B: 0 3B: 1 HR: 1	SF: 0 SAC: 0 DP: 1 HBP: 0						

	AB	35
	R	3
	H	9
	RBI	3
	BB	1
	SO	6
	LOB	14

WP: 0 PB: 0 SB: 0 CS: 0 PA: 36

PITCHER		IP	WLS	BF	H	R	ER	SO	BB	IBB	HBP	BLK	WP	HR	S	P	ERA	WHIP
Jack Harshman, L ERA: 2.79	(1, 1)	8.1	W	34	9	3	3	6	1	0	0	0	0	1	45	49	3.24	1.200
Billy Loes, R ERA: 4.06	(9, 1)	0.1		1	0	0	0	0	0	0	0	0	0	0	1	1	0.00	0.000
Billy O'Dell, L ERA: 2.82	(9, 1)	0.1	S	1	0	0	0	0	0	0	0	0	0	0	1	1	0.00	0.000

PITCHER	IP	WLS	BF	H	R	ER	SO	BB	IBB	HBP	BLK	WP	HR	S	P	ERA	WHIP

Batter	1	2	3	4	5	6	7	8	9	AB	R	H	RBI	BB	SO	LOB
Bob Boyd, L (1, 3) OBP: 0.348, SLG: 0.484	E 1B 1B		4-3 ① 1B		1B	BB 1B			F7 ② 1B	5	1	3	0	0	0	0
Gene Woodling, L (1, 9) OBP: 0.392, SLG: 0.408 Jim Marshall, L (9, PR) OBP: 0.291, SLG: 0.348	WP 1-2 HR 1B		G3 ② 1B		4-3 ③	F9 ① 1B			BBBB PB 1B BB	4	1	1	0	1	0	2
										0	1	0	0	0	0	0
Bob Nieman, R (1, 7) OBP: 0.426, SLG: 0.579	1-H 2-H HR		1B			BBBB HR	4-0 G5-4-3 1-2 BB		1B 1-H 1B	4	2	4	4	1	0	0
Gus Triandos, R (1, 2) OBP: 0.329, SLG: 0.471 Ken Lehman, L (7, 1) Jim Busby, R (9, PH) OBP: 0.281, SLG: 0.309	6-3 ① 1-2f		F9 ③			SSS 0-3 ① K	0-0 ② ③ G5-4-3 1-2f		1-2 1B	4	0	0	0	0	1	3
										0	0	0	0	0	0	0
										1	0	1	0	0	0	0
Al Pilarcik, L (1, 8) OBP: 0.302, SLG: 0.302	BBBB 4-0 G4-3 BB			4-3 ①		1B 2B		G6-4-3 1B	4-3 ③	4	1	2	0	1	0	2
Dick Williams, R (1, 5) OBP: 0.348, SLG: 0.347	G4-3 ② ③ 1-2f			F9 ②		BB 2-H 1B		G6-4-3 ① ② 1-2f		4	0	1	1	0	0	2
Billy Gardner, R (1, 4) OBP: 0.279, SLG: 0.317		1-3 ①		F8 ③		F9 ②		1B		4	0	1	0	0	0	1
Willy Miranda, S (1, 6) OBP: 0.194, SLG: 0.157 Jack Harshman, L (6, PH) OBP: 0.356, SLG: 0.479 Foster Castleman, R (6, PR) OBP: 0.270, SLG: 0.269 (6, 6)		SSS 0-3 ② K			F7 ①	BBBB 4-0 1-2 BB		F7 ③		2	0	0	0	0	1	0
										0	0	0	0	1	0	0
										1	0	0	0	0	0	1
Hal Brown, R (1, 1) OBP: 0.214, SLG: 0.286 George Zuverink, R (2, 1) OBP: 0.300, SLG: 0.444 Billy O'Dell, S (2, 1) OBP: 0.157, SLG: 0.188 Charlie Beamon, R (6, 1) Joe Ginsberg, L (7, 2) OBP: 0.364, SLG: 0.302		6-3 ③			SSS 0-3 ② K	4-3 ③			F7 ①	1	0	0	0	0	0	0
										0	0	0	0	0	0	0
										2	0	0	0	0	1	2
										0	0	0	0	0	0	0
										1	0	0	0	0	0	0
Inning Stats	R: 3 E: 0 K: 0 S: 5 H: 3 LOB: 0 BB: 1 P: 9	R: 0 E: 0 K: 1 S: 5 H: 0 LOB: 0 BB: 0 P: 5	R: 0 E: 0 K: 0 S: 4 H: 1 LOB: 1 BB: 0 P: 4	R: 0 E: 0 K: 0 S: 3 H: 0 LOB: 0 BB: 0 P: 3	R: 0 E: 0 K: 1 S: 6 H: 1 LOB: 1 BB: 0 P: 6	R: 2 E: 0 K: 1 S: 8 H: 3 LOB: 2 BB: 1 P: 12	R: 0 E: 0 K: 0 S: 3 H: 1 LOB: 1 BB: 1 P: 7	R: 0 E: 0 K: 0 S: 4 H: 2 LOB: 1 BB: 0 P: 4	R: 1 E: 0 K: 0 S: 5 H: 2 LOB: 2 BB: 1 P: 9	1B: 10 2B: 1 3B: 0 HR: 2 SF: 0 SAC: 0 DP: 3 HBP: 0							

PITCHER	IP	WLS	BF	H	R	ER	SO	BB	IBB	HBP	BLK	WP	HR	S	P	ERA	WHIP
Ned Garver, R (1, 1) ERA: 3.91	5.1	W	24	8	5	5	3	1	0	0	0	1	2	29	33	8.44	1.688
Murry Dickson, R (6, 1) ERA: 3.25	3.2	S	17	5	1	0	0	3	0	0	0	0	0	14	26	0.00	2.182

PITCHER	IP	WLS	BF	H	R	ER	SO	BB	IBB	HBP	BLK	WP	HR	S	P	ERA	WHIP

TOP

Baltimore Orioles @ Kansas City Athletics

Municipal Stadium, Kansas City, MO

Sun Jul 27 1958, 4:33 AM EDT

Att. 11,064 - Unknown

livebaseballscorecards.com

AB	37
R	6
H	13
RBI	5
BB	4
SO	3
LOB	13

WP: 2	PA: 41		
PB: 1			
SB: 0			
CS: 0			

Batter	1	2	3	4	5	6	7	8	9	AB	R	H	RBI	BB	SO	LOB
Chico Carrasquel, R (1, 5) OBP: 0.302, SLG: 0.324	HR	BB		3B		SH1-3	K			3	2	2	1	1	1	2
Bill Tuttle, R (1, 8) OBP: 0.325, SLG: 0.371	4-3	BB		G3		1B	6-3			4	3	2	1	1	0	1
Roger Maris, L (1, 9) OBP: 0.301, SLG: 0.406	4-3	1B		F9		FC5-4	1B			5	2	3	5	0	0	1
Bob Cerv, R (1, 7) OBP: 0.387, SLG: 0.645 Whitey Herzog, L (8, PR) (9, 7) OBP: 0.323, SLG: 0.241	6-3	1B		6-3		FC5-4		CS		5 0	0 0	2 0	2 0	0 0	0 0	2 0
Preston Ward, L (1, 3) OBP: 0.338, SLG: 0.404	1B	F5			G3	G3		K		5	0	1	0	0	1	3
Hector Lopez, R (1, 4) OBP: 0.307, SLG: 0.383	F3		F3 S 5-3 1B		F8		F9			4	1	1	0	0	0	1
Hal Smith, R (1, 2) OBP: 0.263, SLG: 0.367		L5-3 1B	F3		F9		K			4	0	1	0	0	1	1
Joe Demaestri, R (1, 6) OBP: 0.240, SLG: 0.290		L5-3	5-3			HR	1B			4	1	2	2	0	0	1
Ned Garver, R (1, 1) OBP: 0.176, SLG: 0.184 Murry Dickson, R (6, 1) OBP: 0.345, SLG: 0.407		BB BB 3B 1B	F8			E6 SH1-3 3B	1B			2 2	1 1	1 1	0 0	0 0	0 0	0 0
Inning Stats	R: 2 E: 0 K: 0 S: 6 H: 3 LOB: 1 BB: 0 P: 6	R: 4 E: 0 K: 0 S: 6 H: 4 LOB: 1 BB: 2 P: 14	R: 1 E: 0 K: 0 S: 4 H: 1 LOB: 0 BB: 0 P: 4	R: 0 E: 0 K: 0 S: 4 H: 1 LOB: 1 BB: 0 P: 4	R: 0 E: 0 K: 0 S: 3 H: 0 LOB: 0 BB: 0 P: 3	R: 3 E: 1 K: 0 S: 7 H: 3 LOB: 1 BB: 0 P: 7	R: 0 E: 0 K: 2 S: 9 H: 2 LOB: 2 BB: 0 P: 9	R: 1 E: 0 K: 1 S: 6 H: 2 LOB: 1 BB: 0 P: 6		1B: 9 2B: 2 3B: 5 HR: 2	SF: 0 SAC: 1 DP: 2 HBP: 0						

PITCHER	IP	WLS	BF	H	R	ER	SO	BB	IBB	HBP	BLK	WP	HR	S	P	ERA	WHIP
Hal Brown, R (1, 1) ERA: 2.91	1.0		7	4	3	3	0	0	0	0	0	0	1	7	7	27.00	4.000
George Zuverink, R (2, 1) ERA: 3.62	0.2	L	4	1	0	0	0	2	0	0	0	0	0	2	10	0.00	4.500
Billy O'Dell, L (2, 1) ERA: 2.99	3.2		18	6	7	6	0	0	0	0	0	0	1	18	18	14.73	1.636
Charlie Beamon, R (6, 1) ERA: 4.59	0.2		3	1	0	0	0	0	0	0	0	0	0	3	3	0.00	1.500
Ken Lehman, L (7, 1) ERA: 3.35	2.0		9	4	1	1	3	0	0	0	0	0	0	15	15	4.50	2.000

PITCHER	IP	WLS	BF	H	R	ER	SO	BB	IBB	HBP	BLK	WP	HR	S	P	ERA	WHIP

BOTTOM

Baltimore Orioles @ Kansas City Athletics

Municipal Stadium, Kansas City, MO

Sun Jul 27 1958, 4:33 AM EDT

Att. 11,064 - Unknown

livebaseballscorecards.com

AB	38
R	11
H	16
RBI	11
BB	2
SO	3
LOB	12

Batter	1	2	3	4	5	6	7	8	9	AB	R	H	RBI	BB	SO	LOB
Bob Boyd, L (1, 3) OBP: 0.346, SLG: 0.477	BBBB 4-0 FC4-6 E BB		SSS 0-3 ① K	x 0-0 ③ F2			x 0-0 ②③ G4-6-3 1-2f			3	0	0	0	1	1	2
Al Pilarcik, L (1, 8) OBP: 0.304, SLG: 0.302	x 0-0 FC4 FC4-6 1-2		BBBB 4-0 2B 2B BB		x 0-0 63-6-4-3 1B			x 0-0 ① 4-3		3	1	1	0	1	0	1
Bob Nieman, R (1, 7) OBP: 0.425, SLG: 0.581 Joe Taylor, R (5, 7) OBP: 0.333, SLG: 0.542	x 0-0 ① F7		x 0-0 1-3 2B 2B		x 0-0 ① F9			SSS 0-3 ② K		3 1	1 0	1 0	0 0	0 0	0 1	3 0
Gene Woodling, L (1, 9) OBP: 0.394, SLG: 0.413	x 0-0 ② FC4-6 1-2f 2-3		x 0-0 FC5 2-H 3-H 2B		x 0-0 ②③ G3-6-4-3 1-2f			x 0-0 HR 1B		4	1	2	2	0	0	3
Joe Ginsberg, L (1, 2) OBP: 0.357, SLG: 0.351	x 0-0 ③ F9		x 0-0 ② L6			x 0-0 ① 6-3		x 0-0 1-H HR		4	1	1	2	0	0	3
Brooks Robinson, R (1, 5) (7, 4) OBP: 0.314, SLG: 0.357		x 0-0 ① F4	x 0-0 ③ FC5 2-3			SSS 0-3 ② K		x 0-0 ③ F5		4	0	0	0	0	1	1
Billy Gardner, R (1, 4) (7, 6) OBP: 0.279, SLG: 0.319		x 0-0 6-3 2B		x 0-0 ① 6-3		x 0-0 ③ L6			x 0-0 ① F7	4	0	1	0	0	0	0
Willy Miranda, S (1, 6) OBP: 0.191, SLG: 0.154 Dick Williams, R (7, PH) OBP: 0.346, SLG: 0.344 (7, 5)		x 0-0 ② 6-3 2-3		x 0-0 ② L7			x 0-0 ① F2		SSS 0-3 ② K	2 2	0 0	0 0	0 0	0 0	0 1	1 0
Milt Pappas, R (1, 1) OBP: 0.179, SLG: 0.357 Charlie Beamon, R (5, 1) Jack Harshman, L (7, PH) OBP: 0.367, SLG: 0.490 Ken Lehman, L (7, 1) Jim Marshall, L (9, PH) OBP: 0.289, SLG: 0.346		SSS 0-3 ③ K		x 0-0 1B			x 0-0 G4-6-3 1B		x 0-0 ③ F9	2 0 1 0 1	0 0 0 0 0	1 0 1 0 0	0 0 0 0 0	0 0 0 0 0	1 0 0 0 0	1 0 0 0 0
Inning Stats	R: 0 E: 1 K: 0 S: 4 H: 0 LOB: 2 BB: 1 P: 8	R: 0 E: 0 K: 1 S: 6 H: 1 LOB: 1 BB: 0 P: 6	R: 2 E: 0 K: 1 S: 7 H: 2 LOB: 1 BB: 1 P: 11	R: 0 E: 0 K: 0 S: 4 H: 1 LOB: 1 BB: 0 P: 4	R: 0 E: 0 K: 0 S: 3 H: 1 LOB: 0 BB: 0 P: 3	R: 0 E: 0 K: 1 S: 5 H: 0 LOB: 0 BB: 0 P: 5	R: 0 E: 0 K: 0 S: 3 H: 1 LOB: 0 BB: 0 P: 3	R: 2 E: 0 K: 1 S: 7 H: 2 LOB: 0 BB: 0 P: 7	R: 0 E: 0 K: 1 S: 5 H: 0 LOB: 0 BB: 0 P: 5	1B: 4 2B: 3 3B: 0 HR: 1	SF: 0 SAC: 0 DP: 2 HBP: 0						

PITCHER	IP	WLS	BF	H	R	ER	SO	BB	IBB	HBP	BLK	WP	HR	S	P	ERA	WHIP
Gary Bell, R (1, 1) ERA: 3.41	9.0	W	36	8	4	4	5	2	0	0	0	0	1	44	52	4.00	1.111

PITCHER	IP	WLS	BF	H	R	ER	SO	BB	IBB	HBP	BLK	WP	HR	S	P	ERA	WHIP

Baltimore Orioles @ Cleveland Indians

Cleveland Municipal Stadium, Cleveland, OH

Tue Jul 29 1958, 3:33 AM EDT

Att. 6,334 - Unknown

TOP

livebaseballscorecards.com

AB	34
R	4
H	8
RBI	4
BB	2
SO	5
LOB	15

WP: 0 PB: 0 SB: 0 CS: 0 PA: 36

Batter	1	2	3	4	5	6	7	8	9	AB	R	H	RBI	BB	SO	LOB
Billy Harrell, R (1, 6) OBP: 0.295, SLG: 0.386 Billy Hunter, R (2, PR) OBP: 0.264, SLG: 0.270 (3, 6)	HR	1B		K		1B		E5 1B SF7		2 3	1 2	2 1	1 0	0 0	0 1	0 1
Gary Geiger, L (1, 8) OBP: 0.329, SLG: 0.282	FC6-4 1B	E4 1-3			BB	1B 1-3		1-3 1B		4	2	3	0	1	0	1
Vic Power, R (1, 4) OBP: 0.344, SLG: 0.496	FC6-4 1-2f HR	1-3			1B 1-3	FC6-4 1-H 3-H		SF7 3-H		4	2	2	2	0	0	3
Russ Nixon, L (1, 2) OBP: 0.326, SLG: 0.470	1-H HR		F7		1-3 1-3 3-H	K		L6		5	2	2	3	0	1	2
Minnie Minoso, R (1, 7) OBP: 0.371, SLG: 0.442	L4		G6-4-3 1B		1-3 1-2	FC6-4 1-2f				4	0	1	0	0	0	3
Mickey Vernon, L (1, 3) OBP: 0.384, SLG: 0.472	2B		G6-4-3 1-2f		IBB		K			3	0	1	0	1	1	1
Rocky Colavito, R (1, 9) OBP: 0.384, SLG: 0.561	5-3			F8	G5-4-3 1-2 2-H 3-H		K			4	0	1	2	0	1	1
Earl Averill, R (1, 5) OBP: 0.236, SLG: 0.327		K		1B	G5-4-3 1-2f		F8			4	0	1	0	0	1	2
Gary Bell, R (1, 1) OBP: 0.138, SLG: 0.038		F3		K		F4		5-3		4	0	0	0	0	1	1
Inning Stats	R: 3 H: 4 E: 0 LOB: 1 K: 0 BB: 0 S: 7 P: 7	R: 0 H: 1 E: 1 LOB: 2 K: 1 BB: 0 S: 7 P: 7	R: 0 H: 1 E: 0 LOB: 0 K: 0 BB: 0 S: 3 P: 3	R: 0 H: 1 E: 0 LOB: 1 K: 2 BB: 0 S: 8 P: 8	R: 3 H: 3 E: 0 LOB: 1 K: 0 BB: 2 S: 5 P: 13	R: 2 H: 3 E: 0 LOB: 1 K: 1 BB: 0 S: 8 P: 8	R: 0 H: 0 E: 0 LOB: 0 K: 2 BB: 0 S: 7 P: 7	R: 1 H: 1 E: 1 LOB: 1 K: 0 BB: 0 S: 5 P: 5		1B: 11 SF: 1 2B: 1 SAC: 0 3B: 0 DP: 2 HR: 2 HBP: 0						

BOTTOM

Baltimore Orioles @ Cleveland Indians

Cleveland Municipal Stadium, Cleveland, OH

Tue Jul 29 1958, 3:33 AM EDT

Att. 6,334 - Unknown

livebaseballscorecards.com

AB	37
R	9
H	14
RBI	8
BB	2
SO	6
LOB	15

PITCHER		IP	WLS	BF	H	R	ER	SO	BB	IBB	HBP	BLK	WP	HR	S	P	ERA	WHIP
Milt Pappas, R ERA: 3.83	(1, 1)	4.1	L	25	10	6	6	3	1	1	0	0	0	2	29	37	12.46	2.538
Charlie Beamon, R ERA: 4.89	(5, 1)	1.2		7	3	2	2	1	0	0	0	0	0	0	9	9	10.80	1.800
Ken Lehman, L ERA: 3.19	(7, 1)	2.0		8	1	1	0	2	0	0	0	0	0	0	12	12	0.00	0.500

PITCHER	IP	WLS	BF	H	R	ER	SO	BB	IBB	HBP	BLK	WP	HR	S	P	ERA	WHIP

Batter	1	2	3	4	5	6	7	8	9	AB	R	H	RBI	BB	SO	LOB
Bob Boyd, L (1, 3) OBP: 0.339, SLG: 0.466	F8		4-3 2-3	F9			P6		1-3	5	0	0	0	0	0	3
Al Pilarcik, L (1, 8) OBP: 0.306, SLG: 0.305	F2		HR 1B 3-H		1B		1-3			4	1	2	1	0	0	0
Bob Nieman, R (1, 7) OBP: 0.426, SLG: 0.594	BBBB WP BB		1-H HR		F8		E5			3	1	1	2	1	0	1
Gene Woodling, L (1, 9) OBP: 0.392, SLG: 0.408	4-3 1-2		BBBB FC6-4 BB		P6		4-3			3	0	0	0	1	0	3
Gus Triandos, R (1, 2) OBP: 0.328, SLG: 0.468		F2	FC6-4 1-2f		F9			G6-4-3 1B		4	0	1	0	0	0	2
Brooks Robinson, R (1, 5) OBP: 0.313, SLG: 0.355		L8		SH3-4 1B 1B		P4		G6-4-3 1-2f		4	0	1	0	0	0	1
Billy Gardner, R (1, 4) OBP: 0.277, SLG: 0.316		F8		F9		F8		F8		3	0	0	0	0	0	1
Jim Marshall, L (8, PH) OBP: 0.287, SLG: 0.344										1	0	0	0	0	0	0
Foster Castleman, R (8, 4) OBP: 0.270, SLG: 0.269										0	0	0	0	0	0	0
Willy Miranda, S (1, 6) OBP: 0.209, SLG: 0.175			4-3 SH5-3 1B 1B	SH3-4 1-2 1B		1B			F9	3	1	3	0	0	0	0
Dick Williams, R (9, PH) OBP: 0.345, SLG: 0.343										1	0	0	0	0	0	0
Arnie Portocarrero, R (1, 1) OBP: 0.133, SLG: 0.136			SH5-3 1-2	SH3-4 1-2 2-3		F3			F7	1	0	0	0	0	0	1
Joe Ginsberg, L (9, PH) OBP: 0.352, SLG: 0.345										1	0	0	0	0	0	0
Inning Stats	R: 0 E: 0 K: 0 S: 3 H: 0 LOB: 1 BB: 1 P: 7	R: 0 E: 0 K: 0 S: 3 H: 0 LOB: 0 BB: 0 P: 3	R: 3 E: 0 K: 0 S: 6 H: 3 LOB: 1 BB: 1 P: 10	R: 0 E: 0 K: 0 S: 5 H: 2 LOB: 2 BB: 0 P: 5	R: 0 E: 0 K: 0 S: 4 H: 1 LOB: 1 BB: 0 P: 4	R: 0 E: 0 K: 0 S: 4 H: 1 LOB: 1 BB: 0 P: 4	R: 0 E: 1 K: 0 S: 4 H: 0 LOB: 1 BB: 0 P: 4	R: 0 E: 0 K: 0 S: 3 H: 1 LOB: 0 BB: 0 P: 3	R: 0 E: 0 K: 0 S: 3 H: 0 LOB: 0 BB: 0 P: 3	1B: 7 2B: 0 3B: 0 HR: 1 SF: 0 SAC: 2 DP: 1 HBP: 0	WP: 1 PB: 0 SB: 0 CS: 0 PA: 37					

PITCHER	IP	WLS	BF	H	R	ER	SO	BB	IBB	HBP	BLK	WP	HR	S	P	ERA	WHIP
Ray Narleski, R (1, 1) ERA: 4.39	6.0	W	27	7	3	3	0	2	0	0	0	1	1	25	33	4.50	1.500
Mudcat Grant, R (7, 1) ERA: 3.72	3.0	S	10	1	0	0	0	0	0	0	0	0	0	10	10	0.00	0.333

PITCHER	IP	WLS	BF	H	R	ER	SO	BB	IBB	HBP	BLK	WP	HR	S	P	ERA	WHIP

TOP

Baltimore Orioles @ Cleveland Indians

Cleveland Municipal Stadium, Cleveland, OH

Wed Jul 30 1958, 3:33 AM EDT

Att. 6,003 - Unknown

livebaseballscorecards.com

AB	33
R	3
H	8
RBI	3
BB	2
SO	0
LOB	12

Baltimore Orioles @ Cleveland Indians

Cleveland Municipal Stadium, Cleveland, OH

Wed Jul 30 1958, 3:33 AM EDT

Att. 6,003 - Unknown

livebaseballscorecards.com

BOTTOM

Batter	1	2	3	4	5	6	7	8	9	AB	R	H	RBI	BB	SO	LOB
Billy Harrell, R (1, 6) OBP: 0.292, SLG: 0.382	P4		F2			E 3B 1-H	SH1-2-3 3-H			2	0	0	0	0	0	1
Larry Doby, L (6, PH) OBP: 0.344, SLG: 0.514										1	1	1	1	0	0	0
Mudcat Grant, R (7, 1) OBP: 0.098, SLG: 0.120										0	0	0	1	0	0	0
Gary Geiger, L (1, 8) OBP: 0.328, SLG: 0.281	K			F7		E5 E 1B 3-H	4-3			4	1	1	0	0	1	0
Vic Power, R (1, 4) OBP: 0.340, SLG: 0.490	K			5-3		E6 1B 2-H		F8		4	1	0	0	0	1	0
Russ Nixon, L (1, 2) OBP: 0.325, SLG: 0.466		F7		P4		G4-6-3 1B 3-H		F2		4	0	1	1	0	0	0
Minnie Minoso, R (1, 7) OBP: 0.367, SLG: 0.437		1-3			K	G4-6-3 1-2f		F8		4	0	0	0	0	1	1
Mickey Vernon, L (1, 3) OBP: 0.383, SLG: 0.474		4-3			2B	3-1				3	0	1	0	0	0	0
Rocky Colavito, R (1, 9) OBP: 0.384, SLG: 0.559			P4		F7		3B 1B			3	1	1	0	0	0	1
Earl Averill, R (1, 5) OBP: 0.228, SLG: 0.315			G3		6-3		SH1-2-3 1-H 3B			2	0	0	0	0	0	1
Billy Hunter, R (7, 6) OBP: 0.268, SLG: 0.287										1	1	1	1	0	0	0
Ray Narleski, R (1, 1) OBP: 0.255, SLG: 0.213			BB			3B 1B	4-3			0	0	0	0	1	0	0
Bobby Avila, R (6, PH) OBP: 0.351, SLG: 0.386 (7, 5)										2	1	1	0	0	0	1
Inning Stats	R: 0 E: 0 K: 2 S: 7 H: 0 LOB: 0 BB: 0 P: 7	R: 0 E: 0 K: 0 S: 3 H: 0 LOB: 0 BB: 0 P: 3	R: 0 E: 0 K: 0 S: 3 H: 0 LOB: 1 BB: 1 P: 7	R: 0 E: 0 K: 0 S: 3 H: 0 LOB: 0 BB: 0 P: 3	R: 0 E: 0 K: 1 S: 6 H: 1 LOB: 1 BB: 0 P: 6	R: 4 E: 2 K: 0 S: 7 H: 4 LOB: 0 BB: 0 P: 7	R: 2 E: 0 K: 0 S: 5 H: 2 LOB: 0 BB: 0 P: 5	R: 0 E: 0 K: 0 S: 3 H: 0 LOB: 0 BB: 0 P: 3		1B: 4 2B: 1 3B: 2 HR: 0 SF: 0 SAC: 1 DP: 1 HBP: 0						

PITCHER	IP	WLS	BF	H	R	ER	SO	BB	IBB	HBP	BLK	WP	HR	S	P	ERA	WHIP
Arnie Portocarrero, R (1, 1) ERA: 2.55	8.0	L	32	7	6	4	3	1	0	0	0	0	0	37	41	4.50	1.000

PITCHER	IP	WLS	BF	H	R	ER	SO	BB	IBB	HBP	BLK	WP	HR	S	P	ERA	WHIP

AB	30
R	6
H	7
RBI	4
BB	1
SO	3
LOB	5

Baltimore Orioles @ Detroit Tigers

Briggs Stadium, Detroit, MI

Fri Aug 01 1958, 7:05 PM EDT

Att. 18,312 - Unknown

TOP

livebaseballscorecards.com

Batter	1	2	3	4	5	6	7	8	9	AB	R	H	RBI	BB	SO	LOB
Bob Boyd, L (1, 3) OBP: 0.342, SLG: 0.467	1B		F3			1B		1-3		4	0	2	0	0	0	0
Al Pilarcik, L (1, 8) OBP: 0.306, SLG: 0.307	F4			1B 2B		F8			4-3	4	1	1	0	0	0	2
Bob Nieman, R (1, 7) OBP: 0.423, SLG: 0.586	L9			CS 1B 2-H		L6			K	4	0	1	1	0	1	2
Gene Woodling, L (1, 9) OBP: 0.387, SLG: 0.402	4-3			L9 1-2		K			F3	4	0	0	0	0	1	3
Joe Ginsberg, L (1, 2) OBP: 0.351, SLG: 0.333		G3		F9			G4-6-3 HBP			2	0	0	0	0	0	0
Brooks Robinson, R (1, 5) OBP: 0.310, SLG: 0.352		L9			F8		G4-6-3 1-2f			3	0	0	0	0	0	1
Billy Gardner, R (1, 4) OBP: 0.277, SLG: 0.316		K			FC3-6 1B		L9			3	0	1	0	0	1	0
Willy Miranda, S (1, 6) OBP: 0.206, SLG: 0.172			G3		F8			K		2	0	0	0	0	0	1
Jim Marshall, L (8, PH) OBP: 0.286, SLG: 0.341										1	0	0	0	0	1	0
Foster Castleman, R (8, 6) OBP: 0.270, SLG: 0.269										0	0	0	0	0	0	0
Jack Harshman, L (1, 1) OBP: 0.349, SLG: 0.462			L9		FC3-6 1-2f			4-3		3	0	0	0	0	0	1

	AB	30
	R	1
	H	5
	RBI	1
	BB	0
	SO	4
	LOB	10

Inning Stats										
	R: 0	H: 1	R: 0	H: 0	R: 0	H: 0	R: 1	H: 2	R: 0	H: 1
	E: 0	LOB: 1	E: 0	LOB: 0	E: 0	LOB: 0	E: 0	LOB: 0	E: 0	LOB: 1
	K: 0	BB: 0	K: 1	BB: 0	K: 0	BB: 0	K: 0	BB: 0	K: 0	BB: 0
	S: 4	P: 4	S: 5	P: 5	S: 3	P: 3	S: 4	P: 4	S: 4	P: 4

Inning Stats										
	R: 0	H: 1	R: 0	H: 0	R: 0	H: 0	R: 0	H: 0	R: 0	H: 0
	E: 0	LOB: 1	E: 0	LOB: 0	E: 0	LOB: 0	E: 0	LOB: 0	E: 0	LOB: 0
	K: 1	BB: 0	K: 0	BB: 0	K: 1	BB: 0	K: 0	BB: 0	K: 1	BB: 0
	S: 6	P: 6	S: 2	P: 3	S: 5	P: 5	S: 5	P: 5		

	1B: 4	SF: 0
	2B: 1	SAC: 0
	3B: 0	DP: 1
	HR: 0	HBP: 1

	WP: 0	PA: 31
	PB: 0	
	SB: 0	
	CS: 1	

PITCHER	IP	WLS	BF	H	R	ER	SO	BB	IBB	HBP	BLK	WP	HR	S	P	ERA	WHIP
Herb Moford, R (1, 1) ERA: 3.21	9.0	W	31	5	1	1	4	0	0	1	0	0	0	38	39	1.00	0.556

PITCHER	IP	WLS	BF	H	R	ER	SO	BB	IBB	HBP	BLK	WP	HR	S	P	ERA	WHIP

Baltimore Orioles @ Detroit Tigers

Briggs Stadium, Detroit, MI

Fri Aug 01 1958, 7:05 PM EDT

Att. 18,312 - Unknown

BOTTOM

Batter	1	2	3	4	5	6	7	8	9	AB	R	H	RBI	BB	SO	LOB
Harvey Kuenn, R (1, 8) OBP: 0.378, SLG: 0.460	6-3		4-3		L4-3			FC1-6		4	0	2	0	0	0	0
Billy Martin, R (1, 5) OBP: 0.288, SLG: 0.375	K		F7		L4-3 1-2			FC1-6 2B SF8 1-2f		4	1	0	0	0	1	2
Al Kaline, R (1, 9) OBP: 0.379, SLG: 0.510	HR 1B		BB		K			SF8 1-3 2B		3	1	2	0	1	1	0
Gail Harris, L (1, 3) OBP: 0.337, SLG: 0.502	1-H HR		G3			F2		SF8 2-3 3-H		3	1	1	3	0	0	1
Johnny Groth, R (1, 7) OBP: 0.360, SLG: 0.432	FC6-4 1B			F8		K		F4		4	0	1	0	0	1	1
Frank Bolling, R (1, 4) OBP: 0.338, SLG: 0.387	FC6-4 1-2f			F9		4-3				3	0	0	0	0	0	1
Red Wilson, R (1, 2) OBP: 0.404, SLG: 0.403		5-3		2B 1B			K			3	0	1	0	0	1	0
Coot Veal, R (1, 6) OBP: 0.400, SLG: 0.500		K		1-3 2B			K			3	0	1	0	0	2	0
Herb Moford, R (1, 1) OBP: 0.056, SLG: 0.056		K		1-3			F9			3	0	0	0	0	1	2
Inning Stats	R: 2 E: 0 K: 1 S: 8 H: 3 LOB: 1 BB: 0 P: 8	R: 0 E: 0 K: 2 S: 7 H: 0 LOB: 0 BB: 0 P: 7	R: 0 E: 0 K: 0 S: 3 H: 0 LOB: 1 BB: 1 P: 7	R: 0 E: 0 K: 0 S: 5 H: 2 LOB: 2 BB: 0 P: 5	R: 0 E: 0 K: 1 S: 5 H: 1 LOB: 0 BB: 0 P: 5	R: 0 E: 0 K: 1 S: 5 H: 0 LOB: 0 BB: 0 P: 5	R: 0 E: 0 K: 2 S: 7 H: 0 LOB: 0 BB: 0 P: 7	R: 1 E: 0 K: 0 S: 5 H: 2 LOB: 1 BB: 0 P: 5		1B: 5 2B: 3 3B: 0 HR: 1 SF: 1 SAC: 0 DP: 1 HBP: 0						

livebaseballscorecards.com

AB	30
R	3
H	8
RBI	3
BB	1
SO	7
LOB	7

WP: 0 PA: 32
PB: 0
SB: 0
CS: 0

PITCHER		IP	WLS	BF	H	R	ER	SO	BB	IBB	HBP	BLK	WP	HR	S	P	ERA	WHIP
Jack Harshman, L ERA: 2.82	(1, 1)	8.0	L	32	8	3	3	7	1	0	0	0	0	1	45	49	3.38	1.125

PITCHER	IP	WLS	BF	H	R	ER	SO	BB	IBB	HBP	BLK	WP	HR	S	P	ERA	WHIP

Baltimore Orioles @ Detroit Tigers

Briggs Stadium, Detroit, MI

Sat Aug 02 1958, 4:33 AM EDT

Att. 7,566 - Unknown

TOP

livebaseballscorecards.com

Batter	1	2	3	4	5	6	7	8	9	AB	R	H	RBI	BB	SO	LOB
Dick Williams, R (1, 5) OBP: 0.342, SLG: 0.344	5-3		F8	FC6-4 CS 1-2f		K			2B 1-3	5	0	1	0	0	1	3
Bob Boyd, L (1, 3) OBP: 0.339, SLG: 0.461	E4		BB 1B HR 1B	CS 1-2	F4	G3			4-3 3-H	5	1	1	1	0	0	3
Bob Nieman, R (1, 7) OBP: 0.422, SLG: 0.587	K		BB HR 1-2 1B		3-1 1B 2B		4-3		F4	5	2	2	0	0	1	2
Gene Woodling, L (1, 9) OBP: 0.385, SLG: 0.398 Jim Busby, R (7, 8) OBP: 0.281, SLG: 0.309 Joe Ginsberg, L (9, PH) OBP: 0.347, SLG: 0.328	L9		HR 1-2 2-3 BB		3-1 2-3		4-3 4-3		4-3	3 0 1	1 0 0	0 0 0	0 0 0	1 0 0	0 0 0	2 0 1
Gus Triandos, R (1, 2) OBP: 0.330, SLG: 0.478		F8	HR 1-H 2-H 3-H		1B 3-H		6-3			4	1	2	5	0	0	0
Al Pilarcik, L (1, 8) OBP: 0.308, SLG: 0.313 (7, 9)		4-3	2B		G3			G3-6-3 1B		4	0	2	0	0	0	1
Billy Gardner, R (1, 4) OBP: 0.278, SLG: 0.315 Jack Harshman, L (8, PH) OBP: 0.344, SLG: 0.453 Brooks Robinson, R (8, 4) OBP: 0.310, SLG: 0.352		F5	1-3			4-3 1B 4-3 BB		G3-6-3 1-2f		2 1 0	0 0 0	0 0 0	0 0 0	1 0 0	0 0 0	1 1 0
Willy Miranda, S (1, 6) OBP: 0.209, SLG: 0.198 Jim Marshall, L (8, PH) OBP: 0.284, SLG: 0.339 Foster Castleman, R (8, 6) OBP: 0.270, SLG: 0.269			HR	F7		4-3 1-2		F3		3 1 0	1 0 0	1 0 0	1 0 0	0 0 0	0 0 0	1 0 0
Billy O'Dell, S (1, 1) OBP: 0.157, SLG: 0.188 Billy Loes, R (2, 1) OBP: 0.111, SLG: 0.080 George Zuverink, R (8, 1) OBP: 0.300, SLG: 0.444 Joe Taylor, R (9, PH) OBP: 0.357, SLG: 0.542			K 1B	FC6-4		1B 2-3			2B 4-3 BB	0 3 0 0	0 0 0 1	0 2 0 0	0 0 0 0	0 0 0 1	0 1 0 0	0 0 0 0
Inning Stats	R: 0 H: 0 E: 1 LOB: 1 K: 1 BB: 0 S: 6 P: 6	R: 0 H: 0 E: 0 LOB: 0 K: 0 BB: 0 S: 3 P: 3	R: 5 H: 5 E: 0 LOB: 1 K: 1 BB: 1 S: 10 P: 14	R: 0 H: 1 E: 0 LOB: 0 K: 0 BB: 0 S: 3 P: 3	R: 1 H: 2 E: 0 LOB: 1 K: 0 BB: 0 S: 5 P: 5	R: 0 H: 1 E: 0 LOB: 2 K: 1 BB: 1 S: 6 P: 10	R: 0 H: 0 E: 0 LOB: 0 K: 0 BB: 0 S: 3 P: 3	R: 0 H: 1 E: 0 LOB: 0 K: 0 BB: 0 S: 3 P: 3	R: 1 H: 1 E: 0 LOB: 1 K: 0 BB: 1 S: 4 P: 8	1B: 6 SF: 0 2B: 3 SAC: 0 3B: 0 DP: 1 HR: 2 HBP: 0						

AB	37
R	7
H	11
RBI	7
BB	3
SO	3
LOB	15

WP: 0 PB: 0 SB: 0 CS: 1 PA: 41

PITCHER		IP	WLS	BF	H	R	ER	SO	BB	IBB	HBP	BLK	WP	HR	S	P	ERA	WHIP
Jim Bunning, R ERA: 3.96	(1, 1)	2.2		15	5	5	5	2	1	0	0	0	0	2	18	22	16.88	2.250
Al Cicotte, R ERA: 5.06	(3, 1)	5.1	W	22	6	2	2	1	2	0	0	0	0	0	22	30	3.38	1.500
Hank Aguirre, L ERA: 3.94	(9, 1)	0.1		1	0	0	0	0	0	0	0	0	0	0	1	1	0.00	0.000
George Susce, R ERA: 3.11	(9, 1)	0.2	S	2	0	0	0	0	0	0	0	0	0	0	2	2	0.00	0.000

PITCHER	IP	WLS	BF	H	R	ER	SO	BB	IBB	HBP	BLK	WP	HR	S	P	ERA	WHIP

Baltimore Orioles @ Detroit Tigers

Briggs Stadium, Detroit, MI

Sat Aug 02 1958, 4:33 AM EDT

Att. 7,566 - Unknown

BOTTOM

Batter	1	2	3	4	5	6	7	8	9	AB	R	H	RBI	BB	SO	LOB
Harvey Kuenn, R (1, 8) OBP: 0.381, SLG: 0.462	L9 BLK 6-3 1B	1-3 2-H 3-H 1B		4-3		F8		G5-4-3 1-2 1B		5	1	3	2	0	0	0
Billy Martin, R (1, 5) OBP: 0.286, SLG: 0.373	6-3 1-2	F9		1B			F7	G5-4-3 1-2f		5	0	1	0	0	0	5
Al Kaline, R (1, 9) OBP: 0.375, SLG: 0.506	L9 2-3	SF8 3-H		L8			L4-3			3	0	0	1	0	0	2
Gail Harris, L (1, 3) OBP: 0.340, SLG: 0.504	1B 2B 3-H	F8			K		BB HR HBP			3	2	1	0	0	1	1
Johnny Groth, R (1, 7) OBP: 0.359, SLG: 0.429 Charlie Maxwell, L (7, PH) OBP: 0.333, SLG: 0.355 (8, 7)	2-H 1B		K		1-3		1-2 HR BB			3 0 1 1 0 1 0 0 1 0 0 1 0 0						
Frank Bolling, R (1, 4) OBP: 0.337, SLG: 0.393	F4		5-3		E6		1-H 2-H HR			4	1	1	3	0	0	1
Red Wilson, R (1, 2) OBP: 0.407, SLG: 0.405		1B 1B 1B 1B	1B		6-3		6-3			4	1	2	0	0	0	1
Coot Veal, R (1, 6) OBP: 0.357, SLG: 0.429		1-2 1B 1B	1-3			F7		6-3		4	1	1	0	0	0	1
Jim Bunning, R (1, 1) OBP: 0.191, SLG: 0.217 Al Cicotte, R (3, 1) OBP: 0.214, SLG: 0.214 Hank Aguirre, R (9, 1) OBP: 0.267, SLG: 0.286 George Susce, R (9, 1) OBP: 0.238, SLG: 0.211		1B SF8 1-2 2-3 1B		K		6-3		1B 1B		1 1 1 0 0 0 0 3 0 1 0 0 1 0 0 0 0 0 0 0 0 0 0 0 0 0 0 0						
Inning Stats	R: 2 E: 0 K: 0 S: 6 H: 3 LOB: 1 BB: 0 P: 6	R: 3 E: 0 K: 0 S: 7 H: 4 LOB: 1 BB: 0 P: 7	R: 0 E: 0 K: 1 S: 6 H: 1 LOB: 1 BB: 0 P: 6	R: 0 E: 0 K: 1 S: 6 H: 1 LOB: 1 BB: 0 P: 6	R: 0 E: 1 K: 1 S: 6 H: 0 LOB: 1 BB: 0 P: 6	R: 0 E: 0 K: 0 S: 3 H: 0 LOB: 0 BB: 0 P: 3	R: 3 E: 0 K: 0 S: 4 H: 1 LOB: 0 BB: 1 P: 9	R: 0 E: 0 K: 0 S: 4 H: 2 LOB: 1 BB: 0 P: 4		1B: 10 2B: 1 3B: 0 HR: 1	SF: 1 SAC: 0 DP: 1 HBP: 1					

livebaseballscorecards.com

AB	35
R	8
H	12
RBI	7
BB	1
SO	3
LOB	11

PITCHER		IP	WLS	BF	H	R	ER	SO	BB	IBB	HBP	BLK	WP	HR	S	P	ERA	WHIP
Billy O'Dell, L ERA: 3.26	(1, 1)	1.0		10	7	5	5	0	0	0	0	1	0	0	10	10	45.00	7.000
Billy Loes, R ERA: 4.09	(2, 1)	6.0	L	24	3	3	3	3	1	0	1	0	0	1	28	33	4.50	0.667
George Zuverink, R ERA: 3.56	(8, 1)	1.0		4	2	0	0	0	0	0	0	0	0	0	4	4	0.00	2.000

PITCHER	IP	WLS	BF	H	R	ER	SO	BB	IBB	HBP	BLK	WP	HR	S	P	ERA	WHIP

Baltimore Orioles @ Detroit Tigers

Briggs Stadium, Detroit, MI

Sun Aug 03 1958, 4:33 AM EDT

Unknown

TOP

livebaseballscorecards.com

Batter	1	2	3	4	5	6	7	8	9	AB	R	H	RBI	BB	SO	LOB
Dick Williams, R (1, 5) OBP: 0.344, SLG: 0.348	BBBB 4-0 G3-6-3 BB		x 0-0 ② F8		x 0-0 F8 1B 1-H 2B		SSS 0-3 ② K			3	1	1	1	1	1	1
Bob Boyd, L (1, 3) OBP: 0.337, SLG: 0.455	x 0-0 ①② G3-6-3 1-2f		BBBB 4-0 1B 1-2 BB		x 0-0 ② F8 2-3		x 0-0 ③ 5-3			3	0	0	0	1	0	2
Bob Nieman, R (1, 7) OBP: 0.424, SLG: 0.585	x 0-0 ③ 4-3		x 0-0 1-2 2-3 1B		x 0-0 3-H 1B			x 0-0 ① L5		4	0	2	1	0	0	0
Gene Woodling, L (1, 9) OBP: 0.380, SLG: 0.392 Jim Busby, R (8, 8) OBP: 0.281, SLG: 0.309		x 0-0 ① G3	x 0-0 ③ F7		x 0-0 ③ F7			x 0-0 ② 3-1		4 0	0 0	0 0	0 0	0 0	0 0	4 0
Gus Triandos, R (1, 2) OBP: 0.327, SLG: 0.473 Joe Ginsberg, L (6, 2) OBP: 0.355, SLG: 0.339		x 0-0 ② F8		x 0-0 ① 4-3		x 0-0 ① F8		x 0-0 1B		3 1	0 0	0 1	0 0	0 0	0 0	0 0
Al Pilarcik, L (1, 8) OBP: 0.307, SLG: 0.312 (8, 9)		x 0-0 1B		x 0-0 ② L8		x 0-0 ② 5-3		x 0-0 ③ 4-3		4	0	1	0	0	0	1
Billy Gardner, R (1, 4) OBP: 0.278, SLG: 0.315 Joe Taylor, R (9, PH) OBP: 0.345, SLG: 0.520		x 0-0 ③ F3		SSS 0-3 ③ K		x 0-0 1B			SSS 0-3 ① K	3 1	0 0	1 0	0 0	0 0	1 1	1 0
Willy Miranda, S (1, 6) OBP: 0.211, SLG: 0.201 Jack Harshman, L (9, PH) OBP: 0.338, SLG: 0.444			x 0-0 ① F8		x 0-0 2B 1B	x 0-0 ③ F8			SSS 0-3 ② K	3 1	1 0	1 0	0 0	0 0	0 1	1 0
Milt Pappas, R (1, 1) OBP: 0.207, SLG: 0.379 Jim Marshall, L (5, PH) OBP: 0.283, SLG: 0.337 Ken Lehman, L (5, 1) Brooks Robinson, R (9, PH) OBP: 0.309, SLG: 0.351			x 0-0 1B BB 1B		x 0-0 ① F5		SSS 0-3 ① K		x 0-0 ③ 6-3	1 1 1 1	0 0 0 0	1 0 0 0	0 0 0 0	0 0 0 0	0 0 1 0	0 1 0 0
Inning Stats	R: 0 E: 0 K: 0 S: 2 H: 0 LOB: 0 BB: 1 P: 6	R: 0 E: 0 K: 0 S: 4 H: 1 LOB: 1 BB: 0 P: 4	R: 0 E: 0 K: 0 S: 5 H: 2 LOB: 3 BB: 1 P: 9	R: 0 E: 0 K: 1 S: 5 H: 0 LOB: 0 BB: 0 P: 5	R: 2 E: 0 K: 0 S: 6 H: 3 LOB: 1 BB: 0 P: 6	R: 0 E: 0 K: 0 S: 4 H: 1 LOB: 1 BB: 0 P: 4	R: 0 E: 0 K: 2 S: 7 H: 0 LOB: 0 BB: 0 P: 7	R: 0 E: 0 K: 0 S: 4 H: 1 LOB: 1 BB: 0 P: 4	R: 0 E: 0 K: 2 S: 7 H: 0 LOB: 0 BB: 0 P: 7	1B: 7 2B: 1 3B: 0 HR: 0	SF: 0 SAC: 0 DP: 1 HBP: 0						

	AB	34
	R	2
	H	8
	RBI	2
	BB	2
	SO	5
	LOB	11

WP: 0 PB: 0 SB: 0 CS: 0 PA: 36

PITCHER	IP	WLS	BF	H	R	ER	SO	BB	IBB	HBP	BLK	WP	HR	S	P	ERA	WHIP
Paul Foytack, R (1, 1) ERA: 4.2	9.0	W	36	8	2	2	5	2	0	0	0	0	0	44	52	2.00	1.111

PITCHER	IP	WLS	BF	H	R	ER	SO	BB	IBB	HBP	BLK	WP	HR	S	P	ERA	WHIP

Baltimore Orioles @ Detroit Tigers

Briggs Stadium, Detroit, MI

Sun Aug 03 1958, 4:33 AM EDT

Unknown

BOTTOM

livebaseballscorecards.com

Batter	1	2	3	4	5	6	7	8	9	AB	R	H	RBI	BB	SO	LOB
Harvey Kuenn, R (1, 8) OBP: 0.382, SLG: 0.464	F3		BBBB 1B 1B BB		6-3		2B			3	1	1	0	1	0	0
Billy Martin, R (1, 5) OBP: 0.289, SLG: 0.374	3B 1B		1B WP 1B 1-3		F9		6-3			4	2	2	0	0	0	1
Al Kaline, R (1, 9) OBP: 0.374, SLG: 0.503	L8		WP 1B 1-3 3-H		F2			L4-3		4	0	1	1	0	0	1
Gail Harris, L (1, 3) OBP: 0.338, SLG: 0.508	3B 1-H		SSS K 1B 1-3 3-H			SSS K		SSS K		4	0	1	1	0	3	1
Charlie Maxwell, L (1, 7) OBP: 0.331, SLG: 0.352 Johnny Groth, R (6, PH) OBP: 0.372, SLG: 0.442 (7, 7)	4-3		SSS K			1B		BB 1B		2 2	0 0	0 2	0 0	0 0	1 0	2 0
Frank Bolling, R (1, 4) OBP: 0.338, SLG: 0.393		1B	6-3			SSS K		BBBB 1-2 BB		3	0	1	0	1	1	2
Charlie Lau, L (1, 2) OBP: 0.294, SLG: 0.259 Gus Zernial, R (8, PH) OBP: 0.327, SLG: 0.524 Red Wilson, R (9, 2) OBP: 0.407, SLG: 0.405		F8	SSS K			SSS K		F3		3 1 0	0 0 0	0 0 0	0 0 0	0 0 0	2 0 0	2 2 0
Coot Veal, R (1, 6) OBP: 0.353, SLG: 0.412		SSS K	G6-4-3 1B				L5			3	0	1	0	0	1	1
Paul Foytack, R (1, 1) OBP: 0.356, SLG: 0.333		SSS K	G6-4-3 1-2f				6-3			3	0	0	0	0	1	2
Inning Stats	R: 1 H: 2 E: 0 LOB: 1 K: 0 BB: 0 S: 5 P: 5	R: 0 H: 1 E: 0 LOB: 1 K: 2 BB: 0 S: 8 P: 8	R: 2 H: 2 E: 0 LOB: 1 K: 2 BB: 1 S: 9 P: 13	R: 0 H: 1 E: 0 LOB: 0 K: 1 BB: 0 S: 5 P: 5	R: 0 H: 0 E: 0 LOB: 0 K: 0 BB: 0 S: 3 P: 3	R: 0 H: 1 E: 0 LOB: 1 K: 3 BB: 0 S: 10 P: 10	R: 0 H: 1 E: 0 LOB: 1 K: 0 BB: 0 S: 4 P: 4	R: 0 H: 1 E: 0 LOB: 2 K: 1 BB: 1 S: 6 P: 10		1B: 7 SF: 0 2B: 1 SAC: 0 3B: 1 DP: 1 HR: 0 HBP: 0						

PITCHER		IP	WLS	BF	H	R	ER	SO	BB	IBB	HBP	BLK	WP	HR	S	P	ERA	WHIP
Milt Pappas, R ERA: 3.96	(1, 1)	4.0	L	18	6	3	3	5	1	0	0	0	1	0	27	31	6.75	1.750
Ken Lehman, L ERA: 2.91	(5, 1)	4.0		16	3	0	0	4	1	0	0	0	0	0	23	27	0.00	1.000

PITCHER	IP	WLS	BF	H	R	ER	SO	BB	IBB	HBP	BLK	WP	HR	S	P	ERA	WHIP

AB	32
R	3
H	9
RBI	2
BB	2
SO	9
LOB	14

WP: 2 PA: 34
PB: 0
SB: 0
CS: 0

Batter	1	2	3	4	5	6	7	8	9	AB	R	H	RBI	BB	SO	LOB
Dick Williams, R (1, 3) OBP: 0.343, SLG: 0.346	1B		5-3			F7		L9		4	1	1	0	0	0	0
Jim Busby, R (1, 8) OBP: 0.281, SLG: 0.307	F9		6-3			5-3			1B	4	0	1	0	0	0	1
Joe Taylor, R (1, 9) OBP: 0.364, SLG: 0.517	1B		K			1B			F7	4	0	2	0	0	1	1
Bob Nieman, R (1, 7) OBP: 0.425, SLG: 0.584	G6-4-3			F7		K			G6-4-3	2	0	1	1	0	0	0
Al Pilarcik, L (5, 7) OBP: 0.308, SLG: 0.313										2	0	1	0	0	1	1
Brooks Robinson, R (1, 5) OBP: 0.306, SLG: 0.347	G6-4-3			F3			F6		G6-4-3	4	0	0	0	0	0	4
Billy Gardner, R (1, 4) OBP: 0.278, SLG: 0.315		F7		CS			5-3			3	0	1	0	0	0	0
Joe Ginsberg, L (1, 2) OBP: 0.354, SLG: 0.338		1B		CS	1-3		4-3			3	0	1	0	0	0	0
Willy Miranda, S (1, 6) OBP: 0.208, SLG: 0.199		K			L9			K		2	0	0	0	0	1	1
Gene Woodling, L (8, PH) OBP: 0.379, SLG: 0.391										1	0	0	0	0	1	0
Foster Castleman, R (8, 6) OBP: 0.270, SLG: 0.269										0	0	0	0	0	0	0
Hal Brown, R (1, 1) OBP: 0.188, SLG: 0.250		5-3			L6			F5		2	0	0	0	0	0	1
Bob Boyd, L (8, PH) OBP: 0.336, SLG: 0.453										1	0	0	0	0	0	0
Charlie Beamon, R (8, 1)										0	0	0	0	0	0	0
Inning Stats	R: 1 E: 0 K: 0 S: 5 H: 3 LOB: 1 BB: 0 P: 5	R: 0 E: 0 K: 1 S: 6 H: 1 LOB: 1 BB: 0 P: 6	R: 0 E: 0 K: 1 S: 5 H: 0 LOB: 0 BB: 0 P: 5	R: 0 E: 0 K: 0 S: 3 H: 1 LOB: 0 BB: 0 P: 3	R: 0 E: 0 K: 0 S: 3 H: 0 LOB: 0 BB: 0 P: 3	R: 0 E: 0 K: 1 S: 6 H: 1 LOB: 1 BB: 0 P: 6	R: 0 E: 0 K: 0 S: 3 H: 0 LOB: 0 BB: 0 P: 3	R: 0 E: 0 K: 1 S: 5 H: 0 LOB: 0 BB: 0 P: 5	R: 0 E: 0 K: 0 S: 4 H: 2 LOB: 1 BB: 0 P: 4	1B: 8 2B: 0 3B: 0 HR: 0 SF: 0 SAC: 0 DP: 2 HBP: 0						

PITCHER	IP	WLS	BF	H	R	ER	SO	BB	IBB	HBP	BLK	WP	HR	S	P	ERA	WHIP
Billy Hoeft, L (1, 1) ERA: 4.1	9.0	W	32	8	1	1	4	0	0	0	0	0	0	40	40	1.00	0.889

PITCHER	IP	WLS	BF	H	R	ER	SO	BB	IBB	HBP	BLK	WP	HR	S	P	ERA	WHIP

TOP

Baltimore Orioles @ Detroit Tigers

Briggs Stadium, Detroit, MI

Sun Aug 03 1958, 4:38 AM EDT

Att. 17,229 - Unknown

livebaseballscorecards.com

AB	32
R	1
H	8
RBI	1
BB	0
SO	4
LOB	9

WP: 0 PA: 33
PB: 0
SB: 0
CS: 1

BOTTOM

Baltimore Orioles @ Detroit Tigers

Briggs Stadium, Detroit, MI

Sun Aug 03 1958, 4:38 AM EDT

Att. 17,229 - Unknown

Batter	1	2	3	4	5	6	7	8	9	AB	R	H	RBI	BB	SO	LOB
Harvey Kuenn, R (1, 8) OBP: 0.385, SLG: 0.472	L7		F2		HR	1-2 2-H 1B		BBBB 4-0 BB		4	1	2	2	1	0	0
Billy Martin, R (1, 5) OBP: 0.293, SLG: 0.376	2B 1B		FC5-4 1B		BBBB 4-0 FC5-4 BB	L9		F6		4	1	2	0	1	0	3
Al Kaline, R (1, 9) OBP: 0.373, SLG: 0.503	1-H 2B		FC5-4 1-2f		FC5-4 PB BB 1-2f	F5				4	0	1	1	0	0	4
Gail Harris, L (1, 3) OBP: 0.337, SLG: 0.502	3-1			4-3	BBBB 4-0 PB 1-2 BB		F4			3	0	0	0	1	0	1
Charlie Maxwell, L (1, 7) OBP: 0.333, SLG: 0.364 Johnny Groth, R (8, 7) OBP: 0.372, SLG: 0.442	F7			HR	BBBB 4-0 1-2 2-3 BB		F7			3 0	1 0	1 0	1 0	1 0	0 0	1 0
Frank Bolling, R (1, 4) OBP: 0.340, SLG: 0.395		BBBB 4-0 G5-4-3 BB		0-0 2B	F8		E5			3	0	1	0	1	0	3
Red Wilson, R (1, 2) OBP: 0.398, SLG: 0.395	G5-4-3 1-2f			5-3		SSS 0-3 K	F5			4	0	0	0	0	1	3
Coot Veal, R (1, 6) OBP: 0.333, SLG: 0.381	F8			6-3		0-0 1B 1B 1B		SSS 0-3 K		4	1	1	0	0	1	1
Billy Hoeft, L (1, 1) OBP: 0.324, SLG: 0.412			SSS 0-3 K		SSS 0-3 K	1-2 1B 1B		6-3		4	0	1	0	0	2	0
Inning Stats	R: 1 E: 0 K: 0 S: 5 H: 2 LOB: 1 BB: 0 P: 5	R: 0 E: 0 K: 0 S: 2 H: 0 LOB: 0 BB: 1 P: 6	R: 0 E: 0 K: 1 S: 6 H: 1 LOB: 1 BB: 0 P: 6	R: 1 E: 0 K: 0 S: 5 H: 2 LOB: 1 BB: 0 P: 5	R: 1 E: 0 K: 1 S: 6 H: 1 LOB: 3 BB: 3 P: 18	R: 1 E: 0 K: 1 S: 8 H: 3 LOB: 2 BB: 0 P: 8	R: 0 E: 1 K: 0 S: 4 H: 0 LOB: 1 BB: 0 P: 4	R: 0 E: 0 K: 1 S: 5 H: 0 LOB: 1 BB: 1 P: 9		1B: 5 2B: 2 3B: 0 HR: 2 SF: 0 SAC: 0 DP: 1 HBP: 0					

livebaseballscorecards.com

AB	33
R	4
H	9
RBI	4
BB	5
SO	4
LOB	16

WP: 0 PB: 1 SB: 0 CS: 0 PA: 38

PITCHER		IP	WLS	BF	H	R	ER	SO	BB	IBB	HBP	BLK	WP	HR	S	P	ERA	WHIP
Hal Brown, R ERA: 3.22	(1, 1)	7.0	L	34	9	4	4	3	4	0	0	0	0	2	36	52	5.14	1.857
Charlie Beamon, R ERA: 4.75	(8, 1)	1.0		4	0	0	0	1	1	0	0	0	0	0	5	9	0.00	1.000

PITCHER	IP	WLS	BF	H	R	ER	SO	BB	IBB	HBP	BLK	WP	HR	S	P	ERA	WHIP

Batter	1	2	3	4	5	6	7	8	9	AB	R	H	RBI	BB	SO	LOB
Gil McDougald, R (1, 4) OBP: 0.350, SLG: 0.393	x 0-0 ① L7		x 0-0 ③ B5-3			H 1-0 1B SF9 HBP	x 0-0 ① F5	x 0-0 1-2 2-H 1B		4	1	1	1	0	0	2
Norm Siebert, L (1, 7) OBP: 0.386, SLG: 0.460	S S S 0-3 ② K			x 0-0 ① F8		x 0-0 ① F2	x 0-0 1-3 3-H SF8 1B 1B	x 0-0 ③ 1-3		5	1	1	1	0	1	3
Mickey Mantel, S (1, 8) OBP: 0.423, SLG: 0.571	B B B B 4-0 BB			S S S 0-3 ② K		x 0-0 1B 1-3 1B	x 0-0 ② SF8 1-2 3-H		x 0-0 HR	3	1	2	2	1	1	0
Yogi Berra, L (1, 9) OBP: 0.313, SLG: 0.477 Hank Bauer, R (7, PR) OBP: 0.337, SLG: 0.455 (7, 9)	x 0-0 ③ F7			x 0-0 ③ F8		x 0-0 ② SF9 3-H	x 0-0 2-H 1B		S S S 0-3 ① K	3 1	0 0	1 0	2 0	0 0	0 1	1 0
Elston Howard, R (1, 2) OBP: 0.384, SLG: 0.565		x 0-0 ① F2			x 0-0 HR 1B	x 0-0 FC5-4 1-2 1B	x 0-0 ③ F9		x 0-0 ② F9	5	1	2	0	0	0	1
Bill Skowron, R (1, 3) OBP: 0.333, SLG: 0.462		x 0-0 ② F3			x 0-0 1-H HR	x 0-0 ③ FC5-4 1-2f		x 0-0 FC4-6 1B	x 0-0 ③ 1-3	5	1	2	2	0	0	2
Tony Kubek, L (1, 6) OBP: 0.305, SLG: 0.322		x 0-0 ③ F8			x 0-0 ① 4-1		x 0-0 1B 1B 2B	x 0-0 ① F8		4	1	1	0	0	0	1
Jerry Lumpe, L (1, 5) OBP: 0.331, SLG: 0.395			x 0-0 ① 4-3		x 0-0 ② F7		x 0-0 1B 1B 2-3 1B	x 0-0 ② FC4-6 BB 1-2f 1B		4	2	1	0	0	0	1
Don Larsen, R (1, 1) OBP: 0.341, SLG: 0.550 Ryne Duren, R (7, 1) OBP: 0.273, SLG: 0.111			S S S 0-3 ② K		x 0-0 ③ 5-3		x 0-0 1B 1-3 SF8 3-H 1B	B B B 4-0 1B 1-2 BB		3 0	1 0	1 0	1 0	0 1	1 0	0 0
Inning Stats	R: 0 E: 0 K: 1 S: 5 H: 0 LOB: 1 BB: 1 P: 9	R: 0 E: 0 K: 0 S: 3 H: 0 LOB: 0 BB: 0 P: 3	R: 0 E: 0 K: 1 S: 5 H: 0 LOB: 0 BB: 0 P: 5	R: 0 E: 0 K: 1 S: 5 H: 0 LOB: 0 BB: 0 P: 5	R: 2 E: 0 K: 0 S: 5 H: 2 LOB: 0 BB: 0 P: 5	R: 1 E: 0 K: 0 S: 5 H: 2 LOB: 2 BB: 0 P: 6	R: 4 E: 0 K: 0 S: 8 H: 5 LOB: 1 BB: 0 P: 8	R: 1 E: 0 K: 0 S: 5 H: 2 LOB: 2 BB: 1 P: 9	R: 1 E: 0 K: 1 S: 6 H: 1 LOB: 0 BB: 0 P: 6	1B: 9 2B: 1 3B: 0 HR: 2	SF: 2 SAC: 0 DP: 0 HBP: 1						

TOP

New York Yankees @ Baltimore Orioles

Memorial Stadium, Baltimore, MD

Mon Aug 04 1958, 7:05 PM EDT
Att. 26,685 - Unknown - 72 F

livebaseballscorecards.com

AB	37
R	9
H	12
RBI	9
BB	2
SO	4
LOB	11

WP: 0 PB: 0 SB: 0 CS: 0 PA: 42

PITCHER		IP	WLS	BF	H	R	ER	SO	BB	IBB	HBP	BLK	WP	HR	S	P	ERA	WHIP
Arnie Portocarrero, R ERA: 2.87	(1, 1)	6.2	L	31	9	7	7	3	1	0	1	0	0	1	35	40	9.45	1.500
George Zuverink, R ERA: 3.63	(7, 1)	1.1		7	2	1	1	0	1	0	0	0	0	0	6	10	6.75	2.250
Charlie Beamon, R ERA: 4.86	(9, 1)	1.0		4	1	1	1	1	0	0	0	0	0	1	6	6	9.00	1.000

PITCHER	IP	WLS	BF	H	R	ER	SO	BB	IBB	HBP	BLK	WP	HR	S	P	ERA	WHIP

BOTTOM

Batter	1	2	3	4	5	6	7	8	9	AB	R	H	RBI	BB	SO	LOB
Bob Boyd, L (1, 3) OBP: 0.333, SLG: 0.446	5-3	F6			F7		1-3 1-2 2-3		E HBP 1-2 2-3	4	0	0	0	0	0	2
Jim Busby, R (9, PR) OBP: 0.281, SLG: 0.307										0	0	0	0	0	0	0
Gene Woodling, L (1, 9) OBP: 0.377, SLG: 0.385	L7		SH1-3 BB B B B		F7		F7		E4 1-2 2-3 3-H	4	0	0	0	1	0	5
Bob Nieman, R (1, 7) OBP: 0.419, SLG: 0.571	2B 2B BB B B B		K S S S		5-3			F5	F8	4	1	0	0	1	1	4
Dick Williams, R (1, 5) OBP: 0.350, SLG: 0.355	2B 1-3		SH1-3 1-2			G1-6-3 1B		G3-6-3 BB B B B		2	1	2	0	1	0	0
Al Pilarcik, L (1, 8) OBP: 0.311, SLG: 0.318	1B 2B 2-H 3-H		BB B B B			G1-6-3 1-2f		G3-6-3 1-2f		2	1	1	2	1	0	1
George Zuverink, R (7, 1) OBP: 0.300, SLG: 0.444										0	0	0	0	0	0	0
Jim Marshall, L (8, PH) OBP: 0.281, SLG: 0.335										1	0	0	0	0	0	1
Charlie Beamon, R (9, 1)										0	0	0	0	0	0	0
Joe Ginsberg, L (1, 2) OBP: 0.349, SLG: 0.333	1B 2-H		F7			4-3			G3	4	0	1	1	0	0	2
Billy Gardner, R (1, 4) OBP: 0.278, SLG: 0.313	F9			F9			1-3 BB HBP		F3	3	0	0	0	0	0	1
Willy Miranda, S (1, 6) OBP: 0.205, SLG: 0.196		4-3		F8			1-3 1-2 BB B B B B		HBP BB E BB B B B B	2	0	0	0	0	0	0
Jack Harshman, L (7, PH) OBP: 0.348, SLG: 0.444										0	0	0	0	1	0	0
Foster Castleman, R (7, PR) OBP: 0.275, SLG: 0.269										0	1	0	0	1	0	0
(8, 6)																
Arnie Portocarrero, R (1, 1) OBP: 0.128, SLG: 0.130		L8		6-3			K S S S		E HBP 1-2 BB B B B B	2	0	0	0	0	0	0
Joe Taylor, R (7, 8) OBP: 0.371, SLG: 0.500										1	0	0	0	1	1	2
Inning Stats	R: 3 E: 0 K: 0 S: 6 H: 3 LOB: 1 BB: 1 P: 10	R: 0 E: 0 K: 0 S: 3 H: 0 LOB: 0 BB: 0 P: 3	R: 0 E: 0 K: 1 S: 5 H: 0 LOB: 2 BB: 2 P: 13	R: 0 E: 0 K: 0 S: 3 H: 0 LOB: 0 BB: 0 P: 3	R: 0 E: 0 K: 0 S: 3 H: 0 LOB: 0 BB: 0 P: 3	R: 0 E: 0 K: 0 S: 3 H: 1 LOB: 0 BB: 0 P: 3	R: 0 E: 0 K: 1 S: 5 H: 0 LOB: 3 BB: 1 P: 10	R: 0 E: 0 K: 0 S: 2 H: 0 LOB: 0 BB: 1 P: 6	R: 1 E: 1 K: 0 S: 4 H: 0 LOB: 3 BB: 2 P: 13	1B: 2 2B: 2 3B: 0 HR: 0 SF: 0 SAC: 1 DP: 2 HBP: 2						

PITCHER		IP	WLS	BF	H	R	ER	SO	BB	IBB	HBP	BLK	WP	HR	S	P	ERA	WHIP
Don Larsen, R ERA: 3.02	(1, 1)	6.0	W	26	4	3	3	1	4	0	1	0	0	0	23	40	4.50	1.333
Ryne Duren, R ERA: 1.42	(7, 1)	3.0	S	13	0	1	0	1	3	0	1	0	0	0	11	24	0.00	1.000

PITCHER	IP	WLS	BF	H	R	ER	SO	BB	IBB	HBP	BLK	WP	HR	S	P	ERA	WHIP

New York Yankees @ Baltimore Orioles

Memorial Stadium, Baltimore, MD

Mon Aug 04 1958, 7:05 PM EDT

Att. 26,685 - Unknown - 72 F

livebaseballscorecards.com

AB	29
R	4
H	4
RBI	3
BB	7
SO	2
LOB	18

Batter	1	2	3	4	5	6	7	8	9	AB	R	H	RBI	BB	SO	LOB
Gil McDougald, R (1, 4) OBP: 0.346, SLG: 0.388	K		F7		4-3	4-3			F9	5	0	0	0	0	1	3
Tony Kubek, L (1, 6) OBP: 0.306, SLG: 0.323	4-3		HR 1B		K		4-3		1B	5	1	2	0	0	1	0
Mickey Mantle, S (1, 8) OBP: 0.425, SLG: 0.579	1B BB		1-H 2-H HR		E4		G4-3 1B		F2	4	1	2	3	1	0	1
Yogi Berra, L (1, 2) OBP: 0.314, SLG: 0.476	1B		G4-6-3 1B		F9		G4-3		F5	5	0	2	0	0	0	3
Bill Skowron, R (1, 3) OBP: 0.330, SLG: 0.456	K		G4-6-3			5-3		K		4	0	0	0	0	2	3
Norm Siebern, L (1, 7) OBP: 0.390, SLG: 0.464		4-3		CS BB		2B 2B		FC6-4 BB		2	1	1	0	2	0	0
Hank Bauer, R (1, 9) OBP: 0.333, SLG: 0.450		6-3		F2		F3		FC6-4		4	0	0	0	0	0	3
Jerry Lumpe, L (1, 5) OBP: 0.341, SLG: 0.413		K		FC4 BB		E 2B		2B		3	0	2	1	1	1	0
Bob Turley, R (1, 1) OBP: 0.157, SLG: 0.197			1B HR 1B	FC4		E5		1-3		4	1	1	0	0	0	4
Inning Stats	R: 0 E: 0 K: 2 S: 8 H: 1 LOB: 2 BB: 1 P: 12	R: 0 E: 0 K: 1 S: 5 H: 0 LOB: 0 BB: 0 P: 5	R: 3 E: 0 K: 0 S: 6 H: 4 LOB: 0 BB: 0 P: 6	R: 0 E: 0 K: 0 S: 2 H: 0 LOB: 1 BB: 2 P: 10	R: 0 E: 1 K: 1 S: 6 H: 0 LOB: 1 BB: 0 P: 6	R: 1 E: 1 K: 0 S: 6 H: 2 LOB: 2 BB: 0 P: 6	R: 0 E: 0 K: 0 S: 3 H: 1 LOB: 0 BB: 0 P: 3	R: 0 E: 0 K: 1 S: 6 H: 1 LOB: 2 BB: 1 P: 10	R: 0 E: 0 K: 0 S: 4 H: 1 LOB: 1 BB: 0 P: 4	1B: 6 2B: 3 3B: 0 HR: 1 SF: 0 SAC: 0 DP: 2 HBP: 0						

PITCHER		IP	WLS	BF	H	R	ER	SO	BB	IBB	HBP	BLK	WP	HR	S	P	ERA	WHIP
Connie Johnson, R ERA: 3.84	(1, 1)	2.1	L	12	4	3	3	3	1	0	0	0	0	1	17	21	11.57	2.143
Billy O'Dell, L ERA: 3.22	(3, 1)	4.2		19	4	1	1	1	2	0	0	0	0	0	19	27	1.93	1.286
Billy Loes, R ERA: 4.0	(8, 1)	2.0		9	2	0	0	1	1	0	0	0	0	0	10	14	0.00	1.500

PITCHER	IP	WLS	BF	H	R	ER	SO	BB	IBB	HBP	BLK	WP	HR	S	P	ERA	WHIP

TOP

New York Yankees @ Baltimore Orioles

Memorial Stadium, Baltimore, MD

Tue Aug 05 1958, 7:05 PM EDT

Att. 22,333 - Unknown

livebaseballscorecards.com

AB	36
R	4
H	10
RBI	4
BB	4
SO	5
LOB	17

WP: 0 PB: 0 SB: 0 CS: 1 PA: 40

Batter	1	2	3	4	5	6	7	8	9	AB	R	H	RBI	BB	SO	LOB
Al Pilarcik, L (1, 8) OBP: 0.311, SLG: 0.315	BBBB 4-0 1B 1-3 BB		x 0-0 ① F9		x 0-0 ③ 4-3			x 0-0 ① 4-3		3	1	0	0	1	0	1
Gene Woodling, L (1, 9) OBP: 0.381, SLG: 0.390	x 0-0 1-3 1-3 1B		x 0-0 L3 1B			x 0-0 ① 4-3		x 0-0 1B 1B		4	0	3	0	0	0	0
Bob Nieman, R (1, 7) OBP: 0.416, SLG: 0.565	x 0-0 ① 1-3 1-2 3-H		x 0-0 ② ③ L3 1-2			x 0-0 ② 5-3		x 0-0 1-2 1B		4	0	1	1	0	0	2
Dick Williams, R (1, 5) OBP: 0.348, SLG: 0.354	x 0-0 ② F6			x 0-0 ① F9		x 0-0 1B		SSS 0-3 ② K		4	0	1	0	0	1	3
Joe Ginsberg, L (1, 2) OBP: 0.333, SLG: 0.315	x 0-0 ③ 3-1			x 0-0 ② F3		x 0-0 ③ G3		SSS 0-3 ③ K		4	0	0	0	0	1	4
Jim Marshall, L (1, 3) OBP: 0.286, SLG: 0.339		x 0-0 S 1B		x 0-0 ③ G3			x 0-0 ① 4-3		x 0-0 G5-4-3 1B	4	0	2	0	0	0	0
Foster Castleman, R (1, 4) OBP: 0.274, SLG: 0.264 (8, 6)		SSS 0-3 ① K 1-2			SSS 0-3 ① K		BBBB 4-0 BB		SSS 0-3 ① K	3	0	0	0	1	3	2
Willy Miranda, S (1, 6) OBP: 0.209, SLG: 0.194 Jack Harshman, L (7, PH) OBP: 0.343, SLG: 0.436 Brooks Robinson, R (8, 4) OBP: 0.305, SLG: 0.346		SSS 0-3 ② K			BBBB 4-0 BB		SSS 0-3 ② K		x 0-0 ② ③ G5-4-3 1-2f	1 1 1	0 0 0	0 0 0	0 0 0	1 0 0	1 1 0	1 1 1
Connie Johnson, R (1, 1) OBP: 0.333, SLG: 0.318 Billy O'Dell, S (3, 1) OBP: 0.154, SLG: 0.184 Joe Taylor, R (7, PH) OBP: 0.361, SLG: 0.484 Billy Loes, R (8, 1) OBP: 0.111, SLG: 0.080		x 0-0 ③ 6-3			SSS 0-3 ② K		x 0-0 ③ F6			1 1 1 0	0 0 0 0	0 0 0 0	0 0 0 0	0 1 0 0	0 1 0 0	1 1 1 0
Inning Stats	R: 1 H: 1 E: 0 LOB: 1 K: 0 BB: 1 S: 4 P: 8	R: 0 H: 1 E: 0 LOB: 1 K: 2 BB: 0 S: 8 P: 8	R: 0 H: 1 E: 0 LOB: 0 K: 0 BB: 0 S: 3 P: 3	R: 0 H: 0 E: 0 LOB: 0 K: 0 BB: 0 S: 3 P: 3	R: 0 H: 0 E: 0 LOB: 1 K: 2 BB: 1 S: 7 P: 11	R: 0 H: 1 E: 0 LOB: 1 K: 0 BB: 0 S: 4 P: 4	R: 0 H: 0 E: 0 LOB: 1 K: 1 BB: 1 S: 5 P: 9	R: 0 H: 2 E: 0 LOB: 2 K: 2 BB: 0 S: 9 P: 9	R: 0 H: 1 E: 0 LOB: 0 K: 1 BB: 0 S: 5 P: 5	1B: 7 SF: 0 2B: 1 SAC: 0 3B: 0 DP: 2 HR: 0 HBP: 0						

PITCHER	IP	WLS	BF	H	R	ER	SO	BB	IBB	HBP	BLK	WP	HR	S	P	ERA	WHIP
Bob Turley, R (1, 1) ERA: 2.55	9.0	W	35	7	1	1	8	3	0	0	0	0	0	48	60	1.00	1.111

PITCHER	IP	WLS	BF	H	R	ER	SO	BB	IBB	HBP	BLK	WP	HR	S	P	ERA	WHIP

BOTTOM

New York Yankees @ Baltimore Orioles

Memorial Stadium, Baltimore, MD

Tue Aug 05 1958, 7:05 PM EDT

Att. 22,333 - Unknown

livebaseballscorecards.com

AB	32
R	1
H	7
RBI	1
BB	3
SO	8
LOB	18



Batter	1	2	3	4	5	6	7	8	9	AB	R	H	RBI	BB	SO	LOB
Andy Carey, R (1, 5) OBP: 0.357, SLG: 0.500	FC6-4 1B 1B		F8			SH1-4 1-2 2-3	K			3	0	1	0	0	1	1
Tony Kubek, L (1, 6) OBP: 0.306, SLG: 0.322	FC6-4 1-2 1B			F8		F6		F4		4	0	1	0	0	0	2
Elston Howard, R (1, 2) OBP: 0.382, SLG: 0.560	FC6-4 G6-4-3 1-2f 2-3			6-3		1B 2-H 3-H 1B		K		4	0	1	2	0	1	2
Mickey Mantle, S (1, 8) OBP: 0.423, SLG: 0.575	G6-4-3 1-2f			L5		1-2 1B		K		4	0	1	0	0	1	2
Enos Slaughter, L (8, 7) OBP: 0.448, SLG: 0.531										0	0	0	0	0	0	0
Hank Bauer, R (1, 9) OBP: 0.330, SLG: 0.444		F4			F2	L8			6-3	4	0	0	0	0	0	2
Bill Skowron, R (1, 3) OBP: 0.329, SLG: 0.457		L8			K		2B 2B		F3	4	1	1	0	0	1	0
Norm Siebern, L (1, 7) OBP: 0.389, SLG: 0.464 (8, 8)		K			F6		4-3 2-H 2B		K	4	0	1	1	0	2	0
Bobby Richardson, R (1, 4) OBP: 0.226, SLG: 0.269			F3			SH1-4 SH 1B 1B	4-3 2-3			3	1	1	0	0	0	1
Art Ditmar, R (1, 1) OBP: 0.394, SLG: 0.355			K			SH SH1-4 1-2 1B	K			2	1	0	0	0	2	1
Inning Stats	R: 0 E: 0 K: 0 S: 4 H: 2 LOB: 1 BB: 0 P: 4	R: 0 E: 0 K: 1 S: 5 H: 0 LOB: 0 BB: 0 P: 5	R: 0 E: 0 K: 1 S: 5 H: 0 LOB: 0 BB: 0 P: 5	R: 0 E: 0 K: 0 S: 3 H: 0 LOB: 0 BB: 0 P: 3	R: 0 E: 0 K: 1 S: 5 H: 0 LOB: 0 BB: 0 P: 5	R: 2 E: 0 K: 0 S: 7 H: 3 LOB: 2 BB: 0 P: 7	R: 1 E: 0 K: 2 S: 9 H: 2 LOB: 1 BB: 0 P: 9	R: 0 E: 0 K: 2 S: 7 H: 0 LOB: 0 BB: 0 P: 7	R: 0 E: 0 K: 1 S: 5 H: 0 LOB: 0 BB: 0 P: 5	1B: 5 2B: 2 3B: 0 HR: 0	SF: 0 SAC: 2 DP: 1 HBP: 0						

PITCHER	IP	WLS	BF	H	R	ER	SO	BB	IBB	HBP	BLK	WP	HR	S	P	ERA	WHIP
Jack Harshman, L (1, 1) ERA: 2.83	9.0	L	34	7	3	3	8	0	0	0	0	0	0	50	50	3.00	0.778

PITCHER	IP	WLS	BF	H	R	ER	SO	BB	IBB	HBP	BLK	WP	HR	S	P	ERA	WHIP

TOP

New York Yankees @ Baltimore Orioles

Memorial Stadium, Baltimore, MD

Wed Aug 06 1958, 7:05 PM EDT

Att. 18,076 - Unknown

livebaseballscorecards.com

AB	32
R	3
H	7
RBI	3
BB	0
SO	8
LOB	11

WP: 0 PB: 0 SB: 0 CS: 0 PA: 34

BOTTOM

Batter	1	2	3	4	5	6	7	8	9	AB	R	H	RBI	BB	SO	LOB
Jim Busby, R (1, 8) (9, 5) OBP: 0.280, SLG: 0.305	x 0-0 BB 1B		x 0-0 ③ 6-3			x 0-0 ③ F9		x 0-0 ③ 5-3		4	0	1	0	0	0	1
Al Pilarcik, L (1, 9) (9, 8) OBP: 0.307, SLG: 0.311	S S S 0-3 ① K			x 0-0 ① 4-3			x 0-0 ① F8		x 0-0 ① 4-3	4	0	0	0	0	1	1
Bob Nieman, R (1, 7) OBP: 0.422, SLG: 0.566	B B B B 4-0 G4-6-3 1-2 BB			x 0-0 ② F8			x 0-0 3B 1B		x 0-0 1B	3	1	2	0	1	0	0
Gus Triandos, R (1, 2) OBP: 0.326, SLG: 0.470	x 0-0 ②③ G4-6-3 1-2f			x 0-0 ③ 1B			x 0-0 ② F9		x 0-0 ② F6	4	0	1	0	0	0	4
Jim Marshall, L (1, 3) OBP: 0.285, SLG: 0.349		x 0-0 ① F8			x 0-0 ① G3		x 0-0 1-H 3B		x 0-0 ③ F7	4	0	1	1	0	0	1
Brooks Robinson, R (1, 5) OBP: 0.304, SLG: 0.344 Dick Williams, R (7, PH) (8, 5) (9, 4) OBP: 0.347, SLG: 0.352		x 0-0 ② 5-3			x 0-0 ② 5-3		x 0-0 ③ F6			2 1	0 0	0 0	0 0	0 0	0 0	0 1
Foster Castleman, R (1, 4) (9, 6) OBP: 0.269, SLG: 0.258		x 0-0 ③ 6-3			x 0-0 ③ L7			x 0-0 ① F2		3	0	0	0	0	0	0
Willy Miranda, S (1, 6) OBP: 0.207, SLG: 0.191 Gene Woodling, L (8, PH) (9, 9) OBP: 0.380, SLG: 0.389			x 0-0 ① G3			x 0-0 ① F5		x 0-0 5-3 E4		2 1	0 0	0 0	0 0	0 0	0 0	0 0
Jack Harshman, L (1, 1) OBP: 0.329, SLG: 0.414			x 0-0 ② F8			S S S 0-3 ② K		x 0-0 ② 5-3 1-2		3	0	0	0	0	1	1
Inning Stats	R: 0 H: 1 E: 0 LOB: 1 K: 1 BB: 1 S: 5 P: 9	R: 0 H: 0 E: 0 LOB: 0 K: 0 BB: 0 S: 3 P: 3	R: 0 H: 0 E: 0 LOB: 0 K: 0 BB: 0 S: 3 P: 3	R: 0 H: 1 E: 0 LOB: 1 K: 0 BB: 0 S: 3 P: 3	R: 0 H: 0 E: 0 LOB: 0 K: 0 BB: 0 S: 3 P: 3	R: 0 H: 0 E: 0 LOB: 0 K: 1 BB: 0 S: 5 P: 5	R: 1 H: 2 E: 0 LOB: 1 K: 0 BB: 0 S: 5 P: 5	R: 0 H: 0 E: 1 LOB: 1 K: 0 BB: 0 S: 4 P: 4	R: 0 H: 1 E: 0 LOB: 1 K: 0 BB: 0 S: 4 P: 4	1B: 4 SF: 0 2B: 0 SAC: 0 3B: 1 DP: 1 HR: 0 HBP: 0							

PITCHER		IP	WLS	BF	H	R	ER	SO	BB	IBB	HBP	BLK	WP	HR	S	P	ERA	WHIP
Art Ditmar, R ERA: 2.5	(1, 1)	9.0	W	32	5	1	1	2	1	0	0	0	0	0	35	39	1.00	0.667

PITCHER	IP	WLS	BF	H	R	ER	SO	BB	IBB	HBP	BLK	WP	HR	S	P	ERA	WHIP

New York Yankees @ Baltimore Orioles

Memorial Stadium, Baltimore, MD

Wed Aug 06 1958, 7:05 PM EDT

Att. 18,076 - Unknown

livebaseballscorecards.com

AB	31
R	1
H	5
RBI	1
BB	1
SO	2
LOB	9

Batter	1	2	3	4	5	6	7	8	9	AB	R	H	RBI	BB	SO	LOB
Dick Williams, R (1, 5) OBP: 0.348, SLG: 0.353	F8			1B		6-3	E 1-2		K	5	0	2	0	0	1	0
Gene Woodling, L (1, 9) OBP: 0.381, SLG: 0.386	G4-3 BB			F7		1B BB	E4 1-2 2-3			2	1	0	0	2	0	3
Bob Nieman, R (1, 7) OBP: 0.419, SLG: 0.560	G4-3 1-2f			1-2 1B		F3	F2			4	0	1	0	0	0	5
Gus Triandos, R (1, 2) OBP: 0.331, SLG: 0.481		G6-4-3 BB		K		1B 1-3		HR		3	1	2	1	1	1	2
Joe Taylor, R (1, 8) OBP: 0.350, SLG: 0.457		G6-4-3 1-2f		F8		1B 1-2 3-H		F9		4	0	1	1	0	0	3
Jim Marshall, L (1, 3) OBP: 0.279, SLG: 0.341		F7			F5	G3		F8		4	0	0	0	0	0	2
Billy Gardner, R (1, 4) OBP: 0.278, SLG: 0.312			G3		1B		4-3	6-3		4	0	1	0	0	0	0
Willy Miranda, S (1, 6) OBP: 0.204, SLG: 0.189 Jack Harshman, L (7, PH) OBP: 0.324, SLG: 0.407 Foster Castleman, R (7, 6) OBP: 0.269, SLG: 0.258 Joe Ginsberg, L (9, PH) OBP: 0.330, SLG: 0.311			6-3		F7		F5		F5	2 1 0 1	0 0 0 0	0 0 0 0	0 0 0 0	0 0 0 0	0 0 0 0	1 0 0 0
Hal Brown, R (1, 1) OBP: 0.176, SLG: 0.235 Ken Lehman, L (4, 1) Brooks Robinson, R (7, PH) OBP: 0.305, SLG: 0.346 Billy Loes, R (7, 1) OBP: 0.111, SLG: 0.080 Al Pilarcik, L (9, PH) OBP: 0.306, SLG: 0.310			K		4-3		E 1B 1B		F8	1 1 1 0 1	0 0 0 0 0	0 0 1 0 0	0 0 0 0 0	0 0 0 0 0	1 0 0 0 0	0 1 0 0 0
Inning Stats	R: 0 E: 0 K: 0 S: 2 H: 0 LOB: 0 BB: 1 P: 6	R: 0 E: 0 K: 0 S: 2 H: 0 LOB: 0 BB: 1 P: 6	R: 0 E: 0 K: 1 S: 5 H: 0 LOB: 0 BB: 0 P: 5	R: 0 E: 0 K: 1 S: 7 H: 2 LOB: 2 BB: 0 P: 7	R: 0 E: 0 K: 0 S: 4 H: 1 LOB: 1 BB: 0 P: 4	R: 1 E: 0 K: 0 S: 5 H: 2 LOB: 2 BB: 1 P: 9	R: 0 E: 1 K: 0 S: 6 H: 2 LOB: 3 BB: 0 P: 6	R: 1 E: 0 K: 0 S: 4 H: 1 LOB: 0 BB: 0 P: 4	R: 0 E: 0 K: 1 S: 5 H: 0 LOB: 0 BB: 0 P: 5	1B: 7 2B: 0 3B: 0 HR: 1	SF: 0 SAC: 0 DP: 2 HBP: 0			WP: 0 PB: 0 SB: 0 CS: 0	PA: 37	

PITCHER	IP	WLS	BF	H	R	ER	SO	BB	IBB	HBP	BLK	WP	HR	S	P	ERA	WHIP
Russ Kemmerer, R (1, 1) ERA: 4.66	7.0	W	31	8	2	2	2	3	0	0	0	0	1	32	44	2.57	1.571
Dick Hyde, R (8, 1) ERA: 2.04	2.0	S	6	0	0	0	1	0	0	0	0	0	0	8	8	0.00	0.000

PITCHER	IP	WLS	BF	H	R	ER	SO	BB	IBB	HBP	BLK	WP	HR	S	P	ERA	WHIP

TOP

Baltimore Orioles @ Washington Senators

Griffith Stadium, Washington, DC

Fri Aug 08 1958, 7:05 PM EDT

Att. 5,375 - Unknown

livebaseballscorecards.com

AB	34
R	2
H	8
RBI	2
BB	3
SO	3
LOB	17

Batter	1	2	3	4	5	6	7	8	9	AB	R	H	RBI	BB	SO	LOB
Eddie Yost, R (1, 5) OBP: 0.357, SLG: 0.313	6-3		F8		F3		6-3			4	0	0	0	0	0	1
Albie Pearson, L (1, 8) OBP: 0.350, SLG: 0.353	G4-6-3, 1B		F9		4-3, 1-2		F8			4	0	1	0	0	0	1
Herb Plews, L (1, 4) OBP: 0.309, SLG: 0.340 Bobby Malkmus, R (8, 4) OBP: 0.239, SLG: 0.254	G4-6-3, 1-2f			1B, FC1-2-5, 1B	E4, FC5-4, 2-3		K			4 0	0 0	1 0	0 0	0 0	1 0	2 0
Roy Sievers, R (1, 7) OBP: 0.373, SLG: 0.588		3B, 1B		FC1-2-5, 1-3, 1B	FC5-4, 1-2f			F8		4	2	2	0	0	0	2
Clint Courtney, L (1, 2) OBP: 0.324, SLG: 0.310		F8		FC1-2-5, 1B, 1-2, 3-H		4-3, SF8, 2B		F7		4	1	1	0	0	0	3
Jim Lemon, R (1, 9) OBP: 0.312, SLG: 0.489		1-H, SF8, 3B		1-2, 2-H, 1B		4-3, 2-3		6-3		4	1	2	2	0	0	1
Norm Zauchin, R (1, 3) OBP: 0.325, SLG: 0.420		SF8, 3-H		K		SF8, 3-H				1	0	0	2	0	1	2
Ossie Alvarez, R (1, 6) OBP: 0.295, SLG: 0.261		5-3		K		1B				3	0	1	0	0	1	2
Russ Kemmerer, R (1, 1) OBP: 0.164, SLG: 0.132 Dick Hyde, R (8, 1)			4-3		E, 4-3, 1B		K			3 0	0 0	1 0	0 0	0 0	1 0	1 0
Inning Stats	R: 0 E: 0 K: 0 S: 3 H: 1 LOB: 0 BB: 0 P: 3	R: 2 E: 0 K: 0 S: 5 H: 2 LOB: 0 BB: 0 P: 5	R: 0 E: 0 K: 0 S: 3 H: 0 LOB: 0 BB: 0 P: 3	R: 1 E: 0 K: 2 S: 10 H: 3 LOB: 2 BB: 0 P: 10	R: 0 E: 1 K: 0 S: 5 H: 1 LOB: 2 BB: 0 P: 5	R: 1 E: 0 K: 1 S: 7 H: 2 LOB: 1 BB: 0 P: 7	R: 0 E: 0 K: 1 S: 5 H: 0 LOB: 0 BB: 0 P: 5	R: 0 E: 0 K: 0 S: 3 H: 0 LOB: 0 BB: 0 P: 3		1B: 7 2B: 1 3B: 1 HR: 0 SF: 2 SAC: 0 DP: 1 HBP: 0				WP: 0 PB: 0 SB: 0 CS: 0 PA: 33		

PITCHER		IP	WLS	BF	H	R	ER	SO	BB	IBB	HBP	BLK	WP	HR	S	P	ERA	WHIP
Hal Brown, R ERA: 3.52	(1, 1)	3.1	L	15	6	3	3	0	0	0	0	0	0	0	15	15	8.10	1.800
Ken Lehman, L ERA: 2.94	(4, 1)	2.2		12	3	1	1	3	0	0	0	0	0	0	18	18	3.38	1.125
Billy Loes, R ERA: 3.91	(7, 1)	2.0		6	0	0	0	1	0	0	0	0	0	0	8	8	0.00	0.000

PITCHER	IP	WLS	BF	H	R	ER	SO	BB	IBB	HBP	BLK	WP	HR	S	P	ERA	WHIP

BOTTOM

Baltimore Orioles @ Washington Senators

Griffith Stadium, Washington, DC

Fri Aug 08 1958, 7:05 PM EDT

Att. 5,375 - Unknown

livebaseballscorecards.com

AB	31
R	4
H	9
RBI	4
BB	0
SO	4
LOB	15

Baltimore Orioles @ Washington Senators

Griffith Stadium, Washington, DC

Sat Aug 09 1958, 3:33 AM EDT

Att. 3,810 - Unknown

TOP

livebaseballscorecards.com

Batter	1	2	3	4	5	6	7	8	9	AB	R	H	RBI	BB	SO	LOB
Dick Williams, R (1, 5) OBP: 0.355, SLG: 0.351 (4, 8) Jim Busby, R (9, 8) OBP: 0.280, SLG: 0.305	BBBB 4-0 FC4-6 BB	SSS 0-3 K	X 0-0 1-3			BBBB 4-0 BB	BBBB 4-0 FC5-4 BB; 1-2 2-3 3-H BB		BBBB 4-0 HR BB	2 0	1 0	0 0	1 0	4 0	1 0	5 0
Gene Woodling, L (1, 9) OBP: 0.381, SLG: 0.385 Brooks Robinson, R (4, 5) OBP: 0.305, SLG: 0.345 Al Pilarcik, L (7, PH) OBP: 0.307, SLG: 0.309 (7, 9)	X 0-0 FC4-6 1-2f	X 0-0 1B BLK SF7 1B	X 0-0 3-1	SSS 0-3 K	BBBB 4-0 FC5-4 BB; 1-2 2-3 3-H BB	SSS 0-3 K	SSS 0-3 K		SSS 0-3 K	3 1 1	1 0 0	1 0 1	0 0 1	0 1 1	0 2 1	1 2 1
Bob Nieman, R (1, 7) OBP: 0.417, SLG: 0.568	X 0-0 F9	X 0-0 BB BB 1B; 1-3	SSS 0-3 K	X 0-0 FC5-4 S; 1-2f 2-3 3-H				X 0-0 1-H HR		6	2	2	3	0	2	5
Gus Triandos, R (1, 2) OBP: 0.333, SLG: 0.488	SSS 0-3 K	BBBB 4-0 BB 1B; 1-2 BB	SSS 0-3 K				X F2; 4-0 1-2 BB		X 0-0 HR	4	2	1	1	2	2	1
Joe Taylor, R (1, 8) OBP: 0.356, SLG: 0.525 (4, 9) Foster Castleman, R (7, 5) OBP: 0.268, SLG: 0.257		X 0-0 BB 1B 1B	SSS 0-3 K	X 0-0 F8			X HR; 0-0 F9		X 0-0 F9	5 1	1 0	2 0	1 0	0 0	1 0	6 0
Jim Marshall, L (1, 3) OBP: 0.277, SLG: 0.339		X 0-0 F7	X 0-0 SF7 3-H	X 0-0 4-3			X 0-0 PB 1B 1B	X 0-0 1-3		4	1	1	1	0	0	1
Billy Gardner, R (1, 4) OBP: 0.279, SLG: 0.311		SSS 0-3 K	BBBB 4-0 1B 1B; 1-2 2-3 BB	X 0-0 F4			X 0-0 1B PB 1B; 1-2 BB 1B	SSS 0-3 K		4	2	1	0	1	2	1
Willy Miranda, S (1, 6) OBP: 0.217, SLG: 0.197		X 0-0 BB; 1-2 1B	X 0-0 1B; 1-3 2-H 3-H 1B			X 0-0 4-3	4-0 BB 1B BB; 1-2 2-3 IBB	X 0-0 F9		4	1	2	2	1	0	0
Arnie Portocarrero, R (1, 1) OBP: 0.196, SLG: 0.204 Billy Loes, R (7, 1) OBP: 0.107, SLG: 0.077		BBBB 4-0 1-2 2-3 BB	X 0-0 1-2 3-H 1B			X 0-0 2B	X 0-0 BB BB FC5-4; 1-2 2-3 3-H 1B		X 0-0 F4	3 1	1 0	3 0	2 0	1 0	0 0	0 0
Inning Stats	R: 0 E: 0 K: 1 S: 5 H: 0 LOB: 1 BB: 1 P: 9	R: 0 E: 0 K: 2 S: 9 H: 2 LOB: 3 BB: 1 P: 13	R: 4 E: 0 K: 1 S: 9 H: 4 LOB: 2 BB: 2 P: 17	R: 0 E: 0 K: 2 S: 7 H: 0 LOB: 0 BB: 0 P: 7	R: 0 E: 0 K: 0 S: 3 H: 0 LOB: 0 BB: 0 P: 3	R: 0 E: 0 K: 2 S: 8 H: 1 LOB: 2 BB: 1 P: 12	R: 5 E: 0 K: 0 S: 7 H: 4 LOB: 3 BB: 4 P: 23	R: 0 E: 0 K: 1 S: 5 H: 0 LOB: 0 BB: 0 P: 5	R: 3 E: 0 K: 1 S: 7 H: 2 LOB: 0 BB: 1 P: 11	1B: 9 2B: 1 3B: 0 HR: 3	SF: 1 SAC: 0 DP: 0 HBP: 0						

	AB	39
	R	12
	H	13
	RBI	12
	BB	10
	SO	10
	LOB	23

WP: 0 PB: 1 SB: 1 CS: 0 PA: 50

PITCHER	IP	WLS	BF	H	R	ER	SO	BB	IBB	HBP	BLK	WP	HR	S	P	ERA	WHIP
Camilo Pascual, R (1, 1) ERA: 3.34	2.2	L	18	6	4	4	4	4	0	0	1	0	0	22	38	13.50	3.750
Tex Clevenger, R (3, 1) ERA: 4.68	3.2		20	5	5	5	4	3	1	0	0	0	1	24	40	12.27	2.182
John Romonosky, R (7, 1) ERA: 6.61	0.2		3	0	0	0	0	1	0	0	0	0	0	2	6	0.00	1.500
Jim Constable, L (8, 1) ERA: 9.11	2.0		9	2	3	3	2	1	0	0	0	0	2	12	16	13.50	1.500

PITCHER	IP	WLS	BF	H	R	ER	SO	BB	IBB	HBP	BLK	WP	HR	S	P	ERA	WHIP

Batter	1	2	3	4	5	6	7	8	9	AB	R	H	RBI	BB	SO	LOB
Eddie Yost, R (1, 5) OBP: 0.354, SLG: 0.307	F9	F7		F2		1B HBP	E1 1-2 2-3		L6-3 1-2	5	0	0	0	0	0	5
Albie Pearson, L (1, 8) OBP: 0.354, SLG: 0.353	1B 1B BB	FC6 1-2 BB		1-2 BB		1-2 1B	4-3		F9	3	1	1	0	3	0	3
Herb Plews, L (1, 4) OBP: 0.311, SLG: 0.341	1B 1-3 1B	FC6 1-2f		G3		F9		1B SF8 1B		5	2	2	0	0	0	6
Roy Sievers, R (1, 7) OBP: 0.374, SLG: 0.585	1B 1-2 3-H 1B		1-3		F7	L7		2B SF9 1-3 1B		5	1	2	1	0	0	2
Clint Courtney, L (1, 2) OBP: 0.325, SLG: 0.312	1-3 2-H 1B		1B		F9		3-1	SF8 3-H		4	0	2	2	0	0	0
Jim Lemon, R (1, 9) OBP: 0.315, SLG: 0.491	F3		K	1B BB			1B 1B BB	1B 1-3 2B		3	1	1	0	2	1	3
Norm Zauchin, R (1, 3) OBP: 0.326, SLG: 0.421	K		K	1-3 1B			E 1B 1-2 1B	SF9 3-H		4	0	2	1	0	2	3
Ossie Alvarez, R (1, 6) OBP: 0.289, SLG: 0.255		1-3		6-3	F3		E 1-2 2-H 1B	6-3		3	0	0	0	0	0	2
Julio Becquer, L (7, PH) OBP: 0.274, SLG: 0.266										1	0	1	1	0	0	0
Ken Aspromonte, R (8, 6) OBP: 0.300, SLG: 0.323										1	0	0	0	0	0	1
Camilo Pascual, R (1, 1) OBP: 0.216, SLG: 0.297		BB 1B		BB BB		6-3	F7		L6-3 BB	1	0	1	0	0	0	0
Tex Clevenger, R (3, 1) OBP: 0.227, SLG: 0.250										1	0	0	0	1	0	0
John Romonosky, R (7, 1) OBP: 0.375, SLG: 1.000										0	0	0	0	0	0	0
Neil Chrisley, L (7, PH) OBP: 0.275, SLG: 0.374										1	0	0	0	0	0	2
Jim Constable, S (8, 1) OBP: 0.750, SLG: 1.000										0	0	0	0	0	0	0
Faye Throneberry, L (9, PH) OBP: 0.241, SLG: 0.315										0	0	0	0	1	0	0
Inning Stats	R: 2 E: 0 K: 1 S: 8 H: 3 LOB: 2 BB: 1 P: 12	R: 0 E: 0 K: 0 S: 4 H: 1 LOB: 2 BB: 1 P: 8	R: 0 E: 0 K: 2 S: 8 H: 1 LOB: 1 BB: 0 P: 8	R: 0 E: 0 K: 0 S: 3 H: 0 LOB: 2 BB: 2 P: 11	R: 0 E: 0 K: 0 S: 4 H: 1 LOB: 2 BB: 1 P: 8	R: 0 E: 0 K: 0 S: 4 H: 1 LOB: 2 BB: 0 P: 5	R: 1 E: 1 K: 0 S: 6 H: 2 LOB: 3 BB: 1 P: 10	R: 2 E: 0 K: 0 S: 6 H: 3 LOB: 1 BB: 0 P: 6	R: 0 E: 0 K: 0 S: 2 H: 0 LOB: 0 BB: 1 P: 6	1B: 11 2B: 2 3B: 0 HR: 0 SF: 2 SAC: 0 DP: 1 HBP: 1						

PITCHER		IP	WLS	BF	H	R	ER	SO	BB	IBB	HBP	BLK	WP	HR	S	P	ERA	WHIP
Arnie Portocarrero, R ERA: 2.93	(1, 1)	6.1	W	35	9	3	3	3	6	0	1	0	0	0	34	59	4.26	2.368
Billy Loes, R ERA: 3.99	(7, 1)	2.2	S	12	3	2	2	0	1	0	0	0	0	0	11	15	6.75	1.500

PITCHER	IP	WLS	BF	H	R	ER	SO	BB	IBB	HBP	BLK	WP	HR	S	P	ERA	WHIP

BOTTOM

Baltimore Orioles @ Washington Senators

Griffith Stadium, Washington, DC

Sat Aug 09 1958, 3:33 AM EDT

Att. 3,810 - Unknown

livebaseballscorecards.com

AB	37
R	5
H	12
RBI	5
BB	7
SO	3
LOB	27

WASHINGTON SENATORS

WP: 0 PA: 47
PB: 0
SB: 0
CS: 0

Batter	1	2	3	4	5	6	7	8	9	AB	R	H	RBI	BB	SO	LOB
Dick Williams, R (1, 5) OBP: 0.352, SLG: 0.348	0-0 6-3 1B		0-0 F4 ①		0-0 F6 ②		0-0 F2 ①		0-3 K ①	5	0	1	0	0	1	2
Gene Woodling, L (1, 9) OBP: 0.381, SLG: 0.392	0-0 F2 ①		0-0 2B		0-0 2B		0-3 K ②		0-0 F8 ②	5	0	2	0	0	1	3
Bob Nieman, R (1, 7) OBP: 0.408, SLG: 0.555	0-0 6-3 ② 1-2		0-3 K ②		0-0 F9 ③		0-0 6-3 ③		0-0 FC5 ③ 2-3f	5	0	0	0	0	1	5
Gus Triandos, R (1, 2) OBP: 0.332, SLG: 0.494	0-0 F8 ③		0-0 L4 ③			0-0 HR		0-0 4-3 ①		4	1	1	1	0	0	2
Joe Taylor, R (1, 8) OBP: 0.327, SLG: 0.477		0-3 K ①		0-0 F8 ①		0-0 F7 ①		0-0 F2 ②		4	0	0	0	0	1	0
Jim Marshall, L (1, 3) OBP: 0.282, SLG: 0.353		0-0 F6 ②		0-0 5-3 ②		0-0 1B 3B		0-0 1B		4	1	2	0	0	0	0
Billy Gardner, R (1, 4) OBP: 0.281, SLG: 0.316		0-0 1B 1B		0-0 2B		0-0 ② 5-3		0-0 ③ L6		4	0	2	0	0	0	2
Willy Miranda, S (1, 6) OBP: 0.220, SLG: 0.201 Joe Ginsberg, L (6, PH) OBP: 0.337, SLG: 0.320 Foster Castleman, R (6, PR) OBP: 0.268, SLG: 0.257 (6, 6) Bob Boyd, L (9, PH) OBP: 0.336, SLG: 0.448		0-0 1-2 1B		0-0 ③ 4-3		0-0 S 3-H 1B			0-0 FC5 1B 1B	2 1 0 1	0 0 0 0	1 1 0 1	0 1 0 0	0 0 0 0	0 0 0 0	1 0 0 0
Milt Pappas, R (1, 1) OBP: 0.200, SLG: 0.367 Ken Lehman, L (4, 1) Al Pilarcik, L (9, PH) OBP: 0.309, SLG: 0.311		0-0 6-3 ③			0-0 ① 4-3	0-0 F2 ③ 1-2			0-0 1-2 1B	1 2 1	0 0 0	0 0 1	0 0 0	0 0 0	0 0 0	2 1 0
Inning Stats	R: 0 H: 1 E: 0 LOB: 1 K: 0 BB: 0 S: 4 P: 4	R: 0 H: 2 E: 0 LOB: 2 K: 1 BB: 0 S: 7 P: 7	R: 0 H: 1 E: 0 LOB: 1 K: 1 BB: 0 S: 6 P: 6	R: 0 H: 1 E: 0 LOB: 1 K: 0 BB: 0 S: 4 P: 4	R: 0 H: 1 E: 0 LOB: 1 K: 0 BB: 0 S: 4 P: 4	R: 2 H: 3 E: 0 LOB: 2 K: 0 BB: 0 S: 6 P: 6	R: 0 H: 0 E: 0 LOB: 0 K: 1 BB: 0 S: 5 P: 5	R: 0 H: 1 E: 0 LOB: 1 K: 0 BB: 0 S: 4 P: 4	R: 0 H: 2 E: 0 LOB: 2 K: 1 BB: 0 S: 7 P: 7	1B: 7 SF: 0 2B: 3 SAC: 0 3B: 1 DP: 0 HR: 1 HBP: 0						WP: 0 PA: 39 PB: 0 SB: 1 CS: 0	

PITCHER		IP	WLS	BF	H	R	ER	SO	BB	IBB	HBP	BLK	WP	HR	S	P	ERA	WHIP
Pedro Ramos, R ERA: 3.87	(1, 1)	8.0	W	36	12	2	2	3	0	0	0	0	0	1	42	42	2.25	1.500
Dick Hyde, R ERA: 2.02	(9, 1)	1.0	S	3	0	0	0	1	0	0	0	0	0	0	5	5	0.00	0.000

PITCHER	IP	WLS	BF	H	R	ER	SO	BB	IBB	HBP	BLK	WP	HR	S	P	ERA	WHIP

TOP

Baltimore Orioles @ Washington Senators

Griffith Stadium, Washington, DC

Sun Aug 10 1958, 3:33 AM EDT

Unknown

livebaseballscorecards.com

AB	39
R	2
H	12
RBI	2
BB	0
SO	4
LOB	18

Batter	1	2	3	4	5	6	7	8	9	AB	R	H	RBI	BB	SO	LOB
Herb Plews, L (1, 4) OBP: 0.312, SLG: 0.346	PB SF8 2B	F8		4-3			2B 2B 1B	F9		5	2	2	0	0	0	1
Bobby Malkmus, R (9, 4) OBP: 0.239, SLG: 0.254										0	0	0	0	0	0	0
Albie Pearson, L (1, 8) OBP: 0.360, SLG: 0.361	BBBB 1B SF8 2-3 BB		1B SF8-4 1B		5-3 1B		1-3 2B 2B			3	2	3	0	1	0	0
Roy Sievers, R (1, 7) OBP: 0.375, SLG: 0.585	SF8 1-2 3-H		SF8-4 1-3 1B		5-3 1-2		2B IBB			2	0	1	1	1	0	1
Clint Courtney, L (1, 2) OBP: 0.324, SLG: 0.315	F7		SF8-4 1-2 3-H		F3		1-3 2-H 3-H 2B			3	0	1	3	0	0	1
Jim Lemon, R (1, 9) OBP: 0.317, SLG: 0.490			F8			K				3	0	1	0	1	1	0
Neil Chrisley, L (8, 9) OBP: 0.275, SLG: 0.374	2-3 1B						IBB			0	0	0	0	0	0	0
Julio Becquer, L (1, 3) OBP: 0.281, SLG: 0.274	4-3			2B 1B		FC5-4 1B	F5			4	1	2	0	0	0	5
Eddie Yost, R (1, 5) OBP: 0.353, SLG: 0.310		F7		SH1-3 1-H SF8 2B		FC5-4 FC4 1-2f	G3			4	1	1	1	0	0	4
Ossie Alvarez, R (1, 6) OBP: 0.284, SLG: 0.250		5-3		SH1-3 2-3		FC4 1-2f		F5		3	0	0	0	0	0	1
Pedro Ramos, S (1, 1) OBP: 0.261, SLG: 0.279				SF8 3-H			K	K		3	0	1	1	0	2	0
Dick Hyde, R (9, 1)	1B									0	0	0	0	0	0	0
Inning Stats	R: 1 H: 2 E: 0 LOB: 2 K: 0 BB: 1 S: 5 P: 9	R: 0 H: 1 E: 0 LOB: 1 K: 0 BB: 0 S: 4 P: 4	R: 1 H: 2 E: 0 LOB: 0 K: 0 BB: 0 S: 4 P: 4	R: 2 H: 2 E: 0 LOB: 0 K: 0 BB: 0 S: 5 P: 5	R: 0 H: 1 E: 0 LOB: 0 K: 0 BB: 0 S: 3 P: 3	R: 0 H: 1 E: 0 LOB: 1 K: 1 BB: 0 S: 6 P: 6	R: 2 H: 3 E: 0 LOB: 3 K: 1 BB: 2 S: 8 P: 16	R: 0 H: 0 E: 0 LOB: 0 K: 1 BB: 0 S: 5 P: 5		1B: 8 SF: 3 2B: 5 SAC: 1 3B: 0 DP: 1 HR: 0 HBP: 0						

BOTTOM

Baltimore Orioles @ Washington Senators

Griffith Stadium, Washington, DC

Sun Aug 10 1958, 3:33 AM EDT

Unknown

livebaseballscorecards.com

AB	30
R	6
H	12
RBI	6
BB	3
SO	3
LOB	13

WP: 0 PB: 1 SB: 0 CS: 0 PA: 37

PITCHER		IP	WLS	BF	H	R	ER	SO	BB	IBB	HBP	BLK	WP	HR	S	P	ERA	WHIP
Milt Pappas, R ERA: 4.22	(1, 1)	3.1	L	17	7	4	4	0	1	0	0	0	0	0	16	20	10.80	2.400
Ken Lehman, L ERA: 3.02	(4, 1)	4.2		20	5	2	2	3	0	2	0	0	0	0	24	32	3.86	1.071

PITCHER	IP	WLS	BF	H	R	ER	SO	BB	IBB	HBP	BLK	WP	HR	S	P	ERA	WHIP

Baltimore Orioles @ Washington Senators

Griffith Stadium, Washington, DC

Sun Aug 10 1958, 3:38 AM EDT

Att. 7,198 - Unknown

TOP

livebaseballscorecards.com

Batter	1	2	3	4	5	6	7	8	9	AB	R	H	RBI	BB	SO	LOB
Jim Busby, R (1, 8) OBP: 0.284, SLG: 0.304	BBBB 4-0 1B BB		SSS 0-3 ① K		x 0-0 ③ F7		x 0-0 1B 1-2 2B 1B	x 0-0 ② F8		4	1	1	0	1	1	1
Bob Boyd, L (1, 3) OBP: 0.337, SLG: 0.445	x 0-0 ① F9		x 0-0 ② F6			BBBB 4-0 1B 1B BB	x 0-0 2B 1-2 2-3 FC4 1B	x 0-0 ③ 4-3		4	2	1	0	1	0	2
Bob Nieman, R (1, 7) OBP: 0.412, SLG: 0.560 Foster Castleman, R (9, 5) OBP: 0.268, SLG: 0.257 Joe Taylor, R (9, 7) OBP: 0.327, SLG: 0.477	x 0-0 G5-4-3 1-2 1B		x 0-0 ③ L7			x 0-0 BB 1B G4-6-3 1-3 1B	x 0-0 FC4 1B 1-3 2-H 3-H 2B		x 0-0 ① F4	5 0 0	2 0 0	3 0 0	2 0 0	0 0 0	0 0 0	0 0 0
Gus Triandos, R (1, 2) OBP: 0.336, SLG: 0.496	x 0-0 ② ③ G5-4-3 1-2f			x 0-0 1B		x 0-0 G4-6-3 BB 1-2 3-H 1B	x 0-0 FC4 G4-3 1B 2-3 3-H		x 0-0 FC4 1B	5	0	3	2	0	0	3
Al Pilarcik, L (1, 9) OBP: 0.311, SLG: 0.310		x 0-0 ① G3		x 0-0 ① F4		BBBB 4-0 G4-6-3 1-2 2-3 BB	x 0-0 G4-3 1-2 3-H 1B		x 0-0 ② FC4 FC6-4 1-2f	4	0	1	1	1	0	2
Brooks Robinson, R (1, 5) OBP: 0.306, SLG: 0.344 Gene Woodling, L (6, PH) OBP: 0.380, SLG: 0.391 Dick Williams, R (6, 5) OBP: 0.350, SLG: 0.345 (9, 7) (9, 5)		BBB 4-0 FC4-6 1B BB		x 0-0 ② F5		x 0-0 ① ② G4-6-3 1-2f 2-3 3-H	x 0-0 ① ② G4-3 1-2f 2-3		x 0-0 ③ FC6-4 1-2f	1 1 2	0 0 0	0 0 0	0 0 0	1 0 0	0 0 0	1 2 3
Billy Gardner, R (1, 4) OBP: 0.283, SLG: 0.316		x 0-0 FC4-6 1-2 1B		x 0-0 ③ F4		BBB 4-0 BB	x 0-0 ③ F8			3	0	1	0	1	0	2
Willy Miranda, S (1, 6) OBP: 0.221, SLG: 0.203		x 0-0 ② FC4-6 1-2f 2-3			x 0-0 ① F8	x 0-0 ③ F7		x 0-0 FC1-6 1B		4	0	1	0	0	0	4
Billy O'Dell, S (1, 1) OBP: 0.161, SLG: 0.173		x 0-0 ③ F2			x 0-0 ② F6		BBBB 4-0 1B 1B 2B BB	x 0-0 ① FC1-6 1-2f		3	1	0	0	1	0	3
Inning Stats	R: 0 H: 1 E: 0 LOB: 1 K: 0 BB: 1 S: 3 P: 7	R: 0 H: 1 E: 0 LOB: 2 K: 0 BB: 1 S: 4 P: 8	R: 0 H: 0 E: 0 LOB: 0 K: 1 BB: 0 S: 5 P: 5	R: 0 H: 1 E: 0 LOB: 1 K: 0 BB: 0 S: 4 P: 4	R: 0 H: 0 E: 0 LOB: 0 K: 0 BB: 0 S: 3 P: 3	R: 2 H: 2 E: 0 LOB: 2 K: 0 BB: 3 S: 4 P: 16	R: 4 H: 4 E: 0 LOB: 1 K: 0 BB: 1 S: 7 P: 11	R: 0 H: 1 E: 0 LOB: 1 K: 0 BB: 0 S: 4 P: 4	R: 0 H: 1 E: 0 LOB: 1 K: 0 BB: 0 S: 4 P: 4	1B: 10 SF: 0 2B: 1 SAC: 0 3B: 0 DP: 3 HR: 0 HBP: 0						WP: 0 PA: 42 PB: 0 SB: 0 CS: 0	

	AB	36
	R	6
	H	11
	RBI	5
	BB	6
	SO	1
	LOB	23

PITCHER	IP	WLS	BF	H	R	ER	SO	BB	IBB	HBP	BLK	WP	HR	S	P	ERA	WHIP
Hal Griggs, R (1, 1) ERA: 5.45	5.0	L	23	5	2	2	1	4	0	0	0	0	0	21	37	3.60	1.800
John Romonosky, R (6, 1) ERA: 7.52	1.0		7	3	4	4	0	2	0	0	0	0	0	5	13	36.00	5.000
Tex Clevenger, R (7, 1) ERA: 4.63	1.0		4	1	0	0	0	0	0	0	0	0	0	4	4	0.00	1.000
Jim Constable, L (8, 1) ERA: 8.78	1.0		4	1	0	0	0	0	0	0	0	0	0	4	4	0.00	1.000
Joe Albanese, R (9, 1) ERA: 6.75	1.0		4	1	0	0	0	0	0	0	0	0	0	4	4	0.00	1.000

PITCHER	IP	WLS	BF	H	R	ER	SO	BB	IBB	HBP	BLK	WP	HR	S	P	ERA	WHIP

Batter	1	2	3	4	5	6	7	8	9	AB	R	H	RBI	BB	SO	LOB
Eddie Yost, R (1, 5) OBP: 0.357, SLG: 0.316	BB 1B		1-3			1B SF9 1B		1B 1B		4	1	3	0	0	0	0
Albie Pearson, L (1, 8) OBP: 0.362, SLG: 0.362	F5		4-3			1-3 1B		1-2 1B		4	0	2	0	0	0	1
Roy Sievers, R (1, 7) OBP: 0.376, SLG: 0.584	1-2 BB			FC3-6 BB		SF9 3-H		F8		1	0	0	1	2	0	2
Jim Lemon, R (1, 9) OBP: 0.314, SLG: 0.485	K			FC3-6 G4-6-3 1-2f		1-3			F3	4	0	0	0	0	1	4
Ed Fitz Gerald, R (1, 3) OBP: 0.356, SLG: 0.358	1-3			G4-6-3 1-2f			K		5-3	4	0	0	0	0	1	3
Herb Plews, L (1, 4) OBP: 0.308, SLG: 0.341		K			L4		G3		K	4	0	0	0	0	2	0
Ossie Alvarez, R (1, 6) OBP: 0.278, SLG: 0.245		L4			6-3		F8			3	0	0	0	0	0	0
Steve Korcheck, R (1, 2) OBP: 0.106, SLG: 0.174		F1			F3			F2		3	0	0	0	0	0	0
Hal Griggs, R (1, 1) OBP: 0.128, SLG: 0.211 John Romonosky, R (6, 1) OBP: 0.333, SLG: 0.889 Tex Clevenger, R (7, 1) OBP: 0.227, SLG: 0.250 Jim Constable, S (8, 1) OBP: 0.750, SLG: 1.000 Ken Aspromonte, R (8, PH) OBP: 0.299, SLG: 0.322 Joe Albanese, R (9, 1)			K			K		K		1 1 0 0 1 0	0 0 0 0 0 0	0 0 0 0 0 0	0 0 0 0 0 0	1 1 0 0 1 0	0 0 0 0 0 0	0 0 0 0 0 0
Inning Stats	R: 0 E: 0 K: 1 S: 6 H: 1 LOB: 2 BB: 1 P: 10	R: 0 E: 0 K: 1 S: 5 H: 0 LOB: 0 BB: 0 P: 5	R: 0 E: 0 K: 1 S: 5 H: 0 LOB: 0 BB: 0 P: 5	R: 0 E: 0 K: 0 S: 2 H: 0 LOB: 0 BB: 1 P: 6	R: 0 E: 0 K: 0 S: 3 H: 0 LOB: 0 BB: 0 P: 3	R: 1 E: 0 K: 1 S: 7 H: 2 LOB: 1 BB: 0 P: 7	R: 0 E: 0 K: 1 S: 5 H: 0 LOB: 0 BB: 0 P: 5	R: 0 E: 0 K: 1 S: 7 H: 2 LOB: 2 BB: 0 P: 7	R: 0 E: 0 K: 1 S: 5 H: 0 LOB: 0 BB: 0 P: 5	1B: 5 2B: 0 3B: 0 HR: 0	SF: 1 SAC: 0 DP: 1 HBP: 0			WP: 0 PB: 0 SB: 0 CS: 0	PA: 33	

PITCHER	IP	WLS	BF	H	R	ER	SO	BB	IBB	HBP	BLK	WP	HR	S	P	ERA	WHIP
Billy O'Dell, L (1, 1) ERA: 3.1	9.0	W	33	5	1	1	7	2	0	0	0	0	0	45	53	1.00	0.778

PITCHER	IP	WLS	BF	H	R	ER	SO	BB	IBB	HBP	BLK	WP	HR	S	P	ERA	WHIP

BOTTOM

Baltimore Orioles @ Washington Senators

Griffith Stadium, Washington, DC

Sun Aug 10 1958, 3:38 AM EDT

Att. 7,198 - Unknown

livebaseballscorecards.com

AB	30
R	1
H	5
RBI	1
BB	2
SO	7
LOB	10

Batter	1	2	3	4	5	6	7	8	9	AB	R	H	RBI	BB	SO	LOB
Jim Busby, R (1, 8) OBP: 0.283, SLG: 0.302	SSS 0-3 ① K			x 0-0 SH5-4 1B 1B		x 0-0 ② F8	SSS 0-3 ③ K			4	1	1	0	0	2	3
Bob Boyd, L (1, 3) OBP: 0.337, SLG: 0.444	x 0-0 G6-4-3 1B			x 0-0 ① SH5-4 1-2		x 0-0 ③ F9		x 0-0 ① 4-3		3	0	1	0	0	0	0
Bob Nieman, R (1, 7) OBP: 0.414, SLG: 0.573	x 0-0 ②③ G6-4-3 1-2f			x 0-0 CS 2-H 1B			x 0-0 HR	x 0-0 ② F8		4	1	2	2	0	0	1
Dick Williams, R (8, 7) OBP: 0.350, SLG: 0.345										0	0	0	0	0	0	0
Gene Woodling, L (1, 9) OBP: 0.379, SLG: 0.387		x 0-0 ① 3-1		BBB 4-0 ② 1-2 BB			x 0-0 ① 4-3	x 0-0 ③ F8		3	0	0	0	1	0	0
Joe Ginsberg, L (1, 2) OBP: 0.333, SLG: 0.354		x 0-0 ② F5		x 0-0 ③ F3			x 0-0 HR		x 0-0 ① 4-3	4	1	1	1	0	0	1
Brooks Robinson, R (1, 5) OBP: 0.308, SLG: 0.346		x 0-0 ③ 6-3			x 0-0 ① F8		x 0-0 G3 1B 1B		x 0-0 CS 1B	4	0	2	0	0	0	0
Billy Gardner, R (1, 4) OBP: 0.283, SLG: 0.315			x 0-0 ① F7		x 0-0 ② 5-3		x 0-0 G3 1-2 1B		SSS 0-3 ②③ K 1-2	4	0	1	0	0	1	1
Foster Castleman, R (1, 6) OBP: 0.265, SLG: 0.253			x 0-0 ② 4-3		x 0-0 ③ F7		x 0-0 ② G3 1-2 2-3			2	0	0	0	0	0	0
Al Pilarcik, L (7, PH) OBP: 0.310, SLG: 0.309										1	0	0	0	0	0	2
Willy Miranda, S (7, 6) OBP: 0.221, SLG: 0.203										0	0	0	0	0	0	0
Jack Harshman, L (1, 1) OBP: 0.324, SLG: 0.393			SSS 0-3 ③ K			x 0-0 ① F2	BBB 4-0 BB			2	0	0	0	1	1	0
Inning Stats	R: 0 E: 0 K: 1 S: 5 H: 1 LOB: 0 BB: 0 P: 5	R: 0 E: 0 K: 0 S: 3 H: 0 LOB: 0 BB: 0 P: 3	R: 0 E: 0 K: 1 S: 5 H: 0 LOB: 0 BB: 0 P: 5	R: 1 E: 0 K: 0 S: 4 H: 2 LOB: 1 BB: 1 P: 8	R: 0 E: 0 K: 0 S: 3 H: 0 LOB: 0 BB: 0 P: 3	R: 0 E: 0 K: 0 S: 3 H: 0 LOB: 0 BB: 0 P: 3	R: 2 E: 0 K: 1 S: 9 H: 4 LOB: 3 BB: 1 P: 13	R: 0 E: 0 K: 0 S: 3 H: 0 LOB: 0 BB: 0 P: 3	R: 0 E: 0 K: 1 S: 5 H: 1 LOB: 0 BB: 0 P: 5	1B: 6 2B: 0 3B: 0 HR: 2	SF: 0 SAC: 1 DP: 1 HBP: 0						

TOP

Baltimore Orioles @ New York Yankees

Yankee Stadium, Bronx, NY

Mon Aug 11 1958, 3:33 AM EDT

Overcast - 81 F

livebaseballscorecards.com

AB	31
R	3
H	8
RBI	3
BB	2
SO	4
LOB	8

WP: 0 PB: 0 SB: 0 CS: 2 PA: 34

PITCHER		IP	WLS	BF	H	R	ER	SO	BB	IBB	HBP	BLK	WP	HR	S	P	ERA	WHIP
Art Ditmar, R ERA: 2.57	(1, 1)	8.0	L	31	7	3	3	3	2	0	0	0	0	2	35	43	3.38	1.125
Zach Monroe, R ERA: 4.5	(9, 1)	1.0		3	1	0	0	1	0	0	0	0	0	0	5	5	0.00	1.000

PITCHER	IP	WLS	BF	H	R	ER	SO	BB	IBB	HBP	BLK	WP	HR	S	P	ERA	WHIP

Baltimore Orioles @ New York Yankees

Yankee Stadium, Bronx, NY

Mon Aug 11 1958, 3:33 AM EDT

Overcast - 81 F

BOTTOM

livebaseballscorecards.com

Batter	1	2	3	4	5	6	7	8	9	AB	R	H	RBI	BB	SO	LOB
Tony Kubek, L (1, 6) OBP: 0.305, SLG: 0.319	6-3			FC1-6 BB	K			K	F7	4	0	0	0	1	2	3
Hank Bauer, R (1, 9) OBP: 0.328, SLG: 0.435	K			FC1-6 1B 1-2f		F8		BB 1-2 1B		4	0	1	0	0	1	1
Mickey Mantle, S (1, 8) OBP: 0.436, SLG: 0.589	K			1-3 1B		G6-4-3 BB		F3		3	0	1	0	1	1	2
Elston Howard, R (1, 2) OBP: 0.369, SLG: 0.533		F9		F6		G6-4-3 1-2f		1-2 2-3 BB		3	0	0	0	1	0	3
Andy Carey, R (1, 5) OBP: 0.352, SLG: 0.486		G4-6-3 1B		F7			K	F8		4	0	1	0	0	1	5
Norm Siebern, L (1, 7) OBP: 0.392, SLG: 0.466		G4-6-3 1-2f			4-3		1B		WP HR 1B	4	1	2	0	0	0	1
Marv Throneberry, L (1, 3) OBP: 0.325, SLG: 0.447 Gil McDougald, R (9, PH) OBP: 0.342, SLG: 0.382			K		K		K		L9 1-2	3 1	0 0	0 0	0 0	0 0	3 0	1 1
Bobby Richardson, R (1, 4) OBP: 0.231, SLG: 0.266			F8		E 1B		B2-3		F6	4	0	1	0	0	0	2
Art Ditmar, R (1, 1) OBP: 0.371, SLG: 0.333 Enos Slaughter, L (8, PH) OBP: 0.441, SLG: 0.506 Zach Monroe, R (9, 1) Bill Skowron, R (9, PH) OBP: 0.332, SLG: 0.466			K		E4 1-2			BB 1B BB	2-H HR	2 0 0 1	0 0 0 1	0 0 0 1	0 1 0 2	0 0 0 0	1 0 0 0	1 0 0 0

Inning Stats	1	2	3	4	5	6	7	8	9
	R: 0 H: 0 E: 0 LOB: 0 K: 2 BB: 0 S: 7 P: 7	R: 0 H: 1 E: 0 LOB: 0 K: 0 BB: 0 S: 3 P: 3	R: 0 H: 0 E: 0 LOB: 0 K: 2 BB: 0 S: 7 P: 7	R: 0 H: 1 E: 0 LOB: 2 K: 0 BB: 1 S: 4 P: 8	R: 0 H: 1 E: 1 LOB: 2 K: 2 BB: 0 S: 9 P: 9	R: 0 H: 0 E: 0 LOB: 0 K: 0 BB: 1 S: 2 P: 6	R: 0 H: 1 E: 0 LOB: 1 K: 2 BB: 0 S: 8 P: 8	R: 0 H: 1 E: 0 LOB: 3 K: 1 BB: 2 S: 6 P: 14	R: 2 H: 2 E: 0 LOB: 0 K: 0 BB: 0 S: 5 P: 5

1B: 6	SF: 0	WP: 1	PA: 37
2B: 0	SAC: 0	PB: 0	
3B: 0	DP: 2	SB: 0	
HR: 1	HBP: 0	CS: 0	

PITCHER	IP	WLS	BF	H	R	ER	SO	BB	IBB	HBP	BLK	WP	HR	S	P	ERA	WHIP
Jack Harshman, L (1, 1) ERA: 2.79	9.0	W	37	7	2	2	9	4	0	0	0	1	1	51	67	2.00	1.222

PITCHER	IP	WLS	BF	H	R	ER	SO	BB	IBB	HBP	BLK	WP	HR	S	P	ERA	WHIP

Batter	1	2	3	4	5	6	7	8	9	AB	R	H	RBI	BB	SO	LOB
Jim Busby, R (1, 8) OBP: 0.287, SLG: 0.301	0-0 E 1B	0-0 F3 ①		0-0 6-3 ②		0-0 5-3 ③		BBB 4-0 BB		4	1	1	0	1	0	1
Bob Boyd, L (1, 3) OBP: 0.335, SLG: 0.437	0-0 E5 E 1-2 1B	0-0 1-3 ②		SSS 0-3 K ③			BBB 4-0 1B 1B BB	0-0 1-3 ③		4	2	0	0	1	1	2
Bob Nieman, R (1, 7) OBP: 0.417, SLG: 0.578 Dick Williams, R (9, PR) OBP: 0.350, SLG: 0.345 (9, 7)	0-0 E5 BB 1B 1B 1-3 2-H	0-0 1B 2B			0-0 L9 ①		0-0 1B SF8 1-2 1B		0-0 1B G5-4-3 1B	5 0	2 1	3 0	0 0	0 0	0 0	1 0
Gene Woodling, L (1, 9) OBP: 0.387, SLG: 0.407 Al Pilarcik, L (9, PR) OBP: 0.310, SLG: 0.309 (9, 9)	0-0 BB 1B 1-2 3-H 1B	0-0 FC6-4 2-3 1B			0-0 HR		0-0 FC4-6 1-3 2-H 1B		0-0 G5-4-3 1-3 1B	5 0	2 0	5 0	3 0	0 0	0 0	0 0
Gus Triandos, R (1, 2) OBP: 0.334, SLG: 0.491	BBB 4-0 1B 1B G6-4-3 1-2 2-3 BB	0-0 FC6-4 ③ 1-2f			0-0 F6 ②		0-0 SF8 ① 3-H		0-0 G5-4-3 ① ② 1-2f 3-H	3	1	0	1	1	0	3
Brooks Robinson, R (1, 5) OBP: 0.306, SLG: 0.344	0-0 G6-4-3 1B 1-2 2-H 3-H 1B		0-0 F2 ①		0-0 F8 ③		0-0 F4 ②		0-0 5-3 ③	5	0	1	2	0	0	2
Billy Gardner, R (1, 4) OBP: 0.285, SLG: 0.317	0-0 G6-4-3 1-2 2-3 1B		0-0 F8 ②			0-0 4-3 S 1B	0-0 FC4-6 ③ 1-2f			4	0	2	0	0	0	1
Foster Castleman, R (1, 6) OBP: 0.262, SLG: 0.250 Jim Marshall, L (6, PH) OBP: 0.280, SLG: 0.351 Willy Miranda, S (6, 6) OBP: 0.220, SLG: 0.201	0-0 G6-4-3 ① ② 1-2f 2-3 3-H		0-0 F7 ③			SSS 0-3 K ① 1-2		0-0 F8 ①		2 1 1	0 0 0	0 0 0	0 0 0	0 1 0	0 1 0	2 1 0
Connie Johnson, R (1, 1) OBP: 0.286, SLG: 0.269	0-0 5-3 ③			0-0 F5 ①		0-0 4-3 ② 2-3		0-0 F7 ②		4	0	0	0	0	0	2
Inning Stats	R: 5 E: 2 K: 0 S: 8 / H: 4 LOB: 1 BB: 1 P: 12	R: 0 E: 0 K: 0 S: 5 / H: 2 LOB: 2 BB: 0 P: 5	R: 0 E: 0 K: 0 S: 3 / H: 0 LOB: 0 BB: 0 P: 3	R: 0 E: 0 K: 1 S: 5 / H: 0 LOB: 0 BB: 0 P: 5	R: 1 E: 0 K: 0 S: 4 / H: 1 LOB: 0 BB: 0 P: 4	R: 0 E: 0 K: 1 S: 6 / H: 1 LOB: 1 BB: 0 P: 6	R: 2 E: 0 K: 0 S: 5 / H: 2 LOB: 1 BB: 1 P: 9	R: 0 E: 0 K: 0 S: 3 / H: 0 LOB: 1 BB: 1 P: 7	R: 1 E: 0 K: 0 S: 4 / H: 2 LOB: 1 BB: 0 P: 4	1B: 10 2B: 1 3B: 0 HR: 1	SF: 1 SAC: 0 DP: 2 HBP: 0						

Baltimore Orioles @ New York Yankees

Yankee Stadium, Bronx, NY

Mon Aug 11 1958, 7:05 PM EDT

Att. 14,572 - Unknown - 78 F

TOP

livebaseballscorecards.com

AB	38
R	9
H	12
RBI	6
BB	3
SO	2
LOB	15

PITCHER		IP	WLS	BF	H	R	ER	SO	BB	IBB	HBP	BLK	WP	HR	S	P	ERA	WHIP
Johnny Kucks, R ERA: 3.82	(1, 1)	7.0	L	34	10	8	5	2	2	0	0	0	0	1	36	44	6.43	1.714
Zach Monroe, R ERA: 4.5	(8, 1)	2.0		8	2	1	1	0	1	0	0	0	0	0	7	11	4.50	1.500

PITCHER	IP	WLS	BF	H	R	ER	SO	BB	IBB	HBP	BLK	WP	HR	S	P	ERA	WHIP

Batter	1	2	3	4	5	6	7	8	9	AB	R	H	RBI	BB	SO	LOB
Gil McDougald, R (1, 4) OBP: 0.341, SLG: 0.380	E5 4-3 1B		F5		FC3-6 1B		F7			4	1	1	0	0	0	0
Tony Kubek, L (1, 6) OBP: 0.302, SLG: 0.316	4-3 1-2		K		FC3-6 1-2f HR			F9		4	1	0	0	0	1	2
Mickey Mantle, S (1, 8) OBP: 0.436, SLG: 0.595	F7		1B BB		1-H HR			G3		3	1	1	2	1	0	1
Yogi Berra, L (1, 2) OBP: 0.319, SLG: 0.475	2-H 1B		1-2 1B		F6			4-3		4	0	2	1	0	0	0
Norm Siebern, L (1, 7) OBP: 0.388, SLG: 0.460	K		K			G3			K	4	0	0	0	0	3	3
Enos Slaughter, L (1, 9) OBP: 0.434, SLG: 0.494		4-3		G4-6-3 1B		F8			F9	4	0	1	0	0	0	0
Elston Howard, R (1, 3) OBP: 0.367, SLG: 0.529		6-3		F7		4-3			1B	4	0	1	0	0	0	1
Jerry Lumpe, L (1, 5) OBP: 0.335, SLG: 0.398		1B		1-2f G4-6-3			F8		K	4	0	1	0	0	1	2
Johnny Kucks, R (1, 1) OBP: 0.139, SLG: 0.118		F8			F3		F9			2	0	0	0	0	0	1
Andy Carey, R (7, PH) OBP: 0.351, SLG: 0.484										1	0	0	0	0	0	0
Zach Monroe, R (8, 1)										0	0	0	0	0	0	0
Inning Stats	R: 1 H: 1 E: 1 LOB: 1 K: 1 BB: 0 S: 7 P: 7	R: 0 H: 1 E: 0 LOB: 1 K: 0 BB: 0 S: 4 P: 4	R: 0 H: 1 E: 0 LOB: 2 K: 2 BB: 1 S: 8 P: 12	R: 0 H: 1 E: 0 LOB: 0 K: 0 BB: 0 S: 3 P: 3	R: 2 H: 2 E: 0 LOB: 0 K: 0 BB: 0 S: 5 P: 5	R: 0 H: 0 E: 0 LOB: 0 K: 0 BB: 0 S: 3 P: 3	R: 0 H: 0 E: 0 LOB: 0 K: 0 BB: 0 S: 3 P: 3	R: 0 H: 0 E: 0 LOB: 0 K: 0 BB: 0 S: 3 P: 3	R: 0 H: 1 E: 0 LOB: 1 K: 2 BB: 0 S: 8 P: 8	1B: 6 SF: 0 2B: 0 SAC: 0 3B: 0 DP: 1 HR: 1 HBP: 0						

PITCHER	IP	WLS	BF	H	R	ER	SO	BB	IBB	HBP	BLK	WP	HR	S	P	ERA	WHIP
Connie Johnson, R (1, 1) ERA: 3.66	9.0	W	35	7	3	2	5	1	0	0	0	0	1	44	48	2.00	0.889

PITCHER	IP	WLS	BF	H	R	ER	SO	BB	IBB	HBP	BLK	WP	HR	S	P	ERA	WHIP

BOTTOM

Baltimore Orioles @ New York Yankees

Yankee Stadium, Bronx, NY

Mon Aug 11 1958, 7:05 PM EDT
Att. 14,572 - Unknown - 78 F

livebaseballscorecards.com

AB	34
R	3
H	7
RBI	3
BB	1
SO	5
LOB	10

WP: 0 PA: 35
PB: 0
SB: 0
CS: 0

Batter	1	2	3	4	5	6	7	8	9	AB	R	H	RBI	BB	SO	LOB
Jim Busby, R (1, 8) OBP: 0.302, SLG: 0.303	L4-3 1B		BB		E 1-2 BB		6-3	BB		2	0	1	0	3	0	0
Bob Boyd, L (1, 3) OBP: 0.332, SLG: 0.430	L4-3 1-2		F9		K		HR BB	F7		4	1	0	0	1	1	6
Bob Nieman, R (1, 7) OBP: 0.417, SLG: 0.587	L7		F3		E5 FC5-4 1-2 2-3		1-H HR		FC3-6 1B	5	1	2	2	0	0	3
Gene Woodling, L (1, 9) OBP: 0.387, SLG: 0.403		1B BB		4-3	F5		BB		FC3-6 G5-3 E 1-2f	3	0	0	0	2	0	4
Gus Triandos, R (1, 2) OBP: 0.330, SLG: 0.484		K		E5 BB	FC5-4 1-2f		F7		E4 1-2	5	0	0	0	0	1	6
Brooks Robinson, R (1, 5) OBP: 0.305, SLG: 0.340 (6, 4)		K		1-2 BB		5-3	F2		G5-3 2-3f	4	0	0	0	1	1	4
Billy Gardner, R (1, 4) OBP: 0.287, SLG: 0.321 (6, 6)		1-2 1B		F9		2B		5-3		4	0	2	0	0	0	2
Foster Castleman, R (1, 6) OBP: 0.260, SLG: 0.248		F6		F9		F6		2B		1	0	0	0	0	0	2
Jack Harshman, L (4, PH) OBP: 0.320, SLG: 0.387										1	0	0	0	0	0	2
Willy Miranda, S (4, 6) OBP: 0.220, SLG: 0.201										0	0	0	0	0	0	0
Dick Williams, R (6, PH) OBP: 0.351, SLG: 0.350 (6, 5)										2	0	1	0	0	0	1
Hal Brown, R (1, 1) OBP: 0.176, SLG: 0.235			L3		E BB 1B	6-3		F9		0	0	0	0	0	0	0
Jim Marshall, L (3, PH) OBP: 0.279, SLG: 0.349										1	0	0	0	0	0	0
Ken Lehman, L (3, 1) OBP: 0.071, SLG: 0.071										1	0	1	0	0	0	0
Joe Taylor, R (6, PH) OBP: 0.320, SLG: 0.467										1	0	0	0	0	0	1
Milt Pappas, R (6, 1) OBP: 0.200, SLG: 0.367										0	0	0	0	0	0	0
Joe Ginsberg, L (8, PH) OBP: 0.330, SLG: 0.350										1	0	0	0	0	0	1
George Zuverink, R (8, 1) OBP: 0.300, SLG: 0.444										0	0	0	0	0	0	0
Lou Sleater, L (8, 1) OBP: 0.200, SLG: 0.800										0	0	0	0	0	0	0
Inning Stats	R: 0 E: 0 K: 0 S: 3 H: 1 LOB: 0 BB: 0 P: 3	R: 0 E: 0 K: 2 S: 8 H: 1 LOB: 2 BB: 1 P: 12	R: 0 E: 0 K: 0 S: 3 H: 0 LOB: 1 BB: 1 P: 7	R: 0 E: 1 K: 0 S: 4 H: 0 LOB: 2 BB: 1 P: 8	R: 0 E: 1 K: 1 S: 7 H: 1 LOB: 3 BB: 1 P: 11	R: 0 E: 0 K: 0 S: 4 H: 1 LOB: 1 BB: 0 P: 4	R: 2 E: 0 K: 0 S: 4 H: 1 LOB: 1 BB: 2 P: 12	R: 0 E: 0 K: 0 S: 4 H: 1 LOB: 2 BB: 1 P: 8	R: 0 E: 1 K: 0 S: 4 H: 1 LOB: 1 BB: 0 P: 4	1B: 4 2B: 3 3B: 0 HR: 1 SF: 0 SAC: 0 DP: 2 HBP: 0						

PITCHER	IP	WLS	BF	H	R	ER	SO	BB	IBB	HBP	BLK	WP	HR	S	P	ERA	WHIP
Tom Sturdivant, R (1, 1) ERA: 4.6	7.2	W	37	6	2	2	3	7	0	0	0	0	1	36	64	2.35	1.696
Virgil Trucks, R (8, 1) ERA: 3.63	1.1	S	5	1	0	0	0	0	0	0	0	0	0	5	5	0.00	0.750

PITCHER	IP	WLS	BF	H	R	ER	SO	BB	IBB	HBP	BLK	WP	HR	S	P	ERA	WHIP

TOP

Baltimore Orioles @ New York Yankees

Yankee Stadium, Bronx, NY

Tue Aug 12 1958, 3:33 AM EDT
Att. 11,166 - Overcast - 77 F

livebaseballscorecards.com

AB	35
R	2
H	7
RBI	2
BB	7
SO	3
LOB	32

WP: 0 PA: 42
PB: 0
SB: 0
CS: 0

Batter	1	2	3	4	5	6	7	8	9	AB	R	H	RBI	BB	SO	LOB
Gil McDougald, R (1, 4) OBP: 0.342, SLG: 0.388	F6	1-2 1B		S S S 0-3 K2-3			HR	1-2f 3-H FC4-6 1B		5	1	2	2	0	1	1
Tony Kubek, L (1, 6) OBP: 0.303, SLG: 0.317	F9	F7			L6		G3 1B	1-2 1B		5	0	2	0	0	0	2
Mickey Mantle, S (1, 8) OBP: 0.438, SLG: 0.606	2B		FC3-6 1B 1B		HR		G3 1-2	S S S K		5	2	3	1	0	1	3
Yogi Berra, L (1, 9) OBP: 0.321, SLG: 0.475	F7		1-2 FC3-6 1B		G3-6-3 1B		S S S K			4	0	2	0	0	1	2
Hank Bauer, R (9, 9) OBP: 0.328, SLG: 0.435										0	0	0	0	0	0	0
Norm Siebern, L (1, 7) OBP: 0.383, SLG: 0.455		6-3	1-2f 2-3 FC3-6 1B		1-2f G3-6-3		4-3			4	0	0	0	0	0	4
Elston Howard, R (1, 2) OBP: 0.369, SLG: 0.528		3B 1B	1-2 3-H G4-6-3 1B			F9		F9		4	1	2	1	0	0	0
Jerry Lumpe, L (1, 5) OBP: 0.339, SLG: 0.418		1-H E 3B	1-2f G4-6-3			4-3		1B 2B		4	2	2	1	0	0	2
Andy Carey, R (9, 5) OBP: 0.351, SLG: 0.484										0	0	0	0	0	0	0
Marv Throneberry, L (1, 3) OBP: 0.331, SLG: 0.438		6-3		F5		B B B B PB BB		H 1B FC4-6 HBP		2	1	0	0	1	0	1
Tom Sturdivant, L (1, 1) OBP: 0.316, SLG: 0.235		E6 1B		5-3		1-2 6-3		1-3 2-H FC4-6 1B		3	0	0	0	0	0	1
Virgil Trucks, R (8, 1) OBP: 0.250, SLG: 0.250										1	0	1	1	0	0	0
Inning Stats	R: 0 E: 0 K: 0 S: 4 H: 1 LOB: 1 BB: 0 P: 4	R: 2 E: 1 K: 0 S: 7 H: 3 LOB: 2 BB: 0 P: 7	R: 1 E: 0 K: 0 S: 5 H: 3 LOB: 1 BB: 0 P: 5	R: 0 E: 0 K: 1 S: 5 H: 0 LOB: 0 BB: 0 P: 5	R: 1 E: 0 K: 0 S: 4 H: 2 LOB: 0 BB: 0 P: 4	R: 0 E: 0 K: 0 S: 3 H: 0 LOB: 1 BB: 1 P: 7	R: 1 E: 0 K: 1 S: 7 H: 2 LOB: 1 BB: 0 P: 7	R: 2 E: 0 K: 1 S: 8 H: 3 LOB: 2 BB: 0 P: 9		1B: 9 2B: 2 3B: 1 HR: 2		SF: 0 SAC: 0 DP: 2 HBP: 1				

BOTTOM

Baltimore Orioles @ New York Yankees

Yankee Stadium, Bronx, NY

Tue Aug 12 1958, 3:33 AM EDT
Att. 11,166 - Overcast - 77 F

livebaseballscorecards.com

AB	37
R	7
H	14
RBI	6
BB	1
SO	3
LOB	16

PITCHER		IP	WLS	BF	H	R	ER	SO	BB	IBB	HBP	BLK	WP	HR	S	P	ERA	WHIP
Hal Brown, R ERA: 3.56	(1, 1)	2.0	L	11	4	2	1	0	0	0	0	0	0	0	11	11	4.50	2.000
Ken Lehman, L ERA: 3.18	(3, 1)	3.0		12	5	2	2	1	0	0	0	0	0	1	14	14	6.00	1.667
Milt Pappas, R ERA: 4.22	(6, 1)	2.0		9	2	1	1	1	1	0	0	0	0	1	10	14	4.50	1.500
George Zuverink, R ERA: 3.9	(8, 1)	0.2		6	3	2	2	0	0	0	1	0	0	0	5	6	27.00	4.500
Lou Sleater, L ERA: 11.74	(8, 1)	0.1		1	0	0	0	1	0	0	0	0	0	0	3	3	0.00	0.000

PITCHER	IP	WLS	BF	H	R	ER	SO	BB	IBB	HBP	BLK	WP	HR	S	P	ERA	WHIP

WP: 0 PB: 1 SB: 0 CS: 0 PA: 39

Boston Red Sox @ Baltimore Orioles

Memorial Stadium, Baltimore, MD

Wed Aug 13 1958, 3:33 AM EDT

Att. 24,101 - Unknown

TOP

livebaseballscorecards.com

Batter	1	2	3	4	5	6	7	8	9	AB	R	H	RBI	BB	SO	LOB
Don Buddin, R (1, 6) OBP: 0.351, SLG: 0.360	BBBB 4-0 BB, 1B, BB	x 0-0 ② F7			x 0-0 4-3, 2B		x 0-0 1B, 1-2, 1B		SSS 0-3 ② K	2	1	1	0	1	0	1
Gene Stephens, L (7, PH) OBP: 0.289, SLG: 0.393										1	0	1	0	0	0	0
Murray Wall, R (7, 1) OBP: 0.095, SLG: 0.095										0	0	0	0	0	0	0
Bill Renna, R (9, PH) OBP: 0.308, SLG: 0.364										1	0	0	0	0	1	1
Pete Runnels, L (1, 3) OBP: 0.421, SLG: 0.438	BBBB 4-0 BB, 1B, 1-2, BB	x 0-0 ③ F8			x 0-0 ② 4-3, 2-3		SSS 0-3 ② K		SSS 0-3 ③ K	4	0	0	0	1	2	5
Ted Williams, L (1, 7) OBP: 0.450, SLG: 0.560	x 0-0 ① L7		x 0-0 ① F9		x 0-0 ③ F7		x 0-0 FC5-4, 1-2, 2-3, 1B			4	0	1	0	0	0	3
Frank Malzone, R (1, 5) OBP: 0.350, SLG: 0.426	x 0-0 ② F6		x 0-0 ② F8			x 0-0 ① F7	x 0-0 ③ FC5-4, 1-2f			4	0	0	0	0	0	5
Jackie Jensen, R (1, 9) OBP: 0.416, SLG: 0.610	x 0-0 BB, 1-2, 2-H, 1B		x 0-0 ③ 4-3			x 0-0 ② 5-3		x 0-0 ① 4-3		4	0	1	1	0	0	0
Jim Piersall, R (1, 8) OBP: 0.315, SLG: 0.388	BBBB 4-0 1-2, 2-3, BB			x 0-0 ① F2		x 0-0 E6, FC5-6		x 0-0 ② 1-3		3	0	0	0	1	0	0
Ted Lepcio, R (1, 4) OBP: 0.289, SLG: 0.393	SSS 0-3 ③ K			SSS 0-3 ② K		x 0-0 ③ FC5-6, 1-2f		SSS 0-3 ③ K		4	0	0	0	0	3	4
Sammy White, R (1, 2) OBP: 0.289, SLG: 0.366		x 0-0 ① 6-3		x 0-0 ③ F9			BBBB 4-0 1B, 1B, BB		x 0-0 2B	2	0	0	0	1	0	0
Tom Brewer, R (7, PR) OBP: 0.200, SLG: 0.207										0	0	0	0	0	0	0
Pete Daley, R (7, 2) OBP: 0.429, SLG: 0.364										1	0	1	0	0	0	0
Billy Consolo, R (9, PR) OBP: 0.184, SLG: 0.183										0	0	0	0	0	0	0
Frank Sullivan, R (1, 1) OBP: 0.216, SLG: 0.170		x 0-0 1B			x 0-0 ① F8		SSS 0-3 ① K		SSS 0-3 ① K	2	0	1	0	0	0	0
Billy Klaus, L (7, PH) OBP: 0.198, SLG: 0.208										1	0	0	0	0	1	1
(7, 6)																
Dick Gernert, R (9, PH) OBP: 0.336, SLG: 0.416										1	0	0	0	0	1	1
Inning Stats	R: 1 E: 0 K: 1 S: 6 H: 1 LOB: 3 BB: 3 P: 18	R: 0 E: 0 K: 0 S: 4 H: 1 LOB: 1 BB: 0 P: 4	R: 0 E: 0 K: 0 S: 3 H: 0 LOB: 0 BB: 0 P: 3	R: 0 E: 0 K: 1 S: 5 H: 0 LOB: 0 BB: 0 P: 5	R: 0 E: 0 K: 0 S: 4 H: 1 LOB: 1 BB: 0 P: 4	R: 0 E: 1 K: 0 S: 4 H: 0 LOB: 1 BB: 0 P: 4	R: 0 E: 0 K: 2 S: 9 H: 2 LOB: 3 BB: 1 P: 13	R: 0 E: 0 K: 1 S: 5 H: 0 LOB: 0 BB: 0 P: 5	R: 0 E: 0 K: 3 S: 10 H: 1 LOB: 1 BB: 0 P: 10	1B: 4 2B: 2 3B: 0 HR: 0	SF: 0 SAC: 0 DP: 0 HBP: 0						

	AB	34
	R	1
	H	6
	RBI	1
	BB	4
	SO	8
	LOB	21

WP: 0 PB: 0 SB: 0 CS: 0 PA: 38

PITCHER	IP	WLS	BF	H	R	ER	SO	BB	IBB	HBP	BLK	WP	HR	S	P	ERA	WHIP
Arnie Portocarrero, R (1, 1) ERA: 2.89	5.0	W	21	3	1	1	2	3	0	0	0	0	0	22	34	1.80	1.200
Billy Loes, R (6, 1) ERA: 3.94	1.1		7	1	0	0	1	1	0	0	0	0	0	8	12	0.00	1.500
Billy O'Dell, L (7, 1) ERA: 3.05	2.2	S	10	2	0	0	5	0	0	0	0	0	0	20	20	0.00	0.750

PITCHER	IP	WLS	BF	H	R	ER	SO	BB	IBB	HBP	BLK	WP	HR	S	P	ERA	WHIP

Batter	1	2	3	4	5	6	7	8	9	AB	R	H	RBI	BB	SO	LOB
Jim Busby, R (1, 8) OBP: 0.301, SLG: 0.297	BBBB 4-0 1B 1B BB	x 0-0 ③ FC6-4 1-2f		x 0-0 ③ 6-3			x 0-0 ② F4			3	1	0	0	1	0	2
Bob Boyd, L (1, 3) OBP: 0.335, SLG: 0.435	x 0-0 1B 1-2 1B		x 0-0 ① F6		x 0-0 1B 2B		x 0-0 ③ 1-6-3			4	1	2	0	0	0	0
Bob Nieman, R (1, 7) OBP: 0.414, SLG: 0.581 Dick Williams, R (9, 7) OBP: 0.351, SLG: 0.350	x 0-0 ① F9		x 0-0 CS 1B		x 0-0 ① 6-3			x 0-0 ① L8		4 0	0 0	1 0	0 0	0 0	0 0	3 0
Gene Woodling, L (1, 9) OBP: 0.391, SLG: 0.411 Al Pilarcik, L (9, 9) OBP: 0.310, SLG: 0.309	x 0-0 FC6-4 1-2 2-H 1B		x 0-0 ② 1-2 2B		x 0-0 ② 2-H 1B			x 0-0 ② F8		4 0	0 0	3 0	2 0	0 0	0 0	0 0
Gus Triandos, R (1, 2) OBP: 0.332, SLG: 0.483	SSS 0-3 ② K		BBBB 4-0 BB		x 0-0 ③ F3			x 0-0 1B		3	0	1	0	1	1	2
Brooks Robinson, R (1, 5) OBP: 0.304, SLG: 0.339	x 0-0 ③ FC6-4 1-2f		x 0-0 ③ F4			x 0-0 G1-6-3 1B		x 0-0 ③ F9		4	0	1	0	0	0	5
Billy Gardner, R (1, 4) OBP: 0.285, SLG: 0.319		x 0-0 ① F5		x 0-0 ① F3		x 0-0 ①② G1-6-3 1-2f				3	0	0	0	0	0	1
Willy Miranda, S (1, 6) OBP: 0.222, SLG: 0.210		SSS 0-3 ② K		x 0-0 2B		x 0-0 ③ 5-3				3	0	1	0	0	1	0
Arnie Portocarrero, R (1, 1) OBP: 0.208, SLG: 0.216 Billy Loes, R (6, 1) OBP: 0.107, SLG: 0.077 Billy O'Dell, S (7, 1) OBP: 0.158, SLG: 0.170		x 0-0 FC6-4 1B		SSS 0-3 ② K			SSS 0-3 ① K2-3			2 0 1	0 0 0	1 0 0	0 0 0	0 0 1	1 0 0	1 0 0
Inning Stats	R: 1 H: 2 E: 0 LOB: 2 K: 1 BB: 1 S: 7 P: 11	R: 0 H: 1 E: 0 LOB: 1 K: 1 BB: 0 S: 6 P: 6	R: 0 H: 2 E: 0 LOB: 2 K: 0 BB: 1 S: 4 P: 8	R: 0 H: 1 E: 0 LOB: 1 K: 1 BB: 0 S: 6 P: 6	R: 1 H: 2 E: 0 LOB: 0 K: 0 BB: 0 S: 4 P: 4	R: 0 H: 1 E: 0 LOB: 0 K: 0 BB: 0 S: 3 P: 3	R: 0 H: 0 E: 0 LOB: 0 K: 1 BB: 0 S: 5 P: 5	R: 0 H: 1 E: 0 LOB: 1 K: 0 BB: 0 S: 4 P: 4		1B: 7 SF: 0 2B: 3 SAC: 0 3B: 0 DP: 1 HR: 0 HBP: 0				WP: 0 PA: 33 PB: 0 SB: 0 CS: 1		

PITCHER		IP	WLS	BF	H	R	ER	SO	BB	IBB	HBP	BLK	WP	HR	S	P	ERA	WHIP
Frank Sullivan, R ERA: 3.84	(1, 1)	6.0	L	26	9	2	2	3	2	0	0	0	0	0	30	38	3.00	1.833
Murray Wall, R ERA: 3.44	(7, 1)	2.0		7	1	0	0	1	0	0	0	0	0	0	9	9	0.00	0.500

PITCHER	IP	WLS	BF	H	R	ER	SO	BB	IBB	HBP	BLK	WP	HR	S	P	ERA	WHIP

BOTTOM

Boston Red Sox @ Baltimore Orioles

Memorial Stadium, Baltimore, MD

Wed Aug 13 1958, 3:33 AM EDT

Att. 24,101 - Unknown

livebaseballscorecards.com

AB	31
R	2
H	10
RBI	2
BB	2
SO	4
LOB	14

Batter	1	2	3	4	5	6	7	8	9	AB	R	H	RBI	BB	SO	LOB
Eddie Yost, R (1, 5) OBP: 0.362, SLG: 0.333	S S S 0-3 ① K		x 0-0 ② F8 2-3		x 0-0 ① ② G5-4-3 1-2f		B B B B 4-0 FC6-4 1B 1B BB	x 0-0 ③ L5		4	1	0	0	1	1	3
Albie Pearson, L (1, 8) OBP: 0.357, SLG: 0.359	x 0-0 ② F6		x 0-0 ③ F6		x 0-0 2B 2B		S S S 0-3 ① K		x 0-0 ① 4-3	5	1	1	0	0	1	2
Roy Sievers, R (1, 7) OBP: 0.381, SLG: 0.599	B B B B 4-0 FC6-4 BB			x 0-0 ① F8	x 0-0 2-H 2B		x 0-0 FC6-4 1-2 1B		x 0-0 ② F3	4	0	2	1	1	0	0
Jim Lemon, R (1, 9) OBP: 0.312, SLG: 0.494	x 0-0 ③ FC6-4 1-2f			x 0-0 HR	x 0-0 ③ 5-3		x 0-0 ② FC6-4 1B 1-2f 2-3		x 0-0 ③ F6	5	1	1	1	0	0	4
Ed Fitz Gerald, R (1, 3) OBP: 0.354, SLG: 0.347 Julio Becquer, L (7, PR) OBP: 0.280, SLG: 0.274 (7, 3)		S S S 0-3 ① K		B B B B 4-0 E 1B BB		x 0-0 ① F6	x 0-0 1-2 3-H 1B			3 0	0 0	1 0	1 0	1 0	1 0	0 0
Herb Plews, L (1, 4) OBP: 0.315, SLG: 0.347		x 0-0 ② F5		x 0-0 1-3 1B		x 0-0 ② 1-3	S S S 0-3 ③ K			4	0	1	0	0	1	2
Clint Courtney, L (1, 2) OBP: 0.331, SLG: 0.329		x 0-0 ③ F8		S S S 0-3 ② K		x 0-0 1B 1B		x 0-0 F8 SH3-4 1B		4	0	2	0	0	1	2
Ossie Alvarez, R (1, 6) OBP: 0.272, SLG: 0.241			x 0-0 F8 SH1-3 1B	x 0-0 ③ 5-3		x 0-0 1-2 1B		x 0-0 ① SH3-4 1-2		3	0	2	0	0	0	2
Vito Valentinetti, R (1, 1) OBP: 0.182, SLG: 0.182			x 0-0 ① SH1-3 1-2		x 0-0 G5-4-3 1B	S S S 0-3 ③ K		x 0-0 ② F8 2-3		3	0	1	0	0	1	3
Inning Stats	R: 0 H: 0 E: 0 LOB: 1 K: 1 BB: 1 S: 5 P: 9	R: 0 H: 0 E: 0 LOB: 0 K: 1 BB: 0 S: 5 P: 5	R: 0 H: 1 E: 0 LOB: 1 K: 0 BB: 0 S: 4 P: 4	R: 1 H: 2 E: 1 LOB: 2 K: 1 BB: 1 S: 7 P: 11	R: 1 H: 3 E: 0 LOB: 1 K: 0 BB: 0 S: 5 P: 5	R: 0 H: 2 E: 0 LOB: 2 K: 1 BB: 0 S: 7 P: 7	R: 1 H: 2 E: 0 LOB: 2 K: 2 BB: 1 S: 9 P: 13	R: 0 H: 1 E: 0 LOB: 1 K: 0 BB: 0 S: 4 P: 4	R: 0 H: 0 E: 0 LOB: 0 K: 0 BB: 0 S: 3 P: 3	1B: 8 2B: 2 3B: 0 HR: 1	SF: 0 SAC: 2 DP: 1 HBP: 0					

PITCHER	IP	WLS	BF	H	R	ER	SO	BB	IBB	HBP	BLK	WP	HR	S	P	ERA	WHIP
Jack Harshman, L (1, 1) ERA: 2.8	9.0	L	40	11	3	3	6	3	0	0	0	0	1	49	61	3.00	1.556

PITCHER	IP	WLS	BF	H	R	ER	SO	BB	IBB	HBP	BLK	WP	HR	S	P	ERA	WHIP

Washington Senators @ Baltimore Orioles

Memorial Stadium, Baltimore, MD

Fri Aug 15 1958, 7:05 PM EDT

Att. 7,375 - Unknown

TOP

livebaseballscorecards.com

AB	35
R	3
H	11
RBI	3
BB	3
SO	6
LOB	18

WP: 0 PA: 40
PB: 0
SB: 0
CS: 0

Batter	1	2	3	4	5	6	7	8	9	AB	R	H	RBI	BB	SO	LOB
Jim Busby, R (1, 8) OBP: 0.300, SLG: 0.303	4-3		L7			6-3		1-3 2B		4	0	1	0	0	0	0
Bob Boyd, L (1, 3) OBP: 0.337, SLG: 0.447	FC5 1B 1B		HR			4-3		F7		4	1	2	1	0	0	2
Bob Nieman, R (1, 7) S S S OBP: 0.411, SLG: 0.576 Al Pilarcik, L (5, 9) OBP: 0.308, SLG: 0.307	K		6-3			4-3			F8	2 2	0 0	0 0	0 0	0 0	1 0	1 0
Gene Woodling, L (1, 9) (5, 7) OBP: 0.390, SLG: 0.409	1-2 1B			F7			F7		F8	4	0	1	0	0	0	0
Gus Triandos, R (1, 2) OBP: 0.331, SLG: 0.479	FC5 2-3f			B B B B 4-0 G6-4-3 BB			F3		F8	3	0	0	0	1	0	2
Brooks Robinson, R (1, 5) (9, 4) OBP: 0.302, SLG: 0.336		F2		G6-4-3 1-2f			F8			3	0	0	0	0	0	1
Billy Gardner, R (1, 4) (9, 6) OBP: 0.283, SLG: 0.317		L3			F4			F6		3	0	0	0	0	0	0
Willy Miranda, S (1, 6) OBP: 0.219, SLG: 0.208 Dick Williams, R (8, PH) OBP: 0.350, SLG: 0.349 (9, 5)		1-3			F6			F3		2 1	0 0	0 0	0 0	0 0	0 0	0 0
Jack Harshman, L (1, 1) OBP: 0.321, SLG: 0.385			G3		F3			2B 1B		3	0	1	0	0	0	0
Inning Stats	R: 0 H: 2 E: 0 LOB: 2 K: 1 BB: 0 S: 7 P: 7	R: 0 H: 0 E: 0 LOB: 0 K: 0 BB: 0 S: 3 P: 3	R: 1 H: 1 E: 0 LOB: 0 K: 0 BB: 0 S: 4 P: 4	R: 0 H: 0 E: 0 LOB: 0 K: 0 BB: 1 S: 2 P: 6	R: 0 H: 0 E: 0 LOB: 0 K: 0 BB: 0 S: 3 P: 3	R: 0 H: 0 E: 0 LOB: 0 K: 0 BB: 0 S: 3 P: 3	R: 0 H: 0 E: 0 LOB: 0 K: 0 BB: 0 S: 3 P: 3	R: 0 H: 2 E: 0 LOB: 2 K: 0 BB: 0 S: 5 P: 5	R: 0 H: 0 E: 0 LOB: 0 K: 0 BB: 0 S: 3 P: 3	1B: 3 SF: 0 2B: 1 SAC: 0 3B: 0 DP: 1 HR: 1 HBP: 0						

PITCHER	IP	WLS	BF	H	R	ER	SO	BB	IBB	HBP	BLK	WP	HR	S	P	ERA	WHIP
Vito Valentinetti, R (1, 1) ERA: 3.93	9.0	W	32	5	1	1	1	1	0	0	0	0	1	33	37	1.00	0.667

PITCHER	IP	WLS	BF	H	R	ER	SO	BB	IBB	HBP	BLK	WP	HR	S	P	ERA	WHIP

BOTTOM

Washington Senators @ Baltimore Orioles

Memorial Stadium, Baltimore, MD

Fri Aug 15 1958, 7:05 PM EDT

Att. 7,375 - Unknown

livebaseballscorecards.com

AB	31
R	1
H	5
RBI	1
BB	1
SO	1
LOB	6

WP: 0 PA: 32
PB: 0
SB: 0
CS: 0

Batter	1	2	3	4	5	6	7	8	9	AB	R	H	RBI	BB	SO	LOB
Eddie Yost, R (1, 5) OBP: 0.360, SLG: 0.331	5-3		F9			F5			E6	2	0	0	0	0	0	0
Ken Aspromonte, R (4, 5) OBP: 0.300, SLG: 0.322										2	0	0	0	0	0	0
Albie Pearson, L (1, 8) OBP: 0.358, SLG: 0.359	FC5-4 1B			BBBB 1B BB		SSS K			F5	3	0	1	0	1	1	1
Roy Sievers, R (1, 7) OBP: 0.379, SLG: 0.595	SSS K			1-2 1B		SSS K			F6	4	0	1	0	0	2	2
Jim Lemon, R (1, 9) OBP: 0.309, SLG: 0.489	1-2f FC5-4			SSS K			SSS K		F9	4	0	0	0	0	2	4
Ed Fitz Gerald, R (1, 3) OBP: 0.341, SLG: 0.333		5-3		SSS K			F7			3	0	0	0	0	1	2
Herb Plews, L (1, 4) OBP: 0.311, SLG: 0.343		F7		F5			F4			3	0	0	0	0	0	2
Clint Courtney, L (1, 2) OBP: 0.330, SLG: 0.328		5-3			SSS K			F7		1	0	0	0	0	0	0
Steve Korcheck, R (4, 2) OBP: 0.102, SLG: 0.167										2	0	0	0	0	1	0
Ossie Alvarez, R (1, 6) OBP: 0.267, SLG: 0.236			F7		SSS K			F3		3	0	0	0	0	1	0
Pedro Ramos, S (1, 1) OBP: 0.257, SLG: 0.275			F4		G3			F9		1	0	0	0	0	0	0
Hal Griggs, R (3, 1) OBP: 0.125, SLG: 0.205										1	0	0	0	0	0	0
Rocky Bridges, R (8, PH) OBP: 0.357, SLG: 0.405										1	0	0	0	0	0	0
Jim Constable, S (8, 1) OBP: 0.750, SLG: 1.000										0	0	0	0	0	0	0

TOP

Washington Senators @ Baltimore Orioles

Memorial Stadium, Baltimore, MD

Sat Aug 16 1958, 7:05 PM EDT

Att. 7,767 - Unknown

livebaseballscorecards.com

AB	30
R	0
H	2
RBI	0
BB	1
SO	8
LOB	11

Inning Stats	1	2	3	4	5	6	7	8	9
R	0	0	0	0	0	0	0	0	0
E	0	0	0	0	0	0	0	1	0
K	1	0	0	2	2	2	1	0	0
S	6	3	3	8	7	7	5	3	4
H	1	0	0	1	0	0	0	0	0
LOB	1	0	0	2	0	0	0	1	1
BB	0	0	0	1	0	0	0	0	0
P	6	3	3	12	7	7	5	3	4

1B	2
2B	0
3B	0
HR	0
SF	0
SAC	0
DP	0
HBP	0

WP	0
PB	0
SB	0
CS	0
PA	31

PITCHER	IP	W/L/S	BF	H	R	ER	SO	BB	IBB	HBP	BLK	WP	HR	S	P	ERA	WHIP
Billy O'Dell, L (1, 1) ERA: 2.9	9.0	W	31	2	0	0	8	1	0	0	0	0	0	46	50	0.00	0.333

PITCHER	IP	W/L/S	BF	H	R	ER	SO	BB	IBB	HBP	BLK	WP	HR	S	P	ERA	WHIP

Batter	1	2	3	4	5	6	7	8	9	AB	R	H	RBI	BB	SO	LOB
Dick Williams, R (1, 8) (9, 7) OBP: 0.350, SLG: 0.360	5-3		HR F8			F8	2-H 1B			5	1	2	2	0	0	1
Bob Boyd, L (1, 3) OBP: 0.341, SLG: 0.450	4-3		E 2B 1B	WP 1B		FC5-4 1B	F3			5	1	3	0	0	0	1
Jim Marshall, L (8, 3) OBP: 0.279, SLG: 0.349										0	0	0	0	0	0	0
Gene Woodling, L (1, 9) OBP: 0.389, SLG: 0.418	HR		E4 1-2 2B	SSS K 1-2		FC5-4 S 1-2f 2B		1-3		3	2	1	1	0	1	2
Al Pilarcik, L (5, 9) OBP: 0.306, SLG: 0.306										2	1	0	0	0	0	1
Gus Triandos, R (1, 2) OBP: 0.335, SLG: 0.487	1B		1-H 2-H 1B 2B	F9		1-H 2B		SSS K		4	1	3	3	0	0	1
Joe Ginsberg, L (7, 2) OBP: 0.326, SLG: 0.346										1	0	0	0	0	1	0
Joe Taylor, R (1, 7) OBP: 0.327, SLG: 0.449	F7		2-H 1B 1B	SSS K		BBBB BB		6-3		4	1	1	1	1	1	2
Jim Busby, R (9, 8) OBP: 0.300, SLG: 0.303										0	0	0	0	0	0	0
Brooks Robinson, R (1, 5) OBP: 0.302, SLG: 0.335		F9	1-2 1B		SSS K	F2				4	0	1	0	0	1	2
Billy Gardner, R (1, 4) OBP: 0.283, SLG: 0.316		F2	1-3 2-H 1B		F5		SSS K			4	1	1	1	0	1	0
Willy Miranda, S (1, 6) OBP: 0.231, SLG: 0.221		FC6 1B	S 1-3 2-H 1B		SSS K FC4-6		PB 1B 1B			4	1	3	1	0	1	0
Billy O'Dell, S (1, 1) OBP: 0.148, SLG: 0.158		1-2f FC6	1-2 1-3		1-2f FC4-6		1-2 F5			4	0	0	0	0	0	4
Inning Stats	R: 1 E: 0 K: 0 S: 5 H: 2 LOB: 1 BB: 0 P: 5	R: 0 E: 0 K: 0 S: 4 H: 1 LOB: 1 BB: 0 P: 4	R: 6 E: 1 K: 0 S: 10 H: 7 LOB: 1 BB: 0 P: 10	R: 0 E: 0 K: 2 S: 8 H: 1 LOB: 1 BB: 0 P: 8	R: 0 E: 0 K: 2 S: 8 H: 0 LOB: 1 BB: 0 P: 8	R: 1 E: 0 K: 0 S: 5 H: 2 LOB: 2 BB: 1 P: 9	R: 1 E: 0 K: 1 S: 7 H: 2 LOB: 1 BB: 0 P: 7	R: 0 E: 0 K: 1 S: 5 H: 0 LOB: 0 BB: 0 P: 5		1B: 11 2B: 2 3B: 0 HR: 2 SF: 0 SAC: 0 DP: 0 HBP: 0						

PITCHER	IP	WLS	BF	H	R	ER	SO	BB	IBB	HBP	BLK	WP	HR	S	P	ERA	WHIP
Pedro Ramos, R (1, 1) ERA: 4.02	2.0	L	15	8	7	6	0	0	0	0	0	0	2	15	15	27.00	4.000
Hal Griggs, R (3, 1) ERA: 5.37	5.0		23	7	2	1	5	1	0	0	0	1	0	32	36	1.80	1.600
Jim Constable, L (8, 1) ERA: 8.48	1.0		3	0	0	0	1	0	0	0	0	0	0	5	5	0.00	0.000

PITCHER	IP	WLS	BF	H	R	ER	SO	BB	IBB	HBP	BLK	WP	HR	S	P	ERA	WHIP

BOTTOM

Washington Senators @ Baltimore Orioles

Memorial Stadium, Baltimore, MD

Sat Aug 16 1958, 7:05 PM EDT

Att. 7,767 - Unknown

livebaseballscorecards.com

AB	40
R	9
H	15
RBI	9
BB	1
SO	6
LOB	14

WP: 1 PA: 41
PB: 2
SB: 2
CS: 0

Batter	1	2	3	4	5	6	7	8	9	AB	R	H	RBI	BB	SO	LOB
Herb Plews, L (1, 4) OBP: 0.307, SLG: 0.338	F8		F8			G3		F8		4	0	0	0	0	0	1
Albie Pearson, L (1, 8) OBP: 0.357, SLG: 0.358	1B			4-3		G3			E3	4	0	1	0	0	0	0
Roy Sievers, R (1, 7) OBP: 0.376, SLG: 0.589	F2			F8		F5			F7	4	0	0	0	0	0	2
Clint Courtney, L (1, 2) OBP: 0.327, SLG: 0.325	F4			6-3			4-3		F7	4	0	0	0	0	0	2
Jim Lemon, R (1, 9) OBP: 0.308, SLG: 0.494		K			HR		F8		F8	4	1	1	1	0	1	1
Julio Becquer, L (1, 3) OBP: 0.273, SLG: 0.267		K			F9		K			3	0	0	0	0	2	0
Eddie Yost, R (1, 5) OBP: 0.360, SLG: 0.329		F6			6-3 BB			5-3		2	0	0	0	1	0	0
Ossie Alvarez, R (1, 6) OBP: 0.264, SLG: 0.233 Faye Throneberry, L (8, PH) OBP: 0.254, SLG: 0.327 Rocky Bridges, R (8, 6) OBP: 0.357, SLG: 0.405			K		6-3 1-2			1B		2 1 0	0 0 0	0 1 0	0 0 0	0 0 0	1 0 0	1 0 0
Russ Kemmerer, R (1, 1) OBP: 0.158, SLG: 0.127 Neil Chrisley, L (8, PH) OBP: 0.272, SLG: 0.370 Dick Hyde, R (8, 1)			6-3		K			F6		2 1 0	0 0 0	0 0 0	0 0 0	0 0 0	1 0 0	1 1 0
Inning Stats	R: 0 E: 0 K: 0 S: 4 H: 1 LOB: 1 BB: 0 P: 4	R: 0 E: 0 K: 2 S: 7 H: 0 LOB: 0 BB: 0 P: 7	R: 0 E: 0 K: 1 S: 5 H: 0 LOB: 0 BB: 0 P: 5	R: 0 E: 0 K: 0 S: 3 H: 0 LOB: 0 BB: 0 P: 3	R: 1 E: 0 K: 1 S: 6 H: 1 LOB: 1 BB: 1 P: 10	R: 0 E: 0 K: 0 S: 3 H: 0 LOB: 0 BB: 0 P: 3	R: 0 E: 0 K: 1 S: 5 H: 0 LOB: 0 BB: 0 P: 5	R: 0 E: 0 K: 0 S: 4 H: 1 LOB: 1 BB: 0 P: 4	R: 0 E: 1 K: 0 S: 4 H: 0 LOB: 1 BB: 0 P: 4	1B: 2 2B: 0 3B: 0 HR: 1	SF: 0 SAC: 0 DP: 0 HBP: 0			WP: 0 PB: 0 SB: 0 CS: 0	PA: 32	

PITCHER	IP	WLS	BF	H	R	ER	SO	BB	IBB	HBP	BLK	WP	HR	S	P	ERA	WHIP
Connie Johnson, R (1, 1) ERA: 3.42	9.0	W	32	3	1	1	5	1	0	0	0	0	1	41	45	1.00	0.444

PITCHER	IP	WLS	BF	H	R	ER	SO	BB	IBB	HBP	BLK	WP	HR	S	P	ERA	WHIP

TOP

Washington Senators @ Baltimore Orioles

Memorial Stadium, Baltimore, MD

Sun Aug 17 1958, 3:33 AM EDT

Att. 6,588 - Unknown

livebaseballscorecards.com

AB	31
R	1
H	3
RBI	1
BB	1
SO	5
LOB	9

Batter	1	2	3	4	5	6	7	8	9	AB	R	H	RBI	BB	SO	LOB
Dick Williams, R (1, 8) OBP: 0.349, SLG: 0.359	5-3		G6-4-3 1-2f			F8		FC3-6 2-3 1B		4	0	1	0	0	0	1
Jim Busby, R (9, 8) OBP: 0.300, SLG: 0.303										0	0	0	0	0	0	0
Bob Boyd, L (1, 3) OBP: 0.344, SLG: 0.452	1B 2B			BBBB FC6 BB		4-3		FC3-6 1-2f		3	1	1	0	1	0	1
Gene Woodling, L (1, 7) OBP: 0.392, SLG: 0.420	2-H 1B			FC6 PB 1-2f		1B				3	0	2	1	0	0	1
Gus Triandos, R (1, 2) OBP: 0.333, SLG: 0.483	F9			F9 1-2		F7				3	0	0	0	0	0	2
Joe Taylor, R (1, 9) OBP: 0.310, SLG: 0.423		6-3		SSS K			5-3			3	0	0	0	0	1	1
Al Pilarcik, L (8, 9) OBP: 0.306, SLG: 0.306										0	0	0	0	0	0	0
Brooks Robinson, R (1, 5) OBP: 0.302, SLG: 0.333		6-3			BBBB SH1-3 SH SF4-2-5 BB		6-3			2	1	0	0	1	0	0
Billy Gardner, R (1, 4) OBP: 0.282, SLG: 0.315		F3			SH SF4-2-5 SH1-3 1-2		6-3			2	0	0	0	0	0	0
Willy Miranda, S (1, 6) OBP: 0.234, SLG: 0.224			E3 G6-4-3		SH1-3 1-2 2-3			1B SH1-4 1B		2	0	1	0	0	0	0
Connie Johnson, R (1, 1) OBP: 0.267, SLG: 0.259			SSS K		SF4-2-5 2-3 3-H			SH1-4 1-2		1	0	0	1	0	1	1
Inning Stats	R: 1 H: 2 E: 0 LOB: 0 K: 0 BB: 0 S: 4 P: 4	R: 0 H: 0 E: 0 LOB: 0 K: 0 BB: 0 S: 3 P: 3	R: 0 H: 0 E: 1 LOB: 0 K: 1 BB: 0 S: 5 P: 5	R: 0 H: 0 E: 0 LOB: 1 K: 1 BB: 1 S: 5 P: 9	R: 1 H: 0 E: 1 LOB: 0 K: 0 BB: 1 S: 3 P: 7	R: 0 H: 1 E: 0 LOB: 1 K: 0 BB: 0 S: 4 P: 4	R: 0 H: 0 E: 0 LOB: 0 K: 0 BB: 0 S: 3 P: 3	R: 0 H: 2 E: 0 LOB: 1 K: 0 BB: 0 S: 4 P: 4		1B: 4 SF: 1 2B: 2 SAC: 3 3B: 0 DP: 2 HR: 0 HBP: 0						

PITCHER		IP	WLS	BF	H	R	ER	SO	BB	IBB	HBP	BLK	WP	HR	S	P	ERA	WHIP
Russ Kemmerer, R ERA: 4.53	(1, 1)	7.0	L	25	3	2	1	2	2	0	0	0	0	0	27	35	1.29	0.714
Dick Hyde, R ERA: 2.05	(8, 1)	1.0		4	2	0	0	0	0	0	0	0	0	0	4	4	0.00	2.000

PITCHER	IP	WLS	BF	H	R	ER	SO	BB	IBB	HBP	BLK	WP	HR	S	P	ERA	WHIP

BOTTOM

Washington Senators @ Baltimore Orioles

Memorial Stadium, Baltimore, MD

Sun Aug 17 1958, 3:33 AM EDT

Att. 6,588 - Unknown

livebaseballscorecards.com

AB	23
R	2
H	5
RBI	2
BB	2
SO	2
LOB	7

1B: 4 SF: 1
2B: 2 SAC: 3
3B: 0 DP: 2
HR: 0 HBP: 0

WP: 0 PA: 29
PB: 1
SB: 0
CS: 0

Kansas City Athletics @ Baltimore Orioles

Memorial Stadium, Baltimore, MD

Mon Aug 18 1958, 3:33 AM EDT

Att. 4,741 - Unknown

TOP

livebaseballscorecards.com

Batter	1	2	3	4	5	6	7	8	9	AB	R	H	RBI	BB	SO	LOB
Bill Tuttle, R (1, 8) OBP: 0.334, SLG: 0.357	F4		F6		F8		G6-4-3 1-2f			4	0	0	0	0	0	3
Preston Ward, L (1, 3) OBP: 0.341, SLG: 0.399	G3		L8-3 1-2			1B SH2-4 1B		F7		4	0	1	0	0	0	1
Hector Lopez, R (1, 4) OBP: 0.315, SLG: 0.382	E5			F9		SH2-4 1-2		4-3		3	0	0	0	0	0	0
Roger Maris, L (1, 9) OBP: 0.311, SLG: 0.463	F3			1B SF9 1B		F6		HR		4	2	2	1	0	0	2
Harry Simpson, L (1, 7) OBP: 0.332, SLG: 0.388		K		1-3 1B		2-3 1B		1B		4	0	3	0	0	1	0
Hal Smith, R (1, 5) OBP: 0.284, SLG: 0.368		K		SF9 3-H		F8		F9		3	0	0	1	0	1	3
Harry Chiti, R (1, 2) OBP: 0.301, SLG: 0.403		BB		K			F9 1B 1B	4-3		2	0	1	0	1	1	1
Frank House, L (9, PH) OBP: 0.301, SLG: 0.402										1	0	0	0	0	0	0
Joe Demaestri, R (1, 6) OBP: 0.241, SLG: 0.280		L7			F3		G6-4-3 1-2 1B	K		3	0	1	0	0	0	1
Whitey Herzog, L (9, PH) OBP: 0.337, SLG: 0.257										1	0	0	0	1	0	0
Ralph Terry, R (1, 1) OBP: 0.176, SLG: 0.180			L8-3 1B		4-3		F9 2-3	L8		2	0	1	0	0	0	0
Ray Herbert, R (6, 1) OBP: 0.294, SLG: 0.267										0	0	0	0	0	0	0
Bob Martyn, L (7, PH) OBP: 0.346, SLG: 0.423										1	0	0	0	0	0	2
Walt Craddock, R (7, 1)										0	0	0	0	0	0	0
Bob Cerv, R (9, PH) OBP: 0.374, SLG: 0.613										1	0	0	0	0	0	0
Inning Stats	R: 0 E: 1 K: 0 S: 4 H: 0 LOB: 1 BB: 0 P: 4	R: 0 E: 0 K: 2 S: 7 H: 0 LOB: 1 BB: 1 P: 11	R: 0 E: 0 K: 0 S: 3 H: 1 LOB: 0 BB: 0 P: 3	R: 1 E: 0 K: 1 S: 7 H: 2 LOB: 1 BB: 0 P: 7	R: 0 E: 0 K: 0 S: 3 H: 0 LOB: 0 BB: 0 P: 3	R: 0 E: 0 K: 0 S: 5 H: 2 LOB: 2 BB: 0 P: 5	R: 0 E: 0 K: 0 S: 4 H: 2 LOB: 1 BB: 0 P: 4	R: 1 E: 0 K: 0 S: 5 H: 2 LOB: 1 BB: 0 P: 5	R: 0 E: 0 K: 1 S: 5 H: 0 LOB: 0 BB: 0 P: 5	1B: 8 2B: 1 3B: 0 HR: 1 SF: 1 SAC: 1 DP: 2 HBP: 0						

	AB	33
	R	2
	H	9
	RBI	2
	BB	1
	SO	4
	LOB	13

WP: 0 PB: 0 SB: 0 CS: 0 PA: 36

PITCHER	IP	WLS	BF	H	R	ER	SO	BB	IBB	HBP	BLK	WP	HR	S	P	ERA	WHIP
Hal Brown, R (1, 1) ERA: 3.34	9.0	W	36	9	2	2	4	1	0	0	0	0	1	43	47	2.00	1.111

PITCHER	IP	WLS	BF	H	R	ER	SO	BB	IBB	HBP	BLK	WP	HR	S	P	ERA	WHIP

Batter	1	2	3	4	5	6	7	8	9	AB	R	H	RBI	BB	SO	LOB
Dick Williams, R (1, 8) (8, 7) OBP: 0.349, SLG: 0.369	F3		SH1-4 1-2 2-3		F3	HR 1-H 2-H				3	1	1	3	0	0	0
Bob Boyd, L (1, 3) OBP: 0.342, SLG: 0.449	K		FC S 2-3 3-H			HR 1B 4-3				4	1	1	1	0	1	1
Gene Woodling, L (1, 7) OBP: 0.393, SLG: 0.429 Jim Busby, R (8, 8) OBP: 0.300, SLG: 0.303	BB		K 1-2			HR 1-H	G3			3 0	1 0	1 0	2 0	1 0	1 0	2 0
Gus Triandos, R (1, 2) OBP: 0.329, SLG: 0.478	5-3		K			6-3	F4			4	0	0	0	0	1	3
Joe Taylor, R (1, 9) OBP: 0.306, SLG: 0.411 Al Pilarcik, L (8, 9) OBP: 0.306, SLG: 0.306		F5	K			1B E 1B	K			4 0	1 0	1 0	0 0	0 0	2 0	0 0
Brooks Robinson, R (1, 5) OBP: 0.299, SLG: 0.330		K	F5			F6		F2		4	0	0	0	0	1	1
Billy Gardner, R (1, 4) OBP: 0.281, SLG: 0.314		F7	K			E 1B 1-3 1B		4-3		4	1	1	0	0	1	0
Willy Miranda, S (1, 6) OBP: 0.240, SLG: 0.231			SH1-4 HBP FC 1B		F5	E9 1B 1-3 HR 3-H 1B		F9		4	2	2	1	0	0	0
Hal Brown, R (1, 1) OBP: 0.250, SLG: 0.263			FC SH1-4 1-2 HBP		F7	HR 1-2 3-H 1B				2	1	1	1	0	0	0
Inning Stats	R: 0 H: 0 E: 0 LOB: 1 K: 1 BB: 1 S: 5 P: 9	R: 0 H: 0 E: 0 LOB: 0 K: 1 BB: 0 S: 5 P: 5	R: 1 H: 1 E: 0 LOB: 2 K: 2 BB: 0 S: 9 P: 10	R: 0 H: 0 E: 0 LOB: 0 K: 2 BB: 0 S: 7 P: 7	R: 0 H: 0 E: 0 LOB: 0 K: 0 BB: 0 S: 3 P: 3	R: 7 H: 7 E: 1 LOB: 0 K: 0 BB: 0 S: 10 P: 10	R: 0 H: 0 E: 0 LOB: 0 K: 1 BB: 0 S: 5 P: 5	R: 0 H: 0 E: 0 LOB: 0 K: 0 BB: 0 S: 3 P: 3		1B: 6 SF: 0 2B: 0 SAC: 1 3B: 0 DP: 0 HR: 2 HBP: 1				WP: 0 PA: 35 PB: 0 SB: 1 CS: 0		

PITCHER	IP	WLS	BF	H	R	ER	SO	BB	IBB	HBP	BLK	WP	HR	S	P	ERA	WHIP
Ralph Terry, R (1, 1) ERA: 4.28	5.2	L	26	6	6	6	6	1	0	1	0	0	1	36	41	9.53	1.235
Ray Herbert, R (6, 1) ERA: 4.27	0.1		3	2	2	2	0	0	0	0	0	0	1	3	3	54.00	6.000
Walt Craddock, L (7, 1) ERA: 4.72	2.0		6	0	0	0	1	0	0	0	0	0	0	8	8	0.00	0.000

PITCHER	IP	WLS	BF	H	R	ER	SO	BB	IBB	HBP	BLK	WP	HR	S	P	ERA	WHIP

BOTTOM

Kansas City Athletics @ Baltimore Orioles

Memorial Stadium, Baltimore, MD

Mon Aug 18 1958, 3:33 AM EDT

Att. 4,741 - Unknown

livebaseballscorecards.com

AB	32
R	8
H	8
RBI	8
BB	1
SO	7
LOB	7

Batter	1	2	3	4	5	6	7	8	9	AB	R	H	RBI	BB	SO	LOB
Whitey Herzog, L (1, 3) OBP: 0.330, SLG: 0.244	F5			F7		BB 1B 1B	1-3 2-3		K	4	1	0	0	1	1	1
Bob Martyn, L (1, 9) (8, 7) OBP: 0.347, SLG: 0.429	6-3			4-3		1-2 1B 1B	1B 3-H 2B		4-3	5	1	2	1	0	0	0
Hector Lopez, R (1, 4) OBP: 0.319, SLG: 0.384	5-3			BB HBP		1-3 2-H 1B 1B	2-H 1B			3	1	2	1	0	0	0
Roger Maris, L (1, 8) (8, 9) OBP: 0.313, SLG: 0.462		F8		1-2 BB		1-3 3-H 1B 1B		3-1		3	0	1	1	1	0	0
Harry Simpson, L (1, 7) OBP: 0.331, SLG: 0.386 Bill Tuttle, R (8, PR) (8, 8) OBP: 0.334, SLG: 0.357		F8		4-3		K		HBP 1B		4 0	0 0	1 0	0 0	0 0	1 0	4 0
Hal Smith, R (1, 5) OBP: 0.288, SLG: 0.367	4-3		K	1-3 3-H 1B		1-2 HBP				3	0	1	1	0	1	0
Frank House, L (1, 2) OBP: 0.295, SLG: 0.393		G3	G3	F6		F7				4	0	0	0	0	0	4
Joe Demaestri, R (1, 6) OBP: 0.241, SLG: 0.282	5-3		F6	1-3 2B 2B		K				4	1	1	0	0	1	2
Ned Garver, R (1, 1) OBP: 0.190, SLG: 0.186	K			6-3	K				5-3	4	0	0	0	0	2	1
Inning Stats	R: 0 E: 0 K: 0 S: 3 H: 0 LOB: 0 BB: 0 P: 3	R: 0 E: 0 K: 0 S: 3 H: 0 LOB: 0 BB: 0 P: 3	R: 0 E: 0 K: 1 S: 5 H: 0 LOB: 0 BB: 0 P: 5	R: 0 E: 0 K: 0 S: 3 H: 0 LOB: 2 BB: 1 P: 8	R: 0 E: 0 K: 1 S: 5 H: 0 LOB: 0 BB: 0 P: 5	R: 3 E: 0 K: 1 S: 9 H: 4 LOB: 2 BB: 1 P: 13	R: 1 E: 0 K: 1 S: 7 H: 3 LOB: 2 BB: 0 P: 7	R: 0 E: 0 K: 1 S: 6 H: 1 LOB: 2 BB: 0 P: 7	R: 0 E: 0 K: 1 S: 5 H: 0 LOB: 0 BB: 0 P: 5	1B: 6 2B: 2 3B: 0 HR: 0 SF: 0 SAC: 0 DP: 0 HBP: 2						

TOP

Kansas City Athletics @ Baltimore Orioles

Memorial Stadium, Baltimore, MD

Tue Aug 19 1958, 3:33 AM EDT

Unknown

livebaseballscorecards.com

AB	34
R	4
H	8
RBI	4
BB	2
SO	6
LOB	12

PITCHER		IP	WLS	BF	H	R	ER	SO	BB	IBB	HBP	BLK	WP	HR	S	P	ERA	WHIP
Milt Pappas, R ERA: 4.3	(1, 1)	6.2	L	29	6	4	4	4	2	0	1	0	0	0	34	43	5.40	1.200
Charlie Beamon, R ERA: 4.7	(7, 1)	1.1		6	2	0	0	1	0	0	1	0	0	0	7	8	0.00	1.500
Ken Lehman, L ERA: 3.12	(9, 1)	1.0		3	0	0	0	1	0	0	0	0	0	0	5	5	0.00	0.000

PITCHER		IP	WLS	BF	H	R	ER	SO	BB	IBB	HBP	BLK	WP	HR	S	P	ERA	WHIP

WP	0
PB	0
SB	0
CS	0
PA	38

Batter	1	2	3	4	5	6	7	8	9	AB	R	H	RBI	BB	SO	LOB
Dick Williams, R (1, 8) OBP: 0.351, SLG: 0.371	5-3		1B			L3 1B		6-3		4	0	2	0	0	0	0
Bob Boyd, L (1, 3) OBP: 0.338, SLG: 0.443	F8		3-4-3			L3 1-2		1-3		4	0	0	0	0	0	2
Gene Woodling, L (1, 7) OBP: 0.391, SLG: 0.425	6-3			F8		BB			F7	3	0	0	0	1	0	0
Joe Ginsberg, L (1, 2) OBP: 0.313, SLG: 0.329		F2		1-3		L8			K	4	0	0	0	0	1	1
Joe Taylor, R (1, 9) OBP: 0.288, SLG: 0.383		K		F7			L4		F2	4	0	0	0	0	1	0
Brooks Robinson, R (1, 5) OBP: 0.301, SLG: 0.332		1B			6-3		E 1B			3	1	2	0	0	0	0
Billy Gardner, R (1, 4) OBP: 0.280, SLG: 0.312		F5			F4		E4 4-3-6 1-H			3	0	0	0	0	0	1
Willy Miranda, S (1, 6) OBP: 0.242, SLG: 0.233			F8		1B		4-3-6 1-2f			3	0	1	0	0	0	1
Milt Pappas, R (1, 1) OBP: 0.188, SLG: 0.344			5-3		F8			F4		2	0	0	0	0	0	1
Charlie Beamon, R (7, 1)										0	0	0	0	0	0	0
Al Pilarcik, L (8, PH) OBP: 0.306, SLG: 0.305										1	0	0	0	0	0	0
Ken Lehman, L (9, 1) OBP: 0.071, SLG: 0.071										0	0	0	0	0	0	0
Inning Stats	R: 0 E: 0 K: 0 S: 3 H: 0 LOB: 0 BB: 0 P: 3	R: 0 E: 0 K: 1 S: 6 H: 1 LOB: 1 BB: 0 P: 6	R: 0 E: 0 K: 0 S: 4 H: 1 LOB: 1 BB: 0 P: 4	R: 0 E: 0 K: 0 S: 3 H: 0 LOB: 0 BB: 0 P: 3	R: 0 E: 0 K: 0 S: 4 H: 1 LOB: 1 BB: 0 P: 4	R: 0 E: 0 K: 0 S: 3 H: 1 LOB: 1 BB: 1 P: 7	R: 1 E: 1 K: 0 S: 4 H: 1 LOB: 0 BB: 0 P: 4	R: 0 E: 0 K: 0 S: 3 H: 0 LOB: 0 BB: 0 P: 3	R: 0 E: 0 K: 1 S: 5 H: 0 LOB: 0 BB: 0 P: 5	1B: 5 2B: 2 3B: 0 HR: 0	SF: 0 SAC: 0 DP: 2 HBP: 0						

PITCHER	IP	WLS	BF	H	R	ER	SO	BB	IBB	HBP	BLK	WP	HR	S	P	ERA	WHIP
Ned Garver, R (1, 1) ERA: 3.76	9.0	W	32	5	1	0	2	1	0	0	0	0	0	35	39	0.00	0.667

PITCHER	IP	WLS	BF	H	R	ER	SO	BB	IBB	HBP	BLK	WP	HR	S	P	ERA	WHIP

BOTTOM

Kansas City Athletics @ Baltimore Orioles

Memorial Stadium, Baltimore, MD

Tue Aug 19 1958, 3:33 AM EDT

Unknown

livebaseballscorecards.com

AB	31
R	1
H	5
RBI	0
BB	1
SO	2
LOB	6

1B: 5 2B: 2 3B: 0 HR: 0

SF: 0 SAC: 0 DP: 2 HBP: 0

WP: 0 PB: 0 SB: 0 CS: 0

PA: 32

Batter	1	2	3	4	5	6	7	8	9	AB	R	H	RBI	BB	SO	LOB
Whitey Herzog, L (1, 3) OBP: 0.344, SLG: 0.289	0-0 2B 3B		0-0 ① F7	0-0 ③ 2-H 1B			S S S 0-3 ① K		x 0-0 1B 1B	5	1	3	1	0	1	0
Bob Martyn, L (1, 9) (8, 7) OBP: 0.354, SLG: 0.439	0-0 5-3 3-H 2B		0-0 FC4-6 1B		0-0 L6-3 1B		0-0 ② L5		0-0 ① F7	5	0	3	1	0	0	1
Hector Lopez, R (1, 4) OBP: 0.318, SLG: 0.380	0-0 ① 5-3 2-3		0-0 ② FC4-6 1-2f		0-0 ① ② L6-3 1-2		B B B B 4-0 BB		0-0 ② F8	4	0	0	0	1	0	4
Roger Maris, L (1, 8) (8, 9) OBP: 0.312, SLG: 0.459	0-0 ② F8		0-0 ③ F4		S S S 0-3 ③ K		0-0 ③ F9		0-0 1B 1-2 1B	5	0	1	0	0	1	3
Harry Simpson, L (1, 7) OBP: 0.333, SLG: 0.393 Bill Tuttle, R (8, PR) (8, 8) OBP: 0.335, SLG: 0.358	0-0 ③ F3			0-0 BB E 1B		0-0 ① F8		0-0 1B 2B	0-0 1-2 2-3 1B	4	1	2	0	0	0	1
										1	1	1	0	0	0	0
Hal Smith, R (1, 5) OBP: 0.291, SLG: 0.365		S S S 0-3 ① K		B B B B 4-0 1B 1-2 E BB		0-0 ② F8		0-0 1-3 SH3 2-H 1B	0-0 ③ F9	4	1	1	1	1	1	3
Harry Chiti, R (1, 2) OBP: 0.306, SLG: 0.408		0-0 ② F4		0-0 E7 1B 1-H 2-H 1B		0-0 1B 1B		0-0 ① SH3 1-2		3	1	2	1	0	0	0
Joe Demaestri, R (1, 6) OBP: 0.244, SLG: 0.294		0-0 HR		0-0 ① F9		0-0 1-3 1B		0-0 ② 1-3 2-3		4	1	2	1	0	0	2
Murry Dickson, R (1, 1) OBP: 0.297, SLG: 0.343		0-0 ③ F6		0-0 ② F2		0-0 ③ 4-3		S S S 0-3 ③ K		2	0	0	0	0	0	1
Preston Ward, L (6, PH) OBP: 0.340, SLG: 0.398										1	0	0	0	0	0	2
Tom Gorman, R (6, 1) OBP: 0.071, SLG: 0.071										1	0	0	0	0	1	2
Inning Stats	R: 1 E: 0 K: 0 S: 5 H: 2 LOB: 1 BB: 0 P: 5	R: 1 E: 0 K: 1 S: 6 H: 1 LOB: 0 BB: 0 P: 6	R: 0 E: 0 K: 0 S: 4 H: 1 LOB: 1 BB: 0 P: 4	R: 3 E: 1 K: 0 S: 5 H: 3 LOB: 2 BB: 1 P: 9	R: 0 E: 0 K: 1 S: 5 H: 1 LOB: 0 BB: 0 P: 5	R: 0 E: 0 K: 0 S: 5 H: 2 LOB: 2 BB: 0 P: 5	R: 0 E: 0 K: 1 S: 5 H: 0 LOB: 1 BB: 1 P: 9	R: 1 E: 0 K: 1 S: 7 H: 2 LOB: 2 BB: 0 P: 7	R: 0 E: 0 K: 0 S: 6 H: 3 LOB: 3 BB: 0 P: 6	1B: 11 2B: 3 3B: 1 HR: 1	SF: 0 SAC: 1 DP: 1 HBP: 0						

TOP

Kansas City Athletics @ Baltimore Orioles

Memorial Stadium, Baltimore, MD

Tue Aug 19 1958, 3:38 AM EDT

Att. 11,334 - Unknown

livebaseballscorecards.com

AB	39
R	6
H	15
RBI	5
BB	2
SO	4
LOB	19

PITCHER		IP	WLS	BF	H	R	ER	SO	BB	IBB	HBP	BLK	WP	HR	S	P	ERA	WHIP
Arnie Portocarrero, R ERA: 3.01	(1, 1)	6.0	L	27	10	5	4	2	1	0	0	0	0	1	30	34	6.00	1.833
Billy Loes, R ERA: 3.91	(7, 1)	3.0		15	5	1	1	2	1	0	0	0	0	0	18	22	3.00	2.000

PITCHER	IP	WLS	BF	H	R	ER	SO	BB	IBB	HBP	BLK	WP	HR	S	P	ERA	WHIP

Batter	1	2	3	4	5	6	7	8	9	AB	R	H	RBI	BB	SO	LOB
Dick Williams, R (1, 8) (9, 5) OBP: 0.348, SLG: 0.368	F9 ①		E 3-1 1B ①		6-3 ①		F7 ①		F8 ②	5	1	1	0	0	0	0
Bob Boyd, L (1, 3) OBP: 0.336, SLG: 0.439	BB 1B		E3 3-1 1-3 1B		E4 HR		1-3 ②		F7 ③	5	2	1	0	0	0	1
Gene Woodling, L (1, 7) OBP: 0.392, SLG: 0.435	F4 ②		3-1 ① 2-3 3-H		1-H HR		1B			4	1	2	3	0	0	2
Gus Triandos, R (1, 2) OBP: 0.329, SLG: 0.474	B B B B FC6-4 1-2 BB		F3 ②		F4 ②		F6 ③			3	0	0	0	1	0	2
Joe Taylor, R (1, 9) OBP: 0.300, SLG: 0.391	FC6-4 ③ 1-2f		1B 3-H		FC6-4 1B			S S S K ①		4	0	2	1	0	1	2
Brooks Robinson, R (1, 5) (9, 4) OBP: 0.301, SLG: 0.332		1B	S S S K ③		FC6-4 ③ 1-2f			S S S K ②		4	0	1	0	0	2	2
Billy Gardner, R (1, 4) OBP: 0.278, SLG: 0.310 Al Pilarcik, L (8, PH) (9, 8) OBP: 0.307, SLG: 0.307		L4 ①		F6 ①		F6 ①		1B		3 1	0 0	0 1	0 0	0 0	0 0	1 0
Willy Miranda, S (1, 6) OBP: 0.238, SLG: 0.229 Joe Ginsberg, L (8, PH) OBP: 0.310, SLG: 0.326 Foster Castleman, R (9, 6) OBP: 0.260, SLG: 0.248		F8 ②		S S S K ②		L6 ②		4-3 ③		3 1 0	0 0 0	0 0 0	0 0 0	0 0 0	1 0 0	1 1 0
Arnie Portocarrero, R (1, 1) OBP: 0.200, SLG: 0.208 Jim Marshall, L (6, PH) OBP: 0.278, SLG: 0.347 Billy Loes, R (7, 1) OBP: 0.107, SLG: 0.077 Jack Harshman, L (9, PH) OBP: 0.316, SLG: 0.379		4-3 ③		F9 ③		G3 ③			F3 ①	2 1 0 1	0 0 0 0	0 0 0 0	0 0 0 0	0 0 0 0	0 0 0 0	1 0 0 0
Inning Stats	R: 0 E: 0 K: 0 S: 4 H: 1 LOB: 2 BB: 1 P: 8	R: 0 E: 0 K: 0 S: 4 H: 1 LOB: 1 BB: 0 P: 4	R: 2 E: 1 K: 1 S: 8 H: 2 LOB: 1 BB: 0 P: 8	R: 0 E: 0 K: 1 S: 5 H: 0 LOB: 0 BB: 0 P: 5	R: 2 E: 1 K: 0 S: 6 H: 2 LOB: 1 BB: 0 P: 6	R: 0 E: 0 K: 0 S: 3 H: 0 LOB: 0 BB: 0 P: 3	R: 0 E: 0 K: 0 S: 4 H: 1 LOB: 1 BB: 0 P: 4	R: 0 E: 0 K: 2 S: 8 H: 1 LOB: 1 BB: 0 P: 8	R: 0 E: 0 K: 0 S: 3 H: 0 LOB: 0 BB: 0 P: 3	1B: 7 2B: 0 3B: 0 HR: 1	SF: 0 SAC: 0 DP: 0 HBP: 0						WP: 0 PB: 0 SB: 0 CS: 0	PA: 38

PITCHER	IP	WLS	BF	H	R	ER	SO	BB	IBB	HBP	BLK	WP	HR	S	P	ERA	WHIP
Murry Dickson, R (1, 1) ERA: 3.27	5.0	W	24	6	4	1	2	1	0	0	0	0	1	27	31	1.80	1.400
Tom Gorman, R (6, 1) ERA: 3.45	4.0	S	14	2	0	0	2	0	0	0	0	0	0	18	18	0.00	0.500

PITCHER	IP	WLS	BF	H	R	ER	SO	BB	IBB	HBP	BLK	WP	HR	S	P	ERA	WHIP

BOTTOM

Kansas City Athletics @ Baltimore Orioles

Memorial Stadium, Baltimore, MD

Tue Aug 19 1958, 3:38 AM EDT

Att. 11,334 - Unknown

livebaseballscorecards.com

AB	37
R	4
H	8
RBI	4
BB	1
SO	4
LOB	13

Batter	1	2	3	4	5	6	7	8	9	AB	R	H	RBI	BB	SO	LOB
Bob Martyn, L (1, 9) (8, 7) OBP: 0.352, SLG: 0.435	F4		5-3			K		BB, 1B		4	1	1	1	0	1	1
Roger Maris, L (1, 8) (8, 9) OBP: 0.309, SLG: 0.455	F6			G3		F8		F3		4	0	0	0	0	0	3
Hector Lopez, R (1, 4) OBP: 0.319, SLG: 0.378	K			6-3		BB		G3, 1B, BB		2	0	0	0	2	1	0
Bob Cerv, R (1, 7) OBP: 0.373, SLG: 0.610 Bob Grim, R (8, 1) OBP: 0.133, SLG: 0.071		F6		K		FC5		G3, 1B		4 0	0 0	1 0	2 0	0 0	1 0	2 0
Harry Simpson, L (1, 3) OBP: 0.332, SLG: 0.390		F5			1B		K	G3		4	0	1	0	0	1	2
Hal Smith, R (1, 5) OBP: 0.290, SLG: 0.368		2B			F3		F6	F8		4	0	1	0	0	0	3
Harry Chiti, R (1, 2) OBP: 0.300, SLG: 0.399		5-3			K		F2		F6	4	0	0	0	0	1	2
Joe Demaestri, R (1, 6) OBP: 0.244, SLG: 0.293			K		4-3			E, 1B	F9	4	1	1	0	0	1	1
Walt Craddock, R (1, 1) Ray Herbert, R (3, 1) OBP: 0.314, SLG: 0.267 Bill Tuttle, R (8, PH) (8, 8) OBP: 0.334, SLG: 0.357			L7			FC5, BB		E4, 1B	F8	1 0 2	0 0 1	0 0 0	0 0 0	0 1 0	0 0 0	0 0 1
Inning Stats	R: 0 H: 0 E: 0 LOB: 0 K: 1 BB: 0 S: 5 P: 5	R: 0 H: 1 E: 0 LOB: 1 K: 0 BB: 0 S: 4 P: 4	R: 0 H: 0 E: 0 LOB: 0 K: 1 BB: 0 S: 5 P: 5	R: 0 H: 0 E: 0 LOB: 0 K: 1 BB: 0 S: 5 P: 5	R: 0 H: 1 E: 0 LOB: 1 K: 1 BB: 0 S: 6 P: 6	R: 0 H: 0 E: 0 LOB: 2 K: 1 BB: 2 S: 5 P: 13	R: 0 H: 0 E: 0 LOB: 0 K: 1 BB: 0 S: 5 P: 5	R: 3 H: 3 E: 1 LOB: 2 K: 0 BB: 1 S: 7 P: 11	R: 0 H: 0 E: 0 LOB: 0 K: 0 BB: 0 S: 3 P: 3	1B: 4 SF: 0 2B: 1 SAC: 0 3B: 0 DP: 0 HR: 0 HBP: 0						

PITCHER	IP	WLS	BF	H	R	ER	SO	BB	IBB	HBP	BLK	WP	HR	S	P	ERA	WHIP
Jack Harshman, L (1, 1) ERA: 2.76	9.0	W	36	5	3	2	6	3	0	0	0	0	0	45	57	2.00	0.889

PITCHER	IP	WLS	BF	H	R	ER	SO	BB	IBB	HBP	BLK	WP	HR	S	P	ERA	WHIP

TOP

Kansas City Athletics @ Baltimore Orioles

Memorial Stadium, Baltimore, MD

Wed Aug 20 1958, 3:33 AM EDT

Att. 6,337 - Unknown

livebaseballscorecards.com

AB	33
R	3
H	5
RBI	3
BB	3
SO	6
LOB	15

Batter	1	2	3	4	5	6	7	8	9	AB	R	H	RBI	BB	SO	LOB
Jim Busby, R (1, 8) OBP: 0.299, SLG: 0.301	F4	F7		1B			F8			4	0	1	0	0	0	1
Dick Williams, R (1, 3) (9, 7) OBP: 0.344, SLG: 0.363	K	F5		F8			F5			4	0	0	0	0	1	2
Joe Taylor, R (1, 9) OBP: 0.311, SLG: 0.388	3B 1B		HR BB		F2		F8			3	2	1	0	1	0	0
Bob Nieman, R (1, 7) OBP: 0.416, SLG: 0.600 Jim Marshall, L (8, PR) (9, 3) OBP: 0.278, SLG: 0.347	1-H 1B 3B		1-H HR		K			L7-4 SH1-4 1B		4 0	2 0	3 0	3 0	0 0	1 0	0 0
Gus Triandos, R (1, 2) OBP: 0.333, SLG: 0.475	PB 1B BB		G1-6-4-3 BB		1B			SH1-4 1-2		1	0	1	0	2	0	0
Brooks Robinson, R (1, 5) OBP: 0.300, SLG: 0.331	PB 1-2 3-H 1B		G1-6-4-3 1-2f		K			L7-4 2-3		4	0	1	1	0	1	4
Billy Gardner, R (1, 4) OBP: 0.276, SLG: 0.308	4-3 1-2 2-3		F7			F6				3	0	0	0	0	0	2
Willy Miranda, S (1, 6) OBP: 0.239, SLG: 0.230		SH1-4 1B		F8		F8				3	0	1	0	0	0	0
Jack Harshman, L (1, 1) OBP: 0.309, SLG: 0.368		SH1-4 1-2		L3		K				2	0	0	0	0	1	0
Inning Stats	R: 2 E: 0 K: 1 S: 8 H: 3 LOB: 2 BB: 1 P: 12	R: 0 E: 0 K: 0 S: 4 H: 1 LOB: 1 BB: 0 P: 4	R: 2 E: 0 K: 0 S: 3 H: 1 LOB: 0 BB: 2 P: 11	R: 0 E: 0 K: 0 S: 4 H: 1 LOB: 1 BB: 0 P: 4	R: 0 E: 0 K: 2 S: 8 H: 1 LOB: 1 BB: 0 P: 8	R: 0 E: 0 K: 1 S: 5 H: 0 LOB: 0 BB: 0 P: 5	R: 0 E: 0 K: 0 S: 3 H: 0 LOB: 0 BB: 0 P: 3	R: 0 E: 0 K: 0 S: 3 H: 1 LOB: 1 BB: 0 P: 3		1B: 6 2B: 1 3B: 1 HR: 1	SF: 0 SAC: 2 DP: 2 HBP: 0						

PITCHER		IP	WLS	BF	H	R	ER	SO	BB	IBB	HBP	BLK	WP	HR	S	P	ERA	WHIP
Walt Craddock, L ERA: 5.45	(1, 1)	2.0	L	13	5	4	4	1	2	0	0	0	0	1	13	21	18.00	3.500
Ray Herbert, R ERA: 4.08	(3, 1)	5.0		17	2	0	0	3	1	0	0	0	0	0	22	26	0.00	0.600
Bob Grim, R ERA: 4.13	(8, 1)	1.0		3	1	0	0	0	0	0	0	0	0	0	3	3	0.00	1.000

PITCHER	IP	WLS	BF	H	R	ER	SO	BB	IBB	HBP	BLK	WP	HR	S	P	ERA	WHIP

BOTTOM

Kansas City Athletics @ Baltimore Orioles

Memorial Stadium, Baltimore, MD

Wed Aug 20 1958, 3:33 AM EDT

Att. 6,337 - Unknown

livebaseballscorecards.com

AB	28
R	4
H	8
RBI	4
BB	3
SO	4
LOB	9

Detroit Tigers @ Baltimore Orioles

Memorial Stadium, Baltimore, MD

Thu Aug 21 1958, 7:05 PM EDT

Att. 10,039 - Unknown

TOP

livebaseballscorecards.com

Batter	1	2	3	4	5	6	7	8	9	AB	R	H	RBI	BB	SO	LOB
Harvey Kuenn, R (1, 8) OBP: 0.379, SLG: 0.456	BBBB 4-0 G5-4-3 BB		BBBB 4-0 BB BB	BBBB 4-0 E BB		x 0-0 3B 1B			x 0-0 ① L8	2	2	1	0	3	0	0
Coot Veal, R (1, 6) OBP: 0.398, SLG: 0.427	x 0-0 ①② G5-4-3 1-2f		BBBB 4-0 1-2 BB	x 0-0 E6 1-H 2-H 2B		x 0-0 1-H 3B			x 0-0 ② 5-3	4	1	1	1	1	0	1
Frank Bolling, R (1, 4) OBP: 0.339, SLG: 0.397	x 0-0 1B		SSS 0-3 ① K	x 0-0 3-H 2B		SSS 0-3 ③ K			x 0-0 ③ F8	5	0	2	1	0	2	3
Gail Harris, L (1, 3) OBP: 0.336, SLG: 0.495	SSS 0-3 ③ K		SSS 0-3 ② K	x 0-0 ③ G3			SSS 0-3 ① K			4	0	0	0	0	3	4
Al Kaline, R (1, 9) OBP: 0.355, SLG: 0.483		x 0-0 ① L6	SSS 0-3 ③ K		x 0-0 CS 1B		x 0-0 ② L7			4	0	1	0	0	1	2
Billy Martin, R (1, 5) OBP: 0.288, SLG: 0.367		x 0-0 1B 1B 1B		x 0-0 ① 6-3	SSS 0-3 ①② K 1-2		x 0-0 ③ F2			4	1	1	0	0	1	1
Johnny Groth, R (1, 7) OBP: 0.374, SLG: 0.429		x 0-0 1B 1-3 1B		x 0-0 2B 1B	x 0-0 ③ 4-3			SSS 0-3 ① K		3	1	2	0	0	0	0
Charlie Maxwell, L (8, PH) OBP: 0.346, SLG: 0.395 (8, 7)										1	0	0	0	0	1	0
Red Wilson, R (1, 2) OBP: 0.388, SLG: 0.383		x 0-0 G6-4-3 1-2 3-H 1B		x 0-0 1-H E 2B		x 0-0 ① 3-1		x 0-0 ② F5		4	1	2	2	0	0	0
Billy Hoeft, L (1, 1) OBP: 0.317, SLG: 0.378		x 0-0 ②③ G6-4-3 1-2f		SSS 0-3 ② K		SSS 0-3 ② K		x 0-0 ③ 4-3		1	0	0	0	0	0	2
George Susce, R (3, 1) OBP: 0.200, SLG: 0.174										2	0	0	0	0	2	1
Hank Aguirre, R (7, 1) OBP: 0.267, SLG: 0.286										0	0	0	0	0	0	0
Bob Hazle, L (8, PH) OBP: 0.312, SLG: 0.291										1	0	0	0	0	0	0
Tom Morgan, R (8, 1) OBP: 0.222, SLG: 0.222										0	0	0	0	0	0	0
Inning Stats	R: 0 E: 0 K: 1 S: 5 H: 1 LOB: 1 BB: 1 P: 9	R: 1 E: 0 K: 0 S: 5 H: 3 LOB: 1 BB: 0 P: 5	R: 0 E: 0 K: 3 S: 9 H: 0 LOB: 2 BB: 2 P: 17	R: 4 E: 1 K: 1 S: 9 H: 3 LOB: 1 BB: 1 P: 13	R: 0 E: 0 K: 1 S: 5 H: 1 LOB: 0 BB: 0 P: 5	R: 1 E: 0 K: 2 S: 9 H: 2 LOB: 1 BB: 0 P: 9	R: 0 E: 0 K: 1 S: 5 H: 0 LOB: 0 BB: 0 P: 5	R: 0 E: 0 K: 1 S: 5 H: 0 LOB: 0 BB: 0 P: 5	R: 0 E: 0 K: 0 S: 3 H: 0 LOB: 0 BB: 0 P: 3	1B: 7 2B: 2 3B: 1 HR: 0	SF: 0 SAC: 0 DP: 2 HBP: 0						

	AB	35
	R	6
	H	10
	RBI	4
	BB	4
	SO	10
	LOB	14

WP: 0 PB: 0 SB: 0 CS: 1 PA: 39

PITCHER		IP	WLS	BF	H	R	ER	SO	BB	IBB	HBP	BLK	WP	HR	S	P	ERA	WHIP
Billy O'Dell, L ERA: 2.93	(1, 1)	4.0		22	7	5	2	5	4	0	0	0	0	0	28	44	4.50	2.750
Milt Pappas, R ERA: 4.31	(5, 1)	2.0		8	3	1	1	3	0	0	0	0	0	0	14	14	4.50	1.500
Charlie Beamon, R ERA: 4.58	(7, 1)	1.0	W	3	0	0	0	1	0	0	0	0	0	0	5	5	0.00	0.000
Billy Loes, R ERA: 3.83	(8, 1)	2.0	S	6	0	0	0	1	0	0	0	0	0	0	8	8	0.00	0.000

PITCHER	IP	WLS	BF	H	R	ER	SO	BB	IBB	HBP	BLK	WP	HR	S	P	ERA	WHIP

Batter	1	2	3	4	5	6	7	8	9	AB	R	H	RBI	BB	SO	LOB
Jim Busby, R (1, 8) OBP: 0.296, SLG: 0.304	SH1-3, 1B, 2B		F3	F3			F7	6-3		5	1	1	0	0	0	0
Dick Williams, R (1, 3) OBP: 0.346, SLG: 0.363 (4, 5)	SH1-3 2-3		2B, 1B		5-3		1B, 1B, BB	K		3	2	1	0	1	1	0
Joe Taylor, R (1, 9) OBP: 0.329, SLG: 0.420 Bob Boyd, L (4, 3) OBP: 0.340, SLG: 0.443	3-H, 1B		BB, WP 1-H, 2B		BB, 1B		1-2, HR, 1B			2 2	1 1	2 2	2 0	0 0	0 0	0 0
Bob Nieman, R (1, 7) OBP: 0.418, SLG: 0.597	K		WP, BB, BB		F7		1-3, 2-H, HR, 1B			3	1	1	1	1	1	2
Gus Triandos, R (1, 2) OBP: 0.337, SLG: 0.484	L9		WP 1-2, 2-3, BB		1-2, BB		1-H, 3-H, HR			2	1	1	3	2	0	1
Brooks Robinson, R (1, 5) OBP: 0.300, SLG: 0.330 Gene Woodling, L (3, PH) OBP: 0.392, SLG: 0.434 (4, 9)	K	K 1-2, 2-3, 3-H			3-1		1B			1 3	0 0	0 1	0 0	0 0	1 1	0 4
Billy Gardner, R (1, 4) OBP: 0.274, SLG: 0.305		L6	K			L9	L9			4	0	0	0	0	1	3
Willy Miranda, S (1, 6) OBP: 0.242, SLG: 0.239 Al Pilarcik, L (6, PH) OBP: 0.307, SLG: 0.306 Foster Castleman, R (7, 6) OBP: 0.259, SLG: 0.247		2B		F8		K	L7			2 1 1	0 0 0	1 0 0	0 0 0	0 0 0	0 1 0	0 0 1
Billy O'Dell, S (1, 1) OBP: 0.145, SLG: 0.155 Jim Marshall, L (4, PH) OBP: 0.276, SLG: 0.346 Milt Pappas, R (5, 1) OBP: 0.188, SLG: 0.344 Jack Harshman, L (6, PH) OBP: 0.305, SLG: 0.362 Charlie Beamon, R (7, 1) Billy Loes, R (8, 1) OBP: 0.103, SLG: 0.074		K		6-3		F2		L6		1 1 0 1 0 1	0 0 0 0 0 0	0 0 0 0 0 0	0 0 0 0 0 0	0 0 0 0 0 0	1 0 0 0 0 0	1 0 0 0 0 0
Inning Stats	R: 1 H: 2 E: 0 LOB: 1 K: 1 BB: 0 S: 7 P: 7	R: 0 H: 1 E: 0 LOB: 1 K: 2 BB: 0 S: 8 P: 8	R: 2 H: 2 E: 0 LOB: 2 K: 2 BB: 2 S: 9 P: 17	R: 0 H: 0 E: 0 LOB: 0 K: 0 BB: 0 S: 3 P: 3	R: 0 H: 1 E: 0 LOB: 2 K: 0 BB: 1 S: 4 P: 8	R: 0 H: 0 E: 0 LOB: 0 K: 1 BB: 0 S: 5 P: 5	R: 4 H: 4 E: 0 LOB: 1 K: 0 BB: 1 S: 7 P: 11	R: 0 H: 0 E: 0 LOB: 0 K: 1 BB: 0 S: 5 P: 5		1B: 6 SF: 0 2B: 3 SAC: 1 3B: 0 DP: 0 HR: 1 HBP: 0					WP: 1 PA: 38 PB: 0 SB: 0 CS: 0	

PITCHER		IP	WLS	BF	H	R	ER	SO	BB	IBB	HBP	BLK	WP	HR	S	P	ERA	WHIP
Billy Hoeft, L ERA: 4.45	(1, 1)	2.1		14	5	3	3	3	2	0	0	0	0	0	18	26	11.57	3.000
George Susce, R ERA: 4.1	(3, 1)	4.0	L	18	4	4	4	3	2	0	0	0	1	1	22	30	9.00	1.500
Hank Aguirre, L ERA: 3.84	(7, 1)	0.2		3	1	0	0	0	0	0	0	0	0	0	3	3	0.00	1.500
Tom Morgan, R ERA: 3.14	(8, 1)	1.0		3	0	0	0	1	0	0	0	0	0	0	5	5	0.00	0.000

PITCHER	IP	WLS	BF	H	R	ER	SO	BB	IBB	HBP	BLK	WP	HR	S	P	ERA	WHIP

BOTTOM

Detroit Tigers @ Baltimore Orioles
Memorial Stadium, Baltimore, MD
Thu Aug 21 1958, 7:05 PM EDT
Att. 10,039 - Unknown

livebaseballscorecards.com

AB	33
R	7
H	10
RBI	6
BB	4
SO	7
LOB	12

Detroit Tigers @ Baltimore Orioles

Memorial Stadium, Baltimore, MD

Fri Aug 22 1958, 7:05 PM EDT

Att. 11,179 - Unknown

TOP

Batter	1	2	3	4	5	6	7	8	9	AB	R	H	RBI	BB	SO	LOB
Harvey Kuenn, R (1, 8) OBP: 0.380, SLG: 0.453	L5	BBBB 1-2 2-3 BB		G6-4-3 1-2f		BBBB 1-2 2-3 BB			6-3	3	0	0	0	2	0	1
Coot Veal, R (1, 6) OBP: 0.391, SLG: 0.418 Gus Zernial, R (9, PH) OBP: 0.330, SLG: 0.518	5-3	F6			G3-6-3 1B 1B	L5			SSS K	4 1	0 0	1 0	0 0	0 0	0 1	6 0
Frank Bolling, R (1, 4) OBP: 0.338, SLG: 0.395	E5 1B 1B	F4			G3-6-3 1-2 1B	F8			6-3	5	1	1	0	0	0	3
Gail Harris, L (1, 3) OBP: 0.338, SLG: 0.495	1B 1-3 1B		L4-3-6 1B		G3-6-3 1-2f 2-3	F6				4	0	2	0	0	0	2
Al Kaline, R (1, 9) OBP: 0.355, SLG: 0.481	1-3 3-H 1B		L4-3-6 1-2		SSS K	F3				4	0	1	1	0	1	2
Charlie Maxwell, L (1, 7) OBP: 0.348, SLG: 0.395 Reno Bertoia, R (8, PR) OBP: 0.278, SLG: 0.297 Hank Aguirre, R (8, 1) OBP: 0.267, SLG: 0.286	4-3		BBBB BB			F8		FC2-6 1B		3 0 0	0 0 0	1 0 0	0 0 0	1 0 0	0 0 0	2 0 0
Billy Martin, R (1, 5) OBP: 0.285, SLG: 0.363		6-3	5-3			F8		FC2-6 1B 1-2f		4	0	0	0	0	0	2
Red Wilson, R (1, 2) OBP: 0.399, SLG: 0.400		BB 1B 1B		FC1-5 2B		BB 1B 1B		G4-6-3 1-3 1B		4	0	4	0	0	0	0
Jim Bunning, R (1, 1) OBP: 0.222, SLG: 0.245 Bob Hazle, L (8, PH) OBP: 0.312, SLG: 0.291 Johnny Groth, R (8, PH) OBP: 0.370, SLG: 0.424 (8, 7)		BB 1-2 1B		FC1-5 G6-4-3 2-3		BB 1-2 1B		G4-6-3 1-2f		3 0 1	0 0 0	2 0 0	0 0 0	0 0 0	0 0 0	1 0 2
Inning Stats	R: 1 H: 2 E: 1 LOB: 2 K: 0 BB: 0 S: 6 P: 6	R: 0 H: 2 E: 0 LOB: 3 K: 0 BB: 1 S: 5 P: 9	R: 0 H: 1 E: 0 LOB: 1 K: 0 BB: 1 S: 3 P: 7	R: 0 H: 1 E: 0 LOB: 0 K: 0 BB: 0 S: 3 P: 3	R: 0 H: 2 E: 0 LOB: 1 K: 1 BB: 0 S: 6 P: 6	R: 0 H: 2 E: 0 LOB: 3 K: 0 BB: 1 S: 5 P: 9	R: 0 H: 0 E: 0 LOB: 0 K: 0 BB: 0 S: 3 P: 3	R: 0 H: 2 E: 0 LOB: 2 K: 0 BB: 0 S: 4 P: 4	R: 0 H: 0 E: 0 LOB: 0 K: 1 BB: 0 S: 5 P: 5	1B: 11 SF: 0 2B: 2 SAC: 0 3B: 0 DP: 4 HR: 0 HBP: 0						

livebaseballscorecards.com

AB	36
R	1
H	12
RBI	1
BB	3
SO	2
LOB	21

WP: 0 PA: 39
PB: 0
SB: 0
CS: 0

PITCHER		IP	WLS	BF	H	R	ER	SO	BB	IBB	HBP	BLK	WP	HR	S	P	ERA	WHIP
Connie Johnson, R ERA: 3.19	(1, 1)	7.1	W	35	12	1	0	1	3	0	0	0	0	0	34	46	0.00	2.045
Jack Harshman, L ERA: 2.73	(8, 1)	1.2	S	4	0	0	0	1	0	0	0	0	0	0	6	6	0.00	0.000

PITCHER	IP	WLS	BF	H	R	ER	SO	BB	IBB	HBP	BLK	WP	HR	S	P	ERA	WHIP

Detroit Tigers @ Baltimore Orioles

Memorial Stadium, Baltimore, MD

Fri Aug 22 1958, 7:05 PM EDT

Att. 11,179 - Unknown

BOTTOM

Batter	1	2	3	4	5	6	7	8	9	AB	R	H	RBI	BB	SO	LOB
Dick Williams, R (1, 8) (9, 7) OBP: 0.342, SLG: 0.358	L7		F4		K2-3		F8			4	0	0	0	0	1	1
Bob Boyd, L (1, 3) OBP: 0.342, SLG: 0.447	3-1 2B			HBP 2B 1B	3-1			F7		4	1	2	0	0	0	0
Gene Woodling, L (1, 9) OBP: 0.393, SLG: 0.442 Al Pilarcik, L (9, 9) OBP: 0.307, SLG: 0.306	3-1 2-3			2B HBP 1-2		HR		6-3		3 0	1 0	1 0	1 0	0 0	0 0	1 0
Bob Nieman, R (1, 7) OBP: 0.415, SLG: 0.595 Jim Busby, R (9, 8) OBP: 0.296, SLG: 0.304	5-3			2B 1-3 2-H	K			1-3		4 0	0 0	1 0	1 0	0 0	1 0	1 0
Gus Triandos, R (1, 2) OBP: 0.335, SLG: 0.480		6-3		F5		L9				3	0	0	0	0	0	2
Brooks Robinson, R (1, 5) OBP: 0.298, SLG: 0.327		L9		5-3		K				3	0	0	0	0	1	2
Billy Gardner, R (1, 4) OBP: 0.274, SLG: 0.303		4-3		IBB			K			2	0	0	0	1	1	0
Willy Miranda, S (1, 6) OBP: 0.238, SLG: 0.235			F8	F8			F8			3	0	0	0	0	0	3
Connie Johnson, R (1, 1) OBP: 0.273, SLG: 0.267 Jack Harshman, L (8, 1) OBP: 0.305, SLG: 0.362			K		L9			1B		3 0	0 0	1 0	0 0	0 0	1 0	0 0
Inning Stats	R: 0 E: 0 K: 0 S: 4 H: 1 LOB: 1 BB: 0 P: 4	R: 0 E: 0 K: 0 S: 3 H: 0 LOB: 0 BB: 0 P: 3	R: 0 E: 0 K: 1 S: 5 H: 0 LOB: 0 BB: 0 P: 5	R: 1 E: 0 K: 0 S: 5 H: 2 LOB: 3 BB: 1 P: 10	R: 0 E: 0 K: 1 S: 5 H: 0 LOB: 0 BB: 0 P: 5	R: 1 E: 0 K: 2 S: 8 H: 1 LOB: 0 BB: 0 P: 8	R: 0 E: 0 K: 1 S: 6 H: 1 LOB: 1 BB: 0 P: 6	R: 0 E: 0 K: 0 S: 3 H: 0 LOB: 0 BB: 0 P: 3		1B: 2 2B: 2 3B: 0 HR: 1	SF: 0 SAC: 0 DP: 0 HBP: 1				WP: 0 PB: 0 SB: 0 CS: 0	PA: 31	

livebaseballscorecards.com

	AB	29
	R	2
	H	5
	RBI	2
	BB	1
	SO	5
	LOB	10

PITCHER		IP	WLS	BF	H	R	ER	SO	BB	IBB	HBP	BLK	WP	HR	S	P	ERA	WHIP
Jim Bunning, R ERA: 3.97	(1, 1)	7.0	L	28	5	2	2	5	0	1	1	0	0	1	36	41	2.57	0.714
Hank Aguirre, L ERA: 3.78	(8, 1)	1.0		3	0	0	0	0	0	0	0	0	0	0	3	3	0.00	0.000

PITCHER	IP	WLS	BF	H	R	ER	SO	BB	IBB	HBP	BLK	WP	HR	S	P	ERA	WHIP

Batter	1	2	3	4	5	6	7	8	9	AB	R	H	RBI	BB	SO	LOB
Harvey Kuenn, R (1, 8) OBP: 0.380, SLG: 0.452	G5-4-3, E, 1B 1B	6-3		F8 2-3		1-2 1B			F3	5	1	2	0	0	0	2
Coot Veal, R (1, 6) OBP: 0.380, SLG: 0.405	E5, G5-4-3 1-2	F2		1-2 3-H 1B		F9			F7	5	0	1	1	0	0	3
Frank Bolling, R (1, 4) OBP: 0.336, SLG: 0.393	G5-4-3 1-2f 2-3		FC3-6 1B	L8			F5		F9	5	0	1	0	0	0	4
Gail Harris, L (1, 3) OBP: 0.337, SLG: 0.492	2B 1B 3-H 1B		FC3-6 1-2f		3-1		F8			4	1	1	1	0	0	1
Al Kaline, R (1, 9) OBP: 0.354, SLG: 0.481	1B 1-3 2B		F2		L8		L8			4	1	1	0	0	0	1
Charlie Maxwell, L (1, 7) OBP: 0.348, SLG: 0.394	S 2-H 3-H 1B		L6		6-3			S S S	K	3	0	1	2	0	0	1
Johnny Groth, R (8, PH) OBP: 0.367, SLG: 0.420 (8, 7)										1	0	0	0	0	1	0
Billy Martin, R (1, 5) OBP: 0.287, SLG: 0.366	B B B B 1-2 BB			F9		F4		E7 SF8 2B		3	1	1	0	1	0	0
Red Wilson, R (1, 2) OBP: 0.397, SLG: 0.399	F2			F8 1B 1B		F6		SF8 3-H		3	1	1	1	0	0	2
Paul Foytack, R (1, 1) OBP: 0.345, SLG: 0.314		4-3		1B 1-2 1B		1B 1B		F8		2	0	1	0	0	0	0
Al Cicotte, R (5, 1) OBP: 0.217, SLG: 0.217										2	0	1	0	0	0	0
Inning Stats	R: 3 E: 1 K: 0 S: 7 H: 4 LOB: 2 BB: 1 P: 11	R: 0 E: 0 K: 0 S: 3 H: 0 LOB: 0 BB: 0 P: 3	R: 0 E: 0 K: 0 S: 4 H: 1 LOB: 1 BB: 0 P: 4	R: 1 E: 0 K: 0 S: 6 H: 3 LOB: 2 BB: 0 P: 6	R: 0 E: 0 K: 0 S: 3 H: 0 LOB: 0 BB: 0 P: 3	R: 0 E: 0 K: 0 S: 5 H: 2 LOB: 2 BB: 0 P: 5	R: 0 E: 0 K: 0 S: 3 H: 0 LOB: 0 BB: 0 P: 3	R: 1 E: 1 K: 1 S: 6 H: 1 LOB: 0 BB: 0 P: 6	R: 0 E: 0 K: 0 S: 3 H: 0 LOB: 0 BB: 0 P: 3	1B: 9 2B: 2 3B: 0 HR: 0 SF: 1 SAC: 0 DP: 1 HBP: 0	WP: 0 PB: 0 SB: 1 CS: 0 PA: 39					

PITCHER		IP	WLS	BF	H	R	ER	SO	BB	IBB	HBP	BLK	WP	HR	S	P	ERA	WHIP
Arnie Portocarrero, R ERA: 2.97	(1, 1)	5.0	L	24	8	4	1	0	1	0	0	0	0	0	23	27	1.80	1.800
Charlie Beamon, R ERA: 4.35	(6, 1)	2.0		8	2	0	0	0	0	0	0	0	0	0	8	8	0.00	1.000
Ken Lehman, L ERA: 3.02	(8, 1)	2.0		7	1	1	0	1	0	0	0	0	0	0	9	9	0.00	0.500

PITCHER	IP	WLS	BF	H	R	ER	SO	BB	IBB	HBP	BLK	WP	HR	S	P	ERA	WHIP

TOP

Detroit Tigers @ Baltimore Orioles

Memorial Stadium, Baltimore, MD

Sat Aug 23 1958, 3:33 AM EDT
Att. 9,172 - Unknown

livebaseballscorecards.com

AB	37
R	5
H	11
RBI	5
BB	1
SO	1
LOB	14

Detroit Tigers @ Baltimore Orioles

Memorial Stadium, Baltimore, MD

Sat Aug 23 1958, 3:33 AM EDT

Att. 9,172 - Unknown

BOTTOM

Batter	1	2	3	4	5	6	7	8	9	AB	R	H	RBI	BB	SO	LOB
Dick Williams, R (1, 8) OBP: 0.341, SLG: 0.357	4-3		F8		3-1, 1-2, 2-H, 1B		G6-4-3, 1-2f			4	0	1	1	0	0	1
Bob Boyd, L (1, 3) OBP: 0.344, SLG: 0.447	1B		6-3		3-1, 1-2, 2-3			1B		4	0	2	0	0	0	2
Bob Nieman, R (1, 7) OBP: 0.413, SLG: 0.588	F7		6-3		BBBB, 4-0, BB			F6		3	0	0	0	1	0	2
Gus Triandos, R (1, 2) OBP: 0.332, SLG: 0.475	SSS, 0-3, K			F2	F7			F8		4	0	0	0	0	1	5
Al Pilarcik, L (1, 9) OBP: 0.303, SLG: 0.302		6-3		F6		L9		G3		4	0	0	0	0	0	1
Brooks Robinson, R (1, 5) OBP: 0.297, SLG: 0.327		1B, 1B		4-3		F6			F3	4	0	1	0	0	0	0
Billy Gardner, R (1, 4) OBP: 0.276, SLG: 0.305		FC6-4, 1-2, 1B			1B, 1B	SSS, 0-3, K			L3	4	1	2	0	0	1	0
Willy Miranda, S (1, 6) OBP: 0.244, SLG: 0.237		F5			3-1, 1-2, 1B		F4		BBBB, 4-0, BB	3	0	1	0	1	0	2
Arnie Portocarrero, R (1, 1) OBP: 0.196, SLG: 0.204 Gene Woodling, L (5, PH) OBP: 0.392, SLG: 0.440 Charlie Beamon, R (6, 1) Joe Ginsberg, L (7, PH) OBP: 0.317, SLG: 0.326 Ken Lehman, L (8, 1) OBP: 0.071, SLG: 0.071 Joe Taylor, R (9, PH) OBP: 0.338, SLG: 0.429		FC6-4, 1-2f			F7		BBBB, 4-0, G6-4-3, BB		1-3, 1B	1 1 0 0 0 0 1	0 0 0 0 0 0 0	0 0 0 1 0 0 1	0 0 0 0 0 0 0	0 0 0 0 0 0 0	0 0 0 0 0 0 0	2 2 0 0 0 0 0
Inning Stats	R: 0 E: 0 K: 1 S: 6 H: 1 LOB: 1 BB: 0 P: 6	R: 0 E: 0 K: 0 S: 5 H: 2 LOB: 2 BB: 0 P: 5	R: 0 E: 0 K: 0 S: 3 H: 0 LOB: 0 BB: 0 P: 3	R: 0 E: 0 K: 0 S: 3 H: 0 LOB: 0 BB: 0 P: 3	R: 1 E: 0 K: 0 S: 6 H: 3 LOB: 3 BB: 1 P: 10	R: 0 E: 0 K: 1 S: 5 H: 0 LOB: 0 BB: 0 P: 5	R: 0 E: 0 K: 0 S: 2 H: 0 LOB: 0 BB: 1 P: 6	R: 0 E: 0 K: 0 S: 4 H: 1 LOB: 1 BB: 0 P: 4	R: 0 E: 0 K: 0 S: 3 H: 1 LOB: 2 BB: 1 P: 7	1B: 8 2B: 0 3B: 0 HR: 0	SF: 0 SAC: 0 DP: 1 HBP: 0		WP: 0 PB: 0 SB: 0 CS: 0	PA: 36			

livebaseballscorecards.com

AB	33
R	1
H	8
RBI	1
BB	3
SO	2
LOB	17

PITCHER		IP	WLS	BF	H	R	ER	SO	BB	IBB	HBP	BLK	WP	HR	S	P	ERA	WHIP
Paul Foytack, R ERA: 4.16	(1, 1)	4.2		21	6	1	1	1	1	0	0	0	0	0	22	26	1.93	1.500
Al Cicotte, R ERA: 4.08	(5, 1)	4.1	W	15	2	0	0	1	2	0	0	0	0	0	15	23	0.00	0.923

PITCHER	IP	WLS	BF	H	R	ER	SO	BB	IBB	HBP	BLK	WP	HR	S	P	ERA	WHIP

Batter	1	2	3	4	5	6	7	8	9	AB	R	H	RBI	BB	SO	LOB
Luis Aparicio, R (1, 6) OBP: 0.307, SLG: 0.342	4-3		G4-6-3 1-2f		5-3		1-H 3B			4	0	1	1	0	0	1
Nellie Fox, L (1, 4) OBP: 0.370, SLG: 0.364	K			F9		BB 1B	F8			4	0	1	0	0	1	1
Jim Landis, R (1, 8) OBP: 0.353, SLG: 0.459	F7			1B 1B 1B		F6		K		4	1	1	0	0	1	1
Sherm Lollar, R (1, 2) OBP: 0.374, SLG: 0.463		F7		1B 1-3 1B		BBBB 1-2 BB		F8		3	0	1	0	1	0	0
Ray Boone, R (1, 3) OBP: 0.315, SLG: 0.428		1B		1-2 3-H 1B		F5		1B		4	0	3	1	0	0	2
Al Smith, R (1, 9) OBP: 0.325, SLG: 0.386		F8		F8		F5		F4		4	0	0	0	0	0	6
Billy Goodman, L (1, 5) OBP: 0.374, SLG: 0.379		G3		F8			BBBB G6-4-3 BB		5-3	3	0	0	0	1	0	3
Bubba Phillips, R (1, 7) OBP: 0.324, SLG: 0.376 Don Mueller, L (9, PH) OBP: 0.284, SLG: 0.268			G4-6-3 1B	F9			G6-4-3 1-2f		1-3	3 1	0 0	1 0	0 0	0 0	0 0	1 0
Dick Donovan, L (1, 1) OBP: 0.236, SLG: 0.113 Barry Latman, R (3, 1) OBP: 0.167, SLG: 0.167 Ron Jackson, R (7, PH) OBP: 0.331, SLG: 0.406 Tom Qualters, R (7, 1) Earl Torgeson, L (9, PH) OBP: 0.401, SLG: 0.412			K	K			E6 3B		F3	1 1 1 0 1	0 0 1 0 0	0 0 0 0 0	0 0 0 0 0	1 1 0 0 0	1 0 0 0 0	1 0 0 0 0
Inning Stats	R: 0 E: 0 K: 1 S: 5 H: 0 LOB: 0 BB: 0 P: 5	R: 0 E: 0 K: 0 S: 4 H: 1 LOB: 1 BB: 0 P: 4	R: 0 E: 0 K: 1 S: 5 H: 1 LOB: 0 BB: 0 P: 5	R: 1 E: 0 K: 0 S: 6 H: 3 LOB: 2 BB: 0 P: 6	R: 0 E: 0 K: 1 S: 5 H: 0 LOB: 0 BB: 0 P: 5	R: 0 E: 0 K: 0 S: 4 H: 1 LOB: 2 BB: 1 P: 8	R: 1 E: 1 K: 0 S: 4 H: 1 LOB: 1 BB: 1 P: 8	R: 0 E: 0 K: 1 S: 6 H: 1 LOB: 1 BB: 0 P: 6	R: 0 E: 0 K: 0 S: 3 H: 0 LOB: 0 BB: 0 P: 3	1B: 7 2B: 0 3B: 1 HR: 0 SF: 0 SAC: 0 DP: 2 HBP: 0						

PITCHER	IP	WLS	BF	H	R	ER	SO	BB	IBB	HBP	BLK	WP	HR	S	P	ERA	WHIP
Billy O'Dell, L (1, 1) ERA: 2.87	7.0	W	29	7	2	1	3	2	0	0	0	0	0	33	41	1.29	1.286
Billy Loes, R (8, 1) ERA: 3.76	2.0	S	7	1	0	0	1	0	0	0	0	0	0	9	9	0.00	0.500

PITCHER	IP	WLS	BF	H	R	ER	SO	BB	IBB	HBP	BLK	WP	HR	S	P	ERA	WHIP

TOP

Chicago White Sox @ Baltimore Orioles

Memorial Stadium, Baltimore, MD

Sun Aug 24 1958, 3:33 AM EDT
Att. 6,897 - Unknown

livebaseballscorecards.com

AB	34
R	2
H	8
RBI	2
BB	2
SO	4
LOB	16

WP: 0 PA: 36
PB: 0
SB: 0
CS: 0

BOTTOM

Chicago White Sox @ Baltimore Orioles

Memorial Stadium, Baltimore, MD

Sun Aug 24 1958, 3:33 AM EDT

Att. 6,897 - Unknown

Batter	1	2	3	4	5	6	7	8	9	AB	R	H	RBI	BB	SO	LOB
Dick Williams, R (1, 8) OBP: 0.346, SLG: 0.363 Billy Loes, R (8, 1) OBP: 0.100, SLG: 0.071	6-3		1B 1B	FC4-2 HBP BB		4-3 2B		6-3		3 1	1 0	2 0	0 0	1 0	0 0	0 0
Bob Boyd, L (1, 3) OBP: 0.342, SLG: 0.441	1-3		F9	FC4-2 HBP 1-2 2-3		4-3 2-3		1-3		4	0	0	0	0	0	2
Gene Woodling, L (1, 9) OBP: 0.391, SLG: 0.438 Al Pilarcik, L (9, 9) OBP: 0.303, SLG: 0.302	K		1B 1B 1-3	FC4-2 FC6-4 1-2 2-3 3-Hf		6-3				4 0	1 0	1 0	0 0	0 0	1 0	4 0
Bob Nieman, R (1, 7) OBP: 0.414, SLG: 0.585		SH3-4 BB 2B 1B	1B 1B FC3-6 IBB	F7		K				3	2	1	0	1	1	4
Gus Triandos, R (1, 2) OBP: 0.336, SLG: 0.475 Jim Busby, R (7, PR) (8, 8) OBP: 0.296, SLG: 0.304		SH3-4 BB 2B 1-2	FC3-6 1B 1-2 2-H 3-H	FC6-4 1-2f			3-1 SH1-4 BB			2 0	1 0	1 0	2 0	2 0	0 0	3 0
Brooks Robinson, R (1, 5) OBP: 0.298, SLG: 0.327	SH3-4 1-2 2-3		FC3-6 1B 1-2 2-3		F8		SH1-4 1-2			2	0	1	0	0	0	0
Billy Gardner, R (1, 4) OBP: 0.278, SLG: 0.311		4-3 2B 2-H 3-H	FC3-6 1-2f 2-3 3-H				3-1 2-3			4	0	2	3	0	0	4
Willy Miranda, S (1, 6) OBP: 0.239, SLG: 0.232		4-3 2-3	F8		F7		1-3			4	0	0	0	0	0	6
Billy O'Dell, S (1, 1) OBP: 0.154, SLG: 0.180 Joe Ginsberg, L (8, 2) OBP: 0.314, SLG: 0.322		4-3		HBP FC4-2 2B	F8			4-3		3 1	0 0	1 0	0 0	0 0	0 0	2 0
Inning Stats	R: 0 H: 0 E: 0 LOB: 0 K: 1 BB: 0 S: 5 P: 5	R: 2 H: 2 E: 0 LOB: 1 K: 0 BB: 1 S: 5 P: 9	R: 3 H: 4 E: 0 LOB: 2 K: 0 BB: 1 S: 7 P: 11	R: 0 H: 1 E: 0 LOB: 3 K: 0 BB: 1 S: 4 P: 9	R: 0 H: 1 E: 0 LOB: 1 K: 0 BB: 0 S: 4 P: 4	R: 0 H: 1 E: 0 LOB: 1 K: 1 BB: 0 S: 6 P: 6	R: 0 H: 0 E: 0 LOB: 2 K: 0 BB: 1 S: 3 P: 7	R: 0 H: 0 E: 0 LOB: 0 K: 0 BB: 0 S: 3 P: 3		1B: 5 SF: 0 2B: 4 SAC: 2 3B: 0 DP: 0 HR: 0 HBP: 1						WP: 0 PA: 38 PB: 0 SB: 0 CS: 0	

livebaseballscorecards.com

AB	31
R	5
H	9
RBI	5
BB	4
SO	2
LOB	25

PITCHER		IP	WLS	BF	H	R	ER	SO	BB	IBB	HBP	BLK	WP	HR	S	P	ERA	WHIP
Dick Donovan, R ERA: 3.32	(1, 1)	2.1	L	15	6	5	5	1	1	1	0	0	0	0	15	23	19.29	3.000
Barry Latman, R ERA: 1.62	(3, 1)	3.2		16	3	0	0	1	1	0	1	0	0	0	16	21	0.00	1.091
Tom Qualters, R ERA: 4.04	(7, 1)	2.0		7	0	0	0	0	1	0	0	0	0	0	6	10	0.00	0.500

PITCHER	IP	WLS	BF	H	R	ER	SO	BB	IBB	HBP	BLK	WP	HR	S	P	ERA	WHIP

Chicago White Sox @ Baltimore Orioles

Memorial Stadium, Baltimore, MD

Mon Aug 25 1958, 7:05 PM EDT

Att. 7,741 - Unknown

TOP

livebaseballscorecards.com

Batter	1	2	3	4	5	6	7	8	9	AB	R	H	RBI	BB	SO	LOB
Luis Aparicio, R (1, 6) OBP: 0.308, SLG: 0.345	F7		1B 2B		SH2-4 BB PB 1B		F7		6-3	5	2	2	0	0	0	1
Nellie Fox, L (1, 4) OBP: 0.372, SLG: 0.365	1B		2-H 1B		B B B 4-0 PB SH2-4 1-2 BB		6-3		L8	4	0	2	1	1	0	1
Jim Landis, R (1, 8) OBP: 0.351, SLG: 0.455	S S S 0-3 K			1-3	SH2-4 1-2 2-3		6-3			3	0	0	0	0	1	1
Ray Boone, R (1, 3) OBP: 0.314, SLG: 0.425	5-3			F7	5-3 2-3 3-H			4-3 1B		4	0	1	0	0	0	2
Earl Torgeson, L (8, PR) (8, 3) OBP: 0.401, SLG: 0.412										0	0	0	0	0	0	0
Al Smith, R (1, 9) OBP: 0.324, SLG: 0.383		S S S K		B B B 2B 1B BB	S S S K			L5		3	1	0	0	1	2	2
Earl Battey, R (1, 2) OBP: 0.329, SLG: 0.456		L8		1-3 1B 2B		1B 2B		4-3 1-2		4	2	2	0	0	0	1
Billy Goodman, L (1, 5) OBP: 0.375, SLG: 0.380		F6		1B 2-H 3-H 1B		2-H 1B		L8		4	0	2	3	0	0	2
Bubba Phillips, R (1, 7) OBP: 0.326, SLG: 0.378			1-3	1-3 1B	S S S K				F6	2	0	1	0	0	0	0
Jim Rivera, L (6, PH) (6, 7) OBP: 0.289, SLG: 0.401										2	0	0	0	0	1	0
Ray Moore, R (1, 1) OBP: 0.244, SLG: 0.326			S S S K	S S S K	S S S K					1	0	0	0	0	1	0
Ron Jackson, R (4, PH) OBP: 0.329, SLG: 0.403										1	0	0	0	0	1	2
Bob Shaw, R (4, 1) OBP: 0.292, SLG: 0.150										1	0	0	0	0	1	0
Sherm Lollar, R (9, PH) OBP: 0.376, SLG: 0.467										1	0	1	0	0	0	0
Sammy Esposito, R (9, PR) OBP: 0.367, SLG: 0.250									2B	0	0	0	0	0	0	0
Inning Stats	R: 0 E: 0 K: 1 S: 6 H: 1 LOB: 1 BB: 0 P: 6	R: 0 E: 0 K: 1 S: 5 H: 0 LOB: 0 BB: 0 P: 5	R: 1 E: 0 K: 1 S: 6 H: 2 LOB: 1 BB: 0 P: 6	R: 2 E: 0 K: 1 S: 8 H: 3 LOB: 2 BB: 1 P: 12	R: 1 E: 0 K: 1 S: 6 H: 1 LOB: 1 BB: 1 P: 10	R: 1 E: 0 K: 2 S: 8 H: 2 LOB: 0 BB: 0 P: 8	R: 0 E: 0 K: 0 S: 3 H: 0 LOB: 0 BB: 0 P: 3	R: 0 E: 0 K: 0 S: 4 H: 1 LOB: 2 BB: 0 P: 4	R: 0 E: 0 K: 0 S: 4 H: 1 LOB: 1 BB: 0 P: 4	1B: 7 2B: 4 3B: 0 HR: 0	SF: 0 SAC: 1 DP: 0 HBP: 0						

PITCHER	IP	WLS	BF	H	R	ER	SO	BB	IBB	HBP	BLK	WP	HR	S	P	ERA	WHIP
Jack Harshman, L (1, 1) ERA: 2.82	4.0		20	7	4	3	4	2	0	0	0	0	0	26	34	6.75	2.250
Milt Pappas, R (5, 1) ERA: 4.31	2.0	W	7	2	1	1	3	0	0	0	0	0	0	13	13	4.50	1.000
George Zuverink, R (7, 1) ERA: 3.84	1.0		4	1	0	0	0	0	0	0	0	0	0	4	4	0.00	1.000
Hoyt Wilhelm, R (8, 1) ERA: 2.46	1.0		3	0	0	0	0	0	0	0	0	0	0	3	3	0.00	0.000
Billy Loes, R (9, 1) ERA: 3.72	1.0	S	4	1	0	0	0	0	0	0	0	0	0	4	4	0.00	1.000

PITCHER	IP	WLS	BF	H	R	ER	SO	BB	IBB	HBP	BLK	WP	HR	S	P	ERA	WHIP

AB	35
R	5
H	11
RBI	4
BB	2
SO	7
LOB	12

WP: 0 PB: 1 SB: 0 CS: 0 PA: 38

Batter	1	2	3	4	5	6	7	8	9	AB	R	H	RBI	BB	SO	LOB
Dick Williams, R (1, 8) (8, 9) OBP: 0.346, SLG: 0.361	B B B B 4-0 3B BB		x 0-0 ① SH1-4 1-2	x 0-0 ③ F9		x 0-0 ③ FC6-4 1-2f				2	1	0	0	1	0	2
Bob Boyd, L (1, 3) OBP: 0.341, SLG: 0.446	x 0-0 1-H 1B 3B		x 0-0 ② F8		x 0-0 ① 6-3		x 0-0 ① 4-3			4	1	1	1	0	0	1
Gene Woodling, L (1, 9) OBP: 0.392, SLG: 0.445 Jim Busby, R (7, PR) OBP: 0.296, SLG: 0.304 (8, 8)	S S S 0-3 ① K		x 0-0 2-H 1B 3B		x 0-0 ② F8		x 0-0 G6-4-3 1B			4 0	1 0	2 0	1 0	0 0	1 0	1 0
Bob Nieman, R (1, 7) OBP: 0.415, SLG: 0.582	x 0-0 ② 3-H 1B		B B B B 4-0 BB 1B BB		x 0-0 ③ 5-3		x 0-0 ②③ G6-4-3 1-2f			3	1	1	1	1	0	1
Gus Triandos, R (1, 2) OBP: 0.337, SLG: 0.474	x 0-0 ③ 6-3		B B B B 4-0 1B 1-2 BB		S S S 0-3 ① K			x 0-0 ① 1B		3	0	1	0	1	1	0
Brooks Robinson, R (1, 5) OBP: 0.302, SLG: 0.330		x 0-0 ① 6-3	x 0-0 FC6-4 1-2 2-H 3-H 1B			x 0-0 6-3 1B 1B		B B B B 4-0 BB BB		3	1	2	2	1	0	0
Billy Gardner, R (1, 4) OBP: 0.278, SLG: 0.309		x 0-0 ② 6-3	x 0-0 ③ FC6-4 1-2f			x 0-0 ② 6-3 1-2		B B B B 4-0 1-2 BB		3	0	0	0	1	0	3
Willy Miranda, S (1, 6) OBP: 0.236, SLG: 0.229 Joe Taylor, R (6, PH) OBP: 0.346, SLG: 0.429 Foster Castleman, R (7, 6) OBP: 0.257, SLG: 0.245		x 0-0 ③ F6		x 0-0 ① 1-3		4-0 1B IBB		x 0-0 ② F7		2 0 1	0 0 0	0 0 0	0 0 0	0 1 0	0 0 0	0 0 2
Jack Harshman, L (1, 1) OBP: 0.310, SLG: 0.357 Milt Pappas, R (5, 1) OBP: 0.188, SLG: 0.344 Al Pilarcik, L (6, PH) OBP: 0.305, SLG: 0.304 George Zuverink, R (7, 1) OBP: 0.300, SLG: 0.444 Hoyt Wilhelm, R (8, 1) OBP: 0.136, SLG: 0.095 Joe Ginsberg, L (8, PH) OBP: 0.311, SLG: 0.318 Billy Loes, R (9, 1) OBP: 0.100, SLG: 0.071			B B B B 4-0 SH1-4 3B BB	x 0-0 ② G3		x 0-0 FC6-4 1-3 2-H 1B		x 0-0 ③ G3		1 0 1 0 0 0 1 0	1 0 0 0 0 0 0 0	0 0 1 0 0 0 0 0	0 0 1 0 0 0 0 0	1 0 0 0 0 0 0 0	0 0 0 0 0 0 2 0	0 0 0 0 0 0 0 0
Inning Stats	R: 2 H: 2 E: 0 LOB: 0 K: 1 BB: 1 S: 6 P: 10	R: 0 H: 0 E: 0 LOB: 0 K: 0 BB: 0 S: 3 P: 3	R: 3 H: 2 E: 0 LOB: 2 K: 0 BB: 3 S: 5 P: 17	R: 0 H: 0 E: 0 LOB: 0 K: 0 BB: 0 S: 3 P: 3	R: 0 H: 0 E: 0 LOB: 0 K: 0 BB: 0 S: 3 P: 3	R: 1 H: 2 E: 0 LOB: 2 K: 1 BB: 1 S: 7 P: 11	R: 0 H: 1 E: 0 LOB: 1 K: 0 BB: 0 S: 3 P: 3	R: 0 H: 1 E: 0 LOB: 2 K: 0 BB: 2 S: 3 P: 11		1B: 6 SF: 0 2B: 0 SAC: 1 3B: 2 DP: 1 HR: 0 HBP: 0						

PITCHER		IP	WLS	BF	H	R	ER	SO	BB	IBB	HBP	BLK	WP	HR	S	P	ERA	WHIP
Ray Moore, R ERA: 3.29	(1, 1)	3.0		16	4	5	5	1	4	0	0	0	0	0	14	30	15.00	2.667
Bob Shaw, R ERA: 4.72	(4, 1)	5.0	L	20	4	1	1	1	2	1	0	0	0	0	19	31	1.80	1.200

PITCHER	IP	WLS	BF	H	R	ER	SO	BB	IBB	HBP	BLK	WP	HR	S	P	ERA	WHIP

BOTTOM

Chicago White Sox @ Baltimore Orioles

Memorial Stadium, Baltimore, MD

Mon Aug 25 1958, 7:05 PM EDT

Att. 7,741 - Unknown

livebaseballscorecards.com

AB	28
R	6
H	8
RBI	6
BB	7
SO	2
LOB	12

WP: 0 PA: 36
PB: 0
SB: 0
CS: 0

Batter	1	2	3	4	5	6	7	8	9	10	11	12	AB	R	H	RBI	BB	SO	LOB
Billy Moran, R (1, 6) OBP: 0.258, SLG: 0.281	CS 1B		CS 1B			F2		F3 1-2			G5-4-3 1B		5	0	3	0	0	0	1
Vic Power, R (1, 4) OBP: 0.334, SLG: 0.479	F5 1-2		CS 1-2	L7		1B		F4			G5-4-3 1-2f		5	0	1	0	0	0	2
Larry Doby, L (1, 8) OBP: 0.380, SLG: 0.503	K			F7		4-3			G3		G3		5	0	0	0	0	1	1
Rocky Colavito, R (1, 9) OBP: 0.382, SLG: 0.592		5-3		F8			BB 1B		F6			6-3	4	0	0	0	1	0	0
Minnie Minoso, R (1, 7) OBP: 0.384, SLG: 0.473		1B			1B		1-2 1B		F6 1B			F8	5	0	4	0	0	0	0
Mickey Vernon, L (1, 3) OBP: 0.371, SLG: 0.455		F8			F6		F9		F5			F9	5	0	0	0	0	0	5
Randy Jackson, R (1, 5) OBP: 0.237, SLG: 0.352		F3			L7		F6			5-3			4	0	0	0	0	0	4
Jay Porter, R (1, 2) OBP: 0.276, SLG: 0.359			F6		K		F3			F9			4	0	0	0	0	1	3
Don Ferrarese, R (1, 1) OBP: 0.231, SLG: 0.167			L7			K		CS 1B		F8			4	0	1	0	0	1	0
Inning Stats	R: 0 E: 0 K: 1 S: 5 / H: 1 LOB: 0 BB: 0 P: 5	R: 0 E: 0 K: 0 S: 4 / H: 1 LOB: 1 BB: 0 P: 4	R: 0 E: 0 K: 0 S: 3 / H: 1 LOB: 0 BB: 0 P: 3	R: 0 E: 0 K: 0 S: 3 / H: 0 LOB: 0 BB: 0 P: 3	R: 0 E: 0 K: 1 S: 6 / H: 1 LOB: 1 BB: 0 P: 6	R: 0 E: 0 K: 1 S: 6 / H: 1 LOB: 1 BB: 0 P: 6	R: 0 E: 0 K: 0 S: 4 / H: 1 LOB: 2 BB: 1 P: 8	R: 0 E: 0 K: 0 S: 3 / H: 1 LOB: 0 BB: 0 P: 3	R: 0 E: 0 K: 0 S: 4 / H: 1 LOB: 1 BB: 0 P: 4	R: 0 E: 0 K: 0 S: 3 / H: 0 LOB: 0 BB: 0 P: 3	R: 0 E: 0 K: 0 S: 3 / H: 1 LOB: 0 BB: 0 P: 3	R: 0 E: 0 K: 0 S: 3 / H: 0 LOB: 0 BB: 0 P: 3							

PITCHER	IP	WLS	BF	H	R	ER	SO	BB	IBB	HBP	BLK	WP	HR	S	P	ERA	WHIP
Hal Brown, R (1, 1) ERA: 2.82	12.0	W	42	9	0	0	3	1	0	0	0	0	0	47	51	0.00	0.833

PITCHER	IP	WLS	BF	H	R	ER	SO	BB	IBB	HBP	BLK	WP	HR	S	P	ERA	WHIP

Cleveland Indians @ Baltimore Orioles

Memorial Stadium, Baltimore, MD

Tue Aug 26 1958, 3:33 AM EDT

Att. 9,637 - Unknown

TOP

livebaseballscorecards.com

AB	41
R	0
H	9
RBI	0
BB	1
SO	3
LOB	16

1B: 9	SF: 0	WP: 0	PA: 43
2B: 0	SAC: 0	PB: 0	
3B: 0	DP: 1	SB: 0	
HR: 0	HBP: 0	CS: 3	

Batter	1	2	3	4	5	6	7	8	9	10	11	12	AB	R	H	RBI	BB	SO	LOB
Jim Busby, R (1, 8) OBP: 0.303, SLG: 0.307	B B B B 4-0 1-3 5-3 BB		S S S 0-3 ① K		x 0-0 S 1B			x 0-0 ② 5-3		x 0-0 ③ F6		x 0-0 1-2 2-3 BB 1B	5	0	2	0	1	1	0
Dick Williams, R (1, 3) OBP: 0.345, SLG: 0.358	x 0-0 ① 5-3 1-2		x 0-0 ② L4		x 0-0 ③ F7 1-2			S S S 0-3 K			x 0-0 L4-6 1B 1B	B B B B 4-0 1-2 2-3 3-H BB	5	0	1	1	1	1	2
Joe Taylor, R (1, 9) OBP: 0.337, SLG: 0.413	x 0-0 ② 1-3 2-3		x 0-0 ③ F3			x 0-0 ① F5		S S S 0-3 ③ K			x 0-0 1-2 1B		5	0	1	0	0	1	2
Bob Nieman, R (1, 7) OBP: 0.408, SLG: 0.571	x 0-0 F8 ③			x 0-0 F8 ①		x 0-0 ② F4			x 0-0 ① F7		x 0-0 ① F7		5	0	0	0	0	0	3
Gus Triandos, R (1, 2) OBP: 0.336, SLG: 0.469		x 0-0 ① F5		B B B B 4-0 BB		x 0-0 ③ F7			x 0-0 ② F8		x 0-0 ② ③ L4-6 2-3		4	0	0	0	1	0	2
Brooks Robinson, R (1, 5) OBP: 0.303, SLG: 0.329	x 0-0 BB 1B		x 0-0 ② F9				x 0-0 ① F8		B B B B 4-0 BB			x 0-0 ① 5-3	4	0	1	0	1	0	1
Billy Gardner, R (1, 4) OBP: 0.277, SLG: 0.308	x 0-0 ② F8		x 0-0 ③ G3				x 0-0 ② F9		x 0-0 ③ L6			x 0-0 1B 1-3 BB 1B	5	1	1	0	0	0	3
Foster Castleman, R (1, 6) OBP: 0.256, SLG: 0.239	B B B B 4-0 1-2 BB				x 0-0 ① 5-3		x 0-0 ③ 6-3			x 0-0 ① 6-3		x 0-0 ② 1-3 1-2	4	0	0	0	1	0	1
Hal Brown, R (1, 1) OBP: 0.208, SLG: 0.217 Bob Boyd, L (12, PH) OBP: 0.343, SLG: 0.446	S S S 0-3 ③ K				S S S 0-3 ② K			x 0-0 ① F4		x 0-0 ② F4		B B B B 4-0 BB 1B BB	4 0	0 0	0 0	0 0	0 1	2 0	2 0
Inning Stats	R: 0 E: 0 K: 0 S: 3 H: 0 LOB: 1 BB: 1 P: 7	R: 0 E: 0 K: 1 S: 6 H: 1 LOB: 2 BB: 1 P: 10	R: 0 E: 0 K: 1 S: 5 H: 0 LOB: 0 BB: 0 P: 5	R: 0 E: 0 K: 0 S: 3 H: 0 LOB: 1 BB: 1 P: 7	R: 0 E: 0 K: 1 S: 6 H: 1 LOB: 1 BB: 0 P: 6	R: 0 E: 0 K: 0 S: 3 H: 0 LOB: 0 BB: 0 P: 3	R: 0 E: 0 K: 0 S: 3 H: 0 LOB: 0 BB: 0 P: 3	R: 0 E: 0 K: 2 S: 8 H: 0 LOB: 1 BB: 0 P: 8	R: 0 E: 0 K: 0 S: 3 H: 0 LOB: 1 BB: 1 P: 7	R: 0 E: 0 K: 0 S: 3 H: 0 LOB: 0 BB: 0 P: 3	R: 0 E: 0 K: 0 S: 4 H: 2 LOB: 1 BB: 0 P: 4	R: 1 E: 0 K: 0 S: 4 H: 2 LOB: 3 BB: 2 P: 12	1B: 6 2B: 1 3B: 0 HR: 0	SF: 0 SAC: 0 DP: 1 HBP: 0					

PITCHER	IP	WLS	BF	H	R	ER	SO	BB	IBB	HBP	BLK	WP	HR	S	P	ERA	WHIP
Don Ferrarese, L (1, 1) ERA: 4.02	11.2	L	47	6	1	1	5	6	0	0	0	0	0	51	75	0.77	1.029

PITCHER	IP	WLS	BF	H	R	ER	SO	BB	IBB	HBP	BLK	WP	HR	S	P	ERA	WHIP

BOTTOM

Cleveland Indians @ Baltimore Orioles

Memorial Stadium, Baltimore, MD

Tue Aug 26 1958, 3:33 AM EDT

Att. 9,637 - Unknown

livebaseballscorecards.com

AB	41
R	1
H	6
RBI	1
BB	6
SO	5
LOB	16

WP: 0 PB: 1 SB: 1 CS: 0 PA: 47

Cleveland Indians @ Baltimore Orioles

Memorial Stadium, Baltimore, MD

Wed Aug 27 1958, 3:33 AM EDT

Att. 12,271 - Unknown

TOP

livebaseballscorecards.com

Batter	1	2	3	4	5	6	7	8	9	AB	R	H	RBI	BB	SO	LOB
Billy Moran, R (1, 6) OBP: 0.265, SLG: 0.292	0-0 1B 2B 1B	0-0 ③ 4-3		0-0 1B 1B 2-3 1B		0-0 E 2B		0-3 ② K		5	3	3	0	0	1	2
Mickey Vernon, L (1, 3) OBP: 0.375, SLG: 0.457	0-0 2B 6-3 1-2 1B		0-3 ① K	0-0 1B 1-3 3-H 1B		0-0 E9 2B 2-H 1B		0-0 ③ 1-3		5	2	3	2	0	1	1
Vic Power, R (1, 4) OBP: 0.335, SLG: 0.480	0-0 ① F2		0-0 ② F2	0-0 1-2 3-H 1B		0-0 2-H 2B			0-0 ① F6	5	0	2	2	0	0	2
Rocky Colavito, R (1, 9) OBP: 0.381, SLG: 0.589	0-0 E 1-3 2-H 2B		0-0 ③ L5	0-3 ③ K		0-3 ③ K			0-0 ② F5	5	0	1	1	0	2	3
Minnie Minoso, R (1, 7) OBP: 0.380, SLG: 0.467	0-0 ② 6-3 3-H			0-3 ① K	0-0 ① F2		0-0 ① F3		0-0 ③ F4	5	0	0	1	0	1	1
Larry Doby, L (1, 8) OBP: 0.381, SLG: 0.500 Gary Geiger, L (4, 8) OBP: 0.333, SLG: 0.283	0-0 ③ F7 2-3			4-0 2B BB B B B	0-0 6-3 1B		0-0 L6-3 1B			1 2	1 0	0 2	0 0	1 0	0 0	1 0
Randy Jackson, R (1, 5) OBP: 0.237, SLG: 0.359		0-0 ① 5-3		0-0 1-H 1B 2B	0-0 ②③ 6-3 1-2		0-0 ②③ L6-3 1-2			4	1	1	1	0	0	2
Jay Porter, R (1, 2) OBP: 0.286, SLG: 0.366		0-0 PB 1B		0-0 1B SH1-4 1B 2-H 1B		0-3 ① K		0-0 ① L9		4	1	2	1	0	1	0
Cal McLish, S (1, 1) OBP: 0.273, SLG: 0.111 Don Mossi, L (9, 1) OBP: 0.087, SLG: 0.091		0-3 ② K 1-2		0-0 ② SH1-4 1-2		0-0 ② F8		0-0 1B		3 0	0 0	1 0	0 0	0 0	1 0	1 0
Inning Stats	R: 2 E: 1 K: 0 S: 6 / H: 3 LOB: 1 BB: 0 P: 6	R: 0 E: 0 K: 1 S: 6 / H: 1 LOB: 1 BB: 0 P: 6	R: 0 E: 0 K: 1 S: 5 / H: 0 LOB: 0 BB: 0 P: 5	R: 4 E: 0 K: 2 S: 12 / H: 5 LOB: 2 BB: 1 P: 16	R: 0 E: 0 K: 0 S: 3 / H: 1 LOB: 0 BB: 0 P: 3	R: 2 E: 1 K: 2 S: 10 / H: 3 LOB: 1 BB: 0 P: 10	R: 0 E: 0 K: 0 S: 3 / H: 1 LOB: 0 BB: 0 P: 3	R: 0 E: 0 K: 1 S: 6 / H: 1 LOB: 1 BB: 0 P: 6	R: 0 E: 0 K: 0 S: 3 / H: 0 LOB: 0 BB: 0 P: 3	1B: 11 2B: 5 3B: 0 HR: 0 / SF: 0 SAC: 1 DP: 1 HBP: 0						

	AB	39
	R	8
	H	15
	RBI	8
	BB	1
	SO	7
	LOB	13

WP: 0 PB: 1 SB: 0 CS: 0 / PA: 41

PITCHER		IP	WLS	BF	H	R	ER	SO	BB	IBB	HBP	BLK	WP	HR	S	P	ERA	WHIP
Connie Johnson, R ERA: 3.57	(1, 1)	3.2	L	20	8	6	6	3	1	0	0	0	0	0	25	29	14.73	2.455
Hoyt Wilhelm, R ERA: 2.43	(4, 1)	1.1		5	2	0	0	1	0	0	0	0	0	0	7	7	0.00	1.500
Lou Sleater, L ERA: 12.96	(6, 1)	0.2		5	3	2	2	1	0	0	0	0	0	0	7	7	27.00	4.500
Charlie Beamon, R ERA: 4.22	(6, 1)	1.1		4	1	0	0	1	0	0	0	0	0	0	6	6	0.00	0.750
George Zuverink, R ERA: 3.71	(8, 1)	2.0		7	1	0	0	1	0	0	0	0	0	0	9	9	0.00	0.500

PITCHER	IP	WLS	BF	H	R	ER	SO	BB	IBB	HBP	BLK	WP	HR	S	P	ERA	WHIP

Cleveland Indians @ Baltimore Orioles

Memorial Stadium, Baltimore, MD

Wed Aug 27 1958, 3:33 AM EDT

Att. 12,271 - Unknown

BOTTOM

Batter	1	2	3	4	5	6	7	8	9	AB	R	H	RBI	BB	SO	LOB
Dick Williams, R (1, 8) OBP: 0.346, SLG: 0.359	L5	5-3			1B		5-3		1B 1-2 2-3 3-H	5	0	2	1	0	0	2
Bob Boyd, L (1, 3) OBP: 0.340, SLG: 0.442	L8		5-3		4-3			K	1B 1-2 2-3 3-H	5	0	1	1	0	1	1
Gene Woodling, L (1, 9) OBP: 0.394, SLG: 0.450	1B		4-3			2B		2B 1B	K	5	1	3	0	0	1	3
Bob Nieman, R (1, 7) OBP: 0.401, SLG: 0.560	K		K			F6		L5	K	5	0	0	0	0	3	6
Gus Triandos, R (1, 2) OBP: 0.333, SLG: 0.465 Joe Ginsberg, L (7, 2) OBP: 0.314, SLG: 0.333	K	5-3		K			4-3	2B 1-H		3 2	0 0	0 1	0 1	0 0	2 0	1 3
Brooks Robinson, R (1, 5) OBP: 0.303, SLG: 0.328	2B 1B 1B	5-3		5-3		5-3		5-3		4	1	1	0	0	0	2
Billy Gardner, R (1, 4) OBP: 0.279, SLG: 0.312	1B 1-3 2B	6-3			F5			E BB 1B 1B		4	2	2	0	0	0	0
Foster Castleman, R (1, 6) OBP: 0.261, SLG: 0.241	S 1B 2-H 3-H				F8		F5		1B E 1B 1-2 BB	3	1	1	2	1	0	0
Connie Johnson, R (1, 1) OBP: 0.265, SLG: 0.258 Hoyt Wilhelm, R (4, 1) OBP: 0.136, SLG: 0.095 Joe Taylor, R (5, PH) OBP: 0.333, SLG: 0.408 Lou Sleater, L (6, 1) OBP: 0.200, SLG: 0.800 Charlie Beamon, R (6, 1) Al Pilarcik, L (7, PH) OBP: 0.307, SLG: 0.309 George Zuverink, R (8, 1) OBP: 0.300, SLG: 0.444 Jim Busby, R (9, PH) OBP: 0.301, SLG: 0.305	K 1-2				K		2B		E1 1B 1B 1-2 2-3	1 0 0 1 0 0 1 0 1	0 0 0 0 0 0 0 1 0	0 0 0 0 0 0 1 0 0	0 0 0 0 0 0 0 0 0	1 0 0 0 0 0 0 0 0	0 0 0 0 0 0 0 0 0	1 0 0 0 0 0 0 0 2
Inning Stats	R: 0 E: 0 K: 1 S: 6 H: 1 LOB: 1 BB: 0 P: 6	R: 2 E: 0 K: 2 S: 10 H: 3 LOB: 1 BB: 0 P: 10	R: 0 E: 0 K: 1 S: 5 H: 0 LOB: 0 BB: 0 P: 5	R: 0 E: 0 K: 0 S: 3 H: 0 LOB: 0 BB: 0 P: 3	R: 0 E: 0 K: 1 S: 6 H: 1 LOB: 1 BB: 0 P: 6	R: 0 E: 0 K: 1 S: 6 H: 1 LOB: 1 BB: 0 P: 6	R: 0 E: 0 K: 0 S: 4 H: 1 LOB: 1 BB: 0 P: 4	R: 1 E: 0 K: 1 S: 7 H: 2 LOB: 1 BB: 0 P: 7	R: 2 E: 1 K: 2 S: 11 H: 3 LOB: 3 BB: 1 P: 15	1B: 8 2B: 4 3B: 0 HR: 0 SF: 0 SAC: 0 DP: 0 HBP: 0			WP: 0 PB: 0 SB: 1 CS: 0	PA: 41		

livebaseballscorecards.com

AB	40
R	5
H	12
RBI	5
BB	1
SO	9
LOB	21

PITCHER		IP	WLS	BF	H	R	ER	SO	BB	IBB	HBP	BLK	WP	HR	S	P	ERA	WHIP
Cal McLish, R ERA: 3.15	(1, 1)	8.0	W	37	11	5	5	7	1	0	0	0	0	0	50	54	5.62	1.500
Don Mossi, L ERA: 3.94	(9, 1)	1.0	S	4	1	0	0	2	0	0	0	0	0	0	8	8	0.00	1.000

PITCHER	IP	WLS	BF	H	R	ER	SO	BB	IBB	HBP	BLK	WP	HR	S	P	ERA	WHIP

Baltimore Orioles @ Boston Red Sox

Fenway Park, Boston, MA

Fri Aug 29 1958, 3:33 AM EDT

Att. 16,411 - Unknown

TOP

livebaseballscorecards.com

Batter	1	2	3	4	5	6	7	8	9	AB	R	H	RBI	BB	SO	LOB
Dick Williams, R (1, 8) OBP: 0.345, SLG: 0.357	F9		1B 2-H 1B		F8			F7		4	0	1	1	0	0	1
Bob Boyd, L (1, 3) OBP: 0.342, SLG: 0.442	G4-6-3 1B		1-3 1B			3-1		G6-3 1-2f		4	0	2	0	0	0	1
Gene Woodling, L (1, 9) OBP: 0.393, SLG: 0.448	G4-6-3 1-2f		4-3			1B			4-3	4	0	1	0	0	0	3
Bob Nieman, R (1, 7) OBP: 0.403, SLG: 0.559		K 6-3 1B		1B 1B		F7			F9	4	0	2	0	0	0	1
Gus Triandos, R (1, 2) OBP: 0.333, SLG: 0.471		6-3 1-2		K		K			HR	4	1	1	1	0	2	3
Brooks Robinson, R (1, 5) OBP: 0.302, SLG: 0.328		K 2-3		G6-4-3 1-3 1B			6-3		K	4	0	1	0	0	2	1
Billy Gardner, R (1, 4) OBP: 0.277, SLG: 0.310			E5 4-3 1B	G6-4-3 1-2f			K			3	1	0	0	0	1	2
Foster Castleman, R (1, 6) OBP: 0.257, SLG: 0.237			4-3 1-2	K			2-3			3	0	0	0	0	1	1
Arnie Portocarrero, R (1, 1) OBP: 0.193, SLG: 0.200			F7	K				G6-3 1B		1	0	0	0	0	0	1
Joe Taylor, R (5, PH) OBP: 0.329, SLG: 0.403										1	0	0	0	0	1	0
George Zuverink, R (5, 1) OBP: 0.300, SLG: 0.444										0	0	0	0	0	0	0
Al Pilarcik, L (8, PH) OBP: 0.309, SLG: 0.311										1	0	1	0	0	0	0
Charlie Beamon, R (8, 1)										0	0	0	0	0	0	0
Inning Stats	R: 0 E: 0 K: 0 S: 3 H: 1 LOB: 0 BB: 0 P: 3	R: 0 E: 0 K: 1 S: 5 H: 1 LOB: 0 BB: 0 P: 5	R: 1 E: 1 K: 0 S: 6 H: 2 LOB: 2 BB: 0 P: 6	R: 0 E: 0 K: 1 S: 6 H: 2 LOB: 1 BB: 0 P: 6	R: 0 E: 0 K: 2 S: 7 H: 0 LOB: 0 BB: 0 P: 7	R: 0 E: 0 K: 1 S: 6 H: 1 LOB: 1 BB: 0 P: 6	R: 0 E: 0 K: 1 S: 5 H: 0 LOB: 0 BB: 0 P: 5	R: 0 E: 0 K: 0 S: 3 H: 1 LOB: 0 BB: 0 P: 3	R: 1 E: 0 K: 1 S: 6 H: 1 LOB: 0 BB: 0 P: 6	1B: 8 2B: 0 3B: 0 HR: 1	SF: 0 SAC: 0 DP: 3 HBP: 0					

	AB	33
	R	2
	H	9
	RBI	2
	BB	0
	SO	7
	LOB	14

WP: 0 PB: 0 SB: 0 CS: 0 PA: 33

PITCHER	IP	WLS	BF	H	R	ER	SO	BB	IBB	HBP	BLK	WP	HR	S	P	ERA	WHIP
Frank Sullivan, R (1, 1) ERA: 3.68	9.0	W	33	9	2	1	7	0	0	0	0	0	1	47	47	1.00	1.000

PITCHER	IP	WLS	BF	H	R	ER	SO	BB	IBB	HBP	BLK	WP	HR	S	P	ERA	WHIP

Baltimore Orioles @ Boston Red Sox

Fenway Park, Boston, MA

Fri Aug 29 1958, 3:33 AM EDT

Att. 16,411 - Unknown

BOTTOM

livebaseballscorecards.com

Batter	1	2	3	4	5	6	7	8	9	AB	R	H	RBI	BB	SO	LOB
Don Buddin, R (1, 6) OBP: 0.345, SLG: 0.370	6-3		SF7 3-H		1B FC3-2-5 1B		SH1-4 1-2			2	0	1	1	0	0	0
Pete Runnels, L (1, 4) OBP: 0.428, SLG: 0.440	K		2B		FC3-2-5 1-3 1B		G3 BB			3	0	2	0	1	1	0
Gene Stephens, L (1, 7) OBP: 0.280, SLG: 0.388	F5		K		FC3-2-5 G6-4-3 1-2 3-3		G3 1-2 2-3			4	0	0	0	0	1	5
Frank Malzone, R (1, 5) OBP: 0.350, SLG: 0.434		F9		F7	G6-4-3 1-2f		6-3			4	0	0	0	0	0	4
Jackie Jensen, R (1, 9) OBP: 0.416, SLG: 0.596		F7		1B HR 1B		K		6-3		4	1	1	0	0	1	0
Dick Gernert, R (1, 3) OBP: 0.334, SLG: 0.425		5-3		F5		HBP		K		3	0	0	0	0	1	1
Jim Piersall, R (1, 8) OBP: 0.320, SLG: 0.389			3B 2B	1-2 HR 1B		F9		WP BB		3	2	2	0	1	0	1
Pete Daley, R (1, 2) OBP: 0.538, SLG: 0.727			SF7 2-H 3B	1-H 2-H HR		4-3		1-2 IBB		3	2	2	4	1	0	1
Frank Sullivan, R (1, 1) OBP: 0.242, SLG: 0.193			K	6-3			G3 SH1-4 1B	K		4	0	1	0	0	2	3

	AB	30
	R	5
	H	9
	RBI	5
	BB	3
	SO	6
	LOB	15

Inning Stats	1	2	3	4	5	6	7	8	9
	R: 0 H: 0 E: 0 LOB: 0 K: 1 BB: 0 S: 5 P: 5	R: 0 H: 0 E: 0 LOB: 0 K: 0 BB: 0 S: 3 P: 3	R: 2 H: 3 E: 0 LOB: 1 K: 2 BB: 0 S: 10 P: 10	R: 3 H: 3 E: 0 LOB: 0 K: 0 BB: 0 S: 6 P: 6	R: 0 H: 2 E: 0 LOB: 1 K: 0 BB: 0 S: 4 P: 4	R: 0 H: 0 E: 0 LOB: 1 K: 1 BB: 0 S: 5 P: 6	R: 0 H: 1 E: 0 LOB: 2 K: 0 BB: 1 S: 4 P: 8	R: 0 H: 0 E: 0 LOB: 2 K: 2 BB: 2 S: 7 P: 15	

	1B: 5	SF: 1	WP: 1	PA: 36
	2B: 2	SAC: 1	PB: 0	
	3B: 1	DP: 1	SB: 0	
	HR: 1	HBP: 1	CS: 0	

PITCHER		IP	WLS	BF	H	R	ER	SO	BB	IBB	HBP	BLK	WP	HR	S	P	ERA	WHIP
Arnie Portocarrero, R ERA: 3.16	(1, 1)	4.0	L	18	6	5	5	3	0	0	0	0	0	1	24	24	11.25	1.500
George Zuverink, R ERA: 3.53	(5, 1)	3.0		13	3	0	0	1	1	0	1	0	0	0	13	18	0.00	1.333
Charlie Beamon, R ERA: 4.12	(8, 1)	1.0		5	0	0	0	2	1	1	0	0	1	0	7	15	0.00	1.000

PITCHER	IP	WLS	BF	H	R	ER	SO	BB	IBB	HBP	BLK	WP	HR	S	P	ERA	WHIP

Baltimore Orioles @ Boston Red Sox

Fenway Park, Boston, MA

Sat Aug 30 1958, 3:33 AM EDT

Att. 9,887 - Unknown

TOP

livebaseballscorecards.com

Batter	1	2	3	4	5	6	7	8	9	AB	R	H	RBI	BB	SO	LOB
Dick Williams, R (1, 8) (5, 9) (9, 7) OBP: 0.343, SLG: 0.353	SSS 0-3 ① K		x 0-0 ① 5-3		x 0-0 ② F7		BBB 4-0 1B BB BB	x 0-0 ③ L5		4	1	0	0	1	1	1
Bob Boyd, L (1, 3) OBP: 0.343, SLG: 0.440	x 0-0 ② 3-1		x 0-0 ② 6-3		BBBB 4-0 BB		x 0-0 BB BB 1B 1-3 2-H		SSS 0-3 ① K	4	0	1	1	1	1	0
Gene Woodling, L (1, 9) OBP: 0.390, SLG: 0.444 Jim Busby, R (5, 8) OBP: 0.303, SLG: 0.304	x 0-0 ③ L9		SSS 0-3 ③ K		x 0-0 ③ F8		BBBB 4-0 BB 1-2 BB		x 0-0 ② 5-3	3 1	0 0	0 0	0 0	0 1	1 0	1 0
Bob Nieman, R (1, 7) OBP: 0.403, SLG: 0.571 Al Pilarcik, L (9, 9) OBP: 0.309, SLG: 0.311		x 0-0 1B HR 2B		x 0-0 HR		x 0-0 ① 5-3	SSS 0-3 ② K		x 0-0 ③ 6-3	5 0	2 0	2 0	1 0	0 0	1 0	3 0
Gus Triandos, R (1, 2) OBP: 0.338, SLG: 0.473		x 0-0 HR 2-3 1B		x 0-0 4-3 1B 1B		BBBB 4-0 BB	BBBB 4-0 FC6-4 BB 1-2 2-3 3-H			2	2	2	1	2	0	0
Brooks Robinson, R (1, 5) OBP: 0.300, SLG: 0.325		SSS 0-3 ① K		x 0-0 ① 4-3 1-2		x 0-0 ② F8	x 0-0 ③ FC6-4 1-2f			4	0	0	0	0	1	7
Billy Gardner, R (1, 4) OBP: 0.279, SLG: 0.311		SSS 0-3 ② K		x 0-0 ② 1 2-H 1B		x 0-0 ③ F9		x 0-0 SH5-3 1B		4	0	2	1	0	1	3
Foster Castleman, R (1, 6) OBP: 0.262, SLG: 0.260		x 0-0 1-H 3-H HR		x 0-0 ③ F6			x 0-0 SH1-4 1B 1B	x 0-0 ① F7		4	2	2	3	0	0	1
Milt Pappas, R (1, 1) OBP: 0.176, SLG: 0.324 Billy O'Dell, S (9, 1) OBP: 0.154, SLG: 0.180		x 0-0 ③ F6			x 0-0 ① F7		x 0-0 ① SH1-4 1-2	x 0-0 ② SH5-3 1-2		2 0	0 0	0 0	0 0	0 0	0 0	0 0
Inning Stats	R: 0 E: 0 K: 1 S: 5 H: 0 LOB: 0 BB: 0 P: 5	R: 3 E: 0 K: 2 S: 10 H: 3 LOB: 0 BB: 0 P: 10	R: 0 E: 0 K: 1 S: 5 H: 0 LOB: 0 BB: 0 P: 5	R: 2 E: 0 K: 0 S: 5 H: 3 LOB: 0 BB: 0 P: 5	R: 0 E: 0 K: 0 S: 3 H: 0 LOB: 1 BB: 1 P: 7	R: 0 E: 0 K: 0 S: 3 H: 0 LOB: 1 BB: 1 P: 7	R: 2 E: 0 K: 1 S: 7 H: 2 LOB: 3 BB: 3 P: 19	R: 0 E: 0 K: 0 S: 4 H: 1 LOB: 1 BB: 0 P: 4	R: 0 E: 0 K: 1 S: 5 H: 0 LOB: 0 BB: 0 P: 5	1B: 6 2B: 1 3B: 0 HR: 2 SF: 0 SAC: 2 DP: 0 HBP: 0						

	AB	33
	R	7
	H	9
	RBI	7
	BB	5
	SO	6
	LOB	16

WP: 0 PB: 0 SB: 0 CS: 0 PA: 40

PITCHER		IP	WLS	BF	H	R	ER	SO	BB	IBB	HBP	BLK	WP	HR	S	P	ERA	WHIP
Bill Monbouquette, R ERA: 4.12	(1, 1)	5.0	L	21	6	5	5	4	1	0	0	0	0	2	28	32	9.00	1.400
Mike Fornieles, R ERA: 5.17	(6, 1)	2.0		12	2	2	2	1	4	0	0	0	0	0	10	26	9.00	3.000
Bud Byerly, R ERA: 4.13	(8, 1)	2.0		7	1	0	0	1	0	0	0	0	0	0	9	9	0.00	0.500

PITCHER		IP	WLS	BF	H	R	ER	SO	BB	IBB	HBP	BLK	WP	HR	S	P	ERA	WHIP

Baltimore Orioles @ Boston Red Sox

Fenway Park, Boston, MA

Sat Aug 30 1958, 3:33 AM EDT

Att. 9,887 - Unknown

BOTTOM

livebaseballscorecards.com

Batter	1	2	3	4	5	6	7	8	9	AB	R	H	RBI	BB	SO	LOB
Don Buddin, R (1, 6) OBP: 0.343, SLG: 0.368	S S S 0-3 ① K		x 0-0 ③ 5-3		x 0-0 1-3 2-H 1B		x 0-0 ③ F8		x 0-0 ② F6	5	0	1	1	0	1	3
Pete Runnels, L (1, 4) OBP: 0.430, SLG: 0.443	x 0-0 ② 4-3			B B B B 4-0 FC5-6 BB	x 0-0 ③ F8			x 0-0 3-1 BB 1B	x 0-0 1-3 2-H 2B	4	0	2	1	1	0	2
Gene Stephens, L (1, 7) OBP: 0.279, SLG: 0.381	x 0-0 ③ 4-3			x 0-0 ① FC5-6 1-2f		x 0-0 ① F6		B B B B 4-0 3-1 1-2 BB	x 0-0 ③ 1-3	4	0	0	0	1	0	3
Frank Malzone, R (1, 5) OBP: 0.347, SLG: 0.430		x 0-0 ① F9		x 0-0 ② F3		x 0-0 ② F7		S S S 0-3 ① K		4	0	0	0	0	1	3
Jackie Jensen, R (1, 9) OBP: 0.415, SLG: 0.592		x 0-0 ② 4-3		x 0-0 ③ L9		B B B B 4-0 FC5-4 BB		x 0-0 ② 3-1 1-2 2-3		3	0	0	0	1	0	3
Dick Gernert, R (1, 3) OBP: 0.333, SLG: 0.422		B B B B 4-0 BB			x 0-0 ① 1-3	x 0-0 ③ FC5-4 1-2f		x 0-0 ③ F8		3	0	0	0	1	0	3
Jim Piersall, R (1, 8) OBP: 0.316, SLG: 0.384		x 0-0 ③ 5-3			x 0-0 ② F8		x 0-0 ① 5-3		x 0-0 ① F3	4	0	0	0	0	0	1
Pete Daley, R (1, 2) OBP: 0.567, SLG: 0.731			x 0-0 ① 1-3		x 0-0 1B 1B 1B		x 0-0 1B		x 0-0 BB 2B 1B	4	2	3	0	0	0	0
Bill Monbouquette, R (1, 1) OBP: 0.167, SLG: 0.167 Bill Renna, R (5, PH) OBP: 0.333, SLG: 0.360 Mike Fornieles, R (6, 1) OBP: 0.214, SLG: 0.214 Marty Keough, L (7, PH) OBP: 0.277, SLG: 0.318 Bud Byerly, R (8, 1) Billy Klaus, L (9, PH) OBP: 0.212, SLG: 0.213			x 0-0 ② F3		x 0-0 1B 1-2 1B		x 0-0 ② F8		B B B B 4-0 2B 1-2 BB	1 1 0 1 0 0	0 0 0 0 0 0	0 1 0 0 0 0	0 0 0 0 0 1	0 0 0 0 0 0	0 0 0 1 0 0	0 0 0 0 0 0
Inning Stats	R: 0 E: 0 K: 1 S: 5 H: 0 LOB: 0 BB: 0 P: 5	R: 0 E: 0 K: 0 S: 3 H: 0 LOB: 1 BB: 1 P: 7	R: 0 E: 0 K: 0 S: 3 H: 0 LOB: 0 BB: 0 P: 3	R: 0 E: 0 K: 0 S: 3 H: 0 LOB: 1 BB: 1 P: 7	R: 1 E: 0 K: 0 S: 6 H: 3 LOB: 2 BB: 0 P: 6	R: 0 E: 0 K: 0 S: 3 H: 0 LOB: 1 BB: 1 P: 7	R: 0 E: 0 K: 0 S: 4 H: 1 LOB: 1 BB: 0 P: 4	R: 0 E: 0 K: 1 S: 6 H: 1 LOB: 2 BB: 1 P: 10	R: 1 E: 0 K: 0 S: 5 H: 2 LOB: 2 BB: 1 P: 9	1B: 6 2B: 1 3B: 0 HR: 0	SF: 0 SAC: 0 DP: 0 HBP: 0			WP: 0 PB: 0 SB: 0 CS: 0		PA: 39	

	AB	34
	R	2
	H	7
	RBI	2
	BB	5
	SO	2
	LOB	19

PITCHER		IP	WLS	BF	H	R	ER	SO	BB	IBB	HBP	BLK	WP	HR	S	P	ERA	WHIP
Milt Pappas, R ERA: 4.14	(1, 1)	8.2	W	38	7	2	2	2	5	0	0	0	0	0	37	57	2.08	1.385
Billy O'Dell, L ERA: 2.87	(9, 1)	0.1	S	1	0	0	0	0	0	0	0	0	0	0	1	1	0.00	0.000

PITCHER	IP	WLS	BF	H	R	ER	SO	BB	IBB	HBP	BLK	WP	HR	S	P	ERA	WHIP

Batter	1	2	3	4	5	6	7	8	9	AB	R	H	RBI	BB	SO	LOB
Dick Williams, R (1, 3) OBP: 0.347, SLG: 0.358	5-3		BB 1-2		E 2-H 2B		G4-6-3 1B		K	4	1	2	1	1	1	1
Gene Woodling, L (1, 9) OBP: 0.386, SLG: 0.439	4-3		K		E7 2-H		G4-6-3 1-2f			4	0	0	0	0	1	3
Bob Nieman, R (1, 7) OBP: 0.401, SLG: 0.566	6-3		F7		F8			4-3 1B		4	0	1	0	0	0	3
Gus Triandos, R (1, 2) OBP: 0.336, SLG: 0.469		F9		6-3		F9		F9		4	0	0	0	0	0	1
Brooks Robinson, R (1, 5) OBP: 0.299, SLG: 0.324		K		5-3		2B 1B		4-3 1-2		4	0	1	0	0	1	1
Jim Busby, R (1, 8) OBP: 0.307, SLG: 0.320		2B		6-3		G5-3 1-3 2B		K		4	0	2	0	0	1	1
Billy Gardner, R (1, 4) OBP: 0.279, SLG: 0.310 Al Pilarcik, L (9, PH) OBP: 0.308, SLG: 0.310		F7			5-3	IBB			6-3	2 1	0 0	0 0	0 0	1 0	0 0	1 0
Foster Castleman, R (1, 6) OBP: 0.263, SLG: 0.267 Bob Boyd, L (9, PH) OBP: 0.342, SLG: 0.438			FC1-5 2B		E6 SH1 2B	G5-3 2-3f			K	3 1	1 0	1 0	0 0	0 0	0 1	3 0
Hoyt Wilhelm, R (1, 1) OBP: 0.125, SLG: 0.087 Joe Taylor, R (9, PH) OBP: 0.337, SLG: 0.410			FC1-5 BB 2-3		SH1 1-2		K		1B	2 1	0 0	0 1	0 0	0 0	1 0	1 0
Inning Stats	R: 0 E: 0 K: 0 S: 3 H: 0 LOB: 0 BB: 0 P: 3	R: 0 E: 0 K: 1 S: 6 H: 1 LOB: 1 BB: 0 P: 6	R: 0 E: 0 K: 1 S: 6 H: 1 LOB: 2 BB: 1 P: 10	R: 0 E: 0 K: 0 S: 3 H: 0 LOB: 0 BB: 0 P: 3	R: 2 E: 2 K: 0 S: 6 H: 1 LOB: 1 BB: 0 P: 6	R: 0 E: 0 K: 0 S: 4 H: 2 LOB: 2 BB: 1 P: 8	R: 0 E: 0 K: 1 S: 5 H: 1 LOB: 0 BB: 0 P: 5	R: 0 E: 0 K: 1 S: 6 H: 1 LOB: 1 BB: 0 P: 6	R: 0 E: 0 K: 2 S: 8 H: 1 LOB: 1 BB: 0 P: 8	1B: 4 2B: 4 3B: 0 HR: 0 SF: 0 SAC: 1 DP: 2 HBP: 0						

PITCHER	IP	WLS	BF	H	R	ER	SO	BB	IBB	HBP	BLK	WP	HR	S	P	ERA	WHIP
Tom Brewer, R (1, 1) ERA: 3.65	9.0	W	37	8	2	0	6	1	1	0	0	0	0	47	55	0.00	1.000

PITCHER	IP	WLS	BF	H	R	ER	SO	BB	IBB	HBP	BLK	WP	HR	S	P	ERA	WHIP

TOP

Baltimore Orioles @ Boston Red Sox

Fenway Park, Boston, MA

Sun Aug 31 1958, 3:33 AM EDT

Att. 13,112 - Unknown

livebaseballscorecards.com

AB	34
R	2
H	8
RBI	1
BB	2
SO	6
LOB	15

WP: 0 PA: 37
PB: 0
SB: 0
CS: 0

Baltimore Orioles @ Boston Red Sox

Fenway Park, Boston, MA

Sun Aug 31 1958, 3:33 AM EDT

Att. 13,112 - Unknown

BOTTOM

livebaseballscorecards.com

Batter	1	2	3	4	5	6	7	8	9	AB	R	H	RBI	BB	SO	LOB
Don Buddin, R (1, 6) OBP: 0.340, SLG: 0.364	S S S 0-3 K ①		S S S 0-3 K ③			x 0-0 6-3 ①		S S S 0-3 K2-3 ②		4	0	0	0	0	3	0
Pete Runnels, L (1, 4) OBP: 0.426, SLG: 0.439	x 0-0 B3 ②			x 0-0 F7 ①		x 0-0 6-3 ②		x 0-0 1-3 ③		4	0	0	0	0	0	0
Gene Stephens, L (1, 7) OBP: 0.280, SLG: 0.380	x 0-0 1B			x 0-0 4-3 ②		S S S 0-3 K ③				3	0	1	0	0	1	0
Frank Malzone, R (1, 5) OBP: 0.347, SLG: 0.430	x 0-0 L7 ③			x 0-0 5-3 ③			x 0-0 FC5-4 1B			3	0	1	0	0	0	1
Jackie Jensen, R (1, 9) OBP: 0.414, SLG: 0.590		x 0-0 4-3 ①			x 0-0 HR 1B		x 0-0 FC5-4 ① BLK 1-2f 1B			3	2	1	0	0	0	1
Dick Gernert, R (1, 3) OBP: 0.333, SLG: 0.429		x 0-0 F7 ②			x 0-0 1-H HR		x 0-0 F2 ② 1-2			3	1	1	2	0	0	1
Jim Piersall, R (1, 8) OBP: 0.316, SLG: 0.384		x 0-0 F3 ③			x 0-0 L8 ①		x 0-0 2-H 1B			3	0	1	1	0	0	0
Pete Daley, R (1, 2) OBP: 0.515, SLG: 0.655			S S S 0-3 K ①		x 0-0 F5 ②		x 0-0 5-3 ③			3	0	0	0	0	1	1
Tom Brewer, R (1, 1) OBP: 0.230, SLG: 0.229			S S S 0-3 K ②		x 0-0 1-3 ③			x 0-0 5-3 ①		3	0	0	0	0	1	0
Inning Stats	R: 0 H: 1 E: 0 LOB: 1 K: 1 BB: 0 S: 6 P: 6	R: 0 H: 0 E: 0 LOB: 0 K: 0 BB: 0 S: 3 P: 3	R: 0 H: 0 E: 0 LOB: 0 K: 3 BB: 0 S: 9 P: 9	R: 0 H: 0 E: 0 LOB: 0 K: 0 BB: 0 S: 3 P: 3	R: 2 H: 2 E: 0 LOB: 0 K: 0 BB: 0 S: 5 P: 5	R: 0 H: 0 E: 0 LOB: 0 K: 1 BB: 0 S: 5 P: 5	R: 1 H: 2 E: 0 LOB: 1 K: 0 BB: 0 S: 5 P: 5	R: 0 H: 0 E: 0 LOB: 0 K: 1 BB: 0 S: 5 P: 5		1B: 4 SF: 0 2B: 0 SAC: 0 3B: 0 DP: 0 HR: 1 HBP: 0						WP: 0 PA: 29 PB: 0 SB: 0 CS: 0

	AB	29
	R	3
	H	5
	RBI	3
	BB	0
	SO	6
	LOB	4

PITCHER	IP	WLS	BF	H	R	ER	SO	BB	IBB	HBP	BLK	WP	HR	S	P	ERA	WHIP
Hoyt Wilhelm, R (1, 1) ERA: 2.5	8.0	L	29	5	3	3	6	0	0	0	1	0	1	41	41	3.38	0.625

PITCHER	IP	WLS	BF	H	R	ER	SO	BB	IBB	HBP	BLK	WP	HR	S	P	ERA	WHIP

Batter	1	2	3	4	5	6	7	8	9	AB	R	H	RBI	BB	SO	LOB
Jim Busby, R (1, 8) OBP: 0.306, SLG: 0.324	S S S 0-3 ① K	x 0-0 1-3 2B		S S S 0-3 ③ K			x 0-0 ① F2			4	0	1	0	0	2	0
Bob Boyd, L (1, 3) OBP: 0.341, SLG: 0.442	x 0-0 SF7 3B	x 0-0 ③ 6-3			x 0-0 E4 G3 1B		x 0-0 ② 4-3			4	2	1	0	0	0	2
Gene Woodling, L (1, 9) OBP: 0.385, SLG: 0.435 Al Pilarcik, L (7, 9) OBP: 0.308, SLG: 0.310	B B B B 4-0 E S BB		S S S 0-3 ① K		x 0-0 ① G3 1-2		x 0-0 ③ 5-3			3 0	0 0	0 0	0 0	1 0	1 0	1 0
Bob Nieman, R (1, 7) OBP: 0.399, SLG: 0.564 Dick Williams, R (8, 7) OBP: 0.347, SLG: 0.358	x 0-0 ② SF7 1-2 3-H		x 0-0 ② F9		x 0-0 FC4-6 2-H 1B			x 0-0 ① 6-3		3 0	0 0	1 0	2 0	0 0	0 0	0 0
Joe Ginsberg, L (1, 2) OBP: 0.312, SLG: 0.330	x 0-0 E4 2-3		x 0-0 FC5 BB 1B		x 0-0 ② FC4-6 FC6-4 1-2f			x 0-0 ② F5		4	0	1	0	0	0	2
Brooks Robinson, R (1, 5) OBP: 0.299, SLG: 0.322	S S S 0-3 ③ K		B B B B 4-0 1-2 BB		x 0-0 ③ FC6-4 1-2f			x 0-0 ③ F9		3	0	0	0	1	1	3
Billy Gardner, R (1, 4) OBP: 0.277, SLG: 0.308		x 0-0 ① 6-3	x 0-0 ③ FC5 2-3f			x 0-0 ① F9			x 0-0 ① 6-3	4	0	0	0	0	0	2
Foster Castleman, R (1, 6) OBP: 0.259, SLG: 0.263 Bob Hale, L (9, PH) Willy Miranda, S (9, 6) OBP: 0.236, SLG: 0.229		x 0-0 ② 6-3		x 0-0 ① F6		x 0-0 ② F7		x 0-0 ② 3-1		3 1 0	0 0 0	0 0 0	0 0 0	0 0 0	0 0 0	0 0 0
Jack Harshman, L (1, 1) OBP: 0.295, SLG: 0.338		x 0-0 E4 2B		S S S 0-3 ② K		x 0-0 ③ F4			x 0-0 ③ F6	4	0	0	0	0	1	0
Inning Stats	R: 1 E: 1 K: 2 S: 9 H: 1 LOB: 2 BB: 1 P: 13	R: 0 E: 1 K: 0 S: 5 H: 1 LOB: 2 BB: 0 P: 5	R: 0 E: 0 K: 1 S: 6 H: 1 LOB: 2 BB: 1 P: 10	R: 0 E: 0 K: 2 S: 7 H: 0 LOB: 0 BB: 0 P: 7	R: 1 E: 1 K: 0 S: 5 H: 1 LOB: 1 BB: 0 P: 5	R: 0 E: 0 K: 0 S: 3 H: 0 LOB: 0 BB: 0 P: 3	R: 0 E: 0 K: 0 S: 3 H: 0 LOB: 0 BB: 0 P: 3	R: 0 E: 0 K: 0 S: 3 H: 0 LOB: 0 BB: 0 P: 3	R: 0 E: 0 K: 0 S: 3 H: 0 LOB: 0 BB: 0 P: 3	1B: 2 2B: 1 3B: 1 HR: 0 SF: 1 SAC: 0 DP: 0 HBP: 0						

PITCHER	IP	WLS	BF	H	R	ER	SO	BB	IBB	HBP	BLK	WP	HR	S	P	ERA	WHIP
Camilo Pascual, R (1, 1) ERA: 3.22	7.0	L	30	4	2	1	5	2	0	0	0	0	0	38	46	1.29	0.857
Dick Hyde, R (8, 1) ERA: 1.88	2.0		6	0	0	0	0	0	0	0	0	0	0	6	6	0.00	0.000

PITCHER	IP	WLS	BF	H	R	ER	SO	BB	IBB	HBP	BLK	WP	HR	S	P	ERA	WHIP

TOP

Baltimore Orioles @ Washington Senators

Griffith Stadium, Washington, DC

Mon Sep 01 1958, 3:33 AM EDT

Unknown

livebaseballscorecards.com

AB	33
R	2
H	4
RBI	2
BB	2
SO	5
LOB	10

PA: 36

WP: 0
PB: 0
SB: 1
CS: 0

BOTTOM

Baltimore Orioles @ Washington Senators

Griffith Stadium, Washington, DC

Mon Sep 01 1958, 3:33 AM EDT

Unknown

livebaseballscorecards.com

Batter	1	2	3	4	5	6	7	8	9	AB	R	H	RBI	BB	SO	LOB
Eddie Yost, R (1, 5) OBP: 0.345, SLG: 0.303	F8		K		F8		F8			4	0	0	0	0	1	2
Albie Pearson, L (1, 8) OBP: 0.356, SLG: 0.354	1B		F7			F4		F2		4	0	1	0	0	0	0
Roy Sievers, R (1, 7) OBP: 0.374, SLG: 0.566	F4			F8		F4		F8		4	0	0	0	0	0	1
Norm Zauchin, R (1, 3) OBP: 0.329, SLG: 0.441	1-3			BB		1B		FC6-4 BB		2	0	1	0	2	0	1
Ed Fitz Gerald, R (1, 2) OBP: 0.316, SLG: 0.299		F8		F9		6-3		FC6-4 1-2f		4	0	0	0	0	0	3
Jim Lemon, R (1, 9) OBP: 0.316, SLG: 0.487		WP 1B		1-2 BB					K	3	0	2	0	1	1	0
Ken Aspromonte, R (1, 4) OBP: 0.296, SLG: 0.316		F3 1-2		4-3			F2		F4	4	0	0	0	0	0	4
Ossie Alvarez, R (1, 6) OBP: 0.263, SLG: 0.222 Dick Hyde, R (8, 1) Bobby Malkmus, R (9, PH) OBP: 0.236, SLG: 0.250		5-3			F2		BB		6-3	2 0 1	0 0 0	0 0 0	0 0 0	1 0 0	0 0 0	1 0 0
Camilo Pascual, R (1, 1) OBP: 0.167, SLG: 0.229 Rocky Bridges, R (7, PH) OBP: 0.340, SLG: 0.380 (8, 6)			F3		F8		F7			2 1	0 0	0 0	0 0	0 0	0 0	0 2

	AB	31
	R	0
	H	4
	RBI	0
	BB	4
	SO	2
	LOB	14

Inning Stats	1	2	3	4	5	6	7	8	9
	R: 0 H: 1 E: 0 LOB: 1 K: 0 BB: 0 S: 4 P: 4	R: 0 H: 1 E: 0 LOB: 1 K: 0 BB: 0 S: 4 P: 4	R: 0 H: 0 E: 0 LOB: 0 K: 1 BB: 0 S: 5 P: 5	R: 0 H: 0 E: 0 LOB: 2 K: 0 BB: 2 S: 3 P: 11	R: 0 H: 0 E: 0 LOB: 0 K: 0 BB: 0 S: 3 P: 3	R: 0 H: 1 E: 0 LOB: 1 K: 0 BB: 0 S: 4 P: 4	R: 0 H: 1 E: 0 LOB: 2 K: 0 BB: 1 S: 4 P: 8	R: 0 H: 0 E: 0 LOB: 1 K: 0 BB: 1 S: 3 P: 7	R: 0 H: 0 E: 0 LOB: 0 K: 1 BB: 0 S: 5 P: 5

	1B: 3	SF: 0	WP: 1	PA: 35
	2B: 1	SAC: 0	PB: 0	
	3B: 0	DP: 0	SB: 0	
	HR: 0	HBP: 0	CS: 0	

PITCHER	IP	WLS	BF	H	R	ER	SO	BB	IBB	HBP	BLK	WP	HR	S	P	ERA	WHIP
Jack Harshman, L (1, 1) ERA: 2.69	9.0	W	35	4	0	0	2	4	0	0	0	1	0	35	51	0.00	0.889

PITCHER	IP	WLS	BF	H	R	ER	SO	BB	IBB	HBP	BLK	WP	HR	S	P	ERA	WHIP

Baltimore Orioles @ Washington Senators

Griffith Stadium, Washington, DC

Mon Sep 01 1958, 3:38 AM EDT

Att. 9,485 - Unknown

TOP

livebaseballscorecards.com

Batter	1	2	3	4	5	6	7	8	9	AB	R	H	RBI	BB	SO	LOB
Jim Busby, R (1, 8) OBP: 0.313, SLG: 0.354	1B 3B		SF9 3B		FC4-6 HR		F4	1B		5	3	3	3	0	0	1
Dick Williams, R (1, 3) OBP: 0.347, SLG: 0.368	G5-4-3 1B		SF9		HR		F7	5-3		4	1	2	4	0	0	1
Bob Nieman, R (1, 7) OBP: 0.400, SLG: 0.563	G5-4-3		BB 1B		S 1B		K		F9 1B BB	4	1	2	0	0	1	1
Al Pilarcik, L (7, 9) OBP: 0.310, SLG: 0.310										0	0	0	0	1	0	0
Gus Triandos, R (1, 2) OBP: 0.341, SLG: 0.479	K		BB		G6-4-3 1B			HR	1B	4	1	3	2	1	1	0
Joe Taylor, R (1, 9) OBP: 0.337, SLG: 0.400		G1-6-3 BB	F8		G6-4-3			BB 1B	K	2	0	0	0	1	0	3
Chuck Oertel, L (5, 9) (7, 7) OBP: 0.500, SLG: 0.500										2	1	1	0	0	1	2
Brooks Robinson, R (1, 5) OBP: 0.300, SLG: 0.319		G1-6-3		F3		5-3 BB		1B BB	F9	3	1	0	0	2	0	3
Billy Gardner, R (1, 4) OBP: 0.274, SLG: 0.304		K	F3			5-3		F3	1-3	5	0	0	0	0	1	5
Foster Castleman, R (1, 6) OBP: 0.255, SLG: 0.258			F3	1-3		L6		PB 1B		3	0	0	0	0	0	1
Bob Hale, L (8, PH) OBP: 0.500, SLG: 0.500										1	1	1	1	0	0	0
Willy Miranda, S (8, 6) OBP: 0.236, SLG: 0.229										0	0	0	0	0	0	0
Billy O'Dell, S (1, 1) OBP: 0.174, SLG: 0.188			BB		FC4-6			K		3	1	1	0	1	2	3
Inning Stats	R: 1 E: 0 K: 1 S: 6 H: 2 LOB: 0 BB: 0 P: 6	R: 0 E: 0 K: 1 S: 4 H: 0 LOB: 0 BB: 1 P: 8	R: 2 E: 0 K: 0 S: 5 H: 2 LOB: 2 BB: 2 P: 13	R: 0 E: 0 K: 0 S: 3 H: 0 LOB: 0 BB: 0 P: 3	R: 3 E: 0 K: 0 S: 6 H: 4 LOB: 0 BB: 0 P: 6	R: 0 E: 0 K: 1 S: 5 H: 0 LOB: 1 BB: 1 P: 9	R: 0 E: 0 K: 1 S: 5 H: 0 LOB: 0 BB: 0 P: 5	R: 4 E: 0 K: 1 S: 9 H: 4 LOB: 1 BB: 1 P: 13	R: 0 E: 0 K: 1 S: 6 H: 1 LOB: 2 BB: 1 P: 10	1B: 9 2B: 0 3B: 2 HR: 2	SF: 1 SAC: 0 DP: 3 HBP: 0						

AB	36
R	10
H	13
RBI	10
BB	6
SO	6
LOB	20

WP: 0 PB: 1 SB: 1 CS: 0 PA: 43

PITCHER		IP	WLS	BF	H	R	ER	SO	BB	IBB	HBP	BLK	WP	HR	S	P	ERA	WHIP
Jim Constable, L ERA: 6.92	(1, 1)	2.2	L	13	4	3	3	2	3	0	0	0	0	0	14	26	10.12	2.625
Russ Kemmerer, R ERA: 4.58	(3, 1)	2.1		10	4	3	3	0	0	0	0	0	0	1	10	10	11.57	1.714
John Romonosky, R ERA: 6.02	(6, 1)	1.0		4	0	0	0	1	1	0	0	0	0	0	5	9	0.00	1.000
Hal Griggs, R ERA: 5.33	(7, 1)	2.0		11	4	4	3	2	1	0	0	0	0	1	14	18	13.50	2.500
Joe Albanese, R ERA: 5.4	(9, 1)	1.0		5	1	0	0	1	1	0	0	0	0	0	6	10	0.00	2.000

PITCHER	IP	WLS	BF	H	R	ER	SO	BB	IBB	HBP	BLK	WP	HR	S	P	ERA	WHIP

Batter	1	2	3	4	5	6	7	8	9	AB	R	H	RBI	BB	SO	LOB
Eddie Yost, R (1, 5) OBP: 0.346, SLG: 0.302	FC4-6 HBP		4-3		1B 1B		F9		4-3	4	0	1	0	0	0	0
Albie Pearson, L (1, 8) OBP: 0.355, SLG: 0.352	FC4-6 1B SF8 1-2f		G6-3 1B		K		F9		F4	5	1	1	0	0	1	2
Ed Fitz Gerald, R (1, 2) OBP: 0.333, SLG: 0.319	SF8 1-3 1B		G6-3 1-2f		1-2 1B		1B			4	0	3	0	0	0	1
Roy Sievers, R (1, 7) OBP: 0.373, SLG: 0.564	SF8 1-2 3-H			FC6-4 1B	F3		K			3	0	1	1	0	1	3
Norm Zauchin, R (1, 3) OBP: 0.324, SLG: 0.434	6-3			FC6-4 2B 1-2f	K			F3		4	0	0	0	0	1	2
Jim Lemon, R (1, 9) OBP: 0.318, SLG: 0.490		L4		1-3 2B	1B 1B			1B		3	0	2	0	0	0	0
Neil Chrisley, L (7, 9) OBP: 0.279, SLG: 0.370										1	0	1	0	0	0	0
Ken Aspromonte, R (1, 4) OBP: 0.296, SLG: 0.315		F5		F4	1-2 1B			F6		4	0	1	0	0	0	3
Ossie Alvarez, R (1, 6) OBP: 0.264, SLG: 0.223		1B		F4	K			F7		3	0	1	0	0	1	4
Hal Griggs, R (7, 1) OBP: 0.122, SLG: 0.200										0	0	0	0	0	0	0
Julio Becquer, L (8, PH) OBP: 0.280, SLG: 0.270										1	0	0	0	0	0	1
Joe Albanese, R (9, 1)										0	0	0	0	0	0	0
Jim Constable, S (1, 1) OBP: 0.571, SLG: 0.714	K				F8	5-3			F9	1	0	0	0	0	1	1
Russ Kemmerer, R (3, 1) OBP: 0.177, SLG: 0.150										0	0	0	0	0	0	0
Bobby Malkmus, R (5, PH) OBP: 0.233, SLG: 0.246										1	0	0	0	0	0	0
John Romonosky, R (6, 1) OBP: 0.300, SLG: 0.800										0	0	0	0	0	0	0
Rocky Bridges, R (6, PH) OBP: 0.338, SLG: 0.377										2	0	0	0	0	0	2
(7, 6)																
Inning Stats	R: 1 H: 1 E: 0 LOB: 1 K: 0 BB: 0 S: 4 P: 5	R: 0 H: 1 E: 0 LOB: 1 K: 1 BB: 0 S: 6 P: 6	R: 0 H: 1 E: 0 LOB: 0 K: 0 BB: 0 S: 3 P: 3	R: 0 H: 2 E: 0 LOB: 2 K: 0 BB: 0 S: 5 P: 5	R: 0 H: 2 E: 0 LOB: 2 K: 1 BB: 0 S: 7 P: 7	R: 0 H: 2 E: 0 LOB: 2 K: 2 BB: 0 S: 9 P: 9	R: 0 H: 1 E: 0 LOB: 1 K: 1 BB: 0 S: 6 P: 6	R: 0 H: 1 E: 0 LOB: 1 K: 0 BB: 0 S: 4 P: 4	R: 0 H: 0 E: 0 LOB: 0 K: 0 BB: 0 S: 3 P: 3	1B: 10 SF: 1 2B: 1 SAC: 0 3B: 0 DP: 1 HR: 0 HBP: 1							

PITCHER		IP	WLS	BF	H	R	ER	SO	BB	IBB	HBP	BLK	WP	HR	S	P	ERA	WHIP
Billy O'Dell, L ERA: 2.78	(1, 1)	9.0	W	38	11	1	1	5	0	0	1	0	0	0	47	48	1.00	1.222

PITCHER	IP	WLS	BF	H	R	ER	SO	BB	IBB	HBP	BLK	WP	HR	S	P	ERA	WHIP

BOTTOM

Baltimore Orioles @ Washington Senators

Griffith Stadium, Washington, DC

Mon Sep 01 1958, 3:38 AM EDT

Att. 9,485 - Unknown

livebaseballscorecards.com

AB	36
R	1
H	11
RBI	1
BB	0
SO	5
LOB	19

WASHINGTON SENATORS

Batter	1	2	3	4	5	6	7	8	9	AB	R	H	RBI	BB	SO	LOB
Jim Busby, R (1, 8) OBP: 0.309, SLG: 0.348	S S S 0-3 ① K			x 0-0 ① F7		x 0-0 ③ 5-3		x 0-0 ③ F8		3	0	0	0	0	1	0
Willy Miranda, S (6, 6) OBP: 0.236, SLG: 0.229										0	0	0	0	0	0	0
Joe Ginsberg, L (8, PH) OBP: 0.309, SLG: 0.326										1	0	0	0	0	0	1
Billy Loes, R (8, 1) OBP: 0.100, SLG: 0.071										0	0	0	0	0	0	0
George Zuverink, R (8, 1) OBP: 0.300, SLG: 0.444										0	0	0	0	0	0	0
Bob Boyd, L (1, 3) OBP: 0.346, SLG: 0.449	x 0-0 ② 4-3			x 0-0 4-3 1B			x 0-0 F8 WP SF8 1B		x 0-0 1B 2B	4	2	3	0	0	0	0
Gene Woodling, L (1, 9) OBP: 0.384, SLG: 0.433	x 0-0 ③ F7			x 0-0 ② 4-3 1-2			x 0-0 ① F8 1-3		x 0-0 E 2-H 1B	4	0	1	1	0	0	2
Bob Nieman, R (1, 7) OBP: 0.401, SLG: 0.564		x 0-0 G5-4-3 1B		x 0-0 4-3			x 0-0 ② SF8 3-H		x 0-0 E8 1-3 1B	3	0	2	1	0	0	1
Gus Triandos, R (1, 2) OBP: 0.338, SLG: 0.474		x 0-0 ① ② G5-4-3 1-2f			x 0-0 ① 1-3		x 0-0 ③ F8		S S S 0-3 ① K	4	0	0	0	0	1	3
Dick Williams, R (1, 5) OBP: 0.349, SLG: 0.368		S S S 0-3 ③ K			S S S 0-3 ② K			x 0-0 E 1B 1B	4-0 G6-4-3 IBB	3	1	1	0	1	2	0
Billy Gardner, R (1, 4) OBP: 0.273, SLG: 0.303			x 0-0 ① 1-3		x 0-0 ③ F9			x 0-0 ① L8 1-2	x 0-0 ② ③ G6-4-3 1-2f	2	0	0	0	0	0	0
Chuck Oertel, L (8, PH) OBP: 0.333, SLG: 0.333										1	0	0	0	0	0	1
Jerry Adair, R (8, 6)										0	0	0	0	0	0	0
Joe Taylor, R (9, PH) OBP: 0.333, SLG: 0.395										1	0	0	0	0	0	3
Foster Castleman, R (1, 6) OBP: 0.254, SLG: 0.257			S S S 0-3 ② K			x 0-0 ① 4-1		x 0-0 ② F6		1	0	0	0	0	1	0
Al Pilarcik, L (6, PH) OBP: 0.308, SLG: 0.309										2	0	0	0	0	0	1
(6, 8)																
Hal Brown, R (1, 1) OBP: 0.192, SLG: 0.200			S S S 0-3 ③ K			x 0-0 ② F8		x 0-0 2-H 1B		2	0	0	0	0	1	0
Bob Hale, L (8, PH) OBP: 0.667, SLG: 0.667										1	0	1	1	0	0	0
Brooks Robinson, R (8, PR) OBP: 0.300, SLG: 0.319										0	0	0	0	0	0	0
(8, 4)																
Inning Stats	R: 0 E: 0 K: 1 S: 5 H: 0 LOB: 0 BB: 0 P: 5	R: 0 E: 0 K: 1 S: 5 H: 1 LOB: 0 BB: 0 P: 5	R: 0 E: 0 K: 2 S: 7 H: 0 LOB: 0 BB: 0 P: 7	R: 0 E: 0 K: 0 S: 4 H: 1 LOB: 1 BB: 0 P: 4	R: 0 E: 0 K: 1 S: 5 H: 0 LOB: 0 BB: 0 P: 5	R: 0 E: 0 K: 0 S: 3 H: 0 LOB: 0 BB: 0 P: 3	R: 1 E: 0 K: 0 S: 4 H: 1 LOB: 0 BB: 0 P: 4	R: 1 E: 1 K: 0 S: 5 H: 2 LOB: 1 BB: 0 P: 5	R: 1 E: 1 K: 1 S: 7 H: 3 LOB: 2 BB: 1 P: 11	1B: 7 2B: 1 3B: 0 HR: 0 SF: 1 SAC: 0 DP: 2 HBP: 0							

TOP

Baltimore Orioles @ Washington Senators

Griffith Stadium, Washington, DC

Tue Sep 02 1958, 7:05 PM EDT

Att. 2,233 - Unknown

livebaseballscorecards.com

AB	32
R	3
H	8
RBI	3
BB	1
SO	6
LOB	12

WP: 1 PB: 0 SB: 0 CS: 0 PA: 34

PITCHER		IP	WLS	BF	H	R	ER	SO	BB	IBB	HBP	BLK	WP	HR	S	P	ERA	WHIP
Pedro Ramos, R ERA: 4.08	(1, 1)	8.0	W	30	7	3	2	5	0	0	0	0	1	0	40	40	2.25	0.875
Dick Hyde, R ERA: 1.86	(9, 1)	1.0	S	4	1	0	0	1	0	1	0	0	0	0	5	9	0.00	1.000

PITCHER	IP	WLS	BF	H	R	ER	SO	BB	IBB	HBP	BLK	WP	HR	S	P	ERA	WHIP

Batter	1	2	3	4	5	6	7	8	9	AB	R	H	RBI	BB	SO	LOB
Eddie Yost, R (1, 5) OBP: 0.347, SLG: 0.301	F2		HR, BB			5-3		FC6-4, BB		2	1	0	0	2	0	0
Albie Pearson, L (1, 8) OBP: 0.358, SLG: 0.361	F9		HR			1B		FC6-4		3	1	2	3	1	0	0
Roy Sievers, R (1, 7) OBP: 0.370, SLG: 0.559	3-1		1-3			F9		FC6-4, BB		4	0	0	1	0	0	3
Clint Courtney, L (1, 2) OBP: 0.320, SLG: 0.324		F8		F4		F8		BB		3	0	0	0	1	0	1
Jim Lemon, R (1, 9) OBP: 0.315, SLG: 0.486		5-3		6-3			F3	K		4	0	0	0	0	1	3
Herb Plews, L (1, 4) OBP: 0.299, SLG: 0.330		G3		F7			2B			3	0	1	0	0	0	0
Norm Zauchin, R (1, 3) OBP: 0.325, SLG: 0.433			BB, HR, 1B		K		5-3			3	1	1	0	0	1	0
Ossie Alvarez, R (1, 6) OBP: 0.265, SLG: 0.225			F8		6-3			BB, SH3-4, FC6-4, 1B		3	1	1	0	0	0	1
Pedro Ramos, S (1, 1) OBP: 0.237, SLG: 0.253			K		F1			SH3-4		2	0	0	0	0	1	1
Dick Hyde, R (9, 1)										0	0	0	0	0	0	0
Inning Stats	R: 0 E: 0 K: 0 S: 3 H: 0 LOB: 0 BB: 0 P: 3	R: 0 E: 0 K: 0 S: 3 H: 0 LOB: 0 BB: 0 P: 3	R: 3 E: 0 K: 1 S: 7 H: 2 LOB: 0 BB: 1 P: 11	R: 0 E: 0 K: 0 S: 3 H: 0 LOB: 0 BB: 0 P: 3	R: 0 E: 0 K: 1 S: 5 H: 0 LOB: 0 BB: 0 P: 5	R: 0 E: 0 K: 0 S: 4 H: 1 LOB: 1 BB: 0 P: 4	R: 0 E: 0 K: 0 S: 3 H: 1 LOB: 0 BB: 0 P: 3	R: 1 E: 0 K: 1 S: 6 H: 1 LOB: 3 BB: 3 P: 18		1B: 3 2B: 1 3B: 0 HR: 1 SF: 0 SAC: 1 DP: 0 HBP: 0					

PITCHER		IP	WLS	BF	H	R	ER	SO	BB	IBB	HBP	BLK	WP	HR	S	P	ERA	WHIP
Hal Brown, R ERA: 2.9	(1, 1)	7.0	L	25	4	3	3	2	1	0	0	0	0	1	28	32	3.86	0.714
Billy Loes, R ERA: 3.78	(8, 1)	0.2		6	1	1	1	0	3	0	0	0	0	0	3	15	13.50	6.000
George Zuverink, R ERA: 3.52	(8, 1)	0.1		1	0	0	0	1	0	0	0	0	0	0	3	3	0.00	0.000

PITCHER	IP	WLS	BF	H	R	ER	SO	BB	IBB	HBP	BLK	WP	HR	S	P	ERA	WHIP

BOTTOM

Baltimore Orioles @ Washington Senators

Griffith Stadium, Washington, DC

Tue Sep 02 1958, 7:05 PM EDT

Att. 2,233 - Unknown

livebaseballscorecards.com

AB	27
R	4
H	5
RBI	4
BB	4
SO	3
LOB	9

Batter	1	2	3	4	5	6	7	8	9	AB	R	H	RBI	BB	SO	LOB
Dick Williams, R (1, 5) (9, 7) OBP: 0.347, SLG: 0.365	F8		BLK HR 1B		4-3		F7		F4	5	1	1	0	0	0	2
Bob Boyd, L (1, 3) OBP: 0.349, SLG: 0.453	BBBB 1B BB		F8 1-2		3-1 2B			4-3	BB 1-3 2-H 1B	4	0	2	1	1	0	1
Gene Woodling, L (1, 9) OBP: 0.382, SLG: 0.429 Jack Harshman, L (9, 1) OBP: 0.295, SLG: 0.338	F8		F8		3-1 2-3			F4	BBBB 1-2 BB	4	0	0	0	1	0	3
										0	0	0	0	0	0	0
Bob Nieman, R (1, 7) OBP: 0.404, SLG: 0.573 Jerry Adair, R (9, 6)	1-3 1B		2-H HR		SSS K			BBBB BB	SSS K	4	1	2	2	1	2	4
										0	0	0	0	0	0	0
Gus Triandos, R (1, 2) OBP: 0.337, SLG: 0.472	SSS K		1B			SSS K		F5		4	0	1	0	0	2	3
Jim Busby, R (1, 8) OBP: 0.317, SLG: 0.349		FC5-4 1B	1-3			H G5-4-3 HBP			BBBB SH3 1B BB	2	1	1	0	1	0	1
Billy Gardner, R (1, 4) OBP: 0.272, SLG: 0.301		SSS K		6-3		G5-4-3 1-2f			SH3 1-2	3	0	0	0	0	1	2
Foster Castleman, R (1, 6) OBP: 0.251, SLG: 0.254 Chuck Oertel, L (7, PH) OBP: 0.250, SLG: 0.250 Willy Miranda, S (7, 6) OBP: 0.236, SLG: 0.229 Al Pilarcik, L (9, PH) OBP: 0.310, SLG: 0.309		FC5-4 1-2f		L4			4-3		BBBB 1B 1B BB	2	0	0	0	0	0	1
										1	0	0	0	0	0	0
										0	0	0	0	0	0	0
										0	1	0	0	1	0	0
Arnie Portocarrero, R (1, 1) OBP: 0.183, SLG: 0.190 Bob Hale, L (9, PH) OBP: 0.750, SLG: 0.750 Brooks Robinson, R (9, PR) OBP: 0.300, SLG: 0.319 (9, 5)		F9		2-3			5-3		1B 1-2 2-H 1B	3	0	0	0	0	0	1
										1	0	1	1	0	0	0
										0	0	0	0	0	0	0

Baltimore Orioles @ Washington Senators

Griffith Stadium, Washington, DC

Wed Sep 03 1958, 7:05 PM EDT

Att. 2,104 - Unknown

TOP

livebaseballscorecards.com

AB	33
R	4
H	8
RBI	4
BB	5
SO	5
LOB	18

Inning Stats	1	2	3	4	5	6	7	8	9
	R: 0 E: 0 K: 1 S: 6	R: 0 E: 0 K: 1 S: 6	R: 2 E: 0 K: 0 S: 6	R: 0 E: 0 K: 0 S: 3	R: 0 E: 0 K: 1 S: 6	R: 0 E: 0 K: 1 S: 4	R: 0 E: 0 K: 0 S: 3	R: 0 E: 0 K: 0 S: 3	R: 2 E: 0 K: 1 S: 7
	H: 1 LOB: 2 BB: 1 P: 10	H: 1 LOB: 1 BB: 0 P: 6	H: 3 LOB: 1 BB: 0 P: 6	H: 0 LOB: 0 BB: 0 P: 3	H: 1 LOB: 1 BB: 0 P: 6	H: 0 LOB: 0 BB: 0 P: 5	H: 0 LOB: 0 BB: 0 P: 3	H: 0 LOB: 1 BB: 1 P: 7	H: 2 LOB: 3 BB: 3 P: 19

| | | | | | | | | | |

Baltimore Orioles @ Washington Senators

Griffith Stadium, Washington, DC

Wed Sep 03 1958, 7:05 PM EDT

Att. 2,104 - Unknown

livebaseballscorecards.com

BOTTOM

Batter	1	2	3	4	5	6	7	8	9	AB	R	H	RBI	BB	SO	LOB
Eddie Yost, R (1, 5) OBP: 0.346, SLG: 0.303	0-0 2B		F6			K		E7		4	0	1	0	0	1	1
John Romonosky, R (8, PR) OBP: 0.300, SLG: 0.800										0	0	0	0	0	0	0
Rocky Bridges, R (9, 5) OBP: 0.338, SLG: 0.377										0	0	0	0	0	0	0
Albie Pearson, L (1, 8) OBP: 0.359, SLG: 0.362	0-0 CS 1B			F8		1B		F4		4	0	2	0	0	0	1
Roy Sievers, R (1, 7) OBP: 0.368, SLG: 0.555	0-3 K 1-2			F5		F3		F7		4	0	0	0	0	1	3
Clint Courtney, L (1, 2) OBP: 0.320, SLG: 0.322		F7		4-0 BB			F9		E5 FC4-6	2	0	0	0	1	0	0
Ed Fitz Gerald, R (9, PH) OBP: 0.330, SLG: 0.315										1	0	0	0	0	0	0
Bobby Malkmus, R (9, PR) OBP: 0.233, SLG: 0.246										0	0	0	0	0	0	0
Jim Lemon, R (1, 9) OBP: 0.313, SLG: 0.481		0-3 K		0-3 K			0-3 K		F8	4	0	0	0	0	3	2
Herb Plews, L (1, 4) OBP: 0.299, SLG: 0.329		F8			G3		HR 1B		FC4-6 E 1-2f 1B	4	2	1	0	0	0	1
Norm Zauchin, R (1, 3) OBP: 0.324, SLG: 0.442			5-3		F4		HR 1-H		E9 1B 1-3	4	1	1	2	0	0	1
Pedro Ramos, S (9, PR) OBP: 0.237, SLG: 0.253										0	0	0	0	0	0	0
Ossie Alvarez, R (1, 6) OBP: 0.266, SLG: 0.227			1B		F8		F7		1-2 3-H 1B	3	0	1	0	0	0	0
Ken Aspromonte, R (9, PH) OBP: 0.298, SLG: 0.318										1	0	1	1	0	0	0
Vito Valentinetti, R (1, 1) OBP: 0.263, SLG: 0.222			K			K		1-3	L4	3	0	0	0	0	2	1
Tex Clevenger, R (9, 1) OBP: 0.227, SLG: 0.250										0	0	0	0	0	0	0
Julio Becquer, L (9, PH) OBP: 0.278, SLG: 0.268										1	0	0	0	0	0	2

Inning Stats	1	2	3	4	5	6	7	8	9
	R: 0 H: 2 E: 0 LOB: 0 K: 1 BB: 0 S: 5 P: 5	R: 0 H: 0 E: 0 LOB: 0 K: 1 BB: 0 S: 5 P: 5	R: 0 H: 1 E: 0 LOB: 1 K: 1 BB: 0 S: 6 P: 6	R: 0 H: 0 E: 0 LOB: 1 K: 1 BB: 1 S: 5 P: 9	R: 0 H: 0 E: 0 LOB: 0 K: 0 BB: 0 S: 3 P: 3	R: 0 H: 1 E: 0 LOB: 1 K: 2 BB: 0 S: 8 P: 8	R: 2 H: 2 E: 0 LOB: 0 K: 1 BB: 0 S: 7 P: 7	R: 0 H: 0 E: 1 LOB: 1 K: 0 BB: 0 S: 4 P: 4	R: 1 H: 1 E: 2 LOB: 2 K: 0 BB: 0 S: 6 P: 6

1B: 5	SF: 0	WP: 0 PA: 36
2B: 1	SAC: 0	PB: 0
3B: 0	DP: 0	SB: 0
HR: 1	HBP: 0	CS: 1

PITCHER		IP	WLS	BF	H	R	ER	SO	BB	IBB	HBP	BLK	WP	HR	S	P	ERA	WHIP
Arnie Portocarrero, R ERA: 3.12	(1, 1)	8.0	W	30	6	2	2	7	1	0	0	0	0	1	43	47	2.25	0.875
Jack Harshman, L ERA: 2.68	(9, 1)	1.0	S	6	1	1	0	0	0	0	0	0	0	0	6	6	0.00	1.000

PITCHER	IP	WLS	BF	H	R	ER	SO	BB	IBB	HBP	BLK	WP	HR	S	P	ERA	WHIP

Batter	1	2	3	4	5	6	7	8	9	AB	R	H	RBI	BB	SO	LOB
Don Buddin, R (1, 6) OBP: 0.346, SLG: 0.368	B B B B 4-0 G4-6-3 BB		B B B 4-0 1-2 BB		x 0-0 ② F8		B B B 4-0 1B WP BB		S S S 0-3 ③ K	2	1	0	0	3	1	1
Pete Runnels, L (1, 4) OBP: 0.420, SLG: 0.433	x 0-0 ① ② G4-6-3 1-2f		x 0-0 ② F5		x 0-0 3-H 2B		x 0-0 WP 1-3 3-H 2B 1B			4	1	2	2	0	0	3
Gene Stephens, L (1, 7) OBP: 0.285, SLG: 0.378	x 0-0 ③ F6		x 0-0 ③ 4-3		x 0-0 ③ F8		x 0-0 2-H 3-H 2B			4	0	1	1	0	0	3
Frank Malzone, R (1, 5) OBP: 0.347, SLG: 0.427		x 0-0 ① 5-3		x 0-0 E 1B		x 0-0 ① 5-3	x 0-0 ③ 1-3			4	0	1	0	0	0	1
Jackie Jensen, R (1, 9) OBP: 0.409, SLG: 0.573		x 0-0 ② F2		x 0-0 ① F7 1-2		S S S 0-3 ② K		x 0-0 ① F2		4	0	0	0	0	1	1
Dick Gernert, R (1, 3) OBP: 0.332, SLG: 0.432		x 0-0 ③ F9		x 0-0 ② F7		x 0-0 ③ F8		x 0-0 ② F4		4	0	0	0	0	0	1
Jim Piersall, R (1, 8) OBP: 0.308, SLG: 0.370			x 0-0 E8 S 1B	x 0-0 ③ 6-3			B B B 4-0 S SH3-4 1B BB	x 0-0 ③ 5-3		3	2	0	0	1	0	1
Pete Daley, R (1, 2) OBP: 0.500, SLG: 0.618			S S S 0-3 ① K 2-3		x 0-0 SH1-4 2B 2B		x 0-0 ① SH3-4 1-2		x 0-0 ① F6	3	1	1	0	0	1	1
Bill Monbouquette, R (1, 1) OBP: 0.231, SLG: 0.231 Bill Renna, R (7, PH) OBP: 0.323, SLG: 0.346 Murray Wall, R (7, 1) OBP: 0.115, SLG: 0.115			x 0-0 BB 3-H 1B		x 0-0 ① SH1-4 2-3		x 0-0 ② 5-3 2-3		x 0-0 ② 4-3	1 1 1	0 0 0	1 0 0	1 0 0	0 0 0	0 0 0	0 1 0
Inning Stats	R: 0 E: 0 K: 0 S: 2 H: 0 LOB: 0 BB: 1 P: 6	R: 0 E: 0 K: 0 S: 3 H: 0 LOB: 0 BB: 0 P: 3	R: 1 E: 1 K: 1 S: 7 H: 1 LOB: 2 BB: 1 P: 11	R: 0 E: 1 K: 0 S: 4 H: 1 LOB: 1 BB: 0 P: 4	R: 1 E: 0 K: 0 S: 5 H: 2 LOB: 1 BB: 0 P: 5	R: 0 E: 0 K: 1 S: 5 H: 0 LOB: 0 BB: 0 P: 5	R: 3 E: 0 K: 0 S: 5 H: 2 LOB: 1 BB: 2 P: 13	R: 0 E: 0 K: 0 S: 3 H: 0 LOB: 0 BB: 0 P: 3	R: 0 E: 0 K: 1 S: 5 H: 0 LOB: 0 BB: 0 P: 5	1B: 3 2B: 3 3B: 0 HR: 0 SF: 0 SAC: 2 DP: 1 HBP: 0						WP: 1 PB: 0 SB: 2 CS: 0 PA: 37	

PITCHER		IP	WLS	BF	H	R	ER	SO	BB	IBB	HBP	BLK	WP	HR	S	P	ERA	WHIP
Milt Pappas, R ERA: 4.19	(1, 1)	7.0	L	31	6	5	4	2	4	0	0	0	1	0	31	47	5.14	1.429
Billy Loes, R ERA: 3.71	(8, 1)	2.0		6	0	0	0	1	0	0	0	0	0	0	8	8	0.00	0.000

PITCHER	IP	WLS	BF	H	R	ER	SO	BB	IBB	HBP	BLK	WP	HR	S	P	ERA	WHIP

TOP

Boston Red Sox @ Baltimore Orioles

Memorial Stadium, Baltimore, MD

Thu Sep 04 1958, 3:33 AM EDT

Att. 9,944 - Unknown

livebaseballscorecards.com

AB	31
R	5
H	6
RBI	4
BB	4
SO	3
LOB	13

Batter	1	2	3	4	5	6	7	8	9	AB	R	H	RBI	BB	SO	LOB
Dick Williams, R (1, 5) OBP: 0.343, SLG: 0.360	F7		F3		L3		1-3		F5	5	0	0	0	0	0	1
Bob Boyd, L (1, 3) OBP: 0.348, SLG: 0.449	BB		E1 BB BB 1B		L7		4-3			3	1	0	0	1	0	0
Gene Woodling, L (1, 9) OBP: 0.383, SLG: 0.426	K		BB 1B 1-2 BB		1B BB			L4		2	1	0	0	2	1	1
Bob Nieman, R (1, 7) OBP: 0.408, SLG: 0.573	F8		1B 1-2 2-3 BB		1-2 1B			4-3 BB		2	0	1	0	2	0	1
Jim Busby, R (1, 8) OBP: 0.316, SLG: 0.347		F8	1-3 2-H 3-H 1B		F7			4-3 1-2		4	0	1	2	0	0	3
Joe Ginsberg, L (1, 2) OBP: 0.298, SLG: 0.313		F4	L8			K		F9		4	0	0	0	0	1	3
Billy Gardner, R (1, 4) OBP: 0.274, SLG: 0.302 Gus Triandos, R (9, PH) OBP: 0.336, SLG: 0.471	1B		G4-6-3 BB			5-3			1-3	2 1	0 0	1 0	0 0	1 0	0 0	0 0
Willy Miranda, S (1, 6) OBP: 0.233, SLG: 0.226 Al Pilarcik, L (9, PH) OBP: 0.312, SLG: 0.309	4-3		G4-6-3 1-2f			F7			BB	3 0	0 0	0 0	0 0	0 1	0 0	2 0
Milt Pappas, R (1, 1) OBP: 0.167, SLG: 0.306 Chuck Oertel, L (7, PH) OBP: 0.200, SLG: 0.200 Billy Loes, R (8, 1) OBP: 0.100, SLG: 0.071 Bob Hale, L (9, PH) OBP: 0.600, SLG: 0.600			K	K2-3			4-3		F9	2 1 0 1	0 0 0 0	0 0 0 0	0 0 0 0	0 0 0 0	2 0 0 0	0 0 0 1
Inning Stats	R: 0 E: 0 K: 1 S: 5 H: 0 LOB: 1 BB: 1 P: 9	R: 0 E: 0 K: 0 S: 4 H: 1 LOB: 1 BB: 0 P: 4	R: 2 E: 1 K: 1 S: 7 H: 1 LOB: 2 BB: 2 P: 15	R: 0 E: 0 K: 1 S: 4 H: 0 LOB: 0 BB: 1 P: 8	R: 0 E: 0 K: 0 S: 4 H: 1 LOB: 2 BB: 1 P: 8	R: 0 E: 0 K: 1 S: 5 H: 0 LOB: 0 BB: 0 P: 5	R: 0 E: 0 K: 0 S: 3 H: 0 LOB: 0 BB: 0 P: 3	R: 0 E: 0 K: 0 S: 3 H: 0 LOB: 1 BB: 1 P: 7	R: 0 E: 0 K: 0 S: 3 H: 0 LOB: 1 BB: 1 P: 7	1B: 3 2B: 0 3B: 0 HR: 0	SF: 0 SAC: 0 DP: 1 HBP: 0						

PITCHER	IP	WLS	BF	H	R	ER	SO	BB	IBB	HBP	BLK	WP	HR	S	P	ERA	WHIP
Bill Monbouquette, R (1, 1) ERA: 3.57	6.0	W	26	3	2	0	4	5	0	0	0	0	0	29	49	0.00	1.333
Murray Wall, R (7, 1) ERA: 3.22	3.0	S	11	0	0	0	0	2	0	0	0	0	0	9	17	0.00	0.667

PITCHER	IP	WLS	BF	H	R	ER	SO	BB	IBB	HBP	BLK	WP	HR	S	P	ERA	WHIP

BOTTOM

Boston Red Sox @ Baltimore Orioles

Memorial Stadium, Baltimore, MD

Thu Sep 04 1958, 3:33 AM EDT

Att. 9,944 - Unknown

livebaseballscorecards.com

AB	30
R	2
H	3
RBI	2
BB	7
SO	4
LOB	12

1B: 3	SF: 0	WP: 0	PA: 37
2B: 0	SAC: 0	PB: 0	
3B: 0	DP: 1	SB: 0	
HR: 0	HBP: 0	CS: 0	

Batter	1	2	3	4	5	6	7	8	9	AB	R	H	RBI	BB	SO	LOB
Don Buddin, R (1, 6) OBP: 0.345, SLG: 0.367	S S S 0-3 ① K		x 0-0 ③ F3		x 0-0 ③ 1-3		x 0-0 ① SH3-4 1-2	x 0-0 1B 1-2 2-3 1B		4	0	1	0	0	1	1
Pete Runnels, L (1, 4) OBP: 0.420, SLG: 0.435	x 0-0 ② F8			x 0-0 ① F7		x 0-0 ① 6-3	x 0-0 1B 2-H 2B	x 0-0 1-2 2-H 3-H 1B		5	1	2	3	0	0	0
Frank Malzone, R (1, 5) OBP: 0.345, SLG: 0.425	S S S 0-3 ③ K			x 0-0 ② F8		x 0-0 ② F7	x 0-0 G5-4-3 2-H 1B	x 0-0 ③ 6-3		5	0	1	1	0	1	2
Jackie Jensen, R (1, 9) OBP: 0.408, SLG: 0.569		B B B B 4-0 G6-4-3 1B BB		S S S 0-3 ③ K		B B B 4-0 1B 1B BB	x 0-0 ② ③ G5-4-3 1-2f		x 0-0 ① 4-3	3	1	0	0	2	1	1
Dick Gernert, R (1, 3) OBP: 0.337, SLG: 0.439		x 0-0 G6-4-3 1-2 1B			x 0-0 1B 2B 2B	x 0-0 1B 1-2 2B 1B		x 0-0 1B E 1B	x 0-0 ② 6-3	5	3	4	0	0	0	0
Jim Piersall, R (1, 8) OBP: 0.315, SLG: 0.374		x 0-0 ① ② G6-4-3 1-2f 2-3			x 0-0 2B 2-3 1B	x 0-0 1-2 2-H 2B 1B		x 0-0 E9 1-H FC5-2 1B	B B B B 4-0 BB	4	2	3	1	1	0	2
Bill Renna, R (1, 7) OBP: 0.343, SLG: 0.433		S S S 0-3 ③ K			x 0-0 1-H 3-H 2B	x 0-0 1-H 2-H 2B		x 0-0 ① FC5-2 1B 1B 1B 3-H	x 0-0 ③ F9	4	0	2	4	0	1	2
Gene Stephens, L (8, PR) OBP: 0.284, SLG: 0.377 (8, 7)										1	1	0	0	0	0	1
Pete Daley, R (1, 2) OBP: 0.455, SLG: 0.553			S S S 0-3 ① K		x 0-0 ① F6	S S S 0-3 ③ K		S S S 0-3 ② K		4	0	0	0	0	3	3
Tom Brewer, R (1, 1) OBP: 0.231, SLG: 0.230			x 0-0 ② 1-3		x 0-0 ② 6-3		x 0-0 E5 SH3-4 2B	x 0-0 1B 1-2 1B 1B		4	2	1	0	0	0	1
Inning Stats	R: 0 H: 0 E: 0 LOB: 0 K: 2 BB: 0 S: 7 P: 7	R: 0 H: 1 E: 0 LOB: 1 K: 1 BB: 1 S: 5 P: 9	R: 0 H: 0 E: 0 LOB: 0 K: 1 BB: 0 S: 5 P: 5	R: 0 H: 0 E: 0 LOB: 0 K: 1 BB: 0 S: 5 P: 5	R: 2 H: 3 E: 0 LOB: 1 K: 0 BB: 0 S: 6 P: 6	R: 3 H: 3 E: 0 LOB: 1 K: 1 BB: 1 S: 8 P: 12	R: 2 H: 2 E: 1 LOB: 0 K: 0 BB: 0 S: 5 P: 5	R: 3 H: 5 E: 1 LOB: 2 K: 1 BB: 0 S: 10 P: 10	R: 0 H: 0 E: 0 LOB: 1 K: 0 BB: 1 S: 3 P: 7	1B: 10 SF: 0 2B: 4 SAC: 1 3B: 0 DP: 2 HR: 0 HBP: 0						

PITCHER		IP	WLS	BF	H	R	ER	SO	BB	IBB	HBP	BLK	WP	HR	S	P	ERA	WHIP
Jack Harshman, L ERA: 2.82	(1, 1)	5.2	L	25	7	5	5	5	2	0	0	0	0	0	33	41	7.94	1.588
Connie Johnson, R ERA: 3.81	(6, 1)	2.1		14	7	5	4	2	0	0	0	0	0	0	18	18	15.43	3.000
George Zuverink, R ERA: 3.46	(9, 1)	1.0		4	0	0	0	0	1	0	0	0	0	0	3	7	0.00	1.000

PITCHER	IP	WLS	BF	H	R	ER	SO	BB	IBB	HBP	BLK	WP	HR	S	P	ERA	WHIP

TOP

Boston Red Sox @ Baltimore Orioles

Memorial Stadium, Baltimore, MD

Fri Sep 05 1958, 3:33 AM EDT

Att. 12,682 - Unknown

livebaseballscorecards.com

AB	39
R	10
H	14
RBI	9
BB	3
SO	7
LOB	13

1B: 10	SF: 0	WP: 0	PA: 43
2B: 4	SAC: 1	PB: 0	
3B: 0	DP: 2	SB: 0	
HR: 0	HBP: 0	CS: 0	

BOTTOM

Boston Red Sox @ Baltimore Orioles

Memorial Stadium, Baltimore, MD

Fri Sep 05 1958, 3:33 AM EDT

Att. 12,682 - Unknown

Batter	1	2	3	4	5	6	7	8	9	AB	R	H	RBI	BB	SO	LOB
Dick Williams, R (1, 5) OBP: 0.339, SLG: 0.356	5-3		G1-4-3 1-2f			K		FC1-4 1B 1-2f 2-3		4	0	0	0	0	1	4
Bob Boyd, L (1, 3) OBP: 0.350, SLG: 0.449	6-3			1-3 1B		L8		1-2 3-H 1B		4	0	2	1	0	0	0
Gene Woodling, L (1, 9) OBP: 0.380, SLG: 0.423	G3			K			G3	4-3		3	0	0	0	0	1	1
Al Pilarcik, L (8, 9) OBP: 0.311, SLG: 0.308										1	0	0	0	0	0	2
Bob Nieman, R (1, 7) OBP: 0.409, SLG: 0.572		4-3		1-3 1-2			FC5-4 1B		BB WP BB 1B	4	0	2	0	0	0	1
Chuck Oertel, L (9, PR) OBP: 0.200, SLG: 0.200										0	1	0	0	0	0	0
Jim Busby, R (1, 8) OBP: 0.315, SLG: 0.342		5-3		5-3			FC5-4 1-2f		WP BB 1-2 FC1-2-5 BB	3	0	0	0	1	0	2
Joe Ginsberg, L (1, 2) OBP: 0.305, SLG: 0.307		K			G4-3-6 HBP		K		WP 1-2 2-3 BB	2	0	0	0	1	2	1
Billy Gardner, R (1, 4) OBP: 0.274, SLG: 0.300			S BB		G4-3-6 1-2f			5-3	L6 1-2 2-3 3-H	3	0	0	0	1	0	3
Willy Miranda, S (1, 6) OBP: 0.231, SLG: 0.223			1-3 1-2		4-3			FC1-4 BB 1B BB	FC1-2-5 3-H	2	0	0	0	0	0	1
Jerry Adair, R (7, 6)										1	1	0	0	1	0	3
Jack Harshman, L (1, 1) OBP: 0.303, SLG: 0.338						L6			F8	0	0	0	0	1	0	0
Connie Johnson, R (6, 1) OBP: 0.257, SLG: 0.250										1	0	0	0	0	0	0
Bob Hale, L (8, PH) OBP: 0.667, SLG: 0.600										0	0	0	0	1	0	0
George Zuverink, R (9, 1) OBP: 0.300, SLG: 0.444										0	0	0	0	0	0	0
Joe Taylor, R (9, PH) OBP: 0.330, SLG: 0.390			G1-4-3 BB					FC1-4 1-2 BB		1	0	0	0	0	0	2

Inning Stats	1	2	3	4	5	6	7	8	9
	R: 0 H: 0 E: 0 LOB: 0 K: 0 BB: 0 S: 3 P: 3	R: 0 H: 0 E: 0 LOB: 0 K: 1 BB: 0 S: 5 P: 5	R: 0 H: 0 E: 0 LOB: 1 K: 0 BB: 2 S: 2 P: 10	R: 0 H: 1 E: 0 LOB: 1 K: 1 BB: 0 S: 6 P: 6	R: 0 H: 0 E: 0 LOB: 0 K: 0 BB: 0 S: 2 P: 3	R: 0 H: 0 E: 0 LOB: 0 K: 1 BB: 0 S: 5 P: 5	R: 0 H: 1 E: 0 LOB: 1 K: 1 BB: 0 S: 6 P: 6	R: 1 H: 1 E: 0 LOB: 2 K: 0 BB: 2 S: 4 P: 12	R: 1 H: 1 E: 0 LOB: 2 K: 0 BB: 2 S: 4 P: 12

PITCHER	IP	WLS	BF	H	R	ER	SO	BB	IBB	HBP	BLK	WP	HR	S	P	ERA	WHIP
Tom Brewer, R (1, 1) ERA: 3.58	9.0	W	36	4	2	2	4	6	0	1	0	1	0	37	62	2.00	1.111

PITCHER	IP	WLS	BF	H	R	ER	SO	BB	IBB	HBP	BLK	WP	HR	S	P	ERA	WHIP

1B: 4	SF: 0	WP: 1	PA: 36
2B: 0	SAC: 0	PB: 0	
3B: 0	DP: 2	SB: 1	
HR: 0	HBP: 1	CS: 0	

AB	29
R	2
H	4
RBI	1
BB	6
SO	4
LOB	20

livebaseballscorecards.com

Batter	1	2	3	4	5	6	7	8	9	AB	R	H	RBI	BB	SO	LOB
Don Buddin, R (1, 6) OBP: 0.342, SLG: 0.364	S S S 0-3 ① K			x 0-0 ① 1-6-3		x 0-0 ③ F7		S S S 0-3 ③ K		4	0	0	0	0	2	1
Pete Runnels, L (1, 4) OBP: 0.417, SLG: 0.431	x 0-0 ② F7			x 0-0 ② 1-3			S S S 0-3 ① K		S S S 0-3 ① K	4	0	0	0	0	2	0
Frank Malzone, R (1, 5) OBP: 0.346, SLG: 0.425	x 0-0 ③ F8			x 0-0 1B			x 0-0 HR 1B		x 0-0 ② F8	4	1	2	0	0	0	0
Jackie Jensen, R (1, 9) OBP: 0.409, SLG: 0.575		x 0-0 ① 5-3		x 0-0 ③ 1-3			x 0-0 1-H HR		x 0-0 1B	4	1	2	2	0	0	1
Dick Gernert, R (1, 3) OBP: 0.334, SLG: 0.435		x 0-0 ② 4-3			x 0-0 ① 4-3		x 0-0 ② 5-3		x 0-0 ③ F9	4	0	0	0	0	0	1
Jim Piersall, R (1, 8) OBP: 0.312, SLG: 0.371		x 0-0 ③ F9			x 0-0 ② 6-3		x 0-0 ③ 6-3			3	0	0	0	0	0	0
Bill Renna, R (1, 7) OBP: 0.342, SLG: 0.455			S S S 0-3 ① K		x 0-0 ③ F7			x 0-0 2B		3	0	1	0	0	1	0
Pete Daley, R (1, 2) OBP: 0.426, SLG: 0.512			S S S 0-3 ② K			S S S 0-3 ① K		x 0-0 ① L4		3	0	0	0	0	2	1
Ike Delock, R (1, 1) OBP: 0.116, SLG: 0.075			S S S 0-3 ③ K			S S S 0-3 ② K		S S S 0-3 ② K		2	0	0	0	0	2	0
Ted Lepcio, R (8, PH) OBP: 0.286, SLG: 0.389										1	0	0	0	0	1	1
Leo Kiely, L (8, 1)										0	0	0	0	0	0	0

TOP

Boston Red Sox @ Baltimore Orioles

Memorial Stadium, Baltimore, MD

Sat Sep 06 1958, 3:33 AM EDT

Att. 9,501 - Unknown

livebaseballscorecards.com

AB	32
R	2
H	5
RBI	2
BB	0
SO	10
LOB	5

Inning Stats	1	2	3	4	5	6	7	8	9
	R: 0 E: 0 K: 1 S: 5	R: 0 E: 0 K: 0 S: 3	R: 0 E: 0 K: 3 S: 9	R: 0 E: 0 K: 0 S: 4	R: 0 E: 0 K: 0 S: 3	R: 0 E: 0 K: 2 S: 7	R: 2 E: 0 K: 1 S: 7	R: 0 E: 0 K: 2 S: 8	R: 0 E: 0 K: 1 S: 6
	H: 0 LOB: 0 BB: 0 P: 5	H: 0 LOB: 0 BB: 0 P: 3	H: 0 LOB: 0 BB: 0 P: 9	H: 1 LOB: 1 BB: 0 P: 4	H: 0 LOB: 0 BB: 0 P: 3	H: 0 LOB: 0 BB: 0 P: 7	H: 2 LOB: 0 BB: 0 P: 7	H: 1 LOB: 1 BB: 0 P: 8	H: 1 LOB: 1 BB: 0 P: 6

1B: 3	SF: 0	WP: 0
2B: 1	SAC: 0	PB: 0
3B: 0	DP: 0	SB: 0
HR: 1	HBP: 0	CS: 0
		PA: 32

PITCHER	IP	WLS	BF	H	R	ER	SO	BB	IBB	HBP	BLK	WP	HR	S	P	ERA	WHIP
Billy O'Dell, L (1, 1) ERA: 2.75	9.0	W	32	5	2	2	10	0	0	0	0	0	1	52	52	2.00	0.556

PITCHER	IP	WLS	BF	H	R	ER	SO	BB	IBB	HBP	BLK	WP	HR	S	P	ERA	WHIP

BOTTOM

Boston Red Sox @ Baltimore Orioles
Memorial Stadium, Baltimore, MD
Sat Sep 06 1958, 3:33 AM EDT
Att. 9,501 - Unknown

livebaseballscorecards.com

Batter	1	2	3	4	5	6	7	8	9	AB	R	H	RBI	BB	SO	LOB
Dick Williams, R (1, 5) OBP: 0.337, SLG: 0.354 Brooks Robinson, R (7, 5) OBP: 0.299, SLG: 0.319	L7		F9		SH1-3-4 (1-2)		L8			2 1	0 0	0 0	0 0	0 0	0 0	0 0
Bob Boyd, L (1, 3) OBP: 0.349, SLG: 0.447	F9		HR 1B		4-3 (2-3)		4-3			4	1	1	0	0	0	1
Gene Woodling, L (1, 9) OBP: 0.381, SLG: 0.432 Al Pilarcik, L (7, PR) (8, 9) OBP: 0.311, SLG: 0.308	F9		1-H HR		F8		1B			4 0	1 0	2 0	2 0	0 0	0 0	1 0
Bob Nieman, R (1, 7) OBP: 0.408, SLG: 0.568		L5	F8			1B 2B 1B	L8			4	1	1	0	0	0	1
Jim Busby, R (1, 8) OBP: 0.314, SLG: 0.340		K	K			1-3 2B 1B		K		4	1	1	0	0	3	0
Joe Ginsberg, L (1, 2) OBP: 0.303, SLG: 0.305		2B 1B		F5		F6		K		4	0	1	0	0	1	2
Billy Gardner, R (1, 4) OBP: 0.275, SLG: 0.306		1-3 2B		F7		1-H 3-H 2B		1-3		4	0	2	2	0	0	0
Willy Miranda, S (1, 6) OBP: 0.231, SLG: 0.223 Chuck Oertel, L (2, PH) OBP: 0.333, SLG: 0.200 Ron Hansen, R (3, 6)		IBB	5-3			F8				0 0 2	0 0 0	0 0 0	0 0 0	0 1 0	0 0 0	0 0 1
Billy O'Dell, S (1, 1) OBP: 0.181, SLG: 0.194		K			4-3 SH1-3-4	F9				3	0	1	0	0	1	4
Inning Stats	R: 0 E: 0 K: 0 S: 3 H: 0 LOB: 0 BB: 0 P: 3	R: 0 E: 0 K: 2 S: 9 H: 2 LOB: 3 BB: 1 P: 13	R: 2 E: 0 K: 1 S: 7 H: 2 LOB: 0 BB: 0 P: 7	R: 0 E: 0 K: 0 S: 3 H: 0 LOB: 0 BB: 0 P: 3	R: 0 E: 0 K: 0 S: 4 H: 1 LOB: 1 BB: 0 P: 4	R: 2 E: 0 K: 0 S: 6 H: 3 LOB: 1 BB: 0 P: 6	R: 0 E: 0 K: 0 S: 4 H: 1 LOB: 1 BB: 0 P: 4	R: 0 E: 0 K: 2 S: 7 H: 0 LOB: 0 BB: 0 P: 7		1B: 6 2B: 2 3B: 0 HR: 1 SF: 0 SAC: 1 DP: 0 HBP: 0				WP: 0 PB: 0 SB: 0 CS: 0 PA: 34	

	AB	32
	R	4
	H	9
	RBI	4
	BB	1
	SO	5
	LOB	10

PITCHER		IP	WLS	BF	H	R	ER	SO	BB	IBB	HBP	BLK	WP	HR	S	P	ERA	WHIP
Ike Delock, R ERA: 3.2	(1, 1)	7.0	L	31	9	4	4	3	0	1	0	0	0	1	36	40	5.14	1.286
Leo Kiely, L ERA: 3.12	(8, 1)	1.0		3	0	0	0	2	0	0	0	0	0	0	7	7	0.00	0.000

PITCHER	IP	WLS	BF	H	R	ER	SO	BB	IBB	HBP	BLK	WP	HR	S	P	ERA	WHIP

Boston Red Sox @ Baltimore Orioles

Memorial Stadium, Baltimore, MD

Sun Sep 07 1958, 3:33 AM EDT

Att. 9,416 - Unknown

TOP

livebaseballscorecards.com

Batter	1	2	3	4	5	6	7	8	9	10	AB	R	H	RBI	BB	SO	LOB
Don Buddin, R (1, 6) OBP: 0.346, SLG: 0.365	F8		HR, BB		1B, 1B		SH5-4, HBP, BB	K		2B, BB	4	3	2	0	2	1	1
Pete Runnels, L (1, 4) OBP: 0.420, SLG: 0.438	F8		1-H, HR		1-3, 1B		1-2, SH5-4, HBP		G3	2B, 1-2, BB	4	1	2	2	1	0	0
Frank Malzone, R (1, 5) OBP: 0.349, SLG: 0.428	1B		F5		F5		SH5-4, 1-2, 2-3		E, 1B, BB	1-3, 2-H, 2B	4	0	2	1	1	0	2
Jackie Jensen, R (1, 9) OBP: 0.410, SLG: 0.573	F3		F7		1-2, 3-H, 1B		IBB		E, 1-2, 1B	1-3	5	0	2	1	1	0	3
Dick Gernert, R (1, 3) OBP: 0.333, SLG: 0.432		HR, 1B	F8		K		K		F9		5	1	1	0	0	2	7
Jim Piersall, R (1, 8) OBP: 0.311, SLG: 0.369		K		S, 1B	F9		6-3		E6, FC6, 1-2, 2-3		5	0	1	0	0	1	8
Bill Renna, R (1, 7) OBP: 0.333, SLG: 0.514		1-H, HR		F8, 1-2		F6		F7, 1B	FC6, 1-2f		4	1	1	2	0	0	1
Gene Stephens, L (8, 7) OBP: 0.283, SLG: 0.375											1	0	0	0	0	0	3
Sammy White, R (1, 2) OBP: 0.299, SLG: 0.361		F8		F8		K		FC1-6, 1B		F2	4	0	1	0	0	1	1
Marty Keough, L (10, PH) OBP: 0.258, SLG: 0.302											1	0	0	0	0	0	0
Pete Daley, R (10, 2) OBP: 0.426, SLG: 0.512											0	0	0	0	0	0	0
Ted Bowsfield, R (1, 1) OBP: 0.167, SLG: 0.167		K		K2-3		K		FC1-6, 1-2f		5-3	1	0	0	0	0	1	0
Murray Wall, R (3, 1) OBP: 0.107, SLG: 0.107											2	0	0	0	0	2	1
Bud Byerly, R (7, 1)											1	0	0	0	0	0	1
Dave Sisler, R (9, 1) OBP: 0.244, SLG: 0.286											1	0	0	0	0	0	0
Leo Kiely, L (10, 1)											0	0	0	0	0	0	0
Inning Stats	R: 0 E: 0 K: 0 S: 4 H: 1 LOB: 1 BB: 0 P: 4	R: 2 E: 0 K: 2 S: 9 H: 2 LOB: 0 BB: 0 P: 9	R: 2 E: 0 K: 0 S: 4 H: 1 LOB: 0 BB: 1 P: 8	R: 0 E: 0 K: 1 S: 6 H: 1 LOB: 1 BB: 0 P: 6	R: 1 E: 0 K: 1 S: 8 H: 3 LOB: 2 BB: 0 P: 8	R: 0 E: 0 K: 2 S: 7 H: 0 LOB: 0 BB: 0 P: 7	R: 0 E: 0 K: 1 S: 5 H: 0 LOB: 3 BB: 2 P: 14	R: 0 E: 0 K: 1 S: 6 H: 1 LOB: 1 BB: 0 P: 6	R: 0 E: 1 K: 0 S: 5 H: 1 LOB: 3 BB: 1 P: 9	R: 1 E: 0 K: 0 S: 5 H: 2 LOB: 2 BB: 1 P: 9	1B: 9 2B: 1 3B: 0 HR: 2	SF: 0 SAC: 1 DP: 0 HBP: 1		WP: 0 PB: 0 SB: 1 CS: 0	PA: 49		

	AB	42
	R	6
	H	12
	RBI	6
	BB	5
	SO	8
	LOB	28

PITCHER	IP	WLS	BF	H	R	ER	SO	BB	IBB	HBP	BLK	WP	HR	S	P	ERA	WHIP
Hal Brown, R (1, 1) ERA: 3.22	3.0		14	4	4	4	2	1	0	0	0	0	2	17	21	12.00	1.667
Hoyt Wilhelm, R (4, 1) ERA: 2.52	3.0		13	4	1	1	4	0	0	0	0	0	0	21	21	3.00	1.333
Billy Loes, R (7, 1) ERA: 3.64	2.0		10	1	0	0	2	1	1	1	0	0	0	11	20	0.00	1.000
Ken Lehman, L (9, 1) ERA: 3.0	0.1		2	0	0	0	0	1	0	0	0	0	0	1	5	0.00	3.000
Milt Pappas, R (9, 1) ERA: 4.22	1.1	L	9	3	1	1	0	1	0	0	0	0	0	8	12	6.75	3.000

PITCHER	IP	WLS	BF	H	R	ER	SO	BB	IBB	HBP	BLK	WP	HR	S	P	ERA	WHIP
George Zuverink, R (10, 1) ERA: 3.44	0.1		1	0	0	0	0	0	0	0	0	0	0	1	1	0.00	0.000

Boston Red Sox @ Baltimore Orioles

Memorial Stadium, Baltimore, MD

Sun Sep 07 1958, 3:33 AM EDT

Att. 9,416 - Unknown

BOTTOM

Batter	1	2	3	4	5	6	7	8	9	10	AB	R	H	RBI	BB	SO	LOB
Jim Busby, R (1, 8) OBP: 0.320, SLG: 0.340	G6-4-3 BB		K		6-3		FC5 1B 1-2 1B		SH1-3 BB		3	0	1	0	2	1	2
Dick Williams, R (1, 3) (6, 5) OBP: 0.337, SLG: 0.353	G6-4-3 1-2f		5-3 1-2 2-3		F3		1B 1-2 2-H		SH1-3 1-2		4	0	1	1	0	0	3
Bob Nieman, R (1, 7) OBP: 0.408, SLG: 0.564	1-3		BB 2B 1B 2-H 3-H		6-3		FC5 2-3f		IBB		4	1	1	2	1	0	2
Gus Triandos, R (1, 2) OBP: 0.337, SLG: 0.467		G6-4-3 BB	2B 1-2 BB			L8		1-3	K		3	0	0	0	2	1	2
Joe Taylor, R (1, 9) OBP: 0.333, SLG: 0.485 Hoyt Wilhelm, R (4, 1) OBP: 0.000, SLG: 0.000 Chuck Oertel, L (8, PH) OBP: 1.000, SLG: 0.167 Billy Loes, R (7, 1) OBP: 0.000, SLG: 0.000 Bob Hale, L (8, PH) OBP: 0.000, SLG: 0.000 Billy O'Dell, S (8, PR) OBP: 0.167, SLG: 0.154 Ken Lehman, L (9, 1) OBP: 0.000, SLG: 0.000 Milt Pappas, R (9, 1) OBP: 0.000, SLG: 0.000 George Zuverink, R (10, 1) OBP: 0.000, SLG: 0.000 Joe Ginsberg (10, PH) OBP: 0.000, SLG: 0.000 Foster Castleman, R (10, PR) OBP: 0.200, SLG: 0.200		G6-4-3 1-2f	1-3 2-H 2B			F4		E1 1B SF9		3-6 1B	2 0 1 0 0 0 1 0 0 0

Batter	1	2	3	4	5	6	7	8	9	AB	R	H	RBI	BB	SO	LOB
Dick Williams, R (1, 5) OBP: 0.337, SLG: 0.354	5-3		1B		1-3		K	1-2 1B		5	0	2	0	0	1	0
Bob Boyd, L (1, 3) OBP: 0.347, SLG: 0.443	F8		K			HR 1B	F6	F8		5	1	1	0	0	1	3
Gene Woodling, L (1, 9) OBP: 0.379, SLG: 0.428	K			F8		1-2 HR 1B	BB 1B HBP		K	2	0	0	0	0	1	0
Willie Tasby, R (5, 9) OBP: 0.667, SLG: 0.500										2	1	1	0	0	1	0
Bob Nieman, R (1, 7) OBP: 0.410, SLG: 0.574		6-3		HR 1B		1-H 2-H HR	BB 1-2 1B		K	5	2	3	3	0	1	0
Gus Triandos, R (1, 2) OBP: 0.338, SLG: 0.472		K		1-H HR		1-3	B B B B 4-0 1-2 2-3 BB		F8	4	1	1	2	1	1	0
Jim Busby, R (1, 8) OBP: 0.323, SLG: 0.340		HBP		F8		1-3 2B	K			3	1	1	0	0	1	3
Billy Gardner, R (1, 4) OBP: 0.273, SLG: 0.303		F2		K		1-2 1-3		5-3		4	0	0	0	0	1	2
Willy Miranda, S (1, 6) OBP: 0.231, SLG: 0.229			6-3		F8	2-H		4-3		2	0	0	0	0	0	0
Joe Taylor, R (6, PH) OBP: 0.340, SLG: 0.424										1	0	1	1	0	0	0
Ron Hansen, R (6, 6)										0	0	0	0	0	0	0
Chuck Oertel, L (8, PH) OBP: 0.250, SLG: 0.143										1	0	0	0	0	0	0
Hoyt Wilhelm, R (8, 1) OBP: 0.125, SLG: 0.087										0	0	0	0	0	0	0
Arnie Portocarrero, R (1, 1) OBP: 0.180, SLG: 0.186			K		6-3	4-3		1B 1B		1	0	0	0	0	1	0
Jerry Walker, S (4, 1)										1	0	0	0	0	0	0
Al Pilarcik, L (6, PH) OBP: 0.310, SLG: 0.307										1	0	0	0	0	0	1
George Zuverink, R (6, 1) OBP: 0.300, SLG: 0.444										0	0	0	0	0	0	0
Bob Hale, L (8, PH) OBP: 0.625, SLG: 0.571										1	0	1	0	0	0	0
Foster Castleman, R (8, 6) OBP: 0.251, SLG: 0.254										0	0	0	0	0	0	0
Inning Stats	R: 0 E: 0 K: 1 S: 5 H: 0 LOB: 0 BB: 0 P: 5	R: 0 E: 0 K: 1 S: 5 H: 0 LOB: 1 BB: 0 P: 6	R: 0 E: 0 K: 2 S: 8 H: 1 LOB: 1 BB: 0 P: 8	R: 2 E: 0 K: 1 S: 7 H: 2 LOB: 0 BB: 0 P: 7	R: 0 E: 0 K: 0 S: 3 H: 0 LOB: 0 BB: 0 P: 3	R: 4 E: 0 K: 0 S: 8 H: 5 LOB: 1 BB: 0 P: 8	R: 0 E: 0 K: 2 S: 8 H: 1 LOB: 3 BB: 1 P: 13	R: 0 E: 0 K: 0 S: 5 H: 2 LOB: 2 BB: 0 P: 5	R: 0 E: 0 K: 2 S: 7 H: 0 LOB: 0 BB: 0 P: 7	1B: 8 2B: 1 3B: 0 HR: 2 SF: 0 SAC: 0 DP: 0 HBP: 2						

PITCHER		IP	WLS	BF	H	R	ER	SO	BB	IBB	HBP	BLK	WP	HR	S	P	ERA	WHIP
Ralph Terry, R ERA: 4.02	(1, 1)	5.0	W	22	6	5	5	5	0	0	1	0	0	2	31	32	9.00	1.200
Tom Gorman, R ERA: 3.62	(6, 1)	4.0	S	19	5	1	1	4	1	0	1	0	0	0	25	30	2.25	1.500

PITCHER		IP	WLS	BF	H	R	ER	SO	BB	IBB	HBP	BLK	WP	HR	S	P	ERA	WHIP

Baltimore Orioles @ Kansas City Athletics

Municipal Stadium, Kansas City, MO

Tue Sep 09 1958, 4:33 AM EDT

Att. 7,545 - Unknown

TOP

livebaseballscorecards.com

AB	38
R	6
H	11
RBI	6
BB	1
SO	9
LOB	9

WP: 0	PA: 41
PB: 0	
SB: 0	
CS: 0	

Batter	1	2	3	4	5	6	7	8	9	AB	R	H	RBI	BB	SO	LOB
Bill Tuttle, R (1, 8) OBP: 0.328, SLG: 0.351	BBBB 4-0 S 1B BB	x 0-0 ③ 2-H HR	x 0-0 ③ 6-3		x 0-0 ① F1		x 0-0 ③ F7			4	2	1	2	1	0	3
Roger Maris, L (1, 9) OBP: 0.302, SLG: 0.448	x 0-0 ① F3 1-2	BBBB 4-0 BB		BBBB 4-0 FC6-4 BB	x 0-0 ② F3			x 0-0 ① F9		3	0	0	0	2	0	2
Hector Lopez, R (1, 4) OBP: 0.321, SLG: 0.406	x 0-0 1B 2-H 1B	SSS 0-3 ② K		x 0-0 ① FC6-4 1-2f HR	x 0-0 ③ 5-3			SSS 0-3 ② K		5	1	1	1	0	2	3
Bob Cerv, R (1, 7) OBP: 0.378, SLG: 0.596	x 0-0 IBB 1-3 1B	x 0-0 ③ F8		x 0-0 1-H HR		x 0-0 ① F2		x 0-0 ③ 1-3		5	1	2	2	0	0	1
Preston Ward, L (1, 3) OBP: 0.344, SLG: 0.418	IIII 4-0 1-2 IBB		x 0-0 HR	x 0-0 HR		x 0-0 HR				3	3	3	3	1	0	0
Hal Smith, R (1, 5) OBP: 0.308, SLG: 0.380	SSS 0-3 ② K		SSS 0-3 ① K	SSS 0-3 ② K		x 0-0 ② 1-3				4	0	0	0	0	3	3
Harry Chiti, R (1, 2) OBP: 0.298, SLG: 0.379	x 0-0 ③ F8		H 1-0 E HBP	x 0-0 E3		x 0-0 ③ F8				3	0	0	0	0	0	3
Joe Demaestri, R (1, 6) OBP: 0.240, SLG: 0.273		x 0-0 SH1-4 HR 1B	x 0-0 E5 1-2	x 0-0 ③ 6-3			SSS 0-3 ① K			4	1	1	0	0	1	2
Ralph Terry, R (1, 1) OBP: 0.197, SLG: 0.188		x 0-0 ① SH1-4 1-2	x 0-0 ② F9		x 0-0 1B		x 0-0 ② F4			2	0	1	0	0	0	2
Tom Gorman, R (6, 1) OBP: 0.118, SLG: 0.176										1	0	0	0	0	0	0
Inning Stats	R: 1 H: 2 E: 0 LOB: 3 K: 1 BB: 2 S: 7 P: 15	R: 2 H: 2 E: 0 LOB: 1 K: 1 BB: 1 S: 7 P: 11	R: 1 H: 1 E: 1 LOB: 2 K: 1 BB: 0 S: 7 P: 8	R: 3 H: 2 E: 1 LOB: 1 K: 1 BB: 1 S: 8 P: 12	R: 0 H: 1 E: 0 LOB: 1 K: 0 BB: 0 S: 4 P: 4	R: 1 H: 1 E: 0 LOB: 0 K: 0 BB: 0 S: 4 P: 4	R: 0 H: 0 E: 0 LOB: 0 K: 1 BB: 0 S: 5 P: 5	R: 0 H: 0 E: 0 LOB: 0 K: 1 BB: 0 S: 5 P: 5		1B: 4 SF: 0 2B: 0 SAC: 1 3B: 0 DP: 0 HR: 5 HBP: 1						WP: 0 PA: 40 PB: 0 SB: 1 CS: 0

PITCHER		IP	WLS	BF	H	R	ER	SO	BB	IBB	HBP	BLK	WP	HR	S	P	ERA	WHIP
Arnie Portocarrero, R ERA: 3.36	(1, 1)	3.1	L	22	6	6	6	3	3	1	1	0	0	3	23	40	16.20	2.700
Jerry Walker, R ERA: 7.11	(4, 1)	1.2		8	2	1	1	1	0	0	0	0	0	1	10	10	5.40	1.200
George Zuverink, R ERA: 3.48	(6, 1)	2.0		7	1	1	1	1	0	0	0	0	0	1	9	9	4.50	0.500
Hoyt Wilhelm, R ERA: 2.49	(8, 1)	1.0		3	0	0	0	1	0	0	0	0	0	0	5	5	0.00	0.000

PITCHER	IP	WLS	BF	H	R	ER	SO	BB	IBB	HBP	BLK	WP	HR	S	P	ERA	WHIP

BOTTOM

Baltimore Orioles @ Kansas City Athletics

Municipal Stadium, Kansas City, MO

Tue Sep 09 1958, 4:33 AM EDT

Att. 7,545 - Unknown

livebaseballscorecards.com

AB	34
R	8
H	9
RBI	8
BB	4
SO	6
LOB	19

Baltimore Orioles @ Kansas City Athletics

Municipal Stadium, Kansas City, MO

Wed Sep 10 1958, 4:33 AM EDT

Att. 6,039 - Unknown

TOP

livebaseballscorecards.com

Batter	1	2	3	4	5	6	7	8	9	AB	R	H	RBI	BB	SO	LOB
Dick Williams, R (1, 5) OBP: 0.339, SLG: 0.355	0-0 1B BB 1B 1B	0-0 1-2 1B		0-0 ③ L6		0-0 ③ F7			0-3 ③ K	4	1	2	0	0	0	2
Brooks Robinson, R (6, 5) OBP: 0.300, SLG: 0.317										1	0	0	0	0	1	0
Bob Boyd, L (1, 3) OBP: 0.348, SLG: 0.442	B B B B 4-0 1B 1B 1-2 BB	0-0 ③ 6-3			0-0 ① L6		0-0 G6-4-3 1B			3	0	1	0	1	0	2
Gene Woodling, L (1, 9) OBP: 0.375, SLG: 0.424	0-0 ① F8		0-0 ① 3-1		S S S 0-3 ② K		0-0 ① F7			4	0	0	0	0	1	3
Bob Nieman, R (1, 7) OBP: 0.408, SLG: 0.570	0-0 1B 1-2 2-3 1B		0-0 ② 5-3		0-0 ③ F8		0-0 ② ③ G6-4-3 1-2f			4	0	1	0	0	0	1
Gus Triandos, R (1, 2) OBP: 0.339, SLG: 0.471	0-0 G4-6-3 1-2 2-3 3-H 1B		B B B B 4-0 FC5 1B BB			0-0 ① 5-3		S S S 0-3 ① K		3	0	1	1	1	1	0
Jim Busby, R (1, 8) OBP: 0.323, SLG: 0.340	0-0 ② ③ G4-6-3 1-2f		0-0 1-2 1B			0-0 HR		0-0 ② 6-3		0	0	0	0	0	0	0
Bob Hale, L (1, PH) OBP: 0.556, SLG: 0.500										1	0	0	0	0	0	3
Willie Tasby, R (1, 8) OBP: 0.667, SLG: 1.200										3	1	2	1	0	0	0
Billy Gardner, R (1, 4) OBP: 0.271, SLG: 0.301		0-0 ① F7	0-0 ③ FC5 2-3f			S S S 0-3 ② K		S S S 0-3 ③ K		4	0	0	0	0	2	2
Willy Miranda, S (1, 6) OBP: 0.237, SLG: 0.228	B B B B 4-0 1B BB	0-0 1-3			B B B B 4-0 PB BB			0-0 F5		1	0	0	0	2	0	0
Chuck Oertel, L (9, PH) OBP: 0.222, SLG: 0.125										1	0	0	0	0	0	0
Jack Harshman, L (1, 1) OBP: 0.304, SLG: 0.329	0-0 ② L9	0-0 ② F7			B B B B 4-0 1-2 BB			S S S 0-3 ② K2-3		2	0	0	0	1	0	1
Al Pilarcik, L (9, PH) OBP: 0.310, SLG: 0.306										1	0	0	0	0	1	0
Inning Stats	R: 1 E: 0 K: 0 S: 5 H: 3 LOB: 2 BB: 1 P: 9	R: 0 E: 0 K: 0 S: 4 H: 1 LOB: 2 BB: 1 P: 8	R: 0 E: 0 K: 0 S: 4 H: 1 LOB: 2 BB: 1 P: 8	R: 0 E: 0 K: 0 S: 3 H: 0 LOB: 0 BB: 0 P: 3	R: 0 E: 0 K: 1 S: 5 H: 0 LOB: 0 BB: 0 P: 5	R: 1 E: 0 K: 1 S: 6 H: 1 LOB: 2 BB: 2 P: 14	R: 0 E: 0 K: 0 S: 3 H: 1 LOB: 0 BB: 0 P: 3	R: 0 E: 0 K: 2 S: 7 H: 0 LOB: 0 BB: 0 P: 7	R: 0 E: 0 K: 2 S: 7 H: 0 LOB: 0 BB: 0 P: 7	1B: 6 2B: 0 3B: 0 HR: 1	SF: 0 SAC: 0 DP: 2 HBP: 0						

	AB	32
	R	2
	H	7
	RBI	2
	BB	5
	SO	6
	LOB	14

PITCHER	IP	WLS	BF	H	R	ER	SO	BB	IBB	HBP	BLK	WP	HR	S	P	ERA	WHIP
Bob Grim, R (1, 1) ERA: 3.92	9.0	W	37	7	2	2	6	5	0	0	0	0	1	44	64	2.00	1.333

PITCHER	IP	WLS	BF	H	R	ER	SO	BB	IBB	HBP	BLK	WP	HR	S	P	ERA	WHIP

Batter	1	2	3	4	5	6	7	8	9	AB	R	H	RBI	BB	SO	LOB
Bill Tuttle, R (1, 8) OBP: 0.329, SLG: 0.354	F9			CS 1B		2B		6-3		4	0	2	0	0	0	0
Roger Maris, L (1, 9) OBP: 0.299, SLG: 0.445	K			F2 1-2		F3		E4 HR		4	1	0	0	0	1	2
Hector Lopez, R (1, 4) OBP: 0.321, SLG: 0.410	K			K		6-3		1-H HR		4	1	1	2	0	2	1
Bob Cerv, R (1, 7) OBP: 0.379, SLG: 0.596		K			1-3 E 2B		F8	BB		3	1	1	0	1	1	0
Preston Ward, L (1, 3) OBP: 0.343, SLG: 0.414		K			1-3 2-3		1B SF9 BB	F7		3	1	0	0	1	1	2
Hal Smith, R (1, 5) OBP: 0.308, SLG: 0.380		6-3			E6 1B 3-H		FC6-4 1-3 1B			3	0	1	0	0	0	0
Harry Chiti, R (1, 2) OBP: 0.299, SLG: 0.380			F7		G6-4-3 1-2 1B		SF9 3-H			2	0	1	1	0	0	0
Joe Demaestri, R (1, 6) OBP: 0.238, SLG: 0.271			1-3		G6-4-3 1-2f		FC6-4 1-2f			3	0	0	0	0	0	3
Bob Grim, R (1, 1) OBP: 0.185, SLG: 0.154			F6			K		2-3		3	0	0	0	0	1	0
Inning Stats	R: 0 E: 0 K: 2 S: 7 H: 0 LOB: 0 BB: 0 P: 7	R: 0 E: 0 K: 2 S: 7 H: 0 LOB: 0 BB: 0 P: 7	R: 0 E: 0 K: 0 S: 3 H: 0 LOB: 0 BB: 0 P: 3	R: 0 E: 0 K: 1 S: 5 H: 1 LOB: 0 BB: 0 P: 5	R: 1 E: 1 K: 0 S: 5 H: 2 LOB: 1 BB: 0 P: 5	R: 0 E: 0 K: 1 S: 6 H: 1 LOB: 1 BB: 0 P: 6	R: 1 E: 0 K: 0 S: 4 H: 1 LOB: 1 BB: 1 P: 8	R: 2 E: 1 K: 0 S: 5 H: 1 LOB: 1 BB: 1 P: 9		1B: 3 2B: 2 3B: 0 HR: 1 SF: 1 SAC: 0 DP: 1 HBP: 0				WP: 0 PB: 0 SB: 0 CS: 1 PA: 32		

PITCHER	IP	WLS	BF	H	R	ER	SO	BB	IBB	HBP	BLK	WP	HR	S	P	ERA	WHIP
Jack Harshman, L (1, 1) ERA: 2.76	8.0	L	32	6	4	1	6	2	0	0	0	0	1	42	50	1.12	1.000

PITCHER	IP	WLS	BF	H	R	ER	SO	BB	IBB	HBP	BLK	WP	HR	S	P	ERA	WHIP

BOTTOM

Baltimore Orioles @ Kansas City Athletics

Municipal Stadium, Kansas City, MO

Wed Sep 10 1958, 4:33 AM EDT

Att. 6,039 - Unknown

livebaseballscorecards.com

AB	29
R	4
H	6
RBI	3
BB	2
SO	6
LOB	8

Batter	1	2	3	4	5	6	7	8	9	AB	R	H	RBI	BB	SO	LOB
Dick Williams, R (1, 5) OBP: 0.340, SLG: 0.357	PB 1B		FC1-6 1B		K2-3		F4			4	0	2	0	0	1	1
Bob Boyd, L (1, 3) OBP: 0.345, SLG: 0.437	F5 1-2		FC1-6 2B SF8 1-2f		4-3		1-3			4	1	0	0	0	0	3
Willie Tasby, R (1, 9) OBP: 0.700, SLG: 1.125	F3		1-3 2B		E S 1B			BBBB G6-4-3 BB		3	0	2	0	1	0	1
Bob Nieman, R (1, 7) OBP: 0.409, SLG: 0.566	IBB		IBB		SSS K 1-3			G6-4-3 1-2f		2	0	0	0	2	1	2
Jack Harshman, L (1, 8) OBP: 0.304, SLG: 0.329	F9		SF8 3-H			6-3		6-3		0	0	0	0	0	0	0
Gene Woodling, L (1, PH) OBP: 0.374, SLG: 0.423										1	0	0	0	0	0	2
Jim Busby, R (1, 8) OBP: 0.319, SLG: 0.337										2	0	0	1	0	0	0
Gus Triandos, R (1, 2) OBP: 0.336, SLG: 0.467		SSS K2-3	F8			5-3			F7	4	0	0	0	0	1	2
Milt Pappas, R (1, 4) OBP: 0.167, SLG: 0.306		1-3		F4		F9			F2	0	0	0	0	0	0	0
Billy Gardner, R (1, 4) OBP: 0.269, SLG: 0.298										4	0	0	0	0	0	0
Willy Miranda, S (1, 6) OBP: 0.240, SLG: 0.227		BBBB 4-0 BB		6-3			SSS K		5-3	1	0	0	0	1	0	0
Joe Taylor, R (7, PH) OBP: 0.337, SLG: 0.419										1	0	0	0	0	1	0
Foster Castleman, R (7, 6) OBP: 0.251, SLG: 0.254										0	0	0	0	0	0	0
Leo Burke, R (9, PH)										1	0	0	0	0	0	0
Billy O'Dell, S (1, 1) OBP: 0.173, SLG: 0.186		SSS K		SSS K			E4			3	0	0	0	0	2	1
George Zuverink, R (8, 1) OBP: 0.300, SLG: 0.444										0	0	0	0	0	0	0
Inning Stats	R: 0 E: 0 K: 0 S: 4 H: 1 LOB: 2 BB: 1 P: 8	R: 0 E: 0 K: 2 S: 7 H: 0 LOB: 1 BB: 1 P: 11	R: 1 E: 0 K: 0 S: 5 H: 2 LOB: 2 BB: 1 P: 9	R: 0 E: 0 K: 1 S: 5 H: 0 LOB: 0 BB: 0 P: 5	R: 0 E: 0 K: 2 S: 8 H: 1 LOB: 1 BB: 0 P: 8	R: 0 E: 0 K: 0 S: 3 H: 0 LOB: 0 BB: 0 P: 3	R: 0 E: 1 K: 1 S: 6 H: 0 LOB: 1 BB: 0 P: 6	R: 0 E: 0 K: 0 S: 2 H: 0 LOB: 0 BB: 1 P: 6	R: 0 E: 0 K: 0 S: 3 H: 0 LOB: 0 BB: 0 P: 3	1B: 3 2B: 1 3B: 0 HR: 0	SF: 1 SAC: 0 DP: 1 HBP: 0					

TOP

Baltimore Orioles @ Kansas City Athletics

Municipal Stadium, Kansas City, MO

Thu Sep 11 1958, 4:33 AM EDT

Att. 4,527 - Unknown

livebaseballscorecards.com

AB	30
R	1
H	4
RBI	1
BB	4
SO	6
LOB	12

PITCHER	IP	WLS	BF	H	R	ER	SO	BB	IBB	HBP	BLK	WP	HR	S	P	ERA	WHIP
Ned Garver, R (1, 1) ERA: 3.98	9.0	W	35	4	1	1	6	2	2	0	0	0	0	43	59	1.00	0.667

PITCHER	IP	WLS	BF	H	R	ER	SO	BB	IBB	HBP	BLK	WP	HR	S	P	ERA	WHIP

WP: 0 PB: 1 SB: 1 CS: 0 PA: 35

Batter	1	2	3	4	5	6	7	8	9	AB	R	H	RBI	BB	SO	LOB
Bill Tuttle, R (1, 8) OBP: 0.331, SLG: 0.355	1B		BB		SH5-4 SH SF9 BB	F7		SF7 3-H		2	1	1	1	2	0	1
Roger Maris, L (1, 9) OBP: 0.299, SLG: 0.442	F4		F8		SH SH5-4 1-2		4-3	HR 1-2 2-3 BB		3	1	0	0	1	0	2
Hector Lopez, R (1, 4) OBP: 0.320, SLG: 0.412	F7		L8		SH5-4 1-2 2-3		2B	SF8 3-H		3	0	1	1	0	0	2
Bob Cerv, R (1, 7) OBP: 0.381, SLG: 0.601 Whitey Herzog, L (9, 7) OBP: 0.339, SLG: 0.292	F9			6-3	IBB		IBB	1-H 2-H HR		3 0	1 0	1 0	3 0	2 0	0 0	1 0
Preston Ward, L (1, 3) OBP: 0.339, SLG: 0.410		F7		K	SF9 3-H		F6	3-1		4	0	0	1	0	1	2
Hal Smith, R (1, 5) OBP: 0.311, SLG: 0.389		1-3 2B		1B 2B	K		K			4	1	2	0	0	2	4
Harry Chiti, R (1, 2) OBP: 0.301, SLG: 0.382		1-3 2-3		1B 2-H 1B		E5 FC6-4		1B SH SF7 1B		4	1	2	1	0	0	1
Joe Demaestri, R (1, 6) OBP: 0.239, SLG: 0.272		5-3		1-3 1B		FC6-4 SH1-4 1-2f		SH BB 1B 1-2 SF8		3	1	1	0	0	0	2
Ned Garver, R (1, 1) OBP: 0.239, SLG: 0.215			F8	K		SH1-4 1-2		BB HR 1-2 2-3 1B		3	1	1	0	0	1	2
Inning Stats	R: 0 H: 1 E: 0 LOB: 1 K: 0 BB: 0 S: 4 P: 4	R: 0 H: 1 E: 0 LOB: 1 K: 0 BB: 0 S: 4 P: 4	R: 0 H: 0 E: 0 LOB: 1 K: 0 BB: 1 S: 3 P: 7	R: 1 H: 3 E: 0 LOB: 2 K: 2 BB: 0 S: 10 P: 10	R: 1 H: 0 E: 0 LOB: 2 K: 1 BB: 2 S: 6 P: 14	R: 0 H: 0 E: 1 LOB: 1 K: 0 BB: 0 S: 4 P: 4	R: 0 H: 1 E: 0 LOB: 2 K: 1 BB: 1 S: 6 P: 10	R: 5 H: 3 E: 0 LOB: 0 K: 0 BB: 1 S: 7 P: 11		1B: 5 SF: 3 2B: 3 SAC: 4 3B: 0 DP: 0 HR: 1 HBP: 0						WP: 0 PA: 41 PB: 0 SB: 0 CS: 0

PITCHER		IP	WLS	BF	H	R	ER	SO	BB	IBB	HBP	BLK	WP	HR	S	P	ERA	WHIP
Billy O'Dell, L ERA: 2.94	(1, 1)	7.2	L	40	9	7	7	4	3	2	0	0	0	1	43	63	8.22	1.565
George Zuverink, R ERA: 3.46	(8, 1)	0.1		1	0	0	0	0	0	0	0	0	0	0	1	1	0.00	0.000

PITCHER	IP	WLS	BF	H	R	ER	SO	BB	IBB	HBP	BLK	WP	HR	S	P	ERA	WHIP

BOTTOM

Baltimore Orioles @ Kansas City Athletics

Municipal Stadium, Kansas City, MO

Thu Sep 11 1958, 4:33 AM EDT

Att. 4,527 - Unknown

livebaseballscorecards.com

AB	29
R	7
H	9
RBI	7
BB	5
SO	4
LOB	17

Baltimore Orioles @ Detroit Tigers

Briggs Stadium, Detroit, MI

Fri Sep 12 1958, 7:05 PM EDT

Att. 11,178 - Unknown

TOP

Batter	1	2	3	4	5	6	7	8	9	AB	R	H	RBI	BB	SO	LOB
Willie Tasby, R (1, 8) OBP: 0.643, SLG: 0.900	K		BB		BB		K			2	0	0	0	2	2	0
Bob Boyd, L (1, 3) OBP: 0.344, SLG: 0.435	4-3		1B		FC4-6		4-3			4	0	1	0	0	0	1
Gene Woodling, L (1, 9) OBP: 0.376, SLG: 0.423	FC6-4		1B		F7		F3			4	0	2	1	0	0	1
Bob Nieman, R (1, 7) OBP: 0.405, SLG: 0.559	FC6-4		FC5-2		L9			F8		4	0	0	0	0	0	5
Gus Triandos, R (1, 2) OBP: 0.335, SLG: 0.465		G1-6-3	5-3			5-3		6-3		4	0	1	0	0	0	3
Hal Brown, R (1, 5) OBP: 0.192, SLG: 0.200		G1-6-3		L9		L9		F8		0	0	0	0	0	0	0
Brooks Robinson, R (1, 5) OBP: 0.297, SLG: 0.314										4	0	0	0	0	0	1
Billy Gardner, R (1, 4) OBP: 0.269, SLG: 0.298		6-3		L4		1B			F7	3	0	1	0	0	0	0
Dick Williams, R (9, PH) OBP: 0.340, SLG: 0.356										1	0	0	0	0	0	0
Willy Miranda, S (1, 6) OBP: 0.245, SLG: 0.233			F7	1B	1-2 1B				G4-6-3 BB	3	0	2	0	0	0	0
Al Pilarcik, L (9, PH) OBP: 0.311, SLG: 0.306										0	0	0	0	1	0	0
Hoyt Wilhelm, R (1, 1) OBP: 0.148, SLG: 0.115			1B BB 1B 1B	G3	K				G4-6-3 1-2f	3	1	1	0	0	1	3
Bob Hale, L (9, PH) OBP: 0.500, SLG: 0.444										1	0	0	0	0	0	1
Inning Stats	R: 0 E: 0 K: 1 S: 6 H: 1 LOB: 1 BB: 0 P: 6	R: 0 E: 0 K: 0 S: 3 H: 1 LOB: 0 BB: 0 P: 3	R: 1 E: 0 K: 0 S: 6 H: 3 LOB: 3 BB: 1 P: 10	R: 0 E: 0 K: 0 S: 4 H: 1 LOB: 1 BB: 0 P: 4	R: 0 E: 0 K: 0 S: 3 H: 0 LOB: 1 BB: 1 P: 7	R: 0 E: 0 K: 1 S: 7 H: 2 LOB: 2 BB: 0 P: 7	R: 0 E: 0 K: 1 S: 5 H: 0 LOB: 0 BB: 0 P: 5	R: 0 E: 0 K: 0 S: 3 H: 0 LOB: 0 BB: 0 P: 3	R: 0 E: 0 K: 0 S: 2 H: 0 LOB: 0 BB: 1 P: 6	1B: 8 2B: 0 3B: 0 HR: 0 SF: 0 SAC: 0 DP: 2 HBP: 0	WP: 0 PB: 0 SB: 0 CS: 0 PA: 36					

	AB	33
	R	1
	H	8
	RBI	1
	BB	3
	SO	3
	LOB	15

PITCHER	IP	WLS	BF	H	R	ER	SO	BB	IBB	HBP	BLK	WP	HR	S	P	ERA	WHIP
Frank Lary, R (1, 1) ERA: 3.02	9.0	W	36	8	1	1	3	3	0	0	0	0	0	39	51	1.00	1.222

PITCHER	IP	WLS	BF	H	R	ER	SO	BB	IBB	HBP	BLK	WP	HR	S	P	ERA	WHIP

livebaseballscorecards.com

Batter	1	2	3	4	5	6	7	8	9	AB	R	H	RBI	BB	SO	LOB
Harvey Kuenn, R (1, 8) OBP: 0.368, SLG: 0.434	S S S 0-3 K ①		x 0-0 G5-4-3 1B 1-2 2-H ③		x 0-0 5-3 ③			x 0-0 F4 ①		4	0	1	1	0	1	2
Coot Veal, R (1, 6) OBP: 0.315, SLG: 0.346	x 0-0 F8 ②		x 0-0 G5-4-3 1-2f ② ③			x 0-0 F6 ①		S S S 0-3 K ②		4	0	0	0	0	1	3
Al Kaline, R (1, 9) OBP: 0.366, SLG: 0.490	S S S 0-3 K ③			x 0-0 L5-3 ①		x 0-0 L5-3 ②		x 0-0 HR 3-H		4	1	1	2	0	1	0
Gail Harris, L (1, 3) OBP: 0.329, SLG: 0.477		x 0-0 F9 ①		B B B B 4-0 BB		x 0-0 F3 ③		x 0-0 F9 ③		3	0	0	0	1	0	0
Charlie Maxwell, L (1, 7) OBP: 0.357, SLG: 0.418 Steve Boros, R (7, PR) Johnny Groth, R (8, 7) OBP: 0.353, SLG: 0.408		B B B B 4-0 G5-4-3 BB		S S S 0-3 K ②			x 0-0 SH2-4 1B			2 0 0	0 0 0	1 0 0	0 0 0	1 0 0	1 0 0	1 0 0
Frank Bolling, R (1, 4) OBP: 0.328, SLG: 0.386		x 0-0 G5-4-3 1-2f ② ③		x 0-0 F8 ③			x 0-0 SH2-4 1-2 ①			2	0	0	0	0	0	2
Reno Bertoia, R (1, 5) OBP: 0.281, SLG: 0.305			x 0-0 FC3-5 2B		S S S 0-3 K ①		x 0-0 F4 ②			3	0	1	0	0	1	2
Red Wilson, R (1, 2) OBP: 0.381, SLG: 0.390			H 1-0 FC3-5 1B HBP		x 0-0 1-3 ②		x 0-0 F7 ③			2	1	0	0	0	0	2
Frank Lary, R (1, 1) OBP: 0.183, SLG: 0.238			x 0-0 FC3-5 1B 1-2 2-3f ①		x 0-0 1B			x 0-0 HR 3B		3	1	2	0	0	0	2
Inning Stats	R: 0 E: 0 K: 2 S: 7 H: 0 LOB: 0 BB: 0 P: 7	R: 0 E: 0 K: 0 S: 2 H: 0 LOB: 0 BB: 1 P: 6	R: 1 E: 0 K: 0 S: 4 H: 2 LOB: 1 BB: 0 P: 5	R: 0 E: 0 K: 1 S: 5 H: 0 LOB: 1 BB: 1 P: 9	R: 0 E: 0 K: 1 S: 6 H: 1 LOB: 1 BB: 0 P: 6	R: 0 E: 0 K: 0 S: 3 H: 0 LOB: 0 BB: 0 P: 3	R: 0 E: 0 K: 0 S: 4 H: 1 LOB: 2 BB: 0 P: 4	R: 2 E: 0 K: 1 S: 7 H: 2 LOB: 0 BB: 0 P: 7		1B: 3 2B: 1 3B: 1 HR: 1 SF: 0 SAC: 1 DP: 2 HBP: 1						

PITCHER		IP	WLS	BF	H	R	ER	SO	BB	IBB	HBP	BLK	WP	HR	S	P	ERA	WHIP
Hoyt Wilhelm, R ERA: 2.56	(1, 1)	8.0	L	31	6	3	3	5	2	0	1	0	0	1	38	47	3.38	1.000

PITCHER	IP	WLS	BF	H	R	ER	SO	BB	IBB	HBP	BLK	WP	HR	S	P	ERA	WHIP

BOTTOM

Baltimore Orioles @ Detroit Tigers

Briggs Stadium, Detroit, MI

Fri Sep 12 1958, 7:05 PM EDT

Att. 11,178 - Unknown

livebaseballscorecards.com

AB	27
R	3
H	6
RBI	3
BB	2
SO	5
LOB	14

Batter	1	2	3	4	5	6	7	8	9	AB	R	H	RBI	BB	SO	LOB
Willie Tasby, R (1, 8) (4, 9) OBP: 0.556, SLG: 0.692	S S S 0-3 ① K		x 0-0 ① 5-3			S S S 0-3 ① K		B B B B 4-0 BLK BB		3	0	0	0	1	2	0
Bob Boyd, L (1, 3) OBP: 0.344, SLG: 0.442	x 0-0 HR		S S S 0-3 ② K			x 0-0 ② G3		x 0-0 ② F7 1-3		3	1	1	1	0	1	0
Bob Hale, L (8, PH) (8, 3) OBP: 0.455, SLG: 0.400										1	0	0	0	0	0	1
Gene Woodling, L (1, 9) OBP: 0.374, SLG: 0.421	x 0-0 ② 1-3		x 0-0 ③ F5			x 0-0 ③ 5-3		S S S 0-3 ③ K		2	0	0	0	0	0	0
Jim Busby, R (4, 8) OBP: 0.316, SLG: 0.333										2	0	0	0	0	1	1
Bob Nieman, R (1, 7) OBP: 0.403, SLG: 0.556	x 0-0 ③ F7			x 0-0 ① F3			x 0-0 HR		x 0-0 ① F4	2	0	0	0	0	0	0
Chuck Oertel, L (4, 7) OBP: 0.273, SLG: 0.500										2	1	1	1	0	0	0
Gus Triandos, R (1, 2) OBP: 0.336, SLG: 0.465		x 0-0 2B 1B		S S S 0-3 ② K			x 0-0 ① F8		S S S 0-3 ② K	2	0	1	0	0	1	0
Frank Zupo, L (5, 2)										2	0	0	0	0	1	0
Brooks Robinson, R (1, 5) OBP: 0.297, SLG: 0.314		x 0-0 ① F2		S S S 0-3 ③ K			S S S 0-3 ② K		x 0-0 WP 1B	4	0	1	0	0	2	1
Billy Gardner, R (1, 4) OBP: 0.271, SLG: 0.302		x 0-0 1-3 2B			x 0-0 ① L9		x 0-0 1B		x 0-0 ③ F8 1-2	4	0	2	0	0	0	1
Willy Miranda, S (1, 6) OBP: 0.244, SLG: 0.232		S S S 0-3 ② K			x 0-0 ② 5-3		x 0-0 ③ L4			1	0	0	0	0	1	2
Jerry Adair, R (4, 6)										2	0	0	0	0	0	1
Hal Brown, R (1, 1) OBP: 0.192, SLG: 0.200		x 0-0 ③ F7			S S S 0-3 ③ K			S S S 0-3 ① K		0	0	0	0	0	0	0
Al Pilarcik, L (2, PH) OBP: 0.311, SLG: 0.305										1	0	0	0	0	0	2
Jerry Walker, S (2, 1)										0	0	0	0	0	0	0
Ken Lehman, L (3, 1) OBP: 0.071, SLG: 0.071										0	0	0	0	0	0	0
Charlie Beamon, R (3, 1)										2	0	0	0	0	2	0
Inning Stats	R: 1 E: 0 K: 1 S: 6 H: 1 LOB: 0 BB: 0 P: 6	R: 0 E: 0 K: 1 S: 7 H: 2 LOB: 2 BB: 0 P: 7	R: 0 E: 0 K: 1 S: 5 H: 0 LOB: 0 BB: 0 P: 5	R: 0 E: 0 K: 2 S: 7 H: 0 LOB: 0 BB: 0 P: 7	R: 0 E: 0 K: 1 S: 5 H: 0 LOB: 0 BB: 0 P: 5	R: 0 E: 0 K: 1 S: 5 H: 0 LOB: 0 BB: 0 P: 5	R: 1 E: 0 K: 1 S: 7 H: 2 LOB: 1 BB: 0 P: 7	R: 0 E: 0 K: 2 S: 7 H: 0 LOB: 1 BB: 1 P: 11	R: 0 E: 0 K: 1 S: 6 H: 1 LOB: 1 BB: 0 P: 6	1B: 3 2B: 1 3B: 0 HR: 2		SF: 0 SAC: 0 DP: 0 HBP: 0				

PITCHER	IP	WLS	BF	H	R	ER	SO	BB	IBB	HBP	BLK	WP	HR	S	P	ERA	WHIP
Jim Bunning, R (1, 1) ERA: 3.73	9.0	W	34	6	2	2	11	1	0	0	1	1	2	55	59	2.00	0.778

PITCHER	IP	WLS	BF	H	R	ER	SO	BB	IBB	HBP	BLK	WP	HR	S	P	ERA	WHIP

TOP

Baltimore Orioles @ Detroit Tigers

Briggs Stadium, Detroit, MI

Sat Sep 13 1958, 4:33 AM EDT

Att. 5,508 - Unknown

livebaseballscorecards.com

AB	33
R	2
H	6
RBI	2
BB	1
SO	11
LOB	9

WP: 1 PA: 34
PB: 0
SB: 0
CS: 0

Baltimore Orioles @ Detroit Tigers

Briggs Stadium, Detroit, MI

Sat Sep 13 1958, 4:33 AM EDT

Att. 5,508 - Unknown

BOTTOM

Batter	1	2	3	4	5	6	7	8	9	AB	R	H	RBI	BB	SO	LOB
Harvey Kuenn, R (1, 8) OBP: 0.370, SLG: 0.441	E 1B		1B 3B 4-3		1B 2B 1-H 3-H		F8			5	3	3	2	0	0	0
Coot Veal, R (1, 6) OBP: 0.318, SLG: 0.348	E5 L5 1-H		1B HR 1B 3-H	K	1B 2-H		5-3			5	1	2	2	0	1	0
Al Kaline, R (1, 9) George Thomas, R (8, PR) (9, 9)	L5 3-H		HR 1B 1-3	F2	L1			BBBB G3 BB		4 0	1 0	1 0	0 0	1 0	0 0	2 0
Gail Harris, L (1, 3) OBP: 0.332, SLG: 0.494	HR		HR 1-H 3-H	1-3		BLK E FC5-2 1B		G3 1-2		5	2	3	4	0	0	1
Charlie Maxwell, L (1, 7) OBP: 0.359, SLG: 0.419 George Alusik, R (7, 7)	F5		3B 1B		WP 1B 1B	E4 FC5-2 BLK 1-2		F4		4 1	2 0	2 0	0 0	0 0	0 0	1 2
Frank Bolling, R (1, 4) OBP: 0.328, SLG: 0.389 Steve Boros, R (6, 4)		F7	2B 3B 1-H		F5 1-2	F6 1-2 2-3		F6		3 2	1 0	1 0	1 0	0 0	0 0	1 4
Reno Bertoia, R (1, 5) OBP: 0.285, SLG: 0.310		6-3	1B 2B 3-H		BBB 1B 2B BB	FC5-2 2-3 3-H				3	2	1	1	1	0	2
Red Wilson, R (1, 2) OBP: 0.386, SLG: 0.395 Jack Feller, R (9, 2)		1B	G1-6-3 2-H		2B 1B 1-3 2-H	SSS K				4 0	1 0	3 0	2 0	0 0	1 0	2 0
Jim Bunning, R (1, 1) OBP: 0.217, SLG: 0.224		F9	G1-6-3 1-2f		SSS K	SSS K				4	0	0	0	0	2	4
Inning Stats	R: 2 E: 1 K: 0 S: 5 H: 2 LOB: 0 BB: 0 P: 5	R: 0 E: 0 K: 0 S: 4 H: 1 LOB: 1 BB: 0 P: 4	R: 7 E: 0 K: 0 S: 10 H: 8 LOB: 0 BB: 0 P: 10	R: 0 E: 0 K: 1 S: 5 H: 0 LOB: 0 BB: 0 P: 5	R: 4 E: 0 K: 1 S: 9 H: 4 LOB: 1 BB: 1 P: 13	R: 0 E: 1 K: 1 S: 7 H: 1 LOB: 2 BB: 0 P: 7	R: 0 E: 0 K: 1 S: 5 H: 0 LOB: 0 BB: 0 P: 5	R: 0 E: 0 K: 0 S: 3 H: 0 LOB: 2 BB: 1 P: 7		1B: 10 2B: 3 3B: 2 HR: 2 SF: 0 SAC: 0 DP: 2 HBP: 0				WP: 1 PB: 0 SB: 0 CS: 0 PA: 42		

livebaseballscorecards.com

	AB	40
	R	13
	H	16
	RBI	12
	BB	2
	SO	4
	LOB	19

PITCHER		IP	WLS	BF	H	R	ER	SO	BB	IBB	HBP	BLK	WP	HR	S	P	ERA	WHIP
Hal Brown, R ERA: 3.39	(1, 1)	1.0	L	5	2	2	2	0	0	0	0	0	0	1	5	5	18.00	2.000
Jerry Walker, R ERA: 9.82	(2, 1)	1.0		7	4	3	3	0	0	0	0	0	0	0	7	7	27.00	4.000
Ken Lehman, L ERA: 3.6	(3, 1)	0.0		5	5	4	4	0	0	0	0	0	0	1	5	5	∞	∞
Charlie Beamon, R ERA: 4.35	(3, 1)	6.0		25	5	4	4	4	2	0	0	1	1	0	31	39	6.00	1.167

PITCHER		IP	WLS	BF	H	R	ER	SO	BB	IBB	HBP	BLK	WP	HR	S	P	ERA	WHIP

Batter	1	2	3	4	5	6	7	8	9	AB	R	H	RBI	BB	SO	LOB
Dick Williams, R (1, 3) OBP: 0.340, SLG: 0.355	B B B B 4-0 BB BB BB		x 0-0 ① 5-3		x 0-0 ① L8	x 0-0 ③ FC5-4 1-2f		x 0-0 1-2 1B		4	0	1	0	1	0	1
Willie Tasby, R (1, 8) OBP: 0.478, SLG: 0.611	S S S 0-3 ① K		S S S 0-3 ② K		x 0-0 ② 5-3		x 0-0 1B 2B	x 0-0 ③ 1-3		5	1	1	0	0	2	3
Bob Nieman, R (1, 7) OBP: 0.403, SLG: 0.550	B B B B 4-0 BB 1-2 BB		S S S 0-3 ③ K		B B B 4-0 1B BB		x 0-0 ① 5-3		x 0-0 ① 6-3	3	0	0	0	2	1	1
Joe Taylor, R (1, 9) OBP: 0.360, SLG: 0.444	B B B B 4-0 1-2 2-3 BB			x 0-0 1B 1B 1B	x 0-0 FC6-4 1-2 1B		x 0-0 ② L5		x 0-0 1B 2B	4	2	3	0	1	0	1
Gus Triandos, R (1, 2) OBP: 0.335, SLG: 0.462	x 0-0 ② F9			x 0-0 ① L8	x 0-0 ③ FC6-4 1-2f		x 0-0 2-H 1B		x 0-0 ② L7	5	0	1	1	0	0	7
Brooks Robinson, R (1, 5) OBP: 0.298, SLG: 0.314	x 0-0 ③ 4-3			x 0-0 5-3 1B 1-2 1B		x 0-0 ① L7	x 0-0 ③ F7		x 0-0 2-H 1B	5	0	2	1	0	0	4
Billy Gardner, R (1, 4) OBP: 0.270, SLG: 0.301		x 0-0 ① 6-3		x 0-0 5-3 1-2 2-H 1B		x 0-0 ② F2		S S S 0-3 ① K	x 0-0 ③ F8	5	0	1	1	0	1	1
Willy Miranda, S (1, 6) OBP: 0.249, SLG: 0.242		x 0-0 ② 6-3		x 0-0 ② 5-3 1-2 2-3		x 0-0 1B 2B		x 0-0 1B 1B		4	1	2	0	0	0	2
Connie Johnson, R (1, 1) OBP: 0.243, SLG: 0.235		S S S 0-3 ③ K		S S S 0-3 ③ K		x 0-0 FC5-4 2-H 1B		S S S 0-3 ② K		2	0	0	0	0	2	2
Leo Burke, R (6, PH) OBP: 0.667, SLG: 0.500										1	0	1	1	0	0	0
Milt Pappas, R (6, 1) OBP: 0.167, SLG: 0.306										0	0	0	0	0	0	0
Jim Busby, R (8, PH) OBP: 0.315, SLG: 0.332										1	0	0	0	0	1	1
George Zuverink, R (8, 1) OBP: 0.300, SLG: 0.444										0	0	0	0	0	0	0
Inning Stats	R: 0 E: 0 K: 1 S: 5 H: 0 LOB: 3 BB: 3 P: 17	R: 0 E: 0 K: 1 S: 5 H: 0 LOB: 0 BB: 0 P: 5	R: 0 E: 0 K: 2 S: 7 H: 0 LOB: 0 BB: 0 P: 7	R: 1 E: 0 K: 1 S: 8 H: 3 LOB: 2 BB: 0 P: 8	R: 0 E: 0 K: 0 S: 4 H: 1 LOB: 2 BB: 1 P: 8	R: 1 E: 0 K: 0 S: 5 H: 2 LOB: 1 BB: 0 P: 5	R: 1 E: 0 K: 0 S: 5 H: 2 LOB: 1 BB: 0 P: 5	R: 0 E: 0 K: 2 S: 9 H: 2 LOB: 2 BB: 0 P: 9	R: 1 E: 0 K: 0 S: 5 H: 2 LOB: 1 BB: 0 P: 5	1B: 9 2B: 3 3B: 0 HR: 0 SF: 0 SAC: 0 DP: 0 HBP: 0						

PITCHER	IP	WLS	BF	H	R	ER	SO	BB	IBB	HBP	BLK	WP	HR	S	P	ERA	WHIP
Don Ferrarese, L (1, 1) ERA: 3.75	9.0	W	43	12	4	4	7	4	0	0	0	0	0	53	69	4.00	1.778

PITCHER	IP	WLS	BF	H	R	ER	SO	BB	IBB	HBP	BLK	WP	HR	S	P	ERA	WHIP

Baltimore Orioles @ Cleveland Indians

Cleveland Municipal Stadium, Cleveland, OH

Sun Sep 14 1958, 3:33 AM EDT

Unknown

TOP

livebaseballscorecards.com

AB	39
R	4
H	12
RBI	4
BB	4
SO	7
LOB	23

WP: 0 PB: 0 SB: 0 CS: 0 PA: 43

Baltimore Orioles @ Cleveland Indians

Cleveland Municipal Stadium, Cleveland, OH

Sun Sep 14 1958, 3:33 AM EDT

Unknown

livebaseballscorecards.com

Batter	1	2	3	4	5	6	7	8	9	AB	R	H	RBI	BB	SO	LOB
Bobby Avila, R (1, 4) OBP: 0.355, SLG: 0.372	BBBB 4-0 G4-6-3 BB		x 0-0 1-3 HR 1B		x 0-0 1-3 2B 1B		x 0-0 WP 1B			3	2	3	0	1	0	0
Vic Power, R (1, 3) OBP: 0.335, SLG: 0.495	x 0-0 ① F5		x 0-0 1-H 3-H HR		x 0-0 ② 1-3 1-2		x 0-0 ② F8 1-2			4	1	1	3	0	0	3
Larry Doby, L (1, 8) OBP: 0.373, SLG: 0.526	x 0-0 ②③ G4-6-3 1-2f		SSS 0-3 ③ K		x 0-0 2-H 2B		SSS 0-3 ③ K			4	0	1	1	0	2	2
Minnie Minoso, R (1, 7) OBP: 0.382, SLG: 0.477		x 0-0 ① B1-3		x 0-0 HR 2B	x 0-0 ③ 6-3			x 0-0 ① F8		4	1	1	0	0	0	1
Rocky Colavito, R (1, 9) OBP: 0.397, SLG: 0.611		x 0-0 ② F5		x 0-0 2-H HR		x 0-0 HR		x 0-0 ② 2-3		4	2	2	3	0	0	0
Russ Nixon, L (1, 2) OBP: 0.326, SLG: 0.448		SSS 0-3 ③ K		x 0-0 ① G3		x 0-0 G5-4-3 1B		x 0-0 ③ 4-3		4	0	1	0	0	1	0
Woodie Held, R (1, 6) OBP: 0.276, SLG: 0.305			SSS 0-3 ① K	x 0-0 ② L6		x 0-0 ①② G5-4-3 1-2f				3	0	0	0	0	1	1
Billy Harrell, R (1, 5) OBP: 0.278, SLG: 0.338			x 0-0 ② 1-3	x 0-0 ③ 5-3		SSS 0-3 ③ K				3	0	0	0	0	1	0
Don Ferrarese, R (1, 1) OBP: 0.182, SLG: 0.143			x 0-0 E9 1B HR		x 0-0 ① F5		x 0-0 ① 4-3			3	1	0	0	0	0	0
Inning Stats	R: 0 E: 0 K: 0 S: 2 H: 0 LOB: 0 BB: 1 P: 6	R: 0 E: 0 K: 1 S: 5 H: 0 LOB: 0 BB: 0 P: 5	R: 3 E: 1 K: 2 S: 10 H: 2 LOB: 0 BB: 0 P: 10	R: 2 E: 0 K: 0 S: 5 H: 2 LOB: 0 BB: 0 P: 5	R: 1 E: 0 K: 0 S: 5 H: 2 LOB: 1 BB: 0 P: 5	R: 1 E: 0 K: 1 S: 6 H: 2 LOB: 0 BB: 0 P: 6	R: 0 E: 0 K: 1 S: 6 H: 1 LOB: 1 BB: 0 P: 6	R: 0 E: 0 K: 0 S: 3 H: 0 LOB: 0 BB: 0 P: 3		1B: 4 2B: 2 3B: 0 HR: 3 SF: 0 SAC: 0 DP: 2 HBP: 0					WP: 1 PB: 0 SB: 0 CS: 0 PA: 33	

	AB	32
	R	7
	H	9
	RBI	7
	BB	1
	SO	5
	LOB	7

PITCHER		IP	WLS	BF	H	R	ER	SO	BB	IBB	HBP	BLK	WP	HR	S	P	ERA	WHIP
Connie Johnson, R ERA: 3.88	(1, 1)	5.0	L	22	6	6	3	3	1	0	0	0	0	2	27	31	5.40	1.400
Milt Pappas, R ERA: 4.23	(6, 1)	2.0		8	3	1	1	2	0	0	0	0	1	1	12	12	4.50	1.500
George Zuverink, R ERA: 3.41	(8, 1)	1.0		3	0	0	0	0	0	0	0	0	0	0	3	3	0.00	0.000

PITCHER	IP	WLS	BF	H	R	ER	SO	BB	IBB	HBP	BLK	WP	HR	S	P	ERA	WHIP

Baltimore Orioles @ Cleveland Indians

Cleveland Municipal Stadium, Cleveland, OH

Sun Sep 14 1958, 3:38 AM EDT

Att. 10,244 - Unknown

TOP

livebaseballscorecards.com

Batter	1	2	3	4	5	6	7	8	9	AB	R	H	RBI	BB	SO	LOB
Al Pilarcik, L (1, 8) (2, 9) OBP: 0.317, SLG: 0.313	1B	1B		BBB 4-0 6-3-5 BB			L6 ①		E9 1B	4	3	3	0	1	0	0
Bob Boyd, L (1, 3) OBP: 0.347, SLG: 0.444	1-2 1B	2-H 1B		0-0 ②③ 6-3-5 1-2f			6-3 ②		3-H K 1B	5	0	3	2	0	0	1
Bob Nieman, R (1, 7) OBP: 0.404, SLG: 0.550	1-2 2-H 1B	1-2 1B			0-0 ① F2		5-3 ③		SSS 0-3 ②③ K 1-2	4	0	2	1	0	0	0
Dick Williams, R (7, 7) OBP: 0.340, SLG: 0.354										1	0	0	0	0	1	1
Willie Tasby, R (9, 7) OBP: 0.478, SLG: 0.611										0	0	0	0	0	0	0
Joe Taylor, R (1, 9) OBP: 0.353, SLG: 0.435	0-0 ① F9	0-0 ③ F5			0-0 ② F4			BBB 4-0 1B BB		2	0	0	0	0	0	4
Jim Busby, R (2, 8) OBP: 0.316, SLG: 0.330										1	0	0	0	1	0	0
Gus Triandos, R (1, 2) OBP: 0.334, SLG: 0.459	0-0 ② F9		0-0 ① 5-3		BBB 4-0 BB			0-0 ① F7		3	0	0	0	1	0	3
Brooks Robinson, R (1, 5) OBP: 0.297, SLG: 0.312	SSS 0-3 ③ K		H 1-0 E HBP		0-0 ③ F8			SSS 0-3 ② K		3	0	0	0	0	2	4
Billy Gardner, R (1, 4) OBP: 0.272, SLG: 0.301		BBB 4-0 G3-6-3 BB	0-0 E4 G5-4-3 1-2			0-0 ① F8		0-0 1-2 1B		3	0	1	0	1	0	1
Foster Castleman, R (1, 6) OBP: 0.246, SLG: 0.249	0-0 ①② G3-6-3 1-2f		0-0 ②③ G5-4-3 1-2f			0-0 ② F6		0-0 ③ F8		4	0	0	0	0	0	5
Willy Miranda, S (8, 6) OBP: 0.249, SLG: 0.242										0	0	0	0	0	0	0
Arnie Portocarrero, R (1, 1) OBP: 0.185, SLG: 0.238	0-0 HR			SSS 0-3 ① K		SSS 0-3 ③ K			SSS 0-3 ① K	4	1	1	1	0	3	0
Billy Loes, R (9, 1) OBP: 0.100, SLG: 0.071										0	0	0	0	0	0	0

	AB	34
	R	4
	H	10
	RBI	4
	BB	4
	SO	6
	LOB	19

Inning Stats																		
	R: 1	H: 3	R: 2	H: 4	R: 0	H: 0	R: 0	H: 0	R: 0	H: 0	R: 0	H: 0	R: 0	H: 1	R: 1	H: 2	1B: 8	SF: 0
	E: 0	LOB: 2	E: 0	LOB: 2	E: 1	LOB: 1	E: 0	LOB: 0	E: 0	LOB: 1	E: 0	LOB: 0	E: 0	LOB: 2	E: 1	LOB: 0	2B: 2	SAC: 0
	K: 1	BB: 0	K: 0	BB: 1	K: 0	BB: 0	K: 1	BB: 0	K: 0	BB: 1	K: 1	BB: 0	K: 0	BB: 1	K: 2	BB: 0	3B: 0	DP: 3
	S: 8	P: 8	S: 6	P: 10	S: 3	P: 4	S: 4	P: 8	S: 3	P: 7	S: 5	P: 5	S: 3	P: 3	S: 6	P: 10	S: 8	P: 8	HR: 1	HBP: 1

	WP: 0	PA: 39
	PB: 0	
	SB: 0	
	CS: 0	

PITCHER		IP	WLS	BF	H	R	ER	SO	BB	IBB	HBP	BLK	WP	HR	S	P	ERA	WHIP
Mudcat Grant, R ERA: 3.81	(1, 1)	1.2	L	12	7	3	3	1	1	0	0	0	0	1	13	17	16.20	4.800
Hal Woodeshick, L ERA: 3.88	(2, 1)	1.1		5	0	0	0	0	0	0	1	0	0	0	4	5	0.00	0.000
Dick Brodowski, R ERA:	(4, 1)	3.0		10	0	0	0	2	2	0	0	0	0	0	12	20	0.00	0.667
Morrie Martin, L ERA: 3.95	(7, 1)	2.0		8	1	0	0	1	1	0	0	0	0	0	9	13	0.00	1.000
Ray Narleski, R ERA: 4.15	(9, 1)	1.0		4	2	1	0	2	0	0	0	0	0	0	8	8	0.00	2.000

PITCHER		IP	WLS	BF	H	R	ER	SO	BB	IBB	HBP	BLK	WP	HR	S	P	ERA	WHIP

Baltimore Orioles @ Cleveland Indians

Cleveland Municipal Stadium, Cleveland, OH

Sun Sep 14 1958, 3:38 AM EDT

Att. 10,244 - Unknown

BOTTOM

livebaseballscorecards.com

Batter	1	2	3	4	5	6	7	8	9	AB	R	H	RBI	BB	SO	LOB
Bobby Avila, R (1, 4) OBP: 0.357, SLG: 0.370	BBBB 4-0 B4-3 1B BB		BBBB 4-0 BB			x 0-0 5-3 ②		x 0-0 F9 ③		2	0	0	0	2	0	0
Vic Power, R (1, 3) OBP: 0.334, SLG: 0.495	x 0-0 F9 ①		SSS 0-3 K ③			x 0-0 F9 ③			x 0-0 1B 2B	4	1	1	0	0	1	2
Larry Doby, L (1, 8) OBP: 0.367, SLG: 0.516	x 0-0 B4-3 ② 1-2			x 0-0 6-3 ①			x 0-0 F8 ①		SSS 0-3 K ①	4	0	0	0	0	1	2
Minnie Minoso, R (1, 7) OBP: 0.382, SLG: 0.483	x 0-0 ③ 2-H 1B			SSS 0-3 K ②			x 0-0 HR		x 0-0 F9 ②	4	1	2	1	0	1	1
Rocky Colavito, R (1, 9) OBP: 0.397, SLG: 0.609		x 0-0 5-3 ①		SSS 0-3 K ③			x 0-0 1B		BBBB 4-0 1B BB	3	0	1	0	1	1	0
Russ Nixon, L (1, 2) OBP: 0.325, SLG: 0.445 Woodie Held, R (9, PR) OBP: 0.276, SLG: 0.305		x 0-0 F8 ②			x 0-0 F8 ①		x 0-0 L9 ②		x 0-0 1-2 2-H 1B	4	0	1	1	0	0	1
										0	0	0	0	0	0	0
Billy Moran, R (1, 6) OBP: 0.262, SLG: 0.283 Vic Wertz, L (7, PH) OBP: 0.359, SLG: 0.559 Billy Hunter, R (8, 5) OBP: 0.251, SLG: 0.275 Randy Jackson, R (9, PH) OBP: 0.235, SLG: 0.341		x 0-0 F6 ③			x 0-0 F2 ②		x 0-0 F7 ③		x 0-0 F8 ③	2	0	0	0	0	0	0
										1	0	0	0	0	0	1
										0	0	0	0	0	0	0
										1	0	0	0	0	0	2
Billy Harrell, R (1, 5) OBP: 0.275, SLG: 0.333 (8, 6)			x 0-0 B1-3 ①		x 0-0 6-3 ③			x 0-0 L3 ①		3	0	0	0	0	0	0
Mudcat Grant, R (1, 1) OBP: 0.104, SLG: 0.123 Hal Woodeshick, R (2, 1) OBP: 0.174, SLG: 0.174 Gary Geiger, L (3, PH) OBP: 0.332, SLG: 0.279 Dick Brodowski, R (4, 1) Hal Naragon, L (6, PH) Morrie Martin, L (7, 1) Mickey Vernon, L (8, PH) OBP: 0.368, SLG: 0.437 Ray Narleski, R (9, 1) OBP: 0.268, SLG: 0.231			SSS 0-3 K ②			x 0-0 F9 ①		SSS 0-3 K ②		0	0	0	0	0	0	0
										0	0	0	0	0	0	0
										1	0	0	0	0	1	0
										0	0	0	0	0	0	0
										1	0	0	0	0	0	0
										0	0	0	0	0	0	0
										1	0	0	0	0	1	0
										0	0	0	0	0	0	0
Inning Stats	R: 0 E: 0 K: 0 S: 3 H: 1 LOB: 2 BB: 1 P: 7	R: 0 E: 0 K: 0 S: 3 H: 0 LOB: 0 BB: 0 P: 3	R: 0 E: 0 K: 2 S: 7 H: 0 LOB: 1 BB: 1 P: 11	R: 0 E: 0 K: 2 S: 7 H: 0 LOB: 0 BB: 0 P: 7	R: 0 E: 0 K: 0 S: 3 H: 0 LOB: 0 BB: 0 P: 3	R: 0 E: 0 K: 0 S: 3 H: 0 LOB: 0 BB: 0 P: 3	R: 1 E: 0 K: 0 S: 5 H: 2 LOB: 1 BB: 0 P: 5	R: 0 E: 0 K: 1 S: 5 H: 0 LOB: 0 BB: 0 P: 5	R: 1 E: 0 K: 1 S: 7 H: 2 LOB: 2 BB: 1 P: 11	1B: 3 2B: 1 3B: 0 HR: 1		SF: 0 SAC: 0 DP: 0 HBP: 0		WP: 0 PB: 0 SB: 0 CS: 0		PA: 34	

PITCHER	IP	WLS	BF	H	R	ER	SO	BB	IBB	HBP	BLK	WP	HR	S	P	ERA	WHIP
Arnie Portocarrero, R (1, 1) ERA: 3.3	8.2	W	33	5	2	2	6	3	0	0	0	0	1	42	54	2.08	0.923
Billy Loes, R (9, 1) ERA: 3.63	0.1	S	1	0	0	0	0	0	0	0	0	0	0	1	1	0.00	0.000

PITCHER	IP	WLS	BF	H	R	ER	SO	BB	IBB	HBP	BLK	WP	HR	S	P	ERA	WHIP

Batter	1	2	3	4	5	6	7	8	9	AB	R	H	RBI	BB	SO	LOB
Al Pilarcik, L (1, 8) OBP: 0.315, SLG: 0.311	x 0-0 ① F8	S S S 0-3 ③ K		x 0-0 ③ 1-2 1B			x 0-0 ② 1-3			2	0	0	0	0	1	2
Jim Busby, R (3, 8) OBP: 0.318, SLG: 0.332										2	0	1	0	0	0	0
Bob Boyd, L (1, 3) OBP: 0.346, SLG: 0.442	x 0-0 ② F8		x 0-0 ① 6-3		x 0-0 FC6-4 1B		x 0-0 ③ F8			4	0	1	0	0	0	0
Bob Nieman, R (1, 7) OBP: 0.405, SLG: 0.549	x 0-0 1B		x 0-0 HR 1B		x 0-0 ① FC6-4 1-2f			x 0-0 ① F7		4	1	2	0	0	0	1
Gene Woodling, L (1, 9) OBP: 0.373, SLG: 0.427	x 0-0 ③ L9		x 0-0 1-H HR		S S S 0-3 ② K			x 0-0 ② F9		4	1	1	2	0	1	2
Willie Tasby, R (8, 9) OBP: 0.478, SLG: 0.611										0	0	0	0	0	0	0
Gus Triandos, R (1, 2) OBP: 0.333, SLG: 0.464		x 0-0 HR	x 0-0 ② F9		x 0-0 ③ L9			x 0-0 ③ F4		4	1	1	1	0	0	1
Brooks Robinson, R (1, 5) OBP: 0.295, SLG: 0.310		x 0-0 ① F6	x 0-0 ③ F9			x 0-0 ① F6			S S S 0-3 ① K	3	0	0	0	0	0	0
Dick Williams, R (9, PH) OBP: 0.339, SLG: 0.353										1	0	0	0	0	1	0
Billy Gardner, R (1, 4) OBP: 0.272, SLG: 0.301		x 0-0 ② F8		x 0-0 FC5-4 1B		S S S 0-3 ② K			x 0-0 ② 4-3	3	0	1	0	0	1	0
Chuck Oertel, L (9, PH) OBP: 0.250, SLG: 0.455										1	0	0	0	0	0	0
Willy Miranda, S (1, 6) OBP: 0.252, SLG: 0.245		x 0-0 BB 1B		x 0-0 ① FC5-4 FC1-6 1-2f		x 0-0 ③ 6-3			x 0-0 ③ F6	1	0	1	0	0	0	0
Joe Taylor, R (4, PH) OBP: 0.350, SLG: 0.430										1	0	0	0	0	0	1
Ron Hansen, R (4, 6)										1	0	0	0	0	0	0
Bob Hale, L (9, PH) OBP: 0.417, SLG: 0.364										1	0	0	0	0	0	0
Billy O'Dell, S (1, 1) OBP: 0.179, SLG: 0.181		B B B 4-0 1-2 BB		x 0-0 ② FC1-6 1B 1-2f			S S S 0-3 ① K			2	0	0	0	1	1	1
Hoyt Wilhelm, R (8, 1) OBP: 0.148, SLG: 0.115										0	0	0	0	0	0	0
George Zuverink, R (8, 1) OBP: 0.300, SLG: 0.444										0	0	0	0	0	0	0
Inning Stats	R: 0 E: 0 K: 0 S: 4 H: 1 LOB: 1 BB: 0 P: 4	R: 1 E: 0 K: 1 S: 7 H: 2 LOB: 2 BB: 1 P: 11	R: 2 E: 0 K: 0 S: 5 H: 2 LOB: 0 BB: 0 P: 5	R: 0 E: 0 K: 0 S: 4 H: 2 LOB: 1 BB: 0 P: 4	R: 0 E: 1 K: 1 S: 6 H: 1 LOB: 1 BB: 0 P: 6	R: 0 E: 0 K: 1 S: 5 H: 0 LOB: 0 BB: 0 P: 5	R: 0 E: 0 K: 1 S: 5 H: 0 LOB: 0 BB: 0 P: 5	R: 0 E: 0 K: 0 S: 3 H: 0 LOB: 0 BB: 0 P: 3	R: 0 E: 0 K: 1 S: 5 H: 0 LOB: 0 BB: 0 P: 5	1B: 6 2B: 0 3B: 0 HR: 2	SF: 0 SAC: 0 DP: 0 HBP: 0						

PITCHER	IP	WLS	BF	H	R	ER	SO	BB	IBB	HBP	BLK	WP	HR	S	P	ERA	WHIP
Dick Donovan, R (1, 1) ERA: 3.03	9.0	W	35	8	3	3	5	1	0	0	0	0	2	44	48	3.00	1.000

PITCHER	IP	WLS	BF	H	R	ER	SO	BB	IBB	HBP	BLK	WP	HR	S	P	ERA	WHIP

TOP

Baltimore Orioles @ Chicago White Sox

Comiskey Park, Chicago, IL

Tue Sep 16 1958, 8:05 PM EDT

Att. 5,241 - Unknown

livebaseballscorecards.com

AB	34
R	3
H	8
RBI	3
BB	1
SO	5
LOB	8

WP: 0 PA: 35
PB: 0
SB: 0
CS: 0

Batter	1	2	3	4	5	6	7	8	9	AB	R	H	RBI	BB	SO	LOB
Luis Aparicio, R (1, 6) OBP: 0.306, SLG: 0.348	BBB 4-0 S BB		x 0-0 ① F4	x 0-0 ③ F2			x 0-0 ② 6-3	x 0-0 ③ FC5-4 1-2f		4	0	0	0	1	0	4
Nellie Fox, L (1, 4) OBP: 0.363, SLG: 0.356	x 0-0 ① F8 1-2		x 0-0 SF9 1-H 3B		x 0-0 ① F9		BBBB 4-0 1B BB			3	1	1	1	1	0	1
Al Smith, R (1, 9) OBP: 0.325, SLG: 0.395	SSS 0-3 ② K		x 0-0 ② SF9 3-H		x 0-0 ② F3		x 0-0 1-3 1B			3	0	1	1	0	1	1
Sherm Lollar, R (1, 2) OBP: 0.371, SLG: 0.466	SSS 0-3 ③ K		x 0-0 HR		x 0-0 1B		x 0-0 ③ 6-3			4	1	2	1	0	1	3
Ray Boone, R (1, 3) OBP: 0.303, SLG: 0.402		x 0-0 ① 5-3	BBBB 4-0 BB		x 0-0 ③ F8			x 0-0 ① 5-3		3	0	0	0	1	0	1
Billy Goodman, L (1, 5) OBP: 0.360, SLG: 0.366 Jim Rivera, L (8, PR) OBP: 0.283, SLG: 0.382 Sammy Esposito, R (9, 5) OBP: 0.346, SLG: 0.273		x 0-0 ② 6-3	x 0-0 ③ F9			x 0-0 ① 1-3		x 0-0 BLK 1B 1B		4 0 0	0 1 0	1 0 0	0 0 0	0 0 0	0 0 0	1 0 0
Bubba Phillips, R (1, 8) OBP: 0.312, SLG: 0.370		x 0-0 2B	x 0-0 SH1-3 1B			x 0-0 ② 5-3		x 0-0 S 1-H 1B		4	0	3	1	0	0	0
Johnny Callison, L (1, 7) OBP: 0.355, SLG: 0.552		x 0-0 ③ 4-3	SSS 0-3 ① K			x 0-0 ③ F9		x 0-0 ② F8 1-2		4	0	0	0	0	1	3
Dick Donovan, L (1, 1) OBP: 0.230, SLG: 0.107			BBBB 4-0 3B BB	x 0-0 ② SH1-3 1-2			x 0-0 ① 5-3	H 1-0 FC5-4 HBP		1	1	0	0	1	0	0
Inning Stats	R: 0 H: 0 E: 0 LOB: 1 K: 2 BB: 1 S: 7 P: 11	R: 0 H: 1 E: 0 LOB: 1 K: 0 BB: 0 S: 4 P: 4	R: 3 H: 2 E: 0 LOB: 1 K: 0 BB: 2 S: 5 P: 13	R: 0 H: 1 E: 0 LOB: 1 K: 1 BB: 0 S: 6 P: 6	R: 0 H: 1 E: 0 LOB: 1 K: 0 BB: 0 S: 4 P: 4	R: 0 H: 0 E: 0 LOB: 0 K: 0 BB: 0 S: 3 P: 3	R: 0 H: 1 E: 0 LOB: 2 K: 0 BB: 1 S: 4 P: 8	R: 1 H: 2 E: 0 LOB: 2 K: 0 BB: 0 S: 5 P: 6		1B: 5 SF: 1 2B: 1 SAC: 1 3B: 1 DP: 0 HR: 1 HBP: 1						WP: 0 PA: 37 PB: 0 SB: 2 CS: 0

PITCHER		IP	WLS	BF	H	R	ER	SO	BB	IBB	HBP	BLK	WP	HR	S	P	ERA	WHIP
Billy O'Dell, L ERA: 2.97	(1, 1)	7.1		32	6	3	3	3	4	0	0	0	0	1	34	50	3.68	1.364
Hoyt Wilhelm, R ERA: 2.63	(8, 1)	0.1	L	3	2	1	1	0	0	0	0	1	0	0	3	3	27.00	6.000
George Zuverink, R ERA: 3.39	(8, 1)	0.1		2	0	0	0	0	0	0	1	0	0	0	1	2	0.00	0.000

PITCHER	IP	WLS	BF	H	R	ER	SO	BB	IBB	HBP	BLK	WP	HR	S	P	ERA	WHIP

BOTTOM

Baltimore Orioles @ Chicago White Sox

Comiskey Park, Chicago, IL

Tue Sep 16 1958, 8:05 PM EDT

Att. 5,241 - Unknown

livebaseballscorecards.com

AB	30
R	4
H	8
RBI	4
BB	4
SO	3
LOB	14

Batter	1	2	3	4	5	6	7	8	9	AB	R	H	RBI	BB	SO	LOB
Al Pilarcik, L (1, 8) OBP: 0.316, SLG: 0.309	SSS 0-3 ① K		BBBB 4-0 FC6-4 BB		x 0-0 ③ F7		BBBB 4-0 BB		x 0-0 ③ F2	3	0	0	0	2	1	1
Bob Boyd, L (1, 3) OBP: 0.348, SLG: 0.441	BBBB 4-0 BB BB 1B BB		x 0-0 ① F8			x 0-0 BB 1B	x 0-0 ③ 3-1			3	1	1	0	1	0	3
Gene Woodling, L (1, 9) OBP: 0.376, SLG: 0.428	BBBB 4-0 BB 1B 1-2 BB		x 0-0 ② F9			BBBB 4-0 1-2 BB		x 0-0 1B		2	1	1	0	2	0	1
Bob Nieman, R (1, 7) OBP: 0.403, SLG: 0.544	BBBB 4-0 1B 1-2 2-3 BB		x 0-0 ③ FC6-4 1-2f			x 0-0 ① F8		x 0-0 ① F8		3	0	0	0	1	0	4
Gus Triandos, R (1, 2) OBP: 0.333, SLG: 0.462	x 0-0 G4-6-3 1-2 2-H 3-H 1B			x 0-0 ① 5-3		x 0-0 ② F5		x 0-0 ② F7		4	0	1	2	0	0	3
Brooks Robinson, R (1, 5) OBP: 0.294, SLG: 0.309 Bob Hale, L (6, PH) OBP: 0.385, SLG: 0.333 Foster Castleman, R (6, 5) OBP: 0.245, SLG: 0.247 (7, 4)	x 0-0 ② ③ G4-6-3 1-2f			x 0-0 ② F3		SSS 0-3 ③ K		x 0-0 ③ L6		2 1 1	0 0 0	0 0 0	0 0 0	0 0 0	0 1 0	2 2 1
Billy Gardner, R (1, 4) OBP: 0.271, SLG: 0.300 Dick Williams, R (7, PH) OBP: 0.342, SLG: 0.355 (7, 5)		x 0-0 ① F6		x 0-0 ③ F7			x 0-0 5-3 1B		BBBB 4-0 BB	2 1	0 0	0 1	0 0	0 1	0 0	0 0
Willy Miranda, S (1, 6) OBP: 0.250, SLG: 0.243 Chuck Oertel, L (7, PH) OBP: 0.231, SLG: 0.417 Jerry Adair, R (7, 6)		x 0-0 ② 4-3			SSS 0-3 ① K		x 0-0 ① 5-3 1-2		SSS 0-3 ① K	2 1 1	0 0 0	0 0 0	0 0 0	0 0 0	1 0 1	0 1 1
Jack Harshman, L (1, 1) OBP: 0.298, SLG: 0.321 Joe Taylor, R (7, PH) OBP: 0.346, SLG: 0.426 Billy Loes, R (7, 1) OBP: 0.100, SLG: 0.071 Willie Tasby, R (9, PH) OBP: 0.458, SLG: 0.579		x 0-0 ③ 5-3			SSS 0-3 ② K		SSS 0-3 ② K		SSS 0-3 ② K	2 1 0 1	0 0 0 0	0 0 0 0	0 0 0 0	1 1 0 1	0 1 0 1	0 1 0 1
Inning Stats	R: 2 H: 1 E: 0 LOB: 1 K: 1 BB: 3 S: 5 P: 17	R: 0 H: 0 E: 0 LOB: 0 K: 0 BB: 0 S: 3 P: 3	R: 0 H: 0 E: 0 LOB: 1 K: 0 BB: 1 S: 3 P: 7	R: 0 H: 0 E: 0 LOB: 0 K: 0 BB: 0 S: 3 P: 3	R: 0 H: 0 E: 0 LOB: 0 K: 2 BB: 0 S: 7 P: 7	R: 0 H: 1 E: 0 LOB: 2 K: 1 BB: 1 S: 6 P: 10	R: 0 H: 1 E: 0 LOB: 2 K: 1 BB: 1 S: 6 P: 10	R: 0 H: 1 E: 0 LOB: 1 K: 0 BB: 0 S: 4 P: 4	R: 0 H: 0 E: 0 LOB: 1 K: 2 BB: 1 S: 7 P: 11	1B: 4 SF: 0 2B: 0 SAC: 0 3B: 0 DP: 1 HR: 0 HBP: 0						PA: 37 WP: 0 PB: 0 SB: 0 CS: 0

PITCHER		IP	WLS	BF	H	R	ER	SO	BB	IBB	HBP	BLK	WP	HR	S	P	ERA	WHIP
Ray Moore, R ERA: 3.83	(1, 1)	0.1		5	1	2	2	1	3	0	0	0	0	0	4	16	54.00	12.000
Barry Latman, R ERA: 0.93	(1, 1)	7.2	W	29	3	0	0	4	4	0	0	0	0	0	33	49	0.00	0.913
Turk Lown, R ERA: 4.58	(9, 1)	1.0	S	3	0	0	0	2	0	0	0	0	0	0	7	7	0.00	0.000

PITCHER	IP	WLS	BF	H	R	ER	SO	BB	IBB	HBP	BLK	WP	HR	S	P	ERA	WHIP

Baltimore Orioles @ Chicago White Sox

Comiskey Park, Chicago, IL

Thu Sep 18 1958, 4:33 AM EDT

Att. 734 - Unknown

TOP

livebaseballscorecards.com

AB	30
R	2
H	4
RBI	2
BB	7
SO	7
LOB	21

Baltimore Orioles @ Chicago White Sox

Comiskey Park, Chicago, IL

Thu Sep 18 1958, 4:33 AM EDT

Att. 734 - Unknown

livebaseballscorecards.com

BOTTOM

Batter	1	2	3	4	5	6	7	8	9	AB	R	H	RBI	BB	SO	LOB
Luis Aparicio, R (1, 6) OBP: 0.309, SLG: 0.349	4-3		BB		1B		BB			2	1	1	0	2	0	0
Nellie Fox, L (1, 4) OBP: 0.361, SLG: 0.354	L3		F9		F6		6-3			4	0	0	0	0	0	4
Al Smith, R (1, 9) OBP: 0.324, SLG: 0.396	K		K		1B		F9			4	1	1	2	0	2	1
Sherm Lollar, R (1, 2) OBP: 0.372, SLG: 0.465		5-3	FC6-4		F6			2B SF7	BB	3	1	1	0	1	0	1
Ray Boone, R (1, 3) OBP: 0.305, SLG: 0.411		HR	FC6-4		FC6-4			F2		4	1	2	2	0	0	3
Jim Landis, R (1, 8) OBP: 0.349, SLG: 0.429		BB		F7	FC6-4			E		4	1	2	0	0	0	1
Bubba Phillips, R (1, 5) OBP: 0.307, SLG: 0.365		F9		F9		6-3		SF7		3	0	0	1	0	0	1
Johnny Callison, L (1, 7) OBP: 0.343, SLG: 0.500		BB		F8		B1-3		K		3	0	0	0	1	1	0
Ray Moore, R (1, 1) OBP: 0.239, SLG: 0.318		K			1B 2B					0	0	0	0	0	0	0
Barry Latman, R (1, 1) OBP: 0.167, SLG: 0.091					BB		K			2	1	0	0	1	2	2
Turk Lown, R (9, 1) OBP: 0.333, SLG: 0.333										0	0	0	0	0	0	0
Inning Stats	R: 0 E: 0 K: 1 S: 5 H: 0 LOB: 0 BB: 0 P: 5	R: 1 E: 0 K: 1 S: 7 H: 2 LOB: 2 BB: 1 P: 11	R: 0 E: 0 K: 1 S: 6 H: 1 LOB: 2 BB: 1 P: 10	R: 0 E: 0 K: 0 S: 3 H: 0 LOB: 0 BB: 0 P: 3	R: 3 E: 0 K: 0 S: 6 H: 3 LOB: 1 BB: 1 P: 10	R: 0 E: 0 K: 1 S: 5 H: 0 LOB: 0 BB: 0 P: 5	R: 0 E: 0 K: 0 S: 2 H: 0 LOB: 0 BB: 1 P: 6	R: 2 E: 1 K: 1 S: 6 H: 1 LOB: 0 BB: 1 P: 10		1B: 4 2B: 2 3B: 0 HR: 1 SF: 1 SAC: 0 DP: 0 HBP: 0				WP: 0 PB: 0 SB: 0 CS: 1 PA: 35		

	AB	29
	R	6
	H	7
	RBI	5
	BB	5
	SO	5
	LOB	13

PITCHER		IP	WLS	BF	H	R	ER	SO	BB	IBB	HBP	BLK	WP	HR	S	P	ERA	WHIP
Jack Harshman, L ERA: 2.85	(1, 1)	6.0	L	27	6	4	4	4	3	0	0	0	0	1	32	44	6.00	1.500
Billy Loes, R ERA: 3.65	(7, 1)	2.0		8	1	2	1	1	2	0	0	0	0	0	8	16	4.50	1.500

PITCHER	IP	WLS	BF	H	R	ER	SO	BB	IBB	HBP	BLK	WP	HR	S	P	ERA	WHIP

Batter	1	2	3	4	5	6	7	8	9	AB	R	H	RBI	BB	SO	LOB
Hank Bauer, R (1, 9) OBP: 0.319, SLG: 0.422	L7	F3		K 2-3			6-3 2B		F6	5	0	1	0	0	1	4
Gil McDougald, R (1, 4) OBP: 0.330, SLG: 0.377	6-3	1-2, 3-H 1B			6-3		6-3 2-3			4	0	1	1	0	0	1
Mickey Mantle, S (1, 8) OBP: 0.441, SLG: 0.594	2B 2B	F2			1B		F3			4	1	2	0	0	0	3
Yogi Berra, L (1, 2) OBP: 0.324, SLG: 0.484	1B 2B 2-H	3-1			K			F8		4	1	1	1	0	1	3
Norm Siebern, L (1, 7) OBP: 0.391, SLG: 0.454	1B 2-H		F5		4-3			F3		4	0	1	1	0	0	1
Tony Kubek, L (1, 6) OBP: 0.298, SLG: 0.321	F8		F6			4-3		K		4	0	0	0	0	1	1
Marv Throneberry, L (1, 3) OBP: 0.308, SLG: 0.381		1B 3B	L5			F5			K	4	1	1	0	0	1	0
Bobby Richardson, R (1, 5) OBP: 0.262, SLG: 0.288		1B 1B 1B 3-H		CS SH1-3 1B		5-3			2B	4	1	3	1	0	0	0
Whitey Ford, L (1, 1) OBP: 0.260, SLG: 0.211		1B 1-3 1B		SH1-3 1-2			4-3		F9	2	0	1	0	0	0	0
Art Ditmar, R (8, 1) OBP: 0.283, SLG: 0.250										1	0	0	0	0	0	1
Ryne Duren, R (9, 1) OBP: 0.313, SLG: 0.083										0	0	0	0	0	0	0
Inning Stats	R: 2 E: 0 K: 0 S: 6 H: 3 LOB: 1 BB: 0 P: 6	R: 2 E: 0 K: 0 S: 7 H: 4 LOB: 2 BB: 0 P: 7	R: 0 E: 0 K: 0 S: 3 H: 0 LOB: 0 BB: 0 P: 3	R: 0 E: 0 K: 1 S: 5 H: 1 LOB: 0 BB: 0 P: 5	R: 0 E: 0 K: 1 S: 6 H: 1 LOB: 1 BB: 0 P: 6	R: 0 E: 0 K: 0 S: 3 H: 0 LOB: 0 BB: 0 P: 3	R: 0 E: 0 K: 0 S: 4 H: 1 LOB: 1 BB: 0 P: 4	R: 0 E: 0 K: 1 S: 5 H: 0 LOB: 0 BB: 0 P: 5	R: 0 E: 0 K: 1 S: 6 H: 1 LOB: 1 BB: 0 P: 6	1B: 6 2B: 4 3B: 1 HR: 0	SF: 0 SAC: 1 DP: 0 HBP: 0					

PITCHER		IP	WLS	BF	H	R	ER	SO	BB	IBB	HBP	BLK	WP	HR	S	P	ERA	WHIP
Arnie Portocarrero, R ERA: 3.4	(1, 1)	5.0		23	9	4	4	2	0	0	0	0	0	0	27	27	7.20	1.800
Ken Lehman, L ERA: 3.48	(6, 1)	2.0		7	1	0	0	0	0	0	0	0	0	0	7	7	0.00	0.500
Lou Sleater, L ERA: 10.45	(8, 1)	2.0	W	7	1	0	0	2	0	0	0	0	0	0	11	11	0.00	0.500

PITCHER	IP	WLS	BF	H	R	ER	SO	BB	IBB	HBP	BLK	WP	HR	S	P	ERA	WHIP

New York Yankees @ Baltimore Orioles

Memorial Stadium, Baltimore, MD

Fri Sep 19 1958, 3:33 AM EDT

Att. 12,731 - Unknown

TOP

livebaseballscorecards.com

AB	36
R	4
H	11
RBI	4
BB	0
SO	4
LOB	14

WP: 0 PB: 0 SB: 0 CS: 1 PA: 37

Batter	1	2	3	4	5	6	7	8	9	AB	R	H	RBI	BB	SO	LOB
Dick Williams, R (1, 3) OBP: 0.343, SLG: 0.353 (6, 5) Gene Woodling, L (9, PH) OBP: 0.377, SLG: 0.429	BBBB 4-0 CS BB		BBBB 4-0 1-2 BB		SSS 0-3 ③ K			X 0-0 ①② G5-4-3 1-2f	X 0-0 1-2 2-H 3-H 1B	2 1	0 0	0 1	0 2	2 0	1 0	3 0
Jim Busby, R (1, 8) OBP: 0.318, SLG: 0.329 Lou Sleater, L (8, 1) OBP: 0.167, SLG: 0.667	SSS 0-3 ①② K 1-2		X 0-0 ③ 4-3			BBBB 4-0 G6-4-3 BB		SSS 0-3 ③ K		2 1	0 0	0 0	0 0	1 0	1 0	3 0
Bob Nieman, R (1, 7) OBP: 0.402, SLG: 0.541	X 0-0 ③ 4-3			X 0-0 G1-4-3 1B		X 0-0 ①② G6-4-3 1-2f			X 0-0 ① F6	4	0	1	0	0	0	1
Joe Taylor, R (1, 9) OBP: 0.333, SLG: 0.408		X 0-0 ① 5-3		X 0-0 ①② G1-4-3 1-2f		SSS 0-3 ③ K			X 0-0 E8 HR	4	1	0	0	0	1	1
Gus Triandos, R (1, 2) OBP: 0.332, SLG: 0.467		X 0-0 ② L8		X 0-0 ③ L4			X 0-0 ① F9		X 0-0 2-H HR	4	1	1	2	0	0	0
Brooks Robinson, R (1, 5) OBP: 0.293, SLG: 0.308 Ken Lehman, L (6, 1) OBP: 0.071, SLG: 0.071 Leo Burke, R (7, PH) OBP: 0.600, SLG: 0.500 (8, 8)		X 0-0 ③ F9			X 0-0 ① F4		SSS 0-3 ② K		X 0-0 1B 1B 1B 1B	2 0 2	0 0 1	0 0 1	0 0 0	0 0 1	0 0 0	0 0 0
Billy Gardner, R (1, 4) OBP: 0.274, SLG: 0.305			X 0-0 ① 4-3		X 0-0 E 1B		X 0-0 2B		X 0-0 1-2 1B 1B 1B	4	1	3	0	0	0	0
Foster Castleman, R (1, 6) OBP: 0.242, SLG: 0.244 Bob Hale, L (9, PH) OBP: 0.429, SLG: 0.385 Willie Tasby, R (9, PR) OBP: 0.458, SLG: 0.579			SSS 0-3 ② K		X 0-0 E6 1-2		X 0-0 ③ 3-1		X 0-0 1-2 2-3 1B 1B	3 1 0	0 0 1	0 1 0	0 0 0	1 0 0	2 0 0	
Arnie Portocarrero, R (1, 1) OBP: 0.197, SLG: 0.250 Bob Boyd, L (5, PH) OBP: 0.350, SLG: 0.443 (6, 3)			X 0-0 BB 1B		X 0-0 ② F7			X 0-0 G5-4-3 1B	X 0-0 1-2 2-3 3-H 1B	1 3	0 0	1 2	0 1	0 0	0 0	0 2
Inning Stats	R: 0 E: 0 K: 1 S: 4 H: 0 LOB: 0 BB: 1 P: 8	R: 0 E: 0 K: 0 S: 3 H: 0 LOB: 0 BB: 0 P: 3	R: 0 E: 0 K: 1 S: 6 H: 1 LOB: 2 BB: 1 P: 10	R: 0 E: 0 K: 0 S: 3 H: 1 LOB: 0 BB: 0 P: 3	R: 0 E: 1 K: 1 S: 7 H: 1 LOB: 2 BB: 0 P: 7	R: 0 E: 0 K: 1 S: 4 H: 0 LOB: 0 BB: 1 P: 8	R: 0 E: 0 K: 1 S: 6 H: 1 LOB: 1 BB: 0 P: 6	R: 0 E: 0 K: 1 S: 5 H: 1 LOB: 0 BB: 0 P: 5	R: 5 E: 1 K: 0 S: 8 H: 6 LOB: 2 BB: 0 P: 8	1B: 9 2B: 1 3B: 0 HR: 1	SF: 0 SAC: 0 DP: 3 HBP: 0			WP: 0 PB: 0 SB: 0 CS: 1	PA: 37		

PITCHER		IP	WLS	BF	H	R	ER	SO	BB	IBB	HBP	BLK	WP	HR	S	P	ERA	WHIP
Whitey Ford, L ERA: 2.03	(1, 1)	7.0		27	5	0	0	5	3	0	0	0	0	0	34	46	0.00	1.143
Art Ditmar, R ERA: 3.48	(8, 1)	1.1	L	8	4	5	4	1	0	0	0	0	0	1	10	10	27.00	3.000
Ryne Duren, R ERA: 2.04	(9, 1)	0.0		2	2	0	0	0	0	0	0	0	0	0	2	2	∞	∞

PITCHER	IP	WLS	BF	H	R	ER	SO	BB	IBB	HBP	BLK	WP	HR	S	P	ERA	WHIP

BOTTOM

New York Yankees @ Baltimore Orioles

Memorial Stadium, Baltimore, MD

Fri Sep 19 1958, 3:33 AM EDT

Att. 12,731 - Unknown

livebaseballscorecards.com

AB	34
R	5
H	11
RBI	5
BB	3
SO	6
LOB	12

Batter	1	2	3	4	5	6	7	8	9	AB	R	H	RBI	BB	SO	LOB
Hank Bauer, R (1, 9) OBP: 0.316, SLG: 0.418	F6			K		K			F4	4	0	0	0	0	2	0
Jerry Lumpe, L (1, 6) OBP: 0.317, SLG: 0.360	K			PB, BB			F8			2	0	0	0	1	1	0
Mickey Mantle, S (1, 8) OBP: 0.439, SLG: 0.591	F8			F8 (1-2)			K			3	0	0	0	0	1	1
Bill Skowron, R (1, 5) OBP: 0.319, SLG: 0.435		6-3		2-3			1-3			3	0	0	0	0	0	1
Norm Siebern, L (1, 7) OBP: 0.389, SLG: 0.451		F9			K			4-3		3	0	0	0	0	1	0
Elston Howard, R (1, 2) OBP: 0.351, SLG: 0.490		K			K			L7		3	0	0	0	0	2	0
Marv Throneberry, L (1, 3) OBP: 0.304, SLG: 0.376			K		F7			4-3		2	0	0	0	0	1	0
Yogi Berra, L (8, PH) OBP: 0.323, SLG: 0.483 (8, 3)										1	0	0	0	0	0	0
Bobby Richardson, R (1, 4) OBP: 0.263, SLG: 0.285			BB, CS			F7			F8	2	0	0	0	1	0	0
Don Larsen, R (1, 1) OBP: 0.358, SLG: 0.583			F9 (1-2)			1-3			L9	2	0	0	0	0	0	1
Bobby Shantz, R (7, 1) OBP: 0.289, SLG: 0.314										0	0	0	0	0	0	0
Enos Slaughter, L (9, PH) OBP: 0.412, SLG: 0.449										1	0	0	0	0	0	0
Inning Stats	R: 0 E: 0 K: 1 S: 5 H: 0 LOB: 0 BB: 0 P: 5	R: 0 E: 0 K: 1 S: 5 H: 0 LOB: 0 BB: 0 P: 5	R: 0 E: 0 K: 1 S: 4 H: 0 LOB: 0 BB: 1 P: 8	R: 0 E: 0 K: 1 S: 5 H: 0 LOB: 1 BB: 1 P: 9	R: 0 E: 0 K: 2 S: 7 H: 0 LOB: 0 BB: 0 P: 7	R: 0 E: 0 K: 1 S: 5 H: 0 LOB: 0 BB: 0 P: 5	R: 0 E: 0 K: 1 S: 5 H: 0 LOB: 0 BB: 0 P: 5	R: 0 E: 0 K: 0 S: 3 H: 0 LOB: 0 BB: 0 P: 3	R: 0 E: 0 K: 0 S: 3 H: 0 LOB: 0 BB: 0 P: 3	1B: 0 2B: 0 3B: 0 HR: 0 SF: 0 SAC: 0 DP: 0 HBP: 0						

PITCHER	IP	WLS	BF	H	R	ER	SO	BB	IBB	HBP	BLK	WP	HR	S	P	ERA	WHIP
Hoyt Wilhelm, R (1, 1) ERA: 2.43	9.0	W	28	0	0	0	8	2	0	0	0	0	0	42	50	0.00	0.222

PITCHER	IP	WLS	BF	H	R	ER	SO	BB	IBB	HBP	BLK	WP	HR	S	P	ERA	WHIP

TOP

New York Yankees @ Baltimore Orioles

Memorial Stadium, Baltimore, MD

Sat Sep 20 1958, 3:33 AM EDT

Att. 10,941 - Overcast

livebaseballscorecards.com

AB	26
R	0
H	0
RBI	0
BB	2
SO	8
LOB	3

Batter	1	2	3	4	5	6	7	8	9	AB	R	H	RBI	BB	SO	LOB
Dick Williams, R (1, 5) (8, 7) OBP: 0.342, SLG: 0.354	F6		F6			L6		2B		4	0	1	0	0	0	1
Bob Boyd, L (1, 3) OBP: 0.349, SLG: 0.441	1B		L9			F9		K		4	0	1	0	0	1	2
Gene Woodling, L (1, 9) OBP: 0.377, SLG: 0.427	F8			F8		BB		1B		2	0	0	0	1	0	1
Jim Busby, R (7, 8) OBP: 0.321, SLG: 0.332										1	0	1	0	0	0	0
Bob Nieman, R (1, 7) OBP: 0.398, SLG: 0.536	L7			K		F7		F7		3	0	0	0	0	1	2
Brooks Robinson, R (8, 5) OBP: 0.292, SLG: 0.307										1	0	0	0	0	0	2
Gus Triandos, R (1, 2) OBP: 0.332, SLG: 0.472		F9		F2			HR			3	1	1	1	0	0	0
Willie Tasby, R (1, 8) (7, 9) OBP: 0.407, SLG: 0.500		6-3			K		K			3	0	0	0	0	2	0
Billy Gardner, R (1, 4) OBP: 0.273, SLG: 0.304		F9			F7		F2			3	0	0	0	0	0	0
Foster Castleman, R (1, 6) OBP: 0.248, SLG: 0.246			5-3		BB		1B			2	0	1	0	1	0	0
Willy Miranda, S (8, 6) OBP: 0.250, SLG: 0.243										0	0	0	0	0	0	0
Hoyt Wilhelm, R (1, 1) OBP: 0.133, SLG: 0.103			E5		G3			4-3		3	0	0	0	0	0	1
Inning Stats	R: 0 E: 0 K: 0 S: 4 H: 1 LOB: 1 BB: 0 P: 4	R: 0 E: 0 K: 0 S: 3 H: 0 LOB: 0 BB: 0 P: 3	R: 0 E: 1 K: 0 S: 4 H: 0 LOB: 1 BB: 0 P: 4	R: 0 E: 0 K: 1 S: 5 H: 0 LOB: 0 BB: 0 P: 5	R: 0 E: 0 K: 1 S: 5 H: 0 LOB: 1 BB: 1 P: 9	R: 0 E: 0 K: 0 S: 3 H: 0 LOB: 1 BB: 1 P: 7	R: 1 E: 0 K: 1 S: 6 H: 2 LOB: 1 BB: 0 P: 6	R: 0 E: 0 K: 1 S: 7 H: 2 LOB: 2 BB: 0 P: 7		1B: 3 2B: 1 3B: 0 HR: 1	SF: 0 SAC: 0 DP: 0 HBP: 0						

PITCHER		IP	WLS	BF	H	R	ER	SO	BB	IBB	HBP	BLK	WP	HR	S	P	ERA	WHIP
Don Larsen, R ERA: 3.21	(1, 1)	6.0		22	1	0	0	2	2	0	0	0	0	0	24	32	0.00	0.500
Bobby Shantz, L ERA: 3.41	(7, 1)	2.0	L	9	4	1	1	2	0	0	0	0	0	1	13	13	4.50	2.000

PITCHER	IP	WLS	BF	H	R	ER	SO	BB	IBB	HBP	BLK	WP	HR	S	P	ERA	WHIP

BOTTOM

New York Yankees @ Baltimore Orioles

Memorial Stadium, Baltimore, MD

Sat Sep 20 1958, 3:33 AM EDT

Att. 10,941 - Overcast

livebaseballscorecards.com

AB	29
R	1
H	5
RBI	1
BB	2
SO	4
LOB	9

Batter	1	2	3	4	5	6	7	8	9	AB	R	H	RBI	BB	SO	LOB
Jerry Lumpe, L (1, 6) OBP: 0.316, SLG: 0.355	B B B B 4-0 1B 2B BB	x 0-0 ② FC3-2 3-H			S S S 0-3 ① K		x 0-0 ③ F7			3	1	0	0	1	1	3
Enos Slaughter, L (1, 9) OBP: 0.408, SLG: 0.443	x 0-0 1-2 2B 1B	x 0-0 ③ 4-3			x 0-0 ② 4-3			x 0-0 ① 1-3		4	1	1	0	0	0	2
Mickey Mantle, S (1, 8) OBP: 0.439, SLG: 0.592	x 0-0 1-H 2-H 2B	x 0-0 ① 1-6-3			x 0-0 ③ G3			x 0-0 F9 1B		4	0	2	2	0	0	0
Yogi Berra, L (1, 3) OBP: 0.320, SLG: 0.479	S S S 0-3 ① K	x 0-0 ② F9				x 0-0 ① F8		x 0-0 ② 1-2 F9		4	0	0	0	0	1	2
Bill Skowron, R (1, 5) OBP: 0.319, SLG: 0.433	x 0-0 ② F9	x 0-0 1B				x 0-0 ② F9		x 0-0 ③ F9		4	0	1	0	0	0	2
Norm Siebern, L (1, 7) OBP: 0.386, SLG: 0.447	S S S 0-3 ③ K	S S S 0-3 ③ K				x 0-0 ③ F7			x 0-0 ① F7	4	0	0	0	0	2	2
Elston Howard, R (1, 2) OBP: 0.355, SLG: 0.496		x 0-0 E 1B FC3-2 1B		x 0-0 G5-4-3 1B			x 0-0 ① F8		x 0-0 2B	4	0	3	0	0	0	0
Bobby Richardson, R (1, 4) OBP: 0.268, SLG: 0.290		x 0-0 1-2 E 1B		x 0-0 ① F7			x 0-0 1B		x 0-0 ② 6-3	4	0	2	0	0	0	2
Tom Sturdivant, L (1, 1) OBP: 0.286, SLG: 0.211 Marv Throneberry, L (7, PH) OBP: 0.302, SLG: 0.373 Art Ditmar, R (7, 1) OBP: 0.283, SLG: 0.250 Tony Kubek, L (9, PH) OBP: 0.297, SLG: 0.321		x 0-0 ① 1-2 2-3 F5		x 0-0 ② ③ 1-2f G5-4-3			S S S 0-3 ② K		x 0-0 ③ F5	2 1 0 1	0 0 0 0	0 0 0 0	0 0 0 0	0 1 0 0	0 0 0 0	3 1 0 1
Inning Stats	R: 2 E: 0 K: 2 S: 9 H: 2 LOB: 1 BB: 1 P: 13	R: 0 E: 1 K: 0 S: 5 H: 2 LOB: 2 BB: 0 P: 5	R: 0 E: 0 K: 1 S: 6 H: 1 LOB: 1 BB: 0 P: 6	R: 0 E: 0 K: 0 S: 3 H: 1 LOB: 0 BB: 0 P: 3	R: 0 E: 0 K: 1 S: 5 H: 0 LOB: 0 BB: 0 P: 5	R: 0 E: 0 K: 0 S: 3 H: 0 LOB: 0 BB: 0 P: 3	R: 0 E: 0 K: 1 S: 6 H: 1 LOB: 1 BB: 0 P: 6	R: 0 E: 0 K: 0 S: 4 H: 1 LOB: 1 BB: 0 P: 4	R: 0 E: 0 K: 0 S: 4 H: 1 LOB: 1 BB: 0 P: 4	1B: 7 2B: 2 3B: 0 HR: 0 SF: 0 SAC: 0 DP: 1 HBP: 0						

PITCHER		IP	W/L/S	BF	H	R	ER	SO	BB	IBB	HBP	BLK	WP	HR	S	P	ERA	WHIP
Milt Pappas, R ERA: 4.07	(1, 1)	9.0	W	36	9	2	2	5	1	0	0	0	0	0	45	49	2.00	1.111

PITCHER		IP	W/L/S	BF	H	R	ER	SO	BB	IBB	HBP	BLK	WP	HR	S	P	ERA	WHIP

TOP

New York Yankees @ Baltimore Orioles

Memorial Stadium, Baltimore, MD

Sun Sep 21 1958, 3:33 AM EDT

Att. 4,177 - Unknown

livebaseballscorecards.com

AB	35
R	2
H	9
RBI	2
BB	1
SO	5
LOB	18

PA: 36

WP: 0 PB: 0 SB: 0 CS: 0

Batter	1	2	3	4	5	6	7	8	9	AB	R	H	RBI	BB	SO	LOB
Willie Tasby, R (1, 8) (9, 7) OBP: 0.469, SLG: 0.560	6-3	1B 2B		BB PB BB		E 1B		G4-6-3 BB		3	1	2	0	2	0	0
Bob Boyd, L (1, 3) OBP: 0.352, SLG: 0.444	BB BB 2B	2-H 1B		1-2 BB		E8 2-3 1-2		G4-6-3 1-2f		4	1	2	1	1	0	2
Bob Nieman, R (1, 7) OBP: 0.397, SLG: 0.532 Jim Busby, R (9, 8) OBP: 0.321, SLG: 0.332	E5 BB BB	K		1-2 2-3 G4-6-3 BB		2-3 1-2f				3 0	0 0	0 0	0 0	1 0	1 0	4 0
Gus Triandos, R (1, 2) OBP: 0.331, SLG: 0.470	F2		E1 1B E 1B	G4-6-3 1-2f		F5				4	1	1	0	0	0	6
Al Pilarcik, L (1, 9) OBP: 0.320, SLG: 0.310	BB 1-2 2-3 BB		CS 2-3 1B		6-3		G3 BB			2	0	1	0	2	0	0
Brooks Robinson, R (1, 5) OBP: 0.295, SLG: 0.308 Bob Hale, L (7, PH) OBP: 0.400, SLG: 0.357 Foster Castleman, R (8, 5) OBP: 0.248, SLG: 0.246	1-2 2-3 3-H BB		F2 1-2		1B 1B		G3 1-2			2 1 0	0 0 0	1 0 0	1 0 0	1 0 0	0 0 0	2 1 0
Billy Gardner, R (1, 4) OBP: 0.271, SLG: 0.301	F2		E5 3-H		F9		F7			4	0	0	0	0	0	5
Jerry Adair, R (1, 6) OBP: 0.222, SLG: 0.125		K2-3	4-3		1-2 1B		1-3			4	0	1	0	0	1	2
Milt Pappas, R (1, 1) OBP: 0.150, SLG: 0.275		K		L7	K			K		4	0	0	0	0	3	2
Inning Stats	R: 1 E: 1 K: 0 S: 5 H: 1 LOB: 3 BB: 2 P: 13	R: 1 E: 0 K: 3 S: 11 H: 2 LOB: 1 BB: 0 P: 11	R: 1 E: 2 K: 0 S: 5 H: 2 LOB: 1 BB: 0 P: 5	R: 0 E: 0 K: 0 S: 2 H: 0 LOB: 2 BB: 3 P: 14	R: 0 E: 0 K: 1 S: 7 H: 2 LOB: 2 BB: 0 P: 7	R: 0 E: 1 K: 0 S: 4 H: 1 LOB: 1 BB: 0 P: 4	R: 0 E: 0 K: 0 S: 3 H: 0 LOB: 1 BB: 1 P: 7	R: 0 E: 0 K: 1 S: 4 H: 0 LOB: 0 BB: 1 P: 8		1B: 6 2B: 3 3B: 0 HR: 0	SF: 0 SAC: 0 DP: 3 HBP: 0			WP: 0 PB: 1 SB: 0 CS: 1		PA: 38

PITCHER		IP	WLS	BF	H	R	ER	SO	BB	IBB	HBP	BLK	WP	HR	S	P	ERA	WHIP
Tom Sturdivant, R ERA: 4.31	(1, 1)	6.0	L	31	8	3	1	4	5	0	0	0	0	0	34	54	1.50	2.167
Art Ditmar, R ERA: 3.42	(7, 1)	2.0		7	0	0	0	1	2	0	0	0	0	0	7	15	0.00	1.000

PITCHER	IP	WLS	BF	H	R	ER	SO	BB	IBB	HBP	BLK	WP	HR	S	P	ERA	WHIP

New York Yankees @ Baltimore Orioles

Memorial Stadium, Baltimore, MD

Sun Sep 21 1958, 3:33 AM EDT

Att. 4,177 - Unknown

livebaseballscorecards.com

AB	31
R	3
H	8
RBI	2
BB	7
SO	5
LOB	24

Batter	1	2	3	4	5	6	7	8	9	AB	R	H	RBI	BB	SO	LOB
Johnny Schaive, R (1, 4) OBP: 0.182, SLG: 0.100	F8		G1-4-3 1-2f			1B 1B		BB 1B		3	0	1	0	1	0	1
Albie Pearson, L (1, 9) OBP: 0.356, SLG: 0.359	F4			BB		FC6-4 1-2 1B		F8		3	0	1	0	1	0	1
Roy Sievers, R (1, 3) OBP: 0.360, SLG: 0.551	FC6-4 BB			K		F6		1B 1-2		3	0	1	0	1	1	3
Bob Allison, R (1, 8) OBP: 0.333, SLG: 0.250	FC6-4 1-2f			L8		FC6-4 1-2f		F6		4	0	0	0	0	0	6
Faye Throneberry, L (1, 7) OBP: 0.245, SLG: 0.356		K		K			4-3		4-3	4	0	0	0	0	2	1
Harmon Killebrew, R (1, 5) OBP: 0.150, SLG: 0.158		F9			K		1B		F9	4	0	1	0	0	1	0
Rocky Bridges, R (1, 6) OBP: 0.315, SLG: 0.348		5-3			F9		F7		1B	2	0	0	0	0	0	0
Julio Becquer, L (7, PH) OBP: 0.274, SLG: 0.264										1	0	0	0	0	0	1
Ossie Alvarez, R (7, 6) OBP: 0.267, SLG: 0.222										0	0	0	0	0	0	0
Eddie Yost, R (9, PH) OBP: 0.356, SLG: 0.315										1	0	1	0	0	0	0
John Romonosky, R (9, PR) OBP: 0.308, SLG: 0.692										0	0	0	0	0	0	0
Steve Korcheck, R (1, 2) OBP: 0.096, SLG: 0.157			6-3		1-3		F7		4-3	2	0	0	0	0	0	0
Clint Courtney, L (7, PH) OBP: 0.333, SLG: 0.351										2	0	0	0	0	0	2
(7, 2)																
Russ Kemmerer, R (1, 1) OBP: 0.183, SLG: 0.159			G1-4-3 1B			K		F8		2	0	1	0	0	1	0
Herb Plews, L (8, PH) OBP: 0.291, SLG: 0.335										1	0	0	0	0	0	0
Tex Clevenger, R (8, 1) OBP: 0.217, SLG: 0.238										0	0	0	0	0	0	0
Inning Stats	R: 0 E: 0 K: 0 S: 3 H: 0 LOB: 1 BB: 1 P: 7	R: 0 E: 0 K: 1 S: 5 H: 0 LOB: 0 BB: 0 P: 5	R: 0 E: 0 K: 0 S: 3 H: 1 LOB: 0 BB: 0 P: 3	R: 0 E: 0 K: 2 S: 7 H: 0 LOB: 1 BB: 1 P: 11	R: 0 E: 0 K: 1 S: 5 H: 0 LOB: 0 BB: 0 P: 5	R: 0 E: 0 K: 1 S: 7 H: 2 LOB: 2 BB: 0 P: 7	R: 0 E: 0 K: 0 S: 4 H: 1 LOB: 1 BB: 0 P: 4	R: 0 E: 0 K: 0 S: 4 H: 1 LOB: 2 BB: 1 P: 8	R: 0 E: 0 K: 0 S: 4 H: 1 LOB: 1 BB: 0 P: 4	1B: 6 2B: 0 3B: 0 HR: 0 SF: 0 SAC: 0 DP: 1 HBP: 0						

PITCHER	IP	WLS	BF	H	R	ER	SO	BB	IBB	HBP	BLK	WP	HR	S	P	ERA	WHIP
Hal Brown, R (1, 1) ERA: 3.07	9.0	W	35	6	0	0	5	3	0	0	0	0	0	42	54	0.00	1.000

PITCHER	IP	WLS	BF	H	R	ER	SO	BB	IBB	HBP	BLK	WP	HR	S	P	ERA	WHIP

TOP

Washington Senators @ Baltimore Orioles

Memorial Stadium, Baltimore, MD

Mon Sep 22 1958, 7:05 PM EDT

Att. 5,701 - Unknown

livebaseballscorecards.com

AB	32
R	0
H	6
RBI	0
BB	3
SO	5
LOB	15

WP: 0 PA: 35
PB: 0
SB: 0
CS: 0

Batter	1	2	3	4	5	6	7	8	9	AB	R	H	RBI	BB	SO	LOB
Willie Tasby, R (1, 8) (9, 7) OBP: 0.444, SLG: 0.517	E 6-3 1B		F7		F8			S S S K		4	0	1	0	0	1	1
Bob Boyd, L (1, 3) OBP: 0.351, SLG: 0.445	6-3 1-2		1-3 2B 2B			4-3		F8		4	1	1	0	0	0	1
Bob Nieman, R (1, 7) OBP: 0.398, SLG: 0.534 Jim Busby, R (9, 8) OBP: 0.321, SLG: 0.332	F4 2-3		2-H 3-H 2B			CS 1B		2-3		4 0	0 0	2 0	2 0	0 0	0 0	1 0
Gus Triandos, R (1, 2) OBP: 0.331, SLG: 0.468	F4		F9			B B B B 1-2 BB				2	0	0	0	1	0	2
Al Pilarcik, L (1, 9) OBP: 0.320, SLG: 0.310		5-3		6-3 1B		F6				3	0	1	0	0	0	1
Dick Williams, R (1, 5) OBP: 0.340, SLG: 0.352 Brooks Robinson, R (9, 5) OBP: 0.295, SLG: 0.308	S S S K			L8			5-3			3 0	0 0	0 0	0 0	0 0	1 0	1 0
Billy Gardner, R (1, 4) OBP: 0.271, SLG: 0.302	4-3			9-3 1-2f			FC6-4 1B			3	0	1	0	0	0	1
Jerry Adair, R (1, 6) OBP: 0.182, SLG: 0.100 Bob Hale, L (7, PH) OBP: 0.375, SLG: 0.333 Willy Miranda, S (8, 6) OBP: 0.250, SLG: 0.243			F4		F9		F4			2 1 0	0 0 0	0 0 0	0 0 0	0 0 0	0 0 0	0 1 0
Hal Brown, R (1, 1) OBP: 0.207, SLG: 0.185			B B B B 4-0 2B 2B BB		5-3		FC6-4 1-2f			2	1	0	0	1	0	1
Inning Stats	R: 0 H: 1 E: 1 LOB: 1 K: 0 BB: 0 S: 4 P: 4	R: 0 H: 0 E: 0 LOB: 0 K: 1 BB: 0 S: 5 P: 5	R: 2 H: 2 E: 0 LOB: 1 K: 0 BB: 1 S: 5 P: 9	R: 0 H: 1 E: 0 LOB: 0 K: 0 BB: 0 S: 3 P: 3	R: 0 H: 0 E: 0 LOB: 0 K: 0 BB: 0 S: 3 P: 3	R: 0 H: 1 E: 0 LOB: 1 K: 0 BB: 1 S: 3 P: 7	R: 0 H: 1 E: 0 LOB: 1 K: 0 BB: 1 S: 4 P: 4	R: 0 H: 0 E: 0 LOB: 0 K: 1 BB: 0 S: 5 P: 5		1B: 4 SF: 0 2B: 3 SAC: 0 3B: 0 DP: 1 HR: 0 HBP: 0						

PITCHER		IP	WLS	BF	H	R	ER	SO	BB	IBB	HBP	BLK	WP	HR	S	P	ERA	WHIP
Russ Kemmerer, R ERA: 4.61	(1, 1)	7.0	L	27	6	2	2	1	2	0	0	0	0	0	27	35	2.57	1.143
Tex Clevenger, R ERA: 4.53	(8, 1)	1.0		3	0	0	0	1	0	0	0	0	0	0	5	5	0.00	0.000

PITCHER	IP	WLS	BF	H	R	ER	SO	BB	IBB	HBP	BLK	WP	HR	S	P	ERA	WHIP

BOTTOM

Washington Senators @ Baltimore Orioles

Memorial Stadium, Baltimore, MD

Mon Sep 22 1958, 7:05 PM EDT

Att. 5,701 - Unknown

livebaseballscorecards.com

AB	28
R	2
H	6
RBI	2
BB	2
SO	2
LOB	10

Batter	1	2	3	4	5	6	7	8	9	AB	R	H	RBI	BB	SO	LOB
Johnny Schaive, R (1, 4) OBP: 0.250, SLG: 0.200	S S S 0-3 ① K	x 0-0 1-2 2-H 1B		x 0-0 1-3 1B			x 0-0 ② F4		x 0-0 ① F7	5	0	2	1	0	1	0
Albie Pearson, L (1, 8) OBP: 0.356, SLG: 0.359	x 0-0 1B 1B 1B	x 0-0 ② F8		x 0-0 ③ F8			x 0-0 E 1B 1B		x 0-0 ② 4-3	5	1	2	0	0	0	4
Ed Fitz Gerald, R (1, 2) OBP: 0.322, SLG: 0.303	x 0-0 1-3 1B 1B	x 0-0 ③ 6-3			S S S 0-3 ① K		x 0-0 1-2 E 1B		x 0-0 ③ 4-3	5	0	2	0	0	1	2
Roy Sievers, R (1, 3) OBP: 0.359, SLG: 0.549	x 0-0 1-2 3-H FC6-4 1B		x 0-0 ① F8		x 0-0 ② L4		x 0-0 1-2 2-3 E6			4	0	1	1	0	0	2
Jim Lemon, R (1, 9) OBP: 0.311, SLG: 0.466	S S S 0-3 ② K		x 0-0 ② 6-3		S S S 0-3 ③ K		S S S 0-3 ③ K			4	0	0	0	0	3	5
Bob Allison, R (1, 7) OBP: 0.273, SLG: 0.200	x 0-0 ③ FC6-4 1-2f		S S S 0-3 ③ K			S S S 0-3 ① K		x 0-0 ① F8		4	0	0	0	0	2	2
Rocky Bridges, R (1, 6) OBP: 0.311, SLG: 0.344		x 0-0 ① L6		x 0-0 ① 1-3		x 0-0 ② F4		x 0-0 ② 4-3		4	0	0	0	0	0	0
Harmon Killebrew, R (1, 5) OBP: 0.208, SLG: 0.182 John Romonosky, R (8, PR) OBP: 0.308, SLG: 0.692 Dick Hyde, R (8, 1)		x 0-0 1B 1B 1B		x 0-0 E7 1B		S S S 0-3 ③ K		H 1-0 HBP		3 0 0	1 0 0	1 0 0	0 0 0	0 0 0	1 0 0	0 0 0
Pedro Ramos, S (1, 1) OBP: 0.221, SLG: 0.235 Eddie Yost, R (8, PH) OBP: 0.355, SLG: 0.314 (8, 5)		x 0-0 1-2 1B 1B		S S S 0-3 ② K			x 0-0 ① G3	x 0-0 ③ F7		3 1	0 0	1 0	0 0	0 0	1 0	1 1

Inning Stats																								
	R: 1	H: 3	R: 1	H: 3	R: 0	H: 0	R: 0	H: 1	R: 0	H: 0	R: 0	H: 0	R: 0	H: 2	R: 0	H: 0	R: 0	H: 0	1B: 9	SF: 0	WP: 0	PA: 39		
	E: 0	LOB: 2	E: 0	LOB: 2	E: 0	LOB: 0	E: 0	LOB: 2	E: 0	LOB: 0	E: 0	LOB: 0	E: 1	LOB: 3	E: 0	LOB: 1	E: 0	LOB: 0	2B: 0	SAC: 0	PB: 0			
	K: 2	BB: 0	K: 0	BB: 0	K: 1	BB: 0	K: 1	BB: 0	K: 2	BB: 0	K: 2	BB: 0	K: 1	BB: 0	K: 0	BB: 0	K: 0	BB: 0	3B: 0	DP: 0	SB: 0			
	S: 10	P: 10	S: 6	P: 6	S: 5	P: 5	S: 7	P: 7	S: 7	P: 7	S: 7	P: 7	S: 8	P: 8	S: 3	P: 4	S: 3	P: 3	HR: 0	HBP: 1	CS: 0			

PITCHER	IP	WLS	BF	H	R	ER	SO	BB	IBB	HBP	BLK	WP	HR	S	P	ERA	WHIP
Jack Harshman, L (1, 1) ERA: 2.81	9.0	W	39	9	2	2	9	0	0	1	0	0	0	56	57	2.00	1.000

PITCHER	IP	WLS	BF	H	R	ER	SO	BB	IBB	HBP	BLK	WP	HR	S	P	ERA	WHIP

TOP

Washington Senators @ Baltimore Orioles

Memorial Stadium, Baltimore, MD

Tue Sep 23 1958, 7:05 PM EDT

Att. 6,478 - Unknown

livebaseballscorecards.com

AB	38
R	2
H	9
RBI	2
BB	0
SO	9
LOB	17

Batter	1	2	3	4	5	6	7	8	9	AB	R	H	RBI	BB	SO	LOB
Willie Tasby, R (1, 8) (8, 7) OBP: 0.400, SLG: 0.455	K		K ①		F3 ②		F3 ②			4	0	0	0	0	2	2
Bob Boyd, L (1, 3) OBP: 0.352, SLG: 0.444	F6 ①		3-1 ②		1B		IBB			3	0	1	0	1	0	1
Bob Nieman, R (1, 7) OBP: 0.394, SLG: 0.528	L9 ②		K ③		L1 ③		F7 ③			4	0	0	0	0	1	4
Willy Miranda, S (8, 6) OBP: 0.250, SLG: 0.243										0	0	0	0	0	0	0
Gus Triandos, R (1, 2) OBP: 0.329, SLG: 0.464	F9 ③			L9 ①		K ①		F8 ①		4	0	0	0	0	1	1
Al Pilarcik, L (1, 9) OBP: 0.320, SLG: 0.307		F8 ①		BB		K ②		6-3 ②		3	0	0	0	1	1	0
Dick Williams, R (1, 5) OBP: 0.340, SLG: 0.352		1B 1B		F6 ②		F6 ③		4-3 ③		3	0	1	0	0	0	1
Jim Busby, R (8, 8) OBP: 0.320, SLG: 0.330										1	0	0	0	0	0	0
Billy Gardner, R (1, 4) OBP: 0.272, SLG: 0.302		G6-4-3 1-2 1B		F3 ③			G3 ①			3	0	1	0	0	0	1
Jerry Adair, R (1, 6) OBP: 0.154, SLG: 0.083		G6-4-3 ② ③ 1-2f			4-3 ①		BB			2	0	0	0	0	0	2
Bob Hale, L (7, PH) OBP: 0.412, SLG: 0.333										0	0	0	0	1	0	0
Chuck Oertel, L (7, PR) OBP: 0.231, SLG: 0.417										0	1	0	0	0	0	0
Brooks Robinson, R (8, 5) OBP: 0.295, SLG: 0.308										0	0	0	0	0	0	0
Jack Harshman, L (1, 1) OBP: 0.320, SLG: 0.432			HR		HR		2B			3	2	3	3	0	0	0
Inning Stats	R: 0 H: 0 E: 0 LOB: 1 K: 1 BB: 0 S: 6 P: 6	R: 0 H: 2 E: 0 LOB: 1 K: 0 BB: 0 S: 4 P: 4	R: 1 H: 1 E: 0 LOB: 0 K: 2 BB: 0 S: 8 P: 8	R: 0 H: 0 E: 0 LOB: 1 K: 0 BB: 1 S: 3 P: 7	R: 1 H: 2 E: 0 LOB: 1 K: 0 BB: 0 S: 5 P: 5	R: 0 H: 0 E: 0 LOB: 0 K: 2 BB: 0 S: 7 P: 7	R: 1 H: 1 E: 0 LOB: 2 K: 0 BB: 2 S: 4 P: 12	R: 0 H: 0 E: 0 LOB: 0 K: 0 BB: 0 S: 3 P: 3		1B: 3 SF: 0 2B: 1 SAC: 0 3B: 0 DP: 1 HR: 2 HBP: 0						

PITCHER	IP	WLS	BF	H	R	ER	SO	BB	IBB	HBP	BLK	WP	HR	S	P	ERA	WHIP
Pedro Ramos, R (1, 1) ERA: 4.03	7.0	L	30	6	3	3	5	2	1	0	0	0	2	37	49	3.86	1.143
Dick Hyde, R (8, 1) ERA: 1.76	1.0		3	0	0	0	0	0	0	0	0	0	0	3	3	0.00	0.000

PITCHER	IP	WLS	BF	H	R	ER	SO	BB	IBB	HBP	BLK	WP	HR	S	P	ERA	WHIP

BOTTOM

Washington Senators @ Baltimore Orioles

Memorial Stadium, Baltimore, MD

Tue Sep 23 1958, 7:05 PM EDT

Att. 6,478 - Unknown

livebaseballscorecards.com

AB	30
R	3
H	6
RBI	3
BB	3
SO	5
LOB	12

Batter	1	2	3	4	5	6	7	8	9	AB	R	H	RBI	BB	SO	LOB
Johnny Schaive, R (1, 4) OBP: 0.250, SLG: 0.211	S S S 0-3 ① K			x 0-0 G6-4-3 E 1B		S S S 0-3 ② K			x 0-0 6-3	4	0	1	0	0	2	0
Albie Pearson, L (1, 9) OBP: 0.354, SLG: 0.356	S S S 0-3 ② K			x 0-0 E5 G6-4-3 1-2		x 0-0 ③ 6-3			x 0-0 ② G3	4	0	0	0	0	1	1
Roy Sievers, R (1, 3) OBP: 0.357, SLG: 0.545	S S S 0-3 ③ K			x 0-0 ① ② G6-4-3 1-2f 2-3			x 0-0 ① F8		x 0-0 ③ F5	4	0	0	0	0	1	2
Clint Courtney, L (1, 2) OBP: 0.335, SLG: 0.350		B B B B 4-0 CS BB		B B B B 4-0 BB			x 0-0 ② F6			1	0	0	0	2	0	0
Bob Allison, R (1, 8) OBP: 0.280, SLG: 0.261		x 0-0 ① F9		S S S 0-3 ③ K			x 0-0 2B			3	0	1	0	0	1	3
Neil Chrisley, L (1, 7) OBP: 0.268, SLG: 0.353		S S S 0-3 ② ③ K 1-2			x 0-0 ① F2		x 0-0 ③ F8			3	0	0	0	0	1	2
Harmon Killebrew, R (1, 5) OBP: 0.222, SLG: 0.200			x 0-0 ① F2		x 0-0 G4-6-3 1B			x 0-0 ① 6-3		3	0	1	0	0	0	0
Rocky Bridges, R (1, 6) OBP: 0.310, SLG: 0.342 Herb Plews, L (8, PH) OBP: 0.290, SLG: 0.334 Ossie Alvarez, R (8, 6) OBP: 0.267, SLG: 0.222			x 0-0 ② F4		x 0-0 ② ③ G4-6-3 1-2f			x 0-0 ② F4		2 1 0	0 0 0	0 0 0	0 0 0	0 0 0	0 0 0	1 0 0
Camilo Pascual, R (1, 1) OBP: 0.158, SLG: 0.228 Eddie Yost, R (8, PH) OBP: 0.354, SLG: 0.313 Tex Clevenger, R (8, 1) OBP: 0.217, SLG: 0.238			S S S 0-3 ③ K			x 0-0 ① 1-3		x 0-0 ③ F4		2 1 0	0 0 0	0 0 0	0 0 0	1 0 0	0 0 0	0 0 0
Inning Stats	R: 0 E: 0 K: 3 S: 9 H: 0 LOB: 0 BB: 0 P: 9	R: 0 E: 0 K: 1 S: 4 H: 0 LOB: 1 BB: 1 P: 8	R: 0 E: 0 K: 1 S: 5 H: 0 LOB: 0 BB: 0 P: 5	R: 0 E: 1 K: 1 S: 6 H: 1 LOB: 2 BB: 1 P: 10	R: 0 E: 0 K: 0 S: 3 H: 1 LOB: 0 BB: 0 P: 3	R: 0 E: 0 K: 1 S: 5 H: 0 LOB: 0 BB: 0 P: 5	R: 0 E: 0 K: 0 S: 4 H: 1 LOB: 1 BB: 0 P: 4	R: 0 E: 0 K: 0 S: 3 H: 0 LOB: 0 BB: 0 P: 3	R: 0 E: 0 K: 0 S: 3 H: 0 LOB: 0 BB: 0 P: 3	1B: 2 2B: 2 3B: 0 HR: 0	SF: 0 SAC: 0 DP: 3 HBP: 0					

PITCHER	IP	WLS	BF	H	R	ER	SO	BB	IBB	HBP	BLK	WP	HR	S	P	ERA	WHIP
Arnie Portocarrero, R (1, 1) ERA: 3.25	9.0	W	30	3	0	0	7	2	0	0	0	0	0	42	50	0.00	0.556

PITCHER	IP	WLS	BF	H	R	ER	SO	BB	IBB	HBP	BLK	WP	HR	S	P	ERA	WHIP

TOP

Washington Senators @ Baltimore Orioles

Memorial Stadium, Baltimore, MD

Wed Sep 24 1958, 7:05 PM EDT

Att. 8,124 - Unknown

livebaseballscorecards.com

AB	28
R	0
H	3
RBI	0
BB	2
SO	7
LOB	9

WP: 0 PA: 30
PB: 0
SB: 0
CS: 1

Batter	1	2	3	4	5	6	7	8	9	AB	R	H	RBI	BB	SO	LOB
Willie Tasby, R (1, 8) (8, 7) OBP: 0.386, SLG: 0.432	4-3		1B 1B 1B 1B	6-3			5-3			4	1	1	0	0	0	0
Bob Boyd, L (1, 3) OBP: 0.354, SLG: 0.444	4-3		1B 1B FC5-2 1B		F8		G3-6-3 1B			4	0	2	0	0	0	0
Gene Woodling, L (1, 9) OBP: 0.378, SLG: 0.426 Jim Busby, R (8, 8) OBP: 0.320, SLG: 0.330	K		FC5-2 1B 1B		F9 BB BB		G3-6-3 1-2f			3 0	0 0	1 0	0 0	1 0	1 0	1 0
Bob Nieman, R (1, 7) OBP: 0.399, SLG: 0.531 Al Pilarcik, L (8, 9) OBP: 0.319, SLG: 0.307		PB 4-3 1B 1B	FC5-2 1B		1-2 BB			K		2 1	1 0	2 0	1 0	1 0	0 1	0 0
Gus Triandos, R (1, 2) OBP: 0.328, SLG: 0.461		4-3 1-2	F6		F9 2-3			BB		3	0	0	0	1	0	6
Leo Burke, R (1, 5) OBP: 0.500, SLG: 0.429 Brooks Robinson, R (6, 5) OBP: 0.294, SLG: 0.307		1B 2-H 1B	FC5-2 1-2 2-3 3-Hf		5-3			K		3 1	0 0	1 0	1 0	0 0	0 1	5 1
Billy Gardner, R (1, 4) OBP: 0.272, SLG: 0.301		1-2 1B	K			L3		G3		4	0	1	0	0	1	4
Jerry Adair, R (1, 6) OBP: 0.125, SLG: 0.067		K		K		K				3	0	0	0	0	3	2
Arnie Portocarrero, R (1, 1) OBP: 0.188, SLG: 0.239		K		K		K				3	0	0	0	0	3	2
Inning Stats	R: 0 H: 0 E: 0 LOB: 0 K: 1 BB: 0 S: 5 P: 5	R: 1 H: 3 E: 0 LOB: 2 K: 2 BB: 0 S: 10 P: 10	R: 1 H: 4 E: 0 LOB: 3 K: 1 BB: 0 S: 9 P: 9	R: 0 H: 0 E: 0 LOB: 0 K: 2 BB: 0 S: 7 P: 7	R: 0 H: 0 E: 0 LOB: 2 K: 0 BB: 2 S: 3 P: 11	R: 0 H: 0 E: 0 LOB: 0 K: 2 BB: 0 S: 7 P: 7	R: 0 H: 1 E: 0 LOB: 0 K: 0 BB: 0 S: 3 P: 3	R: 0 H: 0 E: 0 LOB: 1 K: 2 BB: 1 S: 7 P: 11		1B: 8 SF: 0 2B: 0 SAC: 0 3B: 0 DP: 1 HR: 0 HBP: 0						WP: 0 PA: 34 PB: 1 SB: 0 CS: 0

PITCHER		IP	WLS	BF	H	R	ER	SO	BB	IBB	HBP	BLK	WP	HR	S	P	ERA	WHIP
Camilo Pascual, R ERA: 3.16	(1, 1)	7.0	L	30	8	2	2	8	2	0	0	0	0	0	44	52	2.57	1.429
Tex Clevenger, R ERA: 4.49	(8, 1)	1.0		4	0	0	0	2	1	0	0	0	0	0	7	11	0.00	1.000

PITCHER	IP	WLS	BF	H	R	ER	SO	BB	IBB	HBP	BLK	WP	HR	S	P	ERA	WHIP

BOTTOM

Washington Senators @ Baltimore Orioles

Memorial Stadium, Baltimore, MD

Wed Sep 24 1958, 7:05 PM EDT

Att. 8,124 - Unknown

livebaseballscorecards.com

AB	31
R	2
H	8
RBI	2
BB	3
SO	10
LOB	21

Batter	1	2	3	4	5	6	7	8	9	10	11	12	AB	R	H	RBI	BB	SO	LOB
Willie Tasby, R (1, 8) (12, 7) OBP: 0.347, SLG: 0.381	6-3		6-3			4-3			1-3		K		5	0	0	0	0	1	0
Dick Williams, R (1, 3) (10, 5) OBP: 0.336, SLG: 0.347	K			5-3			K		K			F4	5	0	0	0	0	3	0
Joe Taylor, R (1, 9) OBP: 0.336, SLG: 0.440	IHR			K			K		1B			BB SF8 1B	2	1	1	1	0	1	0
Gene Woodling, L (7, PH) (7, 9) OBP: 0.380, SLG: 0.428													3	0	2	0	0	1	0
Jim Busby, R (12, PR) (12, 8) OBP: 0.320, SLG: 0.330													0	1	0	0	0	0	0
Bob Nieman, R (1, 7) OBP: 0.399, SLG: 0.528	K			K			BB		K			BB BB 1-2 BB 1B	4	1	1	0	1	3	1
Leo Burke, R (12, 9) OBP: 0.500, SLG: 0.429													0	0	0	0	0	0	0
Gus Triandos, R (1, 2) OBP: 0.327, SLG: 0.457		F2			4-3		F9			F7		BB BB 1-2 2-3 BB	4	0	0	0	1	0	1
Brooks Robinson, R (1, 5) OBP: 0.292, SLG: 0.305		F9			F8			F5		F9		SF8 3-H	3	0	0	0	0	0	0
Bob Boyd, L (10, PH) (10, 3) OBP: 0.352, SLG: 0.443													1	0	0	1	0	0	0
Billy Gardner, R (1, 4) OBP: 0.273, SLG: 0.300		F5			5-3			HBP		F2		BB 1-2 2-3 BB	3	0	0	0	1	0	0
Foster Castleman, R (1, 6) OBP: 0.245, SLG: 0.344			F9			K		F8			F6	BB 1-2 2-3 3-H BB	2	0	0	0	0	1	0
Bob Hale, L (8, PH) OBP: 0.389, SLG: 0.313													1	0	0	0	0	0	1
Ron Hansen, R (8, 6)													0	0	0	0	0	0	0
Al Pilarcik, L (11, PH) OBP: 0.318, SLG: 0.306													1	0	0	0	0	0	0
Willy Miranda, S (11, 6) OBP: 0.250, SLG: 0.243													0	0	0	0	0	0	0
Jack Harshman, L (12, PH) OBP: 0.327, SLG: 0.432													0	0	0	1	1	0	0
Chuck Oertel, L (12, PR) OBP: 0.231, SLG: 0.417													0	0	0	0	0	0	0
Jerry Adair, R (12, 6) OBP: 0.125, SLG: 0.067													0	0	0	0	0	0	0
Hoyt Wilhelm, R (1, 1) OBP: 0.121, SLG: 0.094			F9			K		K			K	K	3	0	0	0	0	2	1
Billy Loes, R (10, 1) OBP: 0.094, SLG: 0.067			K			4-3		K			K	K	2	0	0	0	0	2	3
Inning Stats	R: 1 H: 1 E: 0 LOB: 0 K: 2 BB: 0 S: 8 P: 8	R: 0 H: 0 E: 0 LOB: 0 K: 0 BB: 0 S: 3 P: 3	R: 0 H: 0 E: 0 LOB: 0 K: 1 BB: 0 S: 5 P: 5	R: 0 H: 0 E: 0 LOB: 0 K: 2 BB: 0 S: 7 P: 7	R: 0 H: 0 E: 0 LOB: 0 K: 0 BB: 0 S: 3 P: 3	R: 0 H: 0 E: 0 LOB: 0 K: 1 BB: 0 S: 5 P: 5	R: 0 H: 0 E: 0 LOB: 1 K: 2 BB: 1 S: 7 P: 11	R: 0 H: 0 E: 0 LOB: 1 K: 1 BB: 0 S: 5 P: 6	R: 0 H: 1 E: 0 LOB: 1 K: 2 BB: 0 S: 8 P: 8	R: 0 H: 0 E: 0 LOB: 0 K: 0 BB: 0 S: 3 P: 3	R: 0 H: 0 E: 0 LOB: 0 K: 2 BB: 0 S: 7 P: 7	R: 2 H: 2 E: 0 LOB: 3 K: 1 BB: 3 S: 7 P: 19	1B: 3 SF: 1 2B: 0 SAC: 0 3B: 0 DP: 0 HR: 1 HBP: 1						

PITCHER		IP	WLS	BF	H	R	ER	SO	BB	IBB	HBP	BLK	WP	HR	S	P	ERA	WHIP
Whitey Ford, L ERA: 2.01	(1, 1)	6.0		19	1	1	1	6	0	0	0	0	0	0	31	31	1.50	0.167
Ryne Duren, R ERA: 2.08	(7, 1)	1.0		4	0	0	0	2	1	0	0	0	0	0	7	11	0.00	1.000
Art Ditmar, R ERA: 3.35	(8, 1)	3.0		11	1	0	0	3	0	0	1	0	0	0	16	17	0.00	0.333
Virgil Trucks, R ERA: 3.65	(11, 1)	2.0	L	11	2	2	2	3	3	0	0	0	0	0	14	26	9.00	2.500

PITCHER	IP	WLS	BF	H	R	ER	SO	BB	IBB	HBP	BLK	WP	HR	S	P	ERA	WHIP

TOP

Baltimore Orioles @ New York Yankees

Yankee Stadium, Bronx, NY

Fri Sep 26 1958, 7:05 PM EDT

Att. 14,668 - Unknown - 84 F

livebaseballscorecards.com

AB	39
R	3
H	4
RBI	3
BB	4
SO	14
LOB	7

WP: 0 PA: 45
PB: 0
SB: 0
CS: 0

Batter	1	2	3	4	5	6	7	8	9	10	11	12	AB	R	H	RBI	BB	SO	LOB
Tony Kubek, L (1, 6) OBP: 0.296, SLG: 0.318	4-0 BB		0-0 F6		0-0 2B 4-3 1B		0-0 SH2-4 1-2		0-3 K 1-2 2-3		0-0 G3		4	1	1	0	1	1	3
Enos Slaughter, L (1, 9) OBP: 0.396, SLG: 0.435	0-3 K		0-0 FC6 1B 1-2f		0-0 4-3 1-3 2B		0-3 K2-3		0-3 K		0-0 G3		6	0	1	0	0	3	5
Mickey Mantle, S (1, 8) OBP: 0.443, SLG: 0.594	0-0 F3		0-0 1-3 1B		0-0 4-3 2-3 3-H		4-0 IBB		4-0 IBB		0-3 K		4	0	1	1	2	1	2
Bill Skowron, R (1, 3) OBP: 0.316, SLG: 0.425 Yogi Berra, L (9, PH) OBP: 0.320, SLG: 0.474 Marv Throneberry, L (10, 3) OBP: 0.307, SLG: 0.399	4-0 1-2 BB		0-3 K		0-3 K		0-3 K		0-0 F9			0-0 HR	3 1 1	0 0 1	0 0 1	0 0 1	1 0 0	3 0 0	5 3 0
Elston Howard, R (1, 2) OBP: 0.348, SLG: 0.484	0-0 F9			0-0 SH2-4 BB 1B	0-0 1-3			0-0 L1		0-0 6-3		0-0 6-3	6	0	1	0	0	0	3
Norm Siebern, L (1, 7) OBP: 0.384, SLG: 0.440		0-0 4-3		4-0 1-2 SH2-4 BB		0-0 F7		0-3 K		0-3 K		0-0 4-3	5	0	0	0	1	2	0
Gil McDougald, R (1, 4) OBP: 0.330, SLG: 0.376		0-0 5-3		0-0 SH2-4 1-2 2-3		0-3 K		0-0 5-3		0-0 FC5 2B		0-0 F5	5	0	1	0	0	1	0
Andy Carey, R (1, 5) OBP: 0.358, SLG: 0.473		0-0 F6		0-0 F2		0-3 K			4-0 PB SH BB	4-0 IBB			3	0	0	0	2	1	2
Whitey Ford, L (1, 1) OBP: 0.286, SLG: 0.219 Ryne Duren, R (7, 1) OBP: 0.313, SLG: 0.083 Jerry Lumpe, L (7, PH) OBP: 0.316, SLG: 0.358 Art Ditmar, R (8, 1) OBP: 0.283, SLG: 0.250 Hank Bauer, R (10, PH) OBP: 0.317, SLG: 0.424 Virgil Trucks, R (11, 1) OBP: 0.222, SLG: 0.222			0-0 FC6 1B	0-0 G3			0-0 SH2-4 1B		0-0 SH 1-2 PB	0-0 FC5 2-3f			2 0 1 0 1 0	0 0 0 0 0 0	1 0 1 0 0 0	0 0 0 0 0 0	0 0 0 0 0 0	0 0 0 0 0 0	2 0 0 0 0 2
Inning Stats	R: 0 H: 0 E: 0 LOB: 2 K: 1 BB: 2 S: 5 P: 13	R: 0 H: 0 E: 0 LOB: 0 K: 0 BB: 0 S: 3 P: 3	R: 0 H: 2 E: 0 LOB: 2 K: 1 BB: 0 S: 7 P: 7	R: 0 H: 1 E: 0 LOB: 2 K: 0 BB: 1 S: 4 P: 8	R: 1 H: 2 E: 0 LOB: 1 K: 1 BB: 0 S: 7 P: 7	R: 0 H: 0 E: 0 LOB: 0 K: 2 BB: 0 S: 7 P: 7	R: 0 H: 1 E: 0 LOB: 2 K: 2 BB: 1 S: 8 P: 12	R: 0 H: 0 E: 0 LOB: 0 K: 1 BB: 0 S: 5 P: 5	R: 0 H: 0 E: 0 LOB: 3 K: 2 BB: 2 S: 8 P: 16	R: 0 H: 1 E: 0 LOB: 2 K: 1 BB: 1 S: 6 P: 10	R: 0 H: 0 E: 0 LOB: 0 K: 1 BB: 0 S: 5 P: 5	R: 1 H: 1 E: 0 LOB: 0 K: 0 BB: 0 S: 4 P: 4	1B: 5 SF: 0 2B: 2 SAC: 3 3B: 0 DP: 0 HR: 1 HBP: 0						

PITCHER	IP	WLS	BF	H	R	ER	SO	BB	IBB	HBP	BLK	WP	HR	S	P	ERA	WHIP
Hoyt Wilhelm, R (1, 1) ERA: 2.34	9.0		40	6	1	1	10	4	2	0	0	0	0	54	78	1.00	1.111
Billy Loes, R (10, 1) ERA: 3.63	3.0	W	12	2	1	1	2	0	1	0	0	0	1	15	19	3.00	0.667

PITCHER	IP	WLS	BF	H	R	ER	SO	BB	IBB	HBP	BLK	WP	HR	S	P	ERA	WHIP

BOTTOM

Baltimore Orioles @ New York Yankees

Yankee Stadium, Bronx, NY

Fri Sep 26 1958, 7:05 PM EDT

Att. 14,668 - Unknown - 84 F

livebaseballscorecards.com

AB	42
R	2
H	8
RBI	2
BB	7
SO	12
LOB	27

Baltimore Orioles @ New York Yankees

Yankee Stadium, Bronx, NY

Sun Sep 28 1958, 3:33 AM EDT

Unknown - 66 F

TOP

livebaseballscorecards.com

Batter	1	2	3	4	5	6	7	8	9	AB	R	H	RBI	BB	SO	LOB
Willie Tasby, R (1, 8) OBP: 0.321, SLG: 0.348	F8		F8			K			6-3	4	0	0	0	0	1	1
Bob Boyd, L (1, 3) OBP: 0.349, SLG: 0.439	1-3		F8			K			K	4	0	0	0	0	2	1
Gene Woodling, L (1, 9) OBP: 0.379, SLG: 0.426	L6			K			G6-4-3 1B		E6	4	0	1	0	0	1	0
Bob Nieman, R (1, 7) OBP: 0.395, SLG: 0.522		5-3		K			K		K	4	0	0	0	0	3	2
Gus Triandos, R (1, 2) OBP: 0.325, SLG: 0.455		F2		F8			G6-4-3 1-2f			3	0	0	0	0	0	1
Dick Williams, R (1, 5) OBP: 0.336, SLG: 0.347		1B			F9			F5		3	0	1	0	0	0	0
Billy Gardner, R (1, 4) OBP: 0.271, SLG: 0.298		K			L3			E4 FC6		3	0	0	0	0	1	1
Foster Castleman, R (1, 6) OBP: 0.242, SLG: 0.240			K		6-3			K		3	0	0	0	0	2	1
Jack Harshman, L (1, 1) OBP: 0.330, SLG: 0.427			BB			K		FC6 1-2f		1	0	0	0	1	1	0
Lou Sleater, L (7, 1) OBP: 0.143, SLG: 0.571										1	0	0	0	0	0	1
Inning Stats	R: 0 E: 0 K: 0 S: 3	R: 0 E: 0 K: 1 S: 6	R: 0 E: 0 K: 1 S: 5	R: 0 E: 0 K: 2 S: 7	R: 0 E: 0 K: 0 S: 3	R: 0 E: 0 K: 3 S: 9	R: 0 E: 0 K: 1 S: 5	R: 0 E: 1 K: 1 S: 6	R: 0 E: 1 K: 2 S: 8							

	H	R	H	RBI	BB	SO	LOB
	0	0	0	0	0	3	2
	0	0	0	0	0	0	1
	0	1	0	0	0	0	0
	0	0	0	0	0	1	1
	0	0	0	0	0	2	1
	1	0	0	0	1	1	0
	1	0	0	0	0	0	1
	H: 1 LOB: 1 BB: 0 P: 6	H: 0 LOB: 1 BB: 1 P: 9	H: 0 LOB: 0 BB: 0 P: 7	H: 0 LOB: 0 BB: 0 P: 3	H: 0 LOB: 0 BB: 0 P: 9	H: 1 LOB: 0 BB: 0 P: 5	H: 0 LOB: 1 BB: 0 P: 6	H: 0 LOB: 0 BB: 0 P: 8	1B: 2 2B: 0 3B: 0 HR: 0	SF: 0 SAC: 0 DP: 1 HBP: 0	WP: 0 PB: 0 SB: 0 CS: 0	PA: 31

	AB	30
	R	0
	H	2
	RBI	0
	BB	1
	SO	11
	LOB	8

PITCHER		IP	WLS	BF	H	R	ER	SO	BB	IBB	HBP	BLK	WP	HR	S	P	ERA	WHIP
Don Larsen, R ERA: 3.07	(1, 1)	5.0	W	17	1	0	0	4	1	0	0	0	0	0	24	28	0.00	0.400
Ryne Duren, R ERA: 2.02	(6, 1)	2.0		6	1	0	0	4	0	0	0	0	0	0	14	14	0.00	0.500
Johnny Kucks, R ERA: 3.93	(8, 1)	2.0	S	8	0	0	0	3	0	0	0	0	0	0	14	14	0.00	0.000

PITCHER	IP	WLS	BF	H	R	ER	SO	BB	IBB	HBP	BLK	WP	HR	S	P	ERA	WHIP

Batter	1	2	3	4	5	6	7	8	9	AB	R	H	RBI	BB	SO	LOB
Bobby Richardson, R (1, 5) OBP: 0.277, SLG: 0.303	5-3		F3	F3		HR 2B		K 1B 3-H		5	1	2	1	0	0	3
Norm Siebern, L (1, 7) OBP: 0.386, SLG: 0.454	BB		F9		HR	2-H HR		1-2		3	2	2	3	1	0	0
Hank Bauer, R (8, PH) OBP: 0.316, SLG: 0.423 (9, 9)	BB							K		1	0	0	0	0	1	1
Mickey Mantle, S (1, 8) OBP: 0.441, SLG: 0.590	F4		BB		6-3	F9				3	0	0	0	1	0	1
Yogi Berra, L (1, 2) OBP: 0.319, SLG: 0.471	1-2 BB		K		F9		3-1			3	0	0	0	1	1	1
Elston Howard, R (1, 9) OBP: 0.349, SLG: 0.483 (9, 7)	F8			BB BB 1B	BB		F9			3	0	1	0	1	0	2
Marv Throneberry, L (1, 3) OBP: 0.311, SLG: 0.418		HR		1-2 BB	4-3		F4			3	1	1	1	1	0	1
Jerry Lumpe, L (1, 6) OBP: 0.319, SLG: 0.362		F6	K			WP 2B		E 2B 1B		3	1	1	0	0	1	2
Tony Kubek, L (8, 6) OBP: 0.297, SLG: 0.319										1	1	1	0	0	0	0
Gil McDougald, R (1, 4) OBP: 0.330, SLG: 0.376		1-3		F9		2-H K		SH1-4 1-H 1B 2B		4	1	1	1	0	1	2
Don Larsen, R (1, 1) OBP: 0.364, SLG: 0.571		1-3		1-2 2-3 BB		4-3		SH1-4 2-3		1	0	0	0	1	0	0
Ryne Duren, R (6, 1) OBP: 0.294, SLG: 0.077										1	0	0	0	0	0	0
Johnny Kucks, R (8, 1) OBP: 0.186, SLG: 0.175										0	0	0	0	0	0	0
Inning Stats	R: 0 E: 0 K: 0 S: 3 H: 0 LOB: 2 BB: 2 P: 11	R: 1 E: 0 K: 0 S: 4 H: 1 LOB: 0 BB: 0 P: 4	R: 0 E: 0 K: 1 S: 5 H: 0 LOB: 1 BB: 1 P: 9	R: 0 E: 0 K: 1 S: 6 H: 1 LOB: 3 BB: 2 P: 14	R: 1 E: 0 K: 0 S: 4 H: 1 LOB: 1 BB: 1 P: 8	R: 3 E: 0 K: 1 S: 8 H: 3 LOB: 0 BB: 0 P: 8	R: 0 E: 0 K: 0 S: 3 H: 0 LOB: 0 BB: 0 P: 3	R: 2 E: 1 K: 1 S: 7 H: 3 LOB: 0 BB: 0 P: 7		1B: 3 2B: 3 3B: 0 HR: 3	SF: 0 SAC: 1 DP: 0 HBP: 0					

PITCHER	IP	WLS	BF	H	R	ER	SO	BB	IBB	HBP	BLK	WP	HR	S	P	ERA	WHIP
Jack Harshman, L (1, 1) ERA: 2.93	6.0	L	30	6	5	5	3	6	0	0	0	1	3	30	54	7.50	2.000
Lou Sleater, L (7, 1) ERA: 10.22	2.0		8	3	2	2	1	0	0	0	0	0	0	10	10	9.00	1.500

PITCHER	IP	WLS	BF	H	R	ER	SO	BB	IBB	HBP	BLK	WP	HR	S	P	ERA	WHIP

BOTTOM

Baltimore Orioles @ New York Yankees

Yankee Stadium, Bronx, NY

Sun Sep 28 1958, 3:33 AM EDT

Unknown - 66 F

livebaseballscorecards.com

AB	31
R	7
H	9
RBI	6
BB	6
SO	4
LOB	13

1B: 3	SF: 0	WP: 2	PA: 38
2B: 3	SAC: 1	PB: 0	
3B: 0	DP: 0	SB: 0	
HR: 3	HBP: 0	CS: 0	

Batter	1	2	3	4	5	6	7	8	9	AB	R	H	RBI	BB	SO	LOB
Willie Tasby, R (1, 8) OBP: 0.310, SLG: 0.320	F3		6-3		BB CS		5-3		L6	4	0	0	0	1	0	2
Jerry Adair, R (1, 4) OBP: 0.150, SLG: 0.105	F3		1B		K 1-2			K		4	0	1	0	0	2	1
Al Pilarcik, L (1, 9) OBP: 0.320, SLG: 0.306	F6		1-2 1B			BB 2B		4-3		3	0	1	0	1	0	0
Bob Hale, L (1, 3) OBP: 0.409, SLG: 0.450		2B	4-3			1-3 2B		4-3		4	1	2	0	0	0	2
Leo Burke, R (1, 7) OBP: 0.500, SLG: 0.818		F9 3-1 2-H 2B		K		F6			HR	4	2	2	2	0	1	2
Joe Ginsberg, L (1, 2) OBP: 0.302, SLG: 0.303		F9 2-3		F9		K			S 1B	3	0	0	0	0	1	3
Gus Triandos, R (9, PH) OBP: 0.327, SLG: 0.456										1	0	1	0	0	0	0
Brooks Robinson, R (1, 5) OBP: 0.292, SLG: 0.305		3-1 3-H		1B		5-3			F9 1-2	4	0	1	1	0	0	3
Ron Hansen, R (1, 6)		K		4-3			K		F8	4	0	0	0	0	2	2
Milt Pappas, R (1, 1) OBP: 0.143, SLG: 0.262			F4		F7					2	0	0	0	0	0	0
Jerry Walker, S (6, 1)							1-3			1	0	0	0	0	0	0
Bob Boyd, L (9, PH) OBP: 0.350, SLG: 0.439									BB	0	0	0	0	1	0	0
Inning Stats	R: 0 E: 0 K: 0 S: 3 H: 0 LOB: 0 BB: 0 P: 3	R: 2 E: 0 K: 1 S: 7 H: 2 LOB: 0 BB: 0 P: 7	R: 0 E: 0 K: 0 S: 5 H: 2 LOB: 2 BB: 0 P: 5	R: 0 E: 0 K: 1 S: 6 H: 1 LOB: 1 BB: 0 P: 6	R: 0 E: 0 K: 1 S: 4 H: 0 LOB: 0 BB: 1 P: 8	R: 0 E: 0 K: 1 S: 6 H: 1 LOB: 2 BB: 1 P: 10	R: 0 E: 0 K: 1 S: 5 H: 0 LOB: 0 BB: 0 P: 5	R: 0 E: 0 K: 1 S: 5 H: 0 LOB: 0 BB: 0 P: 5	R: 1 E: 0 K: 0 S: 5 H: 2 LOB: 2 BB: 1 P: 9	1B: 4 2B: 3 3B: 0 HR: 1 SF: 0 SAC: 0 DP: 0 HBP: 0						

PITCHER		IP	WLS	BF	H	R	ER	SO	BB	IBB	HBP	BLK	WP	HR	S	P	ERA	WHIP
Tom Sturdivant, R ERA: 4.2	(1, 1)	6.0	W	25	6	2	2	4	2	0	0	0	0	0	31	39	3.00	1.333
Bobby Shantz, L ERA: 3.36	(7, 1)	2.0		6	0	0	0	2	0	0	0	0	0	0	10	10	0.00	0.000
Zach Monroe, R ERA: 3.26	(9, 1)	1.0	S	6	2	1	1	0	1	0	0	0	0	1	5	9	9.00	3.000

PITCHER	IP	WLS	BF	H	R	ER	SO	BB	IBB	HBP	BLK	WP	HR	S	P	ERA	WHIP

TOP

Baltimore Orioles @ New York Yankees

Yankee Stadium, Bronx, NY

Sun Sep 28 1958, 3:38 AM EDT

Att. 17,763 - Unknown

livebaseballscorecards.com

AB	34
R	3
H	8
RBI	3
BB	3
SO	6
LOB	15

WP: 0 PA: 37
PB: 0
SB: 1
CS: 1

Batter	1	2	3	4	5	6	7	8	9	AB	R	H	RBI	BB	SO	LOB
Bobby Richardson, R (1, 4) OBP: 0.276, SLG: 0.302	4-3	1-6-3			1B 1B 1B	6-3				4	1	1	0	0	0	2
Tony Kubek, L (1, 6) OBP: 0.295, SLG: 0.317	E6 1B 2B	6-3			F7		L6			4	1	0	0	0	0	1
Mickey Mantle, S (1, 8) OBP: 0.443, SLG: 0.592	2B FC3-6 1-2 1B		4-3 WP E 1B		1B 1-3 1B		F8			4	2	3	0	0	0	0
Norm Siebern, L (8, 8) OBP: 0.386, SLG: 0.454										0	0	0	0	0	0	0
(9, 7)																
Marv Throneberry, L (1, 9) OBP: 0.316, SLG: 0.427	FC3-6 2B 1-3 2-H 2B		4-3 1-3		G4-3 1-3 3-H 1B		3-1			4	1	2	2	0	0	1
Elston Howard, R (1, 7) OBP: 0.348, SLG: 0.479	B B B B FC3-6 BB		E4 G4-6-3 3-H		G4-3 1-2f			6-3		3	0	0	1	1	0	2
Zach Monroe, R (9, 1) OBP: 0.118, SLG: 0.176										0	0	0	0	0	0	0
Bill Skowron, R (1, 3) OBP: 0.315, SLG: 0.424	FC3-6 2B 1-2f 2-3 3-H		G4-6-3 1-2f			1B 1B		F2		4	1	1	1	0	0	3
Andy Carey, R (1, 5) OBP: 0.365, SLG: 0.486	1-H 3-H 2B			L1-3 1B		1-2 1B		2B		4	0	4	2	0	0	0
Darrell Johnson, R (1, 2) OBP: 0.250, SLG: 0.250	K			L1-3 1-2		K		F8		4	0	0	0	0	2	5
Tom Sturdivant, L (1, 1) OBP: 0.261, SLG: 0.190		3-1		1-3		K				2	0	0	0	0	0	0
Gil McDougald, R (6, PH) OBP: 0.329, SLG: 0.376										1	0	0	0	0	1	2
Bobby Shantz, R (7, 1) OBP: 0.289, SLG: 0.314										0	0	0	0	0	0	0
(9, 8)																
Inning Stats	R: 4 H: 3 E: 1 LOB: 1 K: 1 BB: 1 S: 9 P: 13	R: 0 H: 0 E: 0 LOB: 0 K: 0 BB: 0 S: 3 P: 3	R: 1 H: 1 E: 1 LOB: 0 K: 0 BB: 0 S: 4 P: 4	R: 0 H: 1 E: 0 LOB: 1 K: 0 BB: 0 S: 3 P: 3	R: 1 H: 3 E: 0 LOB: 1 K: 0 BB: 0 S: 5 P: 5	R: 0 H: 2 E: 0 LOB: 2 K: 2 BB: 0 S: 9 P: 9	R: 0 H: 0 E: 0 LOB: 0 K: 0 BB: 0 S: 3 P: 3	R: 0 H: 1 E: 0 LOB: 1 K: 0 BB: 0 S: 4 P: 4		1B: 8 SF: 0 2B: 4 SAC: 0 3B: 0 DP: 3 HR: 0 HBP: 0				WP: 1 PA: 35 PB: 0 SB: 0 CS: 0		

PITCHER	IP	WLS	BF	H	R	ER	SO	BB	IBB	HBP	BLK	WP	HR	S	P	ERA	WHIP
Milt Pappas, R (1, 1) ERA: 4.06	5.0	L	23	8	6	2	1	1	0	0	0	1	0	24	28	3.60	1.800
Jerry Walker, R (6, 1) ERA: 6.97	3.0		12	3	0	0	2	0	0	0	0	0	0	16	16	0.00	1.000

PITCHER	IP	WLS	BF	H	R	ER	SO	BB	IBB	HBP	BLK	WP	HR	S	P	ERA	WHIP

BOTTOM

Baltimore Orioles @ New York Yankees

Yankee Stadium, Bronx, NY

Sun Sep 28 1958, 3:38 AM EDT

Att. 17,763 - Unknown

livebaseballscorecards.com

AB	34
R	6
H	11
RBI	6
BB	1
SO	3
LOB	16