Baltimore Orioles - 1959

Batter	1	2	3	4	5	6	7	8	9	AB	R	H	RBI	BB	SO	LOB
Willie Tasby, R (1, 8) OBP: 0.500, SLG: 0.500	G4-6-3 1B		1B		L8			P6		4	0	2	0	0	0	1
Bob Boyd, L (1, 3) OBP: 0.250, SLG: 0.500	G4-6-3 1-2f		F9			5-3			1-3 HR 2B	4	1	1	0	0	0	2
Bobby Avila, R (1, 9) OBP: 0.250, SLG: 0.250	E5 1B			K		F9			P6	4	0	1	0	0	1	1
Gene Woodling, L (1, 7) OBP: 0.250, SLG: 0.500	1-3			2B		P6			1-3 2-3	4	0	1	0	0	0	2
Gus Triandos, R (1, 2) OBP: 0.250, SLG: 1.000		4-3		5-3			K		HR 3-H	4	1	1	2	0	1	1
Brooks Robinson, R (1, 5)		K2-3		6-3			K		6-3	4	0	0	0	0	2	1
Billy Gardner, R (1, 4)		K			5-3		K			3	0	0	0	0	2	0
Ron Hansen, R (1, 6)			5-3		1B			F9		1	0	0	0	0	0	0
Whitey Lockman, L (5, PH) OBP: 1.000, SLG: 1.000										1	0	1	0	0	0	0
Chico Carrasquel, R (5, 6)										1	0	0	0	0	0	0
Jack Harshman, L (1, 1)			3-1		F8			5-3		1	0	0	0	0	0	0
Bob Hale, L (5, PH)										1	0	0	0	0	0	1
Hoyt Wilhelm, R (5, 1)										0	0	0	0	0	0	0
Lenny Green, L (8, PH)										1	0	0	0	0	0	0
Ernie Johnson, R (8, 1)										0	0	0	0	0	0	0
Inning Stats	R: 0 E: 1 K: 0 S: 4 H: 2 LOB: 1 BB: 0 P: 4	R: 0 E: 0 K: 2 S: 7 H: 0 LOB: 0 BB: 0 P: 7	R: 0 E: 0 K: 0 S: 4 H: 1 LOB: 1 BB: 0 P: 4	R: 0 E: 0 K: 1 S: 6 H: 1 LOB: 1 BB: 0 P: 6	R: 0 E: 0 K: 0 S: 4 H: 1 LOB: 1 BB: 0 P: 4	R: 0 E: 0 K: 0 S: 3 H: 0 LOB: 0 BB: 0 P: 3	R: 0 E: 0 K: 3 S: 9 H: 0 LOB: 0 BB: 0 P: 9	R: 0 E: 0 K: 0 S: 3 H: 0 LOB: 0 BB: 0 P: 3	R: 2 E: 0 K: 0 S: 5 H: 2 LOB: 0 BB: 0 P: 5	1B: 4 2B: 2 3B: 0 HR: 1	SF: 0 SAC: 0 DP: 1 HBP: 0						

PITCHER		IP	WLS	BF	H	R	ER	SO	BB	IBB	HBP	BLK	WP	HR	S	P	ERA	WHIP
Pedro Ramos, R ERA: 2.0	(1, 1)	9.0	W	33	7	2	2	6	0	0	0	0	0	1	45	45	2.00	0.778

PITCHER		IP	WLS	BF	H	R	ER	SO	BB	IBB	HBP	BLK	WP	HR	S	P	ERA	WHIP

TOP

Baltimore Orioles @ Washington Senators

Griffith Stadium, Washington, DC

Thu Apr 09 1959, 3:33 AM EST
Att. 26,850 - Cloudy - 89 F

livebaseballscorecards.com

AB	33
R	2
H	7
RBI	2
BB	0
SO	6
LOB	9

WP: 0 PB: 0 SB: 0 CS: 0 PA: 33

Batter	1	2	3	4	5	6	7	8	9	AB	R	H	RBI	BB	SO	LOB
Reno Bertoia, R (1, 4) OBP: 0.600, SLG: 1.250	0-0 SH 1B 1B	0-0 5-3 ③		0-0 1-H HR		SSS 0-3 K ③		BBBB 4-0 1-2 BB		4	2	2	2	1	1	2
Albie Pearson, L (1, 8) OBP: 0.500, SLG: 0.333	0-0 SH F8 1B 1-2		0-0 G6-4-3 1B	0-0 F9 ③			BBBB 4-0 PB S 1B BB	SSS 0-3 K ②		3	1	1	0	1	1	2
Roy Sievers, R (1, 7) OBP: 0.400, SLG: 0.250	0-0 1-2 2-H 1B		0-0 G6-4-3 ①② 1-2f		BBBB 4-0 L3-6-3 1B BB		SSS 0-3 K ①	0-0 F9 ③		4	0	1	1	1	1	4
Bob Allison, R (1, 9) OBP: 0.500, SLG: 0.500	0-0 F8 ① 2-3		0-0 6-3 ③		0-0 L3-6-3 1-2 1B		0-0 CS 1-H 1B			4	0	2	1	0	0	2
Ed Fitz Gerald, R (1, 2)	0-0 P4 ②			0-0 6-3 ①	0-0 L3-6-3 ①②③ 1-2 2-3		0-0 F3 ②③ 1-2			4	0	0	0	0	0	5
Norm Zauchin, R (1, 3) OBP: 0.500, SLG: 0.750	0-0 F3 ③			0-0 HR 1B		0-0 F8 ①		0-0 S 1B 2B		4	2	2	0	0	0	2
Harmon Killebrew, R (1, 5) OBP: 0.500, SLG: 1.250		0-0 5-3 ①		0-0 1-H HR		0-0 S 2B 1B		0-0 F9 ①		4	2	2	2	0	0	1
Ron Samford, R (1, 6) OBP: 0.500, SLG: 0.750		SSS 0-3 K ②		SSS 0-3 K ②		0-0 1-H 2B		0-0 2-H SH 1B		4	1	2	2	0	2	0
Pedro Ramos, S (1, 1) OBP: 0.667, SLG: 0.667		0-0 1B		0-0 HR 1B		SSS 0-3 K ②		0-0 SH S 1-H		3	1	2	0	0	1	1
Inning Stats	R: 1 E: 1 K: 0 S: 6 / H: 2 LOB: 2 BB: 0 P: 6	R: 0 E: 0 K: 1 S: 6 / H: 1 LOB: 1 BB: 0 P: 6	R: 0 E: 0 K: 0 S: 3 / H: 1 LOB: 0 BB: 0 P: 3	R: 4 E: 0 K: 1 S: 9 / H: 4 LOB: 0 BB: 0 P: 9	R: 0 E: 0 K: 0 S: 2 / H: 1 LOB: 0 BB: 1 P: 6	R: 1 E: 0 K: 2 S: 9 / H: 2 LOB: 1 BB: 0 P: 9	R: 1 E: 0 K: 1 S: 5 / H: 1 LOB: 0 BB: 1 P: 9	R: 2 E: 1 K: 1 S: 8 / H: 2 LOB: 2 BB: 1 P: 12		1B: 10 2B: 2 3B: 1 HR: 2		SF: 0 SAC: 2 DP: 1 HBP: 0			WP: 0 PB: 1 SB: 4 CS: 1	PA: 39	

PITCHER		IP	WLS	BF	H	R	ER	SO	BB	IBB	HBP	BLK	WP	HR	S	P	ERA	WHIP
Jack Harshman, L ERA: 11.25	(1, 1)	4.0	L	20	8	5	5	2	0	0	0	0	0	2	24	24	11.25	2.000
Hoyt Wilhelm, R ERA: 6.0	(5, 1)	3.0		12	4	2	2	3	2	0	0	0	0	0	16	24	6.00	2.000
Ernie Johnson, R ERA: 9.0	(8, 1)	1.0		7	2	2	1	1	1	0	0	0	0	0	8	12	9.00	3.000

PITCHER	IP	WLS	BF	H	R	ER	SO	BB	IBB	HBP	BLK	WP	HR	S	P	ERA	WHIP

BOTTOM

Baltimore Orioles @ Washington Senators

Griffith Stadium, Washington, DC

Thu Apr 09 1959, 3:33 AM EST
Att. 26,850 - Cloudy - 89 F

livebaseballscorecards.com

AB	34
R	9
H	14
RBI	8
BB	3
SO	6
LOB	19

New York Yankees @ Baltimore Orioles

Memorial Stadium, Baltimore, MD

Tue Apr 14 1959, 3:33 AM EST

Att. 34,225 - Unknown

TOP

livebaseballscorecards.com

Batter	1	2	3	4	5	6	7	8	9	AB	R	H	RBI	BB	SO	LOB
Hank Bauer, R (1, 9) OBP: 0.300, SLG: 0.300	F6		BB HR BB 1-2 2-H 3-H 1B F8		6-3		4-3		2B 1B	6	1	2	2	0	0	1
Norm Siebern, L (1, 7) OBP: 0.500, SLG: 0.778	F8		BBBB 4-0 HR BB 1-2 2-3 BB	SSS 0-3 K	SSS 0-3 K		1B 1B		F9	5	2	1	0	1	2	1
Mickey Mantel, S (1, 8) OBP: 0.300, SLG: 0.222	F6		BBBB 4-0 HR BB 1-2 2-3 3-H	4-3	1B		1B 1B 1-2		SSS 0-3 K	5	2	2	1	1	1	1
Bill Skowron, R (1, 3) OBP: 0.667, SLG: 1.400	G3		0-0 1-H 2-H 3-H HR	BBBB 1B 1B BB	SSS 0-3 K		E 1B 1-2 2-H		1-H 2B	5	2	3	5	1	1	1
Gil McDougald, R (1, 4) OBP: 0.500, SLG: 0.429	F9		BBBB 4-0 6-3 1B 1B BB	0-0 1-3 1B 1B	6-3	E6 1-3 2-H 1B				4	2	2	1	1	0	0
Elston Howard, R (1, 2) OBP: 0.400, SLG: 0.400	4-3		SSS 0-3 K	1B 1B 2-H 3-H 1B		1B	SSS 0-3 K			5	0	2	2	0	2	3
Andy Carey, R (1, 5) OBP: 0.375, SLG: 0.375		E5 E 1B 1B 6-3 1-2 1B	0-0 1B 1-2 1B 1B	SSS 0-3 K	5-3					5	2	2	0	0	1	1
Bobby Richardson, R (1, 6) OBP: 0.250, SLG: 0.250		E1 1-3 1B 1B 6-3 1-2 2-3	0-0 1-2 2-3 1B	F4	F8					5	1	2	0	0	0	3
Don Larsen, R (1, 1) OBP: 0.500, SLG: 0.333 Clete Boyer, R (8, PH) Jim Coates, R (8, 1)			BBBB BB 1B BB 2-H 3-H 1B	SSS 0-3 K			SSS 0-3 K	SSS 0-3 K		3 1 0	1 0 0	1 0 0	2 0 0	1 0 0	2 1 0	3 0 0

	AB	44
	R	13
	H	17
	RBI	13
	BB	5
	SO	10
	LOB	14

Inning Stats																		
	R: 0	H: 0	R: 0	H: 0	R: 9	H: 5	R: 2	H: 4	R: 0	H: 1	R: 0	H: 1	R: 2	H: 4	R: 0	H: 0	R: 0	H: 2
	E: 0	LOB: 0	E: 0	LOB: 0	E: 2	LOB: 1	E: 0	LOB: 3	E: 0	LOB: 1	E: 0	LOB: 2	E: 1	LOB: 2	E: 0	LOB: 0	E: 0	LOB: 2
	K: 0	BB: 0	K: 0	BB: 0	K: 1	BB: 4	K: 2	BB: 1	K: 2	BB: 0	K: 1	BB: 0	K: 2	BB: 0	K: 1	BB: 0	K: 1	BB: 0
	S: 3	P: 3	S: 3	P: 3	S: 11	P: 27	S: 11	P: 15	S: 8	P: 8	S: 6	P: 6	S: 11	P: 11	S: 5	P: 5	S: 6	P: 6

1B: 15	SF: 0	WP: 0	PA: 49
2B: 1	SAC: 0	PB: 0
3B: 0	DP: 0	SB: 0
HR: 1	HBP: 0	CS: 0

PITCHER		IP	WLS	BF	H	R	ER	SO	BB	IBB	HBP	BLK	WP	HR	S	P	ERA	WHIP
Arnie Portocarrero, R ERA: 27.0	(1, 1)	2.0	L	13	3	7	6	0	3	0	0	0	0	1	10	22	27.00	3.000
Jack Fisher, R ERA: 6.0	(3, 1)	3.0		18	7	4	2	5	2	0	0	0	0	0	26	34	6.00	3.000
Ernie Johnson, R ERA: 9.0	(6, 1)	2.0		11	5	2	2	3	0	0	0	0	0	0	17	17	9.00	2.500
Billy O'Dell, L ERA:	(8, 1)	2.0		7	2	0	0	2	0	0	0	0	0	0	11	11	0.00	1.000

PITCHER		IP	WLS	BF	H	R	ER	SO	BB	IBB	HBP	BLK	WP	HR	S	P	ERA	WHIP

Batter	1	2	3	4	5	6	7	8	9	AB	R	H	RBI	BB	SO	LOB
Willie Tasby, R (1, 8) OBP: 0.444, SLG: 0.444	4-3		1-2 1B		F5		1B BB SF8 1B	F9		5	1	2	0	0	0	3
Bob Boyd, L (1, 3) OBP: 0.222, SLG: 0.250	L9		F8		F9		BBBB 1-2 1B BB		6-3	4	0	0	0	1	0	3
Gene Woodling, L (1, 7) OBP: 0.375, SLG: 0.625	SSS K		F8			1B 2B	1-2 2-3 FC5-4 1B		F5	4	1	2	0	0	1	2
Brooks Robinson, R (8, 5)										1	0	0	0	0	0	0
Gus Triandos, R (1, 2) OBP: 0.333, SLG: 0.667		F6		F8		BBBB 1B BB	SF8 3-H		BBBB BB	2	0	0	1	2	0	0
Billy Klaus, L (1, 5)		BBBB BB		F6	F5	FC5-4 1-2f			F7	2	0	0	0	1	0	2
Jim Finigan, R (7, 5)										1	0	0	0	0	0	2
Billy O'Dell, S (8, 1)										0	0	0	0	0	0	0
Lenny Green, L (9, PH)										1	0	0	0	0	0	1
Billy Gardner, R (1, 4)		F9		6-3		1-2 2-H 1B		F4		2	0	0	0	0	0	1
Bob Hale, L (6, PH) OBP: 0.500, SLG: 0.500										1	0	1	1	0	0	0
Chico Carrasquel, R (7, 4)										1	0	0	0	0	0	0
Al Pilarcik, L (1, 9) OBP: 0.500, SLG: 1.250		2-3			HR	SSS K		2B 1B		4	1	2	1	0	1	3
Ron Hansen, R (1, 6)			BBBB 1B BB		6-3	SSS K		F3		3	0	0	0	1	1	3
Arnie Portocarrero, R (1, 1)			SSS K		BBBB BB		SSS K	1-3 2B		0	0	0	0	0	0	0
Jack Fisher, R (3, 1)										1	0	0	0	0	1	1
Whitey Lockman, L (5, PH) OBP: 1.000, SLG: 1.000										0	0	0	0	1	0	0
Ernie Johnson, R (6, 1)										0	0	0	0	0	0	0
Bob Nieman, R (7, PH) OBP: 0.500, SLG: 1.000										2	0	1	0	0	1	0
(8, 7)																
Inning Stats	R: 0 E: 0 K: 1 S: 5 H: 0 LOB: 0 BB: 0 P: 5	R: 0 E: 0 K: 0 S: 3 H: 0 LOB: 1 BB: 1 P: 7	R: 0 E: 0 K: 1 S: 6 H: 1 LOB: 2 BB: 1 P: 10	R: 0 E: 0 K: 0 S: 3 H: 0 LOB: 0 BB: 0 P: 3	R: 1 E: 0 K: 0 S: 4 H: 1 LOB: 1 BB: 1 P: 8	R: 1 E: 0 K: 2 S: 9 H: 2 LOB: 2 BB: 1 P: 13	R: 1 E: 0 K: 1 S: 7 H: 2 LOB: 2 BB: 1 P: 11	R: 0 E: 0 K: 0 S: 5 H: 2 LOB: 2 BB: 0 P: 5	R: 0 E: 0 K: 0 S: 3 H: 0 LOB: 1 BB: 1 P: 7	1B: 5 2B: 2 3B: 0 HR: 1	SF: 1 SAC: 0 DP: 0 HBP: 0						

BOTTOM

New York Yankees @ Baltimore Orioles

Memorial Stadium, Baltimore, MD

Tue Apr 14 1959, 3:33 AM EST

Att. 34,225 - Unknown

livebaseballscorecards.com

AB	34
R	3
H	8
RBI	3
BB	6
SO	5
LOB	21

PITCHER		IP	WLS	BF	H	R	ER	SO	BB	IBB	HBP	BLK	WP	HR	S	P	ERA	WHIP
Don Larsen, R ERA: 3.86	(1, 1)	7.0	W	32	6	3	3	5	5	0	0	0	0	1	37	57	3.86	1.571
Jim Coates, R ERA:	(8, 1)	2.0	S	9	2	0	0	0	1	0	0	0	0	0	8	12	0.00	1.500

PITCHER	IP	WLS	BF	H	R	ER	SO	BB	IBB	HBP	BLK	WP	HR	S	P	ERA	WHIP

Batter	1	2	3	4	5	6	7	8	9	AB	R	H	RBI	BB	SO	LOB
Hank Bauer, R (1, 9) OBP: 0.286, SLG: 0.231	S S S 0-3 ① K		x 0-0 ① 5-3			B B B B 4-0 WP 1B BB		x 0-0 ① 6-3		3	1	0	0	1	1	0
Norm Siebern, L (1, 7) OBP: 0.357, SLG: 0.538	x 0-0 ② F8		x 0-0 ② G3			S S S 0-3 ① 1-2 K		S S S 0-3 ② K		4	0	0	0	0	2	1
Mickey Mantle, S (1, 8) OBP: 0.214, SLG: 0.154	x 0-0 ③ 4-3		x 0-0 ③ F8			S S S 0-3 ② K		S S S 0-3 ③ K		4	0	0	0	0	2	1
Elston Howard, R (1, 2) OBP: 0.333, SLG: 0.333		x 0-0 ① L3		S S S 0-3 ① K		x 0-0 2-H FC6-4 1B			S S S 0-3 ① K	4	0	1	1	0	2	0
Bill Skowron, R (1, 3) OBP: 0.400, SLG: 0.778		x 0-0 ② F7		x 0-0 ② 6-3		x 0-0 ③ 1-2f FC6-4			x 0-0 ② F8	4	0	0	0	0	0	1
Gil McDougald, R (1, 4) OBP: 0.583, SLG: 0.600		x 0-0 BB 2B		S S S 0-3 ③ K			x 0-0 2-3 SH1-4 1B		B B B B 4-0 1B 2B BB	3	1	2	0	1	1	0
Andy Carey, R (1, 5) OBP: 0.455, SLG: 0.400		B B B B 4-0 BB BB			x 0-0 ① F6		x 0-0 ① SH1-4 1-2		x 0-0 1-2 2B 1B	2	1	1	0	1	0	0
Bobby Richardson, R (1, 6) OBP: 0.333, SLG: 0.364		B B B B 4-0 1-2 2-3 BB			x 0-0 ② 6-3		x 0-0 ② 2-3 2-3		x 0-0 1-H 2-H 2B	3	0	1	2	1	0	1
Whitey Ford, L (1, 1)		x 0-0 ③ 4-3			x 0-0 ③ G3		x 0-0 ③ F4		x 0-0 ③ F3	4	0	0	0	0	0	5
Inning Stats	R: 0 E: 0 K: 1 S: 5 H: 0 LOB: 0 BB: 0 P: 5	R: 0 E: 0 K: 0 S: 4 H: 1 LOB: 3 BB: 2 P: 12	R: 0 E: 0 K: 0 S: 3 H: 0 LOB: 0 BB: 0 P: 3	R: 0 E: 0 K: 2 S: 7 H: 0 LOB: 0 BB: 0 P: 7	R: 0 E: 0 K: 0 S: 3 H: 0 LOB: 0 BB: 0 P: 3	R: 1 E: 0 K: 2 S: 8 H: 1 LOB: 1 BB: 1 P: 12	R: 0 E: 0 K: 0 S: 4 H: 1 LOB: 1 BB: 0 P: 4	R: 0 E: 0 K: 2 S: 7 H: 0 LOB: 0 BB: 0 P: 7	R: 2 E: 0 K: 1 S: 7 H: 2 LOB: 1 BB: 1 P: 11	1B: 3 2B: 2 3B: 0 HR: 0 SF: 0 SAC: 1 DP: 0 HBP: 0							

PITCHER		IP	WLS	BF	H	R	ER	SO	BB	IBB	HBP	BLK	WP	HR	S	P	ERA	WHIP
Hoyt Wilhelm, R ERA: 2.7	(1, 1)	7.0		27	3	1	1	5	3	0	0	0	1	0	34	46	1.29	0.857
Jack Harshman, L ERA: 10.5	(8, 1)	2.0	L	9	2	2	2	3	1	0	0	0	0	0	14	18	9.00	1.500

PITCHER	IP	WLS	BF	H	R	ER	SO	BB	IBB	HBP	BLK	WP	HR	S	P	ERA	WHIP

TOP

New York Yankees @ Baltimore Orioles

Memorial Stadium, Baltimore, MD

Wed Apr 15 1959, 6:05 PM EST

Att. 12,665 - Unknown

livebaseballscorecards.com

AB	31
R	3
H	5
RBI	3
BB	4
SO	8
LOB	9

WP: 1	PA: 36		
PB: 0			
SB: 0			
CS: 0			

BOTTOM

Batter	1	2	3	4	5	6	7	8	9	AB	R	H	RBI	BB	SO	LOB
Chico Carrasquel, R (1, 6) OBP: 0.286, SLG: 0.286	G4-6-3 1B			K		4-3 SH 1B	F4		G1-4-3 1-2f	5	0	2	0	0	1	2
Bob Boyd, L (1, 3) OBP: 0.167, SLG: 0.182	G4-6-3 1-2f			L9		SH 4-3 1-2	F8			3	0	0	0	0	0	2
Willie Tasby, R (1, 8) OBP: 0.385, SLG: 0.385	F9			E5 FC6-4		4-3 1-2 2-3		1B 1B		4	0	1	0	0	0	2
Bob Nieman, R (1, 7) OBP: 0.500, SLG: 0.500		L9 BB		FC6-4 1-2f		BB BB		F8		2	0	0	0	2	0	2
Gus Triandos, R (1, 2) OBP: 0.462, SLG: 0.625		L9 1-2	4-3 B1-3 BB			BB 1-2		1B 1-2		2	0	1	0	2	0	1
Al Pilarcik, L (1, 9) OBP: 0.333, SLG: 0.833 Bobby Avila, R (6, PH) OBP: 0.200, SLG: 0.200 Lenny Green, L (7, 9) Bob Hale, L (8, PH) OBP: 0.333, SLG: 0.333 Whitey Lockman, L (9, 9) OBP: 1.000, SLG: 1.000		K	B1-3 1-2			5-3		K		2 1 0 1 0	0 0 0 0 0	0 0 0 0 0	0 0 0 0 0	1 0 0 1 0	1 3 0 2 0	1
Billy Gardner, R (1, 4)			6-3		4-3 2-3		BLK 2B BB	6-3		3	1	0	0	1	0	3
Brooks Robinson, R (1, 5)			L4		IBB		1-3 1-2		4-3	3	0	0	0	1	0	1
Hoyt Wilhelm, R (1, 1) Jim Finigan, R (7, PH) OBP: 0.500, SLG: 1.000 Jack Harshman, L (8, 1) Gene Woodling, L (9, PH) OBP: 0.444, SLG: 0.667		4-3		K			2-H 2B		G1-4-3 1B	2 1 0 1	0 0 0 0	0 1 0 0	0 1 0 0	0 0 0 0	1 0 0 0	2 0 0 0

Inning Stats	1	2	3	4	5	6	7	8	9
	R: 0 H: 1 E: 0 LOB: 0 K: 0 BB: 0 S: 3 P: 3	R: 0 H: 0 E: 0 LOB: 0 K: 1 BB: 1 S: 4 P: 8	R: 0 H: 0 E: 0 LOB: 0 K: 0 BB: 0 S: 3 P: 3	R: 0 H: 0 E: 1 LOB: 1 K: 1 BB: 0 S: 6 P: 6	R: 0 H: 0 E: 0 LOB: 2 K: 1 BB: 2 S: 5 P: 13	R: 0 H: 1 E: 1 LOB: 3 K: 0 BB: 2 S: 4 P: 12	R: 1 H: 1 E: 0 LOB: 1 K: 0 BB: 1 S: 4 P: 8	R: 0 H: 2 E: 0 LOB: 2 K: 1 BB: 0 S: 7 P: 7	R: 0 H: 1 E: 0 LOB: 0 K: 0 BB: 0 S: 3 P: 3

1B: 5 SF: 0 WP: 0 PA: 37
2B: 1 SAC: 1 PB: 0
3B: 0 DP: 2 SB: 0
HR: 0 HBP: 0 CS: 0

PITCHER	IP	WLS	BF	H	R	ER	SO	BB	IBB	HBP	BLK	WP	HR	S	P	ERA	WHIP
Whitey Ford, L (1, 1) ERA: 1.0	9.0	W	37	6	1	1	4	5	1	0	1	0	0	39	63	1.00	1.222

PITCHER	IP	WLS	BF	H	R	ER	SO	BB	IBB	HBP	BLK	WP	HR	S	P	ERA	WHIP

New York Yankees @ Baltimore Orioles

Memorial Stadium, Baltimore, MD

Wed Apr 15 1959, 6:05 PM EST

Att. 12,665 - Unknown

livebaseballscorecards.com

AB	30
R	1
H	6
RBI	1
BB	6
SO	4
LOB	21

Batter	1	2	3	4	5	6	7	8	9	AB	R	H	RBI	BB	SO	LOB
Hank Bauer, R (1, 9) OBP: 0.294, SLG: 0.313	5-3		5-3						F2	3	1	1	0	0	0	0
Yogi Berra, L (7, PH) OBP: 0.400, SLG: 0.250						1-3 2B 2B	F2			1	0	0	0	0	0	2
Enos Slaughter, L (7, 9)										1	0	0	0	0	0	0
Norm Siebern, L (1, 7) OBP: 0.421, SLG: 0.611	F8			G4-6-3 1B		4-3 2-H 3-H 2B	HBP 1-2 2-H 1B		G3	5	0	3	3	0	0	0
Mickey Mantle, S (1, 8) OBP: 0.222, SLG: 0.125	K			G4-6-3 1-2f		4-3 2-3	HBP 1-2 2-3			3	0	0	0	0	1	2
Bill Skowron, R (1, 3) OBP: 0.429, SLG: 0.667		E8 1B		5-3		G6-4-3 BB	K			3	0	1	0	1	1	3
Gil McDougald, R (1, 4) OBP: 0.500, SLG: 0.500		5-3			4-3	G6-4-3 1-2f		6-3 1-3 1B		4	0	1	0	0	0	3
Elston Howard, R (1, 2) OBP: 0.385, SLG: 0.692		F8			2B		HR	1-3 1-2		4	1	2	1	0	0	2
Andy Carey, R (1, 5) OBP: 0.333, SLG: 0.286		F6			F7		6-3	6-3 2-3		4	0	0	0	0	0	3
Bobby Richardson, R (1, 6) OBP: 0.313, SLG: 0.333			F8		1-6-3		1B 1B 1B	L9		4	1	1	0	0	0	2
Art Ditmar, R (1, 1) OBP: 0.667, SLG: 0.667			5-3			2B 2B 1B	HBP 1B 1-2 1B		F2	3	1	2	0	0	0	0
Ryne Duren, R (8, 1)										0	0	0	0	0	0	0
Tony Kubek, L (9, PH)										1	0	0	0	0	0	0
Inning Stats	R: 0 E: 0 K: 1 S: 5 H: 0 LOB: 0 BB: 0 P: 5	R: 0 E: 1 K: 0 S: 4 H: 1 LOB: 1 BB: 0 P: 4	R: 0 E: 0 K: 0 S: 3 H: 0 LOB: 0 BB: 0 P: 3	R: 0 E: 0 K: 0 S: 3 H: 1 LOB: 0 BB: 0 P: 3	R: 0 E: 0 K: 0 S: 4 H: 1 LOB: 1 BB: 0 P: 4	R: 2 E: 0 K: 0 S: 5 H: 3 LOB: 1 BB: 1 P: 9	R: 2 E: 0 K: 1 S: 9 H: 4 LOB: 3 BB: 0 P: 10	R: 0 E: 0 K: 0 S: 4 H: 1 LOB: 1 BB: 0 P: 4	R: 0 E: 0 K: 0 S: 3 H: 0 LOB: 0 BB: 0 P: 3	1B: 7 2B: 3 3B: 0 HR: 1	SF: 0 SAC: 0 DP: 2 HBP: 1						

TOP

New York Yankees @ Baltimore Orioles

Memorial Stadium, Baltimore, MD

Thu Apr 16 1959, 3:33 AM EST

Att. 5,268 - Unknown

livebaseballscorecards.com

AB	36
R	4
H	11
RBI	4
BB	1
SO	2
LOB	17

WP: 0 PB: 0 SB: 0 CS: 0 PA: 38

PITCHER		IP	WLS	BF	H	R	ER	SO	BB	IBB	HBP	BLK	WP	HR	S	P	ERA	WHIP
George Bamberger, R ERA: 5.68	(1, 1)	6.1		27	9	4	4	1	1	0	0	0	0	1	28	32	5.68	1.579
Arnie Portocarrero, R ERA: 23.14	(7, 1)	0.1		1	0	0	0	0	0	0	0	0	0	0	1	1	0.00	0.000
Billy O'Dell, L ERA:	(7, 1)	1.1	W	7	2	0	0	1	0	0	1	0	0	0	8	9	0.00	1.500
Hal Brown, R ERA:	(9, 1)	1.0	S	3	0	0	0	0	0	0	0	0	0	0	3	3	0.00	0.000

PITCHER		IP	WLS	BF	H	R	ER	SO	BB	IBB	HBP	BLK	WP	HR	S	P	ERA	WHIP

Batter	1	2	3	4	5	6	7	8	9	AB	R	H	RBI	BB	SO	LOB
Chico Carrasquel, R (1, 6) OBP: 0.250, SLG: 0.182	6-3		FC1-5 SH BB		K		F5	4-3		4	0	0	0	1	1	2
Bob Boyd, L (1, 3) OBP: 0.214, SLG: 0.231	3-1		SH FC1-5 1-2		1B			F4		2	0	1	0	0	0	0
Billy O'Dell, S (7, 1)										0	0	0	0	0	0	0
Bob Hale, L (8, PH) OBP: 0.250, SLG: 0.250										1	0	0	0	0	0	0
Lenny Green, L (9, 7)										0	0	0	0	0	0	0
Willie Tasby, R (1, 8) OBP: 0.412, SLG: 0.588	HR		FC1-5 G6-4-3 1-2 2-3f		4-3			1B BB 1B 1B		4	2	2	1	0	0	3
Bob Nieman, R (1, 7) OBP: 0.600, SLG: 1.000	BB		G6-4-3 1-2f			HR		1B 1B 3B BB 1-2		2	2	1	1	2	0	2
Brooks Robinson, R (9, 5)										0	0	0	0	0	0	0
Gus Triandos, R (1, 2) OBP: 0.412, SLG: 0.583	5-3			4-3 SF8 2B		F5		F9		4	1	1	0	0	0	3
Al Pilarcik, L (1, 9) OBP: 0.300, SLG: 0.600		G3		4-3 2-3		F8		1B 3B 1-2 2-3 1B		4	1	1	0	0	0	1
Jim Finigan, R (1, 5) OBP: 0.400, SLG: 0.750										2	0	1	1	0	0	0
Gene Woodling, L (8, PH) OBP: 0.500, SLG: 0.700				SF8 3-H		F5		3B 1-2 2-3 3-H 1B		1	1	1	1	0	0	0
Hal Brown, R (9, 1)		1B								0	0	0	0	0	0	0
Billy Gardner, R (1, 4) OBP: 0.154, SLG: 0.250		K		K			F7	1-H 2-H 3-H 3B		4	0	1	3	0	2	1
George Bamberger, R (1, 1)										2	0	0	0	0	1	1
Arnie Portocarrero, R (7, 1)										0	0	0	0	0	0	0
Whitey Lockman, L (7, 3) OBP: 0.750, SLG: 0.500		K			6-3		3-1	BB		1	0	0	0	1	0	0
Inning Stats	R: 1 H: 1 E: 0 LOB: 1 K: 0 BB: 1 S: 4 P: 8	R: 0 H: 1 E: 0 LOB: 1 K: 2 BB: 0 S: 8 P: 8	R: 0 H: 0 E: 1 LOB: 1 K: 0 BB: 1 S: 3 P: 7	R: 1 H: 1 E: 0 LOB: 0 K: 1 BB: 0 S: 6 P: 6	R: 0 H: 1 E: 0 LOB: 1 K: 1 BB: 0 S: 6 P: 6	R: 1 H: 1 E: 0 LOB: 0 K: 0 BB: 0 S: 4 P: 4	R: 0 H: 0 E: 0 LOB: 0 K: 0 BB: 0 S: 3 P: 3	R: 4 H: 4 E: 0 LOB: 2 K: 0 BB: 2 S: 7 P: 15		1B: 5 SF: 1 2B: 1 SAC: 1 3B: 1 DP: 1 HR: 2 HBP: 0						

PITCHER		IP	WLS	BF	H	R	ER	SO	BB	IBB	HBP	BLK	WP	HR	S	P	ERA	WHIP
Art Ditmar, R ERA: 6.14	(1, 1)	7.1	L	31	6	5	5	4	3	0	0	0	0	2	36	48	6.14	1.227
Ryne Duren, R ERA: 27.0	(8, 1)	0.2		6	3	2	2	0	1	0	0	0	0	0	5	9	27.00	6.000

PITCHER	IP	WLS	BF	H	R	ER	SO	BB	IBB	HBP	BLK	WP	HR	S	P	ERA	WHIP

BOTTOM

New York Yankees @ Baltimore Orioles

Memorial Stadium, Baltimore, MD

Thu Apr 16 1959, 3:33 AM EST

Att. 5,268 - Unknown

livebaseballscorecards.com

AB	31
R	7
H	9
RBI	7
BB	4
SO	4
LOB	13

Batter	1	2	3	4	5	6	7	8	9	AB	R	H	RBI	BB	SO	LOB
Reno Bertoia, R (1, 4) OBP: 0.522, SLG: 0.789	BBBB 4-0 G6-4-3 BB	SSS 0-3 ③ K			x 0-0 ② F7		x 0-0 ① 4-3 1-2			3	0	0	0	1	1	2
Albie Pearson, L (1, 8) OBP: 0.273, SLG: 0.111	SSS 0-3 ① K		x 0-0 ① G3		x 0-0 2B 1B		x 0-0 ② 4-3 2-3			4	0	1	0	0	1	2
Bob Allison, R (1, 9) OBP: 0.381, SLG: 0.550	x 0-0 ②③ G6-4-3 1-2f		SSS 0-3 ② K		x 0-0 1-3 2B		x 0-0 ③ 1-3			4	0	1	0	0	1	2
Roy Sievers, R (1, 7) OBP: 0.261, SLG: 0.263		x 0-0 ① 6-3	x 0-0 ③ 5-3		SSS 0-3 ③ K			x 0-0 ① F9		4	0	0	0	0	1	2
Norm Zauchin, R (1, 3) OBP: 0.429, SLG: 0.789		BBBB 4-0 WP BB 1B BB		x 0-0 FC5-4 1B		SSS 0-3 ① K		x 0-0 ② F8		3	1	1	0	1	1	0
Jay Porter, R (1, 2) OBP: 0.333, SLG: 0.333		SSS 0-3 ② K		SSS 0-3 ① K		x 0-0 1B		x 0-0 ③ 6-3		4	0	1	0	0	2	2
Harmon Killebrew, R (1, 5) OBP: 0.211, SLG: 0.353 Clint Courtney, L (9, PH) OBP: 0.333, SLG: 0.333		BBBB 4-0 WP 1-2 1B BB		x 0-0 ② FC5-4 S 1-2f		x 0-0 ② P4			x 0-0 ① 1-3	2 1	1 0	0 0	0 0	1 0	0 0	2 0
Ken Aspromonte, R (1, 6) OBP: 0.364, SLG: 0.222 Julio Becquer, L (9, PH)		BBBB 4-0 1B 1-2 2-3 E BB		SSS 0-3 ③ K 1-2		x 0-0 ③ 1-3			x 0-0 ② P5	2 1	1 0	0 0	0 0	1 0	1 0	2 0
Bill Fischer, R (1, 1) OBP: 0.500, SLG: 0.500 Herb Plews, L (7, PH) OBP: 0.333, SLG: 0.333 Dick Hyde, R (7, 1) Jim Lemon, R (9, PH)		x 0-0 E8 1-H 2-H 3-H 1B			x 0-0 ① 4-3		x 0-0 WP 4-3 1B		x 0-0 ③ G3	2 1 0 1	0 0 0 0	1 1 0 0	2 0 0 0	0 0 0 0	0 0 0 0	0 0 0 0
Inning Stats	R: 0 H: 0 E: 0 LOB: 0 K: 1 BB: 1 S: 4 P: 8	R: 3 H: 1 E: 1 LOB: 1 K: 2 BB: 3 S: 8 P: 20	R: 0 H: 0 E: 0 LOB: 0 K: 1 BB: 0 S: 5 P: 5	R: 0 H: 1 E: 0 LOB: 1 K: 2 BB: 0 S: 8 P: 8	R: 0 H: 2 E: 0 LOB: 2 K: 1 BB: 0 S: 7 P: 7	R: 0 H: 1 E: 0 LOB: 1 K: 1 BB: 0 S: 6 P: 6	R: 0 H: 1 E: 0 LOB: 1 K: 0 BB: 0 S: 4 P: 4	R: 0 H: 0 E: 0 LOB: 0 K: 0 BB: 0 S: 3 P: 3	R: 0 H: 0 E: 0 LOB: 0 K: 0 BB: 0 S: 3 P: 3	1B: 5 SF: 0 2B: 1 SAC: 0 3B: 0 DP: 1 HR: 0 HBP: 0						

PITCHER	IP	WLS	BF	H	R	ER	SO	BB	IBB	HBP	BLK	WP	HR	S	P	ERA	WHIP
Milt Pappas, R (1, 1) ERA: 2.0	9.0	W	36	6	3	2	8	4	0	0	0	2	0	48	64	2.00	1.111

PITCHER	IP	WLS	BF	H	R	ER	SO	BB	IBB	HBP	BLK	WP	HR	S	P	ERA	WHIP

TOP

Washington Senators @ Baltimore Orioles

Memorial Stadium, Baltimore, MD

Fri Apr 17 1959, 6:05 PM EST

Att. 11,680 - Unknown

livebaseballscorecards.com

AB	32
R	3
H	6
RBI	2
BB	4
SO	8
LOB	14

WP: 2 PA: 36
PB: 0
SB: 1
CS: 0

BOTTOM

Washington Senators @ Baltimore Orioles

Memorial Stadium, Baltimore, MD

Fri Apr 17 1959, 6:05 PM EST

Att. 11,680 - Unknown

livebaseballscorecards.com

Batter	1	2	3	4	5	6	7	8	9	AB	R	H	RBI	BB	SO	LOB
Chico Carrasquel, R (1, 6) OBP: 0.188, SLG: 0.133	6-3	5-4-3 1-2 2-3			F8		K			4	0	0	0	0	1	2
Bob Hale, L (1, 3) OBP: 0.125, SLG: 0.125	4-3	F9			K		G3			4	0	0	0	0	1	2
Whitey Lockman, L (9, 3) OBP: 0.750, SLG: 0.500										0	0	0	0	0	0	0
Willie Tasby, R (1, 8) OBP: 0.429, SLG: 0.550	1B 1B 1B		5-3			F8		BB SH1-3 SF8 BB		3	2	1	0	1	0	0
Bob Nieman, R (1, 7) OBP: 0.643, SLG: 0.875	1B 1-2 1B		K			2B 1B BB		BB SF8 SH1-3 1-2 CS BB		2	1	1	0	2	1	0
Lenny Green, L (9, 7)										0	0	0	0	0	0	0
Gus Triandos, R (1, 2) OBP: 0.450, SLG: 0.667	1-3 2-H 1B		1-3			1B 1-3 2B		SH1-3 1-2 2-3		3	1	2	1	0	0	0
Al Pilarcik, L (1, 9) OBP: 0.286, SLG: 0.462	1-3			F8		P4		IBB		3	0	0	0	1	0	4
Jim Finigan, R (1, 5) OBP: 0.500, SLG: 0.714		FC1-5 1B 1B		F8		1B 2-H 3-H		SF8 2-3 3-H		3	0	2	2	0	0	0
Gene Woodling, L (8, PH) OBP: 0.455, SLG: 0.700										0	0	0	1	0	0	0
Brooks Robinson, R (9, 5)										0	0	0	0	0	0	0
Billy Gardner, R (1, 4) OBP: 0.188, SLG: 0.267		5-4-3 FC1-5 1-2 1B		F7		K		CS 3-H		3	0	1	0	0	1	1
Milt Pappas, R (1, 1)		FC1-5 5-4-3 1-2 2-3f			K		K			3	0	0	0	0	2	2
Inning Stats	R: 1 H: 3 E: 0 LOB: 2 K: 0 BB: 0 S: 6 P: 6	R: 0 H: 2 E: 0 LOB: 2 K: 0 BB: 0 S: 5 P: 5	R: 0 H: 0 E: 0 LOB: 0 K: 1 BB: 0 S: 5 P: 5	R: 0 H: 0 E: 0 LOB: 0 K: 0 BB: 0 S: 3 P: 3	R: 0 H: 0 E: 0 LOB: 0 K: 2 BB: 0 S: 7 P: 7	R: 2 H: 2 E: 0 LOB: 1 K: 1 BB: 1 S: 7 P: 11	R: 0 H: 0 E: 0 LOB: 0 K: 2 BB: 0 S: 7 P: 7	R: 1 H: 0 E: 0 LOB: 1 K: 0 BB: 3 S: 2 P: 14		1B: 6 SF: 1 2B: 1 SAC: 1 3B: 0 DP: 0 HR: 0 HBP: 0						

	AB	28
	R	4
	H	7
	RBI	4
	BB	4
	SO	6
	LOB	11

WP: 0 PA: 35
PB: 0
SB: 0
CS: 1

PITCHER		IP	WLS	BF	H	R	ER	SO	BB	IBB	HBP	BLK	WP	HR	S	P	ERA	WHIP
Bill Fischer, R ERA: 4.5	(1, 1)	6.0		26	7	3	3	4	1	0	0	0	0	0	33	37	4.50	1.333
Dick Hyde, R ERA: 3.0	(7, 1)	2.0	L	8	0	1	1	2	2	1	0	0	0	0	9	21	4.50	1.000

PITCHER	IP	WLS	BF	H	R	ER	SO	BB	IBB	HBP	BLK	WP	HR	S	P	ERA	WHIP

Batter	1	2	3	4	5	6	7	8	9	AB	R	H	RBI	BB	SO	LOB
Reno Bertoia, R (1, 4) OBP: 0.481, SLG: 0.739	4-3 2B		P6		L7			G6-4-3 1-2f		4	0	1	0	0	0	3
Albie Pearson, L (1, 8) OBP: 0.308, SLG: 0.182	4-3 2-3		2-H 1B			1-3		1B 1B		4	0	2	1	0	0	1
Bob Allison, R (1, 9) OBP: 0.360, SLG: 0.500	5-3		S S S K			P4		1-2 1B		4	0	1	0	0	1	2
Norm Zauchin, R (1, 3) OBP: 0.400, SLG: 0.696	F8			S S S K		1B		F8		4	0	1	0	0	1	3
Roy Sievers, R (1, 7) OBP: 0.222, SLG: 0.217		F8		1-3		F8			F9	4	0	0	0	0	0	1
Ed Fitz Gerald, R (1, 2)		P4		6-3			F8		B B B B G5-4-3 BB	3	0	0	0	1	0	0
Harmon Killebrew, R (1, 5) OBP: 0.174, SLG: 0.286		F7			6-3		5-3		G5-4-3 1-2f	4	0	0	0	0	0	1
Ken Aspromonte, R (1, 6) OBP: 0.429, SLG: 0.417			1B 2B		E7 4-3 1B		F7			3	1	2	0	0	0	0
Chuck Stobbs, L (1, 1)			F7		4-3 2-3			G6-4-3 1B		2	0	0	0	0	0	2
Clint Courtney, L (8, PH) OBP: 0.400, SLG: 0.400										1	0	1	0	0	0	0
Bobby Malkmus, R (8, PR)										0	0	0	0	0	0	0
Vito Valentinetti, R (8, 1)										0	0	0	0	0	0	0
Inning Stats	R: 0 E: 0 K: 0 S: 4 H: 1 LOB: 1 BB: 0 P: 4	R: 0 E: 0 K: 0 S: 3 H: 0 LOB: 0 BB: 0 P: 3	R: 1 E: 0 K: 1 S: 7 H: 2 LOB: 1 BB: 0 P: 7	R: 0 E: 0 K: 1 S: 5 H: 0 LOB: 0 BB: 0 P: 5	R: 0 E: 1 K: 0 S: 4 H: 1 LOB: 1 BB: 0 P: 4	R: 0 E: 0 K: 0 S: 4 H: 1 LOB: 1 BB: 0 P: 4	R: 0 E: 0 K: 0 S: 3 H: 0 LOB: 0 BB: 0 P: 3	R: 0 E: 0 K: 0 S: 5 H: 3 LOB: 2 BB: 0 P: 5	R: 0 E: 0 K: 0 S: 2 H: 0 LOB: 0 BB: 1 P: 6	1B: 6 2B: 2 3B: 0 HR: 0	SF: 0 SAC: 0 DP: 2 HBP: 0						

TOP

Washington Senators @ Baltimore Orioles

Memorial Stadium, Baltimore, MD

Sat Apr 18 1959, 3:33 AM EST

Att. 6,134 - Unknown

livebaseballscorecards.com

AB	33
R	1
H	8
RBI	1
BB	1
SO	2
LOB	13

WP: 0 PB: 0 SB: 0 CS: 0 PA: 34

PITCHER	IP	WLS	BF	H	R	ER	SO	BB	IBB	HBP	BLK	WP	HR	S	P	ERA	WHIP
Jerry Walker, R (1, 1) ERA: 1.0	9.0	W	34	8	1	1	2	1	0	0	0	0	0	37	41	1.00	1.000

PITCHER	IP	WLS	BF	H	R	ER	SO	BB	IBB	HBP	BLK	WP	HR	S	P	ERA	WHIP

Batter	1	2	3	4	5	6	7	8	9	AB	R	H	RBI	BB	SO	LOB
Chico Carrasquel, R (1, 6) OBP: 0.200, SLG: 0.158	P3	1B 1-3 2-H			F9		6-3			4	0	1	1	0	0	0
Bob Boyd, L (1, 3) OBP: 0.222, SLG: 0.188	BB 1B	4-3			L6		E4 E 1B			3	1	0	0	1	0	2
Whitey Lockman, L (8, 3) OBP: 0.750, SLG: 0.500										0	0	0	0	0	0	0
Willie Tasby, R (1, 8) OBP: 0.440, SLG: 0.583	1B 1-2		L8			1B 2B	E5 1B HR 1-2			4	2	2	0	0	0	1
Bob Nieman, R (1, 7) OBP: 0.556, SLG: 0.667	F7		F2			F6	HR 1B 1-2 2-H			4	0	1	1	0	0	3
Lenny Green, L (7, PR) (8, 7)										0	1	0	0	0	0	0
Gus Triandos, R (1, 2) OBP: 0.458, SLG: 0.778	P3		6-3			BB 1B	HR 1-H 2-H			3	1	1	3	1	0	2
Bobby Avila, R (1, 9) OBP: 0.222, SLG: 0.222		2-3		G6-4-3 1B		F2	6-3			4	0	1	0	0	0	3
Al Pilarcik, L (8, 9) OBP: 0.286, SLG: 0.462										0	0	0	0	0	0	0
Jim Finigan, R (1, 5) OBP: 0.583, SLG: 0.909		WP 1B 2B		G6-4-3 1-2f		1B 1-2 2-H		2B 1-3 K		4	1	3	1	0	0	1
Billy Gardner, R (1, 4) OBP: 0.150, SLG: 0.211		E6 1B WP		4-3		F7		1-3 2-3		4	0	0	0	0	0	4
Jerry Walker, S (1, 1)		K			6-3		1-3	K 3-H		4	0	0	0	0	2	3
Inning Stats	R: 0 E: 0 K: 0 S: 4 H: 1 LOB: 2 BB: 1 P: 8	R: 1 E: 1 K: 1 S: 8 H: 2 LOB: 2 BB: 0 P: 8	R: 0 E: 0 K: 0 S: 3 H: 0 LOB: 0 BB: 0 P: 3	R: 0 E: 0 K: 0 S: 3 H: 1 LOB: 0 BB: 0 P: 3	R: 0 E: 0 K: 0 S: 3 H: 0 LOB: 0 BB: 0 P: 3	R: 1 E: 0 K: 0 S: 5 H: 2 LOB: 2 BB: 1 P: 9	R: 4 E: 2 K: 0 S: 7 H: 2 LOB: 1 BB: 0 P: 7	R: 0 E: 0 K: 1 S: 5 H: 1 LOB: 0 BB: 0 P: 5		1B: 5 2B: 3 3B: 0 HR: 1 SF: 0 SAC: 0 DP: 1 HBP: 0						

PITCHER		IP	WLS	BF	H	R	ER	SO	BB	IBB	HBP	BLK	WP	HR	S	P	ERA	WHIP
Chuck Stobbs, L ERA: 1.29	(1, 1)	7.0	L	33	8	6	1	1	2	0	0	0	1	1	33	41	1.29	1.429
Vito Valentinetti, R ERA:	(8, 1)	1.0		3	1	0	0	1	0	0	0	0	0	0	5	5	0.00	1.000

PITCHER	IP	WLS	BF	H	R	ER	SO	BB	IBB	HBP	BLK	WP	HR	S	P	ERA	WHIP

BOTTOM

Washington Senators @ Baltimore Orioles

Memorial Stadium, Baltimore, MD

Sat Apr 18 1959, 3:33 AM EST

Att. 6,134 - Unknown

livebaseballscorecards.com

AB	34
R	6
H	9
RBI	6
BB	2
SO	2
LOB	19

Batter	1	2	3	4	5	6	7	8	9	AB	R	H	RBI	BB	SO	LOB
Reno Bertoia, R (1, 4) OBP: 0.469, SLG: 0.786	HR		6-3			1B 1B	L5		K	5	2	2	1	0	1	2
Albie Pearson, L (1, 8) OBP: 0.323, SLG: 0.192	BB CS		P4			1B 1-2 1B	F8		FC3-6 1-2f 2-3	4	1	1	0	1	0	2
Bob Allison, R (1, 7) OBP: 0.400, SLG: 0.517	F7 1-2		6-3			BB 1B 1-3 2-H BB 1B	CS 1-2		1B 1-2 3-H	5	1	3	2	0	0	1
Norm Zauchin, R (1, 3) OBP: 0.345, SLG: 0.593	5-3			2-3		F3	CS 1-2	1-3		4	0	0	0	0	0	2
Jim Lemon, R (1, 9) OBP: 0.167, SLG: 0.167		P3		F7		BB BB 1-2 3-H 1B		P4		4	0	1	1	0	0	0
Ed Fitz Gerald, R (1, 2) OBP: 0.235, SLG: 0.071		BB E		6-3		F3		FC5-4 1B		3	0	1	0	1	0	2
Harmon Killebrew, R (1, 5) OBP: 0.222, SLG: 0.292		E6 1-2			G6-4-3 1B	BB 1-2 2-3 BB		FC5-4 1-2f		3	0	1	0	1	0	2
Ken Aspromonte, R (1, 6) OBP: 0.412, SLG: 0.357 Herb Plews, L (9, PH) OBP: 0.500, SLG: 0.500		F8			G6-4-3 1-2f	BB 1-2 2-3 3-H BB			FC3-6 1B 1B	2 1	0 1	0 1	1 0	1 0	0 0	3 0
Camilo Pascual, R (1, 1) OBP: 0.200, SLG: 0.200 Dick Hyde, R (7, 1) Tex Clevenger, R (7, 1) Julio Becquer, L (9, PH) OBP: 0.333, SLG: 0.333		F8			P6	L4			FC3-6 1-2	3 0 0 1	0 0 0 0	0 0 0 1	0 0 0 0	0 0 0 0	0 0 0 0	5 0 0 0
Inning Stats	R: 1 H: 1 E: 0 LOB: 0 K: 0 BB: 1 S: 3 P: 7	R: 0 H: 0 E: 1 LOB: 2 K: 0 BB: 1 S: 4 P: 8	R: 0 H: 0 E: 0 LOB: 0 K: 0 BB: 0 S: 3 P: 3	R: 0 H: 0 E: 0 LOB: 0 K: 0 BB: 0 S: 3 P: 3	R: 0 H: 1 E: 0 LOB: 0 K: 0 BB: 0 S: 3 P: 3	R: 3 H: 4 E: 0 LOB: 3 K: 0 BB: 2 S: 7 P: 15	R: 0 H: 1 E: 0 LOB: 0 K: 0 BB: 0 S: 3 P: 3	R: 0 H: 1 E: 0 LOB: 1 K: 0 BB: 0 S: 4 P: 4	R: 1 H: 3 E: 0 LOB: 1 K: 1 BB: 0 S: 7 P: 7	1B: 10 SF: 0 2B: 0 SAC: 0 3B: 0 DP: 1 HR: 1 HBP: 0						

PITCHER		IP	WLS	BF	H	R	ER	SO	BB	IBB	HBP	BLK	WP	HR	S	P	ERA	WHIP
Billy O'Dell, L ERA: 4.0	(1, 1)	5.2		26	6	4	4	0	4	0	0	0	0	1	22	38	6.35	1.765
Hoyt Wilhelm, R ERA: 2.61	(6, 1)	0.1		1	0	0	0	0	0	0	0	0	0	0	1	1	0.00	0.000
Ernie Johnson, R ERA: 6.75	(7, 1)	1.0	W	3	1	0	0	0	0	0	0	0	0	0	3	3	0.00	1.000
George Bamberger, R ERA: 5.4	(8, 1)	2.0	S	9	4	1	1	1	0	0	0	0	0	0	11	11	4.50	2.000

PITCHER	IP	WLS	BF	H	R	ER	SO	BB	IBB	HBP	BLK	WP	HR	S	P	ERA	WHIP

TOP

Washington Senators @ Baltimore Orioles

Memorial Stadium, Baltimore, MD

Sun Apr 19 1959, 3:33 AM EST

Unknown

livebaseballscorecards.com

AB	35
R	5
H	11
RBI	5
BB	4
SO	1
LOB	19

WP: 0 PA: 40
PB: 0
SB: 0
CS: 2

Batter	1	2	3	4	5	6	7	8	9	AB	R	H	RBI	BB	SO	LOB
Chico Carrasquel, R (1, 6) OBP: 0.200, SLG: 0.130	F7	F3		FC6-4 1-2f		FC5-4 1-2f	1B 1-2 2-3 3-H HBP			4	0	0	1	0	0	4
Bob Boyd, L (1, 3) OBP: 0.304, SLG: 0.333	1B 1B 1B		WP 2B		G3		F8 BB 1-3 2-H 3-H 1B			5	1	3	2	0	0	0
Willie Tasby, R (1, 8) OBP: 0.433, SLG: 0.536	F8		5-3		5-3		1B 1B 1B BB 1-2			4	1	1	0	1	0	2
Bob Nieman, R (1, 7) OBP: 0.565, SLG: 0.647 George Bamberger, R (8, 1)	1B 1-2 1B		K 2-3		BB 1B		2B 1-2 1B K			5 0	1 0	3 0	0 0	0 0	2 0	4 0
Gus Triandos, R (1, 2) OBP: 0.500, SLG: 0.762 Al Pilarcik, L (7, PR) OBP: 0.267, SLG: 0.429 (8, 9)	FC6-4 1-2 2-H 1B		K		BB 1-2		2B FC4-6 1-2 2-H 1B	G3		3 1	0 1	2 0	2 0	1 0	1 0	1 0
Jim Finigan, R (1, 5) OBP: 0.588, SLG: 0.857 (8, 4)	FC6-4 1-2f			1B BB	L4		FC4-6 HBP 1-3 2-H 2B	WP BB		3	1	1	1	2	0	4
Lenny Green, L (1, 9) OBP: 0.200, SLG: 0.200 Joe Ginsberg, L (7, PH) (8, 2)		K		FC6-4 1-2 1B		F7	FC4-6 IBB	P3		3 1	0 0	1 0	0 0	0 1	1 0	0 1
Billy Gardner, R (1, 4) OBP: 0.136, SLG: 0.190 Whitey Lockman, L (6, PH) OBP: 0.800, SLG: 0.667 Bobby Avila, R (7, 4) OBP: 0.222, SLG: 0.222 Gene Woodling, L (7, PH) OBP: 0.462, SLG: 0.636 (8, 7)		K		K		FC5-4 1B	FC4-6 HBP BB 1-2f 2-3 3-H 1B		BB 1-2	2 1 0 1	0 0 0 1	0 1 0 1	0 0 0 1	2 0 0 1	2 0 0 0	2 0 0 2
Billy O'Dell, S (1, 1) Hoyt Wilhelm, R (6, 1) Bob Hale, L (6, PH) OBP: 0.111, SLG: 0.111 Ernie Johnson, R (7, 1) Jack Harshman, L (7, PH) Brooks Robinson, R (7, PR) (8, 5)		BB		K		K	HBP 1-2 1B BB		F9	1 0 1 0 0 1	0 0 0 0 0 1	0 0 0 0 0 0	0 0 0 0 0 1	1 0 0 0 0 0	1 0 1 0 0 0	2 0 1 0 0 2
Inning Stats	R: 1 E: 0 K: 0 S: 6 H: 3 LOB: 2 BB: 0 P: 6	R: 0 E: 0 K: 2 S: 7 H: 0 LOB: 1 BB: 1 P: 11	R: 0 E: 0 K: 2 S: 8 H: 1 LOB: 1 BB: 0 P: 8	R: 0 E: 0 K: 2 S: 8 H: 1 LOB: 2 BB: 1 P: 12	R: 0 E: 0 K: 0 S: 4 H: 1 LOB: 2 BB: 1 P: 8	R: 0 E: 0 K: 1 S: 6 H: 1 LOB: 1 BB: 0 P: 6	R: 6 E: 0 K: 1 S: 10 H: 5 LOB: 3 BB: 3 P: 23	R: 0 E: 0 K: 0 S: 3 H: 0 LOB: 2 BB: 2 P: 11		1B: 10 2B: 2 3B: 0 HR: 0 SF: 0 SAC: 0 DP: 0 HBP: 1						

PITCHER		IP	WLS	BF	H	R	ER	SO	BB	IBB	HBP	BLK	WP	HR	S	P	ERA	WHIP
Camilo Pascual, R ERA: 5.11	(1, 1)	6.1	L	33	11	6	6	7	3	0	0	0	1	0	44	56	8.53	2.211
Dick Hyde, R ERA: 8.1	(7, 1)	0.1		6	1	1	1	0	2	1	1	0	0	0	2	15	27.00	9.000
Tex Clevenger, R ERA: 11.57	(7, 1)	1.1		6	0	0	0	1	2	0	0	0	1	0	6	14	0.00	1.500

PITCHER	IP	WLS	BF	H	R	ER	SO	BB	IBB	HBP	BLK	WP	HR	S	P	ERA	WHIP

BOTTOM

Washington Senators @ Baltimore Orioles

Memorial Stadium, Baltimore, MD

Sun Apr 19 1959, 3:33 AM EST

Unknown

livebaseballscorecards.com

AB	36
R	7
H	12
RBI	7
BB	8
SO	8
LOB	25

PA: 45
WP: 2
PB: 0
SB: 0
CS: 0

Batter	1	2	3	4	5	6	7	8	9	AB	R	H	RBI	BB	SO	LOB
Reno Bertoia, R (1, 4) OBP: 0.486, SLG: 0.781	F8		1-3 2B	BB			1B SH5-3 1B		P6	4	0	2	0	1	0	0
Albie Pearson, L (1, 8) OBP: 0.324, SLG: 0.179	G4-6-3 BB		L9	F2			SH5-3 1-2			2	0	0	0	1	0	5
Bob Allison, R (1, 7) OBP: 0.382, SLG: 0.485	G4-6-3 1-2f		F8		4-3		G5-4-3 2-3 1B			4	0	1	0	0	0	3
Norm Zauchin, R (1, 3) OBP: 0.303, SLG: 0.516		F7		F3	K		G5-4-3 1-2f			4	0	0	0	0	1	2
Jim Lemon, R (1, 9) OBP: 0.300, SLG: 0.556		5-3		E WP BB BB	HR			F3		3	2	1	1	1	0	0
Harmon Killebrew, R (1, 5) OBP: 0.258, SLG: 0.407		HR		WP E 1-2 SH2-3 BB	6-3			K		3	2	1	1	1	1	0
Ken Aspromonte, R (1, 6) OBP: 0.333, SLG: 0.278		5-3		E4 SH2-3 WP 1-2 2-3		L8		F5		4	0	0	0	0	0	2
Jay Porter, R (1, 2) OBP: 0.400, SLG: 0.333			2B 1B	SH2-3 1-2 2-3 3-H IBB		F3			K	3	0	1	0	1	1	0
Russ Kemmerer, R (1, 1)			K	SH2-3 1-2 2-3 3-H		K			F8	3	0	0	1	0	2	1
Inning Stats	R: 0 H: 0 E: 0 LOB: 0 K: 0 BB: 1 S: 2 P: 6	R: 1 H: 1 E: 0 LOB: 0 K: 0 BB: 0 S: 4 P: 4	R: 0 H: 2 E: 0 LOB: 2 K: 1 BB: 0 S: 7 P: 7	R: 2 H: 0 E: 1 LOB: 3 K: 0 BB: 4 S: 4 P: 20	R: 1 H: 1 E: 0 LOB: 0 K: 1 BB: 0 S: 6 P: 6	R: 0 H: 0 E: 0 LOB: 0 K: 1 BB: 0 S: 5 P: 5	R: 0 H: 2 E: 0 LOB: 1 K: 0 BB: 0 S: 4 P: 4	R: 0 H: 0 E: 0 LOB: 0 K: 1 BB: 0 S: 5 P: 5	R: 0 H: 0 E: 0 LOB: 0 K: 1 BB: 0 S: 5 P: 5	1B: 3 SF: 0 2B: 1 SAC: 2 3B: 0 DP: 2 HR: 2 HBP: 0						

TOP

Washington Senators @ Baltimore Orioles

Memorial Stadium, Baltimore, MD

Sun Apr 19 1959, 3:38 AM EST

Att. 16,062 - Unknown

livebaseballscorecards.com

AB	30
R	4
H	6
RBI	3
BB	5
SO	5
LOB	13

WP: 1 PA: 37
PB: 0
SB: 0
CS: 0

PITCHER		IP	WLS	BF	H	R	ER	SO	BB	IBB	HBP	BLK	WP	HR	S	P	ERA	WHIP
Jack Harshman, L ERA: 8.1	(1, 1)	4.0	L	20	3	3	2	1	4	1	0	0	1	1	17	37	4.50	1.750
Wes Stock, R ERA: 4.5	(5, 1)	2.0		7	1	1	1	2	0	0	0	0	0	1	11	11	4.50	0.500
Hal Brown, R ERA:	(7, 1)	3.0		10	2	0	0	2	0	0	0	0	0	0	14	14	0.00	0.667

PITCHER	IP	WLS	BF	H	R	ER	SO	BB	IBB	HBP	BLK	WP	HR	S	P	ERA	WHIP

BOTTOM

Washington Senators @ Baltimore Orioles

Memorial Stadium, Baltimore, MD

Sun Apr 19 1959, 3:38 AM EST

Att. 16,062 - Unknown

livebaseballscorecards.com

Batter	1	2	3	4	5	6	7	8	9	AB	R	H	RBI	BB	SO	LOB
Chico Carrasquel, R (1, 6) OBP: 0.222, SLG: 0.125 Bob Nieman, R (4, PH) OBP: 0.583, SLG: 0.647 Willy Miranda, S (5, 6) Bob Hale, L (9, PH) OBP: 0.100, SLG: 0.100	BBBB 4-0 1B 1B 1B BB	SSS 0-3 ② K		BBBB 4-0 BB			x 0-0 ① F9		x 0-0 ① 4-3 1-2	1 0 1 1	1 0 0 0	0 0 0 0	0 0 0 0	1 1 0 0	1 0 0 0	0 0 0 1
Bob Boyd, L (1, 3) OBP: 0.286, SLG: 0.308	x 0-0 1B 1-2 1B	x 0-0 ③ 6-3		x 0-0 ③ 4-3			x 0-0 ② F7		x 0-0 ② 4-3 2-3	5	1	1	0	0	0	3
Willie Tasby, R (1, 8) OBP: 0.429, SLG: 0.515	x 0-0 1B 1-2 2-3 1B		SSS 0-3 ① K		x 0-0 E6 G5-4-3		x 0-0 1B		SSS 0-3 ③ K	5	0	2	0	0	2	1
Gene Woodling, L (1, 7) OBP: 0.471, SLG: 0.600	x 0-0 S 1-3 2-H 3-H 1B		x 0-0 K2-5-2 BB 1B		x 0-0 ① F8		x 0-0 ③ F9			4	0	2	2	0	0	2
Gus Triandos, R (1, 2) OBP: 0.469, SLG: 0.667	SSS 0-3 ① K 1-2		BBBB 4-0 1-2 BB		x 0-0 ②③ G5-4-3 1-2f			x 0-0 ① L1		3	0	0	0	1	1	3
Jim Finigan, R (1, 5) OBP: 0.571, SLG: 0.765	x 0-0 ② F2	SSS 0-3 ②③ K2-5-2 2-3f				x 0-0 5-3 1B		BBBB 4-0 BB		3	0	1	0	1	1	4
Al Pilarcik, L (1, 9) OBP: 0.316, SLG: 0.412	BBBB 4-0 FC6-4 BB			x 0-0 4-3 SH1-3 1B		x 0-0 ① F8		x 0-0 ② F9		3	0	1	0	1	0	2
Billy Gardner, R (1, 4) OBP: 0.120, SLG: 0.167	x 0-0 ③ FC6-4 1-2f			x 0-0 ① SH1-3 1-2		x 0-0 ② 5-3 1-2		x 0-0 ③ 1-3		3	0	0	0	0	0	5
Jack Harshman, L (1, 1) Whitey Lockman, L (4, PH) OBP: 0.667, SLG: 0.500 Wes Stock, R (5, 1) Bobby Avila, R (6, PH) OBP: 0.200, SLG: 0.200 Hal Brown, R (7, 1) Lenny Green, L (9, PH) OBP: 0.333, SLG: 0.333		SSS 0-3 ① K		x 0-0 ② 4-3 2-3		SSS 0-3 ③ K			x 0-0 4-3 WP 1B	1 1 0 1 0 1	0 0 0 0 0 0	0 0 0 0 0 1	0 0 0 1 0 0	0 0 0 1 0 0	1 0 0 1 0 0	0 1 0 1 0 0
Inning Stats	R: 2 H: 3 E: 0 LOB: 3 K: 1 BB: 2 S: 8 P: 16	R: 0 H: 0 E: 0 LOB: 0 K: 2 BB: 0 S: 7 P: 7	R: 0 H: 1 E: 0 LOB: 2 K: 2 BB: 1 S: 7 P: 11	R: 0 H: 1 E: 0 LOB: 2 K: 0 BB: 1 S: 4 P: 8	R: 0 H: 0 E: 1 LOB: 0 K: 0 BB: 0 S: 3 P: 3	R: 0 H: 1 E: 0 LOB: 1 K: 1 BB: 0 S: 6 P: 6	R: 0 H: 1 E: 0 LOB: 1 K: 0 BB: 0 S: 4 P: 4	R: 0 H: 0 E: 0 LOB: 1 K: 0 BB: 1 S: 3 P: 7	R: 0 H: 1 E: 0 LOB: 1 K: 1 BB: 0 S: 6 P: 6	1B: 8 SF: 0 2B: 1 SAC: 1 3B: 0 DP: 2 HR: 0 HBP: 0						WP: 1 PA: 39 PB: 0 SB: 1 CS: 0

	AB	33
	R	2
	H	8
	RBI	2
	BB	5
	SO	7
	LOB	23

PITCHER	IP	WLS	BF	H	R	ER	SO	BB	IBB	HBP	BLK	WP	HR	S	P	ERA	WHIP
Russ Kemmerer, R (1, 1) ERA: 4.8	9.0	W	39	8	2	2	7	5	0	0	0	1	0	48	68	2.00	1.444

PITCHER	IP	WLS	BF	H	R	ER	SO	BB	IBB	HBP	BLK	WP	HR	S	P	ERA	WHIP

Baltimore Orioles @ Boston Red Sox

Fenway Park, Boston, MA

Tue Apr 21 1959, 3:33 AM EST

Att. 6,358 - Unknown

TOP

livebaseballscorecards.com

Batter	1	2	3	4	5	6	7	8	9	AB	R	H	RBI	BB	SO	LOB
Chico Carrasquel, R (1, 6) OBP: 0.250, SLG: 0.207	0-0 BB HR 2B	0-0 F9 ③			0-0 F8 ①		0-0 1B		S S S 0-3 K ③	5	1	2	0	0	1	0
Bob Boyd, L (1, 3) OBP: 0.250, SLG: 0.267	0-0 2-3 ①		0-0 F9 ①		0-0 6-3 ②		0-0 F7 ①			4	0	0	0	0	0	2
Willie Tasby, R (1, 8) OBP: 0.410, SLG: 0.472	B B B B 4-0 BB HR BB		0-0 P6 ②		0-0 5-3 ③		S S S 0-3 K ②			3	1	0	0	1	1	1
Bob Nieman, R (1, 7) OBP: 0.571, SLG: 0.579 Lenny Green, L (7, 7) OBP: 0.333, SLG: 0.333	B B B B 4-0 1-2 2-3 HR BB		B B B B 4-0 BB			S S S 0-3 K ①	S S S 0-3 K ③			2 0	1 0	0 0	0 0	2 0	2 0	1 0
Gus Triandos, R (1, 2) OBP: 0.472, SLG: 0.857	0-0 1-H 2-H 3-H HR		0-0 F8 ③			0-0 HR		0-0 P3 ①		4	2	2	5	0	0	1
Bobby Avila, R (1, 9) OBP: 0.214, SLG: 0.214 Al Pilarcik, L (8, 9) OBP: 0.316, SLG: 0.412	0-0 F7 ②			0-0 4-3 ①		0-0 2B 1B		S S S 0-3 K ②		4 0	0 0	1 0	0 0	0 0	1 0	0 0
Jim Finigan, R (1, 5) OBP: 0.480, SLG: 0.619	0-0 4-3 ③			0-0 4-3 ②		0-0 F9 ②		0-0 5-3 ③		4	0	0	0	0	0	1
Billy Gardner, R (1, 4) OBP: 0.138, SLG: 0.214		S S S 0-3 K ①		0-0 E4		0-0 1-3 2B			0-0 4-3 ①	4	0	1	0	0	1	0
Hoyt Wilhelm, R (1, 1)		0-0 F5 ②		0-0 P6 ③		0-0 1-3 ③			S S S 0-3 K ②	4	0	0	0	0	1	3
Inning Stats	R: 4 H: 2 E: 0 LOB: 0 K: 0 BB: 2 S: 5 P: 13	R: 0 H: 0 E: 0 LOB: 0 K: 1 BB: 0 S: 5 P: 5	R: 0 H: 0 E: 0 LOB: 1 K: 0 BB: 1 S: 3 P: 7	R: 0 H: 0 E: 1 LOB: 1 K: 0 BB: 0 S: 4 P: 4	R: 0 H: 0 E: 0 LOB: 0 K: 0 BB: 0 S: 3 P: 3	R: 1 H: 3 E: 0 LOB: 2 K: 1 BB: 0 S: 8 P: 8	R: 0 H: 1 E: 0 LOB: 1 K: 2 BB: 0 S: 8 P: 8	R: 0 H: 0 E: 0 LOB: 0 K: 1 BB: 0 S: 5 P: 5	R: 0 H: 0 E: 0 LOB: 0 K: 2 BB: 0 S: 7 P: 7	1B: 2 SF: 0 2B: 2 SAC: 0 3B: 0 DP: 0 HR: 2 HBP: 0					WP: 0 PA: 37 PB: 0 SB: 0 CS: 0		

	AB	34
	R	5
	H	6
	RBI	5
	BB	3
	SO	7
	LOB	9

PITCHER		IP	WLS	BF	H	R	ER	SO	BB	IBB	HBP	BLK	WP	HR	S	P	ERA	WHIP
Jerry Casale, R ERA: 4.8	(1, 1)	6.0	L	27	5	5	5	2	3	0	0	0	0	2	28	40	7.50	1.333
Herb Moford, R ERA: 5.14	(7, 1)	3.0		10	1	0	0	5	0	0	0	0	0	0	20	20	0.00	0.333

PITCHER	IP	WLS	BF	H	R	ER	SO	BB	IBB	HBP	BLK	WP	HR	S	P	ERA	WHIP

BOTTOM

Batter	1	2	3	4	5	6	7	8	9	AB	R	H	RBI	BB	SO	LOB
Don Buddin, R (1, 6) OBP: 0.447, SLG: 0.414	S S S 0-3 ① K		x 0-0 ② F9		x 0-0 PB PB 1B		S S S 0-3 ① K		x 0-0 1B 1B	5	1	2	0	0	2	1
Pete Runnels, L (1, 4) OBP: 0.541, SLG: 0.500	x 0-0 ② 5-3		x 0-0 BB BB 1-2 1B		S S S 0-3 ① K2-3 1-3		B B B B 4-0 BB		x 0-0 1-3 1B	4	0	2	0	1	1	1
Gene Stephens, L (1, 8) OBP: 0.263, SLG: 0.400	x 0-0 ③ 4-3		B B B B 4-0 BB 1-2 2-3 BB		x 0-0 ② P6		S S S 0-3 ② K		S S S 0-3 ② K	4	0	0	0	1	2	4
Jackie Jensen, R (1, 9) OBP: 0.343, SLG: 0.481		x 0-0 E3	B B B B 4-0 1-2 2-3 3-H BB		B B B B 4-0 FC5-4 3-H BB		x 0-0 ③ F8		S S S 0-3 ③ K	3	0	0	1	2	1	3
Frank Malzone, R (1, 5) OBP: 0.250, SLG: 0.400		x 0-0 ① 5-3	x 0-0 ③ F8		x 0-0 ③ FC5-4 1-2f			x 0-0 ① F7		4	0	0	0	0	0	5
Dick Gernert, R (1, 3) OBP: 0.448, SLG: 0.522		x 0-0 ② L8		x 0-0 ① 1-3		x 0-0 1B		x 0-0 ② 6-3		4	0	1	0	0	0	1
Gary Geiger, L (1, 7) OBP: 0.258, SLG: 0.233		x 0-0 ③ G3		x 0-0 1B		x 0-0 ① F8		x 0-0 1B 1B		4	0	2	0	0	0	2
Pete Daley, R (1, 2) OBP: 0.250, SLG: 0.250			S S S 0-3 ① K2-3	x 0-0 ② L7		x 0-0 ② P4		x 0-0 ③ 1-3 1B		4	0	1	0	0	1	2
Jerry Casale, R (1, 1) OBP: 0.400, SLG: 1.000 Vic Wertz, L (6, PH) OBP: 0.333, SLG: 0.200 Herb Moford, R (7, 1) Jim Busby, R (9, PH)			B B B B 4-0 BB 1B BB BB	S S S 0-3 ③ K		x 0-0 ③ 4-3			x 0-0 ① F2	1 1 0 1	1 0 0 0	0 0 0 0	0 0 0 0	1 0 0 0	1 0 0 0	1 1 0 0
Inning Stats	R: 0 H: 0 E: 0 LOB: 0 K: 1 BB: 0 S: 5 P: 5	R: 0 H: 0 E: 1 LOB: 1 K: 0 BB: 0 S: 4 P: 4	R: 1 H: 1 E: 0 LOB: 3 K: 1 BB: 3 S: 6 P: 18	R: 0 H: 1 E: 0 LOB: 1 K: 1 BB: 0 S: 6 P: 6	R: 1 H: 1 E: 0 LOB: 1 K: 1 BB: 1 S: 6 P: 10	R: 0 H: 1 E: 0 LOB: 1 K: 0 BB: 0 S: 4 P: 4	R: 0 H: 0 E: 0 LOB: 1 K: 2 BB: 1 S: 7 P: 11	R: 0 H: 2 E: 0 LOB: 2 K: 0 BB: 0 S: 4 P: 4	R: 0 H: 2 E: 0 LOB: 2 K: 2 BB: 0 S: 9 P: 9	1B: 8 SF: 0 2B: 0 SAC: 0 3B: 0 DP: 0 HR: 0 HBP: 0						WP: 0 PA: 40 PB: 3 SB: 0 CS: 0	

PITCHER	IP	WLS	BF	H	R	ER	SO	BB	IBB	HBP	BLK	WP	HR	S	P	ERA	WHIP
Hoyt Wilhelm, R (1, 1) ERA: 1.86	9.0	W	40	8	2	1	8	5	0	0	0	0	0	51	71	1.00	1.444

PITCHER	IP	WLS	BF	H	R	ER	SO	BB	IBB	HBP	BLK	WP	HR	S	P	ERA	WHIP

Baltimore Orioles @ Boston Red Sox

Fenway Park, Boston, MA

Tue Apr 21 1959, 3:33 AM EST

Att. 6,358 - Unknown

livebaseballscorecards.com

AB	35
R	2
H	8
RBI	1
BB	5
SO	8
LOB	21

Baltimore Orioles @ Boston Red Sox

Fenway Park, Boston, MA

Wed Apr 22 1959, 3:33 AM EST

Att. 6,866 - Unknown

TOP

livebaseballscorecards.com

Batter	1	2	3	4	5	6	7	8	9	AB	R	H	RBI	BB	SO	LOB
Chico Carrasquel, R (1, 6) OBP: 0.250, SLG: 0.242	5-3		E7 S		2B 1-3 2-H 3-H		F6		4-3	4	1	1	2	0	0	0
Billy Loes, R (7, 1)										0	0	0	0	0	0	0
Joe Ginsberg, L (9, PH)										1	0	0	0	0	0	1
Bob Boyd, L (1, 3) OBP: 0.250, SLG: 0.294	4-3		K2-3 1-2		BB 2-H 3-H 2B		4-3			4	0	1	2	0	1	1
Willy Miranda, S (7, 6)										0	0	0	0	0	0	0
Willie Tasby, R (1, 8) OBP: 0.419, SLG: 0.462	BB			G5-4-3 1B	6-3		1-3			3	0	1	0	1	0	1
Bob Nieman, R (1, 7) OBP: 0.533, SLG: 0.524	L8			G5-4-3 1-2f	BB			4-3		2	0	0	0	0	0	2
Wes Stock, R (4, 1)										0	0	0	0	0	0	0
Whitey Lockman, L (5, PH) OBP: 0.714, SLG: 0.500										0	0	0	0	1	0	0
George Bamberger, R (5, 1)										0	0	0	0	0	0	0
Hal Brown, R (5, 1)										0	0	0	0	0	0	0
Bob Hale, L (7, 3) OBP: 0.091, SLG: 0.091										1	0	0	0	0	0	0
Gus Triandos, R (1, 2) OBP: 0.475, SLG: 0.800		L4		F7	BB 1-2 2-3			G4-6-3		2	0	0	0	2	0	0
Bobby Avila, R (1, 9) OBP: 0.222, SLG: 0.222		G3			FC5-4 1B			G4-6-3 1-2f		4	0	1	0	0	0	4
(5, 4)					1-3											
Jim Finigan, R (1, 5) OBP: 0.414, SLG: 0.520		3-1			FC5-4 1B 1-2f 2B	5-3			1-3	4	1	0	0	0	0	1
Billy Gardner, R (1, 4) OBP: 0.133, SLG: 0.207			6-3		BB 1-3 2B 1B	5-3			F7	1	0	0	0	0	0	0
Al Pilarcik, L (5, PH) OBP: 0.318, SLG: 0.400										3	1	1	0	0	0	0
(5, 9)																
Arnie Portocarrero, R (1, 1)			K		2B 1-2 2B BB	1-3			1B	1	0	0	0	0	1	0
Gene Woodling, L (4, 7) OBP: 0.500, SLG: 0.588										2	1	1	0	1	0	0
Inning Stats	R: 0 E: 0 K: 0 S: 3 H: 0 LOB: 1 BB: 1 P: 7	R: 0 E: 0 K: 0 S: 3 H: 0 LOB: 0 BB: 0 P: 3	R: 0 E: 1 K: 2 S: 8 H: 0 LOB: 1 BB: 0 P: 8	R: 0 E: 0 K: 0 S: 3 H: 1 LOB: 0 BB: 0 P: 3	R: 4 E: 0 K: 0 S: 7 H: 4 LOB: 3 BB: 3 P: 19	R: 0 E: 0 K: 0 S: 3 H: 0 LOB: 0 BB: 0 P: 3	R: 0 E: 0 K: 0 S: 3 H: 0 LOB: 0 BB: 0 P: 3	R: 0 E: 0 K: 0 S: 2 H: 0 LOB: 0 BB: 1 P: 6	R: 0 E: 0 K: 0 S: 4 H: 1 LOB: 1 BB: 0 P: 4	1B: 4 2B: 2 3B: 0 HR: 0 SF: 0 SAC: 0 DP: 2 HBP: 0	WP: 0 PB: 0 SB: 1 CS: 0 PA: 37					

	AB	32
	R	4
	H	6
	RBI	4
	BB	5
	SO	2
	LOB	10

PITCHER		IP	WLS	BF	H	R	ER	SO	BB	IBB	HBP	BLK	WP	HR	S	P	ERA	WHIP
Tom Brewer, R ERA: 2.91	(1, 1)	4.2		22	5	4	4	2	3	0	0	0	0	0	23	35	7.71	1.714
Murray Wall, R ERA: 1.23	(5, 1)	4.1	W	15	1	0	0	0	2	0	0	0	0	0	13	21	0.00	0.692

PITCHER	IP	WLS	BF	H	R	ER	SO	BB	IBB	HBP	BLK	WP	HR	S	P	ERA	WHIP

Batter	1	2	3	4	5	6	7	8	9	AB	R	H	RBI	BB	SO	LOB
Don Buddin, R (1, 6) OBP: 0.419, SLG: 0.364	F7		F2	FC4-6 FC2 BB 1-2f 2-3 3-H	FC6-4 1-2f		BBBB 1-4-3 1-2 BB			4	0	0	1	1	0	4
Pete Runnels, L (1, 4) OBP: 0.500, SLG: 0.438	4-3			5-3 4-0 FC2 BB 1-2		E6 G6-3	1-4-3 1-2 2-3			4	0	0	0	1	0	2
Gene Stephens, L (1, 8) OBP: 0.256, SLG: 0.375	1-3			E4 1B FC2 1-2 2-3 3-H		G6-3 1-2f	P6			5	1	1	0	0	0	6
Vic Wertz, L (1, 3) OBP: 0.455, SLG: 0.625		L9		BBBB 4-0 1B 1B BB BB	BBBB 4-0 1B WP BB	HR		4-3		3	3	1	1	2	0	0
Jackie Jensen, R (1, 9) OBP: 0.400, SLG: 0.563		2B		BB 1B BB 1B 1-2 2-H	WP 2B 1-3	1B 1B		F8		5	2	4	1	0	0	0
Frank Malzone, R (1, 5) OBP: 0.297, SLG: 0.457		L4		BB BB 1B 1-2 2-3	E FC2 1-H 3-H	1B 1-2		F9		5	1	3	1	0	0	1
Dick Gernert, R (1, 7) OBP: 0.424, SLG: 0.462 Gary Geiger, L (9, 7) OBP: 0.258, SLG: 0.233		F8		BBBB 4-0 1B BB FC4-6 BB 1-2 2-3 3-H	F8 1-2	F9				3 0	1 0	0 0	1 0	1 0	0 0	4 0
Pete Daley, R (1, 2) OBP: 0.375, SLG: 0.429			SSS 0-3 K	BBBB 4-0 FC4-6 1B 1-2 2-3 FC2 3-H BB	E4 FC2 2-3		0-0 FC1-5 2B			3	0	1	1	1	1	1
Tom Brewer, R (1, 1) OBP: 0.222, SLG: 0.222 Murray Wall, R (5, 1)			F8	FC4-6 1-2 2-3 3-H	FC2 FC6-4 1-2 3-H		FC1-5 1-4-3 BB 2-3			2 2	0 0	1 0	1 0	0 0	0 0	0 3
Inning Stats	R: 0 E: 0 K: 0 S: 3 H: 0 LOB: 0 BB: 0 P: 3	R: 0 E: 0 K: 0 S: 4 H: 1 LOB: 1 BB: 0 P: 4	R: 0 E: 0 K: 1 S: 5 H: 0 LOB: 0 BB: 0 P: 5	R: 5 E: 1 K: 0 S: 7 H: 4 LOB: 3 BB: 4 P: 23	R: 2 E: 1 K: 0 S: 6 H: 2 LOB: 2 BB: 1 P: 10	R: 1 E: 1 K: 0 S: 6 H: 3 LOB: 2 BB: 0 P: 6	R: 0 E: 0 K: 0 S: 4 H: 1 LOB: 2 BB: 1 P: 8	R: 0 E: 0 K: 0 S: 3 H: 0 LOB: 0 BB: 0 P: 3		1B: 7 2B: 3 3B: 0 HR: 1 SF: 0 SAC: 0 DP: 1 HBP: 0				WP: 1 PB: 0 SB: 0 CS: 0 PA: 42		

PITCHER		IP	WLS	BF	H	R	ER	SO	BB	IBB	HBP	BLK	WP	HR	S	P	ERA	WHIP
Arnie Portocarrero, R ERA: 17.47	(1, 1)	3.1	L	17	4	5	5	1	3	0	0	0	0	0	16	28	13.50	2.100
Wes Stock, R ERA: 3.38	(4, 1)	0.2		4	1	0	0	0	1	0	0	0	0	0	3	7	0.00	3.000
George Bamberger, R ERA: 7.56	(5, 1)	0.0		3	2	2	2	0	1	0	0	0	1	0	2	6	∞	∞
Hal Brown, R ERA: 1.5	(5, 1)	2.0		10	3	1	1	0	0	0	0	0	0	1	10	10	4.50	1.500
Billy Loes, R ERA:	(7, 1)	2.0		8	1	0	0	0	1	0	0	0	0	0	7	11	0.00	1.000

PITCHER	IP	WLS	BF	H	R	ER	SO	BB	IBB	HBP	BLK	WP	HR	S	P	ERA	WHIP

BOTTOM

Baltimore Orioles @ Boston Red Sox

Fenway Park, Boston, MA

Wed Apr 22 1959, 3:33 AM EST

Att. 6,866 - Unknown

livebaseballscorecards.com

AB	36
R	8
H	11
RBI	7
BB	6
SO	1
LOB	21

Batter	1	2	3	4	5	6	7	8	9	AB	R	H	RBI	BB	SO	LOB
Billy Gardner, R (1, 4) OBP: 0.156, SLG: 0.226										2	0	1	0	0	0	0
Gene Woodling, L (5, PH) OBP: 0.565, SLG: 0.684										2	3	2	1	1	0	0
(5, 9)																
(8, 7)																
Al Pilarcik, L (9, 9) OBP: 0.318, SLG: 0.400										0	0	0	0	0	0	0
Bob Boyd, L (1, 3) OBP: 0.243, SLG: 0.286										1	1	0	0	0	0	1
Whitey Lockman, L (2, 3) OBP: 0.556, SLG: 0.333										2	0	0	0	0	0	1
Chico Carrasquel, R (7, PH) OBP: 0.263, SLG: 0.257										2	0	1	1	0	1	1
(7, 3)																
Willie Tasby, R (1, 8) OBP: 0.458, SLG: 0.558										4	2	3	4	1	1	0
Bob Nieman, R (1, 7) OBP: 0.514, SLG: 0.458										3	0	0	0	2	1	3
Billy Loes, R (8, 1)										0	0	0	0	0	0	0
Gus Triandos, R (1, 2) OBP: 0.444, SLG: 0.714										5	0	1	2	0	0	2
Bobby Avila, R (1, 9) OBP: 0.261, SLG: 0.227										4	0	1	0	1	0	2
(5, 4)																
Jim Finigan, R (1, 5) OBP: 0.382, SLG: 0.467										5	1	1	0	0	0	3
Willy Miranda, S (1, 6) OBP: 0.333, SLG: 0.500										5	0	2	0	0	0	2
Milt Pappas, R (1, 1)										0	0	0	0	0	0	0
Wes Stock, R (1, 1)										1	0	0	0	0	1	0
Bob Hale, L (4, PH) OBP: 0.000, SLG: 0.000										1	0	0	0	0	0	3
Jerry Walker, S (4, 1)										0	0	0	0	0	0	0
Billy Klaus, L (5, PH)										1	0	0	0	0	0	1
Billy O'Dell, S (5, 1)										0	0	0	0	0	0	0
Ernie Johnson, R (5, 1)										0	0	0	0	0	0	0
Brooks Robinson, R (5, PH) OBP: 0.160, SLG: 0.158										0	0	0	0	0	0	0
Lenny Green, L (8, 9) OBP: 0.000, SLG: 0.333										1	1	1	0	0	0	0
(8, 7)										0	0	0	0	0	0	0

TOP

Baltimore Orioles @ Boston Red Sox

Fenway Park, Boston, MA

Thu Apr 23 1959, 3:33 AM EST

Att. 7,296 - Unknown

livebaseballscorecards.com

AB	39
R	8
H	13
RBI	8
BB	5
SO	4
LOB	19

Inning Stats	1	2	3	4	5	6	7	8	9
	R: 2 E: 0 K: 0 S: 4	R: 0 E: 0 K: 1 S: 5	R: 0 E: 0 K: 1 S: 5	R: 0 E: 0 K: 0 S: 4	R: 2 E: 0 K: 1 S: 6	R: 0 E: 0 K: 0 S: 4	R: 1 E: 0 K: 1 S: 7	R: 3 E: 0 K: 0 S: 8	R: 0 E: 0 K: 0 S: 4
	H: 2 LOB: 1 BB: 2 P: 12	H: 0 LOB: 0 BB: 0 P: 5	H: 0 LOB: 0 BB: 0 P: 5	H: 1 LOB: 3 BB: 2 P: 12	H: 1 LOB: 0 BB: 1 P: 10	H: 1 LOB: 1 BB: 0 P: 4	H: 2 LOB: 1 BB: 0 P: 7	H: 5 LOB: 2 BB: 0 P: 8	H: 1 LOB: 1 BB: 0 P: 4

| | | | | | | | | | | | | | | | |

BOTTOM

Baltimore Orioles @ Boston Red Sox

Fenway Park, Boston, MA

Thu Apr 23 1959, 3:33 AM EST

Att. 7,296 - Unknown

Batter	1	2	3	4	5	6	7	8	9	AB	R	H	RBI	BB	SO	LOB
Don Buddin, R (1, 6) OBP: 0.417, SLG: 0.351	4-0 BB 0-0 FC6 1-2f			0-0 1B	0-3 K		0-0 5-3			4	1	1	0	1	1	3
Pete Runnels, L (1, 4) OBP: 0.532, SLG: 0.528	0-0 1B BB 2B 1-H	0-0 4-3		4-0 1B BB		0-0 1B 2B		0-0 E 1B		4	3	3	1	1	0	0
Gene Stephens, L (1, 8) OBP: 0.271, SLG: 0.378	0-0 BB BB FC1-6-4 1B 2-3	0-0 1-3		0-0 1B 1B 1-2		0-3 K		0-0 F8		5	1	2	0	0	1	2
Vic Wertz, L (1, 3) OBP: 0.438, SLG: 0.500	4-0 FC1-6-4 BB WP BB 1-2	0-0 6-3		0-0 FC6-4 1B 1-3 2-H		0-0 F8		0-0 E3 G1-4-3 1-2		4	1	1	1	1	0	2
Jackie Jensen, R (1, 9) OBP: 0.400, SLG: 0.514	4-0 FC1-6-4 BB 1-2 2-3 3-H	0-0 4-3		0-3 K		4-0 FC5 1B BB		0-0 G1-4-3 1-2f		3	0	0	1	2	1	4
Frank Malzone, R (1, 5) OBP: 0.310, SLG: 0.450	0-0 FC1-6-4 WP 1B 1-2f 2-3 3-H	0-0 1B		0-0 FC6-4 1-2f		0-0 1-2 2-H 1B			0-0 P4	5	1	2	2	0	0	4
Dick Gernert, R (1, 7) OBP: 0.405, SLG: 0.414 Gary Geiger, L (8, 7) OBP: 0.250, SLG: 0.226	4-0 1B 1-2 3-H BB	0-3 K			0-0 F9	0-0 FC5 2-3f			0-0 F7	3 1	0 0	0 0	0 0	1 0	1 0	3 0
Pete Daley, R (1, 2) OBP: 0.385, SLG: 0.364	0-3 K	0-0 1-2 1B			4-0 BB		0-3 K		0-0 P3	4	0	1	0	1	2	2
Ted Bowsfield, R (1, 1) Mike Fornieles, R (1, 1) OBP: 0.333, SLG: 0.333 Leo Kiely, L (7, 1) Dave Sisler, R (8, 1) OBP: 0.500, SLG: 0.500	0-0 FC6 1-3 2-H 1B	0-0 5-3			0-3 K		0-3 K			0 3 1 0	0 0 0 0	0 1 0 0	0 1 0 0	0 0 0 0	0 1 0 0	0 3 0 0
Inning Stats	R: 5 E: 0 K: 1 S: 8 H: 3 LOB: 2 BB: 4 P: 24	R: 0 E: 0 K: 0 S: 3 H: 0 LOB: 0 BB: 0 P: 3	R: 0 E: 0 K: 1 S: 7 H: 2 LOB: 2 BB: 0 P: 7	R: 1 E: 0 K: 1 S: 7 H: 3 LOB: 2 BB: 1 P: 11	R: 0 E: 0 K: 2 S: 7 H: 0 LOB: 1 BB: 1 P: 11	R: 1 E: 0 K: 1 S: 7 H: 2 LOB: 2 BB: 1 P: 11	R: 0 E: 0 K: 2 S: 7 H: 0 LOB: 0 BB: 0 P: 7	R: 0 E: 1 K: 0 S: 4 H: 1 LOB: 1 BB: 0 P: 4	R: 0 E: 0 K: 0 S: 3 H: 0 LOB: 0 BB: 0 P: 3	1B: 9 2B: 2 3B: 0 HR: 0	SF: 0 SAC: 0 DP: 1 HBP: 0						

livebaseballscorecards.com

AB	37
R	7
H	11
RBI	6
BB	7
SO	8
LOB	23

WP: 1 PB: 0 SB: 0 CS: 0 PA: 44

PITCHER		IP	WLS	BF	H	R	ER	SO	BB	IBB	HBP	BLK	WP	HR	S	P	ERA	WHIP
Milt Pappas, R ERA: 6.75	(1, 1)	0.1		7	2	5	5	0	4	0	0	0	1	0	3	19	135.00	18.000
Wes Stock, R ERA: 1.69	(1, 1)	2.2		11	3	0	0	2	0	0	0	0	0	0	15	15	0.00	1.125
Jerry Walker, R ERA: 1.64	(4, 1)	2.0		10	3	1	1	3	2	0	0	0	0	0	14	22	4.50	2.500
Billy O'Dell, L ERA: 4.66	(6, 1)	0.2		5	2	1	1	1	1	0	0	0	0	0	6	10	13.50	4.500
Ernie Johnson, R ERA: 5.06	(6, 1)	1.1	W	4	0	0	0	2	0	0	0	0	0	0	8	8	0.00	0.000

PITCHER		IP	WLS	BF	H	R	ER	SO	BB	IBB	HBP	BLK	WP	HR	S	P	ERA	WHIP
Billy Loes, R ERA:	(8, 1)	2.0	S	7	1	0	0	0	0	0	0	0	0	0	7	7	0.00	0.500

Batter	1	2	3	4	5	6	7	8	9	10	11	AB	R	H	RBI	BB	SO	LOB
Lenny Green, L (1, 7) OBP: 0.364, SLG: 0.300	FC4-6 1-3 1B		L9			6-3		F5 1-2 2-3		BBBB 1-2 BB		4	0	1	0	1	0	2
Whitey Lockman, L (1, 3) OBP: 0.462, SLG: 0.300	1-3 1-2		F7			FC5-4 1B		FC 2-3 3-H		F6 2-3		4	0	1	0	0	0	4
Ernie Johnson, R (8, 1)												0	0	0	0	0	0	0
Bob Nieman, R (10, PH) OBP: 0.500, SLG: 0.440												1	0	0	0	0	0	2
Billy Loes, R (10, 1)												0	0	0	0	0	0	0
Brooks Robinson, R (11, 5) OBP: 0.182, SLG: 0.100												0	0	0	0	0	0	0
Willie Tasby, R (1, 8) OBP: 0.472, SLG: 0.574	FC4-6 HBP			G4-6-3 1B		FC5-4 CS 1-2f		K			1B 2B	4	1	2	0	0	1	3
Gene Woodling, L (1, 9) OBP: 0.464, SLG: 0.542	FC4-6 1-2f 2-3			G4-6-3 1-2f		CS 1-2	F8		K		K	5	0	0	0	0	2	4
Gus Triandos, R (1, 2) OBP: 0.420, SLG: 0.641	F8			F6			F7		6-3		1B 1B IBB	4	0	0	0	1	0	2
Billy Klaus, L (1, 5)		F8			G3		3-1		E3		1B 1-2 2-H	4	0	0	0	0	0	0
(8, 6)												1	0	1	1	0	0	0
Chico Carrasquel, R (11, PH) OBP: 0.282, SLG: 0.278												0	0	0	0	0	0	0
Wes Stock, R (11, 1)																		
Billy Gardner, R (1, 4) OBP: 0.176, SLG: 0.242		5-3			1B			SH 1B 2B	L8		G5-4-3 1-2 2-3 1B	2	0	1	0	0	0	0
Bob Boyd, L (8, PH) OBP: 0.275, SLG: 0.342												3	1	2	0	0	0	1
(8, 3)																		
Willy Miranda, S (1, 6) OBP: 0.250, SLG: 0.375		1-3			F8			SH WP 1B FC 2-3		K	G5-4-3 1-2f	2	0	0	0	0	0	1
Al Pilarcik, L (8, PH) OBP: 0.318, SLG: 0.400												0	0	0	0	0	0	0
Jim Finigan, R (8, 5) OBP: 0.361, SLG: 0.438												2	0	0	0	0	1	3
(11, 6)																		
Jack Harshman, L (1, 1)			G3		K			FC WP 1-2 3-H 1B		F6 BB BB		2	0	0	0	0	1	1
Bob Hale, L (8, PH) OBP: 0.154, SLG: 0.154												1	0	1	1	0	0	0
Bobby Avila, R (8, PR) OBP: 0.292, SLG: 0.227												0	0	0	0	1	0	0
(8, 4)																		
Inning Stats	R: 0 E: 0 K: 0 S: 4 H: 1 LOB: 2 BB: 0 P: 5	R: 0 E: 0 K: 0 S: 3 H: 0 LOB: 0 BB: 0 P: 3	R: 0 E: 0 K: 0 S: 3 H: 0 LOB: 0 BB: 0 P: 3	R: 0 E: 0 K: 0 S: 3 H: 1 LOB: 0 BB: 0 P: 3	R: 0 E: 0 K: 1 S: 6 H: 1 LOB: 1 BB: 0 P: 6	R: 0 E: 0 K: 0 S: 3 H: 1 LOB: 0 BB: 0 P: 3	R: 0 E: 0 K: 0 S: 3 H: 0 LOB: 0 BB: 0 P: 3	R: 1 E: 1 K: 1 S: 8 H: 2 LOB: 2 BB: 0 P: 8	R: 0 E: 1 K: 1 S: 6 H: 0 LOB: 1 BB: 0 P: 6	R: 0 E: 0 K: 1 S: 4 H: 0 LOB: 1 BB: 2 P: 12	R: 1 E: 0 K: 1 S: 7 H: 3 LOB: 2 BB: 1 P: 11							

PITCHER		IP	WLS	BF	H	R	ER	SO	BB	IBB	HBP	BLK	WP	HR	S	P	ERA	WHIP
Art Ditmar, R ERA: 3.77	(1, 1)	7.0		27	6	1	1	1	0	0	1	0	0	0	28	29	1.29	0.857
Ryne Duren, R ERA: 4.05	(8, 1)	3.0		11	0	0	0	3	2	0	0	0	1	0	15	23	0.00	0.667
Johnny Kucks, R ERA: 9.0	(11, 1)	0.0	L	1	1	1	1	0	0	0	0	0	0	0	1	1	∞	∞
Bobby Shantz, L ERA:	(11, 1)	1.0		5	2	0	0	1	0	1	0	0	0	0	6	10	0.00	2.000

PITCHER	IP	WLS	BF	H	R	ER	SO	BB	IBB	HBP	BLK	WP	HR	S	P	ERA	WHIP

TOP

Baltimore Orioles @ New York Yankees

Yankee Stadium, Bronx, NY

Sat Apr 25 1959, 3:33 AM EST

Att. 17,686 - Unknown - 69 F

livebaseballscorecards.com

AB	39
R	2
H	9
RBI	2
BB	3
SO	5
LOB	23

1B: 7	SF: 0	WP: 1	PA: 45
2B: 2	SAC: 1	PB: 0	
3B: 0	DP: 2	SB: 0	
HR: 0	HBP: 1	CS: 1	

Baltimore Orioles @ New York Yankees

Yankee Stadium, Bronx, NY

Sat Apr 25 1959, 3:33 AM EST

Att. 17,686 - Unknown - 69 F

livebaseballscorecards.com

BOTTOM

Batter	1	2	3	4	5	6	7	8	9	10	11	AB	R	H	RBI	BB	SO	LOB
Hank Bauer, R (1, 9) OBP: 0.377, SLG: 0.467	F4		6-3			F9		E6 1B		BB 1-2		4	0	0	0	0	0	0
Marv Throneberry, L (10, PH) OBP: 0.400, SLG: 0.250 (11, 9)												0	0	0	0	1	0	0
Norm Siebern, L (1, 7) OBP: 0.389, SLG: 0.520	FC5-4 1B			1B 1B		4-3		1B 1-2		F6		5	0	3	0	0	0	2
Mickey Mantle, S (1, 8) OBP: 0.345, SLG: 0.449	F8			1B 1-2		CS 1B		K			1B S 4-3	5	0	3	0	0	1	3
Elston Howard, R (1, 2) OBP: 0.333, SLG: 0.455	FC5-4 1-2f			L7		CS 1-2	K		4-3		K 1-2	5	0	0	0	0	2	4
Bill Skowron, R (1, 3) OBP: 0.360, SLG: 0.696		L8-3 BB		F8			HR		1-3		4-3 2-3	4	1	1	1	1	0	3
Andy Carey, R (1, 5) OBP: 0.318, SLG: 0.341		K		F2			B1		K		F5	4	0	0	0	0	2	3
Enos Slaughter, L (11, PH) OBP: 0.250, SLG: 1.000												1	0	0	0	0	0	1
Tony Kubek, L (1, 6) OBP: 0.259, SLG: 0.296	L8-3 1-2				1-3		6-3			1-3		4	0	0	0	0	0	1
Bobby Richardson, R (1, 4) OBP: 0.250, SLG: 0.286			BB B1-3		4-3			F2		1B BB		3	0	1	0	1	0	0
Art Ditmar, R (1, 1) OBP: 0.400, SLG: 0.400			B1-3 1-2f		5-3			K		F9		2	0	0	0	0	0	1
Ryne Duren, R (8, 1)												1	0	0	0	0	1	0
Yogi Berra, L (10, PH) OBP: 0.346, SLG: 0.190												1	0	0	0	0	0	1
Johnny Kucks, R (11, 1)												0	0	0	0	0	0	0
Bobby Shantz, R (11, 1)												0	0	0	0	0	0	0
Inning Stats	R: 0 E: 0 K: 0 S: 4 H: 1 LOB: 1 BB: 0 P: 4	R: 0 E: 0 K: 1 S: 4 H: 0 LOB: 0 BB: 1 P: 8	R: 0 E: 0 K: 0 S: 2 H: 0 LOB: 0 BB: 1 P: 6	R: 0 E: 0 K: 0 S: 5 H: 2 LOB: 2 BB: 0 P: 5	R: 0 E: 0 K: 0 S: 3 H: 0 LOB: 0 BB: 0 P: 3	R: 0 E: 0 K: 0 S: 3 H: 1 LOB: 0 BB: 0 P: 3	R: 1 E: 0 K: 1 S: 6 H: 1 LOB: 0 BB: 0 P: 6	R: 0 E: 1 K: 2 S: 9 H: 1 LOB: 2 BB: 0 P: 9	R: 0 E: 0 K: 1 S: 5 H: 0 LOB: 0 BB: 0 P: 5	R: 0 E: 0 K: 0 S: 4 H: 1 LOB: 2 BB: 1 P: 8	R: 0 E: 0 K: 1 S: 6 H: 1 LOB: 1 BB: 0 P: 6							

AB	39
R	1
H	8
RBI	1
BB	3
SO	6
LOB	19

1B: 7 SF: 0
2B: 2 SAC: 0
3B: 0 DP: 2
HR: 1 HBP: 0

WP: 0 PA: 43
PB: 0
SB: 1
CS: 1

PITCHER	IP	WLS	BF	H	R	ER	SO	BB	IBB	HBP	BLK	WP	HR	S	P	ERA	WHIP
Jack Harshman, L (1, 1) ERA: 5.29	7.0		25	5	1	1	2	2	0	0	0	0	1	27	35	1.29	1.000
Ernie Johnson, R (8, 1) ERA: 3.68	2.0		8	1	0	0	3	0	0	0	0	0	0	14	14	0.00	0.500
Billy Loes, R (10, 1) ERA:	1.0	W	5	1	0	0	0	1	0	0	0	0	0	4	8	0.00	2.000
Wes Stock, R (11, 1) ERA: 1.42	1.0	S	4	1	0	0	1	0	0	0	0	0	0	6	6	0.00	1.000

PITCHER	IP	WLS	BF	H	R	ER	SO	BB	IBB	HBP	BLK	WP	HR	S	P	ERA	WHIP

Batter	1	2	3	4	5	6	7	8	9	AB	R	H	RBI	BB	SO	LOB
Lenny Green, L (1, 7) OBP: 0.385, SLG: 0.333	F8		6-4-3 1B	SH 1B 1-H 2-H		6-3	6-3	2	1	1	0	0	0	0	0
Bob Nieman, R (8, PH) OBP: 0.486, SLG: 0.423								1	0	0	0	0	0	0	0
Bobby Avila, R (8, 7) OBP: 0.280, SLG: 0.217								1	0	0	0	0	0	0	2
Bob Boyd, L (1, 3) OBP: 0.273, SLG: 0.333	L7			F9		FC1-6 2-H 1B	SSS K	4	0	1	1	0	1	1
Willie Tasby, R (1, 8) OBP: 0.456, SLG: 0.549	CS 1B			6-4-3 1-2		FC1-6 1-2f	SSS K	4	0	1	0	0	1	2
Gene Woodling, L (1, 9) OBP: 0.438, SLG: 0.500	CS 1-2	6-3		F7		SSS K		4	1	1	0	0	1	2
Billy Klaus, L (1, 5) (6, 6)		F2			F5	4-3		BBBB 4-0	1-2 1B BB	3	0	0	0	0	0	1
Chico Carrasquel, R (9, PH) OBP: 0.300, SLG: 0.278										0	0	0	0	1	0	0
Gus Triandos, R (9, 2) OBP: 0.420, SLG: 0.641										0	0	0	0	0	0	0
Joe Ginsberg, L (1, 2)		4-3			4-3		SSS 0-3 K		1-2 2-H 1B	3	0	0	0	0	1	0
Jim Finigan, R (9, PH) OBP: 0.378, SLG: 0.455										1	1	1	1	0	0	0
(9, 6)																
Billy Gardner, R (1, 4) OBP: 0.211, SLG: 0.250			5-3		1-3		BBBB 4-0 BB		1-2 2-H 1B	3	0	1	0	1	0	0
Willy Miranda, S (1, 6) OBP: 0.222, SLG: 0.333			SSS K			SH 1B	F9		1-2 2-H 1B	1	0	0	0	0	1	0
Whitey Lockman, L (6, PH) OBP: 0.500, SLG: 0.364										1	1	1	0	0	0	0
Brooks Robinson, R (6, 5) OBP: 0.231, SLG: 0.167										2	0	1	1	0	0	1
Billy O'Dell, S (1, 1)		F7				1-2 SH 1B	SSS K		L7	1	0	0	0	0	0	0
Al Pilarcik, L (6, PH) OBP: 0.348, SLG: 0.429										1	1	1	0	0	0	0
Milt Pappas, R (6, 1)										1	0	0	0	0	1	1
Bob Hale, L (9, PH) OBP: 0.143, SLG: 0.143										1	0	0	0	0	0	2
Ernie Johnson, R (9, 1)										0	0	0	0	0	0	0
Inning Stats	R: 0 E: 0 K: 0 S: 3 H: 1 LOB: 0 BB: 0 P: 3	R: 0 E: 0 K: 0 S: 3 H: 0 LOB: 0 BB: 0 P: 3	R: 0 E: 0 K: 1 S: 5 H: 0 LOB: 0 BB: 0 P: 5	R: 0 E: 0 K: 0 S: 4 H: 1 LOB: 1 BB: 0 P: 4	R: 0 E: 0 K: 0 S: 3 H: 0 LOB: 0 BB: 0 P: 3	R: 3 E: 1 K: 1 S: 9 H: 3 LOB: 1 BB: 0 P: 9	R: 0 E: 0 K: 2 S: 7 H: 0 LOB: 1 BB: 1 P: 11	R: 0 E: 0 K: 2 S: 7 H: 0 LOB: 0 BB: 0 P: 7	R: 2 E: 0 K: 0 S: 6 H: 4 LOB: 2 BB: 1 P: 10	1B: 9 2B: 0 3B: 0 HR: 0 SF: 0 SAC: 1 DP: 0 HBP: 0	WP: 0 PB: 0 SB: 0 CS: 1 PA: 38					

PITCHER		IP	WLS	BF	H	R	ER	SO	BB	IBB	HBP	BLK	WP	HR	S	P	ERA	WHIP
Tom Sturdivant, R ERA: 2.7	(1, 1)	6.0		23	5	3	2	2	0	0	0	0	0	0	27	27	3.00	0.833
Bobby Shantz, L ERA:	(7, 1)	2.0		7	0	0	0	4	1	0	0	0	0	0	14	18	0.00	0.500
Whitey Ford, L ERA: 1.17	(9, 1)	0.0	L	3	2	2	2	0	1	0	0	0	0	0	2	6	∞	∞
Ryne Duren, R ERA: 3.52	(9, 1)	1.0		4	2	0	0	0	0	0	0	0	0	0	4	4	0.00	2.000

PITCHER	IP	WLS	BF	H	R	ER	SO	BB	IBB	HBP	BLK	WP	HR	S	P	ERA	WHIP

TOP

Baltimore Orioles @ New York Yankees

Yankee Stadium, Bronx, NY

Sun Apr 26 1959, 3:33 AM EDT

Unknown

livebaseballscorecards.com

AB	34
R	5
H	9
RBI	3
BB	2
SO	6
LOB	12

Baltimore Orioles @ New York Yankees

Yankee Stadium, Bronx, NY

Sun Apr 26 1959, 3:33 AM EDT

Unknown

livebaseballscorecards.com

BOTTOM

Batter	1	2	3	4	5	6	7	8	9	AB	R	H	RBI	BB	SO	LOB
Bobby Richardson, R (1, 4) OBP: 0.271, SLG: 0.304	4-3		1B		F1		BB 1B	G4-6-3 1-2f		4	1	2	0	0	0	0
Johnny Blanchard, L (8, PH)										1	0	0	0	0	0	3
Gil McDougald, R (9, 4) OBP: 0.417, SLG: 0.350										0	0	0	0	0	0	0
Andy Carey, R (1, 5) OBP: 0.347, SLG: 0.356	1B 1B		WP BB SF9 1B		6-3		BBBB 1B 1-2 BB		SSS K	4	2	2	0	1	1	0
Mickey Mantle, S (1, 8) OBP: 0.350, SLG: 0.434	L8		BBBB SF9 WP 1-2 BB		1B		SSS K		SSS K	4	0	1	0	1	2	3
Hank Bauer, R (1, 9) OBP: 0.393, SLG: 0.468	1B 1-3 1B		IIII 1-2 2-3 IBB		F3		G6-4-3 1-2 2-H 1B		SSS K	2	0	1	0	1	0	1
Enos Slaughter, L (7, PH) OBP: 0.400, SLG: 1.000										1	0	1	1	0	0	0
Marv Throneberry, L (8, 9) OBP: 0.333, SLG: 0.200										1	0	0	0	0	1	0
Elston Howard, R (1, 2) OBP: 0.351, SLG: 0.500	1-3 3-H 1B		SF9 2-3 3-H			4-3 1B 2B	G6-4-3 1-2f			3	1	2	2	0	0	2
Bill Skowron, R (1, 3) OBP: 0.352, SLG: 0.653	4-3		L9			F4		BBBB SH1-4 BB		3	0	0	0	1	0	5
Norm Siebern, L (1, 7) OBP: 0.379, SLG: 0.491		G3		F9		4-3 2-3		BBBB SH1-4 1-2 BB		3	0	0	0	1	0	1
Tony Kubek, L (1, 6) OBP: 0.267, SLG: 0.300		6-3		4-3		1B 3-H		SH1-4 1-2 2-3		3	0	1	1	0	0	0
Tom Sturdivant, L (1, 1)		4-3		1-3		SSS K		IIII G4-6-3 IBB		2	0	0	0	0	0	0
Yogi Berra, L (6, PH) OBP: 0.333, SLG: 0.182										1	0	0	0	0	1	1
Bobby Shantz, R (7, 1)										0	0	0	0	0	0	0
Jerry Lumpe, L (8, PH) OBP: 0.600, SLG: 0.500										0	0	0	0	1	0	0
Whitey Ford, L (9, 1) OBP: 0.400, SLG: 0.286										0	0	0	0	0	0	0
Ryne Duren, R (9, 1)										0	0	0	0	0	0	0
Inning Stats	R: 1 E: 0 K: 0 S: 6 H: 3 LOB: 2 BB: 0 P: 6		R: 1 E: 0 K: 0 S: 4 H: 2 LOB: 2 BB: 2 P: 12	R: 0 E: 0 K: 0 S: 3 H: 0 LOB: 0 BB: 0 P: 3	R: 0 E: 0 K: 0 S: 4 H: 1 LOB: 1 BB: 0 P: 4	R: 1 E: 0 K: 1 S: 7 H: 2 LOB: 1 BB: 0 P: 7	R: 1 E: 0 K: 1 S: 6 H: 2 LOB: 1 BB: 1 P: 10	R: 0 E: 0 K: 0 S: 2 H: 0 LOB: 2 BB: 3 P: 14	R: 0 E: 0 K: 3 S: 9 H: 0 LOB: 0 BB: 0 P: 9	1B: 9 2B: 1 3B: 0 HR: 0	SF: 1 SAC: 1 DP: 2 HBP: 0						

	AB	32
	R	4
	H	10
	RBI	4
	BB	6
	SO	5
	LOB	16

WP: 1 PB: 0 SB: 0 CS: 0 PA: 40

PITCHER		IP	WLS	BF	H	R	ER	SO	BB	IBB	HBP	BLK	WP	HR	S	P	ERA	WHIP
Billy O'Dell, L ERA: 4.3	(1, 1)	5.0		22	6	2	2	0	1	1	0	0	1	0	20	28	3.60	1.400
Milt Pappas, R ERA: 6.57	(6, 1)	3.0	W	15	4	2	2	2	3	1	0	0	0	0	15	31	6.00	2.333
Ernie Johnson, R ERA: 3.24	(9, 1)	1.0	S	3	0	0	0	3	0	0	0	0	0	0	9	9	0.00	0.000

PITCHER	IP	WLS	BF	H	R	ER	SO	BB	IBB	HBP	BLK	WP	HR	S	P	ERA	WHIP

Baltimore Orioles @ New York Yankees

Yankee Stadium, Bronx, NY

Sun Apr 26 1959, 3:38 AM EDT

Att. 27,991 - Unknown

livebaseballscorecards.com

Batter	1	2	3	4	5	6	7	8	9	AB	R	H	RBI	BB	SO	LOB
Lenny Green, L (1, 7) OBP: 0.353, SLG: 0.500	1-3		F6			IHR 3-H		F8		4	1	1	2	0	0	0
Bob Boyd, L (1, 3) OBP: 0.271, SLG: 0.326	4-3			L7		BB 1B 1B		1-3		4	0	1	0	0	0	0
Willie Tasby, R (1, 8) OBP: 0.443, SLG: 0.527	1B 1B			3-1		K		E6 BB		4	0	1	0	0	1	1
Gene Woodling, L (1, 9) OBP: 0.472, SLG: 0.516	1-3 1B			4-3		BB 1-2 1B		BBBB 1-2 BB		3	0	2	0	1	0	0
Al Pilarcik, L (8, 9) OBP: 0.348, SLG: 0.429										0	0	0	0	0	0	0
Gus Triandos, R (1, 2) OBP: 0.407, SLG: 0.595		5-3			K	BBBB 1-2 2-3 BB		F8		3	0	0	0	1	1	2
Brooks Robinson, R (1, 5) OBP: 0.235, SLG: 0.250		5-3			F9	F6			4-3 SF8 2B	4	1	1	0	0	0	3
Billy Gardner, R (1, 4) OBP: 0.195, SLG: 0.231		F4			4-3		5-3		4-3 2-3	3	0	0	0	0	0	0
Bob Hale, L (9, PH) OBP: 0.133, SLG: 0.133										1	0	0	0	0	0	1
Jim Finigan, R (9, 4) OBP: 0.378, SLG: 0.455										0	0	0	0	0	0	0
Willy Miranda, S (1, 6) OBP: 0.200, SLG: 0.300			4-3			SH3-4 S IHR BB	4-3		SF8 3-H	1	0	0	0	0	0	0
Billy Klaus, L (6, PH)										1	1	0	1	1	0	0
(6, 6)																
Hoyt Wilhelm, R (1, 1)			4-3			SH3-4 1-3	F4		4-3	3	0	0	0	0	0	0

Inning Stats	1	2	3	4	5	6	7	8	9						
	R: 0 H: 2	R: 0 H: 0	R: 0 H: 0	R: 0 H: 0	R: 0 H: 0	R: 2 H: 3	R: 0 H: 0	R: 0 H: 0	R: 1 H: 1	1B: 4 SF: 1	WP: 0 PA: 36
	E: 0 LOB: 2	E: 0 LOB: 0	E: 0 LOB: 0	E: 0 LOB: 0	E: 0 LOB: 0	E: 0 LOB: 3	E: 0 LOB: 0	E: 1 LOB: 2	E: 0 LOB: 0	2B: 1 SAC: 1	PB: 0
	K: 0 BB: 0	K: 0 BB: 0	K: 0 BB: 0	K: 0 BB: 0	K: 1 BB: 0	K: 1 BB: 2	K: 0 BB: 0	K: 0 BB: 1	K: 0 BB: 0	3B: 0 DP: 0	SB: 1
	S: 4 P: 4	S: 3 P: 3	S: 3 P: 3	S: 3 P: 3	S: 5 P: 5	S: 8 P: 16	S: 3 P: 3	S: 4 P: 8	S: 4 P: 4	HR: 1 HBP: 0	CS: 0

PITCHER	IP	WLS	BF	H	R	ER	SO	BB	IBB	HBP	BLK	WP	HR	S	P	ERA	WHIP
Duke Maas, R (1, 1) ERA: 3.72	9.0	L	36	6	3	3	2	3	0	0	0	0	0	37	49	3.00	1.000

PITCHER	IP	WLS	BF	H	R	ER	SO	BB	IBB	HBP	BLK	WP	HR	S	P	ERA	WHIP

Batter	1	2	3	4	5	6	7	8	9	AB	R	H	RBI	BB	SO	LOB
Hank Bauer, R (1, 9) OBP: 0.383, SLG: 0.451	K G4-6-3		F2			PB SF8 1B		K		4	1	1	0	0	2	1
Jerry Lumpe, L (1, 5) OBP: 0.333, SLG: 0.250	G4-6-3 1-2f			K		F4 1-3		F8		4	0	0	0	0	1	3
Mickey Mantle, S (1, 8) OBP: 0.344, SLG: 0.418	K			BB 1B S		SF8 3-H			G3	2	1	0	1	1	1	0
Yogi Berra, L (1, 2) OBP: 0.290, SLG: 0.154		K SH1-3		F5 1-2		L3			4-3	4	0	0	0	0	1	1
Bill Skowron, R (1, 3) OBP: 0.386, SLG: 0.673 Gil McDougald, R (9, PR) OBP: 0.417, SLG: 0.350		SH1-3 1-2		1B 2-H			G4-6-3 1B		1B	3 0	0 0	3 0	1 0	0 0	0 0	0 0
Norm Siebern, L (1, 7) OBP: 0.355, SLG: 0.456		K		3-1			F9		4-3	4	0	0	0	0	1	4
Tony Kubek, L (1, 6) OBP: 0.242, SLG: 0.273		F5			G3		G4-6-3 1-2f			3	0	0	0	0	0	2
Bobby Richardson, R (1, 4) OBP: 0.275, SLG: 0.327			F6		5-3			SH1-4 2B		3	0	1	0	0	0	0
Duke Maas, R (1, 1)			K		K			SH1-4 2-3		2	0	0	0	0	2	0
Inning Stats	R: 0 H: 0 E: 0 LOB: 0 K: 2 BB: 0 S: 7 P: 7	R: 0 H: 0 E: 0 LOB: 1 K: 2 BB: 0 S: 8 P: 8	R: 0 H: 0 E: 0 LOB: 0 K: 1 BB: 0 S: 5 P: 5	R: 1 H: 1 E: 0 LOB: 1 K: 1 BB: 1 S: 6 P: 10	R: 0 H: 0 E: 0 LOB: 0 K: 1 BB: 0 S: 5 P: 5	R: 1 H: 1 E: 0 LOB: 0 K: 0 BB: 0 S: 4 P: 4	R: 0 H: 1 E: 0 LOB: 0 K: 0 BB: 0 S: 3 P: 3	R: 0 H: 1 E: 0 LOB: 1 K: 1 BB: 0 S: 6 P: 6	R: 0 H: 1 E: 0 LOB: 1 K: 0 BB: 0 S: 4 P: 4	1B: 4 SF: 1 2B: 1 SAC: 2 3B: 0 DP: 2 HR: 0 HBP: 0						

PITCHER	IP	WLS	BF	H	R	ER	SO	BB	IBB	HBP	BLK	WP	HR	S	P	ERA	WHIP
Hoyt Wilhelm, R (1, 1) ERA: 1.59	9.0	W	33	5	2	1	8	1	0	0	0	0	0	48	52	1.00	0.667

PITCHER	IP	WLS	BF	H	R	ER	SO	BB	IBB	HBP	BLK	WP	HR	S	P	ERA	WHIP

BOTTOM

Baltimore Orioles @ New York Yankees

Yankee Stadium, Bronx, NY

Sun Apr 26 1959, 3:38 AM EDT
Att. 27,991 - Unknown

livebaseballscorecards.com

AB	29
R	2
H	5
RBI	2
BB	1
SO	8
LOB	11

WP: 0 PA: 33
PB: 4
SB: 1
CS: 0

Batter	1	2	3	4	5	6	7	8	9	AB	R	H	RBI	BB	SO	LOB
Lenny Green, L (1, 9) OBP: 0.400, SLG: 0.500	S S S 0-3 ① K		x 0-0 1B		H 1-0 G3-6-3 HBP					2	0	1	0	0	1	0
Bob Boyd, L (1, 3) OBP: 0.255, SLG: 0.306	x 0-0 ② F7		x 0-0 ③ G1		x 0-0 ②③ G3-6-3 1-2f					3	0	0	0	0	0	2
Willie Tasby, R (1, 8) OBP: 0.429, SLG: 0.509	x 0-0 ③ F8			x 0-0 ① F8						2	0	0	0	0	0	0
Gene Woodling, L (1, 7) OBP: 0.474, SLG: 0.515		x 0-0 G3-6-3 1B		x 0-0 ② F8						2	0	1	0	0	0	0
Gus Triandos, R (1, 2) OBP: 0.411, SLG: 0.591		x 0-0 ① L9		x 0-0 1B 1B 1B						2	0	1	0	0	0	1
Billy Klaus, L (1, 5) (3, 6) OBP: 0.188, SLG: 0.077		x 0-0 ②③ G3-6-3 1-2f		x 0-0 1B 1-2 1B						2	0	1	0	0	0	1
Billy Gardner, R (1, 4) OBP: 0.233, SLG: 0.293			x 0-0 PB 1B 2B	x 0-0 FC6-4 1-2 2-3 1B						2	1	2	0	0	0	0
Willy Miranda, S (1, 6) OBP: 0.200, SLG: 0.300			x 0-0 CS 2-H 1B	x 0-0 ③ FC6-4 1-2f						0	0	0	0	0	0	0
Al Pilarcik, L (3, PH) OBP: 0.375, SLG: 0.455										1	0	1	1	0	0	0
Jim Finigan, R (3, 5) OBP: 0.368, SLG: 0.441										1	0	0	0	0	0	3
Arnie Portocarrero, R (1, 1)			S S S 0-3 ①② K 1-2		x 0-0 ① 1-3					0	0	0	0	0	0	0
Wes Stock, R (1, 1)										1	0	0	0	0	1	1
Whitey Lockman, L (5, PH) OBP: 0.467, SLG: 0.333										1	0	0	0	0	0	0
Milt Pappas, R (5, 1)										0	0	0	0	0	0	0
Inning Stats	R: 0 E: 0 K: 1 S: 5 H: 0 LOB: 0 BB: 0 P: 5	R: 0 E: 0 K: 0 S: 3 H: 1 LOB: 0 BB: 0 P: 3	R: 1 E: 0 K: 1 S: 7 H: 3 LOB: 1 BB: 0 P: 7	R: 0 E: 0 K: 0 S: 6 H: 3 LOB: 3 BB: 0 P: 6	R: 0 E: 0 K: 0 S: 2 H: 0 LOB: 0 BB: 0 P: 3					1B: 6 2B: 1 3B: 0 HR: 0		SF: 0 SAC: 0 DP: 2 HBP: 1				

Baltimore Orioles @ Detroit Tigers

Briggs Stadium, Detroit, MI

Wed Apr 29 1959, 7:05 PM EDT

Att. 3,005 - Overcast

TOP

livebaseballscorecards.com

AB	19
R	1
H	7
RBI	1
BB	0
SO	2
LOB	8

WP: 0 PB: 1 SB: 0 CS: 1 PA: 20

PITCHER	IP	WLS	BF	H	R	ER	SO	BB	IBB	HBP	BLK	WP	HR	S	P	ERA	WHIP
Frank Lary, R (1, 1) ERA: 6.08	5.0	W	20	7	1	1	2	0	0	1	0	0	0	23	24	1.80	1.400

PITCHER	IP	WLS	BF	H	R	ER	SO	BB	IBB	HBP	BLK	WP	HR	S	P	ERA	WHIP

Baltimore Orioles @ Detroit Tigers

Briggs Stadium, Detroit, MI

Wed Apr 29 1959, 7:05 PM EDT

Att. 3,005 - Overcast

BOTTOM

Batter	1	2	3	4	5	6	7	8	9	AB	R	H	RBI	BB	SO	LOB
Eddie Yost, R (1, 5) OBP: 0.364, SLG: 0.444	BBBB 4-0 HR BB		x 0-0 ① P5	x 0-0 ② 5-3						2	1	0	0	1	0	0
Bobo Osborne, L (1, 3) OBP: 0.444, SLG: 0.571	x 0-0 1-H HR		x 0-0 3B 1B	x 0-0 2B 1B						3	3	3	2	0	0	0
Harvey Kuenn, R (1, 8) OBP: 0.424, SLG: 0.500	x 0-0 ① L7		x 0-0 1-H E 3B	x 0-0 WP 1-H 2B 2B						3	2	2	2	0	0	0
Al Kaline, R (1, 9) OBP: 0.469, SLG: 0.610	x 0-0 HR		x 0-0 ② L6-3	x 0-0 CS 2-H 2B						3	1	2	2	0	0	1
Larry Doby, L (1, 7) OBP: 0.371, SLG: 0.414	x 0-0 ② F7		BBBB 4-0 1B E BB	0-0 ③ L 2-3	x 0-0 2B 2B					3	0	1	0	1	0	1
Rocky Bridges, R (1, 6) OBP: 0.441, SLG: 0.415	x 0-0 ③ F8		x 0-0 E5 1B 1-2 3-H		x 0-0 2-3 2B					3	0	1	0	0	0	1
Frank Bolling, R (1, 4) OBP: 0.267, SLG: 0.276		x 0-0 ① F9	x 0-0 1-2 2-3 1B		x 0-0 ① L5					3	0	1	0	0	0	2
Lou Berberet, L (1, 2) OBP: 0.436, SLG: 0.267		SSS 0-3 ② K	x 0-0 ③ F9		SSS 0-3 ② K					3	0	0	0	0	2	5
Frank Lary, R (1, 1) OBP: 0.200, SLG: 0.200		SSS 0-3 ③ K		SSS 0-3 ① K	SSS 0-3 ③ K					3	0	0	0	0	3	2
Inning Stats	R: 3 E: 0 K: 0 S: 5 H: 2 LOB: 0 BB: 1 P: 9	R: 0 E: 0 K: 2 S: 7 H: 0 LOB: 0 BB: 0 P: 7	R: 2 E: 1 K: 0 S: 7 H: 3 LOB: 3 BB: 1 P: 11	R: 2 E: 0 K: 1 S: 7 H: 3 LOB: 0 BB: 0 P: 7	R: 0 E: 0 K: 2 S: 9 H: 2 LOB: 2 BB: 0 P: 9					1B: 3 2B: 4 3B: 1 HR: 2		SF: 0 SAC: 0 DP: 0 HBP: 0		WP: 1 PB: 0 SB: 0 CS: 1		PA: 28

PITCHER		IP	WLS	BF	H	R	ER	SO	BB	IBB	HBP	BLK	WP	HR	S	P	ERA	WHIP
Arnie Portocarrero, R ERA: 21.0	(1, 1)	0.1	L	4	2	3	3	0	1	0	0	0	0	2	3	7	81.00	9.000
Wes Stock, R ERA: 3.6	(1, 1)	3.2		19	6	4	3	3	1	0	0	0	1	0	23	27	7.36	1.909
Milt Pappas, R ERA: 6.08	(5, 1)	1.0		5	2	0	0	2	0	0	0	0	0	0	9	9	0.00	2.000

PITCHER	IP	WLS	BF	H	R	ER	SO	BB	IBB	HBP	BLK	WP	HR	S	P	ERA	WHIP

AB	26
R	7
H	10
RBI	6
BB	2
SO	5
LOB	12

livebaseballscorecards.com

Batter	1	2	3	4	5	6	7	8	9	AB	R	H	RBI	BB	SO	LOB
Chico Carrasquel, R (1, 6) OBP: 0.289, SLG: 0.268	1-3		P6		CS 2-H 1B		FC6-4 1-2f		P4	5	0	1	1	0	0	1
Bob Boyd, L (1, 3) OBP: 0.273, SLG: 0.308	B1-3			FC6-4 1B	CS 1-2	6-3 BB		L9		3	0	1	0	1	0	0
Willie Tasby, R (1, 8) OBP: 0.433, SLG: 0.508	1B			FC6-4 FC4-6 1-2f		6-3 1-2		FC5-4 BB 1B 1B		4	1	2	0	0	0	2
Gene Woodling, L (1, 9) OBP: 0.452, SLG: 0.472	G3			FC4-6 BB 1-2f		F7		FC5-4 1-2 BB		3	0	0	0	1	0	3
Bob Nieman, R (1, 7) OBP: 0.463, SLG: 0.379		5-3		4-0 1-2 BB		F8		FC5-4 1B 1-2f 2-3		3	0	0	0	1	0	3
Gus Triandos, R (1, 2) OBP: 0.400, SLG: 0.563		5-3		P5			P3	1-2 3-H 1B		4	0	1	1	0	0	2
Brooks Robinson, R (1, 5) OBP: 0.238, SLG: 0.300		F7			K		1B 2B	F8		4	1	1	0	0	1	2
Billy Gardner, R (1, 4) OBP: 0.234, SLG: 0.311			F7		1B 2B		6-3		5-3	4	1	1	0	0	0	1
Jack Harshman, L (1, 1)			G3		L7		FC6-4 2-H 1B		F4	1	0	0	0	0	0	0
Whitey Lockman, L (5, PH) OBP: 0.438, SLG: 0.308										1	0	0	0	0	0	1
Ernie Johnson, R (5, 1)										0	0	0	0	0	0	0
Bob Hale, L (7, PH) OBP: 0.188, SLG: 0.188										1	0	1	1	0	0	0
Billy Loes, R (7, 1)										1	0	0	0	0	0	0
Inning Stats	R: 0 E: 0 K: 0 S: 4 H: 1 LOB: 1 BB: 0 P: 4	R: 0 E: 0 K: 0 S: 3 H: 0 LOB: 0 BB: 0 P: 3	R: 0 E: 0 K: 0 S: 3 H: 0 LOB: 0 BB: 0 P: 3	R: 0 E: 0 K: 0 S: 4 H: 1 LOB: 2 BB: 1 P: 8	R: 1 E: 0 K: 1 S: 6 H: 2 LOB: 0 BB: 0 P: 6	R: 0 E: 0 K: 0 S: 3 H: 0 LOB: 1 BB: 1 P: 7	R: 1 E: 0 K: 0 S: 5 H: 2 LOB: 1 BB: 0 P: 5	R: 1 E: 0 K: 0 S: 5 H: 2 LOB: 2 BB: 1 P: 9	R: 0 E: 0 K: 0 S: 3 H: 0 LOB: 0 BB: 0 P: 3	1B: 6 2B: 2 3B: 0 HR: 0 SF: 0 SAC: 0 DP: 0 HBP: 0						

PITCHER	IP	WLS	BF	H	R	ER	SO	BB	IBB	HBP	BLK	WP	HR	S	P	ERA	WHIP
Ned Garver, R (1, 1) ERA: 3.44	9.0	W	37	8	3	3	1	3	0	0	0	0	0	36	48	3.00	1.222

PITCHER	IP	WLS	BF	H	R	ER	SO	BB	IBB	HBP	BLK	WP	HR	S	P	ERA	WHIP

TOP

Baltimore Orioles @ Kansas City Athletics

Municipal Stadium, Kansas City, MO

Thu Apr 30 1959, 8:05 PM EDT

Att. 8,446 - Unknown

livebaseballscorecards.com

AB	34
R	3
H	8
RBI	3
BB	3
SO	1
LOB	15

PB: 0
SB: 0
CS: 1

Batter	1	2	3	4	5	6	7	8	9	AB	R	H	RBI	BB	SO	LOB
Bill Tuttle, R (1, 8) OBP: 0.339, SLG: 0.370	BBBB 4-0 1B 1B BB	x 0-0 ② 4-3 2-3		I I 4-0 4-3 IBB		x 0-0 ③ FC6-4 1-2f				2	1	0	0	2	0	2
Whitey Herzog, L (1, 3) OBP: 0.500, SLG: 0.818	x 0-0 1B SF9 1-2 1B	SSS 0-3 ③ K		x 0-0 ② 4-3 1-2 2-3 3-H			x 0-0 ① P6			4	1	1	1	0	1	3
Hector Lopez, R (1, 4) OBP: 0.319, SLG: 0.508	SSS 0-3 ① K		x 0-0 ① F7	x 0-0 ③ 6-3			x 0-0 ② 1-3			4	0	0	0	0	1	4
Roger Maris, L (1, 9) OBP: 0.406, SLG: 0.590	x 0-0 2B 1-3 2-H 1B		x 0-0 ② 4-3		BBBB 4-0 L6-3 BB		BBBB 4-0 BB			2	0	1	1	2	0	0
Bob Cerv, R (1, 7) OBP: 0.397, SLG: 0.615	x 0-0 ② SF9 3-H		BBBB 4-0 FC6-4 BB		x 0-0 ①② L6-3 1-2		SSS 0-3 ③ K			2	0	0	1	1	1	2
Dick Williams, R (1, 5) OBP: 0.279, SLG: 0.429	x 0-0 1-3 2B		x 0-0 ③ FC6-4 1-2f		x 0-0 ③ P4			x 0-0 ① G3		4	0	1	0	0	0	1
Frank House, L (1, 2) OBP: 0.379, SLG: 0.566	SSS 0-3 ③ K			x 0-0 2B 4-3 1B		x 0-0 ① 4-3		x 0-0 ② F9		4	1	1	0	0	1	2
Joe Demaestri, R (1, 6) OBP: 0.283, SLG: 0.362		x 0-0 4-3 SH1-4 1B		x 0-0 4-3 1-3 2B		x 0-0 FC6-4 1B		x 0-0 ③ L6		4	0	3	0	0	0	0
Ned Garver, R (1, 1) OBP: 0.308, SLG: 0.250 Harry Simpson, L (9, PH) OBP: 0.286, SLG: 0.667		x 0-0 ① SH1-4 1-2		x 0-0 ① 5-3		SSS 0-3 ② K			x 0-0 HR	2 1	0 1	0 1	0 1	0 0	1 0	3 0
Inning Stats	R: 2 E: 0 K: 2 S: 10 H: 3 LOB: 2 BB: 1 P: 14	R: 0 E: 0 K: 1 S: 6 H: 1 LOB: 1 BB: 0 P: 6	R: 0 E: 0 K: 0 S: 3 H: 0 LOB: 1 BB: 1 P: 7	R: 1 E: 0 K: 0 S: 5 H: 2 LOB: 2 BB: 1 P: 9	R: 0 E: 0 K: 0 S: 2 H: 0 LOB: 0 BB: 1 P: 6	R: 0 E: 0 K: 1 S: 6 H: 1 LOB: 1 BB: 0 P: 6	R: 0 E: 0 K: 1 S: 5 H: 0 LOB: 1 BB: 1 P: 9	R: 0 E: 0 K: 0 S: 3 H: 0 LOB: 0 BB: 0 P: 3	R: 1 E: 0 K: 0 S: 1 H: 1 LOB: 0 BB: 0 P: 1	1B: 5 2B: 3 3B: 0 HR: 1 SF: 1 SAC: 1 DP: 1 HBP: 0						WP: 0 PB: 0 SB: 0 CS: 0 PA: 36	

PITCHER		IP	WLS	BF	H	R	ER	SO	BB	IBB	HBP	BLK	WP	HR	S	P	ERA	WHIP
Jack Harshman, L ERA: 5.57	(1, 1)	4.0		21	6	3	3	3	2	1	0	0	0	0	24	36	6.75	2.000
Ernie Johnson, R ERA: 2.61	(5, 1)	2.0		7	1	0	0	1	1	0	0	0	0	0	8	12	0.00	1.000
Billy Loes, R ERA: 1.29	(7, 1)	2.0	L	8	1	1	1	1	1	0	0	0	0	1	9	13	4.50	1.000

PITCHER	IP	WLS	BF	H	R	ER	SO	BB	IBB	HBP	BLK	WP	HR	S	P	ERA	WHIP

BOTTOM

Baltimore Orioles @ Kansas City Athletics

Municipal Stadium, Kansas City, MO

Thu Apr 30 1959, 8:05 PM EDT

Att. 8,446 - Unknown

livebaseballscorecards.com

AB	29
R	4
H	8
RBI	4
BB	5
SO	5
LOB	17

Batter	1	2	3	4	5	6	7	8	9	AB	R	H	RBI	BB	SO	LOB
Bob Boyd, L (1, 3) OBP: 0.317, SLG: 0.357	G5-4-3 1B	BB 1-2 2-H 1B			1B 2B	6-3			FC4-6 BB	4	2	3	1	1	0	1
Willie Tasby, R (1, 8) OBP: 0.458, SLG: 0.516	G5-4-3 1-2 1B	BB 1-2 2-3 BB			1B 2-3 1B		FC4-6 BB		K	3	0	2	0	2	1	1
Gene Woodling, L (1, 9) (7, 7) OBP: 0.447, SLG: 0.463	G5-4-3 1-2 2-3 1B	F8			FC6-4 1-2 3-H 1B		FC4-6 1-2f 1-3		FC4-6 1-2f	5	0	2	1	0	0	5
Bob Nieman, R (1, 7) OBP: 0.444, SLG: 0.364	G5-4-3 1-2f 2-3 3-H		CS 1B		F7		1-3 1-2		F9	4	0	1	0	0	0	5
Al Pilarcik, L (7, 9) OBP: 0.360, SLG: 0.435										1	0	0	0	0	0	1
Gus Triandos, R (1, 2) OBP: 0.391, SLG: 0.529	5-3	F7 1-2			K		IBB			3	0	0	0	1	1	4
Chico Carrasquel, R (1, 6) OBP: 0.271, SLG: 0.250		P3	F7		FC6-4 1-2f		1-3			3	0	0	0	0	0	2
Bob Hale, L (7, PH) OBP: 0.176, SLG: 0.176										1	0	0	0	0	0	2
Willy Miranda, S (7, 6) OBP: 0.200, SLG: 0.300										0	0	0	0	0	0	0
Brooks Robinson, R (1, 5) OBP: 0.240, SLG: 0.292		BB 1B 1B		6-3		F9		F8		4	1	1	0	0	0	0
Billy Gardner, R (1, 4) OBP: 0.255, SLG: 0.333		BB 1B 1-2 BB		F3		2B		F8		3	0	1	0	1	0	0
Jerry Walker, S (1, 1)		F2		K		P6		K		3	0	0	0	0	1	3
Milt Pappas, R (6, 1)										0	0	0	0	0	0	0
Wes Stock, R (7, 1)										0	0	0	0	0	0	0
Whitey Lockman, L (8, PH) OBP: 0.412, SLG: 0.286										1	0	0	0	0	1	0
Ernie Johnson, R (8, 1)										0	0	0	0	0	0	0
Inning Stats	R: 1 E: 0 K: 0 S: 5 H: 3 LOB: 1 BB: 0 P: 5	R: 1 E: 0 K: 0 S: 5 H: 2 LOB: 3 BB: 2 P: 13	R: 0 E: 0 K: 0 S: 3 H: 1 LOB: 0 BB: 0 P: 3	R: 0 E: 0 K: 1 S: 5 H: 0 LOB: 0 BB: 0 P: 5	R: 1 E: 0 K: 1 S: 8 H: 3 LOB: 2 BB: 0 P: 8	R: 0 E: 0 K: 0 S: 4 H: 1 LOB: 1 BB: 0 P: 4	R: 0 E: 0 K: 0 S: 3 H: 0 LOB: 2 BB: 2 P: 11	R: 0 E: 0 K: 1 S: 5 H: 0 LOB: 0 BB: 0 P: 5	R: 0 E: 0 K: 1 S: 5 H: 0 LOB: 1 BB: 1 P: 9	1B: 8 2B: 2 3B: 0 HR: 0 SF: 0 SAC: 0 DP: 1 HBP: 0						

PITCHER		IP	WLS	BF	H	R	ER	SO	BB	IBB	HBP	BLK	WP	HR	S	P	ERA	WHIP
Bob Grim, R ERA: 3.15	(1, 1)	7.0		33	10	3	3	2	3	1	0	0	0	0	33	49	3.86	1.857
Russ Meyer, R ERA: 1.35	(8, 1)	2.0	W	7	0	0	0	2	1	0	0	0	0	0	10	14	0.00	0.500

PITCHER	IP	WLS	BF	H	R	ER	SO	BB	IBB	HBP	BLK	WP	HR	S	P	ERA	WHIP

TOP

Baltimore Orioles @ Kansas City Athletics

Municipal Stadium, Kansas City, MO

Fri May 01 1959, 8:05 PM EDT

Att. 10,343 - Unknown

livebaseballscorecards.com

AB	35
R	3
H	10
RBI	2
BB	5
SO	4
LOB	24

WP: 0	PA: 40																	
PB: 0																		
SB: 0																		
CS: 1																		

BOTTOM

Baltimore Orioles @ Kansas City Athletics

Municipal Stadium, Kansas City, MO

Fri May 01 1959, 8:05 PM EDT

Att. 10,343 - Unknown

livebaseballscorecards.com

Batter	1	2	3	4	5	6	7	8	9	AB	R	H	RBI	BB	SO	LOB
Whitey Herzog, L (1, 8) OBP: 0.517, SLG: 0.769 Hal Smith, R (9, 5) OBP: 0.276, SLG: 0.255	K		1B		1B		FC6 BB	FC G6-4-3		4 0	0 0	2 0	1 0	1 0	1 0	1 0
Dick Williams, R (1, 5) OBP: 0.250, SLG: 0.383 (9, 3)	F5		F3		P6		FC6	G6-4-3		5	0	0	0	0	0	6
Hector Lopez, R (1, 4) OBP: 0.329, SLG: 0.500	5-3			BB		1B SF7 1B	F9			3	1	1	0	1	0	1
Roger Maris, L (1, 9) OBP: 0.411, SLG: 0.585		F8		F8		1B 1B		1B HBP 2B 1B		4	1	2	0	0	0	1
Bob Cerv, R (1, 7) OBP: 0.388, SLG: 0.582		P4		K		P4		1B 2B HBP		3	1	0	0	0	1	3
Harry Simpson, L (1, 3) OBP: 0.273, SLG: 0.556 Bill Tuttle, R (8, PR) OBP: 0.339, SLG: 0.370 (9, 8)		K		K		SF7		2B FC 1B		3 0	0 1	1 0	1 0	0 0	2 0	1 0
Frank House, L (1, 2) OBP: 0.403, SLG: 0.596			FC6-4 1B		4-3	1B		FC E 2B		4	1	3	2	0	0	0
Joe Demaestri, R (1, 6) OBP: 0.298, SLG: 0.420			FC6-4		HR			E IBB		3	1	1	1	1	1	3
Bob Grim, R (1, 1) OBP: 0.143, SLG: 0.333 Kent Hadley, L (7, PH) OBP: 0.320, SLG: 0.458 Russ Meyer, S (8, 1)			F2		K		F7	K		2 1 1	0 0 0	0 0 0	0 0 0	0 0 0	1 0 1	1 0 3
Inning Stats	R: 0 E: 0 K: 1 S: 5 H: 0 LOB: 0 BB: 0 P: 5	R: 0 E: 0 K: 1 S: 5 H: 0 LOB: 0 BB: 0 P: 5	R: 0 E: 0 K: 0 S: 5 H: 2 LOB: 2 BB: 0 P: 5	R: 0 E: 0 K: 2 S: 7 H: 0 LOB: 1 BB: 1 P: 11	R: 1 E: 0 K: 1 S: 7 H: 2 LOB: 1 BB: 0 P: 7	R: 1 E: 0 K: 1 S: 8 H: 3 LOB: 2 BB: 0 P: 8	R: 0 E: 0 K: 0 S: 3 H: 0 LOB: 1 BB: 1 P: 7	R: 4 E: 1 K: 1 S: 8 H: 3 LOB: 2 BB: 1 P: 13		1B: 8 2B: 1 3B: 0 HR: 1 SF: 1 SAC: 0 DP: 1 HBP: 1		WP: 0 PB: 0 SB: 0 CS: 0 PA: 38		

	AB	33
	R	6
	H	10
	RBI	5
	BB	3
	SO	7
	LOB	20

PITCHER		IP	WLS	BF	H	R	ER	SO	BB	IBB	HBP	BLK	WP	HR	S	P	ERA	WHIP
Jerry Walker, R ERA: 2.16	(1, 1)	5.2		25	7	2	2	5	1	0	0	0	0	1	34	38	3.18	1.412
Milt Pappas, R ERA: 5.79	(6, 1)	0.2		3	0	0	0	1	1	0	0	0	0	0	4	8	0.00	1.500
Wes Stock, R ERA: 3.38	(7, 1)	0.2		2	0	0	0	0	0	0	0	0	0	0	2	2	0.00	0.000
Ernie Johnson, R ERA: 4.76	(8, 1)	1.0	L	8	3	4	3	1	0	1	1	0	0	0	8	13	27.00	3.000

PITCHER	IP	WLS	BF	H	R	ER	SO	BB	IBB	HBP	BLK	WP	HR	S	P	ERA	WHIP

Baltimore Orioles @ Kansas City Athletics

Municipal Stadium, Kansas City, MO

Sat May 02 1959, 4:33 AM EDT

Att. 8,089 - Unknown

TOP

livebaseballscorecards.com

Batter	1	2	3	4	5	6	7	8	9	AB	R	H	RBI	BB	SO	LOB
Chico Carrasquel, R (1, 6) OBP: 0.269, SLG: 0.271 Willy Miranda, S (8, 6) OBP: 0.200, SLG: 0.300	SH1-3 4-3 2B		K		F2			K2-3		4 0	1 0	1 0	0 0	0 0	2 0	1 0
Bob Boyd, L (1, 3) OBP: 0.317, SLG: 0.356 Whitey Lockman, L (9, 3) OBP: 0.412, SLG: 0.286	SH1-3 2-3			G1		F7		1B		3 0	0 0	1 0	0 0	0 0	0 0	0 0
Gene Woodling, L (1, 7) OBP: 0.440, SLG: 0.442 Lenny Green, L (6, 7) OBP: 0.381, SLG: 0.474	4-3 3-H			HR BB		F8		F9		2 1	1 0	0 0	1 0	1 0	0 0	0 1
Gus Triandos, R (1, 2) OBP: 0.382, SLG: 0.564	K			HR 1-H		P6		K		4	1	1	2	0	2	1
Willie Tasby, R (1, 8) OBP: 0.434, SLG: 0.485		1-3		1-3			6-3		F5	4	0	0	0	0	0	0
Al Pilarcik, L (1, 9) OBP: 0.310, SLG: 0.370		K		F8			L8		E5 FC6-4	4	0	0	0	0	1	0
Billy Klaus, L (1, 5) OBP: 0.200, SLG: 0.063		4-3			1-3		BB 1B		FC6-4 1-2f	3	0	0	0	1	0	1
Billy Gardner, R (1, 4) OBP: 0.255, SLG: 0.327			3-1		F7		1-3 1B		F8	4	0	1	0	0	0	1
Hoyt Wilhelm, R (1, 1) OBP: 0.083, SLG: 0.083			3-1		1B		4-3			3	0	1	0	0	0	2

	AB	32
	R	3
	H	5
	RBI	3
	BB	2
	SO	5
	LOB	7

Inning Stats																																
	R: 1 E: 0 K: 1 S: 6	H: 1 LOB: 0 BB: 0 P: 6	R: 0 E: 0 K: 1 S: 5	H: 0 LOB: 0 BB: 0 P: 5	R: 0 E: 0 K: 1 S: 5	H: 0 LOB: 0 BB: 0 P: 5	R: 2 E: 0 K: 0 S: 4	H: 1 LOB: 0 BB: 1 P: 8	R: 0 E: 0 K: 0 S: 4	H: 1 LOB: 1 BB: 0 P: 4	R: 0 E: 0 K: 0 S: 3	H: 0 LOB: 0 BB: 0 P: 3	R: 0 E: 0 K: 0 S: 4	H: 1 LOB: 2 BB: 1 P: 8	R: 0 E: 0 K: 2 S: 8	H: 1 LOB: 1 BB: 0 P: 8	R: 0 E: 1 K: 0 S: 4	H: 0 LOB: 1 BB: 0 P: 4	1B: 3 2B: 1 3B: 0 HR: 1	SF: 0 SAC: 1 DP: 0 HBP: 0	WP: 0 PB: 0 SB: 0 CS: 0	PA: 35

PITCHER	IP	WLS	BF	H	R	ER	SO	BB	IBB	HBP	BLK	WP	HR	S	P	ERA	WHIP
Ray Herbert, R (1, 1) ERA: 5.25	9.0	L	35	5	3	3	5	2	0	0	0	0	1	43	51	3.00	0.778

PITCHER	IP	WLS	BF	H	R	ER	SO	BB	IBB	HBP	BLK	WP	HR	S	P	ERA	WHIP

Batter	1	2	3	4	5	6	7	8	9	AB	R	H	RBI	BB	SO	LOB
Whitey Herzog, L (1, 8) OBP: 0.485, SLG: 0.700	G3		4-3 1-2 2-3			K			2B SF9 1B	4	1	1	0	0	1	2
Dick Williams, R (1, 5) OBP: 0.269, SLG: 0.412	K 1B		K			F8			WP 1-3 2B	4	0	2	0	0	1	2
Hector Lopez, R (1, 4) OBP: 0.312, SLG: 0.479	K 1-2			K			6-3		SF9 3-H	3	0	0	1	0	2	1
Roger Maris, L (1, 9) OBP: 0.390, SLG: 0.551		E3 G5-4-3		F9			G3		K2-3 2-3	4	0	0	0	0	1	1
Bob Cerv, R (1, 7) OBP: 0.371, SLG: 0.552		G5-4-3 1-2f		K			F9			3	0	0	0	0	1	1
Harry Simpson, L (1, 3) OBP: 0.286, SLG: 0.455		G3			F8			G3-6-3 BB		2	0	0	0	1	0	0
Frank House, L (1, 2) OBP: 0.385, SLG: 0.567			K2-3		F2			G3-6-3 1-2f		3	0	0	0	0	1	1
Joe Demaestri, R (1, 6) OBP: 0.300, SLG: 0.415			4-3 1B 1B		F8			5-3		3	0	1	0	0	0	0
Ray Herbert, R (1, 1) OBP: 0.429, SLG: 0.333			4-3 1-2 1B			5-3			P4	2	0	1	0	0	0	0
Russ Snyder, L (9, PH)										1	0	0	0	0	0	0
Inning Stats	R: 0 E: 0 K: 1 S: 5 H: 1 LOB: 1 BB: 0 P: 5	R: 0 E: 1 K: 0 S: 3 H: 0 LOB: 0 BB: 0 P: 3	R: 0 E: 0 K: 2 S: 9 H: 2 LOB: 2 BB: 0 P: 9	R: 0 E: 0 K: 2 S: 7 H: 0 LOB: 0 BB: 0 P: 7	R: 0 E: 0 K: 0 S: 3 H: 0 LOB: 0 BB: 0 P: 3	R: 0 E: 0 K: 1 S: 5 H: 0 LOB: 0 BB: 0 P: 5	R: 0 E: 0 K: 0 S: 3 H: 0 LOB: 0 BB: 0 P: 3	R: 0 E: 0 K: 0 S: 2 H: 0 LOB: 0 BB: 1 P: 6	R: 1 E: 0 K: 1 S: 7 H: 2 LOB: 1 BB: 0 P: 7	1B: 4 2B: 1 3B: 0 HR: 0 SF: 1 SAC: 0 DP: 2 HBP: 0	WP: 1 PB: 0 SB: 0 CS: 0 PA: 31					

PITCHER	IP	WLS	BF	H	R	ER	SO	BB	IBB	HBP	BLK	WP	HR	S	P	ERA	WHIP
Hoyt Wilhelm, R (1, 1) ERA: 1.45	9.0	W	31	5	1	1	7	1	0	0	0	1	0	44	48	1.00	0.667

PITCHER	IP	WLS	BF	H	R	ER	SO	BB	IBB	HBP	BLK	WP	HR	S	P	ERA	WHIP

BOTTOM

Baltimore Orioles @ Kansas City Athletics

Municipal Stadium, Kansas City, MO

Sat May 02 1959, 4:33 AM EDT

Att. 8,089 - Unknown

livebaseballscorecards.com

AB	29
R	1
H	5
RBI	1
BB	1
SO	7
LOB	8

Batter	1	2	3	4	5	6	7	8	9	10	AB	R	H	RBI	BB	SO	LOB
Chico Carrasquel, R (1, 6) OBP: 0.286, SLG: 0.346	F8		F8			G3 2B 1B		SH5-3 1-2		HR	4	2	2	1	0	0	1
Bob Boyd, L (1, 3) OBP: 0.324, SLG: 0.375	1-3			F7		G3 1-2		2B 2-H		1B	5	0	2	1	0	0	1
Whitey Lockman, L (10, 3) OBP: 0.412, SLG: 0.286											0	0	0	0	0	0	0
Gene Woodling, L (1, 7) OBP: 0.426, SLG: 0.447	4-3			F9		2B 2-H		3-1		K SSS	4	0	1	1	0	0	1
Lenny Green, L (8, 7) OBP: 0.364, SLG: 0.450											1	0	0	0	0	1	1
Gus Triandos, R (1, 2) OBP: 0.389, SLG: 0.544		F7		BB BBB		G3			BB BBB	1B 1-2	2	0	0	0	2	0	1
Willy Miranda, S (9, PR) OBP: 0.200, SLG: 0.300											0	0	0	0	0	0	0
Joe Ginsberg, L (9, 2) OBP: 0.286, SLG: 0.167											1	0	1	0	0	0	0
Willie Tasby, R (1, 8) OBP: 0.407, SLG: 0.452		6-3		F9			5-3		F7 SSS	K	5	0	0	0	0	1	4
Billy Klaus, L (1, 5) OBP: 0.167, SLG: 0.050		K SSS			1-3		4-3		F9		4	0	0	0	0	1	1
Billy Loes, R (9, 1)											0	0	0	0	0	0	0
Al Pilarcik, L (1, 9) OBP: 0.303, SLG: 0.355			F8		G4-6-3		F9		L6		4	0	1	0	0	0	1
Billy Gardner, R (1, 4) OBP: 0.288, SLG: 0.411			S 1B		G4-6-3 1-2f			FC5-6 1B		HR	4	1	3	1	0	0	1
Billy O'Dell, S (1, 1)			K SSS 1-2			B3		FC5-6 SH5-3 1-2f 2B		6-3	3	1	0	0	0	1	2
Brooks Robinson, R (9, 5) OBP: 0.231, SLG: 0.280											1	0	0	0	0	0	0
Inning Stats	R: 0 E: 0 K: 0 S: 3 H: 0 LOB: 0 BB: 0 P: 3	R: 0 E: 0 K: 1 S: 5 H: 0 LOB: 0 BB: 0 P: 5	R: 0 E: 0 K: 1 S: 6 H: 1 LOB: 1 BB: 0 P: 6	R: 0 E: 0 K: 0 S: 3 H: 0 LOB: 1 BB: 1 P: 7	R: 0 E: 0 K: 0 S: 3 H: 1 LOB: 0 BB: 0 P: 3	R: 1 E: 0 K: 0 S: 5 H: 2 LOB: 1 BB: 0 P: 5	R: 0 E: 0 K: 0 S: 3 H: 0 LOB: 0 BB: 0 P: 3	R: 1 E: 0 K: 0 S: 5 H: 2 LOB: 1 BB: 0 P: 5	R: 0 E: 0 K: 0 S: 3 H: 0 LOB: 1 BB: 1 P: 7	R: 2 E: 0 K: 2 S: 11 H: 4 LOB: 2 BB: 0 P: 11	1B: 6 2B: 2 3B: 0 HR: 2	SF: 0 SAC: 1 DP: 1 HBP: 0						

PITCHER		IP	WLS	BF	H	R	ER	SO	BB	IBB	HBP	BLK	WP	HR	S	P	ERA	WHIP
Dick Donovan, R ERA: 4.44	(1, 1)	8.0		30	6	2	2	2	1	0	0	0	0	0	33	37	2.25	0.875
Turk Lown, R ERA: 4.15	(9, 1)	1.1	L	8	3	2	2	0	1	0	0	0	0	2	7	11	13.50	3.000
Rudy Arias, L ERA: 2.08	(10, 1)	0.2		3	1	0	0	2	0	0	0	0	0	0	7	7	0.00	1.500

PITCHER	IP	WLS	BF	H	R	ER	SO	BB	IBB	HBP	BLK	WP	HR	S	P	ERA	WHIP

TOP

Baltimore Orioles @ Chicago White Sox

Comiskey Park, Chicago, IL

Sun May 03 1959, 4:33 AM EDT
Att. 11,208 - Unknown

livebaseballscorecards.com

AB	38
R	4
H	10
RBI	4
BB	2
SO	4
LOB	14

WP: 0 PA: 41
PB: 0
SB: 1
CS: 0

Batter	1	2	3	4	5	6	7	8	9	10	AB	R	H	RBI	BB	SO	LOB
Luis Aparicio, R (1, 6) OBP: 0.357, SLG: 0.440	K		F8			K		5-3			4	0	0	0	0	2	0
Nellie Fox, L (1, 4) OBP: 0.451, SLG: 0.530	1-3			F7		L6-4 2B			F5		4	0	1	0	0	0	0
Al Smith, R (1, 9) OBP: 0.303, SLG: 0.212	F9			BB BB		L6-4 2-3			G4-3 1B		3	0	1	0	1	0	1
Sherm Lollar, R (1, 2) OBP: 0.333, SLG: 0.422		6-3		1-2 BB			F2		G4-3 1-2f		3	0	0	0	1	0	1
Del Ennis, R (1, 7) OBP: 0.304, SLG: 0.286		1-3		K			6-3			K	4	0	0	0	0	2	2
Ron Jackson, R (1, 3) OBP: 0.333, SLG: 0.833		HR		F4			F3			L2	4	1	1	1	0	0	2
Jim Landis, R (1, 8) OBP: 0.314, SLG: 0.278		F8			G4-6-3 1B			6-3		K	4	0	1	0	0	1	0
Bubba Phillips, R (1, 5) OBP: 0.292, SLG: 0.305			4-3		G4-6-3 1-2f			3-1			3	0	0	0	0	0	1
Dick Donovan, L (1, 1) OBP: 0.333, SLG: 0.375			K		4-3			HR			2	0	0	0	0	1	0
John Romano, R (8, PH) OBP: 0.375, SLG: 0.714											1	1	1	1	0	0	0
Turk Lown, R (9, 1)											0	0	0	0	0	0	0
Rudy Arias, L (10, 1)											0	0	0	0	0	0	0
Inning Stats	R: 0 E: 0 K: 1 S: 5 H: 0 LOB: 0 BB: 0 P: 5	R: 1 E: 0 K: 0 S: 4 H: 1 LOB: 0 BB: 0 P: 4	R: 0 E: 0 K: 1 S: 5 H: 0 LOB: 0 BB: 0 P: 5	R: 0 E: 0 K: 1 S: 5 H: 0 LOB: 2 BB: 2 P: 13	R: 0 E: 0 K: 0 S: 3 H: 1 LOB: 0 BB: 0 P: 3	R: 0 E: 0 K: 1 S: 5 H: 1 LOB: 0 BB: 0 P: 5	R: 0 E: 0 K: 0 S: 3 H: 0 LOB: 0 BB: 0 P: 3	R: 1 E: 0 K: 0 S: 4 H: 1 LOB: 0 BB: 0 P: 4	R: 0 E: 0 K: 0 S: 3 H: 1 LOB: 0 BB: 0 P: 3	R: 0 E: 0 K: 2 S: 7 H: 0 LOB: 0 BB: 0 P: 7	1B: 2 2B: 2 3B: 0 HR: 2	SF: 0 SAC: 0 DP: 3 HBP: 0						

PITCHER	IP	WLS	BF	H	R	ER	SO	BB	IBB	HBP	BLK	WP	HR	S	P	ERA	WHIP
Billy O'Dell, L (1, 1) ERA: 3.52	8.1		30	5	2	2	4	2	0	0	0	0	2	36	44	2.16	0.840
Billy Loes, R (9, 1) ERA: 1.04	1.2	W	4	0	0	0	2	0	0	0	0	0	0	8	8	0.00	0.000

PITCHER	IP	WLS	BF	H	R	ER	SO	BB	IBB	HBP	BLK	WP	HR	S	P	ERA	WHIP

BOTTOM

Baltimore Orioles @ Chicago White Sox

Comiskey Park, Chicago, IL

Sun May 03 1959, 4:33 AM EDT

Att. 11,208 - Unknown

livebaseballscorecards.com

AB	32
R	2
H	5
RBI	2
BB	2
SO	6
LOB	7

Baltimore Orioles @ Cleveland Indians

Cleveland Municipal Stadium, Cleveland, OH

Tue May 05 1959, 7:05 PM EDT

Att. 11,182 - Unknown

TOP

livebaseballscorecards.com

Batter	1	2	3	4	5	6	7	8	9	AB	R	H	RBI	BB	SO	LOB
Chico Carrasquel, R (1, 6) OBP: 0.271, SLG: 0.327	S S S 0-3 ① K		x 0-0 ③ F8			x 0-0 ③ F7		S S S 0-3 ③ K		3	0	0	0	0	1	1
Willy Miranda, S (6, 6) OBP: 0.182, SLG: 0.273										1	0	0	0	0	1	0
Bob Boyd, L (1, 3) OBP: 0.319, SLG: 0.368	x 0-0 E6 G6-4-3			x 0-0 ① 6-3			x 0-0 ① 5-3		x 0-0 1B 1B	4	0	1	0	0	0	0
Bob Nieman, R (1, 7) OBP: 0.429, SLG: 0.432	x 0-0 ② ③ G6-4-3 1-2f			x 0-0 ② F9			x 0-0 HR		x 0-0 ① F7	4	1	1	1	0	0	2
Gus Triandos, R (1, 2) OBP: 0.387, SLG: 0.525		B B B 4-0 G6-4-3 BB		S S S 0-3 ③ K			x 0-0 ② F9		x 0-0 FC4-6 1-2 1B	2	0	0	0	1	1	0
Joe Ginsberg, L (7, 2) OBP: 0.375, SLG: 0.286										1	0	1	0	0	0	0
Willie Tasby, R (1, 8) OBP: 0.400, SLG: 0.434		S S S 0-3 ① K			S S S 0-3 ① K		B B B 4-0 1B BB		x 0-0 ② F8	3	0	0	0	1	2	3
Bobby Avila, R (1, 9) OBP: 0.276, SLG: 0.222		x 0-0 ② ③ G6-4-3 1-2f			x 0-0 ② G3		x 0-0 1-2 1B		x 0-0 ③ FC4-6 1-2f	4	0	1	0	0	0	3
Jim Finigan, R (1, 5) OBP: 0.366, SLG: 0.417			B B B B 4-0 G6-4-3 BB		x 0-0 ③ P3		S S S 0-3 ③ K			2	0	0	0	1	1	2
Billy Gardner, R (1, 4) OBP: 0.274, SLG: 0.390			x 0-0 ① ② G6-4-3 1-2f			S S S 0-3 ① K		x 0-0 ① F8		3	0	0	0	0	1	1
Jack Harshman, L (1, 1)			B B B B 4-0 BB			x 0-0 ② 4-3		S S S 0-3 ② K		0	0	0	0	0	0	0
Hal Brown, R (1, 1)										0	0	0	0	1	0	0
Al Pilarcik, L (6, PH) OBP: 0.294, SLG: 0.344										1	0	0	0	0	0	0
Arnie Portocarrero, R (6, 1)										1	0	0	0	0	1	0

	AB	29
	R	1
	H	4
	RBI	1
	BB	4
	SO	8
	LOB	12

Inning Stats	1	2	3	4	5	6	7	8	9
	R: 0 E: 1 K: 1 S: 5	H: 0 LOB: 0 BB: 0 P: 5	R: 0 E: 0 K: 1 S: 4	H: 0 LOB: 0 BB: 1 P: 8	R: 0 E: 0 K: 0 S: 2	H: 0 LOB: 1 BB: 2 P: 10	R: 0 E: 0 K: 1 S: 5	H: 0 LOB: 0 BB: 0 P: 5	R: 0 E: 0 K: 1 S: 5	H: 0 LOB: 0 BB: 0 P: 5
	R: 0 E: 0 K: 1 S: 5	H: 0 LOB: 0 BB: 0 P: 5	R: 1 E: 0 K: 1 S: 7	H: 2 LOB: 2 BB: 1 P: 11	R: 0 E: 0 K: 2 S: 7	H: 0 LOB: 0 BB: 0 P: 7	R: 0 E: 0 K: 0 S: 5	H: 2 LOB: 2 BB: 0 P: 5	

	1B: 3	SF: 0	WP: 0	PA: 33
	2B: 0	SAC: 0	PB: 0	
	3B: 0	DP: 3	SB: 0	
	HR: 1	HBP: 0	CS: 0	

PITCHER	IP	WLS	BF	H	R	ER	SO	BB	IBB	HBP	BLK	WP	HR	S	P	ERA	WHIP
Don Ferrarese, L (1, 1) ERA: 4.08	9.0	W	33	4	1	1	8	4	0	0	0	0	1	45	61	1.00	0.889

PITCHER	IP	WLS	BF	H	R	ER	SO	BB	IBB	HBP	BLK	WP	HR	S	P	ERA	WHIP

Baltimore Orioles @ Cleveland Indians

Cleveland Municipal Stadium, Cleveland, OH

Tue May 05 1959, 7:05 PM EDT

Att. 11,182 - Unknown

livebaseballscorecards.com

BOTTOM

Batter	1	2	3	4	5	6	7	8	9	AB	R	H	RBI	BB	SO	LOB
Jim Piersall, R (1, 8) OBP: 0.315, SLG: 0.313	4-0 BB 1B BB BB 0-0 FC6-4 1-2f			E8 FC6-5-2-1 1-3 1B		2B 1-3 2-H 1B		P3 ①		4	2	2	1	1	0	2
Vic Power, R (1, 3) OBP: 0.435, SLG: 0.641	0-0 BB BB 1B 1-2 1B	F3 ①		FC6-5-2-1 ② 2-3 3-H		1B 1-H 3-H 2B		1-3 ②		5	2	2	2	0	0	2
Minnie Minoso, R (1, 7) OBP: 0.294, SLG: 0.359	B B B B 4-0 BB 1B 1-2 2-3 BB	F3 ②		L8 ③		E3 1B		PB 1B		4	1	1	0	1	0	3
Rocky Colavito, R (1, 9) OBP: 0.412, SLG: 0.627	S S S 0-3 K ①	F7 ③			G6-4-3 1B	1B 1-3 3-H 1B		F8 ③ 1-2		5	0	2	1	0	1	4
Woodie Held, R (1, 5) OBP: 0.364, SLG: 0.587	B B B B 4-0 1B E 1-2 2-3 3-H BB	F3 ①			G6-4-3 ① ② 1-2f	S S S 0-3 K ②				3	1	0	1	1	1	3
George Strickland, R (1, 6) OBP: 0.408, SLG: 0.545	0-0 E5 1B 1-H 2-H 3-H 1B	F9 ②			6-3 ③	F8 ③				4	1	1	2	0	0	2
Billy Martin, R (1, 4) OBP: 0.297, SLG: 0.456	0-0 E 3-H 1B	S S S 0-3 K ③				1B 1B 1B		P4 ①		4	1	2	1	0	1	0
Dick Brown, R (1, 2) OBP: 0.333, SLG: 0.250	0-0 E1 FC6-4 1-2			6-3 ①		S S S 1B 2B 1-2 1B		K ②		4	1	1	0	0	1	1
Don Ferrarese, R (1, 1) OBP: 0.250, SLG: 0.333	0-0 P3 ②			E FC6-5-2-1 1B		B1 ①		F7 ③		4	0	1	0	0	0	4
Inning Stats	R: 5 E: 2 K: 1 S: 9 H: 3 LOB: 2 BB: 3 P: 21	R: 0 E: 0 K: 0 S: 3 H: 0 LOB: 0 BB: 0 P: 3	R: 0 E: 0 K: 1 S: 5 H: 0 LOB: 0 BB: 0 P: 5	R: 0 E: 1 K: 0 S: 5 H: 2 LOB: 2 BB: 0 P: 5	R: 0 E: 0 K: 0 S: 3 H: 1 LOB: 0 BB: 0 P: 3	R: 4 E: 1 K: 1 S: 11 H: 5 LOB: 2 BB: 0 P: 11	R: 0 E: 0 K: 1 S: 5 H: 0 LOB: 0 BB: 0 P: 5	R: 0 E: 0 K: 0 S: 4 H: 1 LOB: 1 BB: 0 P: 4		1B: 11 2B: 1 3B: 0 HR: 0 SF: 0 SAC: 0 DP: 1 HBP: 0						

	AB	37
	R	9
	H	12
	RBI	8
	BB	3
	SO	4
	LOB	21

WP: 0 PB: 1 SB: 0 CS: 0 PA: 40

PITCHER		IP	WLS	BF	H	R	ER	SO	BB	IBB	HBP	BLK	WP	HR	S	P	ERA	WHIP
Jack Harshman, L ERA: 7.17	(1, 1)	0.1	L	6	2	5	4	1	3	0	0	0	0	0	5	17	108.00	15.000
Hal Brown, R ERA: 0.84	(1, 1)	4.2		18	4	0	0	1	0	0	0	0	0	0	20	20	0.00	0.857
Arnie Portocarrero, R ERA: 18.0	(6, 1)	3.0		16	6	4	4	2	0	0	0	0	0	0	20	20	12.00	2.000

PITCHER	IP	WLS	BF	H	R	ER	SO	BB	IBB	HBP	BLK	WP	HR	S	P	ERA	WHIP

Batter	1	2	3	4	5	6	7	8	9	AB	R	H	RBI	BB	SO	LOB
Willie Tasby, R (1, 8) OBP: 0.400, SLG: 0.432	4-3		1B 1B		5-3		2B SF7 3-H 1B		5-3	5	1	2	1	0	0	0
Bob Boyd, L (1, 3) OBP: 0.325, SLG: 0.384	F3		1-2 1B		3-1		1-3 2B		4-3	5	0	2	0	0	0	0
Bob Nieman, R (1, 7) OBP: 0.415, SLG: 0.415	K		L8			F8	1B			4	0	1	0	0	1	2
Lenny Green, L (7, 7) OBP: 0.364, SLG: 0.450										0	0	0	0	0	0	0
Gene Woodling, L (1, 9) OBP: 0.397, SLG: 0.420		F7	4-1			F7	SF7 3-H			3	0	0	1	0	0	2
Al Pilarcik, L (7, 9) OBP: 0.294, SLG: 0.344										0	0	0	0	0	0	0
Billy Klaus, L (1, 5) OBP: 0.214, SLG: 0.045		BBBB 4-0 HR BB		BBBB 1B PC5-2-6-1-5 BB		L4	3-1			2	1	0	0	2	0	2
Joe Ginsberg, L (1, 2) OBP: 0.500, SLG: 0.700		0-0 1-H HR		0-0 PC5-2-6-1-5 1-3 1B			BBBB 4-0 2B 2B BB	0-0 4-3		3	2	2	2	1	0	0
Billy Gardner, R (1, 4) OBP: 0.273, SLG: 0.397		SSS 0-3 K		0-0 FC5-2-6-1-5 1-3 3-H			0-0 1-3 2B 2B	SSS 0-3 K		4	1	1	0	0	2	2
Willy Miranda, S (1, 6) OBP: 0.200, SLG: 0.333		0-0 F7		0-0 F8			0-0 SH3-4 1B 2-H 3-H 2B	SSS 0-3 K		4	1	1	2	0	1	1
Milt Pappas, R (1, 1)			0-0 F9		5-3		0-0 SH3-4 2-3		0-0 L6	3	0	0	0	0	0	0
Billy Loes, R (9, 1)										0	0	0	0	0	0	0
Inning Stats	R: 0 E: 0 K: 1 S: 5 H: 0 LOB: 0 BB: 0 P: 5	R: 2 E: 0 K: 1 S: 6 H: 1 LOB: 0 BB: 1 P: 10	R: 0 E: 0 K: 0 S: 5 H: 2 LOB: 2 BB: 0 P: 5	R: 0 E: 0 K: 0 S: 3 H: 1 LOB: 1 BB: 1 P: 7	R: 0 E: 0 K: 0 S: 3 H: 0 LOB: 0 BB: 0 P: 3	R: 0 E: 0 K: 0 S: 3 H: 0 LOB: 0 BB: 0 P: 3	R: 4 E: 0 K: 0 S: 8 H: 5 LOB: 2 BB: 1 P: 12	R: 0 E: 0 K: 2 S: 7 H: 0 LOB: 0 BB: 0 P: 7	R: 0 E: 0 K: 0 S: 3 H: 0 LOB: 0 BB: 0 P: 3	1B: 5 2B: 4 3B: 0 HR: 1	SF: 1 SAC: 1 DP: 1 HBP: 0						

PITCHER		IP	WLS	BF	H	R	ER	SO	BB	IBB	HBP	BLK	WP	HR	S	P	ERA	WHIP
Gary Bell, R ERA: 3.62	(1, 1)	5.0	L	20	4	2	2	2	2	0	0	0	0	1	22	30	3.60	1.200
Humberto Robinson, R ERA: 6.35	(6, 1)	1.0		5	1	2	2	0	1	0	0	0	0	0	4	8	18.00	2.000
Al Cicotte, R ERA: 6.0	(7, 1)	0.1		4	3	1	1	0	0	0	0	0	0	0	4	4	27.00	9.000
John Briggs, R ERA: 1.93	(7, 1)	0.2		3	1	1	1	0	0	0	0	0	0	0	3	3	13.50	1.500
Jim Perry, R ERA: 4.15	(8, 1)	2.0		6	0	0	0	2	0	0	0	0	0	0	10	10	0.00	0.000

PITCHER	IP	WLS	BF	H	R	ER	SO	BB	IBB	HBP	BLK	WP	HR	S	P	ERA	WHIP

TOP

Baltimore Orioles @ Cleveland Indians

Cleveland Municipal Stadium, Cleveland, OH

Wed May 06 1959, 7:05 PM EDT

Att. 11,313 - Unknown

livebaseballscorecards.com

AB	33
R	6
H	9
RBI	6
BB	3
SO	4
LOB	9

WP: 0	PA: 38		
PB: 0			
SB: 0			
CS: 0			

Baltimore Orioles @ Cleveland Indians

Cleveland Municipal Stadium, Cleveland, OH

Wed May 06 1959, 7:05 PM EDT

Att. 11,313 - Unknown

livebaseballscorecards.com

BOTTOM

Batter	1	2	3	4	5	6	7	8	9	AB	R	H	RBI	BB	SO	LOB
Jim Piersall, R (1, 8) OBP: 0.321, SLG: 0.333	F9		K			4-3 5-3 2B		E WP 1B	1-3	5	2	2	0	0	1	0
Vic Power, R (1, 3) OBP: 0.422, SLG: 0.614	5-3 CS BB 1B		2-3			4-3 2-3		F7	6-3	5	0	1	0	0	0	2
Minnie Minoso, R (1, 7) OBP: 0.303, SLG: 0.358	5-3 BB 1-2			F8		5-3 3-H		E8 WP 1-3		3	0	1	1	1	0	0
Rocky Colavito, R (1, 9) OBP: 0.393, SLG: 0.595	5-3 1-2 2-3			5-3		K		P6		4	0	0	0	0	1	4
Russ Nixon, L (1, 2) OBP: 0.283, SLG: 0.239	CS 3-H	FC4-6 1B		P6			BB	6-3 2-3 3-H		3	0	1	0	1	0	1
George Strickland, R (1, 6) OBP: 0.400, SLG: 0.522		K			6-3		K		HR BB	3	1	0	0	1	2	2
Woodie Held, R (1, 5) OBP: 0.390, SLG: 0.592		F9			FC6-4 1B		BB 1-2		HR 1B 1-2	3	1	2	0	1	0	1
Billy Martin, R (1, 4) OBP: 0.289, SLG: 0.443 Ray Webster, R (7, PH) OBP: 0.200, SLG: 0.800 (8, 4)	FC4-6 1-2f				FC6-4 1-2f		F8		HR 1-H 2-H	2 2	0 1	0 1	0 3	0 0	0 0	2 2
Gary Bell, R (1, 1) OBP: 0.250, SLG: 0.250 Don Dillard, L (5, PH) Humberto Robinson, R (6, 1) Al Cicotte, R (7, 1) John Briggs, R (7, 1) Tito Francona, L (7, PH) OBP: 0.429, SLG: 1.000 Jim Perry, S (8, 1) OBP: 0.500, SLG: 0.500 Hal Naragon, L (9, PH) OBP: 0.417, SLG: 0.550			6-3		F8		F8		1-3	1 1 0 0 0 1 0 1	0 0 0 0 0 0 0 0	0 0 0 0 0 0 0 0	0 0 0 0 0 0 0 0	0 0 0 0 0 0 0 0	0 0 0 0 0 0 0 0	0 1 0 0 0 2 0 0
Inning Stats	R: 0 E: 0 K: 0 S: 3 H: 1 LOB: 1 BB: 1 P: 7	R: 0 E: 0 K: 1 S: 6 H: 1 LOB: 1 BB: 0 P: 6	R: 0 E: 0 K: 1 S: 5 H: 0 LOB: 0 BB: 0 P: 5	R: 0 E: 0 K: 0 S: 3 H: 0 LOB: 0 BB: 0 P: 3	R: 0 E: 0 K: 0 S: 4 H: 1 LOB: 1 BB: 0 P: 4	R: 1 E: 0 K: 1 S: 6 H: 1 LOB: 0 BB: 0 P: 6	R: 0 E: 0 K: 1 S: 5 H: 0 LOB: 2 BB: 2 P: 13	R: 1 E: 1 K: 0 S: 5 H: 2 LOB: 1 BB: 0 P: 5	R: 3 E: 0 K: 0 S: 5 H: 2 LOB: 0 BB: 1 P: 9	1B: 6 2B: 1 3B: 0 HR: 1	SF: 0 SAC: 0 DP: 0 HBP: 0	WP: 1 PB: 0 SB: 0 CS: 1	PA: 39				

	AB	34
	R	5
	H	8
	RBI	4
	BB	4
	SO	4
	LOB	17

PITCHER		IP	WLS	BF	H	R	ER	SO	BB	IBB	HBP	BLK	WP	HR	S	P	ERA	WHIP
Milt Pappas, R ERA: 5.32	(1, 1)	8.0	W	34	7	4	4	4	4	0	0	0	1	0	38	54	4.50	1.375
Billy Loes, R ERA: 1.86	(9, 1)	1.0	S	4	1	1	1	0	0	0	0	0	0	1	4	4	9.00	1.000

PITCHER	IP	WLS	BF	H	R	ER	SO	BB	IBB	HBP	BLK	WP	HR	S	P	ERA	WHIP

Baltimore Orioles @ Washington Senators

Griffith Stadium, Washington, DC

Thu May 07 1959, 7:05 PM EDT

Att. 15,058 - Unknown

TOP

livebaseballscorecards.com

Batter	1	2	3	4	5	6	7	8	9	AB	R	H	RBI	BB	SO	LOB
Willie Tasby, R (1, 8) OBP: 0.396, SLG: 0.425	P4	1B E 1-3 2-H 1B	5-3		6-3			HR SH1-4 1B	SSS K	6	2	2	1	0	1	3
Bob Boyd, L (1, 3) OBP: 0.338, SLG: 0.395 Whitey Lockman, L (4, 3) OBP: 0.421, SLG: 0.313	4-3	BB E 1-3 3-H 1B		2B 1B	1B			SH1-4 1-2	1-3	3 2	1 0	2 1	1 0	0 0	0 1	0 1
Bob Nieman, R (1, 7) OBP: 0.431, SLG: 0.511 Lenny Green, L (8, 7) OBP: 0.364, SLG: 0.450	BBBB CS BB	E5 BB 1-2 3-H		1-H 1B 2B	SSS K			2-H HR		4 0	2 0	2 0	3 0	1 0	1 0	1 0
Gene Woodling, L (1, 9) OBP: 0.419, SLG: 0.442 Al Pilarcik, L (6, PR) OBP: 0.314, SLG: 0.455 (6, 9)	CS 1-2	P5 BBBB 4-0 1-2 2-3 BB		BBBB 4-0 1B G1-2-3 BB		2B		HR		2 1	0 1	1 1	0 1	2 0	0 0	0 0
Gus Triandos, R (1, 2) OBP: 0.413, SLG: 0.581 Joe Ginsberg, L (8, 2) OBP: 0.500, SLG: 0.700	HR SSS 0-3 K			G1-2-3 BB 1-3 2-H 1B	BBBB 4-0 G1-6-3 BB			BBBB 4-0 BB		3 0	1 0	2 0	2 0	2 0	1 0	3 0
Bobby Avila, R (1, 4) OBP: 0.324, SLG: 0.258	1B 1B 1B	1B 1B		BBBB 4-0 G1-2-3 1-2 BB	0-0 ②③ G1-6-3 1-2f			P4		4	1	2	0	1	0	3
Billy Klaus, L (1, 5) OBP: 0.242, SLG: 0.111	1B 1-3 1B 1B	F7 1-3 1B		G1-2-3 1-2 2-3 3-Hf			6-3	F9		5	1	2	0	0	0	4
Willy Miranda, S (1, 6) OBP: 0.200, SLG: 0.300	SSS 0-3 K	F7 1-2	P3				F9		FC1-6 1B	5	0	1	0	0	1	6
Jerry Walker, S (1, 1) OBP: 0.083, SLG: 0.083	1B 1-2 1B 3-H 1B	L4			1-3		SSS K		FC1-6 1-2f	5	1	1	1	0	1	3
Inning Stats	R: 0 H: 0 E: 0 LOB: 0 K: 0 BB: 1 S: 2 P: 6	R: 5 H: 6 E: 1 LOB: 3 K: 2 BB: 1 S: 14 P: 18	R: 0 H: 2 E: 0 LOB: 2 K: 0 BB: 0 S: 5 P: 5	R: 2 H: 3 E: 0 LOB: 2 K: 0 BB: 2 S: 5 P: 13	R: 0 H: 1 E: 0 LOB: 1 K: 0 BB: 0 S: 3 P: 3	R: 0 H: 1 E: 0 LOB: 1 K: 1 BB: 1 S: 5 P: 9	R: 0 H: 0 E: 0 LOB: 0 K: 1 BB: 0 S: 5 P: 5	R: 3 H: 3 E: 0 LOB: 1 K: 0 BB: 1 S: 6 P: 10	R: 0 H: 1 E: 0 LOB: 1 K: 1 BB: 0 S: 6 P: 6	1B: 12 SF: 0 2B: 2 SAC: 1 3B: 0 DP: 2 HR: 3 HBP: 0						

	AB	40
	R	10
	H	17
	RBI	9
	BB	6
	SO	5
	LOB	24

WP: 0 PA: 48
PB: 0
SB: 0
CS: 1

PITCHER		IP	WLS	BF	H	R	ER	SO	BB	IBB	HBP	BLK	WP	HR	S	P	ERA	WHIP
Pedro Ramos, R ERA: 5.58	(1, 1)	1.2	L	11	6	5	4	1	1	0	0	0	0	1	12	16	21.60	4.200
Vito Valentinetti, R ERA: 14.85	(2, 1)	1.1		12	5	2	2	1	2	0	0	0	0	0	12	20	13.50	5.250
Jack Kralick, L ERA: 7.84	(4, 1)	5.0		20	5	3	3	2	3	0	0	0	0	2	21	33	5.40	1.600
Dick Hyde, R ERA: 4.32	(9, 1)	1.0		4	1	0	0	1	0	0	0	0	0	0	6	6	0.00	1.000

PITCHER	IP	WLS	BF	H	R	ER	SO	BB	IBB	HBP	BLK	WP	HR	S	P	ERA	WHIP

Batter	1	2	3	4	5	6	7	8	9	AB	R	H	RBI	BB	SO	LOB
Reno Bertoia, R (1, 4) OBP: 0.342, SLG: 0.467	6-3		F8			E7 FC5		HR		4	1	1	1	0	0	1
Bob Allison, R (1, 8) OBP: 0.346, SLG: 0.465	BB		P6			6-3		5-3		3	0	0	0	1	0	2
Harmon Killebrew, R (1, 5) OBP: 0.386, SLG: 0.583	P5			G4-3 1B		K		L7		4	0	1	0	0	1	2
Jim Lemon, R (1, 9) OBP: 0.410, SLG: 0.690	F7			K		FC5 2-3			4-3 2B	4	0	1	0	0	1	3
Julio Becquer, L (1, 3) OBP: 0.172, SLG: 0.148		4-3		G4-3 1-2f			P5		4-3 2-3	4	0	0	0	0	0	2
Ed Fitz Gerald, R (1, 2) OBP: 0.205, SLG: 0.125		F8			F5		K		F3	4	0	0	0	0	1	1
Ron Samford, R (1, 6) OBP: 0.357, SLG: 0.491		P3			2B		WP 1B		5-3	4	0	2	0	0	0	1
Faye Throneberry, L (1, 7) OBP: 0.182, SLG: 0.150			F9		K		F7 1-2			3	0	0	0	0	1	2
Pedro Ramos, S (1, 1) OBP: 0.400, SLG: 0.429			BB		K			6-3		0	0	0	0	0	0	0
Vito Valentinetti, R (2, 1)										0	0	0	0	1	0	0
Jack Kralick, L (4, 1)										1	0	0	0	0	1	1
Herb Plews, L (8, PH) OBP: 0.400, SLG: 0.400										1	0	0	0	0	0	0
Dick Hyde, R (9, 1)										0	0	0	0	0	0	0
Inning Stats	R: 0 E: 0 K: 0 S: 3 H: 0 LOB: 1 BB: 1 P: 7	R: 0 E: 0 K: 0 S: 3 H: 0 LOB: 0 BB: 0 P: 3	R: 0 E: 0 K: 0 S: 3 H: 0 LOB: 1 BB: 1 P: 7	R: 0 E: 0 K: 1 S: 5 H: 1 LOB: 0 BB: 0 P: 5	R: 0 E: 0 K: 2 S: 8 H: 1 LOB: 1 BB: 0 P: 8	R: 0 E: 1 K: 1 S: 6 H: 0 LOB: 1 BB: 0 P: 6	R: 0 E: 0 K: 1 S: 6 H: 1 LOB: 1 BB: 0 P: 6	R: 1 E: 0 K: 0 S: 4 H: 1 LOB: 0 BB: 0 P: 4	R: 0 E: 0 K: 0 S: 4 H: 1 LOB: 1 BB: 0 P: 4							

PITCHER		IP	WLS	BF	H	R	ER	SO	BB	IBB	HBP	BLK	WP	HR	S	P	ERA	WHIP
Jerry Walker, R ERA: 1.75	(1, 1)	9.0	W	34	5	1	1	5	2	0	0	0	1	1	42	50	1.00	0.778

PITCHER	IP	WLS	BF	H	R	ER	SO	BB	IBB	HBP	BLK	WP	HR	S	P	ERA	WHIP

BOTTOM

Baltimore Orioles @ Washington Senators

Griffith Stadium, Washington, DC

Thu May 07 1959, 7:05 PM EDT

Att. 15,058 - Unknown

livebaseballscorecards.com

AB	32
R	1
H	5
RBI	1
BB	2
SO	5
LOB	15

1B: 2	SF: 0	WP: 1	PA: 34
2B: 2	SAC: 0	PB: 0	
3B: 0	DP: 1	SB: 0	
HR: 1	HBP: 0	CS: 0	

Batter	1	2	3	4	5	6	7	8	9	AB	R	H	RBI	BB	SO	LOB
Jim Busby, R (1, 8) OBP: 0.294, SLG: 0.313	BBB 4-0 E SF8 PB BB		x 0-0 ① P4		x 0-0 ① 5-3		SSS 0-3 ③ K		x 0-0 1-2 1B	4	1	1	0	1	1	1
Pete Runnels, L (1, 4) OBP: 0.438, SLG: 0.500	x 0-0 E6 BB 1-3		x 0-0 3B		x 0-0 ② 1-3			x 0-0 HR	x 0-0 ② F2	5	1	2	1	0	0	3
Jackie Jensen, R (1, 9) OBP: 0.389, SLG: 0.608	SSS 0-3 ① K		x 0-0 ② 5-3		x 0-0 ③ 5-3			x 0-0 HR	x 0-0 ③ P6	5	1	1	1	0	1	5
Frank Malzone, R (1, 5) OBP: 0.356, SLG: 0.565	x 0-0 ② SF8 3-H		SSS 0-3 ③ K			SSS 0-3 ① K		x 0-0 WP E 1B		3	1	1	1	0	2	1
Dick Gernert, R (1, 3) OBP: 0.429, SLG: 0.524	BBBB 4-0 1-2 BB			x 0-0 ① 5-3		x 0-0 ② F8		x 0-0 E1 G4-6-3 1-H 1B		3	0	1	0	1	0	0
Bill Renna, R (1, 7) OBP: 0.318, SLG: 0.118 Gary Geiger, L (8, PH) OBP: 0.265, SLG: 0.383 (8, 7)	x 0-0 ③ 4-3			BBB 4-0 2B BB		x 0-0 ③ P3		x 0-0 ①② G4-6-3 1-2f		2 1	1 0	0 0	0 0	1 0	0 0	2 1
Sammy White, R (1, 2) OBP: 0.375, SLG: 0.397		x 0-0 ① F7	x 0-0 ② F2				x 0-0 ① P6	x 0-0 ③ 1-3		4	0	0	0	0	0	1
Don Buddin, R (1, 6) OBP: 0.330, SLG: 0.274		x 0-0 ② F9	x 0-0 1-H 2B				SSS 0-3 ② K		x 0-0 ① 5-3	4	0	1	1	0	1	0
Frank Sullivan, R (1, 1) OBP: 0.286, SLG: 0.286		x 0-0 ③ 6-3	x 0-0 ③ 6-3				x 0-0 1B		x 0-0 1B 1B	4	0	2	0	0	0	1

TOP

Boston Red Sox @ Baltimore Orioles

Memorial Stadium, Baltimore, MD

Fri May 08 1959, 7:05 PM EDT

Att. 22,520 - Unknown

livebaseballscorecards.com

AB	35
R	5
H	9
RBI	4
BB	3
SO	5
LOB	15

Inning Stats	1	2	3	4	5	6	7	8	9
	R: 1 E: 1 K: 1 S: 6	R: 0 E: 0 K: 0 S: 3	R: 0 E: 0 K: 1 S: 6	R: 1 E: 0 K: 0 S: 4	R: 0 E: 0 K: 0 S: 3	R: 0 E: 0 K: 1 S: 5	R: 0 E: 0 K: 2 S: 8	R: 3 E: 1 K: 0 S: 6	R: 0 E: 0 K: 0 S: 5
	H: 0 LOB: 2 BB: 2 P: 14	H: 0 LOB: 0 BB: 0 P: 3	H: 1 LOB: 1 BB: 0 P: 6	H: 1 LOB: 1 BB: 1 P: 8	H: 0 LOB: 0 BB: 0 P: 3	H: 0 LOB: 0 BB: 0 P: 5	H: 1 LOB: 1 BB: 0 P: 8	H: 4 LOB: 0 BB: 0 P: 6	H: 2 LOB: 2 BB: 0 P: 5

| | | | |

Boston Red Sox @ Baltimore Orioles

Memorial Stadium, Baltimore, MD

Fri May 08 1959, 7:05 PM EDT

Att. 22,520 - Unknown

BOTTOM

livebaseballscorecards.com

Batter	1	2	3	4	5	6	7	8	9	AB	R	H	RBI	BB	SO	LOB
Willie Tasby, R (1, 8) OBP: 0.380, SLG: 0.407	6-3		F7		K			P4		4	0	0	0	0	1	2
Bob Boyd, L (1, 3) OBP: 0.321, SLG: 0.375	F9		G3			3-1		F8		4	0	0	0	0	0	0
Bob Nieman, R (1, 7) OBP: 0.419, SLG: 0.490	K			5-3		G3, 1B			F8	4	0	1	0	0	1	0
Gene Woodling, L (1, 9) OBP: 0.409, SLG: 0.418		1B, BB		L6		G3, 1-2			4-3	3	0	0	0	1	0	1
Billy Klaus, L (1, 5) OBP: 0.243, SLG: 0.129		F9		P6		L9			BB, 1B	4	0	1	0	0	0	2
Joe Ginsberg, L (1, 2) OBP: 0.500, SLG: 0.615		FC6-4, 1-2, 1B			P4		F7		BB, 1-2	3	0	1	0	1	0	0
Bobby Avila, R (1, 4) OBP: 0.297, SLG: 0.235		P6			1-3		K		F5	3	0	0	0	0	1	2
Willy Miranda, S (1, 6) OBP: 0.217, SLG: 0.304		FC6-4, 1-2f			1B		F7			3	0	1	0	0	0	2
Billy O'Dell, S (1, 1) OBP: 0.250, SLG: 0.143			4-3		1-2, 1B			6-3		2	0	1	0	0	0	0
Wes Stock, R (8, 1)										0	0	0	0	0	0	0
Jim Finigan, R (8, 4) OBP: 0.357, SLG: 0.405										1	0	0	0	0	0	0
Bob Hale, L (9, PH) OBP: 0.167, SLG: 0.167										1	0	0	0	0	0	2

Inning Stats	1	2	3	4	5	6	7	8	9
	R: 0 E: 0 K: 1 S: 5	H: 0 LOB: 0 BB: 0 P: 5	R: 0 E: 0 K: 0 S: 4	H: 1 LOB: 2 BB: 1 P: 8	R: 0 E: 0 K: 0 S: 3	H: 0 LOB: 0 BB: 0 P: 3	R: 0 E: 0 K: 0 S: 3	H: 0 LOB: 0 BB: 0 P: 3	R: 0 E: 0 K: 1 S: 7	H: 2 LOB: 2 BB: 0 P: 7	R: 0 E: 0 K: 0 S: 4	H: 1 LOB: 1 BB: 0 P: 4	R: 0 E: 0 K: 1 S: 5	H: 0 LOB: 0 BB: 0 P: 5	R: 0 E: 0 K: 0 S: 3	H: 0 LOB: 0 BB: 0 P: 3	R: 0 E: 0 K: 0 S: 4	H: 1 LOB: 2 BB: 1 P: 8

	AB	32
	R	0
	H	5
	RBI	0
	BB	2
	SO	3
	LOB	11

	1B: 5	SF: 0	WP: 0	PA: 34
	2B: 0	SAC: 0	PB: 0	
	3B: 0	DP: 0	SB: 0	
	HR: 0	HBP: 0	CS: 0	

PITCHER	IP	WLS	BF	H	R	ER	SO	BB	IBB	HBP	BLK	WP	HR	S	P	ERA	WHIP
Frank Sullivan, R (1, 1) ERA: 3.31	9.0	W	34	5	0	0	3	2	0	0	0	0	0	38	46	0.00	0.778

PITCHER	IP	WLS	BF	H	R	ER	SO	BB	IBB	HBP	BLK	WP	HR	S	P	ERA	WHIP

Batter	1	2	3	4	5	6	7	8	9	AB	R	H	RBI	BB	SO	LOB
Marty Keough, L (1, 8) OBP: 0.361, SLG: 0.531	0-0 1B		0-3 K		0-0 1-3		0-0 G3-6-3 1-2f			4	0	1	0	0	1	2
Pete Runnels, L (1, 4) OBP: 0.450, SLG: 0.506	0-0 WP 1-3 1B		4-0 G4-6-3 BB			0-0 PB 1B		0-0 4-3		3	2	2	0	1	0	0
Jackie Jensen, R (1, 9) OBP: 0.384, SLG: 0.590	0-0 G5-4-3 2-H		0-0 G4-6-3 1-2f			0-0 F8		0-3 K		4	0	1	1	0	1	2
Frank Malzone, R (1, 5) OBP: 0.340, SLG: 0.539	0-0 G5-4-3 1-2f			0-0 F7		0-0 L5 1-2		0-3 K		4	0	0	0	0	1	2
Dick Gernert, R (1, 3) OBP: 0.432, SLG: 0.522		0-0 F2		0-0 F8		0-0 FC4-6 2-H			0-0 1B	4	0	2	1	0	0	0
Gary Geiger, L (1, 7) OBP: 0.264, SLG: 0.373		0-0 CS 1B		0-0 3-1		0-0 FC4-6 1-2f			0-0 F5	4	0	1	0	0	0	2
Sammy White, R (1, 2) OBP: 0.382, SLG: 0.393		4-0 PB 1-2 BB			0-0 F3		0-0 G3 1B		0-0 F3	3	1	1	0	1	0	1
Don Buddin, R (1, 6) OBP: 0.337, SLG: 0.276		4-0 1-2 BB			0-0 4-3		0-0 G3 1-2		0-0 L8	3	0	1	0	1	0	2
Billy Hoeft, L (1, 1) OBP: 0.200, SLG: 0.200 Pete Daley, R (7, PH) OBP: 0.421, SLG: 0.375 Tom Brewer, R (7, PR) OBP: 0.154, SLG: 0.154 Bill Monbouquette, R (7, 1)		0-0 4-3			0-0 4-3 1-2		0-0 G3-6-3 2-H			2 1 0 0	0 0 0 0	0 1 0 0	0 1 0 0	0 0 0 0	0 0 0 0	3 0 0 0
Inning Stats	R: 1 E: 0 K: 0 S: 4 H: 3 LOB: 0 BB: 0 P: 4	R: 0 E: 0 K: 0 S: 3 H: 1 LOB: 2 BB: 2 P: 11	R: 0 E: 0 K: 1 S: 4 H: 0 LOB: 0 BB: 1 P: 8	R: 0 E: 0 K: 0 S: 3 H: 0 LOB: 0 BB: 0 P: 3	R: 0 E: 0 K: 0 S: 4 H: 1 LOB: 1 BB: 0 P: 4	R: 1 E: 0 K: 0 S: 5 H: 2 LOB: 1 BB: 0 P: 5	R: 1 E: 0 K: 0 S: 4 H: 2 LOB: 1 BB: 0 P: 4	R: 0 E: 0 K: 2 S: 7 H: 0 LOB: 0 BB: 0 P: 7	R: 0 E: 0 K: 0 S: 4 H: 1 LOB: 1 BB: 0 P: 4	1B: 10 2B: 0 3B: 0 HR: 0	SF: 0 SAC: 0 DP: 3 HBP: 0						

PITCHER	IP	WLS	BF	H	R	ER	SO	BB	IBB	HBP	BLK	WP	HR	S	P	ERA	WHIP
Hoyt Wilhelm, R (1, 1) ERA: 1.59	8.0	W	32	10	3	2	3	3	0	0	0	1	0	35	47	2.25	1.625
Billy Loes, R (9, 1) ERA: 1.69	1.0	S	3	0	0	0	0	0	0	0	0	0	0	3	3	0.00	0.000

PITCHER	IP	WLS	BF	H	R	ER	SO	BB	IBB	HBP	BLK	WP	HR	S	P	ERA	WHIP

TOP

Boston Red Sox @ Baltimore Orioles

Memorial Stadium, Baltimore, MD

Sat May 09 1959, 3:33 AM EDT

Att. 8,039 - Unknown

livebaseballscorecards.com

AB	32
R	3
H	10
RBI	3
BB	3
SO	3
LOB	14

1B: 10 SF: 0
2B: 0 SAC: 0
3B: 0 DP: 3
HR: 0 HBP: 0

WP: 1 PA: 35
PB: 2
SB: 0
CS: 1

BOTTOM

Boston Red Sox @ Baltimore Orioles

Memorial Stadium, Baltimore, MD

Sat May 09 1959, 3:33 AM EDT

Att. 8,039 - Unknown

livebaseballscorecards.com

Batter	1	2	3	4	5	6	7	8	9	AB	R	H	RBI	BB	SO	LOB
Willie Tasby, R (1, 8) OBP: 0.375, SLG: 0.411	E9	4-3			5-3		4-3			4	1	1	0	0	0	0
Bob Boyd, L (1, 3) OBP: 0.318, SLG: 0.369	E FC3-6 1B 3-H	F9			6-3		F8			4	1	1	1	0	0	0
Bob Nieman, R (1, 7) OBP: 0.424, SLG: 0.491	E6 FC3-6 1-3		K		1B			L4		4	1	2	0	0	1	0
Lenny Green, L (9, 7) OBP: 0.364, SLG: 0.450										0	0	0	0	0	0	0
Gus Triandos, R (1, 2) OBP: 0.417, SLG: 0.563	FC3-6 IBB		BB		F9			K		2	0	0	0	2	1	1
Gene Woodling, L (1, 9) OBP: 0.403, SLG: 0.411	FC3-6 1B SF9 1-2f 2-3 3-H		P3			1B		L8		1	1	0	1	0	0	2
Al Pilarcik, L (2, 9) OBP: 0.316, SLG: 0.444										3	0	1	0	0	0	1
Jim Finigan, R (1, 5) OBP: 0.356, SLG: 0.400	1-3 3-H		1-3			F8				3	0	1	1	0	0	2
Billy Gardner, R (1, 4) OBP: 0.261, SLG: 0.385	SF9 3-H			F7		F8				2	0	0	1	0	0	1
Willy Miranda, S (1, 6) OBP: 0.192, SLG: 0.269	F8			P6		F9				3	0	0	0	0	0	2
Hoyt Wilhelm, R (1, 1) OBP: 0.067, SLG: 0.067		K		2-3			4-3			3	0	0	0	0	1	0
Billy Loes, R (9, 1)										0	0	0	0	0	0	0
Inning Stats	R: 4 E: 2 K: 0 S: 7 H: 4 LOB: 1 BB: 1 P: 11	R: 0 E: 0 K: 1 S: 5 H: 0 LOB: 0 BB: 0 P: 5	R: 0 E: 0 K: 1 S: 5 H: 0 LOB: 1 BB: 1 P: 9	R: 0 E: 0 K: 0 S: 3 H: 0 LOB: 0 BB: 0 P: 3	R: 0 E: 0 K: 0 S: 4 H: 1 LOB: 1 BB: 0 P: 4	R: 0 E: 0 K: 0 S: 4 H: 1 LOB: 1 BB: 0 P: 4	R: 0 E: 0 K: 0 S: 3 H: 0 LOB: 0 BB: 0 P: 3	R: 0 E: 0 K: 1 S: 5 H: 0 LOB: 0 BB: 0 P: 5		1B: 5 2B: 1 3B: 0 HR: 0 SF: 1 SAC: 0 DP: 0 HBP: 0						

	AB	29
	R	4
	H	6
	RBI	4
	BB	2
	SO	3
	LOB	9

WP: 0 PB: 0 SB: 0 CS: 0 PA: 32

PITCHER		IP	WLS	BF	H	R	ER	SO	BB	IBB	HBP	BLK	WP	HR	S	P	ERA	WHIP
Billy Hoeft, L ERA: 5.4	(1, 1)	6.0	L	26	6	4	4	2	1	1	0	0	0	0	28	36	6.00	1.167
Bill Monbouquette, R ERA: 4.26	(7, 1)	2.0		6	0	0	0	1	0	0	0	0	0	0	8	8	0.00	0.000

PITCHER	IP	WLS	BF	H	R	ER	SO	BB	IBB	HBP	BLK	WP	HR	S	P	ERA	WHIP

Batter	1	2	3	4	5	6	7	8	9	10	AB	R	H	RBI	BB	SO	LOB
Marty Keough, L (1, 8) OBP: 0.342, SLG: 0.500	F7		P6			1-3		F7		6-3	2	0	0	0	0	0	0
Jim Busby, R (6, PH) OBP: 0.250, SLG: 0.263											3	0	0	0	0	0	1
(6, 8)																	
Pete Runnels, L (1, 4) OBP: 0.452, SLG: 0.529	3B		1-3			1-3			SH3-4 1B		4	0	2	0	0	0	0
Jackie Jensen, R (1, 9) OBP: 0.382, SLG: 0.581	5-3			1B WP G6-4-3 1B		F7			SH3-4 1-2		3	1	1	0	0	0	1
Frank Malzone, R (1, 5) OBP: 0.357, SLG: 0.538	5-3			G6-4-3 1-3 1B			BBBB G1-4-3 BB		IIII IBB		2	0	1	0	2	0	1
Dick Gernert, R (1, 3) OBP: 0.412, SLG: 0.493		F9		G6-4-3 1-2f 3-H			G1-4-3 1-2f		F9		4	0	0	0	0	0	4
Gary Geiger, L (1, 7) OBP: 0.250, SLG: 0.352		F7		3-1			SSS K		SSS K		3	0	0	0	0	1	0
Bill Renna, R (9, PH) OBP: 0.304, SLG: 0.111											1	0	0	0	0	1	2
(9, 7)																	
Pete Daley, R (1, 2) OBP: 0.455, SLG: 0.444		BBBB BB			6-3			1B G6-4-3 2B		6-3	2	0	1	0	1	0	0
Billy Hoeft, L (8, PR) OBP: 0.200, SLG: 0.200											0	1	0	0	0	0	0
Leo Kiely, L (8, 1)											1	0	0	0	0	0	0
Don Buddin, R (1, 6) OBP: 0.343, SLG: 0.319		P5			SSS K			G6-4-3 2-3 1B		HR	4	1	2	1	0	1	1
Tom Brewer, R (1, 1) OBP: 0.133, SLG: 0.133			6-3		P4			G6-4-3 1-2f 3-H		P6	2	0	0	0	0	0	0
Sammy White, R (8, PH) OBP: 0.371, SLG: 0.381											2	0	0	0	0	0	2
(8, 2)																	

TOP

Boston Red Sox @ Baltimore Orioles

Memorial Stadium, Baltimore, MD

Sun May 10 1959, 3:33 AM EDT

Unknown

livebaseballscorecards.com

AB	33
R	3
H	7
RBI	1
BB	3
SO	3
LOB	12

Inning Stats	1	2	3	4	5	6	7	8	9	10
	R: 0 E: 0 K: 0 S: 4	R: 0 E: 0 K: 0 S: 3	R: 0 E: 0 K: 0 S: 3	R: 1 E: 0 K: 0 S: 4	R: 0 E: 0 K: 1 S: 5	R: 0 E: 0 K: 0 S: 3	R: 0 E: 0 K: 1 S: 4	R: 1 E: 0 K: 0 S: 4	R: 0 E: 0 K: 1 S: 6	R: 1 E: 0 K: 0 S: 4
	H: 1 LOB: 1 BB: 0 P: 4	H: 0 LOB: 1 BB: 1 P: 7	H: 0 LOB: 0 BB: 0 P: 3	H: 2 LOB: 0 BB: 0 P: 4	H: 0 LOB: 0 BB: 0 P: 5	H: 0 LOB: 0 BB: 0 P: 3	H: 0 LOB: 0 BB: 1 P: 8	H: 2 LOB: 1 BB: 0 P: 4	H: 1 LOB: 2 BB: 1 P: 10	H: 1 LOB: 0 BB: 0 P: 4

| | | | | | | | | | | | | | | | | |

Boston Red Sox @ Baltimore Orioles

Memorial Stadium, Baltimore, MD

Sun May 10 1959, 3:33 AM EDT

Unknown

BOTTOM

Batter	1	2	3	4	5	6	7	8	9	10	AB	R	H	RBI	BB	SO	LOB
Willie Tasby, R (1, 8) OBP: 0.376, SLG: 0.398	BBBB 4-0 WP 6-3 1B BB		BBBB 4-0 G4-6-3 BB		x 0-0 ② FC4-2 1B 3-H		x 0-0 ③ P6			SSS 0-3 ② K	3	1	0	0	2	1	3
Whitey Lockman, L (1, 3) OBP: 0.375, SLG: 0.286	x 0-0 ① 6-3 1-2		SSS 0-3 ① K		x 0-0 ① FC6 1-2 1B			x 0-0 ① F8		x 0-0 ③ 1-3	5	0	1	0	0	1	2
Al Pilarcik, L (1, 9) OBP: 0.286, SLG: 0.400	SSS 0-3 ② K 2-3		x 0-0 ②③ G4-6-3 1-2f		x 0-0 ③ FC6 1-2f			x 0-0 ② F7			4	0	0	0	0	1	4
Gene Woodling, L (1, 7) OBP: 0.394, SLG: 0.400	x 0-0 3-H 1B			x 0-0 ① 4-3		x 0-0 ① 4-3		x 0-0 ③ F8			4	0	1	1	0	0	0
Billy Klaus, L (1, 5) OBP: 0.225, SLG: 0.118	x 0-0 ③ F7			x 0-0 ② 1-3		x 0-0 ② F3			x 0-0 ① L5		3	0	0	0	0	0	1
Jim Finigan, R (9, PH) OBP: 0.348, SLG: 0.390 (10, 5)											1	0	0	0	0	0	0
Joe Ginsberg, L (1, 2) OBP: 0.474, SLG: 0.563		x 0-0 FC1-6 1B		x 0-0 ③ 4-3		x 0-0 ③ 3-1			x 0-0 ② F8		3	0	1	0	0	0	0
Gus Triandos, R (9, PH) OBP: 0.412, SLG: 0.554 (10, 2)											1	0	0	0	0	0	0
Billy Gardner, R (1, 4) OBP: 0.288, SLG: 0.397		SSS 0-3 ① K			x 0-0 2B 4-1 1B		BBBB 4-0 SH3-4 BB		x 0-0 1B		3	1	2	0	1	1	1
Willy Miranda, S (1, 6) OBP: 0.185, SLG: 0.259		x 0-0 ② FC1-6 1-2f			x 0-0 4-1 1-3 FC4-2 2B		x 0-0 ① SH3-4 1-2		x 0-0 ③ 5-3		1	0	0	0	0	0	1
Bob Hale, L (5, PH) OBP: 0.211, SLG: 0.263											1	0	1	0	0	0	0
Bobby Avila, R (5, PR) OBP: 0.297, SLG: 0.235											0	0	0	0	0	0	0
Chico Carrasquel, R (6, 6) OBP: 0.267, SLG: 0.321											1	0	0	0	0	0	1
Arnie Portocarrero, R (1, 1)		x 0-0 ③ 1-3			x 0-0 ① 4-1 2-3 3-H		x 0-0 ② P3			x 0-0 ① F9	1	0	0	0	0	0	1
Bob Boyd, L (5, PH) OBP: 0.315, SLG: 0.365											1	0	0	1	0	0	1
Jack Harshman, L (6, 1)											1	0	0	0	0	0	1
Bob Nieman, R (10, PH) OBP: 0.418, SLG: 0.481											1	0	0	0	0	0	0
Inning Stats	R: 1 H: 1 E: 0 LOB: 1 K: 1 BB: 1 S: 6 P: 10	R: 0 H: 1 E: 0 LOB: 1 K: 1 BB: 0 S: 6 P: 6	R: 0 H: 0 E: 0 LOB: 0 K: 1 BB: 1 S: 4 P: 8	R: 0 H: 0 E: 0 LOB: 0 K: 0 BB: 0 S: 3 P: 3	R: 1 H: 3 E: 0 LOB: 2 K: 0 BB: 0 S: 6 P: 6	R: 0 H: 0 E: 0 LOB: 0 K: 0 BB: 0 S: 3 P: 3	R: 0 H: 0 E: 0 LOB: 1 K: 0 BB: 1 S: 3 P: 7	R: 0 H: 0 E: 0 LOB: 0 K: 0 BB: 0 S: 3 P: 3	R: 0 H: 1 E: 0 LOB: 1 K: 0 BB: 0 S: 4 P: 4	R: 0 H: 0 E: 0 LOB: 0 K: 1 BB: 0 S: 5 P: 5	1B: 5 SF: 0 2B: 1 SAC: 1 3B: 0 DP: 1 HR: 0 HBP: 0						

PITCHER	IP	WLS	BF	H	R	ER	SO	BB	IBB	HBP	BLK	WP	HR	S	P	ERA	WHIP
Tom Brewer, R (1, 1) ERA: 3.18	7.0		28	5	2	2	3	3	0	0	0	1	0	31	43	2.57	1.143
Leo Kiely, L (8, 1) ERA: 3.14	3.0	W	10	1	0	0	1	0	0	0	0	0	0	12	12	0.00	0.333

PITCHER	IP	WLS	BF	H	R	ER	SO	BB	IBB	HBP	BLK	WP	HR	S	P	ERA	WHIP

AB	34
R	2
H	6
RBI	2
BB	3
SO	4
LOB	16

WP: 1 PA: 38
PB: 0
SB: 0
CS: 0

livebaseballscorecards.com

Boston Red Sox @ Baltimore Orioles

Memorial Stadium, Baltimore, MD

Sun May 10 1959, 3:38 AM EDT
Att. 14,140 - Unknown

Batter	1	2	3	4	5	6	7	8	9	AB	R	H	RBI	BB	SO	LOB
Marty Keough, L (1, 8) OBP: 0.310, SLG: 0.447	F7		F7			F7	4-3			4	0	0	0	0	0	2
Pete Runnels, L (1, 4) OBP: 0.435, SLG: 0.505	K			F9		F5		6-3		4	0	0	0	0	1	1
Jackie Jensen, R (1, 9) OBP: 0.377, SLG: 0.562	K			P6			F7	FC6-4 BB		3	0	0	0	1	1	0
Frank Malzone, R (1, 5) OBP: 0.363, SLG: 0.568		HR		L1			1B 2B 1B	P4		4	2	2	1	0	0	1
Dick Gernert, R (1, 3) OBP: 0.404, SLG: 0.480		K			F8		2B 1-2 3B 1B	FC6-4 1-2f		4	1	1	0	0	1	1
Gary Geiger, L (1, 7) OBP: 0.250, SLG: 0.362		P6			G3		1-3 2-H 3B 2B		L9	4	1	1	1	0	0	0
Sammy White, R (1, 2) OBP: 0.365, SLG: 0.364		F7			F5		4-0 3B IBB		P4	3	1	0	0	1	0	0
Don Buddin, R (1, 6) OBP: 0.339, SLG: 0.316			K			FC5-6 1B	K		6-3	4	0	1	0	0	2	3
Frank Baumann, L (1, 1) OBP: 0.286, SLG: 0.571			K			FC5-6 1-2f	1-H 2-H 3-H 3B			3	0	1	3	0	1	1

Inning Stats	1	2	3	4	5	6	7	8	9		
	R: 0 H: 0 E: 0 LOB: 0 K: 2 BB: 0 S: 7 P: 7	R: 1 H: 1 E: 0 LOB: 0 K: 1 BB: 0 S: 6 P: 6	R: 0 H: 0 E: 0 LOB: 0 K: 2 BB: 0 S: 7 P: 7	R: 0 H: 0 E: 0 LOB: 0 K: 0 BB: 0 S: 3 P: 3	R: 0 H: 0 E: 0 LOB: 0 K: 0 BB: 0 S: 3 P: 3	R: 0 H: 1 E: 0 LOB: 1 K: 0 BB: 0 S: 4 P: 4	R: 4 H: 4 E: 0 LOB: 1 K: 1 BB: 1 S: 9 P: 13	R: 0 H: 0 E: 0 LOB: 1 K: 0 BB: 1 S: 3 P: 7	R: 0 H: 0 E: 0 LOB: 0 K: 0 BB: 0 S: 3 P: 3	1B: 3 SF: 0 2B: 1 SAC: 0 3B: 1 DP: 0 HR: 1 HBP: 0	WP: 0 PA: 35 PB: 0 SB: 0 CS: 0

PITCHER		IP	WLS	BF	H	R	ER	SO	BB	IBB	HBP	BLK	WP	HR	S	P	ERA	WHIP
Hal Brown, R ERA: 3.06	(1, 1)	7.0	L	28	6	5	5	6	0	1	0	0	0	1	39	43	6.43	0.857
Ernie Johnson, R ERA: 4.05	(8, 1)	2.0		7	0	0	0	0	1	0	0	0	0	0	6	10	0.00	0.500

PITCHER	IP	WLS	BF	H	R	ER	SO	BB	IBB	HBP	BLK	WP	HR	S	P	ERA	WHIP

TOP

AB	33
R	5
H	6
RBI	5
BB	2
SO	6
LOB	9

livebaseballscorecards.com

BOTTOM

Boston Red Sox @ Baltimore Orioles

Memorial Stadium, Baltimore, MD

Sun May 10 1959, 3:38 AM EDT

Att. 14,140 - Unknown

Batter	1	2	3	4	5	6	7	8	9	AB	R	H	RBI	BB	SO	LOB
Chico Carrasquel, R (1, 6) OBP: 0.279, SLG: 0.321 Willy Miranda, S (1, PR) (2, 6) OBP: 0.167, SLG: 0.233	BBBB 4-0 SH 1B G6-4-3 BB		x 0-0 ① L8		x 0-0 ③ 6-3			x 0-0 ② 4-3		0 0 0 0 1 0 0 3 1 0 0 0 0 0						
Bob Boyd, L (1, 3) OBP: 0.323, SLG: 0.364	x 0-0 G6-4-3 SH 1B 1-2		BBBB 4-0 G6-4-3 BB			x 0-0 ① F8		x 0-0 ③ 4-3		3 0 1 0 1 0 0						
Bob Nieman, R (1, 7) OBP: 0.414, SLG: 0.474	x 0-0 SH G6-4-3 1-2 2-3		x 0-0 ② ③ G6-4-3 1-2f			x 0-0 ② F8			x 0-0 G4-3 1B	3 0 1 0 0 0 1						
Gus Triandos, R (1, 2) OBP: 0.393, SLG: 0.522	x 0-0 ① ② G6-4-3 1-2f 2-3 3-H			x 0-0 ① F9		x 0-0 ③ F5			x 0-0 ① ② G4-3 1-2f	4 0 0 0 0 0 3						
Willie Tasby, R (1, 8) OBP: 0.381, SLG: 0.402	x 0-0 ③ F8			x 0-0 1B			x 0-0 ① 6-3		x 0-0 BB 1B	4 0 2 0 0 0 1						
Bobby Avila, R (1, 9) OBP: 0.293, SLG: 0.216 (8, 4)		x 0-0 ① L8		x 0-0 ② F8			x 0-0 ② L4	BBBB 4-0 FC4-6 BB 1-2		3 0 0 0 1 0 1						
Jim Finigan, R (1, 5) OBP: 0.340, SLG: 0.378		x 0-0 ② F9		x 0-0 ③ F9			x 0-0 1B		x 0-0 ③ FC4-6 1-2f	4 0 1 0 0 0 3						
Billy Gardner, R (1, 4) OBP: 0.289, SLG: 0.394 Ernie Johnson, R (8, 1)		x 0-0 1B			x 0-0 ① P4		x 0-0 ③ F9			3 0 1 0 0 0 1 0 0 0 0 0 0 0						
Hal Brown, R (1, 1) Al Pilarcik, L (8, 9) OBP: 0.279, SLG: 0.390		x 0-0 ③ F7			x 0-0 ② 6-3			x 0-0 ① P4		2 0 0 0 0 0 1 1 0 0 0 0 0 0						
Inning Stats	R: 1 H: 1 E: 0 LOB: 1 K: 0 BB: 1 S: 4 P: 8	R: 0 H: 1 E: 0 LOB: 1 K: 0 BB: 0 S: 4 P: 4	R: 0 H: 0 E: 0 LOB: 0 K: 0 BB: 1 S: 2 P: 6	R: 0 H: 1 E: 0 LOB: 1 K: 0 BB: 0 S: 4 P: 4	R: 0 H: 0 E: 0 LOB: 0 K: 0 BB: 0 S: 3 P: 3	R: 0 H: 0 E: 0 LOB: 0 K: 0 BB: 0 S: 3 P: 3	R: 0 H: 1 E: 0 LOB: 1 K: 0 BB: 0 S: 4 P: 4	R: 0 H: 0 E: 0 LOB: 0 K: 0 BB: 0 S: 3 P: 3	R: 0 H: 2 E: 0 LOB: 2 K: 0 BB: 1 S: 4 P: 8	1B: 6 SF: 0 2B: 0 SAC: 1 3B: 0 DP: 3 HR: 0 HBP: 0							

livebaseballscorecards.com

	AB	30
	R	1
	H	6
	RBI	0
	BB	3
	SO	0
	LOB	11

WP: 0 PB: 0 SB: 0 CS: 0 PA: 34

PITCHER	IP	WLS	BF	H	R	ER	SO	BB	IBB	HBP	BLK	WP	HR	S	P	ERA	WHIP
Frank Baumann, L (1, 1) ERA: 4.0	9.0	W	34	6	1	1	0	3	0	0	0	0	0	31	43	1.00	1.000

PITCHER	IP	WLS	BF	H	R	ER	SO	BB	IBB	HBP	BLK	WP	HR	S	P	ERA	WHIP

Batter	1	2	3	4	5	6	7	8	9	AB	R	H	RBI	BB	SO	LOB
Willie Tasby, R (1, 8) OBP: 0.385, SLG: 0.400	S S S 0-3 ① K		x 0-0 ② 4-3		x 0-0 ① SH3-4 1-2		x 0-0 SH2-3 1B		B B B B 4-0 3-1 SH3-4 BB	3	0	1	0	1	1	0
Bob Boyd, L (1, 3) OBP: 0.323, SLG: 0.363	x 0-0 ② 4-3		x 0-0 ③ P4		x 0-0 E8 2-H 1B		x 0-0 ① SH2-3 1-2		x 0-0 ① SH3-4 1-2	3	1	1	0	0	0	0
Bob Nieman, R (1, 7) OBP: 0.419, SLG: 0.541 Al Pilarcik, L (7, 9) OBP: 0.273, SLG: 0.381	x 0-0 E5 CS			x 0-0 HR 2B	x 0-0 HR		S S S 0-3 ② K		x 0-0 ② 3-1 2-3	4 1	2 0	2 0	1 0	0 0	1 0	1 1
Gene Woodling, L (1, 9) OBP: 0.400, SLG: 0.444 (7, 7) Lenny Green, L (8, 7) OBP: 0.348, SLG: 0.429	0-0 ③ CS 1-2	B B B B 4-0 BB BB		x 0-0 2-H HR	x 0-0 ② 4-3		x 0-0 ③ 3-1		x 0-0 ③ F2	3 1	1 0	1 0	2 0	1 0	0 0	1 1
Gus Triandos, R (1, 2) OBP: 0.398, SLG: 0.556		B B B B 4-0 1-2 BB		x 0-0 HR	x 0-0 ③ 6-3			x 0-0 ① P6		3	1	1	1	1	0	0
Billy Klaus, L (1, 5) OBP: 0.273, SLG: 0.237		x 0-0 ① F7		x 0-0 G3-6-3 1B		x 0-0 SH1-3 2B		x 0-0 1B 2B		4	1	3	0	0	0	2
Billy Gardner, R (1, 4) OBP: 0.291, SLG: 0.392		S S S 0-3 ② K		x 0-0 ① ② G3-6-3 1-2f		x 0-0 ① SH1-3 2-3		x 0-0 PB 2-H 1B		3	0	1	1	0	1	3
Willy Miranda, S (1, 6) OBP: 0.147, SLG: 0.206		S S S 0-3 ③ K		x 0-0 ③ F8		x 0-0 ② F7		S S S 0-3 ② K		4	0	0	0	0	2	4
Milt Pappas, R (1, 1) Billy Loes, R (7, 1)			x 0-0 ① 5-3		B B B B 4-0 SH3-4 E BB	S S S 0-3 ③ K		x 0-0 ③ 1-3 1-2		2 1	1 0	0 0	0 0	1 0	1 0	1 1
Inning Stats	R: 0 E: 1 K: 1 S: 5 H: 0 LOB: 0 BB: 0 P: 5	R: 0 E: 0 K: 2 S: 7 H: 0 LOB: 2 BB: 2 P: 15	R: 0 E: 0 K: 0 S: 3 H: 0 LOB: 0 BB: 0 P: 3	R: 3 E: 0 K: 0 S: 6 H: 4 LOB: 0 BB: 0 P: 6	R: 3 E: 1 K: 0 S: 5 H: 2 LOB: 0 BB: 1 P: 9	R: 0 E: 0 K: 1 S: 6 H: 1 LOB: 1 BB: 0 P: 6	R: 0 E: 0 K: 1 S: 6 H: 1 LOB: 1 BB: 0 P: 6	R: 1 E: 0 K: 1 S: 7 H: 2 LOB: 1 BB: 0 P: 7	R: 0 E: 0 K: 0 S: 3 H: 0 LOB: 1 BB: 1 P: 7	1B: 4 2B: 3 3B: 0 HR: 3 SF: 0 SAC: 4 DP: 1 HBP: 0						

PITCHER		IP	WLS	BF	H	R	ER	SO	BB	IBB	HBP	BLK	WP	HR	S	P	ERA	WHIP
Pedro Ramos, R ERA: 5.68	(1, 1)	4.0	L	17	4	3	3	3	2	0	0	0	0	2	21	29	6.75	1.500
Dick Hyde, R ERA: 4.73	(5, 1)	3.0		14	4	3	3	2	1	0	0	0	0	1	17	21	9.00	1.667
Vito Valentinetti, R ERA: 10.13	(8, 1)	2.0		9	2	1	1	1	1	0	0	0	0	0	10	14	4.50	1.500

PITCHER	IP	WLS	BF	H	R	ER	SO	BB	IBB	HBP	BLK	WP	HR	S	P	ERA	WHIP

TOP

Baltimore Orioles @ Washington Senators

Griffith Stadium, Washington, DC

Mon May 11 1959, 7:05 PM EDT

Att. 7,107 - Unknown

livebaseballscorecards.com

AB	32
R	7
H	10
RBI	5
BB	4
SO	6
LOB	15

WP: 0 PB: 1 SB: 0 CS: 1 PA: 41

BOTTOM

Baltimore Orioles @ Washington Senators

Griffith Stadium, Washington, DC

Mon May 11 1959, 7:05 PM EDT

Att. 7,107 - Unknown

livebaseballscorecards.com

Batter	1	2	3	4	5	6	7	8	9	AB	R	H	RBI	BB	SO	LOB
Albie Pearson, L (1, 9) OBP: 0.333, SLG: 0.163	P4		BBBB 4-0 1-2 BB		WP 1B		4-3 2-3			3	0	1	0	1	0	1
Bob Allison, R (1, 8) OBP: 0.347, SLG: 0.500	HR		F3		SSS 0-3 K 1-2		3-H 1B			4	1	2	2	0	1	3
Harmon Killebrew, R (1, 5) OBP: 0.390, SLG: 0.606	F9		8-5-4 2-2f		K		F2			4	0	0	0	0	1	4
Jim Lemon, R (1, 7) OBP: 0.384, SLG: 0.605	BBBB BB			SSS K	6-3			SSS K		3	0	0	0	1	2	1
Julio Becquer, L (1, 3) OBP: 0.214, SLG: 0.250	F5			WP 3B		G3		F7		4	1	1	0	0	0	1
Reno Bertoia, R (1, 4) OBP: 0.328, SLG: 0.420		CS 1B		BBBB 4-0 3-H WP BB		6-3		L1		3	0	1	0	1	0	0
Jay Porter, R (1, 2) OBP: 0.298, SLG: 0.250		P4 1-2		5-3 1-2		1-5-3		SSS K		4	0	0	0	0	1	2
Ron Samford, R (1, 6) OBP: 0.319, SLG: 0.409		6-3		BBBB BB			BBBB 4-0 4-3 3-1 1B BB		4-3	2	1	0	0	2	0	0
Pedro Ramos, S (1, 1) OBP: 0.438, SLG: 0.429			BBBB 4-0 8-5-4 BB BB	SSS 0-3 K			3-1 1-2		F7	0	0	0	0	1	0	0
Roy Sievers, R (4, PH) OBP: 0.344, SLG: 0.500										1	0	0	0	0	1	2
Dick Hyde, R (5, 1)										0	0	0	0	0	0	0
Herb Plews, L (7, PH) OBP: 0.333, SLG: 0.333										1	0	0	0	0	0	1
Vito Valentinetti, R (8, 1)										0	0	0	0	0	0	0
Faye Throneberry, L (9, PH) OBP: 0.212, SLG: 0.167										1	0	0	0	0	0	0

	AB	R	H	RBI	BB	SO	LOB
AB	**30**						
R	**3**						
H	**5**						
RBI	**2**						
BB	**6**						
SO	**6**						
LOB	**15**						

Inning Stats	1	2	3	4	5	6	7	8	9
	R: 1 E: 0 K: 0 S: 4	H: 1 LOB: 1 BB: 1 P: 8	R: 0 E: 0 K: 0 S: 3	H: 1 LOB: 0 BB: 0 P: 3	R: 0 E: 0 K: 0 S: 2	H: 0 LOB: 1 BB: 2 P: 10	R: 1 E: 0 K: 2 S: 8	H: 1 LOB: 2 BB: 2 P: 16	R: 0 E: 0 K: 2 S: 8	H: 1 LOB: 1 BB: 0 P: 8
	R: 0 E: 0 K: 0 S: 3	H: 0 LOB: 0 BB: 0 P: 3	R: 1 E: 0 K: 0 S: 4	H: 1 LOB: 1 BB: 1 P: 8	R: 0 E: 0 K: 1 S: 5	H: 0 LOB: 0 BB: 0 P: 5	R: 0 E: 0 K: 1 S: 5	H: 0 LOB: 0 BB: 0 P: 5		

	1B	SF	WP	PA
	3	0	3	36
	2B	SAC	PB	
	1	0	0	
	3B	DP	SB	
	1	1	0	
	HR	HBP	CS	
	1	0	1	

PITCHER		IP	WLS	BF	H	R	ER	SO	BB	IBB	HBP	BLK	WP	HR	S	P	ERA	WHIP
Milt Pappas, R ERA: 5.02	(1, 1)	6.2	W	28	4	3	3	4	6	0	0	0	3	1	30	54	4.05	1.500
Billy Loes, R ERA: 1.38	(7, 1)	2.1	S	8	1	0	0	2	0	0	0	0	0	0	12	12	0.00	0.429

PITCHER	IP	WLS	BF	H	R	ER	SO	BB	IBB	HBP	BLK	WP	HR	S	P	ERA	WHIP

Kansas City Athletics @ Baltimore Orioles

Memorial Stadium, Baltimore, MD

Thu May 14 1959, 7:05 PM EDT

Att. 7,268 - Unknown

TOP

livebaseballscorecards.com

Batter	1	2	3	4	5	6	7	8	9	AB	R	H	RBI	BB	SO	LOB
Bill Tuttle, R (1, 8) OBP: 0.407, SLG: 0.466	P4		4-3	CS 1-2	BBB 1B BB		E 1-2 1B		F9	4	0	1	0	1	0	1
Wayne Terwilliger, R (1, 4) OBP: 0.222, SLG: 0.438	F9		F8		B5		F8		F3	5	0	0	0	0	0	4
Ray Boone, R (1, 3) OBP: 0.425, SLG: 0.452 Kent Hadley, L (8, 3) OBP: 0.286, SLG: 0.394	F8		BB 1B 1B		G4-6-3 1-2 1B		E2 1-3 2-H 1B			4 0	0 0	3 0	0 0	0 0	0 0	0 0
Roger Maris, L (1, 9) OBP: 0.402, SLG: 0.627		HR	BB 1-2 1B		G4-6-3 1-2f		P4			4	1	2	1	0	0	4
Bob Cerv, R (1, 7) OBP: 0.347, SLG: 0.548		SH1-3 1B	BBB 4-0 1-2 2-3 BB			5-3		SSS K		3	0	1	0	1	1	0
Hal Smith, R (1, 5) OBP: 0.310, SLG: 0.307		SH1-3 1-2	SSS K			SSS K		6-3		3	0	0	0	0	2	3
Frank House, L (1, 2) OBP: 0.349, SLG: 0.481		F5		CS 1B		4-3		P6		4	0	1	0	0	0	1
Joe Demaestri, R (1, 6) OBP: 0.318, SLG: 0.423		BBBB 4-0 BB		F2			F9		SH1-4 1B	3	0	1	0	1	0	1
Ned Garver, R (1, 1) OBP: 0.333, SLG: 0.294 Bud Daley, L (5, 1) OBP: 0.500, SLG: 0.500		F8		F8			1B 1B E 1B		SH1-4 1-2	2 1	0 1	0 1	0 0	0 0	0 0	3 0
Inning Stats	R: 0 E: 0 K: 0 S: 3 H: 0 LOB: 0 BB: 0 P: 3	R: 1 E: 0 K: 0 S: 5 H: 2 LOB: 2 BB: 1 P: 9	R: 0 E: 0 K: 1 S: 7 H: 2 LOB: 3 BB: 1 P: 11	R: 0 E: 0 K: 0 S: 3 H: 1 LOB: 0 BB: 0 P: 3	R: 0 E: 0 K: 0 S: 3 H: 1 LOB: 1 BB: 1 P: 7	R: 0 E: 0 K: 1 S: 5 H: 0 LOB: 0 BB: 0 P: 5	R: 1 E: 1 K: 0 S: 6 H: 3 LOB: 2 BB: 0 P: 6	R: 0 E: 0 K: 1 S: 5 H: 0 LOB: 0 BB: 0 P: 5	R: 0 E: 0 K: 0 S: 4 H: 1 LOB: 1 BB: 0 P: 4	1B: 9 2B: 0 3B: 0 HR: 1 SF: 0 SAC: 2 DP: 1 HBP: 0	WP: 0 PB: 0 SB: 0 CS: 1 PA: 39					

AB	33
R	2
H	10
RBI	1
BB	3
SO	3
LOB	17

PITCHER	IP	WLS	BF	H	R	ER	SO	BB	IBB	HBP	BLK	WP	HR	S	P	ERA	WHIP
Billy O'Dell, L (1, 1) ERA: 3.08	8.0	L	34	9	2	1	3	3	0	0	0	0	1	37	49	1.12	1.500
Ernie Johnson, R (9, 1) ERA: 3.77	1.0		4	1	0	0	0	0	0	0	0	0	0	4	4	0.00	1.000

PITCHER	IP	WLS	BF	H	R	ER	SO	BB	IBB	HBP	BLK	WP	HR	S	P	ERA	WHIP

Batter	1	2	3	4	5	6	7	8	9	AB	R	H	RBI	BB	SO	LOB
Willie Tasby, R (1, 8) OBP: 0.388, SLG: 0.431	1-3			HR		5-3			F7 SH2-4 1B	4	1	2	1	0	0	0
Bob Boyd, L (1, 3) OBP: 0.313, SLG: 0.351	F8			4-3		4-3			SH2-4 1-2	3	0	0	0	0	0	0
Bob Nieman, R (1, 7) OBP: 0.410, SLG: 0.523	4-3			F5			FC6-4 1B		F7 2-3	4	0	1	0	0	0	1
Gene Woodling, L (1, 9) OBP: 0.380, SLG: 0.418		G3		1-3			F8		K	4	0	0	0	0	1	2
Billy Klaus, L (1, 5) OBP: 0.283, SLG: 0.250 Jim Finigan, R (7, PH) OBP: 0.333, SLG: 0.370 (8, 5)		K			FC1-6 1B		FC6-4 1-2f			2 1	0 0	1 0	0 0	0 0	1 0	0 1
Joe Ginsberg, L (1, 2) OBP: 0.429, SLG: 0.500 Gus Triandos, R (7, PH) OBP: 0.394, SLG: 0.548 (8, 2)		K			FC1-6 1-2f		F7			2 1	0 0	0 0	0 0	0 0	1 0	1 1
Billy Gardner, R (1, 4) OBP: 0.280, SLG: 0.377		K			K			K		3	0	0	0	0	3	1
Willy Miranda, S (1, 6) OBP: 0.139, SLG: 0.194 Chico Carrasquel, R (8, PH) OBP: 0.274, SLG: 0.316 (9, 6)		1-3			K			4-3		2 1	0 0	0 0	0 0	0 0	1 0	1 0
Billy O'Dell, S (1, 1) OBP: 0.200, SLG: 0.111 Bobby Avila, R (8, PH) OBP: 0.286, SLG: 0.211 Ernie Johnson, R (9, 1)		P6				F9		1-3		2 1 0	0 0 0	0 0 0	0 0 0	0 0 0	0 0 0	0 0 0
Inning Stats	R: 0 E: 0 K: 0 S: 3 H: 0 LOB: 0 BB: 0 P: 3	R: 0 E: 0 K: 2 S: 7 H: 0 LOB: 0 BB: 0 P: 7	R: 0 E: 0 K: 1 S: 5 H: 0 LOB: 0 BB: 0 P: 5	R: 1 E: 0 K: 0 S: 4 H: 1 LOB: 0 BB: 0 P: 4	R: 0 E: 0 K: 2 S: 8 H: 1 LOB: 1 BB: 0 P: 8	R: 0 E: 0 K: 0 S: 3 H: 0 LOB: 0 BB: 0 P: 3	R: 0 E: 0 K: 0 S: 4 H: 1 LOB: 1 BB: 0 P: 4	R: 0 E: 0 K: 1 S: 5 H: 0 LOB: 0 BB: 0 P: 5	R: 0 E: 0 K: 1 S: 6 H: 1 LOB: 1 BB: 0 P: 6	1B: 3 2B: 0 3B: 0 HR: 1	SF: 0 SAC: 1 DP: 0 HBP: 0				WP: 0 PB: 0 SB: 0 CS: 0	PA: 31	

PITCHER		IP	WLS	BF	H	R	ER	SO	BB	IBB	HBP	BLK	WP	HR	S	P	ERA	WHIP
Ned Garver, R ERA: 3.19	(1, 1)	4.0		13	1	1	1	3	0	0	0	0	0	1	19	19	2.25	0.250
Bud Daley, L ERA: 1.83	(5, 1)	5.0	W	18	3	0	0	4	0	0	0	0	0	0	26	26	0.00	0.600

PITCHER	IP	WLS	BF	H	R	ER	SO	BB	IBB	HBP	BLK	WP	HR	S	P	ERA	WHIP

BOTTOM

Kansas City Athletics @ Baltimore Orioles

Memorial Stadium, Baltimore, MD

Thu May 14 1959, 7:05 PM EDT

Att. 7,268 - Unknown

livebaseballscorecards.com

AB	30
R	1
H	4
RBI	1
BB	0
SO	7
LOB	8

Batter	1	2	3	4	5	6	7	8	9	AB	R	H	RBI	BB	SO	LOB
Eddie Yost, R (1, 5) OBP: 0.406, SLG: 0.565	5-3		K		F3		F8		F8	5	0	0	0	0	1	2
Bobo Osborne, L (1, 3) OBP: 0.300, SLG: 0.347	K			FC6-4 1B		K		F7		4	0	1	0	0	2	0
Charlie Maxwell, L (1, 7) OBP: 0.319, SLG: 0.563	4-3			FC6-4 1-2		1B		F5		4	0	2	0	0	0	0
Al Kaline, R (1, 8) OBP: 0.385, SLG: 0.574		L6 G6-4-3		F3		L8		1B		4	0	1	0	0	0	3
Harvey Kuenn, R (1, 9) OBP: 0.432, SLG: 0.506		G6-4-3 1-2f		FC6-4 FC5-4 1-2f 2-3		FC4-6 1-3		BB 1-3		4	0	2	0	0	0	3
Rocky Bridges, R (1, 6) OBP: 0.375, SLG: 0.364		F8		FC5-4 1-2f		FC4-6 1-2f		BB 1-2		3	0	0	0	0	0	4
Neil Chrisley, L (8, PH) OBP: 0.214, SLG: 0.182										0	0	0	0	1	0	0
Coot Veal, R (8, 6)										0	0	0	0	0	0	0
Lou Berberet, L (1, 2) OBP: 0.432, SLG: 0.529			FC6-4 1B		K		HR			4	1	2	1	0	2	3
Frank Bolling, R (1, 4) OBP: 0.274, SLG: 0.303			FC6-4 SH2-3 1-2f		FC1-6 1B		1-3		5-3	4	0	1	0	0	0	1
Don Mossi, L (1, 1) OBP: 0.200, SLG: 0.111			SH2-3 1-2		FC1-6 1-2f		K2-3		K	3	0	0	0	0	2	1
Inning Stats	R: 0 E: 0 K: 1 S: 5 H: 0 LOB: 0 BB: 0 P: 5	R: 0 E: 1 K: 0 S: 3 H: 0 LOB: 0 BB: 0 P: 3	R: 0 E: 0 K: 1 S: 6 H: 1 LOB: 1 BB: 0 P: 6	R: 0 E: 0 K: 0 S: 5 H: 2 LOB: 2 BB: 0 P: 5	R: 0 E: 0 K: 1 S: 6 H: 1 LOB: 1 BB: 0 P: 6	R: 0 E: 0 K: 1 S: 7 H: 2 LOB: 2 BB: 0 P: 7	R: 1 E: 0 K: 1 S: 6 H: 1 LOB: 0 BB: 0 P: 6	R: 0 E: 0 K: 1 S: 7 H: 2 LOB: 3 BB: 1 P: 11	R: 0 E: 0 K: 1 S: 5 H: 0 LOB: 0 BB: 0 P: 5	1B: 8 2B: 0 3B: 0 HR: 1	SF: 0 SAC: 1 DP: 1 HBP: 0						

TOP

Detroit Tigers @ Baltimore Orioles

Memorial Stadium, Baltimore, MD

Fri May 15 1959, 7:05 PM EDT

Att. 6,781 - Unknown

livebaseballscorecards.com

AB	35
R	1
H	9
RBI	1
BB	1
SO	7
LOB	17

WP: 0 PB: 0 SB: 0 CS: 0 PA: 37

PITCHER		IP	WLS	BF	H	R	ER	SO	BB	IBB	HBP	BLK	WP	HR	S	P	ERA	WHIP
Jerry Walker, R ERA: 1.62	(1, 1)	7.2		32	9	1	1	5	0	0	0	0	0	1	42	42	1.17	1.174
Billy Loes, R ERA: 1.26	(8, 1)	1.1	W	5	0	0	0	2	1	0	0	0	0	0	8	12	0.00	0.750

PITCHER	IP	WLS	BF	H	R	ER	SO	BB	IBB	HBP	BLK	WP	HR	S	P	ERA	WHIP

BOTTOM

Detroit Tigers @ Baltimore Orioles

Memorial Stadium, Baltimore, MD

Fri May 15 1959, 7:05 PM EDT

Att. 6,781 - Unknown

livebaseballscorecards.com

Batter	1	2	3	4	5	6	7	8	9	AB	R	H	RBI	BB	SO	LOB
Willie Tasby, R (1, 8) OBP: 0.376, SLG: 0.416	5-3		K			K		L8		4	0	0	0	0	2	1
Bob Boyd, L (1, 3) OBP: 0.311, SLG: 0.347	F2			F2		4-3			HR 1B	4	1	1	0	0	0	1
Bob Nieman, R (1, 7) OBP: 0.402, SLG: 0.551	6-3			P4			P4		HR	4	1	1	2	0	0	0
Gus Triandos, R (1, 2) OBP: 0.402, SLG: 0.541		BB 1B		K			BB 1B			1	0	0	0	2	1	0
Gene Woodling, L (1, 9) OBP: 0.378, SLG: 0.414		G5-4-3 1B			L8		F2			3	0	1	0	0	0	1
Jim Finigan, R (1, 5) OBP: 0.333, SLG: 0.367		P4			6-3		1-2 1B			3	0	1	0	0	0	2
Billy Loes, R (8, 1)										0	0	0	0	0	0	0
Chico Carrasquel, R (1, 6) OBP: 0.262, SLG: 0.300		G5-4-3 1-2f			6-3		G1			3	0	0	0	0	0	4
Billy Gardner, R (1, 4) OBP: 0.282, SLG: 0.375			F7			FC1-6 1B		4-3		3	0	1	0	0	0	0
Jerry Walker, S (1, 1) OBP: 0.071, SLG: 0.071			F3			FC1-6 S 1-2f		L5		2	0	0	0	0	0	1
Bobby Avila, R (8, 5) OBP: 0.279, SLG: 0.205										1	0	0	0	0	0	0

Inning Stats	1	2	3	4	5	6	7	8	9
R	0	0	0	0	0	0	0	0	2
H	0	1	0	0	0	1	1	0	2
E	0	0	0	0	0	0	0	0	0
LOB	0	1	0	0	0	1	2	0	0
K	0	0	1	1	0	1	0	0	0
BB	0	1	0	0	0	0	1	0	0
S	3	3	5	5	3	6	4	3	2
P	3	7	5	5	3	6	8	3	2

1B	4
2B	0
3B	0
HR	1
SF	0
SAC	0
DP	1
HBP	0

WP	0
PB	0
SB	1
CS	0
PA	30

PITCHER	IP	WLS	BF	H	R	ER	SO	BB	IBB	HBP	BLK	WP	HR	S	P	ERA	WHIP
Don Mossi, L (1, 1) ERA: 3.27	8.0	L	30	5	2	2	3	2	0	0	0	0	1	34	42	2.25	0.875

PITCHER	IP	WLS	BF	H	R	ER	SO	BB	IBB	HBP	BLK	WP	HR	S	P	ERA	WHIP

AB	28
R	2
H	5
RBI	2
BB	2
SO	3
LOB	10

Detroit Tigers @ Baltimore Orioles

Memorial Stadium, Baltimore, MD

Sat May 16 1959, 3:33 AM EDT

Att. 7,674 - Unknown

TOP

livebaseballscorecards.com

Batter	1	2	3	4	5	6	7	8	9	AB	R	H	RBI	BB	SO	LOB
Eddie Yost, R (1, 5) OBP: 0.391, SLG: 0.545	1-3		6-3 2-3		SF8 3-H			5-3		3	0	0	1	0	0	1
Bobo Osborne, L (1, 3) OBP: 0.310, SLG: 0.347	K		P6		1B 2-H			HBP G3		3	0	1	0	0	1	1
Charlie Maxwell, L (1, 7) OBP: 0.315, SLG: 0.544	1-3			F2		1B 1B		G3 1-2		4	0	1	0	0	0	1
Al Kaline, R (1, 8) OBP: 0.389, SLG: 0.571		L6-3		1B		CS 1-3 1B		L8		4	0	2	0	0	0	1
Harvey Kuenn, R (1, 9) OBP: 0.434, SLG: 0.516		1B		F7		2B 1-2			F3	4	0	2	0	0	0	1
Lou Berberet, L (1, 2) OBP: 0.412, SLG: 0.500		P6		F9		4-3			4-3	4	0	0	0	0	0	3
Rocky Bridges, R (1, 6) OBP: 0.371, SLG: 0.359		5-3			SH3-4 1B SF8 1B		F7		5-3	4	1	1	0	0	0	1
Frank Bolling, R (1, 4) OBP: 0.284, SLG: 0.324			6-3 2B		SH3-4 1-2 1B 1B		3-1			3	0	2	0	0	0	0
Frank Lary, R (1, 1) OBP: 0.200, SLG: 0.300			K		SH3-4 1-2 2-3		K			1	0	0	0	0	1	1
Neil Chrisley, L (7, PH) OBP: 0.200, SLG: 0.167										1	0	0	0	0	1	0
Tom Morgan, R (7, 1) OBP: 0.250, SLG: 0.250										0	0	0	0	0	0	0

Inning Stats	1	2	3	4	5	6	7	8	9
	R: 0 E: 0 K: 1 S: 5	H: 0 LOB: 0 BB: 0 P: 5	R: 0 E: 0 K: 0 S: 4	H: 1 LOB: 1 BB: 0 P: 4	R: 0 E: 0 K: 1 S: 6	H: 1 LOB: 1 BB: 0 P: 6	R: 0 E: 0 K: 0 S: 4	H: 1 LOB: 1 BB: 0 P: 4	R: 1 E: 0 K: 0 S: 5	H: 3 LOB: 2 BB: 0 P: 5	R: 0 E: 0 K: 0 S: 4	H: 3 LOB: 1 BB: 0 P: 4	R: 0 E: 0 K: 1 S: 5	H: 0 LOB: 0 BB: 0 P: 5	R: 0 E: 0 K: 0 S: 3	H: 0 LOB: 1 BB: 0 P: 4	R: 0 E: 0 K: 0 S: 3	H: 0 LOB: 0 BB: 0 P: 3

| | | | | | | | | | |

Detroit Tigers @ Baltimore Orioles

Memorial Stadium, Baltimore, MD

Sat May 16 1959, 3:33 AM EDT

Att. 7,674 - Unknown

BOTTOM

livebaseballscorecards.com

Batter	1	2	3	4	5	6	7	8	9	AB	R	H	RBI	BB	SO	LOB
Willie Tasby, R (1, 8) OBP: 0.380, SLG: 0.431	F9		5-3		BB	3B				3	0	1	3	1	0	0
Bob Boyd, L (1, 3) OBP: 0.308, SLG: 0.343	F7		P6		1B	5-3				4	0	1	1	0	0	1
Gene Woodling, L (1, 9) OBP: 0.384, SLG: 0.432 Al Pilarcik, L (7, PR) OBP: 0.273, SLG: 0.381 (8, 9)	1B		3-1		G3		L8 SF8 2B			4 0	0 1	2 0	0 0	0 0	0 0	2 0
Bob Nieman, R (1, 7) OBP: 0.395, SLG: 0.534 Lenny Green, L (8, 7) OBP: 0.348, SLG: 0.429	4-3			F7		SH3 SH BB 1B	L8 2-3			4 0	1 0	1 0	0 0	0 0	0 0	2 0
Gus Triandos, R (1, 2) OBP: 0.400, SLG: 0.539		1B 1B		L8		SH BB SH3 3B 1-2	SF8 3-H			2	1	1	1	0	0	0
Billy Klaus, L (1, 5) OBP: 0.286, SLG: 0.256		1-2 1B		K		SH3 1-2 2-3	F2			3	0	1	0	0	1	1
Chico Carrasquel, R (1, 6) OBP: 0.261, SLG: 0.297		L9			6-3			CS 1B		4	0	1	0	0	1	4
Billy Gardner, R (1, 4) OBP: 0.292, SLG: 0.373		P5			4-3 1B 1B	BB 3B IBB		P4 1-2		3	2	1	0	1	0	3
Hoyt Wilhelm, R (1, 1) OBP: 0.105, SLG: 0.056		K			4-3 1-2	1-2 2-3 3-H BB 3B		4-3		3	1	0	1	1	1	3
Inning Stats	R: 0 E: 0 K: 0 S: 4 H: 1 LOB: 1 BB: 0 P: 4	R: 0 E: 0 K: 1 S: 7 H: 2 LOB: 2 BB: 0 P: 7	R: 0 E: 0 K: 0 S: 3 H: 0 LOB: 0 BB: 0 P: 3	R: 0 E: 0 K: 1 S: 5 H: 0 LOB: 0 BB: 0 P: 5	R: 1 E: 0 K: 0 S: 5 H: 2 LOB: 2 BB: 1 P: 9	R: 4 E: 1 K: 1 S: 8 H: 2 LOB: 1 BB: 2 P: 16	R: 1 E: 0 K: 0 S: 4 H: 1 LOB: 1 BB: 0 P: 4	R: 0 E: 0 K: 0 S: 3 H: 1 LOB: 0 BB: 0 P: 3		1B: 7 2B: 1 3B: 1 HR: 0	SF: 1 SAC: 2 DP: 0 HBP: 0						

	AB	30
	R	6
	H	9
	RBI	6
	BB	3
	SO	3
	LOB	16

WP: 0 PB: 0 SB: 0 CS: 1 PA: 36

PITCHER		IP	WLS	BF	H	R	ER	SO	BB	IBB	HBP	BLK	WP	HR	S	P	ERA	WHIP
Frank Lary, R ERA: 3.52	(1, 1)	6.0	L	29	7	5	1	3	2	1	0	0	0	0	32	44	1.50	1.500
Tom Morgan, R ERA: 4.87	(7, 1)	2.0		7	2	1	1	0	0	0	0	0	0	0	7	7	4.50	1.000

PITCHER	IP	WLS	BF	H	R	ER	SO	BB	IBB	HBP	BLK	WP	HR	S	P	ERA	WHIP

Batter	1	2	3	4	5	6	7	8	9	10	11	AB	R	H	RBI	BB	SO	LOB
Woodie Held, R (1, 5) OBP: 0.316, SLG: 0.464	5-3	F9			BB		1B E 1B 1-2		5-3		F7	5	1	1	0	1	0	3
Jim Piersall, R (1, 8) OBP: 0.316, SLG: 0.339	5-3	B3			F8		E E 1B 1-2 2-H		K			5	1	1	1	0	1	1
Vic Power, R (1, 3) OBP: 0.359, SLG: 0.504	P6	K2-3				5-3 1B 1B	E2 E 1B 1-3 2-H		5-3			5	2	2	1	0	1	0
Rocky Colavito, R (1, 9) OBP: 0.405, SLG: 0.688		F9	F8			5-3 1-3	F8			F5		5	0	0	0	0	0	3
Minnie Minoso, R (1, 7) OBP: 0.349, SLG: 0.421		E 1B 1B		5-3		1B 3-H	E6 2-H 3-H			K		5	1	2	1	0	1	0
Russ Nixon, L (1, 2) OBP: 0.267, SLG: 0.234		E4 1B 1B 1-2		F8		F8	F8			1-3		5	1	0	0	0	0	3
George Strickland, R (1, 6) OBP: 0.395, SLG: 0.490		1B 1-2 2-H 1B		F8		F8		K			1B	5	0	2	1	0	1	1
Billy Martin, R (1, 4) OBP: 0.283, SLG: 0.404		F2			F3		F7	K			B3	5	0	0	0	0	1	3
Cal McLish, S (1, 1) OBP: 0.273, SLG: 0.250		1-3 2-H 1B			F7		1B 1B 1B	4-3			P5	4	1	2	1	0	0	0
Tito Francona, L (11, PH) OBP: 0.273, SLG: 0.600												1	0	0	0	0	0	1
Jim Perry, S (11, 1) OBP: 0.667, SLG: 0.667												0	0	0	0	0	0	0
Inning Stats	R: 0 E: 0 K: 0 S: 3 H: 0 LOB: 0 BB: 0 P: 3	R: 2 E: 1 K: 0 S: 7 H: 3 LOB: 2 BB: 0 P: 7	R: 0 E: 0 K: 1 S: 5 H: 0 LOB: 0 BB: 0 P: 5	R: 0 E: 0 K: 0 S: 3 H: 0 LOB: 0 BB: 0 P: 3	R: 0 E: 0 K: 0 S: 3 H: 0 LOB: 1 BB: 1 P: 7	R: 1 E: 0 K: 0 S: 5 H: 2 LOB: 1 BB: 0 P: 5	R: 4 E: 2 K: 0 S: 8 H: 4 LOB: 1 BB: 0 P: 8	R: 0 E: 0 K: 2 S: 7 H: 0 LOB: 0 BB: 0 P: 7	R: 0 E: 0 K: 1 S: 5 H: 0 LOB: 0 BB: 0 P: 5	R: 0 E: 0 K: 1 S: 5 H: 0 LOB: 0 BB: 0 P: 5	R: 0 E: 0 K: 0 S: 4 H: 1 LOB: 1 BB: 0 P: 4	1B: 10 2B: 0 3B: 0 HR: 0 SF: 0 SAC: 0 DP: 0 HBP: 0						

PITCHER	IP	WLS	BF	H	R	ER	SO	BB	IBB	HBP	BLK	WP	HR	S	P	ERA	WHIP
Arnie Portocarrero, R (1, 1) ERA: 9.74	6.1		28	7	5	3	1	1	0	0	0	0	0	29	33	4.26	1.263
Ernie Johnson, R (7, 1) ERA: 3.18	2.2		11	2	2	0	3	0	0	0	0	0	0	17	17	0.00	0.750
Jerry Walker, R (10, 1) ERA: 1.53	2.0	W	7	1	0	0	1	0	0	0	0	0	0	9	9	0.00	0.500

PITCHER	IP	WLS	BF	H	R	ER	SO	BB	IBB	HBP	BLK	WP	HR	S	P	ERA	WHIP

TOP

Cleveland Indians @ Baltimore Orioles

Memorial Stadium, Baltimore, MD

Sun May 17 1959, 3:33 AM EDT

Unknown

livebaseballscorecards.com

AB	45
R	7
H	10
RBI	5
BB	1
SO	5
LOB	15

WP: 0	PA: 46					
PB: 0						
SB: 0						
CS: 0						

Cleveland Indians @ Baltimore Orioles

Memorial Stadium, Baltimore, MD

Sun May 17 1959, 3:33 AM EDT

Unknown

livebaseballscorecards.com

BOTTOM

Batter	1	2	3	4	5	6	7	8	9	10	11	AB	R	H	RBI	BB	SO	LOB
Willie Tasby, R (1, 8) OBP: 0.370, SLG: 0.434	1-3		1-H 3B		F7		F8		1-3		FC3-6 1B 1-2f BB	6	1	1	1	0	0	2
Bob Boyd, L (1, 3) OBP: 0.310, SLG: 0.336	3-1		1-3		1-2 BB		E4 1B 1-3		E HR E 1B		F8	5	2	1	0	1	0	2
Bob Nieman, R (1, 7) OBP: 0.391, SLG: 0.513	6-3			1B 1B BB	F8		1-3 1-2		E6 1-3 HR		BB BB 1-3 1B	5	2	1	0	1	0	4
Gus Triandos, R (1, 2) OBP: 0.415, SLG: 0.580		F5		1B 1-3 1B		K	2-H 1B		1-H 3-H HR		BB 1-2 BB	5	1	3	4	1	1	0
Billy Klaus, L (1, 5) OBP: 0.291, SLG: 0.250		F7		G6-4-3 1-2 3-H 1B		F7	F7		F9		1-2 2-3 3-H BB	5	0	1	2	1	0	1
Al Pilarcik, L (1, 9) OBP: 0.265, SLG: 0.362		1-3		K		1B 1B		G3		F8		5	1	1	0	0	1	2
Chico Carrasquel, R (1, 6) OBP: 0.284, SLG: 0.319			3B 1B	G6-4-3 1-2f		1-3 1B		G6-4-3 1B		5-3		5	1	3	0	0	0	2
Billy Gardner, R (1, 4) OBP: 0.286, SLG: 0.365 Gene Woodling, L (6, PH) OBP: 0.391, SLG: 0.440 Bobby Avila, R (7, 4) OBP: 0.267, SLG: 0.195			P6		F9	1-2 3-H 1B		G6-4-3 1-2f		5-3		2 1 2	0 0 0	0 1 0	0 1 0	0 0 0	0 0 0	1 0 1
Arnie Portocarrero, R (1, 1) Ernie Johnson, R (7, 1) Bob Hale, L (9, PH) OBP: 0.200, SLG: 0.250 Jerry Walker, S (10, 1) OBP: 0.133, SLG: 0.133			K		BB	K			F8		FC3-6 1B	2 0 1 1	0 0 0 0	0 0 0 0	0 0 0 0	1 0 0 0	2 0 0 0	3 0 0 0
Inning Stats	R: 0 H: 0 E: 0 LOB: 0 K: 0 BB: 0 S: 3 P: 3	R: 0 H: 0 E: 0 LOB: 0 K: 0 BB: 0 S: 3 P: 3	R: 1 H: 2 E: 0 LOB: 1 K: 1 BB: 0 S: 7 P: 7	R: 1 H: 2 E: 0 LOB: 1 K: 1 BB: 1 S: 6 P: 10	R: 0 H: 0 E: 0 LOB: 2 K: 0 BB: 2 S: 3 P: 11	R: 1 H: 3 E: 0 LOB: 2 K: 2 BB: 0 S: 10 P: 10	R: 1 H: 1 E: 1 LOB: 1 K: 0 BB: 0 S: 5 P: 5	R: 0 H: 1 E: 0 LOB: 0 K: 0 BB: 0 S: 3 P: 3	R: 3 H: 2 E: 1 LOB: 0 K: 0 BB: 0 S: 6 P: 6	R: 0 H: 0 E: 0 LOB: 0 K: 0 BB: 0 S: 3 P: 3	R: 1 H: 2 E: 0 LOB: 3 K: 0 BB: 2 S: 4 P: 12	1B: 11 SF: 0 2B: 0 SAC: 0 3B: 1 DP: 2 HR: 1 HBP: 0						

AB	45
R	8
H	13
RBI	8
BB	5
SO	4
LOB	18

WP: 0 PA: 50
PB: 0
SB: 0
CS: 0

PITCHER		IP	WLS	BF	H	R	ER	SO	BB	IBB	HBP	BLK	WP	HR	S	P	ERA	WHIP
Cal McLish, R ERA: 2.32	(1, 1)	10.0		44	11	7	3	4	3	0	0	0	0	1	49	61	2.70	1.400
Jim Perry, R ERA: 6.39	(11, 1)	0.2	L	6	2	1	1	0	2	0	0	0	0	0	4	12	13.50	6.000

PITCHER		IP	WLS	BF	H	R	ER	SO	BB	IBB	HBP	BLK	WP	HR	S	P	ERA	WHIP

Cleveland Indians @ Baltimore Orioles

Memorial Stadium, Baltimore, MD

Sun May 17 1959, 3:38 AM EDT

Att. 21,177 - Unknown

TOP

Batter	1	2	3	4	5	6	7	8	9	AB	R	H	RBI	BB	SO	LOB
Woodie Held, R (1, 5) OBP: 0.330, SLG: 0.466	F8		1B 1B 1-2	5-3 1-2			SH 3B 1B	BB		4	2	2	0	1	0	1
Jim Piersall, R (1, 8) OBP: 0.319, SLG: 0.336	G3-6-3 BB		K		5-3		SH 3B 1-2	F9		1	0	0	0	1	1	2
Carroll Hardy, R (3, 8) OBP: 0.158, SLG: 0.111										2	1	0	0	0	0	1
Vic Power, R (1, 3) OBP: 0.361, SLG: 0.516	G3-6-3 1-2f		1B 1-3 2-H 1B		F9		BLK 1-H 2-H 3B	4-3		5	1	2	3	0	0	2
Rocky Colavito, R (1, 9) OBP: 0.405, SLG: 0.675		F7	FC6-4 1-3 3-H 1B		F3		F8 1-3 1B 3-H 1B		K	5	1	2	1	0	1	0
Minnie Minoso, R (1, 7) OBP: 0.359, SLG: 0.449		1-3 1B	FC6-4 1-2f			HR	1-3 1-2		BB	4	1	2	1	1	0	3
Russ Nixon, L (1, 2) OBP: 0.264, SLG: 0.244		1-3 1-2		1B 2B		K	F8 2-3		F8	5	1	1	0	0	1	3
George Strickland, R (1, 6) OBP: 0.387, SLG: 0.476		6-3		1-3		F8	1B 3-H		L8	5	0	1	1	0	0	3
Billy Martin, R (1, 4) OBP: 0.282, SLG: 0.392			P4	6-3		BB	P6			3	0	0	0	1	0	2
Gary Bell, R (1, 1) OBP: 0.308, SLG: 0.250			1B 1B BB	WP 2-H 1B		K		K		3	1	1	1	1	2	1
Inning Stats	R: 0 E: 0 K: 0 S: 2 H: 0 LOB: 0 BB: 1 P: 6	R: 0 E: 0 K: 0 S: 4 H: 1 LOB: 1 BB: 0 P: 4	R: 2 E: 0 K: 1 S: 8 H: 3 LOB: 2 BB: 1 P: 12	R: 1 E: 0 K: 0 S: 5 H: 2 LOB: 1 BB: 0 P: 5	R: 0 E: 0 K: 0 S: 3 H: 0 LOB: 0 BB: 0 P: 3	R: 1 E: 0 K: 2 S: 8 H: 1 LOB: 1 BB: 1 P: 12	R: 4 E: 1 K: 0 S: 8 H: 4 LOB: 1 BB: 0 P: 8	R: 0 E: 0 K: 1 S: 5 H: 0 LOB: 1 BB: 1 P: 9	R: 0 E: 0 K: 1 S: 5 H: 0 LOB: 1 BB: 1 P: 9	1B: 8 2B: 1 3B: 1 HR: 1	SF: 0 SAC: 1 DP: 1 HBP: 0						

	AB	37
	R	8
	H	11
	RBI	7
	BB	5
	SO	5
	LOB	18

WP: 1 PB: 0 SB: 0 CS: 0 PA: 43

PITCHER	IP	WLS	BF	H	R	ER	SO	BB	IBB	HBP	BLK	WP	HR	S	P	ERA	WHIP
Milt Pappas, R (1, 1) ERA: 5.71	6.0	L	30	9	7	6	3	3	0	0	0	1	1	33	45	9.00	2.000
Ernie Johnson, R (7, 1) ERA: 2.84	2.0		9	2	1	0	1	1	0	0	1	0	0	10	14	0.00	1.500
Jack Harshman, L (9, 1) ERA: 6.26	1.0		4	0	0	0	1	1	0	0	0	0	0	5	9	0.00	1.000

PITCHER	IP	WLS	BF	H	R	ER	SO	BB	IBB	HBP	BLK	WP	HR	S	P	ERA	WHIP

livebaseballscorecards.com

Cleveland Indians @ Baltimore Orioles

Memorial Stadium, Baltimore, MD

Sun May 17 1959, 3:38 AM EDT

Att. 21,177 - Unknown

livebaseballscorecards.com

BOTTOM

Batter	1	2	3	4	5	6	7	8	9	AB	R	H	RBI	BB	SO	LOB
Willie Tasby, R (1, 8) OBP: 0.371, SLG: 0.433	K		L4-6, 1B 1-2 3-H 1B		F3		1-2 2-H 1B		L8	5	0	2	2	0	1	1
Bob Boyd, L (1, 3) OBP: 0.308, SLG: 0.333	L8		1-2 2-H 1B			F9	3-1			4	0	1	1	0	0	2
Gene Woodling, L (1, 9) OBP: 0.385, SLG: 0.423	4-3		L4-6 2-3			BBBB 4-0 FC3-6 1 BB		F7		3	0	0	0	1	0	2
Bob Nieman, R (1, 7) OBP: 0.375, SLG: 0.488		F8		SSS K		FC3-6 WP 1-2f		P4		4	0	0	0	0	1	1
Gus Triandos, R (1, 2) OBP: 0.404, SLG: 0.560 Jack Harshman, L (9, 1)		SSS K		F8		5-3 1-2		BBBB 4-0 1B BB		3 0	0 0	0 0	0 0	0 0	1 0	1 0
Billy Klaus, L (1, 5) OBP: 0.305, SLG: 0.255		BBBB 4-0 CS BB		F9			F7	1-3 1B		3	0	1	0	1	0	0
Chico Carrasquel, R (1, 6) OBP: 0.295, SLG: 0.342		CS 1-2	FC4-6 1B 2B		FC6-4 1B		6-3	1-3		4	1	2	0	0	0	2
Billy Gardner, R (1, 4) OBP: 0.295, SLG: 0.364			BBBB 4-0 FC4-6 BB	FC6-4 1-2f			BB 1B 1B		F8	3	1	1	0	1	0	1
Milt Pappas, R (1, 1) Ernie Johnson, R (7, 1) Joe Ginsberg, L (7, 2) OBP: 0.435, SLG: 0.474 Whitey Lockman, L (8, PH) OBP: 0.400, SLG: 0.286			FC4-6 1B 1-2f 2-3		P5		BBBB 4-0 1B 1-2 BB		F7	2 0 1 0	1 0 0 0	0 0 0 0	0 0 0 0	0 0 1 1	0 0 0 0	3 0 0 0

Inning Stats	1	2	3	4	5	6	7	8	9
	R: 0 E: 0 K: 1 S: 5	H: 0 LOB: 0 BB: 0 P: 5	R: 0 E: 0 K: 1 S: 4	H: 0 LOB: 0 BB: 1 P: 8	R: 2 E: 0 K: 0 S: 5	H: 3 LOB: 1 BB: 1 P: 9	R: 0 E: 0 K: 1 S: 5	H: 0 LOB: 0 BB: 0 P: 5	R: 0 E: 0 K: 0 S: 4	H: 1 LOB: 1 BB: 0 P: 4	R: 0 E: 0 K: 0 S: 3	H: 0 LOB: 1 BB: 1 P: 7	R: 1 E: 0 K: 0 S: 5	H: 2 LOB: 2 BB: 1 P: 9	R: 0 E: 0 K: 0 S: 4	H: 1 LOB: 2 BB: 1 P: 8	R: 0 E: 0 K: 0 S: 3	H: 0 LOB: 0 BB: 0 P: 3

1B: 6	SF: 0
2B: 2	SAC: 0
3B: 0	DP: 1
HR: 0	HBP: 0
WP: 1	PA: 38
PB: 0	
SB: 0	
CS: 1	

PITCHER	IP	WLS	BF	H	R	ER	SO	BB	IBB	HBP	BLK	WP	HR	S	P	ERA	WHIP
Gary Bell, R (1, 1) ERA: 3.65	9.0	W	37	7	3	3	3	5	0	0	0	1	0	38	58	3.00	1.333

PITCHER	IP	WLS	BF	H	R	ER	SO	BB	IBB	HBP	BLK	WP	HR	S	P	ERA	WHIP

Batter	1	2	3	4	5	6	7	8	9	AB	R	H	RBI	BB	SO	LOB
Woodie Held, R (1, 5) OBP: 0.330, SLG: 0.462	S S S 0-3 ① K		x 0-0 ① 2-3 1B		x 0-0 ③ F7			S S S 0-3 ① K		3	0	1	0	0	1	1
Tito Francona, L (8, PH) OBP: 0.250, SLG: 0.545										1	0	0	0	0	1	1
Gene Leek, R (8, 5) OBP: 0.222, SLG: 0.412										0	0	0	0	0	0	0
Jim Piersall, R (1, 8) OBP: 0.317, SLG: 0.342	S S S 0-3 ② K		x 0-0 ③ F9			x 0-0 F9 2B		x 0-0 ② F8		4	0	1	0	0	1	3
Vic Power, R (1, 3) OBP: 0.350, SLG: 0.500	x 0-0 ③ F7			x 0-0 ① P4		x 0-0 ① F9 2-3		x 0-0 E3 1-2		4	0	0	0	0	0	2
Rocky Colavito, R (1, 9) OBP: 0.407, SLG: 0.678		x 0-0 CS 1B		x 0-0 2B		x 0-0 ② F5		x 0-0 ③ F8		4	0	2	0	0	0	3
Minnie Minoso, R (1, 7) OBP: 0.356, SLG: 0.438		S S S 0-3 ① K		x 0-0 ② 5-3		x 0-0 ③ F7			H 1-0 G1-6-3 HBP	3	0	0	0	0	1	3
Russ Nixon, L (1, 2) OBP: 0.253, SLG: 0.233		S S S 0-3 ② ③ K 1-2		x 0-0 ③ 5-3			x 0-0 ① F7		x 0-0 ① ② G1-6-3 1-2f	4	0	0	0	0	1	3
George Strickland, R (1, 6) OBP: 0.388, SLG: 0.471			x 0-0 ① 1-6-3	B B B 4-0 BB		x 0-0 ② 5-3			S S S 0-3 ③ K	1	0	0	0	1	0	0
Granny Hamner, R (7, PH) OBP: 0.338, SLG: 0.439										2	0	0	0	0	1	0
										(7, 6)						
Billy Martin, R (1, 4) OBP: 0.283, SLG: 0.390			x 0-0 1B SH1-3 1B		x 0-0 ① F9		x 0-0 ③ F8			3	0	1	0	0	0	1
Don Ferrarese, R (1, 1) OBP: 0.231, SLG: 0.308			x 0-0 ② SH1-3 1-2		x 0-0 ② F7			x 0-0 E 1B		1	0	0	0	0	0	1
Don Dillard, L (8, PH) OBP: 0.333, SLG: 0.333										1	0	1	0	0	0	0
Al Cicotte, R (8, 1)										0	0	0	0	0	0	0
Inning Stats	R: 0 E: 0 K: 2 S: 7 H: 0 LOB: 0 BB: 0 P: 7	R: 0 E: 0 K: 2 S: 7 H: 1 LOB: 0 BB: 0 P: 7	R: 0 E: 0 K: 0 S: 5 H: 2 LOB: 2 BB: 0 P: 5	R: 0 E: 0 K: 0 S: 4 H: 1 LOB: 1 BB: 0 P: 4	R: 0 E: 0 K: 0 S: 3 H: 0 LOB: 1 BB: 1 P: 7	R: 0 E: 0 K: 0 S: 4 H: 1 LOB: 1 BB: 0 P: 4	R: 0 E: 0 K: 0 S: 3 H: 0 LOB: 0 BB: 0 P: 3	R: 0 E: 1 K: 1 S: 7 H: 1 LOB: 2 BB: 0 P: 7	R: 0 E: 0 K: 1 S: 4 H: 0 LOB: 0 BB: 0 P: 5	1B: 4 2B: 2 3B: 0 HR: 0	SF: 0 SAC: 1 DP: 1 HBP: 1					

PITCHER	IP	WLS	BF	H	R	ER	SO	BB	IBB	HBP	BLK	WP	HR	S	P	ERA	WHIP
Hal Brown, R (1, 1) ERA: 2.13	7.2	W	30	6	0	0	5	1	0	0	0	0	0	39	43	0.00	0.913
Billy Loes, R (8, 1) ERA: 1.15	1.1	S	4	0	0	0	1	0	0	1	0	0	0	5	6	0.00	0.000

PITCHER	IP	WLS	BF	H	R	ER	SO	BB	IBB	HBP	BLK	WP	HR	S	P	ERA	WHIP

TOP

Cleveland Indians @ Baltimore Orioles

Memorial Stadium, Baltimore, MD

Mon May 18 1959, 7:05 PM EDT

Att. 9,167 - Unknown

livebaseballscorecards.com

AB	31
R	0
H	6
RBI	0
BB	1
SO	6
LOB	18

BOTTOM

Cleveland Indians @ Baltimore Orioles

Memorial Stadium, Baltimore, MD

Mon May 18 1959, 7:05 PM EDT

Att. 9,167 - Unknown

livebaseballscorecards.com

Batter	1	2	3	4	5	6	7	8	9	AB	R	H	RBI	BB	SO	LOB
Willie Tasby, R (1, 8) OBP: 0.375, SLG: 0.435	K2-3		BB, BB, 1-2, 1B		1B, FC6-4, 2-H, 1B		6-3			4	1	2	1	0	1	0
Bob Boyd, L (1, 3) OBP: 0.314, SLG: 0.333	L5		BB, 1-2, 2-3, BB		FC6-4, 1-3, 1B		5-3			3	0	1	0	1	0	0
Bob Nieman, R (1, 7) OBP: 0.374, SLG: 0.476 Al Pilarcik, L (8, 9) OBP: 0.280, SLG: 0.375	K		BB, 1-2, 2-3, 3-H, BB		FC6-4, BB, 1-2f, 3-H			1-3, SH1-3, 1B		2 1	0 0	0 1	2 0	1 0	1 0	1 0
Gus Triandos, R (1, 2) OBP: 0.402, SLG: 0.547		P3	F8		BB, 1-2			SH1-3, 1-2		2	0	0	0	1	0	3
Bobby Avila, R (1, 9) OBP: 0.250, SLG: 0.182 Lenny Green, L (8, 7) OBP: 0.333, SLG: 0.409		K		F7	F9			1-3, 2-3		3 1	0 0	0 0	0 0	0 0	1 0	2 1
Chico Carrasquel, R (1, 6) OBP: 0.293, SLG: 0.329		P3		5-3		K, G6-4-3		BB		3	0	0	0	1	1	0
Jim Finigan, R (1, 5) OBP: 0.328, SLG: 0.358			FC1-6-4, 1B	F8		G6-4-3, 1-2f		6-3		4	0	1	0	0	0	3
Billy Gardner, R (1, 4) OBP: 0.296, SLG: 0.363			FC1-6-4, BB, 1B, 1-2f, BB		SH1-4, 1B, 1B	L8				3	2	1	0	0	0	1
Hal Brown, R (1, 1) Billy Loes, R (8, 1)			F9		SH1-4, 1-2		K			2 0	0 0	0 0	0 0	0 0	1 0	1 0
Inning Stats	R: 0 H: 0 E: 0 LOB: 0 K: 2 BB: 0 S: 7 P: 7	R: 0 H: 0 E: 0 LOB: 0 K: 1 BB: 0 S: 5 P: 5	R: 1 H: 2 E: 0 LOB: 3 K: 0 BB: 2 S: 5 P: 13	R: 0 H: 0 E: 0 LOB: 0 K: 0 BB: 0 S: 3 P: 3	R: 2 H: 3 E: 0 LOB: 2 K: 0 BB: 1 S: 6 P: 10	R: 0 H: 0 E: 0 LOB: 0 K: 1 BB: 0 S: 5 P: 5	R: 0 H: 0 E: 0 LOB: 0 K: 1 BB: 0 S: 5 P: 5	R: 0 H: 1 E: 0 LOB: 2 K: 0 BB: 1 S: 4 P: 8		1B: 6 SF: 0 2B: 0 SAC: 2 3B: 0 DP: 1 HR: 0 HBP: 0						

	AB	28
	R	3
	H	6
	RBI	3
	BB	4
	SO	5
	LOB	12

WP: 1 PA: 34
PB: 0
SB: 0
CS: 0

PITCHER		IP	WLS	BF	H	R	ER	SO	BB	IBB	HBP	BLK	WP	HR	S	P	ERA	WHIP
Don Ferrarese, L ERA: 4.04	(1, 1)	7.0	L	29	5	3	3	5	3	0	0	0	1	0	36	48	3.86	1.143
Al Cicotte, R ERA: 7.2	(8, 1)	1.0		5	1	0	0	0	1	0	0	0	0	0	4	8	0.00	2.000

PITCHER	IP	WLS	BF	H	R	ER	SO	BB	IBB	HBP	BLK	WP	HR	S	P	ERA	WHIP

Batter	1	2	3	4	5	6	7	8	9	AB	R	H	RBI	BB	SO	LOB
Luis Aparicio, R (1, 6) OBP: 0.362, SLG: 0.368	1B		E5			F8	1-2 2-H 1B			4	0	2	1	0	0	0
Nellie Fox, L (1, 4) OBP: 0.442, SLG: 0.469	F6		L9			2B	1-3			4	0	1	0	0	0	4
Jim Landis, R (1, 8) OBP: 0.333, SLG: 0.333	K			F3		BB		K		3	0	0	0	1	2	1
Sherm Lollar, R (1, 2) OBP: 0.386, SLG: 0.500	F8			4-3		F6		5-3		4	0	0	0	0	0	3
Del Ennis, R (1, 7) OBP: 0.355, SLG: 0.457		6-3		F9		K		K		4	0	0	0	0	2	2
Al Smith, R (1, 9) OBP: 0.326, SLG: 0.331		G4-6-3 1B			6-3		F7		F4	4	0	1	0	0	0	0
Earl Torgeson, L (1, 3) OBP: 0.421, SLG: 0.448		G4-6-3 1-2f			BB		K		F9	3	0	0	0	1	1	1
Bubba Phillips, R (1, 5) OBP: 0.347, SLG: 0.389			F3		F7		1B 1B BB		2B	2	1	0	0	1	0	1
Larry Doby, L (9, PH) OBP: 0.313, SLG: 0.328										1	0	1	0	0	0	0
Johnny Callison, L (9, PR) OBP: 0.291, SLG: 0.289										0	0	0	0	0	0	0
Billy Pierce, L (1, 1) OBP: 0.273, SLG: 0.350			K		1-3		1B 1-2 1B		K	2	0	0	0	0	1	1
John Romano, R (7, PH) OBP: 0.444, SLG: 0.750										1	0	1	0	0	0	0
Jim Rivera, L (7, PR) OBP: 0.417, SLG: 0.619										0	0	0	0	0	0	0
Barry Latman, R (7, 1) OBP: 0.400, SLG: 0.250										0	0	0	0	0	0	0
Billy Goodman, L (9, PH) OBP: 0.395, SLG: 0.313										1	0	0	0	0	1	1
Inning Stats	R: 0 E: 0 K: 1 S: 6 H: 1 LOB: 1 BB: 0 P: 6	R: 0 E: 0 K: 0 S: 3 H: 1 LOB: 0 BB: 0 P: 3	R: 0 E: 1 K: 1 S: 6 H: 0 LOB: 1 BB: 0 P: 6	R: 0 E: 0 K: 0 S: 3 H: 0 LOB: 0 BB: 0 P: 3	R: 0 E: 0 K: 0 S: 3 H: 0 LOB: 1 BB: 1 P: 7	R: 0 E: 0 K: 1 S: 6 H: 1 LOB: 2 BB: 1 P: 10	R: 1 E: 0 K: 1 S: 7 H: 2 LOB: 2 BB: 1 P: 11	R: 0 E: 0 K: 2 S: 7 H: 0 LOB: 0 BB: 0 P: 7	R: 0 E: 0 K: 1 S: 6 H: 1 LOB: 1 BB: 0 P: 6	1B: 4 2B: 2 3B: 0 HR: 0 SF: 0 SAC: 0 DP: 1 HBP: 0	WP: 0 PB: 0 SB: 0 CS: 0 PA: 36					

PITCHER		IP	WLS	BF	H	R	ER	SO	BB	IBB	HBP	BLK	WP	HR	S	P	ERA	WHIP
Billy O'Dell, L ERA: 2.8	(1, 1)	7.0	W	29	5	1	1	4	3	0	0	0	0	0	34	46	1.29	1.143
Jerry Walker, R ERA: 1.45	(8, 1)	2.0	S	7	1	0	0	3	0	0	0	0	0	0	13	13	0.00	0.500

PITCHER	IP	WLS	BF	H	R	ER	SO	BB	IBB	HBP	BLK	WP	HR	S	P	ERA	WHIP

TOP

Chicago White Sox @ Baltimore Orioles

Memorial Stadium, Baltimore, MD

Tue May 19 1959, 7:05 PM EDT

Att. 6,819 - Unknown

livebaseballscorecards.com

AB	33
R	1
H	6
RBI	1
BB	3
SO	7
LOB	14

Batter	1	2	3	4	5	6	7	8	9	AB	R	H	RBI	BB	SO	LOB
Willie Tasby, R (1, 8) OBP: 0.365, SLG: 0.422	F3	K			F4		6-3			4	0	0	0	0	1	1
Bob Boyd, L (1, 3) OBP: 0.304, SLG: 0.322	4-3		F8		F8		L4			4	0	0	0	0	0	1
Bob Nieman, R (1, 7) OBP: 0.373, SLG: 0.465	BB		F9		F9			4-3		2	0	0	0	1	0	0
Al Pilarcik, L (8, 9) OBP: 0.275, SLG: 0.367										1	0	0	0	0	0	0
Gus Triandos, R (1, 2) OBP: 0.414, SLG: 0.557	BB		BB			FC5 2B		F4		2	0	1	0	2	0	0
Bobby Avila, R (1, 9) OBP: 0.235, SLG: 0.170	F9		F8			5-3		1-3		3	0	0	0	0	0	4
Lenny Green, L (7, 9) OBP: 0.320, SLG: 0.391										1	0	0	0	0	0	0
(8, 7)																
Chico Carrasquel, R (1, 6) OBP: 0.282, SLG: 0.316		6-3		6-3		F2				3	0	0	0	0	0	1
Jim Finigan, R (1, 5) OBP: 0.328, SLG: 0.357		5-3		1B		FC5 2-3				3	0	1	0	0	0	1
Billy Gardner, R (1, 4) OBP: 0.297, SLG: 0.355		HR BB		K			F3			2	1	0	0	1	1	1
Billy O'Dell, S (1, 1) OBP: 0.250, SLG: 0.455		1-H HR		4-3			2B			2	1	1	2	0	0	1
Gene Woodling, L (7, PH) OBP: 0.391, SLG: 0.443										1	0	1	0	0	0	0
Jerry Walker, S (8, 1) OBP: 0.133, SLG: 0.133										0	0	0	0	0	0	0
Inning Stats	R: 0 E: 0 K: 0 S: 3 H: 0 LOB: 2 BB: 2 P: 11	R: 2 E: 0 K: 1 S: 6 H: 1 LOB: 0 BB: 1 P: 10	R: 0 E: 0 K: 0 S: 3 H: 0 LOB: 1 BB: 1 P: 7	R: 0 E: 0 K: 1 S: 6 H: 1 LOB: 1 BB: 0 P: 6	R: 0 E: 0 K: 0 S: 3 H: 0 LOB: 0 BB: 0 P: 3	R: 0 E: 0 K: 0 S: 4 H: 1 LOB: 1 BB: 0 P: 4	R: 0 E: 0 K: 0 S: 4 H: 1 LOB: 1 BB: 0 P: 4	R: 0 E: 0 K: 0 S: 3 H: 0 LOB: 0 BB: 0 P: 3		1B: 1 2B: 2 3B: 0 HR: 1	SF: 0 SAC: 0 DP: 0 HBP: 0					

PITCHER	IP	WLS	BF	H	R	ER	SO	BB	IBB	HBP	BLK	WP	HR	S	P	ERA	WHIP
Billy Pierce, L (1, 1) ERA: 2.91	6.0	L	25	3	2	2	2	4	0	0	0	0	1	25	41	3.00	1.167
Barry Latman, R (7, 1) ERA: 7.71	2.0		7	1	0	0	0	0	0	0	0	0	0	7	7	0.00	0.500

PITCHER	IP	WLS	BF	H	R	ER	SO	BB	IBB	HBP	BLK	WP	HR	S	P	ERA	WHIP

BOTTOM

Chicago White Sox @ Baltimore Orioles

Memorial Stadium, Baltimore, MD

Tue May 19 1959, 7:05 PM EDT

Att. 6,819 - Unknown

livebaseballscorecards.com

AB	28
R	2
H	4
RBI	2
BB	4
SO	2
LOB	10

Chicago White Sox @ Baltimore Orioles

Memorial Stadium, Baltimore, MD

Wed May 20 1959, 3:33 AM EDT

Att. 16,026 - Unknown

livebaseballscorecards.com

Batter	1	2	3	4	5	6	7	8	9	AB	R	H	RBI	BB	SO	LOB
Luis Aparicio, R (1, 6) OBP: 0.376, SLG: 0.384	K		1B		SF9		F7		4-3 SH1-3	5	2	4	0	0	1	0
Nellie Fox, L (1, 4) OBP: 0.444, SLG: 0.469	F6		1B 1-2		SF9 BB 1-3		F7 1-2		SH1-3 1-2	4	0	2	0	0	0	1
Jim Landis, R (1, 8) OBP: 0.342, SLG: 0.353	3B		FC5-4 1-3 2-H		BBBB G6-4-3 1-2		F7		4-3 2-3	4	0	2	1	1	0	1
Sherm Lollar, R (1, 2) OBP: 0.379, SLG: 0.488	F7		FC5-4 1-2f		SF9 2-3 3-H			BBBB E 1B BB	1-3	3	1	0	1	1	0	4
Del Ennis, R (1, 7) OBP: 0.338, SLG: 0.432		K		F7	G6-4-3 1-2f			SSS K		4	0	0	0	0	2	3
Johnny Callison, L (8, 7) OBP: 0.291, SLG: 0.289										0	0	0	0	0	0	0
Al Smith, R (1, 9) OBP: 0.324, SLG: 0.344		F3		FC1-5-2-5-1 3B		F7		E5 1-3		4	1	1	0	0	0	1
Earl Torgeson, L (1, 3) OBP: 0.425, SLG: 0.433		K		FC1-5-2-5-1 1B 3-H		BBBB E S BB		IIII CS 1B IBB		2	1	0	0	2	1	1
Bubba Phillips, R (1, 5) OBP: 0.355, SLG: 0.391			F7	1B 2-H		IIII G4-6-3 1-3 IBB		1-2 2-H 3-H 1B		2	0	1	1	1	0	0
Harry Simpson, L (8, PH) OBP: 0.321, SLG: 0.348										1	0	1	2	0	0	0
Sammy Esposito, R (8, PR) OBP: 0.200, SLG: 0.111										0	0	0	0	0	0	0
(8, 5)																
Dick Donovan, L (1, 1) OBP: 0.222, SLG: 0.412			K	4-3		G4-6-3 1-2f		K 2-3		4	0	0	0	0	2	5

	AB	33
	R	5
	H	11
	RBI	5
	BB	5
	SO	6
	LOB	16

Inning Stats										
	R: 0	H: 1	R: 0	H: 0	R: 1	H: 3	R: 1	H: 2	R: 1	H: 2
	E: 0	LOB: 1	E: 0	LOB: 0	E: 0	LOB: 2	E: 0	LOB: 1	E: 0	LOB: 1
	K: 1	BB: 0	K: 2	BB: 0	K: 1	BB: 0	K: 0	BB: 0	K: 0	BB: 1
	S: 6	P: 6	S: 7	P: 7	S: 8	P: 8	S: 5	P: 5	S: 4	P: 8

Inning Stats										
	R: 0	H: 0	R: 0	H: 1	R: 2	H: 1	R: 0	H: 1	1B: 9	SF: 1
	E: 0	LOB: 1	E: 0	LOB: 0	E: 1	LOB: 2	E: 0	LOB: 1	2B: 1	SAC: 1
	K: 0	BB: 2	K: 0	BB: 0	K: 2	BB: 2	K: 0	BB: 0	3B: 2	DP: 3
	S: 2	P: 10	S: 3	P: 3	S: 8	P: 16	S: 4	P: 4	HR: 0	HBP: 0

WP: 0	PA: 40
PB: 0	
SB: 1	
CS: 1	

PITCHER		IP	WLS	BF	H	R	ER	SO	BB	IBB	HBP	BLK	WP	HR	S	P	ERA	WHIP
Jack Harshman, L ERA: 5.77	(1, 1)	7.0	L	30	9	3	3	4	2	1	0	0	0	0	35	47	3.86	1.571
Billy Loes, R ERA: 1.62	(8, 1)	1.0		6	1	2	1	2	1	1	0	0	0	0	8	16	9.00	2.000
Arnie Portocarrero, R ERA: 9.28	(9, 1)	1.0		4	1	0	0	0	0	0	0	0	0	0	4	4	0.00	1.000

PITCHER	IP	WLS	BF	H	R	ER	SO	BB	IBB	HBP	BLK	WP	HR	S	P	ERA	WHIP

Batter	1	2	3	4	5	6	7	8	9	AB	R	H	RBI	BB	SO	LOB
Willie Tasby, R (1, 8) OBP: 0.355, SLG: 0.410	F5		K		1-3			4-3		4	0	0	0	0	1	1
Bob Boyd, L (1, 3) OBP: 0.295, SLG: 0.311	3-1		4-3			5-3		F9		4	0	0	0	0	0	0
Gene Woodling, L (1, 9) OBP: 0.375, SLG: 0.422	F9		K			4-3		1-3		4	0	0	0	0	1	0
Bob Nieman, R (1, 7) OBP: 0.368, SLG: 0.478		5-3 3B		K		6-3			F9	4	1	1	0	0	1	0
Gus Triandos, R (1, 2) OBP: 0.400, SLG: 0.533		K		F3			L7		K	4	0	0	0	0	2	1
Billy Klaus, L (1, 5) OBP: 0.302, SLG: 0.241		5-3 BB		G3			F8		4-3	3	0	0	0	1	0	0
Chico Carrasquel, R (1, 6) OBP: 0.295, SLG: 0.321		5-3 1-2 3-H			SH3-4 1B		1B BB			2	0	1	1	1	0	1
Billy Gardner, R (1, 4) OBP: 0.301, SLG: 0.358		F8			SH3-4 1-2		1-2 1B			2	0	1	0	0	0	1
Jack Harshman, L (1, 1) OBP: 0.222, SLG: 0.500 Bob Hale, L (7, PH) OBP: 0.190, SLG: 0.238 Billy Loes, R (8, 1) Arnie Portocarrero, R (9, 1)			HR		F2		4-3			2 1 0 0	1 0 0 0	1 0 0 0	1 0 0 0	0 0 0 0	0 0 0 0	1 2 0 0
Inning Stats	R: 0 E: 0 K: 0 S: 3 H: 0 LOB: 0 BB: 0 P: 3	R: 1 E: 0 K: 1 S: 6 H: 1 LOB: 1 BB: 1 P: 10	R: 1 E: 0 K: 2 S: 8 H: 1 LOB: 0 BB: 0 P: 8	R: 0 E: 0 K: 1 S: 5 H: 0 LOB: 0 BB: 0 P: 5	R: 0 E: 0 K: 0 S: 4 H: 1 LOB: 1 BB: 0 P: 4	R: 0 E: 0 K: 0 S: 3 H: 0 LOB: 0 BB: 0 P: 3	R: 0 E: 0 K: 0 S: 4 H: 1 LOB: 2 BB: 1 P: 8	R: 0 E: 0 K: 0 S: 3 H: 0 LOB: 0 BB: 0 P: 3	R: 0 E: 0 K: 1 S: 5 H: 0 LOB: 0 BB: 0 P: 5	1B: 2 2B: 0 3B: 1 HR: 1 SF: 0 SAC: 1 DP: 0 HBP: 0				WP: 0 PB: 0 SB: 0 CS: 0	PA: 33	

PITCHER	IP	WLS	BF	H	R	ER	SO	BB	IBB	HBP	BLK	WP	HR	S	P	ERA	WHIP
Dick Donovan, R (1, 1) ERA: 4.04	9.0	W	33	4	2	2	5	2	0	0	0	0	1	41	49	2.00	0.667

PITCHER	IP	WLS	BF	H	R	ER	SO	BB	IBB	HBP	BLK	WP	HR	S	P	ERA	WHIP

BOTTOM

Chicago White Sox @ Baltimore Orioles

Memorial Stadium, Baltimore, MD

Wed May 20 1959, 3:33 AM EDT

Att. 16,026 - Unknown

livebaseballscorecards.com

AB	30
R	2
H	4
RBI	2
BB	2
SO	5
LOB	7

New York Yankees @ Baltimore Orioles

Memorial Stadium, Baltimore, MD

Fri May 22 1959, 7:05 PM EDT

Att. 30,084 - Unknown

TOP

livebaseballscorecards.com

Batter	1	2	3	4	5	6	7	8	9	AB	R	H	RBI	BB	SO	LOB
Gil McDougald, R (1, 4) OBP: 0.300, SLG: 0.273	S S S 0-3 ① K		x 0-0 ③ 6-3			B B B B 4-0 G4-6-3 BB		x 0-0 ③ 5-3		3	0	0	0	1	1	0
Tony Kubek, L (1, 6) OBP: 0.277, SLG: 0.388	x 0-0 ② G3			x 0-0 ① F7		x 0-0 ① ② G4-6-3 1-2f			x 0-0 ① L1	4	0	0	0	0	0	1
Mickey Mantle, S (1, 8) OBP: 0.375, SLG: 0.490	x 0-0 ③ 6-3			x 0-0 ② 5-3		B B B B 4-0 BB			B B B B 4-0 FC3-6 BB	2	0	0	0	2	0	0
Yogi Berra, L (1, 2) OBP: 0.327, SLG: 0.413		x 0-0 ① F7		x 0-0 ③ F6		S S S 0-3 ③ K			x 0-0 ② FC3-6 FC5-4 1-2f	4	0	0	0	0	1	2
Bill Skowron, R (1, 3) OBP: 0.351, SLG: 0.557		x 0-0 ② 5-3			x 0-0 ① F7		x 0-0 ① 5-3		x 0-0 ③ FC5-4 1-2f	4	0	0	0	0	0	1
Norm Siebern, L (1, 7) OBP: 0.320, SLG: 0.409		B B B B 4-0 BB			B B B B 4-0 PB BB		x 0-0 ② F7			1	0	0	0	2	0	0
Elston Howard, R (1, 9) OBP: 0.282, SLG: 0.337		x 0-0 ③ 1-3			B B B B 4-0 1-2 BB		x 0-0 ③ 4-3			2	0	0	0	1	0	1
Jerry Lumpe, L (1, 5) OBP: 0.319, SLG: 0.220			x 0-0 ① F5		x 0-0 ② F4			x 0-0 G4-6-3 1B		3	0	1	0	0	0	2
Bob Turley, R (1, 1) OBP: 0.200, SLG: 0.143			x 0-0 ② F9		x 0-0 ③ 4-3			x 0-0 ① ② G4-6-3 1-2f		0	0	0	0	0	0	0
Jim Coates, R (1, 1)										1	0	0	0	0	0	0
Enos Slaughter, L (5, PH) OBP: 0.310, SLG: 0.320										1	0	0	0	0	0	2
Tom Sturdivant, L (5, 1)										0	0	0	0	0	0	0
Johnny Blanchard, L (8, PH) OBP: 0.333, SLG: 0.364										1	0	0	0	0	0	1
Johnny Kucks, R (8, 1)										0	0	0	0	0	0	0
Inning Stats	R: 0 E: 0 K: 1 S: 5 H: 0 LOB: 0 BB: 0 P: 5	R: 0 E: 0 K: 0 S: 3 H: 0 LOB: 1 BB: 1 P: 7	R: 0 E: 0 K: 0 S: 3 H: 0 LOB: 0 BB: 0 P: 3	R: 0 E: 0 K: 0 S: 3 H: 0 LOB: 0 BB: 0 P: 3	R: 0 E: 0 K: 0 S: 3 H: 0 LOB: 2 BB: 2 P: 11	R: 0 E: 0 K: 1 S: 4 H: 0 LOB: 1 BB: 2 P: 12	R: 0 E: 0 K: 0 S: 3 H: 0 LOB: 0 BB: 0 P: 3	R: 0 E: 0 K: 0 S: 3 H: 1 LOB: 0 BB: 0 P: 3	R: 0 E: 0 K: 0 S: 3 H: 0 LOB: 1 BB: 1 P: 7	1B: 1 2B: 0 3B: 0 HR: 0 SF: 0 SAC: 0 DP: 2 HBP: 0						

AB	26
R	0
H	1
RBI	0
BB	6
SO	2
LOB	10

WP: 0 PB: 1 SB: 0 CS: 0 PA: 32

PITCHER		IP	WLS	BF	H	R	ER	SO	BB	IBB	HBP	BLK	WP	HR	S	P	ERA	WHIP
Hoyt Wilhelm, R ERA: 1.28	(1, 1)	9.0	W	32	1	0	0	2	6	0	0	0	0	0	30	54	0.00	0.778

PITCHER	IP	WLS	BF	H	R	ER	SO	BB	IBB	HBP	BLK	WP	HR	S	P	ERA	WHIP

Batter	1	2	3	4	5	6	7	8	9	AB	R	H	RBI	BB	SO	LOB
Willie Tasby, R (1, 8) OBP: 0.359, SLG: 0.415	F6 F8			2B		BB 4-3				3	0	1	0	1	0	3
Bob Boyd, L (1, 3) OBP: 0.286, SLG: 0.302	F5	5-3		K		4-3 1-2				4	0	0	0	0	1	2
Al Pilarcik, L (1, 9) OBP: 0.291, SLG: 0.385	1B 2B	4-3			BB 1B BB	G1				3	2	1	0	1	0	1
Gene Woodling, L (1, 7) OBP: 0.380, SLG: 0.425 Lenny Green, L (8, 7) OBP: 0.320, SLG: 0.391	HR 2-H 1B	5-3			BB BB 1-3 G2-3-1-2 1B		4-3			4 0	1 0	2 0	1 0	0 0	0 0	0 0
Gus Triandos, R (1, 2) OBP: 0.403, SLG: 0.558	HR 1-H		F8		BB 1-2 BB		F7			3	1	1	2	1	0	0
Billy Klaus, L (1, 5) OBP: 0.313, SLG: 0.246 Willy Miranda, S (8, 5) OBP: 0.139, SLG: 0.194	BB 1B BB 1B		F4		1-2 2-3 3-H BB		F9			3 0	1 0	1 0	1 0	1 0	0 0	0 0
Chico Carrasquel, R (1, 6) OBP: 0.293, SLG: 0.318	BB BB 1-2 1B		K		F2			4-3		4	0	1	0	0	1	3
Billy Gardner, R (1, 4) OBP: 0.299, SLG: 0.347	BB 1-2 2-3 BB			5-3	G2-3-1-2 3-Hf			K		3	0	0	0	1	1	3
Hoyt Wilhelm, R (1, 1) OBP: 0.130, SLG: 0.048	1-2 2-3 3-H BB			K		3-1		K		3	0	0	1	1	2	0
Inning Stats	R: 4 E: 0 K: 0 S: 8 H: 5 LOB: 3 BB: 2 P: 16	R: 0 E: 0 K: 0 S: 3 H: 0 LOB: 0 BB: 0 P: 3	R: 0 E: 0 K: 1 S: 5 H: 0 LOB: 0 BB: 0 P: 5	R: 0 E: 0 K: 2 S: 8 H: 1 LOB: 1 BB: 0 P: 8	R: 1 E: 0 K: 0 S: 3 H: 1 LOB: 2 BB: 3 P: 15	R: 0 E: 0 K: 0 S: 3 H: 0 LOB: 1 BB: 1 P: 7	R: 0 E: 0 K: 0 S: 3 H: 0 LOB: 0 BB: 0 P: 3	R: 0 E: 0 K: 2 S: 7 H: 0 LOB: 0 BB: 0 P: 7		1B: 4 2B: 2 3B: 0 HR: 1 SF: 0 SAC: 0 DP: 1 HBP: 0						

PITCHER		IP	WLS	BF	H	R	ER	SO	BB	IBB	HBP	BLK	WP	HR	S	P	ERA	WHIP
Bob Turley, R ERA: 3.66	(1, 1)	0.2	L	9	5	4	4	0	2	0	0	0	0	1	7	15	54.00	10.500
Jim Coates, R ERA: 2.35	(1, 1)	3.1		11	1	0	0	3	0	0	0	0	0	0	17	17	0.00	0.300
Tom Sturdivant, R ERA: 4.97	(5, 1)	3.0		13	1	1	1	0	4	0	0	0	0	0	9	25	3.00	1.667
Johnny Kucks, R ERA: 8.64	(8, 1)	1.0		3	0	0	0	2	0	0	0	0	0	0	7	7	0.00	0.000

PITCHER	IP	WLS	BF	H	R	ER	SO	BB	IBB	HBP	BLK	WP	HR	S	P	ERA	WHIP

BOTTOM

New York Yankees @ Baltimore Orioles

Memorial Stadium, Baltimore, MD

Fri May 22 1959, 7:05 PM EDT

Att. 30,084 - Unknown

livebaseballscorecards.com

AB	30
R	5
H	7
RBI	5
BB	6
SO	5
LOB	12

Batter	1	2	3	4	5	6	7	8	9	AB	R	H	RBI	BB	SO	LOB
Gil McDougald, R (1, 4) OBP: 0.296, SLG: 0.262	6-3	SH1-3 1-2	2B BB 1-2	F2		1-3			F2	4	1	0	0	1	0	4
Tony Kubek, L (1, 6) OBP: 0.280, SLG: 0.394	WP 2B 1B	F8	FC1-6 2B 1-H 2-H		F5		F7		1-3	6	1	2	2	0	0	2
Mickey Mantle, S (1, 8) OBP: 0.400, SLG: 0.543	S E 2B 1-H	1B HR BB	FC1-6 BB		HR		G3-6-3 1B			3	3	3	2	2	0	0
Yogi Berra, L (1, 2) OBP: 0.330, SLG: 0.412	WP 1B 2B 1B 2-H	HR 1B 1-3 2-H	FC1-6 1-2f 2-3		F2		G3-6-3 1-2f			5	2	2	1	0	0	3
Bill Skowron, R (1, 3) OBP: 0.356, SLG: 0.587 Marv Throneberry, L (7, 3) OBP: 0.250, SLG: 0.118	WP 2B 1B 1-2	HR 1-H 3-H	F9		F6			3-1		4 1	2 0	2 0	3 0	0 0	0 0	2 0
Norm Siebern, L (1, 7) OBP: 0.331, SLG: 0.402	F5 1-2 2-3	F7		8-4 1B BB		1B BB		G4-6-3 BB		2	0	0	0	3	0	2
Elston Howard, R (1, 9) OBP: 0.296, SLG: 0.369	2B 2-H 3-H		E9 2B 1B	WP 1B 1-2 2B		F9		G4-6-3 1-2f		5	2	3	2	0	0	2
Jerry Lumpe, L (1, 5) OBP: 0.313, SLG: 0.214 Andy Carey, R (3, PH) OBP: 0.274, SLG: 0.269 (3, 5)	F6		4-3	8-4 2-3f		F9			FC1-6 1B	1 4	0 0	0 1	0 0	0 0	0 0	1 4
Don Larsen, R (1, 1) OBP: 0.545, SLG: 0.500 Duke Maas, R (8, 1)		SH1-3 BB 1B	BB 1B 3-H	1-H 2B		1-2 1B			FC1-6 1-2f	3 1	2 0	3 0	2 0	1 0	0 0	0 1
Inning Stats	R: 4 H: 5 E: 0 LOB: 1 K: 0 BB: 0 S: 8 P: 8	R: 4 H: 2 E: 0 LOB: 0 K: 0 BB: 2 S: 5 P: 13	R: 3 H: 3 E: 1 LOB: 2 K: 0 BB: 2 S: 6 P: 14	R: 1 H: 2 E: 0 LOB: 1 K: 0 BB: 1 S: 4 P: 8	R: 1 H: 1 E: 0 LOB: 0 K: 0 BB: 0 S: 4 P: 4	R: 0 H: 1 E: 0 LOB: 2 K: 0 BB: 1 S: 4 P: 8	R: 0 H: 1 E: 0 LOB: 0 K: 0 BB: 0 S: 3 P: 3	R: 0 H: 0 E: 0 LOB: 0 K: 0 BB: 1 S: 2 P: 6	R: 0 H: 1 E: 0 LOB: 1 K: 0 BB: 0 S: 4 P: 4	1B: 9 SF: 0 2B: 6 SAC: 1 3B: 0 DP: 3 HR: 2 HBP: 0						

PITCHER		IP	WLS	BF	H	R	ER	SO	BB	IBB	HBP	BLK	WP	HR	S	P	ERA	WHIP
Milt Pappas, R ERA: 6.69	(1, 1)	0.1	L	5	4	4	4	0	0	0	0	0	1	0	5	5	108.00	12.000
Jack Harshman, L ERA: 7.18	(1, 1)	2.0		15	6	7	7	0	3	0	0	0	1	1	12	24	31.50	4.500
George Zuverink, R ERA: 4.91	(3, 1)	3.2		17	4	2	2	0	3	0	0	0	1	1	14	26	4.91	1.909
Ernie Johnson, R ERA: 2.45	(7, 1)	3.0		10	2	0	0	0	1	0	0	0	0	0	9	13	0.00	1.000

PITCHER	IP	WLS	BF	H	R	ER	SO	BB	IBB	HBP	BLK	WP	HR	S	P	ERA	WHIP

TOP

New York Yankees @ Baltimore Orioles

Memorial Stadium, Baltimore, MD

Sat May 23 1959, 3:33 AM EDT

Att. 15,787 - Unknown

livebaseballscorecards.com

AB	39
R	13
H	16
RBI	12
BB	7
SO	0
LOB	21

BOTTOM

New York Yankees @ Baltimore Orioles

Memorial Stadium, Baltimore, MD

Sat May 23 1959, 3:33 AM EDT

Att. 15,787 - Unknown

livebaseballscorecards.com

Batter	1	2	3	4	5	6	7	8	9	AB	R	H	RBI	BB	SO	LOB
Willie Tasby, R (1, 8) OBP: 0.366, SLG: 0.459	6-3		BB		HR		HR		5-3 2-3 3-H	4	2	2	4	1	0	1
Bob Boyd, L (1, 3) OBP: 0.281, SLG: 0.297	F8		F8		F5		FC6-4 1B		4-3 3-H	2	0	0	0	0	0	1
Bob Hale, L (4, 3) OBP: 0.208, SLG: 0.250										3	0	1	1	0	0	0
Gene Woodling, L (1, 9) OBP: 0.379, SLG: 0.422	1B		6-3			G3	FC6-4 FC4-6 1-2f		1B	3	0	1	0	0	0	1
Ernie Johnson, R (7, 1)										1	0	0	0	0	0	1
Lenny Green, L (9, PH) OBP: 0.346, SLG: 0.417										1	0	1	0	0	0	0
Bob Nieman, R (1, 7) OBP: 0.351, SLG: 0.453	F7			6-3		F9	FC4-6 1-2f		F5	5	0	0	0	0	0	3
Gus Triandos, R (1, 2) OBP: 0.400, SLG: 0.552		K		BB 1B		FC5 1B		1-3		1	0	0	0	0	1	0
George Zuverink, R (3, 1)										0	0	0	0	1	0	0
Al Pilarcik, L (6, PH) OBP: 0.298, SLG: 0.389										2	0	1	0	0	0	0
(7, 9)																
Billy Klaus, L (1, 5) OBP: 0.338, SLG: 0.267		G3		G6-4-3 1-2 1B		BB 1-2		G6-4-3 1B		3	0	2	0	1	0	0
(7, 6)																
Chico Carrasquel, R (1, 6) OBP: 0.295, SLG: 0.310		BB		G6-4-3 1-2f		FC5 2-3f		G6-4-3 1-2f		2	0	0	0	1	0	4
Jim Finigan, R (7, 5) OBP: 0.323, SLG: 0.351										1	0	0	0	0	0	1
Billy Gardner, R (1, 4) OBP: 0.296, SLG: 0.343		4-3			4-3		F2		E 5-3 1B	1	0	0	0	0	0	1
Whitey Lockman, L (5, 4) OBP: 0.393, SLG: 0.292										3	1	1	0	0	0	0
Milt Pappas, R (1, 1)			F8		F8		HR 1B		E5 5-3 1-3 4-3	0	0	0	0	0	0	0
Jack Harshman, L (1, 1) OBP: 0.222, SLG: 0.500										0	0	0	0	0	0	0
Joe Ginsberg, L (3, 2) OBP: 0.407, SLG: 0.435										4	2	1	0	0	0	1

	AB	36
	R	5
	H	10
	RBI	5
	BB	4
	SO	1
	LOB	14

Inning Stats	1	2	3	4	5	6	7	8	9
	R: 0 E: 0 K: 0 S: 4	H: 1 LOB: 1 BB: 0 P: 4	R: 0 E: 0 K: 1 S: 5	H: 0 LOB: 1 BB: 1 P: 9	R: 0 E: 0 K: 0 S: 3	H: 1 LOB: 1 BB: 1 P: 7	R: 0 E: 0 K: 0 S: 3	H: 0 LOB: 1 BB: 1 P: 7	R: 1 E: 0 K: 0 S: 4	H: 1 LOB: 0 BB: 0 P: 4
	R: 0 E: 0 K: 0 S: 4	H: 1 LOB: 2 BB: 1 P: 8	R: 2 E: 0 K: 0 S: 6	H: 3 LOB: 1 BB: 0 P: 6	R: 0 E: 0 K: 0 S: 3	H: 1 LOB: 0 BB: 0 P: 3	R: 2 E: 1 K: 0 S: 6	H: 2 LOB: 1 BB: 0 P: 6		

	1B: 8	SF: 0	WP: 0	PA: 40
	2B: 0	SAC: 0	PB: 0	
	3B: 0	DP: 2	SB: 0	
	HR: 2	HBP: 0	CS: 0	

PITCHER		IP	WLS	BF	H	R	ER	SO	BB	IBB	HBP	BLK	WP	HR	S	P	ERA	WHIP
Don Larsen, R ERA: 2.93	(1, 1)	7.0	W	31	7	3	3	1	4	0	0	0	0	2	29	45	3.86	1.571
Duke Maas, R ERA: 5.59	(8, 1)	2.0	S	9	3	2	0	0	0	0	0	0	0	0	9	9	0.00	1.500

PITCHER	IP	WLS	BF	H	R	ER	SO	BB	IBB	HBP	BLK	WP	HR	S	P	ERA	WHIP

Batter	1	2	3	4	5	6	7	8	9	AB	R	H	RBI	BB	SO	LOB
Gil McDougald, R (1, 4) OBP: 0.308, SLG: 0.296	F8		3B		1-3		HR 1B		1B 1B	5	2	3	0	0	0	1
Hank Bauer, R (1, 7) OBP: 0.344, SLG: 0.358	1B		F9			HR 1B	1-2 HR 1B		K	5	2	3	0	0	1	2
Yogi Berra, L (1, 2) OBP: 0.342, SLG: 0.451	F3			F8		1-3 HR 1B	1-H 2-H HR		1B 1-3 1B	5	2	3	3	0	0	1
Mickey Mantle, S (1, 8) OBP: 0.400, SLG: 0.564	F8			5-3		1-H 3-H HR	G3		FC6-4 1-3 3-H 1B	5	1	2	4	0	0	1
Bill Skowron, R (1, 3) OBP: 0.340, SLG: 0.557		K		F8		F9	K		F3	5	0	0	0	0	2	2
Elston Howard, R (1, 9) OBP: 0.301, SLG: 0.398		K			SH3-4 1B 1B	HR		F8	FC6-4 1-2f	5	2	2	1	0	1	2
Clete Boyer, R (1, 5) OBP: 0.174, SLG: 0.136		F9			SH3-4 1-2	5-3		5-3		3	0	0	0	0	0	0
Tony Kubek, L (1, 6) OBP: 0.288, SLG: 0.411			BB 5-3		F8	F8		3B		3	0	1	0	1	0	1
Whitey Ford, L (1, 1) OBP: 0.280, SLG: 0.190			5-3 1-2		2-H 1B		F1	1-3		4	0	1	1	0	0	2
Inning Stats	R: 0 E: 0 K: 0 S: 4 H: 1 LOB: 1 BB: 0 P: 4	R: 0 E: 0 K: 2 S: 7 H: 0 LOB: 0 BB: 0 P: 7	R: 0 E: 0 K: 0 S: 3 H: 1 LOB: 1 BB: 1 P: 7	R: 0 E: 0 K: 0 S: 3 H: 0 LOB: 0 BB: 0 P: 3	R: 1 E: 0 K: 0 S: 5 H: 2 LOB: 1 BB: 0 P: 5	R: 4 E: 0 K: 0 S: 7 H: 4 LOB: 0 BB: 0 P: 7	R: 3 E: 0 K: 1 S: 8 H: 3 LOB: 0 BB: 0 P: 8	R: 0 E: 0 K: 0 S: 4 H: 1 LOB: 1 BB: 0 P: 4	R: 1 E: 0 K: 1 S: 8 H: 3 LOB: 2 BB: 0 P: 8	1B: 10 2B: 0 3B: 2 HR: 3 SF: 0 SAC: 1 DP: 0 HBP: 0							

New York Yankees @ Baltimore Orioles

Memorial Stadium, Baltimore, MD

Sun May 24 1959, 3:33 AM EDT

Sunny - 70 F

TOP

livebaseballscorecards.com

AB	40
R	9
H	15
RBI	9
BB	1
SO	4
LOB	12

WP: 0 PB: 0 SB: 0 CS: 0 PA: 42

PITCHER		IP	WLS	BF	H	R	ER	SO	BB	IBB	HBP	BLK	WP	HR	S	P	ERA	WHIP
Billy O'Dell, L ERA: 3.86	(1, 1)	6.1	L	30	11	8	8	2	1	0	0	0	0	3	33	37	11.37	1.895
Ernie Johnson, R ERA: 2.28	(7, 1)	1.2		6	1	0	0	1	0	0	0	0	0	0	8	8	0.00	0.600
George Zuverink, R ERA: 5.79	(9, 1)	1.0		6	3	1	1	1	0	0	0	0	0	0	8	8	9.00	3.000

PITCHER		IP	WLS	BF	H	R	ER	SO	BB	IBB	HBP	BLK	WP	HR	S	P	ERA	WHIP

Batter	1	2	3	4	5	6	7	8	9	AB	R	H	RBI	BB	SO	LOB
Willie Tasby, R (1, 8) OBP: 0.358, SLG: 0.447	F8		CS 1-2	6-3		L6		1-3		4	0	0	0	0	0	1
Bob Boyd, L (1, 3) OBP: 0.273, SLG: 0.288	6-3			1-3		3-1			4-3	4	0	0	0	0	0	0
Bob Nieman, R (1, 7) OBP: 0.357, SLG: 0.465	1-4-3			1B			2B		6-3	4	0	2	0	0	0	0
Gus Triandos, R (1, 2) OBP: 0.391, SLG: 0.535		F4		K			K		4-3	3	0	0	0	0	2	2
Joe Ginsberg, L (8, 2) OBP: 0.393, SLG: 0.417										1	0	0	0	0	0	0
Gene Woodling, L (1, 9) OBP: 0.368, SLG: 0.409		K			G3		G3			3	0	0	0	0	1	1
Al Pilarcik, L (8, 9) OBP: 0.298, SLG: 0.389										0	0	0	0	0	0	0
Chico Carrasquel, R (1, 6) OBP: 0.296, SLG: 0.303		5-3			BB		6-3			2	0	0	0	1	0	1
Jim Finigan, R (1, 5) OBP: 0.308, SLG: 0.333			6-3		F3			F4		3	0	0	0	0	0	1
Billy Gardner, R (1, 4) OBP: 0.297, SLG: 0.337			6-3		F9			3-1 WP BB		2	0	0	0	1	0	1
Billy O'Dell, S (1, 1) OBP: 0.286, SLG: 0.417			CS BB			2-3		3-1 1-3		1	0	0	0	1	0	0
Ernie Johnson, R (7, 1)										0	0	0	0	0	0	0
Whitey Lockman, L (8, PH) OBP: 0.379, SLG: 0.280										1	0	0	0	0	0	1
George Zuverink, R (9, 1)										0	0	0	0	0	0	0
Inning Stats	R: 0 E: 0 K: 0 S: 3 H: 0 LOB: 0 BB: 0 P: 3	R: 0 E: 0 K: 1 S: 5 H: 0 LOB: 0 BB: 0 P: 5	R: 0 E: 0 K: 0 S: 2 H: 0 LOB: 0 BB: 1 P: 6	R: 0 E: 0 K: 1 S: 6 H: 1 LOB: 1 BB: 0 P: 6	R: 0 E: 0 K: 0 S: 3 H: 0 LOB: 1 BB: 1 P: 7	R: 0 E: 0 K: 0 S: 3 H: 0 LOB: 0 BB: 0 P: 3	R: 0 E: 0 K: 1 S: 6 H: 1 LOB: 1 BB: 0 P: 6	R: 0 E: 0 K: 0 S: 3 H: 0 LOB: 1 BB: 1 P: 7	R: 0 E: 0 K: 0 S: 3 H: 0 LOB: 0 BB: 0 P: 3	1B: 1 2B: 1 3B: 0 HR: 0	SF: 0 SAC: 0 DP: 0 HBP: 0					

PITCHER	IP	WLS	BF	H	R	ER	SO	BB	IBB	HBP	BLK	WP	HR	S	P	ERA	WHIP
Whitey Ford, L (1, 1) ERA: 2.51	9.0	W	31	2	0	0	3	3	0	0	0	1	0	34	46	0.00	0.556

PITCHER	IP	WLS	BF	H	R	ER	SO	BB	IBB	HBP	BLK	WP	HR	S	P	ERA	WHIP

BOTTOM

New York Yankees @ Baltimore Orioles

Memorial Stadium, Baltimore, MD

Sun May 24 1959, 3:33 AM EDT

Sunny - 70 F

livebaseballscorecards.com

AB	28
R	0
H	2
RBI	0
BB	3
SO	3
LOB	8

PA: 32

WP: 1
PB: 0
SB: 0
CS: 1

Batter	1	2	3	4	5	6	7	8	9	AB	R	H	RBI	BB	SO	LOB
Gil McDougald, R (1, 4) OBP: 0.298, SLG: 0.286	F6		L9			6-3		K		4	0	0	0	0	1	0
Tony Kubek, L (1, 6) OBP: 0.278, SLG: 0.396	F6			4-3		4-3		4-3		4	0	0	0	0	0	0
Yogi Berra, L (1, 2) OBP: 0.348, SLG: 0.462	1B			2B		K			F2	4	0	2	0	0	1	0
Mickey Mantle, S (1, 8) OBP: 0.388, SLG: 0.544	F8			K			K		K	4	0	0	0	0	3	2
Bill Skowron, R (1, 3) OBP: 0.327, SLG: 0.535		1-3		F8			5-3		6-3	4	0	0	0	0	0	1
Norm Siebern, L (1, 7) OBP: 0.331, SLG: 0.425		F7			F9		HR			3	1	1	1	0	0	0
Elston Howard, R (1, 9) OBP: 0.302, SLG: 0.405		F7			K		2B			3	0	1	0	0	1	0
Jerry Lumpe, L (1, 5) OBP: 0.314, SLG: 0.222			4-3		1B		F8			3	0	1	0	0	0	1
Art Ditmar, R (1, 1) OBP: 0.188, SLG: 0.200			6-3		K			F7		2	0	0	0	0	1	1
Enos Slaughter, L (8, PH) OBP: 0.300, SLG: 0.308										1	0	0	0	0	0	0
Ryne Duren, R (8, 1)										0	0	0	0	0	0	0
Inning Stats	R: 0 E: 0 K: 0 S: 4 H: 1 LOB: 1 BB: 0 P: 4	R: 0 E: 0 K: 0 S: 3 H: 0 LOB: 0 BB: 0 P: 3	R: 0 E: 0 K: 0 S: 3 H: 0 LOB: 0 BB: 0 P: 3	R: 0 E: 0 K: 1 S: 6 H: 1 LOB: 1 BB: 0 P: 6	R: 0 E: 0 K: 2 S: 8 H: 1 LOB: 1 BB: 0 P: 8	R: 0 E: 0 K: 1 S: 5 H: 0 LOB: 0 BB: 0 P: 5	R: 1 E: 0 K: 1 S: 7 H: 2 LOB: 1 BB: 0 P: 7	R: 0 E: 0 K: 1 S: 5 H: 0 LOB: 0 BB: 0 P: 5	R: 0 E: 0 K: 1 S: 5 H: 0 LOB: 0 BB: 0 P: 5	1B: 2 2B: 2 3B: 0 HR: 1 SF: 0 SAC: 0 DP: 0 HBP: 0	WP: 0 PB: 0 SB: 0 CS: 0 PA: 32					

PITCHER	IP	WLS	BF	H	R	ER	SO	BB	IBB	HBP	BLK	WP	HR	S	P	ERA	WHIP
Jerry Walker, R (1, 1) ERA: 1.36	9.0	W	32	5	1	1	7	0	0	0	0	0	1	46	46	1.00	0.556

PITCHER	IP	WLS	BF	H	R	ER	SO	BB	IBB	HBP	BLK	WP	HR	S	P	ERA	WHIP

TOP

New York Yankees @ Baltimore Orioles

Memorial Stadium, Baltimore, MD

Sun May 24 1959, 3:38 AM EDT
Att. 34,180 - Unknown - 70 F

livebaseballscorecards.com

AB	32
R	1
H	5
RBI	1
BB	0
SO	7
LOB	5

Batter	1	2	3	4	5	6	7	8	9	AB	R	H	RBI	BB	SO	LOB
Willie Tasby, R (1, 8) OBP: 0.361, SLG: 0.444	K		HBP		6-3		1B			3	1	1	0	0	1	0
Whitey Lockman, L (1, 3) OBP: 0.364, SLG: 0.250	F9		BB		5-3		F6			3	0	0	0	1	0	1
Gene Woodling, L (1, 9) OBP: 0.364, SLG: 0.402	F9		1B		K			F8		4	0	1	1	0	1	0
Al Pilarcik, L (9, 9) OBP: 0.298, SLG: 0.389										0	0	0	0	0	0	0
Bob Nieman, R (1, 7) OBP: 0.345, SLG: 0.447		5-3	L4			K		5-3		4	0	0	0	0	1	2
Lenny Green, L (9, 7) OBP: 0.346, SLG: 0.417										0	0	0	0	0	0	0
Gus Triandos, R (1, 2) OBP: 0.394, SLG: 0.559		BB		HR		5-3		6-3		3	1	1	1	1	0	0
Billy Klaus, L (1, 5) OBP: 0.351, SLG: 0.274		F7		FC1-6 1B		BB				2	0	1	0	1	0	1
Willy Miranda, S (7, 5) OBP: 0.139, SLG: 0.194										0	0	0	0	0	0	0
Chico Carrasquel, R (1, 6) OBP: 0.287, SLG: 0.293		F8		FC1-6 1-2f		5-3				3	0	0	0	0	0	3
Billy Gardner, R (1, 4) OBP: 0.289, SLG: 0.327			F7	K			F7			3	0	0	0	0	1	1
Jerry Walker, S (1, 1) OBP: 0.111, SLG: 0.111			6-3	F8			6-3			3	0	0	0	0	0	1
Inning Stats	R: 0 E: 0 K: 1 S: 5 H: 0 LOB: 0 BB: 0 P: 5	R: 0 E: 0 K: 0 S: 3 H: 0 LOB: 1 BB: 1 P: 7	R: 1 E: 0 K: 0 S: 4 H: 1 LOB: 2 BB: 1 P: 9	R: 1 E: 0 K: 1 S: 7 H: 2 LOB: 1 BB: 0 P: 7	R: 0 E: 0 K: 1 S: 5 H: 0 LOB: 0 BB: 0 P: 5	R: 0 E: 0 K: 1 S: 5 H: 0 LOB: 1 BB: 1 P: 9	R: 0 E: 0 K: 0 S: 4 H: 1 LOB: 1 BB: 0 P: 4	R: 0 E: 0 K: 0 S: 3 H: 0 LOB: 0 BB: 0 P: 3		1B: 3 2B: 0 3B: 0 HR: 1 SF: 0 SAC: 0 DP: 0 HBP: 1				WP: 0 PB: 0 SB: 0 CS: 0	PA: 32	

PITCHER	IP	WLS	BF	H	R	ER	SO	BB	IBB	HBP	BLK	WP	HR	S	P	ERA	WHIP
Art Ditmar, R (1, 1) ERA: 3.47	7.0	L	29	4	2	2	4	3	0	1	0	0	1	33	46	2.57	1.000
Ryne Duren, R (8, 1) ERA: 2.2	1.0		3	0	0	0	0	0	0	0	0	0	0	3	3	0.00	0.000

PITCHER	IP	WLS	BF	H	R	ER	SO	BB	IBB	HBP	BLK	WP	HR	S	P	ERA	WHIP

BOTTOM

New York Yankees @ Baltimore Orioles

Memorial Stadium, Baltimore, MD

Sun May 24 1959, 3:38 AM EDT
Att. 34,180 - Unknown - 70 F

livebaseballscorecards.com

AB	28
R	2
H	4
RBI	2
BB	3
SO	4
LOB	9

Batter	1	2	3	4	5	6	7	8	9	AB	R	H	RBI	BB	SO	LOB
Reno Bertoia, R (1, 4) OBP: 0.320, SLG: 0.443	S S S 0-3 ① K		S S S 0-3 ② K		S S S 0-3 ① K		x 0-0 ② 6-3		x 0-0 1B 1-3 3-H 1B	5	0	1	1	0	3	0
Bob Allison, R (1, 8) OBP: 0.335, SLG: 0.512	S S S 0-3 ② K		x 0-0 2B		x 0-0 ② F8		x 0-0 ③ 4-3		x 0-0 FC6-4 1-2 3-H 1B	5	0	2	1	0	1	0
Harmon Killebrew, R (1, 5) OBP: 0.385, SLG: 0.616	B B B B 4-0 BB		x 0-0 ③ F2		x 0-0 ③ F8			x 0-0 ① F2	x 0-0 ③ FC6-4 1-2f	4	0	0	0	1	0	3
Jim Lemon, R (1, 7) OBP: 0.364, SLG: 0.581	S S S 0-3 ③ K			S S S 0-3 ① K		S S S 0-3 ① K		x 0-0 ② F7		4	0	0	0	0	3	1
Julio Becquer, L (1, 3) OBP: 0.263, SLG: 0.342		x 0-0 2B		x 0-0 1B 2B		x 0-0 HR 1B		x 0-0 ③ F5		4	2	3	0	0	0	0
Hal Naragon, L (1, 2) OBP: 0.333, SLG: 0.450		x 0-0 ① F5		x 0-0 ② L9		x 0-0 ② F7			x 0-0 G5-4-3 1B 2B	4	1	1	0	0	0	3
Faye Throneberry, L (1, 9) OBP: 0.333, SLG: 0.420		x 0-0 ② F7		x 0-0 1B 2-H 1B		x 0-0 1-H HR			x 0-0 G5-4-3 1B	4	1	3	3	0	0	1
Ron Samford, R (1, 6) OBP: 0.311, SLG: 0.393		x 0-0 ③ F8		x 0-0 FC6-4 1-2 1B		x 0-0 ③ 1-3			x 0-0 ① ② G5-4-3 1-2f 2-3	4	0	1	0	0	0	3
Russ Kemmerer, R (1, 1) OBP: 0.143, SLG: 0.150		S S S 0-3 ① K	x 0-0 ③ FC6-4 1-2f				x 0-0 ① 4-3		B B B B 4-0 1B 1B BB	2	0	0	0	0	1	2
Albie Pearson, L (7, PH) OBP: 0.309, SLG: 0.200										0	0	0	0	0	0	0
Tex Clevenger, R (7, 1) OBP: 0.200, SLG: 0.500										0	0	0	0	0	0	0
Herb Plews, L (9, PH) OBP: 0.231, SLG: 0.200										0	1	0	0	1	0	0
Inning Stats	R: 0 H: 0 E: 0 LOB: 1 K: 3 BB: 1 S: 9 P: 13	R: 0 H: 1 E: 0 LOB: 1 K: 0 BB: 0 S: 4 P: 4	R: 0 H: 1 E: 0 LOB: 1 K: 2 BB: 0 S: 8 P: 8	R: 1 H: 3 E: 0 LOB: 2 K: 1 BB: 0 S: 8 P: 8	R: 0 H: 0 E: 0 LOB: 0 K: 1 BB: 0 S: 5 P: 5	R: 2 H: 2 E: 0 LOB: 0 K: 1 BB: 0 S: 7 P: 7	R: 0 H: 0 E: 0 LOB: 0 K: 0 BB: 0 S: 3 P: 3	R: 0 H: 0 E: 0 LOB: 0 K: 0 BB: 0 S: 3 P: 3	R: 2 H: 4 E: 0 LOB: 2 K: 0 BB: 1 S: 6 P: 10	1B: 6 SF: 0 2B: 4 SAC: 0 3B: 0 DP: 1 HR: 1 HBP: 0						WP: 0 PA: 39 PB: 0 SB: 0 CS: 0	

PITCHER		IP	WLS	BF	H	R	ER	SO	BB	IBB	HBP	BLK	WP	HR	S	P	ERA	WHIP
Hal Brown, R ERA: 2.59	(1, 1)	6.0	W	26	7	3	3	8	1	0	0	0	0	1	41	45	4.50	1.333
Ernie Johnson, R ERA: 2.1	(7, 1)	2.0		6	0	0	0	0	0	0	0	0	0	0	6	6	0.00	0.000
Billy O'Dell, L ERA: 4.03	(9, 1)	0.0		2	2	2	2	0	0	0	0	0	0	0	2	2	∞	∞
Billy Loes, R ERA: 2.04	(9, 1)	1.0	S	5	2	0	0	0	1	0	0	0	0	0	4	8	0.00	3.000

PITCHER	IP	WLS	BF	H	R	ER	SO	BB	IBB	HBP	BLK	WP	HR	S	P	ERA	WHIP

TOP

Washington Senators @ Baltimore Orioles

Memorial Stadium, Baltimore, MD

Tue May 26 1959, 7:05 PM EDT

Att. 9,866 - Unknown

livebaseballscorecards.com

AB	36
R	5
H	11
RBI	5
BB	2
SO	8
LOB	13

Batter	1	2	3	4	5	6	7	8	9	AB	R	H	RBI	BB	SO	LOB
Willie Tasby, R (1, 8) OBP: 0.362, SLG: 0.468	P4		F7		HR	F8		1-3 1B 2B		5	2	2	1	0	0	2
Whitey Lockman, L (1, 3) (7, 4) OBP: 0.395, SLG: 0.281	G3 1B		BBBB 1B BB		P4	1-2 2-H HR 1B		P4		4	1	2	1	1	0	1
Gene Woodling, L (1, 9) (7, 7) OBP: 0.365, SLG: 0.431	G3 1-2		F9		BB 1B 1B	1-H 2-H HR		1-3 2-3		5	1	2	3	0	0	3
Billy O'Dell, S (9, 1) OBP: 0.286, SLG: 0.417										0	0	0	0	0	0	0
Billy Loes, R (9, 1)										0	0	0	0	0	0	0
Bob Nieman, R (1, 7) OBP: 0.358, SLG: 0.453	BBBB BB		1-2 1B		1-2 BB 1B	5-3		3-H 1B		3	0	2	0	1	0	0
Ernie Johnson, R (7, 1)										0	0	0	0	0	0	0
Bob Hale, L (8, PH) OBP: 0.240, SLG: 0.280										1	0	1	1	0	0	0
Lenny Green, L (8, PR) OBP: 0.346, SLG: 0.417										0	0	0	0	0	0	0
(9, 7)																
Gus Triandos, R (1, 2) OBP: 0.387, SLG: 0.538	SSS K		1-2 F8		BBBB 1-2 2-3 G4-6-3 BB		F2	6-3		4	0	0	0	1	1	5
Billy Klaus, L (1, 5) OBP: 0.359, SLG: 0.266		BBBB BB		BBBB SH3-4 BB	1-2f G4-6-3		6-3			2	0	0	0	2	0	3
Willy Miranda, S (8, 5) OBP: 0.139, SLG: 0.194										0	0	0	0	0	0	0
Chico Carrasquel, R (1, 6) OBP: 0.298, SLG: 0.305		F9		SH3-4 1-2		1B 1B 1B	1B 1B			3	1	2	0	0	0	1
Billy Gardner, R (1, 4) OBP: 0.284, SLG: 0.321		SSS K		P3		F7	1-2 1B			2	0	0	0	0	1	2
Bob Boyd, L (6, PH) OBP: 0.277, SLG: 0.291										2	0	1	0	0	0	1
(7, 3)																
Hal Brown, R (1, 1)		SS K		1-3		1-2 HR 1B 1B	G3			2	0	0	0	0	1	2
Al Pilarcik, L (6, PH) OBP: 0.305, SLG: 0.393										2	1	1	0	0	0	2
(7, 9)																
Inning Stats	R: 0 E: 0 K: 1 S: 6 H: 1 LOB: 2 BB: 1 P: 10	R: 0 E: 0 K: 2 S: 7 H: 0 LOB: 1 BB: 1 P: 11	R: 0 E: 0 K: 0 S: 4 H: 1 LOB: 2 BB: 1 P: 8	R: 0 E: 0 K: 0 S: 3 H: 0 LOB: 1 BB: 1 P: 7	R: 1 E: 0 K: 0 S: 5 H: 3 LOB: 2 BB: 1 P: 9	R: 4 E: 0 K: 0 S: 7 H: 4 LOB: 0 BB: 0 P: 7	R: 0 E: 0 K: 0 S: 5 H: 2 LOB: 2 BB: 0 P: 5	R: 1 E: 0 K: 0 S: 5 H: 2 LOB: 1 BB: 0 P: 5		1B: 10 2B: 1 3B: 0 HR: 2	SF: 0 SAC: 1 DP: 1 HBP: 0						

PITCHER		IP	WLS	BF	H	R	ER	SO	BB	IBB	HBP	BLK	WP	HR	S	P	ERA	WHIP
Russ Kemmerer, R ERA: 4.05	(1, 1)	6.0	L	31	9	5	5	3	5	0	0	0	0	2	32	52	7.50	2.333
Tex Clevenger, R ERA: 3.13	(7, 1)	2.0		10	4	1	1	0	0	0	0	0	0	0	10	10	4.50	2.000

PITCHER	IP	WLS	BF	H	R	ER	SO	BB	IBB	HBP	BLK	WP	HR	S	P	ERA	WHIP

BOTTOM

Washington Senators @ Baltimore Orioles

Memorial Stadium, Baltimore, MD

Tue May 26 1959, 7:05 PM EDT

Att. 9,866 - Unknown

livebaseballscorecards.com

AB	35
R	6
H	13
RBI	6
BB	5
SO	3
LOB	22

WP: 0 PB: 0 SB: 0 CS: 0 PA: 41

Batter	1	2	3	4	5	6	7	8	9	AB	R	H	RBI	BB	SO	LOB
Reno Bertoia, R (1, 4) OBP: 0.323, SLG: 0.442	5-3 ①		F8 ①		SF9 1-3 2B 1B	F7 ③			1B	5	1	2	0	0	0	1
Faye Throneberry, L (1, 9) OBP: 0.322, SLG: 0.407	HR 1B 1B		F8 ②		SF9 ① 1-2 3-H		F9 ①		F8 ③	4	1	1	1	0	0	1
Bob Allison, R (1, 8) OBP: 0.344, SLG: 0.523	1-2 HR 1B		1B		2-H 2B		F3 ②			4	1	3	1	0	0	0
Harmon Killebrew, R (1, 5) OBP: 0.382, SLG: 0.627	1-H 2-H HR		S S S K ③		F8 ②		5-3 ③			4	1	1	3	0	1	2
Julio Becquer, L (1, 3) OBP: 0.250, SLG: 0.325	F8 ②			G3 ①	F7 ③			L9 ①		4	0	0	0	0	0	1
Jim Lemon, R (1, 7) OBP: 0.363, SLG: 0.576	F9 ③			P4 ②		1B G6-4-3 1B		F8 ②		3	1	1	0	0	0	0
Lenny Green, L (6, 7) OBP: 0.333, SLG: 0.400										1	0	0	0	0	0	0
Hal Naragon, L (1, 2) OBP: 0.347, SLG: 0.455		6-3 ①		FC6-4 1B		G6-4-3 1-3 1B		4-3 ③		4	0	2	0	0	0	0
Ron Samford, R (1, 6) OBP: 0.302, SLG: 0.379		6-3 ②		FC6-4 ③ 1-2f		G6-4-3 ① ② 1-2f 3-H			6-3 ①	4	0	0	0	0	0	2
Camilo Pascual, R (1, 1) OBP: 0.320, SLG: 0.292		F8 ③			1B SF9 1B	1B			5-3 ②	4	1	2	0	0	0	0
Inning Stats	R: 3 E: 0 K: 0 S: 6 H: 3 LOB: 0 BB: 0 P: 6	R: 0 E: 0 K: 0 S: 3 H: 0 LOB: 0 BB: 0 P: 3	R: 0 E: 0 K: 1 S: 6 H: 1 LOB: 1 BB: 0 P: 6	R: 0 E: 0 K: 0 S: 4 H: 1 LOB: 1 BB: 0 P: 4	R: 2 E: 0 K: 0 S: 6 H: 3 LOB: 1 BB: 0 P: 6	R: 1 E: 0 K: 0 S: 5 H: 3 LOB: 1 BB: 0 P: 5	R: 0 E: 0 K: 0 S: 3 H: 0 LOB: 0 BB: 0 P: 3	R: 0 E: 0 K: 0 S: 3 H: 0 LOB: 0 BB: 0 P: 3	R: 0 E: 0 K: 0 S: 4 H: 1 LOB: 1 BB: 0 P: 4	1B: 10 2B: 1 3B: 0 HR: 1 SF: 1 SAC: 0 DP: 1 HBP: 0						

PITCHER		IP	WLS	BF	H	R	ER	SO	BB	IBB	HBP	BLK	WP	HR	S	P	ERA	WHIP
Arnie Portocarrero, R ERA: 9.57	(1, 1)	5.0	L	25	10	6	6	1	0	0	0	0	0	1	27	27	10.80	2.000
George Zuverink, R ERA: 3.52	(6, 1)	3.0		9	1	0	0	0	0	0	0	0	0	0	9	9	0.00	0.333
Jack Harshman, L ERA: 6.99	(9, 1)	1.0		4	1	0	0	0	0	0	0	0	0	0	4	4	0.00	1.000

PITCHER	IP	WLS	BF	H	R	ER	SO	BB	IBB	HBP	BLK	WP	HR	S	P	ERA	WHIP

TOP

Washington Senators @ Baltimore Orioles

Memorial Stadium, Baltimore, MD

Wed May 27 1959, 7:05 PM EDT
Att. 12,117 - Unknown

livebaseballscorecards.com

AB	37
R	6
H	12
RBI	5
BB	0
SO	1
LOB	7

WP: 0 PA: 38
PB: 0
SB: 0
CS: 0

Batter	1	2	3	4	5	6	7	8	9	AB	R	H	RBI	BB	SO	LOB
Willie Tasby, R (1, 8) OBP: 0.354, SLG: 0.457	5-3		K			F9		K		4	0	0	0	0	2	3
Whitey Lockman, L (1, 3) (4, 4) OBP: 0.357, SLG: 0.250	L4		G3			4-3			1-3	4	0	0	0	0	0	2
Gene Woodling, L (1, 9) (6, 7) OBP: 0.364, SLG: 0.429	4-3			F8			G5-4-3 1B 1B		L7	3	0	1	0	0	0	0
Al Pilarcik, L (7, PR) (8, 7) OBP: 0.300, SLG: 0.386										1	0	0	0	0	0	0
Bob Nieman, R (1, 7) OBP: 0.352, SLG: 0.444		K		K			G5-4-3 1-2 1B		F3	2	0	0	0	0	2	0
Albie Pearson, L (6, 9) OBP: 0.313, SLG: 0.207										2	0	1	0	0	0	0
Gus Triandos, R (1, 2) OBP: 0.379, SLG: 0.523		5-3		K			G5-4-3 1-2f 2-3			3	0	0	0	0	1	2
Joe Ginsberg, L (8, 2) OBP: 0.393, SLG: 0.417										0	0	0	0	0	0	0
Billy Klaus, L (1, 5) OBP: 0.346, SLG: 0.254		F2			6-3		G3			3	0	0	0	0	0	2
Chico Carrasquel, R (1, 6) OBP: 0.299, SLG: 0.299			SH4 BB BB		F8			K		2	0	0	0	1	1	0
Billy Gardner, R (1, 4) OBP: 0.284, SLG: 0.321										0	0	0	0	0	0	0
Bob Boyd, L (3, PH) OBP: 0.280, SLG: 0.289			SH4 1-2 BB		F8			BB		1	0	0	0	1	0	0
(4, 3)																
Jim Finigan, R (8, PH) OBP: 0.318, SLG: 0.333										0	0	0	0	1	0	0
Jack Harshman, L (9, 1) OBP: 0.222, SLG: 0.500										0	0	0	0	0	0	0
Arnie Portocarrero, R (1, 1)			SH4 1-2 2-3			F8		P6		0	0	0	0	0	0	0
George Zuverink, R (6, 1)										0	0	0	0	0	0	0
Bob Hale, L (6, 3) OBP: 0.222, SLG: 0.259										2	0	0	0	0	0	1
Inning Stats	R: 0 E: 0 K: 0 S: 3 H: 0 LOB: 0 BB: 0 P: 3	R: 0 E: 0 K: 1 S: 5 H: 0 LOB: 0 BB: 0 P: 5	R: 0 E: 0 K: 1 S: 5 H: 0 LOB: 2 BB: 2 P: 13	R: 0 E: 0 K: 2 S: 7 H: 0 LOB: 0 BB: 0 P: 7	R: 0 E: 0 K: 0 S: 3 H: 0 LOB: 0 BB: 0 P: 3	R: 0 E: 0 K: 0 S: 3 H: 0 LOB: 0 BB: 0 P: 3	R: 0 E: 0 K: 0 S: 4 H: 2 LOB: 2 BB: 0 P: 4	R: 0 E: 0 K: 2 S: 7 H: 0 LOB: 1 BB: 1 P: 11	R: 0 E: 0 K: 0 S: 3 H: 0 LOB: 0 BB: 0 P: 3	1B: 2 2B: 0 3B: 0 HR: 0	SF: 0 SAC: 1 DP: 1 HBP: 0						

PITCHER	IP	WLS	BF	H	R	ER	SO	BB	IBB	HBP	BLK	WP	HR	S	P	ERA	WHIP
Camilo Pascual, R (1, 1) ERA: 2.74	9.0	W	31	2	0	0	6	3	0	0	0	0	0	40	52	0.00	0.556

PITCHER	IP	WLS	BF	H	R	ER	SO	BB	IBB	HBP	BLK	WP	HR	S	P	ERA	WHIP

BOTTOM

Washington Senators @ Baltimore Orioles

Memorial Stadium, Baltimore, MD

Wed May 27 1959, 7:05 PM EDT

Att. 12,117 - Unknown

livebaseballscorecards.com

AB	27
R	0
H	2
RBI	0
BB	3
SO	6
LOB	10

Batter	1	2	3	4	5	6	7	8	9	AB	R	H	RBI	BB	SO	LOB
Albie Pearson, L (1, 7) OBP: 0.320, SLG: 0.212	BBBB 4-0 S 2B BB		0-0 ① 1-3			0-0 ① F8		0-0 FC5-4 1B		3	1	1	0	1	0	0
Whitey Lockman, L (1, 3) OBP: 0.348, SLG: 0.275	0-0 4-3 1-H 1B 2B		0-0 ② 4-3			0-3 ② K		0-0 ② FC5-4 1-2f HR		4	2	1	1	0	1	1
Gene Woodling, L (1, 9) OBP: 0.361, SLG: 0.450 Al Pilarcik, L (8, 9) OBP: 0.300, SLG: 0.386	0-0 ① 4-3 2-3		0-3 ③ K			0-0 ③ 6-3		0-0 1-H HR		4 0	1 0	1 0	2 0	0 0	1 0	1 0
Willie Tasby, R (1, 8) OBP: 0.357, SLG: 0.458	0-0 FC6-4 HBP 3-H 1B			0-0 E5 G3-6-3			0-0 1B SF8 1B	0-0 4-3		4	1	2	1	0	0	0
Gus Triandos, R (1, 2) OBP: 0.383, SLG: 0.523 Joe Ginsberg, L (4, PH) (4, 2) OBP: 0.355, SLG: 0.370	H 1-0 FC6-4 1-2 HBP			0-0 ①② G3-6-3 1-2f			0-0 ① F9		0-0 ① F3	0 3	0 0	0 0	0 0	0 0	0 0	0 2
Billy Klaus, L (1, 5) OBP: 0.341, SLG: 0.254	0-0 ② FC6-4 CS 1-2f 2-3			0-0 ③ L3			0-0 1-3 1B		0-0 ② 4-3	4	0	1	0	0	0	2
Chico Carrasquel, R (1, 6) OBP: 0.294, SLG: 0.293 Bob Boyd, L (7, PH) OBP: 0.278, SLG: 0.289 Willy Miranda, S (7, 6) OBP: 0.135, SLG: 0.189	0-0 ③ CS 1-2	0-0 ① F8			0-0 ① F7		0-0 ② SF8 3-H		0-0 ③ F8	2 0 1	0 0 0	0 0 0	0 1 0	0 0 0	0 0 0	0 0 0
Billy Gardner, R (1, 4) OBP: 0.277, SLG: 0.312		0-3 ② K			0-3 ② K		0-0 ③ F4			3	0	0	0	0	2	1
Hoyt Wilhelm, R (1, 1) OBP: 0.115, SLG: 0.042		0-0 ③ 6-3			0-0 ③ F3			0-0 ① F7		3	0	0	0	0	0	0
Inning Stats	R: 2 E: 0 K: 0 S: 4 H: 2 LOB: 1 BB: 1 P: 9	R: 0 E: 0 K: 1 S: 5 H: 0 LOB: 0 BB: 0 P: 5	R: 0 E: 0 K: 1 S: 5 H: 0 LOB: 0 BB: 0 P: 5	R: 0 E: 1 K: 0 S: 3 H: 0 LOB: 0 BB: 0 P: 3	R: 0 E: 0 K: 1 S: 5 H: 0 LOB: 0 BB: 0 P: 5	R: 0 E: 0 K: 1 S: 5 H: 0 LOB: 0 BB: 0 P: 5	R: 1 E: 0 K: 0 S: 5 H: 2 LOB: 1 BB: 0 P: 5	R: 2 E: 0 K: 0 S: 5 H: 2 LOB: 0 BB: 0 P: 5	R: 0 E: 0 K: 0 S: 3 H: 0 LOB: 0 BB: 0 P: 3	1B: 4 2B: 1 3B: 0 HR: 1 SF: 1 SAC: 0 DP: 1 HBP: 1						

TOP

Baltimore Orioles @ New York Yankees

Yankee Stadium, Bronx, NY

Thu May 28 1959, 7:05 PM EDT

Att. 18,570 - Unknown - 80 F

livebaseballscorecards.com

AB	31
R	5
H	6
RBI	5
BB	1
SO	4
LOB	7

PITCHER		IP	WLS	BF	H	R	ER	SO	BB	IBB	HBP	BLK	WP	HR	S	P	ERA	WHIP
Ralph Terry, R ERA: 5.06	(1, 1)	7.0	L	26	4	3	3	4	1	0	1	0	0	0	32	37	3.86	0.714
Bobby Shantz, L ERA: 6.61	(8, 1)	2.0		8	2	2	2	0	0	0	0	0	0	1	8	8	9.00	1.000

PITCHER		IP	WLS	BF	H	R	ER	SO	BB	IBB	HBP	BLK	WP	HR	S	P	ERA	WHIP

Batter	1	2	3	4	5	6	7	8	9	AB	R	H	RBI	BB	SO	LOB
Gil McDougald, R (1, 4) OBP: 0.294, SLG: 0.276	L5		L8		E4 (1-2)		F9			4	0	0	0	0	0	1
Tony Kubek, L (1, 6) OBP: 0.278, SLG: 0.380	F8		BBBB, 1B, BB		L9			F6		3	0	0	0	1	0	2
Mickey Mantle, S (1, 8) OBP: 0.418, SLG: 0.554	BBBB, S, BB		S, 1-3, 1B		F5			4-3		3	0	1	0	1	0	2
Norm Siebern, L (1, 7) OBP: 0.310, SLG: 0.389	SSS, K (1-2)		SSS, K (1-2)			BBBB, G6-4-3, 1B, BB		SSS, K		3	0	0	0	1	3	3
Bill Skowron, R (1, 3) OBP: 0.311, SLG: 0.522		F7		5-3		G6-4-3, 1B (1-2)			6-3	4	0	1	0	0	0	0
Elston Howard, R (1, 2) OBP: 0.278, SLG: 0.372		5-3	SSS, K2-3			G6-4-3 (1-2f, 2-3)			5-3	4	0	0	0	0	1	2
Hank Bauer, R (1, 9) OBP: 0.344, SLG: 0.351 Enos Slaughter, L (9, PH) OBP: 0.313, SLG: 0.296	CS, S, 1B		6-3			SSS, K			BBBB, BB	3 0	0 0	1 0	0 0	1 1	1 0	1 0
Andy Carey, R (1, 5) OBP: 0.290, SLG: 0.314 Johnny Blanchard, L (9, PH) OBP: 0.286, SLG: 0.308	BBBB, 1-2, BB				E, 1B		F8		SSS, K	2 1	0 0	1 0	0 0	1 0	0 1	0 1
Ralph Terry, R (1, 1) OBP: 0.158, SLG: 0.158 Yogi Berra, L (7, PH) OBP: 0.336, SLG: 0.445 Bobby Shantz, R (8, 1)	CS (2-3)		1-3		F2		F9			2 1 0	0 0 0	0 0 0	0 0 0	0 0 0	0 0 0	1 0 0
Inning Stats	R: 0 E: 0 K: 1 S: 5 H: 0 LOB: 1 BB: 1 P: 9	R: 0 E: 0 K: 0 S: 3 H: 1 LOB: 1 BB: 1 P: 7	R: 0 E: 0 K: 1 S: 6 H: 1 LOB: 2 BB: 1 P: 10	R: 0 E: 0 K: 1 S: 5 H: 0 LOB: 0 BB: 0 P: 5	R: 0 E: 1 K: 0 S: 5 H: 1 LOB: 2 BB: 0 P: 5	R: 0 E: 0 K: 1 S: 5 H: 1 LOB: 1 BB: 1 P: 9	R: 0 E: 0 K: 0 S: 3 H: 0 LOB: 0 BB: 0 P: 3	R: 0 E: 0 K: 1 S: 5 H: 0 LOB: 0 BB: 0 P: 5	R: 0 E: 0 K: 1 S: 5 H: 0 LOB: 1 BB: 1 P: 9	1B: 4 2B: 0 3B: 0 HR: 0	SF: 0 SAC: 0 DP: 1 HBP: 0						

PITCHER	IP	WLS	BF	H	R	ER	SO	BB	IBB	HBP	BLK	WP	HR	S	P	ERA	WHIP
Hoyt Wilhelm, R (1, 1) ERA: 1.12	9.0	W	35	4	0	0	6	5	0	0	0	0	0	42	62	0.00	1.000

PITCHER	IP	WLS	BF	H	R	ER	SO	BB	IBB	HBP	BLK	WP	HR	S	P	ERA	WHIP

BOTTOM

Baltimore Orioles @ New York Yankees

Yankee Stadium, Bronx, NY

Thu May 28 1959, 7:05 PM EDT
Att. 18,570 - Unknown - 80 F

livebaseballscorecards.com

AB	30
R	0
H	4
RBI	0
BB	5
SO	6
LOB	13

1B: 4 2B: 0 3B: 0 HR: 0 SF: 0 SAC: 0 DP: 1 HBP: 0

WP: 0 PB: 0 SB: 3 CS: 1 PA: 36

Batter	1	2	3	4	5	6	7	8	9	AB	R	H	RBI	BB	SO	LOB
Chico Carrasquel, R (1, 6) OBP: 0.307, SLG: 0.294	4-3 1B	BB		BB			F7		F8	3	0	1	0	2	0	1
Whitey Lockman, L (1, 3) OBP: 0.340, SLG: 0.268	4-3 1-2	FC5 2-3f		K			4-3		WP 1B 1-2	1	0	0	0	0	0	1
Gus Triandos, R (2, PH) (2, 3) OBP: 0.379, SLG: 0.513										4	0	1	0	0	1	5
Willie Tasby, R (1, 8) OBP: 0.358, SLG: 0.462	1B 2B		F8		6-3		1B		K 1-2 2-3	5	1	2	0	0	1	2
Bob Nieman, R (1, 7) OBP: 0.349, SLG: 0.438	2-H 1B		6-3		1-3		1-3			4	0	1	1	0	0	1
Gene Woodling, L (1, 9) OBP: 0.357, SLG: 0.469	G3		HR		4-1			G3		4	1	1	1	0	0	1
Jim Finigan, R (1, 5) OBP: 0.314, SLG: 0.344		G3 2B	F8			5-3		6-3		4	0	1	0	0	0	0
Billy Gardner, R (1, 4) OBP: 0.276, SLG: 0.304		5-3		E5 4-3		FC3-6		L7		3	0	0	0	1	0	1
Joe Ginsberg, L (1, 2) OBP: 0.353, SLG: 0.345		FC5 G3 BB		4-3 1-2		FC3-6 FC6-4 1-2f			WP 1B 1B	2	0	0	0	1	0	2
Albie Pearson, L (9, PH) OBP: 0.327, SLG: 0.221										1	0	1	0	0	0	0
Ernie Johnson, R (1, 1)		G3 1-2 2-3		K		FC6-4 1-2f			F9	0	0	0	0	0	0	0
Bob Boyd, L (2, PH) OBP: 0.276, SLG: 0.287										1	0	0	0	0	0	2
Billy O'Dell, S (2, 1) OBP: 0.250, SLG: 0.357										2	0	0	0	0	1	2
Al Pilarcik, L (9, PH) OBP: 0.295, SLG: 0.379										1	0	0	0	0	0	1
Inning Stats	R: 1 E: 0 K: 0 S: 5 H: 3 LOB: 1 BB: 0 P: 5	R: 0 E: 0 K: 0 S: 4 H: 1 LOB: 3 BB: 2 P: 12	R: 1 E: 0 K: 0 S: 4 H: 1 LOB: 0 BB: 0 P: 4	R: 0 E: 1 K: 2 S: 8 H: 0 LOB: 2 BB: 1 P: 12	R: 0 E: 0 K: 0 S: 3 H: 0 LOB: 0 BB: 0 P: 3	R: 0 E: 0 K: 0 S: 3 H: 0 LOB: 1 BB: 1 P: 7	R: 0 E: 0 K: 0 S: 4 H: 1 LOB: 1 BB: 0 P: 4	R: 0 E: 0 K: 0 S: 3 H: 0 LOB: 0 BB: 0 P: 3	R: 0 E: 0 K: 1 S: 7 H: 2 LOB: 2 BB: 0 P: 7	1B: 5 2B: 2 3B: 0 HR: 1 SF: 0 SAC: 0 DP: 0 HBP: 0						

PITCHER	IP	WLS	BF	H	R	ER	SO	BB	IBB	HBP	BLK	WP	HR	S	P	ERA	WHIP
Whitey Ford, L (1, 1) ERA: 2.44	9.0	W	39	8	2	2	3	4	0	0	0	1	1	41	57	2.00	1.333

PITCHER	IP	WLS	BF	H	R	ER	SO	BB	IBB	HBP	BLK	WP	HR	S	P	ERA	WHIP

TOP

Baltimore Orioles @ New York Yankees

Yankee Stadium, Bronx, NY

Fri May 29 1959, 3:33 AM EDT

Att. 10,308 - Unknown - 81 F

livebaseballscorecards.com

AB	35
R	2
H	8
RBI	2
BB	4
SO	3
LOB	19

WP: 1	PA: 39		
PB: 0			
SB: 0			
CS: 0			

Baltimore Orioles @ New York Yankees

Yankee Stadium, Bronx, NY

Fri May 29 1959, 3:33 AM EDT
Att. 10,308 - Unknown - 81 F

BOTTOM

livebaseballscorecards.com

Batter	1	2	3	4	5	6	7	8	9	AB	R	H	RBI	BB	SO	LOB
Norm Siebern, L (1, 7) OBP: 0.307, SLG: 0.378	E3 2B SF8	F6			PB SH1-3 1B BB	K		K		4	2	0	0	1	2	2
Tony Kubek, L (1, 6) OBP: 0.277, SLG: 0.376	F8	6-3			SH1-3 1-2	1B 2-3 1B		4-3		4	0	1	0	0	0	2
Mickey Mantle, S (1, 8) OBP: 0.420, SLG: 0.560	2B 1-3 2B		F9		K	1B 1-2 3-H 1B				4	1	2	1	0	1	1
Yogi Berra, L (1, 2) OBP: 0.350, SLG: 0.441	2B IBB		BB		PB 1B BB	4-3				1	1	0	0	3	0	2
Bill Skowron, R (1, 3) OBP: 0.310, SLG: 0.517	SF8 3-H		K		1B 1-H 2-H 1B		L7			3	0	1	3	0	1	1
Hector Lopez, R (1, 5) OBP: 0.333, SLG: 0.540 Bobby Richardson, R (9, 5) OBP: 0.276, SLG: 0.301	2B 1-3 2-H		1-3		1B 1-3		F9			4 0	0 0	2 0	1 0	0 0	0 0	1 0
Gil McDougald, R (1, 4) OBP: 0.293, SLG: 0.291	F4			4-3	5-3		3B CS			4	0	1	0	0	0	4
Marv Throneberry, L (1, 9) OBP: 0.217, SLG: 0.100 Elston Howard, R (7, PH) (8, 9) OBP: 0.283, SLG: 0.372		4-3		L9		F8	IBB 3-H			3 0	0 0	0 0	0 0	0 1	0 0	0 0
Whitey Ford, L (1, 1) OBP: 0.310, SLG: 0.250		BB		K		2B 1B 1B		G3		3	1	1	0	1	1	0
Inning Stats	R: 2 E: 1 K: 0 S: 6 H: 2 LOB: 2 BB: 1 P: 10	R: 0 E: 0 K: 0 S: 3 H: 0 LOB: 1 BB: 1 P: 7	R: 0 E: 0 K: 1 S: 5 H: 0 LOB: 1 BB: 1 P: 9	R: 0 E: 0 K: 1 S: 5 H: 0 LOB: 0 BB: 0 P: 5	R: 2 E: 0 K: 1 S: 7 H: 2 LOB: 2 BB: 2 P: 15	R: 1 E: 0 K: 1 S: 8 H: 3 LOB: 2 BB: 0 P: 8	R: 0 E: 0 K: 0 S: 3 H: 1 LOB: 1 BB: 1 P: 7	R: 0 E: 0 K: 1 S: 5 H: 0 LOB: 0 BB: 0 P: 5		1B: 4 2B: 3 3B: 1 HR: 0 SF: 1 SAC: 1 DP: 0 HBP: 0						

AB	30
R	5
H	8
RBI	5
BB	6
SO	5
LOB	13

WP: 0 PA: 38
PB: 1
SB: 0
CS: 1

PITCHER		IP	WLS	BF	H	R	ER	SO	BB	IBB	HBP	BLK	WP	HR	S	P	ERA	WHIP
Ernie Johnson, R ERA: 2.03	(1, 1)	1.0		7	2	2	0	0	0	1	0	0	0	0	6	10	0.00	2.000
Billy O'Dell, L ERA: 4.01	(2, 1)	7.0	L	31	6	3	3	5	4	1	0	0	0	0	36	56	3.86	1.429

PITCHER	IP	WLS	BF	H	R	ER	SO	BB	IBB	HBP	BLK	WP	HR	S	P	ERA	WHIP

Baltimore Orioles @ Boston Red Sox

Fenway Park, Boston, MA

Sat May 30 1959, 3:33 AM EDT

Unknown

TOP

livebaseballscorecards.com

Batter	1	2	3	4	5	6	7	8	9	AB	R	H	RBI	BB	SO	LOB
Chico Carrasquel, R (1, 6) OBP: 0.311, SLG: 0.299	G6-4-3 1B	P6		6-3			6-3 1B FC5-2 1B		P6	5	0	2	0	0	0	3
Gene Woodling, L (1, 9) OBP: 0.359, SLG: 0.475	P4		3-1		F9		FC5-2 6-3 1-2 1B		2B	5	0	2	0	0	0	1
Bob Nieman, R (1, 7) OBP: 0.353, SLG: 0.457	G6-4-3 1-2f		BB 1B 1B		1-6-3 3B		6-3 1-2 2-3		P4	4	2	2	0	0	0	3
Al Pilarcik, L (7, 7) OBP: 0.290, SLG: 0.373										1	0	0	0	0	0	1
Gus Triandos, R (1, 2) OBP: 0.387, SLG: 0.534		HR	BBB 1B 1-2 BB		1-6-3 3-H		FC5-2 IBB		1-4-3	3	1	1	2	2	0	1
Willie Tasby, R (1, 8) OBP: 0.361, SLG: 0.463		1B 1B SF8 1B	G6-4-3 1-2 2-H 1B		SSS K		FC5-2 1-2 2-3 3-Hf			4	1	2	1	0	1	3
Whitey Lockman, L (1, 3) OBP: 0.333, SLG: 0.267		1B 1-2 1B	G6-4-3 1-2f			3-1	P6			4	0	1	0	0	0	5
Billy Loes, R (7, 1)										0	0	0	0	0	0	0
Jim Finigan, R (1, 5) OBP: 0.315, SLG: 0.343				SSS K						3	0	1	0	0	1	0
Willy Miranda, S (6, 5) OBP: 0.135, SLG: 0.189										0	0	0	0	0	0	0
Bob Hale, L (8, PH) OBP: 0.214, SLG: 0.250						F8				1	0	0	0	0	1	0
Billy Klaus, L (8, 5) OBP: 0.341, SLG: 0.254		1-2 2-3 1B						SSS K		0	0	0	0	0	0	0
Billy Gardner, R (1, 4) OBP: 0.283, SLG: 0.301		SF8 3-H		BBBB BB		BBBB BB		4-3		1	0	0	1	2	0	0
Milt Pappas, R (1, 1)		F7		SSS K		F7		4-3		3	0	0	0	0	1	4
Bob Boyd, L (7, 3) OBP: 0.274, SLG: 0.285										1	0	0	0	0	0	0

| | | | | | | | | | |

BOTTOM

Baltimore Orioles @ Boston Red Sox

Fenway Park, Boston, MA

Sat May 30 1959, 3:33 AM EDT

Unknown

Batter	1	2	3	4	5	6	7	8	9	AB	R	H	RBI	BB	SO	LOB
Don Buddin, R (1, 6) OBP: 0.346, SLG: 0.372	0-0 8-6-4-S 1B		4-0 1B BB			0-0 1B 1B 1B	0-0 E 2B			3	2	3	0	1	0	0
Pete Runnels, L (1, 4)	0-3 K 1-2 ①		0-0 1-3 2-H 1B			0-0 P4 ①	0-0 E3 E 1B 2-H			4	0	1	1	0	1	2
Ted Williams, L (1, 7) OBP: 0.277, SLG: 0.236 Jim Busby, R (9, 8) OBP: 0.286, SLG: 0.396	0-0 8-6-4-5 2-2f ②③		0-0 F8 ③			0-0 1B 1-3 1B 1B	0-0 E8 1-3 1B			4 0	1 0	2 0	0 0	0 0	0 0	3 0
Vic Wertz, L (1, 3) OBP: 0.327, SLG: 0.480		0-0 F7 ①		0-0 G6-4-3 1B		0-0 1B SF8 1-2 3-H 1B	S S S 0-3 K ③			4	1	2	1	0	1	2
Jackie Jensen, R (1, 8) (9, 9) OBP: 0.390, SLG: 0.570		0-0 F7 ②		0-0 G6-4-3 1-2f ①②		0-0 1-3 2-H 1B		0-0 2B		4	0	2	1	0	0	1
Frank Malzone, R (1, 5) OBP: 0.343, SLG: 0.472		0-0 F8 ③		0-0 G3 ③		0-0 SF8 3-H ②		S S S 0-3 K ①		3	0	0	1	0	1	1
Dick Gernert, R (1, 9) (9, 7) OBP: 0.394, SLG: 0.500			0-0 1B 2B		0-0 F9 ①	0-0 5-3 ③		0-0 P4 ②		4	1	1	0	0	0	2
Pete Daley, R (1, 2) OBP: 0.313, SLG: 0.292			0-0 F5 ①		0-0 P6 ②		0-0 F3 ①	S S S 0-3 K ③		4	0	0	0	0	1	2
Tom Brewer, R (1, 1) OBP: 0.120, SLG: 0.083 Billy Consolo, R (5, PH) OBP: 0.286, SLG: 0.167 Jerry Casale, R (6, 1) OBP: 0.167, SLG: 0.364 Leo Kiely, L (9, 1)			S S S 0-3 K ②		S S S 0-3 K ③		S S S 0-3 K ②			1 1 1 0	0 0 0 0	0 0 0 0	0 0 0 0	0 0 0 0	1 1 1 0	1 0 0 0
Inning Stats	R: 0 H: 1 E: 0 LOB: 0 K: 1 BB: 0 S: 5 P: 5	R: 0 H: 0 E: 0 LOB: 0 K: 0 BB: 0 S: 3 P: 3	R: 1 H: 2 E: 0 LOB: 2 K: 1 BB: 1 S: 7 P: 11	R: 0 H: 1 E: 0 LOB: 0 K: 0 BB: 0 S: 3 P: 3	R: 0 H: 0 E: 0 LOB: 0 K: 1 BB: 0 S: 5 P: 5	R: 3 H: 4 E: 0 LOB: 1 K: 0 BB: 0 S: 7 P: 7	R: 1 H: 2 E: 2 LOB: 2 K: 2 BB: 0 S: 10 P: 10	R: 0 H: 1 E: 0 LOB: 1 K: 2 BB: 0 S: 8 P: 8		1B: 8 SF: 1 2B: 4 SAC: 0 3B: 0 DP: 2 HR: 0 HBP: 0						

livebaseballscorecards.com

AB	33
R	5
H	11
RBI	4
BB	1
SO	7
LOB	14

WP: 0 PA: 35
PB: 0
SB: 1
CS: 0

PITCHER		IP	WLS	BF	H	R	ER	SO	BB	IBB	HBP	BLK	WP	HR	S	P	ERA	WHIP
Milt Pappas, R ERA: 6.59	(1, 1)	6.0		25	8	4	4	3	1	0	0	0	0	0	30	34	6.00	1.500
Billy Loes, R ERA: 1.83	(7, 1)	2.0	L	10	3	1	0	4	0	0	0	0	0	0	18	18	0.00	1.500

PITCHER		IP	WLS	BF	H	R	ER	SO	BB	IBB	HBP	BLK	WP	HR	S	P	ERA	WHIP

Batter	1	2	3	4	5	6	7	8	9	AB	R	H	RBI	BB	SO	LOB
Chico Carrasquel, R (1, 6) OBP: 0.306, SLG: 0.304	6-3	F3 2-3 3-H			WP 1B 2B		5-3		P4	5	1	1	0	0	0	1
Gene Woodling, L (1, 9) OBP: 0.378, SLG: 0.508	SF8 3B		CS BB 1B		2-H 1B		G6-4-3 1B			4	1	4	1	0	0	0
Bob Nieman, R (1, 7) OBP: 0.343, SLG: 0.445	SF8 3-H		F3		L7		G6-4-3 1-2f			3	0	0	1	0	0	3
Gus Triandos, R (1, 2) OBP: 0.390, SLG: 0.538	2B		B B B B 1-2 BB		F2			L8		3	0	1	0	1	0	1
Willie Tasby, R (1, 8) OBP: 0.359, SLG: 0.458	F2		S S S K 2-3			S S S K		FC5-4 1B		4	0	1	0	0	2	3
Jim Finigan, R (1, 5) OBP: 0.312, SLG: 0.338		SH2-3 4-3 WP 1B		F7		6-3		FC5-4 FC4-6 1-2f		4	1	1	0	0	0	1
Whitey Lockman, L (1, 3) OBP: 0.327, SLG: 0.265		4-3 1-2		P4		1B 1B		FC4-6 1-2f		4	0	1	0	0	0	2
Billy Gardner, R (1, 4) OBP: 0.290, SLG: 0.308		WP SH2-3 1B		S S S K		1-2 1B			F2	4	0	2	0	0	1	0
Jerry Walker, S (1, 1) OBP: 0.100, SLG: 0.100 Jack Harshman, L (8, 1) OBP: 0.222, SLG: 0.500 Albie Pearson, L (9, PH) OBP: 0.324, SLG: 0.218		SH2-3 1-2 2-3			F2	5-3			F9	2 0 1	0 0 0	0 0 0	0 0 0	0 0 0	0 0 0	2 0 0
Inning Stats	R: 1 E: 0 K: 0 S: 5 H: 2 LOB: 1 BB: 0 P: 5	R: 1 E: 0 K: 0 S: 5 H: 2 LOB: 1 BB: 0 P: 5	R: 0 E: 0 K: 1 S: 5 H: 1 LOB: 2 BB: 1 P: 9	R: 0 E: 0 K: 1 S: 5 H: 0 LOB: 0 BB: 0 P: 5	R: 1 E: 0 K: 0 S: 5 H: 2 LOB: 1 BB: 0 P: 5	R: 0 E: 0 K: 1 S: 7 H: 2 LOB: 2 BB: 0 P: 7	R: 0 E: 0 K: 0 S: 3 H: 1 LOB: 0 BB: 0 P: 3	R: 0 E: 0 K: 0 S: 4 H: 1 LOB: 1 BB: 0 P: 4	R: 0 E: 0 K: 0 S: 3 H: 0 LOB: 0 BB: 0 P: 3	1B: 8 2B: 3 3B: 1 HR: 0 SF: 1 SAC: 1 DP: 2 HBP: 0						

PITCHER	IP	WLS	BF	H	R	ER	SO	BB	IBB	HBP	BLK	WP	HR	S	P	ERA	WHIP
Ted Wills, L (1, 1) ERA: 4.5	9.0	W	37	11	3	3	3	1	0	0	0	2	0	42	46	3.00	1.333

PITCHER	IP	WLS	BF	H	R	ER	SO	BB	IBB	HBP	BLK	WP	HR	S	P	ERA	WHIP

Baltimore Orioles @ Boston Red Sox

Fenway Park, Boston, MA

Sat May 30 1959, 3:38 AM EDT

Att. 19,403 - Unknown

TOP

livebaseballscorecards.com

AB	34
R	3
H	11
RBI	2
BB	1
SO	3
LOB	13

PA: 37

WP: 2
PB: 0
SB: 0
CS: 1

Baltimore Orioles @ Boston Red Sox

Fenway Park, Boston, MA

Sat May 30 1959, 3:38 AM EDT

Att. 19,403 - Unknown

BOTTOM

Batter	1	2	3	4	5	6	7	8	9	AB	R	H	RBI	BB	SO	LOB
Don Buddin, R (1, 6) OBP: 0.342, SLG: 0.363	SSS 0-3 K ①		SSS 0-3 K ②		BBBB 4-0 G4-6-3 BB		SSS 0-3 K ②	x 0-0 P3 ②		4	0	0	0	1	3	1
Pete Runnels, L (1, 4) OBP: 0.440, SLG: 0.522	x 0-0 L7 ②		x 0-0 L9 ③		x 0-0 ② ③ G4-6-3 1-2f		x 0-0 HR 2B	x 0-0 3-H 1B		5	1	2	1	0	0	2
Ted Williams, L (1, 7) OBP: 0.300, SLG: 0.305 Jim Busby, R (9, 8) OBP: 0.286, SLG: 0.396	x 0-0 1B 1B			x 0-0 ① G3		BBBB 4-0 2B BLK BB	x 0-0 2-H HR	x 0-0 ③ F8		4 0	2 0	2 0	2 0	1 0	0 0	1 0
Vic Wertz, L (1, 3) OBP: 0.339, SLG: 0.472	x 0-0 1-3 1B			H 1-0 HBP		x 0-0 ① F8	x 0-0 ③ L9			3	0	1	0	0	0	1
Jackie Jensen, R (1, 8) (9, 9) OBP: 0.387, SLG: 0.568	x 0-0 ③ L7			x 0-0 ② P6		x 0-0 ② F9		x 0-0 1B 2B 2B		4	1	1	0	0	0	4
Frank Malzone, R (1, 5) OBP: 0.346, SLG: 0.479		x 0-0 ① F8		x 0-0 ③ P5		x 0-0 BLK 1-3 2B		x 0-0 BB 2-3 2B 1B		4	1	2	0	0	0	1
Dick Gernert, R (1, 9) (9, 7) OBP: 0.402, SLG: 0.521		x 0-0 ② 6-3			x 0-0 HR	IIII 4-0 BLK IBB		BBBB 4-0 1-2 2B BB		2	2	1	1	2	0	0
Sammy White, R (1, 2) OBP: 0.337, SLG: 0.329		x 0-0 ③ F8			x 0-0 ① F8	x 0-0 ③ 4-3 1-2 2-3 3-H		x 0-0 SH1-3 1-H 2-H 3-H 2B		4	1	1	3	0	0	2
Ted Wills, L (1, 1) OBP: 0.333, SLG: 0.667			x 0-0 ① F8		x 0-0 2B		x 0-0 ① 4-3	x 0-0 ① SH1-3 2-3		3	0	1	0	0	0	0
Inning Stats	R: 0 E: 0 K: 1 S: 7 H: 2 LOB: 2 BB: 0 P: 7	R: 0 E: 0 K: 0 S: 3 H: 0 LOB: 0 BB: 0 P: 3	R: 0 E: 0 K: 1 S: 5 H: 0 LOB: 0 BB: 0 P: 5	R: 0 E: 0 K: 0 S: 3 H: 0 LOB: 1 BB: 0 P: 4	R: 1 E: 0 K: 0 S: 4 H: 2 LOB: 1 BB: 1 P: 8	R: 1 E: 0 K: 0 S: 4 H: 1 LOB: 2 BB: 2 P: 12	R: 2 E: 0 K: 1 S: 7 H: 2 LOB: 0 BB: 0 P: 7	R: 4 E: 0 K: 0 S: 7 H: 4 LOB: 1 BB: 1 P: 11		1B: 4 2B: 5 3B: 0 HR: 2	SF: 0 SAC: 1 DP: 1 HBP: 1						

livebaseballscorecards.com

AB	33
R	8
H	11
RBI	7
BB	4
SO	3
LOB	12

WP: 0 PB: 0 SB: 0 CS: 0 PA: 39

PITCHER		IP	WLS	BF	H	R	ER	SO	BB	IBB	HBP	BLK	WP	HR	S	P	ERA	WHIP
Jerry Walker, R ERA: 2.19	(1, 1)	7.0	L	33	9	6	6	3	2	1	1	1	0	2	35	48	7.71	1.571
Jack Harshman, L ERA: 7.28	(8, 1)	1.0		6	2	2	2	0	1	0	0	0	0	0	5	9	18.00	3.000

PITCHER	IP	WLS	BF	H	R	ER	SO	BB	IBB	HBP	BLK	WP	HR	S	P	ERA	WHIP

Baltimore Orioles @ Boston Red Sox

Fenway Park, Boston, MA

Sun May 31 1959, 3:33 AM EDT

Att. 12,506 - Unknown

TOP

livebaseballscorecards.com

Batter	1	2	3	4	5	6	7	8	9	AB	R	H	RBI	BB	SO	LOB
Chico Carrasquel, R (1, 6) OBP: 0.313, SLG: 0.304	4-3	E2 SH1-3 1-2 2-H BB		FC4-6 1B		2-3		SH3-4 1-2		3	0	1	0	1	0	0
Al Pilarcik, L (1, 9) OBP: 0.303, SLG: 0.397	BB 1B 1B	SH1-3 1-2 2-3		FC4-6 FC6-4 1-2f		1B 2B		L7		4	1	2	0	0	0	2
Willie Tasby, R (1, 8) OBP: 0.360, SLG: 0.457	BB 1-2 1B	F2		FC6-4 1-2f		2-H 1B		P6		5	0	2	1	0	0	4
Gene Woodling, L (1, 7) OBP: 0.386, SLG: 0.504 Albie Pearson, L (9, PR) OBP: 0.324, SLG: 0.218 (9, 7)	FC6-4 1-2 2-3 BB	1-3		1B BB		K		BB 1B		3 0	0 0	1 0	0 0	2 0	1 0	1 0
Gus Triandos, R (1, 2) OBP: 0.396, SLG: 0.533	F5	1B 1B		F2			1B BB	1-2 BB		3	0	1	0	2	0	4
Whitey Lockman, L (1, 3) OBP: 0.317, SLG: 0.259	FC6-4 1-2f	1-2 1B		L9			F9	F8		5	0	1	0	0	0	7
Billy Klaus, L (1, 5) OBP: 0.356, SLG: 0.276 Willy Miranda, S (9, 5) OBP: 0.135, SLG: 0.189	BB SH E 1B	P6		1-2 1B			1-3 1B	L9		5 0	1 0	3 0	0 0	0 0	0 0	4 0
Billy Gardner, R (1, 4) OBP: 0.288, SLG: 0.305 Bob Nieman, R (3, PH) OBP: 0.341, SLG: 0.442 Jim Finigan, R (3, 4) OBP: 0.300, SLG: 0.324	K	K		F7		F7		K		1 1 3	0 0 0	0 0 0	0 0 0	0 0 0	1 1 1	1 2 5
Hal Brown, R (1, 1)	SH SH1-3 E 1-2			6-3		6-3		SH3-4 BB		2	0	0	0	1	0	0

| | | |

Batter	1	2	3	4	5	6	7	8	9	AB	R	H	RBI	BB	SO	LOB
Don Buddin, R (1, 6) OBP: 0.335, SLG: 0.354	F7	K 2-3 3-H		FC6-4 1-2f			F8			4	0	0	0	0	1	2
Pete Runnels, L (1, 4) OBP: 0.431, SLG: 0.509	L6	6-3			4-3			P4		4	0	0	0	0	0	1
Ted Williams, L (1, 7) OBP: 0.297, SLG: 0.290	BB 1B 1B		P6		F9			4-3		3	0	0	0	1	0	0
Vic Wertz, L (1, 3) OBP: 0.349, SLG: 0.491	FC5 1B 1-2 1B		2B		4-3			F8		4	0	2	0	0	0	0
Jackie Jensen, R (1, 8) OBP: 0.389, SLG: 0.563	1-2 2-3 1B		K			BB CS			4-3	3	0	1	0	1	1	1
Frank Malzone, R (1, 5) OBP: 0.339, SLG: 0.467	FC5 2-3f		5-3			F7			F7	4	0	0	0	0	0	5
Dick Gernert, R (1, 9) OBP: 0.399, SLG: 0.510		BB SH5-4 1B WP		5-3		L7			6-3	3	1	0	0	1	0	1
Sammy White, R (1, 2) OBP: 0.347, SLG: 0.333		1B WP SH5-4 1-2		BB FC1-6		CS 1-2	F7			2	0	1	0	1	0	0
Ike Delock, R (1, 1) OBP: 0.107, SLG: 0.038 Leo Kiely, L (9, 1)		SH5-4 1-2 2-3		FC1-6 FC6-4 1-2f			1-3			2 0	0 0	0 0	0 0	0 0	0 0	1 0
Inning Stats	R: 0 H: 2 E: 0 LOB: 3 K: 0 BB: 1 S: 5 P: 9	R: 1 H: 1 E: 0 LOB: 1 K: 1 BB: 1 S: 6 P: 10	R: 0 H: 1 E: 0 LOB: 1 K: 1 BB: 0 S: 6 P: 6	R: 0 H: 0 E: 0 LOB: 1 K: 0 BB: 1 S: 3 P: 7	R: 0 H: 0 E: 0 LOB: 0 K: 0 BB: 0 S: 3 P: 3	R: 0 H: 0 E: 0 LOB: 0 K: 0 BB: 1 S: 2 P: 6	R: 0 H: 0 E: 0 LOB: 0 K: 0 BB: 0 S: 3 P: 3	R: 0 H: 0 E: 0 LOB: 0 K: 0 BB: 0 S: 3 P: 3	R: 0 H: 0 E: 0 LOB: 0 K: 0 BB: 0 S: 3 P: 3	1B: 3 SF: 0 2B: 1 SAC: 1 3B: 0 DP: 0 HR: 0 HBP: 0						

PITCHER	IP	WLS	BF	H	R	ER	SO	BB	IBB	HBP	BLK	WP	HR	S	P	ERA	WHIP
Hal Brown, R (1, 1) ERA: 2.23	9.0	W	34	4	1	1	2	4	0	0	0	1	0	34	50	1.00	0.889

PITCHER	IP	WLS	BF	H	R	ER	SO	BB	IBB	HBP	BLK	WP	HR	S	P	ERA	WHIP

BOTTOM

Baltimore Orioles @ Boston Red Sox

Fenway Park, Boston, MA

Sun May 31 1959, 3:33 AM EDT

Att. 12,506 - Unknown

livebaseballscorecards.com

AB	29
R	1
H	4
RBI	0
BB	4
SO	2
LOB	11

Baltimore Orioles @ Chicago White Sox

Comiskey Park, Chicago, IL

Tue Jun 02 1959, 8:05 PM EDT

Att. 12,482 - Unknown

TOP

Batter	1	2	3	4	5	6	7	8	9	AB	R	H	RBI	BB	SO	LOB
Chico Carrasquel, R (1, 6) OBP: 0.301, SLG: 0.292	6-3	F8		L7		5-3		F7		5	0	0	0	0	0	4
Al Pilarcik, L (1, 9) OBP: 0.324, SLG: 0.412	FC5-4 1B		G3 1B		FC6-4 1B		6-3		3-1	5	0	3	0	0	0	0
Willie Tasby, R (1, 8) OBP: 0.356, SLG: 0.450	FC5-4 1B 1-2f		F7		FC6-4 FC5-4 1-2f		F3		1B 1B	5	1	1	0	0	0	3
Gene Woodling, L (1, 7) OBP: 0.393, SLG: 0.504	FC5-4 1B 1-2		G3 1-2		F8		BBBB 1B BB		BB 1B FC6-2 1B 1-2	4	0	2	0	1	0	2
Gus Triandos, R (1, 2) OBP: 0.402, SLG: 0.532	FC5-4 1-2f		H 1-0 HBP		FC5-4 1-2f		1-2 1B		FC6-2 BB 1B 1-2 2-H	4	0	2	1	0	0	3
Whitey Lockman, L (1, 3) OBP: 0.323, SLG: 0.293		F8	L3			HR 3B	F8		BBBB FC6-2 BB 1-2 2-3	4	1	1	0	1	0	4
Billy Klaus, L (1, 5) OBP: 0.358, SLG: 0.313		BBBB 1B BB		F8		3-H HR		F8	FC6-2 1-2 2-3 3-H	4	1	1	2	1	0	3
Willy Miranda, S (9, 5) OBP: 0.135, SLG: 0.189										0	0	0	0	0	0	0
Billy Gardner, R (1, 4) OBP: 0.299, SLG: 0.311		1-2 1B		BBBB SH1-3 BB		4-3		FC1-6 1B	SSS K	4	0	2	0	1	1	3
Hoyt Wilhelm, R (1, 1) OBP: 0.103, SLG: 0.037		SSS K		SH1-3 1-2		F9		FC1-6 1-2f		3	0	0	0	0	1	3

	AB	38
	R	3
	H	12
	RBI	3
	BB	4
	SO	2
	LOB	25

Inning Stats	1	2	3	4	5	6	7	8	9	1B: 10	SF: 0	WP: 0	PA: 44
	R: 0	R: 0	R: 0	R: 0	R: 0	R: 2	R: 0	R: 0	R: 1	2B: 0	SAC: 1	PB: 0	
	E: 0	E: 0	E: 0	E: 0	E: 0	E: 0	E: 0	E: 0	E: 0	3B: 1	DP: 0	SB: 0	
	K: 0	K: 1	K: 0	K: 0	K: 0	K: 0	K: 0	K: 0	K: 1	HR: 1	HBP: 1	CS: 0	
	S: 5	S: 6	S: 4	S: 3	S: 4	S: 5	S: 4	S: 4	S: 8				
	H: 2	H: 1	H: 1	H: 0	H: 1	H: 2	H: 1	H: 1	H: 3				
	LOB: 2	LOB: 2	LOB: 2	LOB: 1	LOB: 1	LOB: 0	LOB: 2	LOB: 1	LOB: 3				
	BB: 0	BB: 1	BB: 0	BB: 1	BB: 0	BB: 0	BB: 1	BB: 0	BB: 1				
	P: 5	P: 10	P: 5	P: 7	P: 4	P: 5	P: 8	P: 4	P: 12				

PITCHER	IP	WLS	BF	H	R	ER	SO	BB	IBB	HBP	BLK	WP	HR	S	P	ERA	WHIP
Bob Shaw, R (1, 1) ERA: 2.35	8.1	L	41	12	3	3	1	3	0	1	0	0	1	39	52	3.24	1.800
Turk Lown, R (9, 1) ERA: 2.78	0.2		3	0	0	0	1	1	0	0	0	0	0	4	8	0.00	1.500

PITCHER	IP	WLS	BF	H	R	ER	SO	BB	IBB	HBP	BLK	WP	HR	S	P	ERA	WHIP

livebaseballscorecards.com

Baltimore Orioles @ Chicago White Sox

Comiskey Park, Chicago, IL

Tue Jun 02 1959, 8:05 PM EDT

Att. 12,482 - Unknown

livebaseballscorecards.com

Batter	1	2	3	4	5	6	7	8	9	AB	R	H	RBI	BB	SO	LOB
Luis Aparicio, R (1, 6) OBP: 0.356, SLG: 0.374	E6 CS		K		6-3		1-3		6-3	5	0	0	0	0	1	2
Nellie Fox, L (1, 4) OBP: 0.413, SLG: 0.422	HBP FC5-4 BB 1-2		F7		1-5-3			F6		3	1	0	0	1	0	0
Earl Torgeson, L (1, 3) OBP: 0.426, SLG: 0.470	FC5-4 HBP BB 1-2		F4		K2-3			1B 1B		3	0	1	0	1	1	0
Sherm Lollar, R (1, 2) OBP: 0.351, SLG: 0.466	FC5-4 HBP 1-2 2-3			G4-6-3 1B		6-3		K		3	0	1	0	0	1	1
Larry Doby, L (1, 9) OBP: 0.286, SLG: 0.292	FC5-4 S 1-2f 2-3 3-H			G4-6-3 1-2f		F2		1B 1-2		4	0	1	1	0	0	3
Billy Goodman, L (1, 5) OBP: 0.320, SLG: 0.250 Jim Landis, R (9, 8) OBP: 0.318, SLG: 0.317	K 1-2			E6 1B 2B		K		4-3		4 0	1 0	0 0	0 0	0 0	2 0	4 0
Johnny Callison, L (1, 7) OBP: 0.307, SLG: 0.302		K		2B 1B 1-2			K		SH3-4 1B	4	0	2	0	0	2	0
Bubba Phillips, R (1, 8) OBP: 0.368, SLG: 0.415 (9, 5)		F5		2B 1-3 2-H			1B		SH3-4 1-2	3	0	2	1	0	0	0
Bob Shaw, R (1, 1) OBP: 0.182, SLG: 0.100 Turk Lown, R (9, 1) Harry Simpson, L (9, PH) OBP: 0.313, SLG: 0.407		5-3		F9			K		L9	3 0 1	0 0 0	0 0 0	0 0 0	0 0 0	1 0 0	3 0 1
Inning Stats	R: 1 E: 1 K: 1 S: 5 H: 0 LOB: 2 BB: 2 P: 14	R: 0 E: 0 K: 1 S: 5 H: 0 LOB: 0 BB: 0 P: 5	R: 0 E: 0 K: 1 S: 5 H: 0 LOB: 0 BB: 0 P: 5	R: 1 E: 1 K: 0 S: 6 H: 3 LOB: 2 BB: 0 P: 6	R: 0 E: 0 K: 1 S: 5 H: 0 LOB: 0 BB: 0 P: 5	R: 0 E: 0 K: 1 S: 5 H: 0 LOB: 0 BB: 0 P: 5	R: 0 E: 0 K: 2 S: 8 H: 1 LOB: 1 BB: 0 P: 8	R: 0 E: 0 K: 1 S: 7 H: 2 LOB: 2 BB: 0 P: 7	R: 0 E: 0 K: 0 S: 4 H: 1 LOB: 1 BB: 0 P: 4	1B: 6 2B: 1 3B: 0 HR: 0	SF: 0 SAC: 1 DP: 1 HBP: 1					

	AB	33
	R	2
	H	7
	RBI	2
	BB	2
	SO	8
	LOB	14

PITCHER	IP	WLS	BF	H	R	ER	SO	BB	IBB	HBP	BLK	WP	HR	S	P	ERA	WHIP
Hoyt Wilhelm, R (1, 1) ERA: 1.11	9.0	W	37	7	2	1	8	2	0	1	0	0	0	50	59	1.00	1.000

PITCHER	IP	WLS	BF	H	R	ER	SO	BB	IBB	HBP	BLK	WP	HR	S	P	ERA	WHIP

WP: 0 PB: 0 SB: 1 CS: 1 PA: 37

Baltimore Orioles @ Chicago White Sox

Comiskey Park, Chicago, IL

Wed Jun 03 1959, 4:33 AM EDT

Att. 3,607 - Unknown

TOP

livebaseballscorecards.com

Batter	1	2	3	4	5	6	7	8	9	AB	R	H	RBI	BB	SO	LOB
Chico Carrasquel, R (1, 6) OBP: 0.292, SLG: 0.282	F3		6-3		F3		F7			4	0	0	0	0	0	2
Gene Woodling, L (1, 9) OBP: 0.389, SLG: 0.519	6-3		K			1-3		HR		4	1	1	1	0	1	0
Bob Nieman, R (1, 7) OBP: 0.345, SLG: 0.447	K			F8		BB		2B		3	0	1	0	1	1	0
Gus Triandos, R (1, 2) OBP: 0.405, SLG: 0.531		F3		FC3-6 1B		G6-4-3 1-2		F2		4	0	2	0	0	0	1
Willie Tasby, R (1, 8) OBP: 0.359, SLG: 0.451		FC3-6 S 1B		FC3-6 1-2		G6-4-3 1-2f		5-3		4	0	2	0	0	0	3
Jim Finigan, R (1, 5) OBP: 0.298, SLG: 0.312		BB FC3-6 1-2		FC3-6 1-2f 2-3			6-3	F7		3	0	0	0	1	0	3
Whitey Lockman, L (1, 3) OBP: 0.319, SLG: 0.290		FC3-6 1-2f 2-3		K			2B 1B		F8	4	0	1	0	0	1	4
Billy Gardner, R (1, 4) OBP: 0.298, SLG: 0.317		F9			F9		1-3 2B		1-3	4	0	1	0	0	0	2
Billy O'Dell, S (1, 1) OBP: 0.222, SLG: 0.313 Bob Boyd, L (7, PH) OBP: 0.272, SLG: 0.283 Arnie Portocarrero, R (7, 1) Al Pilarcik, L (9, PH) OBP: 0.319, SLG: 0.406			4-3		F3		F7		4-3	2 1 0 1	0 0 0 0	0 0 0 0	0 0 0 0	0 0 0 0	0 0 0 0	0 2 0 0
Inning Stats	R: 0 E: 0 K: 1 S: 5 H: 0 LOB: 0 BB: 0 P: 5	R: 0 E: 0 K: 0 S: 4 H: 1 LOB: 2 BB: 1 P: 8	R: 0 E: 0 K: 1 S: 5 H: 0 LOB: 0 BB: 0 P: 5	R: 0 E: 0 K: 1 S: 7 H: 2 LOB: 2 BB: 0 P: 7	R: 0 E: 0 K: 0 S: 3 H: 0 LOB: 0 BB: 0 P: 3	R: 0 E: 0 K: 0 S: 3 H: 1 LOB: 1 BB: 1 P: 7	R: 0 E: 0 K: 0 S: 5 H: 2 LOB: 2 BB: 0 P: 5	R: 1 E: 0 K: 0 S: 5 H: 2 LOB: 1 BB: 0 P: 5	R: 0 E: 0 K: 0 S: 3 H: 0 LOB: 0 BB: 0 P: 3	1B: 5 2B: 2 3B: 0 HR: 1 SF: 0 SAC: 0 DP: 1 HBP: 0						

	AB	34
	R	1
	H	8
	RBI	1
	BB	2
	SO	3
	LOB	17

WP: 0 PA: 36
PB: 0
SB: 1
CS: 0

PITCHER		IP	WLS	BF	H	R	ER	SO	BB	IBB	HBP	BLK	WP	HR	S	P	ERA	WHIP
Billy Pierce, L ERA: 3.68	(1, 1)	9.0	W	36	8	1	1	3	2	0	0	0	0	1	40	48	1.00	1.111

PITCHER	IP	WLS	BF	H	R	ER	SO	BB	IBB	HBP	BLK	WP	HR	S	P	ERA	WHIP

Baltimore Orioles @ Chicago White Sox

Comiskey Park, Chicago, IL

Wed Jun 03 1959, 4:33 AM EDT

Att. 3,607 - Unknown

livebaseballscorecards.com

BOTTOM

Batter	1	2	3	4	5	6	7	8	9	AB	R	H	RBI	BB	SO	LOB
Luis Aparicio, R (1, 6) OBP: 0.359, SLG: 0.382	4-3 ①		1B		3B 2B 1-3 2-H		6-3 ①	SH1-3 ② 1-2		4	1	2	1	0	0	0
Nellie Fox, L (1, 4) OBP: 0.408, SLG: 0.427	F5 ②		F6 ③		3B 2-H 3-H		F8 ②	F7 ③		5	0	1	2	0	0	2
Bubba Phillips, R (1, 5) OBP: 0.365, SLG: 0.411	F9 ③			L7 ①	1-3 ③		1B 1B 1B			4	1	1	0	0	0	1
Sherm Lollar, R (1, 3) OBP: 0.349, SLG: 0.461 Earl Torgeson, L (7, PR) OBP: 0.426, SLG: 0.470 (8, 3)		6-3 ①		F8 ②		F7 ①	1B 1-2 1B			4 0	0 0	1 0	0 0	0 0	0 0	0 0
John Romano, R (1, 2) OBP: 0.440, SLG: 0.565	WP BB			F8 ③		3B 1B	1-2 2-H 1B			3	1	2	1	1	0	0
Larry Doby, L (1, 9) OBP: 0.284, SLG: 0.312 Jim Rivera, L (8, 9) OBP: 0.357, SLG: 0.520	K 1-2				5-3 ①	3B 1-H	4-3 ③			4 0	0 0	1 0	1 0	0 0	1 0	3 0
Al Smith, R (1, 7) OBP: 0.313, SLG: 0.326	F7 ③				6-3 ②	F8 ②		SH5-3 E BB		3	1	0	0	1	0	2
Jim Landis, R (1, 8) OBP: 0.323, SLG: 0.315		4-3 ①			1B 2B BB	FC6-4 IBB		SH5-3 1-2		1	1	0	0	2	0	0
Billy Pierce, L (1, 1) OBP: 0.321, SLG: 0.385		4-3 ②			2B 3B 1B 1-2	FC6-4 ③ 1-2f		E4 SH1-3 2-H		4	1	1	0	0	0	2
Inning Stats	R: 0 H: 0 E: 0 LOB: 0 K: 0 BB: 0 S: 3 P: 3	R: 0 H: 0 E: 0 LOB: 1 K: 1 BB: 1 S: 5 P: 9	R: 0 H: 1 E: 0 LOB: 1 K: 0 BB: 0 S: 4 P: 4	R: 0 H: 0 E: 0 LOB: 0 K: 0 BB: 0 S: 3 P: 3	R: 3 H: 3 E: 0 LOB: 1 K: 0 BB: 1 S: 6 P: 10	R: 1 H: 2 E: 0 LOB: 2 K: 0 BB: 1 S: 5 P: 9	R: 1 H: 3 E: 0 LOB: 2 K: 0 BB: 0 S: 6 P: 6	R: 1 H: 0 E: 1 LOB: 1 K: 0 BB: 1 S: 4 P: 8		1B: 6 SF: 0 2B: 1 SAC: 2 3B: 2 DP: 0 HR: 0 HBP: 0				WP: 1 PA: 38 PB: 0 SB: 0 CS: 0		

	AB	32
	R	6
	H	9
	RBI	5
	BB	4
	SO	1
	LOB	10

PITCHER	IP	WLS	BF	H	R	ER	SO	BB	IBB	HBP	BLK	WP	HR	S	P	ERA	WHIP
Billy O'Dell, L (1, 1) ERA: 4.2	6.0	L	27	6	4	4	1	2	1	0	0	1	0	26	38	6.00	1.333
Arnie Portocarrero, R (7, 1) ERA: 9.21	2.0		11	3	2	1	0	1	0	0	0	0	0	10	14	4.50	2.000

PITCHER	IP	WLS	BF	H	R	ER	SO	BB	IBB	HBP	BLK	WP	HR	S	P	ERA	WHIP

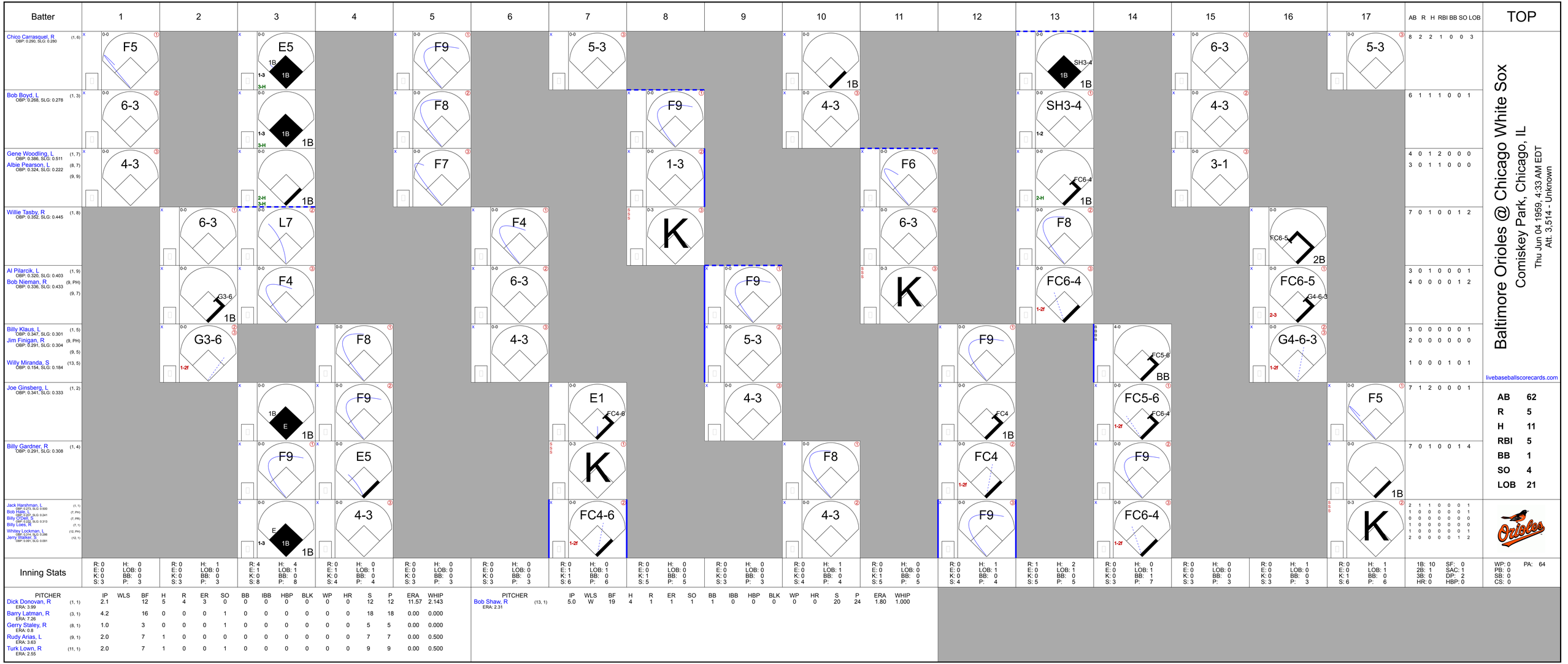
Batter
1
2
3
4
5
6
7
8
9
10
11
12
13
14
15
16
17
AB R H RBI BB SO LOB
TOP
Chico Carrasquel, R (1, 6) OBP: 0.290, SLG: 0.280
F5
E5
F9
5-3
1B
SH3-4
6-3
Bob Boyd, L (1, 3) OBP: 0.268, SLG: 0.278
6-3
F8
F9
4-3
SH3-4
4-3
Gene Woodling, L (1, 7) OBP: 0.386, SLG: 0.511
Albie Pearson, L (8, 7) OBP: 0.324, SLG: 0.222 (9, 9)
4-3
F7
1-3
F6
FC6-4
3-1
Willie Tasby, R (1, 8) OBP: 0.352, SLG: 0.445
6-3
L7
F4
K
6-3
F8
FC6-5
2B
Al Pilarcik, L (1, 9) OBP: 0.320, SLG: 0.403
Bob Nieman, R (9, PH) OBP: 0.336, SLG: 0.433 (9, 7)
G3-6
F4
6-3
F9
K
FC6-4
FC6-5
G4-6-3
Billy Klaus, L (1, 5) OBP: 0.347, SLG: 0.301
Jim Finigan, R (9, PH) OBP: 0.291, SLG: 0.304 (9, 5)
Willy Miranda, S (13, 5) OBP: 0.154, SLG: 0.184
G3-6
F8
4-3
5-3
F9
FC5-6
G4-6-3
Joe Ginsberg, L (1, 2) OBP: 0.341, SLG: 0.333
E
F9
E1
FC4-6
4-3
FC4
F5
Billy Gardner, R (1, 4) OBP: 0.291, SLG: 0.308
F9
E5
K
F8
FC4
FC5-6
F9
1B
Jack Harshman, L (1, 1) OBP: 0.273, SLG: 0.500
Bob Hale, Jr (7, PH) OBP: 0.241, SLG: 0.241
Billy O'Dell, R (7, PR) OBP: 0.232, SLG: 0.313
Billy Loes, R (7, 1)
Whitey Lockman, L (12, PH) OBP: 0.214, SLG: 0.286
Jerry Walker, R (12, 1) OBP: 0.091, SLG: 0.091
E
4-3
FC4-6
4-3
F9
FC6-4
K
Baltimore Orioles @ Chicago White Sox
Comiskey Park, Chicago, IL
Thu Jun 04 1959, 4:33 AM EDT
Att. 3,514 - Unknown
livebaseballscorecards.com
AB 62
R 5
H 11
RBI 5
BB 1
SO 4
LOB 21
Inning Stats
PITCHER
IP WLS BF H R ER SO BB IBB HBP BLK WP HR S P ERA WHIP
Dick Donovan, R (1, 1) ERA: 3.99
Barry Latman, R (3, 1) ERA: 7.26
Gerry Staley, R (8, 1) ERA: 0.8
Rudy Arias, L (9, 1) ERA: 3.63
Turk Lown, R (11, 1) ERA: 2.55
Bob Shaw, R (13, 1) ERA: 2.31
1B: 10 SF: 0
2B: 1 SAC: 1
3B: 0 DP: 2
HR: 0 HBP: 0
WP: 0 PA: 64
PB: 0
SB: 0
CS: 0

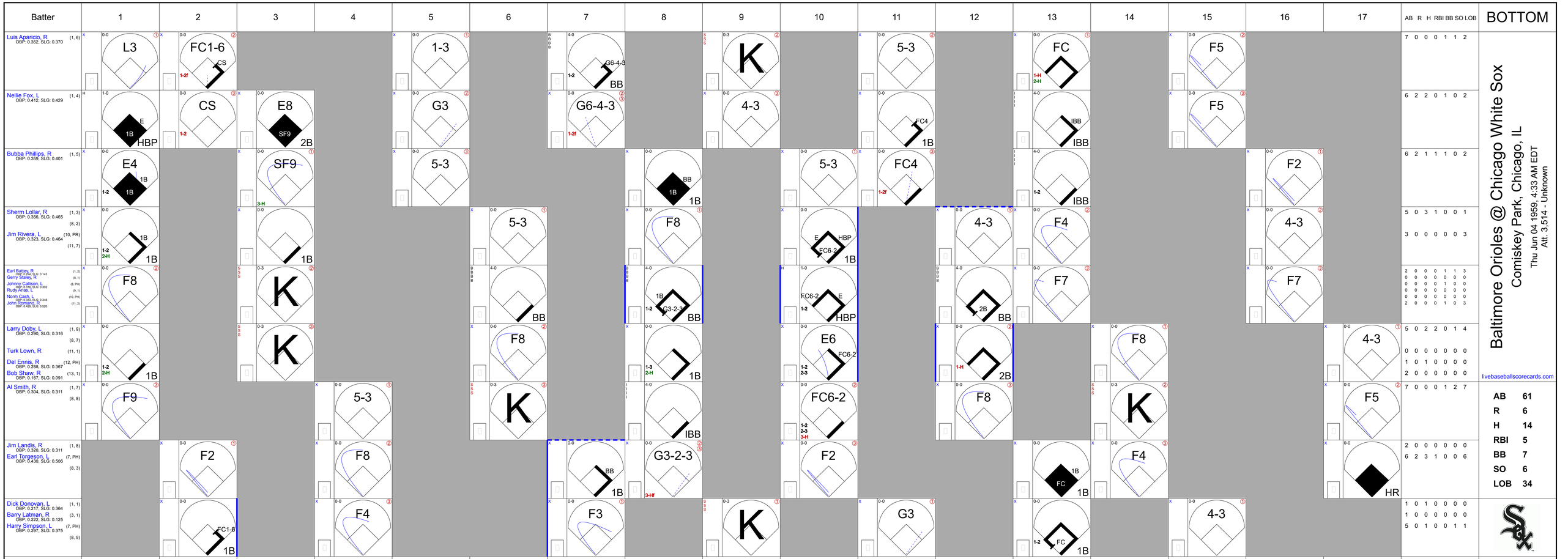
Batter
1
2
3
4
5
6
7
8
9
10
11
12
13
14
15
16
17
AB R H RBI BB SO LOB
BOTTOM
Luis Aparicio, R (1, 6) OBP: 0.352, SLG: 0.370
L3
FC1-6 CS 1-2f
1-3
G6-4-3 BB
K
5-3
FC
F5
7 0 0 0 1 1 2
Nellie Fox, L (1, 4) OBP: 0.412, SLG: 0.429
E 1B HBP
CS 1-2
E8 SF9 2B
G3
G6-4-3 1-2f
4-3
FC4 1B
IBB IBB
F5
6 2 2 0 1 0 2
Baltimore Orioles @ Chicago White Sox
Comiskey Park, Chicago, IL
Thu Jun 04 1959, 4:33 AM EDT
Att. 3,514 - Unknown
Bubba Phillips, R (1, 5) OBP: 0.359, SLG: 0.401
E4 1B 1-2 1B
SF9 3-H
5-3
BB 1B
5-3
FC4 1-2f
F2
6 2 1 1 1 0 2
Sherm Lollar, R (1, 3) OBP: 0.356, SLG: 0.465
(8, 2)
Jim Rivera, L (10, PR) OBP: 0.323, SLG: 0.464
(11, 7)
1-2 2-H 1B
1B
5-3
F8
E HBP FC6-2 1B
4-3
F4
4-3
5 0 3 1 0 0 1
3 0 0 0 0 0 3
Earl Battey, R (1, 2) OBP: 0.294, SLG: 0.143
Gerry Staley, R (8, 1)
Johnny Callison, L (8, PH) OBP: 0.316, SLG: 0.302
Rudy Arias, L (9, 1)
Norm Cash, L (10, PH) OBP: 0.333, SLG: 0.346
John Romano, R (11, 2) OBP: 0.429, SLG: 0.520
F8
K
BB
G3-2-3 BB
FC6-2 E HBP
BB 2B
F7
F7
2 0 0 0 1 1 3
0 0 0 0 0 0 0
0 0 0 0 1 0 0
0 0 0 0 0 0 0
0 0 0 0 0 0 0
2 0 0 0 1 0 3
Larry Doby, L (1, 9) OBP: 0.290, SLG: 0.316
(8, 7)
Turk Lown, R (11, 1)
Del Ennis, R (12, PH) OBP: 0.288, SLG: 0.367
Bob Shaw, R (13, 1) OBP: 0.167, SLG: 0.091
1-2 2-H 1B
K
F8
1-3 2-H 1B
E6 FC6-2 1-2 2-3
1-H 2B
F8
4-3
5 0 2 2 0 1 4
0 0 0 0 0 0 0
1 0 1 0 0 0 0
2 0 0 0 0 0 0
Al Smith, R (1, 7) OBP: 0.304, SLG: 0.311
(8, 8)
F9
K
5-3
IBB
FC6-2 1-2 2-3 3-H
F8
K
F5
7 0 0 0 1 2 7
Jim Landis, R (1, 8) OBP: 0.320, SLG: 0.311
Earl Torgeson, L (7, PH) OBP: 0.430, SLG: 0.506
(8, 3)
F2
F8
BB 1B
G3-2-3 3-Hf
F2
1B FC 1B
F4
HR
2 0 0 0 0 0 0
6 2 3 1 0 0 6
Dick Donovan, L (1, 1) OBP: 0.217, SLG: 0.364
Barry Latman, R (3, 1) OBP: 0.222, SLG: 0.125
Harry Simpson, L (7, PH) OBP: 0.297, SLG: 0.375
(8, 9)
FC1-6 1B
F4
F3
K
G3
FC 1-2 1B
4-3
1 0 1 0 0 0 0
1 0 0 0 0 0 0
5 0 1 0 0 1 1
Inning Stats
R: 2 E: 1 K: 0 S: 6
H: 2 LOB: 2 BB: 0 P: 7
R: 0 E: 0 K: 0 S: 3
H: 1 LOB: 0 BB: 0 P: 3
R: 1 E: 1 K: 2 S: 9
H: 2 LOB: 1 BB: 0 P: 9
R: 0 E: 0 K: 0 S: 3
H: 0 LOB: 0 BB: 0 P: 3
R: 0 E: 0 K: 0 S: 3
H: 0 LOB: 0 BB: 0 P: 3
R: 0 E: 0 K: 1 S: 5
H: 0 LOB: 1 BB: 1 P: 9
R: 0 E: 0 K: 0 S: 3
H: 1 LOB: 1 BB: 1 P: 7
R: 1 E: 0 K: 0 S: 4
H: 2 LOB: 2 BB: 2 P: 12
R: 0 E: 0 K: 2 S: 7
H: 0 LOB: 0 BB: 0 P: 7
R: 0 E: 1 K: 0 S: 5
H: 1 LOB: 3 BB: 0 P: 6
R: 0 E: 0 K: 0 S: 4
H: 1 LOB: 1 BB: 0 P: 4
R: 0 E: 0 K: 0 S: 3
H: 1 LOB: 1 BB: 1 P: 7
R: 1 E: 1 K: 0 S: 5
H: 2 LOB: 3 BB: 2 P: 13
R: 0 E: 0 K: 1 S: 5
H: 0 LOB: 0 BB: 0 P: 5
R: 0 E: 0 K: 0 S: 3
H: 0 LOB: 0 BB: 0 P: 3
R: 0 E: 0 K: 0 S: 3
H: 0 LOB: 0 BB: 0 P: 3
R: 1 E: 0 K: 0 S: 3
H: 1 LOB: 0 BB: 0 P: 3
1B: 11 2B: 2 3B: 0 HR: 1
SF: 1 SAC: 1 DP: 2 HBP: 2
WP: 0 PB: 0 SB: 0 CS: 1
PA: 72
livebaseballscorecards.com
AB 61
R 6
H 14
RBI 5
BB 7
SO 6
LOB 34
PITCHER IP WLS BF H R ER SO BB IBB HBP BLK WP HR S P ERA WHIP
Jack Harshman, L (1, 1) ERA: 6.7 6.0 25 5 3 2 3 1 0 1 0 0 0 29 34 3.00 1.000
Billy Loes, R (7, 1) ERA: 1.82 5.0 23 5 1 1 2 2 1 1 0 0 0 23 36 1.80 1.400
Jerry Walker, R (12, 1) ERA: 2.14 5.2 L 23 4 2 1 1 1 2 0 0 0 1 22 34 1.59 0.882
PITCHER IP WLS BF H R ER SO BB IBB HBP BLK WP HR S P ERA WHIP

Baltimore Orioles @ Kansas City Athletics

Municipal Stadium, Kansas City, MO

Fri Jun 05 1959, 8:05 PM EDT

Att. 17,025 - Unknown

TOP

livebaseballscorecards.com

Batter	1	2	3	4	5	6	7	8	9	AB	R	H	RBI	BB	SO	LOB
Willie Tasby, R (1, 8) OBP: 0.353, SLG: 0.438	BBBB 4-0 5-3 1B BB	x 0-0 ③ F8		x 0-0 ②③ G6-4-3 1-2f			x 0-0 ② P5		H 1-0 HBP HR HBP	3	2	0	0	1	0	4
Bob Boyd, L (1, 3) OBP: 0.272, SLG: 0.277	x 0-0 ① P6		x 0-0 ① F5		x 0-0 ① 4-3		x 0-0 1-2 1B		H 1-0 1-2 HR HBP	4	1	1	0	0	0	1
Gus Triandos, R (1, 2) OBP: 0.406, SLG: 0.553 Joe Ginsberg, L (3, 2) OBP: 0.318, SLG: 0.308	x 0-0 ② 5-3 1-2		x 0-0 HR		x 0-0 ② F7		x 0-0 ③ F2		x 0-0 ① F8	2 3	1 0	1 0	1 0	0 0	0 0	1 4
Gene Woodling, L (1, 7) OBP: 0.392, SLG: 0.529	BBBB 4-0 1B BB		x 0-0 ② F9		x 0-0 ③ 4-3			BBBB 4-0 SH3-4 1B 1B BB	x 0-0 1-H 2-H HR	3	2	1	3	2	0	0
Al Pilarcik, L (1, 9) OBP: 0.338, SLG: 0.429	x 0-0 1-2 2-H 1B		x 0-0 2B			x 0-0 ① L4		x 0-0 SSS SH3-4 1-2 1B 1B	x 0-3 ② K	5	0	3	1	0	1	0
Billy Klaus, L (1, 5) OBP: 0.337, SLG: 0.291 Willy Miranda, S (8, 5) OBP: 0.150, SLG: 0.179	x 0-0 ③ F9		x 0-0 ③ 6-3			x 0-0 ② G3		x 0-0 ① SH3-4 1-2 2-3	x 0-0 ③ 4-3	3 1	0 0	0 0	0 0	0 0	0 0	3 0
Chico Carrasquel, R (1, 6) OBP: 0.295, SLG: 0.287		x 0-0 SH3-4 1B		x 0-0 ① F7		x 0-0 ③ F5		x 0-0 ② 2-H 3-H 1B		4	0	2	1	0	0	0
Billy Gardner, R (1, 4) OBP: 0.305, SLG: 0.319		x 0-0 ① SH3-4 1-2		x 0-0 1B 1B			x 0-0 FC1-6 1B	4-0 IBB		2	0	2	0	1	0	0
Milt Pappas, R (1, 1) OBP: 0.105, SLG: 0.056		x 0-0 ② F3		x 0-0 G6-4-3 1-2 1B			x 0-0 ① SSS FC1-6 1B 1-2f	0-3 ③ K		4	0	1	0	0	1	4
Inning Stats	R: 1 E: 0 K: 0 S: 4 H: 1 LOB: 2 BB: 2 P: 12	R: 0 E: 0 K: 0 S: 4 H: 1 LOB: 1 BB: 0 P: 4	R: 1 E: 0 K: 0 S: 5 H: 2 LOB: 1 BB: 0 P: 5	R: 0 E: 0 K: 0 S: 4 H: 2 LOB: 1 BB: 0 P: 4	R: 0 E: 0 K: 0 S: 3 H: 0 LOB: 0 BB: 0 P: 3	R: 0 E: 0 K: 0 S: 3 H: 0 LOB: 0 BB: 0 P: 3	R: 0 E: 0 K: 0 S: 5 H: 2 LOB: 2 BB: 0 P: 5	R: 1 E: 0 K: 1 S: 6 H: 2 LOB: 2 BB: 2 P: 14	R: 3 E: 0 K: 1 S: 6 H: 1 LOB: 0 BB: 0 P: 8	1B: 8 2B: 1 3B: 0 HR: 2	SF: 0 SAC: 2 DP: 1 HBP: 2						

	AB	34
	R	6
	H	11
	RBI	6
	BB	4
	SO	2
	LOB	17

	WP: 0	PA: 42
	PB: 0	
	SB: 0	
	CS: 0	

PITCHER		IP	WLS	BF	H	R	ER	SO	BB	IBB	HBP	BLK	WP	HR	S	P	ERA	WHIP
Ned Garver, R ERA: 2.97	(1, 1)	7.0	L	30	8	2	2	0	2	0	0	0	0	1	28	36	2.57	1.429
Tom Sturdivant, R ERA: 4.54	(8, 1)	1.0		8	2	3	3	1	1	1	2	0	0	0	6	16	27.00	3.000
Ray Herbert, R ERA: 4.27	(9, 1)	1.0		4	1	1	1	1	0	0	0	0	0	1	6	6	9.00	1.000

PITCHER	IP	WLS	BF	H	R	ER	SO	BB	IBB	HBP	BLK	WP	HR	S	P	ERA	WHIP

Batter	1	2	3	4	5	6	7	8	9	AB	R	H	RBI	BB	SO	LOB
Bill Tuttle, R (1, 8) OBP: 0.391, SLG: 0.435	WP 1B		6-3		FC6-4 BB		1-3 1B		1-H 3B	4	0	3	1	1	0	0
Whitey Herzog, L (1, 9) OBP: 0.449, SLG: 0.406	L8		BB		FC6-4		K		F7	4	0	0	0	1	1	4
Dick Williams, R (1, 7) OBP: 0.336, SLG: 0.489	F7		F7		K			5-3		4	0	0	0	0	1	3
Ray Boone, R (1, 3) OBP: 0.417, SLG: 0.406	1-3 BB		K		P6			BB		2	0	0	0	2	1	2
Jerry Lumpe, L (1, 4) OBP: 0.326, SLG: 0.295	4-3			K		F5		L6		4	0	0	0	0	1	3
Hal Smith, R (1, 5) OBP: 0.336, SLG: 0.294		6-3		1-3		1-3		5-3		4	0	0	0	0	0	1
Frank House, L (1, 2) OBP: 0.323, SLG: 0.400		BB		BB 1B		3-1			F5	3	0	1	0	1	0	0
Joe Demaestri, R (1, 6) OBP: 0.337, SLG: 0.441		K		1-2 BB			1B 1B		3B HBP	2	1	1	0	1	1	1
Ned Garver, R (1, 1) OBP: 0.385, SLG: 0.333		P4		5-3			F7		K	2	0	0	0	0	0	3
Preston Ward, L (7, PH) OBP: 0.222, SLG: 0.322										1	0	0	0	0	0	1
Tom Sturdivant, L (8, 1)										0	0	0	0	0	0	0
Ray Herbert, R (9, 1) OBP: 0.318, SLG: 0.250										0	0	0	0	0	0	0
Kent Hadley, L (9, PH) OBP: 0.289, SLG: 0.415										1	0	0	0	0	1	1
Inning Stats	R: 0 E: 0 K: 0 S: 4 H: 1 LOB: 2 BB: 1 P: 8	R: 0 E: 0 K: 1 S: 5 H: 0 LOB: 1 BB: 1 P: 9	R: 0 E: 0 K: 1 S: 5 H: 0 LOB: 1 BB: 1 P: 9	R: 0 E: 0 K: 1 S: 6 H: 1 LOB: 2 BB: 1 P: 10	R: 0 E: 0 K: 1 S: 5 H: 0 LOB: 1 BB: 1 P: 9	R: 0 E: 0 K: 0 S: 3 H: 0 LOB: 0 BB: 0 P: 3	R: 0 E: 0 K: 1 S: 6 H: 2 LOB: 1 BB: 0 P: 6	R: 0 E: 0 K: 0 S: 3 H: 0 LOB: 1 BB: 1 P: 7	R: 1 E: 0 K: 1 S: 6 H: 1 LOB: 1 BB: 0 P: 7	1B: 4 2B: 0 3B: 1 HR: 0	SF: 0 SAC: 0 DP: 0 HBP: 1			WP: 2 PB: 0 SB: 0 CS: 0		PA: 38	

PITCHER	IP	WLS	BF	H	R	ER	SO	BB	IBB	HBP	BLK	WP	HR	S	P	ERA	WHIP
Milt Pappas, R (1, 1) ERA: 5.58	9.0	W	38	5	1	1	6	6	0	1	0	1	0	43	68	1.00	1.222

PITCHER	IP	WLS	BF	H	R	ER	SO	BB	IBB	HBP	BLK	WP	HR	S	P	ERA	WHIP

BOTTOM

Baltimore Orioles @ Kansas City Athletics

Municipal Stadium, Kansas City, MO

Fri Jun 05 1959, 8:05 PM EDT

Att. 17,025 - Unknown

livebaseballscorecards.com

AB	31
R	1
H	5
RBI	1
BB	6
SO	6
LOB	19

Batter	1	2	3	4	5	6	7	8	9	AB	R	H	RBI	BB	SO	LOB
Willie Tasby, R (1, 8) OBP: 0.351, SLG: 0.435	PB 1B 1B	K			6-3		6-3			4	0	1	0	0	1	1
Gene Woodling, L (1, 9) OBP: 0.389, SLG: 0.517	F2		FC5-4 BB		K		P5			3	0	0	0	1	1	1
Bob Nieman, R (1, 7) OBP: 0.327, SLG: 0.420	F8		L8		6-3			F9		4	0	0	0	0	0	2
Gus Triandos, R (1, 2) OBP: 0.402, SLG: 0.544	PB 1-2 1B		F3			K		F3		4	0	1	0	0	1	1
Chico Carrasquel, R (1, 6) OBP: 0.288, SLG: 0.279	K 1-2 2-3		FC5-4 1-2f			K FC4-6 1B		F2		4	0	0	0	0	2	3
Jim Finigan, R (1, 5) OBP: 0.300, SLG: 0.305		1B 1B G6-4-3 BB		F8		FC4-6 1-2 1B			L6	3	1	1	0	1	0	0
Bob Boyd, L (1, 3) OBP: 0.272, SLG: 0.276		G6-4-3 1-2 1B		L8		FC4-6 1-2f 2-3 FC6-4			L6	4	0	1	0	0	0	2
Billy Gardner, R (1, 4) OBP: 0.310, SLG: 0.319		G6-4-3 1-2 2-3 1B		BB		FC6-4 1-2f			F9	3	0	1	0	1	0	2
Hal Brown, R (1, 1) Al Pilarcik, L (7, PH) OBP: 0.333, SLG: 0.423 Arnie Portocarrero, R (7, 1)		G6-4-3 1-2f 2-3 3-H		F7			4-3			2 1 0	0 0 0	0 0 0	0 0 0	0 0 0	0 0 0	3 0 0

TOP

Baltimore Orioles @ Kansas City Athletics

Municipal Stadium, Kansas City, MO

Sat Jun 06 1959, 8:05 PM EDT

Att. 30,319 - Unknown

livebaseballscorecards.com

AB	32
R	1
H	5
RBI	0
BB	3
SO	5
LOB	15

Inning Stats	1	2	3	4	5	6	7	8	9
	R: 0 E: 0 K: 1 S: 7	R: 1 E: 0 K: 1 S: 6	R: 0 E: 0 K: 0 S: 3	R: 0 E: 0 K: 0 S: 3	R: 0 E: 0 K: 1 S: 5	R: 0 E: 0 K: 2 S: 9	R: 0 E: 0 K: 0 S: 3	R: 0 E: 0 K: 0 S: 3	R: 0 E: 0 K: 0 S: 3
	H: 2 LOB: 2 BB: 0 P: 7	H: 2 LOB: 1 BB: 1 P: 10	H: 0 LOB: 1 BB: 1 P: 7	H: 0 LOB: 1 BB: 1 P: 7	H: 0 LOB: 0 BB: 0 P: 5	H: 1 LOB: 2 BB: 0 P: 9	H: 0 LOB: 0 BB: 0 P: 3	H: 0 LOB: 0 BB: 0 P: 3	H: 0 LOB: 0 BB: 0 P: 3

1B: 5	SF: 0
2B: 0	SAC: 0
3B: 0	DP: 1
HR: 0	HBP: 0

WP: 1	PA: 35
PB: 1	
SB: 0	
CS: 0	

PITCHER	IP	WLS	BF	H	R	ER	SO	BB	IBB	HBP	BLK	WP	HR	S	P	ERA	WHIP
Bud Daley, L (1, 1) ERA: 1.41	9.0	W	35	5	1	1	5	3	0	0	0	1	0	42	54	1.00	0.889

PITCHER	IP	WLS	BF	H	R	ER	SO	BB	IBB	HBP	BLK	WP	HR	S	P	ERA	WHIP

BOTTOM

Baltimore Orioles @ Kansas City Athletics

Municipal Stadium, Kansas City, MO

Sat Jun 06 1959, 8:05 PM EDT

Att. 30,319 - Unknown

livebaseballscorecards.com

Batter	1	2	3	4	5	6	7	8	9	AB	R	H	RBI	BB	SO	LOB
Bill Tuttle, R (1, 8) OBP: 0.379, SLG: 0.424	L7	L1		6-3		F8		SF9 2-3 3-H		4	0	0	1	0	0	1
Whitey Herzog, L (1, 9) OBP: 0.462, SLG: 0.423	2B		SH3-4 2B 1B	BB			4-3	G6-4-3 1-2 BB		3	1	2	0	2	0	0
Dick Williams, R (1, 5) (8, 7) OBP: 0.333, SLG: 0.478	F2		SH3-4 1-2	P6			F8 BB HBP	G6-4-3 1-2f		3	0	0	0	0	0	5
Ray Boone, R (1, 3) OBP: 0.443, SLG: 0.479 Kent Hadley, L (7, PR) OBP: 0.289, SLG: 0.415 (8, 3)	BB		G3 2B 2-H 2B		HR		1-2 BB			2 0	2 0	2 0	2 0	2 0	0 0	0 0
Jerry Lumpe, L (1, 4) OBP: 0.323, SLG: 0.293	F7		G3 2-3		G4-6-3 1B		F8 2-3			4	0	1	0	0	0	5
Zeke Bella, R (1, 7) OBP: 0.296, SLG: 0.400 Hal Smith, R (8, 5) OBP: 0.336, SLG: 0.294		1B 3B	2B 3-H		G4-6-3 1-2f		B5-3			4 0	1 0	2 0	1 0	0 0	0 0	3 0
Frank House, L (1, 2) OBP: 0.327, SLG: 0.399		P6 IBB			3-1			1B SF9 1B 1B		3	1	1	0	1	0	1
Joe Demaestri, R (1, 6) OBP: 0.335, SLG: 0.436		P4	F9			K		SF9 1B 1-2 1B		4	0	1	0	0	1	3
Bud Daley, L (1, 1) OBP: 0.440, SLG: 0.435		1B 3-H		6-3		L6		BB 1-2 2-3 1B		4	0	2	1	0	0	0
Inning Stats	R: 0 E: 0 K: 0 S: 4 H: 1 LOB: 2 BB: 1 P: 8	R: 1 E: 0 K: 0 S: 5 H: 2 LOB: 1 BB: 0 P: 5	R: 2 E: 0 K: 0 S: 6 H: 3 LOB: 2 BB: 1 P: 10	R: 0 E: 0 K: 0 S: 3 H: 0 LOB: 1 BB: 1 P: 7	R: 1 E: 0 K: 0 S: 4 H: 2 LOB: 0 BB: 0 P: 4	R: 0 E: 0 K: 1 S: 5 H: 0 LOB: 0 BB: 0 P: 5	R: 0 E: 0 K: 0 S: 3 H: 0 LOB: 2 BB: 1 P: 8	R: 1 E: 0 K: 0 S: 5 H: 3 LOB: 2 BB: 1 P: 9		1B: 6 2B: 3 3B: 1 HR: 1 SF: 1 SAC: 1 DP: 2 HBP: 1						

	AB	31
	R	5
	H	11
	RBI	5
	BB	5
	SO	1
	LOB	18

PITCHER	IP	WLS	BF	H	R	ER	SO	BB	IBB	HBP	BLK	WP	HR	S	P	ERA	WHIP
Hal Brown, R (1, 1) ERA: 2.72	6.0	L	28	8	4	4	1	2	1	0	0	0	1	27	39	6.00	1.667
Arnie Portocarrero, R (7, 1) ERA: 8.9	2.0		11	3	1	1	0	2	0	1	0	0	0	8	17	4.50	2.500

PITCHER	IP	WLS	BF	H	R	ER	SO	BB	IBB	HBP	BLK	WP	HR	S	P	ERA	WHIP

Batter	1	2	3	4	5	6	7	8	9	AB	R	H	RBI	BB	SO	LOB
Willie Tasby, R (1, 8) OBP: 0.343, SLG: 0.425	SSS 0-3 ① K		x 0-0 ①② G1-4-3 1-2f		x 0-0 ③ 6-3		x 0-0 ① 6-3		x 0-0 ② 6-3	5	0	0	0	0	1	1
Al Pilarcik, L (1, 9) OBP: 0.349, SLG: 0.420	BBBB 4-0 BB		x 0-0 ③ P5			BBBB 4-0 E S HR BB	x 0-0 BB 1B		x 0-0 E4 S	3	1	1	0	2	0	0
Gene Woodling, L (1, 7) OBP: 0.383, SLG: 0.503 Albie Pearson, L (9, 7) OBP: 0.324, SLG: 0.222	x 0-0 ② F8			x 0-0 ① P4		x 0-0 ① F9 1-3	BBBB 4-0 1-2 BB		x 0-0 ③ F7 1-2	4 0	0 0	0 0	0 0	1 0	0 0	3 0
Gus Triandos, R (1, 2) OBP: 0.399, SLG: 0.557	SSS 0-3 ③ K			x 0-0 ② F9		x 0-0 HR 3-H	x 0-0 ② F8			4	1	1	2	0	1	3
Bob Hale, L (1, 3) OBP: 0.219, SLG: 0.281 Whitey Lockman, L (6, 3) OBP: 0.310, SLG: 0.281		x 0-0 ① 1-6-3		x 0-0 1B 2B		x 0-0 ② 4-3	x 0-0 ③ F7			3 1	1 0	1 0	0 0	0 0	0 0	0 2
Billy Klaus, L (1, 5) OBP: 0.343, SLG: 0.300		x 0-0 ② 6-3		x 0-0 FC5-4 2-H 1B		x 0-0 2B 1B		x 0-0 ① 4-3		4	0	2	1	0	0	0
Chico Carrasquel, R (1, 6) OBP: 0.293, SLG: 0.292		x 0-0 1B		x 0-0 ③ FC5-4 1-2f		x 0-0 1-3 2B		x 0-0 ② 5-3		4	0	2	0	0	0	1
Billy Gardner, R (1, 4) OBP: 0.308, SLG: 0.312		x 0-0 ③ 5-3			x 0-0 ① 5-3	4-0 IBB		SSS 0-3 ③ K		3	0	0	0	1	1	1
Hoyt Wilhelm, R (1, 1) OBP: 0.121, SLG: 0.033			BBBB 4-0 G1-4-3 BB		x 0-0 ② 4-3	x 0-0 ③ 5-3			x 0-0 ① 4-3	3	0	0	0	1	0	3
Inning Stats	R: 0 H: 0 E: 0 LOB: 1 K: 2 BB: 1 S: 7 P: 11	R: 0 H: 1 E: 0 LOB: 1 K: 0 BB: 0 S: 4 P: 4	R: 0 H: 0 E: 0 LOB: 0 K: 0 BB: 1 S: 2 P: 6	R: 1 H: 2 E: 0 LOB: 1 K: 0 BB: 0 S: 5 P: 5	R: 0 H: 0 E: 0 LOB: 0 K: 0 BB: 0 S: 3 P: 3	R: 2 H: 3 E: 0 LOB: 3 K: 0 BB: 2 S: 6 P: 14	R: 0 H: 1 E: 0 LOB: 2 K: 0 BB: 1 S: 4 P: 8	R: 0 H: 0 E: 0 LOB: 0 K: 1 BB: 0 S: 5 P: 5	R: 0 H: 0 E: 1 LOB: 1 K: 0 BB: 0 S: 4 P: 4	1B: 4 SF: 0 2B: 2 SAC: 0 3B: 0 DP: 1 HR: 1 HBP: 0				WP: 0 PA: 39 PB: 0 SB: 2 CS: 0		

PITCHER	IP	WLS	BF	H	R	ER	SO	BB	IBB	HBP	BLK	WP	HR	S	P	ERA	WHIP
Ray Herbert, R (1, 1) ERA: 4.29	6.0	L	27	6	3	3	2	3	1	0	0	0	1	27	43	4.50	1.500
Russ Meyer, R (7, 1) ERA: 2.63	2.0		8	1	0	0	1	1	0	0	0	0	0	9	13	0.00	1.000
Murry Dickson, R (9, 1) ERA: 3.86	1.0		4	0	0	0	0	0	0	0	0	0	0	4	4	0.00	0.000

PITCHER	IP	WLS	BF	H	R	ER	SO	BB	IBB	HBP	BLK	WP	HR	S	P	ERA	WHIP

TOP

Baltimore Orioles @ Kansas City Athletics

Municipal Stadium, Kansas City, MO

Sun Jun 07 1959, 8:05 PM EDT

Att. 15,600 - Unknown

livebaseballscorecards.com

AB	34
R	3
H	7
RBI	3
BB	5
SO	3
LOB	14

Batter	1	2	3	4	5	6	7	8	9	AB	R	H	RBI	BB	SO	LOB
Bill Tuttle, R (1, 8) OBP: 0.376, SLG: 0.416	6-3		5-3			K		BB		3	0	0	0	1	1	0
Whitey Herzog, L (1, 9) OBP: 0.449, SLG: 0.407	P6			K			1-4-3	5-3		4	0	0	0	0	1	3
Dick Williams, R (1, 5) OBP: 0.338, SLG: 0.493	P6			L5-4 2B			2B		5-3	4	0	2	0	0	0	0
Ray Boone, R (1, 3) OBP: 0.435, SLG: 0.467		K2-6-2 1B		L5-4 2-3			5-3		5-3	4	0	1	0	0	0	2
Jerry Lumpe, L (1, 4) OBP: 0.320, SLG: 0.291		K2-6-2 1-2f			G4-3 1B		L3		4-3	4	0	1	0	0	1	2
Zeke Bella, R (1, 7) OBP: 0.333, SLG: 0.429		1B			G4-3 1-2f			BB 1B		3	0	2	0	0	0	1
Frank House, L (1, 2) OBP: 0.321, SLG: 0.391		4-3			4-3			P4		3	0	0	0	0	0	2
Joe Demaestri, R (1, 6) OBP: 0.335, SLG: 0.434			4-3			6-3		BB 1B 1-2		3	0	1	0	0	0	0
Ray Herbert, R (1, 1) OBP: 0.304, SLG: 0.238			L6			4-3		K		1	0	0	0	0	0	0
Wayne Terwilliger, R (6, PH) OBP: 0.208, SLG: 0.333										1	0	0	0	0	0	0
Russ Meyer, S (7, 1)										0	0	0	0	0	0	0
Preston Ward, L (8, PH) OBP: 0.219, SLG: 0.317										1	0	0	0	0	1	2
Murry Dickson, R (9, 1) OBP: 0.500, SLG: 0.500										0	0	0	0	0	0	0
Inning Stats	R: 0 E: 0 K: 0 S: 3 H: 0 LOB: 0 BB: 0 P: 3	R: 0 E: 0 K: 1 S: 6 H: 2 LOB: 1 BB: 0 P: 6	R: 0 E: 0 K: 0 S: 3 H: 0 LOB: 0 BB: 0 P: 3	R: 0 E: 0 K: 1 S: 5 H: 1 LOB: 0 BB: 0 P: 5	R: 0 E: 0 K: 0 S: 3 H: 1 LOB: 0 BB: 0 P: 3	R: 0 E: 0 K: 1 S: 5 H: 0 LOB: 0 BB: 0 P: 5	R: 0 E: 0 K: 0 S: 4 H: 1 LOB: 1 BB: 0 P: 4	R: 0 E: 0 K: 1 S: 7 H: 2 LOB: 3 BB: 1 P: 11	R: 0 E: 0 K: 0 S: 3 H: 0 LOB: 0 BB: 0 P: 3	1B: 5 2B: 4 3B: 0 HR: 0 SF: 0 SAC: 0 DP: 3 HBP: 0						

PITCHER	IP	WLS	BF	H	R	ER	SO	BB	IBB	HBP	BLK	WP	HR	S	P	ERA	WHIP
Hoyt Wilhelm, R (1, 1) ERA: 1.0	9.0	W	32	7	0	0	4	1	0	0	0	0	0	39	43	0.00	0.889

PITCHER	IP	WLS	BF	H	R	ER	SO	BB	IBB	HBP	BLK	WP	HR	S	P	ERA	WHIP

BOTTOM

Baltimore Orioles @ Kansas City Athletics

Municipal Stadium, Kansas City, MO

Sun Jun 07 1959, 8:05 PM EDT

Att. 15,600 - Unknown

livebaseballscorecards.com

AB	31
R	0
H	7
RBI	0
BB	1
SO	4
LOB	12

Cleveland Indians @ Baltimore Orioles

Memorial Stadium, Baltimore, MD

Tue Jun 09 1959, 7:05 PM EDT

Att. 46,601 - Unknown

TOP

livebaseballscorecards.com

Batter	1	2	3	4	5	6	7	8	9	AB	R	H	RBI	BB	SO	LOB
Woodie Held, R (1, 6) OBP: 0.333, SLG: 0.447	1-3		2B 1B		K		P3			4	1	1	0	0	1	3
George Strickland, R (1, 5) OBP: 0.340, SLG: 0.409	K		FC6-5 1-H 2B		F9		K			4	0	1	1	0	2	3
Minnie Minoso, R (1, 7) OBP: 0.353, SLG: 0.433	F7		FC6-5 CS 2-3			F7	K			4	0	0	0	0	1	4
Rocky Colavito, R (1, 9) OBP: 0.344, SLG: 0.538		F7	CS 1-2	5-3		BB		F5		3	0	0	0	1	0	0
Vic Power, R (1, 3) OBP: 0.319, SLG: 0.439		1B FC6-4 1B		E 1B E 1B		F3		G4-6-3 BB		3	2	2	0	1	0	1
Ed Fitz Gerald, R (1, 2) OBP: 0.282, SLG: 0.287		FC6-4 1-3 1B		K		P4		G4-6-3 1-2f		3	0	1	0	0	1	2
Russ Nixon, L (8, PH) OBP: 0.231, SLG: 0.204 (8, 2)										1	0	0	0	0	0	1
Billy Martin, R (1, 4) OBP: 0.281, SLG: 0.387		FC6-4 1-2f 3-H		E1 E 1-3 1B			2B 1B		F8	4	0	2	1	0	0	1
Jim Piersall, R (1, 8) OBP: 0.291, SLG: 0.322		F7		K 2-3 3-H			1-3 2B		P3	2	0	0	0	0	1	2
Willie Jones, R (7, PH) OBP: 0.347, SLG: 0.470										1	0	1	0	0	0	0
Al Cicotte, R (7, 1)										0	0	0	0	0	0	0
Carroll Hardy, R (9, PH) OBP: 0.172, SLG: 0.111										1	0	0	0	0	0	0
Mudcat Grant, R (1, 1) OBP: 0.053, SLG: 0.053			P3		6-3				K	2	0	0	0	0	0	0
Cal McLish, S (6, 1) OBP: 0.240, SLG: 0.217										0	0	0	0	0	0	0
Tito Francona, L (7, PH) OBP: 0.425, SLG: 0.647										1	0	0	0	1	1	0
(7, 8)																

	AB	33
	R	3
	H	8
	RBI	2
	BB	3
	SO	7
	LOB	17

Inning Stats																		
	R: 0	H: 0	R: 1	H: 2	R: 1	H: 2	R: 1	H: 2	R: 0	H: 0	R: 0	H: 0	R: 0	H: 2	R: 0	H: 0	R: 0	H: 0
	E: 0	LOB: 0	E: 0	LOB: 1	E: 0	LOB: 0	E: 2	LOB: 1	E: 0	LOB: 0	E: 0	LOB: 1	E: 0	LOB: 3	E: 0	LOB: 0	E: 0	LOB: 0
	K: 1	BB: 0	K: 0	BB: 0	K: 0	BB: 0	K: 2	BB: 0	K: 1	BB: 0	K: 0	BB: 1	K: 2	BB: 1	K: 0	BB: 1	K: 1	BB: 0
	S: 5	P: 5	S: 5	P: 5	S: 4	P: 4	S: 9	P: 9	S: 5	P: 5	S: 3	P: 7	S: 9	P: 13	S: 2	P: 6	S: 5	P: 5

	1B: 6	SF: 0	WP: 0	PA: 37
	2B: 2	SAC: 0	PB: 0	
	3B: 0	DP: 1	SB: 0	
	HR: 0	HBP: 0	CS: 1	

PITCHER		IP	WLS	BF	H	R	ER	SO	BB	IBB	HBP	BLK	WP	HR	S	P	ERA	WHIP
Billy O'Dell, L ERA: 4.21	(1, 1)	4.0		17	6	3	2	3	0	0	0	0	0	0	23	23	4.50	1.500
Ernie Johnson, R ERA: 1.88	(5, 1)	2.0	W	10	2	0	0	1	2	0	0	0	0	0	10	18	0.00	2.000
Billy Loes, R ERA: 1.63	(7, 1)	3.0	S	9	0	0	0	3	1	0	0	0	0	0	14	18	0.00	0.333

PITCHER	IP	WLS	BF	H	R	ER	SO	BB	IBB	HBP	BLK	WP	HR	S	P	ERA	WHIP

Batter	1	2	3	4	5	6	7	8	9	AB	R	H	RBI	BB	SO	LOB
Chico Carrasquel, R (1, 6) OBP: 0.296, SLG: 0.311	F7		F2		BB, E, BB	1-H, HR		6-3		4	2	1	2	1	0	1
Al Pilarcik, L (1, 9) OBP: 0.367, SLG: 0.429	6-3		FC5-4, 1B		BB, E, E, 1-2	1B, 2-1, 1B				3	1	2	0	1	0	0
Willie Tasby, R (1, 8) OBP: 0.350, SLG: 0.428	HR, BB		FC5-4, 1B, 1-2f		E1, 1-H, 2-H, 1B	1-3, 1B				3	2	2	0	1	0	1
Gene Woodling, L (1, 7) OBP: 0.392, SLG: 0.530	1-H, HR		1-3, 1B		F8	2-1, 3-H	1B			4	1	3	2	0	0	0
Willy Miranda, S (8, 5) OBP: 0.150, SLG: 0.179										0	0	0	0	0	0	0
Gus Triandos, R (1, 2) OBP: 0.396, SLG: 0.545	BB		1-3		F8		K			3	0	0	0	1	1	2
Bob Hale, L (1, 3) OBP: 0.194, SLG: 0.250	F7			G3	F7		F8			4	0	0	0	0	0	1
Whitey Lockman, L (8, 3) OBP: 0.310, SLG: 0.281										0	0	0	0	0	0	0
Billy Klaus, L (1, 5) OBP: 0.343, SLG: 0.312		F8		2B		F9		F8		3	0	1	0	0	0	0
Albie Pearson, L (8, 7) OBP: 0.321, SLG: 0.220										1	0	0	0	0	0	0
Billy Gardner, R (1, 4) OBP: 0.307, SLG: 0.317		P6		5-3		P3		2B		4	0	1	0	0	0	1
Billy O'Dell, S (1, 1) OBP: 0.211, SLG: 0.294		P6		G3		HR, 1B		1-3		1	0	0	0	0	0	0
Bob Boyd, L (4, PH) OBP: 0.270, SLG: 0.275										1	0	0	0	0	0	1
Ernie Johnson, R (5, 1) OBP: 0.500, SLG: 0.500										1	1	1	0	0	0	0
Billy Loes, R (7, 1)										1	0	0	0	0	0	1
Inning Stats	R: 2 E: 0 K: 0 S: 4 H: 1 LOB: 1 BB: 2 P: 12		R: 0 E: 0 K: 0 S: 5 H: 2 LOB: 2 BB: 0 P: 5	R: 0 E: 0 K: 0 S: 4 H: 1 LOB: 1 BB: 0 P: 4	R: 3 E: 1 K: 0 S: 4 H: 1 LOB: 0 BB: 2 P: 12	R: 2 E: 0 K: 0 S: 6 H: 4 LOB: 2 BB: 0 P: 6	R: 0 E: 0 K: 1 S: 5 H: 1 LOB: 0 BB: 0 P: 5	R: 0 E: 0 K: 0 S: 4 H: 1 LOB: 1 BB: 0 P: 4								

PITCHER		IP	WLS	BF	H	R	ER	SO	BB	IBB	HBP	BLK	WP	HR	S	P	ERA	WHIP
Mudcat Grant, R ERA: 2.5	(1, 1)	5.0	L	24	5	5	3	0	4	0	0	0	0	1	20	36	5.40	1.800
Cal McLish, R ERA: 3.52	(6, 1)	1.0		7	4	2	2	0	0	0	0	0	0	1	6	6	18.00	4.000
Al Cicotte, R ERA: 3.55	(7, 1)	2.0		7	2	0	0	1	0	0	0	0	0	0	9	9	0.00	1.000

PITCHER	IP	WLS	BF	H	R	ER	SO	BB	IBB	HBP	BLK	WP	HR	S	P	ERA	WHIP

BOTTOM

Cleveland Indians @ Baltimore Orioles

Memorial Stadium, Baltimore, MD

Tue Jun 09 1959, 7:05 PM EDT

Att. 46,601 - Unknown

livebaseballscorecards.com

AB	33
R	7
H	11
RBI	4
BB	4
SO	1
LOB	8

1B: 7	SF: 0	WP: 0	PA: 37
2B: 2	SAC: 0	PB: 0	
3B: 0	DP: 0	SB: 0	
HR: 2	HBP: 0	CS: 0	

Cleveland Indians @ Baltimore Orioles

Memorial Stadium, Baltimore, MD

Wed Jun 10 1959, 7:05 PM EDT

Att. 15,883 - Unknown

TOP

livebaseballscorecards.com

Batter	1	2	3	4	5	6	7	8	9	AB	R	H	RBI	BB	SO	LOB
Woodie Held, R (1, 6) OBP: 0.330, SLG: 0.446	F8	K		F9		4-3 2B		F7		5	1	1	0	0	1	0
Vic Power, R (1, 3) OBP: 0.317, SLG: 0.431	4-3		HR BB	F7		4-3 2-3		4-3		4	1	0	0	1	0	1
Tito Francona, L (1, 8) OBP: 0.422, SLG: 0.641	BB HR 1B		P6		K	HR 3-H			4-3	5	2	2	1	0	1	1
Rocky Colavito, R (1, 9) OBP: 0.359, SLG: 0.608	1-2 HR BB		1-H HR		HR	2-H HR			HR	4	5	4	6	1	0	0
Minnie Minoso, R (1, 7) OBP: 0.359, SLG: 0.452	1-H 2-H HR		S 1B		2B 1B	F9			5-3	5	1	3	3	0	0	0
Willie Jones, R (1, 5) OBP: 0.342, SLG: 0.462 George Strickland, R (5, 5) OBP: 0.342, SLG: 0.411	6-3		K	F2			F8		FC6-4 1B	3 2	0 0	0 1	0 0	0 0	1 0	2 0
Dick Brown, R (1, 2) OBP: 0.357, SLG: 0.333		F8	1-2 BB		1-3 2B		F7		FC6-4 1-2f	4	0	1	0	1	0	1
Billy Martin, R (1, 4) OBP: 0.282, SLG: 0.405 Ray Webster, R (7, PH) OBP: 0.130, SLG: 0.227 (7, 4)		HR	F9		F3		P6			3 1	1 0	1 0	1 0	0 0	0 0	4 0
Gary Bell, R (1, 1) OBP: 0.160, SLG: 0.125 Mike Garcia, R (7, 1)		4-3		K		F8		6-3		3 1	0 0	0 0	0 0	0 0	1 0	0 0

	AB	40
	R	11
	H	13
	RBI	11
	BB	3
	SO	4
	LOB	9

Inning Stats	1	2	3	4	5	6	7	8	9	1B: 4	SF: 0	WP: 0	PA: 43
	R: 3	H: 2	R: 1	H: 1	R: 2	H: 2	R: 0	H: 0	R: 1	H: 3	R: 3	H: 3	R: 0	H: 0	R: 0	H: 0	R: 1	H: 2	2B: 3	SAC: 0	PB: 0	
	E: 0	LOB: 0	E: 0	LOB: 0	E: 0	LOB: 2	E: 0	LOB: 0	E: 0	LOB: 0	E: 0	LOB: 0	E: 0	LOB: 0	E: 0	LOB: 1	E: 0	LOB: 0	3B: 0	DP: 0	SB: 1	
	K: 0	BB: 1	K: 1	BB: 0	K: 1	BB: 2	K: 1	BB: 0	K: 0	BB: 0	K: 0	BB: 0	K: 0	BB: 0	K: 0	BB: 0	K: 0	BB: 0	HR: 6	HBP: 0	CS: 0	
	S: 5	P: 9	S: 6	P: 6	S: 7	P: 15	S: 5	P: 5	S: 8	P: 8	S: 6	P: 6	S: 3	P: 3	S: 3	P: 3	S: 5	P: 5				

PITCHER		IP	WLS	BF	H	R	ER	SO	BB	IBB	HBP	BLK	WP	HR	S	P	ERA	WHIP
Jerry Walker, R ERA: 2.93	(1, 1)	2.1	L	13	4	6	6	1	2	0	0	0	0	3	13	21	23.14	2.571
Arnie Portocarrero, R ERA: 9.09	(3, 1)	3.1		18	7	4	4	3	1	0	0	0	0	2	23	27	10.80	2.400
George Zuverink, R ERA: 3.0	(6, 1)	1.1		4	0	0	0	0	0	0	0	0	0	0	4	4	0.00	0.000
Ernie Johnson, R ERA: 2.05	(8, 1)	2.0		8	2	1	1	0	0	0	0	0	0	1	8	8	4.50	1.000

PITCHER		IP	WLS	BF	H	R	ER	SO	BB	IBB	HBP	BLK	WP	HR	S	P	ERA	WHIP

BOTTOM

Cleveland Indians @ Baltimore Orioles

Memorial Stadium, Baltimore, MD

Wed Jun 10 1959, 7:05 PM EDT

Att. 15,883 - Unknown

Batter	1	2	3	4	5	6	7	8	9	AB	R	H	RBI	BB	SO	LOB
Albie Pearson, L (1, 8) OBP: 0.342, SLG: 0.234	BBBB 4-0 FC1-6 BB	BBBB 4-0 1B 1-2 2-3 BB		x 0-0 ③ F9			x 0-0 1B 1-3 2B 1-2 1B	x 0-0 FC6 1B		3	1	2	0	2	0	0
Al Pilarcik, L (1, 9) OBP: 0.358, SLG: 0.416	x 0-0 ① FC1-6 1B SF4 1-2f	x 0-0 1-2 2-H 3-H 1B			x 0-0 ① L4		x 0-0 ① 1-3 1-2 2-3	x 0-0 ③ FC6 1-2f		5	1	1	2	0	0	4
Gene Woodling, L (1, 7) OBP: 0.398, SLG: 0.532	x 0-0 1-3 1B	x 0-0 ③ F2			x 0-0 1B		x 0-0 BB 2B 2-3 3-H 1B		x 0-0 ① P2	5	1	3	1	0	0	2
Gus Triandos, R (1, 2) OBP: 0.395, SLG: 0.545 Joe Ginsberg, L (7, 2) OBP: 0.326, SLG: 0.300	x 0-0 ② SF4 3-H		x 0-0 FC3-6 1B		SSS 0-3 ② K		BBBB 4-0 2B 1-2 BB		SSS 0-3 ② K2-3	2 1	0 1	1 0	1 0	0 1	1 1	1 0
Bob Hale, L (1, 3) OBP: 0.179, SLG: 0.231 George Zuverink, R (6, 1) Bob Boyd, L (7, PH) OBP: 0.268, SLG: 0.273 Ernie Johnson, R (8, 1) OBP: 0.500, SLG: 0.500 Bob Nieman, R (9, PH) OBP: 0.331, SLG: 0.432	x 0-0 ③ L5		x 0-0 ① FC3-6 FC5-4 1-2f		x 0-0 ③ F8		x 0-0 ② F8		x 0-0 2B	3 0 1 0 1	0 0 0 0 1	0 0 0 0 1	0 0 0 0 0	0 0 0 0 0	0 0 0 0 0	3 0 3 0 0
Billy Klaus, L (1, 5) OBP: 0.345, SLG: 0.327		x 0-0 ① F9 SSS	0-3 ② K			x 0-0 ① P6	x 0-0 1-H 2-H 3-H 2B		x 0-0 2-H 1B	5	0	2	4	0	1	1
Chico Carrasquel, R (1, 6) OBP: 0.287, SLG: 0.301		x 0-0 ② P3	x 0-0 ③ FC5-4 1-2f			x 0-0 ② P6	SSS 0-3 ③ K		x 0-0 ③ F7	5	0	0	0	0	1	3
Billy Gardner, R (1, 4) OBP: 0.305, SLG: 0.315		x 0-0 BB 1B 1B 1B		x 0-0 ① F9		x 0-0 ③ 5-3		SSS 0-3 ① K		4	1	1	0	0	1	0
Jerry Walker, S (1, 1) OBP: 0.130, SLG: 0.130 Arnie Portocarrero, R (3, 1) Whitey Lockman, L (6, 3) OBP: 0.315, SLG: 0.277		x 0-0 BB 1-2 1B 1B		SSS 0-3 ② K		BBBB 4-0 1B 1-3 1B BB		x 0-0 ② P5		1 1 1	1 0 1	1 0 1	0 0 0	0 1 0	0 0 0	0 0 0
Inning Stats	R: 1 H: 1 E: 0 LOB: 1 K: 0 BB: 1 S: 4 P: 8	R: 2 H: 3 E: 0 LOB: 2 K: 0 BB: 1 S: 6 P: 10	R: 0 H: 1 E: 0 LOB: 1 K: 1 BB: 0 S: 6 P: 6	R: 0 H: 0 E: 0 LOB: 0 K: 1 BB: 0 S: 5 P: 5	R: 0 H: 1 E: 0 LOB: 1 K: 1 BB: 0 S: 6 P: 6	R: 0 H: 0 E: 0 LOB: 0 K: 0 BB: 0 S: 3 P: 3	R: 4 H: 3 E: 0 LOB: 1 K: 1 BB: 2 S: 8 P: 16	R: 0 H: 1 E: 0 LOB: 1 K: 1 BB: 0 S: 6 P: 6	R: 1 H: 2 E: 0 LOB: 1 K: 1 BB: 0 S: 7 P: 7	1B: 10 SF: 1 2B: 2 SAC: 0 3B: 0 DP: 0 HR: 0 HBP: 0						WP: 0 PA: 43 PB: 0 SB: 0 CS: 0	

PITCHER		IP	WLS	BF	H	R	ER	SO	BB	IBB	HBP	BLK	WP	HR	S	P	ERA	WHIP
Gary Bell, R ERA: 4.35	(1, 1)	6.1	W	31	8	7	7	3	4	0	0	0	0	0	33	49	9.95	1.895
Mike Garcia, R ERA: 2.4	(7, 1)	2.2	S	12	4	1	1	3	0	0	0	0	0	0	18	18	3.38	1.500

PITCHER	IP	WLS	BF	H	R	ER	SO	BB	IBB	HBP	BLK	WP	HR	S	P	ERA	WHIP

AB	38
R	8
H	12
RBI	8
BB	4
SO	6
LOB	17

livebaseballscorecards.com

Cleveland Indians @ Baltimore Orioles

Memorial Stadium, Baltimore, MD

Thu Jun 11 1959, 7:05 PM EDT

Att. 8,712 - Unknown

TOP

livebaseballscorecards.com

Batter	1	2	3	4	5	6	7	8	9	AB	R	H	RBI	BB	SO	LOB
Woodie Held, R (1, 6) OBP: 0.333, SLG: 0.444	F7		K		1B			2B BB		3	1	1	1	1	1	1
Vic Power, R (1, 3) OBP: 0.311, SLG: 0.422	F2		F9		F3			L7		4	0	0	0	0	0	3
Tito Francona, L (1, 8) OBP: 0.429, SLG: 0.651	1B		G3			2B		K		4	0	2	0	0	1	2
Rocky Colavito, R (1, 9) OBP: 0.357, SLG: 0.606	P4			4-3		5-3		1-H 2B		4	0	1	1	0	0	2
Minnie Minoso, R (1, 7) OBP: 0.353, SLG: 0.443		6-3		F9		FC G6-4-3		F9		4	0	0	0	0	0	2
Willie Jones, R (1, 5) OBP: 0.338, SLG: 0.457 George Strickland, R (5, 5) OBP: 0.338, SLG: 0.405		E5 BB		P6		G6-4-3 1-2f			L8	2 2	0 0	0 0	0 0	0 0	0 0	0 2
Dick Brown, R (1, 2) OBP: 0.389, SLG: 0.333		BBB 4-0 G6-4-3 1-2 BB			2-3 SH1-3 1B		F8		F3	3	1	1	0	1	0	0
Billy Martin, R (1, 4) OBP: 0.283, SLG: 0.404		G6-4-3 1-2f			SH1-3 1-2		2-3		1B	3	0	1	0	0	0	2
Don Ferrarese, R (1, 1) OBP: 0.280, SLG: 0.440			1B		2-3 2-3		F8		K	4	0	1	0	0	1	2

Inning Stats	R: 0 E: 0 K: 0 S: 4	H: 1 LOB: 1 BB: 0 P: 4	R: 0 E: 1 K: 0 S: 3	H: 0 LOB: 1 BB: 1 P: 7	R: 0 E: 0 K: 1 S: 6	H: 1 LOB: 1 BB: 0 P: 6	R: 0 E: 0 K: 0 S: 3	H: 0 LOB: 0 BB: 0 P: 3	R: 1 E: 0 K: 0 S: 5	H: 2 LOB: 1 BB: 0 P: 5	R: 0 E: 0 K: 0 S: 4	H: 1 LOB: 1 BB: 0 P: 4	R: 0 E: 0 K: 0 S: 3	H: 0 LOB: 0 BB: 0 P: 3	R: 1 E: 0 K: 1 S: 6	H: 1 LOB: 1 BB: 1 P: 10	R: 0 E: 0 K: 1 S: 6	H: 1 LOB: 1 BB: 0 P: 6	1B: 5 2B: 2 3B: 0 HR: 0	SF: 0 SAC: 1 DP: 2 HBP: 0	WP: 0 PB: 0 SB: 0 CS: 0	PA: 36

PITCHER	IP	WLS	BF	H	R	ER	SO	BB	IBB	HBP	BLK	WP	HR	S	P	ERA	WHIP
Milt Pappas, R (1, 1) ERA: 5.03	9.0	L	36	7	2	2	3	2	0	0	0	0	0	40	48	2.00	1.000

PITCHER	IP	WLS	BF	H	R	ER	SO	BB	IBB	HBP	BLK	WP	HR	S	P	ERA	WHIP

AB	33
R	2
H	7
RBI	2
BB	2
SO	3
LOB	16

Batter	1	2	3	4	5	6	7	8	9	AB	R	H	RBI	BB	SO	LOB
Chico Carrasquel, R (1, 6) OBP: 0.291, SLG: 0.306	1-3		2B		BB		FC5-4		4-3	4	0	1	0	1	0	1
Gene Woodling, L (1, 9) OBP: 0.394, SLG: 0.522	P4		BB		4-3		4-3			3	0	0	0	1	0	2
Bob Nieman, R (1, 7) OBP: 0.329, SLG: 0.422	K		5-3			F8		BB		3	0	0	0	1	1	3
Gus Triandos, R (1, 2) OBP: 0.397, SLG: 0.541		F9		G5-4-3		1B		P4		3	0	1	0	1	0	1
Willie Tasby, R (1, 8) OBP: 0.349, SLG: 0.422		G5-4-3		G5-4-3		F2		P2		3	0	0	0	1	0	3
Jim Finigan, R (1, 5) OBP: 0.309, SLG: 0.314		G5-4-3		5-3		S		FC6-4		4	0	2	0	0	0	1
Bob Boyd, L (1, 3) OBP: 0.262, SLG: 0.266			1-3		4-3	F7		FC6-4		4	0	0	0	0	0	4
Billy Gardner, R (1, 4) OBP: 0.304, SLG: 0.333			K		HR		K		F7	4	1	1	1	0	2	0
Milt Pappas, R (1, 1) OBP: 0.182, SLG: 0.143			2B		K		FC5-4		4-3	3	0	2	0	0	1	0
Albie Pearson, L (9, PH) OBP: 0.339, SLG: 0.232										1	0	0	0	0	0	0
Inning Stats	R: 0 H: 0 E: 0 LOB: 0 K: 1 BB: 0 S: 5 P: 5	R: 0 H: 0 E: 0 LOB: 0 K: 0 BB: 1 S: 2 P: 6	R: 0 H: 2 E: 0 LOB: 3 K: 1 BB: 1 S: 7 P: 11	R: 0 H: 0 E: 0 LOB: 0 K: 0 BB: 1 S: 2 P: 6	R: 1 H: 1 E: 0 LOB: 1 K: 1 BB: 1 S: 6 P: 10	R: 0 H: 2 E: 0 LOB: 2 K: 0 BB: 0 S: 5 P: 5	R: 0 H: 1 E: 0 LOB: 1 K: 1 BB: 0 S: 6 P: 6	R: 0 H: 1 E: 0 LOB: 2 K: 0 BB: 1 S: 4 P: 8	R: 0 H: 0 E: 0 LOB: 0 K: 0 BB: 0 S: 3 P: 3	1B: 5 SF: 0 2B: 1 SAC: 0 3B: 0 DP: 2 HR: 1 HBP: 0						

PITCHER	IP	WLS	BF	H	R	ER	SO	BB	IBB	HBP	BLK	WP	HR	S	P	ERA	WHIP
Don Ferrarese, L (1, 1) ERA: 3.0	9.0	W	37	7	1	1	4	5	0	0	0	0	1	40	60	1.00	1.333

PITCHER	IP	WLS	BF	H	R	ER	SO	BB	IBB	HBP	BLK	WP	HR	S	P	ERA	WHIP

BOTTOM

Cleveland Indians @ Baltimore Orioles

Memorial Stadium, Baltimore, MD

Thu Jun 11 1959, 7:05 PM EDT

Att. 8,712 - Unknown

livebaseballscorecards.com

AB	32
R	1
H	7
RBI	1
BB	5
SO	4
LOB	15

WP: 0 PA: 37
PB: 0
SB: 1
CS: 0

Batter	1	2	3	4	5	6	7	8	9	AB	R	H	RBI	BB	SO	LOB
Luis Aparicio, R (1, 6) OBP: 0.368, SLG: 0.384	S S S 0-3 ① K		x 0-0 ② SF8 3-H			x 0-0 ② 6-3		x 0-0 HR 2-3 1B		3	1	1	1	0	1	0
Nellie Fox, L (1, 4) OBP: 0.422, SLG: 0.456	x 0-0 ② F9		x 0-0 ③ F7			x 0-0 2B		x 0-0 1-H 3-H HR		4	1	2	3	0	0	0
Earl Torgeson, L (1, 3) OBP: 0.406, SLG: 0.444	x 0-0 ③ 4-3			x 0-0 ① G3		x 0-0 ③ 4-3		x 0-0 ② F5		4	0	0	0	0	0	1
Sherm Lollar, R (1, 2) OBP: 0.351, SLG: 0.434		B B B 4-0 BB		x 0-0 ② 6-3			x 0-0 ① F8	x 0-0 ③ F8		3	0	0	0	1	0	0
Jim Rivera, L (1, 9) OBP: 0.373, SLG: 0.630		x 0-0 ① L8		S S S 0-3 ③ K			x 0-0 F9 2B		x 0-0 ① 6-3	4	0	1	0	0	1	1
Bubba Phillips, R (1, 5) OBP: 0.343, SLG: 0.378		x 0-0 ② F6			x 0-0 ① F9		x 0-0 ② F9 2-3		x 0-0 ② 5-3	4	0	0	0	0	0	2
Johnny Callison, L (1, 7) OBP: 0.294, SLG: 0.273		x 0-0 ③ F7			x 0-0 ② L4		x 0-0 ③ F4		x 0-0 1B	4	0	1	0	0	0	2
Jim Landis, R (1, 8) OBP: 0.345, SLG: 0.328			x 0-0 E7 SH1-3 SF8 1B		x 0-0 ③ F9			x 0-0 1B HR 2B	x 0-0 ③ F8	4	2	2	0	0	0	1
Bob Shaw, R (1, 1) OBP: 0.148, SLG: 0.080			x 0-0 ① SH1-3 2-3			x 0-0 ① 1-3		x 0-0 ① F7		0	0	0	0	0	0	0
Barry Latman, R (3, 1) OBP: 0.182, SLG: 0.100										1	0	0	0	0	0	0
Rudy Arias, L (7, 1)										0	0	0	0	0	0	0
Billy Goodman, L (8, PH) OBP: 0.314, SLG: 0.244										1	0	0	0	0	0	1
Gerry Staley, R (8, 1)										0	0	0	0	0	0	0
Inning Stats	R: 0 E: 0 K: 1 S: 5 H: 0 LOB: 0 BB: 0 P: 5	R: 0 E: 0 K: 0 S: 3 H: 0 LOB: 1 BB: 1 P: 7	R: 1 E: 1 K: 0 S: 4 H: 1 LOB: 0 BB: 0 P: 4	R: 0 E: 0 K: 1 S: 5 H: 0 LOB: 0 BB: 0 P: 5	R: 0 E: 0 K: 0 S: 3 H: 0 LOB: 0 BB: 0 P: 3	R: 0 E: 0 K: 0 S: 4 H: 1 LOB: 1 BB: 0 P: 4	R: 0 E: 0 K: 0 S: 4 H: 1 LOB: 1 BB: 0 P: 4	R: 3 E: 0 K: 0 S: 6 H: 3 LOB: 0 BB: 0 P: 6	R: 0 E: 0 K: 0 S: 4 H: 1 LOB: 1 BB: 0 P: 4	1B: 3 2B: 3 3B: 0 HR: 1 SF: 1 SAC: 1 DP: 0 HBP: 0						

PITCHER		IP	WLS	BF	H	R	ER	SO	BB	IBB	HBP	BLK	WP	HR	S	P	ERA	WHIP
Hal Brown, R ERA: 2.53	(1, 1)	7.0		26	4	2	1	2	1	0	0	0	0	0	29	33	1.29	0.714
Billy Loes, R ERA: 2.12	(8, 1)	2.0	W	9	3	2	2	0	0	0	0	0	0	1	9	9	9.00	1.500

PITCHER	IP	WLS	BF	H	R	ER	SO	BB	IBB	HBP	BLK	WP	HR	S	P	ERA	WHIP

TOP

Chicago White Sox @ Baltimore Orioles

Memorial Stadium, Baltimore, MD

Sat Jun 13 1959, 3:33 AM EDT

Att. 8,081 - Unknown

livebaseballscorecards.com

AB	32
R	4
H	7
RBI	4
BB	1
SO	2
LOB	8

Batter	1	2	3	4	5	6	7	8	9	AB	R	H	RBI	BB	SO	LOB
Billy Klaus, L (1, 5) OBP: 0.353, SLG: 0.337	F5		2-3 2B 1B 3-H		CS SH1-3 1B		IBB			3	1	2	1	0	0	0
Bob Nieman, R (7, PH) OBP: 0.333, SLG: 0.422										0	0	0	0	1	0	0
Jim Finigan, R (8, 5) OBP: 0.309, SLG: 0.314										0	0	0	0	0	0	0
Al Pilarcik, L (1, 9) OBP: 0.357, SLG: 0.424	HR 2B		2-3 1-2		SH1-3 1-2		F5			3	1	1	0	0	0	3
Gene Woodling, L (1, 7) OBP: 0.397, SLG: 0.525	F4		BB L5 2B 2-H		BBB CS BB		F8			3	0	1	1	1	0	3
Albie Pearson, L (8, 7) OBP: 0.339, SLG: 0.232										0	0	0	0	0	0	0
Gus Triandos, R (1, 2) OBP: 0.403, SLG: 0.564	HR 2-H		H BB HBP		F9 1-2 2-3			F9		1	1	1	2	0	0	0
Joe Ginsberg, L (4, 2) OBP: 0.313, SLG: 0.286										2	0	0	0	0	0	2
Willie Tasby, R (1, 8) OBP: 0.351, SLG: 0.421	SSS K		BBBB BB 1-2 2-3			F9		HR 1B		3	1	1	0	1	1	0
Bob Boyd, L (1, 3) OBP: 0.262, SLG: 0.284		2-3	L5 3-H			F3		HR 1-H		4	1	1	2	0	0	3
Billy Gardner, R (1, 4) OBP: 0.303, SLG: 0.327		6-3	5-3			F8		BBBB CS BB		3	0	0	0	1	0	0
Willy Miranda, S (1, 6) OBP: 0.159, SLG: 0.186		F8	SSS K				SH1-3 1B	F5 1-2		4	0	1	0	0	1	1
Hal Brown, R (1, 1) OBP: 0.214, SLG: 0.250			1B 3B		SSS K		SH1-3 1-2			2	1	1	0	0	1	0
Billy Loes, R (8, 1)										0	0	0	0	0	0	0
Inning Stats	R: 2 E: 0 K: 1 S: 7 H: 2 LOB: 0 BB: 0 P: 7	R: 0 E: 0 K: 0 S: 3 H: 0 LOB: 0 BB: 0 P: 3	R: 2 E: 0 K: 0 S: 5 H: 3 LOB: 2 BB: 1 P: 10	R: 0 E: 0 K: 2 S: 7 H: 0 LOB: 0 BB: 0 P: 7	R: 0 E: 0 K: 0 S: 3 H: 1 LOB: 1 BB: 1 P: 7	R: 0 E: 0 K: 0 S: 3 H: 0 LOB: 0 BB: 0 P: 3	R: 0 E: 0 K: 0 S: 4 H: 1 LOB: 2 BB: 1 P: 8	R: 2 E: 0 K: 0 S: 4 H: 2 LOB: 0 BB: 1 P: 8		1B: 4 2B: 3 3B: 1 HR: 2	SF: 0 SAC: 2 DP: 1 HBP: 1						

BOTTOM

Chicago White Sox @ Baltimore Orioles

Memorial Stadium, Baltimore, MD

Sat Jun 13 1959, 3:33 AM EDT

Att. 8,081 - Unknown

livebaseballscorecards.com

AB	28
R	6
H	9
RBI	6
BB	4
SO	3
LOB	12

PITCHER	IP	WLS	BF	H	R	ER	SO	BB	IBB	HBP	BLK	WP	HR	S	P	ERA	WHIP
Bob Shaw, R (1, 1) ERA: 2.97	2.1		12	5	4	4	1	0	0	0	0	0	1	14	14	15.43	2.143
Barry Latman, R (3, 1) ERA: 5.97	4.0		15	2	0	0	2	2	0	1	0	0	0	16	25	0.00	1.000
Rudy Arias, L (7, 1) ERA: 3.2	0.2		3	0	0	0	0	0	1	0	0	0	0	2	6	0.00	0.000
Gerry Staley, R (8, 1) ERA: 1.38	1.0	L	5	2	2	2	0	1	0	0	0	0	1	4	8	18.00	3.000

PITCHER	IP	WLS	BF	H	R	ER	SO	BB	IBB	HBP	BLK	WP	HR	S	P	ERA	WHIP

WP: 0 PB: 0 SB: 0 CS: 3 PA: 35

Batter	1	2	3	4	5	6	7	8	9	AB	R	H	RBI	BB	SO	LOB
Luis Aparicio, R (1, 6) OBP: 0.373, SLG: 0.386	F3	BB, 1B		1B, 1-3, BB		1-3		1B, 1B		4	2	2	0	1	0	2
Nellie Fox, L (1, 4) OBP: 0.429, SLG: 0.461	1-3	BB		1-3, 1B		1B		1B, FC6-4, 1B		4	1	3	4	1	0	0
Jim Landis, R (1, 8) OBP: 0.348, SLG: 0.328 Larry Doby, L (1, 7) OBP: 0.288, SLG: 0.314 Sammy Esposito, R (8, PR) OBP: 0.182, SLG: 0.100 (8, 5)	HBP	F9		1-3		F8		FC6-4, 1B		0 4 0	0 0 0	0 1 0	0 2 0	0 0 0	0 0 0	0 4 0
Sherm Lollar, R (1, 3) OBP: 0.346, SLG: 0.427 Earl Torgeson, L (5, 3) OBP: 0.407, SLG: 0.445	K		F7	5-3			2B, FC4-2, 1B	F5		3 2	0 0	0 1	0 0	0 0	1 0	2 2
Bubba Phillips, R (1, 5) OBP: 0.350, SLG: 0.383 (8, 8)		L4-3, 1B, 3B, BB	BB	5-3		FC4-2, 2B		FC6-4, FC5-4		3	1	1	1	2	0	1
Al Smith, R (1, 7) (1, 8) (8, 7) OBP: 0.321, SLG: 0.342		L4-3, 1B	F9	5-3		L5-4, FC4-2, BB		FC5-4		4	0	1	0	1	0	2
Jim Rivera, L (1, 9) OBP: 0.339, SLG: 0.569		L4-3	K	F2		FC4-2			L6	5	0	0	0	0	1	6
Earl Battey, R (1, 2) OBP: 0.333, SLG: 0.333		1B, 3B	1B, 1B			2B, 1B		L5-4	F9	5	2	3	1	0	0	3
Early Wynn, S (1, 1) OBP: 0.333, SLG: 0.436 Rudy Arias, L (9, 1) Turk Lown, R (9, 1)		BB, 1B, 1B	BB, 1B, 1B			1B, 2B		1B, 2B	L8	5 0 0	3 0 0	4 0 0	1 0 0	0 0 0	0 0 0	0 0 0
Inning Stats	R: 0 E: 0 K: 1 S: 5 H: 0 LOB: 1 BB: 0 P: 6	R: 2 E: 0 K: 0 S: 6 H: 4 LOB: 3 BB: 2 P: 14	R: 0 E: 0 K: 1 S: 5 H: 0 LOB: 1 BB: 1 P: 9	R: 2 E: 0 K: 0 S: 5 H: 3 LOB: 1 BB: 1 P: 9	R: 0 E: 0 K: 0 S: 3 H: 0 LOB: 0 BB: 0 P: 3	R: 2 E: 0 K: 0 S: 5 H: 3 LOB: 2 BB: 1 P: 8	R: 0 E: 0 K: 0 S: 4 H: 2 LOB: 2 BB: 1 P: 5	R: 3 E: 0 K: 0 S: 7 H: 4 LOB: 1 BB: 0 P: 7	R: 0 E: 0 K: 0 S: 3 H: 0 LOB: 0 BB: 0 P: 3	1B: 12 2B: 5 3B: 1 HR: 0	SF: 0 SAC: 0 DP: 2 HBP: 1					

PITCHER		IP	WLS	BF	H	R	ER	SO	BB	IBB	HBP	BLK	WP	HR	S	P	ERA	WHIP
Jack Harshman, L ERA: 6.65	(1, 1)	3.0		17	5	3	3	2	3	0	1	0	0	0	17	30	9.00	2.667
George Zuverink, R ERA: 4.85	(4, 1)	4.0	L	18	7	3	3	0	2	0	0	0	0	0	16	24	6.75	2.250
Arnie Portocarrero, R ERA: 9.34	(8, 1)	2.0		10	4	3	3	0	0	0	0	0	0	0	10	10	13.50	2.000

PITCHER	IP	WLS	BF	H	R	ER	SO	BB	IBB	HBP	BLK	WP	HR	S	P	ERA	WHIP

TOP

Chicago White Sox @ Baltimore Orioles

Memorial Stadium, Baltimore, MD

Sun Jun 14 1959, 3:33 AM EDT

Unknown

livebaseballscorecards.com

AB	39
R	9
H	16
RBI	9
BB	5
SO	2
LOB	22

WP: 0 PA: 45
PB: 0
SB: 0
CS: 0

BOTTOM

Chicago White Sox @ Baltimore Orioles

Memorial Stadium, Baltimore, MD

Sun Jun 14 1959, 3:33 AM EDT

Unknown

livebaseballscorecards.com

Batter	1	2	3	4	5	6	7	8	9	AB	R	H	RBI	BB	SO	LOB
Billy Klaus, L (1, 5) (9, 6) OBP: 0.355, SLG: 0.333	F4		BBB 4-0 E E 1-2 BB	F8 1-2			L9 1-2		2B 1B	4	1	1	0	1	0	2
Al Pilarcik, L (1, 9) OBP: 0.359, SLG: 0.433	F7		FC1 WP 1-H 2-H		5-3			1B 2B 1B	1-3 2B	5	1	2	0	0	0	0
Willie Tasby, R (1, 8) OBP: 0.348, SLG: 0.416	HR 1B		SSS 0-3 K 2-3		F2			F8	L9	5	1	1	0	0	1	4
Bob Nieman, R (1, 7) OBP: 0.342, SLG: 0.446	1-H HR		BBBB 4-0 BB		5-3			2B 1-2 1B	6-3	4	1	2	2	1	0	2
Bob Boyd, L (1, 3) OBP: 0.261, SLG: 0.289	SSS 0-3 K		F7			F7		1-3 2-H 2B		4	0	1	1	0	1	2
Joe Ginsberg, L (1, 2) OBP: 0.288, SLG: 0.261		SSS 0-3 K	F8			F7		F5		4	0	0	0	0	1	4
Billy Gardner, R (1, 4) (8, 6) OBP: 0.298, SLG: 0.321		F8		SSS 0-3 K		F5		SSS 0-3 K2-3		3	0	0	0	0	1	0
Bob Hale, L (8, PH) OBP: 0.175, SLG: 0.225										1	0	0	0	0	1	2
Jim Finigan, R (9, 5) OBP: 0.309, SLG: 0.314										0	0	0	0	0	0	0
Willy Miranda, S (1, 6) OBP: 0.152, SLG: 0.178		F7		4-3			4-3		F7	2	0	0	0	0	0	0
Whitey Lockman, L (7, PH) (8, 4) OBP: 0.307, SLG: 0.269										2	0	0	0	0	0	0
Jack Harshman, L (1, 1) OBP: 0.333, SLG: 0.500			BBBB 4-0 FC1 BB E BB	BBBB 4-0 WP BB			BBBB 4-0 CS BB		1-2 HR	0	1	0	0	1	0	0
George Zuverink, R (4, 1)										0	0	0	0	1	0	0
Albie Pearson, L (7, PH) OBP: 0.345, SLG: 0.232										0	0	0	0	1	0	0
Arnie Portocarrero, R (8, 1)										0	0	0	0	0	0	0
Gene Woodling, L (9, PH) OBP: 0.400, SLG: 0.546										1	1	1	1	0	0	0

Inning Stats										
	R: 2	H: 2	R: 0	H: 0	R: 2	H: 0	R: 0	H: 0	R: 0	H: 0
	E: 0	LOB: 0	E: 0	LOB: 0	E: 1	LOB: 2	E: 0	LOB: 1	E: 0	LOB: 0
	K: 1	BB: 0	K: 1	BB: 0	K: 1	BB: 3	K: 1	BB: 1	K: 0	BB: 0
	S: 7	P: 7	S: 5	P: 5	S: 6	P: 18	S: 5	P: 9	S: 3	P: 3

Inning Stats										
	R: 0	H: 0	R: 0	H: 0	R: 0	H: 0	R: 1	H: 3	R: 1	H: 3
	E: 0	LOB: 0	E: 0	LOB: 0	E: 0	LOB: 1	E: 0	LOB: 2	E: 0	LOB: 2
	K: 0	BB: 0	K: 0	BB: 1	K: 0	BB: 0	K: 1	BB: 0	K: 0	BB: 0
	S: 3	P: 3	S: 2	P: 6	S: 8	P: 8	S: 6	P: 6		

1B: 4	SF: 0
2B: 2	SAC: 0
3B: 0	DP: 0
HR: 2	HBP: 0

WP: 2	PA: 40
PB: 0	
SB: 0	
CS: 1	

PITCHER		IP	WLS	BF	H	R	ER	SO	BB	IBB	HBP	BLK	WP	HR	S	P	ERA	WHIP
Early Wynn, R ERA: 3.97	(1, 1)	8.1	W	37	7	6	4	5	5	0	0	0	2	2	42	62	4.32	1.440
Rudy Arias, L ERA: 3.2	(9, 1)	0.0		1	1	0	0	0	0	0	0	0	0	0	1	1	∞	∞
Turk Lown, R ERA: 3.1	(9, 1)	0.2	S	2	0	0	0	0	0	0	0	0	0	0	2	2	0.00	0.000

PITCHER		IP	WLS	BF	H	R	ER	SO	BB	IBB	HBP	BLK	WP	HR	S	P	ERA	WHIP

AB	35
R	6
H	8
RBI	4
BB	5
SO	5
LOB	16

Batter	1	2	3	4	5	6	7	8	9	10	AB	R	H	RBI	BB	SO	LOB
Luis Aparicio, R (1, 6) OBP: 0.365, SLG: 0.378	6-3		F9			6-3		L4		E3 1B	5	1	0	0	0	0	0
Nellie Fox, L (1, 4) OBP: 0.425, SLG: 0.456	1-3			4-3		E4		F8		1-3 1B	5	0	1	0	0	0	0
Al Smith, R (1, 9) OBP: 0.323, SLG: 0.355	F8			1B 3B		F8			6-3	1-3 3-H 1B	5	1	2	1	0	0	1
Sherm Lollar, R (1, 3) OBP: 0.349, SLG: 0.426		6-3		FC6-4 3-H 1B		F8			BBBB 2B BB	G3	3	0	1	1	1	0	1
Jim Landis, R (9, PR) OBP: 0.348, SLG: 0.328											0	1	0	0	0	0	0
Earl Torgeson, L (9, 3) OBP: 0.404, SLG: 0.441											1	0	0	0	0	0	2
John Romano, R (1, 2) OBP: 0.409, SLG: 0.487		SSS K		F7			1-3		1-H 2B		4	0	1	1	0	1	1
Bubba Phillips, R (1, 8) OBP: 0.352, SLG: 0.382		E4		FC6-4 1-2f			FC6-4 1B		G6-4-3 IBB		3	0	1	0	1	0	1
Johnny Callison, L (1, 7) OBP: 0.288, SLG: 0.267		G3			SSS K		F9		G6-4-3 1-2f		2	0	0	0	0	1	1
Del Ennis, R (7, PH) OBP: 0.272, SLG: 0.343											2	0	0	0	0	0	3
(7, 7)																	
Jim Rivera, L (10, 7) OBP: 0.339, SLG: 0.569											0	0	0	0	0	0	0
Sammy Esposito, R (1, 5) OBP: 0.133, SLG: 0.071			4-3		SSS K		FC6-4 1-2f			SSS K	4	0	0	0	0	2	1
Dick Donovan, L (1, 1) OBP: 0.207, SLG: 0.321			G3		SSS K			3-1		SSS K	4	0	0	0	0	2	0
Rudy Arias, L (10, 1)											0	0	0	0	0	0	0

Inning Stats	1	2	3	4	5	6	7	8	9	10	1B	SF	WP	PA
	R: 0 E: 0 K: 0 S: 3	R: 0 E: 1 K: 1 S: 6	R: 0 E: 0 K: 0 S: 3	R: 1 E: 0 K: 0 S: 5	R: 0 E: 0 K: 3 S: 9	R: 0 E: 1 K: 0 S: 4	R: 0 E: 0 K: 0 S: 4	R: 0 E: 0 K: 0 S: 3	R: 1 E: 0 K: 0 S: 3	R: 1 E: 1 K: 2 S: 10	1B: 4	SF: 0	WP: 0	PA: 40
	H: 0 LOB: 0 BB: 0 P: 3	H: 0 LOB: 1 BB: 0 P: 6	H: 0 LOB: 0 BB: 0 P: 3	H: 2 LOB: 1 BB: 0 P: 5	H: 0 LOB: 0 BB: 0 P: 9	H: 0 LOB: 1 BB: 0 P: 4	H: 1 LOB: 1 BB: 0 P: 4	H: 0 LOB: 0 BB: 0 P: 3	H: 1 LOB: 2 BB: 2 P: 11	H: 2 LOB: 2 BB: 0 P: 10	2B: 1 3B: 1 HR: 0	SAC: 0 DP: 1 HBP: 0	PB: 0 SB: 0 CS: 0	

PITCHER	IP	WLS	BF	H	R	ER	SO	BB	IBB	HBP	BLK	WP	HR	S	P	ERA	WHIP
Billy O'Dell, L (1, 1) ERA: 3.91	10.0	L	40	6	3	2	6	1	1	0	0	0	0	50	58	1.80	0.700

PITCHER	IP	WLS	BF	H	R	ER	SO	BB	IBB	HBP	BLK	WP	HR	S	P	ERA	WHIP

TOP

Chicago White Sox @ Baltimore Orioles

Memorial Stadium, Baltimore, MD

Sun Jun 14 1959, 3:38 AM EDT
Att. 20,257 - Unknown

livebaseballscorecards.com

AB	38
R	3
H	6
RBI	3
BB	2
SO	6
LOB	11

Batter	1	2	3	4	5	6	7	8	9	10	AB	R	H	RBI	BB	SO	LOB
Billy Klaus, L (1, 5) (10, 6) OBP: 0.349, SLG: 0.327	1-3		FC3-6 1B 1-H 1B		K		F8		FC3-6 1-2f		5	0	1	1	0	1	3
Al Pilarcik, L (1, 9) (9, 8) OBP: 0.370, SLG: 0.430	G4-6-3 BB		FC3-6 1-2 1B		BB			6-3	F7		3	0	1	0	2	0	1
Bob Boyd, L (1, 3) OBP: 0.260, SLG: 0.287	G4-6-3 1-2f		FC3-6 1-2f 2-3		4-3			HBP 1B FC6-4 1B		F8	5	1	1	0	0	0	5
Gene Woodling, L (1, 7) (9, 9) OBP: 0.405, SLG: 0.551		2B	4-3			G6-4-3 BB		FC6-4 HBP 1-2 1B		F5	4	0	2	0	1	0	2
Willie Tasby, R (1, 8) OBP: 0.351, SLG: 0.415 Bob Nieman, R (8, PR) (9, 7) OBP: 0.346, SLG: 0.457	K			G4-6-3 1B		G6-4-3 1-2f		1-0 FC6-4 1-2 2-3 HBP		2B	3 1	0 0	1 1	0 0	0 0	1 0	2 0
Joe Ginsberg, L (1, 2) OBP: 0.268, SLG: 0.240 Gus Triandos, R (10, PH) OBP: 0.401, SLG: 0.560	F3			F9		4-3		FC6-4 FC6-4 1-2f 2-3 3-H		F7	4 1	0 0	0 0	1 0	0 0	0 0	4 1
Billy Gardner, R (1, 4) OBP: 0.297, SLG: 0.315	6-3			G4-6-3 1-2f			1-3 BB	FC6-4 1-2f			3	0	0	0	1	0	4
Willy Miranda, S (1, 6) OBP: 0.167, SLG: 0.174 Albie Pearson, L (7, PH) OBP: 0.342, SLG: 0.229 Chico Carrasquel, R (8, 6) OBP: 0.295, SLG: 0.306 Jerry Walker, S (9, PR) OBP: 0.130, SLG: 0.130 Jim Finigan, R (10, 5) OBP: 0.309, SLG: 0.314			F9		SH1-4 BB		1-3 1-2		FC3-6 BB		1 1 0 0 0	0 0 0 0 0	0 0 0 0 0	0 0 1 0 0	1 0 0 0 0	0 0 0 0 0	0 1 0 0 0
Billy O'Dell, S (1, 1) OBP: 0.227, SLG: 0.300			E 1B 1B		SH1-4 1-2		K		K		3	1	1	0	0	2	2
Inning Stats	R: 0 H: 0 E: 0 LOB: 0 K: 0 BB: 1 S: 2 P: 6	R: 0 H: 1 E: 0 LOB: 1 K: 1 BB: 0 S: 6 P: 6	R: 1 H: 3 E: 1 LOB: 2 K: 0 BB: 0 S: 6 P: 6	R: 0 H: 1 E: 0 LOB: 0 K: 0 BB: 0 S: 3 P: 3	R: 0 H: 0 E: 0 LOB: 2 K: 1 BB: 2 S: 5 P: 13	R: 0 H: 0 E: 0 LOB: 0 K: 0 BB: 1 S: 2 P: 6	R: 0 H: 0 E: 0 LOB: 1 K: 1 BB: 1 S: 5 P: 9	R: 1 H: 2 E: 0 LOB: 2 K: 0 BB: 0 S: 5 P: 6	R: 0 H: 0 E: 0 LOB: 1 K: 1 BB: 1 S: 5 P: 9	R: 0 H: 1 E: 0 LOB: 1 K: 0 BB: 0 S: 4 P: 4	1B: 6 SF: 0 2B: 2 SAC: 1 3B: 0 DP: 3 HR: 0 HBP: 1						

PITCHER	IP	WLS	BF	H	R	ER	SO	BB	IBB	HBP	BLK	WP	HR	S	P	ERA	WHIP
Dick Donovan, R (1, 1) ERA: 3.76	9.2	W	41	8	2	2	4	6	0	1	0	0	0	42	67	1.86	1.448
Rudy Arias, L (10, 1) ERA: 3.16	0.1	S	1	0	0	0	0	0	0	0	0	0	0	1	1	0.00	0.000

PITCHER	IP	WLS	BF	H	R	ER	SO	BB	IBB	HBP	BLK	WP	HR	S	P	ERA	WHIP

BOTTOM

Chicago White Sox @ Baltimore Orioles

Memorial Stadium, Baltimore, MD

Sun Jun 14 1959, 3:38 AM EDT
Att. 20,257 - Unknown

livebaseballscorecards.com

AB	34
R	2
H	8
RBI	2
BB	6
SO	4
LOB	25

WP: 0 PA: 42
PB: 0
SB: 0
CS: 0

Detroit Tigers @ Baltimore Orioles

Memorial Stadium, Baltimore, MD

Mon Jun 15 1959, 7:05 PM EDT

Att. 17,308 - Unknown

TOP

livebaseballscorecards.com

Batter	1	2	3	4	5	6	7	8	9	AB	R	H	RBI	BB	SO	LOB
Eddie Yost, R (1, 5) OBP: 0.410, SLG: 0.507	5-3		K2-3			F9 2B, SF9 1B	F8	F5		5	1	1	0	0	1	4
Harvey Kuenn, R (1, 9) OBP: 0.424, SLG: 0.490	F7			1B		1-3 1B, 2B	3-H HR		BBBB FC1-4 BB	4	2	3	2	1	0	0
Charlie Maxwell, L (1, 7) OBP: 0.333, SLG: 0.525	K			F8		SF9 3-H	H 1B HBP		F9	3	0	0	1	0	1	2
Al Kaline, R (1, 8) OBP: 0.414, SLG: 0.570		L5-3		L7		1B PB 2-H 1B	1-3 1B		FC1-4 1-2f 1B	5	2	2	1	0	0	2
Bobo Osborne, L (1, 3) OBP: 0.301, SLG: 0.339		F7		1-6-3		PB 1-3 1B	1-3		2-H 1B	5	0	2	1	0	0	3
Lou Berberet, L (1, 2) OBP: 0.327, SLG: 0.424		P2			3-1	F9 1-2 3-H		L4	L3	5	0	0	0	0	0	2
Rocky Bridges, R (1, 6) OBP: 0.359, SLG: 0.401			F8		F9	K		BBBB 1B BB		3	0	0	0	1	1	1
Coot Veal, R (8, 6) OBP: 0.500, SLG: 0.500										0	0	0	0	0	0	0
Frank Bolling, R (1, 4) OBP: 0.310, SLG: 0.348			SH1-4 1B		BBBB BB		SH5-4 HR 2B	1-2 1B		3	1	3	0	1	0	0
Ray Narleski, R (1, 1) OBP: 0.100, SLG: 0.300			SH1-4 1-2		F8		SH5-4 2-3	P5		2	0	0	0	0	0	3
Dave Sisler, R (8, 1) OBP: 0.333, SLG: 0.333										0	0	0	0	0	0	0
Inning Stats	R: 0 E: 0 K: 1 S: 5 H: 0 LOB: 0 BB: 0 P: 5	R: 0 E: 0 K: 0 S: 3 H: 0 LOB: 0 BB: 0 P: 3	R: 0 E: 0 K: 1 S: 6 H: 1 LOB: 1 BB: 0 P: 6	R: 0 E: 0 K: 0 S: 4 H: 1 LOB: 1 BB: 0 P: 4	R: 0 E: 0 K: 0 S: 3 H: 0 LOB: 1 BB: 1 P: 7	R: 3 E: 0 K: 1 S: 9 H: 4 LOB: 1 BB: 0 P: 9	R: 2 E: 0 K: 0 S: 6 H: 3 LOB: 2 BB: 0 P: 7	R: 0 E: 0 K: 0 S: 4 H: 1 LOB: 2 BB: 1 P: 8	R: 1 E: 1 K: 0 S: 4 H: 1 LOB: 1 BB: 1 P: 8	1B: 8 2B: 2 3B: 0 HR: 1 SF: 1 SAC: 2 DP: 0 HBP: 1						

	AB	35
	R	6
	H	11
	RBI	5
	BB	3
	SO	3
	LOB	17

WP: 0 PB: 1 SB: 0 CS: 0 PA: 42

PITCHER		IP	WLS	BF	H	R	ER	SO	BB	IBB	HBP	BLK	WP	HR	S	P	ERA	WHIP
Hoyt Wilhelm, R ERA: 1.39	(1, 1)	6.2	L	30	8	5	5	3	1	0	1	0	0	1	34	39	6.75	1.350
Ernie Johnson, R ERA: 1.97	(7, 1)	1.1		7	2	0	0	0	1	0	0	0	0	0	6	10	0.00	2.250
George Zuverink, R ERA: 4.85	(9, 1)	0.0		1	0	1	0	0	1	0	0	0	0	0	0	4	∞	∞
Billy Loes, R ERA: 2.05	(9, 1)	1.0		4	1	0	0	0	0	0	0	0	0	0	4	4	0.00	1.000

PITCHER	IP	WLS	BF	H	R	ER	SO	BB	IBB	HBP	BLK	WP	HR	S	P	ERA	WHIP

Batter	1	2	3	4	5	6	7	8	9	AB	R	H	RBI	BB	SO	LOB
Albie Pearson, L (1, 8) OBP: 0.345, SLG: 0.248	4-3		F9		SH1-3; SF8; 2B	4-3		2B; 1B; 3-H 1B		5	2	2	1	0	0	1
Al Pilarcik, L (1, 9) OBP: 0.366, SLG: 0.433	E6; G3		4-3		SH1-3; 2-3		1-3	1-3; 1B; 2B		4	1	1	0	0	0	0
Billy Klaus, L (1, 5) OBP: 0.351, SLG: 0.327	G3; 1-2		S S S K		SF8; 3-H		B B B 1B; BB	2-H 3-H 1B		3	0	1	3	1	1	1
Gene Woodling, L (1, 7) OBP: 0.405, SLG: 0.544	3-1			4-3; 1B; 1B	B B B 1B; BB		L8	4-3		4	0	1	0	1	0	3
Bob Boyd, L (1, 3) OBP: 0.269, SLG: 0.295		5-3		4-3; 1-2 1B	FC4-6; 1-2 1B		1-2 1B		4-3	5	0	3	0	0	0	0
Chico Carrasquel, R (1, 6) OBP: 0.292, SLG: 0.302		1B; 1B		F7	FC4-6; 1-2f		L7		6-3	5	0	1	0	0	0	6
Joe Ginsberg, L (1, 2) OBP: 0.311, SLG: 0.278		1-2 1B		4-3; 1-2 2-3		FC5-4; 1B		6-3 6-3; 1B; 1B	B B B B BB	4	1	3	0	1	0	2
Billy Gardner, R (1, 4) OBP: 0.297, SLG: 0.311		P3			FC5-4; SH3; 1-2f			6-3; 1-2	5-3	2	0	0	0	1	0	3
Whitey Lockman, L (8, PH) OBP: 0.299, SLG: 0.261				IBB						2	0	0	0	0	0	2
(9, 4)																
Hoyt Wilhelm, R (1, 1) OBP: 0.114, SLG: 0.031		4-3		S S S K		SH3; 1-2		6-3; 2-3		2	0	0	0	0	1	5
Ernie Johnson, R (7, 1) OBP: 0.500, SLG: 0.500										0	0	0	0	0	0	0
Bob Hale, L (8, PH) OBP: 0.171, SLG: 0.220										1	0	0	0	0	0	1
George Zuverink, R (9, 1)										0	0	0	0	0	0	0
Billy Loes, R (9, 1)										0	0	0	0	0	0	0
Inning Stats	R: 0 E: 1 K: 0 S: 4 H: 0 LOB: 1 BB: 0 P: 4	R: 0 E: 0 K: 0 S: 5 H: 2 LOB: 2 BB: 0 P: 5	R: 0 E: 0 K: 1 S: 5 H: 0 LOB: 0 BB: 0 P: 5	R: 0 E: 0 K: 1 S: 7 H: 2 LOB: 3 BB: 1 P: 11	R: 1 E: 0 K: 0 S: 5 H: 2 LOB: 2 BB: 1 P: 9	R: 0 E: 0 K: 0 S: 4 H: 1 LOB: 1 BB: 0 P: 4	R: 0 E: 0 K: 0 S: 4 H: 1 LOB: 2 BB: 1 P: 8	R: 3 E: 0 K: 0 S: 7 H: 4 LOB: 1 BB: 0 P: 7	R: 0 E: 0 K: 0 S: 3 H: 0 LOB: 1 BB: 1 P: 7	1B: 10 2B: 2 3B: 0 HR: 0	SF: 1 SAC: 2 DP: 0 HBP: 0						

PITCHER	IP	WLS	BF	H	R	ER	SO	BB	IBB	HBP	BLK	WP	HR	S	P	ERA	WHIP
Ray Narleski, R (1, 1) ERA: 6.0	7.2	W	38	11	4	4	2	2	1	0	0	0	0	39	51	4.70	1.696
Dave Sisler, R (8, 1) ERA: 3.74	1.1	S	6	1	0	0	0	1	0	0	0	0	0	5	9	0.00	1.500

PITCHER	IP	WLS	BF	H	R	ER	SO	BB	IBB	HBP	BLK	WP	HR	S	P	ERA	WHIP

BOTTOM

Detroit Tigers @ Baltimore Orioles

Memorial Stadium, Baltimore, MD

Mon Jun 15 1959, 7:05 PM EDT

Att. 17,308 - Unknown

livebaseballscorecards.com

AB	37
R	4
H	12
RBI	4
BB	4
SO	2
LOB	24

WP: 0	PA: 44		
PB: 0			
SB: 0			
CS: 0			

Batter	1	2	3	4	5	6	7	8	9	AB	R	H	RBI	BB	SO	LOB
Eddie Yost, R (1, 5) OBP: 0.404, SLG: 0.498	6-3			F9		K			5-3	4	0	0	0	0	1	1
Harvey Kuenn, R (1, 9) OBP: 0.416, SLG: 0.481	6-3			F9		FC5-4 1-2f			L5	4	0	0	0	0	0	1
Charlie Maxwell, L (1, 7) OBP: 0.329, SLG: 0.516	F8			K			F9			3	0	0	0	0	1	0
Al Kaline, R (1, 8) OBP: 0.409, SLG: 0.563		L9			L3		L6-3			3	0	0	0	0	0	0
Bobo Osborne, L (1, 3) OBP: 0.294, SLG: 0.330		F9			K		4-3			3	0	0	0	0	1	0
Lou Berberet, L (1, 2) OBP: 0.328, SLG: 0.422		K2-3			1B			K		3	0	1	0	0	2	0
Rocky Bridges, R (1, 6) OBP: 0.356, SLG: 0.397			1-3		1-3			5-3		2	0	0	0	0	0	1
Neil Chrisley, L (8, PH) OBP: 0.150, SLG: 0.118										1	0	0	0	0	0	0
Coot Veal, R (8, 6) OBP: 0.500, SLG: 0.500										0	0	0	0	0	0	0
Frank Bolling, R (1, 4) OBP: 0.306, SLG: 0.343			F8			K		P3		3	0	0	0	0	1	0
Jim Bunning, R (1, 1) OBP: 0.256, SLG: 0.351			1-3			FC5-4 1B			F5	2	0	1	0	0	0	0
Bob Smith, R (8, 1)										0	0	0	0	0	0	0
Gail Harris, L (9, PH) OBP: 0.219, SLG: 0.308										1	0	0	0	0	0	0
Inning Stats	R: 0 E: 0 K: 0 S: 3 H: 0 LOB: 0 BB: 0 P: 3	R: 0 E: 0 K: 1 S: 5 H: 0 LOB: 0 BB: 0 P: 5	R: 0 E: 0 K: 0 S: 3 H: 0 LOB: 0 BB: 0 P: 3	R: 0 E: 0 K: 1 S: 5 H: 0 LOB: 0 BB: 0 P: 5	R: 0 E: 0 K: 1 S: 6 H: 1 LOB: 1 BB: 0 P: 6	R: 0 E: 0 K: 2 S: 8 H: 1 LOB: 1 BB: 0 P: 8	R: 0 E: 0 K: 0 S: 3 H: 0 LOB: 0 BB: 0 P: 3	R: 0 E: 0 K: 1 S: 5 H: 0 LOB: 0 BB: 0 P: 5	R: 0 E: 0 K: 0 S: 3 H: 0 LOB: 0 BB: 0 P: 3	1B: 2 2B: 0 3B: 0 HR: 0	SF: 0 SAC: 0 DP: 0 HBP: 0						

TOP

Detroit Tigers @ Baltimore Orioles

Memorial Stadium, Baltimore, MD

Wed Jun 17 1959, 7:05 PM EDT

Att. 7,268 - Unknown

livebaseballscorecards.com

AB	29
R	0
H	2
RBI	0
BB	0
SO	6
LOB	3

PITCHER	IP	WLS	BF	H	R	ER	SO	BB	IBB	HBP	BLK	WP	HR	S	P	ERA	WHIP
Milt Pappas, R (1, 1) ERA: 4.37	9.0	W	29	2	0	0	6	0	0	0	0	0	0	41	41	0.00	0.222

PITCHER	IP	WLS	BF	H	R	ER	SO	BB	IBB	HBP	BLK	WP	HR	S	P	ERA	WHIP

BOTTOM

Detroit Tigers @ Baltimore Orioles

Memorial Stadium, Baltimore, MD

Wed Jun 17 1959, 7:05 PM EDT

Att. 7,268 - Unknown

Batter	1	2	3	4	5	6	7	8	9	AB	R	H	RBI	BB	SO	LOB
Albie Pearson, L (1, 8) OBP: 0.333, SLG: 0.238	4-3			K		K		4-3		4	0	0	0	0	2	0
Bob Boyd, L (1, 3) OBP: 0.263, SLG: 0.289	4-3			F9		P6		P6		4	0	0	0	0	0	0
Al Pilarcik, L (1, 9) OBP: 0.362, SLG: 0.426	L8			4-3			3B 1B	K		4	1	1	0	0	1	0
Gene Woodling, L (1, 7) OBP: 0.404, SLG: 0.552		G3			3-1		1-H FC6-2 3B			3	0	1	1	0	0	0
Gus Triandos, R (1, 2) OBP: 0.405, SLG: 0.579		5-3			HR		BBBB 4-0 FC6-2 E BB			2	2	1	1	1	0	0
Billy Klaus, L (1, 5) OBP: 0.343, SLG: 0.319		K			F9		FC6-2 E 1-2 FC5-2-6 3-H			3	0	0	0	0	1	2
Chico Carrasquel, R (1, 6) OBP: 0.293, SLG: 0.321		K			HR		E5 FC5-2-6 1-3 2-H			3	1	1	1	0	1	1
Billy Gardner, R (1, 4) OBP: 0.293, SLG: 0.305		6-3			K		FC5-2-6 1-2 3-H			3	0	0	0	0	1	2
Milt Pappas, R (1, 1) OBP: 0.160, SLG: 0.125		K				K	5-3			3	0	0	0	0	2	2
Inning Stats	R: 0 E: 0 K: 0 S: 3 H: 0 LOB: 0 BB: 0 P: 3	R: 0 E: 0 K: 1 S: 5 H: 0 LOB: 0 BB: 0 P: 5	R: 0 E: 0 K: 2 S: 7 H: 0 LOB: 0 BB: 0 P: 7	R: 0 E: 0 K: 1 S: 5 H: 0 LOB: 0 BB: 0 P: 5	R: 2 E: 0 K: 1 S: 7 H: 2 LOB: 0 BB: 0 P: 7	R: 0 E: 0 K: 2 S: 7 H: 0 LOB: 0 BB: 0 P: 7	R: 2 E: 1 K: 0 S: 6 H: 2 LOB: 2 BB: 1 P: 10	R: 0 E: 0 K: 1 S: 5 H: 0 LOB: 0 BB: 0 P: 5		1B: 1 2B: 0 3B: 1 HR: 2	SF: 0 SAC: 0 DP: 0 HBP: 0						

livebaseballscorecards.com

AB	29
R	4
H	4
RBI	3
BB	1
SO	8
LOB	7

WP: 0 PB: 0 SB: 0 CS: 0 PA: 30

PITCHER		IP	WLS	BF	H	R	ER	SO	BB	IBB	HBP	BLK	WP	HR	S	P	ERA	WHIP
Jim Bunning, R ERA: 4.59	(1, 1)	7.0	L	27	4	4	3	7	1	0	0	0	0	2	40	44	3.86	0.714
Bob Smith, L ERA: 3.38	(8, 1)	1.0		3	0	0	0	1	0	0	0	0	0	0	5	5	0.00	0.000

PITCHER	IP	WLS	BF	H	R	ER	SO	BB	IBB	HBP	BLK	WP	HR	S	P	ERA	WHIP

Detroit Tigers @ Baltimore Orioles

Memorial Stadium, Baltimore, MD

Thu Jun 18 1959, 3:33 AM EDT

Att. 6,248 - Unknown

TOP

Batter	1	2	3	4	5	6	7	8	9	AB	R	H	RBI	BB	SO	LOB
Eddie Yost, R (1, 5) OBP: 0.408, SLG: 0.493	BBBB 4-0 HBP 1B L6-4 BB		BBBB 4-0 G6-4-3 1-2 BB	x 0-0 ③ 4-3		x 0-0 ③ 4-3 2-3 3-H			BBBB 4-0 FC4-6 BB	2	1	0	0	3	0	2
Harvey Kuenn, R (1, 9) OBP: 0.416, SLG: 0.476	x 0-0 HBP E 1-2 1B		x 0-0 ① ② G6-4-3 1-2f 2-3		BBBB 4-0 BB		x 0-0 ① F5		x 0-0 ① FC4-6 1B 1-2f	4	1	1	0	1	0	3
Charlie Maxwell, L (1, 7) OBP: 0.330, SLG: 0.511	H 1-0 L6-4 1-2 2-3 HBP		x 0-0 ③ F2		x 0-0 ① P4		x 0-0 ② L4		x 0-0 1-2 1B	4	0	1	0	0	0	2
Al Kaline, R (1, 8) OBP: 0.408, SLG: 0.561 Johnny Groth, R (1, 8) OBP: 0.406, SLG: 0.567	x 0-0 ① ② L6-4 1-2f 2-H 3-H			x 0-0 1B 2B 1B	x 0-0 ② F7		x 0-0 ③ 5-3		x 0-0 ② P6	1 4	0 1	0 1	1 0	0 0	0 0	1 3
Bobo Osborne, L (1, 3) OBP: 0.298, SLG: 0.328	x 0-0 ③ F9			x 0-0 1-3 2B 1B	x 0-0 ③ 4-3			BBBB 4-0 1B BB	x 0-0 ③ 4-3	4	1	1	0	1	0	3
Lou Berberet, L (1, 2) OBP: 0.326, SLG: 0.424		x 0-0 ① F9		x 0-0 SH5-3 1-H 3-H 1B 2B		x 0-0 ① L9		x 0-0 ① F7		4	1	1	2	0	0	1
Rocky Bridges, R (1, 6) OBP: 0.356, SLG: 0.396 Coot Veal, R (8, 6) OBP: 0.500, SLG: 0.500		x 0-0 ② 5-3		x 0-0 ① SH5-3 2-3		x 0-0 SH2-4 WP 1B 1B		x 0-0 ② F6		3 0	1 0	1 0	0 0	0 0	0 0	1 0
Frank Bolling, R (1, 4) OBP: 0.313, SLG: 0.351		x 0-0 ③ 5-3		x 0-0 3-H 1B		x 0-0 WP SH2-4 1-2 1B		x 0-0 1-2 1B		4	0	3	1	0	0	0
Don Mossi, L (1, 1) OBP: 0.138, SLG: 0.111 Dave Sisler, R (8, 1) OBP: 0.333, SLG: 0.333 Tom Morgan, R (9, 1) OBP: 0.250, SLG: 0.625			x 0-0 G6-4-3 BB 1B	x 0-0 ② F2		x 0-0 ② SH2-4 1-2 2-3		x 0-0 ③ 4-3		3 0 0	0 0 0	1 0 0	0 0 0	0 0 0	0 0 0	3 0 0
Inning Stats	R: 2 E: 1 K: 0 S: 3 H: 1 LOB: 0 BB: 1 P: 8	R: 0 E: 0 K: 0 S: 3 H: 0 LOB: 0 BB: 0 P: 3	R: 0 E: 0 K: 0 S: 3 H: 1 LOB: 1 BB: 1 P: 7	R: 3 E: 0 K: 0 S: 7 H: 4 LOB: 1 BB: 0 P: 7	R: 0 E: 0 K: 0 S: 3 H: 0 LOB: 1 BB: 1 P: 7	R: 1 E: 0 K: 0 S: 5 H: 2 LOB: 1 BB: 0 P: 5	R: 0 E: 0 K: 0 S: 3 H: 0 LOB: 0 BB: 0 P: 3	R: 0 E: 0 K: 0 S: 4 H: 1 LOB: 2 BB: 1 P: 8	R: 0 E: 0 K: 0 S: 4 H: 1 LOB: 2 BB: 1 P: 8	1B: 9 2B: 1 3B: 0 HR: 0	SF: 0 SAC: 2 DP: 1 HBP: 1						

PITCHER		IP	WLS	BF	H	R	ER	SO	BB	IBB	HBP	BLK	WP	HR	S	P	ERA	WHIP
Jerry Walker, R ERA: 3.34	(1, 1)	3.1		17	6	5	4	0	2	0	1	0	0	0	14	23	10.80	2.400
Billy Hoeft, L ERA: 4.88	(4, 1)	4.2		19	3	1	1	0	2	0	0	0	1	0	17	25	1.93	1.071
Ernie Johnson, R ERA: 1.91	(9, 1)	1.0	W	5	1	0	0	0	1	0	0	0	0	0	4	8	0.00	2.000

PITCHER	IP	WLS	BF	H	R	ER	SO	BB	IBB	HBP	BLK	WP	HR	S	P	ERA	WHIP

AB	33
R	6
H	10
RBI	4
BB	5
SO	0
LOB	19

WP: 1 PB: 0 SB: 0 CS: 0 PA: 41

livebaseballscorecards.com

Detroit Tigers @ Baltimore Orioles

Memorial Stadium, Baltimore, MD

Thu Jun 18 1959, 3:33 AM EDT

Att. 6,248 - Unknown

livebaseballscorecards.com

Batter	1	2	3	4	5	6	7	8	9	AB	R	H	RBI	BB	SO	LOB
Willie Tasby, R (1, 8) OBP: 0.348, SLG: 0.408	K		BB FC4-6		1-3		P4	4-3		4	0	0	0	1	1	3
Gene Woodling, L (1, 9) OBP: 0.399, SLG: 0.539	L4		FC4-6 1-2f		G3			BB FC5-4	G3	4	0	0	0	1	0	2
Bob Nieman, R (1, 7) OBP: 0.341, SLG: 0.444	BB 1B		P6			6-3		FC5-4 1-2f HR	6-3	4	1	0	0	1	0	2
Gus Triandos, R (1, 2) OBP: 0.410, SLG: 0.599	1B 1-2		L5			6-3		HR 1-H	E BB 1B	5	1	3	2	0	0	1
Albie Pearson, L (9, PR) OBP: 0.333, SLG: 0.238										0	1	0	0	0	0	0
Jim Finigan, R (1, 5) (9, 4) OBP: 0.333, SLG: 0.333	K			G6-4-3 1B		FC5 BB 1B		HR G3 1B	BB E 1B 1-2	4	2	3	0	1	1	2
Bob Boyd, L (1, 3) OBP: 0.262, SLG: 0.283		1-3		G6-4-3 1-2f		BB 1-2		G3 1-2	E6 1B 1-2 2-3	4	0	0	0	1	0	4
Chico Carrasquel, R (1, 6) OBP: 0.296, SLG: 0.341		F7		5-3		FC5 2-3f		HR 2-H	1B 1-2 2-H 3-H	5	1	2	4	0	0	2
Billy Gardner, R (1, 4) OBP: 0.293, SLG: 0.306		F5			1-3 1B		1-3	BB		3	0	1	0	0	0	0
Billy Klaus, L (8, PH) OBP: 0.348, SLG: 0.319										0	0	0	0	1	0	0
(9, 5)																
Jerry Walker, S (1, 1) OBP: 0.167, SLG: 0.292										1	1	1	1	0	0	0
Billy Hoeft, L (4, 1) OBP: 0.125, SLG: 0.125										2	0	0	0	0	1	1
Al Pilarcik, L (8, PH) OBP: 0.368, SLG: 0.426			HR		F8		K	BB		0	0	0	0	1	0	0
Ernie Johnson, R (9, 1) OBP: 0.500, SLG: 0.500										0	0	0	0	0	0	0
Inning Stats	R: 0 E: 0 K: 2 S: 8 H: 1 LOB: 2 BB: 1 P: 12	R: 0 E: 0 K: 0 S: 3 H: 0 LOB: 0 BB: 0 P: 3	R: 1 E: 0 K: 0 S: 4 H: 1 LOB: 1 BB: 1 P: 8	R: 0 E: 0 K: 0 S: 3 H: 1 LOB: 0 BB: 0 P: 3	R: 0 E: 0 K: 0 S: 4 H: 1 LOB: 1 BB: 0 P: 4	R: 0 E: 0 K: 0 S: 4 H: 1 LOB: 2 BB: 1 P: 8	R: 0 E: 0 K: 1 S: 5 H: 0 LOB: 0 BB: 0 P: 5	R: 4 E: 0 K: 0 S: 6 H: 3 LOB: 2 BB: 3 P: 18	R: 2 E: 1 K: 0 S: 5 H: 2 LOB: 2 BB: 1 P: 9	1B: 7 2B: 0 3B: 0 HR: 3	SF: 0 SAC: 0 DP: 1 HBP: 0						

PITCHER		IP	WLS	BF	H	R	ER	SO	BB	IBB	HBP	BLK	WP	HR	S	P	ERA	WHIP
Don Mossi, L ERA: 2.67	(1, 1)	7.2		34	8	5	5	3	4	0	0	0	0	3	36	52	5.87	1.565
Dave Sisler, R ERA: 3.57	(8, 1)	1.0	L	7	1	2	0	0	3	0	0	0	0	0	4	16	0.00	4.000
Tom Morgan, R ERA: 3.89	(9, 1)	0.0		2	1	0	0	0	0	0	0	0	0	0	2	2	∞	∞

PITCHER	IP	WLS	BF	H	R	ER	SO	BB	IBB	HBP	BLK	WP	HR	S	P	ERA	WHIP

AB	36
R	7
H	10
RBI	7
BB	7
SO	3
LOB	17

WP: 0 PB: 0 SB: 0 CS: 0 PA: 43

Kansas City Athletics @ Baltimore Orioles

Memorial Stadium, Baltimore, MD

Fri Jun 19 1959, 7:05 PM EDT

Unknown

TOP

livebaseballscorecards.com

Batter	1	2	3	4	5	6	7	8	9	AB	R	H	RBI	BB	SO	LOB
Bill Tuttle, R (1, 8) OBP: 0.339, SLG: 0.371	SF8 3B		1-3		F9			P6		4	1	1	0	0	0	1
Jerry Lumpe, L (1, 4) OBP: 0.329, SLG: 0.315	6-3		HR			F3		6-3		4	1	1	1	0	0	1
Dick Williams, R (1, 5) (2, 9) OBP: 0.324, SLG: 0.474	SF8 3-H		F7			F8			P4	3	0	0	1	0	0	0
Ray Boone, R (1, 3) OBP: 0.423, SLG: 0.446	FC6-4 1B			L7		5-3			L7	4	0	1	0	0	0	0
Bob Cerv, R (1, 7) OBP: 0.310, SLG: 0.423	FC6-4 1-2f			L8			P4		6-3	4	0	0	0	0	0	1
Zeke Bella, R (1, 9) OBP: 0.317, SLG: 0.302		F8		F8			BBBBB 4-0 BB			1	0	0	0	0	0	0
Hal Smith, R (2, 5) OBP: 0.355, SLG: 0.314										1	0	0	0	1	0	0
Harry Chiti, R (1, 2) OBP: 0.275, SLG: 0.449		5-3			6-3		F9			3	0	0	0	0	0	1
Joe Demaestri, R (1, 6) OBP: 0.327, SLG: 0.426		S S S K			SH1-4 1B		F2			3	0	1	0	0	1	1
Johnny Kucks, R (1, 1)			4-3		SH1-4 1-2			F7		1	0	0	0	0	0	0
Tom Sturdivant, L (5, 1)										0	0	0	0	0	0	0
Wayne Terwilliger, R (8, PH) OBP: 0.192, SLG: 0.304										1	0	0	0	0	0	0
Tom Gorman, R (8, 1)										0	0	0	0	0	0	0
Inning Stats	R: 1 E: 0 K: 0 S: 5 H: 2 LOB: 1 BB: 0 P: 5	R: 0 E: 0 K: 1 S: 5 H: 0 LOB: 0 BB: 0 P: 5	R: 1 E: 0 K: 0 S: 4 H: 1 LOB: 0 BB: 0 P: 4	R: 0 E: 0 K: 0 S: 3 H: 0 LOB: 0 BB: 0 P: 3	R: 0 E: 0 K: 0 S: 4 H: 1 LOB: 1 BB: 0 P: 4	R: 0 E: 0 K: 0 S: 3 H: 0 LOB: 0 BB: 0 P: 3	R: 0 E: 0 K: 0 S: 3 H: 0 LOB: 1 BB: 1 P: 7	R: 0 E: 0 K: 0 S: 3 H: 0 LOB: 0 BB: 0 P: 3	R: 0 E: 0 K: 0 S: 3 H: 0 LOB: 0 BB: 0 P: 3	1B: 2 2B: 0 3B: 1 HR: 1	SF: 1 SAC: 1 DP: 0 HBP: 0					

AB	29
R	2
H	4
RBI	2
BB	1
SO	1
LOB	5

WP: 0 PB: 0 SB: 0 CS: 0 PA: 32

PITCHER		IP	WLS	BF	H	R	ER	SO	BB	IBB	HBP	BLK	WP	HR	S	P	ERA	WHIP
Billy O'Dell, L ERA: 3.71	(1, 1)	9.0	W	32	4	2	2	1	1	0	0	0	0	1	33	37	2.00	0.556

PITCHER	IP	WLS	BF	H	R	ER	SO	BB	IBB	HBP	BLK	WP	HR	S	P	ERA	WHIP

Batter	1	2	3	4	5	6	7	8	9	AB	R	H	RBI	BB	SO	LOB
Billy Klaus, L (1, 5) OBP: 0.350, SLG: 0.311	F8		BBB 4-0 4-3 HR BB		BBB 4-0 SH 1B BB BB	0-0 F8		0-0 P4		3	2	0	0	2	0	0
Albie Pearson, L (1, 8) OBP: 0.336, SLG: 0.245	0-0 4-3		0-0 L5		0-0 BB SH 1-2 1B 1B	0-0 1B		0-0 4-3		5	1	2	0	0	0	1
Al Pilarcik, L (1, 9) OBP: 0.364, SLG: 0.429	0-0 2B		0-0 4-3 1-2		0-0 SH 1B BB 1-2 2-3 SF8	0-0 F3		0-0 P6		4	1	1	0	0	0	2
Gene Woodling, L (1, 7) OBP: 0.401, SLG: 0.552	0-0 P4		0-0 2-H HR		BBB 4-0 1B 1-2 2-3 3-H BB		0-0 5-3			3	1	1	3	1	0	1
Bob Boyd, L (1, 3) OBP: 0.266, SLG: 0.287		0-0 4-3 1B 1B	0-0 5-3		0-0 1-2 2-3 3-H 1B		SSS 0-3 K			4	0	2	1	0	1	0
Joe Ginsberg, L (1, 2) OBP: 0.308, SLG: 0.281		0-0 4-3 1-2 1B		0-0 P6	0-0 SF8 3-H		0-0 E3 2B HR			3	1	1	1	0	0	0
Chico Carrasquel, R (1, 6) OBP: 0.298, SLG: 0.343 Willy Miranda, S (5, 6) OBP: 0.180, SLG: 0.208	0-0 F7		SSS 0-0 1B		0-3 K		0-0 1-3 HR 2B			2 2	0 1	1 1	0 0	0 0	0 1	2 2
Billy Gardner, R (1, 4) OBP: 0.292, SLG: 0.322	0-0 4-3 1-2 2-3		0-0 P4		0-0 F3		0-0 2-H 3-H HR			4	1	1	3	0	0	5
Billy O'Dell, S (1, 1) OBP: 0.192, SLG: 0.250	0-0 4-3		0-0 P5		0-0 1-3		0-0 F7			4	0	0	0	0	0	3
Inning Stats	R: 0 E: 0 K: 0 S: 4 H: 1 LOB: 1 BB: 0 P: 4	R: 0 E: 0 K: 0 S: 5 H: 2 LOB: 2 BB: 0 P: 5	R: 2 E: 0 K: 0 S: 4 H: 1 LOB: 0 BB: 1 P: 8	R: 0 E: 0 K: 0 S: 4 H: 1 LOB: 1 BB: 0 P: 4	R: 3 E: 0 K: 1 S: 8 H: 2 LOB: 2 BB: 2 P: 16	R: 0 E: 0 K: 0 S: 4 H: 1 LOB: 1 BB: 0 P: 4	R: 3 E: 1 K: 1 S: 8 H: 2 LOB: 0 BB: 0 P: 8	R: 0 E: 0 K: 0 S: 3 H: 0 LOB: 0 BB: 0 P: 3		1B: 6 2B: 2 3B: 0 HR: 2	SF: 1 SAC: 1 DP: 0 HBP: 0				WP: 0 PB: 0 SB: 0 CS: 0	PA: 39	

PITCHER		IP	WLS	BF	H	R	ER	SO	BB	IBB	HBP	BLK	WP	HR	S	P	ERA	WHIP
Johnny Kucks, R ERA: 7.23	(1, 1)	4.0	L	22	6	5	5	0	3	0	0	0	0	1	19	31	11.25	2.250
Tom Sturdivant, R ERA: 3.74	(5, 1)	3.0		14	4	3	0	2	0	0	0	0	0	1	18	18	0.00	1.333
Tom Gorman, R ERA: 5.89	(8, 1)	1.0		3	0	0	0	0	0	0	0	0	0	0	3	3	0.00	0.000

PITCHER	IP	WLS	BF	H	R	ER	SO	BB	IBB	HBP	BLK	WP	HR	S	P	ERA	WHIP

BOTTOM

Kansas City Athletics @ Baltimore Orioles

Memorial Stadium, Baltimore, MD

Fri Jun 19 1959, 7:05 PM EDT

Unknown

livebaseballscorecards.com

AB	34
R	8
H	10
RBI	8
BB	3
SO	2
LOB	16

Kansas City Athletics @ Baltimore Orioles

Memorial Stadium, Baltimore, MD

Fri Jun 19 1959, 7:05 PM EDT

Att. 17,028 - Unknown

TOP

livebaseballscorecards.com

Batter	1	2	3	4	5	6	7	8	9	AB	R	H	RBI	BB	SO	LOB
Joe Demaestri, R (1, 6) OBP: 0.321, SLG: 0.418	F9		P5			3-1		FC6-2 2-3 3-H		4	0	0	0	0	0	2
Jerry Lumpe, L (1, 4) (8, 5) OBP: 0.320, SLG: 0.305	K			F8		E3		6-3		4	0	0	0	0	1	2
Kent Hadley, L (1, 3) OBP: 0.301, SLG: 0.478	6-3			1B		L4			1B 1B 1B	4	0	2	0	0	0	1
Preston Ward, L (1, 7) OBP: 0.231, SLG: 0.282		5-3 1B		F7			F7		F8	4	0	1	0	0	0	2
Dick Williams, R (1, 9) OBP: 0.317, SLG: 0.463		5-3 1-2		K			K		L8	4	0	0	0	0	2	3
Bill Tuttle, R (1, 8) OBP: 0.338, SLG: 0.369		P6			6-3		K		1B 1-2 1B	4	0	1	0	0	1	1
Frank House, L (1, 2) OBP: 0.328, SLG: 0.383		4-3			F7			SH1-4 1B FC6-2 1B	1-2 2-3 1B	4	0	2	0	0	0	1
Hal Smith, R (1, 5) OBP: 0.350, SLG: 0.308 Bob Cerv, R (8, PH) OBP: 0.314, SLG: 0.427 Wayne Terwilliger, R (8, 4) OBP: 0.192, SLG: 0.304 Ray Boone, R (9, PH) OBP: 0.420, SLG: 0.441			F9		K			FC6-2 SH1-4 1-2 1B	F9	2 1 0 1	0 0 0 0	0 1 0 0	0 0 0 0	0 0 0 0	1 0 0 0	0 0 0 3
Rip Coleman, L (1, 1)			K			G3		SH1-4 1-2 2-3		2	0	0	0	0	1	0

	AB	34
	R	0
	H	7
	RBI	0
	BB	0
	SO	6
	LOB	15

Inning Stats	1	2	3	4	5	6	7	8	9
	R: 0 E: 0 K: 1 S: 5	H: 0 LOB: 0 BB: 0 P: 5	R: 0 E: 0 K: 0 S: 4	H: 1 LOB: 1 BB: 0 P: 4	R: 0 E: 0 K: 1 S: 5	H: 0 LOB: 0 BB: 0 P: 5	R: 0 E: 0 K: 1 S: 6	H: 1 LOB: 1 BB: 0 P: 6	R: 0 E: 0 K: 1 S: 5	H: 0 LOB: 0 BB: 0 P: 5
	R: 0 E: 1 K: 0 S: 4	H: 0 LOB: 1 BB: 0 P: 4	R: 0 E: 0 K: 2 S: 7	H: 0 LOB: 0 BB: 0 P: 7	R: 0 E: 0 K: 0 S: 5	H: 2 LOB: 2 BB: 0 P: 5	R: 0 E: 0 K: 0 S: 6	H: 3 LOB: 3 BB: 0 P: 6		

	1B: 7	SF: 0	WP: 0	PA: 35
	2B: 0	SAC: 1	PB: 0	
	3B: 0	DP: 0	SB: 0	
	HR: 0	HBP: 0	CS: 0	

PITCHER		IP	WLS	BF	H	R	ER	SO	BB	IBB	HBP	BLK	WP	HR	S	P	ERA	WHIP
Hal Brown, R ERA: 2.18	(1, 1)	8.2	W	34	7	0	0	6	0	0	0	0	0	0	46	46	0.00	0.808
Billy Loes, R ERA: 2.03	(9, 1)	0.1	S	1	0	0	0	0	0	0	0	0	0	0	1	1	0.00	0.000

PITCHER	IP	WLS	BF	H	R	ER	SO	BB	IBB	HBP	BLK	WP	HR	S	P	ERA	WHIP

Batter	1	2	3	4	5	6	7	8	9	AB	R	H	RBI	BB	SO	LOB
Willie Tasby, R (1, 8) OBP: 0.350, SLG: 0.418	SH5-3 2B		5-3			P3		E 2B		4	1	2	0	0	0	1
Bob Boyd, L (1, 3) OBP: 0.267, SLG: 0.288	SH5-3 2-3		K			1-3		E7 2-H 1B		3	0	1	1	0	1	1
Bob Nieman, R (1, 7) OBP: 0.339, SLG: 0.439 Albie Pearson, L (9, 7) OBP: 0.336, SLG: 0.245	F2			F8		1B		4-3		4 0	0 0	1 0	0 0	0 0	0 0	2 0
Gus Triandos, R (1, 2) OBP: 0.409, SLG: 0.613	F8			HR		P4				3	1	1	1	0	0	2
Joe Taylor, R (1, 9) OBP: 0.333, SLG: 0.333 Al Pilarcik, L (8, 9) OBP: 0.364, SLG: 0.429		5-3		G1-4-3 1B			6-3			3 0	0 0	1 0	0 0	0 0	0 0	0 0
Jim Finigan, R (1, 5) OBP: 0.324, SLG: 0.323		4-3		G1-4-3 1-2f			6-3			3	0	0	0	0	0	1
Billy Gardner, R (1, 4) OBP: 0.288, SLG: 0.316		K			L5		5-3			3	0	0	0	0	1	0
Willy Miranda, S (1, 6) OBP: 0.189, SLG: 0.200			SH1-4 BB		4-3			K		2	0	0	0	1	1	0
Hal Brown, R (1, 1) OBP: 0.188, SLG: 0.214 Billy Loes, R (9, 1)			SH1-4 1-2		6-3			L9		2 0	0 0	0 0	0 0	0 0	0 0	0 0
Inning Stats	R: 0 H: 1 E: 0 LOB: 1 K: 0 BB: 0 S: 4 P: 4	R: 0 H: 0 E: 0 LOB: 0 K: 1 BB: 0 S: 5 P: 5	R: 0 H: 0 E: 0 LOB: 1 K: 1 BB: 1 S: 5 P: 9	R: 1 H: 2 E: 0 LOB: 0 K: 0 BB: 0 S: 4 P: 4	R: 0 H: 0 E: 0 LOB: 0 K: 0 BB: 0 S: 3 P: 3	R: 0 H: 1 E: 0 LOB: 1 K: 0 BB: 0 S: 4 P: 4	R: 0 H: 0 E: 0 LOB: 0 K: 0 BB: 0 S: 3 P: 3	R: 1 H: 2 E: 1 LOB: 1 K: 1 BB: 0 S: 7 P: 7		1B: 3 SF: 0 2B: 2 SAC: 2 3B: 0 DP: 1 HR: 1 HBP: 0						

PITCHER	IP	WLS	BF	H	R	ER	SO	BB	IBB	HBP	BLK	WP	HR	S	P	ERA	WHIP
Rip Coleman, L (1, 1) ERA: 3.24	8.0	L	30	6	2	2	3	1	0	0	0	0	1	35	39	2.25	0.875

PITCHER	IP	WLS	BF	H	R	ER	SO	BB	IBB	HBP	BLK	WP	HR	S	P	ERA	WHIP

BOTTOM

Kansas City Athletics @ Baltimore Orioles

Memorial Stadium, Baltimore, MD

Fri Jun 19 1959, 7:05 PM EDT

Att. 17,028 - Unknown

livebaseballscorecards.com

AB	27
R	2
H	6
RBI	2
BB	1
SO	3
LOB	7

Batter	1	2	3	4	5	6	7	8	9	AB	R	H	RBI	BB	SO	LOB
Bill Tuttle, R (1, 8) OBP: 0.339, SLG: 0.370	G1-6-3 1B	FC5-4 1-2f			K		FC6-5 3B 2-3		FC1-5 1B 1-2	5	2	2	0	0	1	4
Jerry Lumpe, L (1, 4) OBP: 0.316, SLG: 0.316	G1-6-3 1-2f		G3		1-3		3B 1-H		FC1-5 1B 1B 1-2 2-3f	5	1	1	1	0	0	3
Kent Hadley, L (1, 3) OBP: 0.321, SLG: 0.528	4-3		HR		1B		3-1		1B 1B 1-3 2-H	5	1	3	2	0	0	1
Bob Cerv, R (1, 7) OBP: 0.321, SLG: 0.464		HR	CS BB		K			HR	P4	4	2	2	2	1	1	3
Dick Williams, R (1, 9) OBP: 0.324, SLG: 0.472		F7	2B 1-2			6-3		1B 1B	1B 1-2 3-H	5	0	3	1	0	0	0
Frank House, L (1, 2) OBP: 0.330, SLG: 0.380		1B BB HBP	L3			4-3		CS 1B 1-2	P4	4	0	1	0	0	0	3
Joe Demaestri, R (1, 6) OBP: 0.324, SLG: 0.424		P4	G6-4-3 1B			F7		2B 1-2		4	0	2	0	0	0	1
Hal Smith, R (1, 5) OBP: 0.354, SLG: 0.309		1B BB 1-2	G6-4-3 1-2f				FC6-5 SH3-4 1B	F8		3	0	1	0	1	0	2
Bud Daley, L (1, 1) OBP: 0.452, SLG: 0.448 Bob Grim, R (8, 1) OBP: 0.190, SLG: 0.316		FC5-4 1-2 2-3 1B	6-3				SH3-4 1-2		FC1-5 1B	2 1	0 0	1 1	0 0	0 0	0 0	0 0

| Inning Stats | | | |

Batter	1	2	3	4	5	6	7	8	9	AB	R	H	RBI	BB	SO	LOB
Willie Tasby, R (1, 8) OBP: 0.352, SLG: 0.419	1-3		4-3			1B		1B 1B 2-H 3-H 1B		4	1	2	1	0	0	0
Bob Boyd, L (1, 3) OBP: 0.272, SLG: 0.289	BB			P3		K		1B 1-2 1B		3	0	1	0	1	1	1
Bob Nieman, R (1, 7) OBP: 0.337, SLG: 0.434	K			F5			K	1B 1-2 2-H 1B		4	0	1	1	0	2	1
Billy Loes, R (9, 1)										0	0	0	0	0	0	0
Gus Triandos, R (1, 2) OBP: 0.406, SLG: 0.601	F5			5-3			BB	K		3	0	0	0	1	1	3
Joe Taylor, R (1, 9) OBP: 0.143, SLG: 0.143		5-3			F7		P6		K	4	0	0	0	0	1	1
Jim Finigan, R (1, 5) OBP: 0.321, SLG: 0.320		F3			G6-4-3 1B		P3		F9	4	0	1	0	0	0	1
Billy Gardner, R (1, 4) OBP: 0.289, SLG: 0.317		6-3			G6-4-3 1-2f			SH1-3 1B 1B 1B	S BB	3	1	1	0	0	0	1
Albie Pearson, L (9, PH) OBP: 0.341, SLG: 0.245										0	0	0	0	1	0	0
Willy Miranda, S (1, 6) OBP: 0.182, SLG: 0.192			4-3			P4		SH1-3 1-2 1B 1B	1-3 1-2	2	0	0	0	0	0	0
Gene Woodling, L (8, PH) OBP: 0.402, SLG: 0.552										2	0	1	0	0	0	1
(9, 7)																
Hoyt Wilhelm, R (1, 1) OBP: 0.108, SLG: 0.029			K			L7		SH1-3 1-2 2-3		2	0	0	0	0	1	0
Al Pilarcik, L (8, PH) OBP: 0.364, SLG: 0.429										0	0	0	0	0	0	0
Billy Klaus, L (9, 6) OBP: 0.350, SLG: 0.311										0	0	0	0	0	0	0
Inning Stats	R: 0 E: 0 K: 1 S: 5	H: 0 LOB: 1 BB: 1 P: 9	R: 0 E: 0 K: 0 S: 3	H: 0 LOB: 0 BB: 0 P: 3	R: 0 E: 0 K: 1 S: 5	H: 0 LOB: 0 BB: 0 P: 5	R: 0 E: 0 K: 0 S: 3	H: 0 LOB: 0 BB: 0 P: 3	R: 0 E: 0 K: 0 S: 3	H: 1 LOB: 0 BB: 0 P: 3	R: 0 E: 0 K: 1 S: 6	H: 1 LOB: 1 BB: 0 P: 6	R: 0 E: 0 K: 1 S: 5	H: 0 LOB: 1 BB: 1 P: 9	R: 2 E: 0 K: 1 S: 9	H: 5 LOB: 2 BB: 0 P: 9	R: 0 E: 0 K: 1 S: 5	H: 0 LOB: 1 BB: 1 P: 9	1B: 7 2B: 0 3B: 0 HR: 0	SF: 0 SAC: 1 DP: 1 HBP: 0	WP: 0 PB: 0 SB: 1 CS: 0	PA: 35

PITCHER		IP	WLS	BF	H	R	ER	SO	BB	IBB	HBP	BLK	WP	HR	S	P	ERA	WHIP
Bud Daley, L ERA: 2.57	(1, 1)	7.2	W	29	6	2	2	4	2	0	0	0	0	0	35	43	2.35	1.043
Bob Grim, R ERA: 3.18	(8, 1)	1.1	S	6	1	0	0	2	1	0	0	0	0	0	9	13	0.00	1.500

PITCHER	IP	WLS	BF	H	R	ER	SO	BB	IBB	HBP	BLK	WP	HR	S	P	ERA	WHIP

BOTTOM

Kansas City Athletics @ Baltimore Orioles

Memorial Stadium, Baltimore, MD

Sat Jun 20 1959, 7:05 PM EDT

Att. 25,970 - Unknown

livebaseballscorecards.com

AB	31
R	2
H	7
RBI	2
BB	3
SO	6
LOB	9

Batter	1	2	3	4	5	6	7	8	9	AB	R	H	RBI	BB	SO	LOB
Bill Tuttle, R (1, 8) OBP: 0.336, SLG: 0.363	P6		F8	G1-4-3 1-2f			6-3		BB 1B	4	0	0	0	1	0	2
Jerry Lumpe, L (1, 4) OBP: 0.318, SLG: 0.319	F8		1B 2-H 1B		F9		P5		1-2 1B	5	1	2	1	0	0	0
Kent Hadley, L (1, 3) OBP: 0.313, SLG: 0.506	4-3		2B 2-H 1B		K		4-3		K	5	0	1	1	0	2	2
Bob Cerv, R (1, 7) OBP: 0.328, SLG: 0.474		G5-4-3 1B	1-3 2B		2B 1B			6-3	1-3	5	0	3	0	0	0	2
Dick Williams, R (1, 9) OBP: 0.333, SLG: 0.481		G5-4-3 1-2f	G6-3 IBB		1-3 2B			G4-6-3 1B		3	0	2	0	1	0	1
Frank House, L (1, 2) OBP: 0.323, SLG: 0.372		6-3	G6-3 1-2f		K			G4-6-3 1-2f		4	0	0	0	0	1	6
Joe Demaestri, R (1, 6) OBP: 0.327, SLG: 0.436			HR 1B	SF9 3B	F9				K	4	2	2	0	0	1	0
Hal Smith, R (1, 5) OBP: 0.365, SLG: 0.357			1-H HR	SF9 3-H	G6-3 1B				HR 2B	3	2	3	3	0	0	0
Ned Garver, R (1, 1) OBP: 0.417, SLG: 0.559			1B 2B	G1-4-3 1B	G6-3 1-2f				2-H HR	4	2	3	2	0	0	1

TOP

Kansas City Athletics @ Baltimore Orioles

Memorial Stadium, Baltimore, MD

Sun Jun 21 1959, 3:33 AM EDT

Att. 9,002 - Unknown

livebaseballscorecards.com

AB	37
R	7
H	16
RBI	7
BB	2
SO	4
LOB	14

Inning Stats	1	2	3	4	5	6	7	8	9
	R: 0 E: 0 K: 0 S: 3	R: 0 E: 0 K: 0 S: 3	R: 4 E: 0 K: 0 S: 8	R: 1 E: 0 K: 0 S: 4	R: 0 E: 0 K: 2 S: 9	R: 0 E: 0 K: 0 S: 3	R: 0 E: 0 K: 0 S: 3	R: 0 E: 0 K: 0 S: 3	R: 2 E: 0 K: 2 S: 10
	H: 0 LOB: 0 BB: 0 P: 3	H: 1 LOB: 0 BB: 0 P: 3	H: 6 LOB: 2 BB: 1 P: 12	H: 2 LOB: 0 BB: 0 P: 4	H: 2 LOB: 2 BB: 0 P: 9	H: 1 LOB: 0 BB: 0 P: 3	H: 0 LOB: 0 BB: 0 P: 3	H: 1 LOB: 0 BB: 0 P: 3	H: 3 LOB: 2 BB: 1 P: 14

1B: 9	SF: 1	WP: 0
2B: 4	SAC: 0	PB: 0
3B: 1	DP: 5	SB: 0
HR: 2	HBP: 0	CS: 0

PA: 40

PITCHER		IP	WLS	BF	H	R	ER	SO	BB	IBB	HBP	BLK	WP	HR	S	P	ERA	WHIP
Arnie Portocarrero, R ERA: 9.71	(1, 1)	2.1	L	11	5	4	4	0	0	0	0	0	0	1	11	11	15.43	2.143
Billy Hoeft, L ERA: 4.74	(3, 1)	6.2		29	11	3	3	4	1	1	0	0	0	1	35	43	4.05	1.800

PITCHER	IP	WLS	BF	H	R	ER	SO	BB	IBB	HBP	BLK	WP	HR	S	P	ERA	WHIP

Batter	1	2	3	4	5	6	7	8	9	AB	R	H	RBI	BB	SO	LOB
Albie Pearson, L (1, 9) OBP: 0.331, SLG: 0.237	6-3		3-1			F2		F7		4	0	0	0	0	0	2
Bob Boyd, L (1, 3) OBP: 0.271, SLG: 0.284	BBBB FC5-4 BB			6-3		F9			L8	3	0	0	0	1	0	1
Billy Klaus, L (1, 5) OBP: 0.340, SLG: 0.301	L4			1-3		F8			F7	4	0	0	0	0	0	2
Gene Woodling, L (1, 7) OBP: 0.399, SLG: 0.545	FC5-4 1-2f			E6			G4-3 1B		F8	4	0	1	0	0	0	1
Gus Triandos, R (1, 2) OBP: 0.400, SLG: 0.590		F7		F9			G4-3 1-2f			3	0	0	0	0	0	2
Willie Tasby, R (1, 8) OBP: 0.348, SLG: 0.414		F9			F3		6-3			3	0	0	0	0	0	0
Billy Gardner, R (1, 4) OBP: 0.284, SLG: 0.311		1-3			4-3			L6		3	0	0	0	0	0	0
Willy Miranda, S (1, 6) OBP: 0.172, SLG: 0.182			L7		1-3			P6		3	0	0	0	0	0	0
Arnie Portocarrero, R (1, 1) Billy Hoeft, L (3, 1) OBP: 0.273, SLG: 0.273			SSS K							0 3	0 0	0 2	0 0	0 0	0 1	0 0
Inning Stats	R: 0 E: 0 K: 0 S: 3 H: 0 LOB: 1 BB: 1 P: 7	R: 0 E: 0 K: 0 S: 3 H: 0 LOB: 0 BB: 0 P: 3	R: 0 E: 0 K: 1 S: 5 H: 0 LOB: 0 BB: 0 P: 5	R: 0 E: 1 K: 0 S: 4 H: 0 LOB: 1 BB: 0 P: 4	R: 0 E: 0 K: 0 S: 3 H: 0 LOB: 0 BB: 0 P: 3	R: 0 E: 0 K: 0 S: 4 H: 1 LOB: 1 BB: 0 P: 4	R: 0 E: 0 K: 0 S: 3 H: 1 LOB: 0 BB: 0 P: 3	R: 0 E: 0 K: 0 S: 4 H: 1 LOB: 1 BB: 0 P: 4	R: 0 E: 0 K: 0 S: 3 H: 0 LOB: 0 BB: 0 P: 3	1B: 3 2B: 0 3B: 0 HR: 0 SF: 0 SAC: 0 DP: 1 HBP: 0						

PITCHER	IP	WLS	BF	H	R	ER	SO	BB	IBB	HBP	BLK	WP	HR	S	P	ERA	WHIP
Ned Garver, R (1, 1) ERA: 2.91	9.0	W	31	3	0	0	1	1	0	0	0	0	0	32	36	0.00	0.444

PITCHER	IP	WLS	BF	H	R	ER	SO	BB	IBB	HBP	BLK	WP	HR	S	P	ERA	WHIP

BOTTOM

Kansas City Athletics @ Baltimore Orioles

Memorial Stadium, Baltimore, MD

Sun Jun 21 1959, 3:33 AM EDT

Att. 9,002 - Unknown

livebaseballscorecards.com

AB	30
R	0
H	3
RBI	0
BB	1
SO	1
LOB	8

WP: 0 PA: 31
PB: 0
SB: 0
CS: 0

Baltimore Orioles @ Cleveland Indians

Cleveland Municipal Stadium, Cleveland, OH

Tue Jun 23 1959, 7:05 PM EDT

Att. 19,979 - Unknown

TOP

Batter	1	2	3	4	5	6	7	8	9	AB	R	H	RBI	BB	SO	LOB
Willie Tasby, R (1, 8) OBP: 0.353, SLG: 0.415	3-1		6-3 1B BB		SH1-3 1B	1-2 2-H 1B			P5	4	1	2	1	1	0	0
Bob Boyd, L (1, 3) OBP: 0.276, SLG: 0.285	1B BB		6-3 1-2		SH1-3 1-2	K 2-3			1B 1B	3	0	1	0	1	1	3
Gene Woodling, L (1, 9) (7, 7) OBP: 0.404, SLG: 0.542	1-2 1B		1B 1B BB		P6		SH4-3 BB		F5	3	1	1	0	2	0	2
Bob Nieman, R (1, 7) Al Pilarcik, L (7, PH) (7, 9) OBP: 0.337, SLG: 0.432 OBP: 0.369, SLG: 0.434	F7		1B 1-3 2-H 1B		K		SH4-3 1-2		1-2 1B	3 1	0 0	1 1	1 0	0 0	1 0	3 0
Gus Triandos, R (1, 2) OBP: 0.395, SLG: 0.579	F8		1-2 3-H 1B			6-3	P4		F3	5	0	1	1	0	0	5
Billy Klaus, L (1, 5) OBP: 0.338, SLG: 0.294		F7	F9			2B 1B BB	K			3	1	0	0	1	1	3
Billy Gardner, R (1, 4) OBP: 0.284, SLG: 0.316		F8		4-3		1B 1B 2B 1-3			F7	4	1	1	0	0	0	0
Willy Miranda, S (1, 6) OBP: 0.177, SLG: 0.186		4-3		P6		1B 1B 1B 2-3 3-H			L7	4	1	1	1	0	0	0
Milt Pappas, R (1, 1) OBP: 0.172, SLG: 0.143			K	F7		CS 1B 1B 1-2 3-H			K2-3	4	0	1	1	0	2	0
Inning Stats	R: 0 E: 0 K: 0 S: 4 H: 1 LOB: 2 BB: 1 P: 8	R: 0 E: 0 K: 0 S: 3 H: 0 LOB: 0 BB: 0 P: 3	R: 2 E: 0 K: 1 S: 7 H: 2 LOB: 2 BB: 2 P: 15	R: 0 E: 0 K: 0 S: 3 H: 0 LOB: 0 BB: 0 P: 3	R: 0 E: 0 K: 1 S: 6 H: 1 LOB: 1 BB: 0 P: 6	R: 3 E: 0 K: 1 S: 8 H: 4 LOB: 2 BB: 1 P: 12	R: 0 E: 0 K: 1 S: 5 H: 0 LOB: 1 BB: 1 P: 9	R: 0 E: 0 K: 1 S: 5 H: 0 LOB: 0 BB: 0 P: 5	R: 0 E: 0 K: 0 S: 5 H: 2 LOB: 2 BB: 0 P: 5	1B: 9 2B: 2 3B: 0 HR: 0	SF: 0 SAC: 2 DP: 1 HBP: 0						

livebaseballscorecards.com

AB	34
R	5
H	10
RBI	5
BB	5
SO	5
LOB	16

WP: 0 PB: 0 SB: 0 CS: 1 PA: 41

PITCHER		IP	WLS	BF	H	R	ER	SO	BB	IBB	HBP	BLK	WP	HR	S	P	ERA	WHIP
Gary Bell, R ERA: 4.11	(1, 1)	5.1	L	27	7	5	5	2	4	0	0	0	0	0	27	43	8.44	2.062
Dick Brodowski, R ERA: 1.8	(6, 1)	0.2		2	1	0	0	1	0	0	0	0	0	0	4	4	0.00	1.500
Mike Garcia, R ERA: 3.03	(7, 1)	2.0		7	0	0	0	2	1	0	0	0	0	0	10	14	0.00	0.500
Jim Perry, R ERA: 4.23	(9, 1)	1.0		5	2	0	0	0	0	0	0	0	0	0	5	5	0.00	2.000

PITCHER	IP	WLS	BF	H	R	ER	SO	BB	IBB	HBP	BLK	WP	HR	S	P	ERA	WHIP

Baltimore Orioles @ Cleveland Indians

Cleveland Municipal Stadium, Cleveland, OH

Tue Jun 23 1959, 7:05 PM EDT

Att. 19,979 - Unknown

livebaseballscorecards.com

BOTTOM

Batter	1	2	3	4	5	6	7	8	9	AB	R	H	RBI	BB	SO	LOB
Woodie Held, R (1, 6) OBP: 0.326, SLG: 0.467	K		F8			6-3		HR		4	1	1	1	0	1	1
Vic Power, R (1, 3) OBP: 0.341, SLG: 0.458	4-3			6-3		1B		1-3		4	0	1	0	0	0	0
Tito Francona, L (1, 8) OBP: 0.378, SLG: 0.506	4-3			L5		1-3			F7	4	0	1	0	0	0	0
Rocky Colavito, R (1, 9) OBP: 0.359, SLG: 0.600		F8		F7		K			G1-6-3	4	0	1	0	0	1	2
Minnie Minoso, R (1, 7) OBP: 0.358, SLG: 0.461		K			BB		P4		G1-6-3 1-2f	3	0	0	0	1	1	1
George Strickland, R (1, 5) OBP: 0.343, SLG: 0.410		F5			L8		P6			3	0	0	0	0	0	1
Dick Brown, R (1, 2) OBP: 0.370, SLG: 0.383			F7		F3		F9			3	0	0	0	0	0	1
Billy Martin, R (1, 4) OBP: 0.276, SLG: 0.379			F9		F3			K		2	0	0	0	0	0	1
Ray Webster, R (8, PH) (9, 4) OBP: 0.184, SLG: 0.340										1	0	0	0	0	1	0
Gary Bell, R (1, 1) OBP: 0.182, SLG: 0.129			1B			6-3		G3		1	0	1	0	0	0	0
Dick Brodowski, R (6, 1) OBP: 0.333, SLG: 0.333										0	0	0	0	0	0	0
Jim Piersall, R (6, PH) OBP: 0.282, SLG: 0.313										1	0	0	0	0	0	0
Mike Garcia, R (7, 1) OBP: 0.000, SLG: 0.000										0	0	0	0	0	0	0
Russ Nixon, L (8, PH) OBP: 0.221, SLG: 0.188										1	0	0	0	0	0	0
Jim Perry, S (9, 1) OBP: 0.500, SLG: 0.500										0	0	0	0	0	0	0
Inning Stats	R: 0 E: 0 K: 1 S: 5 H: 0 LOB: 0 BB: 0 P: 5	R: 0 E: 0 K: 1 S: 5 H: 0 LOB: 0 BB: 0 P: 5	R: 0 E: 0 K: 0 S: 4 H: 1 LOB: 1 BB: 0 P: 4	R: 0 E: 0 K: 0 S: 3 H: 0 LOB: 0 BB: 0 P: 3	R: 0 E: 0 K: 0 S: 3 H: 0 LOB: 1 BB: 1 P: 7	R: 0 E: 0 K: 1 S: 7 H: 2 LOB: 2 BB: 0 P: 7	R: 0 E: 0 K: 0 S: 3 H: 0 LOB: 0 BB: 0 P: 3	R: 1 E: 0 K: 1 S: 6 H: 1 LOB: 0 BB: 0 P: 6	R: 0 E: 0 K: 0 S: 3 H: 1 LOB: 0 BB: 0 P: 3	1B: 4 2B: 0 3B: 0 HR: 1 SF: 0 SAC: 0 DP: 1 HBP: 0						

	AB	31
	R	1
	H	5
	RBI	1
	BB	1
	SO	4
	LOB	7

WP: 0 PB: 0 SB: 0 CS: 0 PA: 32

PITCHER		IP	WLS	BF	H	R	ER	SO	BB	IBB	HBP	BLK	WP	HR	S	P	ERA	WHIP
Milt Pappas, R ERA: 3.97	(1, 1)	9.0	W	32	5	1	1	4	1	0	0	0	0	1	39	43	1.00	0.667

PITCHER	IP	WLS	BF	H	R	ER	SO	BB	IBB	HBP	BLK	WP	HR	S	P	ERA	WHIP

Baltimore Orioles @ Cleveland Indians

Cleveland Municipal Stadium, Cleveland, OH

Wed Jun 24 1959, 7:05 PM EDT

Att. 11,694 - Unknown

TOP

livebaseballscorecards.com

Batter	1	2	3	4	5	6	7	8	9	AB	R	H	RBI	BB	SO	LOB
Jim Finigan, R (1, 5) OBP: 0.306, SLG: 0.307	S S S 0-3 ① K		x 0-0 ② P4		x 0-0 ② 5-3			x 0-0 ① F2	x 0-0 ① SF8 3-H	4	0	0	1	0	1	0
Willie Tasby, R (1, 8) OBP: 0.350, SLG: 0.409	B B B B 4-0 1B BB BB		x 0-0 ③ F8		x 0-0 ③ 5-3			x 0-0 ② F2	x 0-0 ② F8	4	0	0	0	1	0	0
Joe Taylor, R (1, 9) OBP: 0.273, SLG: 0.111 Al Pilarcik, L (8, PR) OBP: 0.374, SLG: 0.434 (8, 9)	B B B B 4-0 1B 1-2 BB			x 0-0 ① F6		x 0-0 ① P3		B B B B 4-0 BB BB BB	B B B B 4-0 FC5-4 BB	2 0	0 0	0 0	0 0	2 1	0 0	0 0
Gus Triandos, R (1, 2) OBP: 0.400, SLG: 0.594	x 0-0 G4-6-3 1-2 2-3 1B			x 0-0 HR		x 0-0 ② P6		B B B B 4-0 BB 1-2 BB	x 0-0 ③ FC5-4 1-2f	4	1	2	1	1	0	1
Bob Nieman, R (1, 7) OBP: 0.341, SLG: 0.449 Albie Pearson, L (9, 7) OBP: 0.331, SLG: 0.237	x 0-0 ② ③ G4-6-3 1-2f			x 0-0 ② F9		x 0-0 HR		B B B B B 4-0 1-2 2-3 BB		3 0	1 0	1 0	1 0	1 0	0 0	3 0
Walt Dropo, R (1, 3) OBP: 0.208, SLG: 0.279		x 0-0 ① F8		x 0-0 HR		x 0-0 ③ 6-3		x 0-0 ③ F9		4	1	1	1	0	0	3
Billy Gardner, R (1, 4) OBP: 0.292, SLG: 0.340		x 0-0 G6-4-3 1B		x 0-0 HR			x 0-0 ① P5		x 0-0 1B 1B E 1B	4	2	3	1	0	0	0
Willy Miranda, S (1, 6) OBP: 0.169, SLG: 0.177 Gene Woodling, L (9, PH) OBP: 0.406, SLG: 0.545 Billy Klaus, L (9, 6) OBP: 0.338, SLG: 0.294		x 0-0 ② ③ G6-4-3 1-2f		S S S 0-3 ③ K			x 0-0 ② 6-3		x 0-0 E 1-2 E 1B	3 1 0	0 1 0	0 1 0	0 0 0	0 0 0	1 0 0	1 0 0
Hal Brown, R (1, 1) OBP: 0.158, SLG: 0.176 Bob Boyd, L (9, PH) OBP: 0.279, SLG: 0.289 Billy Loes, R (9, 1)		S S S 0-3 ① K		S S S 0-3 ① K			S S S 0-3 ③ K		x 0-0 E1 1-H 2-H SF8 1B	3 1 0	0 1 0	0 1 0	0 1 0	0 0 0	3 0 0	0 0 0

	AB	33
	R	7
	H	9
	RBI	5
	BB	6
	SO	5
	LOB	8

Inning Stats										
	R: 0 E: 0 K: 1 S: 5	H: 1 LOB: 2 BB: 2 P: 13	R: 0 E: 0 K: 0 S: 3	H: 1 LOB: 0 BB: 0 P: 3	R: 0 E: 0 K: 1 S: 5	H: 0 LOB: 0 BB: 0 P: 5	R: 3 E: 0 K: 1 S: 8	H: 3 LOB: 0 BB: 0 P: 8	R: 0 E: 0 K: 1 S: 5	H: 0 LOB: 0 BB: 0 P: 5
	R: 1 E: 0 K: 0 S: 4	H: 1 LOB: 0 BB: 0 P: 4	R: 0 E: 0 K: 1 S: 5	H: 0 LOB: 0 BB: 0 P: 5	R: 0 E: 0 K: 0 S: 3	H: 0 LOB: 3 BB: 3 P: 15	R: 3 E: 1 K: 0 S: 6	H: 3 LOB: 1 BB: 1 P: 10	1B: 5 2B: 0 3B: 0 HR: 4	SF: 1 SAC: 0 DP: 2 HBP: 0

	WP: 0	PA: 40
	PB: 0	
	SB: 0	
	CS: 0	

PITCHER		IP	WLS	BF	H	R	ER	SO	BB	IBB	HBP	BLK	WP	HR	S	P	ERA	WHIP
Herb Score, L ERA: 4.52	(1, 1)	8.0	L	35	8	6	6	5	5	0	0	0	0	4	40	60	6.75	1.625
Dick Brodowski, R ERA: 1.73	(9, 1)	1.0		5	1	1	0	0	1	0	0	0	0	0	4	8	0.00	2.000

PITCHER		IP	WLS	BF	H	R	ER	SO	BB	IBB	HBP	BLK	WP	HR	S	P	ERA	WHIP

Batter	1	2	3	4	5	6	7	8	9	AB	R	H	RBI	BB	SO	LOB
Woodie Held, R (1, 6) OBP: 0.329, SLG: 0.463	BBBB 4-0 HR BB		BBBB 4-0 G4-6-3 BB		x 0-0 ③ F3		x 0-0 ③ F8			2	1	0	0	2	0	0
Vic Power, R (1, 3) OBP: 0.339, SLG: 0.459	x 0-0 ① P5		x 0-0 ① ② G4-6-3 1-2f			x 0-0 2B 2B		x 0-0 ① 5-3		4	1	1	0	0	0	2
Tito Francona, L (1, 8) OBP: 0.372, SLG: 0.529	x 0-0 1-H HR		x 0-0 ③ F8			x 0-0 ① F7		x 0-0 ② P4		4	1	1	2	0	0	1
Rocky Colavito, R (1, 9) OBP: 0.357, SLG: 0.598	x 0-0 ② F7			x 0-0 ① 1-3		x 0-0 2-H 2B		x 0-0 ③ F8		4	0	1	1	0	0	0
Minnie Minoso, R (1, 7) OBP: 0.364, SLG: 0.475	x 0-0 1B			x 0-0 HR		x 0-0 ② F7			H 1-0 FC5-4 HBP	3	1	2	1	0	0	1
George Strickland, R (1, 5) OBP: 0.341, SLG: 0.403	x 0-0 ③ 5-3			x 0-0 ② 5-3		BBBB 4-0 FC6-4 BB			x 0-0 ① F8	3	0	0	0	1	0	2
Dick Brown, R (1, 2) OBP: 0.345, SLG: 0.353		SSS 0-3 ① K		x 0-0 ③ F8		x 0-0 ③ FC6-4 1-2f			x 0-0 ② F3	4	0	0	0	0	1	3
Ray Webster, R (1, 4) OBP: 0.173, SLG: 0.320 Willie Jones, R (9, PH) OBP: 0.337, SLG: 0.452		x 0-0 ② F7			SSS 0-3 ① K		x 0-0 ① F2		x 0-0 ③ FC5-4 1-2f	3 1	0 0	0 0	0 0	0 0	1 0	0 1
Herb Score, L (1, 1) OBP: 0.088, SLG: 0.091 Dick Brodowski, R (9, 1) OBP: 0.333, SLG: 0.333		x 0-0 ③ F9			x 0-0 ② 1-3		SSS 0-3 ② K			3 0	0 0	0 0	0 0	0 0	1 0	0 0
Inning Stats	R: 2 H: 2 E: 0 LOB: 1 K: 0 BB: 1 S: 5 P: 9	R: 0 H: 0 E: 0 LOB: 0 K: 1 BB: 0 S: 5 P: 5	R: 0 H: 0 E: 0 LOB: 0 K: 0 BB: 1 S: 2 P: 6	R: 1 H: 1 E: 0 LOB: 0 K: 0 BB: 0 S: 4 P: 4	R: 0 H: 0 E: 0 LOB: 0 K: 1 BB: 0 S: 5 P: 5	R: 1 H: 2 E: 0 LOB: 2 K: 0 BB: 1 S: 5 P: 9	R: 0 H: 0 E: 0 LOB: 0 K: 1 BB: 0 S: 5 P: 5	R: 0 H: 0 E: 0 LOB: 0 K: 0 BB: 0 S: 3 P: 3	R: 0 H: 0 E: 0 LOB: 1 K: 0 BB: 0 S: 3 P: 4	1B: 1 SF: 0 2B: 2 SAC: 0 3B: 0 DP: 1 HR: 2 HBP: 1					WP: 0 PA: 35 PB: 0 SB: 0 CS: 0		

PITCHER		IP	WLS	BF	H	R	ER	SO	BB	IBB	HBP	BLK	WP	HR	S	P	ERA	WHIP
Hal Brown, R ERA: 2.44	(1, 1)	8.0	W	31	5	4	4	3	3	0	0	0	0	2	34	46	4.50	1.000
Billy Loes, R ERA: 2.45	(9, 1)	1.0	S	4	0	0	0	0	0	0	1	0	0	0	3	4	0.00	0.000

PITCHER	IP	WLS	BF	H	R	ER	SO	BB	IBB	HBP	BLK	WP	HR	S	P	ERA	WHIP

BOTTOM

Baltimore Orioles @ Cleveland Indians

Cleveland Municipal Stadium, Cleveland, OH

Wed Jun 24 1959, 7:05 PM EDT

Att. 11,694 - Unknown

livebaseballscorecards.com

AB	31
R	4
H	5
RBI	4
BB	3
SO	3
LOB	10

Batter	1	2	3	4	5	6	7	8	9	AB	R	H	RBI	BB	SO	LOB
Willie Tasby, R (1, 8) OBP: 0.348, SLG: 0.405	5-3		FC3-6 1B		4-3		F9		K	5	0	1	0	0	1	0
Bob Boyd, L (1, 3) OBP: 0.282, SLG: 0.291	5-3		FC3-6 6-3 1-2f		K			FC4-6 1B	WP 1B	5	0	2	0	0	1	1
Billy O'Dell, S (9, PR) OBP: 0.192, SLG: 0.250										0	0	0	0	0	0	0
Gene Woodling, L (1, 9) OBP: 0.406, SLG: 0.541	1B 1B		6-3 1-2			BB 1B		FC4-6 BB BB 1B 1-2f	F2 1-2	5	1	2	0	0	0	3
Bob Nieman, R (1, 7) OBP: 0.344, SLG: 0.447	1-2 1B		5-3			P6		BB 1B 1-2 BB		3	1	1	0	1	0	2
Gus Triandos, R (1, 2) OBP: 0.393, SLG: 0.581	6-3			E6 FC4-6		F8		P3		4	0	0	0	0	0	5
Billy Klaus, L (1, 5) OBP: 0.349, SLG: 0.291 (7, 6)		FC1-6-4 BB		FC4-6 1-2f		FC6-4 1-2 BB		1B 1-2 2-3 BB		1	0	0	0	3	0	1
Billy Gardner, R (1, 4) OBP: 0.288, SLG: 0.335	P3			F7		FC6-4 1-2f		1B 1-2 2-H 3-H		3	0	0	0	0	0	4
Joe Ginsberg, L (8, PH) OBP: 0.318, SLG: 0.293										1	0	1	2	0	0	0
Chico Carrasquel, R (8, 5) OBP: 0.298, SLG: 0.343										0	0	0	0	0	0	0
Willy Miranda, S (1, 6) OBP: 0.164, SLG: 0.172		FC1-6-4 1-2f		F7			4-3	F8		2	0	0	0	0	0	2
Albie Pearson, L (7, PH) OBP: 0.328, SLG: 0.235										1	0	0	0	0	0	0
Jim Finigan, R (7, 5) OBP: 0.304, SLG: 0.304 (8, 4)										1	0	0	0	0	0	2
Hoyt Wilhelm, R (1, 1) OBP: 0.103, SLG: 0.028		K			G3		K		F8	2	0	0	0	0	1	1
Al Pilarcik, L (7, PH) OBP: 0.371, SLG: 0.430										1	0	0	0	0	1	0
Jack Fisher, R (7, 1)										0	0	0	0	0	0	0
Walt Dropo, R (9, PH) OBP: 0.204, SLG: 0.273										1	0	0	0	0	0	0
Inning Stats	R: 0 E: 0 K: 0 S: 5 H: 2 LOB: 2 BB: 0 P: 5	R: 0 E: 0 K: 1 S: 5 H: 0 LOB: 1 BB: 1 P: 9	R: 0 E: 0 K: 0 S: 4 H: 1 LOB: 1 BB: 0 P: 4	R: 0 E: 1 K: 0 S: 4 H: 0 LOB: 1 BB: 0 P: 4	R: 0 E: 0 K: 1 S: 5 H: 0 LOB: 0 BB: 0 P: 5	R: 0 E: 0 K: 0 S: 4 H: 1 LOB: 2 BB: 1 P: 8	R: 0 E: 0 K: 1 S: 5 H: 0 LOB: 0 BB: 0 P: 5	R: 2 E: 0 K: 0 S: 5 H: 2 LOB: 2 BB: 2 P: 13	R: 0 E: 0 K: 1 S: 6 H: 1 LOB: 2 BB: 0 P: 6	1B: 7 2B: 0 3B: 0 HR: 0 SF: 0 SAC: 0 DP: 0 HBP: 0							

PITCHER	IP	WLS	BF	H	R	ER	SO	BB	IBB	HBP	BLK	WP	HR	S	P	ERA	WHIP
Bobby Locke, R (1, 1) ERA: 4.85	7.1		31	5	2	2	3	3	0	0	0	0	0	34	46	2.46	1.091
Mike Garcia, R (8, 1) ERA: 2.9	1.2	W	8	2	0	0	1	1	0	0	0	1	0	9	13	0.00	1.800

PITCHER	IP	WLS	BF	H	R	ER	SO	BB	IBB	HBP	BLK	WP	HR	S	P	ERA	WHIP

TOP

Baltimore Orioles @ Cleveland Indians

Cleveland Municipal Stadium, Cleveland, OH

Thu Jun 25 1959, 3:33 AM EDT

Att. 7,433 - Unknown

livebaseballscorecards.com

AB	35
R	2
H	7
RBI	2
BB	4
SO	4
LOB	21

WP: 1	PA: 39		
PB: 0			
SB: 0			
CS: 0			

Batter	1	2	3	4	5	6	7	8	9	AB	R	H	RBI	BB	SO	LOB
Woodie Held, R (1, 6) OBP: 0.328, SLG: 0.457	5-3		F8		1-3		BB			3	0	0	0	1	0	2
Vic Power, R (1, 3) OBP: 0.335, SLG: 0.452	4-3		6-3			E6 1B E	F7			4	1	0	0	0	0	3
Tito Francona, L (1, 8) OBP: 0.398, SLG: 0.618	HR			PB 1B		B5-6 E 1-3 1B		HR		4	2	4	2	0	0	0
Rocky Colavito, R (1, 9) OBP: 0.356, SLG: 0.597	F5			SSS K 1-2		E6 1-2 3-H		4-3 2B		4	0	1	1	0	1	2
Minnie Minoso, R (1, 7) OBP: 0.358, SLG: 0.468		4-3		F8		B5-6 2-3f		4-3 2-3		4	0	0	0	0	0	4
George Strickland, R (1, 5) OBP: 0.339, SLG: 0.395		4-3		F7		F7		BBB 4-0 G4-3 BB		3	0	0	0	1	0	2
Granny Hamner, R (1, 4) OBP: 0.292, SLG: 0.402		P4			6-3		SH3-4 1B	G4-3 1-2f		4	0	1	0	0	0	2
Dick Brown, R (1, 2) OBP: 0.361, SLG: 0.370			SH3-4 1B		1B		P6			3	0	2	0	0	0	1
Bobby Locke, R (1, 1) OBP: 0.333, SLG: 1.333			SH3-4 1-2		F3		SH3-4 1-2			1	0	0	0	0	0	1
Mike Garcia, R (8, 1)										0	0	0	0	0	0	0
Inning Stats	R: 1 H: 1 E: 0 LOB: 0 K: 0 BB: 0 S: 4 P: 4	R: 0 H: 0 E: 0 LOB: 0 K: 0 BB: 0 S: 3 P: 3	R: 0 H: 1 E: 0 LOB: 1 K: 0 BB: 0 S: 4 P: 4	R: 0 H: 1 E: 0 LOB: 1 K: 1 BB: 0 S: 6 P: 6	R: 0 H: 1 E: 0 LOB: 1 K: 0 BB: 0 S: 4 P: 4	R: 1 H: 1 E: 2 LOB: 1 K: 0 BB: 0 S: 5 P: 5	R: 0 H: 1 E: 0 LOB: 2 K: 0 BB: 1 S: 4 P: 8	R: 1 H: 2 E: 0 LOB: 1 K: 0 BB: 1 S: 4 P: 8		1B: 5 SF: 0 2B: 2 SAC: 2 3B: 0 DP: 2 HR: 2 HBP: 0						

PITCHER	IP	WLS	BF	H	R	ER	SO	BB	IBB	HBP	BLK	WP	HR	S	P	ERA	WHIP
Hoyt Wilhelm, R (1, 1) ERA: 1.62	6.0		24	5	2	1	1	0	0	0	0	0	1	26	26	1.50	0.833
Jack Fisher, R (7, 1) ERA: 5.4	2.0	L	10	3	1	1	0	2	0	0	0	0	1	8	16	4.50	2.500

PITCHER	IP	WLS	BF	H	R	ER	SO	BB	IBB	HBP	BLK	WP	HR	S	P	ERA	WHIP

BOTTOM

Baltimore Orioles @ Cleveland Indians

Cleveland Municipal Stadium, Cleveland, OH

Thu Jun 25 1959, 3:33 AM EDT

Att. 7,433 - Unknown

livebaseballscorecards.com

AB	30
R	3
H	8
RBI	3
BB	2
SO	1
LOB	17

Baltimore Orioles @ Detroit Tigers

Briggs Stadium, Detroit, MI

Fri Jun 26 1959, 4:33 AM EDT

Unknown

TOP

livebaseballscorecards.com

Batter	1	2	3	4	5	6	7	8	9	AB	R	H	RBI	BB	SO	LOB
Willie Tasby, R (1, 8) OBP: 0.348, SLG: 0.408	0-0 1B E 2B	0-0 FC5-4 1-2f 2-H		0-3 K	0-0 BB BB 1B 1-2 2-H 3-H 1B		0-3 K			5	2	2	3	0	2	1
Billy Klaus, L (1, 5) OBP: 0.357, SLG: 0.292 Jim Finigan, R (8, 5) OBP: 0.304, SLG: 0.304	0-0 E BB G5-4-3 2-3 1B	0-0 F9			4-0 E 2B BB 4-0 1B BB 1-2 2-3 BB		0-0 F7			3 0	3 0	1 0	0 0	2 0	0 0	1 0
Gene Woodling, L (1, 9) OBP: 0.406, SLG: 0.533 Al Pilarcik, L (8, 9) OBP: 0.371, SLG: 0.430	B B B B 4-0 G5-4-3 E 1-2 BB		0-0 1-3		0-0 E1 2B 1-3 1B 4-0 1B 1-2 2-3 3-H BB			0-0 L8		3 0	1 0	0 0	1 0	2 0	0 0	1 0
Bob Nieman, R (1, 7) OBP: 0.356, SLG: 0.482 Albie Pearson, L (8, PR) (8, 7) OBP: 0.328, SLG: 0.235	0-0 E5 G5-4-3 1-2 2-3 3-H		0-0 HR		0-0 1B 1-3 3-H 2B 0-0 1-3 2-H 3-H 1B			0-0 PB 1B		5 0	2 0	4 0	5 0	0 0	0 0	2 0
Walt Dropo, R (1, 3) OBP: 0.222, SLG: 0.271	0-0 G5-4-3 1-2f 2-3 3-H		0-0 FC3-6 1B		0-0 6-3 0-0 5-3			B B B B 4-0 G4-6-3 1-2 BB		4	0	1	0	1	0	6
Joe Ginsberg, L (1, 2) OBP: 0.310, SLG: 0.274	0-0 F5		0-0 FC3-6 1-2f		4-0 BB 1B 1B IBB	0-0 F3		0-0 G4-6-3 1-2f		4	1	0	0	1	0	4
Billy Gardner, R (1, 4) OBP: 0.286, SLG: 0.332		0-0 E5 CI FC5-4 0-0 F7			0-0 BB 1B 1-2 2-H 3-H 1B	0-0 L8			S S S 0-3 K	5	2	1	2	0	1	1
Willy Miranda, S (1, 6) OBP: 0.181, SLG: 0.176		0-0 F5		S S S 0-3 K	B B B B 4-0 BB 1B BB 1-2 2-3 BB	0-0 L8			0-0 G4-6-3 1B	4	1	1	0	1	1	1
Billy O'Dell, S (1, 1) OBP: 0.167, SLG: 0.214 Jack Fisher, R (9, 1)	S 0-1 CI FC5-4 1-2			0-0 F5	S S S 0-3 K		0-0 F4		0-0 G4-6-3 1-2f	4 0	0 0	0 0	0 0	0 0	1 0	4 0
Inning Stats	R: 2 E: 1 K: 0 S: 5 H: 2 LOB: 1 BB: 1 P: 9	R: 1 E: 2 K: 0 S: 5 H: 0 LOB: 1 BB: 0 P: 5	R: 1 E: 0 K: 0 S: 5 H: 2 LOB: 1 BB: 0 P: 5	R: 0 E: 0 K: 2 S: 7 H: 0 LOB: 0 BB: 0 P: 7	R: 8 E: 1 K: 1 S: 10 H: 4 LOB: 2 BB: 5 P: 30	R: 0 E: 0 K: 0 S: 3 H: 0 LOB: 0 BB: 0 P: 3	R: 0 E: 0 K: 1 S: 5 H: 0 LOB: 0 BB: 0 P: 5	R: 0 E: 0 K: 0 S: 3 H: 1 LOB: 2 BB: 1 P: 7	R: 0 E: 0 K: 1 S: 5 H: 1 LOB: 0 BB: 0 P: 5	1B: 7 2B: 2 3B: 0 HR: 1 SF: 0 SAC: 0 DP: 3 HBP: 0						

	AB	37
	R	12
	H	10
	RBI	11
	BB	7
	SO	5
	LOB	21

WP: 0 PB: 1 SB: 0 CS: 0 PA: 45

PITCHER		IP	WLS	BF	H	R	ER	SO	BB	IBB	HBP	BLK	WP	HR	S	P	ERA	WHIP
Ray Narleski, R ERA: 6.08	(1, 1)	4.1	L	25	6	9	4	2	2	1	0	0	0	1	26	38	8.31	1.846
Pete Burnside, L ERA: 3.86	(5, 1)	2.2		13	2	3	0	2	3	0	0	0	0	0	14	26	0.00	1.875
Barney Schultz, R ERA: 1.69	(8, 1)	2.0		7	2	0	0	1	1	0	0	0	0	0	8	12	0.00	1.500

PITCHER	IP	WLS	BF	H	R	ER	SO	BB	IBB	HBP	BLK	WP	HR	S	P	ERA	WHIP

Baltimore Orioles @ Detroit Tigers

Briggs Stadium, Detroit, MI

Fri Jun 26 1959, 4:33 AM EDT

Unknown

BOTTOM

Batter	1	2	3	4	5	6	7	8	9	AB	R	H	RBI	BB	SO	LOB
Eddie Yost, R (1, 5) OBP: 0.406, SLG: 0.468	P5		BBB 4-0 S BB	F7			4-3		1-H 2-H 3B 3B	3	0	0	0	1	0	2
Barney Schultz, R (8, 1) OBP: 1.000, SLG: 1.000										0	0	0	0	0	0	0
Johnny Groth, R (9, PH) OBP: 0.333, SLG: 0.510										1	1	1	2	0	0	0
Harvey Kuenn, R (1, 9) OBP: 0.415, SLG: 0.498	F8		SSS 0-3 K 1-2		F7		P6		HR 3-H 3B	5	1	1	1	0	1	1
Charlie Maxwell, L (1, 7) OBP: 0.339, SLG: 0.498	4-3		BBBB 4-0 BB		F9			G3	HR 3-H	4	1	1	2	1	0	0
Al Kaline, R (1, 8) OBP: 0.401, SLG: 0.567		HR	L8		L6-3			L7	L4-3	5	1	1	1	0	0	2
Red Wilson, R (1, 2) OBP: 0.324, SLG: 0.389		2B	P6			F7		2B	BBBB 4-0 BB	4	0	2	0	0	0	2
Lou Berberet, L (9, PH) OBP: 0.315, SLG: 0.394										0	0	0	0	1	0	0
Gail Harris, L (1, 3) OBP: 0.218, SLG: 0.314		4-3		F7		SSS 0-3 K		SSS 0-3 F9	SSS 0-3 K	5	0	0	0	0	2	3
Rocky Bridges, R (1, 6) OBP: 0.338, SLG: 0.391		F3		F8		F9			1B 3B 1B	4	1	1	0	0	0	1
Frank Bolling, R (1, 4) OBP: 0.321, SLG: 0.357		BBBB 4-0 BB		E5 1B			F8		F8	3	0	0	0	1	0	1
Ray Narleski, R (1, 1) OBP: 0.154, SLG: 0.308		P6		1-2 1B				HR	1-2 3B 1B	2	0	1	0	0	0	2
Pete Burnside, R (5, 1)										0	0	0	0	0	0	0
Gus Zernial, R (7, PH) OBP: 0.188, SLG: 0.375										1	1	1	1	0	0	0
Ted Lepcio, R (8, 5) OBP: 0.381, SLG: 0.526										1	1	1	0	0	0	0
Inning Stats	R: 0 E: 0 K: 0 S: 3 H: 0 LOB: 0 BB: 0 P: 3	R: 1 E: 0 K: 0 S: 5 H: 2 LOB: 2 BB: 1 P: 9	R: 0 E: 0 K: 1 S: 5 H: 0 LOB: 2 BB: 2 P: 13	R: 0 E: 1 K: 0 S: 5 H: 1 LOB: 2 BB: 0 P: 5	R: 0 E: 0 K: 0 S: 3 H: 0 LOB: 0 BB: 0 P: 3	R: 0 E: 0 K: 1 S: 5 H: 0 LOB: 0 BB: 0 P: 5	R: 1 E: 0 K: 0 S: 4 H: 1 LOB: 0 BB: 0 P: 4	R: 0 E: 0 K: 0 S: 4 H: 1 LOB: 1 BB: 0 P: 4	R: 5 E: 0 K: 1 S: 10 H: 5 LOB: 1 BB: 1 P: 14	1B: 3 2B: 2 3B: 2 HR: 3 SF: 0 SAC: 0 DP: 0 HBP: 0						

PITCHER	IP	WLS	BF	H	R	ER	SO	BB	IBB	HBP	BLK	WP	HR	S	P	ERA	WHIP
Billy O'Dell, L (1, 1) ERA: 4.05	8.1	W	39	10	7	7	2	3	0	0	0	0	3	40	52	7.56	1.560
Jack Fisher, R (9, 1) ERA: 4.76	0.2	S	3	0	0	0	1	1	0	0	0	0	0	4	8	0.00	1.500

PITCHER	IP	WLS	BF	H	R	ER	SO	BB	IBB	HBP	BLK	WP	HR	S	P	ERA	WHIP

livebaseballscorecards.com

AB	38
R	7
H	10
RBI	7
BB	4
SO	3
LOB	14

WP: 0 PA: 42
PB: 0
SB: 1
CS: 0

Batter	1	2	3	4	5	6	7	8	9	AB	R	H	RBI	BB	SO	LOB
Willie Tasby, R (1, 8) OBP: 0.351, SLG: 0.421	6-3		BLK, E, 1B		K			HR		4	2	2	1	0	1	0
Billy Klaus, L (1, 5) (7, 6) OBP: 0.354, SLG: 0.291	F2		F4 1-2			G3		1B, 1B		4	0	1	0	0	0	1
Gene Woodling, L (1, 9) (6, 7) OBP: 0.399, SLG: 0.522	L8		3-1 2-H			L9		K		4	0	0	0	0	1	1
Albie Pearson, L (9, 7) OBP: 0.328, SLG: 0.235										0	0	0	0	0	0	0
Bob Nieman, R (1, 7) OBP: 0.351, SLG: 0.473		K	K			6-3		FC5-4 1-3, 1B		3	0	0	0	0	2	0
Al Pilarcik, L (6, 9) OBP: 0.376, SLG: 0.435										1	0	1	0	0	0	0
Gus Triandos, R (1, 2) OBP: 0.395, SLG: 0.579		2B, 1B, 1B		F9			1B, 1B	FC5-4 1-2f		4	1	2	0	0	0	2
Walt Dropo, R (1, 3) OBP: 0.224, SLG: 0.288		1B, FC6-4 1-3, 2B		K			F9		4-3	4	1	1	0	0	1	1
Billy Gardner, R (1, 4) OBP: 0.290, SLG: 0.335		FC6-4 2-3, 3-H, 1B		6-3			G4-6-3 1-2, 1B		F7	4	0	2	1	0	0	0
Willy Miranda, S (1, 6) OBP: 0.176, SLG: 0.171		FC6-4 1-2f, 3-H			F7		G4-6-3 1-2f		K	2	0	0	1	0	0	1
Bob Boyd, L (7, PH) OBP: 0.281, SLG: 0.290										1	0	0	0	0	0	2
Jim Finigan, R (7, 5) OBP: 0.301, SLG: 0.301										1	0	0	0	0	1	0
Jerry Walker, S (1, 1) OBP: 0.148, SLG: 0.259		K			L4			6-3		3	0	0	0	0	1	1
Billy Loes, R (8, 1)										0	0	0	0	0	0	0
Inning Stats	R: 0 E: 0 K: 0 S: 3 H: 0 LOB: 0 BB: 0 P: 3	R: 2 E: 0 K: 2 S: 10 H: 3 LOB: 1 BB: 0 P: 10	R: 1 E: 1 K: 1 S: 6 H: 1 LOB: 0 BB: 0 P: 6	R: 0 E: 0 K: 1 S: 5 H: 0 LOB: 0 BB: 0 P: 5	R: 0 E: 0 K: 1 S: 5 H: 0 LOB: 0 BB: 0 P: 5	R: 0 E: 0 K: 0 S: 3 H: 0 LOB: 0 BB: 0 P: 3	R: 0 E: 0 K: 0 S: 4 H: 2 LOB: 1 BB: 0 P: 4	R: 1 E: 0 K: 1 S: 8 H: 3 LOB: 2 BB: 0 P: 8	R: 0 E: 0 K: 1 S: 5 H: 0 LOB: 0 BB: 0 P: 5	1B: 7 2B: 1 3B: 0 HR: 1 SF: 0 SAC: 0 DP: 1 HBP: 0						

PITCHER		IP	WLS	BF	H	R	ER	SO	BB	IBB	HBP	BLK	WP	HR	S	P	ERA	WHIP
Frank Lary, R ERA: 3.61	(1, 1)	7.0	L	26	6	3	2	5	0	0	0	1	0	0	36	36	2.57	0.857
Bob Smith, L ERA: 3.45	(8, 1)	2.0		9	3	1	1	2	0	0	0	0	0	1	13	13	4.50	1.500

PITCHER	IP	WLS	BF	H	R	ER	SO	BB	IBB	HBP	BLK	WP	HR	S	P	ERA	WHIP

TOP

Baltimore Orioles @ Detroit Tigers

Briggs Stadium, Detroit, MI

Fri Jun 26 1959, 7:05 PM EDT

Att. 51,082 - Unknown

livebaseballscorecards.com

AB	35
R	4
H	9
RBI	3
BB	0
SO	7
LOB	9

Baltimore Orioles @ Detroit Tigers

Briggs Stadium, Detroit, MI

Fri Jun 26 1959, 7:05 PM EDT

Att. 51,082 - Unknown

BOTTOM

Batter	1	2	3	4	5	6	7	8	9	AB	R	H	RBI	BB	SO	LOB
Eddie Yost, R (1, 5) OBP: 0.404, SLG: 0.463	K		BB		F7			6-3		3	0	0	0	1	1	0
Harvey Kuenn, R (1, 9) OBP: 0.416, SLG: 0.502	G3 1B 2B		P6			1B		F2		4	1	2	0	0	0	1
Charlie Maxwell, L (1, 7) OBP: 0.337, SLG: 0.498	G3 2-3		1-3 2B			P4		4-3		4	0	1	0	0	0	2
Al Kaline, R (1, 8) OBP: 0.399, SLG: 0.563	3-H 1B		L6-3			L8			L8	4	0	1	1	0	0	3
Lou Berberet, L (1, 2) OBP: 0.309, SLG: 0.386	P5			K		4-3			F7	4	0	0	0	0	1	2
Gail Harris, L (1, 3) OBP: 0.219, SLG: 0.319		4-3		P4			K		2B	4	0	1	0	0	1	0
Rocky Bridges, R (1, 6) OBP: 0.337, SLG: 0.389		F8		F7			FC6-4 1B		5-3	4	0	1	0	0	0	1
Ted Lepcio, R (1, 4) OBP: 0.356, SLG: 0.488		K			5-3		K			3	0	0	0	0	2	1
Frank Lary, R (1, 1) OBP: 0.154, SLG: 0.184			K		K		FC6-4 1-2f			2	0	0	0	0	2	0
Gus Zernial, R (7, PH) OBP: 0.176, SLG: 0.353										1	0	0	0	0	0	1
Bob Smith, R (8, 1)										0	0	0	0	0	0	0
Inning Stats	R: 1 H: 2 E: 0 LOB: 1 K: 1 BB: 0 S: 7 P: 7	R: 0 H: 0 E: 0 LOB: 0 K: 1 BB: 0 S: 5 P: 5	R: 0 H: 1 E: 0 LOB: 2 K: 1 BB: 1 S: 6 P: 10	R: 0 H: 0 E: 0 LOB: 0 K: 1 BB: 0 S: 5 P: 5	R: 0 H: 0 E: 0 LOB: 0 K: 1 BB: 0 S: 5 P: 5	R: 0 H: 1 E: 0 LOB: 1 K: 0 BB: 0 S: 4 P: 4	R: 0 H: 1 E: 0 LOB: 1 K: 2 BB: 0 S: 8 P: 8	R: 0 H: 0 E: 0 LOB: 0 K: 0 BB: 0 S: 3 P: 3	R: 0 H: 1 E: 0 LOB: 1 K: 0 BB: 0 S: 4 P: 4	1B: 3 SF: 0 2B: 3 SAC: 0 3B: 0 DP: 0 HR: 0 HBP: 0						WP: 0 PA: 34 PB: 0 SB: 0 CS: 0	

livebaseballscorecards.com

	AB	33
	R	1
	H	6
	RBI	1
	BB	1
	SO	7
	LOB	11

PITCHER		IP	WLS	BF	H	R	ER	SO	BB	IBB	HBP	BLK	WP	HR	S	P	ERA	WHIP
Jerry Walker, R ERA: 3.14	(1, 1)	7.0	W	27	5	1	1	7	1	0	0	0	0	0	40	44	1.29	0.857
Billy Loes, R ERA: 2.31	(8, 1)	2.0	S	7	1	0	0	0	0	0	0	0	0	0	7	7	0.00	0.500

PITCHER	IP	WLS	BF	H	R	ER	SO	BB	IBB	HBP	BLK	WP	HR	S	P	ERA	WHIP

Baltimore Orioles @ Detroit Tigers

Briggs Stadium, Detroit, MI

Sat Jun 27 1959, 4:33 AM EDT

Att. 10,856 - Unknown

TOP

livebaseballscorecards.com

Batter	1	2	3	4	5	6	7	8	9	AB	R	H	RBI	BB	SO	LOB
Willie Tasby, R (1, 8) OBP: 0.345, SLG: 0.413	6-3	6-3		K			L8		FC5-4-2 DI 1-2 2-H	5	0	0	0	0	1	4
Billy Klaus, L (1, 5) OBP: 0.367, SLG: 0.304	6-3		1B		1B		1B		BB 1-3	4	1	3	0	1	0	0
Gene Woodling, L (1, 9) OBP: 0.401, SLG: 0.527	2B		F7		G6-4-3 1-3		P5		FC6-4 1-2	4	0	2	0	0	0	2
Albie Pearson, L (7, 9) OBP: 0.333, SLG: 0.235									BB	0	0	0	0	1	0	0
Bob Nieman, R (1, 7) OBP: 0.342, SLG: 0.460	F7		F3		F9		F9		FC6-4 1-2f	5	0	0	0	0	0	8
Gus Triandos, R (1, 2) OBP: 0.398, SLG: 0.578		2B BB	1B 1-2		G6-4-3 1-2f			6-3		2	1	1	0	1	0	2
Joe Ginsberg, L (7, 2) OBP: 0.306, SLG: 0.270										1	0	0	0	0	0	0
Walt Dropo, R (1, 3) OBP: 0.242, SLG: 0.304		2B 1-2	1B 1-3 2-H			5-3		5-3		4	0	2	1	0	0	0
Billy Gardner, R (1, 4) OBP: 0.285, SLG: 0.329		L8	K			K		4-3		4	0	0	0	0	2	4
Willy Miranda, S (1, 6) OBP: 0.205, SLG: 0.205		2B 1-3 2-H		F5		BB			1B FC5-4-2	3	0	2	1	1	0	0
Billy Hoeft, L (1, 1) OBP: 0.250, SLG: 0.250		K		5-3		F3			1B 1-2 FC5-4-2	1	0	0	0	0	1	2
Ernie Johnson, R (3, 1) OBP: 0.333, SLG: 0.333										1	0	0	0	0	0	0
Arnie Portocarrero, R (5, 1)										1	0	0	0	0	0	1
Al Pilarcik, L (9, PH) OBP: 0.381, SLG: 0.440										1	0	1	0	0	0	0

	AB	36
	R	2
	H	11
	RBI	2
	BB	4
	SO	4
	LOB	23

Inning Stats	1	2	3	4	5	6	7	8	9	1B: 9	SF: 0	WP: 0	PA: 40
R	0	1	1	0	0	0	0	0	0	2B: 3	SAC: 0	PB: 0	
E	0	0	0	0	0	0	0	0	0	3B: 0	DP: 2	SB: 0	
K	0	1	1	1	1	1	0	0	0	HR: 0	HBP: 0	CS: 0	
S	4	7	8	5	4	5	4	3	4				
H	1	2	3	0	2	0	1	0	2				
LOB	1	2	2	0	1	1	0	0	3				
BB	0	1	0	0	0	1	0	0	2				
P	4	11	8	5	4	9	4	3	12				

PITCHER	IP	WLS	BF	H	R	ER	SO	BB	IBB	HBP	BLK	WP	HR	S	P	ERA	WHIP
Paul Foytack, R (1, 1) ERA: 5.81	9.0	W	40	11	2	2	4	4	0	0	0	0	0	44	60	2.00	1.667

Baltimore Orioles @ Detroit Tigers

Briggs Stadium, Detroit, MI

Sat Jun 27 1959, 4:33 AM EDT

Att. 10,856 - Unknown

BOTTOM

Batter	1	2	3	4	5	6	7	8	9	AB	R	H	RBI	BB	SO	LOB
Eddie Yost, R (1, 5) OBP: 0.404, SLG: 0.459	F2	K		6-3 1B 2-H: 1B		BB HR: BB	P5			4	2	1	1	1	1	2
Harvey Kuenn, R (1, 9) OBP: 0.412, SLG: 0.500	F7		4-3 1B: 2B	6-3 1-2		F7		F7		5	1	1	0	0	0	2
Charlie Maxwell, L (1, 7) OBP: 0.335, SLG: 0.491	K		4-3 2-3	HR 2-H: 1B		F7		K		5	1	1	1	0	2	2
Al Kaline, R (1, 8) OBP: 0.406, SLG: 0.575		HR: 1B	WP 1B: BB	1-H: HR		1-2 HR: BB		L9		3	4	2	2	2	0	0
Gus Zernial, R (1, 3) OBP: 0.238, SLG: 0.667		1-H: HR	K 1-2	G3		1-H 2-H: HR				4	2	2	5	0	1	2
Red Wilson, R (1, 2) OBP: 0.359, SLG: 0.453		1B: BB	2-H 3-H: 1B	HR		FC5-4 1-2f: 1B				3	1	3	3	1	0	0
Rocky Bridges, R (1, 6) OBP: 0.336, SLG: 0.386		P4	P4	L6-3 1B		FC5-4				4	0	1	0	0	0	3
Ted Lepcio, R (1, 4) OBP: 0.347, SLG: 0.467		F9		SH1-4 1B	K		P3			4	1	1	0	0	1	2
Paul Foytack, R (1, 1) OBP: 0.147, SLG: 0.094		1-2: 1B		SH1-4 1-2	L6-3 1-2		5-3			3	0	1	0	0	0	1
Inning Stats	R: 0 E: 0 K: 1 S: 5 H: 0 LOB: 0 BB: 0 P: 5	R: 2 E: 0 K: 1 S: 8 H: 3 LOB: 2 BB: 1 P: 12	R: 2 E: 0 K: 1 S: 7 H: 2 LOB: 1 BB: 1 P: 11	R: 4 E: 0 K: 0 S: 7 H: 4 LOB: 0 BB: 0 P: 7	R: 1 E: 0 K: 1 S: 6 H: 2 LOB: 0 BB: 0 P: 6	R: 3 E: 0 K: 0 S: 5 H: 2 LOB: 1 BB: 2 P: 13	R: 0 E: 0 K: 0 S: 3 H: 0 LOB: 0 BB: 0 P: 3	R: 0 E: 0 K: 1 S: 5 H: 0 LOB: 0 BB: 0 P: 5		1B: 8 2B: 2 3B: 0 HR: 4 SF: 0 SAC: 1 DP: 1 HBP: 0						

livebaseballscorecards.com

	AB	35
	R	12
	H	13
	RBI	12
	BB	4
	SO	5
	LOB	14

PITCHER		IP	WLS	BF	H	R	ER	SO	BB	IBB	HBP	BLK	WP	HR	S	P	ERA	WHIP
Billy Hoeft, L ERA: 5.36	(1, 1)	2.1	L	13	4	4	4	2	2	0	0	0	0	1	15	23	15.43	2.571
Ernie Johnson, R ERA: 3.12	(3, 1)	1.2		11	6	5	5	1	0	0	0	0	1	2	13	13	27.00	3.600
Arnie Portocarrero, R ERA: 9.43	(5, 1)	4.0		16	3	3	3	2	2	0	0	0	0	1	18	26	6.75	1.250

PITCHER	IP	WLS	BF	H	R	ER	SO	BB	IBB	HBP	BLK	WP	HR	S	P	ERA	WHIP

Batter	1	2	3	4	5	6	7	8	9	AB	R	H	RBI	BB	SO	LOB
Willie Tasby, R (1, 8) OBP: 0.343, SLG: 0.411	P4	L8		L8			1B			4	0	1	0	0	0	2
Gene Woodling, L (1, 9) OBP: 0.398, SLG: 0.519	2B BB		2-3		G3		L8			3	0	0	0	1	0	1
Bob Nieman, R (1, 7) OBP: 0.340, SLG: 0.455	F9		1B		L8			L5		4	0	1	0	0	0	1
Gus Triandos, R (1, 2) OBP: 0.396, SLG: 0.577	1-3 2B		L8		6-3			L5		4	0	1	0	0	0	1
Walt Dropo, R (1, 3) OBP: 0.227, SLG: 0.283	K		5-3			P6		L8		4	0	0	0	0	1	3
Jim Finigan, R (1, 5) OBP: 0.299, SLG: 0.308		E5 2B F7		1B FC1-4 2B		5-3			5-3	4	2	1	0	0	0	0
Billy Gardner, R (1, 4) OBP: 0.290, SLG: 0.338 Jack Fisher, R (6, 1) Joe Taylor, R (9, PH) OBP: 0.333, SLG: 0.111		1-3 2B		FC1-4 2-3 1B		L8			3-1 BB	3	0	2	0	0	0	0
										0	0	0	0	0	0	0
										0	0	0	0	1	0	0
Willy Miranda, S (1, 6) OBP: 0.203, SLG: 0.203 Chico Carrasquel, R (4, PH) OBP: 0.293, SLG: 0.337 (4, 6)		F7 3-H		FC1-4 1-2f 3-H			F7		3-1 1-2	1	0	0	1	0	0	1
										3	0	0	1	0	0	2
Milt Pappas, R (1, 1) OBP: 0.161, SLG: 0.133 Billy Klaus, L (6, 4) OBP: 0.363, SLG: 0.300		P4		K			G3		F7	2	0	0	0	0	1	2
										2	0	0	0	0	0	1
Inning Stats	R: 0 E: 0 K: 1 S: 6 H: 1 LOB: 2 BB: 1 P: 10	R: 1 E: 1 K: 0 S: 5 H: 1 LOB: 1 BB: 0 P: 5	R: 0 E: 0 K: 0 S: 4 H: 1 LOB: 0 BB: 0 P: 4	R: 1 E: 0 K: 1 S: 7 H: 2 LOB: 1 BB: 0 P: 7	R: 0 E: 0 K: 0 S: 3 H: 0 LOB: 0 BB: 0 P: 3	R: 0 E: 0 K: 0 S: 3 H: 0 LOB: 0 BB: 0 P: 3	R: 0 E: 0 K: 0 S: 4 H: 1 LOB: 1 BB: 0 P: 4	R: 0 E: 0 K: 0 S: 3 H: 0 LOB: 0 BB: 0 P: 3	R: 0 E: 0 K: 0 S: 3 H: 0 LOB: 1 BB: 1 P: 7	1B: 3 2B: 3 3B: 0 HR: 0	SF: 0 SAC: 0 DP: 0 HBP: 0						

PITCHER	IP	WLS	BF	H	R	ER	SO	BB	IBB	HBP	BLK	WP	HR	S	P	ERA	WHIP
Don Mossi, L (1, 1) ERA: 2.6	9.0	W	36	6	2	1	2	2	0	0	0	0	0	38	46	1.00	0.889

PITCHER	IP	WLS	BF	H	R	ER	SO	BB	IBB	HBP	BLK	WP	HR	S	P	ERA	WHIP

TOP

Baltimore Orioles @ Detroit Tigers

Briggs Stadium, Detroit, MI

Sun Jun 28 1959, 4:33 AM EDT

Att. 17,910 - Unknown

livebaseballscorecards.com

AB	34
R	2
H	6
RBI	2
BB	2
SO	2
LOB	14

WP: 0 PA: 36
PB: 0
SB: 0
CS: 0

1B: 3 SF: 0
2B: 3 SAC: 0
3B: 0 DP: 0
HR: 0 HBP: 0

BOTTOM

Baltimore Orioles @ Detroit Tigers

Briggs Stadium, Detroit, MI

Sun Jun 28 1959, 4:33 AM EDT

Att. 17,910 - Unknown

livebaseballscorecards.com

Batter	1	2	3	4	5	6	7	8	9	AB	R	H	RBI	BB	SO	LOB
Eddie Yost, R (1, 5) OBP: 0.397, SLG: 0.450	6-3		F7		F9	F5		P3		5	0	0	0	0	0	1
Harvey Kuenn, R (1, 9) OBP: 0.413, SLG: 0.502	1-3		HR, BB		4-3 WP, 2B	F9				3	2	1	0	1	0	1
Charlie Maxwell, L (1, 7) OBP: 0.333, SLG: 0.500	G3		1-H, HR		4-3, 2-3		F3			4	1	1	2	0	0	1
Al Kaline, R (1, 8) OBP: 0.404, SLG: 0.569		L5-3	L5-3		L6-3, 3-H		BB, 1B			3	0	0	0	1	0	0
Gus Zernial, R (1, 3) OBP: 0.240, SLG: 0.600		6-3		5-3, 1B		F8	K			4	0	1	0	0	1	1
Lou Berberet, L (1, 2) OBP: 0.318, SLG: 0.396		1B, 2B		K		BB, 1B	1-3, 1B			3	2	2	0	1	1	1
Rocky Bridges, R (1, 6) OBP: 0.342, SLG: 0.392		2-H, 1B		5-3, 1-2, 1B		1-2, 1B	1-3			4	1	3	1	0	0	2
Ted Lepcio, R (1, 4) OBP: 0.340, SLG: 0.449		F8		5-3, 1-2, 2-3		1-3, 2-H, 1B		P3		4	1	1	1	0	0	3
Don Mossi, L (1, 1) OBP: 0.143, SLG: 0.152			F5	4-3		1-H, 3-H, 2B		K		4	0	1	2	0	1	2
Inning Stats	R: 0 E: 0 K: 0 S: 3 H: 0 LOB: 0 P: 3	R: 1 E: 0 K: 0 S: 5 H: 2 LOB: 1 BB: 0 P: 5	R: 2 E: 0 K: 0 S: 4 H: 1 LOB: 0 BB: 1 P: 8	R: 0 E: 0 K: 1 S: 7 H: 2 LOB: 2 BB: 0 P: 7	R: 1 E: 0 K: 0 S: 4 H: 1 LOB: 0 BB: 0 P: 4	R: 3 E: 0 K: 0 S: 6 H: 3 LOB: 1 BB: 1 P: 10	R: 0 E: 0 K: 1 S: 6 H: 1 LOB: 2 BB: 1 P: 10	R: 0 E: 0 K: 1 S: 5 H: 0 LOB: 0 BB: 0 P: 5		1B: 6 2B: 3 3B: 0 HR: 1	SF: 0 SAC: 0 DP: 0 HBP: 0						

	AB	34
	R	7
	H	10
	RBI	6
	BB	3
	SO	3
	LOB	12

WP: 1 PB: 0 SB: 0 CS: 0 PA: 37

PITCHER		IP	WLS	BF	H	R	ER	SO	BB	IBB	HBP	BLK	WP	HR	S	P	ERA	WHIP
Milt Pappas, R ERA: 4.48	(1, 1)	5.1	L	27	9	7	7	1	2	0	0	0	1	1	27	35	11.81	2.062
Jack Fisher, R ERA: 3.24	(6, 1)	2.2		10	1	0	0	2	1	0	0	0	0	0	13	17	0.00	0.750

PITCHER	IP	WLS	BF	H	R	ER	SO	BB	IBB	HBP	BLK	WP	HR	S	P	ERA	WHIP

Batter	1	2	3	4	5	6	7	8	9	AB	R	H	RBI	BB	SO	LOB
Hank Bauer, R (1, 9) OBP: 0.348, SLG: 0.394	F8		1B		SH1-4 1B	6-3			K	5	2	2	0	0	1	0
Bobby Richardson, R (1, 4) OBP: 0.347, SLG: 0.375	K		1B		SH1-4		F7		1-3	4	1	1	1	0	1	0
Norm Siebern, L (1, 7) OBP: 0.346, SLG: 0.415	4-3		F8		BB		K			3	0	0	0	1	1	2
Bill Skowron, R (1, 3) OBP: 0.347, SLG: 0.545 Marv Throneberry, L (3, 3) OBP: 0.303, SLG: 0.373		1B PO 1B	1B		1B		F5			2 2	0 0	2 1	0 1	0 0	0 0	0 0
Yogi Berra, L (1, 2) OBP: 0.325, SLG: 0.405		F9	1B		FC6-4 IBB			F7		3	0	1	2	1	0	1
Hector Lopez, R (1, 5) OBP: 0.345, SLG: 0.519		F9	F9		K			K		4	0	0	0	0	2	6
Gil McDougald, R (1, 6) OBP: 0.324, SLG: 0.374		1-3 1B		6-3	FC6-4			1B		4	0	2	0	0	0	3
Jim Pisoni, R (1, 8) OBP: 0.238, SLG: 0.256		PO	K	K			K	K		4	0	0	0	0	4	1
Duke Maas, R (1, 1) OBP: 0.208, SLG: 0.136 Art Ditmar, R (5, 1) OBP: 0.150, SLG: 0.179			1B BB	4-1		4-3			6-3	1 2	1 0	0 0	0 0	1 0	0 0	0 0
Inning Stats	R: 0 E: 0 K: 1 S: 5 H: 0 LOB: 0 BB: 0 P: 5	R: 0 E: 0 K: 0 S: 4 H: 2 LOB: 1 BB: 0 P: 4	R: 3 E: 0 K: 1 S: 9 H: 4 LOB: 2 BB: 1 P: 13	R: 0 E: 0 K: 1 S: 5 H: 0 LOB: 0 BB: 0 P: 5	R: 1 E: 0 K: 1 S: 7 H: 2 LOB: 3 BB: 2 P: 15	R: 0 E: 0 K: 1 S: 5 H: 0 LOB: 0 BB: 0 P: 5	R: 0 E: 0 K: 1 S: 5 H: 0 LOB: 0 BB: 0 P: 5	R: 0 E: 0 K: 2 S: 8 H: 1 LOB: 1 BB: 0 P: 8	R: 0 E: 0 K: 1 S: 5 H: 0 LOB: 0 BB: 0 P: 5	1B: 9 2B: 0 3B: 0 HR: 0 SF: 0 SAC: 1 DP: 0 HBP: 0						

PITCHER	IP	WLS	BF	H	R	ER	SO	BB	IBB	HBP	BLK	WP	HR	S	P	ERA	WHIP
Hoyt Wilhelm, R (1, 1) ERA: 1.83	7.0	L	31	8	4	4	6	2	1	0	0	0	0	40	52	5.14	1.429
Jack Fisher, R (8, 1) ERA: 2.61	2.0		7	1	0	0	3	0	0	0	0	0	0	13	13	0.00	0.500

PITCHER	IP	WLS	BF	H	R	ER	SO	BB	IBB	HBP	BLK	WP	HR	S	P	ERA	WHIP

New York Yankees @ Baltimore Orioles

Memorial Stadium, Baltimore, MD

Tue Jun 30 1959, 7:05 PM EDT

Att. 27,905 - Unknown - 100 F

TOP

livebaseballscorecards.com

AB	34
R	4
H	9
RBI	4
BB	3
SO	9
LOB	13

BOTTOM

New York Yankees @ Baltimore Orioles

Memorial Stadium, Baltimore, MD

Tue Jun 30 1959, 7:05 PM EDT

Att. 27,905 - Unknown - 100 F

livebaseballscorecards.com

Batter	1	2	3	4	5	6	7	8	9	AB	R	H	RBI	BB	SO	LOB
Billy Klaus, L (1, 5) OBP: 0.355, SLG: 0.292	F9		L9		E6 BB BB		K			4	0	0	0	0	1	0
Al Pilarcik, L (1, 9) OBP: 0.377, SLG: 0.429	4-3		6-3		BB 1-2 BB			4-3		3	0	0	0	1	0	0
Bob Boyd, L (1, 3) OBP: 0.284, SLG: 0.295	2B			F7	BB 1-2 2-3 BB			3-1		3	0	1	0	1	0	0
Gene Woodling, L (1, 7) OBP: 0.400, SLG: 0.531	BB			HR	F7			F7		3	1	1	1	1	0	3
Gus Triandos, R (1, 2) OBP: 0.393, SLG: 0.568	F7			5-3		G5-4-3 BB			K	3	0	0	0	1	1	2
Willie Tasby, R (1, 8) OBP: 0.345, SLG: 0.412		L9		1B		K			1B	4	0	2	0	0	1	1
Chico Carrasquel, R (1, 6) OBP: 0.287, SLG: 0.330		K		F7		G5-4-3 1-2f			F5	4	0	0	0	0	1	3
Billy Gardner, R (1, 4) OBP: 0.289, SLG: 0.336		K			5-3		G4-6-3 1B		F6	4	0	1	0	0	1	1
Hoyt Wilhelm, R (1, 1) OBP: 0.098, SLG: 0.026			F4		G1		G4-6-3 1-2f			2	0	0	0	0	0	0
Albie Pearson, L (7, PH) OBP: 0.331, SLG: 0.233										1	0	0	0	0	0	1
Jack Fisher, R (8, 1)										0	0	0	0	0	0	0

Inning Stats	1	2	3	4	5	6	7	8	9
	R: 0 H: 1	R: 0 H: 0	R: 0 H: 0	R: 1 H: 2	R: 0 H: 0	R: 0 H: 0	R: 0 H: 1	R: 0 H: 0	R: 0 H: 1
	E: 0 LOB: 2	E: 0 LOB: 0	E: 0 LOB: 0	E: 0 LOB: 1	E: 1 LOB: 3	E: 0 LOB: 0	E: 0 LOB: 0	E: 0 LOB: 0	E: 0 LOB: 1
	K: 0 BB: 1	K: 2 BB: 0	K: 0 BB: 0	K: 0 BB: 0	K: 0 BB: 2	K: 1 BB: 1	K: 1 BB: 0	K: 0 BB: 0	K: 1 BB: 0
	S: 4 P: 8	S: 7 P: 7	S: 3 P: 3	S: 5 P: 5	S: 4 P: 12	S: 4 P: 8	S: 5 P: 5	S: 3 P: 3	S: 6 P: 6

1B: 3	SF: 0	WP: 0 PA: 35
2B: 1	SAC: 0	PB: 0
3B: 0	DP: 2	SB: 0
HR: 1	HBP: 0	CS: 0

PITCHER		IP	WLS	BF	H	R	ER	SO	BB	IBB	HBP	BLK	WP	HR	S	P	ERA	WHIP
Duke Maas, R	(1, 1)	4.2		21	3	1	1	2	3	0	0	0	0	1	22	34	1.93	1.286
ERA: 4.34																		
Art Ditmar, R	(5, 1)	4.1	W	14	2	0	0	3	1	0	0	0	0	0	19	23	0.00	0.692
ERA: 3.09																		

PITCHER	IP	WLS	BF	H	R	ER	SO	BB	IBB	HBP	BLK	WP	HR	S	P	ERA	WHIP

New York Yankees @ Baltimore Orioles

Memorial Stadium, Baltimore, MD

Wed Jul 01 1959, 7:05 PM EDT

Att. 16,720 - Unknown - 83 F

TOP

livebaseballscorecards.com

Batter	1	2	3	4	5	6	7	8	9	AB	R	H	RBI	BB	SO	LOB
Hank Bauer, R (1, 9) OBP: 0.341, SLG: 0.386	F4		F9			K		F6		4	0	0	0	0	1	0
Bobby Richardson, R (1, 4) OBP: 0.344, SLG: 0.367	F3		4-3			F9		FC4-6 BB		3	1	0	0	1	0	0
Mickey Mantle, S (1, 8) OBP: 0.424, SLG: 0.591	G3		F8			2B		FC4-6 1-3 1B		4	0	2	0	0	0	0
Jim Pisoni, R (8, PR) (8, 8) OBP: 0.238, SLG: 0.256										0	0	0	0	0	0	0
Norm Siebern, L (1, 7) OBP: 0.345, SLG: 0.425		HR		F7		F9		FC4-6 1-2f 3-H		4	1	1	2	0	0	2
Yogi Berra, L (1, 2) OBP: 0.328, SLG: 0.411		2B		K			1B 1B	F2		4	1	2	0	0	1	2
Bill Skowron, R (1, 3) OBP: 0.346, SLG: 0.540		G3		K			G4-6-3 1B 1-3 1B		K	4	0	1	0	0	2	1
Hector Lopez, R (1, 5) OBP: 0.344, SLG: 0.515		F9			F7		G4-6-3 1-2 3-H 1B		K	4	0	1	1	0	1	1
Gil McDougald, R (1, 6) OBP: 0.327, SLG: 0.387		IBB			F9		G4-6-3 1-2f 2-3		HR	3	1	1	1	1	0	2
Ralph Terry, R (1, 1) OBP: 0.138, SLG: 0.138		F7			F6		6-3		2-3	4	0	0	0	0	0	3
Inning Stats	R: 0 E: 0 K: 0 S: 3 H: 0 LOB: 0 BB: 0 P: 3	R: 1 E: 0 K: 0 S: 5 H: 2 LOB: 2 BB: 1 P: 9	R: 0 E: 0 K: 0 S: 3 H: 0 LOB: 0 BB: 0 P: 3	R: 0 E: 0 K: 2 S: 7 H: 0 LOB: 0 BB: 0 P: 7	R: 0 E: 0 K: 0 S: 3 H: 0 LOB: 0 BB: 0 P: 3	R: 0 E: 0 K: 1 S: 6 H: 1 LOB: 1 BB: 0 P: 6	R: 1 E: 0 K: 0 S: 5 H: 3 LOB: 1 BB: 0 P: 5	R: 1 E: 1 K: 0 S: 4 H: 1 LOB: 2 BB: 1 P: 8	R: 1 E: 0 K: 2 S: 8 H: 1 LOB: 0 BB: 0 P: 8	1B: 4 2B: 2 3B: 0 HR: 2 SF: 0 SAC: 0 DP: 1 HBP: 0							

PITCHER		IP	WLS	BF	H	R	ER	SO	BB	IBB	HBP	BLK	WP	HR	S	P	ERA	WHIP
Hal Brown, R ERA: 2.45	(1, 1)	7.0	L	27	6	2	2	3	0	1	0	0	0	1	32	36	2.57	0.857
Billy Loes, R ERA: 2.68	(8, 1)	2.0		9	2	2	2	2	1	0	0	0	0	1	12	16	9.00	1.500

PITCHER	IP	WLS	BF	H	R	ER	SO	BB	IBB	HBP	BLK	WP	HR	S	P	ERA	WHIP

AB	34
R	4
H	8
RBI	4
BB	2
SO	5
LOB	11

WP: 0 PB: 0 SB: 0 CS: 0 PA: 36

New York Yankees @ Baltimore Orioles

Memorial Stadium, Baltimore, MD

Wed Jul 01 1959, 7:05 PM EDT

Att. 16,720 - Unknown - 83 F

livebaseballscorecards.com

BOTTOM

Batter	1	2	3	4	5	6	7	8	9	AB	R	H	RBI	BB	SO	LOB
Willie Tasby, R (1, 8) OBP: 0.341, SLG: 0.406	K		K			6-3		F9		4	0	0	0	0	2	2
Al Pilarcik, L (1, 9) OBP: 0.366, SLG: 0.415	K		L8			E3		F9		4	0	0	0	0	1	2
Gene Woodling, L (1, 7) OBP: 0.394, SLG: 0.521	6-3			G3		L9		6-3		4	0	0	0	0	0	1
Gus Triandos, R (1, 2) OBP: 0.391, SLG: 0.561		F8		L9		1-3			6-3	4	0	1	0	0	0	0
Billy Klaus, L (1, 5) OBP: 0.347, SLG: 0.284		K		K		F8			L6	4	0	0	0	0	2	2
Bob Boyd, L (1, 3) OBP: 0.279, SLG: 0.290		L6		1-3			K		F9	4	0	0	0	0	1	0
Chico Carrasquel, R (1, 6) OBP: 0.288, SLG: 0.330			L8	1B			4-3			3	0	1	0	0	0	0
Billy Gardner, R (1, 4) OBP: 0.294, SLG: 0.346			2B	F4			1B			3	0	2	0	0	0	1
Hal Brown, R (1, 1) OBP: 0.190, SLG: 0.167			BB	F6			L7			1	0	0	0	1	0	1
Bob Nieman, R (7, PH) OBP: 0.338, SLG: 0.453										1	0	0	0	0	0	1
Billy Loes, R (8, 1)										0	0	0	0	0	0	0

Inning Stats	1	2	3	4	5	6	7	8	9
	R: 0 H: 0 E: 0 LOB: 0 K: 2 BB: 0 S: 7 P: 7	R: 0 H: 0 E: 0 LOB: 0 K: 1 BB: 0 S: 5 P: 5	R: 0 H: 1 E: 0 LOB: 2 K: 1 BB: 1 S: 6 P: 10	R: 0 H: 0 E: 0 LOB: 0 K: 1 BB: 0 S: 5 P: 5	R: 0 H: 1 E: 0 LOB: 1 K: 0 BB: 0 S: 4 P: 4	R: 0 H: 1 E: 1 LOB: 2 K: 0 BB: 0 S: 5 P: 5	R: 0 H: 1 E: 0 LOB: 1 K: 1 BB: 0 S: 6 P: 6	R: 0 H: 0 E: 0 LOB: 0 K: 0 BB: 0 S: 3 P: 3	R: 0 H: 0 E: 0 LOB: 0 K: 0 BB: 0 S: 3 P: 3

1B: 3 SF: 0 WP: 0 PA: 33
2B: 1 SAC: 0 PB: 0
3B: 0 DP: 0 SB: 0
HR: 0 HBP: 0 CS: 0

	AB	32
	R	0
	H	4
	RBI	0
	BB	1
	SO	6
	LOB	10

PITCHER		IP	WLS	BF	H	R	ER	SO	BB	IBB	HBP	BLK	WP	HR	S	P	ERA	WHIP
Ralph Terry, R ERA: 4.14	(1, 1)	9.0	W	33	4	0	0	6	1	0	0	0	0	0	44	48	0.00	0.556

PITCHER		IP	WLS	BF	H	R	ER	SO	BB	IBB	HBP	BLK	WP	HR	S	P	ERA	WHIP

Batter	1	2	3	4	5	6	7	8	9	AB	R	H	RBI	BB	SO	LOB
Gil McDougald, R (1, 6) OBP: 0.330, SLG: 0.388	F4			FC4-6 1B		1B		K		4	0	2	0	0	1	0
Bobby Richardson, R (1, 4) OBP: 0.342, SLG: 0.364	F7			FC4-6 1-2f		F4			1B	4	0	1	0	0	0	2
Mickey Mantle, S (1, 8) OBP: 0.419, SLG: 0.582	1-3			K		K			K	4	0	0	0	0	3	3
Norm Siebern, L (1, 7) OBP: 0.343, SLG: 0.422		G1-4-3 1B		K			F8		K	4	0	1	0	0	2	2
Bill Skowron, R (1, 3) OBP: 0.344, SLG: 0.543		G1-4-3 1-2f			F9		3B		K	4	0	1	0	0	1	2
Hector Lopez, R (1, 5) OBP: 0.343, SLG: 0.524		L7			HR		6-3			3	1	1	1	0	0	1
Elston Howard, R (1, 2) OBP: 0.297, SLG: 0.489			K		K		F4			3	0	0	0	0	2	1
Tony Kubek, L (1, 9) OBP: 0.310, SLG: 0.397			BB G6-4-3		F7			K		2	0	0	0	1	1	0
Don Larsen, R (1, 1) OBP: 0.421, SLG: 0.355			G6-4-3 1-2f			6-3		5-3		3	0	0	0	0	0	1
Inning Stats	R: 0 E: 0 K: 0 S: 3 H: 0 LOB: 0 BB: 0 P: 3	R: 0 E: 0 K: 0 S: 3 H: 1 LOB: 0 BB: 0 P: 3	R: 0 E: 0 K: 1 S: 4 H: 0 LOB: 0 BB: 1 P: 8	R: 0 E: 0 K: 2 S: 8 H: 1 LOB: 1 BB: 0 P: 8	R: 1 E: 0 K: 1 S: 6 H: 1 LOB: 0 BB: 0 P: 6	R: 0 E: 0 K: 1 S: 6 H: 1 LOB: 1 BB: 0 P: 6	R: 0 E: 0 K: 0 S: 4 H: 1 LOB: 1 BB: 0 P: 4	R: 0 E: 0 K: 2 S: 7 H: 0 LOB: 0 BB: 0 P: 7	R: 0 E: 0 K: 3 S: 10 H: 1 LOB: 1 BB: 0 P: 10	1B: 4 2B: 0 3B: 1 HR: 1	SF: 0 SAC: 0 DP: 2 HBP: 0						

TOP

New York Yankees @ Baltimore Orioles

Memorial Stadium, Baltimore, MD

Thu Jul 02 1959, 7:05 PM EDT

Att. 18,487 - Unknown - 80 F

livebaseballscorecards.com

AB	31
R	1
H	6
RBI	1
BB	1
SO	10
LOB	12

WP: 0 PB: 0 SB: 0 CS: 0 PA: 32

PITCHER		IP	WLS	BF	H	R	ER	SO	BB	IBB	HBP	BLK	WP	HR	S	P	ERA	WHIP
Jerry Walker, R ERA: 2.9	(1, 1)	9.0	W	32	6	1	1	10	1	0	0	0	0	1	51	55	1.00	0.778

PITCHER	IP	WLS	BF	H	R	ER	SO	BB	IBB	HBP	BLK	WP	HR	S	P	ERA	WHIP

Batter	1	2	3	4	5	6	7	8	9	AB	R	H	RBI	BB	SO	LOB
Willie Tasby, R (1, 8) OBP: 0.337, SLG: 0.401	F2	4-3			5-3		K			4	0	0	0	0	1	1
Bob Boyd, L (1, 3) OBP: 0.275, SLG: 0.284	F7		6-3		K			3-1		4	0	0	0	0	1	0
Gene Woodling, L (1, 9) (6, 7) Albie Pearson, L (9, 7) OBP: 0.331, SLG: 0.233	HR 1B		K		BB			1B 2B		3 0	1 0	2 0	0 0	1 0	1 0	0 0
Bob Nieman, R (1, 7) OBP: 0.343, SLG: 0.470 Al Pilarcik, L (6, 9) OBP: 0.370, SLG: 0.419	1-H HR		BB		1-3			CS 2-3 1B		2 1	1 0	1 1	2 0	1 0	0 0	1 0
Gus Triandos, R (1, 2) OBP: 0.385, SLG: 0.550	K		K			L8		K 1-2		4	0	0	0	0	3	3
Billy Klaus, L (1, 5) OBP: 0.352, SLG: 0.282 Willy Miranda, S (7, 5) OBP: 0.203, SLG: 0.203		6-3 SH1-3 1B BB		SH3-4 BB		F9				1 0	1 0	0 0	0 0	2 0	0 0	0 0
Chico Carrasquel, R (1, 6) OBP: 0.286, SLG: 0.328		SH1-3 1-2		SH3-4 1-2		K				1	0	0	0	0	1	0
Billy Gardner, R (1, 4) OBP: 0.290, SLG: 0.341		6-3 2-3		5-3			F2			3	0	0	0	0	0	2
Jerry Walker, S (1, 1) OBP: 0.167, SLG: 0.267		3-H 1B		6-3			6-3			3	0	1	1	0	0	1
Inning Stats	R: 2 E: 0 K: 1 S: 7 H: 2 LOB: 0 BB: 0 P: 7	R: 1 E: 0 K: 0 S: 4 H: 1 LOB: 1 BB: 1 P: 8	R: 0 E: 0 K: 2 S: 7 H: 0 LOB: 1 BB: 1 P: 11	R: 0 E: 0 K: 0 S: 3 H: 0 LOB: 1 BB: 1 P: 7	R: 0 E: 0 K: 1 S: 5 H: 0 LOB: 1 BB: 1 P: 9	R: 0 E: 0 K: 1 S: 5 H: 0 LOB: 0 BB: 0 P: 5	R: 0 E: 0 K: 1 S: 5 H: 0 LOB: 0 BB: 0 P: 5	R: 0 E: 0 K: 1 S: 6 H: 2 LOB: 2 BB: 0 P: 6		1B: 3 2B: 2 3B: 0 HR: 1 SF: 0 SAC: 2 DP: 1 HBP: 0				WP: 0 PB: 0 SB: 0 CS: 1 PA: 32		

PITCHER	IP	WLS	BF	H	R	ER	SO	BB	IBB	HBP	BLK	WP	HR	S	P	ERA	WHIP
Don Larsen, R (1, 1) ERA: 3.04	8.0	L	32	5	3	3	7	4	0	0	0	0	1	42	58	3.38	1.125

PITCHER	IP	WLS	BF	H	R	ER	SO	BB	IBB	HBP	BLK	WP	HR	S	P	ERA	WHIP

BOTTOM

New York Yankees @ Baltimore Orioles

Memorial Stadium, Baltimore, MD

Thu Jul 02 1959, 7:05 PM EDT

Att. 18,487 - Unknown - 80 F

livebaseballscorecards.com

AB	26
R	3
H	5
RBI	3
BB	4
SO	7
LOB	8

Batter	1	2	3	4	5	6	7	8	9	AB	R	H	RBI	BB	SO	LOB
Marty Keough, L (1, 8) OBP: 0.344, SLG: 0.492	F9		BB, BB, 1-2, 1B		4-3			E1		4	0	1	0	0	0	0
Pete Runnels, L (1, 4) OBP: 0.441, SLG: 0.479	F7		BBBB, 4-0, BB, 1-2, 2-3, BB			4-3		F8		3	0	0	0	1	0	1
Ted Williams, L (1, 7) OBP: 0.308, SLG: 0.340	4-3		BBBB, 4-0, 1-2, 2-3, 3-H, BB			SSS, 0-3, K		P6		3	0	0	1	1	1	1
Vic Wertz, L (1, 3) OBP: 0.351, SLG: 0.476		4-3	F8			SSS, 0-3, K			F2	1	0	0	0	0	0	0
Dick Gernert, R (3, PH) (3, 3) OBP: 0.386, SLG: 0.464										3	0	0	0	0	1	3
Jackie Jensen, R (1, 9) OBP: 0.373, SLG: 0.515		6-3		4-3			FC6-5, 2B		F8	4	0	1	0	0	0	0
Frank Malzone, R (1, 5) OBP: 0.326, SLG: 0.445		F8		5-3			SSS, 0-3, K		F9	4	0	0	0	0	1	1
Pete Daley, R (1, 2) OBP: 0.289, SLG: 0.294			BBBB, 4-0, CS, BB	1-3			5-3			2	0	0	0	1	0	1
Don Buddin, R (1, 6) OBP: 0.362, SLG: 0.331			BBBB, 4-0, BB, 1B, 1-2, BB		P6		FC6-5, 2-3			2	1	0	0	1	0	1
Jack Harshman, L (1, 1) OBP: 0.294, SLG: 0.357 Mike Fornieles, R (1, 1) OBP: 0.111, SLG: 0.111 Gary Geiger, L (3, PH) OBP: 0.273, SLG: 0.371 Bill Monbouquette, R (3, 1) OBP: 0.167, SLG: 0.091 Bobby Avila, R (8, PH) OBP: 0.233, SLG: 0.221 Murray Wall, R (8, 1)			SSS, 0-3, K		SSS, 0-3, K			SSS, 0-3, K		0 0 1 1 1 0	0 0 0 0 0 0	0 0 0 0 0 0	0 0 0 0 0 0	0 0 1 0 0 0	0 0 1 0 0 0	0 0 1 0 0 0
Inning Stats	R: 0 E: 0 K: 0 S: 3 H: 0 LOB: 0 BB: 0 P: 3	R: 0 E: 0 K: 0 S: 3 H: 0 LOB: 0 BB: 0 P: 3	R: 1 E: 0 K: 1 S: 5 H: 1 LOB: 3 BB: 4 P: 21	R: 0 E: 0 K: 0 S: 3 H: 0 LOB: 0 BB: 0 P: 3	R: 0 E: 0 K: 1 S: 5 H: 0 LOB: 0 BB: 0 P: 5	R: 0 E: 0 K: 2 S: 7 H: 0 LOB: 0 BB: 0 P: 7	R: 0 E: 0 K: 1 S: 6 H: 1 LOB: 1 BB: 0 P: 6	R: 0 E: 1 K: 1 S: 6 H: 0 LOB: 1 BB: 0 P: 6	R: 0 E: 0 K: 0 S: 3 H: 0 LOB: 0 BB: 0 P: 3	1B: 1 2B: 1 3B: 0 HR: 0 SF: 0 SAC: 0 DP: 0 HBP: 0						

PITCHER		IP	WLS	BF	H	R	ER	SO	BB	IBB	HBP	BLK	WP	HR	S	P	ERA	WHIP
Jack Fisher, R ERA: 2.77	(1, 1)	2.2		12	1	1	1	1	4	0	0	0	0	0	10	26	3.38	1.875
Billy O'Dell, L ERA: 3.79	(3, 1)	6.1	W	21	1	0	0	5	0	0	0	0	0	0	31	31	0.00	0.158

PITCHER	IP	WLS	BF	H	R	ER	SO	BB	IBB	HBP	BLK	WP	HR	S	P	ERA	WHIP

TOP

Boston Red Sox @ Baltimore Orioles

Memorial Stadium, Baltimore, MD

Fri Jul 03 1959, 7:05 PM EDT

Att. 13,997 - Unknown

livebaseballscorecards.com

AB	29
R	1
H	2
RBI	1
BB	4
SO	6
LOB	9

WP: 0 PB: 0 SB: 0 CS: 1 PA: 33

Boston Red Sox @ Baltimore Orioles

Memorial Stadium, Baltimore, MD

Fri Jul 03 1959, 7:05 PM EDT

Att. 13,997 - Unknown

BOTTOM

Batter	1	2	3	4	5	6	7	8	9	AB	R	H	RBI	BB	SO	LOB
Jim Finigan, R (1, 5) OBP: 0.303, SLG: 0.306	BBBB 4-0 BB BB 1B BB SSS 0-3 ③ K			x 0-0 ① 3-1		x 0-0 ② 1-3 1B		x 0-0 ② FC5 BB 3-3		4	1	1	0	1	1	4
Gene Woodling, L (1, 9) (8, 7) OBP: 0.403, SLG: 0.523	BBBB 4-0 1B BB 2B 1-2 BB	BBBB 4-0 SH1-3 1B BB		SSS 0-3 ② K		x 0-0 ③ P5		BBBB 4-0 1-2 2-3 BB		2	2	0	0	3	1	1
Bob Nieman, R (1, 7) OBP: 0.338, SLG: 0.462 Albie Pearson, L (8, 9) OBP: 0.328, SLG: 0.231	SSS 0-3 ① K	x 0-0 ① SH1-3 1-2		x 0-0 ③ 4-3			x 0-0 ① 4-3	x 0-0 ③ 4-3		3 1	0 0	0 0	0 0	0 0	1 0	2 3
Gus Triandos, R (1, 2) OBP: 0.386, SLG: 0.547	BBBB 4-0 1B 2B 1-2 2-3 BB	x 0-0 2-H 1B			SSS 0-3 ① K		x 0-0 ② F3			3	1	1	1	1	1	0
Willie Tasby, R (1, 8) OBP: 0.342, SLG: 0.409	x 0-0 2B 1-2 2-3 3-H 1B	SSS 0-3 ② K			x 0-0 BB 1B		x 0-0 2B			4	1	3	1	0	1	1
Walt Dropo, R (1, 3) OBP: 0.243, SLG: 0.302	x 0-0 1B 1-H 2-H 3-H 2B	x 0-0 ③ P4			BBB 4-0 G6-4-3 1-2 BB		x 0-0 ③ P6			3	1	1	3	1	0	2
Chico Carrasquel, R (1, 6) OBP: 0.286, SLG: 0.323	SSS 0-3 ② K	SSS 0-3 ① K			x 0-0 ② ③ G6-4-3 1-2f			BBB 4-0 SH2-4 1B FC5 BB		3	0	0	0	1	2	3
Billy Gardner, R (1, 4) OBP: 0.294, SLG: 0.341	BBBB 4-0 1B BB	x 0-0 ② 4-3				x 0-0 ① G3		x 0-0 BB SH2-4 1-2 1B		3	0	1	0	1	0	0
Jack Fisher, R (1, 1) OBP: 0.500, SLG: 0.500 Billy O'Dell, S (3, 1) OBP: 0.188, SLG: 0.233	x 0-0 1-2 2-H 1B	SSS 0-3 ③ K				x 0-0 1B 1B		x 0-0 ① SH2-4 1-2 2-3		1 2	0 0	1 1	1 0	0 0	0 1	0 0
Inning Stats	R: 5 E: 0 K: 3 S: 12 H: 3 LOB: 2 BB: 4 P: 28	R: 1 E: 0 K: 1 S: 6 H: 1 LOB: 1 BB: 1 P: 10	R: 0 E: 0 K: 2 S: 7 H: 0 LOB: 0 BB: 0 P: 7	R: 0 E: 0 K: 1 S: 5 H: 0 LOB: 0 BB: 0 P: 5	R: 0 E: 0 K: 1 S: 5 H: 1 LOB: 1 BB: 1 P: 9	R: 0 E: 0 K: 0 S: 4 H: 2 LOB: 1 BB: 0 P: 4	R: 0 E: 0 K: 0 S: 4 H: 1 LOB: 1 BB: 0 P: 4	R: 0 E: 0 K: 0 S: 4 H: 1 LOB: 3 BB: 2 P: 12		1B: 7 2B: 2 3B: 0 HR: 0	SF: 0 SAC: 2 DP: 1 HBP: 0			WP: 0 PB: 0 SB: 0 CS: 0	PA: 39		

livebaseballscorecards.com

AB	29
R	6
H	9
RBI	6
BB	8
SO	8
LOB	16

PITCHER		IP	WLS	BF	H	R	ER	SO	BB	IBB	HBP	BLK	WP	HR	S	P	ERA	WHIP
Jack Harshman, L ERA: 6.34	(1, 1)	0.1	L	6	2	5	5	1	3	0	0	0	0	0	5	17	135.00	15.000
Mike Fornieles, R ERA: 3.99	(1, 1)	1.2		9	2	1	1	3	2	0	0	0	0	0	13	21	5.40	2.400
Bill Monbouquette, R ERA: 5.55	(3, 1)	5.0		18	4	0	0	4	1	0	0	0	0	0	25	29	0.00	1.000
Murray Wall, R ERA: 5.92	(8, 1)	1.0		6	1	0	0	0	2	0	0	0	0	0	4	12	0.00	3.000

PITCHER	IP	WLS	BF	H	R	ER	SO	BB	IBB	HBP	BLK	WP	HR	S	P	ERA	WHIP

Batter	1	2	3	4	5	6	7	8	9	AB	R	H	RBI	BB	SO	LOB
Don Buddin, R (1, 6) OBP: 0.358, SLG: 0.326	S S S 0-3 ① K		S S S 0-3 ① K 1-2 2-3 3-H		x 0-0 ② P6		S S S 0-3 ① K		x 0-0 2B	4	0	0	0	0	3	2
Herb Plews, L (9, PH) OBP: 0.265, SLG: 0.239										1	0	1	0	0	0	0
Pete Runnels, L (1, 4) OBP: 0.435, SLG: 0.470	x 0-0 ② G3		x 0-0 ② F5		x 0-0 ③ 6-3		x 0-0 ② G3		x 0-0 ③ L6	5	0	0	0	0	0	3
Marty Keough, L (1, 8) OBP: 0.341, SLG: 0.484	x 0-0 ③ F7		x 0-0 ③ P4			x 0-0 BB 1B 1B	x 0-0 ③ F2			4	1	1	0	0	0	2
Vic Wertz, L (1, 3) OBP: 0.348, SLG: 0.465		S S S 0-3 ① K		S S S 0-3 ① K		B B B B 4-0 1B 1B 1-2 BB		S S S 0-3 ① K		3	1	0	0	1	3	0
Jackie Jensen, R (1, 9) OBP: 0.378, SLG: 0.522		x 0-0 ② F9		x 0-0 2B 1B		x 0-0 1B WP 1B 1-2 2-H		x 0-0 2B		4	2	3	1	0	0	0
Ted Williams, L (1, 7) OBP: 0.318, SLG: 0.354		x 0-0 ③ F8		x 0-0 1-H 2B		x 0-0 WP 1B 1-3 2-H		B B B B 4-0 G6-4-3 BB		3	0	2	2	1	0	0
Frank Malzone, R (1, 5) OBP: 0.325, SLG: 0.442		x 0-0 1B WP 1B	x 0-0 ② 5-3		S S S 0-3 ① K2-3 1-2 3-H			x 0-0 ② ③ G6-4-3 1-2f		4	1	1	0	0	1	4
Sammy White, R (1, 2) OBP: 0.268, SLG: 0.252		x 0-0 WP BB 1B 1-3	x 0-0 ③ L7		x 0-0 ② 1-3			x 0-0 ① 6-3		3	0	1	0	0	0	2
Dick Gernert, R (9, PH) OBP: 0.385, SLG: 0.462										1	0	0	0	0	0	0
Ted Wills, L (1, 1) OBP: 0.313, SLG: 0.400		B B B B 4-0 WP BB 1-2		S S S 0-3 ① K	x 0-0 ③ F8			x 0-0 ② F8		1	0	0	0	1	1	0
Mike Fornieles, R (5, 1) OBP: 0.111, SLG: 0.111										0	0	0	0	0	0	0
Gary Geiger, L (6, PH) OBP: 0.271, SLG: 0.368										1	0	0	0	0	0	1
Leo Kiely, L (6, 1)										0	0	0	0	0	0	0
Murray Wall, R (8, 1)										0	0	0	0	0	0	0
Gene Stephens, L (9, PH) OBP: 0.297, SLG: 0.284										1	0	0	0	0	0	0
Inning Stats	R: 0 E: 0 K: 1 S: 5 H: 0 LOB: 0 BB: 0 P: 5	R: 0 E: 0 K: 1 S: 5 H: 0 LOB: 0 BB: 0 P: 5	R: 1 E: 0 K: 1 S: 7 H: 2 LOB: 2 BB: 1 P: 11	R: 1 E: 0 K: 1 S: 7 H: 2 LOB: 1 BB: 0 P: 7	R: 0 E: 0 K: 1 S: 5 H: 0 LOB: 0 BB: 0 P: 5	R: 3 E: 0 K: 1 S: 8 H: 3 LOB: 1 BB: 1 P: 12	R: 0 E: 0 K: 1 S: 5 H: 0 LOB: 0 BB: 0 P: 5	R: 0 E: 0 K: 1 S: 5 H: 1 LOB: 1 BB: 1 P: 9	R: 0 E: 0 K: 0 S: 4 H: 1 LOB: 1 BB: 0 P: 4	1B: 6 2B: 3 3B: 0 HR: 0 SF: 0 SAC: 0 DP: 1 HBP: 0						

PITCHER	IP	WLS	BF	H	R	ER	SO	BB	IBB	HBP	BLK	WP	HR	S	P	ERA	WHIP
Milt Pappas, R (1, 1) ERA: 4.53	9.0	W	38	9	5	5	8	3	0	0	0	2	0	51	63	5.00	1.333

PITCHER	IP	WLS	BF	H	R	ER	SO	BB	IBB	HBP	BLK	WP	HR	S	P	ERA	WHIP

TOP

Boston Red Sox @ Baltimore Orioles

Memorial Stadium, Baltimore, MD

Sat Jul 04 1959, 3:33 AM EDT

Att. 10,628 - Unknown

livebaseballscorecards.com

AB	35
R	5
H	9
RBI	3
BB	3
SO	8
LOB	14

WP: 2 PB: 0 SB: 0 CS: 0 PA: 38

Batter	1	2	3	4	5	6	7	8	9	AB	R	H	RBI	BB	SO	LOB
Jim Finigan, R (1, 5) OBP: 0.307, SLG: 0.336	F8		HR		1B SF8 1B F9		G5-4-3 1-2f			5	2	2	1	0	0	3
Gene Woodling, L (1, 9) OBP: 0.407, SLG: 0.524	F9		F2		HR 1-3 1B	1B FC6-4 1B		2B 1B		5	2	3	0	0	0	0
Albie Pearson, L (8, PR) OBP: 0.328, SLG: 0.231 (9, 7)										0	1	0	0	0	0	0
Bob Nieman, R (1, 7) OBP: 0.340, SLG: 0.468	5-3		F8		SF8 3-H	FC6-4 BB 1-3 1B		4-3 1-H 2B		4	0	2	2	0	0	0
Al Pilarcik, L (8, PR) OBP: 0.370, SLG: 0.419 (9, 9)										0	0	0	0	0	0	0
Gus Triandos, R (1, 2) OBP: 0.391, SLG: 0.558		E7 HR	BB		HR 1-H	FC6-4 1-2 BB		4-3 2-3		3	2	1	2	2	0	2
Willie Tasby, R (1, 8) OBP: 0.343, SLG: 0.405		F7	F5		1B 2B BB	K		G5-4-3 BB		3	1	0	0	2	1	5
Walt Dropo, R (1, 3) OBP: 0.267, SLG: 0.412		HR 1-H	HR		HR	2B 1B 1-2	FC6-4 1-2f 2-3 3-H	G5-4-3 1-2f		5	3	3	4	0	0	5
Chico Carrasquel, R (1, 6) OBP: 0.285, SLG: 0.326		F7	K		2B 1-H 2-H	FC6-4 1-2f				4	0	1	2	0	1	2
Billy Gardner, R (1, 4) OBP: 0.301, SLG: 0.347		BB	F9		IBB		FC1-5 2B			2	0	1	0	2	0	0
Milt Pappas, R (1, 1) OBP: 0.143, SLG: 0.118		F5	L6		K		FC1-5 G5-4-3 2-3			4	0	0	0	0	1	4
Inning Stats	R: 0 E: 0 K: 0 S: 3 H: 0 LOB: 0 BB: 0 P: 3	R: 2 E: 1 K: 0 S: 5 H: 1 LOB: 1 BB: 1 P: 9	R: 1 E: 0 K: 0 S: 4 H: 1 LOB: 1 BB: 1 P: 8	R: 1 E: 0 K: 1 S: 6 H: 1 LOB: 0 BB: 0 P: 6	R: 5 E: 0 K: 1 S: 10 H: 5 LOB: 2 BB: 2 P: 18	R: 1 E: 0 K: 1 S: 7 H: 2 LOB: 2 BB: 1 P: 11	R: 0 E: 0 K: 0 S: 3 H: 1 LOB: 0 BB: 0 P: 3	R: 1 E: 0 K: 0 S: 4 H: 2 LOB: 3 BB: 1 P: 8		1B: 6 2B: 3 3B: 0 HR: 4 SF: 1 SAC: 0 DP: 2 HBP: 0						

BOTTOM

Boston Red Sox @ Baltimore Orioles

Memorial Stadium, Baltimore, MD

Sat Jul 04 1959, 3:33 AM EDT

Att. 10,628 - Unknown

livebaseballscorecards.com

AB	35
R	11
H	13
RBI	11
BB	6
SO	3
LOB	21

WP: 0 PB: 0 SB: 0 CS: 0 PA: 42

PITCHER		IP	WLS	BF	H	R	ER	SO	BB	IBB	HBP	BLK	WP	HR	S	P	ERA	WHIP
Ted Wills, L ERA: 5.09	(1, 1)	4.1	L	24	7	9	8	1	3	0	0	0	0	4	23	35	16.61	2.308
Mike Fornieles, R ERA: 3.92	(5, 1)	0.2		4	1	0	0	1	0	1	0	0	0	0	5	9	0.00	1.500
Leo Kiely, L ERA: 4.3	(6, 1)	2.1		13	5	2	2	1	2	0	0	0	0	0	13	21	7.71	3.000
Murray Wall, R ERA: 5.82	(8, 1)	0.2		1	0	0	0	0	0	0	0	0	0	0	1	1	0.00	0.000

PITCHER	IP	WLS	BF	H	R	ER	SO	BB	IBB	HBP	BLK	WP	HR	S	P	ERA	WHIP

Batter	1	2	3	4	5	6	7	8	9	AB	R	H	RBI	BB	SO	LOB
Don Buddin, R (1, 6) OBP: 0.361, SLG: 0.329	PB 1B		K		1B BB	5-3		2-H 1B		4	1	2	1	1	1	0
Pete Runnels, L (1, 4) OBP: 0.428, SLG: 0.462	K 1-2		4-3		F7	F9			3-1	5	0	0	0	0	1	2
Marty Keough, L (1, 8) OBP: 0.336, SLG: 0.472	G3			G3	1B 1-2 1B	L4			K	5	1	1	0	0	1	1
Vic Wertz, L (1, 3) OBP: 0.348, SLG: 0.462 Dick Gernert, R (5, 3) OBP: 0.382, SLG: 0.458	K			F8	1B 1B 2B 1-2 2-H 1B		1-3		K	3 2	1 0	1 0	1 0	0 0	1 1	1 0
Jackie Jensen, R (1, 9) OBP: 0.380, SLG: 0.532		F7		HR	1B 2B 1-2 2-H 1B		P4			4	2	2	2	0	0	0
Ted Williams, L (1, 7) OBP: 0.324, SLG: 0.360 Gene Stephens, L (5, PR) OBP: 0.304, SLG: 0.292 (5, 7)		5-3		1B 1B 1B	2B 1-2 2-3 1B		1B			3 1	1 1	2 1	0 0	0 0	0 0	0 0
Frank Malzone, R (1, 5) OBP: 0.327, SLG: 0.441		E6		1B 1-3 1B	F2			SH1-4 1B BB		3	2	1	0	1	0	3
Sammy White, R (1, 2) OBP: 0.274, SLG: 0.267		F9		FC4-6 1B 1-H 3-H	2B 1-H 2-H 3-H			F8		4	0	2	5	0	0	2
Tom Brewer, R (1, 1) OBP: 0.105, SLG: 0.081			P4	FC4-6 1-2f	6-3			SH1-4 1-2		3	0	0	0	0	0	3

TOP

Boston Red Sox @ Baltimore Orioles

Memorial Stadium, Baltimore, MD

Sun Jul 05 1959, 3:33 AM EDT

Unknown

livebaseballscorecards.com

AB	37
R	9
H	12
RBI	9
BB	2
SO	5
LOB	12

Inning Stats	1	2	3	4	5	6	7	8	9
	R: 0 E: 0 K: 2 S: 8	R: 0 E: 1 K: 0 S: 4	R: 0 E: 0 K: 1 S: 5	R: 3 E: 0 K: 0 S: 7	R: 5 E: 0 K: 0 S: 8	R: 0 E: 0 K: 0 S: 3	R: 0 E: 0 K: 0 S: 3	R: 1 E: 0 K: 0 S: 3	R: 0 E: 0 K: 2 S: 7
	H: 1 LOB: 1 BB: 0 P: 8	H: 0 LOB: 1 BB: 0 P: 4	H: 0 LOB: 0 BB: 0 P: 5	H: 4 LOB: 1 BB: 0 P: 7	H: 5 LOB: 2 BB: 1 P: 12	H: 0 LOB: 0 BB: 0 P: 3	H: 1 LOB: 1 BB: 0 P: 3	H: 1 LOB: 1 BB: 1 P: 7	H: 0 LOB: 0 BB: 0 P: 7

1B: 10	SF: 0	WP: 0
2B: 1	SAC: 1	PB: 1
3B: 0	DP: 0	SB: 0
HR: 1	HBP: 0	CS: 0

PA: 40

PITCHER		IP	WLS	BF	H	R	ER	SO	BB	IBB	HBP	BLK	WP	HR	S	P	ERA	WHIP
Hal Brown, R ERA: 2.99	(1, 1)	4.1	L	22	7	6	6	3	1	0	0	0	0	1	27	31	12.46	1.846
Arnie Portocarrero, R ERA: 9.06	(5, 1)	4.2		18	5	3	3	2	1	0	0	0	0	0	21	25	5.79	1.286

PITCHER	IP	WLS	BF	H	R	ER	SO	BB	IBB	HBP	BLK	WP	HR	S	P	ERA	WHIP

Boston Red Sox @ Baltimore Orioles

Memorial Stadium, Baltimore, MD

Sun Jul 05 1959, 3:33 AM EDT

Unknown

livebaseballscorecards.com

BOTTOM

Batter	1	2	3	4	5	6	7	8	9	AB	R	H	RBI	BB	SO	LOB
Chico Carrasquel, R (1, 6) OBP: 0.284, SLG: 0.321	S S S 0-3 ① K		B B B B 4-0 BB		x 0-0 ③ 4-3			x 0-0 ② 5-3		3	0	0	0	1	1	2
Al Pilarcik, L (1, 9) Joe Taylor, R (6, 9) OBP: 0.357, SLG: 0.100	x 0-0 ② P4		S S S 0-3 ③ K			B B B B 4-0 BB		x 0-0 ③ 5-3		2 1	0 0	0 0	0 0	0 1	1 0	2 0
Gene Woodling, L (1, 7) OBP: 0.401, SLG: 0.515	x 0-0 ③ 4-3			x 0-0 ① 4-3		x 0-0 ① F9			x 0-0 ① 4-3	4	0	0	0	0	0	1
Walt Dropo, R (1, 3) OBP: 0.253, SLG: 0.389		S S S 0-3 ① K		x 0-0 ② F7		x 0-0 ② F9			x 0-0 ② 6-3	4	0	0	0	0	1	1
Willie Tasby, R (1, 8) OBP: 0.341, SLG: 0.402 Arnie Portocarrero, R (5, 1) Bob Boyd, L (9, PH) OBP: 0.278, SLG: 0.288		x 0-0 ② L8		x 0-0 ③ F9		x 0-0 ③ 4-3			x 0-0 1B	2 1 1	0 0 0	0 0 1	0 0 0	0 0 0	0 0 0	0 1 0
Joe Ginsberg, L (1, 2) OBP: 0.289, SLG: 0.254		x 0-0 ③ L9			x 0-0 ① P3		S S S 0-3 ① K		x 0-0 ③ P6	4	0	0	0	0	1	1
Billy Klaus, L (1, 5) OBP: 0.357, SLG: 0.285			x 0-0 ① 4-3		x 0-0 E 1B		B B B B 4-0 G5-4-3 BB			2	0	1	0	1	0	0
Billy Gardner, R (1, 4) OBP: 0.302, SLG: 0.346			x 0-0 SH1-4 1B		x 0-0 E6 1-2		x 0-0 ② ③ G5-4-3 1-2f			3	0	1	0	0	0	2
Hal Brown, R (1, 1) OBP: 0.190, SLG: 0.167 Albie Pearson, L (5, 8) OBP: 0.324, SLG: 0.227			x 0-0 ② SH1-4 1-2		x 0-0 ② F9			x 0-0 ① L6		0 2	0 0	0 0	0 0	0 0	0 0	0 2

Inning Stats	1	2	3	4	5	6	7	8	9
	R: 0 H: 0 E: 0 LOB: 0 K: 1 BB: 0 S: 5 P: 5	R: 0 H: 0 E: 0 LOB: 0 K: 1 BB: 0 S: 5 P: 5	R: 0 H: 1 E: 0 LOB: 2 K: 1 BB: 1 S: 6 P: 10	R: 0 H: 0 E: 0 LOB: 0 K: 0 BB: 0 S: 3 P: 3	R: 0 H: 1 E: 1 LOB: 2 K: 0 BB: 0 S: 5 P: 5	R: 0 H: 0 E: 0 LOB: 1 K: 0 BB: 1 S: 3 P: 7	R: 0 H: 0 E: 0 LOB: 0 K: 1 BB: 1 S: 4 P: 8	R: 0 H: 0 E: 0 LOB: 0 K: 0 BB: 0 S: 3 P: 3	R: 0 H: 1 E: 0 LOB: 1 K: 0 BB: 0 S: 4 P: 4

	AB	29
	R	0
	H	3
	RBI	0
	BB	3
	SO	4
	LOB	12

1B: 3 SF: 0 WP: 0 PA: 33
2B: 0 SAC: 1 PB: 0
3B: 0 DP: 1 SB: 0
HR: 0 HBP: 0 CS: 0

PITCHER	IP	WLS	BF	H	R	ER	SO	BB	IBB	HBP	BLK	WP	HR	S	P	ERA	WHIP
Tom Brewer, R (1, 1) ERA: 3.14	9.0	W	33	3	0	0	4	3	0	0	0	0	0	38	50	0.00	0.667

PITCHER	IP	WLS	BF	H	R	ER	SO	BB	IBB	HBP	BLK	WP	HR	S	P	ERA	WHIP

Batter	1	2	3	4	5	6	7	8	9	AB	R	H	RBI	BB	SO	LOB
Don Buddin, R (1, 6) OBP: 0.365, SLG: 0.342	0-0 1B 1B	0-0 FC4-6 1-2f			4-0 PB 1B BB		0-0 HR	0-3 K		4	3	2	1	1	1	3
Pete Runnels, L (1, 4) OBP: 0.428, SLG: 0.461	0-0 1B 1-2 1B 1B		0-0 5-3		0-0 SH5-4 1-H 1B 1B		0-0 F7		0-0 F7	5	1	2	1	0	0	0
Marty Keough, L (1, 8) OBP: 0.340, SLG: 0.485	0-3 K		0-0 F5		0-0 SH5-4 1-2		0-0 1B 3B		4-0 S 1B BB	3	2	1	0	1	1	2
Vic Wertz, L (1, 3) OBP: 0.345, SLG: 0.455 Dick Gernert, R (7, 3) OBP: 0.380, SLG: 0.456	0-0 F2		0-0 6-3		0-0 G6-4-3 2-H 1B		0-3 K		0-3 K	4 1	0 0	1 0	1 0	0 0	1 1	3 1
Jackie Jensen, R (1, 9) OBP: 0.386, SLG: 0.537	0-0 1-H 2-H 1B			0-0 S 1B	0-0 G6-4-3 1-2f		0-0 3-H 1B		0-0 2B 1-H 1B	5	0	4	3	0	0	1
Ted Williams, L (1, 7) OBP: 0.324, SLG: 0.355 Gene Stephens, L (6, 7) OBP: 0.308, SLG: 0.308		0-0 F7		4-0 1-2 BB		0-0 4-3	0-0 F8		0-0 1-3 2B	2 2	0 0	0 1	0 0	1 0	0 0	0 1
Frank Malzone, R (1, 5) OBP: 0.322, SLG: 0.434		0-0 F2		0-0 F8		0-0 F2		0-0 P4	0-0 6-3	5	0	0	0	0	0	4
Pete Daley, R (1, 2) OBP: 0.301, SLG: 0.302		4-0 1B BB		0-3 K		0-0 1B		0-0 SH1-4 1B		3	0	2	0	1	1	2
Frank Baumann, L (1, 1) OBP: 0.333, SLG: 0.429 Frank Sullivan, R (6, 1) OBP: 0.111, SLG: 0.111		0-0 FC4-6 1-3 1B		0-0 L8		0-0 F5		0-0 SH1-4 1-2		3 0	0 0	1 0	0 0	0 0	0 0	3 0
Inning Stats	R: 1 H: 3 E: 0 LOB: 2 K: 1 BB: 0 S: 7 P: 7	R: 0 H: 1 E: 0 LOB: 2 K: 0 BB: 1 S: 4 P: 8	R: 0 H: 0 E: 0 LOB: 0 K: 0 BB: 0 S: 3 P: 3	R: 0 H: 1 E: 0 LOB: 2 K: 1 BB: 1 S: 6 P: 10	R: 2 H: 2 E: 0 LOB: 0 K: 0 BB: 1 S: 4 P: 8	R: 0 H: 1 E: 0 LOB: 1 K: 0 BB: 0 S: 4 P: 4	R: 2 H: 3 E: 0 LOB: 1 K: 1 BB: 0 S: 8 P: 8	R: 0 H: 1 E: 0 LOB: 1 K: 1 BB: 0 S: 6 P: 6	R: 1 H: 2 E: 0 LOB: 2 K: 1 BB: 1 S: 7 P: 11	1B: 11 SF: 0 2B: 1 SAC: 2 3B: 1 DP: 1 HR: 1 HBP: 0						

PITCHER	IP	WLS	BF	H	R	ER	SO	BB	IBB	HBP	BLK	WP	HR	S	P	ERA	WHIP
Hoyt Wilhelm, R (1, 1) ERA: 1.96	6.0	L	27	8	3	3	2	3	0	0	0	0	0	28	40	4.50	1.833
Jack Fisher, R (7, 1) ERA: 3.86	1.0		6	3	2	2	1	0	0	0	0	0	1	8	8	18.00	3.000
Ernie Johnson, R (8, 1) ERA: 3.19	2.0		10	3	1	1	2	1	0	0	0	0	0	13	17	4.50	2.000

PITCHER	IP	WLS	BF	H	R	ER	SO	BB	IBB	HBP	BLK	WP	HR	S	P	ERA	WHIP

TOP

Boston Red Sox @ Baltimore Orioles

Memorial Stadium, Baltimore, MD

Sun Jul 05 1959, 3:38 AM EDT

Att. 16,672 - Unknown

livebaseballscorecards.com

AB	37
R	6
H	14
RBI	6
BB	4
SO	5
LOB	20

WP: 0 PA: 43
PB: 1
SB: 2
CS: 0

BOTTOM

Boston Red Sox @ Baltimore Orioles

Memorial Stadium, Baltimore, MD

Sun Jul 05 1959, 3:38 AM EDT

Att. 16,672 - Unknown

livebaseballscorecards.com

Batter	1	2	3	4	5	6	7	8	9	AB	R	H	RBI	BB	SO	LOB
Jim Finigan, R (1, 5) OBP: 0.300, SLG: 0.328	6-3		K		F3	F8			G5-4-3	3	0	0	0	0	1	1
Bob Boyd, L (6, PH) (7, 3) OBP: 0.280, SLG: 0.290									1B	2	0	1	0	0	0	3
Willie Tasby, R (1, 8) OBP: 0.335, SLG: 0.395	6-3		F8		F8		E4 FC6-4		G5-4-3 1-2f	5	0	0	0	0	0	2
Bob Nieman, R (1, 7) OBP: 0.336, SLG: 0.461	K			6-3	K 1-2		FC6-4 1-2f HR		1B	5	1	1	0	0	2	2
Gus Triandos, R (1, 2) OBP: 0.398, SLG: 0.576		BB 1B		BB BB 1B		BB BB BB BB	1-H HR		K	4	2	3	2	1	1	1
Walt Dropo, R (1, 3) OBP: 0.256, SLG: 0.378		F2		BB 1-2 BB		K	K			2	0	0	0	1	1	2
Billy Klaus, L (7, 5) OBP: 0.355, SLG: 0.283										1	0	0	0	0	1	0
Joe Taylor, R (1, 9) OBP: 0.412, SLG: 0.091		BB 1-2 BB		BB 1-2 2-3 BB		F7	P4			1	0	0	0	2	0	1
Jack Fisher, R (7, 1) OBP: 0.500, SLG: 0.500										0	0	0	0	0	0	0
Albie Pearson, L (7, PH) OBP: 0.321, SLG: 0.225										1	0	0	0	0	0	0
Ernie Johnson, R (8, 1) OBP: 0.333, SLG: 0.333										0	0	0	0	0	0	0
Chico Carrasquel, R (1, 6) OBP: 0.285, SLG: 0.318		F7		K		BB BB 1-2 BB		4-3		2	0	0	0	1	1	5
Joe Ginsberg, L (8, PH) OBP: 0.286, SLG: 0.250										1	0	0	0	0	0	0
Willy Miranda, S (9, 6) OBP: 0.203, SLG: 0.203										0	0	0	0	0	0	0
Billy Gardner, R (1, 4) OBP: 0.301, SLG: 0.342		K		K		BB 1-2 2-3 BB		K		3	0	0	0	1	3	5
Hoyt Wilhelm, R (1, 1) OBP: 0.116, SLG: 0.026			F3		PB BB	BB 1-2 2-3 3-H		P6		1	0	0	0	1	0	0
Gene Woodling, L (6, PH) (7, 9) OBP: 0.401, SLG: 0.513										1	0	0	1	1	0	0

	AB	32
	R	3
	H	5
	RBI	3
	BB	8
	SO	10
	LOB	22

Inning Stats	1	2	3	4	5	6	7	8	9	1B: 4	SF: 0	WP: 0	PA: 40
	R: 0 E: 0 K: 1 S: 5	H: 0 LOB: 0 BB: 0 P: 5	R: 0 E: 0 K: 1 S: 6	H: 1 LOB: 2 BB: 1 P: 10	R: 0 E: 0 K: 1 S: 5	H: 0 LOB: 0 BB: 0 P: 5	R: 0 E: 0 K: 2 S: 8	H: 1 LOB: 3 BB: 2 P: 16	R: 0 E: 0 K: 1 S: 5	H: 0 LOB: 1 BB: 1 P: 9	R: 1 E: 0 K: 1 S: 5	H: 0 LOB: 3 BB: 4 P: 21	R: 2 E: 1 K: 1 S: 7	H: 1 LOB: 0 BB: 0 P: 7	R: 0 E: 0 K: 1 S: 5	H: 0 LOB: 0 BB: 0 P: 5	R: 0 E: 0 K: 1 S: 6	H: 2 LOB: 1 BB: 0 P: 6	2B: 0 3B: 0 HR: 1	SAC: 0 DP: 1 HBP: 0	PB: 1 SB: 0 CS: 0	

PITCHER	IP	WLS	BF	H	R	ER	SO	BB	IBB	HBP	BLK	WP	HR	S	P	ERA	WHIP
Frank Baumann, L (1, 1) ERA: 4.8	5.2	W	27	2	1	1	7	8	0	0	0	0	0	33	65	1.59	1.765
Frank Sullivan, R (6, 1) ERA: 4.2	3.1	S	13	3	2	1	3	0	0	0	0	0	1	19	19	2.70	0.900

PITCHER	IP	WLS	BF	H	R	ER	SO	BB	IBB	HBP	BLK	WP	HR	S	P	ERA	WHIP

Baltimore Orioles @ Washington Senators

Griffith Stadium, Washington, DC

Thu Jul 09 1959, 7:05 PM EDT

Unknown

TOP

livebaseballscorecards.com

Batter	1	2	3	4	5	6	7	8	9	AB	R	H	RBI	BB	SO	LOB
Willie Tasby, R (1, 8) OBP: 0.330, SLG: 0.389	4-3		K		SH 1-H SF8	F9		F9	6-3 1-2 2-3	5	1	0	0	0	1	3
Bob Boyd, L (1, 3) Walt Dropo, R (6, 3) OBP: 0.253, SLG: 0.373	1B		1-3		BBBB 1B BB FC5-2 BB	0-0 2-H 1B		6-3		3 1	0 0	2 0	1 0	1 0	0 0	0 0
Gene Woodling, L (1, 9) (7, 7) OBP: 0.401, SLG: 0.517	F9		BB 1B		SF8 3-H	F8		1B 2B		4	1	2	1	0	0	2
Gus Triandos, R (1, 2) Joe Ginsberg, L (8, 2) OBP: 0.406, SLG: 0.592 OBP: 0.286, SLG: 0.250	K		BBBB 1-2 BB		BBBB FC5-2 1B 1-2 1B BB		HR	2-H 1B		3 0	2 0	2 0	2 0	2 0	1 0	1 0
Bob Nieman, R (1, 7) Al Pilarcik, L (7, 9) OBP: 0.339, SLG: 0.467 OBP: 0.362, SLG: 0.409		HR 2B	F8		FC5-2 1-2 2-3 1B	F9	1-3			4 1	1 0	2 0	0 0	0 0	0 0	2 1
Brooks Robinson, R (1, 5) OBP: 0.194, SLG: 0.233	F8			4-3	FC5-2 1B 1-2 2-3 3-Hf	F9			F8	5	0	0	0	0	0	4
Chico Carrasquel, R (1, 6) Willy Miranda, S (7, 6) OBP: 0.289, SLG: 0.318 OBP: 0.213, SLG: 0.203	F8			1-3	1-2 2-H 3-H 1B	BBBB BB BB		WP BB BB		3 0	0 0	1 0	1 0	1 1	0 0	1 0
Billy Gardner, R (1, 4) OBP: 0.307, SLG: 0.355	2-H HR			F7		F3	1-2 BB	1-2 WP BB		3	1	1	2	2	0	0
Milt Pappas, R (1, 1) OBP: 0.175, SLG: 0.179	4-3				SH 1B	1B 2B	K		K	5	2	2	0	0	2	4
Inning Stats	R: 0 E: 0 K: 1 S: 6 H: 1 LOB: 1 BB: 0 P: 6	R: 2 E: 0 K: 0 S: 5 H: 2 LOB: 0 BB: 0 P: 5	R: 0 E: 0 K: 1 S: 6 H: 1 LOB: 2 BB: 1 P: 10	R: 0 E: 0 K: 0 S: 3 H: 0 LOB: 0 BB: 0 P: 3	R: 3 E: 1 K: 0 S: 6 H: 3 LOB: 2 BB: 2 P: 14	R: 1 E: 0 K: 0 S: 5 H: 2 LOB: 1 BB: 0 P: 5	R: 1 E: 0 K: 1 S: 6 H: 1 LOB: 2 BB: 2 P: 14	R: 1 E: 0 K: 0 S: 5 H: 2 LOB: 1 BB: 0 P: 5	R: 0 E: 0 K: 1 S: 5 H: 0 LOB: 2 BB: 2 P: 13	1B: 7 2B: 3 3B: 0 HR: 2 SF: 1 SAC: 1 DP: 0 HBP: 0						

	AB	37
	R	8
	H	12
	RBI	7
	BB	7
	SO	4
	LOB	18

WP: 1 PA: 46
PB: 0
SB: 0
CS: 0

PITCHER		IP	WLS	BF	H	R	ER	SO	BB	IBB	HBP	BLK	WP	HR	S	P	ERA	WHIP
Russ Kemmerer, R ERA: 4.53	(1, 1)	5.0	L	25	7	5	3	2	3	0	0	0	0	1	26	38	5.40	2.000
Hal Griggs, R ERA: 4.78	(6, 1)	3.0		16	5	3	3	1	2	0	0	0	0	1	16	24	9.00	2.333
Hal Woodeshick, L ERA: 4.7	(9, 1)	1.0		5	0	0	0	1	2	0	0	0	1	0	5	13	0.00	2.000

PITCHER	IP	WLS	BF	H	R	ER	SO	BB	IBB	HBP	BLK	WP	HR	S	P	ERA	WHIP

Batter	1	2	3	4	5	6	7	8	9	AB	R	H	RBI	BB	SO	LOB
Ken Aspromonte, R (1, 4) OBP: 0.347, SLG: 0.289	P5		F2			F7		FC5-4 1-2f		4	0	0	0	0	0	2
Bob Allison, R (1, 8) OBP: 0.336, SLG: 0.559	F8			5-3		3B		5-3		4	0	1	0	0	0	1
Harmon Killebrew, R (1, 5) OBP: 0.389, SLG: 0.616	P5			K		K		5-3		4	0	0	0	0	2	2
Roy Sievers, R (1, 3) OBP: 0.332, SLG: 0.455		CS 1B		1B		F9			F7	4	0	2	0	0	0	1
Jim Lemon, R (1, 7) OBP: 0.345, SLG: 0.549		P4 1-2		P4			K		F8	4	0	0	0	0	1	2
Faye Throneberry, L (1, 9) OBP: 0.381, SLG: 0.441		K			F5		4-3		F8	4	0	0	0	0	1	0
Clint Courtney, L (1, 2) OBP: 0.352, SLG: 0.290			5-3 1B		1B 1B		BB			2	0	2	0	1	0	0
Billy Consolo, R (1, 6) OBP: 0.304, SLG: 0.233			5-3 1-2		G6-4-3 1-2 1B		F7			3	0	1	0	0	0	2
Russ Kemmerer, R (1, 1) OBP: 0.184, SLG: 0.118			K		G6-4-3 1-2f			FC5-4 1B		1	0	0	0	0	1	1
Julio Becquer, L (5, PH) OBP: 0.250, SLG: 0.306										1	0	0	0	0	0	2
Hal Griggs, R (6, 1)										0	0	0	0	0	0	0
Lenny Green, L (8, PH) OBP: 0.245, SLG: 0.298										1	0	1	0	0	0	0
Hal Woodeshick, R (9, 1)										0	0	0	0	0	0	0
Inning Stats	R: 0 E: 0 K: 0 S: 3 H: 0 LOB: 0 BB: 0 P: 3	R: 0 E: 0 K: 1 S: 5 H: 1 LOB: 0 BB: 0 P: 5	R: 0 E: 0 K: 1 S: 6 H: 1 LOB: 1 BB: 0 P: 6	R: 0 E: 0 K: 1 S: 6 H: 1 LOB: 1 BB: 0 P: 6	R: 0 E: 0 K: 0 S: 4 H: 2 LOB: 1 BB: 0 P: 4	R: 0 E: 0 K: 1 S: 6 H: 1 LOB: 1 BB: 0 P: 6	R: 0 E: 0 K: 1 S: 5 H: 0 LOB: 1 BB: 1 P: 9	R: 0 E: 1 K: 0 S: 4 H: 1 LOB: 1 BB: 0 P: 4	R: 0 E: 0 K: 0 S: 3 H: 0 LOB: 0 BB: 0 P: 3	1B: 6 2B: 0 3B: 1 HR: 0	SF: 0 SAC: 0 DP: 1 HBP: 0					

PITCHER	IP	WLS	BF	H	R	ER	SO	BB	IBB	HBP	BLK	WP	HR	S	P	ERA	WHIP
Milt Pappas, R (1, 1) ERA: 4.13	9.0	W	33	7	0	0	5	1	0	0	0	0	0	42	46	0.00	0.889

PITCHER	IP	WLS	BF	H	R	ER	SO	BB	IBB	HBP	BLK	WP	HR	S	P	ERA	WHIP

BOTTOM

Baltimore Orioles @ Washington Senators

Griffith Stadium, Washington, DC

Thu Jul 09 1959, 7:05 PM EDT

Unknown

livebaseballscorecards.com

AB	32
R	0
H	7
RBI	0
BB	1
SO	5
LOB	13

PA: 33

WP: 0
PB: 0
SB: 0
CS: 1

Baltimore Orioles @ Washington Senators

Griffith Stadium, Washington, DC

Thu Jul 09 1959, 7:05 PM EDT

Att. 20,803 - Unknown

TOP

livebaseballscorecards.com

Batter	1	2	3	4	5	6	7	8	9	AB	R	H	RBI	BB	SO	LOB
Willie Tasby, R (1, 8) OBP: 0.328, SLG: 0.386	K		F8		F8		P4		1-3 1B	5	0	1	0	0	1	2
Bob Boyd, L (1, 3) OBP: 0.294, SLG: 0.310	1B 1B			4-3		S 3B 1B	3B		5-3	5	1	3	0	0	0	2
Walt Dropo, R (9, 3) OBP: 0.253, SLG: 0.373										0	0	0	0	0	0	0
Albie Pearson, L (1, 9) OBP: 0.326, SLG: 0.250	G3-6-1 1-3 1B			4-3		E 1-H 3B	K			4	1	2	1	0	1	1
(8, 7)																
Gus Triandos, R (1, 2) OBP: 0.400, SLG: 0.581	G3-6-1 1-2f			F7		E7 HR 3-H		6-3		4	1	0	0	0	0	2
Bob Nieman, R (1, 7) OBP: 0.338, SLG: 0.478		F9			6-3	1-H HR		G3		4	1	1	2	0	0	0
Al Pilarcik, L (8, 9) OBP: 0.362, SLG: 0.409										0	0	0	0	0	0	0
Brooks Robinson, R (1, 5) OBP: 0.200, SLG: 0.235		5-3			1B S E 1B	F6		6-3		4	1	1	0	0	0	0
Chico Carrasquel, R (1, 6) OBP: 0.288, SLG: 0.317		K			S 1-3 1B	L4			5-3	4	0	1	0	0	1	0
Willy Miranda, S (9, 6) OBP: 0.213, SLG: 0.203										0	0	0	0	0	0	0
Billy Gardner, R (1, 4) OBP: 0.302, SLG: 0.349			5-3		K 1-2	F5			5-3	4	0	0	0	0	1	2
Jerry Walker, S (1, 1) OBP: 0.176, SLG: 0.242			5-3		E6 3-H		1-3		BB 1B	3	0	0	0	1	0	1
Inning Stats	R: 0 E: 0 K: 1 S: 6 H: 2 LOB: 1 BB: 0 P: 6	R: 0 E: 0 K: 1 S: 5 H: 0 LOB: 0 BB: 0 P: 5	R: 0 E: 0 K: 0 S: 3 H: 0 LOB: 0 BB: 0 P: 3	R: 0 E: 0 K: 0 S: 3 H: 0 LOB: 0 BB: 0 P: 3	R: 1 E: 1 K: 1 S: 8 H: 2 LOB: 2 BB: 0 P: 8	R: 4 E: 1 K: 0 S: 7 H: 3 LOB: 0 BB: 0 P: 7	R: 0 E: 0 K: 1 S: 6 H: 1 LOB: 1 BB: 0 P: 6	R: 0 E: 0 K: 0 S: 3 H: 0 LOB: 0 BB: 0 P: 3	R: 0 E: 0 K: 0 S: 4 H: 1 LOB: 2 BB: 1 P: 8	1B: 6 2B: 0 3B: 2 HR: 1 SF: 0 SAC: 0 DP: 1 HBP: 0							

	AB	37
	R	5
	H	9
	RBI	3
	BB	1
	SO	4
	LOB	10

WP: 0 PB: 0 SB: 3 CS: 0 PA: 38

PITCHER		IP	WLS	BF	H	R	ER	SO	BB	IBB	HBP	BLK	WP	HR	S	P	ERA	WHIP
Pedro Ramos, R (1, 1) ERA: 4.3		6.0	L	26	7	5	3	3	0	0	0	0	0	1	32	32	4.50	1.167
Tex Clevenger, R (7, 1) ERA: 4.85		2.0		7	1	0	0	1	0	0	0	0	0	0	9	9	0.00	0.500
Dick Hyde, R (9, 1) ERA: 6.46		1.0		5	1	0	0	0	1	0	0	0	0	0	4	8	0.00	2.000

PITCHER	IP	WLS	BF	H	R	ER	SO	BB	IBB	HBP	BLK	WP	HR	S	P	ERA	WHIP

Batter	1	2	3	4	5	6	7	8	9	AB	R	H	RBI	BB	SO	LOB
Ken Aspromonte, R (1, 4) OBP: 0.343, SLG: 0.287	S S S 0-3 ① K		x 0-0 ③ F7			x 0-0 ② ③ G4-6-3 1-2f			x 0-0 G6-4-3 1B	4	0	1	0	0	1	1
Bob Allison, R (1, 8) OBP: 0.335, SLG: 0.556	x 0-0 1B			x 0-0 ① P4			x 0-0 ① F8		x 0-0 ① ② G6-4-3 1-2f	4	0	1	0	0	0	1
Harmon Killebrew, R (1, 5) OBP: 0.391, SLG: 0.613	x 0-0 ② P3			x 0-0 G6-4-3 1B			B B B 4-0 PB BB		S S S 0-3 ③ K	3	0	1	0	1	1	1
Roy Sievers, R (1, 3) OBP: 0.327, SLG: 0.448	x 0-0 ③ F8			x 0-0 ② ③ G6-4-3 1-2f			x 0-0 ② F7			3	0	0	0	0	0	3
Jim Lemon, R (1, 7) OBP: 0.342, SLG: 0.543		S S S S 0-3 ① K2-3			x 0-0 ① F7		x 0-0 ③ F9 1-2			3	0	0	0	0	1	1
Faye Throneberry, L (1, 9) OBP: 0.376, SLG: 0.434		x 0-0 ② G3			x 0-0 ② F8			x 0-0 ① 1-3		3	0	0	0	0	0	0
Hal Naragon, L (1, 2) OBP: 0.299, SLG: 0.331		S S S S 0-3 ③ K			x 0-0 ③ 6-3			H 1-0 HBP		2	0	0	0	0	1	0
Billy Consolo, R (1, 6) OBP: 0.296, SLG: 0.226			x 0-0 ① F3			x 0-0 ① F9		x 0-0 ② P3		2	0	0	0	0	0	0
Julio Becquer, L (8, PH) OBP: 0.248, SLG: 0.304										1	0	0	0	0	0	1
Dick Hyde, R (9, 1)										0	0	0	0	0	0	0
Pedro Ramos, S (1, 1) OBP: 0.244, SLG: 0.262			S S S 0-3 ② K			x 0-0 G4-6-3 1B		x 0-0 ③ F7		1	0	0	0	0	1	0
Lenny Green, L (6, PH) OBP: 0.260, SLG: 0.313										1	0	1	0	0	0	0
Tex Clevenger, R (7, 1) OBP: 0.125, SLG: 0.286										0	0	0	0	0	0	0
Clint Courtney, L (8, PH) OBP: 0.347, SLG: 0.286										1	0	0	0	0	0	1
Jose Valdivielso, R (9, 6) OBP: 0.333, SLG: 0.333										0	0	0	0	0	0	0
Inning Stats	R: 0 E: 0 K: 1 S: 6 H: 1 LOB: 1 BB: 0 P: 6	R: 0 E: 0 K: 2 S: 7 H: 0 LOB: 0 BB: 0 P: 7	R: 0 E: 0 K: 1 S: 5 H: 0 LOB: 0 BB: 0 P: 5	R: 0 E: 0 K: 0 S: 3 H: 1 LOB: 0 BB: 0 P: 3	R: 0 E: 0 K: 0 S: 3 H: 0 LOB: 0 BB: 0 P: 3	R: 0 E: 0 K: 0 S: 3 H: 1 LOB: 0 BB: 0 P: 3	R: 0 E: 0 K: 0 S: 3 H: 0 LOB: 1 BB: 1 P: 7	R: 0 E: 0 K: 0 S: 3 H: 0 LOB: 1 BB: 0 P: 4	R: 0 E: 0 K: 1 S: 5 H: 1 LOB: 0 BB: 0 P: 5	1B: 4 2B: 0 3B: 0 HR: 0	SF: 0 SAC: 0 DP: 3 HBP: 1						

PITCHER	IP	WLS	BF	H	R	ER	SO	BB	IBB	HBP	BLK	WP	HR	S	P	ERA	WHIP
Jerry Walker, R (1, 1) ERA: 2.61	9.0	W	30	4	0	0	5	1	0	1	0	0	0	38	43	0.00	0.556

PITCHER	IP	WLS	BF	H	R	ER	SO	BB	IBB	HBP	BLK	WP	HR	S	P	ERA	WHIP

BOTTOM

Baltimore Orioles @ Washington Senators

Griffith Stadium, Washington, DC

Thu Jul 09 1959, 7:05 PM EDT

Att. 20,803 - Unknown

livebaseballscorecards.com

AB	28
R	0
H	4
RBI	0
BB	1
SO	5
LOB	9

1B: 4	SF: 0	WP: 0	PA: 30
2B: 0	SAC: 0	PB: 1	
3B: 0	DP: 3	SB: 0	
HR: 0	HBP: 1	CS: 0	

Batter	1	2	3	4	5	6	7	8	9	AB	R	H	RBI	BB	SO	LOB
Albie Pearson, L (1, 8) OBP: 0.322, SLG: 0.248	SH1 S 1B 1B		4-3		3-1 1-2		K	L6		5	1	1	0	0	1	5
Billy O'Dell, S (8, 1) OBP: 0.188, SLG: 0.233										0	0	0	0	0	0	0
Bob Boyd, L (1, 3) OBP: 0.296, SLG: 0.309	BBBB 1B SH1 1-2 1B BB		6-3		6-3			FC3-6 1B 1B 1B	1-3	4	2	1	0	1	0	1
Gene Woodling, L (1, 9) OBP: 0.406, SLG: 0.525	SH1 1-2 2-3		K			G5-4-3 1B		FC3-6 1-2 1B	4-3 2B	4	0	3	0	0	1	0
Gus Triandos, R (1, 2) OBP: 0.399, SLG: 0.577	1B 2-3 3-H 1B			6-3		G5-4-3 1-2f		FC3-6 BB 1-2f 2-3	4-3 2-3	3	0	1	1	0	0	1
Joe Ginsberg, L (7, 2) OBP: 0.278, SLG: 0.243										2	1	0	0	0	0	3
Bob Nieman, R (1, 7) OBP: 0.343, SLG: 0.483	G5-4-3 1-2 3-H 1B			FC5-4 1B		5-3		K	BB	2	0	2	1	0	0	0
Joe Taylor, R (4, 7) OBP: 0.400, SLG: 0.077										2	0	0	0	1	1	2
Brooks Robinson, R (1, 5) OBP: 0.225, SLG: 0.237	G5-4-3 1-2f			K			G1-6-3 1B	1B 1-2 BB	F8	4	1	1	0	1	1	5
Chico Carrasquel, R (1, 6) OBP: 0.284, SLG: 0.312		K		FC5-4 1-2f			G1-6-3 1-2f	1B 1-3 2-H 3-H 1B		3	0	0	0	0	1	2
Walt Dropo, R (8, PH) OBP: 0.262, SLG: 0.382										1	0	1	2	0	0	0
Willy Miranda, S (8, PR) OBP: 0.213, SLG: 0.203										0	1	0	0	0	0	0
(8, 6)																
Billy Gardner, R (1, 4) OBP: 0.305, SLG: 0.351		3-1			K		BB 1B	1B 1-2 3-H 1B		4	0	2	1	0	1	0
Jack Fisher, R (1, 1) OBP: 0.500, SLG: 0.500		K			3-1 1B		BB 1-2 BB	1B 1-3 2-H 1B		2	0	1	0	0	1	0
Al Pilarcik, L (7, PH) OBP: 0.367, SLG: 0.409										0	0	0	0	1	0	0
Arnie Portocarrero, R (7, 1)										0	0	0	0	0	0	0
Willie Tasby, R (8, PH) OBP: 0.330, SLG: 0.388										1	0	1	1	0	0	0
(8, 8)																

Inning Stats	1	2	3	4	5	6	7	8	9
	R: 2 E: 0 K: 0 S: 5	H: 3 LOB: 1 BB: 1 P: 9	R: 0 E: 0 K: 2 S: 7	H: 0 LOB: 0 BB: 0 P: 7	R: 0 E: 0 K: 1 S: 5	H: 0 LOB: 0 BB: 0 P: 5	R: 0 E: 0 K: 1 S: 6	H: 1 LOB: 1 BB: 0 P: 6	R: 0 E: 0 K: 1 S: 6	H: 1 LOB: 1 BB: 0 P: 6	R: 0 E: 0 K: 0 S: 3	H: 1 LOB: 0 BB: 0 P: 3	R: 0 E: 0 K: 1 S: 6	H: 2 LOB: 2 BB: 1 P: 10	R: 4 E: 0 K: 1 S: 10	H: 5 LOB: 2 BB: 1 P: 14	R: 0 E: 0 K: 0 S: 4	H: 1 LOB: 2 BB: 1 P: 8

	1B	SF	WP	PA
	13	0	0	42
	2B	SAC	PB	
	1	1	0	
	3B	DP	SB	
	0	3	1	
	HR	HBP	CS	
	0	0	0	

PITCHER		IP	WLS	BF	H	R	ER	SO	BB	IBB	HBP	BLK	WP	HR	S	P	ERA	WHIP
Camilo Pascual, R ERA: 2.77	(1, 1)	7.2	W	34	11	6	6	7	3	0	0	0	0	0	45	57	7.04	1.826
Tex Clevenger, R ERA: 4.85	(8, 1)	0.0		2	2	0	0	0	0	0	0	0	0	0	2	2	∞	∞
Chuck Stobbs, L ERA: 3.26	(8, 1)	1.1	S	6	1	0	0	0	1	0	0	0	0	0	5	9	0.00	1.500

PITCHER	IP	WLS	BF	H	R	ER	SO	BB	IBB	HBP	BLK	WP	HR	S	P	ERA	WHIP

TOP

Baltimore Orioles @ Washington Senators

Griffith Stadium, Washington, DC

Fri Jul 10 1959, 7:05 PM EDT

Att. 6,259 - Unknown

livebaseballscorecards.com

AB	37
R	6
H	14
RBI	6
BB	4
SO	7
LOB	19

Batter	1	2	3	4	5	6	7	8	9	AB	R	H	RBI	BB	SO	LOB
Ken Aspromonte, R (1, 4) OBP: 0.340, SLG: 0.319	HR		F9		G3	FC4-6 1-2f 2-3				4	1	1	1	0	0	3
Bob Allison, R (1, 8) OBP: 0.334, SLG: 0.561	4-3		HR		K	4-3				4	1	1	1	0	1	3
Harmon Killebrew, R (1, 5) OBP: 0.395, SLG: 0.627	F8 2B		HR		HR BB		P4			3	2	2	1	1	0	0
Roy Sievers, R (1, 3) OBP: 0.325, SLG: 0.459	F8 2-3		G1		HR 1-H 2-H		F5			4	1	1	3	0	0	1
Jim Lemon, R (1, 7) OBP: 0.341, SLG: 0.539	5-3			S 1B	K		F9			4	0	1	0	0	1	1
Faye Throneberry, L (1, 9) OBP: 0.374, SLG: 0.430		1-3		K		1B 1B		G1		4	1	1	0	0	1	1
Hal Naragon, L (1, 2) OBP: 0.290, SLG: 0.320		G3		K 1-2		F7		4-3		4	0	0	0	0	1	2
Billy Consolo, R (1, 6) OBP: 0.293, SLG: 0.227		4-3		K		FC4-6 1-3		K		4	0	1	0	0	2	1
Camilo Pascual, R (1, 1) OBP: 0.283, SLG: 0.308			4-3		HR 2B	FC4-6 1-2 3-H				3	1	2	1	0	0	0
Tex Clevenger, R (8, 1) OBP: 0.125, SLG: 0.286										0	0	0	0	0	0	0
Chuck Stobbs, L (8, 1) OBP: 0.100, SLG: 0.100										0	0	0	0	0	0	0
Inning Stats	R: 1 E: 0 K: 0 S: 5 H: 2 LOB: 1 BB: 0 P: 5	R: 0 E: 0 K: 0 S: 3 H: 0 LOB: 0 BB: 0 P: 3	R: 2 E: 0 K: 0 S: 5 H: 2 LOB: 0 BB: 0 P: 5	R: 0 E: 0 K: 3 S: 10 H: 1 LOB: 1 BB: 0 P: 10	R: 3 E: 0 K: 2 S: 9 H: 2 LOB: 0 BB: 1 P: 13	R: 1 E: 0 K: 0 S: 6 H: 3 LOB: 2 BB: 0 P: 6	R: 0 E: 0 K: 0 S: 3 H: 0 LOB: 0 BB: 0 P: 3	R: 0 E: 0 K: 1 S: 5 H: 0 LOB: 0 BB: 0 P: 5		1B: 4 2B: 2 3B: 0 HR: 4 SF: 0 SAC: 0 DP: 0 HBP: 0					

PITCHER		IP	WLS	BF	H	R	ER	SO	BB	IBB	HBP	BLK	WP	HR	S	P	ERA	WHIP
Jack Fisher, R ERA: 5.85	(1, 1)	6.0	L	29	10	7	7	5	1	0	0	0	0	4	38	42	10.50	1.833
Arnie Portocarrero, R ERA: 8.87	(7, 1)	1.0		3	0	0	0	0	0	0	0	0	0	0	3	3	0.00	0.000
Billy O'Dell, L ERA: 3.76	(8, 1)	1.0		3	0	0	0	1	0	0	0	0	0	0	5	5	0.00	0.000

PITCHER	IP	WLS	BF	H	R	ER	SO	BB	IBB	HBP	BLK	WP	HR	S	P	ERA	WHIP

BOTTOM

Baltimore Orioles @ Washington Senators

Griffith Stadium, Washington, DC

Fri Jul 10 1959, 7:05 PM EDT

Att. 6,259 - Unknown

livebaseballscorecards.com

AB	34
R	7
H	10
RBI	7
BB	1
SO	6
LOB	12

WP: 0 PA: 35
PB: 0
SB: 1
CS: 0

Batter	1	2	3	4	5	6	7	8	9	AB	R	H	RBI	BB	SO	LOB
Brooks Robinson, R (1, 5) OBP: 0.222, SLG: 0.233	5-3		G4-3, 1-2, 1B		5-3		5-3		F9	5	0	1	0	0	0	0
Albie Pearson, L (1, 8) OBP: 0.314, SLG: 0.241	6-3		G4-3, 1-2f, 2-3		3-1			F9		4	0	0	0	0	0	2
Gene Woodling, L (1, 7) OBP: 0.404, SLG: 0.520	4-3		3-1		3-1			1B, 1B, 1B		4	1	1	0	0	0	1
Gus Triandos, R (1, 2) OBP: 0.401, SLG: 0.574		BBBB, 2B, SF7, BB		F8		6-3		E, 1B, 1-2, 1B		3	1	1	0	1	0	0
Walt Dropo, R (1, 3) OBP: 0.261, SLG: 0.375		F9		6-3		1B		SSS, K		4	0	1	0	0	1	3
Joe Taylor, R (1, 9) OBP: 0.458, SLG: 0.250		1-3, 2B		BBBB, BB, 1B, BB		F2		E7, 1-3, 2-H, 1B		3	1	2	1	1	0	1
Chico Carrasquel, R (1, 6) OBP: 0.284, SLG: 0.309		SF7, 3-H		BBBB, 1B, 1-2, BB		F7		F8		2	0	0	1	1	0	3
Billy Gardner, R (1, 4) OBP: 0.304, SLG: 0.350		SSS, K		1-2, 2-H, 1B			G3		5-3	4	0	1	1	0	1	1
Hal Brown, R (1, 1) OBP: 0.174, SLG: 0.150			E5, G4-3, 1B	P6			P6		F7	2	0	0	0	0	0	2
Ernie Johnson, R (6, 1) OBP: 0.250, SLG: 0.250										1	0	0	0	0	0	0
Bob Boyd, L (9, PH) OBP: 0.295, SLG: 0.308										1	0	0	0	0	0	0

TOP

Baltimore Orioles @ Washington Senators

Griffith Stadium, Washington, DC

Sat Jul 11 1959, 3:33 AM EDT

Att. 7,134 - Unknown

livebaseballscorecards.com

AB	33
R	3
H	7
RBI	3
BB	3
SO	2
LOB	13

Inning Stats	1	2	3	4	5	6	7	8	9
	R: 0 E: 0 K: 0 S: 3	H: 0 LOB: 0 BB: 0 P: 3	R: 1 E: 0 K: 1 S: 6	H: 1 LOB: 1 BB: 1 P: 10	R: 0 E: 1 K: 0 S: 4	H: 1 LOB: 1 BB: 0 P: 4	R: 1 E: 0 K: 0 S: 4	H: 1 LOB: 2 BB: 2 P: 12	R: 0 E: 0 K: 0 S: 3	H: 0 LOB: 0 BB: 0 P: 3	R: 0 E: 0 K: 0 S: 4	H: 1 LOB: 1 BB: 0 P: 4	R: 0 E: 0 K: 0 S: 3	H: 0 LOB: 0 BB: 0 P: 3	R: 1 E: 1 K: 1 S: 8	H: 3 LOB: 2 BB: 0 P: 8	R: 0 E: 0 K: 0 S: 3	H: 0 LOB: 0 BB: 0 P: 3

| | | | | | | | | | |

Batter	1	2	3	4	5	6	7	8	9	AB	R	H	RBI	BB	SO	LOB
Ken Aspromonte, R (1, 4) OBP: 0.342, SLG: 0.323	6-3		G6-4-3 1B		6-3	BB 1B 1-2 2-H		L7		5	0	2	1	0	0	0
Bob Allison, R (1, 8) OBP: 0.341, SLG: 0.569	HR 1B		G6-4-3 1-2f		1B 3B	BB 1-2 2-3		1B		4	2	3	0	1	0	1
Harmon Killebrew, R (1, 5) OBP: 0.395, SLG: 0.636	HR 1-H		F8		G6-4-3 1B 3-H	SF8 3-H		1-3		4	1	2	4	0	0	1
Roy Sievers, R (1, 3) OBP: 0.319, SLG: 0.450 Julio Becquer, L (7, 3) OBP: 0.248, SLG: 0.304	6-3			P4	G6-4-3 1-2f	F7				4 0	0 0	0 0	0 0	0 0	0 0	3 0
Jim Lemon, R (1, 7) OBP: 0.340, SLG: 0.545 Lenny Green, L (9, 7) OBP: 0.260, SLG: 0.313	5-3			5-3		HR	F7			4 0	1 0	1 0	1 0	0 0	0 0	0 0
Faye Throneberry, L (1, 9) OBP: 0.385, SLG: 0.444		BB G3-6-1		1B 2B		2B 1B	G3 1B			3	2	3	0	1	0	0
Clint Courtney, L (1, 2) OBP: 0.355, SLG: 0.313		G3-6-1 1-2f		E 1B 2-H		1B 2B 1-H	G3 1-2			4	2	2	2	0	0	2
Billy Consolo, R (1, 6) OBP: 0.304, SLG: 0.257		1B		E8 1-H 2B		6-3	P4			4	0	2	1	0	0	2
Bill Fischer, R (1, 1) OBP: 0.167, SLG: 0.118		F8		5-3		E6 BB 1B SF8		K		4	1	0	0	0	1	3
Inning Stats	R: 2 H: 2 E: 0 LOB: 0 K: 0 BB: 0 S: 5 P: 5	R: 0 H: 1 E: 0 LOB: 1 K: 0 BB: 1 S: 3 P: 7	R: 0 H: 1 E: 0 LOB: 0 K: 0 BB: 0 S: 3 P: 3	R: 2 H: 3 E: 1 LOB: 1 K: 0 BB: 0 S: 6 P: 6	R: 1 H: 2 E: 0 LOB: 0 K: 0 BB: 0 S: 4 P: 4	R: 4 H: 4 E: 1 LOB: 2 K: 0 BB: 1 S: 8 P: 12	R: 0 H: 1 E: 0 LOB: 1 K: 0 BB: 0 S: 4 P: 4	R: 0 H: 1 E: 0 LOB: 1 K: 1 BB: 0 S: 6 P: 6		1B: 9 SF: 1 2B: 3 SAC: 0 3B: 1 DP: 3 HR: 2 HBP: 0						

PITCHER		IP	WLS	BF	H	R	ER	SO	BB	IBB	HBP	BLK	WP	HR	S	P	ERA	WHIP
Hal Brown, R ERA: 3.63	(1, 1)	5.1	L	28	13	9	8	0	1	0	0	0	0	2	27	31	13.50	2.625
Ernie Johnson, R ERA: 2.97	(6, 1)	2.2		11	2	0	0	1	1	0	0	0	0	0	12	16	0.00	1.125

PITCHER	IP	WLS	BF	H	R	ER	SO	BB	IBB	HBP	BLK	WP	HR	S	P	ERA	WHIP

BOTTOM

Baltimore Orioles @ Washington Senators

Griffith Stadium, Washington, DC

Sat Jul 11 1959, 3:33 AM EDT

Att. 7,134 - Unknown

livebaseballscorecards.com

AB	36
R	9
H	15
RBI	9
BB	2
SO	1
LOB	12

PA: 39

Batter	1	2	3	4	5	6	7	8	9	AB	R	H	RBI	BB	SO	LOB
Willie Tasby, R (1, 8) OBP: 0.334, SLG: 0.397	6-3		1B 3B		6-3 1B 1B		G4-6-3 1B		F9	5	2	3	0	0	0	0
Bob Boyd, L (1, 3) OBP: 0.293, SLG: 0.305 Walt Dropo, R (9, 3) OBP: 0.261, SLG: 0.375	E6 4-3		1B 3-H 1B		6-3 1-2		G4-6-3 1-2f		1-3	5 0	0 0	1 0	1 0	0 0	0 0	2 0
Gene Woodling, L (1, 7) OBP: 0.409, SLG: 0.528	4-3 2-3		1-3 1B		FC6-4 2-H 1B			1B 2B		4	1	3	1	0	0	1
Gus Triandos, R (1, 2) OBP: 0.395, SLG: 0.564	6-3		F9		FC6-4 1-2f			5-3		4	0	0	0	0	0	4
Joe Taylor, R (1, 9) OBP: 0.429, SLG: 0.400 Al Pilarcik, L (8, 9) OBP: 0.367, SLG: 0.409		6-3		P3		HR		F8		4 0	1 0	1 0	1 0	0 0	0 0	1 0
Brooks Robinson, R (1, 5) OBP: 0.224, SLG: 0.234		F8		F9		F8		BB 2-H 1B		4	0	1	1	0	0	0
Chico Carrasquel, R (1, 6) OBP: 0.288, SLG: 0.306		BBBB 4-0 FC6-4 BB		F8		K		BBBB 4-0 1-2 BB		2	0	0	0	2	1	0
Billy Gardner, R (1, 4) OBP: 0.303, SLG: 0.360		FC6-4 1-2f			HR	K		K		4	1	1	1	0	2	3
Hoyt Wilhelm, R (1, 1) OBP: 0.106, SLG: 0.023			6-3		6-3		F8		F9	4	0	0	0	0	0	0
Inning Stats	R: 0 E: 1 K: 0 S: 4 H: 0 LOB: 1 BB: 0 P: 4	R: 0 E: 0 K: 0 S: 3 H: 0 LOB: 1 BB: 1 P: 7	R: 1 E: 0 K: 0 S: 5 H: 3 LOB: 1 BB: 0 P: 5	R: 0 E: 0 K: 0 S: 3 H: 0 LOB: 0 BB: 0 P: 3	R: 2 E: 0 K: 0 S: 6 H: 3 LOB: 1 BB: 0 P: 6	R: 1 E: 0 K: 2 S: 8 H: 1 LOB: 0 BB: 0 P: 8	R: 0 E: 0 K: 0 S: 3 H: 1 LOB: 0 BB: 0 P: 3	R: 1 E: 0 K: 1 S: 7 H: 2 LOB: 2 BB: 1 P: 11	R: 0 E: 0 K: 0 S: 3 H: 0 LOB: 0 BB: 0 P: 3	1B: 6 2B: 1 3B: 1 HR: 2	SF: 0 SAC: 0 DP: 1 HBP: 0						

TOP

Baltimore Orioles @ Washington Senators

Griffith Stadium, Washington, DC

Sun Jul 12 1959, 3:33 AM EDT

Att. 7,436 - Unknown

livebaseballscorecards.com

AB	36
R	5
H	10
RBI	5
BB	2
SO	3
LOB	11

PITCHER		IP	WLS	BF	H	R	ER	SO	BB	IBB	HBP	BLK	WP	HR	S	P	ERA	WHIP
Russ Kemmerer, R ERA: 4.59	(1, 1)	6.1	L	28	8	4	4	2	1	0	0	0	0	2	31	35	5.68	1.421
Hal Woodeshick, L ERA: 4.76	(7, 1)	1.2		7	2	1	1	1	1	0	0	0	0	0	8	12	5.40	1.800
Hal Griggs, R ERA: 4.7	(9, 1)	1.0		3	0	0	0	0	0	0	0	0	0	0	3	3	0.00	0.000

PITCHER	IP	WLS	BF	H	R	ER	SO	BB	IBB	HBP	BLK	WP	HR	S	P	ERA	WHIP

WP: 0	PB: 0	SB: 0	CS: 0
PA: 38			

Batter	1	2	3	4	5	6	7	8	9	AB	R	H	RBI	BB	SO	LOB
Ken Aspromonte, R (1, 4) OBP: 0.330, SLG: 0.310	5-3		P6		FC6-4 1-2f			G6-4-3 1-2f		4	0	0	0	0	0	3
Bob Allison, R (1, 8) OBP: 0.340, SLG: 0.564	CS BB		FC5-4 1-2f			6-3			K	3	0	0	0	1	1	1
Harmon Killebrew, R (1, 5) OBP: 0.390, SLG: 0.627	K			5-3		K			K	4	0	0	0	0	3	1
Roy Sievers, R (1, 3) OBP: 0.314, SLG: 0.440	CS 1-2	6-3		6-3		K			6-3	4	0	0	0	0	1	0
Jim Lemon, R (1, 7) OBP: 0.340, SLG: 0.543		F2		1B			P4			3	0	1	0	0	0	0
Faye Throneberry, L (1, 9) OBP: 0.380, SLG: 0.437		4-3		4-3			L1			3	0	0	0	0	0	1
Clint Courtney, L (1, 2) OBP: 0.354, SLG: 0.314			SH5-3 1B		4-3		4-3			3	1	1	0	0	0	0
Billy Consolo, R (1, 6) OBP: 0.300, SLG: 0.254			SH5-3 1-2		K			G6-4-3 1B		1	0	0	0	0	1	0
Lenny Green, L (8, PH) OBP: 0.275, SLG: 0.327										1	0	1	0	0	0	0
Hal Griggs, R (9, 1)										0	0	0	0	0	0	0
Russ Kemmerer, R (1, 1) OBP: 0.225, SLG: 0.143			FC5-4 2-H 1B		FC6-4 BB			F5		1	0	1	1	1	0	0
Hal Woodeshick, R (7, 1)										0	0	0	0	0	0	0
Julio Becquer, L (8, PH) OBP: 0.246, SLG: 0.302										1	0	0	0	0	0	1
Jose Valdivielso, R (9, 6) OBP: 0.333, SLG: 0.333										0	0	0	0	0	0	0
Inning Stats	R: 0 E: 0 K: 1 S: 4 H: 0 LOB: 0 BB: 1 P: 8	R: 0 E: 0 K: 0 S: 3 H: 0 LOB: 0 BB: 0 P: 3	R: 1 E: 0 K: 0 S: 5 H: 2 LOB: 1 BB: 0 P: 5	R: 0 E: 0 K: 0 S: 4 H: 1 LOB: 1 BB: 0 P: 4	R: 0 E: 0 K: 1 S: 5 H: 0 LOB: 1 BB: 1 P: 9	R: 0 E: 0 K: 2 S: 7 H: 0 LOB: 0 BB: 0 P: 7	R: 0 E: 0 K: 0 S: 3 H: 0 LOB: 0 BB: 0 P: 3	R: 0 E: 0 K: 0 S: 3 H: 1 LOB: 0 BB: 0 P: 3	R: 0 E: 0 K: 2 S: 7 H: 0 LOB: 0 BB: 0 P: 7	1B: 4 2B: 0 3B: 0 HR: 0 SF: 0 SAC: 1 DP: 1 HBP: 0						

PITCHER	IP	WLS	BF	H	R	ER	SO	BB	IBB	HBP	BLK	WP	HR	S	P	ERA	WHIP
Hoyt Wilhelm, R (1, 1) ERA: 1.89	9.0	W	31	4	1	1	6	2	0	0	0	0	0	41	49	1.00	0.667

PITCHER	IP	WLS	BF	H	R	ER	SO	BB	IBB	HBP	BLK	WP	HR	S	P	ERA	WHIP

BOTTOM

Baltimore Orioles @ Washington Senators

Griffith Stadium, Washington, DC

Sun Jul 12 1959, 3:33 AM EDT

Att. 7,436 - Unknown

livebaseballscorecards.com

AB	28
R	1
H	4
RBI	1
BB	2
SO	6
LOB	7

WP: 0 PA: 32
PB: 0
SB: 0
CS: 1

Batter	1	2	3	4	5	6	7	8	9	AB	R	H	RBI	BB	SO	LOB
Bill Tuttle, R (1, 8) OBP: 0.344, SLG: 0.368	P5		F8		F3			F7		4	0	0	0	0	0	0
Jerry Lumpe, L (1, 4) OBP: 0.325, SLG: 0.344	F8		3-1			F8		4-3		4	0	0	0	0	0	0
Dick Williams, R (1, 5) OBP: 0.315, SLG: 0.452	BB 1B		5-3			F3			BBBB 6-3 SH3-4 2B BB	3	1	1	0	1	0	0
Bob Cerv, R (1, 7) OBP: 0.321, SLG: 0.455	BBBB 1-2 BB			SSS K 1B		G3			1-2 SH3-4	2	0	0	0	1	1	0
Roger Maris, L (1, 9) OBP: 0.382, SLG: 0.555	F5			1B			1B		2-3 6-3	4	0	2	0	0	0	3
Ray Boone, R (1, 3) OBP: 0.403, SLG: 0.400		F9		P5			F2		2B IBB	3	0	0	0	1	0	2
Harry Chiti, R (1, 2) OBP: 0.312, SLG: 0.420		SSS K		6-3			SSS K		1-3 3-H 2B	4	0	1	1	0	2	2
Joe Demaestri, R (1, 6) OBP: 0.304, SLG: 0.402		E4 2B			F8		F8		IBB	3	0	1	0	1	0	1
Ray Herbert, R (1, 1) OBP: 0.244, SLG: 0.231		SSS K			F8			P2	P6	4	0	0	0	0	1	4
Inning Stats	R: 0 E: 0 K: 0 S: 4 H: 1 LOB: 2 BB: 1 P: 8	R: 0 E: 1 K: 2 S: 8 H: 1 LOB: 1 BB: 0 P: 8	R: 0 E: 0 K: 0 S: 3 H: 0 LOB: 0 BB: 0 P: 3	R: 0 E: 0 K: 1 S: 6 H: 1 LOB: 1 BB: 0 P: 6	R: 0 E: 0 K: 0 S: 3 H: 0 LOB: 0 BB: 0 P: 3	R: 0 E: 0 K: 0 S: 3 H: 0 LOB: 0 BB: 0 P: 3	R: 0 E: 0 K: 1 S: 6 H: 1 LOB: 1 BB: 0 P: 6	R: 0 E: 0 K: 0 S: 3 H: 0 LOB: 0 BB: 0 P: 3	R: 1 E: 0 K: 0 S: 4 H: 1 LOB: 3 BB: 3 P: 16	1B: 3 2B: 2 3B: 0 HR: 0 SF: 0 SAC: 1 DP: 0 HBP: 0						

PITCHER	IP	WLS	BF	H	R	ER	SO	BB	IBB	HBP	BLK	WP	HR	S	P	ERA	WHIP
Billy O'Dell, L (1, 1) ERA: 3.54	9.0	L	36	5	1	1	4	2	2	0	0	0	0	40	56	1.00	0.778

PITCHER	IP	WLS	BF	H	R	ER	SO	BB	IBB	HBP	BLK	WP	HR	S	P	ERA	WHIP

TOP

Kansas City Athletics @ Baltimore Orioles

Memorial Stadium, Baltimore, MD

Tue Jul 14 1959, 7:05 PM EDT

Unknown

livebaseballscorecards.com

AB	31
R	1
H	5
RBI	1
BB	4
SO	4
LOB	12

WP: 0 PB: 0 SB: 0 CS: 0 PA: 36

BOTTOM

Kansas City Athletics @ Baltimore Orioles

Memorial Stadium, Baltimore, MD

Tue Jul 14 1959, 7:05 PM EDT

Unknown

livebaseballscorecards.com

Batter	1	2	3	4	5	6	7	8	9	AB	R	H	RBI	BB	SO	LOB
Willie Tasby, R (1, 8) OBP: 0.334, SLG: 0.395	BBBB 4-0 FC6-5-4-2 SH5-3 BB		SSS 0-3 K		x 0-0 FC5-4 1-2f ②			x 0-0 SH1-4 1-2 ①		2	0	0	0	1	1	1
Bob Boyd, L (1, 3) OBP: 0.297, SLG: 0.310	x 0-0 SH5-3 1-2 ①		x 0-0 1B 1B		x 0-0 6-3 ③			x 0-0 2-H 1B ②		3	0	2	0	0	0	1
Gene Woodling, L (1, 7) OBP: 0.407, SLG: 0.524	x 0-0 FC6-5-4-2 2-3 ②		x 0-0 1-3 1B			x 0-0 F8 ①		x 0-0 4-3 ③		4	0	1	0	0	0	2
Gus Triandos, R (1, 2) OBP: 0.389, SLG: 0.554	x 0-0 P5 ③		x 0-0 P6 ③			x 0-0 F9 ②			x 0-0 P5 ①	4	0	0	0	0	0	3
Joe Taylor, R (1, 9) OBP: 0.406, SLG: 0.348 Billy Klaus, L (9, PR) OBP: 0.355, SLG: 0.283		x 0-0 6-3 ①		x 0-0 F5 ①		x 0-0 F9 ③			BBBB 4-0 BB	3 0	0 0	0 0	0 0	1 0	0 0	0 0
Brooks Robinson, R (1, 5) OBP: 0.226, SLG: 0.235		x 0-0 FC6-4 1B		x 0-0 F8 ②			x 0-0 4-3 ①		x 0-0 L9 ②	4	0	1	0	0	0	1
Chico Carrasquel, R (1, 6) OBP: 0.284, SLG: 0.302 Al Pilarcik, L (9, PH) OBP: 0.364, SLG: 0.406		x 0-0 F5 ②		x 0-0 F5 ③			x 0-0 P6 ②		SSS 0-3 K ③	3 1	0 0	0 0	0 0	0 0	0 1	1 1
Billy Gardner, R (1, 4) OBP: 0.300, SLG: 0.356		x 0-0 FC6-4 1-2f ③			x 0-0 4-3 ①		x 0-0 G3 ③			3	0	0	0	0	0	1
Billy O'Dell, S (1, 1) OBP: 0.229, SLG: 0.226			x 0-0 F8 ①		BBBB 4-0 FC5-4 BB			BBBB 4-0 SH1-4 1B BB		1	0	0	0	2	0	0

	AB	28
	R	0
	H	4
	RBI	0
	BB	4
	SO	2
	LOB	11

Inning Stats	1	2	3	4	5	6	7	8	9	1B: 4	SF: 0	WP: 0	PA: 34
	R: 0 E: 0 K: 0 S: 3	H: 0 LOB: 1 BB: 1 P: 7	R: 0 E: 0 K: 0 S: 4	H: 1 LOB: 1 BB: 0 P: 4	R: 0 E: 0 K: 1 S: 7	H: 2 LOB: 2 BB: 0 P: 7	R: 0 E: 0 K: 0 S: 3	H: 0 LOB: 0 BB: 0 P: 3	R: 0 E: 0 K: 0 S: 3	H: 0 LOB: 0 BB: 0 P: 3	R: 0 E: 0 K: 0 S: 3	H: 0 LOB: 0 BB: 0 P: 3	R: 0 E: 0 K: 0 S: 3	H: 1 LOB: 1 BB: 1 P: 7	R: 0 E: 0 K: 1 S: 5	H: 0 LOB: 1 BB: 1 P: 9	2B: 0 3B: 0 HR: 0	SAC: 2 DP: 0 HBP: 0	PB: 0 SB: 0 CS: 0	

PITCHER	IP	WLS	BF	H	R	ER	SO	BB	IBB	HBP	BLK	WP	HR	S	P	ERA	WHIP
Ray Herbert, R (1, 1) ERA: 4.49	9.0	W	34	4	0	0	2	4	0	0	0	0	0	34	50	0.00	0.889

PITCHER	IP	WLS	BF	H	R	ER	SO	BB	IBB	HBP	BLK	WP	HR	S	P	ERA	WHIP

Batter	1	2	3	4	5	6	7	8	9	AB	R	H	RBI	BB	SO	LOB
Bill Tuttle, R (1, 8) OBP: 0.343, SLG: 0.370	F8		F9 2B		G6-4-3 1-2f			2-3 1-2		4	0	1	0	0	0	2
Jerry Lumpe, L (1, 6) (8, 4) OBP: 0.328, SLG: 0.343	FC4-6 1B		F9 2-3			4-3		BBBB BB		3	0	1	0	1	0	1
Dick Williams, R (1, 5) OBP: 0.310, SLG: 0.445	F8		L9			1-3		FC5 2-3f		4	0	0	0	0	0	4
Bob Cerv, R (1, 7) OBP: 0.320, SLG: 0.452	FC4-6 1-2f			1B		SSS K			F9	4	0	1	0	0	1	1
Roger Maris, L (1, 9) OBP: 0.380, SLG: 0.563		HR		F8			4-3		L9	4	1	1	1	0	0	1
Ray Boone, R (1, 3) OBP: 0.392, SLG: 0.387		F2		F3			6-3		5-3	4	0	0	0	0	0	1
Frank House, L (1, 2) OBP: 0.310, SLG: 0.351		P6		G3			4-3			3	0	0	0	0	0	1
Wayne Terwilliger, R (1, 4) OBP: 0.195, SLG: 0.243 Russ Snyder, L (8, PH) OBP: 0.385, SLG: 0.417 Joe Demaestri, R (8, 6) OBP: 0.304, SLG: 0.402		6-3			F8			BBBB FC5 2-3 BB		2 0 0	0 0 0	0 0 0	0 0 0	0 1 0	0 0 0	0 0 0
Johnny Kucks, R (1, 1) OBP: 0.200, SLG: 0.111 Preston Ward, L (8, PH) OBP: 0.237, SLG: 0.271 Murry Dickson, R (8, 1) OBP: 0.333, SLG: 0.333			SSS K		G6-4-3 1B			SSS K		2 1 0	0 0 0	1 0 0	0 0 0	0 0 0	1 1 0	0 1 0
Inning Stats	R: 0 E: 0 K: 0 S: 4 H: 1 LOB: 1 BB: 0 P: 4	R: 1 E: 0 K: 0 S: 4 H: 1 LOB: 0 BB: 0 P: 4	R: 0 E: 0 K: 1 S: 6 H: 1 LOB: 1 BB: 0 P: 6	R: 0 E: 0 K: 0 S: 4 H: 1 LOB: 1 BB: 0 P: 4	R: 0 E: 0 K: 0 S: 3 H: 1 LOB: 0 BB: 0 P: 3	R: 0 E: 0 K: 1 S: 5 H: 0 LOB: 0 BB: 0 P: 5	R: 0 E: 0 K: 0 S: 3 H: 0 LOB: 0 BB: 0 P: 3	R: 0 E: 0 K: 1 S: 5 H: 0 LOB: 2 BB: 2 P: 13	R: 0 E: 0 K: 0 S: 3 H: 0 LOB: 0 BB: 0 P: 3	1B: 3 2B: 1 3B: 0 HR: 1 SF: 0 SAC: 0 DP: 1 HBP: 0						

PITCHER		IP	WLS	BF	H	R	ER	SO	BB	IBB	HBP	BLK	WP	HR	S	P	ERA	WHIP
Milt Pappas, R ERA: 3.87	(1, 1)	9.0	W	33	5	1	1	3	2	0	0	0	0	1	37	45	1.00	0.778

PITCHER	IP	WLS	BF	H	R	ER	SO	BB	IBB	HBP	BLK	WP	HR	S	P	ERA	WHIP

TOP

Kansas City Athletics @ Baltimore Orioles

Memorial Stadium, Baltimore, MD

Tue Jul 14 1959, 7:05 PM EDT

Att. 8,088 - Unknown

livebaseballscorecards.com

AB	31
R	1
H	5
RBI	1
BB	2
SO	3
LOB	12

BOTTOM

Kansas City Athletics @ Baltimore Orioles

Memorial Stadium, Baltimore, MD

Tue Jul 14 1959, 7:05 PM EDT

Att. 8,088 - Unknown

livebaseballscorecards.com

Batter	1	2	3	4	5	6	7	8	9	AB	R	H	RBI	BB	SO	LOB
Willie Tasby, R (1, 8) OBP: 0.339, SLG: 0.407	HR	FC5-4 1-2f 2-3		BB			FC6-4 1B			3	1	2	1	1	0	2
Bob Boyd, L (1, 3) OBP: 0.297, SLG: 0.309 Walt Dropo, R (9, 3) OBP: 0.261, SLG: 0.375	1B	G3		G3			F8			4 0	0 0	1 0	0 0	0 0	0 0	5 0
Albie Pearson, L (1, 7) OBP: 0.306, SLG: 0.234	4-3		F7		L3		FC6-4 FC5-4 1-2f			4	0	0	0	0	0	1
Gus Triandos, R (1, 2) OBP: 0.388, SLG: 0.547	BB		F8		F9		FC5-4 1-2f			3	0	0	0	1	0	1
Al Pilarcik, L (1, 9) OBP: 0.361, SLG: 0.397	1-3		5-3		3-1			FC1-6 BB		3	0	0	0	1	0	1
Brooks Robinson, R (1, 5) OBP: 0.246, SLG: 0.259		BB 1B BB		1B 1B 2B		F8		FC1-6 CS 1-2f		3	2	1	0	1	0	1
Billy Klaus, L (1, 6) OBP: 0.369, SLG: 0.292		FC5-4 1B 1-2 BB		FC5-4 2-3 1B		6-3 1B		BB 1-2		2	0	2	0	2	0	0
Billy Gardner, R (1, 4) OBP: 0.299, SLG: 0.354		FC5-4 1-2 2-H 1B		FC5-4 1B 1-2f		6-3 1-2		F2		4	0	1	1	0	0	4
Milt Pappas, R (1, 1) OBP: 0.186, SLG: 0.190		K		1B 1-3 3-H		K				3	0	1	1	0	2	3

	AB	29
	R	3
	H	8
	RBI	3
	BB	6
	SO	2
	LOB	18

Inning Stats	1	2	3	4	5	6	7	8	9
	R: 1 E: 0 K: 0 S: 4	H: 2 LOB: 1 BB: 1 P: 8	R: 1 E: 0 K: 1 S: 6	H: 1 LOB: 2 BB: 2 P: 14	R: 0 E: 0 K: 0 S: 3	H: 0 LOB: 0 BB: 0 P: 3	R: 1 E: 0 K: 0 S: 5	H: 3 LOB: 2 BB: 1 P: 9	R: 0 E: 0 K: 0 S: 3	H: 0 LOB: 0 BB: 0 P: 3
	R: 0 E: 0 K: 1 S: 6	H: 1 LOB: 1 BB: 0 P: 6	R: 0 E: 0 K: 0 S: 4	H: 1 LOB: 1 BB: 0 P: 4	R: 0 E: 0 K: 0 S: 2	H: 0 LOB: 1 BB: 2 P: 10				

	1B: 6	SF: 0	WP: 0	PA: 35
	2B: 1	SAC: 0	PB: 0	
	3B: 0	DP: 0	SB: 0	
	HR: 1	HBP: 0	CS: 1	

PITCHER		IP	WLS	BF	H	R	ER	SO	BB	IBB	HBP	BLK	WP	HR	S	P	ERA	WHIP
Johnny Kucks, R ERA: 4.82	(1, 1)	7.0	L	31	8	3	3	2	4	0	0	0	0	1	31	47	3.86	1.714
Murry Dickson, R ERA: 3.56	(8, 1)	1.0		4	0	0	0	0	2	0	0	0	0	0	2	10	0.00	2.000

PITCHER	IP	WLS	BF	H	R	ER	SO	BB	IBB	HBP	BLK	WP	HR	S	P	ERA	WHIP

Batter	1	2	3	4	5	6	7	8	9	AB	R	H	RBI	BB	SO	LOB
Bill Tuttle, R (1, 8) OBP: 0.347, SLG: 0.372	0-0 2B 6-3 1B	0-0 ③ L3		B B B B 4-0 G1-6-3 BB			0-0 1B		0-0 ② 4-3 1-3	4	1	2	0	1	0	2
Jerry Lumpe, L (1, 6) OBP: 0.330, SLG: 0.342	0-0 ① F7		0-0 4-3 1B 1B 1B	0-0 ②③ G1-6-3 1-2f			0-0 ② F8		B B B B 4-0 BB	4	1	1	0	1	0	3
Roger Maris, L (1, 9) OBP: 0.380, SLG: 0.564	0-0 6-3 1-3 2B		0-0 4-3 1-2 1B 1B		0-0 ① 4-3		S S S 0-3 ③ K		0-0 ③ F8	5	1	2	0	0	1	3
Bob Cerv, R (1, 7) OBP: 0.316, SLG: 0.445	0-0 ② 6-3 2-3 3-H		0-0 ① 4-3 1-2 2-3		0-0 ② 6-3			0-0 ① 1-3		4	0	0	1	0	0	3
Ray Boone, R (1, 3) OBP: 0.395, SLG: 0.380 Kent Hadley, L (8, PR) OBP: 0.295, SLG: 0.436 (8, 3)	0-0 ③ L8		I I I 4-0 1B IBB		S S S 0-3 ③ K			B B B B 4-0 BB		2 0	0 0	0 0	0 0	2 0	1 0	1 0
Dick Williams, R (1, 5) OBP: 0.309, SLG: 0.442		0-0 ① 6-3	0-0 1-2 2-H 3-H 1B		S S S 0-3 ① K			S S S 0-3 ② K		4	0	1	2	0	2	1
Frank House, L (1, 2) OBP: 0.306, SLG: 0.345		0-0 ② F8	0-0 ② F7		0-0 ② P6			S S S 0-3 ③ K		4	0	0	0	0	1	3
Wayne Terwilliger, R (1, 4) OBP: 0.222, SLG: 0.293		0-0 1B 2B	S S S 0-3 ③ K		S S S 0-3 ③ K				0-0 4-3 S 1B	4	1	2	0	0	2	2
Bud Daley, L (1, 1) OBP: 0.405, SLG: 0.400 Tom Sturdivant, L (6, 1)		0-0 2-H 1B		0-0 ① 1-3			S S S 0-3 ① K		S S S 0-3 ① K	2 2	0 0	1 0	1 0	0 0	0 2	0 1
Inning Stats	R: 1 E: 0 K: 0 S: 5 H: 2 LOB: 1 BB: 0 P: 5	R: 1 E: 0 K: 0 S: 5 H: 2 LOB: 1 BB: 0 P: 5	R: 2 E: 0 K: 1 S: 8 H: 3 LOB: 2 BB: 1 P: 12	R: 0 E: 0 K: 0 S: 2 H: 0 LOB: 0 BB: 1 P: 6	R: 0 E: 0 K: 1 S: 5 H: 0 LOB: 0 BB: 0 P: 5	R: 0 E: 0 K: 2 S: 7 H: 0 LOB: 0 BB: 0 P: 7	R: 0 E: 0 K: 2 S: 8 H: 1 LOB: 1 BB: 0 P: 8	R: 0 E: 0 K: 2 S: 7 H: 0 LOB: 1 BB: 1 P: 11	R: 0 E: 0 K: 1 S: 6 H: 1 LOB: 2 BB: 1 P: 10	1B: 7 2B: 2 3B: 0 HR: 0	SF: 0 SAC: 0 DP: 1 HBP: 0						

TOP

Kansas City Athletics @ Baltimore Orioles

Memorial Stadium, Baltimore, MD

Thu Jul 16 1959, 7:05 PM EDT

Att. 9,497 - Unknown

livebaseballscorecards.com

AB	35
R	4
H	9
RBI	4
BB	4
SO	9
LOB	19

PITCHER		IP	WLS	BF	H	R	ER	SO	BB	IBB	HBP	BLK	WP	HR	S	P	ERA	WHIP
Jerry Walker, R ERA: 2.79	(1, 1)	7.0	L	30	8	4	4	6	1	1	0	0	0	0	40	48	5.14	1.286
Billy Loes, R ERA: 2.54	(8, 1)	2.0		9	1	0	0	3	2	0	0	0	0	0	13	21	0.00	1.500

PITCHER	IP	WLS	BF	H	R	ER	SO	BB	IBB	HBP	BLK	WP	HR	S	P	ERA	WHIP

Batter	1	2	3	4	5	6	7	8	9	AB	R	H	RBI	BB	SO	LOB
Willie Tasby, R (1, 8) OBP: 0.334, SLG: 0.401	E3 BB	K			G3		E5		F7	5	0	0	0	0	1	3
Gene Woodling, L (1, 7) OBP: 0.405, SLG: 0.520	K		4-3			WP HR 1B	F8			4	1	1	0	0	1	2
Walt Dropo, R (1, 3) OBP: 0.272, SLG: 0.410	1-2 BB		P5			1-H HR	P3			3	1	1	2	1	0	1
Gus Triandos, R (1, 2) OBP: 0.386, SLG: 0.555	F9		F7			HR		5-3		4	1	1	1	0	0	2
Joe Taylor, R (1, 9) OBP: 0.389, SLG: 0.308	L7			K		FC1-6 BB		K		3	0	0	0	1	2	2
Brooks Robinson, R (1, 5) OBP: 0.230, SLG: 0.241		E3 1B		P4		FC1-6 1-2f		K		4	0	0	0	0	1	1
Billy Gardner, R (1, 4) OBP: 0.300, SLG: 0.354		1-2 1B		P6		K			F9	3	0	1	0	0	1	1
Albie Pearson, L (9, PH) OBP: 0.304, SLG: 0.232										1	0	0	0	0	0	0
Willy Miranda, S (1, 6) OBP: 0.205, SLG: 0.195		L8			F2	K			F9	3	0	0	0	0	1	3
Billy Klaus, L (9, PH) OBP: 0.367, SLG: 0.290										1	0	0	0	0	0	0
Jerry Walker, S (1, 1) OBP: 0.167, SLG: 0.229		K			K		F3		BB	2	0	0	0	0	2	2
Bob Boyd, L (7, PH) OBP: 0.295, SLG: 0.308										1	0	0	0	0	0	0
Billy Loes, R (8, 1)										0	0	0	0	0	0	0
Al Pilarcik, L (9, PH) OBP: 0.366, SLG: 0.397										0	0	0	0	1	0	0
Inning Stats	R: 0 H: 0 E: 1 LOB: 2 K: 1 BB: 1 S: 6 P: 10	R: 0 H: 1 E: 1 LOB: 2 K: 2 BB: 0 S: 9 P: 9	R: 0 H: 0 E: 0 LOB: 0 K: 0 BB: 0 S: 3 P: 3	R: 0 H: 0 E: 0 LOB: 0 K: 1 BB: 0 S: 5 P: 5	R: 0 H: 0 E: 0 LOB: 0 K: 1 BB: 0 S: 5 P: 5	R: 3 H: 3 E: 0 LOB: 1 K: 2 BB: 1 S: 10 P: 14	R: 0 H: 0 E: 1 LOB: 1 K: 0 BB: 0 S: 4 P: 4	R: 0 H: 0 E: 0 LOB: 0 K: 2 BB: 0 S: 7 P: 7	R: 0 H: 0 E: 0 LOB: 1 K: 0 BB: 1 S: 3 P: 7	1B: 2 SF: 0 2B: 0 SAC: 0 3B: 0 DP: 0 HR: 2 HBP: 0							

PITCHER	IP	WLS	BF	H	R	ER	SO	BB	IBB	HBP	BLK	WP	HR	S	P	ERA	WHIP
Bud Daley, L (1, 1) ERA: 3.27	5.0	W	23	4	3	3	5	2	0	0	0	1	2	31	39	5.40	1.200
Tom Sturdivant, R (6, 1) ERA: 3.96	4.0	S	14	0	0	0	4	1	0	0	0	0	0	21	25	0.00	0.250

PITCHER	IP	WLS	BF	H	R	ER	SO	BB	IBB	HBP	BLK	WP	HR	S	P	ERA	WHIP

BOTTOM

Kansas City Athletics @ Baltimore Orioles

Memorial Stadium, Baltimore, MD

Thu Jul 16 1959, 7:05 PM EDT

Att. 9,497 - Unknown

livebaseballscorecards.com

AB	34
R	3
H	4
RBI	3
BB	3
SO	9
LOB	17

WP: 1	PA: 37		
PB: 0			
SB: 0			
CS: 0			

Batter	1	2	3	4	5	6	7	8	9	AB	R	H	RBI	BB	SO	LOB
Ted Lepcio, R (1, 5) OBP: 0.348, SLG: 0.430	S S S 0-3 ① K		x 0-0 ③ F8			S S S 0-3 ③ K		x 0-0 ② FC1-4 1-2f 2-3		4	0	0	0	0	2	2
Harvey Kuenn, R (1, 9) OBP: 0.407, SLG: 0.500	x 0-0 ② 5-3			x 0-0 ① P5			x 0-0 4-3 2B	x 0-0 ③ 4-3		4	0	1	0	0	0	2
Charlie Maxwell, L (1, 7) OBP: 0.339, SLG: 0.491	x 0-0 ③ G3			x 0-0 ② 4-3			x 0-0 ① 4-3 2-3		x 0-0 ① 4-3	4	0	0	0	0	0	1
Johnny Groth, R (1, 8) OBP: 0.368, SLG: 0.486		x 0-0 ① 1-3		x 0-0 ③ F9			x 0-0 ② P4		x 0-0 ② 4-3	4	0	0	0	0	0	1
Lou Berberet, L (1, 2) OBP: 0.299, SLG: 0.363		S S S 0-3 ② K			x 0-0 ① F6		x 0-0 ③ L9		x 0-0 ③ L7	4	0	0	0	0	1	1
Gail Harris, L (1, 3) OBP: 0.222, SLG: 0.316		x 0-0 ③ G3			x 0-0 ② 3-1			x 0-0 1B 1B 1B		3	1	1	0	0	0	0
Rocky Bridges, R (1, 6) OBP: 0.321, SLG: 0.364			x 0-0 ① 5-3		x 0-0 ③ 5-3			x 0-0 ① F8		2	0	0	0	0	0	0
Neil Chrisley, L (8, PH) OBP: 0.164, SLG: 0.286										1	0	0	0	0	0	1
Coot Veal, R (8, 6) OBP: 0.400, SLG: 0.348										0	0	0	0	0	0	0
Frank Bolling, R (1, 4) OBP: 0.327, SLG: 0.372			x 0-0 HR			x 0-0 ① F9		x 0-0 FC1-4 1B 1-3 1B		3	1	2	1	0	0	0
Don Mossi, L (1, 1) OBP: 0.143, SLG: 0.150			x 0-0 ② 4-3			x 0-0 ② F8		x 0-0 FC1-4 1-2 3-H 1B		2	0	0	0	0	0	0
Eddie Yost, R (8, PH) OBP: 0.414, SLG: 0.421										1	0	1	1	0	0	0
Tom Morgan, R (8, 1) OBP: 0.278, SLG: 0.611										0	0	0	0	0	0	0
Inning Stats	R: 0 H: 0 E: 0 LOB: 0 K: 1 BB: 0 S: 5 P: 5	R: 0 H: 0 E: 0 LOB: 0 K: 1 BB: 0 S: 5 P: 5	R: 1 H: 1 E: 0 LOB: 0 K: 0 BB: 0 S: 4 P: 4	R: 0 H: 0 E: 0 LOB: 0 K: 0 BB: 0 S: 3 P: 3	R: 0 H: 0 E: 0 LOB: 0 K: 0 BB: 0 S: 3 P: 3	R: 0 H: 0 E: 0 LOB: 0 K: 1 BB: 0 S: 5 P: 5	R: 0 H: 1 E: 0 LOB: 1 K: 0 BB: 0 S: 4 P: 4	R: 1 H: 3 E: 0 LOB: 2 K: 0 BB: 0 S: 6 P: 6	R: 0 H: 0 E: 0 LOB: 0 K: 0 BB: 0 S: 3 P: 3	1B: 3 SF: 0 2B: 1 SAC: 0 3B: 0 DP: 0 HR: 1 HBP: 0						

Detroit Tigers @ Baltimore Orioles

Memorial Stadium, Baltimore, MD

Fri Jul 17 1959, 7:05 PM EDT

Att. 26,808 - Unknown

TOP

livebaseballscorecards.com

AB	32
R	2
H	5
RBI	2
BB	0
SO	3
LOB	8

WP: 0 PA: 32
PB: 0
SB: 0
CS: 0

PITCHER		IP	WLS	BF	H	R	ER	SO	BB	IBB	HBP	BLK	WP	HR	S	P	ERA	WHIP
Hal Brown, R ERA: 3.54	(1, 1)	7.1	W	27	5	2	2	3	0	0	0	0	0	1	33	33	2.46	0.682
Milt Pappas, R ERA: 3.81	(8, 1)	1.2	S	5	0	0	0	0	0	0	0	0	0	0	5	5	0.00	0.000

PITCHER	IP	WLS	BF	H	R	ER	SO	BB	IBB	HBP	BLK	WP	HR	S	P	ERA	WHIP

Detroit Tigers @ Baltimore Orioles

Memorial Stadium, Baltimore, MD

Fri Jul 17 1959, 7:05 PM EDT

Att. 26,808 - Unknown

BOTTOM

Batter	1	2	3	4	5	6	7	8	9	AB	R	H	RBI	BB	SO	LOB
Willie Tasby, R (1, 8) OBP: 0.333, SLG: 0.397	BBBB 4-0 G6-4-3 BB	x 0-0 E6 1-3 2-H 3-H			SSS 0-3 ① K			x 0-0 ① F9		3	0	0	0	1	1	1
Gene Woodling, L (1, 7) OBP: 0.399, SLG: 0.512	SSS 0-3 ① K	x 0-0 ③ 3-1			x 0-0 ② G3			x 0-0 ② F7		4	0	0	0	0	1	3
Walt Dropo, R (1, 3) OBP: 0.260, SLG: 0.391	x 0-0 ② ③ G6-4-3 1-2f		x 0-0 ① 5-3		x 0-0 ③ F7			x 0-0 ③ 5-3		4	0	0	0	0	0	1
Gus Triandos, R (1, 2) OBP: 0.382, SLG: 0.548		x 0-0 ① 4-3	x 0-0 ② F5			x 0-0 ① P6				3	0	0	0	0	0	0
Joe Taylor, R (1, 9) OBP: 0.385, SLG: 0.310 Al Pilarcik, L (9, 9) OBP: 0.366, SLG: 0.397		x 0-0 ② F7	x 0-0 1B			x 0-0 ② F7				3 0	0 0	1 0	0 0	0 0	0 0	0 0
Brooks Robinson, R (1, 5) OBP: 0.234, SLG: 0.295		x 0-0 HR	x 0-0 ③ 5-3			x 0-0 ③ 6-3				3	1	1	1	0	0	1
Billy Gardner, R (1, 4) OBP: 0.300, SLG: 0.351	BBBB 4-0 BB 1B E BB			x 0-0 ① F3			x 0-0 ① P4			2	1	0	0	1	0	0
Willy Miranda, S (1, 6) OBP: 0.209, SLG: 0.200		x 0-0 BB 1-2 E 1B		x 0-0 ② F9			x 0-0 ② F8			3	1	1	0	0	0	0
Hal Brown, R (1, 1) OBP: 0.192, SLG: 0.136 Milt Pappas, R (8, 1) OBP: 0.186, SLG: 0.190	BBBB 4-0 E 1-2 2-3 BB			x 0-0 ③ 5-3			x 0-0 ③ F2			2 0	0 0	0 0	0 0	1 0	0 0	0 0
Inning Stats	R: 0 H: 0 E: 0 LOB: 0 K: 1 BB: 1 S: 4 P: 8	R: 3 H: 2 E: 1 LOB: 2 K: 0 BB: 2 S: 6 P: 14	R: 0 H: 1 E: 0 LOB: 1 K: 0 BB: 0 S: 4 P: 4	R: 0 H: 0 E: 0 LOB: 0 K: 0 BB: 0 S: 3 P: 3	R: 0 H: 0 E: 0 LOB: 0 K: 1 BB: 0 S: 5 P: 5	R: 0 H: 0 E: 0 LOB: 0 K: 0 BB: 0 S: 3 P: 3	R: 0 H: 0 E: 0 LOB: 0 K: 0 BB: 0 S: 3 P: 3	R: 0 H: 0 E: 0 LOB: 0 K: 0 BB: 0 S: 3 P: 3		1B: 2 2B: 0 3B: 0 HR: 1	SF: 0 SAC: 0 DP: 1 HBP: 0					

livebaseballscorecards.com

AB	27
R	3
H	3
RBI	1
BB	3
SO	2
LOB	6

WP: 0 PA: 30
PB: 0
SB: 0
CS: 0

PITCHER		IP	WLS	BF	H	R	ER	SO	BB	IBB	HBP	BLK	WP	HR	S	P	ERA	WHIP
Don Mossi, L ERA: 3.17	(1, 1)	7.0	L	27	3	3	1	2	3	0	0	0	0	1	28	40	1.29	0.857
Tom Morgan, R ERA: 3.56	(8, 1)	1.0		3	0	0	0	0	0	0	0	0	0	0	3	3	0.00	0.000

PITCHER	IP	WLS	BF	H	R	ER	SO	BB	IBB	HBP	BLK	WP	HR	S	P	ERA	WHIP

Batter	1	2	3	4	5	6	7	8	9	AB	R	H	RBI	BB	SO	LOB
Ted Lepcio, R (1, 5) OBP: 0.333, SLG: 0.411 Barney Schultz, R (7, 1) OBP: 1.000, SLG: 1.000	SSS 0-3 ① K	x 0-0 ③ P4			x 0-0 ① P6		x 0-0 ② 5-3			4 0 0 0	0 0 0 0	0 0 0 0	0 0 0 0	1 0 0 0	2 0 0 0	
Harvey Kuenn, R (1, 9) OBP: 0.405, SLG: 0.497	x 0-0 1B 1B		x 0-0 ① F9		x 0-0 ② 1-3		x 0-0 ③ 6-3			4	0	1	0	0	0	0
Johnny Groth, R (1, 8) OBP: 0.350, SLG: 0.459	x 0-0 ② F9		x 0-0 ② F2		x 0-0 ③ 6-3			x 0-0 ① 6-3		4	0	0	0	0	0	1
Charlie Maxwell, L (1, 7) OBP: 0.341, SLG: 0.490	x 0-0 1-3 1B		x 0-0 ③ P3			BBB 4-0 WP 1B FC6-4 BB		x 0-0 ② F9		3	1	1	0	1	0	0
Lou Berberet, L (1, 2) OBP: 0.298, SLG: 0.374	SSS 0-3 ③ K			x 0-0 HR		SSS 0-3 ① K		x 0-0 ③ 4-3		4	1	1	1	0	2	3
Gail Harris, L (1, 3) OBP: 0.233, SLG: 0.322		BBBB 4-0 BB BB		x 0-0 1B 1B		x 0-0 FC6-4 1-2 1B			x 0-0 ① 3-1	3	0	2	0	1	0	0
Frank Bolling, R (1, 4) OBP: 0.326, SLG: 0.370		x 0-0 ① L7		x 0-0 G4-6-3 1-2 1B		x 0-0 ② FC6-4 1-2f 2-H			x 0-0 ② F3	4	0	1	1	0	0	2
Rocky Bridges, R (1, 6) OBP: 0.319, SLG: 0.361 Gus Zernial, R (6, PH) OBP: 0.250, SLG: 0.429 Coot Veal, R (6, 6) OBP: 0.385, SLG: 0.333		x 0-0 ② F9		x 0-0 ① P6		x 0-0 ③ F9			x 0-0 ③ F8	2 0 1 0 1 0	0 0 0 0 0 0	0 0 0 0 0 0	0 0 0 0 0 0	0 0 0 0 0 0	3 0 1 0 0 0	
Paul Foytack, R (1, 1) OBP: 0.136, SLG: 0.073 Neil Chrisley, L (4, PH) OBP: 0.161, SLG: 0.280 Pete Burnside, R (4, 1) Eddie Yost, R (7, PH) OBP: 0.413, SLG: 0.419 (7, 5)		BBBB 4-0 1-2 BB		x 0-0 ②③ G4-6-3 1-2f			x 0-0 ① 1-3			0 0 1 0 0 0 1 0	0 0 0 0 0 0 0 0	0 0 0 0 0 0 0 0	0 0 0 0 0 0 0 0	1 0 0 0 0 0 0 0	0 0 2 0 0 0 0 0	
Inning Stats	R: 0 H: 2 E: 0 LOB: 2 K: 2 BB: 0 S: 9 P: 9	R: 0 H: 0 E: 0 LOB: 2 K: 0 BB: 2 S: 3 P: 11	R: 0 H: 0 E: 0 LOB: 0 K: 0 BB: 0 S: 3 P: 3	R: 1 H: 3 E: 0 LOB: 1 K: 0 BB: 0 S: 5 P: 5	R: 0 H: 0 E: 0 LOB: 0 K: 0 BB: 0 S: 3 P: 3	R: 1 H: 1 E: 0 LOB: 1 K: 1 BB: 1 S: 6 P: 10	R: 0 H: 0 E: 0 LOB: 0 K: 0 BB: 0 S: 3 P: 3	R: 0 H: 0 E: 0 LOB: 0 K: 0 BB: 0 S: 3 P: 3	R: 0 H: 0 E: 0 LOB: 0 K: 0 BB: 0 S: 3 P: 3	1B: 5 SF: 0 2B: 0 SAC: 0 3B: 0 DP: 1 HR: 1 HBP: 0						WP: 1 PA: 35 PB: 0 SB: 0 CS: 0	

PITCHER		IP	WLS	BF	H	R	ER	SO	BB	IBB	HBP	BLK	WP	HR	S	P	ERA	WHIP
Arnie Portocarrero, R ERA: 8.37	(1, 1)	5.0	W	22	5	2	2	2	3	0	0	0	0	1	23	35	3.60	1.600
Billy Hoeft, L ERA: 5.27	(6, 1)	0.2		3	1	0	0	1	0	0	0	0	1	0	5	5	0.00	1.500
Jerry Walker, R ERA: 2.7	(6, 1)	3.1	S	10	0	0	0	0	0	0	0	0	0	0	10	10	0.00	0.000

PITCHER	IP	WLS	BF	H	R	ER	SO	BB	IBB	HBP	BLK	WP	HR	S	P	ERA	WHIP

TOP

Detroit Tigers @ Baltimore Orioles

Memorial Stadium, Baltimore, MD

Sat Jul 18 1959, 3:33 AM EDT

Unknown

livebaseballscorecards.com

AB	32
R	2
H	6
RBI	2
BB	3
SO	3
LOB	14

Detroit Tigers @ Baltimore Orioles

Memorial Stadium, Baltimore, MD

Sat Jul 18 1959, 3:33 AM EDT

Unknown

livebaseballscorecards.com

BOTTOM

Batter	1	2	3	4	5	6	7	8	9	AB	R	H	RBI	BB	SO	LOB
Willie Tasby, R (1, 8) OBP: 0.332, SLG: 0.401	F8	1-H, 3-H, 3B		K			5-3			4	0	1	2	0	1	0
Bob Boyd, L (1, 3) OBP: 0.297, SLG: 0.309	E8, 1B, 1B	F9			G4-6-3, 1B		PB, 2B			2	1	1	0	0	0	1
Walt Dropo, R (5, 3) OBP: 0.276, SLG: 0.416										2	0	2	0	0	0	0
Gene Woodling, L (1, 7) OBP: 0.407, SLG: 0.521	2-H, 1B		1B, 2B		1-2, G4-6-3, 1B		B B B B, 4-0, PB, BB			3	1	3	1	1	0	0
Gus Triandos, R (1, 2) OBP: 0.377, SLG: 0.539	F8	1-3			1-2f, 2-3, G4-6-3		S S S, 1-2, 2-3, K			4	0	0	0	0	1	6
Albie Pearson, L (1, 9) OBP: 0.302, SLG: 0.246	F9	F8			1-3			2B, 3B		4	1	1	0	0	0	3
Brooks Robinson, R (1, 5) OBP: 0.250, SLG: 0.323		F7	2-H, 1B			F9		SH1-4, 3-H, 2B		4	0	2	2	0	0	0
Billy Klaus, L (1, 6) OBP: 0.368, SLG: 0.293	1B, 3B, 1B	F7				6-3		SH1-4, 2-3		2	1	1	0	0	0	1
Bob Nieman, R (6, PH) OBP: 0.342, SLG: 0.480										1	0	0	0	0	0	0
Willy Miranda, S (7, 6) OBP: 0.209, SLG: 0.200										0	0	0	0	0	0	0
Billy Gardner, R (1, 4) OBP: 0.299, SLG: 0.350	1-3, 3B, 1B			P3		6-3		S S S, K		4	1	1	0	0	1	1
Arnie Portocarrero, R (1, 1) Billy Hoeft, L (6, 1) OBP: 0.250, SLG: 0.250 Jerry Walker, S (6, 1) OBP: 0.158, SLG: 0.216	S S S, K			S S S, K			F7	6-3		2	0	0	0	0	2	2
										0	0	0	0	0	0	0
										2	0	0	0	0	0	1
Inning Stats	R: 1 E: 1 K: 0 S: 5 H: 2 LOB: 1 BB: 0 P: 5	R: 2 E: 0 K: 1 S: 8 H: 3 LOB: 1 BB: 0 P: 8	R: 1 E: 0 K: 0 S: 5 H: 2 LOB: 1 BB: 0 P: 5	R: 0 E: 0 K: 2 S: 7 H: 0 LOB: 0 BB: 0 P: 7	R: 0 E: 0 K: 0 S: 4 H: 2 LOB: 1 BB: 0 P: 4	R: 0 E: 0 K: 0 S: 3 H: 0 LOB: 0 BB: 0 P: 3	R: 0 E: 0 K: 1 S: 6 H: 1 LOB: 2 BB: 1 P: 10	R: 1 E: 0 K: 1 S: 7 H: 2 LOB: 1 BB: 0 P: 7								

| | | | | | | | | | |

Detroit Tigers @ Baltimore Orioles

Memorial Stadium, Baltimore, MD

Sat Jul 18 1959, 7:05 PM EDT

Att. 23,188 - Unknown

TOP

Batter	1	2	3	4	5	6	7	8	9	AB	R	H	RBI	BB	SO	LOB
Eddie Yost, R (1, 5) OBP: 0.413, SLG: 0.417	BBBB 4-0 WP PB 6-3 BB		x 0-0 ① 5-3		SSS 0-3 ② K		x 0-0 3-H 1B		x 0-0 ③ L9	4	1	1	1	1	1	4
Harvey Kuenn, R (1, 8) OBP: 0.401, SLG: 0.491	x 0-0 ① 6-3 1-H		x 0-0 ② 5-3		SSS 0-3 ③ K		SSS 0-3 ③ K			4	0	0	1	0	2	3
Neil Chrisley, L (1, 9) OBP: 0.150, SLG: 0.259	x 0-0 ② 3-1		x 0-0 ③ 5-3			x 0-0 ① F8		x 0-0 ① P6		4	0	0	0	0	0	0
Charlie Maxwell, L (1, 7) OBP: 0.346, SLG: 0.490	x 0-0 1B			BBBB 4-0 G5-4-3 BB		BBBB 4-0 PB BB		x 0-0 ② F5		2	0	1	0	2	0	0
Red Wilson, R (1, 2) OBP: 0.336, SLG: 0.447	x 0-0 ③ F5			x 0-0 ① ② G5-4-3 1-2f		x 0-0 ② F9 1-2		x 0-0 ③ 5-3		4	0	0	0	0	0	3
Gail Harris, L (1, 3) OBP: 0.228, SLG: 0.315		x 0-0 ① F7		x 0-0 ③ F9		x 0-0 ③ F7			x 0-0 ① 4-3	4	0	0	0	0	0	1
Frank Bolling, R (1, 4) OBP: 0.332, SLG: 0.368		BBBB 4-0 PB BB			H 1-0 PB HBP		BBBB 4-0 4-3 SH3-4 1B BB		x 0-0 ② L4	1	1	0	0	2	0	0
Coot Veal, R (1, 6) OBP: 0.379, SLG: 0.308		SSS 0-3 ② K 1-2			SSS 0-3 ① K 1-2		x 0-0 ① SH3-4 1-2		BBBB 4-0 BB BB	2	0	0	0	1	2	2
Frank Lary, R (1, 1) OBP: 0.176, SLG: 0.167		SSS 0-3 ③ K			BBBB 4-0 BB		x 0-0 ② 4-3 2-3		BBBB 4-0 1-2 BB	2	0	0	0	2	1	2

Inning Stats									
	R: 1 H: 1 E: 0 LOB: 1 K: 0 BB: 1 S: 4 P: 8	R: 0 H: 0 E: 0 LOB: 1 K: 2 BB: 1 S: 7 P: 11	R: 0 H: 0 E: 0 LOB: 0 K: 0 BB: 0 S: 3 P: 3	R: 0 H: 0 E: 0 LOB: 0 K: 0 BB: 1 S: 2 P: 6	R: 0 H: 0 E: 0 LOB: 2 K: 3 BB: 1 S: 9 P: 14	R: 0 H: 0 E: 0 LOB: 1 K: 0 BB: 1 S: 3 P: 7	R: 1 H: 1 E: 0 LOB: 1 K: 1 BB: 1 S: 6 P: 10	R: 0 H: 0 E: 0 LOB: 0 K: 0 BB: 0 S: 3 P: 3	R: 0 H: 0 E: 0 LOB: 2 K: 0 BB: 2 S: 3 P: 11

	1B: 2	SF: 0	WP: 1	PA: 37
	2B: 0	SAC: 1	PB: 4	
	3B: 0	DP: 1	SB: 0	
	HR: 0	HBP: 1	CS: 0	

	AB	27
	R	2
	H	2
	RBI	2
	BB	8
	SO	6
	LOB	15

livebaseballscorecards.com

PITCHER		IP	WLS	BF	H	R	ER	SO	BB	IBB	HBP	BLK	WP	HR	S	P	ERA	WHIP
Hoyt Wilhelm, R ERA: 1.91	(1, 1)	8.0	L	32	2	2	2	6	6	0	1	0	1	0	37	62	2.25	1.000
Jack Fisher, R ERA: 5.57	(9, 1)	1.0		5	0	0	0	0	2	0	0	0	0	0	3	11	0.00	2.000

PITCHER		IP	WLS	BF	H	R	ER	SO	BB	IBB	HBP	BLK	WP	HR	S	P	ERA	WHIP

Detroit Tigers @ Baltimore Orioles

Memorial Stadium, Baltimore, MD

Sat Jul 18 1959, 7:05 PM EDT

Att. 23,188 - Unknown

BOTTOM

Batter	1	2	3	4	5	6	7	8	9	AB	R	H	RBI	BB	SO	LOB
Albie Pearson, L (1, 9) OBP: 0.301, SLG: 0.247	F9		BB, 1-2, 1B		G3			4-3		4	0	1	0	0	0	0
Billy Klaus, L (1, 6) OBP: 0.376, SLG: 0.304	FC6-4, 1B		K			CS, 1B			1B	4	0	3	0	0	1	2
Joe Taylor, R (1, 7) OBP: 0.381, SLG: 0.290	FC6-4, 1-2f		BB, 1-2, 2-3			K, 1-2			F8	2	0	0	0	1	1	2
Gene Woodling, L (9, PH) OBP: 0.406, SLG: 0.519										1	0	0	0	0	0	1
Walt Dropo, R (1, 3) OBP: 0.265, SLG: 0.398	K		F2			G3			K	4	0	0	0	0	2	5
Willie Tasby, R (1, 8) OBP: 0.332, SLG: 0.399		6-3		5-3			F8		1B	4	0	1	0	0	0	0
Brooks Robinson, R (1, 5) OBP: 0.236, SLG: 0.304		K		K			6-3		K	4	0	0	0	0	3	2
Joe Ginsberg, L (1, 2) OBP: 0.268, SLG: 0.233		4-3		4-3			F7			3	0	0	0	0	0	0
Billy Gardner, R (1, 4) OBP: 0.301, SLG: 0.351			BB, 1B, 1B		P5			F7		2	0	1	0	0	0	0
Bob Boyd, L (8, PH) OBP: 0.296, SLG: 0.308										1	0	0	0	0	0	0
Willy Miranda, S (9, 4) OBP: 0.209, SLG: 0.200										0	0	0	0	0	0	0
Hoyt Wilhelm, R (1, 1) OBP: 0.102, SLG: 0.022			K		K			1-3		2	0	0	0	0	2	1
Al Pilarcik, L (8, PH) OBP: 0.363, SLG: 0.394										1	0	0	0	0	0	0
Jack Fisher, R (9, 1) OBP: 0.500, SLG: 0.500										0	0	0	0	0	0	0
Inning Stats	R: 0 E: 0 K: 1 S: 6 H: 1 LOB: 1 BB: 0 P: 6	R: 0 E: 0 K: 1 S: 5 H: 0 LOB: 0 BB: 0 P: 5	R: 0 E: 0 K: 2 S: 9 H: 2 LOB: 3 BB: 1 P: 13	R: 0 E: 0 K: 1 S: 5 H: 0 LOB: 0 BB: 0 P: 5	R: 0 E: 0 K: 1 S: 5 H: 0 LOB: 0 BB: 0 P: 5	R: 0 E: 0 K: 1 S: 5 H: 1 LOB: 0 BB: 0 P: 5	R: 0 E: 0 K: 0 S: 3 H: 0 LOB: 0 BB: 0 P: 3	R: 0 E: 0 K: 0 S: 3 H: 0 LOB: 0 BB: 0 P: 3	R: 0 E: 0 K: 2 S: 9 H: 2 LOB: 2 BB: 0 P: 9	1B: 6 2B: 1 3B: 0 HR: 0 SF: 0 SAC: 0 DP: 1 HBP: 0						

livebaseballscorecards.com

AB	32
R	0
H	6
RBI	0
BB	1
SO	9
LOB	13

PITCHER	IP	WLS	BF	H	R	ER	SO	BB	IBB	HBP	BLK	WP	HR	S	P	ERA	WHIP
Frank Lary, R (1, 1) ERA: 3.37	9.0	W	33	6	0	0	9	1	0	0	0	0	0	50	54	0.00	0.778

PITCHER	IP	WLS	BF	H	R	ER	SO	BB	IBB	HBP	BLK	WP	HR	S	P	ERA	WHIP

WP: 0 PB: 0 SB: 0 CS: 1 PA: 33

Detroit Tigers @ Baltimore Orioles

Memorial Stadium, Baltimore, MD

Sun Jul 19 1959, 3:33 AM EDT

Att. 8,856 - Unknown

TOP

Batter	1	2	3	4	5	6	7	8	9	AB	R	H	RBI	BB	SO	LOB
Eddie Yost, R (1, 5) OBP: 0.411, SLG: 0.413	S S S 0-3 ① K		x 0-0 ③ F2			x 0-0 ① L9		B B B B 4-0 BB		3	0	0	0	1	1	1
Harvey Kuenn, R (1, 8) OBP: 0.397, SLG: 0.485	x 0-0 ② L9			x 0-0 ① 1-3		x 0-0 ② F5		x 0-0 ③ P4		4	0	0	0	0	0	1
Charlie Maxwell, L (1, 7) OBP: 0.345, SLG: 0.497	x 0-0 ③ G3			x 0-0 HR		x 0-0 ③ 4-3			x 0-0 ① F2	4	1	1	1	0	0	0
Johnny Groth, R (1, 9) OBP: 0.341, SLG: 0.447		S S S 0-3 ① K		x 0-0 ② P4			x 0-0 2B		x 0-0 ② G3	2	0	0	0	0	1	0
Neil Chrisley, L (7, PH) OBP: 0.161, SLG: 0.286 (7, 9)										2	0	1	0	0	0	0
Red Wilson, R (1, 2) OBP: 0.328, SLG: 0.437		x 0-0 ② F9		x 0-0 ③ 6-3			x 0-0 ① 4-3		x 0-0 ③ F5	3	0	0	0	0	0	1
Lou Berberet, L (9, PH) OBP: 0.297, SLG: 0.373										1	0	0	0	0	0	0
Gus Zernial, R (1, 3) OBP: 0.244, SLG: 0.419		x 0-0 ③ 5-3			x 0-0 ① P4		B B B B 4-0 L1-3 BB			2	0	0	0	0	0	0
Gail Harris, L (7, PH) OBP: 0.232, SLG: 0.315 (7, 3)										0	0	0	0	1	0	0
Frank Bolling, R (1, 4) OBP: 0.332, SLG: 0.368			x 0-0 1B		x 0-0 ② 5-3		x 0-0 ② ③ L1-3 1-2			3	0	1	0	0	0	2
Coot Veal, R (1, 6) OBP: 0.387, SLG: 0.296			x 0-0 ① P4		B B B B 4-0 BB			S S S 0-3 ① K		1	0	0	0	1	0	1
Ted Lepcio, R (8, PH) OBP: 0.330, SLG: 0.407										1	0	0	0	0	1	0
Rocky Bridges, R (8, 6) OBP: 0.319, SLG: 0.361										0	0	0	0	0	0	0
Jim Bunning, R (1, 1) OBP: 0.232, SLG: 0.283			S S S 0-3 ② K		x 0-0 ③ F8			x 0-0 ② 1-4-3		2	0	0	0	0	1	2
Bobo Osborne, L (8, PH) OBP: 0.282, SLG: 0.310										1	0	0	0	0	0	0
Ray Narleski, R (8, 1) OBP: 0.125, SLG: 0.250										0	0	0	0	0	0	0
Inning Stats	R: 0 E: 0 K: 1 S: 5 H: 0 LOB: 0 BB: 0 P: 5	R: 0 E: 0 K: 1 S: 5 H: 0 LOB: 0 BB: 0 P: 5	R: 0 E: 0 K: 1 S: 6 H: 1 LOB: 1 BB: 0 P: 6	R: 1 E: 0 K: 0 S: 4 H: 1 LOB: 0 BB: 0 P: 4	R: 0 E: 0 K: 0 S: 3 H: 0 LOB: 1 BB: 1 P: 7	R: 0 E: 0 K: 0 S: 3 H: 0 LOB: 0 BB: 0 P: 3	R: 0 E: 0 K: 0 S: 3 H: 1 LOB: 1 BB: 1 P: 7	R: 0 E: 0 K: 1 S: 5 H: 0 LOB: 1 BB: 1 P: 9	R: 0 E: 0 K: 0 S: 3 H: 0 LOB: 0 BB: 0 P: 3	1B: 1 2B: 2 3B: 0 HR: 1		SF: 0 SAC: 0 DP: 1 HBP: 0				

	AB	29
	R	1
	H	3
	RBI	1
	BB	3
	SO	4
	LOB	8

WP: 0 PB: 0 SB: 0 CS: 0 PA: 32

livebaseballscorecards.com

PITCHER		IP	WLS	BF	H	R	ER	SO	BB	IBB	HBP	BLK	WP	HR	S	P	ERA	WHIP
Billy O'Dell, L ERA: 3.43	(1, 1)	6.0	W	21	2	1	1	3	1	0	0	0	0	1	26	30	1.50	0.500
Billy Loes, R ERA: 2.36	(7, 1)	3.0	S	11	1	0	0	1	2	0	0	0	0	0	11	19	0.00	1.000

PITCHER	IP	WLS	BF	H	R	ER	SO	BB	IBB	HBP	BLK	WP	HR	S	P	ERA	WHIP

Detroit Tigers @ Baltimore Orioles

Memorial Stadium, Baltimore, MD

Sun Jul 19 1959, 3:33 AM EDT

Att. 8,856 - Unknown

BOTTOM

Batter	1	2	3	4	5	6	7	8	9	AB	R	H	RBI	BB	SO	LOB
Albie Pearson, L (1, 9) OBP: 0.306, SLG: 0.253	S 1B 1B		G4-6-3 1B		F3		F9			4	1	2	0	0	0	2
Bob Boyd, L (1, 3) Walt Dropo, R (9, 3) OBP: 0.265, SLG: 0.398	F9		G4-6-3 1-2f		FC5-4 1B		F9			4 0	0 0	1 0	0 0	0 0	0 0	4 0
Willie Tasby, R (1, 8) OBP: 0.328, SLG: 0.395	K 1-2		P4		FC5-4 1-2f			P4		4	0	0	0	0	1	2
Gene Woodling, L (1, 7) OBP: 0.410, SLG: 0.524	1B 1B BB			2B		F5		1B		3	1	2	0	1	0	0
Gus Triandos, R (1, 2) OBP: 0.378, SLG: 0.536	1-H 2-H 1B			P3 BB		P6		P5		3	0	1	2	1	0	1
Billy Klaus, L (1, 6) OBP: 0.371, SLG: 0.299 Billy Loes, R (7, 1)	K			P3 1-2f		K		4-3		3 1	0 0	0 0	0 0	0 0	2 0	3 1
Brooks Robinson, R (1, 5) OBP: 0.253, SLG: 0.310		F7		BB			FC2-5 1B			2	0	1	0	1	0	0
Billy Gardner, R (1, 4) OBP: 0.301, SLG: 0.351		F8		F9			FC2-5 1-2 1B			3	0	1	0	0	0	2
Billy O'Dell, S (1, 1) OBP: 0.216, SLG: 0.212 Willy Miranda, S (7, 6) OBP: 0.209, SLG: 0.200 Al Pilarcik, L (7, PH) OBP: 0.361, SLG: 0.391 Chico Carrasquel, R (8, 6) OBP: 0.284, SLG: 0.302		P5	P5		P5		FC2-5 1-2 2-3f			2 0 1 0	0 0 0 0	0 0 0 0	0 0 0 0	0 0 0 0	0 0 0 0	0 0 2 0
Inning Stats	R: 2 E: 0 K: 2 S: 9 H: 2 LOB: 1 BB: 1 P: 13	R: 0 E: 0 K: 0 S: 3 H: 0 LOB: 0 BB: 0 P: 3	R: 0 E: 0 K: 0 S: 3 H: 1 LOB: 0 BB: 0 P: 3	R: 0 E: 0 K: 0 S: 3 H: 1 LOB: 2 BB: 2 P: 11	R: 0 E: 0 K: 0 S: 4 H: 1 LOB: 1 BB: 0 P: 4	R: 0 E: 0 K: 1 S: 5 H: 0 LOB: 0 BB: 0 P: 5	R: 0 E: 0 K: 0 S: 5 H: 2 LOB: 2 BB: 0 P: 5	R: 0 E: 0 K: 0 S: 4 H: 1 LOB: 1 BB: 0 P: 4		1B: 7 2B: 2 3B: 0 HR: 0 SF: 0 SAC: 0 DP: 2 HBP: 0						

PITCHER		IP	WLS	BF	H	R	ER	SO	BB	IBB	HBP	BLK	WP	HR	S	P	ERA	WHIP
Jim Bunning, R ERA: 4.46	(1, 1)	7.0	L	29	7	2	2	3	3	0	0	0	0	0	32	44	2.57	1.429
Ray Narleski, R ERA: 5.85	(8, 1)	1.0		4	1	0	0	0	0	0	0	0	0	0	4	4	0.00	1.000

PITCHER	IP	WLS	BF	H	R	ER	SO	BB	IBB	HBP	BLK	WP	HR	S	P	ERA	WHIP

livebaseballscorecards.com

AB	30
R	2
H	8
RBI	2
BB	3
SO	3
LOB	17
PA:	33
WP:	0
PB:	0
SB:	1
CS:	0

Batter	1	2	3	4	5	6	7	8	9	AB	R	H	RBI	BB	SO	LOB
Willie Tasby, R (1, 8) OBP: 0.327, SLG: 0.393	6-3			5-3		5-3 1B		6-3		4	0	1	0	0	0	0
Gene Woodling, L (1, 9) OBP: 0.405, SLG: 0.517	P6			L9		5-3 1-2		K		4	0	0	0	0	1	1
Bob Nieman, R (1, 7) OBP: 0.340, SLG: 0.476	K			PO 1B		F9			K	4	0	1	0	0	2	1
Gus Triandos, R (1, 2) OBP: 0.377, SLG: 0.530		5-3		PO 1-2	BB 1B BB	K			F3	3	0	0	0	1	1	1
Walt Dropo, R (1, 3) OBP: 0.264, SLG: 0.423		6-3			F8		5-3		HR	4	1	1	1	0	0	1
Brooks Robinson, R (1, 5) OBP: 0.253, SLG: 0.307		F9			F8		FC6-4 1B		F3	4	0	1	0	0	0	1
Billy Gardner, R (1, 4) OBP: 0.301, SLG: 0.350			4-3		BB 1-2 1B		FC6-4 1-2f			3	0	1	0	0	0	1
Willy Miranda, S (1, 6) OBP: 0.213, SLG: 0.195			6-3		BB 1-2 2-3		K			2	0	0	0	1	1	1
Milt Pappas, R (1, 1) OBP: 0.182, SLG: 0.186			K2-3		P6			6-3		1	0	0	0	0	1	0
Jack Fisher, R (4, 1) OBP: 0.500, SLG: 0.500										0	0	0	0	0	0	0
Joe Taylor, R (5, PH) OBP: 0.372, SLG: 0.281										1	0	0	0	0	0	3
Billy Hoeft, L (5, 1) OBP: 0.250, SLG: 0.250										0	0	0	0	0	0	0
Chico Carrasquel, R (8, PH) OBP: 0.283, SLG: 0.300										1	0	0	0	0	0	0
Ernie Johnson, R (8, 1) OBP: 0.250, SLG: 0.250										0	0	0	0	0	0	0
Inning Stats	R: 0 E: 0 K: 1 S: 5 H: 0 LOB: 0 BB: 0 P: 5	R: 0 E: 0 K: 0 S: 3 H: 0 LOB: 0 BB: 0 P: 3	R: 0 E: 0 K: 1 S: 5 H: 0 LOB: 0 BB: 0 P: 5	R: 0 E: 0 K: 0 S: 3 H: 1 LOB: 0 BB: 0 P: 3	R: 0 E: 0 K: 0 S: 4 H: 1 LOB: 3 BB: 2 P: 12	R: 0 E: 0 K: 1 S: 6 H: 1 LOB: 1 BB: 0 P: 6	R: 0 E: 0 K: 1 S: 6 H: 1 LOB: 1 BB: 0 P: 6	R: 0 E: 0 K: 1 S: 5 H: 0 LOB: 0 BB: 0 P: 5	R: 1 E: 0 K: 1 S: 6 H: 1 LOB: 0 BB: 0 P: 6	1B: 4 2B: 0 3B: 0 HR: 1	SF: 0 SAC: 0 DP: 0 HBP: 0						

TOP

Baltimore Orioles @ Kansas City Athletics

Municipal Stadium, Kansas City, MO

Tue Jul 21 1959, 8:05 PM EDT

Att. 10,134 - Unknown

livebaseballscorecards.com

AB	31
R	1
H	5
RBI	1
BB	2
SO	6
LOB	10

WP: 0 PB: 0 SB: 0 CS: 0 PA: 34

PITCHER	IP	WLS	BF	H	R	ER	SO	BB	IBB	HBP	BLK	WP	HR	S	P	ERA	WHIP
Bud Daley, L (1, 1) ERA: 3.1	9.0	W	33	5	1	1	6	2	0	0	0	0	1	43	51	1.00	0.778

PITCHER	IP	WLS	BF	H	R	ER	SO	BB	IBB	HBP	BLK	WP	HR	S	P	ERA	WHIP

Batter	1	2	3	4	5	6	7	8	9	AB	R	H	RBI	BB	SO	LOB
Bill Tuttle, R (1, 8) OBP: 0.359, SLG: 0.395	BBBB 4-0 4-3 S 2B BB		x 0-0 2B 2B	x 0-0 1-2 2-H 1B			x 0-0 HR 2B			3	3	3	1	1	0	0
Dick Williams, R (1, 5) OBP: 0.313, SLG: 0.458	x 0-0 ① 4-3 1-3		x 0-0 1B 2-H 2B	0-0 ③ PO 2-3	x 0-0 ① F8		x 0-0 2-H HR			4	2	2	3	0	0	1
Roger Maris, L (1, 9) OBP: 0.389, SLG: 0.577	x 0-0 1B 3-H 2B		H 1-0 1B HBP		BBBB 4-0 E BB		x 0-0 ① P6			2	2	1	1	1	0	0
Bob Cerv, R (1, 7) OBP: 0.319, SLG: 0.444 Russ Snyder, L (8, 7) OBP: 0.333, SLG: 0.357	x 0-0 2-H 1B		x 0-0 ① G4-6-3 1-3 2-H 1B		x 0-0 E1 1-H		x 0-0 2B			4 0	0 0	3 0	2 0	0 0	0 0	0 0
Kent Hadley, L (1, 3) OBP: 0.294, SLG: 0.424	x 0-0 ② F7		x 0-0 ② ③ G4-6-3 1-2f		BBBB 4-0 G5-4-3 BB		SSS 0-3 ② K			3	0	0	0	1	1	3
Harry Chiti, R (1, 2) OBP: 0.321, SLG: 0.422	x 0-0 ③ 5-3			x 0-0 ① F9	x 0-0 ② ③ G5-4-3 1-2f		x 0-0 ③ 5-3			4	0	0	0	0	0	4
Joe Demaestri, R (1, 6) OBP: 0.296, SLG: 0.386		SSS 0-3 ① K	x 0-0 ② 1-3		SSS 0-3 ① K		x 0-0 ① F8			4	0	0	0	0	2	0
Wayne Terwilliger, R (1, 4) OBP: 0.231, SLG: 0.271		SSS 0-3 ② K	x 0-0 1B 1B 1B		x 0-0 ② 5-3		x 0-0 ② 5-3			4	1	1	0	0	1	0
Bud Daley, L (1, 1) OBP: 0.391, SLG: 0.386		x 0-0 ③ G3	x 0-0 PO 1B 1-2 1B		x 0-0 ③ 5-3		SSS 0-3 ③ K			4	0	1	0	0	1	0
Inning Stats	R: 2 H: 2 E: 0 LOB: 1 K: 0 BB: 1 S: 5 P: 9	R: 0 H: 0 E: 0 LOB: 0 K: 2 BB: 0 S: 7 P: 7	R: 2 H: 3 E: 0 LOB: 0 K: 0 BB: 0 S: 4 P: 5	R: 1 H: 3 E: 0 LOB: 1 K: 0 BB: 0 S: 5 P: 5	R: 1 H: 0 E: 1 LOB: 1 K: 0 BB: 2 S: 3 P: 11	R: 0 H: 0 E: 0 LOB: 0 K: 1 BB: 0 S: 5 P: 5	R: 2 H: 3 E: 0 LOB: 1 K: 1 BB: 0 S: 8 P: 8	R: 0 H: 0 E: 0 LOB: 0 K: 1 BB: 0 S: 5 P: 5		1B: 5 SF: 0 2B: 5 SAC: 0 3B: 0 DP: 2 HR: 1 HBP: 1						

PITCHER		IP	WLS	BF	H	R	ER	SO	BB	IBB	HBP	BLK	WP	HR	S	P	ERA	WHIP
Milt Pappas, R ERA: 4.08	(1, 1)	3.2	L	17	6	5	5	2	1	0	1	0	0	0	19	24	12.27	1.909
Jack Fisher, R ERA: 5.48	(4, 1)	0.1		2	2	0	0	0	0	0	0	0	0	0	2	2	0.00	6.000
Billy Hoeft, L ERA: 5.32	(5, 1)	3.0		14	3	3	2	2	2	0	0	0	0	1	16	24	6.00	1.667
Ernie Johnson, R ERA: 2.9	(8, 1)	1.0		3	0	0	0	1	0	0	0	0	0	0	5	5	0.00	0.000

PITCHER	IP	WLS	BF	H	R	ER	SO	BB	IBB	HBP	BLK	WP	HR	S	P	ERA	WHIP

BOTTOM

Baltimore Orioles @ Kansas City Athletics

Municipal Stadium, Kansas City, MO

Tue Jul 21 1959, 8:05 PM EDT

Att. 10,134 - Unknown

livebaseballscorecards.com

AB	32
R	8
H	11
RBI	7
BB	3
SO	5
LOB	8

WP: 0 PA: 37
PB: 0
SB: 1
CS: 0

Batter	1	2	3	4	5	6	7	8	9	AB	R	H	RBI	BB	SO	LOB
Albie Pearson, L (1, 9) OBP: 0.310, SLG: 0.255	F7		E 1B 1-2		BB 1B 1B		4-3 2-3			3	1	1	0	1	0	1
Bob Boyd, L (1, 3) OBP: 0.295, SLG: 0.306	6-3		E4 G6-4-3 1-2 2-3		1B 1-3		4-3			4	0	1	0	0	0	3
Gene Woodling, L (1, 7) OBP: 0.406, SLG: 0.529	4-3		SF7 3-H		1B 1-2 3-H			HR		3	1	2	3	0	0	0
Gus Triandos, R (1, 2) OBP: 0.372, SLG: 0.522		L7	G6-4-3 1-2f		F8			4-3		4	0	0	0	0	0	4
Willie Tasby, R (1, 8) OBP: 0.324, SLG: 0.389		4-3		4-3		F9		6-3		4	0	0	0	0	0	0
Billy Klaus, L (1, 6) OBP: 0.370, SLG: 0.295 Walt Dropo, R (8, PH) OBP: 0.262, SLG: 0.418 Willy Miranda, S (8, 6) OBP: 0.213, SLG: 0.195		BB 2B		F9		K		F9		2 1 0	0 0 0	0 0 0	0 0 0	1 0 0	1 0 0	0 0 0
Brooks Robinson, R (1, 5) OBP: 0.253, SLG: 0.316		2B 1-3		1-3		F9			6-3	4	0	1	0	0	0	0
Billy Gardner, R (1, 4) OBP: 0.298, SLG: 0.347 Bob Nieman, R (9, PH) OBP: 0.339, SLG: 0.474		L1			F3		E6 4-3 SH5-4		4-3	3 1	0 0	0 0	0 0	0 0	0 0	2 0
Jerry Walker, S (1, 1) OBP: 0.175, SLG: 0.231 Al Pilarcik, L (9, PH) OBP: 0.358, SLG: 0.388			E 1B SF7 1B		F8		SH5-4 1-2		4-3	2 1	1 0	1 0	0 0	0 0	0 0	0 0
Inning Stats	R: 0 E: 0 K: 0 S: 3 H: 0 LOB: 0 BB: 0 P: 3	R: 0 E: 0 K: 0 S: 4 H: 1 LOB: 2 BB: 1 P: 8	R: 1 E: 1 K: 0 S: 5 H: 2 LOB: 1 BB: 0 P: 5	R: 0 E: 0 K: 0 S: 3 H: 0 LOB: 0 BB: 0 P: 3	R: 1 E: 0 K: 0 S: 5 H: 2 LOB: 2 BB: 1 P: 9	R: 0 E: 0 K: 1 S: 5 H: 0 LOB: 0 BB: 0 P: 5	R: 0 E: 1 K: 0 S: 4 H: 0 LOB: 1 BB: 0 P: 4	R: 1 E: 0 K: 0 S: 4 H: 1 LOB: 0 BB: 0 P: 4	R: 0 E: 0 K: 0 S: 3 H: 0 LOB: 0 BB: 0 P: 3	1B: 4 2B: 1 3B: 0 HR: 1 SF: 1 SAC: 1 DP: 1 HBP: 0						

PITCHER	IP	WLS	BF	H	R	ER	SO	BB	IBB	HBP	BLK	WP	HR	S	P	ERA	WHIP
Ray Herbert, R (1, 1) ERA: 4.29	9.0	W	36	6	3	3	1	2	0	0	0	0	1	36	44	3.00	0.889

PITCHER	IP	WLS	BF	H	R	ER	SO	BB	IBB	HBP	BLK	WP	HR	S	P	ERA	WHIP

TOP

Baltimore Orioles @ Kansas City Athletics

Municipal Stadium, Kansas City, MO

Wed Jul 22 1959, 8:05 PM EDT

Att. 7,602 - Unknown

livebaseballscorecards.com

AB	32
R	3
H	6
RBI	3
BB	2
SO	1
LOB	10

WP: 0 PA: 36
PB: 0
SB: 0
CS: 0

Batter	1	2	3	4	5	6	7	8	9	AB	R	H	RBI	BB	SO	LOB
Bill Tuttle, R (1, 8) OBP: 0.360, SLG: 0.398	5-3		CS 1-2	5-3		5-3 2-H 2B		BBBB G5-4-3 BB		3	1	1	1	1	0	0
Dick Williams, R (1, 5) OBP: 0.313, SLG: 0.465	F8			HR		5-3 2-3		G5-4-3 1-2f		4	1	1	1	0	0	2
Roger Maris, L (1, 9) OBP: 0.390, SLG: 0.580	G1			B5-3		2B 3-H		E 2B 1B		4	1	2	1	0	0	0
Bob Cerv, R (1, 7) OBP: 0.315, SLG: 0.437		F2		G3		F7		E6 2B 1-3		4	1	0	0	0	0	2
Kent Hadley, L (1, 3) OBP: 0.293, SLG: 0.427		4-3			F9		SSS K	2B 1-H 3-H		4	0	1	2	0	1	0
Harry Chiti, R (1, 2) OBP: 0.319, SLG: 0.410		5-3			6-3		BBBB 1B SH2-4 BB	F9		3	1	0	0	1	0	1
Joe Demaestri, R (1, 6) OBP: 0.297, SLG: 0.385			1-3		SSS K2-3		SH2-4 1-3 1B			3	0	1	0	0	1	0
Wayne Terwilliger, R (1, 4) OBP: 0.239, SLG: 0.267			BBBB CS BB			F7	SH2-4 1-2 3-H			1	0	0	1	1	0	0
Ray Herbert, R (1, 1) OBP: 0.250, SLG: 0.326			F7			2B 2B	F2			3	1	1	0	0	0	2
Inning Stats	R: 0 H: 0 E: 0 LOB: 0 K: 0 BB: 0 S: 3 P: 3	R: 0 H: 0 E: 0 LOB: 0 K: 0 BB: 0 S: 3 P: 3	R: 0 H: 0 E: 0 LOB: 0 K: 0 BB: 1 S: 2 P: 6	R: 1 H: 1 E: 0 LOB: 0 K: 0 BB: 0 S: 4 P: 4	R: 0 H: 0 E: 0 LOB: 0 K: 1 BB: 0 S: 5 P: 5	R: 2 H: 3 E: 0 LOB: 1 K: 0 BB: 0 S: 6 P: 6	R: 1 H: 1 E: 0 LOB: 1 K: 1 BB: 1 S: 6 P: 10	R: 2 H: 2 E: 1 LOB: 1 K: 0 BB: 1 S: 5 P: 9		1B: 2 SF: 0 2B: 4 SAC: 1 3B: 0 DP: 1 HR: 1 HBP: 0				WP: 0 PA: 34 PB: 0 SB: 0 CS: 1		

PITCHER		IP	WLS	BF	H	R	ER	SO	BB	IBB	HBP	BLK	WP	HR	S	P	ERA	WHIP
Jerry Walker, R ERA: 2.83	(1, 1)	8.0	L	33	7	6	4	2	3	0	0	0	0	1	34	46	4.50	1.250

PITCHER	IP	WLS	BF	H	R	ER	SO	BB	IBB	HBP	BLK	WP	HR	S	P	ERA	WHIP

BOTTOM

Baltimore Orioles @ Kansas City Athletics

Municipal Stadium, Kansas City, MO

Wed Jul 22 1959, 8:05 PM EDT

Att. 7,602 - Unknown

livebaseballscorecards.com

AB	29
R	6
H	7
RBI	6
BB	3
SO	2
LOB	7

Baltimore Orioles @ Kansas City Athletics

Municipal Stadium, Kansas City, MO

Thu Jul 23 1959, 8:05 PM EDT

Att. 8,231 - Unknown

TOP

livebaseballscorecards.com

Batter	1	2	3	4	5	6	7	8	9	AB	R	H	RBI	BB	SO	LOB
Albie Pearson, L (1, 9) OBP: 0.315, SLG: 0.261	1-3		1B			FC4-6 1B	G3			4	0	2	0	0	0	0
Bob Boyd, L (1, 3) OBP: 0.290, SLG: 0.302	L6		F9			FC4-6 1B 1-2f 1B		E4		4	1	0	0	0	0	2
Gene Woodling, L (1, 7) OBP: 0.408, SLG: 0.529	1B			F7		1B 1-3 1B		P4		4	0	2	0	0	0	1
Gus Triandos, R (1, 2) OBP: 0.370, SLG: 0.517	P4			F7		1-3 3-H 1B		L6		4	0	1	1	0	0	2
Willie Tasby, R (1, 8) OBP: 0.320, SLG: 0.384		6-3		F8		P4		K		4	0	0	0	0	1	3
Billy Klaus, L (1, 6) OBP: 0.368, SLG: 0.312		F5			6-3		HR		4-3	4	1	1	1	0	0	0
Brooks Robinson, R (1, 5) OBP: 0.253, SLG: 0.337		P6			F2		5-3 3B		F9	4	1	1	0	0	0	0
Billy Gardner, R (1, 4) OBP: 0.294, SLG: 0.342			L5		F8		F9		5-3	4	0	0	0	0	0	1
Hal Brown, R (1, 1) OBP: 0.185, SLG: 0.130			K			5-3	5-3 3-H			1	0	0	0	0	1	0
Jack Fisher, R (3, 1) OBP: 0.400, SLG: 0.400										1	0	0	0	0	0	0
Bob Nieman, R (7, PH) OBP: 0.338, SLG: 0.471										1	0	0	1	0	0	0
Ernie Johnson, R (7, 1) OBP: 0.250, SLG: 0.250										0	0	0	0	0	0	0

	AB	35
	R	3
	H	7
	RBI	3
	BB	0
	SO	2
	LOB	9

Inning Stats	1	2	3	4	5	6	7	8	9
	R: 0 E: 0 K: 0 S: 4	H: 1 LOB: 1 BB: 0 P: 4	R: 0 E: 0 K: 0 S: 3	H: 0 LOB: 0 BB: 0 P: 3	R: 0 E: 0 K: 1 S: 6	H: 1 LOB: 1 BB: 0 P: 6	R: 0 E: 0 K: 0 S: 3	H: 0 LOB: 0 BB: 0 P: 3	R: 0 E: 0 K: 0 S: 3	H: 0 LOB: 0 BB: 0 P: 3	R: 1 E: 0 K: 0 S: 6	H: 3 LOB: 2 BB: 0 P: 6	R: 2 E: 0 K: 0 S: 5	H: 2 LOB: 0 BB: 0 P: 5	R: 0 E: 1 K: 1 S: 6	H: 0 LOB: 1 BB: 0 P: 6	R: 0 E: 0 K: 0 S: 3	H: 0 LOB: 0 BB: 0 P: 3

	1B: 5	SF: 0	WP: 0	PA: 35
	2B: 0	SAC: 0	PB: 0	
	3B: 1	DP: 0	SB: 0	
	HR: 1	HBP: 0	CS: 0	

PITCHER	IP	WLS	BF	H	R	ER	SO	BB	IBB	HBP	BLK	WP	HR	S	P	ERA	WHIP
Ned Garver, R (1, 1) ERA: 3.41	9.0	W	35	7	3	3	2	0	0	0	0	0	1	39	39	3.00	0.778

PITCHER	IP	WLS	BF	H	R	ER	SO	BB	IBB	HBP	BLK	WP	HR	S	P	ERA	WHIP

Batter	1	2	3	4	5	6	7	8	9	AB	R	H	RBI	BB	SO	LOB
Bill Tuttle, R (1, 8) OBP: 0.362, SLG: 0.397	K SH3-4 1B	1-2 2-H 1B		5-3		BBB 4-0 HR BB		G5-4-3 1B		3	1	1	1	1	1	0
Russ Snyder, L (6, PR) (7, 8) OBP: 0.375, SLG: 0.400										1	1	1	0	0	0	0
Dick Williams, R (1, 5) OBP: 0.312, SLG: 0.473	SH3-4 1-2	FC5 2-3f		6-3		1-H HR		G5-4-3 1-2f		4	1	1	2	0	0	3
Roger Maris, L (1, 9) OBP: 0.394, SLG: 0.597	2-H 1B		6-3	F8		2B		HR		5	1	3	2	0	0	0
Bob Cerv, R (1, 7) OBP: 0.320, SLG: 0.444	6-3		2B 1B 1B		1B 2B	1-3		FC6 1B		5	2	3	0	0	0	2
Kent Hadley, L (1, 3) OBP: 0.296, SLG: 0.432		F7	1-3 1B 2B		FC1-4 2-H 1B		G3	FC6 1-2f		5	1	2	1	0	0	1
Harry Chiti, R (1, 2) OBP: 0.325, SLG: 0.435		HR	1B IBB		FC1-4 G4-6-3 1-2f		F8			3	1	1	1	1	0	1
Joe Demaestri, R (1, 6) OBP: 0.296, SLG: 0.384		F2	F3		G4-6-3 1-2f		WP 1B 1B			4	0	1	0	0	0	4
Wayne Terwilliger, R (1, 4) OBP: 0.268, SLG: 0.286		BBB 4-0 1B 1B BB	FC6 1-3 2-H 3-H 1B			SSS 0-3 K	WP 1-2 1B			3	1	2	2	1	1	0
Ned Garver, R (1, 1) OBP: 0.389, SLG: 0.529		FC5 1B 1-2 1B	FC6 1-2f			P4	6-3 1-2 2-3			4	0	1	0	0	0	4
Inning Stats	R: 1 H: 1 E: 0 LOB: 0 K: 1 BB: 0 S: 6 P: 6	R: 2 H: 3 E: 0 LOB: 2 K: 0 BB: 1 S: 6 P: 10	R: 2 H: 3 E: 0 LOB: 2 K: 0 BB: 1 S: 6 P: 10	R: 0 H: 0 E: 0 LOB: 0 K: 0 BB: 0 S: 3 P: 3	R: 1 H: 2 E: 0 LOB: 0 K: 0 BB: 0 S: 4 P: 4	R: 2 H: 2 E: 0 LOB: 2 K: 1 BB: 1 S: 7 P: 11	R: 0 H: 2 E: 0 LOB: 2 K: 0 BB: 0 S: 5 P: 5	R: 1 H: 3 E: 0 LOB: 1 K: 0 BB: 0 S: 5 P: 5		1B: 10 SF: 0 2B: 3 SAC: 1 3B: 0 DP: 2 HR: 3 HBP: 0						

BOTTOM

Baltimore Orioles @ Kansas City Athletics

Municipal Stadium, Kansas City, MO

Thu Jul 23 1959, 8:05 PM EDT

Att. 8,231 - Unknown

livebaseballscorecards.com

AB	37
R	9
H	16
RBI	9
BB	3
SO	2
LOB	15

WP: 1 PA: 41
PB: 1
SB: 0
CS: 0

PITCHER		IP	WLS	BF	H	R	ER	SO	BB	IBB	HBP	BLK	WP	HR	S	P	ERA	WHIP
Hal Brown, R ERA: 3.82	(1, 1)	2.2	L	17	7	5	4	1	1	1	0	0	0	1	17	25	13.50	3.000
Jack Fisher, R ERA: 5.84	(3, 1)	3.1		14	4	3	3	1	1	0	0	0	0	1	15	19	8.10	1.500
Ernie Johnson, R ERA: 2.98	(7, 1)	2.0		10	5	1	1	0	0	0	0	0	1	1	10	10	4.50	2.500

PITCHER	IP	WLS	BF	H	R	ER	SO	BB	IBB	HBP	BLK	WP	HR	S	P	ERA	WHIP

Batter	1	2	3	4	5	6	7	8	9	AB	R	H	RBI	BB	SO	LOB
Willie Tasby, R (1, 8) OBP: 0.317, SLG: 0.380	F8	F8			K		K			4	0	0	0	0	2	4
Gene Woodling, L (1, 9) (8, 7) OBP: 0.409, SLG: 0.527	L5-4, BB, 1B		4-3		F8		BB			3	0	1	0	1	0	0
Walt Dropo, R (1, 3) OBP: 0.261, SLG: 0.406	BB		6-3		K		F8			3	0	0	0	1	1	2
Bob Nieman, R (1, 7) OBP: 0.336, SLG: 0.481	L5-4		HR			F3		6-3		4	1	1	1	0	0	2
Albie Pearson, L (8, 9) OBP: 0.315, SLG: 0.261										0	0	0	0	0	0	0
Gus Triandos, R (1, 2) OBP: 0.369, SLG: 0.511		F4	5-3			E, BB		F6		3	0	0	0	1	0	0
Brooks Robinson, R (1, 5) OBP: 0.264, SLG: 0.345		BB, 1B, 1B		G1-5-3, 1B, 1B		F6		6-3		4	0	2	0	0	0	1
Chico Carrasquel, R (1, 6) OBP: 0.278, SLG: 0.295		K		F3		F4			F7	4	0	0	0	0	1	3
Billy Gardner, R (1, 4) OBP: 0.297, SLG: 0.344		BB, 1B		1-2, 1B			F9		F3	4	0	2	0	0	0	0
Hoyt Wilhelm, R (1, 1) OBP: 0.132, SLG: 0.042		BB		G1-5-3			BB, 1B		K	3	0	1	0	1	1	2
Inning Stats	R: 0 E: 0 K: 0 S: 3 H: 1 LOB: 1 BB: 1 P: 7	R: 0 E: 0 K: 1 S: 7 H: 2 LOB: 3 BB: 1 P: 11	R: 1 E: 0 K: 0 S: 4 H: 1 LOB: 0 BB: 0 P: 4	R: 0 E: 0 K: 0 S: 4 H: 2 LOB: 1 BB: 0 P: 4	R: 0 E: 0 K: 2 S: 7 H: 0 LOB: 0 BB: 0 P: 7	R: 0 E: 1 K: 0 S: 3 H: 0 LOB: 1 BB: 1 P: 7	R: 0 E: 0 K: 1 S: 6 H: 1 LOB: 2 BB: 1 P: 10	R: 0 E: 0 K: 0 S: 3 H: 0 LOB: 0 BB: 0 P: 3	R: 0 E: 0 K: 1 S: 5 H: 0 LOB: 0 BB: 0 P: 5	1B: 6 2B: 1 3B: 0 HR: 1	SF: 0 SAC: 0 DP: 2 HBP: 0						

PITCHER	IP	WLS	BF	H	R	ER	SO	BB	IBB	HBP	BLK	WP	HR	S	P	ERA	WHIP
Billy Pierce, L (1, 1) ERA: 3.89	9.0	W	36	7	1	1	5	4	0	0	0	0	1	42	58	1.00	1.222

PITCHER	IP	WLS	BF	H	R	ER	SO	BB	IBB	HBP	BLK	WP	HR	S	P	ERA	WHIP

TOP

Baltimore Orioles @ Chicago White Sox

Comiskey Park, Chicago, IL

Fri Jul 24 1959, 8:05 PM EDT

Att. 29,274 - Unknown

livebaseballscorecards.com

AB	32
R	1
H	7
RBI	1
BB	4
SO	5
LOB	14

PA: 36

WP: 0 PB: 0 SB: 0 CS: 0

Baltimore Orioles @ Chicago White Sox

Comiskey Park, Chicago, IL

Fri Jul 24 1959, 8:05 PM EDT

Att. 29,274 - Unknown

livebaseballscorecards.com

BOTTOM

Batter	1	2	3	4	5	6	7	8	9	AB	R	H	RBI	BB	SO	LOB
Luis Aparicio, R (1, 6) OBP: 0.345, SLG: 0.362	F9		S 1B			L9		1-3 1-2		4	0	1	0	0	0	2
Nellie Fox, L (1, 4) OBP: 0.410, SLG: 0.441	HBP 1B		K 1-2			1-2 1B		2-H 3B		4	0	3	1	0	1	1
Jim Landis, R (1, 8) OBP: 0.355, SLG: 0.357	G6-4-3 HBP 1-2			F3		F9		BB		2	0	0	0	1	0	2
Sherm Lollar, R (1, 2) OBP: 0.339, SLG: 0.442	G6-4-3 1-2f			F7		5-3		5-3		4	0	0	0	0	0	6
Billy Goodman, L (1, 5) OBP: 0.237, SLG: 0.210		K		F5			4-3		K	4	0	0	0	0	2	0
Al Smith, R (1, 7) OBP: 0.345, SLG: 0.415		F8			K		F2		HR	4	1	1	1	0	1	0
Norm Cash, L (1, 3) OBP: 0.337, SLG: 0.333		F7			F8		4-3			3	0	0	0	0	0	0
Jim McAnany, R (1, 9) OBP: 0.397, SLG: 0.465			K		K			1-3 3B BB		2	1	0	0	1	2	0
Billy Pierce, L (1, 1) OBP: 0.264, SLG: 0.306			F6			E3 1B		K		3	0	0	0	0	1	1

	AB	30
	R	2
	H	5
	RBI	2
	BB	2
	SO	7
	LOB	12

Inning Stats	1	2	3	4	5	6	7	8	9
	R: 0 H: 1 E: 0 LOB: 1 K: 0 BB: 0 S: 3 P: 4	R: 0 H: 0 E: 0 LOB: 0 K: 1 BB: 0 S: 5 P: 5	R: 0 H: 1 E: 0 LOB: 1 K: 2 BB: 0 S: 8 P: 8	R: 0 H: 0 E: 0 LOB: 0 K: 0 BB: 0 S: 3 P: 3	R: 0 H: 0 E: 0 LOB: 0 K: 2 BB: 0 S: 7 P: 7	R: 0 H: 1 E: 1 LOB: 2 K: 0 BB: 0 S: 5 P: 5	R: 0 H: 0 E: 0 LOB: 0 K: 0 BB: 0 S: 3 P: 3	R: 1 H: 1 E: 0 LOB: 2 K: 1 BB: 2 S: 6 P: 14	R: 1 H: 1 E: 0 LOB: 0 K: 1 BB: 0 S: 4 P: 4

1B: 3 SF: 0 WP: 0 PA: 33
2B: 0 SAC: 0 PB: 0
3B: 1 DP: 1 SB: 1
HR: 1 HBP: 1 CS: 0

PITCHER		IP	WLS	BF	H	R	ER	SO	BB	IBB	HBP	BLK	WP	HR	S	P	ERA	WHIP
Hoyt Wilhelm, R ERA: 1.93	(1, 1)	8.1	L	33	5	2	2	7	2	0	1	0	0	1	44	53	2.16	0.840

PITCHER		IP	WLS	BF	H	R	ER	SO	BB	IBB	HBP	BLK	WP	HR	S	P	ERA	WHIP

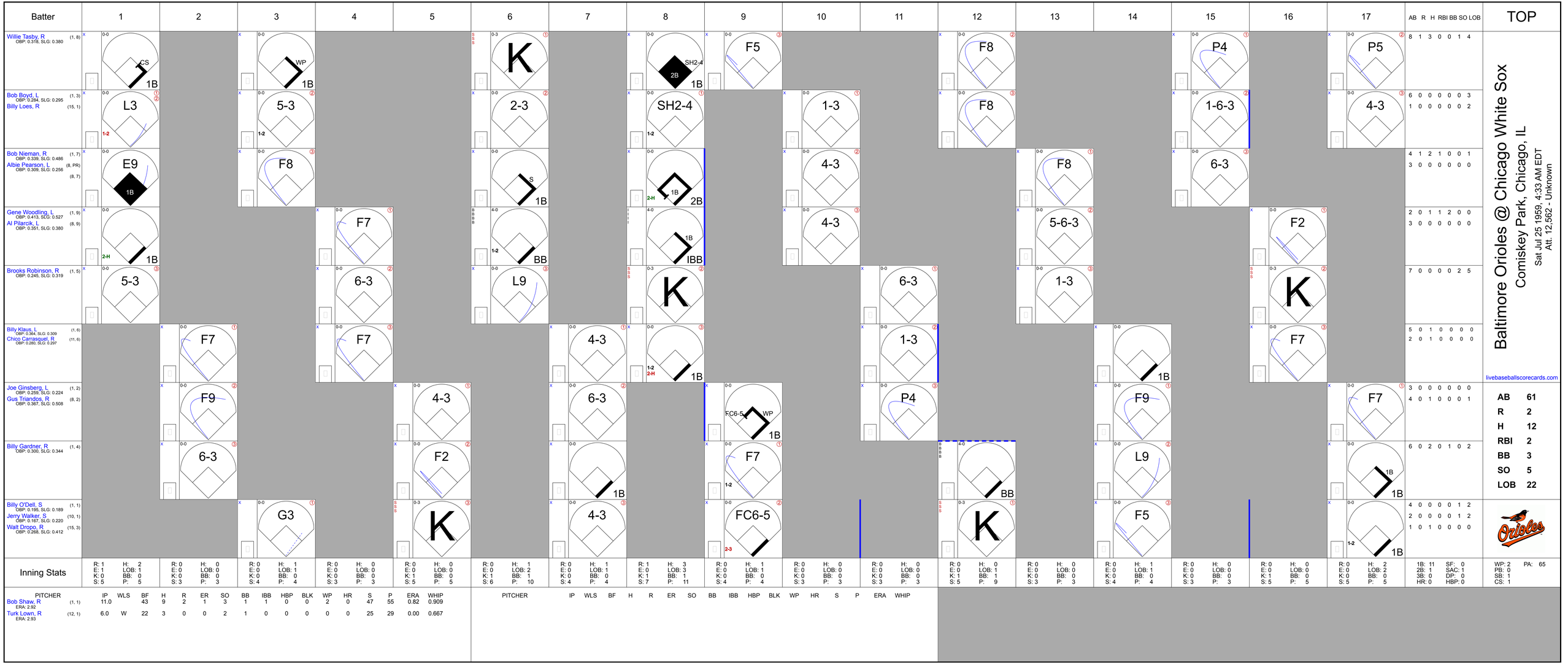
Batter
1
2
3
4
5
6
7
8
9
10
11
12
13
14
15
16
17
AB R H RBI BB SO LOB
TOP
Willie Tasby, R (1, 8)
OBP: 0.316, SLG: 0.380
0-0 CS 1B
0-0 WP 1B
0-3 K
0-0 2B SH2-4 1B
0-0 F5
0-0 F8
0-0 P4
0-0 P5
8 1 3 0 0 1 4
Bob Boyd, L (1, 3)
OBP: 0.284, SLG: 0.295
Billy Loes, R (15, 1)
0-0 L3 1-2
0-0 5-3 1-2
0-0 2-3
0-0 SH2-4 1-2
0-0 1-3
0-0 F8
0-0 1-6-3
0-0 4-3
6 0 0 0 0 0 3
1 0 0 0 0 0 2
Bob Nieman, R (1, 7)
OBP: 0.339, SLG: 0.486
Albie Pearson, L (8, PR)
OBP: 0.309, SLG: 0.256 (8, 7)
0-0 E9 1B
0-0 F8
0-0 S 1B
0-0 2-H 1B 2B
0-0 4-3
0-0 F8
0-0 6-3
4 1 2 1 0 0 1
3 0 0 0 0 0 0
Gene Woodling, L (1, 9)
OBP: 0.413, SLG: 0.527
Al Pilarcik, L (8, 9)
OBP: 0.351, SLG: 0.380
0-0 2-H 1B
0-0 F7
4-0 1-2 BB
4-0 1B IBB
0-0 4-3
0-0 5-6-3
0-0 F2
2 0 1 1 2 0 0
3 0 0 0 0 0 0
Brooks Robinson, R (1, 5)
OBP: 0.245, SLG: 0.319
0-0 5-3
0-0 6-3
0-0 L9
0-3 K
0-0 6-3
0-0 1-3
0-3 K
7 0 0 0 0 2 5
Billy Klaus, L (1, 6)
OBP: 0.364, SLG: 0.309
Chico Carrasquel, R (11, 6)
OBP: 0.280, SLG: 0.297
0-0 F7
0-0 F7
0-0 4-3
0-0 1-2 2-H 1B
0-0 1-3
0-0 1B
0-0 F7
5 0 1 0 0 0 0
2 0 1 0 0 0 0
Joe Ginsberg, L (1, 2)
OBP: 0.259, SLG: 0.224
Gus Triandos, R (8, 2)
OBP: 0.367, SLG: 0.508
0-0 F9
0-0 4-3
0-0 6-3
0-0 FC6-5 WP 1B
0-0 P4
0-0 F9
0-0 F7
3 0 0 0 0 0 0
4 0 1 0 0 0 1
Billy Gardner, R (1, 4)
OBP: 0.300, SLG: 0.344
0-0 6-3
0-0 F2
0-0 1-2 1B
0-0 F7
4-0 BB
0-0 L9
0-0 1B
6 0 2 0 1 0 2
Billy O'Dell, S (1, 1)
OBP: 0.195, SLG: 0.189
Jerry Walker, S (10, 1)
OBP: 0.167, SLG: 0.220
Walt Dropo, R (15, 3)
OBP: 0.288, SLG: 0.412
0-0 G3
0-3 K
0-0 1-2 1B
0-0 FC6-5 2-3
0-3 K
0-0 4-3
0-0 1-2 1B
4 0 0 0 0 1 2
2 0 0 0 0 1 2
1 0 1 0 0 0 0
Baltimore Orioles @ Chicago White Sox
Comiskey Park, Chicago, IL
Sat Jul 25 1959, 4:33 AM EDT
Att. 12,562 - Unknown
livebaseballscorecards.com
AB 61
R 2
H 12
RBI 2
BB 3
SO 5
LOB 22
Inning Stats
R: 1 H: 2 E: 1 LOB: 1 K: 0 BB: 0 S: 5 P: 5
R: 0 H: 0 E: 0 LOB: 0 K: 0 BB: 0 S: 3 P: 3
R: 0 H: 1 E: 0 LOB: 1 K: 0 BB: 0 S: 4 P: 4
R: 0 H: 0 E: 0 LOB: 0 K: 0 BB: 0 S: 3 P: 3
R: 0 H: 0 E: 0 LOB: 0 K: 1 BB: 0 S: 5 P: 5
R: 0 H: 1 E: 0 LOB: 2 K: 1 BB: 1 S: 6 P: 10
R: 0 H: 1 E: 0 LOB: 1 K: 0 BB: 0 S: 4 P: 4
R: 1 H: 3 E: 0 LOB: 3 K: 1 BB: 1 S: 7 P: 11
R: 0 H: 1 E: 0 LOB: 1 K: 0 BB: 0 S: 4 P: 4
R: 0 H: 0 E: 0 LOB: 0 K: 0 BB: 0 S: 3 P: 3
R: 0 H: 0 E: 0 LOB: 0 K: 0 BB: 0 S: 3 P: 3
R: 0 H: 0 E: 0 LOB: 1 K: 1 BB: 1 S: 5 P: 9
R: 0 H: 0 E: 0 LOB: 0 K: 0 BB: 0 S: 3 P: 3
R: 0 H: 1 E: 0 LOB: 1 K: 0 BB: 0 S: 4 P: 4
R: 0 H: 0 E: 0 LOB: 0 K: 0 BB: 0 S: 3 P: 3
R: 0 H: 0 E: 0 LOB: 0 K: 1 BB: 0 S: 5 P: 5
R: 0 H: 2 E: 0 LOB: 2 K: 0 BB: 0 S: 5 P: 5
1B: 11 SF: 0 2B: 1 SAC: 1 3B: 0 DP: 0 HR: 0 HBP: 0
WP: 2 PA: 65 PB: 0 SB: 1 CS: 1
PITCHER IP WLS BF H R ER SO BB IBB HBP BLK WP HR S P ERA WHIP
Bob Shaw, R (1, 1) ERA: 2.92 11.0 43 9 2 1 3 1 0 0 0 2 0 25 55 0.82 0.909
Turk Lown, R (12, 1) ERA: 2.93 6.0 W 22 3 0 0 2 1 0 0 0 0 0 47 29 0.00 0.667
PITCHER IP WLS BF H R ER SO BB IBB HBP BLK WP HR S P ERA WHIP

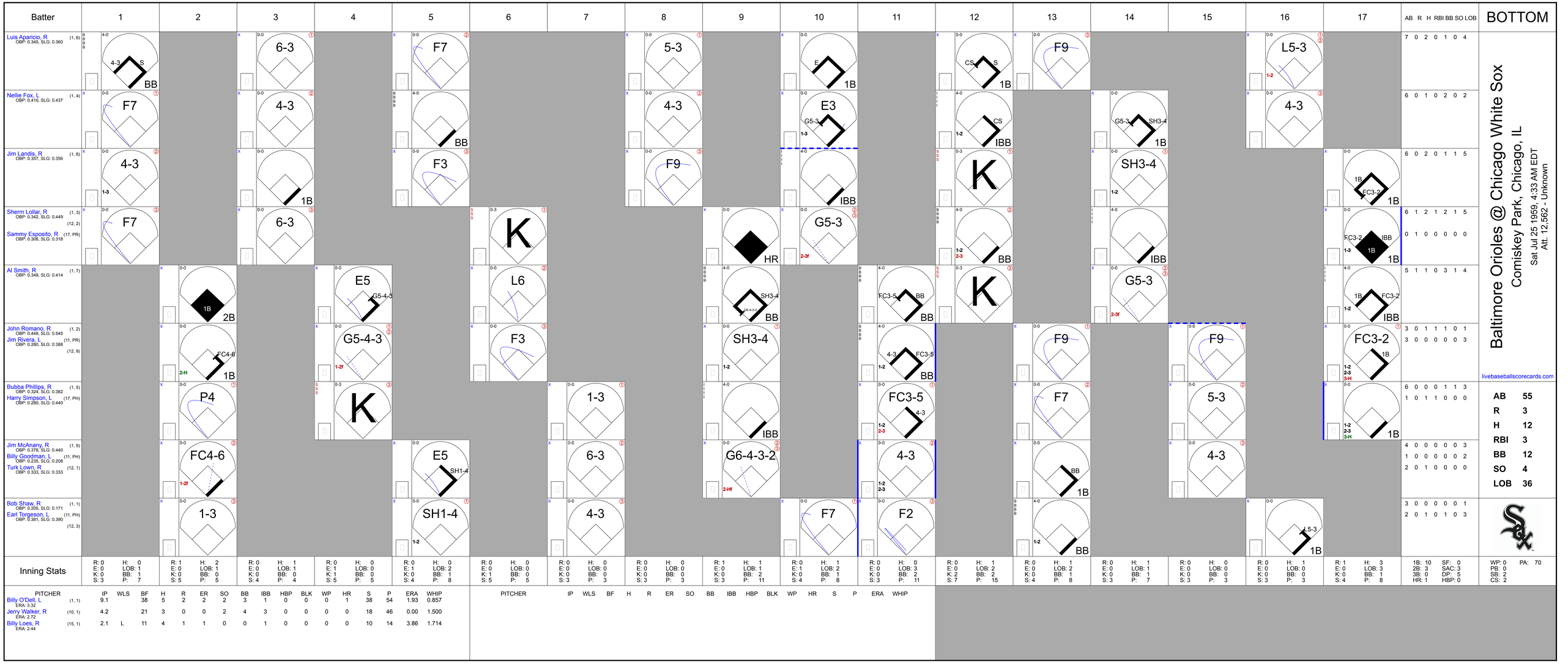
Batter
1
2
3
4
5
6
7
8
9
10
11
12
13
14
15
16
17
AB R H RBI BB SO LOB
BOTTOM
Luis Aparicio, R (1, 6) OBP: 0.345, SLG: 0.360
Nellie Fox, L (1, 4) OBP: 0.410, SLG: 0.437
Jim Landis, R (1, 8) OBP: 0.357, SLG: 0.356
Sherm Lollar, R (1, 3) (12, 2) OBP: 0.342, SLG: 0.449
Sammy Esposito, R (17, PR) OBP: 0.308, SLG: 0.318
Al Smith, R (1, 7) OBP: 0.349, SLG: 0.414
John Romano, R (1, 2) OBP: 0.449, SLG: 0.545
Jim Rivera, L (11, PR) OBP: 0.280, SLG: 0.388 (12, 9)
Bubba Phillips, R (1, 5) OBP: 0.324, SLG: 0.382
Harry Simpson, L (17, PH) OBP: 0.280, SLG: 0.440
Jim McAnany, R (1, 9) OBP: 0.378, SLG: 0.440
Billy Goodman, L (11, PH) OBP: 0.235, SLG: 0.208
Turk Lown, R (12, 1) OBP: 0.333, SLG: 0.333
Bob Shaw, R (1, 1) OBP: 0.205, SLG: 0.171
Earl Torgeson, L (11, PH) OBP: 0.381, SLG: 0.390 (12, 3)
Baltimore Orioles @ Chicago White Sox
Comiskey Park, Chicago, IL
Sat Jul 25 1959, 4:33 AM EDT
Att. 12,562 - Unknown
livebaseballscorecards.com
AB 55
R 3
H 12
RBI 3
BB 12
SO 4
LOB 36
Inning Stats
PITCHER IP WLS BF H R ER SO BB IBB HBP BLK WP HR S P ERA WHIP
Billy O'Dell, L (1, 1) ERA: 3.32 9.1 38 5 2 2 2 3 1 0 0 0 1 38 54 1.93 0.857
Jerry Walker, R (10, 1) ERA: 2.72 4.2 21 3 0 0 2 4 3 0 0 0 0 18 46 0.00 1.500
Billy Loes, R (15, 1) ERA: 2.44 2.1 L 11 4 1 1 0 0 1 0 0 0 0 10 14 3.86 1.714
1B: 10 2B: 3 3B: 0 HR: 1
SF: 0 SAC: 3 DP: 5 HBP: 0
WP: 0 PB: 0 SB: 2 CS: 2
PA: 70

Baltimore Orioles @ Chicago White Sox

Comiskey Park, Chicago, IL

Sun Jul 26 1959, 4:33 AM EDT

Unknown

TOP

livebaseballscorecards.com

Batter	1	2	3	4	5	6	7	8	9	AB	R	H	RBI	BB	SO	LOB
Willie Tasby, R (1, 8) OBP: 0.318, SLG: 0.377	F7			5-3		BB, CS, BB		F8		3	0	0	0	1	0	0
Albie Pearson, L (1, 9) OBP: 0.319, SLG: 0.265	F9			2B		BB			BB, F8, SF8	2	1	1	0	2	0	0
Bob Nieman, R (1, 7) OBP: 0.341, SLG: 0.482	F9			BB		K			1B	2	0	0	0	2	1	2
Gus Triandos, R (1, 2) OBP: 0.363, SLG: 0.500		F6		F3		K			F8	4	0	0	0	0	1	6
Walt Dropo, R (1, 3) OBP: 0.259, SLG: 0.400		F9		F6			6-3		SF8	3	0	0	1	0	0	2
Brooks Robinson, R (1, 5) OBP: 0.238, SLG: 0.309 Gene Woodling, L (9, PH) OBP: 0.415, SLG: 0.528		K			F4		K		1B	3 1	0 0	0 1	0 0	0 0	2 0	0 0
Chico Carrasquel, R (1, 6) OBP: 0.275, SLG: 0.291			5-3		E5		F7		K	4	0	0	0	0	1	2
Billy Gardner, R (1, 4) OBP: 0.297, SLG: 0.340			F2		F7			K		3	0	0	0	0	1	1
Arnie Portocarrero, R (1, 1) Al Pilarcik, L (8, PH) OBP: 0.349, SLG: 0.377 Billy Hoeft, L (8, 1) OBP: 0.250, SLG: 0.250			K		6-3			F7		2 1 0	0 0 0	0 0 0	0 0 0	0 0 0	1 0 0	1 0 0
Inning Stats	R: 0 E: 0 K: 0 S: 3 H: 0 LOB: 0 BB: 0 P: 3	R: 0 E: 0 K: 1 S: 5 H: 0 LOB: 0 BB: 0 P: 5	R: 0 E: 0 K: 1 S: 5 H: 0 LOB: 0 BB: 0 P: 5	R: 0 E: 0 K: 0 S: 4 H: 1 LOB: 2 BB: 1 P: 8	R: 0 E: 1 K: 0 S: 4 H: 0 LOB: 1 BB: 0 P: 4	R: 0 E: 0 K: 2 S: 6 H: 0 LOB: 2 BB: 2 P: 14	R: 0 E: 0 K: 1 S: 5 H: 0 LOB: 0 BB: 0 P: 5	R: 0 E: 0 K: 1 S: 5 H: 0 LOB: 0 BB: 0 P: 5	R: 1 E: 0 K: 1 S: 6 H: 1 LOB: 2 BB: 2 P: 14	1B: 1 2B: 2 3B: 0 HR: 0 SF: 1 SAC: 0 DP: 1 HBP: 0						

	AB	28
	R	1
	H	2
	RBI	1
	BB	5
	SO	7
	LOB	14

WP: 0 PB: 0 SB: 0 CS: 1 PA: 34

PITCHER	IP	WLS	BF	H	R	ER	SO	BB	IBB	HBP	BLK	WP	HR	S	P	ERA	WHIP
Early Wynn, R (1, 1) ERA: 3.68	9.0	W	34	2	1	1	7	5	0	0	0	0	0	43	63	1.00	0.778

PITCHER	IP	WLS	BF	H	R	ER	SO	BB	IBB	HBP	BLK	WP	HR	S	P	ERA	WHIP

Baltimore Orioles @ Chicago White Sox

Comiskey Park, Chicago, IL

Sun Jul 26 1959, 4:33 AM EDT

Unknown

BOTTOM

livebaseballscorecards.com

Batter	1	2	3	4	5	6	7	8	9	AB	R	H	RBI	BB	SO	LOB
Luis Aparicio, R (1, 6) OBP: 0.344, SLG: 0.359	F2		6-3		1B		F8			4	0	1	0	0	0	1
Nellie Fox, L (1, 4) OBP: 0.410, SLG: 0.436	5-3			F7	1-3 1B		BBBB 1B BB			3	0	1	0	1	0	0
Jim Landis, R (1, 8) OBP: 0.358, SLG: 0.356	6-3			BBBB S HR BB	6-3		1-3 2-H 1B			3	1	1	1	1	0	2
Sherm Lollar, R (1, 2) OBP: 0.344, SLG: 0.446		F8		BBBB 1-2 HR BB		BBBB BB	6-3			2	1	0	0	2	0	2
Billy Goodman, L (1, 5) OBP: 0.237, SLG: 0.204		BBBB FC4-6 BB		F7		F9		4-3 2B		2	0	0	0	1	0	3
Sammy Esposito, R (7, 5) OBP: 0.333, SLG: 0.391										1	0	1	0	0	0	0
Al Smith, R (1, 7) OBP: 0.347, SLG: 0.423		FC4-6 1-2f		1-H 2-H HR		F3		6-3		4	1	1	3	0	0	3
Norm Cash, L (1, 3) OBP: 0.323, SLG: 0.317		F6		SSS K		G3		4-3 2-3		4	0	0	0	0	1	3
Jim McAnany, R (1, 9) OBP: 0.372, SLG: 0.430			F5		F8		SSS S 1B 1B	SSS K		4	1	1	0	0	1	1
Early Wynn, S (1, 1) OBP: 0.323, SLG: 0.358			1-6-3		1-3		F6 1-2			3	0	0	0	0	0	1
Inning Stats	R: 0 H: 0 E: 0 LOB: 0 K: 0 BB: 0 S: 3 P: 3	R: 0 H: 0 E: 0 LOB: 1 K: 0 BB: 1 S: 3 P: 7	R: 0 H: 0 E: 0 LOB: 0 K: 0 BB: 0 S: 3 P: 3	R: 3 H: 1 E: 0 LOB: 0 K: 1 BB: 2 S: 6 P: 14	R: 0 H: 2 E: 0 LOB: 2 K: 0 BB: 0 S: 5 P: 5	R: 0 H: 0 E: 0 LOB: 1 K: 0 BB: 1 S: 3 P: 7	R: 1 H: 2 E: 0 LOB: 2 K: 0 BB: 1 S: 5 P: 9	R: 0 H: 1 E: 0 LOB: 1 K: 1 BB: 0 S: 6 P: 6		1B: 4 SF: 0 2B: 1 SAC: 0 3B: 0 DP: 0 HR: 1 HBP: 0						

	AB	30
	R	4
	H	6
	RBI	4
	BB	5
	SO	2
	LOB	16

WP: 0 PA: 35
PB: 0
SB: 2
CS: 0

PITCHER		IP	WLS	BF	H	R	ER	SO	BB	IBB	HBP	BLK	WP	HR	S	P	ERA	WHIP
Arnie Portocarrero, R ERA: 7.99	(1, 1)	7.0	L	31	5	4	4	1	5	0	0	0	0	1	28	48	5.14	1.429
Billy Hoeft, L ERA: 5.2	(8, 1)	1.0		4	1	0	0	1	0	0	0	0	0	0	6	6	0.00	1.000

PITCHER	IP	WLS	BF	H	R	ER	SO	BB	IBB	HBP	BLK	WP	HR	S	P	ERA	WHIP

Baltimore Orioles @ Chicago White Sox

Comiskey Park, Chicago, IL

Sun Jul 26 1959, 4:38 AM EDT

Att. 35,207 - Unknown

TOP

livebaseballscorecards.com

Batter	1	2	3	4	5	6	7	8	9	AB	R	H	RBI	BB	SO	LOB
Chico Carrasquel, R (1, 6) OBP: 0.280, SLG: 0.296	0-0 PB SH3 1B 1B		0-0 F7 ②			0-0 HBP HR 1B		0-3 K ①		3	2	2	0	0	0	0
Willy Miranda, S (6, 6) OBP: 0.211, SLG: 0.193										1	0	0	0	0	1	0
Al Pilarcik, L (1, 8) OBP: 0.348, SLG: 0.371	0-0 SH3 ① 1-2		0-0 3-1 ③			1-0 1-2 HR HBP		0-0 F9 ②		2	1	0	0	0	0	0
(9, 9)																
Gene Woodling, L (1, 9) OBP: 0.416, SLG: 0.538	0-0 G5-3 1B 2-H 1B			0-0 F5 ①		0-0 1-H 2-H HR		0-0 3-1 ③		4	1	2	4	0	0	0
(9, 7)																
Bob Nieman, R (1, 7) OBP: 0.352, SLG: 0.491	0-0 1-2 1B			0-0 ② 1B		0-0 1B			0-0 2B 9-2 1B	4	0	4	0	0	0	0
Willie Tasby, R (9, PR) OBP: 0.318, SLG: 0.377										0	0	0	0	0	0	0
(9, 8)																
Walt Dropo, R (1, 3) OBP: 0.258, SLG: 0.404	0-0 ② G5-3 ③ 2-3f			0-3 K ③		0-0 F7 ②			0-0 1-3 2B	4	0	1	0	0	1	3
Gus Triandos, R (1, 2) OBP: 0.358, SLG: 0.493		0-0 6-3 ①			0-0 6-3 ①	0-0 4-3 ③			0-0 5-3 ①	4	0	0	0	0	0	4
Brooks Robinson, R (1, 5) OBP: 0.248, SLG: 0.310		0-0 F9 ②			0-3 K ②		0-0 CS 1B		4-0 IBB	3	0	1	0	1	1	0
Billy Gardner, R (1, 4) OBP: 0.294, SLG: 0.336		0-0 F4 ③			0-0 L5 ③		0-3 K ①		0-0 ② 9-2 ③ 3-Hf	4	0	0	0	0	1	4
Milt Pappas, R (1, 1) OBP: 0.170, SLG: 0.174			0-0 F8 ①			0-3 K ①	0-3 K ② 1-2			3	0	0	0	0	2	1

	AB	32
	R	4
	H	10
	RBI	4
	BB	1
	SO	6
	LOB	12

Inning Stats	1	2	3	4	5	6	7	8	9
	R: 1 E: 0 K: 0 S: 5	R: 0 E: 0 K: 0 S: 3	R: 0 E: 0 K: 0 S: 3	R: 0 E: 0 K: 1 S: 5	R: 0 E: 0 K: 1 S: 5	R: 3 E: 0 K: 1 S: 8	R: 0 E: 0 K: 2 S: 7	R: 0 E: 0 K: 1 S: 5	R: 0 E: 0 K: 0 S: 4
	H: 3 LOB: 1 BB: 0 P: 5	H: 0 LOB: 0 BB: 0 P: 3	H: 0 LOB: 0 BB: 0 P: 3	H: 1 LOB: 0 BB: 0 P: 5	H: 0 LOB: 0 BB: 0 P: 5	H: 3 LOB: 1 BB: 0 P: 9	H: 1 LOB: 0 BB: 0 P: 7	H: 0 LOB: 0 BB: 0 P: 5	H: 2 LOB: 2 BB: 1 P: 8

1B: 8	SF: 0	WP: 0	PA: 35
2B: 2	SAC: 1	PB: 1	
3B: 0	DP: 2	SB: 0	
HR: 1	HBP: 1	CS: 1	

PITCHER		IP	WLS	BF	H	R	ER	SO	BB	IBB	HBP	BLK	WP	HR	S	P	ERA	WHIP
Barry Latman, R ERA: 4.55	(1, 1)	5.1	L	22	7	4	4	3	0	0	1	0	0	1	27	28	6.75	1.312
Ray Moore, R ERA: 4.33	(6, 1)	2.2		8	1	0	0	3	0	0	0	0	0	0	14	14	0.00	0.375
Rudy Arias, L ERA: 4.95	(9, 1)	1.0		5	2	0	0	0	0	1	0	0	0	0	4	8	0.00	2.000

PITCHER	IP	WLS	BF	H	R	ER	SO	BB	IBB	HBP	BLK	WP	HR	S	P	ERA	WHIP

Baltimore Orioles @ Chicago White Sox

Comiskey Park, Chicago, IL

Sun Jul 26 1959, 4:38 AM EDT

Att. 35,207 - Unknown

livebaseballscorecards.com

BOTTOM

Batter	1	2	3	4	5	6	7	8	9	AB	R	H	RBI	BB	SO	LOB
Luis Aparicio, R (1, 6) OBP: 0.346, SLG: 0.359	BBBB 4-0 L5-4 6-3 BB		x 0-0 ③ 6-3 1-3			x 0-0 ① F4		x 0-0 1B		3	0	1	0	1	0	1
Nellie Fox, L (1, 4) OBP: 0.409, SLG: 0.434	x 0-0 ① 6-3 1-2			x 0-0 ① 6-3		x 0-0 1B		x 0-0 ③ F7		4	0	1	0	0	0	2
Jim Landis, R (1, 8) OBP: 0.355, SLG: 0.352	x 0-0 ②③ L5-4 2-3			x 0-0 ② 4-3		x 0-0 ② F4			x 0-0 ① F8	4	0	0	0	0	0	2
John Romano, R (1, 2) OBP: 0.427, SLG: 0.514		SSS 0-3 ① K		x 0-0 ③ 5-3		x 0-0 ③ F3			x 0-0 ② 5-3	4	0	0	0	0	1	1
Earl Torgeson, L (1, 3) OBP: 0.379, SLG: 0.384		x 0-0 ② G3			BBBB 4-0 BB 1B G1-2-3 BB		SSS 0-3 ① K		SSS 0-3 ③ K	3	0	0	0	1	2	0
Al Smith, R (1, 7) OBP: 0.347, SLG: 0.422		SSS 0-3 ③ K			x 0-0 ① F8		x 0-0 G3-6 1B			3	0	1	0	0	1	1
Billy Goodman, L (1, 5) OBP: 0.240, SLG: 0.207			x 0-0 ① 6-3		x 0-0 BB 1-2 1B		x 0-0 ②③ G3-6 1-2f			3	0	1	0	0	0	1
Jim McAnany, R (1, 9) OBP: 0.371, SLG: 0.420			x 0-0 ② 4-3		BBBB 4-0 1-2 2-3 BB			SSS 0-3 ① K		2	0	0	0	1	1	0
Barry Latman, R (1, 1) OBP: 0.259, SLG: 0.250 Ray Moore, R (6, 1) OBP: 0.176, SLG: 0.188 Larry Doby, L (8, PH) OBP: 0.290, SLG: 0.301 Rudy Arias, L (9, 1)			x 0-0 WP 1B		x 0-0 ②③ G1-2-3 3-Hf			SSS 0-3 ② K		2 0 1 0	0 0 0 0	1 0 0 0	0 0 0 0	0 0 1 0	0 0 0 0	3 0 0 0

	AB	29
	R	0
	H	5
	RBI	0
	BB	3
	SO	6
	LOB	11

| Inning Stats | | |

Baltimore Orioles @ Detroit Tigers

Briggs Stadium, Detroit, MI

Mon Jul 27 1959, 7:05 PM EDT

Att. 7,170 - Unknown

TOP

livebaseballscorecards.com

Batter	1	2	3	4	5	6	7	8	9	AB	R	H	RBI	BB	SO	LOB
Barry Shetrone, L (1, 8) OBP: 0.500, SLG: 1.000	2-3		BB HR 1-2 1B		L8			1B 3B		4	2	2	0	0	0	0
Al Pilarcik, L (1, 9) OBP: 0.346, SLG: 0.364	P5		B B B B 4-0 HR 1-2 2-3 BB			L3		4-3		3	1	0	0	1	0	1
Gene Woodling, L (1, 7) OBP: 0.420, SLG: 0.550	4-3		1-H 2-H 3-H HR			B B B B 4-0 1B BB		G6-4-3 3-H 1B		3	1	2	5	1	0	0
Willie Tasby, R (9, 7) OBP: 0.318, SLG: 0.377										0	0	0	0	0	0	0
Gus Triandos, R (1, 2) OBP: 0.357, SLG: 0.489		L8	F7			G6-4-3 1-3 1B		G6-4-3 1-2f		4	0	1	0	0	0	1
Walt Dropo, R (1, 3) OBP: 0.258, SLG: 0.398		6-3		G6-4-3 1B		G6-4-3 1-2f			F5	4	0	1	0	0	0	2
Brooks Robinson, R (1, 5) OBP: 0.239, SLG: 0.298		L7		P4			L6		5-3	4	0	0	0	0	0	1
Chico Carrasquel, R (1, 6) OBP: 0.283, SLG: 0.300			FC6-4 1B	G6-4-3 1-2f			L8		FC6-4 1B	4	0	2	0	0	0	1
Billy Gardner, R (1, 4) OBP: 0.293, SLG: 0.338			F3		P4		L6 2B		FC6-4 1-2f	4	0	1	0	0	0	2
Hal Brown, R (1, 1) OBP: 0.172, SLG: 0.120			FC6-4 BB 1B 1-2f HR		S S S K		6-3			2	1	0	0	0	1	1
Albie Pearson, L (7, PH) OBP: 0.317, SLG: 0.264										1	0	0	0	0	0	1
Billy Loes, R (7, 1)										0	0	0	0	0	0	0

AB	33
R	5
H	9
RBI	5
BB	2
SO	1
LOB	10

Inning Stats	1	2	3	4	5	6	7	8	9
	R: 0 E: 0 K: 0 S: 3	H: 0 LOB: 0 BB: 0 P: 3	R: 0 E: 0 K: 0 S: 3	H: 0 LOB: 0 BB: 0 P: 3	R: 4 E: 0 K: 0 S: 6	H: 3 LOB: 0 BB: 1 P: 10	R: 0 E: 0 K: 0 S: 3	H: 1 LOB: 0 BB: 0 P: 3	R: 0 E: 0 K: 1 S: 5	H: 0 LOB: 0 BB: 0 P: 5	R: 0 E: 0 K: 0 S: 3	H: 1 LOB: 1 BB: 1 P: 7	R: 0 E: 0 K: 0 S: 4	H: 1 LOB: 1 BB: 0 P: 4	R: 1 E: 0 K: 0 S: 4	H: 2 LOB: 0 BB: 0 P: 4	R: 0 E: 0 K: 0 S: 4	H: 1 LOB: 1 BB: 0 P: 4

| | | | | | | | | | |

Baltimore Orioles @ Detroit Tigers

Briggs Stadium, Detroit, MI

Mon Jul 27 1959, 7:05 PM EDT

Att. 7,170 - Unknown

livebaseballscorecards.com

BOTTOM

Batter	1	2	3	4	5	6	7	8	9	AB	R	H	RBI	BB	SO	LOB
Eddie Yost, R (1, 5) OBP: 0.407, SLG: 0.405	BBBB 4-0 BB BB		x 0-0 ① 5-3		SSS 0-3 K F8 1B 2-3		BBBB 4-0 FC5-4 BB BB		x 0-0 ② 5-3	3	0	0	0	2	1	1
Charlie Maxwell, L (1, 7) OBP: 0.347, SLG: 0.486	x 0-0 ① F8		x 0-0 ② 4-3		x 0-0 FC6-4 1B 1-2 3-H		SSS 0-3 ① K		SSS 0-3 ③ K	5	0	1	1	0	2	2
Harvey Kuenn, R (1, 9) OBP: 0.403, SLG: 0.488	x 0-0 ② F7		x 0-0 1B		x 0-0 ② F8 2-3		BBBB 4-0 FC5-4 1-2 BB			3	0	1	0	1	0	3
Al Kaline, R (1, 8) OBP: 0.394, SLG: 0.538	BBBB 4-0 1-2 BB		x 0-0 ③ L7		x 0-0 ③ FC6-4 1-2f		x 0-0 ② FC5-4 1-2f 2-3			3	0	0	0	1	0	5
Lou Berberet, L (1, 2) OBP: 0.289, SLG: 0.368	x 0-0 ③ 4-3			SSS 0-3 ① K		x 0-0 1B SF7 1B	x 0-0 ③ 4-3			4	1	1	0	0	1	4
Gail Harris, L (1, 3) OBP: 0.241, SLG: 0.322		x 0-0 ① L9		x 0-0 ② P4		SSS 0-3 ① K		SSS 0-3 ① K		4	0	0	0	0	2	1
Ted Lepcio, R (1, 4) OBP: 0.305, SLG: 0.375		x 0-0 2B		SSS 0-3 ③ K		x 0-0 1-3 1B		x 0-0 ② P4		4	0	2	0	0	1	0
Coot Veal, R (1, 6) OBP: 0.347, SLG: 0.262		x 0-0 ② 6-3			x 0-0 E5 PB 1B 1B	x 0-0 ② SF7 3-H		x 0-0 ③ F3		3	1	1	1	0	0	1
Jim Bunning, R (1, 1) OBP: 0.230, SLG: 0.276 Bobo Osborne, L (6, PH) OBP: 0.278, SLG: 0.306 Tom Morgan, R (7, 1) OBP: 0.316, SLG: 0.632 Neil Chrisley, L (9, PH) OBP: 0.172, SLG: 0.293		x 0-0 ③ F9			x 0-0 ① 1-3	x 0-0 ③ F8			x 0-0 ① 6-3	2 1 0 1	0 0 0 0	0 0 0 0	0 0 0 0	0 0 0 0	0 0 0 0	2 1 0 0
Inning Stats	R: 0 H: 0 E: 0 LOB: 2 K: 0 BB: 2 S: 3 P: 11	R: 0 H: 1 E: 0 LOB: 1 K: 0 BB: 0 S: 4 P: 4	R: 0 H: 1 E: 0 LOB: 1 K: 0 BB: 0 S: 4 P: 4	R: 0 H: 0 E: 0 LOB: 0 K: 2 BB: 0 S: 7 P: 7	R: 1 H: 2 E: 1 LOB: 2 K: 1 BB: 0 S: 8 P: 8	R: 1 H: 2 E: 0 LOB: 1 K: 1 BB: 0 S: 7 P: 7	R: 0 H: 0 E: 0 LOB: 2 K: 1 BB: 2 S: 5 P: 13	R: 0 H: 0 E: 0 LOB: 0 K: 1 BB: 0 S: 5 P: 5	R: 0 H: 0 E: 0 LOB: 0 K: 1 BB: 0 S: 5 P: 5	1B: 5 SF: 1 2B: 1 SAC: 0 3B: 0 DP: 0 HR: 0 HBP: 0						WP: 0 PA: 38 PB: 1 SB: 0 CS: 0	

PITCHER		IP	WLS	BF	H	R	ER	SO	BB	IBB	HBP	BLK	WP	HR	S	P	ERA	WHIP
Hal Brown, R ERA: 3.68	(1, 1)	6.0	W	27	6	2	1	4	2	0	0	0	0	0	33	41	1.50	1.333
Billy Loes, R ERA: 2.28	(7, 1)	3.0	S	11	0	0	0	3	2	0	0	0	0	0	15	23	0.00	0.667

PITCHER	IP	WLS	BF	H	R	ER	SO	BB	IBB	HBP	BLK	WP	HR	S	P	ERA	WHIP

AB	33
R	2
H	6
RBI	2
BB	4
SO	7
LOB	20

Batter	1	2	3	4	5	6	7	8	9	AB	R	H	RBI	BB	SO	LOB
Chico Carrasquel, R (1, 6) OBP: 0.283, SLG: 0.303	x 0-0 ① L8		x 0-0 ② P4			x 0-0 SH1-3 SF7 2B		S S S 0-3 ③ K		4	1	1	0	0	1	0
Al Pilarcik, L (1, 9) OBP: 0.346, SLG: 0.359	B B B B 4-0 HR BB		x 0-0 ③ G3			x 0-0 ① SH1-3 2-3			x 0-0 ① G3	2	1	0	0	1	0	0
Willie Tasby, R (1, 8) OBP: 0.317, SLG: 0.384	x 0-0 1-H HR			x 0-0 ① F9		x 0-0 ② SF7 3-H			x 0-0 ② L7	3	1	1	3	0	0	0
Gene Woodling, L (1, 7) OBP: 0.417, SLG: 0.546 Barry Shetrone, L (4, 7) OBP: 0.333, SLG: 0.667	x 0-0 ② P6			x 0-0 ② F3		x 0-0 ③ L9			x 0-0 ③ 4-3	2 2	0 0	0 0	0 0	0 0	0 0	0 0
Walt Dropo, R (1, 3) OBP: 0.252, SLG: 0.388	x 0-0 ③ F9			S S S 0-3 ③ K			x 0-0 ① 6-3			3	0	0	0	0	1	0
Gus Triandos, R (1, 2) OBP: 0.354, SLG: 0.484		x 0-0 ① 6-3			x 0-0 ① L8		x 0-0 ② 5-3			3	0	0	0	0	0	0
Brooks Robinson, R (1, 5) OBP: 0.232, SLG: 0.290		S S S 0-3 ② K			x 0-0 ② F9		x 0-0 ③ 6-3			3	0	0	0	0	1	0
Billy Gardner, R (1, 4) OBP: 0.293, SLG: 0.338		x 0-0 ③ P3			x 0-0 1B			x 0-0 ① P5		3	0	1	0	0	0	0
Hoyt Wilhelm, R (1, 1) OBP: 0.130, SLG: 0.041 Jack Fisher, R (3, 1) OBP: 0.400, SLG: 0.400 Billy Hoeft, L (3, 1) OBP: 0.231, SLG: 0.231 Bob Nieman, R (8, PH) OBP: 0.350, SLG: 0.489 Ernie Johnson, R (8, 1) OBP: 0.250, SLG: 0.250			S S S 0-3 ① K		S S S 0-3 ③ K			x 0-0 ② 6-3		1 0 1 1 0	0 0 0 0 0	0 0 0 0 0	0 0 0 0 0	1 0 1 0 0	0 0 1 0 0	0 0 1 0 0
Inning Stats	R: 2 E: 0 K: 0 S: 4 H: 1 LOB: 0 BB: 1 P: 8	R: 0 E: 0 K: 1 S: 5 H: 0 LOB: 0 BB: 0 P: 5	R: 0 E: 0 K: 1 S: 5 H: 0 LOB: 0 BB: 0 P: 5	R: 0 E: 0 K: 1 S: 5 H: 0 LOB: 0 BB: 0 P: 5	R: 0 E: 0 K: 1 S: 6 H: 1 LOB: 1 BB: 0 P: 6	R: 1 E: 0 K: 0 S: 4 H: 1 LOB: 0 BB: 0 P: 4	R: 0 E: 0 K: 0 S: 3 H: 0 LOB: 0 BB: 0 P: 3	R: 0 E: 0 K: 1 S: 5 H: 0 LOB: 0 BB: 0 P: 5	R: 0 E: 0 K: 0 S: 3 H: 0 LOB: 0 BB: 0 P: 3	1B: 1 2B: 1 3B: 0 HR: 1	SF: 1 SAC: 1 DP: 0 HBP: 0						

PITCHER	IP	WLS	BF	H	R	ER	SO	BB	IBB	HBP	BLK	WP	HR	S	P	ERA	WHIP
Don Mossi, L (1, 1) ERA: 3.09	9.0	W	31	3	3	3	5	1	0	0	0	0	1	40	44	3.00	0.444

PITCHER	IP	WLS	BF	H	R	ER	SO	BB	IBB	HBP	BLK	WP	HR	S	P	ERA	WHIP

TOP

Baltimore Orioles @ Detroit Tigers

Briggs Stadium, Detroit, MI

Tue Jul 28 1959, 7:05 PM EDT

Att. 21,446 - Unknown

livebaseballscorecards.com

AB	28
R	3
H	3
RBI	3
BB	1
SO	5
LOB	1

WP: 0 PB: 0 SB: 0 CS: 0 PA: 31

Batter	1	2	3	4	5	6	7	8	9	AB	R	H	RBI	BB	SO	LOB
Eddie Yost, R (1, 5) OBP: 0.410, SLG: 0.405	HR BB	S 1B 2-3 3-H	SF7 3-H		P4		IBB			2	1	1	2	2	0	1
Charlie Maxwell, L (1, 7) OBP: 0.345, SLG: 0.480	K	P4 1-2	K			FC1-6 BB	K			4	0	0	0	1	3	7
Neil Chrisley, L (1, 9) OBP: 0.174, SLG: 0.333	HR 1-H	L3	K			FC1-6 1-2f		4-3		5	1	1	2	0	1	1
Al Kaline, R (1, 8) OBP: 0.400, SLG: 0.538	G4-6-3 BB	1B BB	S BB			K		1B 1B		2	1	1	0	3	1	1
Lou Berberet, L (1, 2) OBP: 0.288, SLG: 0.365	G4-6-3 1-2f	BB 1B BB 1-3 1B	K			K		F7		5	1	1	0	0	2	4
Gail Harris, L (1, 3) OBP: 0.253, SLG: 0.333		2B 1B 1B	BB BB PB 1-2 3-H 1B	P4 1-2			1B 1-3 1B	FC5-4 1-2 1B		5	3	4	1	0	0	1
Ted Lepcio, R (1, 4) OBP: 0.317, SLG: 0.379		F8	PB BB SF7 1-2 2-3 BB		FC6-4 1B		1-3 1-3 1B	FC5-4 1-2f		4	1	2	0	1	0	3
Coot Veal, R (1, 6) OBP: 0.358, SLG: 0.289		1B 1-3 2B	PB 1-2 2-3 3-H BB		FC6-4 1-2f		P4			3	0	1	1	1	0	3
Don Mossi, L (1, 1) OBP: 0.143, SLG: 0.130		1-3	1-2 2-3 3-H BB		K		1-3 1-2 3-H			3	0	0	1	1	1	4
Inning Stats	R: 2 E: 0 K: 1 S: 5 H: 1 LOB: 0 BB: 2 P: 13	R: 1 E: 0 K: 0 S: 6 H: 3 LOB: 2 BB: 0 P: 6	R: 4 E: 0 K: 1 S: 7 H: 2 LOB: 2 BB: 4 P: 23	R: 0 E: 0 K: 2 S: 7 H: 0 LOB: 1 BB: 1 P: 11	R: 0 E: 0 K: 1 S: 6 H: 1 LOB: 1 BB: 0 P: 6	R: 0 E: 1 K: 2 S: 7 H: 0 LOB: 1 BB: 1 P: 11	R: 1 E: 0 K: 1 S: 7 H: 2 LOB: 2 BB: 1 P: 11	R: 0 E: 0 K: 0 S: 5 H: 2 LOB: 2 BB: 0 P: 5		1B: 9 2B: 1 3B: 0 HR: 1 SF: 1 SAC: 0 DP: 1 HBP: 0						

PITCHER		IP	WLS	BF	H	R	ER	SO	BB	IBB	HBP	BLK	WP	HR	S	P	ERA	WHIP
Hoyt Wilhelm, R ERA: 2.25	(1, 1)	2.1	L	15	6	6	6	1	3	0	0	0	0	1	14	26	23.14	3.857
Jack Fisher, R ERA: 6.2	(3, 1)	0.0		2	0	0	0	0	2	0	0	0	0	0	0	8	∞	∞
Billy Hoeft, L ERA: 4.89	(3, 1)	4.2		21	3	2	2	7	3	1	0	0	0	0	31	47	3.86	1.286
Ernie Johnson, R ERA: 2.91	(8, 1)	1.0		5	2	0	0	0	0	0	0	0	0	0	5	5	0.00	2.000

PITCHER	IP	WLS	BF	H	R	ER	SO	BB	IBB	HBP	BLK	WP	HR	S	P	ERA	WHIP

BOTTOM

Baltimore Orioles @ Detroit Tigers

Briggs Stadium, Detroit, MI

Tue Jul 28 1959, 7:05 PM EDT

Att. 21,446 - Unknown

livebaseballscorecards.com

AB	33
R	8
H	11
RBI	7
BB	9
SO	8
LOB	25

WP: 0 PA: 43
PB: 1
SB: 2
CS: 0

Baltimore Orioles @ Detroit Tigers

Briggs Stadium, Detroit, MI

Wed Jul 29 1959, 4:33 AM EDT

Att. 5,812 - Unknown

TOP

livebaseballscorecards.com

Batter	1	2	3	4	5	6	7	8	9	AB	R	H	RBI	BB	SO	LOB
Chico Carrasquel, R (1, 6) OBP: 0.294, SLG: 0.309	E 1B 1B	1B 1-2 1B			BBBB 4-0 CS BB		BBBB 4-0 1B FC4 BB			2	2	2	0	2	0	0
Bob Boyd, L (1, 3) OBP: 0.287, SLG: 0.298	0-0 ① F9	0-0 1-2 2-H 1B			0-0 ① F9		0-0 FC4 1-3 1B			4	0	2	1	0	0	2
Willie Tasby, R (1, 8) OBP: 0.314, SLG: 0.380	0-0 E6 1B 1-2 SF9	SSS 0-3 ③ K			SSS 0-3 ②③ K 1-2		0-0 ② FC4 CS 1-2f 3-H			4	1	0	1	0	2	5
Gene Woodling, L (1, 7) OBP: 0.418, SLG: 0.545	0-0 WP 1-3 2-H 1B		0-0 ① F7			0-0 G3 1B	0-0 ③ CS 1-2	SSS 0-3 ① K		4	1	2	1	0	1	0
Barry Shetrone, L (1, 9) OBP: 0.200, SLG: 0.444 Al Pilarcik, L (8, 9) OBP: 0.346, SLG: 0.359	0-0 ② SF9 3-H		0-0 ② 4-3			0-0 ① G3 1-2		SSS 0-3 ② K		3 0	0 0	0 0	1 0	0 0	1 0	1 0
Gus Triandos, R (1, 2) OBP: 0.353, SLG: 0.481	0-0 ③ F3 1-2		0-0 ③ 1-3			0-0 2-H 1B		0-0 ③ 4-3		4	0	1	1	0	0	1
Brooks Robinson, R (1, 5) OBP: 0.224, SLG: 0.279		0-0 E6 FC6-4	SSS 0-3 ① K		SSS 0-3 ② K				0-0 ① F7	4	0	0	0	0	2	1
Billy Gardner, R (1, 4) OBP: 0.290, SLG: 0.333		0-0 ① FC6-4 1B 1-2f 1B	0-0 ② F7		0-0 ③ L8				0-0 ② L8	4	1	0	0	0	0	2
Jerry Walker, S (1, 1) OBP: 0.156, SLG: 0.205 Milt Pappas, R (7, 1) OBP: 0.167, SLG: 0.170		0-0 ② F3	0-0 ③ 1-3				SSS 0-3 ① K		SSS 0-3 ③ K	3 1	0 0	0 0	0 0	0 0	1 1	1 0
Inning Stats	R: 2 E: 1 K: 0 S: 6 H: 2 LOB: 1 BB: 0 P: 6	R: 1 E: 1 K: 1 S: 8 H: 2 LOB: 2 BB: 0 P: 8	R: 0 E: 0 K: 0 S: 3 H: 0 LOB: 0 BB: 0 P: 3	R: 0 E: 0 K: 1 S: 5 H: 0 LOB: 0 BB: 0 P: 5	R: 0 E: 0 K: 1 S: 4 H: 0 LOB: 1 BB: 1 P: 8	R: 1 E: 0 K: 1 S: 7 H: 2 LOB: 1 BB: 0 P: 7	R: 1 E: 0 K: 1 S: 5 H: 1 LOB: 0 BB: 1 P: 9	R: 0 E: 0 K: 2 S: 7 H: 0 LOB: 0 BB: 0 P: 7	R: 0 E: 0 K: 1 S: 5 H: 0 LOB: 0 BB: 0 P: 5	1B: 7 2B: 1 3B: 0 HR: 0 SF: 1 SAC: 0 DP: 1 HBP: 0						

	AB	33
	R	5
	H	7
	RBI	5
	BB	2
	SO	8
	LOB	13

WP: 1 PB: 0 SB: 0 CS: 2 PA: 37

PITCHER		IP	WLS	BF	H	R	ER	SO	BB	IBB	HBP	BLK	WP	HR	S	P	ERA	WHIP
Paul Foytack, R ERA: 5.07	(1, 1)	7.0	L	30	7	5	2	5	2	0	0	0	1	0	38	46	2.57	1.286
Pete Burnside, L ERA: 3.07	(8, 1)	2.0		6	0	0	0	3	0	0	0	0	0	0	12	12	0.00	0.000

PITCHER	IP	WLS	BF	H	R	ER	SO	BB	IBB	HBP	BLK	WP	HR	S	P	ERA	WHIP

Baltimore Orioles @ Detroit Tigers

Briggs Stadium, Detroit, MI

Wed Jul 29 1959, 4:33 AM EDT

Att. 5,812 - Unknown

BOTTOM

Batter	1	2	3	4	5	6	7	8	9	AB	R	H	RBI	BB	SO	LOB
Eddie Yost, R (1, 5) (8, 4) OBP: 0.411, SLG: 0.408	5-3		BB			2B		F9		3	0	1	0	1	0	0
Charlie Maxwell, L (1, 7) OBP: 0.347, SLG: 0.478	F8		1-2 BB			L5-4-3 BB		3-1		2	0	0	0	2	0	0
Neil Chrisley, L (1, 9) OBP: 0.178, SLG: 0.318	K		4-3			F7		BB		3	0	0	0	1	1	4
Al Kaline, R (1, 8) OBP: 0.396, SLG: 0.531		L6-3		L5-3		L5-4-3 1-2		L9		4	0	0	0	0	0	3
Lou Berberet, L (1, 2) OBP: 0.291, SLG: 0.367		FC1-6 1B		P5			FC4-6 1B		F5	4	0	2	0	0	0	0
Gail Harris, L (1, 3) OBP: 0.253, SLG: 0.332		FC1-6 1-2f		6-3			FC4-6 1-2f 2B		1B BLK 1B	4	1	1	0	0	0	2
Ted Lepcio, R (1, 4) (8, 6) OBP: 0.315, SLG: 0.375		K			F5		F5		G5-4-3 1-3 1B	4	0	1	0	0	1	2
Coot Veal, R (1, 6) OBP: 0.345, SLG: 0.277			6-3		F7		1-H 2B		G5-4-3 1-2f	2	0	0	0	0	0	0
Steve Demeter, R (7, PH) (8, 5) OBP: 0.500, SLG: 1.000										2	0	1	1	0	0	2
Paul Foytack, R (1, 1) OBP: 0.137, SLG: 0.083			1-3		K		P6			2	0	0	0	0	1	0
Bobo Osborne, L (7, PH) OBP: 0.277, SLG: 0.304										1	0	0	0	0	0	1
Pete Burnside, R (8, 1)										0	0	0	0	0	0	0
Inning Stats	R: 0 E: 0 K: 1 S: 5 H: 0 LOB: 0 BB: 0 P: 5	R: 0 E: 0 K: 1 S: 6 H: 1 LOB: 1 BB: 0 P: 6	R: 0 E: 0 K: 0 S: 3 H: 0 LOB: 2 BB: 2 P: 11	R: 0 E: 0 K: 0 S: 3 H: 0 LOB: 0 BB: 0 P: 3	R: 0 E: 0 K: 1 S: 5 H: 0 LOB: 0 BB: 0 P: 5	R: 0 E: 0 K: 0 S: 3 H: 1 LOB: 1 BB: 1 P: 7	R: 1 E: 0 K: 0 S: 5 H: 2 LOB: 1 BB: 0 P: 5	R: 0 E: 0 K: 0 S: 3 H: 0 LOB: 1 BB: 1 P: 7	R: 0 E: 0 K: 0 S: 4 H: 2 LOB: 1 BB: 0 P: 4	1B: 4 2B: 2 3B: 0 HR: 0	SF: 0 SAC: 0 DP: 2 HBP: 0						

PITCHER		IP	WLS	BF	H	R	ER	SO	BB	IBB	HBP	BLK	WP	HR	S	P	ERA	WHIP
Jerry Walker, R ERA: 2.64	(1, 1)	6.2	W	26	4	1	1	3	3	0	0	0	0	0	29	41	1.35	1.050
Milt Pappas, R ERA: 3.71	(7, 1)	2.1	S	9	2	0	0	0	1	0	0	1	0	0	8	12	0.00	1.286

PITCHER	IP	WLS	BF	H	R	ER	SO	BB	IBB	HBP	BLK	WP	HR	S	P	ERA	WHIP

livebaseballscorecards.com

AB	31
R	1
H	6
RBI	1
BB	4
SO	3
LOB	14

WP: 0 PB: 0 SB: 0 CS: 0 PA: 35

Batter	1	2	3	4	5	6	7	8	9	AB	R	H	RBI	BB	SO	LOB
Chico Carrasquel, R (1, 6) OBP: 0.293, SLG: 0.308	FC6-4 1B		L8			F2		2-3 1-2 2-3		4	0	1	0	0	0	2
Bob Boyd, L (1, 3) OBP: 0.290, SLG: 0.304	FC6-4 1-2f 3B		PB 2B			4-3		2-3 3-H 1B		4	1	2	1	0	0	1
Al Pilarcik, L (1, 9) OBP: 0.343, SLG: 0.369	1-H 3B		F7 2-3			G3		F9		4	0	1	1	0	0	3
Gene Woodling, L (1, 7) OBP: 0.413, SLG: 0.538	P4			4-3			4-3		S S S K2-3	4	0	0	0	0	1	1
Barry Shetrone, L (1, 8) OBP: 0.143, SLG: 0.308	L7			4-3			G3		1-3	4	0	0	0	0	0	1
Joe Ginsberg, L (1, 2) OBP: 0.247, SLG: 0.213		L8		P6			3-1		4-3	4	0	0	0	0	0	0
Brooks Robinson, R (1, 5) OBP: 0.218, SLG: 0.272		4-3			S S S K			P4		3	0	0	0	0	1	0
Billy Gardner, R (1, 4) OBP: 0.293, SLG: 0.337		L8			G6-4-3 1B			2-3 1B 1B		3	1	2	0	0	0	0
Billy O'Dell, S (1, 1) OBP: 0.190, SLG: 0.184			L3		G6-4-3 1-2f			1B 2-3 1-2 1B		1	0	0	0	0	0	0
Ernie Johnson, R (3, 1) OBP: 0.200, SLG: 0.200										1	0	0	0	0	0	1
Jack Fisher, R (7, 1) OBP: 0.400, SLG: 0.400										0	0	0	0	0	0	0
Albie Pearson, L (8, PH) OBP: 0.321, SLG: 0.268										1	0	1	0	0	0	0
Billy Hoeft, L (8, 1) OBP: 0.231, SLG: 0.231										0	0	0	0	0	0	0
Inning Stats	R: 1 E: 0 K: 0 S: 5 H: 2 LOB: 1 BB: 0 P: 5	R: 0 E: 0 K: 0 S: 3 H: 0 LOB: 0 BB: 0 P: 3	R: 0 E: 0 K: 0 S: 4 H: 1 LOB: 1 BB: 0 P: 4	R: 0 E: 0 K: 0 S: 3 H: 0 LOB: 0 BB: 0 P: 3	R: 0 E: 0 K: 1 S: 5 H: 1 LOB: 0 BB: 0 P: 5	R: 0 E: 0 K: 0 S: 3 H: 0 LOB: 0 BB: 0 P: 3	R: 0 E: 0 K: 0 S: 3 H: 0 LOB: 0 BB: 0 P: 3	R: 1 E: 0 K: 0 S: 6 H: 3 LOB: 2 BB: 0 P: 6	R: 0 E: 0 K: 1 S: 5 H: 0 LOB: 0 BB: 0 P: 5	1B: 5 2B: 1 3B: 1 HR: 0 SF: 0 SAC: 0 DP: 1 HBP: 0						

PITCHER	IP	WLS	BF	H	R	ER	SO	BB	IBB	HBP	BLK	WP	HR	S	P	ERA	WHIP
Frank Lary, R (1, 1) ERA: 3.05	9.0	W	33	7	2	2	2	0	0	0	0	0	0	37	37	2.00	0.778

PITCHER	IP	WLS	BF	H	R	ER	SO	BB	IBB	HBP	BLK	WP	HR	S	P	ERA	WHIP

TOP

Baltimore Orioles @ Detroit Tigers

Briggs Stadium, Detroit, MI

Thu Jul 30 1959, 4:33 AM EDT

Att. 6,525 - Unknown

livebaseballscorecards.com

AB	33
R	2
H	7
RBI	2
BB	0
SO	2
LOB	9

WP: 0 PB: 1 SB: 0 CS: 0 PA: 33

Batter	1	2	3	4	5	6	7	8	9	AB	R	H	RBI	BB	SO	LOB
Eddie Yost, R (1, 5) OBP: 0.410, SLG: 0.405	1-3		SH1-4 / SF8 / 1B / 1B	BB / 1B / HBP		6-3	L9	5-3		5	2	1	0	0	0	3
Charlie Maxwell, L (1, 7) OBP: 0.353, SLG: 0.479	4-3		1-2 SH1-4 / 1B / 1B	BBBB / 4-0 / 1-2 1B / BB		BBBB / 4-0 / BB	0-0 / 1-2 2-3 / 1B			3	1	2	0	2	0	0
Johnny Groth, R (1, 9) OBP: 0.337, SLG: 0.438	6-3		0-0 SH1-4 / 1-2 2-3 / 1B	0-0 / 1-2 2-H / 1B		0-0 F9	0-0 G3			4	0	1	1	0	0	4
Al Kaline, R (1, 8) OBP: 0.398, SLG: 0.540		0-0 L6-3	4-0 1B / 1B / IBB	SSS / 0-3 K			0-0 / HR	0-0 2B / 1B / 1B		4	3	2	1	1	1	2
Red Wilson, R (1, 2) OBP: 0.345, SLG: 0.463		BBBB / 4-0 / BB	0-0 SF8 / 3-H	SSS / 0-3 K			0-0 SH1-3 / 1B / 2B	0-0 1B / 1-3 2B / 2B		3	3	2	1	1	1	2
Gus Zernial, R (1, 3) OBP: 0.248, SLG: 0.400 Gail Harris, L (6, 3) OBP: 0.260, SLG: 0.335		BBBB / 4-0 1B / 1-2 BB	0-0 1B / 1-3 2-H 1B		0-0 P4		BBBB / 4-0 SH1-3 / 1B BB	0-0 2B / 2-3 3-H 1B		2 1	0 2	1 1	1 1	1 1	0 0	0 0
Ted Lepcio, R (1, 4) OBP: 0.321, SLG: 0.387		0-0 F5	0-0 FC6 / 1-2 3-H 1B		0-0 5-3		0-0 SH1-3 / 1-2 2-3	0-0 4-3 / 1-H 3-H 2B		4	0	2	3	0	0	2
Coot Veal, R (1, 6) OBP: 0.350, SLG: 0.288		0-0 / 1-3 2-H 1B	0-0 FC6 / 1-2f		0-0 F9		0-0 1B 1B / 2-H 3-H 1B	0-0 4-3 / 2-3		5	0	2	3	0	0	3
Frank Lary, R (1, 1) OBP: 0.194, SLG: 0.237		0-0 F9		0-0 F7		0-0 P2	0-0 / 1-2 1B	SSS / 0-3 K		5	0	1	0	0	1	3
Inning Stats	R: 0 E: 0 K: 0 S: 3 / H: 0 LOB: 0 BB: 0 P: 3	R: 1 E: 0 K: 0 S: 4 / H: 1 LOB: 2 BB: 2 P: 12	R: 3 E: 0 K: 0 S: 7 / H: 4 LOB: 2 BB: 1 P: 11	R: 1 E: 0 K: 2 S: 8 / H: 1 LOB: 2 BB: 1 P: 13	R: 0 E: 0 K: 0 S: 3 / H: 0 LOB: 0 BB: 0 P: 3	R: 0 E: 0 K: 0 S: 3 / H: 0 LOB: 1 BB: 1 P: 7	R: 3 E: 0 K: 0 S: 8 / H: 5 LOB: 3 BB: 1 P: 12	R: 3 E: 0 K: 1 S: 9 / H: 4 LOB: 1 BB: 0 P: 9		1B: 11 2B: 3 3B: 0 HR: 1		SF: 1 SAC: 2 DP: 0 HBP: 1		WP: 0 PB: 0 SB: 0 CS: 0		PA: 46

PITCHER		IP	WLS	BF	H	R	ER	SO	BB	IBB	HBP	BLK	WP	HR	S	P	ERA	WHIP
Billy O'Dell, L ERA: 3.53	(1, 1)	2.2	L	16	5	4	4	0	2	1	0	0	0	0	13	25	13.50	2.625
Ernie Johnson, R ERA: 3.45	(3, 1)	3.2		20	5	4	4	2	3	0	1	0	0	1	20	33	9.82	2.182
Jack Fisher, R ERA: 6.04	(7, 1)	0.2		3	1	0	0	0	0	0	0	0	0	0	3	3	0.00	1.500
Billy Hoeft, L ERA: 5.33	(8, 1)	1.0		7	4	3	3	1	0	0	0	0	0	0	9	9	27.00	4.000

PITCHER	IP	WLS	BF	H	R	ER	SO	BB	IBB	HBP	BLK	WP	HR	S	P	ERA	WHIP

Baltimore Orioles @ Detroit Tigers

Briggs Stadium, Detroit, MI

Thu Jul 30 1959, 4:33 AM EDT

Att. 6,525 - Unknown

BOTTOM

livebaseballscorecards.com

AB	36
R	11
H	15
RBI	11
BB	6
SO	3
LOB	19

Baltimore Orioles @ Cleveland Indians

Cleveland Municipal Stadium, Cleveland, OH

Fri Jul 31 1959, 7:05 PM EDT

Att. 32,864 - Unknown

TOP

livebaseballscorecards.com

Batter	1	2	3	4	5	6	7	8	9	AB	R	H	RBI	BB	SO	LOB
Chico Carrasquel, R (1, 6) OBP: 0.296, SLG: 0.311	K		F5		1B	SH1-3		1B		4	1	2	0	0	1	0
Bob Boyd, L (1, 3) OBP: 0.299, SLG: 0.311	FC6-4, BB, 1B		2B, BB		1B			F9		4	1	3	1	1	0	2
Al Pilarcik, L (1, 9) OBP: 0.345, SLG: 0.373	FC6-4, BB		2B		K	G3		P4		4	0	1	0	1	1	6
Gene Woodling, L (1, 7) OBP: 0.413, SLG: 0.534	FC6-4		FC6-4, IBB		1B, SF8		F9		6-3	4	1	1	1	1	0	2
Gus Triandos, R (1, 2) OBP: 0.353, SLG: 0.478	F3		FC6-4		E		BB		4-3	4	0	1	1	1	0	5
Willie Tasby, R (1, 8) OBP: 0.310, SLG: 0.376		K		F8	SF8		F3		1-3	4	0	0	1	0	1	1
Brooks Robinson, R (1, 5) OBP: 0.220, SLG: 0.271		K		1B	F3		F9			4	0	1	0	0	1	2
Billy Loes, R (7, 1)										0	0	0	0	0	0	0
Billy Gardner, R (1, 4) OBP: 0.290, SLG: 0.332		L6		K		6-3		L6		4	0	0	0	0	1	1
Arnie Portocarrero, R (1, 1)			K	K		E5, SH1-3, 1B		F9, 1B, BB		3	1	0	0	0	2	1
Billy Klaus, L (7, 5) OBP: 0.367, SLG: 0.309										0	0	0	0	1	0	0
Barry Shetrone, L (8, PR) OBP: 0.143, SLG: 0.308										0	0	0	0	0	0	0
Willy Miranda, S (8, 5) OBP: 0.211, SLG: 0.193										0	0	0	0	0	0	0
Inning Stats	R: 0 E: 0 K: 1 S: 6 H: 1 LOB: 2 BB: 1 P: 10	R: 0 E: 0 K: 2 S: 7 H: 0 LOB: 0 BB: 0 P: 7	R: 0 E: 0 K: 1 S: 6 H: 1 LOB: 3 BB: 2 P: 14	R: 0 E: 0 K: 2 S: 8 H: 1 LOB: 1 BB: 0 P: 8	R: 3 E: 1 K: 1 S: 9 H: 4 LOB: 1 BB: 0 P: 9	R: 1 E: 1 K: 0 S: 5 H: 1 LOB: 1 BB: 0 P: 5	R: 0 E: 0 K: 0 S: 3 H: 0 LOB: 1 BB: 1 P: 7	R: 0 E: 0 K: 0 S: 4 H: 1 LOB: 3 BB: 1 P: 8	R: 0 E: 0 K: 0 S: 3 H: 0 LOB: 0 BB: 0 P: 3	1B: 8 2B: 1 3B: 0 HR: 0 SF: 1 SAC: 1 DP: 0 HBP: 0	WP: 0 PB: 0 SB: 0 CS: 0 PA: 42					

PITCHER	IP	WLS	BF	H	R	ER	SO	BB	IBB	HBP	BLK	WP	HR	S	P	ERA	WHIP
Jim Perry, R (1, 1) ERA: 2.94	8.0	W	39	9	4	3	7	4	1	0	0	0	0	48	68	3.38	1.625
Al Cicotte, R (9, 1) ERA: 4.13	1.0	S	3	0	0	0	0	0	0	0	0	0	0	3	3	0.00	0.000

PITCHER	IP	WLS	BF	H	R	ER	SO	BB	IBB	HBP	BLK	WP	HR	S	P	ERA	WHIP

AB	35
R	4
H	9
RBI	4
BB	5
SO	7
LOB	20

BOTTOM

Baltimore Orioles @ Cleveland Indians

Cleveland Municipal Stadium, Cleveland, OH

Fri Jul 31 1959, 7:05 PM EDT

Att. 32,864 - Unknown

livebaseballscorecards.com

Batter	1	2	3	4	5	6	7	8	9	AB	R	H	RBI	BB	SO	LOB
Billy Martin, R (1, 4) OBP: 0.284, SLG: 0.410	P4		E 1B 1B	P5		F7		SF7 3-H		4	1	1	1	0	0	2
Vic Power, R (1, 3) OBP: 0.351, SLG: 0.449	1B 1B		E8 1-3 1B 1B	4-3			F7	FC4-6 1-2f		5	1	2	0	0	0	3
Minnie Minoso, R (1, 7) OBP: 0.369, SLG: 0.463	F7		1B 1-3 BB		E5		4-3			3	1	0	0	1	0	1
Tito Francona, L (1, 8) OBP: 0.433, SLG: 0.605	1-2 1B		1-3 1-3 2-H 3-H 1B		F5		F5			4	0	2	2	0	0	1
Rocky Colavito, R (1, 9) OBP: 0.353, SLG: 0.551	K		1-3 1-2 3-H		F8			5-3		4	0	0	1	0	1	4
George Strickland, R (1, 6) OBP: 0.333, SLG: 0.346		5-3	F2		F3			BB BB BB 1B		4	1	1	0	0	0	2
Jim Baxes, R (1, 5) OBP: 0.330, SLG: 0.514		BB	5-3			5-3		BB BB 1-2 SF7 BB		2	1	0	0	2	0	1
Ed Fitz Gerald, R (1, 2) OBP: 0.285, SLG: 0.278		F8		SH1-4 1B		FC4-6 1B		BB 1-2 2-3 BB		3	0	2	0	0	0	1
Elmer Valo, L (8, PH) OBP: 0.438, SLG: 0.125										0	0	0	0	1	0	0
Russ Nixon, L (9, 2) OBP: 0.214, SLG: 0.184										0	0	0	0	0	0	0
Jim Perry, S (1, 1) OBP: 0.235, SLG: 0.235		L4		SH1-4 1-2		FC4-6 1-2f		FC4-6 1-2 2-3 3-H BB		2	0	0	0	0	0	2
Jack Harshman, L (8, PH) OBP: 0.348, SLG: 0.353										0	0	0	1	1	0	0
Al Cicotte, R (9, 1) OBP: 1.000, SLG: 1.000										0	0	0	0	0	0	0
Inning Stats	R: 0 E: 0 K: 1 S: 7 H: 2 LOB: 2 BB: 0 P: 7	R: 0 E: 0 K: 0 S: 3 H: 0 LOB: 1 BB: 1 P: 7	R: 3 E: 1 K: 0 S: 6 H: 3 LOB: 1 BB: 1 P: 10	R: 0 E: 0 K: 0 S: 4 H: 1 LOB: 1 BB: 0 P: 4	R: 0 E: 1 K: 0 S: 4 H: 0 LOB: 1 BB: 0 P: 4	R: 0 E: 0 K: 0 S: 4 H: 1 LOB: 1 BB: 0 P: 4	R: 0 E: 0 K: 0 S: 3 H: 0 LOB: 0 BB: 0 P: 3	R: 2 E: 0 K: 0 S: 4 H: 1 LOB: 2 BB: 3 P: 16		1B: 8 2B: 0 3B: 0 HR: 0	SF: 1 SAC: 1 DP: 0 HBP: 0					

PITCHER	IP	WLS	BF	H	R	ER	SO	BB	IBB	HBP	BLK	WP	HR	S	P	ERA	WHIP
Arnie Portocarrero, R (1, 1) ERA: 7.68	6.0		28	7	3	3	1	2	0	0	0	0	0	28	36	4.50	1.500
Billy Loes, R (7, 1) ERA: 2.55	2.0	L	10	1	2	2	0	3	0	0	0	0	0	7	19	9.00	2.000

PITCHER	IP	WLS	BF	H	R	ER	SO	BB	IBB	HBP	BLK	WP	HR	S	P	ERA	WHIP

AB	31
R	5
H	8
RBI	5
BB	5
SO	1
LOB	17

WP: 0 PB: 0 SB: 0 CS: 0 PA: 38

Baltimore Orioles @ Cleveland Indians

Cleveland Municipal Stadium, Cleveland, OH

Sat Aug 01 1959, 3:33 AM EDT

Att. 12,115 - Unknown

TOP

livebaseballscorecards.com

Batter	1	2	3	4	5	6	7	8	9	AB	R	H	RBI	BB	SO	LOB
Chico Carrasquel, R (1, 6) OBP: 0.296, SLG: 0.310	5-3		5-3	2-H 1B			K			4	0	1	1	0	1	0
Bob Boyd, L (1, 3) OBP: 0.295, SLG: 0.306	5-3		E1 FC6	F7			5-3			4	0	0	0	0	0	1
Walt Dropo, R (8, 3) OBP: 0.252, SLG: 0.388										0	0	0	0	0	0	0
Al Pilarcik, L (1, 9) OBP: 0.349, SLG: 0.372	BB		FC6 1B HR 1-2f		G4-3-6-3 1B			K		3	1	1	0	1	1	1
Gene Woodling, L (1, 7) OBP: 0.411, SLG: 0.531	4-3		HR 1B 1-3		G4-3-6-3 1-2f			4-3		4	1	1	0	0	0	2
Gus Triandos, R (1, 2) OBP: 0.355, SLG: 0.486		BB SH2-3 1B SF8	HR 2-H 3-H		5-3			1-3		3	2	1	3	1	0	0
Joe Ginsberg, L (9, 2) OBP: 0.247, SLG: 0.213										0	0	0	0	0	0	0
Willie Tasby, R (1, 8) OBP: 0.309, SLG: 0.375		SH2-3 1B 1-2	K			F8			F9	4	0	1	0	0	1	0
Brooks Robinson, R (1, 5) OBP: 0.230, SLG: 0.281		SH2-3 1-2 2-3		SH1-4 1B 1B		G3-6 1B			F8	3	1	2	0	0	0	0
Billy Gardner, R (1, 4) OBP: 0.287, SLG: 0.329		SF8 3-H		F9		G3-6 1-2f			F3	3	0	0	1	0	0	2
Hal Brown, R (1, 1) OBP: 0.161, SLG: 0.111		5-3		SH1-4 1-2			4-3			2	0	0	0	0	0	1
Jerry Walker, S (9, 1) OBP: 0.156, SLG: 0.205										0	0	0	0	0	0	0

	AB	30
	R	5
	H	7
	RBI	5
	BB	2
	SO	3
	LOB	7

Inning Stats	1	2	3	4	5	6	7	8	9	1B: 6 SF: 1	WP: 0 PA: 35
R:	0	1	3	1	0	0	0	0	0	2B: 0 SAC: 2	PB: 0
E:	0	0	1	0	0	0	0	0	0	3B: 0 DP: 2	SB: 0
K:	0	0	1	0	0	1	1	1	0	HR: 1 HBP: 0	CS: 0
S:	3	4	8	5	3	3	5	5	3		
H:	0	1	2	2	1	1	0	0	0		
LOB:	1	1	0	1	0	0	0	0	0		
BB:	1	1	0	0	0	0	0	0	0		
P:	7	8	8	5	3	3	5	5	3		

PITCHER		IP	WLS	BF	H	R	ER	SO	BB	IBB	HBP	BLK	WP	HR	S	P	ERA	WHIP
Bobby Locke, R ERA: 4.21	(1, 1)	4.0	L	20	5	5	2	1	2	0	0	0	0	1	20	28	4.50	1.750
Bob Smith, L ERA: 7.88	(5, 1)	4.0		12	2	0	0	2	0	0	0	0	0	0	16	16	0.00	0.500
Mike Garcia, R ERA: 3.34	(9, 1)	1.0		3	0	0	0	0	0	0	0	0	0	0	3	3	0.00	0.000

PITCHER	IP	WLS	BF	H	R	ER	SO	BB	IBB	HBP	BLK	WP	HR	S	P	ERA	WHIP

Batter	1	2	3	4	5	6	7	8	9	AB	R	H	RBI	BB	SO	LOB
Billy Martin, R (1, 4) OBP: 0.283, SLG: 0.407	1-3		G5-4-3 1-2f			6-3		BB 2B 1-2 1B		4	1	1	0	0	0	1
Vic Power, R (1, 3) OBP: 0.353, SLG: 0.452	2B 1B		FC5-4 1B			6-3		BBBB L1-3 1-2 2-3 BB		2	0	2	0	0	0	0
Jim Piersall, R (5, 8) OBP: 0.296, SLG: 0.314										1	0	0	0	1	0	0
Minnie Minoso, R (1, 7) OBP: 0.368, SLG: 0.463	G5-3 1-3 2B		FC5-4 1-2f			F7		L1-3 1-2		4	0	1	0	0	0	4
Tito Francona, L (1, 8) OBP: 0.439, SLG: 0.611	IBB			F7			1B 1B	2-H 3-H 2B		3	0	2	2	1	0	0
Rocky Colavito, R (1, 9) OBP: 0.352, SLG: 0.548	G5-3 2-3f			P4			1-2 1B	F7		4	0	1	0	0	0	4
Mike Garcia, R (9, 1) OBP: 0.077, SLG: 0.077										0	0	0	0	0	0	0
George Strickland, R (1, 6) OBP: 0.329, SLG: 0.341		6-3		P5			K		F5	4	0	0	0	0	1	2
Jim Baxes, R (1, 5) OBP: 0.323, SLG: 0.503		5-3			K		P6		P6	4	0	0	0	0	1	2
Dick Brown, R (1, 2) OBP: 0.302, SLG: 0.389		F7			K		F7		F8	3	0	0	0	0	1	2
Jack Harshman, L (9, PH) OBP: 0.333, SLG: 0.333										1	0	0	0	0	0	0
Bobby Locke, R (1, 1) OBP: 0.412, SLG: 0.625			G5-4-3 1B		F9			BB 1B 2B 1B		1	0	1	0	0	0	0
Bob Smith, L (5, 1)										1	0	0	0	0	0	0
Elmer Valo, L (8, PH) OBP: 0.471, SLG: 0.222										1	1	1	0	0	0	0
(9, 9)																
Inning Stats	R: 0 E: 0 K: 0 S: 4 H: 2 LOB: 2 BB: 1 P: 8	R: 0 E: 0 K: 0 S: 3 H: 0 LOB: 0 BB: 0 P: 3	R: 0 E: 0 K: 0 S: 4 H: 2 LOB: 1 BB: 0 P: 4	R: 0 E: 0 K: 0 S: 3 H: 0 LOB: 0 BB: 0 P: 3	R: 0 E: 0 K: 2 S: 7 H: 0 LOB: 0 BB: 0 P: 7	R: 0 E: 0 K: 0 S: 3 H: 0 LOB: 0 BB: 0 P: 3	R: 0 E: 0 K: 1 S: 7 H: 2 LOB: 2 BB: 0 P: 7	R: 2 E: 0 K: 0 S: 5 H: 3 LOB: 1 BB: 1 P: 9	R: 0 E: 0 K: 0 S: 3 H: 0 LOB: 0 BB: 0 P: 3	1B: 7 2B: 3 3B: 0 HR: 0 SF: 0 SAC: 0 DP: 3 HBP: 0						

PITCHER		IP	WLS	BF	H	R	ER	SO	BB	IBB	HBP	BLK	WP	HR	S	P	ERA	WHIP
Hal Brown, R ERA: 3.58	(1, 1)	8.0	W	32	9	2	2	3	1	1	0	0	0	0	36	44	2.25	1.250
Jerry Walker, R ERA: 2.62	(9, 1)	1.0	S	3	0	0	0	0	0	0	0	0	0	0	3	3	0.00	0.000

PITCHER	IP	WLS	BF	H	R	ER	SO	BB	IBB	HBP	BLK	WP	HR	S	P	ERA	WHIP

BOTTOM

Baltimore Orioles @ Cleveland Indians

Cleveland Municipal Stadium, Cleveland, OH

Sat Aug 01 1959, 3:33 AM EDT

Att. 12,115 - Unknown

livebaseballscorecards.com

AB	33
R	2
H	9
RBI	2
BB	2
SO	3
LOB	15

Batter	1	2	3	4	5	6	7	8	9	10	AB	R	H	RBI	BB	SO	LOB
Chico Carrasquel, R (1, 6) OBP: 0.293, SLG: 0.308	K			5-3		F7	2-3 1B		P4		2	0	0	0	0	1	0
Billy Klaus, L (6, PH) OBP: 0.366, SLG: 0.309 (6, 6)											3	0	1	0	0	0	0
Bob Boyd, L (1, 3) OBP: 0.296, SLG: 0.308	G3-6-3 1B			4-3		1B 1B	K		F7		5	1	2	0	0	1	2
Al Pilarcik, L (1, 9) OBP: 0.356, SLG: 0.375	G3-6-3 1-2f			1B 1B		1-2 1B		6-3	BB		4	1	2	0	1	0	1
Willie Tasby, R (1, 8) OBP: 0.310, SLG: 0.375		6-3		1-2 1B		K		E 1B 1B	P4		5	1	2	0	0	1	3
Barry Shetrone, L (1, 7) OBP: 0.316, SLG: 0.444		3-1		1-3 2-H 1B		1-2 2-H 1B		E8 1B 1-3 SF8 1B		SH5-4 BB 1B 1B	5	2	4	2	0	0	0
Joe Ginsberg, L (1, 2) OBP: 0.255, SLG: 0.205		F7		5-3		F9		1B IBB		1B SH5-4 1-2 BB	3	0	0	0	2	0	4
Brooks Robinson, R (1, 5) OBP: 0.233, SLG: 0.282			L3 1B		6-3		F9	1-2 2-3 3-H 1B		SH5-4 1-2 2-3	3	0	1	0	0	0	0
Gene Woodling, L (8, PH) OBP: 0.413, SLG: 0.532											1	0	1	1	0	0	0
Walt Dropo, R (8, 5) OBP: 0.252, SLG: 0.388											0	0	0	0	0	0	0
Billy Gardner, R (1, 4) OBP: 0.290, SLG: 0.330			L3 1-2		B2-3 1B		1B SH1-4 BB	SF8 3-H		G4-3 2-3 3-H 1B	2	0	1	0	1	0	1
Albie Pearson, L (8, PH) OBP: 0.319, SLG: 0.268											0	0	0	1	0	0	0
Willy Miranda, S (8, 4) OBP: 0.220, SLG: 0.202											1	0	1	1	0	0	0
Hoyt Wilhelm, R (1, 1) OBP: 0.123, SLG: 0.038			P3		B2-3 1-2f		SH1-4 1-2	P6		G4-3 1-2f	3	0	0	0	0	0	3
Bob Nieman, R (10, PH) OBP: 0.349, SLG: 0.487											1	0	0	0	0	0	2
Billy O'Dell, S (10, 1) OBP: 0.190, SLG: 0.184											0	0	0	0	0	0	0
Inning Stats	R: 0 E: 0 K: 1 S: 5 / H: 1 LOB: 0 BB: 0 P: 5	R: 0 E: 0 K: 0 S: 3 / H: 0 LOB: 0 BB: 0 P: 3	R: 0 E: 0 K: 0 S: 3 / H: 1 LOB: 0 BB: 0 P: 3	R: 1 E: 0 K: 0 S: 6 / H: 3 LOB: 2 BB: 0 P: 6	R: 0 E: 0 K: 0 S: 3 / H: 1 LOB: 0 BB: 0 P: 3	R: 1 E: 0 K: 1 S: 8 / H: 3 LOB: 2 BB: 0 P: 8	R: 0 E: 0 K: 1 S: 6 / H: 1 LOB: 2 BB: 1 P: 10	R: 2 E: 1 K: 0 S: 6 / H: 3 LOB: 2 BB: 1 P: 10	R: 0 E: 0 K: 0 S: 3 / H: 0 LOB: 1 BB: 1 P: 7	R: 1 E: 0 K: 0 S: 4 / H: 2 LOB: 1 BB: 1 P: 8	1B: 15 2B: 2 3B: 0 HR: 0	SF: 1 SAC: 2 DP: 4 HBP: 0						

PITCHER	IP	WLS	BF	H	R	ER	SO	BB	IBB	HBP	BLK	WP	HR	S	P	ERA	WHIP
Cal McLish, R (1, 1) ERA: 2.86	8.0		36	13	4	4	3	1	1	0	0	0	0	40	48	4.50	1.750
Al Cicotte, R (9, 1) ERA: 4.15	2.0	L	9	2	1	1	0	2	0	0	0	0	0	7	15	4.50	2.000

PITCHER	IP	WLS	BF	H	R	ER	SO	BB	IBB	HBP	BLK	WP	HR	S	P	ERA	WHIP

TOP

Baltimore Orioles @ Cleveland Indians

Cleveland Municipal Stadium, Cleveland, OH

Sun Aug 02 1959, 3:33 AM EDT

Unknown

livebaseballscorecards.com

AB	38
R	5
H	15
RBI	5
BB	4
SO	3
LOB	16

1B: 15 SF: 1
2B: 2 SAC: 2
3B: 0 DP: 4
HR: 0 HBP: 0

WP: 0 PA: 45
PB: 0
SB: 0
CS: 0

Batter	1	2	3	4	5	6	7	8	9	10	AB	R	H	RBI	BB	SO	LOB
Billy Martin, R (1, 4) OBP: 0.286, SLG: 0.407	6-3		5-3		CS 1B			PB 1B		K	5	1	2	0	0	1	1
Vic Power, R (1, 3) OBP: 0.350, SLG: 0.446	6-3			F8	CS 1-2	6-3		K 1-2		6-3	5	0	0	0	0	1	1
Minnie Minoso, R (1, 7) OBP: 0.367, SLG: 0.461	K			6-3		P4		1B 2-H			4	0	1	1	0	1	0
Tito Francona, L (1, 8) OBP: 0.448, SLG: 0.618		G6-4-3 1B		HR 1B		FC5-4 1B		1B 1-2			4	1	4	0	0	0	0
Rocky Colavito, R (1, 9) OBP: 0.351, SLG: 0.553		G6-4-3 1-2f		HR 1-H		FC5-4 1-2f		P4			4	1	1	2	0	0	4
George Strickland, R (1, 5) OBP: 0.329, SLG: 0.338		4-3		P4			1-3		G5-4-3 BB		3	0	0	0	1	0	0
Woodie Held, R (1, 6) OBP: 0.313, SLG: 0.450			1-4-3		HR		6-3		F7		4	1	1	1	0	0	1
Ed Fitz Gerald, R (1, 2) OBP: 0.284, SLG: 0.285			2B		5-3		F9		G5-4-3 1-2f		4	0	1	0	0	0	1
Cal McLish, S (1, 1) OBP: 0.232, SLG: 0.226			P4		6-3			1-3		F8	2	0	0	0	0	0	1
Elmer Valo, L (8, PH) OBP: 0.444, SLG: 0.200											1	0	0	0	0	0	0
Al Cicotte, R (9, 1) OBP: 1.000, SLG: 1.000											0	0	0	0	0	0	0
Jim Baxes, R (10, PH) OBP: 0.322, SLG: 0.500											1	0	0	0	0	0	0
Inning Stats	R: 0 H: 0 E: 0 LOB: 0 K: 1 BB: 0 S: 5 P: 5	R: 0 H: 1 E: 0 LOB: 0 K: 0 BB: 0 S: 3 P: 3	R: 0 H: 1 E: 0 LOB: 1 K: 0 BB: 0 S: 4 P: 4	R: 2 H: 2 E: 0 LOB: 0 K: 0 BB: 0 S: 5 P: 5	R: 1 H: 2 E: 0 LOB: 0 K: 0 BB: 0 S: 4 P: 4	R: 0 H: 1 E: 0 LOB: 1 K: 0 BB: 0 S: 4 P: 4	R: 0 H: 0 E: 0 LOB: 0 K: 0 BB: 0 S: 3 P: 3	R: 1 H: 3 E: 0 LOB: 2 K: 1 BB: 0 S: 8 P: 8	R: 0 H: 0 E: 0 LOB: 0 K: 0 BB: 1 S: 2 P: 6	R: 0 H: 0 E: 0 LOB: 0 K: 1 BB: 0 S: 5 P: 5	1B: 7 SF: 0 2B: 1 SAC: 0 3B: 0 DP: 2 HR: 2 HBP: 0						

PITCHER		IP	WLS	BF	H	R	ER	SO	BB	IBB	HBP	BLK	WP	HR	S	P	ERA	WHIP
Hoyt Wilhelm, R ERA: 2.35	(1, 1)	9.0	W	35	10	4	4	2	1	0	0	0	0	2	38	42	4.00	1.222
Billy O'Dell, L ERA: 3.5	(10, 1)	1.0	S	3	0	0	0	1	0	0	0	0	0	0	5	5	0.00	0.000

PITCHER	IP	WLS	BF	H	R	ER	SO	BB	IBB	HBP	BLK	WP	HR	S	P	ERA	WHIP

BOTTOM

Baltimore Orioles @ Cleveland Indians

Cleveland Municipal Stadium, Cleveland, OH

Sun Aug 02 1959, 3:33 AM EDT

Unknown

livebaseballscorecards.com

AB	37
R	4
H	10
RBI	4
BB	1
SO	3
LOB	9

WP: 0	PA: 39		
PB: 1			
SB: 0			
CS: 1			

Batter	1	2	3	4	5	6	7	8	9	AB	R	H	RBI	BB	SO	LOB
Billy Klaus, L (1, 6) OBP: 0.369, SLG: 0.319	SSS 0-3 ① K		x 0-0 ① F8		x 0-0 1-2 1B		x 0-0 ① SH3-4 1-2		x 0-0 1-H 2B	4	0	2	1	0	1	1
Bob Boyd, L (1, 3) OBP: 0.295, SLG: 0.310	x 0-0 SH1-3 2B		x 0-0 ② 1-3 1-2		x 0-0 ③ F9		x 0-0 ② 5-3 2-3		x 0-0 ② F7	5	0	1	0	0	0	5
Al Pilarcik, L (1, 9) OBP: 0.353, SLG: 0.372	x 0-0 ② SH1-3 2-3		SSS 0-3 ③ K			x 0-0 SH1-3 1B 2B 1B	x 0-0 ③ F8		x 0-0 ③ 4-3	4	1	1	0	0	1	3
Gene Woodling, L (1, 7) OBP: 0.414, SLG: 0.532	x 0-0 ③ 1-3			SSS 0-3 ① K		x 0-0 SH1-3 1-2 2B 1B		x 0-0 1B		4	1	2	0	0	1	1
Barry Shetrone, L (1, 8) OBP: 0.318, SLG: 0.400		SSS 0-3 ① K		BBBB 4-0 G4-6-3 BB		x 0-0 ① SH1-3 1-2 2-3		x 0-0 ① F9		2	0	0	0	1	1	1
Joe Ginsberg, L (1, 2) OBP: 0.255, SLG: 0.218		x 0-0 2B		x 0-0 ② ③ G4-6-3 1-2f		SSS 0-3 ② K		x 0-0 ② F8		4	0	1	0	0	1	4
Brooks Robinson, R (1, 5) OBP: 0.233, SLG: 0.289		x 0-0 ② F8			x 0-0 ① 5-3	x 0-0 2-H 3-H 2B		x 0-0 ③ F9		4	0	1	2	0	0	2
Billy Gardner, R (1, 4) OBP: 0.290, SLG: 0.330 Albie Pearson, L (9, PH) OBP: 0.323, SLG: 0.273 Willy Miranda, S (9, 4) OBP: 0.220, SLG: 0.202		x 0-0 ③ F7			x 0-0 1B 1B	x 0-0 ③ F7			x 0-0 2B 1B	3 1 0	0 1 0	1 1 0	0 0 0	0 0 0	0 0 0	2 0 0
Milt Pappas, R (1, 1) OBP: 0.196, SLG: 0.200 Willie Tasby, R (9, PH) OBP: 0.310, SLG: 0.374 Billy O'Dell, S (9, 1) OBP: 0.190, SLG: 0.184			x 0-0 1-3 1B		SSS 0-3 ② K		x 0-0 5-3 SH3-4 1B		SSS 0-3 ① K	3 1 0	0 0 0	2 0 0	0 0 0	0 0 0	1 1 0	1 1 0
Inning Stats	R: 0 E: 0 K: 1 S: 6 H: 1 LOB: 1 BB: 0 P: 6	R: 0 E: 0 K: 1 S: 6 H: 1 LOB: 1 BB: 0 P: 6	R: 0 E: 0 K: 1 S: 6 H: 1 LOB: 1 BB: 0 P: 6	R: 0 E: 0 K: 1 S: 4 H: 0 LOB: 0 BB: 1 P: 8	R: 0 E: 0 K: 1 S: 7 H: 2 LOB: 2 BB: 0 P: 7	R: 2 E: 0 K: 1 S: 8 H: 3 LOB: 1 BB: 0 P: 8	R: 0 E: 0 K: 0 S: 4 H: 1 LOB: 1 BB: 0 P: 4	R: 0 E: 0 K: 0 S: 4 H: 1 LOB: 1 BB: 0 P: 4	R: 1 E: 0 K: 1 S: 7 H: 2 LOB: 1 BB: 0 P: 7	1B: 8 2B: 4 3B: 0 HR: 0 SF: 0 SAC: 3 DP: 1 HBP: 0						

PITCHER	IP	WLS	BF	H	R	ER	SO	BB	IBB	HBP	BLK	WP	HR	S	P	ERA	WHIP
Gary Bell, R (1, 1) ERA: 3.82	9.0	W	39	12	3	3	7	1	0	0	0	0	0	52	56	3.00	1.444

PITCHER	IP	WLS	BF	H	R	ER	SO	BB	IBB	HBP	BLK	WP	HR	S	P	ERA	WHIP

TOP

Baltimore Orioles @ Cleveland Indians

Cleveland Municipal Stadium, Cleveland, OH

Sun Aug 02 1959, 3:38 AM EDT

Att. 34,682 - Unknown

livebaseballscorecards.com

AB	35
R	3
H	12
RBI	3
BB	1
SO	7
LOB	21

WP	0
PB	0
SB	0
CS	0
PA	39

BOTTOM

Baltimore Orioles @ Cleveland Indians

Cleveland Municipal Stadium, Cleveland, OH

Sun Aug 02 1959, 3:38 AM EDT

Att. 34,682 - Unknown

livebaseballscorecards.com

Batter	1	2	3	4	5	6	7	8	9	AB	R	H	RBI	BB	SO	LOB
Billy Martin, R (1, 4) OBP: 0.284, SLG: 0.403	F9		6-3	1-3 (1-2)			3-4-1		FC1-6, 1B	5	0	1	0	0	0	1
Vic Power, R (1, 3) OBP: 0.350, SLG: 0.444	P3		1-3		CS, 1B		HBP, BB		FC1-6, 1B, HR (1-2f)	4	1	1	0	1	0	1
Minnie Minoso, R (1, 7) OBP: 0.372, SLG: 0.463	E, 1B, BB		2B, 1B		F8		HBP (1-2)		HR (1-2), 1B	3	2	2	0	1	0	1
Tito Francona, L (1, 8) OBP: 0.456, SLG: 0.639	E5 (1-3), 1B		1-H, 2B		FC5-4 (1-2), BB		L5		1-H, 2-H, HR	4	1	3	4	1	0	2
Rocky Colavito, R (1, 9) OBP: 0.348, SLG: 0.547	6-3		K		FC5-4 (1-2f)			5-3		4	0	0	0	0	1	4
George Strickland, R (1, 6) OBP: 0.328, SLG: 0.334		K		K		F7		3B, BB		3	1	0	0	1	2	0
Jim Baxes, R (1, 5) OBP: 0.320, SLG: 0.495		K		2B, 1B		K		P5		4	0	1	0	0	2	1
Russ Nixon, L (1, 2) OBP: 0.226, SLG: 0.216		1B		1-H, E, 2B		L5		1-H, 3B		4	1	3	1	0	0	0
Gary Bell, R (1, 1) OBP: 0.226, SLG: 0.180		5-3		E4, PB (3-H)			F8	P4		4	0	0	0	0	0	2
Inning Stats	R: 0 H: 1 E: 1 LOB: 2 K: 0 BB: 1 S: 4 P: 8	R: 0 H: 1 E: 0 LOB: 1 K: 2 BB: 0 S: 8 P: 8	R: 1 H: 2 E: 0 LOB: 1 K: 1 BB: 0 S: 7 P: 7	R: 1 H: 2 E: 1 LOB: 1 K: 1 BB: 0 S: 7 P: 7	R: 0 H: 1 E: 0 LOB: 1 K: 0 BB: 1 S: 3 P: 7	R: 0 H: 0 E: 0 LOB: 0 K: 1 BB: 0 S: 5 P: 5	R: 0 H: 0 E: 0 LOB: 2 K: 0 BB: 1 S: 3 P: 8	R: 1 H: 1 E: 0 LOB: 1 K: 0 BB: 1 S: 4 P: 8	R: 3 H: 3 E: 0 LOB: 0 K: 0 BB: 0 S: 4 P: 4							

AB	35
R	6
H	11
RBI	5
BB	4
SO	5
LOB	12

PITCHER		IP	WLS	BF	H	R	ER	SO	BB	IBB	HBP	BLK	WP	HR	S	P	ERA	WHIP	PITCHER	IP	WLS	BF	H	R	ER	SO	BB	IBB	HBP	BLK	WP	HR	S	P	ERA	WHIP
Milt Pappas, R ERA: 3.63	(1, 1)	8.0		36	8	3	2	5	4	0	1	0	0	0	41	58	2.25	1.500																	
Billy O'Dell, L ERA: 3.7	(9, 1)	0.1	L	4	3	3	3	0	0	0	0	0	0	1	4	4	81.00	9.000																	

1B: 7	SF: 0
2B: 2	SAC: 0
3B: 1	DP: 0
HR: 1	HBP: 1

WP: 0	PA: 40
PB: 1	
SB: 0	
CS: 1	

Batter	1	2	3	4	5	6	7	8	9	AB	R	H	RBI	BB	SO	LOB
Luis Aparicio, R (1, 6) OBP: 0.335, SLG: 0.354	E9 CS		1-3			L5		6-3		4	0	0	0	0	0	0
Nellie Fox, L (1, 4) OBP: 0.402, SLG: 0.423	F5 1-2			G3		G3		F6		4	0	0	0	0	0	1
Al Smith, R (1, 7) OBP: 0.341, SLG: 0.409	1-3			K		F7			5-3	4	0	0	0	0	1	0
Sherm Lollar, R (1, 2) OBP: 0.341, SLG: 0.432		F7		FC5-4 1B			F5		9-3 1B	4	0	2	0	0	0	0
Jim Rivera, L (9, PR) OBP: 0.280, SLG: 0.388										0	0	0	0	0	0	0
Jim Landis, R (1, 8) OBP: 0.364, SLG: 0.359		FC6-4 1B		FC5-4 1-2f			F9		9-3 1-2f	4	0	1	0	0	0	2
Bubba Phillips, R (1, 5) OBP: 0.325, SLG: 0.388		FC6-4 1-2f			K		HR 2B			3	1	1	0	0	1	1
Earl Torgeson, L (1, 3) OBP: 0.370, SLG: 0.375		K			1-3		HR 2-H			2	0	0	0	0	1	1
John Romano, R (7, PH) OBP: 0.420, SLG: 0.553										1	1	1	2	0	0	0
Norm Cash, L (7, 3) OBP: 0.330, SLG: 0.317										0	0	0	0	0	0	0
Jim McAnany, R (1, 9) OBP: 0.374, SLG: 0.398			F5		2B		F3			3	0	1	0	0	0	0
Ken McBride, R (1, 1)								F2		3	0	0	0	0	2	1
Turk Lown, R (8, 1) OBP: 0.333, SLG: 0.333			K		K					0	0	0	0	0	0	0
Gerry Staley, R (8, 1) OBP: 0.167, SLG: 0.167										0	0	0	0	0	0	0
Inning Stats	R: 0 E: 1 K: 0 S: 3 H: 0 LOB: 0 BB: 0 P: 3	R: 0 E: 0 K: 1 S: 6 H: 1 LOB: 1 BB: 0 P: 6	R: 0 E: 0 K: 1 S: 5 H: 0 LOB: 0 BB: 0 P: 5	R: 0 E: 0 K: 1 S: 6 H: 1 LOB: 1 BB: 0 P: 6	R: 0 E: 0 K: 2 S: 8 H: 1 LOB: 1 BB: 0 P: 8	R: 0 E: 0 K: 0 S: 3 H: 0 LOB: 0 BB: 0 P: 3	R: 2 E: 0 K: 0 S: 5 H: 2 LOB: 0 BB: 0 P: 5	R: 0 E: 0 K: 0 S: 3 H: 0 LOB: 0 BB: 0 P: 3	R: 0 E: 0 K: 0 S: 3 H: 1 LOB: 1 BB: 0 P: 3	1B: 3 2B: 3 3B: 0 HR: 1	SF: 0 SAC: 0 DP: 1 HBP: 0						

TOP

Chicago White Sox @ Baltimore Orioles

Memorial Stadium, Baltimore, MD

Tue Aug 04 1959, 7:05 PM EDT

Att. 11,746 - Unknown

livebaseballscorecards.com

AB	32
R	2
H	6
RBI	2
BB	0
SO	5
LOB	6

PITCHER		IP	WLS	BF	H	R	ER	SO	BB	IBB	HBP	BLK	WP	HR	S	P	ERA	WHIP
Billy Hoeft, L ERA: 4.91	(1, 1)	8.0	W	29	5	2	2	5	0	0	0	0	0	1	39	39	2.25	0.625
Hal Brown, R ERA: 3.55	(9, 1)	1.0	S	3	1	0	0	0	0	0	0	0	0	0	3	3	0.00	1.000

PITCHER		IP	WLS	BF	H	R	ER	SO	BB	IBB	HBP	BLK	WP	HR	S	P	ERA	WHIP

Batter	1	2	3	4	5	6	7	8	9	AB	R	H	RBI	BB	SO	LOB
Billy Klaus, L (1, 6) OBP: 0.374, SLG: 0.319	F6		1-3		BB		FC3-6 BB	FC6-4 1B 1-2 2-3 3-H		3	0	1	1	2	0	0
Bob Boyd, L (1, 3) OBP: 0.293, SLG: 0.311	4-3		1B 2B		L8		FC3-6 1-2f	FC6-4 1-2f		5	1	1	0	0	0	6
Al Pilarcik, L (1, 9) OBP: 0.356, SLG: 0.375	1-3		CS 1B 2-H			FC1-6 1B	F9			4	0	2	1	0	0	1
Gene Woodling, L (1, 7) OBP: 0.415, SLG: 0.528		FC6-4 BB	CS 1-2	G4-6-3 BB		FC1-6 FC3-6 BB 1-2f		E3 1B BB		2	1	0	0	2	0	1
Barry Shetrone, L (1, 8) OBP: 0.308, SLG: 0.348		FC6-4 E 1-2f		K		FC3-6 1-2 BB		F5		3	0	0	0	1	1	3
Joe Ginsberg, L (1, 2) OBP: 0.255, SLG: 0.220		F9		G4-6-3 1-2f		FC3-6 1-2f 2-3 BB		BB BB 1-3 1B		4	1	1	0	0	0	4
Brooks Robinson, R (1, 5) OBP: 0.241, SLG: 0.285 (9, 4)	E5 1-2				K	BB 1-2		1B BB 1-2 BB		2	0	0	0	2	1	1
Billy Gardner, R (1, 4) OBP: 0.289, SLG: 0.328	1-3				6-3	F9		K		2	0	0	0	0	0	2
Albie Pearson, L (6, PH) OBP: 0.321, SLG: 0.271										1	0	0	0	0	0	3
Willy Miranda, S (7, 4) OBP: 0.220, SLG: 0.202										0	0	0	0	0	0	0
Willie Tasby, R (8, PH) OBP: 0.309, SLG: 0.373										1	0	0	0	0	1	3
Walt Dropo, R (9, 5) OBP: 0.252, SLG: 0.388										0	0	0	0	0	0	0
Billy Hoeft, L (1, 1) OBP: 0.250, SLG: 0.313			K		2B		1-3	BB 1-2 2-3 3-H		3	0	1	0	0	1	0
Bob Nieman, R (8, PH) OBP: 0.352, SLG: 0.487										0	0	0	1	1	0	0
Billy O'Dell, S (8, PR) OBP: 0.190, SLG: 0.184										0	0	0	0	0	0	0
Hal Brown, R (9, 1) OBP: 0.161, SLG: 0.111										0	0	0	0	0	0	0
Inning Stats	R: 0 E: 0 K: 0 S: 3 H: 0 LOB: 0 BB: 0 P: 3	R: 0 E: 1 K: 0 S: 4 H: 0 LOB: 2 BB: 1 P: 8	R: 1 E: 0 K: 1 S: 6 H: 2 LOB: 0 BB: 0 P: 6	R: 0 E: 0 K: 1 S: 4 H: 0 LOB: 0 BB: 1 P: 8	R: 0 E: 0 K: 1 S: 6 H: 1 LOB: 2 BB: 1 P: 10	R: 0 E: 0 K: 0 S: 4 H: 1 LOB: 3 BB: 2 P: 12	R: 0 E: 0 K: 0 S: 3 H: 0 LOB: 1 BB: 1 P: 7	R: 2 E: 1 K: 1 S: 8 H: 2 LOB: 3 BB: 2 P: 16		1B: 4 2B: 2 3B: 0 HR: 0 SF: 0 SAC: 0 DP: 1 HBP: 0						

PITCHER		IP	WLS	BF	H	R	ER	SO	BB	IBB	HBP	BLK	WP	HR	S	P	ERA	WHIP
Ken McBride, R ERA: 1.23	(1, 1)	7.1	L	34	5	3	1	3	7	0	0	0	0	0	33	61	1.23	1.636
Turk Lown, R ERA: 2.86	(8, 1)	0.1		2	0	0	0	1	1	0	0	0	0	0	3	7	0.00	3.000
Gerry Staley, R ERA: 1.63	(8, 1)	0.1		2	1	0	0	0	0	0	0	0	0	0	2	2	0.00	3.000

PITCHER	IP	WLS	BF	H	R	ER	SO	BB	IBB	HBP	BLK	WP	HR	S	P	ERA	WHIP

BOTTOM

Chicago White Sox @ Baltimore Orioles

Memorial Stadium, Baltimore, MD

Tue Aug 04 1959, 7:05 PM EDT

Att. 11,746 - Unknown

livebaseballscorecards.com

AB	30
R	3
H	6
RBI	3
BB	8
SO	4
LOB	24

WP: 0 PA: 39
PB: 0
SB: 0
CS: 1

Batter	1	2	3	4	5	6	7	8	9	AB	R	H	RBI	BB	SO	LOB
Luis Aparicio, R (1, 6) OBP: 0.334, SLG: 0.354	F9		4-3		SF8 3-H			1B		3	0	1	1	0	0	0
Nellie Fox, L (1, 4) OBP: 0.401, SLG: 0.421	F8		1B		F5			F8		4	0	1	0	0	0	1
Al Smith, R (1, 7) OBP: 0.343, SLG: 0.411	CS 1B		K			L4		FC6-4 1-3 1B		4	0	2	0	0	1	1
John Romano, R (1, 2) OBP: 0.413, SLG: 0.532	CS 1-2	BBB 4-3 1B BB	K			K		FC6-4 1-2f		3	1	0	0	1	2	3
Billy Goodman, L (1, 5) OBP: 0.248, SLG: 0.217		4-3 1-2		G3		4-3			F5	3	0	0	0	0	0	1
Sammy Esposito, R (8, 5) OBP: 0.300, SLG: 0.346										1	0	0	0	0	0	0
Earl Torgeson, L (1, 3) OBP: 0.368, SLG: 0.370		F7		3-1			BBB G5-4-3 BB		6-3	3	0	0	0	1	0	1
Jim Landis, R (1, 8) OBP: 0.363, SLG: 0.356		BBB 1B BB		F2			G5-4-3 1-2f		F9	3	0	0	0	1	0	1
Jim McAnany, R (1, 9) OBP: 0.381, SLG: 0.406		1-3 2-H 1B			E1 4-3 SF8 1B		F5			3	1	2	1	0	0	0
Barry Latman, R (1, 1) OBP: 0.242, SLG: 0.233		4-3			4-3 2-3			4-3		3	0	0	0	0	0	3
Inning Stats	R: 0 E: 0 K: 0 S: 3 H: 1 LOB: 0 BB: 0 P: 3	R: 1 E: 0 K: 0 S: 4 H: 1 LOB: 2 BB: 2 P: 12	R: 0 E: 0 K: 2 S: 8 H: 1 LOB: 1 BB: 0 P: 8	R: 0 E: 0 K: 0 S: 3 H: 0 LOB: 0 BB: 0 P: 3	R: 1 E: 1 K: 0 S: 4 H: 1 LOB: 0 BB: 0 P: 4	R: 0 E: 0 K: 1 S: 5 H: 0 LOB: 0 BB: 0 P: 5	R: 0 E: 0 K: 0 S: 2 H: 0 LOB: 0 BB: 1 P: 6	R: 0 E: 0 K: 0 S: 5 H: 2 LOB: 2 BB: 0 P: 5	R: 0 E: 0 K: 0 S: 3 H: 0 LOB: 0 BB: 0 P: 3	1B: 6 2B: 0 3B: 0 HR: 0 SF: 1 SAC: 0 DP: 1 HBP: 0						

PITCHER	IP	WLS	BF	H	R	ER	SO	BB	IBB	HBP	BLK	WP	HR	S	P	ERA	WHIP
Jack Fisher, R (1, 1) ERA: 4.86	8.0	L	31	6	2	1	3	3	0	0	0	0	0	34	46	1.12	1.125
Ernie Johnson, R (9, 1) ERA: 3.38	1.0		3	0	0	0	0	0	0	0	0	0	0	3	3	0.00	0.000

PITCHER	IP	WLS	BF	H	R	ER	SO	BB	IBB	HBP	BLK	WP	HR	S	P	ERA	WHIP

TOP

Chicago White Sox @ Baltimore Orioles

Memorial Stadium, Baltimore, MD

Wed Aug 05 1959, 3:33 AM EDT

Unknown

livebaseballscorecards.com

AB	30
R	2
H	6
RBI	2
BB	3
SO	3
LOB	11

WP: 0 PB: 0 SB: 0 CS: 1 PA: 35

Batter	1	2	3	4	5	6	7	8	9	AB	R	H	RBI	BB	SO	LOB
Billy Klaus, L (1, 6) OBP: 0.376, SLG: 0.328	F8		1B			2B		4-3		4	0	2	0	0	0	0
Bob Boyd, L (1, 3) OBP: 0.293, SLG: 0.310	4-3 1B		F4			4-3			3-1	4	0	1	0	0	0	2
Barry Shetrone, L (1, 7) OBP: 0.267, SLG: 0.296	4-3 1-2			F8		G3			K	4	0	0	0	0	1	2
Willie Tasby, R (1, 8) OBP: 0.306, SLG: 0.370	F6			F4			F9		F4	4	0	0	0	0	0	1
Al Pilarcik, L (1, 9) OBP: 0.351, SLG: 0.368		K		F8			K			3	0	0	0	0	2	0
Joe Ginsberg, L (1, 2) OBP: 0.257, SLG: 0.215		6-3			F7		BB			2	0	0	0	1	0	0
Brooks Robinson, R (1, 5) OBP: 0.236, SLG: 0.278		K			6-3		K			3	0	0	0	0	2	1
Billy Gardner, R (1, 4) OBP: 0.287, SLG: 0.326			4-3		K			4-3		2	0	0	0	0	1	0
Albie Pearson, L (8, PH) OBP: 0.319, SLG: 0.269										1	0	0	0	0	0	0
Willy Miranda, S (9, 4) OBP: 0.220, SLG: 0.202										0	0	0	0	0	0	0
Jack Fisher, R (1, 1) OBP: 0.286, SLG: 0.286			F9			1-3		F4		2	0	0	0	0	0	0
Gene Woodling, L (8, PH) OBP: 0.414, SLG: 0.527										1	0	0	0	0	0	0
Ernie Johnson, R (9, 1) OBP: 0.200, SLG: 0.200										0	0	0	0	0	0	0
Inning Stats	R: 0 E: 0 K: 0 S: 4 H: 1 LOB: 1 BB: 0 P: 4	R: 0 E: 0 K: 2 S: 7 H: 0 LOB: 0 BB: 0 P: 7	R: 0 E: 0 K: 0 S: 4 H: 1 LOB: 1 BB: 0 P: 4	R: 0 E: 0 K: 0 S: 3 H: 0 LOB: 0 BB: 0 P: 3	R: 0 E: 0 K: 1 S: 5 H: 0 LOB: 0 BB: 0 P: 5	R: 0 E: 0 K: 0 S: 4 H: 1 LOB: 1 BB: 0 P: 4	R: 0 E: 0 K: 2 S: 7 H: 0 LOB: 1 BB: 1 P: 11	R: 0 E: 0 K: 0 S: 3 H: 0 LOB: 0 BB: 0 P: 3	R: 0 E: 0 K: 1 S: 5 H: 0 LOB: 0 BB: 0 P: 5	1B: 2 2B: 1 3B: 0 HR: 0 SF: 0 SAC: 0 DP: 0 HBP: 0						

PITCHER	IP	WLS	BF	H	R	ER	SO	BB	IBB	HBP	BLK	WP	HR	S	P	ERA	WHIP
Barry Latman, R (1, 1) ERA: 3.86	9.0	W	31	3	0	0	6	1	0	0	0	0	0	42	46	0.00	0.444

PITCHER	IP	WLS	BF	H	R	ER	SO	BB	IBB	HBP	BLK	WP	HR	S	P	ERA	WHIP

BOTTOM

Chicago White Sox @ Baltimore Orioles

Memorial Stadium, Baltimore, MD

Wed Aug 05 1959, 3:33 AM EDT

Unknown

livebaseballscorecards.com

AB	30
R	0
H	3
RBI	0
BB	1
SO	6
LOB	6

WP: 0 PA: 31
PB: 0
SB: 0
CS: 0

Batter	1	2	3	4	5	6	7	8	9	AB	R	H	RBI	BB	SO	LOB
Luis Aparicio, R (1, 6) OBP: 0.333, SLG: 0.355	F2		FC4-6, S, 1-2f, 2B		1-3, 1-2			2B		4	1	1	0	0	0	2
Nellie Fox, L (1, 4) OBP: 0.400, SLG: 0.422	F9		5-3, 1-H, 2B		4-3, 2-3			L7		4	0	1	1	0	0	2
Al Smith, R (1, 7) OBP: 0.342, SLG: 0.407	BB		5-3, 2-3		K			F9		3	0	0	0	1	1	3
Sherm Lollar, R (1, 2) OBP: 0.337, SLG: 0.427	F5		6-3			5-3		F7		4	0	0	0	0	0	3
Billy Goodman, L (1, 5) OBP: 0.248, SLG: 0.212		BB, 4-3, G4		F7		F8			F7	3	0	0	0	1	0	0
Earl Torgeson, L (1, 3) OBP: 0.367, SLG: 0.372		G4, 1-2		2B		F8			F7	4	0	1	0	0	0	1
Jim Landis, R (1, 8) OBP: 0.359, SLG: 0.352		4-3, 2-3		F8			5-3		L8	4	0	0	0	0	0	2
Jim McAnany, R (1, 9) OBP: 0.372, SLG: 0.394		L6		F9			F2			3	0	0	0	0	0	2
Early Wynn, S (1, 1) OBP: 0.318, SLG: 0.351			FC4-6, 1B		4-3, 1-3, 1B		4-3			1	0	1	0	0	0	0
Gerry Staley, R (4, 1) OBP: 0.286, SLG: 0.286										1	0	1	0	0	0	0
Rudy Arias, L (6, 1)										1	0	0	0	0	0	0
Inning Stats	R: 0 E: 0 K: 0 S: 3 H: 0 LOB: 1 BB: 1 P: 7	R: 0 E: 0 K: 0 S: 3 H: 0 LOB: 1 BB: 1 P: 7	R: 1 E: 0 K: 0 S: 5 H: 2 LOB: 1 BB: 0 P: 5	R: 0 E: 0 K: 0 S: 4 H: 1 LOB: 1 BB: 0 P: 4	R: 0 E: 0 K: 1 S: 6 H: 1 LOB: 1 BB: 0 P: 6	R: 0 E: 0 K: 0 S: 3 H: 0 LOB: 0 BB: 0 P: 3	R: 0 E: 0 K: 0 S: 3 H: 0 LOB: 0 BB: 0 P: 3	R: 0 E: 0 K: 0 S: 4 H: 1 LOB: 1 BB: 0 P: 4	R: 0 E: 0 K: 0 S: 3 H: 0 LOB: 0 BB: 0 P: 3	1B: 2 2B: 3 3B: 0 HR: 0 SF: 0 SAC: 0 DP: 0 HBP: 0						

PITCHER	IP	WLS	BF	H	R	ER	SO	BB	IBB	HBP	BLK	WP	HR	S	P	ERA	WHIP
Arnie Portocarrero, R (1, 1) ERA: 6.87	9.0	W	34	5	1	1	1	2	0	0	0	0	0	34	42	1.00	0.778

PITCHER	IP	WLS	BF	H	R	ER	SO	BB	IBB	HBP	BLK	WP	HR	S	P	ERA	WHIP

TOP

Chicago White Sox @ Baltimore Orioles

Memorial Stadium, Baltimore, MD

Wed Aug 05 1959, 7:05 PM EDT

Att. 15,324 - Unknown

livebaseballscorecards.com

AB	32
R	1
H	5
RBI	1
BB	2
SO	1
LOB	15

WP: 0	PA: 34
PB: 0	
SB: 1	
CS: 0	

Batter	1	2	3	4	5	6	7	8	9	AB	R	H	RBI	BB	SO	LOB
Billy Klaus, L (1, 6) OBP: 0.372, SLG: 0.325	K	F2		E 1-3 BB 3-H 1B	1-3		K			5	1	1	1	0	2	1
Bob Boyd, L (1, 3) OBP: 0.295, SLG: 0.314	1B BB BB		F7	E3 BB SH1-3 1-3 3-H		1B E 2B	F9			3	2	1	0	1	0	1
Walt Dropo, R (7, PH) (8, 3) OBP: 0.250, SLG: 0.385										1	0	0	0	0	0	0
Al Pilarcik, L (1, 9) OBP: 0.359, SLG: 0.377	BB BB 1-3 1B		E5 1B	SH1-3 1-2		E 2-3 1B		E3 BB		4	1	3	0	0	0	0
Gene Woodling, L (1, 7) OBP: 0.419, SLG: 0.525	BB 1-2 BB		BB	IBB		E3 SH 1-H 1-3 3-H		BB 1-2 BB		1	1	0	1	4	0	0
Willie Tasby, R (1, 8) OBP: 0.306, SLG: 0.367	F2		F8	1-2 2-3 3-H BB		SH F9 1-3		K		3	0	0	1	1	1	7
Joe Ginsberg, L (1, 2) OBP: 0.255, SLG: 0.206	1-2 2-3 3-H BB	K	F9			1-3 3-H		F7		4	0	0	2	1	1	8
Brooks Robinson, R (1, 5) OBP: 0.241, SLG: 0.277	F9			1B 1B BB	SH5-3 1B	F9 2-3		F7		4	1	1	0	1	0	6
Billy Gardner, R (1, 4) OBP: 0.287, SLG: 0.325		K		1B E 1-3 1B	F3	F3				4	1	1	0	0	1	2
Arnie Portocarrero, R (1, 1)		F9		K	SH5-3 1-2		K			3	0	0	0	0	2	2
Inning Stats	R: 1 E: 0 K: 1 S: 6 H: 1 LOB: 3 BB: 3 P: 18	R: 0 E: 0 K: 1 S: 5 H: 0 LOB: 0 BB: 0 P: 5	R: 0 E: 1 K: 1 S: 6 H: 1 LOB: 2 BB: 1 P: 10	R: 3 E: 1 K: 1 S: 8 H: 2 LOB: 3 BB: 3 P: 20	R: 0 E: 0 K: 0 S: 4 H: 1 LOB: 1 BB: 0 P: 4	R: 3 E: 2 K: 0 S: 7 H: 2 LOB: 1 BB: 0 P: 7	R: 0 E: 0 K: 2 S: 7 H: 0 LOB: 0 BB: 0 P: 7	R: 0 E: 1 K: 1 S: 6 H: 0 LOB: 2 BB: 1 P: 10		1B: 6 2B: 1 3B: 0 HR: 0 SF: 0 SAC: 3 DP: 0 HBP: 0						

PITCHER		IP	WLS	BF	H	R	ER	SO	BB	IBB	HBP	BLK	WP	HR	S	P	ERA	WHIP
Early Wynn, R ERA: 3.51	(1, 1)	3.2	L	23	4	4	2	4	6	1	0	0	0	0	24	52	4.91	2.727
Gerry Staley, R ERA: 1.73	(4, 1)	1.1		9	3	3	1	0	0	0	0	0	0	0	9	9	6.75	2.250
Rudy Arias, L ERA: 4.58	(6, 1)	3.0		11	0	0	0	3	1	0	0	0	0	0	16	20	0.00	0.333

PITCHER	IP	WLS	BF	H	R	ER	SO	BB	IBB	HBP	BLK	WP	HR	S	P	ERA	WHIP

BOTTOM

Chicago White Sox @ Baltimore Orioles

Memorial Stadium, Baltimore, MD

Wed Aug 05 1959, 7:05 PM EDT

Att. 15,324 - Unknown

livebaseballscorecards.com

AB	32
R	7
H	7
RBI	5
BB	8
SO	7
LOB	27

PA:	43		
WP:	0		
PB:	0		
SB:	0		
CS:	0		

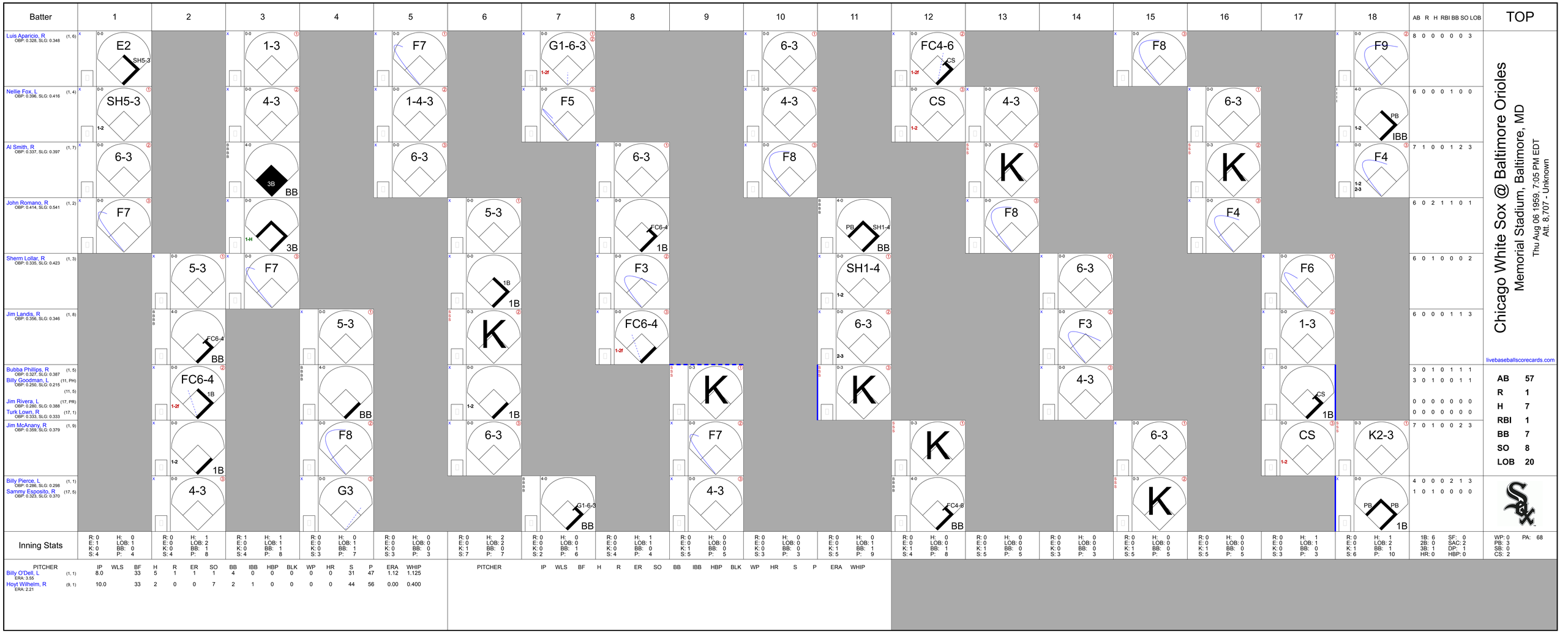
Batter
1
2
3
4
5
6
7
8
9
10
11
12
13
14
15
16
17
18
AB R H RBI BB SO LOB
TOP
Luis Aparicio, R (1, 6) OBP: 0.328, SLG: 0.348
E2 SH5-3
F7
1-3
G1-6-3
6-3
FC4-6 CS
F8
F9
8 0 0 0 0 0 3
Nellie Fox, L (1, 4) OBP: 0.396, SLG: 0.416
SH5-3 1-2
1-4-3
4-3
F5
4-3
CS
4-3
6-3
PB IBB
6 0 0 0 1 0 0
Al Smith, R (1, 7) OBP: 0.337, SLG: 0.397
6-3
6-3
4-3
BB 3B
6-3
F8
K
K
F4
7 1 0 0 1 2 3
John Romano, R (1, 2) OBP: 0.414, SLG: 0.541
F7
1-H 3B
5-3
FC6-4 1B
PB SH1-4 BB
F8
F4
6 0 2 1 1 0 1
Sherm Lollar, R (1, 3) OBP: 0.335, SLG: 0.423
5-3
F7
1B 1B
F3
SH1-4 1-2
6-3
F6
6 0 1 0 0 0 2
Jim Landis, R (1, 8) OBP: 0.396, SLG: 0.346
FC6-4 BB
5-3
K
FC6-4 1-2f
6-3 2-3
F3
1-3
6 0 0 0 1 1 3
Bubba Phillips, R (1, 5) OBP: 0.327, SLG: 0.387
Billy Goodman, L (11, PH) OBP: 0.250, SLG: 0.215 (11, 5)
Jim Rivera, L (17, PR) OBP: 0.280, SLG: 0.388
Turk Lown, R (17, 1) OBP: 0.333, SLG: 0.333
FC6-4 1B 1-2f
BB
1-2 1B
K
K
4-3
CS 1-2
3 0 1 0 1 1 1
3 0 1 0 0 1 1
0 0 0 0 0 0 0
0 0 0 0 0 0 0
Jim McAnany, R (1, 9) OBP: 0.359, SLG: 0.379
1-2 1B
F8
6-3
F7
K
6-3
K2-3
7 0 1 0 0 2 3
Billy Pierce, L (1, 1) OBP: 0.286, SLG: 0.208
Sammy Esposito, R (17, 5) OBP: 0.323, SLG: 0.370
4-3
G3
G1-6-3 BB
4-3
FC4-6 BB
K
PB PB 1B
4 0 0 0 2 1 3
1 0 1 0 0 0 0
Inning Stats
R: 0 E: 1 K: 0 S: 4 H: 0 LOB: 1 BB: 0 P: 4
R: 0 E: 0 K: 0 S: 4 H: 1 LOB: 2 BB: 1 P: 8
R: 1 E: 0 K: 0 S: 4 H: 1 LOB: 1 BB: 1 P: 8
R: 0 E: 0 K: 0 S: 3 H: 0 LOB: 1 BB: 1 P: 7
R: 0 E: 0 K: 0 S: 3 H: 0 LOB: 0 BB: 0 P: 3
R: 0 E: 0 K: 0 S: 7 H: 2 LOB: 2 BB: 0 P: 7
R: 0 E: 0 K: 0 S: 2 H: 0 LOB: 0 BB: 1 P: 6
R: 0 E: 0 K: 0 S: 4 H: 1 LOB: 1 BB: 1 P: 4
R: 0 E: 0 K: 1 S: 5 H: 0 LOB: 0 BB: 0 P: 5
R: 0 E: 0 K: 0 S: 3 H: 0 LOB: 0 BB: 0 P: 3
R: 0 E: 0 K: 1 S: 5 H: 0 LOB: 1 BB: 1 P: 9
R: 0 E: 0 K: 1 S: 4 H: 0 LOB: 1 BB: 1 P: 8
R: 0 E: 0 K: 1 S: 5 H: 0 LOB: 0 BB: 0 P: 5
R: 0 E: 0 K: 0 S: 3 H: 0 LOB: 0 BB: 0 P: 3
R: 0 E: 0 K: 1 S: 5 H: 0 LOB: 0 BB: 0 P: 5
R: 0 E: 0 K: 1 S: 5 H: 0 LOB: 0 BB: 0 P: 5
R: 0 E: 0 K: 0 S: 3 H: 1 LOB: 1 BB: 0 P: 3
R: 0 E: 0 K: 1 S: 6 H: 1 LOB: 2 BB: 1 P: 10
1B: 6 2B: 0 3B: 1 HR: 0 SF: 0 SAC: 2 DP: 1 HBP: 0
WP: 0 PB: 3 SB: 0 CS: 2
PA: 68
PITCHER IP WLS BF H R ER SO BB IBB HBP BLK WP HR S P ERA WHIP
Billy O'Dell, L (1, 1) ERA: 3.55 8.0 33 5 1 1 1 4 0 0 0 0 0 31 47 1.12 1.125
Hoyt Wilhelm, R (9, 1) ERA: 2.21 10.0 33 2 0 0 7 2 1 0 0 0 0 44 56 0.00 0.400
PITCHER IP WLS BF H R ER SO BB IBB HBP BLK WP HR S P ERA WHIP
Chicago White Sox @ Baltimore Orioles
Memorial Stadium, Baltimore, MD
Thu Aug 06 1959, 7:05 PM EDT
Att. 8,707 - Unknown
livebaseballscorecards.com
AB 57
R 1
H 7
RBI 1
BB 7
SO 8
LOB 20

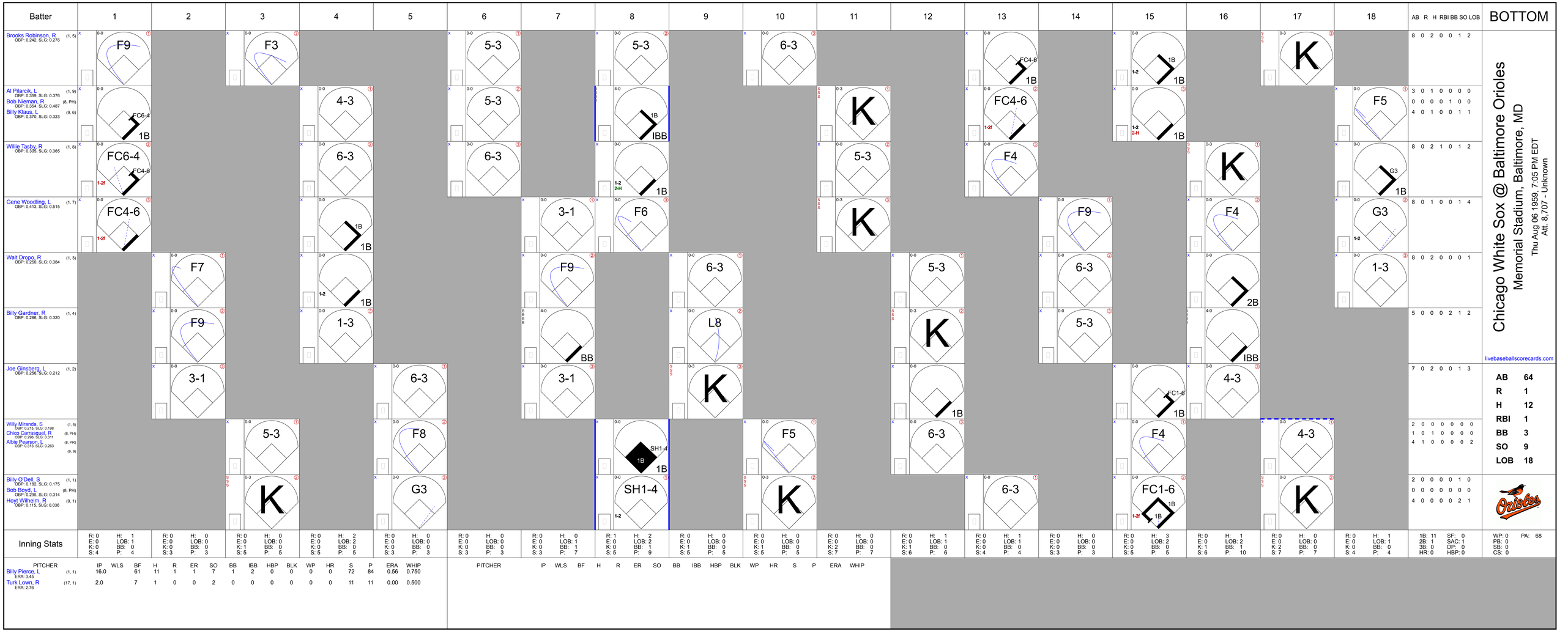
Batter
1
2
3
4
5
6
7
8
9
10
11
12
13
14
15
16
17
18
AB R H RBI BB SO LOB
BOTTOM
Brooks Robinson, R (1, 5)
OBP: 0.242, SLG: 0.276
F9
F3
5-3
5-3
6-3
FC4-6
1B
1B
8 0 2 0 0 1 2
Al Pilarcik, L (1, 9)
OBP: 0.359, SLG: 0.376
Bob Nieman, R (8, PH)
OBP: 0.354, SLG: 0.487
Billy Klaus, L (9, 6)
OBP: 0.370, SLG: 0.323
FC6-4
1B
4-3
5-3
1B
IBB
K
FC4-6
1-2f
1B
1-2
2-H
1B
F5
3 0 1 0 0 0 0
0 0 0 0 1 0 0
4 0 1 0 0 1 1
Willie Tasby, R (1, 8)
OBP: 0.305, SLG: 0.365
FC6-4
FC4-6
1-2f
6-3
6-3
1-2
2-H
1B
5-3
F4
K
F4
G3
1B
8 0 2 1 0 1 2
Gene Woodling, L (1, 7)
OBP: 0.413, SLG: 0.515
FC4-6
1-2f
1B
1B
3-1
F6
K
F9
G3
1-2
8 0 1 0 0 1 4
Walt Dropo, R (1, 3)
OBP: 0.250, SLG: 0.384
F7
1-2
1B
F9
6-3
5-3
6-3
F4
2B
1-3
8 0 2 0 0 0 1
Billy Gardner, R (1, 4)
OBP: 0.286, SLG: 0.320
F9
1-3
BB
L8
K
5-3
IBB
5 0 0 0 2 1 2
Joe Ginsberg, L (1, 2)
OBP: 0.256, SLG: 0.212
3-1
6-3
3-1
K
1B
FC1-6
1B
4-3
7 0 2 0 0 1 3
Willy Miranda, S (1, 6)
OBP: 0.215, SLG: 0.198
Chico Carrasquel, R (8, PH)
OBP: 0.296, SLG: 0.311
Albie Pearson, L (8, PR)
OBP: 0.313, SLG: 0.263
(9, 9)
5-3
F8
SH1-4
1B
F5
6-3
F4
4-3
2 0 0 0 0 0 0
1 0 1 0 0 0 0
4 1 0 0 0 0 2
Billy O'Dell, S (1, 1)
OBP: 0.182, SLG: 0.175
Bob Boyd, L (8, PH)
OBP: 0.295, SLG: 0.314
Hoyt Wilhelm, R (9, 1)
OBP: 0.115, SLG: 0.036
K
G3
SH1-4
1-2
K
6-3
FC1-6
1B
1-2f
1B
K
2 0 0 0 0 1 0
0 0 0 0 0 0 0
4 0 0 0 0 2 1
Inning Stats
R: 0 H: 1
E: 0 LOB: 1
K: 0 BB: 0
S: 4 P: 4
R: 0 H: 0
E: 0 LOB: 0
K: 0 BB: 0
S: 3 P: 3
R: 0 H: 0
E: 0 LOB: 0
K: 1 BB: 0
S: 5 P: 5
R: 0 H: 2
E: 0 LOB: 2
K: 0 BB: 0
S: 5 P: 5
R: 0 H: 0
E: 0 LOB: 0
K: 0 BB: 0
S: 3 P: 3
R: 0 H: 0
E: 0 LOB: 0
K: 0 BB: 0
S: 3 P: 3
R: 0 H: 0
E: 0 LOB: 1
K: 0 BB: 1
S: 3 P: 7
R: 1 H: 2
E: 0 LOB: 2
K: 0 BB: 1
S: 5 P: 9
R: 0 H: 0
E: 0 LOB: 0
K: 1 BB: 0
S: 5 P: 5
R: 0 H: 0
E: 0 LOB: 0
K: 1 BB: 0
S: 5 P: 5
R: 0 H: 0
E: 0 LOB: 0
K: 1 BB: 0
S: 7 P: 7
R: 0 H: 1
E: 0 LOB: 1
K: 1 BB: 0
S: 6 P: 6
R: 0 H: 1
E: 0 LOB: 1
K: 0 BB: 0
S: 4 P: 4
R: 0 H: 0
E: 0 LOB: 0
K: 0 BB: 0
S: 3 P: 3
R: 0 H: 3
E: 0 LOB: 2
K: 0 BB: 0
S: 5 P: 5
R: 0 H: 1
E: 0 LOB: 2
K: 1 BB: 1
S: 6 P: 10
R: 0 H: 0
E: 0 LOB: 0
K: 2 BB: 0
S: 7 P: 7
R: 0 H: 1
E: 0 LOB: 1
K: 0 BB: 0
S: 4 P: 4
1B: 11 SF: 0
2B: 1 SAC: 1
3B: 0 DP: 0
HR: 0 HBP: 0
WP: 0 PA: 68
PB: 0
SB: 0
CS: 0
Chicago White Sox @ Baltimore Orioles
Memorial Stadium, Baltimore, MD
Thu Aug 06 1959, 7:05 PM EDT
Att. 8,707 - Unknown
livebaseballscorecards.com
AB 64
R 1
H 12
RBI 1
BB 3
SO 9
LOB 18
PITCHER IP WLS BF H R ER SO BB IBB HBP BLK WP HR S P ERA WHIP
Billy Pierce, L (1, 1)
ERA: 3.45
16.0 61 11 1 7 1 2 1 0 0 0 0 0 72 84 0.56 0.750
Turk Lown, R (17, 1)
ERA: 2.76
2.0 7 1 0 0 2 0 0 0 0 0 0 11 11 0.00 0.500
PITCHER IP WLS BF H R ER SO BB IBB HBP BLK WP HR S P ERA WHIP

Cleveland Indians @ Baltimore Orioles

Memorial Stadium, Baltimore, MD

Fri Aug 07 1959, 7:05 PM EDT

Att. 16,336 - Unknown

TOP

livebaseballscorecards.com

Batter	1	2	3	4	5	6	7	8	9	AB	R	H	RBI	BB	SO	LOB
Jim Piersall, R (1, 8) OBP: 0.302, SLG: 0.326	4-0 BB 2B FC5-4	0-0 F8 2-3	0-0 1B 1-2 2-H		0-0 1-3		0-3 K		0-0 F9	5	1	1	1	1	1	6
Woodie Held, R (1, 5) OBP: 0.316, SLG: 0.444	0-3 K	0-0 F9	0-0 F3		0-3 K			0-0 F9		5	0	0	0	0	2	5
Minnie Minoso, R (1, 7) OBP: 0.372, SLG: 0.457	0-0 2B FC5-4 1-3		0-0 1B 1B	0-0 L9		0-0 L6		0-0 6-3		5	1	2	0	0	0	0
Tito Francona, L (1, 3) OBP: 0.450, SLG: 0.637	4-0 IBB FC5-4		0-0 1-6-3 1B 1-3	4-0 BB 1B BB		0-0 6-3		0-0 4-3		3	2	1	0	2	0	0
Rocky Colavito, R (1, 9) OBP: 0.345, SLG: 0.538	0-0 FC5-4 1-2f 2-3 3-H		0-0 1-6-3 G3 1B 1-3 3-H	4-0 BB E 1B E 1-2		0-0 P4			4-0 FC1-6 BB	3	2	1	2	2	0	2
George Strickland, R (1, 6) OBP: 0.327, SLG: 0.338	0-0 1-3		0-0 G3 1-2	0-0 E7 E 1-3 2-H 1B			0-0 1-3		0-0 FC1-6 1B 1-2f 1B	5	1	1	1	0	0	5
Russ Nixon, L (1, 2) OBP: 0.230, SLG: 0.233		0-3 K	0-0 1-6-3 2-3 3-H	0-0 E3 G6-4-3 1-2 3-H			0-0 G3		0-0 1B 1-3 1B	5	0	1	2	0	1	2
Jim Baxes, R (1, 4) OBP: 0.321, SLG: 0.480		4-0 BB F8 BB	0-0 1B 1B 3-H 1B	0-0 G6-4-3 1-2f			4-0 HBP BB		0-3 K	3	1	1	1	2	1	4
Herb Score, L (1, 1) OBP: 0.132, SLG: 0.100 Al Cicotte, R (4, 1) OBP: 0.500, SLG: 0.333 Mudcat Grant, R (7, 1) OBP: 0.186, SLG: 0.256		4-0 BB 1-2	0-0 1B 1-2 1B		0-0 6-3		1-0 HBP 1-2		0-0 1-2 3-H 1B	1 1 1	0 0 0	1 0 1	0 0 1	1 0 0	0 0 0	0 0 0
Inning Stats	R: 1 E: 0 K: 1 S: 6 H: 1 LOB: 2 BB: 2 P: 14	R: 0 E: 0 K: 1 S: 5 H: 0 LOB: 2 BB: 2 P: 13	R: 4 E: 0 K: 0 S: 9 H: 6 LOB: 2 BB: 0 P: 9	R: 2 E: 2 K: 0 S: 4 H: 1 LOB: 1 BB: 2 P: 12	R: 0 E: 0 K: 1 S: 5 H: 0 LOB: 0 BB: 0 P: 5	R: 0 E: 0 K: 0 S: 3 H: 0 LOB: 0 BB: 0 P: 3	R: 0 E: 0 K: 1 S: 5 H: 0 LOB: 2 BB: 1 P: 10	R: 0 E: 0 K: 0 S: 3 H: 0 LOB: 0 BB: 0 P: 3	R: 1 E: 0 K: 1 S: 7 H: 2 LOB: 2 BB: 1 P: 11	1B: 9 2B: 1 3B: 0 HR: 0 SF: 0 SAC: 0 DP: 1 HBP: 1						

	AB	37
	R	8
	H	10
	RBI	8
	BB	8
	SO	5
	LOB	24

WP: 0 PB: 0 SB: 0 CS: 0 PA: 46

PITCHER		IP	WLS	BF	H	R	ER	SO	BB	IBB	HBP	BLK	WP	HR	S	P	ERA	WHIP
Jerry Walker, R ERA: 2.93	(1, 1)	2.2	L	19	7	5	5	2	3	1	0	0	0	0	19	35	16.88	3.750
Jack Fisher, R ERA: 4.54	(3, 1)	4.1		18	1	2	1	2	3	0	1	0	0	0	18	31	2.08	0.923
Billy Hoeft, L ERA: 4.9	(8, 1)	2.0		9	2	1	1	1	1	0	0	0	0	0	10	14	4.50	1.500

PITCHER	IP	WLS	BF	H	R	ER	SO	BB	IBB	HBP	BLK	WP	HR	S	P	ERA	WHIP

Batter	1	2	3	4	5	6	7	8	9	AB	R	H	RBI	BB	SO	LOB
Brooks Robinson, R (1, 5) OBP: 0.247, SLG: 0.275	2B 1B 1B	P3		BB BB		G6-4-3 1-2f		F9		4	1	1	0	1	0	1
Al Pilarcik, L (1, 9) OBP: 0.360, SLG: 0.370	K		1B BB	K		BB		F8		3	0	0	0	2	2	3
Willie Tasby, R (1, 8) OBP: 0.308, SLG: 0.368	1B 1-3 2B		FC6-4 1-2 1B	BB 1-2 2-3		6-3		K		4	1	2	0	1	1	1
Gene Woodling, L (1, 7) OBP: 0.415, SLG: 0.514	1B 1B BB		F2	F9			2B 3-1 BB		E 1B	3	2	1	0	2	0	5
Walt Dropo, R (1, 3) OBP: 0.252, SLG: 0.383 Bob Boyd, L (7, PH) OBP: 0.297, SLG: 0.318 (8, 3)	1B 1-2 2-H 3-H 1B		K		F9		3-1 1-3 2B		E6 1-2	3 2	0 0	1 1	2 0	0 0	1 0	2 1
Billy Gardner, R (1, 4) OBP: 0.285, SLG: 0.319	G4-6-3 1-3 2-H 1B		FC6-4 1-2f	L6			F9		K	5	0	1	1	0	1	6
Joe Ginsberg, L (1, 2) OBP: 0.254, SLG: 0.220	G4-6-3 1-2f			F8 2B			3-1 2-3 3-H		F7	5	0	1	1	0	0	5
Willy Miranda, S (1, 6) OBP: 0.221, SLG: 0.216 Billy Klaus, L (5, PH) OBP: 0.370, SLG: 0.320 (6, 6)		K		2B 2B	K		BB		K	2 2	1 0	1 0	0 0	0 1	1 2	0 3
Jerry Walker, S (1, 1) OBP: 0.152, SLG: 0.200 Jack Fisher, R (3, 1) OBP: 0.444, SLG: 0.500 Albie Pearson, L (7, PH) OBP: 0.311, SLG: 0.262 Billy Hoeft, L (8, 1) OBP: 0.250, SLG: 0.313		4-3		BB 2-H 2B		G6-4-3 HBP	G3			1 1 1 0	0 0 0 0	0 1 0 0	0 1 0 0	0 0 0 0	0 0 0 0	0 0 2 0
Inning Stats	R: 3 E: 0 K: 1 S: 8 H: 4 LOB: 1 BB: 1 P: 12	R: 0 E: 0 K: 1 S: 5 H: 0 LOB: 0 BB: 0 P: 5	R: 0 E: 0 K: 1 S: 6 H: 1 LOB: 2 BB: 1 P: 10	R: 1 E: 0 K: 1 S: 7 H: 2 LOB: 3 BB: 2 P: 15	R: 0 E: 0 K: 1 S: 6 H: 1 LOB: 1 BB: 0 P: 6	R: 0 E: 0 K: 0 S: 2 H: 0 LOB: 1 BB: 1 P: 7	R: 1 E: 0 K: 0 S: 4 H: 1 LOB: 2 BB: 2 P: 12	R: 0 E: 0 K: 1 S: 5 H: 0 LOB: 0 BB: 0 P: 5	R: 0 E: 1 K: 2 S: 9 H: 1 LOB: 2 BB: 0 P: 9	1B: 5 2B: 5 3B: 0 HR: 0 SF: 0 SAC: 0 DP: 2 HBP: 1						

PITCHER		IP	WLS	BF	H	R	ER	SO	BB	IBB	HBP	BLK	WP	HR	S	P	ERA	WHIP
Herb Score, L ERA: 4.28	(1, 1)	3.2		21	7	4	4	4	4	0	0	0	0	0	25	41	9.82	3.000
Al Cicotte, R ERA: 3.72	(4, 1)	3.0	W	14	2	1	1	1	3	0	1	0	0	0	12	25	3.00	1.667
Mudcat Grant, R ERA: 3.92	(7, 1)	2.1	S	9	1	0	0	3	0	0	0	0	0	0	15	15	0.00	0.429

PITCHER	IP	WLS	BF	H	R	ER	SO	BB	IBB	HBP	BLK	WP	HR	S	P	ERA	WHIP

BOTTOM

Cleveland Indians @ Baltimore Orioles

Memorial Stadium, Baltimore, MD

Fri Aug 07 1959, 7:05 PM EDT

Att. 16,336 - Unknown

livebaseballscorecards.com

AB	36
R	5
H	10
RBI	5
BB	7
SO	8
LOB	29

WP: 0 PA: 44
PB: 0
SB: 0
CS: 0

Batter	1	2	3	4	5	6	7	8	9	AB	R	H	RBI	BB	SO	LOB
Jim Piersall, R (1, 8) OBP: 0.305, SLG: 0.338	4-3 3B		FC4-6 1B 1-3		4-3		4-3			4	1	2	0	0	0	1
Russ Nixon, L (1, 2) OBP: 0.231, SLG: 0.233	4-3 3-H		FC4-6 1-2f 3-H			F8 1B 1B		4-3		4	1	1	2	0	0	1
Minnie Minoso, R (1, 7) OBP: 0.369, SLG: 0.453	F8		F9			F8 1-2		F7		4	0	0	0	0	0	2
Tito Francona, L (1, 3) OBP: 0.447, SLG: 0.631	K			4-3		BB 1B 2-H		4-3		4	0	1	1	0	1	0
Rocky Colavito, R (1, 9) OBP: 0.342, SLG: 0.533		G3		2-3		F7			4-3	4	0	0	0	0	0	1
George Strickland, R (1, 5) OBP: 0.326, SLG: 0.335		5-3		4-3		BB 1-2			6-3	3	0	0	0	1	0	0
Woodie Held, R (1, 6) OBP: 0.313, SLG: 0.440		6-3			K	K			6-3	4	0	0	0	0	2	2
Billy Moran, R (1, 4)			K	4-3			F3			3	0	0	0	0	1	0
Jim Perry, S (1, 1) OBP: 0.292, SLG: 0.375 Gary Bell, R (7, 1) OBP: 0.246, SLG: 0.222			1B FC4-6 1B	1B			K			3 0	1 0	2 0	0 0	0 0	1 0	0 0
Inning Stats	R: 1 E: 0 K: 1 S: 6 H: 1 LOB: 0 BB: 0 P: 6	R: 0 E: 0 K: 0 S: 3 H: 0 LOB: 0 BB: 0 P: 3	R: 1 E: 0 K: 1 S: 7 H: 2 LOB: 1 BB: 0 P: 7	R: 0 E: 0 K: 0 S: 3 H: 0 LOB: 0 BB: 0 P: 3	R: 0 E: 0 K: 1 S: 6 H: 1 LOB: 1 BB: 0 P: 6	R: 1 E: 0 K: 1 S: 7 H: 2 LOB: 2 BB: 1 P: 11	R: 0 E: 0 K: 1 S: 5 H: 0 LOB: 0 BB: 0 P: 5	R: 0 E: 0 K: 0 S: 3 H: 0 LOB: 0 BB: 0 P: 3	R: 0 E: 0 K: 0 S: 3 H: 0 LOB: 0 BB: 0 P: 3	1B: 5 2B: 0 3B: 1 HR: 0 SF: 0 SAC: 0 DP: 0 HBP: 0						

TOP

Cleveland Indians @ Baltimore Orioles

Memorial Stadium, Baltimore, MD

Sun Aug 09 1959, 3:33 AM EDT

Att. 12,875 - Unknown

livebaseballscorecards.com

AB	33
R	3
H	6
RBI	3
BB	1
SO	5
LOB	7

PITCHER	IP	WLS	BF	H	R	ER	SO	BB	IBB	HBP	BLK	WP	HR	S	P	ERA	WHIP
Milt Pappas, R (1, 1) ERA: 3.59	9.0	W	34	6	3	3	5	1	0	0	0	0	0	43	47	3.00	0.778

PITCHER	IP	WLS	BF	H	R	ER	SO	BB	IBB	HBP	BLK	WP	HR	S	P	ERA	WHIP

Batter	1	2	3	4	5	6	7	8	9	AB	R	H	RBI	BB	SO	LOB
Albie Pearson, L (1, 8) (9, 7) OBP: 0.313, SLG: 0.266	0-0 1B BB FC1-2 1B	0-0 F7 ③		0-0 1B		0-0 G4-6-3 ①② 1-2f		0-0 4-3 ①		5	0	2	0	0	0	2
Billy Klaus, L (1, 6) OBP: 0.366, SLG: 0.314	4-0 FC1-2 1B 1-2 BB		0-0 G3 ①	0-0 P6 ③		0-0 F8 ③		0-0 F7 ②		4	0	0	0	1	0	1
Al Pilarcik, L (1, 9) OBP: 0.370, SLG: 0.380	0-0 FC1-2 1-2 2-3 1B		4-0 BB E BB		0-0 4-3 3B 2B		0-0 F8 ①	4-0 1B BB		3	2	2	0	2	0	0
Gene Woodling, L (1, 7) Barry Shetrone, L (8, PR) Willie Tasby, R (9, 8) OBP: 0.415, SLG: 0.511 OBP: 0.267, SLG: 0.296 OBP: 0.308, SLG: 0.368	0-3 K ①		4-0 E 1-2 BB		0-0 4-3 ① 2-3		0-0 G3 ②	0-0 1-3 1B		4 0 0	0 0 0	1 0 0	0 0 0	1 0 0	1 0 0	4 0 0
Bob Boyd, L (1, 3) OBP: 0.298, SLG: 0.326	0-0 FC1-2 ② 1-2 2-3 3-Hf		0-0 E7 1-2 2-H		0-0 1B 3B 3-H		0-0 BB E 1B	0-0 F8 ③		5	2	2	1	0	0	6
Joe Ginsberg, L (1, 2) OBP: 0.262, SLG: 0.223	0-3 K ③		0-0 L8 ②		0-0 1B 3-H		4-0 1B E 1-2 BB			3	0	1	1	1	1	5
Brooks Robinson, R (1, 5) OBP: 0.247, SLG: 0.275		0-0 SH1-3 1B	0-0 F7 ③		0-0 F8 ②		0-0 E5 1B 1-2 2-H			4	0	1	0	0	0	4
Billy Gardner, R (1, 4) OBP: 0.286, SLG: 0.319		0-0 SH1-3 ① 1-2		0-0 P3 ①	0-0 1-3 ③		0-0 1-2 2-3 1B			3	0	1	0	0	0	1
Milt Pappas, R (1, 1) OBP: 0.200, SLG: 0.204		0-0 6-3 ②		0-0 P2 ②		0-0 G4-6-3 1B	0-0 F8 ③			4	0	1	0	0	0	4
Inning Stats	R: 0 E: 0 K: 2 S: 9 H: 2 LOB: 3 BB: 1 P: 13	R: 0 E: 0 K: 0 S: 4 H: 1 LOB: 1 BB: 0 P: 4	R: 1 E: 1 K: 0 S: 4 H: 0 LOB: 2 BB: 2 P: 12	R: 0 E: 0 K: 0 S: 4 H: 1 LOB: 1 BB: 0 P: 4	R: 2 E: 0 K: 0 S: 6 H: 3 LOB: 1 BB: 0 P: 6	R: 0 E: 0 K: 0 S: 3 H: 1 LOB: 0 BB: 0 P: 3	R: 1 E: 1 K: 0 S: 6 H: 2 LOB: 3 BB: 1 P: 10	R: 0 E: 0 K: 0 S: 4 H: 1 LOB: 2 BB: 1 P: 8		1B: 9 2B: 1 3B: 1 HR: 0	SF: 0 SAC: 1 DP: 1 HBP: 0					

PITCHER		IP	WLS	BF	H	R	ER	SO	BB	IBB	HBP	BLK	WP	HR	S	P	ERA	WHIP
Jim Perry, R ERA: 2.83	(1, 1)	6.2	L	33	9	4	2	2	4	0	0	0	0	0	33	49	2.70	1.950
Gary Bell, R ERA: 3.69	(7, 1)	1.1		8	2	0	0	0	1	0	0	0	0	0	7	11	0.00	2.250

PITCHER	IP	WLS	BF	H	R	ER	SO	BB	IBB	HBP	BLK	WP	HR	S	P	ERA	WHIP

BOTTOM

Cleveland Indians @ Baltimore Orioles

Memorial Stadium, Baltimore, MD

Sun Aug 09 1959, 3:33 AM EDT

Att. 12,875 - Unknown

livebaseballscorecards.com

AB	35
R	4
H	11
RBI	2
BB	5
SO	2
LOB	27

Batter	1	2	3	4	5	6	7	8	9	AB	R	H	RBI	BB	SO	LOB
Gary Geiger, L (1, 8) OBP: 0.313, SLG: 0.468	BBBB 4-0 FC4-6 PB BB PB BB		0-0 ① 4-3		0-0 ① F8		0-0 ③ F2		0-0 HR	4	2	1	1	1	0	0
Pete Runnels, L (1, 4) OBP: 0.419, SLG: 0.442	BBBBB 4-0 FC4-6 1-2 BB		0-0 ② 5-3 2B		0-0 ② F8			BBBBB 4-0 BB 1B BB BB	0-0 2B	3	1	2	0	2	0	0
Frank Malzone, R (1, 5) OBP: 0.326, SLG: 0.458	0-0 ① FC4-6 PB 1B 1-2f 2-3		0-0 ② 5-3 2-3		0-0 ③ 6-3			0-0 BB BB 1B 1-2 1B	0-0 ① 5-3	5	2	1	0	0	0	4
Ted Williams, L (1, 7) OBP: 0.359, SLG: 0.401 Jim Busby, R (8, PR) OBP: 0.271, SLG: 0.326 Ike Delock, R (8, 1) OBP: 0.128, SLG: 0.136	SSS 0-3 ② K 1-2 3-H		0-0 ③ F7			0-0 2B		BBBB 4-0 1B BB 1-2 2-3 BB	SSS 0-3 ② K	3 0 1	0 0 0	1 0 0	0 0 0	1 0 0	1 0 1	2 0 1
Jackie Jensen, R (1, 9) OBP: 0.381, SLG: 0.528	0-0 2-H 1B			0-0 ① 5-3		0-0 ① P6		BBBBB 4-0 1B 1-2 2-3 3-H BB	SSS 0-3 ③ K	4	0	1	2	1	1	2
Dick Gernert, R (1, 3) OBP: 0.375, SLG: 0.429 Vic Wertz, L (8, PH) OBP: 0.350, SLG: 0.421 (8, 3)	0-0 ③ F9			0-0 FC5-4 1B	SSS 0-3 ② K			0-0 1B 1-2 2-3 3-H		3 1	0 0	1 1	0 1	0 0	1 0	2 0
Sammy White, R (1, 2) OBP: 0.328, SLG: 0.333 Gene Stephens, L (8, PH) OBP: 0.339, SLG: 0.333 (8, 7)		0-0 ① 1-3		0-0 ② FC5-4 E 1B 1-2f		0-0 ③ 6-3		SSS 0-3 ① K		3 1	0 0	0 0	0 0	0 0	0 1	2 3
Don Buddin, R (1, 6) OBP: 0.372, SLG: 0.355 Marty Keough, L (7, PH) OBP: 0.316, SLG: 0.420 Jim Mahoney, R (7, 6) OBP: 0.091, SLG: 0.091		0-0 ② 4-3		0-0 E4 1-3 1B			0-0 ① F5	SSS 0-3 ② K		2 1 1	0 0 0	1 0 0	0 0 0	0 0 0	0 0 1	0 0 3
Bill Monbouquette, R (1, 1) OBP: 0.148, SLG: 0.115 Leo Kiely, L (5, 1) Pete Daley, R (8, PH) OBP: 0.284, SLG: 0.290 (8, 2)		0-0 ③ 5-3	SSS 0-3 ③ K				0-0 ② 4-3	0-0 ③ 1-3		2 1 1	0 0 0	0 0 0	0 0 0	1 0 0	2 0 3	2 0 3
Inning Stats	R: 2 E: 0 K: 1 S: 6 H: 1 LOB: 1 BB: 2 P: 14	R: 0 E: 0 K: 0 S: 3 H: 0 LOB: 0 BB: 0 P: 3	R: 0 E: 0 K: 0 S: 4 H: 1 LOB: 1 BB: 0 P: 4	R: 0 E: 1 K: 1 S: 7 H: 2 LOB: 2 BB: 0 P: 7	R: 0 E: 0 K: 0 S: 3 H: 0 LOB: 0 BB: 0 P: 3	R: 0 E: 0 K: 1 S: 6 H: 1 LOB: 1 BB: 0 P: 6	R: 0 E: 0 K: 0 S: 3 H: 0 LOB: 0 BB: 0 P: 3	R: 2 E: 0 K: 2 S: 9 H: 2 LOB: 3 BB: 3 P: 21	R: 1 E: 0 K: 2 S: 9 H: 2 LOB: 1 BB: 0 P: 9	1B: 5 2B: 3 3B: 0 HR: 1 SF: 0 SAC: 0 DP: 0 HBP: 0						

TOP

Boston Red Sox @ Baltimore Orioles

Memorial Stadium, Baltimore, MD

Wed Aug 12 1959, 7:05 PM EDT

Att. 12,235 - Unknown

livebaseballscorecards.com

AB	36
R	5
H	9
RBI	4
BB	5
SO	7
LOB	24

WP: 0 PB: 1 SB: 0 CS: 0 PA: 41

PITCHER		IP	WLS	BF	H	R	ER	SO	BB	IBB	HBP	BLK	WP	HR	S	P	ERA	WHIP
Billy Hoeft, L ERA: 5.04	(1, 1)	0.0		2	0	2	1	0	2	0	0	0	0	0	0	8	∞	∞
Jack Fisher, R ERA: 4.23	(1, 1)	7.0		28	6	2	2	3	1	0	0	0	0	0	33	37	2.57	1.000
Billy O'Dell, L ERA: 3.55	(8, 1)	0.0		1	0	0	0	0	1	0	0	0	0	0	0	4	∞	∞
Hoyt Wilhelm, R ERA: 2.24	(8, 1)	2.0	L	10	3	1	1	4	1	0	0	0	0	1	17	21	4.50	2.000

PITCHER	IP	WLS	BF	H	R	ER	SO	BB	IBB	HBP	BLK	WP	HR	S	P	ERA	WHIP

BOTTOM

Boston Red Sox @ Baltimore Orioles

Memorial Stadium, Baltimore, MD

Wed Aug 12 1959, 7:05 PM EDT

Att. 12,235 - Unknown

Batter	1	2	3	4	5	6	7	8	9	AB	R	H	RBI	BB	SO	LOB
Albie Pearson, L (1, 8) OBP: 0.316, SLG: 0.280	1B 2B		6-3		HR 2B		6-3		4-3	5	2	2	1	0	0	2
Billy Klaus, L (1, 6) OBP: 0.368, SLG: 0.332	K		1-3		HR		1B			4	1	2	2	0	1	1
Al Pilarcik, L (1, 9) OBP: 0.373, SLG: 0.383	1B			K	1B		G3			4	0	2	1	0	1	1
Gene Woodling, L (1, 7) OBP: 0.413, SLG: 0.506	F9			BB	K			4-3		3	0	0	0	1	1	2
Bob Boyd, L (1, 3) OBP: 0.295, SLG: 0.322	L7			F8		5-3		F7		4	0	0	0	0	0	2
Joe Ginsberg, L (1, 2) OBP: 0.262, SLG: 0.224		F9		F9		FC5-4 1B		4-3		4	0	1	0	0	0	1
Chico Carrasquel, R (1, 4) OBP: 0.292, SLG: 0.306		6-3			6-3	FC5-4 FC6-4			6-3	4	0	0	0	0	0	1
Brooks Robinson, R (1, 5) OBP: 0.242, SLG: 0.269		1-3			E7 6-3 2B	FC6-4			4-3 1B	3	1	0	0	0	0	1
Bob Nieman, R (9, PH) OBP: 0.357, SLG: 0.489										1	0	1	0	0	0	0
Willie Tasby, R (9, PR) OBP: 0.308, SLG: 0.368										0	0	0	0	0	0	0
Billy Hoeft, L (1, 1) OBP: 0.250, SLG: 0.313			F7		6-3		K		4-3	0	0	0	0	0	0	0
Jack Fisher, R (1, 1) OBP: 0.333, SLG: 0.364										3	0	0	0	0	1	1
Billy O'Dell, S (8, 1) OBP: 0.182, SLG: 0.175										0	0	0	0	0	0	0
Hoyt Wilhelm, R (8, 1) OBP: 0.115, SLG: 0.036										0	0	0	0	0	0	0
Barry Shetrone, L (9, PH) OBP: 0.258, SLG: 0.286										1	0	0	0	0	0	1
Inning Stats	R: 1 E: 0 K: 1 S: 7 H: 2 LOB: 1 BB: 0 P: 7	R: 0 E: 0 K: 0 S: 3 H: 0 LOB: 0 BB: 0 P: 3	R: 0 E: 0 K: 0 S: 3 H: 0 LOB: 0 BB: 0 P: 3	R: 0 E: 0 K: 1 S: 5 H: 0 LOB: 1 BB: 1 P: 9	R: 3 E: 1 K: 1 S: 9 H: 3 LOB: 1 BB: 0 P: 9	R: 0 E: 0 K: 0 S: 4 H: 1 LOB: 1 BB: 0 P: 4	R: 0 E: 0 K: 1 S: 6 H: 1 LOB: 1 BB: 0 P: 6	R: 0 E: 0 K: 0 S: 3 H: 0 LOB: 0 BB: 0 P: 3	R: 0 E: 0 K: 0 S: 4 H: 1 LOB: 2 BB: 0 P: 4	1B: 5 2B: 2 3B: 0 HR: 1	SF: 0 SAC: 0 DP: 0 HBP: 0						

	AB	36
	R	4
	H	8
	RBI	4
	BB	1
	SO	4
	LOB	13

WP: 0 PB: 0 SB: 1 CS: 0 PA: 37

livebaseballscorecards.com

PITCHER	IP	WLS	BF	H	R	ER	SO	BB	IBB	HBP	BLK	WP	HR	S	P	ERA	WHIP
Bill Monbouquette, R (1, 1) ERA: 4.66	4.2		21	5	4	1	2	1	0	0	0	0	1	24	28	1.93	1.286
Leo Kiely, L (5, 1) ERA: 4.93	2.1		9	2	0	0	2	0	0	0	0	0	0	13	13	0.00	0.857
Ike Delock, R (8, 1) ERA: 3.11	2.0	W	7	1	0	0	0	0	0	0	0	0	0	7	7	0.00	0.500

PITCHER	IP	WLS	BF	H	R	ER	SO	BB	IBB	HBP	BLK	WP	HR	S	P	ERA	WHIP

Washington Senators @ Baltimore Orioles

Memorial Stadium, Baltimore, MD

Fri Aug 14 1959, 7:05 PM EDT

Att. 6,346 - Unknown

TOP

livebaseballscorecards.com

Batter	1	2	3	4	5	6	7	8	9	AB	R	H	RBI	BB	SO	LOB
Ken Aspromonte, R (1, 4) OBP: 0.325, SLG: 0.324	F9		P4			5-3	5-3		E7 BB 3B 2-H	5	1	0	0	0	0	2
Lenny Green, L (1, 9) OBP: 0.306, SLG: 0.328	2-3			HR 1-6-3 BB		3-1		F8	3B BB 1-2	3	2	0	0	2	0	0
Bob Allison, R (1, 8) OBP: 0.338, SLG: 0.531	6-3			K		BB		E5 2B	3B 1-H 2-H	4	1	1	2	1	1	1
Jim Lemon, R (1, 7) OBP: 0.328, SLG: 0.515		1B		1-6-3 1-2		F9		K	4-3	5	0	1	0	0	1	4
Harmon Killebrew, R (1, 5) OBP: 0.360, SLG: 0.562		K		HR 2-H			HBP 1B 1B	PB 2B 1-H		4	2	3	3	0	1	1
Roy Sievers, R (1, 3) OBP: 0.306, SLG: 0.426		F3		6-3			1B G5-2-3 HBP 1-2	F9 2-3		3	0	0	0	0	0	2
Clint Courtney, L (1, 2) OBP: 0.325, SLG: 0.284		F7	P3				G5-2-3 1B 1-3 2-H		P4	4	0	1	1	0	0	1
Zoilo Versalles, R (1, 6) OBP: 0.217, SLG: 0.250 Julio Becquer, L (7, PH) OBP: 0.265, SLG: 0.351 Billy Consolo, R (7, 6)			K	F8			G5-2-3 IBB		SH1 E BB	2	0	0	0	0	1	0
										0	0	0	0	1	0	0
										0	1	0	0	1	0	0
Bill Fischer, R (1, 1) OBP: 0.140, SLG: 0.100 Hal Woodeshick, R (3, 1) Faye Throneberry, L (7, PH) OBP: 0.331, SLG: 0.403 Reno Bertoia, R (7, PH) OBP: 0.308, SLG: 0.364 Dick Hyde, R (7, 1)			F7		K		G5-2-3 1-2 2-3 3-Hf		SH1 1-2	1	0	0	0	0	0	0
										1	0	0	0	0	1	0
										0	0	0	0	0	0	0
										1	0	0	0	0	0	3
										0	0	0	0	0	0	0

	AB	33
	R	7
	H	6
	RBI	6
	BB	5
	SO	5
	LOB	14

Inning Stats	1	2	3	4	5	6	7	8	9
	R: 0 E: 0 K: 0 S: 3	H: 0 LOB: 0 BB: 0 P: 3	R: 0 E: 0 K: 1 S: 6	H: 1 LOB: 1 BB: 0 P: 6	R: 0 E: 0 K: 1 S: 5	H: 0 LOB: 0 BB: 0 P: 5	R: 2 E: 0 K: 1 S: 6	H: 1 LOB: 0 BB: 1 P: 10	R: 0 E: 0 K: 1 S: 5	H: 0 LOB: 0 BB: 0 P: 5
	R: 0 E: 0 K: 0 S: 3	H: 0 LOB: 1 BB: 1 P: 7	R: 1 E: 0 K: 0 S: 4	H: 2 LOB: 2 BB: 1 P: 9	R: 1 E: 1 K: 1 S: 7	H: 1 LOB: 1 BB: 0 P: 7	R: 3 E: 1 K: 0 S: 5	H: 1 LOB: 1 BB: 2 P: 13		

	1B: 3	SF: 0	WP: 0	PA: 40
	2B: 1	SAC: 1	PB: 1	
	3B: 1	DP: 1	SB: 0	
	HR: 1	HBP: 1	CS: 0	

PITCHER		IP	WLS	BF	H	R	ER	SO	BB	IBB	HBP	BLK	WP	HR	S	P	ERA	WHIP
Hal Brown, R ERA: 3.52	(1, 1)	6.0		22	2	2	2	4	2	0	0	0	0	1	28	36	3.00	0.667
Arnie Portocarrero, R ERA: 6.99	(7, 1)	0.0		2	1	1	1	0	0	0	1	0	0	0	1	2	∞	∞
Billy Loes, R ERA: 2.55	(7, 1)	0.0		2	1	0	0	0	0	1	0	0	0	0	1	5	∞	∞
Billy O'Dell, L ERA: 3.48	(7, 1)	3.0	L	14	2	4	0	1	2	0	0	0	0	0	14	22	0.00	1.333

PITCHER		IP	WLS	BF	H	R	ER	SO	BB	IBB	HBP	BLK	WP	HR	S	P	ERA	WHIP

Batter	1	2	3	4	5	6	7	8	9	AB	R	H	RBI	BB	SO	LOB
Albie Pearson, L (1, 8) OBP: 0.313, SLG: 0.278	0-0 1B 1B 1B	0-0 L3			0-0 1-3		0-0 F8		0-0 F7	5	1	1	0	0	0	1
Billy Klaus, L (1, 6) OBP: 0.371, SLG: 0.332	0-0 FC3-6 1B 1-3 FC4-6 1B		0-0 E6 CS		4-0 BB		0-0 4-3			3	1	1	0	1	0	0
Al Pilarcik, L (1, 9) OBP: 0.375, SLG: 0.385	0-0 FC3-6 1-2 3-H 1B		0-0 G4-6-3 1-2 1B		0-3 K		0-3 K2-3			4	0	2	1	0	2	1
Gene Woodling, L (1, 7) OBP: 0.409, SLG: 0.500	0-0 FC3-6 FC4-6 1-2f 2-3		0-0 G4-6-3 1-2f		0-0 1-3			0-0 F9		4	0	0	0	0	0	4
Bob Boyd, L (1, 3) OBP: 0.293, SLG: 0.320 Walt Dropo, R (6, PH) OBP: 0.255, SLG: 0.380 (7, 3)	0-0 FC4-6 S 1-2f 3-H			0-0 5-3		4-0 G3 2B BB		0-0 5-3		2 1	0 1	0 0	1 0	0 1	0 0	1 0
Joe Ginsberg, L (1, 2) OBP: 0.269, SLG: 0.220	0-0 F8 1-2			4-0 5-3 BB		0-0 G3 1-2		4-0 BB		2	0	0	0	2	0	2
Chico Carrasquel, R (1, 4) OBP: 0.288, SLG: 0.301		0-0 P6		0-0 5-3 1-2		0-0 5-3		0-0 F7		4	0	0	0	0	0	3
Brooks Robinson, R (1, 5) OBP: 0.254, SLG: 0.272		0-0 SH1-3 1B		4-0 IBB		4-0 2B IBB			0-0 5-3	2	0	1	0	2	0	0
Hal Brown, R (1, 1) OBP: 0.156, SLG: 0.107 Bob Nieman, R (6, PH) OBP: 0.359, SLG: 0.496 Arnie Portocarrero, R (7, 1) Billy Loes, R (7, 1) Billy O'Dell, S (7, 1) OBP: 0.182, SLG: 0.175 Barry Shetrone, L (9, PH) OBP: 0.250, SLG: 0.276		0-0 SH1-3 1-2		0-0 P4		0-0 1-H 2-H 2B			0-0 F7	1 1 0 0 0 1	0 0 0 0 0 0	0 1 0 0 0 0	0 1 0 0 0 0	0 0 0 0 0 0	0 0 0 0 0 0	2 0 0 0 0 0
Inning Stats	R: 2 E: 0 K: 0 S: 6 H: 3 LOB: 1 BB: 0 P: 6	R: 0 E: 0 K: 0 S: 4 H: 1 LOB: 1 BB: 0 P: 4	R: 0 E: 1 K: 0 S: 3 H: 1 LOB: 0 BB: 0 P: 3	R: 0 E: 0 K: 0 S: 3 H: 0 LOB: 2 BB: 2 P: 11	R: 0 E: 0 K: 1 S: 5 H: 0 LOB: 1 BB: 1 P: 9	R: 1 E: 0 K: 0 S: 3 H: 1 LOB: 2 BB: 2 P: 11	R: 0 E: 0 K: 1 S: 5 H: 0 LOB: 0 BB: 0 P: 5	R: 0 E: 0 K: 0 S: 3 H: 0 LOB: 1 BB: 1 P: 7	R: 0 E: 0 K: 0 S: 3 H: 0 LOB: 0 BB: 0 P: 3	1B: 5 2B: 1 3B: 0 HR: 0	SF: 0 SAC: 1 DP: 1 HBP: 0			WP: 0 PB: 0 SB: 1 CS: 1	PA: 37	

PITCHER		IP	WLS	BF	H	R	ER	SO	BB	IBB	HBP	BLK	WP	HR	S	P	ERA	WHIP
Bill Fischer, R ERA: 4.4	(1, 1)	2.1		12	5	2	2	0	0	0	0	0	0	0	12	12	7.71	2.143
Hal Woodeshick, L ERA: 5.22	(3, 1)	3.2		15	1	1	1	1	3	2	0	0	0	0	12	32	2.46	1.091
Dick Hyde, R ERA: 4.68	(7, 1)	3.0	W	10	0	0	0	1	1	0	0	0	0	0	11	15	0.00	0.333

PITCHER	IP	WLS	BF	H	R	ER	SO	BB	IBB	HBP	BLK	WP	HR	S	P	ERA	WHIP

BOTTOM

Washington Senators @ Baltimore Orioles

Memorial Stadium, Baltimore, MD

Fri Aug 14 1959, 7:05 PM EDT

Att. 6,346 - Unknown

livebaseballscorecards.com

AB	30
R	3
H	6
RBI	3
BB	6
SO	2
LOB	14

Washington Senators @ Baltimore Orioles

Memorial Stadium, Baltimore, MD

Sat Aug 15 1959, 7:05 PM EDT

Att. 9,996 - Unknown

TOP

livebaseballscorecards.com

Batter	1	2	3	4	5	6	7	8	9	AB	R	H	RBI	BB	SO	LOB
Ken Aspromonte, R (1, 4) OBP: 0.319, SLG: 0.317	5-3		FC3-6 1-2f		P6			5-3		4	0	0	0	0	0	1
Lenny Green, L (1, 9) OBP: 0.305, SLG: 0.319	4-3		F7			L9		BBBB 4-3 BB		3	0	0	0	1	0	1
Bob Allison, R (1, 8) OBP: 0.335, SLG: 0.527	SSS K		F5			1-3		4-3 1-2		4	0	0	0	0	1	2
Jim Lemon, R (1, 7) OBP: 0.327, SLG: 0.513		6-3		6-3		1B		G3		4	0	1	0	0	0	1
Harmon Killebrew, R (1, 5) OBP: 0.359, SLG: 0.559		SSS K		G6-4-3 1B		SSS K			SSS K	4	0	1	0	0	3	1
Roy Sievers, R (1, 3) OBP: 0.309, SLG: 0.428		BBBB BB		G6-4-3 1-2f			G3		2B	3	0	1	0	1	0	1
Clint Courtney, L (1, 2) OBP: 0.333, SLG: 0.315		P6			HR		BBBB BB		F7	2	1	1	1	1	0	1
Billy Consolo, R (7, PR) OBP: 0.282, SLG: 0.239										0	0	0	0	0	0	0
(7, 6)																
Hal Naragon, L (9, PH) OBP: 0.294, SLG: 0.316										1	0	0	0	0	0	1
Zoilo Versalles, R (1, 6) OBP: 0.229, SLG: 0.244			BBBB S E BB		6-3		SSS K		F8	1	1	0	0	1	0	0
Faye Throneberry, L (7, PH) OBP: 0.330, SLG: 0.401										1	0	0	0	0	1	1
Hal Griggs, R (7, 1) OBP: 0.000, SLG: 0.059										0	0	0	0	0	0	0
Hal Woodeshick, R (7, 1)										0	0	0	0	0	0	0
Russ Kemmerer, R (7, 1) OBP: 0.245, SLG: 0.170										0	0	0	0	0	0	0
Reno Bertoia, R (9, PH) OBP: 0.307, SLG: 0.362										1	0	0	0	0	0	1
Chuck Stobbs, L (1, 1) OBP: 0.125, SLG: 0.125			E4 FC3-6 1-H		4-3		1-3			2	0	0	0	0	0	0
Julio Becquer, L (7, PH) OBP: 0.263, SLG: 0.349										1	0	0	0	0	0	1
Steve Korcheck, R (7, 2) OBP: 0.214, SLG: 0.083										0	0	0	0	0	0	0

	AB	31
	R	2
	H	4
	RBI	1
	BB	4
	SO	5
	LOB	12

Inning Stats	1	2	3	4	5	6	7	8	9
	R: 0 E: 0 K: 1 S: 5	R: 0 E: 0 K: 1 S: 5	R: 1 E: 1 K: 0 S: 4	R: 0 E: 0 K: 0 S: 3	R: 1 E: 0 K: 0 S: 4	R: 0 E: 0 K: 1 S: 6	R: 0 E: 0 K: 1 S: 5	R: 0 E: 0 K: 0 S: 3	R: 0 E: 0 K: 1 S: 6
	H: 0 LOB: 0 BB: 0 P: 5	H: 0 LOB: 1 BB: 1 P: 9	H: 0 LOB: 1 BB: 1 P: 8	H: 1 LOB: 0 BB: 0 P: 3	H: 1 LOB: 1 BB: 0 P: 4	H: 1 LOB: 1 BB: 0 P: 6	H: 0 LOB: 1 BB: 1 P: 9	H: 0 LOB: 1 BB: 1 P: 7	H: 1 LOB: 1 BB: 0 P: 6

	1B: 2	SF: 0	WP: 0	PA: 35
	2B: 1	SAC: 0	PB: 0	
	3B: 0	DP: 1	SB: 1	
	HR: 1	HBP: 0	CS: 0	

PITCHER		IP	WLS	BF	H	R	ER	SO	BB	IBB	HBP	BLK	WP	HR	S	P	ERA	WHIP
Milt Pappas, R ERA: 3.49	(1, 1)	9.0	W	35	4	2	2	5	4	0	0	0	0	1	41	57	2.00	0.889

PITCHER		IP	WLS	BF	H	R	ER	SO	BB	IBB	HBP	BLK	WP	HR	S	P	ERA	WHIP

Batter	1	2	3	4	5	6	7	8	9	AB	R	H	RBI	BB	SO	LOB
Chico Carrasquel, R (1, 6) OBP: 0.293, SLG: 0.304	1-3		HR 1B	BB			1B FC5-2 1B	K		4	1	2	0	1	1	0
Gene Woodling, L (1, 9) OBP: 0.410, SLG: 0.499	BB		P6	4-3			WP FC5-2 SF9 1-3 1B			3	0	1	0	1	0	3
Albie Pearson, L (7, PR) OBP: 0.313, SLG: 0.278 (8, 7)										0	1	0	0	0	0	0
Willie Tasby, R (1, 8) OBP: 0.307, SLG: 0.374	F7		1-H HR		5-3		FC5-2 SF9 WP 1-2 3-H			4	1	1	2	0	0	3
Bob Nieman, R (1, 7) OBP: 0.357, SLG: 0.489	F8		F7		3-1		SF9 1-2 2-3 IBB			3	0	0	0	1	0	1
Al Pilarcik, L (7, PR) OBP: 0.375, SLG: 0.385 (8, 9)										0	0	0	0	0	0	0
Walt Dropo, R (1, 3) OBP: 0.250, SLG: 0.371		K	4-3		F8		SF9 1-2 2-3 3-H			3	0	0	0	0	1	0
Bob Boyd, L (7, PH) OBP: 0.292, SLG: 0.320 (8, 3)										0	0	0	1	0	0	0
Brooks Robinson, R (1, 5) OBP: 0.272, SLG: 0.294		BB		SH1 S 2B		SH3-4 2B	FC6-4 IBB			2	1	2	0	2	0	0
Billy Gardner, R (1, 4) OBP: 0.287, SLG: 0.318		1-2 BB		SH1 2-3		SH3-4 2-3	FC6-4 1-2f			1	0	0	0	1	0	3
Joe Ginsberg, L (1, 2) OBP: 0.268, SLG: 0.215		K		S BB		K		G3		3	0	0	0	1	2	3
Milt Pappas, R (1, 1) OBP: 0.186, SLG: 0.190		K		1-2 3-H K		F2		1-3		4	0	0	0	0	2	4
Inning Stats	R: 0 E: 0 K: 0 S: 3 H: 0 LOB: 1 BB: 1 P: 7	R: 0 E: 0 K: 3 S: 9 H: 0 LOB: 2 BB: 2 P: 17	R: 2 E: 0 K: 0 S: 5 H: 2 LOB: 0 BB: 0 P: 5	R: 1 E: 0 K: 1 S: 6 H: 1 LOB: 2 BB: 2 P: 14	R: 0 E: 0 K: 0 S: 3 H: 0 LOB: 0 BB: 0 P: 3	R: 0 E: 0 K: 1 S: 6 H: 1 LOB: 1 BB: 0 P: 6	R: 1 E: 0 K: 0 S: 5 H: 2 LOB: 3 BB: 2 P: 13	R: 0 E: 0 K: 1 S: 5 H: 0 LOB: 0 BB: 0 P: 5		1B: 3 2B: 2 3B: 0 HR: 1	SF: 1 SAC: 2 DP: 0 HBP: 0					

BOTTOM

Washington Senators @ Baltimore Orioles

Memorial Stadium, Baltimore, MD

Sat Aug 15 1959, 7:05 PM EDT

Att. 9,996 - Unknown

livebaseballscorecards.com

AB	27
R	4
H	6
RBI	3
BB	7
SO	6
LOB	17

WP: 1 PB: 0 SB: 2 CS: 0 PA: 37

PITCHER		IP	WLS	BF	H	R	ER	SO	BB	IBB	HBP	BLK	WP	HR	S	P	ERA	WHIP
Chuck Stobbs, L ERA: 3.0	(1, 1)	6.0	L	27	4	3	3	5	5	0	0	0	0	1	32	52	4.50	1.500
Hal Griggs, R ERA: 5.71	(7, 1)	0.1		4	2	1	1	0	0	1	0	0	1	0	3	7	27.00	6.000
Hal Woodeshick, L ERA: 5.18	(7, 1)	0.1		2	0	0	0	0	0	1	0	0	0	0	1	5	0.00	0.000
Russ Kemmerer, R ERA: 4.56	(7, 1)	1.1		4	0	0	0	1	0	0	0	0	0	0	6	6	0.00	0.000

PITCHER	IP	WLS	BF	H	R	ER	SO	BB	IBB	HBP	BLK	WP	HR	S	P	ERA	WHIP

Batter	1	2	3	4	5	6	7	8	9	AB	R	H	RBI	BB	SO	LOB
Ken Aspromonte, R (1, 4) OBP: 0.311, SLG: 0.308	S S S 0-3 ① K	x 0-0 ③ 5-3			x 0-0 ② F9		x 0-0 ② L8		x 0-0 ③ F7	5	0	0	0	0	1	2
Lenny Green, L (1, 9) (1, 8) OBP: 0.303, SLG: 0.317	x 0-0 ② F9		x 0-0 ① 1-3		x 0-0 ③ FC6 1-2f		x 0-0 E8 1-H 1B 1B			4	1	1	0	0	0	1
Bob Allison, R (1, 8) OBP: 0.337, SLG: 0.528 Jim Lemon, R (1, 7) OBP: 0.327, SLG: 0.511	x 0-0 E6 1B 3B 1B		x 0-0 ② 5-3			x 0-0 ① 6-3	x 0-0 S 2-H 1B			1 3	1 0	1 1	0 1	0 0	0 0	0 0
Julio Becquer, L (1, 3) OBP: 0.269, SLG: 0.353	x 0-0 3B 2-3 1B		x 0-0 ③ 1-3			x 0-0 1B E 1B	x 0-0 ③ 4-3 1-2			4	2	2	0	0	0	1
Clint Courtney, L (1, 2) OBP: 0.346, SLG: 0.342	x 0-0 2-H 3-H 3B			S S S 0-3 ① K		x 0-0 E9 1-H SF9 1B		B B B B 4-0 FC5-4 BB		3	1	2	2	1	1	0
Faye Throneberry, L (1, 7) (1, 9) OBP: 0.329, SLG: 0.399	B B B B 4-0 BB			S S S 0-3 ② K		x 0-0 ② SF9 3-H		x 0-0 ① F5		2	0	0	1	1	1	1
Reno Bertoia, R (1, 5) OBP: 0.303, SLG: 0.357	x 0-0 ③ 4-3			x 0-0 ③ L7		x 0-0 ③ F8		x 0-0 ② FC5-4 CS 1-2f		4	0	0	0	0	0	3
Billy Consolo, R (1, 6) OBP: 0.281, SLG: 0.239		x 0-0 ① 6-3			x 0-0 ① 5-3		x 0-0 1B E 1B	0-0 ③ CS 1-2	x 0-0 ① P4	4	1	1	0	0	0	0
Pedro Ramos, S (1, 1) OBP: 0.206, SLG: 0.203 Tex Clevenger, R (8, 1) OBP: 0.200, SLG: 0.231 Dick Hyde, R (9, 1)		x 0-0 ② L8			x 0-0 FC6 1B		x 0-0 ① F3		S S S 0-3 ② K	3 1 0	0 0 0	1 0 0	0 0 0	0 0 0	0 1 0	1 0 0
Inning Stats	R: 2 E: 1 K: 1 S: 8 H: 3 LOB: 2 BB: 1 P: 12	R: 0 E: 0 K: 0 S: 3 H: 0 LOB: 0 BB: 0 P: 3	R: 0 E: 0 K: 0 S: 3 H: 0 LOB: 0 BB: 0 P: 3	R: 0 E: 0 K: 2 S: 7 H: 0 LOB: 0 BB: 0 P: 7	R: 0 E: 0 K: 0 S: 4 H: 1 LOB: 1 BB: 0 P: 4	R: 2 E: 1 K: 0 S: 5 H: 2 LOB: 0 BB: 0 P: 5	R: 2 E: 1 K: 0 S: 6 H: 3 LOB: 1 BB: 0 P: 6	R: 0 E: 0 K: 0 S: 2 H: 0 LOB: 0 BB: 1 P: 6	R: 0 E: 0 K: 1 S: 5 H: 0 LOB: 0 BB: 0 P: 5	1B: 8 2B: 0 3B: 1 HR: 0	SF: 1 SAC: 0 DP: 0 HBP: 0						

PITCHER		IP	WLS	BF	H	R	ER	SO	BB	IBB	HBP	BLK	WP	HR	S	P	ERA	WHIP
Jerry Walker, R ERA: 2.84	(1, 1)	7.0	L	31	9	6	1	3	1	0	0	0	0	0	36	40	1.29	1.429
Jack Fisher, R ERA: 4.05	(8, 1)	2.0		6	0	0	0	1	1	0	0	0	0	0	7	11	0.00	0.500

PITCHER	IP	WLS	BF	H	R	ER	SO	BB	IBB	HBP	BLK	WP	HR	S	P	ERA	WHIP

TOP

Washington Senators @ Baltimore Orioles

Memorial Stadium, Baltimore, MD

Sun Aug 16 1959, 3:33 AM EDT
Att. 6,429 - Unknown

livebaseballscorecards.com

AB	34
R	6
H	9
RBI	4
BB	2
SO	4
LOB	9

WP: 0 PA: 38
PB: 0
SB: 1
CS: 1

BOTTOM

Washington Senators @ Baltimore Orioles

Memorial Stadium, Baltimore, MD

Sun Aug 16 1959, 3:33 AM EDT

Att. 6,429 - Unknown

livebaseballscorecards.com

Batter	1	2	3	4	5	6	7	8	9	AB	R	H	RBI	BB	SO	LOB
Chico Carrasquel, R (1, 4) (8, 5) OBP: 0.298, SLG: 0.315	2B		F7		F7			1B, SF8, 2B	G4-6-3, BB	4	1	2	0	1	0	1
Billy Klaus, L (1, 6) OBP: 0.371, SLG: 0.327	F5		FC4-6, BB		K			1B, BB	G4-6-3	3	0	0	0	2	1	4
Al Pilarcik, L (1, 9) OBP: 0.368, SLG: 0.378	F9		K			4-3		F5		4	0	0	0	0	1	5
Gene Woodling, L (1, 7) OBP: 0.408, SLG: 0.496	F8		FC4-6			F2		1B		4	0	1	0	0	0	3
Bob Boyd, L (1, 3) OBP: 0.292, SLG: 0.318		3-1		G1-4-3, BB		4-3		SF8		2	0	0	1	1	0	0
Willie Tasby, R (1, 8) OBP: 0.305, SLG: 0.372		K		G1-4-3			5-3	P6		3	0	0	0	0	1	1
Billy Gardner, R (8, 4) OBP: 0.286, SLG: 0.317										1	0	0	0	0	0	2
Brooks Robinson, R (1, 5) OBP: 0.278, SLG: 0.301		1B		1B			F8		BB, 1B	3	0	2	0	0	0	0
Jack Fisher, R (8, 1) OBP: 0.333, SLG: 0.364										0	0	0	0	0	0	0
Albie Pearson, L (9, PH) OBP: 0.316, SLG: 0.282										1	0	1	0	0	0	0
Joe Ginsberg, L (1, 2) OBP: 0.275, SLG: 0.224		4-1		F3			1B		BB, 1B	4	0	2	0	0	0	2
Jerry Walker, S (1, 1) OBP: 0.167, SLG: 0.213			BB, 1B		F9		6-3		K	2	0	1	0	0	0	0
Barry Shetrone, L (7, PH) (8, 8) OBP: 0.235, SLG: 0.258										2	0	0	0	0	1	3

Inning Stats	1	2	3	4	5	6	7	8	9
R	0	0	0	0	0	0	0	1	0
E	0	0	0	0	0	0	0	0	0
H	1	1	1	1	0	0	1	2	2
LOB	1	1	2	1	0	0	1	2	2
K	0	1	1	0	1	0	0	0	1
BB	0	0	1	1	0	0	0	1	1
S	4	6	6	3	5	3	4	5	6
P	4	6	10	7	5	3	4	9	10

AB	33
R	1
H	9
RBI	1
BB	4
SO	4
LOB	21

PITCHER		IP	WLS	BF	H	R	ER	SO	BB	IBB	HBP	BLK	WP	HR	S	P	ERA	WHIP
Pedro Ramos, R ERA: 4.11	(1, 1)	7.1	W	31	7	1	1	3	3	0	0	0	0	0	34	46	1.23	1.364
Tex Clevenger, R ERA: 4.29	(8, 1)	1.0		6	2	0	0	1	1	0	0	0	0	0	7	11	0.00	3.000
Dick Hyde, R ERA: 4.6	(9, 1)	0.2	S	1	0	0	0	0	0	0	0	0	0	0	1	1	0.00	0.000

PITCHER	IP	WLS	BF	H	R	ER	SO	BB	IBB	HBP	BLK	WP	HR	S	P	ERA	WHIP

Batter	1	2	3	4	5	6	7	8	9	AB	R	H	RBI	BB	SO	LOB
Chico Carrasquel, R (1, 4) OBP: 0.297, SLG: 0.314	6-3		BB 1B 1B 1B	SF7 3-H		G3			K	4	1	1	1	0	1	0
Al Pilarcik, L (1, 8) (7, 9) (8, 7) OBP: 0.369, SLG: 0.378	F9 S 1B		1-2 BB 1B 1B	4-3		K			1-3	5	1	2	0	0	1	1
Bob Nieman, R (1, 7) OBP: 0.360, SLG: 0.487 Willie Tasby, R (7, 8) OBP: 0.305, SLG: 0.371	F9 1-3		B B B B 1-2 2-3 1B BB		FC1-5 BB 1B		F5		F8	3 1	0 0	1 0	0 0	1 0	0 0	1 0
Gene Woodling, L (1, 9) (7, 7) (8, 9) OBP: 0.414, SLG: 0.497	B B B B BB		1-2 2-H 3-H 1B		B B B B WP FC1-5 1-2 1B BB		B B B B FC3-6 BB			1	1	1	2	3	0	0
Bob Boyd, L (1, 3) OBP: 0.288, SLG: 0.314	F8		F7		FC1-5 1B WP 1-2 2-3f		FC3-6 1-2f			4	0	0	0	0	0	7
Gus Triandos, R (1, 2) OBP: 0.354, SLG: 0.483		S S S K	F8		1-3 2-H 1B		S S S K			4	0	1	1	0	2	3
Billy Klaus, L (1, 6) OBP: 0.369, SLG: 0.326		5-3		SH1-4 HBP SF7 1B	L6			S S S K		4	1	1	0	0	1	2
Brooks Robinson, R (1, 5) OBP: 0.283, SLG: 0.301		F4		H 1-0 SH1-4 1-2 HBP	F8			CS 1B		3	0	1	0	0	0	2
Arnie Portocarrero, R (1, 1) Billy Hoeft, L (5, 1) OBP: 0.250, SLG: 0.313 Jack Fisher, R (5, 1) OBP: 0.286, SLG: 0.308			5-3	SH1-4 1-2 2-3		K		S S S K 1-2		1 0 2	0 0 0	0 0 0	0 0 0	0 0 0	0 0 2	0 0 1

TOP

Baltimore Orioles @ Chicago White Sox

Comiskey Park, Chicago, IL

Tue Aug 18 1959, 8:05 PM EDT

Att. 34,547 - Unknown

livebaseballscorecards.com

AB	32
R	4
H	8
RBI	4
BB	4
SO	7
LOB	17

Inning Stats	1	2	3	4	5	6	7	8	9
	R: 0 E: 0 K: 0 S: 4	R: 0 E: 0 K: 1 S: 5	R: 2 E: 0 K: 0 S: 6	R: 1 E: 0 K: 0 S: 4	R: 1 E: 0 K: 0 S: 5	R: 0 E: 0 K: 2 S: 7	R: 0 E: 0 K: 1 S: 5	R: 0 E: 0 K: 2 S: 7	R: 0 E: 0 K: 1 S: 5
	H: 1 LOB: 2 BB: 1 P: 8	H: 0 LOB: 0 BB: 0 P: 5	H: 3 LOB: 2 BB: 1 P: 10	H: 1 LOB: 1 BB: 0 P: 5	H: 2 LOB: 2 BB: 1 P: 9	H: 0 LOB: 0 BB: 0 P: 7	H: 0 LOB: 1 BB: 1 P: 9	H: 1 LOB: 0 BB: 0 P: 7	H: 0 LOB: 0 BB: 0 P: 5

PITCHER		IP	WLS	BF	H	R	ER	SO	BB	IBB	HBP	BLK	WP	HR	S	P	ERA	WHIP	PITCHER	IP	WLS	BF	H	R	ER	SO	BB	IBB	HBP	BLK	WP	HR	S	P	ERA	WHIP
Early Wynn, R ERA: 3.3	(1, 1)	4.0		22	6	4	4	1	3	0	1	0	0	0	20	33	9.00	2.250																	
Ken McBride, R ERA: 2.81	(5, 1)	2.0		7	1	0	0	2	0	0	0	0	1	0	11	11	0.00	0.500																	
Gerry Staley, R ERA: 1.59	(7, 1)	3.0	W	10	1	0	0	4	1	0	0	0	0	0	17	21	0.00	0.667																	

1B: 8	SF: 1	WP: 1	PA: 39
2B: 0	SAC: 1	PB: 0	
3B: 0	DP: 0	SB: 1	
HR: 0	HBP: 1	CS: 1	

Baltimore Orioles @ Chicago White Sox

Comiskey Park, Chicago, IL

Tue Aug 18 1959, 8:05 PM EDT

Att. 34,547 - Unknown

BOTTOM

livebaseballscorecards.com

Batter	1	2	3	4	5	6	7	8	9	AB	R	H	RBI	BB	SO	LOB
Luis Aparicio, R (1, 6) OBP: 0.329, SLG: 0.349	G3 SF8 1B	1-3			BB BB BB BB		FC6-4 1B	1-2 2B 1B		4	3	3	0	1	0	1
Nellie Fox, L (1, 4) OBP: 0.400, SLG: 0.419	G3 1-3	F5			BB BB 1-2 BB		FC6-4 2B 1-2f SF8	1-H 2-H 2B		4	1	1	2	1	0	2
Jim Landis, R (1, 8) OBP: 0.376, SLG: 0.376	SF8 3-H		CS 1B		BB 1-2 2-3 BB		SF8 1-3 2B	K		3	0	2	1	1	1	1
Earl Torgeson, L (1, 3) OBP: 0.363, SLG: 0.384 John Romano, R (5, PH) OBP: 0.377, SLG: 0.475 Norm Cash, L (5, PH) OBP: 0.337, SLG: 0.310 (6, 3)	E3 1B 1B		F4 1-2		1-2 2-3 3-H BB		SF8 IBB			2 0 0	1 0 0	0 0 0	0 0 1	0 0 2	0 0 0	1 0 0
Sherm Lollar, R (1, 2) OBP: 0.341, SLG: 0.450	1B 1-2 1B 1B			5-3	F7		SF8 1-2 2-3 3-H			3	0	1	1	0	0	3
Billy Goodman, L (1, 5) OBP: 0.297, SLG: 0.275 Sammy Esposito, R (9, 5) OBP: 0.295, SLG: 0.289	E8 1-H 2-H 1B			F4		BB	L6			3 0	0 0	1 0	1 0	1 0	0 0	2 0
Al Smith, R (1, 7) OBP: 0.323, SLG: 0.391		3-1 6-3 1B		F2		K		F8		4	0	1	0	0	1	1
Jim McAnany, R (1, 9) OBP: 0.329, SLG: 0.344		6-3 1-2			L4	F9		F8		4	0	0	0	0	0	2
Early Wynn, S (1, 1) OBP: 0.320, SLG: 0.364 Ken McBride, R (5, 1) OBP: 0.167, SLG: 0.167 Jim Rivera, L (6, PH) OBP: 0.270, SLG: 0.368 Gerry Staley, R (7, 1) OBP: 0.364, SLG: 0.222		3-1 2-3			F4	K		1B 2B BB		1 1 1 0	0 0 0 1	0 0 0 0	0 0 0 1	0 0 1 0	0 0 1 0	1 0 1 0
Inning Stats	R: 2 E: 2 K: 0 S: 6 H: 3 LOB: 2 BB: 0 P: 6	R: 0 E: 0 K: 0 S: 4 H: 1 LOB: 1 BB: 0 P: 4	R: 0 E: 0 K: 0 S: 3 H: 1 LOB: 0 BB: 0 P: 3	R: 0 E: 0 K: 0 S: 3 H: 0 LOB: 0 BB: 0 P: 3	R: 1 E: 0 K: 0 S: 3 H: 0 LOB: 3 BB: 4 P: 19	R: 0 E: 0 K: 2 S: 7 H: 0 LOB: 1 BB: 1 P: 11	R: 1 E: 0 K: 0 S: 5 H: 2 LOB: 2 BB: 1 P: 9	R: 2 E: 0 K: 1 S: 7 H: 2 LOB: 1 BB: 1 P: 11		1B: 7 2B: 2 3B: 0 HR: 0	SF: 2 SAC: 0 DP: 0 HBP: 0					

	AB	30
	R	6
	H	9
	RBI	6
	BB	7
	SO	3
	LOB	15

WP: 0 PB: 0 SB: 1 CS: 1 PA: 39

PITCHER		IP	WLS	BF	H	R	ER	SO	BB	IBB	HBP	BLK	WP	HR	S	P	ERA	WHIP
Arnie Portocarrero, R ERA: 6.81	(1, 1)	4.2		20	5	3	2	0	2	0	0	0	0	0	18	26	3.86	1.500
Billy Hoeft, L ERA: 5.04	(5, 1)	0.0		1	0	0	0	0	1	0	0	0	0	0	0	4	∞	∞
Jack Fisher, R ERA: 4.32	(5, 1)	3.1	L	18	4	3	3	3	3	1	0	0	0	0	20	36	8.10	2.100

PITCHER	IP	WLS	BF	H	R	ER	SO	BB	IBB	HBP	BLK	WP	HR	S	P	ERA	WHIP

Batter	1	2	3	4	5	6	7	8	9	AB	R	H	RBI	BB	SO	LOB
Billy Klaus, L (1, 6) OBP: 0.371, SLG: 0.326	4-0 BBBB 4-3 1B 1B BB		0-0 1B 1B 1B		0-0 ① F6			0-0 2-3		3	2	1	0	1	0	0
Al Pilarcik, L (1, 8) (8, 9) OBP: 0.367, SLG: 0.376	0-0 ① F6		0-0 1B 1-3 1B		0-3 ② SSS K			0-0 ② F8		4	0	1	0	0	1	1
Bob Nieman, R (1, 7) OBP: 0.362, SLG: 0.485 Willie Tasby, R (8, PR) (8, 8) OBP: 0.305, SLG: 0.371	0-0 4-3 1-2 1B 1B		0-3 ① SSS K		0-0 ③ 6-3			4-0 BB BBBB BB		3	1	1	0	1	1	2
										0	0	0	0	0	0	0
Gene Woodling, L (1, 9) OBP: 0.417, SLG: 0.497 Albie Pearson, L (8, PR) (8, 7) OBP: 0.316, SLG: 0.282	0-0 ② 4-3 1-2 2-3		0-0 1-2 3-H 1B			4-0 G4-3 BBBB BB		4-0 1-2 BBBB BB		2	0	1	1	2	0	2
										0	0	0	0	0	0	0
Bob Boyd, L (1, 3) OBP: 0.288, SLG: 0.313	0-0 FC5 2-H 3-H 1B		0-0 ② F8			0-0 ①② G4-3 1-2f		0-0 ③ 4-3		4	0	1	2	0	0	5
Gus Triandos, R (1, 2) OBP: 0.350, SLG: 0.477	0-0 ③ FC5 2-3		0-0 ③ 5-3			0-0 ③ F7			0-0 ① 6-3	4	0	0	0	0	0	3
Chico Carrasquel, R (1, 4) OBP: 0.299, SLG: 0.314		4-0 G6-4-3 BBBB BB		0-0 ① 6-3			0-0 8-3 1B		0-0 ② 5-3	3	0	1	0	1	0	0
Brooks Robinson, R (1, 5) OBP: 0.277, SLG: 0.294	0-0 ①② G6-4-3 1-2f		0-0 ② 5-3				0-0 ①② 8-3 1-2f		0-0 ③ 5-3	4	0	0	0	0	0	2
Billy O'Dell, S (1, 1) OBP: 0.170, SLG: 0.163 Jerry Walker, S (9, 1) OBP: 0.167, SLG: 0.213	0-0 ③ 3-1		0-0 ③ 1-3				0-3 ③ SSS K			3	0	0	0	0	1	0
										0	0	0	0	0	0	0
Inning Stats	R: 2 E: 0 K: 0 S: 5 H: 2 LOB: 1 BB: 1 P: 9	R: 0 E: 0 K: 0 S: 2 H: 0 LOB: 0 BB: 1 P: 6	R: 1 E: 0 K: 1 S: 8 H: 3 LOB: 2 BB: 0 P: 8	R: 0 E: 0 K: 0 S: 3 H: 0 LOB: 0 BB: 0 P: 3	R: 0 E: 0 K: 1 S: 5 H: 0 LOB: 0 BB: 0 P: 5	R: 0 E: 0 K: 0 S: 2 H: 0 LOB: 0 BB: 1 P: 6	R: 0 E: 0 K: 1 S: 5 H: 1 LOB: 0 BB: 0 P: 5	R: 0 E: 0 K: 0 S: 3 H: 0 LOB: 2 BB: 2 P: 11	R: 0 E: 0 K: 0 S: 3 H: 0 LOB: 0 BB: 0 P: 3	1B: 6 2B: 1 3B: 0 HR: 0 SF: 0 SAC: 0 DP: 3 HBP: 0						

TOP

Baltimore Orioles @ Chicago White Sox

Comiskey Park, Chicago, IL

Wed Aug 19 1959, 4:33 AM EDT

Att. 14,310 - Unknown

livebaseballscorecards.com

AB	30
R	3
H	6
RBI	3
BB	5
SO	3
LOB	15

WP: 0 PB: 0 SB: 0 CS: 0 PA: 35

PITCHER	IP	WLS	BF	H	R	ER	SO	BB	IBB	HBP	BLK	WP	HR	S	P	ERA	WHIP
Bob Shaw, R (1, 1) ERA: 2.97	2.1	L	13	5	3	3	1	2	0	0	0	0	0	13	21	11.57	3.000
Ray Moore, R (3, 1) ERA: 4.26	2.2		8	0	0	0	1	0	0	0	0	0	0	10	10	0.00	0.000
Turk Lown, R (6, 1) ERA: 2.92	1.0		3	0	0	0	0	1	0	0	0	0	0	2	6	0.00	1.000
Ken McBride, R (7, 1) ERA: 2.5	2.0		8	1	0	0	1	2	0	0	0	0	0	8	16	0.00	1.500
Gerry Staley, R (9, 1) ERA: 1.57	1.0		3	0	0	0	0	0	0	0	0	0	0	3	3	0.00	0.000

PITCHER	IP	WLS	BF	H	R	ER	SO	BB	IBB	HBP	BLK	WP	HR	S	P	ERA	WHIP

Batter	1	2	3	4	5	6	7	8	9	AB	R	H	RBI	BB	SO	LOB
Luis Aparicio, R (1, 6) OBP: 0.328, SLG: 0.346	BBBB; 4-0; BB; BB		x; 0-0; 6-3 ②		x; 0-0; SH5-3 ②; 1-2 2-3		x; 0-0; FC6-4 ②; 1-2f		x; 0-0; G3 ③	3	0	0	0	1	0	1
Nellie Fox, L (1, 4) OBP: 0.397, SLG: 0.415	x; 0-0; F3 ①		x; 0-0; F9 ③		x; 0-0; F5 ③		x; 0-0; F8 ③			4	0	0	0	0	0	4
Jim Landis, R (1, 8) OBP: 0.375, SLG: 0.373	BBBB; 4-0; 1-2; BB			x; 0-0; 5-3 ①		x; 0-0; F8 ①		x; 0-0; F8 ①		3	0	0	0	1	0	0
Sherm Lollar, R (1, 2) (6, 3) OBP: 0.344, SLG: 0.459	x; 0-0; L7 ②			x; 0-0; 1B		BBBB; 4-0; 1B; BB		x; 0-0; HR		3	1	2	1	1	0	2
Al Smith, R (1, 7) OBP: 0.323, SLG: 0.389	x; 0-0; F3 ③			x; 0-0; F7 ②		x; 0-0; FC6-4; 1-2; 1B		x; 0-0; F7 ②		4	0	1	0	0	0	3
Bubba Phillips, R (1, 5) OBP: 0.317, SLG: 0.382		SSS; 0-3; K ①		x; 0-0; F7 ③		x; 0-0; F8 ②		x; 0-0; 1B		4	0	1	0	0	1	3
Earl Torgeson, L (1, 3) OBP: 0.361, SLG: 0.381 Turk Lown, R (6, 1) OBP: 0.286, SLG: 0.286 Earl Battey, R (6, PH) OBP: 0.317, SLG: 0.377 Ken McBride, R (7, 1) OBP: 0.167, SLG: 0.167 Sammy Esposito, R (8, PH) OBP: 0.289, SLG: 0.282 Gerry Staley, R (9, 1) OBP: 0.364, SLG: 0.222		x; 0-0; F2 ②			x; 0-0; F4 ①	x; 0-0; FC6-4 ③; 1-2f		x; 0-0; F6 ③		2 0 1 0 1 0	0 0 0 0 0 0	0 0 0 0 0 0	0 0 0 0 0 0	0 0 0 0 0 0	0 0 2 0 1 0	0 0 0 0 1 0
Jim McAnany, R (1, 9) OBP: 0.329, SLG: 0.344 Billy Goodman, L (9, PH) OBP: 0.295, SLG: 0.273		SSS; 0-3; K ③			x; 0-0; SH5-3 BB; 1B		SSS; 0-3; K ①		x; 0-0; F9 ①	3 1	0 0	1 0	0 0	0 0	2 0	0 0
Bob Shaw, R (1, 1) OBP: 0.200, SLG: 0.157 Ray Moore, R (3, 1) OBP: 0.150, SLG: 0.158 John Romano, R (5, PH) (6, 2) OBP: 0.379, SLG: 0.470 Harry Simpson, L (9, PH) OBP: 0.260, SLG: 0.386			x; 0-0; F4 ①		BBBB; 4-0; 1-2; SH5-3; BB		x; 0-0; E6; FC6-4		x; 0-0; L6 ②	0 1 1 1	0 0 0 0	0 0 0 0	0 0 1 0	0 0 0 0	0 0 0 0	0 0 0 0
Inning Stats	R: 0 E: 0 K: 0 S: 3 H: 0 LOB: 2 BB: 2 P: 11	R: 0 E: 0 K: 2 S: 7 H: 0 LOB: 0 BB: 0 P: 7	R: 0 E: 0 K: 0 S: 3 H: 0 LOB: 0 BB: 0 P: 3	R: 0 E: 0 K: 0 S: 4 H: 1 LOB: 1 BB: 0 P: 4	R: 0 E: 0 K: 0 S: 4 H: 1 LOB: 2 BB: 1 P: 8	R: 0 E: 0 K: 0 S: 4 H: 1 LOB: 2 BB: 1 P: 8	R: 0 E: 1 K: 1 S: 6 H: 0 LOB: 1 BB: 0 P: 6	R: 1 E: 0 K: 0 S: 5 H: 2 LOB: 1 BB: 0 P: 5	R: 0 E: 0 K: 0 S: 3 H: 0 LOB: 0 BB: 0 P: 3	1B: 4 2B: 0 3B: 0 HR: 1	SF: 0 SAC: 1 DP: 0 HBP: 0						

PITCHER		IP	WLS	BF	H	R	ER	SO	BB	IBB	HBP	BLK	WP	HR	S	P	ERA	WHIP
Billy O'Dell, L ERA: 3.35	(1, 1)	8.0	W	34	5	1	1	3	4	0	0	0	0	1	36	52	1.12	1.125
Jerry Walker, R ERA: 2.82	(9, 1)	1.0	S	3	0	0	0	0	0	0	0	0	0	0	3	3	0.00	0.000

PITCHER	IP	WLS	BF	H	R	ER	SO	BB	IBB	HBP	BLK	WP	HR	S	P	ERA	WHIP

BOTTOM

Baltimore Orioles @ Chicago White Sox

Comiskey Park, Chicago, IL

Wed Aug 19 1959, 4:33 AM EDT

Att. 14,310 - Unknown

livebaseballscorecards.com

AB	32
R	1
H	5
RBI	1
BB	4
SO	3
LOB	16

1B: 4	SF: 0	WP: 0	PA: 37
2B: 0	SAC: 1	PB: 0	
3B: 0	DP: 0	SB: 0	
HR: 1	HBP: 0	CS: 0	

Baltimore Orioles @ Chicago White Sox

Comiskey Park, Chicago, IL

Thu Aug 20 1959, 4:33 AM EDT

Att. 11,084 - Unknown

TOP

livebaseballscorecards.com

Batter	1	2	3	4	5	6	7	8	9	AB	R	H	RBI	BB	SO	LOB
Billy Klaus, L (1, 6) OBP: 0.381, SLG: 0.341	0-0 2B 1B 1B	4-3 2B		B5-3 1B		F9	G6-4-3 1B 1-2 2-3 3-H		1-2 IBB	5	1	4	1	1	0	0
Al Pilarcik, L (1, 8) OBP: 0.365, SLG: 0.373	0-0 2B SF9 1B 1-2	0-0 ② 4-3 2-3		0-0 ① ② B5-3 1-2f		0-0 ② F7	0-0 ② ③ G6-4-3 1-2f		0-0 ③ 6-3	4	1	1	0	0	0	2
Willie Tasby, R (6, 8) OBP: 0.303, SLG: 0.369										2	0	0	0	0	0	5
Bob Nieman, R (1, 7) OBP: 0.359, SLG: 0.477	S S S 0-3 ① K	0-0 ③ F4		S S S 0-3 ③ K		B B B 4-0 FC6 BB		0-0 ① F8		4	0	0	0	1	2	3
Gene Woodling, L (1, 9) OBP: 0.420, SLG: 0.503	0-0 WP E 2B 1-3 2-H		0-0 1B 2B		B B B 4-0 BB 1B FC3-6 BB	0-0 ③ FC6 1-2f		0-0 ② F7		4	3	2	1	1	0	1
Bob Boyd, L (1, 3) OBP: 0.287, SLG: 0.313	0-0 ② SF9 3-H		S S S 0-3 ① K		0-0 FC3-6 BB 1B 1-2		0-0 BB 1B 1B 1B	B B B B 4-0 BB		0	0	0	1	0	0	0
Walt Dropo, R (3, PH) OBP: 0.264, SLG: 0.378 (3, 3)										3	1	2	0	1	1	1
Gus Triandos, R (1, 2) OBP: 0.357, SLG: 0.478	4-0 E IBB 2-3		4-0 4-3 1B IBB		B B B B 4-0 FC3-6 BB 1-2 2-3		0-0 1B BB 1B 1B 1-2	0-0 ③ 1-3		1	0	1	0	3	0	0
Billy O'Dell, S (7, PR) OBP: 0.170, SLG: 0.163										0	1	0	0	0	0	0
Joe Ginsberg, L (7, 2) OBP: 0.273, SLG: 0.222										1	0	0	0	0	0	1
Chico Carrasquel, R (1, 4) OBP: 0.301, SLG: 0.313	0-0 E5 1-2 3-H		0-0 4-3 1B 1-2 2-H		0-0 ① F2		B B B B 4-0 1B 1B BB 1-2 2-3		0-0 ① F7	4	0	1	1	1	0	4
Brooks Robinson, R (1, 5) OBP: 0.274, SLG: 0.291	S S S 0-3 ③ K	0-0 ② 4-3 1-2 2-3		0-0 ② FC3-6 1-2f 2-3 3-H		0-0 1B 1-2 2-3 3-H			0-0 S 1B	2	0	0	0	0	1	4
Albie Pearson, L (5, PH) OBP: 0.315, SLG: 0.280										1	0	0	1	0	0	2
Billy Gardner, R (5, 5) OBP: 0.290, SLG: 0.321										2	0	2	1	0	0	0
Hoyt Wilhelm, R (1, 1) OBP: 0.109, SLG: 0.034		0-0 ① 1-3	0-0 ③ F9		0-0 ③ 4-3		0-0 ① F5		S S S 0-3 ② K	3	0	0	0	0	0	4
Barry Shetrone, L (7, PH) OBP: 0.229, SLG: 0.250										1	0	0	0	0	0	3
Billy Loes, R (7, 1)										1	0	0	0	0	1	1

Inning Stats									
	R: 3 H: 3 E: 1 LOB: 2 K: 2 BB: 1 S: 11 P: 15	R: 0 H: 1 E: 0 LOB: 1 K: 0 BB: 0 S: 4 P: 4	R: 1 H: 2 E: 0 LOB: 2 K: 1 BB: 1 S: 7 P: 11	R: 0 H: 1 E: 0 LOB: 0 K: 1 BB: 0 S: 5 P: 5	R: 1 H: 1 E: 0 LOB: 2 K: 0 BB: 2 S: 4 P: 12	R: 0 H: 0 E: 0 LOB: 1 K: 0 BB: 1 S: 3 P: 7	R: 2 H: 4 E: 0 LOB: 3 K: 0 BB: 1 S: 6 P: 10	R: 0 H: 0 E: 0 LOB: 1 K: 0 BB: 1 S: 3 P: 7	R: 0 H: 1 E: 0 LOB: 2 K: 1 BB: 1 S: 6 P: 10	1B: 10 SF: 1 2B: 4 SAC: 0 3B: 0 DP: 2 HR: 0 HBP: 0	WP: 1 PA: 47 PB: 0 SB: 1 CS: 0

PITCHER		IP	WLS	BF	H	R	ER	SO	BB	IBB	HBP	BLK	WP	HR	S	P	ERA	WHIP
Barry Latman, R ERA: 4.08	(1, 1)	2.0	L	13	5	4	3	2	0	1	0	0	1	0	16	20	13.50	2.500
Rudy Arias, L ERA: 4.19	(3, 1)	2.0		8	2	0	0	2	0	1	0	0	0	0	11	15	0.00	1.000
Ray Moore, R ERA: 4.38	(5, 1)	0.0		3	1	1	1	0	2	0	0	0	0	0	1	9	∞	∞
Turk Lown, R ERA: 2.84	(5, 1)	2.0		7	0	0	0	0	1	0	0	0	0	0	6	10	0.00	0.500
Ken McBride, R ERA: 3.5	(7, 1)	0.0		4	3	2	2	0	1	0	0	0	0	0	3	7	∞	∞

PITCHER		IP	WLS	BF	H	R	ER	SO	BB	IBB	HBP	BLK	WP	HR	S	P	ERA	WHIP
Gerry Staley, R ERA: 1.55	(7, 1)	1.0		3	1	0	0	0	0	0	0	0	0	0	3	3	0.00	1.000
Bob Shaw, R ERA: 2.93	(8, 1)	2.0		9	1	0	0	1	1	1	0	0	0	0	9	17	0.00	1.000

AB	38
R	7
H	13
RBI	6
BB	8
SO	5
LOB	31

Batter	1	2	3	4	5	6	7	8	9	AB	R	H	RBI	BB	SO	LOB
Luis Aparicio, R (1, 6) OBP: 0.327, SLG: 0.345	F8		6-3	G6-3 1-2 2-H 1B		FC6-4 WP 1-2f PB	F6			5	1	1	1	0	0	2
Nellie Fox, L (1, 4) OBP: 0.397, SLG: 0.416	BB 2B		4-3	G6-3 1-2f		1B PB 1-3 BB		F9		4	0	1	0	1	0	2
Jim Landis, R (1, 8) OBP: 0.377, SLG: 0.373	BB BB		BB BB		K 1B	1-3 3-H 1B		K		3	0	1	0	2	2	0
Earl Torgeson, L (1, 3) OBP: 0.365, SLG: 0.382	K		1-2 BB		2B 1B	F9		1B		4	1	2	0	1	1	4
Sherm Lollar, R (1, 2) OBP: 0.345, SLG: 0.457	1-2 2-3 BB		F2		F2		2B 1B 1B	F5		4	1	1	0	1	0	4
Billy Goodman, L (1, 5) OBP: 0.293, SLG: 0.277	F6			K 4-3 1B	1-H 2B		L7		6-3	5	1	1	1	0	1	4
Al Smith, R (1, 7) OBP: 0.321, SLG: 0.387 Jim Rivera, L (5, PH) OBP: 0.271, SLG: 0.376 (6, 7)		F3		4-3 1-2	K		1-3 1B 2B		F4	2 3	0 1	0 1	0 1	0 0	0 1	1 1
Jim McAnany, R (1, 9) OBP: 0.337, SLG: 0.348		K		HBP 2-H 1B		FC6-4 BB	FC6-4 2-H 3-H 1B		K	4	1	2	3	1	2	0
Barry Latman, R (1, 1) OBP: 0.273, SLG: 0.206 Rudy Arias, L (3, 1) Norm Cash, L (4, PH) OBP: 0.343, SLG: 0.310 Ray Moore, R (5, 1) OBP: 0.158, SLG: 0.158 Turk Lown, R (6, 1) OBP: 0.286, SLG: 0.286 Harry Simpson, L (8, PH) OBP: 0.256, SLG: 0.362 Ken McBride, R (7, 1) OBP: 0.167, SLG: 0.167 Gerry Staley, R (7, 1) OBP: 0.000, SLG: 0.000 Bubba Phillips, R (7, PH) OBP: 0.273, SLG: 0.364 Bob Shaw, R (8, 1) OBP: 0.000, SLG: 0.157		F5		1-0 1-2 1B HBP		F6	FC6-4 1-2f			1 0 0 0 0 0 0 0 0 0 1 0	0 0 0 0 0 0 0 0 0 0 0 0	0 0 0 0 0 0 0 0 0 0 0 0	0 0 0 0 0 0 0 0 0 0 0 0	0 0 0 0 0 0 0 0 0 0 0 0	0 0 0 0 0 0 0 0 0 0 1 0	0 0 0 0 0 0 0 0 0 0 0 0
Inning Stats	R: 0 E: 0 K: 1 S: 6 H: 1 LOB: 3 BB: 2 P: 14	R: 0 E: 0 K: 1 S: 5 H: 0 LOB: 0 BB: 0 P: 5	R: 0 E: 0 K: 0 S: 3 H: 0 LOB: 2 BB: 2 P: 11	R: 2 E: 0 K: 1 S: 7 H: 2 LOB: 1 BB: 0 P: 8	R: 1 E: 0 K: 2 S: 9 H: 2 LOB: 1 BB: 0 P: 9	R: 1 E: 0 K: 0 S: 4 H: 1 LOB: 2 BB: 2 P: 12	R: 2 E: 0 K: 0 S: 6 H: 3 LOB: 1 BB: 0 P: 6	R: 0 E: 0 K: 1 S: 6 H: 1 LOB: 1 BB: 0 P: 6	R: 0 E: 0 K: 1 S: 5 H: 0 LOB: 0 BB: 0 P: 5	1B: 7 2B: 3 3B: 0 HR: 0 SF: 0 SAC: 0 DP: 1 HBP: 1						WP: 2 PB: 2 SB: 0 CS: 0 PA: 44	

PITCHER		IP	WLS	BF	H	R	ER	SO	BB	IBB	HBP	BLK	WP	HR	S	P	ERA	WHIP
Hoyt Wilhelm, R ERA: 2.32	(1, 1)	6.0	W	31	6	4	3	5	6	0	1	0	1	0	34	59	4.50	2.000
Billy Loes, R ERA: 2.75	(7, 1)	3.0	S	13	4	2	2	2	0	0	0	0	0	0	17	17	6.00	1.333

PITCHER	IP	WLS	BF	H	R	ER	SO	BB	IBB	HBP	BLK	WP	HR	S	P	ERA	WHIP

BOTTOM

Baltimore Orioles @ Chicago White Sox

Comiskey Park, Chicago, IL

Thu Aug 20 1959, 4:33 AM EDT

Att. 11,084 - Unknown

livebaseballscorecards.com

AB	37
R	6
H	10
RBI	5
BB	6
SO	7
LOB	20

Baltimore Orioles @ Cleveland Indians

Cleveland Municipal Stadium, Cleveland, OH

Fri Aug 21 1959, 7:05 PM EDT

Att. 28,573 - Unknown

TOP

livebaseballscorecards.com

Batter	1	2	3	4	5	6	7	8	9	AB	R	H	RBI	BB	SO	LOB
Chico Carrasquel, R (1, 6) OBP: 0.297, SLG: 0.309	6-3		5-3			P3			K	4	0	0	0	0	1	1
Gene Woodling, L (1, 9) OBP: 0.416, SLG: 0.497	F7			4-3		4-3			4-3	4	0	0	0	0	0	1
Bob Nieman, R (1, 7) OBP: 0.357, SLG: 0.473	1B			F9			P6		P6	4	0	1	0	0	0	0
Gus Triandos, R (1, 2) OBP: 0.356, SLG: 0.477	P4			K			4-3			1	0	0	0	0	0	1
Joe Ginsberg, L (1, 2) OBP: 0.269, SLG: 0.219										2	0	0	0	0	1	0
Willie Tasby, R (1, 8) OBP: 0.301, SLG: 0.366		6-3			F7		L6			3	0	0	0	0	0	0
Walt Dropo, R (1, 3) OBP: 0.258, SLG: 0.370		F9			6-3			5-3		3	0	0	0	0	0	0
Billy Gardner, R (1, 4) OBP: 0.288, SLG: 0.318		K			F8			K		3	0	0	0	0	2	0
Brooks Robinson, R (1, 5) OBP: 0.275, SLG: 0.291			F8			5-3		FC6-4 1B		3	0	1	0	0	0	0
Hal Brown, R (1, 1) OBP: 0.152, SLG: 0.103			K			1B		FC6-4 1-2f		1	0	0	0	0	1	0
Al Pilarcik, L (6, PH) OBP: 0.368, SLG: 0.376										1	0	1	0	0	0	0
Jack Fisher, R (6, 1) OBP: 0.267, SLG: 0.286										1	0	0	0	0	0	1

	AB	30
	R	0
	H	3
	RBI	0
	BB	0
	SO	5
	LOB	4

Inning Stats	1	2	3	4	5	6	7	8	9
	R: 0 E: 0 K: 0 S: 4	H: 1 LOB: 1 BB: 0 P: 4	R: 0 E: 0 K: 1 S: 5	H: 0 LOB: 0 BB: 0 P: 5	R: 0 E: 0 K: 1 S: 5	H: 0 LOB: 0 BB: 0 P: 5	R: 0 E: 0 K: 1 S: 5	H: 0 LOB: 0 BB: 0 P: 5	R: 0 E: 0 K: 0 S: 3	H: 0 LOB: 0 BB: 0 P: 3	R: 0 E: 0 K: 1 S: 4	H: 1 LOB: 1 BB: 0 P: 4	R: 0 E: 0 K: 0 S: 3	H: 0 LOB: 0 BB: 0 P: 3	R: 0 E: 0 K: 1 S: 6	H: 1 LOB: 1 BB: 0 P: 6	R: 0 E: 0 K: 1 S: 5	H: 0 LOB: 0 BB: 0 P: 5

	1B: 3	SF: 0
	2B: 0	SAC: 0
	3B: 0	DP: 0
	HR: 0	HBP: 0

	WP: 0	PA: 30
	PB: 0	
	SB: 0	
	CS: 0	

PITCHER	IP	WLS	BF	H	R	ER	SO	BB	IBB	HBP	BLK	WP	HR	S	P	ERA	WHIP
Jack Harshman, L (1, 1) ERA: 5.57	9.0	W	30	3	0	0	5	0	0	0	0	0	0	40	40	0.00	0.333

PITCHER	IP	WLS	BF	H	R	ER	SO	BB	IBB	HBP	BLK	WP	HR	S	P	ERA	WHIP

BOTTOM

Baltimore Orioles @ Cleveland Indians

Cleveland Municipal Stadium, Cleveland, OH

Fri Aug 21 1959, 7:05 PM EDT

Att. 28,573 - Unknown

livebaseballscorecards.com

Batter	1	2	3	4	5	6	7	8	9	AB	R	H	RBI	BB	SO	LOB
Vic Power, R (1, 3) OBP: 0.342, SLG: 0.429	PB 1B 2B 1B	SH1-3 BB		1B		F8				3	1	2	0	1	0	0
Minnie Minoso, R (1, 7) OBP: 0.383, SLG: 0.473	PB 2B 1B	SH1-3		1B 1B			FC5-4 BB			2	1	2	0	1	0	0
Tito Francona, L (1, 8) OBP: 0.418, SLG: 0.608	K	F7		1-3 1B			FC5-4 1B			4	0	1	0	0	1	4
Jim Piersall, R (7, PR) (8, 8) OBP: 0.305, SLG: 0.333							1-2f			0	0	0	0	0	0	0
Rocky Colavito, R (1, 9) OBP: 0.354, SLG: 0.543	2B 1B IBB		F2	F5			G5-4-3 1B			3	1	1	0	1	0	2
							1-3									
Jim Baxes, R (1, 4) OBP: 0.322, SLG: 0.510	1B 2B	1B 2B			K		G5-4-3			4	2	2	2	0	1	2
Billy Moran, R (9, 4)	1-3 2-H 3-H						1-2f			0	0	0	0	0	0	0
George Strickland, R (1, 5) OBP: 0.316, SLG: 0.322	1B	6-3			6-3			6-3		4	0	1	2	0	0	1
	2-H 3-H															
Woodie Held, R (1, 6) OBP: 0.313, SLG: 0.449	P4	1B			F8			BB		3	0	1	1	1	0	1
		2-H														
Ed Fitz Gerald, R (1, 2) OBP: 0.282, SLG: 0.303	5-3	5-3				1-3		F8		4	0	0	0	0	0	3
Jack Harshman, L (1, 1) OBP: 0.297, SLG: 0.241		K		F3		K		P4		4	0	0	0	0	2	1
Inning Stats	R: 4 E: 0 K: 1 S: 9 H: 4 LOB: 1 BB: 1 P: 13	R: 0 E: 0 K: 1 S: 5 H: 0 LOB: 1 BB: 1 P: 9	R: 1 E: 0 K: 0 S: 5 H: 2 LOB: 1 BB: 0 P: 5	R: 0 E: 0 K: 0 S: 5 H: 3 LOB: 2 BB: 0 P: 5	R: 0 E: 0 K: 1 S: 5 H: 0 LOB: 0 BB: 0 P: 5	R: 0 E: 0 K: 1 S: 5 H: 0 LOB: 0 BB: 0 P: 5	R: 0 E: 0 K: 0 S: 3 H: 1 LOB: 2 BB: 1 P: 7	R: 0 E: 0 K: 0 S: 3 H: 0 LOB: 1 BB: 1 P: 7		1B: 8 2B: 2 3B: 0 HR: 0	SF: 0 SAC: 1 DP: 1 HBP: 0						

	AB	31
	R	5
	H	10
	RBI	5
	BB	4
	SO	4
	LOB	14

WP: 0 PB: 1 SB: 0 CS: 0 PA: 36

PITCHER		IP	WLS	BF	H	R	ER	SO	BB	IBB	HBP	BLK	WP	HR	S	P	ERA	WHIP
Hal Brown, R ERA: 3.74	(1, 1)	5.0	L	25	9	5	5	3	1	1	0	0	0	0	29	37	9.00	2.000
Jack Fisher, R ERA: 4.08	(6, 1)	3.0		11	1	0	0	1	2	0	0	0	0	0	11	19	0.00	1.000

PITCHER	IP	WLS	BF	H	R	ER	SO	BB	IBB	HBP	BLK	WP	HR	S	P	ERA	WHIP

Batter	1	2	3	4	5	6	7	8	9	AB	R	H	RBI	BB	SO	LOB
Albie Pearson, L (1, 8) OBP: 0.321, SLG: 0.281	3-1		3-1		BB, 1B, 1B		1B		BB, L4-3	3	1	1	0	2	0	0
Billy Klaus, L (1, 6) OBP: 0.378, SLG: 0.338	6-3		F9		1-2, 1B		F8		F9	5	0	1	0	0	0	2
Al Pilarcik, L (1, 9) OBP: 0.364, SLG: 0.369	BB, 1B, S		G3		F8		F9		1-2, L4-3	4	0	0	0	1	0	4
Gene Woodling, L (1, 7) OBP: 0.419, SLG: 0.497	BB, 1B, 1-2			BB, FC3-6, 1B	1-2, 2-H, 1B			3-1		2	0	1	1	2	0	0
Bob Boyd, L (1, 3) OBP: 0.289, SLG: 0.318	FC4, 1-2, 2-3, 1B			F9	L3			1B, 2B		4	1	2	0	0	0	3
Brooks Robinson, R (1, 5) OBP: 0.280, SLG: 0.296	FC4, 1-2f			FC3-6, 1-2, 1B		5-3		BB, 2-H, 1B		4	0	2	1	0	0	3
Joe Ginsberg, L (1, 2) OBP: 0.264, SLG: 0.214		4-3		FC3-6, 1-2f, 2-3		3-1		F8		3	0	0	0	0	0	2
Barry Shetrone, L (8, PH) OBP: 0.222, SLG: 0.242										1	0	0	0	0	0	1
Gus Triandos, R (8, 2) OBP: 0.356, SLG: 0.477										0	0	0	0	0	0	0
Billy Gardner, R (1, 4) OBP: 0.285, SLG: 0.315		1-3		P6		F9		BB, 1-2		3	0	0	0	0	0	2
Bob Nieman, R (8, PH) OBP: 0.359, SLG: 0.473										0	0	0	0	1	0	0
Chico Carrasquel, R (8, PR) OBP: 0.297, SLG: 0.309										0	0	0	0	0	0	0
(8, 4)																
Milt Pappas, R (1, 1) OBP: 0.177, SLG: 0.180		K			K		K	3-1		3	0	0	0	0	3	0
Walt Dropo, R (8, PH) OBP: 0.257, SLG: 0.367										1	0	0	0	0	0	2
Billy O'Dell, S (8, 1) OBP: 0.170, SLG: 0.163										0	0	0	0	0	0	0
Inning Stats	R: 0 E: 0 K: 0 S: 4 H: 1 LOB: 3 BB: 2 P: 12	R: 0 E: 0 K: 1 S: 5 H: 0 LOB: 0 BB: 0 P: 5	R: 0 E: 0 K: 0 S: 3 H: 0 LOB: 0 BB: 0 P: 3	R: 0 E: 0 K: 0 S: 4 H: 1 LOB: 2 BB: 1 P: 8	R: 1 E: 0 K: 1 S: 7 H: 2 LOB: 2 BB: 1 P: 11	R: 0 E: 0 K: 0 S: 3 H: 0 LOB: 0 BB: 0 P: 3	R: 0 E: 0 K: 1 S: 6 H: 1 LOB: 1 BB: 0 P: 6	R: 1 E: 0 K: 0 S: 5 H: 2 LOB: 2 BB: 1 P: 9	R: 0 E: 0 K: 0 S: 2 H: 0 LOB: 0 BB: 1 P: 6	1B: 6 2B: 2 3B: 0 HR: 0 SF: 0 SAC: 0 DP: 1 HBP: 0						

TOP

Baltimore Orioles @ Cleveland Indians

Cleveland Municipal Stadium, Cleveland, OH

Sat Aug 22 1959, 3:33 AM EDT

Att. 10,117 - Unknown

livebaseballscorecards.com

AB	33
R	2
H	7
RBI	2
BB	6
SO	3
LOB	19

WP: 0 PB: 0 SB: 1 CS: 0 PA: 39

PITCHER		IP	WLS	BF	H	R	ER	SO	BB	IBB	HBP	BLK	WP	HR	S	P	ERA	WHIP
Gary Bell, R ERA: 3.74	(1, 1)	7.0	W	30	5	1	1	3	4	0	0	0	0	0	32	48	1.29	1.286
Bobby Locke, R ERA: 3.59	(8, 1)	1.0		7	2	1	1	0	2	0	0	0	0	0	5	13	9.00	4.000
Mudcat Grant, R ERA: 4.12	(9, 1)	1.0	S	2	0	0	0	0	0	0	0	0	0	0	2	2	0.00	0.000

PITCHER	IP	WLS	BF	H	R	ER	SO	BB	IBB	HBP	BLK	WP	HR	S	P	ERA	WHIP

BOTTOM

Baltimore Orioles @ Cleveland Indians

Cleveland Municipal Stadium, Cleveland, OH

Sat Aug 22 1959, 3:33 AM EDT

Att. 10,117 - Unknown

livebaseballscorecards.com

Batter	1	2	3	4	5	6	7	8	9	AB	R	H	RBI	BB	SO	LOB
Vic Power, R (1, 3) OBP: 0.343, SLG: 0.430	0-0 2B		0-0 F3 ②		0-0 5-3 ①			B B B B 4-0 FC5-4 BB		3	0	1	0	1	0	0
Minnie Minoso, R (1, 7) OBP: 0.380, SLG: 0.469	S S S 0-3 K ①		0-0 F9 ③		0-0 6-3 ②			0-0 P6 ①		4	0	0	0	0	1	2
Tito Francona, L (1, 8) OBP: 0.416, SLG: 0.603 Jim Piersall, R (9, 8) OBP: 0.305, SLG: 0.333	S S S 0-3 K ②			0-0 FC5-6 E HR 1B	0-0 4-3 ③			S S S 0-3 K ②		4 0	1 0	1 0	0 0	0 0	2 0	2 0
Rocky Colavito, R (1, 9) OBP: 0.351, SLG: 0.538	0-0 1-3 ③			0-0 E1 FC5-6 1-2		0-0 5-3 ①		0-0 FC5-4 ③ 1-2f		4	0	0	0	0	0	3
Jim Baxes, R (1, 4) OBP: 0.318, SLG: 0.504		S S S 0-3 K ①		0-0 FC5-6 ① BB HR 1-2f 2-3		0-0 P6 ②				3	1	0	0	0	1	2
George Strickland, R (1, 5) OBP: 0.319, SLG: 0.322		0-0 1B 1B		B B B 4-0 HR BB 1-2		0-0 F9 ③				2	1	1	0	1	0	0
Woodie Held, R (1, 6) OBP: 0.315, SLG: 0.458		0-0 G4-6-3 1-3 1B		0-0 1-H 2-H 3-H HR			S S S 0-3 K2-3 ①			3	1	2	4	0	1	0
Ed Fitz Gerald, R (1, 2) OBP: 0.277, SLG: 0.297		0-0 G4-6-3 ② ③ 1-2f		0-0 F9 ②			0-0 1-3 ②			3	0	0	0	0	0	2
Gary Bell, R (1, 1) OBP: 0.238, SLG: 0.217 Bobby Locke, R (7, PH) OBP: 0.375, SLG: 0.522 (8, 1) Mudcat Grant, R (9, 1) OBP: 0.191, SLG: 0.239			S S S 0-3 K ①	0-0 F9 ③			0-0 6-3 ③			2 1 0	0 0 0	0 0 0	0 0 0	0 0 0	1 0 0	0 0 0
Inning Stats	R: 0 E: 0 K: 2 S: 8 H: 1 LOB: 1 BB: 0 P: 8	R: 0 E: 0 K: 1 S: 6 H: 2 LOB: 1 BB: 0 P: 6	R: 0 E: 0 K: 1 S: 5 H: 0 LOB: 0 BB: 0 P: 5	R: 4 E: 1 K: 0 S: 6 H: 2 LOB: 0 BB: 1 P: 10	R: 0 E: 0 K: 0 S: 3 H: 0 LOB: 0 BB: 0 P: 3	R: 0 E: 0 K: 0 S: 3 H: 0 LOB: 0 BB: 0 P: 3	R: 0 E: 0 K: 1 S: 5 H: 0 LOB: 0 BB: 0 P: 5	R: 0 E: 0 K: 1 S: 5 H: 0 LOB: 1 BB: 1 P: 9		1B: 3 2B: 1 3B: 0 HR: 1	SF: 0 SAC: 0 DP: 1 HBP: 0			WP: 0 PB: 0 SB: 0 CS: 0	PA: 31		

PITCHER		IP	WLS	BF	H	R	ER	SO	BB	IBB	HBP	BLK	WP	HR	S	P	ERA	WHIP
Milt Pappas, R ERA: 3.51	(1, 1)	7.0	L	27	5	4	3	5	1	0	0	0	0	1	36	40	3.86	0.857
Billy O'Dell, L ERA: 3.33	(8, 1)	1.0		4	0	0	0	1	1	0	0	0	0	0	5	9	0.00	1.000

PITCHER	IP	WLS	BF	H	R	ER	SO	BB	IBB	HBP	BLK	WP	HR	S	P	ERA	WHIP

Baltimore Orioles @ Detroit Tigers

Briggs Stadium, Detroit, MI

Sun Aug 23 1959, 4:33 AM EDT

Att. 24,031 - Unknown

TOP

livebaseballscorecards.com

Batter	1	2	3	4	5	6	7	8	9	AB	R	H	RBI	BB	SO	LOB
Albie Pearson, L (1, 8) OBP: 0.324, SLG: 0.282	F9		FC6-4, 1B		BBB, 4-0, 1B, BB		E6, 1B	F9		3	0	1	0	1	0	0
Gene Woodling, L (8, PH) OBP: 0.418, SLG: 0.496 (8, 7)										1	0	0	0	0	0	2
Billy Klaus, L (1, 6) OBP: 0.382, SLG: 0.343	L8		FC6-4, G4-6-3, 1-2f		1-3, 1B		1-2, 1B		1B	5	0	3	0	0	0	1
Al Pilarcik, L (1, 9) OBP: 0.361, SLG: 0.370	1B, 2B		G4-6-3, 1-2f		SSS, K		F9		P5	5	1	1	0	0	1	6
Bob Nieman, R (1, 7) OBP: 0.365, SLG: 0.502	FC5-4, 2-H, 1B			HR		HR		E3, BB, 2B	F9	4	2	3	3	0	0	0
Willie Tasby, R (8, PR) OBP: 0.301, SLG: 0.366 (8, 8)										1	1	0	0	0	0	1
Gus Triandos, R (1, 2) OBP: 0.353, SLG: 0.472	FC5-4, 1-2f			F7		4-3		F9	K	3	0	0	0	0	0	1
Joe Ginsberg, L (6, 2) OBP: 0.260, SLG: 0.211										2	0	0	0	0	1	2
Bob Boyd, L (1, 3) OBP: 0.286, SLG: 0.315		SSS, K		4-3		4-3		P6		4	0	0	0	0	1	1
Chico Carrasquel, R (1, 4) OBP: 0.297, SLG: 0.305		L7		F6		P1		BBB, 4-0, 2B, 1-2, 1B, BB		3	1	0	0	1	0	0
Brooks Robinson, R (1, 5) OBP: 0.289, SLG: 0.311		1B			G4-6-3, 1B		1-3	1B, 1-3, 2-H, 2B		4	0	3	1	0	0	0
Arnie Portocarrero, R (1, 1)		SSS, K			G4-6-3, 1-2f		F7	2-3, 3-H, 1B		1	0	0	0	0	1	1
Billy Hoeft, L (2, 1) OBP: 0.235, SLG: 0.294										1	0	0	0	0	0	1
Barry Shetrone, L (7, PH) OBP: 0.216, SLG: 0.235										1	0	0	0	0	0	0
Ernie Johnson, R (7, 1) OBP: 0.333, SLG: 0.333										1	0	1	1	0	0	0

	AB	39
	R	5
	H	12
	RBI	5
	BB	2
	SO	4
	LOB	16

Inning Stats	1	2	3	4	5	6	7	8	9
	R: 1 E: 0 K: 0 S: 5	R: 0 E: 0 K: 2 S: 8	R: 0 E: 0 K: 0 S: 3	R: 1 E: 0 K: 0 S: 4	R: 0 E: 0 K: 1 S: 6	R: 1 E: 0 K: 0 S: 4	R: 0 E: 1 K: 0 S: 5	R: 2 E: 1 K: 0 S: 6	R: 0 E: 0 K: 1 S: 6
	H: 2 LOB: 1 BB: 0 P: 5	H: 1 LOB: 1 BB: 0 P: 8	H: 1 LOB: 0 BB: 0 P: 3	H: 1 LOB: 0 BB: 0 P: 4	H: 2 LOB: 2 BB: 1 P: 10	H: 1 LOB: 0 BB: 0 P: 4	H: 1 LOB: 2 BB: 0 P: 5	H: 2 LOB: 2 BB: 1 P: 10	H: 1 LOB: 1 BB: 0 P: 6

	1B: 8	SF: 0	WP: 0	PA: 41
	2B: 2	SAC: 0	PB: 0	
	3B: 0	DP: 2	SB: 0	
	HR: 2	HBP: 0	CS: 0	

PITCHER		IP	WLS	BF	H	R	ER	SO	BB	IBB	HBP	BLK	WP	HR	S	P	ERA	WHIP
Frank Lary, R ERA: 3.04	(1, 1)	7.2	W	36	11	5	3	3	2	0	0	0	0	2	40	48	3.52	1.696
Tom Morgan, R ERA: 3.45	(8, 1)	1.1	S	5	1	0	0	1	0	0	0	0	0	0	7	7	0.00	0.750

PITCHER		IP	WLS	BF	H	R	ER	SO	BB	IBB	HBP	BLK	WP	HR	S	P	ERA	WHIP

Batter	1	2	3	4	5	6	7	8	9	AB	R	H	RBI	BB	SO	LOB
Eddie Yost, R (1, 5) OBP: 0.435, SLG: 0.413	BB, 1B	1-H, 2-H, 3-H, HR		BBBB, BB		IBB, 1B, 1B	H, HBP			3	2	3	4	1	0	0
Gail Harris, L (1, 3) OBP: 0.292, SLG: 0.358	BBBB, 1-2, 1B, BB	F3 ②		SSS, K ③		F8 ②	F8 ③			4	0	0	0	1	1	4
Harvey Kuenn, R (1, 9) OBP: 0.413, SLG: 0.507	1-2, 1B ①	1B			1B, 1B	1-2, IBB, 1B		SF8, 3B		5	3	5	0	0	0	0
Al Kaline, R (1, 8) OBP: 0.403, SLG: 0.535	L9 ②	L8 ③			1-2, 1B, 1B ①	1-2, 2-3, IBB		SF8 ①, 3-H		3	1	1	1	1	0	3
Charlie Maxwell, L (1, 7) OBP: 0.358, SLG: 0.480	4-3 ③		F2 ①		F8 ①	1-2, 2-H, 3-H, 1B		F7 ②		5	0	1	2	0	0	4
Frank Bolling, R (1, 4) OBP: 0.332, SLG: 0.398		1B, FC1, 2B	F7 ②		1-2, 2-H, 1B ①	F8 ③		F7 ③		5	0	2	1	0	0	2
Lou Berberet, L (1, 2) OBP: 0.294, SLG: 0.372		SH, FC1, HR, 2-3, 1B	SSS, K ③		1-2, 2-H, G5-4-3, 1B		BBBB, SH2-4, BB			3	1	2	1	1	1	0
Rocky Bridges, R (1, 6) OBP: 0.328, SLG: 0.367		FC1 ①, SH, 1-2, HR, 3-H		5-3 ①	G5-4-3 ②③, 1-2f		SSS, K ①			4	1	0	0	0	1	5
Coot Veal, R (8, 6) OBP: 0.276, SLG: 0.241										0	0	0	0	0	0	0
Frank Lary, R (1, 1) OBP: 0.179, SLG: 0.216		SH, 1-2, 2-3, HR		SSS, K ②		SSS, K ①		SH2-4 ②, 1-2		2	1	0	0	0	2	0
Tom Morgan, R (8, 1) OBP: 0.364, SLG: 0.636										0	0	0	0	0	0	0
Inning Stats	R: 0 E: 0 K: 0 S: 4 H: 2 LOB: 2 BB: 1 P: 8	R: 4 E: 1 K: 0 S: 8 H: 4 LOB: 1 BB: 0 P: 8	R: 0 E: 0 K: 1 S: 5 H: 0 LOB: 0 BB: 0 P: 5	R: 0 E: 0 K: 2 S: 7 H: 0 LOB: 1 BB: 1 P: 11	R: 2 E: 0 K: 0 S: 6 H: 4 LOB: 1 BB: 0 P: 6	R: 2 E: 0 K: 1 S: 8 H: 3 LOB: 2 BB: 1 P: 12	R: 0 E: 0 K: 1 S: 5 H: 0 LOB: 2 BB: 1 P: 10	R: 1 E: 0 K: 0 S: 4 H: 1 LOB: 0 BB: 0 P: 4								

PITCHER		IP	WLS	BF	H	R	ER	SO	BB	IBB	HBP	BLK	WP	HR	S	P	ERA	WHIP
Arnie Portocarrero, R ERA: 6.95	(1, 1)	1.0	L	7	4	2	2	0	1	0	0	0	0	0	6	10	18.00	5.000
Billy Hoeft, L ERA: 5.35	(2, 1)	5.0		26	9	6	5	4	1	1	0	0	0	1	32	40	9.00	2.000
Ernie Johnson, R ERA: 3.42	(7, 1)	2.0		9	1	1	1	1	1	0	1	0	0	0	9	14	4.50	1.000

PITCHER	IP	WLS	BF	H	R	ER	SO	BB	IBB	HBP	BLK	WP	HR	S	P	ERA	WHIP

BOTTOM

Baltimore Orioles @ Detroit Tigers

Briggs Stadium, Detroit, MI

Sun Aug 23 1959, 4:33 AM EDT

Att. 24,031 - Unknown

livebaseballscorecards.com

AB	34
R	9
H	14
RBI	9
BB	4
SO	5
LOB	18

1B: 11	SF: 1	WP: 0	PA: 42
2B: 1	SAC: 2	PB: 0	
3B: 1	DP: 1	SB: 0	
HR: 1	HBP: 1	CS: 0	

Baltimore Orioles @ Detroit Tigers

Briggs Stadium, Detroit, MI

Mon Aug 24 1959, 4:33 AM EDT

Att. 2,246 - Unknown

TOP

livebaseballscorecards.com

Batter	1	2	3	4	5	6	7	8	9	AB	R	H	RBI	BB	SO	LOB
Willie Tasby, R (1, 8) OBP: 0.301, SLG: 0.364	S S S 0-3 ① K		H 1-0 1B 1B HBP	x 0-0 1B 1B 1-2 HR 3-H 1B	x 0-0 ② F9	x 0-0 ② 1-3	S S S 0-3 ③ K			5	2	1	1	0	2	0
Brooks Robinson, R (1, 5) OBP: 0.297, SLG: 0.324	x 0-0 2B		x 0-0 1B 1B 1-2 1B	x 0-0 1B HR 1-2 2-3 1B	S S S 0-3 ③ K	x 0-0 ③ F9				5	2	3	0	0	1	0
Bob Nieman, R (1, 7) OBP: 0.370, SLG: 0.510 Barry Shetrone, L (6, PR) OBP: 0.211, SLG: 0.229 (6, 7)	x 0-0 ② 6-3		x 0-0 FC3-5 1B 1-3 2-H 1B	x 0-0 HR 1-2 2-3 3-H 1B		x 0-0 HR 2B		x 0-0 ① 1-3		4 1	1 1	3 0	2 0	0 0	0 0	1 0
Gus Triandos, R (1, 2) OBP: 0.359, SLG: 0.497 Billy O'Dell, S (8, PR) OBP: 0.170, SLG: 0.163 Joe Ginsberg, L (8, 2) OBP: 0.260, SLG: 0.211	x 0-0 ③ L8		x 0-0 FC3-5 1-2 3-H 1B	x 0-0 1-H 2-H 3-H HR		x 0-0 2-H HR		x 0-0 1B 1B		5 0 0	2 0 0	4 0 0	7 0 0	0 0 0	0 0 0	1 0 0
Walt Dropo, R (1, 3) OBP: 0.274, SLG: 0.389		x 0-0 1B 2B	x 0-0 ① FC3-5 1-2 2-3f 1B	x 0-0 G6-4-3 BB 1B		x 0-0 G4-6-3 1B 1B		x 0-0 1-3 1B		5	1	4	0	0	0	2
Chico Carrasquel, R (1, 6) OBP: 0.298, SLG: 0.304		x 0-0 ① P4	x 0-0 ② L8	B B B B 4-0 G6-4-3 1-2 BB		x 0-0 G4-6-3 1-2 1B		S S S 0-3 ② K		4	0	1	0	1	1	5
Al Pilarcik, L (1, 9) OBP: 0.357, SLG: 0.366		x 0-0 2-H 1B	x 0-0 ③ P4	x 0-0 ① ② G6-4-3 1-2f 2-3		x 0-0 ① ② G4-6-3 1-2f 2-3		x 0-0 ③ F9		5	0	1	1	0	0	8
Billy Gardner, R (1, 4) OBP: 0.284, SLG: 0.314		x 0-0 ② F9	1B 1B 1B 5-3			x 0-0 ③ F7			x 0-0 ① 6-3	5	1	1	0	0	0	4
Hoyt Wilhelm, R (1, 1) OBP: 0.118, SLG: 0.048 Bob Boyd, L (9, PH) OBP: 0.285, SLG: 0.314 Jack Fisher, R (9, 1) OBP: 0.267, SLG: 0.286		S S S 0-3 ③ K	x 0-0 1B 1B 1-3 1B	S S S 0-3 ① K			x 0-0 ① 6-3		x 0-0 ② F7	4 1 0	1 0 0	1 0 0	0 0 0	0 0 0	2 0 0	1 0 0

Inning Stats	1	2	3	4	5	6	7	8	9
	R: 0 E: 0 K: 1 S: 6	H: 1 LOB: 1 BB: 0 P: 6	R: 1 E: 0 K: 1 S: 7	H: 2 LOB: 1 BB: 0 P: 7	R: 2 E: 0 K: 0 S: 6	H: 3 LOB: 2 BB: 0 P: 7	R: 6 E: 0 K: 0 S: 9	H: 7 LOB: 1 BB: 1 P: 13	R: 0 E: 0 K: 2 S: 7	H: 0 LOB: 0 BB: 0 P: 7	R: 2 E: 0 K: 0 S: 6	H: 4 LOB: 2 BB: 0 P: 6	R: 0 E: 0 K: 0 S: 3	H: 0 LOB: 0 BB: 0 P: 3	R: 0 E: 0 K: 1 S: 7	H: 2 LOB: 2 BB: 0 P: 7	R: 0 E: 0 K: 1 S: 5	H: 0 LOB: 0 BB: 0 P: 5

	AB	44
	R	11
	H	19
	RBI	11
	BB	1
	SO	6
	LOB	22

	1B: 14	SF: 0	WP: 0	PA: 46
	2B: 3	SAC: 0	PB: 0	
	3B: 0	DP: 2	SB: 0	
	HR: 2	HBP: 1	CS: 0	

PITCHER		IP	WLS	BF	H	R	ER	SO	BB	IBB	HBP	BLK	WP	HR	S	P	ERA	WHIP
Don Mossi, L ERA: 3.69	(1, 1)	2.0	L	13	6	3	3	2	0	0	1	0	0	0	16	17	13.50	3.000
Ray Narleski, R ERA: 5.87	(3, 1)	1.0		9	6	6	6	0	0	0	0	0	0	1	9	9	54.00	6.000
Jim Stump, R ERA: 4.5	(4, 1)	3.0		13	5	2	2	2	1	0	0	0	0	1	16	20	6.00	2.000
Dave Sisler, R ERA: 4.18	(7, 1)	2.0		8	2	0	0	1	0	0	0	0	0	0	10	10	0.00	1.000
Pete Burnside, L ERA: 3.74	(9, 1)	1.0		3	0	0	0	1	0	0	0	0	0	0	5	5	0.00	0.000

PITCHER		IP	WLS	BF	H	R	ER	SO	BB	IBB	HBP	BLK	WP	HR	S	P	ERA	WHIP

Baltimore Orioles @ Detroit Tigers

Briggs Stadium, Detroit, MI

Mon Aug 24 1959, 4:33 AM EDT

Att. 2,246 - Unknown

BOTTOM

Batter	1	2	3	4	5	6	7	8	9	AB	R	H	RBI	BB	SO	LOB
Eddie Yost, R (1, 5) OBP: 0.437, SLG: 0.414	BBB 4-0 4-3 BB		x 0-0 ③ F9			x 0-0 1B		H 1-0 1-2 HBP		2	0	1	0	1	0	0
Dave Sisler, R (7, 1) OBP: 0.200, SLG: 0.200										0	0	0	0	0	0	0
Bobo Osborne, L (8, PH) OBP: 0.270, SLG: 0.292										0	0	0	0	0	0	0
Pete Burnside, R (9, 1)										0	0	0	0	0	0	0
Gail Harris, L (1, 3) OBP: 0.289, SLG: 0.353	x 0-0 ① 4-3 1-2			x 0-0 ① G3		x 0-0 ③ 4-3		SSS 0-3 ③ K		4	0	0	0	0	1	4
Harvey Kuenn, R (1, 9) OBP: 0.411, SLG: 0.505	x 0-0 ② 3-1			x 0-0 E6 L6-4-3			x 0-0 ① F8		x 0-0 L6-4-3 1B	4	0	1	0	0	0	1
Al Kaline, R (1, 8) OBP: 0.402, SLG: 0.534	x 0-0 ③ L9			x 0-0 ②③ L6-4-3 1-2			x 0-0 2B		x 0-0 ①② L6-4-3 1-2	4	0	1	0	0	0	3
Charlie Maxwell, L (1, 7) OBP: 0.358, SLG: 0.477		x 0-0 ① 4-3			x 0-0 G4-3-6 1B		x 0-0 ② 4-3		x 0-0 ③ 4-3	4	0	1	0	0	0	1
Frank Bolling, R (1, 4) OBP: 0.329, SLG: 0.394		SSS 0-3 ② K			x 0-0 ①② G4-3-6 1-3f		x 0-0 ③ F8			3	0	0	0	0	1	2
Lou Berberet, L (1, 2) OBP: 0.291, SLG: 0.368		x 0-0 ③ G1			x 0-0 ③ F8			x 0-0 ① P6		3	0	0	0	0	0	0
Rocky Bridges, R (1, 6) OBP: 0.326, SLG: 0.364			x 0-0 ① 4-3			x 0-0 ① F8		SSS 0-3 ② K		3	0	0	0	0	1	0
Don Mossi, L (1, 1) OBP: 0.148, SLG: 0.123			x 0-0 ② 6-3			x 0-0 ② F8		x 0-0 HBP 1B		0	0	0	0	0	0	0
Ray Narleski, R (3, 1) OBP: 0.111, SLG: 0.222										1	0	0	0	0	0	0
Jim Stump, R (4, 1)										0	0	0	0	0	0	0
Neil Chrisley, L (6, PH) OBP: 0.216, SLG: 0.344										1	0	0	0	0	0	0
Ted Lepcio, R (7, 5) OBP: 0.338, SLG: 0.404										1	0	1	0	0	0	0
Inning Stats	R: 0 H: 0 E: 0 LOB: 1 K: 0 BB: 1 S: 3 P: 7	R: 0 H: 0 E: 0 LOB: 0 K: 1 BB: 0 S: 5 P: 5	R: 0 H: 0 E: 0 LOB: 0 K: 0 BB: 0 S: 3 P: 3	R: 0 H: 0 E: 1 LOB: 0 K: 0 BB: 0 S: 3 P: 3	R: 0 H: 1 E: 0 LOB: 0 K: 0 BB: 0 S: 3 P: 3	R: 0 H: 1 E: 0 LOB: 1 K: 0 BB: 0 S: 4 P: 4	R: 0 H: 1 E: 0 LOB: 1 K: 0 BB: 0 S: 4 P: 4	R: 0 H: 1 E: 0 LOB: 2 K: 2 BB: 0 S: 8 P: 9	R: 0 H: 1 E: 0 LOB: 0 K: 0 BB: 0 S: 3 P: 3	1B: 4 SF: 0 2B: 2 SAC: 0 3B: 0 DP: 3 HR: 0 HBP: 1						WP: 0 PA: 32 PB: 0 SB: 0 CS: 0

livebaseballscorecards.com

	AB	30
	R	0
	H	5
	RBI	0
	BB	1
	SO	3
	LOB	11

PITCHER		IP	WLS	BF	H	R	ER	SO	BB	IBB	HBP	BLK	WP	HR	S	P	ERA	WHIP
Hoyt Wilhelm, R ERA: 2.22	(1, 1)	8.0	W	29	4	0	0	3	1	0	1	0	0	0	33	38	0.00	0.625
Jack Fisher, R ERA: 4.0	(9, 1)	1.0	S	3	1	0	0	0	0	0	0	0	0	0	3	3	0.00	1.000

PITCHER	IP	WLS	BF	H	R	ER	SO	BB	IBB	HBP	BLK	WP	HR	S	P	ERA	WHIP

Batter	1	2	3	4	5	6	7	8	9	AB	R	H	RBI	BB	SO	LOB
Willie Tasby, R (1, 8) OBP: 0.299, SLG: 0.360	K		K		6-3		F9			4	0	0	0	0	2	0
Bob Boyd, L (1, 3) OBP: 0.288, SLG: 0.323	F8		HR		2B BB		6-3			3	2	1	1	1	0	0
Bob Nieman, R (1, 7) OBP: 0.375, SLG: 0.533	2B 2B		HR		1-H 2B			K		4	2	3	2	0	1	0
Gene Woodling, L (1, 9) OBP: 0.421, SLG: 0.499	3B 2-H 2B		F8		BB			5-3 BB		2	1	1	1	2	0	0
Gus Triandos, R (1, 2) OBP: 0.358, SLG: 0.500	3B 2-H		K		P6			5-3 1-2		4	0	1	1	0	1	3
Brooks Robinson, R (1, 5) OBP: 0.291, SLG: 0.318	4-3			6-3	5-3			F9		4	0	0	0	0	0	2
Billy Klaus, L (1, 6) OBP: 0.377, SLG: 0.338		K		K	F9				P5	4	0	0	0	0	2	0
Billy Gardner, R (1, 4) OBP: 0.282, SLG: 0.311 Walt Dropo, R (9, PH) OBP: 0.272, SLG: 0.386		F8		F8	6-3				K	3 1	0 0	0 0	0 0	0 0	0 1	0 0
Billy O'Dell, S (1, 1) OBP: 0.163, SLG: 0.156 Hal Brown, R (6, 1) OBP: 0.152, SLG: 0.103 Albie Pearson, L (7, PH) OBP: 0.323, SLG: 0.281 Billy Loes, R (7, 1) Al Pilarcik, L (9, PH) OBP: 0.356, SLG: 0.364		K			K		G3		F7	2 0 1 0 1	0 0 0 0 0	0 0 0 0 0	0 0 0 0 0	0 0 0 0 0	2 0 0 0 0	0 0 0 0 0
Inning Stats	R: 2 E: 0 K: 1 S: 8 H: 3 LOB: 1 BB: 0 P: 8	R: 0 E: 0 K: 2 S: 7 H: 0 LOB: 0 BB: 0 P: 7	R: 2 E: 0 K: 2 S: 9 H: 2 LOB: 0 BB: 0 P: 9	R: 0 E: 0 K: 1 S: 5 H: 0 LOB: 0 BB: 0 P: 5	R: 1 E: 0 K: 1 S: 6 H: 1 LOB: 2 BB: 2 P: 14	R: 0 E: 0 K: 0 S: 3 H: 0 LOB: 0 BB: 0 P: 3	R: 0 E: 0 K: 0 S: 3 H: 0 LOB: 0 BB: 0 P: 3	R: 0 E: 0 K: 1 S: 5 H: 0 LOB: 1 BB: 1 P: 9	R: 0 E: 0 K: 1 S: 5 H: 0 LOB: 0 BB: 0 P: 5	1B: 0 2B: 3 3B: 1 HR: 2 SF: 0 SAC: 0 DP: 0 HBP: 0						

PITCHER	IP	WLS	BF	H	R	ER	SO	BB	IBB	HBP	BLK	WP	HR	S	P	ERA	WHIP
Ray Herbert, R (1, 1) ERA: 4.38	3.0		14	5	4	4	5	0	0	0	0	0	2	24	24	12.00	1.667
John Tsitouris, R (4, 1) ERA: 4.38	4.0	W	15	1	1	1	2	2	0	0	0	0	0	17	25	2.25	0.750
Tom Sturdivant, R (8, 1) ERA: 4.17	2.0	S	7	0	0	0	2	1	0	0	0	0	0	10	14	0.00	0.500

PITCHER	IP	WLS	BF	H	R	ER	SO	BB	IBB	HBP	BLK	WP	HR	S	P	ERA	WHIP

TOP

Baltimore Orioles @ Kansas City Athletics

Municipal Stadium, Kansas City, MO

Tue Aug 25 1959, 8:05 PM EDT

Att. 9,650 - Unknown

livebaseballscorecards.com

AB	33
R	5
H	6
RBI	5
BB	3
SO	9
LOB	5

WP: 0	PA: 36								
PB: 0									
SB: 0									
CS: 0									

Batter	1	2	3	4	5	6	7	8	9	AB	R	H	RBI	BB	SO	LOB
Bill Tuttle, R (1, 8) OBP: 0.376, SLG: 0.426	6-3		6-3			1B	FC1-6			4	1	2	1	0	0	0
Wayne Terwilliger, R (1, 4) OBP: 0.346, SLG: 0.364	F9			BB 1-3 E		1B 1-3	FC1-6 S 1-2f			3	3	1	0	1	0	1
Dick Williams, R (1, 3) OBP: 0.331, SLG: 0.468	1B			1-3 1-2		L9 1B 5-3 1-2	FC5-4 1-H			4	1	3	2	0	0	1
Bob Cerv, R (1, 7) OBP: 0.342, SLG: 0.478 Tom Sturdivant, L (8, 1)	F9			F9		5-3 1-2 2-H	FC5-4 1-2f			4 0	0 0	1 0	1 0	0 0	0 0	3 0
Ray Jablonski, R (1, 5) OBP: 0.302, SLG: 0.381		G6-4-3 1B		E5 2-H		L9 2-3		F7		4	0	1	0	0	0	2
Hal Smith, R (1, 2) OBP: 0.375, SLG: 0.381	K			F3		5-3 1-2 3-H		2B		4	0	1	1	0	1	3
Zeke Bella, R (1, 9) OBP: 0.298, SLG: 0.307 Russ Snyder, L (6, PH) OBP: 0.353, SLG: 0.427 (7, 9) (8, 7)	G6-4-3 1-2f				F9	4-3		F7		2 2	0 0	0 0	0 0	0 0	0 0	1 2
Joe Demaestri, R (1, 6) OBP: 0.310, SLG: 0.373 Roger Maris, L (7, PH) OBP: 0.371, SLG: 0.494 (8, 9)			F9		6-3		SH2-3 1B	F9		2 2	0 1	0 1	0 1	0 0	0 0	0 1
Ray Herbert, R (1, 1) OBP: 0.236, SLG: 0.288 Joe Morgan, L (3, PH) OBP: 0.276, SLG: 0.259 John Tsitouris, R (4, 1) OBP: 0.167, SLG: 0.167 Jerry Lumpe, L (7, PH) OBP: 0.312, SLG: 0.301 (8, 6)			K		1-3		SH2-3 1-2			0 1 1 0	0 0 0 0	0 0 0 0	0 0 0 0	0 1 0 0	0 0 0 0	0 0 0 0
Inning Stats	R: 0 E: 0 K: 0 S: 4 H: 1 LOB: 1 BB: 0 P: 4	R: 0 E: 0 K: 1 S: 5 H: 1 LOB: 0 BB: 0 P: 5	R: 0 E: 0 K: 1 S: 5 H: 0 LOB: 0 BB: 0 P: 5	R: 1 E: 1 K: 0 S: 4 H: 0 LOB: 1 BB: 1 P: 8	R: 0 E: 0 K: 0 S: 3 H: 0 LOB: 0 BB: 0 P: 3	R: 3 E: 0 K: 0 S: 7 H: 4 LOB: 1 BB: 0 P: 7	R: 2 E: 0 K: 0 S: 6 H: 3 LOB: 1 BB: 0 P: 6	R: 0 E: 0 K: 0 S: 4 H: 1 LOB: 1 BB: 0 P: 4		1B: 9 2B: 1 3B: 0 HR: 0 SF: 0 SAC: 1 DP: 1 HBP: 0						

PITCHER		IP	WLS	BF	H	R	ER	SO	BB	IBB	HBP	BLK	WP	HR	S	P	ERA	WHIP
Billy O'Dell, L ERA: 3.4	(1, 1)	5.0		21	5	4	3	2	1	0	0	0	0	0	24	28	5.40	1.200
Hal Brown, R ERA: 3.71	(6, 1)	1.0		4	1	0	0	0	0	0	0	0	0	0	4	4	0.00	1.000
Billy Loes, R ERA: 2.98	(7, 1)	2.0	L	10	4	2	2	0	0	0	0	0	0	0	10	10	9.00	2.000

PITCHER	IP	WLS	BF	H	R	ER	SO	BB	IBB	HBP	BLK	WP	HR	S	P	ERA	WHIP

BOTTOM

Baltimore Orioles @ Kansas City Athletics

Municipal Stadium, Kansas City, MO

Tue Aug 25 1959, 8:05 PM EDT

Att. 9,650 - Unknown

livebaseballscorecards.com

AB	33
R	6
H	10
RBI	5
BB	1
SO	2
LOB	14

WP: 0 PA: 35
PB: 0
SB: 1
CS: 0

Batter	1	2	3	4	5	6	7	8	9	AB	R	H	RBI	BB	SO	LOB
Willie Tasby, R (1, 8) OBP: 0.297, SLG: 0.365	F8		P6		B5		HR (2-H)		F3	5	1	1	2	0	0	3
Gene Woodling, L (1, 9) (5, 7) Albie Pearson, L (9, 7) OBP: 0.323, SLG: 0.281	1B 2B		FC6-4 (1-2f)		K		F8			4 0	1 0	1 0	0 0	0 0	1 0	2 0
Bob Nieman, R (1, 7) OBP: 0.382, SLG: 0.548 Al Pilarcik, L (5, PR) OBP: 0.355, SLG: 0.363 (5, 9)	G5-4-3 1B (2-H)			HR	HBP (1-2)		F8			2 1	1 0	2 0	2 0	0 0	0 0	0 0
Gus Triandos, R (1, 2) OBP: 0.354, SLG: 0.494	G5-4-3 (1-2f)			P5	F8			P4		4	0	0	0	0	0	3
Walt Dropo, R (1, 3) OBP: 0.278, SLG: 0.389		5-3		HR 1B		FC6-4 1B		L4		4	1	2	0	0	0	0
Brooks Robinson, R (1, 5) OBP: 0.290, SLG: 0.332		F8		HR (1-H)		FC6-4 G3-6-3 (1-2f)		F7		4	1	1	2	0	0	1
Chico Carrasquel, R (1, 6) OBP: 0.298, SLG: 0.304		K		G6-4-3 1B		G3-6-3 (1-2f)			4-3	4	0	1	0	0	1	1
Billy Gardner, R (1, 4) OBP: 0.284, SLG: 0.311			F5	G6-4-3 (1-2f)			HR SH1-4 1B		BB	3	1	1	0	1	0	1
Jerry Walker, S (1, 1) OBP: 0.200, SLG: 0.245 Milt Pappas, R (8, 1) OBP: 0.175, SLG: 0.177			FC6-4 1B		HBP 1B		SH1-4 (1-2)		K	2 1	0 0	2 0	0 0	0 0	0 1	0 1
Inning Stats	R: 1 E: 0 K: 0 S: 4 H: 2 LOB: 0 BB: 0 P: 4	R: 0 E: 0 K: 1 S: 5 H: 0 LOB: 0 BB: 0 P: 5	R: 0 E: 0 K: 0 S: 4 H: 1 LOB: 1 BB: 0 P: 4	R: 3 E: 0 K: 0 S: 6 H: 4 LOB: 0 BB: 0 P: 6	R: 0 E: 0 K: 1 S: 6 H: 1 LOB: 2 BB: 0 P: 7	R: 0 E: 0 K: 0 S: 3 H: 1 LOB: 0 BB: 0 P: 3	R: 2 E: 0 K: 0 S: 5 H: 2 LOB: 0 BB: 0 P: 5	R: 0 E: 0 K: 0 S: 3 H: 0 LOB: 0 BB: 0 P: 3	R: 0 E: 0 K: 1 S: 5 H: 0 LOB: 1 BB: 1 P: 9	1B: 7 2B: 1 3B: 0 HR: 3 SF: 0 SAC: 1 DP: 3 HBP: 1						

TOP

Baltimore Orioles @ Kansas City Athletics

Municipal Stadium, Kansas City, MO

Wed Aug 26 1959, 8:05 PM EDT

Att. 9,822 - Unknown

livebaseballscorecards.com

AB	34
R	6
H	11
RBI	6
BB	1
SO	3
LOB	12

PITCHER		IP	WLS	BF	H	R	ER	SO	BB	IBB	HBP	BLK	WP	HR	S	P	ERA	WHIP
Bud Daley, L ERA: 3.09	(1, 1)	5.0	L	22	8	4	4	2	0	0	1	0	0	2	25	26	7.20	1.600
Murry Dickson, R ERA: 4.4	(6, 1)	2.0		8	3	2	2	0	0	0	0	0	0	1	8	8	9.00	1.500
Bob Grim, R ERA: 3.89	(8, 1)	2.0		7	0	0	0	1	1	0	0	0	0	0	8	12	0.00	0.500

PITCHER	IP	WLS	BF	H	R	ER	SO	BB	IBB	HBP	BLK	WP	HR	S	P	ERA	WHIP

BOTTOM

Baltimore Orioles @ Kansas City Athletics

Municipal Stadium, Kansas City, MO

Wed Aug 26 1959, 8:05 PM EDT

Att. 9,822 - Unknown

livebaseballscorecards.com

Batter	1	2	3	4	5	6	7	8	9	AB	R	H	RBI	BB	SO	LOB
Bill Tuttle, R (1, 8) OBP: 0.374, SLG: 0.422	S S S 0-3 ① K		B B B B 4-0 CS FC1-5 1-2 BB		x 0-0 ①② G6-4-3 1-2f			x 0-0 5-3	x 0-0 ③ P4	4	0	0	0	1	1	2
Jerry Lumpe, L (1, 6) OBP: 0.313, SLG: 0.306	x 0-0 1B		x 0-0 ① FC1-5 1-2 2-3f		x 0-0 ③ 6-3			x 0-0 2B		4	1	2	0	0	0	2
Dick Williams, R (1, 5) OBP: 0.328, SLG: 0.463	x 0-0 ② F8		S S S 0-3 ②③ K 2-3			x 0-0 ① 1-6-3		S S S 0-3 ② K		4	0	0	0	0	2	4
Bob Cerv, R (1, 7) OBP: 0.344, SLG: 0.481	S S S 0-3 ③ K			x 0-0 G4-6-3 1B		x 0-0 ② 4-3		x 0-0 2-H 2B		4	0	2	1	0	1	1
Roger Maris, L (1, 9) OBP: 0.372, SLG: 0.493		x 0-0 E 1B		x 0-0 ① P4		x 0-0 ③ P6		B B B B 4-0 BB		3	0	1	0	1	0	1
Kent Hadley, L (1, 3) OBP: 0.309, SLG: 0.413		x 0-0 ① F8		x 0-0 ②③ G4-6-3 1-2f			x 0-0 G4-6-3 1B	x 0-0 ③ P3		4	0	1	0	0	0	4
Frank House, L (1, 2) OBP: 0.306, SLG: 0.329		x 0-0 ② L4 1-2			x 0-0 2B 1B		x 0-0 ①② G4-6-3 1-2f		x 0-0 ① F9	4	1	1	0	0	0	2
Wayne Terwilliger, R (1, 4) OBP: 0.350, SLG: 0.370		x 0-0 ③ L4			x 0-0 1B 1-3 2B		B B B B 4-0 BB		x 0-0 ② P4	3	1	1	0	1	0	1
Bud Daley, L (1, 1) OBP: 0.358, SLG: 0.333 Joe Morgan, L (5, PH) OBP: 0.300, SLG: 0.286 Murry Dickson, R (6, 1) OBP: 0.200, SLG: 0.200 Ray Jablonski, R (7, PH) OBP: 0.299, SLG: 0.378 Bob Grim, R (8, 1) OBP: 0.156, SLG: 0.207 Russ Snyder, L (9, PH) OBP: 0.357, SLG: 0.432			B B B B 4-0 FC1-5 BB BB		x 0-0 G6-4-3 2-H 3-H 1B		S S S 0-3 K		x 0-0 1B	0 1 0 1 0 1	0 0 0 0 0 0	0 1 0 0 0 1	0 2 0 0 0 0	1 0 0 1 0 0	0 0 0 1 0 0	0 0 0 1 0 0
Inning Stats	R: 0 H: 1 E: 0 LOB: 1 K: 2 BB: 0 S: 8 P: 8	R: 0 H: 1 E: 1 LOB: 1 K: 0 BB: 0 S: 4 P: 4	R: 0 H: 0 E: 0 LOB: 2 K: 1 BB: 2 S: 4 P: 12	R: 0 H: 1 E: 0 LOB: 0 K: 0 BB: 0 S: 3 P: 3	R: 2 H: 3 E: 0 LOB: 0 K: 0 BB: 0 S: 5 P: 5	R: 0 H: 0 E: 0 LOB: 0 K: 0 BB: 0 S: 3 P: 3	R: 0 H: 1 E: 0 LOB: 1 K: 1 BB: 1 S: 5 P: 9	R: 1 H: 2 E: 0 LOB: 2 K: 1 BB: 1 S: 7 P: 11	R: 0 H: 1 E: 0 LOB: 1 K: 0 BB: 0 S: 4 P: 4	1B: 7 2B: 4 3B: 0 HR: 0	SF: 0 SAC: 0 DP: 4 HBP: 0			WP: 0 PB: 0 SB: 0 CS: 1	PA: 37		

	AB	R	H	RBI	BB	SO	LOB
AB	33						
R		3					
H			10				
RBI				3			
BB					4		
SO						5	
LOB							18

PITCHER		IP	WLS	BF	H	R	ER	SO	BB	IBB	HBP	BLK	WP	HR	S	P	ERA	WHIP
Jerry Walker, R ERA: 2.86	(1, 1)	7.2	W	32	9	3	3	5	4	0	0	0	0	0	38	54	3.52	1.696
Milt Pappas, R ERA: 3.48	(8, 1)	1.1	S	5	1	0	0	0	0	0	0	0	0	0	5	5	0.00	0.750

PITCHER	IP	WLS	BF	H	R	ER	SO	BB	IBB	HBP	BLK	WP	HR	S	P	ERA	WHIP

Batter	1	2	3	4	5	6	7	8	9	10	AB	R	H	RBI	BB	SO	LOB
Willie Tasby, R (1, 8) OBP: 0.300, SLG: 0.367	K		G3-6-3 1B		1B		2B 4-3 1B	P6		F2	6	1	3	0	0	1	1
Billy Klaus, L (1, 6) OBP: 0.377, SLG: 0.343	1-3		G3-6-3 1-2f		K		4-3 1-3 SF8 2B	CS 1B			5	1	2	0	0	1	2
Bob Nieman, R (1, 7) OBP: 0.379, SLG: 0.542	K		1-3		1-2 1B		4-3 2-3 3-H	K 1-2			5	0	1	1	0	2	2
Billy O'Dell, S (8, 1) OBP: 0.163, SLG: 0.156											0	0	0	0	0	0	0
Billy Loes, R (8, 1)											0	0	0	0	0	0	0
Gene Woodling, L (1, 9) OBP: 0.415, SLG: 0.493 (8, 7)		6-3		G3	G3		SF8 3-H		G3		4	0	0	1	0	0	2
Gus Triandos, R (1, 2) OBP: 0.352, SLG: 0.489		5-3		5-3		6-3	2B 1B		1-3		5	1	1	0	0	0	0
Walt Dropo, R (1, 3) OBP: 0.287, SLG: 0.399		BB 1B 1B		E 1B BB		5-3	1-H 1B 2B		K		4	1	2	1	1	1	0
Brooks Robinson, R (1, 5) OBP: 0.307, SLG: 0.345		BB 1-2 1B		E9 1-3 1B		1B BB	IBB 2-H 1B			SH3-4 1B	4	0	4	1	1	0	0
Chico Carrasquel, R (1, 4) OBP: 0.303, SLG: 0.305		BB 1-2 2-3 BB		6-3		1-2 1B	1-2 IBB			SH3-4 1-2	2	0	1	0	2	0	2
Billy Gardner, R (7, 4) OBP: 0.284, SLG: 0.311											0	0	0	0	0	0	0
Hal Brown, R (1, 1) OBP: 0.135, SLG: 0.091		5-3			6-3	K	K			P6	4	0	0	0	0	2	7
Al Pilarcik, L (8, 9) OBP: 0.353, SLG: 0.361											1	0	0	0	0	0	1
Inning Stats	R: 0 E: 0 K: 2 S: 7 H: 0 LOB: 0 BB: 0 P: 7	R: 0 E: 0 K: 0 S: 5 H: 2 LOB: 3 BB: 1 P: 9	R: 0 E: 0 K: 0 S: 3 H: 1 LOB: 0 BB: 0 P: 3	R: 0 E: 1 K: 0 S: 4 H: 1 LOB: 2 BB: 1 P: 8	R: 0 E: 0 K: 1 S: 7 H: 2 LOB: 2 BB: 0 P: 7	R: 0 E: 0 K: 1 S: 6 H: 1 LOB: 2 BB: 1 P: 10	R: 4 E: 0 K: 1 S: 10 H: 5 LOB: 2 BB: 1 P: 14	R: 0 E: 0 K: 1 S: 5 H: 1 LOB: 1 BB: 0 P: 5	R: 0 E: 0 K: 1 S: 5 H: 0 LOB: 0 BB: 0 P: 5	R: 0 E: 0 K: 0 S: 4 H: 1 LOB: 1 BB: 0 P: 4	1B: 12 2B: 3 3B: 0 HR: 0 SF: 1 SAC: 1 DP: 2 HBP: 0						

PITCHER	IP	WLS	BF	H	R	ER	SO	BB	IBB	HBP	BLK	WP	HR	S	P	ERA	WHIP
Tom Brewer, R (1, 1) ERA: 3.69	6.2		32	10	3	3	4	3	0	0	0	0	0	37	49	4.05	1.950
Mike Fornieles, R (7, 1) ERA: 3.39	0.1		4	2	1	1	1	0	1	0	0	0	0	5	9	27.00	6.000
Nelson Chittum, R (8, 1) ERA: 0.52	3.0	W	10	2	0	0	2	0	0	0	0	0	0	14	14	0.00	0.667

PITCHER	IP	WLS	BF	H	R	ER	SO	BB	IBB	HBP	BLK	WP	HR	S	P	ERA	WHIP

TOP

Baltimore Orioles @ Boston Red Sox

Fenway Park, Boston, MA

Fri Aug 28 1959, 7:05 PM EDT
Att. 18,071 - Unknown

livebaseballscorecards.com

AB	40
R	4
H	14
RBI	4
BB	4
SO	7
LOB	17

1B: 12	SF: 1	WP: 0	PA: 46		
2B: 3	SAC: 1	PB: 0			
3B: 0	DP: 2	SB: 0			
HR: 0	HBP: 0	CS: 1			

Batter	1	2	3	4	5	6	7	8	9	10	AB	R	H	RBI	BB	SO	LOB
Pumpsie Green, S (1, 4) OBP: 0.396, SLG: 0.356	4-3		F9		6-3		P4		F7		5	0	0	0	0	0	3
Gary Geiger, L (1, 8) OBP: 0.315, SLG: 0.449	1B 1B 1B		2B 1B		P6			1B SF8 1B		F9	5	3	3	0	0	0	0
Pete Runnels, L (1, 3) OBP: 0.424, SLG: 0.437	1B 1-3 1B		1-H 2B			F7		FC6-4 1-3 1B		HR 1B	5	1	4	1	0	0	0
Gene Stephens, L (1, 7) OBP: 0.324, SLG: 0.328	G6-4-3 1-2 3-H 1B		S S S K			F7		SF8 3-H		1-H HR	3	0	1	1	0	1	1
Dick Gernert, R (8, PH) (9, 7) OBP: 0.371, SLG: 0.444											1	1	1	3	0	0	0
Jackie Jensen, R (1, 9) OBP: 0.371, SLG: 0.498	G6-4-3 1-2f			F8		F7		F7			4	0	0	0	0	0	3
Frank Malzone, R (1, 5) OBP: 0.327, SLG: 0.448	S S S K			L7			2B 2B	FC6-4 1-2f			4	1	1	0	0	1	1
Sammy White, R (1, 2) OBP: 0.339, SLG: 0.353	S S S K						4-3 2-H 2B		S S S K		2	0	1	0	0	1	0
Ted Williams, L (7, PH) OBP: 0.361, SLG: 0.405											1	0	1	1	0	0	0
Jim Mahoney, R (7, PR) (8, 6) OBP: 0.118, SLG: 0.063				1B							1	0	0	0	0	1	0
Don Buddin, R (1, 6) OBP: 0.365, SLG: 0.340	L7			P5			4-3 2-3		E6 B1-3		2	0	0	0	0	0	1
Vic Wertz, L (7, PH) OBP: 0.328, SLG: 0.398											1	0	0	0	0	0	1
Pete Daley, R (8, 2) OBP: 0.281, SLG: 0.287											1	0	0	0	0	0	0
Tom Brewer, R (1, 1) OBP: 0.127, SLG: 0.113		S S S K			P3		L3		B1-3 1-2		2	0	0	0	0	1	0
Mike Fornieles, R (7, 1) OBP: 0.188, SLG: 0.250											0	0	0	0	0	0	0
Marty Keough, L (7, PH) OBP: 0.309, SLG: 0.413											1	0	0	0	0	0	2
Nelson Chittum, R (8, 1) OBP: 0.500, SLG: 1.000											1	0	0	0	0	0	1
Inning Stats	R: 1 E: 0 K: 0 S: 5 H: 3 LOB: 1 BB: 0 P: 5	R: 0 E: 0 K: 2 S: 7 H: 0 LOB: 0 BB: 0 P: 7	R: 1 E: 0 K: 2 S: 9 H: 2 LOB: 1 BB: 0 P: 9	R: 0 E: 0 K: 0 S: 4 H: 1 LOB: 1 BB: 0 P: 4	R: 0 E: 0 K: 0 S: 3 H: 0 LOB: 0 BB: 0 P: 0	R: 0 E: 0 K: 0 S: 3 H: 0 LOB: 0 BB: 0 P: 3	R: 1 E: 0 K: 0 S: 5 H: 2 LOB: 2 BB: 0 P: 5	R: 1 E: 0 K: 0 S: 5 H: 2 LOB: 1 BB: 0 P: 5	R: 0 E: 1 K: 1 S: 6 H: 0 LOB: 1 BB: 0 P: 6	R: 2 E: 0 K: 0 S: 3 H: 2 LOB: 0 BB: 0 P: 3	1B: 8 2B: 3 3B: 0 HR: 1	SF: 1 SAC: 0 DP: 1 HBP: 0					

PITCHER		IP	WLS	BF	H	R	ER	SO	BB	IBB	HBP	BLK	WP	HR	S	P	ERA	WHIP
Hal Brown, R ERA: 3.72	(1, 1)	7.0		28	8	3	3	4	0	0	0	0	0	0	36	36	3.86	1.143
Billy O'Dell, L ERA: 3.45	(8, 1)	0.0		2	2	1	1	0	0	0	0	0	0	0	2	2	∞	∞
Billy Loes, R ERA: 3.18	(8, 1)	2.1	L	10	2	2	2	1	0	0	0	0	0	1	12	12	7.71	0.857

PITCHER	IP	WLS	BF	H	R	ER	SO	BB	IBB	HBP	BLK	WP	HR	S	P	ERA	WHIP

Baltimore Orioles @ Boston Red Sox

Fenway Park, Boston, MA

Fri Aug 28 1959, 7:05 PM EDT
Att. 18,071 - Unknown

BOTTOM

livebaseballscorecards.com

AB	39
R	6
H	12
RBI	6
BB	0
SO	5
LOB	13

1B: 8 SF: 1
2B: 3 SAC: 0
3B: 0 DP: 1
HR: 1 HBP: 0

WP: 0 PA: 40
PB: 0
SB: 0
CS: 0

Batter	1	2	3	4	5	6	7	8	9	AB	R	H	RBI	BB	SO	LOB
Willie Tasby, R (1, 8) OBP: 0.298, SLG: 0.364	L8			F5		6-3		P4		4	0	0	0	0	0	0
Billy Klaus, L (1, 6) OBP: 0.372, SLG: 0.337	4-3			F9		K		F9		4	0	0	0	0	1	0
Bob Nieman, R (1, 7) OBP: 0.377, SLG: 0.537	6-3			F8		F7			1B	4	0	1	0	0	0	0
Gene Woodling, L (1, 9) OBP: 0.411, SLG: 0.488		3-1			G3		L9		F9	4	0	0	0	0	0	1
Gus Triandos, R (1, 2) OBP: 0.356, SLG: 0.491		6-3			BB, 1B		BB, 1B		1-2, 1B	3	1	2	0	1	0	0
Walt Dropo, R (1, 3) OBP: 0.292, SLG: 0.394		P6			1-2, 1B		1-2, BB		F9	2	0	0	0	2	0	2
Brooks Robinson, R (1, 5) OBP: 0.301, SLG: 0.338			P4		F9		P6		F9	4	0	0	0	0	0	6
Chico Carrasquel, R (1, 4) OBP: 0.304, SLG: 0.306			F8		1-2, 2-H, 1B		F2			2	0	1	1	0	0	0
Bob Boyd, L (7, PH) OBP: 0.287, SLG: 0.322										1	0	0	0	0	0	2
Billy Gardner, R (7, 4) OBP: 0.284, SLG: 0.311										0	0	0	0	0	0	0
Milt Pappas, R (1, 1) OBP: 0.169, SLG: 0.172			K		K			6-3		2	0	0	0	0	2	2
Albie Pearson, L (8, PH) OBP: 0.321, SLG: 0.279										1	0	0	0	0	0	0
Arnie Portocarrero, R (8, 1)										0	0	0	0	0	0	0
Inning Stats	R: 0 E: 0 K: 0 S: 3 H: 0 LOB: 0 BB: 0 P: 3	R: 0 E: 0 K: 0 S: 3 H: 0 LOB: 0 BB: 0 P: 3	R: 0 E: 0 K: 1 S: 5 H: 0 LOB: 0 BB: 0 P: 5	R: 0 E: 0 K: 0 S: 3 H: 0 LOB: 0 BB: 0 P: 3	R: 1 E: 0 K: 1 S: 6 H: 1 LOB: 2 BB: 2 P: 14	R: 0 E: 0 K: 1 S: 5 H: 0 LOB: 0 BB: 0 P: 5	R: 0 E: 0 K: 0 S: 4 H: 1 LOB: 2 BB: 1 P: 8	R: 0 E: 0 K: 0 S: 3 H: 0 LOB: 0 BB: 0 P: 3	R: 0 E: 0 K: 0 S: 5 H: 2 LOB: 2 BB: 0 P: 5	1B: 4 2B: 0 3B: 0 HR: 0 SF: 0 SAC: 0 DP: 0 HBP: 0						

PITCHER		IP	WLS	BF	H	R	ER	SO	BB	IBB	HBP	BLK	WP	HR	S	P	ERA	WHIP
Jerry Casale, R ERA: 4.56	(1, 1)	9.0	W	34	4	1	1	3	3	0	0	0	0	0	37	49	1.00	0.778

PITCHER	IP	WLS	BF	H	R	ER	SO	BB	IBB	HBP	BLK	WP	HR	S	P	ERA	WHIP

TOP

Baltimore Orioles @ Boston Red Sox

Fenway Park, Boston, MA

Sat Aug 29 1959, 3:33 AM EDT

Att. 10,114 - Unknown

livebaseballscorecards.com

AB	31
R	1
H	4
RBI	1
BB	3
SO	3
LOB	13

WP: 0	PA: 34
PB: 0	
SB: 0	
CS: 0	

Batter	1	2	3	4	5	6	7	8	9	AB	R	H	RBI	BB	SO	LOB
Pumpsie Green, S (1, 4) OBP: 0.382, SLG: 0.340	x 0-0 ① 4-3		x 0-0 ② 6-3		x 0-0 ② 4-3		x 0-0 ① F8			4	0	0	0	0	0	0
Gary Geiger, L (1, 8) OBP: 0.322, SLG: 0.459	x 0-0 ② G3		x 0-0 FC6-4 1B		B B B 4-0 S 1B BB		x 0-0 1B 3B			3	2	2	0	1	0	0
Pete Runnels, L (1, 3) OBP: 0.426, SLG: 0.436	B B B B 4-0 S BB		x 0-0 ③ FC6-4 1-2f		B B B 4-0 1B 1B 1-2 BB		I I I 4-0 G3 1B IBB			1	2	0	0	3	0	1
Gene Stephens, L (1, 7) OBP: 0.327, SLG: 0.328	B B B B 4-0 1-2 BB			x 0-0 ① 4-3	x 0-0 1B 1-2 2-H 1B		x 0-0 ② G3 1-2			3	0	1	1	1	0	2
Jackie Jensen, R (1, 9) OBP: 0.372, SLG: 0.498	x 0-0 ③ P6			x 0-0 ② F2	x 0-0 1-3 2-H 1B		x 0-0 2-H 3-H 1B			4	0	2	3	0	0	2
Frank Malzone, R (1, 5) OBP: 0.329, SLG: 0.449		x 0-0 G4-6-3 1B		x 0-0 1B 1B	x 0-0 ③ F5		x 0-0 ③ 5-3			4	0	2	0	0	0	3
Sammy White, R (1, 2) OBP: 0.337, SLG: 0.351		x 0-0 ① ② G4-6-3 1-2f		x 0-0 1-2 1B		x 0-0 ① 4-3		x 0-0 ① P4		4	0	1	0	0	0	1
Don Buddin, R (1, 6) OBP: 0.363, SLG: 0.337		S S S 0-3 ③ K		x 0-0 ③ F9		x 0-0 ② 6-3		x 0-0 ② F8		4	0	0	0	0	1	2
Jerry Casale, R (1, 1) OBP: 0.235, SLG: 0.340			x 0-0 ① 6-3		S S S 0-3 ① K	S S S 0-3 ③ K		S S S 0-3 ③ K		4	0	0	0	0	3	0
Inning Stats	R: 0 H: 0 E: 0 LOB: 2 K: 0 BB: 2 S: 3 P: 11	R: 0 H: 1 E: 0 LOB: 0 K: 1 BB: 0 S: 5 P: 5	R: 0 H: 1 E: 0 LOB: 1 K: 0 BB: 0 S: 4 P: 4	R: 0 H: 2 E: 0 LOB: 2 K: 0 BB: 0 S: 5 P: 5	R: 2 H: 2 E: 0 LOB: 2 K: 1 BB: 2 S: 7 P: 15	R: 0 H: 0 E: 0 LOB: 0 K: 1 BB: 0 S: 5 P: 5	R: 2 H: 2 E: 0 LOB: 1 K: 0 BB: 1 S: 5 P: 9	R: 0 H: 0 E: 0 LOB: 0 K: 1 BB: 0 S: 5 P: 5		1B: 7 SF: 0 2B: 0 SAC: 0 3B: 1 DP: 1 HR: 0 HBP: 0						

PITCHER		IP	WLS	BF	H	R	ER	SO	BB	IBB	HBP	BLK	WP	HR	S	P	ERA	WHIP
Milt Pappas, R ERA: 3.55	(1, 1)	7.0	L	33	8	4	4	3	4	1	0	0	0	0	34	54	5.14	1.714
Arnie Portocarrero, R ERA: 6.86	(8, 1)	1.0		3	0	0	0	1	0	0	0	0	0	0	5	5	0.00	0.000

PITCHER	IP	WLS	BF	H	R	ER	SO	BB	IBB	HBP	BLK	WP	HR	S	P	ERA	WHIP

BOTTOM

Baltimore Orioles @ Boston Red Sox

Fenway Park, Boston, MA

Sat Aug 29 1959, 3:33 AM EDT

Att. 10,114 - Unknown

livebaseballscorecards.com

AB	31
R	4
H	8
RBI	4
BB	5
SO	4
LOB	11

WP: 0 PA: 36
PB: 0
SB: 2
CS: 0

Batter	1	2	3	4	5	6	7	8	9	AB	R	H	RBI	BB	SO	LOB
Willie Tasby, R (1, 8) OBP: 0.295, SLG: 0.361	F3			5-3		F9			F5	4	0	0	0	0	0	1
Gene Woodling, L (1, 9) OBP: 0.412, SLG: 0.485	6-3			K			5-3 BB		1B BB	2	0	0	0	2	1	0
Bob Nieman, R (1, 7) OBP: 0.375, SLG: 0.533	1-4-3			F8			K		1-2 1B	4	0	1	0	0	1	1
Gus Triandos, R (1, 2) OBP: 0.353, SLG: 0.485		K			P5		5-3 1-2		F8	4	0	0	0	0	1	3
Walt Dropo, R (1, 3) OBP: 0.286, SLG: 0.384		5-3			K		K		K	4	0	0	0	0	3	3
Brooks Robinson, R (1, 5) OBP: 0.306, SLG: 0.348		CS 1B			K			1B 2B		3	0	2	0	0	1	0
Billy Klaus, L (1, 6) OBP: 0.375, SLG: 0.339		CS 1-2	G6-4-3 BB			G3		FC5-4 2-3 1B		2	0	1	0	1	0	0
Billy Gardner, R (1, 4) OBP: 0.285, SLG: 0.311 Bob Boyd, L (8, PH) OBP: 0.286, SLG: 0.321 Chico Carrasquel, R (8, 4) OBP: 0.304, SLG: 0.306			G6-4-3 1-2f			BB		FC5-4 G6-4-3 1-2f		1 1 0	0 0 0	0 0 0	0 0 0	1 0 0	0 0 0	1 2 0
Hoyt Wilhelm, R (1, 1) OBP: 0.116, SLG: 0.047 Albie Pearson, L (6, PH) OBP: 0.320, SLG: 0.278 Jack Fisher, R (6, 1) OBP: 0.267, SLG: 0.286 Al Pilarcik, L (8, PH) OBP: 0.352, SLG: 0.360 Billy Loes, R (8, 1)			K			F2		G6-4-3 1-2f		1 1 0 1 0	0 0 0 0 0	0 0 0 0 0	0 0 0 0 0	0 0 0 0 0	1 0 0 0 0	0 1 0 2 0
Inning Stats	R: 0 E: 0 K: 0 S: 3 H: 0 LOB: 0 BB: 0 P: 3	R: 0 E: 0 K: 1 S: 5 H: 1 LOB: 0 BB: 0 P: 5	R: 0 E: 0 K: 1 S: 4 H: 0 LOB: 0 BB: 1 P: 8	R: 0 E: 0 K: 1 S: 5 H: 0 LOB: 0 BB: 0 P: 5	R: 0 E: 0 K: 2 S: 7 H: 0 LOB: 0 BB: 0 P: 7	R: 0 E: 0 K: 0 S: 3 H: 0 LOB: 1 BB: 1 P: 7	R: 0 E: 0 K: 2 S: 7 H: 0 LOB: 1 BB: 1 P: 11	R: 0 E: 0 K: 0 S: 4 H: 2 LOB: 1 BB: 0 P: 4	R: 0 E: 0 K: 1 S: 6 H: 1 LOB: 2 BB: 1 P: 10	1B: 3 2B: 1 3B: 0 HR: 0	SF: 0 SAC: 0 DP: 2 HBP: 0					

PITCHER	IP	WLS	BF	H	R	ER	SO	BB	IBB	HBP	BLK	WP	HR	S	P	ERA	WHIP
Frank Sullivan, R (1, 1) ERA: 3.82	9.0	W	32	4	0	0	8	4	0	0	0	0	0	44	60	0.00	0.889

PITCHER	IP	WLS	BF	H	R	ER	SO	BB	IBB	HBP	BLK	WP	HR	S	P	ERA	WHIP

TOP

Baltimore Orioles @ Boston Red Sox

Fenway Park, Boston, MA

Sun Aug 30 1959, 3:33 AM EDT

Att. 11,134 - Unknown

livebaseballscorecards.com

AB	28
R	0
H	4
RBI	0
BB	4
SO	8
LOB	14

WP: 0 PA: 33
PB: 0
SB: 0
CS: 1

Baltimore Orioles @ Boston Red Sox

Fenway Park, Boston, MA

Sun Aug 30 1959, 3:33 AM EDT

Att. 11,134 - Unknown

livebaseballscorecards.com

BOTTOM

Batter	1	2	3	4	5	6	7	8	9	AB	R	H	RBI	BB	SO	LOB
Pumpsie Green, S (1, 4) OBP: 0.386, SLG: 0.333	BBBB 4-0 PB 1B BB	BBBB 4-0 PB 2-3 BB			SSS 0-3 ① K		x 0-0 ② 6-3			2	1	0	0	2	1	0
Gary Geiger, L (1, 8) OBP: 0.321, SLG: 0.456	x 0-0 FC4-6 1-H 1B	x 0-0 ③ F8 1-2			x 0-0 ② 6-3		x 0-0 ③ 4-3			4	0	1	1	0	0	2
Pete Runnels, L (1, 3) OBP: 0.425, SLG: 0.434	x 0-0 ① FC4-6 PB 1-2f 1B		x 0-0 ① 6-3		x 0-0 1B			x 0-0 ① F7		4	1	1	0	0	0	1
Gene Stephens, L (1, 7) OBP: 0.330, SLG: 0.347	x 0-0 S 1-H 1B		x 0-0 HR		x 0-0 ③ 4-3			x 0-0 ② F7		4	1	2	2	0	0	1
Jackie Jensen, R (1, 9) OBP: 0.369, SLG: 0.493	x 0-0 ② F9		x 0-0 ② 5-3			x 0-0 ① F7		x 0-0 ③ 6-3		4	0	0	0	0	0	1
Frank Malzone, R (1, 5) OBP: 0.327, SLG: 0.446	x 0-0 ③ 4-3 1-2		x 0-0 ③ 5-3			x 0-0 E5				3	0	0	0	0	0	1
Sammy White, R (1, 2) OBP: 0.337, SLG: 0.351		x 0-0 PB SH2-4 1B		x 0-0 ① L8		x 0-0 ② L9				3	0	1	0	0	0	1
Don Buddin, R (1, 6) OBP: 0.360, SLG: 0.335		SSS 0-3 ① K		x 0-0 ② F7		x 0-0 ③ P5				3	0	0	0	0	1	2
Frank Sullivan, R (1, 1) OBP: 0.204, SLG: 0.212		x 0-0 ② SH2-4 1-2		x 0-0 ③ 5-3			x 0-0 ① 4-3			2	0	0	0	0	0	0
Inning Stats	R: 2 H: 2 E: 0 LOB: 1 K: 0 BB: 1 S: 5 P: 9	R: 0 H: 1 E: 0 LOB: 2 K: 1 BB: 1 S: 6 P: 10	R: 1 H: 1 E: 0 LOB: 0 K: 0 BB: 0 S: 4 P: 4	R: 0 H: 0 E: 0 LOB: 0 K: 0 BB: 0 S: 3 P: 3	R: 0 H: 1 E: 0 LOB: 1 K: 1 BB: 0 S: 6 P: 6	R: 0 H: 0 E: 1 LOB: 1 K: 0 BB: 0 S: 4 P: 4	R: 0 H: 0 E: 0 LOB: 0 K: 0 BB: 0 S: 3 P: 3	R: 0 H: 0 E: 0 LOB: 0 K: 0 BB: 0 S: 3 P: 3		1B: 4 SF: 0 2B: 0 SAC: 1 3B: 0 DP: 0 HR: 1 HBP: 0						

	AB	29
	R	3
	H	5
	RBI	3
	BB	2
	SO	2
	LOB	9

WP: 0 PA: 32
PB: 4
SB: 1
CS: 0

PITCHER		IP	WLS	BF	H	R	ER	SO	BB	IBB	HBP	BLK	WP	HR	S	P	ERA	WHIP
Hoyt Wilhelm, R ERA: 2.3	(1, 1)	5.0	L	22	5	3	3	2	2	0	0	0	0	1	24	32	5.40	1.400
Jack Fisher, R ERA: 3.86	(6, 1)	2.0		7	0	0	0	0	0	0	0	0	0	0	7	7	0.00	0.000
Billy Loes, R ERA: 3.12	(8, 1)	1.0		3	0	0	0	0	0	0	0	0	0	0	3	3	0.00	0.000

PITCHER	IP	WLS	BF	H	R	ER	SO	BB	IBB	HBP	BLK	WP	HR	S	P	ERA	WHIP

New York Yankees @ Baltimore Orioles

Memorial Stadium, Baltimore, MD

Tue Sep 01 1959, 3:33 AM EDT

Att. 4,820 - Unknown

TOP

livebaseballscorecards.com

Batter	1	2	3	4	5	6	7	8	9	AB	R	H	RBI	BB	SO	LOB
Bobby Richardson, R (1, 4) OBP: 0.321, SLG: 0.351	0-0 1B	0-0 FC1-6 1B, 1-2f		0-0 F9			0-0 SH3, 1-2		0-0 1B, 2-H 3B	4	2	2	1	0	0	1
Tony Kubek, L (1, 9) (6, 7) OBP: 0.323, SLG: 0.399	0-0 1B, SF7, 1-3 1B	0-0 1-3 1B			0-3 K		0-0 F7		0-0 1B, 3-H 1B	5	1	3	1	0	1	1
Mickey Mantle, S (1, 8) OBP: 0.394, SLG: 0.512	0-0 1B, 1-3, 3-H 1B	0-3 K			4-0 BB		0-0 F8		0-0 1-2 1B	4	1	2	1	1	1	3
Yogi Berra, L (1, 2) OBP: 0.349, SLG: 0.464	0-3 K	0-0 5-3			0-0 F4			0-0 L3	0-3 K	5	0	0	0	0	2	7
Elston Howard, R (1, 3) OBP: 0.313, SLG: 0.493	0-0 SF7, 3-H		0-0 F9		0-3 K			0-0 F8		3	0	0	1	0	1	1
Hector Lopez, R (1, 7) OBP: 0.340, SLG: 0.490 Hank Bauer, R (6, 9) OBP: 0.305, SLG: 0.375	0-0 1B, 1-3, FC5 1B		0-0 5-3			0-0 F3		0-0 1-3		3 1	0 0	1 0	0 0	0 0	0 0	0 0
Gil McDougald, R (1, 5) OBP: 0.300, SLG: 0.342	0-0 FC5, 1-3, 3-H 1B		0-3 K			0-3 K			0-0 SH1-3, 3B 1B	4	1	2	1	0	2	0
Clete Boyer, R (1, 6) OBP: 0.194, SLG: 0.163	0-0 FC5, 1-2, 3-H			0-0 1-3		0-0 6-3			0-3 K	4	0	0	0	0	1	3
Whitey Ford, L (1, 1) OBP: 0.391, SLG: 0.386 Ryne Duren, R (7, 1)		0-0 FC1-6 1B		0-0 1-3			4-0 SH3 BB		0-0 SH1-3, 1-2	2 0	0 0	1 0	0 0	1 0	0 0	0 0

	AB	35
	R	5
	H	11
	RBI	5
	BB	2
	SO	8
	LOB	16

| Inning Stats | | |

BOTTOM

Batter	1	2	3	4	5	6	7	8	9	AB	R	H	RBI	BB	SO	LOB
Willie Tasby, R (1, 8) OBP: 0.293, SLG: 0.358	F8		5-3		K		BB		BB 1-2 2-3	3	0	0	0	0	1	0
Al Pilarcik, L (7, PH) OBP: 0.354, SLG: 0.360										0	0	0	0	1	0	0
Arnie Portocarrero, R (8, 1)										0	0	0	0	0	0	0
Billy Hoeft, L (9, 1) OBP: 0.235, SLG: 0.294										0	0	0	0	0	0	0
Barry Shetrone, L (9, PH) OBP: 0.231, SLG: 0.229										0	0	0	0	1	0	0
Gene Woodling, L (1, 9) OBP: 0.407, SLG: 0.479	F7		E3			L8	F8		L8	5	0	0	0	0	0	6
Bob Nieman, R (1, 7) OBP: 0.377, SLG: 0.533	1B		F5			1B		G3		4	0	2	0	0	0	1
Gus Triandos, R (1, 2) OBP: 0.349, SLG: 0.479	1-3			6-3		K		K		4	0	0	0	0	2	2
Walt Dropo, R (1, 3) OBP: 0.285, SLG: 0.380		F4		FC6-4 1B		F4		K		4	0	1	0	0	1	1
Brooks Robinson, R (1, 5) OBP: 0.305, SLG: 0.346		1-3		FC6-4 FC6-4 1-2f			BB 1B G1-2-3 1B		F3	4	0	1	0	0	0	1
Chico Carrasquel, R (1, 6) OBP: 0.307, SLG: 0.313										3	0	2	0	0	0	1
(8, 4)		2B		FC6-4 1-2f			G1-2-3 BB 1-2 1B		BB G3 1B	1	0	1	0	0	0	0
Bob Boyd, L (9, PH) OBP: 0.288, SLG: 0.323																
Billy Gardner, R (1, 4) OBP: 0.284, SLG: 0.309										2	0	0	0	0	0	1
Billy Klaus, L (7, PH) OBP: 0.376, SLG: 0.337	1-3				L4		G1-2-3 1-2 2-3 BB		G3 1-2	1	0	0	0	1	0	1
(8, 6)																
Jerry Walker, S (1, 1) OBP: 0.192, SLG: 0.235			F8		6-3		G1-2-3 1-2 2-3 3-Hf		BB	2	0	0	0	0	0	0
Albie Pearson, L (7, PH) OBP: 0.322, SLG: 0.276										1	0	0	0	1	0	3
(8, 8)																
Inning Stats	R: 0 E: 0 K: 0 S: 4 H: 1 LOB: 1 BB: 0 P: 4	R: 0 E: 0 K: 0 S: 4 H: 1 LOB: 1 BB: 0 P: 4	R: 0 E: 1 K: 0 S: 4 H: 0 LOB: 1 BB: 0 P: 4	R: 0 E: 0 K: 0 S: 4 H: 1 LOB: 1 BB: 0 P: 4	R: 0 E: 0 K: 1 S: 5 H: 0 LOB: 0 BB: 0 P: 5	R: 0 E: 0 K: 1 S: 6 H: 1 LOB: 1 BB: 0 P: 6	R: 0 E: 0 K: 0 S: 4 H: 2 LOB: 3 BB: 2 P: 12	R: 0 E: 0 K: 2 S: 7 H: 0 LOB: 0 BB: 0 P: 7	R: 0 E: 0 K: 0 S: 4 H: 1 LOB: 3 BB: 2 P: 12	1B: 6 2B: 1 3B: 0 HR: 0	SF: 0 SAC: 0 DP: 1 HBP: 0						

PITCHER	IP	WLS	BF	H	R	ER	SO	BB	IBB	HBP	BLK	WP	HR	S	P	ERA	WHIP
Whitey Ford, L (1, 1) ERA: 3.04	6.0	W	26	6	0	0	2	1	0	0	0	0	0	29	33	0.00	1.167
Ryne Duren, R (7, 1) ERA: 1.78	3.0	S	12	1	0	0	2	3	0	0	0	0	0	13	25	0.00	1.333

PITCHER	IP	WLS	BF	H	R	ER	SO	BB	IBB	HBP	BLK	WP	HR	S	P	ERA	WHIP

New York Yankees @ Baltimore Orioles

Memorial Stadium, Baltimore, MD

Tue Sep 01 1959, 3:33 AM EDT

Att. 4,820 - Unknown

livebaseballscorecards.com

AB	34
R	0
H	7
RBI	0
BB	4
SO	4
LOB	17

1B: 6	SF: 0	WP: 0	PA: 38
2B: 1	SAC: 0	PB: 0	
3B: 0	DP: 1	SB: 0	
HR: 0	HBP: 0	CS: 0	

Boston Red Sox @ Baltimore Orioles

Memorial Stadium, Baltimore, MD

Wed Sep 02 1959, 7:05 PM EDT

Att. 7,473 - Unknown

TOP

livebaseballscorecards.com

Batter	1	2	3	4	5	6	7	8	9	AB	R	H	RBI	BB	SO	LOB
Pumpsie Green, S (1, 4) OBP: 0.380, SLG: 0.330	FC1-6 1B		5-3		L5		1-3 1-2 2-3		FC6-4 1-2f	5	0	1	0	0	0	3
Gary Geiger, L (1, 8) OBP: 0.312, SLG: 0.438	FC1-6 1B 1-2f		K		F9		4-3			4	0	0	0	0	1	3
Pete Runnels, L (1, 3) OBP: 0.425, SLG: 0.439	K		4-0 1B BB		4-3			4-3		3	0	0	0	1	1	1
Jackie Jensen, R (1, 9) OBP: 0.372, SLG: 0.500	1-3 1B		1-2 1B			1-3		6-3		4	0	2	0	0	0	0
Frank Malzone, R (1, 5) OBP: 0.325, SLG: 0.443	P6		1-3			P4		1B		4	0	1	0	0	0	4
Dick Gernert, R (1, 7) OBP: 0.364, SLG: 0.435		E5 FC6-4		L6		K		F9		4	0	0	0	0	1	1
Sammy White, R (1, 2) OBP: 0.346, SLG: 0.363		FC6-4 1-2f		2B			1-3 BB 1B		FC6-4 1B	4	0	3	0	0	0	1
Don Buddin, R (1, 6) OBP: 0.357, SLG: 0.330		K		F2			4-0 1-3 1-2 BB		P4	3	0	0	0	1	1	3
Tom Brewer, R (1, 1) OBP: 0.125, SLG: 0.111		F8		K			P5		F7	1	0	0	0	0	0	1
Leo Kiely, L (3, 1)										1	0	0	0	0	1	1
Jim Busby, R (7, PH) OBP: 0.274, SLG: 0.343										1	0	0	0	0	0	2
Al Schroll, R (7, 1) OBP: 0.267, SLG: 0.308										0	0	0	0	0	0	0
Pete Daley, R (9, PH) OBP: 0.279, SLG: 0.285										1	0	0	0	0	0	1

	AB	35
	R	0
	H	7
	RBI	0
	BB	2
	SO	5
	LOB	21

Inning Stats										
	R: 0 E: 0 K: 1 S: 7	H: 2 LOB: 2 BB: 0 P: 7	R: 0 E: 2 K: 1 S: 6	H: 0 LOB: 1 BB: 0 P: 6	R: 0 E: 0 K: 1 S: 6	H: 1 LOB: 2 BB: 1 P: 10	R: 0 E: 0 K: 1 S: 6	H: 1 LOB: 1 BB: 0 P: 6	R: 0 E: 0 K: 0 S: 3	H: 0 LOB: 0 BB: 0 P: 3
	R: 0 E: 0 K: 1 S: 5	H: 0 LOB: 0 BB: 0 P: 5	R: 0 E: 0 K: 0 S: 4	H: 1 LOB: 2 BB: 1 P: 8	R: 0 E: 0 K: 0 S: 4	H: 1 LOB: 1 BB: 0 P: 4	R: 0 E: 0 K: 0 S: 4	H: 1 LOB: 1 BB: 0 P: 4	1B: 6 2B: 1 3B: 0 HR: 0	SF: 0 SAC: 0 DP: 0 HBP: 0
	WP: 0 PB: 0 SB: 0 CS: 0	PA: 37								

PITCHER		IP	WLS	BF	H	R	ER	SO	BB	IBB	HBP	BLK	WP	HR	S	P	ERA	WHIP
Billy O'Dell, L ERA: 3.27	(1, 1)	9.0	W	37	7	0	0	5	2	0	0	0	0	0	45	53	0.00	1.000

PITCHER	IP	WLS	BF	H	R	ER	SO	BB	IBB	HBP	BLK	WP	HR	S	P	ERA	WHIP

BOTTOM

Boston Red Sox @ Baltimore Orioles

Memorial Stadium, Baltimore, MD

Wed Sep 02 1959, 7:05 PM EDT

Att. 7,473 - Unknown

Batter	1	2	3	4	5	6	7	8	9	AB	R	H	RBI	BB	SO	LOB
Billy Klaus, L (1, 6) OBP: 0.374, SLG: 0.336	F8	4-3		FC4-6, 1B			K			4	0	1	0	0	1	2
Al Pilarcik, L (1, 9) OBP: 0.357, SLG: 0.359	1-3		1B, 1B, BB, 1B	FC4-6 1-2f			BB			3	1	1	0	1	0	1
Bob Nieman, R (1, 7) OBP: 0.375, SLG: 0.529	K		BB, 1B, G3 1-2, 1B	K			F2			4	1	1	0	0	2	2
Willie Tasby, R (8, 7) OBP: 0.293, SLG: 0.358										0	0	0	0	0	0	0
Bob Boyd, L (1, 3) OBP: 0.290, SLG: 0.328		1B, E, 2B	G3, BB, G1-2-3 1-2, 2-3, 1B		6-3		4-3			4	1	2	0	0	0	1
Gus Triandos, R (1, 2) OBP: 0.351, SLG: 0.476		E, 2B, BB	G3, BB 1-2, 2-3, 3-H		F9			5-3		2	1	0	1	2	0	0
Brooks Robinson, R (1, 5) OBP: 0.304, SLG: 0.344		E1, 2B, 1B 1-3, 2-H	G3 1-2, 2-3, 3-H		6-3			5-3		4	0	1	1	0	0	2
Barry Shetrone, L (1, 8) OBP: 0.256, SLG: 0.263		1-3, 2B 3-H	IBB			G3		G3		3	0	1	1	1	0	0
Chico Carrasquel, R (1, 4) OBP: 0.307, SLG: 0.312	5-3	G1-2-3 3-Hf				P4				1	0	0	0	0	0	2
Gene Woodling, L (3, PH) OBP: 0.406, SLG: 0.478										1	0	0	0	0	0	3
Billy Gardner, R (4, 4) OBP: 0.283, SLG: 0.308										1	0	0	0	0	0	0
Billy O'Dell, S (1, 1) OBP: 0.154, SLG: 0.146	K			K		6-3				3	0	0	0	0	2	2
Inning Stats	R: 0 E: 0 K: 1 S: 5 H: 0 LOB: 0 BB: 0 P: 5	R: 2 E: 1 K: 1 S: 8 H: 3 LOB: 2 BB: 1 P: 12	R: 2 E: 0 K: 0 S: 5 H: 3 LOB: 2 BB: 2 P: 13	R: 0 E: 0 K: 2 S: 8 H: 1 LOB: 1 BB: 0 P: 8	R: 0 E: 0 K: 0 S: 3 H: 0 LOB: 0 BB: 0 P: 3	R: 0 E: 0 K: 0 S: 3 H: 0 LOB: 0 BB: 0 P: 3	R: 0 E: 0 K: 1 S: 5 H: 0 LOB: 1 BB: 1 P: 9	R: 0 E: 0 K: 0 S: 3 H: 0 LOB: 0 BB: 0 P: 3								

PITCHER		IP	WLS	BF	H	R	ER	SO	BB	IBB	HBP	BLK	WP	HR	S	P	ERA	WHIP
Tom Brewer, R ERA: 3.84	(1, 1)	2.1	L	16	6	4	4	2	2	1	0	0	0	0	17	29	15.43	3.429
Leo Kiely, L ERA: 4.33	(3, 1)	3.2		11	1	0	0	2	0	0	0	0	0	0	15	15	0.00	0.273
Al Schroll, R ERA: 5.43	(7, 1)	2.0		7	0	0	0	1	1	0	0	0	0	0	8	12	0.00	0.500

PITCHER	IP	WLS	BF	H	R	ER	SO	BB	IBB	HBP	BLK	WP	HR	S	P	ERA	WHIP

AB	30
R	4
H	7
RBI	3
BB	4
SO	5
LOB	15

1B: 5 SF: 0
2B: 2 SAC: 0
3B: 0 DP: 1
HR: 0 HBP: 0

WP: 0 PA: 34
PB: 0
SB: 0
CS: 0

livebaseballscorecards.com

Batter	1	2	3	4	5	6	7	8	9	AB	R	H	RBI	BB	SO	LOB
Pumpsie Green, S (1, 4) OBP: 0.368, SLG: 0.319	F9		F7		SH1-4 1-2		4-3		4-3	4	0	0	0	0	0	2
Gary Geiger, L (1, 8) OBP: 0.308, SLG: 0.432	1-6-3		F9		K			F9		4	0	0	0	0	1	1
Pete Runnels, L (1, 3) OBP: 0.424, SLG: 0.438	E 1B		F8		F8			P4		4	0	1	0	0	0	1
Gene Stephens, L (1, 7) OBP: 0.333, SLG: 0.361	E4 FC6-4 1-2			4-3		F9		L9		4	0	0	0	0	0	1
Jackie Jensen, R (1, 9) OBP: 0.373, SLG: 0.498	FC6-4 1-2f			E S 1B BB		F9			BB 3B BB	2	2	0	0	2	0	2
Frank Malzone, R (1, 5) OBP: 0.326, SLG: 0.446		6-3 1B		K 1-3		1B 2B			F2	4	1	2	0	0	1	2
Sammy White, R (1, 2) OBP: 0.348, SLG: 0.365		6-3 1-2		1B 3-H		1B 2-H			L6	4	0	2	2	0	0	2
Don Buddin, R (1, 6) OBP: 0.355, SLG: 0.328 Vic Wertz, L (9, PH) OBP: 0.329, SLG: 0.397 Jim Mahoney, R (9, PR) OBP: 0.118, SLG: 0.063		F8		F9			F7		3B 1-2 BB	3 0 0	0 0 1	0 0 0	0 0 0	0 1 0	0 0 0	2 0 0
Frank Baumann, L (1, 1) OBP: 0.231, SLG: 0.280 Nelson Chittum, R (8, 1) OBP: 0.500, SLG: 1.000 Marty Keough, L (9, PH) OBP: 0.310, SLG: 0.422		4-3			SH1-4 1B		4-3		3B 1-H 2-H	3 0 1	0 0 0	1 0 1	0 0 2	0 0 0	0 0 0	1 0 0
Inning Stats	R: 0 E: 1 K: 0 S: 5 H: 1 LOB: 2 BB: 0 P: 5	R: 0 E: 0 K: 0 S: 4 H: 1 LOB: 1 BB: 0 P: 4	R: 0 E: 0 K: 0 S: 3 H: 0 LOB: 0 BB: 0 P: 3	R: 1 E: 0 K: 1 S: 6 H: 1 LOB: 1 BB: 1 P: 10	R: 0 E: 0 K: 1 S: 6 H: 1 LOB: 1 BB: 0 P: 6	R: 1 E: 0 K: 0 S: 4 H: 2 LOB: 1 BB: 0 P: 4	R: 0 E: 0 K: 0 S: 3 H: 0 LOB: 0 BB: 0 P: 3	R: 0 E: 0 K: 0 S: 3 H: 0 LOB: 0 BB: 0 P: 3	R: 2 E: 0 K: 0 S: 4 H: 1 LOB: 2 BB: 2 P: 12	1B: 5 2B: 1 3B: 1 HR: 0 SF: 0 SAC: 1 DP: 0 HBP: 0						

TOP

Boston Red Sox @ Baltimore Orioles

Memorial Stadium, Baltimore, MD

Thu Sep 03 1959, 7:05 PM EDT

Att. 8,754 - Unknown

livebaseballscorecards.com

AB	33
R	4
H	7
RBI	4
BB	3
SO	2
LOB	14

WP: 0 PB: 0 SB: 1 CS: 0 PA: 37

PITCHER		IP	WLS	BF	H	R	ER	SO	BB	IBB	HBP	BLK	WP	HR	S	P	ERA	WHIP
Hal Brown, R ERA: 3.75	(1, 1)	8.2	W	36	7	4	4	2	3	0	0	0	0	0	37	49	4.15	1.154
Billy Loes, R ERA: 3.1	(9, 1)	0.1	S	1	0	0	0	0	0	0	0	0	0	0	1	1	0.00	0.000

PITCHER	IP	WLS	BF	H	R	ER	SO	BB	IBB	HBP	BLK	WP	HR	S	P	ERA	WHIP

Boston Red Sox @ Baltimore Orioles

Memorial Stadium, Baltimore, MD

Thu Sep 03 1959, 7:05 PM EDT

Att. 8,754 - Unknown

BOTTOM

Batter	1	2	3	4	5	6	7	8	9	AB	R	H	RBI	BB	SO	LOB
Chico Carrasquel, R (1, 6) OBP: 0.309, SLG: 0.318	6-3 SH5-3 1B		4-3 HR 2B		F8		F7	G4-6-3 1B 1-2 2-H		4	1	2	0	0	0	0
Gene Woodling, L (8, PH) OBP: 0.407, SLG: 0.479										1	0	1	1	0	0	0
Billy Klaus, L (9, 6) OBP: 0.374, SLG: 0.336										0	0	0	0	0	0	0
Al Pilarcik, L (1, 9) OBP: 0.355, SLG: 0.355	SH5-3 1-2		4-3 2-3		BB		1-3	G4-6-3 1-2f		3	0	0	0	1	0	3
Bob Nieman, R (1, 7) OBP: 0.377, SLG: 0.549	6-3 2-3		HR 3-H		F9		HR			4	2	2	3	0	0	2
Albie Pearson, L (9, 7) OBP: 0.322, SLG: 0.276										0	0	0	0	0	0	0
Gus Triandos, R (1, 2) OBP: 0.350, SLG: 0.472	K		K		4-3		BB			3	0	0	0	1	2	2
Walt Dropo, R (1, 3) OBP: 0.290, SLG: 0.380		6-3		E5 FC6-4 1B		1-3 BB	F8			3	0	1	0	1	0	1
Brooks Robinson, R (1, 5) OBP: 0.308, SLG: 0.344		G5-3 1B 1B		FC6-4 BB		F2		K		3	0	1	0	1	1	1
Willie Tasby, R (1, 8) OBP: 0.295, SLG: 0.364		1-2 1B		F9		1-3 1-2		1B 3B		4	1	2	0	0	0	3
Billy Gardner, R (1, 4) OBP: 0.285, SLG: 0.306		G5-3 2-3f		FC6-4 1-2f 2-3		IBB		1B 1B IBB		2	1	0	0	2	0	4
Hal Brown, R (1, 1) OBP: 0.146, SLG: 0.108			F8	P2		P6		1B 1-2 3-H 1B		4	0	1	1	0	0	4
Billy Loes, R (9, 1)										0	0	0	0	0	0	0

Inning Stats	1	2	3	4	5	6	7	8	9
	R: 0 H: 1 E: 0 LOB: 1 K: 1 BB: 0 S: 6 P: 6	R: 0 H: 2 E: 0 LOB: 1 K: 0 BB: 0 S: 4 P: 4	R: 2 H: 2 E: 0 LOB: 0 K: 1 BB: 0 S: 7 P: 7	R: 0 H: 1 E: 1 LOB: 2 K: 0 BB: 1 S: 4 P: 8	R: 0 H: 0 E: 0 LOB: 1 K: 0 BB: 1 S: 3 P: 7	R: 0 H: 0 E: 0 LOB: 2 K: 0 BB: 2 S: 3 P: 11	R: 1 H: 1 E: 0 LOB: 1 K: 0 BB: 1 S: 4 P: 8	R: 2 H: 3 E: 0 LOB: 1 K: 1 BB: 1 S: 7 P: 11	

1B: 6	SF: 0	WP: 0 PA: 38
2B: 1	SAC: 1	PB: 0
3B: 1	DP: 2	SB: 0
HR: 2	HBP: 0	CS: 0

PITCHER	IP	WLS	BF	H	R	ER	SO	BB	IBB	HBP	BLK	WP	HR	S	P	ERA	WHIP
Frank Baumann, L (1, 1) ERA: 4.26	7.1	L	36	9	5	5	3	4	2	0	0	0	2	36	60	6.14	1.773
Nelson Chittum, R (8, 1) ERA: 1.8	0.2		2	1	0	0	0	0	0	0	0	0	0	2	2	0.00	1.500

PITCHER	IP	WLS	BF	H	R	ER	SO	BB	IBB	HBP	BLK	WP	HR	S	P	ERA	WHIP

AB	31
R	5
H	10
RBI	5
BB	6
SO	3
LOB	20

livebaseballscorecards.com

Baltimore Orioles @ New York Yankees

Yankee Stadium, Bronx, NY

Fri Sep 04 1959, 7:05 PM EDT

Att. 17,335 - Unknown - 82 F

TOP

livebaseballscorecards.com

Batter	1	2	3	4	5	6	7	8	9	AB	R	H	RBI	BB	SO	LOB
Billy Klaus, L (1, 6) OBP: 0.373, SLG: 0.335	1B	K			4-3		4-3			4	1	1	0	0	1	1
Barry Shetrone, L (1, 8) OBP: 0.277, SLG: 0.286	1-2		F8		F4			S		4	1	2	0	0	0	0
Bob Nieman, R (1, 7) OBP: 0.372, SLG: 0.542	F4		F8		F8			F9 1-2		4	0	0	0	0	0	3
Willie Tasby, R (8, 7) OBP: 0.295, SLG: 0.364										0	0	0	0	0	0	0
Gene Woodling, L (1, 9) OBP: 0.406, SLG: 0.477	G5-3 1-3 2-H		3-1			K		L9		4	0	1	1	0	1	1
Al Pilarcik, L (8, 8) OBP: 0.355, SLG: 0.355										0	0	0	0	0	0	0
Bob Boyd, L (1, 3) OBP: 0.298, SLG: 0.333	1-2 3-H			E FC3;2-5				IBB		3	0	3	1	1	0	0
Walt Dropo, R (9, 3) OBP: 0.290, SLG: 0.380										0	0	0	0	0	0	0
Brooks Robinson, R (1, 5) OBP: 0.307, SLG: 0.342	G5-3 2-3f			E9 FC3-2-5 1-3 SF8		F4		5-3		4	1	1	0	0	0	5
Chico Carrasquel, R (1, 4) OBP: 0.306, SLG: 0.315		5-3		FC3-2-5 2-3 3-H		L7			F9	3	0	0	0	0	0	3
Albie Pearson, L (9, PH) OBP: 0.320, SLG: 0.275										1	0	0	0	0	0	0
Billy Gardner, R (9, 4) OBP: 0.285, SLG: 0.306										0	0	0	0	0	0	0
Joe Ginsberg, L (1, 2) OBP: 0.253, SLG: 0.206		F3		SF8 3-H			F7		F6	3	0	0	1	0	0	0
Milt Pappas, R (1, 1) OBP: 0.174, SLG: 0.164		BB		K			F3		5-3	3	0	0	0	1	1	1

Inning Stats	R: 2 E: 0 K: 0 S: 6	H: 4 LOB: 1 BB: 0 P: 6	R: 0 E: 0 K: 1 S: 5	H: 0 LOB: 1 BB: 1 P: 9	R: 0 E: 0 K: 0 S: 3	H: 0 LOB: 0 BB: 0 P: 3	R: 1 E: 1 K: 1 S: 7	H: 2 LOB: 1 BB: 0 P: 7	R: 0 E: 0 K: 0 S: 3	H: 0 LOB: 0 BB: 0 P: 3	R: 0 E: 0 K: 1 S: 6	H: 1 LOB: 1 BB: 0 P: 6	R: 0 E: 0 K: 0 S: 3	H: 0 LOB: 0 BB: 0 P: 3	R: 0 E: 0 K: 0 S: 4	H: 1 LOB: 2 BB: 1 P: 8	R: 0 E: 0 K: 0 S: 3	H: 0 LOB: 0 BB: 0 P: 3

	AB	33
	R	3
	H	8
	RBI	3
	BB	2
	SO	3
	LOB	14

	1B: 8	SF: 1	WP: 0	PA: 36
	2B: 0	SAC: 0	PB: 0	
	3B: 0	DP: 1	SB: 1	
	HR: 0	HBP: 0	CS: 0	

PITCHER		IP	WLS	BF	H	R	ER	SO	BB	IBB	HBP	BLK	WP	HR	S	P	ERA	WHIP
Ralph Terry, R ERA: 4.13	(1, 1)	8.0	L	33	8	3	2	3	1	1	0	0	0	0	37	45	2.25	1.125
Bob Turley, R ERA: 4.61	(9, 1)	1.0		3	0	0	0	0	0	0	0	0	0	0	3	3	0.00	0.000

PITCHER	IP	WLS	BF	H	R	ER	SO	BB	IBB	HBP	BLK	WP	HR	S	P	ERA	WHIP

BOTTOM

Baltimore Orioles @ New York Yankees

Yankee Stadium, Bronx, NY

Fri Sep 04 1959, 7:05 PM EDT

Att. 17,335 - Unknown - 82 F

livebaseballscorecards.com

Batter	1	2	3	4	5	6	7	8	9	AB	R	H	RBI	BB	SO	LOB
Bobby Richardson, R (1, 4) OBP: 0.323, SLG: 0.351	4-3		1B			F8		L8		4	0	1	0	0	0	0
Tony Kubek, L (1, 5) OBP: 0.323, SLG: 0.395	BB			6-3		1B			F7	3	0	1	0	1	0	0
Mickey Mantle, S (1, 8) OBP: 0.394, SLG: 0.508	F3			F7		F8			4-3	4	0	0	0	0	0	2
Yogi Berra, L (1, 2) OBP: 0.351, SLG: 0.471	G3			1B		F2			1B	4	0	2	0	0	0	2
Elston Howard, R (1, 3) OBP: 0.313, SLG: 0.487		K		1-2 1B			4-3		FC4 1-2 1B	4	0	2	0	0	1	0
Hector Lopez, R (1, 7) OBP: 0.337, SLG: 0.483		K		K			F8		FC4 1-2f	4	0	0	0	0	2	4
Hank Bauer, R (1, 9) OBP: 0.305, SLG: 0.378		K			K		5-3			3	0	0	0	0	2	0
Clete Boyer, R (1, 6) OBP: 0.200, SLG: 0.172			F7		F7			K		2	0	0	0	0	0	0
Marv Throneberry, L (8, PH) OBP: 0.298, SLG: 0.363										1	0	0	0	0	1	0
Gil McDougald, R (9, 6) OBP: 0.301, SLG: 0.341										0	0	0	0	0	0	0
Ralph Terry, R (1, 1) OBP: 0.157, SLG: 0.140			6-3		K			F8		2	0	0	0	0	1	0
Johnny Blanchard, L (8, PH) OBP: 0.222, SLG: 0.240										1	0	0	0	0	0	0
Bob Turley, R (9, 1) OBP: 0.208, SLG: 0.095										0	0	0	0	0	0	0
Inning Stats	R: 0 H: 0 E: 0 LOB: 1 K: 0 BB: 1 S: 3 P: 7	R: 0 H: 0 E: 0 LOB: 0 K: 3 BB: 0 S: 9 P: 9	R: 0 H: 1 E: 0 LOB: 1 K: 0 BB: 0 S: 3 P: 3	R: 0 H: 2 E: 0 LOB: 2 K: 1 BB: 0 S: 7 P: 7	R: 0 H: 0 E: 0 LOB: 0 K: 2 BB: 0 S: 7 P: 7	R: 0 H: 1 E: 0 LOB: 1 K: 0 BB: 0 S: 4 P: 4	R: 0 H: 0 E: 0 LOB: 0 K: 0 BB: 0 S: 3 P: 3	R: 0 H: 0 E: 0 LOB: 0 K: 1 BB: 0 S: 5 P: 5	R: 0 H: 2 E: 0 LOB: 2 K: 0 BB: 0 S: 5 P: 5	1B: 6 SF: 0 2B: 0 SAC: 0 3B: 0 DP: 0 HR: 0 HBP: 0						

	AB	32
	R	0
	H	6
	RBI	0
	BB	1
	SO	7
	LOB	8

WP: 0 PA: 33
PB: 0
SB: 0
CS: 0

PITCHER	IP	WLS	BF	H	R	ER	SO	BB	IBB	HBP	BLK	WP	HR	S	P	ERA	WHIP
Milt Pappas, R (1, 1) ERA: 3.37	9.0	W	33	6	0	0	7	1	0	0	0	0	0	46	50	0.00	0.778

PITCHER	IP	WLS	BF	H	R	ER	SO	BB	IBB	HBP	BLK	WP	HR	S	P	ERA	WHIP

Batter	1	2	3	4	5	6	7	8	9	AB	R	H	RBI	BB	SO	LOB
Billy Klaus, L (1, 6) OBP: 0.368, SLG: 0.330	F7		F6		F5			F8		4	0	0	0	0	0	0
Barry Shetrone, L (1, 8) OBP: 0.294, SLG: 0.289	G5-4-3 1B			4-3		4-3		BB		3	0	1	0	1	0	0
Bob Nieman, R (1, 7) OBP: 0.368, SLG: 0.534	G5-4-3 1-2f			K		6-3		L7		4	0	0	0	0	1	2
Willie Tasby, R (8, 7) OBP: 0.295, SLG: 0.364										0	0	0	0	0	0	0
Gene Woodling, L (1, 9) OBP: 0.409, SLG: 0.476		F2		HR BB		BB			BB	1	1	0	0	3	0	0
Al Pilarcik, L (9, 9) OBP: 0.355, SLG: 0.355										0	0	0	0	0	0	0
Bob Boyd, L (1, 3) OBP: 0.300, SLG: 0.344		1B		1-H HR		4-3			F8	4	1	2	2	0	0	2
Brooks Robinson, R (1, 5) OBP: 0.306, SLG: 0.350		K		3B			F9		F8	4	0	1	0	0	1	2
Gus Triandos, R (1, 2) OBP: 0.346, SLG: 0.466		F7		K			4-3		K	4	0	0	0	0	2	3
Chico Carrasquel, R (1, 4) OBP: 0.303, SLG: 0.312			F8		F7					3	0	0	0	0	1	0
Billy Gardner, R (7, 4) OBP: 0.285, SLG: 0.306							K			0	0	0	0	0	0	0
Hoyt Wilhelm, R (1, 1) OBP: 0.111, SLG: 0.045			5-3		K			6-3		3	0	0	0	0	1	0
Inning Stats	R: 0 E: 0 K: 0 S: 3 H: 1 LOB: 0 BB: 0 P: 3	R: 0 E: 0 K: 1 S: 6 H: 1 LOB: 1 BB: 0 P: 6	R: 0 E: 0 K: 0 S: 3 H: 0 LOB: 0 BB: 0 P: 3	R: 2 E: 0 K: 2 S: 9 H: 2 LOB: 1 BB: 1 P: 13	R: 0 E: 0 K: 1 S: 5 H: 0 LOB: 0 BB: 0 P: 5	R: 0 E: 0 K: 0 S: 3 H: 0 LOB: 1 BB: 1 P: 7	R: 0 E: 0 K: 1 S: 5 H: 0 LOB: 0 BB: 0 P: 5	R: 0 E: 0 K: 0 S: 3 H: 0 LOB: 1 BB: 1 P: 7	R: 0 E: 0 K: 1 S: 5 H: 0 LOB: 1 BB: 1 P: 9	1B: 2 2B: 0 3B: 1 HR: 1	SF: 0 SAC: 0 DP: 1 HBP: 0					

PITCHER	IP	WLS	BF	H	R	ER	SO	BB	IBB	HBP	BLK	WP	HR	S	P	ERA	WHIP
Jim Coates, R (1, 1) ERA: 3.35	8.0		30	4	2	2	5	3	0	0	0	0	1	37	49	2.25	0.875
Ryne Duren, R (9, 1) ERA: 1.76	1.0	W	4	0	0	0	1	1	0	0	0	0	0	5	9	0.00	1.000

PITCHER	IP	WLS	BF	H	R	ER	SO	BB	IBB	HBP	BLK	WP	HR	S	P	ERA	WHIP

TOP

Baltimore Orioles @ New York Yankees

Yankee Stadium, Bronx, NY

Sat Sep 05 1959, 3:33 AM EDT

Att. 17,009 - Unknown - 88 F

livebaseballscorecards.com

AB	30
R	2
H	4
RBI	2
BB	4
SO	6
LOB	9

1B: 2	SF: 0	WP: 0	PA: 34
2B: 0	SAC: 0	PB: 0	
3B: 1	DP: 1	SB: 0	
HR: 1	HBP: 0	CS: 0	

Batter	1	2	3	4	5	6	7	8	9	AB	R	H	RBI	BB	SO	LOB
Bobby Richardson, R (1, 4) OBP: 0.320, SLG: 0.347	5-3		G3		K			K2-3		4	0	0	0	0	2	0
Tony Kubek, L (1, 9) OBP: 0.325, SLG: 0.402	HR		4-3			4-3		FC5-4 HBP		3	1	1	1	0	0	0
Mickey Mantle, S (1, 8) OBP: 0.393, SLG: 0.506	K		6-3			E S 1B		FC5-4 1-2f		4	0	1	0	0	1	1
Yogi Berra, L (1, 2) OBP: 0.353, SLG: 0.474	1B			F5		K 1-3			SH1-3 1B 2B	4	0	2	0	0	1	1
Bobby Shantz, R (9, PR) OBP: 0.296, SLG: 0.292										0	1	0	0	0	0	0
Hector Lopez, R (1, 7) OBP: 0.335, SLG: 0.480	G3			F9		F9			SH1-3 2-3	3	0	0	0	0	0	2
Marv Throneberry, L (1, 3) OBP: 0.308, SLG: 0.378		K					G5-4-3 1B		PB 1B 1B 3-H	4	1	3	1	0	1	0
Gil McDougald, R (1, 5) OBP: 0.300, SLG: 0.340		4-3		5-3			G5-4-3 1-2f		1B PB 1-2	4	0	1	0	0	0	2
Clete Boyer, R (1, 6) OBP: 0.211, SLG: 0.176		FC5-4 1B			6-3		F7		1B 1-2 2-3	3	0	1	0	1	0	0
Jim Coates, R (1, 1) OBP: 0.133, SLG: 0.071		FC5-4 1-2f			K			F6		2	0	0	0	0	1	1
Hank Bauer, R (8, PH) OBP: 0.304, SLG: 0.377										1	0	0	0	0	0	0
Ryne Duren, R (9, 1)										0	0	0	0	0	0	0
Elston Howard, R (9, PH) OBP: 0.315, SLG: 0.488									1B 1-2 2-3 3-H	1	0	1	1	0	0	0
Inning Stats	R: 1 H: 2 E: 0 LOB: 1 K: 1 BB: 0 S: 7 P: 7	R: 0 H: 1 E: 0 LOB: 1 K: 1 BB: 0 S: 6 P: 6	R: 0 H: 0 E: 0 LOB: 0 K: 0 BB: 0 S: 3 P: 3	R: 0 H: 1 E: 0 LOB: 1 K: 0 BB: 0 S: 4 P: 4	R: 0 H: 0 E: 0 LOB: 0 K: 2 BB: 0 S: 7 P: 7	R: 0 H: 1 E: 0 LOB: 1 K: 1 BB: 0 S: 6 P: 6	R: 0 H: 1 E: 0 LOB: 0 K: 0 BB: 0 S: 3 P: 3	R: 0 H: 0 E: 0 LOB: 1 K: 1 BB: 0 S: 5 P: 6	R: 2 H: 4 E: 0 LOB: 3 K: 0 BB: 1 S: 5 P: 9	1B: 7 SF: 0 2B: 2 SAC: 1 3B: 0 DP: 1 HR: 1 HBP: 1						

PITCHER	IP	WLS	BF	H	R	ER	SO	BB	IBB	HBP	BLK	WP	HR	S	P	ERA	WHIP
Hoyt Wilhelm, R (1, 1) ERA: 2.34	8.1	L	36	10	3	3	6	0	1	1	0	0	1	46	51	3.24	1.200

PITCHER	IP	WLS	BF	H	R	ER	SO	BB	IBB	HBP	BLK	WP	HR	S	P	ERA	WHIP

BOTTOM

Baltimore Orioles @ New York Yankees

Yankee Stadium, Bronx, NY

Sat Sep 05 1959, 3:33 AM EDT
Att. 17,009 - Unknown - 88 F

livebaseballscorecards.com

AB	33
R	3
H	10
RBI	3
BB	1
SO	6
LOB	7

Baltimore Orioles @ New York Yankees

Yankee Stadium, Bronx, NY

Sun Sep 06 1959, 3:33 AM EDT

Att. 19,385 - Unknown - 87 F

livebaseballscorecards.com

Batter	1	2	3	4	5	6	7	8	9	AB	R	H	RBI	BB	SO	LOB
Chico Carrasquel, R (1, 6) OBP: 0.302, SLG: 0.308	G3	1B, BB		5-3		5-3		F6		4	0	0	0	1	0	0
Gene Woodling, L (1, 9) OBP: 0.409, SLG: 0.482	HR	1-3 2-H 3-H, 1B		K		4-3		L8		5	1	2	3	0	1	0
Al Pilarcik, L (8, 9) OBP: 0.355, SLG: 0.355										0	0	0	0	0	0	0
Bob Nieman, R (1, 7) OBP: 0.368, SLG: 0.530	F9	4-3		1B		BB		F7		4	0	1	0	1	0	2
Barry Shetrone, L (8, 8) OBP: 0.294, SLG: 0.289										0	0	0	0	0	0	0
Gus Triandos, R (1, 2) OBP: 0.345, SLG: 0.463	6-3		BB, BB, 1B	G3		5-3			4-3	5	0	1	0	0	0	2
Brooks Robinson, R (1, 5) OBP: 0.312, SLG: 0.357		6-3	1-2 BB, BB		5-3, BB, 1B		E7, WP		4-3, 2B	4	1	2	0	1	0	0
Walt Dropo, R (1, 3) OBP: 0.293, SLG: 0.383		2B, G3, 1B	F2		1-2 5-3, BB		3-H 6-3		2-3 4-3	1	1	1	0	0	0	0
Bob Boyd, L (3, PH) OBP: 0.299, SLG: 0.341										3	0	0	0	1	0	3
(3, 3)																
Willie Tasby, R (1, 8) OBP: 0.296, SLG: 0.365		G3, 1-3 1B, 2B	F3		1-2 2-3 5-3		BB		F3	4	1	1	0	1	0	5
(8, 7)																
Billy Gardner, R (1, 4) OBP: 0.287, SLG: 0.305		G3, 1B, IBB	1-2 2-3 BB		K		F7			2	1	0	0	2	1	3
Jerry Walker, S (1, 1) OBP: 0.179, SLG: 0.218		G3, 1-2 2-3 3-H	K		K		5-3			4	0	0	1	0	2	8
Hal Brown, R (8, 1) OBP: 0.146, SLG: 0.108										0	0	0	0	0	0	0

Inning Stats										
	R: 1 E: 0 K: 0 S: 4	H: 1 LOB: 0 BB: 0 P: 4	R: 3 E: 0 K: 0 S: 6	H: 3 LOB: 2 BB: 2 P: 14	R: 0 E: 0 K: 1 S: 6	H: 1 LOB: 3 BB: 2 P: 14	R: 0 E: 0 K: 1 S: 6	H: 1 LOB: 1 BB: 0 P: 6	R: 0 E: 0 K: 2 S: 8	H: 1 LOB: 2 BB: 1 P: 12
	R: 0 E: 0 K: 0 S: 3	H: 0 LOB: 1 BB: 1 P: 7	R: 1 E: 1 K: 0 S: 4	H: 0 LOB: 1 BB: 1 P: 8	R: 0 E: 0 K: 0 S: 3	H: 0 LOB: 0 BB: 0 P: 3	R: 0 E: 0 K: 0 S: 4	H: 1 LOB: 1 BB: 0 P: 4	1B: 5 2B: 2 3B: 0 HR: 1	SF: 0 SAC: 0 DP: 0 HBP: 0
	WP: 1 PB: 0 SB: 0 CS: 0	PA: 43								

PITCHER		IP	WLS	BF	H	R	ER	SO	BB	IBB	HBP	BLK	WP	HR	S	P	ERA	WHIP
Whitey Ford, L ERA: 3.21	(1, 1)	2.0	L	12	4	4	4	0	1	1	0	0	0	1	10	18	18.00	2.500
Don Larsen, R ERA: 4.37	(3, 1)	7.0		31	4	1	0	4	5	0	0	0	1	0	34	54	0.00	1.286

PITCHER	IP	WLS	BF	H	R	ER	SO	BB	IBB	HBP	BLK	WP	HR	S	P	ERA	WHIP

TOP	
AB	36
R	5
H	8
RBI	4
BB	7
SO	4
LOB	23

Batter	1	2	3	4	5	6	7	8	9	AB	R	H	RBI	BB	SO	LOB
Bobby Richardson, R (1, 4) OBP: 0.319, SLG: 0.346	F4		F8		6-3			1B 1B FC6-4 1B		4	1	1	0	0	0	1
Tony Kubek, L (1, 9) OBP: 0.328, SLG: 0.405	G3-6-3 1B			1B SF9 1B		5-3		FC6-4 1B 1-2 1B		4	1	3	0	0	0	0
Mickey Mantle, S (1, 8) OBP: 0.394, SLG: 0.506	G3-6-3 1-2f			1B 1-3 1B		4-3		FC6-4 1-2 2-3 1B		4	0	2	0	0	0	1
Yogi Berra, L (1, 2) OBP: 0.352, SLG: 0.480		G3		SF9 3-H		HR		FC6-4 FC5-4 1-2f 2-3 3-H		3	1	1	3	0	0	2
Hector Lopez, R (1, 7) OBP: 0.335, SLG: 0.478		K		1B 1-3		5-3		FC5-4 1-2f		4	0	1	0	0	1	2
Marv Throneberry, L (1, 3) OBP: 0.301, SLG: 0.369		L9		F5			4-3		K	4	0	0	0	0	1	2
Gil McDougald, R (1, 5) OBP: 0.300, SLG: 0.340			1B	F7			F8		L6	4	0	1	0	0	0	2
Clete Boyer, R (1, 6) OBP: 0.205, SLG: 0.171 Norm Siebern, L (9, PH) OBP: 0.343, SLG: 0.413			K		6-3		G1		HR	3 1	0 1	0 1	0 1	0 0	1 0	1 0
Whitey Ford, L (1, 1) OBP: 0.391, SLG: 0.386 Don Larsen, R (3, 1) OBP: 0.358, SLG: 0.311 Elston Howard, R (9, PH) OBP: 0.314, SLG: 0.487			K		F3			K	K	0 3 1	0 0 0	0 0 0	0 0 0	0 2 1	0 1 0	0 1 0
Inning Stats	R: 0 E: 0 K: 0 S: 3 H: 1 LOB: 0 BB: 0 P: 3	R: 0 E: 0 K: 1 S: 5 H: 0 LOB: 0 BB: 0 P: 5	R: 0 E: 0 K: 2 S: 8 H: 1 LOB: 1 BB: 0 P: 8	R: 1 E: 0 K: 0 S: 6 H: 3 LOB: 2 BB: 0 P: 6	R: 0 E: 0 K: 0 S: 3 H: 0 LOB: 0 BB: 0 P: 3	R: 1 E: 0 K: 0 S: 4 H: 1 LOB: 0 BB: 0 P: 4	R: 0 E: 0 K: 0 S: 3 H: 0 LOB: 0 BB: 0 P: 3	R: 1 E: 0 K: 1 S: 8 H: 3 LOB: 2 BB: 0 P: 8	R: 1 E: 0 K: 2 S: 8 H: 1 LOB: 0 BB: 0 P: 8	1B: 8 2B: 0 3B: 0 HR: 2	SF: 1 SAC: 0 DP: 1 HBP: 0						

PITCHER	IP	WLS	BF	H	R	ER	SO	BB	IBB	HBP	BLK	WP	HR	S	P	ERA	WHIP
Jerry Walker, R (1, 1) ERA: 2.94	7.1	W	30	9	3	3	4	0	0	0	0	0	1	38	38	3.68	1.227
Hal Brown, R (8, 1) ERA: 3.77	1.2	S	6	1	1	1	2	0	0	0	0	0	1	10	10	5.40	0.600

PITCHER	IP	WLS	BF	H	R	ER	SO	BB	IBB	HBP	BLK	WP	HR	S	P	ERA	WHIP

BOTTOM

Baltimore Orioles @ New York Yankees

Yankee Stadium, Bronx, NY

Sun Sep 06 1959, 3:33 AM EDT
Att. 19,385 - Unknown - 87 F

livebaseballscorecards.com

AB	35
R	4
H	10
RBI	4
BB	0
SO	6
LOB	12

WP: 0	PB: 0	SB: 0	CS: 0
PA: 36			

Batter	1	2	3	4	5	6	7	8	9	AB	R	H	RBI	BB	SO	LOB
Billy Consolo, R (1, 6) OBP: 0.337, SLG: 0.262	0-0 1-3		4-0 BB			0-3 K		0-0 6-3		3	0	0	0	1	1	0
Bob Allison, R (1, 8) OBP: 0.330, SLG: 0.493	0-0 6-3		0-0 F8			0-0 6-3			4-0 BB	3	0	0	0	1	0	2
Jim Lemon, R (1, 9) OBP: 0.326, SLG: 0.493	0-3 K			0-3 K		0-0 F9			0-0 F8	4	0	0	0	0	2	1
Roy Sievers, R (1, 3) OBP: 0.318, SLG: 0.447		0-0 F2		0-0 5-3			0-3 K		0-3 K	4	0	0	0	0	2	1
Harmon Killebrew, R (1, 7) OBP: 0.357, SLG: 0.531		0-0 G1-6-3 1B		0-0 L5			0-0 F9 2B		0-0 F7	4	0	2	0	0	0	1
Reno Bertoia, R (1, 5) OBP: 0.303, SLG: 0.349		0-0 G1-6-3 1-2f			0-0 F8		0-0 F9 2-3			3	0	0	0	0	0	2
Ron Samford, R (1, 4) OBP: 0.259, SLG: 0.323			0-0 F7		0-0 1B		0-0 F7			3	0	1	0	0	0	1
Steve Korcheck, R (1, 2) OBP: 0.263, SLG: 0.188			0-0 2B		0-0 P4			4-0 G5-4-3 BB		2	0	1	0	1	0	1
Russ Kemmerer, R (1, 1) OBP: 0.200, SLG: 0.136			0-3 K		0-0 F9			0-0 G5-4-3 1-2f		2	0	0	0	0	1	2
Chuck Stobbs, L (7, 1) OBP: 0.105, SLG: 0.105										0	0	0	0	0	0	0
Ken Aspromonte, R (8, PH) OBP: 0.321, SLG: 0.324										1	0	0	0	0	0	1
Hal Griggs, R (8, 1) OBP: 0.056, SLG: 0.056										0	0	0	0	0	0	0
Inning Stats	R: 0 H: 0 E: 0 LOB: 0 K: 1 BB: 0 S: 5 P: 5	R: 0 H: 1 E: 0 LOB: 0 K: 0 BB: 0 S: 3 P: 3	R: 0 H: 1 E: 0 LOB: 2 K: 1 BB: 1 S: 6 P: 10	R: 0 H: 0 E: 0 LOB: 0 K: 1 BB: 0 S: 5 P: 5	R: 0 H: 1 E: 0 LOB: 1 K: 0 BB: 0 S: 4 P: 4	R: 0 H: 0 E: 0 LOB: 0 K: 1 BB: 0 S: 5 P: 5	R: 0 H: 1 E: 0 LOB: 1 K: 1 BB: 0 S: 6 P: 6	R: 0 H: 0 E: 0 LOB: 0 K: 0 BB: 1 S: 2 P: 6	R: 0 H: 0 E: 0 LOB: 1 K: 1 BB: 1 S: 5 P: 9	1B: 2 SF: 0 2B: 2 SAC: 0 3B: 0 DP: 2 HR: 0 HBP: 0						

PITCHER		IP	W/L/S	BF	H	R	ER	SO	BB	IBB	HBP	BLK	WP	HR	S	P	ERA	WHIP
Billy O'Dell, L ERA: 3.1	(1, 1)	9.0	W	32	4	0	0	6	3	0	0	0	0	0	41	53	0.00	0.778

PITCHER	IP	W/L/S	BF	H	R	ER	SO	BB	IBB	HBP	BLK	WP	HR	S	P	ERA	WHIP

TOP

Washington Senators @ Baltimore Orioles

Memorial Stadium, Baltimore, MD

Mon Sep 07 1959, 3:33 AM EDT

Unknown

livebaseballscorecards.com

AB	29
R	0
H	4
RBI	0
BB	3
SO	6
LOB	12

WP: 0 PA: 32
PB: 0
SB: 0
CS: 0

BOTTOM

Washington Senators @ Baltimore Orioles

Memorial Stadium, Baltimore, MD

Mon Sep 07 1959, 3:33 AM EDT

Unknown

livebaseballscorecards.com

Batter	1	2	3	4	5	6	7	8	9	AB	R	H	RBI	BB	SO	LOB
Billy Klaus, L (1, 6) OBP: 0.368, SLG: 0.335 Willy Miranda, S (9, 6) OBP: 0.221, SLG: 0.216	P4	1-H 2B		F5			FC4-6 1B 2B 3-H 1B	F9		5 0	1 0	2 0	2 0	0 0	0 0	1 0
Barry Shetrone, L (1, 8) OBP: 0.286, SLG: 0.280	S 2B 1B	4-3			F3		K	K		5	1	1	0	0	2	3
Bob Nieman, R (1, 7) OBP: 0.370, SLG: 0.540 Willie Tasby, R (7, PR) OBP: 0.296, SLG: 0.365 (8, 7)	K		HR		F8		FC4-6 1-2 1B			4 0	1 0	2 0	1 0	0 0	1 0	1 0
Gene Woodling, L (1, 9) OBP: 0.410, SLG: 0.484 Al Pilarcik, L (7, PR) OBP: 0.355, SLG: 0.355 (8, 9)	1B 1-H 2B		BBB FC4-6 BB		F7		FC4-6 1-2f 2-3 2B			3 0	0 1	1 0	1 0	1 0	0 0	2 0
Bob Boyd, L (1, 3) OBP: 0.304, SLG: 0.346 Walt Dropo, R (8, 3) OBP: 0.293, SLG: 0.383	FC5-4 2-3 1B		FC4-6 1-2f			BBBB K2-3-2 BB	1-H 3-H 2B			3 0	0 0	2 0	2 0	1 0	0 0	1 0
Brooks Robinson, R (1, 5) OBP: 0.311, SLG: 0.352	FC5-4 1-2f		SSS K			SSS K2-3-2 1-1 BBBB	4-0 BB			3	0	0	0	1	2	4
Chico Carrasquel, R (1, 4) OBP: 0.301, SLG: 0.307 Billy Gardner, R (8, 4) OBP: 0.287, SLG: 0.305		2B 1B	5-3			P6	K			4 0	1 0	1 0	0 0	0 0	1 0	3 0
Joe Ginsberg, L (1, 2) OBP: 0.259, SLG: 0.214		F9		4-3			E 1B	1B		4	1	2	0	0	0	1
Billy O'Dell, S (1, 1) OBP: 0.143, SLG: 0.135		K		F8			E1 1-H 1B	K		4	1	0	0	0	2	2
Inning Stats	R: 1 E: 0 K: 1 S: 8 H: 3 LOB: 2 BB: 0 P: 8	R: 1 E: 0 K: 1 S: 7 H: 2 LOB: 1 BB: 0 P: 7	R: 1 E: 0 K: 1 S: 6 H: 1 LOB: 1 BB: 1 P: 10	R: 0 E: 0 K: 0 S: 3 H: 0 LOB: 0 BB: 0 P: 3	R: 0 E: 0 K: 0 S: 3 H: 0 LOB: 0 BB: 0 P: 3	R: 0 E: 0 K: 1 S: 4 H: 0 LOB: 0 BB: 1 P: 8	R: 4 E: 1 K: 2 S: 12 H: 4 LOB: 2 BB: 1 P: 16	R: 0 E: 0 K: 2 S: 8 H: 1 LOB: 1 BB: 0 P: 8		1B: 7 2B: 4 3B: 0 HR: 1	SF: 0 SAC: 0 DP: 1 HBP: 0			WP: 0 PB: 0 SB: 1 CS: 0	PA: 38	

	AB	35
	R	7
	H	11
	RBI	6
	BB	3
	SO	8
	LOB	18

PITCHER	IP	WLS	BF	H	R	ER	SO	BB	IBB	HBP	BLK	WP	HR	S	P	ERA	WHIP
Russ Kemmerer, R (1, 1) ERA: 4.39	6.1	L	30	9	7	4	5	2	0	0	0	0	1	38	46	5.68	1.737
Chuck Stobbs, L (7, 1) ERA: 3.07	0.2		4	1	0	0	1	1	0	0	0	0	0	5	9	0.00	3.000
Hal Griggs, R (8, 1) ERA: 5.46	1.0		4	1	0	0	2	0	0	0	0	0	0	8	8	0.00	1.000

PITCHER	IP	WLS	BF	H	R	ER	SO	BB	IBB	HBP	BLK	WP	HR	S	P	ERA	WHIP

Batter	1	2	3	4	5	6	7	8	9	10	AB	R	H	RBI	BB	SO	LOB
Billy Consolo, R (1, 6) OBP: 0.333, SLG: 0.256	P4	1-3			6-3			K		1B 1-2 FC6-2-5 BB	4	0	0	0	1	1	2
Lenny Green, L (1, 8) (8, 9) OBP: 0.313, SLG: 0.313	F8		G3			E SF7 BB		E 1B BB		3B 1-2 2-3 FC6-2-5 1B	3	2	1	0	2	0	0
Julio Becquer, L (1, 3) OBP: 0.293, SLG: 0.369	1B BB		G3			E6 4-3 SF7 1-3		E7 1-3 1B		FC6-2-5 3B 1-2 2-H 3-H	4	1	1	0	1	0	4
Jim Lemon, R (1, 7) OBP: 0.327, SLG: 0.497	1-2 1B		K			SF7 1-2 3-H		1-3		HR 1-H 2-H 3B	4	1	2	3	0	1	2
Clint Courtney, L (1, 2) OBP: 0.317, SLG: 0.318 Dick Hyde, R (8, 1) Hal Woodeshick, R (9, 1) Roy Sievers, R (10, PH) OBP: 0.320, SLG: 0.457 Hal Griggs, R (10, 1) OBP: 0.056, SLG: 0.056	K			F9		4-3 2-3		5-3		HR 3-H	4 0 0 1 0	0 0 0 1 0	0 0 0 1 0	0 0 0 2 0	0 0 0 0 0	1 0 0 0 0	5 0 0 0 0
Harmon Killebrew, R (1, 5) OBP: 0.356, SLG: 0.528		6-3		6-3		6-3			F8	HR 1B	5	1	1	0	0	0	1
Faye Throneberry, L (1, 9) OBP: 0.326, SLG: 0.395 Steve Korcheck, R (8, 2) OBP: 0.286, SLG: 0.176	2B 1B			K			K		5-3	HR BB 1-2	3 1	0 1	1 0	0 0	0 1	2 0	0 0
Ron Samford, R (1, 4) OBP: 0.262, SLG: 0.342	FC4-6 2B 1-3				P4		F7		F2	HR 1-H 2-H	5	1	2	3	0	0	0
Bill Fischer, R (1, 1) OBP: 0.125, SLG: 0.089 Bob Allison, R (8, 8) OBP: 0.331, SLG: 0.493	FC4-6 2-2				4-3		P3			1B BB 1B K	3 2	0 0	0 1	0 0	0 1	0 0	2 0
Inning Stats	R: 0 E: 0 K: 1 S: 6 H: 1 LOB: 2 BB: 1 P: 10	R: 0 E: 0 K: 0 S: 5 H: 2 LOB: 2 BB: 0 P: 5	R: 0 E: 0 K: 1 S: 5 H: 0 LOB: 0 BB: 0 P: 5	R: 0 E: 0 K: 1 S: 5 H: 0 LOB: 0 BB: 0 P: 5	R: 0 E: 0 K: 0 S: 3 H: 0 LOB: 0 BB: 0 P: 3	R: 1 E: 1 K: 0 S: 4 H: 0 LOB: 1 BB: 1 P: 8	R: 0 E: 0 K: 1 S: 5 H: 0 LOB: 0 BB: 0 P: 5	R: 0 E: 1 K: 1 S: 6 H: 1 LOB: 2 BB: 1 P: 10	R: 0 E: 0 K: 0 S: 3 H: 0 LOB: 0 BB: 0 P: 3	R: 7 E: 0 K: 1 S: 10 H: 6 LOB: 0 BB: 2 P: 18	1B: 6 2B: 2 3B: 1 HR: 2 SF: 1 SAC: 0 DP: 1 HBP: 0						

PITCHER		IP	WLS	BF	H	R	ER	SO	BB	IBB	HBP	BLK	WP	HR	S	P	ERA	WHIP
Jack Fisher, R ERA: 3.43	(1, 1)	7.0		27	3	1	0	4	2	0	0	0	0	0	33	41	0.00	0.714
Billy Loes, R ERA: 3.0	(8, 1)	2.0		8	1	0	0	1	1	0	0	0	0	0	9	13	0.00	1.000
Hoyt Wilhelm, R ERA: 2.39	(10, 1)	0.0	L	1	1	1	1	0	0	0	0	0	0	0	1	1	∞	∞
Billy Hoeft, L ERA: 5.67	(10, 1)	0.2		5	3	3	3	0	1	0	0	0	0	1	4	8	40.50	6.000
Ernie Johnson, R ERA: 3.93	(10, 1)	0.1		4	2	3	3	1	1	0	0	0	0	1	5	9	81.00	9.000

PITCHER	IP	WLS	BF	H	R	ER	SO	BB	IBB	HBP	BLK	WP	HR	S	P	ERA	WHIP

TOP

Washington Senators @ Baltimore Orioles

Memorial Stadium, Baltimore, MD

Mon Sep 07 1959, 3:38 AM EDT

Att. 14,210 - Unknown

livebaseballscorecards.com

AB	39
R	8
H	10
RBI	8
BB	5
SO	6
LOB	16

PA: 45

WP: 0
PB: 0
SB: 0
CS: 0

Batter	1	2	3	4	5	6	7	8	9	10	AB	R	H	RBI	BB	SO	LOB
Billy Klaus, L (1, 6) OBP: 0.372, SLG: 0.337	L1-3 1B		1B		F2		BBBB 4-0 1-2 BB		F7 ②		4	0	2	0	1	0	2
Barry Shetrone, L (1, 8) OBP: 0.282, SLG: 0.278 Billy Loes, R (8, 1) Willie Tasby, R (9, PH) OBP: 0.295, SLG: 0.364 Hoyt Wilhelm, R (10, 1) OBP: 0.111, SLG: 0.045 Billy Hoeft, L (10, 1) OBP: 0.235, SLG: 0.294 Ernie Johnson, R (10, 1) OBP: 0.333, SLG: 0.333	L1-3 ①② 1-2		F8 ②			1B 1B	1-3 ③		L5 ③		4 0 1 0 0 0	0 0 0 0 0 0	1 0 0 0 0 0	0 0 0 0 0 0	0 0 0 0 0 0	0 0 0 0 0 0	4 0 2 0 0 0
Fred Valentine, S (1, 9) Albie Pearson, L (8, 8) OBP: 0.317, SLG: 0.272	1-3 ③		F7 ③			P6 ①		4-3 ①		4-3 ①	3 2	0 0	0 0	0 0	0 0	0 0	2 0
Bob Nieman, R (1, 7) OBP: 0.376, SLG: 0.543		1B 1B 1B		1B		1-2 1B	SSS	K ②	BBBB 4-0 G6-4-3 BB		4	0	3	0	1	1	0
Bob Boyd, L (1, 3) OBP: 0.305, SLG: 0.345		1-2 1B 1B		BBBB 4-0 BB		F8 ②		4-3 ③		0-0 ②③ G6-4-3 1-2f	4	0	1	0	1	0	3
Brooks Robinson, R (1, 5) OBP: 0.314, SLG: 0.367		1-2 2-3 G6-4-3 1B		F7 ②		F8 ③			HR		4	1	2	1	0	0	3
Gus Triandos, R (1, 2) OBP: 0.344, SLG: 0.460 Willy Miranda, S (7, PR) OBP: 0.221, SLG: 0.216 Billy Gardner, R (8, 4) OBP: 0.287, SLG: 0.304	SSS K ①			P4 ③			BBBB 4-0 FC4 BB		P4 ①		2 0 1	0 0 0	0 0 0	0 0 0	1 0 0	1 0 0	4 0 0
Chico Carrasquel, R (1, 4) OBP: 0.300, SLG: 0.305 Al Pilarcik, L (7, PH) OBP: 0.356, SLG: 0.356 (8, 9)	G6-4-3 ②③ 1-2f				1-3 ①		FC4 ① 1-2f S		BB 1B		2 2	0 0	0 1	0 0	0 0	0 0	3 1
Jack Fisher, R (1, 1) OBP: 0.235, SLG: 0.250 Gene Woodling, L (7, PH) OBP: 0.409, SLG: 0.482 Joe Ginsberg, L (8, 2) OBP: 0.264, SLG: 0.214			P5 ①		6-3 ②		F9 ②		BBBB 4-0 1-2 BB		2 1 0	0 0 0	0 0 0	0 0 1	0 0 0	0 1 0	0 1 0
Inning Stats	R: 0 H: 1 E: 0 LOB: 0 K: 0 BB: 0 S: 3 P: 3	R: 0 H: 3 E: 0 LOB: 2 K: 1 BB: 0 S: 7 P: 7	R: 0 H: 1 E: 0 LOB: 1 K: 0 BB: 0 S: 4 P: 4	R: 0 H: 1 E: 0 LOB: 1 K: 0 BB: 1 S: 3 P: 7	R: 0 H: 0 E: 0 LOB: 0 K: 0 BB: 0 S: 3 P: 3	R: 0 H: 2 E: 0 LOB: 2 K: 0 BB: 0 S: 5 P: 5	R: 0 H: 0 E: 0 LOB: 2 K: 0 BB: 2 S: 3 P: 11	R: 0 H: 0 E: 0 LOB: 0 K: 1 BB: 0 S: 5 P: 5	R: 1 H: 2 E: 0 LOB: 2 K: 0 BB: 1 S: 5 P: 9	R: 0 H: 0 E: 0 LOB: 0 K: 0 BB: 1 S: 2 P: 6	1B: 9 2B: 1 3B: 0 HR: 1	SF: 0 SAC: 0 DP: 3 HBP: 0					

PITCHER		IP	WLS	BF	H	R	ER	SO	BB	IBB	HBP	BLK	WP	HR	S	P	ERA	WHIP
Bill Fischer, R	(1, 1)	7.0		29	8	0	0	1	3	0	0	0	0	0	28	40	0.00	1.571
ERA: 4.42																		
Dick Hyde, R	(8, 1)	1.1		6	2	1	1	1	0	0	0	0	0	1	8	8	6.75	1.500
ERA: 4.97																		
Hal Woodeshick, L	(9, 1)	0.2	W	3	0	0	0	0	1	0	0	0	0	0	2	6	0.00	1.500
ERA: 4.05																		
Hal Griggs, R	(10, 1)	1.0	S	3	0	0	0	0	1	0	0	0	0	0	2	6	0.00	1.000
ERA: 5.4																		

PITCHER	IP	WLS	BF	H	R	ER	SO	BB	IBB	HBP	BLK	WP	HR	S	P	ERA	WHIP

BOTTOM

Washington Senators @ Baltimore Orioles

Memorial Stadium, Baltimore, MD

Mon Sep 07 1959, 3:38 AM EDT
Att. 14,210 - Unknown

livebaseballscorecards.com

AB	36
R	1
H	10
RBI	1
BB	5
SO	2
LOB	25

1B: 9	SF: 0	WP: 0	PA: 41
2B: 1	SAC: 0	PB: 0	
3B: 0	DP: 3	SB: 1	
HR: 1	HBP: 0	CS: 0	

Batter	1	2	3	4	5	6	7	8	9	AB	R	H	RBI	BB	SO	LOB
Jim Piersall, R (1, 8) OBP: 0.297, SLG: 0.325	4-3		FC5-4 CS 1-2f			K		F8	6-3	5	0	0	0	0	1	1
Minnie Minoso, R (1, 7) OBP: 0.376, SLG: 0.458	G3		F2 1-2			5-3		FC6 BB		3	0	0	0	1	0	1
Tito Francona, L (1, 3) OBP: 0.426, SLG: 0.610	L8			6-3 1-3 BB		6-3		FC6 1B 1-2f 1B		3	1	0	0	1	0	1
Rocky Colavito, R (1, 9) OBP: 0.349, SLG: 0.538		K		1-3 1-2			2B BB	1B 1-2 1B		3	1	1	0	1	1	1
Russ Nixon, L (1, 2) OBP: 0.258, SLG: 0.286		L9		6-3 2-3			G3 1-H 2B	1-3 2-H 1B		3	0	1	1	0	0	1
Ray Webster, R (7, PR) OBP: 0.172, SLG: 0.291										0	0	0	0	0	0	0
Ed Fitz Gerald, R (7, 2) OBP: 0.309, SLG: 0.321										1	0	1	1	0	0	0
Vic Power, R (1, 4) OBP: 0.340, SLG: 0.431		1B 1B		F5			G3 2-3	6-3		4	0	1	0	0	0	4
George Strickland, R (1, 5) OBP: 0.313, SLG: 0.310		FC6-4 1-2 1B			G6-3 1B		BB		E8 1B	3	1	3	0	1	0	0
Woodie Held, R (1, 6) OBP: 0.316, SLG: 0.474		FC6-4 1-2f			G6-3 1-2f		K		6-3	2	0	0	0	0	0	3
Chuck Tanner, L (7, PH)										1	0	0	0	0	1	3
Billy Moran, R (7, 6)										1	0	0	0	0	0	0
Jack Harshman, L (1, 1) OBP: 0.265, SLG: 0.205			FC5-4 1B		G3		G3		K	4	0	1	0	0	1	3
Inning Stats	R: 0 H: 0 E: 0 LOB: 0 K: 0 BB: 0 S: 3 P: 3	R: 0 H: 2 E: 0 LOB: 2 K: 1 BB: 0 S: 7 P: 7	R: 0 H: 1 E: 0 LOB: 0 K: 0 BB: 0 S: 3 P: 3	R: 0 H: 0 E: 0 LOB: 1 K: 0 BB: 1 S: 3 P: 7	R: 0 H: 1 E: 0 LOB: 0 K: 0 BB: 0 S: 3 P: 3	R: 0 H: 0 E: 0 LOB: 0 K: 1 BB: 0 S: 5 P: 5	R: 1 H: 1 E: 0 LOB: 3 K: 1 BB: 2 S: 6 P: 14	R: 1 H: 2 E: 0 LOB: 2 K: 0 BB: 1 S: 5 P: 9	R: 1 H: 1 E: 1 LOB: 0 K: 1 BB: 0 S: 6 P: 6	1B: 7 SF: 0 2B: 1 SAC: 0 3B: 0 DP: 1 HR: 0 HBP: 0						

TOP

Cleveland Indians @ Baltimore Orioles

Memorial Stadium, Baltimore, MD

Wed Sep 09 1959, 7:05 PM EDT

Unknown

livebaseballscorecards.com

AB	33
R	3
H	8
RBI	2
BB	4
SO	4
LOB	18

PITCHER		IP	WLS	BF	H	R	ER	SO	BB	IBB	HBP	BLK	WP	HR	S	P	ERA	WHIP
Milt Pappas, R ERA: 3.3	(1, 1)	9.0	L	37	8	3	2	4	4	0	0	0	0	0	41	57	2.00	1.333

PITCHER	IP	WLS	BF	H	R	ER	SO	BB	IBB	HBP	BLK	WP	HR	S	P	ERA	WHIP

Cleveland Indians @ Baltimore Orioles

Memorial Stadium, Baltimore, MD

Wed Sep 09 1959, 7:05 PM EDT

Unknown

BOTTOM

Batter	1	2	3	4	5	6	7	8	9	AB	R	H	RBI	BB	SO	LOB
Chico Carrasquel, R (1, 6) (8, 4) OBP: 0.299, SLG: 0.305	F2		FC5-4 1B			P3		P6		4	0	1	0	0	0	0
Brooks Robinson, R (1, 5) OBP: 0.309, SLG: 0.361	5-3		K			F9		F8		4	0	0	0	0	1	1
Bob Nieman, R (1, 7) OBP: 0.375, SLG: 0.549	1-3		FC5-4 1-2f			HR		5-3		4	1	1	1	0	0	1
Albie Pearson, L (9, 7) OBP: 0.317, SLG: 0.272										0	0	0	0	0	0	0
Gus Triandos, R (1, 2) OBP: 0.344, SLG: 0.458		SH2-3 E 1B		K		F9			P6	4	0	1	0	0	1	0
Willie Tasby, R (1, 8) OBP: 0.295, SLG: 0.363		E6 SH2-3 1-2		K			1B E 1B		F8	4	1	1	0	0	1	1
Walt Dropo, R (1, 3) OBP: 0.294, SLG: 0.382		SH2-3 1-2 2-3		P6			E 1-2 1B		F9	3	0	1	0	0	0	0
Fred Valentine, S (1, 9) Gene Woodling, L (7, PH) OBP: 0.408, SLG: 0.481 Al Pilarcik, L (8, 9) OBP: 0.356, SLG: 0.356	K		1-3			F9				2	0	0	0	0	1	2
										1	0	0	0	0	0	2
										0	0	0	0	0	0	0
Billy Gardner, R (1, 4) OBP: 0.285, SLG: 0.302 Bob Boyd, L (7, PH) OBP: 0.305, SLG: 0.344 Billy Klaus, L (8, 6) OBP: 0.372, SLG: 0.337	5-3		F2			L6 1-3 2-H				2	0	0	0	0	0	2
										1	0	0	0	0	0	1
										0	0	0	0	0	0	0
Milt Pappas, R (1, 1) OBP: 0.167, SLG: 0.157			K			P4				3	0	0	0	0	2	1

Inning Stats	1	2	3	4	5	6	7	8	9
	R: 0 H: 0 E: 0 LOB: 0 K: 0 BB: 0 S: 3 P: 3	R: 0 H: 1 E: 1 LOB: 2 K: 1 BB: 0 S: 7 P: 7	R: 0 H: 1 E: 0 LOB: 1 K: 2 BB: 0 S: 8 P: 8	R: 0 H: 0 E: 0 LOB: 0 K: 2 BB: 0 S: 7 P: 7	R: 0 H: 0 E: 0 LOB: 0 K: 1 BB: 0 S: 5 P: 5	R: 1 H: 1 E: 0 LOB: 0 K: 0 BB: 0 S: 4 P: 4	R: 1 H: 2 E: 1 LOB: 1 K: 0 BB: 0 S: 5 P: 5	R: 0 H: 0 E: 0 LOB: 0 K: 0 BB: 0 S: 3 P: 3	R: 0 H: 0 E: 0 LOB: 0 K: 0 BB: 0 S: 3 P: 3

	1B	2B	3B	HR	SF	SAC	DP	HBP	WP	PB	SB	CS	PA
	4	0	0	1	0	1	0	0	0	0	0	0	33

	AB	R	H	RBI	BB	SO	LOB
	32	2	5	1	0	6	11

livebaseballscorecards.com

PITCHER	IP	WLS	BF	H	R	ER	SO	BB	IBB	HBP	BLK	WP	HR	S	P	ERA	WHIP
Jack Harshman, L (1, 1) ERA: 4.92	9.0	W	33	5	2	1	6	0	0	0	0	0	1	45	45	1.00	0.556

PITCHER	IP	WLS	BF	H	R	ER	SO	BB	IBB	HBP	BLK	WP	HR	S	P	ERA	WHIP

Cleveland Indians @ Baltimore Orioles

Memorial Stadium, Baltimore, MD

Wed Sep 09 1959, 7:05 PM EDT

Att. 12,172 - Unknown

TOP

livebaseballscorecards.com

Batter	1	2	3	4	5	6	7	8	9	AB	R	H	RBI	BB	SO	LOB
Jim Piersall, R (1, 8) OBP: 0.295, SLG: 0.323	F9		FC6-4 1-3 1B			5-3	K		G1-6-3 1-2f	5	0	1	0	0	1	2
Minnie Minoso, R (1, 7) OBP: 0.377, SLG: 0.458	F7		FC6-4 1-2f 3-H			G3 2B 1B	1-2 1B			4	1	2	1	0	0	1
Tito Francona, L (1, 3) OBP: 0.421, SLG: 0.603	F7		K			G3 1-2	F8			4	0	0	0	0	1	4
Rocky Colavito, R (1, 9) OBP: 0.348, SLG: 0.538		F8		5-3		2-H 2B		6-3		4	0	1	1	0	0	0
Russ Nixon, L (1, 2) OBP: 0.253, SLG: 0.280		E3		F9		L6		6-3		4	0	0	0	0	0	1
Vic Power, R (1, 4) OBP: 0.341, SLG: 0.431		F7		6-3			4-3 3B 1B	HBP		3	1	1	0	0	0	1
George Strickland, R (1, 5) OBP: 0.310, SLG: 0.307		1-3			5-3		4-3 1-2	L6		4	0	0	0	0	0	3
Woodie Held, R (1, 6) OBP: 0.319, SLG: 0.481			1B FC6-4 1B		K		2-H 1B 3B		FC1-6 1B	4	2	3	1	0	1	0
Jim Perry, S (1, 1) OBP: 0.317, SLG: 0.366			P5		4-3		3-H 1B 1B		FC1-6 1-2f G1-6-3	4	0	1	1	0	0	2

Inning Stats	1	2	3	4	5	6	7	8	9
	R: 0 E: 0 K: 0 S: 3	R: 0 E: 1 K: 0 S: 4	R: 1 E: 0 K: 1 S: 7	R: 0 E: 0 K: 0 S: 3	R: 0 E: 0 K: 1 S: 5	R: 1 E: 0 K: 0 S: 5	R: 2 E: 0 K: 1 S: 9	R: 0 E: 0 K: 0 S: 3	R: 0 E: 0 K: 0 S: 3
	H: 0 LOB: 0 BB: 0 P: 3	H: 0 LOB: 1 BB: 0 P: 4	H: 2 LOB: 1 BB: 0 P: 7	H: 0 LOB: 0 BB: 0 P: 3	H: 0 LOB: 0 BB: 0 P: 5	H: 2 LOB: 1 BB: 0 P: 5	H: 4 LOB: 2 BB: 0 P: 9	H: 0 LOB: 1 BB: 0 P: 4	H: 1 LOB: 0 BB: 0 P: 3

1B: 7	SF: 0
2B: 1	SAC: 0
3B: 1	DP: 1
HR: 0	HBP: 1

WP: 0	PA: 37
PB: 0	
SB: 0	
CS: 0	

AB	36
R	4
H	9
RBI	4
BB	0
SO	3
LOB	14

PITCHER		IP	WLS	BF	H	R	ER	SO	BB	IBB	HBP	BLK	WP	HR	S	P	ERA	WHIP
Hal Brown, R ERA: 3.81	(1, 1)	8.0	L	34	8	4	4	3	0	0	1	0	0	0	39	40	4.50	1.000
Rip Coleman, L ERA: 4.5	(9, 1)	1.0		3	1	0	0	0	0	0	0	0	0	0	3	3	0.00	1.000

PITCHER		IP	WLS	BF	H	R	ER	SO	BB	IBB	HBP	BLK	WP	HR	S	P	ERA	WHIP

Batter	1	2	3	4	5	6	7	8	9	AB	R	H	RBI	BB	SO	LOB
Billy Klaus, L (1, 6) OBP: 0.367, SLG: 0.332	F9		F3		P6			P4		4	0	0	0	0	0	0
Barry Shetrone, L (1, 8) OBP: 0.266, SLG: 0.259	3-1			F2		F9			F3	4	0	0	0	0	0	0
Bob Nieman, R (1, 7) OBP: 0.373, SLG: 0.543	F7			K		F9			1B BB	3	0	0	0	1	1	0
Gene Woodling, L (1, 9) OBP: 0.407, SLG: 0.479		L9		E 1B 1B 1B		F8			F7	4	1	1	0	0	0	1
Bob Boyd, L (1, 3) OBP: 0.307, SLG: 0.346		F5		E9 1B 1-3 1B			F7		1-2 1B	4	0	2	0	0	0	0
Brooks Robinson, R (1, 5) OBP: 0.312, SLG: 0.363		1B		1-3 3-H 1B			F7		6-3	4	0	2	1	0	0	2
Chico Carrasquel, R (1, 4) OBP: 0.297, SLG: 0.302		L7		P4			F7			3	0	0	0	0	0	3
Joe Ginsberg, L (1, 2) OBP: 0.261, SLG: 0.211			F8		K			5-3		2	0	0	0	0	1	0
Albie Pearson, L (8, PH) OBP: 0.316, SLG: 0.271										1	0	0	0	0	0	0
Gus Triandos, R (9, 2) OBP: 0.344, SLG: 0.458										0	0	0	0	0	0	0
Hal Brown, R (1, 1) OBP: 0.140, SLG: 0.103			K		1-3			4-3		2	0	0	0	0	1	0
Al Pilarcik, L (8, PH) OBP: 0.355, SLG: 0.354										1	0	0	0	0	0	0
Rip Coleman, L (9, 1) OBP: 0.080, SLG: 0.080										0	0	0	0	0	0	0
Inning Stats	R: 0 H: 0 E: 0 LOB: 0 K: 0 BB: 0 S: 3 P: 3	R: 0 H: 1 E: 0 LOB: 1 K: 0 BB: 0 S: 4 P: 4	R: 0 H: 0 E: 0 LOB: 0 K: 1 BB: 0 S: 5 P: 5	R: 1 H: 3 E: 1 LOB: 2 K: 1 BB: 0 S: 8 P: 8	R: 0 H: 0 E: 0 LOB: 0 K: 1 BB: 0 S: 5 P: 5	R: 0 H: 0 E: 0 LOB: 0 K: 0 BB: 0 S: 3 P: 3	R: 0 H: 0 E: 0 LOB: 0 K: 0 BB: 0 S: 3 P: 3	R: 0 H: 0 E: 0 LOB: 0 K: 0 BB: 0 S: 3 P: 3	R: 0 H: 1 E: 0 LOB: 2 K: 0 BB: 1 S: 4 P: 8	1B: 5 SF: 0 2B: 0 SAC: 0 3B: 0 DP: 0 HR: 0 HBP: 0						

PITCHER	IP	WLS	BF	H	R	ER	SO	BB	IBB	HBP	BLK	WP	HR	S	P	ERA	WHIP
Jim Perry, R (1, 1) ERA: 2.77	9.0	W	33	5	1	1	3	1	0	0	0	0	0	38	42	1.00	0.667

PITCHER	IP	WLS	BF	H	R	ER	SO	BB	IBB	HBP	BLK	WP	HR	S	P	ERA	WHIP

Cleveland Indians @ Baltimore Orioles

Memorial Stadium, Baltimore, MD

Wed Sep 09 1959, 7:05 PM EDT

Att. 12,172 - Unknown

BOTTOM

livebaseballscorecards.com

AB	32
R	1
H	5
RBI	1
BB	1
SO	3
LOB	6

WP: 0	PA: 33		
PB: 0			
SB: 0			
CS: 0			

Batter	1	2	3	4	5	6	7	8	9	AB	R	H	RBI	BB	SO	LOB
Jim Piersall, R (1, 8) OBP: 0.291, SLG: 0.319	F3		B1			G4-6-3 1-2f		K		4	0	0	0	0	1	2
Minnie Minoso, R (1, 7) OBP: 0.374, SLG: 0.455	K			K2-3		K			P3	4	0	0	0	0	3	0
Tito Francona, L (1, 3) OBP: 0.420, SLG: 0.598	4-3			4-3			PB BB		6-3	3	0	0	0	1	0	0
Rocky Colavito, R (1, 9) OBP: 0.346, SLG: 0.534		K2-3		5-3			K 1-2		5-3	4	0	0	0	0	2	1
Russ Nixon, L (1, 2) OBP: 0.259, SLG: 0.286		G5-4-3 1B			PB 1B		L8			3	0	2	0	0	0	1
Vic Power, R (1, 4) OBP: 0.340, SLG: 0.428		G5-4-3 1-2f			F2 1-2		K2-3			3	0	0	0	0	1	3
George Strickland, R (1, 5) OBP: 0.310, SLG: 0.306			1-3		K			PB 4-3 BB		2	1	0	0	1	1	1
Woodie Held, R (1, 6) OBP: 0.319, SLG: 0.482			6-3 2B		K			F5		3	0	1	0	0	1	2
Cal McLish, S (1, 1) OBP: 0.203, SLG: 0.197			6-3 2-3			G4-6-3 BB		4-3 1-H		1	0	0	0	0	0	1
Ed Fitz Gerald, R (6, PH) OBP: 0.313, SLG: 0.321										0	0	0	0	1	0	0
Bobby Locke, R (6, 1) OBP: 0.360, SLG: 0.500										0	0	0	0	0	0	0
Chuck Tanner, L (8, PH)										1	0	0	1	0	0	0
Herb Score, L (8, 1) OBP: 0.130, SLG: 0.098										0	0	0	0	0	0	0
Inning Stats	R: 0 E: 0 K: 1 S: 5 H: 0 LOB: 0 BB: 0 P: 5	R: 0 E: 0 K: 1 S: 5 H: 1 LOB: 0 BB: 0 P: 5	R: 0 E: 0 K: 0 S: 4 H: 1 LOB: 1 BB: 0 P: 4	R: 0 E: 0 K: 1 S: 5 H: 0 LOB: 0 BB: 0 P: 5	R: 0 E: 0 K: 2 S: 8 H: 1 LOB: 1 BB: 0 P: 8	R: 0 E: 0 K: 1 S: 4 H: 0 LOB: 0 BB: 1 P: 8	R: 0 E: 0 K: 2 S: 7 H: 0 LOB: 1 BB: 1 P: 11	R: 1 E: 0 K: 1 S: 5 H: 0 LOB: 0 BB: 1 P: 9	R: 0 E: 0 K: 0 S: 3 H: 0 LOB: 0 BB: 0 P: 3	1B: 2 2B: 1 3B: 0 HR: 0 SF: 0 SAC: 0 DP: 2 HBP: 0						

PITCHER	IP	WLS	BF	H	R	ER	SO	BB	IBB	HBP	BLK	WP	HR	S	P	ERA	WHIP
Hoyt Wilhelm, R (1, 1) ERA: 2.28	9.0	W	31	3	1	0	9	3	0	0	0	0	0	46	58	0.00	0.667

PITCHER	IP	WLS	BF	H	R	ER	SO	BB	IBB	HBP	BLK	WP	HR	S	P	ERA	WHIP

TOP

Cleveland Indians @ Baltimore Orioles

Memorial Stadium, Baltimore, MD

Thu Sep 10 1959, 7:05 PM EDT

Att. 6,431 - Unknown

livebaseballscorecards.com

AB	28
R	1
H	3
RBI	1
BB	3
SO	9
LOB	11

WP: 0 PB: 4 SB: 0 CS: 0 PA: 31

Batter	1	2	3	4	5	6	7	8	9	AB	R	H	RBI	BB	SO	LOB
Billy Klaus, L (1, 6) OBP: 0.363, SLG: 0.327	1-3		FC6-4 1-2f		1-3		K			4	0	0	0	0	1	4
Albie Pearson, L (1, 8) (9, 7) OBP: 0.311, SLG: 0.266	3-1		4-3		4-3		F8			4	0	0	0	0	0	4
Bob Nieman, R (1, 7) OBP: 0.370, SLG: 0.538 Al Pilarcik, L (7, 9) OBP: 0.353, SLG: 0.353	K			K		K2-3		F7		3 1	0 0	0 0	0 0	0 0	3 0	0 0
Gene Woodling, L (1, 9) OBP: 0.407, SLG: 0.478 (7, 7) Willie Tasby, R (9, 8) OBP: 0.295, SLG: 0.363		G6-3 1B 1B		4-3		K		BB HR BB		3 0	1 0	1 0	0 0	1 0	1 0	0 0
Bob Boyd, L (1, 3) OBP: 0.311, SLG: 0.349 Walt Dropo, R (9, 3) OBP: 0.294, SLG: 0.382		G6-3 1-2 1B		S 2B 1B		5-3		HR 1-2 BB		3 0	2 0	2 0	0 0	1 0	0 0	0 0
Brooks Robinson, R (1, 5) OBP: 0.315, SLG: 0.382	G6-3 1-2f 2-3			3B 1-H 2B			6-3	HR 1-H 2-H		4	2	2	4	0	0	2
Joe Ginsberg, L (1, 2) OBP: 0.267, SLG: 0.214	F9			3B BB			1B HBP 1B	1-3		3	1	1	0	1	0	1
Billy Gardner, R (1, 4) OBP: 0.290, SLG: 0.309			FC6-4 BB	1-H 2-H 3B			1B 1-2 HBP	4-3		2	0	1	2	1	0	0
Hoyt Wilhelm, R (1, 1) OBP: 0.120, SLG: 0.057			FC6-4 1-2f FC6-4		K		1-2 2-3 1B			3	0	1	0	0	1	1
Inning Stats	R: 0 E: 0 K: 1 S: 5 H: 0 LOB: 0 BB: 0 P: 5	R: 0 E: 0 K: 0 S: 4 H: 2 LOB: 1 BB: 0 P: 4	R: 0 E: 0 K: 0 S: 3 H: 0 LOB: 1 BB: 1 P: 7	R: 3 E: 0 K: 1 S: 7 H: 3 LOB: 1 BB: 1 P: 11	R: 0 E: 0 K: 1 S: 5 H: 0 LOB: 0 BB: 0 P: 5	R: 0 E: 0 K: 2 S: 7 H: 0 LOB: 0 BB: 0 P: 7	R: 0 E: 0 K: 1 S: 7 H: 2 LOB: 3 BB: 0 P: 8	R: 3 E: 0 K: 0 S: 4 H: 1 LOB: 0 BB: 2 P: 12		1B: 5 2B: 1 3B: 1 HR: 1	SF: 0 SAC: 0 DP: 1 HBP: 1						

PITCHER		IP	WLS	BF	H	R	ER	SO	BB	IBB	HBP	BLK	WP	HR	S	P	ERA	WHIP
Cal McLish, R ERA: 3.56	(1, 1)	5.0	L	20	5	3	3	3	2	0	0	0	0	0	24	32	5.40	1.400
Bobby Locke, R ERA: 3.21	(6, 1)	2.0		9	2	0	0	3	0	0	1	0	0	0	14	15	0.00	1.000
Herb Score, L ERA: 4.68	(8, 1)	1.0		6	1	3	3	0	2	0	0	0	0	1	4	12	27.00	3.000

PITCHER	IP	WLS	BF	H	R	ER	SO	BB	IBB	HBP	BLK	WP	HR	S	P	ERA	WHIP

BOTTOM

Cleveland Indians @ Baltimore Orioles

Memorial Stadium, Baltimore, MD

Thu Sep 10 1959, 7:05 PM EDT

Att. 6,431 - Unknown

livebaseballscorecards.com

AB	30
R	6
H	8
RBI	6
BB	4
SO	6
LOB	12

Batter	1	2	3	4	5	6	7	8	9	AB	R	H	RBI	BB	SO	LOB
Luis Aparicio, R (1, 6) OBP: 0.323, SLG: 0.339	4-3			F9			6-3		FC4-6 1-2f	4	0	0	0	0	0	1
Nellie Fox, L (1, 4) OBP: 0.381, SLG: 0.392	6-3			L6			L3 1B			3	0	1	0	0	0	0
Jim Landis, R (1, 8) OBP: 0.374, SLG: 0.385	6-3			K			L3 1-2			3	0	0	0	0	1	1
Ted Kluszewski, L (1, 3) OBP: 0.307, SLG: 0.408		4-3			F8			4-3		3	0	0	0	0	0	0
Sherm Lollar, R (1, 2) OBP: 0.347, SLG: 0.451		6-3			5-3			BB G4-6-3		2	0	0	0	1	0	0
Billy Goodman, L (1, 5) OBP: 0.301, SLG: 0.297		F8			F5			G4-6-3 1-2f		3	0	0	0	0	0	1
Al Smith, R (1, 7) OBP: 0.310, SLG: 0.393			F8			F7			1B	3	0	1	0	0	0	0
Jim Rivera, L (1, 9) OBP: 0.269, SLG: 0.374			K			F8			K	3	0	0	0	0	2	1
Billy Pierce, L (1, 1) OBP: 0.261, SLG: 0.270			4-3			F7			FC4-6 1-2	2	0	0	0	0	0	0
Earl Torgeson, L (9, PH) OBP: 0.363, SLG: 0.366										1	0	1	0	0	0	0
Inning Stats	R: 0 H: 0 E: 0 LOB: 0 K: 0 BB: 0 S: 3 P: 3	R: 0 H: 0 E: 0 LOB: 0 K: 0 BB: 0 S: 3 P: 3	R: 0 H: 0 E: 0 LOB: 0 K: 1 BB: 0 S: 5 P: 5	R: 0 H: 0 E: 0 LOB: 0 K: 1 BB: 0 S: 5 P: 5	R: 0 H: 0 E: 0 LOB: 0 K: 0 BB: 0 S: 3 P: 3	R: 0 H: 0 E: 0 LOB: 0 K: 0 BB: 0 S: 3 P: 3	R: 0 H: 1 E: 0 LOB: 0 K: 0 BB: 0 S: 3 P: 3	R: 0 H: 0 E: 0 LOB: 0 K: 0 BB: 1 S: 2 P: 6	R: 0 H: 2 E: 0 LOB: 1 K: 1 BB: 0 S: 6 P: 6	1B: 3 SF: 0 2B: 1 SAC: 0 3B: 0 DP: 2 HR: 0 HBP: 0						

Chicago White Sox @ Baltimore Orioles

Memorial Stadium, Baltimore, MD

Fri Sep 11 1959, 3:33 AM EDT

Unknown

TOP

livebaseballscorecards.com

AB	27
R	0
H	3
RBI	0
BB	1
SO	3
LOB	4

PITCHER	IP	WLS	BF	H	R	ER	SO	BB	IBB	HBP	BLK	WP	HR	S	P	ERA	WHIP
Jack Fisher, R (1, 1) ERA: 3.0	9.0	W	28	3	0	0	3	1	0	0	0	0	0	33	37	0.00	0.444

PITCHER	IP	WLS	BF	H	R	ER	SO	BB	IBB	HBP	BLK	WP	HR	S	P	ERA	WHIP

Chicago White Sox @ Baltimore Orioles

Memorial Stadium, Baltimore, MD

Fri Sep 11 1959, 3:33 AM EDT

Unknown

livebaseballscorecards.com

BOTTOM

Batter	1	2	3	4	5	6	7	8	9	AB	R	H	RBI	BB	SO	LOB
Chico Carrasquel, R (1, 6) OBP: 0.296, SLG: 0.301	0-0 1B		0-0 F8 ①		0-0 F5 ②		0-0 F8 ②			4	0	1	0	0	0	0
Willie Tasby, R (1, 8) OBP: 0.297, SLG: 0.371	0-0 F8 ①		0-0 F7 ②		0-0 1B		0-0 HR			4	1	2	1	0	0	1
Bob Nieman, R (1, 7) OBP: 0.369, SLG: 0.544 Al Pilarcik, L (8, 9) OBP: 0.353, SLG: 0.353	0-0 F6 ②		0-0 HR		0-0 4-3 ③		0-0 6-3 ③			4 0	1 0	1 0	1 0	0 0	0 0	2 0
Brooks Robinson, R (1, 5) OBP: 0.314, SLG: 0.379	0-0 1-3 1B		0-0 F5 ③			0-0 6-3 ①		0-0 F7 ①		4	0	1	0	0	0	0
Walt Dropo, R (1, 3) OBP: 0.298, SLG: 0.391	0-0 5-3 ③			0-0 1B 1B		0-0 2B 2B		0-0 5-3 ②		4	1	2	0	0	0	2
Gus Triandos, R (1, 2) OBP: 0.343, SLG: 0.458		0-0 5-3 ①		0-0 F2 ①		0-0 1B 2B 2-H		0-0 F9 ③		4	0	1	1	0	0	1
Fred Valentine, S (1, 9) OBP: 0.375, SLG: 0.286 (8, 7)	B B B B 4-0 BB			0-0 0-6 1-2 1B		0-0 8-3 2-3 1B				2	0	2	0	1	0	0
Billy Gardner, R (1, 4) OBP: 0.288, SLG: 0.306	S S S 0-3 K ②			0-0 9-6 ②③ 1-2f		0-0 8-3 ②③ 1-2f				3	0	0	0	0	1	5
Jack Fisher, R (1, 1) OBP: 0.200, SLG: 0.211	S S S 0-3 K ③				0-0 F2 ①		S S S 0-3 K ①			3	0	0	0	0	2	1
Inning Stats	R: 0 E: 0 K: 0 S: 5 H: 2 LOB: 2 BB: 0 P: 5	R: 0 E: 0 K: 2 S: 7 H: 0 LOB: 1 BB: 1 P: 11	R: 1 E: 0 K: 0 S: 4 H: 1 LOB: 0 BB: 0 P: 4	R: 0 E: 0 K: 0 S: 4 H: 2 LOB: 1 BB: 0 P: 4	R: 0 E: 0 K: 0 S: 4 H: 1 LOB: 1 BB: 0 P: 4	R: 1 E: 0 K: 0 S: 5 H: 3 LOB: 1 BB: 0 P: 5	R: 1 E: 0 K: 1 S: 6 H: 1 LOB: 0 BB: 0 P: 6	R: 0 E: 0 K: 0 S: 3 H: 0 LOB: 0 BB: 0 P: 3		1B: 6 2B: 4 3B: 0 HR: 2	SF: 0 SAC: 0 DP: 2 HBP: 0				WP: 0 PB: 0 SB: 0 CS: 0	PA: 33	

	AB	32
	R	3
	H	10
	RBI	3
	BB	1
	SO	3
	LOB	12

PITCHER		IP	WLS	BF	H	R	ER	SO	BB	IBB	HBP	BLK	WP	HR	S	P	ERA	WHIP
Billy Pierce, L ERA: 3.48	(1, 1)	8.0	L	33	10	3	3	3	1	0	0	0	0	2	38	42	3.38	1.375

PITCHER	IP	WLS	BF	H	R	ER	SO	BB	IBB	HBP	BLK	WP	HR	S	P	ERA	WHIP

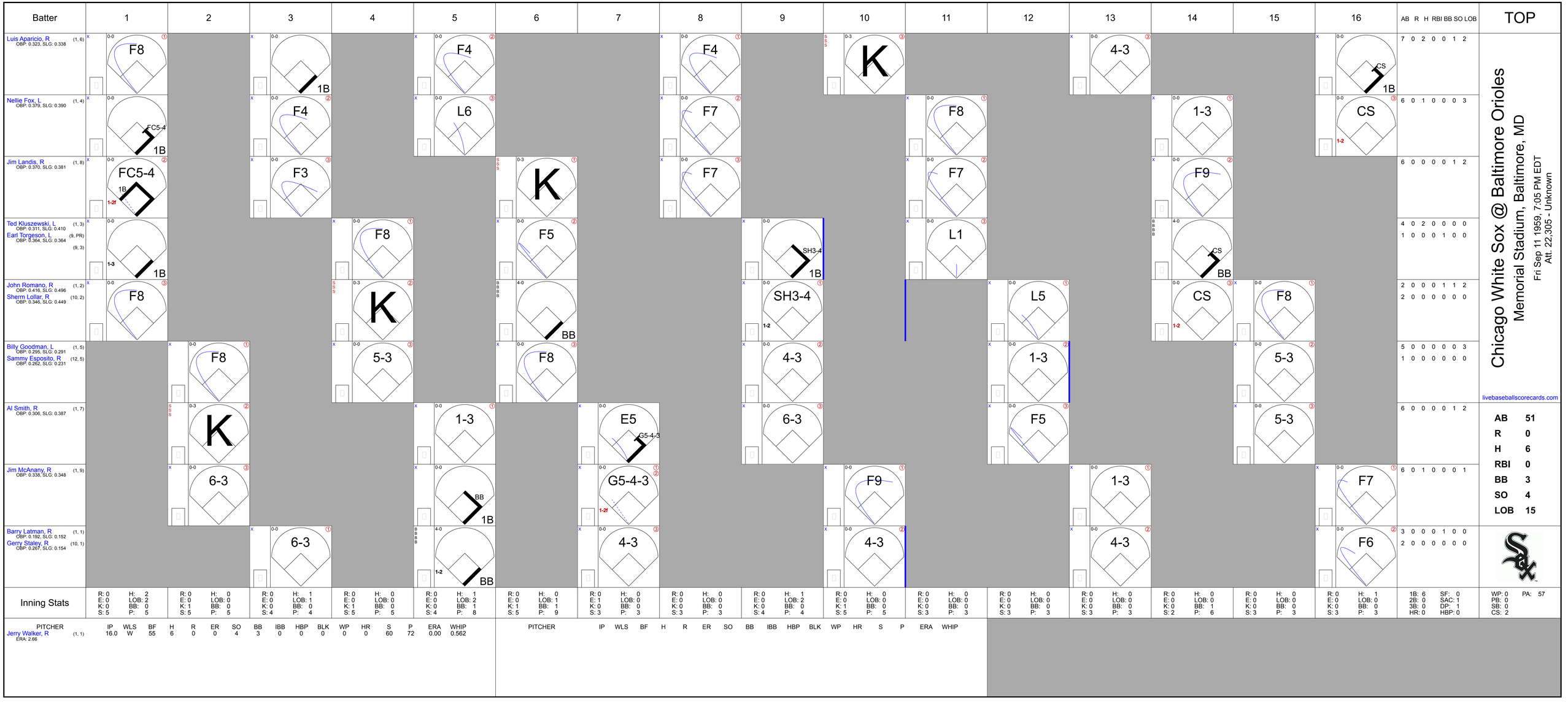

Chicago White Sox @ Baltimore Orioles

Memorial Stadium, Baltimore, MD

Fri Sep 11 1959, 7:05 PM EDT
Att. 22,305 - Unknown

livebaseballscorecards.com

Batter	1	2	3	4	5	6	7	8	9	10	11	12	13	14	15	16	AB	R	H	RBI	BB	SO	LOB
Luis Aparicio, R (1, 6) OBP: 0.323, SLG: 0.338	F8		1B		F4			F4		K			4-3			CS 1B	7	0	2	0	0	1	2
Nellie Fox, L (1, 4) OBP: 0.379, SLG: 0.390	FC5-4 1B		F4		L6			F7			F8			1-3		CS 1-2	6	0	1	0	0	0	3
Jim Landis, R (1, 8) OBP: 0.370, SLG: 0.381	FC5-4 1B 1-2f		F3			K		F7			F7			F9			6	0	0	0	0	1	2
Ted Kluszewski, L (1, 3) OBP: 0.311, SLG: 0.410	1-3 1B			F8		F5			SH3-4 1B		L1			CS BB			4	0	2	0	0	0	0
Earl Torgeson, L (9, PR) OBP: 0.364, SLG: 0.364 (9, 3)																	1	0	0	0	1	0	0
John Romano, R (1, 2) OBP: 0.416, SLG: 0.496	F8			K		BB			SH3-4 1-2			L5		CS 1-2	F8		2	0	0	0	1	1	2
Sherm Lollar, R (10, 2) OBP: 0.346, SLG: 0.449																	2	0	0	0	0	0	0
Billy Goodman, L (1, 5) OBP: 0.295, SLG: 0.291		F8		5-3		F8			4-3			1-3			5-3		5	0	0	0	0	0	3
Sammy Esposito, R (12, 5) OBP: 0.262, SLG: 0.231																	1	0	0	0	0	0	0
Al Smith, R (1, 7) OBP: 0.306, SLG: 0.387		K			1-3		E5 G5-4-3		6-3			F5			5-3		6	0	0	0	0	1	2
Jim McAnany, R (1, 9) OBP: 0.338, SLG: 0.348		6-3			BB 1B		G5-4-3 1-2f			F9			1-3			F7	6	0	1	0	0	0	1
Barry Latman, R (1, 1) OBP: 0.192, SLG: 0.152			6-3		BB 1-2		4-3			4-3			4-3			F6	3	0	0	0	1	0	0
Gerry Staley, R (10, 1) OBP: 0.267, SLG: 0.154																	2	0	0	0	0	0	0

Inning Stats	1	2	3	4	5	6	7	8	9	10	11	12	13	14	15	16	AB	R	H	RBI	BB	SO	LOB
	R: 0 E: 0 K: 0 S: 5	H: 2 LOB: 2 BB: 0 P: 5	R: 0 E: 0 K: 1 S: 5	H: 0 LOB: 0 BB: 0 P: 5	R: 0 E: 0 K: 0 S: 4	H: 1 LOB: 1 BB: 0 P: 4	R: 0 E: 0 K: 1 S: 5	H: 0 LOB: 0 BB: 0 P: 5	R: 0 E: 0 K: 0 S: 3	H: 0 LOB: 0 BB: 0 P: 3	R: 0 E: 0 K: 0 S: 3	H: 0 LOB: 0 BB: 0 P: 3	R: 0 E: 0 K: 0 S: 3	H: 0 LOB: 0 BB: 0 P: 3	R: 0 E: 0 K: 0 S: 3	H: 0 LOB: 0 BB: 0 P: 3	R: 0 E: 0 K: 0 S: 3	H: 1 LOB: 0 BB: 0 P: 3	1B: 6 2B: 0 3B: 0 HR: 0	SF: 0 SAC: 1 DP: 1 HBP: 0	WP: 0 PB: 0 SB: 0 CS: 2	PA: 57

PITCHER	IP	WLS	BF	H	R	ER	SO	BB	IBB	HBP	BLK	WP	HR	S	P	ERA	WHIP
Jerry Walker, R (1, 1) ERA: 2.66	16.0	W	55	6	0	0	4	3	0	0	0	0	0	60	72	0.00	0.562

PITCHER	IP	WLS	BF	H	R	ER	SO	BB	IBB	HBP	BLK	WP	HR	S	P	ERA	WHIP

AB	51
R	0
H	6
RBI	0
BB	3
SO	4
LOB	15

Chicago White Sox @ Baltimore Orioles

Memorial Stadium, Baltimore, MD

Fri Sep 11 1959, 7:05 PM EDT

Att. 22,305 - Unknown

livebaseballscorecards.com

BOTTOM

Batter	1	2	3	4	5	6	7	8	9	10	11	12	13	14	15	16	AB	R	H	RBI	BB	SO	LOB
Billy Klaus, L (1, 6) OBP: 0.361, SLG: 0.326	SH BB 1B		F5			K		F4		K		FC5 2-3f			5-3		4	0	1	0	0	1	2
Bob Nieman, R (10, PH) OBP: 0.368, SLG: 0.542																	1	0	0	0	0	1	2
Chico Carrasquel, R (11, 6) OBP: 0.295, SLG: 0.299																	2	0	0	0	0	0	2
Al Pilarcik, L (1, 9) OBP: 0.352, SLG: 0.348	1-2 SH BB		F8			F7		F5		1-3			4-3			FC4-6 SH3-4 1B 1B	6	1	1	0	1	0	4
Barry Shetrone, L (1, 8) OBP: 0.246, SLG: 0.238	SH 1-2 2-3		F8			5-3			F5		K		5-3			SH3-4 1-2	5	0	0	0	0	1	0
Gene Woodling, L (1, 7) OBP: 0.404, SLG: 0.471	F3			F4			F7		F9		F4		K			FC4-6 IBB	6	0	0	0	1	1	3
Bob Boyd, L (1, 3) OBP: 0.308, SLG: 0.347	F8			F8			F9		2B		6-3			3-1		FC4-6 1-2f 2-3 1B	7	0	1	0	0	0	5
Brooks Robinson, R (1, 5) OBP: 0.313, SLG: 0.377	5-3			K			6-3		5-3			FC5 SH1-3 1B		F8		1-2 3-H 1B	7	0	2	1	0	1	4
Joe Ginsberg, L (1, 2) OBP: 0.268, SLG: 0.211		F2			4-3			1B SH3-4 BB		F9		SH1-3 1-2		K			2	0	0	0	1	0	0
Albie Pearson, L (8, PR) OBP: 0.311, SLG: 0.266																	0	0	0	0	0	0	0
Gus Triandos, R (9, 2) OBP: 0.341, SLG: 0.456																	2	0	0	0	0	1	0
Billy Gardner, R (1, 4) OBP: 0.288, SLG: 0.306		5-3			K			SH3-4 1-2		1B 1B		IBB			6-3		3	0	1	0	0	1	0
Bob Hale, L (12, PH) OBP: 0.190, SLG: 0.220																	0	0	0	0	1	0	0
Jerry Adair, R (13, 4)																	1	0	0	0	0	0	0
Jerry Walker, S (1, 1) OBP: 0.194, SLG: 0.230		5-3			K2-3			2-3 1B		1-2 1B		K			5-3		6	0	2	0	0	2	2
Inning Stats	R: 0 H: 1 E: 0 LOB: 3 K: 0 BB: 1 S: 5 P: 9	R: 0 H: 0 E: 0 LOB: 0 K: 0 BB: 0 S: 3 P: 3	R: 0 H: 0 E: 0 LOB: 0 K: 0 BB: 0 S: 3 P: 3	R: 0 H: 0 E: 0 LOB: 0 K: 1 BB: 0 S: 5 P: 5	R: 0 H: 0 E: 0 LOB: 0 K: 2 BB: 0 S: 7 P: 7	R: 0 H: 0 E: 0 LOB: 0 K: 1 BB: 0 S: 5 P: 5	R: 0 H: 0 E: 0 LOB: 0 K: 0 BB: 0 S: 3 P: 3	R: 0 H: 1 E: 0 LOB: 2 K: 0 BB: 1 S: 4 P: 8	R: 0 H: 1 E: 0 LOB: 1 K: 0 BB: 0 S: 4 P: 4	R: 0 H: 2 E: 0 LOB: 2 K: 1 BB: 0 S: 7 P: 7	R: 0 H: 0 E: 0 LOB: 0 K: 1 BB: 0 S: 5 P: 5	R: 0 H: 1 E: 0 LOB: 2 K: 1 BB: 1 S: 6 P: 10	R: 0 H: 0 E: 0 LOB: 0 K: 1 BB: 0 S: 5 P: 5	R: 0 H: 0 E: 0 LOB: 0 K: 1 BB: 0 S: 5 P: 5	R: 0 H: 0 E: 0 LOB: 0 K: 0 BB: 0 S: 3 P: 3	R: 1 H: 2 E: 0 LOB: 2 K: 0 BB: 1 S: 4 P: 8	1B: 7 SF: 0 2B: 1 SAC: 4 3B: 0 DP: 0 HR: 0 HBP: 0	WP: 0 PA: 60 PB: 0 SB: 0 CS: 0						

	AB	52
	R	1
	H	8
	RBI	1
	BB	4
	SO	9
	LOB	24

PITCHER	IP	WLS	BF	H	R	ER	SO	BB	IBB	HBP	BLK	WP	HR	S	P	ERA	WHIP
Barry Latman, R (1, 1) ERA: 3.74	9.1		36	5	0	0	4	2	0	0	0	0	0	42	50	0.00	0.750
Gerry Staley, R (10, 1) ERA: 1.92	6.1	L	24	3	1	1	5	0	2	0	0	0	0	32	40	1.42	0.474

PITCHER	IP	WLS	BF	H	R	ER	SO	BB	IBB	HBP	BLK	WP	HR	S	P	ERA	WHIP

Batter	1	2	3	4	5	6	7	8	9	AB	R	H	RBI	BB	SO	LOB
Luis Aparicio, R (1, 6) OBP: 0.322, SLG: 0.337	F8	F8			5-3		G1 2-3	1-3 3-H 1B		5	0	1	0	0	0	3
Nellie Fox, L (1, 4) OBP: 0.377, SLG: 0.387	4-3		SSS K		4-3		F8	1-3		5	0	0	0	0	1	3
Al Smith, R (1, 7) (2, 9) (4, 7) OBP: 0.307, SLG: 0.386	4-3		5-3 2B 1B		5-3		F7		BBBB 4-0 CS BB	4	1	1	0	1	0	1
John Romano, R (1, 2) OBP: 0.414, SLG: 0.487 Sherm Lollar, R (6, 2) OBP: 0.344, SLG: 0.447		BBBB 4-0 1B 1B BB	5-3 1-2			F8		E5 1B 1B	F2	2 2	1 1	0 0	0 0	1 0	0 0	1 1
Ted Kluszewski, L (1, 3) OBP: 0.325, SLG: 0.425 Earl Torgeson, L (8, PR) OBP: 0.363, SLG: 0.363 (8, 3)		1-2 2B 1B	2-H 2B			BB 1B		BBBB 4-0 1B 1B BB	SSS 0-3 1-2 K	3 1	1 1	3 0	1 0	1 0	0 1	0 1
Jim Landis, R (1, 8) OBP: 0.372, SLG: 0.382		2B 1-2 2-H 1B	6-3			BBBB 4-0 1-2 BB		G4-6-3 1B S 1-2 2-3 1B		3	1	2	1	1	0	1
Bubba Phillips, R (1, 5) OBP: 0.319, SLG: 0.377 Billy Goodman, L (8, PH) OBP: 0.295, SLG: 0.291 Sammy Esposito, R (8, PH) OBP: 0.274, SLG: 0.245 (8, 5)		1-3 2-H 2B		F8		F9		G4-6-3 1-2 2-H 3-H 1B		3 0 1	0 0 0	1 0 1	1 0 2	0 0 0	0 0 0	2 0 0
Jim McAnany, R (1, 9) OBP: 0.335, SLG: 0.345 (2, 7) Jim Rivera, L (4, 9) OBP: 0.265, SLG: 0.369	SSS K		5-3			F5		G4-6-3 1-2f 2-3		2 2	0 0	0 0	0 0	0 0	1 0	2 4
Early Wynn, S (1, 1) OBP: 0.333, SLG: 0.415		4-3		3-1			G1 2B	BBBB 4-0 1B BB		3	0	1	0	1	0	2
Inning Stats	R: 0 E: 0 K: 0 S: 3 H: 0 LOB: 0 BB: 0 P: 3	R: 2 E: 0 K: 1 S: 8 H: 3 LOB: 2 BB: 1 P: 12	R: 1 E: 0 K: 1 S: 7 H: 2 LOB: 1 BB: 0 P: 7	R: 0 E: 0 K: 0 S: 3 H: 0 LOB: 0 BB: 0 P: 3	R: 0 E: 0 K: 0 S: 3 H: 0 LOB: 0 BB: 0 P: 3	R: 0 E: 0 K: 0 S: 4 H: 1 LOB: 2 BB: 1 P: 8	R: 0 E: 0 K: 0 S: 4 H: 1 LOB: 1 BB: 0 P: 4	R: 3 E: 1 K: 0 S: 6 H: 3 LOB: 2 BB: 2 P: 14	R: 0 E: 0 K: 1 S: 4 H: 0 LOB: 1 BB: 1 P: 8	1B: 7 2B: 4 3B: 0 HR: 0 SF: 0 SAC: 0 DP: 2 HBP: 0						

PITCHER		IP	WLS	BF	H	R	ER	SO	BB	IBB	HBP	BLK	WP	HR	S	P	ERA	WHIP
Billy O'Dell, L ERA: 3.13	(1, 1)	7.0	L	30	7	3	3	2	2	0	0	0	0	0	32	40	3.86	1.286
Ernie Johnson, R ERA: 4.11	(8, 1)	0.0		3	1	3	1	0	1	0	0	0	0	0	2	6	∞	∞
Rip Coleman, L ERA: 4.45	(8, 1)	1.0		5	2	0	0	0	1	0	0	0	0	0	4	8	0.00	3.000
Billy Hoeft, L ERA: 5.59	(9, 1)	1.0		3	0	0	0	1	1	0	0	0	0	0	4	8	0.00	1.000

PITCHER	IP	WLS	BF	H	R	ER	SO	BB	IBB	HBP	BLK	WP	HR	S	P	ERA	WHIP

TOP

Chicago White Sox @ Baltimore Orioles

Memorial Stadium, Baltimore, MD

Sat Sep 12 1959, 3:33 AM EDT

Att. 11,904 - Unknown

livebaseballscorecards.com

AB	36
R	6
H	10
RBI	5
BB	5
SO	3
LOB	21

1B: 7 SF: 0 WP: 0 PA: 41
2B: 4 SAC: 0 PB: 0
3B: 0 DP: 2 SB: 1
HR: 0 HBP: 0 CS: 1

BOTTOM

Chicago White Sox @ Baltimore Orioles

Memorial Stadium, Baltimore, MD

Sat Sep 12 1959, 3:33 AM EDT

Att. 11,904 - Unknown

livebaseballscorecards.com

Batter	1	2	3	4	5	6	7	8	9	AB	R	H	RBI	BB	SO	LOB
Billy Klaus, L (1, 6) OBP: 0.363, SLG: 0.326	4-3		BBBB 4-0 FC1-6 BB		1-3			1B 1B 1B		3	0	1	0	1	0	0
Bob Saverine, S (8, PR)										0	1	0	0	0	0	0
Jerry Adair, R (9, 4)										0	0	0	0	0	0	0
Al Pilarcik, L (1, 9) OBP: 0.350, SLG: 0.347	F8		0-0 FC1-6 1B 1-2f			F6		FC5-4 1B 1-3 1B		4	0	1	0	0	0	1
Bob Nieman, R (1, 7) OBP: 0.369, SLG: 0.542	5-3		1-3 1B			SSS K		FC5-4 1-2 3-H 1B		4	0	2	1	0	1	0
Bob Boyd, L (1, 3) OBP: 0.305, SLG: 0.344		6-3	4-3			6-3		FC5-4 1-2f 2-3		4	0	0	0	0	0	4
Brooks Robinson, R (1, 5) OBP: 0.312, SLG: 0.373		H 1-0 1B HBP	SSS 0-3 K				F8	SSS 0-3 K		3	0	0	0	0	2	2
Willie Tasby, R (1, 8) OBP: 0.298, SLG: 0.372		0-0 FC6-4 1-2 1B	SSS 0-3 K				BB 1B G1-2-3 1B	SSS 0-3 K		4	0	2	0	0	2	2
Billy Hoeft, L (9, 1) OBP: 0.235, SLG: 0.294										0	0	0	0	0	0	0
Joe Ginsberg, L (1, 2) OBP: 0.267, SLG: 0.212		F7		F9			BB 1-2 1B		F4	4	0	1	0	0	0	2
Billy Gardner, R (1, 4) OBP: 0.287, SLG: 0.305		FC6-4 1-2f			5-3		BBBB 4-0 1-2 2-3 BB		F6	2	0	0	0	0	0	2
Bob Hale, L (7, PH)										0	0	0	0	1	0	0
Fred Valentine, S (7, PR) OBP: 0.375, SLG: 0.286										0	0	0	0	0	0	0
Chico Carrasquel, R (8, 4) OBP: 0.294, SLG: 0.299										1	0	0	0	0	0	0
(9, 6)																
Billy O'Dell, S (1, 1) OBP: 0.138, SLG: 0.130			G3		1-3		G1-2-3 3-Hf		F2	2	0	0	0	0	0	0
Gene Woodling, L (7, PH) OBP: 0.403, SLG: 0.470										1	0	0	0	0	0	3
Ernie Johnson, R (8, 1) OBP: 0.333, SLG: 0.333										0	0	0	0	0	0	0
Rip Coleman, L (8, 1) OBP: 0.080, SLG: 0.080										0	0	0	0	0	0	0
Albie Pearson, L (9, 8) OBP: 0.309, SLG: 0.264										1	0	0	0	0	0	0
Inning Stats	R: 0 E: 0 K: 0 S: 3 H: 0 LOB: 0 BB: 0 P: 3	R: 0 E: 0 K: 0 S: 4 H: 1 LOB: 2 BB: 0 P: 5	R: 0 E: 0 K: 0 S: 4 H: 1 LOB: 2 BB: 1 P: 8	R: 0 E: 0 K: 2 S: 7 H: 0 LOB: 0 BB: 0 P: 7	R: 0 E: 0 K: 0 S: 3 H: 0 LOB: 0 BB: 0 P: 3	R: 0 E: 0 K: 1 S: 5 H: 0 LOB: 0 BB: 0 P: 5	R: 0 E: 0 K: 0 S: 4 H: 2 LOB: 2 BB: 1 P: 8	R: 1 E: 0 K: 2 S: 10 H: 3 LOB: 2 BB: 0 P: 10	R: 0 E: 0 K: 0 S: 3 H: 0 LOB: 0 BB: 0 P: 3	1B: 7 2B: 0 3B: 0 HR: 0	SF: 0 SAC: 0 DP: 1 HBP: 1						

	AB	33
	R	1
	H	7
	RBI	1
	BB	2
	SO	5
	LOB	16

WP: 0 PB: 0 SB: 0 CS: 0 PA: 36

PITCHER		IP	WLS	BF	H	R	ER	SO	BB	IBB	HBP	BLK	WP	HR	S	P	ERA	WHIP
Early Wynn, R ERA: 3.1	(1, 1)	9.0	W	36	7	1	1	5	2	0	1	0	0	0	43	52	1.00	1.000

PITCHER	IP	WLS	BF	H	R	ER	SO	BB	IBB	HBP	BLK	WP	HR	S	P	ERA	WHIP

Batter	1	2	3	4	5	6	7	8	9	10	AB	R	H	RBI	BB	SO	LOB
Bill Tuttle, R (1, 8) OBP: 0.369, SLG: 0.413	F2		5-3		K		F9			BB, 1B	5	1	1	0	0	1	2
Russ Snyder, L (1, 9) OBP: 0.376, SLG: 0.420	4-3		E 1B, 3-H		B1			F9		2B, BB	4	2	1	1	1	0	0
Dick Williams, R (1, 5) OBP: 0.317, SLG: 0.449 Roger Maris, L (10, PH) OBP: 0.362, SLG: 0.472 Hal Smith, R (10, 5) OBP: 0.370, SLG: 0.369	L6		E8, 2B, 1-H		5-3			F2		2B, 1B, 1-2, 2-H, 3-H	4 1 0	1 1 0	1 1 0	0 2 0	0 0 0	0 0 0	0 0 0
Bob Cerv, R (1, 7) OBP: 0.341, SLG: 0.484		K	2B, 3-H			K		F9		1B, FC4-6, 1-3, 2-H	5	1	2	2	0	2	0
Kent Hadley, L (1, 3) OBP: 0.309, SLG: 0.429		G3	F9			F8			F2	FC4-6, 1B, 2-3, 3-H	5	0	1	1	0	0	1
Jerry Lumpe, L (1, 6) OBP: 0.306, SLG: 0.296		P5		3-1, 2B		5-3			F7	FC4-6, 1-2	5	0	2	0	0	0	0
Lou Klimchock, L (1, 4) OBP: 0.214, SLG: 0.286			2B, 4-3	F6			F9		K	FC4-6, 1-2f, 2-3, 3-H	5	1	1	1	0	1	3
Frank House, L (1, 2) OBP: 0.291, SLG: 0.313			4-3, 1B, 1-3	3-1, 2-3			E3, SH2-4		F7, F8		5	1	1	0	0	0	3
Ned Garver, R (1, 1) OBP: 0.310, SLG: 0.418 Bob Grim, R (8, 1) OBP: 0.156, SLG: 0.207 Ray Herbert, R (8, 1) OBP: 0.250, SLG: 0.298			4-3, 2-3, 3-H	F7			SH2-4, 1-2			1B, 1B	2 0 1	0 0 1	0 0 1	1 0 0	0 0 0	0 0 0	2 0 0
Inning Stats	R: 0 E: 0 K: 0 S: 3 H: 0 LOB: 0 BB: 0 P: 3	R: 0 E: 0 K: 1 S: 5 H: 0 LOB: 0 BB: 0 P: 5	R: 4 E: 1 K: 0 S: 8 H: 5 LOB: 1 BB: 0 P: 8	R: 0 E: 0 K: 0 S: 4 H: 1 LOB: 1 BB: 0 P: 4	R: 0 E: 0 K: 1 S: 5 H: 0 LOB: 0 BB: 0 P: 5	R: 0 E: 0 K: 1 S: 5 H: 0 LOB: 0 BB: 0 P: 5	R: 0 E: 1 K: 0 S: 4 H: 0 LOB: 1 BB: 0 P: 4	R: 0 E: 0 K: 0 S: 3 H: 0 LOB: 0 BB: 0 P: 3	R: 0 E: 0 K: 1 S: 5 H: 0 LOB: 0 BB: 0 P: 5	R: 5 E: 0 K: 0 S: 9 H: 6 LOB: 2 BB: 1 P: 13	1B: 8 2B: 4 3B: 0 HR: 0	SF: 0 SAC: 1 DP: 0 HBP: 0						

PITCHER	IP	WLS	BF	H	R	ER	SO	BB	IBB	HBP	BLK	WP	HR	S	P	ERA	WHIP
Arnie Portocarrero, R (1, 1) ERA: 6.8	7.0		28	6	4	4	3	0	0	0	0	0	0	34	34	5.14	0.857
Billy Loes, R (8, 1) ERA: 3.57	3.0	L	16	6	5	5	1	1	0	0	0	0	0	17	21	15.00	2.333

PITCHER	IP	WLS	BF	H	R	ER	SO	BB	IBB	HBP	BLK	WP	HR	S	P	ERA	WHIP

TOP

Kansas City Athletics @ Baltimore Orioles

Memorial Stadium, Baltimore, MD

Sun Sep 13 1959, 3:33 AM EDT

Unknown

livebaseballscorecards.com

AB	42
R	9
H	12
RBI	8
BB	1
SO	4
LOB	11

PA: 44

WP: 0 PB: 0 SB: 0 CS: 0

Batter	1	2	3	4	5	6	7	8	9	10	AB	R	H	RBI	BB	SO	LOB
Billy Klaus, L (1, 6) OBP: 0.358, SLG: 0.321	F9		4-3			F2		F7	P6		5	0	0	0	0	0	4
Willie Tasby, R (1, 8) OBP: 0.299, SLG: 0.373	4-3			5-3		6-3		BBBB, FC4-6, 1-2, 1B, BB		1B, 2B	4	1	1	0	1	0	0
Bob Nieman, R (1, 7) OBP: 0.370, SLG: 0.543	F8			2-3			1B, 2B	1-2, 2-H, FC4-6, 1B		6-3	5	1	2	1	0	0	1
Gene Woodling, L (1, 9) OBP: 0.401, SLG: 0.467		4-3		P6			F8	1-2f, 2-3, FC4-6		2-H, G4-6-3, 1B	5	0	1	1	0	0	3
Bob Boyd, L (1, 3) OBP: 0.306, SLG: 0.347		4-3	2B				2-H, E, 1B, 1B	G3		1-2f, G4-6-3	5	1	2	1	0	0	3
Brooks Robinson, R (1, 5) OBP: 0.311, SLG: 0.371 Leo Burke, R (10, 5)		5-3	5-3				1-2, E, 1B, 1B		G3		4 0	1 0	1 0	0 0	0 0	0 0	1 0
Joe Ginsberg, L (1, 2) OBP: 0.274, SLG: 0.216 Barry Shetrone, L (7, PR) OBP: 0.246, SLG: 0.238 Billy Loes, R (8, 1) OBP: 0.125, SLG: 0.125			1B		BBBB, G1-4-3, BB		E1, 1B, 1-2, 2-3		E3, 1B		2 0 1	0 0 0	1 0 1	0 0 0	1 0 0	0 0 0	2 0 0
Billy Gardner, R (1, 4) OBP: 0.285, SLG: 0.303 Bob Hale, L (7, PH) OBP: 0.227, SLG: 0.238 Fred Valentine, S (7, PR) OBP: 0.375, SLG: 0.286 Chico Carrasquel, R (8, 4) OBP: 0.293, SLG: 0.298			L7		1-2f, G1-4-3		1-3, 2-H, 3-H, CS, 1B		E3, 2B	1-2	2 1 0 1	0 0 0 0	0 1 0 0	0 2 0 0	0 0 0 0	0 0 0 0	3 0 0 1
Arnie Portocarrero, R (1, 1) Al Pilarcik, L (7, PH) OBP: 0.350, SLG: 0.347 Gus Triandos, R (8, 2) OBP: 0.344, SLG: 0.461			F8			SSS, K	1-2, CS	PB, 1B		1-3, 2B	2 0 2	0 0 1	0 0 2	0 0 0	1 0 0	0 0 0	1 0 0
Inning Stats	R: 0 E: 0 K: 0 S: 3 H: 0 LOB: 0 BB: 0 P: 3	R: 0 E: 0 K: 0 S: 3 H: 0 LOB: 0 BB: 0 P: 3	R: 0 E: 0 K: 0 S: 4 H: 1 LOB: 1 BB: 0 P: 4	R: 0 E: 0 K: 0 S: 3 H: 0 LOB: 0 BB: 0 P: 3	R: 0 E: 0 K: 0 S: 3 H: 1 LOB: 1 BB: 1 P: 7	R: 0 E: 0 K: 1 S: 5 H: 0 LOB: 0 BB: 0 P: 5	R: 3 E: 1 K: 0 S: 6 H: 4 LOB: 1 BB: 0 P: 6	R: 1 E: 0 K: 0 S: 5 H: 2 LOB: 2 BB: 1 P: 9	R: 0 E: 1 K: 0 S: 5 H: 2 LOB: 2 BB: 0 P: 5	R: 1 E: 0 K: 0 S: 4 H: 2 LOB: 0 BB: 0 P: 4	1B: 8 2B: 4 3B: 0 HR: 0	SF: 0 SAC: 0 DP: 2 HBP: 0						

PITCHER	IP	WLS	BF	H	R	ER	SO	BB	IBB	HBP	BLK	WP	HR	S	P	ERA	WHIP
Ned Garver, R (1, 1) ERA: 3.84	7.0		26	6	3	3	1	1	0	0	0	0	0	27	31	3.86	1.000
Bob Grim, R (8, 1) ERA: 4.09	0.1		4	2	1	1	0	1	0	0	0	0	0	3	7	27.00	9.000
Ray Herbert, R (8, 1) ERA: 4.76	2.2	W	11	4	1	1	0	0	0	0	0	0	0	11	11	3.38	1.500

PITCHER	IP	WLS	BF	H	R	ER	SO	BB	IBB	HBP	BLK	WP	HR	S	P	ERA	WHIP

BOTTOM

Kansas City Athletics @ Baltimore Orioles

Memorial Stadium, Baltimore, MD

Sun Sep 13 1959, 3:33 AM EDT

Unknown

livebaseballscorecards.com

AB	39
R	5
H	12
RBI	5
BB	2
SO	1
LOB	19

WP: 0	PA: 42		
PB: 1			
SB: 0			
CS: 1			

Batter	1	2	3	4	5	6	7	8	9	AB	R	H	RBI	BB	SO	LOB
Bill Tuttle, R (1, 8) OBP: 0.368, SLG: 0.413	4-3	P4		F9			P6		F8	1	0	0	0	0	0	0
Roger Maris, L (1, 9) OBP: 0.359, SLG: 0.467										4	0	0	0	0	0	2
Russ Snyder, L (1, 9) (1, 8) OBP: 0.372, SLG: 0.411	BBBB 4-0 1B 1B BB		4-3		K		1-3		E3 G4-6-3	4	0	0	0	1	1	0
Hal Smith, R (1, 5) OBP: 0.371, SLG: 0.370	F3		1B 1B		5-3			1-3 1B 1B	G4-6-3 1-2f	5	2	2	0	0	0	2
Bob Cerv, R (1, 7) OBP: 0.341, SLG: 0.482	1-H 1B		SSS K		SSS K			F2		4	0	1	0	0	2	2
Kent Hadley, L (1, 3) OBP: 0.315, SLG: 0.432		F7	1B 1-2 1B			BBBB 4-0 E SH1-4 BB		1-2 1B 1-3 1B		3	1	2	0	1	0	0
Jerry Lumpe, L (1, 6) OBP: 0.309, SLG: 0.299		E 1B 1B	1-3 2-H 1B			SH1-4 1-2		1-2 2-3 1-3		3	1	2	1	0	0	2
Lou Klimchock, L (1, 4) OBP: 0.222, SLG: 0.278		E9 1B 1-2	4-3			E4 G4-6-3 2-3		2-H 3-H 1B 1B		4	0	1	2	0	0	4
Frank House, L (1, 2) OBP: 0.290, SLG: 0.312		F2		L3		G4-6-3 1-2f		1-2 1B		4	0	1	0	0	0	4
Bud Daley, L (1, 1) OBP: 0.325, SLG: 0.301		1-3 2-H 1B		1-3			P4	1-3		4	0	1	1	0	0	2
Inning Stats	R: 0 E: 0 K: 0 S: 3 H: 1 LOB: 2 BB: 1 P: 7	R: 1 E: 1 K: 0 S: 6 H: 2 LOB: 2 BB: 0 P: 6	R: 1 E: 0 K: 1 S: 8 H: 3 LOB: 2 BB: 0 P: 8	R: 0 E: 0 K: 0 S: 3 H: 0 LOB: 0 BB: 0 P: 3	R: 0 E: 0 K: 2 S: 7 H: 0 LOB: 0 BB: 0 P: 7	R: 0 E: 1 K: 0 S: 3 H: 0 LOB: 1 BB: 1 P: 7	R: 0 E: 0 K: 0 S: 3 H: 0 LOB: 0 BB: 0 P: 3	R: 2 E: 0 K: 0 S: 7 H: 4 LOB: 2 BB: 0 P: 7	R: 0 E: 1 K: 0 S: 3 H: 0 LOB: 0 BB: 0 P: 3	1B: 10 2B: 0 3B: 0 HR: 0 SF: 0 SAC: 1 DP: 2 HBP: 0							

PITCHER	IP	WLS	BF	H	R	ER	SO	BB	IBB	HBP	BLK	WP	HR	S	P	ERA	WHIP
Milt Pappas, R (1, 1) ERA: 3.29	9.0	L	39	10	4	3	3	2	0	0	0	0	0	43	51	3.00	1.333

PITCHER	IP	WLS	BF	H	R	ER	SO	BB	IBB	HBP	BLK	WP	HR	S	P	ERA	WHIP

TOP

Kansas City Athletics @ Baltimore Orioles

Memorial Stadium, Baltimore, MD

Sun Sep 13 1959, 3:38 AM EDT

Att. 9,103 - Unknown

livebaseballscorecards.com

AB	36
R	4
H	10
RBI	4
BB	2
SO	3
LOB	18

WP: 0 PB: 0 SB: 0 CS: 0 PA: 39

Batter	1	2	3	4	5	6	7	8	9	AB	R	H	RBI	BB	SO	LOB
Willie Tasby, R (1, 8) OBP: 0.303, SLG: 0.379	x 0-0 2B		x 0-0 ① 1-3		x 0-0 2B			B B B B 4-0 G6-4-3 BB		3	0	2	0	1	0	0
Leo Burke, R (1, 5) OBP: 0.250, SLG: 0.250	S S S 0-3 ① K		x 0-0 1B		S S S 0-3 ② K			x 0-0 ①② G6-4-3 1-2f		4	0	1	0	0	2	3
Bob Nieman, R (1, 7) OBP: 0.368, SLG: 0.538	B B B B 4-0 BB		x 0-0 ② F8		S S S 0-3 ③ K			S S S 0-3 ③ K		3	0	0	0	1	2	2
Gus Triandos, R (1, 2) OBP: 0.341, SLG: 0.456	x 0-0 ② F5		x 0-0 ③ F5			x 0-0 ① L7			S S S 0-3 ① K	4	0	0	0	0	1	3
Walt Dropo, R (1, 3) OBP: 0.297, SLG: 0.404	x 0-0 ③ F2			x 0-0 ① P5		x 0-0 ② F2			x 0-0 HR	4	1	1	1	0	0	2
Chico Carrasquel, R (1, 6) OBP: 0.293, SLG: 0.295		B B B B 4-0 G6-4-3 1B BB		x 0-0 ② 6-3		x 0-0 ③ F9			x 0-0 ② 5-3	3	0	0	0	1	0	0
Fred Valentine, S (1, 9) OBP: 0.500, SLG: 0.400		x 0-0 G6-4-3 1-2 1B		B B B B 4-0 BB		x 0-0 ① 1-3			x 0-0 1B	3	0	2	0	1	0	0
Billy Gardner, R (1, 4) OBP: 0.283, SLG: 0.300		x 0-0 ①② G6-4-3 1-2f 2-3		x 0-0 ③ 5-3		x 0-0 ② 5-3			x 0-0 ③ F7	4	0	0	0	0	0	4
Milt Pappas, R (1, 1) OBP: 0.160, SLG: 0.151		x 0-0 ③ P4			S S S 0-3 ① K	x 0-0 ③ F2				3	0	0	0	0	1	1
Inning Stats	R: 0 H: 1 E: 0 LOB: 2 K: 1 BB: 1 S: 6 P: 10	R: 0 H: 1 E: 0 LOB: 1 K: 0 BB: 1 S: 3 P: 7	R: 0 H: 1 E: 0 LOB: 1 K: 0 BB: 0 S: 4 P: 4	R: 0 H: 0 E: 0 LOB: 1 K: 0 BB: 1 S: 3 P: 7	R: 0 H: 1 E: 0 LOB: 1 K: 3 BB: 0 S: 10 P: 10	R: 0 H: 0 E: 0 LOB: 0 K: 0 BB: 0 S: 3 P: 3	R: 0 H: 0 E: 0 LOB: 0 K: 0 BB: 0 S: 3 P: 3	R: 0 H: 0 E: 0 LOB: 0 K: 1 BB: 1 S: 4 P: 8	R: 1 H: 2 E: 0 LOB: 1 K: 1 BB: 0 S: 7 P: 7	1B: 3 SF: 0 2B: 2 SAC: 0 3B: 0 DP: 2 HR: 1 HBP: 0						WP: 0 PA: 35 PB: 0 SB: 0 CS: 0	

PITCHER	IP	WLS	BF	H	R	ER	SO	BB	IBB	HBP	BLK	WP	HR	S	P	ERA	WHIP
Bud Daley, L (1, 1) ERA: 3.09	9.0	W	35	6	1	1	6	4	0	0	0	0	1	43	59	1.00	1.111

PITCHER	IP	WLS	BF	H	R	ER	SO	BB	IBB	HBP	BLK	WP	HR	S	P	ERA	WHIP

BOTTOM

Kansas City Athletics @ Baltimore Orioles

Memorial Stadium, Baltimore, MD

Sun Sep 13 1959, 3:38 AM EDT

Att. 9,103 - Unknown

livebaseballscorecards.com

AB	31
R	1
H	6
RBI	1
BB	4
SO	6
LOB	15

Batter	1	2	3	4	5	6	7	8	9	AB	R	H	RBI	BB	SO	LOB
Russ Snyder, L (1, 8) OBP: 0.370, SLG: 0.408	BB, 1B		6-3			F9		G3-6-3, 1-2f		4	0	1	0	0	0	1
Jerry Lumpe, L (1, 6) OBP: 0.310, SLG: 0.299	1-2, BB		F7			1-3			3B, 1B	3	1	1	0	1	0	0
Roger Maris, L (1, 9) OBP: 0.356, SLG: 0.463	K			K			L8		F8	4	0	0	0	0	2	3
Bob Cerv, R (1, 7) OBP: 0.340, SLG: 0.484	F8			L8			K		1-H, SF8, 3B	4	1	1	1	0	1	2
Kent Hadley, L (1, 3) OBP: 0.311, SLG: 0.427	K			P4			K		SF8, 3-H	3	0	0	1	0	2	2
Hal Smith, R (1, 5) OBP: 0.369, SLG: 0.368		5-3			6-3			HR, 1B	F9	4	1	1	0	0	0	0
Lou Klimchock, L (1, 4) OBP: 0.238, SLG: 0.429		4-3			P3			1-H, HR		3	1	1	2	0	0	0
Frank House, L (1, 2) OBP: 0.288, SLG: 0.310		F9			F5			L9		3	0	0	0	0	0	0
Al Grunwald, L (1, 1)			G3			K		G3-6-3, BB		1	0	0	0	0	0	0
Murry Dickson, R (4, 1) OBP: 0.176, SLG: 0.176										1	0	0	0	0	1	0
Joe Morgan, L (8, PH) OBP: 0.333, SLG: 0.324										0	0	0	0	1	0	0
Evans Killeen, R (8, 1)										0	0	0	0	0	0	0
Inning Stats	R: 0 E: 0 K: 2 S: 8	H: 1 LOB: 2 BB: 1 P: 12	R: 0 E: 0 K: 0 S: 3	H: 0 LOB: 0 BB: 0 P: 3	R: 0 E: 0 K: 0 S: 3	H: 0 LOB: 0 BB: 0 P: 3	R: 0 E: 0 K: 1 S: 5	H: 0 LOB: 0 BB: 0 P: 5	R: 0 E: 0 K: 0 S: 3	H: 0 LOB: 0 BB: 0 P: 3	R: 0 E: 0 K: 1 S: 5	H: 0 LOB: 0 BB: 0 P: 5	R: 0 E: 0 K: 2 S: 7	H: 0 LOB: 0 BB: 0 P: 7	R: 2 E: 0 K: 0 S: 4	H: 2 LOB: 0 BB: 1 P: 8	R: 2 E: 0 K: 0 S: 5	H: 2 LOB: 0 BB: 0 P: 5	1B: 3 2B: 0 3B: 1 HR: 1	SF: 1 SAC: 0 DP: 1 HBP: 0	WP: 0 PB: 0 SB: 0 CS: 0	PA: 33

PITCHER		IP	WLS	BF	H	R	ER	SO	BB	IBB	HBP	BLK	WP	HR	S	P	ERA	WHIP
Hal Brown, R ERA: 3.82	(1, 1)	9.0	W	33	5	4	4	6	2	0	0	0	0	1	43	51	4.00	0.778

PITCHER	IP	WLS	BF	H	R	ER	SO	BB	IBB	HBP	BLK	WP	HR	S	P	ERA	WHIP

TOP

Kansas City Athletics @ Baltimore Orioles

Memorial Stadium, Baltimore, MD

Mon Sep 14 1959, 7:05 PM EDT

Att. 3,994 - Unknown

livebaseballscorecards.com

AB	30
R	4
H	5
RBI	4
BB	2
SO	6
LOB	8

Batter	1	2	3	4	5	6	7	8	9	AB	R	H	RBI	BB	SO	LOB
Willie Tasby, R (1, 8) OBP: 0.302, SLG: 0.377	0-0 BB 1B 1B	0-0 4-3		0-0 L8	0-0 G6-4-3 1-2f		0-0 L4			5	1	1	0	0	0	6
Gene Woodling, L (1, 9) OBP: 0.402, SLG: 0.465 Fred Valentine, S (5, 9) OBP: 0.429, SLG: 0.333	B B B B 4-0 1B 1B 2B 1-2 BB	0-0 5-3		B B B B 4-0 HR BB		0-0 F5	0-0 F5			1 2	2 0	0 0	0 0	2 0	0 0	0 2
Bob Nieman, R (1, 7) OBP: 0.372, SLG: 0.548 Barry Shetrone, L (8, 7) OBP: 0.243, SLG: 0.234	0-0 1B 2B 1-2 2-H 1B	B B B B 4-0 BB		0-0 1-H 2-H HR		S S S 0-3 K		0-0 F3		3 1	2 0	2 0	4 0	1 0	1 0	0 0
Gus Triandos, R (1, 2) OBP: 0.339, SLG: 0.451	0-0 F7	0-0 F9		B B B B 4-0 FC6-4 BB		0-0 6-3		0-0 L5		4	0	0	0	1	0	3
Brooks Robinson, R (1, 5) OBP: 0.313, SLG: 0.371	0-0 2B 1B 1-2 2-3 1B		0-0 6-3	0-0 FC6-4 1-2f			0-0 1B 1B 1B	0-0 L5		5	2	2	0	0	0	1
Walt Dropo, R (1, 3) OBP: 0.307, SLG: 0.414	0-0 1B 1-3 2-H 3-H 2B		0-0 F8	B B B B 4-0 E 1B BB			0-0 1B 1B 1-2 1B			3	1	2	2	1	0	0
Chico Carrasquel, R (1, 6) OBP: 0.295, SLG: 0.297	0-0 F9		0-0 6-3		0-0 E 1-2 1B		0-0 1B 1-2 2-H 1B			4	0	2	1	0	0	2
Jerry Adair, R (1, 4) OBP: 0.600, SLG: 0.500	0-0 2-3 3-H 1B			B B B B 4-0 SH1-4 HR BB		0-0 F3	0-0 1-2 2-H 1B			3	1	2	2	1	0	2
Hal Brown, R (1, 1) OBP: 0.130, SLG: 0.095	S S S 0-3 K			0-0 SH1-4 1-2	0-0 E1 G6-4-3 1-2 2-3		0-0 P5			3	0	0	0	0	1	6
Inning Stats	R: 4 H: 5 E: 0 LOB: 2 K: 1 BB: 1 S: 10 P: 14	R: 0 H: 0 E: 0 LOB: 1 K: 0 BB: 1 S: 3 P: 7	R: 0 H: 0 E: 0 LOB: 0 K: 0 BB: 0 S: 3 P: 3	R: 3 H: 1 E: 0 LOB: 1 K: 0 BB: 3 S: 4 P: 16	R: 0 H: 1 E: 1 LOB: 2 K: 0 BB: 1 S: 4 P: 8	R: 0 H: 0 E: 0 LOB: 0 K: 1 BB: 0 S: 5 P: 5	R: 2 H: 4 E: 0 LOB: 2 K: 0 BB: 0 S: 7 P: 7	R: 0 H: 0 E: 0 LOB: 0 K: 0 BB: 0 S: 3 P: 3		1B: 9 SF: 0 2B: 1 SAC: 1 3B: 0 DP: 1 HR: 1 HBP: 0				WP: 0 PA: 41 PB: 0 SB: 0 CS: 0		

PITCHER		IP	WLS	BF	H	R	ER	SO	BB	IBB	HBP	BLK	WP	HR	S	P	ERA	WHIP
Al Grunwald, L ERA: 8.0	(1, 1)	3.2	L	22	6	7	7	1	5	0	0	0	0	1	19	39	17.18	3.000
Murry Dickson, R ERA: 4.94	(4, 1)	3.1		16	5	2	2	1	1	0	0	0	0	0	17	21	5.40	1.800
Evans Killeen, R ERA: 5.06	(8, 1)	1.0		3	0	0	0	0	0	0	0	0	0	0	3	3	0.00	0.000

PITCHER	IP	WLS	BF	H	R	ER	SO	BB	IBB	HBP	BLK	WP	HR	S	P	ERA	WHIP

BOTTOM

Kansas City Athletics @ Baltimore Orioles

Memorial Stadium, Baltimore, MD

Mon Sep 14 1959, 7:05 PM EDT

Att. 3,994 - Unknown

livebaseballscorecards.com

AB	34
R	9
H	11
RBI	9
BB	6
SO	2
LOB	22

Detroit Tigers @ Baltimore Orioles

Memorial Stadium, Baltimore, MD

Tue Sep 15 1959, 7:05 PM EDT

Att. 12,907 - Unknown

TOP

livebaseballscorecards.com

Batter	1	2	3	4	5	6	7	8	9	10	11	AB	R	H	RBI	BB	SO	LOB
Eddie Yost, R (1, 5) OBP: 0.433, SLG: 0.436	F9		K		BB		BB			F8		3	0	0	0	2	1	1
Gail Harris, L (1, 3) OBP: 0.295, SLG: 0.342	PB 1B 1B		1-3 1-2		F9		4-3			6-3		5	1	1	0	0	0	4
Harvey Kuenn, R (1, 9) OBP: 0.400, SLG: 0.488	K		1-3			G3 BB 1B		K		K		5	0	1	0	0	3	2
Al Kaline, R (1, 8) OBP: 0.406, SLG: 0.520	1-H 1B			L8		G5-3 G3 1-2 BB		K			FC2-6 1B	4	0	2	1	1	1	0
Charlie Maxwell, L (1, 7) OBP: 0.361, SLG: 0.467	F7			P4		G3 1-2 2-3		BB			FC2-6 1-2f	4	0	0	0	1	0	4
Frank Bolling, R (1, 4) OBP: 0.340, SLG: 0.405		K		6-3		HBP		6-3			F2	4	0	0	0	0	1	2
Lou Berberet, L (1, 2) OBP: 0.286, SLG: 0.378		K	1-3			G5-3 2-3f			F5		G3	5	0	0	0	0	1	4
Ted Lepcio, R (1, 6) OBP: 0.327, SLG: 0.404		F5			SH2-4 BB		5-3		P3			3	0	0	0	1	0	0
Paul Foytack, R (1, 1) OBP: 0.175, SLG: 0.122			1-3 BB		SH2-4 1-2		P4		4-3			2	0	0	0	1	0	0
Inning Stats	R: 1 H: 2 E: 0 LOB: 1 K: 1 BB: 0 S: 7 P: 7	R: 0 H: 0 E: 0 LOB: 0 K: 2 BB: 0 S: 7 P: 7	R: 0 H: 0 E: 0 LOB: 1 K: 1 BB: 1 S: 5 P: 9	R: 0 H: 0 E: 0 LOB: 0 K: 0 BB: 0 S: 3 P: 3	R: 0 H: 0 E: 0 LOB: 2 K: 0 BB: 2 S: 3 P: 11	R: 0 H: 1 E: 0 LOB: 2 K: 0 BB: 1 S: 3 P: 8	R: 0 H: 0 E: 0 LOB: 1 K: 0 BB: 1 S: 3 P: 7	R: 0 H: 0 E: 0 LOB: 1 K: 2 BB: 1 S: 7 P: 11	R: 0 H: 0 E: 0 LOB: 0 K: 0 BB: 0 S: 3 P: 3	R: 0 H: 0 E: 0 LOB: 0 K: 1 BB: 0 S: 5 P: 5	R: 0 H: 1 E: 0 LOB: 1 K: 0 BB: 0 S: 4 P: 4	1B: 4 SF: 0 2B: 0 SAC: 1 3B: 0 DP: 1 HR: 0 HBP: 1						WP: 0 PA: 43 PB: 1 SB: 0 CS: 0

PITCHER	IP	WLS	BF	H	R	ER	SO	BB	IBB	HBP	BLK	WP	HR	S	P	ERA	WHIP
Hoyt Wilhelm, R (1, 1) ERA: 2.17	11.0	W	43	4	1	0	7	6	0	1	0	0	0	50	75	0.00	0.909

PITCHER	IP	WLS	BF	H	R	ER	SO	BB	IBB	HBP	BLK	WP	HR	S	P	ERA	WHIP

AB	35
R	1
H	4
RBI	1
BB	6
SO	7
LOB	17

Batter	1	2	3	4	5	6	7	8	9	10	11	AB	R	H	RBI	BB	SO	LOB
Billy Klaus, L (1, 6) OBP: 0.358, SLG: 0.323	G3 4-3 2B		1-3			L8		F5			SH3-4 1B E BB	4	1	1	0	1	0	1
Albie Pearson, L (11, PR) OBP: 0.309, SLG: 0.264												0	1	0	0	0	0	0
Gene Woodling, L (1, 9) OBP: 0.404, SLG: 0.466	G3 2-3		BB			6-3		G5-4-3 1B			E SH3-4 1-2 1B	4	0	2	0	1	0	1
Bob Nieman, R (1, 7) OBP: 0.371, SLG: 0.547	4-3 3-H		F7			2B		G5-4-3 1-2f			SH3-4 1-2 2-3	4	0	1	1	0	0	3
Gus Triandos, R (1, 2) OBP: 0.336, SLG: 0.445	K			6-3		L5			F5		FC6 2-3 3-H	5	0	0	0	0	1	3
Bob Boyd, L (1, 3) OBP: 0.303, SLG: 0.344		4-3		L8			L8		L8			4	0	0	0	0	0	0
Brooks Robinson, R (1, 5) OBP: 0.312, SLG: 0.370		L8		L8			1B 1B		L8			4	0	1	0	0	0	0
Willie Tasby, R (1, 8) OBP: 0.301, SLG: 0.376		F5			K		P4			F3		2	0	0	0	1	0	
Bob Hale, L (7, PH) OBP: 0.222, SLG: 0.233												1	0	0	0	0	1	
Barry Shetrone, L (8, 8) OBP: 0.239, SLG: 0.231												1	0	0	0	0	0	
Jerry Adair, R (1, 4) OBP: 0.556, SLG: 0.500			5-3 1B		6-3		1-3 1B			K		4	0	2	0	0	1	0
Hoyt Wilhelm, R (1, 1) OBP: 0.114, SLG: 0.054			5-3 1-2		F9		1-3			4-3		4	0	0	0	0	0	3
Inning Stats	R: 1 H: 1 E: 0 LOB: 0 K: 1 BB: 0 S: 6 P: 6	R: 0 H: 0 E: 0 LOB: 0 K: 0 BB: 0 S: 3 P: 3	R: 0 H: 1 E: 0 LOB: 2 K: 0 BB: 1 S: 4 P: 8	R: 0 H: 0 E: 0 LOB: 0 K: 0 BB: 0 S: 3 P: 3	R: 0 H: 0 E: 0 LOB: 0 K: 1 BB: 0 S: 5 P: 5	R: 0 H: 1 E: 0 LOB: 1 K: 0 BB: 0 S: 4 P: 4	R: 0 H: 2 E: 0 LOB: 2 K: 0 BB: 0 S: 5 P: 5	R: 0 H: 1 E: 0 LOB: 0 K: 0 BB: 0 S: 3 P: 3	R: 0 H: 0 E: 0 LOB: 0 K: 0 BB: 0 S: 3 P: 3	R: 0 H: 0 E: 0 LOB: 0 K: 1 BB: 0 S: 5 P: 5	R: 1 H: 1 E: 1 LOB: 2 K: 0 BB: 1 S: 3 P: 7	1B: 5 SF: 0 2B: 2 SAC: 1 3B: 0 DP: 1 HR: 0 HBP: 0						

PITCHER	IP	WLS	BF	H	R	ER	SO	BB	IBB	HBP	BLK	WP	HR	S	P	ERA	WHIP
Paul Foytack, R (1, 1) ERA: 4.68	10.1	L	40	7	2	1	3	2	0	0	0	0	0	44	52	0.87	0.871

PITCHER	IP	WLS	BF	H	R	ER	SO	BB	IBB	HBP	BLK	WP	HR	S	P	ERA	WHIP

BOTTOM

Detroit Tigers @ Baltimore Orioles

Memorial Stadium, Baltimore, MD

Tue Sep 15 1959, 7:05 PM EDT

Att. 12,907 - Unknown

livebaseballscorecards.com

AB	37
R	2
H	7
RBI	1
BB	2
SO	3
LOB	12

WP: 0 PA: 40
PB: 0
SB: 0
CS: 0

Detroit Tigers @ Baltimore Orioles

Memorial Stadium, Baltimore, MD

Wed Sep 16 1959, 7:05 PM EDT

Att. 7,246 - Unknown

TOP

Batter	1	2	3	4	5	6	7	8	9	AB	R	H	RBI	BB	SO	LOB
Eddie Yost, R (1, 5) OBP: 0.435, SLG: 0.439	F7		BBB 1B BB		4-3 SF8 2B		F9		1B	4	1	2	0	1	0	0
Gail Harris, L (1, 3) OBP: 0.291, SLG: 0.336	P6		SSS K		4-3 2-3		SSS K		P5	5	0	0	0	0	2	3
Harvey Kuenn, R (1, 9) OBP: 0.402, SLG: 0.491	1B		1-2 1B		SF8 3-H			1B		3	0	3	1	0	0	0
Al Kaline, R (1, 8) OBP: 0.405, SLG: 0.517	SSS K		L8		L6			BBB 4-3 1B BB		3	1	0	0	1	1	3
Charlie Maxwell, L (1, 7) OBP: 0.361, SLG: 0.465		4-3		1B 1B G6-4-3 1B		SSS K		4-3 1-2		4	1	1	0	0	1	1
Frank Bolling, R (1, 4) OBP: 0.344, SLG: 0.407		BBB BB		G6-4-3 1B 1-2 1B		E6 FC3-6		2-H 1B		3	0	2	1	1	0	0
Lou Berberet, L (1, 2) OBP: 0.285, SLG: 0.377		SSS K		G6-4-3 1-2 2-3 1B		FC3-6 1-2f		SSS K		4	0	1	0	0	2	3
Ted Lepcio, R (1, 6) OBP: 0.320, SLG: 0.396		SSS K		G6-4-3 1-2f 2-3 3-H		F7			F6	4	0	0	0	0	1	4
Coot Veal, R (9, 6) OBP: 0.280, SLG: 0.247										0	0	0	0	0	0	0
Don Mossi, L (1, 1) OBP: 0.208, SLG: 0.274			x 1-3	SSS K			x G3		SSS K	4	0	0	0	0	2	1
Tom Morgan, R (9, 1) OBP: 0.364, SLG: 0.636										0	0	0	0	0	0	0

Inning Stats										
	R: 0 E: 0 K: 1 S: 6	H: 1 LOB: 1 BB: 0 P: 6	R: 0 E: 0 K: 2 S: 7	H: 0 LOB: 1 BB: 1 P: 11	R: 0 E: 0 K: 1 S: 6	H: 1 LOB: 2 BB: 1 P: 10	R: 1 E: 0 K: 1 S: 7	H: 3 LOB: 1 BB: 0 P: 7	R: 1 E: 0 K: 0 S: 4	H: 1 LOB: 0 BB: 0 P: 4
	R: 0 E: 1 K: 1 S: 6	H: 0 LOB: 1 BB: 0 P: 6	R: 0 E: 0 K: 1 S: 5	H: 0 LOB: 0 BB: 0 P: 5	R: 1 E: 0 K: 1 S: 6	H: 2 LOB: 1 BB: 1 P: 10	R: 0 E: 0 K: 1 S: 6	H: 1 LOB: 1 BB: 0 P: 6	1B: 8 2B: 1 3B: 0 HR: 0	SF: 1 SAC: 0 DP: 1 HBP: 0

	AB	34
	R	3
	H	9
	RBI	2
	BB	3
	SO	9
	LOB	15

WP: 0 PB: 0 SB: 0 CS: 0 PA: 38

PITCHER		IP	WLS	BF	H	R	ER	SO	BB	IBB	HBP	BLK	WP	HR	S	P	ERA	WHIP
Jack Fisher, R ERA: 3.04	(1, 1)	8.0	L	34	8	3	3	8	3	0	0	0	0	0	47	59	3.38	1.375
Billy Loes, R ERA: 3.52	(9, 1)	1.0		4	1	0	0	1	0	0	0	0	0	0	6	6	0.00	1.000

PITCHER		IP	WLS	BF	H	R	ER	SO	BB	IBB	HBP	BLK	WP	HR	S	P	ERA	WHIP

livebaseballscorecards.com

BOTTOM

Detroit Tigers @ Baltimore Orioles

Memorial Stadium, Baltimore, MD

Wed Sep 16 1959, 7:05 PM EDT

Att. 7,246 - Unknown

Batter	1	2	3	4	5	6	7	8	9	AB	R	H	RBI	BB	SO	LOB
Jerry Adair, R (1, 6) OBP: 0.462, SLG: 0.417	6-3			4-3		K		1B 1-2 1B		4	0	1	0	0	1	0
Gene Woodling, L (1, 9) OBP: 0.401, SLG: 0.461	K			5-3		F9		P5		4	0	0	0	0	1	2
Bob Nieman, R (1, 7) OBP: 0.375, SLG: 0.551	6-3			2B		BB		1-2 2-H 1B		3	0	2	1	1	0	0
Gus Triandos, R (1, 2) OBP: 0.333, SLG: 0.441		L8		K		P5		F7		4	0	0	0	0	1	4
Brooks Robinson, R (1, 5) OBP: 0.318, SLG: 0.379		K			SH2-3 1B		G1-4-3 1B		2B	4	0	3	0	0	1	0
Walt Dropo, R (1, 3) OBP: 0.305, SLG: 0.411		6-3			SH2-3 1-2 1B		G1-4-3 1-2f		4-3	4	0	1	0	0	0	2
Willie Tasby, R (1, 8) OBP: 0.299, SLG: 0.373			K		SH2-3 1-2 2-3		5-3		5-3	3	0	0	0	0	1	1
Billy Gardner, R (1, 4) OBP: 0.282, SLG: 0.299			P3		K			K	4-3	1	0	0	0	0	0	0
Leo Burke, R (5, PH) OBP: 0.167, SLG: 0.167 (6, 4)										2	0	0	0	0	2	2
Bob Hale, L (9, PH) OBP: 0.217, SLG: 0.227										1	0	0	0	0	0	1
Jack Fisher, R (1, 1) OBP: 0.182, SLG: 0.190			6-3		F7			1B 1B BB		2	0	0	0	0	0	2
Bob Boyd, L (8, PH) OBP: 0.305, SLG: 0.344										0	1	0	0	1	0	0
Billy Loes, R (9, 1) OBP: 0.125, SLG: 0.125										0	0	0	0	0	0	0
Inning Stats	R: 0 E: 0 K: 1 S: 5 H: 0 LOB: 0 BB: 0 P: 5	R: 0 E: 0 K: 1 S: 5 H: 0 LOB: 0 BB: 0 P: 5	R: 0 E: 0 K: 1 S: 5 H: 0 LOB: 0 BB: 0 P: 5	R: 0 E: 0 K: 1 S: 6 H: 1 LOB: 1 BB: 0 P: 6	R: 0 E: 0 K: 1 S: 7 H: 2 LOB: 2 BB: 0 P: 7	R: 0 E: 0 K: 1 S: 5 H: 0 LOB: 1 BB: 1 P: 9	R: 0 E: 0 K: 0 S: 3 H: 1 LOB: 0 BB: 0 P: 3	R: 1 E: 0 K: 1 S: 7 H: 2 LOB: 2 BB: 1 P: 11	R: 0 E: 0 K: 0 S: 4 H: 1 LOB: 1 BB: 0 P: 4	1B: 5 2B: 2 3B: 0 HR: 0 SF: 0 SAC: 1 DP: 1 HBP: 0						

livebaseballscorecards.com

AB	32
R	1
H	7
RBI	1
BB	2
SO	7
LOB	14

WP: 0 PB: 0 SB: 0 CS: 0 PA: 35

PITCHER		IP	WLS	BF	H	R	ER	SO	BB	IBB	HBP	BLK	WP	HR	S	P	ERA	WHIP
Don Mossi, L ERA: 3.21	(1, 1)	8.0	W	32	7	1	1	7	2	0	0	0	0	0	44	52	1.12	1.125
Tom Morgan, R ERA: 4.21	(9, 1)	1.0	S	3	0	0	0	0	0	0	0	0	0	0	3	3	0.00	0.000

PITCHER	IP	WLS	BF	H	R	ER	SO	BB	IBB	HBP	BLK	WP	HR	S	P	ERA	WHIP

Batter	1	2	3	4	5	6	7	8	9	AB	R	H	RBI	BB	SO	LOB
Billy Klaus, L (1, 6) OBP: 0.354, SLG: 0.319	1-3		P6		5-3			4-3		4	0	0	0	0	0	0
Al Pilarcik, L (1, 9) OBP: 0.352, SLG: 0.351	3-1		F8			FC6-4 BB		2B		3	0	1	0	1	0	0
Bob Nieman, R (1, 7) OBP: 0.374, SLG: 0.547	BB 1B BB		F2			P6		1-3		3	1	0	0	1	0	2
Bob Boyd, L (1, 3) OBP: 0.309, SLG: 0.344	1B 1-2 BB			FC4-6 BB		FC6-4 1-2f			2B 4-3 1B	2	1	1	0	2	0	1
Brooks Robinson, R (1, 5) OBP: 0.320, SLG: 0.384	1-3 2-H 1B			F7		P6			4-3 1-3 1B 2B	4	1	2	1	0	0	2
Barry Shetrone, L (1, 8) OBP: 0.227, SLG: 0.217	1-3			FC4-6 1-2f			G3		4-3 2-3 3-H	4	0	0	1	0	0	4
Gus Triandos, R (1, 2) OBP: 0.330, SLG: 0.436		5-3		K			F2		5-3	4	0	0	0	0	1	2
Jerry Adair, R (1, 4) OBP: 0.400, SLG: 0.357 Bob Hale, L (7, PH) OBP: 0.213, SLG: 0.222 Billy Gardner, R (7, 4) OBP: 0.284, SLG: 0.301		5-3			4-3		4-3		1B 3-H	2 1 1	0 0 0	0 0 1	0 0 1	0 0 0	0 0 0	0 0 0
Jerry Walker, S (1, 1) OBP: 0.188, SLG: 0.222 Albie Pearson, L (8, PH) OBP: 0.308, SLG: 0.263 Hal Brown, R (8, 1) OBP: 0.130, SLG: 0.095 Walt Dropo, R (9, PH) OBP: 0.304, SLG: 0.409		P6			6-3			4-3	K	2 1 0 1	0 0 0 0	0 0 0 0	0 0 0 0	0 0 0 0	0 0 0 1	0 0 0 1
Inning Stats	R: 1 E: 0 K: 0 S: 4 H: 1 LOB: 2 BB: 2 P: 12	R: 0 E: 0 K: 0 S: 3 H: 0 LOB: 0 BB: 0 P: 3	R: 0 E: 0 K: 0 S: 3 H: 0 LOB: 0 BB: 0 P: 3	R: 0 E: 0 K: 1 S: 5 H: 0 LOB: 1 BB: 1 P: 9	R: 0 E: 0 K: 0 S: 3 H: 0 LOB: 0 BB: 0 P: 3	R: 0 E: 0 K: 0 S: 3 H: 0 LOB: 1 BB: 1 P: 7	R: 0 E: 0 K: 0 S: 3 H: 0 LOB: 0 BB: 0 P: 3	R: 0 E: 0 K: 0 S: 4 H: 1 LOB: 1 BB: 0 P: 4	R: 2 E: 0 K: 1 S: 8 H: 3 LOB: 1 BB: 0 P: 8	1B: 3 2B: 2 3B: 0 HR: 0 SF: 0 SAC: 0 DP: 0 HBP: 0						

PITCHER	IP	WLS	BF	H	R	ER	SO	BB	IBB	HBP	BLK	WP	HR	S	P	ERA	WHIP
Bill Fischer, R (1, 1) ERA: 4.22	9.0	W	36	5	3	3	2	4	0	0	0	0	0	36	52	3.00	1.000

PITCHER	IP	WLS	BF	H	R	ER	SO	BB	IBB	HBP	BLK	WP	HR	S	P	ERA	WHIP

TOP

Baltimore Orioles @ Washington Senators

Griffith Stadium, Washington, DC

Fri Sep 18 1959, 7:05 PM EDT

Att. 2,241 - Unknown

livebaseballscorecards.com

AB	32
R	3
H	5
RBI	3
BB	4
SO	2
LOB	12

Batter	1	2	3	4	5	6	7	8	9	AB	R	H	RBI	BB	SO	LOB
Johnny Schaive, R (1, 4) OBP: 0.235, SLG: 0.273	F3	FC6-4 1-2f		F8			P4			4	0	0	0	0	0	3
Dan Dobbek, L (1, 9) OBP: 0.286, SLG: 0.412	G3		FC5 BB 1B	F5			1-3			4	0	1	0	0	0	0
Harmon Killebrew, R (1, 5) OBP: 0.351, SLG: 0.511	6-3		BBB FC5 1B 1-2 BB		F5		F7			3	1	0	0	1	0	0
Jim Lemon, R (1, 7) OBP: 0.336, SLG: 0.523		1B F5 1B	FC5 1B WP 1-2 2-3f		SSS K			HR		4	3	2	1	0	1	2
Roy Sievers, R (1, 3) OBP: 0.325, SLG: 0.450		E F5 1B 1-3	WP E 1B 1-3 2-H		5-3			1B SH3-4 1B		4	1	3	1	0	0	0
Julio Becquer, L (9, 3) OBP: 0.301, SLG: 0.389										0	0	0	0	0	0	0
Clint Courtney, L (1, 2) OBP: 0.301, SLG: 0.299		SSS K SSS K 1-2 3-H				4-3		SH3-4 1-2		3	0	0	0	0	2	3
Bob Allison, R (1, 8) OBP: 0.325, SLG: 0.481		F5 1-2 3-H	E4 2-H 1B			6-3		5-3		4	0	1	2	0	0	2
Billy Consolo, R (1, 6) OBP: 0.326, SLG: 0.247		BBBB E BB	4-3			1B		1B 2-3		3	0	2	0	1	0	1
Bill Fischer, R (1, 1) OBP: 0.148, SLG: 0.100		E3 FC6-4 1-2 2-3		F9		1-3		6-3		4	0	0	0	0	0	5
Inning Stats	R: 0 H: 0 E: 0 LOB: 0 K: 0 BB: 0 S: 3 P: 3	R: 1 H: 2 E: 1 LOB: 3 K: 1 BB: 1 S: 8 P: 12	R: 3 H: 3 E: 1 LOB: 1 K: 1 BB: 1 S: 8 P: 12	R: 0 H: 0 E: 0 LOB: 0 K: 0 BB: 0 S: 3 P: 3	R: 0 H: 0 E: 0 LOB: 0 K: 1 BB: 0 S: 5 P: 5	R: 0 H: 1 E: 0 LOB: 1 K: 0 BB: 0 S: 4 P: 4	R: 0 H: 0 E: 0 LOB: 0 K: 0 BB: 0 S: 3 P: 3	R: 1 H: 3 E: 0 LOB: 2 K: 0 BB: 0 S: 6 P: 6		1B: 8 SF: 0 2B: 0 SAC: 1 3B: 0 DP: 0 HR: 1 HBP: 0				WP: 1 PA: 36 PB: 0 SB: 0 CS: 0		

PITCHER	IP	WLS	BF	H	R	ER	SO	BB	IBB	HBP	BLK	WP	HR	S	P	ERA	WHIP
Jerry Walker, R (1, 1) ERA: 2.76	7.0	L	30	6	4	4	3	2	0	0	0	1	0	34	42	5.14	1.143
Hal Brown, R (8, 1) ERA: 3.85	1.0		6	3	1	1	0	0	0	0	0	0	1	6	6	9.00	3.000

PITCHER	IP	WLS	BF	H	R	ER	SO	BB	IBB	HBP	BLK	WP	HR	S	P	ERA	WHIP

BOTTOM

Baltimore Orioles @ Washington Senators

Griffith Stadium, Washington, DC

Fri Sep 18 1959, 7:05 PM EDT

Att. 2,241 - Unknown

livebaseballscorecards.com

AB	33
R	5
H	9
RBI	4
BB	2
SO	3
LOB	16

Batter	1	2	3	4	5	6	7	8	9	AB	R	H	RBI	BB	SO	LOB
Billy Klaus, L (1, 6) OBP: 0.358, SLG: 0.322	BBBB 4-0 E SH1-3 BB		x 0-0 ①② G4-6-3 1-2f		x 0-0 1B 4-3 2B		BBBB 4-0 FC3-6 1B 1B BB	SSS 0-3 ③ K		3	2	1	0	2	1	1
Al Pilarcik, L (1, 8) (7, 9) OBP: 0.358, SLG: 0.357	x 0-0 ① SH1-3 1-2		x 0-0 HBP S BB 1B		x 0-0 4-3 2-3 1B		x 0-0 FC3-6 1-2 1B		x 0-0 ① G3	4	1	3	0	0	0	0
Gene Woodling, L (1, 9) (7, 7) OBP: 0.399, SLG: 0.457 Fred Valentine, S (9, 7) OBP: 0.429, SLG: 0.333	x 0-0 E3 2-3		BBBB 4-0 BB HBP 1-2 BB		x 0-0 ① 4-3 1-2 3-H		x 0-0 ① L8		x 0-0 ② 3-1	4	0	0	1	1	0	4
										0	0	0	0	0	0	0
Bob Nieman, R (1, 7) OBP: 0.372, SLG: 0.542 Willie Tasby, R (7, 8) OBP: 0.300, SLG: 0.381	x 0-0 ② P4		H 1-0 BB 1-2 2-3 HBP		x 0-0 ② P4		x 0-0 ② FC3-6 1B 1-2f 2-3 1B		x 0-0 HR	3	1	0	0	0	0	5
										1	1	1	1	0	0	0
Bob Boyd, L (1, 3) OBP: 0.310, SLG: 0.343 Walt Dropo, R (9, 3) OBP: 0.304, SLG: 0.409	x 0-0 ③ 4-3		BBBB 4-0 1-2 2-3 3-H BB		x 0-0 ③ 4-3		x 0-0 1B 1-3 3-H 1B		x 0-0 ③ F7	4	0	1	2	1	0	3
										0	0	0	0	0	0	0
Brooks Robinson, R (1, 5) OBP: 0.319, SLG: 0.382		x 0-0 ① P4	x 0-0 ③ 5-3			x 0-0 ① 6-3	x 0-0 1-2 3-H 1B			4	0	1	1	0	0	3
Joe Ginsberg, L (1, 2) OBP: 0.270, SLG: 0.212 Bob Hale, L (7, PH) OBP: 0.208, SLG: 0.217 Gus Triandos, R (7, 2) OBP: 0.330, SLG: 0.436		x 0-0 ② L6		x 0-0 ① 1-3		x 0-0 ② G3	x 0-0 ③ F5			3	0	0	0	0	0	0
										1	0	0	0	0	0	2
										0	0	0	0	0	0	0
Jerry Adair, R (1, 4) OBP: 0.368, SLG: 0.333		x 0-0 ③ F9		x 0-0 ② 6-3		x 0-0 1B		x 0-0 ① F9		4	0	1	0	0	0	0
Milt Pappas, R (1, 1) OBP: 0.165, SLG: 0.156			x 0-0 G4-6-3 1B	SSS 0-3 ③ K		x 0-0 ③ 1-3		x 0-0 ② 5-3		4	0	1	0	0	1	1
Inning Stats	R: 0 H: 0 E: 1 LOB: 2 K: 0 BB: 1 S: 4 P: 8	R: 0 H: 0 E: 0 LOB: 0 K: 0 BB: 0 S: 3 P: 3	R: 1 H: 2 E: 0 LOB: 3 K: 0 BB: 2 S: 4 P: 13	R: 0 H: 0 E: 0 LOB: 0 K: 1 BB: 0 S: 5 P: 5	R: 1 H: 2 E: 0 LOB: 1 K: 0 BB: 0 S: 5 P: 5	R: 0 H: 1 E: 0 LOB: 1 K: 0 BB: 0 S: 4 P: 4	R: 2 H: 3 E: 0 LOB: 2 K: 0 BB: 1 S: 6 P: 10	R: 0 H: 0 E: 0 LOB: 0 K: 1 BB: 0 S: 5 P: 5	R: 1 H: 1 E: 0 LOB: 0 K: 0 BB: 0 S: 4 P: 4	1B: 7 SF: 0 2B: 1 SAC: 1 3B: 0 DP: 1 HR: 1 HBP: 1						

Baltimore Orioles @ Washington Senators

Griffith Stadium, Washington, DC

Sat Sep 19 1959, 3:33 AM EDT

Att. 2,447 - Unknown

TOP

livebaseballscorecards.com

AB	35
R	5
H	9
RBI	5
BB	4
SO	2
LOB	19

WP: 0 PA: 41
PB: 0
SB: 1
CS: 0

PITCHER		IP	WLS	BF	H	R	ER	SO	BB	IBB	HBP	BLK	WP	HR	S	P	ERA	WHIP
Tex Clevenger, R ERA: 3.71	(1, 1)	7.0	L	34	8	4	4	1	4	0	1	0	0	0	31	48	5.14	1.714
Chuck Stobbs, L ERA: 3.03	(8, 1)	2.0		7	1	1	1	1	0	0	0	0	0	1	9	9	4.50	0.500

PITCHER	IP	WLS	BF	H	R	ER	SO	BB	IBB	HBP	BLK	WP	HR	S	P	ERA	WHIP

Batter	1	2	3	4	5	6	7	8	9	AB	R	H	RBI	BB	SO	LOB
Johnny Schaive, R (1, 4) OBP: 0.211, SLG: 0.243	F8		1-3	FC5-4 1-2f			6-3			4	0	0	0	0	0	2
Dan Dobbek, L (1, 9) OBP: 0.308, SLG: 0.405	6-3 1B 1B		F9		BBB 4-0 G6-4-3 BB		SSS 0-3 K			3	1	1	0	1	1	0
Harmon Killebrew, R (1, 5) OBP: 0.348, SLG: 0.507	6-3 1-2		6-3		F7			P3		4	0	0	0	0	0	2
Jim Lemon, R (1, 7) OBP: 0.336, SLG: 0.521	2-H 1B			F7	G6-4-3 1-2f			SSS 0-3 K		4	0	1	1	0	1	1
Roy Sievers, R (1, 3) OBP: 0.325, SLG: 0.446	5-3			F8		SSS 0-3 K		H 1-0 HBP		3	0	0	0	0	1	1
Bob Allison, R (1, 8) OBP: 0.326, SLG: 0.480		P1		BBB 4-0 3B BB		0-0 S 1B		P3		3	1	1	0	1	0	1
Billy Consolo, R (1, 6) OBP: 0.326, SLG: 0.259 Faye Throneberry, L (9, PH) OBP: 0.324, SLG: 0.392	E1			1-H 2B 3B		SSS 0-3 K 1-2			SSS 0-3 K	3 1	1 0	1 0	1 0	0 0	1 1	1 0
Steve Korcheck, R (1, 2) OBP: 0.231, SLG: 0.200 Clint Courtney, L (9, PH) OBP: 0.300, SLG: 0.298	P4			3-H 2B		G3			SSS 0-3 K	3 1	0 0	1 0	1 0	0 0	0 1	2 0
Tex Clevenger, R (1, 1) OBP: 0.321, SLG: 0.227 Lenny Green, L (7, PH) OBP: 0.315, SLG: 0.324 Chuck Stobbs, L (8, 1) OBP: 0.105, SLG: 0.105 Julio Becquer, L (9, PH) OBP: 0.300, SLG: 0.387	6-3			BBB 4-0 FC5-4 BB			F8		F8	1 1 0 1	0 0 0 0	0 0 0 0	1 0 0 0	0 0 0 0	1 0 0 0	1 0 0 0
Inning Stats	R: 1 E: 0 K: 0 S: 5 H: 2 LOB: 1 BB: 0 P: 5	R: 0 E: 1 K: 0 S: 4 H: 0 LOB: 1 BB: 0 P: 4	R: 0 E: 0 K: 0 S: 3 H: 0 LOB: 0 BB: 0 P: 3	R: 2 E: 0 K: 0 S: 5 H: 2 LOB: 2 BB: 2 P: 13	R: 0 E: 0 K: 0 S: 2 H: 0 LOB: 0 BB: 1 P: 6	R: 0 E: 0 K: 2 S: 8 H: 1 LOB: 1 BB: 0 P: 8	R: 0 E: 0 K: 1 S: 5 H: 0 LOB: 0 BB: 0 P: 5	R: 0 E: 0 K: 1 S: 5 H: 0 LOB: 1 BB: 0 P: 6	R: 0 E: 0 K: 2 S: 7 H: 0 LOB: 0 BB: 0 P: 7	1B: 3 2B: 1 3B: 1 HR: 0 SF: 0 SAC: 0 DP: 1 HBP: 1						

PITCHER	IP	WLS	BF	H	R	ER	SO	BB	IBB	HBP	BLK	WP	HR	S	P	ERA	WHIP
Milt Pappas, R (1, 1) ERA: 3.28	9.0	W	36	5	3	3	6	3	0	1	0	0	0	44	57	3.00	0.889

PITCHER	IP	WLS	BF	H	R	ER	SO	BB	IBB	HBP	BLK	WP	HR	S	P	ERA	WHIP

BOTTOM

Baltimore Orioles @ Washington Senators

Griffith Stadium, Washington, DC

Sat Sep 19 1959, 3:33 AM EDT

Att. 2,447 - Unknown

livebaseballscorecards.com

AB	32
R	3
H	5
RBI	3
BB	3
SO	6
LOB	11

Batter	1	2	3	4	5	6	7	8	9	AB	R	H	RBI	BB	SO	LOB
Billy Klaus, L (1, 6) OBP: 0.357, SLG: 0.321	S S S 0-3 ① K		x 0-0 S 1B		S S S 0-3 ③ K 1-2			x 0-0 ② 6-3		4	0	1	0	0	2	1
Al Pilarcik, L (1, 8) (3, 9) OBP: 0.356, SLG: 0.359	x 0-0 ② P4		x 0-0 ② F8			x 0-0 4-3 2B		x 0-0 ③ 1-3		4	0	1	0	0	0	1
Gene Woodling, L (1, 9) OBP: 0.400, SLG: 0.456	B B B 4-0 BB		S S S 0-3 ③ K2-3 1-2			x 0-0 ① 4-3 2-3			x 0-0 ① L4	1	0	0	0	1	1	1
Albie Pearson, L (3, 8) OBP: 0.305, SLG: 0.261										2	0	0	0	0	0	1
Bob Nieman, R (1, 7) OBP: 0.371, SLG: 0.538	S S S 0-3 ③ K			x 0-0 ① 1-3		x 0-0 ② 5-3			x 0-0 1B	4	0	1	0	0	1	2
Bob Boyd, L (1, 3) OBP: 0.310, SLG: 0.342		x 0-0 G6-4-3 1B 1B		x 0-0 ② 6-3		S S S 0-3 ③ K			x 0-0 ② F9	4	0	1	0	0	1	2
Brooks Robinson, R (1, 5) OBP: 0.318, SLG: 0.380		x 0-0 G6-4-3 1-2 1B		S S S 0-3 ③ K			S S S 0-3 ① K		x 0-0 ③ P4	4	0	1	0	0	2	1
Joe Ginsberg, L (1, 2) OBP: 0.265, SLG: 0.208		x 0-0 ① ② G6-4-3 1-2f 2-3			x 0-0 ① 4-3		x 0-0 ② 4-3			3	0	0	0	0	0	2
Jerry Adair, R (1, 4) OBP: 0.318, SLG: 0.286		x 0-0 ③ F9			x 0-0 ② 6-3		S S S 0-3 ③ K			3	0	0	0	0	1	1
Billy O'Dell, S (1, 1) OBP: 0.150, SLG: 0.143			x 0-0 ① 5-3		x 0-0 S 1B			x 0-0 ① 1-3		2	0	1	0	0	0	0
Bob Hale, L (8, PH) OBP: 0.204, SLG: 0.213										1	0	0	0	0	0	0
Billy Loes, R (8, 1) OBP: 0.125, SLG: 0.125										0	0	0	0	0	0	0
Jack Fisher, R (8, 1) OBP: 0.182, SLG: 0.190										0	0	0	0	0	0	0

TOP

Baltimore Orioles @ Washington Senators

Griffith Stadium, Washington, DC

Sun Sep 20 1959, 3:33 AM EDT

Att. 4,214 - Unknown

livebaseballscorecards.com

AB	32
R	0
H	6
RBI	0
BB	1
SO	8
LOB	12

Inning Stats	1	2	3	4	5	6	7	8	9
R	0	0	0	0	0	0	0	0	0
E	0	0	0	0	0	0	0	0	0
K	2	0	1	1	1	1	2	0	0
S	7	4	6	5	6	6	7	3	4
H	0	2	1	0	1	1	0	0	1
LOB	1	1	1	0	1	1	0	1	1
BB	1	0	0	0	0	0	0	0	0
P	11	4	6	5	6	6	7	3	4

1B	5
2B	1
3B	0
HR	0
SF	0
SAC	0
DP	1
HBP	0

WP	0
PB	0
SB	2
CS	0
PA	33

PITCHER	IP	WLS	BF	H	R	ER	SO	BB	IBB	HBP	BLK	WP	HR	S	P	ERA	WHIP
Camilo Pascual, R (1, 1) ERA: 2.58	9.0	W	33	6	0	0	8	1	0	0	0	0	0	48	52	0.00	0.778

PITCHER	IP	WLS	BF	H	R	ER	SO	BB	IBB	HBP	BLK	WP	HR	S	P	ERA	WHIP

BOTTOM

Baltimore Orioles @ Washington Senators

Griffith Stadium, Washington, DC

Sun Sep 20 1959, 3:33 AM EDT

Att. 4,214 - Unknown

livebaseballscorecards.com

Batter	1	2	3	4	5	6	7	8	9	AB	R	H	RBI	BB	SO	LOB
Johnny Schaive, R (1, 4) OBP: 0.214, SLG: 0.244	6-3		E6		4-3			E SH3-4 1B		4	1	1	0	0	0	1
Dan Dobbek, L (1, 9) OBP: 0.310, SLG: 0.475	HR		F8			P4		SH3-4 1-2		3	1	1	1	0	0	1
Harmon Killebrew, R (1, 5) OBP: 0.348, SLG: 0.505	6-3			5-3		F8		E7 1B 2-H	1B	4	1	1	1	0	0	0
Jim Lemon, R (1, 7) OBP: 0.337, SLG: 0.522	F8			6-3		2B		1B 1B 2-H	1B	4	1	2	1	0	0	0
Roy Sievers, R (1, 3) OBP: 0.329, SLG: 0.448		6-3		1B	BBBB	FC5-4 BB		1B BLK 1-2	1B	3	0	2	0	1	0	0
Julie Becquer, L (8, PR) OBP: 0.300, SLG: 0.387 (9, 3)										0	1	0	0	0	0	0
Bob Allison, R (1, 8) OBP: 0.326, SLG: 0.478		5-3		P4		FC5-4 1-2f		BLK 1B 1-3 2-H		4	0	1	1	0	0	3
Billy Consolo, R (1, 6) OBP: 0.329, SLG: 0.260		K			B1-5-4 SH 1B		P3 BBBB	BLK BB 4-0		3	0	1	0	1	1	0
Steve Korcheck, R (1, 2) OBP: 0.238, SLG: 0.211			6-3		SH B1-5-4 1-2		G4-6-3 1B SSS	K 0-3		3	0	1	0	0	1	3
Camilo Pascual, R (1, 1) OBP: 0.341, SLG: 0.325			1-3		B1-5-4 1-2 2-3f		G4-6-3 1-2f SSS	K 0-3 1-2 2-3 3-H		4	0	0	0	0	1	5
Inning Stats	R: 1 H: 1 E: 0 LOB: 0 K: 0 BB: 0 S: 4 P: 4	R: 0 H: 0 E: 0 LOB: 0 K: 1 BB: 0 S: 5 P: 5	R: 0 H: 0 E: 1 LOB: 1 K: 0 BB: 0 S: 4 P: 4	R: 0 H: 1 E: 0 LOB: 1 K: 0 BB: 0 S: 4 P: 4	R: 0 H: 1 E: 1 LOB: 1 K: 0 BB: 0 S: 4 P: 4	R: 0 H: 1 E: 0 LOB: 2 K: 0 BB: 1 S: 4 P: 8	R: 0 H: 1 E: 0 LOB: 0 K: 0 BB: 0 S: 3 P: 3	R: 4 H: 5 E: 1 LOB: 3 K: 2 BB: 1 S: 12 P: 16		1B: 8 SF: 0 2B: 1 SAC: 2 3B: 0 DP: 2 HR: 1 HBP: 0						

	AB	32
	R	5
	H	10
	RBI	4
	BB	2
	SO	3
	LOB	13

PITCHER		IP	WLS	BF	H	R	ER	SO	BB	IBB	HBP	BLK	WP	HR	S	P	ERA	WHIP
Billy O'Dell, L ERA: 3.06	(1, 1)	7.0	L	27	5	1	1	1	1	0	0	0	0	1	28	32	1.29	0.857
Billy Loes, R ERA: 4.06	(8, 1)	0.1		5	4	4	4	0	0	0	0	0	0	0	5	5	108.00	12.000
Jack Fisher, R ERA: 3.01	(8, 1)	0.2		4	1	0	0	2	1	0	0	1	0	0	7	11	0.00	3.000

PITCHER	IP	WLS	BF	H	R	ER	SO	BB	IBB	HBP	BLK	WP	HR	S	P	ERA	WHIP

Baltimore Orioles @ Boston Red Sox

Fenway Park, Boston, MA

Tue Sep 22 1959, 7:05 PM EDT

Att. 9,344 - Unknown

TOP

livebaseballscorecards.com

Batter	1	2	3	4	5	6	7	8	9	AB	R	H	RBI	BB	SO	LOB
Billy Klaus, L (1, 6) OBP: 0.355, SLG: 0.318	4-0 K BB		0-0 4-3		0-0 P6		0-0 2-3 1-2		0-0 F8	3	0	0	0	1	0	2
Bob Hale, L (9, PH) OBP: 0.200, SLG: 0.208										1	0	0	0	0	0	1
Al Pilarcik, L (1, 8) OBP: 0.354, SLG: 0.356	0-3 K 1-2		0-0 F7		0-0 F8		0-0 2-H 3-H 1B		0-0 L9	5	0	1	2	0	1	2
Gene Woodling, L (1, 9) OBP: 0.402, SLG: 0.456	4-0 BB			0-0 6-3 2B 1B	0-0 6-3			0-0 G4-6-3 1B	0-0 4-3	4	1	2	0	1	0	1
Bob Nieman, R (1, 7) OBP: 0.368, SLG: 0.532	0-0 4-3			0-0 6-3 1-2		0-0 F9		0-0 G4-6-3 1-2f		4	0	0	0	0	0	3
Brooks Robinson, R (1, 5) OBP: 0.317, SLG: 0.378		0-0 5-3		0-3 K		0-0 G1		0-0 BB 1B		4	0	1	0	0	1	1
Bob Boyd, L (1, 3) OBP: 0.314, SLG: 0.347		4-0 BB		0-0 1B 2-H 2B		0-0 F7		0-0 BB 1-2 1B		3	0	2	1	1	0	0
Gus Triandos, R (1, 2) OBP: 0.331, SLG: 0.434	0-3 K			4-0 1B BB			0-3 K	4-0 1-2 2-3 BB		2	0	0	0	2	2	1
Barry Shetrone, L (8, PR) OBP: 0.227, SLG: 0.217										0	0	0	0	0	0	0
Joe Ginsberg, L (8, 2) OBP: 0.265, SLG: 0.208										0	0	0	0	0	0	0
Jerry Adair, R (1, 4) OBP: 0.346, SLG: 0.320	0-0 F5			0-0 1-2 2-3 1B			0-0 1B WP 1B	0-0 4-3		4	1	2	0	0	0	4
Hoyt Wilhelm, R (1, 1) OBP: 0.111, SLG: 0.053		0-3 K	0-0 P6				0-0 2-3 1-3 1B		4-0 BB	2	0	0	0	0	1	3
Albie Pearson, L (7, PH) OBP: 0.308, SLG: 0.264										1	1	1	0	0	0	0
Hal Brown, R (7, 1) OBP: 0.130, SLG: 0.095										0	0	0	0	0	0	0
Willie Tasby, R (9, PH) OBP: 0.301, SLG: 0.381										0	0	0	0	1	0	0
Inning Stats	R: 0 E: 0 K: 1 S: 4 H: 0 LOB: 1 BB: 2 P: 12	R: 0 E: 0 K: 1 S: 5 H: 0 LOB: 1 BB: 1 P: 9	R: 0 E: 0 K: 1 S: 5 H: 0 LOB: 0 BB: 0 P: 5	R: 1 E: 0 K: 1 S: 8 H: 3 LOB: 3 BB: 1 P: 12	R: 0 E: 0 K: 0 S: 3 H: 0 LOB: 0 BB: 0 P: 3	R: 0 E: 0 K: 0 S: 3 H: 0 LOB: 0 BB: 0 P: 3	R: 2 E: 0 K: 1 S: 7 H: 3 LOB: 1 BB: 0 P: 7	R: 0 E: 0 K: 0 S: 5 H: 3 LOB: 3 BB: 1 P: 9	R: 0 E: 0 K: 0 S: 3 H: 0 LOB: 1 BB: 1 P: 7	1B: 8 2B: 1 3B: 0 HR: 0	SF: 0 SAC: 0 DP: 1 HBP: 0					

	AB	33
	R	3
	H	9
	RBI	3
	BB	6
	SO	5
	LOB	18

WP: 1 PA: 39
PB: 0
SB: 0
CS: 0

PITCHER		IP	WLS	BF	H	R	ER	SO	BB	IBB	HBP	BLK	WP	HR	S	P	ERA	WHIP
Frank Sullivan, R ERA: 3.95	(1, 1)	7.0	W	29	6	3	3	5	4	0	0	0	1	0	35	51	3.86	1.429
Nelson Chittum, R ERA: 1.27	(8, 1)	1.0		7	3	0	0	0	2	0	0	0	0	0	5	13	0.00	5.000
Mike Fornieles, R ERA: 3.27	(9, 1)	1.0	S	3	0	0	0	0	0	0	0	0	0	0	3	3	0.00	0.000

PITCHER	IP	WLS	BF	H	R	ER	SO	BB	IBB	HBP	BLK	WP	HR	S	P	ERA	WHIP

Baltimore Orioles @ Boston Red Sox

Fenway Park, Boston, MA

Tue Sep 22 1959, 7:05 PM EDT

Att. 9,344 - Unknown

livebaseballscorecards.com

Batter	1	2	3	4	5	6	7	8	9	AB	R	H	RBI	BB	SO	LOB
Gary Geiger, L (1, 8) OBP: 0.289, SLG: 0.399	4-3		HR	BB 1-2 2-H		F8				4	1	2	2	0	0	1
Pete Runnels, L (1, 4) OBP: 0.415, SLG: 0.427	CS 1B		L6	FC6-4 1-2 2-3			1B 3B			3	1	2	0	1	0	0
Dick Gernert, R (1, 3) OBP: 0.364, SLG: 0.424	1B 1-2 BB		L7	FC6-4 1-2f			3-H 1B			3	0	1	1	1	0	3
Gene Stephens, L (1, 7) OBP: 0.352, SLG: 0.378	1-3 1B		FC5-4 1B		F7		K			4	0	2	0	0	1	1
Jackie Jensen, R (1, 9) OBP: 0.366, SLG: 0.480	P5		FC5-4 1-2f		5-3		F7			4	0	0	0	0	0	4
Frank Malzone, R (1, 5) OBP: 0.324, SLG: 0.440		G3 PB 2B		6-3	F8		K			4	1	1	0	0	1	1
Sammy White, R (1, 2) OBP: 0.329, SLG: 0.349		G3 2-3		G3		F9		L6		4	0	0	0	0	0	1
Don Buddin, R (1, 6) OBP: 0.363, SLG: 0.340		K		FC6 1B 1B		K		K		4	1	1	0	0	3	1
Frank Sullivan, R (1, 1) OBP: 0.210, SLG: 0.217		K 3-H		FC6 BB 1B 1-2		1B		F7		3	0	1	0	0	1	1
Nelson Chittum, R (8, 1) OBP: 0.250, SLG: 0.500										1	0	0	0	0	0	0
Mike Fornieles, R (9, 1) OBP: 0.176, SLG: 0.235										0	0	0	0	0	0	0
Inning Stats	R: 0 E: 0 K: 0 S: 4 H: 2 LOB: 2 BB: 1 P: 8	R: 1 E: 0 K: 2 S: 8 H: 1 LOB: 0 BB: 0 P: 8	R: 1 E: 0 K: 0 S: 5 H: 2 LOB: 1 BB: 0 P: 5	R: 1 E: 0 K: 0 S: 6 H: 2 LOB: 3 BB: 1 P: 10	R: 0 E: 0 K: 0 S: 3 H: 0 LOB: 0 BB: 0 P: 3	R: 0 E: 0 K: 1 S: 6 H: 1 LOB: 1 BB: 0 P: 6	R: 1 E: 0 K: 2 S: 9 H: 2 LOB: 1 BB: 0 P: 9	R: 0 E: 0 K: 1 S: 5 H: 0 LOB: 0 BB: 0 P: 5		1B: 7 2B: 1 3B: 1 HR: 1 SF: 0 SAC: 0 DP: 0 HBP: 0						

BOTTOM	
AB	34
R	4
H	10
RBI	3
BB	2
SO	6
LOB	13

WP: 0 PB: 1 SB: 0 CS: 1 PA: 36

PITCHER		IP	WLS	BF	H	R	ER	SO	BB	IBB	HBP	BLK	WP	HR	S	P	ERA	WHIP
Hoyt Wilhelm, R ERA: 2.19	(1, 1)	6.0		28	8	3	2	3	2	0	0	0	0	1	32	40	3.00	1.667
Hal Brown, R ERA: 3.86	(7, 1)	2.0	L	8	2	1	1	3	0	0	0	0	0	0	14	14	4.50	1.000

PITCHER	IP	WLS	BF	H	R	ER	SO	BB	IBB	HBP	BLK	WP	HR	S	P	ERA	WHIP

Batter	1	2	3	4	5	6	7	8	9	AB	R	H	RBI	BB	SO	LOB
Chico Carrasquel, R (1, 6) OBP: 0.292, SLG: 0.295	S S S 0-3 ① K		x 0-0 ① F8		x 0-0 ② P4		S S S 0-3 ③ K 1-2 2-3			3	0	0	0	0	1	1
Bob Hale, L (7, PH) OBP: 0.196, SLG: 0.204										1	0	0	0	0	1	2
Billy Klaus, L (7, 6) OBP: 0.355, SLG: 0.318										0	0	0	0	0	0	0
Al Pilarcik, L (1, 9) OBP: 0.352, SLG: 0.354	x 0-0 1B 1B		x 0-0 ② G3		x 0-0 ③ F9			x 0-0 ① G3		4	0	1	0	0	0	1
Brooks Robinson, R (1, 5) OBP: 0.326, SLG: 0.387	x 0-0 1-2 1B		x 0-0 1B			x 0-0 G4-6-3 1B		x 0-0 1B 1B		4	0	4	0	0	0	0
Gene Woodling, L (1, 7) OBP: 0.400, SLG: 0.455	S S S 0-3 ② K		x 0-0 ③ F9			x 0-0 ① ② G4-6-3 1-2f		x 0-0 G4-6-3 1-2 1B		4	0	1	0	0	1	4
Bob Boyd, L (1, 3) OBP: 0.311, SLG: 0.344	x 0-0 ③ P4			x 0-0 ① F7		x 0-0 ③ F7		x 0-0 ② ③ G4-6-3 1-2f		4	0	0	0	0	0	4
Willie Tasby, R (1, 8) OBP: 0.299, SLG: 0.378		x 0-0 ① 5-3		x 0-0 ② F8			x 0-0 ① L7		x 0-0 ① 5-3	4	0	0	0	0	0	0
Gus Triandos, R (1, 2) OBP: 0.330, SLG: 0.432		S S S 0-3 ② K		x 0-0 ③ P6			x 0-0 WP BB 1B		x 0-0 ② F8	4	0	1	0	0	1	0
Jerry Adair, R (1, 4) OBP: 0.367, SLG: 0.345		x 0-0 1B			x 0-0 WP 1B		x 0-0 ② F8		S S S 0-3 ③ K	4	0	2	0	0	1	1
Jack Fisher, R (1, 1) OBP: 0.167, SLG: 0.174		S S S 0-3 ③ K			x 0-0 ① 5-3 1-2		B B B 4-0 WP 1-2 BB			2	0	0	0	0	1	2
Bob Nieman, R (7, PH) OBP: 0.369, SLG: 0.532										0	0	0	0	1	0	0
Fred Valentine, S (7, PR) OBP: 0.429, SLG: 0.333										0	0	0	0	0	0	0
Billy O'Dell, S (7, 1) OBP: 0.150, SLG: 0.143										0	0	0	0	0	0	0
Inning Stats	R: 0 E: 0 K: 2 S: 9 H: 2 LOB: 2 BB: 0 P: 9	R: 0 E: 0 K: 2 S: 8 H: 1 LOB: 1 BB: 0 P: 8	R: 0 E: 0 K: 0 S: 4 H: 1 LOB: 1 BB: 0 P: 4	R: 0 E: 0 K: 0 S: 3 H: 0 LOB: 0 BB: 0 P: 3	R: 0 E: 0 K: 0 S: 4 H: 1 LOB: 1 BB: 0 P: 4	R: 0 E: 0 K: 0 S: 3 H: 1 LOB: 0 BB: 0 P: 3	R: 0 E: 0 K: 1 S: 6 H: 1 LOB: 3 BB: 1 P: 10	R: 0 E: 0 K: 0 S: 4 H: 2 LOB: 1 BB: 0 P: 4	R: 0 E: 0 K: 1 S: 5 H: 0 LOB: 0 BB: 0 P: 5	1B: 9 2B: 0 3B: 0 HR: 0	SF: 0 SAC: 0 DP: 2 HBP: 0						

PITCHER		IP	WLS	BF	H	R	ER	SO	BB	IBB	HBP	BLK	WP	HR	S	P	ERA	WHIP
Jerry Casale, R ERA: 4.33	(1, 1)	9.0	W	35	9	0	0	6	1	0	0	0	2	0	46	50	0.00	1.111

PITCHER	IP	WLS	BF	H	R	ER	SO	BB	IBB	HBP	BLK	WP	HR	S	P	ERA	WHIP

TOP

Baltimore Orioles @ Boston Red Sox

Fenway Park, Boston, MA

Wed Sep 23 1959, 3:33 AM EDT

Att. 2,199 - Unknown

livebaseballscorecards.com

AB	34
R	0
H	9
RBI	0
BB	1
SO	6
LOB	15

WP: 2 PB: 0 SB: 0 CS: 0 PA: 35

Baltimore Orioles @ Boston Red Sox

Fenway Park, Boston, MA

Wed Sep 23 1959, 3:33 AM EDT

Att. 2,199 - Unknown

BOTTOM

livebaseballscorecards.com

Batter	1	2	3	4	5	6	7	8	9	AB	R	H	RBI	BB	SO	LOB
Gary Geiger, L (1, 8) OBP: 0.289, SLG: 0.397	P4	4-3		4-3			E5 SH1-3			4	0	1	0	0	0	1
Marty Keough, L (8, 8) OBP: 0.314, SLG: 0.413							1B			0	0	0	0	0	0	0
Pete Runnels, L (1, 4) OBP: 0.413, SLG: 0.425	4-3		5-3	4-3			SH1-3 2-3			3	0	0	0	0	0	0
Vic Wertz, L (1, 3) OBP: 0.340, SLG: 0.413	1B 1B		BB 2B 1B		2B		L4			4	1	3	0	0	0	1
Gene Stephens, L (1, 7) OBP: 0.354, SLG: 0.378	1-2 1B		B B B B 1-2 2B BB		P6		6-3			3	1	1	0	1	0	2
Jackie Jensen, R (1, 9) OBP: 0.365, SLG: 0.480	P4		1-H 2-H E 2B		S S S K			6-3		4	1	1	2	0	1	3
Frank Malzone, R (1, 5) OBP: 0.323, SLG: 0.441		6-3 2B 2B	F3		F2			F8		4	1	1	0	0	0	2
Sammy White, R (1, 2) OBP: 0.328, SLG: 0.348		6-3 2-3	E4 2-H 1B			F9		5-3		4	0	1	0	0	0	1
Don Buddin, R (1, 6) OBP: 0.363, SLG: 0.342		3-H 2B	6-3			S S S K				3	0	1	1	0	1	1
Jerry Casale, R (1, 1) OBP: 0.222, SLG: 0.345		F8		F8		6-3				3	0	0	0	0	0	1
Inning Stats	R: 0 E: 0 K: 0 S: 5 H: 2 LOB: 2 BB: 0 P: 5	R: 1 E: 0 K: 0 S: 5 H: 2 LOB: 1 BB: 0 P: 5	R: 3 E: 1 K: 0 S: 6 H: 3 LOB: 1 BB: 1 P: 10	R: 0 E: 0 K: 0 S: 3 H: 0 LOB: 0 BB: 0 P: 3	R: 0 E: 0 K: 1 S: 6 H: 1 LOB: 1 BB: 0 P: 6	R: 0 E: 0 K: 1 S: 5 H: 0 LOB: 0 BB: 0 P: 5	R: 0 E: 1 K: 0 S: 4 H: 1 LOB: 1 BB: 0 P: 4	R: 0 E: 0 K: 0 S: 3 H: 0 LOB: 0 BB: 0 P: 3		1B: 5 2B: 4 3B: 0 HR: 0 SF: 0 SAC: 1 DP: 0 HBP: 0						

	AB	32
	R	4
	H	9
	RBI	3
	BB	1
	SO	2
	LOB	12

WP: 0 PB: 0 SB: 0 CS: 0 PA: 34

PITCHER		IP	WLS	BF	H	R	ER	SO	BB	IBB	HBP	BLK	WP	HR	S	P	ERA	WHIP
Jack Fisher, R ERA: 3.12	(1, 1)	6.0	L	27	8	4	3	2	1	0	0	0	0	0	30	34	4.50	1.500
Billy O'Dell, L ERA: 3.03	(7, 1)	2.0		7	1	0	0	0	0	0	0	0	0	0	7	7	0.00	0.500

PITCHER	IP	WLS	BF	H	R	ER	SO	BB	IBB	HBP	BLK	WP	HR	S	P	ERA	WHIP

Baltimore Orioles @ New York Yankees

Yankee Stadium, Bronx, NY

Fri Sep 25 1959, 7:05 PM EDT

Att. 11,721 - Unknown - 71 F

TOP

livebaseballscorecards.com

Batter	1	2	3	4	5	6	7	8	9	AB	R	H	RBI	BB	SO	LOB
Jerry Adair, R (1, 6) OBP: 0.353, SLG: 0.394	F7			L9		1B 3B	K			4	1	1	0	0	1	2
Brooks Robinson, R (1, 5) OBP: 0.328, SLG: 0.388	6-3			1B		FC5-4 1B (3-H)		F8		4	0	2	1	0	0	0
Willie Tasby, R (1, 8) OBP: 0.299, SLG: 0.376	F4			F8		FC5-4 (1-2f)		G6-4-3 1B		4	0	1	0	0	0	2
Bob Nieman, R (1, 7) OBP: 0.365, SLG: 0.526		5-3		1-3		F7		G6-4-3 (1-2f)		4	0	0	0	0	0	3
Walt Dropo, R (1, 3) OBP: 0.303, SLG: 0.405		3-1			1B		L1		F7	4	0	1	0	0	0	0
Gus Triandos, R (1, 2) OBP: 0.330, SLG: 0.430		5-3			F4		1B E		3-1	4	1	1	0	0	0	1
Fred Valentine, S (1, 9) OBP: 0.389, SLG: 0.313			K		L8		K		1B	4	0	1	0	0	2	2
Billy Gardner, R (1, 4) OBP: 0.283, SLG: 0.301			F4		F8		E 1B (1-2)		6-3	4	0	1	0	0	0	2
Jerry Walker, S (1, 1)			F3			K	E3 (1-3 2-H)			2	0	0	0	0	1	0
Leo Burke, R (7, PH) OBP: 0.143, SLG: 0.143										1	0	0	0	0	0	1
Rip Coleman, L (7, 1) OBP: 0.080, SLG: 0.080										0	0	0	0	0	0	0

Inning Stats	1	2	3	4	5	6	7	8	9
	R: 0 E: 0 K: 0 S: 3 H: 0 LOB: 0 BB: 0 P: 3	R: 0 E: 0 K: 0 S: 3 H: 0 LOB: 0 BB: 0 P: 3	R: 0 E: 0 K: 1 S: 5 H: 0 LOB: 0 BB: 0 P: 5	R: 0 E: 0 K: 0 S: 4 H: 1 LOB: 1 BB: 0 P: 4	R: 0 E: 0 K: 0 S: 4 H: 1 LOB: 1 BB: 0 P: 4	R: 1 E: 0 K: 1 S: 7 H: 2 LOB: 1 BB: 0 P: 7	R: 1 E: 1 K: 2 S: 10 H: 2 LOB: 2 BB: 0 P: 10	R: 0 E: 0 K: 0 S: 3 H: 1 LOB: 0 BB: 0 P: 3	R: 0 E: 0 K: 0 S: 4 H: 1 LOB: 1 BB: 0 P: 4

AB	35
R	2
H	8
RBI	1
BB	0
SO	4
LOB	13

1B: 7	SF: 0
2B: 0	SAC: 0
3B: 1	DP: 1
HR: 0	HBP: 0

WP: 0	PA: 35
PB: 0	
SB: 0	
CS: 0	

PITCHER	IP	WLS	BF	H	R	ER	SO	BB	IBB	HBP	BLK	WP	HR	S	P	ERA	WHIP
Whitey Ford, L (1, 1) ERA: 3.04	9.0	W	35	8	2	1	4	0	0	0	0	0	0	43	43	1.00	0.889

PITCHER	IP	WLS	BF	H	R	ER	SO	BB	IBB	HBP	BLK	WP	HR	S	P	ERA	WHIP

Batter	1	2	3	4	5	6	7	8	9	AB	R	H	RBI	BB	SO	LOB
Bobby Richardson, R (1, 4) OBP: 0.333, SLG: 0.375	F7		F4			2B E 1B	PB BB			3	1	1	0	1	0	0
Tony Kubek, L (1, 6) OBP: 0.316, SLG: 0.395	1B			SH4-3 1B 2B		E7 G3 1-H 1B 2B	K 1-2			4	2	3	0	0	1	1
Mickey Mantle, S (1, 8) OBP: 0.391, SLG: 0.514	K			SH4-3 2-3		G3 1B BB	K			2	1	0	0	1	2	2
Yogi Berra, L (1, 2) OBP: 0.347, SLG: 0.462	F8			1B 3-H 1B		G3 1-2 2-3	E6			4	0	1	1	0	0	4
Elston Howard, R (1, 3) OBP: 0.310, SLG: 0.481		5-3		G6-3 1-2 1B		1B SF8 IBB	K			3	1	1	0	1	1	2
Hector Lopez, R (1, 7) OBP: 0.334, SLG: 0.472		K		G6-3 1-2f		2B 1-3 2-H 3-H 1B		1-3		4	0	1	2	0	1	2
Norm Siebern, L (1, 9) OBP: 0.339, SLG: 0.402		3-1			4-3	SF8 3-H		G3		3	0	0	1	0	0	0
Gil McDougald, R (1, 5) OBP: 0.309, SLG: 0.353			5-3		6-3	1-3 2B		1B		4	0	2	0	0	0	0
Whitey Ford, L (1, 1) OBP: 0.351, SLG: 0.338			3-1		F6	4-3		K		4	0	0	0	0	1	3
Inning Stats	R: 0 H: 1 E: 0 LOB: 1 K: 1 BB: 0 S: 6 P: 6	R: 0 H: 0 E: 0 LOB: 0 K: 1 BB: 0 S: 5 P: 5	R: 0 H: 0 E: 0 LOB: 0 K: 0 BB: 0 S: 3 P: 3	R: 1 H: 3 E: 0 LOB: 1 K: 0 BB: 0 S: 5 P: 5	R: 0 H: 0 E: 0 LOB: 0 K: 0 BB: 0 S: 3 P: 3	R: 4 H: 4 E: 1 LOB: 2 K: 0 BB: 2 S: 7 P: 15	R: 0 H: 0 E: 1 LOB: 2 K: 3 BB: 1 S: 10 P: 14	R: 0 H: 1 E: 0 LOB: 1 K: 1 BB: 0 S: 6 P: 6		1B: 6 SF: 1 2B: 3 SAC: 1 3B: 0 DP: 1 HR: 0 HBP: 0						

PITCHER		IP	WLS	BF	H	R	ER	SO	BB	IBB	HBP	BLK	WP	HR	S	P	ERA	WHIP
Jerry Walker, R ERA: 2.92	(1, 1)	6.0	L	27	8	5	5	2	1	1	0	0	0	0	29	37	7.50	1.500
Rip Coleman, L ERA: 4.34	(7, 1)	2.0		9	1	0	0	4	1	0	0	0	0	0	16	20	0.00	1.000

PITCHER	IP	WLS	BF	H	R	ER	SO	BB	IBB	HBP	BLK	WP	HR	S	P	ERA	WHIP

BOTTOM

Baltimore Orioles @ New York Yankees

Yankee Stadium, Bronx, NY

Fri Sep 25 1959, 7:05 PM EDT
Att. 11,721 - Unknown - 71 F

livebaseballscorecards.com

AB	31
R	5
H	9
RBI	4
BB	3
SO	6
LOB	14

WP: 0	PA: 36		
PB: 1			
SB: 0			
CS: 0			

Batter	1	2	3	4	5	6	7	8	9	10	11	AB	R	H	RBI	BB	SO	LOB
Billy Klaus, L (1, 6) OBP: 0.352, SLG: 0.313	K		1-3		F9		5-3			F5	HR BB	5	1	0	0	1	1	2
Al Pilarcik, L (1, 9) OBP: 0.355, SLG: 0.366	F4		S 1B			F7	F9			S BB	1-H 2-H HR	5	1	2	3	1	0	1
Barry Shetrone, L (1, 8) OBP: 0.222, SLG: 0.213	S 1B		F9 1-2			6-3		6-3		K 1-2	P6	6	0	1	0	0	1	2
Bob Boyd, L (1, 3) OBP: 0.312, SLG: 0.345 Walt Dropo, R (11, 3) OBP: 0.303, SLG: 0.405	L8 1-2			CS 1B		1B		F6		1-3		5 0	0 0	2 0	0 0	0 0	0 0	2 0
Brooks Robinson, R (1, 5) OBP: 0.323, SLG: 0.382		F5		K 1-2		F3		F9			K	5	0	0	0	0	2	2
Willie Tasby, R (1, 7) OBP: 0.303, SLG: 0.378		S HBP		K			2B SF7 BB		S 1B		2B 1B	3	2	2	0	1	1	0
Jerry Adair, R (1, 4) OBP: 0.333, SLG: 0.371 Bob Hale, L (7, PH) OBP: 0.212, SLG: 0.240 Billy Gardner, R (7, PR) OBP: 0.284, SLG: 0.304 (7, 4)		F3 1-2			6-3		E 2B 1-3		F3 1-2		1B 2B 1-3	2 1 2	0 0 2	0 1 1	0 0 0	0 0 0	0 0 1	1 0 1
Joe Ginsberg, L (1, 2) OBP: 0.269, SLG: 0.210		F9			BB		SF7		F8		HR SH3-4 1B 2-H 3-H	3	1	1	3	1	0	2
Milt Pappas, R (1, 1) OBP: 0.160, SLG: 0.152 Bob Nieman, R (7, PH) OBP: 0.387, SLG: 0.528 Fred Valentine, S (7, PR) OBP: 0.389, SLG: 0.313 Jack Fisher, R (7, 1) OBP: 0.167, SLG: 0.174 Albie Pearson, L (9, PH) OBP: 0.397, SLG: 0.263 Hal Brown, R (9, 1) OBP: 0.130, SLG: 0.095			K		F5		E2 2-H		K		SH3-4 1-2	2 1 0 0 1 0	0 0 0 0 0 0	0 1 0 0 0 0	0 1 0 0 0 0	0 0 0 0 0 0	1 0 0 0 1 0	1 0 0 0 1 0
Inning Stats	R: 0 E: 0 K: 1 S: 6 H: 1 LOB: 1 BB: 0 P: 6	R: 0 E: 0 K: 0 S: 3 H: 0 LOB: 1 BB: 0 P: 4	R: 0 E: 0 K: 1 S: 6 H: 1 LOB: 1 BB: 0 P: 6	R: 0 E: 0 K: 2 S: 7 H: 1 LOB: 0 BB: 0 P: 7	R: 0 E: 0 K: 0 S: 3 H: 0 LOB: 1 BB: 1 P: 7	R: 0 E: 0 K: 0 S: 4 H: 1 LOB: 1 BB: 0 P: 4	R: 2 E: 1 K: 0 S: 5 H: 2 LOB: 1 BB: 1 P: 9	R: 0 E: 0 K: 0 S: 3 H: 0 LOB: 0 BB: 0 P: 3	R: 0 E: 0 K: 1 S: 6 H: 1 LOB: 1 BB: 0 P: 6	R: 0 E: 0 K: 1 S: 5 H: 0 LOB: 1 BB: 1 P: 9	R: 5 E: 0 K: 1 S: 9 H: 4 LOB: 0 BB: 1 P: 13	1B: 8 2B: 2 3B: 0 HR: 1 SF: 1 SAC: 1 DP: 0 HBP: 1						

PITCHER		IP	WLS	BF	H	R	ER	SO	BB	IBB	HBP	BLK	WP	HR	S	P	ERA	WHIP
Mark Freeman, R ERA: 5.06	(1, 1)	7.0		29	6	2	2	4	2	0	1	0	0	0	34	43	2.57	1.143
Jim Coates, R ERA: 2.97	(8, 1)	2.0		7	1	0	0	1	0	0	0	0	0	0	9	9	0.00	0.500
Eli Grba, R ERA: 6.44	(10, 1)	2.0	L	12	4	5	5	2	2	0	0	0	0	1	14	22	22.50	3.000

PITCHER	IP	WLS	BF	H	R	ER	SO	BB	IBB	HBP	BLK	WP	HR	S	P	ERA	WHIP

TOP

Baltimore Orioles @ New York Yankees

Yankee Stadium, Bronx, NY

Sat Sep 26 1959, 3:33 AM EDT

Att. 18,826 - Unknown - 75 F

livebaseballscorecards.com

AB	41
R	7
H	11
RBI	7
BB	4
SO	7
LOB	15

WP: 0 PB: 0 SB: 5 CS: 1 PA: 48

Baltimore Orioles @ New York Yankees

Yankee Stadium, Bronx, NY

Sat Sep 26 1959, 3:33 AM EDT

Att. 18,826 - Unknown - 75 F

BOTTOM

livebaseballscorecards.com

Batter	1	2	3	4	5	6	7	8	9	10	11	AB	R	H	RBI	BB	SO	LOB
Bobby Richardson, R (1, 4) OBP: 0.332, SLG: 0.373	4-3		F3	F2			4-3			SH1-3, 1B		5	0	1	0	0	0	2
Tony Kubek, L (1, 8) OBP: 0.315, SLG: 0.394	K		E3, E		F7		CS, 1B			SH1-3, 1-2		4	0	1	0	0	1	0
Andy Carey, R (1, 5) OBP: 0.308, SLG: 0.361	E8, 1B		E8, 1-3, 1B		F6		CS, 1-2	4-3		K		5	0	2	0	0	1	1
Johnny Blanchard, L (1, 2) OBP: 0.246, SLG: 0.288	K		F2		HR			F9		1-3		5	1	1	1	0	1	4
Ken Hunt, R (1, 9) OBP: 0.222, SLG: 0.250		E6, 2B, 1B	K		K			6-3			B2	5	1	1	0	0	2	2
Norm Siebern, L (1, 3) OBP: 0.342, SLG: 0.406		2-H, 2B		5-3, 1B, BB		F8			SH1-4, 1B		4-3	4	0	2	1	1	0	0
Clete Boyer, R (1, 6) OBP: 0.214, SLG: 0.182	6-3			1-2, 5-3, 1B		5-3			1-2, SH1-4		F7	4	0	1	0	0	0	1
Gordie Windhorn, R (1, 7)	F4			1-2, 2-3, 5-3		K			F5			4	0	0	0	0	1	4
Mark Freeman, R (1, 1)							K					2	0	0	0	0	1	3
Marv Throneberry, L (7, PH) OBP: 0.303, SLG: 0.393												1	0	0	0	0	1	0
Jim Coates, R (8, 1) OBP: 0.136, SLG: 0.095												0	0	0	0	0	0	0
Hector Lopez, R (9, PH) OBP: 0.334, SLG: 0.471												1	0	0	0	0	0	1
Eli Grba, R (10, 1) OBP: 0.267, SLG: 0.286	6-3			K					1-3			0	0	0	0	0	0	0
Inning Stats	R: 0 E: 1 K: 2 S: 8 H: 1 LOB: 1 BB: 0 P: 8	R: 1 E: 1 K: 0 S: 5 H: 2 LOB: 1 BB: 0 P: 5	R: 0 E: 2 K: 1 S: 7 H: 1 LOB: 2 BB: 0 P: 7	R: 0 E: 0 K: 1 S: 6 H: 1 LOB: 2 BB: 1 P: 10	R: 1 E: 0 K: 1 S: 6 H: 1 LOB: 0 BB: 0 P: 6	R: 0 E: 0 K: 1 S: 5 H: 0 LOB: 0 BB: 0 P: 5	R: 0 E: 0 K: 1 S: 5 H: 1 LOB: 0 BB: 0 P: 5	R: 0 E: 0 K: 0 S: 3 H: 0 LOB: 0 BB: 0 P: 3	R: 0 E: 0 K: 0 S: 4 H: 1 LOB: 1 BB: 0 P: 4	R: 0 E: 0 K: 1 S: 6 H: 1 LOB: 1 BB: 0 P: 6	R: 0 E: 0 K: 0 S: 3 H: 0 LOB: 0 BB: 0 P: 3	1B: 7 2B: 1 3B: 0 HR: 1	SF: 0 SAC: 2 DP: 0 HBP: 0						

	AB	40
	R	2
	H	9
	RBI	2
	BB	1
	SO	8
	LOB	18

WP: 0 PB: 0 SB: 0 CS: 1 PA: 44

PITCHER		IP	WLS	BF	H	R	ER	SO	BB	IBB	HBP	BLK	WP	HR	S	P	ERA	WHIP
Milt Pappas, R ERA: 3.27	(1, 1)	6.0		26	6	2	2	6	1	0	0	0	0	1	37	41	3.00	1.167
Jack Fisher, R ERA: 3.05	(7, 1)	2.0		6	1	0	0	1	0	0	0	0	0	0	8	8	0.00	0.500
Hal Brown, R ERA: 3.79	(9, 1)	3.0	W	11	2	0	0	1	0	0	0	0	0	0	13	13	0.00	0.667

PITCHER	IP	WLS	BF	H	R	ER	SO	BB	IBB	HBP	BLK	WP	HR	S	P	ERA	WHIP

Batter	1	2	3	4	5	6	7	8	9	AB	R	H	RBI	BB	SO	LOB
Billy Klaus, L (1, 6) OBP: 0.350, SLG: 0.312	FC4-6 1B		K		F8			F4	5-3	5	0	1	0	0	1	0
Albie Pearson, L (1, 9) OBP: 0.301, SLG: 0.257	FC4-6 FC6 1-2f		G3			F8		G3	K	5	0	0	0	0	1	1
Barry Shetrone, L (1, 8) OBP: 0.247, SLG: 0.241	FC6 1-2f			FC6-4 1B		G1-6-3 1B		1B 1B 1B		4	1	3	0	0	0	1
Bob Hale, L (1, 3) OBP: 0.214, SLG: 0.241 Walt Dropo, R (8, 3) OBP: 0.303, SLG: 0.405	L6			F5		G1-6-3 1-2f		1B 1B 1-2 1B		4 0	1 0	1 0	0 0	0 0	0 0	3 0
Brooks Robinson, R (1, 5) OBP: 0.325, SLG: 0.383		F9		FC6-4 BB 1-2f			1B 1B	1B 1B 1-2 2-H 1B		4	1	2	1	0	0	1
Fred Valentine, S (1, 7) OBP: 0.409, SLG: 0.316		K		BB 1-2			F2	1B 1-3 2-H 1B		3	0	1	1	1	1	1
Leo Burke, R (1, 4) OBP: 0.273, SLG: 0.200		HBP		K			F7 1-2	1-2 3-H 1B		3	0	1	1	0	1	3
Joe Ginsberg, L (1, 2) OBP: 0.268, SLG: 0.211		G3			F6		1-2 1B	6-3		4	0	1	0	0	0	3
Billy O'Dell, S (1, 1) OBP: 0.141, SLG: 0.133			3-1		K		F2		K	4	0	0	0	0	2	2
Inning Stats	R: 0 E: 0 K: 0 S: 4 H: 1 LOB: 1 BB: 0 P: 4	R: 0 E: 0 K: 1 S: 5 H: 0 LOB: 1 BB: 0 P: 6	R: 0 E: 0 K: 1 S: 5 H: 0 LOB: 0 BB: 0 P: 5	R: 0 E: 0 K: 1 S: 6 H: 1 LOB: 2 BB: 1 P: 10	R: 0 E: 0 K: 1 S: 5 H: 0 LOB: 0 BB: 0 P: 5	R: 0 E: 0 K: 0 S: 3 H: 1 LOB: 0 BB: 0 P: 3	R: 0 E: 0 K: 0 S: 5 H: 2 LOB: 2 BB: 0 P: 5	R: 3 E: 0 K: 0 S: 8 H: 5 LOB: 2 BB: 0 P: 8	R: 0 E: 0 K: 2 S: 7 H: 0 LOB: 0 BB: 0 P: 7	1B: 10 2B: 0 3B: 0 HR: 0 SF: 0 SAC: 0 DP: 1 HBP: 1						

PITCHER	IP	WLS	BF	H	R	ER	SO	BB	IBB	HBP	BLK	WP	HR	S	P	ERA	WHIP
John Gabler, R (1, 1) ERA: 2.79	7.2	L	34	10	3	3	4	1	0	1	0	0	0	40	45	3.52	1.435
Jim Coates, R (8, 1) ERA: 2.96	0.1		1	0	0	0	0	0	0	0	0	0	0	1	1	0.00	0.000
Gary Blaylock, R (9, 1) ERA: 4.8	1.0		3	0	0	0	2	0	0	0	0	0	0	7	7	0.00	0.000

PITCHER	IP	WLS	BF	H	R	ER	SO	BB	IBB	HBP	BLK	WP	HR	S	P	ERA	WHIP

TOP

Baltimore Orioles @ New York Yankees

Yankee Stadium, Bronx, NY

Sun Sep 27 1959, 3:33 AM EDT

Att. 15,472 - Unknown - 78 F

livebaseballscorecards.com

AB	36
R	3
H	10
RBI	3
BB	1
SO	6
LOB	15

WP: 0	PA: 38		
PB: 0			
SB: 0			
CS: 0			

BOTTOM

Baltimore Orioles @ New York Yankees

Yankee Stadium, Bronx, NY

Sun Sep 27 1959, 3:33 AM EDT

Att. 15,472 - Unknown - 78 F

Batter	1	2	3	4	5	6	7	8	9	AB	R	H	RBI	BB	SO	LOB
Bobby Richardson, R (1, 4) OBP: 0.334, SLG: 0.377	4-3 2B		L9			FC6-4 1B		K		3	0	2	0	0	0	0
Marv Throneberry, L (8, PH) OBP: 0.302, SLG: 0.391										1	0	0	0	0	1	0
Gary Blaylock, R (9, 1) OBP: 0.139, SLG: 0.333										0	0	0	0	0	0	0
Tony Kubek, L (1, 8) OBP: 0.313, SLG: 0.391	4-3 2-3		K			K		F9		4	0	0	0	0	2	2
Andy Carey, R (1, 5) OBP: 0.306, SLG: 0.356	1-3			F9		FC6-4 1-2f			FC1-4 1B	4	0	1	0	0	0	2
Elston Howard, R (1, 2) OBP: 0.308, SLG: 0.476	K			K2-3			F9		FC1-4 2B 1-2f	4	0	0	0	0	2	2
Ken Hunt, R (1, 9) OBP: 0.308, SLG: 0.417		6-3		F9			2B 1B		1-3 2B	4	1	2	0	0	0	0
Norm Siebern, L (1, 3) OBP: 0.341, SLG: 0.403		FC6-4 BB			5-3		F8		K	3	0	0	0	1	1	3
Clete Boyer, R (1, 6) OBP: 0.215, SLG: 0.193		K			K		1-H 2B		K	4	0	1	1	0	3	3
Gordie Windhorn, R (1, 7)		FC6-4 1-2f			6-3		6-3			3	0	0	0	0	0	2
John Gabler, S (1, 1) Jim Coates, R (8, 1) OBP: 0.136, SLG: 0.095 Gil McDougald, R (8, PH) OBP: 0.309, SLG: 0.353 (9, 4)			K			4-3		1-3		2 0 1	0 0 0	0 0 0	0 0 0	0 0 0	1 0 0	0 0 0

livebaseballscorecards.com

AB	33
R	1
H	6
RBI	1
BB	1
SO	10
LOB	14

Inning Stats	1	2	3	4	5	6	7	8	9
	R: 0 H: 1 E: 0 LOB: 1 K: 1 BB: 0 S: 6 P: 6	R: 0 H: 0 E: 0 LOB: 1 K: 1 BB: 1 S: 5 P: 9	R: 0 H: 0 E: 0 LOB: 0 K: 2 BB: 0 S: 7 P: 7	R: 0 H: 0 E: 0 LOB: 0 K: 1 BB: 0 S: 5 P: 5	R: 0 H: 0 E: 0 LOB: 0 K: 1 BB: 0 S: 5 P: 5	R: 0 H: 1 E: 0 LOB: 1 K: 1 BB: 0 S: 6 P: 6	R: 1 H: 2 E: 0 LOB: 1 K: 0 BB: 0 S: 5 P: 5	R: 0 H: 0 E: 0 LOB: 0 K: 1 BB: 0 S: 5 P: 5	R: 0 H: 2 E: 0 LOB: 2 K: 2 BB: 0 S: 9 P: 9

1B: 3 SF: 0 WP: 0 PA: 34
2B: 3 SAC: 0 PB: 0
3B: 0 DP: 0 SB: 0
HR: 0 HBP: 0 CS: 0

PITCHER	IP	WLS	BF	H	R	ER	SO	BB	IBB	HBP	BLK	WP	HR	S	P	ERA	WHIP
Billy O'Dell, L (1, 1) ERA: 2.93	9.0	W	34	6	1	1	10	1	0	0	0	0	0	53	57	1.00	0.778

PITCHER	IP	WLS	BF	H	R	ER	SO	BB	IBB	HBP	BLK	WP	HR	S	P	ERA	WHIP