

Baltimore Orioles - 1959

Batter	1	2	3	4	5	6	7	8	9	AB	R	H	RBI	BB	SO	LOB	TOP				
Willie Tasby, R OBP: 0.500, SLG: 0.500 (1, 8)										4	0	2	0	0	0	1					
Bob Boyd, L OBP: 0.250, SLG: 0.500 (1, 3)										4	1	1	0	0	0	2					
Bobby Avila, R OBP: 0.250, SLG: 0.250 (1, 9)										4	0	1	0	0	1	1					
Gene Woodling, L OBP: 0.250, SLG: 0.500 (1, 7)										4	0	1	0	0	0	2					
Gus Triandos, R OBP: 0.250, SLG: 1.000 (1, 2)										4	1	1	2	0	1	1					
Brooks Robinson, R (1, 5)										4	0	0	0	0	2	1					
Billy Gardner, R (1, 4)										3	0	0	0	0	2	0					
Ron Hansen, R (1, 6)										1	0	0	0	0	0	0					
Whitey Lockman, L OBP: 1.000, SLG: 1.000 (5, PH)										1	0	1	0	0	0	0					
Chico Carrasquel, R (5, 6)										1	0	0	0	0	0	0					
Jack Harshman, L (1, 1)										1	0	0	0	0	0	0					
Bob Hale, L (5, PH)										1	0	0	0	0	0	1					
Hoyt Wilhelm, R (5, 1)										0	0	0	0	0	0	0					
Lenny Green, L (8, PH)										1	0	0	0	0	0	0					
Ernie Johnson, R (8, 1)										0	0	0	0	0	0	0					
Inning Stats	R: 0 E: 1 K: 0 S: 4	H: 2 LOB: 1 BB: 0 P: 4	R: 0 E: 0 K: 2 S: 7	H: 0 LOB: 0 BB: 0 P: 7	R: 0 E: 0 K: 0 S: 4	H: 1 LOB: 1 BB: 0 P: 4	R: 0 E: 0 K: 1 S: 6	H: 1 LOB: 1 BB: 0 P: 6	R: 0 E: 0 K: 0 S: 4	H: 0 LOB: 0 BB: 0 P: 3	R: 0 E: 0 K: 3 S: 9	H: 0 LOB: 0 BB: 0 P: 9	R: 0 E: 0 K: 0 S: 3	H: 0 LOB: 0 BB: 0 P: 3	R: 2 E: 0 K: 0 S: 5	H: 2 LOB: 2 BB: 0 P: 5	1B: 4 2B: 2 3B: 0 HR: 1	SF: 0 SAC: 0 DP: 1 HBP: 0	WP: 0 PA: 33 PB: 0 SB: 0 CS: 0		
PITCHER	IP WLS BF H R ER SO BB IBB HBP BLK WP HR S P ERA WHIP																				
Pedro Ramos, R ERA: 2.0 (1, 1)	9.0 W 33	H 7 R 2 ER 2 SO 6	BB 0 IBB 0 HBP 0 BLK 0	WP 0 HR 1 S 45 P 45	ERA 2.00 WHIP 0.778																

Baltimore Orioles @ Washington Senators
Griffith Stadium, Washington, DC
Thu Apr 09 1959, 3:33 AM EST
Att: 26,850 - Cloudy - 89 F

AB	33
R	2
H	7
RBI	2
BB	0
SO	6
LOB	9



Batter	1	2	3	4	5	6	7	8	9	AB	R	H	RBI	BB	SO	LOB	BOTTOM				
Reno Bertoia, R OBP: 0.600, SLG: 1.250 (1, 4)										4	2	2	2	1	1	2					
Albie Pearson, L OBP: 0.500, SLG: 0.333 (1, 8)										3	1	1	0	1	1	2					
Roy Sievers, R OBP: 0.400, SLG: 0.250 (1, 7)										4	0	1	1	1	1	4					
Bob Allison, R OBP: 0.500, SLG: 0.500 (1, 9)										4	0	2	1	0	0	2					
Ed Fitz Gerald, R (1, 2)										4	0	0	0	0	0	5					
Norm Zaichin, R OBP: 0.500, SLG: 0.750 (1, 3)										4	2	2	0	0	0	2					
Harmon Killebrew, R OBP: 0.500, SLG: 1.250 (1, 5)										4	2	2	2	0	0	1					
Ron Samford, R OBP: 0.500, SLG: 0.750 (1, 6)										4	1	2	2	0	2	0					
Pedro Ramos, S OBP: 0.667, SLG: 0.667 (1, 1)										3	1	2	0	0	1	1					
Inning Stats	R: 1 E: 1 K: 0 S: 6	H: 2 LOB: 2 BB: 0 P: 6	R: 0 E: 0 K: 1 S: 6	H: 1 LOB: 0 BB: 0 P: 6	R: 0 E: 0 K: 1 S: 3	H: 1 LOB: 0 BB: 0 P: 3	R: 4 E: 0 K: 1 S: 9	H: 4 LOB: 0 BB: 0 P: 9	R: 0 E: 0 K: 0 S: 2	H: 1 LOB: 1 BB: 1 P: 6	R: 1 E: 0 K: 2 S: 9	H: 2 LOB: 1 BB: 0 P: 9	R: 1 E: 0 K: 1 S: 5	H: 1 LOB: 0 BB: 1 P: 9	R: 2 E: 1 K: 1 S: 8	H: 2 LOB: 2 BB: 1 P: 12	1B: 10 2B: 2 3B: 1 HR: 2	SF: 0 SAC: 2 DP: 1 HBP: 0	WP: 0 PA: 39 PB: 1 SB: 4 CS: 1		
PITCHER	IP WLS BF H R ER SO BB IBB HBP BLK WP HR S P ERA WHIP																				
Jack Harshman, L ERA: 11.25 (1, 1)	4.0 L 20	H 8 R 5 ER 5 SO 2	BB 0 IBB 0 HBP 0 BLK 0	WP 0 HR 2 S 24 P 24	ERA 11.25 WHIP 2.000																
Hoyt Wilhelm, R ERA: 6.0 (5, 1)	3.0	H 4 R 2 ER 2 SO 3	BB 2 IBB 0 HBP 0 BLK 0	WP 0 HR 0 S 16 P 24	ERA 6.00 WHIP 2.000																
Ernie Johnson, R ERA: 9.0 (8, 1)	1.0	H 2 R 2 ER 1 SO 1	BB 1 IBB 0 HBP 0 BLK 0	WP 0 HR 0 S 8 P 12	ERA 9.00 WHIP 3.000																

Baltimore Orioles @ Washington Senators
Griffith Stadium, Washington, DC
Thu Apr 09 1959, 3:33 AM EST
Att: 26,850 - Cloudy - 89 F

AB	34
R	9
H	14
RBI	8
BB	3
SO	6
LOB	19



Batter	1	2	3	4	5	6	7	8	9	AB	R	H	RBI	BB	SO	LOB	TOP																			
Hank Bauer, R OBP: 0.294, SLG: 0.313 Yogi Berra, L OBP: 0.400, SLG: 0.250 Enos Slaughter, L (7, PH)	5-3		5-3				F2		F2	3	1	1	0	0	0	0	New York Yankees @ Baltimore Orioles Memorial Stadium, Baltimore, MD Thu Apr 16 1959, 3:33 AM EST Att: 5,268 - Unknown																			
Norm Siebern, L OBP: 0.421, SLG: 0.611	F8			G4-6-3 1B		4-3 2B	HBP 1B		G3	5	0	3	3	0	0																					
Mickey Mantle, S OBP: 0.222, SLG: 0.125	K		G4-6-3 1-2		4-3 2-3		HBP 1B			3	0	0	0	0	1	2																				
Bill Skowron, R OBP: 0.429, SLG: 0.667		E8 1B		5-3		G6-4-3 BB			K	3	0	1	0	1	1	3																				
Gil McDougald, R OBP: 0.500, SLG: 0.500	5-3				4-3	G6-4-3 1-2			6-3 1-3 1B	4	0	1	0	0	0	3																				
Elston Howard, R OBP: 0.385, SLG: 0.692	F8								1-3	4	1	2	1	0	0	2																				
Andy Carey, R OBP: 0.333, SLG: 0.286	F6					F7			6-3	4	0	0	0	0	0	3																				
Bobby Richardson, R OBP: 0.313, SLG: 0.333			F8		1-6-3				L9	4	1	1	0	0	0	2																				
Art Ditmar, R OBP: 0.667, SLG: 0.667 Ryne Duren, R Tony Kubek, L (9, PH)			5-3			2B 2B 1B	HBP 1B 1B		F2	3	1	2	0	0	0	0																				
Inning Stats	R: 0 E: 0 K: 1 S: 5	H: 0 LOB: 0 BB: 0 P: 5	R: 0 E: 1 K: 0 S: 4	H: 1 LOB: 1 BB: 0 P: 4	R: 0 E: 0 K: 0 S: 3	H: 0 LOB: 0 BB: 0 P: 3	R: 0 E: 0 K: 0 S: 3	H: 1 LOB: 0 BB: 0 P: 3	R: 0 E: 0 K: 0 S: 4	H: 1 LOB: 1 BB: 0 P: 4	R: 2 E: 0 K: 0 S: 5	H: 3 LOB: 1 BB: 1 P: 9	R: 2 E: 0 K: 1 S: 9	H: 4 LOB: 3 BB: 0 P: 10	R: 0 E: 0 K: 0 S: 4	H: 1 LOB: 1 BB: 0 P: 4		R: 0 E: 0 K: 0 S: 3	H: 0 LOB: 0 BB: 0 P: 3	1B: 7 2B: 3 3B: 0 HR: 1	SF: 0 SAC: 0 DP: 2 HBP: 1	WP: 0 PA: 38 PB: 0 SB: 0 CS: 0														
PITCHER	IP	WLS	BF	H	R	ER	SO	BB	IBB	HBP	BLK	WP	HR	S	P	ERA	WHIP	PITCHER		IP	WLS	BF	H	R	ER	SO	BB	IBB	HBP	BLK	WP	HR	S	P	ERA	WHIP
George Bamberger, R ERA: 5.68	6.1		27	9	4	4	1	1	0	0	0	0	1	28	32	5.68	1.579																			
Annie Portocarrero, R ERA: 23.14	0.1		1	0	0	0	0	0	0	0	0	0	0	1	1	0.00	0.000																			
Billy O'Dell, L ERA:	1.1	W	7	2	0	0	1	0	0	1	0	0	0	8	9	0.00	1.500																			
Hal Brown, R ERA:	1.0	S	3	0	0	0	0	0	0	0	0	0	0	3	3	0.00	0.000																			

AB	36
R	4
H	11
RBI	4
BB	1
SO	2
LOB	17



Batter	1	2	3	4	5	6	7	8	9	AB	R	H	RBI	BB	SO	LOB	BOTTOM																			
Chico Carrasquel, R OBP: 0.250, SLG: 0.182	6-3		FC1-5 SH BB		K		F5		4-3	4	0	0	0	1	1	2	New York Yankees @ Baltimore Orioles Memorial Stadium, Baltimore, MD Thu Apr 16 1959, 3:33 AM EST Att: 5,268 - Unknown																			
Bob Boyd, L OBP: 0.214, SLG: 0.231 Billy O'Dell, S	3-1		SH FC1-5						F4	2	0	1	0	0	0	0																				
Bob Hale, L OBP: 0.250, SLG: 0.250 Lenny Green, L (9, PH)			1-2 FC1-5							1	0	0	0	0	0	0																				
Willie Tasby, R OBP: 0.412, SLG: 0.588			FC1-5 G6-4-3 1-2 2-3F		4-3				1B BB 1B	4	2	2	1	0	0	3																				
Bob Nieman, R OBP: 0.600, SLG: 1.000 Brooks Robinson, R (9, PH)			G6-4-3 1-2						1B BB 1B BB	2	2	1	1	2	0	2																				
Gus Triandos, R OBP: 0.412, SLG: 0.583	5-3								F9	4	1	1	0	0	0	3																				
Al Pilarcik, L OBP: 0.300, SLG: 0.600			G3		4-3				1B 3B 1B	4	1	1	0	0	0	1																				
Jim Finigan, R OBP: 0.400, SLG: 0.750 Gene Woodling, L OBP: 0.500, SLG: 0.700 Hal Brown, R (9, PH)					SF8				1B 3B 1B	2	0	1	1	0	0	0																				
Billy Gardner, R OBP: 0.154, SLG: 0.250			1B						1-2 2-3 3-H	4	0	1	3	0	2	1																				
George Bamberger, R Annie Portocarrero, R Whitey Lockman, L OBP: 0.750, SLG: 0.500			K		K				3B	2	0	0	0	0	1	1																				
Inning Stats	R: 1 E: 0 K: 0 S: 4	H: 1 LOB: 1 BB: 1 P: 8	R: 0 E: 0 K: 2 S: 8	H: 1 LOB: 0 BB: 0 P: 8	R: 0 E: 1 K: 0 S: 3	H: 0 LOB: 1 BB: 1 P: 7	R: 1 E: 0 K: 1 S: 6	H: 1 LOB: 0 BB: 0 P: 6	R: 0 E: 0 K: 1 S: 6	H: 1 LOB: 1 BB: 0 P: 6	R: 1 E: 0 K: 0 S: 4	H: 1 LOB: 0 BB: 0 P: 4	R: 0 E: 0 K: 0 S: 3	H: 0 LOB: 0 BB: 0 P: 3	R: 4 E: 0 K: 0 S: 7	H: 4 LOB: 2 BB: 2 P: 15	1B: 5 2B: 1 3B: 1 HR: 2	SF: 1 SAC: 1 DP: 1 HBP: 0	WP: 0 PA: 37 PB: 0 SB: 0 CS: 0																	
PITCHER	IP	WLS	BF	H	R	ER	SO	BB	IBB	HBP	BLK	WP	HR	S	P	ERA	WHIP	PITCHER		IP	WLS	BF	H	R	ER	SO	BB	IBB	HBP	BLK	WP	HR	S	P	ERA	WHIP
Art Ditmar, R ERA: 6.14	7.1	L	31	6	5	5	4	3	0	0	0	0	2	36	48	6.14	1.227																			
Ryne Duren, R ERA: 27.0	0.2		6	3	2	2	0	1	0	0	0	0	0	5	9	27.00	6.000																			



Batter	1	2	3	4	5	6	7	8	9	AB	R	H	RBI	BB	SO	LOB	TOP					
Reno Bertoia, R OBP: 0.522, SLG: 0.789 (1, 4)										3	0	0	0	1	1	2	Washington Senators @ Baltimore Orioles Memorial Stadium, Baltimore, MD Fri Apr 17 1959, 6:05 PM EST Att: 11,680 - Unknown					
Albie Pearson, L OBP: 0.273, SLG: 0.111 (1, 8)										4	0	1	0	0	1	2						
Bob Allison, R OBP: 0.381, SLG: 0.550 (1, 9)										4	0	1	0	0	1	2						
Roy Sievers, R OBP: 0.261, SLG: 0.263 (1, 7)										4	0	0	0	0	1	2						
Norm Zauchin, R OBP: 0.429, SLG: 0.789 (1, 3)										3	1	1	0	1	1	0						
Jay Porter, R OBP: 0.333, SLG: 0.333 (1, 2)										4	0	1	0	0	2	2						
Harmon Killebrew, R OBP: 0.211, SLG: 0.353 (9, PH)										2	1	0	0	1	0	2						
Ken Aspromonte, R OBP: 0.364, SLG: 0.222 (9, PH)										2	1	0	0	1	1	2						
Bill Fischer, R OBP: 0.500, SLG: 0.500 (7, PH)										2	0	1	2	0	0	0						
Herb Plews, L OBP: 0.333, SLG: 0.333 (7, 1)										1	0	1	0	0	0	0						
Dick Hyde, R OBP: 0.333, SLG: 0.333 (9, PH)										0	0	0	0	0	0	0						
Jim Lemon, R OBP: 0.333, SLG: 0.333 (9, PH)										1	0	0	0	0	0	0						
Inning Stats	R: 0 E: 0 K: 1 S: 4	H: 0 LOB: 0 BB: 1 P: 8	R: 3 E: 1 K: 2 S: 8	H: 1 LOB: 3 BB: 20	R: 0 E: 0 K: 1 S: 5	H: 0 LOB: 0 BB: 0 P: 5	R: 0 E: 0 K: 2 S: 8	H: 1 LOB: 1 BB: 0 P: 8	R: 0 E: 0 K: 1 S: 7	H: 2 LOB: 2 BB: 0 P: 7	R: 0 E: 0 K: 1 S: 6	H: 1 LOB: 1 BB: 0 P: 6	R: 0 E: 0 K: 0 S: 4	H: 0 LOB: 0 BB: 0 P: 4	R: 0 E: 0 K: 0 S: 3	H: 0 LOB: 0 BB: 0 P: 3	R: 0 E: 0 K: 0 S: 3	H: 0 LOB: 0 BB: 0 P: 3	1B: 5 2B: 1 3B: 0 HR: 0	SF: 0 SAC: 0 DP: 1 HBP: 0	WP: 2 PB: 0 CS: 1	PA: 36
PITCHER Mitt Pappas, R ERA: 2.0 (1, 1)	IP: 9.0 WLS: W BF: 36 H: 6 R: 3 ER: 2 SO: 8 BB: 4 IBB: 0 HBP: 0 BLK: 0 WP: 2 HR: 0 S: 48 P: 64 ERA: 2.00 WHIP: 1.111															PITCHER	IP: WLS: BF: H: R: ER: SO: BB: IBB: HBP: BLK: WP: HR: S: P: ERA: WHIP:					

Batter	1	2	3	4	5	6	7	8	9	AB	R	H	RBI	BB	SO	LOB	BOTTOM					
Chico Carrasquel, R OBP: 0.189, SLG: 0.133 (1, 6)										4	0	0	0	0	1	2	Washington Senators @ Baltimore Orioles Memorial Stadium, Baltimore, MD Fri Apr 17 1959, 6:05 PM EST Att: 11,680 - Unknown					
Bob Hale, L OBP: 0.125, SLG: 0.125 (9, 3)										4	0	0	0	0	1	2						
Whitey Lockman, L OBP: 0.750, SLG: 0.500 (9, 3)										0	0	0	0	0	0	0						
Willie Tasby, R OBP: 0.429, SLG: 0.550 (1, 8)										3	2	1	0	1	0	0						
Bob Nieman, R OBP: 0.643, SLG: 0.875 (9, 7)										2	1	1	0	2	1	0						
Lenny Green, L (9, 7)										0	0	0	0	0	0	0						
Gus Triandos, R OBP: 0.450, SLG: 0.667 (1, 2)										3	1	2	1	0	0	0						
Al Pilarcik, L OBP: 0.286, SLG: 0.462 (1, 9)										3	0	0	0	1	0	4						
Jim Finigan, R OBP: 0.500, SLG: 0.714 (6, PH)										3	0	2	2	0	0	0						
Gene Woodling, L OBP: 0.495, SLG: 0.700 (9, 5)										0	0	0	1	0	0	0						
Brooks Robinson, R (9, 5)										0	0	0	0	0	0	0						
Billy Gardner, R OBP: 0.188, SLG: 0.267 (1, 4)										3	0	1	0	0	1	1						
Mitt Pappas, R (1, 1)										3	0	0	0	0	2	2						
Inning Stats	R: 1 E: 0 K: 0 S: 6	H: 3 LOB: 2 BB: 0 P: 6	R: 0 E: 0 K: 0 S: 5	H: 2 LOB: 0 BB: 0 P: 5	R: 0 E: 0 K: 1 S: 5	H: 0 LOB: 0 BB: 0 P: 5	R: 0 E: 0 K: 0 S: 3	H: 0 LOB: 0 BB: 0 P: 3	R: 0 E: 0 K: 2 S: 7	H: 0 LOB: 0 BB: 0 P: 7	R: 2 E: 0 K: 1 S: 7	H: 2 LOB: 1 BB: 1 P: 11	R: 0 E: 0 K: 2 S: 7	H: 0 LOB: 0 BB: 0 P: 7	R: 1 E: 0 K: 0 S: 2	H: 0 LOB: 1 BB: 3 P: 14	R: 0 E: 0 K: 0 S: 2	H: 0 LOB: 1 BB: 3 P: 14	1B: 6 2B: 1 3B: 0 HR: 0	SF: 1 SAC: 1 DP: 0 HBP: 0	WP: 0 PB: 0 CS: 1	PA: 35
PITCHER Bill Fischer, R ERA: 4.5 (7, 1)	IP: 6.0 WLS: L BF: 26 H: 7 R: 3 ER: 3 SO: 4 BB: 1 IBB: 0 HBP: 0 BLK: 0 WP: 0 HR: 0 S: 33 P: 37 ERA: 4.50 WHIP: 1.333															PITCHER	IP: WLS: BF: H: R: ER: SO: BB: IBB: HBP: BLK: WP: HR: S: P: ERA: WHIP:					
Dick Hyde, R ERA: 3.0 (7, 1)	IP: 2.0 WLS: L BF: 8 H: 0 R: 1 ER: 1 SO: 2 BB: 2 IBB: 1 HBP: 0 BLK: 0 WP: 0 HR: 0 S: 9 P: 21 ERA: 4.50 WHIP: 1.000															PITCHER	IP: WLS: BF: H: R: ER: SO: BB: IBB: HBP: BLK: WP: HR: S: P: ERA: WHIP:					



Batter	1	2	3	4	5	6	7	8	9	AB	R	H	RBI	BB	SO	LOB	TOP			
Reno Bertioia, R (1,4) OBP: 0.481, SLG: 0.739	0-0 4-3 2B		0-0 P6		0-0 L7			0-0 G6-4-3		4	0	1	0	0	0	3	Washington Senators @ Baltimore Orioles Memorial Stadium, Baltimore, MD Sat Apr 18 1959, 3:33 AM EST Att: 6,134 - Unknown livebaseballscorecards.com			
Albie Pearson, L (1,8) OBP: 0.308, SLG: 0.182	0-0 4-3		0-0		0-0 1-3			0-0 1B		4	0	2	1	0	0	1				
Bob Allison, R (1,9) OBP: 0.360, SLG: 0.500	0-0 5-3		0-3 K		0-0 P4			0-0 1B		4	0	1	0	0	1	2				
Norm Zauchin, R (1,3) OBP: 0.400, SLG: 0.696	0-0 F8			0-3 K		0-0 1B		0-0 F8		4	0	1	0	0	1	3				
Roy Sievers, R (1,7) OBP: 0.222, SLG: 0.217		0-0 F8		0-0 1-3		0-0 F8			0-0 F9	4	0	0	0	0	0	1				
Ed Fitz Gerald, R (1,2)		0-0 P4		0-0 6-3			0-0 F8		4-0 BB	3	0	0	0	1	0	0				
Harmon Killebrew, R (1,5) OBP: 0.174, SLG: 0.286		0-0 F7			0-0 6-3		0-0 5-3		0-0 G5-4-3	4	0	0	0	0	0	1				
Ken Aspromonte, R (1,6) OBP: 0.429, SLG: 0.417			0-0 1B		0-0 E7		0-0 F7			3	1	2	0	0	0	0				
Chuck Stobbs, L (1,1)			0-0 F7		0-0 4-3			0-0 G6-4-3		2	0	0	0	0	0	2				
Clint Courtney, L (8, PH) OBP: 0.400, SLG: 0.400					0-0 4-3					1	0	1	0	0	0	0				
Bobby Malkmus, R (8, PR)										0	0	0	0	0	0	0				
Vito Valentineti, R (8,1)										0	0	0	0	0	0	0				
Inning Stats	R: 0 E: 0 K: 0 S: 4	H: 1 LOB: 1 BB: 0 P: 4	R: 0 E: 0 K: 0 S: 3	H: 0 LOB: 0 BB: 0 P: 3	R: 1 E: 0 K: 1 S: 7	H: 2 LOB: 1 BB: 0 P: 7	R: 0 E: 0 K: 1 S: 5	H: 0 LOB: 0 BB: 0 P: 5	R: 0 E: 1 K: 0 S: 4	H: 1 LOB: 1 BB: 0 P: 4	R: 0 E: 0 K: 0 S: 3	H: 0 LOB: 0 BB: 0 P: 3	R: 0 E: 0 K: 0 S: 5	H: 3 LOB: 2 BB: 0 P: 5	R: 0 E: 0 K: 0 S: 2	H: 0 LOB: 0 BB: 1 P: 6	1B: 6 2B: 2 3B: 0 HR: 0	SF: 0 SAC: 0 DP: 2 HBP: 0	WP: 0 PB: 0 CS: 0	PA: 34
PITCHER Jerry Walker, R (1,1) ERA: 1.0	IP: 9.0 WLS: W BF: 34 H: 8 R: 1 ER: 1 SO: 2 BB: 1 IBB: 0 HBP: 0 BLK: 0 WP: 0 HR: 0 S: 37 P: 41 ERA: 1.00 WHIP: 1.000																			

Batter	1	2	3	4	5	6	7	8	9	AB	R	H	RBI	BB	SO	LOB	BOTTOM			
Chico Carrasquel, R (1,6) OBP: 0.200, SLG: 0.158	0-0 P3				0-0 F9			0-0 6-3		4	0	1	1	0	0	0	Washington Senators @ Baltimore Orioles Memorial Stadium, Baltimore, MD Sat Apr 18 1959, 3:33 AM EST Att: 6,134 - Unknown livebaseballscorecards.com			
Bob Boyd, L (1,3) OBP: 0.222, SLG: 0.188	4-0 1B				0-0 L6			0-0 E4		3	1	0	0	1	0	2				
Whitey Lockman, L (8,3) OBP: 0.750, SLG: 0.500	BB							1B		0	0	0	0	0	0	0				
Willie Tasby, R (1,8) OBP: 0.440, SLG: 0.583	0-0 1-2		0-0 L8		0-0 E5		0-0 1B	1-2 HR		4	2	2	0	0	0	1				
Bob Nieman, R (1,7) OBP: 0.556, SLG: 0.667	0-0 F7		0-0 F2		0-0 F6		0-0 HR	1B		4	0	1	1	0	0	3				
Lenny Green, L (7, PR) (8,7)							1-2 2H	HR		0	1	0	0	0	0	0				
Gus Triandos, R (1,2) OBP: 0.458, SLG: 0.778	0-0 P3		0-0 6-3		0-0 F2		0-0 6-3	HR		3	1	1	3	1	0	2				
Bobby Avila, R (1,9) OBP: 0.222, SLG: 0.222		0-0 2-3		0-0 G6-4-3		0-0 F2		0-0 6-3		4	0	1	0	0	0	3				
Al Pilarcik, L (8,9) OBP: 0.286, SLG: 0.462				0-0 G6-4-3		0-0 F2		0-0 6-3		0	0	0	0	0	0	0				
Jim Finigan, R (1,5) OBP: 0.583, SLG: 0.909		0-0 WP		0-0 G6-4-3		0-0 1B		0-0 1-3		4	1	3	1	0	0	1				
Billy Gardner, R (1,4) OBP: 0.150, SLG: 0.211		0-0 E6		0-0 4-3		0-0 F7		0-0 1-3		4	0	0	0	0	0	4				
Jerry Walker, S (1,1)		0-3 K		0-0 6-3		0-0 1-3		0-3 K		4	0	0	0	0	2	3				
Inning Stats	R: 0 E: 0 K: 0 S: 4	H: 1 LOB: 2 BB: 1 P: 8	R: 1 E: 1 K: 1 S: 8	H: 2 LOB: 2 BB: 0 P: 8	R: 0 E: 0 K: 0 S: 3	H: 0 LOB: 0 BB: 0 P: 3	R: 0 E: 0 K: 0 S: 3	H: 1 LOB: 0 BB: 0 P: 3	R: 0 E: 0 K: 0 S: 5	H: 0 LOB: 0 BB: 0 P: 3	R: 1 E: 0 K: 0 S: 5	H: 2 LOB: 2 BB: 1 P: 9	R: 4 E: 2 K: 0 S: 7	H: 2 LOB: 1 BB: 0 P: 7	R: 0 E: 0 K: 1 S: 5	H: 1 LOB: 0 BB: 0 P: 5	1B: 5 2B: 3 3B: 0 HR: 1	SF: 0 SAC: 0 DP: 1 HBP: 0	WP: 1 PB: 0 CS: 0	PA: 36
PITCHER Chuck Stobbs, L (1,1) ERA: 1.29	IP: 7.0 WLS: L BF: 33 H: 6 R: 6 ER: 1 SO: 1 BB: 2 IBB: 0 HBP: 0 BLK: 0 WP: 1 HR: 1 S: 33 P: 41 ERA: 1.29 WHIP: 1.429																			
Vito Valentineti, R (8,1) ERA:	IP: 1.0 WLS: 3 BF: 1 H: 0 R: 0 ER: 0 SO: 1 BB: 0 IBB: 0 HBP: 0 BLK: 0 WP: 0 HR: 0 S: 5 P: 5 ERA: 0.00 WHIP: 1.000																			

Batter	1	2	3	4	5	6	7	8	9	AB	R	H	RBI	BB	SO	LOB	TOP																			
Reno Bertoia, R OBP: 0.469, SLG: 0.786 (1, 4)										5	2	1	0	1	2		Washington Senators @ Baltimore Orioles Memorial Stadium, Baltimore, MD Sun Apr 19 1959, 3:33 AM EST Unknown livebaseballscorecards.com																			
Albie Pearson, L OBP: 0.323, SLG: 0.192 (1, 8)										4	1	1	0	1	0	2																				
Bob Allison, R OBP: 0.400, SLG: 0.517 (1, 7)										5	1	3	2	0	0	1																				
Norm Zauchin, R OBP: 0.345, SLG: 0.593 (1, 3)										4	0	0	0	0	0	2																				
Jim Lemon, R OBP: 0.167, SLG: 0.167 (1, 9)										4	0	1	1	0	0	0																				
Ed Fitz Gerald, R OBP: 0.235, SLG: 0.071 (1, 2)										3	0	1	0	1	0	2																				
Harmon Killebrew, R OBP: 0.222, SLG: 0.292 (1, 5)										3	0	1	0	1	0	2																				
Ken Aspromonte, R OBP: 0.412, SLG: 0.357 (9, PH)										2	0	0	1	1	0	3																				
Herb Plews, L OBP: 0.500, SLG: 0.500 (9, PH)										1	1	1	0	0	0	0																				
Camilo Pascual, R OBP: 0.200, SLG: 0.200 (7, 1)										3	0	0	0	0	0	5																				
Dick Hyde, R (7, 1)										0	0	0	0	0	0	0																				
Tex Clevenger, R (9, PH)										0	0	0	0	0	0	0																				
Julio Becquer, L OBP: 0.333, SLG: 0.333 (9, PH)										1	0	1	0	0	0	0																				
Inning Stats	R: 1 E: 0 K: 0 S: 3	H: 1 LOB: 0 BB: 1 P: 7	R: 0 E: 1 K: 0 S: 4	H: 0 LOB: 2 BB: 1 P: 8	R: 0 E: 0 K: 0 S: 3	H: 0 LOB: 0 BB: 0 P: 3	R: 0 E: 0 K: 0 S: 3	H: 1 LOB: 0 BB: 0 P: 3	R: 3 E: 0 K: 0 S: 7	H: 4 LOB: 3 BB: 2 P: 15	R: 0 E: 0 K: 0 S: 3	H: 1 LOB: 1 BB: 0 P: 3	R: 0 E: 0 K: 0 S: 4	H: 1 LOB: 1 BB: 0 P: 4	R: 1 E: 0 K: 1 S: 7	H: 3 LOB: 1 BB: 0 P: 7	1B: 10 2B: 2 3B: 0 HR: 1	SF: 0 SAC: 0 DP: 1 HBP: 0	WP: 0 PB: 0 CS: 2	PA: 40																
PITCHER	IP WLS BF H R ER SO BB IBB HBP BLK WP HR S P ERA WHIP	IP WLS BF H R ER SO BB IBB HBP BLK WP HR S P ERA WHIP																																		
Billy O'Dell, L ERA: 4.0	5.2	26	6	4	4	0	4	0	0	0	0	0	0	1	22	38	6.35	1.765																		
Hoyt Wilhelm, R ERA: 2.61	0.1	1	0	0	0	0	0	0	0	0	0	0	0	0	1	1	0.00	0.000																		
Ernie Johnson, R ERA: 6.75	1.0	W 3	1	0	0	0	0	0	0	0	0	0	0	3	3	0.00	1.000																			
George Bamberger, R ERA: 5.4	2.0	S 9	4	1	1	1	0	0	0	0	0	0	0	11	11	4.50	2.000																			

Batter	1	2	3	4	5	6	7	8	9	AB	R	H	RBI	BB	SO	LOB	BOTTOM																			
Chico Carrasquel, R OBP: 0.200, SLG: 0.130 (1, 6)										4	0	0	1	0	0	4	Washington Senators @ Baltimore Orioles Memorial Stadium, Baltimore, MD Sun Apr 19 1959, 3:33 AM EST Unknown livebaseballscorecards.com																			
Bob Boyd, L OBP: 0.304, SLG: 0.333 (1, 3)										5	1	3	2	0	0	0																				
Willie Tasby, R OBP: 0.433, SLG: 0.536 (1, 8)										4	1	1	0	1	0	2																				
Bob Nieman, R OBP: 0.563, SLG: 0.647 (8, 1)										5	1	3	0	0	2	4																				
Gus Triandos, R OBP: 0.500, SLG: 0.762 (7, PR)										3	0	2	2	1	1	1																				
Al Pilarcik, L OBP: 0.267, SLG: 0.429 (8, 9)										1	1	0	0	0	0	0																				
Jim Finigan, R OBP: 0.586, SLG: 0.857 (8, 4)										3	1	1	1	2	0	4																				
Lenny Green, L OBP: 0.200, SLG: 0.200 (7, PH)										3	0	1	0	0	1	0																				
Billy Gardner, R OBP: 0.136, SLG: 0.190 (6, PH)										2	0	0	0	0	2	2																				
Whitney Lockman, L OBP: 0.500, SLG: 0.667 (7, 4)										1	0	1	0	0	0	0																				
Bobby Avila, R OBP: 0.222, SLG: 0.222 (7, PH)										0	0	0	0	0	0	0																				
Gene Woodling, L OBP: 0.462, SLG: 0.636 (8, 7)										1	1	0	1	1	0	2																				
Billy O'Dell, S OBP: 0.200, SLG: 0.200 (8, 1)										1	0	0	0	1	1	2																				
Hoyt Wilhelm, R OBP: 0.200, SLG: 0.200 (8, 1)										0	0	0	0	0	0	0																				
Bob Hale, L OBP: 0.200, SLG: 0.200 (8, 1)										1	0	0	0	0	1	1																				
Ernie Johnson, R OBP: 0.200, SLG: 0.200 (8, 1)										0	0	0	0	0	0	0																				
Jack Harshman, L OBP: 0.200, SLG: 0.200 (8, 1)										0	0	0	0	0	0	0																				
Brooks Robinson, R OBP: 0.200, SLG: 0.200 (8, 1)										1	1	0	0	0	0	2																				
Inning Stats	R: 1 E: 0 K: 0 S: 6	H: 3 LOB: 2 BB: 0 P: 6	R: 0 E: 0 K: 2 S: 7	H: 0 LOB: 1 BB: 1 P: 11	R: 0 E: 0 K: 2 S: 8	H: 1 LOB: 1 BB: 0 P: 8	R: 0 E: 0 K: 2 S: 8	H: 1 LOB: 2 BB: 1 P: 12	R: 0 E: 0 K: 1 S: 6	H: 1 LOB: 1 BB: 0 P: 6	R: 6 E: 0 K: 1 S: 10	H: 5 LOB: 3 BB: 3 P: 23	R: 0 E: 0 K: 0 S: 3	H: 0 LOB: 2 BB: 2 P: 11	1B: 10 2B: 2 3B: 0 HR: 0	SF: 0 SAC: 0 DP: 0 HBP: 1	WP: 2 PB: 0 CS: 0	PA: 45																		
PITCHER	IP WLS BF H R ER SO BB IBB HBP BLK WP HR S P ERA WHIP	IP WLS BF H R ER SO BB IBB HBP BLK WP HR S P ERA WHIP																																		
Camilo Pascual, R ERA: 5.11	6.1	L 33	11	6	6	7	3	0	0	0	0	0	0	0	44	56	8.53	2.211																		
Dick Hyde, R ERA: 8.1	0.1	6	1	1	1	0	2	1	1	0	0	0	0	2	15	27.00	9.000																			
Tex Clevenger, R ERA: 11.57	1.1	6	0	0	0	1	2	0	0	0	1	0	0	6	14	0.00	1.500																			

Batter	1	2	3	4	5	6	7	8	9	AB	R	H	RBI	BB	SO	LOB	TOP					
Reno Bertioia, R OBP: 0.486, SLG: 0.781 (1, 4)	F8		2B	BB			1B SH5-3		P6	4	0	2	0	1	0	0	Washington Senators @ Baltimore Orioles Memorial Stadium, Baltimore, MD Sun Apr 19 1959, 3:38 AM EST Att: 16,062 - Unknown livebaseballscorecards.com					
Albie Pearson, L OBP: 0.324, SLG: 0.179 (1, 8)	G4-6-3 BB		L9	F2			SH5-3			2	0	0	0	1	0	5						
Bob Allison, R OBP: 0.382, SLG: 0.485 (1, 7)	G4-6-3		F8		4-3		G5-4-3 1B			4	0	1	0	0	0	3						
Norm Zauchin, R OBP: 0.303, SLG: 0.516 (1, 3)		F7		F3	K		G5-4-3 1B			4	0	0	0	0	1	2						
Jim Lemon, R OBP: 0.300, SLG: 0.556 (1, 9)	5-3			E BB WP BB	HR			F3		3	2	1	1	1	0	0						
Harmon Killebrew, R OBP: 0.259, SLG: 0.407 (1, 5)	HR			WP E SH2-3 BB	6-3			K		3	2	1	1	1	1	0						
Ken Aspromonte, R OBP: 0.333, SLG: 0.278 (1, 6)	5-3			E4 SH2-3 WP		L8		F5		4	0	0	0	0	0	2						
Jay Porter, R OBP: 0.400, SLG: 0.333 (1, 2)			2B 1B	SH2-3 IBB		F3		K		3	0	1	0	1	1	0						
Russ Kemmerer, R (1, 1)			K	SH2-3		K		F8		3	0	0	1	0	2	1						
Inning Stats	R: 0 E: 0 K: 0 S: 2	H: 0 LOB: 0 BB: 1 P: 6	R: 1 E: 0 K: 0 S: 4	H: 1 LOB: 0 BB: 0 P: 4	R: 0 E: 0 K: 1 S: 7	H: 2 LOB: 2 BB: 0 P: 7	R: 2 E: 1 K: 0 S: 4	H: 0 LOB: 3 BB: 4 P: 20	R: 1 E: 0 K: 1 S: 6	H: 1 LOB: 0 BB: 0 P: 6	R: 0 E: 0 K: 1 S: 5	H: 0 LOB: 0 BB: 0 P: 5	R: 0 E: 0 K: 0 S: 4	H: 2 LOB: 1 BB: 0 P: 4	R: 0 E: 0 K: 1 S: 5	H: 0 LOB: 0 BB: 0 P: 5	R: 0 E: 0 K: 1 S: 5	H: 0 LOB: 0 BB: 0 P: 5	1B: 3 2B: 1 3B: 0 HR: 2	SF: 0 SAC: 2 DP: 2 HBP: 0	WP: 1 PB: 0 CS: 0	PA: 37
PITCHER	IP	WLS	BF	H	R	ER	SO	BB	IBB	HBP	BLK	WP	HR	S	P	ERA	WHIP					
Jack Harshman, L ERA: 8.1 (1, 1)	4.0	L	20	3	3	2	1	4	1	0	0	1	1	17	37	4.50	1.750					
Wes Stock, R ERA: 4.5 (5, 1)	2.0		7	1	1	1	2	0	0	0	0	0	1	11	11	4.50	0.500					
Hal Brown, R ERA: (7, 1)	3.0		10	2	0	0	2	0	0	0	0	0	0	14	14	0.00	0.667					

Batter	1	2	3	4	5	6	7	8	9	AB	R	H	RBI	BB	SO	LOB	BOTTOM					
Chico Carrasquel, R OBP: 0.222, SLG: 0.125 (1, 6)	1B 1B BB			BB			F9		4-3	1	1	0	0	1	1	0	Washington Senators @ Baltimore Orioles Memorial Stadium, Baltimore, MD Sun Apr 19 1959, 3:38 AM EST Att: 16,062 - Unknown livebaseballscorecards.com					
Bob Nieman, R OBP: 0.283, SLG: 0.647 (4, PH)		K							1-2	0	0	0	0	1	0	0						
Willy Miranda, S (5, 6)										1	0	0	0	0	0	0						
Bob Hale, L OBP: 0.100, SLG: 0.100 (8, PH)										1	0	0	0	0	0	1						
Bob Boyd, L OBP: 0.286, SLG: 0.308 (1, 3)	1-2 1B BB	6-3		4-3			F7		4-3	5	1	1	0	0	0	3						
Willie Tasby, R OBP: 0.429, SLG: 0.515 (1, 8)	1B 1-2 2-3 1B		K		E6 G5-4-3		1B		K	5	0	2	0	0	2	1						
Gene Woodling, L OBP: 0.471, SLG: 0.600 (1, 7)	S 1B		K2-5-2 BB		F8		F9			4	0	2	2	0	0	2						
Gus Triandos, R OBP: 0.469, SLG: 0.667 (1, 2)	K		BB		G5-4-3			L1		3	0	0	0	1	1	3						
Jim Finigan, R OBP: 0.571, SLG: 0.765 (1, 5)	F2		K2-5-2			5-3 1B		BB		3	0	1	0	1	1	4						
Al Pilarcik, L OBP: 0.316, SLG: 0.412 (1, 9)	FC6-4 BB			4-3 SH1-3 1B		F8		F9		3	0	1	0	1	0	2						
Billy Gardner, R OBP: 0.120, SLG: 0.167 (1, 4)	FC6-4			SH1-3		5-3		1-3		3	0	0	0	0	0	5						
Jack Harshman, L (1, 1)									4-3 WP 1B	1	0	0	0	0	1	0						
Whitley Lockman, L OBP: 0.067, SLG: 0.000 (4, PH)										1	0	0	0	0	0	1						
Wes Stock, R (5, 1)										0	0	0	0	0	0	0						
Bobby Avila, R OBP: 0.200, SLG: 0.200 (6, PH)										1	0	0	0	0	1	1						
Hal Brown, R (7, 1)										0	0	0	0	0	0	0						
Lenny Green, L OBP: 0.333, SLG: 0.333 (8, PH)										1	0	1	0	0	0	0						
Inning Stats	R: 2 E: 0 K: 1 S: 8	H: 3 LOB: 3 BB: 2 P: 16	R: 0 E: 0 K: 2 S: 7	H: 0 LOB: 0 BB: 0 P: 7	R: 0 E: 0 K: 2 S: 7	H: 1 LOB: 2 BB: 1 P: 11	R: 0 E: 0 K: 0 S: 4	H: 1 LOB: 2 BB: 1 P: 8	R: 0 E: 0 K: 0 S: 3	H: 0 LOB: 0 BB: 0 P: 3	R: 0 E: 0 K: 1 S: 6	H: 1 LOB: 1 BB: 0 P: 6	R: 0 E: 0 K: 0 S: 4	H: 1 LOB: 1 BB: 0 P: 4	R: 0 E: 0 K: 0 S: 3	H: 0 LOB: 1 BB: 1 P: 7	R: 0 E: 0 K: 1 S: 6	H: 1 LOB: 1 BB: 0 P: 6	1B: 8 2B: 1 3B: 0 HR: 0	SF: 0 SAC: 1 DP: 2 HBP: 0	WP: 1 PB: 0 CS: 0	PA: 39
PITCHER	IP	WLS	BF	H	R	ER	SO	BB	IBB	HBP	BLK	WP	HR	S	P	ERA	WHIP					
Russ Kemmerer, R ERA: 4.8 (1, 1)	9.0	W	39	8	2	2	7	5	0	0	0	1	0	48	68	2.00	1.444					

Batter	1	2	3	4	5	6	7	8	9	AB	R	H	RBI	BB	SO	LOB	TOP								
Chico Carrasquel, R OBP: 0.250, SLG: 0.207 (1, 6)										5	1	2	0	0	1	0	<p>Baltimore Orioles @ Boston Red Sox Fenway Park, Boston, MA Tue Apr 21 1959, 3:33 AM EST Att: 6,358 - Unknown</p> <p>AB 34 R 5 H 6 RBI 5 BB 3 SO 7 LOB 9</p>								
Bob Boyd, L OBP: 0.267, SLG: 0.267 (1, 3)										4	0	0	0	0	0	2									
Willie Tasby, R OBP: 0.410, SLG: 0.472 (1, 8)										3	1	0	0	1	1	1									
Bob Nieman, R OBP: 0.571, SLG: 0.579 Lenny Green, L OBP: 0.333, SLG: 0.333 (1, 7) (7, 7)										2	1	0	0	2	2	1									
Gus Triandos, R OBP: 0.472, SLG: 0.857 (1, 2)										4	2	2	5	0	0	1									
Bobby Avila, R OBP: 0.214, SLG: 0.214 Al Pilarcik, L OBP: 0.316, SLG: 0.412 (1, 9) (8, 9)										4	0	1	0	0	1	0									
Jim Finigan, R OBP: 0.480, SLG: 0.619 (1, 5)										4	0	0	0	0	0	1									
Billy Gardner, R OBP: 0.138, SLG: 0.214 (1, 4)										4	0	1	0	0	1	0									
Hoyt Wilhelm, R (1, 1)										4	0	0	0	0	1	3									
Inning Stats	R: 4 E: 0 K: 0 S: 5	H: 2 LOB: 0 BB: 2 P: 13	R: 0 E: 0 K: 1 S: 5	H: 0 LOB: 0 BB: 0 P: 5	R: 0 E: 0 K: 0 S: 3	H: 0 LOB: 1 BB: 1 P: 7	R: 0 E: 1 K: 0 S: 4	H: 0 LOB: 1 BB: 0 P: 4	R: 0 E: 0 K: 0 S: 3	H: 0 LOB: 0 BB: 0 P: 3	R: 1 E: 0 K: 1 S: 8	H: 3 LOB: 2 BB: 0 P: 8	R: 0 E: 0 K: 2 S: 8	H: 1 LOB: 1 BB: 0 P: 8	R: 0 E: 0 K: 1 S: 5	H: 0 LOB: 0 BB: 0 P: 5		R: 0 E: 0 K: 2 S: 7	H: 0 LOB: 0 BB: 0 P: 7	1B: 2 2B: 2 3B: 0 HR: 2	SF: 0 SAC: 0 DP: 0 HBP: 0	WP: 0 PB: 0 SB: 0 CS: 0	PA: 37		
PITCHER	IP	WLS	BF	H	R	ER	SO	BB	IBB	HBP	BLK	WP	HR	S	P	ERA	WHIP								
Jerry Casale, R ERA: 4.8 (1, 1)	6.0	L	27	5	5	5	2	3	0	0	0	0	2	28	40	7.50	1.333								
Herb Moford, R ERA: 5.14 (7, 1)	3.0		10	1	0	0	5	0	0	0	0	0	0	20	20	0.00	0.333								

Batter	1	2	3	4	5	6	7	8	9	AB	R	H	RBI	BB	SO	LOB	BOTTOM								
Don Buddin, R OBP: 0.447, SLG: 0.414 (1, 6)										5	1	2	0	0	2	1	<p>Baltimore Orioles @ Boston Red Sox Fenway Park, Boston, MA Tue Apr 21 1959, 3:33 AM EST Att: 6,358 - Unknown</p> <p>AB 35 R 2 H 8 RBI 1 BB 5 SO 8 LOB 21</p>								
Pete Runnels, L OBP: 0.541, SLG: 0.500 (1, 4)										4	0	2	0	1	1	1									
Gene Stephens, L OBP: 0.263, SLG: 0.400 (1, 8)										4	0	0	0	1	2	4									
Jackie Jensen, R OBP: 0.343, SLG: 0.481 (1, 9)										3	0	0	1	2	1	3									
Frank Matzone, R OBP: 0.250, SLG: 0.400 (1, 5)										4	0	0	0	0	0	5									
Dick Gemert, R OBP: 0.448, SLG: 0.522 (1, 3)										4	0	1	0	0	0	1									
Gary Geiger, L OBP: 0.256, SLG: 0.233 (1, 7)										4	0	2	0	0	0	2									
Pete Daley, R OBP: 0.250, SLG: 0.250 (1, 2)										4	0	1	0	0	1	2									
Jerry Casale, R OBP: 0.400, SLG: 1.000 Vic Wertz, L OBP: 0.333, SLG: 0.200 Herb Moford, R Jim Busby, R (1, 1) (6, PH) (7, 1) (8, PH)										1	1	0	0	1	1	1									
Inning Stats	R: 0 E: 0 K: 1 S: 5	H: 0 LOB: 0 BB: 0 P: 5	R: 0 E: 1 K: 0 S: 4	H: 0 LOB: 0 BB: 0 P: 4	R: 1 E: 0 K: 1 S: 6	H: 1 LOB: 3 BB: 3 P: 18	R: 0 E: 0 K: 1 S: 6	H: 1 LOB: 1 BB: 0 P: 6	R: 1 E: 0 K: 1 S: 6	H: 1 LOB: 1 BB: 1 P: 10	R: 0 E: 0 K: 0 S: 4	H: 1 LOB: 1 BB: 0 P: 4	R: 0 E: 0 K: 2 S: 7	H: 0 LOB: 1 BB: 1 P: 11	R: 0 E: 0 K: 0 S: 4	H: 2 LOB: 2 BB: 0 P: 4		R: 0 E: 0 K: 2 S: 9	H: 2 LOB: 2 BB: 0 P: 9	1B: 8 2B: 0 3B: 0 HR: 0	SF: 0 SAC: 0 DP: 0 HBP: 0	WP: 0 PB: 3 SB: 0 CS: 0	PA: 40		
PITCHER	IP	WLS	BF	H	R	ER	SO	BB	IBB	HBP	BLK	WP	HR	S	P	ERA	WHIP								
Hoyt Wilhelm, R ERA: 1.86 (1, 1)	9.0	W	40	8	2	1	8	5	0	0	0	0	0	51	71	1.00	1.444								

Batter	1	2	3	4	5	6	7	8	9	AB	R	H	RBI	BB	SO	LOB	TOP
Chico Carrasquel, R OBP: 0.250, SLG: 0.242 Billy Loes, R (7, 1) Joe Ginsberg, L (9, PH)	0-0 5-3		0-0 E7		0-0 2B 2B		0-0 F6		0-0 4-3	4	1	1	2	0	0	0	
Bob Boyd, L OBP: 0.250, SLG: 0.294 Willy Miranda, S (7, 6)	0-0 4-3		0-3 K2-3		0-0 BB 2B		0-0 4-3			4	0	1	2	0	1	1	
Willie Tasby, R OBP: 0.419, SLG: 0.462	4-0 BB			0-0 G5-4-3 1B	0-0 6-3		0-0 1-3			3	0	1	0	1	0	1	
Bob Nieman, R OBP: 0.333, SLG: 0.524 Wes Stock, R (4, 1) Whitley Lockman, L OBP: 0.174, SLG: 0.000 George Bamberger, R (5, 1) Hal Brown, R (5, 1) Bob Hale, L OBP: 0.090, SLG: 0.091 (7, 3)	0-0 L8		0-0 G5-4-3 1-2	0-0 G5-4-3 BB	4-0 BB BB		0-0 4-3			2	0	0	0	0	0	2	
Gus Triandos, R OBP: 0.475, SLG: 0.800 (1, 2)		0-0 L4		0-0 F7	4-0 BB BB		0-0 G4-6-3 BB			2	0	0	0	2	0	0	
Bobby Avila, R OBP: 0.222, SLG: 0.222 (5, 4)		0-0 G3			0-0 1-3		0-0 G4-6-3 1-2			4	0	1	0	0	0	4	
Jim Finigan, R OBP: 0.414, SLG: 0.520 (1, 5)		0-0 3-1			0-0 FC5-4 1B 1-2 2B	0-0 5-3		0-0 1-3		4	1	0	0	0	0	1	
Billy Gardner, R OBP: 0.133, SLG: 0.207 Al Pilarcik, L OBP: 0.316, SLG: 0.400 (5, PH) (5, 9)			0-0 6-3		0-0 BB 2B 1B	0-0 5-3		0-0 F7		1	0	0	0	0	0	0	
Arnie Portocarrero, R (1, 1) Gene Woodling, L OBP: 0.500, SLG: 0.588 (4, 7)			0-3 K		4-0 2B 2B BB	0-0 1-3		0-0 1B		1	0	0	0	0	1	0	
Inning Stats	R: 0 E: 0 K: 0 S: 3	H: 0 LOB: 1 BB: 1 P: 7	R: 0 E: 0 K: 0 S: 3	H: 0 LOB: 0 BB: 0 P: 3	R: 0 E: 1 K: 2 S: 8	H: 1 LOB: 1 BB: 0 P: 8	R: 0 E: 0 K: 0 S: 3	H: 0 LOB: 0 BB: 0 P: 3	R: 0 E: 0 K: 0 S: 2	H: 0 LOB: 0 BB: 1 P: 6	R: 0 E: 0 K: 0 S: 4	H: 1 LOB: 1 BB: 0 P: 4	1B: 4 2B: 2 3B: 0 HR: 0	SF: 0 SAC: 0 DP: 2 HBP: 0	WP: 0 PB: 0 SB: 1 CS: 0	PA: 37	
PITCHER	IP WLS BF H R ER SO BB IBB HBP BLK WP HR S P ERA WHIP	4.2 L 22 5 4 4 2 3 0 0 0 0 0 23 35 7.71 1.714	5.1 W 15 1 0 0 0 2 0 0 0 0 0 13 21 0.00 0.692														

Baltimore Orioles @ Boston Red Sox
Fenway Park, Boston, MA
Wed Apr 22 1959, 3:33 AM EST
Att: 6,866 - Unknown

AB 32
R 4
H 6
RBI 4
BB 5
SO 2
LOB 10





Batter	1	2	3	4	5	6	7	8	9	AB	R	H	RBI	BB	SO	LOB	BOTTOM	
Don Buddin, R OBP: 0.419, SLG: 0.364 (1, 6)	0-0 F7		0-0 F2	0-0 FC4-6 FC2 BB 1-2 2-3 3-H	0-0 FC6-4 1-2 BB		4-0 1-4-3 BB			4	0	0	1	1	0	4		
Pete Runnels, L OBP: 0.500, SLG: 0.438 (1, 4)	0-0 4-3			0-0 5-3	0-0 FC2 BB		0-0 E6 G6-3		0-0 1-4-3	4	0	0	0	1	0	2		
Gene Stephens, L OBP: 0.256, SLG: 0.375 (1, 8)	0-0 1-3			0-0 E4 1B	0-0 FC2		0-0 G6-3 1-2 2-3		0-0 P6	5	1	1	0	0	0	6		
Vic Wertz, L OBP: 0.455, SLG: 0.625 (1, 3)		0-0 L9		4-0 1B BB BB	4-0 1B WP BB		0-0 HR		0-0 4-3	3	3	1	1	2	0	0		
Jackie Jensen, R OBP: 0.400, SLG: 0.563 (1, 9)		0-0 2B		0-0 BB BB 1B	0-0 BB WP 2B 1B		0-0 1B		0-0 F8	5	2	4	1	0	0	0		
Frank Malzone, R OBP: 0.297, SLG: 0.457 (1, 5)		0-0 L4		0-0 BB BB 1B	0-0 BB E FC2 2B		0-0 1B		0-0 F9	5	1	3	1	0	0	1		
Dick Gemert, R OBP: 0.424, SLG: 0.462 Gary Geiger, L OBP: 0.258, SLG: 0.233 (9, 7)		0-0 F8		4-0 1B BB BB	4-0 FC4-6 FC2 BB 1-2 2-3 3-H		0-0 F8 F9			3	1	0	1	1	0	4		
Pete Daley, R OBP: 0.375, SLG: 0.429 (1, 2)			0-3 K	4-0 FC4-6 FC2 BB	0-0 E4 FC2		0-0 FC1-5 2B			3	0	1	1	1	1	1		
Tom Brewer, R OBP: 0.222, SLG: 0.222 Murray Wall, R (5, 1)			0-0 F8	0-0 FC4-6 1B	0-0 FC2 FC6-4		0-0 FC1-5 1-4-3 BB			2	0	1	1	0	0	0		
Inning Stats	R: 0 E: 0 K: 0 S: 3	H: 0 LOB: 0 BB: 0 P: 3	R: 0 E: 0 K: 0 S: 4	H: 1 LOB: 1 BB: 0 P: 4	R: 0 E: 0 K: 1 S: 5	H: 0 LOB: 0 BB: 0 P: 5	R: 5 E: 1 K: 0 S: 7	H: 4 LOB: 3 BB: 4 P: 23	R: 2 E: 1 K: 0 S: 6	H: 3 LOB: 2 BB: 0 P: 6	R: 0 E: 0 K: 0 S: 4	H: 1 LOB: 2 BB: 1 P: 8	R: 0 E: 0 K: 0 S: 3	H: 0 LOB: 0 BB: 0 P: 3	1B: 7 2B: 3 3B: 0 HR: 1	SF: 0 SAC: 0 DP: 1 HBP: 0	WP: 1 PB: 0 SB: 0 CS: 0	PA: 42
PITCHER	IP WLS BF H R ER SO BB IBB HBP BLK WP HR S P ERA WHIP	3.1 L 17 4 5 5 1 3 0 0 0 0 0 0 3 7 0.00 3.000	0.2 L 4 1 0 0 0 1 0 0 0 0 0 0 3 7 0.00 3.000	0.0 L 3 2 2 2 0 1 0 0 0 1 0 2 6 ∞ ∞	2.0 L 10 3 1 1 0 0 0 0 0 1 1 10 10 4.50 1.500	2.0 L 8 1 0 0 0 1 0 0 0 0 0 7 11 0.00 1.000												

Baltimore Orioles @ Boston Red Sox
Fenway Park, Boston, MA
Wed Apr 22 1959, 3:33 AM EST
Att: 6,866 - Unknown

AB 36
R 8
H 11
RBI 7
BB 6
SO 1
LOB 21



Batter	1	2	3	4	5	6	7	8	9	AB	R	H	RBI	BB	SO	LOB	TOP	
Billy Gardner, R OBP: 0.156, SLG: 0.226 Gene Woodling, L OBP: 0.565, SLG: 0.684	FC2-6 1B		F8		1-3 HR BB		1B 2B	1B 1B		2	0	1	0	0	0	0	<p>Baltimore Orioles @ Boston Red Sox Fenway Park, Boston, MA Thu Apr 23 1959, 3:33 AM EST Att: 7,296 - Unknown</p> <p>AB 39 R 8 H 13 RBI 8 BB 5 SO 4 LOB 19</p> 	
Al Pilarcik, L OBP: 0.318, SLG: 0.400	1B							1-2 3-H 1B 1B		0	0	0	0	0	0	0		
Bob Boyd, L OBP: 0.243, SLG: 0.286 Whitey Lockman, L OBP: 0.590, SLG: 0.333 Chico Carrasquel, R OBP: 0.263, SLG: 0.257	FC2-6 BB 1B		F7		1-3		K	1-2 2-H 1B 1B		1	1	0	0	0	0	1		
Willie Tasby, R OBP: 0.458, SLG: 0.558	1-2 1B BB							1-2 2-H 1B 1B		4	2	3	4	1	1	0		
Bob Nieman, R OBP: 0.514, SLG: 0.458 Billy Loes, R	1B 1-2 2-3 BB				1B BB BB		K	2-H HR		3	0	0	0	2	1	3		
Gus Triandos, R OBP: 0.444, SLG: 0.714	1-3 2-H 3-H 1B		F8		1-3		F8			5	0	1	2	0	0	2		
Bobby Avila, R OBP: 0.261, SLG: 0.227	G6-4-3 1-2f				1B BB		F7			4	0	1	0	1	0	2		
Jim Finigan, R OBP: 0.382, SLG: 0.467			5-3		P5		F8			5	1	1	0	0	0	3		
Willy Miranda, S OBP: 0.333, SLG: 0.500	L7				1-2 2-3 1B					5	0	2	0	0	0	2		
Mike Pappas, R Wes Stock, R Bob Nieman, L Jerry Walker, R Billy Klucak, L Billy O'Dell, L Ernie Johnson, R Brooks Robinson, R Lenny Davis, R	K				6-3		3-1			0	0	0	0	0	0	0		
Inning Stats	R: 2 E: 0 K: 0 S: 4	H: 2 LOB: 1 BB: 2 P: 12	R: 0 E: 0 K: 1 S: 5	H: 0 LOB: 0 BB: 0 P: 5	R: 0 E: 0 K: 1 S: 5	H: 1 LOB: 3 BB: 2 P: 12	R: 2 E: 0 K: 1 S: 6	H: 1 LOB: 0 BB: 1 P: 10	R: 1 E: 0 K: 1 S: 7	H: 2 LOB: 1 BB: 0 P: 7	R: 3 E: 0 K: 0 S: 8	H: 5 LOB: 2 BB: 0 P: 8	R: 0 E: 0 K: 0 S: 4	H: 1 LOB: 0 BB: 0 P: 4	1B: 10 2B: 2 3B: 0 HR: 1	SF: 0 SAC: 0 DP: 1 HBP: 0	WP: 0 PB: 0 SB: 0 CS: 0	PA: 44
PITCHER	IP WLS BF H R ER SO BB IBB HBP BLK WP HR S P ERA WHIP	IP WLS BF H R ER SO BB IBB HBP BLK WP HR S P ERA WHIP																
Ted Bowsfield, L ERA: 36.0	(1, 1) 0.1 5 2 2 2 0 2 0 0 0 0 0 3 11 54.00 12.000																	
Mike Fomiele, R ERA: 2.99	(1, 1) 5.2 23 4 3 3 3 3 0 0 0 0 0 1 26 38 4.76 1.235																	
Leo Kiely, L ERA: 4.26	(7, 1) 1.2 L 10 5 3 3 1 0 0 0 0 0 0 12 12 16.20 3.000																	
Dave Sisler, R ERA: 9.64	(8, 1) 1.1 6 2 0 0 0 0 0 0 0 0 0 6 6 0.00 1.500																	

Batter	1	2	3	4	5	6	7	8	9	AB	R	H	RBI	BB	SO	LOB	BOTTOM			
Don Buddin, R OBP: 0.417, SLG: 0.351	BB FC6				K		5-3			4	1	1	0	1	1	3	<p>Baltimore Orioles @ Boston Red Sox Fenway Park, Boston, MA Thu Apr 23 1959, 3:33 AM EST Att: 7,296 - Unknown</p> <p>AB 37 R 7 H 11 RBI 6 BB 7 SO 8 LOB 23</p> 			
Pete Runnels, L OBP: 0.532, SLG: 0.528	1B BB 2B	4-3		1B BB		1B 2B		E 1B		4	3	3	1	1	0	0				
Gene Stephens, L OBP: 0.271, SLG: 0.378	BB FC1-6-4 1B	1-3		1B 1-2 1B		K		F8		5	1	2	0	0	1	2				
Vic Wertz, L OBP: 0.438, SLG: 0.500	FC1-6-4 WP BB	6-3		FC6-4 1-3 2-H 1B		F8		E3 G1-4-3		4	1	1	1	1	0	2				
Jackie Jensen, R OBP: 0.400, SLG: 0.514	FC1-6-4 1-2 2-3 3-H BB		4-3	K		FC5 1B BB		G1-4-3		3	0	0	1	2	1	4				
Frank Malzone, R OBP: 0.310, SLG: 0.450	FC1-6-4 1B WP			FC6-4 1B 1-2f		1-2 2-H 1B		P4		5	1	2	2	0	0	4				
Dick Gemert, R OBP: 0.405, SLG: 0.414 Gary Geiger, L OBP: 0.250, SLG: 0.226	1B 1-2 3-H BB			K		F9		FC5 2-3f		3	0	0	0	1	1	3				
Pete Daley, R OBP: 0.385, SLG: 0.364	K							K		4	0	1	0	1	2	2				
Ted Bowsfield, R										0	0	0	0	0	0	0				
Mike Fomiele, R ERA: 1.69 Leo Kiely, L Dave Sisler, R OBP: 0.500, SLG: 0.500	FC6 1-3 2-H 1B		5-3		K		K			3	0	1	1	0	1	3				
Inning Stats	R: 5 E: 0 K: 1 S: 8	H: 3 LOB: 4 BB: 4 P: 24	R: 0 E: 0 K: 0 S: 3	H: 0 LOB: 0 BB: 0 P: 3	R: 0 E: 0 K: 1 S: 7	H: 2 LOB: 2 BB: 0 P: 7	R: 1 E: 0 K: 1 S: 7	H: 3 LOB: 1 BB: 1 P: 11	R: 0 E: 0 K: 2 S: 7	H: 0 LOB: 1 BB: 1 P: 11	R: 1 E: 0 K: 1 S: 7	H: 2 LOB: 2 BB: 1 P: 11	R: 0 E: 0 K: 0 S: 4	H: 1 LOB: 1 BB: 0 P: 4	R: 0 E: 0 K: 0 S: 3	H: 0 LOB: 0 BB: 0 P: 3	1B: 9 2B: 2 3B: 0 HR: 0	SF: 0 SAC: 0 DP: 1 HBP: 0	WP: 1 PB: 0 SB: 0 CS: 0	PA: 44
PITCHER	IP WLS BF H R ER SO BB IBB HBP BLK WP HR S P ERA WHIP	IP WLS BF H R ER SO BB IBB HBP BLK WP HR S P ERA WHIP																		
Mitt Pappas, R ERA: 6.75	(1, 1) 0.1 7 2 5 5 0 4 0 0 0 0 0 15 15 0.00 1.125																			
Wes Stock, R ERA: 1.69	(1, 1) 2.2 11 3 0 0 2 0 0 0 0 0 0 14 22 4.50 2.500																			
Jerry Walker, R ERA: 1.64	(4, 1) 2.0 10 3 1 1 3 2 0 0 0 0 0 6 10 13.50 4.500																			
Billy O'Dell, L ERA: 4.66	(6, 1) 0.2 5 2 1 1 1 1 0 0 0 0 0 8 8 0.00 0.000																			
Ernie Johnson, R ERA: 5.06	(6, 1) 1.1 W 4 0 0 0 2 0 0 0 0 0 8 8 0.00 0.000																			

Batter	1	2	3	4	5	6	7	8	9	AB	R	H	RBI	BB	SO	LOB	TOP										
Lenny Green, L OBP: 0.385, SLG: 0.333 Bob Nieman, R OBP: 0.466, SLG: 0.423 Bobby Avila, R OBP: 0.280, SLG: 0.217	F8			6-4-3 1B		SH 1B		6-3	6-3	2	1	1	0	0	0	0											
Bob Boyd, L OBP: 0.273, SLG: 0.333	L7			F9		FC1-6 1B		K		4	0	1	1	0	1	1											
Willie Tasby, R OBP: 0.456, SLG: 0.549	CS 1B			6-4-3 1-2		FC1-6 1-2		K		4	0	1	0	0	1	2											
Gene Woodling, L OBP: 0.438, SLG: 0.500	CS 1-2	6-3		F7		K			BB 1B	4	1	1	0	0	1	2											
Billy Klaus, L Chico Carrasquel, R Gus Triandos, R		F2			F5	4-3			BB 1B BB	3	0	0	0	0	0	1											
Joe Ginsberg, L Jim Finigan, R		4-3			4-3				BB 1B 1-2 2-H	3	0	0	0	0	1	0											
Billy Gardner, R			5-3		1-3				BB 1B 1-2 2-H	3	0	1	0	1	0	0											
Willy Miranda, S Whitey Lockman, L Brooks Robinson, R			K			SH 1B		F9	BB 1B 1-2 2-H	1	0	0	0	0	1	0											
Billy O'Dell, S Al Pilarcik, L Milt Pappas, R Bob Hale, L Ernie Johnson, R			F7			SH 1B		K	L7	1	0	0	0	0	0	0											
Inning Stats	R: 0 E: 0 K: 0 S: 3	H: 1 LOB: 0 BB: 0 P: 3	R: 0 E: 0 K: 0 S: 3	H: 0 LOB: 0 BB: 0 P: 3	R: 0 E: 0 K: 1 S: 5	H: 0 LOB: 0 BB: 0 P: 5	R: 0 E: 0 K: 0 S: 4	H: 1 LOB: 1 BB: 0 P: 4	R: 0 E: 0 K: 0 S: 3	H: 0 LOB: 0 BB: 0 P: 3	R: 3 E: 1 K: 1 S: 9	H: 3 LOB: 1 BB: 0 P: 9	R: 0 E: 0 K: 2 S: 7	H: 0 LOB: 1 BB: 1 P: 11	R: 0 E: 0 K: 2 S: 7	H: 0 LOB: 0 BB: 0 P: 7	R: 2 E: 0 K: 0 S: 6	H: 4 LOB: 2 BB: 1 P: 10	1B: 9 2B: 0 3B: 0 HR: 0	SF: 0 SAC: 1 DP: 0 HBP: 0	WP: 0 PA: 38 PB: 0 SB: 0 CS: 1						
PITCHER	IP	WLS	BF	H	R	ER	SO	BB	IBB	HBP	BLK	WP	HR	S	P	ERA	WHIP										
Tom Sturdivant, R Bobby Shantz, L Whitey Ford, L Ryne Duren, R	(1, 1) (7, 1) (9, 1) (9, 1)	6.0 2.0 0.0 1.0	23 7 L 4	5 0 2 2	3 0 2 0	2 0 2 0	2 4 2 0	0 1 2 0	0 0 0 0	0 0 0 0	0 0 0 0	0 0 0 0	0 0 2 4	0 14 6 4	27 18 6 4	0.00 3.00 ∞ 0.00	0.833 0.500 ∞ 2.000										

Baltimore Orioles @ New York Yankees
Yankee Stadium, Bronx, NY
Sun Apr 26 1959, 3:33 AM EDT
Unknown

AB	34
R	5
H	9
RBI	3
BB	2
SO	6
LOB	12



Batter	1	2	3	4	5	6	7	8	9	AB	R	H	RBI	BB	SO	LOB	BOTTOM										
Bobby Richardson, R Johnny Blanchard, L Gil McDougald, R	4-3				F1			G4-6-3		4	1	2	0	0	0	0											
Andy Carey, R	BB 1B		WP BB SF9		6-3				K	4	2	2	0	1	1	0											
Mickey Mantle, S	L8		SF9 WP BB						K	4	0	1	0	1	2	3											
Hank Bauer, R Enos Slaughter, R Mary Throneberry, L	BB 1B		SF9 WP BB		F3				K	2	0	1	0	1	0	1											
Elston Howard, R	BB 1B		SF9						K	3	1	2	2	0	0	2											
Bill Skowron, R	BB 1B		SF9						K	3	0	0	0	1	0	5											
Norm Siebern, L			G3		F9				SH1-4 BB	3	0	0	0	1	0	1											
Tony Kubek, L			6-3		4-3				SH1-4 BB	3	0	1	1	0	0	0											
Tom Sturdivant, L Yogi Berra, L Bobby Shantz, R Jerry Lumpe, L Whitey Ford, L Ryne Duren, R			4-3		1-3				G4-6-3 IBB	2	0	0	0	0	0	0											
Inning Stats	R: 1 E: 0 K: 0 S: 6	H: 3 LOB: 2 BB: 0 P: 6	R: 0 E: 0 K: 0 S: 3	H: 0 LOB: 0 BB: 0 P: 3	R: 1 E: 0 K: 0 S: 4	H: 2 LOB: 2 BB: 2 P: 12	R: 0 E: 0 K: 0 S: 3	H: 0 LOB: 0 BB: 0 P: 3	R: 0 E: 0 K: 0 S: 4	H: 1 LOB: 1 BB: 0 P: 4	R: 1 E: 0 K: 1 S: 7	H: 2 LOB: 1 BB: 0 P: 7	R: 1 E: 0 K: 1 S: 6	H: 2 LOB: 1 BB: 1 P: 10	R: 0 E: 0 K: 0 S: 2	H: 0 LOB: 2 BB: 3 P: 14	R: 0 E: 0 K: 3 S: 9	H: 0 LOB: 0 BB: 0 P: 9	1B: 9 2B: 1 3B: 0 HR: 0	SF: 1 SAC: 1 DP: 2 HBP: 0	WP: 1 PA: 40 PB: 0 SB: 0 CS: 0						
PITCHER	IP	WLS	BF	H	R	ER	SO	BB	IBB	HBP	BLK	WP	HR	S	P	ERA	WHIP										
Billy O'Dell, L Milt Pappas, R Ernie Johnson, R	(1, 1) (6, 1) (9, 1)	5.0 3.0 1.0	22 W S	6 4	2 2	2 2	2 2	3 0	1 0	0 0	0 0	0 0	0 0	15 9	28 9	6.00 0.00	2.333 0.000										

Baltimore Orioles @ New York Yankees
Yankee Stadium, Bronx, NY
Sun Apr 26 1959, 3:33 AM EDT
Unknown

AB	32
R	4
H	10
RBI	4
BB	6
SO	5
LOB	16




Batter	1	2	3	4	5	6	7	8	9	AB	R	H	RBI	BB	SO	LOB	TOP	
Lenny Green, L OBP: 0.353, SLG: 0.500 (1, 7)	0-0 1-3		0-0 F6			0-0 IHR		0-0 F8		4	1	1	2	0	0	0	Baltimore Orioles @ New York Yankees Yankee Stadium, Bronx, NY Sun Apr 26 1959, 3:38 AM EDT Att: 27,991 - Unknown livebaseballscorecards.com	
Bob Boyd, L OBP: 0.271, SLG: 0.326 (1, 3)	0-0 4-3			0-0 L7		0-0 BB 1B		0-0 1-3		4	0	1	0	0	0	0		
Willie Tasby, R OBP: 0.443, SLG: 0.527 (1, 8)	0-0 1B			0-0 3-1		0-3 K		0-0 E6		4	0	1	0	0	1	1		
Gene Woodling, L OBP: 0.472, SLG: 0.516 Al Pilarcik, L OBP: 0.346, SLG: 0.429 (1, 9) (8, 9)	0-0 1-3			0-0 4-3		0-0 BB 1B		4-0 BB		3	0	2	0	1	0	0		
Gus Triandos, R OBP: 0.407, SLG: 0.595 (1, 2)		0-0 5-3			0-3 K	4-0 BB		0-0 F8		3	0	0	0	1	1	2		
Brooks Robinson, R OBP: 0.235, SLG: 0.250 (1, 5)		0-0 5-3			0-0 F9	0-0 F6			0-0 4-3	4	1	1	0	0	0	3		
Billy Gardner, R OBP: 0.195, SLG: 0.231 Bob Hale, L OBP: 0.133, SLG: 0.133 Jim Finigan, R OBP: 0.378, SLG: 0.455 (1, 4) (9, PH) (9, 4)		0-0 F4			0-0 4-3		0-0 5-3		0-0 4-3	3	0	0	0	0	0	0		
Willy Miranda, S OBP: 0.200, SLG: 0.300 Billy Klaus, L (6, PH) (6, 6)			0-0 4-3			4-0 SH3-4 IHR BB		0-0 4-3	0-0 SF8	1	0	0	0	0	0	0		
Hoyt Wilhelm, R (1, 1)			0-0 4-3			0-0 SH3-4		0-0 F4	0-0 4-3	3	0	0	0	0	0	0		
Inning Stats	R: 0 E: 0 K: 0 S: 4	H: 2 LOB: 2 BB: 0 P: 4	R: 0 E: 0 K: 0 S: 3	H: 0 LOB: 0 BB: 0 P: 3	R: 0 E: 0 K: 0 S: 3	H: 0 LOB: 0 BB: 0 P: 3	R: 0 E: 0 K: 1 S: 5	H: 0 LOB: 0 BB: 0 P: 5	R: 0 E: 0 K: 0 S: 3	H: 0 LOB: 0 BB: 0 P: 3	R: 0 E: 1 K: 0 S: 4	H: 0 LOB: 2 BB: 0 P: 8	R: 1 E: 0 K: 0 S: 4	H: 1 LOB: 0 BB: 0 P: 4	1B: 4 2B: 1 3B: 0 HR: 1	SF: 1 SAC: 1 DP: 0 HBP: 0		WP: 0 PB: 0 SB: 1 CS: 0
PITCHER Duke Maas, R ERA: 3.72 (1, 1)	IP: 9.0 WLS: L BF: 36	H: 6 R: 3 ER: 3 SO: 2	BB: 3 IBB: 0 HBP: 0 BLK: 0	WP: 0 HR: 0 S: 37 P: 49	ERA: 3.00 WHIP: 1.000													

Batter	1	2	3	4	5	6	7	8	9	AB	R	H	RBI	BB	SO	LOB	BOTTOM	
Hank Bauer, R OBP: 0.383, SLG: 0.451 (1, 9)	0-3 K		0-0 F2			0-0 PB SF8 1B		0-3 K		4	1	1	0	0	2	1	Baltimore Orioles @ New York Yankees Yankee Stadium, Bronx, NY Sun Apr 26 1959, 3:38 AM EDT Att: 27,991 - Unknown livebaseballscorecards.com	
Jerry Lumpe, L OBP: 0.333, SLG: 0.250 (1, 5)	0-0 G4-6-3			0-3 K		0-0 F4		0-0 F8		4	0	0	0	0	1	3		
Mickey Mantle, S OBP: 0.344, SLG: 0.418 (1, 8)	0-3 K			4-0 S 1B BB		0-0 SF8		0-0 G3		2	1	0	1	1	1	0		
Yogi Berra, L OBP: 0.290, SLG: 0.154 (1, 2)		0-3 K		0-0 F5		0-0 L3		0-0 4-3		4	0	0	0	0	1	1		
Bill Skowron, R OBP: 0.386, SLG: 0.673 Gil McDougald, R OBP: 0.417, SLG: 0.350 (1, 3) (9, PR)		0-0 SH1-3		0-0 F5			0-0 G4-6-3		0-0 G3	3	0	3	1	0	0	0		
Norm Siebern, L OBP: 0.355, SLG: 0.456 (1, 7)		1-2 K		0-0 2H 1B			0-0 G4-6-3		0-0 1B	0	0	0	0	0	0	0		
Tony Kubek, L OBP: 0.242, SLG: 0.273 (1, 6)		0-3 K		0-0 3-1			0-0 F9		0-0 4-3	4	0	0	0	0	1	4		
Bobby Richardson, R OBP: 0.275, SLG: 0.327 (1, 4)			0-0 F5		0-0 G3		0-0 G4-6-3		0-0 4-3	3	0	0	0	0	0	2		
Duke Maas, R (1, 1)			0-0 F6		0-0 5-3			0-0 SH1-4		3	0	1	0	0	0	0		
Inning Stats	R: 0 E: 0 K: 2 S: 7	H: 0 LOB: 0 BB: 0 P: 7	R: 0 E: 0 K: 2 S: 8	H: 0 LOB: 1 BB: 0 P: 8	R: 0 E: 0 K: 1 S: 5	H: 0 LOB: 0 BB: 0 P: 5	R: 1 E: 0 K: 0 S: 4	H: 1 LOB: 0 BB: 0 P: 4	R: 0 E: 0 K: 0 S: 3	H: 1 LOB: 0 BB: 0 P: 3	R: 0 E: 0 K: 1 S: 6	H: 1 LOB: 1 BB: 0 P: 6	R: 0 E: 0 K: 0 S: 4	H: 1 LOB: 1 BB: 0 P: 4	1B: 4 2B: 1 3B: 0 HR: 0	SF: 1 SAC: 2 DP: 2 HBP: 0		WP: 0 PB: 4 SB: 1 CS: 0
PITCHER Hoyt Wilhelm, R ERA: 1.59 (1, 1)	IP: 9.0 WLS: W BF: 33	H: 5 R: 2 ER: 1 SO: 8	BB: 1 IBB: 0 HBP: 0 BLK: 0	WP: 0 HR: 0 S: 48 P: 52	ERA: 1.00 WHIP: 0.667													

Batter	1	2	3	4	5	6	7	8	9	AB	R	H	RBI	BB	SO	LOB	TOP					
Chico Carrasquel, R (1,6)	1-3		P6				FC6-4		P4	5	0	1	1	0	0	1	Baltimore Orioles @ Kansas City Athletics Municipal Stadium, Kansas City, MO Thu Apr 30 1959, 8:05 PM EDT Att: 8,446 - Unknown livebaseballscorecards.com					
Bob Boyd, L (1,3)	B1-3			FC6-4	CS			L9		3	0	1	0	1	0							
Willie Tasby, R (1,8)				FC6-4			6-3	FC5-4	BB	4	1	2	0	0	0	2						
Gene Woodling, L (1,9)	G3			FC4-6			F7	FC5-4	BB	3	0	0	0	1	0	3						
Bob Nieman, R (1,7)		5-3					F8	FC5-4	BB	3	0	0	0	1	0	3						
Gus Triandos, R (1,2)	5-3									4	0	1	1	0	0	2						
Brooks Robinson, R (1,5)										4	1	1	0	0	1	2						
Billy Gardner, R (1,4)			F7				6-3		5-3	4	1	1	0	0	0	1						
Jack Harshman, L (1,1)										1	0	0	0	0	0	0						
Whitey Lockman, L (5, PH)			G3						F4	1	0	0	0	0	0	1						
Ernie Johnson, R (5, PH)										0	0	0	0	0	0	0						
Bob Hale, L (7, PH)										1	0	1	1	0	0	0						
Billy Loes, R (7,1)										1	0	0	0	0	0	0						
Inning Stats	R: 0 E: 0 K: 0 S: 4	H: 1 LOB: 1 BB: 0 P: 4	R: 0 E: 0 K: 0 S: 3	H: 0 LOB: 0 BB: 0 P: 3	R: 0 E: 0 K: 0 S: 3	H: 0 LOB: 0 BB: 0 P: 3	R: 0 E: 0 K: 0 S: 4	H: 1 LOB: 2 BB: 1 P: 8	R: 1 E: 0 K: 1 S: 6	H: 2 LOB: 0 BB: 0 P: 6	R: 0 E: 0 K: 0 S: 3	H: 0 LOB: 1 BB: 1 P: 7	R: 1 E: 0 K: 0 S: 5	H: 2 LOB: 1 BB: 0 P: 5	R: 1 E: 0 K: 0 S: 5	H: 2 LOB: 2 BB: 1 P: 9	R: 0 E: 0 K: 0 S: 3	H: 0 LOB: 0 BB: 0 P: 3	1B: 6 2B: 2 3B: 0 HR: 0	SF: 0 SAC: 0 DP: 0 HBP: 0	WP: 0 PB: 0 SB: 0 CS: 1	PA: 38
PITCHER	IP WLS BF H R ER SO BB IBB HBP BLK WP HR S P ERA WHIP																					
Ned Garver, R (1,1)	9.0 W 37 8 3 3 1 3 3 0 0 0 0 0 36 48 3.00 1.222																					



Batter	1	2	3	4	5	6	7	8	9	AB	R	H	RBI	BB	SO	LOB	BOTTOM			
Bill Tuttle, R (1,8)	4-3			4-3		FC6-4				2	1	0	0	2	0	2	Baltimore Orioles @ Kansas City Athletics Municipal Stadium, Kansas City, MO Thu Apr 30 1959, 8:05 PM EDT Att: 8,446 - Unknown livebaseballscorecards.com			
Whitey Herzog, L (1,3)				4-3			P6			4	1	1	1	0	1	3				
Hector Lopez, R (1,4)				F7			1-3			4	0	0	0	0	1	4				
Roger Maris, L (1,9)				4-3						2	0	1	1	2	0	0				
Bob Cerv, R (1,7)	SF9						L6-3			2	0	0	1	1	1	2				
Dick Williams, R (1,5)				FC6-4						4	0	1	0	0	0	1				
Frank House, L (1,2)							P4			4	1	1	0	0	0	1				
Joe Demaestri, R (1,6)										4	0	3	0	0	0	0				
Ned Garver, R (1,1)										2	0	0	0	0	1	3				
Harry Simpson, L (9, PH)										1	1	1	1	0	0	0				
Inning Stats	R: 2 E: 0 K: 2 S: 10	H: 3 LOB: 2 BB: 1 P: 14	R: 0 E: 0 K: 1 S: 6	H: 1 LOB: 1 BB: 0 P: 6	R: 0 E: 0 K: 0 S: 3	H: 0 LOB: 1 BB: 1 P: 7	R: 1 E: 0 K: 0 S: 5	H: 2 LOB: 2 BB: 1 P: 9	R: 0 E: 0 K: 1 S: 6	H: 1 LOB: 0 BB: 0 P: 6	R: 0 E: 0 K: 1 S: 5	H: 0 LOB: 1 BB: 1 P: 9	R: 0 E: 0 K: 0 S: 3	H: 0 LOB: 0 BB: 0 P: 3	R: 1 E: 0 K: 0 S: 1	H: 1 LOB: 0 BB: 0 P: 1	1B: 5 2B: 3 3B: 0 HR: 1	SF: 1 SAC: 1 DP: 1 HBP: 0	WP: 0 PB: 0 SB: 0 CS: 0	PA: 36
PITCHER	IP WLS BF H R ER SO BB IBB HBP BLK WP HR S P ERA WHIP																			
Jack Harshman, L (1,1)	4.0 7 1 0 0 1 1 0 0 0 0 0 0 8 12 6.75 2.000																			
Ernie Johnson, R (5,1)	2.0 7 1 0 0 1 1 0 0 0 0 0 0 8 12 0.00 1.000																			
Billy Loes, R (7,1)	2.0 L 8 1 1 1 1 1 0 0 0 0 0 1 9 13 4.50 1.000																			



Batter	1	2	3	4	5	6	7	8	9	AB	R	H	RBI	BB	SO	LOB	TOP			
Bob Boyd, L OBP: 0.317, SLG: 0.357 (1, 3)										4	2	3	1	1	0	1	Baltimore Orioles @ Kansas City Athletics Municipal Stadium, Kansas City, MO Fri May 01 1959, 8:05 PM EDT Att: 10,343 - Unknown			
Willie Tasby, R OBP: 0.456, SLG: 0.516 (1, 8)										3	0	2	0	2	1	1				
Gene Woodling, L OBP: 0.447, SLG: 0.463 (1, 9) (7, 7)										5	0	2	1	0	0	5				
Bob Nieman, R OBP: 0.444, SLG: 0.364 Al Pilarcik, L OBP: 0.390, SLG: 0.435 (1, 7) (7, 9)										4	0	1	0	0	0	5				
Gus Triandos, R OBP: 0.391, SLG: 0.529 (1, 2)										3	0	0	0	1	1	4				
Chico Carrasquel, R OBP: 0.271, SLG: 0.250 Bob Hale, L OBP: 0.176, SLG: 0.176 Willy Miranda, S OBP: 0.200, SLG: 0.300 (1, 6) (7, PH) (7, 6)										3	0	0	0	0	0	2				
Brooks Robinson, R OBP: 0.240, SLG: 0.292 (1, 5)										4	1	1	0	0	0	0				
Billy Gardner, R OBP: 0.255, SLG: 0.333 (1, 4)										3	0	1	0	1	0	0				
Jerry Walker, S Mitt Pappas, R Wes Stock, R Whitley Lockman, L Ernie Johnson, R (1, 1) (6, 1) (7, 1) (8, PH) (8, 1)										3	0	0	0	0	1	3				
Inning Stats	R: 1 E: 0 K: 0 S: 5	H: 3 LOB: 1 BB: 0 P: 5	R: 1 E: 0 K: 0 S: 5	H: 2 LOB: 3 BB: 2 P: 13	R: 0 E: 0 K: 0 S: 3	H: 1 LOB: 0 BB: 0 P: 3	R: 0 E: 0 K: 1 S: 5	H: 0 LOB: 0 BB: 0 P: 5	R: 1 E: 0 K: 1 S: 8	H: 3 LOB: 2 BB: 0 P: 8	R: 0 E: 0 K: 0 S: 4	H: 1 LOB: 1 BB: 0 P: 4	R: 0 E: 0 K: 0 S: 3	H: 0 LOB: 2 BB: 2 P: 11	R: 0 E: 0 K: 1 S: 5	H: 0 LOB: 1 BB: 1 P: 9		1B: 8 2B: 2 3B: 0 HR: 0	SF: 0 SAC: 0 DP: 1 HBP: 0	WP: 0 PB: 0 SB: 0 CS: 1
PITCHER	IP WLS BF H R ER SO BB IBB HBP BLK WP HR S P ERA WHIP	7.0 33 10 3 3 2 3 1 0 0 0 0 33 49 3.86 1.857	2.0 W 7 0 0 0 2 1 0 0 0 0 0 10 14 0.00 0.500																	

Batter	1	2	3	4	5	6	7	8	9	AB	R	H	RBI	BB	SO	LOB	BOTTOM			
Whitley Herzog, L OBP: 0.517, SLG: 0.769 Hal Smith, R OBP: 0.276, SLG: 0.255 (1, 8) (9, 5)										4	0	2	1	1	1	1	Baltimore Orioles @ Kansas City Athletics Municipal Stadium, Kansas City, MO Fri May 01 1959, 8:05 PM EDT Att: 10,343 - Unknown			
Dick Williams, R OBP: 0.250, SLG: 0.383 (1, 5) (9, 3)										5	0	0	0	0	0	6				
Hector Lopez, R OBP: 0.329, SLG: 0.500 (1, 4)										3	1	1	0	1	0	1				
Roger Maris, L OBP: 0.411, SLG: 0.585 (1, 9)										4	1	2	0	0	0	1				
Bob Cerv, R OBP: 0.388, SLG: 0.582 (1, 7)										3	1	0	0	0	1	3				
Harry Simpson, L OBP: 0.273, SLG: 0.556 Bill Tuttle, R OBP: 0.339, SLG: 0.370 (1, 3) (8, FR) (9, 8)										3	0	1	1	0	2	1				
Frank House, L OBP: 0.403, SLG: 0.596 (1, 2)										4	1	3	2	0	0	0				
Joe Demaestri, R OBP: 0.298, SLG: 0.420 (1, 6)										3	1	1	1	1	1	3				
Bob Grim, R OBP: 0.143, SLG: 0.333 Kent Hadley, L OBP: 0.320, SLG: 0.458 Russ Meyer, S (1, 1) (7, PH) (8, 1)										2	0	0	0	0	1	1				
Inning Stats	R: 0 E: 0 K: 1 S: 5	H: 0 LOB: 0 BB: 0 P: 5	R: 0 E: 0 K: 1 S: 5	H: 0 LOB: 0 BB: 0 P: 5	R: 0 E: 0 K: 2 S: 7	H: 0 LOB: 1 BB: 1 P: 11	R: 1 E: 0 K: 1 S: 7	H: 2 LOB: 1 BB: 0 P: 7	R: 1 E: 0 K: 1 S: 8	H: 3 LOB: 2 BB: 0 P: 8	R: 0 E: 0 K: 0 S: 3	H: 0 LOB: 1 BB: 1 P: 7	R: 4 E: 1 K: 1 S: 8	H: 3 LOB: 2 BB: 1 P: 13	1B: 8 2B: 1 3B: 0 HR: 1	SF: 1 SAC: 0 DP: 1 HBP: 1		WP: 0 PB: 0 SB: 0 CS: 0	PA: 38	
PITCHER	IP WLS BF H R ER SO BB IBB HBP BLK WP HR S P ERA WHIP	5.2 25 7 2 2 5 1 0 0 0 0 0 4 8 0.00 1.500	0.2 2 0 0 0 0 0 0 0 0 0 0 2 2 0.00 0.000	1.0 L 8 3 4 3 1 0 1 1 0 0 0 8 13 27.00 3.000																

Batter	1	2	3	4	5	6	7	8	9	AB	R	H	RBI	BB	SO	LOB	TOP			
Chico Carrasquel, R (1,6) Wily Miranda, S (8,6) OBP: 0.269, SLG: 0.271 OBP: 0.200, SLG: 0.300	0-0 SH1-3 4-3 2B		0-3 K		0-0 F2			0-3 K2-3		4	1	1	0	0	2	1				
Bob Boyd, L (1,3) Whitey Lockman, L (9,3) OBP: 0.317, SLG: 0.356 OBP: 0.412, SLG: 0.286	0-0 SH1-3 2-3			0-0 G1		0-0 F7		0-0 1B		3	0	1	0	0	0	0				
Gene Woodling, L (1,7) Lenny Green, L (6,7) OBP: 0.440, SLG: 0.442 OBP: 0.381, SLG: 0.474	0-0 4-3			4-0 HR BB		0-0 F8		0-0 F9		2	1	0	1	1	0	0				
Gus Triandos, R (1,2) OBP: 0.382, SLG: 0.564	0-3 K			0-0 HR		0-0 P6		0-3 K		4	1	1	2	0	2	1				
Willie Tasby, R (1,8) OBP: 0.434, SLG: 0.485		0-0 1-3		0-0 1-3				0-0 F5		4	0	0	0	0	0	0				
Al Pilarcik, L (1,9) OBP: 0.310, SLG: 0.370	0-3 K			0-0 F8				0-0 E5 FC6-4		4	0	0	0	0	1	0				
Billy Klaus, L (1,5) OBP: 0.200, SLG: 0.063	0-0 4-3				0-0 1-3			0-0 FC6-4 1-2		3	0	0	0	1	0	1				
Billy Gardner, R (1,4) OBP: 0.255, SLG: 0.327				0-0 3-1		0-0 F7		0-0 F8		4	0	1	0	0	0	1				
Hoyt Wilhelm, R (1,1) OBP: 0.083, SLG: 0.083				0-0 3-1				0-0 1B		3	0	1	0	0	0	2				
Inning Stats	R: 1 E: 0 K: 1 S: 6	H: 1 LOB: 0 BB: 0 P: 6	R: 0 E: 0 K: 1 S: 5	H: 0 LOB: 0 BB: 0 P: 5	R: 0 E: 0 K: 1 S: 5	H: 0 LOB: 0 BB: 0 P: 5	R: 2 E: 0 K: 0 S: 4	H: 1 LOB: 1 BB: 0 P: 8	R: 0 E: 0 K: 0 S: 3	H: 0 LOB: 0 BB: 0 P: 3	R: 0 E: 0 K: 0 S: 4	H: 1 LOB: 2 BB: 1 P: 8	R: 0 E: 0 K: 2 S: 8	H: 1 LOB: 1 BB: 0 P: 8	R: 0 E: 1 K: 0 S: 4	H: 0 LOB: 1 BB: 0 P: 4	1B: 3 2B: 1 3B: 0 HR: 1	SF: 0 SAC: 1 DP: 0 HBP: 0	WP: 0 PB: 0 CS: 0	PA: 35
PITCHER Ray Herbert, R (1,1) ERA: 5.25	IP: 9.0 WLS: L BF: 35	H: 5 R: 3 ER: 3 SO: 5	BB: 2 IBB: 0 HBP: 0 BLK: 0	WP: 0 HR: 1 S: 43 P: 51	ERA: 3.00 WHIP: 0.778															

Baltimore Orioles @ Kansas City Athletics
Municipal Stadium, Kansas City, MO

AB 32
R 3
H 5
RBI 3
BB 2
SO 5
LOB 7



WP: 0 PA: 35
PB: 0
CS: 0


Sat May 02 1959, 4:33 AM EDT
Att: 8,089 - Unknown

livebaseballscores.com

Batter	1	2	3	4	5	6	7	8	9	AB	R	H	RBI	BB	SO	LOB	BOTTOM					
Whitey Herzog, L (1,8) OBP: 0.485, SLG: 0.700	0-0 G3		0-0 4-3 1-2 2-3			0-3 K			0-0 2B SF9 1B	4	1	1	0	0	1	2						
Dick Williams, R (1,5) OBP: 0.269, SLG: 0.412	0-0 1B		0-3 K			0-0 F8			0-0 WP 1-3 2B	4	0	2	0	0	1	2						
Hector Lopez, R (1,4) OBP: 0.312, SLG: 0.479	0-3 K 1-2			0-3 K		0-0 6-3			0-0 SF9	3	0	0	1	0	2	1						
Roger Maris, L (1,9) OBP: 0.390, SLG: 0.551		0-0 E3 G5-4-3		0-0 F9		0-0 G3			0-3 K2-3 2-3	4	0	0	0	0	1	1						
Bob Cerv, R (1,7) OBP: 0.371, SLG: 0.552		0-0 G5-4-3 1-2		0-3 K		0-0 F9				3	0	0	0	0	1	1						
Harry Simpson, L (1,3) OBP: 0.286, SLG: 0.455		0-0 G3			0-0 F8			4-0 G3-6-3 BB		2	0	0	0	1	0	0						
Frank House, L (1,2) OBP: 0.385, SLG: 0.567			0-3 K2-3		0-0 F2			0-0 G3-6-3 1-2		3	0	0	0	0	1	1						
Joe Demaestri, R (1,6) OBP: 0.300, SLG: 0.415			0-0 4-3 1B 1B		0-0 F8			0-0 5-3		3	0	1	0	0	0	0						
Ray Herbert, R (1,1) Russ Snyder, L (9,PH)			0-0 4-3 1B		0-0 5-3			0-0 P4		2	0	1	0	0	0	0						
Inning Stats	R: 0 E: 0 K: 1 S: 5	H: 1 LOB: 1 BB: 0 P: 5	R: 0 E: 1 K: 0 S: 3	H: 0 LOB: 0 BB: 0 P: 3	R: 0 E: 0 K: 2 S: 9	H: 2 LOB: 2 BB: 0 P: 9	R: 0 E: 0 K: 2 S: 7	H: 0 LOB: 0 BB: 0 P: 7	R: 0 E: 0 K: 0 S: 3	H: 0 LOB: 0 BB: 0 P: 3	R: 0 E: 0 K: 1 S: 5	H: 0 LOB: 0 BB: 0 P: 5	R: 0 E: 0 K: 0 S: 3	H: 0 LOB: 0 BB: 0 P: 3	R: 0 E: 0 K: 0 S: 2	H: 0 LOB: 1 BB: 1 P: 6	R: 1 E: 0 K: 1 S: 7	H: 2 LOB: 1 BB: 0 P: 7	1B: 4 2B: 1 3B: 0 HR: 0	SF: 1 SAC: 0 DP: 2 HBP: 0	WP: 1 PB: 0 CS: 0	PA: 31
PITCHER Hoyt Wilhelm, R (1,1) ERA: 1.45	IP: 9.0 WLS: W BF: 31	H: 5 R: 1 ER: 1 SO: 7	BB: 1 IBB: 0 HBP: 0 BLK: 0	WP: 1 HR: 0 S: 44 P: 48	ERA: 1.00 WHIP: 0.667																	

Baltimore Orioles @ Kansas City Athletics
Municipal Stadium, Kansas City, MO

AB 29
R 1
H 5
RBI 1
BB 1
SO 7
LOB 8



WP: 1 PA: 31
PB: 0
CS: 0

Sat May 02 1959, 4:33 AM EDT
Att: 8,089 - Unknown

livebaseballscores.com

Batter	1	2	3	4	5	6	7	8	9	10	AB	R	H	RBI	BB	SO	LOB	TOP	
Chico Carrasquel, R OBP: 0.286, SLG: 0.346 (1, 6)	F8		F8			G3 2B		SH5-3		HR	4	2	2	1	0	0	1	Baltimore Orioles @ Chicago White Sox Comiskey Park, Chicago, IL Sun May 03 1959, 4:33 AM EDT Att. 11,208 - Unknown livebaseballscorecards.com	
Bob Boyd, L OBP: 0.324, SLG: 0.375 Whitey Lockman, L OBP: 0.412, SLG: 0.286 (1, 3) (10, 3)	1-3			F7		G3				1B	5	0	2	1	0	0	1		
Gene Woodling, L OBP: 0.426, SLG: 0.447 Lenny Green, L OBP: 0.384, SLG: 0.450 (1, 7) (8, 7)	4-3			F9				3-1		K	4	0	1	1	0	0	1		
Gus Triandos, R OBP: 0.359, SLG: 0.544 Willy Miranda, S OBP: 0.200, SLG: 0.300 Joe Ginsberg, L OBP: 0.286, SLG: 0.167 (1, 2) (9, PR) (9, 2)	F7					G3					2	0	0	0	2	0	1		
Willie Tasby, R OBP: 0.407, SLG: 0.452 (1, 8)	6-3					BB				BB	5	0	0	0	0	1	4		
Billy Klaus, L OBP: 0.167, SLG: 0.050 Billy Loes, R (1, 5) (9, 1)	K										4	0	0	0	0	1	1		
Al Pilarcik, L OBP: 0.303, SLG: 0.355 (1, 9)			F8			G4-6-3 1B		F9		L6	4	0	1	0	0	0	1		
Billy Gardner, R OBP: 0.288, SLG: 0.411 (1, 4)						G4-6-3 1B				HR	4	1	3	1	0	0	1		
Billy O'Dell, S Brooks Robinson, R OBP: 0.231, SLG: 0.280 (1, 1) (9, 5)	K					B3		FC5-6 SH5-3 2B		6-3	3	1	0	0	0	1	2		
Inning Stats	R: 0 E: 0 K: 0 S: 3	H: 0 LOB: 0 BB: 0 P: 3	R: 0 E: 0 K: 1 S: 5	H: 0 LOB: 0 BB: 0 P: 5	R: 0 E: 0 K: 1 S: 6	H: 1 LOB: 1 BB: 0 P: 6	R: 0 E: 0 K: 0 S: 3	H: 0 LOB: 1 BB: 1 P: 7	R: 0 E: 0 K: 0 S: 3	H: 0 LOB: 0 BB: 0 P: 3	R: 1 E: 0 K: 0 S: 5	H: 2 LOB: 1 BB: 0 P: 5	R: 0 E: 0 K: 0 S: 3	H: 0 LOB: 0 BB: 0 P: 7	R: 2 E: 0 K: 2 S: 11	H: 4 LOB: 2 BB: 0 P: 11	1B: 6 2B: 2 3B: 0 HR: 2		SF: 0 SAC: 1 DP: 1 HBP: 0
PITCHER	IP WLS BF H R ER SO BB IBB HBP BLK WP HR S P ERA WHIP	IP WLS BF H R ER SO BB IBB HBP BLK WP HR S P ERA WHIP	IP WLS BF H R ER SO BB IBB HBP BLK WP HR S P ERA WHIP	IP WLS BF H R ER SO BB IBB HBP BLK WP HR S P ERA WHIP	IP WLS BF H R ER SO BB IBB HBP BLK WP HR S P ERA WHIP	IP WLS BF H R ER SO BB IBB HBP BLK WP HR S P ERA WHIP	IP WLS BF H R ER SO BB IBB HBP BLK WP HR S P ERA WHIP	IP WLS BF H R ER SO BB IBB HBP BLK WP HR S P ERA WHIP	IP WLS BF H R ER SO BB IBB HBP BLK WP HR S P ERA WHIP	IP WLS BF H R ER SO BB IBB HBP BLK WP HR S P ERA WHIP	IP WLS BF H R ER SO BB IBB HBP BLK WP HR S P ERA WHIP	IP WLS BF H R ER SO BB IBB HBP BLK WP HR S P ERA WHIP	IP WLS BF H R ER SO BB IBB HBP BLK WP HR S P ERA WHIP	IP WLS BF H R ER SO BB IBB HBP BLK WP HR S P ERA WHIP	IP WLS BF H R ER SO BB IBB HBP BLK WP HR S P ERA WHIP	IP WLS BF H R ER SO BB IBB HBP BLK WP HR S P ERA WHIP	IP WLS BF H R ER SO BB IBB HBP BLK WP HR S P ERA WHIP	IP WLS BF H R ER SO BB IBB HBP BLK WP HR S P ERA WHIP	
Dick Donovan, R ERA: 4.44 Turk Lown, R ERA: 4.12 Rudy Arias, L ERA: 2.08 (1, 1) (9, 1) (10, 1)	8.0 L 0.2	30 8 3	6 2 0	2 2 0	2 0 2	1 0 0	0 0 0	0 0 0	0 0 0	0 2 7	11 13.50 0.00	33 37	2.25 0.875	0.875	3.000	1.500			

Batter	1	2	3	4	5	6	7	8	9	10	AB	R	H	RBI	BB	SO	LOB	BOTTOM	
Luis Aparicio, R OBP: 0.357, SLG: 0.440 (1, 6)	K		F8			K		5-3			4	0	0	0	2	0	Baltimore Orioles @ Chicago White Sox Comiskey Park, Chicago, IL Sun May 03 1959, 4:33 AM EDT Att. 11,208 - Unknown livebaseballscorecards.com		
Nellie Fox, L OBP: 0.451, SLG: 0.530 (1, 4)	1-3			F7		L6-4 2B				F5	4	0	1	0	0	0			
Al Smith, R OBP: 0.303, SLG: 0.212 (1, 9)	F9					L6-4				G4-3 1B	3	0	1	0	1	0			
Sherm Lollar, R OBP: 0.333, SLG: 0.422 (1, 2)										G4-3	3	0	0	0	1	0			
Del Ennis, R OBP: 0.304, SLG: 0.286 (1, 7)											4	0	0	0	0	2			
Ron Jackson, R OBP: 0.333, SLG: 0.833 (1, 3)											4	1	1	1	0	0			
Jim Landis, R OBP: 0.314, SLG: 0.278 (1, 8)											4	0	1	0	0	1			
Bubba Phillips, R OBP: 0.292, SLG: 0.305 (1, 5)											3	0	0	0	0	1			
Dick Donovan, L OBP: 0.333, SLG: 0.375 John Romano, R OBP: 0.375, SLG: 0.714 Turk Lown, R (1, 1) (8, PH) (9, 1)											2	0	0	0	1	0			
Rudy Arias, L (10, 1)											0	0	0	0	0	0			
Inning Stats	R: 0 E: 0 K: 1 S: 5	H: 0 LOB: 0 BB: 0 P: 5	R: 1 E: 0 K: 0 S: 4	H: 1 LOB: 0 BB: 0 P: 4	R: 0 E: 0 K: 1 S: 5	H: 0 LOB: 0 BB: 0 P: 5	R: 0 E: 0 K: 1 S: 5	H: 0 LOB: 2 BB: 2 P: 13	R: 0 E: 0 K: 0 S: 3	H: 1 LOB: 0 BB: 0 P: 3	R: 0 E: 0 K: 0 S: 4	H: 1 LOB: 0 BB: 0 P: 4	R: 0 E: 0 K: 0 S: 3	H: 1 LOB: 0 BB: 0 P: 3	R: 0 E: 0 K: 2 S: 7	H: 0 LOB: 0 BB: 0 P: 7	1B: 2 2B: 2 3B: 0 HR: 2	SF: 0 SAC: 0 DP: 3 HBP: 0	WP: 0 PA: 34
PITCHER	IP WLS BF H R ER SO BB IBB HBP BLK WP HR S P ERA WHIP	IP WLS BF H R ER SO BB IBB HBP BLK WP HR S P ERA WHIP	IP WLS BF H R ER SO BB IBB HBP BLK WP HR S P ERA WHIP	IP WLS BF H R ER SO BB IBB HBP BLK WP HR S P ERA WHIP	IP WLS BF H R ER SO BB IBB HBP BLK WP HR S P ERA WHIP	IP WLS BF H R ER SO BB IBB HBP BLK WP HR S P ERA WHIP	IP WLS BF H R ER SO BB IBB HBP BLK WP HR S P ERA WHIP	IP WLS BF H R ER SO BB IBB HBP BLK WP HR S P ERA WHIP	IP WLS BF H R ER SO BB IBB HBP BLK WP HR S P ERA WHIP	IP WLS BF H R ER SO BB IBB HBP BLK WP HR S P ERA WHIP	IP WLS BF H R ER SO BB IBB HBP BLK WP HR S P ERA WHIP	IP WLS BF H R ER SO BB IBB HBP BLK WP HR S P ERA WHIP	IP WLS BF H R ER SO BB IBB HBP BLK WP HR S P ERA WHIP	IP WLS BF H R ER SO BB IBB HBP BLK WP HR S P ERA WHIP	IP WLS BF H R ER SO BB IBB HBP BLK WP HR S P ERA WHIP	IP WLS BF H R ER SO BB IBB HBP BLK WP HR S P ERA WHIP	IP WLS BF H R ER SO BB IBB HBP BLK WP HR S P ERA WHIP	IP WLS BF H R ER SO BB IBB HBP BLK WP HR S P ERA WHIP	
Billy O'Dell, L ERA: 3.52 Billy Loes, R ERA: 1.04 (1, 1) (9, 1)	8.1 W 1.2	30 4	5 0	2 0	2 0	4 0	0 0	0 0	0 0	0 8	44 8	2.16 0.000	0.840	0.000					

Batter	1	2	3	4	5	6	7	8	9	AB	R	H	RBI	BB	SO	LOB	TOP			
Chico Carrasquel, R (1,6) Wily Miranda, S (6,6)	K		F8			F7		K		3	0	0	0	0	1	1	<p>Baltimore Orioles @ Cleveland Indians Cleveland Municipal Stadium, Cleveland, OH</p> <p>Tue May 05 1959, 7:05 PM EDT Att: 11,182 - Unknown</p> <p>livebaseballscores.com</p>			
Bob Boyd, L (1,3)	E6			6-3			5-3		1B	4	0	1	0	0	0	0				
Bob Nieman, R (1,7)	G6-4-3			F9			HR		F7	4	1	1	1	0	0	2				
Gus Triandos, R (1,2) Joe Ginsberg, L (7,2)					K		F9		FC4-6	2	0	0	0	1	1	0				
Willie Tasby, R (1,8)	K				K		1B		F8	3	0	0	0	1	2	3				
Bobby Avila, R (1,9)	G6-4-3			G3			BB		FC4-6	4	0	1	0	0	0	3				
Jim Finigan, R (1,5)				P3			1B			2	0	0	0	1	1	2				
Billy Gardner, R (1,4)				G6-4-3			K		F8	3	0	0	0	0	1	1				
Jack Harshman, L (1,1) Hal Brown, R (1,1) Al Pilarcik, L (6,PH) Arnie Portocarrero, R (6,1)							4-3		K	0	0	0	0	0	0	0				
Inning Stats	R: 0 E: 1 K: 1 S: 5	H: 0 LOB: 0 BB: 0 P: 5	R: 0 E: 0 K: 1 S: 4	H: 0 LOB: 0 BB: 1 P: 8	R: 0 E: 0 K: 0 S: 2	H: 0 LOB: 1 BB: 2 P: 10	R: 0 E: 0 K: 1 S: 5	H: 0 LOB: 0 BB: 0 P: 5	R: 0 E: 0 K: 1 S: 5	H: 0 LOB: 0 BB: 0 P: 5	R: 1 E: 0 K: 1 S: 7	H: 2 LOB: 2 BB: 1 P: 11	R: 0 E: 0 K: 0 S: 7	H: 0 LOB: 0 BB: 0 P: 7	R: 0 E: 0 K: 0 S: 5	H: 2 LOB: 2 BB: 0 P: 5		1B: 3 2B: 0 3B: 0 HR: 1	SF: 0 SAC: 0 DP: 3 HBP: 0	WP: 0 PB: 0 SB: 0 CS: 0
PITCHER Don Ferrarese, L (1,1) ERA: 4.08	IP: 9.0 WLS: W BF: 33 H: 4 R: 1 ER: 1 SO: 8 BB: 4 IBB: 0 HBP: 0 BLK: 0 WP: 0 HR: 1 S: 45 P: 61 ERA: 1.00 WHIP: 0.889											PITCHER	IP: 9.0 WLS: W BF: 33 H: 4 R: 1 ER: 1 SO: 8 BB: 4 IBB: 0 HBP: 0 BLK: 0 WP: 0 HR: 1 S: 45 P: 61 ERA: 1.00 WHIP: 0.889							


Batter	1	2	3	4	5	6	7	8	9	AB	R	H	RBI	BB	SO	LOB	BOTTOM			
Jim Piersall, R (1,8)				E8				P3		4	2	2	1	1	0	2	<p>Baltimore Orioles @ Cleveland Indians Cleveland Municipal Stadium, Cleveland, OH</p> <p>Tue May 05 1959, 7:05 PM EDT Att: 11,182 - Unknown</p> <p>livebaseballscores.com</p>			
Vic Power, R (1,3)	BB	F3		FC6-5-2-1		2B		1-3		5	2	2	2	0	0	2				
Minnie Minoso, R (1,7)	BB	F3		L8		E3		BB		4	1	1	0	1	0	3				
Rocky Colavito, R (1,9)	K	F7						F8		5	0	2	1	0	1	4				
Woodie Held, R (1,5)	1B			F3		G6-4-3		K		3	1	0	1	1	1	3				
George Stickland, R (1,6)	E5			F9		F8				4	1	1	2	0	0	2				
Billy Martin, R (1,4)				K				P4		4	1	2	1	0	1	0				
Dick Brown, R (1,2)	E1			6-3		1B		K		4	1	1	0	0	1	1				
Don Ferrarese, R (1,1)	P3					B1		F7		4	0	1	0	0	0	4				
Inning Stats	R: 5 E: 2 K: 1 S: 9	H: 3 LOB: 3 BB: 3 P: 21	R: 0 E: 0 K: 0 S: 3	H: 0 LOB: 0 BB: 0 P: 3	R: 0 E: 1 K: 0 S: 5	H: 2 LOB: 2 BB: 0 P: 5	R: 4 E: 1 K: 1 S: 11	H: 5 LOB: 2 BB: 0 P: 11	R: 0 E: 0 K: 1 S: 4	H: 1 LOB: 1 BB: 0 P: 4	R: 0 E: 0 K: 0 S: 5	H: 0 LOB: 0 BB: 0 P: 5	R: 0 E: 0 K: 0 S: 4	H: 1 LOB: 1 BB: 0 P: 4	R: 0 E: 0 K: 0 S: 5	H: 0 LOB: 0 BB: 0 P: 5		1B: 11 2B: 1 3B: 0 HR: 0	SF: 0 SAC: 0 DP: 1 HBP: 0	WP: 0 PB: 1 SB: 0 CS: 0
PITCHER Jack Harshman, L (1,1) ERA: 7.17 Hal Brown, R (1,1) ERA: 0.84 Arnie Portocarrero, R (6,1) ERA: 18.0	IP: 0.1 WLS: L BF: 6 H: 2 R: 5 ER: 4 SO: 1 BB: 3 IBB: 0 HBP: 0 BLK: 0 WP: 0 HR: 0 S: 5 P: 17 ERA: 108.00 WHIP: 15.000											PITCHER	IP: 4.2 WLS: 18 BF: 18 H: 4 R: 0 ER: 0 SO: 1 BB: 0 IBB: 0 HBP: 0 BLK: 0 WP: 0 HR: 0 S: 20 P: 20 ERA: 0.00 WHIP: 0.857							

Batter	1	2	3	4	5	6	7	8	9	AB	R	H	RBI	BB	SO	LOB	TOP				
Willie Tasby, R OBP: 0.396, SLG: 0.425 (1, 8)	P4	1B	5-3		6-3			SH1-4 HR	K	6	2	2	1	0	1	3					
Bob Boyd, L OBP: 0.338, SLG: 0.395 Whitey Lockman, L OBP: 0.421, SLG: 0.313 (1, 3) (4, 3)	4-3	BB		2B				SH1-4	1-3	3	1	2	1	0	0	0					
Bob Nieman, R OBP: 0.431, SLG: 0.511 Lenny Green, L OBP: 0.364, SLG: 0.450 (1, 7) (8, 7)	CS	E5		1B						4	2	2	3	1	1	1					
Gene Woodling, L OBP: 0.419, SLG: 0.442 Al Pilarcik, L OBP: 0.314, SLG: 0.455 (6, PR) (6, 9)	CS	P5		1B						2	0	1	0	2	0	0					
Gus Triandos, R OBP: 0.413, SLG: 0.581 Joe Ginsberg, L OBP: 0.500, SLG: 0.700 (1, 2) (8, 2)				G1-2-3						3	1	2	2	2	1	3					
Bobby Avila, R OBP: 0.324, SLG: 0.258 (1, 4)				1B						4	1	2	0	1	0	3					
Billy Klaus, L OBP: 0.242, SLG: 0.111 (1, 5)				1B						5	1	2	0	0	0	4					
Willy Miranda, S OBP: 0.200, SLG: 0.300 (1, 6)										5	0	1	0	0	1	6					
Jerry Walker, S OBP: 0.083, SLG: 0.083 (1, 1)										5	1	1	1	0	1	3					
Inning Stats	R: 0 E: 0 K: 0 S: 2	H: 0 LOB: 0 BB: 1 P: 6	R: 5 E: 1 K: 2 S: 14	H: 6 LOB: 3 BB: 1 P: 18	R: 0 E: 0 K: 0 S: 5	H: 2 LOB: 2 BB: 0 P: 5	R: 2 E: 0 K: 0 S: 5	H: 3 LOB: 2 BB: 2 P: 13	R: 0 E: 0 K: 1 S: 3	H: 1 LOB: 1 BB: 0 P: 9	R: 0 E: 0 K: 1 S: 5	H: 0 LOB: 0 BB: 0 P: 5	R: 3 E: 0 K: 0 S: 6	H: 3 LOB: 1 BB: 1 P: 10	R: 0 E: 0 K: 1 S: 6	H: 1 LOB: 1 BB: 0 P: 6	1B: 12 2B: 2 3B: 0 HR: 3	SF: 0 SAC: 1 DP: 2 HBP: 0	WP: 0 PB: 0 SB: 0 CS: 1	PA: 48	
PITCHER	IP	WLS	BF	H	R	ER	SO	BB	IBB	HBP	BLK	WP	HR	S	P	ERA	WHIP				
Pedro Ramos, R ERA: 5.88 (1, 1)	1.2	L	11	6	5	4	1	1	0	0	0	0	1	12	16	21.60	4.200				
Vito Valentineti, R ERA: 14.85 (2, 1)	1.1		12	5	2	2	1	2	0	0	0	0	0	12	20	13.50	5.250				
Jack Kralick, L ERA: 7.84 (4, 1)	5.0		20	5	3	3	2	3	0	0	0	0	2	21	33	5.40	1.600				
Dick Hyde, R ERA: 4.32 (9, 1)	1.0		4	1	0	0	1	0	0	0	0	0	0	6	6	0.00	1.000				

Baltimore Orioles @ Washington Senators
Griffith Stadium, Washington, DC
Thu May 07 1959, 7:05 PM EDT
Att: 15,058 - Unknown

livebaseballscorecards.com

AB 40
R 10
H 17
RBI 9
BB 6
SO 5
LOB 24




Batter	1	2	3	4	5	6	7	8	9	AB	R	H	RBI	BB	SO	LOB	BOTTOM				
Reno Bertoia, R OBP: 0.342, SLG: 0.467 (1, 4)	6-3		F8			E7		HR		4	1	1	1	0	0	1					
Bob Allison, R OBP: 0.346, SLG: 0.465 (1, 8)			P6			6-3		5-3		3	0	0	0	1	0	2					
Harmon Killebrew, R OBP: 0.386, SLG: 0.593 (1, 5)								L7		4	0	1	0	0	1	2					
Jim Lemon, R OBP: 0.410, SLG: 0.690 (1, 9)										4	0	1	0	0	1	3					
Julio Becquer, L OBP: 0.172, SLG: 0.148 (1, 3)										4	0	0	0	0	0	2					
Ed Fitz Gerald, R OBP: 0.205, SLG: 0.125 (1, 2)										4	0	0	0	0	1	1					
Ron Samford, R OBP: 0.357, SLG: 0.491 (1, 6)										4	0	2	0	0	0	1					
Faye Throneberry, L OBP: 0.182, SLG: 0.150 (1, 7)										3	0	0	0	0	1	2					
Pedro Ramos, S OBP: 0.400, SLG: 0.429 Vito Valentineti, R Jack Kralick, L Herb Plews, L Dick Hyde, R (1, 1) (2, 1) (4, 1) (8, PH) (9, 1)										0	0	0	0	0	0	0					
Inning Stats	R: 0 E: 0 K: 0 S: 3	H: 0 LOB: 1 BB: 1 P: 7	R: 0 E: 0 K: 0 S: 3	H: 0 LOB: 0 BB: 0 P: 3	R: 0 E: 0 K: 1 S: 5	H: 1 LOB: 0 BB: 0 P: 5	R: 0 E: 0 K: 2 S: 8	H: 1 LOB: 1 BB: 0 P: 8	R: 0 E: 1 K: 1 S: 6	H: 0 LOB: 1 BB: 0 P: 6	R: 0 E: 0 K: 1 S: 6	H: 1 LOB: 1 BB: 0 P: 6	R: 1 E: 0 K: 0 S: 4	H: 1 LOB: 0 BB: 0 P: 4	R: 0 E: 0 K: 0 S: 4	H: 1 LOB: 1 BB: 0 P: 4	1B: 2 2B: 2 3B: 0 HR: 1	SF: 0 SAC: 0 DP: 1 HBP: 0	WP: 1 PB: 0 SB: 0 CS: 0	PA: 34	
PITCHER	IP	WLS	BF	H	R	ER	SO	BB	IBB	HBP	BLK	WP	HR	S	P	ERA	WHIP				
Jerry Walker, R ERA: 1.75 (1, 1)	9.0	W	34	5	1	1	5	2	0	0	0	1	1	42	50	1.00	0.778				

Baltimore Orioles @ Washington Senators
Griffith Stadium, Washington, DC
Thu May 07 1959, 7:05 PM EDT
Att: 15,058 - Unknown

livebaseballscorecards.com

AB 32
R 1
H 5
RBI 1
BB 2
SO 5
LOB 15



Batter	1	2	3	4	5	6	7	8	9	AB	R	H	RBI	BB	SO	LOB	TOP					
Jim Busby, R OBP: 0.294, SLG: 0.313 (1, 8)										4	1	1	0	1	1	1	Boston Red Sox @ Baltimore Orioles Memorial Stadium, Baltimore, MD Fri May 08 1959, 7:05 PM EDT Att: 22,520 - Unknown					
Pete Runnels, L OBP: 0.438, SLG: 0.500 (1, 4)										5	1	2	1	0	0	3						
Jackie Jensen, R OBP: 0.389, SLG: 0.608 (1, 9)										5	1	1	1	0	1	5						
Frank Malzone, R OBP: 0.356, SLG: 0.565 (1, 5)										3	1	1	1	0	2	1						
Dick Gernert, R OBP: 0.429, SLG: 0.524 (1, 3)										3	0	1	0	1	0	0						
Bill Renno, R OBP: 0.318, SLG: 0.118 (1, 7)										2	1	0	0	1	0	2						
Gary Geiger, L OBP: 0.265, SLG: 0.383 (8, PH)										1	0	0	0	0	0	1						
Sammy White, R OBP: 0.375, SLG: 0.397 (1, 2)										4	0	0	0	0	0	1						
Don Buddin, R OBP: 0.330, SLG: 0.274 (1, 6)										4	0	1	1	0	1	0						
Frank Sullivan, R OBP: 0.286, SLG: 0.286 (1, 1)										4	0	2	0	0	0	1						
Inning Stats	R: 1 E: 1 K: 1 S: 6	H: 0 LOB: 2 BB: 2 P: 14	R: 0 E: 0 K: 0 S: 3	H: 0 LOB: 0 BB: 0 P: 3	R: 0 E: 0 K: 1 S: 6	H: 1 LOB: 1 BB: 1 P: 6	R: 1 E: 0 K: 0 S: 4	H: 1 LOB: 1 BB: 1 P: 8	R: 0 E: 0 K: 0 S: 3	H: 0 LOB: 0 BB: 0 P: 3	R: 0 E: 0 K: 1 S: 5	H: 0 LOB: 0 BB: 0 P: 5	R: 0 E: 0 K: 2 S: 8	H: 1 LOB: 1 BB: 0 P: 8	R: 3 E: 1 K: 0 S: 6	H: 4 LOB: 0 BB: 0 P: 6	R: 0 E: 0 K: 0 S: 5	H: 2 LOB: 2 BB: 0 P: 5	1B: 5 2B: 1 3B: 1 HR: 2	SF: 1 SAC: 0 DP: 1 HBP: 0	WP: 1 PB: 1 SB: 0 CS: 0	PA: 39
PITCHER	IP WLS BF H R ER SO BB IBB HBP BLK WP HR S P ERA WHIP																					
Billy O'Dell, L ERA: 3.6 (1, 1)	7.0 L 30 5 4 3 5 3 0 0 0 0 2 37 49 3.86 1.143																					
Wes Stock, R ERA: 3.55 (8, 1)	2.0 9 4 1 1 0 0 0 0 0 1 0 9 9 4.50 2.000																					

AB 35
R 5
H 9
RBI 4
BB 3
SO 5
LOB 15



Batter	1	2	3	4	5	6	7	8	9	AB	R	H	RBI	BB	SO	LOB	BOTTOM					
Willie Tasby, R OBP: 0.380, SLG: 0.407 (1, 8)										4	0	0	0	0	1	2	Boston Red Sox @ Baltimore Orioles Memorial Stadium, Baltimore, MD Fri May 08 1959, 7:05 PM EDT Att: 22,520 - Unknown					
Bob Boyd, L OBP: 0.321, SLG: 0.375 (1, 3)										4	0	0	0	0	0	0						
Bob Nieman, R OBP: 0.419, SLG: 0.490 (1, 7)										4	0	1	0	0	1	0						
Gene Woodling, L OBP: 0.409, SLG: 0.418 (1, 9)										3	0	0	0	1	0	1						
Billy Klaus, L OBP: 0.243, SLG: 0.129 (1, 5)										4	0	1	0	0	0	2						
Joe Ginsberg, L OBP: 0.500, SLG: 0.615 (1, 2)										3	0	1	0	1	0	0						
Bobby Avila, R OBP: 0.297, SLG: 0.235 (1, 4)										3	0	0	0	0	1	2						
Willy Miranda, S OBP: 0.217, SLG: 0.304 (1, 6)										3	0	1	0	0	0	2						
Billy O'Dell, S OBP: 0.250, SLG: 0.143 (1, 1)										2	0	1	0	0	0	0						
Wes Stock, R OBP: 0.357, SLG: 0.405 (8, 1)										0	0	0	0	0	0	0						
Jim Finigan, R OBP: 0.357, SLG: 0.405 (8, 4)										1	0	0	0	0	0	0						
Bob Hale, L OBP: 0.167, SLG: 0.167 (8, PH)										1	0	0	0	0	0	2						
Inning Stats	R: 0 E: 0 K: 1 S: 5	H: 0 LOB: 0 BB: 0 P: 5	R: 0 E: 0 K: 0 S: 4	H: 1 LOB: 2 BB: 1 P: 8	R: 0 E: 0 K: 0 S: 3	H: 0 LOB: 0 BB: 0 P: 3	R: 0 E: 0 K: 0 S: 3	H: 0 LOB: 0 BB: 0 P: 3	R: 0 E: 0 K: 1 S: 7	H: 2 LOB: 2 BB: 0 P: 7	R: 0 E: 0 K: 0 S: 4	H: 1 LOB: 1 BB: 0 P: 4	R: 0 E: 0 K: 1 S: 5	H: 0 LOB: 0 BB: 0 P: 5	R: 0 E: 0 K: 0 S: 3	H: 0 LOB: 0 BB: 0 P: 3	R: 0 E: 0 K: 0 S: 4	H: 1 LOB: 2 BB: 1 P: 8	1B: 5 2B: 0 3B: 0 HR: 0	SF: 0 SAC: 0 DP: 0 HBP: 0	WP: 0 PB: 0 SB: 0 CS: 0	PA: 34
PITCHER	IP WLS BF H R ER SO BB IBB HBP BLK WP HR S P ERA WHIP																					
Frank Sullivan, R ERA: 3.31 (1, 1)	9.0 W 34 5 0 0 3 2 0 0 0 0 0 38 46 0.00 0.778																					

AB 32
R 0
H 5
RBI 0
BB 2
SO 3
LOB 11



Batter	1	2	3	4	5	6	7	8	9	AB	R	H	RBI	BB	SO	LOB	TOP					
Marty Keough, L OBP: 0.361, SLG: 0.531 (1, 8)	0-0 1B 1B		0-3 K 1		0-0 1-3 3		0-0 G3-6-3 3			4	0	1	0	0	1	2						
Pete Runnels, L OBP: 0.450, SLG: 0.506 (1, 4)	0-0 WP 1-3 1B 1B		4-0 G4-6-3 BB			0-0 PB 1B 1B		0-0 4-3 1		3	2	2	0	1	0	0						
Jackie Jensen, R OBP: 0.384, SLG: 0.590 (1, 9)	0-0 G5-4-3 2-H 1B		0-0 G4-6-3 1-2			0-0 F8		0-3 K 2		4	0	1	1	0	1	2						
Frank Malzone, R OBP: 0.340, SLG: 0.539 (1, 5)	0-0 G5-4-3 1-2			0-0 F7		0-0 L5 1-2		0-3 K 3		4	0	0	0	0	1	2						
Dick Gernert, R OBP: 0.432, SLG: 0.522 (1, 3)		0-0 F2		0-0 F8		0-0 FC4-6 2-H 1B		0-0 1B 1		4	0	2	1	0	0	0						
Gary Geiger, L OBP: 0.364, SLG: 0.373 (1, 7)		0-0 CS 1B		0-0 3-1		0-0 FC4-6 1-2		0-0 F5 1		4	0	1	0	0	0	2						
Sammy White, R OBP: 0.382, SLG: 0.393 (1, 2)		4-0 PB 1-2 BB		0-0 F3		0-0 G3 1B		0-0 F3 2		3	1	1	0	1	0	1						
Don Buddin, R OBP: 0.337, SLG: 0.276 (1, 6)		4-0 1-2 BB		0-0 4-3 1B		0-0 G3 1-2		0-0 L8 3		3	0	1	0	1	0	2						
Billy Hoelt, L OBP: 0.200, SLG: 0.200 (7, PH)		0-0 4-3 3		0-0 4-3 2		0-0 G3-6-3 2-H 1B				2	0	0	0	0	0	3						
Pete Daley, R OBP: 0.451, SLG: 0.375 (7, PR)										1	0	1	0	0	0	0						
Tom Brewer, R OBP: 0.154, SLG: 0.154 (7, 1)										0	0	0	0	0	0	0						
Bill Monbouquette, R (7, 1)										0	0	0	0	0	0	0						
Inning Stats	R: 1 E: 0 K: 0 S: 4	H: 3 LOB: 0 BB: 0 P: 4	R: 0 E: 0 K: 0 S: 3	H: 1 LOB: 2 BB: 2 P: 11	R: 0 E: 0 K: 1 S: 4	H: 0 LOB: 0 BB: 1 P: 8	R: 0 E: 0 K: 0 S: 3	H: 0 LOB: 0 BB: 0 P: 3	R: 0 E: 0 K: 0 S: 4	H: 1 LOB: 1 BB: 0 P: 4	R: 1 E: 0 K: 0 S: 5	H: 2 LOB: 1 BB: 0 P: 5	R: 1 E: 0 K: 0 S: 4	H: 2 LOB: 1 BB: 0 P: 4	R: 0 E: 0 K: 2 S: 7	H: 0 LOB: 0 BB: 0 P: 7	R: 0 E: 0 K: 0 S: 4	H: 1 LOB: 1 BB: 0 P: 4	1B: 10 2B: 0 3B: 0 HR: 0	SF: 0 SAC: 0 DP: 3 HBP: 0	WP: 1 PB: 2 SB: 0 CS: 1	PA: 35
PITCHER	IP WLS BF H R ER SO BB IBB HBP BLK WP HR S P ERA WHIP	IP WLS BF H R ER SO BB IBB HBP BLK WP HR S P ERA WHIP																			IP WLS BF H R ER SO BB IBB HBP BLK WP HR S P ERA WHIP	
Hoyt Wilhelm, R ERA: 1.59 (1, 1)	8.0 W 32 10 3 2 3 3 0 0 0 0 1 0 35 47 2.25 1.625	1.0 S 3 0 0 0 0 0 0 0 0 0 0 0 3 3 0.00 0.000																				
Billy Loes, R ERA: 1.69 (9, 1)																						

Boston Red Sox @ Baltimore Orioles
Memorial Stadium, Baltimore, MD
Sat May 09 1959, 3:33 AM EDT
Att: 8,039 - Unknown

AB	32
R	3
H	10
RBI	3
BB	3
SO	3
LOB	14



Batter	1	2	3	4	5	6	7	8	9	AB	R	H	RBI	BB	SO	LOB	BOTTOM					
Willie Tasby, R OBP: 0.375, SLG: 0.411 (1, 8)	0-0 E9 1B 2B		4-3 4-3		0-0 5-3 1		0-0 4-3 2			4	1	1	0	0	0	0						
Bob Boyd, L OBP: 0.318, SLG: 0.369 (1, 3)	0-0 E FC3-6 3-H 1B 1B		0-0 F9		0-0 6-3 2		0-0 F8 3			4	1	1	1	0	0	0						
Bob Nieman, R OBP: 0.424, SLG: 0.491 (1, 7)	0-0 E6 FC3-6 1-3 1B 1B		0-3 K 1		0-0 1B		0-0 L4 1			4	1	2	0	0	1	0						
Lenny Green, L OBP: 0.364, SLG: 0.450 (9, 7)										0	0	0	0	0	0	0						
Gus Triandos, R OBP: 0.417, SLG: 0.563 (1, 2)	4-0 FC3-6 IBB		4-0 BB		0-0 F9 3		0-3 K 2			2	0	0	0	2	1	1						
Gene Woodling, L OBP: 0.403, SLG: 0.411 (1, 9)	0-0 FC3-6 1B SF9		0-0 P3		0-0 1B		0-0 L8 3			1	1	0	1	0	0	2						
Al Pilarcik, L OBP: 0.316, SLG: 0.444 (2, 9)										3	0	1	0	0	0	1						
Jim Finigan, R OBP: 0.356, SLG: 0.400 (1, 5)	0-0 1-3 3-H 1B		0-0 1-3 3		0-0 F8 1		0-0 F8 2			3	0	1	1	0	0	2						
Billy Gardner, R OBP: 0.261, SLG: 0.385 (1, 4)	0-0 SF9 3-H		0-0 F7		0-0 F8 2		0-0 F8 3			2	0	0	1	0	0	1						
Willy Miranda, S OBP: 0.192, SLG: 0.269 (1, 6)	0-0 F8 3		0-0 P6		0-0 F9 3					3	0	0	0	0	0	2						
Hoyt Wilhelm, R OBP: 0.067, SLG: 0.067 (1, 1)			0-3 K 1		0-0 2-3 3		0-0 4-3 1			3	0	0	0	0	1	0						
Billy Loes, R (9, 1)										0	0	0	0	0	0	0						
Inning Stats	R: 4 E: 2 K: 0 S: 7	H: 4 LOB: 1 BB: 1 P: 11	R: 0 E: 0 K: 1 S: 5	H: 0 LOB: 0 BB: 0 P: 5	R: 0 E: 0 K: 1 S: 5	H: 0 LOB: 1 BB: 1 P: 9	R: 0 E: 0 K: 0 S: 3	H: 0 LOB: 0 BB: 0 P: 3	R: 0 E: 0 K: 0 S: 4	H: 1 LOB: 1 BB: 0 P: 4	R: 0 E: 0 K: 0 S: 4	H: 1 LOB: 1 BB: 0 P: 4	R: 0 E: 0 K: 0 S: 3	H: 0 LOB: 0 BB: 0 P: 3	R: 0 E: 0 K: 1 S: 5	H: 0 LOB: 0 BB: 0 P: 5	R: 0 E: 0 K: 0 S: 4	H: 0 LOB: 0 BB: 0 P: 5	1B: 5 2B: 1 3B: 0 HR: 0	SF: 1 SAC: 0 DP: 0 HBP: 0	WP: 0 PB: 0 SB: 0 CS: 0	PA: 32
PITCHER	IP WLS BF H R ER SO BB IBB HBP BLK WP HR S P ERA WHIP	IP WLS BF H R ER SO BB IBB HBP BLK WP HR S P ERA WHIP																			IP WLS BF H R ER SO BB IBB HBP BLK WP HR S P ERA WHIP	
Billy Hoelt, L ERA: 5.4 (1, 1)	6.0 L 26 6 4 4 2 1 1 0 0 0 0 0 0 28 36 6.00 1.167	2.0 6 0 0 0 0 1 0 0 0 0 0 0 0 8 8 0.00 0.000																				
Bill Monbouquette, R ERA: 4.26 (7, 1)																						

Boston Red Sox @ Baltimore Orioles
Memorial Stadium, Baltimore, MD
Sat May 09 1959, 3:33 AM EDT
Att: 8,039 - Unknown


AB	29
R	4
H	6
RBI	4
BB	2
SO	3
LOB	9



Batter	1	2	3	4	5	6	7	8	9	10	AB	R	H	RBI	BB	SO	LOB	TOP						
Marty Keough, L OBP: 0.342, SLG: 0.500 Jim Busby, R OBP: 0.250, SLG: 0.263 (6, 8)	F7		P6			1-3		F7		6-3	2	0	0	0	0	0	0							
Pete Runnels, L OBP: 0.452, SLG: 0.529 (1, 4)	3B		1-3			1-3				SH3-4 1B	4	0	2	0	0	0	0							
Jackie Jensen, R OBP: 0.362, SLG: 0.581 (1, 9)	5-3					F7				SH3-4	3	1	1	0	0	0	1							
Frank Malzone, R OBP: 0.357, SLG: 0.538 (1, 5)	5-3					1B G6-4-3				IBB	2	0	1	0	2	0	1							
Dick Gemert, R OBP: 0.412, SLG: 0.493 (1, 3)			F9			G6-4-3				F9	4	0	0	0	0	0	4							
Gary Geiger, L OBP: 0.250, SLG: 0.352 Bill Renna, R OBP: 0.304, SLG: 0.111 (9, 7)	F7					3-1				K	3	0	0	0	0	1	0							
Pete Daley, R OBP: 0.455, SLG: 0.444 Billy Hoelt, L OBP: 0.200, SLG: 0.200 Leo Kiely, L (8, 1)						6-3				1B G6-4-3	2	0	1	0	1	0	0							
Don Buddin, R OBP: 0.343, SLG: 0.319 (1, 6)						K				2B	4	1	2	1	0	1	1							
Tom Brewer, R OBP: 0.133, SLG: 0.133 Sammy White, R OBP: 0.371, SLG: 0.381 (8, 2)						6-3				P6	2	0	0	0	0	0	0							
Inning Stats	R: 0 E: 0 K: 0 S: 4	H: 1 LOB: 1 BB: 0 P: 4	R: 0 E: 0 K: 0 S: 3	H: 0 LOB: 1 BB: 1 P: 7	R: 0 E: 0 K: 1 S: 3	H: 0 LOB: 0 BB: 0 P: 3	R: 1 E: 0 K: 0 S: 4	H: 2 LOB: 0 BB: 0 P: 4	R: 0 E: 0 K: 1 S: 5	H: 0 LOB: 0 BB: 0 P: 5	R: 0 E: 0 K: 0 S: 3	H: 0 LOB: 0 BB: 0 P: 3	R: 0 E: 0 K: 1 S: 4	H: 0 LOB: 0 BB: 1 P: 8	R: 1 E: 0 K: 0 S: 4	H: 2 LOB: 1 BB: 0 P: 4	R: 0 E: 0 K: 1 S: 6	H: 1 LOB: 2 BB: 1 P: 10	R: 1 E: 0 K: 0 S: 4	H: 1 LOB: 0 BB: 0 P: 4	1B: 4 2B: 1 3B: 1 HR: 1	SF: 0 SAC: 1 DP: 3 HBP: 0	WP: 1 PB: 0 SB: 0 CS: 0	PA: 37
PITCHER	IP	WLS	BF	H	R	ER	SO	BB	IBB	HBP	BLK	WP	HR	S	P	ERA	WHIP							
Arnie Portocarrero, R ERA: 12.21 Jack Harshman, L ERA: 5.49	5.0		18	3	1	1	1	1	0	0	0	0	1	0	19	23	1.80	0.800						
Jack Harshman, L ERA: 5.49	5.0	L	19	4	2	2	2	1	1	0	0	0	1	21	29	3.60	1.000							

Boston Red Sox @ Baltimore Orioles
 Memorial Stadium, Baltimore, MD
 Sun May 10 1959, 3:33 AM EDT
 Unknown


AB	33
R	3
H	7
RBI	1
BB	3
SO	3
LOB	12



Batter	1	2	3	4	5	6	7	8	9	10	AB	R	H	RBI	BB	SO	LOB	BOTTOM						
Willie Tasby, R OBP: 0.376, SLG: 0.398 (1, 8)	1B BB										3	1	0	0	2	1	3							
Whitey Lockman, L OBP: 0.375, SLG: 0.286 (1, 3)	6-3										5	0	1	0	0	1	2							
Al Pilarcik, L OBP: 0.286, SLG: 0.400 (1, 9)	K										4	0	0	0	0	1	4							
Gene Woodling, L OBP: 0.394, SLG: 0.400 (1, 7)	1B										4	0	1	1	0	0	0							
Billy Klaus, L OBP: 0.225, SLG: 0.116 Jim Finigan, R OBP: 0.348, SLG: 0.390 (10, 5)	F7										3	0	0	0	0	0	1							
Joe Ginsberg, L OBP: 0.474, SLG: 0.563 Gus Triandos, R OBP: 0.412, SLG: 0.554 (10, 2)											3	0	1	0	0	0	0							
Billy Gardner, R OBP: 0.288, SLG: 0.397 (1, 4)											3	1	2	0	1	1	1							
Willy Miranda, S OBP: 0.185, SLG: 0.259 Bob Hale, L OBP: 0.231, SLG: 0.263 Bobby Avila, R OBP: 0.297, SLG: 0.235 Chico Carrasquel, R OBP: 0.267, SLG: 0.321 (6, 6)	FC1-6										1	0	0	0	0	0	1							
Arnie Portocarrero, R (1, 1) Bob Boyd, L OBP: 0.315, SLG: 0.365 Jack Harshman, L (6, 1) Bob Nieman, R OBP: 0.418, SLG: 0.481 (10, PH)	1-3										1	0	0	0	0	0	1							
Inning Stats	R: 1 E: 0 K: 1 S: 6	H: 1 LOB: 1 BB: 1 P: 10	R: 0 E: 0 K: 1 S: 6	H: 1 LOB: 1 BB: 0 P: 6	R: 0 E: 0 K: 1 S: 4	H: 0 LOB: 0 BB: 1 P: 8	R: 0 E: 0 K: 0 S: 3	H: 0 LOB: 0 BB: 0 P: 3	R: 1 E: 0 K: 0 S: 6	H: 3 LOB: 2 BB: 0 P: 6	R: 0 E: 0 K: 0 S: 3	H: 0 LOB: 1 BB: 1 P: 7	R: 0 E: 0 K: 0 S: 3	H: 0 LOB: 0 BB: 0 P: 3	R: 0 E: 0 K: 0 S: 3	H: 0 LOB: 1 BB: 1 P: 7	R: 0 E: 0 K: 0 S: 4	H: 1 LOB: 1 BB: 0 P: 4	R: 0 E: 0 K: 1 S: 5	H: 0 LOB: 0 BB: 0 P: 5	1B: 5 2B: 1 3B: 0 HR: 0	SF: 0 SAC: 1 DP: 1 HBP: 0	WP: 1 PB: 0 SB: 0 CS: 0	PA: 38
PITCHER	IP	WLS	BF	H	R	ER	SO	BB	IBB	HBP	BLK	WP	HR	S	P	ERA	WHIP							
Tom Brewer, R ERA: 3.18 Leo Kiely, L ERA: 3.14	7.0		28	5	2	2	3	3	0	0	0	1	0	31	43	2.57	1.143							
Leo Kiely, L ERA: 3.14	3.0	W	10	1	0	0	1	0	0	0	0	0	0	12	12	0.00	0.333							

Boston Red Sox @ Baltimore Orioles
 Memorial Stadium, Baltimore, MD
 Sun May 10 1959, 3:33 AM EDT
 Unknown

AB	34
R	2
H	6
RBI	2
BB	3
SO	4
LOB	16



Batter	1	2	3	4	5	6	7	8	9	AB	R	H	RBI	BB	SO	LOB	TOP					
Bill Tuttle, R OBP: 0.407, SLG: 0.466 (1, 8)										4	0	1	0	1	0	1	Kansas City Athletics @ Baltimore Orioles Memorial Stadium, Baltimore, MD Thu May 14 1959, 7:05 PM EDT Att: 7,268 - Unknown livebaseballscorecards.com					
Wayne Tenwilliger, R OBP: 0.222, SLG: 0.438 (1, 4)										5	0	0	0	0	0	4						
Ray Boone, R OBP: 0.425, SLG: 0.452 Kent Hadley, L OBP: 0.286, SLG: 0.394 (1, 3) (8, 3)										4	0	3	0	0	0	0						
Roger Maris, L OBP: 0.402, SLG: 0.627 (1, 9)										4	1	2	1	0	0	4						
Bob Cerv, R OBP: 0.347, SLG: 0.548 (1, 7)										3	0	1	0	1	1	0						
Hal Smith, R OBP: 0.310, SLG: 0.307 (1, 5)										3	0	0	0	0	2	3						
Frank House, L OBP: 0.349, SLG: 0.481 (1, 2)										4	0	1	0	0	0	1						
Joe Demaestri, R OBP: 0.318, SLG: 0.423 (1, 6)										3	0	1	0	1	0	1						
Ned Garver, R OBP: 0.333, SLG: 0.294 Bud Daley, L OBP: 0.500, SLG: 0.500 (1, 1) (5, 1)										2	0	0	0	0	0	3						
										1	1	1	0	0	0	0						
Inning Stats	R: 0 E: 0 K: 0 S: 3	H: 0 LOB: 0 BB: 0 P: 3	R: 1 E: 0 K: 0 S: 5	H: 2 LOB: 2 BB: 1 P: 9	R: 0 E: 0 K: 1 S: 7	H: 2 LOB: 3 BB: 1 P: 11	R: 0 E: 0 K: 0 S: 3	H: 1 LOB: 0 BB: 0 P: 3	R: 0 E: 0 K: 0 S: 3	H: 0 LOB: 0 BB: 0 P: 5	R: 1 E: 1 K: 0 S: 6	H: 3 LOB: 2 BB: 0 P: 6	R: 0 E: 0 K: 1 S: 5	H: 0 LOB: 0 BB: 0 P: 5	R: 0 E: 0 K: 0 S: 4	H: 1 LOB: 1 BB: 0 P: 4	1B: 9 2B: 0 3B: 0 HR: 1	SF: 0 SAC: 2 DP: 1 HBP: 0	WP: 0 PB: 0 SB: 0 CS: 1	PA: 39		
PITCHER	IP WLS BF H R ER SO BB IBB HBP BLK WP HR S P ERA WHIP	IP WLS BF H R ER SO BB IBB HBP BLK WP HR S P ERA WHIP	IP WLS BF H R ER SO BB IBB HBP BLK WP HR S P ERA WHIP	IP WLS BF H R ER SO BB IBB HBP BLK WP HR S P ERA WHIP	IP WLS BF H R ER SO BB IBB HBP BLK WP HR S P ERA WHIP	IP WLS BF H R ER SO BB IBB HBP BLK WP HR S P ERA WHIP	IP WLS BF H R ER SO BB IBB HBP BLK WP HR S P ERA WHIP	IP WLS BF H R ER SO BB IBB HBP BLK WP HR S P ERA WHIP	IP WLS BF H R ER SO BB IBB HBP BLK WP HR S P ERA WHIP	IP WLS BF H R ER SO BB IBB HBP BLK WP HR S P ERA WHIP	IP WLS BF H R ER SO BB IBB HBP BLK WP HR S P ERA WHIP	IP WLS BF H R ER SO BB IBB HBP BLK WP HR S P ERA WHIP	IP WLS BF H R ER SO BB IBB HBP BLK WP HR S P ERA WHIP	IP WLS BF H R ER SO BB IBB HBP BLK WP HR S P ERA WHIP	IP WLS BF H R ER SO BB IBB HBP BLK WP HR S P ERA WHIP	IP WLS BF H R ER SO BB IBB HBP BLK WP HR S P ERA WHIP	IP WLS BF H R ER SO BB IBB HBP BLK WP HR S P ERA WHIP	IP WLS BF H R ER SO BB IBB HBP BLK WP HR S P ERA WHIP	IP WLS BF H R ER SO BB IBB HBP BLK WP HR S P ERA WHIP	IP WLS BF H R ER SO BB IBB HBP BLK WP HR S P ERA WHIP	IP WLS BF H R ER SO BB IBB HBP BLK WP HR S P ERA WHIP	IP WLS BF H R ER SO BB IBB HBP BLK WP HR S P ERA WHIP


Batter	1	2	3	4	5	6	7	8	9	AB	R	H	RBI	BB	SO	LOB	BOTTOM					
Willie Tasby, R OBP: 0.386, SLG: 0.431 (1, 8)										4	1	2	1	0	0	0	Kansas City Athletics @ Baltimore Orioles Memorial Stadium, Baltimore, MD Thu May 14 1959, 7:05 PM EDT Att: 7,268 - Unknown livebaseballscorecards.com					
Bob Boyd, L OBP: 0.313, SLG: 0.351 (1, 3)										3	0	0	0	0	0	0						
Bob Nieman, R OBP: 0.410, SLG: 0.523 (1, 7)										4	0	1	0	0	0	1						
Gene Woodling, L OBP: 0.380, SLG: 0.418 (1, 9)										4	0	0	0	0	1	2						
Billy Klaus, L OBP: 0.283, SLG: 0.250 Jim Finigan, R OBP: 0.333, SLG: 0.370 (7, PH) (8, 5)										2	0	1	0	0	1	0						
Joe Ginsberg, L OBP: 0.429, SLG: 0.500 Gus Triandos, R OBP: 0.394, SLG: 0.548 (1, 2) (7, PH) (8, 2)										2	0	0	0	0	1	1						
										1	0	0	0	0	0	1						
Billy Gardner, R OBP: 0.280, SLG: 0.377 (1, 4)										3	0	0	0	0	3	1						
Willy Miranda, S OBP: 0.139, SLG: 0.194 Chico Carrasquel, R OBP: 0.274, SLG: 0.316 (1, 6) (8, PH) (9, 6)										2	0	0	0	0	1	1						
										1	0	0	0	0	0	0						
Billy O'Dell, S OBP: 0.200, SLG: 0.111 Bobby Avila, R OBP: 0.266, SLG: 0.211 Ernie Johnson, R (1, 1) (8, PH) (9, 1)										2	0	0	0	0	0	0						
										1	0	0	0	0	0	0						
										0	0	0	0	0	0	0						
Inning Stats	R: 0 E: 0 K: 0 S: 3	H: 0 LOB: 0 BB: 0 P: 3	R: 0 E: 0 K: 2 S: 7	H: 0 LOB: 0 BB: 0 P: 7	R: 0 E: 0 K: 1 S: 5	H: 0 LOB: 0 BB: 0 P: 5	R: 1 E: 0 K: 0 S: 4	H: 1 LOB: 0 BB: 0 P: 4	R: 0 E: 0 K: 2 S: 8	H: 1 LOB: 1 BB: 0 P: 8	R: 0 E: 0 K: 0 S: 3	H: 0 LOB: 0 BB: 0 P: 3	R: 0 E: 0 K: 0 S: 4	H: 1 LOB: 1 BB: 0 P: 4	R: 0 E: 0 K: 1 S: 5	H: 0 LOB: 0 BB: 0 P: 5	R: 0 E: 0 K: 0 S: 6	H: 1 LOB: 1 BB: 0 P: 6	1B: 3 2B: 0 3B: 0 HR: 1	SF: 0 SAC: 1 DP: 0 HBP: 0	WP: 0 PB: 0 SB: 0 CS: 0	PA: 31
PITCHER	IP WLS BF H R ER SO BB IBB HBP BLK WP HR S P ERA WHIP	IP WLS BF H R ER SO BB IBB HBP BLK WP HR S P ERA WHIP	IP WLS BF H R ER SO BB IBB HBP BLK WP HR S P ERA WHIP	IP WLS BF H R ER SO BB IBB HBP BLK WP HR S P ERA WHIP	IP WLS BF H R ER SO BB IBB HBP BLK WP HR S P ERA WHIP	IP WLS BF H R ER SO BB IBB HBP BLK WP HR S P ERA WHIP	IP WLS BF H R ER SO BB IBB HBP BLK WP HR S P ERA WHIP	IP WLS BF H R ER SO BB IBB HBP BLK WP HR S P ERA WHIP	IP WLS BF H R ER SO BB IBB HBP BLK WP HR S P ERA WHIP	IP WLS BF H R ER SO BB IBB HBP BLK WP HR S P ERA WHIP	IP WLS BF H R ER SO BB IBB HBP BLK WP HR S P ERA WHIP	IP WLS BF H R ER SO BB IBB HBP BLK WP HR S P ERA WHIP	IP WLS BF H R ER SO BB IBB HBP BLK WP HR S P ERA WHIP	IP WLS BF H R ER SO BB IBB HBP BLK WP HR S P ERA WHIP	IP WLS BF H R ER SO BB IBB HBP BLK WP HR S P ERA WHIP	IP WLS BF H R ER SO BB IBB HBP BLK WP HR S P ERA WHIP	IP WLS BF H R ER SO BB IBB HBP BLK WP HR S P ERA WHIP	IP WLS BF H R ER SO BB IBB HBP BLK WP HR S P ERA WHIP	IP WLS BF H R ER SO BB IBB HBP BLK WP HR S P ERA WHIP	IP WLS BF H R ER SO BB IBB HBP BLK WP HR S P ERA WHIP	IP WLS BF H R ER SO BB IBB HBP BLK WP HR S P ERA WHIP	IP WLS BF H R ER SO BB IBB HBP BLK WP HR S P ERA WHIP



Batter	1	2	3	4	5	6	7	8	9	AB	R	H	RBI	BB	SO	LOB	TOP								
Eddie Yost, R OBP: 0.406, SLG: 0.565 (1, 5)	5-3		K		F3		F8		F8	5	0	0	0	0	1	2									
Bobo Osborne, L OBP: 0.300, SLG: 0.347 (1, 3)	K			FC6-4 1B		K		F7		4	0	1	0	0	2	0									
Charlie Maxwell, L OBP: 0.319, SLG: 0.563 (1, 7)	4-3			FC6-4 1B		1B		F5		4	0	2	0	0	0	0									
Al Kaline, R OBP: 0.385, SLG: 0.574 (1, 8)		L6		F3		L8		1B		4	0	1	0	0	0	3									
Harvey Kuenn, R OBP: 0.432, SLG: 0.506 (1, 9)		G6-4-3		FC6-4		FC4-6 1B		BB		4	0	2	0	0	0	3									
Rocky Bridges, R OBP: 0.375, SLG: 0.364 (8, PH)		F8		FC5-4		FC4-6		BB		3	0	0	0	0	0	4									
Neil Chrisley, L OBP: 0.214, SLG: 0.182 (8, 6)										0	0	0	0	1	0	0									
Coot Veal, R (8, 6)										0	0	0	0	0	0	0									
Lou Berberet, L OBP: 0.432, SLG: 0.529 (1, 2)			FC6-4 1B		K		HR	K		4	1	2	1	0	2	3									
Frank Bolling, R OBP: 0.274, SLG: 0.303 (1, 4)			FC6-4 SH2-3		FC1-6 1B		1-3		5-3	4	0	1	0	0	0	1									
Don Mossi, L OBP: 0.200, SLG: 0.111 (1, 1)			SH2-3		FC1-6		K2-3		K	3	0	0	0	0	2	1									
Inning Stats	R: 0 E: 0 K: 1 S: 5	H: 0 LOB: 0 BB: 0 P: 5	R: 0 E: 1 K: 0 S: 3	H: 0 LOB: 0 BB: 0 P: 3	R: 0 E: 0 K: 1 S: 6	H: 1 LOB: 1 BB: 0 P: 6	R: 0 E: 0 K: 0 S: 5	H: 2 LOB: 2 BB: 0 P: 5	R: 0 E: 0 K: 1 S: 6	H: 1 LOB: 1 BB: 0 P: 6	R: 0 E: 0 K: 1 S: 7	H: 2 LOB: 2 BB: 0 P: 7	R: 1 E: 0 K: 1 S: 6	H: 1 LOB: 0 BB: 0 P: 6	R: 0 E: 0 K: 1 S: 7	H: 2 LOB: 3 BB: 1 P: 11	R: 0 E: 0 K: 1 S: 5	H: 0 LOB: 0 BB: 0 P: 5	1B: 8 2B: 0 3B: 0 HR: 1	SF: 0 SAC: 1 DP: 1 HBP: 0	WP: 0 PB: 0 SB: 0 CS: 0	PA: 37			
PITCHER	IP	WLS	BF	H	R	ER	SO	BB	IBB	HBP	BLK	WP	HR	S	P	ERA	WHIP								
Jerry Walker, R ERA: 1.62 (1, 1)	7.2		32	9	1	1	5	0	0	0	0	0	1	42	42	1.17	1.174								
Billy Loes, R ERA: 1.26 (8, 1)	1.1	W	5	0	0	0	2	1	0	0	0	0	0	8	12	0.00	0.750								

Detroit Tigers @ Baltimore Orioles
Memorial Stadium, Baltimore, MD
Fri May 15 1959, 7:05 PM EDT
Att: 6,781 - Unknown


AB 35
R 1
H 9
RBI 1
BB 1
SO 7
LOB 17



Batter	1	2	3	4	5	6	7	8	9	AB	R	H	RBI	BB	SO	LOB	BOTTOM								
Willie Tasby, R OBP: 0.376, SLG: 0.416 (1, 8)	5-3		K			K		L8		4	0	0	0	0	2	1									
Bob Boyd, L OBP: 0.311, SLG: 0.347 (1, 3)	F2			F2		4-3		HR		4	1	1	0	0	0	1									
Bob Nieman, R OBP: 0.402, SLG: 0.551 (1, 7)	6-3			P4				HR		4	1	1	2	0	0	0									
Gus Triandos, R OBP: 0.402, SLG: 0.541 (1, 2)		1B		K		1B		HR		1	0	0	0	2	1	0									
Gene Woodling, L OBP: 0.378, SLG: 0.414 (1, 9)		G5-4-3		L8		F2				3	0	1	0	0	0	1									
Jim Finigan, R OBP: 0.333, SLG: 0.367 (1, 5)		P4		6-3						3	0	1	0	0	0	2									
Billy Loes, R (8, 1)										0	0	0	0	0	0	0									
Chico Carrasquel, R OBP: 0.262, SLG: 0.300 (1, 6)		G5-4-3		6-3		G1				3	0	0	0	0	0	4									
Billy Gardner, R OBP: 0.282, SLG: 0.375 (1, 4)				F7				4-3		3	0	1	0	0	0	0									
Jerry Walker, S OBP: 0.071, SLG: 0.071 (1, 1)				F3		FC1-6 1B		L5		2	0	0	0	0	0	1									
Bobby Avila, R OBP: 0.279, SLG: 0.205 (8, 5)										1	0	0	0	0	0	0									
Inning Stats	R: 0 E: 0 K: 0 S: 3	H: 0 LOB: 0 BB: 0 P: 3	R: 0 E: 0 K: 0 S: 3	H: 1 LOB: 1 BB: 1 P: 7	R: 0 E: 0 K: 1 S: 5	H: 0 LOB: 0 BB: 0 P: 5	R: 0 E: 0 K: 1 S: 5	H: 0 LOB: 0 BB: 0 P: 5	R: 0 E: 0 K: 1 S: 6	H: 1 LOB: 1 BB: 0 P: 6	R: 0 E: 0 K: 0 S: 4	H: 1 LOB: 2 BB: 1 P: 8	R: 0 E: 0 K: 0 S: 3	H: 0 LOB: 0 BB: 0 P: 3	R: 2 E: 0 K: 0 S: 2	H: 2 LOB: 0 BB: 0 P: 2	1B: 4 2B: 0 3B: 0 HR: 1	SF: 0 SAC: 0 DP: 1 HBP: 0	WP: 0 PB: 0 SB: 1 CS: 0	PA: 30					
PITCHER	IP	WLS	BF	H	R	ER	SO	BB	IBB	HBP	BLK	WP	HR	S	P	ERA	WHIP								
Don Mossi, L ERA: 3.27 (1, 1)	8.0	L	30	5	2	2	3	2	0	0	0	0	1	34	42	2.25	0.875								

Detroit Tigers @ Baltimore Orioles
Memorial Stadium, Baltimore, MD
Fri May 15 1959, 7:05 PM EDT
Att: 6,781 - Unknown

AB 28
R 2
H 5
RBI 2
BB 2
SO 3
LOB 10



Batter	1	2	3	4	5	6	7	8	9	AB	R	H	RBI	BB	SO	LOB	TOP					
Eddie Yost, R OBP: 0.391, SLG: 0.545 (1, 5)	1-3		6-3		SF8			5-3		3	0	1	0	0	1		Detroit Tigers @ Baltimore Orioles Memorial Stadium, Baltimore, MD Sat May 16 1959, 3:33 AM EDT Att: 7,674 - Unknown					
Bobo Osborne, L OBP: 0.310, SLG: 0.347 (1, 3)	K		P6		3-H			G3 HBP		3	0	1	0	0	1							
Charlie Maxwell, L OBP: 0.315, SLG: 0.544 (1, 7)	1-3			F2				G3		4	0	1	0	0	1							
Al Kaline, R OBP: 0.389, SLG: 0.571 (1, 8)		L6-3		1B				L8		4	0	2	0	0	1							
Harvey Kuenn, R OBP: 0.434, SLG: 0.516 (1, 9)				F7				F3		4	0	2	0	0	1							
Lou Berberet, L OBP: 0.412, SLG: 0.500 (1, 2)				1B				4-3		4	0	0	0	0	3							
Rocky Bridges, R OBP: 0.371, SLG: 0.359 (1, 6)								5-3		4	1	1	0	0	1							
Frank Bolling, R OBP: 0.284, SLG: 0.324 (1, 4)										3	0	2	0	0	0							
Frank Lary, R OBP: 0.200, SLG: 0.300 (7, PH)										1	0	0	0	0	1							
Neil Chrisley, L OBP: 0.206, SLG: 0.167 (7, PH)										1	0	0	0	0	1							
Tom Morgan, R OBP: 0.250, SLG: 0.250 (7, 1)										0	0	0	0	0	0							
Inning Stats	R: 0 E: 0 K: 1 S: 5	H: 0 LOB: 0 BB: 0 P: 5	R: 0 E: 0 K: 0 S: 4	H: 1 LOB: 1 BB: 0 P: 4	R: 0 E: 0 K: 1 S: 6	H: 1 LOB: 1 BB: 0 P: 6	R: 0 E: 0 K: 0 S: 4	H: 1 LOB: 1 BB: 0 P: 4	R: 1 E: 0 K: 0 S: 5	H: 3 LOB: 2 BB: 0 P: 5	R: 0 E: 0 K: 0 S: 4	H: 3 LOB: 1 BB: 0 P: 4	R: 0 E: 0 K: 1 S: 5	H: 0 LOB: 0 BB: 0 P: 5	R: 0 E: 0 K: 0 S: 3	H: 0 LOB: 1 BB: 0 P: 4	R: 0 E: 0 K: 0 S: 3	H: 0 LOB: 0 BB: 0 P: 3	1B: 7 2B: 2 3B: 0 HR: 0	SF: 1 SAC: 1 DP: 0 HBP: 1	WP: 0 PB: 0 SB: 0 CS: 1	PA: 34
PITCHER Hoyt Wilhelm, R ERA: 1.49 (1, 1)	IP: 9.0 WLS: W BF: 34 H: 9 R: 1 ER: 1 SO: 3 BB: 0 IBB: 0 HBP: 1 BLK: 0 WP: 0 HR: 0 S: 39 P: 40 ERA: 1.00 WHIP: 1.000															PITCHER						

Batter	1	2	3	4	5	6	7	8	9	AB	R	H	RBI	BB	SO	LOB	BOTTOM			
Willie Tasby, R OBP: 0.380, SLG: 0.431 (1, 8)	F9		5-3		1B					3	0	1	3	1	0	0	Detroit Tigers @ Baltimore Orioles Memorial Stadium, Baltimore, MD Sat May 16 1959, 3:33 AM EDT Att: 7,674 - Unknown			
Bob Boyd, L OBP: 0.308, SLG: 0.343 (1, 3)	F7		P6		BB			3B		4	0	1	1	0	1					
Gene Woodling, L OBP: 0.384, SLG: 0.432 (7, PR)										4	0	2	0	0	2					
Al Pilarcik, L OBP: 0.273, SLG: 0.381 (8, 9)			3-1		G3			L8 SF8		0	1	0	0	0	0					
Bob Nieman, R OBP: 0.395, SLG: 0.534 (1, 7)					F7			L8		4	1	1	0	0	2					
Lenny Green, L OBP: 0.348, SLG: 0.429 (8, 7)	4-3									0	0	0	0	0	0					
Gus Triandos, R OBP: 0.400, SLG: 0.539 (1, 2)					L8			SF8		2	1	1	1	0	0					
Billy Klaus, L OBP: 0.286, SLG: 0.256 (1, 5)					K			F2		3	0	1	0	0	1					
Chico Carrasquel, R OBP: 0.261, SLG: 0.297 (1, 6)					6-3					4	0	1	0	0	1	4				
Billy Gardner, R OBP: 0.292, SLG: 0.373 (1, 4)					P5			P4		3	2	1	0	1	3					
Hoyt Wilhelm, R OBP: 0.105, SLG: 0.056 (1, 1)					K			4-3		3	1	0	1	1	1	3				
Inning Stats	R: 0 E: 0 K: 0 S: 4	H: 1 LOB: 2 BB: 0 P: 7	R: 0 E: 0 K: 1 S: 7	H: 2 LOB: 2 BB: 0 P: 7	R: 0 E: 0 K: 0 S: 3	H: 0 LOB: 0 BB: 0 P: 3	R: 0 E: 0 K: 1 S: 5	H: 0 LOB: 0 BB: 0 P: 5	R: 1 E: 0 K: 0 S: 5	H: 2 LOB: 2 BB: 1 P: 9	R: 4 E: 1 K: 1 S: 8	H: 2 LOB: 1 BB: 2 P: 16	R: 1 E: 0 K: 0 S: 4	H: 1 LOB: 1 BB: 0 P: 4	R: 0 E: 0 K: 0 S: 3	H: 1 LOB: 0 BB: 0 P: 3	1B: 7 2B: 1 3B: 1 HR: 0	SF: 1 SAC: 2 DP: 0 HBP: 0	WP: 0 PB: 0 SB: 0 CS: 1	PA: 36
PITCHER Frank Lary, R ERA: 3.52 (1, 1)	IP: 6.0 WLS: L BF: 29 H: 7 R: 5 ER: 1 SO: 3 BB: 2 IBB: 1 HBP: 0 BLK: 0 WP: 0 HR: 0 S: 32 P: 44 ERA: 1.50 WHIP: 1.500															PITCHER				
Tom Morgan, R ERA: 4.87 (7, 1)	IP: 2.0 WLS: 7 BF: 7 H: 2 R: 1 ER: 1 SO: 0 BB: 0 IBB: 0 HBP: 0 BLK: 0 WP: 0 HR: 0 S: 7 P: 7 ERA: 4.50 WHIP: 1.000															PITCHER				

Batter	1	2	3	4	5	6	7	8	9	10	11	AB	R	H	RBI	BB	SO	LOB	TOP				
Woodie Held, R OBP: 0.316, SLG: 0.464 (1, 5)	5-3	F9							5-3		F7	5	1	1	0	1	0	3					
Jim Piersall, R OBP: 0.316, SLG: 0.339 (1, 8)	5-3		B3						K			5	1	1	1	0	1	1					
Vic Power, R OBP: 0.389, SLG: 0.504 (1, 3)	P6		K2-3						5-3			5	2	2	1	0	1	0					
Rocky Colavito, R OBP: 0.405, SLG: 0.688 (1, 9)		F9	F8									5	0	0	0	0	0	3					
Minnie Minoso, R OBP: 0.349, SLG: 0.421 (1, 7)				5-3								5	1	2	1	0	1	0					
Russ Nixon, L OBP: 0.287, SLG: 0.234 (1, 2)		E4		F8								5	1	0	0	0	0	3					
George Strickland, R OBP: 0.365, SLG: 0.480 (1, 6)				F8								5	0	2	1	0	1	1					
Billy Martin, R OBP: 0.283, SLG: 0.404 (1, 4)		F2			F3							5	0	0	0	0	1	3					
Cal McLish, S OBP: 0.273, SLG: 0.250 (1, 1)												4	1	2	1	0	0	0					
Tito Francona, L OBP: 0.273, SLG: 0.600 (11, PH)												1	0	0	0	0	0	1					
Jim Perry, S OBP: 0.667, SLG: 0.667 (11, 1)												0	0	0	0	0	0	0					
Inning Stats	R: 0 E: 0 K: 0 S: 3	H: 0 LOB: 0 BB: 0 P: 3	R: 2 E: 1 K: 0 S: 7	H: 3 LOB: 2 BB: 0 P: 7	R: 0 E: 0 K: 1 S: 5	H: 0 LOB: 0 BB: 0 P: 5	R: 0 E: 0 K: 0 S: 3	H: 0 LOB: 0 BB: 0 P: 3	R: 0 E: 0 K: 0 S: 3	H: 2 LOB: 1 BB: 0 P: 5	R: 4 E: 2 K: 0 S: 8	H: 4 LOB: 1 BB: 0 P: 8	R: 0 E: 0 K: 2 S: 7	H: 0 LOB: 0 BB: 0 P: 7	R: 0 E: 0 K: 1 S: 5	H: 0 LOB: 0 BB: 0 P: 5	R: 0 E: 0 K: 1 S: 5	H: 1 LOB: 1 BB: 0 P: 4	1B: 10 2B: 0 3B: 0 HR: 0	SF: 0 SAC: 0 DP: 0 HBP: 0	WP: 0 PB: 0 SB: 0 CS: 0	PA: 46	
PITCHER	IP ERA WLS BF H R ER SO BB IBB HBP BLK WP HR S P ERA WHIP	Amie Portocarrero, R ERA: 9.74 (1, 1)	6.1 2.2 11 2 2 0 3 0 0 0 0 0 0 0 0 9 33 4.26 1.263	Ernie Johnson, R ERA: 3.18 (7, 1)	2.0 2.0 7 1 0 0 1 0 0 0 0 0 0 0 0 9 9 0.00 0.500	Jerry Walker, R ERA: 1.53 (10, 1)																	

Cleveland Indians @ Baltimore Orioles
Memorial Stadium, Baltimore, MD
Sun May 17 1959, 3:33 AM EDT
Unknown

AB 45
R 7
H 10
RBI 5
BB 1
SO 5
LOB 15



Batter	1	2	3	4	5	6	7	8	9	10	11	AB	R	H	RBI	BB	SO	LOB	BOTTOM			
Willie Tasby, R OBP: 0.370, SLG: 0.434 (1, 8)	1-3				F7						FC3-6	6	1	1	1	0	0	2				
Bob Boyd, L OBP: 0.310, SLG: 0.336 (1, 3)	3-1		1-3								F8	5	2	1	0	1	0	2				
Bob Nieman, R OBP: 0.391, SLG: 0.513 (1, 7)	6-3											5	2	1	0	1	0	4				
Gus Triandos, R OBP: 0.415, SLG: 0.580 (1, 2)		F5										5	1	3	4	1	1	0				
Billy Klaus, L OBP: 0.291, SLG: 0.250 (1, 5)		F7										5	0	1	2	1	0	1				
Al Piljarcik, L OBP: 0.285, SLG: 0.362 (1, 9)												5	1	1	0	0	1	2				
Chico Carrasquel, R OBP: 0.284, SLG: 0.319 (1, 6)												5	1	3	0	0	0	2				
Billy Gardner, R OBP: 0.286, SLG: 0.365 (1, 4)												2	0	0	0	0	0	1				
Gene Woodling, L OBP: 0.391, SLG: 0.440 (6, PH)												1	0	1	1	0	0	0				
Bobby Avila, R OBP: 0.267, SLG: 0.195 (7, 4)												2	0	0	0	0	0	1				
Amie Portocarrero, R OBP: 0.286, SLG: 0.365 (1, 1)												2	0	0	0	1	2	3				
Ernie Johnson, R OBP: 0.286, SLG: 0.365 (7, 1)												0	0	0	0	0	0	0				
Bob Hale, L OBP: 0.200, SLG: 0.250 (8, PH)												1	0	0	0	0	0	0				
Jerry Walker, S OBP: 0.133, SLG: 0.133 (10, 1)												1	0	1	0	0	0	0				
Inning Stats	R: 0 E: 0 K: 0 S: 3	H: 0 LOB: 0 BB: 0 P: 3	R: 0 E: 0 K: 0 S: 3	H: 0 LOB: 0 BB: 0 P: 3	R: 1 E: 0 K: 1 S: 7	H: 2 LOB: 1 BB: 0 P: 7	R: 1 E: 0 K: 1 S: 6	H: 2 LOB: 1 BB: 0 P: 10	R: 0 E: 0 K: 0 S: 3	H: 1 LOB: 1 BB: 0 P: 5	R: 0 E: 0 K: 0 S: 3	H: 1 LOB: 1 BB: 0 P: 3	R: 3 E: 1 K: 0 S: 6	H: 2 LOB: 0 BB: 0 P: 6	R: 0 E: 0 K: 0 S: 3	H: 0 LOB: 0 BB: 0 P: 3	R: 1 E: 0 K: 0 S: 4	H: 2 LOB: 3 BB: 2 P: 12	1B: 11 2B: 0 3B: 1 HR: 1	SF: 0 SAC: 0 DP: 2 HBP: 0	WP: 0 PB: 0 SB: 0 CS: 0	PA: 50
PITCHER	IP ERA WLS BF H R ER SO BB IBB HBP BLK WP HR S P ERA WHIP	Cal McLish, R ERA: 2.32 (1, 1)	10.0 0.2 L 6 2 1 1 0 2 0 0 0 0 0 4 12 13.50 6.000	Jim Perry, R ERA: 6.39 (11, 1)																		

Cleveland Indians @ Baltimore Orioles
Memorial Stadium, Baltimore, MD
Sun May 17 1959, 3:33 AM EDT
Unknown

AB 45
R 8
H 13
RBI 8
BB 5
SO 4
LOB 18



Batter	1	2	3	4	5	6	7	8	9	AB	R	H	RBI	BB	SO	LOB	TOP										
Woodie Held, R OBP: 0.330, SLG: 0.466 (1, 5)										4	2	2	0	1	0	1	Cleveland Indians @ Baltimore Orioles Memorial Stadium, Baltimore, MD Sun May 17 1959, 3:38 AM EDT Att: 21,177 - Unknown										
Jim Piersall, R OBP: 0.319, SLG: 0.336 Carroll Hardy, R OBP: 0.158, SLG: 0.111 (1, 8)										1	0	0	0	1	1	2											
Vic Power, R OBP: 0.361, SLG: 0.516 (1, 3)										5	1	2	3	0	0	2											
Rocky Colavito, R OBP: 0.405, SLG: 0.675 (1, 9)										5	1	2	1	0	1	0											
Minnie Minoso, R OBP: 0.359, SLG: 0.449 (1, 7)										4	1	2	1	1	0	3											
Russ Nixon, L OBP: 0.284, SLG: 0.244 (1, 2)										5	1	1	0	0	1	3											
George Strickland, R OBP: 0.387, SLG: 0.476 (1, 6)										5	0	1	1	0	0	3											
Billy Martin, R OBP: 0.282, SLG: 0.392 (1, 4)										3	0	0	0	1	0	2											
Gary Bell, R OBP: 0.308, SLG: 0.250 (1, 1)										3	1	1	1	1	2	1											
Inning Stats	R: 0 E: 0 K: 0 S: 2	H: 0 LOB: 0 BB: 1 P: 6	R: 0 E: 0 K: 0 S: 4	H: 1 LOB: 1 BB: 0 P: 4	R: 2 E: 0 K: 1 S: 8	H: 3 LOB: 2 BB: 1 P: 12	R: 1 E: 0 K: 0 S: 5	H: 2 LOB: 1 BB: 0 P: 5	R: 0 E: 0 K: 0 S: 3	H: 0 LOB: 0 BB: 0 P: 3	R: 1 E: 0 K: 2 S: 8	H: 1 LOB: 1 BB: 1 P: 12	R: 4 E: 1 K: 0 S: 8	H: 4 LOB: 1 BB: 0 P: 8	R: 0 E: 0 K: 1 S: 5	H: 0 LOB: 1 BB: 1 P: 9	R: 0 E: 0 K: 1 S: 5	H: 0 LOB: 1 BB: 1 P: 9	1B: 8 2B: 1 3B: 1 HR: 1	SF: 0 SAC: 1 DP: 1 HBP: 0	WP: 1 PB: 0 SB: 0 CS: 0	PA: 43					
PITCHER	IP	WLS	BF	H	R	ER	SO	BB	IBB	HBP	BLK	WP	HR	S	P	ERA	WHIP										
Mitt Pappas, R ERA: 5.71 (1, 1)	6.0	L	30	9	7	6	3	3	0	0	0	1	1	33	45	9.00	2.000										
Ernie Johnson, R ERA: 2.94 (7, 1)	2.0		9	2	1	0	1	1	0	0	1	0	0	10	14	0.00	1.500										
Jack Harshman, L ERA: 6.26 (9, 1)	1.0		4	0	0	0	1	1	0	0	0	0	0	5	9	0.00	1.000										

AB	37
R	8
H	11
RBI	7
BB	5
SO	5
LOB	18



Batter	1	2	3	4	5	6	7	8	9	AB	R	H	RBI	BB	SO	LOB	BOTTOM										
Willie Tasby, R OBP: 0.371, SLG: 0.433 (1, 8)										5	0	2	2	0	1	1	Cleveland Indians @ Baltimore Orioles Memorial Stadium, Baltimore, MD Sun May 17 1959, 3:38 AM EDT Att: 21,177 - Unknown										
Bob Boyd, L OBP: 0.308, SLG: 0.333 (1, 3)										4	0	1	1	0	0	2											
Gene Woodling, L OBP: 0.385, SLG: 0.423 (1, 9)										3	0	0	0	1	0	2											
Bob Nieman, R OBP: 0.375, SLG: 0.488 (1, 7)										4	0	0	0	0	1	1											
Gus Triandos, R OBP: 0.404, SLG: 0.560 Jack Harshman, L (9, 1)										3	0	0	0	0	1	1											
Billy Klaus, L OBP: 0.305, SLG: 0.255 (1, 5)										3	0	1	0	1	0	0											
Chico Carrasquel, R OBP: 0.295, SLG: 0.342 (1, 6)										4	1	2	0	0	0	2											
Billy Gardner, R OBP: 0.295, SLG: 0.364 (1, 4)										3	1	1	0	1	0	1											
Mitt Pappas, R Ernie Johnson, R Joe Ginsberg, L Whitley Lockman, L (8, PH) OBP: 0.400, SLG: 0.286 (1, 1)										2	1	0	0	0	0	3											
Inning Stats	R: 0 E: 0 K: 1 S: 5	H: 0 LOB: 0 BB: 0 P: 5	R: 0 E: 0 K: 1 S: 4	H: 0 LOB: 1 BB: 1 P: 8	R: 2 E: 0 K: 0 S: 5	H: 3 LOB: 1 BB: 1 P: 9	R: 0 E: 0 K: 1 S: 5	H: 0 LOB: 0 BB: 0 P: 5	R: 0 E: 0 K: 0 S: 4	H: 1 LOB: 1 BB: 0 P: 4	R: 0 E: 0 K: 0 S: 3	H: 0 LOB: 1 BB: 1 P: 7	R: 1 E: 0 K: 0 S: 5	H: 2 LOB: 2 BB: 1 P: 9	R: 0 E: 0 K: 0 S: 4	H: 1 LOB: 2 BB: 1 P: 8	R: 0 E: 0 K: 0 S: 3	H: 0 LOB: 0 BB: 0 P: 3	1B: 6 2B: 2 3B: 0 HR: 0	SF: 0 SAC: 0 DP: 1 HBP: 0	WP: 1 PB: 0 SB: 0 CS: 1	PA: 38					
PITCHER	IP	WLS	BF	H	R	ER	SO	BB	IBB	HBP	BLK	WP	HR	S	P	ERA	WHIP										
Gary Bell, R ERA: 3.85 (1, 1)	9.0	W	37	7	3	3	3	5	0	0	0	1	0	38	58	3.00	1.333										



Batter	1	2	3	4	5	6	7	8	9	AB	R	H	RBI	BB	SO	LOB	TOP					
Woodie Held, R (1,5) OBP: 0.330, SLG: 0.462	K							K									3 0 1 0 0 1 1					
Tito Francona, L (8,PH) OBP: 0.250, SLG: 0.545	K																1 0 0 0 0 1 1					
Gene Leek, R (8,5) OBP: 0.222, SLG: 0.412																	0 0 0 0 0 0 0					
Jim Piersall, R (1,8) OBP: 0.317, SLG: 0.342	K																4 0 1 0 0 1 3					
Vic Power, R (1,3) OBP: 0.350, SLG: 0.500	F7																4 0 0 0 0 0 2					
Rocky Colavito, R (1,9) OBP: 0.407, SLG: 0.678																	4 0 2 0 0 0 3					
Minnie Minoso, R (1,7) OBP: 0.356, SLG: 0.438	K																3 0 0 0 0 1 3					
Russ Nixon, L (1,2) OBP: 0.253, SLG: 0.233	K																4 0 0 0 0 1 3					
George Strickland, R (1,6) OBP: 0.389, SLG: 0.471																	1 0 0 0 1 0 0					
Granny Hamner, R (7,PH) OBP: 0.338, SLG: 0.439																	2 0 0 0 0 1 0					
Billy Martin, R (1,4) OBP: 0.283, SLG: 0.390																	3 0 1 0 0 0 1					
Don Ferrarese, R (1,1) OBP: 0.231, SLG: 0.308																	1 0 0 0 0 0 1					
Don Dillard, L (8,PH) OBP: 0.333, SLG: 0.333																	1 0 1 0 0 0 0					
Al Cicotte, R (8,1)																	0 0 0 0 0 0 0					
Inning Stats	R: 0 E: 0 K: 2 S: 7	H: 0 LOB: 0 BB: 7 P: 7	R: 0 E: 0 K: 2 S: 7	H: 1 LOB: 0 BB: 7 P: 7	R: 0 E: 0 K: 0 S: 5	H: 2 LOB: 2 BB: 0 P: 5	R: 0 E: 0 K: 0 S: 4	H: 1 LOB: 1 BB: 0 P: 4	R: 0 E: 0 K: 0 S: 3	H: 0 LOB: 1 BB: 0 P: 7	R: 0 E: 0 K: 0 S: 4	H: 1 LOB: 1 BB: 0 P: 4	R: 0 E: 0 K: 0 S: 3	R: 0 E: 1 K: 1 S: 7	H: 1 LOB: 2 BB: 0 P: 7	R: 0 E: 0 K: 1 S: 4	H: 0 LOB: 0 BB: 0 P: 5	1B: 4 2B: 2 3B: 0 HR: 0	SF: 0 SAC: 1 DP: 1 HBP: 1	WP: 0 PB: 0 SB: 0 CS: 1	PA: 34	
PITCHER	IP: 7.2 ERA: 2.13	WLS: W BF: 30 P: 7	H: 6 R: 0 ER: 0 SO: 5	R: 0 ER: 0 SO: 1	BB: 1 IBB: 0 HBP: 0 BLK: 0	WP: 0 HR: 0 S: 39 P: 43	ERA: 0.00 WHIP: 0.913	PITCHER	IP: 1.1 ERA: 1.15	WLS: S BF: 4 P: 7	H: 0 R: 0 ER: 0 SO: 1	BB: 0 IBB: 0 HBP: 1 BLK: 0	WP: 0 HR: 0 S: 6 P: 6	ERA: 0.00 WHIP: 0.000								

Cleveland Indians @ Baltimore Orioles
Memorial Stadium, Baltimore, MD
Mon May 18, 1959, 7:05 PM EDT
Att: 9,167 - Unknown

AB	31
R	0
H	6
RBI	0
BB	1
SO	6
LOB	18



Batter	1	2	3	4	5	6	7	8	9	AB	R	H	RBI	BB	SO	LOB	BOTTOM					
Willie Tasby, R (1,8) OBP: 0.375, SLG: 0.435	K2-3																4 1 2 1 0 1 0					
Bob Boyd, L (1,3) OBP: 0.314, SLG: 0.333	L5																3 0 1 0 1 0 0					
Bob Nieman, R (1,7) OBP: 0.374, SLG: 0.476																	2 0 0 2 1 1 1					
Al Pilarcik, L (8,9) OBP: 0.280, SLG: 0.375	K																1 0 1 0 0 0 0					
Gus Triandos, R (1,2) OBP: 0.402, SLG: 0.547																	2 0 0 0 1 0 3					
Bobby Avila, R (1,9) OBP: 0.250, SLG: 0.182																	3 0 0 0 0 1 2					
Lenny Green, L (8,7) OBP: 0.333, SLG: 0.409																	1 0 0 0 0 0 1					
Chico Carrasquel, R (1,6) OBP: 0.293, SLG: 0.329																	3 0 0 0 1 1 0					
Jim Finigan, R (1,5) OBP: 0.328, SLG: 0.358																	4 0 1 0 0 0 3					
Billy Gardner, R (1,4) OBP: 0.296, SLG: 0.363																	3 2 1 0 0 0 1					
Hal Brown, R (1,1)																	2 0 0 0 0 1 1					
Billy Loes, R (8,1)																	0 0 0 0 0 0 0					
Inning Stats	R: 0 E: 0 K: 2 S: 7	H: 0 LOB: 0 BB: 0 P: 7	R: 0 E: 0 K: 1 S: 5	H: 0 LOB: 0 BB: 0 P: 5	R: 1 E: 0 K: 0 S: 5	H: 2 LOB: 3 BB: 2 P: 13	R: 0 E: 0 K: 0 S: 3	H: 0 LOB: 0 BB: 0 P: 3	R: 2 E: 0 K: 0 S: 6	H: 3 LOB: 2 BB: 1 P: 10	R: 0 E: 0 K: 1 S: 5	H: 0 LOB: 0 BB: 0 P: 5	R: 0 E: 0 K: 1 S: 5	R: 0 E: 0 K: 0 S: 4	H: 1 LOB: 2 BB: 1 P: 8	R: 0 E: 0 K: 0 S: 4	H: 0 LOB: 0 BB: 0 P: 5	1B: 6 2B: 0 3B: 0 HR: 0	SF: 0 SAC: 2 DP: 1 HBP: 0	WP: 1 PB: 0 SB: 0 CS: 0	PA: 34	
PITCHER	IP: 7.0 ERA: 4.04	WLS: L BF: 29 P: 7	H: 5 R: 3 ER: 3 SO: 3	R: 3 ER: 3 SO: 0	BB: 3 IBB: 0 HBP: 0 BLK: 0	WP: 1 HR: 0 S: 36 P: 48	ERA: 3.86 WHIP: 1.143	PITCHER	IP: 1.0 ERA: 7.2	WLS: L BF: 5 P: 7	H: 1 R: 0 ER: 0 SO: 0	BB: 1 IBB: 0 HBP: 0 BLK: 0	WP: 0 HR: 0 S: 4 P: 8	ERA: 0.00 WHIP: 2.000								

Cleveland Indians @ Baltimore Orioles
Memorial Stadium, Baltimore, MD
Mon May 18, 1959, 7:05 PM EDT
Att: 9,167 - Unknown

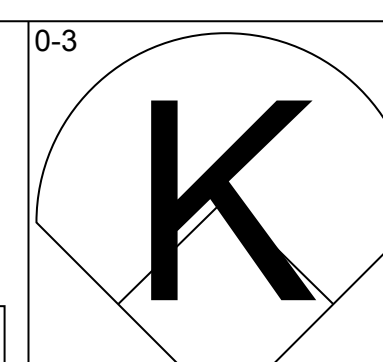
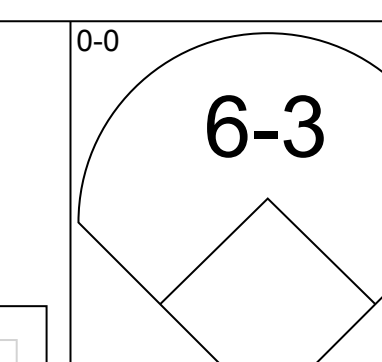
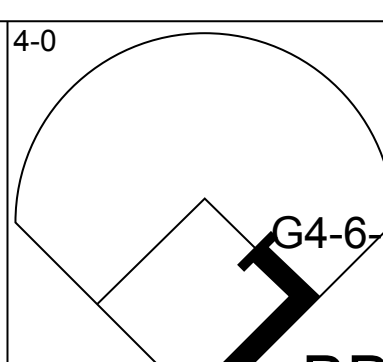
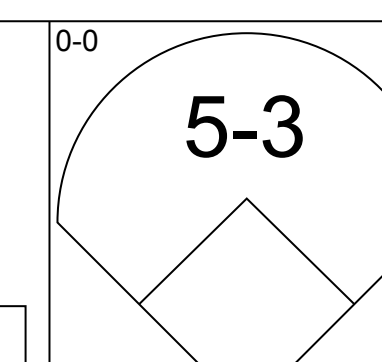
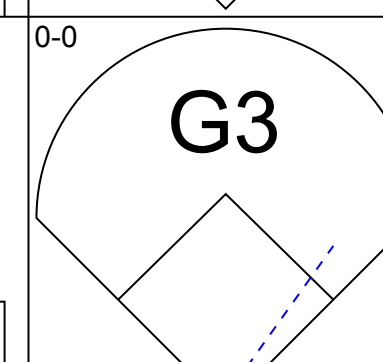
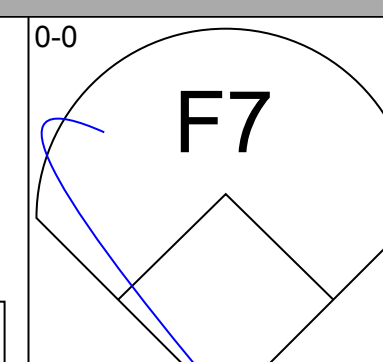
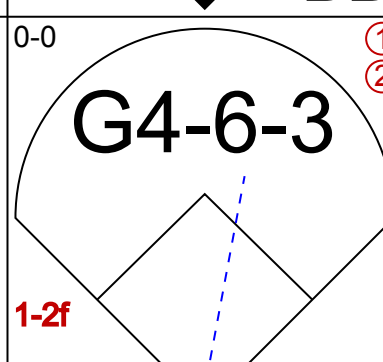
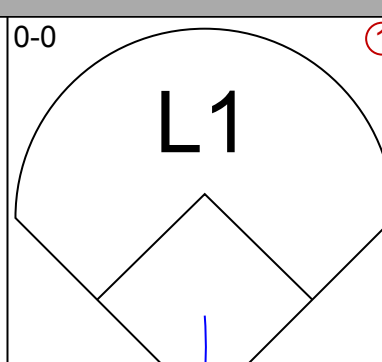
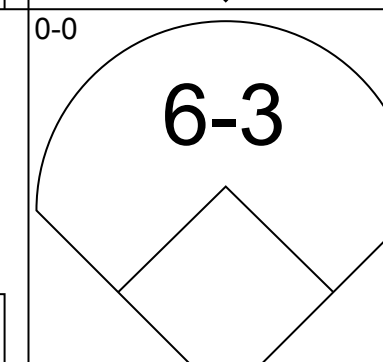
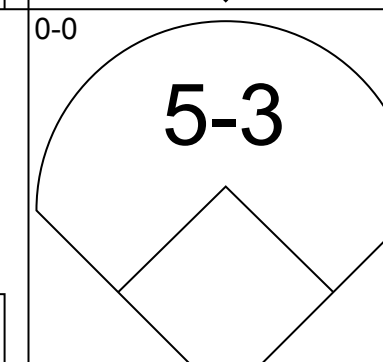
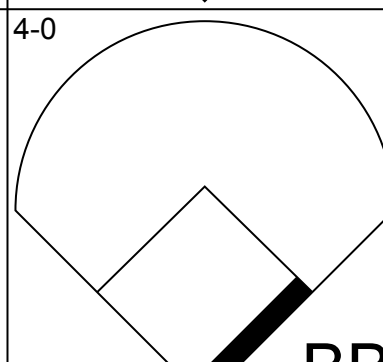
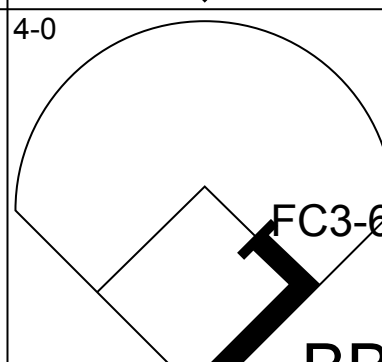
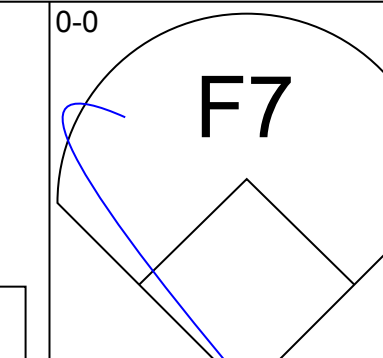
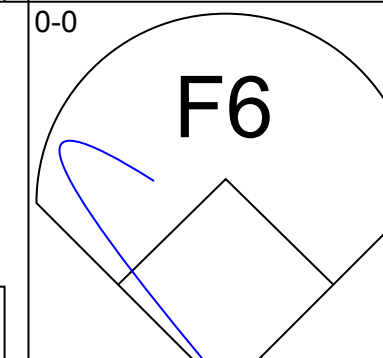
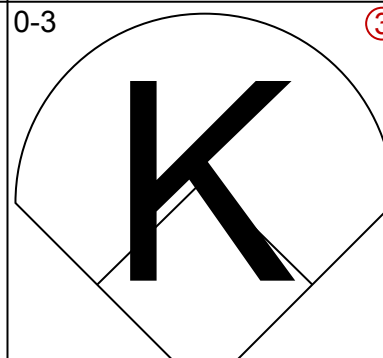
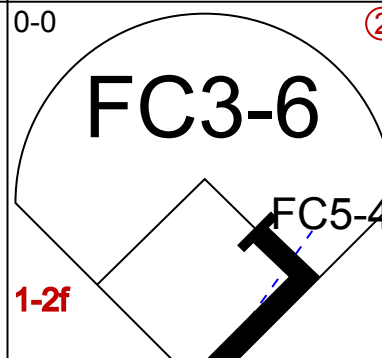
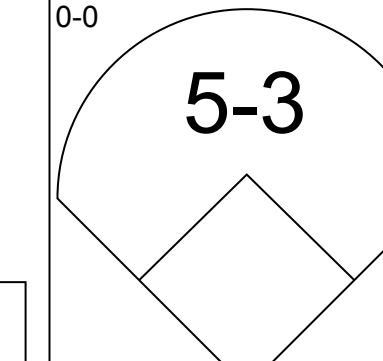
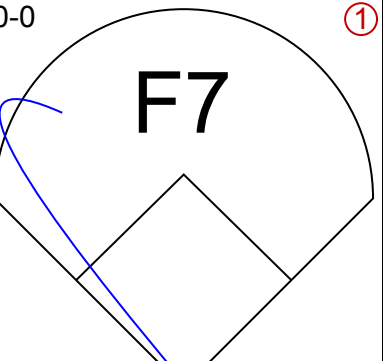
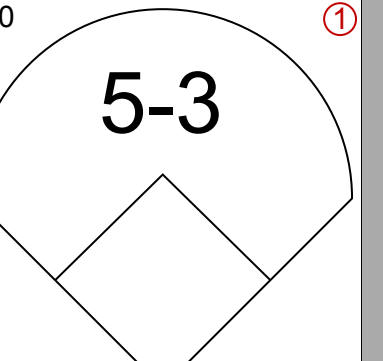
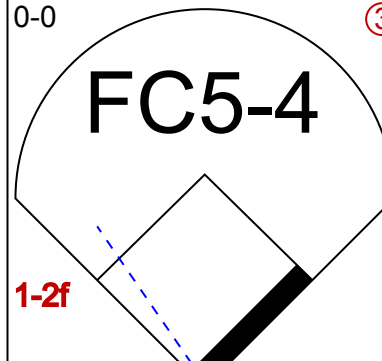
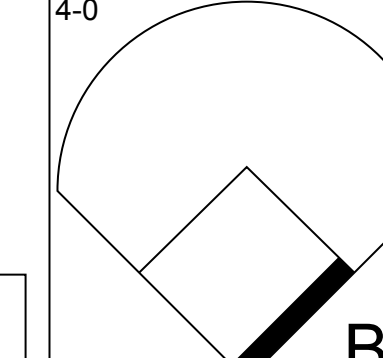
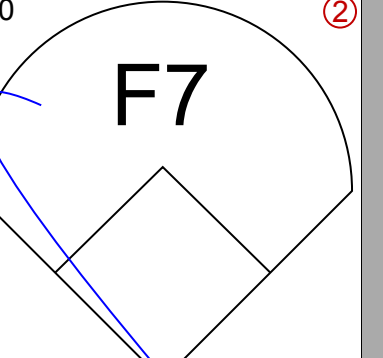
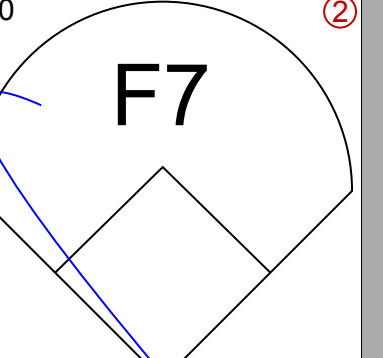
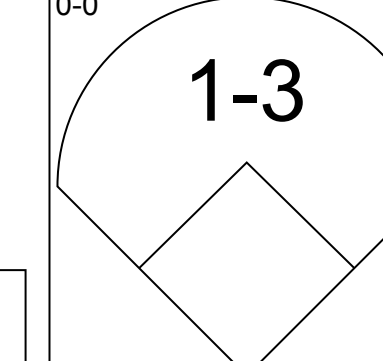
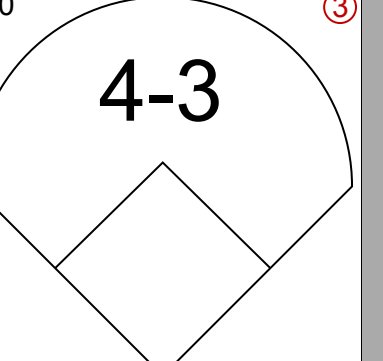
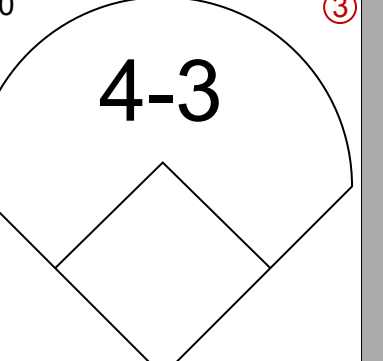
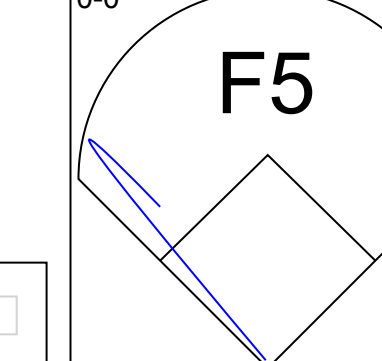
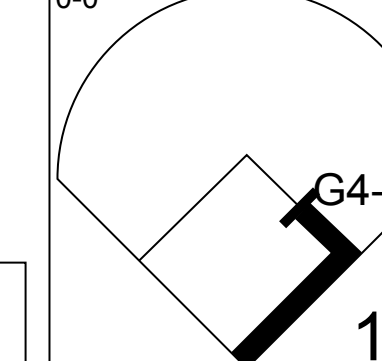
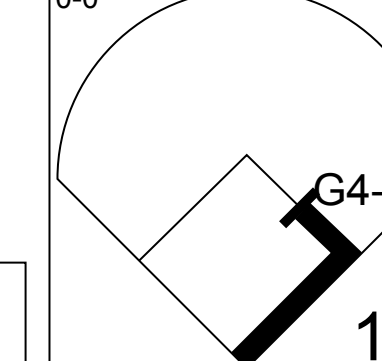
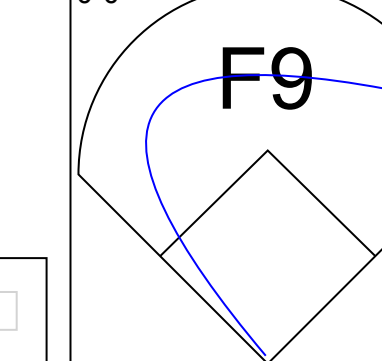
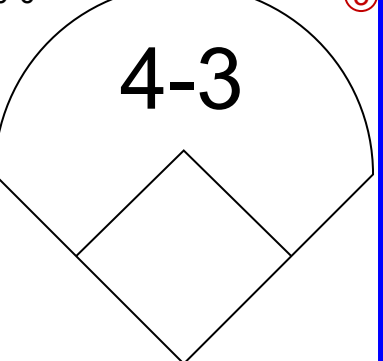
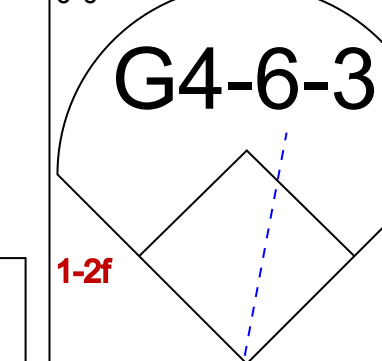
AB	28
R	3
H	6
RBI	3
BB	4
SO	5
LOB	12

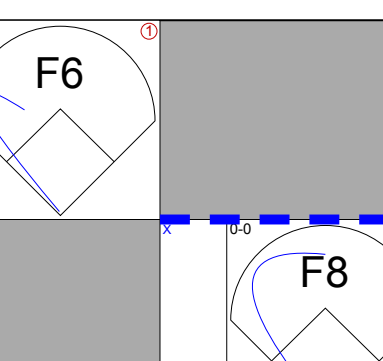
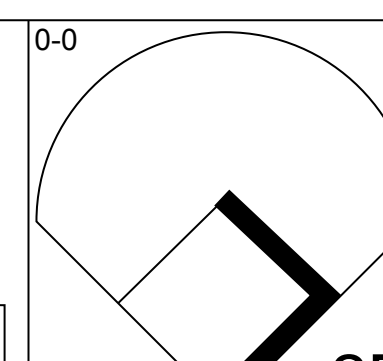
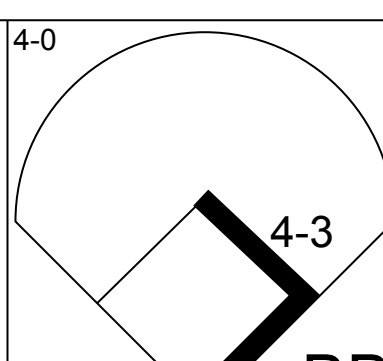
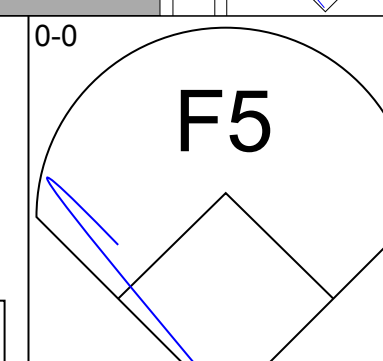
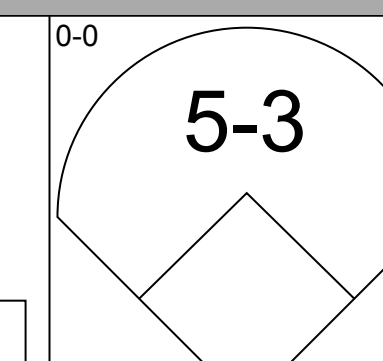
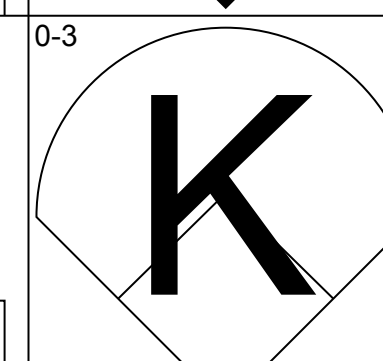
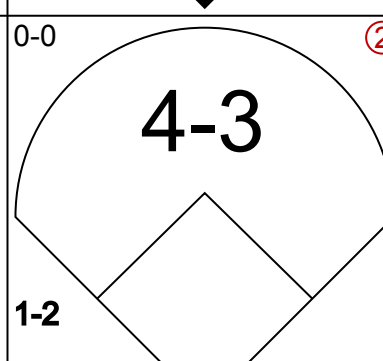
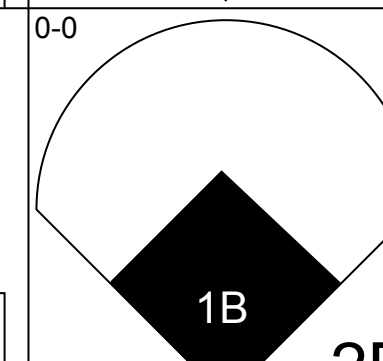
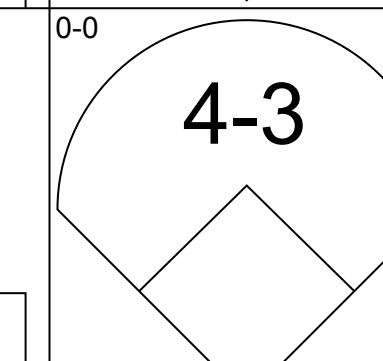
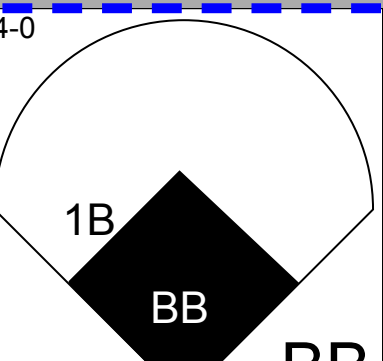
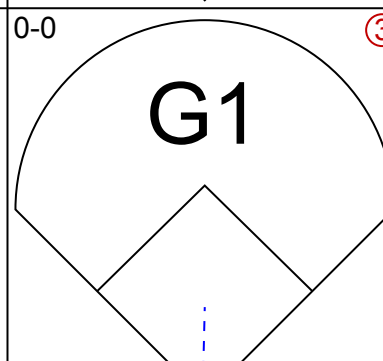
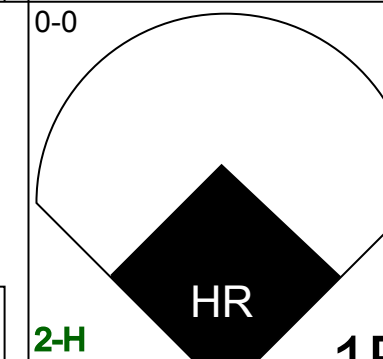
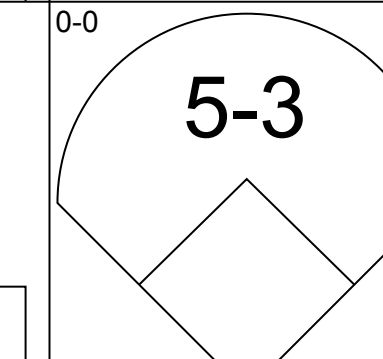
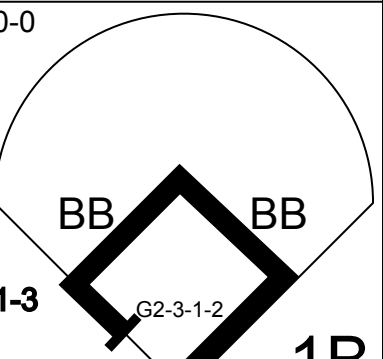
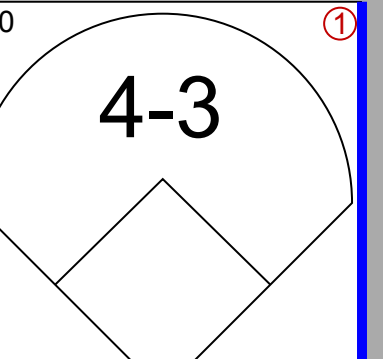
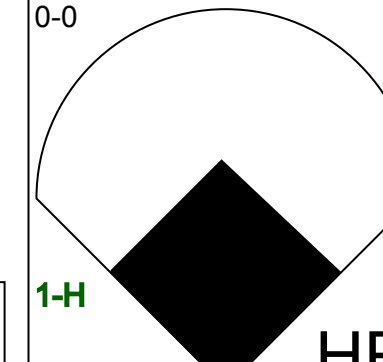

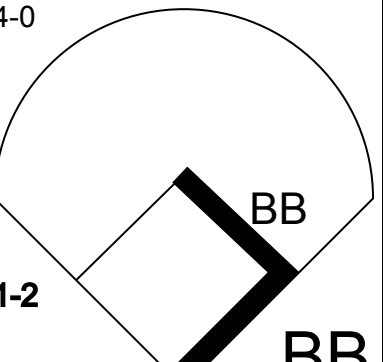
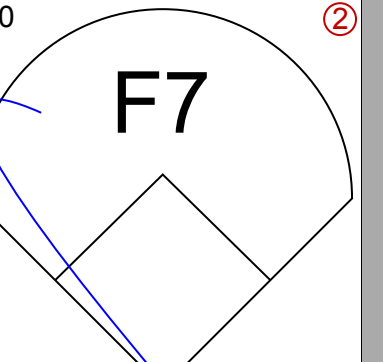
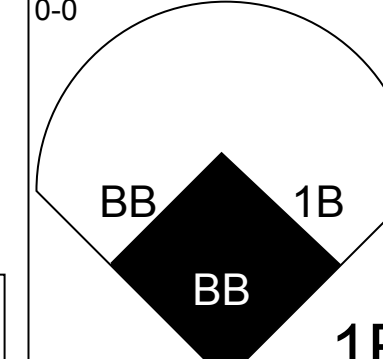
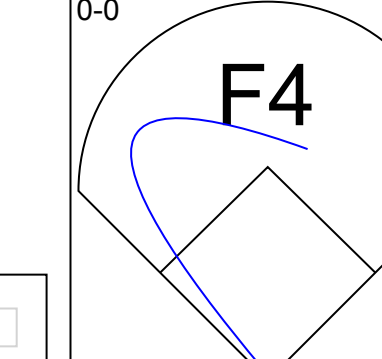
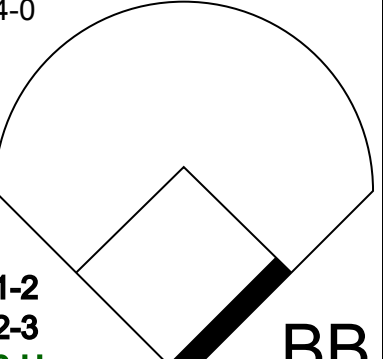
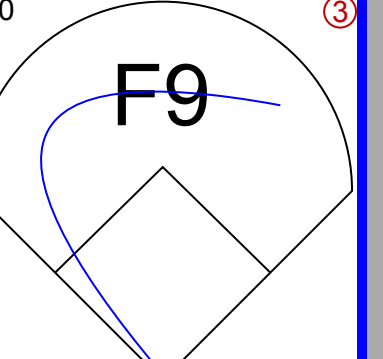
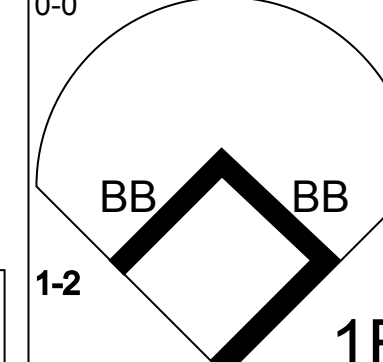
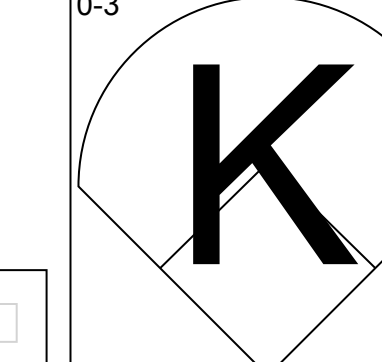
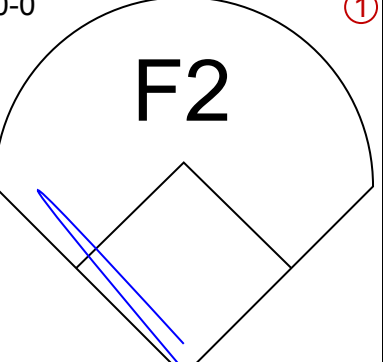

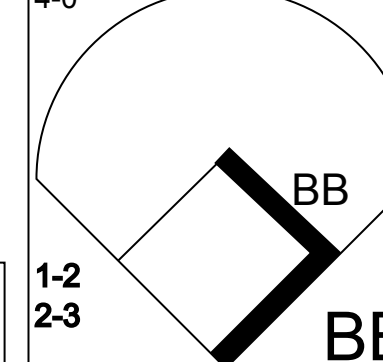

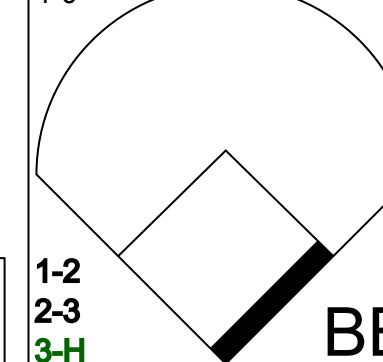

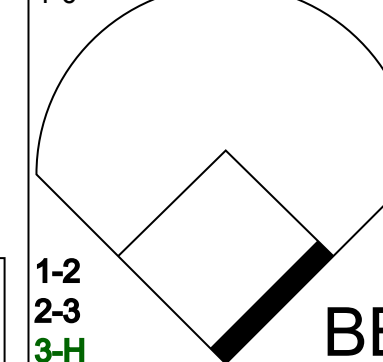
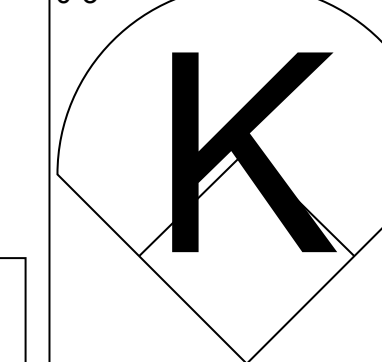
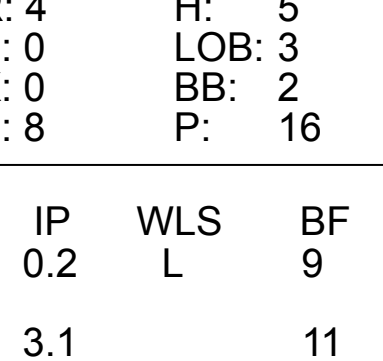
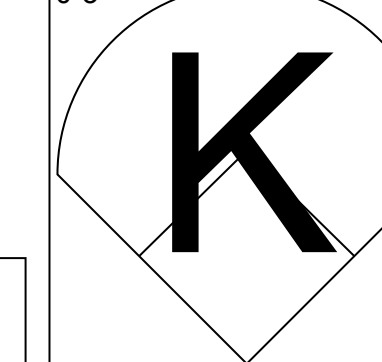
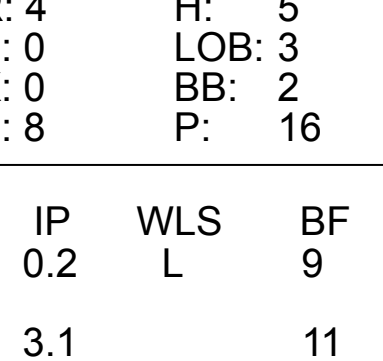
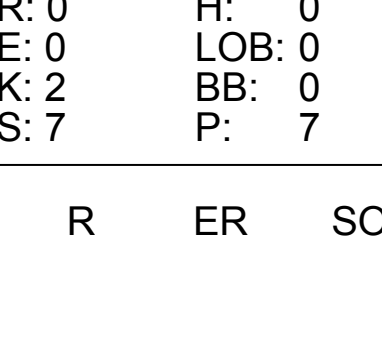

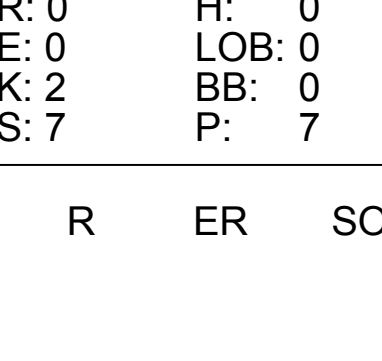






Batter	1	2	3	4	5	6	7	8	9	AB	R	H	RBI	BB	SO	LOB	TOP					
Luis Aparicio, R (1, 6) OBP: 0.376, SLG: 0.384	K		1B		1B				4-3 SH1-3	5	2	4	0	0	1	0	Chicago White Sox @ Baltimore Orioles Memorial Stadium, Baltimore, MD Wed May 20 1959, 3:33 AM EDT Att: 16,026 - Unknown livebaseballscores.com					
Nelle Fox, L (1, 4) OBP: 0.444, SLG: 0.469	F6		1B		SF9 BB		F7		SH1-3	4	0	2	0	0	0	1						
Jim Landis, R (1, 8) OBP: 0.342, SLG: 0.353			1B		G6-4-3		F7		4-3	4	0	2	1	1	0	1						
Sherm Lollar, R (1, 2) OBP: 0.379, SLG: 0.488	F7		FC5-4		SF9				1-3	3	1	0	1	1	0	4						
Del Ennis, R (1, 7) OBP: 0.338, SLG: 0.432		K			F7				K	4	0	0	0	0	2	3						
Johnny Callison, L (8, 7) OBP: 0.291, SLG: 0.289					G6-4-3					0	0	0	0	0	0	0						
Al Smith, R (1, 9) OBP: 0.324, SLG: 0.344	F3						F7		E5	4	1	1	0	0	0	1						
Earl Torgeson, L (1, 3) OBP: 0.425, SLG: 0.433	K				FC1-5-2-5-1				CS	2	1	0	0	2	1	1						
Bubba Phillips, R (1, 5) OBP: 0.355, SLG: 0.391			F7						CS	2	0	1	1	1	0	0						
Harry Simpson, L (8, PH) OBP: 0.321, SLG: 0.348									IBB	1	0	1	2	0	0	0						
Sammy Esposito, R (8, PH) OBP: 0.200, SLG: 0.111									1B	0	0	0	0	0	0	0						
Dick Donovan, L (1, 1) OBP: 0.222, SLG: 0.412			K		4-3		G4-6-3		K	4	0	0	0	0	2	5						
Inning Stats	R: 0 E: 0 K: 1 S: 6	H: 1 LOB: 1 BB: 0 P: 6	R: 0 E: 0 K: 2 S: 7	H: 0 LOB: 0 BB: 0 P: 7	R: 1 E: 0 K: 1 S: 8	H: 3 LOB: 2 BB: 0 P: 8	R: 1 E: 0 K: 0 S: 5	H: 2 LOB: 1 BB: 0 P: 5	R: 1 E: 0 K: 0 S: 4	H: 2 LOB: 1 BB: 1 P: 8	R: 0 E: 0 K: 0 S: 2	H: 0 LOB: 1 BB: 2 P: 10	R: 0 E: 0 K: 0 S: 3	H: 1 LOB: 0 BB: 0 P: 3	R: 2 E: 1 K: 2 S: 8	H: 1 LOB: 2 BB: 2 P: 16	R: 0 E: 0 K: 0 S: 4	H: 1 LOB: 1 BB: 0 P: 4	1B: 9 2B: 1 3B: 2 HR: 0	SF: 1 SAC: 1 DP: 3 HBP: 0	WP: 0 PB: 0 SB: 1 CS: 1	PA: 40
PITCHER	IP WLS BF H R ER SO BB IBB HBP BLK WP HR S P ERA WHIP																					
Jack Harshman, L (1, 1) ERA: 5.77	7.0 L 30 9 3 3 4 2 1 0 0 0 0 0 35 47 3.86 1.571																					
Billy Loes, R (8, 1) ERA: 1.62	1.0 6 1 2 1 2 1 1 0 0 0 0 0 8 16 9.00 2.000																					
Amie Portocarrero, R (8, 1) ERA: 9.28	1.0 4 1 0 0 0 0 0 0 0 0 0 0 4 4 0.00 1.000																					

Batter	1	2	3	4	5	6	7	8	9	AB	R	H	RBI	BB	SO	LOB	BOTTOM					
Willie Tasby, R (1, 8) OBP: 0.355, SLG: 0.410	F5		K		1-3			4-3		4	0	0	0	0	1	1	Chicago White Sox @ Baltimore Orioles Memorial Stadium, Baltimore, MD Wed May 20 1959, 3:33 AM EDT Att: 16,026 - Unknown livebaseballscores.com					
Bob Boyd, L (1, 3) OBP: 0.295, SLG: 0.311	3-1		4-3			5-3		F9		4	0	0	0	0	0	0						
Gene Woodling, L (1, 9) OBP: 0.375, SLG: 0.422	F9		K			4-3		1-3		4	0	0	0	0	1	0						
Bob Nieman, R (1, 7) OBP: 0.368, SLG: 0.478					K		6-3		F9	4	1	1	0	0	1	0						
Gus Triandos, R (1, 2) OBP: 0.400, SLG: 0.533		K			F3			L7		4	0	0	0	0	2	1						
Billy Klaus, L (1, 5) OBP: 0.302, SLG: 0.241					G3			F8		3	0	0	0	1	0	0						
Chico Carrasquel, R (1, 6) OBP: 0.299, SLG: 0.321								SH3-4		2	0	1	1	1	0	1						
Billy Gardner, R (1, 4) OBP: 0.301, SLG: 0.358								SH3-4		2	0	1	0	0	0	1						
Jack Harshman, L (1, 1) OBP: 0.222, SLG: 0.500										2	1	1	1	0	0	1						
Bob Hale, L (7, PH) OBP: 0.150, SLG: 0.238										1	0	0	0	0	0	2						
Billy Loes, R (8, 1) ERA: 1.62										0	0	0	0	0	0	0						
Amie Portocarrero, R (8, 1) ERA: 9.28										0	0	0	0	0	0	0						
Inning Stats	R: 0 E: 0 K: 0 S: 3	H: 0 LOB: 0 BB: 0 P: 3	R: 1 E: 0 K: 1 S: 6	H: 1 LOB: 1 BB: 1 P: 10	R: 1 E: 0 K: 2 S: 8	H: 1 LOB: 0 BB: 0 P: 8	R: 0 E: 0 K: 1 S: 5	H: 0 LOB: 0 BB: 0 P: 5	R: 0 E: 0 K: 0 S: 4	H: 1 LOB: 1 BB: 0 P: 4	R: 0 E: 0 K: 0 S: 3	H: 0 LOB: 0 BB: 0 P: 3	R: 0 E: 0 K: 0 S: 4	H: 1 LOB: 2 BB: 1 P: 8	R: 0 E: 0 K: 0 S: 3	H: 0 LOB: 0 BB: 0 P: 3	R: 0 E: 0 K: 1 S: 5	H: 0 LOB: 0 BB: 0 P: 5	1B: 2 2B: 0 3B: 1 HR: 1	SF: 0 SAC: 1 DP: 0 HBP: 0	WP: 0 PB: 0 SB: 0 CS: 0	PA: 33
PITCHER	IP WLS BF H R ER SO BB IBB HBP BLK WP HR S P ERA WHIP																					
Dick Donovan, R (1, 1) ERA: 4.04	9.0 W 33 4 2 2 5 2 0 0 0 0 0 1 41 49 2.00 0.667																					



Batter	1	2	3	4	5	6	7	8	9	AB	R	H	RBI	BB	SO	LOB	TOP					
Gil McDougald, R OBP: 0.300, SLG: 0.273 (1, 4)										3	0	0	0	1	1	0	New York Yankees @ Baltimore Orioles Memorial Stadium, Baltimore, MD Fri May 22 1959, 7:05 PM EDT Att: 30,084 - Unknown					
Tony Kubek, L OBP: 0.277, SLG: 0.388 (1, 6)										4	0	0	0	0	0	1						
Mickey Mantle, S OBP: 0.375, SLG: 0.490 (1, 8)										2	0	0	0	2	0	0						
Yogi Berra, L OBP: 0.327, SLG: 0.413 (1, 2)										4	0	0	0	0	1	2						
Bill Skowron, R OBP: 0.351, SLG: 0.557 (1, 3)											4	0	0	0	0	1						
Norm Siebern, L OBP: 0.320, SLG: 0.409 (1, 7)										1	0	0	0	2	0	0						
Elston Howard, R OBP: 0.282, SLG: 0.337 (1, 9)										2	0	0	0	1	0	1						
Jerry Lumpe, L OBP: 0.319, SLG: 0.220 (1, 5)										3	0	1	0	0	0	2						
Bob Turley, R OBP: 0.266, SLG: 0.143 (1, 1)										0	0	0	0	0	0	0						
Enos Slaughter, L OBP: 0.365, SLG: 0.520 (5, PH)										1	0	0	0	0	0	2						
Johnny Blanchard, L OBP: 0.333, SLG: 0.324 (8, PH)										1	0	0	0	0	0	1						
Johnny Kucks, R (8, 1)										0	0	0	0	0	0	0						
Inning Stats	R: 0 E: 0 K: 1 S: 5	H: 0 LOB: 0 BB: 0 P: 5	R: 0 E: 0 K: 0 S: 3	H: 0 LOB: 1 BB: 1 P: 7	R: 0 E: 0 K: 0 S: 3	H: 0 LOB: 0 BB: 0 P: 3	R: 0 E: 0 K: 0 S: 3	H: 0 LOB: 0 BB: 0 P: 3	R: 0 E: 0 K: 0 S: 3	H: 0 LOB: 2 BB: 2 P: 11	R: 0 E: 0 K: 0 S: 4	H: 0 LOB: 1 BB: 2 P: 12	R: 0 E: 0 K: 0 S: 3	H: 0 LOB: 0 BB: 0 P: 3	R: 0 E: 0 K: 0 S: 3	H: 1 LOB: 0 BB: 0 P: 3	R: 0 E: 0 K: 0 S: 3	H: 0 LOB: 1 BB: 1 P: 7	1B: 1 2B: 0 3B: 0 HR: 0	SF: 0 SAC: 0 DP: 2 HBP: 0	WP: 0 PB: 1 SB: 0 CS: 0	PA: 32
PITCHER Hoyt Wilhelm, R ERA: 1.28 (1, 1)	IP: 9.0 WLS: W BF: 32 H: 1 R: 0 ER: 0 SO: 2 BB: 6 IBB: 0 HBP: 0 BLK: 0 WP: 0 HR: 0 S: 30 P: 54 ERA: 0.00 WHIP: 0.778															PITCHER Hoyt Wilhelm, R ERA: 1.28 (1, 1)	IP: 9.0 WLS: W BF: 32 H: 1 R: 0 ER: 0 SO: 2 BB: 6 IBB: 0 HBP: 0 BLK: 0 WP: 0 HR: 0 S: 30 P: 54 ERA: 0.00 WHIP: 0.778					

Batter	1	2	3	4	5	6	7	8	9	AB	R	H	RBI	BB	SO	LOB	BOTTOM			
Willie Tasby, R OBP: 0.359, SLG: 0.415 (1, 8)										3	0	1	0	1	0	3	New York Yankees @ Baltimore Orioles Memorial Stadium, Baltimore, MD Fri May 22 1959, 7:05 PM EDT Att: 30,084 - Unknown			
Bob Boyd, L OBP: 0.286, SLG: 0.302 (1, 3)										4	0	0	0	0	1	2				
Al Pilarcik, L OBP: 0.291, SLG: 0.385 (1, 9)										3	2	1	0	1	0	1				
Gene Woodling, L OBP: 0.380, SLG: 0.425 (1, 7)										4	1	2	1	0	0	0				
Lenny Green, L OBP: 0.320, SLG: 0.391 (8, 7)										0	0	0	0	0	0	0				
Gus Triandos, R OBP: 0.403, SLG: 0.558 (1, 2)										3	1	1	2	1	0	0				
Billy Klaus, L OBP: 0.313, SLG: 0.246 (1, 5)										3	1	1	1	1	0	0				
Willy Miranda, S OBP: 0.139, SLG: 0.194 (8, 5)										0	0	0	0	0	0	0				
Chico Carrasquel, R OBP: 0.293, SLG: 0.318 (1, 6)										4	0	1	0	0	1	3				
Billy Gardner, R OBP: 0.299, SLG: 0.347 (1, 4)										3	0	0	0	1	1	3				
Hoyt Wilhelm, R OBP: 0.130, SLG: 0.048 (1, 1)										3	0	0	1	1	2	0				
Inning Stats	R: 4 E: 0 K: 0 S: 8	H: 5 LOB: 3 BB: 2 P: 16	R: 0 E: 0 K: 0 S: 3	H: 0 LOB: 0 BB: 0 P: 3	R: 0 E: 0 K: 1 S: 5	H: 0 LOB: 0 BB: 0 P: 5	R: 0 E: 0 K: 2 S: 8	H: 1 LOB: 1 BB: 0 P: 8	R: 1 E: 0 K: 0 S: 3	H: 1 LOB: 2 BB: 3 P: 15	R: 0 E: 0 K: 0 S: 3	H: 0 LOB: 1 BB: 1 P: 7	R: 0 E: 0 K: 0 S: 3	H: 0 LOB: 0 BB: 0 P: 3	R: 0 E: 0 K: 2 S: 7	H: 0 LOB: 0 BB: 0 P: 7	1B: 4 2B: 2 3B: 0 HR: 1	SF: 0 SAC: 0 DP: 1 HBP: 0	WP: 0 PB: 0 SB: 0 CS: 0	PA: 36
PITCHER Bob Turley, R ERA: 3.66 (1, 1)	IP: 0.2 WLS: L BF: 9 H: 5 R: 4 ER: 4 SO: 0 BB: 2 IBB: 0 HBP: 0 BLK: 0 WP: 0 HR: 1 S: 7 P: 15 ERA: 54.00 WHIP: 10.500															PITCHER Bob Turley, R ERA: 3.66 (1, 1)	IP: 0.2 WLS: L BF: 9 H: 5 R: 4 ER: 4 SO: 0 BB: 2 IBB: 0 HBP: 0 BLK: 0 WP: 0 HR: 1 S: 7 P: 15 ERA: 54.00 WHIP: 10.500			
Jim Coates, R ERA: 2.35 (1, 1)	3.1 11 1 0 0 3 0 0 0 0 0 0 17 17 0.00 0.300															Jim Coates, R ERA: 2.35 (1, 1)	3.1 11 1 0 0 3 0 0 0 0 0 0 17 17 0.00 0.300			
Tom Sturdivant, R ERA: 4.97 (5, 1)	3.0 13 1 1 1 0 4 0 0 0 0 0 9 25 3.00 1.667															Tom Sturdivant, R ERA: 4.97 (5, 1)	3.0 13 1 1 1 0 4 0 0 0 0 0 9 25 3.00 1.667			
Johnny Kucks, R ERA: 8.84 (8, 1)	1.0 3 0 0 0 0 2 0 0 0 0 0 7 7 0.00 0.000															Johnny Kucks, R ERA: 8.84 (8, 1)	1.0 3 0 0 0 0 2 0 0 0 0 0 7 7 0.00 0.000			

Batter	1	2	3	4	5	6	7	8	9	AB	R	H	RBI	BB	SO	LOB	TOP			
Gil McDougald, R OBP: 0.296, SLG: 0.262 (1,4)	0-0 6-3	0-0 SH1-3	4-0 2B	0-0 F2		0-0 1-3			0-0 F2	4	1	0	0	1	0	4	New York Yankees @ Baltimore Orioles Memorial Stadium, Baltimore, MD Sat May 23 1959, 3:33 AM EDT Att: 15,787 - Unknown			
Tony Kubek, L OBP: 0.280, SLG: 0.394 (1,6)	0-0 2B WP	0-0 F8	0-0 FC1-6 1-H 2-H		0-0 F5		0-0 F7		0-0 1-3	6	1	2	2	0	0	2				
Mickey Mantle, S OBP: 0.400, SLG: 0.543 (1,8)	0-0 S 1-H E 2B	4-0 1B HR BB	4-0 FC1-6 BB		0-0 HR		0-0 G3-6-3 1B			3	3	3	2	2	0	0				
Yogi Berra, L OBP: 0.330, SLG: 0.412 (1,2)	0-0 WP 2B 2B	0-0 HR 1B	0-0 FC1-6 1-2 2-3		0-0 F2		0-0 G3-6-3 1-2			5	2	2	1	0	0	3				
Bill Skowron, R OBP: 0.356, SLG: 0.587 (1,3)	0-0 WP 2B	0-0 HR	0-0 F9		0-0 F6			0-0 3-1		4	2	2	3	0	0	2				
Mary Throneberry, L OBP: 0.250, SLG: 0.118 (7,3)	1-2 2B 1B	1-H HR								1	0	0	0	0	0	0				
Norm Siebern, L OBP: 0.331, SLG: 0.402 (1,7)	0-0 F5 1-2 2-3	0-0 F7		4-0 8-4 1B BB		4-0 1B BB		4-0 G4-6-3 BB		2	0	0	0	3	0	2				
Elston Howard, R OBP: 0.296, SLG: 0.369 (1,9)	0-0 2B 2-H 3-H		0-0 E9 1B 2B	0-0 WP 2B 1B		0-0 F9		0-0 G4-6-3 1-2		5	2	3	2	0	0	2				
Jerry Lumpe, L OBP: 0.313, SLG: 0.214 (1,5)	0-0 F6		0-0 4-3	0-0 8-4		0-0 F9			0-0 FC1-6 1B	1	0	0	0	0	0	1				
Andy Carey, R OBP: 0.274, SLG: 0.269 (3,PH)				2-3						4	0	1	0	0	0	4				
Don Larsen, R OBP: 0.545, SLG: 0.500 (1,1)		4-0 SH1-3 1B BB	0-0 BB 2B 1B	0-0 1-H 2B		0-0 1-2 1B		0-0 1-2 FC1-6		3	2	3	2	1	0	0				
Duke Maas, R (8,1)										1	0	0	0	0	0	1				
Inning Stats	R: 4 E: 0 K: 0 S: 8	H: 5 LOB: 1 BB: 0 P: 8	R: 4 E: 0 K: 0 S: 5	H: 2 LOB: 0 BB: 2 P: 13	R: 3 E: 1 K: 0 S: 6	H: 3 LOB: 2 BB: 1 P: 14	R: 1 E: 0 K: 0 S: 4	H: 2 LOB: 1 BB: 1 P: 8	R: 1 E: 0 K: 0 S: 4	H: 1 LOB: 0 BB: 0 P: 4	R: 0 E: 0 K: 0 S: 3	H: 1 LOB: 2 BB: 0 P: 3	R: 0 E: 0 K: 0 S: 2	H: 0 LOB: 0 BB: 1 P: 6	R: 0 E: 0 K: 0 S: 4	H: 1 LOB: 1 BB: 0 P: 4	1B: 9 2B: 6 3B: 0 HR: 2	SF: 0 SAC: 1 DP: 3 HBP: 0	WP: 3 PB: 0 SB: 1 CS: 0	PA: 47
PITCHER	IP WLS BF H R ER SO BB IBB HBP BLK WP HR S P ERA WHIP	IP WLS BF H R ER SO BB IBB HBP BLK WP HR S P ERA WHIP	IP WLS BF H R ER SO BB IBB HBP BLK WP HR S P ERA WHIP	IP WLS BF H R ER SO BB IBB HBP BLK WP HR S P ERA WHIP	IP WLS BF H R ER SO BB IBB HBP BLK WP HR S P ERA WHIP	IP WLS BF H R ER SO BB IBB HBP BLK WP HR S P ERA WHIP	IP WLS BF H R ER SO BB IBB HBP BLK WP HR S P ERA WHIP	IP WLS BF H R ER SO BB IBB HBP BLK WP HR S P ERA WHIP	IP WLS BF H R ER SO BB IBB HBP BLK WP HR S P ERA WHIP	IP WLS BF H R ER SO BB IBB HBP BLK WP HR S P ERA WHIP	IP WLS BF H R ER SO BB IBB HBP BLK WP HR S P ERA WHIP	IP WLS BF H R ER SO BB IBB HBP BLK WP HR S P ERA WHIP	IP WLS BF H R ER SO BB IBB HBP BLK WP HR S P ERA WHIP	IP WLS BF H R ER SO BB IBB HBP BLK WP HR S P ERA WHIP	IP WLS BF H R ER SO BB IBB HBP BLK WP HR S P ERA WHIP	IP WLS BF H R ER SO BB IBB HBP BLK WP HR S P ERA WHIP	IP WLS BF H R ER SO BB IBB HBP BLK WP HR S P ERA WHIP			
Mitt Pappas, R ERA: 6.69 (1,1)	0.1 L	5 4	4 4	4 4	0 0	0 0	0 0	0 0	0 0	1 1	12 24	31.50 4.500								
Jack Harshman, L ERA: 7.18 (1,1)	2.0	15 6	7 7	0 0	3 0	0 0	0 0	0 0	1 1	14 26	4.91 1.909									
George Zuverink, R ERA: 4.91 (3,1)	3.2	17 4	2 2	2 0	0 0	3 0	0 0	0 0	0 0	0 0	9 13	0.00 1.000								
Ernie Johnson, R ERA: 2.45 (7,1)	3.0	10 2	0 0	0 0	0 0	1 0	0 0	0 0	0 0	0 0	9 13	0.00 1.000								

AB	39
R	13
H	16
RBI	12
BB	7
SO	0
LOB	21



Batter	1	2	3	4	5	6	7	8	9	AB	R	H	RBI	BB	SO	LOB	BOTTOM					
Willie Tasby, R OBP: 0.366, SLG: 0.459 (1,8)	0-0 6-3		4-0 BB		0-0 HR		0-0 HR		0-0 5-3	4	2	2	4	1	0	1	New York Yankees @ Baltimore Orioles Memorial Stadium, Baltimore, MD Sat May 23 1959, 3:33 AM EDT Att: 15,787 - Unknown					
Bob Boyd, L OBP: 0.281, SLG: 0.297 (1,3)	0-0 F8		0-0 F8		0-0 F5		0-0 FC6-4 1B		0-0 4-3	2	0	0	0	0	0	1						
Bob Hale, L OBP: 0.208, SLG: 0.250 (4,3)										3	0	1	1	0	0	0						
Gene Woodling, L OBP: 0.279, SLG: 0.422 (1,9)	0-0 1B		0-0 6-3			0-0 G3	0-0 FC6-4 FC4-6		0-0 1B	3	0	1	0	0	0	1						
Ernie Johnson, R ERA: 4.91 (7,1)										1	0	0	0	0	0	1						
Lenny Green, L OBP: 0.346, SLG: 0.417 (9,PH)										1	0	1	0	0	0	0						
Bob Nieman, R OBP: 0.351, SLG: 0.453 (1,7)	0-0 F7			0-0 6-3		0-0 F9	0-0 FC4-6		0-0 F5	5	0	0	0	0	0	3						
Gus Triandos, R OBP: 0.400, SLG: 0.552 (1,2)		0-3 K		4-0 1B BB		0-0 FC5 BB 1B		0-0 1-3		1	0	0	0	0	1	0						
George Zuverink, R (3,1)										0	0	0	0	1	0	0						
Al Pilarcik, L OBP: 0.298, SLG: 0.389 (6,PH)										2	0	1	0	0	0	0						
Billy Klaus, L OBP: 0.338, SLG: 0.267 (1,5)		0-0 G3		0-0 G6-4-3 1B		4-0 1-2 BB		0-0 G6-4-3 1B		3	0	2	0	1	0	0						
Chico Carrasquel, R OBP: 0.290, SLG: 0.310 (1,6)			4-0 BB		0-0 G6-4-3		0-0 FC5		0-0 G6-4-3	2	0	0	0	1	0	4						
Jim Finigan, R OBP: 0.323, SLG: 0.351 (7,5)					0-0 1-2		0-0 2-3		0-0 1-2	1	0	0	0	0	0	1						
Billy Gardner, R OBP: 0.296, SLG: 0.343 (1,4)					0-0 4-3				0-0 F2	1	0	0	0	0	0	1						
Whitney Lockman, L OBP: 0.393, SLG: 0.292 (5,4)									0-0 E 5-3 1B	3	1	1	0	0	0	0						
Mitt Pappas, R (1,1)					0-0 F8				0-0 E5	0	0	0	0	0	0	0						
Jack Harshman, L OBP: 0.222, SLG: 0.500 (1,1)									0-0 5-3 4-3	0	0	0	0	0	0	0						
Joe Ginsberg, L OBP: 0.407, SLG: 0.435 (3,2)									0-0 HR 1B	4	2	1	0	0	0	1						
Inning Stats	R: 0 E: 0 K: 0 S: 4	H: 1 LOB: 1 BB: 0 P: 4	R: 0 E: 0 K: 1 S: 5	H: 0 LOB: 1 BB: 1 P: 9	R: 0 E: 0 K: 0 S: 3	H: 0 LOB: 1 BB: 1 P: 7	R: 0 E: 0 K: 0 S: 3	H: 1 LOB: 1 BB: 1 P: 7	R: 1 E: 0 K: 0 S: 4	H: 1 LOB: 0 BB: 0 P: 4	R: 0 E: 0 K: 0 S: 4	H: 1 LOB: 2 BB: 1 P: 8	R: 2 E: 0 K: 0 S: 6	H: 3 LOB: 1 BB: 0 P: 6	R: 0 E: 0 K: 0 S: 3	H: 1 LOB: 0 BB: 0 P: 3	R: 2 E: 1 K: 0 S: 6	H: 2 LOB: 1 BB: 0 P: 6	1B: 8 2B: 0 3B: 0 HR: 2	SF: 0 SAC: 0 DP: 2 HBP: 0	WP: 0 PB: 0 SB: 0 CS: 0	PA: 40
PITCHER	IP WLS BF H R ER SO BB IBB HBP BLK WP HR S P ERA WHIP	IP WLS BF H R ER SO BB IBB HBP BLK WP HR S P ERA WHIP	IP WLS BF H R ER SO BB IBB HBP BLK WP HR S P ERA WHIP	IP WLS BF H R ER SO BB IBB HBP BLK WP HR S P ERA WHIP	IP WLS BF H R ER SO BB IBB HBP BLK WP HR S P ERA WHIP	IP WLS BF H R ER SO BB IBB HBP BLK WP HR S P ERA WHIP	IP WLS BF H R ER SO BB IBB HBP BLK WP HR S P ERA WHIP	IP WLS BF H R ER SO BB IBB HBP BLK WP HR S P ERA WHIP	IP WLS BF H R ER SO BB IBB HBP BLK WP HR S P ERA WHIP	IP WLS BF H R ER SO BB IBB HBP BLK WP HR S P ERA WHIP	IP WLS BF H R ER SO BB IBB HBP BLK WP HR S P ERA WHIP	IP WLS BF H R ER SO BB IBB HBP BLK WP HR S P ERA WHIP	IP WLS BF H R ER SO BB IBB HBP BLK WP HR S P ERA WHIP	IP WLS BF H R ER SO BB IBB HBP BLK WP HR S P ERA WHIP	IP WLS BF H R ER SO BB IBB HBP BLK WP HR S P ERA WHIP	IP WLS BF H R ER SO BB IBB HBP BLK WP HR S P ERA WHIP	IP WLS BF H R ER SO BB IBB HBP BLK WP HR S P ERA WHIP					
Don Larsen, R ERA: 2.93 (1,1)	7.0	31 7	3 3	1 1	0 0	0 0	0 0	0 0	0 0	2 29	45 45	3.86 1.571										
Duke Maas, R ERA: 5.99 (8,1)	2.0	9 3	2 2	0 0	0 0	0 0	0 0	0 0	0 0	9 9	0.00 1.500											

AB	36
R	5
H	10
RBI	5
BB	4
SO	1
LOB	14



Batter	1	2	3	4	5	6	7	8	9	AB	R	H	RBI	BB	SO	LOB	TOP					
Gil McDougald, R OBP: 0.308, SLG: 0.296 (1.4)	F8				1-3												5 2 3 0 0 0 1					
Hank Bauer, R OBP: 0.344, SLG: 0.358 (1.7)																	5 2 3 0 0 1 2					
Yogi Berra, L OBP: 0.342, SLG: 0.451 (1.2)	F3																5 2 3 3 0 0 1					
Mickey Mantle, S OBP: 0.400, SLG: 0.564 (1.8)	F8																5 1 2 4 0 0 1					
Bill Skowron, R OBP: 0.340, SLG: 0.557 (1.3)																	5 0 0 0 0 2 2					
Elston Howard, R OBP: 0.301, SLG: 0.398 (1.9)																	5 2 2 1 0 1 2					
Clete Boyer, R OBP: 0.174, SLG: 0.136 (1.5)																	3 0 0 0 0 0 0					
Tony Kubek, L OBP: 0.288, SLG: 0.411 (1.6)																	3 0 1 0 1 0 1					
Whitey Ford, L OBP: 0.280, SLG: 0.190 (1.1)																	4 0 1 1 0 0 2					
Inning Stats	R: 0 E: 0 K: 0 S: 4	H: 1 LOB: 1 BB: 0 P: 4	R: 0 E: 0 K: 2 S: 7	H: 0 LOB: 0 BB: 0 P: 7	R: 0 E: 0 K: 0 S: 3	H: 1 LOB: 1 BB: 1 P: 7	R: 0 E: 0 K: 0 S: 3	H: 0 LOB: 0 BB: 0 P: 3	R: 1 E: 0 K: 0 S: 5	H: 2 LOB: 1 BB: 0 P: 5	R: 4 E: 0 K: 0 S: 7	H: 4 LOB: 0 BB: 0 P: 7	R: 3 E: 0 K: 1 S: 8	H: 3 LOB: 0 BB: 0 P: 8	R: 0 E: 0 K: 0 S: 4	H: 1 LOB: 1 BB: 0 P: 4	R: 1 E: 0 K: 1 S: 8	H: 3 LOB: 2 BB: 0 P: 8	1B: 10 2B: 0 3B: 2 HR: 3	SF: 0 SAC: 1 DP: 0 HBP: 0	WP: 0 PB: 0 SB: 0 CS: 0	PA: 42
PITCHER	IP	WLS	BF	H	R	ER	SO	BB	IBB	HBP	BLK	WP	HR	S	P	ERA	WHIP					
Billy O'Dell, L ERA: 3.86 (1.1)	6.1	L	30	11	8	8	2	1	0	0	0	0	3	33	37	11.37	1.895					
Ernie Johnson, R ERA: 2.29 (7.1)	1.2		6	1	0	0	1	0	0	0	0	0	0	8	8	0.00	0.600					
George Zuverink, R ERA: 5.79 (9.1)	1.0		6	3	1	1	1	0	0	0	0	0	0	8	8	9.00	3.000					

New York Yankees @ Baltimore Orioles
Memorial Stadium, Baltimore, MD
Sun May 24 1959, 3:33 AM EDT
Sunny - 70 F

AB 40
R 9
H 15
RBI 9
BB 1
SO 4
LOB 12



Batter	1	2	3	4	5	6	7	8	9	AB	R	H	RBI	BB	SO	LOB	BOTTOM					
Willie Tasby, R OBP: 0.356, SLG: 0.447 (1.8)	F8																4 0 0 0 0 0 1					
Bob Boyd, L OBP: 0.273, SLG: 0.288 (1.3)																	4 0 0 0 0 0 0					
Bob Nieman, R OBP: 0.357, SLG: 0.465 (1.7)																	4 0 2 0 0 0 0					
Gus Triandos, R OBP: 0.391, SLG: 0.535 (1.2)																	3 0 0 0 0 2 2					
Joe Ginsberg, L OBP: 0.393, SLG: 0.417 (8.2)																	1 0 0 0 0 0 0					
Gene Woodling, L OBP: 0.368, SLG: 0.409 (1.9)																	3 0 0 0 0 1 1					
Al Pilarcik, L OBP: 0.298, SLG: 0.389 (8.9)																	0 0 0 0 0 0 0					
Chico Carrasquel, R OBP: 0.296, SLG: 0.303 (1.6)																	2 0 0 0 1 0 1					
Jim Finigan, R OBP: 0.308, SLG: 0.333 (1.5)																	3 0 0 0 0 0 1					
Billy Gardner, R OBP: 0.297, SLG: 0.337 (1.4)																	2 0 0 0 1 0 1					
Billy O'Dell, S OBP: 0.286, SLG: 0.417 (1.1)																	1 0 0 0 1 0 0					
Ernie Johnson, R OBP: 0.379, SLG: 0.280 (7.1)																	0 0 0 0 0 0 0					
Whitey Lockman, L OBP: 0.379, SLG: 0.280 (6. PH)																	1 0 0 0 0 0 1					
George Zuverink, R OBP: 0.379, SLG: 0.280 (9.1)																	0 0 0 0 0 0 0					
Inning Stats	R: 0 E: 0 K: 0 S: 3	H: 0 LOB: 0 BB: 0 P: 3	R: 0 E: 0 K: 1 S: 5	H: 0 LOB: 0 BB: 0 P: 5	R: 0 E: 0 K: 0 S: 2	H: 0 LOB: 0 BB: 1 P: 6	R: 0 E: 0 K: 1 S: 6	H: 1 LOB: 1 BB: 0 P: 6	R: 0 E: 0 K: 0 S: 3	H: 0 LOB: 0 BB: 0 P: 3	R: 0 E: 0 K: 1 S: 6	H: 1 LOB: 1 BB: 0 P: 6	R: 0 E: 0 K: 0 S: 3	H: 0 LOB: 1 BB: 1 P: 7	R: 0 E: 0 K: 0 S: 3	H: 0 LOB: 1 BB: 1 P: 7	R: 0 E: 0 K: 0 S: 3	H: 0 LOB: 0 BB: 0 P: 3	1B: 1 2B: 1 3B: 0 HR: 0	SF: 0 SAC: 0 DP: 0 HBP: 0	WP: 1 PB: 0 SB: 0 CS: 1	PA: 32
PITCHER	IP	WLS	BF	H	R	ER	SO	BB	IBB	HBP	BLK	WP	HR	S	P	ERA	WHIP					
Whitey Ford, L ERA: 2.51 (1.1)	9.0	W	31	2	0	0	3	3	0	0	0	1	0	34	46	0.00	0.556					

New York Yankees @ Baltimore Orioles
Memorial Stadium, Baltimore, MD
Sun May 24 1959, 3:33 AM EDT
Sunny - 70 F

AB 28
R 0
H 2
RBI 0
BB 3
SO 3
LOB 8



Batter	1	2	3	4	5	6	7	8	9	AB	R	H	RBI	BB	SO	LOB	TOP			
Gil McDougald, R (1,4) OBP: 0.298, SLG: 0.286	F6		L9			6-3		K		4	0	0	0	0	1	0	New York Yankees @ Baltimore Orioles Memorial Stadium, Baltimore, MD Sun May 24 1959, 3:38 AM EDT Att: 34,180 - Unknown - 70 F livebaseballscorecards.com			
Tony Kubek, L (1,6) OBP: 0.276, SLG: 0.396	F6			4-3		4-3		4-3		4	0	0	0	0	0	0				
Yogi Berra, L (1,2) OBP: 0.348, SLG: 0.462						K			F2	4	0	2	0	0	1	0				
Mickey Mantle, S (1,8) OBP: 0.388, SLG: 0.544	F8			K				K		4	0	0	0	0	3	2				
Bill Skowron, R (1,3) OBP: 0.327, SLG: 0.535		1-3		F8				5-3		4	0	0	0	0	0	1				
Norm Siebern, L (1,7) OBP: 0.331, SLG: 0.425		F7			F9			HR		3	1	1	1	0	0	0				
Elston Howard, R (1,9) OBP: 0.302, SLG: 0.405		F7			K					3	0	1	0	0	1	0				
Jerry Lumpe, L (1,5) OBP: 0.314, SLG: 0.222			4-3					F8		3	0	1	0	0	0	1				
Art Ditmar, R (1,1) OBP: 0.188, SLG: 0.200										2	0	0	0	0	1	1				
Enos Slaughter, L (8, PH) OBP: 0.300, SLG: 0.308			6-3						F7	1	0	0	0	0	0	0				
Ryne Duren, R (8, 1) OBP: 0.300, SLG: 0.308										0	0	0	0	0	0	0				
Inning Stats	R: 0 E: 0 K: 0 S: 4	H: 1 LOB: 1 BB: 0 P: 4	R: 0 E: 0 K: 0 S: 3	H: 0 LOB: 0 BB: 0 P: 3	R: 0 E: 0 K: 0 S: 3	H: 0 LOB: 0 BB: 0 P: 3	R: 0 E: 0 K: 1 S: 6	H: 1 LOB: 1 BB: 0 P: 6	R: 0 E: 0 K: 2 S: 8	H: 0 LOB: 0 BB: 0 P: 5	R: 1 E: 0 K: 1 S: 7	H: 2 LOB: 1 BB: 0 P: 7	R: 0 E: 0 K: 1 S: 5	H: 0 LOB: 0 BB: 0 P: 5	R: 0 E: 0 K: 1 S: 5	H: 0 LOB: 0 BB: 0 P: 5	1B: 2 2B: 2 3B: 0 HR: 1	SF: 0 SAC: 0 DP: 0 HBP: 0	WP: 0 PB: 0 SB: 0 CS: 0	PA: 32
PITCHER Jerry Walker, R (1,1) ERA: 1.36	IP: 9.0 WLS: W BF: 32 H: 5 R: 1 ER: 1 SO: 7 BB: 0 IBB: 0 HBP: 0 BLK: 0 WP: 0 HR: 1 S: 46 P: 46 ERA: 1.00 WHIP: 0.556															PITCHER				

Batter	1	2	3	4	5	6	7	8	9	AB	R	H	RBI	BB	SO	LOB	BOTTOM			
Willie Tasby, R (1,8) OBP: 0.361, SLG: 0.444	K		BB 1B HBP		6-3		1B			3	1	1	0	0	1	0	New York Yankees @ Baltimore Orioles Memorial Stadium, Baltimore, MD Sun May 24 1959, 3:38 AM EDT Att: 34,180 - Unknown - 70 F livebaseballscorecards.com			
Whitey Lockman, L (1,3) OBP: 0.364, SLG: 0.250	F9		1B BB		5-3		F6			3	0	0	0	1	0	1				
Gene Woodling, L (1,9) OBP: 0.364, SLG: 0.402	F9							F8		4	0	1	1	0	1	0				
Al Pilarcik, L (9,9) OBP: 0.298, SLG: 0.389	F9		1-3 2-H 1B		K					0	0	0	0	0	0	0				
Bob Nieman, R (1,7) OBP: 0.345, SLG: 0.447		5-3		L4		K		5-3		4	0	0	0	0	1	2				
Lenny Green, L (9,7) OBP: 0.346, SLG: 0.417										0	0	0	0	0	0	0				
Gus Triandos, R (1,2) OBP: 0.394, SLG: 0.559		BB				5-3		6-3		3	1	1	1	1	0	0				
Billy Klaus, L (1,5) OBP: 0.351, SLG: 0.274		BB				HR				2	0	1	0	1	0	1				
Willy Miranda, S (7,5) OBP: 0.139, SLG: 0.194	F7			FC1-6 1B		BB				0	0	0	0	0	0	0				
Chico Carrasquel, R (1,6) OBP: 0.287, SLG: 0.253	F8			FC1-6 1-2		5-3				3	0	0	0	0	0	3				
Billy Gardner, R (1,4) OBP: 0.289, SLG: 0.327			F7		K			F7		3	0	0	0	0	1	1				
Jerry Walker, S (1,1) OBP: 0.111, SLG: 0.111			6-3		F8			6-3		3	0	0	0	0	0	1				
Inning Stats	R: 0 E: 0 K: 1 S: 5	H: 0 LOB: 0 BB: 0 P: 5	R: 0 E: 0 K: 0 S: 3	H: 0 LOB: 1 BB: 1 P: 7	R: 1 E: 0 K: 0 S: 4	H: 1 LOB: 2 BB: 1 P: 9	R: 1 E: 0 K: 1 S: 7	H: 2 LOB: 1 BB: 0 P: 7	R: 0 E: 0 K: 1 S: 5	H: 0 LOB: 0 BB: 0 P: 5	R: 0 E: 0 K: 1 S: 5	H: 1 LOB: 1 BB: 0 P: 9	R: 0 E: 0 K: 0 S: 4	H: 1 LOB: 1 BB: 0 P: 4	R: 0 E: 0 K: 0 S: 3	H: 0 LOB: 0 BB: 0 P: 3	1B: 3 2B: 0 3B: 0 HR: 1	SF: 0 SAC: 0 DP: 0 HBP: 1	WP: 0 PB: 0 SB: 0 CS: 0	PA: 32
PITCHER Art Ditmar, R (1,1) ERA: 3.47	IP: 7.0 WLS: L BF: 29 H: 4 R: 2 ER: 2 SO: 4 BB: 3 IBB: 0 HBP: 1 BLK: 0 WP: 0 HR: 1 S: 33 P: 46 ERA: 2.57 WHIP: 1.000															PITCHER				
Ryne Duren, R (8, 1) ERA: 2.2	IP: 1.0 WLS: L BF: 3 H: 0 R: 0 ER: 0 SO: 0 BB: 0 IBB: 0 HBP: 0 BLK: 0 WP: 0 HR: 0 S: 3 P: 3 ERA: 0.00 WHIP: 0.000															PITCHER				



Batter	1	2	3	4	5	6	7	8	9	AB	R	H	RBI	BB	SO	LOB	TOP										
Reno Bertioia, R OBP: 0.320, SLG: 0.443 (1, 4)										5	0	1	1	0	3	0	Washington Senators @ Baltimore Orioles Memorial Stadium, Baltimore, MD Tue May 26 1959, 7:05 PM EDT Att: 9,866 - Unknown livebaseballscorecards.com										
Bob Allison, R OBP: 0.335, SLG: 0.512 (1, 8)										5	0	2	1	0	1	0											
Harmon Killebrew, R OBP: 0.385, SLG: 0.616 (1, 5)										4	0	0	0	1	0	3											
Jim Lemon, R OBP: 0.364, SLG: 0.581 (1, 7)										4	0	0	0	0	3	1											
Julio Becquer, L OBP: 0.263, SLG: 0.342 (1, 3)										4	2	3	0	0	0	0											
Hal Naragon, L OBP: 0.333, SLG: 0.450 (1, 2)										4	1	1	0	0	0	3											
Faye Throneberry, L OBP: 0.333, SLG: 0.420 (1, 9)										4	1	3	3	0	0	1											
Ron Samford, R OBP: 0.311, SLG: 0.393 (1, 6)										4	0	1	0	0	0	3											
Russ Kemmerer, R OBP: 0.143, SLG: 0.150 (1, 1)										2	0	0	0	0	1	2											
Albie Pearson, L OBP: 0.309, SLG: 0.200 (7, PH)										0	0	0	0	0	0	0											
Tex Clevenger, R OBP: 0.200, SLG: 0.500 (7, 1)										0	0	0	0	0	0	0											
Herb Plews, L OBP: 0.231, SLG: 0.200 (9, PH)										0	1	0	0	1	0	0											
Inning Stats	R: 0 E: 0 K: 3 S: 9	H: 0 LOB: 1 BB: 1 P: 13	R: 0 E: 0 K: 0 S: 4	H: 1 LOB: 1 BB: 0 P: 4	R: 0 E: 0 K: 2 S: 8	H: 1 LOB: 1 BB: 0 P: 8	R: 1 E: 0 K: 1 S: 8	H: 3 LOB: 2 BB: 0 P: 8	R: 0 E: 0 K: 1 S: 5	H: 0 LOB: 0 BB: 0 P: 5	R: 2 E: 0 K: 1 S: 7	H: 2 LOB: 0 BB: 0 P: 7	R: 0 E: 0 K: 0 S: 3	H: 0 LOB: 0 BB: 0 P: 3	R: 0 E: 0 K: 0 S: 3	H: 0 LOB: 0 BB: 0 P: 3	R: 2 E: 0 K: 0 S: 6	H: 4 LOB: 2 BB: 1 P: 10	1B: 6 2B: 4 3B: 0 HR: 1	SF: 0 SAC: 0 DP: 1 HBP: 0	WP: 0 PB: 0 CS: 0	PA: 39					
PITCHER	IP	WLS	BF	H	R	ER	SO	BB	IBB	HBP	BLK	WP	HR	S	P	ERA	WHIP										
Hal Brown, R ERA: 2.59 (1, 1)	6.0	W	26	7	3	3	8	1	0	0	0	0	1	41	45	4.50	1.333										
Ernie Johnson, R ERA: 2.1 (7, 1)	2.0		6	0	0	0	0	0	0	0	0	0	0	6	6	0.00	0.000										
Billy O'Dell, L ERA: 4.03 (9, 1)	0.0	S	2	2	2	2	0	0	0	0	0	0	0	2	2	∞	∞										
Billy Loes, R ERA: 2.04 (9, 1)	1.0	S	5	2	0	0	0	1	0	0	0	0	0	4	8	0.00	3.000										

Batter	1	2	3	4	5	6	7	8	9	AB	R	H	RBI	BB	SO	LOB	BOTTOM										
Willie Tasby, R OBP: 0.362, SLG: 0.468 (1, 8)										5	2	2	1	0	0	2	Washington Senators @ Baltimore Orioles Memorial Stadium, Baltimore, MD Tue May 26 1959, 7:05 PM EDT Att: 9,866 - Unknown livebaseballscorecards.com										
Whitey Lockman, L OBP: 0.395, SLG: 0.281 (1, 3) (7, 4)										4	1	2	1	1	0	1											
Gene Woodling, L OBP: 0.365, SLG: 0.431 (1, 9) (7, 7)										5	1	2	3	0	0	3											
Billy O'Dell, S OBP: 0.286, SLG: 0.417 (9, 1)										0	0	0	0	0	0	0											
Billy Loes, R (9, 1)										0	0	0	0	0	0	0											
Bob Nieman, R OBP: 0.358, SLG: 0.453 (1, 7)										3	0	2	0	1	0	0											
Ernie Johnson, R (7, 1)										0	0	0	0	0	0	0											
Bob Hale, L OBP: 0.240, SLG: 0.280 (8, PH)										1	0	1	1	0	0	0											
Lenny Green, L OBP: 0.346, SLG: 0.417 (8, PR) (9, 7)										0	0	0	0	0	0	0											
Gus Triandos, R OBP: 0.387, SLG: 0.538 (1, 2)										4	0	0	0	1	1	5											
Billy Klaus, L OBP: 0.359, SLG: 0.266 (1, 5)										2	0	0	0	2	0	3											
Willy Miranda, S OBP: 0.139, SLG: 0.194 (8, 5)										0	0	0	0	0	0	0											
Chico Carrasquel, R OBP: 0.299, SLG: 0.365 (1, 6)										3	1	2	0	0	0	1											
Billy Gardner, R OBP: 0.284, SLG: 0.321 (1, 4) (6, PH)										2	0	0	0	0	1	2											
Bob Boyd, L OBP: 0.277, SLG: 0.291 (7, 3)										2	0	1	0	0	0	1											
Hal Brown, R (1, 1)										2	0	0	0	0	1	2											
Al Pilarcik, L OBP: 0.305, SLG: 0.393 (6, PH) (7, 9)										2	1	1	0	0	0	2											
Inning Stats	R: 0 E: 0 K: 1 S: 6	H: 1 LOB: 2 BB: 1 P: 10	R: 0 E: 0 K: 2 S: 7	H: 0 LOB: 1 BB: 1 P: 11	R: 0 E: 0 K: 0 S: 4	H: 0 LOB: 1 BB: 1 P: 8	R: 0 E: 0 K: 0 S: 3	H: 0 LOB: 1 BB: 1 P: 7	R: 1 E: 0 K: 0 S: 5	H: 3 LOB: 2 BB: 1 P: 9	R: 4 E: 0 K: 0 S: 7	H: 4 LOB: 0 BB: 0 P: 7	R: 0 E: 0 K: 0 S: 5	H: 2 LOB: 2 BB: 0 P: 5	R: 1 E: 0 K: 0 S: 5	H: 2 LOB: 1 BB: 0 P: 5	R: 1 E: 0 K: 0 S: 5	H: 2 LOB: 1 BB: 0 P: 5	1B: 10 2B: 1 3B: 0 HR: 2	SF: 0 SAC: 1 DP: 1 HBP: 0	WP: 0 PB: 0 CS: 0	PA: 41					
PITCHER	IP	WLS	BF	H	R	ER	SO	BB	IBB	HBP	BLK	WP	HR	S	P	ERA	WHIP										
Russ Kemmerer, R ERA: 4.05 (1, 1)	6.0	L	31	9	5	5	3	5	0	0	0	0	2	32	52	7.50	2.333										
Tex Clevenger, R ERA: 3.13 (7, 1)	2.0		10	4	1	1	0	0	0	0	0	0	0	10	10	4.50	2.000										

Batter	1	2	3	4	5	6	7	8	9	AB	R	H	RBI	BB	SO	LOB	TOP		
Reno Bertioia, R OBP: 0.323, SLG: 0.442 (1, 4)	5-3		F8		SF9 2B	F7				5	1	2	0	0	0	1	Washington Senators @ Baltimore Orioles Memorial Stadium, Baltimore, MD Wed May 27 1959, 7:05 PM EDT Att: 12,117 - Unknown livebaseballscorecards.com		
Faye Throneberry, L OBP: 0.322, SLG: 0.457 (1, 9)	1B HR		F8		SF9	F9			F8	4	1	1	1	0	0	1			
Bob Allison, R OBP: 0.344, SLG: 0.523 (1, 8)	1B HR				2B	F3				4	1	3	1	0	0	0			
Harmon Killebrew, R OBP: 0.382, SLG: 0.627 (1, 5)	1B HR		K		F8	5-3				4	1	1	3	0	1	2			
Julio Becquer, L OBP: 0.250, SLG: 0.325 (1, 3)	F8				G3	F7			L9	4	0	0	0	0	0	1			
Jim Lemon, R OBP: 0.383, SLG: 0.576 Lenny Green, L OBP: 0.333, SLG: 0.400 (1, 7) (6, 7)	F9				P4	1B G6-4-3			F8	3	1	1	0	0	0	0			
Hal Naragon, L OBP: 0.347, SLG: 0.455 (1, 2)						1B			F8	1	0	0	0	0	0	0			
Ron Samford, R OBP: 0.302, SLG: 0.379 (1, 6)					FC6-4	1B			4-3	4	0	2	0	0	0	0			
Camilo Pascual, R OBP: 0.320, SLG: 0.292 (1, 1)					FC6-4	1B			6-3	4	0	0	0	0	0	2			
Camilo Pascual, R OBP: 0.320, SLG: 0.292 (1, 1)						1B SF9			5-3	4	1	2	0	0	0	0			
Inning Stats	R: 3 E: 0 K: 0 S: 6	H: 3 LOB: 0 BB: 0 P: 6	R: 0 E: 0 K: 0 S: 3	H: 0 LOB: 0 BB: 0 P: 3	R: 0 E: 0 K: 1 S: 6	H: 1 LOB: 1 BB: 0 P: 6	R: 0 E: 0 K: 0 S: 4	H: 1 LOB: 1 BB: 0 P: 4	R: 2 E: 0 K: 0 S: 6	H: 3 LOB: 1 BB: 0 P: 6	R: 1 E: 0 K: 0 S: 5	H: 3 LOB: 1 BB: 0 P: 5	R: 0 E: 0 K: 0 S: 3	H: 0 LOB: 0 BB: 0 P: 3	R: 0 E: 0 K: 0 S: 4	H: 1 LOB: 1 BB: 0 P: 4	1B: 10 2B: 1 3B: 0 HR: 1	SF: 1 SAC: 0 DP: 1 HBP: 0	WP: 0 PA: 38 CS: 0
PITCHER	IP WLS BF H R ER SO BB IBB HBP BLK WP HR S P ERA WHIP	IP WLS BF H R ER SO BB IBB HBP BLK WP HR S P ERA WHIP	IP WLS BF H R ER SO BB IBB HBP BLK WP HR S P ERA WHIP	IP WLS BF H R ER SO BB IBB HBP BLK WP HR S P ERA WHIP	IP WLS BF H R ER SO BB IBB HBP BLK WP HR S P ERA WHIP	IP WLS BF H R ER SO BB IBB HBP BLK WP HR S P ERA WHIP	IP WLS BF H R ER SO BB IBB HBP BLK WP HR S P ERA WHIP	IP WLS BF H R ER SO BB IBB HBP BLK WP HR S P ERA WHIP	IP WLS BF H R ER SO BB IBB HBP BLK WP HR S P ERA WHIP	IP WLS BF H R ER SO BB IBB HBP BLK WP HR S P ERA WHIP	IP WLS BF H R ER SO BB IBB HBP BLK WP HR S P ERA WHIP	IP WLS BF H R ER SO BB IBB HBP BLK WP HR S P ERA WHIP	IP WLS BF H R ER SO BB IBB HBP BLK WP HR S P ERA WHIP	IP WLS BF H R ER SO BB IBB HBP BLK WP HR S P ERA WHIP	IP WLS BF H R ER SO BB IBB HBP BLK WP HR S P ERA WHIP	IP WLS BF H R ER SO BB IBB HBP BLK WP HR S P ERA WHIP	IP WLS BF H R ER SO BB IBB HBP BLK WP HR S P ERA WHIP	IP WLS BF H R ER SO BB IBB HBP BLK WP HR S P ERA WHIP	
Amie Portocarrero, R ERA: 9.97 (1, 1)	5.0 L 25 10 6 6 1 0 0 0 0 0 1 27 27 10.80 2.000																		
George Zuverink, R ERA: 3.52 (6, 1)	3.0 9 1 0 0 0 0 0 0 0 0 0 0 9 9 0.00 0.333																		
Jack Harshman, L ERA: 6.99 (9, 1)	1.0 4 1 0 0 0 0 0 0 0 0 0 0 4 4 0.00 1.000																		

Batter	1	2	3	4	5	6	7	8	9	AB	R	H	RBI	BB	SO	LOB	BOTTOM		
Willie Tasby, R OBP: 0.354, SLG: 0.457 (1, 8)	5-3		K			F9				4	0	0	0	0	2	3	Washington Senators @ Baltimore Orioles Memorial Stadium, Baltimore, MD Wed May 27 1959, 7:05 PM EDT Att: 12,117 - Unknown livebaseballscorecards.com		
Whitey Lockman, L OBP: 0.357, SLG: 0.250 (1, 3) (4, 4)	L4		G3			4-3			1-3	4	0	0	0	0	0	2			
Gene Woodling, L OBP: 0.364, SLG: 0.429 (1, 9) (6, 7)	4-3					F8			L7	3	0	1	0	0	0	0			
Al Pilarcik, L OBP: 0.300, SLG: 0.386 (7, PR) (6, 7)						1B			1B	1	0	0	0	0	0	0			
Bob Nieman, R OBP: 0.352, SLG: 0.444 Albie Pearson, L OBP: 0.315, SLG: 0.207 (1, 7) (6, 9)			K			K			F3	2	0	0	0	0	2	0			
Gus Triandos, R OBP: 0.379, SLG: 0.523 Joe Ginsberg, L OBP: 0.393, SLG: 0.417 (1, 2) (8, 2)	5-3					K			G5-4-3	3	0	0	0	0	1	2			
Billy Klaus, L OBP: 0.346, SLG: 0.254 (1, 5)	F2					6-3			G3	3	0	0	0	0	0	2			
Chico Carrasquel, R OBP: 0.299, SLG: 0.299 (1, 6)			SH4 BB			F8			K	2	0	0	0	1	1	0			
Billy Gardner, R OBP: 0.284, SLG: 0.321 Bob Boyd, L OBP: 0.280, SLG: 0.289 (3, PH) (4, 3)			SH4 BB			F8			BB	0	0	0	0	0	0	0			
Jim Finigan, R OBP: 0.318, SLG: 0.333 Jack Harshman, L OBP: 0.222, SLG: 0.500 (8, PH) (9, 1)			SH4 BB			F8			BB	0	0	0	0	1	0	0			
Amie Portocarrero, R OBP: 0.318, SLG: 0.333 George Zuverink, R OBP: 0.315, SLG: 0.207 Bob Hale, L OBP: 0.222, SLG: 0.299 (1, 1) (6, 1) (6, 3)			SH4			F8			P6	0	0	0	0	0	0	0			
Inning Stats	R: 0 E: 0 K: 0 S: 3	H: 0 LOB: 0 BB: 0 P: 3	R: 0 E: 0 K: 1 S: 5	H: 0 LOB: 0 BB: 0 P: 5	R: 0 E: 0 K: 1 S: 5	H: 0 LOB: 2 BB: 2 P: 13	R: 0 E: 0 K: 2 S: 7	H: 0 LOB: 0 BB: 0 P: 7	R: 0 E: 0 K: 0 S: 3	H: 0 LOB: 0 BB: 0 P: 3	R: 0 E: 0 K: 0 S: 3	H: 0 LOB: 2 BB: 0 P: 4	R: 0 E: 0 K: 2 S: 7	H: 0 LOB: 1 BB: 1 P: 11	R: 0 E: 0 K: 0 S: 3	H: 0 LOB: 0 BB: 0 P: 3	1B: 2 2B: 0 3B: 0 HR: 0	SF: 0 SAC: 1 DP: 1 HBP: 0	WP: 0 PA: 31 CS: 0
PITCHER	IP WLS BF H R ER SO BB IBB HBP BLK WP HR S P ERA WHIP	IP WLS BF H R ER SO BB IBB HBP BLK WP HR S P ERA WHIP	IP WLS BF H R ER SO BB IBB HBP BLK WP HR S P ERA WHIP	IP WLS BF H R ER SO BB IBB HBP BLK WP HR S P ERA WHIP	IP WLS BF H R ER SO BB IBB HBP BLK WP HR S P ERA WHIP	IP WLS BF H R ER SO BB IBB HBP BLK WP HR S P ERA WHIP	IP WLS BF H R ER SO BB IBB HBP BLK WP HR S P ERA WHIP	IP WLS BF H R ER SO BB IBB HBP BLK WP HR S P ERA WHIP	IP WLS BF H R ER SO BB IBB HBP BLK WP HR S P ERA WHIP	IP WLS BF H R ER SO BB IBB HBP BLK WP HR S P ERA WHIP	IP WLS BF H R ER SO BB IBB HBP BLK WP HR S P ERA WHIP	IP WLS BF H R ER SO BB IBB HBP BLK WP HR S P ERA WHIP	IP WLS BF H R ER SO BB IBB HBP BLK WP HR S P ERA WHIP	IP WLS BF H R ER SO BB IBB HBP BLK WP HR S P ERA WHIP	IP WLS BF H R ER SO BB IBB HBP BLK WP HR S P ERA WHIP	IP WLS BF H R ER SO BB IBB HBP BLK WP HR S P ERA WHIP	IP WLS BF H R ER SO BB IBB HBP BLK WP HR S P ERA WHIP		
Camilo Pascual, R ERA: 2.74 (1, 1)	9.0 W 31 2 0 0 0 6 3 0 0 0 0 40 52 0.00 0.556																		



Batter	1	2	3	4	5	6	7	8	9	AB	R	H	RBI	BB	SO	LOB	TOP
Albie Pearson, L (1, 7) OBP: 0.320, SLG: 0.212	4-0 S 2B BB		0-0 1-3			0-0 F8		0-0 FC5-4 1B		3	1	1	0	1	0	0	<p>Baltimore Orioles @ New York Yankees Yankee Stadium, Bronx, NY Thu May 28 1959, 7:05 PM EDT Att: 18,570 - Unknown - 80 F</p>
Whitey Lockman, L (1, 3) OBP: 0.348, SLG: 0.275	0-0 4-3 1-H 1B 2B		0-0 4-3			0-3 K		0-0 FC5-4 HR		4	2	1	1	0	1	1	
Gene Woodling, L (1, 9) OBP: 0.361, SLG: 0.450 Al Pizarro, L (8, 9) OBP: 0.300, SLG: 0.386	0-0 4-3 2-3		0-3 K			0-0 6-3		0-0 HR		4	1	1	2	0	1	1	
Willie Tasby, R (1, 8) OBP: 0.357, SLG: 0.458	0-0 FC6-4 HBP 3-H 1B			0-0 E5 G3-6-3				0-0 1B SF8 1B		4	1	2	1	0	0	0	
Gus Triandos, R (1, 2) OBP: 0.383, SLG: 0.523 Joe Ginsberg, L (4, PH) OBP: 0.355, SLG: 0.370	1-0 FC6-4 HBP 1-2		0-0 G3-6-3 1-2			0-0 F9		0-0 F3		0	0	0	0	0	0	0	
Billy Klaus, L (1, 5) OBP: 0.341, SLG: 0.254	0-0 FC6-4 CS 1-2 2-3		0-0 L3			0-0 1-3 1B		0-0 4-3		4	0	1	0	0	0	2	
Chico Carrasquel, R (1, 6) OBP: 0.294, SLG: 0.293 Bob Boyd, L (7, PH) OBP: 0.278, SLG: 0.289 Willy Miranda, S (7, 6) OBP: 0.135, SLG: 0.189	0-0 CS 1-2		0-0 F8			0-0 F7		0-0 SF8 3-H 0-0		2	0	0	0	0	0	0	
Billy Gardner, R (1, 4) OBP: 0.277, SLG: 0.312			0-3 K			0-3 K		0-0 F4		3	0	0	0	0	2	1	
Hoyt Wilhelm, R (1, 1) OBP: 0.115, SLG: 0.042			0-0 6-3			0-0 F3		0-0 F7		3	0	0	0	0	0	0	
Inning Stats	R: 2 E: 0 K: 0 S: 4	H: 2 LOB: 1 BB: 1 P: 9	R: 0 E: 0 K: 1 S: 5	H: 0 LOB: 0 BB: 0 P: 5	R: 0 E: 1 K: 0 S: 3	H: 0 LOB: 0 BB: 0 P: 3	R: 0 E: 0 K: 1 S: 5	H: 0 LOB: 0 BB: 0 P: 5	R: 1 E: 0 K: 0 S: 5	H: 2 LOB: 1 BB: 0 P: 5	R: 2 E: 0 K: 0 S: 5	H: 2 LOB: 0 BB: 0 P: 5	R: 0 E: 0 K: 0 S: 3	H: 0 LOB: 0 BB: 0 P: 3	1B: 4 2B: 1 3B: 0 HR: 1	SF: 1 SAC: 0 DP: 1 HBP: 1	
PITCHER	IP WLS BF H R ER SO BB IBB HBP BLK WP HR S P ERA WHIP	7.0 L 26 4 3 3 4 1 0 1 0 0 0 32 37 3.86 0.714	2.0 8 2 2 2 0 0 0 0 0 0 1 8 8 9.00 1.000														

Batter	1	2	3	4	5	6	7	8	9	AB	R	H	RBI	BB	SO	LOB	BOTTOM		
Gil McDougald, R (1, 4) OBP: 0.294, SLG: 0.276	0-0 L5		0-0 L8			0-0 E4 1-2		0-0 F9		4	0	0	0	0	0	1	<p>Baltimore Orioles @ New York Yankees Yankee Stadium, Bronx, NY Thu May 28 1959, 7:05 PM EDT Att: 18,570 - Unknown - 80 F</p>		
Tony Kubek, L (1, 6) OBP: 0.276, SLG: 0.380	0-0 F8		4-0 1B BB			0-0 L9		0-0 F6		3	0	0	0	1	0	2			
Mickey Mantle, S (1, 8) OBP: 0.418, SLG: 0.554	4-0 S BB		0-0 1-3 1B			0-0 F5		0-0 4-3		3	0	1	0	1	0	2			
Norm Siebern, L (1, 7) OBP: 0.310, SLG: 0.389	0-3 K 1-2		0-3 K 1-2			4-0 G6-4-3 1B BB		0-3 K		3	0	0	0	1	3	3			
Bill Skowron, R (1, 3) OBP: 0.311, SLG: 0.522			0-0 F7			0-0 5-3		0-0 G6-4-3 1B		4	0	1	0	0	0	0			
Elston Howard, R (1, 2) OBP: 0.278, SLG: 0.372			0-0 5-3			0-3 K2-3		0-0 G6-4-3 1-2 2-3		4	0	0	0	0	1	2			
Hank Bauer, R (1, 9) OBP: 0.344, SLG: 0.351 Enos Slaughter, L (8, PH) OBP: 0.313, SLG: 0.296	4-0 S BB		0-0 CS S 1B			0-0 6-3		0-3 K		3	0	1	0	0	1	1			
Andy Carey, R (1, 5) OBP: 0.290, SLG: 0.314 Johnny Blanchard, L (8, PH) OBP: 0.286, SLG: 0.308	4-0 BB BB		0-0 1-2 BB			0-0 E 1B		0-3 BB		2	0	1	0	1	0	0			
Ralph Terry, R (1, 1) OBP: 0.158, SLG: 0.158 Yogi Berra, L (7, PH) OBP: 0.336, SLG: 0.445 Bobby Shantz, R (8, 1) OBP: 0.286, SLG: 0.308	0-0 CS 2-3		0-0 1-3			0-0 F2		0-0 F9		2	0	0	0	0	0	1			
Inning Stats	R: 0 E: 0 K: 1 S: 5	H: 0 LOB: 1 BB: 1 P: 9	R: 0 E: 0 K: 0 S: 3	H: 1 LOB: 1 BB: 1 P: 7	R: 0 E: 0 K: 1 S: 6	H: 1 LOB: 2 BB: 1 P: 10	R: 0 E: 0 K: 1 S: 5	H: 1 LOB: 0 BB: 0 P: 5	R: 0 E: 0 K: 1 S: 5	H: 0 LOB: 0 BB: 0 P: 9	R: 0 E: 0 K: 1 S: 3	H: 0 LOB: 0 BB: 0 P: 3	R: 0 E: 0 K: 1 S: 5	H: 0 LOB: 1 BB: 0 P: 5	R: 0 E: 0 K: 1 S: 5	H: 0 LOB: 1 BB: 1 P: 9		1B: 4 2B: 0 3B: 0 HR: 0	SF: 0 SAC: 0 DP: 1 HBP: 0
PITCHER	IP WLS BF H R ER SO BB IBB HBP BLK WP HR S P ERA WHIP	9.0 W 35 4 0 0 6 5 0 0 0 0 0 42 62 0.00 1.000																	

Batter	1	2	3	4	5	6	7	8	9	AB	R	H	RBI	BB	SO	LOB	TOP			
Chico Carrasquel, R OBP: 0.307, SLG: 0.294 (1, 6)	0-0 1B	4-0 BB		4-0 BB			0-0 F7		0-0 F8	3	0	1	0	2	0	1	Baltimore Orioles @ New York Yankees Yankee Stadium, Bronx, NY Fri May 29 1959, 3:33 AM EDT Att: 10,308 - Unknown - 81 F			
Whitely Lockman, L OBP: 0.340, SLG: 0.268 Gus Triandos, R OBP: 0.379, SLG: 0.513 (1, 3) (2, FH) (2, 3)	0-0 4-3	0-0 FC5		0-3 K			0-0 4-3		0-0 WP 1B	1	0	0	0	0	0	1				
Willie Tasby, R OBP: 0.358, SLG: 0.462 (1, 8)	0-0 1B 2B		0-0 F8				0-0 6-3		0-3 K	5	1	2	0	0	1	2				
Bob Nieman, R OBP: 0.349, SLG: 0.438 (1, 7)	0-0 2H 1B		0-0 6-3				0-0 1-3		0-0 1-3	4	0	1	1	0	0	1				
Gene Woodling, L OBP: 0.357, SLG: 0.469 (1, 9)	0-0 G3		0-0 HR				0-0 4-1		0-0 G3	4	1	1	1	0	0	1				
Jim Finigan, R OBP: 0.314, SLG: 0.344 (1, 5)		0-0 G3 2B	0-0 F8				0-0 5-3		0-0 6-3	4	0	1	0	0	0	0				
Billy Gardner, R OBP: 0.276, SLG: 0.304 (1, 4)		0-0 5-3		0-0 E5 4-3			4-0 FC3-6 BB		0-0 L7	3	0	0	0	1	0	1				
Joe Ginsberg, L OBP: 0.353, SLG: 0.345 Albie Pearson, L OBP: 0.327, SLG: 0.221 (1, 2) (9, FH)		4-0 FC5 G3 BB	0-0 4-3				0-0 FC3-6 FC6-4		0-0 WP 1B 1B	2	0	0	0	1	0	2				
Ernie Johnson, R OBP: 0.276, SLG: 0.287 Bob Boyd, L OBP: 0.250, SLG: 0.357 Billy O'Dell, S OBP: 0.295, SLG: 0.379 (1, 1) (2, FH) (2, 1) (9, FH)		0-0 G3	0-0 K				0-0 FC6-4		0-0 F9	0	0	0	0	0	0	0				
Inning Stats	R: 1 E: 0 K: 0 S: 5	H: 3 LOB: 1 BB: 0 P: 5	R: 0 E: 0 K: 0 S: 4	H: 1 LOB: 3 BB: 2 P: 12	R: 1 E: 0 K: 0 S: 4	H: 1 LOB: 0 BB: 0 P: 4	R: 0 E: 1 K: 2 S: 8	H: 0 LOB: 2 BB: 1 P: 12	R: 0 E: 0 K: 0 S: 3	H: 0 LOB: 0 BB: 0 P: 3	R: 0 E: 0 K: 0 S: 4	H: 1 LOB: 1 BB: 0 P: 4	R: 0 E: 0 K: 0 S: 3	H: 0 LOB: 0 BB: 0 P: 3	R: 0 E: 0 K: 1 S: 7	H: 2 LOB: 2 BB: 0 P: 7		1B: 5 2B: 2 3B: 0 HR: 1	SF: 0 SAC: 0 DP: 0 HBP: 0	WP: 1 PB: 0 SB: 0 CS: 0
PITCHER Whitely Ford, L ERA: 2.44 (1, 1)	IP 9.0	WLS W	BF 39	H 8	R 2	ER 2	SO 3	BB 4	IBB 0	HBP 0	BLK 0	WP 1	HR 1	S 41	P 57	ERA 2.00	WHIP 1.333			

Batter	1	2	3	4	5	6	7	8	9	AB	R	H	RBI	BB	SO	LOB	BOTTOM			
Norm Siebern, L OBP: 0.307, SLG: 0.378 (1, 7)	0-0 E3 2B SF8	0-0 F6			4-0 PB SH1-3 1B BB	0-3 K		0-3 K		4	2	0	0	1	2	2	Baltimore Orioles @ New York Yankees Yankee Stadium, Bronx, NY Fri May 29 1959, 3:33 AM EDT Att: 10,308 - Unknown - 81 F			
Tony Kubek, L OBP: 0.277, SLG: 0.376 (1, 6)	0-0 F8	0-0 6-3			0-0 SH1-3	0-0 1B		0-0 4-3		4	0	1	0	0	0	2				
Mickey Mantle, S OBP: 0.420, SLG: 0.560 (1, 8)	0-0 2B		0-0 F9		0-3 K	0-0 1B		0-0 1B		4	1	2	1	0	1	1				
Yogi Berra, L OBP: 0.350, SLG: 0.441 (1, 2)	4-0 2B IBB		4-0 BB		4-0 PB 1B BB	0-0 4-3				1	1	0	0	3	0	2				
Bill Skowron, R OBP: 0.310, SLG: 0.517 (1, 3)	0-0 SF8		0-3 K		0-0 1B 1H 2H 1B		0-0 L7			3	0	1	3	0	1	1				
Hector Lopez, R OBP: 0.333, SLG: 0.540 Bobby Richardson, R OBP: 0.270, SLG: 0.301 (1, 5) (9, 5)	0-0 1B		0-0 1-3		0-0 1B		0-0 F9			4	0	2	1	0	0	1				
Gil McDougald, R OBP: 0.293, SLG: 0.291 (1, 4)	0-0 F4			0-0 4-3	0-0 5-3		0-0 CS 3B			4	0	1	0	0	0	4				
Mary Throneberry, L OBP: 0.217, SLG: 0.100 Elston Howard, R OBP: 0.283, SLG: 0.372 (1, 9) (7, FH) (8, 9)		0-0 4-3		0-0 L9		0-0 F8	4-0 IBB			3	0	0	0	0	0	0				
Whitely Ford, L OBP: 0.310, SLG: 0.250 (1, 1)	4-0 BB		0-3 K		0-0 1B 1B 2B		0-0 G3			3	1	1	0	1	1	0				
Inning Stats	R: 2 E: 1 K: 0 S: 6	H: 2 LOB: 2 BB: 1 P: 10	R: 0 E: 0 K: 0 S: 3	H: 0 LOB: 1 BB: 1 P: 7	R: 0 E: 0 K: 1 S: 5	H: 0 LOB: 1 BB: 1 P: 9	R: 0 E: 0 K: 1 S: 5	H: 0 LOB: 0 BB: 0 P: 5	R: 2 E: 0 K: 1 S: 7	H: 2 LOB: 2 BB: 2 P: 15	R: 1 E: 0 K: 1 S: 8	H: 3 LOB: 0 BB: 0 P: 8	R: 0 E: 0 K: 0 S: 3	H: 1 LOB: 1 BB: 1 P: 7	R: 0 E: 0 K: 1 S: 5	H: 0 LOB: 0 BB: 0 P: 5		1B: 4 2B: 3 3B: 1 HR: 0	SF: 1 SAC: 1 DP: 0 HBP: 0	WP: 0 PB: 1 SB: 0 CS: 1
PITCHER Ernie Johnson, R ERA: 2.03 Billy O'Dell, L ERA: 4.01 (1, 1) (2, 1)	IP 1.0	WLS L	BF 31	H 6	R 3	ER 3	SO 5	BB 4	IBB 1	HBP 0	BLK 0	WP 0	HR 0	S 36	P 56	ERA 3.86	WHIP 1.429			

Batter	1	2	3	4	5	6	7	8	9	AB	R	H	RBI	BB	SO	LOB	TOP														
Chico Carrasquel, R OBP: 0.311, SLG: 0.299 (1, 6)										5	0	2	0	0	0	3	<p>Baltimore Orioles @ Boston Red Sox Fenway Park, Boston, MA Sat May 30 1959, 3:33 AM EDT Unknown</p> <p>livebaseballscores.com</p> <table border="0"> <tr><td>AB</td><td>35</td></tr> <tr><td>R</td><td>4</td></tr> <tr><td>H</td><td>11</td></tr> <tr><td>RBI</td><td>4</td></tr> <tr><td>BB</td><td>4</td></tr> <tr><td>SO</td><td>4</td></tr> <tr><td>LOB</td><td>21</td></tr> </table>	AB	35	R	4	H	11	RBI	4	BB	4	SO	4	LOB	21
AB	35																														
R	4																														
H	11																														
RBI	4																														
BB	4																														
SO	4																														
LOB	21																														
Gene Woodling, L OBP: 0.359, SLG: 0.475 (1, 9)										5	0	2	0	0	0	1															
Bob Nieman, R OBP: 0.353, SLG: 0.457 Al Pizarcik, L OBP: 0.290, SLG: 0.373 (1, 7) (7, 7)										4	2	2	0	0	0	3															
Gus Triandos, R OBP: 0.387, SLG: 0.534 (1, 2)										3	1	1	2	2	0	1															
Willie Tasby, R OBP: 0.361, SLG: 0.463 (1, 8)										4	1	2	1	0	1	3															
Whitely Lockman, L OBP: 0.333, SLG: 0.267 Billy Loes, R (7, 1)										4	0	1	0	0	0	5															
Jim Finigan, R OBP: 0.315, SLG: 0.343 Willy Miranda, S OBP: 0.135, SLG: 0.189 Bob Hale, L OBP: 0.214, SLG: 0.250 Billy Klaus, L OBP: 0.341, SLG: 0.254 (1, 5) (6, 5) (8, PH) (8, 5)										3	0	1	0	0	1	0															
Billy Gardner, R OBP: 0.283, SLG: 0.301 (1, 4)										1	0	0	1	2	0	0															
Mitt Pappas, R (1, 1)										3	0	0	0	0	1	4															
Bob Boyd, L OBP: 0.274, SLG: 0.285 (7, 3)										1	0	0	0	0	0	0															
Inning Stats	R: 0 E: 0 K: 0 S: 3	H: 1 LOB: 0 BB: 0 P: 3	R: 2 E: 0 K: 0 S: 7	H: 4 LOB: 2 BB: 0 P: 7	R: 1 E: 0 K: 0 S: 4	H: 2 LOB: 1 BB: 1 P: 8	R: 0 E: 0 K: 2 S: 7	H: 0 LOB: 1 BB: 1 P: 11	R: 1 E: 0 K: 1 S: 6	H: 1 LOB: 0 BB: 0 P: 6	R: 0 E: 0 K: 0 S: 5	H: 2 LOB: 3 BB: 1 P: 9	R: 0 E: 0 K: 1 S: 5	H: 0 LOB: 0 BB: 0 P: 5	R: 0 E: 0 K: 0 S: 4	H: 1 LOB: 1 BB: 0 P: 4	1B: 8 2B: 1 3B: 1 HR: 1	SF: 1 SAC: 0 DP: 2 HBP: 0	WP: 0 PB: 0 SB: 0 CS: 0	PA: 40											
PITCHER	IP	WLS	BF	H	R	ER	SO	BB	IBB	HBP	BLK	WP	HR	S	P	ERA	WHIP														
Tom Brewer, R ERA: 3.18 (1, 1)	5.0		23	8	4	4	3	2	0	0	0	0	1	27	35	7.20	2.000														
Jerry Casale, R ERA: 5.01 (6, 1)	3.1	W	15	3	0	0	1	1	1	0	0	0	0	15	23	0.00	1.200														
Leo Kiely, L ERA: 3.92 (9, 1)	0.2	S	2	0	0	0	0	0	0	0	0	0	0	2	2	0.00	0.000														

Batter	1	2	3	4	5	6	7	8	9	AB	R	H	RBI	BB	SO	LOB	BOTTOM														
Don Buddin, R OBP: 0.346, SLG: 0.372 (1, 6)										3	2	3	0	1	0	0	<p>Baltimore Orioles @ Boston Red Sox Fenway Park, Boston, MA Sat May 30 1959, 3:33 AM EDT Unknown</p> <p>livebaseballscores.com</p> <table border="0"> <tr><td>AB</td><td>33</td></tr> <tr><td>R</td><td>5</td></tr> <tr><td>H</td><td>11</td></tr> <tr><td>RBI</td><td>4</td></tr> <tr><td>BB</td><td>1</td></tr> <tr><td>SO</td><td>7</td></tr> <tr><td>LOB</td><td>14</td></tr> </table>	AB	33	R	5	H	11	RBI	4	BB	1	SO	7	LOB	14
AB	33																														
R	5																														
H	11																														
RBI	4																														
BB	1																														
SO	7																														
LOB	14																														
Pete Runnels, L OBP: 0.441, SLG: 0.519 (1, 4)										4	0	1	1	0	1	2															
Ted Williams, L OBP: 0.277, SLG: 0.236 Jim Busby, R OBP: 0.286, SLG: 0.396 (1, 7) (9, 8)										4	1	2	0	0	0	3															
Vic Wertz, L OBP: 0.327, SLG: 0.480 (1, 3)										4	1	2	1	0	1	2															
Jackie Jensen, R OBP: 0.390, SLG: 0.570 (1, 8) (9, 9)										4	0	2	1	0	0	1															
Frank Malzone, R OBP: 0.343, SLG: 0.472 (1, 5)										3	0	0	1	0	1	1															
Dick Gemert, R OBP: 0.394, SLG: 0.500 (1, 9) (9, 7)										4	1	1	0	0	0	2															
Pete Daley, R OBP: 0.313, SLG: 0.292 (1, 2)										4	0	0	0	0	1	2															
Tom Brewer, R OBP: 0.120, SLG: 0.083 Billy Consolo, R OBP: 0.299, SLG: 0.167 Jerry Casale, R OBP: 0.167, SLG: 0.364 Leo Kiely, L (1, 1) (5, PH) (6, 1) (9, 1)										1	0	0	0	0	1	1															
Inning Stats	R: 0 E: 0 K: 1 S: 5	H: 1 LOB: 0 BB: 0 P: 5	R: 0 E: 0 K: 0 S: 3	H: 0 LOB: 0 BB: 0 P: 3	R: 1 E: 0 K: 1 S: 7	H: 2 LOB: 2 BB: 1 P: 11	R: 0 E: 0 K: 0 S: 3	H: 1 LOB: 0 BB: 0 P: 3	R: 0 E: 0 K: 1 S: 5	H: 0 LOB: 0 BB: 0 P: 5	R: 3 E: 0 K: 0 S: 7	H: 4 LOB: 1 BB: 1 P: 7	R: 1 E: 2 K: 2 S: 10	H: 2 LOB: 2 BB: 0 P: 10	R: 0 E: 0 K: 2 S: 8	H: 1 LOB: 1 BB: 0 P: 8	1B: 8 2B: 4 3B: 0 HR: 0	SF: 1 SAC: 0 DP: 2 HBP: 0	WP: 0 PB: 0 SB: 1 CS: 0	PA: 35											
PITCHER	IP	WLS	BF	H	R	ER	SO	BB	IBB	HBP	BLK	WP	HR	S	P	ERA	WHIP														
Mitt Pappas, R ERA: 6.59 (1, 1)	6.0	L	25	8	4	4	3	1	0	0	0	0	0	18	34	6.00	1.500														
Billy Loes, R ERA: 1.83 (7, 1)	2.0		10	3	1	0	4	0	0	0	0	0	0	18	18	0.00	1.500														

Batter	1	2	3	4	5	6	7	8	9	AB	R	H	RBI	BB	SO	LOB	TOP								
Chico Carrasquel, R (1.6)	6-3	F3					5-3		P4	5	1	1	0	0	0	1									
Gene Woodling, L (1.9)	SF8			CS	BB					4	1	4	1	0	0	0									
Bob Nieman, R (1.7)	SF8		F3		L7		G6-4-3			3	0	0	1	0	0	3									
Gus Triandos, R (1.2)					F2				L8	3	0	1	0	1	0	1									
Willie Tasby, R (1.8)	F2									4	0	1	0	0	2	3									
Jim Finigan, R (1.5)					F7		6-3			4	1	1	0	0	0	1									
Whitey Lockman, L (1.3)					P4					4	0	1	0	0	0	2									
Billy Gardner, R (1.4)										4	0	2	0	0	1	0									
Jerry Walker, S (1.1)										2	0	0	0	0	0	2									
Jack Harshman, L (8.1)					F2		5-3			0	0	0	0	0	0	0									
Albie Pearson, L (9. PH)										1	0	0	0	0	0	0									
Inning Stats	R: 1 E: 0 K: 0 S: 5	H: 2 LOB: 1 BB: 0 P: 5	R: 1 E: 0 K: 0 S: 5	H: 2 LOB: 1 BB: 0 P: 5	R: 0 E: 0 K: 1 S: 5	H: 1 LOB: 2 BB: 1 P: 9	R: 0 E: 0 K: 1 S: 5	H: 0 LOB: 0 BB: 0 P: 5	R: 1 E: 0 K: 0 S: 5	H: 2 LOB: 1 BB: 0 P: 5	R: 0 E: 0 K: 1 S: 7	H: 2 LOB: 2 BB: 0 P: 7	R: 0 E: 0 K: 0 S: 3	H: 1 LOB: 0 BB: 0 P: 3	R: 0 E: 0 K: 0 S: 4	H: 1 LOB: 1 BB: 0 P: 4	R: 0 E: 0 K: 0 S: 3	H: 0 LOB: 0 BB: 0 P: 3	1B: 8 2B: 3 3B: 1 HR: 0	SF: 1 SAC: 1 DP: 2 HBP: 0	WP: 2 PB: 0 SB: 0 CS: 1	PA: 37			
PITCHER	IP	WLS	BF	H	R	ER	SO	BB	IBB	HBP	BLK	WP	HR	S	P	ERA	WHIP								
Ted Wills, L (1.1)	9.0	W	37	11	3	3	3	1	0	0	0	2	0	42	46	3.00	1.333								

Baltimore Orioles @ Boston Red Sox
 Fenway Park, Boston, MA
 Sat May 30 1959, 3:38 AM EDT
 Att: 19,403 - Unknown

AB 34
 R 3
 H 11
 RBI 2
 BB 1
 SO 3
 LOB 13



Batter	1	2	3	4	5	6	7	8	9	AB	R	H	RBI	BB	SO	LOB	BOTTOM								
Don Buddin, R (1.6)	K									4	0	0	0	1	3	1									
Pete Runnels, L (1.4)	L7									5	1	2	1	0	0	2									
Ted Williams, L (1.7)										4	2	2	2	1	0	1									
Jim Busby, R (9.8)	1B									0	0	0	0	0	0	0									
Vic Wertz, L (1.3)										3	0	1	0	0	0	1									
Jackie Jensen, R (1.8)	L7									4	1	1	0	0	0	4									
Frank Malzone, R (1.5)										4	1	2	0	0	0	1									
Dick Gemert, R (1.9)	6-3									2	2	1	1	2	0	0									
Sammy White, R (1.2)	F8									4	1	1	3	0	0	2									
Ted Wills, L (1.1)										3	0	1	0	0	0	0									
Inning Stats	R: 0 E: 0 K: 1 S: 7	H: 2 LOB: 2 BB: 0 P: 7	R: 0 E: 0 K: 0 S: 3	H: 0 LOB: 0 BB: 0 P: 3	R: 0 E: 0 K: 1 S: 5	H: 0 LOB: 0 BB: 0 P: 5	R: 0 E: 0 K: 0 S: 3	H: 0 LOB: 1 BB: 0 P: 4	R: 1 E: 0 K: 0 S: 4	H: 2 LOB: 1 BB: 1 P: 8	R: 0 E: 0 K: 0 S: 4	H: 1 LOB: 2 BB: 2 P: 12	R: 2 E: 0 K: 1 S: 7	H: 2 LOB: 0 BB: 0 P: 7	R: 4 E: 0 K: 0 S: 7	H: 4 LOB: 1 BB: 1 P: 11	1B: 4 2B: 5 3B: 0 HR: 2	SF: 0 SAC: 1 DP: 1 HBP: 1	WP: 0 PB: 0 SB: 0 CS: 0	PA: 39					
PITCHER	IP	WLS	BF	H	R	ER	SO	BB	IBB	HBP	BLK	WP	HR	S	P	ERA	WHIP								
Jerry Walker, R (1.1)	7.0	L	33	9	6	6	3	2	1	1	1	0	2	35	48	7.71	1.571								
Jack Harshman, L (8.1)	1.0		6	2	2	2	0	1	0	0	0	0	0	5	9	18.00	3.000								

Baltimore Orioles @ Boston Red Sox
 Fenway Park, Boston, MA
 Sat May 30 1959, 3:38 AM EDT
 Att: 19,403 - Unknown

AB 33
 R 8
 H 11
 RBI 7
 BB 4
 SO 3
 LOB 12



Batter	1	2	3	4	5	6	7	8	9	AB	R	H	RBI	BB	SO	LOB	TOP				
Chico Carrasquel, R (1.6)	F3		6-3		F3		F7			4	0	0	0	0	0	2	Baltimore Orioles @ Chicago White Sox Comiskey Park, Chicago, IL Wed Jun 03 1959, 4:33 AM EDT Att: 3,607 - Unknown				
Gene Woodling, L (1.9)	6-3		K			1-3		HR		4	1	1	1	0	1	0					
Bob Nieman, R (1.7)	K			F8		1B BB		2B		3	0	1	0	1	1	0					
Gus Triandos, R (1.2)		F3		FC3-6 1B		G6-4-3 1B		F2		4	0	2	0	0	0	1					
Willie Tasby, R (1.8)		FC3-6 1B		FC3-6 1B		G6-4-3 1B		5-3		4	0	2	0	0	0	3					
Jim Finigan, R (1.5)		FC3-6 BB		FC3-6			6-3	F7		3	0	0	0	1	0	3					
Whitey Lockman, L (1.3)		FC3-6		K			2B 1B	F8		4	0	1	0	0	1	4					
Billy Gardner, R (1.4)		F9			F9		1-3 2B	1-3		4	0	1	0	0	0	2					
Billy O'Dell, S (1.1)			4-3		F3		F7	4-3		2	0	0	0	0	0	0					
Bob Boyd, L (7. PH)										1	0	0	0	0	0	2					
Amie Portocarrero, R (7. PH)										0	0	0	0	0	0	0					
Al Pilarcik, L (9. PH)										1	0	0	0	0	0	0					
Inning Stats	R: 0 E: 0 K: 1 S: 5	H: 0 LOB: 0 BB: 0 P: 5	R: 0 E: 0 K: 0 S: 4	H: 1 LOB: 2 BB: 1 P: 8	R: 0 E: 0 K: 1 S: 5	H: 0 LOB: 0 BB: 0 P: 5	R: 0 E: 0 K: 1 S: 7	H: 2 LOB: 2 BB: 0 P: 7	R: 0 E: 0 K: 0 S: 3	H: 0 LOB: 0 BB: 0 P: 3	R: 0 E: 0 K: 0 S: 3	H: 1 LOB: 1 BB: 1 P: 7	R: 0 E: 0 K: 0 S: 5	H: 2 LOB: 2 BB: 0 P: 5	R: 1 E: 0 K: 0 S: 5	H: 2 LOB: 1 BB: 0 P: 5	R: 0 E: 0 K: 0 S: 3	H: 0 LOB: 0 BB: 0 P: 3	1B: 5 2B: 2 3B: 0 HR: 1	SF: 0 SAC: 0 DP: 1 HBP: 0	WP: 0 PA: 36 CS: 1
PITCHER Billy Pierce, L (1.1) ERA: 3.68	IP: 9.0 WLS: W BF: 36 H: 8 R: 1 ER: 1 SO: 3 BB: 2 IBB: 0 HBP: 0 BLK: 0 WP: 0 HR: 1 S: 40 P: 48 ERA: 1.00 WHIP: 1.111															PITCHER					

Batter	1	2	3	4	5	6	7	8	9	AB	R	H	RBI	BB	SO	LOB	BOTTOM		
Luis Aparicio, R (1.6)	4-3						6-3	SH1-3		4	1	2	1	0	0	0	Baltimore Orioles @ Chicago White Sox Comiskey Park, Chicago, IL Wed Jun 03 1959, 4:33 AM EDT Att: 3,607 - Unknown		
Nellie Fox, L (1.4)	F5		1B		2B		F8	F7		5	0	1	2	0	0	2			
Bubba Phillips, R (1.5)	F9			L7	1-3			1B 1B		4	1	1	0	0	0	1			
Sherm Lollar, R (1.3)		6-3				F7				4	0	1	0	0	0	0			
Earl Torgerson, L (7. PR)				F8			1B			0	0	0	0	0	0	0			
John Romano, R (1.2)		WP BB		F8			1B			3	1	2	1	1	0	0			
Larry Doby, L (1.9)										4	0	1	1	0	1	3			
Jim Rivera, L (8.9)		K			5-3		4-3			0	0	0	0	0	0	0			
Al Smith, R (1.7)		F7			6-3		F8			3	1	0	0	1	0	2			
Jim Landis, R (1.8)			4-3		1B 2B		FC6-4 IBB	SH5-3		1	1	0	0	2	0	0			
Billy Pierce, L (1.1)		4-3			2B 3B		FC6-4	E4		4	1	1	0	0	0	2			
Inning Stats	R: 0 E: 0 K: 0 S: 3	H: 0 LOB: 0 BB: 0 P: 3	R: 0 E: 0 K: 1 S: 5	H: 0 LOB: 1 BB: 1 P: 9	R: 0 E: 0 K: 0 S: 4	H: 1 LOB: 0 BB: 0 P: 4	R: 0 E: 0 K: 0 S: 3	H: 0 LOB: 0 BB: 0 P: 3	R: 3 E: 0 K: 0 S: 6	H: 3 LOB: 1 BB: 1 P: 10	R: 1 E: 0 K: 0 S: 5	H: 2 LOB: 2 BB: 1 P: 9	R: 1 E: 0 K: 0 S: 6	H: 3 LOB: 2 BB: 0 P: 6	R: 1 E: 1 K: 0 S: 4	H: 0 LOB: 1 BB: 1 P: 8	1B: 6 2B: 1 3B: 2 HR: 0	SF: 0 SAC: 2 DP: 0 HBP: 0	WP: 1 PA: 38 CS: 0
PITCHER Billy O'Dell, L (1.1) ERA: 4.2	IP: 6.0 WLS: L BF: 27 H: 6 R: 4 ER: 4 SO: 1 BB: 2 IBB: 0 HBP: 0 BLK: 0 WP: 1 HR: 0 S: 26 P: 38 ERA: 6.00 WHIP: 1.333															PITCHER			
PITCHER Amie Portocarrero, R (7.1) ERA: 9.21	IP: 2.0 WLS: L BF: 11 H: 3 R: 2 ER: 1 SO: 0 BB: 1 IBB: 0 HBP: 0 BLK: 0 WP: 0 HR: 0 S: 10 P: 14 ERA: 4.50 WHIP: 2.000															PITCHER			

Batter	1	2	3	4	5	6	7	8	9	10	11	12	13	14	15	16	17	AB	R	H	RBI	BB	SO	LOB	TOP													
Chico Carrasquel, R OBP: 0.260, SLG: 0.280 (1.9)	F5		E5 1B		F9		5-3						SH3-4 1B		6-3		5-3	8	2	2	1	0	0	3														
Bob Boyd, L OBP: 0.268, SLG: 0.278 (1.3)	6-3				F8					4-3			SH3-4		4-3			6	1	1	1	0	0	1														
Gene Woodling, L OBP: 0.306, SLG: 0.511 (8.7)	4-3				F7					1-3			FC6-4 1B		3-1			4	0	1	2	0	0	0														
Albie Pearson, L OBP: 0.324, SLG: 0.222 (8.9)																		3	0	1	1	0	0	0														
Willie Tasby, R OBP: 0.332, SLG: 0.445 (1.9)		6-3	L7										F8					7	0	1	0	0	1	2														
Al Pizarro, L OBP: 0.302, SLG: 0.403 (9.7)																		3	0	1	0	0	0	1														
Bob Nieman, R OBP: 0.336, SLG: 0.433 (9.7)			F4							6-3			FC6-4					4	0	0	0	0	1	2														
Billy Klaus, L OBP: 0.347, SLG: 0.301 (9.7)																		3	0	0	0	0	0	1														
Jim Fingen, R OBP: 0.291, SLG: 0.304 (9.5)										5-3								2	0	0	0	0	0	0														
Willy Miranda, S OBP: 0.154, SLG: 0.184 (13.5)																		1	0	0	0	1	0	1														
Joe Ginsberg, L OBP: 0.341, SLG: 0.333 (1.2)										4-3								7	1	2	0	0	0	1														
Billy Gardner, R OBP: 0.291, SLG: 0.308 (1.4)																		7	0	1	0	0	1	4														
Jack Harshman, L OBP: 0.275, SLG: 0.266 (7.7)																		2	1	1	0	0	0	1														
Bob Boyd, L OBP: 0.268, SLG: 0.278 (1.3)																		1	0	0	0	0	0	1														
Billy Klaus, L OBP: 0.347, SLG: 0.301 (9.7)																		0	0	0	0	0	0	0														
Whitely Lockman, L OBP: 0.291, SLG: 0.308 (12.7)																		1	0	0	0	0	0	1														
Jerry Walker, S OBP: 0.291, SLG: 0.308 (12.7)																		2	0	0	0	0	1	2														
Inning Stats	R: 0 E: 0 K: 0 S: 3	H: 0 LOB: 0 BB: 0 P: 3	R: 0 E: 0 K: 0 S: 3	H: 1 LOB: 0 BB: 0 P: 3	R: 4 E: 1 K: 0 S: 8	H: 4 LOB: 1 BB: 0 P: 8	R: 0 E: 1 K: 0 S: 4	H: 0 LOB: 1 BB: 0 P: 4	R: 0 E: 0 K: 0 S: 3	H: 0 LOB: 0 BB: 0 P: 3	R: 0 E: 1 K: 1 S: 6	H: 0 LOB: 1 BB: 0 P: 6	R: 0 E: 0 K: 0 S: 5	H: 0 LOB: 0 BB: 0 P: 5	R: 0 E: 0 K: 0 S: 4	H: 1 LOB: 1 BB: 0 P: 4	R: 0 E: 0 K: 0 S: 4	H: 1 LOB: 1 BB: 0 P: 5	R: 1 E: 0 K: 0 S: 5	H: 2 LOB: 1 BB: 0 P: 5	R: 0 E: 0 K: 0 S: 3	H: 0 LOB: 0 BB: 0 P: 3	R: 0 E: 0 K: 0 S: 3	H: 1 LOB: 0 BB: 0 P: 3	R: 0 E: 0 K: 1 S: 6	H: 1 LOB: 1 BB: 0 P: 6	1B: 10 2B: 1 3B: 0 HR: 0	SF: 0 SAC: 1 DP: 2 HBP: 0	WP: 0 PB: 0 SB: 0 CS: 0	PA: 64								
PITCHER	IP 2.1	WLS 12	BF 5	H 4	R 3	ER 3	SO 12	BB 3	IBB 0	HBP 0	BLK 0	WP 0	HR 0	S 12	P 12	ERA 11.57	WHIP 2.143																					
Dick Donovan, R ERA: 3.59 (1.1)											PITCHER	IP 5.0	WLS 19	BF 4	H 1	R 1	ER 1	SO 1	BB 1	IBB 0	HBP 0	BLK 0	WP 0	HR 0	S 24	P 24	ERA 1.80	WHIP 1.000										
Barry Latman, R ERA: 7.28 (5.1)											Bob Shaw, R ERA: 2.31 (13.1)																											
Gerry Staley, R ERA: 0.9 (8.1)																																						
Rudy Arias, L ERA: 3.53 (9.1)																																						
Turk Lown, R ERA: 2.55 (11.1)																																						

Baltimore Orioles @ Chicago White Sox
Comiskey Park, Chicago, IL
Thu Jun 04 1959, 4:33 AM EDT
Att. 3,514 - Unknown

AB: 62
R: 5
H: 11
RBI: 5
BB: 1
SO: 4
LOB: 21



Batter	1	2	3	4	5	6	7	8	9	10	11	12	13	14	15	16	17	AB	R	H	RBI	BB	SO	LOB	BOTTOM					
Luis Aparicio, R OBP: 0.352, SLG: 0.370 (1.6)	L3	FC1-6			1-3					K			5-3					7	0	0	0	1	1	2						
Nellie Fox, L OBP: 0.412, SLG: 0.429 (1.4)		CS			G3													6	2	2	0	1	0	2						
Bubba Phillips, R OBP: 0.359, SLG: 0.401 (1.5)	E4				SF9					5-3			FC4					6	2	1	1	1	0	2						
Sherm Lollar, R OBP: 0.356, SLG: 0.485 (8.2)																		5	0	3	1	0	0	1						
Jim Rivera, L OBP: 0.323, SLG: 0.484 (10.7)										5-3			F8					3	0	0	0	0	0	3						
Earl Battey, R OBP: 0.310, SLG: 0.143 (6.1)																		2	0	0	0	0	1	1	3					
Johnny Callison, L OBP: 0.302, SLG: 0.382 (9.1)																		0	0	0	0	0	1	0	0					
Rudy Arias, L OBP: 0.310, SLG: 0.346 (11.1)																		0	0	0	0	0	0	0	0					
Larry Doby, L OBP: 0.280, SLG: 0.316 (8.7)																		2	0	0	0	0	1	0	3					
Turk Lown, R OBP: 0.368, SLG: 0.367 (12.7)																		0	0	0	0	0	0	0	0					
Del Ennis, R OBP: 0.187, SLG: 0.091 (13.1)																		1	0	1	0	0	0	0	0					
Bob Shaw, R OBP: 0.304, SLG: 0.311 (8.8)																		2	0	0	0	0	0	0	0					
Al Smith, R OBP: 0.304, SLG: 0.311 (8.8)																		7	0	0	0	1	2	7						
Jim Landis, R OBP: 0.320, SLG: 0.311 (7.7)																		2	0	0	0	0	0	0	0					
Earl Torgerson, L OBP: 0.430, SLG: 0.506 (8.3)																		6	2	3	1	0	0	6						
Dick Donovan, L OBP: 0.217, SLG: 0.384 (3.1)																		1	0	1	0	0	0	0	0					
Barry Latman, R OBP: 0.222, SLG: 0.125 (7.7)																		1	0	0	0	0	0	0	0					
Harry Simpson, L OBP: 0.297, SLG: 0.375 (8.9)																		5	0	1	0	0	1	1						
Inning Stats	R: 2 E: 1 K: 6 S: 6	H: 2 LOB: 2 BB: 0 P: 7	R: 0 E: 0 K: 0 S: 3	H: 1 LOB: 0 BB: 0 P: 3	R: 1 E: 1 K: 2 S: 9	H: 2 LOB: 0 BB: 0 P: 9	R: 0 E: 0 K: 0 S: 3	H: 0 LOB: 0 BB: 0 P: 3	R: 0 E: 0 K: 1 S: 5	H: 0 LOB: 1 BB: 1 P: 9	R: 0 E: 0 K: 0 S: 3	H: 1 LOB: 1 BB: 0 P: 7	R: 0 E: 0 K: 0 S: 7	H: 0 LOB: 0 BB: 0 P: 7	R: 0 E: 0 K: 0 S: 4	H: 1 LOB: 1 BB: 0 P: 4	R: 0 E: 0 K: 0 S: 3	H: 1 LOB: 1 BB: 0 P: 7	R: 1 E: 1 K: 0 S: 5	H: 2 LOB: 3 BB: 2 P: 13	R: 0 E: 0 K: 1 S: 5	H: 0 LOB: 0 BB: 0 P: 5	R: 0 E: 0 K: 0 S: 3	H: 0 LOB: 0 BB: 0 P: 3	R: 0 E: 0 K: 0 S: 3	H: 1 LOB: 1 BB: 0 P: 3	1B: 11 2B: 2 3B: 0 HR: 1	SF: 1 SAC: 1 DP: 2 HBP: 2	WP: 0 PB: 0 SB: 0 CS: 1	PA: 72
PITCHER	IP 6.0	WLS 23	BF 5	H 3	R 2	ER 2	SO 3	BB 2	IBB 1	HBP 1	BLK 0	WP 0	HR 0	S 29	P 34	ERA 3.000	WHIP 1.000													
Jack Harshman, L ERA: 6.1 (1.1)																														
Billy Loes, R ERA: 1.82 (7.1)																														
Jerry Walker, R ERA: 2.14 (12.1)																														


Baltimore Orioles @ Chicago White Sox
Comiskey Park, Chicago, IL
Thu Jun 04 1959, 4:33 AM EDT
Att. 3,514 - Unknown

AB: 61
R: 6
H: 14
RBI: 5
BB: 7
SO: 6
LOB: 34



Batter	1	2	3	4	5	6	7	8	9	AB	R	H	RBI	BB	SO	LOB	TOP			
Willie Tasby, R OBP: 0.391, SLG: 0.435 (1, 8)										4	0	1	0	0	1	1	<p>Baltimore Orioles @ Kansas City Athletics Municipal Stadium, Kansas City, MO</p> <p>Sat Jun 06 1959, 8:05 PM EDT Att: 30,319 - Unknown</p> <p>livebaseballscorecards.com</p>			
Gene Woodling, L OBP: 0.389, SLG: 0.517 (1, 9)										3	0	0	0	1	1	1				
Bob Nieman, R OBP: 0.327, SLG: 0.420 (1, 7)										4	0	0	0	0	0	2				
Gus Triandos, R OBP: 0.402, SLG: 0.544 (1, 2)										4	0	1	0	0	1	1				
Chico Carrasquel, R OBP: 0.289, SLG: 0.279 (1, 6)										4	0	0	0	0	2	3				
Jim Finigan, R OBP: 0.300, SLG: 0.305 (1, 5)										3	1	1	0	1	0	0				
Bob Boyd, L OBP: 0.272, SLG: 0.276 (1, 3)										4	0	1	0	0	0	2				
Billy Gardner, R OBP: 0.310, SLG: 0.319 (1, 4)										3	0	1	0	1	0	2				
Hal Brown, R (1, 1)										2	0	0	0	0	0	3				
Al Pizarcik, L OBP: 0.333, SLG: 0.423 (7, PH)										1	0	0	0	0	0	0				
Amie Portocarrero, R (7, 1)										0	0	0	0	0	0	0				
Inning Stats	R: 0 E: 0 K: 1 S: 7	H: 2 LOB: 2 BB: 0 P: 7	R: 1 E: 0 K: 1 S: 6	H: 2 LOB: 1 BB: 1 P: 10	R: 0 E: 0 K: 0 S: 3	H: 0 LOB: 1 BB: 1 P: 7	R: 0 E: 0 K: 0 S: 3	H: 0 LOB: 0 BB: 0 P: 5	R: 0 E: 0 K: 2 S: 9	H: 1 LOB: 2 BB: 0 P: 9	R: 0 E: 0 K: 0 S: 3	H: 0 LOB: 0 BB: 0 P: 3	R: 0 E: 0 K: 0 S: 3	H: 0 LOB: 0 BB: 0 P: 3	R: 0 E: 0 K: 0 S: 3	H: 0 LOB: 0 BB: 0 P: 3	1B: 5 2B: 0 3B: 0 HR: 0	SF: 0 SAC: 0 DP: 1 HBP: 0	WP: 1 PB: 1 SB: 0 CS: 0	PA: 35
PITCHER Bud Daley, L ERA: 1.41 (1, 1)	IP: 9.0 WLS: W BF: 35 H: 5 R: 1 ER: 1 SO: 5 BB: 3 IBB: 0 HBP: 0 BLK: 0 WP: 1 HR: 0 S: 42 P: 54 ERA: 1.00 WHIP: 0.889															PITCHER				

Batter	1	2	3	4	5	6	7	8	9	AB	R	H	RBI	BB	SO	LOB	BOTTOM			
Bill Tuttle, R OBP: 0.379, SLG: 0.424 (1, 8)										4	0	0	1	0	0	1	<p>Baltimore Orioles @ Kansas City Athletics Municipal Stadium, Kansas City, MO</p> <p>Sat Jun 06 1959, 8:05 PM EDT Att: 30,319 - Unknown</p> <p>livebaseballscorecards.com</p>			
Whitey Herzog, L OBP: 0.462, SLG: 0.423 (1, 9)										3	1	2	0	2	0	0				
Dick Williams, R OBP: 0.333, SLG: 0.478 (8, 7)										3	0	0	0	0	0	5				
Ray Boone, R OBP: 0.443, SLG: 0.479 (1, 3)										2	2	2	2	2	0	0				
Kent Hadley, L OBP: 0.299, SLG: 0.415 (7, PR)										0	0	0	0	0	0	0				
Jerry Lumpe, L OBP: 0.323, SLG: 0.293 (1, 4)										4	0	1	0	0	0	5				
Zeke Belta, R OBP: 0.296, SLG: 0.400 (1, 7)										4	1	2	1	0	0	3				
Hal Smith, R OBP: 0.336, SLG: 0.294 (8, 5)										0	0	0	0	0	0	0				
Frank House, L OBP: 0.327, SLG: 0.399 (1, 2)										3	1	1	0	1	0	1				
Joe Demaestri, R OBP: 0.335, SLG: 0.436 (1, 6)										4	0	1	0	0	1	3				
Bud Daley, L OBP: 0.440, SLG: 0.435 (1, 1)										4	0	2	1	0	0	0				
Inning Stats	R: 0 E: 0 K: 0 S: 4	H: 1 LOB: 2 BB: 1 P: 8	R: 2 E: 0 K: 0 S: 6	H: 3 LOB: 1 BB: 1 P: 10	R: 0 E: 0 K: 0 S: 3	H: 0 LOB: 1 BB: 1 P: 7	R: 1 E: 0 K: 0 S: 4	H: 2 LOB: 0 BB: 0 P: 4	R: 0 E: 0 K: 1 S: 5	H: 0 LOB: 0 BB: 0 P: 5	R: 0 E: 0 K: 0 S: 3	H: 0 LOB: 2 BB: 1 P: 8	R: 1 E: 0 K: 0 S: 5	H: 3 LOB: 2 BB: 1 P: 9	R: 0 E: 0 K: 0 S: 5	H: 0 LOB: 1 BB: 1 P: 9	1B: 6 2B: 3 3B: 1 HR: 1	SF: 1 SAC: 1 DP: 2 HBP: 1	WP: 0 PB: 0 SB: 0 CS: 0	PA: 39
PITCHER Hal Brown, R ERA: 2.72 (1, 1)	IP: 6.0 WLS: L BF: 28 H: 8 R: 4 ER: 4 SO: 1 BB: 2 IBB: 1 HBP: 0 BLK: 0 WP: 0 HR: 1 S: 27 P: 39 ERA: 6.00 WHIP: 1.667															PITCHER				
Amie Portocarrero, R ERA: 8.9 (7, 1)	IP: 2.0 WLS: L BF: 11 H: 3 R: 1 ER: 1 SO: 0 BB: 2 IBB: 0 HBP: 1 BLK: 0 WP: 0 HR: 0 S: 8 P: 17 ERA: 4.50 WHIP: 2.500															PITCHER				




Batter	1	2	3	4	5	6	7	8	9	AB	R	H	RBI	BB	SO	LOB	TOP					
Willie Tasby, R OBP: 0.343, SLG: 0.425 (1, 8)										5	0	0	0	0	1	1	Baltimore Orioles @ Kansas City Athletics Municipal Stadium, Kansas City, MO Sun Jun 07 1959, 8:05 PM EDT Att: 15,600 - Unknown					
Al Pilarcik, L OBP: 0.349, SLG: 0.420 (1, 9)										3	1	1	0	2	0	0						
Gene Woodling, L OBP: 0.383, SLG: 0.503 Albie Pearson, L OBP: 0.324, SLG: 0.222 (9, 7)										4	0	0	0	1	0	3						
Gus Triandos, R OBP: 0.399, SLG: 0.557 (1, 2)										4	1	1	2	0	1	3						
Bob Hale, L OBP: 0.219, SLG: 0.281 Whitey Lockman, L OBP: 0.310, SLG: 0.281 (6, 3)										3	1	1	0	0	0	0						
Billy Klaus, L OBP: 0.343, SLG: 0.300 (1, 5)										4	0	2	1	0	0	0						
Chico Carrasquel, R OBP: 0.293, SLG: 0.292 (1, 6)										4	0	2	0	0	0	1						
Billy Gardner, R OBP: 0.308, SLG: 0.312 (1, 4)										3	0	0	0	1	1	1						
Hoyt Wilhelm, R OBP: 0.121, SLG: 0.033 (1, 1)										3	0	0	0	1	0	3						
Inning Stats	R: 0 E: 0 K: 2 S: 7	H: 0 LOB: 1 BB: 1 P: 11	R: 0 E: 0 K: 0 S: 4	H: 1 LOB: 1 BB: 0 P: 4	R: 0 E: 0 K: 0 S: 2	H: 0 LOB: 0 BB: 1 P: 6	R: 1 E: 0 K: 0 S: 5	H: 2 LOB: 1 BB: 0 P: 5	R: 0 E: 0 K: 0 S: 3	H: 0 LOB: 0 BB: 0 P: 3	R: 2 E: 0 K: 0 S: 6	H: 3 LOB: 3 BB: 2 P: 14	R: 0 E: 0 K: 0 S: 4	H: 1 LOB: 2 BB: 1 P: 8	R: 0 E: 0 K: 1 S: 5	H: 0 LOB: 0 BB: 0 P: 5		R: 0 E: 1 K: 0 S: 4	H: 0 LOB: 1 BB: 0 P: 4	1B: 4 2B: 2 3B: 0 HR: 1	SF: 0 SAC: 0 DP: 1 HBP: 0	WP: 0 PB: 0 SB: 2 CS: 0
PITCHER	IP WLS BF H R ER SO BB IBB HBP BLK WP HR S P ERA WHIP																					
Ray Herbert, R ERA: 4.29 (1, 1)	6.0 L 27 6 3 3 2 3 1 0 0 0 0 1 27 43 4.50 1.500																					
Russ Meyer, R ERA: 2.53 (7, 1)	2.0 8 1 0 0 1 1 0 0 0 0 0 0 9 13 0.00 1.000																					
Murry Dickson, R ERA: 3.86 (9, 1)	1.0 4 0 0 0 0 0 0 0 0 0 0 0 4 4 0.00 0.000																					

Batter	1	2	3	4	5	6	7	8	9	AB	R	H	RBI	BB	SO	LOB	BOTTOM					
Bill Tuttle, R OBP: 0.376, SLG: 0.416 (1, 8)										3	0	0	0	1	1	0	Baltimore Orioles @ Kansas City Athletics Municipal Stadium, Kansas City, MO Sun Jun 07 1959, 8:05 PM EDT Att: 15,600 - Unknown					
Whitey Herzog, L OBP: 0.449, SLG: 0.407 (1, 9)										4	0	0	0	0	1	3						
Dick Williams, R OBP: 0.338, SLG: 0.493 (1, 5)										4	0	2	0	0	0	0						
Ray Boone, R OBP: 0.435, SLG: 0.467 (1, 3)										4	0	1	0	0	0	2						
Jerry Lumpe, L OBP: 0.320, SLG: 0.291 (1, 4)										4	0	1	0	0	1	2						
Zeke Belta, R OBP: 0.333, SLG: 0.429 (1, 7)										3	0	2	0	0	0	1						
Frank House, L OBP: 0.321, SLG: 0.391 (1, 2)										3	0	0	0	0	0	2						
Joe Demaestri, R OBP: 0.335, SLG: 0.434 (1, 6)										3	0	1	0	0	0	0						
Ray Herbert, R OBP: 0.304, SLG: 0.238 Wayne Tenwigler, R OBP: 0.208, SLG: 0.333 Russ Meyer, S Preston Ward, L OBP: 0.219, SLG: 0.317 Murry Dickson, R OBP: 0.500, SLG: 0.500 (9, 1)										1	0	0	0	0	0	0						
Inning Stats	R: 0 E: 0 K: 0 S: 3	H: 0 LOB: 0 BB: 0 P: 3	R: 0 E: 0 K: 1 S: 6	H: 2 LOB: 1 BB: 0 P: 6	R: 0 E: 0 K: 1 S: 3	H: 0 LOB: 0 BB: 0 P: 3	R: 0 E: 0 K: 1 S: 5	H: 1 LOB: 0 BB: 0 P: 5	R: 0 E: 0 K: 0 S: 3	H: 1 LOB: 0 BB: 0 P: 3	R: 0 E: 0 K: 1 S: 5	H: 0 LOB: 0 BB: 0 P: 5	R: 0 E: 0 K: 0 S: 4	H: 1 LOB: 1 BB: 0 P: 4	R: 0 E: 0 K: 1 S: 7	H: 2 LOB: 3 BB: 1 P: 11		R: 0 E: 0 K: 0 S: 3	H: 0 LOB: 0 BB: 0 P: 3	1B: 5 2B: 4 3B: 0 HR: 0	SF: 0 SAC: 0 DP: 3 HBP: 0	WP: 0 PB: 0 SB: 0 CS: 0
PITCHER	IP WLS BF H R ER SO BB IBB HBP BLK WP HR S P ERA WHIP																					
Hoyt Wilhelm, R ERA: 1.0 (1, 1)	9.0 W 32 7 0 0 4 1 0 0 0 0 0 0 39 43 0.00 0.889																					

AB	34
R	3
H	7
RBI	3
BB	5
SO	3
LOB	14



AB	31
R	0
H	7
RBI	0
BB	1
SO	4
LOB	12



Batter	1	2	3	4	5	6	7	8	9	AB	R	H	RBI	BB	SO	LOB	TOP			
Woodie Held, R (1, 6) OBP: 0.333, SLG: 0.447	1-3		2B		K		P3			4	1	1	0	0	1	3	Cleveland Indians @ Baltimore Orioles Memorial Stadium, Baltimore, MD Tue Jun 09 1959, 7:05 PM EDT Att: 46,601 - Unknown			
George Strickland, R (1, 5) OBP: 0.340, SLG: 0.469	K		FC6-5 1-H		F9		K			4	0	1	1	0	2	3				
Minnie Minoso, R (1, 7) OBP: 0.353, SLG: 0.433	F7		FC6-5 CS		F7		K			4	0	0	0	0	1	4				
Rocky Colavito, R (1, 9) OBP: 0.344, SLG: 0.538		F7	CS	5-3		BB		F5		3	0	0	0	1	0	0				
Vic Power, R (1, 3) OBP: 0.319, SLG: 0.439		1B FC6-4		E 1B		F3		G4-6-3 BB		3	2	2	0	1	0	1				
Ed Fitz Gerald, R (1, 2) OBP: 0.282, SLG: 0.287										3	0	1	0	0	1	2				
Russ Nixon, L (8, PH) OBP: 0.231, SLG: 0.204										1	0	0	0	0	0	1				
Billy Martin, R (1, 4) OBP: 0.281, SLG: 0.387		FC6-4		E1						4	0	2	1	0	0	1				
Jim Piersall, R (1, 8) OBP: 0.291, SLG: 0.322										2	0	0	0	0	1	2				
Willie Jones, R (7, PH) OBP: 0.347, SLG: 0.470										1	0	1	0	0	0	0				
Al Cicotte, R (7, 1) OBP: 0.231, SLG: 0.204	F7									0	0	0	0	0	0	0				
Carroll Hardy, R (9, PH) OBP: 0.172, SLG: 0.111										1	0	0	0	0	0	0				
Mudcat Grant, R (1, 1) OBP: 0.053, SLG: 0.053										2	0	0	0	0	0	0				
Cal McLish, S (6, 1) OBP: 0.240, SLG: 0.217										0	0	0	0	0	0	0				
Tito Francona, L (7, PH) OBP: 0.425, SLG: 0.647			P3							1	0	0	0	1	1	0				
Inning Stats	R: 0 E: 0 K: 1 S: 5	H: 0 LOB: 0 BB: 0 P: 5	R: 1 E: 0 K: 0 S: 5	H: 2 LOB: 1 BB: 0 P: 5	R: 1 E: 0 K: 0 S: 4	H: 2 LOB: 0 BB: 0 P: 4	R: 1 E: 2 K: 2 S: 9	H: 2 LOB: 1 BB: 0 P: 9	R: 0 E: 0 K: 1 S: 5	H: 0 LOB: 0 BB: 1 P: 5	R: 0 E: 0 K: 2 S: 3	H: 2 LOB: 3 BB: 1 P: 13	R: 0 E: 0 K: 0 S: 2	H: 0 LOB: 0 BB: 1 P: 6	R: 0 E: 0 K: 1 S: 5	H: 0 LOB: 0 BB: 0 P: 5	1B: 6 2B: 2 3B: 0 HR: 0	SF: 0 SAC: 0 DP: 1 HBP: 0	WP: 0 PB: 0 SB: 0 CS: 1	PA: 37
PITCHER	IP WLS BF H R ER SO BB IBB HBP BLK WP HR S P ERA WHIP	IP WLS BF H R ER SO BB IBB HBP BLK WP HR S P ERA WHIP	IP WLS BF H R ER SO BB IBB HBP BLK WP HR S P ERA WHIP	IP WLS BF H R ER SO BB IBB HBP BLK WP HR S P ERA WHIP	IP WLS BF H R ER SO BB IBB HBP BLK WP HR S P ERA WHIP	IP WLS BF H R ER SO BB IBB HBP BLK WP HR S P ERA WHIP	IP WLS BF H R ER SO BB IBB HBP BLK WP HR S P ERA WHIP	IP WLS BF H R ER SO BB IBB HBP BLK WP HR S P ERA WHIP	IP WLS BF H R ER SO BB IBB HBP BLK WP HR S P ERA WHIP	IP WLS BF H R ER SO BB IBB HBP BLK WP HR S P ERA WHIP	IP WLS BF H R ER SO BB IBB HBP BLK WP HR S P ERA WHIP	IP WLS BF H R ER SO BB IBB HBP BLK WP HR S P ERA WHIP	IP WLS BF H R ER SO BB IBB HBP BLK WP HR S P ERA WHIP	IP WLS BF H R ER SO BB IBB HBP BLK WP HR S P ERA WHIP	IP WLS BF H R ER SO BB IBB HBP BLK WP HR S P ERA WHIP	IP WLS BF H R ER SO BB IBB HBP BLK WP HR S P ERA WHIP	IP WLS BF H R ER SO BB IBB HBP BLK WP HR S P ERA WHIP			
Billy O'Dell, L (1, 1) ERA: 4.21	4.0	17	6	3	2	3	0	0	0	0	0	23	23	4.50	1.500					
Ernie Johnson, R (5, 1) ERA: 1.99	2.0	10	2	0	0	1	2	0	0	0	0	10	18	0.00	2.000					
Billy Loes, R (7, 1) ERA: 1.63	3.0	9	0	0	0	3	1	0	0	0	0	14	18	0.00	0.333					

Batter	1	2	3	4	5	6	7	8	9	AB	R	H	RBI	BB	SO	LOB	BOTTOM			
Chico Carrasquel, R (1, 6) OBP: 0.296, SLG: 0.311	F7		F2		BB	BB		6-3		4	2	1	2	1	0	1	Cleveland Indians @ Baltimore Orioles Memorial Stadium, Baltimore, MD Tue Jun 09 1959, 7:05 PM EDT Att: 46,601 - Unknown			
Al Pilarcik, L (1, 9) OBP: 0.367, SLG: 0.429	6-3		FC5-4 1B		BB	HR				3	1	2	0	1	0	0				
Willie Tasby, R (1, 8) OBP: 0.350, SLG: 0.428	HR		FC5-4 1B		E1	1B				3	2	2	0	1	0	1				
Gene Woodling, L (1, 7) OBP: 0.392, SLG: 0.530										4	1	3	2	0	0	0				
Willy Miranda, S (8, 5) OBP: 0.150, SLG: 0.179	HR									0	0	0	0	0	0	0				
Gus Triandos, R (1, 2) OBP: 0.396, SLG: 0.545										3	0	0	0	1	1	2				
Bob Hale, L (1, 3) OBP: 0.194, SLG: 0.250										4	0	0	0	0	0	1				
Whitey Lockman, L (8, 3) OBP: 0.310, SLG: 0.281	F7									0	0	0	0	0	0	0				
Billy Klaus, L (1, 5) OBP: 0.343, SLG: 0.312										3	0	1	0	0	0	0				
Albie Pearson, L (8, 7) OBP: 0.321, SLG: 0.220										1	0	0	0	0	0	0				
Billy Gardner, R (1, 4) OBP: 0.307, SLG: 0.317		P6								4	0	1	0	0	0	1				
Billy O'Dell, S (1, 1) OBP: 0.211, SLG: 0.294										1	0	0	0	0	0	0				
Bob Boyd, L (4, PH) OBP: 0.270, SLG: 0.275										1	0	0	0	0	0	1				
Ernie Johnson, R (5, 1) OBP: 0.500, SLG: 0.500										1	1	1	0	0	0	0				
Billy Loes, R (7, 1) ERA: 1.63										1	0	0	0	0	0	1				
Inning Stats	R: 2 E: 0 K: 0 S: 4	H: 1 LOB: 1 BB: 2 P: 12	R: 0 E: 0 K: 0 S: 3	H: 0 LOB: 0 BB: 0 P: 3	R: 0 E: 0 K: 0 S: 5	H: 2 LOB: 2 BB: 0 P: 5	R: 0 E: 0 K: 0 S: 4	H: 1 LOB: 1 BB: 0 P: 4	R: 3 E: 1 K: 0 S: 4	H: 4 LOB: 2 BB: 0 P: 12	R: 2 E: 0 K: 1 S: 5	H: 4 LOB: 0 BB: 0 P: 6	R: 0 E: 0 K: 0 S: 4	H: 1 LOB: 1 BB: 0 P: 4	R: 0 E: 0 K: 0 S: 5	H: 1 LOB: 0 BB: 0 P: 4	1B: 7 2B: 2 3B: 0 HR: 2	SF: 0 SAC: 0 DP: 0 HBP: 0	WP: 0 PB: 0 SB: 0 CS: 0	PA: 37
PITCHER	IP WLS BF H R ER SO BB IBB HBP BLK WP HR S P ERA WHIP	IP WLS BF H R ER SO BB IBB HBP BLK WP HR S P ERA WHIP	IP WLS BF H R ER SO BB IBB HBP BLK WP HR S P ERA WHIP	IP WLS BF H R ER SO BB IBB HBP BLK WP HR S P ERA WHIP	IP WLS BF H R ER SO BB IBB HBP BLK WP HR S P ERA WHIP	IP WLS BF H R ER SO BB IBB HBP BLK WP HR S P ERA WHIP	IP WLS BF H R ER SO BB IBB HBP BLK WP HR S P ERA WHIP	IP WLS BF H R ER SO BB IBB HBP BLK WP HR S P ERA WHIP	IP WLS BF H R ER SO BB IBB HBP BLK WP HR S P ERA WHIP	IP WLS BF H R ER SO BB IBB HBP BLK WP HR S P ERA WHIP	IP WLS BF H R ER SO BB IBB HBP BLK WP HR S P ERA WHIP	IP WLS BF H R ER SO BB IBB HBP BLK WP HR S P ERA WHIP	IP WLS BF H R ER SO BB IBB HBP BLK WP HR S P ERA WHIP	IP WLS BF H R ER SO BB IBB HBP BLK WP HR S P ERA WHIP	IP WLS BF H R ER SO BB IBB HBP BLK WP HR S P ERA WHIP	IP WLS BF H R ER SO BB IBB HBP BLK WP HR S P ERA WHIP				
Mudcat Grant, R (1, 1) ERA: 2.5	5.0	24	4	2	2	0	0	0	0	0	1	20	36	18.00	4.000					
Cal McLish, R (6, 1) ERA: 3.52	1.0	7	4	2	2	0	0	0	0	0	1	6	6	18.00	4.000					
Al Cicotte, R (7, 1) ERA: 3.55	2.0	7	2	0	0	1	0	0	0	0	0	9	9	0.00	1.000					

Batter	1	2	3	4	5	6	7	8	9	AB	R	H	RBI	BB	SO	LOB	TOP			
Woodie Held, R OBP: 0.330, SLG: 0.446	F8	K		F9		4-3 2B 2B		F7		5	1	1	0	0	1	0	Cleveland Indians @ Baltimore Orioles Memorial Stadium, Baltimore, MD Wed Jun 10 1959, 7:05 PM EDT Att: 15,883 - Unknown			
Vic Power, R OBP: 0.317, SLG: 0.431	4-3		HR BB	F7		4-3		4-3		4	1	0	0	1	0	1				
Tito Francona, L OBP: 0.422, SLG: 0.641	HR 1B		P6		K	HR 2B			4-3	5	2	2	1	0	1	1				
Rocky Colavito, R OBP: 0.359, SLG: 0.608	HR BB		HR		HR	HR		HR		4	5	4	6	1	0	0				
Minnie Minoso, R OBP: 0.359, SLG: 0.452	HR		S 1B		2B 1B	HR		F9		5	1	3	3	0	0	0				
Willie Jones, R OBP: 0.342, SLG: 0.462 George Strickland, R OBP: 0.342, SLG: 0.411	6-3		K		F2			F8		3	0	0	0	0	1	2				
Dick Brown, R OBP: 0.357, SLG: 0.333			F8		1-2 BB	2B		F7		4	0	1	0	1	0	1				
Billy Martin, R OBP: 0.282, SLG: 0.405 Ray Webster, R OBP: 0.130, SLG: 0.227			HR		F9	F3		P6		3	1	1	1	0	0	4				
Gary Bell, R OBP: 0.160, SLG: 0.125 Mike Garcia, R	4-3				K			F8		3	0	0	0	0	1	0				
								6-3		1	0	0	0	0	0	0				
Inning Stats	R: 3 E: 0 K: 0 S: 5	H: 2 LOB: 0 BB: 1 P: 9	R: 1 E: 0 K: 1 S: 6	H: 1 LOB: 0 BB: 0 P: 6	R: 2 E: 0 K: 1 S: 7	H: 2 LOB: 2 BB: 2 P: 15	R: 0 E: 0 K: 1 S: 5	H: 0 LOB: 0 BB: 0 P: 5	R: 1 E: 0 K: 1 S: 8	H: 3 LOB: 2 BB: 0 P: 8	R: 0 E: 0 K: 0 S: 3	H: 0 LOB: 0 BB: 0 P: 3	R: 0 E: 0 K: 0 S: 3	H: 0 LOB: 1 BB: 0 P: 3	R: 1 E: 0 K: 0 S: 5	H: 2 LOB: 1 BB: 0 P: 5	1B: 4 2B: 3 3B: 0 HR: 6	SF: 0 SAC: 0 DP: 0 HBP: 0	WP: 0 PB: 0 SB: 1 CS: 0	PA: 43
PITCHER	IP WLS BF H R ER SO BB IBB HBP BLK WP HR S P ERA WHIP	IP WLS BF H R ER SO BB IBB HBP BLK WP HR S P ERA WHIP	IP WLS BF H R ER SO BB IBB HBP BLK WP HR S P ERA WHIP	IP WLS BF H R ER SO BB IBB HBP BLK WP HR S P ERA WHIP	IP WLS BF H R ER SO BB IBB HBP BLK WP HR S P ERA WHIP	IP WLS BF H R ER SO BB IBB HBP BLK WP HR S P ERA WHIP	IP WLS BF H R ER SO BB IBB HBP BLK WP HR S P ERA WHIP	IP WLS BF H R ER SO BB IBB HBP BLK WP HR S P ERA WHIP	IP WLS BF H R ER SO BB IBB HBP BLK WP HR S P ERA WHIP	IP WLS BF H R ER SO BB IBB HBP BLK WP HR S P ERA WHIP	IP WLS BF H R ER SO BB IBB HBP BLK WP HR S P ERA WHIP	IP WLS BF H R ER SO BB IBB HBP BLK WP HR S P ERA WHIP	IP WLS BF H R ER SO BB IBB HBP BLK WP HR S P ERA WHIP	IP WLS BF H R ER SO BB IBB HBP BLK WP HR S P ERA WHIP	IP WLS BF H R ER SO BB IBB HBP BLK WP HR S P ERA WHIP	IP WLS BF H R ER SO BB IBB HBP BLK WP HR S P ERA WHIP	IP WLS BF H R ER SO BB IBB HBP BLK WP HR S P ERA WHIP			

AB 40
R 11
H 13
RBI 11
BB 3
SO 4
LOB 9



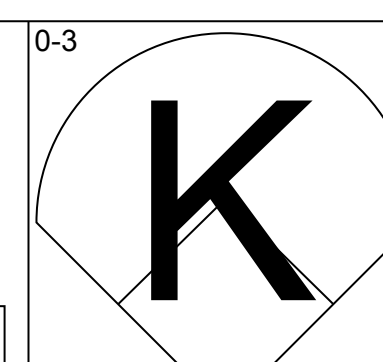
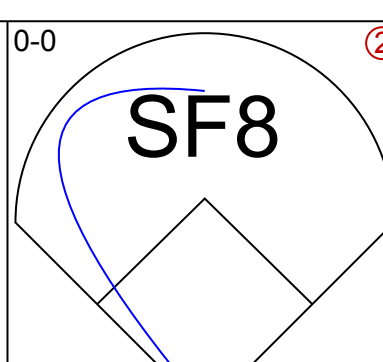
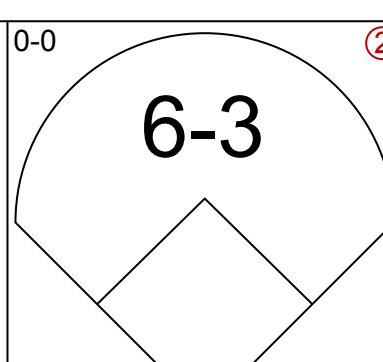
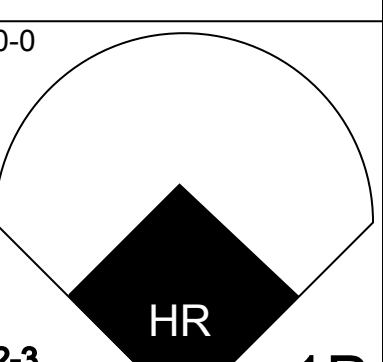
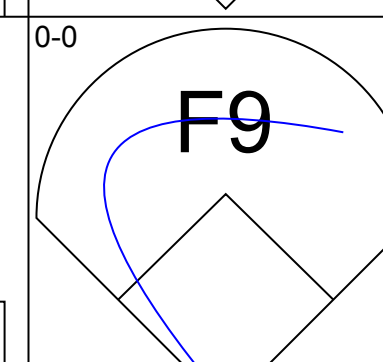
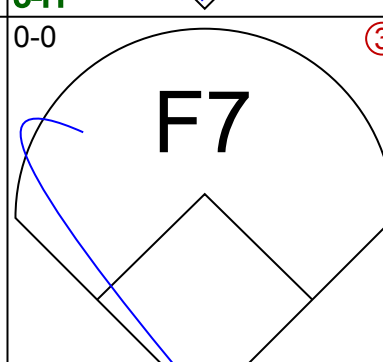
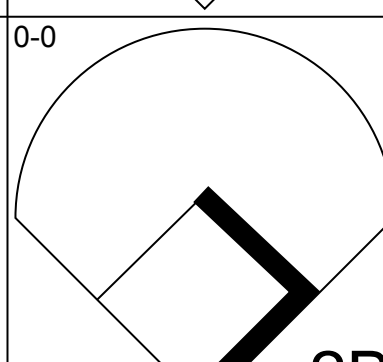
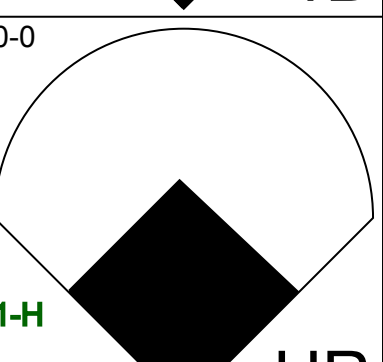
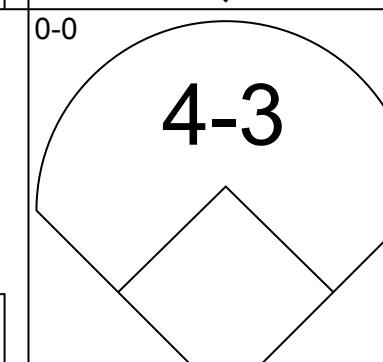
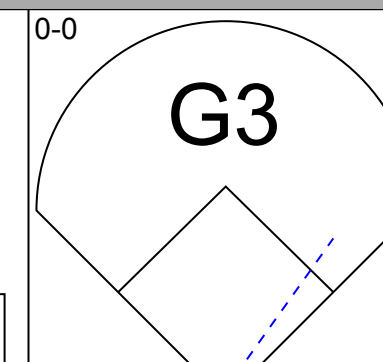
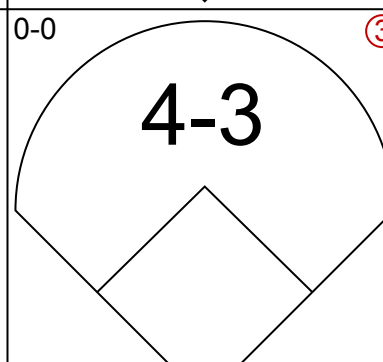
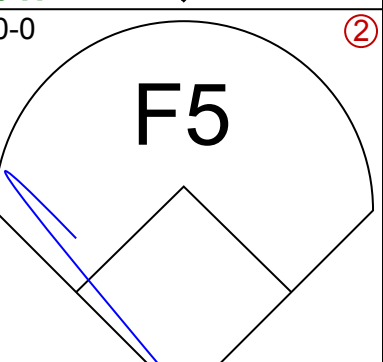
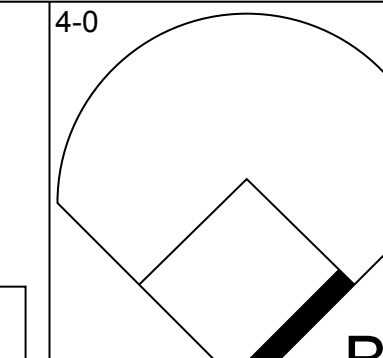
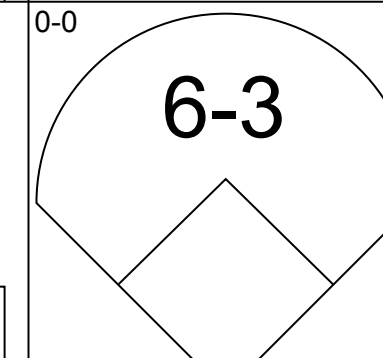
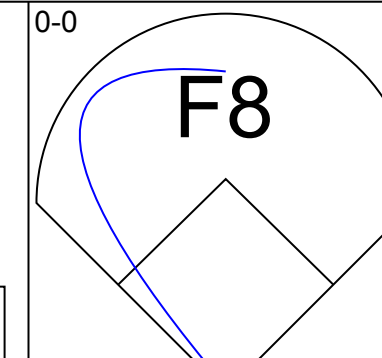
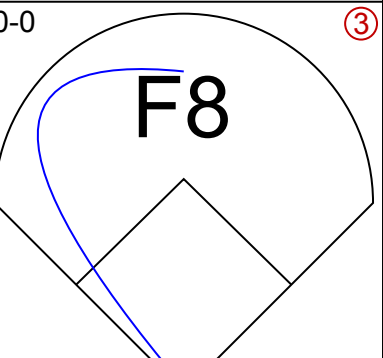
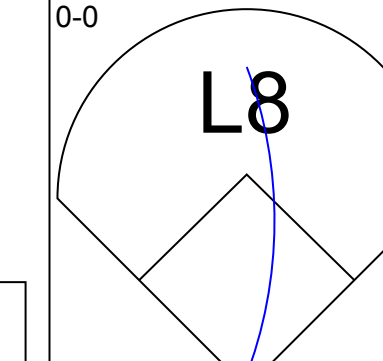
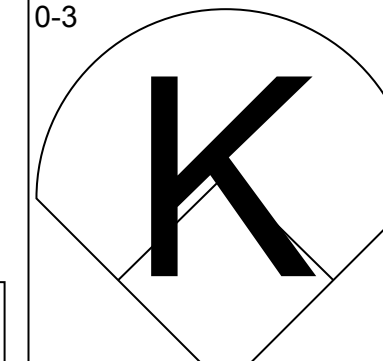
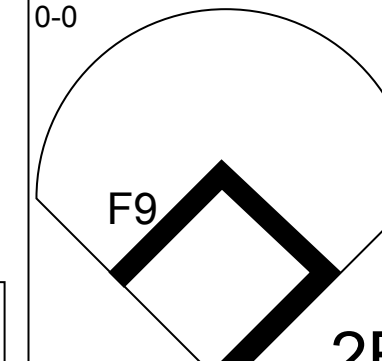
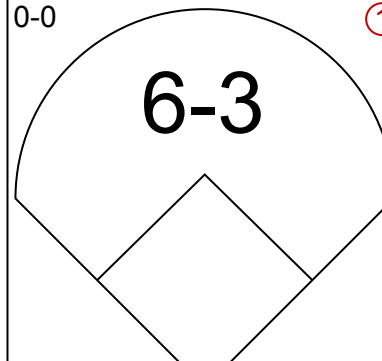
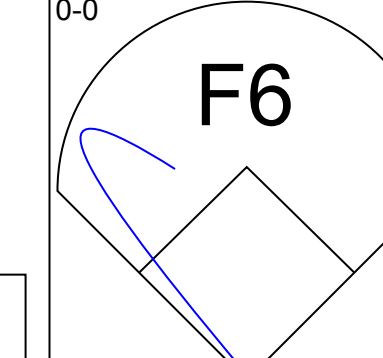
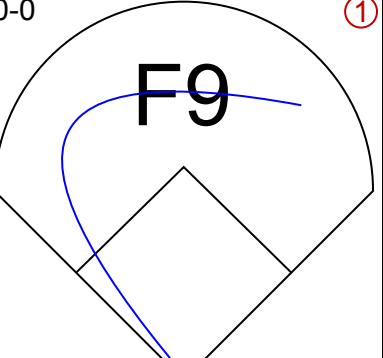
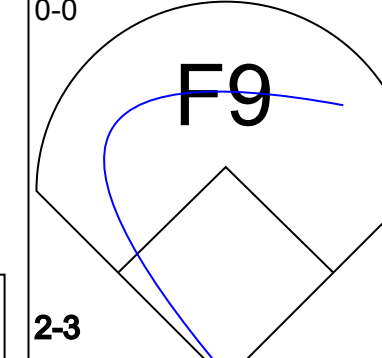
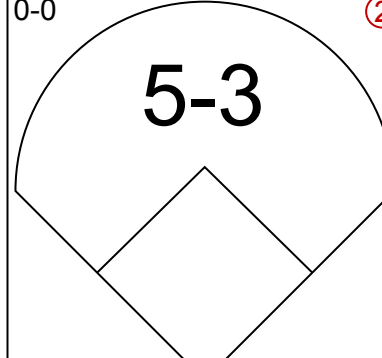
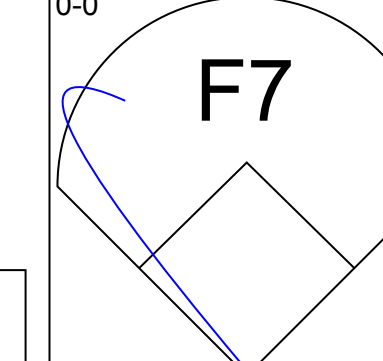
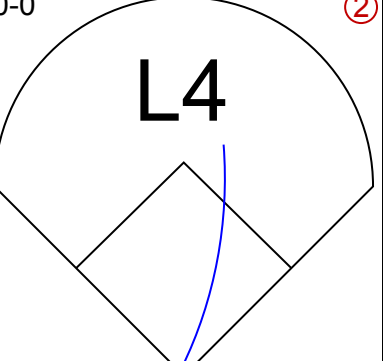
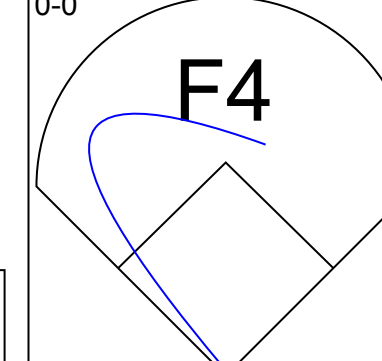
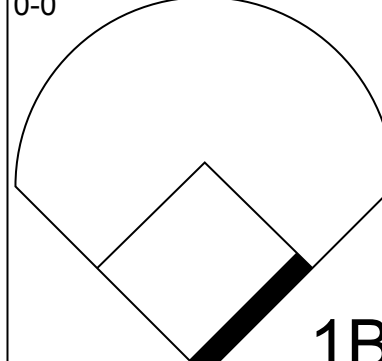
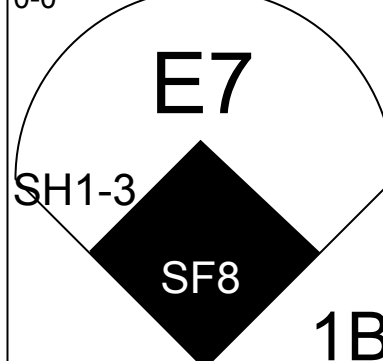
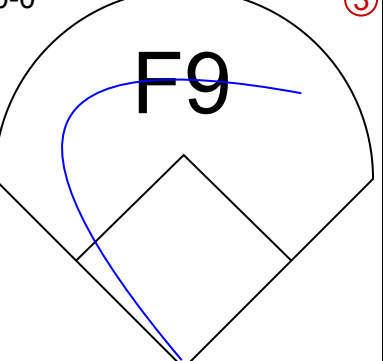
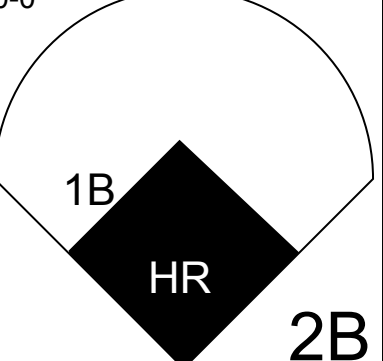
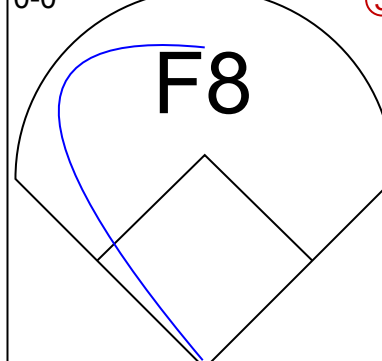
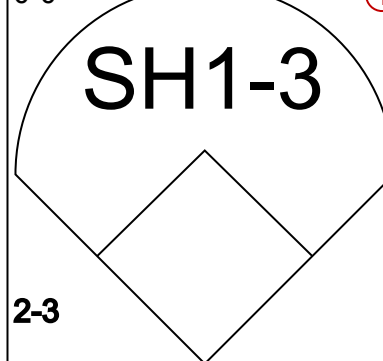
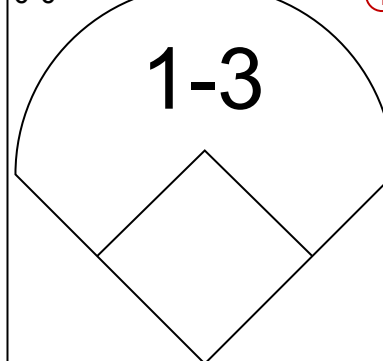
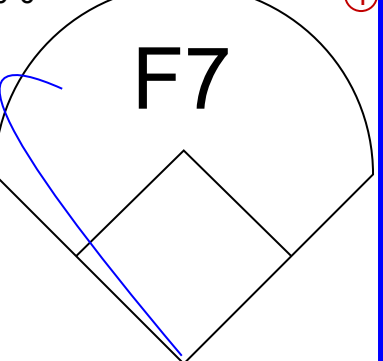


Batter	1	2	3	4	5	6	7	8	9	AB	R	H	RBI	BB	SO	LOB	BOTTOM			
Albie Pearson, L OBP: 0.342, SLG: 0.234	FC1-6 BB	1B 2-3 BB		F9				1B 1-3 2B 1B		3	1	2	0	2	0	0	Cleveland Indians @ Baltimore Orioles Memorial Stadium, Baltimore, MD Wed Jun 10 1959, 7:05 PM EDT Att: 15,883 - Unknown			
Al Pilarcik, L OBP: 0.358, SLG: 0.416	FC1-6 1B SF4	1B		L4			1-3	FC6 1B		5	1	1	2	0	0	4				
Gene Woodling, L OBP: 0.398, SLG: 0.532	1-3 1B	F2					2B 1B		P2	5	1	3	1	0	0	2				
Gus Triandos, R OBP: 0.395, SLG: 0.545 Joe Ginsberg, R OBP: 0.326, SLG: 0.300	SF4		FC3-6 1B		K		2-3 3-H 2B 1B		K2-3	2	0	1	1	0	1	1				
Bob Hale, L OBP: 0.179, SLG: 0.231 George Zuerink, R	L5		FC3-6 FC5-4		F8		F8		1B 2B	3	0	0	0	0	0	3				
Bob Boyd, L OBP: 0.268, SLG: 0.273 Ernie Johnson, R OBP: 0.500, SLG: 0.500 Bob Nieman, R OBP: 0.331, SLG: 0.432			1-2						1B 2B	0	0	0	0	0	0	3				
Billy Klaus, L OBP: 0.345, SLG: 0.327		F9		K			P6			5	0	2	4	0	1	1				
Chico Carrasquel, R OBP: 0.297, SLG: 0.361		P3	FC5-4				P6		F7	5	0	0	0	0	1	3				
Billy Gardner, R OBP: 0.305, SLG: 0.315		BB 1B 1B		F9			5-3		K	4	1	1	0	0	1	0				
Jerry Walker, S OBP: 0.130, SLG: 0.130 Arnie Portocarrero, R									P5	1	1	1	0	0	0	0				
Whitey Lockman, L OBP: 0.319, SLG: 0.277		BB 1B		K			1-3 1B BB			1	0	0	0	1	0	0				
Inning Stats	R: 1 E: 0 K: 0 S: 4	H: 1 LOB: 1 BB: 1 P: 8	R: 2 E: 0 K: 0 S: 6	H: 3 LOB: 2 BB: 1 P: 10	R: 0 E: 0 K: 1 S: 6	H: 1 LOB: 1 BB: 0 P: 6	R: 0 E: 0 K: 1 S: 5	H: 0 LOB: 0 BB: 0 P: 5	R: 0 E: 0 K: 0 S: 3	H: 0 LOB: 1 BB: 0 P: 3	R: 4 E: 0 K: 1 S: 8	H: 3 LOB: 1 BB: 2 P: 16	R: 0 E: 0 K: 1 S: 6	H: 1 LOB: 1 BB: 0 P: 6	R: 1 E: 0 K: 1 S: 7	H: 2 LOB: 1 BB: 0 P: 7	1B: 10 2B: 2 3B: 0 HR: 0	SF: 1 SAC: 0 DP: 0 HBP: 0	WP: 0 PB: 0 SB: 0 CS: 0	PA: 43
PITCHER	IP WLS BF H R ER SO BB IBB HBP BLK WP HR S P ERA WHIP	IP WLS BF H R ER SO BB IBB HBP BLK WP HR S P ERA WHIP	IP WLS BF H R ER SO BB IBB HBP BLK WP HR S P ERA WHIP	IP WLS BF H R ER SO BB IBB HBP BLK WP HR S P ERA WHIP	IP WLS BF H R ER SO BB IBB HBP BLK WP HR S P ERA WHIP	IP WLS BF H R ER SO BB IBB HBP BLK WP HR S P ERA WHIP	IP WLS BF H R ER SO BB IBB HBP BLK WP HR S P ERA WHIP	IP WLS BF H R ER SO BB IBB HBP BLK WP HR S P ERA WHIP	IP WLS BF H R ER SO BB IBB HBP BLK WP HR S P ERA WHIP	IP WLS BF H R ER SO BB IBB HBP BLK WP HR S P ERA WHIP	IP WLS BF H R ER SO BB IBB HBP BLK WP HR S P ERA WHIP	IP WLS BF H R ER SO BB IBB HBP BLK WP HR S P ERA WHIP	IP WLS BF H R ER SO BB IBB HBP BLK WP HR S P ERA WHIP	IP WLS BF H R ER SO BB IBB HBP BLK WP HR S P ERA WHIP	IP WLS BF H R ER SO BB IBB HBP BLK WP HR S P ERA WHIP	IP WLS BF H R ER SO BB IBB HBP BLK WP HR S P ERA WHIP	IP WLS BF H R ER SO BB IBB HBP BLK WP HR S P ERA WHIP			

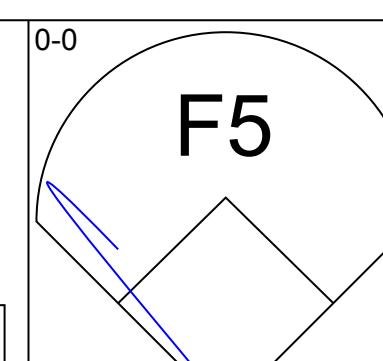
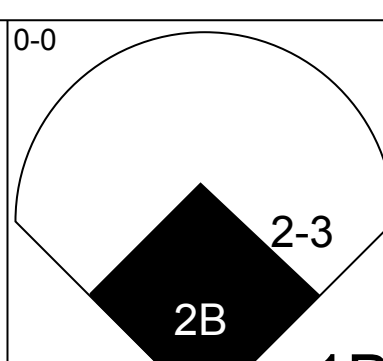
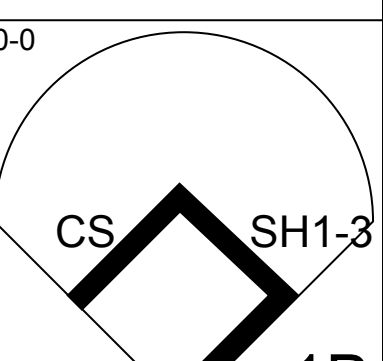
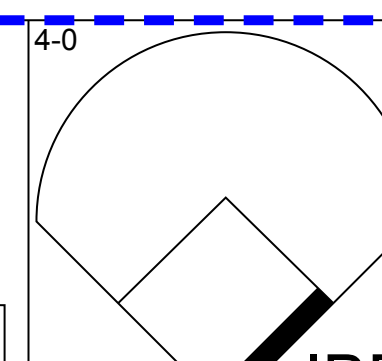
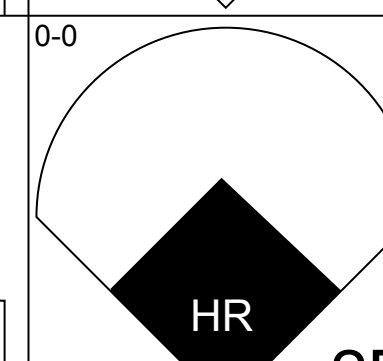
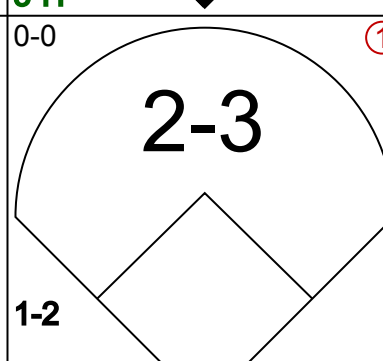
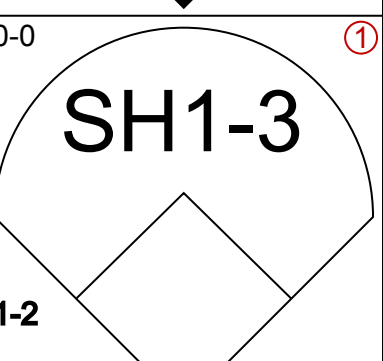
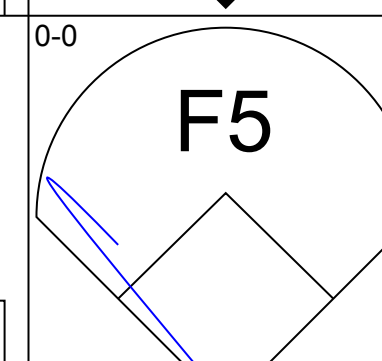
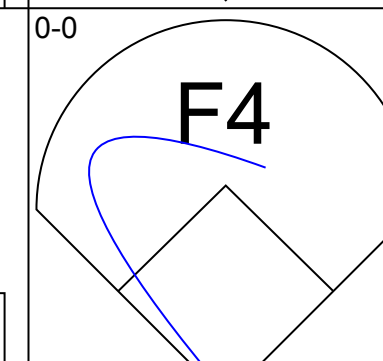
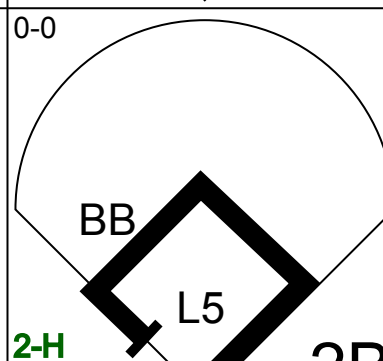
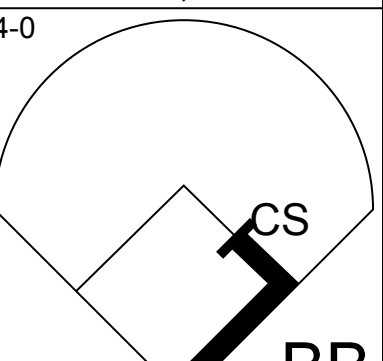
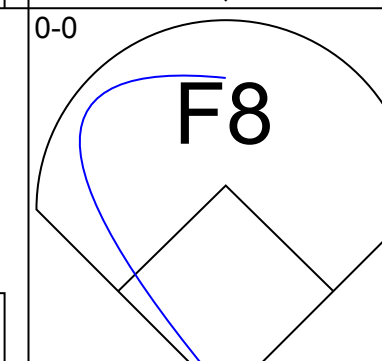
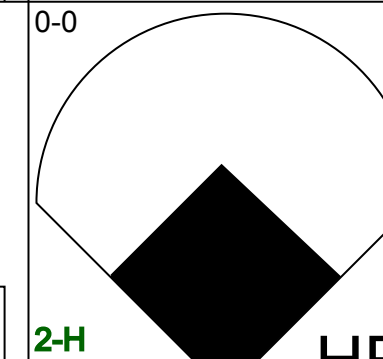
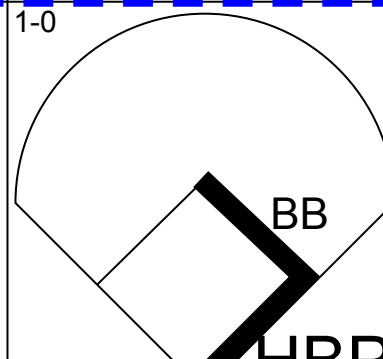
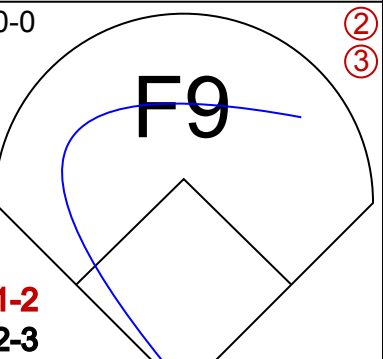

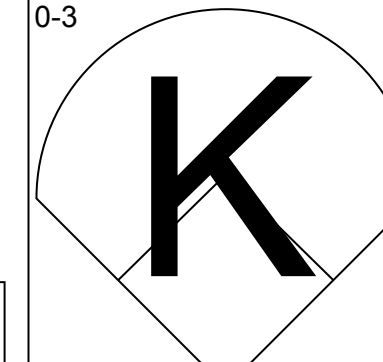
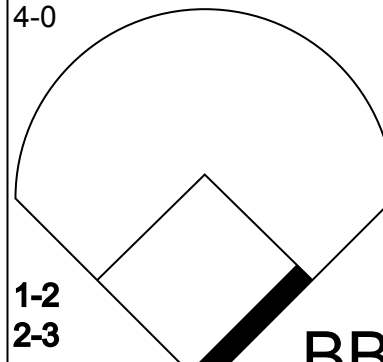



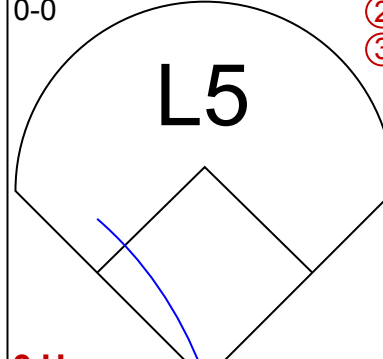









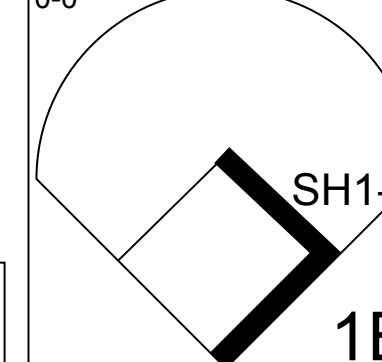

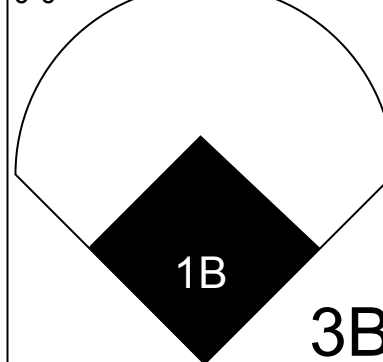

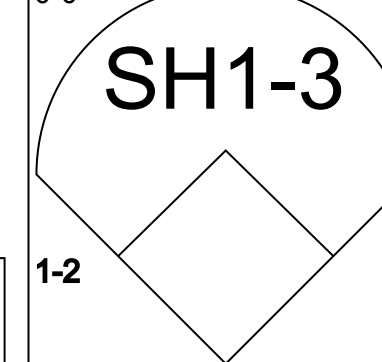

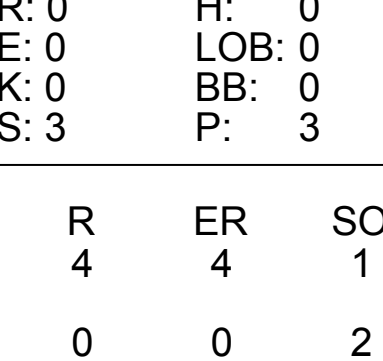
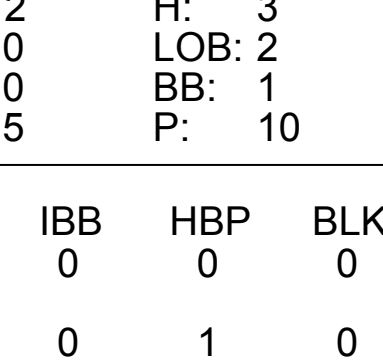
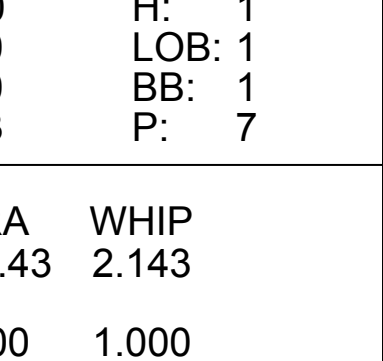
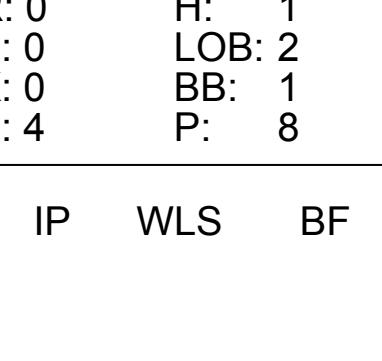
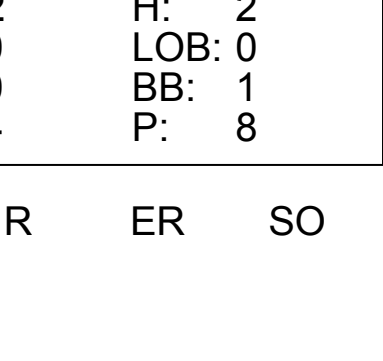


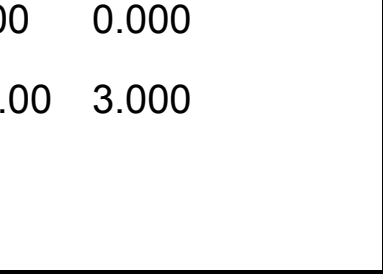


AB 38
R 8
H 12
RBI 8
BB 4
SO 6
LOB 17



Batter	1	2	3	4	5	6	7	8	9	AB	R	H	RBI	BB	SO	LOB	TOP					
Woodie Held, R (1, 6) OBP: 0.333, SLG: 0.444	F7		K					2B BB		3	1	1	1	1	1	1	Cleveland Indians @ Baltimore Orioles Memorial Stadium, Baltimore, MD Thu Jun 11 1959, 7:05 PM EDT Att: 8,712 - Unknown					
Vic Power, R (1, 3) OBP: 0.311, SLG: 0.422	F2		F9					L7		4	0	0	0	0	0	3						
Tito Francona, L (1, 8) OBP: 0.429, SLG: 0.651			G3					K		4	0	2	0	0	1	2						
Rocky Colavito, R (1, 9) OBP: 0.357, SLG: 0.606	P4							2B		4	0	1	1	0	0	2						
Minnie Minoso, R (1, 7)		6-3						2B		4	0	0	0	0	0	2						
Willie Jones, R (1, 5) George Strickland, R (5, 5) OBP: 0.338, SLG: 0.457 OBP: 0.338, SLG: 0.455	E5 BB							F9		2	0	0	0	0	0	0						
Dick Brown, R (1, 2) OBP: 0.389, SLG: 0.333								G6-4-3 BB		2	0	0	0	0	0	2						
Billy Martin, R (1, 4) OBP: 0.283, SLG: 0.404								G6-4-3		3	0	1	0	0	0	2						
Don Ferrarese, R (1, 1) OBP: 0.280, SLG: 0.440								1B		4	0	1	0	0	1	2						
Inning Stats	R: 0 E: 0 K: 0 S: 4	H: 1 LOB: 1 BB: 0 P: 4	R: 0 E: 1 K: 0 S: 3	H: 0 LOB: 1 BB: 1 P: 7	R: 0 E: 0 K: 1 S: 6	H: 1 LOB: 0 BB: 0 P: 6	R: 0 E: 0 K: 0 S: 3	H: 0 LOB: 0 BB: 0 P: 3	R: 1 E: 0 K: 0 S: 5	H: 2 LOB: 1 BB: 0 P: 5	R: 0 E: 0 K: 0 S: 4	H: 1 LOB: 1 BB: 0 P: 4	R: 0 E: 0 K: 0 S: 3	H: 0 LOB: 0 BB: 0 P: 3	R: 1 E: 0 K: 1 S: 6	H: 1 LOB: 1 BB: 1 P: 10		R: 0 E: 0 K: 1 S: 6	H: 1 LOB: 1 BB: 0 P: 6	1B: 5 2B: 2 3B: 0 HR: 0	SF: 0 SAC: 1 DP: 2 HBP: 0	WP: 0 PB: 0 SB: 0 CS: 0
PITCHER Mitt Pappas, R (1, 1) ERA: 5.03	IP: 9.0 WLS: L BF: 36	H: 7 R: 2 ER: 2 SO: 3	BB: 2 IBB: 0 HBP: 0 BLK: 0	WP: 0 HR: 0 S: 40 P: 48	ERA: 2.00 WHIP: 1.000	PITCHER																

Batter	1	2	3	4	5	6	7	8	9	AB	R	H	RBI	BB	SO	LOB	BOTTOM					
Chico Carrasquel, R (1, 6) OBP: 0.291, SLG: 0.306	1-3									4	0	1	0	1	0	1	Cleveland Indians @ Baltimore Orioles Memorial Stadium, Baltimore, MD Thu Jun 11 1959, 7:05 PM EDT Att: 8,712 - Unknown					
Gene Woodling, L (1, 9) OBP: 0.394, SLG: 0.522	P4									3	0	0	0	1	0	2						
Bob Nieman, R (1, 7) OBP: 0.329, SLG: 0.422										3	0	0	0	1	1	3						
Gus Triandos, R (1, 2) OBP: 0.397, SLG: 0.541										3	0	1	0	1	0	1						
Willie Tasby, R (1, 8) OBP: 0.349, SLG: 0.422										3	0	0	0	1	0	3						
Jim Finigan, R (1, 5) OBP: 0.305, SLG: 0.314										4	0	2	0	0	0	1						
Bob Boyd, L (1, 3) OBP: 0.262, SLG: 0.266										4	0	0	0	0	0	4						
Billy Gardner, R (1, 4) OBP: 0.304, SLG: 0.333										4	1	1	1	0	2	0						
Mitt Pappas, R (1, 1) Albie Pearson, L (9, PH) OBP: 0.182, SLG: 0.143 OBP: 0.339, SLG: 0.232										3	0	2	0	0	1	0						
Inning Stats	R: 0 E: 0 K: 1 S: 5	H: 0 LOB: 0 BB: 0 P: 5	R: 0 E: 0 K: 0 S: 2	H: 0 LOB: 0 BB: 1 P: 6	R: 0 E: 0 K: 1 S: 7	H: 2 LOB: 3 BB: 1 P: 11	R: 0 E: 0 K: 0 S: 2	H: 0 LOB: 0 BB: 1 P: 6	R: 1 E: 0 K: 0 S: 6	H: 1 LOB: 1 BB: 1 P: 10	R: 0 E: 0 K: 0 S: 5	H: 2 LOB: 2 BB: 0 P: 5	R: 0 E: 0 K: 1 S: 6	H: 1 LOB: 1 BB: 0 P: 6	R: 0 E: 0 K: 0 S: 4	H: 1 LOB: 2 BB: 1 P: 8		R: 0 E: 0 K: 0 S: 3	H: 0 LOB: 0 BB: 0 P: 3	1B: 5 2B: 1 3B: 0 HR: 1	SF: 0 SAC: 0 DP: 2 HBP: 0	WP: 0 PB: 0 SB: 1 CS: 0
PITCHER Don Ferrarese, L (1, 1) ERA: 3.0	IP: 9.0 WLS: W BF: 37	H: 7 R: 1 ER: 1 SO: 4	BB: 5 IBB: 0 HBP: 0 BLK: 0	WP: 0 HR: 1 S: 40 P: 60	ERA: 1.00 WHIP: 1.333	PITCHER																

Batter	1	2	3	4	5	6	7	8	9	AB	R	H	RBI	BB	SO	LOB	TOP																	
Luis Aparicio, R (1,6) OBP: 0.368, SLG: 0.384										3	1	1	1	0	1	0	Chicago White Sox @ Baltimore Orioles Memorial Stadium, Baltimore, MD Sat Jun 13 1959, 3:33 AM EDT Att: 8,081 - Unknown																	
Nelle Fox, L (1,4) OBP: 0.422, SLG: 0.456										4	1	2	3	0	0	0																		
Earl Torgeson, L (1,3) OBP: 0.406, SLG: 0.444										4	0	0	0	0	0	1																		
Sherm Lollar, R (1,2) OBP: 0.351, SLG: 0.434										3	0	0	0	1	0	0																		
Jim Rivera, L (1,9) OBP: 0.373, SLG: 0.630										4	0	1	0	0	1	1																		
Bubba Phillips, R (1,5) OBP: 0.343, SLG: 0.378										4	0	0	0	0	0	2																		
Johnny Callison, L (1,7) OBP: 0.294, SLG: 0.273										4	0	1	0	0	0	2																		
Jim Landis, R (1,8) OBP: 0.345, SLG: 0.328										4	2	2	0	0	0	1																		
Bob Shaw, R (1,1) OBP: 0.148, SLG: 0.080										0	0	0	0	0	0	0																		
Barry Latman, R (3,1) OBP: 0.182, SLG: 0.100										1	0	0	0	0	0	0																		
Rudy Arias, L (7,1) OBP: 0.314, SLG: 0.244										0	0	0	0	0	0	0																		
Billy Goodman, L (8, PH) OBP: 0.314, SLG: 0.244										1	0	0	0	0	0	1																		
Gerry Staley, R (8,1)										0	0	0	0	0	0	0																		
Inning Stats	R: 0 E: 0 K: 1 S: 5	H: 0 LOB: 0 BB: 0 P: 5	R: 0 E: 0 K: 0 S: 3	H: 0 LOB: 1 BB: 1 P: 7	R: 1 E: 1 K: 0 S: 4	H: 1 LOB: 0 BB: 0 P: 4	R: 0 E: 0 K: 1 S: 5	H: 0 LOB: 0 BB: 0 P: 5	R: 0 E: 0 K: 0 S: 3	H: 0 LOB: 0 BB: 0 P: 3	R: 0 E: 0 K: 0 S: 4	H: 1 LOB: 1 BB: 0 P: 4	R: 0 E: 0 K: 0 S: 4	H: 1 LOB: 1 BB: 0 P: 4	R: 3 E: 0 K: 0 S: 6	H: 3 LOB: 0 BB: 0 P: 6	R: 0 E: 0 K: 0 S: 4	H: 1 LOB: 1 BB: 0 P: 4	1B: 3 2B: 3 3B: 0 HR: 1	SF: 1 SAC: 1 DP: 0 HBP: 0	WP: 0 PB: 0 SB: 0 CS: 0	PA: 35												
PITCHER	IP WLS BF H R ER SO BB IBB HBP BLK WP HR S P ERA WHIP																																	
Hal Brown, R (1,1) ERA: 2.53	7.0	26	4	2	1	2	1	0	0	0	0	0	0	0	29	33	1.29	0.714																
Billy Loes, R (8,1) ERA: 2.12	2.0	9	3	2	2	0	0	0	0	0	1	9	9	9.00	1.500																			

Batter	1	2	3	4	5	6	7	8	9	AB	R	H	RBI	BB	SO	LOB	BOTTOM															
Billy Klaus, L (1,5) OBP: 0.353, SLG: 0.337										3	1	2	1	0	0	0	Chicago White Sox @ Baltimore Orioles Memorial Stadium, Baltimore, MD Sat Jun 13 1959, 3:33 AM EDT Att: 8,081 - Unknown															
Bob Nieman, R (7, PH) OBP: 0.333, SLG: 0.422										3	1	1	0	0	3																	
Jim Finigan, R (8,5) OBP: 0.309, SLG: 0.314										3	0	1	1	1	0	3																
Al Pilarcik, L (1,9) OBP: 0.357, SLG: 0.424										3	0	1	1	1	0	3																
Gene Woodling, L (1,7) OBP: 0.397, SLG: 0.525										3	0	1	1	1	0	3																
Albie Pearson, L (8,7) OBP: 0.339, SLG: 0.232										0	0	0	0	0	0	0																
Gus Triandos, R (1,2) OBP: 0.403, SLG: 0.564										1	1	1	2	0	0	0																
Joe Ginsberg, L (4,2) OBP: 0.315, SLG: 0.286										2	0	0	0	0	0	2																
Willie Tasby, R (1,8) OBP: 0.351, SLG: 0.421										3	1	1	0	1	1	0																
Bob Boyd, L (1,3) OBP: 0.282, SLG: 0.284										4	1	1	2	0	0	3																
Billy Gardner, R (1,4) OBP: 0.303, SLG: 0.327										3	0	0	0	1	0	0																
Willy Miranda, S (1,6) OBP: 0.159, SLG: 0.186										4	0	1	0	0	1	1																
Hal Brown, R (1,1) OBP: 0.214, SLG: 0.250										2	1	1	0	0	1	0																
Billy Loes, R (8,1)										0	0	0	0	0	0	0																
Inning Stats	R: 2 E: 0 K: 1 S: 7	H: 2 LOB: 0 BB: 0 P: 7	R: 0 E: 0 K: 0 S: 3	H: 0 LOB: 0 BB: 0 P: 3	R: 2 E: 0 K: 0 S: 5	H: 3 LOB: 2 BB: 1 P: 10	R: 0 E: 0 K: 2 S: 7	H: 0 LOB: 0 BB: 0 P: 7	R: 0 E: 0 K: 0 S: 3	H: 0 LOB: 0 BB: 0 P: 3	R: 0 E: 0 K: 0 S: 4	H: 1 LOB: 2 BB: 1 P: 8	R: 0 E: 0 K: 0 S: 4	H: 1 LOB: 2 BB: 1 P: 8	R: 2 E: 0 K: 0 S: 4	H: 2 LOB: 0 BB: 1 P: 8	1B: 4 2B: 3 3B: 1 HR: 2	SF: 0 SAC: 2 DP: 1 HBP: 1	WP: 0 PB: 0 SB: 0 CS: 3	PA: 35												
PITCHER	IP WLS BF H R ER SO BB IBB HBP BLK WP HR S P ERA WHIP																															
Bob Shaw, R (1,1) ERA: 2.97	2.1	12	5	4	4	1	0	0	0	0	0	14	14	15.43	2.143																	
Barry Latman, R (3,1) ERA: 5.97	4.0	15	2	0	0	2	2	0	1	0	0	0	16	25	0.00	1.000																
Rudy Arias, L (7,1) ERA: 3.2	0.2	3	0	0	0	0	0	1	0	0	0	0	2	6	0.00	0.000																
Gerry Staley, R (8,1) ERA: 1.38	1.0	L 5	2	2	2	0	1	0	0	0	0	1	4	8	18.00	3.000																

Batter	1	2	3	4	5	6	7	8	9	AB	R	H	RBI	BB	SO	LOB	TOP					
Eddie Yost, R (1.5) OBP: 0.404, SLG: 0.498	0-0 6-3			0-0 F9		0-3 K		0-0 5-3	4 0 0 0 0 1 1								Detroit Tigers @ Baltimore Orioles Memorial Stadium, Baltimore, MD Wed Jun 17 1959, 7:05 PM EDT Att: 7,268 - Unknown					
Harvey Kuenn, R (1.9) OBP: 0.416, SLG: 0.481	0-0 6-3			0-0 F9		0-0 FC5-4		0-0 L5	4 0 0 0 0 0 1													
Charlie Maxwell, L (1.7) OBP: 0.329, SLG: 0.516	0-0 F8			0-3 K				F9	3 0 0 0 0 1 0													
Al Kaline, R (1.8) OBP: 0.409, SLG: 0.563		0-0 L9			0-0 L3			L6-3	3 0 0 0 0 0 0													
Bobo Osborne, L (1.3) OBP: 0.294, SLG: 0.330		0-0 F9			0-3 K			4-3	3 0 0 0 0 1 0													
Lou Berberet, L (1.2) OBP: 0.328, SLG: 0.422		0-3 K2-3			0-0 1B			K	3 0 1 0 0 2 0													
Rocky Bridges, R (1.6) OBP: 0.356, SLG: 0.397			0-0 1-3		0-0 1-3			5-3	2 0 0 0 0 0 1													
Neil Christley, L (8, PH) OBP: 0.150, SLG: 0.118									1 0 0 0 0 0 0													
Coot Veal, R (8, 6) OBP: 0.500, SLG: 0.500									0 0 0 0 0 0 0													
Frank Bolling, R (1.4) OBP: 0.306, SLG: 0.343				0-0 F8		0-3 K		P3	3 0 0 0 0 1 0													
Jim Bunning, R (1, 1) OBP: 0.256, SLG: 0.351				0-0 1-3		0-0 FC5-4		F5	2 0 1 0 0 0 0													
Bob Smith, R (8, 1)									0 0 0 0 0 0 0													
Gail Harris, L (9, PH) OBP: 0.219, SLG: 0.308									1 0 0 0 0 0 0													
Inning Stats	R: 0 E: 0 K: 0 S: 3	H: 0 LOB: 0 BB: 0 P: 3	R: 0 E: 0 K: 1 S: 5	H: 0 LOB: 0 BB: 0 P: 5	R: 0 E: 0 K: 0 S: 3	H: 0 LOB: 0 BB: 0 P: 3	R: 0 E: 0 K: 1 S: 5	H: 0 LOB: 0 BB: 0 P: 5	R: 0 E: 0 K: 1 S: 6	H: 1 LOB: 1 BB: 0 P: 6	R: 0 E: 0 K: 2 S: 8	H: 1 LOB: 0 BB: 0 P: 8	R: 0 E: 0 K: 0 S: 3	H: 0 LOB: 0 BB: 0 P: 3	R: 0 E: 0 K: 1 S: 5	H: 0 LOB: 0 BB: 0 P: 5	R: 0 E: 0 K: 0 S: 3	H: 0 LOB: 0 BB: 0 P: 3	1B: 2 2B: 0 3B: 0 HR: 0	SF: 0 SAC: 0 DP: 0 HBP: 0	WP: 0 PB: 0 SB: 0 CS: 0	PA: 29
PITCHER Mitt Pappas, R (1, 1) ERA: 4.37	IP: 9.0 WLS: W BF: 29 H: 2 R: 0 ER: 0 SO: 6 BB: 0 IBB: 0 HBP: 0 BLK: 0 WP: 0 HR: 0 S: 41 P: 41 ERA: 0.00 WHIP: 0.222															PITCHER						


Batter	1	2	3	4	5	6	7	8	9	AB	R	H	RBI	BB	SO	LOB	BOTTOM				
Albie Pearson, L (1, 8) OBP: 0.333, SLG: 0.238	0-0 4-3			0-3 K		0-3 K		0-0 4-3	4 0 0 0 0 2 0								Detroit Tigers @ Baltimore Orioles Memorial Stadium, Baltimore, MD Wed Jun 17 1959, 7:05 PM EDT Att: 7,268 - Unknown				
Bob Boyd, L (1, 3) OBP: 0.263, SLG: 0.289	0-0 4-3			0-0 F9		0-0 P6		0-0 P6	4 0 0 0 0 0 0												
Al Pilarcik, L (1, 9) OBP: 0.362, SLG: 0.426	0-0 L8			0-0 4-3				0-3 K	4 1 1 0 0 1 0												
Gene Woodling, L (1, 7) OBP: 0.404, SLG: 0.552		0-0 G3			0-0 3-1			0-0 FC6-2	3 0 1 1 0 0 0												
Gus Triandos, R (1, 2) OBP: 0.405, SLG: 0.579		0-0 5-3						FC6-2	2 2 1 1 1 0 0												
Billy Klaus, L (1, 5) OBP: 0.343, SLG: 0.319		0-3 K			0-0 F9			FC6-2	3 0 0 0 0 1 2												
Chico Carrasquel, R (1, 6) OBP: 0.293, SLG: 0.321			0-3 K		0-0 HR			E5	3 1 1 1 0 1 1												
Billy Gardner, R (1, 4) OBP: 0.293, SLG: 0.305			0-0 6-3		0-3 K			FC5-2-6	3 0 0 0 0 1 2												
Mitt Pappas, R (1, 1) OBP: 0.160, SLG: 0.125			0-3 K			0-3 K		5-3	3 0 0 0 0 2 2												
Inning Stats	R: 0 E: 0 K: 0 S: 3	H: 0 LOB: 0 BB: 0 P: 3	R: 0 E: 0 K: 1 S: 5	H: 0 LOB: 0 BB: 0 P: 5	R: 0 E: 0 K: 2 S: 7	H: 0 LOB: 0 BB: 0 P: 7	R: 0 E: 0 K: 1 S: 5	H: 0 LOB: 0 BB: 0 P: 5	R: 2 E: 0 K: 0 S: 6	H: 2 LOB: 2 BB: 1 P: 10	R: 0 E: 0 K: 1 S: 5	H: 0 LOB: 0 BB: 0 P: 5	R: 0 E: 0 K: 1 S: 5	H: 0 LOB: 0 BB: 0 P: 5	R: 0 E: 0 K: 1 S: 5	H: 0 LOB: 0 BB: 0 P: 5		1B: 1 2B: 0 3B: 1 HR: 2	SF: 0 SAC: 0 DP: 0 HBP: 0	WP: 0 PB: 0 SB: 0 CS: 0	PA: 30
PITCHER Jim Bunning, R (1, 1) ERA: 4.59	IP: 7.0 WLS: L BF: 27 H: 4 R: 4 ER: 3 SO: 7 BB: 1 IBB: 0 HBP: 0 BLK: 0 WP: 0 HR: 2 S: 40 P: 44 ERA: 3.86 WHIP: 0.714															PITCHER					
Bob Smith, L (8, 1) ERA: 3.35	IP: 1.0 WLS: L BF: 3 H: 0 R: 0 ER: 0 SO: 1 BB: 0 IBB: 0 HBP: 0 BLK: 0 WP: 0 HR: 0 S: 5 P: 5 ERA: 0.00 WHIP: 0.000															PITCHER					

Batter	1	2	3	4	5	6	7	8	9	AB	R	H	RBI	BB	SO	LOB	TOP				
Bill Tuttle, R OBP: 0.339, SLG: 0.371 (1, 8)										4	1	1	0	0	0	1	Kansas City Athletics @ Baltimore Orioles Memorial Stadium, Baltimore, MD Fri Jun 19 1959, 7:05 PM EDT Unknown livebaseballscorecards.com				
Jerry Lumpe, L OBP: 0.329, SLG: 0.315 (1, 4)										4	1	1	1	0	0	1					
Dick Williams, R OBP: 0.324, SLG: 0.474 (1, 5) (2, 9)										3	0	0	1	0	0	0					
Ray Boone, R OBP: 0.423, SLG: 0.446 (1, 3)										4	0	1	0	0	0	0					
Bob Cerv, R OBP: 0.310, SLG: 0.423 (1, 7)										4	0	0	0	0	0	1					
Zeke Belia, R OBP: 0.317, SLG: 0.302 Hal Smith, R OBP: 0.355, SLG: 0.314 (1, 9) (2, 5)										1	0	0	0	0	0	0					
Harry Chiti, R OBP: 0.275, SLG: 0.449 (1, 2)										3	0	0	0	0	0	1					
Joe Demaestri, R OBP: 0.327, SLG: 0.426 (1, 6)										3	0	1	0	0	1	1					
Johnny Kucks, R Tom Sturdivant, L Wayne Terwilliger, R Tom Gorman, R (1, 1) (5, 1) (8, PH) (8, 1)										1	0	0	0	0	0	0					
Inning Stats	R: 1 E: 0 K: 0 S: 5	H: 2 LOB: 1 BB: 0 P: 5	R: 0 E: 0 K: 1 S: 5	H: 0 LOB: 0 BB: 0 P: 5	R: 1 E: 0 K: 0 S: 4	H: 1 LOB: 0 BB: 0 P: 4	R: 0 E: 0 K: 0 S: 3	H: 0 LOB: 0 BB: 0 P: 3	R: 0 E: 0 K: 0 S: 3	H: 0 LOB: 1 BB: 1 P: 7	R: 0 E: 0 K: 0 S: 3	H: 0 LOB: 0 BB: 0 P: 3	R: 0 E: 0 K: 0 S: 3	H: 0 LOB: 0 BB: 0 P: 3	1B: 2 2B: 0 3B: 1 HR: 1	SF: 1 SAC: 1 DP: 0 HBP: 0		WP: 0 PB: 0 SB: 0 CS: 0	PA: 32		
PITCHER Billy O'Dell, L ERA: 3.71 (1, 1)	IP: 9.0 WLS: W BF: 32	H: 4 R: 2 ER: 2 SO: 1	BB: 1 IBB: 0 HBP: 0 BLK: 0	WP: 0 HR: 1 S: 33 P: 37	ERA: 2.00 WHIP: 0.556	PITCHER											IP: 9.0 WLS: W BF: 32	H: 4 R: 2 ER: 2 SO: 1	BB: 1 IBB: 0 HBP: 0 BLK: 0	WP: 0 HR: 1 S: 33 P: 37	ERA: 2.00 WHIP: 0.556

Batter	1	2	3	4	5	6	7	8	9	AB	R	H	RBI	BB	SO	LOB	BOTTOM				
Billy Klaus, L OBP: 0.350, SLG: 0.311 (1, 5)										3	2	0	0	2	0	0	Kansas City Athletics @ Baltimore Orioles Memorial Stadium, Baltimore, MD Fri Jun 19 1959, 7:05 PM EDT Unknown livebaseballscorecards.com				
Albie Pearson, L OBP: 0.336, SLG: 0.245 (1, 8)										5	1	2	0	0	0	1					
Al Pilarcik, L OBP: 0.364, SLG: 0.429 (1, 9)										4	1	1	0	0	0	2					
Gene Woodling, L OBP: 0.401, SLG: 0.552 (1, 7)										3	1	1	3	1	0	1					
Bob Boyd, L OBP: 0.266, SLG: 0.287 (1, 3)										4	0	2	1	0	1	0					
Joe Ginsberg, L OBP: 0.308, SLG: 0.281 (1, 2)										3	1	1	1	0	0	0					
Chico Carrasquel, R OBP: 0.298, SLG: 0.343 Willy Miranda, S OBP: 0.180, SLG: 0.208 (1, 6) (5, 6)										2	0	1	0	0	0	2					
Billy Gardner, R OBP: 0.292, SLG: 0.322 (1, 4)										4	1	1	3	0	0	5					
Billy O'Dell, S OBP: 0.192, SLG: 0.250 (1, 1)										4	0	0	0	0	0	3					
Inning Stats	R: 0 E: 0 K: 0 S: 4	H: 1 LOB: 1 BB: 0 P: 4	R: 0 E: 0 K: 0 S: 5	H: 2 LOB: 2 BB: 0 P: 5	R: 2 E: 0 K: 0 S: 4	H: 1 LOB: 1 BB: 0 P: 8	R: 0 E: 0 K: 0 S: 4	H: 1 LOB: 1 BB: 0 P: 4	R: 3 E: 0 K: 1 S: 8	H: 2 LOB: 2 BB: 2 P: 16	R: 0 E: 0 K: 0 S: 4	H: 1 LOB: 1 BB: 0 P: 4	R: 3 E: 1 K: 1 S: 8	H: 2 LOB: 0 BB: 0 P: 8	R: 0 E: 0 K: 0 S: 3	H: 0 LOB: 0 BB: 0 P: 3		1B: 6 2B: 2 3B: 0 HR: 2	SF: 1 SAC: 1 DP: 0 HBP: 0	WP: 0 PB: 0 SB: 0 CS: 0	PA: 39
PITCHER Johnny Kucks, R ERA: 7.23 Tom Sturdivant, R ERA: 3.74 Tom Gorman, R ERA: 5.89 (1, 1) (5, 1) (8, 1)	IP: 4.0 WLS: L BF: 22	H: 6 R: 5 ER: 5 SO: 0	BB: 3 IBB: 0 HBP: 0 BLK: 0	WP: 0 HR: 1 S: 19 P: 31	ERA: 11.25 WHIP: 2.250	PITCHER											IP: 4.0 WLS: L BF: 22	H: 6 R: 5 ER: 5 SO: 0	BB: 3 IBB: 0 HBP: 0 BLK: 0	WP: 0 HR: 1 S: 19 P: 31	ERA: 11.25 WHIP: 2.250


Batter	1	2	3	4	5	6	7	8	9	AB	R	H	RBI	BB	SO	LOB	TOP			
Joe Demaestri, R OBP: 0.321, SLG: 0.418 (1, 6)										4	0	0	0	0	0	2	Kansas City Athletics @ Baltimore Orioles Memorial Stadium, Baltimore, MD Fri Jun 19 1959, 7:05 PM EDT Att: 17,028 - Unknown livebaseballscorecards.com			
Jerry Lumpe, L OBP: 0.320, SLG: 0.305 (1, 4) (8, 5)										4	0	0	0	0	1	2				
Kent Hadley, L OBP: 0.301, SLG: 0.478 (1, 3)										4	0	2	0	0	0	1				
Preston Ward, L OBP: 0.231, SLG: 0.282 (1, 7)										4	0	1	0	0	0	2				
Dick Williams, R OBP: 0.317, SLG: 0.463 (1, 9)										4	0	0	0	0	2	3				
Bill Tuttle, R OBP: 0.338, SLG: 0.369 (1, 8)											4	0	1	0	0	1				
Frank House, L OBP: 0.328, SLG: 0.383 (1, 2)										4	0	2	0	0	0	1				
Hal Smith, R OBP: 0.350, SLG: 0.308 (1, 5)										2	0	0	0	0	1	0				
Bob Cerv, R OBP: 0.314, SLG: 0.427 (8, PH)										1	0	1	0	0	0	0				
Wayne Terwilliger, R OBP: 0.192, SLG: 0.304 (8, PH)										0	0	0	0	0	0	0				
Ray Boone, R OBP: 0.420, SLG: 0.441 (9, PH)										1	0	0	0	0	0	3				
Rip Coleman, L (1, 1)										2	0	0	0	0	1	0				
Inning Stats	R: 0 E: 0 K: 1 S: 5	H: 0 LOB: 0 BB: 0 P: 5	R: 0 E: 0 K: 0 S: 4	H: 1 LOB: 1 BB: 0 P: 4	R: 0 E: 0 K: 1 S: 5	H: 0 LOB: 0 BB: 0 P: 5	R: 0 E: 0 K: 1 S: 6	H: 1 LOB: 1 BB: 0 P: 6	R: 0 E: 0 K: 1 S: 5	H: 0 LOB: 0 BB: 0 P: 5	R: 0 E: 0 K: 2 S: 7	H: 0 LOB: 0 BB: 0 P: 7	R: 0 E: 0 K: 0 S: 5	H: 2 LOB: 2 BB: 0 P: 5	R: 0 E: 0 K: 0 S: 6	H: 3 LOB: 3 BB: 0 P: 6	1B: 7 2B: 0 3B: 0 HR: 0	SF: 0 SAC: 1 DP: 0 HBP: 0	WP: 0 PB: 0 CS: 0	PA: 35
PITCHER	IP WLS BF H R ER SO BB IBB HBP BLK WP HR S P ERA WHIP																			
Hal Brown, R ERA: 2.18 (1, 1)	8.2 W 34 H 7 R 0 ER 0 SO 6 BB 0 IBB 0 HBP 0 BLK 0 WP 0 HR 0 S 46 P 46 ERA 0.00 WHIP 0.808																			
Billy Loes, R ERA: 2.03 (9, 1)	0.1 S 1 H 0 R 0 ER 0 SO 0 BB 0 IBB 0 HBP 0 BLK 0 WP 0 HR 1 S 1 P 1 ERA 0.00 WHIP 0.000																			

Batter	1	2	3	4	5	6	7	8	9	AB	R	H	RBI	BB	SO	LOB	BOTTOM			
Willie Tasby, R OBP: 0.350, SLG: 0.418 (1, 8)										4	1	2	0	0	0	1	Kansas City Athletics @ Baltimore Orioles Memorial Stadium, Baltimore, MD Fri Jun 19 1959, 7:05 PM EDT Att: 17,028 - Unknown livebaseballscorecards.com			
Bob Boyd, L OBP: 0.297, SLG: 0.288 (1, 3)										3	0	1	1	0	1	1				
Bob Nieman, R OBP: 0.339, SLG: 0.439 (1, 7)										4	0	1	0	0	0	2				
Albie Pearson, L OBP: 0.336, SLG: 0.245 (9, 7)										3	1	1	1	0	0	2				
Gus Triandos, R OBP: 0.409, SLG: 0.613 (1, 2)										3	0	1	0	0	0	0				
Joe Taylor, R OBP: 0.333, SLG: 0.333 (1, 9)										0	0	0	0	0	0	0				
Al Pilarcik, L OBP: 0.364, SLG: 0.429 (8, 9)										3	0	0	0	0	0	1				
Jim Finigan, R OBP: 0.324, SLG: 0.323 (1, 5)										3	0	0	0	0	1	0				
Billy Gardner, R OBP: 0.288, SLG: 0.316 (1, 4)										2	0	0	0	1	1	0				
Willy Miranda, S OBP: 0.189, SLG: 0.200 (1, 6)										2	0	0	0	0	0	0				
Hal Brown, R OBP: 0.188, SLG: 0.214 (1, 1)										2	0	0	0	0	0	0				
Billy Loes, R (9, 1)										0	0	0	0	0	0	0				
Inning Stats	R: 0 E: 0 K: 0 S: 4	H: 1 LOB: 1 BB: 0 P: 4	R: 0 E: 0 K: 1 S: 5	H: 0 LOB: 0 BB: 0 P: 5	R: 0 E: 0 K: 1 S: 5	H: 0 LOB: 1 BB: 1 P: 9	R: 1 E: 0 K: 0 S: 4	H: 2 LOB: 0 BB: 0 P: 4	R: 0 E: 0 K: 0 S: 3	H: 0 LOB: 0 BB: 0 P: 3	R: 0 E: 0 K: 0 S: 4	H: 1 LOB: 1 BB: 0 P: 4	R: 0 E: 0 K: 0 S: 3	H: 0 LOB: 0 BB: 0 P: 3	R: 1 E: 1 K: 1 S: 7	H: 2 LOB: 1 BB: 0 P: 7	1B: 3 2B: 2 3B: 0 HR: 1	SF: 0 SAC: 2 DP: 1 HBP: 0	WP: 0 PB: 0 CS: 0	PA: 30
PITCHER	IP WLS BF H R ER SO BB IBB HBP BLK WP HR S P ERA WHIP																			
Rip Coleman, L ERA: 3.24 (1, 1)	8.0 L 30 H 6 R 2 ER 2 SO 3 BB 1 IBB 0 HBP 0 BLK 0 WP 0 HR 1 S 35 P 39 ERA 2.25 WHIP 0.875																			



Batter	1	2	3	4	5	6	7	8	9	AB	R	H	RBI	BB	SO	LOB	TOP						
Bill Tuttle, R OBP: 0.339, SLG: 0.370 (1, 8)										5	2	2	0	0	1	4	Kansas City Athletics @ Baltimore Orioles Memorial Stadium, Baltimore, MD Sat Jun 20 1959, 7:05 PM EDT Att: 25,970 - Unknown						
Jerry Lumpe, L OBP: 0.316, SLG: 0.316 (1, 4)										5	1	1	1	1	0	3							
Kent Hadley, L OBP: 0.321, SLG: 0.528 (1, 3)										5	1	3	2	0	0	1							
Bob Cerv, R OBP: 0.321, SLG: 0.464 (1, 7)										4	2	2	2	1	1	3							
Dick Williams, R OBP: 0.324, SLG: 0.472 (1, 9)										5	0	3	1	0	0	0							
Frank House, L OBP: 0.330, SLG: 0.380 (1, 2)										4	0	1	0	0	0	3							
Joe Demaestri, R OBP: 0.324, SLG: 0.424 (1, 6)										4	0	2	0	0	0	1							
Hal Smith, R OBP: 0.354, SLG: 0.309 (1, 5)										3	0	1	0	1	0	2							
Bud Daley, L OBP: 0.452, SLG: 0.448 (1, 1)										2	0	1	0	0	0	0							
Bob Grim, R OBP: 0.190, SLG: 0.316 (8, 1)										1	0	1	0	0	0	0							
Inning Stats	R: 0 E: 0 K: 0 S: 3	H: 1 LOB: 0 BB: 0 P: 3	R: 1 E: 0 K: 0 S: 5	H: 2 LOB: 3 BB: 1 P: 10	R: 1 E: 0 K: 0 S: 4	H: 2 LOB: 1 BB: 1 P: 8	R: 0 E: 0 K: 0 S: 3	H: 1 LOB: 0 BB: 0 P: 3	R: 0 E: 0 K: 2 S: 8	H: 0 LOB: 1 BB: 0 P: 8	R: 0 E: 0 K: 0 S: 3	H: 0 LOB: 0 BB: 0 P: 3	R: 1 E: 0 K: 0 S: 5	H: 2 LOB: 1 BB: 0 P: 5	R: 1 E: 0 K: 0 S: 5	H: 4 LOB: 1 BB: 0 P: 5	R: 2 E: 0 K: 0 S: 7	H: 4 LOB: 2 BB: 0 P: 7	1B: 11 2B: 2 3B: 1 HR: 3	SF: 0 SAC: 1 DP: 2 HBP: 1	WP: 0 PA: 42 SB: 0 CS: 2		
PITCHER	IP WLS BF H R ER SO BB IBB HBP BLK WP HR S P ERA WHIP	8.0 L 35 13 4 4 2 2 2 0 0 0 0 0 3 36 45 4.50 1.875	1.0 7 4 2 2 0 0 0 0 0 0 0 0 0 7 7 18.00 4.000																				

Batter	1	2	3	4	5	6	7	8	9	AB	R	H	RBI	BB	SO	LOB	BOTTOM					
Willie Tasby, R OBP: 0.352, SLG: 0.419 (1, 8)										4	1	2	1	0	0	0	Kansas City Athletics @ Baltimore Orioles Memorial Stadium, Baltimore, MD Sat Jun 20 1959, 7:05 PM EDT Att: 25,970 - Unknown					
Bob Boyd, L OBP: 0.272, SLG: 0.289 (1, 3)										3	0	1	0	1	1	1						
Bob Nieman, R OBP: 0.289, SLG: 0.434 (1, 7)										4	0	1	1	0	2	1						
Billy Loes, R OBP: 0.364, SLG: 0.434 (9, 1)										0	0	0	0	0	0	0						
Gus Triandos, R OBP: 0.406, SLG: 0.601 (1, 2)										3	0	0	0	1	1	3						
Joe Taylor, R OBP: 0.143, SLG: 0.143 (1, 9)										4	0	0	0	0	1	1						
Jim Finigan, R OBP: 0.321, SLG: 0.320 (1, 5)										4	0	1	0	0	0	1						
Billy Gardner, R OBP: 0.289, SLG: 0.317 (1, 4)										3	1	1	0	0	0	1						
Albie Pearson, L OBP: 0.341, SLG: 0.245 (9, PH)										0	0	0	0	1	0	0						
Willy Miranda, S OBP: 0.182, SLG: 0.192 (1, 6)										2	0	0	0	0	0	0						
Gene Woodling, L OBP: 0.402, SLG: 0.552 (9, 7)										2	0	1	0	0	0	1						
Hoyt Wilhelm, R OBP: 0.108, SLG: 0.029 (1, 1)										2	0	0	0	0	1	0						
Al Pilarcik, L OBP: 0.364, SLG: 0.429 (8, PH)										0	0	0	0	0	0	0						
Billy Klaus, L OBP: 0.350, SLG: 0.311 (9, 6)										0	0	0	0	0	0	0						
Inning Stats	R: 0 E: 0 K: 1 S: 5	H: 0 LOB: 1 BB: 1 P: 9	R: 0 E: 0 K: 0 S: 3	H: 0 LOB: 0 BB: 0 P: 3	R: 0 E: 0 K: 1 S: 5	H: 0 LOB: 0 BB: 0 P: 5	R: 0 E: 0 K: 0 S: 3	H: 0 LOB: 0 BB: 0 P: 3	R: 0 E: 0 K: 1 S: 6	H: 1 LOB: 1 BB: 0 P: 6	R: 0 E: 0 K: 1 S: 5	H: 0 LOB: 1 BB: 1 P: 9	R: 0 E: 0 K: 1 S: 9	H: 5 LOB: 2 BB: 0 P: 9	R: 0 E: 0 K: 1 S: 5	H: 0 LOB: 1 BB: 1 P: 9	1B: 7 2B: 0 3B: 0 HR: 0	SF: 0 SAC: 1 DP: 1 HBP: 0	WP: 0 PA: 35 SB: 1 CS: 0			
PITCHER	IP WLS BF H R ER SO BB IBB HBP BLK WP HR S P ERA WHIP	7.2 W 29 6 2 2 4 6 2 0 0 0 0 0 9 35 43 2.35 1.043	1.1 S 6 1 0 0 2 1 0 0 0 0 0 0 9 13 0.00 1.500																			



Batter	1	2	3	4	5	6	7	8	9	AB	R	H	RBI	BB	SO	LOB	TOP			
Bill Tuttle, R OBP: 0.336, SLG: 0.363 (1.8)										4	0	0	0	1	0	2				
Jerry Lumpe, L OBP: 0.316, SLG: 0.319 (1.4)										5	1	2	1	0	0	0				
Kent Hadley, L OBP: 0.313, SLG: 0.506 (1.3)										5	0	1	1	0	2	2				
Bob Cerv, R OBP: 0.328, SLG: 0.474 (1.7)										5	0	3	0	0	0	2				
Dick Williams, R OBP: 0.333, SLG: 0.481 (1.9)										3	0	2	0	1	0	1				
Frank House, L OBP: 0.323, SLG: 0.372 (1.2)										4	0	0	0	0	1	6				
Joe Demaestri, R OBP: 0.327, SLG: 0.436 (1.6)										4	2	2	0	0	1	0				
Hal Smith, R OBP: 0.365, SLG: 0.357 (1.5)										3	2	3	3	0	0	0				
Ned Garver, R OBP: 0.417, SLG: 0.559 (1.1)										4	2	3	2	0	0	1				
Inning Stats	R: 0 E: 0 K: 0 S: 3	H: 0 LOB: 0 BB: 0 P: 3	R: 0 E: 0 K: 0 S: 3	H: 1 LOB: 0 BB: 0 P: 3	R: 4 E: 0 K: 0 S: 8	H: 6 LOB: 2 BB: 1 P: 12	R: 1 E: 0 K: 0 S: 4	H: 2 LOB: 0 BB: 0 P: 4	R: 0 E: 0 K: 2 S: 9	H: 2 LOB: 2 BB: 0 P: 9	R: 0 E: 0 K: 0 S: 3	H: 0 LOB: 0 BB: 0 P: 3	R: 0 E: 0 K: 0 S: 3	H: 1 LOB: 0 BB: 0 P: 3	R: 2 E: 0 K: 2 S: 10	H: 3 LOB: 2 BB: 1 P: 14	1B: 9 2B: 4 3B: 1 HR: 2	SF: 1 SAC: 0 DP: 5 HBP: 0	WP: 0 PB: 0 SB: 0 CS: 0	PA: 40
PITCHER	IP WLS BF H R ER SO BB IBB HBP BLK WP HR S P ERA WHIP																			
Amie Portocarrero, R ERA: 9.71 (1.1)	2.1 L 11 5 4 4 0 0 0 0 0 0 1 11 11 15.43 2.143																			
Billy Hoelt, L ERA: 4.74 (3.1)	6.2 29 11 3 3 4 1 1 0 0 0 1 35 43 4.05 1.800																			

Kansas City Athletics @ Baltimore Orioles
Memorial Stadium, Baltimore, MD
 Sun Jun 21 1959, 3:33 AM EDT
 Att: 9,002 - Unknown

AB	37
R	7
H	16
RBI	7
BB	2
SO	4
LOB	14




Batter	1	2	3	4	5	6	7	8	9	AB	R	H	RBI	BB	SO	LOB	BOTTOM					
Albie Pearson, L OBP: 0.331, SLG: 0.237 (1.9)										4	0	0	0	0	0	2						
Bob Boyd, L OBP: 0.271, SLG: 0.284 (1.3)										3	0	0	0	1	0	1						
Billy Klaus, L OBP: 0.340, SLG: 0.301 (1.5)										4	0	0	0	0	0	2						
Gene Woodling, L OBP: 0.399, SLG: 0.545 (1.7)										4	0	1	0	0	0	1						
Gus Triandos, R OBP: 0.400, SLG: 0.590 (1.2)										3	0	0	0	0	0	2						
Willie Tasby, R OBP: 0.346, SLG: 0.414 (1.8)										3	0	0	0	0	0	0						
Billy Gardner, R OBP: 0.284, SLG: 0.311 (1.4)										3	0	0	0	0	0	0						
Willy Miranda, S OBP: 0.172, SLG: 0.182 (1.6)										3	0	0	0	0	0	0						
Amie Portocarrero, R OBP: 0.273, SLG: 0.273 (3.1)										0	0	0	0	0	0	0						
Inning Stats	R: 0 E: 0 K: 0 S: 3	H: 0 LOB: 1 BB: 1 P: 7	R: 0 E: 0 K: 0 S: 3	H: 0 LOB: 0 BB: 0 P: 3	R: 0 E: 0 K: 1 S: 5	H: 0 LOB: 0 BB: 0 P: 5	R: 0 E: 1 K: 0 S: 4	H: 0 LOB: 1 BB: 0 P: 4	R: 0 E: 0 K: 0 S: 3	H: 0 LOB: 0 BB: 0 P: 3	R: 0 E: 0 K: 0 S: 4	H: 1 LOB: 1 BB: 0 P: 4	R: 0 E: 0 K: 0 S: 3	H: 1 LOB: 0 BB: 0 P: 3	R: 0 E: 0 K: 0 S: 4	H: 1 LOB: 1 BB: 0 P: 4	R: 0 E: 0 K: 0 S: 3	H: 0 LOB: 0 BB: 0 P: 3	1B: 3 2B: 0 3B: 0 HR: 0	SF: 0 SAC: 0 DP: 1 HBP: 0	WP: 0 PB: 0 SB: 0 CS: 0	PA: 31
PITCHER	IP WLS BF H R ER SO BB IBB HBP BLK WP HR S P ERA WHIP																					
Ned Garver, R ERA: 2.91 (1.1)	9.0 W 31 3 0 0 1 1 0 0 0 0 0 32 36 0.00 0.444																					

Kansas City Athletics @ Baltimore Orioles
Memorial Stadium, Baltimore, MD
 Sun Jun 21 1959, 3:33 AM EDT
 Att: 9,002 - Unknown

AB	30
R	0
H	3
RBI	0
BB	1
SO	1
LOB	8



Batter	1	2	3	4	5	6	7	8	9	AB	R	H	RBI	BB	SO	LOB	TOP										
Willie Tasby, R OBP: 0.353, SLG: 0.415 (1, 8)	3-1		6-3 1B BB		SH1-3 1B	1-2 2-H 1B			P5	4	1	2	1	1	0	0	Baltimore Orioles @ Cleveland Indians Cleveland Municipal Stadium, Cleveland, OH Tue Jun 23 1959, 7:05 PM EDT Att: 19,979 - Unknown livebaseballscorecards.com										
Bob Boyd, L OBP: 0.276, SLG: 0.285 (1, 3)	1B BB		6-3		SH1-3	K			1B	3	0	1	0	1	1	3											
Gene Woodling, L OBP: 0.404, SLG: 0.542 (1, 9) (7, 7)	1B		1B BB		P6				F5	3	1	1	0	2	0	2											
Bob Nieman, R OBP: 0.337, SLG: 0.432 Al Pilarcik, L OBP: 0.369, SLG: 0.434 (7, PH) (7, 9)	F7		1B		K				SH4-3	3	0	1	1	0	1	3											
Gus Triandos, R OBP: 0.395, SLG: 0.579 (1, 2)	F8		1B						1B	1	0	1	0	0	0	0											
Billy Klaus, L OBP: 0.338, SLG: 0.294 (1, 5)			F7						F3	5	0	1	1	0	0	5											
Billy Gardner, R OBP: 0.284, SLG: 0.316 (1, 4)			F9							3	1	0	0	1	1	3											
Willy Miranda, S OBP: 0.177, SLG: 0.186 (1, 6)					4-3					4	1	1	0	0	0	0											
Mitt Pappas, R OBP: 0.172, SLG: 0.143 (1, 1)					P6				L7	4	1	1	1	0	0	0											
					K				K2-3	4	0	1	1	0	2	0											
Inning Stats	R: 0 E: 0 K: 0 S: 4	H: 1 LOB: 2 BB: 1 P: 8	R: 0 E: 0 K: 0 S: 3	H: 0 LOB: 0 BB: 0 P: 3	R: 2 E: 0 K: 1 S: 7	H: 2 LOB: 2 BB: 2 P: 15	R: 0 E: 0 K: 0 S: 3	H: 0 LOB: 0 BB: 0 P: 3	R: 0 E: 0 K: 1 S: 6	H: 1 LOB: 1 BB: 0 P: 6	R: 3 E: 0 K: 1 S: 8	H: 4 LOB: 2 BB: 1 P: 12	R: 0 E: 0 K: 1 S: 5	H: 0 LOB: 1 BB: 1 P: 9	R: 0 E: 0 K: 1 S: 5	H: 0 LOB: 0 BB: 0 P: 5		R: 0 E: 0 K: 0 S: 5	H: 2 LOB: 2 BB: 0 P: 5	1B: 9 2B: 2 3B: 0 HR: 0	SF: 0 SAC: 2 DP: 1 HBP: 0	WP: 0 PB: 0 SB: 0 CS: 1	PA: 41				
PITCHER	IP	WLS	BF	H	R	ER	SO	BB	IBB	HBP	BLK	WP	HR	S	P	ERA	WHIP										
Gary Bell, R ERA: 4.11 (1, 1)	5.1	L	27	7	5	5	2	4	0	0	0	0	0	27	43	8.44	2.062										
Dick Brodowski, R ERA: 1.8 (6, 1)	0.2		2	1	0	0	1	0	0	0	0	0	0	4	4	0.00	1.500										
Mike Garcia, R ERA: 3.03 (7, 1)	2.0		7	0	0	0	2	1	0	0	0	0	0	10	14	0.00	0.500										
Jim Perry, R ERA: 4.23 (9, 1)	1.0		5	2	0	0	0	0	0	0	0	0	0	5	5	0.00	2.000										

Batter	1	2	3	4	5	6	7	8	9	AB	R	H	RBI	BB	SO	LOB	BOTTOM										
Woodie Held, R OBP: 0.326, SLG: 0.467 (1, 6)	K		F8			6-3				4	1	1	1	0	1	1	Baltimore Orioles @ Cleveland Indians Cleveland Municipal Stadium, Cleveland, OH Tue Jun 23 1959, 7:05 PM EDT Att: 19,979 - Unknown livebaseballscorecards.com										
Vic Power, R OBP: 0.341, SLG: 0.458 (1, 3)	4-3				6-3	1B			1-3	4	0	1	0	0	0	0											
Tito Francona, L OBP: 0.378, SLG: 0.506 (1, 8)	4-3				L5	1B				4	0	1	0	0	0	0											
Rocky Colavito, R OBP: 0.359, SLG: 0.600 (1, 9)			F8		F7	K				4	0	1	0	0	1	2											
Minnie Minoso, R OBP: 0.358, SLG: 0.461 (1, 7)			K						G1-6-3	3	0	0	0	1	1	1											
George Strickland, R OBP: 0.343, SLG: 0.410 (1, 5)			F5						1B	3	0	0	0	0	0	1											
Dick Brown, R OBP: 0.370, SLG: 0.383 (1, 2)			F7							3	0	0	0	0	0	1											
Billy Martin, R OBP: 0.276, SLG: 0.379 Ray Webster, R OBP: 0.184, SLG: 0.340 (8, PH) (9, 4)			F9							2	0	0	0	0	0	1											
Gary Bell, R OBP: 0.182, SLG: 0.159 Dick Brodowski, R OBP: 0.337, SLG: 0.333 Jim Piersall, L OBP: 0.282, SLG: 0.313 Mike Garcia, R OBP: 0.369, SLG: 0.434 Russ Nixon, L OBP: 0.202, SLG: 0.188 Jim Perry, S OBP: 0.500, SLG: 0.500 (1, 1) (6, 1) (6, PH) (7, 1) (8, PH) (9, 1)						6-3			G3	1	0	1	0	0	0	0											
Inning Stats	R: 0 E: 0 K: 1 S: 5	H: 0 LOB: 0 BB: 0 P: 5	R: 0 E: 0 K: 1 S: 5	H: 0 LOB: 0 BB: 0 P: 5	R: 0 E: 0 K: 0 S: 4	H: 1 LOB: 1 BB: 0 P: 4	R: 0 E: 0 K: 0 S: 3	H: 0 LOB: 0 BB: 0 P: 3	R: 0 E: 0 K: 0 S: 3	H: 0 LOB: 1 BB: 1 P: 7	R: 0 E: 0 K: 1 S: 7	H: 2 LOB: 2 BB: 0 P: 7	R: 0 E: 0 K: 0 S: 3	H: 0 LOB: 0 BB: 0 P: 3	R: 1 E: 0 K: 1 S: 6	H: 1 LOB: 0 BB: 0 P: 6	R: 0 E: 0 K: 0 S: 3	H: 1 LOB: 0 BB: 0 P: 3	1B: 4 2B: 0 3B: 0 HR: 1	SF: 0 SAC: 0 DP: 1 HBP: 0	WP: 0 PB: 0 SB: 0 CS: 0	PA: 32					
PITCHER	IP	WLS	BF	H	R	ER	SO	BB	IBB	HBP	BLK	WP	HR	S	P	ERA	WHIP										
Mitt Pappas, R ERA: 3.97 (1, 1)	9.0	W	32	5	1	1	4	1	0	0	0	0	1	39	43	1.00	0.667										




Batter	1	2	3	4	5	6	7	8	9	AB	R	H	RBI	BB	SO	LOB	TOP																	
Jim Finigan, R OBP: 0.306, SLG: 0.307 (1, 5)										4	0	0	1	0	1	0	Baltimore Orioles @ Cleveland Indians Cleveland Municipal Stadium, Cleveland, OH Wed Jun 24 1959, 7:05 PM EDT Att: 11,694 - Unknown																	
Willie Tasby, R OBP: 0.350, SLG: 0.409 (1, 8)										4	0	0	0	1	0	0																		
Joe Taylor, R OBP: 0.273, SLG: 0.111 Al Pilarcik, L OBP: 0.374, SLG: 0.434 (8, PR) (8, 9)										2	0	0	0	2	0	0																		
Gus Triandos, R OBP: 0.400, SLG: 0.594 (1, 2)										4	1	2	1	1	0	1																		
Bob Nieman, R OBP: 0.341, SLG: 0.449 Albie Pearson, L OBP: 0.331, SLG: 0.237 (1, 7) (9, 7)										3	1	1	1	1	0	3																		
Walt Dropo, R OBP: 0.208, SLG: 0.279 (1, 3)										4	1	1	1	0	0	3																		
Billy Gardner, R OBP: 0.292, SLG: 0.340 (1, 4)										4	2	3	1	0	0	0																		
Willy Miranda, S OBP: 0.169, SLG: 0.177 Gene Woodling, L OBP: 0.409, SLG: 0.545 (9, PH) Billy Klaus, L OBP: 0.338, SLG: 0.294 (9, 6)										3	0	0	0	0	1	1																		
Hal Brown, R OBP: 0.158, SLG: 0.176 Bob Boyd, L OBP: 0.279, SLG: 0.289 Billy Loes, R (9, 1)										3	0	0	0	0	3	0																		
Inning Stats	R: 0 E: 0 K: 1 S: 5	H: 1 LOB: 2 BB: 2 P: 13	R: 0 E: 0 K: 0 S: 3	H: 1 LOB: 0 BB: 0 P: 3	R: 0 E: 0 K: 1 S: 5	H: 0 LOB: 0 BB: 0 P: 5	R: 3 E: 0 K: 1 S: 8	H: 3 LOB: 0 BB: 0 P: 8	R: 0 E: 0 K: 1 S: 5	H: 0 LOB: 0 BB: 0 P: 5	R: 1 E: 0 K: 0 S: 4	H: 1 LOB: 0 BB: 0 P: 4	R: 0 E: 0 K: 1 S: 5	H: 0 LOB: 0 BB: 0 P: 5	R: 0 E: 0 K: 0 S: 3	H: 0 LOB: 3 BB: 3 P: 15		R: 3 E: 1 K: 0 S: 6	H: 3 LOB: 1 BB: 1 P: 10	1B: 5 2B: 0 3B: 0 HR: 4	SF: 1 SAC: 0 DP: 2 HBP: 0	WP: 0 PB: 0 SB: 0 CS: 0	PA: 40											
PITCHER	IP WLS BF H R ER SO BB IBB HBP BLK WP HR S P ERA WHIP																																	
Herb Score, L ERA: 4.52 Dick Brodowski, R ERA: 1.73	(1, 1) (9, 1)	8.0 5	L 1	35 1	8 1	6 1	6 0	5 0	5 1	0 0	0 0	0 0	0 0	0 0	4 4	60 8		6.75 0.00	1.625 2.000															


Batter	1	2	3	4	5	6	7	8	9	AB	R	H	RBI	BB	SO	LOB	BOTTOM																	
Woodie Held, R OBP: 0.329, SLG: 0.463 (1, 6)										2	1	0	0	2	0	0	Baltimore Orioles @ Cleveland Indians Cleveland Municipal Stadium, Cleveland, OH Wed Jun 24 1959, 7:05 PM EDT Att: 11,694 - Unknown																	
Vic Power, R OBP: 0.339, SLG: 0.459 (1, 3)										4	1	1	0	0	2																			
Tito Francona, L OBP: 0.372, SLG: 0.529 (1, 8)										4	1	1	2	0	1																			
Rocky Colavito, R OBP: 0.357, SLG: 0.598 (1, 9)										4	0	1	1	0	0	0																		
Minnie Minoso, R OBP: 0.364, SLG: 0.475 (1, 7)										3	1	2	1	0	1																			
George Strickland, R OBP: 0.341, SLG: 0.403 (1, 5)										3	0	0	0	1	2																			
Dick Brown, R OBP: 0.345, SLG: 0.353 (1, 2)										4	0	0	0	0	1	3																		
Ray Webster, R OBP: 0.173, SLG: 0.320 Willie Jones, R OBP: 0.337, SLG: 0.452 (9, PH)										3	0	0	0	0	1	0																		
Herb Score, L OBP: 0.088, SLG: 0.091 Dick Brodowski, R OBP: 0.333, SLG: 0.333 (1, 1) (9, 1)										3	0	0	0	0	1	0																		
Inning Stats	R: 2 E: 0 K: 0 S: 5	H: 2 LOB: 1 BB: 1 P: 9	R: 0 E: 0 K: 1 S: 5	H: 0 LOB: 0 BB: 0 P: 5	R: 0 E: 0 K: 0 S: 2	H: 0 LOB: 0 BB: 1 P: 6	R: 1 E: 0 K: 0 S: 4	H: 1 LOB: 0 BB: 0 P: 4	R: 0 E: 0 K: 1 S: 5	H: 0 LOB: 0 BB: 0 P: 5	R: 1 E: 0 K: 0 S: 5	H: 2 LOB: 2 BB: 1 P: 9	R: 0 E: 0 K: 1 S: 5	H: 0 LOB: 0 BB: 0 P: 5	R: 0 E: 0 K: 0 S: 3	H: 0 LOB: 0 BB: 0 P: 3		R: 0 E: 0 K: 0 S: 3	H: 0 LOB: 1 BB: 0 P: 4	1B: 1 2B: 2 3B: 0 HR: 2	SF: 0 SAC: 0 DP: 1 HBP: 1	WP: 0 PB: 0 SB: 0 CS: 0	PA: 35											
PITCHER	IP WLS BF H R ER SO BB IBB HBP BLK WP HR S P ERA WHIP																																	
Hal Brown, R ERA: 2.44 Billy Loes, R ERA: 2.45	(1, 1) (9, 1)	8.0 S	W 4	31 0	5 0	4 0	4 0	3 0	3 0	0 0	0 0	1 3	0 4	0 0	0 0	0 4		4.50 0.00	1.000 0.000															

AB 33
R 7
H 9
RBI 5
BB 6
SO 5
LOB 8

AB 31
R 4
H 5
RBI 4
BB 3
SO 3
LOB 10



Batter	1	2	3	4	5	6	7	8	9	AB	R	H	RBI	BB	SO	LOB	TOP																
Willie Tasby, R OBP: 0.348, SLG: 0.405 (1, 8)	5-3		FC3-6 1B		4-3		F9		K	5	0	1	0	0	1	0	<p>Baltimore Orioles @ Cleveland Indians Cleveland Municipal Stadium, Cleveland, OH</p> <p>Thu Jun 25 1959, 3:33 AM EDT Att: 7,433 - Unknown</p> <p>livebaseballscores.com</p> <p>AB 35 R 2 H 7 RBI 2 BB 4 SO 4 LOB 21</p> 																
Bob Boyd, L OBP: 0.282, SLG: 0.291 Billy O'Dell, S OBP: 0.192, SLG: 0.250 (1, 3) (9, FR)	5-3		FC3-6 6-3 1-2		K			FC4-6 1B	WP 1B	5	0	2	0	0	1	1																	
Gene Woodling, L OBP: 0.406, SLG: 0.541 (1, 9)	1B 1B		6-3 1-2		BB 1B			FC4-6 BB 1B 1-2	F2	5	1	2	0	0	0	3																	
Bob Nieman, R OBP: 0.344, SLG: 0.447 (1, 7)	1-2 1B		5-3		P6			BB 1B BB		3	1	1	0	1	0	2																	
Gus Triandos, R OBP: 0.393, SLG: 0.581 (1, 2)	6-3				E6 FC4-6		F8	P3		4	0	0	0	0	0	5																	
Billy Klaus, L OBP: 0.349, SLG: 0.291 (1, 5) (7, 6)		4-0 BB BB	FC4-6 BB		FC4-6 1-2		FC6-4 BB	1B BB		1	0	0	0	3	0	1																	
Billy Gardner, R OBP: 0.289, SLG: 0.335 Joe Ginsberg, L OBP: 0.318, SLG: 0.293 Chico Carrasquel, R OBP: 0.298, SLG: 0.343 (1, 4) (8, PH) (8, 5)	P3		F7		FC6-4			1-2 2-3 BB		3	0	0	0	0	0	4																	
Willy Miranda, S OBP: 0.164, SLG: 0.172 Albie Pearson, L OBP: 0.329, SLG: 0.235 Jim Finigan, R OBP: 0.304, SLG: 0.304 (1, 6) (7, PH) (7, 5) (8, 4)	FC1-6-4 1-2		F7				4-3	F8		2	0	0	0	0	0	2																	
Hoyt Wilhelm, R OBP: 0.103, SLG: 0.028 Al Pilarcik, L OBP: 0.371, SLG: 0.430 Jack Fisher, R (7, PH) Walt Dropo, R OBP: 0.204, SLG: 0.273 (1, 1) (7, PH) (7, 1) (8, PH)	K				G3		K		F8	2	0	0	0	0	1	1																	
										1B: 7	SF: 0	WP: 1	PA: 39																				
Inning Stats	R: 0 E: 0 K: 0 S: 5	H: 2 LOB: 2 BB: 0 P: 5	R: 0 E: 0 K: 0 S: 5	H: 0 LOB: 1 BB: 1 P: 9	R: 0 E: 0 K: 0 S: 4	H: 1 LOB: 1 BB: 0 P: 4	R: 0 E: 1 K: 0 S: 4	H: 0 LOB: 1 BB: 0 P: 4	R: 0 E: 0 K: 0 S: 5	H: 1 LOB: 0 BB: 0 P: 5	R: 0 E: 0 K: 0 S: 4	H: 0 LOB: 0 BB: 0 P: 8	R: 0 E: 0 K: 0 S: 5	H: 0 LOB: 2 BB: 2 P: 13	R: 0 E: 0 K: 1 S: 6	H: 1 LOB: 2 BB: 0 P: 6		1B: 7 2B: 0 3B: 0 HR: 0	SF: 0 SAC: 0 DP: 0 HBP: 0	WP: 1 PB: 0 SB: 0 CS: 0													
PITCHER	IP WLS BF H R ER SO BB IBB HBP BLK WP HR S P ERA WHIP																																
Bobby Locke, R ERA: 4.85 Mike Garcia, R ERA: 2.9	(1, 1) (8, 1)	7.1 1.2	31 W 8	5 2	2 0	2 0	3 1	3 1	0 0	0 0	0 0	0 1	0 0	34 9	46 13	2.46 0.00	1.091 1.800																

Batter	1	2	3	4	5	6	7	8	9	AB	R	H	RBI	BB	SO	LOB	BOTTOM													
Woodie Held, R OBP: 0.328, SLG: 0.457 (1, 6)	5-3		F8		1-3					3	0	0	0	1	0	2	<p>Baltimore Orioles @ Cleveland Indians Cleveland Municipal Stadium, Cleveland, OH</p> <p>Thu Jun 25 1959, 3:33 AM EDT Att: 7,433 - Unknown</p> <p>livebaseballscores.com</p> <p>AB 30 R 3 H 8 RBI 3 BB 2 SO 1 LOB 17</p> 													
Vic Power, R OBP: 0.335, SLG: 0.452 (1, 3)	4-3		6-3			E6 1B E	F7			4	1	0	0	0	0	3														
Tito Francona, L OBP: 0.398, SLG: 0.618 (1, 8)	HR				PB 1B	B5-6 1-3 1B		HR		4	2	4	2	0	0	0														
Rocky Colavito, R OBP: 0.356, SLG: 0.597 (1, 9)	F5				K	E6		4-3 2B		4	0	1	1	0	1	2														
Minnie Minoso, R OBP: 0.358, SLG: 0.468 (1, 7)		4-3			F8	B5-6		4-3		4	0	0	0	0	0	4														
George Strickland, R OBP: 0.339, SLG: 0.395 (1, 5)	4-3				F7	F7		G4-3 BB		3	0	0	0	1	0	2														
Granny Hamner, R OBP: 0.292, SLG: 0.402 (1, 4)	P4				6-3			SH3-4 1B	G4-3	4	0	1	0	0	0	2														
Dick Brown, R OBP: 0.361, SLG: 0.370 (1, 2)					SH3-4 1B			P6		3	0	2	0	0	0	1														
Bobby Locke, R OBP: 0.333, SLG: 1.333 Mike Garcia, R (1, 1) (8, 1)	SH3-4				SH3-4			SH3-4		1	0	0	0	0	0	1														
										0	0	0	0	0	0	0														
Inning Stats	R: 1 E: 0 K: 0 S: 4	H: 1 LOB: 0 BB: 0 P: 4	R: 0 E: 0 K: 0 S: 3	H: 0 LOB: 0 BB: 0 P: 3	R: 0 E: 0 K: 0 S: 4	H: 1 LOB: 1 BB: 0 P: 4	R: 0 E: 0 K: 1 S: 6	H: 1 LOB: 1 BB: 0 P: 6	R: 0 E: 0 K: 0 S: 4	H: 1 LOB: 2 BB: 1 P: 8	R: 0 E: 0 K: 0 S: 4	H: 1 LOB: 1 BB: 1 P: 8	R: 1 E: 0 K: 0 S: 4	H: 2 LOB: 1 BB: 1 P: 8	1B: 5 2B: 2 3B: 0 HR: 2	SF: 0 SAC: 2 DP: 2 HBP: 0		WP: 0 PB: 1 SB: 0 CS: 0												
PITCHER	IP WLS BF H R ER SO BB IBB HBP BLK WP HR S P ERA WHIP																													
Hoyt Wilhelm, R ERA: 1.62 Jack Fisher, R ERA: 5.4	(1, 1) (7, 1)	6.0 2.0	L 10	3 1	1 1	0 0	2 0	0 0	0 0	0 0	1 8	26 16	1.50 4.50	0.833 2.500																

Batter	1	2	3	4	5	6	7	8	9	AB	R	H	RBI	BB	SO	LOB	TOP
Willie Tasby, R OBP: 0.345, SLG: 0.413 (1, 8)	0-0 6-3	0-0 6-3		0-3 K			0-0 L8		0-0 FC5-4-2 DI	5	0	0	0	0	1	4	
Billy Klaus, L OBP: 0.367, SLG: 0.304 (1, 5)	0-0 6-3		0-0 1B 1B		0-0 1B		0-0 1B		4-0 BB 1-3 BB	4	1	3	0	1	0	0	
Gene Woodling, L OBP: 0.401, SLG: 0.527 Albie Pearson, L OBP: 0.333, SLG: 0.235 (7, 9)	0-0 2B		0-0 F7		0-0 G6-4-3 1B		0-0 P5		4-0 FC6-4 BB 1-2 BB	4	0	2	0	0	0	2	
Bob Nieman, R OBP: 0.342, SLG: 0.460 (1, 7)	0-0 F7		0-0 F3		0-0 F9		0-0 F9		0-0 FC6-4 1-2	5	0	0	0	0	0	8	
Gus Triandos, R OBP: 0.398, SLG: 0.578 Joe Ginsberg, L OBP: 0.306, SLG: 0.270 (7, 2)		4-0 1B 2B BB	0-0 1B 1-2 1B		0-0 G6-4-3 1-2				0-0 6-3	2	1	1	0	1	0	2	
Walt Dropo, R OBP: 0.242, SLG: 0.304 (1, 3)		0-0 2B 1-2 1B	0-0 1-3 2-H 1B		0-0 5-3				0-0 5-3	4	0	2	1	0	0	0	
Billy Gardner, R OBP: 0.285, SLG: 0.329 (1, 4)		0-0 L8	0-3 K		0-3 K				0-0 4-3	4	0	0	0	0	2	4	
Willy Miranda, S OBP: 0.205, SLG: 0.205 (1, 6)		0-0 1-3 2-H 2B		0-0 F5		4-0 BB			0-0 1B FC5-4-2 1B	3	0	2	1	1	0	0	
Billy Hoelt, L OBP: 0.250, SLG: 0.250 (1, 1) Ernie Johnson, R OBP: 0.333, SLG: 0.333 (3, 1) Amie Portocarrero, R (5, 1) Al Pilarcik, L (9, PH) OBP: 0.381, SLG: 0.440	0-3 K		0-0 5-3		0-0 F3				0-0 1-2 1B FC5-4-2	1	0	0	0	0	1	2	
Inning Stats	R: 0 E: 0 K: 0 S: 4	H: 1 LOB: 1 BB: 0 P: 4	R: 1 E: 0 K: 1 S: 7	H: 2 LOB: 2 BB: 1 P: 11	R: 1 E: 0 K: 1 S: 8	H: 3 LOB: 0 BB: 0 P: 8	R: 0 E: 0 K: 1 S: 5	H: 0 LOB: 1 BB: 0 P: 5	R: 0 E: 0 K: 0 S: 4	H: 1 LOB: 1 BB: 0 P: 4	R: 0 E: 0 K: 0 S: 3	H: 0 LOB: 0 BB: 0 P: 3	R: 0 E: 0 K: 0 S: 4	H: 2 LOB: 3 BB: 2 P: 12	1B: 9 2B: 3 3B: 0 HR: 0	SF: 0 SAC: 0 DP: 2 HBP: 0	WP: 0 PA: 40 PB: 0 SB: 0 CS: 0
PITCHER Paul Foytack, R ERA: 5.81 (1, 1)	IP: 9.0 WLS: W BF: 40 H: 11 R: 2 ER: 2 SO: 4 BB: 4 IBB: 0 HBP: 0 BLK: 0 WP: 0 HR: 0 S: 44 P: 60 ERA: 2.00 WHIP: 1.667																

Baltimore Orioles @ Detroit Tigers
Briggs Stadium, Detroit, MI
Sat Jun 27 1959, 4:33 AM EDT
Att: 10,856 - Unknown

AB	36
R	2
H	11
RBI	2
BB	4
SO	4
LOB	23



Batter	1	2	3	4	5	6	7	8	9	AB	R	H	RBI	BB	SO	LOB	BOTTOM		
Eddie Yost, R OBP: 0.404, SLG: 0.459 (1, 5)	0-0 F2		0-3 K		0-0 6-3 1B 2-H		4-0 BB HR BB		0-0 P5	4	2	1	1	1	1	2			
Harvey Kuenn, R OBP: 0.412, SLG: 0.500 (1, 9)	0-0 F7		0-0 4-3 1B 2B		0-0 6-3 1-2		0-0 F7		0-0 F7	5	1	1	0	0	0	2			
Charlie Maxwell, L OBP: 0.335, SLG: 0.491 (1, 7)	0-3 K		0-0 4-3		0-0 HR 1B		0-0 F7		0-3 K	5	1	1	1	0	2	2			
Al Kaline, R OBP: 0.406, SLG: 0.575 (1, 8)		0-0 HR 1B	4-0 WP 1B BB		0-0 1-H HR		4-0 1-2 HR BB		0-0 L9	3	4	2	2	2	0	0			
Gus Zernial, R OBP: 0.238, SLG: 0.667 (1, 3)		0-0 1-H HR	0-3 K		0-0 G3		0-0 1-H 2-H HR			4	2	2	5	0	1	2			
Red Wilson, R OBP: 0.355, SLG: 0.453 (1, 2)		4-0 1B BB	0-0 2-H 3-H 1B		0-0 HR		0-0 FC5-4 1B			3	1	3	3	1	0	0			
Rocky Bridges, R OBP: 0.336, SLG: 0.386 (1, 6)		0-0 P4	0-0 P4		0-0 L6-3 1B		0-0 FC5-4 1-2			4	0	1	0	0	0	3			
Ted Lepcio, R OBP: 0.347, SLG: 0.467 (1, 4)		0-0 F9		0-0 SH1-4 1B		0-3 K		0-0 P3		4	1	1	0	0	1	2			
Paul Foytack, R OBP: 0.147, SLG: 0.094 (1, 1)		0-0 1-2 1B		0-0 SH1-4		0-0 L6-3		0-0 5-3		3	0	1	0	0	0	1			
Inning Stats	R: 0 E: 0 K: 1 S: 5	H: 0 LOB: 0 BB: 0 P: 5	R: 2 E: 0 K: 1 S: 8	H: 3 LOB: 1 BB: 1 P: 12	R: 2 E: 0 K: 1 S: 7	H: 2 LOB: 1 BB: 1 P: 11	R: 4 E: 0 K: 0 S: 7	H: 4 LOB: 0 BB: 0 P: 7	R: 1 E: 0 K: 1 S: 6	H: 2 LOB: 0 BB: 0 P: 6	R: 3 E: 0 K: 0 S: 5	H: 2 LOB: 1 BB: 2 P: 13	R: 0 E: 0 K: 0 S: 3	H: 0 LOB: 0 BB: 0 P: 3	R: 0 E: 0 K: 1 S: 5	H: 0 LOB: 0 BB: 0 P: 5	1B: 8 2B: 2 3B: 0 HR: 4	SF: 0 SAC: 1 DP: 1 HBP: 0	WP: 1 PA: 40 PB: 0 SB: 0 CS: 0
PITCHER Billy Hoelt, L (1, 1) Ernie Johnson, R (3, 1) Amie Portocarrero, R (5, 1) ERA: 9.43	IP: 2.1 WLS: L BF: 13 H: 4 R: 4 ER: 4 SO: 2 BB: 2 IBB: 0 HBP: 0 BLK: 0 WP: 1 HR: 1 S: 15 P: 23 ERA: 15.43 WHIP: 2.571																		
PITCHER Paul Foytack, R (1, 1)	IP: 9.0 WLS: W BF: 40 H: 11 R: 2 ER: 2 SO: 4 BB: 4 IBB: 0 HBP: 0 BLK: 0 WP: 0 HR: 0 S: 44 P: 60 ERA: 2.00 WHIP: 1.667																		

Baltimore Orioles @ Detroit Tigers
Briggs Stadium, Detroit, MI
Sat Jun 27 1959, 4:33 AM EDT
Att: 10,856 - Unknown

AB	35
R	12
H	13
RBI	12
BB	4
SO	5
LOB	14



Batter	1	2	3	4	5	6	7	8	9	AB	R	H	RBI	BB	SO	LOB	TOP			
Willie Tasby, R OBP: 0.343, SLG: 0.411 (1, 8)										4	0	1	0	0	0	2	Baltimore Orioles @ Detroit Tigers Briggs Stadium, Detroit, MI Sun Jun 28 1959, 4:33 AM EDT Att: 17,910 - Unknown			
Gene Woodling, L OBP: 0.398, SLG: 0.519 (1, 9)										3	0	0	0	1	0	1				
Bob Nieman, R OBP: 0.340, SLG: 0.455 (1, 7)										4	0	1	0	0	0	1				
Gus Triandos, R OBP: 0.396, SLG: 0.577 (1, 2)										4	0	1	0	0	0	1				
Walt Dropo, R OBP: 0.227, SLG: 0.283 (1, 3)										4	0	0	0	0	1	3				
Jim Finigan, R OBP: 0.299, SLG: 0.308 (1, 5)										4	2	1	0	0	0	0				
Billy Gardner, R OBP: 0.290, SLG: 0.338 (1, 4)										3	0	2	0	0	0	0				
Jack Fisher, R OBP: 0.333, SLG: 0.111 (6, 1)										0	0	0	0	0	0	0				
Joe Taylor, R OBP: 0.333, SLG: 0.111 (9, PH)										0	0	0	0	1	0	0				
Willy Miranda, S OBP: 0.203, SLG: 0.203 (1, 6)										1	0	0	1	0	0	1				
Chico Carrasquel, R OBP: 0.293, SLG: 0.337 (4, PH)										3	0	0	1	0	0	2				
Mitt Pappas, R OBP: 0.161, SLG: 0.133 (1, 1)										2	0	0	0	0	1	2				
Billy Klaus, L OBP: 0.363, SLG: 0.300 (6, 4)										2	0	0	0	0	0	1				
Inning Stats	R: 0 E: 0 K: 1 S: 6	H: 1 LOB: 2 BB: 1 P: 10	R: 1 E: 1 K: 0 S: 5	H: 1 LOB: 1 BB: 0 P: 5	R: 0 E: 0 K: 0 S: 4	H: 1 LOB: 1 BB: 0 P: 4	R: 1 E: 0 K: 1 S: 7	H: 2 LOB: 1 BB: 0 P: 7	R: 0 E: 0 K: 0 S: 3	H: 0 LOB: 0 BB: 0 P: 3	R: 0 E: 0 K: 0 S: 3	H: 0 LOB: 1 BB: 0 P: 3	R: 0 E: 0 K: 0 S: 4	H: 1 LOB: 1 BB: 0 P: 4	R: 0 E: 0 K: 0 S: 3	H: 0 LOB: 0 BB: 1 P: 7	1B: 3 2B: 3 3B: 0 HR: 0	SF: 0 SAC: 0 DP: 0 HBP: 0	WP: 0 PB: 0 SB: 0 CS: 0	PA: 36
PITCHER Don Mossi, L ERA: 2.6 (1, 1)	IP: 9.0 WLS: W BF: 36 H: 6 R: 2 ER: 1 SO: 2 BB: 2 IBB: 0 HBP: 0 BLK: 0 WP: 0 HR: 0 S: 38 P: 46 ERA: 1.00 WHIP: 0.889															PITCHER				

livebaseballscores.com

AB 34
R 2
H 6
RBI 2
BB 2
SO 2
LOB 14



Batter	1	2	3	4	5	6	7	8	9	AB	R	H	RBI	BB	SO	LOB	BOTTOM			
Eddie Yost, R OBP: 0.397, SLG: 0.450 (1, 5)										5	0	0	0	0	0	1	Baltimore Orioles @ Detroit Tigers Briggs Stadium, Detroit, MI Sun Jun 28 1959, 4:33 AM EDT Att: 17,910 - Unknown			
Harvey Kuenn, R OBP: 0.413, SLG: 0.502 (1, 9)										3	2	1	0	1	0	1				
Charlie Maxwell, L OBP: 0.333, SLG: 0.500 (1, 7)										4	1	1	2	0	0	1				
Al Kaline, R OBP: 0.404, SLG: 0.569 (1, 8)										3	0	0	0	1	0	0				
Gus Zernial, R OBP: 0.240, SLG: 0.600 (1, 3)										4	0	1	0	0	1	1				
Lou Berberet, L OBP: 0.318, SLG: 0.396 (1, 2)										3	2	2	0	1	1	1				
Rocky Bridges, R OBP: 0.342, SLG: 0.392 (1, 6)										4	1	3	1	0	0	2				
Ted Lepcio, R OBP: 0.340, SLG: 0.449 (1, 4)										4	1	1	1	0	0	3				
Don Mossi, L OBP: 0.143, SLG: 0.152 (1, 1)										4	0	1	2	0	1	2				
Inning Stats	R: 0 E: 0 K: 0 S: 3	H: 0 LOB: 0 BB: 0 P: 3	R: 1 E: 0 K: 0 S: 5	H: 2 LOB: 1 BB: 0 P: 5	R: 2 E: 0 K: 0 S: 4	H: 1 LOB: 0 BB: 1 P: 8	R: 0 E: 0 K: 1 S: 7	H: 2 LOB: 2 BB: 0 P: 7	R: 1 E: 0 K: 0 S: 4	H: 1 LOB: 0 BB: 0 P: 4	R: 3 E: 0 K: 0 S: 6	H: 3 LOB: 1 BB: 1 P: 10	R: 0 E: 0 K: 1 S: 6	H: 1 LOB: 2 BB: 1 P: 10	R: 0 E: 0 K: 1 S: 5	H: 0 LOB: 0 BB: 0 P: 5		1B: 6 2B: 3 3B: 0 HR: 1	SF: 0 SAC: 0 DP: 0 HBP: 0	WP: 1 PB: 0 SB: 0 CS: 0
PITCHER Mitt Pappas, R ERA: 4.48 Jack Fisher, R ERA: 3.24 (6, 1)	IP: 5.1 WLS: L BF: 27 H: 9 R: 7 ER: 7 SO: 1 BB: 2 IBB: 0 HBP: 0 BLK: 0 WP: 1 HR: 1 S: 27 P: 35 ERA: 11.81 WHIP: 2.062															PITCHER				

livebaseballscores.com

AB 34
R 7
H 10
RBI 6
BB 3
SO 3
LOB 12



Batter	1	2	3	4	5	6	7	8	9	AB	R	H	RBI	BB	SO	LOB	TOP			
Hank Bauer, R (1, 9) OBP: 0.348, SLG: 0.394	F8		1B			6-3			K	5	2	2	0	0	1	0	New York Yankees @ Baltimore Orioles Memorial Stadium, Baltimore, MD Tue Jun 30 1959, 7:05 PM EDT Att: 27,905 - Unknown - 100 F			
Bobby Richardson, R (1, 4) OBP: 0.347, SLG: 0.375	K		1B		SH1-4		F7		1-3	4	1	1	1	0	1	0				
Norm Siebern, L (1, 7) OBP: 0.346, SLG: 0.415	4-3		F8		1B		K			3	0	0	0	1	1	2				
Bill Skowron, R (1, 3) OBP: 0.347, SLG: 0.545		1B								2	0	2	0	0	0	0				
Mary Thronberry, L (3, 3) OBP: 0.303, SLG: 0.373		1B								2	0	1	1	0	0	0				
Yogi Berra, L (1, 2) OBP: 0.325, SLG: 0.405		F9							F7	3	0	1	2	1	0	1				
Hector Lopez, R (1, 5) OBP: 0.345, SLG: 0.519		F9					K		K	4	0	0	0	0	2	6				
Gil McDougald, R (1, 6) OBP: 0.324, SLG: 0.374		1B			6-3		FC6-4		1B	4	0	2	0	0	0	3				
Jim Pisoni, R (1, 8) OBP: 0.238, SLG: 0.256	PO		K		K				K	4	0	0	0	0	4	1				
Duke Maas, R (1, 1) OBP: 0.208, SLG: 0.136					4-1				6-3	1	1	0	0	1	0	0				
Art Ditmar, R (5, 1) OBP: 0.150, SLG: 0.179			1B		4-3					2	0	0	0	0	0	0				
Inning Stats	R: 0 E: 0 K: 1 S: 5	H: 0 LOB: 0 BB: 0 P: 5	R: 0 E: 0 K: 0 S: 4	H: 2 LOB: 1 BB: 0 P: 4	R: 3 E: 0 K: 1 S: 9	H: 4 LOB: 2 BB: 1 P: 13	R: 0 E: 0 K: 1 S: 5	H: 0 LOB: 0 BB: 0 P: 5	R: 1 E: 0 K: 1 S: 7	H: 2 LOB: 3 BB: 2 P: 15	R: 0 E: 0 K: 1 S: 5	H: 0 LOB: 0 BB: 0 P: 5	R: 0 E: 0 K: 2 S: 8	H: 1 LOB: 1 BB: 0 P: 8	R: 0 E: 0 K: 1 S: 5	H: 0 LOB: 0 BB: 0 P: 5	1B: 9 2B: 0 3B: 0 HR: 0	SF: 0 SAC: 1 DP: 0 HBP: 0	WP: 0 PB: 0 SB: 0 CS: 0	PA: 39
PITCHER	IP WLS BF H R ER SO BB IBB HBP BLK WP HR S P ERA WHIP																			
Hoyt Wilhelm, R (1, 1) ERA: 1.83	7.0 L 31 8 4 4 6 2 1 0 0 0 0 0 40 52 5.14 1.429																			
Jack Fisher, R (8, 1) ERA: 2.61	2.0 7 1 0 0 3 0 0 0 0 0 0 0 13 13 0.00 0.500																			


AB	34
R	4
H	9
RBI	4
BB	3
SO	9
LOB	13




Batter	1	2	3	4	5	6	7	8	9	AB	R	H	RBI	BB	SO	LOB	BOTTOM					
Billy Klaus, L (1, 5) OBP: 0.355, SLG: 0.292	F9		L9						K	4	0	0	0	0	1	0	New York Yankees @ Baltimore Orioles Memorial Stadium, Baltimore, MD Tue Jun 30 1959, 7:05 PM EDT Att: 27,905 - Unknown - 100 F					
Al Pilarcik, L (1, 9) OBP: 0.377, SLG: 0.429	4-3		6-3						4-3	3	0	0	0	1	0	0						
Bob Boyd, L (1, 3) OBP: 0.284, SLG: 0.295									3-1	3	0	1	0	1	0	0						
Gene Woodling, L (1, 7) OBP: 0.400, SLG: 0.531									F7	3	1	1	1	1	0	3						
Gus Triandos, R (1, 2) OBP: 0.393, SLG: 0.568	F7								K	3	0	0	0	1	1	2						
Willie Tasby, R (1, 8) OBP: 0.345, SLG: 0.412			L9							4	0	2	0	0	1	1						
Chico Carrasquel, R (1, 6) OBP: 0.297, SLG: 0.330		K							F5	4	0	0	0	0	1	3						
Billy Gardner, R (1, 4) OBP: 0.289, SLG: 0.336		K							F6	4	0	1	0	0	1	1						
Hoyt Wilhelm, R (1, 1) OBP: 0.098, SLG: 0.026										2	0	0	0	0	0	0						
Albie Pearson, L (7, PH) OBP: 0.331, SLG: 0.233			F4						G1	1	0	0	0	0	0	1						
Jack Fisher, R (8, 1) ERA: 3.09									G4-6-3	0	0	0	0	0	0	0						
Inning Stats	R: 0 E: 0 K: 0 S: 4	H: 1 LOB: 2 BB: 1 P: 8	R: 0 E: 0 K: 2 S: 7	H: 0 LOB: 0 BB: 0 P: 7	R: 0 E: 0 K: 0 S: 3	H: 0 LOB: 0 BB: 0 P: 3	R: 1 E: 0 K: 0 S: 5	H: 2 LOB: 1 BB: 0 P: 5	R: 0 E: 1 K: 0 S: 4	H: 0 LOB: 3 BB: 2 P: 12	R: 0 E: 0 K: 1 S: 4	H: 0 LOB: 0 BB: 1 P: 8	R: 0 E: 0 K: 1 S: 5	H: 1 LOB: 0 BB: 0 P: 5	R: 0 E: 0 K: 0 S: 3	H: 0 LOB: 0 BB: 0 P: 3	R: 0 E: 0 K: 1 S: 6	H: 1 LOB: 1 BB: 0 P: 6	1B: 3 2B: 1 3B: 0 HR: 1	SF: 0 SAC: 0 DP: 2 HBP: 0	WP: 0 PB: 0 SB: 0 CS: 0	PA: 35
PITCHER	IP WLS BF H R ER SO BB IBB HBP BLK WP HR S P ERA WHIP																					
Duke Maas, R (1, 1) ERA: 4.34	4.2 21 3 1 1 2 3 1 0 0 0 0 0 22 34 1.93 1.286																					
Art Ditmar, R (5, 1) ERA: 3.09	4.1 W 14 2 0 0 3 1 0 0 0 0 0 0 19 23 0.00 0.692																					

AB	31
R	1
H	5
RBI	1
BB	4
SO	5
LOB	11



Batter	1	2	3	4	5	6	7	8	9	AB	R	H	RBI	BB	SO	LOB	TOP			
Hank Bauer, R (1, 9) OBP: 0.341, SLG: 0.386	F4		F9			K		F6		4	0	0	0	0	1	0	New York Yankees @ Baltimore Orioles Memorial Stadium, Baltimore, MD Wed Jul 01 1959, 7:05 PM EDT Att: 16,720 - Unknown - 83 F AB 34 R 4 H 8 RBI 4 BB 2 SO 5 LOB 11 			
Bobby Richardson, R (1, 4) OBP: 0.344, SLG: 0.387	F3		4-3			F9		1B FC4-6 BB		3	1	0	0	1	0	0				
Mickey Mantle, S (1, 8) OBP: 0.424, SLG: 0.591 Jim Pisoni, R (8, PR) OBP: 0.238, SLG: 0.256 (8, 8)	G3		F8					FC4-6 1B		4	0	2	0	0	0	0				
Norm Siebern, L (1, 7) OBP: 0.345, SLG: 0.425		HR			F7			FC4-6 1-2 3-H		4	1	1	2	0	0	2				
Yogi Berra, L (1, 2) OBP: 0.328, SLG: 0.411					K			F2		4	1	2	0	0	1	2				
Bill Skowron, R (1, 3) OBP: 0.346, SLG: 0.540		2B			K					4	0	1	0	0	2	1				
Hector Lopez, R (1, 5) OBP: 0.344, SLG: 0.515										4	0	1	1	0	1	1				
Gil McDougald, R (1, 6) OBP: 0.327, SLG: 0.387										3	1	1	1	1	0	2				
Ralph Terry, R (1, 1) OBP: 0.138, SLG: 0.138										4	0	0	0	0	0	3				
Inning Stats	R: 0 E: 0 K: 0 S: 3	H: 0 LOB: 0 BB: 0 P: 3	R: 1 E: 0 K: 0 S: 5	H: 2 LOB: 2 BB: 1 P: 9	R: 0 E: 0 K: 0 S: 3	H: 0 LOB: 0 BB: 0 P: 3	R: 0 E: 0 K: 2 S: 7	H: 0 LOB: 0 BB: 0 P: 7	R: 0 E: 0 K: 0 S: 3	H: 1 LOB: 1 BB: 0 P: 6	R: 1 E: 0 K: 0 S: 5	H: 3 LOB: 1 BB: 0 P: 5	R: 1 E: 1 K: 0 S: 4	H: 1 LOB: 2 BB: 1 P: 8	R: 1 E: 0 K: 2 S: 8	H: 1 LOB: 0 BB: 0 P: 8	1B: 4 2B: 2 3B: 0 HR: 2	SF: 0 SAC: 0 DP: 1 HBP: 0	WP: 0 PB: 0 SB: 0 CS: 0	PA: 36
PITCHER	IP WLS BF H R ER SO BB IBB HBP BLK WP HR S P ERA WHIP																			
Hal Brown, R (1, 1) ERA: 2.45	7.0 L 27 6 2 2 2 3 0 1 0 0 0 1 32 36 2.57 0.857																			
Billy Loes, R (8, 1) ERA: 2.68	2.0 9 2 2 2 2 1 0 0 0 0 0 1 12 16 9.00 1.500																			

Batter	1	2	3	4	5	6	7	8	9	AB	R	H	RBI	BB	SO	LOB	BOTTOM					
Willie Tasby, R (1, 8) OBP: 0.341, SLG: 0.406	K		K			6-3		F9		4	0	0	0	0	2	2	New York Yankees @ Baltimore Orioles Memorial Stadium, Baltimore, MD Wed Jul 01 1959, 7:05 PM EDT Att: 16,720 - Unknown - 83 F AB 32 R 0 H 4 RBI 0 BB 1 SO 6 LOB 10 					
Al Pilarcik, L (1, 9) OBP: 0.366, SLG: 0.415	K		L8			E3 1B		F9		4	0	0	0	0	1	2						
Gene Woodling, L (1, 7) OBP: 0.394, SLG: 0.521	6-3				G3			6-3		4	0	0	0	0	0	1						
Gus Triandos, R (1, 2) OBP: 0.391, SLG: 0.561		F8			L9			6-3		4	0	1	0	0	0	0						
Billy Klaus, L (1, 5) OBP: 0.347, SLG: 0.284		K			K			L6		4	0	0	0	0	2	2						
Bob Boyd, L (1, 3) OBP: 0.279, SLG: 0.290		L6			1-3			F9		4	0	0	0	0	1	0						
Chico Carrasquel, R (1, 6) OBP: 0.289, SLG: 0.330			L8			4-3				3	0	1	0	0	0	0						
Billy Gardner, R (1, 4) OBP: 0.294, SLG: 0.346					F4					3	0	2	0	0	0	1						
Hal Brown, R (1, 1) OBP: 0.190, SLG: 0.167 Bob Nieman, R (7, PH) OBP: 0.338, SLG: 0.453 Billy Loes, R (8, 1)					2B			L7		1	0	0	0	1	0	1						
Inning Stats	R: 0 E: 0 K: 2 S: 7	H: 0 LOB: 0 BB: 0 P: 7	R: 0 E: 0 K: 1 S: 5	H: 0 LOB: 0 BB: 0 P: 5	R: 0 E: 0 K: 1 S: 6	H: 1 LOB: 2 BB: 1 P: 10	R: 0 E: 0 K: 1 S: 5	H: 0 LOB: 0 BB: 0 P: 5	R: 0 E: 0 K: 0 S: 4	H: 1 LOB: 1 BB: 0 P: 4	R: 0 E: 1 K: 0 S: 5	H: 1 LOB: 2 BB: 0 P: 5	R: 0 E: 0 K: 1 S: 6	H: 1 LOB: 1 BB: 0 P: 6	R: 0 E: 0 K: 0 S: 3	H: 0 LOB: 0 BB: 0 P: 3	R: 0 E: 0 K: 0 S: 3	H: 0 LOB: 0 BB: 0 P: 3	1B: 3 2B: 1 3B: 0 HR: 0	SF: 0 SAC: 0 DP: 0 HBP: 0	WP: 0 PB: 0 SB: 0 CS: 0	PA: 33
PITCHER	IP WLS BF H R ER SO BB IBB HBP BLK WP HR S P ERA WHIP																					
Ralph Terry, R (1, 1) ERA: 4.14	9.0 W 33 4 0 0 0 6 1 0 0 0 0 0 44 48 0.00 0.556																					

Batter	1	2	3	4	5	6	7	8	9	AB	R	H	RBI	BB	SO	LOB	TOP			
Gil McDougald, R OBP: 0.330, SLG: 0.388 (1, 6)										4	0	2	0	0	1	0	New York Yankees @ Baltimore Orioles Memorial Stadium, Baltimore, MD Thu Jul 02 1959, 7:05 PM EDT Att: 18,487 - Unknown - 80 F			
Bobby Richardson, R OBP: 0.342, SLG: 0.364 (1, 4)										4	0	1	0	0	0	2				
Mickey Mantle, S OBP: 0.419, SLG: 0.582 (1, 8)										4	0	0	0	0	3	3				
Norm Siebern, L OBP: 0.343, SLG: 0.422 (1, 7)										4	0	1	0	0	2	2				
Bill Skowron, R OBP: 0.344, SLG: 0.543 (1, 3)										4	0	1	0	0	1	2				
Hector Lopez, R OBP: 0.343, SLG: 0.524 (1, 5)										3	1	1	1	0	0	1				
Elston Howard, R OBP: 0.297, SLG: 0.489 (1, 2)										3	0	0	0	0	2	1				
Tony Kubek, L OBP: 0.310, SLG: 0.397 (1, 9)										2	0	0	0	1	1	0				
Don Larsen, R OBP: 0.421, SLG: 0.355 (1, 1)										3	0	0	0	0	0	1				
Inning Stats	R: 0 E: 0 K: 0 S: 3	H: 0 LOB: 0 BB: 0 P: 3	R: 0 E: 0 K: 0 S: 3	H: 1 LOB: 0 BB: 0 P: 3	R: 0 E: 0 K: 1 S: 4	H: 0 LOB: 0 BB: 1 P: 8	R: 0 E: 0 K: 2 S: 8	H: 1 LOB: 1 BB: 0 P: 8	R: 1 E: 0 K: 1 S: 6	H: 1 LOB: 0 BB: 0 P: 6	R: 0 E: 0 K: 0 S: 4	H: 1 LOB: 1 BB: 0 P: 4	R: 0 E: 0 K: 2 S: 7	H: 0 LOB: 0 BB: 0 P: 7	R: 0 E: 0 K: 3 S: 10	H: 1 LOB: 1 BB: 0 P: 10	1B: 4 2B: 0 3B: 1 HR: 1	SF: 0 SAC: 0 DP: 2 HBP: 0	WP: 0 PB: 0 SB: 0 CS: 0	PA: 32
PITCHER Jerry Walker, R ERA: 2.9 (1, 1)	IP: 9.0 WLS: W BF: 32 H: 6 R: 1 ER: 1 SO: 10 BB: 1 IBB: 0 HBP: 0 BLK: 0 WP: 0 HR: 1 S: 51 P: 55 ERA: 1.00 WHIP: 0.778															PITCHER				

Batter	1	2	3	4	5	6	7	8	9	AB	R	H	RBI	BB	SO	LOB	BOTTOM	
Willie Tasby, R OBP: 0.337, SLG: 0.401 (1, 8)										4	0	0	0	0	1	1	New York Yankees @ Baltimore Orioles Memorial Stadium, Baltimore, MD Thu Jul 02 1959, 7:05 PM EDT Att: 18,487 - Unknown - 80 F	
Bob Boyd, L OBP: 0.275, SLG: 0.284 (1, 3)										4	0	0	0	0	1	0		
Gene Woodling, L OBP: 0.399, SLG: 0.527 (6, 7)										3	1	2	0	1	1	0		
Albie Pearson, L OBP: 0.331, SLG: 0.233 (9, 7)										0	0	0	0	0	0	0		
Bob Nieman, R OBP: 0.343, SLG: 0.470 (1, 7)										2	1	1	2	1	0	1		
Al Pilarcik, L OBP: 0.370, SLG: 0.419 (6, 9)										1	0	1	0	0	0	0		
Gus Triandos, R OBP: 0.385, SLG: 0.550 (1, 2)										4	0	0	0	0	3	3		
Billy Klaus, L OBP: 0.382, SLG: 0.282 (1, 5)										1	1	0	0	2	0	0		
Willy Miranda, S OBP: 0.203, SLG: 0.203 (7, 5)										0	0	0	0	0	0	0		
Chico Carrasquel, R OBP: 0.286, SLG: 0.328 (1, 6)										1	0	0	0	0	1	0		
Billy Gardner, R OBP: 0.290, SLG: 0.341 (1, 4)										3	0	0	0	0	0	2		
Jerry Walker, S OBP: 0.167, SLG: 0.267 (1, 1)										3	0	1	1	0	0	1		
Inning Stats	R: 2 E: 0 K: 1 S: 7	H: 2 LOB: 0 BB: 0 P: 7	R: 1 E: 0 K: 0 S: 4	H: 1 LOB: 1 BB: 1 P: 8	R: 0 E: 0 K: 2 S: 7	H: 0 LOB: 1 BB: 1 P: 11	R: 0 E: 0 K: 0 S: 3	H: 0 LOB: 1 BB: 1 P: 7	R: 0 E: 0 K: 1 S: 5	H: 0 LOB: 0 BB: 0 P: 5	R: 0 E: 0 K: 1 S: 5	H: 0 LOB: 0 BB: 0 P: 5	R: 0 E: 0 K: 1 S: 6	H: 2 LOB: 2 BB: 0 P: 6	1B: 3 2B: 2 3B: 0 HR: 1	SF: 0 SAC: 2 DP: 1 HBP: 0	WP: 0 PB: 0 SB: 0 CS: 1	PA: 32
PITCHER Don Larsen, R ERA: 3.04 (1, 1)	IP: 8.0 WLS: L BF: 32 H: 5 R: 3 ER: 3 SO: 7 BB: 4 IBB: 0 HBP: 0 BLK: 0 WP: 0 HR: 1 S: 42 P: 58 ERA: 3.38 WHIP: 1.125															PITCHER		

Batter	1	2	3	4	5	6	7	8	9	AB	R	H	RBI	BB	SO	LOB	TOP										
Marty Keough, L OBP: 0.344, SLG: 0.492 (1, 8)	F9		BB BB 1-2 1B		4-3			E1		4	0	1	0	0	0	0	Boston Red Sox @ Baltimore Orioles Memorial Stadium, Baltimore, MD Fri Jul 03 1959, 7:05 PM EDT Att: 13,997 - Unknown										
Pete Runnels, L OBP: 0.441, SLG: 0.479 (1, 4)	F7		BB BB 1-2 2-3 BB		4-3			F8		3	0	0	0	1	0	1											
Ted Williams, L OBP: 0.308, SLG: 0.340 (1, 7)	4-3		BB BB 1-2 2-3 BB		4-3			P6		3	0	0	1	1	1	1											
Vic Wertz, L OBP: 0.351, SLG: 0.476 Dick Gemert, R OBP: 0.396, SLG: 0.464 (3, 3)	4-3		BB BB 1-2 2-3 3-H BB		F8			K		1	0	0	0	0	0	0											
Jackie Jensen, R OBP: 0.373, SLG: 0.515 (1, 9)	6-3		BB BB 1-2 2-3 BB		4-3			F8		4	0	1	0	0	0	0											
Frank Malzone, R OBP: 0.326, SLG: 0.445 (1, 5)	F8		BB BB 1-2 2-3 BB		5-3			F9		4	0	0	0	0	1	1											
Pete Daley, R OBP: 0.289, SLG: 0.294 (1, 2)			BB BB 1-2 2-3 BB		1-3			5-3		2	0	0	0	1	0	1											
Don Buddin, R OBP: 0.362, SLG: 0.331 (1, 6)			BB BB 1-2 2-3 BB		P6			FC6-5		2	1	0	0	1	0	1											
Jack Harshman, L OBP: 0.284, SLG: 0.357 Mike Cornelius, R OBP: 0.111, SLG: 0.111 Gary Gardner, L OBP: 0.272, SLG: 0.374 Bill Monbouquette, R OBP: 0.303, SLG: 0.221 Bobby Avila, R OBP: 0.292, SLG: 0.221 Murray Wall, R OBP: 0.111, SLG: 0.111 (1, 1) (1, 1) (3, PH) (3, 1) (8, PH) (8, 1)			BB BB 1-2 2-3 BB		K			K		0	0	0	0	0	0	0											
Inning Stats	R: 0 E: 0 K: 0 S: 3	H: 0 LOB: 0 BB: 0 P: 3	R: 0 E: 0 K: 0 S: 3	H: 0 LOB: 0 BB: 0 P: 3	R: 1 E: 0 K: 1 S: 5	H: 1 LOB: 3 BB: 4 P: 21	R: 0 E: 0 K: 0 S: 3	H: 0 LOB: 0 BB: 0 P: 3	R: 0 E: 0 K: 1 S: 5	H: 0 LOB: 0 BB: 0 P: 5	R: 0 E: 0 K: 2 S: 7	H: 0 LOB: 0 BB: 0 P: 7	R: 0 E: 0 K: 1 S: 6	H: 1 LOB: 1 BB: 0 P: 6	R: 0 E: 1 K: 1 S: 6	H: 0 LOB: 1 BB: 0 P: 6	R: 0 E: 0 K: 0 S: 3	H: 0 LOB: 0 BB: 0 P: 3	1B: 1 2B: 1 3B: 0 HR: 0	SF: 0 SAC: 0 DP: 0 HBP: 0	WP: 0 PB: 0 SB: 0 CS: 1	PA: 33					
PITCHER	IP	WLS	BF	H	R	ER	SO	BB	IBB	HBP	BLK	WP	HR	S	P	ERA	WHIP										
Jack Fisher, R ERA: 2.77 Billy O'Dell, L ERA: 3.79	(1, 1)	2.2	12	1	1	1	1	4	0	0	0	0	0	10	26	3.38	1.875										
	(3, 1)	6.1	W	21	1	0	0	5	0	0	0	0	0	31	31	0.00	0.158										

Batter	1	2	3	4	5	6	7	8	9	AB	R	H	RBI	BB	SO	LOB	BOTTOM											
Jim Finigan, R OBP: 0.303, SLG: 0.306 (1, 5)	BB BB 1B			3-1		FC5				4	1	1	0	1	1	4	Boston Red Sox @ Baltimore Orioles Memorial Stadium, Baltimore, MD Fri Jul 03 1959, 7:05 PM EDT Att: 13,997 - Unknown											
Gene Woodling, L OBP: 0.403, SLG: 0.523 (1, 9)	BB BB 1B	SH1-3 BB		K		P5		BB BB 1-2 2-3 BB		2	2	0	0	3	1	1												
Bob Nieman, R OBP: 0.462 Albie Pearson, L OBP: 0.328, SLG: 0.231 (1, 7)	BB BB 1-2 2-3 BB	SH1-3		4-3		4-3		4-3		3	0	0	0	0	1	2												
Gus Triandos, R OBP: 0.386, SLG: 0.547 (1, 2)	BB BB 1-2 2-3 BB	2H 1B				K		F3		3	1	1	1	1	1	0												
Willie Tasby, R OBP: 0.342, SLG: 0.409 (1, 8)	BB BB 1-2 2-3 BB	BB				BB BB 1-2 2-3 BB		BB BB 1-2 2-3 BB		4	1	3	1	0	1	1												
Walt Dropo, R OBP: 0.243, SLG: 0.302 (1, 3)	BB BB 1-2 2-3 BB	1B				BB BB 1-2 2-3 BB		P6		3	1	1	3	1	0	2												
Chico Carrasquel, R OBP: 0.289, SLG: 0.323 (1, 6)	BB BB 1-2 2-3 BB	BB BB 1-2 2-3 BB				BB BB 1-2 2-3 BB		SH2-4 BB		3	0	0	0	1	2	3												
Billy Gardner, R OBP: 0.294, SLG: 0.341 (1, 4)	BB BB 1-2 2-3 BB	BB BB 1-2 2-3 BB		4-3		G3		BB BB 1-2 2-3 BB		3	0	1	0	1	0	0												
Jack Fisher, R OBP: 0.500, SLG: 0.500 Billy O'Dell, S OBP: 0.188, SLG: 0.233 (1, 1)	BB BB 1-2 2-3 BB	BB BB 1-2 2-3 BB				BB BB 1-2 2-3 BB		SH2-4		1	0	1	1	0	0	0												
Inning Stats	R: 5 E: 0 K: 3 S: 12	H: 3 LOB: 2 BB: 4 P: 28	R: 1 E: 0 K: 1 S: 6	H: 1 LOB: 1 BB: 1 P: 10	R: 0 E: 0 K: 2 S: 7	H: 0 LOB: 0 BB: 0 P: 7	R: 0 E: 0 K: 1 S: 5	H: 0 LOB: 0 BB: 0 P: 5	R: 0 E: 0 K: 1 S: 5	H: 1 LOB: 1 BB: 1 P: 9	R: 0 E: 0 K: 0 S: 4	H: 2 LOB: 1 BB: 0 P: 4	R: 0 E: 0 K: 0 S: 4	H: 1 LOB: 1 BB: 0 P: 4	R: 0 E: 0 K: 0 S: 4	H: 1 LOB: 3 BB: 2 P: 12	R: 0 E: 0 K: 0 S: 3	H: 1 LOB: 2 BB: 2 P: 12	1B: 7 2B: 2 3B: 0 HR: 0	SF: 0 SAC: 2 DP: 1 HBP: 0	WP: 0 PB: 0 SB: 0 CS: 0	PA: 39						
PITCHER	IP	WLS	BF	H	R	ER	SO	BB	IBB	HBP	BLK	WP	HR	S	P	ERA	WHIP											
Jack Harshman, L ERA: 6.34 Mike Fornieles, R ERA: 3.99 Bill Monbouquette, R ERA: 5.95 Murray Wall, R ERA: 5.92	(1, 1)	0.1	L	6	2	5	5	1	3	0	0	0	0	0	13	21	5.40	2.400										
	(1, 1)	1.2	9	2	1	1	3	2	0	0	0	0	0	0	25	29	0.00	1.000										
	(3, 1)	5.0	18	4	0	0	4	1	0	0	0	0	0	0	4	12	0.00	3.000										
	(8, 1)	1.0	6	1	0	0	0	2	0	0	0	0	0	0	4	12	0.00	3.000										

Batter	1	2	3	4	5	6	7	8	9	AB	R	H	RBI	BB	SO	LOB	TOP
Don Buddin, R (1, 6) OBP: 0.358, SLG: 0.326 Herb Plews, L (9, PH) OBP: 0.265, SLG: 0.239	K		K				K										4 0 0 0 0 3 2 1 0 1 0 0 0 0
Pete Runnels, L (1, 4) OBP: 0.435, SLG: 0.470	G3		F5			6-3	G3		L6								5 0 0 0 0 0 3
Marty Keough, L (1, 8) OBP: 0.341, SLG: 0.484	F7		P4				F2										4 1 1 0 0 0 2
Vic Wertz, L (1, 3) OBP: 0.348, SLG: 0.465		K		K													3 1 0 0 1 3 0
Jackie Jensen, R (1, 9) OBP: 0.378, SLG: 0.522		F9															4 2 3 1 0 0 0
Ted Williams, L (1, 7) OBP: 0.316, SLG: 0.354		F8															3 0 2 2 1 0 0
Frank Malzone, R (1, 5) OBP: 0.325, SLG: 0.442																	4 1 1 0 0 1 4
Sammy White, R (1, 2) OBP: 0.268, SLG: 0.252 Dick Gemert, R (9, PH) OBP: 0.395, SLG: 0.462																	3 0 1 0 0 0 2 1 0 0 0 0 0 0
Ted Wills, L (1, 1) OBP: 0.313, SLG: 0.400 Mike Fomiele, R (5, 1) OBP: 0.111, SLG: 0.111 Gary Gardner, R (6, PH) OBP: 0.271, SLG: 0.388 Leo Kiely, L (6, 1) OBP: 0.271, SLG: 0.388 Murray Wall, R (6, 1) OBP: 0.271, SLG: 0.388 Gene Stephens, L (6, PH) OBP: 0.291, SLG: 0.291																	1 0 0 0 0 1 1 0 0 0 0 0 0 0 0 0 1 0 0 0 0 0 0 1 0 0 0 0 0 0 0 0 0 0 0 0 0 0 0 0 1 0 0 0 0 0 0 0
Inning Stats	R: 0 H: 0 E: 0 LOB: 0 K: 1 BB: 0 S: 5 P: 5	R: 0 H: 0 E: 0 LOB: 0 K: 1 BB: 0 S: 5 P: 5	R: 1 H: 2 E: 0 LOB: 2 K: 1 BB: 1 S: 7 P: 11	R: 1 H: 2 E: 0 LOB: 1 K: 1 BB: 0 S: 7 P: 7	R: 0 H: 0 E: 0 LOB: 0 K: 1 BB: 0 S: 5 P: 5	R: 3 H: 3 E: 0 LOB: 1 K: 1 BB: 1 S: 8 P: 12	R: 0 H: 0 E: 0 LOB: 0 K: 1 BB: 0 S: 5 P: 5	R: 0 H: 1 E: 0 LOB: 1 K: 1 BB: 1 S: 4 P: 9	R: 0 H: 1 E: 0 LOB: 1 K: 0 BB: 0 S: 4 P: 4	1B: 6 SF: 0 2B: 3 SAC: 0 3B: 0 DP: 1 HR: 0 HBP: 0	WP: 2 PA: 38 PB: 0 SB: 0 CS: 0						
PITCHER Mitt Pappas, R (1, 1) ERA: 4.53	IP: 9.0 WLS: W BF: 38 H: 9 R: 5 ER: 5 SO: 8 BB: 3 IBB: 0 HBP: 0 BLK: 0 WP: 2 HR: 0 S: 51 P: 63 ERA: 5.00 WHIP: 1.333											PITCHER IP: WLS: BF: H: R: ER: SO: BB: IBB: HBP: BLK: WP: HR: S: P: ERA: WHIP					

Boston Red Sox @ Baltimore Orioles
Memorial Stadium, Baltimore, MD
Sat Jul 04 1959, 3:33 AM EDT
Att: 10,628 - Unknown

AB 35
R 5
H 9
RBI 3
BB 3
SO 8
LOB 14



Batter	1	2	3	4	5	6	7	8	9	AB	R	H	RBI	BB	SO	LOB	BOTTOM
Jim Finigan, R (1, 5) OBP: 0.307, SLG: 0.336	F8																5 2 2 1 0 0 3
Gene Woodling, L (1, 9) OBP: 0.407, SLG: 0.524 Albie Pearson, L (8, PR) OBP: 0.328, SLG: 0.231	F9		F2														5 2 3 0 0 0 0 0 1 0 0 0 0 0
Bob Nieman, R (1, 7) OBP: 0.340, SLG: 0.468 Al Pilarcik, L (6, PR) OBP: 0.370, SLG: 0.419	5-3		F8														4 0 2 2 0 0 0 0 0 0 0 0 0 0
Gus Triandos, R (1, 2) OBP: 0.391, SLG: 0.558		E7															3 2 1 2 2 0 2
Willie Tasby, R (1, 8) OBP: 0.343, SLG: 0.405		F7	F5														3 1 0 0 2 1 5
Walt Dropo, R (1, 3) OBP: 0.297, SLG: 0.412																	5 3 3 4 0 0 5
Chico Carrasquel, R (1, 6) OBP: 0.285, SLG: 0.326		F7															4 0 1 2 0 1 2
Billy Gardner, R (1, 4) OBP: 0.301, SLG: 0.347																	2 0 1 0 2 0 0
Mitt Pappas, R (1, 1) OBP: 0.143, SLG: 0.118		F5															4 0 0 0 0 1 4
Inning Stats	R: 0 H: 0 E: 0 LOB: 0 K: 0 BB: 0 S: 3 P: 3	R: 2 H: 1 E: 1 LOB: 1 K: 0 BB: 1 S: 5 P: 9	R: 1 H: 1 E: 0 LOB: 1 K: 0 BB: 1 S: 4 P: 8	R: 1 H: 1 E: 0 LOB: 0 K: 1 BB: 0 S: 6 P: 6	R: 5 H: 5 E: 0 LOB: 2 K: 1 BB: 2 S: 10 P: 18	R: 1 H: 2 E: 0 LOB: 2 K: 1 BB: 1 S: 7 P: 11	R: 0 H: 1 E: 0 LOB: 0 K: 0 BB: 0 S: 3 P: 3	R: 1 H: 2 E: 0 LOB: 3 K: 0 BB: 1 S: 4 P: 8	1B: 6 SF: 1 2B: 3 SAC: 0 3B: 0 DP: 2 HR: 4 HBP: 0	WP: 0 PA: 42 PB: 0 SB: 0 CS: 0							
PITCHER Ted Wills, L (1, 1) ERA: 5.09 Mike Fomiele, R (5, 1) ERA: 3.92 Leo Kiely, L (6, 1) ERA: 4.3 Murray Wall, R (8, 1) ERA: 5.82	IP: 4.1 WLS: L BF: 24 H: 7 R: 9 ER: 8 SO: 1 BB: 3 IBB: 0 HBP: 0 BLK: 0 WP: 0 HR: 4 S: 23 P: 35 ERA: 16.61 WHIP: 2.308											PITCHER IP: WLS: BF: H: R: ER: SO: BB: IBB: HBP: BLK: WP: HR: S: P: ERA: WHIP					

Boston Red Sox @ Baltimore Orioles
Memorial Stadium, Baltimore, MD
Sat Jul 04 1959, 3:33 AM EDT
Att: 10,628 - Unknown


AB 35
R 11
H 13
RBI 11
BB 6
SO 3
LOB 21



Batter	1	2	3	4	5	6	7	8	9	AB	R	H	RBI	BB	SO	LOB	TOP					
Don Buddin, R (1, 6) OBP: 0.361, SLG: 0.329										4	1	2	1	1	1	0						
Pete Runnels, L (1, 4) OBP: 0.428, SLG: 0.462										5	0	0	0	0	1	2						
Marty Keough, L (1, 8) OBP: 0.336, SLG: 0.472										5	1	1	0	0	1	1						
Vic Wertz, L (1, 3) OBP: 0.348, SLG: 0.462										3	1	1	1	0	1	1						
Dick Gemert, R (5, 3) OBP: 0.392, SLG: 0.458										4	2	2	2	0	0	0						
Jackie Jensen, R (1, 9) OBP: 0.380, SLG: 0.532																						
Ted Williams, L (1, 7) OBP: 0.324, SLG: 0.360										3	1	2	0	0	0	0						
Gene Stephens, L (5, PR) OBP: 0.304, SLG: 0.292										1	1	1	0	0	0	0						
Frank Malzone, R (1, 5) OBP: 0.327, SLG: 0.441										3	2	1	0	1	0	3						
Sammy White, R (1, 2) OBP: 0.274, SLG: 0.267										4	0	2	5	0	0	2						
Tom Brewer, R (1, 1) OBP: 0.105, SLG: 0.081										3	0	0	0	0	0	3						
Inning Stats	R: 0 E: 0 K: 2 S: 8	H: 1 LOB: 1 BB: 0 P: 8	R: 0 E: 1 K: 0 S: 4	H: 0 LOB: 1 BB: 0 P: 4	R: 0 E: 0 K: 1 S: 5	H: 0 LOB: 0 BB: 0 P: 5	R: 3 E: 0 K: 0 S: 7	H: 4 LOB: 1 BB: 0 P: 7	R: 5 E: 0 K: 0 S: 8	H: 5 LOB: 2 BB: 1 P: 12	R: 0 E: 0 K: 0 S: 3	H: 0 LOB: 0 BB: 0 P: 3	R: 0 E: 0 K: 0 S: 3	H: 1 LOB: 1 BB: 0 P: 3	R: 1 E: 0 K: 0 S: 3	H: 1 LOB: 1 BB: 1 P: 7	R: 0 E: 0 K: 2 S: 7	H: 0 LOB: 0 BB: 0 P: 7	1B: 10 2B: 1 3B: 0 HR: 1	SF: 0 SAC: 1 DP: 0 HBP: 0	WP: 0 PB: 1 SB: 0 CS: 0	PA: 40
PITCHER	IP: 4.1 WLS: L BF: 22	H: 7 R: 6 ER: 6 SO: 3	BB: 1 IBB: 0 HBP: 0 BLK: 0	WP: 0 HR: 1 S: 27 P: 31	ERA: 12.46 WHIP: 1.846	IP: 5.1 WLS: L BF: 18	H: 5 R: 3 ER: 3 SO: 2	BB: 1 IBB: 0 HBP: 0 BLK: 0	WP: 0 HR: 0 S: 21 P: 25	ERA: 5.79 WHIP: 1.286												

Boston Red Sox @ Baltimore Orioles
Memorial Stadium, Baltimore, MD
Sun Jul 05 1959, 3:33 AM EDT
Unknown


AB	37
R	9
H	12
RBI	9
BB	2
SO	5
LOB	12



Batter	1	2	3	4	5	6	7	8	9	AB	R	H	RBI	BB	SO	LOB	BOTTOM					
Chico Carrasquel, R (1, 6) OBP: 0.284, SLG: 0.321										3	0	0	0	1	1	2						
Al Pilarcik, L (1, 9) OBP: 0.365, SLG: 0.413										2	0	0	0	0	1	2						
Joe Taylor, R (6, 9) OBP: 0.357, SLG: 0.100										1	0	0	0	1	0	0						
Gene Woodling, L (1, 7) OBP: 0.401, SLG: 0.515										4	0	0	0	0	0	1						
Walt Dropo, R (1, 3) OBP: 0.253, SLG: 0.389										4	0	0	0	0	1	1						
Willie Tasby, R (1, 8) OBP: 0.341, SLG: 0.402										2	0	0	0	0	0	0						
Arnie Portocarrero, R (5, 1) OBP: 0.278, SLG: 0.288										1	0	0	0	0	0	1						
Bob Boyd, L (9, PH) OBP: 0.278, SLG: 0.288										1	0	1	0	0	0	0						
Joe Ginsberg, L (1, 2) OBP: 0.289, SLG: 0.254										4	0	0	0	0	1	1						
Billy Klaus, L (1, 5) OBP: 0.357, SLG: 0.285										2	0	1	0	1	0	0						
Billy Gardner, R (1, 4) OBP: 0.302, SLG: 0.346										3	0	1	0	0	0	2						
Hal Brown, R (1, 1) OBP: 0.190, SLG: 0.167										0	0	0	0	0	0	0						
Albie Pearson, L (5, 8) OBP: 0.324, SLG: 0.227										2	0	0	0	0	0	2						
Inning Stats	R: 0 E: 0 K: 1 S: 5	H: 0 LOB: 0 BB: 0 P: 5	R: 0 E: 0 K: 1 S: 5	H: 0 LOB: 0 BB: 0 P: 5	R: 0 E: 0 K: 1 S: 6	H: 1 LOB: 2 BB: 1 P: 10	R: 0 E: 0 K: 0 S: 3	H: 0 LOB: 0 BB: 0 P: 3	R: 0 E: 1 K: 0 S: 5	H: 1 LOB: 2 BB: 0 P: 5	R: 0 E: 0 K: 0 S: 3	H: 0 LOB: 1 BB: 1 P: 7	R: 0 E: 0 K: 1 S: 4	H: 0 LOB: 0 BB: 1 P: 8	R: 0 E: 0 K: 0 S: 3	H: 0 LOB: 0 BB: 0 P: 3	R: 0 E: 0 K: 0 S: 4	H: 1 LOB: 1 BB: 0 P: 4	1B: 3 2B: 0 3B: 0 HR: 0	SF: 0 SAC: 1 DP: 1 HBP: 0	WP: 0 PB: 0 SB: 0 CS: 0	PA: 33
PITCHER	IP: 9.0 WLS: W BF: 33	H: 3 R: 0 ER: 0 SO: 4	BB: 3 IBB: 0 HBP: 0 BLK: 0	WP: 0 HR: 0 S: 38 P: 50	ERA: 0.00 WHIP: 0.667																	

Boston Red Sox @ Baltimore Orioles
Memorial Stadium, Baltimore, MD
Sun Jul 05 1959, 3:33 AM EDT
Unknown

AB	29
R	0
H	3
RBI	0
BB	3
SO	4
LOB	12



Batter	1	2	3	4	5	6	7	8	9	AB	R	H	RBI	BB	SO	LOB	TOP				
Don Buddin, R OBP: 0.365, SLG: 0.342 (1, 6)										4	3	2	1	1	1	3					
Pete Runnels, L OBP: 0.428, SLG: 0.461 (1, 4)										5	1	2	1	0	0	0					
Marty Keough, L OBP: 0.340, SLG: 0.485 (1, 8)										3	2	1	0	1	1	2					
Vic Wertz, L OBP: 0.345, SLG: 0.455 Dick Gemert, R OBP: 0.330, SLG: 0.456 (7, 3)										4	0	1	1	0	1	3					
Jackie Jensen, R OBP: 0.386, SLG: 0.537 (1, 9)										5	0	4	3	0	0	1					
Ted Williams, L OBP: 0.324, SLG: 0.355 Gene Stephens, L OBP: 0.308, SLG: 0.308 (6, 7)										2	0	0	0	1	0	0					
Frank Malzone, R OBP: 0.322, SLG: 0.434 (1, 5)										5	0	0	0	0	0	4					
Pete Daley, R OBP: 0.301, SLG: 0.302 (1, 2)										3	0	2	0	1	1	2					
Frank Baumann, L OBP: 0.333, SLG: 0.429 Frank Sullivan, R OBP: 0.111, SLG: 0.111 (6, 1)										3	0	1	0	0	0	3					
Inning Stats	R: 1 E: 0 K: 1 S: 7	H: 3 LOB: 2 BB: 0 P: 7	R: 0 E: 0 K: 0 S: 4	H: 1 LOB: 2 BB: 1 P: 8	R: 0 E: 0 K: 0 S: 3	H: 0 LOB: 0 BB: 0 P: 3	R: 0 E: 0 K: 1 S: 6	H: 1 LOB: 2 BB: 1 P: 10	R: 2 E: 0 K: 0 S: 4	H: 2 LOB: 0 BB: 1 P: 8	R: 0 E: 0 K: 0 S: 4	H: 1 LOB: 1 BB: 0 P: 4	R: 2 E: 0 K: 1 S: 8	H: 3 LOB: 1 BB: 0 P: 8	R: 0 E: 0 K: 1 S: 6	H: 1 LOB: 1 BB: 0 P: 6	R: 1 E: 0 K: 1 S: 7	H: 2 LOB: 2 BB: 1 P: 11	1B: 11 2B: 1 3B: 1 HR: 1	SF: 0 SAC: 2 DP: 1 HBP: 0	WP: 0 PA: 43 PB: 1 SB: 2 CS: 0
PITCHER	IP WLS BF H R ER SO BB IBB HBP BLK WP HR S P ERA WHIP															IP WLS BF H R ER SO BB IBB HBP BLK WP HR S P ERA WHIP					
Hoyt Wilhelm, R ERA: 1.96 (1, 1)	6.0 L 27 8 3 3 2 3 0 0 0 0 0 28 40 4.50 1.833																				
Jack Fisher, R ERA: 3.86 (7, 1)	1.0 6 3 2 2 1 0 0 0 0 0 1 8 8 18.00 3.000																				
Ernie Johnson, R ERA: 3.19 (8, 1)	2.0 10 3 1 1 2 1 0 0 0 0 0 13 17 4.50 2.000																				

Boston Red Sox @ Baltimore Orioles
Memorial Stadium, Baltimore, MD
Sun Jul 05 1959, 3:38 AM EDT
Att: 16,672 - Unknown

AB 37
R 6
H 14
RBI 6
BB 4
SO 5
LOB 20



Batter	1	2	3	4	5	6	7	8	9	AB	R	H	RBI	BB	SO	LOB	BOTTOM				
Jim Finigan, R OBP: 0.300, SLG: 0.328 Bob Boyd, L OBP: 0.280, SLG: 0.290 (7, 3)										3	0	0	0	0	1	1					
Willie Tasby, R OBP: 0.335, SLG: 0.395 (1, 8)										5	0	0	0	0	0	2					
Bob Nieman, R OBP: 0.336, SLG: 0.461 (1, 7)										5	1	1	0	0	2	2					
Gus Triandos, R OBP: 0.398, SLG: 0.576 (1, 2)										4	2	3	2	1	1	1					
Walt Dropo, R OBP: 0.256, SLG: 0.378 Billy Klaus, L OBP: 0.355, SLG: 0.283 (7, 5)										2	0	0	0	1	1	2					
Joe Taylor, R OBP: 0.412, SLG: 0.091 Jack Fisher, R OBP: 0.500, SLG: 0.500 Albie Pearson, L OBP: 0.321, SLG: 0.225 Ernie Johnson, R OBP: 0.333, SLG: 0.333 (8, 1)										1	0	0	0	2	0	1					
Chico Carrasquel, R OBP: 0.289, SLG: 0.318 Joe Ginsberg, L OBP: 0.286, SLG: 0.250 Willy Miranda, S OBP: 0.203, SLG: 0.203 (9, 6)										2	0	0	0	1	1	5					
Billy Gardner, R OBP: 0.301, SLG: 0.342 (1, 4)										3	0	0	0	1	3	5					
Hoyt Wilhelm, R OBP: 0.116, SLG: 0.026 Gene Woodling, L OBP: 0.401, SLG: 0.513 (7, 9)										1	0	0	0	1	0	0					
Inning Stats	R: 0 E: 0 K: 1 S: 5	H: 0 LOB: 0 BB: 0 P: 5	R: 0 E: 0 K: 1 S: 6	H: 1 LOB: 1 BB: 1 P: 10	R: 0 E: 0 K: 1 S: 5	H: 0 LOB: 0 BB: 0 P: 5	R: 0 E: 0 K: 2 S: 8	H: 1 LOB: 3 BB: 2 P: 16	R: 0 E: 0 K: 1 S: 5	H: 0 LOB: 1 BB: 1 P: 9	R: 0 E: 0 K: 1 S: 5	H: 0 LOB: 3 BB: 4 P: 21	R: 2 E: 1 K: 1 S: 7	H: 1 LOB: 0 BB: 0 P: 7	R: 0 E: 0 K: 1 S: 5	H: 0 LOB: 0 BB: 0 P: 5	R: 0 E: 0 K: 1 S: 6	H: 2 LOB: 1 BB: 0 P: 6	1B: 4 2B: 0 3B: 0 HR: 1	SF: 0 SAC: 0 DP: 1 HBP: 0	WP: 0 PA: 40 PB: 1 SB: 0 CS: 0
PITCHER	IP WLS BF H R ER SO BB IBB HBP BLK WP HR S P ERA WHIP															IP WLS BF H R ER SO BB IBB HBP BLK WP HR S P ERA WHIP					
Frank Baumann, L ERA: 4.8 (6, 1)	5.2 W 27 3 2 1 3 0 0 0 0 0 1 19 19 2.70 0.900																				

Boston Red Sox @ Baltimore Orioles
Memorial Stadium, Baltimore, MD
Sun Jul 05 1959, 3:38 AM EDT
Att: 16,672 - Unknown

AB 32
R 3
H 5
RBI 3
BB 8
SO 10
LOB 22



Batter	1	2	3	4	5	6	7	8	9	AB	R	H	RBI	BB	SO	LOB	TOP								
Willie Tasby, R OBP: 0.326, SLG: 0.386 (1, 8)										5	0	1	0	0	1	2									
Bob Boyd, L OBP: 0.294, SLG: 0.310 Walt Dropp, R OBP: 0.253, SLG: 0.373 (1, 3) (9, 3)										5	1	3	0	0	0	2									
Albie Pearson, L OBP: 0.326, SLG: 0.250 (1, 9) (8, 7)										4	1	2	1	0	1	1									
Gus Triandos, R OBP: 0.400, SLG: 0.581 (1, 2)										4	1	0	0	0	2										
Bob Nieman, R OBP: 0.338, SLG: 0.478 Al Pilarcik, L OBP: 0.362, SLG: 0.409 (1, 7) (8, 9)										4	1	1	2	0	0	0									
Brooks Robinson, R OBP: 0.200, SLG: 0.235 (1, 5)										4	1	1	0	0	0	0									
Chico Carrasquel, R OBP: 0.288, SLG: 0.317 Willy Miranda, S OBP: 0.213, SLG: 0.203 (1, 6) (9, 6)										4	0	1	0	0	1	0									
Billy Gardner, R OBP: 0.302, SLG: 0.349 (1, 4)										4	0	0	0	0	1	2									
Jerry Walker, S OBP: 0.176, SLG: 0.242 (1, 1)										3	0	0	0	1	0	1									
Inning Stats	R: 0 E: 0 K: 1 S: 6	H: 2 LOB: 1 BB: 0 P: 6	R: 0 E: 0 K: 1 S: 5	H: 0 LOB: 0 BB: 0 P: 5	R: 0 E: 0 K: 0 S: 3	H: 0 LOB: 0 BB: 0 P: 3	R: 0 E: 0 K: 0 S: 3	H: 0 LOB: 0 BB: 0 P: 3	R: 1 E: 1 K: 1 S: 8	H: 2 LOB: 2 BB: 0 P: 8	R: 4 E: 1 K: 0 S: 7	H: 3 LOB: 0 BB: 0 P: 7	R: 0 E: 0 K: 1 S: 6	H: 1 LOB: 1 BB: 0 P: 6	R: 0 E: 0 K: 0 S: 3	H: 0 LOB: 0 BB: 0 P: 3	R: 0 E: 0 K: 0 S: 4	H: 1 LOB: 2 BB: 1 P: 8	1B: 6 2B: 0 3B: 2 HR: 1	SF: 0 SAC: 0 DP: 1 HBP: 0	WP: 0 PB: 0 SB: 3 CS: 0	PA: 38			
PITCHER	IP	WLS	BF	H	R	ER	SO	BB	IBB	HBP	BLK	WP	HR	S	P	ERA	WHIP								
Pedro Ramos, R ERA: 4.3 (1, 1)	6.0	L	26	7	5	3	3	0	0	0	0	0	1	32	32	4.50	1.167								
Tex Clevenger, R ERA: 4.95 (7, 1)	2.0		7	1	0	0	1	0	0	0	0	0	0	9	9	0.00	0.500								
Dick Hyde, R ERA: 6.46 (9, 1)	1.0		5	1	0	0	0	1	0	0	0	0	0	4	8	0.00	2.000								

Baltimore Orioles @ Washington Senators
Griffith Stadium, Washington, DC
Thu Jul 09 1959, 7:05 PM EDT
Att: 20,803 - Unknown

AB 37
R 5
H 9
RBI 3
BB 1
SO 4
LOB 10



Batter	1	2	3	4	5	6	7	8	9	AB	R	H	RBI	BB	SO	LOB	BOTTOM								
Ken Aspromonte, R OBP: 0.343, SLG: 0.287 (1, 4)										4	0	1	0	0	1	1									
Bob Allison, R OBP: 0.335, SLG: 0.556 (1, 8)										4	0	1	0	0	0	1									
Harmon Killebrew, R OBP: 0.391, SLG: 0.613 (1, 5)										3	0	1	0	1	1	1									
Roy Sievers, R OBP: 0.327, SLG: 0.448 (1, 3)										3	0	0	0	0	0	3									
Jim Lemon, R OBP: 0.342, SLG: 0.543 (1, 7)										3	0	0	0	0	1	1									
Faye Throneberry, L OBP: 0.376, SLG: 0.434 (1, 9)										3	0	0	0	0	0	0									
Hal Naragon, L OBP: 0.299, SLG: 0.331 (1, 2)										2	0	0	0	0	1	0									
Billy Consolo, R OBP: 0.244, SLG: 0.226 Julio Becquer, L OBP: 0.248, SLG: 0.304 Dick Hyde, R (1, 6) (8, PH) (9, 1)										2	0	0	0	0	0	0									
Pedro Ramos, S OBP: 0.244, SLG: 0.262 Lenny Green, L OBP: 0.250, SLG: 0.313 Tex Clevenger, R OBP: 0.123, SLG: 0.286 Clint Courtney, L OBP: 0.347, SLG: 0.286 Jose Valdivielso, R OBP: 0.333, SLG: 0.333 (1, 1) (6, PH) (7, 1) (8, PH) (9, 6)										1	0	0	0	0	1	0									
Inning Stats	R: 0 E: 0 K: 1 S: 6	H: 1 LOB: 1 BB: 0 P: 6	R: 0 E: 0 K: 2 S: 7	H: 0 LOB: 0 BB: 0 P: 7	R: 0 E: 0 K: 1 S: 5	H: 0 LOB: 0 BB: 0 P: 5	R: 0 E: 0 K: 0 S: 3	H: 1 LOB: 0 BB: 0 P: 3	R: 0 E: 0 K: 0 S: 3	H: 0 LOB: 0 BB: 0 P: 3	R: 0 E: 0 K: 0 S: 3	H: 1 LOB: 1 BB: 0 P: 7	R: 0 E: 0 K: 0 S: 3	H: 0 LOB: 1 BB: 1 P: 7	R: 0 E: 0 K: 0 S: 3	H: 0 LOB: 0 BB: 0 P: 4	R: 0 E: 0 K: 1 S: 5	H: 1 LOB: 0 BB: 0 P: 5	1B: 4 2B: 0 3B: 0 HR: 0	SF: 0 SAC: 0 DP: 3 HBP: 1	WP: 0 PB: 1 SB: 0 CS: 0	PA: 30			
PITCHER	IP	WLS	BF	H	R	ER	SO	BB	IBB	HBP	BLK	WP	HR	S	P	ERA	WHIP								
Jerry Walker, R ERA: 2.61 (1, 1)	9.0	W	30	4	0	0	5	1	0	1	0	0	0	38	43	0.00	0.556								

Baltimore Orioles @ Washington Senators
Griffith Stadium, Washington, DC
Thu Jul 09 1959, 7:05 PM EDT
Att: 20,803 - Unknown

AB 28
R 0
H 4
RBI 0
BB 1
SO 5
LOB 9



Batter	1	2	3	4	5	6	7	8	9	AB	R	H	RBI	BB	SO	LOB	TOP	
Brooks Robinson, R OBP: 0.222, SLG: 0.233 (1.5)	5-3		G4-3 1B		5-3		5-3		F9	5	0	1	0	0	0	0	Baltimore Orioles @ Washington Senators Griffith Stadium, Washington, DC Sat Jul 11 1959, 3:33 AM EDT Att: 7,134 - Unknown livebaseballscorecards.com	
Albie Pearson, L OBP: 0.314, SLG: 0.241 (1.8)	6-3		G4-3 1B		3-1			F9	4	0	0	0	0	0	2			
Gene Woodling, L OBP: 0.404, SLG: 0.520 (1.7)	4-3		3-1		3-1			1B 1B	4	1	1	0	0	0	1			
Gus Triandos, R OBP: 0.401, SLG: 0.574 (1.2)		2B SF7 BB		F8		6-3		1B 1B	3	1	1	0	1	0	0			
Walt Dropo, R OBP: 0.261, SLG: 0.375 (1.3)	F9			6-3		1B		K	4	0	1	0	0	1	3			
Joe Taylor, R OBP: 0.458, SLG: 0.250 (1.9)				BB 1B BB		F2		E7 1B	3	1	2	1	1	0	1			
Chico Carrasquel, R OBP: 0.294, SLG: 0.399 (1.6)	SF7			1B BB		F7		F8	2	0	0	1	1	0	3			
Billy Gardner, R OBP: 0.304, SLG: 0.350 (1.4)	K			1B		G3		5-3	4	0	1	1	0	1	1			
Hal Brown, R OBP: 0.174, SLG: 0.150 (1.1)				1B		P6		F7	2	0	0	0	0	0	2			
Ernie Johnson, R OBP: 0.250, SLG: 0.250 (6.1)			E5 G4-3 1B		P6				1	0	0	0	0	0	0			
Bob Boyd, L OBP: 0.295, SLG: 0.308 (9. PH)									1	0	0	0	0	0	0			
Inning Stats	R: 0 E: 0 K: 0 S: 3	H: 0 LOB: 0 BB: 0 P: 3	R: 1 E: 0 K: 1 S: 6	H: 1 LOB: 1 BB: 1 P: 10	R: 0 E: 1 K: 0 S: 4	H: 1 LOB: 1 BB: 0 P: 4	R: 1 E: 0 K: 0 S: 4	H: 1 LOB: 2 BB: 0 P: 12	R: 0 E: 0 K: 0 S: 3	H: 0 LOB: 0 BB: 0 P: 3	R: 0 E: 0 K: 1 S: 8	H: 3 LOB: 2 BB: 0 P: 8	R: 0 E: 0 K: 0 S: 3	H: 0 LOB: 0 BB: 0 P: 3	1B: 6 2B: 1 3B: 0 HR: 0	SF: 1 SAC: 0 DP: 1 HBP: 0	WP: 0 PB: 0 SB: 0 CS: 0	PA: 37
PITCHER Bill Fischer, R ERA: 3.51 (1.1)	IP: 9.0 WLS: W BF: 37 H: 7 R: 3 ER: 3 SO: 2 BB: 3 IBB: 0 HBP: 0 BLK: 0 WP: 0 HR: 0 S: 38 P: 50 ERA: 3.00 WHIP: 1.111																	

Batter	1	2	3	4	5	6	7	8	9	AB	R	H	RBI	BB	SO	LOB	BOTTOM			
Ken Aspromonte, R OBP: 0.342, SLG: 0.323 (1.4)	6-3		G6-4-3 1B		6-3	BB 1B		L7	5	0	2	1	0	0	0	Baltimore Orioles @ Washington Senators Griffith Stadium, Washington, DC Sat Jul 11 1959, 3:33 AM EDT Att: 7,134 - Unknown livebaseballscorecards.com				
Bob Allison, R OBP: 0.341, SLG: 0.569 (1.8)	HR 1B		G6-4-3 1B		1B 3B	BB		1B	4	2	3	0	1	0	1					
Harmon Killebrew, R OBP: 0.395, SLG: 0.636 (1.5)	HR		F8		1B	SF8		1-3	4	1	2	4	0	0	1					
Roy Sievers, R OBP: 0.319, SLG: 0.450 (1.3)	6-3				P4			F7	4	0	0	0	0	0	3					
Julio Becquer, L OBP: 0.246, SLG: 0.304 (7.3)	6-3				G6-4-3				0	0	0	0	0	0	0					
Jim Lemon, R OBP: 0.340, SLG: 0.545 (1.7)	5-3				5-3			F7	4	1	1	1	0	0	0					
Lenny Green, L OBP: 0.260, SLG: 0.313 (9.7)						HR			0	0	0	0	0	0	0					
Faye Throneberry, L OBP: 0.365, SLG: 0.444 (1.9)		G3-6-1 BB		1B 2B		2B 1B		G3 1B	3	2	3	0	1	0	0					
Clint Courtney, L OBP: 0.355, SLG: 0.313 (1.2)		G3-6-1 1B		E 1B		1B 2B		G3	4	2	2	2	0	0	2					
Billy Consolo, R OBP: 0.304, SLG: 0.257 (1.6)				E8 1B		6-3		P4	4	0	2	1	0	0	2					
Bill Fischer, R OBP: 0.167, SLG: 0.118 (1.1)	F8			5-3		E6 BB 1B SF8		K	4	1	0	0	0	1	3					
Inning Stats	R: 2 E: 0 K: 0 S: 5	H: 2 LOB: 0 BB: 0 P: 5	R: 0 E: 0 K: 0 S: 3	H: 1 LOB: 1 BB: 1 P: 7	R: 0 E: 0 K: 0 S: 3	H: 1 LOB: 0 BB: 0 P: 3	R: 2 E: 1 K: 0 S: 6	H: 3 LOB: 1 BB: 0 P: 6	R: 1 E: 0 K: 0 S: 4	H: 2 LOB: 0 BB: 0 P: 4	R: 4 E: 1 K: 0 S: 8	H: 4 LOB: 2 BB: 1 P: 12	R: 0 E: 0 K: 0 S: 4	H: 1 LOB: 1 BB: 0 P: 4	R: 0 E: 0 K: 1 S: 6	H: 1 LOB: 1 BB: 0 P: 6	1B: 9 2B: 3 3B: 1 HR: 2	SF: 1 SAC: 0 DP: 3 HBP: 0	WP: 0 PB: 0 SB: 0 CS: 0	PA: 39
PITCHER Hal Brown, R ERA: 3.63 (1.1)	IP: 5.1 WLS: L BF: 28 H: 13 R: 9 ER: 8 SO: 0 BB: 1 IBB: 0 HBP: 0 BLK: 0 WP: 0 HR: 2 S: 27 P: 31 ERA: 13.50 WHIP: 2.625																			
Ernie Johnson, R ERA: 2.97 (6.1)	IP: 2.2 WLS: L BF: 11 H: 2 R: 0 ER: 0 SO: 1 BB: 1 IBB: 0 HBP: 0 BLK: 0 WP: 0 HR: 0 S: 12 P: 16 ERA: 0.00 WHIP: 1.125																			

Batter	1	2	3	4	5	6	7	8	9	AB	R	H	RBI	BB	SO	LOB	TOP								
Willie Tasby, R (1, 8) OBP: 0.334, SLG: 0.397	6-3		1B		1B		G4-6-3		F9	5	2	3	0	0	0	0	Baltimore Orioles @ Washington Senators Griffith Stadium, Washington, DC Sun Jul 12 1959, 3:33 AM EDT Att: 7,436 - Unknown livebaseballscorecards.com								
Bob Boyd, L (1, 3) OBP: 0.293, SLG: 0.305 Walt Dropo, R (9, 3) OBP: 0.261, SLG: 0.375	E6		1B		6-3		G4-6-3		1-3	5	0	1	1	0	0	2									
Gene Woodling, L (1, 7) OBP: 0.409, SLG: 0.528	4-3		1B		FC6-4				1B	4	1	3	1	0	0	1									
Gus Triandos, R (1, 2) OBP: 0.395, SLG: 0.564	6-3		F9		FC6-4				5-3	4	0	0	0	0	0	4									
Joe Taylor, R (1, 9) OBP: 0.429, SLG: 0.400 Al Pilarcik, L (8, 9) OBP: 0.367, SLG: 0.409		6-3			P3				F8	4	1	1	1	0	0	1									
Brooks Robinson, R (1, 5) OBP: 0.224, SLG: 0.234		F8			F9				F8	4	0	1	1	0	0	0									
Chico Carrasquel, R (1, 6) OBP: 0.289, SLG: 0.306		FC6-4			F8				BB	2	0	0	0	2	1	0									
Billy Gardner, R (1, 4) OBP: 0.303, SLG: 0.360		FC6-4							K	4	1	1	1	0	2	3									
Hoyt Wilhelm, R (1, 1) OBP: 0.106, SLG: 0.023			6-3		6-3				F8	4	0	0	0	0	0	0									
									F9																
Inning Stats	R: 0 E: 1 K: 0 S: 4	H: 0 LOB: 1 BB: 0 P: 4	R: 0 E: 0 K: 0 S: 3	H: 0 LOB: 1 BB: 1 P: 7	R: 1 E: 0 K: 0 S: 5	H: 3 LOB: 1 BB: 0 P: 5	R: 0 E: 0 K: 0 S: 3	H: 0 LOB: 0 BB: 0 P: 3	R: 2 E: 0 K: 2 S: 6	H: 3 LOB: 1 BB: 0 P: 6	R: 1 E: 0 K: 2 S: 8	H: 1 LOB: 0 BB: 0 P: 8	R: 0 E: 0 K: 0 S: 3	H: 1 LOB: 0 BB: 0 P: 3	R: 1 E: 0 K: 1 S: 7	H: 2 LOB: 2 BB: 1 P: 11	R: 0 E: 0 K: 0 S: 3	H: 0 LOB: 0 BB: 0 P: 3	1B: 6 2B: 1 3B: 1 HR: 2	SF: 0 SAC: 0 DP: 1 HBP: 0	WP: 0 PB: 0 SB: 0 CS: 0	PA: 38			
PITCHER	IP	WLS	BF	H	R	ER	SO	BB	IBB	HBP	BLK	WP	HR	S	P	ERA	WHIP								
Russ Kemmerer, R (1, 1) ERA: 4.59	6.1	L	28	8	4	4	2	1	0	0	0	0	2	31	35	5.68	1.421								
Hal Woodeshick, L (7, 1) ERA: 4.79	1.2		7	2	1	1	1	1	0	0	0	0	0	8	12	5.40	1.800								
Hal Griggs, R (9, 1) ERA: 4.7	1.0		3	0	0	0	0	0	0	0	0	0	0	3	3	0.00	0.000								

Batter	1	2	3	4	5	6	7	8	9	AB	R	H	RBI	BB	SO	LOB	BOTTOM								
Ken Aspromonte, R (1, 4) OBP: 0.330, SLG: 0.310	5-3		P6		FC6-4			G6-4-3		4	0	0	0	0	0	3	Baltimore Orioles @ Washington Senators Griffith Stadium, Washington, DC Sun Jul 12 1959, 3:33 AM EDT Att: 7,436 - Unknown livebaseballscorecards.com								
Bob Allison, R (1, 8) OBP: 0.340, SLG: 0.564	CS		FC5-4		6-3				K	3	0	0	0	1	1	1									
Harmon Killebrew, R (1, 5) OBP: 0.390, SLG: 0.627	K				5-3				K	4	0	0	0	0	3	1									
Roy Sievers, R (1, 3) OBP: 0.314, SLG: 0.440	CS		6-3		6-3				6-3	4	0	0	0	0	1	0									
Jim Lemon, R (1, 7) OBP: 0.340, SLG: 0.543		F2							P4	3	0	1	0	0	0	0									
Faye Throneberry, L (1, 9) OBP: 0.360, SLG: 0.437		4-3			4-3				L1	3	0	0	0	0	0	1									
Clint Courtney, L (1, 2) OBP: 0.354, SLG: 0.314			SH5-3		4-3				4-3	3	1	1	0	0	0	0									
Billy Consolo, R (1, 6) OBP: 0.300, SLG: 0.254 Lenny Green, L (8, PH) OBP: 0.275, SLG: 0.327 Hal Griggs, R (9, 1) OBP: 0.333, SLG: 0.333			SH5-3		K				G6-4-3	1	0	0	0	0	0	0									
Russ Kemmerer, R (1, 1) OBP: 0.225, SLG: 0.143 Hal Woodeshick, R (7, 1) OBP: 0.302 Jose Valdivieso, R (9, 6) OBP: 0.333, SLG: 0.333			FC5-4		FC6-4				F5	1	0	1	1	1	0	0									
			1B		BB					0	0	0	0	0	0	0									
Inning Stats	R: 0 E: 0 K: 1 S: 4	H: 0 LOB: 0 BB: 1 P: 8	R: 0 E: 0 K: 0 S: 3	H: 0 LOB: 0 BB: 0 P: 3	R: 1 E: 0 K: 0 S: 5	H: 2 LOB: 1 BB: 0 P: 5	R: 0 E: 0 K: 0 S: 4	H: 1 LOB: 1 BB: 0 P: 4	R: 0 E: 0 K: 1 S: 5	H: 0 LOB: 1 BB: 1 P: 9	R: 0 E: 0 K: 2 S: 7	H: 0 LOB: 0 BB: 0 P: 7	R: 0 E: 0 K: 0 S: 3	H: 0 LOB: 0 BB: 0 P: 3	R: 0 E: 0 K: 2 S: 7	H: 0 LOB: 0 BB: 0 P: 7	1B: 4 2B: 0 3B: 0 HR: 0	SF: 0 SAC: 1 DP: 1 HBP: 0	WP: 0 PB: 0 SB: 0 CS: 1	PA: 32					
PITCHER	IP	WLS	BF	H	R	ER	SO	BB	IBB	HBP	BLK	WP	HR	S	P	ERA	WHIP								
Hoyt Wilhelm, R (1, 1) ERA: 1.89	9.0	W	31	4	1	1	6	2	0	0	0	0	0	41	49	1.00	0.667								

Batter	1	2	3	4	5	6	7	8	9	AB	R	H	RBI	BB	SO	LOB	TOP			
Bill Tuttle, R OBP: 0.344, SLG: 0.368 (1, 8)										4	0	0	0	0	0	0	Kansas City Athletics @ Baltimore Orioles Memorial Stadium, Baltimore, MD Tue Jul 14 1959, 7:05 PM EDT Unknown			
Jerry Lumpe, L OBP: 0.325, SLG: 0.344 (1, 4)										4	0	0	0	0	0					
Dick Williams, R OBP: 0.315, SLG: 0.452 (1, 5)										3	1	1	0	1	0					
Bob Cerv, R OBP: 0.321, SLG: 0.455 (1, 7)										2	0	0	0	1	1	0				
Roger Maris, L OBP: 0.382, SLG: 0.555 (1, 9)										4	0	2	0	0	0	3				
Ray Boone, R OBP: 0.403, SLG: 0.400 (1, 3)										3	0	0	0	1	0	2				
Harry Chiti, R OBP: 0.312, SLG: 0.420 (1, 2)										4	0	1	1	0	2	2				
Joe Demaestri, R OBP: 0.304, SLG: 0.402 (1, 6)										3	0	1	0	1	0	1				
Ray Herbert, R OBP: 0.244, SLG: 0.231 (1, 1)										4	0	0	0	0	1	4				
Inning Stats	R: 0 E: 0 K: 0 S: 4	H: 1 LOB: 2 BB: 1 P: 8	R: 0 E: 1 K: 2 S: 8	H: 1 LOB: 1 BB: 0 P: 8	R: 0 E: 0 K: 0 S: 3	H: 0 LOB: 0 BB: 0 P: 3	R: 0 E: 0 K: 1 S: 6	H: 1 LOB: 1 BB: 0 P: 6	R: 0 E: 0 K: 0 S: 3	H: 0 LOB: 0 BB: 0 P: 3	R: 0 E: 0 K: 1 S: 6	H: 1 LOB: 1 BB: 0 P: 6	R: 0 E: 0 K: 0 S: 3	H: 0 LOB: 0 BB: 0 P: 3	R: 1 E: 0 K: 0 S: 4	H: 1 LOB: 3 BB: 3 P: 16	1B: 3 2B: 2 3B: 0 HR: 0	SF: 0 SAC: 1 DP: 0 HBP: 0	WP: 0 PB: 0 SB: 0 CS: 0	PA: 36
PITCHER Billy O'Dell, L ERA: 3.54 (1, 1)	IP: 9.0 WLS: L BF: 36	H: 5 R: 1 ER: 1 SO: 4	BB: 2 IBB: 2 HBP: 0 BLK: 0	WP: 0 HR: 0 S: 40 P: 56	ERA: 1.00 WHIP: 0.778															

Batter	1	2	3	4	5	6	7	8	9	AB	R	H	RBI	BB	SO	LOB	BOTTOM			
Willie Tasby, R OBP: 0.334, SLG: 0.395 (1, 8)										2	0	0	0	1	1	1	Kansas City Athletics @ Baltimore Orioles Memorial Stadium, Baltimore, MD Tue Jul 14 1959, 7:05 PM EDT Unknown			
Bob Boyd, L OBP: 0.297, SLG: 0.310 (1, 3)										3	0	2	0	0	0	1				
Gene Woodling, L OBP: 0.407, SLG: 0.524 (1, 7)										4	0	1	0	0	0	2				
Gus Triandos, R OBP: 0.389, SLG: 0.554 (1, 2)										4	0	0	0	0	0	3				
Joe Taylor, R OBP: 0.406, SLG: 0.348 (1, 9)										3	0	0	0	1	0	0				
Billy Klaus, L OBP: 0.355, SLG: 0.283 (9, PR)										0	0	0	0	0	0	0				
Brooks Robinson, R OBP: 0.226, SLG: 0.235 (1, 5)										4	0	1	0	0	0	1				
Chico Carrasquel, R OBP: 0.294, SLG: 0.362 (1, 6)										3	0	0	0	0	0	1				
Al Pilarcik, L OBP: 0.364, SLG: 0.406 (9, PH)										1	0	0	0	0	1	1				
Billy Gardner, R OBP: 0.300, SLG: 0.356 (1, 4)										3	0	0	0	0	0	1				
Billy O'Dell, S OBP: 0.229, SLG: 0.226 (1, 1)										1	0	0	0	2	0	0				
Inning Stats	R: 0 E: 0 K: 0 S: 3	H: 0 LOB: 1 BB: 1 P: 7	R: 0 E: 0 K: 0 S: 4	H: 1 LOB: 0 BB: 0 P: 4	R: 0 E: 0 K: 1 S: 7	H: 2 LOB: 2 BB: 0 P: 7	R: 0 E: 0 K: 0 S: 3	H: 0 LOB: 0 BB: 0 P: 3	R: 0 E: 0 K: 0 S: 3	H: 0 LOB: 0 BB: 0 P: 3	R: 0 E: 0 K: 0 S: 3	H: 0 LOB: 0 BB: 0 P: 3	R: 0 E: 0 K: 0 S: 3	H: 1 LOB: 1 BB: 1 P: 7	R: 0 E: 0 K: 1 S: 5	H: 0 LOB: 1 BB: 1 P: 9	1B: 4 2B: 0 3B: 0 HR: 0	SF: 0 SAC: 2 DP: 0 HBP: 0	WP: 0 PB: 0 SB: 0 CS: 0	PA: 34
PITCHER Ray Herbert, R ERA: 4.49 (1, 1)	IP: 9.0 WLS: W BF: 34	H: 4 R: 0 ER: 0 SO: 2	BB: 4 IBB: 0 HBP: 0 BLK: 0	WP: 0 HR: 0 S: 34 P: 50	ERA: 0.00 WHIP: 0.889															

Batter	1	2	3	4	5	6	7	8	9	AB	R	H	RBI	BB	SO	LOB	TOP									
Bill Tuttle, R OBP: 0.343, SLG: 0.370 (1, 8)										4	0	1	0	0	0	2	Kansas City Athletics @ Baltimore Orioles Memorial Stadium, Baltimore, MD Tue Jul 14 1959, 7:05 PM EDT Att: 8,088 - Unknown livebaseballscorecards.com									
Jerry Lumpe, L OBP: 0.326, SLG: 0.343 (1, 6) (8, 4)										3	0	1	0	1	0	1										
Dick Williams, R OBP: 0.310, SLG: 0.445 (1, 5)										4	0	0	0	0	0	4										
Bob Cerv, R OBP: 0.320, SLG: 0.452 (1, 7)										4	0	1	0	0	1	1										
Roger Maris, L OBP: 0.380, SLG: 0.563 (1, 9)										4	1	1	1	0	0	1										
Ray Boone, R OBP: 0.392, SLG: 0.387 (1, 3)										4	0	0	0	0	0	1										
Frank House, L OBP: 0.310, SLG: 0.351 (1, 2)										3	0	0	0	0	0	1										
Wayne Terwilliger, R OBP: 0.195, SLG: 0.243 (8, PH)										2	0	0	0	0	0	0										
Russ Snyder, L OBP: 0.385, SLG: 0.417 (8, 6)										0	0	0	0	1	0	0										
Joe Demaestri, R OBP: 0.304, SLG: 0.402 (8, 6)										0	0	0	0	0	0	0										
Johnny Kucks, R OBP: 0.200, SLG: 0.111 (1, 1)										2	0	1	0	0	1	0										
Preston Ward, L OBP: 0.237, SLG: 0.271 (8, PH)										1	0	0	0	0	1	1										
Murry Dickson, R OBP: 0.333, SLG: 0.333 (8, 1)										0	0	0	0	0	0	0										
Inning Stats	R: 0 E: 0 K: 0 S: 4	H: 1 LOB: 1 BB: 0 P: 4	R: 1 E: 0 K: 0 S: 4	H: 1 LOB: 0 BB: 0 P: 4	R: 0 E: 0 K: 1 S: 6	H: 1 LOB: 1 BB: 0 P: 6	R: 0 E: 0 K: 0 S: 4	H: 0 LOB: 0 BB: 0 P: 4	R: 0 E: 0 K: 1 S: 5	H: 0 LOB: 0 BB: 0 P: 5	R: 0 E: 0 K: 0 S: 3	H: 0 LOB: 0 BB: 0 P: 3	R: 0 E: 0 K: 1 S: 5	H: 0 LOB: 2 BB: 2 P: 13	R: 0 E: 0 K: 0 S: 3	H: 0 LOB: 0 BB: 0 P: 3	1B: 3 2B: 1 3B: 0 HR: 1	SF: 0 SAC: 0 DP: 1 HBP: 0	WP: 0 PB: 0 SB: 0 CS: 0	PA: 33						
PITCHER Mitt Pappas, R ERA: 3.87 (1, 1)	IP: 9.0 WLS: W BF: 33	H: 5 R: 1 ER: 1 SO: 3	BB: 2 IBB: 0 HBP: 0 BLK: 0	WP: 0 HR: 1 S: 37 P: 45	ERA: 1.00 WHIP: 0.778											ERA: 1.00 WHIP: 0.778										

Batter	1	2	3	4	5	6	7	8	9	AB	R	H	RBI	BB	SO	LOB	BOTTOM									
Willie Tasby, R OBP: 0.339, SLG: 0.407 (1, 8)										3	1	2	1	1	0	2	Kansas City Athletics @ Baltimore Orioles Memorial Stadium, Baltimore, MD Tue Jul 14 1959, 7:05 PM EDT Att: 8,088 - Unknown livebaseballscorecards.com									
Bob Boyd, L OBP: 0.297, SLG: 0.309 (1, 3)										4	0	1	0	0	0	5										
Walt Dropo, R OBP: 0.261, SLG: 0.375 (9, 3)										0	0	0	0	0	0	0										
Albie Pearson, L OBP: 0.306, SLG: 0.234 (1, 7)										4	0	0	0	0	0	1										
Gus Triandos, R OBP: 0.388, SLG: 0.547 (1, 2)										3	0	0	0	1	0	1										
Al Pilarcik, L OBP: 0.361, SLG: 0.397 (1, 9)										3	0	0	0	1	0	1										
Brooks Robinson, R OBP: 0.246, SLG: 0.259 (1, 5)										3	2	1	0	1	0	1										
Billy Klaus, L OBP: 0.369, SLG: 0.292 (1, 6)										2	0	2	0	2	0	0										
Billy Gardner, R OBP: 0.299, SLG: 0.354 (1, 4)										4	0	1	1	0	0	4										
Mitt Pappas, R OBP: 0.186, SLG: 0.190 (1, 1)										3	0	1	1	0	2	3										
Inning Stats	R: 1 E: 0 K: 0 S: 4	H: 2 LOB: 1 BB: 1 P: 8	R: 1 E: 0 K: 1 S: 6	H: 1 LOB: 2 BB: 2 P: 14	R: 0 E: 0 K: 0 S: 3	H: 0 LOB: 0 BB: 0 P: 3	R: 0 E: 0 K: 0 S: 5	H: 3 LOB: 2 BB: 1 P: 9	R: 0 E: 0 K: 0 S: 3	H: 0 LOB: 0 BB: 0 P: 3	R: 0 E: 0 K: 1 S: 6	H: 1 LOB: 1 BB: 0 P: 6	R: 0 E: 0 K: 0 S: 4	H: 1 LOB: 1 BB: 0 P: 4	R: 0 E: 0 K: 0 S: 2	H: 0 LOB: 1 BB: 2 P: 10	1B: 6 2B: 1 3B: 0 HR: 1	SF: 0 SAC: 0 DP: 0 HBP: 0	WP: 0 PB: 0 SB: 0 CS: 1	PA: 35						
PITCHER Johnny Kucks, R ERA: 4.82 (1, 1)	IP: 7.0 WLS: L BF: 31	H: 8 R: 3 ER: 3 SO: 2	BB: 4 IBB: 0 HBP: 0 BLK: 0	WP: 0 HR: 1 S: 31 P: 47	ERA: 3.86 WHIP: 1.714											ERA: 3.86 WHIP: 1.714										
Murry Dickson, R ERA: 3.95 (8, 1)	IP: 1.0 WLS: L BF: 4	H: 0 R: 0 ER: 0 SO: 0	BB: 2 IBB: 0 HBP: 0 BLK: 0	WP: 0 HR: 0 S: 2 P: 10	ERA: 0.00 WHIP: 2.000											ERA: 0.00 WHIP: 2.000										

Batter	1	2	3	4	5	6	7	8	9	AB	R	H	RBI	BB	SO	LOB	TOP								
Bill Tuttle, R OBP: 0.347, SLG: 0.372 (1, 8)										4	1	2	0	1	0	2									
Jerry Lumpe, L OBP: 0.330, SLG: 0.342 (1, 6)										4	1	1	0	1	0	3									
Roger Maris, L OBP: 0.380, SLG: 0.564 (1, 9)										5	1	2	0	0	1	3									
Bob Cerv, R OBP: 0.316, SLG: 0.445 (1, 7)										4	0	0	1	0	0	3									
Ray Boone, R OBP: 0.395, SLG: 0.380 Kent Hadley, L OBP: 0.295, SLG: 0.436 (8, PR) (8, 3)										2	0	0	0	2	1	1									
Dick Williams, R OBP: 0.309, SLG: 0.442 (1, 5)										4	0	1	2	0	2	1									
Frank House, L OBP: 0.306, SLG: 0.345 (1, 2)										4	0	0	0	0	1	3									
Wayne Terwilliger, R OBP: 0.222, SLG: 0.293 (1, 4)										4	1	2	0	0	2	2									
Bud Daley, L OBP: 0.405, SLG: 0.400 Tom Sturdivant, L (6, 1)										2	0	1	1	0	0	0									
Inning Stats	R: 1 E: 0 K: 0 S: 5	H: 2 LOB: 1 BB: 0 P: 5	R: 1 E: 0 K: 0 S: 5	H: 2 LOB: 1 BB: 0 P: 5	R: 2 E: 0 K: 1 S: 8	H: 3 LOB: 2 BB: 1 P: 12	R: 0 E: 0 K: 0 S: 2	H: 0 LOB: 0 BB: 1 P: 6	R: 0 E: 0 K: 1 S: 5	H: 0 LOB: 0 BB: 0 P: 5	R: 0 E: 0 K: 2 S: 7	H: 0 LOB: 0 BB: 0 P: 7	R: 0 E: 0 K: 2 S: 8	H: 1 LOB: 1 BB: 0 P: 8	R: 0 E: 0 K: 2 S: 7	H: 0 LOB: 1 BB: 1 P: 11	R: 0 E: 0 K: 1 S: 6	H: 1 LOB: 2 BB: 1 P: 10	1B: 7 2B: 2 3B: 0 HR: 0	SF: 0 SAC: 0 DP: 1 HBP: 0	WP: 0 PB: 0 SB: 1 CS: 0	PA: 39			
PITCHER	IP	WLS	BF	H	R	ER	SO	BB	IBB	HBP	BLK	WP	HR	S	P	ERA	WHIP								
Jerry Walker, R ERA: 2.79 Billy Loes, R ERA: 2.54	(1, 1) (8, 1)	7.0 2.0	L 9	30 1	8 0	4 0	4 0	6 3	1 2	1 0	0 0	0 0	0 0	40 13	48 21	5.14 0.00	1.286 1.500								

Kansas City Athletics @ Baltimore Orioles
Memorial Stadium, Baltimore, MD
Thu Jul 16 1959, 7:05 PM EDT
Att: 9,497 - Unknown

AB 35
R 4
H 9
RBI 4
BB 4
SO 9
LOB 19

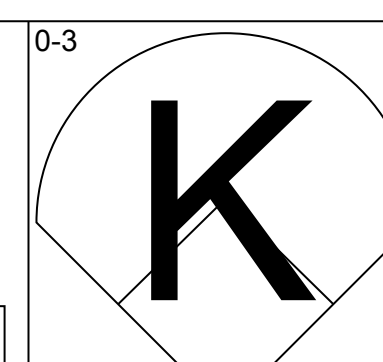
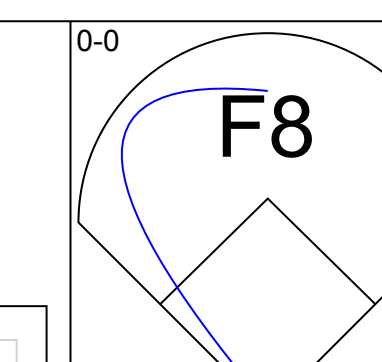
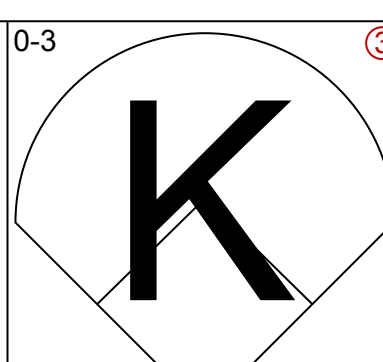
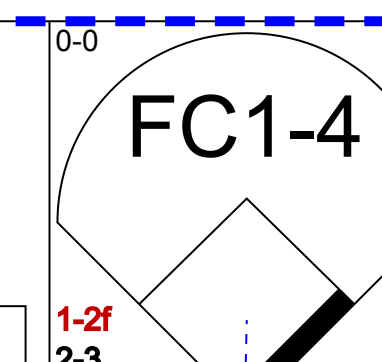
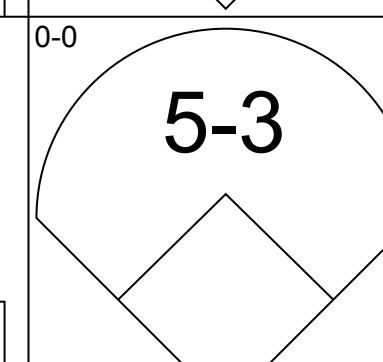
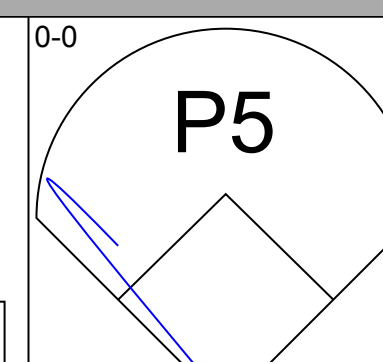
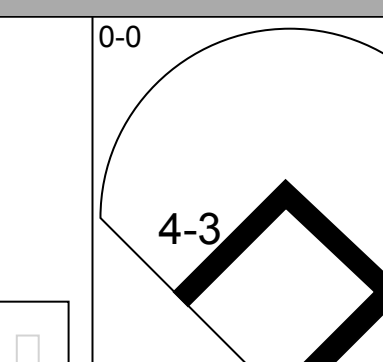
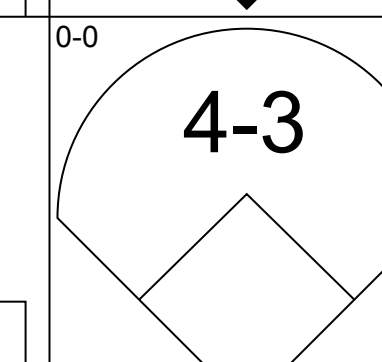
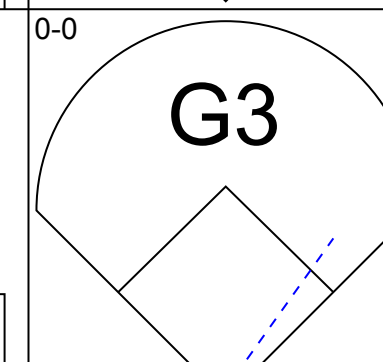
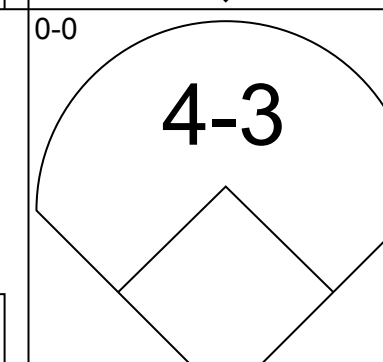
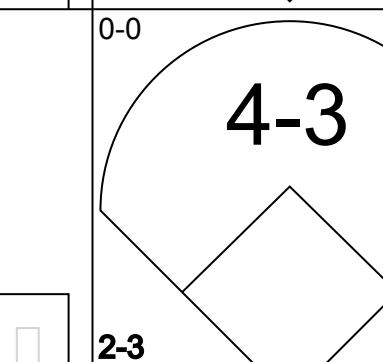
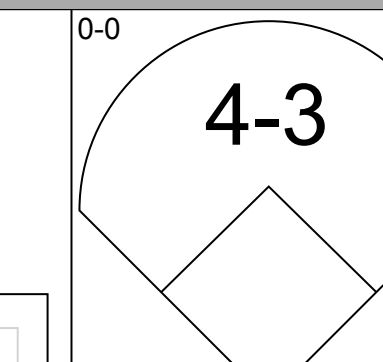
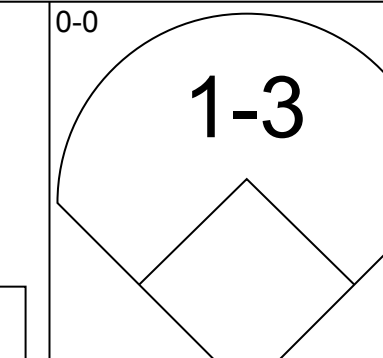
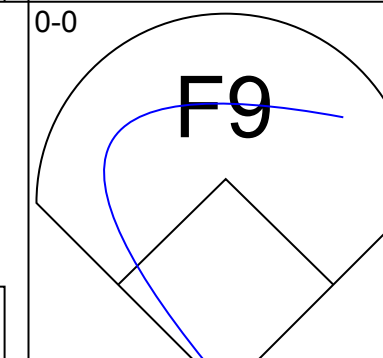
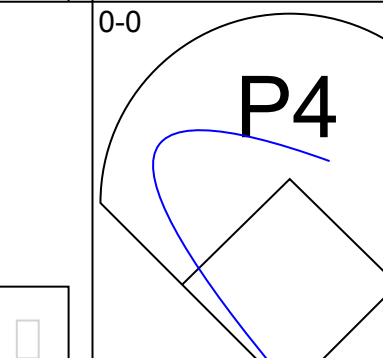
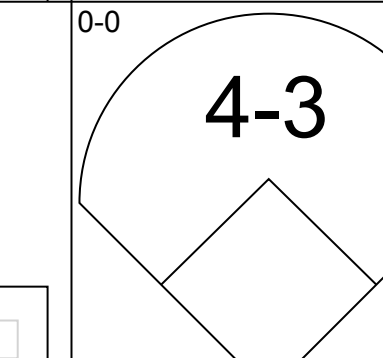
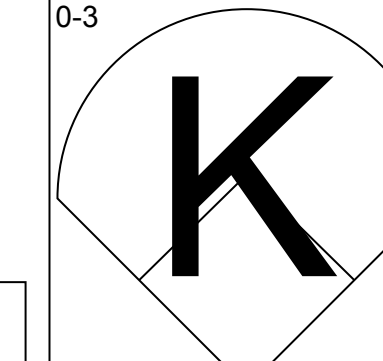
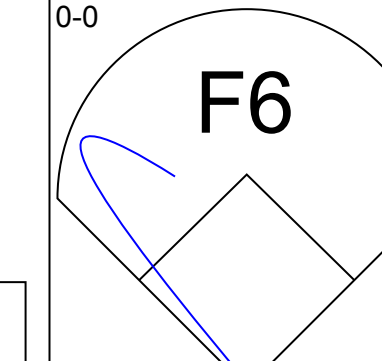
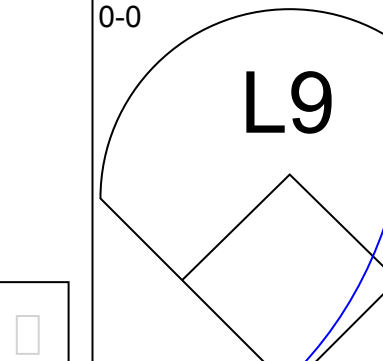
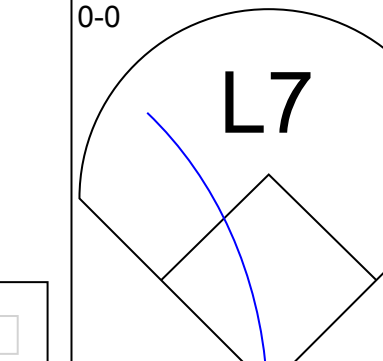
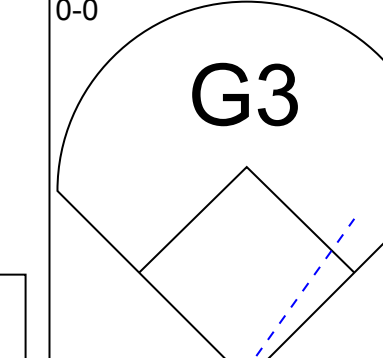
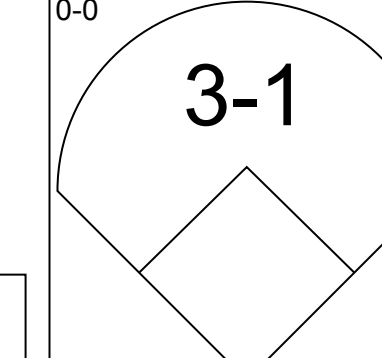
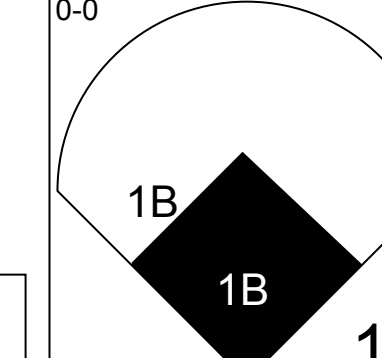
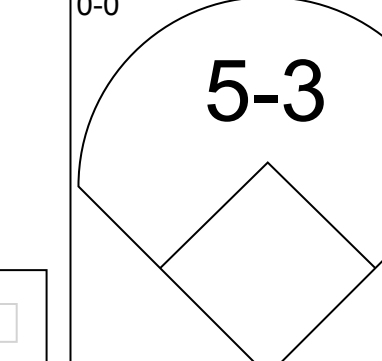
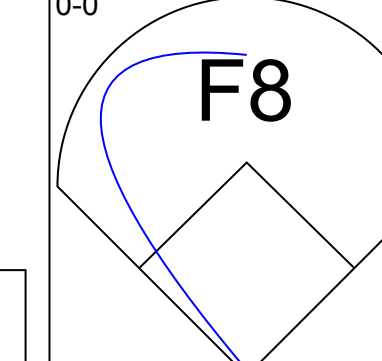
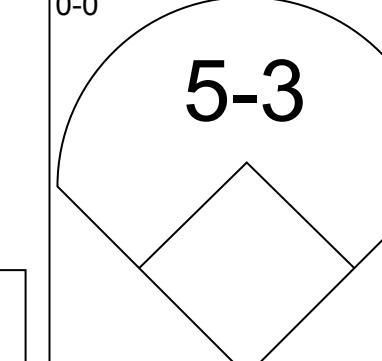
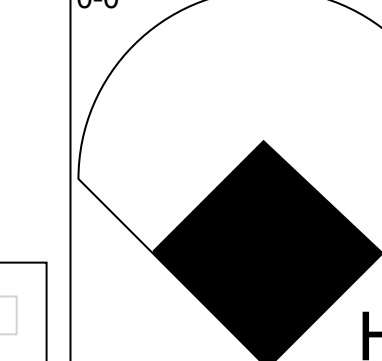
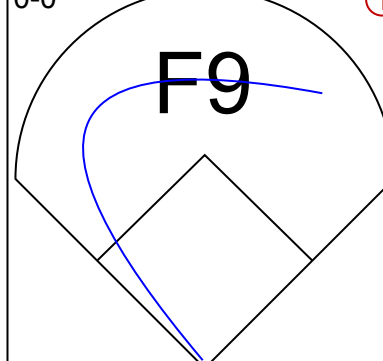
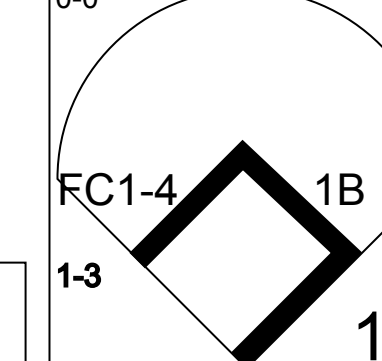
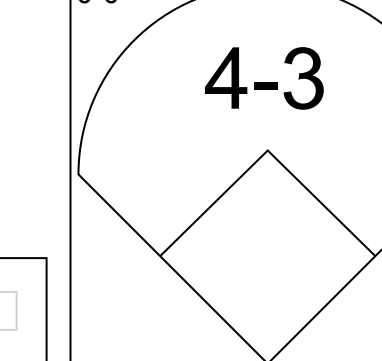
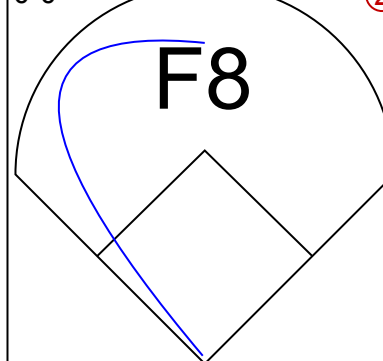
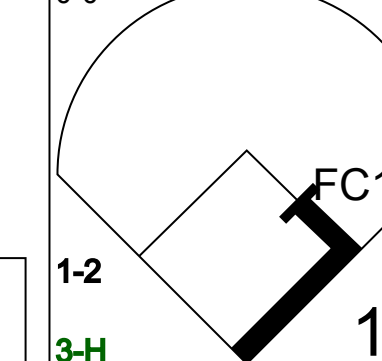
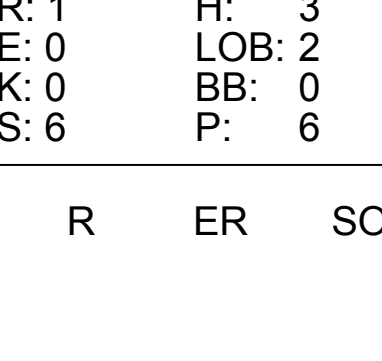


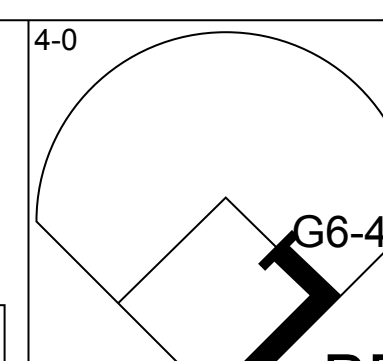
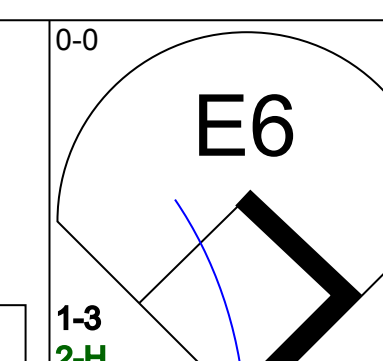
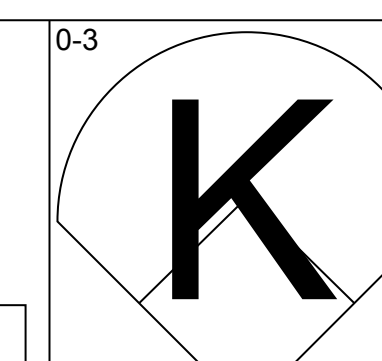
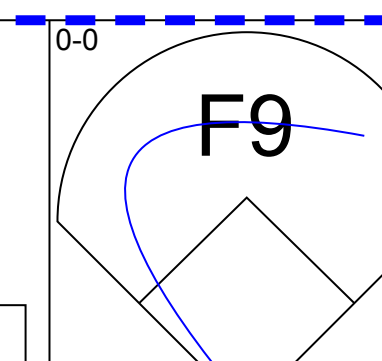
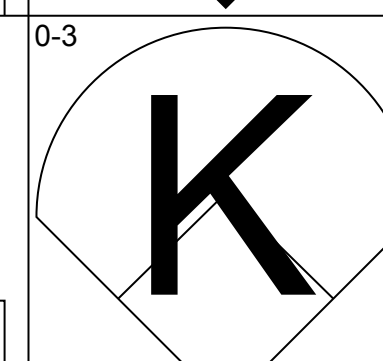
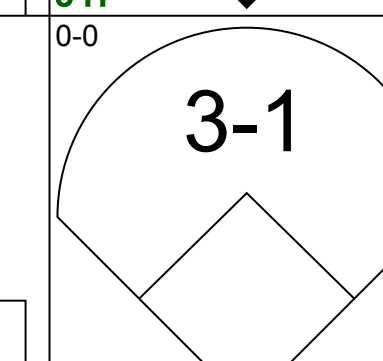
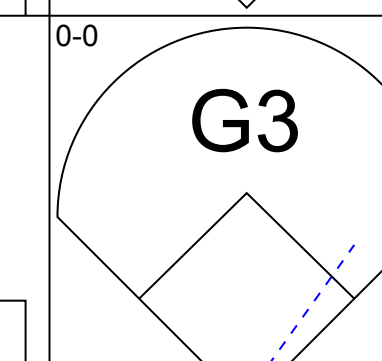
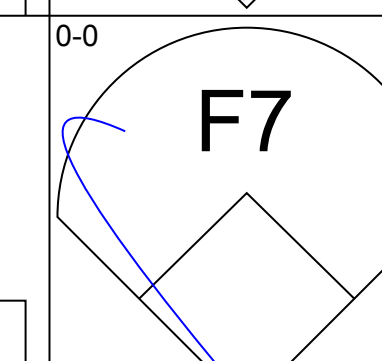
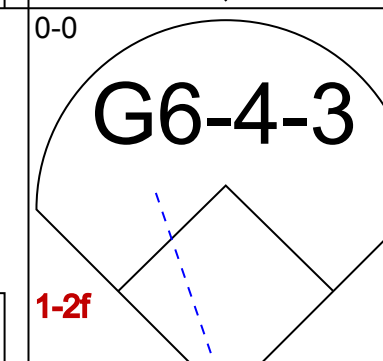
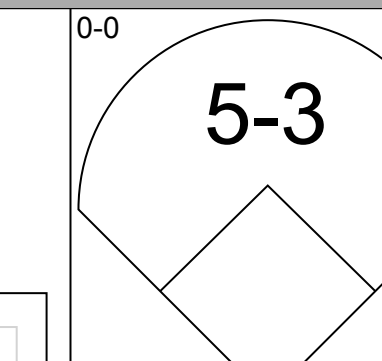
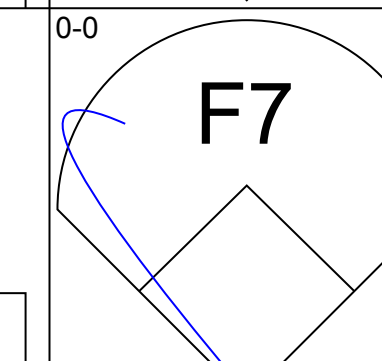
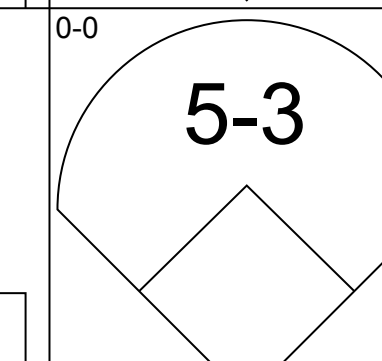
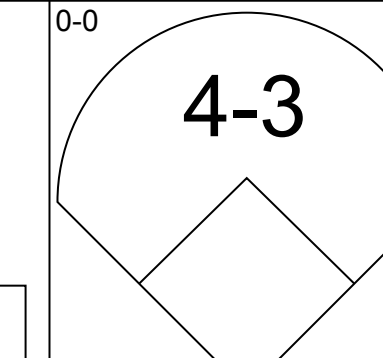
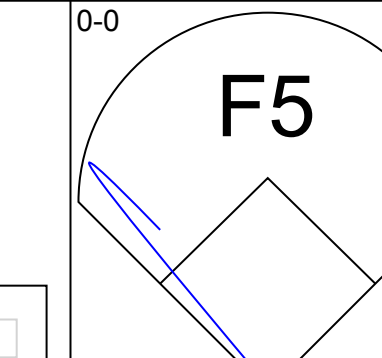
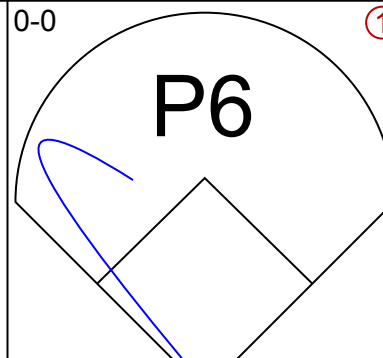
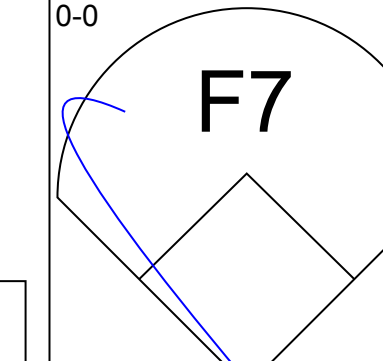
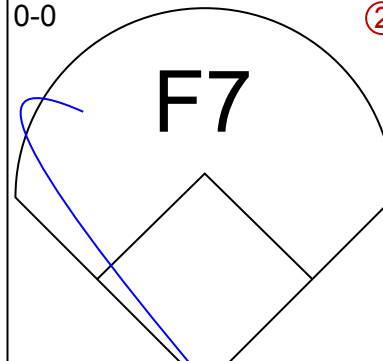
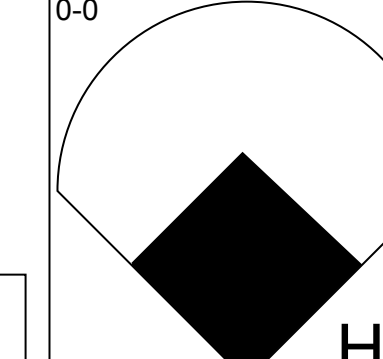
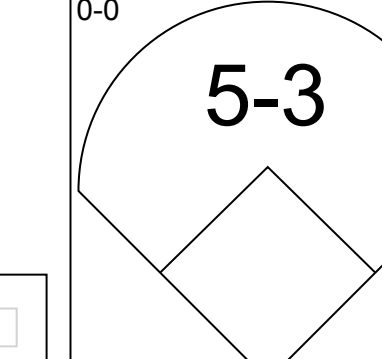
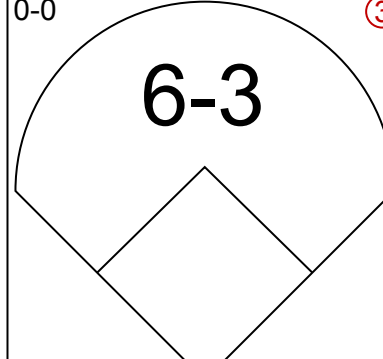
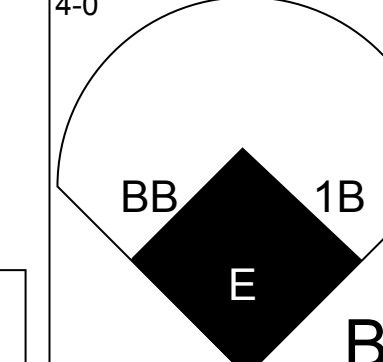
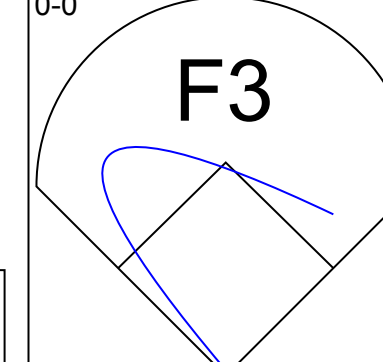
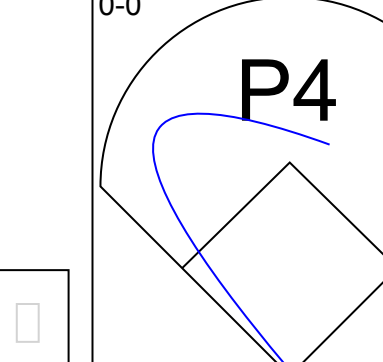
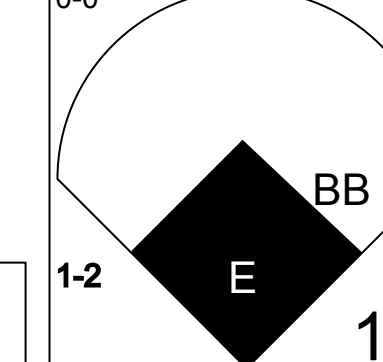
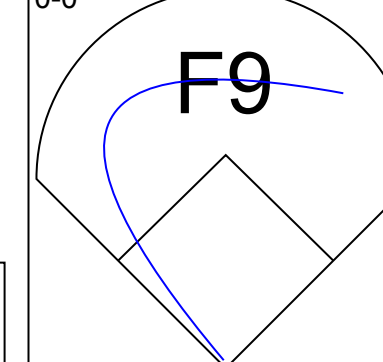
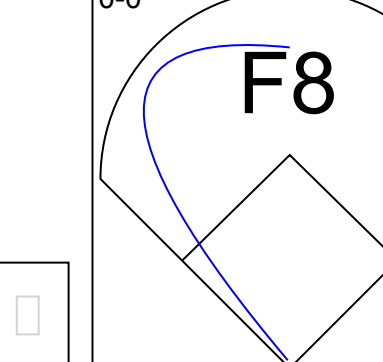
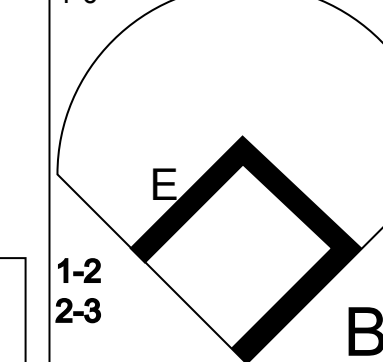
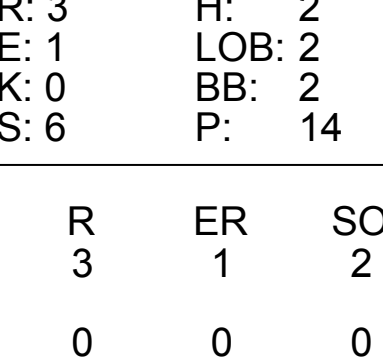
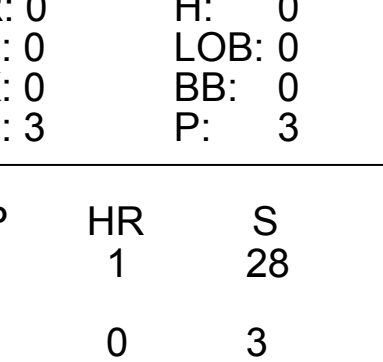
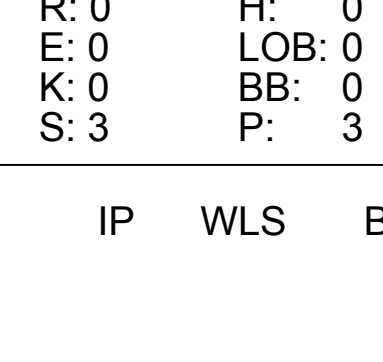
Batter	1	2	3	4	5	6	7	8	9	AB	R	H	RBI	BB	SO	LOB	BOTTOM								
Willie Tasby, R OBP: 0.334, SLG: 0.401 (1, 8)										5	0	0	0	0	1	3									
Gene Woodling, L OBP: 0.405, SLG: 0.520 (1, 7)										4	1	1	0	0	1	2									
Walt Dropo, R OBP: 0.272, SLG: 0.410 (1, 3)										3	1	1	2	1	0	1									
Gus Triandos, R OBP: 0.386, SLG: 0.555 (1, 2)										4	1	1	1	0	0	2									
Joe Taylor, R OBP: 0.389, SLG: 0.308 (1, 9)										3	0	0	0	1	2	2									
Brooks Robinson, R OBP: 0.230, SLG: 0.241 (1, 5)										4	0	0	0	0	1	1									
Billy Gardner, R OBP: 0.300, SLG: 0.354 Albie Pearson, L OBP: 0.304, SLG: 0.232 (9, PH)										3	0	1	0	0	1	1									
Willy Miranda, S OBP: 0.205, SLG: 0.195 Billy Klaus, L OBP: 0.387, SLG: 0.290 (9, PH)										3	0	0	0	0	1	3									
Jerry Walker, S OBP: 0.167, SLG: 0.229 Bob Boyd, L OBP: 0.295, SLG: 0.308 Billy Loes, R (8, 1) Al Pilarcik, L OBP: 0.366, SLG: 0.397 (9, PH)										2	0	0	0	0	2	2									
Inning Stats	R: 0 E: 1 K: 1 S: 6	H: 0 LOB: 2 BB: 1 P: 10	R: 0 E: 1 K: 2 S: 9	H: 1 LOB: 2 BB: 0 P: 9	R: 0 E: 0 K: 0 S: 3	H: 0 LOB: 0 BB: 0 P: 3	R: 0 E: 0 K: 1 S: 5	H: 0 LOB: 0 BB: 0 P: 5	R: 0 E: 0 K: 1 S: 5	H: 0 LOB: 0 BB: 0 P: 5	R: 3 E: 0 K: 2 S: 10	H: 3 LOB: 1 BB: 1 P: 14	R: 0 E: 1 K: 0 S: 4	H: 0 LOB: 1 BB: 0 P: 4	R: 0 E: 0 K: 2 S: 7	H: 0 LOB: 0 BB: 0 P: 7	R: 0 E: 0 K: 0 S: 3	H: 0 LOB: 1 BB: 1 P: 7	1B: 2 2B: 0 3B: 0 HR: 2	SF: 0 SAC: 0 DP: 0 HBP: 0	WP: 1 PB: 0 SB: 0 CS: 0	PA: 37			
PITCHER	IP	WLS	BF	H	R	ER	SO	BB	IBB	HBP	BLK	WP	HR	S	P	ERA	WHIP								
Bud Daley, L ERA: 3.27 Tom Sturdivant, R ERA: 3.95	(1, 1) (6, 1)	5.0 4.0	W S	23 14	4 0	3 0	3 0	5 4	2 1	0 0	0 0	0 0	0 0	21 25	39 25	5.40 0.00	1.200 0.250								

Kansas City Athletics @ Baltimore Orioles
Memorial Stadium, Baltimore, MD
Thu Jul 16 1959, 7:05 PM EDT
Att: 9,497 - Unknown

AB 34
R 3
H 4
RBI 3
BB 3
SO 9
LOB 17



Batter	1	2	3	4	5	6	7	8	9	AB	R	H	RBI	BB	SO	LOB	TOP				
Ted Lepcio, R OBP: 0.348, SLG: 0.430 (1, 5)										4	0	0	0	0	2	2	Detroit Tigers @ Baltimore Orioles Memorial Stadium, Baltimore, MD Fri Jul 17 1959, 7:05 PM EDT Att: 26,808 - Unknown livebaseballscorecards.com				
Harvey Kuenn, R OBP: 0.407, SLG: 0.500 (1, 9)										4	0	1	0	0	0	2					
Charlie Maxwell, L OBP: 0.339, SLG: 0.491 (1, 7)										4	0	0	0	0	0	1					
Johnny Groth, R OBP: 0.368, SLG: 0.486 (1, 8)										4	0	0	0	0	0	1					
Lou Berberet, L OBP: 0.299, SLG: 0.363 (1, 2)										4	0	0	0	0	1	1					
Gail Harris, L OBP: 0.222, SLG: 0.316 (1, 3)										3	1	1	0	0	0	0					
Rocky Bridges, R OBP: 0.321, SLG: 0.364 (1, 6)										2	0	0	0	0	0	0					
Neil Christley, L OBP: 0.164, SLG: 0.286 (8, PH)										1	0	0	0	0	0	1					
Coot Veal, R OBP: 0.400, SLG: 0.348 (8, 6)										0	0	0	0	0	0	0					
Frank Bolling, R OBP: 0.327, SLG: 0.372 (1, 4)										3	1	2	1	0	0	0					
Don Mossi, L OBP: 0.143, SLG: 0.150 (1, 1)										2	0	0	0	0	0	0					
Eddie Yost, R OBP: 0.414, SLG: 0.421 (8, PH)										1	0	1	1	0	0	0					
Tom Morgan, R OBP: 0.278, SLG: 0.611 (8, 1)										0	0	0	0	0	0	0					
Inning Stats	R: 0 E: 0 K: 1 S: 5	H: 0 LOB: 0 BB: 0 P: 5	R: 0 E: 0 K: 1 S: 5	H: 0 LOB: 0 BB: 0 P: 5	R: 1 E: 0 K: 0 S: 4	H: 1 LOB: 0 BB: 0 P: 4	R: 0 E: 0 K: 0 S: 3	H: 0 LOB: 0 BB: 0 P: 3	R: 0 E: 0 K: 1 S: 5	H: 0 LOB: 0 BB: 0 P: 5	R: 0 E: 0 K: 0 S: 4	H: 1 LOB: 1 BB: 0 P: 4	R: 0 E: 0 K: 0 S: 6	H: 3 LOB: 2 BB: 0 P: 6	R: 0 E: 0 K: 0 S: 3	H: 0 LOB: 0 BB: 0 P: 3	1B: 3 2B: 1 3B: 0 HR: 1	SF: 0 SAC: 0 DP: 0 HBP: 0	WP: 0 PB: 0 SB: 0 CS: 0	PA: 32	
PITCHER	IP	WLS	BF	H	R	ER	SO	BB	IBB	HBP	BLK	WP	HR	S	P	ERA	WHIP				
Hal Brown, R ERA: 3.54 (1, 1)	7.1	W	27	5	2	2	3	0	0	0	0	0	1	33	33	2.46	0.682				
Milt Pappas, R ERA: 3.81 (8, 1)	1.2	S	5	0	0	0	0	0	0	0	0	0	0	5	5	0.00	0.000				

Batter	1	2	3	4	5	6	7	8	9	AB	R	H	RBI	BB	SO	LOB	BOTTOM				
Willie Tasby, R OBP: 0.333, SLG: 0.397 (1, 8)										3	0	0	0	1	1	1	Detroit Tigers @ Baltimore Orioles Memorial Stadium, Baltimore, MD Fri Jul 17 1959, 7:05 PM EDT Att: 26,808 - Unknown livebaseballscorecards.com				
Gene Woodling, L OBP: 0.399, SLG: 0.512 (1, 7)										4	0	0	0	0	1	3					
Walt Dropo, R OBP: 0.280, SLG: 0.391 (1, 3)										4	0	0	0	0	0	1					
Gus Triandos, R OBP: 0.382, SLG: 0.548 (1, 2)										3	0	0	0	0	0	0					
Joe Taylor, R OBP: 0.385, SLG: 0.310 (1, 9)										3	0	1	0	0	0	0					
Al Pilarcik, L OBP: 0.366, SLG: 0.397 (9, 9)										0	0	0	0	0	0	0					
Brooks Robinson, R OBP: 0.234, SLG: 0.295 (1, 5)										3	1	1	1	0	0	1					
Billy Gardner, R OBP: 0.300, SLG: 0.351 (1, 4)										2	1	0	0	1	0	0					
Willy Miranda, S OBP: 0.209, SLG: 0.200 (1, 6)										3	1	1	0	0	0	0					
Hal Brown, R OBP: 0.192, SLG: 0.136 (1, 1)										2	0	0	0	1	0	0					
Milt Pappas, R OBP: 0.186, SLG: 0.190 (8, 1)										0	0	0	0	0	0	0					
Inning Stats	R: 0 E: 0 K: 1 S: 4	H: 0 LOB: 1 BB: 1 P: 8	R: 3 E: 1 K: 0 S: 6	H: 2 LOB: 2 BB: 2 P: 14	R: 0 E: 0 K: 0 S: 4	H: 1 LOB: 1 BB: 0 P: 4	R: 0 E: 0 K: 0 S: 3	H: 0 LOB: 0 BB: 0 P: 3	R: 0 E: 0 K: 0 S: 3	H: 0 LOB: 0 BB: 0 P: 3	R: 0 E: 0 K: 0 S: 3	H: 0 LOB: 0 BB: 0 P: 3	R: 0 E: 0 K: 0 S: 3	H: 0 LOB: 0 BB: 0 P: 3	R: 0 E: 0 K: 0 S: 3	H: 0 LOB: 0 BB: 0 P: 3	1B: 2 2B: 0 3B: 0 HR: 1	SF: 0 SAC: 0 DP: 1 HBP: 0	WP: 0 PB: 0 SB: 0 CS: 0	PA: 30	
PITCHER	IP	WLS	BF	H	R	ER	SO	BB	IBB	HBP	BLK	WP	HR	S	P	ERA	WHIP				
Don Mossi, L ERA: 3.17 (1, 1)	7.0	L	27	3	3	1	2	3	0	0	0	0	1	28	40	1.29	0.857				
Tom Morgan, R ERA: 3.56 (8, 1)	1.0		3	0	0	0	0	0	0	0	0	0	0	3	3	0.00	0.000				


Batter	1	2	3	4	5	6	7	8	9	AB	R	H	RBI	BB	SO	LOB	TOP			
Ted Lepcio, R OBP: 0.333, SLG: 0.411 Barney Schultz, R OBP: 1.000, SLG: 1.000	(1,5) 0-3 K	(1,9) 0-0 P4			(1,5) 0-0 P6		(1,2) 0-0 5-3			4	0	0	0	0	1	2				
Harvey Kuenn, R OBP: 0.405, SLG: 0.497	(1,9) 0-0 1B		(1,9) 0-0 F9		(1,2) 0-0 1-3		(1,3) 0-0 6-3			4	0	1	0	0	0	0				
Johnny Groth, R OBP: 0.350, SLG: 0.459	(1,8) 0-0 F9		(1,2) 0-0 F2		(1,3) 0-0 6-3			(1,1) 0-0 6-3		4	0	0	0	0	0	1				
Charlie Maxwell, L OBP: 0.341, SLG: 0.490	(1,7) 0-0 1B		(1,3) 0-0 P3			(1,2) 4-0 WP 1B FC6-4 BB		(1,2) 0-0 F9		3	1	1	0	1	0	0				
Lou Berberet, L OBP: 0.298, SLG: 0.374	(1,2) 0-3 K					(1,1) 0-3 K		(1,3) 0-0 4-3		4	1	1	1	0	2	3				
Gail Harris, L OBP: 0.233, SLG: 0.322		(1,3) 4-0 BB							(1,1) 0-0 3-1	3	0	2	0	1	0	0				
Frank Bolling, R OBP: 0.326, SLG: 0.370		(1,4) 0-0 L7				(1,2) 0-0 FC6-4 1B		(1,2) 0-0 F3		4	0	1	1	0	0	2				
Rocky Bridges, R OBP: 0.319, SLG: 0.361 Gus Zernial, R OBP: 0.250, SLG: 0.429 Coot Veal, R OBP: 0.385, SLG: 0.333	(1,6) 0-0 F9		(1,2) 0-0 F9		(1,1) 0-0 P6	(1,3) 0-0 F9		(1,3) 0-0 F8		2	0	0	0	0	0	3				
Paul Foytack, R OBP: 0.136, SLG: 0.073 Neil Chrisley, L OBP: 0.161, SLG: 0.280 Pete Burnside, R OBP: 0.413, SLG: 0.419	(1,1) 4-0 BB		(1,2) 4-0 G4-6-3		(1,3) 0-0 1-3					0	0	0	0	1	0	0				
Inning Stats	R: 0 E: 0 K: 2 S: 9	H: 2 LOB: 2 BB: 0 P: 9	R: 0 E: 0 K: 0 S: 3	H: 0 LOB: 2 BB: 2 P: 11	R: 0 E: 0 K: 0 S: 3	H: 0 LOB: 0 BB: 0 P: 3	R: 1 E: 0 K: 0 S: 5	H: 3 LOB: 1 BB: 0 P: 5	R: 0 E: 0 K: 0 S: 3	H: 0 LOB: 0 BB: 0 P: 3	R: 1 E: 0 K: 1 S: 6	H: 1 LOB: 1 BB: 1 P: 10	R: 0 E: 0 K: 0 S: 3	H: 0 LOB: 0 BB: 0 P: 3	R: 0 E: 0 K: 0 S: 3	H: 0 LOB: 0 BB: 0 P: 3	1B: 5 2B: 0 3B: 0 HR: 1	SF: 0 SAC: 0 DP: 1 HBP: 0	WP: 1 PB: 0 SB: 0 CS: 0	PA: 35
PITCHER	IP WLS BF H R ER SO BB IBB HBP BLK WP HR S P ERA WHIP																			
Amie Portocarrero, R ERA: 9.37 Billy Hoelt, L ERA: 5.27 Jerry Walker, R ERA: 2.7	(1,1) 5.0 W 22 5 2 2 2 3 0 0 0 0 0 1 23 35 3.60 1.600																			
(6,1) 0.2 3 1 0 0 1 0 0 0 0 0 1 0 5 5 0.00 1.500																				
(6,1) 3.1 S 10 0 0 0 0 0 0 0 0 0 0 0 10 10 0.00 0.000																				

TOP

Detroit Tigers @ Baltimore Orioles
Memorial Stadium, Baltimore, MD

Sat Jul 18 1959, 3:33 AM EDT
Unknown

AB 32
R 2
H 6
RBI 2
BB 3
SO 3
LOB 14




Batter	1	2	3	4	5	6	7	8	9	AB	R	H	RBI	BB	SO	LOB	BOTTOM			
Willie Tasby, R OBP: 0.332, SLG: 0.401	(1,8) 0-0 F8			(1,3) 0-3 K			(1,2) 0-0 5-3			4	0	1	2	0	1	0				
Bob Boyd, L OBP: 0.297, SLG: 0.309 Walt Dropp, R OBP: 0.276, SLG: 0.416	(1,3) 0-0 E8	(1,3) 1-1 3-H 3B			(1,3) 0-0 G4-6-3 1B		(1,2) 0-0 PB			2	1	1	0	0	0	1				
Gene Woodling, L OBP: 0.407, SLG: 0.521	(1,7) 0-0 1B				(1,2) 0-0 G4-6-3 1B		(1,2) 4-0 PB BB			3	1	3	1	1	0	0				
Gus Triandos, R OBP: 0.377, SLG: 0.539	(1,2) 0-0 F8		(1,1) 0-0 1-3		(1,2) 0-0 G4-6-3		(1,3) 0-3 K			4	0	0	0	0	1	6				
Albie Pearson, L OBP: 0.302, SLG: 0.246	(1,9) 0-0 F9		(1,2) 0-0 F8		(1,3) 0-0 1-3					4	1	1	0	0	0	3				
Brooks Robinson, R OBP: 0.250, SLG: 0.323		(1,5) 0-0 F7				(1,1) 0-0 F9				4	0	2	2	0	0	0				
Billy Klaus, L OBP: 0.366, SLG: 0.293 Bob Nieman, R OBP: 0.342, SLG: 0.480 Willy Miranda, S OBP: 0.209, SLG: 0.200	(1,6) 0-0 1B		(1,3) 0-0 F7			(1,2) 0-0 6-3				2	1	1	0	0	0	1				
Billy Gardner, R OBP: 0.299, SLG: 0.350	(1,4) 0-0 1B				(1,1) 0-0 P3		(1,3) 0-0 6-3			4	1	1	0	0	1	1				
Amie Portocarrero, R Billy Hoelt, L Jerry Walker, S	(1,1) 0-3 K		(1,2) 0-3 K				(1,1) 0-0 F7			2	0	0	0	0	2	2				
(6,1) 0.250, SLG: 0.250																				
(6,1) 0.159, SLG: 0.216																				
Inning Stats	R: 1 E: 1 K: 0 S: 5	H: 2 LOB: 1 BB: 0 P: 5	R: 2 E: 0 K: 1 S: 8	H: 3 LOB: 1 BB: 0 P: 8	R: 1 E: 0 K: 0 S: 5	H: 2 LOB: 1 BB: 0 P: 5	R: 0 E: 0 K: 2 S: 7	H: 0 LOB: 0 BB: 0 P: 7	R: 0 E: 0 K: 0 S: 4	H: 2 LOB: 1 BB: 0 P: 4	R: 0 E: 0 K: 0 S: 3	H: 0 LOB: 0 BB: 0 P: 3	R: 0 E: 0 K: 1 S: 6	H: 1 LOB: 2 BB: 1 P: 10	R: 1 E: 0 K: 1 S: 7	H: 2 LOB: 1 BB: 0 P: 7	1B: 7 2B: 3 3B: 2 HR: 0	SF: 0 SAC: 1 DP: 1 HBP: 0	WP: 0 PB: 1 SB: 0 CS: 0	PA: 36
PITCHER	IP WLS BF H R ER SO BB IBB HBP BLK WP HR S P ERA WHIP																			
Paul Foytack, R ERA: 5.37 Pete Burnside, L ERA: 3.32 Barney Schultz, R ERA: 2.5	(1,1) 3.0 L 16 2 0 0 2 0 0 0 0 0 0 0 14 14 0.00 0.667																			
(7,1) 2.0 10 3 1 1 2 1 0 0 0 0 0 0 13 17 4.50 2.000																				

BOTTOM

Detroit Tigers @ Baltimore Orioles
Memorial Stadium, Baltimore, MD

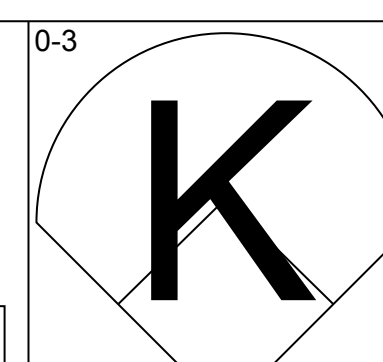
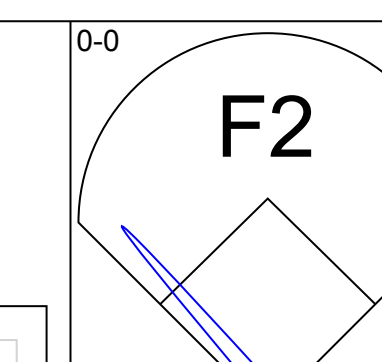
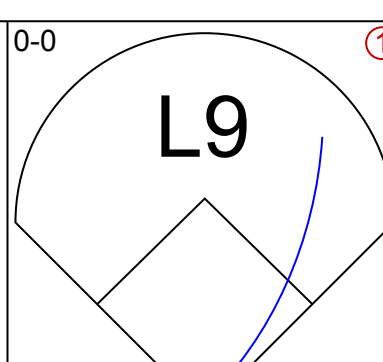
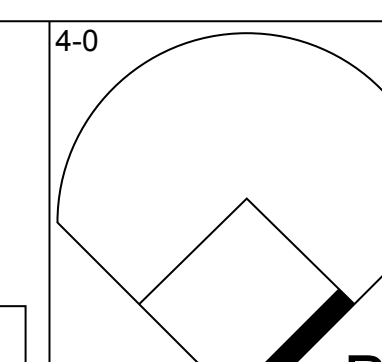
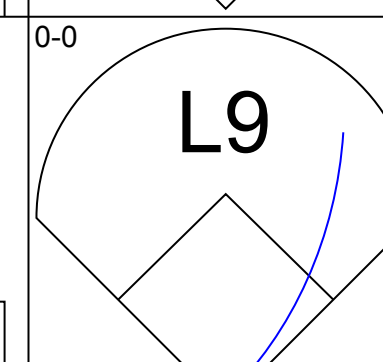
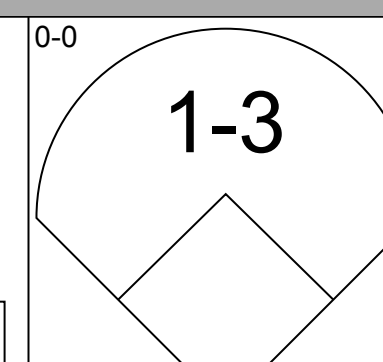
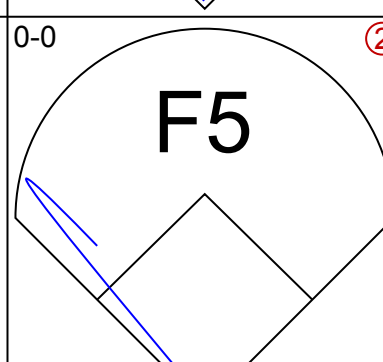
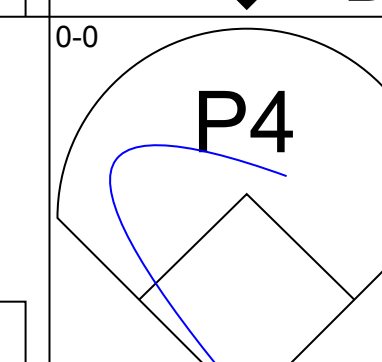
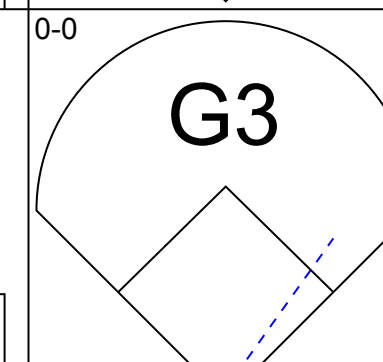
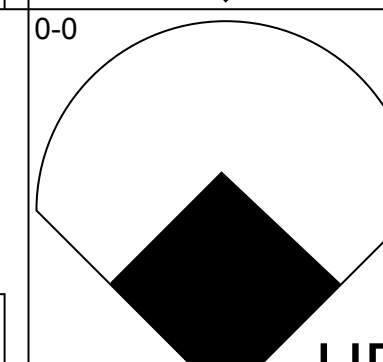
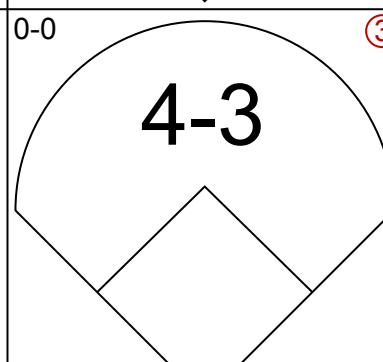
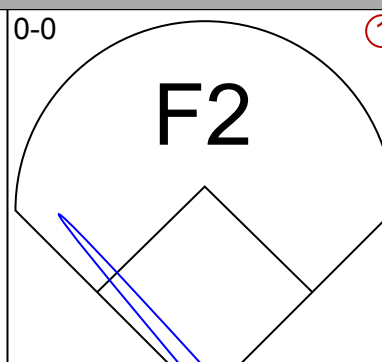
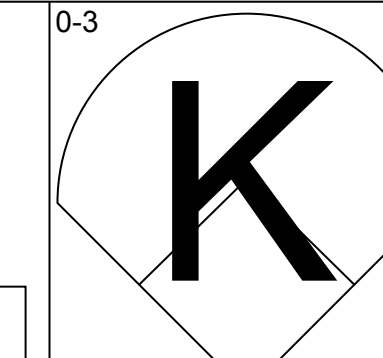
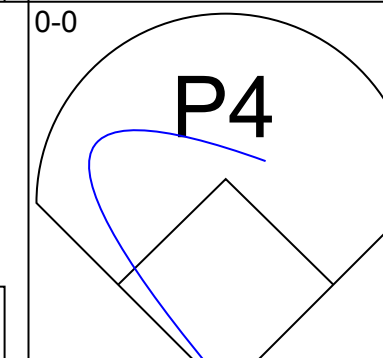
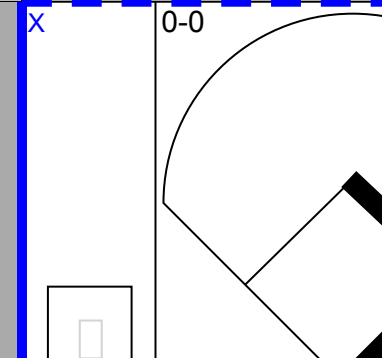
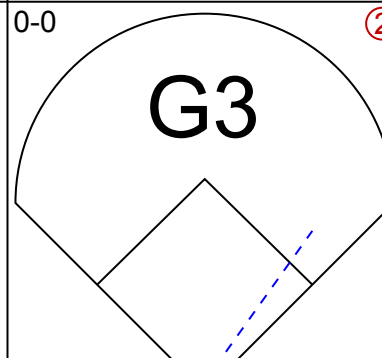
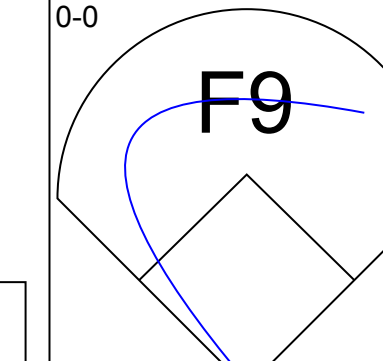
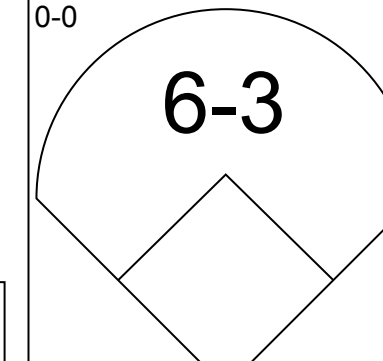
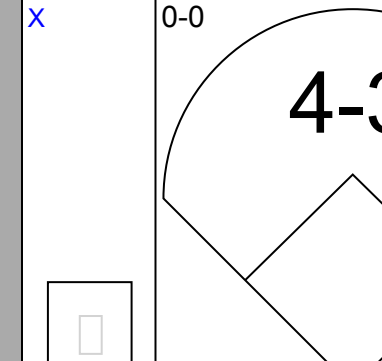
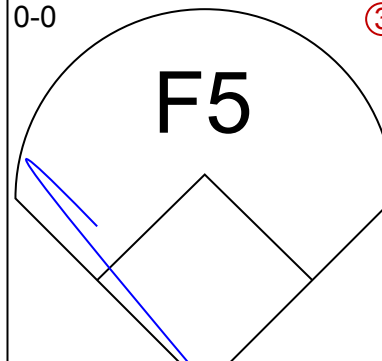
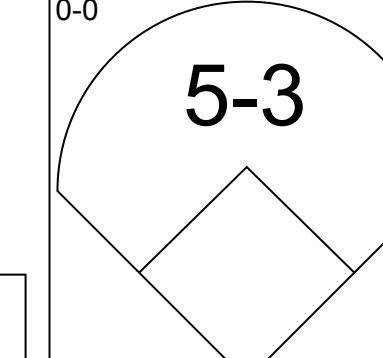
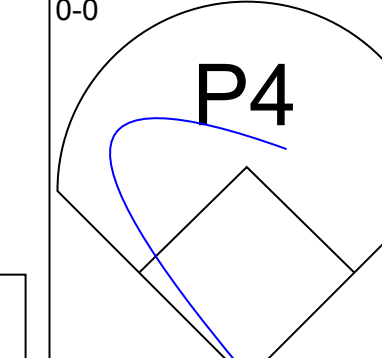
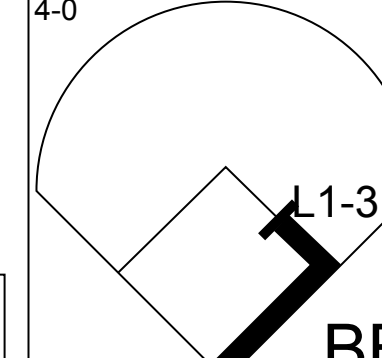
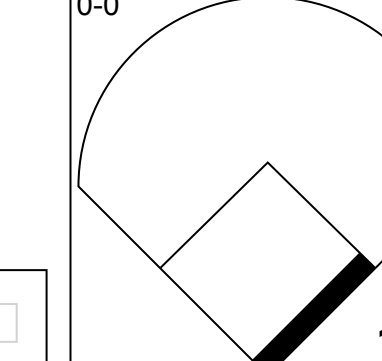
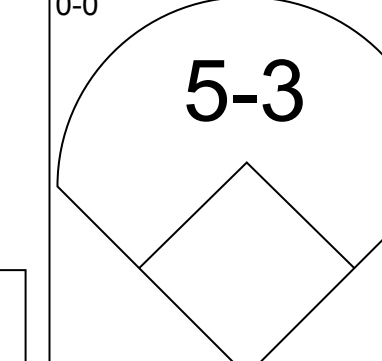
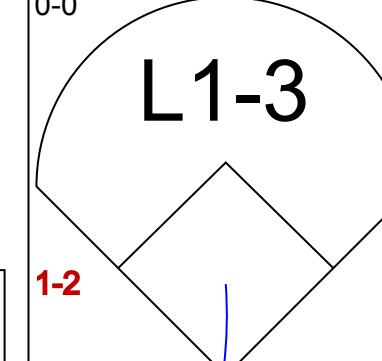
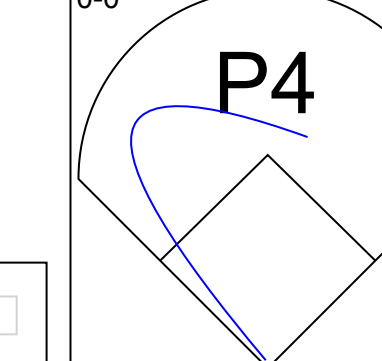
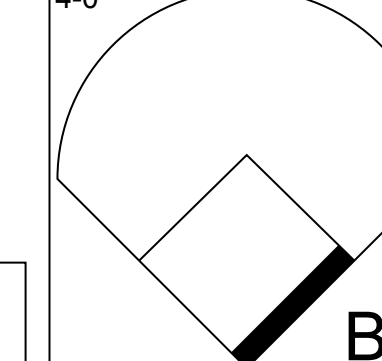
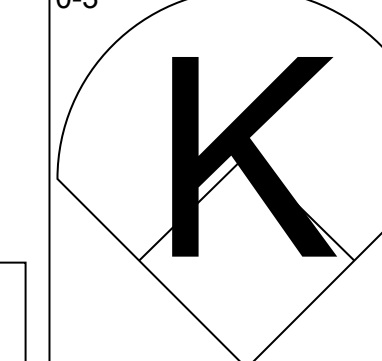
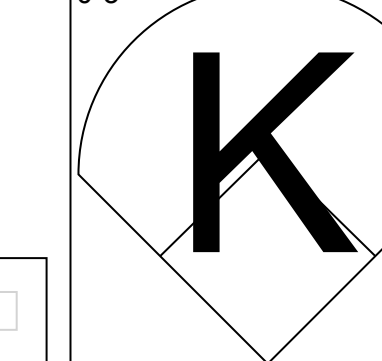
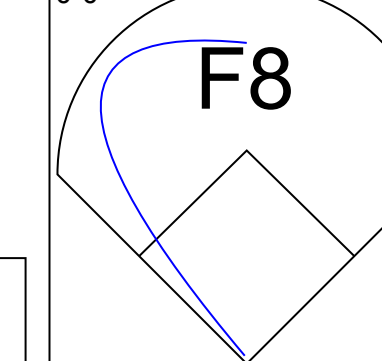
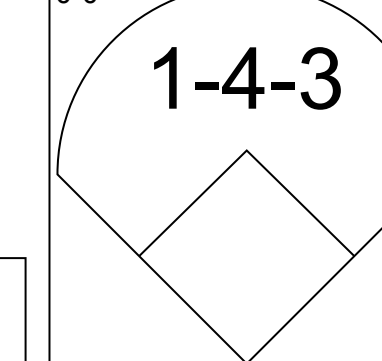
Sat Jul 18 1959, 3:33 AM EDT
Unknown

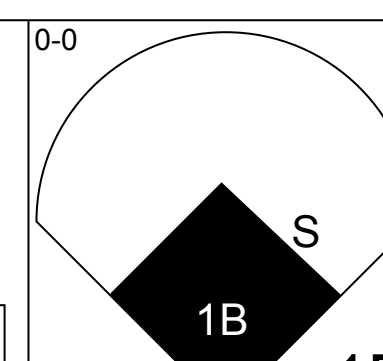
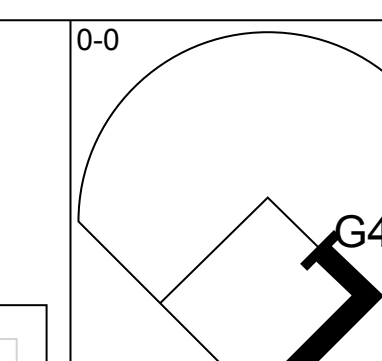
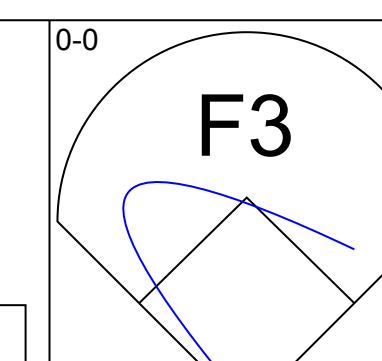
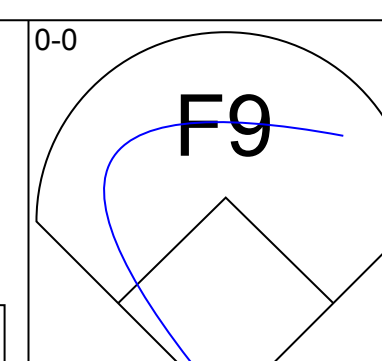
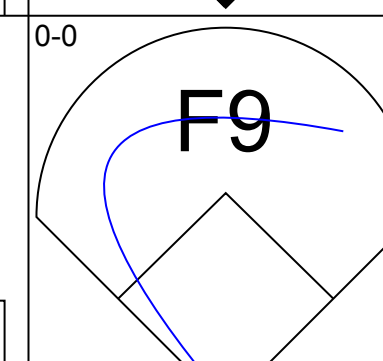
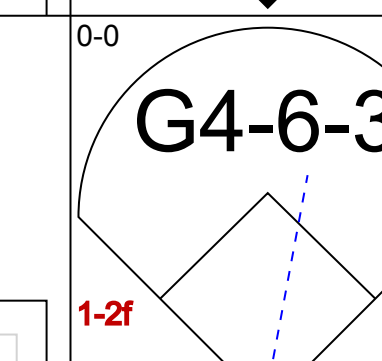
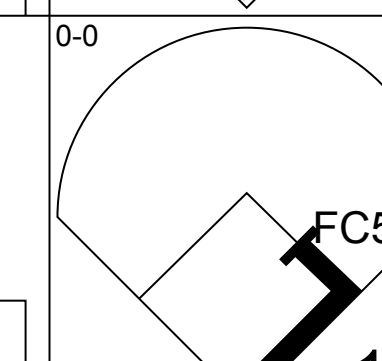
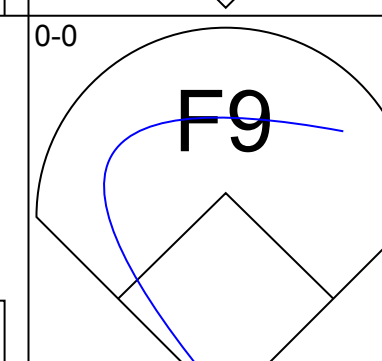
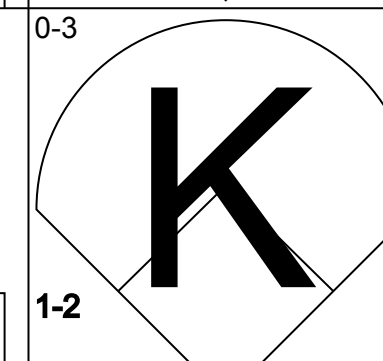
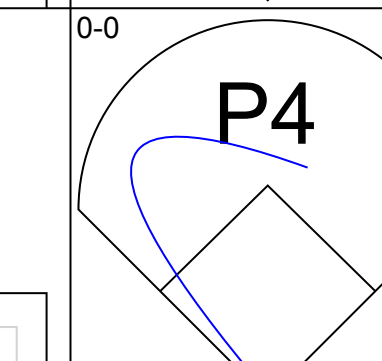
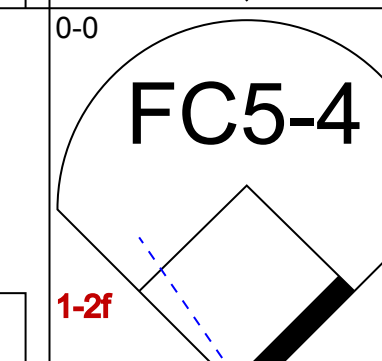
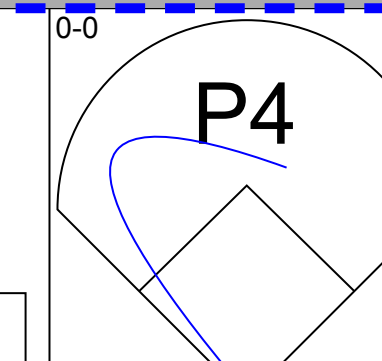
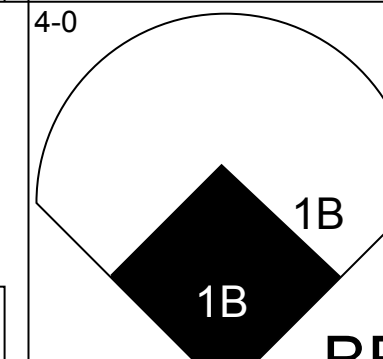
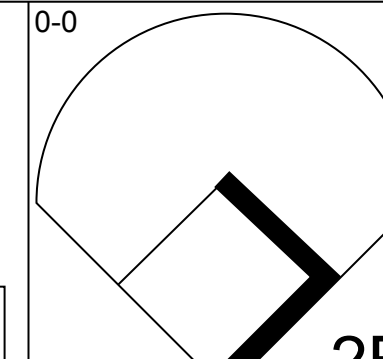
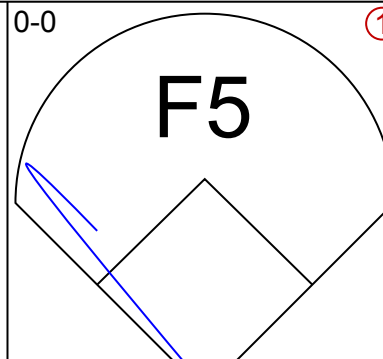
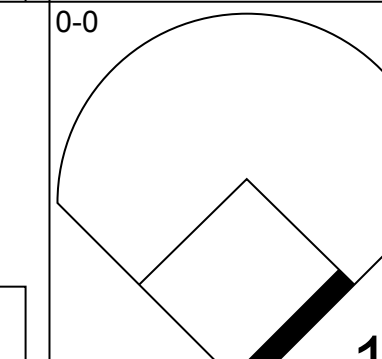
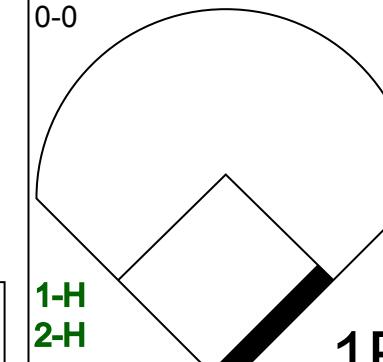
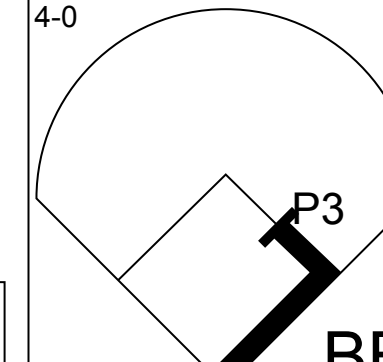
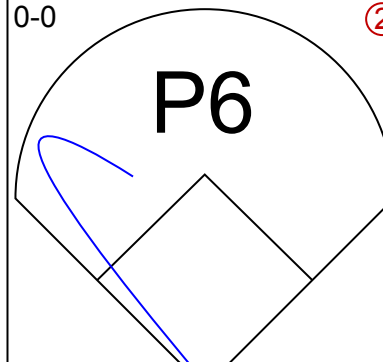
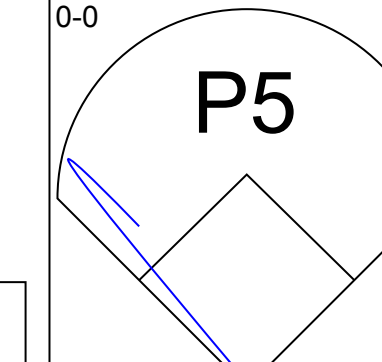
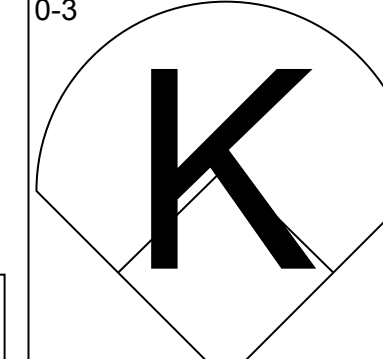
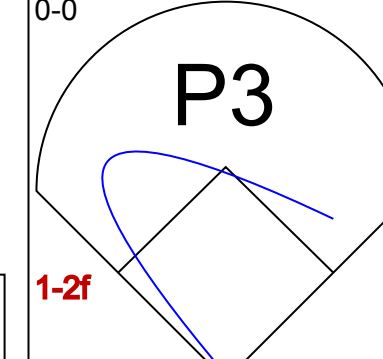
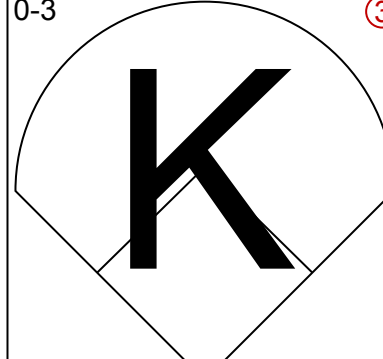
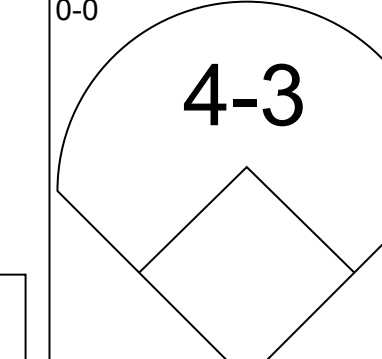
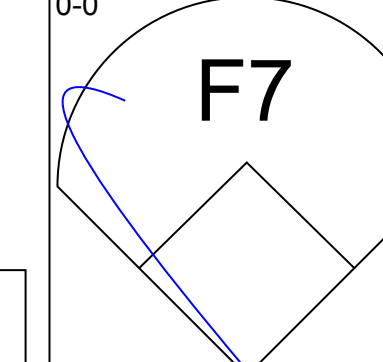
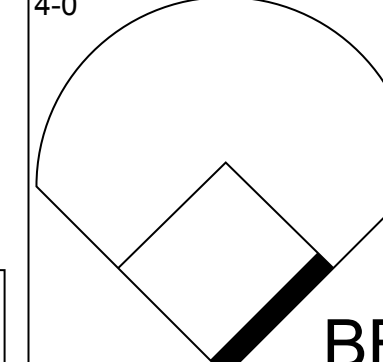
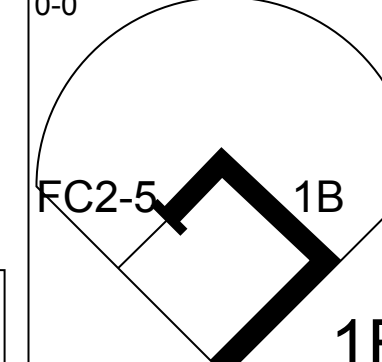
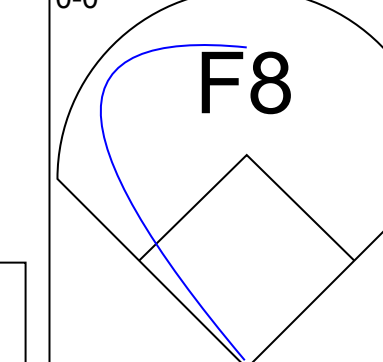
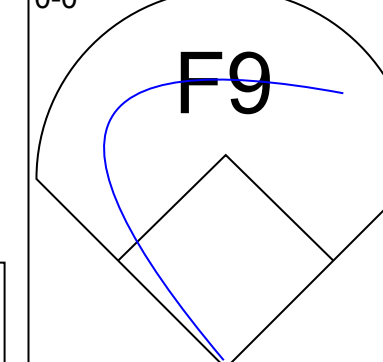
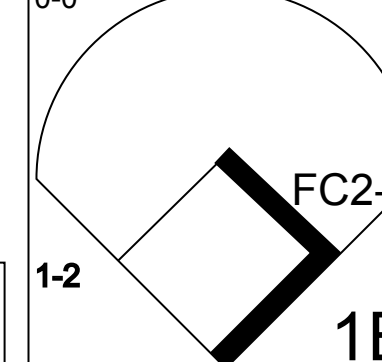
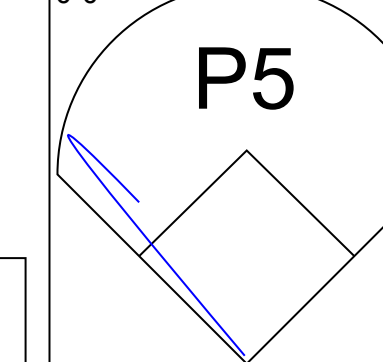
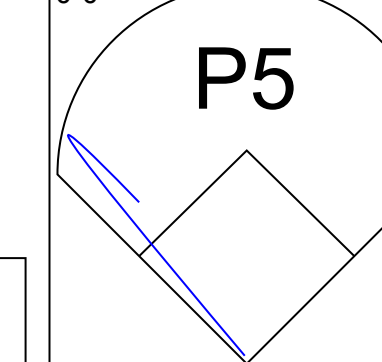
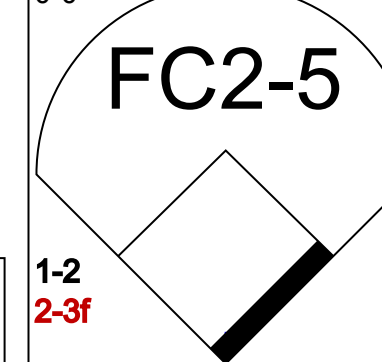
AB 34
R 5
H 12
RBI 5
BB 1
SO 5
LOB 15




Batter	1	2	3	4	5	6	7	8	9	AB R H RBI BB SO LOB	TOP									
Eddie Yost, R OBP: 0.413, SLG: 0.417 (1, 5)	4-0 WP PB 6-3 BB		0-0 5-3		0-3 K		0-0 K		0-0 L9	4 1 1 1 1 1 4	Detroit Tigers @ Baltimore Orioles Memorial Stadium, Baltimore, MD Sat Jul 18 1959, 7:05 PM EDT Att: 23,188 - Unknown									
Harvey Kuenn, R OBP: 0.401, SLG: 0.491 (1, 8)	0-0 6-3		0-0 5-3		0-3 K		0-3 K			4 0 0 1 0 2 3										
Neil Chrisley, L OBP: 0.150, SLG: 0.259 (1, 9)	0-0 3-1		0-0 5-3			0-0 F8		0-0 P6		4 0 0 0 0 0 0										
Charlie Maxwell, L OBP: 0.346, SLG: 0.490 (1, 7)	0-0 1B			4-0 G5-4-3 BB		4-0 PB BB		0-0 F5		2 0 1 0 2 0 0										
Red Wilson, R OBP: 0.336, SLG: 0.447 (1, 2)	0-0 F5			0-0 G5-4-3 1-2		0-0 F9		0-0 5-3		4 0 0 0 0 0 3										
Gail Harris, L OBP: 0.228, SLG: 0.315 (1, 3)		0-0 F7		0-0 F9		0-0 F7			0-0 4-3	4 0 0 0 0 0 1										
Frank Bolling, R OBP: 0.332, SLG: 0.368 (1, 4)		4-0 PB BB			1-0 PB HBP		4-0 4-3 SH3-4 1B BB		0-0 L4	1 1 0 0 2 0 0										
Coot Veal, R OBP: 0.379, SLG: 0.308 (1, 6)		0-3 K			0-3 K		0-0 SH3-4		4-0 BB BB	2 0 0 0 1 2 2										
Frank Lary, R OBP: 0.176, SLG: 0.167 (1, 1)		0-3 K			4-0 BB		0-0 4-3		4-0 1-2 BB	2 0 0 0 2 1 2										
Inning Stats	R: 1 E: 0 K: 0 S: 4	H: 1 LOB: 1 BB: 1 P: 8	R: 0 E: 0 K: 2 S: 7	H: 0 LOB: 0 BB: 1 P: 11	R: 0 E: 0 K: 0 S: 3	H: 0 LOB: 0 BB: 0 P: 3	R: 0 E: 0 K: 0 S: 2	H: 0 LOB: 0 BB: 1 P: 6	R: 0 E: 0 K: 3 S: 9	H: 0 LOB: 2 BB: 1 P: 14	R: 1 E: 0 K: 1 S: 6	H: 1 LOB: 1 BB: 1 P: 10	R: 0 E: 0 K: 0 S: 3	H: 0 LOB: 0 BB: 0 P: 3	R: 0 E: 0 K: 0 S: 3	H: 0 LOB: 2 BB: 2 P: 11	1B: 2 2B: 0 3B: 0 HR: 0	SF: 0 SAC: 1 DP: 1 HBP: 1	WP: 1 PB: 4 SB: 0 CS: 0	PA: 37
PITCHER	IP WLS BF H R ER SO BB IBB HBP BLK WP HR S P ERA WHIP											PITCHER	IP WLS BF H R ER SO BB IBB HBP BLK WP HR S P ERA WHIP							
Hoyt Wilhelm, R ERA: 1.91 Jack Fisher, R ERA: 5.57	(1, 1) 8.0 L 32	2 2 2 6	6 0 0 0	0 0 0 0	2 0 0 0	0 0 0 0	1 0 0 3	62 11 0.00 2.000												

Batter	1	2	3	4	5	6	7	8	9	AB R H RBI BB SO LOB	BOTTOM									
Albie Pearson, L OBP: 0.301, SLG: 0.247 (1, 9)	0-0 F9		0-0 BB 1B		0-0 G3			0-0 4-3		4 0 1 0 0 0 0	Detroit Tigers @ Baltimore Orioles Memorial Stadium, Baltimore, MD Sat Jul 18 1959, 7:05 PM EDT Att: 23,188 - Unknown									
Billy Klaus, L OBP: 0.376, SLG: 0.304 (1, 6)	0-0 FC6-4 1B		0-3 K			0-0 CS 1B		0-0 1B 1B		4 0 3 0 0 1 2										
Joe Taylor, R OBP: 0.381, SLG: 0.290 Gene Woodling, L OBP: 0.406, SLG: 0.519 (9, PH)	0-0 FC6-4 1-2		4-0 1-2 2-3 BB			0-3 K		0-0 F8		2 0 0 0 1 1 2 1 0 0 0 0 0 1										
Walt Dropo, R OBP: 0.265, SLG: 0.398 (1, 3)	0-3 K		0-0 F2			0-0 G3		0-3 K		4 0 0 0 0 2 5										
Willie Tasby, R OBP: 0.332, SLG: 0.399 (1, 8)		0-0 6-3		0-0 5-3			0-0 F8		0-0 1-2 1B	4 0 1 0 0 0 0										
Brooks Robinson, R OBP: 0.236, SLG: 0.304 (1, 5)		0-3 K		0-3 K			0-0 6-3		0-3 K	4 0 0 0 0 3 2										
Joe Ginsberg, L OBP: 0.268, SLG: 0.233 (1, 2)		0-0 4-3		0-0 4-3			0-0 F7			3 0 0 0 0 0 0										
Billy Gardner, R OBP: 0.301, SLG: 0.351 Bob Boyd, L OBP: 0.296, SLG: 0.308 Willy Miranda, S OBP: 0.209, SLG: 0.200 (8, PH) (9, 4)	0-0 BB 1B 1B				0-0 P5			0-0 F7		2 0 1 0 0 0 0 1 0 0 0 0 0 0 0 0 0 0 0 0 0										
Hoyt Wilhelm, R OBP: 0.102, SLG: 0.022 Al Pilarcik, L OBP: 0.363, SLG: 0.394 Jack Fisher, R OBP: 0.500, SLG: 0.500 (8, PH) (9, 1)	0-3 K				0-3 K			0-0 1-3		2 0 0 0 0 2 1 1 0 0 0 0 0 0 0 0 0 0 0 0 0										
Inning Stats	R: 0 E: 0 K: 1 S: 6	H: 1 LOB: 0 BB: 0 P: 6	R: 0 E: 0 K: 1 S: 5	H: 0 LOB: 0 BB: 0 P: 5	R: 0 E: 0 K: 2 S: 9	H: 2 LOB: 3 BB: 1 P: 13	R: 0 E: 0 K: 1 S: 5	H: 0 LOB: 0 BB: 0 P: 5	R: 0 E: 0 K: 1 S: 5	H: 1 LOB: 0 BB: 0 P: 5	R: 0 E: 0 K: 0 S: 3	H: 0 LOB: 0 BB: 0 P: 3	R: 0 E: 0 K: 0 S: 3	H: 0 LOB: 0 BB: 0 P: 3	R: 0 E: 0 K: 2 S: 9	H: 2 LOB: 2 BB: 0 P: 9	1B: 6 2B: 1 3B: 0 HR: 0	SF: 0 SAC: 0 DP: 1 HBP: 0	WP: 0 PB: 0 SB: 0 CS: 1	PA: 33
PITCHER	IP WLS BF H R ER SO BB IBB HBP BLK WP HR S P ERA WHIP											PITCHER	IP WLS BF H R ER SO BB IBB HBP BLK WP HR S P ERA WHIP							
Frank Lary, R ERA: 3.37	(1, 1) 9.0 W 33	6 0 0 9	1 0 0 0	0 0 0 0	0 0 0 0	0 0 0 50	54 0.00 0.778													

Batter	1	2	3	4	5	6	7	8	9	AB	R	H	RBI	BB	SO	LOB	TOP				
Eddie Yost, R OBP: 0.411, SLG: 0.413 (1, 5)										3	0	0	0	1	1	1	<p>Detroit Tigers @ Baltimore Orioles Memorial Stadium, Baltimore, MD Sun Jul 19 1959, 3:33 AM EDT Att: 8,856 - Unknown</p>				
Harvey Kuenn, R OBP: 0.397, SLG: 0.485 (1, 8)										4	0	0	0	0	0	1					
Charlie Maxwell, L OBP: 0.345, SLG: 0.497 (1, 7)										4	1	1	1	0	0	0					
Johnny Groth, R OBP: 0.341, SLG: 0.447 Neil Chrisley, L OBP: 0.161, SLG: 0.286 (7, PH) (7, 9)										2	0	0	0	0	1	0					
Red Wilson, R OBP: 0.328, SLG: 0.437 Lou Berberet, L OBP: 0.297, SLG: 0.373 (9, PH) (1, 2)										3	0	0	0	0	0	1					
Gus Zernial, R OBP: 0.244, SLG: 0.419 Gail Harris, L OBP: 0.232, SLG: 0.315 (7, PH) (7, 3)										2	0	0	0	0	0	0					
Frank Bolling, R OBP: 0.332, SLG: 0.368 (1, 4)										3	0	1	0	0	0	2					
Coot Veal, R OBP: 0.387, SLG: 0.296 Ted Lepcio, R OBP: 0.330, SLG: 0.407 Rocky Bridges, R OBP: 0.319, SLG: 0.361 (8, PH) (8, 6)										1	0	0	0	1	0	1					
Jim Bunning, R OBP: 0.232, SLG: 0.283 Bobo Osborne, L OBP: 0.262, SLG: 0.310 Ray Narleski, R OBP: 0.125, SLG: 0.250 (8, PH) (8, 1)										2	0	0	0	0	1	2					
Inning Stats	R: 0 E: 0 K: 1 S: 5	H: 0 LOB: 0 BB: 0 P: 5	R: 0 E: 0 K: 1 S: 5	H: 0 LOB: 0 BB: 0 P: 5	R: 0 E: 0 K: 1 S: 6	H: 1 LOB: 1 BB: 0 P: 6	R: 1 E: 0 K: 0 S: 4	H: 1 LOB: 0 BB: 0 P: 4	R: 0 E: 0 K: 0 S: 3	H: 0 LOB: 1 BB: 1 P: 7	R: 0 E: 0 K: 0 S: 3	H: 1 LOB: 1 BB: 1 P: 7	R: 0 E: 0 K: 1 S: 5	H: 0 LOB: 1 BB: 1 P: 9	R: 0 E: 0 K: 0 S: 3	H: 0 LOB: 0 BB: 0 P: 3		1B: 1 2B: 2 3B: 0 HR: 1	SF: 0 SAC: 0 DP: 1 HBP: 0	WP: 0 PB: 0 SB: 0 CS: 0	PA: 32
PITCHER	IP	WLS	BF	H	R	ER	SO	BB	IBB	HBP	BLK	WP	HR	S	P	ERA		WHIP			
Billy O'Dell, L ERA: 3.43 Billy Loes, R ERA: 2.36	(1, 1) (7, 1)	6.0 S	21 11	2 1	1 0	1 0	3 1	1 2	0 0	0 0	0 0	0 0	1 0	26 11	30 19	1.50 0.00		0.500 1.000			

Batter	1	2	3	4	5	6	7	8	9	AB	R	H	RBI	BB	SO	LOB	BOTTOM				
Albie Pearson, L OBP: 0.306, SLG: 0.253 (1, 9)										4	1	2	0	0	0	2	<p>Detroit Tigers @ Baltimore Orioles Memorial Stadium, Baltimore, MD Sun Jul 19 1959, 3:33 AM EDT Att: 8,856 - Unknown</p>				
Bob Boyd, L OBP: 0.295, SLG: 0.307 Walt Dropo, R OBP: 0.265, SLG: 0.398 (1, 3) (9, 3)										4	0	1	0	0	0	4					
Willie Tasby, R OBP: 0.328, SLG: 0.395 (1, 8)										4	0	0	0	0	1	2					
Gene Woodling, L OBP: 0.410, SLG: 0.524 (1, 7)										3	1	2	0	1	0	0					
Gus Triandos, R OBP: 0.378, SLG: 0.536 (1, 2)										3	0	1	2	1	0	1					
Billy Klaus, L OBP: 0.371, SLG: 0.299 Billy Loes, R ERA: 2.36 (1, 6) (7, 1)										3	0	0	0	0	2	3					
Brooks Robinson, R OBP: 0.253, SLG: 0.310 (1, 5)										2	0	1	0	1	0	0					
Billy Gardner, R OBP: 0.301, SLG: 0.351 (1, 4)										3	0	1	0	0	0	2					
Billy O'Dell, S OBP: 0.216, SLG: 0.212 Willy Miranda, S OBP: 0.209, SLG: 0.200 Al Pilarcik, L OBP: 0.361, SLG: 0.391 Chico Carrasquel, R OBP: 0.284, SLG: 0.302 (1, 1) (7, 6) (7, PH) (8, 6)										2	0	0	0	0	0	0					
Inning Stats	R: 2 E: 0 K: 2 S: 9	H: 2 LOB: 1 BB: 1 P: 13	R: 0 E: 0 K: 0 S: 3	H: 0 LOB: 0 BB: 0 P: 3	R: 0 E: 0 K: 0 S: 3	H: 1 LOB: 0 BB: 0 P: 3	R: 0 E: 0 K: 0 S: 3	H: 1 LOB: 2 BB: 2 P: 11	R: 0 E: 0 K: 0 S: 4	H: 1 LOB: 1 BB: 0 P: 4	R: 0 E: 0 K: 1 S: 5	H: 2 LOB: 2 BB: 0 P: 5	R: 0 E: 0 K: 0 S: 4	H: 1 LOB: 1 BB: 0 P: 4	1B: 7 2B: 2 3B: 0 HR: 0	SF: 0 SAC: 0 DP: 2 HBP: 0		WP: 0 PB: 0 SB: 1 CS: 0	PA: 33		
PITCHER	IP	WLS	BF	H	R	ER	SO	BB	IBB	HBP	BLK	WP	HR	S	P	ERA		WHIP			
Jim Bunning, R ERA: 4.46 Ray Narleski, R ERA: 5.65	(1, 1) (8, 1)	7.0 L	29 4	7 1	2 0	2 0	3 0	3 0	0 0	0 0	0 0	0 0	0 4	32 4	44 4	2.57 0.00		1.429 1.000			

Batter	1	2	3	4	5	6	7	8	9	AB	R	H	RBI	BB	SO	LOB	TOP			
Willie Tasby, R OBP: 0.327, SLG: 0.393	6-3			5-3		5-3 1B		6-3		4	0	1	0	0	0	0	Baltimore Orioles @ Kansas City Athletics Municipal Stadium, Kansas City, MO Tue Jul 21 1959, 8:05 PM EDT Att: 10,134 - Unknown livebaseballscorecards.com			
Gene Woodling, L OBP: 0.405, SLG: 0.517	P6			L9		5-3 1-2		K		4	0	0	0	0	1	1				
Bob Nieman, R OBP: 0.340, SLG: 0.476	K			PO 1B		F9		K		4	0	1	0	0	2	1				
Gus Triandos, R OBP: 0.377, SLG: 0.530		5-3		PO 1-2	BB 1B BB	K		F3		3	0	0	0	1	1	1				
Walt Dropo, R OBP: 0.264, SLG: 0.423	6-3				F8			5-3		4	1	1	1	0	0	1				
Brooks Robinson, R OBP: 0.253, SLG: 0.307	F9				F8			FC6-4 1B		4	0	1	0	0	0	1				
Billy Gardner, R OBP: 0.301, SLG: 0.350			4-3		BB 1-2 1B		FC6-4 1-2 1B			3	0	1	0	0	0	1				
Willy Miranda, S OBP: 0.213, SLG: 0.195			6-3		BB 1-2 2-3 BB		K			2	0	0	0	1	1	1				
Milt Pappas, R OBP: 0.182, SLG: 0.186								6-3		1	0	0	0	0	0	0	AB 31 R 1 H 5 RBI 1 BB 2 SO 6 LOB 10 			
Jack Fisher, R OBP: 0.209, SLG: 0.500										0	0	0	0	0	0	0				
Joe Judge, R OBP: 0.202, SLG: 0.289										0	0	0	0	0	0	3				
Billy Hoelt, L OBP: 0.202, SLG: 0.289										0	0	0	0	0	0	0				
Chico Carrasquel, R OBP: 0.202, SLG: 0.289										0	0	0	0	0	0	0				
Ernie Johnson, R OBP: 0.202, SLG: 0.289										0	0	0	0	0	0	0				
										0	0	0	0	0	0	0				
										0	0	0	0	0	0	0				
Inning Stats	R: 0 E: 0 K: 1 S: 5	H: 0 LOB: 0 BB: 0 P: 5	R: 0 E: 0 K: 0 S: 3	H: 0 LOB: 0 BB: 0 P: 3	R: 0 E: 0 K: 1 S: 5	H: 0 LOB: 0 BB: 0 P: 5	R: 0 E: 0 K: 0 S: 3	H: 1 LOB: 3 BB: 2 P: 3	R: 0 E: 0 K: 1 S: 6	H: 1 LOB: 1 BB: 0 P: 6	R: 0 E: 0 K: 1 S: 6	H: 1 LOB: 1 BB: 0 P: 6	R: 0 E: 0 K: 1 S: 5	H: 0 LOB: 0 BB: 0 P: 5	R: 1 E: 0 K: 1 S: 6	H: 1 LOB: 0 BB: 0 P: 6	1B: 4 2B: 0 3B: 0 HR: 1	SF: 0 SAC: 0 DP: 0 HBP: 0	WP: 0 PB: 0 SB: 0 CS: 0	PA: 34
PITCHER Bud Daley, L ERA: 3.1	IP: 9.0 WLS: W BF: 33 H: 5 R: 1 ER: 1 SO: 6 BB: 2 IBB: 0 HBP: 0 BLK: 0 WP: 0 HR: 1 S: 43 P: 51 ERA: 1.00 WHIP: 0.778															PITCHER				

Batter	1	2	3	4	5	6	7	8	9	AB	R	H	RBI	BB	SO	LOB	BOTTOM			
Bill Tuttle, R OBP: 0.359, SLG: 0.395	4-3 2B BB		2B	1-2 2H 1B			HR 2B			3	3	3	1	1	0	0	Baltimore Orioles @ Kansas City Athletics Municipal Stadium, Kansas City, MO Tue Jul 21 1959, 8:05 PM EDT Att: 10,134 - Unknown livebaseballscorecards.com			
Dick Williams, R OBP: 0.313, SLG: 0.458	4-3 1-3		1B 2B	PO 2-3		F8	HR 2H			4	2	2	3	0	0	1				
Roger Maris, L OBP: 0.389, SLG: 0.577	1B 3H		1B HBP			E BB	P6			2	2	1	1	1	0	0				
Bob Cerv, R OBP: 0.319, SLG: 0.444						E1 BB				4	0	3	2	0	0	0				
Russ Snyder, L OBP: 0.333, SLG: 0.357			G4-6-3 1B			E1 1H				0	0	0	0	0	0	0				
Kent Hadley, L OBP: 0.294, SLG: 0.424	F7		G4-6-3 1-2			G5-4-3 BB				3	0	0	0	1	1	3				
Harry Chiti, R OBP: 0.321, SLG: 0.422	5-3					F9 1-2	G5-4-3 1-2			4	0	0	0	0	0	4				
Joe Demaestri, R OBP: 0.296, SLG: 0.386		K				1-3				4	0	0	0	0	2	0				
Wayne Terwilliger, R OBP: 0.231, SLG: 0.271		K				1B 1B				4	1	1	0	0	1	0				
Bud Daley, L OBP: 0.391, SLG: 0.386		G3				PO 1B 1-2 1B				4	0	1	0	0	1	0				
Inning Stats	R: 2 E: 0 K: 0 S: 5	H: 2 LOB: 1 BB: 1 P: 9	R: 0 E: 0 K: 2 S: 7	H: 0 LOB: 0 BB: 0 P: 7	R: 2 E: 0 K: 0 S: 4	H: 3 LOB: 0 BB: 0 P: 5	R: 1 E: 0 K: 0 S: 5	H: 3 LOB: 1 BB: 0 P: 5	R: 1 E: 1 K: 0 S: 3	H: 0 LOB: 1 BB: 2 P: 11	R: 0 E: 0 K: 1 S: 5	H: 0 LOB: 0 BB: 0 P: 5	R: 2 E: 0 K: 1 S: 8	H: 3 LOB: 1 BB: 0 P: 8	R: 0 E: 0 K: 1 S: 5	H: 0 LOB: 0 BB: 0 P: 5	1B: 5 2B: 5 3B: 0 HR: 1	SF: 0 SAC: 0 DP: 2 HBP: 1	WP: 0 PB: 0 SB: 1 CS: 0	PA: 37
PITCHER Milt Pappas, R ERA: 4.08 Jack Fisher, R ERA: 5.48 Billy Hoelt, L ERA: 5.32 Ernie Johnson, R ERA: 2.9	IP: 3.2 WLS: L BF: 17 H: 6 R: 5 ER: 5 SO: 2 BB: 1 IBB: 0 HBP: 0 BLK: 0 WP: 0 HR: 0 S: 19 P: 24 ERA: 12.27 WHIP: 1.909															PITCHER				

Batter	1	2	3	4	5	6	7	8	9	AB	R	H	RBI	BB	SO	LOB	TOP			
Albie Pearson, L OBP: 0.310, SLG: 0.255	F7		E		1B		4-3			3	1	1	0	1	0	1	Baltimore Orioles @ Kansas City Athletics Municipal Stadium, Kansas City, MO Wed Jul 22 1959, 8:05 PM EDT Att: 7,602 - Unknown livebaseballscorecards.com			
Bob Boyd, L OBP: 0.295, SLG: 0.306	6-3		E4		1B		4-3			4	0	1	0	0	0	3				
Gene Woodling, L OBP: 0.406, SLG: 0.529	4-3		SF7		1B					3	1	2	3	0	0	0				
Gus Triandos, R OBP: 0.372, SLG: 0.522		L7	G6-4-3		F8					4	0	0	0	0	0	4				
Willie Tasby, R OBP: 0.324, SLG: 0.389	4-3				4-3		F9			4	0	0	0	0	0	0				
Billy Klaus, L OBP: 0.370, SLG: 0.295										2	0	0	0	1	1	0				
Walt Dropo, R OBP: 0.262, SLG: 0.418		2B			F9		K			1	0	0	0	0	0	0				
Willy Miranda, S OBP: 0.213, SLG: 0.195		BB								0	0	0	0	0	0	0				
Brooks Robinson, R OBP: 0.253, SLG: 0.316					1-3		F9			4	0	1	0	0	0	0				
Billy Gardner, R OBP: 0.298, SLG: 0.347										3	0	0	0	0	0	2				
Bob Nieman, R OBP: 0.339, SLG: 0.474	L1				F3		E6			1	0	0	0	0	0	0				
Jerry Walker, S OBP: 0.175, SLG: 0.231										2	1	1	0	0	0	0				
Al Pilarcik, L OBP: 0.358, SLG: 0.388					F8		SH5-4			1	0	0	0	0	0	0				
Inning Stats	R: 0 E: 0 K: 0 S: 3	H: 0 LOB: 0 BB: 0 P: 3	R: 0 E: 0 K: 0 S: 4	H: 1 LOB: 2 BB: 1 P: 8	R: 1 E: 1 K: 0 S: 5	H: 2 LOB: 1 BB: 0 P: 5	R: 0 E: 0 K: 0 S: 3	H: 0 LOB: 0 BB: 0 P: 3	R: 1 E: 0 K: 1 S: 5	H: 2 LOB: 2 BB: 1 P: 9	R: 0 E: 0 K: 0 S: 5	H: 0 LOB: 0 BB: 0 P: 5	R: 0 E: 1 K: 0 S: 4	H: 0 LOB: 1 BB: 0 P: 4	R: 1 E: 0 K: 0 S: 3	H: 1 LOB: 0 BB: 0 P: 3	1B: 4 2B: 1 3B: 0 HR: 1	SF: 1 SAC: 1 DP: 1 HBP: 0	WP: 0 PB: 0 SB: 0 CS: 0	PA: 36
PITCHER Ray Herbert, R ERA: 4.29	IP: 9.0 WLS: W BF: 36 H: 6 R: 3 ER: 3 SO: 1 BB: 2 IBB: 0 HBP: 0 BLK: 0 WP: 0 HR: 1 S: 36 P: 44 ERA: 3.00 WHIP: 0.889																			

Batter	1	2	3	4	5	6	7	8	9	AB	R	H	RBI	BB	SO	LOB	BOTTOM			
Bill Tuttle, R OBP: 0.360, SLG: 0.398	5-3		CS		5-3					3	1	1	1	1	0	0	Baltimore Orioles @ Kansas City Athletics Municipal Stadium, Kansas City, MO Wed Jul 22 1959, 8:05 PM EDT Att: 7,602 - Unknown livebaseballscorecards.com			
Dick Williams, R OBP: 0.313, SLG: 0.465	F8									4	1	1	1	0	0	2				
Roger Maris, L OBP: 0.390, SLG: 0.580	G1				B5-3					4	1	2	1	0	0	0				
Bob Cerv, R OBP: 0.315, SLG: 0.437		F2			G3		F7			4	1	0	0	0	0	2				
Kent Hadley, L OBP: 0.293, SLG: 0.427	4-3						F9			4	0	1	2	0	1	0				
Harry Chiti, R OBP: 0.319, SLG: 0.410	5-3						6-3			3	1	0	0	1	0	1				
Joe Demaestri, R OBP: 0.297, SLG: 0.385					1-3		K2-3			3	0	1	0	0	1	0				
Wayne Terwilliger, R OBP: 0.239, SLG: 0.267										1	0	0	1	1	0	0				
Ray Herbert, R OBP: 0.250, SLG: 0.326					F7					3	1	1	0	0	0	2				
Inning Stats	R: 0 E: 0 K: 0 S: 3	H: 0 LOB: 0 BB: 0 P: 3	R: 0 E: 0 K: 0 S: 3	H: 0 LOB: 0 BB: 0 P: 3	R: 0 E: 0 K: 0 S: 2	H: 0 LOB: 1 BB: 1 P: 6	R: 1 E: 0 K: 0 S: 4	H: 1 LOB: 0 BB: 0 P: 4	R: 0 E: 0 K: 1 S: 5	H: 0 LOB: 0 BB: 0 P: 5	R: 2 E: 0 K: 0 S: 6	H: 3 LOB: 1 BB: 0 P: 6	R: 1 E: 0 K: 1 S: 6	H: 1 LOB: 1 BB: 1 P: 10	R: 2 E: 1 K: 0 S: 5	H: 2 LOB: 1 BB: 1 P: 9		1B: 2 2B: 4 3B: 0 HR: 1	SF: 0 SAC: 1 DP: 1 HBP: 0	WP: 0 PB: 0 SB: 0 CS: 1
PITCHER Jerry Walker, R ERA: 2.83	IP: 8.0 WLS: L BF: 33 H: 7 R: 6 ER: 4 SO: 2 BB: 3 IBB: 0 HBP: 0 BLK: 0 WP: 0 HR: 1 S: 34 P: 46 ERA: 4.50 WHIP: 1.250																			

Batter	1	2	3	4	5	6	7	8	9	AB	R	H	RBI	BB	SO	LOB	TOP					
Albie Pearson, L OBP: 0.315, SLG: 0.261 (1,9)	0-0 1-3		0-0 1B			0-0 FC4-6 1B	0-0 G3			4	0	2	0	0	0	0						
Bob Boyd, L OBP: 0.290, SLG: 0.302 (1,3)	0-0 L6		0-0 F9			0-0 FC4-6 1B 1-2		0-0 E4		4	1	0	0	0	0	2						
Gene Woodling, L OBP: 0.408, SLG: 0.529 (1,7)	0-0 1B			0-0 F7		0-0 1B 1-3		0-0 P4		4	0	2	0	0	0	1						
Gus Triandos, R OBP: 0.370, SLG: 0.517 (1,2)	0-0 P4			0-0 F7		0-0 1B 1-3		0-0 L6		4	0	1	1	0	0	2						
Willie Tasby, R OBP: 0.320, SLG: 0.384 (1,8)		0-0 6-3		0-0 F8		0-0 P4 3-H		0-3 K		4	0	0	0	0	1	3						
Billy Klaus, L OBP: 0.368, SLG: 0.312 (1,6)		0-0 F5			0-0 6-3			0-0 4-3		4	1	1	1	0	0	0						
Brooks Robinson, R OBP: 0.253, SLG: 0.337 (1,5)		0-0 P6			0-0 F2			0-0 F9		4	1	1	0	0	0	0						
Billy Gardner, R OBP: 0.294, SLG: 0.342 (1,4)			0-0 L5		0-0 F8			0-0 5-3		4	0	0	0	0	0	1						
Hal Brown, R OBP: 0.185, SLG: 0.130 Jack Fisher, R OBP: 0.400, SLG: 0.400 Bob Nieman, R OBP: 0.338, SLG: 0.471 Ernie Johnson, R OBP: 0.250, SLG: 0.250 (1,1) (3,1) (7,PH) (7,1)			0-3 K			0-0 5-3		0-0 5-3		1	0	0	0	0	1	0						
Inning Stats	R: 0 E: 0 K: 0 S: 4	H: 1 LOB: 1 BB: 0 P: 4	R: 0 E: 0 K: 0 S: 3	H: 0 LOB: 0 BB: 0 P: 3	R: 0 E: 0 K: 1 S: 6	H: 1 LOB: 1 BB: 0 P: 6	R: 0 E: 0 K: 0 S: 3	H: 0 LOB: 0 BB: 0 P: 3	R: 0 E: 0 K: 0 S: 3	H: 0 LOB: 0 BB: 0 P: 3	R: 1 E: 0 K: 0 S: 6	H: 3 LOB: 2 BB: 0 P: 6	R: 2 E: 0 K: 0 S: 5	H: 2 LOB: 0 BB: 0 P: 5	R: 0 E: 1 K: 1 S: 6	H: 0 LOB: 1 BB: 0 P: 6	R: 0 E: 0 K: 0 S: 3	H: 0 LOB: 0 BB: 0 P: 3	1B: 5 2B: 0 3B: 1 HR: 1	SF: 0 SAC: 0 DP: 0 HBP: 0	WP: 0 PB: 0 SB: 0 CS: 0	PA: 35
PITCHER Ned Garver, R ERA: 3.41 (1,1)	IP: 9.0 WLS: W BF: 35 H: 7 R: 3 ER: 3 SO: 2 BB: 0 IBB: 0 HBP: 0 BLK: 0 WP: 0 HR: 1 S: 39 P: 39 ERA: 3.00 WHIP: 0.778															PITCHER	IP: 9.0 WLS: W BF: 35 H: 7 R: 3 ER: 3 SO: 2 BB: 0 IBB: 0 HBP: 0 BLK: 0 WP: 0 HR: 1 S: 39 P: 39 ERA: 3.00 WHIP: 0.778					

Baltimore Orioles @ Kansas City Athletics
Municipal Stadium, Kansas City, MO
Thu Jul 23 1959, 8:05 PM EDT
Att: 8,231 - Unknown

AB 35
R 3
H 7
RBI 3
BB 0
SO 2
LOB 9



Batter	1	2	3	4	5	6	7	8	9	AB	R	H	RBI	BB	SO	LOB	BOTTOM			
Bill Tuttle, R OBP: 0.362, SLG: 0.397 Russ Snyder, L OBP: 0.375, SLG: 0.400 (1,8) (6,FR) (7,8)	0-3 K SH3-4 1B	0-0 1-2 2-H 1B		0-0 5-3		4-0 HR BB		0-0 G5-4-3 1B		3	1	1	1	1	1	0				
Dick Williams, R OBP: 0.312, SLG: 0.473 (1,5)	0-0 SH3-4 1-2	0-0 FC5 2-3f		0-0 6-3		0-0 HR		0-0 G5-4-3 1-2f		4	1	1	2	0	0	3				
Roger Maris, L OBP: 0.394, SLG: 0.597 (1,9)	0-0 2-H 1B		0-0 6-3	0-0 F8		0-0 2B		0-0 HR		5	1	3	2	0	0	0				
Bob Cerv, R OBP: 0.320, SLG: 0.444 (1,7)	0-0 6-3		0-0 2B 1B		0-0 1B 2B	0-0 1-3		0-0 FC6 1B		5	2	3	0	0	0	2				
Kent Hadley, L OBP: 0.296, SLG: 0.432 (1,3)		0-0 F7	0-0 1-3 1B 2B		0-0 FC1-4 2-H 1B		0-0 G3	0-0 FC6 1-2f		5	1	2	1	0	0	1				
Harry Chiti, R OBP: 0.325, SLG: 0.435 (1,2)		0-0 HR	4-0 1B IBB		0-0 FC1-4 1-2f		0-0 F8			3	1	1	1	1	0	1				
Joe Demaestri, R OBP: 0.296, SLG: 0.384 (1,6)		0-0 F2	0-0 F3		0-0 G4-6-3 1-2f		0-0 WP 1B			4	0	1	0	0	0	4				
Wayne Terwilliger, R OBP: 0.268, SLG: 0.286 (1,4)		4-0 1B BB	0-0 FC6 1-3 2-H 3-H 1B		0-3 K		0-0 WP 1B			3	1	2	2	1	1	0				
Ned Garver, R OBP: 0.389, SLG: 0.529 (1,1)		0-0 FC5 1-2 1B	0-0 FC6 1-2f		0-0 P4		0-0 6-3			4	0	1	0	0	0	4				
Inning Stats	R: 1 E: 0 K: 1 S: 6	H: 1 LOB: 0 BB: 0 P: 6	R: 2 E: 0 K: 0 S: 6	H: 3 LOB: 1 BB: 1 P: 10	R: 2 E: 0 K: 0 S: 6	H: 3 LOB: 2 BB: 1 P: 10	R: 0 E: 0 K: 0 S: 3	H: 0 LOB: 0 BB: 0 P: 3	R: 1 E: 0 K: 0 S: 4	H: 2 LOB: 0 BB: 0 P: 4	R: 2 E: 0 K: 1 S: 7	H: 2 LOB: 2 BB: 1 P: 11	R: 0 E: 0 K: 0 S: 5	H: 2 LOB: 2 BB: 0 P: 5	R: 1 E: 0 K: 0 S: 5	H: 3 LOB: 1 BB: 0 P: 5	1B: 10 2B: 3 3B: 0 HR: 3	SF: 0 SAC: 1 DP: 2 HBP: 0	WP: 1 PB: 1 SB: 0 CS: 0	PA: 41
PITCHER Hal Brown, R ERA: 3.82 Jack Fisher, R ERA: 5.84 Ernie Johnson, R ERA: 2.98 (1,1) (3,1) (7,1)	IP: 2.2 WLS: L BF: 17 H: 7 R: 5 ER: 4 SO: 1 BB: 1 IBB: 0 HBP: 0 BLK: 0 WP: 0 HR: 1 S: 17 P: 25 ERA: 13.50 WHIP: 3.000															PITCHER	IP: 2.2 WLS: L BF: 17 H: 7 R: 5 ER: 4 SO: 1 BB: 1 IBB: 0 HBP: 0 BLK: 0 WP: 0 HR: 1 S: 17 P: 25 ERA: 13.50 WHIP: 3.000			

Baltimore Orioles @ Kansas City Athletics
Municipal Stadium, Kansas City, MO
Thu Jul 23 1959, 8:05 PM EDT
Att: 8,231 - Unknown

AB 37
R 9
H 16
RBI 9
BB 3
SO 2
LOB 15



Batter	1	2	3	4	5	6	7	8	9	AB	R	H	RBI	BB	SO	LOB	TOP			
Willie Tasby, R OBP: 0.317, SLG: 0.380 (1, 8)										4	0	0	0	0	2	4	Baltimore Orioles @ Chicago White Sox Comiskey Park, Chicago, IL Fri Jul 24, 1959, 8:05 PM EDT Att: 29,274 - Unknown			
Gene Woodling, L OBP: 0.409, SLG: 0.527 (1, 9) (8, 7)										3	0	1	0	1	0	0				
Walt Dropo, R OBP: 0.261, SLG: 0.406 (1, 3) BB										3	0	0	0	1	1	2				
Bob Nieman, R OBP: 0.336, SLG: 0.481 Albie Pearson, L OBP: 0.315, SLG: 0.261 (1, 7) (8, 9)										4	1	1	1	0	0	2				
Gus Triandos, R OBP: 0.369, SLG: 0.511 (1, 2)										3	0	0	0	1	0	0				
Brooks Robinson, R OBP: 0.264, SLG: 0.345 (1, 5)										4	0	2	0	0	0	1				
Chico Carrasquel, R OBP: 0.276, SLG: 0.295 (1, 6)										4	0	0	0	0	1	3				
Billy Gardner, R OBP: 0.297, SLG: 0.344 (1, 4)										4	0	2	0	0	0	0				
Hoyt Wilhelm, R OBP: 0.132, SLG: 0.042 (1, 1)										3	0	1	0	1	1	2				
Inning Stats	R: 0 E: 0 K: 0 S: 3	H: 1 LOB: 1 BB: 1 P: 7	R: 0 E: 0 K: 1 S: 7	H: 2 LOB: 3 BB: 1 P: 11	R: 1 E: 0 K: 0 S: 4	H: 1 LOB: 0 BB: 0 P: 4	R: 0 E: 0 K: 0 S: 4	H: 2 LOB: 1 BB: 0 P: 4	R: 0 E: 0 K: 2 S: 7	H: 0 LOB: 0 BB: 0 P: 7	R: 0 E: 0 K: 0 S: 6	H: 1 LOB: 2 BB: 1 P: 10	R: 0 E: 0 K: 1 S: 3	H: 0 LOB: 0 BB: 0 P: 3	R: 0 E: 0 K: 1 S: 5	H: 0 LOB: 0 BB: 0 P: 5		1B: 6 2B: 1 3B: 0 HR: 1	SF: 0 SAC: 0 DP: 2 HBP: 0	WP: 0 PB: 0 CS: 0
PITCHER Billy Pierce, L ERA: 3.89 (1, 1)	IP: 9.0 WLS: W BF: 36 H: 7 R: 1 ER: 1 SO: 5 BB: 4 IBB: 0 HBP: 0 BLK: 0 WP: 0 HR: 1 S: 42 P: 58 ERA: 1.00 WHIP: 1.222															PITCHER				

Batter	1	2	3	4	5	6	7	8	9	AB	R	H	RBI	BB	SO	LOB	BOTTOM					
Luis Aparicio, R OBP: 0.345, SLG: 0.362 (1, 6)										4	0	1	0	0	0	2	Baltimore Orioles @ Chicago White Sox Comiskey Park, Chicago, IL Fri Jul 24, 1959, 8:05 PM EDT Att: 29,274 - Unknown					
Nellie Fox, L OBP: 0.410, SLG: 0.441 (1, 4)										4	0	3	1	0	1	1						
Jim Landis, R OBP: 0.355, SLG: 0.357 (1, 8)										2	0	0	0	1	0	2						
Sherm Lollar, R OBP: 0.339, SLG: 0.442 (1, 2)										4	0	0	0	0	0	6						
Billy Goodman, L OBP: 0.237, SLG: 0.210 (1, 5)										4	0	0	0	0	2	0						
Al Smith, R OBP: 0.345, SLG: 0.415 (1, 7)										4	1	1	1	0	1	0						
Norm Cash, L OBP: 0.337, SLG: 0.333 (1, 3)										3	0	0	0	0	0	0						
Jim McAnany, R OBP: 0.397, SLG: 0.465 (1, 9)										2	1	0	0	1	2	0						
Billy Pierce, L OBP: 0.264, SLG: 0.306 (1, 1)										3	0	0	0	0	1	1						
Inning Stats	R: 0 E: 0 K: 0 S: 3	H: 1 LOB: 0 BB: 0 P: 4	R: 0 E: 0 K: 1 S: 5	H: 0 LOB: 0 BB: 0 P: 5	R: 0 E: 0 K: 2 S: 8	H: 1 LOB: 1 BB: 0 P: 8	R: 0 E: 0 K: 0 S: 3	H: 0 LOB: 0 BB: 0 P: 3	R: 0 E: 0 K: 2 S: 7	H: 0 LOB: 0 BB: 0 P: 7	R: 0 E: 1 K: 0 S: 5	H: 1 LOB: 2 BB: 0 P: 5	R: 0 E: 0 K: 0 S: 3	H: 0 LOB: 0 BB: 0 P: 3	R: 1 E: 0 K: 1 S: 6	H: 1 LOB: 2 BB: 2 P: 14		R: 1 E: 0 K: 1 S: 4	H: 1 LOB: 0 BB: 0 P: 4	1B: 3 2B: 0 3B: 1 HR: 1	SF: 0 SAC: 0 DP: 1 HBP: 1	WP: 0 PB: 0 CS: 0
PITCHER Hoyt Wilhelm, R ERA: 1.93 (1, 1)	IP: 8.1 WLS: L BF: 33 H: 5 R: 2 ER: 2 SO: 7 BB: 2 IBB: 0 HBP: 1 BLK: 0 WP: 0 HR: 1 S: 44 P: 53 ERA: 2.16 WHIP: 0.840															PITCHER						

Batter	1	2	3	4	5	6	7	8	9	AB	R	H	RBI	BB	SO	LOB	TOP			
Willie Tasby, R OBP: 0.316, SLG: 0.377 (1, 8)	F7			5-3		CS BB BB		F8		3	0	0	0	1	0	0				
Albie Pearson, L OBP: 0.319, SLG: 0.265 (1, 9)	F9			2B		1-2 BB			F8 BB SF8 BB	2	1	1	0	2	0	0				
Bob Nieman, R OBP: 0.341, SLG: 0.482 (1, 7)	F9			BB		K			1B BB 1-2 BB	2	0	0	0	2	1	2				
Gus Triandos, R OBP: 0.363, SLG: 0.500 (1, 2)		F6		F3		K			F8	4	0	0	0	0	1	6				
Walt Dropo, R OBP: 0.259, SLG: 0.400 (1, 3)		F9		F6					SF8	3	0	0	1	0	0	2				
Brooks Robinson, R OBP: 0.238, SLG: 0.309 Gene Woodling, L OBP: 0.415, SLG: 0.528 (9, PH)					F4				3-H 1-3 1B	3	0	0	0	0	2	0				
Chico Carrasquel, R OBP: 0.275, SLG: 0.291 (1, 6)				5-3					K	4	0	0	0	0	1	2				
Billy Gardner, R OBP: 0.297, SLG: 0.340 (1, 4)				F2					K	3	0	0	0	0	1	1				
Arnie Portocarrero, R Al Pizarcik, L OBP: 0.349, SLG: 0.377 Billy Hoelt, L OBP: 0.280, SLG: 0.250 (8, PH)				K					F7	2	0	0	0	0	1	1				
					6-3					0	0	0	0	0	0	0				
Inning Stats	R: 0 E: 0 K: 0 S: 3	H: 0 LOB: 0 BB: 0 P: 3	R: 0 E: 0 K: 1 S: 5	H: 0 LOB: 0 BB: 0 P: 5	R: 0 E: 0 K: 1 S: 5	H: 1 LOB: 2 BB: 1 P: 8	R: 0 E: 1 K: 0 S: 4	H: 0 LOB: 1 BB: 0 P: 4	R: 0 E: 0 K: 2 S: 6	H: 0 LOB: 2 BB: 2 P: 14	R: 0 E: 0 K: 1 S: 5	H: 0 LOB: 0 BB: 0 P: 5	R: 0 E: 0 K: 1 S: 5	H: 0 LOB: 0 BB: 2 P: 14	R: 1 E: 0 K: 1 S: 6	H: 1 LOB: 2 BB: 2 P: 14	1B: 1 2B: 2 3B: 0 HR: 0	SF: 1 SAC: 0 DP: 1 HBP: 0	WP: 0 PB: 0 SB: 0 CS: 1	PA: 34
PITCHER Early Wynn, R ERA: 3.68 (1, 1)	IP: 9.0 WLS: W BF: 34 H: 2 R: 1 ER: 1 SO: 7 BB: 5 IBB: 0 HBP: 0 BLK: 0 WP: 0 HR: 0 S: 43 P: 63 ERA: 1.00 WHIP: 0.778																			

Baltimore Orioles @ Chicago White Sox
Comiskey Park, Chicago, IL
Sun Jul 26 1959, 4:33 AM EDT
Unknown

AB 28
R 1
H 2
RBI 1
BB 5
SO 7
LOB 14





Batter	1	2	3	4	5	6	7	8	9	AB	R	H	RBI	BB	SO	LOB	BOTTOM			
Luis Aparicio, R OBP: 0.344, SLG: 0.359 (1, 6)	F2			6-3						4	0	1	0	0	0	1				
Nellie Fox, L OBP: 0.410, SLG: 0.436 (1, 4)	5-3				F7					3	0	1	0	1	0	0				
Jim Landis, R OBP: 0.358, SLG: 0.356 (1, 8)	6-3					HR S BB				3	1	1	1	1	0	2				
Sherm Lollar, R OBP: 0.344, SLG: 0.446 (1, 2)		F8								2	1	0	0	2	0	2				
Billy Goodman, L OBP: 0.237, SLG: 0.204 Sammy Esposito, R OBP: 0.333, SLG: 0.391 (7, 5)					F7					2	0	0	0	1	0	3				
Al Smith, R OBP: 0.347, SLG: 0.423 (1, 7)		FC4-6 BB								1	0	1	0	0	0	0				
Norm Cash, L OBP: 0.323, SLG: 0.317 (1, 3)										4	0	0	0	0	1	3				
Jim McAnany, R OBP: 0.372, SLG: 0.430 (1, 9)					F5					4	1	1	0	0	1	1				
Early Wynn, S OBP: 0.323, SLG: 0.358 (1, 1)					1-6-3					3	0	0	0	0	0	1				
Inning Stats	R: 0 E: 0 K: 0 S: 3	H: 0 LOB: 0 BB: 0 P: 3	R: 0 E: 0 K: 0 S: 3	H: 0 LOB: 1 BB: 1 P: 7	R: 0 E: 0 K: 0 S: 3	H: 1 LOB: 2 BB: 2 P: 14	R: 3 E: 0 K: 1 S: 6	H: 1 LOB: 0 BB: 0 P: 14	R: 0 E: 0 K: 0 S: 3	H: 2 LOB: 2 BB: 1 P: 7	R: 1 E: 0 K: 0 S: 5	H: 2 LOB: 1 BB: 1 P: 9	R: 0 E: 0 K: 1 S: 6	H: 1 LOB: 1 BB: 0 P: 6	R: 0 E: 0 K: 1 S: 6	H: 1 LOB: 1 BB: 0 P: 6	1B: 4 2B: 1 3B: 0 HR: 1	SF: 0 SAC: 0 DP: 0 HBP: 0	WP: 0 PB: 0 SB: 2 CS: 0	PA: 35
PITCHER Al Portocarrero, R ERA: 7.99 Billy Hoelt, L ERA: 5.2 (8, 1)	IP: 7.0 WLS: L BF: 31 H: 5 R: 4 ER: 4 SO: 1 BB: 5 IBB: 0 HBP: 0 BLK: 0 WP: 0 HR: 1 S: 28 P: 48 ERA: 5.14 WHIP: 1.429																			

Baltimore Orioles @ Chicago White Sox
Comiskey Park, Chicago, IL
Sun Jul 26 1959, 4:33 AM EDT
Unknown

AB 30
R 4
H 6
RBI 4
BB 5
SO 2
LOB 16



Batter	1	2	3	4	5	6	7	8	9	AB	R	H	RBI	BB	SO	LOB	TOP			
Chico Carrasquel, R OBP: 0.280, SLG: 0.296 Willy Miranda, S OBP: 0.211, SLG: 0.193	0-0 PB SH3 1B		0-0 F7			0-0 HBP 1B		0-3 K		3	2	2	0	0	0	0	<p>Baltimore Orioles @ Chicago White Sox Comiskey Park, Chicago, IL Sun Jul 26 1959, 4:38 AM EDT Att: 35,207 - Unknown</p> <p>livebaseballscores.com</p> <p>AB 32 R 4 H 10 RBI 4 BB 1 SO 6 LOB 12</p> 			
Al Pilarcik, L OBP: 0.348, SLG: 0.371	0-0 SH3		0-0 3-1			1-0 HR HBP		0-0 F9		2	1	0	0	0	0	0				
Gene Woodling, L OBP: 0.416, SLG: 0.538	0-0 G5-3 2H 1B			0-0 F5		0-0 HR		0-0 3-1		4	1	2	4	0	0	0				
Bob Nieman, R OBP: 0.352, SLG: 0.491 Willie Tasby, R OBP: 0.316, SLG: 0.377	0-0 1-2 1B			0-0 1B		0-0 1B		0-0 2B 9-2 1B		4	0	4	0	0	0	0				
Walt Dropo, R OBP: 0.258, SLG: 0.404	0-0 G5-3 2-3f			0-3 K		0-0 F7		0-0 1-3 2B		4	0	1	0	0	1	3				
Gus Triandos, R OBP: 0.358, SLG: 0.493		0-0 6-3			0-0 6-3		0-0 4-3		0-0 5-3		4	0	0	0	0	4				
Brooks Robinson, R OBP: 0.248, SLG: 0.310		0-0 F9			0-3 K		0-0 CS 1B		4-0 IBB		3	0	1	0	1	0				
Billy Gardner, R OBP: 0.294, SLG: 0.336		0-0 F4			0-0 L5		0-3 K		0-0 9-2		4	0	0	0	1	4				
Mitt Pappas, R OBP: 0.170, SLG: 0.174			0-0 F8			0-3 K		0-3 K		3	0	0	0	0	2	1				
Inning Stats	R: 1 E: 0 K: 0 S: 5	H: 3 LOB: 1 BB: 0 P: 5	R: 0 E: 0 K: 0 S: 3	H: 0 LOB: 0 BB: 0 P: 3	R: 0 E: 0 K: 0 S: 3	H: 0 LOB: 0 BB: 0 P: 3	R: 0 E: 0 K: 1 S: 5	H: 1 LOB: 0 BB: 0 P: 5	R: 0 E: 0 K: 1 S: 5	H: 0 LOB: 0 BB: 0 P: 5	R: 3 E: 0 K: 2 S: 8	H: 3 LOB: 1 BB: 0 P: 9	R: 0 E: 0 K: 2 S: 7	H: 1 LOB: 0 BB: 0 P: 7	R: 0 E: 0 K: 1 S: 5	H: 2 LOB: 2 BB: 1 P: 8	1B: 8 2B: 2 3B: 0 HR: 1	SF: 0 SAC: 1 DP: 2 HBP: 1	WP: 0 PB: 1 CS: 0	PA: 35
PITCHER	IP WLS BF H R ER SO BB IBB HBP BLK WP HR S P ERA WHIP																			
Barry Latman, R ERA: 4.55	(1, 1) 5.1 L 22 7 4 4 3 0 0 0 1 0 0 1 27 28 6.75 1.312																			
Ray Moore, R ERA: 4.33	(6, 1) 2.2 8 1 0 0 3 0 0 0 0 0 0 0 14 14 0.00 0.375																			
Rudy Arias, L ERA: 4.95	(9, 1) 1.0 5 2 0 0 0 0 0 1 0 0 0 0 4 8 0.00 2.000																			

Batter	1	2	3	4	5	6	7	8	9	AB	R	H	RBI	BB	SO	LOB	BOTTOM					
Luis Aparicio, R OBP: 0.346, SLG: 0.359	4-0 L5-4 6-3 BB		0-0 6-3 1-3			0-0 F4		0-0 1B		3	0	1	0	1	0	1	<p>Baltimore Orioles @ Chicago White Sox Comiskey Park, Chicago, IL Sun Jul 26 1959, 4:38 AM EDT Att: 35,207 - Unknown</p> <p>livebaseballscores.com</p> <p>AB 29 R 0 H 5 RBI 0 BB 3 SO 6 LOB 11</p> 					
Nellie Fox, L OBP: 0.409, SLG: 0.434	0-0 6-3 1-2			0-0 6-3		0-0 1B		0-0 F7		4	0	1	0	0	2							
Jim Landis, R OBP: 0.355, SLG: 0.352	0-0 L5-4 2-3			0-0 4-3		0-0 F4		0-0 F8		4	0	0	0	0	2							
John Romano, R OBP: 0.427, SLG: 0.514		0-3 K		0-0 5-3		0-0 F3		0-0 5-3		4	0	0	0	1	1							
Earl Torgeson, L OBP: 0.379, SLG: 0.384		0-0 G3			4-0 BB G1-2-3 BB		0-3 K		0-3 K		3	0	0	1	2	0						
Al Smith, R OBP: 0.347, SLG: 0.422		0-3 K			0-0 F8		0-0 G3-6 1B			3	0	1	0	0	1	1						
Billy Goodman, L OBP: 0.240, SLG: 0.207			0-0 6-3		0-0 1-2 1B		0-0 G3-6			3	0	1	0	0	1							
Jim McAnany, R OBP: 0.371, SLG: 0.420			0-0 4-3		4-0 1-2 2-3 BB		0-3 K			2	0	0	0	1	1	0						
Barry Latman, R OBP: 0.259, SLG: 0.250 Ray Moore, R OBP: 0.176, SLG: 0.188 Larry Doby, L OBP: 0.290, SLG: 0.301 Rudy Arias, L	(1, 1) 0.0 W 32 5 0 0 6 3 0 0 0 0 0 1 41 53 0.00 0.889																					
Inning Stats	R: 0 E: 0 K: 0 S: 2	H: 0 LOB: 0 BB: 1 P: 6	R: 0 E: 0 K: 2 S: 7	H: 0 LOB: 0 BB: 0 P: 7	R: 0 E: 0 K: 0 S: 4	H: 1 LOB: 1 BB: 0 P: 4	R: 0 E: 0 K: 0 S: 3	H: 0 LOB: 0 BB: 0 P: 3	R: 0 E: 0 K: 0 S: 3	H: 1 LOB: 2 BB: 2 P: 11	R: 0 E: 0 K: 0 S: 4	H: 1 LOB: 1 BB: 0 P: 4	R: 0 E: 0 K: 1 S: 5	H: 1 LOB: 0 BB: 0 P: 5	R: 0 E: 0 K: 2 S: 8	H: 1 LOB: 1 BB: 0 P: 8	R: 0 E: 0 K: 1 S: 5	H: 0 LOB: 0 BB: 0 P: 5	1B: 5 2B: 1 3B: 0 HR: 0	SF: 0 SAC: 0 DP: 3 HBP: 0	WP: 2 PB: 0 CS: 0	PA: 32
PITCHER	IP WLS BF H R ER SO BB IBB HBP BLK WP HR S P ERA WHIP																					
Mitt Pappas, R ERA: 3.78	(1, 1) 9.0 W 32 5 0 0 6 3 0 0 0 0 0 1 41 53 0.00 0.889																					


Batter	1	2	3	4	5	6	7	8	9	AB	R	H	RBI	BB	SO	LOB	TOP																			
Barry Shetrone, L (1, 8) OBP: 0.500, SLG: 1.000	2-3		1-2 HR 1B		L8			1B 3B		4	2	2	0	0	0	0	Baltimore Orioles @ Detroit Tigers Briggs Stadium, Detroit, MI Mon Jul 27 1959, 7:05 PM EDT Att: 7,170 - Unknown																			
Al Pilarcik, L (1, 9) OBP: 0.346, SLG: 0.364	P5		1-2 HR BB		L3			4-3		3	1	0	0	1	0	1																				
Gene Woodling, L (1, 7) OBP: 0.420, SLG: 0.550 Willie Tasby, R (9, 7) OBP: 0.316, SLG: 0.377	4-3		1-2 2-3 HR		1B BB			G6-4-3 1B		3	1	2	5	1	0	0																				
Gus Triandos, R (1, 2) OBP: 0.357, SLG: 0.489		L8	F7		G6-4-3 1B			G6-4-3 1B		4	0	1	0	0	0	1																				
Walt Dropo, R (1, 3) OBP: 0.258, SLG: 0.398	6-3				G6-4-3 1B			G6-4-3 1-2		4	0	1	0	0	0	2																				
Brooks Robinson, R (1, 5) OBP: 0.239, SLG: 0.298	L7				P4			L6		4	0	0	0	0	0	1																				
Chico Carrasquel, R (1, 6) OBP: 0.283, SLG: 0.300					G6-4-3			L8		4	0	2	0	0	0	1																				
Billy Gardner, R (1, 4) OBP: 0.293, SLG: 0.338			F3		P4			FC6-4 1B		4	0	1	0	0	0	2																				
Hal Brown, R (1, 1) OBP: 0.172, SLG: 0.120 Albie Pearson, L (7, PH) OBP: 0.317, SLG: 0.264 Billy Loes, R (7, 1)	FC6-4 BB 1B HR				K			6-3		2	1	0	0	0	1	1																				
Inning Stats	R: 0 E: 0 K: 0 S: 3	H: 0 LOB: 0 BB: 0 P: 3	R: 0 E: 0 K: 0 S: 3	H: 0 LOB: 0 BB: 0 P: 3	R: 4 E: 0 K: 0 S: 6	H: 3 LOB: 0 BB: 1 P: 10	R: 0 E: 0 K: 0 S: 3	H: 1 LOB: 0 BB: 0 P: 3	R: 0 E: 0 K: 1 S: 5	H: 0 LOB: 0 BB: 0 P: 5	R: 0 E: 0 K: 0 S: 3	H: 1 LOB: 1 BB: 1 P: 7	R: 0 E: 0 K: 0 S: 4	H: 1 LOB: 0 BB: 0 P: 4	R: 1 E: 0 K: 0 S: 4	H: 2 LOB: 0 BB: 0 P: 4		R: 0 E: 0 K: 0 S: 4	H: 1 LOB: 1 BB: 0 P: 4	1B: 6 2B: 1 3B: 1 HR: 1	SF: 0 SAC: 0 DP: 3 HBP: 0	WP: 0 PB: 0 SB: 0 CS: 0	PA: 35													
PITCHER	IP	WLS	BF	H	R	ER	SO	BB	IBB	HBP	BLK	WP	HR	S	P	ERA	WHIP	PITCHER		IP	WLS	BF	H	R	ER	SO	BB	IBB	HBP	BLK	WP	HR	S	P	ERA	WHIP
Jim Bunning, R (1, 1) ERA: 4.38	6.0	L	23	5	4	4	1	2	0	0	0	0	1	23	31	6.00	1.167																			
Tom Morgan, R (7, 1) ERA: 3.7	3.0		12	4	1	1	0	0	0	0	0	0	0	12	12	3.00	1.333																			


AB	33
R	5
H	9
RBI	5
BB	2
SO	1
LOB	10



Batter	1	2	3	4	5	6	7	8	9	AB	R	H	RBI	BB	SO	LOB	BOTTOM																			
Eddie Yost, R (1, 5) OBP: 0.407, SLG: 0.405	BB BB		5-3		K F8 1B		FC5-4 BB BB		5-3	3	0	0	0	2	1	1	Baltimore Orioles @ Detroit Tigers Briggs Stadium, Detroit, MI Mon Jul 27 1959, 7:05 PM EDT Att: 7,170 - Unknown																			
Charlie Maxwell, L (1, 7) OBP: 0.347, SLG: 0.486	F8		4-3		FC6-4 1-2 1B		K		K	5	0	1	1	0	2	2																				
Harvey Kuenn, R (1, 9) OBP: 0.403, SLG: 0.488	F7				F8		FC5-4 BB			3	0	1	0	1	0	3																				
Al Kaline, R (1, 8) OBP: 0.394, SLG: 0.538	BB 1-2 BB		L7		FC6-4 1-2		FC5-4 BB		FC5-4	3	0	0	0	1	0	5																				
Lou Berberet, L (1, 2) OBP: 0.289, SLG: 0.368	4-3				K		1B SF7 1B		4-3	4	1	1	0	0	1	4																				
Gail Harris, L (1, 3) OBP: 0.241, SLG: 0.322		L9			P4		K		K	4	0	0	0	0	2	1																				
Ted Lepcio, R (1, 4) OBP: 0.305, SLG: 0.375					K				P4	4	0	2	0	0	1	0																				
Coot Veal, R (1, 6) OBP: 0.347, SLG: 0.262		6-3			E5 PB 1B 1B		SF7		F3	3	1	1	1	0	0	1																				
Jim Bunning, R (1, 1) OBP: 0.230, SLG: 0.276 Bobo Osborne, L (6, PH) OBP: 0.278, SLG: 0.306 Tom Morgan, R (7, 1) OBP: 0.316, SLG: 0.632 Neil Chrystal, L (9, PH) OBP: 0.172, SLG: 0.293		F9			1-3		F8		6-3	2	0	0	0	0	0	2																				
Inning Stats	R: 0 E: 0 K: 0 S: 3	H: 0 LOB: 2 BB: 2 P: 11	R: 0 E: 0 K: 0 S: 4	H: 1 LOB: 1 BB: 0 P: 4	R: 0 E: 0 K: 2 S: 7	H: 0 LOB: 0 BB: 0 P: 7	R: 1 E: 0 K: 1 S: 8	H: 2 LOB: 2 BB: 0 P: 8	R: 1 E: 0 K: 1 S: 7	H: 2 LOB: 1 BB: 0 P: 7	R: 0 E: 0 K: 1 S: 5	H: 0 LOB: 2 BB: 2 P: 13	R: 0 E: 0 K: 1 S: 5	H: 0 LOB: 0 BB: 0 P: 5	R: 0 E: 0 K: 1 S: 5	H: 0 LOB: 0 BB: 0 P: 5		1B: 5 2B: 1 3B: 0 HR: 0	SF: 1 SAC: 0 DP: 0 HBP: 0	WP: 0 PB: 1 SB: 0 CS: 0	PA: 38															
PITCHER	IP	WLS	BF	H	R	ER	SO	BB	IBB	HBP	BLK	WP	HR	S	P	ERA	WHIP	PITCHER		IP	WLS	BF	H	R	ER	SO	BB	IBB	HBP	BLK	WP	HR	S	P	ERA	WHIP
Hal Brown, R (1, 1) ERA: 3.88	6.0	W	27	6	2	1	4	2	0	0	0	0	0	33	41	1.50	1.333																			
Billy Loes, R (7, 1) ERA: 2.28	3.0	S	11	0	0	0	3	2	0	0	0	0	0	15	23	0.00	0.667																			



Batter	1	2	3	4	5	6	7	8	9	AB	R	H	RBI	BB	SO	LOB	TOP
Chico Carrasquel, R OBP: 0.283, SLG: 0.303	L8		P4			SH1-3 SF7 2B		K		4	1	1	0	0	1	0	<p>Baltimore Orioles @ Detroit Tigers Briggs Stadium, Detroit, MI Tue Jul 28 1959, 7:05 PM EDT Att: 21,446 - Unknown</p> <p>livebaseballscores.com</p> <p>AB 28 R 3 H 3 RBI 3 BB 1 SO 5 LOB 1</p> 
Al Pilarcik, L OBP: 0.346, SLG: 0.359	HR BB		G3			SH1-3		G3		2	1	0	0	1	0		
Willie Tasby, R OBP: 0.317, SLG: 0.384	HR				F9	SF7		L7		3	1	1	3	0	0		
Gene Woodling, L OBP: 0.417, SLG: 0.546	P6				F3	L9		4-3		2	0	0	0	0	0		
Barry Shetrone, L OBP: 0.333, SLG: 0.667										2	0	0	0	0	0		
Walt Dropo, R OBP: 0.252, SLG: 0.388	F9				K			6-3		3	0	0	0	0	1		
Gus Triandos, R OBP: 0.354, SLG: 0.484		6-3				L8		5-3		3	0	0	0	0	0		
Brooks Robinson, R OBP: 0.232, SLG: 0.290		K				F9		6-3		3	0	0	0	0	1		
Billy Gardner, R OBP: 0.293, SLG: 0.338		P3				1B		P5		3	0	1	0	0	0		
Hoyt Wilhelm, R OBP: 0.130, SLG: 0.041						K		6-3		1	0	0	0	0	1		
Jack Fisher, R OBP: 0.400, SLG: 0.400										0	0	0	0	0	0		
Billy Hoelt, L OBP: 0.231, SLG: 0.231										1	0	0	0	1	1		
Bob Nieman, R OBP: 0.350, SLG: 0.489										1	0	0	0	0	0		
Ernie Johnson, R OBP: 0.250, SLG: 0.250										0	0	0	0	0	0		
Inning Stats	R: 2 E: 0 K: 0 S: 4	H: 1 LOB: 0 BB: 1 P: 8	R: 0 E: 0 K: 1 S: 5	H: 0 LOB: 0 BB: 0 P: 5	R: 0 E: 0 K: 1 S: 5	H: 0 LOB: 0 BB: 0 P: 5	R: 0 E: 0 K: 1 S: 6	H: 1 LOB: 1 BB: 0 P: 6	R: 0 E: 0 K: 0 S: 3	H: 0 LOB: 0 BB: 0 P: 3	R: 0 E: 0 K: 1 S: 5	H: 0 LOB: 0 BB: 0 P: 3	R: 0 E: 0 K: 0 S: 3	H: 0 LOB: 0 BB: 0 P: 3	1B: 1 2B: 1 3B: 0 HR: 1	SF: 1 SAC: 1 DP: 0 HBP: 0	WP: 0 PA: 31 PB: 0 SB: 0 CS: 0
PITCHER Don Mossi, L ERA: 3.09	IP: 9.0 WLS: W BF: 31 H: 3 R: 3 ER: 3 SO: 5 BB: 1 IBB: 0 HBP: 0 BLK: 0 WP: 0 HR: 1 S: 40 P: 44 ERA: 3.00 WHIP: 0.444																

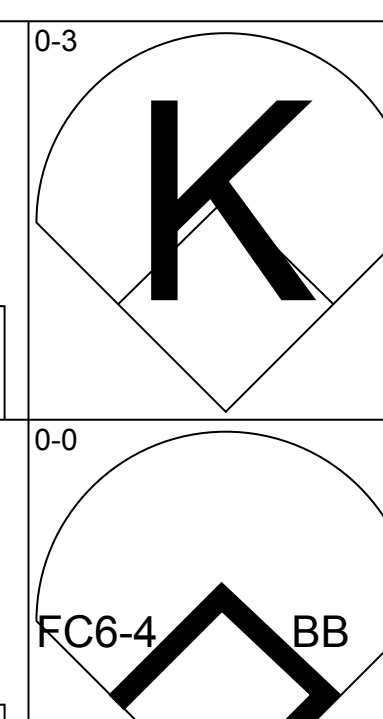
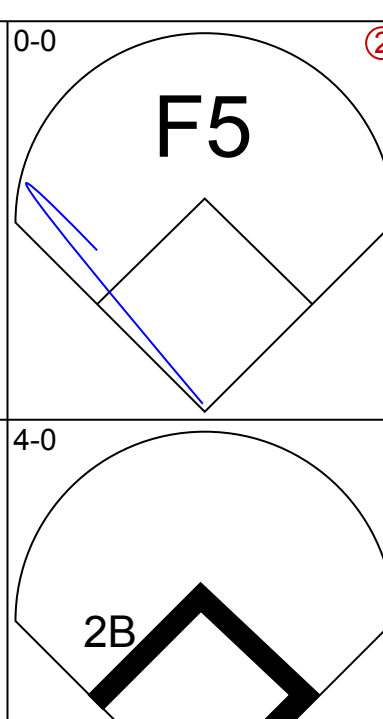
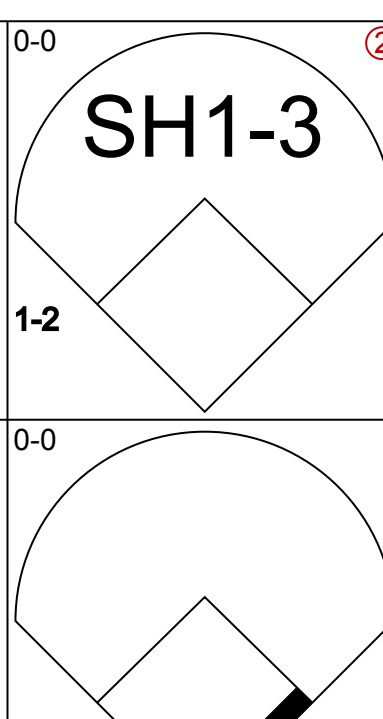
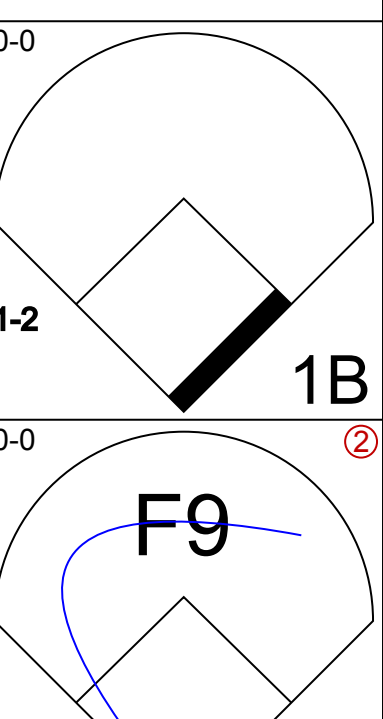
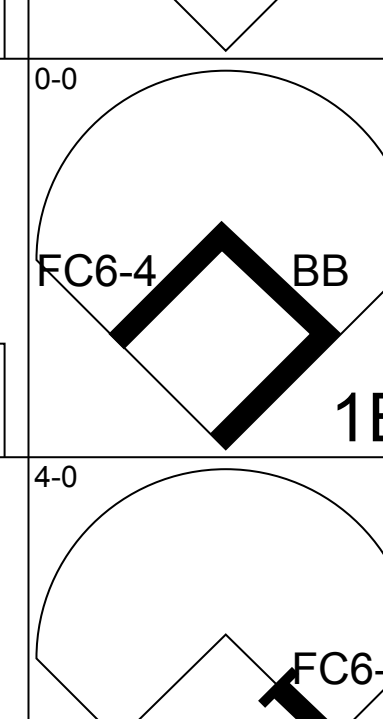
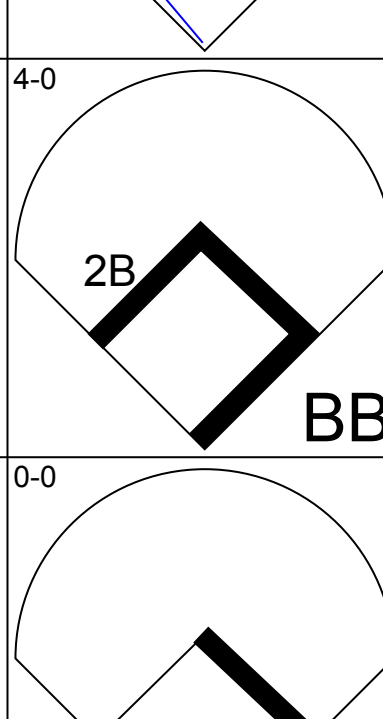
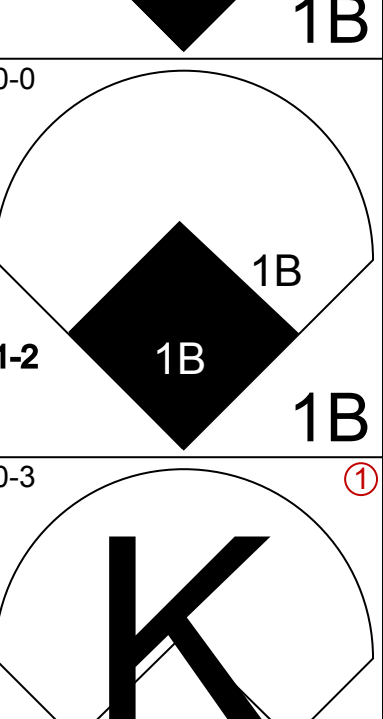
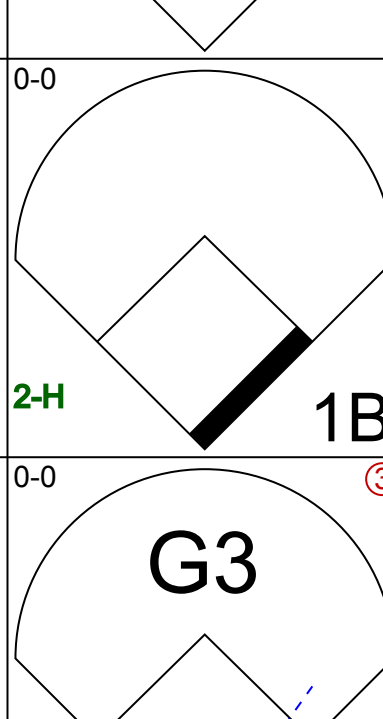
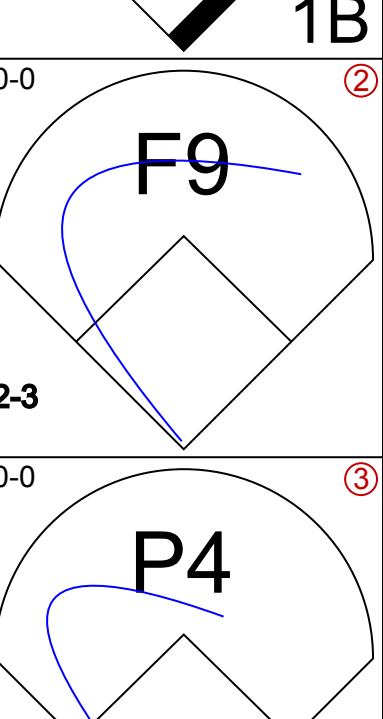
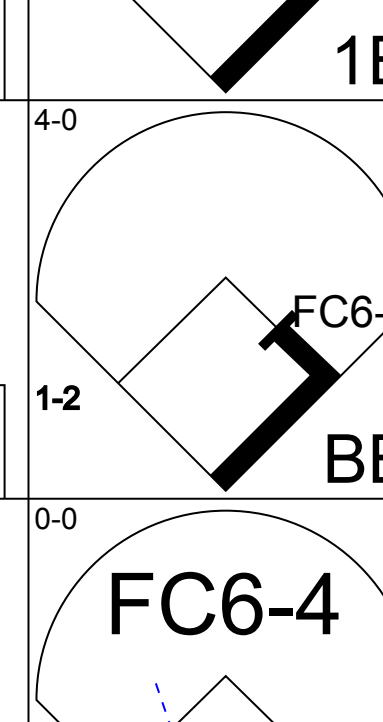
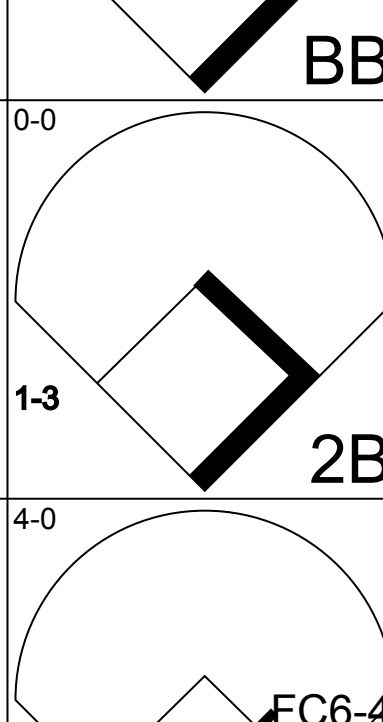
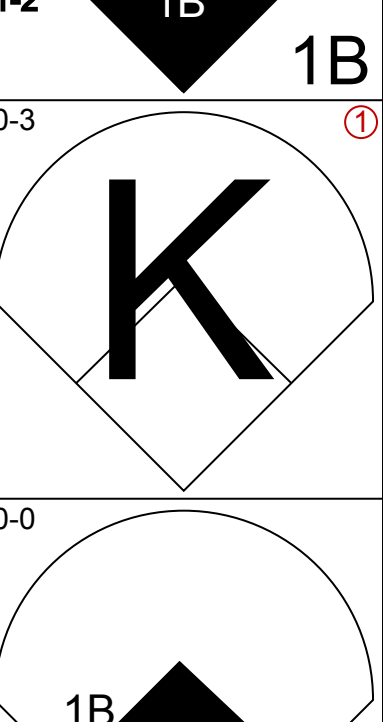
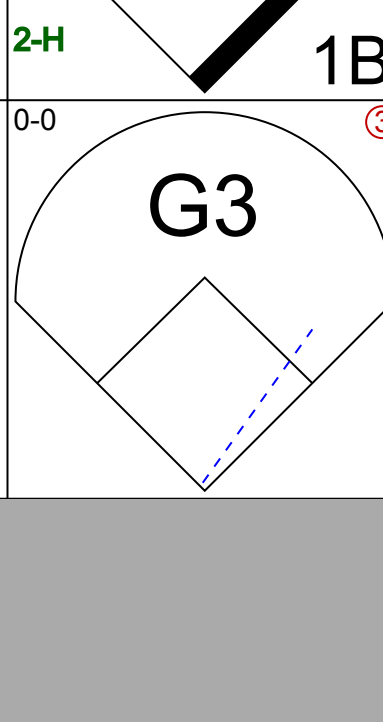
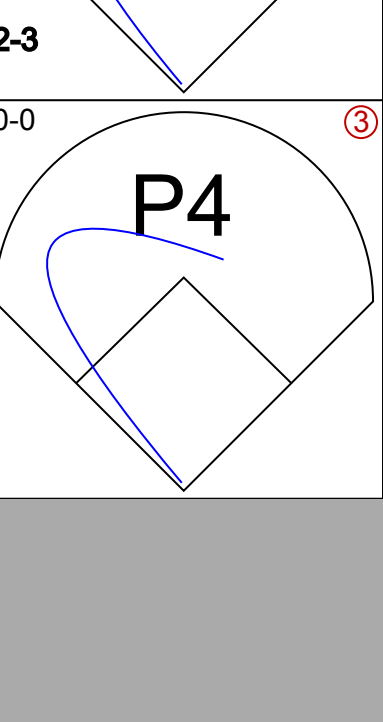
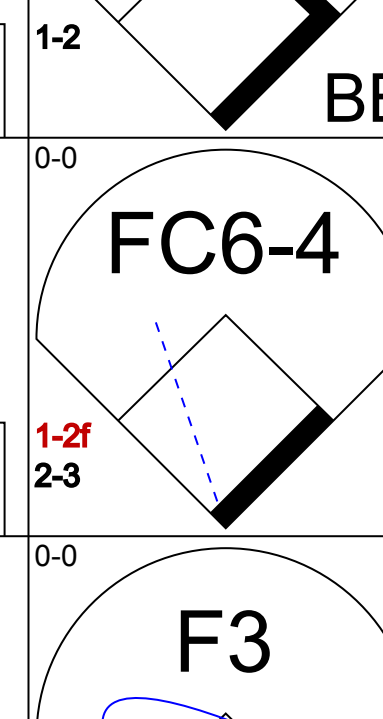
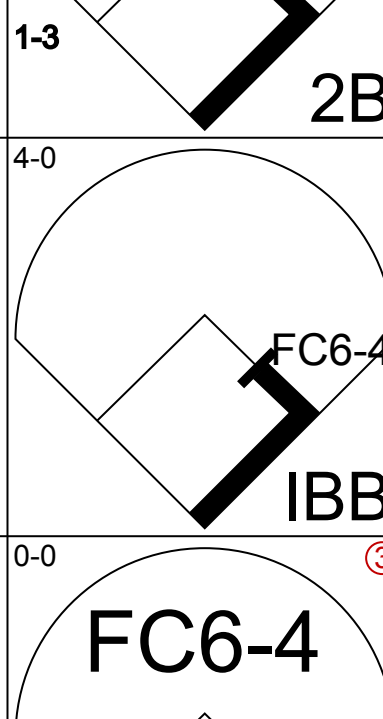
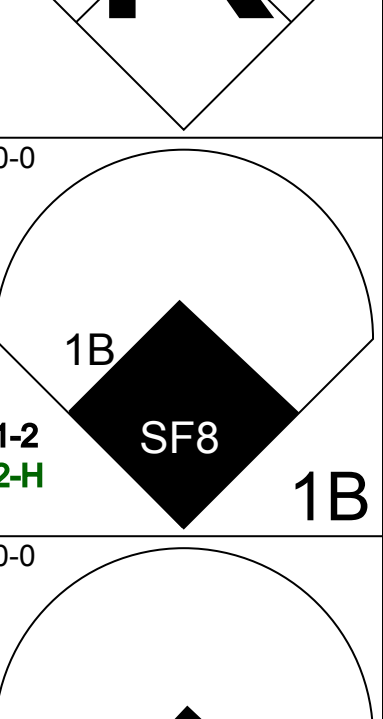

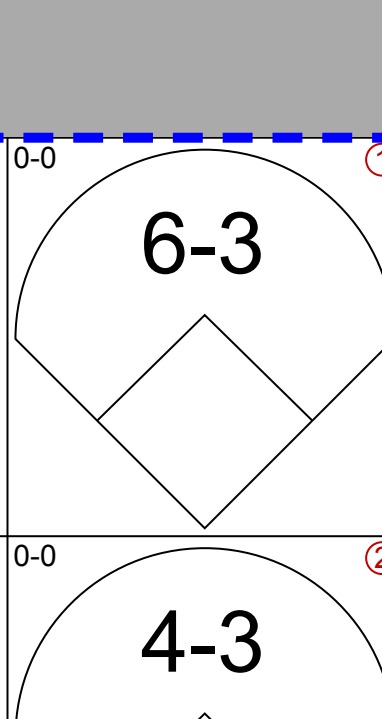
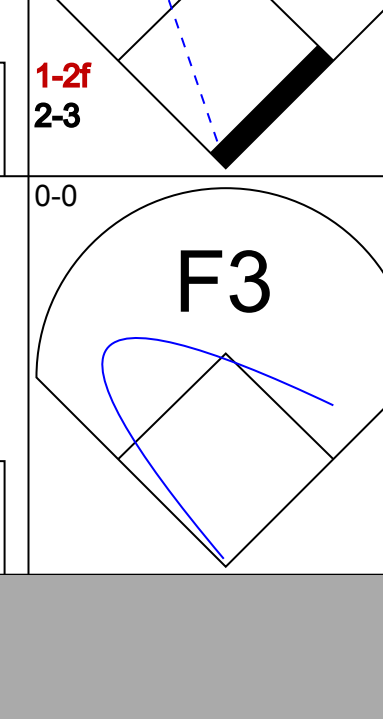
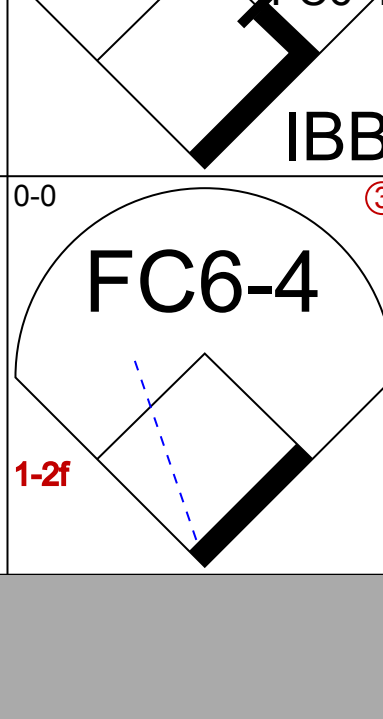
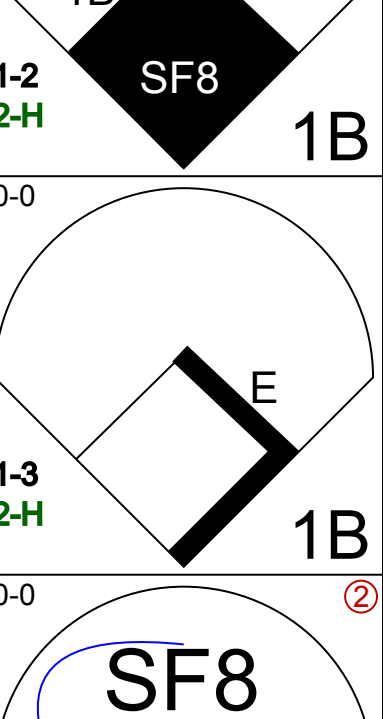
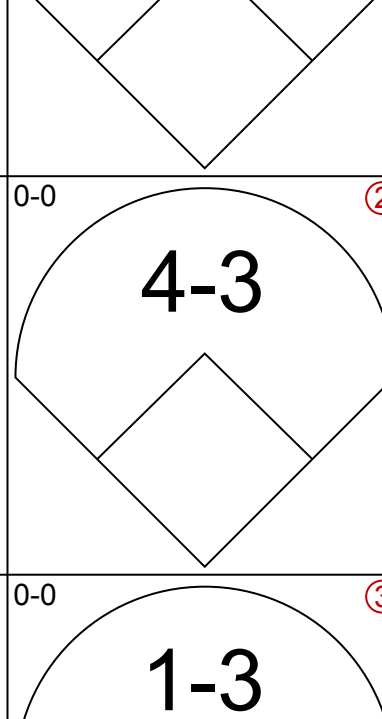
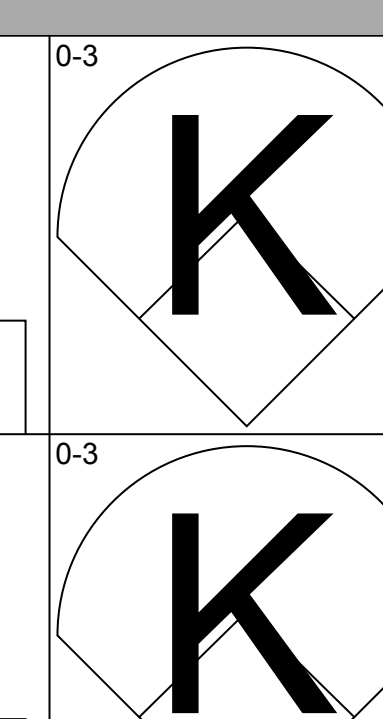
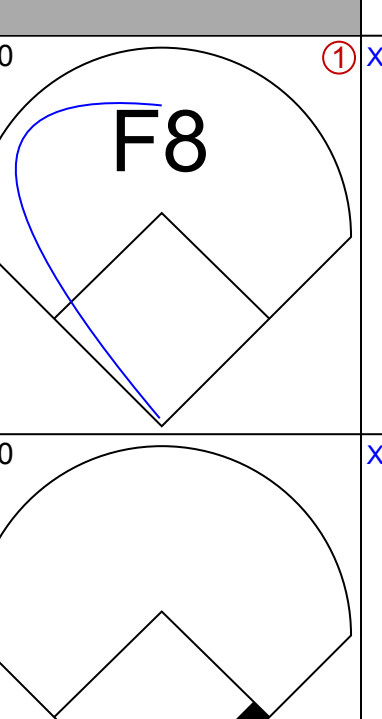
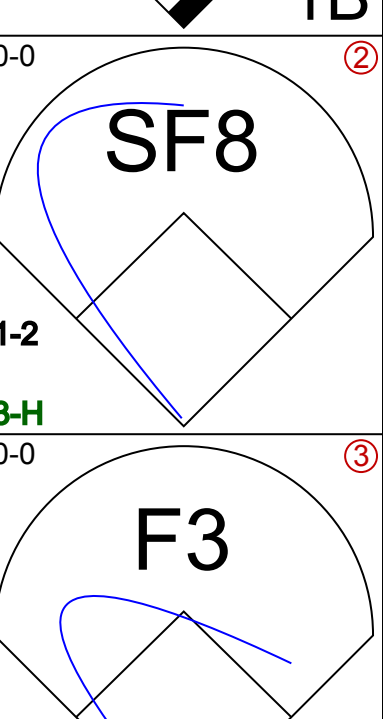
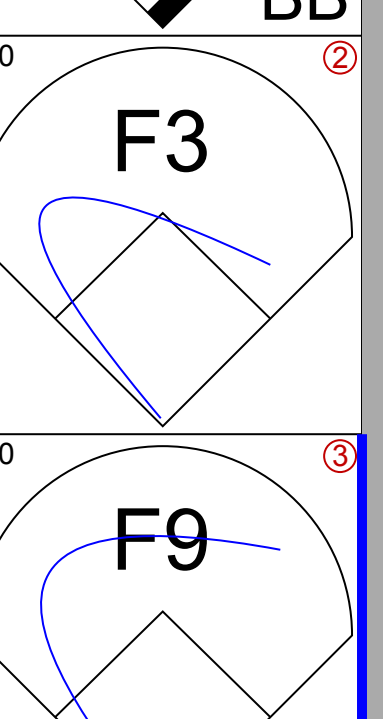
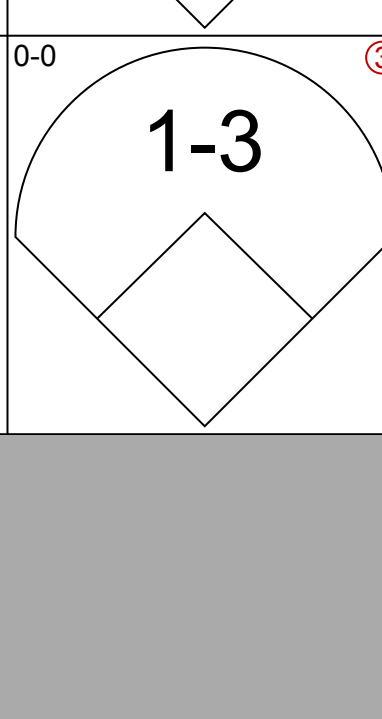
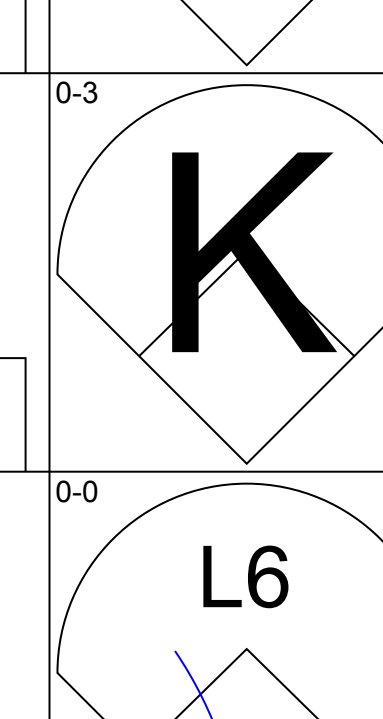
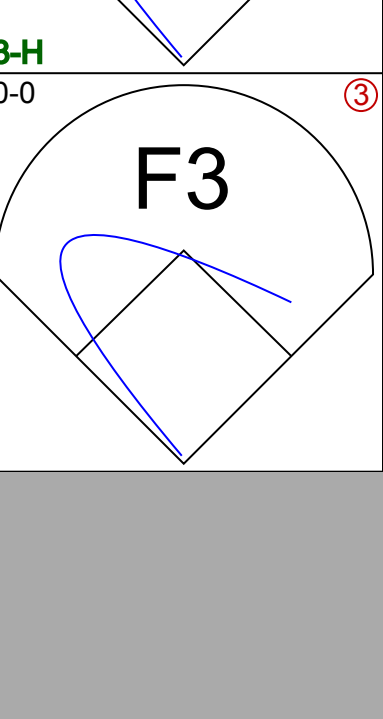
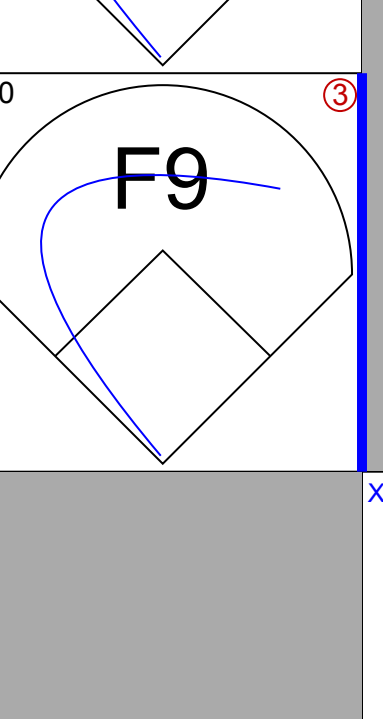
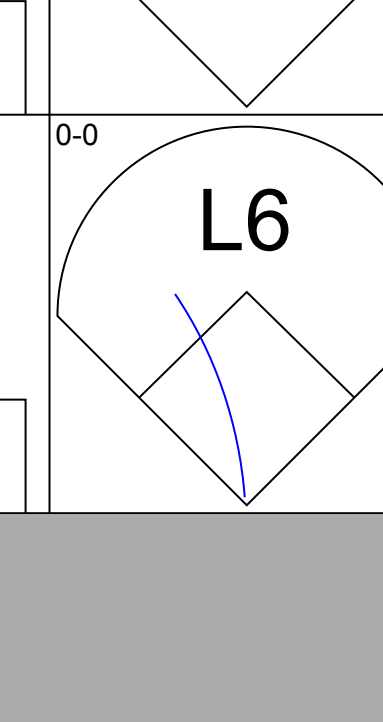
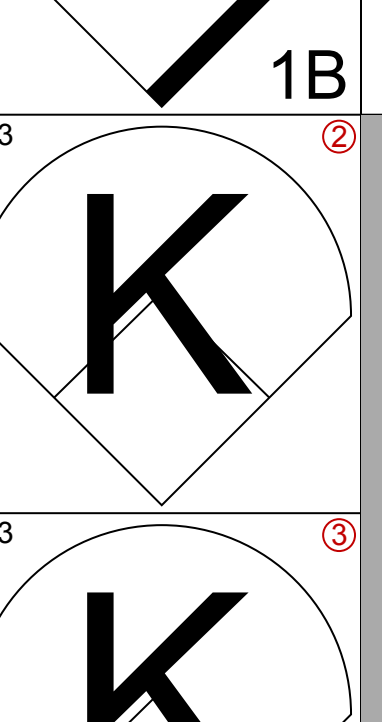
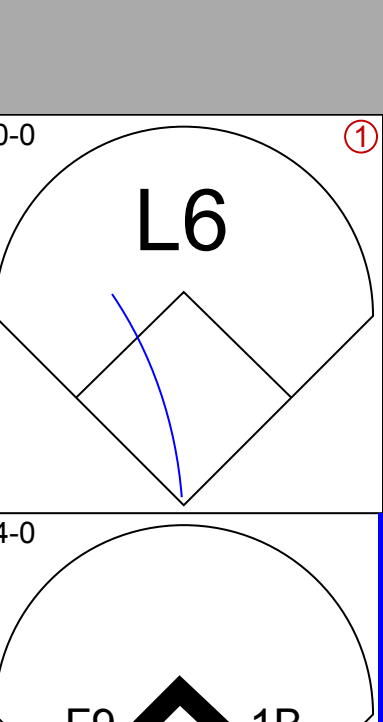
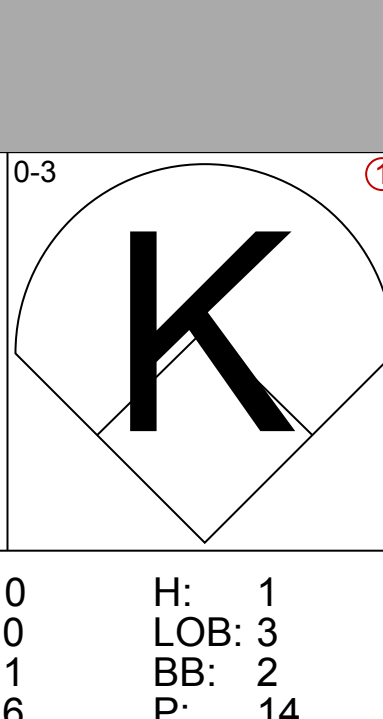
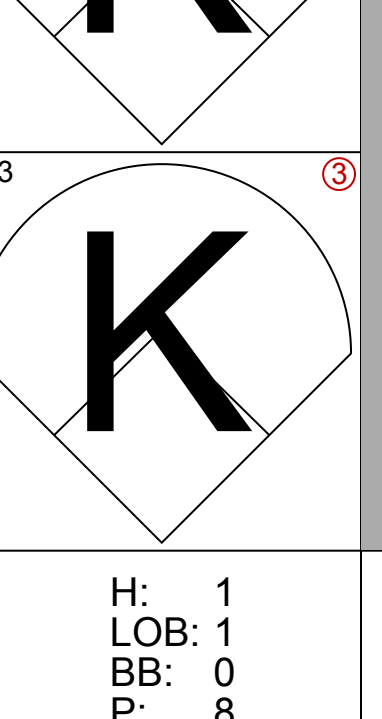
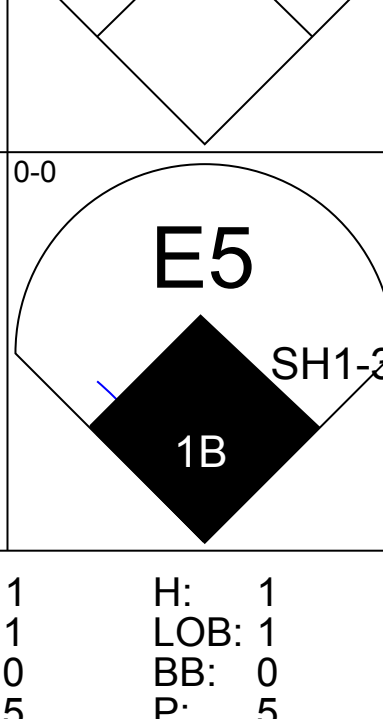
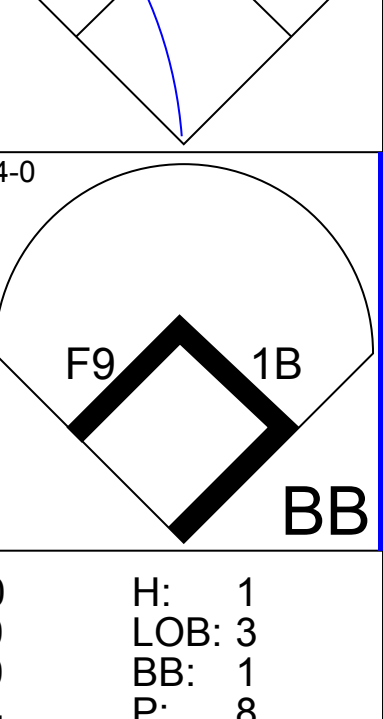
Batter	1	2	3	4	5	6	7	8	9	AB	R	H	RBI	BB	SO	LOB	BOTTOM		
Eddie Yost, R OBP: 0.410, SLG: 0.405	HR BB		SF7		P4					2	1	1	2	2	0	1	<p>Baltimore Orioles @ Detroit Tigers Briggs Stadium, Detroit, MI Tue Jul 28 1959, 7:05 PM EDT Att: 21,446 - Unknown</p> <p>livebaseballscores.com</p> <p>AB 33 R 8 H 11 RBI 7 BB 9 SO 8 LOB 25</p> 		
Charlie Maxwell, L OBP: 0.345, SLG: 0.480	K		P4		K			FC1-6 BB		4	0	0	0	1	3	7			
Neil Chrisley, L OBP: 0.174, SLG: 0.333	HR		L3		K			4-3		5	1	1	2	0	1				
Al Kaline, R OBP: 0.400, SLG: 0.538	G4-6-3 BB		1B BB		S			1B		2	1	1	0	3	1				
Lou Berberet, L OBP: 0.288, SLG: 0.365	G4-6-3		BB BB 1B		K			F7		5	1	1	0	0	2	4			
Gail Harris, L OBP: 0.253, SLG: 0.333			BB BB 1B		P4			1B 1-3		5	3	4	1	0	0				
Ted Lepcio, R OBP: 0.317, SLG: 0.379			PB BB SF7 BB		FC6-4 1B			FC5-4		4	1	2	0	1	0	3			
Coot Veal, R OBP: 0.358, SLG: 0.289			1B 2B		FC6-4			P4		3	0	1	1	1	0	3			
Don Mossi, L OBP: 0.143, SLG: 0.130			1-2 2-3 3-H		K			1-3		3	0	0	1	1	1	4			
Inning Stats	R: 2 E: 0 K: 1 S: 5	H: 1 LOB: 2 BB: 2 P: 13	R: 1 E: 0 K: 0 S: 6	H: 3 LOB: 2 BB: 0 P: 6	R: 4 E: 0 K: 1 S: 7	H: 2 LOB: 4 BB: 23 P: 23	R: 0 E: 0 K: 2 S: 7	H: 0 LOB: 1 BB: 1 P: 11	R: 0 E: 0 K: 1 S: 6	H: 1 LOB: 1 BB: 0 P: 6	R: 0 E: 1 K: 2 S: 7	H: 0 LOB: 1 BB: 1 P: 11	R: 0 E: 0 K: 1 S: 7	H: 2 LOB: 2 BB: 0 P: 11	R: 0 E: 0 K: 0 S: 5	H: 2 LOB: 2 BB: 0 P: 5		1B: 9 2B: 1 3B: 0 HR: 1	SF: 1 SAC: 0 DP: 1 HBP: 0
PITCHER Hoyt Wilhelm, R ERA: 2.25 Jack Fisher, R ERA: 8.2 Billy Hoelt, L ERA: 4.89 Ernie Johnson, R ERA: 2.91	IP: 2.1 WLS: L BF: 15 H: 6 R: 6 ER: 6 SO: 1 BB: 3 IBB: 0 HBP: 0 BLK: 0 WP: 0 HR: 1 S: 14 P: 26 ERA: 23.14 WHIP: 3.857																		

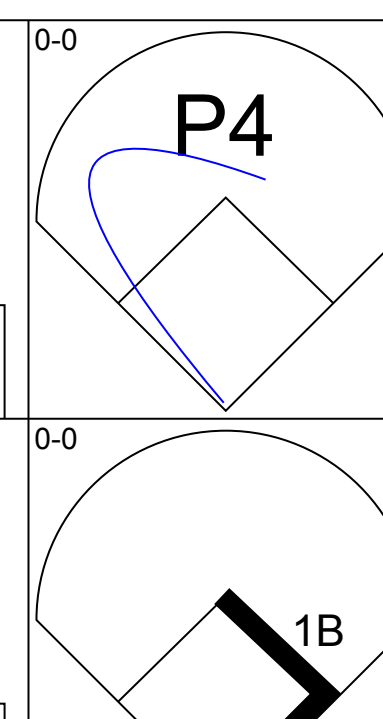
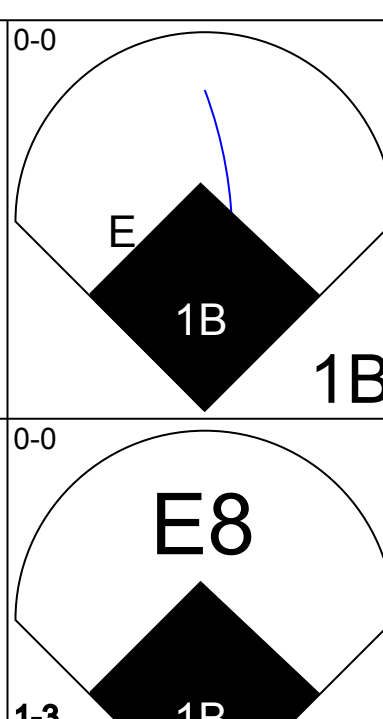
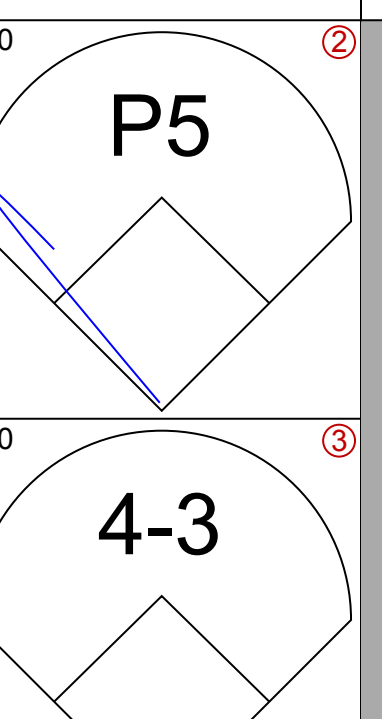
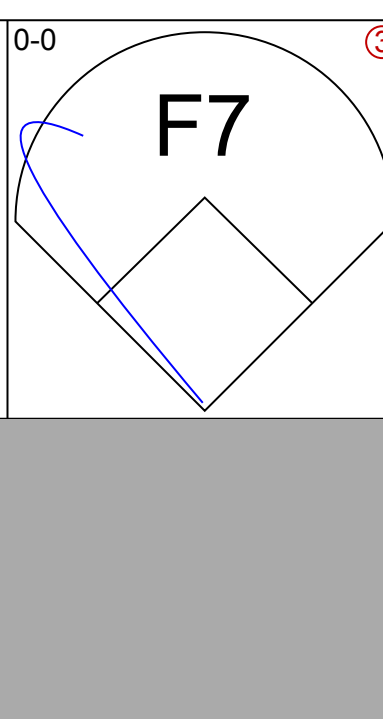
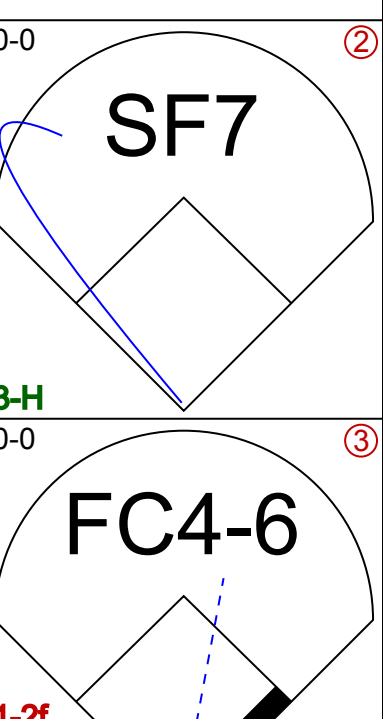
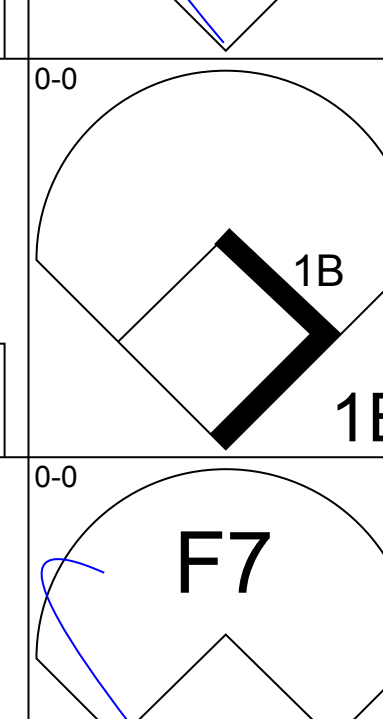
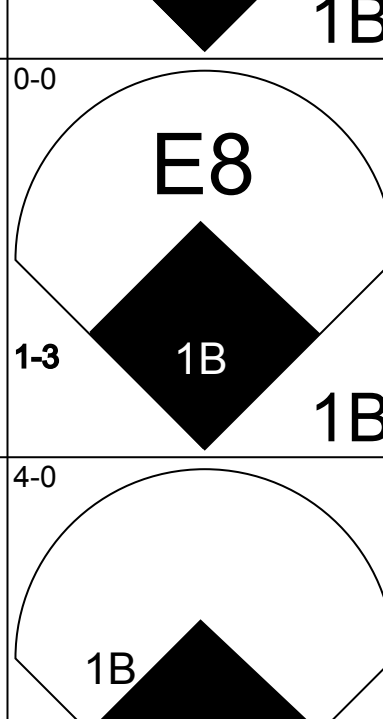
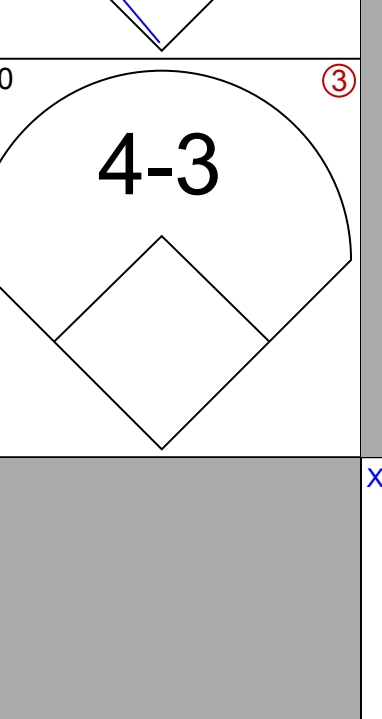
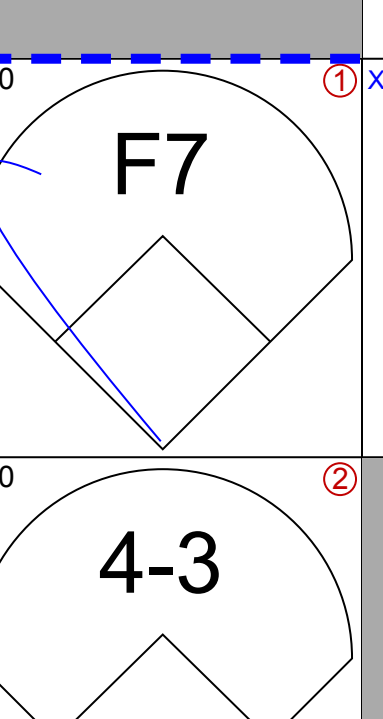
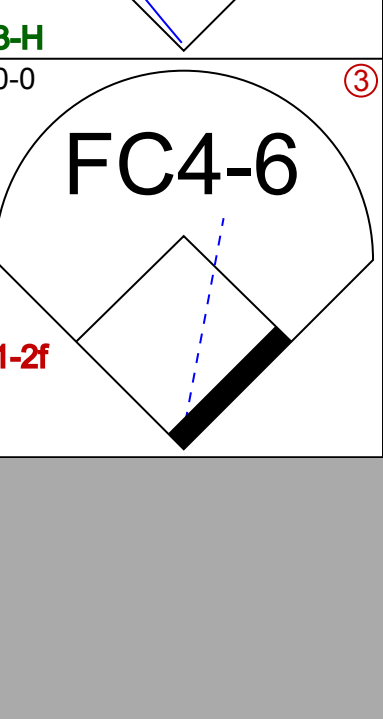
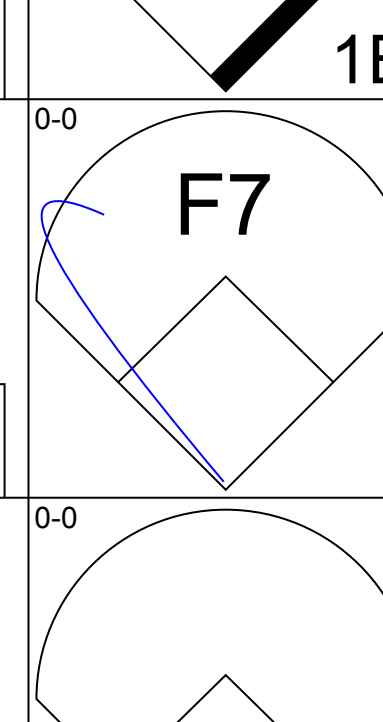
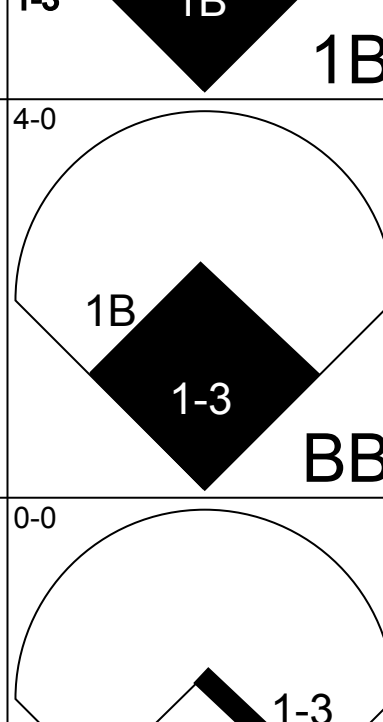

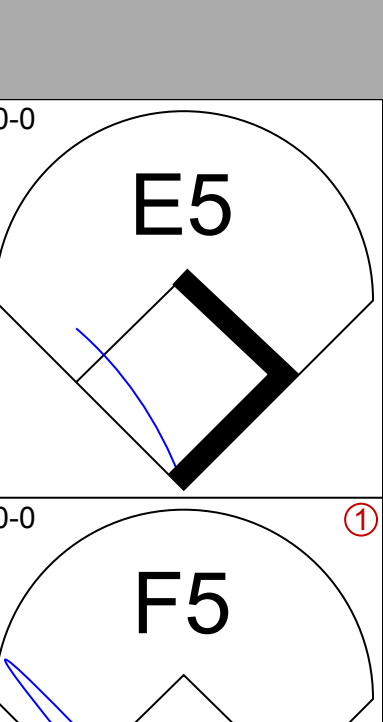
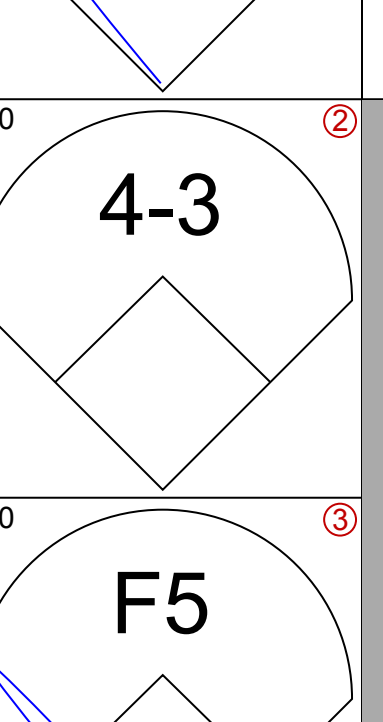
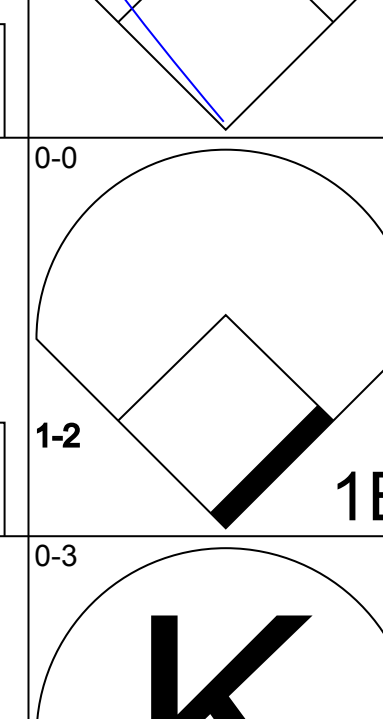
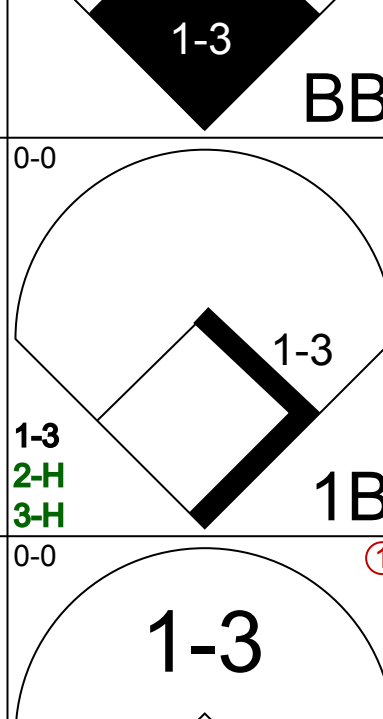

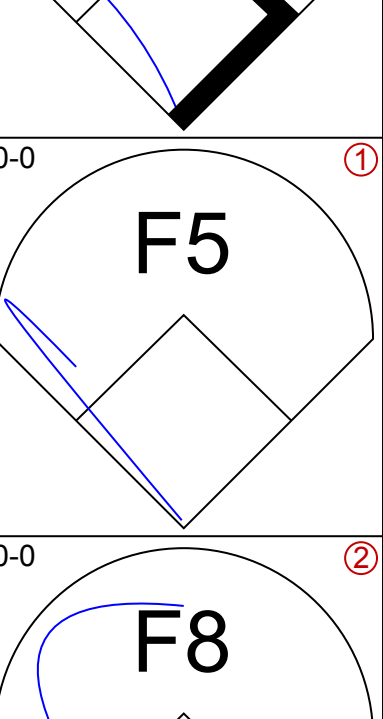
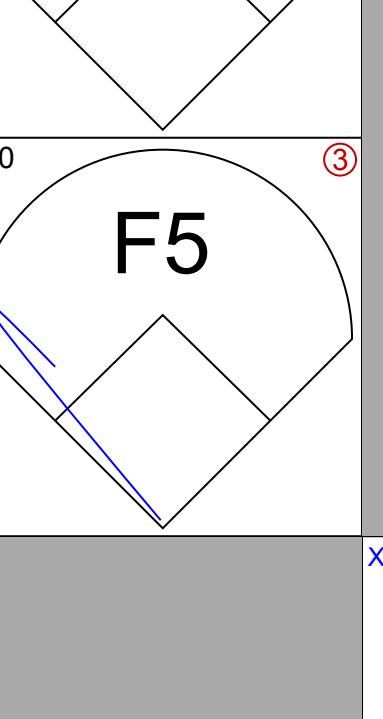
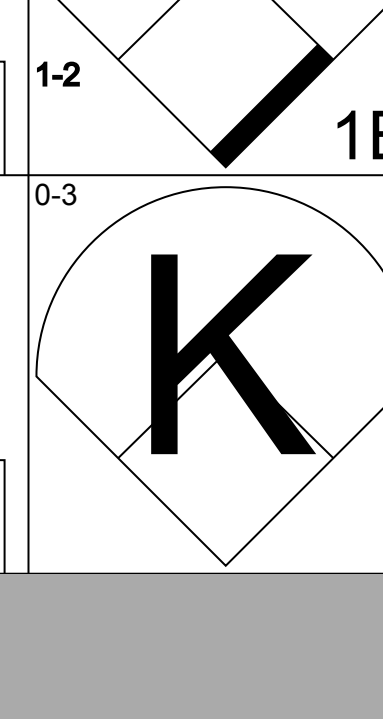
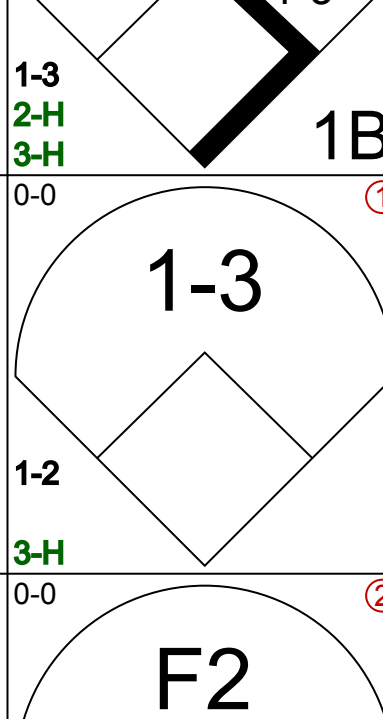

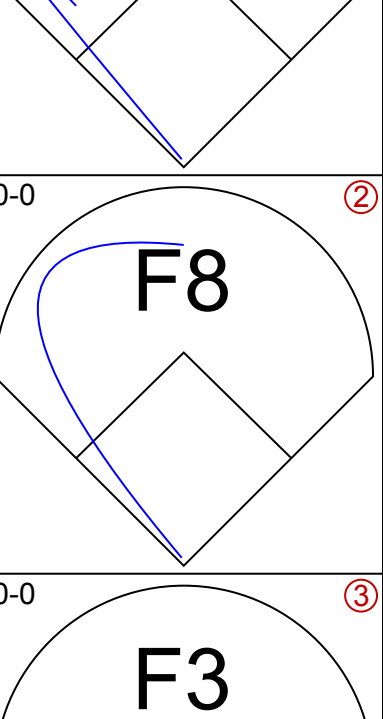
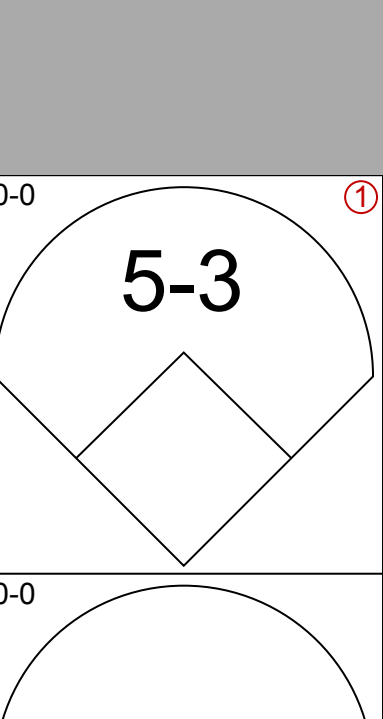
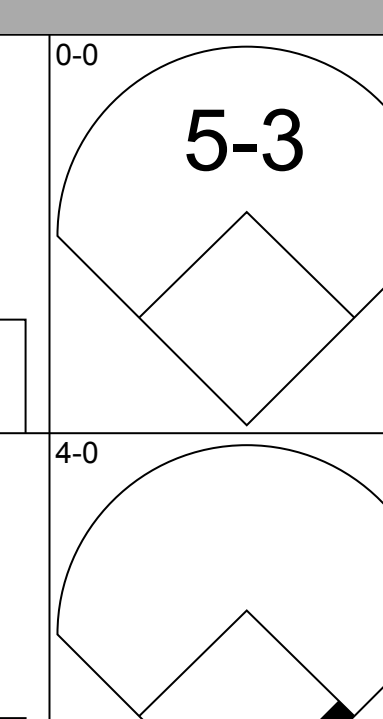
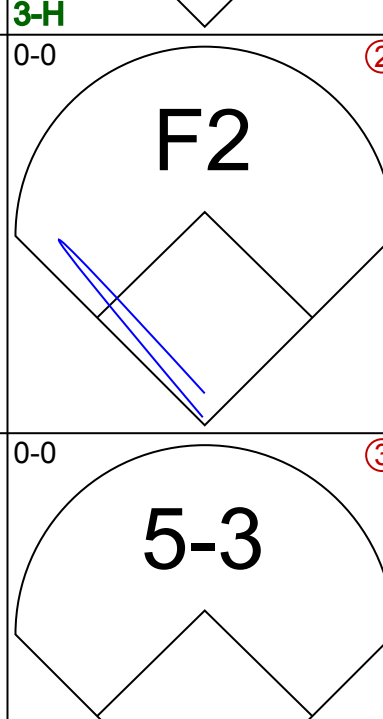
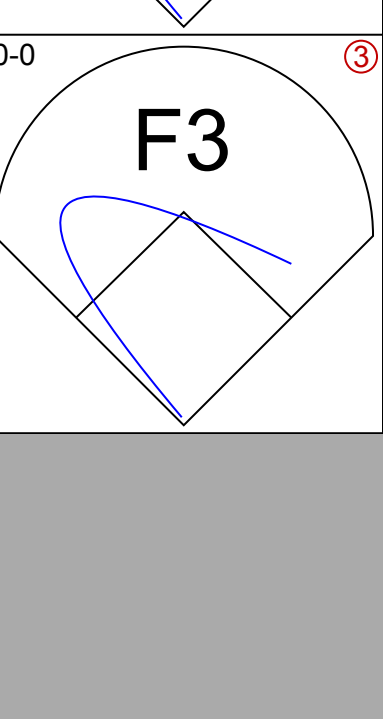
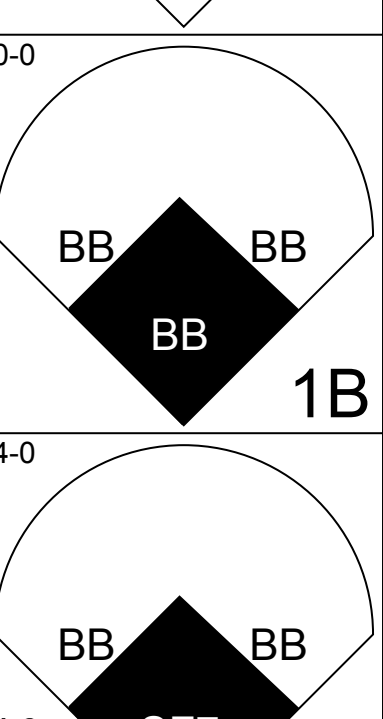

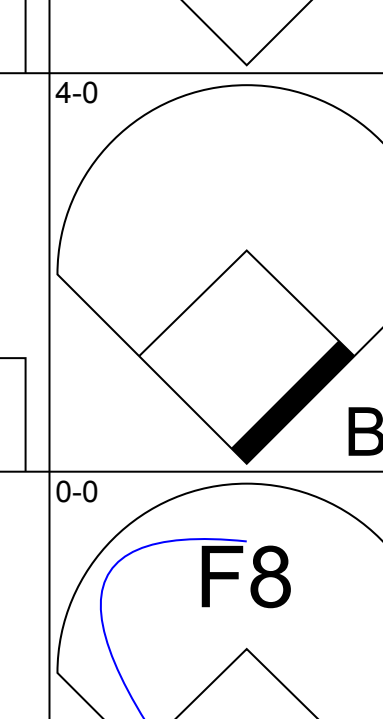
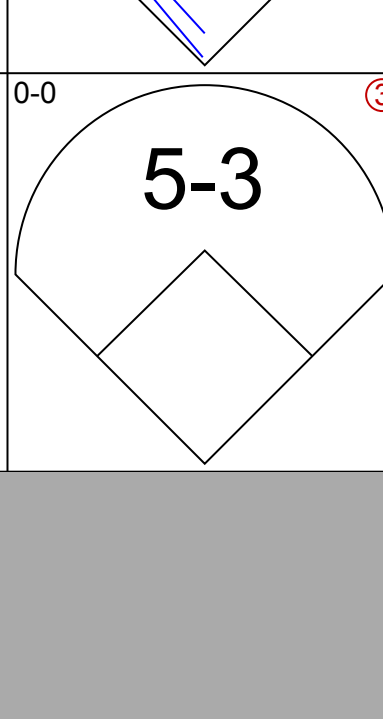
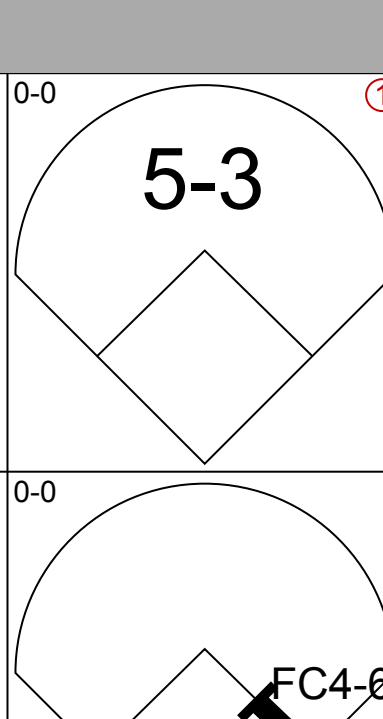
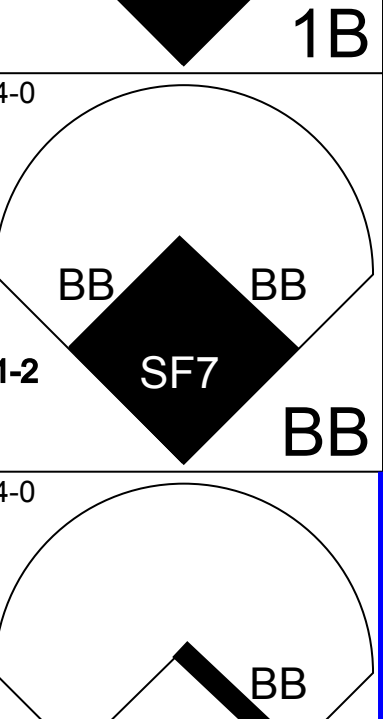

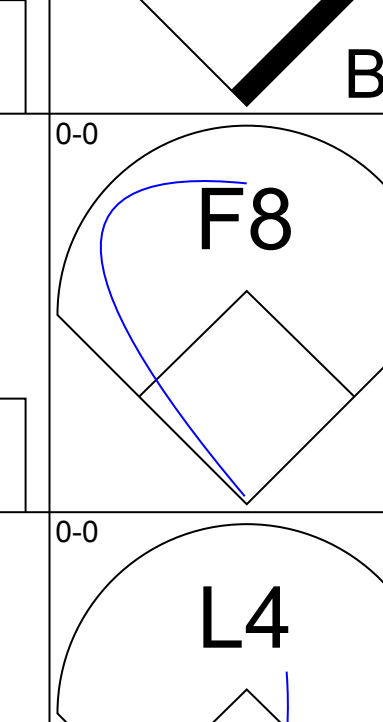
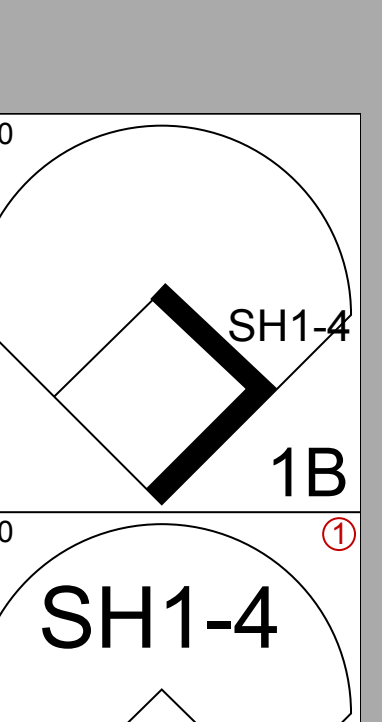
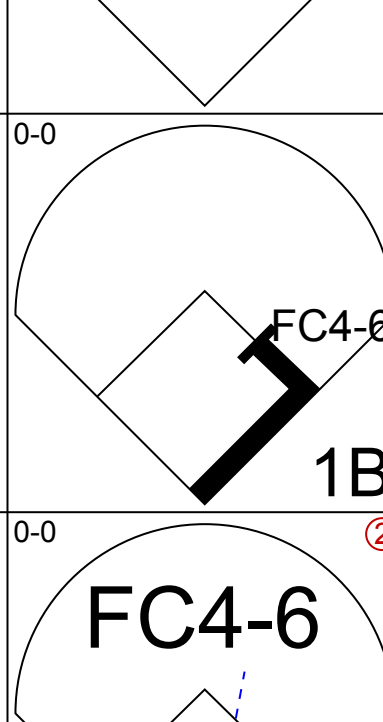
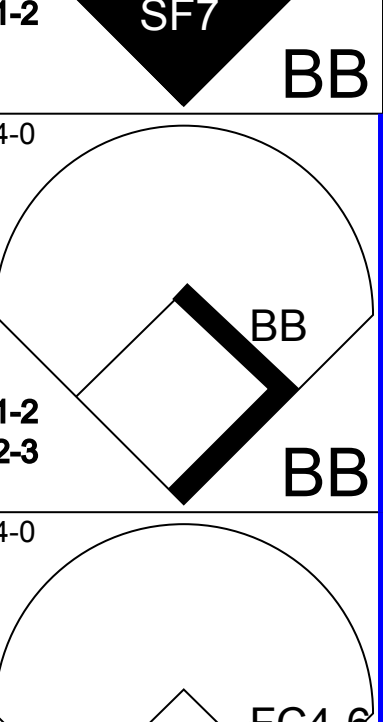

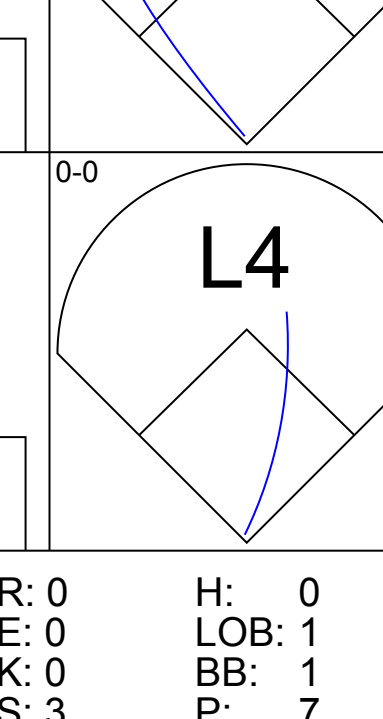
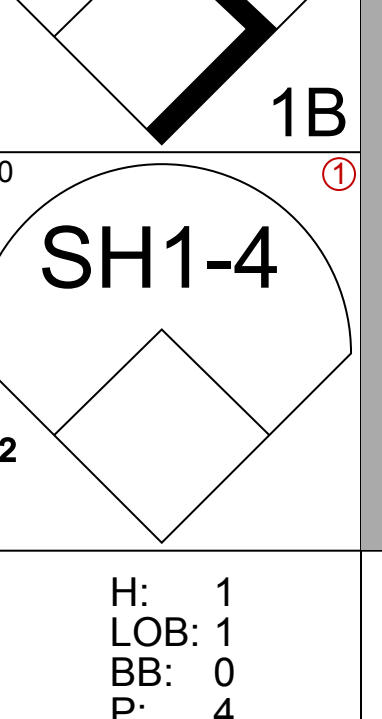
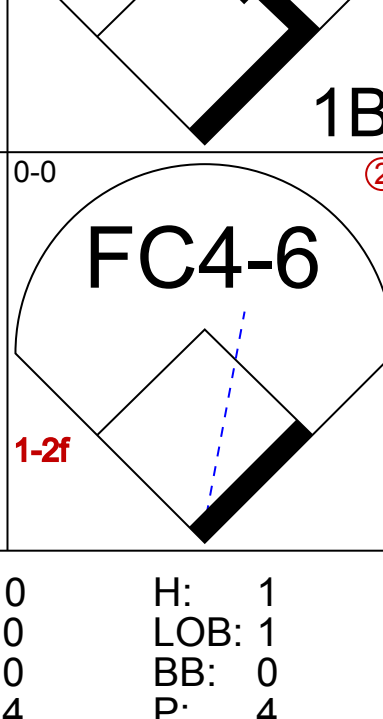

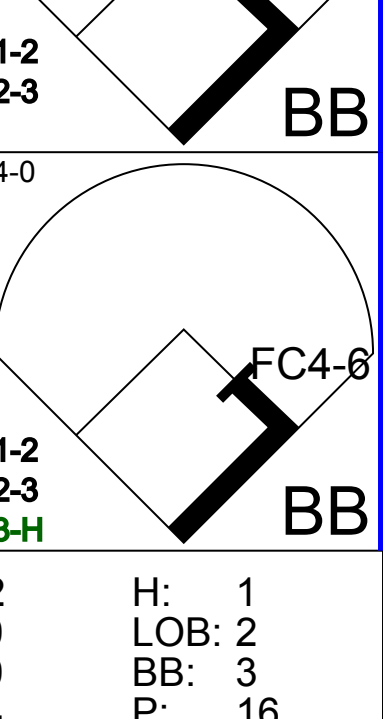

Batter	1	2	3	4	5	6	7	8	9	AB	R	H	RBI	BB	SO	LOB	TOP			
Chico Carrasquel, R (1, 6) OBP: 0.294, SLG: 0.309										2	2	2	0	2	0	0	Baltimore Orioles @ Detroit Tigers Briggs Stadium, Detroit, MI Wed Jul 29 1959, 4:33 AM EDT Att: 5,812 - Unknown			
Bob Boyd, L (1, 3) OBP: 0.287, SLG: 0.298										4	0	2	1	0	0	2				
Willie Tasby, R (1, 8) OBP: 0.314, SLG: 0.380										4	1	0	1	0	2	5				
Gene Woodling, L (1, 7) OBP: 0.418, SLG: 0.545										4	1	2	1	0	1	0				
Barry Shetrone, L (1, 9) OBP: 0.200, SLG: 0.444										3	0	0	1	0	1	1				
Al Pilarcik, L (8, 9) OBP: 0.346, SLG: 0.359										0	0	0	0	0	0	0				
Gus Triandos, R (1, 2) OBP: 0.353, SLG: 0.481										4	0	1	1	0	0	1				
Brooks Robinson, R (1, 5) OBP: 0.224, SLG: 0.279										4	0	0	0	0	2	1				
Billy Gardner, R (1, 4) OBP: 0.290, SLG: 0.333										4	1	0	0	0	0	2				
Jerry Walker, S (1, 1) OBP: 0.156, SLG: 0.205										3	0	0	0	0	1	1				
Milt Pappas, R (7, 1) OBP: 0.167, SLG: 0.170										1	0	0	0	0	1	0				
Inning Stats	R: 2 E: 1 K: 0 S: 6	H: 2 LOB: 1 BB: 0 P: 6	R: 1 E: 1 K: 1 S: 8	H: 2 LOB: 2 BB: 0 P: 8	R: 0 E: 0 K: 0 S: 3	H: 0 LOB: 0 BB: 0 P: 3	R: 0 E: 0 K: 1 S: 5	H: 0 LOB: 1 BB: 1 P: 8	R: 1 E: 0 K: 1 S: 7	H: 2 LOB: 1 BB: 0 P: 7	R: 1 E: 0 K: 1 S: 5	H: 1 LOB: 0 BB: 1 P: 9	R: 0 E: 0 K: 2 S: 7	H: 0 LOB: 0 BB: 0 P: 7	R: 0 E: 0 K: 1 S: 5	H: 0 LOB: 0 BB: 0 P: 5	1B: 7 2B: 1 3B: 0 HR: 0	SF: 1 SAC: 0 DP: 1 HBP: 0	WP: 1 PB: 0 SB: 0 CS: 2	PA: 37
PITCHER	IP WLS BF H R ER SO BB IBB HBP BLK WP HR S P ERA WHIP																			
Paul Foytack, R (1, 1) ERA: 5.07	7.0 L 30 7 5 2 5 2 0 0 0 1 0 38 46 2.57 1.286																			
Pete Burnside, L (8, 1) ERA: 3.07	2.0 6 0 0 0 3 0 0 0 0 0 0 12 12 0.00 0.000																			

Batter	1	2	3	4	5	6	7	8	9	AB	R	H	RBI	BB	SO	LOB	BOTTOM					
Eddie Yost, R (1, 5) OBP: 0.411, SLG: 0.408										3	0	1	0	1	0	0	Baltimore Orioles @ Detroit Tigers Briggs Stadium, Detroit, MI Wed Jul 29 1959, 4:33 AM EDT Att: 5,812 - Unknown					
Charlie Maxwell, L (1, 7) OBP: 0.347, SLG: 0.478										2	0	0	0	2	0	0						
Neil Chrisley, L (1, 9) OBP: 0.176, SLG: 0.318										3	0	0	0	1	1	4						
Al Kaline, R (1, 8) OBP: 0.396, SLG: 0.531										4	0	0	0	0	0	3						
Lou Berberet, L (1, 2) OBP: 0.291, SLG: 0.367										4	0	2	0	0	0	0						
Gail Harris, L (1, 3) OBP: 0.253, SLG: 0.332										4	1	1	0	0	0	2						
Ted Lepcio, R (1, 4) OBP: 0.315, SLG: 0.375										4	0	1	0	0	1	2						
Coot Veal, R (1, 6) OBP: 0.345, SLG: 0.277										2	0	0	0	0	0	0						
Steve Demeter, R (7, PH) OBP: 0.500, SLG: 1.000										2	0	1	1	0	0	2						
Paul Foytack, R (1, 1) ERA: 2.64										2	0	0	0	0	1	0						
Bobo Osborne, L (7, PH) OBP: 0.277, SLG: 0.304										1	0	0	0	0	0	1						
Pete Burnside, R (8, 1) ERA: 3.71										0	0	0	0	0	0	0						
Inning Stats	R: 0 E: 0 K: 1 S: 5	H: 0 LOB: 0 BB: 0 P: 5	R: 0 E: 0 K: 1 S: 6	H: 1 LOB: 1 BB: 0 P: 6	R: 0 E: 0 K: 0 S: 3	H: 0 LOB: 2 BB: 2 P: 11	R: 0 E: 0 K: 0 S: 3	H: 0 LOB: 0 BB: 0 P: 3	R: 0 E: 0 K: 1 S: 5	H: 0 LOB: 0 BB: 0 P: 5	R: 0 E: 0 K: 0 S: 3	H: 1 LOB: 1 BB: 1 P: 7	R: 1 E: 0 K: 0 S: 5	H: 2 LOB: 1 BB: 0 P: 5	R: 0 E: 0 K: 0 S: 3	H: 0 LOB: 1 BB: 1 P: 7	R: 0 E: 0 K: 0 S: 4	H: 2 LOB: 1 BB: 0 P: 4	1B: 4 2B: 2 3B: 0 HR: 0	SF: 0 SAC: 0 DP: 2 HBP: 0	WP: 0 PB: 0 SB: 0 CS: 0	PA: 35
PITCHER	IP WLS BF H R ER SO BB IBB HBP BLK WP HR S P ERA WHIP																					
Jerry Walker, R (1, 1) ERA: 2.64	6.2 W 26 4 1 1 3 3 0 0 0 0 0 29 41 1.35 1.050																					
Milt Pappas, R (7, 1) ERA: 3.71	2.1 S 9 2 0 0 0 1 0 0 0 1 0 0 8 12 0.00 1.286																					

Batter	1	2	3	4	5	6	7	8	9	AB	R	H	RBI	BB	SO	LOB	TOP			
Chico Carrasquel, R (1.6)										4	0	1	0	0	0	2	<p>Baltimore Orioles @ Detroit Tigers Briggs Stadium, Detroit, MI Thu Jul 30 1959, 4:33 AM EDT Att: 6,525 - Unknown</p>			
Bob Boyd, L (1.3)										4	1	2	1	0	0	1				
Al Pilarcik, L (1.9)										4	0	1	1	0	0	3				
Gene Woodling, L (1.7)										4	0	0	0	0	1	1				
Barry Shetrone, L (1.8)										4	0	0	0	0	0	1				
Joe Ginsberg, L (1.2)										4	0	0	0	0	0	0				
Brooks Robinson, R (1.5)										3	0	0	0	0	1	0				
Billy Gardner, R (1.4)										3	1	2	0	0	0	0				
Billy O'Dell, S (1.1)										1	0	0	0	0	0	0				
Ernie Johnson, R (3.1)										1	0	0	0	0	0	1				
Jack Fisher, R (7.1)										0	0	0	0	0	0	0				
Albie Pearson, L (8, PH)										1	0	1	0	0	0	0				
Billy Hoelt, L (8.1)										0	0	0	0	0	0	0				
Inning Stats	R: 1 E: 0 K: 0 S: 5	H: 2 LOB: 1 BB: 0 P: 5	R: 0 E: 0 K: 0 S: 3	H: 0 LOB: 0 BB: 0 P: 3	R: 0 E: 0 K: 0 S: 4	H: 1 LOB: 1 BB: 0 P: 4	R: 0 E: 0 K: 0 S: 3	H: 0 LOB: 0 BB: 0 P: 3	R: 0 E: 0 K: 0 S: 3	H: 0 LOB: 0 BB: 0 P: 3	R: 0 E: 0 K: 0 S: 3	H: 0 LOB: 0 BB: 0 P: 3	R: 1 E: 0 K: 0 S: 6	H: 3 LOB: 2 BB: 0 P: 6	R: 0 E: 0 K: 1 S: 5	H: 0 LOB: 0 BB: 0 P: 5	1B: 5 2B: 1 3B: 1 HR: 0	SF: 0 SAC: 0 DP: 1 HBP: 0	WP: 0 PB: 1 SB: 0 CS: 0	PA: 33
PITCHER Frank Lary, R (1.1) ERA: 3.05	IP: 9.0 WLS: W BF: 33 H: 7 R: 2 ER: 2 SO: 2 BB: 0 IBB: 0 HBP: 0 BLK: 0 WP: 0 HR: 0 S: 37 P: 37 ERA: 2.00 WHIP: 0.778											PITCHER	IP: WLS: BF: H: R: ER: SO: BB: IBB: HBP: BLK: WP: HR: S: P: ERA: WHIP:							

Batter	1	2	3	4	5	6	7	8	9	AB	R	H	RBI	BB	SO	LOB	BOTTOM			
Eddie Yost, R (1.5)										5	2	1	0	0	0	3	<p>Baltimore Orioles @ Detroit Tigers Briggs Stadium, Detroit, MI Thu Jul 30 1959, 4:33 AM EDT Att: 6,525 - Unknown</p>			
Charlie Maxwell, L (1.7)										3	1	2	0	2	0	0				
Johnny Groth, R (1.9)										4	0	1	1	0	0	4				
Al Kaline, R (1.8)										4	3	2	1	1	1	2				
Red Wilson, R (1.2)										3	3	2	1	1	1	2				
Gus Zernial, R (1.3)										2	0	1	1	1	0	0				
Gail Harris, L (6.3)										1	2	1	1	1	0	0				
Ted Lepcio, R (1.4)										4	0	2	3	0	0	2				
Coot Veal, R (1.6)										5	0	2	3	0	0	3				
Frank Lary, R (1.1)										5	0	1	0	0	1	3				
Inning Stats	R: 0 E: 0 K: 0 S: 3	H: 0 LOB: 0 BB: 0 P: 3	R: 1 E: 0 K: 0 S: 4	H: 1 LOB: 2 BB: 2 P: 12	R: 3 E: 0 K: 0 S: 7	H: 4 LOB: 2 BB: 1 P: 11	R: 1 E: 0 K: 2 S: 8	H: 1 LOB: 2 BB: 1 P: 13	R: 0 E: 0 K: 0 S: 3	H: 0 LOB: 0 BB: 0 P: 3	R: 0 E: 0 K: 0 S: 3	H: 0 LOB: 1 BB: 1 P: 7	R: 3 E: 0 K: 0 S: 8	H: 5 LOB: 3 BB: 1 P: 12	R: 3 E: 0 K: 1 S: 9	H: 4 LOB: 1 BB: 0 P: 9	1B: 11 2B: 3 3B: 0 HR: 1	SF: 1 SAC: 2 DP: 0 HBP: 1	WP: 0 PB: 0 SB: 0 CS: 0	PA: 46
PITCHER Billy O'Dell, L (1.1) ERA: 3.53	IP: 2.2 WLS: L BF: 16 H: 5 R: 4 ER: 4 SO: 4 BB: 4 IBB: 0 HBP: 1 BLK: 0 WP: 0 HR: 0 S: 13 P: 25 ERA: 13.50 WHIP: 2.625											PITCHER	IP: WLS: BF: H: R: ER: SO: BB: IBB: HBP: BLK: WP: HR: S: P: ERA: WHIP:							
PITCHER Ernie Johnson, R (3.1) ERA: 3.45	IP: 3.2 WLS: L BF: 20 H: 5 R: 4 ER: 4 SO: 2 BB: 3 IBB: 0 HBP: 1 BLK: 0 WP: 0 HR: 1 S: 20 P: 33 ERA: 9.82 WHIP: 2.182											PITCHER	IP: WLS: BF: H: R: ER: SO: BB: IBB: HBP: BLK: WP: HR: S: P: ERA: WHIP:							
PITCHER Jack Fisher, R (7.1) ERA: 6.04	IP: 0.2 WLS: L BF: 3 H: 1 R: 0 ER: 0 SO: 0 BB: 0 IBB: 0 HBP: 0 BLK: 0 WP: 0 HR: 0 S: 3 P: 3 ERA: 0.00 WHIP: 1.500											PITCHER	IP: WLS: BF: H: R: ER: SO: BB: IBB: HBP: BLK: WP: HR: S: P: ERA: WHIP:							
PITCHER Billy Hoelt, L (8.1) ERA: 5.33	IP: 1.0 WLS: L BF: 7 H: 4 R: 3 ER: 3 SO: 1 BB: 0 IBB: 0 HBP: 0 BLK: 0 WP: 0 HR: 0 S: 9 P: 9 ERA: 27.00 WHIP: 4.000											PITCHER	IP: WLS: BF: H: R: ER: SO: BB: IBB: HBP: BLK: WP: HR: S: P: ERA: WHIP:							

Batter	1	2	3	4	5	6	7	8	9	AB	R	H	RBI	BB	SO	LOB	TOP		
Chico Carrasquel, R OBP: 0.299, SLG: 0.311 (1, 6)										4	1	2	0	0	1	0	Baltimore Orioles @ Cleveland Indians Cleveland Municipal Stadium, Cleveland, OH Fri Jul 31, 1959, 7:05 PM EDT Att: 32,864 - Unknown		
Bob Boyd, L OBP: 0.299, SLG: 0.311 (1, 3)										4	1	3	1	1	0	2			
Al Pilarcik, L OBP: 0.345, SLG: 0.373 (1, 9)										4	0	1	0	1	1	6			
Gene Woodling, L OBP: 0.413, SLG: 0.534 (1, 7)										4	1	1	1	1	0	2			
Gus Triandos, R OBP: 0.353, SLG: 0.478 (1, 2)										4	0	1	1	1	0	5			
Willie Tasby, R OBP: 0.310, SLG: 0.376 (1, 8)										4	0	0	1	0	1	1			
Brooks Robinson, R OBP: 0.220, SLG: 0.271 Billy Loes, R (7, 1)										4	0	1	0	0	1	2			
Billy Gardner, R OBP: 0.290, SLG: 0.332 (1, 4)										4	0	0	0	0	1	1			
Arnie Portocarrero, R OBP: 0.357, SLG: 0.309 Billy Klaus, L OBP: 0.443, SLG: 0.308 Bary Shetrone, L OBP: 0.211, SLG: 0.193 Willy Miranda, S (8, 5)										3	1	0	0	0	2	1			
Inning Stats	R: 0 E: 0 K: 1 S: 6	H: 1 LOB: 2 BB: 1 P: 10	R: 0 E: 0 K: 2 S: 7	H: 0 LOB: 0 BB: 0 P: 7	R: 0 E: 0 K: 1 S: 6	H: 1 LOB: 3 BB: 2 P: 14	R: 0 E: 0 K: 2 S: 8	H: 1 LOB: 1 BB: 0 P: 8	R: 3 E: 1 K: 0 S: 9	H: 4 LOB: 1 BB: 0 P: 9	R: 0 E: 0 K: 0 S: 3	H: 0 LOB: 1 BB: 1 P: 7	R: 0 E: 0 K: 0 S: 4	H: 1 LOB: 3 BB: 1 P: 8	R: 0 E: 0 K: 0 S: 3	H: 0 LOB: 0 BB: 0 P: 3		1B: 8 2B: 1 3B: 0 HR: 0	SF: 1 SAC: 1 DP: 0 HBP: 0
PITCHER	IP WLS BF H R ER SO BB IBB HBP BLK WP HR S P ERA WHIP																		
Jim Perry, R ERA: 2.94 Al Cicotte, R ERA: 4.13	(1, 1) 8.0 W 39 9 4 3 7 4 1 0 0 0 0 0 0 3 3 3.38 1.625																		

Batter	1	2	3	4	5	6	7	8	9	AB	R	H	RBI	BB	SO	LOB	BOTTOM		
Billy Martin, R OBP: 0.284, SLG: 0.410 (1, 4)										4	1	1	1	0	0	2	Baltimore Orioles @ Cleveland Indians Cleveland Municipal Stadium, Cleveland, OH Fri Jul 31, 1959, 7:05 PM EDT Att: 32,864 - Unknown		
Vic Power, R OBP: 0.351, SLG: 0.449 (1, 3)										5	1	2	0	0	0	3			
Minnie Minoso, R OBP: 0.369, SLG: 0.463 (1, 7)										3	1	0	0	1	0	1			
Tito Francona, L OBP: 0.433, SLG: 0.605 (1, 8)										4	0	2	2	0	0	1			
Rocky Colavito, R OBP: 0.353, SLG: 0.551 (1, 9)										4	0	0	1	0	1	4			
George Strickland, R OBP: 0.333, SLG: 0.346 (1, 6)										4	1	1	0	0	0	2			
Jim Baxes, R OBP: 0.330, SLG: 0.514 (1, 5)										2	1	0	0	2	0	1			
Ed Fitz Gerald, R OBP: 0.285, SLG: 0.278 Elmer Valo, L OBP: 0.438, SLG: 0.125 Russ Nixon, L OBP: 0.214, SLG: 0.184 (8, PH) (9, 2)										3	0	2	0	0	0	1			
Jim Perry, S OBP: 0.235, SLG: 0.235 Jack Harshman, L OBP: 0.348, SLG: 0.353 Al Cicotte, R OBP: 1.000, SLG: 1.000 (8, PH) (9, 1)										2	0	0	0	0	0	2			
Inning Stats	R: 0 E: 0 K: 1 S: 7	H: 2 LOB: 2 BB: 0 P: 7	R: 0 E: 0 K: 0 S: 3	H: 0 LOB: 1 BB: 1 P: 7	R: 3 E: 1 K: 0 S: 6	H: 3 LOB: 1 BB: 1 P: 10	R: 0 E: 0 K: 0 S: 4	H: 1 LOB: 1 BB: 0 P: 4	R: 0 E: 0 K: 0 S: 4	H: 0 LOB: 1 BB: 0 P: 4	R: 0 E: 0 K: 0 S: 3	H: 0 LOB: 0 BB: 0 P: 3	R: 2 E: 0 K: 0 S: 4	H: 1 LOB: 2 BB: 3 P: 16	R: 0 E: 0 K: 0 S: 3	H: 0 LOB: 0 BB: 0 P: 3		1B: 8 2B: 0 3B: 0 HR: 0	SF: 1 SAC: 1 DP: 0 HBP: 0
PITCHER	IP WLS BF H R ER SO BB IBB HBP BLK WP HR S P ERA WHIP																		
Arnie Portocarrero, R ERA: 7.68 Billy Loes, R ERA: 2.55	(1, 1) 6.0 28 1 2 2 0 3 0 0 0 0 0 0 0 7 19 9.00 2.000																		

Batter	1	2	3	4	5	6	7	8	9	AB	R	H	RBI	BB	SO	LOB	TOP										
Chico Carrasquel, R OBP: 0.299, SLG: 0.310	5-3		5-3				K			4	0	1	1	0	1	0	Baltimore Orioles @ Cleveland Indians Cleveland Municipal Stadium, Cleveland, OH Sat Aug 01 1959, 3:33 AM EDT Att: 12,115 - Unknown										
Bob Boyd, L OBP: 0.295, SLG: 0.306 Walt Dropo, R OBP: 0.252, SLG: 0.388	5-3		E1	F7			5-3			4	0	0	0	0	0	1											
Al Pilarcik, L OBP: 0.349, SLG: 0.372			FC6					K		3	1	1	0	1	1												
Gene Woodling, L OBP: 0.411, SLG: 0.531	4-3					G4-3-6-3		4-3		4	1	1	0	0	2												
Gus Triandos, R OBP: 0.355, SLG: 0.486 Joe Ginsberg, L OBP: 0.247, SLG: 0.213		SH2-3						1-3		3	2	1	3	1	0	0											
Willie Tasby, R OBP: 0.305, SLG: 0.375				K						4	0	1	0	0	1	0											
Brooks Robinson, R OBP: 0.230, SLG: 0.281		SH2-3								3	1	2	0	0	0	0											
Billy Gardner, R OBP: 0.287, SLG: 0.329		SF8				G3-6				3	0	0	1	0	0	2											
Hal Brown, R OBP: 0.161, SLG: 0.111 Jerry Walker, S OBP: 0.156, SLG: 0.205	5-3									2	0	0	0	0	0	1											
Inning Stats	R: 0 E: 0 K: 0 S: 3	H: 0 LOB: 1 BB: 1 P: 7	R: 1 E: 0 K: 0 S: 4	H: 1 LOB: 1 BB: 1 P: 8	R: 3 E: 1 K: 1 S: 8	H: 2 LOB: 0 BB: 0 P: 8	R: 1 E: 0 K: 0 S: 5	H: 2 LOB: 1 BB: 0 P: 5	R: 0 E: 0 K: 0 S: 3	H: 1 LOB: 0 BB: 0 P: 3	R: 0 E: 0 K: 1 S: 5	H: 0 LOB: 0 BB: 0 P: 5	R: 0 E: 0 K: 1 S: 5	H: 0 LOB: 0 BB: 0 P: 5	R: 0 E: 0 K: 0 S: 3	H: 0 LOB: 0 BB: 0 P: 3		1B: 6 2B: 0 3B: 0 HR: 1	SF: 1 SAC: 2 DP: 2 HBP: 0	WP: 0 PB: 0 SB: 0 CS: 0	PA: 35						
PITCHER	IP	WLS	BF	H	R	ER	SO	BB	IBB	HBP	BLK	WP	HR	S	P	ERA	WHIP										
Bobby Locke, R ERA: 4.21	4.0	L	20	5	5	2	1	2	0	0	0	0	1	20	28	4.50	1.750										
Bob Smith, L ERA: 7.89	4.0		12	2	0	0	2	0	0	0	0	0	0	16	16	0.00	0.500										
Mike Garcia, R ERA: 3.34	1.0	S	3	0	0	0	0	0	0	0	0	0	0	3	3	0.00	0.000										

AB	30
R	5
H	7
RBI	5
BB	2
SO	3
LOB	7



Batter	1	2	3	4	5	6	7	8	9	AB	R	H	RBI	BB	SO	LOB	BOTTOM										
Billy Martin, R OBP: 0.283, SLG: 0.407	1-3		G5-4-3							4	1	1	0	0	0	1	Baltimore Orioles @ Cleveland Indians Cleveland Municipal Stadium, Cleveland, OH Sat Aug 01 1959, 3:33 AM EDT Att: 12,115 - Unknown										
Vic Power, R OBP: 0.353, SLG: 0.452 Jim Piersall, R OBP: 0.296, SLG: 0.314										2	0	2	0	0	0	0											
Minnie Minoso, R OBP: 0.368, SLG: 0.463										4	0	1	0	0	0	4											
Tito Francona, L OBP: 0.439, SLG: 0.611										3	0	2	2	1	0	0											
Rocky Colavito, R OBP: 0.352, SLG: 0.548 Mike Garcia, R OBP: 0.077, SLG: 0.077										4	0	1	0	0	0	4											
George Strickland, R OBP: 0.329, SLG: 0.341										4	0	0	0	0	1	2											
Jim Baxes, R OBP: 0.323, SLG: 0.503										4	0	0	0	0	1	2											
Dick Brown, R OBP: 0.302, SLG: 0.389 Jack Harshman, L OBP: 0.333, SLG: 0.333										3	0	0	0	0	1	2											
Bobby Locke, R OBP: 0.412, SLG: 0.625 Bob Smith, L										1	0	1	0	0	0	0											
Elmer Valo, L OBP: 0.471, SLG: 0.222										1	0	0	0	0	0	0											
Inning Stats	R: 0 E: 0 K: 0 S: 4	H: 2 LOB: 2 BB: 1 P: 8	R: 0 E: 0 K: 0 S: 3	H: 0 LOB: 0 BB: 0 P: 3	R: 0 E: 0 K: 0 S: 4	H: 2 LOB: 1 BB: 0 P: 4	R: 0 E: 0 K: 0 S: 3	H: 0 LOB: 0 BB: 0 P: 3	R: 0 E: 0 K: 2 S: 7	H: 0 LOB: 0 BB: 0 P: 7	R: 0 E: 0 K: 1 S: 7	H: 2 LOB: 2 BB: 0 P: 7	R: 0 E: 0 K: 0 S: 5	H: 3 LOB: 1 BB: 1 P: 9	R: 0 E: 0 K: 0 S: 3	H: 0 LOB: 0 BB: 0 P: 3	1B: 7 2B: 3 3B: 0 HR: 0	SF: 0 SAC: 0 DP: 3 HBP: 0	WP: 0 PB: 0 SB: 0 CS: 0	PA: 35							
PITCHER	IP	WLS	BF	H	R	ER	SO	BB	IBB	HBP	BLK	WP	HR	S	P	ERA	WHIP										
Hal Brown, R ERA: 3.58	8.0	W	32	9	2	2	3	1	0	0	0	0	0	36	44	2.25	1.250										
Jerry Walker, R ERA: 2.62	1.0	S	3	0	0	0	0	0	0	0	0	0	0	3	3	0.00	0.000										

AB	33
R	2
H	9
RBI	2
BB	2
SO	3
LOB	15



Batter	1	2	3	4	5	6	7	8	9	10	AB	R	H	RBI	BB	SO	LOB	TOP	
Chico Carrasquel, R OBP: 0.293, SLG: 0.308 Billy Kluis, L OBP: 0.366, SLG: 0.309				5-3		F7			P4		2	0	0	0	0	1	0	Baltimore Orioles @ Cleveland Indians Cleveland Municipal Stadium, Cleveland, OH Sun Aug 02 1959, 3:33 AM EDT Unknown livebaseballscorecards.com	
Bob Boyd, L OBP: 0.296, SLG: 0.308				4-3					F7		5	1	2	0	0	1	2		
Al Pilarcik, L OBP: 0.356, SLG: 0.375								6-3			4	1	2	0	1	0	1		
Wille Tasby, R OBP: 0.310, SLG: 0.375		6-3							P4		5	1	2	0	0	1	3		
Barry Shetron, L OBP: 0.316, SLG: 0.444		3-1						E8 1B SF8		SH5-4 BB	5	2	4	2	0	0	0		
Joe Ginsberg, L OBP: 0.256, SLG: 0.205		F7		5-3		F9				1B SH5-4	3	0	0	0	2	0	4		
Brooks Robinson, R OBP: 0.233, SLG: 0.282 Gene Woodling, L OBP: 0.413, SLG: 0.532 Walt Dropo, R OBP: 0.252, SLG: 0.388					6-3		F9			SH5-4	3	0	1	0	0	0	0		
Billy Gardner, R OBP: 0.290, SLG: 0.330 Albie Pearson, L OBP: 0.319, SLG: 0.268 Willy Miranda, S OBP: 0.220, SLG: 0.202			L3					SH1-4 BB	SF8		2	0	1	0	1	0	1		
Hoyt Wilhelm, R OBP: 0.123, SLG: 0.038 Bob Nieman, R OBP: 0.349, SLG: 0.487 Billy O'Dell, S OBP: 0.190, SLG: 0.184			P3		B2-3		SH1-4	P6		G4-3	3	0	0	0	0	0	3		
Inning Stats	R: 0 E: 0 K: 1 S: 5	H: 1 LOB: 0 BB: 0 P: 5	R: 0 E: 0 K: 0 S: 3	H: 0 LOB: 0 BB: 0 P: 3	R: 0 E: 0 K: 0 S: 3	H: 1 LOB: 0 BB: 0 P: 3	R: 1 E: 0 K: 0 S: 6	H: 3 LOB: 2 BB: 0 P: 6	R: 0 E: 0 K: 1 S: 8	H: 1 LOB: 2 BB: 1 P: 10	R: 2 E: 0 K: 0 S: 6	H: 3 LOB: 2 BB: 1 P: 10	R: 0 E: 0 K: 0 S: 3	H: 0 LOB: 1 BB: 1 P: 7	R: 1 E: 0 K: 0 S: 4	H: 2 LOB: 1 BB: 1 P: 8	1B: 15 2B: 2 3B: 0 HR: 0		SF: 1 SAC: 2 DP: 4 HBP: 0
PITCHER	IP 8.0	WLS L	BF 9	H 2	R 1	ER 1	SO 0	BB 2	IBB 0	HBP 0	BLK 0	WP 0	HR 0	S 40	P 48	ERA 4.50	WHIP 1.750		
PITCHER	IP 2.0	WLS L	BF 9	H 2	R 1	ER 1	SO 0	BB 2	IBB 0	HBP 0	BLK 0	WP 0	HR 0	S 7	P 15	ERA 4.50	WHIP 2.000		

Batter	1	2	3	4	5	6	7	8	9	10	AB	R	H	RBI	BB	SO	LOB	BOTTOM			
Billy Martin, R OBP: 0.286, SLG: 0.407	6-3		5-3							K	5	1	2	0	0	1	1	Baltimore Orioles @ Cleveland Indians Cleveland Municipal Stadium, Cleveland, OH Sun Aug 02 1959, 3:33 AM EDT Unknown livebaseballscorecards.com			
Vic Power, R OBP: 0.350, SLG: 0.446	6-3			F8	CS	6-3		K		6-3	5	0	0	0	0	1	1				
Minnie Minoso, R OBP: 0.367, SLG: 0.461	K			6-3		P4					4	0	1	1	0	1	0				
Tito Francona, L OBP: 0.448, SLG: 0.618											4	1	4	0	0	0	0				
Rocky Colavito, R OBP: 0.351, SLG: 0.553		G6-4-3				FC5-4		P4			4	1	1	2	0	0	4				
George Strickland, R OBP: 0.326, SLG: 0.338		4-3		P4				1-3			3	0	0	0	1	0	0				
Woodie Held, R OBP: 0.313, SLG: 0.450			1-4-3				6-3		F7		4	1	1	1	0	0	1				
Ed Fitz Gerald, R OBP: 0.284, SLG: 0.285					5-3		F9		G5-4-3		4	0	1	0	0	0	1				
Cal McLish, S OBP: 0.232, SLG: 0.226 Elmer Valo, L OBP: 0.444, SLG: 0.200 Al Cicotte, R OBP: 1.000, SLG: 1.000 Jim Baxes, R OBP: 0.322, SLG: 0.500			P4		6-3		1-3			F8	2	0	0	0	0	0	1				
Inning Stats	R: 0 E: 0 K: 1 S: 5	H: 0 LOB: 0 BB: 0 P: 5	R: 0 E: 0 K: 0 S: 3	H: 1 LOB: 0 BB: 0 P: 3	R: 0 E: 0 K: 0 S: 4	H: 1 LOB: 1 BB: 0 P: 4	R: 2 E: 0 K: 0 S: 5	H: 2 LOB: 0 BB: 0 P: 5	R: 1 E: 0 K: 0 S: 4	H: 1 LOB: 1 BB: 0 P: 4	R: 0 E: 0 K: 0 S: 3	H: 0 LOB: 0 BB: 0 P: 3	R: 1 E: 0 K: 1 S: 8	H: 3 LOB: 2 BB: 0 P: 8	R: 0 E: 0 K: 0 S: 2	H: 0 LOB: 0 BB: 1 P: 6	R: 0 E: 0 K: 1 S: 5		H: 0 LOB: 0 BB: 0 P: 5	1B: 7 2B: 1 3B: 0 HR: 2	SF: 0 SAC: 0 DP: 2 HBP: 0
PITCHER	IP 9.0	WLS W	BF 35	H 10	R 4	ER 4	SO 2	BB 1	IBB 0	HBP 0	BLK 0	WP 0	HR 2	S 38	P 42	ERA 4.00	WHIP 1.222				
PITCHER	IP 1.0	WLS S	BF 3	H 0	R 0	ER 0	SO 1	BB 0	IBB 0	HBP 0	BLK 0	WP 0	HR 0	S 5	P 5	ERA 0.00	WHIP 0.000				

Batter	1	2	3	4	5	6	7	8	9	AB	R	H	RBI	BB	SO	LOB	TOP			
Billy Klaus, L OBP: 0.369, SLG: 0.319 (1, 6)										4	0	2	1	0	1	1	Baltimore Orioles @ Cleveland Indians Cleveland Municipal Stadium, Cleveland, OH Sun Aug 02 1959, 3:38 AM EDT Att: 34,682 - Unknown livebaseballscorecards.com			
Bob Boyd, L OBP: 0.295, SLG: 0.310 (1, 3)										5	0	1	0	0	0	5				
Al Pilarcik, L OBP: 0.353, SLG: 0.372 (1, 9)										4	1	1	0	0	1	3				
Gene Woodling, L OBP: 0.414, SLG: 0.532 (1, 7)										4	1	2	0	0	1	1				
Barry Shetrone, L OBP: 0.318, SLG: 0.400 (1, 8)										2	0	0	0	1	1	1				
Joe Ginsberg, L OBP: 0.255, SLG: 0.218 (1, 2)										4	0	1	0	0	1	4				
Brooks Robinson, R OBP: 0.233, SLG: 0.289 (1, 5)										4	0	1	2	0	0	2				
Billy Gardner, R OBP: 0.290, SLG: 0.330 (9, PH)										3	0	1	0	0	0	2				
Albie Pearson, L OBP: 0.323, SLG: 0.273 (9, PH)										1	1	1	0	0	0	0				
Willy Miranda, S OBP: 0.220, SLG: 0.202 (9, 4)										0	0	0	0	0	0	0				
Mitt Pappas, R OBP: 0.196, SLG: 0.200 (9, PH)										3	0	2	0	0	1	1				
Willie Tasby, R OBP: 0.310, SLG: 0.374 (9, PH)										1	0	0	0	0	1	1				
Billy O'Dell, S OBP: 0.190, SLG: 0.184 (9, 1)										0	0	0	0	0	0	0				
Inning Stats	R: 0 E: 0 K: 1 S: 6	H: 1 LOB: 1 BB: 0 P: 6	R: 0 E: 0 K: 1 S: 6	H: 1 LOB: 1 BB: 0 P: 6	R: 0 E: 0 K: 1 S: 6	H: 1 LOB: 0 BB: 1 P: 8	R: 0 E: 0 K: 1 S: 4	H: 2 LOB: 2 BB: 0 P: 7	R: 2 E: 0 K: 1 S: 8	H: 3 LOB: 1 BB: 0 P: 8	R: 0 E: 0 K: 0 S: 4	H: 1 LOB: 1 BB: 0 P: 4	R: 0 E: 0 K: 0 S: 4	H: 1 LOB: 1 BB: 0 P: 4	R: 1 E: 0 K: 1 S: 7	H: 2 LOB: 1 BB: 0 P: 7	1B: 8 2B: 4 3B: 0 HR: 0	SF: 0 SAC: 3 DP: 1 HBP: 0	WP: 0 PB: 0 SB: 0 CS: 0	PA: 39
PITCHER Gary Bell, R ERA: 3.82 (1, 1)	IP: 9.0 WLS: W BF: 39 H: 12 R: 3 ER: 3 SO: 7 BB: 1 IBB: 0 HBP: 0 BLK: 0 WP: 0 HR: 0 S: 52 P: 56 ERA: 3.00 WHIP: 1.444															PITCHER				

Batter	1	2	3	4	5	6	7	8	9	AB	R	H	RBI	BB	SO	LOB	BOTTOM			
Billy Martin, R OBP: 0.284, SLG: 0.403 (1, 4)										5	0	1	0	0	0	1	Baltimore Orioles @ Cleveland Indians Cleveland Municipal Stadium, Cleveland, OH Sun Aug 02 1959, 3:38 AM EDT Att: 34,682 - Unknown livebaseballscorecards.com			
Vic Power, R OBP: 0.350, SLG: 0.444 (1, 3)										4	1	1	0	1	0	1				
Minnie Minoso, R OBP: 0.372, SLG: 0.463 (1, 7)										3	2	2	0	1	0	1				
Tito Francona, L OBP: 0.456, SLG: 0.639 (1, 8)										4	1	3	4	1	0	2				
Rocky Colavito, R OBP: 0.348, SLG: 0.547 (1, 9)										4	0	0	0	0	1	4				
George Strickland, R OBP: 0.328, SLG: 0.334 (1, 6)										3	1	0	0	1	2	0				
Jim Baxes, R OBP: 0.320, SLG: 0.495 (1, 5)										4	0	1	0	0	2	1				
Russ Nixon, L OBP: 0.226, SLG: 0.216 (1, 2)										4	1	3	1	0	0	0				
Gary Bell, R OBP: 0.226, SLG: 0.180 (1, 1)										4	0	0	0	0	0	2				
Inning Stats	R: 0 E: 1 K: 0 S: 4	H: 1 LOB: 2 BB: 1 P: 8	R: 0 E: 0 K: 2 S: 8	H: 1 LOB: 1 BB: 0 P: 8	R: 1 E: 0 K: 1 S: 7	H: 2 LOB: 1 BB: 0 P: 7	R: 1 E: 1 K: 1 S: 7	H: 2 LOB: 1 BB: 0 P: 7	R: 0 E: 0 K: 0 S: 3	H: 0 LOB: 2 BB: 1 P: 8	R: 0 E: 0 K: 0 S: 3	H: 0 LOB: 1 BB: 1 P: 8	R: 1 E: 0 K: 0 S: 4	H: 1 LOB: 1 BB: 1 P: 8	R: 3 E: 0 K: 0 S: 4	H: 3 LOB: 0 BB: 0 P: 4		1B: 7 2B: 2 3B: 1 HR: 1	SF: 0 SAC: 0 DP: 0 HBP: 1	WP: 0 PB: 1 SB: 0 CS: 1
PITCHER Mitt Pappas, R ERA: 3.63 (9, 1)	IP: 8.0 WLS: L BF: 4 H: 3 R: 3 ER: 2 SO: 5 BB: 4 IBB: 0 HBP: 1 BLK: 0 WP: 0 HR: 0 S: 41 P: 58 ERA: 2.25 WHIP: 1.500															PITCHER				
Billy O'Dell, L ERA: 3.7 (9, 1)	0.1 L 4 3 3 3 0 0 0 0 0 1 4 4 81.00 9.000																			



Batter	1	2	3	4	5	6	7	8	9	AB	R	H	RBI	BB	SO	LOB	TOP										
Luis Aparicio, R (1, 6) OBP: 0.335, SLG: 0.354	E9 CS		1-3			L5		6-3		4	0	0	0	0	0	0	Chicago White Sox @ Baltimore Orioles Memorial Stadium, Baltimore, MD Tue Aug 04 1959, 7:05 PM EDT Att: 11,746 - Unknown										
Nelle Fox, L (1, 4) OBP: 0.402, SLG: 0.423	F5 1-2			G3		G3		F6		4	0	0	0	0	0	1											
Al Smith, R (1, 7) OBP: 0.341, SLG: 0.409	1-3			K		F7			5-3	4	0	0	0	0	1	0											
Sherm Lollar, R (1, 2) OBP: 0.370, SLG: 0.432 Jim Rivera, L (9, PR) OBP: 0.290, SLG: 0.388		F7			FC5-4 1B		F5			4	0	2	0	0	0	0		0									
Jim Landis, R (1, 8) OBP: 0.364, SLG: 0.359				FC5-4 1B		F9			9-3	4	0	1	0	0	0	2											
Bubba Phillips, R (1, 5) OBP: 0.325, SLG: 0.388		FC6-4 1B								3	1	1	0	0	1	1											
Earl Torgeson, L (1, 3) OBP: 0.333, SLG: 0.375 John Romano, R (7, PH) OBP: 0.420, SLG: 0.553 Norm Cash, L (7, 3) OBP: 0.330, SLG: 0.317				K		1-3				2	0	0	0	0	1	1											
Jim McAnany, R (1, 9) OBP: 0.374, SLG: 0.398										1	1	1	2	0	0	0											
Ken McBride, R (1, 1) Turk Lown, R (8, 1) OBP: 0.333, SLG: 0.333 Gerry Staley, R (8, 1) OBP: 0.167, SLG: 0.167										0	0	0	0	0	0	0											
Jim McAnany, R (1, 9) OBP: 0.374, SLG: 0.398										3	0	1	0	0	0	0											
Ken McBride, R (1, 1) Turk Lown, R (8, 1) OBP: 0.333, SLG: 0.333 Gerry Staley, R (8, 1) OBP: 0.167, SLG: 0.167										3	0	0	0	0	2	1											
Inning Stats	R: 0 E: 1 K: 0 S: 3	H: 0 LOB: 0 BB: 0 P: 3	R: 0 E: 0 K: 1 S: 6	H: 1 LOB: 1 BB: 0 P: 6	R: 0 E: 0 K: 1 S: 5	H: 0 LOB: 0 BB: 0 P: 5	R: 0 E: 0 K: 1 S: 6	H: 1 LOB: 1 BB: 0 P: 6	R: 0 E: 0 K: 2 S: 8	H: 1 LOB: 1 BB: 0 P: 8	R: 0 E: 0 K: 0 S: 3	H: 0 LOB: 0 BB: 0 P: 3	R: 2 E: 0 K: 0 S: 5	H: 2 LOB: 0 BB: 0 P: 5	R: 0 E: 0 K: 0 S: 3	H: 0 LOB: 0 BB: 0 P: 3	R: 0 E: 0 K: 0 S: 3	H: 1 LOB: 1 BB: 0 P: 3	1B: 3 2B: 3 3B: 0 HR: 1	SF: 0 SAC: 0 DP: 1 HBP: 0	WP: 0 PB: 0 SB: 0 CS: 1	PA: 32					
PITCHER	IP	WLS	BF	H	R	ER	SO	BB	IBB	HBP	BLK	WP	HR	S	P	ERA	WHIP										
Billy Hoelt, L (1, 1) ERA: 4.91	8.0	W	29	5	2	2	5	0	0	0	0	0	1	39	39	2.25	0.625										
Hal Brown, R (9, 1) ERA: 3.55	1.0	S	3	1	0	0	0	0	0	0	0	0	0	3	3	0.00	1.000										

Batter	1	2	3	4	5	6	7	8	9	AB	R	H	RBI	BB	SO	LOB	BOTTOM										
Billy Klaus, L (1, 6) OBP: 0.374, SLG: 0.319	F6		1-3							3	0	1	1	2	0	0	Chicago White Sox @ Baltimore Orioles Memorial Stadium, Baltimore, MD Tue Aug 04 1959, 7:05 PM EDT Att: 11,746 - Unknown										
Bob Boyd, L (1, 3) OBP: 0.293, SLG: 0.311	4-3			1B		L8		FC3-6 BB	FC6-4 1B	5	1	1	0	0	6												
Al Pilarcik, L (1, 9) OBP: 0.356, SLG: 0.375	1-3							FC1-6 1B	F9	4	0	2	1	0	0	1											
Gene Woodling, L (1, 7) OBP: 0.415, SLG: 0.528										2	1	0	0	2	0	1											
Barry Shetrone, L (1, 8) OBP: 0.308, SLG: 0.348		FC6-4 E								3	0	0	0	1	1	3											
Joe Ginsberg, L (1, 2) OBP: 0.255, SLG: 0.220										4	1	1	0	0	0	4											
Brooks Robinson, R (1, 5) OBP: 0.241, SLG: 0.285										2	0	0	0	2	1	1											
Billy Gardner, R (1, 4) OBP: 0.289, SLG: 0.328 Albie Pearson, L (6, PH) OBP: 0.321, SLG: 0.271 Willy Miranda, S (7, 4) OBP: 0.220, SLG: 0.202 Willie Tasby, R (8, PH) OBP: 0.309, SLG: 0.373 Walt Dropo, R (9, 5) OBP: 0.252, SLG: 0.388										2	0	0	0	0	0	2											
Billy Hoelt, L (1, 1) OBP: 0.250, SLG: 0.313 Bob Nieman, R (8, PH) OBP: 0.352, SLG: 0.487 Billy O'Dell, S (8, PR) OBP: 0.190, SLG: 0.184 Hal Brown, R (9, 1) OBP: 0.161, SLG: 0.111										1	0	0	1	1	0	0											
Hal Brown, R (9, 1) OBP: 0.161, SLG: 0.111										0	0	0	0	0	0	0											
Inning Stats	R: 0 E: 0 K: 0 S: 3	H: 0 LOB: 0 BB: 0 P: 3	R: 0 E: 1 K: 0 S: 4	H: 0 LOB: 2 BB: 1 P: 8	R: 1 E: 0 K: 1 S: 6	H: 2 LOB: 0 BB: 0 P: 6	R: 0 E: 0 K: 1 S: 4	H: 0 LOB: 0 BB: 1 P: 8	R: 0 E: 0 K: 1 S: 6	H: 1 LOB: 2 BB: 1 P: 10	R: 0 E: 0 K: 0 S: 4	H: 1 LOB: 3 BB: 2 P: 12	R: 0 E: 0 K: 0 S: 3	H: 0 LOB: 1 BB: 1 P: 7	R: 2 E: 1 K: 1 S: 8	H: 2 LOB: 3 BB: 2 P: 16	1B: 4 2B: 2 3B: 0 HR: 0	SF: 0 SAC: 0 DP: 1 HBP: 0	WP: 0 PB: 0 SB: 0 CS: 1	PA: 39							
PITCHER	IP	WLS	BF	H	R	ER	SO	BB	IBB	HBP	BLK	WP	HR	S	P	ERA	WHIP										
Ken McBride, R (1, 1) ERA: 1.23	7.1	L	34	5	3	1	3	7	0	0	0	0	0	33	61	1.23	1.636										
Turk Lown, R (8, 1) ERA: 2.86	0.1		2	0	0	0	1	1	0	0	0	0	0	3	7	0.00	3.000										
Gerry Staley, R (8, 1) ERA: 1.63	0.1		2	1	0	0	0	0	0	0	0	0	0	2	2	0.00	3.000										

Batter	1	2	3	4	5	6	7	8	9	AB	R	H	RBI	BB	SO	LOB	TOP				
Luis Aparicio, R OBP: 0.334, SLG: 0.354 (1, 6)	F9		4-3		SF8			1B		3	0	1	1	0	0	0	Chicago White Sox @ Baltimore Orioles Memorial Stadium, Baltimore, MD Wed Aug 05 1959, 3:33 AM EDT Unknown				
Nellie Fox, L OBP: 0.401, SLG: 0.421 (1, 4)	F8				F5			F8		4	0	1	0	0	0	1					
Al Smith, R OBP: 0.343, SLG: 0.411 (1, 7)					L4			FC6-4		4	0	2	0	0	1	1					
John Romano, R OBP: 0.413, SLG: 0.532 (1, 2)	CS	4-3	K		K			FC6-4		3	1	0	0	1	2	3					
Billy Goodman, L OBP: 0.248, SLG: 0.217 Sammy Esposito, R OBP: 0.300, SLG: 0.346 (8, 5)		4-3			G3			F5		3	0	0	0	0	0	1					
Earl Torgeson, L OBP: 0.386, SLG: 0.370 (1, 3)		F7			3-1			6-3		3	0	0	0	1	0	1					
Jim Landis, R OBP: 0.363, SLG: 0.356 (1, 8)		1B			F2			G5-4-3		3	0	0	0	1	0	1					
Jim McAnany, R OBP: 0.381, SLG: 0.406 (1, 9)					E1			F5		3	1	2	1	0	0	0					
Barry Latman, R OBP: 0.242, SLG: 0.233 (1, 1)		4-3			4-3			4-3		3	0	0	0	0	0	3					
Inning Stats	R: 0 E: 0 K: 0 S: 3	H: 1 LOB: 0 BB: 0 P: 3	R: 1 E: 0 K: 0 S: 4	H: 1 LOB: 2 BB: 2 P: 12	R: 0 E: 0 K: 2 S: 8	H: 1 LOB: 1 BB: 0 P: 8	R: 0 E: 0 K: 0 S: 3	H: 0 LOB: 0 BB: 0 P: 3	R: 1 E: 1 K: 0 S: 4	H: 1 LOB: 0 BB: 0 P: 4	R: 0 E: 0 K: 0 S: 5	H: 0 LOB: 0 BB: 1 P: 5	R: 0 E: 0 K: 2 S: 2	H: 0 LOB: 0 BB: 1 P: 6	R: 0 E: 0 K: 0 S: 5	H: 2 LOB: 2 BB: 0 P: 5	R: 0 E: 0 K: 0 S: 3	H: 0 LOB: 0 BB: 0 P: 3	1B: 6 2B: 0 3B: 0 HR: 0	SF: 1 SAC: 0 DP: 1 HBP: 0	WP: 0 PA: 35
PITCHER	IP	WLS	BF	H	R	ER	SO	BB	IBB	HBP	BLK	WP	HR	S	P	ERA	WHIP				
Jack Fisher, R ERA: 4.86 (1, 1)	8.0	L	31	6	2	1	3	3	0	0	0	0	0	34	46	1.12	1.125				
Ernie Johnson, R ERA: 3.39 (9, 1)	1.0		3	0	0	0	0	0	0	0	0	0	0	3	3	0.00	0.000				

Batter	1	2	3	4	5	6	7	8	9	AB	R	H	RBI	BB	SO	LOB	BOTTOM				
Billy Klaus, L OBP: 0.376, SLG: 0.328 (1, 6)	F8							4-3		4	0	2	0	0	0	0	Chicago White Sox @ Baltimore Orioles Memorial Stadium, Baltimore, MD Wed Aug 05 1959, 3:33 AM EDT Unknown				
Bob Boyd, L OBP: 0.293, SLG: 0.310 (1, 3)					F4			3-1		4	0	1	0	0	0	2					
Barry Shetrone, L OBP: 0.267, SLG: 0.296 (1, 7)	4-3				F8			K		4	0	0	0	0	1	2					
Willie Tasby, R OBP: 0.306, SLG: 0.370 (1, 8)	F6				F4			F9		4	0	0	0	0	0	1					
Al Pilarcik, L OBP: 0.351, SLG: 0.368 (1, 9)					F8			K		3	0	0	0	0	2	0					
Joe Ginsberg, L OBP: 0.257, SLG: 0.215 (1, 2)					6-3			F7		2	0	0	0	1	0	0					
Brooks Robinson, R OBP: 0.236, SLG: 0.278 (1, 5)					K			6-3		3	0	0	0	0	2	1					
Billy Gardner, R OBP: 0.287, SLG: 0.326 Albie Pearson, L OBP: 0.319, SLG: 0.269 Willy Miranda, S OBP: 0.220, SLG: 0.202 (8, PH) (9, 4)					4-3			K		2	0	0	0	0	1	0					
Jack Fisher, R OBP: 0.286, SLG: 0.286 Gene Woodling, L OBP: 0.414, SLG: 0.527 Ernie Johnson, R OBP: 0.200, SLG: 0.200 (8, PH) (9, 1)					F9			1-3		2	0	0	0	0	0	0					
Inning Stats	R: 0 E: 0 K: 0 S: 4	H: 1 LOB: 1 BB: 0 P: 4	R: 0 E: 0 K: 2 S: 7	H: 0 LOB: 0 BB: 0 P: 7	R: 0 E: 0 K: 0 S: 4	H: 1 LOB: 1 BB: 0 P: 4	R: 0 E: 0 K: 0 S: 3	H: 0 LOB: 0 BB: 0 P: 3	R: 0 E: 0 K: 1 S: 5	H: 0 LOB: 0 BB: 0 P: 5	R: 0 E: 0 K: 0 S: 4	H: 1 LOB: 1 BB: 0 P: 4	R: 0 E: 0 K: 2 S: 7	H: 0 LOB: 1 BB: 1 P: 11	R: 0 E: 0 K: 0 S: 3	H: 0 LOB: 0 BB: 0 P: 3	R: 0 E: 0 K: 1 S: 5	H: 0 LOB: 0 BB: 0 P: 5	1B: 2 2B: 1 3B: 0 HR: 0	SF: 0 SAC: 0 DP: 0 HBP: 0	WP: 0 PA: 31
PITCHER	IP	WLS	BF	H	R	ER	SO	BB	IBB	HBP	BLK	WP	HR	S	P	ERA	WHIP				
Barry Latman, R ERA: 3.86 (1, 1)	9.0	W	31	3	0	0	6	1	0	0	0	0	0	42	46	0.00	0.444				

Batter	1	2	3	4	5	6	7	8	9	AB	R	H	RBI	BB	SO	LOB	TOP			
Luis Aparicio, R (1.6) OBP: 0.333, SLG: 0.355	F2		FC4-6 2B		1-3			2B		4	1	1	0	0	0	2	Chicago White Sox @ Baltimore Orioles Memorial Stadium, Baltimore, MD Wed Aug 05 1959, 7:05 PM EDT Att: 15,324 - Unknown			
Nelle Fox, L (1.4) OBP: 0.400, SLG: 0.422	F9		5-3 1-H 2B		4-3			L7		4	0	1	1	0	0	2				
Al Smith, R (1.7) OBP: 0.342, SLG: 0.407	BB		5-3		K			F9		3	0	0	0	1	1	3				
Sherm Lollar, R (1.2) OBP: 0.337, SLG: 0.427	F5		6-3					F7		4	0	0	0	0	0	3				
Billy Goodman, L (1.5) OBP: 0.248, SLG: 0.212		4-3 G4 BB			F7			F7		3	0	0	0	1	0	0				
Earl Torgeson, L (1.3) OBP: 0.367, SLG: 0.372		G4			F8			F7		4	0	1	0	0	0	1				
Jim Landis, R (1.8) OBP: 0.359, SLG: 0.352		4-3			F8			L8		4	0	0	0	0	0	2				
Jim McAnany, R (1.9) OBP: 0.372, SLG: 0.394		L6			F9			F2		3	0	0	0	0	0	2				
Early Wynn, S (1.1) OBP: 0.318, SLG: 0.351										1	0	1	0	0	0	0				
Gerry Staley, R (4.1) OBP: 0.286, SLG: 0.286										1	0	1	0	0	0	0				
Rudy Arias, L (6.1)			FC4-6 1B		4-3 1-3 1B					1	0	0	0	0	0	0				
Inning Stats	R: 0 E: 0 K: 0 S: 3	H: 0 LOB: 1 BB: 1 P: 7	R: 0 E: 0 K: 0 S: 3	H: 0 LOB: 1 BB: 1 P: 7	R: 1 E: 0 K: 0 S: 5	H: 2 LOB: 1 BB: 0 P: 5	R: 0 E: 0 K: 0 S: 4	H: 1 LOB: 1 BB: 0 P: 4	R: 0 E: 0 K: 1 S: 6	H: 1 LOB: 1 BB: 0 P: 6	R: 0 E: 0 K: 0 S: 3	H: 0 LOB: 0 BB: 0 P: 3	R: 0 E: 0 K: 0 S: 3	H: 0 LOB: 0 BB: 0 P: 3	R: 0 E: 0 K: 0 S: 3	H: 0 LOB: 0 BB: 0 P: 3	1B: 2 2B: 3 3B: 0 HR: 0	SF: 0 SAC: 0 DP: 0 HBP: 0	WP: 0 PB: 0 SB: 1 CS: 0	PA: 34
PITCHER Arnie Portocarrero, R (1.1) ERA: 6.87	IP: 9.0 WLS: W BF: 34 H: 5 R: 1 ER: 1 SO: 1 BB: 2 IBB: 0 HBP: 0 BLK: 0 WP: 0 HR: 0 S: 34 P: 42 ERA: 1.00 WHIP: 0.778																			

Batter	1	2	3	4	5	6	7	8	9	AB	R	H	RBI	BB	SO	LOB	BOTTOM			
Billy Klaus, L (1.6) OBP: 0.372, SLG: 0.325	K	F2		E 1-3 3-H BB 1B	1-3			K		5	1	1	1	0	2	1	Chicago White Sox @ Baltimore Orioles Memorial Stadium, Baltimore, MD Wed Aug 05 1959, 7:05 PM EDT Att: 15,324 - Unknown			
Bob Boyd, L (1.3) OBP: 0.295, SLG: 0.314				F7						3	2	1	0	1	0	1				
Walt Dropo, R (7. PH) OBP: 0.250, SLG: 0.385	1B BB BB			E3 BB SH1-3 1-3 3-H			1B E	F9		1	0	0	0	0	0	0				
Al Pilarcik, L (1.9) OBP: 0.359, SLG: 0.377	BB BB 1-3 1B			E5 SH1-3 1-2 1B			E 2-3 1B	E3 BB		4	1	3	0	0	0	0				
Gene Woodling, L (1.7) OBP: 0.419, SLG: 0.525	BB 1-2 BB			E3 SH 1-3 1B			E3 SH 1-3 1B	E3 BB		1	1	0	1	4	0	0				
Willie Tasby, R (1.8) OBP: 0.306, SLG: 0.367	F2			F8			SH F9 1-3 BB	K		3	0	0	1	1	1	7				
Joe Ginsberg, L (1.2) OBP: 0.255, SLG: 0.206	1-2 2-3 3-H BB			1-2 2-3 3-H BB			1-3 BB	F7		4	0	0	2	1	1	8				
Brooks Robinson, R (1.5) OBP: 0.241, SLG: 0.277	F9			1B BB 1B			SH5-3 1B 2-3	F7		4	1	1	0	1	0	6				
Billy Gardner, R (1.4) OBP: 0.287, SLG: 0.325				1B E 1B			F3	F3		4	1	1	0	0	1	2				
Arnie Portocarrero, R (1.1)				K			SH5-3	K		3	0	0	0	0	2	2				
Inning Stats	R: 1 E: 0 K: 1 S: 6	H: 1 LOB: 3 BB: 3 P: 18	R: 0 E: 0 K: 1 S: 5	H: 0 LOB: 0 BB: 0 P: 5	R: 0 E: 1 K: 1 S: 6	H: 1 LOB: 2 BB: 1 P: 10	R: 3 E: 1 K: 1 S: 8	H: 2 LOB: 3 BB: 3 P: 20	R: 0 E: 0 K: 0 S: 4	H: 1 LOB: 1 BB: 0 P: 4	R: 3 E: 2 K: 0 S: 7	H: 2 LOB: 1 BB: 0 P: 7	R: 0 E: 0 K: 2 S: 7	H: 0 LOB: 0 BB: 0 P: 7	R: 0 E: 1 K: 1 S: 6	H: 0 LOB: 2 BB: 1 P: 10	1B: 6 2B: 1 3B: 0 HR: 0	SF: 0 SAC: 3 DP: 0 HBP: 0	WP: 0 PB: 0 SB: 0 CS: 0	PA: 43
PITCHER Early Wynn, R (1.1) ERA: 3.51	IP: 3.2 WLS: L BF: 23 H: 4 R: 4 ER: 2 SO: 4 BB: 6 IBB: 1 HBP: 0 BLK: 0 WP: 0 HR: 0 S: 24 P: 52 ERA: 4.91 WHIP: 2.727																			
PITCHER Gerry Staley, R (4.1) ERA: 1.73	IP: 1.1 WLS: 9 BF: 3 H: 3 R: 3 ER: 1 SO: 0 BB: 0 IBB: 0 HBP: 0 BLK: 0 WP: 0 HR: 9 S: 9 P: 9 ERA: 6.75 WHIP: 2.250																			
PITCHER Rudy Arias, L (6.1) ERA: 4.58	IP: 3.0 WLS: 11 BF: 0 H: 0 R: 0 ER: 0 SO: 3 BB: 1 IBB: 0 HBP: 0 BLK: 0 WP: 0 HR: 16 S: 20 P: 20 ERA: 0.00 WHIP: 0.333																			

Batter	1	2	3	4	5	6	7	8	9	AB	R	H	RBI	BB	SO	LOB	TOP					
Jim Piersall, R OBP: 0.305, SLG: 0.338 (1, 8)	0-0 4-3 3B		0-0 FC4-6 1B		0-0 4-3		0-0 4-3			4	1	2	0	0	0	1	Cleveland Indians @ Baltimore Orioles Memorial Stadium, Baltimore, MD Sun Aug 09 1959, 3:33 AM EDT Att: 12,875 - Unknown					
Russ Nixon, L OBP: 0.231, SLG: 0.233 (1, 2)	0-0 4-3		0-0 FC4-6 1B			0-0 F8 1B		0-0 4-3		4	1	1	2	0	0	1						
Minnie Minoso, R OBP: 0.369, SLG: 0.453 (1, 7)	0-0 F8		0-0 F9			0-0 F8 1B		0-0 F7		4	0	0	0	0	0	2						
Tito Francona, L OBP: 0.447, SLG: 0.631 (1, 3)	0-0 K			0-0 4-3		0-0 BB 1B		0-0 4-3		4	0	1	1	0	1	0						
Rocky Colavito, R OBP: 0.342, SLG: 0.533 (1, 9)		0-0 G3		0-0 2-3		0-0 F7			0-0 4-3	4	0	0	0	0	0	1						
George Strickland, R OBP: 0.339, SLG: 0.335 (1, 5)		0-0 5-3		0-0 4-3		0-0 BB			0-0 6-3	3	0	0	0	1	0	0						
Woodie Held, R OBP: 0.313, SLG: 0.440 (1, 6)		0-0 6-3			0-0 K		0-0 K		0-0 6-3	4	0	0	0	0	2	2						
Billy Moran, R (1, 4)			0-0 K		0-0 4-3		0-0 F3			3	0	0	0	0	1	0						
Jim Perry, S OBP: 0.292, SLG: 0.375 Gary Bell, R OBP: 0.246, SLG: 0.222 (7, 1)			0-0 FC4-6 1B		0-0 1B		0-0 K			3	1	2	0	0	1	0						
										0	0	0	0	0	0	0						
Inning Stats	R: 1 E: 0 K: 1 S: 6	H: 1 LOB: 0 BB: 0 P: 6	R: 0 E: 0 K: 0 S: 3	H: 0 LOB: 0 BB: 0 P: 3	R: 1 E: 0 K: 1 S: 7	H: 2 LOB: 1 BB: 0 P: 7	R: 0 E: 0 K: 0 S: 3	H: 0 LOB: 0 BB: 0 P: 3	R: 0 E: 0 K: 1 S: 6	H: 1 LOB: 1 BB: 0 P: 6	R: 1 E: 0 K: 1 S: 7	H: 2 LOB: 2 BB: 1 P: 11	R: 0 E: 0 K: 0 S: 5	H: 0 LOB: 0 BB: 0 P: 5	R: 0 E: 0 K: 0 S: 3	H: 0 LOB: 0 BB: 0 P: 3	R: 0 E: 0 K: 0 S: 3	H: 0 LOB: 0 BB: 0 P: 3	1B: 5 2B: 0 3B: 1 HR: 0	SF: 0 SAC: 0 DP: 0 HBP: 0	WP: 0 PB: 0 SB: 0 CS: 0	PA: 34
PITCHER Mitt Pappas, R ERA: 3.59 (1, 1)	IP: 9.0 WLS: W BF: 34 H: 6 R: 3 ER: 3 SO: 5 BB: 1 IBB: 0 HBP: 0 BLK: 0 WP: 0 HR: 0 S: 43 P: 47 ERA: 3.00 WHIP: 0.778															PITCHER	IP: 9.0 WLS: W BF: 34 H: 6 R: 3 ER: 3 SO: 5 BB: 1 IBB: 0 HBP: 0 BLK: 0 WP: 0 HR: 0 S: 43 P: 47 ERA: 3.00 WHIP: 0.778					


Batter	1	2	3	4	5	6	7	8	9	AB	R	H	RBI	BB	SO	LOB	BOTTOM			
Albie Pearson, L OBP: 0.313, SLG: 0.266 (1, 8) (9, 7)	0-0 1B BB FC1-2 1B		0-0 F7		0-0 1B		0-0 G4-6-3 1B		0-0 4-3	5	0	2	0	0	0	2	Cleveland Indians @ Baltimore Orioles Memorial Stadium, Baltimore, MD Sun Aug 09 1959, 3:33 AM EDT Att: 12,875 - Unknown			
Billy Klaus, L OBP: 0.266, SLG: 0.314 (1, 6)	0-0 FC1-2 1B BB		0-0 G3		0-0 P6		0-0 F8		0-0 F7	4	0	0	0	1	0	1				
Al Pilarcik, L OBP: 0.370, SLG: 0.380 (1, 9)	0-0 FC1-2 1B		0-0 BB BB		0-0 4-3 3B 2B		0-0 F8		0-0 1B BB	3	2	2	0	2	0	0				
Gene Woodling, L OBP: 0.415, SLG: 0.511 Barry Shetrone, L OBP: 0.297, SLG: 0.296 Willie Tasby, R OBP: 0.308, SLG: 0.368 (8, PR) (9, 8)	0-0 K		0-0 E BB		0-0 4-3		0-0 G3		0-0 1B	4	0	1	0	1	1	4				
Bob Boyd, L OBP: 0.298, SLG: 0.326 (1, 3)	0-0 FC1-2		0-0 E7 BB		0-0 2-3		0-0 G3		0-0 1B	0	0	0	0	0	0	0				
Joe Ginsberg, L OBP: 0.282, SLG: 0.223 (1, 2)	0-0 K		0-0 L8		0-0 3B 1B		0-0 1B BB		0-0 F8	3	0	1	1	1	1	5				
Brooks Robinson, R OBP: 0.247, SLG: 0.275 (1, 5)		0-0 SH1-3 1B		0-0 F7		0-0 F8		0-0 E5 1B		4	0	1	0	0	0	4				
Billy Gardner, R OBP: 0.286, SLG: 0.319 (1, 4)		0-0 SH1-3		0-0 P3		0-0 1-3		0-0 1B		3	0	1	0	0	0	1				
Mitt Pappas, R OBP: 0.200, SLG: 0.204 (1, 1)		0-0 6-3		0-0 P2		0-0 G4-6-3 1B		0-0 F8		4	0	1	0	0	0	4				
Inning Stats	R: 0 E: 0 K: 2 S: 9	H: 2 LOB: 3 BB: 1 P: 13	R: 0 E: 0 K: 0 S: 4	H: 1 LOB: 1 BB: 0 P: 4	R: 1 E: 1 K: 0 S: 4	H: 0 LOB: 2 BB: 2 P: 12	R: 0 E: 0 K: 0 S: 4	H: 1 LOB: 1 BB: 0 P: 4	R: 2 E: 0 K: 0 S: 6	H: 3 LOB: 1 BB: 0 P: 6	R: 0 E: 0 K: 0 S: 3	H: 1 LOB: 0 BB: 0 P: 3	R: 1 E: 1 K: 0 S: 6	H: 2 LOB: 3 BB: 1 P: 10	R: 0 E: 0 K: 0 S: 4	H: 1 LOB: 2 BB: 1 P: 8		1B: 9 2B: 1 3B: 1 HR: 0	SF: 0 SAC: 1 DP: 1 HBP: 0	WP: 0 PB: 0 SB: 0 CS: 0
PITCHER Jim Perry, R ERA: 2.83 Gary Bell, R ERA: 3.59 (7, 1)	IP: 6.2 WLS: L BF: 33 H: 9 R: 4 ER: 2 SO: 2 BB: 4 IBB: 0 HBP: 0 BLK: 0 WP: 0 HR: 0 S: 33 P: 49 ERA: 2.70 WHIP: 1.950															PITCHER	IP: 1.1 WLS: 8 BF: 2 H: 0 R: 0 ER: 0 SO: 0 BB: 1 IBB: 0 HBP: 0 BLK: 0 WP: 0 HR: 0 S: 7 P: 11 ERA: 0.00 WHIP: 2.250			


Batter	1	2	3	4	5	6	7	8	9	AB	R	H	RBI	BB	SO	LOB	TOP					
Ken Aspromonte, R OBP: 0.319, SLG: 0.317	5-3		FC3-6		P6			5-3		4	0	0	0	0	0	1	Washington Senators @ Baltimore Orioles Memorial Stadium, Baltimore, MD Sat Aug 15 1959, 7:05 PM EDT Att: 9,996 - Unknown livebaseballscorecards.com					
Lenny Green, L OBP: 0.305, SLG: 0.319	4-3		F7			L9		4-3 BB		3	0	0	0	1	0	1						
Bob Allison, R OBP: 0.335, SLG: 0.527	K		F5			1-3		4-3		4	0	0	0	0	1	2						
Jim Lemon, R OBP: 0.327, SLG: 0.513		6-3		6-3				G3		4	0	1	0	0	0	1						
Harmon Killebrew, R OBP: 0.359, SLG: 0.559	K			G6-4-3 1B		K			K	4	0	1	0	0	3	1						
Roy Sievers, R OBP: 0.309, SLG: 0.428				G6-4-3 1B						3	0	1	0	1	0	1						
Clint Courtney, L OBP: 0.333, SLG: 0.315	P6									2	1	1	1	1	0	1						
Billy Conzolo, R OBP: 0.282, SLG: 0.239									F7	0	0	0	0	0	0	0						
Hal Naragon, L OBP: 0.294, SLG: 0.316										1	0	0	0	0	0	1						
Zollo Versalles, R OBP: 0.228, SLG: 0.244										1	1	0	0	1	0	0						
Faye Throneberry, L OBP: 0.169, SLG: 0.145										1	0	0	0	0	1	1						
Hal Griggs, R OBP: 0.169, SLG: 0.145										0	0	0	0	0	0	0						
Hal Woodeshick, R OBP: 0.169, SLG: 0.145										0	0	0	0	0	0	0						
Russ Kemmerer, R OBP: 0.245, SLG: 0.175										1	0	0	0	0	0	0						
Reno Bertola, R OBP: 0.207, SLG: 0.362										1	0	0	0	0	0	1						
Chuck Stobbs, L OBP: 0.125, SLG: 0.125										2	0	0	0	0	0	0						
Julio Becquer, L OBP: 0.263, SLG: 0.349										1	0	0	0	0	0	1						
Steve Korcheck, R OBP: 0.214, SLG: 0.083										0	0	0	0	0	0	0						
Inning Stats	R: 0 E: 0 K: 1 S: 5	H: 0 LOB: 0 BB: 0 P: 5	R: 0 E: 0 K: 1 S: 5	H: 0 LOB: 1 BB: 1 P: 9	R: 1 E: 1 K: 0 S: 4	H: 0 LOB: 1 BB: 1 P: 8	R: 0 E: 0 K: 0 S: 3	H: 1 LOB: 0 BB: 0 P: 3	R: 1 E: 0 K: 0 S: 4	H: 1 LOB: 0 BB: 0 P: 4	R: 0 E: 0 K: 1 S: 6	H: 0 LOB: 1 BB: 0 P: 6	R: 0 E: 0 K: 1 S: 5	H: 0 LOB: 1 BB: 1 P: 9	R: 0 E: 0 K: 0 S: 3	H: 0 LOB: 1 BB: 1 P: 7	R: 0 E: 0 K: 1 S: 6	H: 1 LOB: 1 BB: 0 P: 6	1B: 2 2B: 1 3B: 0 HR: 1	SF: 0 SAC: 0 DP: 1 HBP: 0	WP: 0 PB: 0 CS: 1	PA: 35
PITCHER Mitt Pappas, R ERA: 3.49	IP: 9.0 WLS: W BF: 35	H: 4 R: 2 ER: 2 SO: 5	BB: 4 IBB: 0 HBP: 0 BLK: 0	WP: 0 HR: 1 S: 41 P: 57	ERA: 2.00 WHIP: 0.889	PITCHER																

Batter	1	2	3	4	5	6	7	8	9	AB	R	H	RBI	BB	SO	LOB	BOTTOM										
Chico Carrasquel, R OBP: 0.293, SLG: 0.304	1-3		HR				1B FC5-2	K		4	1	2	0	1	1	0	Washington Senators @ Baltimore Orioles Memorial Stadium, Baltimore, MD Sat Aug 15 1959, 7:05 PM EDT Att: 9,996 - Unknown livebaseballscorecards.com										
Gene Woodling, L OBP: 0.410, SLG: 0.499										3	0	1	0	1	0	3											
Albie Pearson, L OBP: 0.313, SLG: 0.278			P6	4-3			WP FC5-2 SF9			0	1	0	0	0	0	0											
Willie Tasby, R OBP: 0.307, SLG: 0.374	F7									4	1	1	2	0	0	3											
Bob Nieman, R OBP: 0.357, SLG: 0.489										3	0	0	0	1	0	1											
Al Pilarcik, L OBP: 0.375, SLG: 0.385	F8		F7							0	0	0	0	0	0	0											
Walt Dropo, R OBP: 0.250, SLG: 0.371										3	0	0	0	0	1	0											
Bob Boyd, L OBP: 0.292, SLG: 0.320			4-3							0	0	0	1	0	0	0											
Brooks Robinson, R OBP: 0.272, SLG: 0.294										2	1	2	0	2	0	0											
Billy Gardner, R OBP: 0.287, SLG: 0.318										1	0	0	0	1	0	3											
Joe Ginsberg, L OBP: 0.268, SLG: 0.215										3	0	0	0	1	2	3											
Mitt Pappas, R OBP: 0.186, SLG: 0.190										4	0	0	0	0	2	4											
Inning Stats	R: 0 E: 0 K: 0 S: 3	H: 0 LOB: 1 BB: 1 P: 7	R: 0 E: 0 K: 3 S: 9	H: 0 LOB: 2 BB: 2 P: 17	R: 2 E: 0 K: 0 S: 5	H: 2 LOB: 0 BB: 0 P: 5	R: 1 E: 0 K: 1 S: 6	H: 1 LOB: 2 BB: 2 P: 14	R: 0 E: 0 K: 0 S: 3	H: 0 LOB: 0 BB: 0 P: 3	R: 0 E: 0 K: 1 S: 6	H: 1 LOB: 1 BB: 0 P: 6	R: 1 E: 0 K: 0 S: 5	H: 2 LOB: 3 BB: 2 P: 13	R: 0 E: 0 K: 1 S: 5	H: 0 LOB: 0 BB: 0 P: 5		1B: 3 2B: 2 3B: 0 HR: 1	SF: 1 SAC: 2 DP: 0 HBP: 0	WP: 1 PB: 0 CS: 0	PA: 37						
PITCHER Chuck Stobbs, L ERA: 3.0	IP: 6.0 WLS: L	H: 4 R: 3 ER: 3 SO: 5	BB: 5 IBB: 0 HBP: 0 BLK: 0	WP: 0 HR: 1 S: 32 P: 52	ERA: 4.50 WHIP: 1.500	PITCHER																					
Hal Griggs, R ERA: 5.1	0.1	4	2	1	1	0	0	1	0	3	7	27.00	6.000														
Hal Woodeshick, L ERA: 5.18	0.1	2	0	0	0	0	0	1	0	1	5	0.00	0.000														
Russ Kemmerer, R ERA: 4.56	1.1	4	0	0	0	1	0	0	0	6	6	0.00	0.000														

Batter	1	2	3	4	5	6	7	8	9	AB	R	H	RBI	BB	SO	LOB	TOP			
Ken Aspromonte, R OBP: 0.311, SLG: 0.308 (1, 4)										5	0	0	0	0	1	2	Washington Senators @ Baltimore Orioles Memorial Stadium, Baltimore, MD Sun Aug 16 1959, 3:33 AM EDT Att: 6,429 - Unknown			
Lenny Green, L OBP: 0.303, SLG: 0.317 (1, 9)										4	1	1	0	0	0	1				
Bob Allison, R OBP: 0.337, SLG: 0.528 Jim Lenton, R OBP: 0.327, SLG: 0.511 (1, 8)										1	1	1	0	0	0	0				
Julio Becquer, L OBP: 0.269, SLG: 0.353 (1, 3)										4	2	2	0	0	0	1				
Clint Courtney, L OBP: 0.346, SLG: 0.342 (1, 2)										3	1	2	2	1	1	0				
Faye Throneberry, L OBP: 0.359, SLG: 0.399 (1, 7)										2	0	0	1	1	1	1				
Reno Bertoia, R OBP: 0.303, SLG: 0.357 (1, 5)										4	0	0	0	0	0	3				
Billy Consolo, R OBP: 0.281, SLG: 0.239 (1, 6)										4	1	1	0	0	0	0				
Pedro Ramos, S OBP: 0.206, SLG: 0.203 Tex Clevenger, R OBP: 0.200, SLG: 0.231 Dick Hyde, R (9, 1)										3	0	1	0	0	0	1				
Inning Stats	R: 2 E: 1 K: 1 S: 8	H: 3 LOB: 2 BB: 1 P: 12	R: 0 E: 0 K: 0 S: 3	H: 0 LOB: 0 BB: 0 P: 3	R: 0 E: 0 K: 2 S: 7	H: 0 LOB: 0 BB: 0 P: 7	R: 0 E: 0 K: 0 S: 4	H: 1 LOB: 1 BB: 0 P: 4	R: 2 E: 1 K: 0 S: 5	H: 2 LOB: 0 BB: 0 P: 5	R: 2 E: 1 K: 0 S: 6	H: 3 LOB: 1 BB: 0 P: 6	R: 0 E: 0 K: 0 S: 2	H: 0 LOB: 0 BB: 1 P: 6	R: 0 E: 0 K: 1 S: 5	H: 0 LOB: 0 BB: 0 P: 5		1B: 8 2B: 0 3B: 1 HR: 0	SF: 1 SAC: 0 DP: 0 HBP: 0	WP: 0 PB: 0 CS: 1
PITCHER	IP WLS BF H R ER SO BB IBB HBP BLK WP HR S P ERA WHIP	7.0 L 31 9 6 1 3 1 0 0 0 0 0 36 40 1.29 1.429	2.0 6 0 0 0 1 1 0 0 0 0 0 7 11 0.00 0.500																	

Batter	1	2	3	4	5	6	7	8	9	AB	R	H	RBI	BB	SO	LOB	BOTTOM					
Chico Carrasquel, R OBP: 0.298, SLG: 0.315 (1, 4)										4	1	2	0	1	0	1	Washington Senators @ Baltimore Orioles Memorial Stadium, Baltimore, MD Sun Aug 16 1959, 3:33 AM EDT Att: 6,429 - Unknown					
Billy Klaus, L OBP: 0.371, SLG: 0.327 (1, 6)										3	0	0	0	2	1	4						
Al Pilarcik, L OBP: 0.368, SLG: 0.378 (1, 9)										4	0	0	0	0	1	5						
Gene Woodling, L OBP: 0.408, SLG: 0.496 (1, 7)										4	0	1	0	0	0	3						
Bob Boyd, L OBP: 0.292, SLG: 0.318 (1, 3)										2	0	0	1	1	0	0						
Willie Tasby, R OBP: 0.305, SLG: 0.372 Billy Gardner, R OBP: 0.286, SLG: 0.317 (1, 8)										3	0	0	0	0	1	1						
Brooks Robinson, R OBP: 0.167, SLG: 0.301 Jack Fisher, R OBP: 0.333, SLG: 0.364 Albie Pearson, L OBP: 0.316, SLG: 0.282 (9, PH)										3	0	2	0	0	0	0						
Joe Ginsberg, L OBP: 0.275, SLG: 0.224 (1, 2)										4	0	2	0	0	0	2						
Jerry Walker, S OBP: 0.167, SLG: 0.213 Barry Shetrone, L OBP: 0.235, SLG: 0.258 (7, PH)										2	0	1	0	0	0	0						
Inning Stats	R: 0 E: 0 K: 0 S: 4	H: 1 LOB: 1 BB: 0 P: 4	R: 0 E: 0 K: 1 S: 6	H: 1 LOB: 1 BB: 0 P: 6	R: 0 E: 0 K: 1 S: 6	H: 1 LOB: 2 BB: 1 P: 10	R: 0 E: 0 K: 0 S: 3	H: 1 LOB: 1 BB: 1 P: 7	R: 0 E: 0 K: 0 S: 5	H: 0 LOB: 0 BB: 0 P: 5	R: 0 E: 0 K: 0 S: 3	H: 0 LOB: 0 BB: 0 P: 3	R: 0 E: 0 K: 0 S: 4	H: 1 LOB: 1 BB: 0 P: 4	R: 1 E: 0 K: 0 S: 5	H: 2 LOB: 2 BB: 1 P: 9		R: 0 E: 0 K: 1 S: 6	H: 2 LOB: 2 BB: 1 P: 10	1B: 7 2B: 2 3B: 0 HR: 0	SF: 1 SAC: 0 DP: 2 HBP: 0	WP: 0 PB: 0 CS: 0
PITCHER	IP WLS BF H R ER SO BB IBB HBP BLK WP HR S P ERA WHIP	7.1 W 31 7 1 1 3 3 0 0 0 0 0 34 46 1.23 1.364	1.0 6 2 0 0 1 1 0 0 0 0 0 7 11 0.00 3.000	0.2 S 1 0 0 0 0 0 0 0 0 0 0 1 1 0.00 0.000																		

Batter	1	2	3	4	5	6	7	8	9	AB	R	H	RBI	BB	SO	LOB	TOP			
Billy Klaus, L OBP: 0.371, SLG: 0.326 (1, 6)	4-0 1B BB		0-0 1B 1B		0-0 F6			0-0 2-3		3	2	1	0	1	0	0	<p>Baltimore Orioles @ Chicago White Sox Comiskey Park, Chicago, IL Wed Aug 19 1959, 4:33 AM EDT Att: 14,310 - Unknown</p> <p>AB 30 R 3 H 6 RBI 3 BB 5 SO 3 LOB 15</p> 			
Al Pilarcik, L OBP: 0.367, SLG: 0.376 (1, 8) (8, 9)	0-0 F6		0-0 1B 1B		0-3 K			0-0 F8		4	0	1	0	0	0	1				
Bob Nieman, R OBP: 0.362, SLG: 0.485 Willie Tasby, R OBP: 0.305, SLG: 0.371 (1, 7) (8, PR) (8, 8)	0-0 4-3 1B		0-3 K		0-0 6-3			4-0 BB BB		3	1	1	0	1	1	2				
Gene Woodling, L OBP: 0.417, SLG: 0.497 Albie Pearson, L OBP: 0.316, SLG: 0.282 (1, 9) (8, PR) (8, 7)	0-0 4-3		0-0 1B		4-0 G4-3 BB			4-0 BB BB		2	0	1	1	2	0	2				
Bob Boyd, L OBP: 0.288, SLG: 0.313 (1, 3)	0-0 FC5 1B		0-0 F8		0-0 G4-3 BB			0-0 4-3		4	0	1	2	0	0	5				
Gus Triandos, R OBP: 0.350, SLG: 0.477 (1, 2)	0-0 FC5		0-0 5-3		0-0 F7			0-0 6-3		4	0	0	0	0	0	3				
Chico Carrasquel, R OBP: 0.299, SLG: 0.314 (1, 4)		4-0 G6-4-3 BB		0-0 6-3			0-0 8-3 1B		0-0 5-3	3	0	1	0	1	0	0				
Brooks Robinson, R OBP: 0.277, SLG: 0.294 (1, 5)		0-0 G6-4-3		0-0 5-3			0-0 8-3		0-0 5-3	4	0	0	0	0	0	2				
Billy O'Dell, S OBP: 0.170, SLG: 0.163 Jerry Walker, S OBP: 0.167, SLG: 0.213 (1, 1) (9, 1)		0-0 3-1		0-0 1-3			0-3 K			3	0	0	0	0	1	0				
Inning Stats	R: 2 E: 0 K: 0 S: 5	H: 2 LOB: 1 BB: 1 P: 9	R: 0 E: 0 K: 0 S: 2	H: 0 LOB: 0 BB: 1 P: 6	R: 1 E: 0 K: 1 S: 8	H: 3 LOB: 2 BB: 0 P: 8	R: 0 E: 0 K: 0 S: 3	H: 0 LOB: 0 BB: 0 P: 3	R: 0 E: 0 K: 1 S: 5	H: 0 LOB: 0 BB: 1 P: 6	R: 0 E: 0 K: 1 S: 5	H: 1 LOB: 0 BB: 0 P: 5	R: 0 E: 0 K: 0 S: 3	H: 0 LOB: 2 BB: 2 P: 11	R: 0 E: 0 K: 0 S: 3	H: 0 LOB: 0 BB: 0 P: 3		1B: 6 2B: 1 3B: 0 HR: 0	SF: 0 SAC: 0 DP: 3 HBP: 0	WP: 0 PB: 0 CS: 0
PITCHER	IP WLS BF H R ER SO BB IBB HBP BLK WP HR S P ERA WHIP	IP WLS BF H R ER SO BB IBB HBP BLK WP HR S P ERA WHIP																		
Bob Shaw, R ERA: 2.97 (1, 1)	2.1 L 13 5 3 3 1	2.2 8 0 0 0 1	1.0 3 0 0 0 1	2.0 8 1 0 0 1	1.0 3 0 0 0 0	0.0 0 0 0 0 0	0.0 0 0 0 0 0	0.0 0 0 0 0 0	0.0 0 0 0 0 0	0.0 0 0 0 0 0	0.0 0 0 0 0 0	0.0 0 0 0 0 0	0.0 0 0 0 0 0	0.0 0 0 0 0 0	0.0 0 0 0 0 0	0.0 0 0 0 0 0	0.00 11.57	3.000		
Ray Moore, R ERA: 4.29 (3, 1)	1.0 3 0 0 0 0	2.0 8 1 0 0 1	1.0 3 0 0 0 0	2.0 8 1 0 0 1	1.0 3 0 0 0 0	0.0 0 0 0 0 0	0.0 0 0 0 0 0	0.0 0 0 0 0 0	0.0 0 0 0 0 0	0.0 0 0 0 0 0	0.0 0 0 0 0 0	0.0 0 0 0 0 0	0.0 0 0 0 0 0	0.0 0 0 0 0 0	0.0 0 0 0 0 0	0.0 0 0 0 0 0	0.00 1.000	1.500		
Turk Lown, R ERA: 2.92 (6, 1)	2.0 8 1 0 0 1	1.0 3 0 0 0 0	1.0 3 0 0 0 0	1.0 3 0 0 0 0	1.0 3 0 0 0 0	0.0 0 0 0 0 0	0.0 0 0 0 0 0	0.0 0 0 0 0 0	0.0 0 0 0 0 0	0.0 0 0 0 0 0	0.0 0 0 0 0 0	0.0 0 0 0 0 0	0.0 0 0 0 0 0	0.0 0 0 0 0 0	0.0 0 0 0 0 0	0.00 0.000	0.000			
Ken McBride, R ERA: 2.5 (7, 1)	1.0 3 0 0 0 0	1.0 3 0 0 0 0	1.0 3 0 0 0 0	1.0 3 0 0 0 0	1.0 3 0 0 0 0	0.0 0 0 0 0 0	0.0 0 0 0 0 0	0.0 0 0 0 0 0	0.0 0 0 0 0 0	0.0 0 0 0 0 0	0.0 0 0 0 0 0	0.0 0 0 0 0 0	0.0 0 0 0 0 0	0.0 0 0 0 0 0	0.0 0 0 0 0 0	0.00 0.000	0.000			
Gerry Staley, R ERA: 1.57 (9, 1)	1.0 3 0 0 0 0	1.0 3 0 0 0 0	1.0 3 0 0 0 0	1.0 3 0 0 0 0	1.0 3 0 0 0 0	0.0 0 0 0 0 0	0.0 0 0 0 0 0	0.0 0 0 0 0 0	0.0 0 0 0 0 0	0.0 0 0 0 0 0	0.0 0 0 0 0 0	0.0 0 0 0 0 0	0.0 0 0 0 0 0	0.0 0 0 0 0 0	0.0 0 0 0 0 0	0.00 0.000	0.000			

Batter	1	2	3	4	5	6	7	8	9	AB	R	H	RBI	BB	SO	LOB	BOTTOM					
Luis Aparicio, R OBP: 0.328, SLG: 0.346 (1, 6)	4-0 BB BB		0-0 6-3		0-0 SH5-3			0-0 FC6-4		0-0 G3	3	0	0	0	1	0	<p>Baltimore Orioles @ Chicago White Sox Comiskey Park, Chicago, IL Wed Aug 19 1959, 4:33 AM EDT Att: 14,310 - Unknown</p> <p>AB 32 R 1 H 5 RBI 1 BB 4 SO 3 LOB 16</p> 					
Nellie Fox, L OBP: 0.397, SLG: 0.415 (1, 4)	0-0 F3		0-0 F9		0-0 F5			0-0 F8		4	0	0	0	0	0	4						
Jim Landis, R OBP: 0.375, SLG: 0.373 (1, 8)	4-0 1-2 BB		0-0 5-3		0-0 F8			0-0 F8		3	0	0	0	1	0	0						
Sherm Lollar, R OBP: 0.344, SLG: 0.459 (1, 2) (6, 3)	0-0 L7		0-0 1B		0-0 1B BB			0-0 HR		3	1	2	1	1	0	2						
Al Smith, R OBP: 0.323, SLG: 0.389 (1, 7)	0-0 F3		0-0 F7		0-0 FC6-4 1B			0-0 F7		4	0	1	0	0	0	3						
Bubba Phillips, R OBP: 0.317, SLG: 0.382 (1, 5)		0-3 K		0-0 F7			0-0 F8		0-0 1B	4	0	1	0	0	1	3						
Earl Torgerson, L OBP: 0.301, SLG: 0.361 (1, 3) Turk Lown, R OBP: 0.296, SLG: 0.286 (8, 1) Earl Battey, R OBP: 0.317, SLG: 0.377 (8, PH) Ken Rice, R OBP: 0.187, SLG: 0.187 (7, 1) Sammy Esposito, R OBP: 0.286, SLG: 0.282 (8, PH) Gerry Staley, R OBP: 0.364, SLG: 0.222 (8, 1)	0-0 F2		0-0 F4		0-0 FC6-4			0-0 F6		2	0	0	0	0	0	0						
Jim McAnany, R OBP: 0.329, SLG: 0.344 Billy Goodman, L OBP: 0.295, SLG: 0.273 (1, 9) (9, PH)	0-3 K		0-0 SH5-3 1B		0-0 K			0-0 F9		3	0	1	0	0	2	0						
Bob Shaw, R OBP: 0.200, SLG: 0.157 Ray Moore, R OBP: 0.150, SLG: 0.158 John Romano, R OBP: 0.378, SLG: 0.470 (1, 1) (3, 1) (5, PH) (6, 2)	0-0 F4		0-0 F4		4-0 SH5-3 BB			0-0 L6		0	0	0	0	0	0	0						
Harry Simpson, L OBP: 0.260, SLG: 0.386 (9, PH)	0-0 1-2 BB		0-0 1B		0-0 FC6-4			0-0 1B		1	0	0	0	0	0	0						
Inning Stats	R: 0 E: 0 K: 0 S: 3	H: 0 LOB: 2 BB: 2 P: 11	R: 0 E: 0 K: 2 S: 7	H: 0 LOB: 0 BB: 0 P: 7	R: 0 E: 0 K: 0 S: 3	H: 0 LOB: 0 BB: 0 P: 3	R: 0 E: 0 K: 0 S: 4	H: 1 LOB: 1 BB: 0 P: 4	R: 0 E: 0 K: 0 S: 4	H: 1 LOB: 2 BB: 1 P: 8	R: 0 E: 0 K: 0 S: 4	H: 1 LOB: 2 BB: 1 P: 8	R: 0 E: 1 K: 1 S: 6	H: 0 LOB: 1 BB: 0 P: 6	R: 1 E: 0 K: 0 S: 5	H: 2 LOB: 1 BB: 0 P: 5	R: 0 E: 0 K: 0 S: 3	H: 0 LOB: 0 BB: 0 P: 3	1B: 4 2B: 0 3B: 0 HR: 1	SF: 0 SAC: 1 DP: 0 HBP: 0	WP: 0 PB: 0 CS: 0	PA: 37
PITCHER	IP WLS BF H R ER SO BB IBB HBP BLK WP HR S P ERA WHIP	IP WLS BF H R ER SO BB IBB HBP BLK WP HR S P ERA WHIP																				
Billy O'Dell, L ERA: 3.35 Jerry Walker, R ERA: 2.82 (1, 1) (9, 1)	8.0 W 34 5 1 1 3	1.0 S 3 0 0 0 0	8.0 W 34 5 1 1 3	1.0 S 3 0 0 0 0	8.0 W 34 5 1 1 3	1.0 S 3 0 0 0 0	1.0 S 3 0 0 0 0	1.0 S 3 0 0 0 0	1.0 S 3 0 0 0 0	1.0 S 3 0 0 0 0	1.0 S 3 0 0 0 0	1.0 S 3 0 0 0 0	1.0 S 3 0 0 0 0	1.0 S 3 0 0 0 0	1.0 S 3 0 0 0 0	1.0 S 3 0 0 0 0	0.00 1.12	1.125				

Batter	1	2	3	4	5	6	7	8	9	AB	R	H	RBI	BB	SO	LOB	TOP						
Billy Klaus, L OBP: 0.381, SLG: 0.341 (1, 6)										5	1	4	1	1	0	0	Baltimore Orioles @ Chicago White Sox Comiskey Park, Chicago, IL Thu Aug 20 1959, 4:33 AM EDT Att: 11,084 - Unknown						
Al Pihlarcik, L OBP: 0.365, SLG: 0.373 Willie Tasby, R OBP: 0.303, SLG: 0.369 (1, 8) (6, 8)										4	1	1	0	0	0	2							
Bob Nieman, R OBP: 0.359, SLG: 0.477 (1, 7)										4	0	0	0	1	2	3							
Gene Woodling, L OBP: 0.420, SLG: 0.503 (1, 9)										4	3	2	1	1	0	1							
Bob Boyd, L OBP: 0.287, SLG: 0.313 Wall Dropp, R OBP: 0.264, SLG: 0.378 (1, 3) (3, 3)										0	0	0	1	0	0	0							
Gus Triandos, R OBP: 0.357, SLG: 0.478 Billy O'Dell, S OBP: 0.170, SLG: 0.163 Joe Ginsberg, L OBP: 0.273, SLG: 0.222 (1, 2) (7, PR) (7, 2)										1	0	1	0	3	0	0							
Chico Carrasquel, R OBP: 0.301, SLG: 0.313 (1, 4)										4	0	1	1	1	0	4							
Brooks Robinson, R OBP: 0.274, SLG: 0.291 Albie Pearson, L OBP: 0.315, SLG: 0.280 Billy Gardner, R OBP: 0.290, SLG: 0.321 (1, 5) (5, PH) (5, 5)										2	0	0	0	0	1	4							
Hoyt Wilhelm, R OBP: 0.109, SLG: 0.034 Barry Shetrone, L OBP: 0.229, SLG: 0.250 Billy Loes, R (7, 1)										3	0	0	0	0	0	4							
Inning Stats	R: 3 E: 1 K: 2 S: 11	H: 3 LOB: 2 BB: 1 P: 15	R: 0 E: 0 K: 0 S: 4	H: 1 LOB: 1 BB: 0 P: 4	R: 1 E: 0 K: 1 S: 7	H: 2 LOB: 2 BB: 1 P: 11	R: 0 E: 0 K: 1 S: 5	H: 1 LOB: 2 BB: 2 P: 5	R: 1 E: 0 K: 0 S: 4	H: 1 LOB: 2 BB: 2 P: 12	R: 0 E: 0 K: 0 S: 3	H: 0 LOB: 1 BB: 1 P: 7	R: 2 E: 0 K: 0 S: 6	H: 4 LOB: 3 BB: 1 P: 10	R: 0 E: 0 K: 0 S: 3	H: 0 LOB: 1 BB: 1 P: 7		R: 0 E: 0 K: 1 S: 6	H: 1 LOB: 2 BB: 1 P: 10	1B: 10 2B: 4 3B: 0 HR: 0	SF: 1 SAC: 0 DP: 2 HBP: 0	WP: 1 PB: 0 SB: 1 CS: 0	PA: 47
PITCHER	IP WLS BF H R ER SO BB IBB HBP BLK WP HR S P ERA WHIP	IP WLS BF H R ER SO BB IBB HBP BLK WP HR S P ERA WHIP																IP WLS BF H R ER SO BB IBB HBP BLK WP HR S P ERA WHIP					
Barry Latman, R ERA: 4.08 (1, 1)	2.0 L 13	5 4 3 2	0 1 0 0	0 0 0 0	0 0 0 0	0 0 11 15	0.00 1.000	Gerry Staley, R ERA: 1.55 Bob Shaw, R ERA: 2.93 (7, 1) (8, 1)	1.0 3 1 0 0 0	0 0 0 1 1 0	0 0 0 0 1 0	0 0 0 0 0 0	0 0 0 0 0 0	0 0 0 0 0 0	0 0 0 0 0 0	0 0 0 0 0 0		0.00 1.000					

Batter	1	2	3	4	5	6	7	8	9	AB	R	H	RBI	BB	SO	LOB	BOTTOM								
Luis Aparicio, R OBP: 0.327, SLG: 0.345 (1, 6)										5	1	1	1	0	0	2	Baltimore Orioles @ Chicago White Sox Comiskey Park, Chicago, IL Thu Aug 20 1959, 4:33 AM EDT Att: 11,084 - Unknown								
Nellie Fox, L OBP: 0.397, SLG: 0.416 (1, 4)										4	0	1	0	1	0	2									
Jim Landis, R OBP: 0.377, SLG: 0.373 (1, 8)										3	0	1	0	2	2	0									
Earl Torgeson, L OBP: 0.365, SLG: 0.382 (1, 3)										4	1	2	0	1	1	4									
Sherm Lollar, R OBP: 0.345, SLG: 0.457 (1, 2)										4	1	1	0	1	0	4									
Billy Goodman, L OBP: 0.293, SLG: 0.277 (1, 5)										5	1	1	1	0	1	4									
Al Smith, R OBP: 0.321, SLG: 0.387 Jim Rivera, L OBP: 0.271, SLG: 0.376 (1, 7) (5, PH) (6, 7)										2	0	0	0	0	0	1									
Jim McAnany, R OBP: 0.337, SLG: 0.348 (1, 9)										4	1	2	3	1	2	0									
Inning Stats	R: 0 E: 0 K: 1 S: 6	H: 1 LOB: 3 BB: 2 P: 14	R: 0 E: 0 K: 1 S: 5	H: 0 LOB: 0 BB: 0 P: 5	R: 0 E: 0 K: 0 S: 3	H: 0 LOB: 2 BB: 2 P: 11	R: 2 E: 0 K: 1 S: 7	H: 2 LOB: 1 BB: 0 P: 8	R: 1 E: 0 K: 0 S: 9	H: 2 LOB: 1 BB: 0 P: 9	R: 1 E: 0 K: 0 S: 4	H: 1 LOB: 2 BB: 2 P: 12	R: 2 E: 0 K: 0 S: 6	H: 3 LOB: 1 BB: 0 P: 6	R: 0 E: 0 K: 1 S: 6	H: 1 LOB: 1 BB: 0 P: 6		R: 0 E: 0 K: 1 S: 5	H: 0 LOB: 0 BB: 0 P: 5	1B: 7 2B: 3 3B: 0 HR: 0	SF: 0 SAC: 0 DP: 1 HBP: 1	WP: 2 PB: 2 SB: 0 CS: 0	PA: 44		
PITCHER	IP WLS BF H R ER SO BB IBB HBP BLK WP HR S P ERA WHIP	IP WLS BF H R ER SO BB IBB HBP BLK WP HR S P ERA WHIP																IP WLS BF H R ER SO BB IBB HBP BLK WP HR S P ERA WHIP							
Hoyt Wilhelm, R ERA: 2.32 Billy Loes, R ERA: 2.75 (1, 1) (7, 1)	6.0 S 13	4 2 2 2	0 0 0 0	0 0 0 0	0 0 0 0	0 0 17 17	6.00 1.333	PITCHER	IP WLS BF H R ER SO BB IBB HBP BLK WP HR S P ERA WHIP	IP WLS BF H R ER SO BB IBB HBP BLK WP HR S P ERA WHIP															

Batter	1	2	3	4	5	6	7	8	9	AB	R	H	RBI	BB	SO	LOB	TOP			
Chico Carrasquel, R OBP: 0.297, SLG: 0.309 (1, 6)	0-0 6-3		0-0 5-3			0-0 P3		0-3 K	4 0 0 0 0 1 1								Baltimore Orioles @ Cleveland Indians Cleveland Municipal Stadium, Cleveland, OH Fri Aug 21 1959, 7:05 PM EDT Att: 28,573 - Unknown			
Gene Woodling, L OBP: 0.416, SLG: 0.497 (1, 9)	0-0 F7			0-0 4-3		0-0 4-3		0-0 4-3	4 0 0 0 0 0 1											
Bob Nieman, R OBP: 0.357, SLG: 0.473 (1, 7)	0-0 1B			0-0 F9		0-0 P6		0-0 P6	4 0 1 0 0 0 0											
Gus Triandos, R OBP: 0.356, SLG: 0.477 Joe Ginsberg, L OBP: 0.209, SLG: 0.219 (1, 2)	0-0 P4		0-3 K		0-0 4-3				1 0 0 0 0 0 1 2 0 0 0 0 1 0											
Willie Tasby, R OBP: 0.301, SLG: 0.366 (1, 8)		0-0 6-3			0-0 F7		0-0 L6		3 0 0 0 0 0 0											
Walt Dropo, R OBP: 0.258, SLG: 0.370 (1, 3)		0-0 F9			0-0 6-3			0-0 5-3	3 0 0 0 0 0 0											
Billy Gardner, R OBP: 0.288, SLG: 0.318 (1, 4)		0-3 K			0-0 F8		0-3 K		3 0 0 0 0 2 0											
Brooks Robinson, R OBP: 0.275, SLG: 0.291 (1, 5)			0-0 F8		0-0 5-3			0-0 FC6-4 1B	3 0 1 0 0 0 0											
Hal Brown, R OBP: 0.152, SLG: 0.103 Al Pilarcik, L OBP: 0.369, SLG: 0.376 Jack Fisher, R OBP: 0.267, SLG: 0.286 (1, 1)	0-3 K		0-3 K		0-0 1B			0-0 FC6-4 1-2	1 0 0 0 0 1 0 1 0 1 0 0 0 0 1 0 0 0 0 0 1											
Inning Stats	R: 0 E: 0 K: 0 S: 4	H: 1 LOB: 1 BB: 0 P: 4	R: 0 E: 0 K: 1 S: 5	H: 0 LOB: 0 BB: 0 P: 5	R: 0 E: 0 K: 1 S: 5	H: 0 LOB: 0 BB: 0 P: 5	R: 0 E: 0 K: 0 S: 3	H: 0 LOB: 0 BB: 0 P: 3	R: 0 E: 0 K: 0 S: 4	H: 1 LOB: 1 BB: 0 P: 4	R: 0 E: 0 K: 0 S: 3	H: 0 LOB: 0 BB: 0 P: 3	R: 0 E: 0 K: 1 S: 6	H: 1 LOB: 1 BB: 0 P: 6	R: 0 E: 0 K: 1 S: 5	H: 0 LOB: 0 BB: 0 P: 5		1B: 3 2B: 0 3B: 0 HR: 0	SF: 0 SAC: 0 DP: 0 HBP: 0	WP: 0 PB: 0 SB: 0 CS: 0
PITCHER Jack Harshman, L ERA: 5.57 (1, 1)	IP: 9.0 WLS: W BF: 30 H: 3 R: 0 ER: 0 SO: 5 BB: 0 IBB: 0 HBP: 0 BLK: 0 WP: 0 HR: 0 S: 40 P: 40 ERA: 0.00 WHIP: 0.333															PITCHER IP: WLS: BF: H: R: ER: SO: BB: IBB: HBP: BLK: WP: HR: S: P: ERA: WHIP				

Batter	1	2	3	4	5	6	7	8	9	AB	R	H	RBI	BB	SO	LOB	BOTTOM			
Vic Power, R OBP: 0.342, SLG: 0.429 (1, 3)	0-0 PB 1B 2B	4-0 SH1-3 BB		0-0 1B		0-0 F8			3 1 2 0 1 0 0								Baltimore Orioles @ Cleveland Indians Cleveland Municipal Stadium, Cleveland, OH Fri Aug 21 1959, 7:05 PM EDT Att: 28,573 - Unknown			
Minnie Minoso, R OBP: 0.383, SLG: 0.473 (1, 7)	0-0 PB 1B 1-2	0-0 SH1-3		0-0 1B		0-0 FC5-4 BB			2 1 2 0 1 0 0											
Tito Francona, L OBP: 0.418, SLG: 0.608 Jim Piersall, R OBP: 0.305, SLG: 0.333 (7, PR)	0-3 K	0-0 F7		0-0 1B		0-0 FC5-4 1B 1-2			4 0 1 0 0 1 4 0 0 0 0 0 0 0											
Rocky Colavito, R OBP: 0.354, SLG: 0.543 (1, 9)	4-0 2B 1B IBB		0-0 F2	0-0 F5		0-0 G5-4-3 1B			3 1 1 0 1 0 2											
Jim Baxes, R OBP: 0.322, SLG: 0.510 Billy Moran, R (9, 4)	0-0 1B 2B		0-0 1B 2B		0-3 K		0-0 G5-4-3		4 2 2 2 0 1 2 0 0 0 0 0 0 0											
George Strickland, R OBP: 0.316, SLG: 0.322 (1, 5)	0-0 1B		0-0 6-3		0-0 6-3			0-0 6-3	4 0 1 2 0 0 1											
Woodie Held, R OBP: 0.313, SLG: 0.449 (1, 6)	0-0 P4		0-0 1B		0-0 F8			4-0 BB	3 0 1 1 1 0 1											
Ed Fitz Gerald, R OBP: 0.282, SLG: 0.303 (1, 2)	0-0 5-3		0-0 5-3			0-0 1-3		0-0 F8	4 0 0 0 0 0 3											
Jack Harshman, L OBP: 0.297, SLG: 0.241 (1, 1)		0-3 K		0-0 F3		0-3 K		0-0 P4	4 0 0 0 0 2 1											
Inning Stats	R: 4 E: 0 K: 1 S: 9	H: 4 LOB: 1 BB: 1 P: 13	R: 0 E: 0 K: 1 S: 5	H: 0 LOB: 1 BB: 1 P: 9	R: 1 E: 0 K: 0 S: 5	H: 2 LOB: 1 BB: 0 P: 5	R: 0 E: 0 K: 0 S: 5	H: 3 LOB: 2 BB: 0 P: 5	R: 0 E: 0 K: 1 S: 5	H: 0 LOB: 0 BB: 0 P: 5	R: 0 E: 0 K: 1 S: 3	H: 1 LOB: 2 BB: 1 P: 7	R: 0 E: 0 K: 0 S: 3	H: 0 LOB: 1 BB: 1 P: 7	R: 0 E: 0 K: 1 S: 3	H: 0 LOB: 1 BB: 1 P: 7		1B: 8 2B: 2 3B: 0 HR: 0	SF: 0 SAC: 1 DP: 1 HBP: 0	WP: 0 PB: 1 SB: 0 CS: 0
PITCHER Hal Brown, R ERA: 3.74 Jack Fisher, R ERA: 4.09 (6, 1)	IP: 5.0 WLS: L BF: 25 H: 9 R: 5 ER: 5 SO: 3 BB: 1 IBB: 1 HBP: 0 BLK: 0 WP: 0 HR: 0 S: 29 P: 37 ERA: 9.00 WHIP: 2.000															PITCHER IP: WLS: BF: H: R: ER: SO: BB: IBB: HBP: BLK: WP: HR: S: P: ERA: WHIP				

AB 30
R 0
H 3
RBI 0
BB 0
SO 5
LOB 4



AB 31
R 5
H 10
RBI 5
BB 4
SO 4
LOB 14



Batter	1	2	3	4	5	6	7	8	9	AB	R	H	RBI	BB	SO	LOB	TOP								
Albie Pearson, L OBP: 0.321, SLG: 0.281 (1, 8)	3-1		3-1																						
Billy Klaus, L OBP: 0.378, SLG: 0.338 (1, 6)	6-3		F9																						
Al Pilarcik, L OBP: 0.364, SLG: 0.369 (1, 9)	1B		G3																						
Gene Woodling, L OBP: 0.419, SLG: 0.497 (1, 7)	1B																								
Bob Boyd, L OBP: 0.289, SLG: 0.318 (1, 3)	1B		F9																						
Brooks Robinson, R OBP: 0.356, SLG: 0.296 (1, 5)	FC4																								
Joe Ginsberg, L OBP: 0.254, SLG: 0.214 (1, 2)																									
Barry Shetrone, L OBP: 0.222, SLG: 0.242 (8, PH)																									
Gus Triandos, R OBP: 0.356, SLG: 0.477 (8, 2)																									
Billy Gardner, R OBP: 0.285, SLG: 0.315 (8, PH)																									
Bob Nieman, R OBP: 0.359, SLG: 0.473 (8, PR)																									
Chico Carrasquel, R OBP: 0.297, SLG: 0.359 (8, 4)																									
Mitt Pappas, R OBP: 0.177, SLG: 0.180 (8, PH)																									
Walt Dropo, R OBP: 0.257, SLG: 0.367 (8, 1)																									
Billy O'Dell, S OBP: 0.170, SLG: 0.163 (8, 1)																									
Inning Stats	R: 0 E: 0 K: 0 S: 4	H: 1 LOB: 3 BB: 2 P: 12	R: 0 E: 0 K: 1 S: 5	H: 0 LOB: 0 BB: 0 P: 5	R: 0 E: 0 K: 0 S: 3	H: 0 LOB: 0 BB: 0 P: 3	R: 0 E: 0 K: 0 S: 4	H: 1 LOB: 2 BB: 1 P: 8	R: 1 E: 0 K: 0 S: 7	H: 2 LOB: 2 BB: 1 P: 11	R: 0 E: 0 K: 0 S: 3	H: 0 LOB: 0 BB: 0 P: 3	R: 0 E: 0 K: 1 S: 6	H: 1 LOB: 1 BB: 0 P: 6	R: 1 E: 0 K: 0 S: 5	H: 2 LOB: 2 BB: 1 P: 9	R: 0 E: 0 K: 0 S: 2	H: 0 LOB: 0 BB: 1 P: 6	1B: 6 2B: 2 3B: 0 HR: 0	SF: 0 SAC: 0 DP: 1 HBP: 0	WP: 0 PB: 0 SB: 1 CS: 0	PA: 39			
PITCHER	IP	WLS	BF	H	R	ER	SO	BB	IBB	HBP	BLK	WP	HR	S	P	ERA	WHIP								
Gary Bell, R ERA: 3.74 (1, 1)	7.0	W	30	5	1	1	3	4	0	0	0	0	0	32	48	1.29	1.286								
Bobby Locke, R ERA: 3.59 (8, 1)	1.0		7	2	1	1	0	2	0	0	0	0	0	5	13	9.00	4.000								
Mudcat Grant, R ERA: 4.12 (9, 1)	1.0	S	2	0	0	0	0	0	0	0	0	0	0	2	2	0.00	0.000								

Baltimore Orioles @ Cleveland Indians
Cleveland Municipal Stadium, Cleveland, OH
Sat Aug 22 1959, 3:33 AM EDT
Att: 10,117 - Unknown

AB	33
R	2
H	7
RBI	2
BB	6
SO	3
LOB	19



Batter	1	2	3	4	5	6	7	8	9	AB	R	H	RBI	BB	SO	LOB	BOTTOM								
Vic Power, R OBP: 0.343, SLG: 0.430 (1, 3)			F3																						
Minnie Minoza, R OBP: 0.380, SLG: 0.469 (1, 7)			F9																						
Tito Francona, L OBP: 0.416, SLG: 0.603 (8, 8)																									
Jim Piersall, R OBP: 0.305, SLG: 0.333 (9, 8)																									
Rocky Colavito, R OBP: 0.351, SLG: 0.538 (1, 9)																									
Jim Baxes, R OBP: 0.318, SLG: 0.504 (1, 4)																									
George Strickland, R OBP: 0.319, SLG: 0.322 (1, 5)																									
Woodie Held, R OBP: 0.315, SLG: 0.458 (1, 6)																									
Ed Fitz Gerald, R OBP: 0.277, SLG: 0.297 (1, 2)																									
Gary Bell, R OBP: 0.238, SLG: 0.217 (7, PH)																									
Bobby Locke, R OBP: 0.375, SLG: 0.522 (8, 1)																									
Mudcat Grant, R OBP: 0.191, SLG: 0.239 (9, 1)																									
Inning Stats	R: 0 E: 0 K: 2 S: 8	H: 1 LOB: 1 BB: 0 P: 8	R: 0 E: 0 K: 1 S: 6	H: 2 LOB: 1 BB: 0 P: 6	R: 0 E: 0 K: 1 S: 5	H: 0 LOB: 0 BB: 0 P: 5	R: 4 E: 1 K: 0 S: 6	H: 2 LOB: 0 BB: 1 P: 10	R: 0 E: 0 K: 0 S: 3	H: 0 LOB: 0 BB: 0 P: 3	R: 0 E: 0 K: 1 S: 5	H: 0 LOB: 0 BB: 0 P: 5	R: 0 E: 0 K: 1 S: 5	H: 0 LOB: 1 BB: 1 P: 9	R: 0 E: 0 K: 1 S: 5	H: 0 LOB: 1 BB: 1 P: 9	1B: 3 2B: 1 3B: 0 HR: 1	SF: 0 SAC: 0 DP: 1 HBP: 0	WP: 0 PB: 0 SB: 0 CS: 0	PA: 31					
PITCHER	IP	WLS	BF	H	R	ER	SO	BB	IBB	HBP	BLK	WP	HR	S	P	ERA	WHIP								
Mitt Pappas, R ERA: 3.51 (1, 1)	7.0	L	27	5	4	3	5	1	0	0	0	0	1	36	40	3.86	0.857								
Billy O'Dell, L ERA: 3.33 (8, 1)	1.0		4	0	0	0	1	1	0	0	0	0	0	5	9	0.00	1.000								

Baltimore Orioles @ Cleveland Indians
Cleveland Municipal Stadium, Cleveland, OH
Sat Aug 22 1959, 3:33 AM EDT
Att: 10,117 - Unknown

AB	29
R	4
H	5
RBI	4
BB	2
SO	6
LOB	11



Batter	1	2	3	4	5	6	7	8	9	AB	R	H	RBI	BB	SO	LOB	TOP		
Albie Pearson, L (1, 8) Gene Woodling, L (8, FH) OBP: 0.418, SLG: 0.496	F9		FC6-4 1B		1B BB		E6 1B	F9		3	0	1	0	1	0	0	Baltimore Orioles @ Detroit Tigers Briggs Stadium, Detroit, MI Sun Aug 23 1959, 4:33 AM EDT Att: 24,031 - Unknown		
Billy Klaus, L (1, 6) OBP: 0.382, SLG: 0.343	L8		FC6-4 G4-6-3		1B					5	0	3	0	0	0	1			
Al Pilarcik, L (1, 9) OBP: 0.361, SLG: 0.370	1B 2B		G4-6-3		K		F9			5	1	1	0	0	1	6			
Bob Nieman, R (1, 7) Willie Tasby, R (8, PR) OBP: 0.301, SLG: 0.366	FC5-4 2H 1B			HR		HR		E3 2B BB	F9	4	2	3	3	0	0	0			
Gus Triandos, R (1, 2) Joe Ginsberg, L (6, 2) OBP: 0.260, SLG: 0.211	FC5-4			F7		4-3		F9	K	3	0	0	0	0	0	1			
Bob Boyd, L (1, 3) OBP: 0.286, SLG: 0.315		K		4-3		4-3		P6		4	0	0	0	0	1	1			
Chico Carrasquel, R (1, 4) OBP: 0.297, SLG: 0.305		L7		F6		P1		2B 1B BB		3	1	0	0	1	0	0			
Brooks Robinson, R (1, 5) OBP: 0.289, SLG: 0.311						1-3 1B		1B 2H 2B		4	0	3	1	0	0	0			
Arnie Portocarrero, R (1, 1) Billy Hoelt, L (2, 1) Bary Shetrone, L (7, FH) Ernie Johnson, R (7, 1) OBP: 0.216, SLG: 0.235	K			G4-6-3		F7		2-3 3H 1B		1	0	0	0	0	1	1			
Inning Stats	R: 1 E: 0 K: 0 S: 5	H: 2 LOB: 1 BB: 0 P: 5	R: 0 E: 0 K: 2 S: 8	H: 1 LOB: 0 BB: 0 P: 8	R: 0 E: 0 K: 0 S: 3	H: 1 LOB: 0 BB: 0 P: 3	R: 1 E: 0 K: 0 S: 4	H: 1 LOB: 2 BB: 1 P: 4	R: 0 E: 0 K: 1 S: 6	H: 1 LOB: 2 BB: 0 P: 10	R: 0 E: 1 K: 0 S: 5	H: 1 LOB: 2 BB: 0 P: 5	R: 2 E: 1 K: 0 S: 6	H: 2 LOB: 2 BB: 1 P: 10	R: 0 E: 0 K: 1 S: 6	H: 1 LOB: 1 BB: 0 P: 6		1B: 8 2B: 2 3B: 0 HR: 2	SF: 0 SAC: 0 DP: 2 HBP: 0
PITCHER	IP WLS BF H R ER SO BB IBB HBP BLK WP HR S P ERA WHIP	7.2 W 36 11 5 3 3 2 0 0 0 0 2 40 48 3.52 1.696	1.1 S 5 1 0 0 1 0 0 0 0 0 0 7 7 0.00 0.750																

Batter	1	2	3	4	5	6	7	8	9	AB	R	H	RBI	BB	SO	LOB	BOTTOM		
Eddie Yost, R (1, 5) OBP: 0.435, SLG: 0.413	BB 1B	HR		BB		1B 1B				3	2	3	4	1	0	0	Baltimore Orioles @ Detroit Tigers Briggs Stadium, Detroit, MI Sun Aug 23 1959, 4:33 AM EDT Att: 24,031 - Unknown		
Gail Harris, L (1, 3) OBP: 0.292, SLG: 0.358	1B BB	F3		K		F8	F8			4	0	0	0	1	1	4			
Harvey Kuenn, R (1, 9) OBP: 0.413, SLG: 0.507	1B	1B			1B 1B	1B 1B		SF8 3B		5	3	5	0	0	0	0			
Al Kaline, R (1, 8) OBP: 0.403, SLG: 0.535	L9	L8			1B 1B	1B 1B		SF8		3	1	1	1	1	0	3			
Charlie Maxwell, L (1, 7) OBP: 0.358, SLG: 0.480	4-3		F2		F8	1B		F7		5	0	1	2	0	0	4			
Frank Bolling, R (1, 4) OBP: 0.332, SLG: 0.398		1B FC1 2B	F7		1B	F8		F7		5	0	2	1	0	0	2			
Lou Berberet, L (1, 2) OBP: 0.294, SLG: 0.372		SH FC1 HR 1B	K		1B			SH2-4 BB		3	1	2	1	1	1	0			
Rocky Bridges, R (1, 6) Coot Veal, R (8, 6) OBP: 0.276, SLG: 0.241	FC1 HR			5-3	G5-4-3			K		4	1	0	0	0	1	5			
Frank Lary, R (1, 1) Tom Morgan, R (8, 1) OBP: 0.364, SLG: 0.636	SH HR			K		K		SH2-4		2	1	0	0	0	2	0			
Inning Stats	R: 0 E: 0 K: 0 S: 4	H: 2 LOB: 2 BB: 1 P: 8	R: 4 E: 1 K: 0 S: 8	H: 4 LOB: 1 BB: 0 P: 8	R: 0 E: 0 K: 1 S: 5	H: 0 LOB: 0 BB: 0 P: 5	R: 0 E: 0 K: 2 S: 7	H: 0 LOB: 1 BB: 1 P: 11	R: 2 E: 0 K: 1 S: 6	H: 3 LOB: 2 BB: 1 P: 12	R: 0 E: 0 K: 1 S: 5	H: 0 LOB: 2 BB: 1 P: 10	R: 1 E: 0 K: 0 S: 4	H: 1 LOB: 0 BB: 0 P: 4	R: 0 E: 0 K: 1 S: 4	H: 1 LOB: 0 BB: 0 P: 4		1B: 11 2B: 1 3B: 1 HR: 1	SF: 1 SAC: 2 DP: 1 HBP: 1
PITCHER	IP WLS BF H R ER SO BB IBB HBP BLK WP HR S P ERA WHIP	1.0 L 7 4 2 2 0 1 0 0 0 0 1 32 40 9.00 2.000	5.0 L 26 9 6 5 4 1 1 0 0 0 0 1 32 40 9.00 2.000	2.0 L 9 1 1 1 1 1 0 1 0 0 0 9 14 4.50 1.000															


AB	39
R	5
H	12
RBI	5
BB	2
SO	4
LOB	16




Batter	1	2	3	4	5	6	7	8	9	AB	R	H	RBI	BB	SO	LOB	TOP										
Willie Tasby, R OBP: 0.301, SLG: 0.364 (1, 8)	K		HBP	1B	1B	F9		1-3	K	5	2	1	1	0	2	0	Baltimore Orioles @ Detroit Tigers Briggs Stadium, Detroit, MI Mon Aug 24 1959, 4:33 AM EDT Att: 2,246 - Unknown										
Brooks Robinson, R OBP: 0.297, SLG: 0.324 (1, 5)	2B		1B	1B	1B	K		F9		5	2	3	0	0	1	0											
Bob Nieman, R OBP: 0.370, SLG: 0.510 Barry Shetrone, L OBP: 0.211, SLG: 0.229 (6, PR) (6, 7)	6-3		1B	1B	HR	HR		1-3		4	1	3	2	0	0	1											
Gus Triandos, R OBP: 0.359, SLG: 0.497 Billy Dell, S OBP: 0.170, SLG: 0.163 Joe Ginsberg, L OBP: 0.260, SLG: 0.211 (1, 2) (8, PR) (8, 2)	L8		1B	HR	HR	HR		1B		5	2	4	7	0	0	1											
Walt Dropo, R OBP: 0.274, SLG: 0.389 (1, 3)		1B	FC3-5	BB	1B	1B		1-3		5	1	4	0	0	0	2											
Chico Carrasquel, R OBP: 0.298, SLG: 0.304 (1, 6)	P4		L8	BB	1B	1B		K		4	0	1	0	1	1	5											
Al Pilarcik, L OBP: 0.357, SLG: 0.366 (1, 9)		1B	P4	BB	G6-4-3	1B		F9		5	0	1	1	0	0	8											
Billy Gardner, R OBP: 0.284, SLG: 0.314 (1, 4)	F9			1B	1B	F7		6-3		5	1	1	0	0	0	4											
Hoyt Wilhelm, R OBP: 0.118, SLG: 0.048 Bob Boyd, L OBP: 0.285, SLG: 0.314 Jack Fisher, R OBP: 0.267, SLG: 0.286 (1, 1) (9, PH) (9, 1)	K			1B	1B	K		6-3	F7	4	1	1	0	0	2	1											
										1	0	0	0	0	0	0											
										0	0	0	0	0	0	0											
Inning Stats	R: 0 E: 0 K: 1 S: 6	H: 1 LOB: 1 BB: 0 P: 6	R: 1 E: 0 K: 1 S: 7	H: 2 LOB: 1 BB: 0 P: 7	R: 2 E: 0 K: 0 S: 6	H: 3 LOB: 2 BB: 0 P: 7	R: 6 E: 0 K: 0 S: 9	H: 7 LOB: 1 BB: 1 P: 13	R: 0 E: 0 K: 0 S: 6	H: 0 LOB: 0 BB: 0 P: 6	R: 2 E: 0 K: 0 S: 6	H: 4 LOB: 2 BB: 0 P: 6	R: 0 E: 0 K: 1 S: 3	H: 0 LOB: 0 BB: 0 P: 3	R: 0 E: 0 K: 1 S: 7	H: 2 LOB: 2 BB: 0 P: 7	R: 0 E: 0 K: 1 S: 5	H: 0 LOB: 0 BB: 0 P: 5	1B: 14 2B: 3 3B: 0 HR: 2	SF: 0 SAC: 0 DP: 2 HBP: 1	WP: 0 PB: 0 SB: 0 CS: 0	PA: 46					
PITCHER	IP	WLS	BF	H	R	ER	SO	BB	IBB	HBP	BLK	WP	HR	S	P	ERA	WHIP										
Don Mossi, L ERA: 3.69 (1, 1)	2.0	L	13	6	3	3	2	0	0	0	0	0	0	16	17	13.50	3.000										
Ray Narleski, R ERA: 5.87 (3, 1)	1.0		9	6	6	6	0	0	0	0	0	0	1	9	9	54.00	6.000										
Jim Stump, R ERA: 4.5 (4, 1)	3.0		13	5	2	2	2	1	0	0	0	0	1	16	20	6.00	2.000										
Dave Sisler, R ERA: 4.18 (7, 1)	2.0		8	2	0	0	1	0	0	0	0	0	0	10	10	0.00	1.000										
Pete Burnside, L ERA: 3.74 (9, 1)	1.0		3	0	0	0	1	0	0	0	0	0	0	5	5	0.00	0.000										
Batter	1	2	3	4	5	6	7	8	9	AB	R	H	RBI	BB	SO	LOB	BOTTOM										
Eddie Yost, R OBP: 0.437, SLG: 0.414 Dave Sisler, R OBP: 0.200, SLG: 0.200 Bobo Osborne, L OBP: 0.270, SLG: 0.292 Pete Burnside, R (1, 5) (7, 1) (8, PH) (9, 1)	4-3		F9			1B		1-2	HBP	2	0	1	0	1	0	0	Baltimore Orioles @ Detroit Tigers Briggs Stadium, Detroit, MI Mon Aug 24 1959, 4:33 AM EDT Att: 2,246 - Unknown										
Gail Harris, L OBP: 0.289, SLG: 0.353 (1, 3)	4-3			G3		4-3		K		4	0	0	0	0	1	4											
Harvey Kuenn, R OBP: 0.411, SLG: 0.505 (1, 9)	3-1			E6				F8		4	0	1	0	0	0	1											
Al Kaline, R OBP: 0.402, SLG: 0.534 (1, 8)	L9			L6-4-3				2B		4	0	1	0	0	0	3											
Charlie Maxwell, L OBP: 0.358, SLG: 0.477 (1, 7)	4-3				G4-3-6	1B		4-3		4	0	1	0	0	0	1											
Frank Bolling, R OBP: 0.325, SLG: 0.394 (1, 4)	K			K	G4-3-6			F8		3	0	0	0	0	1	2											
Lou Berberet, L OBP: 0.291, SLG: 0.368 (1, 2)	G1							P6		3	0	0	0	0	0	0											
Rocky Bridges, R OBP: 0.326, SLG: 0.364 (1, 6)								K		3	0	0	0	0	1	0											
Don Mossi, L OBP: 0.148, SLG: 0.123 Ray Narleski, R OBP: 0.111, SLG: 0.222 Jim Stump, R (1, 1) (3, 1) (4, 1)					6-3			F8		0	0	0	0	0	0	0											
Neil Chrisley, L OBP: 0.216, SLG: 0.344 Ted Lepcio, R OBP: 0.338, SLG: 0.404 (6, PH) (7, 5)								HBP	1B	1	0	0	0	0	0	0											
										1	0	0	0	0	0	0											
										0	0	0	0	0	0	0											
Inning Stats	R: 0 E: 0 K: 0 S: 3	H: 0 LOB: 1 BB: 1 P: 7	R: 0 E: 0 K: 1 S: 5	H: 0 LOB: 0 BB: 0 P: 5	R: 0 E: 0 K: 0 S: 3	H: 0 LOB: 0 BB: 0 P: 3	R: 0 E: 0 K: 0 S: 3	H: 0 LOB: 0 BB: 0 P: 3	R: 0 E: 0 K: 0 S: 4	H: 1 LOB: 1 BB: 0 P: 4	R: 0 E: 0 K: 0 S: 4	H: 1 LOB: 1 BB: 0 P: 4	R: 0 E: 0 K: 2 S: 8	H: 1 LOB: 2 BB: 0 P: 9	R: 0 E: 0 K: 0 S: 3	H: 1 LOB: 0 BB: 0 P: 3	1B: 4 2B: 2 3B: 0 HR: 0	SF: 0 SAC: 0 DP: 3 HBP: 1	WP: 0 PB: 0 SB: 0 CS: 0	PA: 32							
PITCHER	IP	WLS	BF	H	R	ER	SO	BB	IBB	HBP	BLK	WP	HR	S	P	ERA	WHIP										
Hoyt Wilhelm, R ERA: 2.22 Jack Fisher, R ERA: 4.0 (1, 1) (9, 1)	8.0	W	29	4	0	0	3	1	0	0	0	0	0	33	38	0.00	0.625										

Batter	1	2	3	4	5	6	7	8	9	AB	R	H	RBI	BB	SO	LOB	TOP			
Willie Tasby, R OBP: 0.299, SLG: 0.360 (1, 8)																	Baltimore Orioles @ Kansas City Athletics Municipal Stadium, Kansas City, MO Tue Aug 25 1959, 8:05 PM EDT Att: 9,650 - Unknown livebaseballscorecards.com			
Bob Boyd, L OBP: 0.286, SLG: 0.323 (1, 3)										4	0	0	0	0	2	0				
Bob Nieman, R OBP: 0.375, SLG: 0.533 (1, 7)										3	2	1	1	1	0	0				
Gene Woodling, L OBP: 0.421, SLG: 0.499 (1, 9)										4	2	3	2	0	1	0				
Gus Triandos, R OBP: 0.358, SLG: 0.500 (1, 2)										2	1	1	1	2	0	0				
Brooks Robinson, R OBP: 0.291, SLG: 0.318 (1, 5)										4	0	1	1	0	1	3				
Billy Klaus, L OBP: 0.377, SLG: 0.338 (1, 6)										4	0	0	0	0	0	2				
Billy Gardner, R OBP: 0.282, SLG: 0.311 Walt Dropo, R OBP: 0.272, SLG: 0.386 (9, PH)										4	0	0	0	0	2	0				
Billy O'Dell, S OBP: 0.163, SLG: 0.156 Hal Brown, R OBP: 0.152, SLG: 0.103 Albie Pearson, L OBP: 0.323, SLG: 0.281 Billy Loes, R OBP: 0.356, SLG: 0.364 (9, PH)										3	0	0	0	0	0	0				
Inning Stats	R: 2 E: 0 K: 1 S: 8	H: 3 LOB: 1 BB: 0 P: 8	R: 0 E: 0 K: 2 S: 7	H: 0 LOB: 0 BB: 0 P: 7	R: 2 E: 0 K: 2 S: 9	H: 2 LOB: 0 BB: 0 P: 9	R: 0 E: 0 K: 1 S: 5	H: 0 LOB: 0 BB: 0 P: 5	R: 1 E: 0 K: 0 S: 6	H: 1 LOB: 2 BB: 0 P: 14	R: 0 E: 0 K: 0 S: 3	H: 0 LOB: 0 BB: 0 P: 3	R: 0 E: 0 K: 0 S: 3	H: 0 LOB: 1 BB: 0 P: 9	R: 0 E: 0 K: 1 S: 5	H: 0 LOB: 0 BB: 0 P: 5		1B: 0 2B: 3 3B: 1 HR: 2	SF: 0 SAC: 0 DP: 0 HBP: 0	WP: 0 PB: 0 SB: 0 CS: 0
PITCHER	IP WLS BF H R ER SO BB IBB HBP BLK WP HR S P ERA WHIP																			
Ray Herbert, R ERA: 4.38 John Tsitouris, R ERA: 4.39 Tom Sturdivant, R ERA: 4.17	(1, 1) (4, 1) (8, 1)	3.0 4.0 2.0	WLS W S	BF 15 7	H 5 1 0	R 4 1 0	ER 4 1 0	SO 5 2 0	BB 0 2 1	IBB 0 0 0	HBP 0 0 0	BLK 0 0 0	WP 0 0 0	HR 2 17 10	S 24 25 14	P 24 25 14	ERA 12.00 2.25 0.00	WHIP 1.667 0.750 0.500		

Batter	1	2	3	4	5	6	7	8	9	AB	R	H	RBI	BB	SO	LOB	BOTTOM			
Bill Tuttle, R OBP: 0.376, SLG: 0.426 (1, 8)										4	1	2	1	0	0	0	Baltimore Orioles @ Kansas City Athletics Municipal Stadium, Kansas City, MO Tue Aug 25 1959, 8:05 PM EDT Att: 9,650 - Unknown livebaseballscorecards.com			
Wayne Tenwilliger, R OBP: 0.346, SLG: 0.364 (1, 4)										3	3	1	0	1	0	1				
Dick Williams, R OBP: 0.331, SLG: 0.468 (1, 3)										4	1	3	2	0	0	1				
Bob Cerv, R OBP: 0.342, SLG: 0.478 Tom Sturdivant, L (8, 1)										4	0	1	1	0	0	3				
Ray Jablonski, R OBP: 0.302, SLG: 0.381 (1, 5)										4	0	1	0	0	0	2				
Hal Smith, R OBP: 0.375, SLG: 0.381 (1, 2)										4	0	1	1	0	1	3				
Zeke Bella, R OBP: 0.296, SLG: 0.307 Russ Snyder, L OBP: 0.353, SLG: 0.427 (7, 9)										2	0	0	0	0	0	1				
Joe Demaestri, R OBP: 0.310, SLG: 0.373 Roger Maris, L OBP: 0.371, SLG: 0.494 (8, 9)										2	0	0	0	0	0	2				
Joe Demaestri, R OBP: 0.310, SLG: 0.373 Roger Maris, L OBP: 0.371, SLG: 0.494 (8, 9)										2	0	0	0	0	0	2				
Joe Demaestri, R OBP: 0.310, SLG: 0.373 Roger Maris, L OBP: 0.371, SLG: 0.494 (8, 9)										2	0	0	0	0	0	2				
Ray Herbert, R OBP: 0.236, SLG: 0.288 Joe Morgan, L OBP: 0.276, SLG: 0.259 John Tsitouris, R OBP: 0.167, SLG: 0.167 Jerry Lumpe, L OBP: 0.312, SLG: 0.301 (7, PH)	(1, 1) (3, PH) (4, 1) (7, PH) (8, 6)	5.0 1.0 2.0	WLS L	BF 21 4 10	H 5 1 4	R 4 0 2	ER 3 0 2	SO 2 3 0	BB 1 0 0	IBB 0 0 0	HBP 0 0 0	BLK 0 0 0	WP 0 0 0	HR 0 4 10	S 24 4 10	P 28 4 10	ERA 5.40 0.00 9.00	WHIP 1.200 1.000 2.000		
PITCHER	IP WLS BF H R ER SO BB IBB HBP BLK WP HR S P ERA WHIP																			
Billy O'Dell, L ERA: 3.4 Hal Brown, R ERA: 3.71 Billy Loes, R ERA: 2.98	(1, 1) (6, 1) (7, 1)	5.0 1.0 2.0	WLS L	BF 21 4 10	H 5 1 4	R 4 0 2	ER 3 0 2	SO 2 3 0	BB 1 0 0	IBB 0 0 0	HBP 0 0 0	BLK 0 0 0	WP 0 0 0	HR 0 4 10	S 24 4 10	P 28 4 10	ERA 5.40 0.00 9.00	WHIP 1.200 1.000 2.000		

Batter	1	2	3	4	5	6	7	8	9	AB	R	H	RBI	BB	SO	LOB	TOP					
Willie Tasby, R OBP: 0.297, SLG: 0.365 (1, 8)	F8		P6		B5		HR		F3	5	1	1	2	0	0	3	Baltimore Orioles @ Kansas City Athletics Municipal Stadium, Kansas City, MO Wed Aug 26 1959, 8:05 PM EDT Att: 9,822 - Unknown livebaseballscorecards.com					
Gene Woodling, L OBP: 0.419, SLG: 0.499 (1, 9) (5, 7)			FC6-4		K		F8			4	1	1	0	0	1	2						
Albie Pearson, L OBP: 0.323, SLG: 0.281 (9, 7)	1B									0	0	0	0	0	0	0						
Bob Nieman, R OBP: 0.382, SLG: 0.548 Al Pilarcik, L OBP: 0.395, SLG: 0.363 (5, PR) (5, 9)	G5-4-3				HR				F8	2	1	2	2	0	0	0						
Gus Triandos, R OBP: 0.354, SLG: 0.494 (1, 2)	G5-4-3				HR				F8	1	0	0	0	0	0	0						
Walt Dropo, R OBP: 0.278, SLG: 0.389 (1, 3)									P4	4	0	0	0	0	0	3						
Brooks Robinson, R OBP: 0.290, SLG: 0.332 (1, 5)					HR				L4	4	1	2	0	0	0	0						
Chico Carrasquel, R OBP: 0.289, SLG: 0.364 (1, 6)					HR				F7	4	1	1	2	0	0	1						
Billy Gardner, R OBP: 0.284, SLG: 0.311 (1, 4)									4-3	4	0	1	0	0	1	1						
Jerry Walker, S OBP: 0.200, SLG: 0.245 Milt Pappas, R OBP: 0.175, SLG: 0.177 (8, 1)									SH1-4	3	1	1	0	1	0	1						
Jerry Walker, S OBP: 0.200, SLG: 0.245 Milt Pappas, R OBP: 0.175, SLG: 0.177 (8, 1)									SH1-4	2	0	2	0	0	0	0	0					
Jerry Walker, S OBP: 0.200, SLG: 0.245 Milt Pappas, R OBP: 0.175, SLG: 0.177 (8, 1)									K	1	0	0	0	0	1	1						
Inning Stats	R: 1 E: 0 K: 0 S: 4	H: 2 LOB: 0 BB: 0 P: 4	R: 0 E: 0 K: 1 S: 5	H: 0 LOB: 0 BB: 0 P: 5	R: 0 E: 0 K: 0 S: 4	H: 1 LOB: 1 BB: 0 P: 4	R: 3 E: 0 K: 0 S: 6	H: 4 LOB: 0 BB: 0 P: 6	R: 0 E: 0 K: 1 S: 6	H: 1 LOB: 2 BB: 0 P: 7	R: 0 E: 0 K: 0 S: 3	H: 1 LOB: 0 BB: 0 P: 3	R: 2 E: 0 K: 0 S: 5	H: 2 LOB: 0 BB: 0 P: 5	R: 0 E: 0 K: 0 S: 3	H: 0 LOB: 0 BB: 0 P: 3	R: 0 E: 0 K: 1 S: 5	H: 0 LOB: 1 BB: 1 P: 9	1B: 7 2B: 1 3B: 0 HR: 3	SF: 0 SAC: 1 DP: 3 HBP: 1	WP: 0 PB: 0 SB: 0 CS: 0	PA: 37
PITCHER	IP WLS BF H R ER SO BB IBB HBP BLK WP HR S P ERA WHIP																					
Bud Daley, L ERA: 3.09 (1, 1)	5.0 L 22 8 4 4 2 0 0 0 1 0 0 2 25 26 7.20 1.600																					
Murry Dickson, R ERA: 4.4 (6, 1)	2.0 8 3 2 2 0 0 0 0 0 0 0 1 8 8 9.00 1.500																					
Bob Grim, R ERA: 3.89 (8, 1)	2.0 7 0 0 0 1 1 0 0 0 0 0 0 8 12 0.00 0.500																					


Batter	1	2	3	4	5	6	7	8	9	AB	R	H	RBI	BB	SO	LOB	BOTTOM					
Bill Tuttle, R OBP: 0.374, SLG: 0.422 (1, 8)	K				G6-4-3				5-3	4	0	0	0	1	1	2	Baltimore Orioles @ Kansas City Athletics Municipal Stadium, Kansas City, MO Wed Aug 26 1959, 8:05 PM EDT Att: 9,822 - Unknown livebaseballscorecards.com					
Jerry Lumpe, L OBP: 0.313, SLG: 0.306 (1, 6)										4	1	2	0	0	0	2						
Dick Williams, R OBP: 0.328, SLG: 0.463 (1, 5)	1B								2B	4	0	0	0	0	2	4						
Bob Cerv, R OBP: 0.344, SLG: 0.481 (1, 7)										4	0	2	1	0	1	1						
Roger Maris, L OBP: 0.372, SLG: 0.493 (1, 9)									2B	3	0	1	0	1	0	1						
Kent Hadley, L OBP: 0.309, SLG: 0.413 (1, 3)									BB	4	0	1	0	0	0	4						
Frank House, L OBP: 0.306, SLG: 0.329 (1, 2)										4	1	1	0	0	0	2						
Wayne Terwilliger, R OBP: 0.350, SLG: 0.370 (1, 4)										3	1	1	0	1	0	1						
Bud Daley, L OBP: 0.368, SLG: 0.333 Joe Morgan, L OBP: 0.200, SLG: 0.286 Murry Dickson, R OBP: 0.200, SLG: 0.200 Ray Jabonicki, R OBP: 0.180, SLG: 0.378 Bob Grim, R OBP: 0.175, SLG: 0.207 Russ Snyder, L OBP: 0.207, SLG: 0.422 (1, 1) (5, PR) (8, 1) (7, PR) (8, 1) (8, PR)										0	0	0	0	1	0	0						
Inning Stats	R: 0 E: 0 K: 2 S: 8	H: 1 LOB: 1 BB: 0 P: 8	R: 0 E: 1 K: 0 S: 4	H: 1 LOB: 1 BB: 0 P: 4	R: 0 E: 0 K: 1 S: 4	H: 0 LOB: 2 BB: 2 P: 12	R: 0 E: 0 K: 0 S: 3	H: 1 LOB: 0 BB: 0 P: 3	R: 2 E: 0 K: 0 S: 5	H: 3 LOB: 0 BB: 0 P: 5	R: 0 E: 0 K: 0 S: 3	H: 0 LOB: 0 BB: 0 P: 3	R: 0 E: 0 K: 1 S: 5	H: 1 LOB: 1 BB: 1 P: 9	R: 1 E: 0 K: 1 S: 7	H: 2 LOB: 2 BB: 1 P: 11		R: 0 E: 0 K: 0 S: 4	H: 1 LOB: 1 BB: 0 P: 4	1B: 7 2B: 4 3B: 0 HR: 0	SF: 0 SAC: 0 DP: 4 HBP: 0	WP: 0 PB: 0 SB: 0 CS: 1
PITCHER	IP WLS BF H R ER SO BB IBB HBP BLK WP HR S P ERA WHIP																					
Jerry Walker, R ERA: 2.86 (1, 1)	7.2 W 32 9 3 3 3 4 0 0 0 0 0 0 5 54 3.52 1.696																					
Milt Pappas, R ERA: 3.49 (8, 1)	1.1 S 5 1 0 0 0 0 0 0 0 0 0 0 5 5 0.00 0.750																					

Batter	1	2	3	4	5	6	7	8	9	10	AB	R	H	RBI	BB	SO	LOB	TOP								
Willie Tasby, R OBP: 0.300, SLG: 0.367 (1, 8)	K		G3-6-3 1B		1B 1B		2B 4-3 1B	P6		F2	6	1	3	0	0	1	1									
Billy Klaus, L OBP: 0.377, SLG: 0.343 (1, 6)	1-3		G3-6-3 1-2		K		4-3 SF8 2B	CS 1B			5	1	2	0	0	1	2									
Bob Nieman, R OBP: 0.379, SLG: 0.542 Billy O'Dell, S OBP: 0.163, SLG: 0.156 Billy Loes, R (8, 1)	K		1-3		1B		4-3 2-3 3-H 1B	CS 1B 1-2			5	0	1	1	0	2	2									
Gene Woodling, L OBP: 0.415, SLG: 0.483 (8, 7)		6-3		G3	G3		SF8		G3		4	0	0	1	0	0	2									
Gus Triandos, R OBP: 0.352, SLG: 0.489 (1, 2)		5-3		5-3		6-3	2B 1B		1-3		5	1	1	0	0	0	0									
Walt Dropo, R OBP: 0.287, SLG: 0.399 (1, 3)		BB 1B 1B		E 1B BB		5-3	1B 1B 2B		K		4	1	2	1	1	1	0									
Brooks Robinson, R OBP: 0.307, SLG: 0.345 (1, 5)		BB 1B		E9 1B		1B BB	1B IBB		SH3-4 1B		4	0	4	1	1	0	0									
Chico Carrasquel, R OBP: 0.303, SLG: 0.305 Billy Gardner, R OBP: 0.284, SLG: 0.311 (7, 4)		BB BB BB	4-0 1-2 2-3 BB	6-3		1B 1B	1B IBB		SH3-4		2	0	1	0	2	0	2									
Hal Brown, R OBP: 0.135, SLG: 0.091 Al Pilarcik, L OBP: 0.353, SLG: 0.361 (8, 9)		5-3		6-3		K	K		P6		4	0	0	0	0	2	7									
											1	0	0	0	0	1										
Inning Stats	R: 0 E: 0 K: 2 S: 7	H: 0 LOB: 0 BB: 0 P: 7	R: 0 E: 0 K: 0 S: 5	H: 2 LOB: 3 BB: 1 P: 9	R: 0 E: 0 K: 0 S: 3	H: 1 LOB: 0 BB: 0 P: 3	R: 0 E: 1 K: 0 S: 4	H: 1 LOB: 2 BB: 1 P: 8	R: 0 E: 0 K: 1 S: 7	H: 2 LOB: 2 BB: 0 P: 7	R: 0 E: 0 K: 1 S: 6	H: 1 LOB: 2 BB: 1 P: 10	R: 4 E: 0 K: 1 S: 10	H: 5 LOB: 2 BB: 1 P: 14	R: 0 E: 0 K: 1 S: 5	H: 1 LOB: 1 BB: 0 P: 5	R: 0 E: 0 K: 1 S: 5	H: 0 LOB: 0 BB: 0 P: 5	R: 0 E: 0 K: 0 S: 4	H: 1 LOB: 1 BB: 0 P: 4	1B: 12 2B: 3 3B: 0 HR: 0	SF: 1 SAC: 1 DP: 2 HBP: 0	WP: 0 PB: 0 SB: 0 CS: 1	PA: 46		
PITCHER	IP WLS BF H R ER SO ERA WHIP	IP WLS BF H R ER SO ERA WHIP	IP WLS BF H R ER SO ERA WHIP	IP WLS BF H R ER SO ERA WHIP	IP WLS BF H R ER SO ERA WHIP	IP WLS BF H R ER SO ERA WHIP	IP WLS BF H R ER SO ERA WHIP	IP WLS BF H R ER SO ERA WHIP	IP WLS BF H R ER SO ERA WHIP	IP WLS BF H R ER SO ERA WHIP	IP WLS BF H R ER SO ERA WHIP	IP WLS BF H R ER SO ERA WHIP	IP WLS BF H R ER SO ERA WHIP	IP WLS BF H R ER SO ERA WHIP	IP WLS BF H R ER SO ERA WHIP	IP WLS BF H R ER SO ERA WHIP	IP WLS BF H R ER SO ERA WHIP	IP WLS BF H R ER SO ERA WHIP	IP WLS BF H R ER SO ERA WHIP	IP WLS BF H R ER SO ERA WHIP	IP WLS BF H R ER SO ERA WHIP	IP WLS BF H R ER SO ERA WHIP	IP WLS BF H R ER SO ERA WHIP	IP WLS BF H R ER SO ERA WHIP	IP WLS BF H R ER SO ERA WHIP	
Tom Brewer, R ERA: 3.69 Mike Fomieles, R ERA: 3.39 Nelson Chittum, R ERA: 0.52	(1, 1) (7, 1) (8, 1)	6.2 0.1 3.0	WLS 4 W	BF 32 10	H 10 3	R 3 3	ER 3 3	SO 4 1	BB 3 0	IBB 0 0	HBP 0 0	BLK 0 0	WP 0 0	HR 0 5	S 37 9	P 49 9	ERA 4.05 27.00	WHIP 1.950 6.000	0.00 0.667							

Baltimore Orioles @ Boston Red Sox
Fenway Park, Boston, MA
Fri Aug 28 1959, 7:05 PM EDT
Att: 18,071 - Unknown

livebaseballscorecards.com

AB 40
R 4
H 14
RBI 4
BB 4
SO 7
LOB 17




Batter	1	2	3	4	5	6	7	8	9	10	AB	R	H	RBI	BB	SO	LOB	BOTTOM							
Pumpsie Green, S OBP: 0.396, SLG: 0.356 (1, 4)	4-3		F9		6-3		P4		F7		5	0	0	0	0	3									
Gary Geiger, L OBP: 0.315, SLG: 0.449 (1, 8)	1B 1B		2B 1B		P6			1B SF8 1B		F9	5	3	3	0	0	0	0								
Pete Runnels, L OBP: 0.424, SLG: 0.437 (1, 3)	1B 1B		1H 2B			F7		FC6-4 1B		HR 1B	5	1	4	1	0	0	0								
Gene Stephens, L OBP: 0.324, SLG: 0.328 Dick Gernert, R OBP: 0.371, SLG: 0.444 (8, PH) (9, 7)	1B 1B		K			F7		SF8		HR	3	0	1	1	0	1	1								
Jackie Jensen, R OBP: 0.371, SLG: 0.498 (1, 9)	G6-4-3				F8		F7		F7		4	0	0	0	0	3									
Frank Malzone, R OBP: 0.327, SLG: 0.448 (1, 5)		K		L7			2B 2B	FC6-4 1-2			4	1	1	0	0	1	1								
Sammy White, R OBP: 0.339, SLG: 0.353 Ted Williams, L OBP: 0.361, SLG: 0.405 Jim Mahoney, R OBP: 0.118, SLG: 0.063 (8, 6)		K					4-3 2H 2B		K		2	0	1	0	0	1	0								
Don Buddin, R OBP: 0.365, SLG: 0.340 Vic Wertz, L OBP: 0.328, SLG: 0.398 Pete Daley, R OBP: 0.281, SLG: 0.287 (8, 2)		L7			P5		4-3		E6 B1-3		2	0	0	0	0	1	1								
Tom Brewer, R OBP: 0.127, SLG: 0.113 Mike Fomieles, R OBP: 0.158, SLG: 0.250 Marty Keough, L OBP: 0.309, SLG: 0.413 Nelson Chittum, R OBP: 0.500, SLG: 1.000 (8, 1)			K		P3		L3		B1-3		2	0	0	0	0	1	0								
Inning Stats	R: 1 E: 0 K: 0 S: 5	H: 3 LOB: 1 BB: 0 P: 5	R: 0 E: 0 K: 2 S: 7	H: 0 LOB: 0 BB: 0 P: 7	R: 1 E: 0 K: 2 S: 9	H: 2 LOB: 1 BB: 0 P: 9	R: 0 E: 0 K: 0 S: 4	H: 1 LOB: 1 BB: 0 P: 4	R: 0 E: 0 K: 0 S: 3	H: 0 LOB: 0 BB: 0 P: 3	R: 0 E: 0 K: 0 S: 3	H: 0 LOB: 0 BB: 0 P: 3	R: 1 E: 0 K: 0 S: 5	H: 2 LOB: 2 BB: 0 P: 5	R: 0 E: 0 K: 0 S: 5	H: 2 LOB: 1 BB: 0 P: 5	R: 0 E: 1 K: 1 S: 6	H: 0 LOB: 1 BB: 0 P: 6	R: 2 E: 0 K: 0 S: 3	H: 2 LOB: 0 BB: 0 P: 3	1B: 8 2B: 3 3B: 0 HR: 1	SF: 1 SAC: 0 DP: 1 HBP: 0	WP: 0 PB: 0 SB: 0 CS: 0	PA: 40	
PITCHER	IP WLS BF H R ER SO ERA WHIP	IP WLS BF H R ER SO ERA WHIP	IP WLS BF H R ER SO ERA WHIP	IP WLS BF H R ER SO ERA WHIP	IP WLS BF H R ER SO ERA WHIP	IP WLS BF H R ER SO ERA WHIP	IP WLS BF H R ER SO ERA WHIP	IP WLS BF H R ER SO ERA WHIP	IP WLS BF H R ER SO ERA WHIP	IP WLS BF H R ER SO ERA WHIP	IP WLS BF H R ER SO ERA WHIP	IP WLS BF H R ER SO ERA WHIP	IP WLS BF H R ER SO ERA WHIP	IP WLS BF H R ER SO ERA WHIP	IP WLS BF H R ER SO ERA WHIP	IP WLS BF H R ER SO ERA WHIP	IP WLS BF H R ER SO ERA WHIP	IP WLS BF H R ER SO ERA WHIP	IP WLS BF H R ER SO ERA WHIP	IP WLS BF H R ER SO ERA WHIP	IP WLS BF H R ER SO ERA WHIP	IP WLS BF H R ER SO ERA WHIP	IP WLS BF H R ER SO ERA WHIP	IP WLS BF H R ER SO ERA WHIP	IP WLS BF H R ER SO ERA WHIP
Hal Brown, R ERA: 3.72 Billy O'Dell, L ERA: 3.45 Billy Loes, R ERA: 3.18	(1, 1) (8, 1) (8, 1)	7.0 0.0 2.1	WLS 28 L	BF 28 10	H 8 2	R 3 2	ER 3 2	SO 4 1	BB 0 2	IBB 0 0	HBP 0 0	BLK 0 0	WP 0 0	HR 0 2	S 36 2	P 36 2	ERA 3.86 7.71	WHIP 1.143 0.857							

Baltimore Orioles @ Boston Red Sox
Fenway Park, Boston, MA
Fri Aug 28 1959, 7:05 PM EDT
Att: 18,071 - Unknown

livebaseballscorecards.com

AB 39
R 6
H 12
RBI 6
BB 0
SO 5
LOB 13



Batter	1	2	3	4	5	6	7	8	9	AB	R	H	RBI	BB	SO	LOB	TOP					
Willie Tasby, R OBP: 0.296, SLG: 0.364 (1, 8)	L8			F5		6-3		P4		4	0	0	0	0	0	0	Baltimore Orioles @ Boston Red Sox Fenway Park, Boston, MA Sat Aug 29 1959, 3:33 AM EDT Att: 10,114 - Unknown					
Billy Klaus, L OBP: 0.372, SLG: 0.337 (1, 6)	4-3			F9		K		F9		4	0	0	0	0	1	0						
Bob Nieman, R OBP: 0.377, SLG: 0.537 (1, 7)	6-3			F8		F7				4	0	1	0	0	0	0						
Gene Woodling, L OBP: 0.411, SLG: 0.488 (1, 9)		3-1			G3		L9		F9	4	0	0	0	0	0	1						
Gus Triandos, R OBP: 0.356, SLG: 0.491 (1, 2)		6-3			BB 1B BB		BB 1B		BB 1B	3	1	2	0	1	0	0						
Walt Dropo, R OBP: 0.292, SLG: 0.394 (1, 3)		P6			BB 1B BB		BB 1B		F9	2	0	0	0	2	0	2						
Brooks Robinson, R OBP: 0.301, SLG: 0.338 (1, 5)			P4		F9		P6		F9	4	0	0	0	0	0	6						
Chico Carrasquel, R OBP: 0.304, SLG: 0.306 Bob Boyd, L OBP: 0.287, SLG: 0.322 Billy Gardner, R OBP: 0.284, SLG: 0.311 (1, 4) (7, PH) (7, 4)			F8				F2			2	0	1	1	0	0	0						
Mitt Pappas, R OBP: 0.169, SLG: 0.172 Albie Pearson, L OBP: 0.321, SLG: 0.279 Amie Portocarrero, R (8, 1) (8, 1)			K		K		6-3			1	0	0	0	0	0	0						
										0	0	0	0	0	0	0						
Inning Stats	R: 0 E: 0 K: 0 S: 3	H: 0 LOB: 0 BB: 0 P: 3	R: 0 E: 0 K: 0 S: 3	H: 0 LOB: 0 BB: 0 P: 3	R: 0 E: 0 K: 1 S: 5	H: 0 LOB: 0 BB: 0 P: 5	R: 0 E: 0 K: 0 S: 3	H: 0 LOB: 0 BB: 0 P: 3	R: 1 E: 0 K: 1 S: 6	H: 1 LOB: 2 BB: 2 P: 14	R: 0 E: 0 K: 0 S: 5	H: 0 LOB: 0 BB: 0 P: 5	R: 0 E: 0 K: 0 S: 4	H: 1 LOB: 1 BB: 1 P: 8	R: 0 E: 0 K: 0 S: 3	H: 0 LOB: 0 BB: 0 P: 3	R: 0 E: 0 K: 0 S: 5	H: 2 LOB: 2 BB: 0 P: 5	1B: 4 2B: 0 3B: 0 HR: 0	SF: 0 SAC: 0 DP: 0 HBP: 0	WP: 0 PB: 0 SB: 0 CS: 0	PA: 34
PITCHER Jerry Casale, R ERA: 4.56 (1, 1)	IP: 9.0 WLS: W BF: 34 H: 4 R: 1 ER: 1 SO: 3 BB: 3 IBB: 0 HBP: 0 BLK: 0 WP: 0 HR: 0 S: 37 P: 49 ERA: 1.00 WHIP: 0.778																					


AB	31
R	1
H	4
RBI	1
BB	3
SO	3
LOB	13




Batter	1	2	3	4	5	6	7	8	9	AB	R	H	RBI	BB	SO	LOB	BOTTOM					
Pumpsie Green, S OBP: 0.382, SLG: 0.340 (1, 4)	4-3		6-3		4-3		F8			4	0	0	0	0	0	0	Baltimore Orioles @ Boston Red Sox Fenway Park, Boston, MA Sat Aug 29 1959, 3:33 AM EDT Att: 10,114 - Unknown					
Gary Geiger, L OBP: 0.322, SLG: 0.459 (1, 8)	G3		FC6-4 1B		S 1B BB		1B 3B			3	2	2	0	1	0	0						
Pete Runnels, L OBP: 0.426, SLG: 0.436 (1, 3)			FC6-4 1-2		1B BB		1B IBB			1	2	0	0	3	0	1						
Gene Stephens, L OBP: 0.327, SLG: 0.328 (1, 7)				4-3	1B 1-2 2H 1B		G3			3	0	1	1	1	0	2						
Jackie Jensen, R OBP: 0.372, SLG: 0.498 (1, 9)	P6			F2	1-3 2H 1B		1B			4	0	2	3	0	0	2						
Frank Malzone, R OBP: 0.329, SLG: 0.449 (1, 5)			G4-6-3 1B	1B	F5		5-3			4	0	2	0	0	0	3						
Sammy White, R OBP: 0.337, SLG: 0.351 (1, 2)		G4-6-3 1-2		1B		4-3		P4		4	0	1	0	0	0	1						
Don Buddin, R OBP: 0.363, SLG: 0.337 (1, 6)		K		F9		6-3		F8		4	0	0	0	0	1	2						
Jerry Casale, R OBP: 0.235, SLG: 0.340 (1, 1)			6-3		K		K		K	4	0	0	0	0	3	0						
Inning Stats	R: 0 E: 0 K: 0 S: 3	H: 1 LOB: 0 BB: 0 P: 11	R: 0 E: 0 K: 1 S: 5	H: 1 LOB: 0 BB: 0 P: 5	R: 0 E: 0 K: 0 S: 4	H: 1 LOB: 1 BB: 0 P: 4	R: 0 E: 0 K: 0 S: 5	H: 2 LOB: 2 BB: 0 P: 5	R: 2 E: 0 K: 1 S: 7	H: 2 LOB: 2 BB: 2 P: 15	R: 0 E: 0 K: 1 S: 5	H: 0 LOB: 0 BB: 0 P: 5	R: 2 E: 0 K: 0 S: 5	H: 2 LOB: 1 BB: 1 P: 9	R: 0 E: 0 K: 1 S: 5	H: 0 LOB: 0 BB: 0 P: 5	R: 0 E: 0 K: 1 S: 5	H: 0 LOB: 0 BB: 0 P: 5	1B: 7 2B: 0 3B: 1 HR: 0	SF: 0 SAC: 0 DP: 1 HBP: 0	WP: 0 PB: 0 SB: 2 CS: 0	PA: 36
PITCHER Mitt Pappas, R ERA: 3.55 Amie Portocarrero, R ERA: 6.86 (1, 1) (8, 1)	IP: 7.0 WLS: L BF: 33 H: 8 R: 4 ER: 4 SO: 3 BB: 4 IBB: 0 HBP: 0 BLK: 0 WP: 0 HR: 0 S: 34 P: 54 ERA: 5.14 WHIP: 1.714																					

AB	31
R	4
H	8
RBI	4
BB	5
SO	4
LOB	11



Batter	1	2	3	4	5	6	7	8	9	AB	R	H	RBI	BB	SO	LOB	TOP			
Willie Tasby, R (1, 8) OBP: 0.295, SLG: 0.361	F3			5-3		F9			F5	4	0	0	0	0	0	1	Baltimore Orioles @ Boston Red Sox Fenway Park, Boston, MA Sun Aug 30 1959, 3:33 AM EDT Att: 11,134 - Unknown livebaseballscores.com AB 28 R 0 H 4 RBI 0 BB 4 SO 8 LOB 14 			
Gene Woodling, L (1, 9) OBP: 0.412, SLG: 0.485	6-3			K			5-3 BB		1B BB	2	0	0	0	2	1	0				
Bob Nieman, R (1, 7) OBP: 0.375, SLG: 0.533	1-4-3			F8			K		1-2 1B	4	0	1	0	0	1	1				
Gus Triandos, R (1, 2) OBP: 0.353, SLG: 0.485		K			P5		5-3		F8	4	0	0	0	0	1	3				
Walt Dropo, R (1, 3) OBP: 0.286, SLG: 0.384		5-3			K		K		K	4	0	0	0	0	3	3				
Brooks Robinson, R (1, 5) OBP: 0.306, SLG: 0.348					K				1B 2B	3	0	2	0	0	1	0				
Billy Klaus, L (1, 6) OBP: 0.375, SLG: 0.339		CS		G6-4-3 BB		G3			FC5-4 1B	2	0	1	0	1	0	0				
Billy Gardner, R (1, 4) OBP: 0.285, SLG: 0.311									FC5-4 1B	1	0	0	0	1	0	1				
Bob Boyd, L (8, PH) OBP: 0.286, SLG: 0.321				G6-4-3					G6-4-3	1	0	0	0	0	0	2				
Chico Carrasquel, R (8, 4) OBP: 0.304, SLG: 0.356				1-2					1-2	0	0	0	0	0	0	0				
Hoyt Wilhelm, R (1, 1) OBP: 0.116, SLG: 0.047									G6-4-3	1	0	0	0	0	1	0				
Albie Pearson, L (6, PH) OBP: 0.320, SLG: 0.278										1	0	0	0	0	0	1				
Jack Fisher, R (6, 1) OBP: 0.267, SLG: 0.286				K						0	0	0	0	0	0	0				
Al Pilarcik, L (8, PH) OBP: 0.352, SLG: 0.360										1	0	0	0	0	0	2				
Billy Loes, R (8, 1) OBP: 0.352, SLG: 0.360										0	0	0	0	0	0	0				
Inning Stats	R: 0 E: 0 K: 0 S: 3	H: 0 LOB: 0 BB: 0 P: 3	R: 0 E: 0 K: 1 S: 5	H: 1 LOB: 0 BB: 0 P: 5	R: 0 E: 0 K: 1 S: 4	H: 0 LOB: 0 BB: 1 P: 8	R: 0 E: 0 K: 1 S: 5	H: 0 LOB: 0 BB: 0 P: 5	R: 0 E: 0 K: 2 S: 7	H: 0 LOB: 1 BB: 1 P: 7	R: 0 E: 0 K: 0 S: 7	H: 0 LOB: 1 BB: 1 P: 11	R: 0 E: 0 K: 0 S: 4	H: 2 LOB: 1 BB: 0 P: 4	R: 0 E: 0 K: 1 S: 6	H: 1 LOB: 2 BB: 1 P: 10	1B: 3 2B: 1 3B: 0 HR: 0	SF: 0 SAC: 0 DP: 2 HBP: 0	WP: 0 PB: 0 SB: 0 CS: 1	PA: 33
PITCHER Frank Sullivan, R (1, 1) ERA: 3.82	IP: 9.0 WLS: W BF: 32 H: 4 R: 0 ER: 0 SO: 8 BB: 4 IBB: 0 HBP: 0 BLK: 0 WP: 0 HR: 0 S: 44 P: 60 ERA: 0.00 WHIP: 0.889																			

Batter	1	2	3	4	5	6	7	8	9	AB	R	H	RBI	BB	SO	LOB	BOTTOM				
Pumpsie Green, S (1, 4) OBP: 0.386, SLG: 0.333	PB 1B BB	PB BB			K		6-3			2	1	0	0	2	1	0	Baltimore Orioles @ Boston Red Sox Fenway Park, Boston, MA Sun Aug 30 1959, 3:33 AM EDT Att: 11,134 - Unknown livebaseballscores.com AB 29 R 3 H 5 RBI 3 BB 2 SO 2 LOB 9 				
Gary Geiger, L (1, 8) OBP: 0.321, SLG: 0.456	FC4-6 1B	F8			6-3		4-3			4	0	1	1	0	0	2					
Pete Runnels, L (1, 3) OBP: 0.425, SLG: 0.434	FC4-6 1B				6-3				F7	4	1	1	0	0	0	1					
Gene Stephens, L (1, 7) OBP: 0.330, SLG: 0.347	S 1B				4-3				F7	4	1	2	2	0	0	1					
Jackie Jensen, R (1, 9) OBP: 0.369, SLG: 0.493	F9				5-3				F7	4	0	0	0	0	0	1					
Frank Malzone, R (1, 5) OBP: 0.327, SLG: 0.446	4-3				5-3				E5	3	0	0	0	0	0	1					
Sammy White, R (1, 2) OBP: 0.337, SLG: 0.351		PB SH2-4 1B			L8				L9	3	0	1	0	0	0	1					
Don Buddin, R (1, 6) OBP: 0.360, SLG: 0.335		K			F7				P5	3	0	0	0	0	1	2					
Frank Sullivan, R (1, 1) OBP: 0.204, SLG: 0.212		SH2-4			5-3				4-3	2	0	0	0	0	0	0					
Inning Stats	R: 2 E: 0 K: 0 S: 5	H: 2 LOB: 1 BB: 1 P: 9	R: 0 E: 0 K: 1 S: 6	H: 1 LOB: 2 BB: 1 P: 10	R: 1 E: 0 K: 0 S: 4	H: 1 LOB: 0 BB: 0 P: 4	R: 0 E: 0 K: 0 S: 3	H: 0 LOB: 0 BB: 0 P: 3	R: 0 E: 0 K: 1 S: 6	H: 1 LOB: 1 BB: 0 P: 6	R: 0 E: 0 K: 0 S: 4	H: 0 LOB: 1 BB: 0 P: 4	R: 0 E: 0 K: 0 S: 3	H: 0 LOB: 0 BB: 0 P: 3	R: 0 E: 0 K: 0 S: 3	H: 0 LOB: 0 BB: 0 P: 3		1B: 4 2B: 0 3B: 0 HR: 1	SF: 0 SAC: 1 DP: 0 HBP: 0	WP: 0 PB: 4 SB: 1 CS: 0	PA: 32
PITCHER Hoyt Wilhelm, R (1, 1) ERA: 2.3	IP: 5.0 WLS: L BF: 22 H: 5 R: 3 ER: 3 SO: 2 BB: 2 IBB: 0 HBP: 0 BLK: 0 WP: 0 HR: 1 S: 24 P: 32 ERA: 5.40 WHIP: 1.400																				
Jack Fisher, R (6, 1) ERA: 3.99	IP: 2.0 WLS: 7 BF: 7 H: 0 R: 0 ER: 0 SO: 0 BB: 0 IBB: 0 HBP: 0 BLK: 0 WP: 0 HR: 0 S: 7 P: 7 ERA: 0.00 WHIP: 0.000																				
Billy Loes, R (8, 1) ERA: 3.12	IP: 1.0 WLS: 3 BF: 3 H: 0 R: 0 ER: 0 SO: 0 BB: 0 IBB: 0 HBP: 0 BLK: 0 WP: 0 HR: 0 S: 3 P: 3 ERA: 0.00 WHIP: 0.000																				


Batter	1	2	3	4	5	6	7	8	9	AB	R	H	RBI	BB	SO	LOB	TOP					
Bobby Richardson, R OBP: 0.321, SLG: 0.351 (1, 4)										4	2	2	1	0	0	1	New York Yankees @ Baltimore Orioles Memorial Stadium, Baltimore, MD Tue Sep 01 1959, 3:33 AM EDT Att: 4,820 - Unknown					
Tony Kubek, L OBP: 0.323, SLG: 0.399 (1, 9) (6, 7)										5	1	3	1	0	1	1						
Mickey Mantle, S OBP: 0.394, SLG: 0.512 (1, 8)										4	1	2	1	1	1	3						
Yogi Berra, L OBP: 0.349, SLG: 0.464 (1, 2)										5	0	0	0	0	2	7						
Elston Howard, R OBP: 0.313, SLG: 0.493 (1, 3)										3	0	0	1	0	1	1						
Hector Lopez, R OBP: 0.340, SLG: 0.490 Hank Bauer, R OBP: 0.305, SLG: 0.375 (1, 7) (6, 9)										3	0	1	0	0	0	0						
Gil McDougald, R OBP: 0.300, SLG: 0.342 (1, 5)										4	1	2	1	0	2	0						
Clete Boyer, R OBP: 0.194, SLG: 0.163 (1, 6)										4	0	0	0	0	1	3						
Whitey Ford, L OBP: 0.391, SLG: 0.386 Ryne Duren, R (7, 1)										2	0	1	0	1	0	0						
Inning Stats	R: 3 E: 0 K: 1 S: 10	H: 5 LOB: 2 BB: 0 P: 10	R: 0 E: 0 K: 1 S: 7	H: 2 LOB: 2 BB: 0 P: 7	R: 0 E: 0 K: 1 S: 5	H: 0 LOB: 0 BB: 0 P: 5	R: 0 E: 0 K: 0 S: 3	H: 0 LOB: 1 BB: 0 P: 3	R: 0 E: 0 K: 1 S: 7	H: 0 LOB: 1 BB: 1 P: 11	R: 0 E: 0 K: 0 S: 3	H: 0 LOB: 0 BB: 1 P: 7	R: 0 E: 0 K: 0 S: 3	H: 0 LOB: 0 BB: 0 P: 3	R: 2 E: 0 K: 2 S: 11	H: 4 LOB: 2 BB: 0 P: 11		1B: 10 2B: 0 3B: 1 HR: 0	SF: 1 SAC: 2 DP: 0 HBP: 0	WP: 0 PB: 0 SB: 0 CS: 0	PA: 40	
PITCHER	IP WLS BF H R ER SO BB IBB HBP BLK WP HR S P ERA WHIP	IP WLS BF H R ER SO BB IBB HBP BLK WP HR S P ERA WHIP	IP WLS BF H R ER SO BB IBB HBP BLK WP HR S P ERA WHIP	IP WLS BF H R ER SO BB IBB HBP BLK WP HR S P ERA WHIP	IP WLS BF H R ER SO BB IBB HBP BLK WP HR S P ERA WHIP	IP WLS BF H R ER SO BB IBB HBP BLK WP HR S P ERA WHIP	IP WLS BF H R ER SO BB IBB HBP BLK WP HR S P ERA WHIP	IP WLS BF H R ER SO BB IBB HBP BLK WP HR S P ERA WHIP	IP WLS BF H R ER SO BB IBB HBP BLK WP HR S P ERA WHIP	IP WLS BF H R ER SO BB IBB HBP BLK WP HR S P ERA WHIP	IP WLS BF H R ER SO BB IBB HBP BLK WP HR S P ERA WHIP	IP WLS BF H R ER SO BB IBB HBP BLK WP HR S P ERA WHIP	IP WLS BF H R ER SO BB IBB HBP BLK WP HR S P ERA WHIP	IP WLS BF H R ER SO BB IBB HBP BLK WP HR S P ERA WHIP	IP WLS BF H R ER SO BB IBB HBP BLK WP HR S P ERA WHIP	IP WLS BF H R ER SO BB IBB HBP BLK WP HR S P ERA WHIP	IP WLS BF H R ER SO BB IBB HBP BLK WP HR S P ERA WHIP	IP WLS BF H R ER SO BB IBB HBP BLK WP HR S P ERA WHIP	IP WLS BF H R ER SO BB IBB HBP BLK WP HR S P ERA WHIP	IP WLS BF H R ER SO BB IBB HBP BLK WP HR S P ERA WHIP	IP WLS BF H R ER SO BB IBB HBP BLK WP HR S P ERA WHIP	IP WLS BF H R ER SO BB IBB HBP BLK WP HR S P ERA WHIP

AB	35
R	5
H	11
RBI	5
BB	2
SO	8
LOB	16



Batter	1	2	3	4	5	6	7	8	9	AB	R	H	RBI	BB	SO	LOB	BOTTOM					
Willie Tasby, R OBP: 0.293, SLG: 0.358 (1, 8)										3	0	0	0	0	1	0	New York Yankees @ Baltimore Orioles Memorial Stadium, Baltimore, MD Tue Sep 01 1959, 3:33 AM EDT Att: 4,820 - Unknown					
Al Pilarcik, L OBP: 0.354, SLG: 0.360 Amie Portocarrero, R (8, 1) Billy Hoelt, L OBP: 0.235, SLG: 0.294 (9, 1) Bary Shetrone, L OBP: 0.231, SLG: 0.229 (9, PH)										5	0	0	0	0	0	6						
Bob Nieman, R OBP: 0.377, SLG: 0.533 (1, 7)										4	0	2	0	0	0	1						
Gus Triandos, R OBP: 0.349, SLG: 0.479 (1, 2)										4	0	0	0	0	2	2						
Walt Dropo, R OBP: 0.285, SLG: 0.380 (1, 3)										4	0	1	0	0	1	1						
Brooks Robinson, R OBP: 0.305, SLG: 0.346 (1, 5)										4	0	1	0	0	0	1						
Chico Carrasquel, R OBP: 0.307, SLG: 0.313 (8, 4)										3	0	2	0	0	0	1						
Bob Boyd, L OBP: 0.288, SLG: 0.323 (9, PH)										1	0	1	0	0	0	0						
Billy Gardner, R OBP: 0.284, SLG: 0.309 Billy Klaus, L OBP: 0.376, SLG: 0.337 (1, 4) (7, PH) (8, 6)										2	0	0	0	0	0	1						
Jerry Walker, S OBP: 0.192, SLG: 0.235 Albie Pearson, L OBP: 0.322, SLG: 0.276 (7, PH) (8, 8)										2	0	0	0	0	0	0						
Inning Stats	R: 0 E: 0 K: 0 S: 4	H: 1 LOB: 1 BB: 0 P: 4	R: 0 E: 0 K: 0 S: 4	H: 1 LOB: 1 BB: 0 P: 4	R: 0 E: 1 K: 0 S: 4	H: 0 LOB: 1 BB: 0 P: 4	R: 0 E: 0 K: 0 S: 4	H: 1 LOB: 1 BB: 0 P: 4	R: 0 E: 0 K: 1 S: 5	H: 0 LOB: 0 BB: 0 P: 5	R: 0 E: 0 K: 1 S: 6	H: 1 LOB: 1 BB: 0 P: 6	R: 0 E: 0 K: 0 S: 4	H: 2 LOB: 3 BB: 2 P: 12	R: 0 E: 0 K: 2 S: 7	H: 0 LOB: 0 BB: 0 P: 7	R: 0 E: 0 K: 0 S: 4	H: 1 LOB: 3 BB: 2 P: 12	1B: 6 2B: 1 3B: 0 HR: 0	SF: 0 SAC: 0 DP: 1 HBP: 0	WP: 0 PB: 0 SB: 0 CS: 0	PA: 38
PITCHER	IP WLS BF H R ER SO BB IBB HBP BLK WP HR S P ERA WHIP	IP WLS BF H R ER SO BB IBB HBP BLK WP HR S P ERA WHIP	IP WLS BF H R ER SO BB IBB HBP BLK WP HR S P ERA WHIP	IP WLS BF H R ER SO BB IBB HBP BLK WP HR S P ERA WHIP	IP WLS BF H R ER SO BB IBB HBP BLK WP HR S P ERA WHIP	IP WLS BF H R ER SO BB IBB HBP BLK WP HR S P ERA WHIP	IP WLS BF H R ER SO BB IBB HBP BLK WP HR S P ERA WHIP	IP WLS BF H R ER SO BB IBB HBP BLK WP HR S P ERA WHIP	IP WLS BF H R ER SO BB IBB HBP BLK WP HR S P ERA WHIP	IP WLS BF H R ER SO BB IBB HBP BLK WP HR S P ERA WHIP	IP WLS BF H R ER SO BB IBB HBP BLK WP HR S P ERA WHIP	IP WLS BF H R ER SO BB IBB HBP BLK WP HR S P ERA WHIP	IP WLS BF H R ER SO BB IBB HBP BLK WP HR S P ERA WHIP	IP WLS BF H R ER SO BB IBB HBP BLK WP HR S P ERA WHIP	IP WLS BF H R ER SO BB IBB HBP BLK WP HR S P ERA WHIP	IP WLS BF H R ER SO BB IBB HBP BLK WP HR S P ERA WHIP	IP WLS BF H R ER SO BB IBB HBP BLK WP HR S P ERA WHIP	IP WLS BF H R ER SO BB IBB HBP BLK WP HR S P ERA WHIP	IP WLS BF H R ER SO BB IBB HBP BLK WP HR S P ERA WHIP	IP WLS BF H R ER SO BB IBB HBP BLK WP HR S P ERA WHIP	IP WLS BF H R ER SO BB IBB HBP BLK WP HR S P ERA WHIP	IP WLS BF H R ER SO BB IBB HBP BLK WP HR S P ERA WHIP

AB	34
R	0
H	7
RBI	0
BB	4
SO	4
LOB	17



Batter	1	2	3	4	5	6	7	8	9	AB	R	H	RBI	BB	SO	LOB	TOP								
Pumpsie Green, S OBP: 0.368, SLG: 0.319	F9		F7		SH1-4		4-3		4-3	4	0	0	0	0	0	2									
Gary Geiger, L OBP: 0.308, SLG: 0.432	1-6-3		F9		K			F9		4	0	0	0	0	1	1									
Pete Runnels, L OBP: 0.424, SLG: 0.438	E 1B		F8		F8			P4		4	0	1	0	0	0	1									
Gene Stephens, L OBP: 0.333, SLG: 0.361	E4 FC6-4			4-3		F9		L9		4	0	0	0	0	0	1									
Jackie Jensen, R OBP: 0.373, SLG: 0.498	FC6-4			E S 1B BB		F9		BB 3B BB		2	2	0	0	2	0	2									
Frank Malzone, R OBP: 0.326, SLG: 0.446		6-3 1B		K		1B 2B		F2		4	1	2	0	0	1	2									
Sammy White, R OBP: 0.348, SLG: 0.365	6-3					1B		L6		4	0	2	2	0	0	2									
Don Buddin, R OBP: 0.355, SLG: 0.328			F8		F9			BB 3B BB		3	0	0	0	0	0	2									
Vic Wertz, L OBP: 0.329, SLG: 0.397							F7			0	0	0	0	1	0	0									
Jim Mahoney, R OBP: 0.118, SLG: 0.063								BB 3B BB		0	1	0	0	0	0	0									
Frank Baumann, L OBP: 0.231, SLG: 0.280							4-3			3	0	1	0	0	0	1									
Nelson Chittum, R OBP: 0.500, SLG: 1.000	4-3							1-H 2-H 3B		0	0	0	0	0	0	0									
Marty Keough, L OBP: 0.310, SLG: 0.422					SH1-4 1B					1	0	1	2	0	0	0									
Inning Stats	R: 0 E: 1 K: 0 S: 5	H: 1 LOB: 2 BB: 0 P: 5	R: 0 E: 0 K: 0 S: 4	H: 1 LOB: 1 BB: 0 P: 4	R: 0 E: 0 K: 1 S: 3	H: 0 LOB: 0 BB: 0 P: 3	R: 1 E: 0 K: 1 S: 6	H: 1 LOB: 1 BB: 1 P: 10	R: 0 E: 0 K: 1 S: 6	H: 1 LOB: 1 BB: 0 P: 6	R: 1 E: 0 K: 0 S: 4	H: 2 LOB: 1 BB: 0 P: 4	R: 0 E: 0 K: 0 S: 3	H: 0 LOB: 0 BB: 0 P: 3	R: 0 E: 0 K: 0 S: 3	H: 0 LOB: 0 BB: 2 P: 3	R: 2 E: 0 K: 0 S: 4	H: 1 LOB: 2 BB: 2 P: 12	1B: 5 2B: 1 3B: 1 HR: 0	SF: 0 SAC: 1 DP: 0 HBP: 0	WP: 0 PB: 0 SB: 1 CS: 0	PA: 37			
PITCHER	IP	WLS	BF	H	R	ER	SO	BB	IBB	HBP	BLK	WP	HR	S	P	ERA	WHIP								
Hal Brown, R ERA: 3.75	(1, 1)	8.2	W	36	7	4	4	2	3	0	0	0	0	37	49	4.15	1.154								
Billy Loes, R ERA: 3.1	(9, 1)	0.1	S	1	0	0	0	0	0	0	0	0	0	1	1	0.00	0.000								

Boston Red Sox @ Baltimore Orioles
Memorial Stadium, Baltimore, MD
Thu Sep 03 1959, 7:05 PM EDT
Att: 8,754 - Unknown

AB 33
R 4
H 7
RBI 4
BB 3
SO 2
LOB 14



Batter	1	2	3	4	5	6	7	8	9	AB	R	H	RBI	BB	SO	LOB	BOTTOM								
Chico Carrasquel, R OBP: 0.309, SLG: 0.318	6-3 SH5-3 1B		4-3 HR 2B		F8		F7	G4-6-3 1B		4	1	2	0	0	0	0									
Gene Woodling, L OBP: 0.407, SLG: 0.479								1-2 2-H 1B		1	0	1	1	0	0	0									
Billy Klaus, L OBP: 0.374, SLG: 0.336								1-2 2-H 1B		0	0	0	0	0	0	0									
Al Pilarcik, L OBP: 0.355, SLG: 0.355	SH5-3		4-3			BB	1-3	G4-6-3		3	0	0	0	1	0	3									
Bob Nieman, R OBP: 0.377, SLG: 0.549	6-3				F9					4	2	2	3	0	0	2									
Albie Pearson, L OBP: 0.322, SLG: 0.276										0	0	0	0	0	0	0									
Gus Triandos, R OBP: 0.350, SLG: 0.472	K		K		4-3			HR		3	0	0	0	1	2	2									
Walt Dropo, R OBP: 0.290, SLG: 0.380		6-3		E5 FC6-4 1B		1-3 BB		F8		3	0	1	0	1	0	1									
Brooks Robinson, R OBP: 0.308, SLG: 0.344		G5-3 1B						K		3	0	1	0	1	1	1									
Willie Tasby, R OBP: 0.295, SLG: 0.364					F9		1-3	1B 3B		4	1	2	0	0	0	3									
Billy Gardner, R OBP: 0.285, SLG: 0.306		G5-3			FC6-4			1B 1B IBB		2	1	0	0	2	0	4									
Hal Brown, R OBP: 0.146, SLG: 0.108					F8					4	0	1	1	0	0	4									
Billy Loes, R ERA: 1.6	(9, 1)				P2		P6	1-2 3-H 1B		0	0	0	0	0	0	0									
Inning Stats	R: 0 E: 0 K: 1 S: 6	H: 1 LOB: 1 BB: 0 P: 6	R: 0 E: 0 K: 0 S: 4	H: 2 LOB: 1 BB: 0 P: 4	R: 2 E: 0 K: 1 S: 7	H: 2 LOB: 0 BB: 0 P: 7	R: 0 E: 1 K: 0 S: 4	H: 1 LOB: 2 BB: 1 P: 8	R: 0 E: 0 K: 0 S: 3	H: 0 LOB: 2 BB: 1 P: 7	R: 0 E: 0 K: 0 S: 3	H: 0 LOB: 2 BB: 2 P: 11	R: 1 E: 0 K: 0 S: 4	H: 1 LOB: 1 BB: 1 P: 8	R: 2 E: 0 K: 1 S: 7	H: 3 LOB: 1 BB: 1 P: 11	1B: 6 2B: 1 3B: 1 HR: 2	SF: 0 SAC: 1 DP: 2 HBP: 0	WP: 0 PB: 0 SB: 0 CS: 0	PA: 38					
PITCHER	IP	WLS	BF	H	R	ER	SO	BB	IBB	HBP	BLK	WP	HR	S	P	ERA	WHIP								
Frank Baumann, L ERA: 4.26	(1, 1)	7.1	L	36	9	5	5	3	4	2	0	0	0	36	60	6.14	1.773								
Nelson Chittum, R ERA: 1.6	(8, 1)	0.2		2	1	0	0	0	0	0	0	0	0	2	2	0.00	1.500								

Boston Red Sox @ Baltimore Orioles
Memorial Stadium, Baltimore, MD
Thu Sep 03 1959, 7:05 PM EDT
Att: 8,754 - Unknown

AB 31
R 5
H 10
RBI 5
BB 6
SO 3
LOB 20



Batter	1	2	3	4	5	6	7	8	9	AB	R	H	RBI	BB	SO	LOB	TOP	
Billy Klaus, L OBP: 0.373, SLG: 0.335 (1, 6)										4	1	1	0	0	1	1	Baltimore Orioles @ New York Yankees Yankee Stadium, Bronx, NY Fri Sep 04 1959, 7:05 PM EDT Att: 17,335 - Unknown - 82 F	
Barry Shetron, L OBP: 0.277, SLG: 0.286 (1, 8)										4	1	2	0	0	0	0		
Bob Nieman, R OBP: 0.406, SLG: 0.542 Willie Tasby, R OBP: 0.295, SLG: 0.364 (1, 7) (8, 7)										4	0	0	0	0	0	3		
Gene Woodling, L OBP: 0.406, SLG: 0.477 Al Pilarcik, L OBP: 0.355, SLG: 0.355 (1, 9) (8, 9)										4	0	1	1	0	1	1		
Bob Boyd, L OBP: 0.298, SLG: 0.333 Walt Dropo, R OBP: 0.290, SLG: 0.380 (1, 3) (9, 3)										3	0	3	1	1	0	0		
Brooks Robinson, R OBP: 0.307, SLG: 0.342 (1, 5)										4	1	1	0	0	5			
Chico Carrasquel, R OBP: 0.309, SLG: 0.315 Albie Pearson, L OBP: 0.320, SLG: 0.275 Billy Gardner, R OBP: 0.285, SLG: 0.306 (1, 4) (9, PH) (9, 4)										3	0	0	0	0	3			
Joe Ginsberg, L OBP: 0.253, SLG: 0.206 (1, 2)									3	0	0	1	0	0	0			
Mitt Pappas, R OBP: 0.174, SLG: 0.164 (1, 1)									3	0	0	0	1	1	1			
Inning Stats	R: 2 E: 0 K: 0 S: 6	H: 4 LOB: 1 BB: 0 P: 6	R: 0 E: 0 K: 1 S: 5	H: 0 LOB: 1 BB: 1 P: 9	R: 0 E: 0 K: 0 S: 3	H: 0 LOB: 0 BB: 0 P: 3	R: 1 E: 1 K: 1 S: 7	H: 2 LOB: 1 BB: 0 P: 7	R: 0 E: 0 K: 0 S: 3	H: 1 LOB: 0 BB: 0 P: 6	R: 0 E: 0 K: 0 S: 3	H: 0 LOB: 2 BB: 1 P: 8	R: 0 E: 0 K: 0 S: 3	H: 0 LOB: 0 BB: 0 P: 3	1B: 8 2B: 0 3B: 0 HR: 0	SF: 1 SAC: 0 DP: 1 HBP: 0		WP: 0 PA: 36 FB: 0 SB: 1 CS: 0
PITCHER	IP WLS BF H R ER SO BB IBB HBP BLK WP HR S P ERA WHIP																	
Ralph Terry, R ERA: 4.13 Bob Turley, R ERA: 4.61 (1, 1) (9, 1)	8.0 L 33 8 3 2 3 1 1 0 0 0 0 0 0 3 45 2.25 1.125																	

AB 33
R 3
H 8
RBI 3
BB 2
SO 3
LOB 14





Batter	1	2	3	4	5	6	7	8	9	AB	R	H	RBI	BB	SO	LOB	BOTTOM					
Bobby Richardson, R OBP: 0.323, SLG: 0.351 (1, 4)										4	0	1	0	0	0	0	Baltimore Orioles @ New York Yankees Yankee Stadium, Bronx, NY Fri Sep 04 1959, 7:05 PM EDT Att: 17,335 - Unknown - 82 F					
Tony Kubek, L OBP: 0.323, SLG: 0.395 (1, 5)										3	0	1	0	1	0	0						
Mickey Mantle, S OBP: 0.394, SLG: 0.508 (1, 8)										4	0	0	0	0	2							
Yogi Berra, L OBP: 0.351, SLG: 0.471 (1, 2)										4	0	2	0	0	2							
Elston Howard, R OBP: 0.313, SLG: 0.487 (1, 3)										4	0	2	0	0	1	0						
Hector Lopez, R OBP: 0.337, SLG: 0.483 (1, 7)										4	0	0	0	0	2	4						
Hank Bauer, R OBP: 0.305, SLG: 0.378 (1, 9)										3	0	0	0	0	2	0						
Clete Boyer, R OBP: 0.200, SLG: 0.172 Mary Thronberry, L OBP: 0.298, SLG: 0.363 Gil McDougald, R OBP: 0.307, SLG: 0.341 (1, 6) (8, PH) (9, 6)										2	0	0	0	0	0	0						
Ralph Terry, R OBP: 0.157, SLG: 0.140 Johnny Blanchard, L OBP: 0.222, SLG: 0.240 Bob Turley, R OBP: 0.208, SLG: 0.095 (1, 1) (8, PH) (9, 1)										2	0	0	0	0	1	0						
Inning Stats	R: 0 E: 0 K: 0 S: 3	H: 0 LOB: 0 BB: 0 P: 7	R: 0 E: 0 K: 3 S: 9	H: 0 LOB: 0 BB: 0 P: 9	R: 0 E: 0 K: 0 S: 3	H: 1 LOB: 1 BB: 0 P: 3	R: 0 E: 0 K: 1 S: 7	H: 2 LOB: 2 BB: 0 P: 7	R: 0 E: 0 K: 2 S: 7	H: 0 LOB: 0 BB: 0 P: 7	R: 0 E: 0 K: 0 S: 4	H: 1 LOB: 1 BB: 0 P: 4	R: 0 E: 0 K: 0 S: 3	H: 0 LOB: 0 BB: 0 P: 3	R: 0 E: 0 K: 1 S: 5	H: 0 LOB: 2 BB: 0 P: 5		R: 0 E: 0 K: 0 S: 5	H: 2 LOB: 2 BB: 0 P: 5	1B: 6 2B: 0 3B: 0 HR: 0	SF: 0 SAC: 0 DP: 0 HBP: 0	WP: 0 PA: 33 FB: 0 SB: 0 CS: 0
PITCHER	IP WLS BF H R ER SO BB IBB HBP BLK WP HR S P ERA WHIP																					
Mitt Pappas, R ERA: 3.37 (1, 1)	9.0 W 33 6 0 0 7 1 0 0 0 0 0 0 46 50 0.00 0.778																					



Batter	1	2	3	4	5	6	7	8	9	AB	R	H	RBI	BB	SO	LOB	TOP									
Billy Klaus, L OBP: 0.368, SLG: 0.330 (1, 6)										4	0	0	0	0	0	0	Baltimore Orioles @ New York Yankees Yankee Stadium, Bronx, NY Sat Sep 05 1959, 3:33 AM EDT Att: 17,009 - Unknown - 88 F									
Barry Shetron, L OBP: 0.294, SLG: 0.289 (1, 8)										3	0	1	0	1	0	0										
Bob Nieman, R OBP: 0.534, SLG: 0.534 Willie Tasby, R OBP: 0.295, SLG: 0.364 (1, 7) (8, 7)										4	0	0	0	0	1	2										
Gene Woodling, L OBP: 0.409, SLG: 0.476 Al Pilarcik, L OBP: 0.355, SLG: 0.355 (1, 9) (9, 9)										1	1	0	0	3	0	0										
Bob Boyd, L OBP: 0.300, SLG: 0.344 (1, 3)										4	1	2	2	0	0	2										
Brooks Robinson, R OBP: 0.306, SLG: 0.350 (1, 5)										4	0	1	0	0	1	2										
Gus Triandos, R OBP: 0.346, SLG: 0.466 (1, 2)										4	0	0	0	0	2	3										
Chico Carrasquel, R OBP: 0.303, SLG: 0.312 Billy Gardner, R OBP: 0.285, SLG: 0.306 (1, 4) (7, 4)										3	0	0	0	0	1	0										
Hoyt Wilhelm, R OBP: 0.111, SLG: 0.045 (1, 1)										3	0	0	0	0	1	0										
Inning Stats	R: 0 E: 0 K: 0 S: 3	H: 1 LOB: 0 BB: 0 P: 3	R: 0 E: 0 K: 1 S: 6	H: 1 LOB: 1 BB: 0 P: 6	R: 0 E: 0 K: 0 S: 3	H: 0 LOB: 0 BB: 0 P: 3	R: 2 E: 0 K: 2 S: 9	H: 2 LOB: 1 BB: 1 P: 13	R: 0 E: 0 K: 1 S: 5	H: 0 LOB: 0 BB: 0 P: 5	R: 0 E: 0 K: 0 S: 3	H: 0 LOB: 0 BB: 1 P: 7	R: 0 E: 0 K: 1 S: 5	H: 0 LOB: 0 BB: 0 P: 5	R: 0 E: 0 K: 0 S: 3	H: 0 LOB: 1 BB: 1 P: 7		R: 0 E: 0 K: 1 S: 5	H: 0 LOB: 1 BB: 1 P: 9	1B: 2 2B: 0 3B: 1 HR: 1	SF: 0 SAC: 0 DP: 1 HBP: 0	WP: 0 PB: 0 SB: 0 CS: 0	PA: 34			
PITCHER	IP	WLS	BF	H	R	ER	SO	BB	IBB	HBP	BLK	WP	HR	S	P	ERA		WHIP								
Jim Coates, R ERA: 3.35 Ryne Duren, R ERA: 1.76 (1, 1) (9, 1)	8.0		30	4	2	2	5	3	0	0	0	0	1	37	49	2.25		0.875								

Batter	1	2	3	4	5	6	7	8	9	AB	R	H	RBI	BB	SO	LOB	BOTTOM									
Bobby Richardson, R OBP: 0.320, SLG: 0.347 (1, 4)										4	0	0	0	0	2	0	Baltimore Orioles @ New York Yankees Yankee Stadium, Bronx, NY Sat Sep 05 1959, 3:33 AM EDT Att: 17,009 - Unknown - 88 F									
Tony Kubek, L OBP: 0.325, SLG: 0.402 (1, 9)										3	1	1	1	0	0	0										
Mickey Mantle, S OBP: 0.393, SLG: 0.506 (1, 8)										4	0	1	0	0	1	1										
Yogi Berra, L OBP: 0.353, SLG: 0.474 Bobby Shantz, R OBP: 0.296, SLG: 0.292 (1, 2) (9, PR)										4	0	2	0	0	1	1										
Hector Lopez, R OBP: 0.335, SLG: 0.480 (1, 7)										3	0	0	0	0	0	2										
Mary Throneberry, L OBP: 0.309, SLG: 0.378 (1, 3)										4	1	3	1	0	1	0										
Gil McDougald, R OBP: 0.300, SLG: 0.340 (1, 5)										4	0	1	0	0	0	2										
Clete Boyer, R OBP: 0.211, SLG: 0.176 (1, 6)										3	0	1	0	1	0	0										
Jim Coates, R OBP: 0.133, SLG: 0.071 Hank Bauer, R OBP: 0.304, SLG: 0.377 Ryne Duren, R OBP: 0.315, SLG: 0.488 (1, 1) (8, PH) (9, 1) (9, PH)										2	0	0	0	0	1	1										
Inning Stats	R: 1 E: 0 K: 1 S: 7	H: 2 LOB: 1 BB: 0 P: 7	R: 0 E: 0 K: 1 S: 6	H: 1 LOB: 0 BB: 0 P: 6	R: 0 E: 0 K: 0 S: 4	H: 1 LOB: 1 BB: 0 P: 4	R: 0 E: 0 K: 2 S: 7	H: 0 LOB: 0 BB: 0 P: 7	R: 0 E: 0 K: 1 S: 6	H: 1 LOB: 1 BB: 0 P: 6	R: 0 E: 0 K: 0 S: 3	H: 1 LOB: 0 BB: 0 P: 3	R: 0 E: 0 K: 1 S: 5	H: 0 LOB: 1 BB: 0 P: 6	R: 2 E: 0 K: 0 S: 5	H: 4 LOB: 3 BB: 1 P: 9		1B: 7 2B: 2 3B: 0 HR: 1	SF: 0 SAC: 1 DP: 1 HBP: 1	WP: 0 PB: 1 SB: 1 CS: 0	PA: 36					
PITCHER	IP	WLS	BF	H	R	ER	SO	BB	IBB	HBP	BLK	WP	HR	S	P	ERA		WHIP								
Hoyt Wilhelm, R ERA: 2.34 (1, 1)	8.1	L	36	10	3	3	6	0	1	1	0	0	1	46	51	3.24		1.200								


Batter	1	2	3	4	5	6	7	8	9	AB	R	H	RBI	BB	SO	LOB	TOP	
Billy Consolo, R OBP: 0.337, SLG: 0.262 (1, 6)	0-0 1-3		4-0 BB			0-3 K		0-0 6-3		3	0	0	0	1	1	0	Washington Senators @ Baltimore Orioles Memorial Stadium, Baltimore, MD Mon Sep 07 1959, 3:33 AM EDT Unknown 	
Bob Allison, R OBP: 0.330, SLG: 0.493 (1, 8)	0-0 6-3		0-0 F8			0-0 6-3		4-0 BB		3	0	0	0	1	0	2		
Jim Lemon, R OBP: 0.326, SLG: 0.493 (1, 9)	0-3 K			0-3 K		0-0 F9		0-0 F8		4	0	0	0	0	2	1		
Roy Sievers, R OBP: 0.318, SLG: 0.447 (1, 3)		0-0 F2		0-0 5-3			0-3 K		0-3 K		4	0	0	0	0	2		1
Harmon Killebrew, R OBP: 0.357, SLG: 0.531 (1, 7)		0-0 G1-6-3 1B		0-0 L5			0-0 F9 2B		0-0 F7		4	0	2	0	0	0		1
Reno Bertoia, R OBP: 0.303, SLG: 0.349 (1, 5)		0-0 G1-6-3 1-2f				0-0 F8		0-0 F9		3	0	0	0	0	0	2		
Ron Samford, R OBP: 0.299, SLG: 0.323 (1, 4)			0-0 F7		0-0 1B		0-0 F7			3	0	1	0	0	0	1		
Steve Korcheck, R OBP: 0.263, SLG: 0.188 (1, 2)			0-0 2B		0-0 P4			4-0 G5-4-3 BB		2	0	1	0	1	0	1		
Russ Kemmerer, R OBP: 0.200, SLG: 0.136 Chuck Stobbs, L OBP: 0.105, SLG: 0.105 Ken Aspromonte, R OBP: 0.321, SLG: 0.324 Hal Griggs, R OBP: 0.056, SLG: 0.056 (1, 1)			0-3 K		0-0 F9			0-0 G5-4-3 1-2f		2	0	0	0	0	1	2		
Inning Stats	R: 0 E: 0 K: 1 S: 5	H: 0 LOB: 0 BB: 0 P: 5	R: 0 E: 0 K: 0 S: 3	H: 1 LOB: 0 BB: 0 P: 3	R: 0 E: 0 K: 1 S: 6	H: 1 LOB: 2 BB: 1 P: 10	R: 0 E: 0 K: 1 S: 5	H: 0 LOB: 0 BB: 0 P: 5	R: 0 E: 0 K: 1 S: 6	H: 1 LOB: 1 BB: 0 P: 6	R: 0 E: 0 K: 0 S: 2	H: 0 LOB: 0 BB: 1 P: 6	R: 0 E: 0 K: 1 S: 5	H: 0 LOB: 1 BB: 1 P: 9	1B: 2 2B: 2 3B: 0 HR: 0	SF: 0 SAC: 0 DP: 2 HBP: 0		WP: 0 PB: 0 CS: 0
PITCHER Billy O'Dell, L ERA: 3.1 (1, 1)	IP: 9.0 WLS: W BF: 32 H: 4 R: 0 ER: 0 SO: 6 BB: 3 IBB: 0 HBP: 0 BLK: 0 WP: 0 HR: 0 S: 41 P: 53 ERA: 0.00 WHIP: 0.778											PITCHER	IP: 9.0 WLS: W BF: 32 H: 4 R: 0 ER: 0 SO: 6 BB: 3 IBB: 0 HBP: 0 BLK: 0 WP: 0 HR: 0 S: 41 P: 53 ERA: 0.00 WHIP: 0.778					

Batter	1	2	3	4	5	6	7	8	9	AB	R	H	RBI	BB	SO	LOB	BOTTOM	
Billy Klaus, L OBP: 0.368, SLG: 0.335 Willy Miranda, S OBP: 0.221, SLG: 0.216 (1, 6)	0-0 P4	0-0 2B		0-0 F5			0-0 FC4-6 1B 2B	0-0 F9		5	1	2	2	0	0	1	Washington Senators @ Baltimore Orioles Memorial Stadium, Baltimore, MD Mon Sep 07 1959, 3:33 AM EDT Unknown 	
Bary Shetrone, L OBP: 0.286, SLG: 0.280 (1, 8)	0-0 2B	0-0 4-3			0-0 F3		0-3 K	0-3 K		5	1	1	0	0	2	3		
Bob Nieman, R OBP: 0.370, SLG: 0.540 Willie Tasby, R OBP: 0.296, SLG: 0.365 (1, 7)	0-3 K		0-0 HR		0-0 F8		0-0 FC4-6 1B			4	1	2	1	0	1	1		
Gene Woodling, L OBP: 0.410, SLG: 0.484 Al Pilarik, L OBP: 0.355, SLG: 0.355 (1, 9)	0-0 1B 2B		4-0 FC4-6 BB		0-0 F7		0-0 FC4-6 2B			3	0	1	1	1	0	2		
Bob Boyd, L OBP: 0.304, SLG: 0.346 Walt Dropo, R OBP: 0.293, SLG: 0.383 (1, 3)	0-0 FC5-4 1B		0-0 FC4-6 1-2f		0-0 FC4-6		4-0 K2-3-2 BB	0-0 1-2 3-H		3	0	2	2	1	0	1		
Brooks Robinson, R OBP: 0.311, SLG: 0.352 (1, 5)	0-0 FC5-4 1-2f		0-3 K		0-0 K2-3-2 BB		0-0 BB	0-0 BB		3	0	0	0	1	2	4		
Chico Carrasquel, R OBP: 0.301, SLG: 0.307 Billy Gardner, R OBP: 0.287, SLG: 0.305 (1, 4)		0-0 2B 1B		0-0 5-3		0-0 P6	0-3 K			4	1	1	0	0	1	3		
Joe Ginsberg, L OBP: 0.259, SLG: 0.214 (1, 2)		0-0 F9		0-0 4-3			0-0 E 1B	0-0 1B		4	1	2	0	0	0	1		
Billy O'Dell, S OBP: 0.143, SLG: 0.135 (1, 1)		0-3 K		0-0 F8			0-0 E1 1B	0-3 K		4	1	0	0	0	2	2		
Inning Stats	R: 1 E: 0 K: 1 S: 8	H: 3 LOB: 2 BB: 0 P: 8	R: 1 E: 0 K: 1 S: 7	H: 2 LOB: 1 BB: 0 P: 7	R: 1 E: 0 K: 1 S: 6	H: 1 LOB: 1 BB: 1 P: 10	R: 0 E: 0 K: 0 S: 3	H: 0 LOB: 0 BB: 0 P: 3	R: 0 E: 0 K: 1 S: 4	H: 0 LOB: 1 BB: 1 P: 8	R: 4 E: 1 K: 2 S: 12	H: 4 LOB: 2 BB: 1 P: 16	R: 0 E: 0 K: 2 S: 8	H: 1 LOB: 1 BB: 0 P: 8	1B: 7 2B: 4 3B: 0 HR: 1	SF: 0 SAC: 0 DP: 1 HBP: 0		WP: 0 PB: 0 CS: 0
PITCHER Russ Kemmerer, R ERA: 4.39 Chuck Stobbs, L ERA: 3.07 Hal Griggs, R ERA: 5.46 (1, 1)	IP: 6.1 WLS: L BF: 30 H: 9 R: 7 ER: 4 SO: 5 BB: 1 IBB: 0 HBP: 0 BLK: 0 WP: 0 HR: 1 S: 38 P: 46 ERA: 5.68 WHIP: 1.737											PITCHER	IP: 6.1 WLS: L BF: 30 H: 9 R: 7 ER: 4 SO: 5 BB: 1 IBB: 0 HBP: 0 BLK: 0 WP: 0 HR: 1 S: 38 P: 46 ERA: 5.68 WHIP: 1.737					

Batter	1	2	3	4	5	6	7	8	9	10	AB	R	H	RBI	BB	SO	LOB										
Billy Conso , R OBP: 0.333, SLG: 0.256 (1, 6)	P4	1-3			6-3			K			4	0	0	0	1	1	2										
Lenny Green , L OBP: 0.313, SLG: 0.313 (1, 8) (8, 9)	F8		G3			SF7		E	1B	BB	3	2	1	0	2	0	0										
Julio Becquer , L OBP: 0.293, SLG: 0.369 (1, 3)	1B		G3			E6		E7		FC6-2-5	4	1	1	0	1	0	4										
Jim Lemon , R OBP: 0.327, SLG: 0.497 (1, 7)	1B		K			SF7		1-3		1B	4	1	2	3	0	1	2										
Clint Courtney , L OBP: 0.317, SLG: 0.318 (8, 1)	K				F9			4-3			4	0	0	0	0	1	5										
Hal Woodeshick , R (9, 1)								5-3			0	0	0	0	0	0	0										
Roy Sievers , R OBP: 0.320, SLG: 0.457 (10, PH)											1	1	1	2	0	0	0										
Hal Griggs , R OBP: 0.299, SLG: 0.056 (10, 1)										HR	0	0	0	0	0	0	0										
Harmon Killebrew , R OBP: 0.360, SLG: 0.428 (1, 5)		6-3			6-3					F8	5	1	1	0	0	0	1										
Faye Throneberry , L OBP: 0.328, SLG: 0.395 (1, 9)											3	0	1	0	0	2	0										
Steve Korcheck , R OBP: 0.298, SLG: 0.176 (8, 2)	2B				K			K			1	1	0	0	1	0	0										
Ron Samford , R OBP: 0.282, SLG: 0.342 (1, 4)											5	1	2	3	0	0	0										
Bill Fischer , R OBP: 0.125, SLG: 0.089 (1, 1)											3	0	0	0	0	0	2										
Bob Allison , R OBP: 0.331, SLG: 0.493 (8, 8)	FC4-6				4-3			P3			2	0	1	0	0	1	0										
Inning Stats	R: 0 E: 0 K: 1 S: 6	H: 1 LOB: 2 BB: 1 P: 10	R: 0 E: 0 K: 0 S: 5	H: 2 LOB: 2 BB: 0 P: 5	R: 0 E: 0 K: 1 S: 5	H: 0 LOB: 0 BB: 0 P: 5	R: 0 E: 0 K: 0 S: 5	H: 0 LOB: 0 BB: 0 P: 3	R: 1 E: 1 K: 0 S: 4	H: 0 LOB: 1 BB: 1 P: 8	R: 0 E: 0 K: 1 S: 5	H: 0 LOB: 0 BB: 0 P: 5	R: 0 E: 0 K: 1 S: 6	H: 1 LOB: 2 BB: 1 P: 10	R: 0 E: 0 K: 0 S: 3	H: 0 LOB: 0 BB: 0 P: 3	R: 7 E: 0 K: 1 S: 10	H: 6 LOB: 0 BB: 2 P: 18	1B: 6 2B: 2 3B: 1 HR: 2	SF: 1 SAC: 0 DP: 1 HBP: 0	WP: 0 PA: 45						
PITCHER	IP	WLS	BF	H	R	ER	SO	BB	IBB	HBP	BLK	WP	HR	S	P	ERA	WHIP										
Jack Fisher , R ERA: 3.43 (1, 1)	7.0		27	3	1	0	4	2	0	0	0	0	0	33	41	0.00	0.714										
Billy Loes , R ERA: 3.0 (8, 1)	2.0		8	1	0	0	1	1	0	0	0	0	0	9	13	0.00	1.000										
Hoyt Wilhelm , R ERA: 2.39 (10, 1)	0.0	L	1	1	1	0	0	0	0	0	0	0	1	1	∞	∞											
Billy Hoelt , L ERA: 5.67 (10, 1)	0.2		5	3	3	0	0	1	0	0	0	0	1	4	8	40.50	6.000										
Ernie Johnson , R ERA: 3.93 (10, 1)	0.1		4	2	3	3	1	1	0	0	0	0	1	5	9	81.00	9.000										

Washington Senators @ Baltimore Orioles
Memorial Stadium, Baltimore, MD
 Mon Sep 07 1959, 3:38 AM EDT
 Att: 14,210 - Unknown


AB 39
 R 8
 H 10
 RBI 8
 BB 5
 SO 6
 LOB 16



Batter	1	2	3	4	5	6	7	8	9	10	AB	R	H	RBI	BB	SO	LOB										
Billy Klaus , L OBP: 0.372, SLG: 0.337 (1, 6)	L1-3				F2					F7	4	0	2	0	1	0	2										
Barry Shetrone , L OBP: 0.300, SLG: 0.278 (8, 1)	L1-3										4	0	1	0	0	0	4										
Willie Tasby , R OBP: 0.286, SLG: 0.364 (9, PH)	L1-3		F8								0	0	0	0	0	0	0										
Hoyt Wilhelm , R OBP: 0.311, SLG: 0.045 (10, 1)											1	0	0	0	0	0	0										
Ernie Johnson , R OBP: 0.333, SLG: 0.333 (10, 1)	1-2										0	0	0	0	0	0	0										
Fred Valentine , S (1, 9)	1-3				F7						3	0	0	0	0	0	2										
Albie Pearson , L OBP: 0.317, SLG: 0.272 (8, 8)											2	0	0	0	0	0	0										
Bob Nieman , R OBP: 0.376, SLG: 0.543 (1, 7)		1B									4	0	3	0	1	1	0										
Bob Boyd , L OBP: 0.305, SLG: 0.345 (1, 3)		1B									4	0	1	0	1	0	3										
Brooks Robinson , R OBP: 0.314, SLG: 0.367 (1, 5)		1B									4	1	2	1	0	0	3										
Gus Triandos , R OBP: 0.344, SLG: 0.460 (1, 2)											2	0	0	0	1	1	4										
Willy Miranda , S OBP: 0.221, SLG: 0.216 (7, PR)											0	0	0	0	0	0	0										
Billy Gardner , R OBP: 0.287, SLG: 0.304 (8, 4)											1	0	0	0	0	0	0										
Chico Carrasquel , R OBP: 0.300, SLG: 0.305 (1, 4)											2	0	0	0	0	0	3										
Al Pilarcik , R OBP: 0.356, SLG: 0.356 (7, PH) (8, 9)											2	0	1	0	0	0	1										
Jack Fisher , R OBP: 0.235, SLG: 0.250 (1, 1)											2	0	0	0	0	0	0										
Gene Woodling , L OBP: 0.409, SLG: 0.482 (7, PH)											1	0	0	0	0	0	1										
Joe Ginsberg , L OBP: 0.264, SLG: 0.214 (8, 2)											0	0	0	0	1	0	0										
Inning Stats	R: 0 E: 0 K: 0 S: 3	H: 1 LOB: 1 BB: 0 P: 3	R: 0 E: 0 K: 1 S: 7	H: 3 LOB: 2 BB: 0 P: 7	R: 0 E: 0 K: 0 S: 4	H: 1 LOB: 1 BB: 0 P: 4	R: 0 E: 0 K: 0 S: 3	H: 1 LOB: 1 BB: 1 P: 7	R: 0 E: 0 K: 0 S: 3	H: 2 LOB: 2 BB: 0 P: 5	R: 0 E: 0 K: 0 S: 3	H: 0 LOB: 2 BB: 2 P: 11	R: 0 E: 0 K: 1 S: 5	H: 0 LOB: 0 BB: 0 P: 5	R: 1 E: 0 K: 0 S: 5	H: 2 LOB: 2 BB: 1 P: 9	R: 0 E: 0 K: 0 S: 2	H: 0 LOB: 0 BB: 1 P: 6	1B: 9 2B: 1 3B: 0 HR: 1	SF: 0 SAC: 0 DP: 3 HBP: 0	WP: 0 PA: 41						
PITCHER	IP	WLS	BF	H	R	ER	SO	BB	IBB	HBP	BLK	WP	HR	S	P	ERA	WHIP										
Bill Fischer , R ERA: 4.42 (1, 1)	7.0		29	8	0	0	1	3	0	0	0	0	0	28	40	0.00	1.571										
Dick Hyde , R ERA: 4.97 (8, 1)	1.1		6	2	1	1	1	0	0	0	0	0	1	8	8	6.75	1.500										
Hal Woodeshick , L ERA: 4.05 (9, 1)	0.2	W	3	0	0	0	0	1	0	0	0	0	0	2	6	0.00	1.500										
Hal Griggs , R ERA: 5.4 (10, 1)	1.0	S	3	0	0	0	0	1	0	0	0	0	0	2	6	0.00	1.000										

Washington Senators @ Baltimore Orioles
Memorial Stadium, Baltimore, MD
 Mon Sep 07 1959, 3:38 AM EDT
 Att: 14,210 - Unknown

AB 36
 R 1
 H 10
 RBI 1
 BB 5
 SO 2
 LOB 25



Batter	1	2	3	4	5	6	7	8	9	AB	R	H	RBI	BB	SO	LOB	TOP			
Jim Piersall, R OBP: 0.297, SLG: 0.325 (1, 8)	0-0 4-3		0-0 FC5-4 CS			0-3 K		0-0 F8	0-0 6-3	5	0	0	0	0	1	1	Cleveland Indians @ Baltimore Orioles Memorial Stadium, Baltimore, MD Wed Sep 09 1959, 7:05 PM EDT Unknown			
Minnie Minoso, R OBP: 0.376, SLG: 0.458 (1, 7)	0-0 G3		0-0 F2			0-0 5-3		4-0 FC6 BB		3	0	0	0	1	0	1				
Tito Francona, L OBP: 0.426, SLG: 0.610 (1, 3)	0-0 L8			4-0 6-3 1-3 BB		0-0 6-3		0-0 FC6 1B 1-2		3	1	0	0	1	0	1				
Rocky Colavito, R OBP: 0.349, SLG: 0.538 (1, 9)		0-3 K		0-0 1-3		4-0 2B BB		0-0 1B 1-2		3	1	1	0	1	1	1				
Russ Nixon, L OBP: 0.258, SLG: 0.286 Ray Webster, R OBP: 0.172, SLG: 0.291 (7, PR) Ed Fitz Gerald, R OBP: 0.309, SLG: 0.321 (7, 2)	0-0 L9		0-0 6-3			0-0 G3 1-H		0-0 1-3 2-H 1B		3	0	1	1	0	0	1				
Vic Power, R OBP: 0.340, SLG: 0.431 (1, 4)	0-0 1B		0-0 F5			0-0 G3		0-0 6-3		4	0	1	0	0	0	4				
George Strickland, R OBP: 0.313, SLG: 0.310 (1, 5)	0-0 FC6-4 1B			0-0 G6-3 1B		4-0 BB		0-0 E8 1B		3	1	3	0	1	0	0				
Woodie Held, R OBP: 0.316, SLG: 0.474 Chuck Tanner, L (7, PH) Billy Moran, R (7, 6)	0-0 FC6-4		0-0 G6-3			0-3 K		0-0 6-3		2	0	0	0	0	0	3				
Jack Harshman, L OBP: 0.265, SLG: 0.205 (1, 1)	0-0 FC5-4 1B		0-0 G3			0-0 G3		0-3 K		4	0	1	0	0	1	3				
Inning Stats	R: 0 E: 0 K: 0 S: 3	H: 0 LOB: 0 BB: 0 P: 3	R: 0 E: 0 K: 1 S: 7	H: 2 LOB: 2 BB: 0 P: 7	R: 0 E: 0 K: 0 S: 3	H: 1 LOB: 0 BB: 0 P: 3	R: 0 E: 0 K: 0 S: 3	H: 0 LOB: 1 BB: 1 P: 7	R: 0 E: 0 K: 1 S: 5	H: 0 LOB: 0 BB: 0 P: 5	R: 1 E: 0 K: 0 S: 6	H: 1 LOB: 3 BB: 2 P: 14	R: 1 E: 0 K: 0 S: 5	H: 2 LOB: 2 BB: 1 P: 9	R: 1 E: 1 K: 1 S: 6	H: 1 LOB: 0 BB: 0 P: 6		1B: 7 2B: 1 3B: 0 HR: 0	SF: 0 SAC: 0 DP: 1 HBP: 0	WP: 0 PB: 0 SB: 0 CS: 1
PITCHER Mitt Pappas, R ERA: 3.3 (1, 1)	IP: 9.0 WLS: L BF: 37	H: 8 R: 3 ER: 2 SO: 4	BB: 4 IBB: 0 HBP: 0 BLK: 0	WP: 0 HR: 0 S: 41 P: 57	ERA: 2.00 WHIP: 1.333	PITCHER										ERA: 2.00 WHIP: 1.333				

Batter	1	2	3	4	5	6	7	8	9	AB	R	H	RBI	BB	SO	LOB	BOTTOM			
Chico Carrasquel, R OBP: 0.299, SLG: 0.305 (1, 6) (8, 4)	0-0 F2		0-0 FC5-4 1B			0-0 P3		0-0 P6		4	0	1	0	0	0	0	Cleveland Indians @ Baltimore Orioles Memorial Stadium, Baltimore, MD Wed Sep 09 1959, 7:05 PM EDT Unknown			
Brooks Robinson, R OBP: 0.309, SLG: 0.361 (1, 5)	0-0 5-3		0-3 K			0-0 F9		0-0 F8		4	0	0	0	0	1	1				
Bob Nieman, R OBP: 0.375, SLG: 0.549 Albie Pearson, L OBP: 0.317, SLG: 0.272 (9, 7)	0-0 1-3		0-0 FC5-4			0-0 HR		0-0 5-3		4	1	1	1	0	0	1				
Gus Triandos, R OBP: 0.344, SLG: 0.458 (1, 2)		0-0 SH2-3 E 1B		0-3 K		0-0 F9		0-0 P6		4	0	1	0	0	1	0				
Willie Tasby, R OBP: 0.295, SLG: 0.363 (1, 8)		0-0 E6 SH2-3		0-3 K			0-0 1B E 1B		0-0 F8	4	1	1	0	0	1	1				
Walt Dropo, R OBP: 0.294, SLG: 0.382 (1, 3)		0-0 SH2-3		0-0 P6		0-0 E 1B		0-0 F9		3	0	1	0	0	0	0				
Fred Valentine, S (1, 9)		0-3 K		0-0 1-3		0-0 F9				2	0	0	0	0	1	2				
Gene Woodling, L OBP: 0.408, SLG: 0.481 (7, PH) Al Pilarcik, L OBP: 0.356, SLG: 0.356 (8, 9)		0-0 K			0-0 F2		0-0 L6			1	0	0	0	0	0	2				
Billy Gardner, R OBP: 0.285, SLG: 0.302 Bob Boyd, L OBP: 0.305, SLG: 0.344 (7, PH) Billy Klaus, L OBP: 0.372, SLG: 0.337 (8, 6)		0-0 5-3		0-0 F2		0-0 1-3 2-H 1B				2	0	0	0	0	0	2				
Mitt Pappas, R OBP: 0.167, SLG: 0.157 (1, 1)			0-3 K		0-3 K		0-0 P4			3	0	0	0	0	2	1				
Inning Stats	R: 0 E: 0 K: 0 S: 3	H: 1 LOB: 2 BB: 0 P: 7	R: 0 E: 0 K: 2 S: 8	H: 1 LOB: 1 BB: 0 P: 8	R: 0 E: 0 K: 2 S: 7	H: 0 LOB: 0 BB: 0 P: 7	R: 0 E: 0 K: 1 S: 5	H: 0 LOB: 0 BB: 0 P: 5	R: 1 E: 0 K: 0 S: 4	H: 1 LOB: 0 BB: 0 P: 4	R: 1 E: 1 K: 0 S: 5	H: 2 LOB: 1 BB: 0 P: 5	R: 0 E: 0 K: 0 S: 3	H: 0 LOB: 0 BB: 0 P: 3	R: 0 E: 0 K: 0 S: 3	H: 0 LOB: 0 BB: 0 P: 3	1B: 4 2B: 0 3B: 0 HR: 1	SF: 0 SAC: 1 DP: 0 HBP: 0	WP: 0 PB: 0 SB: 0 CS: 0	PA: 33
PITCHER Jack Harshman, L ERA: 4.92 (1, 1)	IP: 9.0 WLS: W BF: 33	H: 5 R: 2 ER: 1 SO: 6	BB: 0 IBB: 0 HBP: 0 BLK: 0	WP: 0 HR: 1 S: 45 P: 45	ERA: 1.00 WHIP: 0.556	PITCHER										ERA: 1.00 WHIP: 0.556				

Batter	1	2	3	4	5	6	7	8	9	AB	R	H	RBI	BB	SO	LOB	TOP								
Jim Piersall, R (1.8) OBP: 0.295, SLG: 0.323	F9		FC6-4 1B			5-3	K		G1-6-3	5	0	1	0	0	1	2									
Minnie Minoso, R (1.7) OBP: 0.377, SLG: 0.458	F7		FC6-4 1-2			G3 2B	1B			4	1	2	1	0	0	1									
Tito Francona, L (1.3) OBP: 0.421, SLG: 0.603	F7		K 3-H 6-3			G3	F8			4	0	0	0	0	1	4									
Rocky Colavito, R (1.9) OBP: 0.348, SLG: 0.538		F8		5-3				6-3		4	0	1	1	0	0	0									
Russ Nixon, L (1.2) OBP: 0.253, SLG: 0.280		E3		F9		L6		6-3		4	0	0	0	0	0	1									
Vic Power, R (1.4) OBP: 0.341, SLG: 0.431		F7		6-3						3	1	1	0	0	0	1									
George Strickland, R (1.5) OBP: 0.310, SLG: 0.307		1-3			5-3		4-3	L6		4	0	0	0	0	0	3									
Woodie Held, R (1.6) OBP: 0.319, SLG: 0.481			1B FC6-4 1B		K				FC1-6 1B	4	2	3	1	0	1	0									
Jim Perry, S (1.1) OBP: 0.317, SLG: 0.366			P5		4-3				FC1-6 G1-6-3	4	0	1	1	0	0	2									
Inning Stats	R: 0 E: 0 K: 0 S: 3	H: 0 LOB: 0 BB: 0 P: 3	R: 0 E: 1 K: 0 S: 4	H: 0 LOB: 1 BB: 0 P: 4	R: 1 E: 0 K: 1 S: 7	H: 2 LOB: 1 BB: 0 P: 7	R: 0 E: 0 K: 0 S: 3	H: 0 LOB: 0 BB: 0 P: 3	R: 0 E: 0 K: 1 S: 5	H: 0 LOB: 0 BB: 0 P: 5	R: 1 E: 0 K: 0 S: 5	H: 2 LOB: 1 BB: 0 P: 5	R: 2 E: 0 K: 1 S: 9	H: 4 LOB: 2 BB: 0 P: 9	R: 0 E: 0 K: 0 S: 3	H: 0 LOB: 1 BB: 0 P: 4	R: 0 E: 0 K: 0 S: 3	H: 1 LOB: 0 BB: 0 P: 3	1B: 7 2B: 1 3B: 1 HR: 0	SF: 0 SAC: 0 DP: 1 HBP: 1	WP: 0 PB: 0 SB: 0 CS: 0	PA: 37			
PITCHER	IP	WLS	BF	H	R	ER	SO	BB	IBB	HBP	BLK	WP	HR	S	P	ERA	WHIP								
Hal Brown, R (1.1) ERA: 3.81	8.0	L	34	8	4	4	3	0	0	1	0	0	0	39	40	4.50	1.000								
Rip Coleman, L (9.1) ERA: 4.5	1.0		3	1	0	0	0	0	0	0	0	0	0	3	3	0.00	1.000								

Cleveland Indians @ Baltimore Orioles
Memorial Stadium, Baltimore, MD
 Wed Sep 09 1959, 7:05 PM EDT
 Att: 12,172 - Unknown

livebaseballscores.com

AB 36
R 4
H 9
RBI 4
BB 0
SO 3
LOB 14



Batter	1	2	3	4	5	6	7	8	9	AB	R	H	RBI	BB	SO	LOB	BOTTOM								
Billy Klaus, L (1.6) OBP: 0.367, SLG: 0.332	F9		F3		P6				P4	4	0	0	0	0	0	0									
Bary Shetrone, L (1.8) OBP: 0.286, SLG: 0.259	3-1			F2		F9			F3	4	0	0	0	0	0	0									
Bob Nieman, R (1.7) OBP: 0.373, SLG: 0.543	F7			K		F9			1B BB	3	0	0	0	1	1	0									
Gene Woodling, L (1.9) OBP: 0.407, SLG: 0.479		L9		E 1B 1B		F8			F7	4	1	1	0	0	0	1									
Bob Boyd, L (1.3) OBP: 0.307, SLG: 0.346		F5		E9 1B 1B			F7			4	0	2	0	0	0	0									
Brooks Robinson, R (1.5) OBP: 0.312, SLG: 0.363							F7		6-3	4	0	2	1	0	0	2									
Chico Carrasquel, R (1.4) OBP: 0.297, SLG: 0.302		L7					F7			3	0	0	0	0	0	3									
Joe Ginsberg, L (1.2) OBP: 0.261, SLG: 0.211									5-3	2	0	0	0	0	1	0									
Albie Pearson, L (8, PH) OBP: 0.316, SLG: 0.271										1	0	0	0	0	0	0									
Gus Triandos, R (9.2) OBP: 0.344, SLG: 0.458										0	0	0	0	0	0	0									
Hal Brown, R (1.1) OBP: 0.140, SLG: 0.103									5-3	2	0	0	0	0	1	0									
Al Pilarcik, L (8, PH) OBP: 0.355, SLG: 0.354										1	0	0	0	0	0	0									
Rip Coleman, L (9.1) OBP: 0.080, SLG: 0.080									4-3	0	0	0	0	0	0	0									
Inning Stats	R: 0 E: 0 K: 0 S: 3	H: 0 LOB: 0 BB: 0 P: 3	R: 0 E: 0 K: 0 S: 4	H: 1 LOB: 1 BB: 0 P: 4	R: 0 E: 0 K: 1 S: 5	H: 0 LOB: 0 BB: 0 P: 5	R: 1 E: 1 K: 1 S: 8	H: 3 LOB: 2 BB: 0 P: 8	R: 0 E: 0 K: 1 S: 5	H: 0 LOB: 0 BB: 0 P: 5	R: 0 E: 0 K: 0 S: 3	H: 0 LOB: 0 BB: 0 P: 3	R: 0 E: 0 K: 0 S: 3	H: 0 LOB: 0 BB: 0 P: 3	R: 0 E: 0 K: 0 S: 3	H: 0 LOB: 2 BB: 0 P: 3	R: 0 E: 0 K: 0 S: 4	H: 1 LOB: 2 BB: 1 P: 8	1B: 5 2B: 0 3B: 0 HR: 0	SF: 0 SAC: 0 DP: 0 HBP: 0	WP: 0 PB: 0 SB: 0 CS: 0	PA: 33			
PITCHER	IP	WLS	BF	H	R	ER	SO	BB	IBB	HBP	BLK	WP	HR	S	P	ERA	WHIP								
Jim Perry, R (1.1) ERA: 2.77	9.0	W	33	5	1	1	3	1	0	0	0	0	0	38	42	1.00	0.667								

Cleveland Indians @ Baltimore Orioles
Memorial Stadium, Baltimore, MD
 Wed Sep 09 1959, 7:05 PM EDT
 Att: 12,172 - Unknown

livebaseballscores.com

AB 32
R 1
H 5
RBI 1
BB 1
SO 3
LOB 6




Batter	1	2	3	4	5	6	7	8	9	AB	R	H	RBI	BB	SO	LOB	TOP			
Jim Piersall, R OBP: 0.291, SLG: 0.319 (1, 8)	F3		B1			G4-6-3		K		4	0	0	0	0	1	2	Cleveland Indians @ Baltimore Orioles Memorial Stadium, Baltimore, MD Thu Sep 10 1959, 7:05 PM EDT Att: 6,431 - Unknown			
Minnie Minoza, R OBP: 0.374, SLG: 0.455 (1, 7)	K			K2-3		K		P3	4	0	0	0	0	3	0					
Tito Francona, L OBP: 0.420, SLG: 0.598 (1, 3)	4-3			4-3			PB BB	6-3	3	0	0	0	1	0	0					
Rocky Colavito, R OBP: 0.346, SLG: 0.534 (1, 9)		K2-3		5-3			K	5-3	4	0	0	0	0	2	1					
Russ Nixon, L OBP: 0.259, SLG: 0.286 (1, 2)							L8		3	0	2	0	0	0	1					
Vic Power, R OBP: 0.340, SLG: 0.428 (1, 4)							F2	K2-3	3	0	0	0	0	1	3					
George Strickland, R OBP: 0.310, SLG: 0.306 (1, 5)				1-3		K		PB 4-3 BB	2	1	0	0	1	1	1					
Woodie Held, R OBP: 0.319, SLG: 0.482 (1, 6)						K		F5	3	0	1	0	0	1	2					
Cal McLish, S OBP: 0.203, SLG: 0.197 (1, 1)								4-3	1	0	0	0	0	0	1					
Ed Fitz Gerald, R OBP: 0.313, SLG: 0.321 (6, PH)									0	0	0	0	1	0	0					
Bobby Locke, R OBP: 0.360, SLG: 0.500 (8, PH)									0	0	0	0	0	0	0					
Chuck Tanner, L OBP: 0.130, SLG: 0.098 (8, 1)									0	0	0	0	0	0	0					
Inning Stats	R: 0 E: 0 K: 1 S: 5	H: 0 LOB: 0 BB: 0 P: 5	R: 0 E: 0 K: 1 S: 5	H: 1 LOB: 0 BB: 0 P: 5	R: 0 E: 0 K: 0 S: 4	H: 1 LOB: 1 BB: 0 P: 4	R: 0 E: 0 K: 1 S: 5	H: 0 LOB: 0 BB: 0 P: 5	R: 0 E: 0 K: 2 S: 8	H: 1 LOB: 1 BB: 0 P: 8	R: 0 E: 0 K: 2 S: 7	H: 0 LOB: 1 BB: 1 P: 11	R: 1 E: 0 K: 1 S: 5	H: 0 LOB: 0 BB: 1 P: 9	R: 0 E: 0 K: 0 S: 3	H: 0 LOB: 0 BB: 0 P: 3	1B: 2 2B: 1 3B: 0 HR: 0	SF: 0 SAC: 0 DP: 2 HBP: 0	WP: 0 PB: 4 SB: 0 CS: 0	PA: 31
PITCHER	IP WLS BF H R ER SO BB IBB HBP BLK WP HR S P ERA WHIP																			
Hoyt Wilhelm, R ERA: 2.28 (1, 1)	9.0 W 31 H 3 R 1 ER 0 SO 9 BB 3 IBB 0 HBP 0 BLK 0 WP 0 HR 0 S 46 P 58 ERA 0.00 WHIP 0.667																			

Batter	1	2	3	4	5	6	7	8	9	AB	R	H	RBI	BB	SO	LOB	BOTTOM
Billy Klaus, L OBP: 0.363, SLG: 0.327 (1, 6)	1-3		FC6-4		1-3		K			4	0	0	0	0	1	4	Cleveland Indians @ Baltimore Orioles Memorial Stadium, Baltimore, MD Thu Sep 10 1959, 7:05 PM EDT Att: 6,431 - Unknown
Albie Pearson, L OBP: 0.311, SLG: 0.266 (1, 8) (9, 7)	3-1		4-3		4-3		F8		4	0	0	0	0	0	4		
Bob Nieman, R OBP: 0.370, SLG: 0.538 (1, 7)								F7	3	0	0	0	0	3	0		
Al Pilarcik, L OBP: 0.353, SLG: 0.353 (7, 9)	K								1	0	0	0	0	0	0		
Gene Woodling, L OBP: 0.407, SLG: 0.478 (1, 9) (7, 7)									3	1	1	0	1	1	0		
Willie Tasby, R OBP: 0.295, SLG: 0.363 (9, 8)		G6-3 1B		4-3		K		BB HR BB	0	0	0	0	0	0	0		
Bob Boyd, L OBP: 0.311, SLG: 0.349 (1, 3)									3	2	2	0	1	0	0		
Walt Dropo, R OBP: 0.294, SLG: 0.382 (9, 3)									0	0	0	0	0	0	0		
Brooks Robinson, R OBP: 0.315, SLG: 0.382 (1, 5)									4	2	2	4	0	0	2		
Joe Ginsberg, L OBP: 0.267, SLG: 0.214 (1, 2)									3	1	1	0	1	0	1		
Billy Gardner, R OBP: 0.290, SLG: 0.309 (1, 4)									2	0	1	2	1	0	0		
Hoyt Wilhelm, R OBP: 0.120, SLG: 0.057 (1, 1)									3	0	1	0	0	1	1		
Inning Stats	R: 0 E: 0 K: 1 S: 5	H: 2 LOB: 1 BB: 0 P: 4	R: 0 E: 0 K: 0 S: 3	H: 0 LOB: 1 BB: 1 P: 7	R: 3 E: 0 K: 1 S: 7	H: 3 LOB: 1 BB: 1 P: 11	R: 0 E: 0 K: 2 S: 7	H: 0 LOB: 0 BB: 0 P: 7	R: 0 E: 0 K: 1 S: 7	H: 2 LOB: 3 BB: 0 P: 8	R: 3 E: 0 K: 0 S: 4	H: 1 LOB: 0 BB: 2 P: 12	1B: 5 2B: 1 3B: 1 HR: 1	SF: 0 SAC: 0 DP: 1 HBP: 1	WP: 0 PB: 0 SB: 1 CS: 0	PA: 35	
PITCHER	IP WLS BF H R ER SO BB IBB HBP BLK WP HR S P ERA WHIP																
Cal McLish, R ERA: 3.56 (1, 1)	5.0 L 20 H 5 R 3 ER 3 SO 3 BB 2 IBB 0 HBP 0 BLK 0 WP 0 HR 0 S 24 P 32 ERA 5.40 WHIP 1.400																
Bobby Locke, R ERA: 3.21 (6, 1)	2.0 9 2 0 0 3 0 0 1 0 0 0 0 14 15 0.00 1.000																
Herb Score, L ERA: 4.68 (8, 1)	1.0 6 1 3 3 0 2 0 0 0 0 0 1 4 12 27.00 3.000																

Batter	1	2	3	4	5	6	7	8	9	AB	R	H	RBI	BB	SO	LOB	TOP
Luis Aparicio, R (1,6) OBP: 0.323, SLG: 0.339	0-0 4-3			0-0 F9			0-0 6-3		0-0 FC4-6	4	0	0	0	0	0	1	
Nelle Fox, L (1,4) OBP: 0.381, SLG: 0.392	0-0 6-3			0-0 L6			0-0 L3 1B			3	0	1	0	0	0	0	
Jim Landis, R (1,8) OBP: 0.374, SLG: 0.385	0-0 6-3			0-3 K			0-0 L3			3	0	0	0	0	1	1	
Ted Kluszewski, L (1,3) OBP: 0.307, SLG: 0.408		0-0 4-3			0-0 F8			0-0 4-3		3	0	0	0	0	0	0	
Sherm Lollar, R (1,2) OBP: 0.347, SLG: 0.451		0-0 6-3			0-0 5-3			4-0 G4-6-3 BB		2	0	0	0	1	0	0	
Billy Goodman, L (1,5) OBP: 0.301, SLG: 0.297		0-0 F8			0-0 F5			0-0 G4-6-3		3	0	0	0	0	0	1	
Al Smith, R (1,7) OBP: 0.310, SLG: 0.393			0-0 F8			0-0 F7			0-0 1B 1B	3	0	1	0	0	0	0	AB 27
Jim Rivera, L (1,9) OBP: 0.269, SLG: 0.374			0-3 K		0-0 F8			0-3 K		3	0	0	0	0	2	1	R 0
Billy Pierce, L (1,1) OBP: 0.261, SLG: 0.270			0-0 4-3			0-0 F7			0-0 FC4-6 1B	2	0	0	0	0	0	0	H 3
Earl Torgeson, L (9, PH) OBP: 0.363, SLG: 0.366										1	0	1	0	0	0	0	RBI 0
Inning Stats	R: 0 E: 0 K: 0 S: 3	H: 0 LOB: 0 BB: 0 P: 3	R: 0 E: 0 K: 0 S: 3	H: 0 LOB: 0 BB: 0 P: 3	R: 0 E: 0 K: 1 S: 5	H: 0 LOB: 0 BB: 0 P: 5	R: 0 E: 0 K: 0 S: 3	H: 0 LOB: 0 BB: 0 P: 3	R: 0 E: 0 K: 0 S: 3	H: 1 LOB: 0 BB: 0 P: 3	R: 0 E: 0 K: 0 S: 2	H: 0 LOB: 0 BB: 1 P: 6	R: 0 E: 0 K: 1 S: 6	H: 2 LOB: 1 BB: 0 P: 6	1B: 3 2B: 1 3B: 0 HR: 0	SF: 0 SAC: 0 DP: 2 HBP: 0	WP: 0 PA: 28 CS: 0
PITCHER Jack Fisher, R (1,1) ERA: 3.0	IP: 9.0 WLS: W BF: 28 H: 3 R: 0 ER: 0 SO: 3 BB: 1 IBB: 0 HBP: 0 BLK: 0 WP: 0 HR: 0 S: 33 P: 37 ERA: 0.00 WHIP: 0.444																

Chicago White Sox @ Baltimore Orioles
Memorial Stadium, Baltimore, MD
Fri Sep 11 1959, 3:33 AM EDT
Unknown


AB 27
R 0
H 3
RBI 0
BB 1
SO 3
LOB 4



Batter	1	2	3	4	5	6	7	8	9	AB	R	H	RBI	BB	SO	LOB	BOTTOM
Chico Carrasquel, R (1,6) OBP: 0.296, SLG: 0.301	0-0 1B		0-0 F8		0-0 F5		0-0 F8			4	0	1	0	0	0	0	
Willie Tasby, R (1,8) OBP: 0.297, SLG: 0.371	0-0 F8		0-0 F7		0-0 1B		0-0 HR			4	1	2	1	0	0	1	
Bob Nieman, R (1,7) OBP: 0.369, SLG: 0.544	0-0 F6		0-0 HR		0-0 4-3		0-0 6-3			4	1	1	1	0	0	2	
Al Pilarcik, L (8,9) OBP: 0.353, SLG: 0.353										0	0	0	0	0	0	0	
Brooks Robinson, R (1,5) OBP: 0.314, SLG: 0.379	0-0 1B		0-0 F5			0-0 6-3		0-0 F7		4	0	1	0	0	0	0	
Walt Dropo, R (1,3) OBP: 0.298, SLG: 0.391	0-0 5-3			0-0 1B 1B		0-0 2B 2B		0-0 5-3		4	1	2	0	0	0	2	
Gus Triandos, R (1,2) OBP: 0.343, SLG: 0.458		0-0 5-3		0-0 F2		0-0 1B 2B		0-0 F9		4	0	1	1	0	0	1	
Fred Valentine, S (1,9) OBP: 0.375, SLG: 0.286		4-0 BB		0-0 1B		0-0 1B		0-0 1B		2	0	2	0	1	0	0	AB 32
Billy Gardner, R (1,4) OBP: 0.288, SLG: 0.306		0-3 K		0-0 9-6		0-0 8-3				3	0	0	0	0	1	5	R 3
Jack Fisher, R (1,1) OBP: 0.200, SLG: 0.211		0-3 K			0-0 F2		0-3 K			3	0	0	0	0	2	1	H 10
Inning Stats	R: 0 E: 0 K: 0 S: 5	H: 2 LOB: 2 BB: 0 P: 5	R: 0 E: 0 K: 2 S: 7	H: 0 LOB: 1 BB: 1 P: 11	R: 1 E: 0 K: 0 S: 4	H: 1 LOB: 0 BB: 0 P: 4	R: 0 E: 0 K: 0 S: 4	H: 2 LOB: 1 BB: 0 P: 4	R: 0 E: 0 K: 0 S: 5	H: 3 LOB: 1 BB: 0 P: 5	R: 1 E: 0 K: 1 S: 6	H: 1 LOB: 0 BB: 0 P: 6	R: 0 E: 0 K: 0 S: 3	H: 0 LOB: 0 BB: 0 P: 3	1B: 6 2B: 4 3B: 0 HR: 2	SF: 0 SAC: 0 DP: 2 HBP: 0	WP: 0 PA: 33 CS: 0
PITCHER Billy Pierce, L (1,1) ERA: 3.48	IP: 8.0 WLS: L BF: 33 H: 10 R: 3 ER: 3 SO: 3 BB: 1 IBB: 0 HBP: 0 BLK: 0 WP: 0 HR: 2 S: 38 P: 42 ERA: 3.38 WHIP: 1.375																

Chicago White Sox @ Baltimore Orioles
Memorial Stadium, Baltimore, MD
Fri Sep 11 1959, 3:33 AM EDT
Unknown

AB 32
R 3
H 10
RBI 3
BB 1
SO 3
LOB 12



Batter	1	2	3	4	5	6	7	8	9	AB	R	H	RBI	BB	SO	LOB	TOP											
Luis Aparicio, R OBP: 0.322, SLG: 0.337 (1, 6)										5	0	1	0	0	0	3	Chicago White Sox @ Baltimore Orioles Memorial Stadium, Baltimore, MD Sat Sep 12 1959, 3:33 AM EDT Att: 11,904 - Unknown											
Nellie Fox, L OBP: 0.377, SLG: 0.387 (1, 4)										5	0	0	0	0	1	3												
Al Smith, R OBP: 0.307, SLG: 0.386 (1, 7) (2, 9) (4, 7)										4	1	1	0	1	0	1												
John Romano, R OBP: 0.414, SLG: 0.487 Sherm Lollar, R OBP: 0.344, SLG: 0.447 (1, 2) (6, 2)										2	1	0	0	1	0	1												
Ted Kluszewski, L OBP: 0.325, SLG: 0.425 Earl Torgeson, L OBP: 0.363, SLG: 0.363 (1, 3) (8, PR) (8, 3)										3	1	3	1	1	0	0												
Jim Landis, R OBP: 0.372, SLG: 0.382 (1, 8)										3	1	2	1	1	0	1												
Bubba Phillips, R OBP: 0.319, SLG: 0.377 Billy Goodman, L OBP: 0.295, SLG: 0.291 Sammy Esposito, R OBP: 0.274, SLG: 0.245 (1, 5) (8, PH) (8, PH) (8, 5)										3	0	1	1	0	0	2												
Jim McAnany, R OBP: 0.335, SLG: 0.345 (1, 9) (2, 7)										2	0	0	0	0	1	2												
Jim Rivera, L OBP: 0.265, SLG: 0.369 (4, 9)										2	0	0	0	0	0	4												
Early Wynn, S OBP: 0.333, SLG: 0.415 (1, 1)										3	0	1	0	1	0	2												
Inning Stats	R: 0 E: 0 K: 0 S: 3	H: 0 LOB: 0 BB: 0 P: 3	R: 2 E: 0 K: 1 S: 8	H: 3 LOB: 2 BB: 1 P: 12	R: 1 E: 0 K: 1 S: 7	H: 2 LOB: 1 BB: 0 P: 7	R: 0 E: 0 K: 0 S: 3	H: 0 LOB: 0 BB: 0 P: 3	R: 0 E: 0 K: 0 S: 4	H: 1 LOB: 2 BB: 1 P: 8	R: 0 E: 0 K: 0 S: 4	H: 1 LOB: 1 BB: 0 P: 4	R: 3 E: 1 K: 0 S: 6	H: 3 LOB: 2 BB: 2 P: 14	R: 0 E: 0 K: 1 S: 4	H: 0 LOB: 1 BB: 1 P: 8		1B: 7 2B: 4 3B: 0 HR: 0	SF: 0 SAC: 0 DP: 2 HBP: 0	WP: 0 PB: 0 SB: 1 CS: 1	PA: 41							
PITCHER	IP	WLS	BF	H	R	ER	SO	BB	IBB	HBP	BLK	WP	HR	S	P	ERA		WHIP										
Billy O'Dell, L ERA: 3.13 (1, 1)	7.0	L	30	7	3	3	2	2	0	0	0	0	0	32	40	3.86		1.286										
Ernie Johnson, R ERA: 4.11 (8, 1)	0.0		3	1	3	1	0	1	0	0	0	0	0	2	6	∞		∞										
Rip Coleman, L ERA: 4.45 (8, 1)	1.0		5	2	0	0	0	1	0	0	0	0	0	4	8	0.00		3.000										
Billy Hoelt, L ERA: 5.99 (9, 1)	1.0		3	0	0	0	1	1	0	0	0	0	0	4	8	0.00	1.000											

Batter	1	2	3	4	5	6	7	8	9	AB	R	H	RBI	BB	SO	LOB	BOTTOM											
Billy Klaus, L OBP: 0.363, SLG: 0.326 Bob Saverine, S (8, PR) Jerry Adair, R (9, 4)										3	0	1	0	1	0	0	Chicago White Sox @ Baltimore Orioles Memorial Stadium, Baltimore, MD Sat Sep 12 1959, 3:33 AM EDT Att: 11,904 - Unknown											
Al Pilarcik, L OBP: 0.350, SLG: 0.347 (1, 9)										4	0	1	0	0	0	1												
Bob Nieman, R OBP: 0.369, SLG: 0.542 (1, 7)										4	0	2	1	0	1	0												
Bob Boyd, L OBP: 0.305, SLG: 0.344 (1, 3)										4	0	0	0	0	0	4												
Brooks Robinson, R OBP: 0.312, SLG: 0.373 (1, 5)										3	0	0	0	0	2	2												
Willie Tasby, R OBP: 0.403, SLG: 0.470 Billy Hoelt, L OBP: 0.235, SLG: 0.294 (1, 8) (9, 1)										4	0	2	0	0	2	2												
Joe Ginsberg, L OBP: 0.267, SLG: 0.212 (1, 2)										4	0	1	0	0	0	2												
Billy Gardner, R OBP: 0.287, SLG: 0.305 Bob Hate, L OBP: 0.209, SLG: 0.220 Fred Valentine, S OBP: 0.376, SLG: 0.286 Chico Carrasquel, R OBP: 0.294, SLG: 0.299 (1, 4) (7, PH) (7, PR) (8, 4) (9, 6)										2	0	0	0	0	0	2												
Billy O'Dell, S OBP: 0.138, SLG: 0.130 Gene Woodling, L OBP: 0.403, SLG: 0.470 Ernie Johnson, R OBP: 0.333, SLG: 0.333 Rip Coleman, L OBP: 0.080, SLG: 0.080 Abbie Pearson, L OBP: 0.309, SLG: 0.264 (1, 1) (7, PH) (8, 1) (9, 8)										2	0	0	0	0	0	0												
Inning Stats	R: 0 E: 0 K: 0 S: 3	H: 1 LOB: 2 BB: 0 P: 5	R: 0 E: 0 K: 0 S: 4	H: 1 LOB: 2 BB: 1 P: 8	R: 0 E: 0 K: 2 S: 7	H: 0 LOB: 0 BB: 0 P: 7	R: 0 E: 0 K: 0 S: 3	H: 0 LOB: 0 BB: 0 P: 3	R: 0 E: 0 K: 1 S: 5	H: 0 LOB: 2 BB: 1 P: 8	R: 0 E: 0 K: 0 S: 4	H: 2 LOB: 2 BB: 1 P: 8	R: 1 E: 0 K: 2 S: 10	H: 3 LOB: 0 BB: 0 P: 10	R: 0 E: 0 K: 0 S: 3	H: 0 LOB: 0 BB: 0 P: 3		1B: 7 2B: 0 3B: 0 HR: 0	SF: 0 SAC: 0 DP: 1 HBP: 1	WP: 0 PB: 0 SB: 0 CS: 0	PA: 36							
PITCHER	IP	WLS	BF	H	R	ER	SO	BB	IBB	HBP	BLK	WP	HR	S	P	ERA		WHIP										
Early Wynn, R ERA: 3.1 (1, 1)	9.0	W	36	7	1	1	5	2	0	1	0	0	0	43	52	1.00		1.000										

Batter	1	2	3	4	5	6	7	8	9	10	AB	R	H	RBI	BB	SO	LOB	TOP							
Bill Tuttle, R OBP: 0.369, SLG: 0.413 (1, 8)	F2		5-3		K		F9			1B	5	1	1	0	0	1	2								
Russ Snyder, L OBP: 0.376, SLG: 0.420 (1, 9)	4-3		1B E		B1		F9			1B	4	2	1	1	1	0	0								
Dick Williams, R OBP: 0.317, SLG: 0.449 Roger Maris, L OBP: 0.362, SLG: 0.472 Hal Smith, R OBP: 0.370, SLG: 0.369 (1, 5)	L6		E8 2B		5-3		F2			1B	4	1	1	0	0	0	0								
Bob Cerv, R OBP: 0.341, SLG: 0.484 (1, 7)		K	2B		K		F9			1B	5	1	2	2	0	2	0								
Kent Hadley, L OBP: 0.359, SLG: 0.429 (1, 3)	G3		F9		F8		F2			1B	5	0	1	1	0	0	1								
Jerry Lumpe, L OBP: 0.306, SLG: 0.296 (1, 6)	P5				5-3		F7			1B	5	0	2	0	0	0	0								
Lou Klimchok, L OBP: 0.214, SLG: 0.286 (1, 4)			2B 4-3		F6		F9			1B	5	1	1	1	0	1	3								
Frank House, L OBP: 0.291, SLG: 0.313 (1, 2)			1B 4-3		3-1		E3			F7	5	1	1	0	0	0	3								
Ned Garver, R OBP: 0.310, SLG: 0.418 Bob Grim, R OBP: 0.156, SLG: 0.207 Ray Herbert, R OBP: 0.250, SLG: 0.298 (8, 1)			2B 4-3		F7		SH2-4			1B	2	0	0	1	0	0	2								
Inning Stats	R: 0 E: 0 K: 0 S: 3	H: 0 LOB: 0 BB: 0 P: 3	R: 0 E: 0 K: 1 S: 5	H: 0 LOB: 0 BB: 0 P: 5	R: 4 E: 1 K: 0 S: 8	H: 5 LOB: 1 BB: 0 P: 8	R: 0 E: 0 K: 0 S: 4	H: 1 LOB: 1 BB: 0 P: 4	R: 0 E: 0 K: 1 S: 5	H: 0 LOB: 0 BB: 0 P: 5	R: 0 E: 1 K: 0 S: 4	H: 0 LOB: 1 BB: 0 P: 4	R: 0 E: 0 K: 0 S: 3	H: 0 LOB: 0 BB: 0 P: 3	R: 0 E: 0 K: 1 S: 5	H: 0 LOB: 0 BB: 0 P: 5	R: 5 E: 0 K: 0 S: 9	H: 6 LOB: 2 BB: 1 P: 13	1B: 8 2B: 4 3B: 0 HR: 0	SF: 0 SAC: 1 DP: 0 HBP: 0	WP: 0 PB: 0 SB: 0 CS: 0	PA: 44			
PITCHER	IP 7.0	WLS L	BF 28	H 6	R 4	ER 4	SO 3	BB 0	IBB 0	HBP 0	BLK 0	WP 0	HR 0	S 34	P 34	ERA 5.14	WHIP 0.857								
Amie Portocarrero, R ERA: 6.8 Billy Loes, R ERA: 3.57 (8, 1)	3.0	L	16	6	5	5	1	1	0	0	0	0	0	17	21	15.00	2.333								

Kansas City Athletics @ Baltimore Orioles
Memorial Stadium, Baltimore, MD
Sun Sep 13 1959, 3:33 AM EDT
Unknown

AB 42
R 9
H 12
RBI 8
BB 1
SO 4
LOB 11



Batter	1	2	3	4	5	6	7	8	9	10	AB	R	H	RBI	BB	SO	LOB	BOTTOM						
Billy Klaus, L OBP: 0.358, SLG: 0.321 (1, 6)	F9		4-3			F2		F7		P6	5	0	0	0	0	0	4							
Willie Tasby, R OBP: 0.299, SLG: 0.373 (1, 8)	4-3				5-3		6-3	FC4-6 1B		1B	4	1	1	0	1	0	0							
Bob Nieman, R OBP: 0.370, SLG: 0.543 (1, 7)	F8				2-3			1B		6-3	5	1	2	1	0	0	1							
Gene Woodling, L OBP: 0.401, SLG: 0.467 (1, 9)		4-3			P6		F8	FC4-6		1B	5	0	1	1	0	0	3							
Bob Boyd, L OBP: 0.306, SLG: 0.347 (1, 3)		4-3				2B		G3		G4-6-3	5	1	2	1	0	0	3							
Brooks Robinson, R OBP: 0.311, SLG: 0.371 Leo Burke, R (10, 5)		5-3			5-3			E		G3	4	1	1	0	0	0	1							
Joe Ginsberg, L OBP: 0.274, SLG: 0.216 Barry Shetrone, L OBP: 0.246, SLG: 0.238 Billy Loes, R OBP: 0.125, SLG: 0.125 (8, 1)								E1		E3	2	0	0	0	0	0	0							
Billy Gardner, R OBP: 0.285, SLG: 0.303 Bob Hale, L OBP: 0.227, SLG: 0.238 Fred Valentine, S OBP: 0.275, SLG: 0.286 Chico Carrasquel, R OBP: 0.293, SLG: 0.296 (1, 4)								G1-4-3		1B	2	0	0	0	0	0	3							
Amie Portocarrero, R Al Pizarok, L OBP: 0.350, SLG: 0.347 Gus Triandos, R OBP: 0.344, SLG: 0.461 (7, PH)								1B		E3	1	0	1	0	0	0	0							
Amie Portocarrero, R (1, 1)								CS		2B	2	0	0	0	0	1	1							
Inning Stats	R: 0 E: 0 K: 0 S: 3	H: 0 LOB: 0 BB: 0 P: 3	R: 0 E: 0 K: 0 S: 3	H: 0 LOB: 0 BB: 0 P: 3	R: 0 E: 0 K: 0 S: 4	H: 1 LOB: 1 BB: 0 P: 4	R: 0 E: 0 K: 0 S: 3	H: 0 LOB: 0 BB: 0 P: 3	R: 0 E: 0 K: 0 S: 3	H: 0 LOB: 0 BB: 0 P: 5	R: 3 E: 1 K: 0 S: 6	H: 4 LOB: 1 BB: 0 P: 6	R: 1 E: 0 K: 0 S: 5	H: 2 LOB: 2 BB: 1 P: 9	R: 0 E: 1 K: 0 S: 5	H: 2 LOB: 2 BB: 0 P: 5	R: 1 E: 0 K: 0 S: 4	H: 2 LOB: 0 BB: 0 P: 4	1B: 8 2B: 4 3B: 0 HR: 0	SF: 0 SAC: 0 DP: 2 HBP: 0	WP: 0 PB: 1 SB: 0 CS: 1	PA: 42		
PITCHER	IP 7.0	WLS L	BF 26	H 6	R 3	ER 3	SO 1	BB 1	IBB 0	HBP 0	BLK 0	WP 0	HR 0	S 27	P 31	ERA 3.86	WHIP 1.000							
Ned Garver, R ERA: 3.84 Bob Grim, R ERA: 4.00 Ray Herbert, R ERA: 4.76 (8, 1)	0.1	W	4	2	1	1	0	1	0	0	0	0	0	3	7	27.00	9.000							
Ray Herbert, R ERA: 4.76 (8, 1)	2.2	W	11	4	1	1	0	0	0	0	0	0	0	11	11	3.38	1.500							

Kansas City Athletics @ Baltimore Orioles
Memorial Stadium, Baltimore, MD
Sun Sep 13 1959, 3:33 AM EDT
Unknown

AB 39
R 5
H 12
RBI 5
BB 2
SO 1
LOB 19



Batter	1	2	3	4	5	6	7	8	9	AB	R	H	RBI	BB	SO	LOB	TOP			
Bill Tuttle, R OBP: 0.368, SLG: 0.413 Roger Maris, L OBP: 0.359, SLG: 0.467	0-0 4-3	0-0 P4		0-0 F9			0-0 P6		0-0 F8	1	0	0	0	0	0	0	Kansas City Athletics @ Baltimore Orioles Memorial Stadium, Baltimore, MD Sun Sep 13 1959, 3:38 AM EDT Att: 9,103 - Unknown livebaseballscorecards.com			
Russ Snyder, L OBP: 0.372, SLG: 0.411	4-0 1B BB		0-0 4-3		0-3 K		0-0 1-3		0-0 E3 G4-6-3	4	0	0	0	1	1	0				
Hal Smith, R OBP: 0.371, SLG: 0.370	0-0 F3		0-0 1B 1B		0-0 5-3			0-0 1-3 1B 1B	5	2	2	0	0	0	2					
Bob Cerv, R OBP: 0.341, SLG: 0.482	0-0 1-H 1B		0-3 K		0-3 K			0-0 F2	4	0	1	0	0	2	2					
Kent Hadley, L OBP: 0.315, SLG: 0.432		0-0 F7		1B 1-2 1B		4-0 E SH1-4 BB		0-0 1-3 1B 1B	3	1	2	0	1	0	0					
Jerry Lumpe, L OBP: 0.305, SLG: 0.299		0-0 E 1B		1-3 2-H 1B		0-0 SH1-4		0-0 1-3	3	1	2	1	0	0	2					
Lou Klimchok, L OBP: 0.222, SLG: 0.278		0-0 E9 1B 1-2		4-3		0-0 E4 G4-6-3		0-0 1B 1B	4	0	1	2	0	0	4					
Frank House, L OBP: 0.290, SLG: 0.312		0-0 F2			0-0 L3		0-0 G4-6-3		0-0 1B 1B	4	0	1	0	0	4					
Bud Daley, L OBP: 0.325, SLG: 0.301		0-0 1-3 2-H 1B			0-0 1-3		0-0 P4		0-0 1-3	4	0	1	1	0	2					
Inning Stats	R: 0 E: 0 K: 0 S: 3	H: 1 LOB: 2 BB: 1 P: 7	R: 1 E: 1 K: 0 S: 6	H: 2 LOB: 2 BB: 0 P: 6	R: 1 E: 0 K: 1 S: 8	H: 3 LOB: 0 BB: 0 P: 8	R: 0 E: 0 K: 0 S: 3	H: 0 LOB: 0 BB: 0 P: 3	R: 0 E: 0 K: 0 S: 7	H: 0 LOB: 1 BB: 1 P: 7	R: 0 E: 0 K: 0 S: 3	H: 0 LOB: 0 BB: 0 P: 3	R: 0 E: 0 K: 0 S: 7	H: 4 LOB: 2 BB: 0 P: 7	R: 0 E: 1 K: 0 S: 3	H: 0 LOB: 0 BB: 0 P: 3	1B: 10 2B: 0 3B: 0 HR: 0	SF: 0 SAC: 1 DP: 2 HBP: 0	WP: 0 PB: 0 SB: 0 CS: 0	PA: 39
PITCHER Mitt Pappas, R ERA: 3.29	IP: 9.0 WLS: L BF: 39	H: 10 R: 4 ER: 3 SO: 3	BB: 2 IBB: 0 HBP: 0 BLK: 0	WP: 0 HR: 0 S: 43 P: 51	ERA: 3.00 WHIP: 1.333															

Batter	1	2	3	4	5	6	7	8	9	AB	R	H	RBI	BB	SO	LOB	BOTTOM			
Willie Tasby, R OBP: 0.303, SLG: 0.379	0-0 2B		0-0 1-3		0-0 2B			4-0 G6-4-3 BB		3	0	2	0	1	0	0	Kansas City Athletics @ Baltimore Orioles Memorial Stadium, Baltimore, MD Sun Sep 13 1959, 3:38 AM EDT Att: 9,103 - Unknown livebaseballscorecards.com			
Leo Burke, R OBP: 0.250, SLG: 0.250	0-3 K		0-0 1B		0-3 K		0-0 G6-4-3		4	0	1	0	0	2	3					
Bob Nieman, R OBP: 0.368, SLG: 0.538	4-0 BB		0-0 F8		0-3 K		0-3 K		3	0	0	0	1	2	2					
Gus Triandos, R OBP: 0.341, SLG: 0.456	0-0 F5		0-0 F5		0-0 L7			0-3 K	4	0	0	0	0	1	3					
Walt Dropo, R OBP: 0.297, SLG: 0.404	0-0 F2			0-0 P5		0-0 F2		0-0 HR	4	1	1	1	0	0	2					
Chico Carrasquel, R OBP: 0.293, SLG: 0.295		4-0 G6-4-3 1B BB		0-0 6-3		0-0 F9		0-0 5-3	3	0	0	0	1	0	0					
Fred Valentine, S OBP: 0.500, SLG: 0.400		0-0 G6-4-3 1B		4-0 BB		0-0 1-3		0-0 1B	3	0	2	0	1	0	0					
Billy Gardner, R OBP: 0.283, SLG: 0.300		0-0 G6-4-3		0-0 5-3		0-0 5-3		0-0 F7	4	0	0	0	0	0	4					
Mitt Pappas, R OBP: 0.160, SLG: 0.151		0-0 P4		0-3 K		0-0 F2			3	0	0	0	0	1	1					
Inning Stats	R: 0 E: 0 K: 1 S: 6	H: 1 LOB: 2 BB: 1 P: 10	R: 0 E: 0 K: 0 S: 3	H: 1 LOB: 1 BB: 1 P: 7	R: 0 E: 0 K: 0 S: 4	H: 1 LOB: 1 BB: 0 P: 4	R: 0 E: 0 K: 0 S: 3	H: 0 LOB: 1 BB: 1 P: 7	R: 0 E: 0 K: 3 S: 10	H: 1 LOB: 0 BB: 0 P: 10	R: 0 E: 0 K: 0 S: 3	H: 0 LOB: 0 BB: 0 P: 3	R: 0 E: 0 K: 1 S: 4	H: 0 LOB: 1 BB: 1 P: 8	R: 1 E: 0 K: 1 S: 7	H: 2 LOB: 1 BB: 0 P: 7	1B: 3 2B: 2 3B: 0 HR: 1	SF: 0 SAC: 0 DP: 2 HBP: 0	WP: 0 PB: 0 SB: 0 CS: 0	PA: 35
PITCHER Bud Daley, L ERA: 3.09	IP: 9.0 WLS: W BF: 35	H: 6 R: 1 ER: 1 SO: 6	BB: 4 IBB: 0 HBP: 0 BLK: 0	WP: 0 HR: 1 S: 43 P: 59	ERA: 1.00 WHIP: 1.111															



Batter	1	2	3	4	5	6	7	8	9	AB	R	H	RBI	BB	SO	LOB	TOP
Russ Snyder, L (1, 8) OBP: 0.370, SLG: 0.408	0-0 BB 1B		0-0 6-3			0-0 F9		0-0 G3-6-3		4	0	1	0	0	0	1	
Jerry Lumpe, L (1, 6) OBP: 0.310, SLG: 0.299	4-0 1-2 BB		0-0 F7			0-0 1-3			0-0 3B 1B	3	1	1	0	1	0	0	
Roger Maris, L (1, 9) OBP: 0.356, SLG: 0.463	0-3 K			0-3 K			0-0 L8		0-0 F8	4	0	0	0	0	2	3	
Bob Cerv, R (1, 7) OBP: 0.340, SLG: 0.484	0-0 F8			0-0 L8			0-3 K		0-0 SF8 3B	4	1	1	1	0	1	2	
Kent Hadley, L (1, 3) OBP: 0.311, SLG: 0.427	0-3 K			0-0 P4			0-3 K		0-0 SF8	3	0	0	1	0	2	2	
Hal Smith, R (1, 5) OBP: 0.369, SLG: 0.368		0-0 5-3			0-0 6-3			0-0 HR 1B	0-0 F9	4	1	1	0	0	0	0	
Lou Klimchok, L (1, 4) OBP: 0.238, SLG: 0.429		0-0 4-3			0-0 P3			0-0 HR		3	1	1	2	0	0	0	
Frank House, L (1, 2) OBP: 0.288, SLG: 0.310		0-0 F9			0-0 F5			0-0 L9		3	0	0	0	0	0	0	
Al Grunwald, L (1, 1) Murry Dickson, R (4, 1) Joe Morgan, L (6, PH) Evans Killeen, R (8, 1)			0-0 G3			0-3 K		4-0 G3-6-3 BB		1	0	0	0	0	0	0	
Inning Stats	R: 0 E: 0 K: 2 S: 8	H: 1 LOB: 2 BB: 1 P: 12	R: 0 E: 0 K: 0 S: 3	H: 0 LOB: 0 BB: 0 P: 3	R: 0 E: 0 K: 1 S: 5	H: 0 LOB: 0 BB: 0 P: 5	R: 0 E: 0 K: 1 S: 5	H: 0 LOB: 0 BB: 0 P: 5	R: 0 E: 0 K: 2 S: 7	H: 0 LOB: 0 BB: 0 P: 7	R: 2 E: 0 K: 0 S: 4	H: 2 LOB: 0 BB: 1 P: 8	R: 2 E: 0 K: 0 S: 5	H: 2 LOB: 0 BB: 0 P: 5	1B: 3 2B: 0 3B: 1 HR: 1	SF: 1 SAC: 0 DP: 1 HBP: 0	WP: 0 PA: 33 PB: 0 SB: 0 CS: 0
PITCHER Hal Brown, R (1, 1) ERA: 3.82	IP: 9.0 WLS: W BF: 33 H: 5 R: 4 ER: 4 SO: 6 BB: 2 IBB: 0 HBP: 0 BLK: 0 WP: 0 HR: 1 S: 43 P: 51 ERA: 4.00 WHIP: 0.778																

Kansas City Athletics @ Baltimore Orioles
Memorial Stadium, Baltimore, MD
Mon Sep 14 1959, 7:05 PM EDT
Att: 3,994 - Unknown

AB 30
R 4
H 5
RBI 4
BB 2
SO 6
LOB 8



Batter	1	2	3	4	5	6	7	8	9	AB	R	H	RBI	BB	SO	LOB	BOTTOM		
Willie Tasby, R (1, 8) OBP: 0.302, SLG: 0.377	0-0 BB 1B	0-0 4-3		0-0 L8	0-0 G6-4-3		0-0 L4			5	1	1	0	0	0	6			
Gene Woodling, L (1, 9) Fred Valentine, S (5, 9) OBP: 0.402, SLG: 0.465 OBP: 0.429, SLG: 0.333	4-0 1B 1B 2B BB	0-0 5-3		4-0 HR BB		0-0 F5	0-0 F5			1	2	0	0	2	0	0			
Bob Nieman, R (1, 7) Barry Shetrone, L (6, 7) OBP: 0.372, SLG: 0.548 OBP: 0.243, SLG: 0.234	0-0 1B 2B 1B	4-0 BB		0-0 HR		0-3 K		0-0 F3		3	2	2	4	1	1	0			
Gus Triandos, R (1, 2) OBP: 0.339, SLG: 0.451	0-0 F7	0-0 F9		4-0 FC6-4 BB		0-0 6-3		0-0 L5		4	0	0	0	1	0	3			
Brooks Robinson, R (1, 5) OBP: 0.313, SLG: 0.371	0-0 2B 1B 1B		0-0 6-3	0-0 FC6-4 BB		0-0 L5		0-0 L5		5	2	2	0	0	0	1			
Walt Dropo, R (1, 3) OBP: 0.307, SLG: 0.414	0-0 1B 2B		0-0 F8		4-0 E 1B BB		0-0 1B 1B			3	1	2	2	1	0	0			
Chico Carrasquel, R (1, 6) OBP: 0.295, SLG: 0.297	0-0 F9		0-0 6-3		1-2 E 1B		0-0 1B 1B			4	0	2	1	0	0	2			
Jerry Adair, R (1, 4) OBP: 0.600, SLG: 0.500	0-0 1B			4-0 SH1-4 HR BB	0-0 F3		0-0 1B 1B			3	1	2	2	1	0	2			
Hal Brown, R (1, 1) OBP: 0.130, SLG: 0.095	0-3 K			0-0 SH1-4	0-0 E1		0-0 P5			3	0	0	0	0	1	6			
Inning Stats	R: 4 E: 0 K: 1 S: 10	H: 5 LOB: 2 BB: 1 P: 14	R: 0 E: 0 K: 0 S: 3	H: 0 LOB: 1 BB: 1 P: 7	R: 0 E: 0 K: 0 S: 3	H: 0 LOB: 0 BB: 0 P: 3	R: 3 E: 0 K: 0 S: 4	H: 1 LOB: 1 BB: 3 P: 16	R: 0 E: 1 K: 0 S: 4	H: 1 LOB: 2 BB: 1 P: 8	R: 0 E: 0 K: 1 S: 5	H: 0 LOB: 0 BB: 0 P: 5	R: 2 E: 0 K: 0 S: 7	H: 4 LOB: 2 BB: 0 P: 7	R: 0 E: 0 K: 0 S: 3	H: 0 LOB: 0 BB: 0 P: 3	1B: 9 2B: 1 3B: 0 HR: 1	SF: 0 SAC: 1 DP: 1 HBP: 0	WP: 0 PA: 41 PB: 0 SB: 0 CS: 0
PITCHER Al Grunwald, L (1, 1) ERA: 8.0 Murry Dickson, R (4, 1) ERA: 4.94 Evans Killeen, R (8, 1) ERA: 5.06	IP: 3.2 WLS: L BF: 22 H: 6 R: 7 ER: 7 SO: 1 BB: 5 IBB: 0 HBP: 0 BLK: 0 WP: 0 HR: 1 S: 19 P: 39 ERA: 17.18 WHIP: 3.000																		

Kansas City Athletics @ Baltimore Orioles
Memorial Stadium, Baltimore, MD
Mon Sep 14 1959, 7:05 PM EDT
Att: 3,994 - Unknown

AB 34
R 9
H 11
RBI 9
BB 6
SO 2
LOB 22



Batter	1	2	3	4	5	6	7	8	9	10	11	AB	R	H	RBI	BB	SO	LOB	TOP				
Eddie Yost, R OBP: 0.433, SLG: 0.436 (1, 5)	F9		K							F8		3	0	0	0	2	1	1					
Gail Harris, L OBP: 0.295, SLG: 0.342 (1, 3)	PB 1B		1-3							6-3		5	1	1	0	0	0	4					
Harvey Kuenn, R OBP: 0.400, SLG: 0.488 (1, 9)	K		1-3							K		5	0	1	0	0	3	2					
Al Kaline, R OBP: 0.406, SLG: 0.520 (1, 8)				L8						K		4	0	2	1	1	1	0					
Charlie Maxwell, L OBP: 0.361, SLG: 0.467 (1, 7)	F7			P4						G3		4	0	0	0	1	0	4					
Frank Bolling, R OBP: 0.340, SLG: 0.405 (1, 4)				6-3						6-3		4	0	0	0	0	1	2					
Lou Berberet, L OBP: 0.286, SLG: 0.378 (1, 2)				K						F5		5	0	0	0	0	1	4					
Ted Lepcio, R OBP: 0.327, SLG: 0.404 (1, 6)				F5						P3		3	0	0	0	1	0	0					
Paul Foytack, R OBP: 0.175, SLG: 0.122 (1, 1)										P4		2	0	0	0	1	0	0					
Inning Stats	R: 1 E: 0 K: 1 S: 7	H: 2 LOB: 1 BB: 0 P: 7	R: 0 E: 0 K: 2 S: 7	H: 0 LOB: 0 BB: 0 P: 7	R: 0 E: 0 K: 1 S: 5	H: 0 LOB: 1 BB: 1 P: 9	R: 0 E: 0 K: 0 S: 3	H: 0 LOB: 0 BB: 0 P: 3	R: 0 E: 0 K: 0 S: 3	H: 1 LOB: 2 BB: 2 P: 11	R: 0 E: 0 K: 0 S: 3	H: 0 LOB: 1 BB: 1 P: 7	R: 0 E: 0 K: 2 S: 7	H: 0 LOB: 0 BB: 0 P: 3	R: 0 E: 0 K: 1 S: 5	H: 0 LOB: 0 BB: 0 P: 5	R: 0 E: 0 K: 0 S: 4	H: 1 LOB: 1 BB: 0 P: 4	1B: 4 2B: 0 3B: 0 HR: 0	SF: 0 SAC: 1 DP: 1 HBP: 1	WP: 0 PB: 1 SB: 0 CS: 0	PA: 43	
PITCHER Hoyt Wilhelm, R ERA: 2.17 (1, 1)	IP: 11.0 WLS: 7 BF: 43 H: 4 R: 1 ER: 0 SO: 7 BB: 6 IBB: 0 HBP: 1 BLK: 0 WP: 0 HR: 0 S: 50 P: 75 ERA: 2.17 WHIP: 0.909											PITCHER	IP: 11.0 WLS: 7 BF: 43 H: 4 R: 1 ER: 0 SO: 7 BB: 6 IBB: 0 HBP: 1 BLK: 0 WP: 0 HR: 0 S: 50 P: 75 ERA: 2.17 WHIP: 0.909										

Detroit Tigers @ Baltimore Orioles
Memorial Stadium, Baltimore, MD
Tue Sep 15 1959, 7:05 PM EDT
Att: 12,907 - Unknown


AB 35
R 1
H 4
RBI 1
BB 6
SO 7
LOB 17



Batter	1	2	3	4	5	6	7	8	9	10	11	AB	R	H	RBI	BB	SO	LOB	BOTTOM				
Billy Klaus, L OBP: 0.358, SLG: 0.323 (1, 6)	G3 4-3 2B											4	1	1	0	1	0	1					
Albie Pearson, L OBP: 0.309, SLG: 0.264 (11, PR)												0	1	0	0	0	0	0					
Gene Woodling, L OBP: 0.404, SLG: 0.466 (1, 9)	G3											4	0	2	0	1	0	1					
Bob Nieman, R OBP: 0.371, SLG: 0.547 (1, 7)	4-3											4	0	1	1	0	0	3					
Gus Triandos, R OBP: 0.336, SLG: 0.445 (1, 2)	K											5	0	0	0	0	1	3					
Bob Boyd, L OBP: 0.303, SLG: 0.344 (1, 3)												4	0	0	0	0	0	0					
Brooks Robinson, R OBP: 0.312, SLG: 0.370 (1, 5)												4	0	1	0	0	0	0					
Willie Tasby, R OBP: 0.301, SLG: 0.376 (1, 8)												2	0	0	0	0	1	0					
Bob Hale, L OBP: 0.222, SLG: 0.233 (7, PH)												1	0	0	0	0	0	1					
Barry Shetrone, L OBP: 0.239, SLG: 0.231 (8, 8)												1	0	0	0	0	0	0					
Jerry Adair, R OBP: 0.556, SLG: 0.500 (1, 4)												4	0	2	0	0	1	0					
Hoyt Wilhelm, R OBP: 0.114, SLG: 0.054 (1, 1)												4	0	0	0	0	0	3					
Inning Stats	R: 1 E: 0 K: 1 S: 6	H: 1 LOB: 0 BB: 0 P: 6	R: 0 E: 0 K: 0 S: 3	H: 0 LOB: 0 BB: 0 P: 3	R: 0 E: 0 K: 0 S: 4	H: 1 LOB: 2 BB: 1 P: 8	R: 0 E: 0 K: 0 S: 5	H: 0 LOB: 0 BB: 0 P: 5	R: 0 E: 0 K: 1 S: 4	H: 1 LOB: 2 BB: 0 P: 4	R: 0 E: 0 K: 0 S: 3	H: 0 LOB: 0 BB: 0 P: 3	R: 0 E: 0 K: 1 S: 5	H: 0 LOB: 0 BB: 0 P: 5	R: 0 E: 0 K: 1 S: 5	H: 1 LOB: 2 BB: 1 P: 7	1B: 5 2B: 2 3B: 0 HR: 0	SF: 0 SAC: 1 DP: 1 HBP: 0	WP: 0 PB: 0 SB: 0 CS: 0	PA: 40			
PITCHER Paul Foytack, R ERA: 4.68 (1, 1)	IP: 10.1 WLS: 7 BF: 40 H: 7 R: 2 ER: 1 SO: 3 BB: 2 IBB: 0 HBP: 0 BLK: 0 WP: 0 HR: 0 S: 44 P: 52 ERA: 4.68 WHIP: 0.871											PITCHER	IP: 10.1 WLS: 7 BF: 40 H: 7 R: 2 ER: 1 SO: 3 BB: 2 IBB: 0 HBP: 0 BLK: 0 WP: 0 HR: 0 S: 44 P: 52 ERA: 4.68 WHIP: 0.871										

Detroit Tigers @ Baltimore Orioles
Memorial Stadium, Baltimore, MD
Tue Sep 15 1959, 7:05 PM EDT
Att: 12,907 - Unknown

AB 37
R 2
H 7
RBI 1
BB 2
SO 3
LOB 12



Batter	1	2	3	4	5	6	7	8	9	AB	R	H	RBI	BB	SO	LOB	TOP								
Eddie Yost, R OBP: 0.435, SLG: 0.439 (1, 5)	F7		1B BB		4-3 SF8 2B		F9		1B	4	1	2	0	1	0	0	Detroit Tigers @ Baltimore Orioles Memorial Stadium, Baltimore, MD Wed Sep 16 1959, 7:05 PM EDT Att: 7,246 - Unknown								
Gail Harris, L OBP: 0.291, SLG: 0.336 (1, 3)	P6		K		4-3		K		P5	5	0	0	0	0	2	3									
Harvey Kuenn, R OBP: 0.402, SLG: 0.491 (1, 9)	1B		1-2 1B		SF8				1B	3	0	3	1	0	0	0									
Al Kaline, R OBP: 0.405, SLG: 0.517 (1, 8)	K		L8		L6				4-3 1B BB	3	1	0	0	1	1	3									
Charlie Maxwell, L OBP: 0.361, SLG: 0.465 (1, 7)		4-3		1B BB G6-4-3 1B		K			4-3	4	1	1	0	0	1	1									
Frank Bolling, R OBP: 0.344, SLG: 0.407 (1, 4)		BB		G6-4-3 1-2 1B		E6 FC3-6			1-2 1B	3	0	2	1	1	0	0									
Lou Berberet, L OBP: 0.285, SLG: 0.377 (1, 2)		K		G6-4-3 1-2 2-3 1B		FC3-6 1-2			K	4	0	1	0	0	2	3									
Ted Lepcio, R OBP: 0.320, SLG: 0.396 (1, 6)				G6-4-3		F7			F6	4	0	0	0	0	1	4									
Coot Veal, R OBP: 0.260, SLG: 0.247 (9, 6)				1-2 2-3 3-H						0	0	0	0	0	0	0									
Don Mossi, L OBP: 0.208, SLG: 0.274 (1, 1)				1-3					K	4	0	0	0	0	2	1									
Tom Morgan, R OBP: 0.364, SLG: 0.636 (9, 1)				K		G3				0	0	0	0	0	0	0									
Inning Stats	R: 0 E: 0 K: 1 S: 6	H: 1 LOB: 1 BB: 0 P: 6	R: 0 E: 0 K: 2 S: 7	H: 0 LOB: 1 BB: 1 P: 11	R: 0 E: 0 K: 1 S: 6	H: 1 LOB: 2 BB: 1 P: 10	R: 1 E: 0 K: 1 S: 7	H: 3 LOB: 1 BB: 0 P: 7	R: 1 E: 0 K: 0 S: 4	H: 1 LOB: 0 BB: 0 P: 4	R: 0 E: 0 K: 1 S: 5	H: 0 LOB: 0 BB: 0 P: 5	R: 0 E: 0 K: 1 S: 5	H: 0 LOB: 0 BB: 0 P: 5	R: 1 E: 0 K: 1 S: 6	H: 2 LOB: 1 BB: 1 P: 10	R: 0 E: 0 K: 1 S: 6	H: 1 LOB: 1 BB: 0 P: 6	1B: 8 2B: 1 3B: 0 HR: 0	SF: 1 SAC: 0 DP: 1 HBP: 0	WP: 0 PB: 0 SB: 0 CS: 0	PA: 38			
PITCHER	IP	WLS	BF	H	R	ER	SO	BB	IBB	HBP	BLK	WP	HR	S	P	ERA	WHIP								
Jack Fisher, R ERA: 3.04 (1, 1)	8.0	L	34	8	3	3	8	3	0	0	0	0	0	47	59	3.38	1.375								
Billy Loes, R ERA: 3.52 (9, 1)	1.0		4	1	0	0	1	0	0	0	0	0	0	6	6	0.00	1.000								

Batter	1	2	3	4	5	6	7	8	9	AB	R	H	RBI	BB	SO	LOB	BOTTOM								
Jerry Adair, R OBP: 0.462, SLG: 0.417 (1, 6)	6-3			4-3		K		1B 1-2 1B		4	0	1	0	0	1	0	Detroit Tigers @ Baltimore Orioles Memorial Stadium, Baltimore, MD Wed Sep 16 1959, 7:05 PM EDT Att: 7,246 - Unknown								
Gene Woodling, L OBP: 0.401, SLG: 0.461 (1, 9)	K			5-3		F9		P5		4	0	0	0	0	1	2									
Bob Nieman, R OBP: 0.375, SLG: 0.551 (1, 7)	6-3			2B		BB		1-2 2-H 1B		3	0	2	1	1	0	0									
Gus Triandos, R OBP: 0.333, SLG: 0.441 (1, 2)		L8		K		P5		F7		4	0	0	0	0	1	4									
Brooks Robinson, R OBP: 0.318, SLG: 0.379 (1, 5)		K		SH2-3 1B		SH2-3 1B		G1-4-3 1B		4	0	3	0	0	1	0									
Walt Dropo, R OBP: 0.305, SLG: 0.411 (1, 3)		6-3		1-2 SH2-3 1B		G1-4-3		4-3		4	0	1	0	0	0	2									
Willie Tasby, R OBP: 0.299, SLG: 0.373 (1, 8)			K	1-2 2-3		SH2-3		5-3		3	0	0	0	0	1	1									
Billy Gardner, R OBP: 0.282, SLG: 0.299 (1, 4)				P3		K		K		1	0	0	0	0	0	0									
Leo Burke, R OBP: 0.167, SLG: 0.167 (6, PH)				6-3		F7				2	0	0	0	0	2	2									
Bob Hale, L OBP: 0.217, SLG: 0.227 (9, PH)								1B 1B BB		1	0	0	0	0	0	1									
Jack Fisher, R OBP: 0.182, SLG: 0.190 (1, 1)				6-3		F7				2	0	0	0	0	0	2									
Bob Boyd, L OBP: 0.305, SLG: 0.344 (8, PH)										0	1	0	0	1	0	0									
Billy Loes, R OBP: 0.125, SLG: 0.125 (9, 1)										0	0	0	0	0	0	0									
Inning Stats	R: 0 E: 0 K: 1 S: 5	H: 0 LOB: 0 BB: 0 P: 5	R: 0 E: 0 K: 1 S: 5	H: 0 LOB: 0 BB: 0 P: 5	R: 0 E: 0 K: 1 S: 6	H: 1 LOB: 1 BB: 0 P: 6	R: 0 E: 0 K: 1 S: 7	H: 2 LOB: 2 BB: 0 P: 7	R: 0 E: 0 K: 1 S: 5	H: 0 LOB: 1 BB: 1 P: 9	R: 0 E: 0 K: 1 S: 3	H: 1 LOB: 0 BB: 0 P: 3	R: 1 E: 0 K: 1 S: 7	H: 2 LOB: 2 BB: 1 P: 11	R: 0 E: 0 K: 0 S: 4	H: 1 LOB: 1 BB: 0 P: 4	1B: 5 2B: 2 3B: 0 HR: 0	SF: 0 SAC: 1 DP: 1 HBP: 0	WP: 0 PB: 0 SB: 0 CS: 0	PA: 35					
PITCHER	IP	WLS	BF	H	R	ER	SO	BB	IBB	HBP	BLK	WP	HR	S	P	ERA	WHIP								
Don Mossi, L ERA: 3.21 (1, 1)	8.0		32	7	1	1	7	2	0	0	0	0	0	44	52	1.12	1.125								
Tom Morgan, R ERA: 4.21 (9, 1)	1.0	S	3	0	0	0	0	0	0	0	0	0	0	3	3	0.00	0.000								



Batter	1	2	3	4	5	6	7	8	9	AB	R	H	RBI	BB	SO	LOB	TOP			
Billy Klaus, L OBP: 0.354, SLG: 0.319 (1, 6)	0-0 1-3		0-0 P6		0-0 5-3			0-0 4-3		4	0	0	0	0	0	0	Baltimore Orioles @ Washington Senators Griffith Stadium, Washington, DC Fri Sep 18 1959, 7:05 PM EDT Att: 2,241 - Unknown			
Al Pilarcik, L OBP: 0.352, SLG: 0.351 (1, 9)	0-0 3-1		0-0 F8			4-0 FC6-4 BB		0-0 2B		3	0	1	0	1	0	0				
Bob Nieman, R OBP: 0.374, SLG: 0.547 (1, 7)	4-0 BB 1B BB		0-0 F2			0-0 P6		0-0 1-3		3	1	0	0	1	0	2				
Bob Boyd, L OBP: 0.309, SLG: 0.344 (1, 3)	4-0 1B 1-2 BB			4-0 FC4-6 BB		0-0 FC6-4 1-2		0-0 4-3 1B		2	1	1	0	2	0	1				
Brooks Robinson, R OBP: 0.320, SLG: 0.384 (1, 5)	0-0 1-3 2-H 1B		0-0 F7			0-0 P6		0-0 4-3 1B 2B		4	1	2	1	0	0	2				
Barry Shetrone, L OBP: 0.227, SLG: 0.217 (1, 8)	0-0 1-3		0-0 FC4-6 1-2			0-0 G3		0-0 4-3		4	0	0	1	0	0	4				
Gus Triandos, R OBP: 0.330, SLG: 0.436 (1, 2)		0-0 5-3		0-3 K		0-0 F2		0-0 5-3		4	0	0	0	0	1	2				
Jerry Adair, R OBP: 0.400, SLG: 0.357 (1, 4)		0-0 5-3			0-0 4-3		0-0 4-3		0-0 1B	2	0	0	0	0	0	0				
Bob Hale, L OBP: 0.213, SLG: 0.222 (7, PH)									3-H	1	0	0	0	0	0	0				
Billy Gardner, R OBP: 0.284, SLG: 0.301 (7, 4)										1	0	1	1	0	0	0				
Jerry Walker, S OBP: 0.188, SLG: 0.222 (1, 1)									0-3 K	2	0	0	0	0	0	0				
Albie Pearson, L OBP: 0.308, SLG: 0.263 (8, PH)										1	0	0	0	0	0	0				
Hal Brown, R OBP: 0.130, SLG: 0.095 (8, 1)										0	0	0	0	0	0	0				
Walt Dropo, R OBP: 0.304, SLG: 0.409 (9, PH)										1	0	0	0	0	1	1				
Inning Stats	R: 1 E: 0 K: 0 S: 4	H: 1 LOB: 2 BB: 2 P: 12	R: 0 E: 0 K: 0 S: 3	H: 0 LOB: 0 BB: 0 P: 3	R: 0 E: 0 K: 1 S: 3	H: 0 LOB: 1 BB: 1 P: 9	R: 0 E: 0 K: 0 S: 3	H: 0 LOB: 0 BB: 0 P: 3	R: 0 E: 0 K: 0 S: 3	H: 0 LOB: 1 BB: 1 P: 7	R: 0 E: 0 K: 0 S: 3	H: 0 LOB: 0 BB: 0 P: 3	R: 0 E: 0 K: 0 S: 4	H: 1 LOB: 1 BB: 0 P: 4	R: 2 E: 0 K: 1 S: 8	H: 3 LOB: 1 BB: 0 P: 8	1B: 3 2B: 2 3B: 0 HR: 0	SF: 0 SAC: 0 DP: 0 HBP: 0	WP: 0 PB: 0 SB: 0 CS: 0	PA: 36
PITCHER Bill Fischer, R ERA: 4.22 (1, 1)	IP: 9.0 WLS: W BF: 36 H: 5 R: 3 ER: 3 SO: 2 BB: 4 IBB: 0 HBP: 0 BLK: 0 WP: 0 HR: 0 S: 36 P: 52 ERA: 3.00 WHIP: 1.000															PITCHER				

AB	32
R	3
H	5
RBI	3
BB	4
SO	2
LOB	12



Batter	1	2	3	4	5	6	7	8	9	AB	R	H	RBI	BB	SO	LOB	BOTTOM
Johnny Schaive, R OBP: 0.235, SLG: 0.273 (1, 4)	0-0 F3	0-0 FC6-4 1-2		0-0 F8			0-0 P4			4	0	0	0	0	0	3	Baltimore Orioles @ Washington Senators Griffith Stadium, Washington, DC Fri Sep 18 1959, 7:05 PM EDT Att: 2,241 - Unknown
Dan Dobbek, L OBP: 0.286, SLG: 0.412 (1, 9)	0-0 G3		0-0 FC5 BB 1B	0-0 F5			0-0 1-3			4	0	1	0	0	0	0	
Harmon Killebrew, R OBP: 0.351, SLG: 0.511 (1, 5)	0-0 6-3		4-0 FC5 1B BB	0-0 F5			0-0 F7			3	1	0	0	1	0	0	
Jim Lemon, R OBP: 0.336, SLG: 0.523 (1, 7)		0-0 1B F5 1B	0-0 FC5 1B WP	0-3 K			0-0 HR			4	3	2	1	0	1	2	
Roy Sievers, R OBP: 0.325, SLG: 0.450 (1, 3)		0-0 E F5 1B	0-0 WP E 1B	0-0 5-3			0-0 1B SH3-4 1B			4	1	3	1	0	0	0	
Julio Becquer, L OBP: 0.301, SLG: 0.389 (9, 3)		1-3 E 1B	1-3 2-H E 1B							0	0	0	0	0	0	0	
Clint Courtney, L OBP: 0.301, SLG: 0.299 (1, 2)		0-3 K	0-3 K	1-2 3-H 0-0		0-0 4-3		0-0 SH3-4 1-2		3	0	0	0	0	2	3	
Bob Allison, R OBP: 0.325, SLG: 0.481 (1, 8)		0-0 F5 1-2 3-H	0-0 E4 2-H 1B	0-0 6-3			0-0 5-3			4	0	1	2	0	0	2	
Billy Consolo, R OBP: 0.326, SLG: 0.247 (1, 6)		4-0 E BB	0-0 4-3			0-0 1B		0-0 1B		3	0	2	0	1	0	1	
Bill Fischer, R OBP: 0.148, SLG: 0.100 (1, 1)		0-0 E3 1-2 2-3	0-0 FC6-4	0-0 F9		0-0 1-3		0-0 6-3		4	0	0	0	0	0	5	
Inning Stats	R: 0 E: 0 K: 0 S: 3	H: 2 LOB: 3 BB: 1 P: 12	R: 3 E: 1 K: 1 S: 8	H: 3 LOB: 1 BB: 1 P: 12	R: 0 E: 0 K: 0 S: 3	H: 0 LOB: 0 BB: 0 P: 3	R: 0 E: 0 K: 0 S: 4	H: 1 LOB: 1 BB: 0 P: 4	R: 0 E: 0 K: 0 S: 3	H: 0 LOB: 0 BB: 0 P: 3	R: 1 E: 0 K: 0 S: 6	H: 3 LOB: 2 BB: 0 P: 6	1B: 8 2B: 0 3B: 0 HR: 1	SF: 0 SAC: 1 DP: 0 HBP: 0	WP: 1 PB: 0 SB: 0 CS: 0	PA: 36	
PITCHER Jerry Walker, R ERA: 2.76 (1, 1)	IP: 7.0 WLS: L BF: 30 H: 6 R: 4 ER: 4 SO: 3 BB: 2 IBB: 0 HBP: 0 BLK: 0 WP: 1 HR: 0 S: 34 P: 42 ERA: 5.14 WHIP: 1.143															PITCHER	
Hal Brown, R ERA: 3.85 (8, 1)	IP: 1.0 WLS: L BF: 6 H: 3 R: 1 ER: 1 SO: 0 BB: 0 IBB: 0 HBP: 0 BLK: 0 WP: 0 HR: 1 S: 6 P: 6 ERA: 9.00 WHIP: 3.000															PITCHER	

AB	33
R	5
H	9
RBI	4
BB	2
SO	3
LOB	16



Batter	1	2	3	4	5	6	7	8	9	AB	R	H	RBI	BB	SO	LOB	TOP				
Billy Klaus, L OBP: 0.357, SLG: 0.321 (1, 6)	0-3 K		0-0 S 1B		0-3 K			0-0 6-3		4	0	1	0	0	2	1	Baltimore Orioles @ Washington Senators Griffith Stadium, Washington, DC Sun Sep 20 1959, 3:33 AM EDT Att: 4,214 - Unknown livebaseballscorecards.com				
Al Pilarcik, L OBP: 0.356, SLG: 0.359 (1, 8) (3, 9)	0-0 P4		0-0 F8					0-0 1-3		4	0	1	0	0	0	1					
Gene Woodling, L OBP: 0.400, SLG: 0.456 Albie Pearson, L OBP: 0.305, SLG: 0.261 (1, 9) (3, 8)	4-0 BB		0-3 K2-3					0-0 L4		1	0	0	0	1	1	1					
Bob Nieman, R OBP: 0.371, SLG: 0.538 (1, 7)	0-3 K			0-0 1-3				0-0 5-3		4	0	1	0	0	1	2					
Bob Boyd, L OBP: 0.310, SLG: 0.342 (1, 3)		0-0 G6-4-3 1B		0-0 6-3				0-3 K		4	0	1	0	0	1	2					
Brooks Robinson, R OBP: 0.318, SLG: 0.380 (1, 5)		0-0 G6-4-3 1B		0-3 K				0-3 K		4	0	1	0	0	2	1					
Joe Ginsberg, L OBP: 0.265, SLG: 0.208 (1, 2)		0-0 G6-4-3			0-0 4-3			0-0 4-3		3	0	0	0	0	0	2					
Jerry Adair, R OBP: 0.318, SLG: 0.286 (1, 4)		0-0 F9			0-0 6-3			0-3 K		3	0	0	0	0	1	1					
Billy O'Dell, S OBP: 0.150, SLG: 0.143 Bob Hale, L OBP: 0.204, SLG: 0.213 Billy Loes, R OBP: 0.125, SLG: 0.125 Jack Fisher, R OBP: 0.182, SLG: 0.190 (1, 1) (8, PH) (8, 1) (8, 1)			0-0 5-3					0-0 1-3		2	0	1	0	0	0	0					
Inning Stats	R: 0 E: 0 K: 2 S: 7	H: 0 LOB: 1 BB: 1 P: 11	R: 0 E: 0 K: 0 S: 4	H: 2 LOB: 1 BB: 0 P: 4	R: 0 E: 0 K: 1 S: 6	H: 1 LOB: 1 BB: 0 P: 6	R: 0 E: 0 K: 1 S: 5	H: 0 LOB: 0 BB: 0 P: 5	R: 0 E: 0 K: 1 S: 6	H: 1 LOB: 1 BB: 0 P: 6	R: 0 E: 0 K: 2 S: 7	H: 0 LOB: 0 BB: 0 P: 7	R: 0 E: 0 K: 0 S: 3	H: 0 LOB: 0 BB: 0 P: 3	R: 0 E: 0 K: 0 S: 4	H: 1 LOB: 1 BB: 0 P: 4		1B: 5 2B: 1 3B: 0 HR: 0	SF: 0 SAC: 0 DP: 1 HBP: 0	WP: 0 PB: 0 SB: 2 CS: 0	PA: 33
PITCHER Camilo Pascual, R ERA: 2.58 (1, 1)	IP: 9.0 WLS: W BF: 33 H: 6 R: 0 ER: 0 SO: 8 BB: 1 IBB: 0 HBP: 0 BLK: 0 WP: 0 HR: 0 S: 48 P: 52 ERA: 0.00 WHIP: 0.778															PITCHER IP: WLS: BF: H: R: ER: SO: BB: IBB: HBP: BLK: WP: HR: S: P: ERA: WHIP					

Batter	1	2	3	4	5	6	7	8	9	AB	R	H	RBI	BB	SO	LOB	BOTTOM				
Johnny Schaive, R OBP: 0.214, SLG: 0.244 (1, 4)	0-0 6-3		0-0 E6		0-0 4-3			0-0 SH3-4 E 1B		4	1	1	0	0	0	1	Baltimore Orioles @ Washington Senators Griffith Stadium, Washington, DC Sun Sep 20 1959, 3:33 AM EDT Att: 4,214 - Unknown livebaseballscorecards.com				
Dan Dobbek, L OBP: 0.310, SLG: 0.475 (1, 9)	0-0 HR		0-0 F8			0-0 P4		0-0 SH3-4		3	1	1	1	0	0	1					
Harmon Killebrew, R OBP: 0.349, SLG: 0.595 (1, 5)	0-0 6-3			0-0 5-3		0-0 F8		0-0 E7 1B		4	1	1	1	0	0	0					
Jim Lemon, R OBP: 0.337, SLG: 0.522 (1, 7)	0-0 F8			0-0 6-3		0-0 2B		0-0 1B 1B		4	1	2	1	0	0	0					
Roy Sievers, R OBP: 0.329, SLG: 0.448 Julio Becquer, L OBP: 0.300, SLG: 0.387 (1, 3) (8, PR) (9, 3)		0-0 6-3		0-0 1B		0-0 FC5-4 BB		0-0 1B BLK 1B		3	0	2	0	1	0	0					
Bob Allison, R OBP: 0.326, SLG: 0.478 (1, 8)		0-0 5-3		0-0 P4		0-0 FC5-4		0-0 BLK 1B		4	0	1	1	0	0	3					
Billy Consolo, R OBP: 0.329, SLG: 0.260 (1, 6)	0-3 K				0-0 B1-5-4 SH 1B			0-0 P3		3	0	1	0	1	1	0					
Steve Korcheck, R OBP: 0.238, SLG: 0.211 (1, 2)			0-0 6-3		0-0 SH B1-5-4			0-0 K		3	0	1	0	0	1	3					
Camilo Pascual, R OBP: 0.341, SLG: 0.325 (1, 1)			0-0 1-3		0-0 B1-5-4			0-0 K		4	0	0	0	0	1	5					
Inning Stats	R: 1 E: 0 K: 0 S: 4	H: 1 LOB: 0 BB: 0 P: 4	R: 0 E: 0 K: 1 S: 5	H: 0 LOB: 0 BB: 0 P: 5	R: 0 E: 1 K: 0 S: 4	H: 0 LOB: 1 BB: 0 P: 4	R: 0 E: 0 K: 0 S: 4	H: 1 LOB: 1 BB: 0 P: 4	R: 0 E: 0 K: 2 S: 12	H: 5 LOB: 3 BB: 1 P: 16	R: 1 E: 0 K: 4 S: 12	H: 1 LOB: 2 BB: 1 P: 8	R: 0 E: 0 K: 2 S: 3	H: 1 LOB: 0 BB: 0 P: 3	R: 4 E: 1 K: 2 S: 12	H: 5 LOB: 3 BB: 1 P: 16		1B: 8 2B: 1 3B: 0 HR: 1	SF: 0 SAC: 2 DP: 2 HBP: 0	WP: 0 PB: 0 SB: 0 CS: 0	PA: 36
PITCHER Billy O'Dell, L ERA: 3.06 Billy Loes, R ERA: 4.06 Jack Fisher, R ERA: 3.01 (1, 1) (8, 1) (8, 1)	IP: 7.0 WLS: L BF: 27 H: 5 R: 1 ER: 1 SO: 1 BB: 1 IBB: 0 HBP: 0 BLK: 0 WP: 0 HR: 1 S: 28 P: 32 ERA: 1.29 WHIP: 0.857															PITCHER IP: WLS: BF: H: R: ER: SO: BB: IBB: HBP: BLK: WP: HR: S: P: ERA: WHIP					

Batter	1	2	3	4	5	6	7	8	9	AB	R	H	RBI	BB	SO	LOB	TOP								
Billy Klaus, L OBP: 0.355, SLG: 0.318 (1, 6)	4-0 BB		0-0 4-3		0-0 P6		0-0 2-3		0-0 F8	3	0	0	0	1	0	2									
Bob Hale, L OBP: 0.200, SLG: 0.208 (9, PH)							1-2			1	0	0	0	0	0	1									
Al Pilarcik, L OBP: 0.354, SLG: 0.356 (1, 8)	0-3 K		0-0 F7		0-0 F8		0-0 1B		0-0 L9	5	0	1	2	0	1	2									
Gene Woodling, L OBP: 0.402, SLG: 0.456 (1, 9)	4-0 BB			0-0 6-3 2B	0-0 6-3				0-0 4-6-3 1B	4	1	2	0	1	0	1									
Bob Nieman, R OBP: 0.368, SLG: 0.532 (1, 7)	0-0 4-3			0-0 6-3		0-0 F9			0-0 G4-6-3 1B	4	0	0	0	0	0	3									
Brooks Robinson, R OBP: 0.317, SLG: 0.378 (1, 5)		0-0 5-3		0-3 K		0-0 G1			0-0 BB 1B	4	0	1	0	0	1	1									
Bob Boyd, L OBP: 0.314, SLG: 0.347 (1, 3)		4-0 BB		0-0 1B 2B		0-0 F7			0-0 BB 1B	3	0	2	1	1	0	0									
Gus Triandos, R OBP: 0.434, SLG: 0.434 (7, PH)		0-3 K		4-0 1B BB					0-0 BB 1B	2	0	0	0	2	2	1									
Barry Shetron, L OBP: 0.227, SLG: 0.217 (8, PR)									1-2 BB	0	0	0	0	0	0	0									
Joe Ginsberg, L OBP: 0.265, SLG: 0.208 (8, 2)									1-2 BB	0	0	0	0	0	0	0									
Jerry Adair, R OBP: 0.346, SLG: 0.320 (1, 4)		0-0 F5		0-0 1B		0-0 1B			0-0 4-3	4	1	2	0	0	0	4									
Hoyt Wilhelm, R OBP: 0.111, SLG: 0.053 (1, 1)			0-3 K		0-0 P6				4-0 BB	2	0	0	0	0	1	3									
Albie Pearson, L OBP: 0.308, SLG: 0.264 (7, PH)										1	1	1	0	0	0	0									
Hal Brown, R OBP: 0.130, SLG: 0.095 (7, 1)										0	0	0	0	0	0	0									
Willie Tasby, R OBP: 0.301, SLG: 0.381 (9, PH)										0	0	0	0	1	0	0									
Inning Stats	R: 0 E: 0 K: 1 S: 4	H: 0 LOB: 1 BB: 2 P: 12	R: 0 E: 0 K: 1 S: 5	H: 0 LOB: 1 BB: 1 P: 9	R: 0 E: 0 K: 1 S: 5	H: 0 LOB: 0 BB: 0 P: 5	R: 1 E: 0 K: 1 S: 8	H: 3 LOB: 3 BB: 1 P: 12	R: 0 E: 0 K: 0 S: 3	H: 0 LOB: 0 BB: 0 P: 3	R: 0 E: 0 K: 0 S: 3	H: 0 LOB: 0 BB: 0 P: 3	R: 2 E: 0 K: 1 S: 7	H: 3 LOB: 1 BB: 0 P: 7	R: 0 E: 0 K: 0 S: 5	H: 3 LOB: 3 BB: 1 P: 9	R: 0 E: 0 K: 0 S: 3	H: 0 LOB: 1 BB: 1 P: 7	1B: 8 2B: 1 3B: 0 HR: 0	SF: 0 SAC: 0 DP: 1 HBP: 0	WP: 1 PB: 0 SB: 0 CS: 0	PA: 39			
PITCHER	IP	WLS	BF	H	R	ER	SO	BB	IBB	HBP	BLK	WP	HR	S	P	ERA	WHIP								
Frank Sullivan, R ERA: 3.95 (1, 1)	7.0	W	29	6	3	3	5	4	0	0	0	1	0	35	51	3.86	1.429								
Nelson Chittum, R ERA: 1.27 (8, 1)	1.0		7	3	0	0	0	2	0	0	0	0	0	5	13	0.00	5.000								
Mike Fornieles, R ERA: 3.27 (9, 1)	1.0	S	3	0	0	0	0	0	0	0	0	0	0	3	3	0.00	0.000								

Baltimore Orioles @ Boston Red Sox
Fenway Park, Boston, MA
Tue Sep 22 1959, 7:05 PM EDT
Att: 9,344 - Unknown

AB 33
R 3
H 9
RBI 3
BB 6
SO 5
LOB 18



Batter	1	2	3	4	5	6	7	8	9	AB	R	H	RBI	BB	SO	LOB	BOTTOM								
Gary Geiger, L OBP: 0.289, SLG: 0.399 (1, 8)	0-0 4-3		0-0 HR	0-0 1B		0-0 F8				4	1	2	2	0	0	1									
Pete Runnels, L OBP: 0.415, SLG: 0.427 (1, 4)			0-0 L6	4-0 BB					0-0 1B	3	1	2	0	1	0	0									
Dick Gemert, R OBP: 0.364, SLG: 0.424 (1, 3)	4-0 1B		0-0 L7	0-0 FC6-4					0-0 3B	3	0	1	1	1	0	3									
Gene Stephens, L OBP: 0.352, SLG: 0.378 (1, 7)	0-0 BB		0-0 L7	0-0 FC6-4					0-0 1B	4	0	2	0	0	1	1									
Jackie Jensen, R OBP: 0.366, SLG: 0.480 (1, 9)	0-0 P5		0-0 FC5-4	0-0 1B		0-0 F7			0-0 K	4	0	0	0	0	0	4									
Frank Malzone, R OBP: 0.324, SLG: 0.440 (1, 5)		0-0 G3		0-0 6-3		0-0 F8			0-3 K	4	1	1	0	0	1	1									
Sammy White, R OBP: 0.329, SLG: 0.349 (1, 2)		0-0 G3		0-0 G3		0-0 F9			0-0 L6	4	0	0	0	0	0	1									
Don Buddin, R OBP: 0.363, SLG: 0.340 (1, 6)		0-3 K		0-0 FC6		0-3 K			0-3 K	4	1	1	0	0	3	1									
Frank Sullivan, R OBP: 0.210, SLG: 0.217 (1, 1)		0-3 K		0-0 FC6		0-0 1B			0-0 F7	3	0	1	0	0	1	1									
Nelson Chittum, R OBP: 0.250, SLG: 0.500 (8, 1)										1	0	0	0	0	0	0									
Mike Fornieles, R OBP: 0.176, SLG: 0.235 (9, 1)										0	0	0	0	0	0	0									
Inning Stats	R: 0 E: 0 K: 0 S: 4	H: 2 LOB: 2 BB: 1 P: 8	R: 1 E: 0 K: 2 S: 8	H: 1 LOB: 0 BB: 0 P: 8	R: 1 E: 0 K: 0 S: 5	H: 2 LOB: 1 BB: 0 P: 5	R: 1 E: 0 K: 0 S: 6	H: 2 LOB: 3 BB: 1 P: 10	R: 0 E: 0 K: 0 S: 3	H: 0 LOB: 0 BB: 0 P: 3	R: 0 E: 0 K: 1 S: 6	H: 1 LOB: 1 BB: 0 P: 6	R: 1 E: 0 K: 2 S: 9	H: 2 LOB: 1 BB: 0 P: 9	R: 0 E: 0 K: 1 S: 5	H: 0 LOB: 0 BB: 0 P: 5	1B: 7 2B: 1 3B: 1 HR: 1	SF: 0 SAC: 0 DP: 0 HBP: 0	WP: 0 PB: 1 SB: 0 CS: 1	PA: 36					
PITCHER	IP	WLS	BF	H	R	ER	SO	BB	IBB	HBP	BLK	WP	HR	S	P	ERA	WHIP								
Hoyt Wilhelm, R ERA: 2.19 (1, 1)	6.0		28	8	3	2	3	2	0	0	0	0	0	32	40	3.00	1.667								
Hal Brown, R ERA: 3.95 (7, 1)	2.0	L	8	2	1	1	3	0	0	0	0	0	0	14	14	4.50	1.000								

Baltimore Orioles @ Boston Red Sox
Fenway Park, Boston, MA
Tue Sep 22 1959, 7:05 PM EDT
Att: 9,344 - Unknown

AB 34
R 4
H 10
RBI 3
BB 2
SO 6
LOB 13



Batter	1	2	3	4	5	6	7	8	9	AB	R	H	RBI	BB	SO	LOB	TOP
Chico Carrasquel, R (1, 6) OBP: 0.292, SLG: 0.295 Bob Hale, L (7, PH) OBP: 0.199, SLG: 0.204 Billy Klaus, L (7, 6) OBP: 0.355, SLG: 0.318	0-3 K		0-0 F8		0-0 P4		0-3 K			3	0	0	0	0	1	1	<p>Baltimore Orioles @ Boston Red Sox Fenway Park, Boston, MA Wed Sep 23 1959, 3:33 AM EDT Att: 2,199 - Unknown</p>
Al Pilarcik, L (1, 9) OBP: 0.352, SLG: 0.354	0-0 1B		0-0 G3		0-0 F9			0-0 G3		4	0	1	0	0	0	1	
Brooks Robinson, R (1, 5) OBP: 0.326, SLG: 0.387	0-0 1B		0-0 1B		0-0 1B		0-0 G4-6-3 1B	0-0 1B		4	0	4	0	0	0	0	
Gene Woodling, L (1, 7) OBP: 0.400, SLG: 0.455	0-3 K		0-0 F9		0-0 G4-6-3 1-2		0-0 G4-6-3 1-2	0-0 G4-6-3 1-2		4	0	1	0	0	1	4	
Bob Boyd, L (1, 3) OBP: 0.311, SLG: 0.344	0-0 P4			0-0 F7		0-0 F7		0-0 G4-6-3 1-2		4	0	0	0	0	0	4	
Willie Tasby, R (1, 8) OBP: 0.299, SLG: 0.378		0-0 5-3		0-0 F8			0-0 L7		0-0 5-3	4	0	0	0	0	0	0	
Gus Triandos, R (1, 2) OBP: 0.330, SLG: 0.432	0-3 K			0-0 P6			0-0 WP 1B		0-0 F8	4	0	1	0	0	1	0	
Jerry Adair, R (1, 4) OBP: 0.367, SLG: 0.345	0-0 1B			0-0 WP 1B			0-0 F8		0-3 K	4	0	2	0	0	1	1	
Jack Fisher, R (1, 1) OBP: 0.167, SLG: 0.174 Bob Nieman, R (7, PH) OBP: 0.369, SLG: 0.532 Fred Valentine, S (7, PR) OBP: 0.429, SLG: 0.333 Billy O'Dell, S (7, 1) OBP: 0.150, SLG: 0.143	0-3 K			0-0 5-3			4-0 WP BB			2	0	0	0	0	1	2	
Inning Stats	R: 0 E: 0 K: 2 S: 9	H: 2 LOB: 2 BB: 0 P: 9	R: 0 E: 0 K: 2 S: 8	H: 1 LOB: 1 BB: 0 P: 8	R: 0 E: 0 K: 0 S: 4	H: 1 LOB: 0 BB: 0 P: 4	R: 0 E: 0 K: 0 S: 3	H: 0 LOB: 0 BB: 0 P: 3	R: 0 E: 0 K: 1 S: 6	H: 1 LOB: 3 BB: 1 P: 10	R: 0 E: 0 K: 0 S: 4	H: 2 LOB: 1 BB: 0 P: 4	R: 0 E: 0 K: 1 S: 5	H: 0 LOB: 0 BB: 0 P: 5	1B: 9 2B: 0 3B: 0 HR: 0	SF: 0 SAC: 0 DP: 2 HBP: 0	
PITCHER Jerry Casale, R (1, 1) ERA: 4.33	IP: 9.0 WLS: W BF: 35 H: 9 R: 0 ER: 0 SO: 6 BB: 1 IBB: 0 HBP: 0 BLK: 0 WP: 2 HR: 0 S: 46 P: 50 ERA: 0.00 WHIP: 1.111																

Batter	1	2	3	4	5	6	7	8	9	AB	R	H	RBI	BB	SO	LOB	BOTTOM		
Gary Geiger, L (1, 8) OBP: 0.289, SLG: 0.397 Marty Keough, L (8, 8) OBP: 0.314, SLG: 0.413	0-0 P4	0-0 4-3		0-0 4-3			0-0 E5 SH1-3 1B			4	0	1	0	0	0	1	<p>Baltimore Orioles @ Boston Red Sox Fenway Park, Boston, MA Wed Sep 23 1959, 3:33 AM EDT Att: 2,199 - Unknown</p>		
Pete Runnels, L (1, 4) OBP: 0.413, SLG: 0.425	0-0 4-3		0-0 5-3	0-0 4-3			0-0 SH1-3			3	0	0	0	0	0	0			
Vic Wertz, L (1, 3) OBP: 0.340, SLG: 0.413	0-0 1B		0-0 2B	0-0 2B			0-0 L4			4	1	3	0	0	0	1			
Gene Stephens, L (1, 7) OBP: 0.354, SLG: 0.378	0-0 1B		4-0 2B	0-0 P6			0-0 6-3			3	1	1	0	1	0	2			
Jackie Jensen, R (1, 9) OBP: 0.365, SLG: 0.480	0-0 P4		0-0 E	0-3 K			0-0 6-3			4	1	1	2	0	1	3			
Frank Malzone, R (1, 5) OBP: 0.323, SLG: 0.441		0-0 2B	0-0 F3	0-0 F2			0-0 F8			4	1	1	0	0	0	2			
Sammy White, R (1, 2) OBP: 0.328, SLG: 0.348		0-0 6-3	0-0 E4	0-0 F9			0-0 5-3			4	0	1	0	0	0	1			
Don Buddin, R (1, 6) OBP: 0.363, SLG: 0.342		0-0 2B	0-0 6-3				0-3 K			3	0	1	1	0	1	1			
Jerry Casale, R (1, 1) OBP: 0.222, SLG: 0.345	0-0 F8		0-0 F8				0-0 6-3			3	0	0	0	0	0	1			
Inning Stats	R: 0 E: 0 K: 0 S: 5	H: 2 LOB: 2 BB: 0 P: 5	R: 1 E: 0 K: 0 S: 5	H: 2 LOB: 1 BB: 0 P: 5	R: 3 E: 1 K: 0 S: 6	H: 3 LOB: 1 BB: 1 P: 10	R: 0 E: 0 K: 0 S: 3	H: 0 LOB: 0 BB: 0 P: 3	R: 0 E: 0 K: 1 S: 6	H: 1 LOB: 1 BB: 0 P: 6	R: 0 E: 0 K: 1 S: 5	H: 0 LOB: 0 BB: 0 P: 5	R: 0 E: 1 K: 0 S: 4	H: 1 LOB: 1 BB: 0 P: 4	R: 0 E: 0 K: 0 S: 3	H: 0 LOB: 0 BB: 0 P: 3		1B: 5 2B: 4 3B: 0 HR: 0	SF: 0 SAC: 1 DP: 0 HBP: 0
PITCHER Jack Fisher, R (1, 1) ERA: 3.12 Billy O'Dell, L (7, 1) ERA: 3.03	IP: 6.0 WLS: L BF: 27 H: 8 R: 4 ER: 3 SO: 2 BB: 1 IBB: 0 HBP: 0 BLK: 0 WP: 0 HR: 0 S: 30 P: 34 ERA: 4.50 WHIP: 1.500																		

Batter	1	2	3	4	5	6	7	8	9	AB	R	H	RBI	BB	SO	LOB	TOP					
Jerry Adair, R (1, 6) OBP: 0.353, SLG: 0.394	F7			L9		1B 3B	K			4	1	1	0	0	1	2	Baltimore Orioles @ New York Yankees Yankee Stadium, Bronx, NY Fri Sep 25 1959, 7:05 PM EDT Att: 11,721 - Unknown - 71 F					
Brooks Robinson, R (1, 5) OBP: 0.328, SLG: 0.388	6-3			1B		FC5-4 1B		F8		4	0	2	1	0	0	0						
Willie Tasby, R (1, 8) OBP: 0.299, SLG: 0.376	F4			F8		FC5-4 1B				4	0	1	0	0	0	2						
Bob Nieman, R (1, 7) OBP: 0.365, SLG: 0.526		5-3		1-3		F7		G6-4-3 1B		4	0	0	0	0	0	3						
Walt Dropo, R (1, 3) OBP: 0.303, SLG: 0.405		3-1			1B		L1		F7	4	0	1	0	0	0	0						
Gus Triandos, R (1, 2) OBP: 0.330, SLG: 0.430		5-3			F4		1B E 1B		3-1	4	1	1	0	0	0	1						
Fred Valentine, S (1, 9) OBP: 0.389, SLG: 0.313				K	L8		K			4	0	1	0	0	2	2						
Billy Gardner, R (1, 4) OBP: 0.283, SLG: 0.301				F4	F8		E 1B		6-3	4	0	1	0	0	0	2						
Jerry Walker, S (1, 1) OBP: 0.182, SLG: 0.215 (7, PH)				F3						2	0	0	0	0	1	0						
Leo Burke, R (7, PH) OBP: 0.143, SLG: 0.143						K				1	0	0	0	0	0	1						
Rip Coleman, L (7, 1) OBP: 0.080, SLG: 0.080							E3			0	0	0	0	0	0	0						
Inning Stats	R: 0 E: 0 K: 0 S: 3	H: 0 LOB: 0 BB: 0 P: 3	R: 0 E: 0 K: 0 S: 3	H: 0 LOB: 0 BB: 0 P: 3	R: 0 E: 0 K: 1 S: 5	H: 0 LOB: 0 BB: 0 P: 5	R: 0 E: 0 K: 0 S: 4	H: 1 LOB: 1 BB: 0 P: 4	R: 0 E: 0 K: 0 S: 4	H: 1 LOB: 1 BB: 0 P: 4	R: 1 E: 0 K: 2 S: 7	H: 2 LOB: 1 BB: 0 P: 7	R: 1 E: 1 K: 2 S: 10	H: 2 LOB: 2 BB: 0 P: 10	R: 0 E: 0 K: 0 S: 3	H: 1 LOB: 0 BB: 0 P: 3	R: 0 E: 0 K: 0 S: 4	H: 1 LOB: 1 BB: 0 P: 4	1B: 7 2B: 0 3B: 1 HR: 0	SF: 0 SAC: 0 DP: 1 HBP: 0	WP: 0 PB: 0 SB: 0 CS: 0	PA: 35
PITCHER Whitey Ford, L (1, 1) ERA: 3.04	IP: 9.0 WLS: W BF: 35 H: 8 R: 2 ER: 1 SO: 4 BB: 0 IBB: 0 HBP: 0 BLK: 0 WP: 0 HR: 0 S: 43 P: 43 ERA: 1.00 WHIP: 0.889											PITCHER	IP: 9.0 WLS: W BF: 35 H: 8 R: 2 ER: 1 SO: 4 BB: 0 IBB: 0 HBP: 0 BLK: 0 WP: 0 HR: 0 S: 43 P: 43 ERA: 1.00 WHIP: 0.889									

Batter	1	2	3	4	5	6	7	8	9	AB	R	H	RBI	BB	SO	LOB	BOTTOM					
Bobby Richardson, R (1, 4) OBP: 0.333, SLG: 0.375	F7		F4			2B E 1B	PB BB			3	1	1	0	1	0	0	Baltimore Orioles @ New York Yankees Yankee Stadium, Bronx, NY Fri Sep 25 1959, 7:05 PM EDT Att: 11,721 - Unknown - 71 F					
Tony Kubek, L (1, 6) OBP: 0.316, SLG: 0.395				SH4-3 1B 2B		E7 G3 1B 2B	K			4	2	3	0	0	1	1						
Mickey Mantle, S (1, 8) OBP: 0.391, SLG: 0.514				SH4-3 2B		G3 1B BB	K			2	1	0	0	1	2	2						
Yogi Berra, L (1, 2) OBP: 0.347, SLG: 0.462				F8 1B 1B		G3 1B	E6			4	0	1	1	0	0	4						
Elston Howard, R (1, 3) OBP: 0.310, SLG: 0.481		5-3		G6-3 1B		1B SF8 IBB	K			3	1	1	0	1	1	2						
Hector Lopez, R (1, 7) OBP: 0.334, SLG: 0.472		K		G6-3 1B		2B 1B		1-3		4	0	1	2	0	1	2						
Norm Siebern, L (1, 9) OBP: 0.339, SLG: 0.402		3-1			4-3	SF8 1B	G3			3	0	0	1	0	0	0						
Gil McDougald, R (1, 5) OBP: 0.309, SLG: 0.353			5-3		6-3	1-3 2B				4	0	2	0	0	0	0						
Whitey Ford, L (1, 1) OBP: 0.351, SLG: 0.338			3-1		F6	4-3				4	0	0	0	0	1	3						
Inning Stats	R: 0 E: 0 K: 1 S: 6	H: 1 LOB: 1 BB: 0 P: 6	R: 0 E: 0 K: 1 S: 5	H: 0 LOB: 0 BB: 0 P: 5	R: 0 E: 0 K: 0 S: 3	H: 0 LOB: 0 BB: 0 P: 3	R: 1 E: 0 K: 0 S: 5	H: 3 LOB: 1 BB: 0 P: 5	R: 0 E: 0 K: 0 S: 3	H: 0 LOB: 0 BB: 0 P: 3	R: 4 E: 1 K: 0 S: 7	H: 4 LOB: 2 BB: 2 P: 15	R: 0 E: 1 K: 3 S: 10	H: 0 LOB: 2 BB: 1 P: 14	R: 0 E: 0 K: 1 S: 6	H: 1 LOB: 1 BB: 0 P: 6		R: 0 E: 0 K: 0 S: 4	H: 1 LOB: 1 BB: 0 P: 4	1B: 6 2B: 3 3B: 0 HR: 0	SF: 1 SAC: 1 DP: 1 HBP: 0	WP: 0 PB: 1 SB: 0 CS: 0
PITCHER Jerry Walker, R (1, 1) ERA: 2.92	IP: 6.0 WLS: L BF: 27 H: 8 R: 5 ER: 5 SO: 2 BB: 1 IBB: 1 HBP: 0 BLK: 0 WP: 0 HR: 0 S: 29 P: 37 ERA: 7.50 WHIP: 1.500											PITCHER	IP: 6.0 WLS: L BF: 27 H: 8 R: 5 ER: 5 SO: 2 BB: 1 IBB: 1 HBP: 0 BLK: 0 WP: 0 HR: 0 S: 29 P: 37 ERA: 7.50 WHIP: 1.500									
PITCHER Rip Coleman, L (7, 1) ERA: 4.34	IP: 2.0 WLS: 9 BF: 1 H: 0 R: 0 ER: 0 SO: 4 BB: 1 IBB: 0 HBP: 0 BLK: 0 WP: 0 HR: 0 S: 16 P: 20 ERA: 0.00 WHIP: 1.000											PITCHER	IP: 2.0 WLS: 9 BF: 1 H: 0 R: 0 ER: 0 SO: 4 BB: 1 IBB: 0 HBP: 0 BLK: 0 WP: 0 HR: 0 S: 16 P: 20 ERA: 0.00 WHIP: 1.000									

Batter	1	2	3	4	5	6	7	8	9	AB	R	H	RBI	BB	SO	LOB	TOP										
Billy Klaus, L OBP: 0.350, SLG: 0.312 (1, 6)	0-0 FC4-6 1B		0-3 K		0-0 F8			0-0 F4	0-0 5-3	5	0	1	0	0	1	0	Baltimore Orioles @ New York Yankees Yankee Stadium, Bronx, NY Sun Sep 27 1959, 3:33 AM EDT Att: 15,472 - Unknown - 78 F										
Albie Pearson, L OBP: 0.301, SLG: 0.257 (1, 9)	0-0 FC4-6 FC6 1-2		0-0 G3		0-0 F8			0-0 G3	0-3 K	5	0	0	0	0	1	1											
Barry Shetrone, L OBP: 0.247, SLG: 0.241 (1, 8)	0-0 FC6 1-2			0-0 FC6-4 1B		0-0 G1-6-3 1B		0-0 1B 1B		4	1	3	0	0	0	1											
Bob Hale, L OBP: 0.214, SLG: 0.241 Walt Droppo, R OBP: 0.303, SLG: 0.405 (1, 3) (8, 3)	0-0 L6			0-0 F5		0-0 G1-6-3 1-2		0-0 1B 1B		4	1	1	0	0	0	3											
Brooks Robinson, R OBP: 0.325, SLG: 0.383 (1, 5)		0-0 F9		0-0 FC6-4 BB 1-2			0-0 1B 1B	0-0 1B 1B 1-2 2-H		4	1	2	1	0	0	1											
Fred Valentine, S OBP: 0.409, SLG: 0.316 (1, 7)		0-3 K		4-0 BB 1-2			0-0 F2	0-0 1B 1B 1-3 2-H		3	0	1	1	1	1	1											
Leo Burke, R OBP: 0.273, SLG: 0.200 (1, 4)		1-0 HBP		0-3 K			0-0 F7	0-0 1B 1-2 3-H		3	0	1	1	0	1	3											
Joe Ginsberg, L OBP: 0.266, SLG: 0.211 (1, 2)		0-0 G3			0-0 F6			0-0 6-3		4	0	1	0	0	0	3											
Billy O'Dell, S OBP: 0.141, SLG: 0.133 (1, 1)			0-0 3-1		0-3 K			0-0 F2	0-3 K	4	0	0	0	0	2	2											
Inning Stats	R: 0 E: 0 K: 0 S: 4	H: 1 LOB: 1 BB: 0 P: 4	R: 0 E: 0 K: 1 S: 5	H: 0 LOB: 1 BB: 0 P: 6	R: 0 E: 0 K: 1 S: 5	H: 0 LOB: 0 BB: 1 P: 5	R: 0 E: 0 K: 1 S: 6	H: 1 LOB: 2 BB: 1 P: 10	R: 0 E: 0 K: 1 S: 5	H: 0 LOB: 0 BB: 0 P: 5	R: 0 E: 0 K: 0 S: 3	H: 1 LOB: 0 BB: 0 P: 3	R: 0 E: 0 K: 0 S: 5	H: 2 LOB: 0 BB: 0 P: 5	R: 3 E: 0 K: 0 S: 8	H: 5 LOB: 5 BB: 0 P: 8		R: 0 E: 0 K: 2 S: 7	H: 0 LOB: 0 BB: 0 P: 7	1B: 10 2B: 0 3B: 0 HR: 0	SF: 0 SAC: 0 DP: 1 HBP: 1	WP: 0 PB: 0 SB: 0 CS: 0	PA: 38				
PITCHER	IP	WLS	BF	H	R	ER	SO	BB	IBB	HBP	BLK	WP	HR	S	P	ERA	WHIP										
John Gabler, R ERA: 2.79 (1, 1)	7.2	L	34	10	3	3	4	1	0	1	0	0	0	40	45	3.52	1.435										
Jim Coates, R ERA: 2.96 (8, 1)	0.1		1	0	0	0	0	0	0	0	0	0	0	1	1	0.00	0.000										
Gary Blaylock, R ERA: 4.8 (9, 1)	1.0		3	0	0	0	2	0	0	0	0	0	0	7	7	0.00	0.000										

Batter	1	2	3	4	5	6	7	8	9	AB	R	H	RBI	BB	SO	LOB	BOTTOM										
Bobby Richardson, R OBP: 0.334, SLG: 0.377 (1, 4)	0-0 4-3 2B		0-0 L9			0-0 FC6-4 1B		0-3 K		3	0	2	0	0	0	0	Baltimore Orioles @ New York Yankees Yankee Stadium, Bronx, NY Sun Sep 27 1959, 3:33 AM EDT Att: 15,472 - Unknown - 78 F										
Mary Throneberry, L OBP: 0.302, SLG: 0.391 (8, PH)			0-3 K			0-3 K		0-0 F9		1	0	0	0	0	1	0											
Gary Blaylock, R OBP: 0.139, SLG: 0.333 (9, 1)	0-0 4-3 2-3					0-0 K		0-0 F9		4	0	0	0	0	2	2											
Tony Kubek, L OBP: 0.313, SLG: 0.391 (1, 8)	0-0 4-3					0-0 K		0-0 F9		4	0	0	0	0	2	2											
Andy Carey, R OBP: 0.306, SLG: 0.356 (1, 5)	0-0 1-3				0-0 F9			0-0 FC6-4 1-2		4	0	1	0	0	0	2											
Elston Howard, R OBP: 0.308, SLG: 0.476 (1, 2)	0-3 K			0-3 K2-3			0-0 F9	0-0 FC1-4 1B 1-2		4	0	0	0	0	2	2											
Ken Hunt, R OBP: 0.308, SLG: 0.417 (1, 9)		0-0 6-3		0-0 F9			0-0 F9	0-0 2B 1B		4	1	2	0	0	0	0											
Norm Siebern, L OBP: 0.341, SLG: 0.403 (1, 3)		4-0 FC6-4 BB			0-0 5-3			0-0 F8	0-3 K	3	0	0	0	1	1	3											
Clete Boyer, R OBP: 0.215, SLG: 0.193 (1, 6)		0-3 K			0-3 K			0-0 K	0-3 K	4	0	1	1	0	3	3											
Gordie Windhorn, R (1, 7)		0-0 FC6-4 1-2			0-0 6-3			0-0 6-3		3	0	0	0	0	0	2											
John Gabler, S (1, 1)			0-3 K			0-0 4-3		0-0 1-3		2	0	0	0	0	1	0											
Jim Coates, R OBP: 0.136, SLG: 0.095 (8, 1)										0	0	0	0	0	0	0											
Gil McDougald, R OBP: 0.308, SLG: 0.353 (6, PH) (9, 4)										1	0	0	0	0	0	0											
Inning Stats	R: 0 E: 0 K: 1 S: 6	H: 1 LOB: 1 BB: 0 P: 6	R: 0 E: 0 K: 1 S: 5	H: 0 LOB: 1 BB: 1 P: 9	R: 0 E: 0 K: 2 S: 7	H: 0 LOB: 0 BB: 0 P: 7	R: 0 E: 0 K: 1 S: 5	H: 0 LOB: 0 BB: 0 P: 5	R: 0 E: 0 K: 1 S: 6	H: 1 LOB: 1 BB: 0 P: 6	R: 1 E: 0 K: 0 S: 5	H: 2 LOB: 1 BB: 0 P: 5	R: 0 E: 0 K: 1 S: 5	H: 0 LOB: 0 BB: 0 P: 5	R: 0 E: 0 K: 2 S: 9	H: 2 LOB: 2 BB: 0 P: 9	1B: 3 2B: 3 3B: 0 HR: 0	SF: 0 SAC: 0 DP: 0 HBP: 0	WP: 0 PB: 0 SB: 0 CS: 0	PA: 34							
PITCHER	IP	WLS	BF	H	R	ER	SO	BB	IBB	HBP	BLK	WP	HR	S	P	ERA	WHIP										
Billy O'Dell, L ERA: 2.93 (1, 1)	9.0	W	34	6	1	1	10	1	0	0	0	0	0	53	57	1.00	0.778										

AB 36
R 3
H 10
RBI 3
BB 1
SO 6
LOB 15



AB 33
R 1
H 6
RBI 1
BB 1
SO 10
LOB 14



WP: 0
PB: 0
SB: 0
CS: 0