

**Baltimore Orioles - 1960**



Batter	1	2	3	4	5	6	7	8	9	AB R H RBI BB SO LOB	TOP																	
<b>Billy Gardner, R</b> (1, 4) OBP: 0.444, SLG: 0.500	0-3 K		0-0 3B		4-0 BB		0-0 SH3-4		0-3 K	3 1 1 0 1 2 1																		
<b>Lenny Green, L</b> (1, 8) OBP: 0.222, SLG: 0.556	0-0 F5		0-0 3B		0-0 G4-6-3		0-0 F5			4 0 1 1 0 0 2																		
<b>Harmon Killebrew, R</b> (1, 5) OBP: 0.556, SLG: 0.333	4-0 BB		4-0 BB			0-0 1B				2 1 1 0 2 0 1																		
<b>Don Mincher, L</b> (1, 3) OBP: 0.222, SLG: 0.556	4-0 BB		0-3 K			4-0 BB		0-0 F7		2 0 0 0 2 1 2																		
<b>Bob Allison, R</b> (1, 9) OBP: 0.500, SLG: 1.000	0-0 F9		0-0 5-3			0-0 1B		0-0 1B		4 0 2 1 0 0 4																		
<b>Jim Lemon, R</b> (1, 7) OBP: 0.625, SLG: 1.167		0-3 K		0-0 1B		0-0 P2		0-0 G6-4-3		4 0 1 0 0 1 3																		
<b>Earl Battey, R</b> (1, 2) OBP: 0.375, SLG: 0.714		0-0 F3		0-0 G4-6-3		4-0 BB		0-0 F7		3 0 0 0 1 0 1																		
<b>Billy Consolo, R</b> (1, 6) OBP: 0.500, SLG: 1.000		0-0 F5		0-0 P5		0-0 G3-2-3		0-0 F5		2 0 0 0 0 0 0																		
<b>Julio Becquer, L</b> (6, PH)										1 0 0 0 0 0 3																		
<b>Jose Valdivielso, R</b> (6, 6)										0 0 0 0 0 0 0																		
<b>Dan Dobbek, L</b> (9, PH)										1 0 0 0 0 0 0																		
<b>Pedro Ramos, S</b> (1, 1) OBP: 0.333, SLG: 0.333			0-0 F8		0-0 F8		0-0 SH3-4		0-0 1B	3 0 1 0 0 0 0																		
<b>Faye Throneberry, L</b> (9, PH) OBP: 1.000, SLG: 1.000										1 0 1 0 0 0 0																		
<b>Inning Stats</b>	R: 0 E: 0 K: 1 S: 5	H: 0 LOB: 2 BB: 2 P: 13	R: 0 E: 0 K: 1 S: 5	H: 0 LOB: 0 BB: 0 P: 5	R: 1 E: 0 K: 1 S: 7	H: 2 LOB: 2 BB: 1 P: 11	R: 0 E: 0 K: 0 S: 3	H: 1 LOB: 0 BB: 0 P: 3	R: 0 E: 0 K: 0 S: 2	H: 0 LOB: 0 BB: 1 P: 6	R: 1 E: 0 K: 0 S: 4	H: 2 LOB: 2 BB: 2 P: 12	R: 0 E: 0 K: 0 S: 4	H: 1 LOB: 1 BB: 0 P: 4	R: 0 E: 0 K: 1 S: 6	H: 1 LOB: 1 BB: 0 P: 6	1B: 6 2B: 0 3B: 2 HR: 0	SF: 0 SAC: 1 DP: 4 HBP: 0	WP: 0 PB: 0 SB: 0 CS: 0	PA: 37								
<b>PITCHER</b>	IP WLS BF H R ER SO BB IBB HBP BLK WP HR S P ERA WHIP																											
<b>Jerry Walker, R</b> (1, 1) ERA: 3.38	5.1		25	5	2	2	3	6	0	0	0	0	0	0	25	49	3.38	2.062										
<b>Jack Fisher, R</b> (6, 1) ERA:	3.2	W	12	3	0	0	1	0	0	0	0	0	0	0	14	14	0.00	0.818										

**Washington Senators @ Baltimore Orioles**  
 Memorial Stadium, Baltimore, MD  
 Tue Apr 19 1960, 3:33 AM EST  
 Att. 32,747 - Unknown

<b>AB</b>	30
<b>R</b>	2
<b>H</b>	8
<b>RBI</b>	2
<b>BB</b>	6
<b>SO</b>	4
<b>LOB</b>	17







Batter	1	2	3	4	5	6	7	8	9	AB	R	H	RBI	BB	SO	LOB	TOP										
<b>Billy Gardner, R</b> (1, 4) OBP: 0.429, SLG: 0.545	0-0 F9	0-0 1-3 2-H 2B		X 0-0 5-3			X 0-0 5-3	0-0 1-2 3-H 1B		5	0	2	2	0	0	0											
<b>Lenny Green, L</b> (1, 8) OBP: 0.286, SLG: 0.462	0-0 CS 1B	0-3 K		X 0-0 G3			X 0-0 G3	1-0 1-2 2-3 HBP		4	0	1	0	0	1	2											
<b>Faye Throneberry, L</b> (1, 7) OBP: 0.500, SLG: 0.600	0-0 F7		X 0-0 1B 2B				X 4-0 2B 1B BB	0-0 G4-6-3 1-2f		4	2	1	0	1	0	4											
<b>Bob Allison, R</b> (1, 9) OBP: 0.615, SLG: 1.000	0-0 CS 1-2	4-0 2B 1B BB	X 0-0 1B 2-H 1B				X 0-0 1-3 1B 2B	0-0 G5-4-3 1B		4	2	3	1	1	1	0											
<b>Harmon Killebrew, R</b> (1, 5) OBP: 0.500, SLG: 0.636		0-3 K	X 0-0 F9				X 0-0 HR 1B	0-0 G5-4-3 1-2f		5	1	2	3	0	1	3											
<b>Don Mincher, L</b> (1, 3) OBP: 0.357, SLG: 0.273		X 0-0 1-3 1B 2B	X 0-0 F8				X 0-0 2-3	0-0 4-3		5	1	2	0	0	0	2											
<b>Earl Battey, R</b> (1, 2) OBP: 0.308, SLG: 0.500		X 0-0 5-3	X 0-0 1-3 1B				X 0-0 L5	0-0 1-3		5	0	1	0	0	0	3											
<b>Billy Consolo, R</b> (1, 6) OBP: 0.500, SLG: 1.000		X 0-0 2B BB 1B	X 0-0 P5				X 0-0 5-3	0-0 1B 3B		4	2	2	2	0	0	2											
<b>Russ Kemmerer, R</b> (1, 1) <b>Tex Clevenger, R</b> (6, 1) <b>Jim Lemon, R</b> (8, PH) <b>Pedro Ramos, S</b> (8, PR) <b>Dick Hyde, R</b> (8, 1) <b>Jack Kratlick, L</b> (8, 1)		BB BB BB 4-0 2B 1-2 BB	X 0-0 5-3				X 0-0 1-3	4-0 HBP 1B IBB		2	0	0	0	1	0	0											
<b>Inning Stats</b>	R: 0 E: 0 K: 0 S: 3	H: 1 LOB: 0 BB: 0 P: 3	R: 3 E: 0 K: 2 S: 10	H: 3 LOB: 2 BB: 2 P: 18	R: 1 E: 0 K: 0 S: 6	H: 3 LOB: 0 BB: 0 P: 6	R: 0 E: 0 K: 2 S: 3	H: 0 LOB: 0 BB: 0 P: 3	R: 1 E: 0 K: 1 S: 6	H: 1 LOB: 0 BB: 0 P: 6	R: 0 E: 0 K: 0 S: 3	H: 0 LOB: 0 BB: 0 P: 3	R: 2 E: 0 K: 0 S: 5	H: 2 LOB: 1 BB: 1 P: 9	R: 1 E: 0 K: 0 S: 4	H: 2 LOB: 3 BB: 1 P: 9	R: 0 E: 0 K: 0 S: 4	H: 2 LOB: 1 BB: 0 P: 4	1B: 8 2B: 4 3B: 1 HR: 1	SF: 0 SAC: 0 DP: 2 HBP: 1	WP: 0 PB: 0 SB: 0 CS: 1	PA: 44					
<b>PITCHER</b>	IP	WLS	BF	H	R	ER	SO	BB	IBB	HBP	BLK	WP	HR	S	P	ERA	WHIP										
<b>Milt Pappas, R</b> (1, 1) ERA: 9.45	6.2		32	10	7	7	3	3	0	0	0	0	1	35	47	9.45	1.950										
<b>Rip Coleman, L</b> (7, 1) ERA: 6.75	1.1	L	7	2	1	1	0	0	1	1	0	0	0	5	10	6.75	1.500										
<b>John Anderson, R</b> (9, 1) ERA:	1.0		4	2	0	0	0	0	0	0	0	0	0	4	4	0.00	2.000										

**Washington Senators @ Baltimore Orioles**  
**Memorial Stadium, Baltimore, MD**  
 Wed Apr 20 1960, 6:05 PM EST  
 Att: 11,087 - Unknown

<b>AB</b>	<b>38</b>
<b>R</b>	<b>8</b>
<b>H</b>	<b>14</b>
<b>RBI</b>	<b>8</b>
<b>BB</b>	<b>4</b>
<b>SO</b>	<b>3</b>
<b>LOB</b>	<b>16</b>



BOTTOM

Washington Senators @ Baltimore Orioles  
Memorial Stadium, Baltimore, MD

Wed Apr 20 1960, 6:05 PM EST  
Att. 11,087 - Unknown

AB	39
R	7
H	12
RBI	6
BB	3
SO	8
LOB	21



WP	1	PA	42
PB	1		
SB	0		
CS	0		

AB	R	H	RBI	BB	SO	LOB
5	1	2	0	0	1	2
5	1	1	0	0	0	4
4	0	1	0	1	0	2
4	2	1	1	1	0	2
5	1	1	0	0	2	4
4	1	0	0	1	1	4
4	1	2	4	0	2	0
3	0	2	1	0	0	1
1	0	1	0	0	0	0
0	0	0	0	0	0	0
3	0	0	0	0	2	2
0	0	0	0	0	0	0
1	0	1	0	0	0	0
0	0	0	0	0	0	0

Batter	1	2	3	4	5	6	7	8	9
<b>Marv Breeding, R</b> (1, 4) <small>OBP: 0.444, SLG: 0.625</small>	0-0 1B 1B	0-3 K			0-0 6-3	0-0 1-2 1B		0-0 F9	
<b>John Powers, L</b> (1, 9) <small>OBP: 0.111, SLG: 0.111</small>	0-0 F8 1-3 WP 1B 1B	0-0 G3			0-0 4-3	0-0 FC5 2-3f		0-0 P6	
<b>Jackie Brandt, R</b> (1, 8) <small>OBP: 0.444, SLG: 0.286</small>	0-0 P5		0-0 1-3		0-0 5-3		0-0 G3 1B	4-0 5-3 BB	
<b>Gene Woodling, L</b> (1, 7) <small>OBP: 0.444, SLG: 0.429</small>	0-0 WP 1-2 3-H 1B 1B		0-0 F8		4-0 2B E BB	0-0 G3		0-0 5-3 1-2	
<b>Gus Triandos, R</b> (1, 2) <small>OBP: 0.111, SLG: 0.222</small>	0-0 F8 2-3		0-0 F8		0-0 1-3 E 2B	0-3 K		0-3 K	
<b>Brooks Robinson, R</b> (1, 5) <small>OBP: 0.222, SLG: 0.500</small>	4-0 WP 1-2 1B BB		0-0 F7		0-3 K	0-0 F9		0-0 F8	
<b>Jim Gentile, L</b> (1, 3) <small>OBP: 0.375, SLG: 0.500</small>	0-0 1-1 2-H 3-H 1B		0-3 K		0-0 E3 1B 1B		0-3 K		
<b>Ron Hansen, R</b> (1, 6) <b>Albie Pearson, L</b> (8, PH) <b>Billy Klaus, L</b> (9, 6)	0-0 L3		0-0 PB 1B		0-0 FC1-6 1B		0-0 1B 1B		
<b>Milt Pappas, R</b> (1, 1) <b>Rip Coleman, L</b> (7, 1) <b>Al Pilarcik, L</b> (8, PH) <b>John Anderson, R</b> (9, 1)		0-3 K		0-3 K	0-0 FC1-6 FC5 1B		0-0 1B		

Inning Stats	R: 4	H: 4	E: 0	K: 0	S: 7	H: 4	LOB: 1	BB: 1	P: 11	R: 0	H: 0	E: 0	K: 2	S: 7	H: 0	LOB: 0	BB: 0	P: 7	R: 0	H: 0	E: 0	K: 0	S: 3	H: 1	LOB: 1	BB: 0	P: 8	R: 0	H: 0	E: 0	K: 0	S: 3	H: 0	LOB: 0	BB: 0	P: 3	R: 3	H: 4	E: 1	K: 1	S: 9	H: 4	LOB: 2	BB: 1	P: 13	R: 0	H: 1	E: 0	K: 1	S: 6	H: 1	LOB: 1	BB: 0	P: 6	R: 0	H: 2	E: 0	K: 1	S: 7	H: 2	LOB: 2	BB: 0	P: 7	R: 0	H: 0	E: 0	K: 1	S: 5	H: 0	LOB: 1	BB: 1	P: 9	1B: 11	SF: 0	2B: 1	SAC: 0	3B: 0	DP: 0	HR: 0	HBP: 0	WP: 1	PA: 42
--------------	------	------	------	------	------	------	--------	-------	-------	------	------	------	------	------	------	--------	-------	------	------	------	------	------	------	------	--------	-------	------	------	------	------	------	------	------	--------	-------	------	------	------	------	------	------	------	--------	-------	-------	------	------	------	------	------	------	--------	-------	------	------	------	------	------	------	------	--------	-------	------	------	------	------	------	------	------	--------	-------	------	--------	-------	-------	--------	-------	-------	-------	--------	-------	--------

PITCHER	IP	WLS	BF	H	R	ER	SO	BB	IBB	HBP	BLK	WP	HR	S	P	ERA	WHIP
<b>Russ Kemmerer, R</b> (1, 1) <small>ERA: 11.81</small>	5.1		25	7	7	7	5	2	0	0	0	1	0	33	41	11.81	1.688
<b>Tex Clevenger, R</b> (6, 1) <small>ERA:</small>	1.2	W	8	3	0	0	1	0	0	0	0	0	0	10	10	0.00	1.800
<b>Dick Hyde, R</b> (8, 1) <small>ERA:</small>	1.0		6	2	0	0	1	1	0	0	0	0	0	7	11	0.00	3.000
<b>Jack Kralick, L</b> (9, 1) <small>ERA:</small>	1.0	S	3	0	0	0	1	0	0	0	0	0	0	5	5	0.00	0.000



Batter	1	2	3	4	5	6	7	8	9	AB R H RBI BB SO LOB	TOP																	
<b>Billy Gardner, R</b> (1, 4) OBP: 0.421, SLG: 0.533	0-0 1-3		4-0 FC6-4 BB		0-0 E1 BB 2B	0-0 2B			0-3 K	4 1 1 0 1 1 1																		
<b>Lenny Green, L</b> (1, 8) OBP: 0.316, SLG: 0.375	0-3 K		0-0 F7		4-0 2B BB	0-3 K		4-0 BB HR BB	3 1 0 0 2 2 2																			
<b>Bob Allison, R</b> (1, 9) OBP: 0.556, SLG: 0.882	0-0 FC6-4 1B		0-0 FC6-4 1-2f		0-0 2B		0-0 6-3	0-0 F6	5 0 2 2 0 0 2																			
<b>Harmon Killebrew, R</b> (1, 5) OBP: 0.421, SLG: 0.467	0-0 FC6-4 1-2f			0-0 4-3	0-3 K		0-0 5-3	4-0 1-2 HR BB	4 1 0 0 1 1 3																			
<b>Jim Lemon, R</b> (1, 7) OBP: 0.538, SLG: 0.900		0-3 K		0-3 K	0-3 K		0-0 2B	0-0 HR	4 0 1 0 0 3 2																			
<b>Dan Dobbek, L</b> (7, PR) OBP: 0.500, SLG: 2.000								1-H 2-H HR	1 1 1 3 0 0 0																			
<b>Earl Battey, R</b> (1, 2) OBP: 0.444, SLG: 0.500		4-0 F9 PB BB		0-0 2B E 1B	1-0 HBP		0-0 F7	1-0 1B HBP	2 1 1 0 1 0 1																			
<b>Billy Consolo, R</b> (1, 6) OBP: 0.533, SLG: 0.929		0-0 F9 1-3		0-0 E9 1-H 2B	0-0 F7			0-0 G4-6-3 1B	5 0 3 0 0 0 4																			
<b>Don Mincher, L</b> (1, 3) OBP: 0.263, SLG: 0.188		0-3 K		0-0 G3		0-3 K		0-0 G4-6-3 1-2f	5 0 0 0 0 2 5																			
<b>Don Lee, R</b> (1, 1) OBP: 0.333, SLG: 0.333			0-3 K		0-0 BB E 2B 1B	0-3 K		0-3 K	3 1 1 0 0 2 0																			
<b>Jack Kralick, L</b> (6, 1) OBP: 0.333, SLG: 0.333									0 0 0 0 0 0 0																			
<b>Tex Clevenger, R</b> (7, 1) OBP: 0.333, SLG: 0.333									0 0 0 0 0 0 0																			
<b>Julio Becquer, L</b> (8, PH) OBP: 0.333, SLG: 0.333									1 0 0 0 0 1 0																			
<b>Ted Abernathy, R</b> (8, 1) OBP: 0.333, SLG: 0.333									0 0 0 0 0 0 0																			
<b>Chuck Stobbs, L</b> (8, 1) OBP: 0.333, SLG: 0.333									0 0 0 0 0 0 0																			
<b>Inning Stats</b>	R: 0 E: 0 K: 1 S: 6	H: 1 LOB: 1 BB: 0 P: 6	R: 0 E: 0 K: 2 S: 7	H: 0 LOB: 1 BB: 1 P: 11	R: 0 E: 0 K: 1 S: 5	H: 0 LOB: 1 BB: 1 P: 9	R: 1 E: 1 K: 1 S: 7	H: 2 LOB: 1 BB: 0 P: 7	R: 2 E: 1 K: 2 S: 10	H: 2 LOB: 3 BB: 1 P: 15	R: 0 E: 0 K: 3 S: 10	H: 1 LOB: 1 BB: 0 P: 10	R: 0 E: 0 K: 0 S: 4	H: 1 LOB: 1 BB: 0 P: 4	R: 0 E: 0 K: 1 S: 5	H: 1 LOB: 0 BB: 0 P: 5	R: 3 E: 0 K: 1 S: 7	H: 2 LOB: 2 BB: 2 P: 16	1B: 5 2B: 4 3B: 0 HR: 1	SF: 0 SAC: 0 DP: 1 HBP: 2	WP: 0 PB: 1 SB: 0 CS: 0	PA: 44						
<b>PITCHER</b>	IP WLS BF H R ER SO BB IBB HBP BLK WP HR S P ERA WHIP												<b>PITCHER</b>	IP WLS BF H R ER SO BB IBB HBP BLK WP HR S P ERA WHIP														
<b>Steve Barber, L</b> (1, 1) ERA: 2.25	4.0		21	5	3	1	5	3	0	0	0	0	0	28	40	2.25	2.000											
<b>Chuck Estrada, R</b> (5, 1) ERA: 2.25	2.0		8	1	0	0	5	0	0	1	0	0	0	17	18	0.00	0.500											
<b>Gordon Jones, R</b> (7, 1) ERA: 2.25	1.0		4	1	0	0	0	0	0	0	0	0	0	4	4	0.00	1.000											
<b>Jack Fisher, R</b> (8, 1) ERA: 4.76	2.0	L	11	3	3	3	2	2	0	1	0	0	1	12	21	13.50	2.500											

**Washington Senators @ Baltimore Orioles**  
**Memorial Stadium, Baltimore, MD**  
 Thu Apr 21 1960, 6:05 PM EST  
 Att. 9,377 - Unknown

AB	37
R	6
H	10
RBI	5
BB	5
SO	12
LOB	20



BOTTOM

Washington Senators @ Baltimore Orioles  
Memorial Stadium, Baltimore, MD  
Thu Apr 21 1960, 6:05 PM EST  
Att. 9,377 - Unknown

livebaseballscorecards.com

AB	35
R	5
H	11
RBI	4
BB	7
SO	4
LOB	25



WP	1	PA	45
PB	0		
SB	0		
CS	0		

AB R H RBI BB SO LOB

5 1 1 0 0 1 7

3 0 0 0 0 0 0

1 0 0 0 0 0 2

1 0 1 0 0 0 0

2 0 1 0 0 0 0

2 1 1 0 0 0 0

3 2 2 2 2 0 1

2 0 1 0 1 0 1

1 1 1 1 0 0 0

4 0 0 0 0 0 6

1 0 1 0 2 0 0

0 0 0 0 0 0 0

1 0 0 0 0 0 1

0 0 0 0 0 0 0

1 0 0 0 0 1 0

3 0 1 1 2 1 1

2 0 0 0 0 1 5

0 0 0 0 0 0 0

1 0 1 0 0 0 0

2 0 0 0 0 0 1


1B	10	SF	1
2B	0	SAC	2
3B	0	DP	0
HR	1	HBP	0

Batter	1	2	3	4	5	6	7	8	9
<b>Marv Breeding, R</b> (1, 4) <small>OBP: 0.357, SLG: 0.462</small>	0-3 K	0-0 FC6-4		0-0 FC5		0-0 F2		0-0 SH1-4 1B SF9 1B	
<b>John Powers, L</b> (1, 9) <small>OBP: 0.083, SLG: 0.083</small> <b>Walt Dropo, R</b> (6, PH)	0-0 F5		0-0 L5		0-0 F8	0-0 F8		0-0 SH1-4 1B	
<b>Bob Boyd, L</b> (8, PH) <small>OBP: 1.000, SLG: 1.000</small>								1-2 1B	
<b>Jackie Brandt, R</b> (1, 8) <small>OBP: 0.455, SLG: 0.333</small> <b>Willie Tasby, R</b> (3, PR) <small>OBP: 0.500, SLG: 0.500</small>	0-0 1-3				0-0 6-3		0-0 HR 1B	0-0 SH1-4 1B	
<b>Gene Woodling, L</b> (1, 7) <small>OBP: 0.571, SLG: 0.800</small>		4-0 1B 1B BB BB	0-0 F9		0-0 BB 1B		0-0 1-H HR 1B	4-0 IBB	
<b>Gus Triandos, R</b> (1, 2) <small>OBP: 0.250, SLG: 0.273</small> <b>Albie Pearson, L</b> (7, 9) <small>OBP: 0.667, SLG: 1.000</small>		0-0 BB 1B 1-2 1B	0-0 L8		4-0 1-2 BB		0-0 4-3 SH5-4 WP 1B	0-0 SF9	
<b>Brooks Robinson, R</b> (1, 5) <small>OBP: 0.154, SLG: 0.333</small>		0-0 F9		0-0 5-3	0-0 L4		0-0 SH5-4 1B	0-0 F4	
<b>Jim Gentile, L</b> (1, 3) <small>OBP: 0.545, SLG: 0.556</small> <b>Gordon Jones, R</b> (7, 1)		0-0 BB 1B		4-0 FC1-5 1B BB		4-0 1B BB	0-0 4-3	0-3 K	
<b>Clint Courtney, L</b> (7, PH) <b>Jack Fisher, R</b> (8, 1) <b>Billy Klaus, L</b> (9, PH)		1-2 2-3 1B		0-0 FC6-4 BB		0-3 K	4-0 BB	0-0 F2	
<b>Ron Hansen, R</b> (1, 6) <small>OBP: 0.500, SLG: 0.400</small>		4-0 FC6-4 1-2 2-3 3-H BB		0-0 FC5 FC1-5 1-2 1B		0-3 K	0-0 3-H BB		
<b>Steve Barber, L</b> (1, 1) <b>Chuck Estrada, R</b> (5, 1) <b>Al Pilarcik, L</b> (6, PH) <small>OBP: 1.000, SLG: 1.000</small> <b>Joe Ginsberg, L</b> (7, 2)		0-3 K		0-0 FC1-5		0-0 1-2 1B	0-0 F7	0-0 F6	

Inning Stats	R: 0	H: 0	E: 0	K: 1	S: 5	LOB: 0	BB: 0	P: 5	R: 1	H: 2	E: 0	K: 1	S: 7	LOB: 3	BB: 2	P: 15	R: 0	H: 1	E: 0	K: 0	S: 4	LOB: 1	BB: 0	P: 4	R: 0	H: 1	E: 0	K: 0	S: 4	LOB: 2	BB: 1	P: 8	R: 0	H: 1	E: 0	K: 1	S: 6	LOB: 2	BB: 1	P: 10	R: 3	H: 3	E: 0	K: 0	S: 6	LOB: 1	BB: 1	P: 10	R: 1	H: 2	E: 0	K: 1	S: 5	LOB: 2	BB: 1	P: 9	R: 0	H: 0	E: 0	K: 1	S: 5	LOB: 0	BB: 0	P: 5	1B: 10	2B: 0	3B: 0	HR: 1	SF: 1	SAC: 2	DP: 0	HBP: 0	WP: 1	PA: 45
--------------	------	------	------	------	------	--------	-------	------	------	------	------	------	------	--------	-------	-------	------	------	------	------	------	--------	-------	------	------	------	------	------	------	--------	-------	------	------	------	------	------	------	--------	-------	-------	------	------	------	------	------	--------	-------	-------	------	------	------	------	------	--------	-------	------	------	------	------	------	------	--------	-------	------	--------	-------	-------	-------	-------	--------	-------	--------	-------	--------

PITCHER	IP	WLS	BF	H	R	ER	SO	BB	IBB	HBP	BLK	WP	HR	S	P	ERA	WHIP
<b>Don Lee, R</b> (1, 1) <small>ERA: 1.69</small>	5.1		27	6	1	1	3	5	0	0	0	0	0	28	48	1.69	2.062
<b>Jack Kralick, L</b> (6, 1) <small>ERA: 16.2</small>	0.2		5	3	3	3	0	0	0	0	0	0	1	5	5	40.50	4.500
<b>Tex Clevenger, R</b> (7, 1) <small>ERA:</small>	1.0		4	0	0	0	0	1	0	0	0	1	0	3	7	0.00	1.000
<b>Ted Abernathy, R</b> (8, 1) <small>ERA:</small>	0.0		1	1	1	1	0	0	0	0	0	0	0	1	1	∞	∞
<b>Chuck Stobbs, L</b> (8, 1) <small>ERA:</small>	2.0	W	8	1	0	0	1	0	1	0	0	0	0	9	13	0.00	0.500



Batter	1	2	3	4	5	6	7	8	9	AB R H RBI BB SO LOB	TOP												
Mary Breeding, R (1, 4) OBP: 0.333, SLG: 0.412	0-0 F8		0-0 FC1-5		0-3 K		0-0 1B			4 0 1 0 0 1 2	<b>Baltimore Orioles @ New York Yankees</b> Yankee Stadium, Bronx, NY Fri Apr 22 1960, 3:33 AM EST Att. 36,386 - Unknown - 78 F												
Jackie Brandt, R (1, 9) OBP: 0.333, SLG: 0.231	0-0 F9		0-3 K		0-0 F9		0-0 2-3			4 0 0 0 0 1 3													
Gene Woodling, L (1, 7) OBP: 0.500, SLG: 0.643	0-0 4-3			0-0 4-3		0-0 2B 1B		0-0 F6		4 0 1 0 0 0 0													
Walt Dropo, R (1, 3) OBP: 0.250, SLG: 0.500		0-0 5-3		0-0 F7		0-0 1-3 2B		0-3 K		3 0 1 0 0 0 0													
Jim Gentile, L (8, PH) OBP: 0.500, SLG: 0.500										1 0 0 0 0 1 0													
Brooks Robinson, R (1, 5) OBP: 0.235, SLG: 0.375		0-0 L4		0-0 1B		0-3 K		0-0 1B		4 0 2 0 0 1 2													
Gus Triandos, R (1, 2) OBP: 0.267, SLG: 0.286		0-0 1B		0-0 F8		0-0 5-3		0-0 G3		3 0 1 0 0 0 3													
John Anderson, R (7, 1)										0 0 0 0 0 0 0													
Albie Pearson, L (8, PH)										1 0 0 0 0 0 1													
Arnie Portocarrero, R (8, 1)										0 0 0 0 0 0 0													
Willie Tasby, R (1, 8) OBP: 0.333, SLG: 0.333	0-0 F8				0-0 FC6-4 1B		0-0 F4		0-0 F6	4 0 1 0 0 0 1	<b>AB 35</b> <b>R 0</b> <b>H 8</b> <b>RBI 0</b> <b>BB 1</b> <b>SO 4</b> <b>LOB 15</b>												
Ron Hansen, R (1, 6) OBP: 0.467, SLG: 0.333			4-0 FC1-5 BB		0-0 F5		0-0 F4		0-0 4-3	2 0 0 0 1 0 1													
Al Pilarcik, L (9, PH) OBP: 0.667, SLG: 0.667										1 0 0 0 0 0 0													
Hoyt Wilhelm, R (1, 1)			0-0 B2		0-0 FC6-4		0-0 1B 1B		0-0 F5	2 0 0 0 0 0 2													
Clint Courtney, L (7, PH) OBP: 0.333, SLG: 0.333										2 0 1 0 0 0 0													
<b>Inning Stats</b>	R: 0 E: 0 K: 0 S: 3	H: 0 LOB: 0 BB: 0 P: 3	R: 0 E: 0 K: 0 S: 4	H: 1 LOB: 1 BB: 0 P: 4	R: 0 E: 0 K: 1 S: 5	H: 0 LOB: 1 BB: 1 P: 9	R: 0 E: 0 K: 1 S: 4	H: 1 LOB: 1 BB: 0 P: 4	R: 0 E: 0 K: 0 S: 6	H: 1 LOB: 1 BB: 0 P: 6	R: 0 E: 0 K: 1 S: 7	H: 2 LOB: 2 BB: 0 P: 7	R: 0 E: 0 K: 0 S: 5	H: 2 LOB: 2 BB: 0 P: 5	R: 0 E: 0 K: 1 S: 6	H: 1 LOB: 1 BB: 0 P: 6	R: 0 E: 0 K: 0 S: 3	H: 0 LOB: 0 BB: 0 P: 3	1B: 7 2B: 1 3B: 0 HR: 0	SF: 0 SAC: 0 DP: 0 HBP: 0	WP: 0 PB: 0 SB: 0 CS: 0	PA: 36	
<b>PITCHER</b> Whitey Ford, L (1, 1) ERA:	IP: 7.0 WLS: W BF: 29 H: 7 R: 0 ER: 0 SO: 3 BB: 1 IBB: 0 HBP: 0 BLK: 0 WP: 0 HR: 0 S: 34 P: 38 ERA: 0.00 WHIP: 1.143											<b>PITCHER</b> Ralph Terry, R (8, 1) ERA:	IP: 2.0 WLS: S BF: 7 H: 1 R: 0 ER: 0 SO: 1 BB: 0 IBB: 0 HBP: 0 BLK: 0 WP: 0 HR: 0 S: 9 P: 9 ERA: 0.00 WHIP: 0.500										

Batter	1	2	3	4	5	6	7	8	9
Bobby Richardson, R (1, 4) OBP: 0.250, SLG: 0.267	0-0 1-3 		0-0 SH2-4 		0-0 4-3 		0-0 F6 		
Hector Lopez, R (1, 7) OBP: 0.188, SLG: 0.333 Ken Hunt, R (7, 7) OBP: 1.000, SLG: 1.000	0-3 K 		0-0 6-3 			0-0 HR 		0-0 1B BB SF7 1B 	
Mickey Mantle, S (1, 8) OBP: 0.529, SLG: 0.636	0-3 K 			0-0 HR 		4-0 1B S BB 		4-0 SF7 1B 1-2 BB 	
Roger Maris, L (1, 9) OBP: 0.444, SLG: 0.824		0-0 F5 		0-0 G3 		0-3 K 1-2 		0-3 K 	
Bill Skowron, R (1, 3) OBP: 0.529, SLG: 0.765		0-0 L7 		0-0 1B 1B 		0-0 F7 		0-0 1-2 2-3 1B 	
Andy Carey, R (1, 5) Clete Boyer, R (2, PH) OBP: 0.500, SLG: 0.667 (3, 5)		0-3 K2-3 		0-0 G6-3 1B 		0-0 FC5-4 1B 		0-0 SF7 	
Elston Howard, R (1, 2) OBP: 0.176, SLG: 0.067			0-0 F3 	0-0 G6-3 1-2f 		0-0 FC5-4 1-2f 		0-3 K2-3 	
Tony Kubek, L (1, 6) OBP: 0.200, SLG: 0.333			0-0 1B 2B 		0-0 4-3 		0-0 3-1 		
Whitey Ford, L (1, 1) OBP: 0.500, SLG: 0.500 Elmer Valo, L (7, PH) Ralph Terry, R (8, 1)			0-0 SH2-4 1B 		0-0 1-3 		0-0 4-3 		

AB	R	H	RBI	BB	SO	LOB
3	0	0	0	0	0	0
3	1	1	1	0	1	1
1	1	1	0	0	0	0
2	2	1	1	2	1	0
4	0	0	0	0	2	3
4	0	2	0	0	0	1
0	0	0	0	0	0	0
3	0	2	2	0	1	0
4	0	0	0	0	1	5
3	1	1	0	0	0	0
2	0	1	1	0	0	0
1	0	0	0	0	0	0
0	0	0	0	0	0	0

AB	R	H	RBI	BB	SO	LOB
30	5	9	5	2	6	10

1B	2B	3B	HR	SF	SAC	DP	HBP
6	1	0	2	1	1	0	0

WP	PA
0	34

Inning Stats	R	H	E	K	S	H	LOB	BB	P	R	H	E	K	S	H	LOB	BB	P	ERA	WHIP
	0	0	0	2	7	0	0	0	0	1	3	0	0	5	0	1	0	3	6.00	1.333
	0	0	0	1	5	0	0	0	0	1	0	0	0	5	0	0	0	0	0.00	0.000
	0	0	0	1	5	0	0	0	0	1	0	0	0	5	0	0	0	0	9.00	3.000

**BOTTOM**

**Baltimore Orioles @ New York Yankees**  
 Yankee Stadium, Bronx, NY  
 Fri Apr 22 1960, 3:33 AM EST  
 Att: 36,386 - Unknown - 78 F

livebaseballscorecards.com







Batter	1	2	3	4	5	6	7	8	9	AB	R	H	RBI	BB	SO	LOB
<b>Bobby Richardson, R</b> (1, 4) OBP: 0.200, SLG: 0.211	0-0 F6		0-0 F6		0-0 1-3		0-0 4-3			4	0	0	0	0	0	1
<b>Hector Lopez, R</b> (1, 7) OBP: 0.300, SLG: 0.389	4-0 BB 1B BB		0-0 L8		0-0 1B		0-0 1B	0-0 1-3 1B		3	1	2	1	1	0	0
<b>Mickey Mantle, S</b> (1, 8) OBP: 0.524, SLG: 0.571	4-0 1B 1-2 SF9-3-6 BB			0-0 FC5-4 PB 1B	0-0 K			0-0 F6		3	1	1	0	1	1	2
<b>Roger Maris, L</b> (1, 9) OBP: 0.476, SLG: 0.789	0-0 1-3 2-H 1B			4-0 FC5-4 BB		0-0 F5		0-0 1-3		2	0	1	1	1	0	0
<b>Ken Hunt, R</b> (8, 9) OBP: 0.500, SLG: 0.500									0-0 1-2	1	0	0	0	0	0	1
<b>Bill Skowron, R</b> (1, 3) OBP: 0.476, SLG: 0.700	0-0 SF9-3-6			0-0 L8		0-0 6-3		0-0 2-H 1B		3	0	1	1	0	0	2
<b>Elston Howard, R</b> (1, 2) OBP: 0.200, SLG: 0.111		0-0 6-3		0-0 FC5-4 FC6-4 1-2f 2-3 1B		0-0 1B				3	0	1	0	0	0	2
<b>Clete Boyer, R</b> (1, 5) OBP: 0.286, SLG: 0.333		0-0 1-3		0-0 FC6-4 1-2f		0-0 F2				3	0	0	0	0	0	3
<b>Tony Kubek, L</b> (1, 6) OBP: 0.222, SLG: 0.333		0-3 K2-3			0-0 WP B1-4 1B		0-0 6-3			3	1	1	0	0	1	0
<b>Bill Short, L</b> (1, 1)			0-0 F6				0-3 K			2	0	0	0	0	0	1
<b>Ryne Duren, R</b> (7, 1)					0-0 B1-4					1	0	0	0	0	1	0

Inning Stats	R: 2	H: 1	E: 0	LOB: 0	K: 0	S: 3	P: 11	R: 0	H: 0	E: 0	LOB: 0	K: 1	S: 5	R: 0	H: 0	E: 0	LOB: 0	K: 0	S: 3	R: 0	H: 1	E: 0	LOB: 2	K: 0	S: 4	R: 1	H: 2	E: 0	LOB: 1	K: 1	S: 7	R: 0	H: 1	E: 0	LOB: 1	K: 0	S: 4	R: 0	H: 0	E: 0	LOB: 0	K: 1	S: 5	R: 0	H: 2	E: 0	LOB: 2	K: 0	S: 4
--------------	------	------	------	--------	------	------	-------	------	------	------	--------	------	------	------	------	------	--------	------	------	------	------	------	--------	------	------	------	------	------	--------	------	------	------	------	------	--------	------	------	------	------	------	--------	------	------	------	------	------	--------	------	------


PITCHER	IP	WLS	BF	H	R	ER	SO	BB	IBB	HBP	BLK	WP	HR	S	P	ERA	WHIP
<b>Rip Coleman, L</b> (1, 1) ERA: 16.2	0.1	L	3	0	2	2	0	2	0	0	0	0	0	1	9	54.00	6.000
<b>Hal Brown, R</b> (1, 1) ERA: 1.93	4.2		18	4	1	1	2	1	0	0	0	1	0	21	25	1.93	1.071
<b>Chuck Estrada, R</b> (6, 1) ERA:	2.0		7	1	0	0	1	0	0	0	0	0	0	9	9	0.00	0.500
<b>Jerry Walker, R</b> (8, 1) ERA: 2.84	1.0		4	2	0	0	0	0	0	0	0	0	0	4	4	0.00	2.000

**BOTTOM**

**Baltimore Orioles @ New York Yankees**  
Yankee Stadium, Bronx, NY

Sat Apr 23 1960, 3:33 AM EST  
Att: 18,653 - Unknown - 62 F


<b>AB</b>	<b>28</b>
<b>R</b>	<b>3</b>
<b>H</b>	<b>7</b>
<b>RBI</b>	<b>3</b>
<b>BB</b>	<b>3</b>
<b>SO</b>	<b>3</b>
<b>LOB</b>	<b>12</b>



WP: 1	PA: 32
PB: 1	
SB: 0	
CS: 0	

PITCHER	IP	WLS	BF	H	R	ER	SO	BB	IBB	HBP	BLK	WP	HR	S	P	ERA	WHIP
---------	----	-----	----	---	---	----	----	----	-----	-----	-----	----	----	---	---	-----	------



Batter	1	2	3	4	5	6	7	8	9	AB R H RBI BB SO LOB	TOP	
Mary Breeding, R (1, 4) OBP: 0.333, SLG: 0.409 Billy Klaus, L (5, PH) OBP: 0.250, SLG: 1.000 (5, 4)	0-3 K		0-0 6-3		0-0 1-3			0-0 L8	0-0 HR	2 0 0 0 0 1 0 3 1 1 4 0 0 3		
Al Pilarcik, L (1, 8) OBP: 0.444, SLG: 0.778	0-0 HR		0-0 F9			0-0 L9		0-0 HR 1B	0-0 F8	5 2 2 1 0 0 0		
Jackie Brandt, R (1, 9) OBP: 0.360, SLG: 0.158	0-3 K			0-0 F6		0-0 F8		4-0 HR BB	0-3 K	4 1 0 0 1 2 0		
Gene Woodling, L (1, 7) OBP: 0.500, SLG: 0.556 Albie Pearson, L (3, 7) OBP: 0.500, SLG: 1.000	4-0 BB			0-0 F8		0-0 3-1		0-0 HR		0 0 0 0 1 0 0 3 1 1 4 0 0 0		
Jim Gentile, L (1, 3) OBP: 0.353, SLG: 0.333	0-0 F6			0-0 6-3			0-0 4-3	0-0 F2		4 0 0 0 0 0 1		
Brooks Robinson, R (1, 5) OBP: 0.231, SLG: 0.360		0-0 F8			0-0 F7		0-0 F8		0-0 HBP HR 2B	4 1 1 0 0 0 0		
Gus Triandos, R (1, 2) OBP: 0.222, SLG: 0.235 John Anderson, R (7, 1) John Powers, L (9, PH) OBP: 0.143, SLG: 0.077		0-0 F6			0-0 F6		0-0 5-3		4-0 HBP HR BB	3 0 0 0 0 0 0 0 0 0 0 0 0 0 0 1 0 0 1 0 0	AB 33 R 9 H 6 RBI 9 BB 5 SO 3 LOB 7	
Ron Hansen, R (1, 6) OBP: 0.455, SLG: 0.412		0-0 F7			0-0 3B			4-0 BB HR 1B BB	0-0 F8	3 1 1 0 1 0 2		
Jack Fisher, R (1, 1) Gordon Jones, R (1, 1) Bob Boyd, L (3, PH) OBP: 0.333, SLG: 0.333 Steve Barber, L (3, 1) Clint Courtney, L (7, 2) OBP: 0.333, SLG: 0.250			0-0 F6		4-0 BB		0-0 F2	0-0 HR HBP	1-0 HR	0 0 0 0 0 0 0 0 0 0 0 0 0 0 1 0 0 0 0 0 0 0 0 0 0 1 0 0 1 1 0 0 0 0 1		
<b>Inning Stats</b>	R: 1 H: 1 E: 0 LOB: 1 K: 2 BB: 1 S: 8 P: 12	R: 0 H: 0 E: 0 LOB: 0 K: 0 BB: 0 S: 3 P: 3	R: 0 H: 0 E: 0 LOB: 0 K: 0 BB: 0 S: 3 P: 3	R: 0 H: 0 E: 0 LOB: 0 K: 0 BB: 0 S: 3 P: 3	R: 0 H: 1 E: 0 LOB: 2 K: 0 BB: 1 S: 4 P: 8	R: 0 H: 0 E: 0 LOB: 0 K: 0 BB: 0 S: 3 P: 3	R: 0 H: 0 E: 0 LOB: 0 K: 0 BB: 0 S: 3 P: 3	R: 4 H: 2 E: 0 LOB: 0 K: 0 BB: 2 S: 5 P: 13	R: 4 H: 2 E: 0 LOB: 0 K: 1 BB: 1 S: 7 P: 12	1B: 1 SF: 0 2B: 1 SAC: 0 3B: 1 DP: 0 HR: 3 HBP: 1	WP: 0 PA: 39 PB: 0 SB: 0 CS: 0	
<b>PITCHER</b>	IP WLS BF H R ER SO BB IBB HBP BLK WP HR S P ERA WHIP											
Jim Coates, R (1, 1) ERA: 4.24	8.0 W 32 4 5 5 2 4 0 0 0 0 0 2 32 48 5.62 1.000											
Johnny James, R (9, 1) ERA: 36.0	1.0 S 7 2 4 4 1 1 0 1 0 0 0 1 7 12 36.00 3.000											

Baltimore Orioles @ New York Yankees  
 Yankee Stadium, Bronx, NY  
 Sun Apr 24 1960, 3:33 AM EDT  
 Att. 19,460 - Unknown - 59 F

livebaseballscorecards.com

Batter	1	2	3	4	5	6	7	8	9	AB	R	H	RBI	BB	SO	LOB
Bobby Richardson, R (1, 4) OBP: 0.200, SLG: 0.208			0-0 4-3		0-0 L8		0-0 6-3			5	1	1	0	0	0	2
Hector Lopez, R (1, 7) OBP: 0.360, SLG: 0.381			0-0 6-3		4-0 BB			4-0 SH1-3 1B BB		3	2	1	0	2	0	0
Clete Boyer, R (9, 5) OBP: 0.286, SLG: 0.333										0	0	0	0	0	0	0
Mickey Mantle, S (1, 8) OBP: 0.520, SLG: 0.647	4-0 1B 1-2 2-3 BB	0-0 2B	0-0 4-3		0-3 K			0-0 SH1-3 1-2		3	2	1	0	1	1	2
Ken Hunt, R (7, 8) OBP: 0.500, SLG: 0.500										0	0	0	0	0	0	0
Yogi Berra, L (1, 9) OBP: 0.750, SLG: 1.000	0-0 1B 1-3 2-H 3-H 2B 1B	0-0 F8 3B 2B		0-0 5-3 1B		0-0 6-3		4-0 1B 4-3 BB		4	2	3	3	0	0	0
Elmer Valo, L (7, 9)										0	1	0	0	1	0	0
Bill Skowron, R (1, 3) OBP: 0.462, SLG: 0.640	0-0 2B 1-3 HR 1B	0-0 F8		0-0 L7		0-3 K		0-0 4-3 3B 1B		5	2	2	2	0	1	2
Gil McDougald, R (1, 5) OBP: 0.294, SLG: 0.529	0-0 HR 2B	0-0 F6		0-0 5-3		0-0 5-3		0-0 4-3		4	1	1	1	0	0	2
Andy Carey, R (8, 5) (9, 7)										1	0	0	1	0	0	1
Elston Howard, R (1, 2) OBP: 0.280, SLG: 0.522	0-0 HR	0-0 HR 3B		0-3 K		0-3 K		0-0 3B		5	2	3	5	0	2	1
Tony Kubek, L (1, 6) OBP: 0.304, SLG: 0.636	0-0 HR	0-0 HR			0-0 E6 WP SH1-3		4-0 SH2-3 BB	0-0 3-1		4	2	2	3	1	0	1
Jim Coates, R (1, 1) OBP: 0.333, SLG: 0.200	0-3 K	0-3 K			0-0 SH1-3		0-0 SH2-3			2	0	0	0	0	2	0
Johnny James, L (9, 1)										0	0	0	0	0	0	0

Inning Stats	R: 8	H: 7	E: 0	LOB: 0	K: 12	P: 16	R: 4	H: 4	E: 0	LOB: 0	K: 1	P: 9	R: 0	H: 0	E: 0	LOB: 0	K: 0	P: 3	R: 0	H: 1	E: 0	LOB: 1	K: 1	P: 6	R: 0	H: 0	E: 1	LOB: 2	K: 1	P: 10	R: 0	H: 0	E: 0	LOB: 0	K: 1	P: 5	R: 0	H: 0	E: 0	LOB: 1	K: 1	P: 9	R: 3	H: 2	E: 0	LOB: 1	K: 0	BB: 2	S: 5	P: 13
PITCHER	IP	WLS	BF	H	R	ER	SO	BB	IBB	HBP	BLK	WP	HR	S	P	ERA	WHIP																																	
Jack Fisher, R ERA: 14.29	(1, 1)	0.0	L	6	5	6	0	1	0	0	0	0	0	5	9	∞	∞																																	
Gordon Jones, R ERA: 18.0	(1, 1)	2.0		12	6	6	2	0	0	0	0	0	3	16	16	27.00	3.000																																	
Steve Barber, L ERA: 1.13	(3, 1)	4.0		15	1	0	3	1	0	0	0	1	0	20	24	0.00	0.500																																	
John Anderson, R ERA: 6.75	(7, 1)	2.0		11	2	3	1	3	0	0	0	0	0	10	22	13.50	2.500																																	

**BOTTOM**

**Baltimore Orioles @ New York Yankees**  
 Yankee Stadium, Bronx, NY

Sun Apr 24 1960, 3:33 AM EDT  
 Att: 19,460 - Unknown - 59 F

AB	36
R	15
H	14
RBI	15
BB	5
SO	6
LOB	11

livebaseballscorecards.com

WP	HR	S	P	ERA	WHIP
1B: 6	SF: 0	WP: 1	PA: 44		
2B: 2	SAC: 3	PB: 0			
3B: 3	DP: 0	SB: 0			
HR: 3	HBP: 0	CS: 0			



Batter	1	2	3	4	5	6	7	8	9	AB R H RBI BB SO LOB	TOP									
<b>Mary Breeding, R</b> (1, 4) OBP: 0.379, SLG: 0.400	4-0 FC6-4 BB	0-0 6-3			H 1-0 BB HBP		X 0-0 4-3		X 0-0 FC4-6 1B	3 0 1 0 1 0 0										
<b>Al Pilarcik, L</b> (1, 8) OBP: 0.429, SLG: 0.615	0-0 FC6-4 4-3 1-2f HR		X 0-0 5-3		BBB 4-0 G6-3 1-2 BB		X 0-0 1B		X 0-0 FC4-6 1-2f 2-3	4 1 1 0 1 0 3										
<b>Albie Pearson, L</b> (1, 9) OBP: 0.333, SLG: 0.600	0-0 4-3 1-2		X 0-0 4-3		X 0-0 G6-3 1-2f		X 0-0 G3		X 0-0 F2	4 0 0 0 0 0 4 1 0 0 0 0 0 2										
<b>Gene Woodling, L</b> (1, 7) OBP: 0.500, SLG: 0.500	4-0 HR BB		X 0-0 6-3		BBB 4-0 2B 9-2 BB		X 0-0 F6			2 1 0 0 2 0 0 0 0 0 0 0 0 0										
<b>Jackie Brandt, R</b> (8, 7) OBP: 0.360, SLG: 0.158																				
<b>Jim Gentile, L</b> (1, 3) OBP: 0.429, SLG: 0.611	0-0 1-H 2-H HR			X 0-0 4-3		X 0-0 1-3 2B		BBB 4-0 BB		3 1 2 3 1 0 0										
<b>Brooks Robinson, R</b> (1, 5) OBP: 0.200, SLG: 0.310	0-0 E5			X 0-0 F8		X 0-0 1-3 1B		X 0-0 F4		4 0 0 0 0 0 3										
<b>Gus Triandos, R</b> (1, 2) OBP: 0.273, SLG: 0.250	0-0 F8			X 0-0 1B		X 4-0 IBB		X 0-0 F8		3 0 1 0 1 0 2										
<b>Ron Hansen, R</b> (1, 6) OBP: 0.417, SLG: 0.368		0-3 K		X 0-0 6-3		X 0-0 9-2 3-Hf		BBB 4-0 FC4-6 1B BB		2 0 0 0 0 1 1 1 0 0 0 0 0 3 0 0 0 0 1 0 0										
<b>John Powers, L</b> (6, PH) OBP: 0.133, SLG: 0.071																				
<b>Billy Klaus, L</b> (6, 6) OBP: 0.400, SLG: 1.000																				
<b>Milt Pappas, R</b> (1, 1)		0-3 K		X 0-0 5-3				BBB 0-3 K		4 0 0 0 0 3 1										
<b>Inning Stats</b>	R: 3 E: 1 K: 0 S: 5	H: 1 LOB: 1 BB: 2 P: 13	R: 0 E: 0 K: 2 S: 7	H: 0 LOB: 0 BB: 0 P: 7	R: 0 E: 0 K: 0 S: 3	H: 0 LOB: 0 BB: 0 P: 3	R: 0 E: 0 K: 0 S: 4	H: 1 LOB: 1 BB: 0 P: 4	R: 0 E: 0 K: 0 S: 2	H: 0 LOB: 1 BB: 1 P: 7	R: 0 E: 0 K: 1 S: 6	H: 1 LOB: 1 BB: 0 P: 6	R: 0 E: 0 K: 0 S: 3	H: 0 LOB: 1 BB: 1 P: 7	R: 0 E: 0 K: 1 S: 6	H: 1 LOB: 2 BB: 1 P: 10	1B: 3 2B: 2 3B: 0 HR: 1	SF: 0 SAC: 0 DP: 2 HBP: 1	WP: 0 PB: 0 SB: 0 CS: 0	PA: 39
<b>PITCHER</b>	IP WLS BF H R ER SO BB IBB HBP BLK WP HR S P ERA WHIP																			
<b>Russ Kemmerer, R</b> (1, 1) ERA: 8.71	5.0 L 23 3 3 3 2 4 0 1 0 0 1 22 39 5.40 1.400																			
<b>Pedro Ramos, R</b> (6, 1) ERA: 4.85	4.0 16 2 0 0 2 2 1 0 0 0 0 17 29 0.00 1.000																			

**Baltimore Orioles @ Washington Senators**  
**Griffith Stadium, Washington, DC**  
 Mon Apr 25 1960, 7:05 PM EDT  
 Att. 8,459 - Unknown

AB	31
R	3
H	5
RBI	3
BB	7
SO	4
LOB	19



Batter	1	2	3	4	5	6	7	8	9	AB	R	H	RBI	BB	SO	LOB
--------	---	---	---	---	---	---	---	---	---	----	---	---	-----	----	----	-----

<b>Billy Gardner, R</b> <small>OBP: 0.410, SLG: 0.471</small> (1, 4)	0-3 		0-3 		0-0 		4-0 			3	1	1	0	1	2	1
<b>Dan Dobbek, L</b> <small>OBP: 0.474, SLG: 0.615</small> (1, 8)	0-0 		1-0 		0-0 		0-0 			3	0	1	1	0	0	1
<b>Bob Allison, R</b> <small>OBP: 0.553, SLG: 0.765</small> (1, 9)	0-0 		0-0 		0-0 			0-0 		4	0	0	0	0	0	3
<b>Harmon Killebrew, R</b> <small>OBP: 0.368, SLG: 0.344</small> (1, 5)		0-0 	0-0 		0-0 			0-0 		4	0	0	0	0	0	2
<b>Jim Lemon, R</b> <small>OBP: 0.385, SLG: 0.500</small> (1, 7)		0-0 		0-0 		0-0 		0-3 		4	0	0	0	0	1	0
<b>Don Mincher, L</b> <small>OBP: 0.333, SLG: 0.406</small> (1, 3)		0-0 		0-0 		0-0 			0-0 	4	1	2	1	0	0	0
<b>Billy Conso, R</b> <small>OBP: 0.387, SLG: 0.536</small> <b>Faye Throneberry, L</b> <small>OBP: 0.455, SLG: 0.444</small> (9, PH)		0-0 		0-0 		0-0 			0-0 	3	0	0	0	0	0	1
<b>Earl Battey, R</b> <small>OBP: 0.333, SLG: 0.407</small> <b>Lenny Green, L</b> <small>OBP: 0.259, SLG: 0.261</small> (9, PH)		0-0 		0-3 		0-3 			0-0 	3	0	0	0	0	2	2
<b>Russ Kemmerer, R</b> (1, 1)			4-0 		0-3 		0-3 		0-0 	1	0	0	0	1	1	0
<b>Pedro Ramos, S</b> <small>OBP: 0.250, SLG: 0.250</small> <b>Julio Becquer, L</b> (9, PH)					0-3 					1	0	0	0	0	1	0
					0-3 					1	0	0	0	0	0	1

Inning Stats	R: 0	H: 0	R: 0	H: 1	R: 0	H: 0	R: 1	H: 2	R: 1	H: 1	R: 0	H: 0	R: 0	H: 0	R: 0	H: 1	1B: 3	SF: 0	WP: 0	PA: 36
	E: 0	LOB: 0	E: 1	LOB: 2	E: 0	LOB: 2	E: 0	LOB: 1	E: 0	LOB: 0	E: 0	LOB: 1	E: 0	LOB: 0	E: 0	LOB: 1	2B: 0	SAC: 0	PB: 0	
	K: 1	BB: 0	K: 0	BB: 0	K: 1	BB: 1	K: 2	BB: 0	K: 0	BB: 0	K: 2	BB: 1	K: 1	BB: 0	K: 0	BB: 0	3B: 1	DP: 0	SB: 0	
	S: 5	P: 5	S: 5	P: 5	S: 5	P: 10	S: 9	P: 9	S: 4	P: 4	S: 7	P: 11	S: 5	P: 5	S: 4	P: 4	HR: 1	HBP: 1	CS: 0	

PITCHER	IP	WLS	BF	H	R	ER	SO	BB	IBB	HBP	BLK	WP	HR	S	P	ERA	WHIP										
<b>Milt Pappas, R</b> <small>ERA: 5.17</small>	(1, 1)	9.0	W	36	5	2	2	7	2	0	1	0	0	47	56	2.00	0.778										

**BOTTOM**

**Baltimore Orioles @ Washington Senators**  
 Griffith Stadium, Washington, DC  
 Mon Apr 25 1960, 7:05 PM EDT  
 Att. 8,459 - Unknown

[livebaseballscorecards.com](http://livebaseballscorecards.com)

<b>AB</b>	<b>33</b>
<b>R</b>	<b>2</b>
<b>H</b>	<b>5</b>
<b>RBI</b>	<b>2</b>
<b>BB</b>	<b>2</b>
<b>SO</b>	<b>7</b>
<b>LOB</b>	<b>12</b>











Batter	1	2	3	4	5	6	7	8	9	AB R H RBI BB SO LOB	TOP																									
Don Buddin, R (1, 6) OBP: 0.429, SLG: 0.514	0-0 F5		0-0 5-3			0-0 F3			0-0 1B SF8 2B	4 1 1 0 0 0 0																										
Pete Runnels, L (1, 4) OBP: 0.389, SLG: 0.471 Pumpsie Green, S (6, 4) OBP: 0.364, SLG: 0.500	0-0 F7			0-0 F8		0-0 F2			0-0 1B FC4-6 1B	3 0 0 0 0 0 0 1 1 1 0 0 0 0																										
Frank Malzone, R (1, 5) OBP: 0.275, SLG: 0.400	0-0 5-3			0-0 F8			0-0 5-3		0-0 SF8	3 0 0 1 0 0 0																										
Vic Wertz, L (1, 3) OBP: 0.368, SLG: 0.706		0-0 G3		0-0 F6			0-0 F8		0-0 3-H FC4-6 1B	4 0 1 0 0 0 0																										
Gene Stephens, L (1, 7) OBP: 0.286, SLG: 0.176		0-0 F5			0-0 1B		0-0 F9		0-0 FC4-6	4 0 1 1 0 0 1																										
Gary Geiger, L (1, 9) OBP: 0.310, SLG: 0.346		0-0 3B			0-0 F8			4-0 1B G6-4-3 BB	0-0 F9	3 1 1 0 1 0 2																										
Marty Keough, L (1, 8) OBP: 0.357, SLG: 0.333		0-0 4-3			0-0 F5			0-0 G6-4-3 1B		3 0 1 0 0 0 2																										
Ed Sadowski, R (1, 2) OBP: 0.409, SLG: 0.526 Bobby Thomson, R (8, PH) OBP: 0.313, SLG: 0.533 Don Gile, R (8, 2) OBP: 0.250, SLG: 0.250			0-0 F3		0-0 F5			0-0 G6-4-3 1B	0-0 G6-4-3	2 0 0 0 0 0 1 1 0 0 0 0 0 1 0 0 0 0 0 0 0																										
Frank Sullivan, R (1, 1) Al Worthington, R (3, 1) Nelson Chittum, R (5, 1) Ted Williams, L (8, PH) OBP: 0.300, SLG: 0.889 Mike Fornieles, R (8, 1)			0-0 L1			0-3 K		0-3 K		1 0 0 0 0 0 0 0 0 0 0 0 0 0 1 0 0 0 0 1 0 1 0 0 0 0 1 0 0 0 0 0 0 0 0																										
<b>Inning Stats</b>	R: 0 E: 0 K: 0 S: 3	H: 0 LOB: 0 BB: 0 P: 3	R: 0 E: 0 K: 0 S: 4	H: 1 LOB: 1 BB: 0 P: 4	R: 0 E: 0 K: 0 S: 3	H: 0 LOB: 0 BB: 0 P: 3	R: 0 E: 0 K: 0 S: 3	H: 0 LOB: 0 BB: 0 P: 3	R: 0 E: 0 K: 1 S: 5	H: 0 LOB: 0 BB: 0 P: 5	R: 0 E: 0 K: 0 S: 3	H: 0 LOB: 0 BB: 0 P: 3	R: 1 E: 0 K: 1 S: 5	H: 1 LOB: 0 BB: 1 P: 9	R: 2 E: 0 K: 0 S: 6	H: 3 LOB: 1 BB: 0 P: 6	1B: 4 2B: 1 3B: 1 HR: 0	SF: 1 SAC: 0 DP: 1 HBP: 0	WP: 0 PB: 0 SB: 0 CS: 0	PA: 33																
<b>PITCHER</b> Arnie Portocarrero, R (1, 1) ERA: 3.6	IP: 9.0 WLS: W BF: 33 H: 6 R: 3 ER: 3 SO: 2 BB: 1 IBB: 0 HBP: 0 BLK: 0 WP: 0 HR: 0 S: 36 P: 40 ERA: 3.00 WHIP: 0.778																																			
<b>PITCHER</b>	IP	WLS	BF	H	R	ER	SO	BB	IBB	HBP	BLK	WP	HR	S	P	ERA	WHIP																			

**Boston Red Sox @ Baltimore Orioles**  
**Memorial Stadium, Baltimore, MD**  
 Wed Apr 27 1960, 7:05 PM EDT  
 Att. 6,247 - Unknown

[livebaseballscorecards.com](http://livebaseballscorecards.com)

**AB 31**  
**R 3**  
**H 6**  
**RBI 2**  
**BB 1**  
**SO 2**  
**LOB 7**



Batter	1	2	3	4	5	6	7	8	9
<b>Marv Breeding, R</b> (1, 4) <small>OBP: 0.375, SLG: 0.400</small>	0-0 		0-0 	0-0 	0-0 		0-0 	0-3 	
<b>Albie Pearson, L</b> (1, 8) <small>OBP: 0.438, SLG: 0.667</small> <b>Jackie Brandt, R</b> (7, 8) <small>OBP: 0.375, SLG: 0.167</small>	4-0 		4-0 	0-0 	0-0 			4-0 	
<b>Al Pilarcik, L</b> (1, 9) <small>OBP: 0.440, SLG: 0.609</small>	0-3 		0-3 	0-0 	0-0 			0-0 	
<b>Gene Woodling, L</b> (1, 7) <small>OBP: 0.579, SLG: 0.640</small> <b>Willie Tasby, R</b> (8, PR) <small>OBP: 0.273, SLG: 0.273</small>	4-0 		4-0 	4-0 		0-0 		0-0 	
<b>Jim Gentile, L</b> (1, 3) <small>OBP: 0.419, SLG: 0.630</small>	0-0 		0-0 	0-0 		0-0 		0-0 	
<b>Brooks Robinson, R</b> (1, 5) <small>OBP: 0.275, SLG: 0.324</small>	0-3 		0-0 		4-0 	0-0 		0-0 	
<b>Gus Triandos, R</b> (1, 2) <small>OBP: 0.290, SLG: 0.192</small>		0-0 	0-3 		4-0 		0-0 		
<b>Ron Hansen, R</b> (1, 6) <small>OBP: 0.424, SLG: 0.500</small>		0-3 	0-0 		0-0 		0-0 		
<b>Arnie Portocarrero, R</b> (1, 1)		0-3 	0-0 		0-3 		0-3 		

AB	R	H	RBI	BB	SO	LOB
5	2	2	0	0	1	2
2	1	1	0	2	0	1
0	1	0	0	1	0	0
5	0	1	0	0	2	7
2	1	1	1	3	0	0
0	0	0	0	0	0	0
5	1	1	3	0	0	6
4	1	1	1	1	1	4
3	0	0	0	1	1	2
4	1	3	2	0	1	0
4	0	0	0	0	3	5

BOTTOM	
<b>AB</b> 34 <b>R</b> 8 <b>H</b> 10 <b>RBI</b> 7 <b>BB</b> 8 <b>SO</b> 9 <b>LOB</b> 27	

Inning Stats		R	H	E	K	S	R	H	E	K	S	R	H	E	K	S	R	H	E	K	S	R	H	E	K	S													
R: 1	H: 1	E: 0	K: 2	S: 8	R: 0	H: 0	E: 0	K: 2	S: 7	R: 4	H: 4	E: 0	K: 2	S: 11	R: 0	H: 1	E: 0	K: 0	S: 4	R: 2	H: 1	E: 1	K: 1	S: 7	R: 0	H: 0	E: 0	K: 0	S: 3	R: 0	H: 1	E: 0	K: 1	S: 5	R: 1	H: 2	E: 0	K: 1	S: 7
LOB: 2	BB: 2	BB: 0	P: 16	LOB: 0	BB: 0	P: 7	LOB: 2	BB: 2	P: 19	LOB: 2	BB: 2	LOB: 0	BB: 0	P: 3	LOB: 0	BB: 0	LOB: 0	BB: 0	P: 11	LOB: 2	BB: 2	LOB: 0	BB: 1	P: 15	LOB: 0	BB: 0	LOB: 0	BB: 0	P: 5	LOB: 2	BB: 1	P: 11							

PITCHER		IP	WLS	BF	H	R	ER	SO	BB	IBB	HBP	BLK	WP	HR	S	P	ERA	WHIP
<b>Frank Sullivan, R</b> (1, 1) <small>ERA: 7.45</small>	2.1	L	15	4	5	5	5	5	4	0	0	0	0	0	21	37	19.29	3.429
<b>Al Worthington, R</b> (3, 1) <small>ERA: 8.38</small>	1.2		11	3	2	1	1	3	0	0	0	0	0	0	10	22	5.40	3.600
<b>Nelson Chittum, R</b> (5, 1) <small>ERA: 1.23</small>	3.0		10	1	0	0	2	0	0	0	0	0	0	0	14	14	0.00	0.333
<b>Mike Fornieles, R</b> (8, 1) <small>ERA: 2.25</small>	1.0		6	2	1	1	1	1	0	0	0	0	0	7	11	9.00	3.000	

**Boston Red Sox @ Baltimore Orioles**  
 Memorial Stadium, Baltimore, MD  
 Wed Apr 27 1960, 7:05 PM EDT  
 Att. 6,247 - Unknown

livebaseballscorecards.com



Batter	1	2	3	4	5	6	7	8	9	AB R H RBI BB SO LOB	TOP											
Don Buddin, R (1, 6) OBP: 0.435, SLG: 0.500	0-0 1-3 1B		4-0 2B 5-3 BB		0-3 K		0-0 G6-4-3 1-2f			3 1 1 0 1 1 2												
Pumpsie Green, S (1, 4) OBP: 0.400, SLG: 0.571	0-0 F4		0-0 1-3 2B		0-0 1-2 1B			0-0 4-3		4 0 2 0 0 0 1												
Frank Malzone, R (1, 5) OBP: 0.250, SLG: 0.359	0-0 1-3 1-2		0-0 5-3		0-0 FC5 2-3f			0-0 F3		4 0 0 1 0 0 4												
Bobby Thomson, R (1, 7) OBP: 0.333, SLG: 0.515	0-0 4-3		0-0 5-3			0-0 1B 31-4-6-3		4-0 BB		3 0 1 0 1 0 2												
Ron Jackson, R (1, 3) OBP: 0.238, SLG: 0.300				0-3 K		0-0 G1-4-6-3 1-2f		0-0 F8		4 0 1 0 0 1 2												
Lou Clinton, R (1, 9) OBP: 0.318, SLG: 0.571				0-0 F7		0-0 2B		0-3 K		4 0 1 0 0 1 1												
Gary Geiger, L (1, 8) OBP: 0.281, SLG: 0.310				0-0 G4-6-3		0-3 K		0-3 K		3 0 0 0 0 2 3												
Don Gile, R (9, PH) OBP: 0.200, SLG: 0.200				0-0 G4-6-3 1-2f 2-3		0-3 K		0-3 K		1 0 0 0 0 1 0												
Ed Sadowski, R (1, 2) OBP: 0.409, SLG: 0.526				0-0 F3		0-0 5-3		0-0 5-3		0 0 0 0 0 0 0												
Haywood Sullivan, R (1, 2) OBP: 0.083, SLG: 0.083										4 0 0 0 0 0 1												
Bill Monbouquette, R (1, 1)				0-0 6-3		4-0 FC5 1B BB		4-0 G6-4-3 BB		1 0 0 0 1 0 0												
Ray Webster, R (7, PH)										0 0 0 0 1 0 0												
Nelson Chittum, R (7, 1)										0 0 0 0 0 0 0												
Ted Bowsfield, R (7, 1)										0 0 0 0 0 0 0												
<b>Inning Stats</b>	R: 0 E: 0 K: 0 S: 4	H: 1 LOB: 1 BB: 0 P: 4	R: 0 E: 1 K: 0 S: 4	H: 1 LOB: 1 BB: 0 P: 4	R: 1 E: 0 K: 0 S: 4	H: 1 LOB: 1 BB: 1 P: 8	R: 0 E: 0 K: 2 S: 7	H: 0 LOB: 0 BB: 0 P: 7	R: 0 E: 0 K: 1 S: 6	H: 1 LOB: 2 BB: 1 P: 10	R: 0 E: 0 K: 1 S: 6	H: 2 LOB: 1 BB: 0 P: 6	R: 0 E: 0 K: 0 S: 2	H: 0 LOB: 0 BB: 1 P: 6	R: 0 E: 0 K: 0 S: 3	H: 0 LOB: 1 BB: 1 P: 7	R: 0 E: 0 K: 2 S: 7	H: 0 LOB: 0 BB: 0 P: 7	1B: 4 2B: 2 3B: 0 HR: 0	SF: 0 SAC: 0 DP: 3 HBP: 0	WP: 0 PB: 0 SB: 0 CS: 0	PA: 35
<b>PITCHER</b> Steve Barber, L (1, 1) ERA: 1.06	IP: 9.0 WLS: W BF: 35 H: 6 R: 1 ER: 1 SO: 6 BB: 4 IBB: 0 HBP: 0 BLK: 0 WP: 0 HR: 0 S: 43 P: 59 ERA: 1.00 WHIP: 1.111											<b>PITCHER</b>	IP: 9.0 WLS: W BF: 35 H: 6 R: 1 ER: 1 SO: 6 BB: 4 IBB: 0 HBP: 0 BLK: 0 WP: 0 HR: 0 S: 43 P: 59 ERA: 1.00 WHIP: 1.111									

**Boston Red Sox @ Baltimore Orioles**  
**Memorial Stadium, Baltimore, MD**  
 Thu Apr 28 1960, 7:05 PM EDT  
 Att. 6,058 - Unknown

livebaseballscorecards.com

<b>AB</b>	31
<b>R</b>	1
<b>H</b>	6
<b>RBI</b>	1
<b>BB</b>	4
<b>SO</b>	6
<b>LOB</b>	16



Batter	1	2	3	4	5	6	7	8	9
<b>Marv Breeding, R</b> <small>OBP: 0.364, SLG: 0.410</small> (1, 4)	0-0 	0-0 			0-0 		0-0 		
<b>Albie Pearson, L</b> <small>OBP: 0.421, SLG: 0.571</small> <b>Jackie Brandt, R</b> <small>OBP: 0.394, SLG: 0.240</small> (7, 8)	4-0 	0-0 			0-0 		0-0 		
<b>Bob Boyd, L</b> <small>OBP: 0.286, SLG: 0.429</small> (1, 3)	0-0 		0-0 		0-0 		0-0 		
<b>Gene Woodling, L</b> <small>OBP: 0.548, SLG: 0.586</small> <b>Al Pilarcik, L</b> <small>OBP: 0.440, SLG: 0.609</small> (9, 9)	0-0 		0-0 		0-3 		0-0 		
<b>John Powers, L</b> <small>OBP: 0.211, SLG: 0.118</small> <b>Willie Tasby, R</b> <small>OBP: 0.250, SLG: 0.250</small> (9, 7)	0-0 		0-0 		0-0 		0-0 		
<b>Brooks Robinson, R</b> <small>OBP: 0.295, SLG: 0.350</small> (1, 5)	0-0 			0-3 		0-0 		4-0 	
<b>Gus Triandos, R</b> <small>OBP: 0.257, SLG: 0.167</small> (1, 2)	0-0 			0-0 		0-0 		0-3 	
<b>Ron Hansen, R</b> <small>OBP: 0.444, SLG: 0.581</small> (1, 6)	0-3 			0-0 		0-0 		0-3 	
<b>Steve Barber, L</b> (1, 1)		0-0 		0-3 		0-3 			

AB	R	H	RBI	BB	SO	LOB
4	1	1	1	0	0	0
2	1	0	0	1	0	0
1	0	1	1	0	0	0
4	1	1	0	0	0	1
4	1	1	2	0	1	0
0	0	0	0	0	0	0
3	1	1	0	0	0	0
1	0	0	0	0	0	0
3	0	1	2	1	1	0
4	0	0	0	0	1	2
3	1	2	0	0	1	1
3	0	0	0	0	2	2

Inning Stats		R: 4	H: 4	E: 1	LOB: 1	K: 1	P: 13	R: 0	H: 0	E: 0	LOB: 0	K: 0	P: 3	R: 0	H: 0	E: 0	LOB: 0	K: 0	P: 3	R: 0	H: 1	E: 0	LOB: 1	K: 2	P: 8	R: 0	H: 0	E: 0	LOB: 0	K: 0	P: 3	R: 0	H: 0	E: 0	LOB: 0	K: 1	P: 5	R: 2	H: 3	E: 0	LOB: 1	K: 1	P: 8	R: 0	H: 0	E: 0	LOB: 1	K: 1	P: 9	
<b>PITCHER</b>		IP	WLS	BF	H	R	ER	SO	BB	IBB	HBP	BLK	WP	HR	S	P	ERA	WHIP																																
<b>Bill Monbouquette, R</b> <small>ERA: 7.11</small>	(1, 1)	6.0	L	24	5	4	4	4	1	0	0	0	0	0	31	35	6.00	1.000																																
<b>Nelson Chittum, R</b> <small>ERA: 3.38</small>	(7, 1)	0.2		5	3	2	2	1	0	0	0	0	0	0	7	7	27.00	4.500																																
<b>Ted Bowsfield, L</b> <small>ERA: 1.59</small>	(7, 1)	1.1		5	0	0	0	1	1	0	0	0	0	0	6	10	0.00	0.750																																

**BOTTOM**

**Boston Red Sox @ Baltimore Orioles**  
 Memorial Stadium, Baltimore, MD

Thu Apr 28 1960, 7:05 PM EDT  
 Att. 6,058 - Unknown

**AB 32**  
**R 6**  
**H 8**  
**RBI 6**  
**BB 2**  
**SO 6**  
**LOB 6**

**WP: 0** **PA: 34**  
**PB: 0**  
**SB: 0**  
**CS: 0**

livebaseballscorecards.com



**New York Yankees @ Baltimore Orioles**  
**Memorial Stadium, Baltimore, MD**

Fri Apr 29 1960, 7:05 PM EDT  
 Att. 17,913 - Unknown - 60 F

[livebaseballscorecards.com](http://livebaseballscorecards.com)

<b>AB</b>	<b>34</b>
<b>R</b>	<b>1</b>
<b>H</b>	<b>9</b>
<b>RBI</b>	<b>1</b>
<b>BB</b>	<b>1</b>
<b>SO</b>	<b>2</b>
<b>LOB</b>	<b>14</b>



Batter	1	2	3	4	5	6	7	8	9	AB R H RBI BB SO LOB	TOP
<b>Bobby Richardson, R</b> OBP: 0.162, SLG: 0.143 (1, 4) X	0-0 6-3		0-0 L8		0-0 FC6-4		0-0 L7			4 0 0 0 0 0 3	
<b>Gil McDougald, R</b> OBP: 0.310, SLG: 0.483 (1, 5) X	0-0 3-1 2B		0-0 1B		0-0 6-3		0-0 FC4-6			4 0 2 0 0 0 3	
<b>Mickey Mantle, S</b> OBP: 0.486, SLG: 0.571 (1, 8) B B B	4-0 3-1 BB		0-0 F9		0-0 G3-6-3 1B		0-0 4-3			3 0 1 0 1 0 1	
<b>Yogi Berra, L</b> OBP: 0.438, SLG: 0.667 (1, 7) X	0-0 3-1 1-2 2-3		0-0 F9		0-0 G3-6-3		0-0 F5			4 0 0 0 0 0 3	
<b>Roger Maris, L</b> OBP: 0.440, SLG: 0.783 (1, 9) X	0-0 F5		0-0 F7		0-0 3B		0-3 K			4 0 1 0 0 1 2	
<b>Bill Skowron, R</b> OBP: 0.421, SLG: 0.722 (1, 3) X		0-0 5-3		0-0 F2		0-3 K		0-0 F8		4 0 0 0 0 1 1	
<b>Elston Howard, R</b> OBP: 0.216, SLG: 0.382 (1, 2) X		0-0 G6-3 1B		0-0 6-3		0-0 F5		0-0 5-3		4 0 1 0 0 0 0	
<b>Tony Kubek, L</b> OBP: 0.286, SLG: 0.559 (1, 6) X		0-0 G6-3		0-0 1B 3B		0-0 1B 1B		0-0 F3		4 1 2 0 0 0 1	
<b>Bill Short, L</b> OBP: 0.400, SLG: 0.400 (1, 1) X			0-0 3-1		0-0 FC6-4 1B		0-0 FC4-6 1B			3 0 2 1 0 0 0	
<b>Inning Stats</b>	R: 0 H: 1 E: 0 LOB: 2 K: 0 BB: 1 S: 4 P: 8	R: 0 H: 1 E: 0 LOB: 0 K: 0 BB: 0 S: 3 P: 3	R: 0 H: 1 E: 0 LOB: 1 K: 0 BB: 0 S: 4 P: 4	R: 0 H: 0 E: 0 LOB: 0 K: 0 BB: 0 S: 3 P: 3	R: 1 H: 2 E: 0 LOB: 1 K: 0 BB: 0 S: 5 P: 5	R: 0 H: 2 E: 0 LOB: 1 K: 1 BB: 0 S: 6 P: 6	R: 0 H: 2 E: 0 LOB: 2 K: 0 BB: 0 S: 5 P: 5	R: 0 H: 0 E: 0 LOB: 0 K: 1 BB: 0 S: 5 P: 5	R: 0 H: 0 E: 0 LOB: 0 K: 0 BB: 0 S: 3 P: 3	1B: 6 SF: 0 2B: 1 SAC: 0 3B: 2 DP: 2 HR: 0 HBP: 0	WP: 0 PA: 35 PB: 0 SB: 1 CS: 0
<b>PITCHER</b> <b>Hal Brown, R</b> ERA: 1.32 (1, 1)	IP WLS BF H R ER SO BB IBB HBP BLK WP HR S P ERA WHIP										
	9.0 W 35 9 1 1 2 1 0 0 0 0 0 0 38 42 1.00 1.111										

Batter	1	2	3	4	5	6	7	8	9	AB	R	H	RBI	BB	SO	LOB
<b>Marv Breeding, R</b> (1, 4) <small>OBP: 0.375, SLG: 0.419</small>	0-0 		0-0 	0-3 			0-3 			4	1	2	0	0	2	2
<b>Gene Woodling, L</b> (1, 7) <small>OBP: 0.565, SLG: 0.581</small> <b>Al Pilarcik, L</b> (7, PR) <small>OBP: 0.440, SLG: 0.609</small> (8, 9)	0-0 		4-0 	0-0 			4-0 			2	0	1	1	2	0	1
<b>Jackie Brandt, R</b> (1, 8) <small>OBP: 0.405, SLG: 0.276</small>	0-0 		0-3 		0-0 		0-0 			4	0	2	0	0	1	3
<b>Walt Dropo, R</b> (1, 3) <small>OBP: 0.273, SLG: 0.222</small>	0-0 		4-0 		0-0 		0-0 			3	0	0	0	1	0	3
<b>Willie Tasby, R</b> (1, 9) <small>OBP: 0.313, SLG: 0.214</small> (8, 7)	0-3 		4-0 		4-0 		0-0 			2	0	0	1	2	1	2
<b>Brooks Robinson, R</b> (1, 5) <small>OBP: 0.271, SLG: 0.318</small>		0-0 	0-0 		0-0 		0-0 			4	0	0	0	0	0	4
<b>Joe Ginsberg, L</b> (1, 2) <small>OBP: 0.222, SLG: 0.125</small>		0-0 		0-0 		0-0 				3	1	1	0	0	0	0
<b>Ron Hansen, R</b> (1, 6) <small>OBP: 0.410, SLG: 0.529</small>		0-0 		0-3 		0-0 				3	0	0	0	0	1	1
<b>Hal Brown, R</b> (1, 1) <small>OBP: 0.400, SLG: 0.250</small>			0-3 	4-0 		0-0 				2	0	0	0	1	1	0
<b>Inning Stats</b>	R: 0 H: 2 E: 0 LOB: 2 K: 1 BB: 0 S: 7 P: 7	R: 0 H: 0 E: 0 LOB: 0 K: 0 BB: 0 S: 3 P: 3	R: 1 H: 1 E: 0 LOB: 3 K: 2 BB: 3 S: 8 P: 20	R: 1 H: 2 E: 1 LOB: 2 K: 2 BB: 1 S: 8 P: 12	R: 0 H: 1 E: 0 LOB: 1 K: 0 BB: 1 S: 3 P: 7	R: 0 H: 0 E: 0 LOB: 0 K: 0 BB: 0 S: 3 P: 3	R: 0 H: 0 E: 0 LOB: 1 K: 1 BB: 1 S: 4 P: 8	R: 0 H: 0 E: 0 LOB: 0 K: 0 BB: 0 S: 3 P: 3		1B: 6 SF: 0 2B: 0 SAC: 0 3B: 0 DP: 2 HR: 0 HBP: 0	WP: 0 PA: 33 PB: 0 SB: 2 CS: 0					
<b>PITCHER</b> <b>Bill Short, L</b> (1, 1) <small>ERA: 2.51</small>	IP: 8.0 WLS: L BF: 33 H: 6 R: 2 ER: 2 SO: 6 BB: 6 IBB: 0 HBP: 0 BLK: 0 WP: 0 HR: 0 S: 39 P: 63 ERA: 2.25 WHIP: 1.500					<b>PITCHER</b>	IP: WLS: BF: H: R: ER: SO: BB: IBB: HBP: BLK: WP: HR: S: P: ERA: WHIP:									

**BOTTOM**

**New York Yankees @ Baltimore Orioles**  
**Memorial Stadium, Baltimore, MD**

Fri Apr 29 1960, 7:05 PM EDT  
 Att: 17,913 - Unknown - 60 F

[livebaseballscorecards.com](http://livebaseballscorecards.com)

<b>AB</b>	<b>27</b>
<b>R</b>	<b>2</b>
<b>H</b>	<b>6</b>
<b>RBI</b>	<b>2</b>
<b>BB</b>	<b>6</b>
<b>SO</b>	<b>6</b>
<b>LOB</b>	<b>16</b>







Batter	1	2	3	4	5	6	7	8	9	AB	R	H	RBI	BB	SO	LOB
<b>Marv Breeding, R</b> (1, 4) <small>OBP: 0.358, SLG: 0.396</small>	0-3 		0-3 		0-0 		0-0 		0-3 	5	0	1	0	0	3	2
<b>Albie Pearson, L</b> (1, 8) <small>OBP: 0.364, SLG: 0.471</small> <b>John Anderson, R</b> (6, 1) <b>Arnie Portocarrero, R</b> (7, 1)	0-0 4-3 		0-0 		0-0 		0-0 			3	0	0	0	0	0	1
<b>Al Pilarcik, L</b> (1, 9) <small>OBP: 0.483, SLG: 0.630</small>	0-0 		0-0 			0-0 		0-0 		4	0	3	0	0	0	0
<b>Gene Woodling, L</b> (1, 7) <small>OBP: 0.551, SLG: 0.559</small> <b>Jackie Brandt, R</b> (7, 8) <small>OBP: 0.395, SLG: 0.267</small>	0-0 			0-0 		0-0 		0-0 		3	0	1	0	0	0	1
<b>Jim Gentile, L</b> (1, 3) <small>OBP: 0.371, SLG: 0.548</small>		0-0 		0-0 		0-0 		0-0 		4	0	0	0	0	0	3
<b>Brooks Robinson, R</b> (1, 5) <small>OBP: 0.269, SLG: 0.298</small>		0-0 		4-0 		0-0 		0-0 		3	0	0	0	1	0	3
<b>Joe Ginsberg, L</b> (1, 2) <small>OBP: 0.250, SLG: 0.100</small> <b>Clint Courtney, L</b> (7, 2) <small>OBP: 0.429, SLG: 0.400</small>		4-0 		0-0 		0-0 			0-0 	2	0	0	0	1	0	3
<b>Ron Hansen, R</b> (1, 6) <small>OBP: 0.419, SLG: 0.514</small>		0-0 			4-0 		0-0 		0-0 	3	0	1	0	1	0	1
<b>Milt Pappas, R</b> (1, 1) <b>Rip Coleman, L</b> (2, 1) <b>John Powers, L</b> (2, PH) <small>OBP: 0.200, SLG: 0.111</small> <b>Gordon Jones, R</b> (3, 1) <b>Bob Boyd, L</b> (5, PH) <small>OBP: 0.250, SLG: 0.375</small> <b>Bob Mabe, R</b> (6, 1) <b>Willie Tasby, R</b> (6, 8) <small>OBP: 0.353, SLG: 0.250</small> (7, 7)	0-0 4-3 	0-0 		0-3 		0-0 		0-0 		0	0	0	0	0	0	0

Inning Stats	R: 0	H: 1	E: 0	LOB: 1	K: 1	BB: 0	S: 6	P: 6
	R: 0	H: 1	E: 0	LOB: 2	K: 0	BB: 1	S: 4	P: 8
	R: 0	H: 0	E: 0	LOB: 0	K: 1	BB: 0	S: 5	P: 5
	R: 0	H: 0	E: 0	LOB: 1	K: 0	BB: 1	S: 3	P: 7
	R: 0	H: 0	E: 0	LOB: 1	K: 1	BB: 1	S: 5	P: 9
	R: 0	H: 2	E: 0	LOB: 2	K: 0	BB: 0	S: 5	P: 5
	R: 0	H: 1	E: 0	LOB: 1	K: 0	BB: 0	S: 4	P: 4
	R: 0	H: 1	E: 0	LOB: 1	K: 0	BB: 0	S: 4	P: 4
	R: 0	H: 2	E: 0	LOB: 1	K: 1	BB: 0	S: 6	P: 6
	1B: 8	SF: 0	2B: 0	SAC: 0	3B: 0	DP: 1	HR: 0	HBP: 0

PITCHER	IP	WLS	BF	H	R	ER	SO	BB	IBB	HBP	BLK	WP	HR	S	P	ERA	WHIP
<b>Jim Coates, R</b> (1, 1) <small>ERA: 2.77</small>	9.0	W	37	8	0	0	4	3	0	0	0	0	0	42	54	0.00	1.222

**NEW YORK YANKEES @ BALTIMORE ORIOLES**  
 Memorial Stadium, Baltimore, MD

Sat Apr 30 1960, 3:33 AM EDT  
 Att. 13,267 - Unknown

<b>AB</b>	<b>34</b>
<b>R</b>	<b>0</b>
<b>H</b>	<b>8</b>
<b>RBI</b>	<b>0</b>
<b>BB</b>	<b>3</b>
<b>SO</b>	<b>4</b>
<b>LOB</b>	<b>19</b>



Batter	1	2	3	4	5	6	7	8	9	AB R H RBI BB SO LOB	TOP														
Tony Kubek, L (1, 6) OBP: 0.304, SLG: 0.533	0-0 BB BB SF8 1B	0-0 FC4-6 1B		0-0 E3 G5-4-3	0-0 4-3		0-0 L7			5 1 2 0 0 0 4															
Gil McDougald, R (1, 5) OBP: 0.325, SLG: 0.389	4-0 BB 1B BB	0-0 FC4-6 BB 1-2f		0-0 G5-4-3 1-2f		0-0 4-3		0-0 F9		4 1 0 0 1 0 2															
Mickey Mantle, S (1, 8) OBP: 0.521, SLG: 0.600	4-0 BB 1B BB 1-2 2-3	4-0 BB 1B BB 1-2		0-0 E 1B		0-0 F3		0-0 F9		3 2 1 0 2 0 0															
Roger Maris, L (1, 9) OBP: 0.429, SLG: 0.839	0-0 SF8 3-H	0-0 F8		0-0 E5 1-H		4-0 FC6 BB		0-0 6-3		3 0 0 1 1 0 2															
Yogi Berra, L (1, 7) OBP: 0.407, SLG: 0.538	0-3 K	0-0 L4		0-0 F6		0-0 FC6 1-2f			0-0 G5-3 1B 1B	5 0 1 0 0 1 6															
Bill Skowron, R (1, 3) OBP: 0.438, SLG: 0.761	0-0 2B 1-3 2-H 1B		0-3 K		0-0 2B		0-3 K		0-0 G5-3 1B 1-2	5 0 3 1 0 2 0															
Elston Howard, R (1, 2) OBP: 0.234, SLG: 0.455	0-0 1-3 3-H 2B		0-0 HR		0-0 F7		0-0 1B 1B		0-0 G5-3 1-2 2-3f	5 1 3 2 0 0 3															
Bobby Richardson, R (1, 4) OBP: 0.255, SLG: 0.302	4-0 IBB		0-0 F3		4-0 BB BB BB		0-0 1B 1-2 1B		0-0 F2	3 0 1 0 2 0 1															
Ralph Terry, R Elmer Valo, L Bobby Shantz, R John Gabriel, S Art Ditmar, R Hector Lopez, R Johnny James, L Kent Hadley, L Fred Kipp, L	0-0 G3		0-0 F5		0-0 L8		0-0 F3			1 0 0 0 0 0 0 3 1 0 1 0 0 0 0 0 0 0 1 0 0 0 0 0 0 2 0 0 0 0 0 0 0 0															
<b>Inning Stats</b>	R: 3 E: 0 K: 1 S: 8	H: 3 LOB: 3 BB: 3 P: 20	R: 0 E: 0 K: 0 S: 4	H: 1 LOB: 2 BB: 1 P: 8	R: 1 E: 0 K: 1 S: 6	H: 1 LOB: 0 BB: 0 P: 6	R: 1 E: 2 K: 0 S: 5	H: 1 LOB: 1 BB: 0 P: 5	R: 0 E: 0 K: 0 S: 4	H: 1 LOB: 2 BB: 1 P: 8	R: 0 E: 0 K: 0 S: 3	H: 0 LOB: 1 BB: 1 P: 7	R: 0 E: 0 K: 1 S: 7	H: 2 LOB: 2 BB: 0 P: 7	R: 0 E: 0 K: 0 S: 3	H: 0 LOB: 0 BB: 0 P: 3	R: 0 E: 0 K: 0 S: 4	H: 2 LOB: 1 BB: 0 P: 4	1B: 8 2B: 2 3B: 0 HR: 1	SF: 1 SAC: 0 DP: 2 HBP: 0	WP: 0 PB: 0 SB: 1 CS: 0	PA: 44			
<b>PITCHER</b> Chuck Estrada, R (1, 1) ERA: 2.81	IP WLS BF H R ER SO BB IBB HBP BLK WP HR S P ERA WHIP	9.0 W 44 11 5 4 3 5 1 0 0 0 1 44 68 4.00 1.778												<b>PITCHER</b> IP WLS BF H R ER SO BB IBB HBP BLK WP HR S P ERA WHIP											

**New York Yankees @ Baltimore Orioles**  
 Memorial Stadium, Baltimore, MD  
 Sun May 01 1960, 3:33 AM EDT  
 Att: 11,474 - Unknown

[livebaseballscorecards.com](http://livebaseballscorecards.com)

AB	37
R	5
H	11
RBI	4
BB	6
SO	3
LOB	25



Batter	1	2	3	4	5	6	7	8	9	AB	R	H	RBI	BB	SO	LOB
<b>Marv Breeding, R</b> (1, 4) <small>OBP: 0.345, SLG: 0.365</small>										4	1	0	0	1	1	2
<b>Al Pilarcik, L</b> (1, 9) <small>OBP: 0.500, SLG: 0.625</small>										5	1	3	1	0	0	1
<b>Gene Woodling, L</b> (1, 7) <b>Willie Tasby, R</b> (8, 7) <small>OBP: 0.556, SLG: 0.541</small> <small>OBP: 0.333, SLG: 0.250</small>										3	1	1	0	1	1	1
<b>Jim Gentile, L</b> (1, 3) <b>Walt Dropo, R</b> (3, PH) <b>Bob Boyd, L</b> (4, PH) <small>OBP: 0.361, SLG: 0.531</small> <small>OBP: 0.250, SLG: 0.200</small> <small>OBP: 0.273, SLG: 0.364</small>										1	0	0	0	0	1	2
<b>Brooks Robinson, R</b> (1, 5) <small>OBP: 0.281, SLG: 0.294</small>										4	1	1	0	1	0	3
<b>Jackie Brandt, R</b> (1, 8) <small>OBP: 0.419, SLG: 0.273</small>										3	1	1	1	2	0	0
<b>Joe Ginsberg, L</b> (1, 2) <small>OBP: 0.313, SLG: 0.286</small>										4	1	2	3	0	0	4
<b>Ron Hansen, R</b> (1, 6) <small>OBP: 0.426, SLG: 0.537</small>										4	2	2	1	0	0	1
<b>Chuck Estrada, R</b> (1, 1) <small>OBP: 0.250, SLG: 0.250</small>										3	0	1	0	0	2	0

Inning Stats	R: 0	H: 2	E: 0	K: 1	S: 7	R: 2	H: 3	E: 0	K: 1	S: 8	R: 0	H: 1	E: 0	K: 2	S: 8	R: 6	H: 3	E: 0	K: 1	S: 8	R: 0	H: 0	E: 0	K: 1	S: 5	R: 1	H: 2	E: 0	K: 0	S: 5	R: 0	H: 0	E: 0	K: 0	S: 3	
	LOB: 2	BB: 0	P: 7	LOB: 1	BB: 0	P: 8	LOB: 2	BB: 1	P: 12	LOB: 1	BB: 3	P: 21	LOB: 2	BB: 1	P: 8	LOB: 0	BB: 0	P: 5	LOB: 1	BB: 1	P: 5	LOB: 0	BB: 0	P: 5	LOB: 2	BB: 1	P: 8	LOB: 1	BB: 0	P: 3	LOB: 0	BB: 0	P: 3	LOB: 0	BB: 0	P: 3


PITCHER	IP	WLS	BF	H	R	ER	SO	BB	IBB	HBP	BLK	WP	HR	S	P	ERA	WHIP
<b>Ralph Terry, R</b> (1, 1) <small>ERA: 2.84</small>	2.0		11	5	2	2	2	0	0	0	0	0	0	15	15	9.00	2.500
<b>Bobby Shantz, L</b> (3, 1) <small>ERA: 9.82</small>	1.2		10	2	3	3	2	0	1	0	0	0	0	13	22	16.20	2.400
<b>John Gabler, R</b> (4, 1) <small>ERA: 5.59</small>	0.0	L	3	1	0	0	0	2	0	0	0	1	0	1	9	∞	∞
<b>Art Ditmar, R</b> (4, 1) <small>ERA: 3.68</small>	0.1		2	1	3	3	0	0	0	0	0	0	0	2	2	81.00	3.000
<b>Johnny James, R</b> (5, 1) <small>ERA: 12.0</small>	2.0		8	1	0	0	1	1	0	0	0	0	0	9	13	0.00	1.000

**BOTTOM**

**New York Yankees @ Baltimore Orioles**  
**Memorial Stadium, Baltimore, MD**

Sun May 01 1960, 3:33 AM EDT  
 Att. 11,474 - Unknown

<b>AB</b>	<b>35</b>
<b>R</b>	<b>9</b>
<b>H</b>	<b>12</b>
<b>RBI</b>	<b>8</b>
<b>BB</b>	<b>5</b>
<b>SO</b>	<b>6</b>
<b>LOB</b>	<b>15</b>



1B	2B	3B	HR	SF	SAC	DP	HBP	WP	HR	S	P	ERA	WHIP
10	2	0	0	0	0	0	1	1	0	8	8	4.50	1.000



Chicago White Sox @ Baltimore Orioles  
 Memorial Stadium, Baltimore, MD  
 Mon May 02 1960, 7:05 PM EDT  
 Att. 8,254 - Unknown

livebaseballscorecards.com

AB	34
R	6
H	9
RBI	6
BB	7
SO	3
LOB	18



Batter	1	2	3	4	5	6	7	8	9	AB	R	H	RBI	BB	SO	LOB
Al Smith, R OBP: 0.300, SLG: 0.458 (1, 9)	0-0 5-3	0-0 5-3		0-0 F9		0-0 F8		0-0 L5		5	0	0	0	0	0	5
Nellie Fox, L OBP: 0.377, SLG: 0.455 (1, 4)	0-0 L5	0-0 1-3		0-0 1-H 3B		0-3 K		0-0 F4		5	0	1	1	0	1	4
Minnie Minoso, R OBP: 0.346, SLG: 0.563 (1, 7)	4-0 CS BB		0-0 F9	0-3 K		0-0 1-2 2-H 1B		0-0 F3		4	0	1	1	1	1	1
Ted Kluszewski, L OBP: 0.357, SLG: 0.292 (1, 3)	0-0 CS 1-2	0-0 F8	0-0 BB BB G1-2-3 1B		0-0 F7	0-0 4-3		0-0 F9		5	0	1	0	0	0	2
Sherm Lollar, R OBP: 0.409, SLG: 0.500 (1, 2)		0-0 2B 1B	4-0 BB BB BB 1-2 BB BB		4-0 BB BB		0-0 F8	0-0 F8		3	1	1	0	2	0	0
Billy Goodman, L OBP: 0.471, SLG: 0.667 (1, 5)		0-0 BB 1-H 2B	4-0 1-2 2-3 BB		0-3 K		0-0 L4			3	1	1	1	1	1	1
Jim Landis, R OBP: 0.349, SLG: 0.306 (1, 8)		4-0 BB 2B BB	0-0 G1-2-3		0-0 1-3		0-0 1-3			3	1	0	0	1	0	4
Luis Aparicio, R OBP: 0.286, SLG: 0.277 (1, 6)		4-0 1-2 2-3 2B BB		0-0 1-3		0-0 S 1B 1B		0-0 1B		3	2	2	0	1	0	0
Herb Score, L Joe Hicks, L Roy Sliemers, R Don Ferrasse, R Mike Garcia, R Ray Moore, R Earl Torgerson, L Dick Donovan, L Jim Rivera, L Gerry Staley, R		0-0 1-H 2-H 3-H 2B		0-0 3B 1B		4-0 1-2 1B BB		0-0 F7		0	0	0	0	0	0	0

Batter	1	2	3	4	5	6	7	8	9
Al Smith, R OBP: 0.300, SLG: 0.458 (1, 9)	0-0 5-3	0-0 5-3		0-0 F9		0-0 F8		0-0 L5	
Nellie Fox, L OBP: 0.377, SLG: 0.455 (1, 4)	0-0 L5	0-0 1-3		0-0 1-H 3B		0-3 K		0-0 F4	
Minnie Minoso, R OBP: 0.346, SLG: 0.563 (1, 7)	4-0 CS BB		0-0 F9	0-3 K		0-0 1-2 2-H 1B		0-0 F3	
Ted Kluszewski, L OBP: 0.357, SLG: 0.292 (1, 3)	0-0 CS 1-2	0-0 F8	0-0 BB BB G1-2-3 1B		0-0 F7	0-0 4-3		0-0 F9	
Sherm Lollar, R OBP: 0.409, SLG: 0.500 (1, 2)		0-0 2B 1B	4-0 BB BB BB 1-2 BB BB		4-0 BB BB		0-0 F8	0-0 F8	
Billy Goodman, L OBP: 0.471, SLG: 0.667 (1, 5)		0-0 BB 1-H 2B	4-0 1-2 2-3 BB		0-3 K		0-0 L4		
Jim Landis, R OBP: 0.349, SLG: 0.306 (1, 8)		4-0 BB 2B BB	0-0 G1-2-3		0-0 1-3		0-0 1-3		
Luis Aparicio, R OBP: 0.286, SLG: 0.277 (1, 6)		4-0 1-2 2-3 2B BB		0-0 1-3		0-0 S 1B 1B		0-0 1B	
Herb Score, L Joe Hicks, L Roy Sliemers, R Don Ferrasse, R Mike Garcia, R Ray Moore, R Earl Torgerson, L Dick Donovan, L Jim Rivera, L Gerry Staley, R		0-0 1-H 2-H 3-H 2B		0-0 3B 1B		4-0 1-2 1B BB		0-0 F7	

Inning Stats	R: 0	H: 0	E: 0	K: 0	S: 2	P: 6	R: 4	H: 3	E: 0	K: 0	S: 6	P: 14	R: 0	H: 1	E: 0	K: 0	S: 3	P: 11	R: 1	H: 2	E: 0	K: 1	S: 7	P: 7	R: 0	H: 0	E: 0	K: 1	S: 5	P: 9	R: 1	H: 2	E: 0	K: 1	S: 7	P: 11	R: 0	H: 0	E: 0	K: 0	S: 3	P: 3	R: 0	H: 1	E: 0	K: 0	S: 4	P: 4	R: 0	H: 0	E: 0	K: 0	S: 3	P: 3	R: 0	H: 1	E: 0	K: 0	S: 3	P: 3	1B: 6	SF: 0	2B: 2	SAC: 0	3B: 1	DP: 1	HR: 0	HBP: 0	WP: 0	PA: 42
--------------	------	------	------	------	------	------	------	------	------	------	------	-------	------	------	------	------	------	-------	------	------	------	------	------	------	------	------	------	------	------	------	------	------	------	------	------	-------	------	------	------	------	------	------	------	------	------	------	------	------	------	------	------	------	------	------	------	------	------	------	------	------	-------	-------	-------	--------	-------	-------	-------	--------	-------	--------

PITCHER	IP	WLS	BF	H	R	ER	SO	BB	IBB	HBP	BLK	WP	HR	S	P	ERA	WHIP
Jerry Walker, R ERA: 9.0 (1, 1)	1.1		8	2	4	4	0	3	0	0	0	0	0	5	17	27.00	3.750
Rip Coleman, L ERA: 9.0 (2, 1)	1.0		7	2	0	0	0	2	0	0	0	0	0	5	13	0.00	4.000
Gordon Jones, R ERA: 8.22 (3, 1)	1.2		6	2	1	1	1	0	0	0	0	0	0	8	8	5.40	1.200
Arnie Portocarrero, R ERA: 3.06 (5, 1)	5.0	W	20	3	1	1	2	2	0	0	0	0	0	22	30	1.80	1.000

Batter	1	2	3	4	5	6	7	8	9
<b>Mary Breeding, R</b> (1, 4) <small>OBP: 0.333, SLG: 0.368</small>	0-0 	0-3 		0-0 		0-0 	0-0 		
<b>Gene Woodling, L</b> (1, 7) <small>OBP: 0.525, SLG: 0.488</small>	0-0 	0-3 		0-0 		4-0 		0-0 	
<b>Willie Tasby, R</b> (1, 9) <small>OBP: 0.350, SLG: 0.235</small> <b>Al Pilarcik, L</b> (4, PH) <small>OBP: 0.500, SLG: 0.606</small> (5, 9)	4-0 		0-3 	0-0 		4-0 		0-0 	
<b>Walt Dropo, R</b> (1, 3) <small>OBP: 0.286, SLG: 0.182</small> <b>Jim Gentile, L</b> (4, PH) <small>OBP: 0.385, SLG: 0.618</small> (5, 3)	4-0 		0-0 	4-0 		0-0 		0-0 	
<b>Brooks Robinson, R</b> (1, 5) <small>OBP: 0.295, SLG: 0.296</small>	4-0 		0-0 	0-0 		0-0 			
<b>Jackie Brandt, R</b> (1, 8) <small>OBP: 0.435, SLG: 0.265</small> <b>Arnie Portocarrero, R</b> (5, 1)	4-0 					0-3 			
<b>Gus Triandos, R</b> (1, 2) <small>OBP: 0.282, SLG: 0.182</small>	0-0 			4-0 	0-0 		0-3 		
<b>Ron Hansen, R</b> (1, 6) <small>OBP: 0.412, SLG: 0.511</small>	0-0 			0-0 	0-0 		0-0 		
<b>Jerry Walker, S</b> (1, 1) <b>Rip Coleman, L</b> (2, 1) <b>Gordon Jones, R</b> (3, 1) <b>Albie Pearson, L</b> (4, PH) <small>OBP: 0.400, SLG: 0.474</small> (5, 8)		0-3 		0-0 	0-0 		4-0 		

Inning Stats	R: 3	H: 1	E: 0	K: 0	S: 4	LOB: 2	BB: 4	P: 20	R: 0	H: 0	E: 0	K: 3	S: 9	LOB: 0	BB: 0	P: 9	R: 0	H: 0	E: 0	K: 1	S: 5	LOB: 0	BB: 0	P: 5	R: 5	H: 4	E: 0	K: 0	S: 7	LOB: 2	BB: 3	P: 19	R: 0	H: 0	E: 0	K: 0	S: 3	LOB: 0	BB: 0	P: 3	R: 3	H: 1	E: 0	K: 1	S: 6	LOB: 0	BB: 2	P: 14	R: 0	H: 0	E: 0	K: 1	S: 5	LOB: 1	BB: 1	P: 9	R: 0	H: 0	E: 0	K: 0	S: 3	LOB: 0	BB: 0	P: 3
--------------	------	------	------	------	------	--------	-------	-------	------	------	------	------	------	--------	-------	------	------	------	------	------	------	--------	-------	------	------	------	------	------	------	--------	-------	-------	------	------	------	------	------	--------	-------	------	------	------	------	------	------	--------	-------	-------	------	------	------	------	------	--------	-------	------	------	------	------	------	------	--------	-------	------

PITCHER	IP	WLS	BF	H	R	ER	SO	BB	IBB	HBP	BLK	WP	HR	S	P	ERA	WHIP
<b>Herb Score, L</b> (1, 1) <small>ERA: 9.64</small>	1.0		8	1	3	3	0	4	0	0	0	1	0	4	20	27.00	5.000
<b>Don Ferrarese, L</b> (2, 1) <small>ERA: 19.29</small>	2.0	L	10	2	4	4	4	2	0	0	0	0	0	16	24	18.00	2.000
<b>Mike Garcia, R</b> (4, 1) <small>ERA: 12.0</small>	0.2		5	2	1	1	0	1	0	0	0	0	0	4	8	13.50	4.500
<b>Ray Moore, R</b> (4, 1) <small>ERA: 4.5</small>	1.1		4	0	0	0	0	0	0	0	0	0	0	4	4	0.00	0.000
<b>Dick Donovan, R</b> (6, 1) <small>ERA: 10.57</small>	2.0		10	1	3	3	2	3	0	0	0	0	0	11	23	13.50	2.000

**BOTTOM**

**Chicago White Sox @ Baltimore Orioles**  
 Memorial Stadium, Baltimore, MD

Mon May 02 1960, 7:05 PM EDT  
 Att. 8,254 - Unknown

AB	R	H	RBI	BB	SO	LOB
5	1	1	2	0	1	1
4	1	0	1	1	1	1
1	1	0	0	1	1	0
1	1	0	1	1	0	0
1	1	0	0	1	0	0
2	1	1	3	1	0	0
3	1	1	0	1	0	0
1	1	0	1	2	0	2
1	0	0	0	0	1	0
3	1	1	2	1	1	0
4	1	1	1	0	0	2
0	0	0	0	0	0	0
1	0	0	0	0	1	0
0	0	0	0	0	0	0
2	1	1	0	1	0	0

**AB 29**  
**R 11**  
**H 6**  
**RBI 11**  
**BB 10**  
**SO 6**  
**LOB 6**

PITCHER	IP	WLS	BF	H	R	ER	SO	BB	IBB	HBP	BLK	WP	HR	S	P	ERA	WHIP
<b>Gerry Staley, R</b> (8, 1) <small>ERA:</small>	1.0		3	0	0	0	0	0	0	0	0	0	0	3	3	0.00	0.000



Batter	1	2	3	4	5	6	7	8	9	AB R H RBI BB SO LOB	TOP
Luis Aparicio, R (1, 6) OBP: 0.296, SLG: 0.308	0-0 1-3		0-3 K		0-0 G1-6-3 1B		0-0 1B 2B		0-0 F7	5 1 2 0 0 1 1	
Nellie Fox, L (1, 4) OBP: 0.379, SLG: 0.469	0-0 5-3		0-0 2B 2B		0-0 F7		0-0 2-H 1B		0-3 K	5 1 2 1 0 1 2	
Minnie Minoso, R (1, 7) OBP: 0.339, SLG: 0.558	0-0 F7		0-0 2-H 1B 2B		0-0 G1-6-3 1-2f		0-3 K			4 1 1 1 0 1 2	
Roy Sievers, R (1, 3) OBP: 0.345, SLG: 0.280		0-0 E6 2B 5-3	0-0 WP 1B 2-H		0-0 1B		0-3 K			4 1 2 1 0 1 0	
Sherm Lollar, R (1, 2) OBP: 0.375, SLG: 0.450		0-0 5-3 1-2	0-0 F9 1-2		0-0 F4		0-0 5-3			4 0 0 0 0 0 3	
Al Smith, R (1, 9) OBP: 0.296, SLG: 0.442		0-0 6-3	0-0 F4		0-0 F9		0-0 1B			4 0 1 0 0 0 3	
Gene Freese, R (1, 5) OBP: 0.207, SLG: 0.214		0-0 E 2B 2-H		0-3 K		0-0 L5		0-0 4-3		4 1 1 1 0 1 2	
Jim Landis, R (1, 8) OBP: 0.383, SLG: 0.350		0-0 E7 1B 2-H		0-0 B5-6-4 1B		0-0 L8		0-0 SH1-4 1B		4 0 3 1 0 0 0	
Billy Pierce, L (1, 1) OBP: 0.143, SLG: 0.143		0-0 6-3		0-0 B5-6-4 1-2f		0-3 K		0-0 SH1-4		3 0 0 0 0 1 2	
<b>Inning Stats</b>	R: 0 E: 0 K: 0 S: 3 H: 0 LOB: 0 BB: 0 P: 3	R: 2 E: 2 K: 0 S: 6 H: 2 LOB: 1 BB: 0 P: 6	R: 2 E: 0 K: 1 S: 8 H: 3 LOB: 1 BB: 0 P: 8	R: 0 E: 0 K: 1 S: 5 H: 1 LOB: 0 BB: 0 P: 5	R: 0 E: 0 K: 0 S: 3 H: 1 LOB: 0 BB: 0 P: 3	R: 0 E: 0 K: 0 S: 4 H: 1 LOB: 1 BB: 0 P: 4	R: 1 E: 0 K: 2 S: 9 H: 2 LOB: 1 BB: 0 P: 9	R: 0 E: 0 K: 1 S: 6 H: 1 LOB: 1 BB: 0 P: 6	R: 0 E: 0 K: 1 S: 6 H: 1 LOB: 1 BB: 0 P: 6	1B: 8 2B: 4 3B: 0 HR: 0 SF: 0 SAC: 1 DP: 2 HBP: 0	WP: 1 PB: 0 SB: 0 CS: 0 PA: 38
<b>PITCHER</b>	IP WLS BF H R ER SO BB IBB HBP BLK WP HR S P ERA WHIP										
Steve Barber, L (1, 1) ERA: 1.88	7.0 L 30 10 5 3 4 0 0 0 0 1 0 38 38 3.86 1.429										
Jack Fisher, R (8, 1) ERA: 10.57	2.0 8 2 0 0 2 0 0 0 0 0 0 12 12 0.00 1.000										

Chicago White Sox @ Baltimore Orioles  
 Memorial Stadium, Baltimore, MD  
 Tue May 03 1960, 7:05 PM EDT  
 Att. 10,701 - Unknown

AB	37
R	5
H	12
RBI	5
BB	0
SO	6
LOB	15



Batter	1	2	3	4	5	6	7	8	9	AB	R	H	RBI	BB	SO	LOB
<b>Marv Breeding, R</b> (1, 4) <small>OBP: 0.324, SLG: 0.355</small>	0-0 F8		0-3 K		0-0 5-3		0-0 F7		0-0 FC4-6 1B	5	0	1	0	0	1	2
<b>Gene Woodling, L</b> (1, 7) <small>OBP: 0.516, SLG: 0.500</small>	0-3 K			0-0 1B SF8 2B	0-0 FC6-4 1B		0-0 FC6 1-2f		0-0 FC4-6 1-2f	5	1	2	0	0	1	4
<b>Willie Tasby, R</b> (1, 8) <small>OBP: 0.375, SLG: 0.286</small>	0-0 1B			0-0 1B 2-3	0-0 FC6-4 1-2f			0-0 F8		4	1	2	0	0	0	1
<b>Walt Dropo, R</b> (1, 3) <small>OBP: 0.278, SLG: 0.200</small> <b>Bob Boyd, L</b> (8, PR) <small>OBP: 0.273, SLG: 0.364</small> (9, 3)	0-3 K			0-0 5-3		0-0 F7		0-0 FC6-4 1B		4	0	1	0	0	1	3
<b>Brooks Robinson, R</b> (1, 5) <small>OBP: 0.277, SLG: 0.281</small>		0-0 5-3		0-0 SF8		0-0 F9		0-0 FC6-4 1-2f		3	0	0	1	0	0	1
<b>Jackie Brandt, R</b> (1, 9) <small>OBP: 0.420, SLG: 0.263</small>		0-0 6-3		0-0 1B 2-H		0-0 F8		0-0 F5		4	0	1	1	0	0	1
<b>Gus Triandos, R</b> (1, 2) <small>OBP: 0.262, SLG: 0.167</small> <b>Albie Pearson, L</b> (7, PR) <small>OBP: 0.400, SLG: 0.474</small> <b>Joe Ginsberg, L</b> (8, 2) <small>OBP: 0.313, SLG: 0.286</small> <b>Clint Courtney, L</b> (9, PH) <small>OBP: 0.375, SLG: 0.333</small>		0-0 F9		0-3 K			0-0 E4 1B		0-0 F7	3	0	0	0	0	1	1
<b>Ron Hansen, R</b> (1, 6) <small>OBP: 0.418, SLG: 0.571</small>			0-0 F9		0-0 HR		0-0 FC6 1-2 1B		0-0 F8	4	1	2	1	0	0	0
<b>Steve Barber, L</b> (1, 1) <b>Al Pilarcik, L</b> (7, PH) <small>OBP: 0.486, SLG: 0.588</small> <b>Jack Fisher, R</b> (8, 1) <b>Jim Gentile, L</b> (9, PH) <small>OBP: 0.400, SLG: 0.629</small> <b>Jerry Walker, S</b> (9, PR)			0-3 K		0-0 1-3		0-3 K		0-0 1B	2	0	0	0	0	1	0

Inning Stats	R: 0	H: 1	E: 0	LOB: 1	K: 2	BB: 0	S: 8	P: 8	R: 0	H: 0	E: 0	LOB: 0	K: 0	BB: 0	S: 3	P: 3	R: 0	H: 0	E: 0	LOB: 0	K: 2	BB: 0	S: 7	P: 7	R: 2	H: 3	E: 0	LOB: 1	K: 1	BB: 0	S: 8	P: 8	R: 1	H: 2	E: 0	LOB: 1	K: 0	BB: 0	S: 5	P: 5	R: 0	H: 0	E: 0	LOB: 0	K: 0	BB: 0	S: 3	P: 3	R: 0	H: 1	E: 1	LOB: 2	K: 1	BB: 0	S: 7	P: 7	R: 0	H: 1	E: 0	LOB: 1	K: 0	BB: 0	S: 4	P: 4	R: 0	H: 2	E: 0	LOB: 2	K: 0	BB: 0	S: 5	P: 5	R: 0	H: 2	E: 0	LOB: 2	K: 0	BB: 0	S: 5	P: 5	1B: 8	SF: 1	2B: 1	SAC: 0	3B: 0	DP: 0	HR: 1	HBP: 0	WP: 0	PA: 38
--------------	------	------	------	--------	------	-------	------	------	------	------	------	--------	------	-------	------	------	------	------	------	--------	------	-------	------	------	------	------	------	--------	------	-------	------	------	------	------	------	--------	------	-------	------	------	------	------	------	--------	------	-------	------	------	------	------	------	--------	------	-------	------	------	------	------	------	--------	------	-------	------	------	------	------	------	--------	------	-------	------	------	------	------	------	--------	------	-------	------	------	-------	-------	-------	--------	-------	-------	-------	--------	-------	--------

PITCHER	IP	WLS	BF	H	R	ER	SO	BB	IBB	HBP	BLK	WP	HR	S	P	ERA	WHIP
<b>Billy Pierce, L</b> (1, 1) <small>ERA: 2.86</small>	9.0	W	38	10	3	3	6	0	0	0	0	0	1	50	50	3.00	1.111

**BOTTOM**

**Chicago White Sox @ Baltimore Orioles**  
 Memorial Stadium, Baltimore, MD

Tue May 03 1960, 7:05 PM EDT  
 Att. 10,701 - Unknown

livebaseballscorecards.com

<b>AB</b>	<b>37</b>
<b>R</b>	<b>3</b>
<b>H</b>	<b>10</b>
<b>RBI</b>	<b>3</b>
<b>BB</b>	<b>0</b>
<b>SO</b>	<b>6</b>
<b>LOB</b>	<b>15</b>





Batter	1	2	3	4	5	6	7	8	9	AB R H RBI BB SO LOB	TOP											
Luis Aparicio, R (1, 6) OBP: 0.322, SLG: 0.333	0-0 SH1-4 6-3 1B		0-0 PB 1-2 1B		0-3 K		0-0 1B WP 1B		0-0 F7	5 2 3 0 0 1 0												
Nellie Fox, L (1, 4) OBP: 0.413, SLG: 0.500	0-0 SH1-4 1-2 1B		0-3 K 1-2 2-3			0-0 PB 1B	0-0 WP 1B		0-0 FC6-4 1B	5 1 4 0 0 1 2												
Minnie Minoso, R (1, 7) OBP: 0.333, SLG: 0.536	0-0 SH1-4 1-2 2-3		0-0 1-3			0-0 SH1-4 1-H PB 1B	0-0 5-3		0-0 FC6-4 1-2f	4 1 1 1 0 0 4												
Roy Sievers, R (1, 3) OBP: 0.333, SLG: 0.250	0-0 6-3		0-0 5-3			4-0 PB 1-2 SH1-4 BB	0-0 5-3			3 0 0 1 1 0 4												
Sherm Lollar, R (1, 2) OBP: 0.367, SLG: 0.439	0-0 F7		0-0 G6-3 1B		0-0 SH1-4			0-3 K		1 0 0 0 0 0 1												
Dick Brown, R (1, 2) OBP: 0.200, SLG: 0.200					1-2 2-3					2 0 1 0 0 1 0												
Al Smith, R (1, 9) OBP: 0.293, SLG: 0.429		0-0 F7		0-0 G6-3 1-2f		0-0 F2		0-0 1B		4 0 1 0 0 0 3												
Gene Freese, R (1, 5) OBP: 0.194, SLG: 0.200		0-0 F8		0-0 4-3		0-3 K		0-0 F4		2 0 0 0 0 0 0												
Billy Goodman, L (4, 5) OBP: 0.421, SLG: 0.588						2-3 3-H				2 0 0 0 0 1 2												
Jim Landis, R (1, 8) OBP: 0.353, SLG: 0.318		0-3 K		0-3 K		0-0 F7		0-0 F3		4 0 0 0 0 2 3												
Early Wynn, S (1, 1) OBP: 0.333, SLG: 0.200			4-0 PB 1B BB		0-0 6-3				0-0 F7	2 0 0 0 1 0 0												
Frank Baumann, L (7, 1)										0 0 0 0 0 0 0												
Gerry Staley, R (7, 1)										0 0 0 0 0 0 0												
Earl Torgeson, L (9, PH) OBP: 0.800, SLG: 0.500										1 0 0 0 0 0 0												
<b>Inning Stats</b>	R: 1 E: 0 K: 0 S: 5	H: 2 LOB: 1 BB: 0 P: 5	R: 0 E: 0 K: 1 S: 5	H: 0 LOB: 0 BB: 0 P: 5	R: 0 E: 0 K: 1 S: 6	H: 1 LOB: 2 BB: 1 P: 10	R: 0 E: 0 K: 0 S: 3	H: 1 LOB: 0 BB: 0 P: 3	R: 0 E: 0 K: 2 S: 7	H: 0 LOB: 0 BB: 0 P: 7	R: 2 E: 0 K: 1 S: 8	H: 2 LOB: 2 BB: 1 P: 12	R: 1 E: 0 K: 0 S: 5	H: 2 LOB: 1 BB: 0 P: 5	R: 0 E: 0 K: 1 S: 6	H: 1 LOB: 1 BB: 0 P: 6	R: 0 E: 0 K: 0 S: 4	H: 1 LOB: 1 BB: 0 P: 4	1B: 10 2B: 0 3B: 0 HR: 0	SF: 0 SAC: 2 DP: 1 HBP: 0	WP: 2 PB: 4 SB: 0 CS: 0	PA: 39
<b>PITCHER</b>	IP WLS BF H R ER SO BB IBB HBP BLK WP HR S P ERA WHIP																					
Hoyt Wilhelm, R (1, 1) ERA: 5.94	7.0 W 31 8 4 2 5 2 0 0 0 2 0 39 47 2.57 1.429																					
Jerry Walker, R (8, 1) ERA: 7.5	2.0 S 8 2 0 0 1 0 0 0 0 0 0 0 10 10 0.00 1.000																					

Chicago White Sox @ Baltimore Orioles  
 Memorial Stadium, Baltimore, MD  
 Wed May 04 1960, 7:05 PM EDT  
 Att. 9,364 - Unknown

livebaseballscorecards.com

AB	35
R	4
H	10
RBI	2
BB	2
SO	6
LOB	19



Batter	1	2	3	4	5	6	7	8	9
<b>Marv Breeding, R</b> (1, 4) <small>OBP: 0.329, SLG: 0.358</small>	0-0 <b>F5</b>		0-3 <b>K</b>		0-0 <b>F4</b>		0-0 <b>FC5-4</b> <b>1B</b>	0-0 <b>FC5-2-5</b> <b>1B</b>	
<b>Al Pilarcik, L</b> (1, 9) <small>OBP: 0.475, SLG: 0.568</small> <b>Willie Tasby, R</b> (7, PH) <small>OBP: 0.346, SLG: 0.261</small> (8, 8)	0-0 <b>F8</b>		0-0 <b>F4</b>		0-0 <b>E1</b> <b>1B</b>		0-0 <b>FC5-4</b> <b>1B</b> <b>E</b>	0-0 <b>FC5-2-5</b>	
<b>Gene Woodling, L</b> (1, 7) <small>OBP: 0.522, SLG: 0.540</small>	4-0 <b>BB</b> <b>BB</b>		0-3 <b>K</b>		0-0 <b>3B</b>		0-0 <b>E</b> <b>1B</b> <b>1B</b>	0-0 <b>4-3</b>	
<b>Jim Gentile, L</b> (1, 3) <small>OBP: 0.386, SLG: 0.579</small>	4-0 <b>FC6-4</b> <b>BB</b>		0-3 <b>K</b>		0-3 <b>K</b>		0-0 <b>E9</b> <b>BB</b> <b>1B</b>		
<b>Jackie Brandt, R</b> (1, 8) <small>OBP: 0.415, SLG: 0.250</small> <b>Clint Courtney, L</b> (7, PH) <small>OBP: 0.444, SLG: 0.333</small> <b>Jerry Walker, S</b> (7, PR) <small>OBP: 0.295, SLG: 0.295</small> (8, 1)	0-0 <b>FC6-4</b>		4-0 <b>1B</b> <b>1-4-3</b> <b>BB</b>		0-0 <b>F3</b>		4-0 <b>1B</b>		
<b>Brooks Robinson, R</b> (1, 5) <small>OBP: 0.290, SLG: 0.295</small>		0-0 <b>F4</b>		0-0 <b>1-4-3</b> <b>1B</b> <b>1B</b>		0-0 <b>F8</b>		0-0 <b>1B</b>	
<b>Gus Triandos, R</b> (1, 2) <small>OBP: 0.261, SLG: 0.200</small>				0-0 <b>1-4-3</b>		0-3 <b>K</b>		0-0 <b>4-3</b>	
<b>Ron Hansen, R</b> (1, 6) <small>OBP: 0.424, SLG: 0.566</small>				0-0 <b>2B</b>				0-0 <b>6-3</b>	
<b>Hoyt Wilhelm, R</b> (1, 1) <b>Albie Pearson, L</b> (7, PH) <small>OBP: 0.407, SLG: 0.476</small> (8, 9)				0-0 <b>F8</b>				0-0 <b>FC4-6</b> <b>1B</b>	
				0-0 <b>2B</b>				0-0 <b>6-3</b>	
				0-0 <b>1B</b>				0-0 <b>FC4-6</b> <b>FC5-4</b> <b>1B</b> <b>1B</b>	
				0-3 <b>K</b>				0-0 <b>FC5-2-5</b> <b>1B</b>	

AB	R	H	RBI	BB	SO	LOB
5	0	2	0	0	1	0
3	0	1	0	0	0	0
2	1	0	0	0	0	4
4	1	2	1	1	1	2
3	1	0	0	1	2	2
2	1	0	0	1	0	2
0	0	0	0	1	0	0
0	0	0	0	0	0	0
4	1	2	2	0	0	0
4	0	1	1	0	1	3
4	0	2	1	0	0	1
2	0	0	0	0	1	2
2	1	1	0	0	0	1

AB	R	H	RBI	BB	SO	LOB
35	6	11	5	4	6	17


Inning Stats		R: 0	H: 0	E: 0	K: 3	S: 3	R: 0	H: 1	E: 0	K: 0	S: 4	R: 0	H: 0	E: 0	K: 2	S: 7	R: 2	H: 2	E: 0	K: 2	S: 9	R: 0	H: 2	E: 1	K: 1	S: 6	R: 0	H: 0	E: 0	K: 1	S: 5	R: 4	H: 4	E: 1	K: 0	S: 8	R: 0	H: 2	E: 0	K: 0	S: 5																										
IP	6.1	WLS	0	BF	28	H	7	R	4	ER	3	SO	6	BB	3	IBB	0	HBP	0	BLK	0	WP	0	HR	0	S	37	P	49	ERA	4.26	WHIP	1.579	IP	0.1	WLS	L	BF	3	H	1	R	0	ER	0	SO	0	BB	0	IBB	0	HBP	0	BLK	0	WP	0	HR	0	S	3	P	3	ERA	0.00	WHIP	3.000
IP	1.1	WLS	0	BF	8	H	3	R	2	ER	0	SO	0	BB	1	IBB	0	HBP	0	BLK	0	WP	0	HR	0	S	7	P	11	ERA	0.00	WHIP	3.000	IP	1.1	WLS	R	BF	8	H	3	R	2	ER	0	SO	0	BB	0	IBB	0	HBP	0	BLK	0	WP	0	HR	0	S	3	P	11	ERA	0.00	WHIP	3.000

**Chicago White Sox @ Baltimore Orioles**  
 Memorial Stadium, Baltimore, MD

Wed May 04 1960, 7:05 PM EDT  
 Att. 9,364 - Unknown

[livebaseballscorecards.com](http://livebaseballscorecards.com)

**AB 35**  
**R 6**  
**H 11**  
**RBI 5**  
**BB 4**  
**SO 6**  
**LOB 17**







BOTTOM

Cleveland Indians @ Baltimore Orioles  
Memorial Stadium, Baltimore, MD

livebaseballscorecards.com

AB	37
R	6
H	11
RBI	5
BB	4
SO	8
LOB	17



WP:	0	PA:	42
PB:	1	SB:	0
CS:	0		

Thu May 05 1960, 7:05 PM EDT  
Att. 8,816 - Unknown

AB R H RBI BB SO LOB

5 0 1 0 0 2 2

5 0 0 0 0 1 1

4 1 1 0 1 1 1

3 2 2 1 2 1 0

5 2 2 2 0 2 4

4 1 2 1 0 1 1

3 0 2 1 1 0 0

4 0 1 0 0 0 4

1	0	0	0	0	0	2
1	0	0	0	0	0	1
0	0	0	0	0	0	0
0	0	0	0	0	0	0
0	0	0	0	0	0	0
1	0	0	0	0	0	1
0	0	0	0	0	0	0
1	0	0	0	0	0	0
0	0	0	0	0	0	0
0	0	0	0	0	0	0

1B:	6	SF:	0
2B:	4	SAC:	0
3B:	0	DP:	0
HR:	1	HBP:	0

Batter	1	2	3	4	5	6	7	8	9
Marv Breeding, R OBP: 0.321, SLG: 0.347 (1, 4)	0-0 FC6-4 1B	0-3 K			0-0 6-3		0-0 L4	0-3 K	
Al Pilarcik, L OBP: 0.422, SLG: 0.500 (1, 9)	0-0 FC6-4 4-3 1-2f		0-3 K		0-0 F8		0-0 1-3	0-0 F5	
Gene Woodling, L OBP: 0.514, SLG: 0.519 (1, 7)	0-0 4-3 2-3		4-0 PO BB BB		0-3 K		0-0 2B 2B 1B	0-0 F7	
Jim Gentile, L OBP: 0.429, SLG: 0.683 (1, 3)	4-0 BB		4-0 BB BB		1-2 BB	0-0 HR	0-0 1-3 2B 2B	0-3 K	
Jackie Brandt, R OBP: 0.414, SLG: 0.311 (1, 8)	0-0 F3		0-3 K		0-0 F9 PB 2B	0-0 F9 2B	0-0 2B 2B	0-3 K	
Brooks Robinson, R OBP: 0.301, SLG: 0.323 (1, 5)		0-0 1B 1B	0-0 PO 2-3	0-3 K	0-0 F9 2-3	0-0 F9 2B	0-0 1B 2B		
Joe Ginsberg, L OBP: 0.400, SLG: 0.353 (1, 2)		0-0 G3 1-3 1B		4-0 FC5-4 BB	0-0 3-1	0-0 3-1 2B	0-0 FC5-4 1B		
Ron Hansen, R OBP: 0.413, SLG: 0.544 (1, 6)		0-0 G3 1-2		0-0 FC5-4 1-2f	0-0 F4	0-0 F4	0-0 FC5-4 1-2f		
Milt Pappas, R Clint Courtney, L Gordon Jones, R Rip Coleman, L Bob Boyd, L Jack Fisher, R Albie Pearson, L Bob Mabe, R Arnie Portocarrero, R	0-0 F5	0-0 F5	0-0 F3	0-0 F3	0-0 F3	0-0 F3	0-0 F3	0-0 F9	0-0 F9

Inning Stats	R: 0	H: 1	E: 1	K: 0	S: 4	LOB: 2	BB: 1	P: 8	R: 0	H: 2	E: 0	K: 1	S: 7	LOB: 2	BB: 0	P: 7	R: 0	H: 0	E: 0	K: 2	S: 6	LOB: 1	BB: 2	P: 14	R: 0	H: 0	E: 0	K: 1	S: 5	LOB: 1	BB: 1	P: 9	R: 0	H: 0	E: 0	K: 1	S: 5	LOB: 0	BB: 0	P: 5	R: 2	H: 3	E: 0	K: 0	S: 6	LOB: 1	BB: 0	P: 6	R: 4	H: 5	E: 0	K: 0	S: 8	LOB: 1	BB: 0	P: 8	R: 0	H: 0	E: 0	K: 1	S: 5	LOB: 0	BB: 0	P: 5	R: 0	H: 0	E: 0	K: 2	S: 7	LOB: 0	BB: 0	P: 7	1B: 6	SF: 0	2B: 4	SAC: 0	3B: 0	DP: 0	HR: 1	HBP: 0	WP: 0	PA: 42
--------------	------	------	------	------	------	--------	-------	------	------	------	------	------	------	--------	-------	------	------	------	------	------	------	--------	-------	-------	------	------	------	------	------	--------	-------	------	------	------	------	------	------	--------	-------	------	------	------	------	------	------	--------	-------	------	------	------	------	------	------	--------	-------	------	------	------	------	------	------	--------	-------	------	------	------	------	------	------	--------	-------	------	-------	-------	-------	--------	-------	-------	-------	--------	-------	--------

PITCHER	IP	WLS	BF	H	R	ER	SO	BB	IBB	HBP	BLK	WP	HR	S	P	ERA	WHIP
Wynn Hawkins, R ERA: 3.68 (1, 1)	6.2	W	31	8	4	4	5	4	0	0	0	0	1	37	53	5.40	1.800
Bob Grim, R ERA: 11.57 (7, 1)	0.1		4	3	2	2	0	0	0	0	0	0	0	4	4	54.00	9.000
Gary Bell, R ERA: 1.73 (8, 1)	2.0	S	6	0	0	0	3	0	0	0	0	0	0	12	12	0.00	0.000



Batter	1	2	3	4	5	6	7	8	9	AB R H RBI BB SO LOB	TOP		
Johnny Temple, R (1, 4) OBP: 0.297, SLG: 0.275	0-0 6-3 2B		0-0 1-3		0-0 L6			0-0 F8		4 0 1 0 0 0 0			
Harvey Kuenn, R (1, 9) OBP: 0.377, SLG: 0.348 Carroll Hardy, R (7, 9) OBP: 0.286, SLG: 0.167	0-0 6-3		0-0 1B		0-0 2B			0-0 6-3		3 0 2 0 0 0 1 1 0 0 0 0 0 0			
Walt Bond, L (1, 8) OBP: 0.327, SLG: 0.458	0-0 F8		0-0 1B		0-0 F8			0-0 G3		4 0 1 0 0 0 2			
Tito Francona, L (1, 7) OBP: 0.426, SLG: 0.464	0-3 K2-3		4-0 1B		0-0 5-3			0-0 4-3 HR		3 1 1 0 1 1 1			
Vic Power, R (1, 3) OBP: 0.370, SLG: 0.500 Don Dillard, L (9, PH) OBP: 0.250, SLG: 0.143		0-0 5-3	0-0 F8		0-0 4-3			0-3 K		3 0 0 0 0 0 3 1 0 0 0 0 1 1			
Russ Nixon, L (1, 2) OBP: 0.308, SLG: 0.283 Bob Hale, L (9, PH) OBP: 0.500, SLG: 0.333		0-0 1B		0-0 4-3		0-0 F8		0-0 4-3		3 0 1 0 0 0 0 1 0 0 0 0 0 1			
Woodie Held, R (1, 6) OBP: 0.379, SLG: 0.650		0-0 1B		0-0 F8		0-0 F8		0-0 HR		4 1 2 2 0 0 0			
Bubba Phillips, R (1, 5) OBP: 0.255, SLG: 0.320 Carl Thomas, R (5, 1) Pete Whisenant, R (7, PH) OBP: 0.200, SLG: 0.200 Mike Lee, L (7, 1) Jim Piersall, R (9, PH) OBP: 0.359, SLG: 0.333		0-0 1B		0-3 K			0-0 F9	0-0 5-3		2 0 0 0 0 1 2 0 0 0 0 0 0 0 1 0 0 0 0 0 0 0 0 0 0 0 0 0 1 0 0 0 0 0 0			
Dick Stigman, R (1, 1) OBP: 0.500, SLG: 0.333 Jim Perry, S (4, 1) OBP: 0.200, SLG: 0.200 Steve Demeter, R (5, PH) (5, 5)			0-3 K		0-0 6-3		0-0 F8			1 0 0 0 0 1 0 0 0 0 0 0 0 0 2 0 0 0 0 0 0			
<b>Inning Stats</b>	R: 0 H: 1 E: 0 LOB: 1 K: 1 BB: 0 S: 6 P: 6	R: 0 H: 2 E: 0 LOB: 1 K: 0 BB: 0 S: 4 P: 4	R: 0 H: 2 E: 1 LOB: 3 K: 1 BB: 1 S: 7 P: 11	R: 0 H: 0 E: 0 LOB: 0 K: 1 BB: 0 S: 5 P: 5	R: 0 H: 1 E: 0 LOB: 1 K: 0 BB: 0 S: 4 P: 4	R: 0 H: 0 E: 0 LOB: 0 K: 0 BB: 0 S: 3 P: 3	R: 0 H: 0 E: 0 LOB: 0 K: 0 BB: 0 S: 3 P: 3	R: 0 H: 0 E: 0 LOB: 0 K: 1 BB: 0 S: 7 P: 7	R: 2 H: 2 E: 0 LOB: 0 K: 1 BB: 0 S: 7 P: 7	1B: 5 SF: 0 2B: 2 SAC: 0 3B: 0 DP: 1 HR: 1 HBP: 0	WP: 0 PA: 35 PB: 0 SB: 0 CS: 0		
<b>PITCHER</b> Hal Brown, R (1, 1) ERA: 1.59	IP WLS BF H R ER SO BB IBB HBP BLK WP HR S P ERA WHIP												<b>PITCHER</b> IP WLS BF H R ER SO BB IBB HBP BLK WP HR S P ERA WHIP

Cleveland Indians @ Baltimore Orioles  
 Memorial Stadium, Baltimore, MD  
 Fri May 06 1960, 7:05 PM EDT  
 Att. 12,510 - Unknown

livebaseballscores.com

AB	34
R	2
H	8
RBI	2
BB	1
SO	4
LOB	11





Batter	1	2	3	4	5	6	7	8	9	AB	R	H	RBI	BB	SO	LOB
<b>Marv Breeding, R</b> (1, 4) <small>OBP: 0.325, SLG: 0.351</small>	0-0 <b>F3</b>		0-0 <b>F9</b>	0-0 <b>BB BB</b> <b>1B</b>	0-3 <b>K</b>		0-0 <b>FC4-6</b> <b>1B</b>			5	1	2	2	0	1	1
<b>Gene Woodling, L</b> (1, 7) <small>OBP: 0.526, SLG: 0.518</small> <b>Albie Pearson, L</b> (7, 9) <small>OBP: 0.379, SLG: 0.435</small>	0-3 <b>K</b>		0-0 <b>1B</b>	4-0 <b>BB BB</b> <b>2B BB</b>		1-0 <b>WP</b> <b>1B</b> <b>HBP</b>	0-0 <b>FC4-6</b>			2	2	1	0	1	1	0
<b>Jackie Brandt, R</b> (1, 8) <small>OBP: 0.429, SLG: 0.298</small>	4-0 <b>BB</b>		0-0 <b>L7</b>	4-0 <b>BB BB</b> <b>2B BB</b>		0-0 <b>F5</b>		4-0 <b>FC4-6</b> <b>BB</b>		2	1	0	1	3	0	2
<b>Walt Drogo, R</b> (1, 3) <small>OBP: 0.250, SLG: 0.176</small> <b>Jim Gentile, L</b> (4, PH) <small>OBP: 0.423, SLG: 0.651</small> (5, 3)	0-0 <b>F7</b>		0-0 <b>1-3</b>	4-0 <b>2B BB</b>		0-0 <b>F8</b>		0-0 <b>FC4-6</b> <b>BB</b>		2	0	0	0	0	0	2
<b>Brooks Robinson, R</b> (1, 5) <small>OBP: 0.333, SLG: 0.377</small>		0-0 <b>5-3</b>		0-0 <b>1B 2B</b>		0-0 <b>CS</b> <b>1B</b>		4-0 <b>G4-6-3</b> <b>BB</b>		4	1	3	4	1	0	0
<b>Willie Tasby, R</b> (1, 9) <small>OBP: 0.355, SLG: 0.357</small> (7, 7)		0-0 <b>L7</b>		0-0 <b>1B</b>		0-0 <b>CS</b>	0-0 <b>1B</b> <b>3B</b>	0-0 <b>G4-6-3</b>		5	1	2	0	0	0	3
<b>Ron Hansen, R</b> (1, 6) <small>OBP: 0.433, SLG: 0.550</small>		0-0 <b>1B</b> <b>1B</b>		0-0 <b>FC6-2 SH5-3</b> <b>1B 1B</b>	0-0 <b>L5</b>		4-0 <b>1B</b> <b>BB</b>			3	1	2	1	1	0	0
<b>Joe Ginsberg, L</b> (1, 2) <small>OBP: 0.391, SLG: 0.350</small>		0-0 <b>1B</b>		0-0 <b>SH5-3</b>	0-0 <b>3-1</b>		0-0 <b>F4</b>			3	0	1	0	0	0	2
<b>Hal Brown, R</b> (1, 1) <small>OBP: 0.333, SLG: 0.143</small>		0-3 <b>K</b>		0-0 <b>FC6-2</b> <b>BB 1B</b> <b>BB</b>	4-0 <b>BB</b>		0-0 <b>F9</b>			3	1	0	0	1	1	6


Inning Stats	R: 0	H: 0	E: 0	K: 1	S: 5	R: 0	H: 2	E: 0	K: 1	S: 7	R: 0	H: 1	E: 0	K: 0	S: 4	R: 7	H: 5	E: 0	K: 0	S: 8	R: 0	H: 0	E: 0	K: 1	S: 5	R: 1	H: 1	E: 0	K: 0	S: 3	R: 1	H: 2	E: 0	K: 0	S: 5	R: 0	H: 0	E: 0	K: 0	S: 2
	LOB: 1	BB: 1	P: 9	LOB: 2	BB: 0	P: 7	LOB: 1	BB: 0	P: 4	LOB: 1	BB: 3	P: 20	LOB: 0	BB: 1	P: 9	LOB: 0	BB: 0	P: 4	LOB: 2	BB: 1	P: 10	LOB: 1	BB: 2	P: 10	LOB: 1	BB: 2	P: 10	LOB: 0	BB: 0	LOB: 1	BB: 1	P: 10	LOB: 1	BB: 1	P: 10	LOB: 1	BB: 2	P: 10		

PITCHER	IP	WLS	BF	H	R	ER	SO	BB	IBB	HBP	BLK	WP	HR	S	P	ERA	WHIP
<b>Dick Stigman, L</b> (1, 1) <small>ERA: 4.02</small>	3.2	L	21	7	6	6	2	3	0	0	0	0	0	22	34	14.73	2.727
<b>Jim Perry, R</b> (4, 1) <small>ERA: 5.49</small>	0.1		3	1	1	1	0	1	0	0	0	0	0	2	6	27.00	6.000
<b>Carl Thomas, R</b> (5, 1) <small>ERA: 5.06</small>	2.0		8	1	1	1	1	1	0	1	0	1	0	8	13	4.50	1.000
<b>Mike Lee, L</b> (7, 1) <small>ERA: 4.5</small>	2.0		10	2	1	1	0	3	0	0	0	0	0	7	19	4.50	2.500

**BOTTOM**

**Cleveland Indians @ Baltimore Orioles**  
**Memorial Stadium, Baltimore, MD**  
 Fri May 06 1960, 7:05 PM EDT  
 Att. 12,510 - Unknown

<b>AB</b>	<b>32</b>
<b>R</b>	<b>9</b>
<b>H</b>	<b>11</b>
<b>RBI</b>	<b>9</b>
<b>BB</b>	<b>8</b>
<b>SO</b>	<b>3</b>
<b>LOB</b>	<b>20</b>



WP	PA	ERA	WHIP
1	43		

Batter	1	2	3	4	5	6	7	8	9	AB R H RBI BB SO LOB	TOP	
<b>Johnny Temple, R</b> (1, 4) <small>OBP: 0.316, SLG: 0.278</small>	0-3 		0-0 		4-0 		0-0 		4-0 	3 0 1 0 2 1 0		
<b>Harvey Kuenn, R</b> (1, 9) <small>OBP: 0.379, SLG: 0.360</small> <b>Carroll Hardy, R</b> (9, PR) <small>OBP: 0.286, SLG: 0.167</small> (9, 8)	0-0 		0-0 		0-0 		0-0 		0-0 	4 0 2 1 0 0 2 0 0 0 0 0 0 0		
<b>Walt Bond, L</b> (1, 8) <small>OBP: 0.339, SLG: 0.451</small> <b>Jim Piersall, R</b> (9, PH) <small>OBP: 0.350, SLG: 0.333</small> (9, 9)	4-0 			0-0 		0-0 		0-0 	0-0 	3 0 1 1 1 0 1 0 0 0 1 0 0 0		
<b>Tito Francona, L</b> (1, 7) <small>OBP: 0.417, SLG: 0.450</small> <b>Pete Whisenant, R</b> (9, PH) <small>OBP: 0.167, SLG: 0.167</small> (9, 7)	0-0 			0-0 		0-0 		0-0 	0-3 	4 0 1 0 0 0 4 1 0 0 0 0 1 2		
<b>Vic Power, R</b> (1, 3) <small>OBP: 0.351, SLG: 0.473</small>		0-0 		0-3 		0-0 		0-0 		4 0 0 0 0 1 1		
<b>Russ Nixon, L</b> (1, 2) <small>OBP: 0.304, SLG: 0.265</small>		0-3 		0-0 		4-0 		0-0 		3 0 0 0 1 1 1		
<b>George Strickland, R</b> (1, 5) <small>OBP: 0.375, SLG: 0.167</small>		0-0 			1-0 	0-0 		0-3 		3 1 0 0 0 1 1		
<b>Woodie Held, R</b> (1, 6) <small>OBP: 0.371, SLG: 0.619</small>			0-0 		1-0 	0-3 		0-3 		3 1 0 0 0 2 2		
<b>Gary Bell, R</b> (1, 1) <small>OBP: 0.235, SLG: 0.133</small>			4-0 		0-0 	0-0 		0-0 		2 1 1 0 1 0 2		
<b>Inning Stats</b>	R: 0 H: 0 E: 0 LOB: 1 K: 1 BB: 1 S: 5 P: 9	R: 0 H: 0 E: 0 LOB: 0 K: 1 BB: 0 S: 5 P: 5	R: 0 H: 1 E: 0 LOB: 1 K: 0 BB: 1 S: 3 P: 7	R: 0 H: 1 E: 0 LOB: 1 K: 1 BB: 0 S: 6 P: 6	R: 2 H: 1 E: 0 LOB: 2 K: 0 BB: 1 S: 4 P: 10	R: 0 H: 0 E: 1 LOB: 2 K: 1 BB: 1 S: 6 P: 10	R: 0 H: 1 E: 0 LOB: 1 K: 0 BB: 0 S: 4 P: 4	R: 0 H: 0 E: 0 LOB: 0 K: 1 BB: 0 S: 5 P: 5	R: 1 H: 2 E: 0 LOB: 2 K: 2 BB: 1 S: 9 P: 13	1B: 6 SF: 2 2B: 0 SAC: 1 3B: 0 DP: 1 HR: 0 HBP: 2	WP: 0 PA: 40 PB: 0 SB: 0 CS: 0	
<b>PITCHER</b> <b>Chuck Estrada, R</b> (1, 1) <small>ERA: 2.63</small> <b>Steve Barber, L</b> (9, 1) <small>ERA: 2.16</small>	IP WLS BF H R ER SO BB IBB HBP BLK WP HR S P ERA WHIP 8.0 L 34 4 2 2 5 4 0 2 0 0 0 0 38 56 2.25 1.000 1.0 6 2 1 1 2 1 0 0 0 0 0 0 9 13 9.00 3.000											<b>PITCHER</b> IP WLS BF H R ER SO BB IBB HBP BLK WP HR S P ERA WHIP

**Cleveland Indians @ Baltimore Orioles**  
 Memorial Stadium, Baltimore, MD  
 Sat May 07 1960, 3:33 AM EDT  
 Att: 11,133 - Unknown

[livebaseballscorecards.com](http://livebaseballscorecards.com)

<b>AB</b>	<b>30</b>
<b>R</b>	<b>3</b>
<b>H</b>	<b>6</b>
<b>RBI</b>	<b>3</b>
<b>BB</b>	<b>5</b>
<b>SO</b>	<b>7</b>
<b>LOB</b>	<b>16</b>





Batter	1	2	3	4	5	6	7	8	9	AB	R	H	RBI	BB	SO	LOB
<b>Marv Breeding, R</b> (1, 4) <small>OBP: 0.314, SLG: 0.338</small> <b>Bob Boyd, L</b> (8, PH) <small>OBP: 0.286, SLG: 0.357</small> (9, 3)	0-0 6-3		0-3 K		0-3 K			0-0 BB HBP 1B	0-0 1-3	3	0	0	0	0	2	1
<b>Albie Pearson, L</b> (1, 8) <small>OBP: 0.394, SLG: 0.423</small>	0-0 3-1		4-0 BB			0-0 1B 1B		0-3 K		3	0	1	0	0	1	1
<b>Gene Woodling, L</b> (1, 7) <b>Jackie Brandt, R</b> (8, PR) <small>OBP: 0.429, SLG: 0.298</small> (9, 7)	0-0 4-3		0-0 4-3			0-0 1-3 L4-3 1B		1-0 BB HBP		3	0	1	0	0	0	2
<b>Jim Gentile, L</b> (1, 3) <small>OBP: 0.411, SLG: 0.609</small> <b>Willie Tasby, R</b> (8, PR) <small>OBP: 0.355, SLG: 0.357</small> <b>Steve Barber, L</b> (9, 1)		0-0 F7		0-0 3-1		0-0 L4-3		4-0 BB		3	0	0	0	1	0	2
<b>Al Pilarcik, L</b> (1, 9)		0-0 G3		0-0 L8		0-0 F6		0-0 BB		4	0	0	0	0	0	4
<b>Brooks Robinson, R</b> (1, 5)		0-0 4-3		0-0 3B			0-0 5-3		0-3 K	4	0	1	0	0	1	0
<b>Joe Ginsberg, L</b> (1, 2) <small>OBP: 0.370, SLG: 0.304</small>			4-0 3B BB		0-0 F9		0-0 F8		0-0 G3	3	1	0	0	1	0	1
<b>Ron Hansen, R</b> (1, 6) <small>OBP: 0.423, SLG: 0.524</small>			0-0 F9		0-0 6-3		0-3 K		4-0 BB BB	3	0	0	0	1	1	1
<b>Chuck Estrada, R</b> (1, 1) <small>OBP: 0.333, SLG: 0.667</small> <b>Clint Courtney, L</b> (8, PH) <small>OBP: 0.364, SLG: 0.250</small> <b>Billy Klaus, L</b> (9, 4) <small>OBP: 0.400, SLG: 1.000</small> <b>John Powers, L</b> (9, PH) <small>OBP: 0.238, SLG: 0.111</small>			0-0 1-H 3B		0-0 5-3			0-0 F9	4-0 BB BB	2	0	1	1	0	0	0

Inning Stats	R: 0	H: 0	E: 0	K: 0	S: 3	P: 3	R: 0	H: 0	E: 0	K: 0	S: 3	R: 1	H: 1	E: 0	K: 1	S: 6	R: 0	H: 1	E: 0	K: 0	S: 4	R: 0	H: 0	E: 0	K: 1	S: 5	R: 0	H: 2	E: 0	K: 0	S: 4	R: 0	H: 0	E: 0	K: 1	S: 5	R: 0	H: 1	E: 0	K: 1	S: 6	R: 0	H: 1	E: 0	K: 1	S: 5	R: 0	H: 0	E: 0	K: 1	S: 5	R: 0	H: 0	E: 0	K: 1	S: 5	R: 0	H: 3	E: 0	K: 1	S: 6	R: 0	H: 0	E: 0	K: 1	S: 5	R: 0	H: 0	E: 0	K: 1	S: 5	1B: 3	2B: 1	3B: 2	HR: 0	SF: 0	SAC: 0	DP: 1	HBP: 1	WP: 0	PA: 37
<b>Gary Bell, R</b> (1, 1) <small>ERA: 1.59</small>	IP	WLS	BF	H	R	ER	SO	BB	IBB	HBP	BLK	WP	HR	S	P	ERA	WHIP	IP	WLS	BF	H	R	ER	SO	BB	IBB	HBP	BLK	WP	HR	S	P	ERA	WHIP	IP	WLS	BF	H	R	ER	SO	BB	IBB	HBP	BLK	WP	HR	S	P	ERA	WHIP																														

**BOTTOM**

**Cleveland Indians @ Baltimore Orioles**  
 Memorial Stadium, Baltimore, MD

Sat May 07 1960, 3:33 AM EDT  
 Att. 11,133 - Unknown

[livebaseballscorecards.com](http://livebaseballscorecards.com)

<b>AB</b>	<b>31</b>
<b>R</b>	<b>1</b>
<b>H</b>	<b>5</b>
<b>RBI</b>	<b>1</b>
<b>BB</b>	<b>5</b>
<b>SO</b>	<b>5</b>
<b>LOB</b>	<b>14</b>




Batter	1	2	3	4	5	6	7	8	9	AB R H RBI BB SO LOB	TOP											
Ken Hamlin, R (1, 6) OBP: 0.212, SLG: 0.200	0-0 5-3		0-0 F3		0-0 E 1B 1B	0-0 F9		0-0 G4-6-3 1-2f		5 1 1 1 0 0 1												
Russ Snyder, L (1, 7) OBP: 0.214, SLG: 0.286	0-0 G4-6-3 1B		0-0 4-3		0-0 E8 1B 1B	0-0 F6			0-0 6-3	5 1 2 1 0 0 0												
Jerry Lumpe, L (1, 4) OBP: 0.422, SLG: 0.390	0-0 G4-6-3 1-2f			0-0 4-3	0-0 BB HR 1B		0-0 G3		0-0 FC4-6 1B	5 1 2 2 0 0 1												
Norm Siebern, L (1, 3) OBP: 0.421, SLG: 0.631		0-3 K PB 1B PB		0-0 F9	0-0 1-2 HR 1B		0-0 BB 1B		0-0 FC4-6 1-2f	5 2 2 0 0 1 1												
Hank Bauer, R (1, 9) OBP: 0.250, SLG: 0.277		0-0 PB FC5-2 1B		0-3 K	4-0 1-2 HR BB		0-0 F8		0-0 F6	4 1 1 0 1 1 2												
Dick Williams, R (1, 5) OBP: 0.339, SLG: 0.404		0-0 F6			0-0 1B 2B		4-0 1-2 BB			3 2 2 4 1 0 2												
Bill Tuttle, R (1, 8) OBP: 0.287, SLG: 0.296		0-0 FC5-2			0-0 E PB 1B		0-0 1-3			4 1 1 1 0 0 3												
Pete Daley, R (1, 2) OBP: 0.300, SLG: 0.500		0-0 F6			0-0 K				0-0 G4-6-3 1B	4 0 1 0 0 1 2												
Dick Hall, R (1, 1) OBP: 0.182, SLG: 0.100			0-0 F3		0-0 E6 1B E		0-0 6-3		0-3 K	4 1 0 0 0 1 2												
<b>Inning Stats</b>	R: 0 E: 0 K: 0 S: 3	H: 1 LOB: 0 BB: 0 P: 3	R: 1 E: 0 K: 1 S: 7	H: 1 LOB: 1 BB: 0 P: 7	R: 0 E: 0 K: 0 S: 3	H: 0 LOB: 0 BB: 0 P: 3	R: 0 E: 0 K: 1 S: 5	H: 0 LOB: 0 BB: 0 P: 5	R: 9 E: 2 K: 1 S: 13	H: 7 LOB: 0 BB: 1 P: 17	R: 0 E: 0 K: 0 S: 3	H: 0 LOB: 0 BB: 0 P: 3	R: 0 E: 0 K: 0 S: 4	H: 1 LOB: 2 BB: 1 P: 8	R: 0 E: 0 K: 1 S: 5	H: 1 LOB: 0 BB: 0 P: 5	R: 0 E: 0 K: 0 S: 4	H: 1 LOB: 1 BB: 0 P: 4	1B: 10 2B: 1 3B: 0 HR: 1	SF: 0 SAC: 0 DP: 2 HBP: 0	WP: 0 PB: 4 SB: 0 CS: 0	PA: 41
<b>PITCHER</b>	IP WLS BF H R ER SO BB IBB HBP BLK WP HR S P ERA WHIP																					
Hoyt Wilhelm, R (1, 1) ERA: 7.29	4.1 L 22 8 8 6 3 0 0 0 0 0 0 0 28 28 12.46 1.846																					
Jack Fisher, R (5, 1) ERA: 7.53	4.2 19 4 2 2 1 2 0 0 0 0 0 1 19 27 3.86 1.286																					

**Kansas City Athletics @ Baltimore Orioles**  
 Memorial Stadium, Baltimore, MD  
 Tue May 10 1960, 7:05 PM EDT  
 Att. 5,788 - Unknown

[livebaseballscorecards.com](http://livebaseballscorecards.com)

<b>AB</b>	<b>39</b>
<b>R</b>	<b>10</b>
<b>H</b>	<b>12</b>
<b>RBI</b>	<b>9</b>
<b>BB</b>	<b>2</b>
<b>SO</b>	<b>4</b>
<b>LOB</b>	<b>14</b>








Batter	1	2	3	4	5	6	7	8	9	10	AB R H RBI BB SO LOB	TOP														
Ken Hamlin, R (1, 6) OBP: 0.239, SLG: 0.231	0-0 G4-6-3 1B		0-0 BB 1B		0-0 6-3		0-3 K		0-0 PO 1B		5 0 3 1 0 1 0	<b>Kansas City Athletics @ Baltimore Orioles</b> Memorial Stadium, Baltimore, MD Wed May 11 1960, 7:05 PM EDT Att: 6,427 - Unknown														
Russ Snyder, L (1, 7) OBP: 0.211, SLG: 0.222	0-0 G4-6-3 1-2f		4-0 BB 1-2 BB		0-3 K			0-0 4-3	0-0 3-H PO 1B	0-0 1-3	4 0 0 0 1 1 1															
Jerry Lumpe, L (1, 4) OBP: 0.409, SLG: 0.378	0-0 F6		0-0 1-3			0-3 K		0-0 F8		0-0 FC4-6 1B	5 0 1 0 0 1 2															
Norm Siebern, L (1, 3) OBP: 0.420, SLG: 0.623		0-0 F7		0-0 F8		4-0 FC6-4 WP BB		0-0 E 2B		0-0 FC4-6 1-2f	4 1 1 0 1 0 1															
Hank Bauer, R (1, 9) OBP: 0.298, SLG: 0.314		0-0 1B		0-0 3-1 E 1B		4-0 FC6-4 1-2 BB		0-0 E2 2-H 1B		0-0 F7	4 1 3 0 1 0 1															
Dick Williams, R (1, 5) OBP: 0.333, SLG: 0.393		0-0 G4-6-3 1B		0-0 3-1		0-0 FC6-4 1-2f 2-3		0-3 K			4 0 1 0 0 1 4															
Bill Tuttle, R (1, 8) OBP: 0.275, SLG: 0.282		0-0 G4-6-3 1-2f		0-0 E4 2-H		0-0 FC4-6 1-2f			0-0 F7		4 0 0 0 0 0 4															
Pete Daley, R (1, 2) OBP: 0.286, SLG: 0.500			0-0 1-3	0-0 5-3			0-0 5-3		0-0 4-3 1B 2B		4 1 1 0 0 0 1															
Bud Daley, L (1, 1) OBP: 0.077, SLG: 0.077			0-3 K		0-0 5-3		0-0 F6		0-0 4-3		4 0 0 0 0 1 1															
Leo Kiely, L (9, 1)											0 0 0 0 0 0 0															
Marty Kutyna, R (9, 1)											0 0 0 0 0 0 0															
<b>Inning Stats</b>	R: 0 E: 0 K: 0 S: 3	H: 1 LOB: 0 BB: 0 P: 3	R: 0 E: 0 K: 0 S: 4	H: 2 LOB: 1 BB: 0 P: 4	R: 0 E: 0 K: 1 S: 6	H: 1 LOB: 2 BB: 1 P: 10	R: 1 E: 1 K: 0 S: 5	H: 1 LOB: 1 BB: 0 P: 5	R: 0 E: 0 K: 1 S: 5	H: 0 LOB: 0 BB: 0 P: 5	R: 0 E: 0 K: 1 S: 5	H: 0 LOB: 2 BB: 2 P: 13	R: 0 E: 0 K: 1 S: 5	H: 0 LOB: 0 BB: 0 P: 5	R: 1 E: 1 K: 1 S: 7	H: 2 LOB: 1 BB: 0 P: 7	R: 1 E: 0 K: 0 S: 4	H: 2 LOB: 0 BB: 0 P: 4	R: 0 E: 0 K: 0 S: 4	H: 1 LOB: 1 BB: 0 P: 4	1B: 8 2B: 2 3B: 0 HR: 0	SF: 0 SAC: 0 DP: 2 HBP: 0	WP: 1 PB: 0 SB: 0 CS: 0	PA: 42		
<b>PITCHER</b>	IP WLS BF H R ER SO BB IBB HBP BLK WP HR S P ERA WHIP	IP WLS BF H R ER SO BB IBB HBP BLK WP HR S P ERA WHIP	IP WLS BF H R ER SO BB IBB HBP BLK WP HR S P ERA WHIP	IP WLS BF H R ER SO BB IBB HBP BLK WP HR S P ERA WHIP	IP WLS BF H R ER SO BB IBB HBP BLK WP HR S P ERA WHIP	IP WLS BF H R ER SO BB IBB HBP BLK WP HR S P ERA WHIP	IP WLS BF H R ER SO BB IBB HBP BLK WP HR S P ERA WHIP	IP WLS BF H R ER SO BB IBB HBP BLK WP HR S P ERA WHIP	IP WLS BF H R ER SO BB IBB HBP BLK WP HR S P ERA WHIP	IP WLS BF H R ER SO BB IBB HBP BLK WP HR S P ERA WHIP	IP WLS BF H R ER SO BB IBB HBP BLK WP HR S P ERA WHIP	IP WLS BF H R ER SO BB IBB HBP BLK WP HR S P ERA WHIP	IP WLS BF H R ER SO BB IBB HBP BLK WP HR S P ERA WHIP	IP WLS BF H R ER SO BB IBB HBP BLK WP HR S P ERA WHIP	IP WLS BF H R ER SO BB IBB HBP BLK WP HR S P ERA WHIP	IP WLS BF H R ER SO BB IBB HBP BLK WP HR S P ERA WHIP	IP WLS BF H R ER SO BB IBB HBP BLK WP HR S P ERA WHIP	IP WLS BF H R ER SO BB IBB HBP BLK WP HR S P ERA WHIP	IP WLS BF H R ER SO BB IBB HBP BLK WP HR S P ERA WHIP	IP WLS BF H R ER SO BB IBB HBP BLK WP HR S P ERA WHIP	IP WLS BF H R ER SO BB IBB HBP BLK WP HR S P ERA WHIP	IP WLS BF H R ER SO BB IBB HBP BLK WP HR S P ERA WHIP	IP WLS BF H R ER SO BB IBB HBP BLK WP HR S P ERA WHIP	IP WLS BF H R ER SO BB IBB HBP BLK WP HR S P ERA WHIP	IP WLS BF H R ER SO BB IBB HBP BLK WP HR S P ERA WHIP	IP WLS BF H R ER SO BB IBB HBP BLK WP HR S P ERA WHIP
Amie Portocarrero, R (1, 1) ERA: 2.61	2.0																									
Steve Barber, L (3, 1) ERA: 1.97	7.0																									
Milt Pappas, R (10, 1) ERA: 7.66	1.0	W																								

livebaseballscores.com

AB 38  
R 3  
H 10  
RBI 1  
BB 3  
SO 5  
LOB 15





BOTTOM

Kansas City Athletics @ Baltimore Orioles  
Memorial Stadium, Baltimore, MD  
Wed May 11 1960, 7:05 PM EDT  
Att. 6,427 - Unknown

livebaseballscorecards.com

AB 36  
R 5  
H 10  
RBI 5  
BB 5  
SO 4  
LOB 19



WP: 0 PA: 41  
PB: 0  
SB: 0  
CS: 0

AB R H RBI BB SO LOB  
4 0 0 0 0 0 3  
1 0 0 0 0 0 2  
0 0 0 0 0 0 0

4 0 2 0 1 1 0

5 0 0 0 0 0 5

5 1 1 0 0 1 2

5 3 3 2 0 1 1

4 0 1 0 0 0 1

2 1 1 1 2 0 0

2 0 1 1 1 1 1

0 0 0 0 1 0 0

0 0 0 0 0 0 0

0 0 0 0 0 0 0

1 0 0 0 0 0 2

2 0 0 0 0 0 2

1 0 1 1 0 0 0

1B: 9 SF: 0  
2B: 0 SAC: 0  
3B: 0 DP: 0  
HR: 1 HBP: 0

Batter	1	2	3	4	5	6	7	8	9	10
Mary Breeding, R (1, 4) OBP: 0.298, SLG: 0.318 Bob Boyd, L (9, PH) OBP: 0.250, SLG: 0.313 Milt Pappas, R (10, 1)	0-0 5-3	0-0 FC6-4			0-0 F5		0-0 FC5-4		0-0 G3	
Gene Woodling, L (1, 7) OBP: 0.528, SLG: 0.508	0-0 1B		0-0 1B		0-3 K		0-0 4-3		4-0 IBB	
Brooks Robinson, R (1, 5) OBP: 0.311, SLG: 0.370	0-0 F4		0-0 F7		0-0 F8		0-0 4-3		0-0 P6	
Walt Dropo, R (1, 3) OBP: 0.240, SLG: 0.182	0-0 F5		0-3 K		0-0 F5		0-0 F9		0-0 HR	1B
Jackie Brandt, R (1, 8) OBP: 0.423, SLG: 0.364		0-0 3-1 1B	0-3 K		0-0 F7		0-0 1B		0-0 1B	1B HR
Willie Tasby, R (1, 9) OBP: 0.324, SLG: 0.324		0-0 3-1		0-0 F3		0-0 4-3		0-0 1B		
Ron Hansen, R (1, 6) OBP: 0.436, SLG: 0.515		4-0 1B BB		0-0 F6		4-0 FC5-4 BB		0-0 1B BB		
Joe Ginsberg, L (1, 2) OBP: 0.364, SLG: 0.286 Jim Gentile, L (9, PH) OBP: 0.417, SLG: 0.592 Al Pilarcik, L (9, PR) OBP: 0.388, SLG: 0.457 Billy Klaus, L (10, 4) OBP: 0.400, SLG: 1.000		0-0 FC6-4 1B		4-0 BB		0-3 K		4-0 1B BB		
Arnie Portocarrero, R (1, 1) Albie Pearson, L (2, PH) OBP: 0.368, SLG: 0.387 Steve Barber, L (3, 1) Clint Courtney, L (9, PH) OBP: 0.417, SLG: 0.333 (10, 2)		0-0 F3		0-0 F7		0-0 B3		0-0 G3		

Inning Stats	R: 0	H: 1	E: 0	K: 0	S: 4	P: 4	R: 0	H: 2	E: 0	K: 0	S: 5	P: 9	R: 0	H: 1	E: 0	K: 2	S: 8	R: 0	H: 0	E: 0	K: 0	S: 3	P: 7	R: 0	H: 0	E: 0	K: 1	S: 5	P: 5	R: 0	H: 0	E: 0	K: 0	S: 3	P: 3	R: 0	H: 0	E: 0	K: 1	S: 5	P: 9	R: 0	H: 0	E: 0	K: 0	S: 3	P: 3	R: 2	H: 4	E: 0	K: 0	S: 6	P: 14	R: 2	H: 2	E: 0	K: 0	S: 2	P: 2	1B: 9	SF: 0	2B: 0	SAC: 0	3B: 0	DP: 0	HR: 1	HBP: 0	WP: 0	PA: 41
--------------	------	------	------	------	------	------	------	------	------	------	------	------	------	------	------	------	------	------	------	------	------	------	------	------	------	------	------	------	------	------	------	------	------	------	------	------	------	------	------	------	------	------	------	------	------	------	------	------	------	------	------	------	-------	------	------	------	------	------	------	-------	-------	-------	--------	-------	-------	-------	--------	-------	--------

PITCHER	IP	WLS	BF	H	R	ER	SO	BB	IBB	HBP	BLK	WP	HR	S	P	ERA	WHIP
Bud Daley, L (1, 1) ERA: 2.87	8.1		35	7	3	3	4	4	0	0	0	0	0	39	55	3.24	1.320
Leo Kiely, L (9, 1) ERA:	0.0		1	1	0	0	0	0	0	0	0	0	0	1	1	∞	∞
Marty Kutyna, R (9, 1) ERA: 3.68	0.2	L	5	2	2	2	0	0	1	0	0	0	1	4	8	27.00	3.000





Batter	1	2	3	4	5	6	7	8	9	AB	R	H	RBI	BB	SO	LOB
Don Buddin, R OBP: 0.369, SLG: 0.380 (1, 6)	0-0 F9	0-0 F9			0-0 1B BB		0-0 6-3			4	1	1	0	0	0	3
Pete Runnels, L OBP: 0.486, SLG: 0.516 (1, 4) (9, 3)	0-0 6-3		0-0 F7		4-0 1B BB			0-3 K		3	0	0	0	1	1	0
Frank Malzone, R OBP: 0.304, SLG: 0.352 (1, 5)	0-0 F7		0-0 F2		0-0 1B			0-0 P3		4	0	1	1	0	0	0
Vic Wertz, L OBP: 0.409, SLG: 0.658 Pumpsie Green, S OBP: 0.353, SLG: 0.500 (1, 3) (9, 4)		4-0 1B BB	0-0 1-3		0-0 1-3			0-3 K		3	1	0	0	1	1	2
Bobby Thomson, R OBP: 0.290, SLG: 0.391 (1, 8)		0-0 FC6 1B		0-0 F4		0-3 K		0-0 F8		4	0	0	0	0	1	1
Gene Stephens, L OBP: 0.296, SLG: 0.229 (1, 7)		0-0 FC5-4 1B		0-0 G3		0-0 4-1		0-0 4-3		4	0	1	1	0	0	0
Lou Clinton, R OBP: 0.333, SLG: 0.478 (1, 9)		0-0 FC5-4 1-2f		0-3 K		0-0 F7		4-0 BB		3	0	0	0	1	1	2
Haywood Sullivan, R OBP: 0.194, SLG: 0.152 Marty Keough, L OBP: 0.316, SLG: 0.250 (1, 2) (9, PH)		0-3 K		0-0 6-3		0-0 F6		0-3 K		3	0	0	0	0	1	2
Bill Monbouquette, R Ted Bowsfield, R Tom Brewer, R Mike Fornieles, R (1, 1) (9, 1) (9, 1) (9, 1)		4-0 BB		0-3 K		0-3 K				1	0	0	0	0	1	1

Inning Stats	R: 0	H: 0	E: 0	K: 0	S: 3	R: 1	H: 1	E: 1	K: 1	S: 7	R: 0	H: 0	E: 0	K: 0	S: 3	R: 0	H: 0	E: 0	K: 1	S: 5	R: 1	H: 2	E: 0	K: 1	S: 7	R: 0	H: 0	E: 0	K: 1	S: 5	R: 0	H: 0	E: 0	K: 2	S: 7	R: 0	H: 0	E: 0	K: 1	S: 5	R: 0	H: 0	E: 0	K: 1	S: 9	1B: 3	2B: 0	3B: 0	HR: 0	SF: 0	SAC: 0	DP: 0	HBP: 0	WP: 0	PB: 0	SB: 1	CS: 0	PA: 35
--------------	------	------	------	------	------	------	------	------	------	------	------	------	------	------	------	------	------	------	------	------	------	------	------	------	------	------	------	------	------	------	------	------	------	------	------	------	------	------	------	------	------	------	------	------	------	-------	-------	-------	-------	-------	--------	-------	--------	-------	-------	-------	-------	--------

PITCHER	IP	WLS	BF	H	R	ER	SO	BB	IBB	HBP	BLK	WP	HR	S	P	ERA	WHIP
Jerry Walker, R ERA: 5.21 (1, 1)	7.0		28	3	2	1	5	3	0	0	0	0	0	35	47	1.29	0.857
Jack Fisher, R ERA: 6.61 (8, 1)	2.0	W	7	0	0	0	3	1	0	0	0	0	0	12	16	0.00	0.500

BOTTOM

Baltimore Orioles @ Boston Red Sox  
Fenway Park, Boston, MA  
Sat May 14 1960, 3:33 AM EDT  
Att: 10,703 - Unknown - 61 F

livebaseballscorecards.com

AB	31
R	2
H	3
RBI	2
BB	4
SO	8
LOB	11



Batter	1	2	3	4	5	6	7	8	9	AB R H RBI BB SO LOB	TOP																																
Mary Breeding, R (1, 4) OBP: 0.304, SLG: 0.354	0-0 HR		0-0 F9			0-0 SH3 1B	0-0 6-3		0-0 8-1-3	5 1 2 1 0 0 3																																	
Jackie Brandt, R (1, 8) OBP: 0.418, SLG: 0.371	0-0 F5		0-3 K			0-0 SH3 1B		4-0 BB BB FC6-2 BB		3 0 1 0 1 1 1																																	
Gene Woodling, L (1, 7) OBP: 0.510, SLG: 0.471	0-3 K			0-0 5-3		0-0 SH3		4-0 FC6-2 BB		2 0 0 0 1 1 0																																	
Al Pilarcik, L (8, PR) OBP: 0.380, SLG: 0.447						1-2 2-3		1-2 BB		0 0 0 0 0 0 0																																	
Jim Gentile, L (1, 3) OBP: 0.403, SLG: 0.545	0-0 G3			0-3 K		4-0 G6-4-3 IBB		4-0 FC6-2 BB		2 0 0 0 1 1 0																																	
Albie Pearson, L (8, PH) OBP: 0.390, SLG: 0.424								1-2 2-3 BB		0 0 0 0 1 0 0																																	
Walt Dropo, R (8, 3) OBP: 0.240, SLG: 0.182								1-2 2-3 BB		0 0 0 0 0 0 0																																	
Brooks Robinson, R (1, 5) OBP: 0.289, SLG: 0.341		0-0 F8		0-0 5-3		0-0 G6-4-3		0-0 FC6-2		4 0 0 0 0 0 6																																	
Willie Tasby, R (1, 9) OBP: 0.378, SLG: 0.350		0-0 5-3			0-0 1B		4-0 1B BB SF9	0-3 K		3 1 1 0 1 1 3																																	
Ron Hansen, R (1, 6) OBP: 0.430, SLG: 0.500		0-0 5-3			0-0 F8		0-0 SH3 1B	0-0 F4		4 0 1 0 0 0 4																																	
Clint Courtney, L (1, 2) OBP: 0.350, SLG: 0.313			0-0 SH1-4 1B		0-3 K		0-0 SF9		0-0 L3	3 0 1 1 0 1 1																																	
Steve Barber, L (1, 1) OBP: 0.350, SLG: 0.313			0-0 SH1-4		0-3 K		0-0 SH3		4-0 BB	1 0 0 0 1 1 1																																	
Inning Stats	R: 1 E: 0 K: 1 S: 6	H: 1 LOB: 0 BB: 0 P: 6	R: 0 E: 0 K: 0 S: 3	H: 0 LOB: 0 BB: 0 P: 3	R: 0 E: 0 K: 1 S: 6	H: 1 LOB: 1 BB: 0 P: 6	R: 0 E: 0 K: 1 S: 5	H: 0 LOB: 0 BB: 0 P: 5	R: 0 E: 0 K: 2 S: 8	H: 1 LOB: 1 BB: 0 P: 8	R: 0 E: 0 K: 0 S: 4	H: 2 LOB: 2 BB: 1 P: 8	R: 1 E: 0 K: 0 S: 4	H: 1 LOB: 1 BB: 1 P: 8	R: 0 E: 0 K: 1 S: 5	H: 0 LOB: 3 BB: 3 P: 17	R: 0 E: 0 K: 0 S: 2	H: 0 LOB: 0 BB: 1 P: 6	1B: 5 2B: 1 3B: 0 HR: 1	SF: 1 SAC: 3 DP: 2 HBP: 0	WP: 0 PB: 0 SB: 0 CS: 0	PA: 37																					
PITCHER	IP	WLS	BF	H	R	ER	SO	BB	IBB	HBP	BLK	WP	HR	S	P	ERA	WHIP	PITCHER								IP	WLS	BF	H	R	ER	SO	BB	IBB	HBP	BLK	WP	HR	S	P	ERA	WHIP	
Jerry Casale, R (1, 1) ERA: 3.69	7.0	L	30	6	2	2	5	3	1	0	0	0	1	36	52	2.57	1.286																										
Tom Borland, L (8, 1) ERA:	0.0		1	0	0	0	0	1	0	0	0	0	0	0	4	∞	∞																										
Tom Sturdivant, R (8, 1) ERA: 4.86	1.0		3	0	0	0	1	0	0	0	0	0	0	5	5	0.00	0.000																										
Mike Fornieles, R (9, 1) ERA: 2.79	1.0		3	0	0	0	0	1	0	0	0	0	0	2	6	0.00	1.000																										

Baltimore Orioles @ Boston Red Sox  
Fenway Park, Boston, MA  
Sun May 15 1960, 3:33 AM EDT  
Unknown

livebaseballscorecards.com

AB	27
R	2
H	6
RBI	2
BB	6
SO	6
LOB	19







Batter	1	2	3	4	5	6	7	8	9	AB R H RBI BB SO LOB	TOP																
<b>Mary Breeding, R</b> OBP: 0.318, SLG: 0.370 (1, 4)										4 1 2 0 1 0 1																	
<b>Albie Pearson, L</b> OBP: 0.391, SLG: 0.389 (1, 7)										3 1 0 0 2 0 3																	
<b>Jackie Brandt, R</b> OBP: 0.422, SLG: 0.385 (1, 8)										3 2 1 0 1 1 1																	
<b>Jim Gentile, L</b> OBP: 0.408, SLG: 0.559 (1, 3)										4 1 2 2 0 1 0																	
<b>Brooks Robinson, R</b> OBP: 0.287, SLG: 0.330 (1, 5)										3 0 0 0 1 0 3																	
<b>Al Pilarcik, L</b> OBP: 0.370, SLG: 0.420 (1, 9)										3 1 0 0 1 0 1																	
<b>Ron Hansen, R</b> OBP: 0.433, SLG: 0.500 (1, 6)										4 1 2 2 0 0 0																	
<b>Clint Courtney, L</b> OBP: 0.282, SLG: 0.250 (1, 2)										4 0 0 0 0 0 3																	
<b>Hal Brown, R</b> OBP: 0.333, SLG: 0.300 (1, 1)										3 0 1 2 0 0 0																	
<b>Chuck Estrada, R</b> OBP: 0.286, SLG: 0.571 (6, 1)										1 0 0 0 0 1 1																	
<b>Inning Stats</b>	R: 6 E: 0 K: 0 S: 7	H: 4 LOB: 1 BB: 3 P: 19	R: 0 E: 0 K: 0 S: 2	H: 0 LOB: 0 BB: 1 P: 6	R: 0 E: 0 K: 0 S: 2	H: 0 LOB: 0 BB: 1 P: 6	R: 0 E: 0 K: 0 S: 4	H: 1 LOB: 1 BB: 0 P: 4	R: 1 E: 0 K: 0 S: 4	H: 2 LOB: 0 BB: 0 P: 4	R: 0 E: 0 K: 1 S: 5	H: 0 LOB: 0 BB: 0 P: 5	R: 0 E: 0 K: 1 S: 5	H: 0 LOB: 0 BB: 0 P: 5	R: 0 E: 0 K: 1 S: 6	H: 1 LOB: 2 BB: 1 P: 10	1B: 4 2B: 4 3B: 0 HR: 0	SF: 0 SAC: 0 DP: 3 HBP: 0	WP: 0 PB: 0 SB: 0 CS: 0	PA: 38							
<b>PITCHER</b>	IP	WLS	BF	H	R	ER	SO	BB	IBB	HBP	BLK	WP	HR	S	P	ERA	WHIP										
<b>Frank Sullivan, R</b> ERA: 7.17 (1, 1)	0.1	L	7	3	6	6	0	2	1	0	0	0	0	4	16	162.00	15.000										
<b>Tom Borland, L</b> ERA: 1.93 (1, 1)	4.2		17	4	1	1	0	2	0	0	0	0	0	15	23	1.93	1.286										
<b>Dave Hillman, R</b> ERA: (6, 1)	1.0		3	0	0	0	0	0	0	0	0	0	0	3	3	0.00	0.000										
<b>Mike Fornieles, R</b> ERA: 2.13 (7, 1)	3.0		11	1	0	0	3	1	0	0	0	0	0	16	20	0.00	0.667										

**Baltimore Orioles @ Boston Red Sox**  
**Fenway Park, Boston, MA**  
 Sun May 15 1960, 3:38 AM EDT  
 Att. 21,157 - Unknown

[livebaseballscorecards.com](http://livebaseballscorecards.com)

<b>AB</b>	<b>32</b>
<b>R</b>	<b>7</b>
<b>H</b>	<b>8</b>
<b>RBI</b>	<b>6</b>
<b>BB</b>	<b>6</b>
<b>SO</b>	<b>3</b>
<b>LOB</b>	<b>13</b>







Batter	1	2	3	4	5	6	7	8	9	AB R H RBI BB SO LOB	TOP											
Mary Breeding, R (1, 4) OBP: 0.306, SLG: 0.356	0-3 K2-3		0-0 6-3		0-3 K			0-0 F7		4 0 0 0 0 2 0	<b>Baltimore Orioles @ Kansas City Athletics</b> Municipal Stadium, Kansas City, MO Mon May 16 1960, 8:05 PM EDT Att. 6,819 - Unknown											
Jackie Brandt, R (1, 8) OBP: 0.425, SLG: 0.435	0-0 HR		0-0 1-3			0-0 G1 1B		0-0 F8		4 1 2 1 0 0 0												
Gene Woodling, L (1, 7) OBP: 0.500, SLG: 0.459	0-0 FC5 1B		0-0 G3			0-0 F4		0-0 F5	4 0 1 0 0 0 1													
Walt Dropo, R (9, 3) OBP: 0.240, SLG: 0.182	0-0 1B					0-0 G1		4-0 BB	0 0 0 0 0 0 0													
Jim Gentile, L (1, 3) OBP: 0.413, SLG: 0.548	0-0 1-2 1B		0-3 K		0-0 G1		0-0 1-2	G1-6-3 BB	3 0 1 0 1 1 1													
Albie Pearson, L (9, PR) OBP: 0.391, SLG: 0.389					0-0 1-2		0-0 G3	0-0 G1-6-3	0 0 0 0 0 0 0													
Clint Courtney, L (1, 2) OBP: 0.250, SLG: 0.208	0-0 F8		0-0 4-3		0-0 G3		0-0 G3	0-0 1-2f	4 0 0 0 0 0 4													
Willie Tasby, R (1, 9) OBP: 0.354, SLG: 0.326	0-0 FC5 2-3f		0-0 F4		0-0 F4		0-0 F6		3 0 0 0 0 0 2													
Brooks Robinson, R (1, 5) OBP: 0.279, SLG: 0.319		0-0 4-3		0-0 F8		0-0 L8			3 0 0 0 0 0 0													
Ron Hansen, R (1, 6) OBP: 0.430, SLG: 0.530		0-0 5-3		0-0 HR		0-0 4-3			3 1 1 1 0 0 0													
Arnie Portocarrero, R (1, 1) Jack Fisher, R (7, 1) Al Pilarcik, L (7, 9) OBP: 0.364, SLG: 0.412		0-0 5-3		0-0 L6		0-0 G3			2 0 0 0 0 0 0													
<b>Inning Stats</b>	R: 1 E: 0 K: 1 S: 8	H: 3 LOB: 2 BB: 0 P: 8	R: 0 E: 0 K: 0 S: 3	H: 0 LOB: 0 BB: 0 P: 3	R: 0 E: 0 K: 0 S: 3	H: 0 LOB: 0 BB: 0 P: 3	R: 0 E: 0 K: 1 S: 5	H: 0 LOB: 0 BB: 0 P: 5	R: 1 E: 0 K: 1 S: 6	H: 1 LOB: 0 BB: 0 P: 6	R: 0 E: 0 K: 0 S: 4	H: 1 LOB: 1 BB: 0 P: 4	R: 0 E: 0 K: 0 S: 3	H: 0 LOB: 0 BB: 0 P: 3	R: 0 E: 0 K: 0 S: 3	H: 0 LOB: 0 BB: 0 P: 3	R: 0 E: 0 K: 0 S: 2	H: 0 LOB: 1 BB: 1 P: 6	1B: 3 2B: 0 3B: 0 HR: 2	SF: 0 SAC: 0 DP: 1 HBP: 0	WP: 0 PB: 0 SB: 0 CS: 0	PA: 32
<b>PITCHER</b>	IP WLS BF H R ER SO BB IBB HBP BLK WP HR S P ERA WHIP																					
Ned Garver, R (1, 1) ERA: 6.62	8.0 L 29 5 2 2 3 0 0 0 0 0 0 2 35 35 2.25 0.625																					
Leo Kiely, L (9, 1) ERA:	1.0 3 0 0 0 0 0 1 0 0 0 0 0 2 6 0.00 1.000																					


livebaseballscorecards.com

<b>AB</b>	31
<b>R</b>	2
<b>H</b>	5
<b>RBI</b>	2
<b>BB</b>	1
<b>SO</b>	3
<b>LOB</b>	8







Batter	1	2	3	4	5	6	7	8	9	AB R H RBI BB SO LOB	TOP																									
Mary Breeding, R (1, 4) OBP: 0.310, SLG: 0.352	0-3 K		0-3 K		X 0-0 F7		X 0-0 BB S HBP 1B		BB 4-0 FC4-6 BB	4 1 1 0 1 2 0	<p><b>Baltimore Orioles @ Kansas City Athletics</b> Municipal Stadium, Kansas City, MO</p> <p>Tue May 17 1960, 8:05 PM EDT Att. 7,365 - Unknown</p> <p>livebaseballscorecards.com</p> <table border="1"> <tr><td>AB</td><td>32</td></tr> <tr><td>R</td><td>2</td></tr> <tr><td>H</td><td>5</td></tr> <tr><td>RBI</td><td>2</td></tr> <tr><td>BB</td><td>7</td></tr> <tr><td>SO</td><td>6</td></tr> <tr><td>LOB</td><td>17</td></tr> </table> 	AB	32	R	2	H	5	RBI	2	BB	7	SO	6	LOB	17											
AB	32																																			
R	2																																			
H	5																																			
RBI	2																																			
BB	7																																			
SO	6																																			
LOB	17																																			
Jackie Brandt, R (1, 8) OBP: 0.424, SLG: 0.473	0-0 BB 1B		0-0 HR		X 0-0 4-3		X 0-3 K		X 0-0 F8	5 1 2 1 0 1 2																										
Gene Woodling, L (1, 7) OBP: 0.505, SLG: 0.455	0-0 F9		0-0 1B 1B		BB 4-0 BB BB		BB 4-0 HBP BB BB		X 0-0 FC4-6 1-2f	3 0 1 0 2 0 2																										
Jim Gentile, L (1, 3) OBP: 0.438, SLG: 0.547	4-0 FC4-6 1-2 BB		0-0 1B		BB 4-0 1-2 BB		BB 4-0 1-2 2-3 HBP BB		X 0-0 4-1	2 0 1 0 3 0 1																										
Clint Courtney, L (1, 2) OBP: 0.250, SLG: 0.185	0-0 FC4-6 1-2f		0-0 F7		X 0-0 F7		H 1-0 FC6-4 HBP			3 0 0 1 0 0 6																										
Willie Tasby, R (1, 9) OBP: 0.346, SLG: 0.304		0-3 K		BB 4-0 BB		X 0-0 6-3	X 0-0 FC6-4 1-2f			3 0 0 0 1 1 3																										
Brooks Robinson, R (1, 5) OBP: 0.269, SLG: 0.306		X 0-0 F7		X 0-0 F8		X 0-0 5-3		X 0-0 6-3		4 0 0 0 0 0 1																										
Ron Hansen, R (1, 6) OBP: 0.412, SLG: 0.506		0-3 K		X 0-0 F9		X 0-0 6-3		X 0-0 1-3		4 0 0 0 0 1 1																										
Milt Pappas, R (1, 1) Walt Dropo, R (8, PH) Gordon Jones, R (8, 1)			0-3 K	X 0-0 F8		X 0-0 F3	X 0-0 6-3			3 0 0 0 0 1 1 1 0 0 0 0 0 0 0 0 0 0 0 0 0																										
<b>Inning Stats</b>	R: 0 E: 0 K: 1 S: 6	H: 1 LOB: 2 BB: 1 P: 10	R: 0 E: 0 K: 2 S: 7	H: 0 LOB: 0 BB: 0 P: 7	R: 1 E: 0 K: 2 S: 10	H: 3 LOB: 2 BB: 0 P: 10	R: 0 E: 0 K: 0 S: 3	H: 0 LOB: 1 BB: 1 P: 7	R: 0 E: 0 K: 0 S: 3	H: 0 LOB: 0 BB: 0 P: 3	R: 1 E: 0 K: 1 S: 6	H: 1 LOB: 3 BB: 2 P: 15	R: 0 E: 0 K: 0 S: 3	H: 0 LOB: 0 BB: 0 P: 3	R: 0 E: 0 K: 0 S: 3	H: 0 LOB: 1 BB: 1 P: 7	1B: 4 2B: 0 3B: 0 HR: 1	SF: 0 SAC: 0 DP: 0 HBP: 1	WP: 0 PB: 0 SB: 1 CS: 0	PA: 40																
<b>PITCHER</b>	IP WLS BF H R ER SO BB IBB HBP BLK WP HR S P ERA WHIP																																			
Don Larsen, R (1, 1) ERA: 3.33	6.0		26	4	1	1	5	4	0	0	0	0	1	32	48	1.50	1.333																			
Ken Johnson, R (7, 1) ERA: 2.45	0.2		5	1	1	1	1	2	0	0	0	0	0	5	13	13.50	4.500																			
Leo Kiely, L (7, 1) ERA:	2.1	W	9	0	0	0	0	1	0	1	0	0	0	7	12	0.00	0.429																			



Batter	1	2	3	4	5	6	7	8	9
Ken Hamlin, R (1, 6) OBP: 0.257, SLG: 0.231	4-0 G3 BB	4-0 BB		0-0 1-3			0-0 HR 1B	0-0 F2	
Jerry Lumpe, L (1, 4) OBP: 0.350, SLG: 0.318	0-0 G3 1-2	0-0 F4		0-0 F8			0-0 F5 1-2	0-0 F8	
Whitey Herzog, L (1, 9) OBP: 0.500, SLG: 0.725	0-3 K		0-3 K		0-0 G4-6-3 1B		0-0 2-H HR		
Norm Siebern, L (1, 3) OBP: 0.396, SLG: 0.528	0-0 1-3		4-0 2B BB		0-0 G4-6-3 1-2f		4-0 1B BB		
Bob Cerv, R (1, 7) OBP: 0.341, SLG: 0.541		0-3 K	0-0 F8		0-0 6-3		0-0 1-3 1B		
Russ Snyder, L (9, 7) OBP: 0.290, SLG: 0.370									
Dick Williams, R (1, 5) OBP: 0.348, SLG: 0.402		0-0 F8	0-0 1-3 2B			0-3 K	0-0 F6		
Bill Tuttle, R (1, 8) OBP: 0.280, SLG: 0.291		4-0 BLK 1B BB	4-0 FC6-4 BB			0-3 K	0-0 F8		
Harry Chiti, R (1, 2) OBP: 0.356, SLG: 0.392		4-0 1B E BB	0-0 FC6-4			4-0 BB		0-3 K	
Don Larsen, R (1, 1) OBP: 0.100, SLG: 0.100		0-0 E8 1B		0-3 K		0-0 F3		4-0 BB	
Ken Johnson, R (7, 1) OBP: 0.250, SLG: 0.250									
Leo Kiely, L (7, 1) OBP: 0.250, SLG: 0.250									

Inning Stats	R: 0	H: 0	E: 0	K: 1	S: 5	LOB: 1	BB: 1	P: 9
R: 2	H: 1	E: 1	K: 1	S: 6 <td>LOB: 2</td> <td>BB: 3</td> <td>P: 18 <td></td> </td>	LOB: 2	BB: 3	P: 18 <td></td>	
R: 0	H: 1	E: 0	K: 1	S: 6 <td>LOB: 3</td> <td>BB: 2</td> <td>P: 14 <td></td> </td>	LOB: 3	BB: 2	P: 14 <td></td>	
R: 0	H: 0	E: 0	K: 1	S: 5 <td>LOB: 0</td> <td>BB: 0</td> <td>P: 5 <td></td> </td>	LOB: 0	BB: 0	P: 5 <td></td>	
R: 0	H: 1	E: 0	K: 0	S: 3 <td>LOB: 0</td> <td>BB: 0</td> <td>P: 3 <td></td> </td>	LOB: 0	BB: 0	P: 3 <td></td>	
R: 0	H: 0	E: 0	K: 2	S: 7 <td>LOB: 1</td> <td>BB: 1</td> <td>P: 11 <td></td> </td>	LOB: 1	BB: 1	P: 11 <td></td>	
R: 2	H: 3	E: 1	K: 0	S: 6 <td>LOB: 2</td> <td>BB: 1</td> <td>P: 10 <td></td> </td>	LOB: 2	BB: 1	P: 10 <td></td>	
R: 0	H: 0	E: 0	K: 1	S: 5 <td>LOB: 1</td> <td>BB: 1</td> <td>P: 9 <td></td> </td>	LOB: 1	BB: 1	P: 9 <td></td>	

AB	R	H	RBI	BB	SO	LOB
3	1	1	0	2	0	1
5	0	0	0	0	0	5
4	1	2	2	0	2	1
2	0	0	0	2	0	2
4	0	1	0	0	1	1
0	0	0	0	0	0	0
4	0	1	0	0	1	2
2	1	0	0	2	1	2
2	1	0	0	2	1	3
3	0	1	1	0	1	1
0	0	0	0	0	0	0
0	0	0	0	1	0	0

**BOTTOM**

**Baltimore Orioles @ Kansas City Athletics**  
Municipal Stadium, Kansas City, MO

Tue May 17 1960, 8:05 PM EDT  
Att. 7,365 - Unknown

livebaseballscorecards.com

AB	29
R	4
H	6
RBI	3
BB	9
SO	7
LOB	18



WP: 0	PA: 38
PB: 0	
SB: 0	
CS: 0	





Batter	1	2	3	4	5	6	7	8	9	AB	R	H	RBI	BB	SO	LOB
Ken Hamlin, R (1, 6) OBP: 0.250, SLG: 0.223	0-0 F8		0-0 SH3		0-3 K		0-0 F9			3	0	0	0	0	1	2
Jerry Lumpe, L (1, 4) OBP: 0.347, SLG: 0.310	0-0 4-3		0-0 1-3			4-0 BB 1B BB	0-0 1-3			3	1	0	0	1	0	3
Whitey Herzog, L (1, 9) OBP: 0.472, SLG: 0.674 Hank Bauer, R (8, PH) OBP: 0.278, SLG: 0.281 (9, 9)	0-3 K CS		0-0 F8			0-3 K		0-3 K		3	0	0	0	0	2	2
Norm Siebern, L (1, 3) OBP: 0.391, SLG: 0.511	0-0 CS	0-0 4-3		0-0 F8		4-0 BB 1B BB		0-3 K		3	0	0	0	1	1	0
Bob Cerv, R (1, 7) OBP: 0.337, SLG: 0.526		0-3 K		0-0 4-3		0-0 BB 1B		0-0 L3		4	0	1	1	0	1	0
Dick Williams, R (1, 5) OBP: 0.344, SLG: 0.388		0-3 K		0-3 K		0-0 G6-4-3 1B			4-0 BB FC4-6	3	0	0	0	1	2	2
Bill Tuttle, R (1, 8) OBP: 0.287, SLG: 0.286			4-0 BB 1B BB		0-3 K		4-0 BB BB		0-0 FC4-6 F8	2	1	0	0	2	1	1
Harry Chiti, R (1, 2) OBP: 0.362, SLG: 0.398			0-0 SH3 1B 1-3 PB 1B		0-0 S E 1B		0-3 K		0-0 F8	4	2	2	0	0	1	2
Ray Herbert, R (1, 1) OBP: 0.313, SLG: 0.154 Leo Kiely, L (7, 1)			0-0 PB SH3 1B		0-3 K		4-0 BB			2	0	1	1	0	1	1
			1-2 3-H		1-2					0	0	0	0	1	0	0

<b>Inning Stats</b>	R: 0 E: 0 K: 1 S: 5	H: 0 LOB: 0 BB: 0 P: 5	R: 0 E: 0 K: 2 S: 7	H: 0 LOB: 0 BB: 0 P: 7	R: 2 E: 0 K: 0 S: 5	H: 2 LOB: 1 BB: 1 P: 9	R: 0 E: 0 K: 1 S: 5	H: 0 LOB: 0 BB: 0 P: 5	R: 1 E: 0 K: 3 S: 10	H: 1 LOB: 0 BB: 0 P: 10	R: 1 E: 0 K: 1 S: 5	H: 1 LOB: 1 BB: 2 P: 13	R: 0 E: 0 K: 1 S: 5	H: 0 LOB: 2 BB: 2 P: 13	R: 0 E: 0 K: 2 S: 7	H: 0 LOB: 0 BB: 0 P: 7	R: 0 E: 0 K: 0 S: 2	H: 0 LOB: 1 BB: 1 P: 6	1B: 4 2B: 0 3B: 0 HR: 0	SF: 0 SAC: 1 DP: 1 HBP: 0
<b>PITCHER</b>	IP WLS BF H R ER SO BB IBB HBP BLK WP HR S P ERA WHIP	IP WLS BF H R ER SO BB IBB HBP BLK WP HR S P ERA WHIP	IP WLS BF H R ER SO BB IBB HBP BLK WP HR S P ERA WHIP	IP WLS BF H R ER SO BB IBB HBP BLK WP HR S P ERA WHIP	IP WLS BF H R ER SO BB IBB HBP BLK WP HR S P ERA WHIP	IP WLS BF H R ER SO BB IBB HBP BLK WP HR S P ERA WHIP	IP WLS BF H R ER SO BB IBB HBP BLK WP HR S P ERA WHIP	IP WLS BF H R ER SO BB IBB HBP BLK WP HR S P ERA WHIP	IP WLS BF H R ER SO BB IBB HBP BLK WP HR S P ERA WHIP	IP WLS BF H R ER SO BB IBB HBP BLK WP HR S P ERA WHIP	IP WLS BF H R ER SO BB IBB HBP BLK WP HR S P ERA WHIP	IP WLS BF H R ER SO BB IBB HBP BLK WP HR S P ERA WHIP	IP WLS BF H R ER SO BB IBB HBP BLK WP HR S P ERA WHIP	IP WLS BF H R ER SO BB IBB HBP BLK WP HR S P ERA WHIP	IP WLS BF H R ER SO BB IBB HBP BLK WP HR S P ERA WHIP	IP WLS BF H R ER SO BB IBB HBP BLK WP HR S P ERA WHIP	IP WLS BF H R ER SO BB IBB HBP BLK WP HR S P ERA WHIP	IP WLS BF H R ER SO BB IBB HBP BLK WP HR S P ERA WHIP	IP WLS BF H R ER SO BB IBB HBP BLK WP HR S P ERA WHIP	

**BOTTOM**

**Baltimore Orioles @ Kansas City Athletics**  
Municipal Stadium, Kansas City, MO

Wed May 18 1960, 8:05 PM EDT  
Att. 6,964 - Unknown

<b>AB</b>	<b>28</b>
<b>R</b>	<b>4</b>
<b>H</b>	<b>4</b>
<b>RBI</b>	<b>2</b>
<b>BB</b>	<b>6</b>
<b>SO</b>	<b>11</b>
<b>LOB</b>	<b>13</b>



WP: 1 PA: 36  
PB: 1  
SB: 1  
CS: 1

livebaseballscores.com

Batter	1	2	3	4	5	6	7	8	9	AB R H RBI BB SO LOB	TOP									
<b>Mary Breeding, R</b> (1, 4) OBP: 0.336, SLG: 0.357	4-0 HR BB		0-0 F4		0-0 6-3			4-0 1-3 1B BB		2 2 0 0 2 0 0										
<b>Gene Woodling, L</b> (1, 7) OBP: 0.482, SLG: 0.442	0-0 F8		0-0 G3		0-0 F7			0-0 1-3		4 0 0 0 0 0 3										
<b>Joe Ginsberg, L</b> (8, 2) OBP: 0.389, SLG: 0.300								1-2 2-3		0 0 0 0 0 0 0										
<b>Jackie Brandt, R</b> (1, 8) OBP: 0.436, SLG: 0.519	0-0 F8		0-0 2B		0-3 K			4-0 1B IBB		3 0 1 0 1 1 1										
<b>Walt Dropo, R</b> (1, 3) OBP: 0.267, SLG: 0.333	0-0 1-H HR		0-0 F3		0-0 6-3			0-0 G5-4-3 1B		4 1 2 4 0 0 1										
<b>Brooks Robinson, R</b> (1, 5) OBP: 0.276, SLG: 0.305	0-0 5-3			4-0 FC5-4 BB		0-0 F9		0-0 G5-4-3		3 0 0 0 1 0 2										
<b>Willie Tasby, R</b> (1, 9) OBP: 0.333, SLG: 0.294		0-0 FC5-4 1B		0-0 F2		0-0 F6		0-0 F7		4 0 1 0 0 0 1										
<b>Ron Hansen, R</b> (1, 6) OBP: 0.390, SLG: 0.468		0-0 L7		0-0 F5		4-0 G5-4-3 BB		0-3 K		3 0 0 0 1 1 2										
<b>Valmy Thomas, R</b> (1, 2)		0-0 F9		0-0 FC5-4		0-0 G5-4-3		0-0 G3		3 0 0 0 0 0 3										
<b>Jack Fisher, R</b> (7, 1)										0 0 0 0 0 0 0										
<b>Gordon Jones, R</b> (8, 1)										0 0 0 0 0 0 0										
<b>Albie Pearson, L</b> (9, PH) OBP: 0.365, SLG: 0.357				1-2f		1-2f				1 0 0 0 0 0 0										
<b>Chuck Estrada, R</b> (1, 1) OBP: 0.222, SLG: 0.444		0-0 FC5-4			0-0 5-3			1-0 1-3 1B HBP		2 0 0 0 0 0 1										
<b>Clint Courtney, L</b> (7, 2) OBP: 0.273, SLG: 0.185										0 0 0 0 0 0 0										
<b>Al Pilarcik, L</b> (8, PR) OBP: 0.357, SLG: 0.404										0 1 0 0 0 0 0										
<b>Inning Stats</b>	R: 2 E: 0 K: 0 S: 4	H: 1 LOB: 0 BB: 1 P: 8	R: 0 E: 0 K: 0 S: 4	H: 1 LOB: 1 BB: 0 P: 4	R: 0 E: 0 K: 0 S: 4	H: 1 LOB: 1 BB: 1 P: 4	R: 0 E: 0 K: 0 S: 3	H: 0 LOB: 0 BB: 0 P: 7	R: 0 E: 0 K: 1 S: 5	H: 0 LOB: 0 BB: 0 P: 5	R: 0 E: 0 K: 0 S: 2	H: 0 LOB: 0 BB: 1 P: 6	R: 2 E: 0 K: 0 S: 3	H: 1 LOB: 2 BB: 2 P: 12	R: 0 E: 0 K: 1 S: 5	H: 0 LOB: 0 BB: 0 P: 5	1B: 2 2B: 1 3B: 0 HR: 1	SF: 0 SAC: 0 DP: 2 HBP: 1	WP: 0 PB: 0 SB: 0 CS: 0	PA: 35
<b>PITCHER</b>	IP WLS BF H R ER SO BB IBB HBP BLK WP HR S P ERA WHIP																			
<b>Bud Daley, L</b> (1, 1) ERA: 2.61	8.0 W 32 4 4 4 1 4 1 1 0 0 1 28 49 4.50 1.000																			
<b>Marty Kutyna, R</b> (9, 1) ERA: 3.6	1.0 S 3 0 0 0 1 0 0 0 0 0 0 5 5 0.00 0.000																			

**Baltimore Orioles @ Kansas City Athletics**  
**Municipal Stadium, Kansas City, MO**  
 Thu May 19 1960, 8:05 PM EDT  
 Att. 5,367 - Unknown

AB	29
R	4
H	4
RBI	4
BB	5
SO	2
LOB	14



WP: 0	PA: 35
PB: 0	
SB: 0	
CS: 0	

livebaseballscorecards.com



Batter	1	2	3	4	5	6	7	8	9
Ken Hamlin, R (1, 6) OBP: 0.266, SLG: 0.227	4-0 L1-6 BB BB		0-3 K		0-3 K		0-0 1B	4-0 1B BB	
Bill Tuttle, R (1, 8) OBP: 0.291, SLG: 0.278	4-0 1-2 BB		0-0 F9		0-0 FC4-6		0-0 5-3	4-0 1B BB	
Russ Snyder, L (1, 9) OBP: 0.333, SLG: 0.469	0-0 L1-6		0-0 FC4-6				0-0 1B	0-0 3B	
Norm Siebern, L (1, 3) OBP: 0.409, SLG: 0.532	0-3 K			4-0 BB		4-0 BB	4-0 BB	0-0 3B	
Whitey Herzog, L (1, 7) OBP: 0.466, SLG: 0.638		0-0 FC5-4 1B		0-3 K		0-3 K	0-3 K	4-0 BB	
Harry Chiti, R (1, 2) OBP: 0.343, SLG: 0.375		0-0 F7		0-3 K		0-0 F6	0-0 5-3	0-0 G5-4-3	
Jerry Lumpe, L (1, 4) OBP: 0.352, SLG: 0.310		0-0 F9		0-0 L5		4-0 BB		0-0 BB BB 1B	
Bob Johnson, R (1, 5) OBP: 0.381, SLG: 0.071		0-0 FC5-4			0-0 1-3	0-3 K		0-3 K	
Andy Carey, R (6, PH) OBP: 0.200, SLG: 0.200 (7, 5)									
Bud Daley, L (1, 1) OBP: 0.250, SLG: 0.118			4-0 FC4-6 BB		4-0 FC4-6 BB		4-0 1B BB	4-0 BB BB 1B	
Dick Williams, R (8, PH) OBP: 0.351, SLG: 0.388									
Marty Kutyna, R (9, 1)									

Inning Stats	R: 0 E: 0 K: 1 S: 4	H: 0 LOB: 1 BB: 2 P: 12	R: 0 E: 0 K: 0 S: 4	H: 1 LOB: 1 BB: 0 P: 4	R: 0 E: 0 K: 1 S: 5	H: 0 LOB: 1 BB: 1 P: 9	R: 0 E: 0 K: 2 S: 7	H: 0 LOB: 1 BB: 1 P: 11	R: 0 E: 0 K: 1 S: 5	H: 0 LOB: 1 BB: 1 P: 9	R: 0 E: 0 K: 2 S: 8	H: 1 LOB: 3 BB: 2 P: 16	R: 2 E: 0 K: 1 S: 7	H: 2 LOB: 2 BB: 2 P: 15	R: 5 E: 0 K: 1 S: 7	H: 3 LOB: 1 BB: 4 P: 23
1B: 5 2B: 1 3B: 2 HR: 0	SF: 0 SAC: 0 DP: 2 HBP: 0	WP: 0 PB: 0 SB: 0 CS: 0														

PITCHER	IP	WLS	BF	H	R	ER	SO	BB	IBB	HBP	BLK	WP	HR	S	P	ERA	WHIP
Chuck Estrada, R (1, 1) ERA: 2.88	6.1		29	3	2	2	7	8	0	0	0	0	0	35	67	2.84	1.737
Jack Fisher, R (7, 1) ERA: 7.52	1.0	L	11	4	5	5	2	4	0	0	0	0	0	11	27	45.00	8.000
Gordon Jones, R (8, 1) ERA: 7.84	0.2		2	0	0	0	0	1	0	0	0	0	0	1	5	0.00	1.500

**BOTTOM**

**Baltimore Orioles @ Kansas City Athletics**  
Municipal Stadium, Kansas City, MO

Thu May 19 1960, 8:05 PM EDT  
Att. 5,367 - Unknown

AB	29
R	7
H	7
RBI	7
BB	13
SO	9
LOB	30



1B: 5	SF: 0	WP: 0	PA: 42
2B: 1	SAC: 0	PB: 0	
3B: 2	DP: 2	SB: 0	
HR: 0	HBP: 0	CS: 0	

Batter	1	2	3	4	5	6	7	8	9	AB R H RBI BB SO LOB	TOP		
Mary Breeding, R (1, 4) OBP: 0.346, SLG: 0.362	0-0 2B SF7 1B		0-0 L8		0-0 FC3-6 1B		0-3 K		4-0 BB	4 1 2 0 1 1 0			
Gene Woodling, L (1, 7) OBP: 0.475, SLG: 0.444	0-0 2B		0-0 L8		0-0 FC3-6 1B			0-0 4-3	0-0 3-1	4 1 1 0 0 0 2 1 0 0 0 0 0 3			
Al Pilarcik, L (8, 9) OBP: 0.351, SLG: 0.396	1-3 2B		0-0 L8		1-2 2-3 1B								
Jackie Brandt, R (1, 8) OBP: 0.429, SLG: 0.512	0-0 SF7		0-0 L8		0-0 1B			0-0 6-3		3 0 1 2 0 0 0			
Walt Dropo, R (1, 3) OBP: 0.294, SLG: 0.367	0-0 2B			0-0 5-3	0-0 L8			4-0 BB		3 0 1 1 1 0 2			
Willie Tasby, R (1, 9) OBP: 0.328, SLG: 0.291	0-0 L8			0-0 P6		0-0 G1-4-3 1B		0-0 F9		4 0 1 0 0 0 2			
Brooks Robinson, R (1, 5) OBP: 0.275, SLG: 0.303	0-0 L8			0-0 1B		0-0 L8			0-0 P4	4 0 1 0 0 0 2			
Ron Hansen, R (1, 6) OBP: 0.385, SLG: 0.454		0-0 2-3		0-0 P4		0-0 G1-4-3			4-0 BB	3 0 0 0 1 0 2			
Valmy Thomas, R (1, 2)		0-0 P3			0-0 6-3		0-0 6-3		0-0 FC6-4 BB	4 0 0 0 0 0 1			
Jerry Walker, S (1, 1) OBP: 0.143, SLG: 0.143		0-0 1-3			0-0 FC3-6 1B		0-0 F2		4-0 BB	2 1 1 0 0 0 0			
Hoyt Wilhelm, R (6, 1)					1B				BB	1 0 0 0 1 0 0			
Milt Pappas, R (9, 1)					1B				BB	0 0 0 0 0 0 0			
<b>Inning Stats</b>	R: 2 H: 3 E: 0 LOB: 1 K: 0 BB: 0 S: 6 P: 6	R: 0 H: 0 E: 0 LOB: 0 K: 0 BB: 0 S: 3 P: 3	R: 0 H: 0 E: 0 LOB: 0 K: 0 BB: 0 S: 3 P: 3	R: 0 H: 1 E: 0 LOB: 1 K: 0 BB: 0 S: 4 P: 4	R: 1 H: 3 E: 0 LOB: 2 K: 0 BB: 0 S: 6 P: 6	R: 0 H: 1 E: 0 LOB: 0 K: 0 BB: 0 S: 3 P: 3	R: 0 H: 0 E: 0 LOB: 0 K: 1 BB: 0 S: 5 P: 5	R: 0 H: 0 E: 0 LOB: 1 K: 0 BB: 1 S: 3 P: 7	R: 0 H: 0 E: 0 LOB: 3 K: 0 BB: 3 S: 3 P: 15	1B: 6 SF: 1 2B: 2 SAC: 0 3B: 0 DP: 1 HR: 0 HBP: 0	WP: 0 PA: 38 PB: 0 SB: 0 CS: 0		
<b>PITCHER</b> Don Mossi, L (1, 1) ERA: 3.68	IP WLS BF H R ER SO BB IBB HBP BLK WP HR S P ERA WHIP											<b>PITCHER</b> Tom Morgan, R (9, 1) ERA: 0.79	IP WLS BF H R ER SO BB IBB HBP BLK WP HR S P ERA WHIP
	8.0 32 8 3 3 1 1 0 0 0 0 0 0 33 37 3.38 1.125												1.0 W 6 0 0 0 0 3 0 0 0 0 0 0 3 15 0.00 3.000

Baltimore Orioles @ Detroit Tigers  
 Briggs Stadium, Detroit, MI  
 Fri May 20 1960, 7:05 PM EDT  
 Att: 17,159 - Unknown

livebaseballscorecards.com

AB 33  
 R 3  
 H 8  
 RBI 3  
 BB 4  
 SO 1  
 LOB 14





BOTTOM

Baltimore Orioles @ Detroit Tigers  
Briggs Stadium, Detroit, MI  
Fri May 20 1960, 7:05 PM EDT  
Att. 17,159 - Unknown

livebaseballscorecards.com

AB 27  
R 4  
H 4  
RBI 3  
BB 7  
SO 2  
LOB 16



WP: 1 PA: 36  
PB: 0  
SB: 0  
CS: 0

AB R H RBI BB SO LOB

3 0 0 0 1 0 1

3 0 0 0 0 0 1

4 0 0 0 0 1 3

4 1 2 0 0 0 2

3 1 1 0 1 0 1

3 1 0 0 1 0 2

2 1 0 1 2 0 2

4 0 1 1 0 0 4

1 0 0 0 1 1 0

0 0 0 0 1 0 0

0 0 0 0 0 0 0

0 0 0 1 0 0 0

1B: 3 SF: 1  
2B: 1 SAC: 1  
3B: 0 DP: 0  
HR: 0 HBP: 0

Batter	1	2	3	4	5	6	7	8	9
Eddie Yost, R OBP: 0.380, SLG: 0.330 (1, 5) X	0-0 F8 ①		0-0 F8 ③			4-0 SH5-4 BB		0-0 F8 ①	
Neil Chrisley, L OBP: 0.279, SLG: 0.463 (1, 7) X	0-0 F7 ②			0-0 F7 ①		0-0 SH5-4 ①		0-0 L8 ②	
Al Kaline, R OBP: 0.343, SLG: 0.393 (1, 8) X	0-0 L8 ③			0-0 L6 ②		0-3 K ②		0-0 L3 ③	
Norm Cash, L OBP: 0.340, SLG: 0.471 (1, 3) X		0-0 1B		0-0 F3 ③		0-0 4-3 ③			0-0 WP 1B BB 1B
Frank Bolling, R OBP: 0.322, SLG: 0.320 (1, 4) X		0-0 P6 ①			4-0 2B BB 4-3		0-0 F7 ①		0-0 BB WP FC6-2 1B
Red Wilson, R OBP: 0.321, SLG: 0.217 (1, 2) X		0-0 F7 ②		0-0 4-3 ①		0-0 5-3 ②		4-0 FC6-2 BB SF9 BB	
Rocky Colavito, R OBP: 0.292, SLG: 0.311 (1, 9) X		0-0 F8 ③		0-0 F9 ②		4-0 FC5-4 BB		4-0 FC6-2 E BB	
Chico Fernandez, R OBP: 0.319, SLG: 0.278 (1, 6) X			0-0 P4 ①		0-0 2B ③		0-0 FC5-4 ③		0-0 FC6-2 E ①
Don Mossi, L (1, 1)			0-3 K ②			4-0 SH5-4 BB BB		4-0 BB	
Sandy Amoros, L OBP: 0.273, SLG: 0.111 (8, PH)									0-0 SF9 ②
Tom Morgan, R (9, 1)									1-2 2-3 3-H
Charlie Maxwell, L OBP: 0.264, SLG: 0.178 (9, PH)									1-2 2-H 3-H

Inning Stats	R: 0	H: 0	E: 0	K: 0	S: 3	R: 0	H: 1	E: 0	K: 0	S: 4	R: 0	H: 0	E: 0	K: 1	S: 5	R: 1	H: 1	E: 0	K: 0	S: 3	R: 0	H: 0	E: 0	K: 0	S: 3	R: 0	H: 0	E: 0	K: 0	S: 5	R: 0	H: 0	E: 0	K: 0	S: 3	R: 0	H: 0	E: 0	K: 0	S: 3	R: 3	H: 2	E: 1	K: 0	S: 4	1B: 3	SF: 1	2B: 1	SAC: 1	3B: 0	DP: 0	HR: 0	HBP: 0	WP: 1	PA: 36
--------------	------	------	------	------	------	------	------	------	------	------	------	------	------	------	------	------	------	------	------	------	------	------	------	------	------	------	------	------	------	------	------	------	------	------	------	------	------	------	------	------	------	------	------	------	------	-------	-------	-------	--------	-------	-------	-------	--------	-------	--------

PITCHER	IP	WLS	BF	H	R	ER	SO	BB	IBB	HBP	BLK	WP	HR	S	P	ERA	WHIP
Jerry Walker, R ERA: 4.44 (1, 1)	5.1		20	2	1	1	1	3	0	0	0	0	0	19	31	1.69	0.938
Hoyt Wilhelm, R ERA: 6.28 (6, 1)	2.2		12	2	2	2	1	2	0	0	0	0	0	12	20	6.75	1.500
Milt Pappas, R ERA: 6.6 (9, 1)	0.2	L	4	0	1	0	0	2	0	0	0	1	0	2	10	0.00	3.000

PITCHER	IP	WLS	BF	H	R	ER	SO	BB	IBB	HBP	BLK	WP	HR	S	P	ERA	WHIP
---------	----	-----	----	---	---	----	----	----	-----	-----	-----	----	----	---	---	-----	------

Batter	1	2	3	4	5	6	7	8	9	AB R H RBI BB SO LOB	TOP	
Mary Breeding, R (1, 4) OBP: 0.341, SLG: 0.356 Billy Klaus, L (4, 4) OBP: 0.429, SLG: 0.833	0-0 1-3			0-0 5-3	0-0 G3 1B	0-0 F7			0-0 SH5-4	2 0 0 0 0 0 0 2 0 1 0 0 0 1		
Al Pilarcik, L (1, 9) OBP: 0.323, SLG: 0.362	0-0 F7			0-0 4-3	0-0 G3			0-0 F7	0-0 F5	5 0 0 0 0 0 3		
Jackie Brandt, R (1, 8) OBP: 0.409, SLG: 0.483	0-0 4-3			0-0 6-3	0-3 K			0-3 K	0-0 6-3	5 0 0 0 0 2 3		
Gene Woodling, L (1, 7) OBP: 0.475, SLG: 0.441		0-0 F7			0-0 E3 1B 1B 2B	4-0 HR BB		0-0 1B		3 2 1 0 1 0 0		
Jim Gentile, L (1, 3) OBP: 0.416, SLG: 0.521		0-0 3-1			0-0 1B 2B 1B	0-0 F7		0-0 L8		4 1 1 0 0 0 2		
Clint Courtney, L (1, 2) OBP: 0.297, SLG: 0.323		0-3 K			0-0 1B 2B 1B	0-0 HR		0-0 1-3		4 2 2 2 0 1 0		
Brooks Robinson, R (1, 5) OBP: 0.266, SLG: 0.292			0-0 G3		0-0 F9	0-0 F7		0-0 F7		4 0 0 0 0 0 3		
Ron Hansen, R (1, 6) OBP: 0.389, SLG: 0.475			0-3 K		0-0 1B 2B	0-0 1B 2B		0-0 F2		4 2 2 3 0 1 0		
Arnie Portocarrero, R (1, 1) Bob Boyd, L (5, PH) Gordon Jones, R (5, 1) OBP: 0.294, SLG: 0.353 OBP: 1.000, SLG: 1.000			0-0 P4		0-0 1B 1B	0-0 1B		0-0 SH5-4 1B		1 0 0 0 0 0 0 1 0 1 1 0 0 0 2 0 2 1 0 0 0		
<b>Inning Stats</b>	R: 0 E: 0 K: 0 S: 3 H: 0 LOB: 0 P: 3	R: 0 E: 0 K: 1 S: 5 H: 0 LOB: 0 P: 5	R: 0 E: 0 K: 1 S: 5 H: 0 LOB: 0 P: 5	R: 0 E: 0 K: 0 S: 3 H: 0 LOB: 0 P: 3	R: 4 E: 1 K: 1 S: 11 H: 5 LOB: 2 P: 11	R: 3 E: 0 K: 0 S: 6 H: 3 LOB: 1 P: 10	R: 0 E: 0 K: 1 S: 6 H: 1 LOB: 1 P: 6	R: 0 E: 0 K: 0 S: 3 H: 0 LOB: 0 P: 3	R: 0 E: 0 K: 0 S: 4 H: 1 LOB: 1 P: 4	1B: 7 2B: 2 3B: 0 HR: 1 SF: 0 SAC: 1 DP: 0 HBP: 0	WP: 0 PB: 0 SB: 0 CS: 0 PA: 39	
<b>PITCHER</b>	IP WLS BF H R ER SO BB IBB HBP BLK WP HR S P ERA WHIP											
Frank Lary, R (1, 1) ERA: 2.2	4.1 L 18 4 4 3 2 0 0 0 0 0 0 0 22 22 6.23 0.923											
Ray Semproch, R (5, 1) ERA: 4.5	1.1 9 4 3 3 1 1 0 0 0 0 0 1 10 14 20.25 3.750											
Pete Burnside, L (6, 1) ERA: 2.63	0.1 1 0 0 0 0 0 0 0 0 0 0 0 1 1 0.00 0.000											
Bob Bruce, R (7, 1) ERA: 5.68	3.0 11 2 0 0 1 0 0 0 0 0 0 0 13 13 0.00 0.667											

**Baltimore Orioles @ Detroit Tigers**  
 Briggs Stadium, Detroit, MI  
 Sat May 21 1960, 4:33 AM EDT  
 Att. 7,230 - Unknown

[livebaseballscorecards.com](http://livebaseballscorecards.com)

**AB 37**  
**R 7**  
**H 10**  
**RBI 7**  
**BB 1**  
**SO 4**  
**LOB 12**





Batter	1	2	3	4	5	6	7	8	9	AB	R	H	RBI	BB	SO	LOB
Eddie Yost, R OBP: 0.372, SLG: 0.323 (1, 5)	0-0 G3		0-0 L6-3 2B 1B	0-0 CS	0-0 P5	0-3 K			0-0 6-3	5	1	1	0	0	1	1
Neil Chrisley, L OBP: 0.292, SLG: 0.483 (1, 7)	0-0 F8		0-0 1B 1-3 2B		0-0 1B 1B				0-0 G3	4	1	2	0	0	0	0
Al Kaline, R OBP: 0.330, SLG: 0.375 (1, 8)	0-0 L5-3		0-0 L6-3		0-0 L7				0-0 L5	4	0	0	1	0	0	2
Norm Cash, L OBP: 0.351, SLG: 0.473 (1, 3)		0-0 F9	0-0 1B 2-H		0-0 FC5-4 1-3 1B				0-0 3-1	4	0	2	1	0	0	0
Frank Bolling, R OBP: 0.317, SLG: 0.352 (1, 4)		0-0 1B 3B	0-0 5-3		0-0 FC5-4 1-2f				0-0 6-3	4	1	1	0	0	0	3
Red Wilson, R OBP: 0.313, SLG: 0.222 (1, 2)		0-0 1B 3-H 1B	0-0 F7			0-0 5-3			0-0 F3	4	0	1	1	0	0	1
Rocky Colavito, R OBP: 0.291, SLG: 0.301 (1, 9)		0-0 L8		0-0 F7		0-0 FC6-4 BB			0-3 K	3	0	0	0	1	1	1
Chico Fernandez, R OBP: 0.326, SLG: 0.301 (1, 6)		0-0 FC6-4 1-2 1B	0-0 6-3 CS 2B		0-0 FC6-4 1-2f 1B				0-3 K	4	1	2	0	0	1	1
Frank Lary, R OBP: 0.041, SLG: 0.048 (1, 1)		0-0 FC6-4 1-2f	0-0 6-3		0-0 6-3		0-0 1B 2-H		0-0 F8	2	0	0	0	0	0	3
Ray Semproch, R (5, 1)										0	0	0	0	0	0	0
Pete Burnside, R (6, 1)										0	0	0	0	0	0	0
Sandy Amoros, L (6, PH)										1	0	1	1	0	0	0
Bob Bruce, R (7, 1)										0	0	0	0	0	0	0
Charlie Maxwell, L (9, PH)										1	0	0	0	0	0	0

Inning Stats	R: 0	H: 0	E: 0	K: 0	S: 3	LOB: 0	BB: 0	P: 3	R: 1	H: 3	E: 0	K: 0	S: 6	LOB: 2	BB: 0	P: 6	R: 2	H: 3	E: 0	K: 0	S: 6	LOB: 1	BB: 0	P: 6	R: 0	H: 1	E: 0	K: 0	S: 3	LOB: 0	BB: 0	P: 3	R: 0	H: 2	E: 0	K: 0	S: 5	LOB: 2	BB: 0	P: 5	R: 1	H: 1	E: 1	K: 1	S: 6	LOB: 1	BB: 1	P: 10	R: 0	H: 0	E: 0	K: 0	S: 3	LOB: 0	BB: 0	P: 3	R: 0	H: 0	E: 0	K: 1	S: 5	LOB: 0	BB: 0	P: 5	R: 0	H: 0	E: 0	K: 1	S: 5	LOB: 0	BB: 0	P: 5	R: 0	H: 0	E: 0	K: 1	S: 5	LOB: 0	BB: 0	P: 5
1B: 7	2B: 2	3B: 1	SF: 0	SAC: 0	DP: 0	HBP: 0	WP: 0	PA: 38	WP: 0	PA: 38	ERA	WHIP	ERA	WHIP																																																																		


PITCHER	IP	WLS	BF	H	R	ER	SO	BB	IBB	HBP	BLK	WP	HR	S	P	ERA	WHIP
Amie Portocarrero, R (1, 1) ERA: 2.93	4.0		18	7	3	3	0	0	0	0	0	0	0	18	18	6.75	1.750
Gordon Jones, R (5, 1) ERA: 5.28	5.0	W	19	3	1	0	3	1	0	0	0	0	0	24	28	0.00	0.800

**BOTTOM**

**Baltimore Orioles @ Detroit Tigers**  
 Briggs Stadium, Detroit, MI  
 Sat May 21 1960, 4:33 AM EDT  
 Att. 7,230 - Unknown

livebaseballscorecards.com

AB	36
R	4
H	10
RBI	4
BB	1
SO	3
LOB	12







Batter	1	2	3	4	5	6	7	8	9	AB R H RBI BB SO LOB
Jim Piersall, R OBP: 0.388, SLG: 0.527 (1, 8)	0-0 G6-4-3 1B 1B		0-0 BB 1-3 HR 1B	0-0 G4-6-3 1-2f						3 1 2 0 0 0 1
Ken Aspromonte, R OBP: 0.467, SLG: 0.385 (1, 4)	0-0 G6-4-3 1-2 1B		0-0 BB 1-2 HR 1B		0-0 G5-4-3 1B					3 1 3 1 0 0 0
Harvey Kuenn, R OBP: 0.396, SLG: 0.374 (1, 9)	0-0 G6-4-3 1-2f 2-3		0-3 K		0-0 G5-4-3 1-2f					3 0 0 0 0 1 5
Tito Francona, L OBP: 0.387, SLG: 0.419 (1, 7)	0-0 1-3		4-0 1-2 2-3 HR BB		0-0 G3					2 1 0 0 1 0 1
Vic Power, R OBP: 0.367, SLG: 0.459 (1, 3)		0-0 5-3	0-0 1-H 2-H 3-H HR							2 1 1 4 0 0 0
Russ Nixon, L OBP: 0.316, SLG: 0.343 (1, 2)		0-0 4-3	0-0 P5							2 0 0 0 0 0 0
Woodie Held, R OBP: 0.375, SLG: 0.571 (1, 6)		0-0 HR	0-0 4-3							2 1 1 1 0 0 0
Bubba Phillips, R OBP: 0.247, SLG: 0.300 (1, 5)		0-0 F7		0-0 F7						2 0 0 0 0 0 0
Gary Bell, R OBP: 0.240, SLG: 0.136 (1, 1) Bobby Tiefenauer, R (2, 1)			0-0 E4 1B 1B	4-0 G4-6-3 BB						0 0 0 0 0 0 0 1 1 0 0 1 0 0

Inning Stats	R: 0	H: 2	E: 0	LOB: 1	K: 0	BB: 0	S: 4	P: 4	R: 1	H: 1	E: 0	LOB: 0	K: 0	BB: 0	S: 4	P: 4	R: 5	H: 3	E: 1	LOB: 0	K: 1	BB: 1	S: 9	P: 13	R: 0	H: 0	E: 0	LOB: 0	K: 0	BB: 1	S: 2	P: 6	R: 0	H: 1	E: 0	LOB: 0	K: 0	BB: 0	S: 3	P: 3
--------------	------	------	------	--------	------	-------	------	------	------	------	------	--------	------	-------	------	------	------	------	------	--------	------	-------	------	-------	------	------	------	--------	------	-------	------	------	------	------	------	--------	------	-------	------	------

PITCHER	IP	WLS	BF	H	R	ER	SO	BB	IBB	HBP	BLK	WP	HR	S	P	ERA	WHIP
Hal Brown, R ERA: 3.3 (1, 1)	2.1		14	6	6	5	1	1	0	0	0	0	2	15	19	19.29	3.000
Jack Fisher, R ERA: 6.65 (3, 1)	2.2	W	8	1	0	0	0	1	0	0	0	0	0	7	11	0.00	0.750


**BOTTOM**

**Baltimore Orioles @ Cleveland Indians**  
Cleveland Municipal Stadium, Cleveland, OH

Sun May 22 1960, 3:33 AM EDT  
Att. 12,268 - Unknown

livebaseballscorecards.com

<b>AB</b>	<b>20</b>
<b>R</b>	<b>6</b>
<b>H</b>	<b>7</b>
<b>RBI</b>	<b>6</b>
<b>BB</b>	<b>2</b>
<b>SO</b>	<b>1</b>
<b>LOB</b>	<b>7</b>



<b>WP:</b> 0	<b>PA:</b> 22
<b>PB:</b> 0	
<b>SB:</b> 0	
<b>CS:</b> 0	

Batter	1	2	3	4	5	6	7	8	9	AB	R	H	RBI	BB	SO	LOB	TOP								
Mary Breeding, R (1, 4) OBP: 0.336, SLG: 0.344	0-3 K	0-3 K		X 0-0 1B 1-3 2-H 3-H		B B B 4-0 BB SF8 BB	X 0-0 1-3			4	2	1	2	1	2	2									
Gene Woodling, L (1, 7) OBP: 0.492, SLG: 0.455	0-0 F8		X 0-0 1B G4-6-3	X 0-0 1B BB		B B B 4-0 BB BB	X 0-0 1-2	X 0-0 4-3		4	1	2	1	1	0	0									
Willie Tasby, R (8, 7) OBP: 0.328, SLG: 0.291										0	0	0	0	0	0	0									
Jackie Brandt, R (1, 8) OBP: 0.424, SLG: 0.505	4-0 BB S BB		X 0-0 1B G4-6-3	X 0-0 1B BB		X 0-0 F3	X 0-0 1B BB	X 0-0 1B BB		2	0	0	0	3	0	3									
Walt Dropo, R (1, 3) OBP: 0.306, SLG: 0.355	4-0 BB BB		S S 0-3 K	X 0-0 1B BB		B B B 4-0 BB BB	X 0-0 1-2 2-3	X 0-0 SH3 1B		1	0	0	0	1	1	0									
Jim Gentile, L (4, PH) OBP: 0.421, SLG: 0.519	1-2 BB BB									2	0	2	2	1	0	0									
Brooks Robinson, R (1, 5) OBP: 0.282, SLG: 0.308	4-0 1-2 2-3 BB					X 0-0 BB BB BB 4-0 SF8	X 0-0 3-H F6	X 0-0 SH3		2	0	1	1	1	0	2									
Ron Hansen, R (1, 6) OBP: 0.380, SLG: 0.454	0-3 K			X 0-0 G4-6-3 1-2f	X 0-0 F7	X 0-0 F6		S S 0-3 K		5	0	0	0	0	2	8									
Dave Nicholson, R (1, 9) OBP: 0.317, SLG: 0.356		X 0-0 F9		X 0-0 1B BB	X 0-3 K		X 0-0 6-3	X 0-0 1-3		3	1	0	0	1	1	0									
Al Pilarcik, L (7, 9) OBP: 0.317, SLG: 0.356										1	0	0	0	0	0	0									
Clint Courtney, L (1, 2) OBP: 0.378, SLG: 0.343		B B B 4-0 FC5-6 BB		X 0-0 1B BB	X 0-0 1B BB	X 0-0 BB BB BB 4-0 FC3-6 BB	X 0-0 BB BB BB 4-0 FC3-6 BB	X 0-0 F7		2	1	1	0	3	0	0									
Steve Barber, L (1, 1) OBP: 0.378, SLG: 0.343		X 0-0 FC5-6		B B B 4-0 1B BB	X 0-3 K		X 0-0 FC3-6	X 0-3 K		4	1	0	0	1	2	3									
Inning Stats	R: 0 E: 0 K: 2 S: 7	H: 0 LOB: 3 BB: 3 P: 19	R: 0 E: 0 K: 1 S: 5	H: 0 LOB: 1 BB: 1 P: 9	R: 0 E: 0 K: 1 S: 5	H: 1 LOB: 0 BB: 0 P: 5	R: 5 E: 0 K: 0 S: 7	H: 5 LOB: 2 BB: 3 P: 19	R: 0 E: 0 K: 2 S: 7	H: 0 LOB: 1 BB: 1 P: 11	R: 1 E: 0 K: 0 S: 3	H: 0 LOB: 2 BB: 3 P: 15	R: 0 E: 0 K: 0 S: 3	H: 0 LOB: 1 BB: 1 P: 7	R: 0 E: 0 K: 1 S: 6	H: 1 LOB: 2 BB: 1 P: 10	R: 0 E: 0 K: 1 S: 5	H: 0 LOB: 0 BB: 0 P: 5	1B: 7 2B: 0 3B: 0 HR: 0	SF: 1 SAC: 1 DP: 2 HBP: 0	WP: 0 PB: 0 SB: 2 CS: 0	PA: 45			
PITCHER	IP	WLS	BF	H	R	ER	SO	BB	IBB	HBP	BLK	WP	HR	S	P	ERA	WHIP								
Herb Score, L (1, 1) ERA: 8.44	3.2	L	21	5	5	5	4	7	0	0	0	0	0	22	50	12.27	3.273								
Russ Kemmerer, R (4, 1) ERA: 6.94	1.1		6	1	0	0	2	1	0	0	0	0	0	9	13	0.00	1.500								
Turk Lown, R (6, 1) ERA: 2.36	2.0		10	0	1	1	0	4	0	0	0	0	0	6	22	4.50	2.000								
Gerry Staley, R (8, 1) ERA: 0.59	2.0		8	1	0	0	2	1	0	0	0	0	0	11	15	0.00	1.000								

Baltimore Orioles @ Chicago White Sox  
Comiskey Park, Chicago, IL  
Tue May 24 1960, 8:05 PM EDT  
Att. 23,114 - Unknown

livebaseballscorecards.com

AB	30
R	6
H	7
RBI	6
BB	13
SO	8
LOB	18





Batter	1	2	3	4	5	6	7	8	9	AB	R	H	RBI	BB	SO	LOB
Luis Aparicio, R (1, 6) OBP: 0.273, SLG: 0.252	0-0 4-3		0-0 F4		0-0 1B		1-0 FC6-4 HBP		0-0 6-3	4	0	1	0	0	0	2
Nellie Fox, L (1, 4) OBP: 0.345, SLG: 0.363	0-0 F6		0-0 F9		0-0 F4		0-0 FC6-4 1-2f			4	0	0	0	0	0	3
Minnie Minoso, R (1, 7) OBP: 0.375, SLG: 0.540	0-0 1B		0-0 F3			0-0 G3 3B		0-0 F7		4	1	2	0	0	0	0
Ted Kluszewski, L (1, 3) OBP: 0.440, SLG: 0.559	0-0 G3			0-0 4-3		0-0 G3		0-0 4-3		4	0	0	1	0	0	1
Sherm Lollar, R (1, 2) OBP: 0.374, SLG: 0.420		0-0 FC4-6 1B		0-0 5-3		0-3 K		0-0 F4		4	0	1	0	0	1	0
Al Smith, R (1, 9) OBP: 0.349, SLG: 0.462		0-0 FC4-6 BB 1-2f		0-3 K		0-0 3B			0-0 6-3	4	0	1	0	0	1	1
Jim Landis, R (1, 8) OBP: 0.405, SLG: 0.303		4-0 BB 1-2 BB				0-0 6-3	0-0 F4		0-0 G3 1B 1B	3	0	1	0	1	0	1
Sammy Esposito, R (1, 5) OBP: 0.302, SLG: 0.229		0-0 F4				4-0 1B BB	0-3 K		0-0 G3 1B	1	0	0	0	1	0	2
Turk Lown, R (6, 1)										0	0	0	0	0	0	0
Roy Sievers, R (7, PH) OBP: 0.308, SLG: 0.393										1	0	0	0	0	1	0
Gerry Staley, R (8, 1)										0	0	0	0	0	0	0
Dick Brown, R (9, PH) OBP: 0.222, SLG: 0.353										1	0	1	0	0	0	0
Herb Score, L (1, 1)		0-3 K				0-0 F9	0-3 K		0-0 G3	1	0	0	0	0	1	2
Russ Kemmerer, R (4, 1)										0	0	0	0	0	0	0
Gene Freese, R (5, PH) OBP: 0.189, SLG: 0.222									1-2 2-3	3	0	0	0	0	1	3

**BOTTOM**

**Baltimore Orioles @ Chicago White Sox**  
 Comiskey Park, Chicago, IL  
 Tue May 24 1960, 8:05 PM EDT  
 Att. 23,114 - Unknown

[livebaseballscorecards.com](http://livebaseballscorecards.com)

<b>AB</b>	<b>34</b>
<b>R</b>	<b>1</b>
<b>H</b>	<b>7</b>
<b>RBI</b>	<b>1</b>
<b>BB</b>	<b>2</b>
<b>SO</b>	<b>5</b>
<b>LOB</b>	<b>15</b>



Inning Stats	R: 0	H: 1	E: 0	LOB: 1	K: 0	BB: 0	S: 4	P: 4	R: 0	H: 1	E: 0	LOB: 2	K: 1	BB: 1	S: 6	P: 10	R: 0	H: 0	E: 0	LOB: 0	K: 0	BB: 0	S: 3	P: 3	R: 0	H: 0	E: 0	LOB: 0	K: 1	BB: 0	S: 5	P: 5	R: 0	H: 1	E: 0	LOB: 2	K: 0	BB: 1	S: 4	P: 8	R: 1	H: 2	E: 0	LOB: 1	K: 1	BB: 0	S: 7	P: 7	R: 0	H: 0	E: 0	LOB: 1	K: 2	BB: 0	S: 7	P: 8	R: 0	H: 0	E: 0	LOB: 0	K: 0	BB: 0	S: 3	P: 3	R: 0	H: 2	E: 0	LOB: 2	K: 0	BB: 0	S: 5	P: 5	1B: 5	SF: 0	2B: 0	SAC: 0	3B: 2	DP: 0	HR: 0	HBP: 1	WP: 0	PA: 37	PB: 0	SB: 0	CS: 0	ERA	WHIP
<b>PITCHER</b> Steve Barber, L (1, 1) ERA: 1.67	IP	WLS	BF	H	R	ER	SO	BB	IBB	HBP	BLK	WP	HR	S	P	ERA	WHIP	IP	WLS	BF	H	R	ER	SO	BB	IBB	HBP	BLK	WP	HR	S	P	ERA	WHIP																																																					

Batter	1	2	3	4	5	6	7	8	9	AB R H RBI BB SO LOB	TOP																						
<b>Mary Breeding, R</b> (1, 4) <small>OBP: 0.326, SLG: 0.333</small> <b>Clint Courtney, L</b> (9, PH) <small>OBP: 0.391, SLG: 0.361</small> <b>Billy Klaus, L</b> (9, PR) <small>OBP: 0.429, SLG: 0.833</small> (9, 4)	0-3 K	0-0 F4			0-3 K		0-0 F2		0-0 1B 2-H 1B	4 0 0 0 0 2 2 1 0 1 1 0 0 0 0 0 0 0 0 0 0																							
<b>Albie Pearson, L</b> (1, 9) <small>OBP: 0.383, SLG: 0.367</small>	4-0 1B BB		0-0 E9 F7 1B 1B		0-3 K		0-0 F7		0-0 1B 1-3 1B	4 1 2 0 1 1 0																							
<b>Gene Woodling, L</b> (1, 7) <small>OBP: 0.481, SLG: 0.437</small> <b>Willie Tasby, R</b> (9, PR) <small>OBP: 0.326, SLG: 0.291</small> (9, 7)	0-0 F3		0-0 F7 2-3		0-0 4-3			0-0 F4	4-0 IBB	4 0 0 0 1 0 2 0 0 0 0 0 0 0																							
<b>Jim Gentile, L</b> (1, 3) <small>OBP: 0.444, SLG: 0.532</small> <b>Al Pilarcik, L</b> (8, PR) <small>OBP: 0.317, SLG: 0.356</small> <b>Walt Dropo, R</b> (8, 3) <small>OBP: 0.297, SLG: 0.344</small>	0-0 1-3 1B		0-0 1B 3-H		4-0 2B BB		4-0 1B BB	0-3 K 3	2 1 2 1 2 0 0 0 0 0 0 0 0 0 1 0 0 0 0 1 2																								
<b>Jackie Brandt, R</b> (1, 8) <small>OBP: 0.426, SLG: 0.515</small>	0-3 K		0-0 F2		0-0 SH4-3 1-H 2B		0-0 1-2 1B			4 0 2 1 0 1 3																							
<b>Brooks Robinson, R</b> (1, 5)		0-0 G4-6-3 1B	0-3 K		0-0 SH4-3 2-3		0-0 F7			3 0 1 0 0 1 3																							
<b>Ron Hansen, R</b> (1, 6) <small>OBP: 0.368, SLG: 0.438</small>		0-0 G4-6-3 1-2f		0-3 K		0-3 K		0-0 F4		4 0 0 0 0 2 4																							
<b>Valmy Thomas, R</b> (1, 2) <b>Bob Boyd, L</b> (9, PH) <small>OBP: 0.333, SLG: 0.389</small> <b>Joe Ginsberg, L</b> (9, 2) <small>OBP: 0.389, SLG: 0.300</small>		0-0 E6 1B		4-0 CS BB		0-0 4-3		0-0 SH1-4 1B 1B	2 0 0 0 1 0 1 1 1 1 0 0 0 0 0 0 0 0 0 0 0																								
<b>Chuck Estrada, R</b> (1, 1) <small>OBP: 0.250, SLG: 0.417</small>		0-0 1-3 1B		0-0 2-3 1-2		0-0 F9		0-0 SH1-4 1-2	3 0 1 0 0 0 1																								
<b>Inning Stats</b>	R: 0 E: 0 K: 2 S: 8	H: 1 LOB: 2 BB: 1 P: 12	R: 0 E: 1 K: 0 S: 5	H: 2 LOB: 2 BB: 0 P: 5	R: 1 E: 1 K: 1 S: 7	H: 2 LOB: 1 BB: 0 P: 7	R: 0 E: 0 K: 1 S: 4	H: 0 LOB: 0 BB: 1 P: 8	R: 0 E: 0 K: 2 S: 7	H: 0 LOB: 0 BB: 0 P: 7	R: 1 E: 0 K: 1 S: 6	H: 1 LOB: 1 BB: 1 P: 10	R: 0 E: 0 K: 0 S: 3	H: 0 LOB: 0 BB: 0 P: 3	R: 0 E: 0 K: 0 S: 4	H: 1 LOB: 2 BB: 1 P: 8	R: 1 E: 0 K: 1 S: 7	H: 3 LOB: 2 BB: 1 P: 11	1B: 9 2B: 1 3B: 0 HR: 0	SF: 0 SAC: 2 DP: 1 HBP: 0	WP: 0 PB: 0 SB: 0 CS: 1	PA: 40											
<b>PITCHER</b> <b>Early Wynn, R</b> (1, 1) <small>ERA: 4.0</small>	IP 9.0	WLS L	BF 40	H 10	R 3	ER 2	SO 8	BB 4	IBB 1	HBP 0	BLK 0	WP 0	HR 0	S 51	P 71	ERA 2.00	WHIP 1.556																
											<b>PITCHER</b> 	IP	WLS	BF	H	R	ER	SO	BB	IBB	HBP	BLK	WP	HR	S	P	ERA	WHIP					

**Baltimore Orioles @ Chicago White Sox**  
 Comiskey Park, Chicago, IL  
 Wed May 25 1960, 4:33 AM EDT  
 Att. 5,518 - Unknown


[livebaseballscorecards.com](http://livebaseballscorecards.com)

<b>AB</b>	<b>33</b>
<b>R</b>	<b>3</b>
<b>H</b>	<b>10</b>
<b>RBI</b>	<b>3</b>
<b>BB</b>	<b>5</b>
<b>SO</b>	<b>8</b>
<b>LOB</b>	<b>18</b>







Batter	1	2	3	4	5	6	7	8	9	AB R H RBI BB SO LOB	TOP														
Mary Breeding, R (1, 4) OBP: 0.318, SLG: 0.323	0-0 5-3		0-0 6-3		0-0 6-3			0-0 6-3		4 0 0 0 0 0 2	<p><b>Baltimore Orioles @ New York Yankees</b>  Yankee Stadium, Bronx, NY</p> <p>Thu May 26 1960, 7:05 PM EDT  Att. 18,297 - Unknown - 72 F</p> <p>livebaseballscorecards.com</p> <table border="1"> <tr><td>AB</td><td>29</td></tr> <tr><td>R</td><td>0</td></tr> <tr><td>H</td><td>3</td></tr> <tr><td>RBI</td><td>0</td></tr> <tr><td>BB</td><td>4</td></tr> <tr><td>SO</td><td>2</td></tr> <tr><td>LOB</td><td>12</td></tr> </table> 	AB	29	R	0	H	3	RBI	0	BB	4	SO	2	LOB	12
AB	29																								
R	0																								
H	3																								
RBI	0																								
BB	4																								
SO	2																								
LOB	12																								
Gene Woodling, L (1, 7) OBP: 0.489, SLG: 0.433	0-0 4-3		0-0 FC6-4 BB		0-0 FC5-4 BB			0-0 BB BB		1 0 0 0 3 0 0															
Jackie Brandt, R (1, 8) OBP: 0.413, SLG: 0.495	0-0 6-3		0-0 FC6-4 1-2f		0-0 FC5-4 1-2f			0-0 L5		4 0 0 0 0 0 4															
Walt Dropo, R (1, 3) OBP: 0.268, SLG: 0.306		0-0 F9		0-0 6-3		0-0 FC5-4 1-2f			0-0 5-3	4 0 0 0 0 0 1															
Brooks Robinson, R (1, 5) OBP: 0.283, SLG: 0.315		0-0 3-1 2B		0-0 6-3		0-0 5-3		0-3 K		4 0 1 0 0 1 1															
Ron Hansen, R (1, 6) OBP: 0.364, SLG: 0.448		0-0 3-1 2-3		0-0 F8			0-0 1-3		0-0 3B	4 0 1 0 0 0 1															
Dave Nicholson, R (1, 9)		0-0 1-3		0-0 SH1-4 BB		0-0 6-3		0-3 K		3 0 0 0 1 1 2															
Valmy Thomas, R (1, 2)			0-0 5-3		0-0 SH1-4 1-2		0-0 5-3			2 0 0 0 0 0 0															
Hal Brown, R (1, 1) OBP: 0.375, SLG: 0.308			0-0 1B		0-0 1-3			0-0 6-3		2 0 1 0 0 0 1															
Willie Tasby, R (8, PH) OBP: 0.323, SLG: 0.286										1 0 0 0 0 0 0															
Jack Fisher, R (8, 1)										0 0 0 0 0 0 0															
<b>Inning Stats</b>	R: 0 E: 0 K: 0 S: 3	H: 0 LOB: 0 BB: 0 P: 3	R: 0 E: 0 K: 0 S: 4	H: 1 LOB: 1 BB: 0 P: 4	R: 0 E: 0 K: 0 S: 4	H: 1 LOB: 2 BB: 1 P: 8	R: 0 E: 0 K: 0 S: 3	H: 0 LOB: 0 BB: 0 P: 3	R: 0 E: 0 K: 0 S: 3	H: 0 LOB: 1 BB: 1 P: 7	R: 0 E: 0 K: 0 S: 3	H: 0 LOB: 0 BB: 0 P: 3	R: 0 E: 0 K: 0 S: 3	H: 0 LOB: 0 BB: 0 P: 7	R: 0 E: 0 K: 2 S: 8	H: 1 LOB: 1 BB: 0 P: 8	R: 0 E: 0 K: 2 S: 8	H: 1 LOB: 1 BB: 0 P: 8	1B: 1 2B: 1 3B: 1 HR: 0	SF: 0 SAC: 1 DP: 0 HBP: 0	WP: 1 PB: 0 SB: 0 CS: 0	PA: 34			
<b>PITCHER</b> Whitey Ford, L (1, 1) ERA: 2.48	IP 9.0 WLS W BF 34 H 3 R 0 ER 0 SO 2 BB 4 IBB 0 HBP 0 BLK 0 WP 1 HR 0 S 34 P 50 ERA 0.00 WHIP 0.778											<b>PITCHER</b>	IP WLS BF H R ER SO BB IBB HBP BLK WP HR S P ERA WHIP												



Batter	1	2	3	4	5	6	7	8	9	AB	R	H	RBI	BB	SO	LOB
Tony Kubek, L OBP: 0.336, SLG: 0.488 (1, 6)	0-0 BB 1B		0-0 1-3		0-0 3B		0-0 L7			4	1	2	0	0	0	1
Mickey Mantle, S OBP: 0.410, SLG: 0.451 (1, 8)	0-0 F4		0-0 4-3		0-0 F5			0-0 4-3		4	0	0	0	0	0	2
Roger Maris, L OBP: 0.376, SLG: 0.686 (1, 9)	0-0 F9		0-0 1B			0-3 K		0-0 F6		4	0	1	0	0	1	1
Yogi Berra, L OBP: 0.409, SLG: 0.487 (1, 2)	4-0 1B 1-2 BB		0-0 L4			0-0 3-1		0-0 F4		3	0	0	0	1	0	1
Bob Cerv, R OBP: 0.353, SLG: 0.533 (1, 7)	0-0 FC6-4 1-3 2-H 1B			0-3 K		0-0 1-4-3				3	0	1	1	0	1	0
Bill Skowron, R OBP: 0.310, SLG: 0.496 (1, 3)	0-0 FC6-4 1-2f			0-3 K				0-0 SH3-4 1B		3	1	1	0	0	1	2
Gil McDougald, R OBP: 0.314, SLG: 0.426 (1, 5)		0-0 L4-6 2B		0-0 6-3				0-0 SH3-4 1-2		2	0	1	0	0	0	0
Bobby Richardson, R OBP: 0.293, SLG: 0.294 (1, 4)		0-0 L4-6 2-3			0-0 L8			0-0 4-3 2-H 1B		3	0	1	1	0	0	1
Whitey Ford, L OBP: 0.250, SLG: 0.100 (1, 1)		0-0 4-3			0-3 K			0-0 4-3 1-2		3	0	0	0	0	1	1

Inning Stats	R: 1	H: 2	E: 0	LOB: 2	K: 0	BB: 1	S: 5	P: 9	R: 0	H: 1	E: 0	LOB: 0	K: 0	BB: 0	S: 3	P: 3	R: 0	H: 1	E: 0	LOB: 1	K: 0	BB: 0	S: 4	P: 4	R: 0	H: 0	E: 0	LOB: 0	K: 2	BB: 0	S: 7	P: 7	R: 0	H: 1	E: 0	LOB: 1	K: 1	BB: 0	S: 6	P: 6	R: 0	H: 0	E: 0	LOB: 0	K: 1	BB: 0	S: 5	P: 5	R: 1	H: 2	E: 0	LOB: 1	K: 0	BB: 0	S: 5	P: 5	R: 0	H: 0	E: 0	LOB: 0	K: 0	BB: 0	S: 3	P: 3
<b>PITCHER</b>	IP	WLS	BF	H	R	ER	SO	BB	IBB	HBP	BLK	WP	HR	S	P	ERA	WHIP																																															
Hal Brown, R ERA: 3.16 (1, 1)	7.0	L	28	7	2	2	4	1	0	0	0	0	0	35	39	2.57	1.143																																															
Jack Fisher, R ERA: 6.38 (8, 1)	1.0		3	0	0	0	0	0	0	0	0	0	0	3	3	0.00	0.000																																															


**BOTTOM**

**Baltimore Orioles @ New York Yankees**  
Yankee Stadium, Bronx, NY


Thu May 26 1960, 7:05 PM EDT  
Att: 18,297 - Unknown - 72 F

[livebaseballscorecards.com](http://livebaseballscorecards.com)

<b>AB</b>	<b>29</b>
<b>R</b>	<b>2</b>
<b>H</b>	<b>7</b>
<b>RBI</b>	<b>2</b>
<b>BB</b>	<b>1</b>
<b>SO</b>	<b>4</b>
<b>LOB</b>	<b>9</b>



1B: 5	SF: 0	WP: 0	PA: 31
2B: 2	SAC: 1	PB: 0	
3B: 1	DP: 1	SB: 0	
HR: 0	HBP: 0	CS: 0	


Batter	1	2	3	4	5	6	7	8	9	AB R H RBI BB SO LOB	TOP											
Mary Breeding, R (1, 4) OBP: 0.327, SLG: 0.336	0-0 G4-6-3 1B		4-0 BLK BB		0-0 4-3 1B 2B		0-0 F7		0-3 K	4 1 2 2 1 1 1												
Albie Pearson, L (1, 9) OBP: 0.375, SLG: 0.346	0-0 G4-6-3 1-2f		0-0 G3		0-0 4-3			4-0 FC4-6 BB		3 0 0 0 1 0 3												
Gene Woodling, L (1, 7) OBP: 0.483, SLG: 0.426	0-0 F4			0-0 F3	0-0 1B			0-0 F8		4 0 1 1 0 0 1												
Jim Gentile, L (1, 3) OBP: 0.447, SLG: 0.530		0-0 4-3 1B		0-0 FC4-6 1B	0-0 F9			0-0 FC4-6 HBP 1-2f		4 0 2 0 0 0 2												
Clint Courtney, L (1, 2) OBP: 0.380, SLG: 0.333		0-0 4-3 1-2		0-0 FC4-6 1-2f		0-0 F9		1-0 FC6-4 HBP 1-2		3 0 0 0 0 0 2												
Jackie Brandt, R (1, 8) OBP: 0.411, SLG: 0.485		4-0 G6-4-3 BB		0-0 F4		0-0 F8		0-0 FC6-4 HBP 1-2f		2 0 0 0 1 0 1												
Willie Tasby, R (7, 8) OBP: 0.317, SLG: 0.281										1 0 0 0 0 0 2												
Brooks Robinson, R (1, 5) OBP: 0.289, SLG: 0.315		0-0 G6-4-3 1-2f			4-0 SH1-4 2B BB		0-0 F4		0-0 S 1B	3 1 1 0 1 0 2	AB 31 R 3 H 6 RBI 3 BB 4 SO 2 LOB 17											
Ron Hansen, R (1, 6) OBP: 0.353, SLG: 0.433			0-0 F7		0-0 E6 SH1-4 2B		0-0 F2		0-0 F9	4 1 0 0 0 0 2												
Hoyt Wilhelm, R (1, 1) OBP: 0.317, SLG: 0.281			0-0 F8		0-0 SH1-4		0-3 K		0-0 L4	3 0 0 0 0 1 1												
<b>Inning Stats</b>	R: 0 E: 0 K: 0 S: 3	H: 1 LOB: 0 BB: 0 P: 3	R: 0 E: 0 K: 0 S: 3	H: 1 LOB: 1 BB: 1 P: 7	R: 0 E: 0 K: 0 S: 3	H: 0 LOB: 1 BB: 1 P: 7	R: 0 E: 0 K: 0 S: 4	H: 1 LOB: 1 BB: 0 P: 4	R: 3 E: 1 K: 0 S: 6	H: 2 LOB: 1 BB: 1 P: 10	R: 0 E: 0 K: 0 S: 3	H: 0 LOB: 0 BB: 0 P: 3	R: 0 E: 0 K: 1 S: 5	H: 0 LOB: 0 BB: 0 P: 5	R: 0 E: 0 K: 0 S: 3	H: 0 LOB: 2 BB: 1 P: 8	R: 0 E: 0 K: 1 S: 6	H: 1 LOB: 1 BB: 0 P: 6	1B: 5 2B: 1 3B: 0 HR: 0	SF: 0 SAC: 1 DP: 2 HBP: 1	WP: 0 PB: 0 SB: 1 CS: 0	PA: 37
<b>PITCHER</b>	IP WLS BF H R ER SO BB IBB HBP BLK WP HR S P ERA WHIP																					
Art Ditmar, R (1, 1) ERA: 3.28	5.0 L 22 5 3 1 0 3 0 0 0 1 0 0 19 31 1.80 1.600																					
Bobby Shantz, L (6, 1) ERA: 5.68	3.0 11 0 0 0 1 1 0 1 0 0 0 11 16 0.00 0.333																					
Johnny James, R (9, 1) ERA: 4.05	1.0 4 1 0 0 1 0 0 0 0 0 0 6 6 0.00 1.000																					

Baltimore Orioles @ New York Yankees  
 Yankee Stadium, Bronx, NY  
 Fri May 27 1960, 3:33 AM EDT  
 Att. 7,387 - Unknown - 75 F

livebaseballscorecards.com





Batter	1	2	3	4	5	6	7	8	9	AB R H RBI BB SO LOB	TOP
<b>Pumpsie Green, S</b> (1, 4) OBP: 0.343, SLG: 0.333	0-0 F9		0-0 6-3		0-0 F9		0-0 1-2 1B		0-3 K	5 0 1 0 0 1 2	
<b>Pete Runnels, L</b> (1, 3) OBP: 0.431, SLG: 0.456	4-0 G6-4-3 BB		0-0 6-3		0-3 K		0-0 F7			3 0 0 0 1 1 3	
<b>Frank Malzone, R</b> (1, 5) OBP: 0.309, SLG: 0.358	0-0 G6-4-3 1-2f			0-0 5-3		0-0 5-3		0-0 F7		4 0 0 0 0 0 1	
<b>Bobby Thomson, R</b> (1, 8) OBP: 0.301, SLG: 0.442		4-0 1B FC1-5 BB		0-0 F9		0-0 HR		0-0 F9		3 1 1 1 1 0 0	
<b>Rip Repulski, R</b> (1, 7) OBP: 0.412, SLG: 0.517		0-0 F6		0-0 2B		0-3 K		0-0 1B		4 0 2 0 0 1 1	
<b>Lou Clinton, R</b> (1, 9) OBP: 0.313, SLG: 0.431		0-0 FC1-5 1-3 1B		4-0 2B BB		0-0 F6		0-0 5-3		3 0 1 0 1 0 1	
<b>Don Buddin, R</b> (1, 6) OBP: 0.345, SLG: 0.339		0-0 FC1-5 1-3 3-H		0-0 F4		0-0 F6		0-0 F7		4 0 0 0 0 0 4	
<b>Ed Sadowski, R</b> (1, 2) OBP: 0.385, SLG: 0.478		0-0 5-3		0-0 F6		0-0 F2		0-0 1B		4 0 1 0 0 0 2	
<b>Frank Sullivan, R</b> (1, 1) <b>Haywood Sullivan, R</b> (9, PH) OBP: 0.246, SLG: 0.200			0-0 1-3		4-0 1B BB		4-0 1B BB		0-0 F6	1 0 0 0 2 0 0 1 0 0 0 0 0 1	
<b>Inning Stats</b>	R: 0 E: 0 K: 0 S: 2 H: 0 LOB: 0 BB: 1 P: 6	R: 0 E: 0 K: 0 S: 4 H: 1 LOB: 2 BB: 1 P: 8	R: 0 E: 0 K: 0 S: 3 H: 0 LOB: 0 BB: 0 P: 3	R: 0 E: 0 K: 0 S: 4 H: 1 LOB: 2 BB: 1 P: 8	R: 0 E: 0 K: 1 S: 5 H: 0 LOB: 1 BB: 1 P: 9	R: 1 E: 0 K: 1 S: 6 H: 1 LOB: 0 BB: 0 P: 6	R: 0 E: 0 K: 0 S: 4 H: 1 LOB: 2 BB: 1 P: 8	R: 0 E: 0 K: 0 S: 4 H: 1 LOB: 1 BB: 0 P: 4	R: 0 E: 0 K: 1 S: 6 H: 1 LOB: 1 BB: 0 P: 6	1B: 4 2B: 1 3B: 0 HR: 1 SF: 0 SAC: 0 DP: 1 HBP: 0	WP: 0 PB: 0 SB: 0 CS: 0 PA: 37
<b>PITCHER</b> <b>Steve Barber, L</b> (1, 1) ERA: 1.57	IP 9.0 WLS W BF 37 H 6 R 1 ER 1 SO 3 BB 5 IBB 0 HBP 0 BLK 0 WP 0 HR 1 S 38 P 58 ERA 1.00 WHIP 1.222										
<b>PITCHER</b>	IP WLS BF H R ER SO BB IBB HBP BLK WP HR S P ERA WHIP										

**Boston Red Sox @ Baltimore Orioles**  
**Memorial Stadium, Baltimore, MD**  
 Sun May 29 1960, 3:33 AM EDT  
 Unknown

[livebaseballscorecards.com](http://livebaseballscorecards.com)





Batter	1	2	3	4	5	6	7	8	9	AB R H RBI BB SO LOB	TOP																									
Marty Keough, L (1, 8) OBP: 0.296, SLG: 0.260	0-0 F7		0-0 G3			0-0 E 1B	0-0 3-1			4 1 1 0 0 0 0																										
Pete Runnels, L (1, 4) OBP: 0.433, SLG: 0.458 (8, 3)	0-0 FC1-6 1B		0-0 6-3			0-0 F7		0-0 F8 SH3-4 1B		4 0 2 0 0 0 1																										
Gary Geiger, L (1, 9) OBP: 0.311, SLG: 0.283	0-0 FC1-6 PB 1B 1-2f			0-3 K		0-0 E9 2B 1B 1-H		0-0 SH3-4 1-2		3 2 1 0 0 1 1																										
Vic Wertz, L (1, 3) OBP: 0.360, SLG: 0.474 Pumpsie Green, S (8, 4) OBP: 0.343, SLG: 0.333	0-0 1B 2-H			0-0 F7		0-0 1B 2B 3-H		0-0 F8 2-3		4 1 2 2 0 0 1 0 0 0 0 0 0 0																										
Gene Stephens, L (1, 7) OBP: 0.286, SLG: 0.272	0-3 K			0-0 FC4-6 1B		0-0 F4		4-0 BB BB BB		3 0 1 0 1 1 2																										
Frank Malzone, R (1, 5) OBP: 0.314, SLG: 0.358		4-0 BB BB BB BB		0-0 FC4-6 1B 1-2f		0-0 1B		0-0 5-3		3 0 1 1 1 0 3																										
Don Buddin, R (1, 6) OBP: 0.336, SLG: 0.328		0-3 K 1-2		0-3 K 1-2		0-3 K		0-0 4-3		4 0 0 0 0 2 2																										
Ed Sadowski, R (1, 2) OBP: 0.333, SLG: 0.407		0-3 K		0-3 K		0-3 K		0-0 F6		4 0 0 0 0 2 0																										
Tom Borland, L (1, 1) Tom Sturdivant, L (9, 1) OBP: 0.143, SLG: 0.167			0-3 K		0-0 F9		0-0 1-3		0-0 F4	4 0 0 0 0 1 0 0 0 0 0 0 0 0																										
<b>Inning Stats</b>	R: 1 E: 1 K: 1 S: 7	H: 2 LOB: 1 BB: 0 P: 7	R: 0 E: 0 K: 2 S: 6	H: 0 LOB: 0 BB: 1 P: 10	R: 0 E: 0 K: 1 S: 5	H: 0 LOB: 0 BB: 0 P: 5	R: 0 E: 0 K: 1 S: 6	H: 1 LOB: 1 BB: 0 P: 6	R: 0 E: 0 K: 2 S: 7	H: 0 LOB: 0 BB: 0 P: 7	R: 3 E: 1 K: 0 S: 7	H: 4 LOB: 1 BB: 0 P: 7	R: 0 E: 0 K: 0 S: 3	H: 0 LOB: 0 BB: 0 P: 3	R: 0 E: 0 K: 0 S: 4	H: 1 LOB: 2 BB: 1 P: 8	R: 0 E: 0 K: 0 S: 3	H: 0 LOB: 0 BB: 0 P: 3	1B: 7 2B: 1 3B: 0 HR: 0	SF: 0 SAC: 1 DP: 0 HBP: 0	WP: 0 PA: 36 PB: 1 SB: 0 CS: 1															
<b>PITCHER</b>	IP WLS BF H R ER SO BB IBB HBP BLK WP HR S P ERA WHIP																																			
Jack Fisher, R (1, 1) ERA: 5.81	7.0	28	7	4	3	7	1	0	0	0	0	0	0	41	45	3.86	1.143																			
Milt Pappas, R (8, 1) ERA: 6.19	2.0	W	8	1	0	0	1	0	0	0	0	0	0	7	11	0.00	1.000																			

**Boston Red Sox @ Baltimore Orioles**  
**Memorial Stadium, Baltimore, MD**  
 Sun May 29 1960, 3:38 AM EDT  
 Att. 11,483 - Unknown

[livebaseballscorecards.com](http://livebaseballscorecards.com)

<b>AB</b>	<b>33</b>
<b>R</b>	<b>4</b>
<b>H</b>	<b>8</b>
<b>RBI</b>	<b>3</b>
<b>BB</b>	<b>2</b>
<b>SO</b>	<b>7</b>
<b>LOB</b>	<b>10</b>





Batter	1	2	3	4	5	6	7	8	9	AB R H RBI BB SO LOB
<b>Marv Breeding, R</b> (1, 4) <small>OBP: 0.329, SLG: 0.359</small> <b>Jim Gentile, L</b> (9, PH) <small>OBP: 0.454, SLG: 0.535</small>	0-0 G4-6-3 1B		0-0 E6 G5-3 1B		0-0 1B		0-0 HR		4-0 1B IBB	4 1 3 1 0 0 0 0 0 0 0 1 0 0
<b>Jackie Brandt, R</b> (1, 8) <small>OBP: 0.401, SLG: 0.477</small> <b>Gene Woodling, L</b> (9, PH) <small>OBP: 0.480, SLG: 0.420</small>	0-0 G4-6-3 1-2f		0-0 1B		0-3 K		0-0 5-3		0-0 1-2 2-H 1B	4 0 1 0 0 0 1 2 1 0 1 1 0 0 0
<b>Dave Nicholson, R</b> (1, 7) <small>OBP: 0.250, SLG: 0.100</small>	0-0 F6		0-0 G5-3 2-3f				0-0 WP 1B		0-3 K	4 0 1 0 0 0 1 2
<b>Walt Dropo, R</b> (1, 3) <small>OBP: 0.289, SLG: 0.375</small>		0-0 2B		0-0 2B		0-0 F7 1-2		0-0 E5 G5-4-3		4 1 2 0 0 0 1
<b>Brooks Robinson, R</b> (1, 5) <small>OBP: 0.289, SLG: 0.331</small>		0-3 K		0-0 F5		0-0 F4		0-0 G5-4-3 1-2f		4 0 0 0 0 0 1 4
<b>Willie Tasby, R</b> (1, 9) <small>OBP: 0.343, SLG: 0.317</small>		0-0 2B 2-H		0-0 F3		4-0 BB		0-0 HR 1B		3 1 2 1 1 0 1
<b>Ron Hansen, R</b> (1, 6) <small>OBP: 0.357, SLG: 0.457</small>		0-3 K		0-0 F4		0-0 F8		0-0 HR 1B		4 1 1 2 0 1 4
<b>Clint Courtney, L</b> (1, 2) <small>OBP: 0.362, SLG: 0.319</small> <b>Albie Pearson, L</b> (9, PR) <small>OBP: 0.353, SLG: 0.321</small>		0-0 4-3		0-3 K		0-0 F9		0-0 SH3-4 1B		4 0 1 0 0 0 1 1 0 1 0 0 0 0 0
<b>Jack Fisher, R</b> (1, 1) <b>Bob Boyd, L</b> (7, PH) <small>OBP: 0.316, SLG: 0.368</small> <b>Milt Pappas, R</b> (8, 1)			0-3 K		0-0 6-3		0-3 K		0-0 SH3-4 1B	2 0 0 0 0 0 1 0 1 0 0 0 0 0 1 0 0 0 0 0 0 0 0 0


Inning Stats	R: 0 E: 0 K: 0 S: 3	H: 1 LOB: 0 BB: 0 P: 3	R: 1 E: 0 K: 2 S: 9	H: 2 LOB: 1 BB: 0 P: 9	R: 0 E: 1 K: 1 S: 6	H: 1 LOB: 1 BB: 0 P: 6	R: 0 E: 0 K: 0 S: 4	H: 1 LOB: 1 BB: 0 P: 4	R: 0 E: 0 K: 2 S: 8	H: 1 LOB: 1 BB: 0 P: 8	R: 0 E: 0 K: 0 S: 4	H: 1 LOB: 2 BB: 1 P: 8	R: 1 E: 0 K: 1 S: 6	H: 1 LOB: 0 BB: 0 P: 6	R: 0 E: 1 K: 1 S: 5	H: 0 LOB: 0 BB: 0 P: 5	R: 3 E: 0 K: 0 S: 5	H: 4 LOB: 2 BB: 1 P: 9	1B: 7 2B: 3 3B: 0 HR: 2	SF: 0 SAC: 1 DP: 3 HBP: 0	WP: 1 PB: 0 SB: 0 CS: 0	PA: 38
--------------	------------------------------	---------------------------------	------------------------------	---------------------------------	------------------------------	---------------------------------	------------------------------	---------------------------------	------------------------------	---------------------------------	------------------------------	---------------------------------	------------------------------	---------------------------------	------------------------------	---------------------------------	------------------------------	---------------------------------	----------------------------------	------------------------------------	----------------------------------	--------


PITCHER	IP	WLS	BF	H	R	ER	SO	BB	IBB	HBP	BLK	WP	HR	S	P	ERA	WHIP
<b>Tom Borland, L</b> (1, 1) <small>ERA: 3.38</small>	8.0	L	35	11	5	5	7	1	0	0	0	1	2	48	52	5.62	1.500
<b>Tom Sturdivant, R</b> (9, 1) <small>ERA: 4.76</small>	0.1		3	1	0	0	0	0	1	0	0	0	0	2	6	0.00	3.000

**BOTTOM**

**Boston Red Sox @ Baltimore Orioles**  
**Memorial Stadium, Baltimore, MD**  
 Sun May 29 1960, 3:38 AM EDT  
 Att. 11,483 - Unknown

<b>AB</b>	<b>35</b>
<b>R</b>	<b>5</b>
<b>H</b>	<b>12</b>
<b>RBI</b>	<b>5</b>
<b>BB</b>	<b>2</b>
<b>SO</b>	<b>7</b>
<b>LOB</b>	<b>15</b>



Batter	1	2	3	4	5	6	7	8	9	AB R H RBI BB SO LOB	TOP											
Marty Keough, L (1, 8) OBP: 0.288, SLG: 0.259	0-0 4-3 1B	0-0 G3		0-0 SF7		0-0 G3			0-0 B4	4 1 1 1 0 0 0												
Pete Runnels, L (1, 4) OBP: 0.424, SLG: 0.443	0-0 4-3 1-2	4-0 BB		0-0 G1-4-3 1-2f		0-0 1-3			0-0 F7	4 0 0 0 1 0 3												
Gary Geiger, L (1, 9) OBP: 0.308, SLG: 0.281	0-0 BB SF8 2-H 1B	0-3 K			0-0 E4 G4-3				0-0 F7	4 1 1 1 0 1 1												
Vic Wertz, L (1, 3) OBP: 0.356, SLG: 0.456	4-0 BB 1-2 BB		0-0 F9		0-0 G4-3 1-2f				0-0 F4	3 0 0 0 1 0 1												
Gene Stephens, L (1, 7) OBP: 0.295, SLG: 0.274	4-0 BB 1-2 2-3 BB		0-0 F2		0-0 F5				0-0 S 1B	3 0 1 0 1 0 0												
Frank Malzone, R (1, 5) OBP: 0.306, SLG: 0.349	0-0 SF8 3-H		0-0 4-3		0-0 F5				0-0 F7 1-2	3 0 0 1 0 0 1												
Don Buddin, R (1, 6) OBP: 0.349, SLG: 0.333 Pumpsie Green, S (8, PH) OBP: 0.333, SLG: 0.323	4-0 1-2 2-3 BB			0-0 SH SF7 1B		4-0 HR BB			0-3 K	1 2 1 0 2 0 0 1 0 0 0 0 1 1	AB 29 R 5 H 5 RBI 5 BB 5 SO 6 LOB 11											
Ed Sadowski, R (1, 2) OBP: 0.353, SLG: 0.500	0-3 K			1-0 SH HBP		0-0 1-H HR			0-0 5-3	3 1 1 2 0 1 4												
Bill Monbouquette, R (1, 1) OBP: 0.235, SLG: 0.071 Bobby Thomson, R (9, PH) OBP: 0.298, SLG: 0.437		0-3 K		0-0 SH G1-4-3		0-3 K			0-3 K	2 0 0 0 0 2 0 1 0 0 0 0 1 0												
Inning Stats	R: 2 E: 0 K: 1 S: 7	H: 2 LOB: 3 BB: 3 P: 19	R: 0 E: 0 K: 2 S: 7	H: 0 LOB: 1 BB: 1 P: 11	R: 0 E: 0 K: 0 S: 3	H: 0 LOB: 0 BB: 0 P: 3	R: 1 E: 0 K: 0 S: 4	H: 1 LOB: 1 BB: 0 P: 5	R: 0 E: 1 K: 0 S: 3	H: 0 LOB: 0 BB: 0 P: 3	R: 2 E: 0 K: 1 S: 6	H: 1 LOB: 0 BB: 1 P: 10	R: 0 E: 0 K: 0 S: 3	H: 0 LOB: 0 BB: 0 P: 3	R: 0 E: 0 K: 1 S: 6	H: 1 LOB: 1 BB: 0 P: 6	R: 0 E: 0 K: 1 S: 5	H: 0 LOB: 0 BB: 0 P: 5	1B: 4 2B: 0 3B: 0 HR: 1	SF: 2 SAC: 1 DP: 2 HBP: 1	WP: 0 PB: 0 SB: 1 CS: 0	PA: 38
PITCHER	IP WLS BF H R ER SO BB IBB HBP BLK WP HR S P ERA WHIP																					
Chuck Estrada, R (1, 1) ERA: 3.28	6.0 W 28 4 5 5 4 5 0 1 0 0 1 30 51 7.50 1.500																					
Hoyt Wilhelm, R (7, 1) ERA: 4.87	3.0 S 10 1 0 0 2 0 0 0 0 0 0 0 14 14 0.00 0.333																					

**Boston Red Sox @ Baltimore Orioles**  
 Memorial Stadium, Baltimore, MD  
 Mon May 30 1960, 3:33 AM EDT  
 Unknown

[livebaseballscorecards.com](http://livebaseballscorecards.com)





Batter	1	2	3	4	5	6	7	8	9	AB R H RBI BB SO LOB	TOP											
<b>Pumpsie Green, S</b> (1, 4) OBP: 0.325, SLG: 0.314	0-3 K		0-0 F9		0-0 2B 1B	0-0 4-3		0-0 SH1-4		4 1 1 1 0 1 2												
<b>Pete Runnels, L</b> (1, 3) OBP: 0.431, SLG: 0.457	0-0 F8		0-0 F9		0-0 1-H 2B		0-0 1B SF9 1B	0-0 HR 1B		5 2 3 1 0 0 0												
<b>Gary Geiger, L</b> (1, 9) OBP: 0.314, SLG: 0.339	0-0 F7		0-0 F9		0-0 4-1		0-0 1-3 1B	0-0 1-H HR		5 1 2 3 0 0 1												
<b>Marty Keough, L</b> (1, 8) OBP: 0.297, SLG: 0.298		4-0 2B BB		0-0 F5		0-0 HR 3B	0-0 SF9	0-0 F5		3 2 1 1 1 0 0												
<b>Gene Stephens, L</b> (1, 7) OBP: 0.310, SLG: 0.310		0-0 F4		4-0 5-4-3 BB		0-0 HR	0-0 4-3		4-0 L6-4 1B BB	3 1 1 2 2 0 1												
<b>Frank Malzone, R</b> (1, 5) OBP: 0.322, SLG: 0.374		0-0 1-H HR 2B		0-0 5-4-3		0-0 L9 PB FC5-2 1B		0-0 1-3 1B 1B	0-0 1-2 1B	5 2 4 1 0 0 1												
<b>Don Buddin, R</b> (1, 6) OBP: 0.351, SLG: 0.331		0-0 5-3		0-3 K		4-0 FC5-2 BB		0-0 1B 1-3 SH1-4 1B	0-0 F4	4 1 1 0 1 1 4												
<b>Haywood Sullivan, R</b> (1, 2) OBP: 0.254, SLG: 0.258		0-0 HR		0-3 K		0-0 L9		0-0 1-3	0-0 L6-4	2 1 1 2 0 1 0 1 0 0 0 0 0 2 2 0 0 0 0 0 4												
<b>Vic Wertz, L</b> (6, PH) OBP: 0.352, SLG: 0.450																						
<b>Ed Sadowski, R</b> (6, 2) OBP: 0.333, SLG: 0.469																						
<b>Ted Bowsfield, R</b> (1, 1) OBP: 0.250, SLG: 0.250		0-3 K				0-0 4-3		0-0 FC5-2		4 1 1 1 0 1 2												
<b>Mike Fornieles, R</b> (8, 1)								0-0 1B SH1-4 HR 1B		0 0 0 0 0 0 0												
<b>Inning Stats</b>	R: 0 E: 0 K: 1 S: 5	H: 0 LOB: 0 BB: 0 P: 5	R: 3 E: 0 K: 1 S: 7	H: 2 LOB: 0 BB: 1 P: 11	R: 0 E: 0 K: 0 S: 3	H: 0 LOB: 0 BB: 0 P: 3	R: 0 E: 0 K: 1 S: 5	H: 0 LOB: 1 BB: 1 P: 9	R: 1 E: 0 K: 1 S: 7	H: 2 LOB: 1 BB: 0 P: 7	R: 2 E: 0 K: 0 S: 6	H: 3 LOB: 2 BB: 1 P: 10	R: 1 E: 0 K: 0 S: 4	H: 2 LOB: 0 BB: 0 P: 4	R: 5 E: 0 K: 0 S: 8	H: 5 LOB: 0 BB: 0 P: 8	R: 0 E: 0 K: 0 S: 3	H: 1 LOB: 1 BB: 1 P: 7	1B: 9 2B: 3 3B: 1 HR: 3	SF: 1 SAC: 1 DP: 1 HBP: 0	WP: 0 PB: 1 SB: 0 CS: 0	PA: 44
<b>PITCHER</b>	IP WLS BF H R ER SO BB IBB HBP BLK WP HR S P ERA WHIP																					
<b>Arnie Portocarrero, R</b> (1, 1) ERA: 4.04	5.0 L 25 7 6 6 4 3 0 0 0 0 2 30 42 10.80 2.000																					
<b>Gordon Jones, R</b> (6, 1) ERA: 6.98	4.0 19 8 6 6 0 1 0 0 0 0 1 18 22 13.50 2.250																					

**Boston Red Sox @ Baltimore Orioles**  
**Memorial Stadium, Baltimore, MD**  
 Mon May 30 1960, 3:38 AM EDT  
 Att: 31,620 - Unknown

[livebaseballscorecards.com](http://livebaseballscorecards.com)

<b>AB</b>	38
<b>R</b>	12
<b>H</b>	15
<b>RBI</b>	12
<b>BB</b>	4
<b>SO</b>	4
<b>LOB</b>	17











Batter	1	2	3	4	5	6	7	8	9	AB	R	H	RBI	BB	SO	LOB
<b>Marv Breeding, R</b> (1, 4) <small>OBP: 0.331, SLG: 0.365</small>	0-0 F8	0-0 FC6-4 1-2f			0-0 1B		0-0 3-1 1B			4	0	2	1	0	0	1
<b>Gene Woodling, L</b> (1, 7) <small>OBP: 0.474, SLG: 0.432</small> <b>Al Pilarcik, L</b> (8, 9) <small>OBP: 0.328, SLG: 0.365</small>	4-0 2B BB		4-0 FC5-4 BB		0-0 F5		0-0 3-1			2	0	0	0	2	0	3
<b>Jackie Brandt, R</b> (1, 8) <small>OBP: 0.403, SLG: 0.488</small>	0-0 1-3 2B		0-0 FC5-4 1B 1-2f		0-3 K		0-0 F5			4	0	1	0	0	1	4
<b>Walt Dropo, R</b> (1, 3) <small>OBP: 0.308, SLG: 0.356</small> <b>Jim Gentile, L</b> (8, PH) <small>OBP: 0.469, SLG: 0.529</small> (9, 3)	0-0 5-3		0-0 L9		0-0 L9			4-0 FC1-6 BB		3	0	0	0	0	0	3
<b>Brooks Robinson, R</b> (1, 5) <small>OBP: 0.292, SLG: 0.326</small>	0-0 5-3		0-0 1B 1-H		0-0 6-3			0-0 FC1-6 BB 1-2f SF9		4	1	1	0	0	0	3
<b>Willie Tasby, R</b> (1, 9) <small>OBP: 0.324, SLG: 0.313</small> (8, 7) <b>Albie Pearson, L</b> (8, PH) <small>OBP: 0.371, SLG: 0.333</small> (9, 7)		0-3 K		0-0 1-3		0-3 K		4-0 SF9 BB 1-2 BB		3	0	0	0	0	2	0
<b>Ron Hansen, R</b> (1, 6) <small>OBP: 0.362, SLG: 0.471</small>		0-0 G3 1B 2B		0-0 6-3			4-0 1B BB 1B	4-0 1-2 2-3 BB		2	2	1	0	2	0	0
<b>Clint Courtney, L</b> (1, 2) <small>OBP: 0.362, SLG: 0.296</small>		0-0 G3 2-3		0-3 K			0-0 FC6-4 1B 1-3	0-0 SF9 2-3 3-H		3	0	1	1	0	1	1
<b>Jerry Walker, S</b> (1, 1) <small>OBP: 0.182, SLG: 0.182</small> <b>Steve Barber, L</b> (9, 1) <small>OBP: 0.190, SLG: 0.056</small>		0-0 FC6-4 1B 3-H		0-3 K			0-0 FC6-4 1B 3-1 1-2f	0-0 4-3		4	0	1	1	0	1	4

Inning Stats		R: 0	H: 1	E: 0	LOB: 2	K: 0	BB: 1	S: 4	R: 1	H: 2	E: 0	LOB: 1	K: 1	BB: 0	S: 7	R: 0	H: 1	E: 0	LOB: 1	K: 0	BB: 1	S: 3	R: 0	H: 0	E: 0	LOB: 0	K: 1	BB: 0	S: 5	R: 0	H: 1	E: 0	LOB: 1	K: 2	BB: 0	S: 8	R: 0	H: 0	E: 0	LOB: 0	K: 1	BB: 0	S: 5	R: 1	H: 2	E: 0	LOB: 2	K: 0	BB: 1	S: 9	R: 1	H: 0	E: 0	LOB: 2	K: 0	BB: 3	S: 3	P: 15
PITCHER	IP	WLS	BF	H	R	ER	SO	BB	IBB	HBP	BLK	WP	HR	S	P	ERA	WHIP																																									
Whitey Ford, L	(1, 1)	7.0	L	30	7	2	2	5	3	0	0	0	0	0	37	49	2.57	1.429																																								
Ryne Duren, R	(8, 1)	0.1		4	0	1	0	3	0	0	0	0	0	1	13	27.00	9.000																																									
John Gabler, R	(8, 1)	0.2		2	0	0	0	0	0	0	0	0	0	2	2	0.00	0.000																																									


**BOTTOM**

**New York Yankees @ Baltimore Orioles**  
**Memorial Stadium, Baltimore, MD**

Tue May 31 1960, 7:05 PM EDT  
Att. 19,103 - Unknown

AB	29
R	3
H	7
RBI	3
BB	6
SO	5
LOB	19

WP: 0 PA: 36  
PB: 0  
SB: 0  
CS: 0



WP	HR	S	P	ERA	WHIP
0	0	0	0	0.00	0.000

Batter	1	2	3	4	5	6	7	8	9	AB R H RBI BB SO LOB	TOP									
Tony Kubek, L (1, 6) OBP: 0.319, SLG: 0.437	0-0 F5		0-0 F8			0-0 F5			0-0 6-3	4 0 0 0 0 0 0										
Mickey Mantle, S (1, 8) OBP: 0.418, SLG: 0.500	0-0 HR			4-0 S BB		0-0 4-3			0-0 F8	3 1 1 1 1 0 0										
Roger Maris, L (1, 9) OBP: 0.381, SLG: 0.694	0-0 F8			0-0 F3 1-2			0-0 F5			3 0 0 0 0 0 1										
Yogi Berra, L (1, 2) OBP: 0.410, SLG: 0.495	0-0 F8			4-0 G1-6-3 BB			0-0 F2			2 0 0 0 1 0 0										
Bob Cerv, R (1, 7) OBP: 0.329, SLG: 0.477		0-0 1-3		0-0 G1-6-3 1-2f			0-0 F8			3 0 0 0 0 0 2										
Bill Skowron, R (1, 3) OBP: 0.291, SLG: 0.473		0-0 F7			0-3 K			0-0 4-3		3 0 0 0 0 1 0										
Gil McDougald, R (1, 5) OBP: 0.310, SLG: 0.397		0-3 K			0-0 6-3			0-0 5-3		3 0 0 0 0 1 0										
Bobby Richardson, R (1, 4) OBP: 0.261, SLG: 0.262			0-0 L4		0-0 4-3			0-0 F4		3 0 0 0 0 0 0										
Duke Maas, R (1, 1) Kent Hadley, L (6, PH) John Gabler, S (6, 1) Elston Howard, R (9, PH) OBP: 0.303, SLG: 0.481			0-0 6-3			0-3 K		0-0 6-3		1 0 0 0 0 0 0 1 0 0 0 0 1 0 0 0 0 0 0 0 0 1 0 0 0 0 0 0										
<b>Inning Stats</b>	R: 1 E: 0 K: 0 S: 4	H: 1 LOB: 0 BB: 0 P: 4	R: 0 E: 0 K: 1 S: 5	H: 0 LOB: 0 BB: 0 P: 5	R: 0 E: 0 K: 0 S: 3	H: 0 LOB: 0 BB: 0 P: 3	R: 0 E: 0 K: 0 S: 2	H: 0 LOB: 1 BB: 2 P: 10	R: 0 E: 0 K: 1 S: 5	H: 0 LOB: 0 BB: 0 P: 5	R: 0 E: 0 K: 0 S: 3	H: 0 LOB: 0 BB: 0 P: 3	R: 0 E: 0 K: 0 S: 3	H: 0 LOB: 0 BB: 0 P: 3	R: 0 E: 0 K: 0 S: 3	H: 0 LOB: 0 BB: 0 P: 3	1B: 0 2B: 0 3B: 0 HR: 1	SF: 0 SAC: 0 DP: 1 HBP: 0	WP: 0 PB: 0 SB: 1 CS: 0	PA: 29
<b>PITCHER</b> Hal Brown, R (1, 1) ERA: 2.74	IP: 9.0 WLS: W BF: 29 H: 1 R: 1 ER: 1 SO: 3 BB: 2 IBB: 0 HBP: 0 BLK: 0 WP: 0 HR: 1 S: 33 P: 41 ERA: 1.00 WHIP: 0.333																			
<b>PITCHER</b>	IP	WLS	BF	H	R	ER	SO	BB	IBB	HBP	BLK	WP	HR	S	P	ERA	WHIP			

**New York Yankees @ Baltimore Orioles**  
**Memorial Stadium, Baltimore, MD**  
 Wed Jun 01 1960, 7:05 PM EDT  
 Att: 23,762 - Unknown

livebaseballscorecards.com

**AB** 27  
**R** 1  
**H** 1  
**RBI** 1  
**BB** 2  
**SO** 3  
**LOB** 3







**New York Yankees @ Baltimore Orioles**  
**Memorial Stadium, Baltimore, MD**

Thu Jun 02 1960, 7:05 PM EDT  
 Att: 42,755 - Unknown

[livebaseballscorecards.com](http://livebaseballscorecards.com)



Batter	1	2	3	4	5	6	7	8	9	AB R H RBI BB SO LOB	TOP														
<b>Gil McDougald, R</b> OBP: 0.307, SLG: 0.397 (1, 4) (7, 5)	0-0 1-3		0-0 1-H 2B		0-3 K		0-0 L7		0-0 6-3	5 0 1 0 0 1 2															
<b>Hector Lopez, R</b> OBP: 0.293, SLG: 0.358 (1, 7)	0-0 F7		0-0 F5			0-0 S HR 1B		0-0 2B SF4 1B		4 2 2 0 0 0 1															
<b>Mickey Mantle, S</b> OBP: 0.408, SLG: 0.485 (1, 8)	0-0 F4			0-0 5-3		0-0 F4 1-2		0-0 L9		4 0 0 0 0 0 2															
<b>Roger Maris, L</b> OBP: 0.392, SLG: 0.728 (1, 9)		0-0 G3		0-0 S 2B 1B		0-0 2-H HR		0-0 1-3 2B		4 2 3 2 0 0 0															
<b>Bill Skowron, R</b> OBP: 0.303, SLG: 0.510 (1, 3)		0-0 HR		0-0 1-H 2B		0-0 FC5-4 1B		0-0 SF4		3 1 3 3 0 0 0															
<b>Elston Howard, R</b> OBP: 0.293, SLG: 0.464 (1, 2)		0-0 L7		0-0 F8		0-0 FC5-4 1-2f		0-3 3-H K		4 0 0 0 0 1 3															
<b>Tony Kubek, L</b> OBP: 0.312, SLG: 0.426 (1, 6)		0-0 4-3		0-0 F7		0-0 G3			0-0 F6	4 0 0 0 0 0 2															
<b>Clete Boyer, R</b> OBP: 0.200, SLG: 0.222 (7, PH)			0-0 F7		0-0 6-3		4-0 CS BB		0-0 F7	2 0 0 0 0 0 0															
<b>Johnny Blanchard, L</b> (7, PR)										0 0 0 0 1 0 0															
<b>Bobby Richardson, R</b> OBP: 0.261, SLG: 0.262 (7, 4)										0 0 0 0 0 0 0															
<b>Kent Hadley, L</b> OBP: 0.143, SLG: 0.357 (9, PH)										1 0 0 0 0 0 0															
<b>Jim Coates, R</b> OBP: 0.350, SLG: 0.294 (6, 1)			0-0 2B 1B		0-3 K		0-3 K		4-0 BB	2 0 1 0 0 1 0															
<b>Bobby Shantz, R</b> (7, PH)										0 0 0 0 0 0 0															
<b>Yogi Berra, L</b> OBP: 0.450, SLG: 0.489 (7, 1)										1 0 0 0 0 1 1															
<b>Art Ditmar, R</b> OBP: 0.194, SLG: 0.231 (9, PH)										0 0 0 0 0 0 0															
<b>Bob Cerv, R</b> OBP: 0.353, SLG: 0.477 (9, PR)										0 0 0 0 1 0 0															
<b>Joe Demaestri, R</b> (9, PR)										0 0 0 0 0 0 0															
<b>Inning Stats</b>	R: 0 E: 0 K: 0 S: 3	H: 0 LOB: 0 BB: 0 P: 3	R: 1 E: 0 K: 0 S: 4	H: 1 LOB: 0 BB: 0 P: 4	R: 0 E: 0 K: 0 S: 4	H: 2 LOB: 1 BB: 0 P: 4	R: 1 E: 0 K: 0 S: 5	H: 2 LOB: 1 BB: 0 P: 5	R: 0 E: 0 K: 2 S: 7	H: 0 LOB: 0 BB: 0 P: 7	R: 2 E: 0 K: 0 S: 6	H: 3 LOB: 1 BB: 0 P: 6	R: 0 E: 0 K: 1 S: 4	H: 0 LOB: 1 BB: 1 P: 8	R: 1 E: 0 K: 1 S: 7	H: 2 LOB: 1 BB: 0 P: 7	R: 0 E: 0 K: 0 S: 3	H: 0 LOB: 1 BB: 1 P: 7	1B: 5 2B: 3 3B: 0 HR: 2	SF: 1 SAC: 0 DP: 0 HBP: 0	WP: 0 PB: 0 SB: 2 CS: 1	PA: 37			
<b>PITCHER</b>	IP WLS BF H R ER SO BB IBB HBP BLK WP HR S P ERA WHIP																								
<b>Hoyt Wilhelm, R</b> ERA: 5.09 (1, 1)	5.1		23	8	4	4	2	0	0	0	0	0	2	27	27	6.75	1.500								
<b>Jack Fisher, R</b> ERA: 5.79 (6, 1)	1.2		6	1	1	1	1	1	0	0	0	0	0	7	11	5.40	1.200								
<b>Chuck Estrada, R</b> ERA: 3.16 (8, 1)	2.0	W	8	1	0	0	1	1	0	0	0	0	0	9	13	0.00	1.000								





Batter	1	2	3	4	5	6	7	8	9	AB R H RBI BB SO LOB	TOP
<b>Mary Breeding, R</b> (1, 4) <small>OBP: 0.332, SLG: 0.359</small>										4 0 1 0 0 1 1	<b>Baltimore Orioles @ Washington Senators</b> Griffith Stadium, Washington, DC Fri Jun 03 1960, 7:05 PM EDT Att. 11,668 - Unknown
<b>Gene Woodling, L</b> (1, 7) <small>OBP: 0.470, SLG: 0.441</small>										3 0 0 0 1 1 1	
<b>Jackie Brandt, R</b> (1, 8) <small>OBP: 0.404, SLG: 0.473</small>										4 0 1 1 0 0 1	
<b>Walt Dropo, R</b> (1, 3) <small>OBP: 0.321, SLG: 0.367</small>										4 0 2 0 0 1 2	
<b>Brooks Robinson, R</b> (1, 5) <small>OBP: 0.285, SLG: 0.331</small>										3 0 0 0 1 0 4	
<b>Ron Hansen, R</b> (1, 6) <small>OBP: 0.364, SLG: 0.479</small>										3 0 1 0 1 0 2	
<b>Willie Tasby, R</b> (1, 9) <small>OBP: 0.306, SLG: 0.296</small>										4 0 0 0 0 2 3	
<b>Clint Courtney, L</b> (1, 2) <small>OBP: 0.333, SLG: 0.270</small> <b>Dave Nicholson, R</b> (6, PH) <small>OBP: 0.176, SLG: 0.067</small> <b>Valmy Thomas, R</b> (6, 2)										2 0 0 0 0 0 2 1 0 0 0 0 0 1 1 0 0 0 0 0 0	
<b>Milt Pappas, R</b> (1, 1) <b>Albie Pearson, L</b> (7, PH) <small>OBP: 0.366, SLG: 0.328</small> <b>Arnie Portocarrero, R</b> (7, 1) <b>Jim Gentile, L</b> (9, PH) <small>OBP: 0.467, SLG: 0.543</small>										1 1 0 0 1 1 1 1 0 0 0 0 0 0 0 0 0 0 0 0 0 0 0 0 0 1 0 0	
<b>Inning Stats</b>	R: 0 H: 0 E: 1 LOB: 1 K: 2 BB: 0 S: 8 P: 8	R: 0 H: 1 E: 0 LOB: 1 K: 0 BB: 0 S: 4 P: 4	R: 1 H: 2 E: 0 LOB: 2 K: 0 BB: 2 S: 4 P: 12	R: 0 H: 0 E: 0 LOB: 1 K: 2 BB: 1 S: 7 P: 11	R: 0 H: 1 E: 0 LOB: 1 K: 1 BB: 0 S: 6 P: 6	R: 0 H: 0 E: 0 LOB: 1 K: 1 BB: 1 S: 5 P: 9	R: 0 H: 0 E: 0 LOB: 0 K: 0 BB: 0 S: 3 P: 3	R: 0 H: 1 E: 1 LOB: 1 K: 0 BB: 0 S: 4 P: 4	R: 0 H: 0 E: 0 LOB: 1 K: 0 BB: 1 S: 3 P: 7	1B: 5 SF: 0 2B: 0 SAC: 1 3B: 0 DP: 1 HR: 0 HBP: 0	
<b>PITCHER</b> <b>Hal Woodeshick, L</b> (1, 1) <small>ERA: 4.29</small>	IP 9.0 WLS W BF 37 H 5 R 1 ER 1 SO 6 BB 5 IBB 0 HBP 0 BLK 0 WP 1 HR 0 S 44 P 64 ERA 1.00 WHIP 1.111										

livebaseballscorecards.com

<b>AB</b>	<b>31</b>
<b>R</b>	<b>1</b>
<b>H</b>	<b>5</b>
<b>RBI</b>	<b>1</b>
<b>BB</b>	<b>5</b>
<b>SO</b>	<b>6</b>
<b>LOB</b>	<b>18</b>







Batter	1	2	3	4	5	6	7	8	9	AB R H RBI BB SO LOB	TOP											
<b>Billy Gardner, R</b> (1, 4) OBP: 0.368, SLG: 0.406	0-3 K	0-0 5-3	4-0 BB			0-3 K		0-0 F9		4 0 0 1 1 2 0												
<b>Jose Valdivielso, R</b> (1, 6) OBP: 0.257, SLG: 0.212	0-0 4-3	0-0 4-3	0-0 4-3			0-0 CS 1B		0-3 K		5 0 1 0 0 1 3												
<b>Bob Allison, R</b> (1, 9) OBP: 0.446, SLG: 0.549	4-0 HR BB		0-0 1B 2B		4-0 CS BB	4-0 1-2 2B BB		4-0 BB		1 3 1 0 4 0 0												
<b>Jim Lemon, R</b> (1, 7) <b>Lenny Green, L</b> (8, 8) OBP: 0.333, SLG: 0.514 OBP: 0.282, SLG: 0.317	0-0 1-H HR		0-0 F6		0-3 K	0-0 1-H 2B		0-0 4-3		5 1 2 3 0 1 3 0 0 0 0 0 0 0												
<b>Harmon Killebrew, R</b> (1, 5) OBP: 0.379, SLG: 0.423	4-0 BB BB		0-0 6-3 BB 1B		0-0 1-2 2B	0-0 L5		0-0 F8		4 1 2 1 1 0 1												
<b>Pete Whisenant, R</b> (1, 8) OBP: 0.238, SLG: 0.059	4-0 1-2 BB		4-0 BB 6-3 BB		0-0 F8		0-3 K		4-0 1B BB	2 1 0 0 3 1 1												
<b>Julio Becquer, L</b> (1, 3) OBP: 0.242, SLG: 0.337	0-0 F5		0-0 6-3		0-0 F7		0-0 4-3		0-3 K	5 0 0 0 0 1 5												
<b>Earl Battey, R</b> (1, 2) OBP: 0.345, SLG: 0.407		0-0 HR	4-0 BB IBB		0-0 G3		4-0 BB		0-0 1-3 1B	3 1 2 1 2 0 0												
<b>Chuck Stobbs, L</b> (1, 1) <b>Tex Clevenger, R</b> (8, 1) OBP: 0.167, SLG: 0.167		0-3 K	4-0 BB BB		0-3 K		0-0 G3			3 0 0 1 1 2 1 0 0 0 0 0 0 0												
<b>Inning Stats</b>	R: 2 E: 0 K: 1 S: 6	H: 1 LOB: 2 BB: 3 P: 18	R: 1 E: 0 K: 1 S: 6	H: 1 LOB: 0 BB: 0 P: 6	R: 3 E: 0 K: 0 S: 5	H: 2 LOB: 3 BB: 4 P: 21	R: 0 E: 0 K: 1 S: 5	H: 1 LOB: 1 BB: 1 P: 9	R: 0 E: 0 K: 1 S: 5	H: 0 LOB: 0 BB: 0 P: 5	R: 1 E: 0 K: 1 S: 6	H: 2 LOB: 1 BB: 1 P: 10	R: 0 E: 0 K: 1 S: 5	H: 0 LOB: 1 BB: 1 P: 9	R: 0 E: 0 K: 1 S: 5	H: 0 LOB: 1 BB: 1 P: 9	R: 0 E: 0 K: 1 S: 5	H: 1 LOB: 2 BB: 1 P: 9	1B: 3 2B: 3 3B: 0 HR: 2	SF: 0 SAC: 0 DP: 0 HBP: 0	WP: 0 PB: 0 SB: 0 CS: 2	PA: 44
<b>PITCHER</b>	IP WLS BF H R ER SO BB IBB HBP BLK WP HR S P ERA WHIP																					
<b>Steve Barber, L</b> (1, 1) ERA: 2.3	2.2 L 16 4 6 6 2 4 0 0 0 0 0 2 16 32 20.25 3.000																					
<b>Jack Fisher, R</b> (3, 1) ERA: 5.08	6.1 28 4 1 1 6 7 1 0 0 0 0 0 32 64 1.42 1.737																					

Washington Senators @ Baltimore Orioles  
 Memorial Stadium, Baltimore, MD  
 Sat Jun 04 1960, 7:05 PM EDT  
 Att. 18,582 - Unknown

AB	32
R	7
H	8
RBI	7
BB	12
SO	8
LOB	14





Batter	1	2	3	4	5	6	7	8	9	AB	R	H	RBI	BB	SO	LOB
<b>Marv Breeding, R</b> (1, 4) <small>OBP: 0.335, SLG: 0.359</small> 	4-0 		0-3 		0-0 		0-0 			3	0	1	0	1	1	1
<b>Gene Woodling, L</b> (1, 7) <small>OBP: 0.459, SLG: 0.427</small> 	0-3 		0-0 		0-0 		0-0 			4	0	0	0	0	1	4
<b>Jackie Brandt, R</b> (1, 8) <small>OBP: 0.400, SLG: 0.467</small> 	0-0 		0-3 			0-0 		0-0 		4	0	1	0	0	1	1
<b>Walt Dropo, R</b> (1, 3) <small>OBP: 0.305, SLG: 0.346</small> <b>Jim Gentile, L</b> (8, PH) <small>OBP: 0.463, SLG: 0.537</small> (9, 3) 	0-0 			0-3 		0-0 		0-3 		3	0	0	0	0	1	1
<b>Brooks Robinson, R</b> (1, 5) <small>OBP: 0.284, SLG: 0.335</small> 		0-0 		0-0 		0-0 		0-0 		4	0	1	0	0	0	1
<b>Ron Hansen, R</b> (1, 6) <small>OBP: 0.367, SLG: 0.500</small> 		0-0 		0-0 		0-0 		0-0 		4	1	2	1	0	0	2
<b>Dave Nicholson, R</b> (1, 9) <small>OBP: 0.143, SLG: 0.053</small> 		0-0 		0-3 		0-3 			0-3 	4	0	0	0	0	3	2
<b>Clint Courtney, L</b> (1, 2) <small>OBP: 0.338, SLG: 0.266</small> <b>Valmy Thomas, R</b> (7, 2) <small>OBP: 0.133, SLG: 0.071</small> <b>Albie Pearson, L</b> (9, PH) <small>OBP: 0.361, SLG: 0.322</small> 		1-0 			0-0 		0-0 		0-0 	1	0	0	0	0	0	0
<b>Steve Barber, L</b> (1, 1) <small>OBP: 0.182, SLG: 0.053</small> <b>Jack Fisher, R</b> (3, 1) <small>OBP: 0.200, SLG: 0.222</small> <b>Bob Boyd, L</b> (9, PH) <small>OBP: 0.286, SLG: 0.333</small> 		0-3 			0-0 		0-3 		0-0 	1	0	0	0	0	1	2

Inning Stats	R: 0	H: 0	E: 0	K: 1	S: 5	R: 0	H: 1	E: 0	K: 1	S: 6	R: 0	H: 0	E: 0	K: 2	S: 7	R: 0	H: 1	E: 0	K: 2	S: 8	R: 0	H: 1	E: 0	K: 0	S: 4	R: 0	H: 0	E: 0	K: 0	S: 3	R: 1	H: 3	E: 0	K: 2	S: 10	R: 0	H: 1	E: 0	K: 1	S: 6	R: 0	H: 0	E: 0	K: 1	S: 5	R: 0	H: 0	E: 0	K: 1	S: 5	1B: 4	2B: 2	3B: 0	HR: 1	SF: 0	SAC: 0	DP: 0	HBP: 1	WP: 0	PB: 0	SB: 0	CS: 0	PA: 36
<b>PITCHER</b> <b>Chuck Stobbs, L</b> (1, 1) <small>ERA: 1.05</small> <b>Tex Clevenger, R</b> (8, 1) <small>ERA: 2.93</small>	IP	WLS	BF	H	R	ER	SO	BB	IBB	HBP	BLK	WP	HR	S	P	ERA	WHIP																																														
	7.0	W	29	6	1	1	8	1	0	1	0	0	0	43	48	1.29	1.000																																														
	2.0	S	7	1	0	0	2	0	0	0	0	0	0	11	11	0.00	0.500																																														

**BOTTOM**

**Washington Senators @ Baltimore Orioles**  
**Memorial Stadium, Baltimore, MD**  
 Sat Jun 04 1960, 7:05 PM EDT  
 Att. 18,582 - Unknown

[livebaseballscorecards.com](http://livebaseballscorecards.com)

<b>AB</b>	<b>34</b>
<b>R</b>	<b>1</b>
<b>H</b>	<b>7</b>
<b>RBI</b>	<b>1</b>
<b>BB</b>	<b>1</b>
<b>SO</b>	<b>10</b>
<b>LOB</b>	<b>16</b>



Batter	1	2	3	4	5	6	7	8	9	AB R H RBI BB SO LOB	TOP																										
Mary Breeding, R (1, 4) OBP: 0.337, SLG: 0.360	0-0 6-3		0-3 K		0-0 SH1-3 1B		0-3 K		0-0 E8 5-3 1B 1-H 2-H	5 0 2 0 0 2 0	<p><b>Baltimore Orioles @ Washington Senators</b> Griffith Stadium, Washington, DC</p> <p>Sun Jun 05 1960, 3:33 AM EDT Att: 10,703 - Unknown</p> <p>livebaseballscorecards.com</p>																										
Albie Pearson, L (1, 9) OBP: 0.360, SLG: 0.311 Walt Dropo, R (9, PH) OBP: 0.300, SLG: 0.340 Hoyt Wilhelm, R (9, 1)	0-0 F7		4-0 S BB		0-0 SH1-3 1-2		0-0 F8		0-0 5-3 2-3	2 0 0 0 1 0 0 1 0 0 0 0 0 1 0 0 0 0 0 0 0																											
Ron Hansen, R (1, 6) OBP: 0.363, SLG: 0.490	0-0 1B		0-0 F8		0-0 F8		0-0 F3		0-0 F9	5 0 1 0 0 0 3																											
Gene Woodling, L (1, 7) OBP: 0.449, SLG: 0.415 Jackie Brandt, R (8, 7) OBP: 0.400, SLG: 0.467	0-3 K		0-0 F7 1-2		0-0 4-3				0-0 3-1	4 0 0 0 0 1 3 0 0 0 0 0 0 0																											
Jim Gentile, L (1, 3) OBP: 0.472, SLG: 0.586									0-0 F8	4 2 3 1 0 0 0																											
Clint Courtney, L (1, 2) OBP: 0.321, SLG: 0.250									0-0 6-3	4 0 0 0 0 0 2																											
Brooks Robinson, R (1, 5) OBP: 0.294, SLG: 0.370									0-0 F4	4 2 3 2 0 0 0																											
Willie Tasby, R (1, 8) OBP: 0.317, SLG: 0.297									4-0 1B BB E BB	3 1 1 1 1 0 2																											
Jerry Walker, S (1, 1) OBP: 0.154, SLG: 0.154 Bob Boyd, L (6, PH) OBP: 0.273, SLG: 0.318 Hal Brown, R (6, 1) OBP: 0.316, SLG: 0.250 Al Pilarcik, L (9, PH) OBP: 0.316, SLG: 0.338									4-0 E BB	2 0 0 0 0 0 2 1 0 0 0 0 0 1 0 0 0 0 0 0 0 0 1 0 0 1 0 0																											
<b>Inning Stats</b>	R: 0 E: 0 K: 1 S: 6	H: 1 LOB: 1 BB: 0 P: 6	R: 0 E: 0 K: 0 S: 5	H: 2 LOB: 2 BB: 0 P: 5	R: 0 E: 0 K: 1 S: 5	H: 0 LOB: 1 BB: 1 P: 9	R: 2 E: 0 K: 0 S: 5	H: 2 LOB: 0 BB: 0 P: 5	R: 0 E: 0 K: 0 S: 4	H: 1 LOB: 1 BB: 0 P: 4		R: 2 E: 0 K: 0 S: 5	H: 3 LOB: 0 BB: 0 P: 5	R: 0 E: 0 K: 1 S: 5	H: 0 LOB: 0 BB: 0 P: 5	R: 0 E: 0 K: 0 S: 3	H: 0 LOB: 0 BB: 0 P: 3	R: 2 E: 1 K: 0 S: 4	H: 1 LOB: 1 BB: 2 P: 12	1B: 6 2B: 2 3B: 0 HR: 2	SF: 0 SAC: 1 DP: 1 HBP: 0	WP: 0 PB: 0 SB: 1 CS: 0	PA: 39														
<b>PITCHER</b>	IP WLS BF H R ER SO BB IBB HBP BLK WP HR S P ERA WHIP																																				
Pedro Ramos, R (1, 1) ERA: 2.8	3.1		16	5	2	2	2	1	0	0	0	0	2	19	23	5.40	1.800																				
Bill Fischer, R (4, 1) ERA: 3.75	3.2		14	4	2	2	1	0	0	0	0	0	0	16	16	4.91	1.091																				
Jack Kralick, L (8, 1) ERA: 5.06	1.0		3	0	0	0	0	0	0	0	0	0	0	3	3	0.00	0.000																				
Tex Clevenger, R (9, 1) ERA: 2.9	0.1	L	4	1	2	0	0	2	0	0	0	0	0	2	10	0.00	9.000																				
Hal Woodeshick, L (9, 1) ERA: 4.15	0.2		2	0	0	0	0	0	0	0	0	0	0	2	2	0.00	0.000																				

AB	35
R	6
H	10
RBI	4
BB	3
SO	3
LOB	14







Batter	1	2	3	4	5	6	7	8	9	AB R H RBI BB SO LOB	TOP									
<b>Billy Gardner, R</b> (1, 4) OBP: 0.375, SLG: 0.421	0-0 6-3		4-0 BB		0-0 F9		0-0 F9		0-0 1B	4 0 1 0 1 0 5	<b>Washington Senators @ Baltimore Orioles</b> <b>Memorial Stadium, Baltimore, MD</b> Mon Jun 06 1960, 7:05 PM EDT Att. 9,508 - Unknown									
<b>Faye Throneberry, L</b> (1, 8) OBP: 0.313, SLG: 0.339	0-3 K		0-0 1-3		0-0 FC4-6		0-0 1B		0-0 1-3	5 0 1 1 0 1 4										
<b>Bob Allison, R</b> (1, 9) OBP: 0.436, SLG: 0.528	0-0 1B			0-0 F9		0-0 F5	0-0 L5			4 0 1 0 0 0 3										
<b>Jim Lemon, R</b> (1, 7) OBP: 0.333, SLG: 0.500	0-0 F9			0-3 K		0-0 F6	0-0 P6			4 0 0 0 0 1 4										
<b>Bill Fischer, R</b> (7, 1) OBP: 0.222, SLG: 0.125	1-2									0 0 0 0 0 0 0										
<b>Harmon Killebrew, R</b> (1, 5) OBP: 0.376, SLG: 0.413		0-3 K		4-0 BB		4-0 BB		0-0 L4		2 0 0 0 2 1 0										
<b>Julio Becquer, L</b> (1, 3) OBP: 0.242, SLG: 0.330		0-0 1B		0-0 4-3		0-3 K		0-0 F7		4 0 1 0 0 1 2										
<b>Hal Naragon, L</b> (1, 2) OBP: 0.310, SLG: 0.130		0-0 F9			1-0 HBP		0-0 1B BB	0-0 F8		3 1 1 0 0 0 1										
<b>Jose Valdivielso, R</b> (1, 6) OBP: 0.293, SLG: 0.316			0-3 K		0-1 CI		4-0 1B BB		0-0 6-3	2 0 0 0 1 1 0										
<b>Jim Kaat, L</b> (1, 1) OBP: 0.143, SLG: 0.143			0-3 K		0-0 P1		0-0 1B		0-3 K	1 0 0 0 0 1 0										
<b>Jack Kralick, L</b> (4, 1) OBP: 1.000, SLG: 1.000										0 0 0 0 0 0 0										
<b>Dan Dobbek, L</b> (5, PH) OBP: 0.297, SLG: 0.310										1 0 0 0 0 0 2										
<b>Don Lee, R</b> (5, 1) OBP: 0.250, SLG: 0.100										0 0 0 0 0 0 0										
<b>Elmer Valo, L</b> (7, PH) OBP: 0.500, SLG: 0.273							1-2 2-3			2 0 1 0 0 1 0										
<b>Inning Stats</b>	R: 0 E: 0 K: 1 S: 6	H: 1 LOB: 1 BB: 0 P: 6	R: 0 E: 0 K: 1 S: 5	H: 1 LOB: 0 BB: 0 P: 5	R: 0 E: 0 K: 2 S: 7	H: 0 LOB: 1 BB: 1 P: 11	R: 0 E: 0 K: 1 S: 5	H: 0 LOB: 1 BB: 1 P: 9	R: 0 E: 0 K: 1 S: 5	H: 0 LOB: 2 BB: 0 P: 5	R: 1 E: 0 K: 0 S: 6	H: 3 LOB: 3 BB: 1 P: 10	R: 0 E: 0 K: 0 S: 3	H: 0 LOB: 0 BB: 0 P: 3	R: 0 E: 0 K: 1 S: 6	H: 1 LOB: 1 BB: 0 P: 6	1B: 6 2B: 0 3B: 0 HR: 0	SF: 0 SAC: 0 DP: 0 HBP: 1	WP: 0 PB: 0 SB: 1 CS: 1	PA: 38
<b>PITCHER</b> <b>Chuck Estrada, R</b> (1, 1) ERA: 2.83	IP: 9.0 WLS: W BF: 38 H: 6 R: 1 ER: 1 SO: 7 BB: 4 IBB: 0 HBP: 1 BLK: 0 WP: 0 HR: 0 S: 47 P: 64 ERA: 1.00 WHIP: 1.111											<b>PITCHER</b>	IP: 9.0 WLS: W BF: 38 H: 6 R: 1 ER: 1 SO: 7 BB: 4 IBB: 0 HBP: 1 BLK: 0 WP: 0 HR: 0 S: 47 P: 64 ERA: 1.00 WHIP: 1.111							

livebaseballscores.com

<b>AB</b>	32
<b>R</b>	1
<b>H</b>	6
<b>RBI</b>	1
<b>BB</b>	4
<b>SO</b>	7
<b>LOB</b>	21





Batter	1	2	3	4	5	6	7	8	9
<b>Marv Breeding, R</b> (1, 4) <small>OBP: 0.348, SLG: 0.369</small>	0-0 <b>E9</b> 1B 		0-0 <b>FC6-4</b> 1B 	4-0 <b>BB</b> <b>HBP</b> <b>BB</b> 		0-0 <b>S</b> 1B 		0-0 <b>S</b> 1B 	
<b>Gene Woodling, L</b> (1, 7) <small>OBP: 0.453, SLG: 0.416</small> <b>Albie Pearson, L</b> (4, PR) <small>OBP: 0.364, SLG: 0.306</small> (5, 7)	0-0 <b>1B</b> 1-2 <b>1B</b>		0-0 <b>FC6-4</b> <b>BB</b> 1-2f <b>2B</b>	1-0 <b>BB</b> 1-2 <b>HBP</b>		4-0 <b>S</b> 1-2 <b>BB</b>		0-0 <b>S</b> 1-2 	
<b>Ron Hansen, R</b> (1, 6) <small>OBP: 0.371, SLG: 0.490</small>	0-0 <b>G6-4-3</b> 1-2 <b>2-H</b> <b>1B</b>		4-0 <b>2B</b> <b>BB</b> 1-2 <b>BB</b>	4-0 <b>BB</b> 1-2 <b>2-3</b> <b>3-H</b> <b>BB</b>		0-0 <b>F8</b> 			
<b>Jim Gentile, L</b> (1, 3) <small>OBP: 0.473, SLG: 0.621</small>	0-3 <b>K</b> 		0-0 <b>1B</b> <b>2B</b> 1-H <b>2-H</b>	0-0 <b>F9</b> 		0-0 <b>HR</b>			
<b>Brooks Robinson, R</b> (1, 5) <small>OBP: 0.293, SLG: 0.367</small>	0-0 <b>G6-4-3</b> 1-2f 		0-0 <b>FC6-4</b> <b>1B</b> 2-H		0-0 <b>P6</b> 	0-0 <b>6-3</b>			
<b>Jackie Brandt, R</b> (1, 8) <small>OBP: 0.396, SLG: 0.475</small>		0-0 <b>3B</b>	0-0 <b>FC6-4</b> 1-2f 		0-0 <b>L9</b> 	0-0 <b>F8</b> 			
<b>Willie Tasby, R</b> (1, 9) <small>OBP: 0.314, SLG: 0.286</small>		0-0 <b>6-3</b>		4-0 <b>SH2-3</b> <b>S</b> <b>BB</b> <b>BB</b>	0-0 <b>6-3</b>	0-0 <b>1-3</b>			
<b>Clint Courtney, L</b> (1, 2) <small>OBP: 0.307, SLG: 0.236</small>		0-0 <b>F6</b> 		0-0 <b>P3</b> 1-2 		0-0 <b>3-1</b>		0-0 <b>4-3</b>	
<b>Chuck Estrada, R</b> (1, 1) <small>OBP: 0.176, SLG: 0.294</small>			0-0 <b>4-3</b>	0-0 <b>SH2-3</b> <b>2-3</b>		0-0 <b>G3</b> 		0-3 <b>K</b>	

AB	R	H	RBI	BB	SO	LOB
4	1	3	0	1	0	0
2	1	1	0	0	0	1
1	0	0	0	1	0	1
2	1	1	2	2	0	2
4	2	2	3	0	1	5
4	0	1	1	0	0	2
4	0	1	0	0	0	1
3	1	0	0	1	0	0
4	0	0	0	0	0	1
3	0	0	0	0	1	0

**BOTTOM**

**Washington Senators @ Baltimore Orioles**  
**Memorial Stadium, Baltimore, MD**  
 Mon Jun 06 1960, 7:05 PM EDT  
 Att. 9,508 - Unknown

livebaseballscorecards.com

<b>AB</b>	<b>31</b>
<b>R</b>	<b>6</b>
<b>H</b>	<b>9</b>
<b>RBI</b>	<b>6</b>
<b>BB</b>	<b>5</b>
<b>SO</b>	<b>2</b>
<b>LOB</b>	<b>13</b>



1B: 6	SF: 0	WP: 0	PA: 38
2B: 1	SAC: 1	PB: 0	
3B: 1	DP: 1	SB: 3	
HR: 1	HBP: 1	CS: 0	

Inning Stats														
R	H	E	K	S	R	H	E	K	S	R	H	E	K	S
1	2	1	7	0	0	1	0	3	6	0	3	0	0	10
2	1	0	7	0	0	0	0	3	5	0	0	0	0	3
3	3	0	6	0	3	1	0	6	3	0	1	0	10	16
4	0	0	3	0	0	0	0	3	0	0	0	0	3	3
5	0	0	3	0	0	0	0	3	0	0	0	0	3	3
6	1	2	4	0	1	1	0	4	1	0	0	0	8	8
7	1	1	4	0	1	1	0	4	1	0	0	0	4	4
8	0	1	6	0	0	1	1	6	0	0	0	0	6	6
9	0	0	6	0	0	0	0	6	0	0	0	0	6	6

PITCHER														
IP	WLS	BF	H	R	ER	SO	BB	IBB	HBP	BLK	WP	HR	S	P
3.2	L	21	6	5	4	1	4	0	1	0	0	0	18	35
0.1		1	0	0	0	0	0	0	0	0	0	0	1	1
2.0		8	1	0	0	0	1	0	0	0	0	0	7	11
2.0		8	2	1	1	1	0	0	0	0	0	1	10	10

PITCHER														
IP	WLS	BF	H	R	ER	SO	BB	IBB	HBP	BLK	WP	HR	S	P
3.2	L	21	6	5	4	1	4	0	1	0	0	0	18	35
0.1		1	0	0	0	0	0	0	0	0	0	0	1	1
2.0		8	1	0	0	0	1	0	0	0	0	0	7	11
2.0		8	2	1	1	1	0	0	0	0	0	1	10	10

ERA	WHIP
9.82	2.727
0.00	0.000
0.00	1.000
4.50	1.000

Batter	1	2	3	4	5	6	7	8	9	AB R H RBI BB SO LOB	TOP	
Eddie Yost, R OBP: 0.419, SLG: 0.336 (1, 5) X	0-0 4-3 1B		0-0 HR 2B	0-0 F6			0-0 F8			4 2 2 0 0 0 2		
Frank Bolling, R OBP: 0.274, SLG: 0.287 (1, 4) X	0-0 F7		0-3 K		0-0 5-3		0-0 1-3			4 0 0 0 0 1 3		
Charlie Maxwell, L OBP: 0.331, SLG: 0.486 (1, 7) X	0-0 4-3 1-2		0-0 HR 2-H		0-0 4-3			0-0 F7		4 1 1 2 0 0 1		
Al Kaline, R OBP: 0.343, SLG: 0.405 (1, 8) X	0-0 CS 2-H 1B		0-0 L8		0-0 L9			0-0 L9		4 0 1 1 0 0 0		
Steve Bilko, R OBP: 0.195, SLG: 0.341 (1, 3) X	0-0 L 1-2	0-0 HR	0-0 1-3			0-0 F9		0-0 F7		5 1 1 1 0 0 1		
Red Wilson, R OBP: 0.319, SLG: 0.286 (1, 2)		0-0 F4		0-0 S 1B		0-0 F9		0-0 6-3		4 1 1 0 0 0 0		
Rocky Colavito, R OBP: 0.321, SLG: 0.421 (1, 9)		0-0 2B		0-0 1-2 1B		0-0 L6		0-0 1B		4 0 2 0 0 0 1		
Chico Fernandez, R OBP: 0.355, SLG: 0.362 (1, 6)		0-3 K		0-0 F2			0-0 SH1-4 1B		0-0 1-3	4 0 1 0 0 1 2		
Don Mossi, L OBP: 0.190, SLG: 0.056 (1, 1)		0-0 F2		0-0 2-H 1B			0-0 SH1-4			2 0 1 1 0 0 1		
<b>Inning Stats</b>	R: 1 E: 0 K: 0 S: 4 H: 2 LOB: 0 BB: 0 P: 4	R: 1 E: 0 K: 1 S: 7 H: 2 LOB: 1 BB: 0 P: 7	R: 2 E: 0 K: 1 S: 7 H: 2 LOB: 0 BB: 0 P: 7	R: 1 E: 0 K: 0 S: 5 H: 2 LOB: 1 BB: 0 P: 5	R: 0 E: 0 K: 0 S: 3 H: 0 LOB: 0 BB: 0 P: 3	R: 0 E: 0 K: 0 S: 3 H: 0 LOB: 0 BB: 0 P: 3	R: 0 E: 0 K: 0 S: 4 H: 1 LOB: 1 BB: 0 P: 4	R: 0 E: 0 K: 0 S: 3 H: 0 LOB: 0 BB: 0 P: 3	R: 0 E: 0 K: 0 S: 3 H: 1 LOB: 0 BB: 0 P: 3	1B: 6 2B: 2 3B: 0 HR: 2 SF: 0 SAC: 1 DP: 0 HBP: 0	WP: 0 PB: 0 SB: 1 CS: 1 PA: 36	
<b>PITCHER</b>	IP WLS BF H R ER SO BB IBB HBP BLK WP HR S P ERA WHIP											
Hoyt Wilhelm, R ERA: 5.58 (1, 1)	3.0 L 16 7 5 5 2 0 0 0 0 0 2 19 19 15.00 2.333											
Arnie Portocarrero, R ERA: 3.72 (4, 1)	1.0 4 1 0 0 0 0 0 0 0 0 0 4 4 0.00 1.000											
Gordon Jones, R ERA: 6.04 (5, 1)	3.0 10 1 0 0 0 0 0 0 0 0 0 10 10 0.00 0.333											
Jerry Walker, R ERA: 3.43 (8, 1)	2.0 6 1 0 0 0 0 0 0 0 0 0 6 6 0.00 0.500											

Detroit Tigers @ Baltimore Orioles  
 Memorial Stadium, Baltimore, MD  
 Tue Jun 07 1960, 7:05 PM EDT  
 Att. 30,579 - Unknown

livebaseballscorecards.com

AB	35
R	5
H	10
RBI	5
BB	0
SO	2
LOB	11







Batter	1	2	3	4	5	6	7	8	9	AB R H RBI BB SO LOB	TOP	
Eddie Yost, R (1, 5) OBP: 0.421, SLG: 0.331	4-0 CS BB		x 0-0 F9			x 0-0 4-3			4-0 1B BB	2 1 0 0 2 0 1		
Frank Bolling, R (1, 4) OBP: 0.268, SLG: 0.280	0-3 K		x 0-0 F4			x 0-0 6-3			0-0 4-3	3 0 0 0 0 1 1		
Sandy Amoros, L (9, PH) OBP: 0.321, SLG: 0.333	1-2 K								1-2 2-3	1 0 0 0 0 0 2		
Casey Wise, S (9, 4) OBP: 0.184, SLG: 0.333										0 0 0 0 0 0 0		
Charlie Maxwell, L (1, 7) OBP: 0.328, SLG: 0.478	0-3 K		x 0-0 F9			x 0-0 4-3			0-0 1B	4 0 1 2 0 1 0		
Al Kaline, R (1, 8) OBP: 0.335, SLG: 0.395		x 0-0 L9		x 0-0 L6-3		x 0-0 L9			0-0 L7	4 0 0 0 0 0 1		
Steve Bilko, R (1, 3) OBP: 0.189, SLG: 0.329		x 0-0 F8			x 0-0 5-3			x 0-0 F9		3 0 0 0 0 0 0		
Red Wilson, R (1, 2) OBP: 0.307, SLG: 0.273		x 0-0 5-3			x 0-0 5-3			0-3 K		3 0 0 0 0 1 0		
Rocky Colavito, R (1, 9) OBP: 0.322, SLG: 0.419			x 0-0 F8 1-3 1B		x 0-0 F4			x 0-0 F8		3 0 1 0 0 0 0		
Chico Fernandez, R (1, 6) OBP: 0.354, SLG: 0.362			x 0-0 1-3 1-2		x 0-0 F8			x 0-0 4-3 SH1-4 1B		3 1 1 0 0 0 1		
Frank Lary, R (1, 1) OBP: 0.188, SLG: 0.138			x 0-0 F8 2-3		x 0-0 L8			x 0-0 SH1-4		2 0 0 0 0 0 1		
<b>Inning Stats</b>	R: 0 E: 0 K: 2 S: 6 H: 0 LOB: 0 BB: 1 P: 10	R: 0 E: 0 K: 0 S: 3 H: 0 LOB: 0 BB: 0 P: 3	R: 0 E: 0 K: 0 S: 4 H: 1 LOB: 1 BB: 0 P: 4	R: 0 E: 0 K: 0 S: 3 H: 0 LOB: 0 BB: 0 P: 3	R: 0 E: 0 K: 0 S: 3 H: 0 LOB: 0 BB: 0 P: 3	R: 0 E: 0 K: 0 S: 3 H: 0 LOB: 0 BB: 0 P: 3	R: 0 E: 0 K: 0 S: 3 H: 0 LOB: 0 BB: 0 P: 3	R: 0 E: 0 K: 0 S: 5 H: 0 LOB: 0 BB: 0 P: 5	R: 0 E: 0 K: 0 S: 5 H: 0 LOB: 0 BB: 0 P: 5	R: 2 E: 0 K: 0 S: 5 H: 2 LOB: 1 BB: 1 P: 9	1B: 3 2B: 1 3B: 0 HR: 0 SF: 0 SAC: 1 DP: 1 HBP: 0	WP: 0 PB: 0 SB: 0 CS: 1 PA: 31
<b>PITCHER</b> Jack Fisher, R (1, 1) ERA: 4.5	IP: 9.0 WLS: L BF: 31 H: 3 R: 2 ER: 2 SO: 3 BB: 2 IBB: 0 HBP: 0 BLK: 0 WP: 0 HR: 0 S: 35 P: 43 ERA: 2.00 WHIP: 0.556											<b>PITCHER</b> IP: WLS: BF: H: R: ER: SO: BB: IBB: HBP: BLK: WP: HR: S: P: ERA: WHIP

**Detroit Tigers @ Baltimore Orioles**  
**Memorial Stadium, Baltimore, MD**  
 Wed Jun 08 1960, 7:05 PM EDT  
 Att: 12,984 - Unknown

[livebaseballscorecards.com](http://livebaseballscorecards.com)

<b>AB</b>	28
<b>R</b>	2
<b>H</b>	3
<b>RBI</b>	2
<b>BB</b>	2
<b>SO</b>	3
<b>LOB</b>	7





Batter	1	2	3	4	5	6	7	8	9	AB R H RBI BB SO LOB
<b>Marv Breeding, R</b> <small>OBP: 0.345, SLG: 0.360</small> (1, 4)	0-0 		0-3 		0-3 			0-0 		4 0 0 0 0 2 1
<b>Jackie Brandt, R</b> <small>OBP: 0.390, SLG: 0.479</small> (1, 8)	4-0 		0-0 		0-0 			0-0 		3 0 0 0 1 0 1
<b>Gene Woodling, L</b> <small>OBP: 0.433, SLG: 0.393</small> (1, 7)	0-0 		0-0 			0-0 		0-0 		4 0 0 0 0 0 1
<b>Jim Gentile, L</b> <small>OBP: 0.468, SLG: 0.596</small> (1, 3)	0-0 			0-3 		0-0 		0-3 		4 0 1 0 0 2 0
<b>Clint Courtney, L</b> <small>OBP: 0.313, SLG: 0.250</small> (1, 2)	0-0 			0-0 		0-0 		0-0 		4 0 0 0 0 0 2
<b>Brooks Robinson, R</b> <small>OBP: 0.297, SLG: 0.364</small> (1, 5)		0-0 		4-0 			0-0 	0-0 		3 0 1 0 1 0 0
<b>Ron Hansen, R</b> <small>OBP: 0.363, SLG: 0.481</small> (1, 6)		0-0 		0-3 			0-0 			3 0 1 0 0 1 2
<b>Willie Tasby, R</b> <small>OBP: 0.293, SLG: 0.265</small> <b>Al Pilarcik, L</b> <small>OBP: 0.312, SLG: 0.333</small> (7, PH) (8, 9)		0-0 			0-0 		0-0 			2 0 0 0 0 0 1 1 0 0 0 0 0 1
<b>Jack Fisher, R</b> <small>OBP: 0.231, SLG: 0.182</small> (1, 1)		0-3 			4-0 		0-3 			2 0 0 0 1 2 2

Inning Stats	R: 0	H: 1	R: 0	H: 1	R: 0	H: 0	R: 0	H: 0	R: 0	H: 0	R: 0	H: 1	R: 0	H: 0	R: 0	H: 0	R: 0	H: 0	R: 0	H: 0	R: 0	H: 0	1B: 2	SF: 0	WP: 0	PA: 33	
	E: 0	LOB: 2	E: 0	LOB: 1	E: 0	LOB: 0	E: 0	LOB: 1	E: 0	LOB: 0	E: 0	LOB: 1	E: 0	LOB: 0	E: 0	LOB: 0	E: 0	LOB: 0	E: 0	LOB: 0	E: 0	LOB: 0	2B: 1	SAC: 0	PB: 0		
	K: 0	BB: 1	K: 1	BB: 0	K: 1	BB: 0	K: 2	BB: 1	K: 1	BB: 0	K: 0	BB: 0	K: 1	BB: 0	K: 0	BB: 0	K: 1	BB: 0	K: 1	BB: 0	K: 1	BB: 0	3B: 0	DP: 0	SB: 0		
	S: 4	P: 8	S: 6	P: 6	S: 5	P: 5	S: 7	P: 11	S: 5	P: 9	S: 3	P: 3	S: 6	P: 6	S: 3	P: 3	S: 3	P: 3	S: 5	P: 5	S: 5	P: 5	HR: 0	HBP: 0	CS: 0		
<b>PITCHER</b> <b>Frank Lary, R</b> <small>ERA: 2.5</small> (1, 1)	IP	WLS	BF	H	R	ER	SO	BB	IBB	HBP	BLK	WP	HR	S	P	ERA	WHIP										
	9.0	W	33	3	0	0	7	3	0	0	0	0	0	44	56	0.00	0.667										
											<b>PITCHER</b> IP WLS BF H R ER SO BB IBB HBP BLK WP HR S P ERA WHIP																


**DETROIT TIGERS @ BALTIMORE ORIOLES**  
**Memorial Stadium, Baltimore, MD**  
 Wed Jun 08 1960, 7:05 PM EDT  
 Att. 12,984 - Unknown

AB	30
R	0
H	3
RBI	0
BB	3
SO	7
LOB	11



WP: 0	PA: 33
PB: 0	SB: 0
CS: 0	

livebaseballscores.com

Batter	1	2	3	4	5	6	7	8	9	AB R H RBI BB SO LOB	TOP																
Eddie Yost, R OBP: 0.425, SLG: 0.342 (1, 5)	0-0 F2		0-0 1B		0-0 1B 2B		4-0 HR BB		0-3 K2-3	4 2 2 0 1 1 0																	
Frank Bolling, R OBP: 0.273, SLG: 0.302 (1, 4)	0-3 K		0-0 F8		4-0 BB		0-0 HR		0-0 F9	4 1 1 2 1 1 2																	
Charlie Maxwell, L OBP: 0.331, SLG: 0.466 (1, 7)	0-0 F4			4-0 1B BB	0-0 FC3-6 2B		0-0 F7		1-0 FC6-4 HBP	3 2 0 0 1 0 2																	
Al Kaline, R OBP: 0.337, SLG: 0.395 (1, 8)		0-0 L5-3		0-0 BB 1B	0-0 G1-4-3 1B		0-0 L1-3		0-0 FC6-4	5 1 2 1 0 0 1																	
Steve Bilko, R OBP: 0.213, SLG: 0.360 (1, 3)		0-0 L8		0-0 G1-4-3 BB	0-0 1B		0-0 1B			4 0 3 1 0 0 0																	
Red Wilson, R OBP: 0.316, SLG: 0.265 (1, 2)		0-0 F3		4-0 G1-4-3 BB		4-0 4-3 5-3 2B BB		0-0 F9		2 1 0 1 2 0 1																	
Rocky Colavito, R OBP: 0.320, SLG: 0.409 (1, 9)			4-0 1B BB	0-0 G1-4-3		0-0 5-3		0-3 K		3 0 0 0 1 1 3	AB 33 R 7 H 9 RBI 6 BB 6 SO 6 LOB 13																
Chico Fernandez, R OBP: 0.346, SLG: 0.352 (1, 6)			0-3 K	0-3 K		0-0 4-3		0-0 5-3		4 0 0 0 0 2 3																	
Paul Foytack, R OBP: 0.308, SLG: 0.333 Dave Sisler, R (6, 1)			0-3 K		0-0 F9		0-0 2B		0-0 6-3	3 0 1 1 0 1 1 1 0 0 0 0 0 0																	
<b>Inning Stats</b>	R: 0 E: 0 K: 1 S: 5	H: 0 LOB: 0 BB: 0 P: 5	R: 0 E: 0 K: 0 S: 3	H: 0 LOB: 0 BB: 0 P: 3	R: 0 E: 0 K: 2 S: 8	H: 1 LOB: 2 BB: 1 P: 12	R: 2 E: 0 K: 1 S: 6	H: 2 LOB: 1 BB: 2 P: 14	R: 2 E: 0 K: 0 S: 5	H: 3 LOB: 2 BB: 1 P: 9	R: 1 E: 0 K: 0 S: 3	H: 1 LOB: 1 BB: 1 P: 7	R: 2 E: 0 K: 0 S: 5	H: 2 LOB: 1 BB: 1 P: 9	R: 0 E: 0 K: 1 S: 5	H: 0 LOB: 0 BB: 0 P: 5	R: 0 E: 0 K: 1 S: 5	H: 0 LOB: 1 BB: 0 P: 6	1B: 5 2B: 3 3B: 0 HR: 1	SF: 0 SAC: 0 DP: 1 HBP: 1	WP: 0 PB: 0 SB: 0 CS: 0	PA: 40					
<b>PITCHER</b>	IP WLS BF H R ER SO BB IBB HBP BLK WP HR S P ERA WHIP																										
Milt Pappas, R ERA: 6.34 (1, 1)	6.0		27	7	5	5	4	5	0	0	0	0	0	30	50	7.50	2.000										
Arnie Portocarrero, R ERA: 4.19 (7, 1)	0.0	L	2	1	2	2	0	1	0	0	0	0	1	1	5	∞	∞										
Hoyt Wilhelm, R ERA: 5.26 (7, 1)	3.0		11	1	0	0	2	0	0	1	0	0	0	14	15	0.00	0.333										

**Detroit Tigers @ Baltimore Orioles**  
 Memorial Stadium, Baltimore, MD  
 Thu Jun 09 1960, 7:05 PM EDT  
 Unknown

[livebaseballscorecards.com](http://livebaseballscorecards.com)









BOTTOM

Detroit Tigers @ Baltimore Orioles  
Memorial Stadium, Baltimore, MD

Thu Jun 09 1960, 7:05 PM EDT  
Att. 17,489 - Unknown

livebaseballscorecards.com

AB	33
R	4
H	9
RBI	4
BB	6
SO	5
LOB	25



WP	1	PA	41
PB	0		
SB	0		
CS	0		

AB R H RBI BB SO LOB

4 1 1 0 1 1 5

4 1 2 1 0 1 0

5 0 2 1 0 0 3

3 0 1 1 0 1 1

2 0 1 1 0 0 1

4 0 0 0 1 0 4

4 0 1 0 0 0 3

2 0 0 0 1 0 2

2 0 0 0 2 1 3

0 1 0 0 0 0 0

2 0 1 0 0 0 0

1 0 0 0 0 1 3

0 0 0 0 0 0 0

0 1 0 0 1 0 0

1B: 9 SF: 1

2B: 1 SAC: 0

3B: 0 DP: 3

HR: 0 HBP: 1

1B: 9 SF: 1

2B: 1 SAC: 0

3B: 0 DP: 3

HR: 0 HBP: 1

1B: 9 SF: 1

2B: 1 SAC: 0

3B: 0 DP: 3

HR: 0 HBP: 1

1B: 9 SF: 1

2B: 1 SAC: 0

3B: 0 DP: 3

HR: 0 HBP: 1

1B: 9 SF: 1

2B: 1 SAC: 0

3B: 0 DP: 3

HR: 0 HBP: 1

1B: 9 SF: 1

2B: 1 SAC: 0

3B: 0 DP: 3

HR: 0 HBP: 1

1B: 9 SF: 1

2B: 1 SAC: 0

3B: 0 DP: 3

HR: 0 HBP: 1

1B: 9 SF: 1

2B: 1 SAC: 0

3B: 0 DP: 3

HR: 0 HBP: 1

1B: 9 SF: 1

2B: 1 SAC: 0

3B: 0 DP: 3

HR: 0 HBP: 1

1B: 9 SF: 1

2B: 1 SAC: 0

3B: 0 DP: 3

HR: 0 HBP: 1

1B: 9 SF: 1

2B: 1 SAC: 0

3B: 0 DP: 3

HR: 0 HBP: 1

1B: 9 SF: 1

2B: 1 SAC: 0

3B: 0 DP: 3

HR: 0 HBP: 1

1B: 9 SF: 1

2B: 1 SAC: 0

3B: 0 DP: 3

HR: 0 HBP: 1

1B: 9 SF: 1

2B: 1 SAC: 0

3B: 0 DP: 3

HR: 0 HBP: 1

1B: 9 SF: 1

2B: 1 SAC: 0

3B: 0 DP: 3

HR: 0 HBP: 1

1B: 9 SF: 1

2B: 1 SAC: 0

3B: 0 DP: 3

HR: 0 HBP: 1

1B: 9 SF: 1

2B: 1 SAC: 0

3B: 0 DP: 3

HR: 0 HBP: 1

1B: 9 SF: 1

2B: 1 SAC: 0

3B: 0 DP: 3

HR: 0 HBP: 1

1B: 9 SF: 1

2B: 1 SAC: 0

3B: 0 DP: 3

HR: 0 HBP: 1

1B: 9 SF: 1

2B: 1 SAC: 0

3B: 0 DP: 3

HR: 0 HBP: 1

1B: 9 SF: 1

2B: 1 SAC: 0

3B: 0 DP: 3

HR: 0 HBP: 1

1B: 9 SF: 1

2B: 1 SAC: 0

3B: 0 DP: 3

HR: 0 HBP: 1

1B: 9 SF: 1

2B: 1 SAC: 0

3B: 0 DP: 3

HR: 0 HBP: 1

1B: 9 SF: 1

2B: 1 SAC: 0

3B: 0 DP: 3

HR: 0 HBP: 1

1B: 9 SF: 1

2B: 1 SAC: 0

3B: 0 DP: 3

HR: 0 HBP: 1

1B: 9 SF: 1

2B: 1 SAC: 0

3B: 0 DP: 3

HR: 0 HBP: 1

1B: 9 SF: 1

2B: 1 SAC: 0

3B: 0 DP: 3

HR: 0 HBP: 1

1B: 9 SF: 1

2B: 1 SAC: 0

3B: 0 DP: 3

HR: 0 HBP: 1

1B: 9 SF: 1

2B: 1 SAC: 0

3B: 0 DP: 3

HR: 0 HBP: 1

1B: 9 SF: 1

2B: 1 SAC: 0

3B: 0 DP: 3

HR: 0 HBP: 1

1B: 9 SF: 1

2B: 1 SAC: 0

3B: 0 DP: 3

HR: 0 HBP: 1

1B: 9 SF: 1

2B: 1 SAC: 0

3B: 0 DP: 3

HR: 0 HBP: 1

1B: 9 SF: 1

2B: 1 SAC: 0

3B: 0 DP: 3

HR: 0 HBP: 1

1B: 9 SF: 1

2B: 1 SAC: 0

3B: 0 DP: 3

HR: 0 HBP: 1

1B: 9 SF: 1

2B: 1 SAC: 0

3B: 0 DP: 3

HR: 0 HBP: 1

1B: 9 SF: 1

2B: 1 SAC: 0

3B: 0 DP: 3

HR: 0 HBP: 1

1B: 9 SF: 1

2B: 1 SAC: 0

3B: 0 DP: 3

HR: 0 HBP: 1

1B: 9 SF: 1

2B: 1 SAC: 0

3B: 0 DP: 3

HR: 0 HBP: 1

1B: 9 SF: 1

2B: 1 SAC: 0

3B: 0 DP: 3

HR: 0 HBP: 1

1B: 9 SF: 1

2B: 1 SAC: 0

3B: 0 DP: 3

HR: 0 HBP: 1

1B: 9 SF: 1

2B: 1 SAC: 0

3B: 0 DP: 3

HR: 0 HBP: 1

1B: 9 SF: 1

2B: 1 SAC: 0

3B: 0 DP: 3

HR: 0 HBP: 1

1B: 9 SF: 1

2B: 1 SAC: 0

3B: 0 DP: 3

HR: 0 HBP: 1

1B: 9 SF: 1

2B: 1 SAC: 0

3B: 0 DP: 3

HR: 0 HBP: 1

1B: 9 SF: 1

2B: 1 SAC: 0

3B: 0 DP: 3

HR: 0 HBP: 1

1B: 9 SF: 1

2B: 1 SAC: 0

3B: 0 DP: 3

HR: 0 HBP: 1

1B: 9 SF: 1

2B: 1 SAC: 0

3B: 0 DP: 3

HR: 0 HBP: 1

1B: 9 SF: 1

2B: 1 SAC: 0

3B: 0 DP: 3

HR: 0 HBP: 1

1B: 9 SF: 1

2B: 1 SAC: 0

3B: 0 DP: 3

HR: 0 HBP: 1

1B: 9 SF: 1

2B: 1 SAC: 0

3B: 0 DP: 3

HR: 0 HBP: 1

1B: 9 SF: 1

2B: 1 SAC: 0

3B: 0 DP: 3

HR: 0 HBP: 1

1B: 9 SF: 1

2B: 1 SAC: 0

3B: 0 DP: 3

HR: 0 HBP: 1

1B: 9 SF: 1

2B: 1 SAC: 0

3B: 0 DP: 3

HR: 0 HBP: 1

1B: 9 SF: 1

2B: 1 SAC: 0

3B: 0 DP: 3

HR: 0 HBP: 1

1B: 9 SF: 1

2B: 1 SAC: 0

3B: 0 DP: 3

HR: 0 HBP: 1

1B: 9 SF: 1

2B: 1 SAC: 0

3B: 0 DP: 3

HR: 0 HBP: 1

1B: 9 SF: 1

2B: 1 SAC: 0

3B: 0 DP: 3

HR: 0 HBP: 1

1B: 9 SF: 1

2B: 1 SAC: 0

3B: 0 DP: 3

HR: 0 HBP: 1

1B: 9 SF: 1

2B: 1 SAC: 0

3B: 0 DP: 3

HR: 0 HBP: 1

1B: 9 SF: 1

2B: 1 SAC: 0

3B: 0 DP: 3

HR: 0 HBP: 1

1B: 9 SF: 1

2B: 1 SAC: 0

3B: 0 DP: 3

HR: 0 HBP: 1

1B: 9 SF: 1

2B: 1 SAC: 0

3B: 0 DP: 3

Batter	1	2	3	4	5	6	7	8	9	AB R H RBI BB SO LOB	TOP
<b>Bill Tuttle, R</b> (1, 8) <small>OBP: 0.332, SLG: 0.331</small>	4-0 	0-3 <b>K</b>		4-0 		4-0 		4-0 		1 0 0 0 4 1 1	
<b>Jerry Lumpe, L</b> (1, 4) <small>OBP: 0.327, SLG: 0.337</small>	4-0 	0-0 <b>4-3</b>		4-0 		0-0 		0-0 		2 1 1 0 2 0 1	
<b>Hank Bauer, R</b> (1, 9) <small>OBP: 0.303, SLG: 0.330</small> <b>Bob Johnson, R</b> (8, 5) <small>OBP: 0.333, SLG: 0.059</small>	4-0 		0-0 	0-0 		0-0 		4-0 		3 2 1 0 2 0 4 0 0 0 0 0 0 0	
<b>Norm Siebern, L</b> (1, 3) <small>OBP: 0.358, SLG: 0.460</small>	0-0 		0-0 		0-0 		0-0 	0-0 		4 0 2 1 0 0 4	
<b>Dick Williams, R</b> (1, 5) <small>OBP: 0.326, SLG: 0.344</small> <b>Mary Throneberry, L</b> (8, PH) <small>OBP: 0.352, SLG: 0.540</small>	0-0 		0-0 		4-0 		0-0 	0-3 <b>K</b>		2 0 1 3 1 0 1 1 0 0 0 0 1 2	
<b>Whitey Herzog, L</b> (1, 7) <small>OBP: 0.449, SLG: 0.515</small>	0-3 <b>K</b>		0-0 		0-3 <b>K</b>		0-0 	0-0 		5 0 1 0 0 2 4	
<b>Pete Daley, R</b> (1, 2) <small>OBP: 0.280, SLG: 0.375</small>	0-0 <b>5-3</b>		0-0 <b>5-3</b>		0-0 <b>6-3</b>		4-0 	0-0 		4 0 0 0 1 0 6	
<b>Ken Hamlin, R</b> (1, 6) <small>OBP: 0.304, SLG: 0.274</small> <b>Danny Kravitz, L</b> (9, PH) <small>OBP: 0.261, SLG: 0.429</small>		0-0 		0-0 		0-3 <b>K</b>		0-0 		4 0 1 0 0 2 4 1 0 1 0 0 0 0	
<b>Dick Hall, R</b> (1, 1) <small>OBP: 0.125, SLG: 0.045</small> <b>Harry Chiti, R</b> (8, PH) <small>OBP: 0.321, SLG: 0.366</small> <b>Marty Kutyna, R</b> (8, 1) <small>OBP: 0.333, SLG: 0.333</small> <b>Russ Snyder, L</b> (9, PH) <small>OBP: 0.297, SLG: 0.394</small>		0-0 		0-0 		0-0 <b>6-3</b>		0-0 	0-0 	2 0 0 0 0 0 0 1 1 1 0 0 0 0 0 0 0 0 0 0 0 1 0 0 0 0 0 1	
<b>Inning Stats</b>	R: 2 H: 1 E: 0 LOB: 2 K: 1 BB: 3 S: 6 P: 18	R: 0 H: 1 E: 0 LOB: 1 K: 1 BB: 0 P: 6	R: 1 H: 2 E: 0 LOB: 1 K: 0 BB: 0 P: 5	R: 0 H: 0 E: 0 LOB: 2 K: 0 BB: 2 P: 11	R: 0 H: 1 E: 0 LOB: 2 K: 2 BB: 1 P: 12	R: 0 H: 1 E: 0 LOB: 1 K: 0 BB: 1 P: 7	R: 0 H: 1 E: 1 LOB: 2 K: 1 BB: 1 P: 10	R: 1 H: 1 E: 0 LOB: 2 K: 1 BB: 2 P: 14	R: 0 H: 1 E: 1 LOB: 1 K: 0 BB: 0 P: 4	1B: 7 SF: 2 2B: 2 SAC: 2 3B: 0 DP: 3 HR: 0 HBP: 0	WP: 1 PA: 45 PB: 0 SB: 0 CS: 0
<b>Steve Barber, L</b> (1, 1) <small>ERA: 2.55</small> <b>Hal Brown, R</b> (8, 1) <small>ERA: 3.49</small>	IP WLS BF H R ER SO BB IBB HBP BLK WP HR S P ERA WHIP	7.1 0 39 8 4 4 5 9 1 0 0 1 0 39 79 4.91 2.318	1.2 W 6 1 0 0 1 0 0 0 0 0 0 0 8 8 0.00 0.600								

**Kansas City Athletics @ Baltimore Orioles**  
 Memorial Stadium, Baltimore, MD  
 Fri Jun 10 1960, 7:05 PM EDT  
 Att: 18,841 - Unknown

<b>AB</b>	<b>31</b>
<b>R</b>	<b>4</b>
<b>H</b>	<b>9</b>
<b>RBI</b>	<b>4</b>
<b>BB</b>	<b>10</b>
<b>SO</b>	<b>6</b>
<b>LOB</b>	<b>28</b>





Batter	1	2	3	4	5	6	7	8	9
<b>Marv Breeding, R</b> (1, 4) <small>OBP: 0.344, SLG: 0.355</small>	0-0  1B	0-0 B2  1B		0-0  1B			0-3 K  1B	0-0 F4  1B	
<b>Albie Pearson, L</b> (1, 9) <small>OBP: 0.348, SLG: 0.297</small>	0-0  1-3 1B	0-0 F9  1B		0-0 L8  1-2 1B			0-0 F5  1B		
<b>Gene Woodling, L</b> (1, 7) <b>Al Pilarcik, L</b> (8, 9) <small>OBP: 0.439, SLG: 0.414</small> <small>OBP: 0.308, SLG: 0.329</small>	0-0 P6  1B		0-0  2B		0-0 G3  1B		0-0  1B 2B		
<b>Jim Gentile, L</b> (1, 3) <small>OBP: 0.463, SLG: 0.575</small>	0-0 SF7  3-H 1B		0-3 K  2B		0-3 K  1B		4-0  1B IBB		
<b>Ron Hansen, R</b> (1, 6) <small>OBP: 0.379, SLG: 0.494</small>	0-0  1-H 1B		0-0  SF9 2-3 2B		4-0  BB		0-0  E1 1-H 2-H 1B		
<b>Jackie Brandt, R</b> (1, 8) <small>OBP: 0.384, SLG: 0.481</small>	0-0 F7  1B		0-0 SF9  2-3 3-H 1B		0-0 F7  1B		0-0  1B 3B		
<b>Brooks Robinson, R</b> (1, 5) <small>OBP: 0.298, SLG: 0.357</small>		0-0  1B 1B	0-0 G3  1B		0-0  CS 1B		0-0  SH1-3 1B	3-H 1B	
<b>Gus Triandos, R</b> (1, 2) <small>OBP: 0.240, SLG: 0.182</small>		0-0 F9  1B		0-0 5-3  1B		0-0 F7  1B		0-0 F3  1B	
<b>Steve Barber, L</b> (1, 1) <b>Hal Brown, R</b> (8, 1) <small>OBP: 0.200, SLG: 0.091</small> <small>OBP: 0.333, SLG: 0.278</small>		0-0  1-2 1B		0-0 B3  1B		0-0 F2  1-2 1B		0-0 SH1-3  1-2 1B	

AB	R	H	RBI	BB	SO	LOB
5	1	2	0	0	1	3
4	1	1	0	0	0	3
4	2	2	0	0	0	2
0	0	0	0	0	0	0
2	0	0	1	1	2	1
3	0	3	2	1	0	0
3	1	1	1	0	0	2
4	0	3	1	0	0	1
4	0	0	0	0	0	3
3	0	1	0	0	0	1
0	0	0	0	0	0	0

WP	HR	S	P	ERA	WHIP
0	0	36	44	5.14	1.714
0	0	5	5	9.00	2.000

Inning Stats		R: 2	H: 3	E: 0	K: 0	S: 6	LOB: 1	BB: 0	P: 6
Inning Stats		R: 0	H: 2	E: 0	K: 0	S: 5	LOB: 2	BB: 0	P: 5
Inning Stats		R: 1	H: 2	E: 0	K: 1	S: 7	LOB: 1	BB: 0	P: 7
Inning Stats		R: 0	H: 1	E: 0	K: 0	S: 4	LOB: 1	BB: 0	P: 4
Inning Stats		R: 0	H: 0	E: 0	K: 1	S: 5	LOB: 1	BB: 1	P: 9
Inning Stats		R: 0	H: 1	E: 0	K: 0	S: 3	LOB: 0	BB: 0	P: 3
Inning Stats		R: 1	H: 2	E: 1	K: 1	S: 6	LOB: 2	BB: 1	P: 10
Inning Stats		R: 1	H: 2	E: 0	K: 0	S: 5	LOB: 1	BB: 0	P: 5

PITCHER	IP	WLS	BF	H	R	ER	SO	BB	IBB	HBP	BLK	WP	HR	S	P	ERA	WHIP
<b>Dick Hall, R</b> (1, 1) <small>ERA: 2.18</small>	7.0		32	11	4	4	3	1	1	0	0	0	0	36	44	5.14	1.714
<b>Marty Kutyna, R</b> (8, 1) <small>ERA: 2.31</small>	1.0	L	5	2	1	1	0	0	0	0	0	0	0	5	5	9.00	2.000

**Kansas City Athletics @ Baltimore Orioles**  
 Memorial Stadium, Baltimore, MD  
 Fri Jun 10 1960, 7:05 PM EDT  
 Att. 18,841 - Unknown

**AB 32**  
**R 5**  
**H 13**  
**RBI 5**  
**BB 2**  
**SO 3**  
**LOB 16**




WP	HR	S	P	ERA	WHIP
0	0	36	44	5.14	1.714
0	0	5	5	9.00	2.000

Batter	1	2	3	4	5	6	7	8	9	10	AB R H RBI BB SO LOB	TOP														
Bill Tuttle, R (1, 8) OBP: 0.333, SLG: 0.339	0-0 1B 1B		0-3 K	0-0 FC4-6			0-0 F8		0-0 FC 2B		5 2 2 0 0 1 2	<b>Kansas City Athletics @ Baltimore Orioles</b> Memorial Stadium, Baltimore, MD Sat Jun 11 1960, 7:05 PM EDT Att. 16,731 - Unknown														
Jerry Lumpe, L (1, 4) OBP: 0.333, SLG: 0.350	0-0 1-3 1-2		0-0 3B				0-0 FC3-6 1B		0-0 4-3 2-3		4 0 2 0 1 0 2															
Whitey Herzog, L (1, 9) OBP: 0.431, SLG: 0.490	0-0 F7		0-3 K				0-0 FC3-6 BB		0-0 FC		5 0 0 1 0 1 4															
Norm Siebern, L (1, 7) OBP: 0.369, SLG: 0.482	0-0 2-H 1B			0-0 HR			4-0 1-2 BB		0-3 K		3 1 2 2 2 1 1															
Marv Throneberry, L (1, 3) OBP: 0.329, SLG: 0.500	0-0 4-3		0-3 K				0-0 F6		0-0 G3		5 0 0 0 0 2 6															
Danny Kravitz, L (1, 2) OBP: 0.286, SLG: 0.520		0-0 F6		0-0 HR				4-0 BB		0-0 F9			4 1 1 1 1 0 2													
Dick Williams, R (1, 5) OBP: 0.329, SLG: 0.370		0-0 5-3		0-0 FC1-5 1B			0-0 F4		0-0 F2		5 1 2 1 0 0 1															
Ken Hamlin, R (1, 6) OBP: 0.305, SLG: 0.275		0-0 4-3		0-0 FC1-5 1B			0-0 F9		0-0 F7		3 0 1 0 0 0 0															
Russ Snyder, L (8, PH) OBP: 0.293, SLG: 0.388				0-0 FC1-5 1B			0-3 K		0-0 F3		1 0 0 0 0 0 1															
Bob Johnson, R (8, 6) OBP: 0.320, SLG: 0.056				1-2 2-3							1 0 0 0 0 0 0															
Ray Herbert, R (1, 1) OBP: 0.308, SLG: 0.182			0-0 F5						0-3 K		3 0 0 0 0 1 2															
Hank Bauer, R (8, PH) OBP: 0.300, SLG: 0.327				1-2 2-3							1 0 0 0 0 0 1															
Marty Kutyna, R (8, 1) OBP: 0.333, SLG: 0.333											0 0 0 0 0 0 0															
Leo Kiely, L (9, 1)											1 0 0 0 0 1 0															
Bob Giggie, R (10, 1)											0 0 0 0 0 0 0															
<b>Inning Stats</b>	R: 1 E: 0 K: 0 S: 5	H: 2 LOB: 1 BB: 0 P: 5	R: 0 E: 0 K: 0 S: 3	H: 0 LOB: 0 BB: 0 P: 3	R: 0 E: 0 K: 2 S: 8	H: 1 LOB: 1 BB: 0 P: 8	R: 2 E: 0 K: 1 S: 9	H: 4 LOB: 2 BB: 0 P: 9	R: 0 E: 0 K: 1 S: 5	H: 0 LOB: 0 BB: 2 P: 13	R: 0 E: 0 K: 1 S: 5	H: 0 LOB: 0 BB: 1 P: 5	R: 0 E: 0 K: 0 S: 4	H: 1 LOB: 2 BB: 1 P: 8	R: 0 E: 0 K: 0 S: 3	H: 0 LOB: 1 BB: 1 P: 7	R: 1 E: 0 K: 1 S: 7	H: 1 LOB: 1 BB: 0 P: 7	R: 1 E: 0 K: 1 S: 6	H: 1 LOB: 0 BB: 0 P: 6	R: 1 E: 0 K: 1 S: 6	H: 1 LOB: 0 BB: 0 P: 6	1B: 5 2B: 1 3B: 1 HR: 3	SF: 0 SAC: 0 DP: 0 HBP: 0	WP: 0 PB: 0 SB: 0 CS: 0	PA: 45
<b>PITCHER</b>	IP WLS BF H R ER SO BB IBB HBP BLK WP HR S P ERA WHIP												IP WLS BF H R ER SO BB IBB HBP BLK WP HR S P ERA WHIP													
Jerry Walker, R (1, 1) ERA: 3.74	4.0	W	20	7	3	3	3	1	0	0	0	0	2	25	29	6.75	2.000									
Jack Fisher, R (5, 1) ERA: 4.33	6.0	W	25	3	2	2	4	3	0	0	0	0	1	30	42	3.00	1.000									

livebaseballscorecards.com

AB 41  
R 5  
H 10  
RBI 5  
BB 4  
SO 7  
LOB 22





BOTTOM

Kansas City Athletics @ Baltimore Orioles  
Memorial Stadium, Baltimore, MD

Sat Jun 11 1960, 7:05 PM EDT  
Att: 16,731 - Unknown

livebaseballscorecards.com

AB	39
R	6
H	13
RBI	4
BB	3
SO	4
LOB	19



WP:	1	PA:	43
PB:	0		
SB:	1		
CS:	0		

AB R H RBI BB SO LOB

5 0 1 0 0 0 4

5 1 1 0 0 0 2

2 1 0 0 2 1 1

4 1 3 1 1 0 0

0 1 0 0 0 0 0

5 1 1 1 0 0 7

2 1 0 0 0 0 3

3 0 1 0 0 0 0

5 0 2 1 0 1 1

4 0 2 1 0 0 0

2 0 1 0 0 1 1

2 0 1 0 0 1 0

1B: 11 SF: 0

2B: 1 SAC: 1

3B: 1 DP: 1

HR: 0 HBP: 0

1B: 11 SF: 0

2B: 1 SAC: 1

3B: 1 DP: 1

HR: 0 HBP: 0

1B: 11 SF: 0

2B: 1 SAC: 1

3B: 1 DP: 1

HR: 0 HBP: 0

1B: 11 SF: 0

2B: 1 SAC: 1

3B: 1 DP: 1

HR: 0 HBP: 0

1B: 11 SF: 0

2B: 1 SAC: 1

3B: 1 DP: 1

HR: 0 HBP: 0

1B: 11 SF: 0

2B: 1 SAC: 1

3B: 1 DP: 1

HR: 0 HBP: 0

1B: 11 SF: 0

2B: 1 SAC: 1

3B: 1 DP: 1

HR: 0 HBP: 0

1B: 11 SF: 0

2B: 1 SAC: 1

3B: 1 DP: 1

HR: 0 HBP: 0

1B: 11 SF: 0

2B: 1 SAC: 1

3B: 1 DP: 1

HR: 0 HBP: 0

1B: 11 SF: 0

2B: 1 SAC: 1

3B: 1 DP: 1

HR: 0 HBP: 0

1B: 11 SF: 0

2B: 1 SAC: 1

3B: 1 DP: 1

HR: 0 HBP: 0

1B: 11 SF: 0

2B: 1 SAC: 1

3B: 1 DP: 1

HR: 0 HBP: 0

1B: 11 SF: 0

2B: 1 SAC: 1

3B: 1 DP: 1

HR: 0 HBP: 0

1B: 11 SF: 0

2B: 1 SAC: 1

3B: 1 DP: 1

HR: 0 HBP: 0

1B: 11 SF: 0

2B: 1 SAC: 1

3B: 1 DP: 1

HR: 0 HBP: 0

1B: 11 SF: 0

2B: 1 SAC: 1

3B: 1 DP: 1

HR: 0 HBP: 0

1B: 11 SF: 0

2B: 1 SAC: 1

3B: 1 DP: 1

HR: 0 HBP: 0

1B: 11 SF: 0

2B: 1 SAC: 1

3B: 1 DP: 1

HR: 0 HBP: 0

1B: 11 SF: 0

2B: 1 SAC: 1

3B: 1 DP: 1

HR: 0 HBP: 0

1B: 11 SF: 0

2B: 1 SAC: 1

3B: 1 DP: 1

HR: 0 HBP: 0

1B: 11 SF: 0

2B: 1 SAC: 1

3B: 1 DP: 1

HR: 0 HBP: 0

1B: 11 SF: 0

2B: 1 SAC: 1

3B: 1 DP: 1

HR: 0 HBP: 0

1B: 11 SF: 0

2B: 1 SAC: 1

3B: 1 DP: 1

HR: 0 HBP: 0

1B: 11 SF: 0

2B: 1 SAC: 1

3B: 1 DP: 1

HR: 0 HBP: 0

1B: 11 SF: 0

2B: 1 SAC: 1

3B: 1 DP: 1

HR: 0 HBP: 0

1B: 11 SF: 0

2B: 1 SAC: 1

3B: 1 DP: 1

HR: 0 HBP: 0

1B: 11 SF: 0

2B: 1 SAC: 1

3B: 1 DP: 1

HR: 0 HBP: 0

1B: 11 SF: 0

2B: 1 SAC: 1

3B: 1 DP: 1

HR: 0 HBP: 0

1B: 11 SF: 0

2B: 1 SAC: 1

3B: 1 DP: 1

HR: 0 HBP: 0

1B: 11 SF: 0

2B: 1 SAC: 1

3B: 1 DP: 1

HR: 0 HBP: 0

1B: 11 SF: 0

2B: 1 SAC: 1

3B: 1 DP: 1

HR: 0 HBP: 0

1B: 11 SF: 0

2B: 1 SAC: 1

3B: 1 DP: 1

HR: 0 HBP: 0

1B: 11 SF: 0

2B: 1 SAC: 1

3B: 1 DP: 1

HR: 0 HBP: 0

1B: 11 SF: 0

2B: 1 SAC: 1

3B: 1 DP: 1

HR: 0 HBP: 0

1B: 11 SF: 0

2B: 1 SAC: 1

3B: 1 DP: 1

HR: 0 HBP: 0

1B: 11 SF: 0

2B: 1 SAC: 1

3B: 1 DP: 1

HR: 0 HBP: 0

1B: 11 SF: 0

2B: 1 SAC: 1

3B: 1 DP: 1

HR: 0 HBP: 0

1B: 11 SF: 0

2B: 1 SAC: 1

3B: 1 DP: 1

HR: 0 HBP: 0

1B: 11 SF: 0

2B: 1 SAC: 1

3B: 1 DP: 1

HR: 0 HBP: 0

1B: 11 SF: 0

2B: 1 SAC: 1

3B: 1 DP: 1

HR: 0 HBP: 0

1B: 11 SF: 0

2B: 1 SAC: 1

3B: 1 DP: 1

HR: 0 HBP: 0

1B: 11 SF: 0

2B: 1 SAC: 1

3B: 1 DP: 1

HR: 0 HBP: 0

1B: 11 SF: 0

2B: 1 SAC: 1

3B: 1 DP: 1

HR: 0 HBP: 0

1B: 11 SF: 0

2B: 1 SAC: 1

3B: 1 DP: 1

HR: 0 HBP: 0

1B: 11 SF: 0

2B: 1 SAC: 1

3B: 1 DP: 1

HR: 0 HBP: 0

1B: 11 SF: 0

2B: 1 SAC: 1

3B: 1 DP: 1

HR: 0 HBP: 0

1B: 11 SF: 0

2B: 1 SAC: 1

3B: 1 DP: 1

HR: 0 HBP: 0

1B: 11 SF: 0

2B: 1 SAC: 1

3B: 1 DP: 1

HR: 0 HBP: 0

1B: 11 SF: 0

2B: 1 SAC: 1

3B: 1 DP: 1

HR: 0 HBP: 0

1B: 11 SF: 0

2B: 1 SAC: 1

3B: 1 DP: 1

HR: 0 HBP: 0

1B: 11 SF: 0

2B: 1 SAC: 1

3B: 1 DP: 1

HR: 0 HBP: 0

1B: 11 SF: 0

2B: 1 SAC: 1

3B: 1 DP: 1

HR: 0 HBP: 0

1B: 11 SF: 0

2B: 1 SAC: 1

3B: 1 DP: 1

HR: 0 HBP: 0

1B: 11 SF: 0

2B: 1 SAC: 1

3B: 1 DP: 1

HR: 0 HBP: 0

1B: 11 SF: 0

2B: 1 SAC: 1

3B: 1 DP: 1

HR: 0 HBP: 0

1B: 11 SF: 0

2B: 1 SAC: 1

3B: 1 DP: 1

HR: 0 HBP: 0

1B: 11 SF: 0

2B: 1 SAC: 1

3B: 1 DP: 1

HR: 0 HBP: 0

1B: 11 SF: 0

2B: 1 SAC: 1

3B: 1 DP: 1

HR: 0 HBP: 0

1B: 11 SF: 0

2B: 1 SAC: 1

3B: 1 DP: 1

HR: 0 HBP: 0

1B: 11 SF: 0

2B: 1 SAC: 1

3B: 1 DP: 1

HR: 0 HBP: 0

1B: 11 SF: 0

2B: 1 SAC: 1

3B: 1 DP: 1

HR: 0 HBP: 0

1B: 11 SF: 0

2B: 1 SAC: 1


3B: 1 DP: 1

HR: 0 HBP: 0

Batter	1	2	3	4	5	6	7	8	9	AB R H RBI BB SO LOB	TOP	
Bill Tuttle, R OBP: 0.340, SLG: 0.339 (1, 8) X	0-0 BB 1B BB 1B	0-0 F8		4-0 FC4-6 BB			H 1-0 1B 1B HBP		X 0-0 F9	3 2 1 0 1 0 0		
Jerry Lumpe, L OBP: 0.332, SLG: 0.348 Ken Hamlin, R OBP: 0.309, SLG: 0.280 (1, 4) X (8, 6)	0-0 L8	0-0 L4		0-0 FC4-6 1-2f			X 0-0 1B G3-6-3 1B		X 0-0 FC4-6 1B	4 1 1 0 0 0 2 1 0 1 0 0 0 0		
Russ Snyder, L OBP: 0.313, SLG: 0.403 (1, 9) X	0-0 BB 1B BB 1B		X 0-0 S 2B 1B		0-3 K		X 0-0 G3-6-3 1B		X 0-0 FC4-6 1-2f	5 2 3 1 0 1 2		
Norm Siebern, L OBP: 0.372, SLG: 0.479 (1, 3) B B B	4-0 1B BB 1-2 2-3 BB		X 0-0 F7		0-0 G3-6-1 1B		X 0-0 G3-6-3 1-2f 3-H			3 0 1 0 1 0 2		
Whitey Herzog, L OBP: 0.425, SLG: 0.476 (1, 7) B B B	4-0 1B BB 1-2 2-3 3-H BB		X 0-0 L4		0-0 G3-6-1 1-2f		X 0-0 F8			3 0 0 1 1 0 2		
Dick Williams, R OBP: 0.333, SLG: 0.369 (1, 5) X	0-0 1-2 2-3 3-H 1B		B B B 4-0 2B BB		X 0-0 4-3		X 0-0 F8		X 0-0 F8	3 1 1 1 1 0 0		
Harry Chiti, R OBP: 0.319, SLG: 0.370 (1, 2) S S S	0-3 K		X 0-0 1-H 2-H 2B				X 0-0 F4		X 0-0 1-3	4 0 1 2 0 1 3		
Bob Johnson, R OBP: 0.276, SLG: 0.045 (1, 6) X (8, 4)	0-0 F8		X 0-0 5-3				X 0-0 5-3		X 0-0 F7	4 0 0 0 0 0 4		
Bud Daley, L OBP: 0.273, SLG: 0.148 (1, 1) X		X 0-0 F6		X 0-0 1-3			X 0-0 6-3		S O S 0-3 K	4 0 0 0 0 1 0		
<b>Inning Stats</b>	R: 2 H: 3 E: 0 LOB: 3 K: 1 BB: 2 S: 8 P: 16	R: 0 H: 0 E: 0 LOB: 0 K: 0 BB: 0 S: 3 P: 3	R: 2 H: 2 E: 0 LOB: 1 K: 0 BB: 1 S: 5 P: 9	R: 0 H: 0 E: 0 LOB: 1 K: 1 BB: 1 S: 5 P: 9	R: 0 H: 1 E: 0 LOB: 0 K: 0 BB: 0 S: 3 P: 3	R: 0 H: 0 E: 0 LOB: 0 K: 0 BB: 0 S: 3 P: 3	R: 2 H: 2 E: 0 LOB: 0 K: 0 BB: 0 S: 4 P: 5	R: 0 H: 0 E: 0 LOB: 0 K: 0 BB: 0 S: 3 P: 3	R: 0 H: 1 E: 0 LOB: 1 K: 1 BB: 0 S: 6 P: 6	1B: 8 SF: 0 2B: 1 SAC: 0 3B: 0 DP: 2 HR: 0 HBP: 1	WP: 0 PA: 39 PB: 0 SB: 1 CS: 0	
<b>PITCHER</b> Chuck Estrada, R ERA: 3.34 Gordon Jones, R ERA: 5.27 (1, 1) (8, 1)	IP WLS BF H R ER SO BB IBB HBP BLK WP HR S P ERA WHIP	7.0 L 32 8 6 6 2 4 0 1 0 0 0 0 31 48 7.71 1.714	2.0 7 1 0 0 1 0 0 0 0 0 0 0 9 9 0.00 0.500	<b>PITCHER</b> IP WLS BF H R ER SO BB IBB HBP BLK WP HR S P ERA WHIP								

**Kansas City Athletics @ Baltimore Orioles**  
 Memorial Stadium, Baltimore, MD  
 Sun Jun 12 1960, 3:33 AM EDT  
 Unknown

AB	34
R	6
H	9
RBI	5
BB	4
SO	3
LOB	15





Batter	1	2	3	4	5	6	7	8	9	AB	R	H	RBI	BB	SO	LOB
<b>Marv Breeding, R</b> <small>OBP: 0.339, SLG: 0.354</small> (1, 4)	 0-0		 0-0		 0-0			 0-0		4	1	1	0	0	0	0
<b>Al Pilarcik, L</b> <small>OBP: 0.305, SLG: 0.325</small> (1, 9)	 0-0		 0-3			 0-0		 0-0		4	0	1	1	0	1	1
<b>Ron Hansen, R</b> <small>OBP: 0.373, SLG: 0.486</small> (1, 6)	 0-0		 0-0			 0-0		 0-0		4	0	1	0	0	0	2
<b>Jim Gentile, L</b> <small>OBP: 0.462, SLG: 0.562</small> (1, 3)	 0-0			 0-0		 0-3		 0-3		4	0	0	0	0	2	3
<b>Gus Triandos, R</b> <small>OBP: 0.276, SLG: 0.216</small> (1, 2)	 0-3			 0-0		 4-0			 0-0	3	0	1	0	1	1	1
<b>Brooks Robinson, R</b> <small>OBP: 0.299, SLG: 0.366</small> (1, 5)		 0-0		 0-0		 0-3			 0-0	4	0	1	0	0	1	3
<b>Dave Nicholson, R</b> <small>OBP: 0.148, SLG: 0.042</small> (1, 7)		 0-3		 0-3		 0-3			 0-0	4	0	0	0	0	3	2
<b>Gene Stephens, L</b> <small>OBP: 0.295, SLG: 0.308</small> (1, 8)		 0-0			 0-0		 0-3			3	0	0	0	0	1	1
<b>Chuck Estrada, R</b> <small>OBP: 0.158, SLG: 0.263</small> (1, 1)		 0-3			 0-3		 0-0			2	0	0	0	0	2	1
<b>Walt Dropo, R</b> <small>OBP: 0.292, SLG: 0.328</small> (7, PH)										1	0	0	0	0	0	0
<b>Gordon Jones, R</b> <small>OBP: 0.667, SLG: 0.667</small> (8, 1)										0	0	0	0	0	0	0

Inning Stats	R: 1	H: 2	E: 0	K: 1	S: 7	R: 0	H: 1	E: 0	K: 2	S: 8	R: 0	H: 0	E: 0	K: 1	S: 5	R: 0	H: 1	E: 0	K: 1	S: 6	R: 0	H: 0	E: 0	K: 1	S: 5	R: 0	H: 1	E: 0	K: 2	S: 8	R: 0	H: 0	E: 1	K: 1	S: 6	R: 0	H: 0	E: 0	K: 0	S: 3	R: 0	H: 0	E: 0	K: 0	S: 3	R: 0	H: 0	E: 0	K: 0	S: 3
	LOB: 1	BB: 0	BB: 0	BB: 0	BB: 0	LOB: 1	LOB: 0	LOB: 0	LOB: 1	LOB: 0	LOB: 2	LOB: 0	LOB: 0	LOB: 0	LOB: 0	LOB: 0	LOB: 1	LOB: 2	LOB: 0	LOB: 0	LOB: 0	LOB: 0	LOB: 1	LOB: 0	LOB: 0	LOB: 0	LOB: 0	LOB: 0	LOB: 0	LOB: 0	LOB: 0	LOB: 0	LOB: 0	LOB: 0	LOB: 0	LOB: 0	LOB: 0	LOB: 0	LOB: 0	LOB: 0	LOB: 0	LOB: 0	LOB: 0	LOB: 0	LOB: 0	LOB: 0	LOB: 0	LOB: 0	LOB: 0	

PITCHER	IP	WLS	BF	H	R	ER	SO	BB	IBB	HBP	BLK	WP	HR	S	P	ERA	WHIP
<b>Bud Daley, L</b> <small>ERA: 2.68</small> (1, 1)	9.0	W	34	5	1	1	11	1	0	0	0	0	0	55	59	1.00	0.667

**BOTTOM**

**Kansas City Athletics @ Baltimore Orioles**  
**Memorial Stadium, Baltimore, MD**  
 Sun Jun 12 1960, 3:33 AM EDT  
 Unknown


<b>AB</b>	<b>33</b>
<b>R</b>	<b>1</b>
<b>H</b>	<b>5</b>
<b>RBI</b>	<b>1</b>
<b>BB</b>	<b>1</b>
<b>SO</b>	<b>11</b>
<b>LOB</b>	<b>14</b>

WP	PA	ERA	WHIP
0	34		

Batter	1	2	3	4	5	6	7	8	9	10	AB	R	H	RBI	BB	SO	LOB	TOP					
Bill Tuttle, R (1, 8) OBP: 0.332, SLG: 0.330	0-0 F2	0-3 K			0-0 6-3		0-0 F8			0-0 L8	5	0	0	0	0	1	3						
Russ Snyder, L (1, 9) OBP: 0.318, SLG: 0.429	0-3 K2-3		0-0 G3		0-0 1B		0-0 FC6-5			0-0 1B 3B	5	1	2	0	0	1	1						
Whitey Herzog, L (1, 7) OBP: 0.417, SLG: 0.464	0-0 F7		0-0 6-3		0-0 F8		0-3 K			0-0 2B 1B	5	1	1	1	0	1	2						
Norm Siebern, L (1, 3) OBP: 0.373, SLG: 0.488		0-0 1B 2B		0-3 K		0-0 F8			0-0 L8	0-0 2B	5	1	2	1	0	1	1						
Dick Williams, R (1, 5) OBP: 0.336, SLG: 0.378		0-0 2B 1B		0-0 1B 2B		0-0 1-3		0-3 K		0-0 F3	5	2	2	1	0	1	1						
Harry Chiti, R (1, 2) OBP: 0.310, SLG: 0.358		0-0 E6 2B FC4-2		0-0 F7		0-3 K		0-3 K		0-0 F5	5	0	0	0	0	2	3						
Bob Johnson, R (1, 4) OBP: 0.333, SLG: 0.192		0-0 FC4-2 1-3 2-H		0-0 S 1B		0-0 S 1B			0-0 E5 L4-6 SH2-4		4	0	3	2	0	0	0						
Ken Hamlin, R (1, 6) OBP: 0.304, SLG: 0.275		0-0 F2		0-0 5-3		0-0 F8			0-0 SH2-4		3	0	0	0	0	0	4						
Bob Trowbridge, R (1, 1) OBP: 0.071, SLG: 0.143		0-0 FC4-2		0-0 6-3			0-0 FC6-5 2B		0-0 L4-6		3	0	1	0	0	0	3						
Marty Kutyna, R (7, 1) OBP: 0.333, SLG: 0.333											0	0	0	0	0	0	0						
Leo Kiely, L (8, 1)											0	0	0	0	0	0	0						
Jerry Lumpe, L (9, PH) OBP: 0.330, SLG: 0.346											1	0	0	0	0	0	1						
Johnny Kucks, R (9, 1)											0	0	0	0	0	0	0						
<b>Inning Stats</b>	R: 0 E: 0 K: 1 S: 5	H: 0 LOB: 0 BB: 0 P: 5	R: 2 E: 1 K: 1 S: 9	H: 3 LOB: 2 BB: 0 P: 9	R: 0 E: 0 K: 1 S: 5	H: 0 LOB: 0 BB: 0 P: 5	R: 1 E: 0 K: 0 S: 5	H: 2 LOB: 1 BB: 0 P: 5	R: 0 E: 0 K: 0 S: 4	H: 1 LOB: 1 BB: 0 P: 4	R: 0 E: 0 K: 1 S: 6	H: 1 LOB: 1 BB: 0 P: 6	R: 0 E: 0 K: 2 S: 7	H: 0 LOB: 0 BB: 0 P: 7	R: 0 E: 1 K: 0 S: 3	H: 0 LOB: 0 BB: 0 P: 3	R: 2 E: 0 K: 0 S: 6	H: 3 LOB: 1 BB: 0 P: 6	1B: 5 2B: 6 3B: 1 HR: 0	SF: 0 SAC: 1 DP: 1 HBP: 0	WP: 0 PB: 0 SB: 4 CS: 0	PA: 42	
<b>PITCHER</b> Hoyt Wilhelm, R (1, 1) ERA: 5.0	IP 10.0	WLS L	BF 42	H 11	R 5	ER 4	SO 7	BB 0	IBB 0	HBP 0	BLK 0	WP 0	HR 0	S 56	P 56	ERA 3.60	WHIP 1.100						
<b>PITCHER</b>	IP	WLS	BF	H	R	ER	SO	BB	IBB	HBP	BLK	WP	HR	S	P	ERA	WHIP						

**Kansas City Athletics @ Baltimore Orioles**  
**Memorial Stadium, Baltimore, MD**  
Sun Jun 12 1960, 3:38 AM EDT  
Att. 13,312 - Unknown

AB	41
R	5
H	11
RBI	5
BB	0
SO	7
LOB	19



livebaseballscorecards.com









Batter	1	2	3	4	5	6	7	8	9	AB	R	H	RBI	BB	SO	LOB
<b>Johnny Temple, R</b> (1, 4) OBP: 0.319, SLG: 0.309 <b>Mudcat Grant, R</b> (8, PR) OBP: 0.190, SLG: 0.190 <b>John Briggs, R</b> (9, 1) OBP: 0.333, SLG: 0.333	0-0 1-3		0-0 3-1	0-0 FC5 2-3f		0-0 F9		4-0 1B BB 1-2 2-3		4	0	0	0	1	0	3
<b>Jim Piersall, R</b> (1, 8) OBP: 0.345, SLG: 0.522	0-3 K		0-0 WP SF8 1B		0-0 4-3		0-0 1-3	0-0 1B 1-2 2-H 3-H		5	1	2	2	0	1	0
<b>Harvey Kuenn, R</b> (1, 9) OBP: 0.364, SLG: 0.363	0-0 F6		0-0 SF8 1-H		0-0 6-3		0-0 G6-4-3 1B	0-0 1-3		4	0	1	1	0	0	2
<b>Tito Francona, L</b> (1, 7) OBP: 0.396, SLG: 0.447		0-0 F3	0-0 1B		0-0 1B 1B		0-0 G6-4-3 1-2f	4-0 F8 1B BB		4	0	2	0	1	0	1
<b>Vic Power, R</b> (1, 3) OBP: 0.362, SLG: 0.455		0-0 F9 BB 1B	0-0 2-3		0-0 FC6-4 1-3 1B			0-0 F9 1-2 1B		5	0	3	0	0	0	1
<b>Woodie Held, R</b> (1, 6) OBP: 0.316, SLG: 0.479		4-0 HBP BB 1-2 1B		0-0 F5	0-0 FC6-4 1-2f 1B			0-0 BB SF7 1B 1B	0-0 F8 2-3	4	1	1	0	1	0	4
<b>Hank Foiles, R</b> (1, 2) OBP: 0.457, SLG: 0.516		0-0 F9 2-3		0-0 FC2-5 1B 1B		0-0 SH3-4 1B		0-0 BB BB 1B 1B	0-0 F4	5	1	3	0	0	0	4
<b>Bubba Phillips, R</b> (1, 5) OBP: 0.292, SLG: 0.325 <b>John Romano, R</b> (9, PH) OBP: 0.314, SLG: 0.403		1-0 HBP		0-0 FC5 FC2-5 1-2 1B		0-0 SH3-4 1-2		4-0 BB 1B BB	0-0 F7	1	1	1	0	1	0	0
<b>Gary Bell, R</b> (1, 1) OBP: 0.226, SLG: 0.161 <b>Marty Keough, L</b> (6, PH) OBP: 0.293, SLG: 0.349 <b>Dick Stigman, R</b> (7, 1) OBP: 0.286, SLG: 0.197 <b>Johnny Klippstein, R</b> (8, 1) <b>Bob Hale, L</b> (8, PH) OBP: 0.204, SLG: 0.250 <b>George Strickland, R</b> (9, 4) OBP: 0.207, SLG: 0.231		0-3 K		0-0 FC2-5 1-2 2-3		0-0 F8		0-0 SF7 3-H		2	0	0	0	0	1	5

Inning Stats	R: 0	H: 0	E: 0	LOB: 0	K: 1	BB: 0	S: 5	P: 5	R: 0	H: 1	E: 0	LOB: 3	K: 1	BB: 1	S: 6	P: 11	R: 1	H: 2	E: 0	LOB: 1	K: 0	BB: 0	S: 5	P: 5	R: 0	H: 2	E: 0	LOB: 2	K: 0	BB: 0	S: 5	P: 5	R: 0	H: 1	E: 0	LOB: 1	K: 0	BB: 0	S: 4	P: 4	R: 0	H: 1	E: 0	LOB: 0	K: 0	BB: 0	S: 3	P: 3	R: 3	H: 3	E: 0	LOB: 2	K: 0	BB: 2	S: 6	P: 14	R: 0	H: 1	E: 0	LOB: 2	K: 0	BB: 1	S: 4	P: 8	1B: 13	SF: 2	2B: 0	SAC: 1	3B: 0	DP: 1	HR: 0	HBP: 1	WP: 2	PA: 44
--------------	------	------	------	--------	------	-------	------	------	------	------	------	--------	------	-------	------	-------	------	------	------	--------	------	-------	------	------	------	------	------	--------	------	-------	------	------	------	------	------	--------	------	-------	------	------	------	------	------	--------	------	-------	------	------	------	------	------	--------	------	-------	------	-------	------	------	------	--------	------	-------	------	------	--------	-------	-------	--------	-------	-------	-------	--------	-------	--------

PITCHER	IP	WLS	BF	H	R	ER	SO	BB	IBB	HBP	BLK	WP	HR	S	P	ERA	WHIP
<b>Milt Pappas, R</b> (1, 1) ERA: 6.1	7.2	W	38	12	4	4	2	3	0	1	0	1	0	38	51	4.70	1.957
<b>Jerry Walker, R</b> (8, 1) ERA: 3.63	1.1	S	6	1	0	0	0	1	0	0	0	0	0	5	9	0.00	1.500

**BOTTOM**

**Baltimore Orioles @ Cleveland Indians**  
 Cleveland Municipal Stadium, Cleveland, OH

Tue Jun 14 1960, 7:05 PM EDT  
 Att. 11,319 - Unknown

livebaseballscorecards.com

<b>AB</b>	<b>36</b>
<b>R</b>	<b>4</b>
<b>H</b>	<b>13</b>
<b>RBI</b>	<b>4</b>
<b>BB</b>	<b>4</b>
<b>SO</b>	<b>2</b>
<b>LOB</b>	<b>23</b>



Batter	1	2	3	4	5	6	7	8	9	AB R H RBI BB SO LOB	TOP	
Mary Breeding, R (1, 4) OBP: 0.343, SLG: 0.356	0-0 F3			x 0-0 F4	x 0-0 F2			x 0-0 F8		4 0 0 0 0 0 2		
Al Pilarcik, L (1, 9) OBP: 0.319, SLG: 0.360	0-0 G3-6-3 1B			x 0-0 L3		x 0-0 F7		x 0-0 3-1		4 0 1 0 0 0 0		
Gene Woodling, L (1, 7) OBP: 0.443, SLG: 0.409 Dave Nicholson, R (8, PR) OBP: 0.148, SLG: 0.042 (8, 7)	0-0 G3-6-3 1-2f			x 0-0 1B		x 0-0 F6		BB BB BB FC6-4 BB		3 0 1 0 1 0 1 0 0 0 0 0 0 0		
Ron Hansen, R (1, 6) OBP: 0.358, SLG: 0.459		x 0-0 F3		x 0-0 F6		x 0-0 6-3		x 0-0 FC6-4 1-2f		4 0 0 0 0 0 2		
Clint Courtney, L (1, 2) OBP: 0.324, SLG: 0.239		x 0-0 F9			BB BB BB SH1-3 1B BB		x 0-0 F9	BB BB BB 1B BB		2 1 0 0 2 0 0		
Brooks Robinson, R (1, 5) OBP: 0.308, SLG: 0.369		x 0-0 5-3			x 0-0 SH1-3 1-2		x 0-0 1B E 1B	x 0-0 F3		3 1 1 0 0 0 1		
Bob Boyd, L (1, 3) OBP: 0.300, SLG: 0.333			x 0-0 4-3		x 0-0 E 1B 2-H		x 0-0 F6	x 0-0 1B 1-2		4 0 2 1 0 0 1		
Jim Busby, R (1, 8) OBP: 0.500, SLG: 0.400			x 0-0 F9		x 0-0 E4 1-2		x 0-0 E 1B 1-2	x 0-0 F6		4 0 1 0 0 0 3		
Steve Barber, L (1, 1) OBP: 0.192, SLG: 0.087 Jim Gentile, L (5, PH) OBP: 0.467, SLG: 0.570 Billy Hoelt, L (5, 1) Gus Triandos, R (7, PH) OBP: 0.275, SLG: 0.196 Arnie Portocarrero, R (7, 1) Billy Klaus, L (8, PH) OBP: 0.375, SLG: 0.714			x 0-0 4-3		0-0 K 2-H		x 0-0 5-3 1-3 2-H	x 0-3 K		1 0 0 0 0 0 0 1 0 0 0 0 1 2 0 0 0 0 0 0 0 1 0 0 0 0 0 1 0 0 0 0 0 0 0 1 0 0 0 0 1 2		
<b>Inning Stats</b>	R: 0 H: 1 E: 0 LOB: 0 K: 0 BB: 0 S: 3 P: 3	R: 0 H: 0 E: 0 LOB: 0 K: 0 BB: 0 S: 3 P: 3	R: 0 H: 0 E: 0 LOB: 0 K: 0 BB: 0 S: 3 P: 3	R: 0 H: 1 E: 0 LOB: 1 K: 0 BB: 0 S: 4 P: 4	R: 1 H: 1 E: 1 LOB: 2 K: 1 BB: 1 S: 7 P: 11	R: 0 H: 0 E: 0 LOB: 0 K: 0 BB: 0 S: 3 P: 3	R: 1 H: 2 E: 1 LOB: 1 K: 0 BB: 0 S: 5 P: 5	R: 0 H: 0 E: 0 LOB: 1 K: 0 BB: 1 S: 3 P: 7	R: 0 H: 1 E: 0 LOB: 2 K: 1 BB: 1 S: 6 P: 10	1B: 6 SF: 0 2B: 0 SAC: 1 3B: 0 DP: 1 HR: 0 HBP: 0	WP: 0 PA: 36 PB: 0 SB: 0 CS: 0	
<b>PITCHER</b> Jim Perry, R (1, 1) ERA: 2.63	IP WLS BF H R ER SO BB IBB HBP BLK WP HR S P ERA WHIP											
	9.0 W 36 6 2 1 2 3 0 0 0 0 0 0 37 49 1.00 1.000											

Baltimore Orioles @ Cleveland Indians  
Cleveland Municipal Stadium, Cleveland, OH

AB	32
R	2
H	6
RBI	1
BB	3
SO	2
LOB	15



Wed Jun 15 1960, 7:05 PM EDT  
Unknown

livebaseballscorecards.com



Batter	1	2	3	4	5	6	7	8	9
<b>Johnny Temple, R</b> (1, 5) OBP: 0.329, SLG: 0.304 <b>Bubba Phillips, R</b> (8, 5) OBP: 0.292, SLG: 0.325	4-0 1B 3B BB	0-0 6-3		4-0 1B 2B BB		4-0 BB	0-0 G3		
<b>Ken Aspromonte, R</b> (1, 4) OBP: 0.370, SLG: 0.408 <b>George Strickland, R</b> (9, 4) OBP: 0.207, SLG: 0.231	0-0 L6-3 1-2 1B	4-0 BB		0-0 2B 1-2 1B		0-0 F7		0-0 E6 1B	
<b>Harvey Kuenn, R</b> (1, 9) OBP: 0.355, SLG: 0.352	0-0 L6-3 1-2	0-0 F9		0-3 K		0-0 F3		0-0 F3	
<b>Jim Piersall, R</b> (1, 8) OBP: 0.358, SLG: 0.546	0-0 WP 2-H 3B		4-0 2-3 BB	0-0 1-3 2-H 2B		0-0 6-3		0-0 2-H HR 1B	
<b>Vic Power, R</b> (1, 3) OBP: 0.357, SLG: 0.444	4-0 WP HR BB		0-0 2-3	0-0 F6		0-0 F7		0-0 F9	
<b>John Romano, R</b> (1, 2) OBP: 0.319, SLG: 0.476	0-0 1-H 3-H HR		0-0 5-3		0-3 K		0-0 6-3	0-0 1-H HR	
<b>Tito Francona, L</b> (1, 7) OBP: 0.406, SLG: 0.448	4-0 BB		1-0 HBP		0-0 G3		0-0 HR 1B	4-0 2B BB	
<b>Woodie Held, R</b> (1, 6) OBP: 0.323, SLG: 0.503	0-0 F9		0-0 4-3		4-0 FC6-4 BB		0-0 1-H HR	0-0 1-3 2B	
<b>Jim Perry, S</b> (1, 1) OBP: 0.300, SLG: 0.333		0-0 F3		0-0 F8		0-0 FC6-4		0-0 G3	

AB	R	H	RBI	BB	SO	LOB
2	2	0	0	3	0	1
0	0	0	0	0	0	0
4	1	2	0	1	0	1
0	0	0	0	0	0	0
5	0	0	0	0	1	7
4	2	3	3	1	0	1
4	1	0	0	1	0	4
5	2	2	4	0	1	1
2	1	1	0	2	0	0
4	1	2	2	1	0	3
5	0	1	0	0	0	3

**BOTTOM**

**Baltimore Orioles @ Cleveland Indians**  
 Cleveland Municipal Stadium, Cleveland, OH  
 Wed Jun 15 1960, 7:05 PM EDT  
 Unknown

AB	35
R	10
H	11
RBI	9
BB	9
SO	2
LOB	21



1B: 5	SF: 0	WP: 1	PA: 45
2B: 3	SAC: 0	PB: 0	
3B: 1	DP: 1	SB: 0	
HR: 3	HBP: 1	CS: 0	

Inning Stats																											
R: 4		H: 3		R: 0		H: 0		R: 0		H: 0		R: 1		H: 2		R: 0		H: 0		R: 2		H: 3		R: 3		H: 3	
E: 0		LOB: 1		E: 0		LOB: 1		E: 0		LOB: 2		E: 0		LOB: 2		E: 0		LOB: 1		E: 0		LOB: 1		E: 1		LOB: 2	
K: 0		BB: 3		K: 0		BB: 1		K: 0		BB: 1		K: 1		BB: 1		K: 1		BB: 1		K: 0		BB: 0		K: 0		BB: 1	
S: 5		P: 17		S: 3		P: 7		S: 3		P: 8		S: 7		P: 11		S: 5		P: 9		S: 3		P: 7		S: 7		P: 11	
PITCHER																											
IP	WLS	BF	H	R	ER	SO	BB	IBB	HBP	BLK	WP	HR	S	P	ERA	WHIP											
Steve Barber, L (1, 1)	4.0	L	23	5	5	5	1	6	0	0	1	1	18	43	11.25	2.750											
Billy Hoelt, L (5, 1)	2.0		8	0	0	1	2	0	0	0	0	0	8	16	0.00	1.000											
Arnie Portocarrero, R (7, 1)	2.0		14	6	5	2	1	0	0	0	0	2	13	17	9.00	3.500											

Baltimore Orioles @ Cleveland Indians  
 Cleveland Municipal Stadium, Cleveland, OH

Wed Jun 15 1960, 7:05 PM EDT  
 Att: 17,876 - Unknown

livebaseballscorecards.com

AB	39
R	13
H	13
RBI	12
BB	8
SO	5
LOB	25



WP	0	PA	50
PB	1		
SB	1		
CS	0		

Batter	1	2	3	4	5	6	7	8	9	AB R H RBI BB SO LOB
Mary Breeding, R (1, 4) OBP: 0.347, SLG: 0.361	0-0 F7		0-0 1-3		0-0 FC6-2 HR		0-0 HR 1B	0-0 E 1B 2B	4-0 BB HBP BB	5 3 2 1 1 0 3
Al Pilarcik, L (1, 9) OBP: 0.320, SLG: 0.383	0-0 F8		0-0 4-3		0-0 HR		0-0 F4	0-0 E4 1B 1B	1-0 BB HBP	5 2 1 3 0 0 3
Bob Boyd, L (1, 3) OBP: 0.333, SLG: 0.389	0-0 2B			0-0 1B	0-0 3-1		0-0 F5	0-0 1B SF8 1B	0-3 K	6 1 3 1 0 1 3
Gus Triandos, R (1, 2) OBP: 0.307, SLG: 0.266	0-0 F7			0-0 F4		0-0 G4-6-3 1B	0-0 1-H HR	0-0 1-3 2-H 1B 1B	4-0 1-2 2-3 BB	5 2 3 3 1 0 2
Ron Hansen, R (1, 6) OBP: 0.348, SLG: 0.448		0-0 F6		0-3 K		0-0 G4-6-3 1-2f	0-3 K	0-0 SF8	0-3 K	5 0 0 1 0 3 5
Brooks Robinson, R (1, 5) OBP: 0.315, SLG: 0.371		0-0 F6		0-0 F8						4 2 2 0 1 0 1
Jim Busby, R (1, 8) OBP: 0.545, SLG: 0.667		0-0 6-3			4-0 3-1 PB FC6-2 BB	0-0 FC5 BB		E4 SF8 2B		4 1 2 2 1 0 1
Dave Nicholson, R (1, 7) OBP: 0.207, SLG: 0.042			4-0 1-3 BB		4-0 FC6-2 3-1 HR BB	4-0 1-2 2-3 BB				0 1 0 0 2 0 0
Gene Woodling, L (6, PH) OBP: 0.447, SLG: 0.406										1 1 0 0 2 0 1
Jackie Brandt, R (8, 7) OBP: 0.380, SLG: 0.475								F8		0 0 0 0 0 0 0
Hal Brown, R (1, 1) OBP: 0.318, SLG: 0.263			0-0 F4		0-0 3-1	0-0 F5		SF8	0-3 K	1 0 0 0 0 0 1
Jim Gentile, L (5, PH) OBP: 0.464, SLG: 0.566										1 0 0 0 0 0 2
Gordon Jones, R (5, 1) OBP: 0.667, SLG: 0.667										0 0 0 0 0 0 0
Clint Courtney, L (6, PH) OBP: 0.321, SLG: 0.236										1 0 0 0 0 0 3
Hoyt Wilhelm, R (6, 1) OBP: 0.083, SLG: 0.045										1 0 0 1 0 1 0

Inning Stats	R: 0	H: 1	E: 0	K: 0	S: 4	P: 4	R: 0	H: 0	E: 0	K: 0	S: 3	P: 3	R: 0	H: 0	E: 0	K: 0	S: 3	P: 7	R: 0	H: 1	E: 0	K: 1	S: 6	P: 6	R: 3	H: 1	E: 0	K: 0	S: 4	P: 12	R: 0	H: 2	E: 1	K: 0	S: 5	P: 9	R: 2	H: 2	E: 0	K: 1	S: 7	P: 7	R: 8	H: 6	E: 2	K: 3	S: 10	P: 18	R: 0	H: 0	E: 0	K: 3	S: 9	P: 18	1B: 7	SF: 2	2B: 4	SAC: 0	3B: 0	DP: 1	HR: 2	HBP: 1	WP: 0	PA: 50
--------------	------	------	------	------	------	------	------	------	------	------	------	------	------	------	------	------	------	------	------	------	------	------	------	------	------	------	------	------	------	-------	------	------	------	------	------	------	------	------	------	------	------	------	------	------	------	------	-------	-------	------	------	------	------	------	-------	-------	-------	-------	--------	-------	-------	-------	--------	-------	--------

PITCHER	IP	WLS	BF	H	R	ER	SO	BB	IBB	HBP	BLK	WP	HR	S	P	ERA	WHIP
Bobby Locke, R (1, 1) ERA: 2.33	5.2		26	5	3	3	1	4	0	0	0	0	1	24	40	4.76	1.588
Mudcat Grant, R (6, 1) ERA: 3.99	1.2	L	13	5	8	6	1	1	1	0	0	0	1	13	21	32.40	3.600
John Briggs, R (8, 1) ERA: 1.62	0.2		5	3	2	0	0	0	0	0	0	0	0	5	5	0.00	4.500
Mike Lee, L (9, 1) ERA: 4.5	1.0		6	0	0	0	3	2	0	1	0	0	0	9	18	0.00	2.000



Batter	1	2	3	4	5	6	7	8	9	AB R H RBI BB SO LOB
Marty Keough, L OBP: 0.298, SLG: 0.351 (1, 9) X	0-0 FC6-4 1B	0-0 1B SF7 2-H 1B		0-3 K			0-3 K		0-0 F8	5 1 2 1 0 2 2
Ken Aspromonte, R OBP: 0.363, SLG: 0.398 (1, 4) X	0-0 F9	0-0 SF7 1-3 1B		0-0 F7			0-3 K		0-0 F2	5 0 1 0 0 1 3
Tito Francona, L OBP: 0.396, SLG: 0.438 (1, 7) X	0-0 FC6-4 2B 1-2f	0-0 SF7 1-2 3-H				0-0 F8			0-3 K	4 1 0 1 0 1 2
Jim Piersall, R OBP: 0.356, SLG: 0.545 (1, 8) X	0-0 1-H 2B	0-0 F9				0-0 F8		0-0 F8		4 0 1 1 0 0 1
Vic Power, R OBP: 0.355, SLG: 0.437 (1, 3) X	0-0 4-3		0-3 K			4-0 BB		0-0 F8		3 0 0 0 1 1 1
John Romano, R OBP: 0.326, SLG: 0.488 (1, 2) X		0-0 2B 2B	0-0 6-3			0-0 L5		0-0 BB 1B		4 1 2 0 0 0 1
Woodie Held, R OBP: 0.327, SLG: 0.506 (1, 6) X		0-0 2-H 1B 2B	0-0 6-3			0-3 K		4-0 1-2 BB		3 1 1 1 1 1 0
Bubba Phillips, R OBP: 0.291, SLG: 0.323 (1, 5) X		0-0 2-H SH3-4 1B		0-0 1-3		0-0 5-3		0-0 F2		4 1 1 1 0 0 2
Bobby Locke, R OBP: 0.714, SLG: 0.800 (1, 1) X		0-0 SH3-4		0-0		0-0 F8			0-0 1B	1 0 1 0 0 0 0
Mudcat Grant, R OBP: 0.182, SLG: 0.182 (6, 1) X										1 0 0 0 0 0 0
John Briggs, R OBP: 0.333, SLG: 0.333 (8, 1) X										0 0 0 0 0 0 0
Mike Lee, L (9, 1) X										0 0 0 0 0 0 0
Bob Hale, L (9, PH) X		1-2								1 0 1 0 0 0 0

Inning Stats	R: 1	H: 2	E: 0	K: 0	S: 5	H: 2	LOB: 1	BB: 0	P: 5	R: 4	H: 5	E: 0	K: 0	S: 8	H: 5	LOB: 1	BB: 0	P: 8	R: 0	H: 0	E: 0	K: 1	S: 5	H: 0	LOB: 0	BB: 0	P: 5	R: 0	H: 1	E: 0	K: 1	S: 6	H: 0	LOB: 1	BB: 1	P: 7	R: 0	H: 0	E: 0	K: 1	S: 5	H: 0	LOB: 0	BB: 0	P: 5	R: 0	H: 1	E: 0	K: 2	S: 7	H: 0	LOB: 0	BB: 0	P: 7	R: 0	H: 1	E: 0	K: 0	S: 4	H: 1	LOB: 2	BB: 1	P: 8	R: 0	H: 1	E: 0	K: 1	S: 6	H: 1	LOB: 1	BB: 0	P: 6	1B: 7	SF: 1	2B: 3	SAC: 1	3B: 0	DP: 0	HR: 0	HBP: 0	WP: 0	PA: 39
--------------	------	------	------	------	------	------	--------	-------	------	------	------	------	------	------	------	--------	-------	------	------	------	------	------	------	------	--------	-------	------	------	------	------	------	------	------	--------	-------	------	------	------	------	------	------	------	--------	-------	------	------	------	------	------	------	------	--------	-------	------	------	------	------	------	------	------	--------	-------	------	------	------	------	------	------	------	--------	-------	------	-------	-------	-------	--------	-------	-------	-------	--------	-------	--------

PITCHER	IP	WLS	BF	H	R	ER	SO	BB	IBB	HBP	BLK	WP	HR	S	P	ERA	WHIP
Hal Brown, R ERA: 4.01 (1, 1)	4.0		20	8	5	5	2	0	0	0	0	0	0	24	24	11.25	2.000
Gordon Jones, R ERA: 5.08 (5, 1)	1.0		4	0	0	0	0	1	0	0	0	0	0	3	7	0.00	1.000
Hoyt Wilhelm, R ERA: 4.7 (6, 1)	4.0	W	15	2	0	0	4	1	0	0	0	0	0	22	26	0.00	0.750

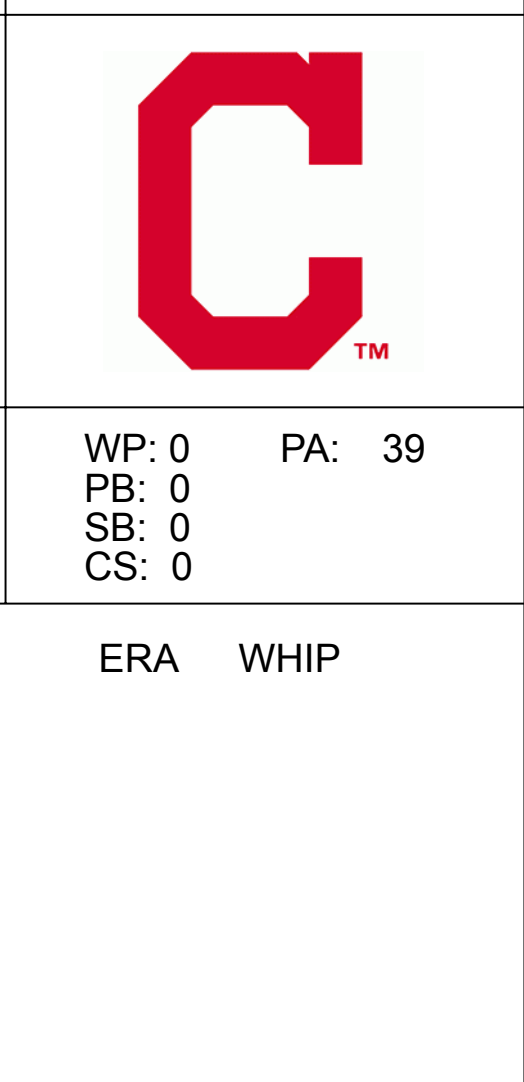
**BOTTOM**

**Baltimore Orioles @ Cleveland Indians**  
Cleveland Municipal Stadium, Cleveland, OH

Wed Jun 15 1960, 7:05 PM EDT  
Att. 17,876 - Unknown

AB	35
R	5
H	10
RBI	5
BB	2
SO	6
LOB	12

livebaseballscorecards.com



Batter	1	2	3	4	5	6	7	8	9	10	11	AB R H RBI BB SO LOB	TOP					
<b>Marv Breeding, R</b> (1, 4) OBP: 0.340, SLG: 0.353												5 0 0 0 0 0 4	<b>Baltimore Orioles @ Cleveland Indians</b> Cleveland Municipal Stadium, Cleveland, OH Thu Jun 16 1960, 3:33 AM EDT Att: 6,076 - Unknown					
<b>Gene Woodling, L</b> (1, 7) OBP: 0.438, SLG: 0.396 <b>Jackie Brandt, R</b> (8, 7) OBP: 0.380, SLG: 0.475 <b>Jim Gentile, L</b> (11, PH) OBP: 0.462, SLG: 0.562 <b>Gene Stephens, L</b> (11, 7) OBP: 0.302, SLG: 0.303											4 0 0 0 0 1 0 0 0 0 0 0 0 0 1 0 0 0 0 1 0 0 0 0 0 0 0 0							
<b>Ron Hansen, R</b> (1, 6) OBP: 0.349, SLG: 0.459											4 2 1 1 1 0 0							
<b>Gus Triandos, R</b> (1, 2) OBP: 0.325, SLG: 0.290											5 0 3 0 0 1 0							
<b>Brooks Robinson, R</b> (1, 5) OBP: 0.316, SLG: 0.372											5 1 2 1 0 0 2							
<b>Walt Dropo, R</b> (1, 3) OBP: 0.309, SLG: 0.361 <b>Bob Boyd, L</b> (7, PR) OBP: 0.324, SLG: 0.378 (7, 3)											3 0 2 1 0 0 2 1 0 0 0 0 0 0							
<b>Al Pilarcik, L</b> (1, 9) OBP: 0.308, SLG: 0.367											4 0 0 0 0 0 2							
<b>Jim Busby, R</b> (1, 8) OBP: 0.600, SLG: 0.750											3 0 2 0 1 1 0							
<b>Jack Fisher, R</b> (1, 1) OBP: 0.211, SLG: 0.176											4 0 0 0 0 3 4							
<b>Inning Stats</b>	R: 0 H: 0 E: 0 LOB: 0 K: 1 BB: 0 S: 5 P: 5	R: 0 H: 2 E: 0 LOB: 1 K: 0 BB: 0 S: 4 P: 4	R: 0 H: 1 E: 0 LOB: 0 K: 0 BB: 0 S: 3 P: 3	R: 1 H: 2 E: 0 LOB: 1 K: 0 BB: 1 S: 4 P: 8	R: 0 H: 1 E: 0 LOB: 1 K: 1 BB: 0 S: 6 P: 6	R: 0 H: 0 E: 0 LOB: 0 K: 0 BB: 0 S: 3 P: 3	R: 1 H: 2 E: 0 LOB: 2 K: 1 BB: 1 S: 7 P: 11	R: 0 H: 0 E: 0 LOB: 0 K: 1 BB: 0 S: 5 P: 5	R: 0 H: 0 E: 0 LOB: 0 K: 0 BB: 0 S: 3 P: 3	R: 0 H: 0 E: 0 LOB: 0 K: 2 BB: 0 S: 7 P: 7	R: 1 H: 2 E: 0 LOB: 0 K: 1 BB: 0 S: 6 P: 6	1B: 7 SF: 0 2B: 2 SAC: 0 3B: 0 DP: 3 HR: 1 HBP: 0		WP: 0 PA: 41 PB: 0 SB: 0 CS: 1				
<b>PITCHER</b>	IP WLS BF H R ER SO BB IBB HBP BLK WP HR S P ERA WHIP																	
<b>Ted Bowsfield, L</b> (1, 1) ERA: 4.5	7.0	28	8	2	2	3	1	1	0	0	0	0	0	0	32	40	2.57	1.286
<b>Johnny Klippstein, R</b> (8, 1) ERA: 0.96	2.0	6	0	0	0	1	0	0	0	0	0	0	0	0	8	8	0.00	0.000
<b>Barry Latman, R</b> (10, 1) ERA: 5.67	2.0	L 7	2	1	1	3	0	0	0	0	0	0	1	13	13	4.50	1.000	

livebaseballscorecards.com

AB	39
R	3
H	10
RBI	3
BB	2
SO	7
LOB	14





Batter	1	2	3	4	5	6	7	8	9	10	11	AB	R	H	RBI	BB	SO	LOB	BOTTOM
<b>Johnny Temple, R</b> (1, 5) <small>OBP: 0.324, SLG: 0.300</small> <b>Bubba Phillips, R</b> (10, 5) <small>OBP: 0.291, SLG: 0.323</small>												5	0	1	0	0	0	2	<b>Baltimore Orioles @ Cleveland Indians</b> Cleveland Municipal Stadium, Cleveland, OH Thu Jun 16 1960, 3:33 AM EDT Att: 6,076 - Unknown
<b>Ken Aspromonte, R</b> (1, 4) <small>OBP: 0.364, SLG: 0.393</small>												4	0	1	0	1	0	2	
<b>Harvey Kuenn, R</b> (1, 9) <small>OBP: 0.351, SLG: 0.348</small>												5	0	1	0	0	0	2	
<b>Jim Piersall, R</b> (1, 8) <small>OBP: 0.346, SLG: 0.529</small>												5	0	0	0	0	1	3	
<b>John Romano, R</b> (1, 2) <small>OBP: 0.330, SLG: 0.511</small>												4	1	1	1	1	0	3	
<b>Vic Power, R</b> (1, 3) <small>OBP: 0.351, SLG: 0.430</small>												5	0	1	0	0	0	4	
<b>Tito Francona, L</b> (1, 7) <small>OBP: 0.396, SLG: 0.439</small>												4	1	1	0	1	0	2	
<b>Woodie Held, R</b> (1, 6) <small>OBP: 0.323, SLG: 0.500</small> <b>Marty Keough, L</b> (7, PH) <small>OBP: 0.295, SLG: 0.348</small> <b>George Strickland, R</b> (8, 6) <small>OBP: 0.226, SLG: 0.222</small>												2	0	0	0	0	1	3	
<b>Ted Bowsfield, R</b> (1, 1) <small>OBP: 0.167, SLG: 0.167</small> <b>Bob Hale, L</b> (7, PH) <small>OBP: 0.320, SLG: 0.273</small> <b>Johnny Klippstein, R</b> (8, 1) <small>OBP: 0.500, SLG: 0.500</small> <b>Chuck Tanner, L</b> (9, PH) <small>OBP: 0.182, SLG: 0.182</small> <b>Mudcat Grant, R</b> (9, PH) <small>OBP: 0.100, SLG: 0.100</small> <b>Barry Latman, R</b> (10, 1) <small>OBP: 0.444, SLG: 0.500</small> <b>Hank Foiles, R</b> (11, PH)												1	0	0	0	0	0	0	
<b>Inning Stats</b>	R: 0 H: 0 E: 0 LOB: 0 K: 0 BB: 0 S: 3 P: 3	R: 0 H: 1 E: 0 LOB: 2 K: 0 BB: 1 S: 4 P: 8	R: 0 H: 1 E: 0 LOB: 1 K: 0 BB: 0 S: 4 P: 4	R: 0 H: 0 E: 0 LOB: 0 K: 0 BB: 0 S: 3 P: 3	R: 0 H: 1 E: 0 LOB: 2 K: 2 BB: 1 S: 8 P: 12	R: 0 H: 1 E: 1 LOB: 1 K: 0 BB: 0 S: 4 P: 4	R: 0 H: 0 E: 0 LOB: 0 K: 1 BB: 0 S: 5 P: 5	R: 0 H: 0 E: 0 LOB: 0 K: 0 BB: 0 S: 3 P: 3	R: 2 H: 3 E: 0 LOB: 2 K: 0 BB: 1 S: 6 P: 10	R: 0 H: 0 E: 1 LOB: 2 K: 1 BB: 1 S: 6 P: 10	R: 0 H: 0 E: 0 LOB: 0 K: 1 BB: 0 S: 5 P: 5	1B: 5 SF: 0 2B: 1 SAC: 0 3B: 0 DP: 1 HR: 1 HBP: 0	WP: 0 PA: 45 PB: 0 SB: 0 CS: 0						
<b>PITCHER</b> <b>Jack Fisher, R</b> (1, 1) <small>ERA: 3.88</small>	IP 11.0 WLS W BF 45 H 7 R 2 ER 2 SO 5 BB 4 IBB 0 HBP 0 BLK 0 WP 0 HR 1 S 51 P 67 ERA 1.64 WHIP 1.000																		

AB	41
R	2
H	7
RBI	2
BB	4
SO	5
LOB	22



Batter	1	2	3	4	5	6	7	8	9	AB R H RBI BB SO LOB	TOP		
Mary Breeding, R (1, 4) OBP: 0.341, SLG: 0.356	4-0 BB S BB	0-0 FC6-4 1-2f			0-3 K		0-0 1B 2B		0-0 F5	4 1 1 0 1 1 2			
Al Pilarcik, L (1, 9) OBP: 0.312, SLG: 0.363	0-0 P4 1-2		0-0 G4-6-3 1B		0-0 F9		4-0 1B BB		0-3 K	4 0 1 0 1 1 2			
Gene Woodling, L (1, 7) OBP: 0.429, SLG: 0.385 Jackie Brandt, R (9, 8) OBP: 0.380, SLG: 0.475	0-0 F5		0-0 G4-6-3 1-2f		0-0 4-3		0-0 F9		0-0 G3	5 0 0 0 0 0 5 0 0 0 0 0 0 0			
Jim Gentile, L (1, 3) OBP: 0.468, SLG: 0.564 Gordon Jones, R (7, 1) OBP: 0.667, SLG: 0.667	1-0 BB HBP		0-3 K		0-0 E 1B		0-0 1-3 2-H 1B			3 0 2 1 0 1 0 0 0 0 0 0 0 0			
Clint Courtney, L (1, 2) OBP: 0.319, SLG: 0.228	4-0 1-2 2-3 BB			0-3 K		0-0 E3 G4-6-3 1-2		0-0 F3		3 0 0 0 1 1 3			
Ron Hansen, R (1, 6) OBP: 0.343, SLG: 0.450	0-0 L8			0-3 K		0-0 G4-6-3 1-2f		0-3 K		4 0 0 0 0 2 5			
Brooks Robinson, R (1, 5) OBP: 0.320, SLG: 0.384		0-0 6-3		0-0 1B			0-0 HR 3B		0-0 F9	4 1 2 0 0 0 0			
Jim Busby, R (1, 8) OBP: 0.529, SLG: 0.643 Bob Boyd, L (7, PH) OBP: 0.308, SLG: 0.359 (7, 3)		0-3 K		0-0 6-3			0-0 G3		0-0 F9	2 0 0 0 0 1 1 2 0 0 0 0 0 1			
Jerry Walker, S (1, 1) OBP: 0.222, SLG: 0.176 Gene Stephens, L (7, PH) OBP: 0.312, SLG: 0.339 (7, 8) (9, 7)		4-0 FC6-4 BB			0-0 5-3		0-0 3-H HR		0-0 1B	1 0 0 0 1 0 0 2 1 2 2 0 0 0			
<b>Inning Stats</b>	R: 0 H: 0 E: 0 LOB: 3 K: 0 BB: 2 S: 3 P: 12	R: 0 H: 0 E: 0 LOB: 1 K: 1 BB: 1 S: 5 P: 9	R: 0 H: 1 E: 0 LOB: 0 K: 1 BB: 0 S: 5 P: 5	R: 0 H: 1 E: 0 LOB: 1 K: 2 BB: 0 S: 8 P: 8	R: 0 H: 0 E: 0 LOB: 0 K: 1 BB: 0 S: 5 P: 5	R: 0 H: 1 E: 1 LOB: 1 K: 0 BB: 0 S: 4 P: 4	R: 3 H: 4 E: 0 LOB: 2 K: 0 BB: 1 S: 7 P: 11	R: 0 H: 0 E: 0 LOB: 0 K: 1 BB: 0 S: 5 P: 5	R: 0 H: 1 E: 0 LOB: 1 K: 1 BB: 0 S: 6 P: 6	1B: 5 SF: 0 2B: 1 SAC: 0 3B: 1 DP: 2 HR: 1 HBP: 1	WP: 0 PA: 39 PB: 0 SB: 1 CS: 0		
<b>PITCHER</b>	IP WLS BF H R ER SO BB IBB HBP BLK WP HR S P ERA WHIP											<b>PITCHER</b>	IP WLS BF H R ER SO BB IBB HBP BLK WP HR S P ERA WHIP
Frank Lary, R (1, 1) ERA: 2.79	6.2 L 31 7 3 3 5 4 0 1 0 0 0 1 36 53 4.05 1.650												
Ray Semproch, R (7, 1) ERA: 4.7	0.1 1 0 0 0 0 0 0 0 0 0 0 0 1 1 0.00 0.000												
Tom Morgan, R (8, 1) ERA: 3.43	2.0 7 1 0 0 2 0 0 0 0 0 0 0 11 11 0.00 0.500												

**Baltimore Orioles @ Detroit Tigers**  
 Briggs Stadium, Detroit, MI  
 Fri Jun 17 1960, 7:05 PM EDT  
 Att. 29,079 - Unknown

livebaseballscorecards.com

**AB 34**  
**R 3**  
**H 8**  
**RBI 3**  
**BB 4**  
**SO 7**  
**LOB 19**





Batter	1	2	3	4	5	6	7	8	9	AB	R	H	RBI	BB	SO	LOB
Eddie Yost, R OBP: 0.433, SLG: 0.370 (1, 5)	0-0 5-3		0-0 FC1-2 BB		0-0 1B 1-2 1B		0-0 P5			4	0	1	0	0	0	1
Frank Bolling, R OBP: 0.272, SLG: 0.331 (1, 4)	0-3 K		4-0 3-H 1-2 BB		0-0 P5		0-0 1-3			3	0	0	0	1	1	2
Charlie Maxwell, L OBP: 0.337, SLG: 0.428 (1, 7)	0-0 P4		0-3 K		0-0 1-3 2-H BB 1B			0-3 K		4	0	1	1	0	2	2
Steve Bilko, R OBP: 0.271, SLG: 0.385 (1, 3)		0-3 K		0-0 P3		4-0 1-2 BB		0-0 5-3		3	0	0	0	1	1	0
Sandy Amoros, L OBP: 0.316, SLG: 0.281 (1, 8)		4-0 BB		4-0 1B BB		0-0 4-3		0-3 K		2	0	0	0	2	1	3
Lou Berberet, L OBP: 0.308, SLG: 0.265 (1, 2)		0-3 K		0-0 G6-4-3 1-3 1B		0-0 F9		0-0 F8		4	0	1	0	0	1	1
Rocky Colavito, R OBP: 0.315, SLG: 0.438 (1, 9)		0-3 K		0-0 G6-4-3 1-2f		0-0 1-3		0-0 F8		4	0	0	0	0	1	3
Chico Fernandez, R OBP: 0.347, SLG: 0.382 (1, 6)			0-0 SH1-3 FC1-2 2B		0-0 E3 FC1-5 S		0-0 P6		0-0 6-3		4	0	1	0	0	0
Frank Lary, R OBP: 0.243, SLG: 0.303 Ray Semproch, R (7, 1)	0-0 SH1-3		0-0 SH1-3		0-0 FC1-5 1B		0-0 F7			1	1	0	0	0	0	1
Neil Chrisley, L OBP: 0.322, SLG: 0.438 Tom Morgan, R (8, 1)			2-3		1-3 1B					0	0	0	0	0	0	0

Inning Stats	R: 0	H: 0	E: 0	K: 1	S: 5	LOB: 0	BB: 0	P: 5	R: 0	H: 0	E: 0	K: 3	S: 9	LOB: 1	BB: 1	P: 13	R: 0	H: 1	E: 0	K: 1	S: 6	LOB: 2	BB: 1	P: 10	R: 0	H: 1	E: 0	K: 0	S: 3	LOB: 1	BB: 1	P: 7	R: 1	H: 2	E: 1	K: 0	S: 6	LOB: 3	BB: 1	P: 10	R: 0	H: 0	E: 0	K: 0	S: 3	LOB: 0	BB: 0	P: 3	R: 0	H: 0	E: 0	K: 0	S: 3	LOB: 0	BB: 0	P: 3	R: 0	H: 0	E: 0	K: 2	S: 7	LOB: 0	BB: 0	P: 7	R: 0	H: 0	E: 0	K: 0	S: 3	LOB: 0	BB: 0	P: 3	R: 0	H: 0	E: 0	K: 0	S: 3	LOB: 0	BB: 0	P: 3	1B: 3	SF: 0	2B: 1	SAC: 1	3B: 0	DP: 1	HR: 0	HBP: 0	WP: 0	PA: 35
--------------	------	------	------	------	------	--------	-------	------	------	------	------	------	------	--------	-------	-------	------	------	------	------	------	--------	-------	-------	------	------	------	------	------	--------	-------	------	------	------	------	------	------	--------	-------	-------	------	------	------	------	------	--------	-------	------	------	------	------	------	------	--------	-------	------	------	------	------	------	------	--------	-------	------	------	------	------	------	------	--------	-------	------	------	------	------	------	------	--------	-------	------	-------	-------	-------	--------	-------	-------	-------	--------	-------	--------

PITCHER	IP	WLS	BF	H	R	ER	SO	BB	IBB	HBP	BLK	WP	HR	S	P	ERA	WHIP
Jerry Walker, R ERA: 3.2 (1, 1)	6.0	W	26	4	1	0	5	4	0	0	0	0	0	32	48	0.00	1.333
Gordon Jones, R ERA: 4.6 (7, 1)	3.0	S	9	0	0	0	2	0	0	0	0	0	0	13	13	0.00	0.000

**BOTTOM**

**Baltimore Orioles @ Detroit Tigers**  
Briggs Stadium, Detroit, MI

Fri Jun 17 1960, 7:05 PM EDT  
Att. 29,079 - Unknown

<b>AB</b>	<b>30</b>
<b>R</b>	<b>1</b>
<b>H</b>	<b>4</b>
<b>RBI</b>	<b>1</b>
<b>BB</b>	<b>4</b>
<b>SO</b>	<b>7</b>
<b>LOB</b>	<b>13</b>

PITCHER	IP	WLS	BF	H	R	ER	SO	BB	IBB	HBP	BLK	WP	HR	S	P	ERA	WHIP
---------	----	-----	----	---	---	----	----	----	-----	-----	-----	----	----	---	---	-----	------





Batter	1	2	3	4	5	6	7	8	9
<b>Eddie Yost, R</b> (1, 5) OBP: 0.434, SLG: 0.366	0-3 K		0-0 P6			4-0 HR BB	4-0 BB		
<b>Casey Wise, S</b> (1, 6) OBP: 0.186, SLG: 0.333 <b>Norm Cash, L</b> (7, PH) OBP: 0.330, SLG: 0.449 <b>Rocky Bridges, R</b> (8, 6)	0-0 F7			0-0 4-3		4-0 HR BB	0-3 K		
<b>Charlie Maxwell, L</b> (1, 7) OBP: 0.341, SLG: 0.468	0-0 HR			0-0 F3		0-0 HR 1-H 2-H	0-0 F9		
<b>Steve Bilko, R</b> (1, 3) OBP: 0.270, SLG: 0.405	0-0 P6			0-0 4-3		0-0 5-3		0-0 HR	
<b>Sandy Amoros, L</b> (1, 8) OBP: 0.286, SLG: 0.250		0-0 F9			0-0 4-3	0-0 L3		0-3 K	
<b>Lou Berberet, L</b> (1, 2) OBP: 0.306, SLG: 0.265		0-3 K			0-0 FC6-4 1B	0-3 K		0-0 F8	
<b>Rocky Colavito, R</b> (1, 9) OBP: 0.319, SLG: 0.436		0-0 F9			0-0 FC6-4 1B		4-0 BB BB	0-0 F8	
<b>Frank Bolling, R</b> (1, 4) OBP: 0.273, SLG: 0.327			0-0 5-3		0-0 FC6-4		4-0 BB BB		
<b>Pete Burnside, R</b> (1, 1) OBP: 0.333, SLG: 0.143 <b>Bob Bruce, R</b> (5, 1) OBP: 0.800, SLG: 0.667 <b>Neil Chrisley, L</b> (5, PH) OBP: 0.319, SLG: 0.434 <b>Ray Semproch, R</b> (6, 1)			0-3 K		0-0 4-3		0-3 K		

AB	R	H	RBI	BB	SO	LOB
2	1	0	0	2	1	0
2	1	0	0	1	0	0
1	0	0	0	0	1	3
0	0	0	0	0	0	0
4	2	2	4	0	0	3
4	1	1	1	0	0	0
4	0	0	0	0	1	0
4	0	1	0	0	2	0
3	0	1	0	1	0	0
2	0	0	0	1	0	2
1	0	0	0	0	1	0
0	0	0	0	0	0	0
1	0	0	0	0	0	2
1	0	0	0	0	1	2

**BOTTOM**

**Baltimore Orioles @ Detroit Tigers**  
 Briggs Stadium, Detroit, MI  
 Sat Jun 18 1960, 4:33 AM EDT  
 Att. 16,274 - Unknown

[livebaseballscorecards.com](http://livebaseballscorecards.com)

<b>AB</b>	<b>29</b>
<b>R</b>	<b>5</b>
<b>H</b>	<b>5</b>
<b>RBI</b>	<b>5</b>
<b>BB</b>	<b>5</b>
<b>SO</b>	<b>7</b>
<b>LOB</b>	<b>12</b>



1B: 2	SF: 0
2B: 0	SAC: 0
3B: 0	DP: 0
HR: 3	HBP: 0

WP: 0	PA: 34
PB: 0	
SB: 0	
CS: 0	

Inning Stats	R: 1	H: 1	E: 0	K: 1	S: 6	LOB: 0	BB: 0	P: 6	R: 0	H: 0	E: 0	K: 1	S: 5	LOB: 0	BB: 0	P: 5	R: 0	H: 0	E: 0	K: 0	S: 3	LOB: 0	BB: 0	P: 3	R: 0	H: 2	E: 0	K: 0	S: 5	LOB: 2	BB: 0	P: 5	R: 3	H: 1	E: 0	K: 1	S: 6	LOB: 0	BB: 2	P: 14	R: 0	H: 0	E: 0	K: 2	S: 7	LOB: 3	BB: 3	P: 19	R: 1	H: 1	E: 0	K: 1	S: 6	LOB: 0	BB: 0	P: 6
<b>PITCHER</b>	IP	WLS	BF	H	R	ER	SO	BB	IBB	HBP	BLK	WP	HR	S	P	ERA	WHIP																																							
<b>Chuck Estrada, R</b> (1, 1) ERA: 3.48	5.0		20	3	3	3	3	2	0	0	0	0	1	24	32	5.40	1.000																																							
<b>Billy Hoelt, L</b> (6, 1) ERA: 3.0	1.0	L	6	1	1	1	1	2	0	0	0	0	1	6	14	9.00	3.000																																							
<b>Hal Brown, R</b> (7, 1) ERA: 4.02	2.0		8	1	1	1	3	1	0	0	0	0	1	13	17	4.50	1.000																																							

Batter	1	2	3	4	5	6	7	8	9	AB R H RBI BB SO LOB	TOP									
Mary Breeding, R OBP: 0.337, SLG: 0.351 (1, 4) X	0-0 F7 ①		0-0 4-3 ② ③ 1-2		0-0 P4 ②		0-0 FC6-4 ③ 1-2f			4 0 0 0 0 0 6	<p><b>Baltimore Orioles @ Detroit Tigers</b></p> <p>Briggs Stadium, Detroit, MI</p> <p>Sun Jun 19 1960, 4:33 AM EDT</p> <p>Unknown</p>									
Gene Stephens, L OBP: 0.308, SLG: 0.341 (1, 8) X (8, 7)	0-0 F9 ②			0-0 G4-6-3 2B	0-3 K ③			0-0 P6 ①		4 0 1 0 0 1 3										
Gene Woodling, L OBP: 0.424, SLG: 0.376 Jim Busby, R OBP: 0.524, SLG: 0.667 (1, 7) X (8, 8)	0-0 F9 ③			4-0 G4-6-3 BB	0-0 F7 ①			0-0 F8 ②		3 0 0 0 1 0 0 0 0 0 0 0 0 0										
Jim Gentile, L OBP: 0.469, SLG: 0.577 (1, 3) X		0-0 HR		0-0 G4-6-3 ① ② 1-2f 2-3	0-0 F9 ②			0-0 4-3 ③		4 1 1 1 0 0 2										
Ron Hansen, R OBP: 0.343, SLG: 0.470 (1, 6) X		0-0 P6 ①		0-0 F8 ③		0-0 6-3 ③		0-0 HR		4 1 1 1 0 0 1										
Clint Courtney, L OBP: 0.322, SLG: 0.237 Gus Triandos, R OBP: 0.321, SLG: 0.278 (1, 2) X (9, 2)		0-3 K ②			0-0 1B 1B		0-0 F8 ①		0-0 G1-4-3 1B	4 0 2 0 0 1 0 0 0 0 0 0 0 0										
Brooks Robinson, R OBP: 0.317, SLG: 0.379 (1, 5) X		0-0 L7 ③			0-0 1B 1-3 1B		0-0 BB 1B		0-0 G1-4-3 ① ② 1-2f	4 0 2 0 0 0 1										
Al Pilarcik, L OBP: 0.327, SLG: 0.365 (1, 9) X			0-0 CS 1B		4-0 IBB		4-0 FC6-4 1-2 BB		0-0 4-3 ③	2 0 1 0 2 0 0										
Hoyt Wilhelm, R OBP: 0.074, SLG: 0.040 (1, 1) X			0-0 B2 ①		0-3 K ①		0-3 K ②			3 0 0 0 0 2 6										
<b>Inning Stats</b>	R: 0 E: 0 K: 0 S: 3	H: 0 LOB: 0 BB: 0 P: 3	R: 1 E: 0 K: 1 S: 6	H: 1 LOB: 0 BB: 0 P: 6	R: 0 E: 0 K: 0 S: 3	H: 1 LOB: 1 BB: 1 P: 7	R: 0 E: 0 K: 2 S: 9	H: 2 LOB: 3 BB: 1 P: 13	R: 0 E: 0 K: 0 S: 3	H: 0 LOB: 0 BB: 0 P: 3		R: 0 E: 0 K: 1 S: 6	H: 1 LOB: 2 BB: 1 P: 10	R: 0 E: 0 K: 0 S: 3	H: 0 LOB: 0 BB: 0 P: 3	R: 1 E: 0 K: 0 S: 4	H: 2 LOB: 0 BB: 0 P: 4	1B: 5 2B: 1 3B: 0 HR: 2	SF: 0 SAC: 0 DP: 2 HBP: 0	WP: 0 PB: 0 SB: 0 CS: 1
<b>PITCHER</b> Jim Bunning, R ERA: 2.48 (1, 1) Tom Morgan, R ERA: 3.52 (8, 1)	IP 7.0 WLS L BF 28 H 6 R 1 ER 1 SO 4 BB 2 IBB 1 HBP 0 BLK 0 WP 0 HR 1 S 33 P 45 ERA 1.29 WHIP 1.143																			

livebaseballscorecards.com

<b>AB</b>	32
<b>R</b>	2
<b>H</b>	8
<b>RBI</b>	2
<b>BB</b>	3
<b>SO</b>	4
<b>LOB</b>	19





Batter	1	2	3	4	5	6	7	8	9	AB	R	H	RBI	BB	SO	LOB
<b>Eddie Yost, R</b> OBP: 0.427, SLG: 0.359 (1, 5) X	0-0 E1		0-3 K		0-0 G1-6-3		0-3 K			4	0	0	0	0	2	2
<b>Casey Wise, S</b> OBP: 0.190, SLG: 0.317 (1, 6) S S S	0-3 K			0-0 1-3		4-0 CI BB		0-0 4-3		3	0	0	0	1	1	1
<b>Charlie Maxwell, L</b> OBP: 0.333, SLG: 0.456 (1, 7) S S S	0-3 K			0-0 G3		0-0 F8		0-0 F9		4	0	0	0	0	1	2
<b>Steve Bilko, R</b> OBP: 0.271, SLG: 0.398 (1, 3) X	0-0 F7			4-0 PB CI BB		0-1 CI		0-0 6-3		2	0	0	0	1	0	1
<b>Sandy Amoros, L</b> OBP: 0.267, SLG: 0.231 (1, 8) X		0-0 4-3		0-1 CI PB		0-0 F9			0-0 4-3	3	0	0	0	0	0	2
<b>Red Wilson, R</b> OBP: 0.324, SLG: 0.261 (1, 2) X		0-0 6-3		4-0 BB BB BB		0-0 5-3			4-0 BB BB BB	2	0	0	0	1	0	2
<b>Norm Cash, L</b> OBP: 0.336, SLG: 0.449 (9, PH)				1-2 2-3 BB						0	0	0	0	1	0	0
<b>Rocky Colavito, R</b> OBP: 0.318, SLG: 0.429 (1, 9) X		0-0 5-3		0-3 K					4-0 BB BB BB	3	0	0	0	1	1	3
<b>Johnny Groth, R</b> OBP: 0.300, SLG: 0.222 (9, PR)									1-2 BB	0	0	0	0	0	0	0
<b>Frank Bolling, R</b> OBP: 0.272, SLG: 0.326 (1, 4) X			0-0 P6		0-0 G3		0-0 S 1B		0-0 FC6-4	4	0	1	0	0	0	2
<b>Jim Bunning, R</b> OBP: 0.152, SLG: 0.182 (1, 1) X			0-0 4-3		0-0 G1-6-3 1B				0-0 FC6-4	2	0	1	0	0	0	0
<b>Neil Chrisley, L</b> OBP: 0.317, SLG: 0.430 (7, PH) X									0-0 BB	1	0	0	0	0	1	1
<b>Tom Morgan, R</b> (8, 1) X									0-0 BB	0	0	0	0	0	0	0
<b>Lou Berberet, L</b> OBP: 0.303, SLG: 0.262 (9, PH) X									0-0 BB	1	0	0	0	0	0	2


Inning Stats	R: 0	H: 0	E: 1	K: 2	S: 8	LOB: 1	BB: 0	P: 8
	R: 0	H: 0	E: 0	K: 0	S: 3	LOB: 0	BB: 0	P: 3
	R: 0	H: 0	E: 0	K: 1	S: 5	LOB: 0	BB: 0	P: 5
	R: 0	H: 0	E: 1	K: 1	S: 6	LOB: 3	BB: 2	P: 14
	R: 0	H: 1	E: 0	K: 0	S: 3	LOB: 0	BB: 0	P: 3
	R: 0	H: 0	E: 1	K: 0	S: 4	LOB: 2	BB: 1	P: 8
	R: 0	H: 1	E: 0	K: 2	S: 8	LOB: 1	BB: 0	P: 8
	R: 0	H: 0	E: 0	K: 0	S: 3	LOB: 0	BB: 0	P: 3
	R: 0	H: 0	E: 0	K: 0	S: 3	LOB: 2	BB: 2	P: 11
	1B: 2	2B: 0	3B: 0	HR: 0	SF: 0	SAC: 0	DP: 1	HBP: 0

PITCHER	IP	WLS	BF	H	R	ER	SO	BB	IBB	HBP	BLK	WP	HR	S	P	ERA	WHIP
<b>Hoyt Wilhelm, R</b> ERA: 4.14 (1, 1)	9.0	W	36	2	0	0	6	5	0	0	0	0	0	43	63	0.00	0.778

**BOTTOM**

**Baltimore Orioles @ Detroit Tigers**  
Briggs Stadium, Detroit, MI  
Sun Jun 19 1960, 4:33 AM EDT  
Unknown

<b>AB</b>	<b>29</b>
<b>R</b>	<b>0</b>
<b>H</b>	<b>2</b>
<b>RBI</b>	<b>0</b>
<b>BB</b>	<b>5</b>
<b>SO</b>	<b>6</b>
<b>LOB</b>	<b>18</b>



WP	PA
0	36

Batter	1	2	3	4	5	6	7	8	9	AB R H RBI BB SO LOB	TOP
<b>Mary Breeding, R</b> (1, 4) OBP: 0.336, SLG: 0.347	4-0 BB G5-4-3		0-0 1-3			0-0 P6		0-0 P5		3 0 0 0 1 0 0	
<b>Jim Busby, R</b> (1, 8) OBP: 0.440, SLG: 0.545	0-0 G5-4-3 1-2f		0-0 F9			0-0 1-3		0-0 P6		4 0 0 0 0 0 1	
<b>Ron Hansen, R</b> (1, 6) OBP: 0.341, SLG: 0.466	0-3 K				0-0 F7		0-0 1B		0-0 F7	4 0 1 0 0 1 0	
<b>Walt Dropo, R</b> (1, 3) OBP: 0.351, SLG: 0.385 <b>Gene Stephens, L</b> (9, PR) OBP: 0.308, SLG: 0.341 (9, 7)		0-0 G6-4-3 1B			0-0 1B		0-0 1B		4-0 1B SF7 BB	3 0 3 0 1 0 0 0 1 0 0 0 0 0	
<b>Gus Triandos, R</b> (1, 2) OBP: 0.318, SLG: 0.276		0-0 G6-4-3 1-2f			0-0 F7		0-0 P6		0-0 1B	4 0 1 0 0 0 4	
<b>Brooks Robinson, R</b> (1, 5) OBP: 0.316, SLG: 0.376		4-0 1B BB			0-0 F9		0-3 K		0-0 SF7	2 0 0 1 1 1 1	
<b>Jackie Brandt, R</b> (1, 9) OBP: 0.377, SLG: 0.467		0-0 1-3 1B			0-0 6-3		0-0 6-3		0-0 F9	4 0 1 0 0 0 1	
<b>Dave Nicholson, R</b> (1, 7) OBP: 0.229, SLG: 0.138 <b>Jim Gentile, L</b> (9, 3) OBP: 0.469, SLG: 0.577		0-3 K			0-0 F8		0-3 K			3 0 0 0 0 2 2 0 0 0 0 0 0 0	
<b>Milt Pappas, R</b> (1, 1)			0-3 K		0-0 F8			0-0 6-3		3 0 0 0 0 1 0	
<b>Inning Stats</b>	R: 0 E: 0 K: 1 S: 4 H: 0 LOB: 0 BB: 1 P: 8	R: 0 E: 0 K: 1 S: 6 H: 2 LOB: 2 BB: 1 P: 10	R: 0 E: 0 K: 1 S: 5 H: 0 LOB: 0 BB: 0 P: 5	R: 0 E: 0 K: 0 S: 4 H: 1 LOB: 1 BB: 0 P: 4	R: 0 E: 0 K: 0 S: 3 H: 0 LOB: 0 BB: 0 P: 3	R: 0 E: 0 K: 0 S: 5 H: 2 LOB: 2 BB: 0 P: 5	R: 0 E: 0 K: 2 S: 7 H: 0 LOB: 0 BB: 0 P: 7	R: 0 E: 0 K: 0 S: 3 H: 0 LOB: 0 BB: 0 P: 3	R: 1 E: 0 K: 0 S: 4 H: 1 LOB: 1 BB: 1 P: 8	1B: 6 2B: 0 3B: 0 HR: 0 SF: 1 SAC: 0 DP: 2 HBP: 0	WP: 0 PB: 0 SB: 0 CS: 0 PA: 34
<b>PITCHER</b> <b>Don Mossi, L</b> (1, 1) ERA: 3.51	IP: 9.0 WLS: L BF: 34 H: 6 R: 1 ER: 1 SO: 5 BB: 3 IBB: 0 HBP: 0 BLK: 0 WP: 0 HR: 0 S: 41 P: 53 ERA: 1.00 WHIP: 1.000										

**Baltimore Orioles @ Detroit Tigers**  
 Briggs Stadium, Detroit, MI  
 Sun Jun 19 1960, 4:38 AM EDT  
 Att: 38,109 - Unknown

AB	30
R	1
H	6
RBI	1
BB	3
SO	5
LOB	9






Batter	1	2	3	4	5	6	7	8	9	AB	R	H	RBI	BB	SO	LOB
Eddie Yost, R OBP: 0.428, SLG: 0.355 (1, 5)	4-0 BB		4-0 BB		0-0 FC1-6 BB		0-3 K2-3			2	0	0	0	2	1	1
Neil Chrisley, L OBP: 0.315, SLG: 0.423 (1, 9)	0-3 K		0-0 BB		0-0 F7		0-3 K			4	0	1	0	0	2	2
Charlie Maxwell, L OBP: 0.332, SLG: 0.448 (1, 7)	0-0 L8		0-3 K		4-0 BB			0-3 K		3	0	0	0	1	2	3
Steve Bilko, R OBP: 0.278, SLG: 0.392 (1, 3)	0-0 P6		4-0 BB		0-0 F8			4-0 FC3-6 BB		2	0	0	0	2	0	3
Sandy Amoroy, L OBP: 0.245, SLG: 0.209 (1, 8)		0-0 F8	0-3 K			0-0 4-3		0-0 FC3-6		4	0	0	0	0	1	4
Lou Berberet, L OBP: 0.294, SLG: 0.252 (1, 2)		0-0 6-3		0-0 F7		0-0 F7		0-0 4-3		4	0	0	0	0	0	1
Frank Bolling, R OBP: 0.277, SLG: 0.326 (1, 4)		0-0 BB		0-3 K		4-0 BB			0-0 P6	3	0	1	0	1	1	0
Casey Wise, S OBP: 0.182, SLG: 0.302 (1, 6)		0-0 6-3		0-0 4-3		0-3 K			0-0 4-3	3	0	0	0	0	1	2
Norm Cash, L (9, PH) OBP: 0.333, SLG: 0.444										1	0	0	0	0	0	0
Don Mossi, L OBP: 0.185, SLG: 0.083 (1, 1)			0-0 5-3						0-0 L5-3	3	0	1	0	0	0	0
Al Kaline, R (9, PH) OBP: 0.317, SLG: 0.361					0-0 FC1-6 BB					1	0	0	0	0	0	0

<b>Inning Stats</b>	R: 0 E: 0 K: 1 S: 5	H: 0 LOB: 1 BB: 1 P: 9	R: 0 E: 0 K: 0 S: 4	H: 1 LOB: 1 BB: 0 P: 4	R: 0 E: 0 K: 2 S: 8	H: 1 LOB: 3 BB: 2 P: 16	R: 0 E: 0 K: 1 S: 5	H: 0 LOB: 0 BB: 0 P: 5	R: 0 E: 0 K: 0 S: 4	H: 1 LOB: 2 BB: 1 P: 8	R: 0 E: 0 K: 1 S: 5	H: 0 LOB: 1 BB: 1 P: 9	R: 0 E: 0 K: 2 S: 7	H: 0 LOB: 0 BB: 0 P: 7	R: 0 E: 0 K: 1 S: 5	H: 0 LOB: 1 BB: 1 P: 9	R: 0 E: 0 K: 0 S: 3	H: 0 LOB: 0 BB: 0 P: 3	1B: 3 2B: 0 3B: 0 HR: 0	SF: 0 SAC: 0 DP: 0 HBP: 0	
<b>PITCHER</b> Milt Pappas, R ERA: 5.19 (1, 1)	IP: 9.0 WLS: W BF: 36 H: 3 R: 0 ER: 0 SO: 8 BB: 6 IBB: 0 HBP: 0 BLK: 0 WP: 0 HR: 0 S: 46 P: 70 ERA: 0.00 WHIP: 1.000	IP: 9.0 WLS: W BF: 36 H: 3 R: 0 ER: 0 SO: 8 BB: 6 IBB: 0 HBP: 0 BLK: 0 WP: 0 HR: 0 S: 46 P: 70 ERA: 0.00 WHIP: 1.000	IP: 9.0 WLS: W BF: 36 H: 3 R: 0 ER: 0 SO: 8 BB: 6 IBB: 0 HBP: 0 BLK: 0 WP: 0 HR: 0 S: 46 P: 70 ERA: 0.00 WHIP: 1.000	IP: 9.0 WLS: W BF: 36 H: 3 R: 0 ER: 0 SO: 8 BB: 6 IBB: 0 HBP: 0 BLK: 0 WP: 0 HR: 0 S: 46 P: 70 ERA: 0.00 WHIP: 1.000	IP: 9.0 WLS: W BF: 36 H: 3 R: 0 ER: 0 SO: 8 BB: 6 IBB: 0 HBP: 0 BLK: 0 WP: 0 HR: 0 S: 46 P: 70 ERA: 0.00 WHIP: 1.000	IP: 9.0 WLS: W BF: 36 H: 3 R: 0 ER: 0 SO: 8 BB: 6 IBB: 0 HBP: 0 BLK: 0 WP: 0 HR: 0 S: 46 P: 70 ERA: 0.00 WHIP: 1.000	IP: 9.0 WLS: W BF: 36 H: 3 R: 0 ER: 0 SO: 8 BB: 6 IBB: 0 HBP: 0 BLK: 0 WP: 0 HR: 0 S: 46 P: 70 ERA: 0.00 WHIP: 1.000	IP: 9.0 WLS: W BF: 36 H: 3 R: 0 ER: 0 SO: 8 BB: 6 IBB: 0 HBP: 0 BLK: 0 WP: 0 HR: 0 S: 46 P: 70 ERA: 0.00 WHIP: 1.000	IP: 9.0 WLS: W BF: 36 H: 3 R: 0 ER: 0 SO: 8 BB: 6 IBB: 0 HBP: 0 BLK: 0 WP: 0 HR: 0 S: 46 P: 70 ERA: 0.00 WHIP: 1.000	IP: 9.0 WLS: W BF: 36 H: 3 R: 0 ER: 0 SO: 8 BB: 6 IBB: 0 HBP: 0 BLK: 0 WP: 0 HR: 0 S: 46 P: 70 ERA: 0.00 WHIP: 1.000	IP: 9.0 WLS: W BF: 36 H: 3 R: 0 ER: 0 SO: 8 BB: 6 IBB: 0 HBP: 0 BLK: 0 WP: 0 HR: 0 S: 46 P: 70 ERA: 0.00 WHIP: 1.000	IP: 9.0 WLS: W BF: 36 H: 3 R: 0 ER: 0 SO: 8 BB: 6 IBB: 0 HBP: 0 BLK: 0 WP: 0 HR: 0 S: 46 P: 70 ERA: 0.00 WHIP: 1.000	IP: 9.0 WLS: W BF: 36 H: 3 R: 0 ER: 0 SO: 8 BB: 6 IBB: 0 HBP: 0 BLK: 0 WP: 0 HR: 0 S: 46 P: 70 ERA: 0.00 WHIP: 1.000	IP: 9.0 WLS: W BF: 36 H: 3 R: 0 ER: 0 SO: 8 BB: 6 IBB: 0 HBP: 0 BLK: 0 WP: 0 HR: 0 S: 46 P: 70 ERA: 0.00 WHIP: 1.000	IP: 9.0 WLS: W BF: 36 H: 3 R: 0 ER: 0 SO: 8 BB: 6 IBB: 0 HBP: 0 BLK: 0 WP: 0 HR: 0 S: 46 P: 70 ERA: 0.00 WHIP: 1.000	IP: 9.0 WLS: W BF: 36 H: 3 R: 0 ER: 0 SO: 8 BB: 6 IBB: 0 HBP: 0 BLK: 0 WP: 0 HR: 0 S: 46 P: 70 ERA: 0.00 WHIP: 1.000	IP: 9.0 WLS: W BF: 36 H: 3 R: 0 ER: 0 SO: 8 BB: 6 IBB: 0 HBP: 0 BLK: 0 WP: 0 HR: 0 S: 46 P: 70 ERA: 0.00 WHIP: 1.000	IP: 9.0 WLS: W BF: 36 H: 3 R: 0 ER: 0 SO: 8 BB: 6 IBB: 0 HBP: 0 BLK: 0 WP: 0 HR: 0 S: 46 P: 70 ERA: 0.00 WHIP: 1.000	IP: 9.0 WLS: W BF: 36 H: 3 R: 0 ER: 0 SO: 8 BB: 6 IBB: 0 HBP: 0 BLK: 0 WP: 0 HR: 0 S: 46 P: 70 ERA: 0.00 WHIP: 1.000	IP: 9.0 WLS: W BF: 36 H: 3 R: 0 ER: 0 SO: 8 BB: 6 IBB: 0 HBP: 0 BLK: 0 WP: 0 HR: 0 S: 46 P: 70 ERA: 0.00 WHIP: 1.000	IP: 9.0 WLS: W BF: 36 H: 3 R: 0 ER: 0 SO: 8 BB: 6 IBB: 0 HBP: 0 BLK: 0 WP: 0 HR: 0 S: 46 P: 70 ERA: 0.00 WHIP: 1.000

**BOTTOM**

**Baltimore Orioles @ Detroit Tigers**  
 Briggs Stadium, Detroit, MI  
 Sun Jun 19 1960, 4:38 AM EDT  
 Att. 38,109 - Unknown

<b>AB</b>	<b>30</b>
<b>R</b>	<b>0</b>
<b>H</b>	<b>3</b>
<b>RBI</b>	<b>0</b>
<b>BB</b>	<b>6</b>
<b>SO</b>	<b>8</b>
<b>LOB</b>	<b>16</b>



WP: 0 PA: 36  
 PB: 0  
 SB: 1  
 CS: 0

livebaseballscorecards.com





Batter	1	2	3	4	5	6	7	8	9	AB	R	H	RBI	BB	SO	LOB
Luis Aparicio, R OBP: 0.298, SLG: 0.331 (1, 6)	0-0 6-3		0-0 SH5-3 1B		0-0 SH1-4		0-0 SH1-3			2	1	1	0	0	0	0
Nellie Fox, L OBP: 0.349, SLG: 0.375 (1, 4)	0-0 4-3		0-0 SH5-3		0-0 5-3		0-0 L5-4			3	0	0	0	0	0	2
Minnie Minoso, R OBP: 0.386, SLG: 0.494 (1, 7)	0-3 K		4-0 1B BB		0-0 1B 2-H		0-0 1B		0-0 1-3	3	0	1	1	1	1	0
Roy Sievers, R OBP: 0.351, SLG: 0.434 (1, 3)		0-0 2B FC5-4 1B	0-0 G5-4-3 1B		0-0 1B		0-0 F7			4	1	3	1	0	0	0
Al Smith, R OBP: 0.373, SLG: 0.455 (1, 9)		0-0 FC5-4 2B	0-0 G5-4-3		0-0 5-3		1-0 HBP			3	0	1	0	0	0	4
Gene Freese, R OBP: 0.273, SLG: 0.404 (1, 5)		4-0 FC5-4 BB		0-0 P4		0-0 F8		0-3 K		3	0	0	0	1	1	1
Sherm Lollar, R OBP: 0.337, SLG: 0.384 (1, 2)		0-0 P5		0-0 F8		0-0 6-3			0-0 6-3	4	0	0	0	0	0	3
Jim Landis, R OBP: 0.373, SLG: 0.320 (1, 8)		0-0 FC5-4		0-0 5-3		0-0 F7			0-0 HR	4	1	1	2	0	0	2
Billy Pierce, L OBP: 0.241, SLG: 0.154 (1, 1)		0-0 5-3			4-0 SH1-4 1B BB		4-0 L5-4 SH1-3 BB			1	1	0	0	2	0	2
Gerry Staley, R OBP: 0.200, SLG: 0.125 (8, 1)										0	0	0	0	0	0	0
Frank Baumann, L OBP: 0.286, SLG: 0.167 (9, 1)										0	0	0	0	0	0	0

Inning Stats	R: 0	H: 0	E: 0	K: 1	S: 5	R: 1	H: 2	E: 0	K: 0	S: 5	R: 1	H: 2	E: 0	K: 0	S: 4	R: 0	H: 0	E: 0	K: 0	S: 3	R: 1	H: 2	E: 0	K: 0	S: 5	R: 0	H: 0	E: 0	K: 0	S: 3	R: 0	H: 0	E: 0	K: 1	S: 5	R: 0	H: 1	E: 0	K: 0	S: 2	R: 1	H: 1	E: 0	K: 0	S: 2	1B: 5	SF: 0	2B: 2	SAC: 3	3B: 0	DP: 2	HR: 1	HBP: 1	WP: 0	PA: 35
--------------	------	------	------	------	------	------	------	------	------	------	------	------	------	------	------	------	------	------	------	------	------	------	------	------	------	------	------	------	------	------	------	------	------	------	------	------	------	------	------	------	------	------	------	------	------	-------	-------	-------	--------	-------	-------	-------	--------	-------	--------

PITCHER	IP	WLS	BF	H	R	ER	SO	BB	IBB	HBP	BLK	WP	HR	S	P	ERA	WHIP
Steve Barber, L ERA: 3.07 (1, 1)	7.0		29	6	3	3	1	4	0	0	0	0	0	27	43	3.86	1.429
Chuck Estrada, R ERA: 3.54 (8, 1)	1.1	L	6	1	1	1	1	0	0	1	0	0	1	7	8	6.75	0.750


**BOTTOM**

**Baltimore Orioles @ Chicago White Sox**  
Comiskey Park, Chicago, IL

Tue Jun 21 1960, 8:05 PM EDT  
Att. 22,881 - Unknown

livebaseballscorecards.com

<b>AB</b>	<b>27</b>
<b>R</b>	<b>4</b>
<b>H</b>	<b>7</b>
<b>RBI</b>	<b>4</b>
<b>BB</b>	<b>4</b>
<b>SO</b>	<b>2</b>
<b>LOB</b>	<b>14</b>



Batter	1	2	3	4	5	6	7	8	9	AB R H RBI BB SO LOB	TOP									
<b>Mary Breeding, R</b> (1, 4) <small>OBP: 0.342, SLG: 0.357</small> <b>Bob Boyd, L</b> (8, PH) <small>OBP: 0.293, SLG: 0.341</small> <b>Billy Klaus, L</b> (8, 4) <small>OBP: 0.375, SLG: 0.714</small>	0-0 CS 1B		0-0 F9			0-0 6-3		0-0 L3		3 0 1 0 0 0 1 1 0 0 0 0 0 1 0 0 0 0 0 0 0										
<b>Gene Stephens, L</b> (1, 9) <small>OBP: 0.305, SLG: 0.331</small>	0-0 F8 1-2			4-0 BB BB G6-4-3 BB		0-0 F2		0-0 F3	3 1 0 0 1 0 1											
<b>Gene Woodling, L</b> (1, 7) <small>OBP: 0.423, SLG: 0.374</small>	0-0 F9			4-0 BB BB G6-4-3 1-2 BB		0-0 P6		0-0 E7 FC4-6	3 0 0 0 1 0 0											
<b>Jim Gentile, L</b> (1, 3) <small>OBP: 0.467, SLG: 0.567</small>		0-0 4-3		4-0 BB BB G6-4-3 1-2 2-3 BB		0-0 L9		0-0 FC4-6 1-2f	3 0 0 0 1 0 1											
<b>Gus Triandos, R</b> (1, 2) <small>OBP: 0.313, SLG: 0.274</small>		0-0 P6		0-0 G6-4-3 1-2f 2-3 3-H		0-0 F5		0-0 2-3	4 0 0 0 0 0 3											
<b>Brooks Robinson, R</b> (1, 5) <small>OBP: 0.312, SLG: 0.373</small>		0-3 K		0-0 F7		0-3 K			3 0 0 0 0 2 1											
<b>Ron Hansen, R</b> (1, 6) <small>OBP: 0.333, SLG: 0.454</small>		0-3 K2-3		0-3 K		0-3 K		0-3 K	3 0 0 0 0 3 0											
<b>Jim Busby, R</b> (1, 8) <small>OBP: 0.419, SLG: 0.481</small> <b>Clint Courtney, L</b> (8, PH) <small>OBP: 0.328, SLG: 0.245</small> <b>Jackie Brandt, R</b> (8, 8) <small>OBP: 0.376, SLG: 0.464</small>		4-0 S BB		0-0 F8		0-0 F8		0-0 1B	1 0 0 0 1 0 0 1 0 1 0 0 0 0 0 0 0 0 0 0 0											
<b>Jack Fisher, R</b> (1, 1) <small>OBP: 0.190, SLG: 0.158</small> <b>Al Pilarcik, L</b> (8, PH) <small>OBP: 0.322, SLG: 0.358</small> <b>Billy Hoelt, L</b> (8, 1) <b>Hoyt Wilhelm, R</b> (8, 1) <small>OBP: 0.074, SLG: 0.040</small>		0-3 K		0-3 K		0-3 K		0-0 F5	2 0 0 0 0 2 1 1 0 0 0 0 0 1 0 0 0 0 0 0 0 0 0 0 0 0 0 0											
<b>Inning Stats</b>	R: 0 E: 0 K: 0 S: 3	H: 1 LOB: 0 BB: 0 P: 3	R: 0 E: 0 K: 1 S: 5	H: 0 LOB: 0 BB: 0 P: 5	R: 0 E: 0 K: 2 S: 7	H: 0 LOB: 1 BB: 1 P: 11	R: 1 E: 0 K: 0 S: 2	H: 0 LOB: 1 BB: 3 P: 14	R: 0 E: 0 K: 2 S: 7	H: 0 LOB: 0 BB: 0 P: 7	R: 0 E: 0 K: 1 S: 5	H: 0 LOB: 0 BB: 0 P: 5	R: 0 E: 0 K: 1 S: 6	H: 1 LOB: 1 BB: 0 P: 6	R: 0 E: 1 K: 0 S: 4	H: 0 LOB: 1 BB: 0 P: 4	1B: 2 2B: 0 3B: 0 HR: 0	SF: 0 SAC: 0 DP: 1 HBP: 0	WP: 0 PB: 0 SB: 1 CS: 1	PA: 32
<b>PITCHER</b> <b>Early Wynn, R</b> (1, 1) <small>ERA: 4.22</small>	IP: 9.0 WLS: W BF: 32 H: 2 R: 1 ER: 1 SO: 7 BB: 4 IBB: 0 HBP: 0 BLK: 0 WP: 0 HR: 0 S: 42 P: 58 ERA: 1.00 WHIP: 0.667																			<b>PITCHER</b> IP: WLS: BF: H: R: ER: SO: BB: IBB: HBP: BLK: WP: HR: S: P: ERA: WHIP

**Baltimore Orioles @ Chicago White Sox**  
 Comiskey Park, Chicago, IL  
 Wed Jun 22 1960, 8:05 PM EDT  
 Att. 25,062 - Unknown

<b>AB</b>	28
<b>R</b>	1
<b>H</b>	2
<b>RBI</b>	0
<b>BB</b>	4
<b>SO</b>	7
<b>LOB</b>	10



livebaseballscorecards.com



Batter	1	2	3	4	5	6	7	8	9
Luis Aparicio, R OBP: 0.297, SLG: 0.339 (1, 6)	0-0 6-3		0-0 SF9		0-0 6-3			0-0 3B	
Nellie Fox, L OBP: 0.355, SLG: 0.381 (1, 4)	0-0 F8		0-0 2B 1B			0-0 FC1-5 1B 1B		0-0 G5-4-3 1B	
Minnie Minoso, R OBP: 0.388, SLG: 0.498 (1, 7)	0-3 K		0-0 2B			0-0 FC1-5 1B		0-3 K	
Roy Sievers, R OBP: 0.342, SLG: 0.421 (1, 3)		0-0 L7	0-0 F7			0-0 FC1-5 FC6-4 1B		0-0 G5-4-3	
Joe Ginsberg, L OBP: 0.364, SLG: 0.270 (1, 2)		0-0 P6		0-0 5-3		0-0 P4			
Al Smith, R OBP: 0.368, SLG: 0.448 (1, 9)		0-0 6-3		0-0 F7		0-0 FC6-4			
Gene Freese, R OBP: 0.274, SLG: 0.409 (1, 5)			0-0 SH1-4 SF9 2B		0-3 K		0-0 1-3		
Jim Landis, R OBP: 0.373, SLG: 0.316 (1, 8)			4-0 SF9 SH1-4 1B BB		0-0 F9		0-0 5-3		
Early Wynn, S OBP: 0.241, SLG: 0.192 (1, 1)			0-0 SH1-4		0-0 3-1		0-0 4-3		

Inning Stats	R: 0 E: 0 K: 1 S: 5	H: 0 LOB: 0 BB: 0 P: 5	R: 0 E: 0 K: 0 S: 3	H: 0 LOB: 0 BB: 0 P: 3	R: 3 E: 0 K: 0 S: 6	H: 3 LOB: 1 BB: 1 P: 10	R: 0 E: 0 K: 1 S: 5	H: 0 LOB: 0 BB: 0 P: 5	R: 0 E: 0 K: 0 S: 3	H: 2 LOB: 2 BB: 0 P: 5	R: 0 E: 0 K: 0 S: 3	H: 0 LOB: 0 BB: 0 P: 3	R: 0 E: 0 K: 1 S: 6	H: 2 LOB: 1 BB: 0 P: 6
	1B: 4 2B: 2 3B: 1 HR: 0	SF: 1 SAC: 1 DP: 1 HBP: 0	WP: 0 PB: 0 SB: 0 CS: 0	PA: 31										

PITCHER	IP	WLS	BF	H	R	ER	SO	BB	IBB	HBP	BLK	WP	HR	S	P	ERA	WHIP
Jack Fisher, R ERA: 3.88 (1, 1)	7.0	L	27	5	3	3	2	1	0	0	0	0	0	30	34	3.86	0.857
Billy Hoelt, L ERA: 3.0 (8, 1)	0.0		2	2	0	0	0	0	0	0	0	0	0	2	2	∞	∞
Hoyt Wilhelm, R ERA: 4.09 (8, 1)	1.0		2	0	0	0	1	0	0	0	0	0	0	4	4	0.00	0.000

BOTTOM

**Baltimore Orioles @ Chicago White Sox**  
 Comiskey Park, Chicago, IL  
 Wed Jun 22 1960, 8:05 PM EDT  
 Att. 25,062 - Unknown

livebaseballscorecards.com

AB	28
R	3
H	7
RBI	3
BB	1
SO	3
LOB	11



Batter	1	2	3	4	5	6	7	8	9	10	11	AB R H RBI BB SO LOB	TOP												
<b>Marv Breeding, R</b> (1, 4) <small>OBP: 0.338, SLG: 0.352</small>												6 0 1 0 0 1 4	<b>Baltimore Orioles @ Chicago White Sox</b> Comiskey Park, Chicago, IL Thu Jun 23 1960, 4:33 AM EDT Att. 11,118 - Unknown												
<b>Gene Woodling, L</b> (1, 7) <small>OBP: 0.418, SLG: 0.369</small>												5 0 1 0 0 1 2													
<b>Ron Hansen, R</b> (1, 6) <small>OBP: 0.335, SLG: 0.474</small>												5 2 2 2 0 0 3													
<b>Walt Dropo, R</b> (1, 3) <small>OBP: 0.333, SLG: 0.408</small> <b>Jim Gentile, L</b> (11, PH) <small>OBP: 0.470, SLG: 0.570</small> <b>Al Pilarcik, L</b> (11, PR) <small>OBP: 0.322, SLG: 0.358</small> (11, 9)												3 0 0 1 0 0 0 1 0 1 0 0 0 0 0 1 0 0 0 0 0													
<b>Brooks Robinson, R</b> (1, 5) <small>OBP: 0.314, SLG: 0.375</small>												4 0 2 0 0 0 0													
<b>Gus Triandos, R</b> (1, 2) <small>OBP: 0.317, SLG: 0.273</small>												4 1 1 0 1 0 1													
<b>Jackie Brandt, R</b> (1, 9) <small>OBP: 0.374, SLG: 0.456</small> <b>Chuck Estrada, R</b> (9, 1) <small>OBP: 0.143, SLG: 0.238</small> <b>Clint Courtney, L</b> (11, PH) <small>OBP: 0.333, SLG: 0.245</small> <b>Billy Klaus, L</b> (11, PR) <small>OBP: 0.375, SLG: 0.714</small> <b>Hoyt Wilhelm, R</b> (11, 1) <small>OBP: 0.074, SLG: 0.040</small>												3 0 0 0 1 1 1 0													
<b>Jim Busby, R</b> (1, 8) <small>OBP: 0.371, SLG: 0.419</small> <b>Bob Boyd, L</b> (11, PH) <small>OBP: 0.310, SLG: 0.341</small> (11, 3)												4 0 0 0 0 0 3 0 0 0 1 1 0 0													
<b>Jerry Walker, S</b> (1, 1) <small>OBP: 0.238, SLG: 0.250</small> <b>Gene Stephens, L</b> (9, 9) <small>OBP: 0.307, SLG: 0.336</small> (11, 8)												3 1 1 0 0 1 0 1 0 1 1 0 0 0													
<b>Inning Stats</b>	R: 0 H: 1 E: 0 LOB: 0 K: 0 BB: 0 S: 3 P: 3	R: 0 H: 0 E: 0 LOB: 0 K: 0 BB: 0 S: 3 P: 3	R: 0 H: 0 E: 0 LOB: 0 K: 0 BB: 0 S: 3 P: 3	R: 0 H: 0 E: 0 LOB: 0 K: 1 BB: 0 S: 5 P: 5	R: 0 H: 1 E: 0 LOB: 1 K: 1 BB: 0 S: 6 P: 6	R: 0 H: 0 E: 0 LOB: 0 K: 1 BB: 0 S: 5 P: 5	R: 1 H: 3 E: 0 LOB: 3 K: 0 BB: 1 S: 6 P: 10	R: 2 H: 2 E: 0 LOB: 0 K: 0 BB: 0 S: 5 P: 5	R: 0 H: 0 E: 0 LOB: 0 K: 0 BB: 0 S: 3 P: 3	R: 0 H: 2 E: 0 LOB: 2 K: 1 BB: 0 S: 7 P: 7	R: 2 H: 1 E: 0 LOB: 2 K: 0 BB: 2 S: 4 P: 13	1B: 7 SF: 2 2B: 1 SAC: 1 3B: 1 DP: 1 HR: 1 HBP: 1		WP: 0 PA: 46 PB: 0 SB: 0 CS: 0											
<b>PITCHER</b> <b>Frank Baumann, L</b> (1, 1) <small>ERA: 2.77</small> <b>Gerry Staley, R</b> (9, 1) <small>ERA: 1.53</small> <b>Turk Lown, R</b> (11, 1) <small>ERA: 1.86</small>	IP	WLS	BF	H	R	ER	SO	BB	IBB	HBP	BLK	WP		HR	S	P	ERA	WHIP							
	8.0		31	7	3	3	3	1	0	0	0	0	1	36	40	3.38	1.000								
	2.1	L	13	3	2	2	1	1	1	1	0	0	0	12	21	7.71	1.714								
	0.2		2	0	0	0	0	0	0	0	0	0	0	2	2	0.00	0.000								

livebaseballscorecards.com

AB	39
R	5
H	10
RBI	5
BB	3
SO	4
LOB	14





Batter	1	2	3	4	5	6	7	8	9	10	11	AB	R	H	RBI	BB	SO	LOB	BOTTOM							
Luis Aparicio, R OBP: 0.295, SLG: 0.336 (1, 6)	0-0 1B		0-0 6-3			0-0 5-3		0-0 F3		0-0 F8		5	0	1	0	0	0	1								
Nellie Fox, L OBP: 0.349, SLG: 0.373 (1, 4)	0-0 F7		0-0 P6			0-0 F8			0-0 4-3		0-0 E6 FC6-4	5	0	0	0	0	0	0								
Minnie Minoso, R OBP: 0.388, SLG: 0.496 (1, 7)	0-0 1B			0-0 6-3		0-0 1B			0-0 6-3		0-0 FC6-4 1-2f	5	0	2	0	0	0	1								
Roy Sievers, R OBP: 0.344, SLG: 0.438 (1, 3)	0-0 F2			4-0 BB		0-3 K			0-0 HR		0-0 F9	4	1	1	1	1	1	3								
Al Smith, R OBP: 0.365, SLG: 0.456 (1, 9)		0-0 F8		0-0 F2		0-0 L5			0-0 HR		0-0 F8	5	1	1	1	0	0	2								
Gene Freese, R OBP: 0.267, SLG: 0.399 (1, 5)		0-3 K		0-0 2-3		0-0 6-3			0-3 K			4	0	0	0	0	2	1								
Sherm Lollar, R OBP: 0.330, SLG: 0.375 (1, 2)		0-3 K			0-0 L5			0-0 F8		0-0 P5		4	0	0	0	0	1	0								
Jim Landis, R OBP: 0.370, SLG: 0.331 (1, 8)			0-0 HR		0-0 6-3			0-0 F8		0-0 F8		4	1	1	1	0	0	0								
Frank Baumann, L OBP: 0.250, SLG: 0.143 (1, 1)			0-0 1-3		0-0 F8			0-0 5-3		1-0 HBP		2	0	0	0	0	0	0								
Earl Torgeson, L OBP: 0.500, SLG: 0.567 (8, PH)												1	0	0	0	0	0	0								
Gerry Staley, R OBP: 0.273, SLG: 0.125 (9, 1)												0	0	0	0	0	0	0								
Turk Lown, R (11, 1)												0	0	0	0	0	0	0								
<b>Inning Stats</b>	R: 0 E: 0 K: 0 S: 4	H: 2 LOB: 1 BB: 0 P: 4	R: 0 E: 0 K: 2 S: 7	H: 0 LOB: 0 BB: 0 P: 7	R: 1 E: 0 K: 0 S: 4	H: 1 LOB: 0 BB: 0 P: 4	R: 0 E: 0 K: 0 S: 3	H: 0 LOB: 1 BB: 1 P: 7	R: 0 E: 0 K: 0 S: 3	H: 0 LOB: 0 BB: 0 P: 3	R: 0 E: 0 K: 1 S: 6	H: 1 LOB: 1 BB: 0 P: 6	R: 0 E: 0 K: 0 S: 3	H: 0 LOB: 0 BB: 0 P: 3	R: 0 E: 0 K: 0 S: 3	H: 0 LOB: 0 BB: 0 P: 3	R: 2 E: 0 K: 1 S: 7	H: 2 LOB: 0 BB: 0 P: 7	R: 0 E: 0 K: 0 S: 3	H: 0 LOB: 1 BB: 0 P: 4	R: 0 E: 1 K: 0 S: 4	H: 0 LOB: 1 BB: 0 P: 4	1B: 3 2B: 0 3B: 0 HR: 3	SF: 0 SAC: 0 DP: 0 HBP: 1	WP: 0 PB: 0 SB: 0 CS: 0	PA: 41
<b>PITCHER</b>	IP	WLS	BF	H	R	ER	SO	BB	IBB	HBP	BLK	WP	HR	S	P	ERA	WHIP									
Jerry Walker, R ERA: 3.19 (1, 1)	8.2		32	6	3	3	3	1	0	0	0	0	3	37	41	3.12	0.808									
Chuck Estrada, R ERA: 3.48 (9, 1)	1.1	W	5	0	0	0	1	0	0	1	0	0	0	6	7	0.00	0.000									
Hoyt Wilhelm, R ERA: 4.04 (11, 1)	1.0	S	4	0	0	0	0	0	0	0	0	0	0	4	4	0.00	0.000									

Baltimore Orioles @ Chicago White Sox  
Comiskey Park, Chicago, IL  
Thu Jun 23 1960, 4:33 AM EDT  
Att. 11,118 - Unknown

livebaseballscores.com

AB	39
R	3
H	6
RBI	3
BB	1
SO	4
LOB	8



Batter	1	2	3	4	5	6	7	8	9	AB R H RBI BB SO LOB	TOP										
<b>Mary Breeding, R</b> (1, 4) OBP: 0.331, SLG: 0.345	0-0 F4		0-0 F9	0-3 K		0-0 F8	0-0 6-3		0-0 F8	6 0 0 0 0 1 6											
<b>Gene Stephens, L</b> (1, 9) OBP: 0.314, SLG: 0.341	4-0 BB		0-0 6-3		0-0 2B	4-0 BB BB		0-0 4-3	0-0 F9	4 1 1 0 2 0 1											
<b>Gene Woodling, L</b> (1, 7) OBP: 0.418, SLG: 0.382 <b>Jackie Brandt, R</b> (9, 7) OBP: 0.374, SLG: 0.456	0-0 F7		0-0 G3		0-0 F4	4-0 BB BB		0-0 HR		4 1 1 1 1 0 2 0 0 0 0 0 0 0											
<b>Jim Gentile, L</b> (1, 3) OBP: 0.479, SLG: 0.566	0-0 G3			4-0 BB 1B G4-6-3	4-0 2B	4-0 BB BB		4-0 FC6-4 BB		1 1 0 1 4 0 1											
<b>Gus Triandos, R</b> (1, 2) OBP: 0.321, SLG: 0.290		0-0 F8		0-0 G4-6-3 1B	0-0 2B	0-0 F4		0-0 FC6-4		5 0 2 1 0 0 4											
<b>Ron Hansen, R</b> (1, 6) OBP: 0.336, SLG: 0.468		4-0 PB BB BB		4-0 G4-6-3 1B BB	0-0 F3		0-0 6-3	0-0 F5		3 0 0 0 2 0 3											
<b>Brooks Robinson, R</b> (1, 5) OBP: 0.320, SLG: 0.381		4-0 PB 1-2 BB		0-0 G4-6-3 1-2 2-3 3-H	0-0 6-3		0-0 2B		0-0 SH2-4 2B 1B	4 2 2 0 1 0 4											
<b>Jim Busby, R</b> (1, 8) OBP: 0.385, SLG: 0.441		0-0 F4		4-0 S BB		0-0 E6 BB BB BB	0-0 2B		0-0 SH2-4	3 1 1 1 1 0 2											
<b>Hal Brown, R</b> (1, 1) OBP: 0.320, SLG: 0.238 <b>Bob Boyd, L</b> (7, PH) OBP: 0.302, SLG: 0.333 <b>Gordon Jones, R</b> (7, 1) OBP: 0.667, SLG: 0.667 <b>Steve Barber, L</b> (8, 1) OBP: 0.179, SLG: 0.080 <b>Hoyt Wilhelm, R</b> (8, 1) OBP: 0.074, SLG: 0.040 <b>Clint Courtney, L</b> (8, 2) OBP: 0.339, SLG: 0.263		0-3 K		4-0 BB BB 1-2 BB		0-0 F4	0-0 4-3		0-0 2B	2 0 0 0 1 1 3 1 0 0 0 0 0 1 0 1 0 1 1 0 0 0											
<b>Inning Stats</b>	R: 0 E: 0 K: 0 S: 3	H: 0 LOB: 1 BB: 1 P: 7	R: 0 E: 0 K: 1 S: 5	H: 0 LOB: 2 BB: 2 P: 13	R: 0 E: 0 K: 0 S: 3	H: 0 LOB: 0 BB: 0 P: 3	R: 1 E: 0 K: 1 S: 5	H: 1 LOB: 3 BB: 4 P: 21	R: 1 E: 0 K: 0 S: 5	H: 2 LOB: 2 BB: 1 P: 9	R: 1 E: 1 K: 0 S: 4	H: 0 LOB: 3 BB: 3 P: 16	R: 1 E: 0 K: 0 S: 5	H: 2 LOB: 1 BB: 0 P: 5	R: 1 E: 0 K: 0 S: 4	H: 1 LOB: 1 BB: 1 P: 8	R: 1 E: 0 K: 0 S: 5	H: 2 LOB: 1 BB: 0 P: 5	1B: 2 2B: 5 3B: 0 HR: 1	SF: 0 SAC: 1 DP: 1 HBP: 0	WP: 0 PA: 47 PB: 1 SB: 1 CS: 0
<b>PITCHER</b>	IP WLS BF H R ER SO BB IBB HBP BLK WP HR S P ERA WHIP																				
<b>Don Larsen, R</b> (1, 1) ERA: 3.14	3.0		15	1	1	1	1	5	0	0	0	0	0	0	12	32	3.00	2.000			
<b>Bob Trowbridge, R</b> (4, 1) ERA: 3.52	2.2		16	2	2	1	1	6	0	0	0	0	0	0	12	36	3.38	3.000			
<b>Marty Kutyna, R</b> (6, 1) ERA: 2.83	1.2		8	3	2	2	0	0	0	0	0	0	1	8	8	10.80	1.800				
<b>Ray Herbert, R</b> (8, 1) ERA: 3.8	1.2	L	8	2	1	1	0	1	0	0	0	0	0	7	11	5.40	1.800				


**Baltimore Orioles @ Kansas City Athletics**  
Municipal Stadium, Kansas City, MO  
Fri Jun 24 1960, 8:05 PM EDT  
Att. 16,623 - Unknown

AB	34
R	6
H	8
RBI	5
BB	12
SO	2
LOB	27







Batter	1	2	3	4	5	6	7	8	9	AB R H RBI BB SO LOB	TOP	
Mary Breeding, R (1, 4) OBP: 0.332, SLG: 0.346	0-0 1-3		0-0 FC1-6 FC5-4 1-2f	0-0 S 1B		0-0 6-3 1B 1B	0-0 F4			5 1 2 0 0 0 1		
Jim Busby, R (1, 8) OBP: 0.341, SLG: 0.385	0-0 L8		0-0 FC5-4 2B 1-2f	0-3 K 1-2		0-0 6-3		0-0 F2		5 1 0 0 0 1 3		
Ron Hansen, R (1, 6) OBP: 0.341, SLG: 0.473	0-0 F9		0-0 2B 1-3		4-0 1B 2B BB	0-3 K 1B		0-0 1B		4 2 2 0 1 1 1		
Walt Dropo, R (1, 3) OBP: 0.337, SLG: 0.425		0-0 6-3	0-0 2B 2B		0-0 2B 1B SF8	0-0 1B 1B		0-0 L6		2 1 1 2 0 0 0		
Jim Gentile, L (5, PH) OBP: 0.484, SLG: 0.572			2-H 3-H		1-3 2B 1B	2-H 1B				2 1 2 1 0 0 0		
Bob Boyd, L (8, PH) OBP: 0.295, SLG: 0.326										1 0 0 0 0 0 1		
Gus Triandos, R (1, 2) OBP: 0.342, SLG: 0.367		0-0 HR	0-0 HR 2B		0-0 2B 2B	1-2 FC4-6 1B		0-0 F2		5 3 4 3 0 0 1		
Brooks Robinson, R (1, 5) OBP: 0.318, SLG: 0.391		0-3 K	0-0 HR		0-0 SF8	0-0 FC4-6		0-0 F7		4 1 1 3 0 1 2		
Jackie Brandt, R (1, 9) OBP: 0.374, SLG: 0.460	0-0 1B		0-0 F2		0-0 L7		0-0 5-3		0-0 2B	5 0 2 0 0 0 1	AB 42 R 11 H 16 RBI 11 BB 2 SO 7 LOB 14	
Dave Nicholson, R (1, 7) OBP: 0.256, SLG: 0.297	0-0 F6			0-3 K	0-0 2B		0-0 HR		0-3 K	5 1 2 2 0 2 2		
Milt Pappas, R (1, 1)			4-0 FC1-6 BB	0-0 F7	0-3 K		0-0 F7		0-3 K	4 0 0 0 1 2 2		
<b>Inning Stats</b>	R: 0 E: 0 K: 0 S: 3 H: 0 LOB: 0 P: 3	R: 1 E: 0 K: 1 S: 7 H: 2 LOB: 1 BB: 0 P: 7	R: 5 E: 0 K: 0 S: 7 H: 4 LOB: 0 BB: 1 P: 11	R: 0 E: 0 K: 2 S: 8 H: 1 LOB: 1 BB: 0 P: 8	R: 3 E: 0 K: 1 S: 8 H: 3 LOB: 1 BB: 1 P: 12	R: 1 E: 0 K: 1 S: 8 H: 3 LOB: 2 BB: 0 P: 8	R: 1 E: 0 K: 0 S: 4 H: 1 LOB: 0 BB: 0 P: 4	R: 0 E: 0 K: 0 S: 4 H: 1 LOB: 1 BB: 0 P: 4	R: 0 E: 0 K: 2 S: 8 H: 1 LOB: 1 BB: 0 P: 8	1B: 7 2B: 6 3B: 0 HR: 3 SF: 1 SAC: 0 DP: 0 HBP: 0	WP: 0 PB: 0 SB: 1 CS: 0 PA: 45	
<b>PITCHER</b>	IP WLS BF H R ER SO BB IBB HBP BLK WP HR S P ERA WHIP											
Bud Daley, L (1, 1) ERA: 3.39	3.0 L 16 6 6 6 1 1 0 0 0 0 0 2 17 21 18.00 2.333											
Johnny Kucks, R (4, 1) ERA: 8.15	1.2 10 4 3 3 2 1 0 0 0 0 0 0 13 17 16.20 3.000											
Ken Johnson, R (5, 1) ERA: 4.03	4.1 19 6 2 2 4 0 0 0 0 0 0 1 27 27 4.15 1.385											

**Baltimore Orioles @ Kansas City Athletics**  
Municipal Stadium, Kansas City, MO  
Sat Jun 25 1960, 4:33 AM EDT  
Att. 6,585 - Unknown

[livebaseballscorecards.com](http://livebaseballscorecards.com)



Batter	1	2	3	4	5	6	7	8	9	AB	R	H	RBI	BB	SO	LOB
Bill Tuttle, R OBP: 0.332, SLG: 0.322 (1, 8)	0-3 K		4-0 BB		0-0 F6			0-0 1-3		3	0	0	0	1	1	0
Jerry Lumpe, L OBP: 0.324, SLG: 0.371 (1, 4)	0-3 K		0-3 K		0-0 6-3			0-0 F6		4	0	0	0	0	2	2
Andy Carey, R OBP: 0.295, SLG: 0.447 (1, 5)	0-0 1-3		0-0 F6		0-0 F3			0-0 HR		4	1	1	1	0	0	2
Norm Siebern, L OBP: 0.390, SLG: 0.495 (1, 7)		4-0 FC6 BB		4-0 FC4-6 BB		0-0 F7		0-0 L9		2	0	0	0	2	0	0
Whitey Herzog, L OBP: 0.406, SLG: 0.484 (1, 9)		0-0 F8		0-0 FC4-6 1B 1-2f		0-0 F5		0-0 G4-6-3 1B		4	1	1	0	0	0	2
Mary Throneberry, L OBP: 0.313, SLG: 0.516 (1, 3)		0-3 K		0-0 1B 1-3		0-0 F6		0-0 G4-6-3 1-2f		4	0	1	0	0	1	2
Harry Chiti, R OBP: 0.291, SLG: 0.343 (1, 2)		0-0 FC6 1-2f		0-0 1B 1-2		0-0 6-3		0-0 1B		4	0	2	1	0	0	1
Ken Hamlin, R OBP: 0.286, SLG: 0.252 (1, 6)			0-3 K		0-0 L8		0-0 F3		0-3 K	4	0	0	0	0	2	3
Bud Daley, L OBP: 0.256, SLG: 0.152 (1, 1)			0-0 2B		0-3 K		0-0 6-3			0	0	0	0	0	0	0
Hank Bauer, R OBP: 0.312, SLG: 0.363 (3, PH)										1	0	1	0	0	0	0
Johnny Kucks, R (4, 1)										1	0	0	0	0	1	2
Ken Johnson, R OBP: 0.222, SLG: 0.222 (5, 1)										1	0	0	0	0	0	0

Inning Stats	R: 0	H: 0	E: 0	K: 2	S: 7	R: 0	H: 0	E: 0	K: 1	S: 5	R: 0	H: 1	E: 0	K: 2	S: 8	R: 1	H: 2	E: 0	K: 1	S: 7	R: 0	H: 0	E: 0	K: 0	S: 3	R: 0	H: 0	E: 0	K: 0	S: 3	R: 0	H: 0	E: 0	K: 0	S: 3	R: 1	H: 1	E: 0	K: 0	S: 4	R: 0	H: 2	E: 0	K: 1	S: 6	1B: 4	SF: 0	3B: 0	HR: 1	WP: 0	PA: 35
	LOB: 0	BB: 0	P: 7	LOB: 1	BB: 1	P: 9	LOB: 2	BB: 1	P: 12	LOB: 2	BB: 1	P: 11	LOB: 0	BB: 0	P: 3	LOB: 0	BB: 0	P: 3	LOB: 0	BB: 0	P: 3	LOB: 0	BB: 0	P: 3	LOB: 0	BB: 0	P: 4	LOB: 1	BB: 0	P: 6	LOB: 0	BB: 0	P: 6	LOB: 0	BB: 0	P: 6	SAC: 0	DP: 1	HBP: 0	CS: 0	ERA	WHIP	ERA	WHIP							
PITCHER Milt Pappas, R ERA: 4.78 (1, 1)	IP: 9.0	WLS: W	BF: 35	H: 6	R: 2	ER: 2	SO: 7	BB: 3	IBB: 0	HBP: 0	BLK: 0	WP: 0	HR: 1	S: 46	P: 58	ERA: 2.00	WHIP: 1.000																																		


**BOTTOM**

**Baltimore Orioles @ Kansas City Athletics**  
Municipal Stadium, Kansas City, MO

Sat Jun 25 1960, 4:33 AM EDT  
Att. 6,585 - Unknown

livebaseballscorecards.com

AB	32
R	2
H	6
RBI	2
BB	3
SO	7
LOB	14



Batter	1	2	3	4	5	6	7	8	9	AB R H RBI BB SO LOB	TOP		
<b>Mary Breeding, R</b> (1, 4) OBP: 0.330, SLG: 0.347	0-0 F8		0-0 F8		0-0 FC5-4		0-0 1B HR 2B	0-0 F8		5 1 1 0 0 0 3			
<b>Gene Stephens, L</b> (1, 8) (7, 9) OBP: 0.317, SLG: 0.343	0-0 E6 CS		0-0 F9			0-0 E4 1B HR	0-0 2-3 HR 1B		0-0 HR 1B	5 3 2 0 0 0 1			
<b>Gene Woodling, L</b> (1, 7) <b>Jackie Brandt, R</b> (9, 7) OBP: 0.426, SLG: 0.402 OBP: 0.374, SLG: 0.460	0-0 3-1			4-0 E 1B 9-2 BB		0-0 1-2 HR 1B	4-0 1-2 HR BB		0-0 1-H HR	3 3 2 2 2 0 1 0 0 0 0 0 0 0			
<b>Jim Gentile, L</b> (1, 3) OBP: 0.487, SLG: 0.613		0-0 F9		0-0 E9 1-3 1B		0-0 1-H 2-H HR	0-0 1-H 2-H 3-H HR		0-3 K	5 2 3 7 0 1 0			
<b>Gus Triandos, R</b> (1, 2) OBP: 0.336, SLG: 0.359		0-0 1B		0-0 6-3		0-0 F5	0-0 F8		0-0 F7	5 0 1 0 0 0 2			
<b>Ron Hansen, R</b> (1, 6) OBP: 0.335, SLG: 0.463		0-0 F5		0-0 9-2 3-H		0-0 F7	0-0 F7		0-0 L7	5 0 0 0 0 0 3			
<b>Brooks Robinson, R</b> (1, 5) OBP: 0.317, SLG: 0.389		0-0 F8			0-0 F7	0-0 1B		0-0 5-3		4 0 1 0 0 0 1			
<b>Dave Nicholson, R</b> (1, 9) <b>Jim Busby, R</b> (7, 8) OBP: 0.261, SLG: 0.300 OBP: 0.356, SLG: 0.400			0-0 FC1-6 1B		0-3 K	0-3 K		0-0 SH1-4 1B		3 0 1 0 0 2 1 1 0 1 0 0 0 0			
<b>Chuck Estrada, R</b> (1, 1) OBP: 0.167, SLG: 0.250			0-0 FC1-6		0-0 FC5-4 1B		0-0 F6	0-0 SH1-4		3 0 1 0 0 0 1			
<b>Inning Stats</b>	R: 0 E: 1 K: 0 S: 3 H: 0 LOB: 0 BB: 0 P: 3	R: 0 E: 0 K: 0 S: 4 H: 1 LOB: 1 BB: 0 P: 4	R: 0 E: 0 K: 0 S: 4 H: 1 LOB: 1 BB: 0 P: 4	R: 0 E: 1 K: 0 S: 3 H: 1 LOB: 1 BB: 1 P: 7	R: 0 E: 0 K: 1 S: 6 H: 1 LOB: 1 BB: 0 P: 6	R: 3 E: 1 K: 1 S: 9 H: 3 LOB: 1 BB: 0 P: 9	R: 4 E: 0 K: 0 S: 6 H: 3 LOB: 0 BB: 1 P: 10	R: 0 E: 0 K: 0 S: 4 H: 1 LOB: 1 BB: 0 P: 4	R: 2 E: 0 K: 1 S: 7 H: 2 LOB: 0 BB: 0 P: 7	1B: 9 2B: 2 3B: 0 HR: 3 SF: 0 SAC: 1 DP: 1 HBP: 0	WP: 0 PB: 0 SB: 0 CS: 1 PA: 42		
<b>PITCHER</b>	IP WLS BF H R ER SO BB IBB HBP BLK WP HR S P ERA WHIP											<b>PITCHER</b>	IP WLS BF H R ER SO BB IBB HBP BLK WP HR S P ERA WHIP
<b>Dick Hall, R</b> (1, 1) ERA: 3.06	7.0 L 33 10 7 6 2 2 0 0 0 0 0 2 35 43 7.71 1.714												
<b>Bob Trowbridge, R</b> (8, 1) ERA: 3.72	2.0 9 3 2 2 1 0 0 0 0 0 0 1 11 11 9.00 1.500												

**Baltimore Orioles @ Kansas City Athletics**  
Municipal Stadium, Kansas City, MO  
Sun Jun 26 1960, 4:33 AM EDT  
Att. 9,612 - Unknown

AB	39
R	9
H	13
RBI	9
BB	2
SO	3
LOB	13



livebaseballscorecards.com









**BOTTOM**

**Washington Senators @ Baltimore Orioles**  
**Memorial Stadium, Baltimore, MD**  
 Mon Jun 27 1960, 7:05 PM EDT  
 Att: 13,286 - Unknown

[livebaseballscorecards.com](http://livebaseballscorecards.com)

<b>AB</b>	<b>35</b>
<b>R</b>	<b>2</b>
<b>H</b>	<b>9</b>
<b>RBI</b>	<b>2</b>
<b>BB</b>	<b>6</b>
<b>SO</b>	<b>3</b>
<b>LOB</b>	<b>22</b>



WP: 0	PA: 44
PB: 1	
SB: 0	
CS: 0	

1B: 8	SF: 1
2B: 0	SAC: 2
3B: 1	DP: 2
HR: 0	HBP: 0

AB	R	H	RBI	BB	SO	LOB
5	0	1	0	0	1	1

4	0	0	1	0	1	1
---	---	---	---	---	---	---

4	0	0	0	1	0	2
---	---	---	---	---	---	---

3	0	0	0	2	0	1
---	---	---	---	---	---	---

2	0	1	0	2	0	1
---	---	---	---	---	---	---

0	0	0	0	0	0	0
---	---	---	---	---	---	---

1	0	0	0	0	0	0
---	---	---	---	---	---	---

4	1	3	0	0	0	1
---	---	---	---	---	---	---

4	0	2	1	1	0	3
---	---	---	---	---	---	---

5	1	1	0	0	0	7
---	---	---	---	---	---	---

3	0	1	0	0	1	5
---	---	---	---	---	---	---

0	0	0	0	0	0	0
---	---	---	---	---	---	---

Batter	1	2	3	4	5	6	7	8	9	10
<b>Mary Breeding, R</b> (1, 4) OBP: 0.328, SLG: 0.344	0-0 F9		0-3 K		0-0 G1-4-3 1B		0-0 F3		0-0 5-3	
<b>Gene Woodling, L</b> (1, 7) OBP: 0.417, SLG: 0.394	0-3 K		0-0 1-3		0-0 SF9		0-0 1-3		0-0 4-3	
<b>Ron Hansen, R</b> (1, 6) OBP: 0.332, SLG: 0.456	0-0 6-3			0-0 F9	0-0 G1-4-3		4-0 BB		0-0 1-3	
<b>Jim Gentile, L</b> (1, 3) OBP: 0.485, SLG: 0.601		4-0 BB BB BB		0-0 G3		4-0 SH1-4 BB	0-0 1-3			0-0 F8
<b>Gus Triandos, R</b> (1, 2) OBP: 0.350, SLG: 0.362			0-0 G6-4-3					0-0 FC6-4 1B		0-0 F6
<b>Al Pilarcik, L</b> (8, PR) OBP: 0.322, SLG: 0.358				4-0 E BB						
<b>Clint Courtney, L</b> (9, 2) OBP: 0.336, SLG: 0.260										
<b>Brooks Robinson, R</b> (1, 5) OBP: 0.323, SLG: 0.395				0-0 PB 1B	0-0 E9 1B	0-0 SH1-4	0-0 FC6-4 3B			0-0 1B 1B
<b>Jackie Brandt, R</b> (1, 9) OBP: 0.380, SLG: 0.472				0-0 1-3	0-0 F5	4-0 IBB	0-0 3B			0-0 1-2 1B
<b>Jim Busby, R</b> (1, 8) OBP: 0.340, SLG: 0.378			0-0 G3		0-0 1B SH SF9 1B		0-0 F9		0-0 5-3	0-0 F9
<b>Jack Fisher, R</b> (1, 1) OBP: 0.208, SLG: 0.182										
<b>Hoyt Wilhelm, R</b> (9, 1) OBP: 0.074, SLG: 0.040					0-0 SH 1B	0-3 K	0-0 F9			

Inning Stats	R: 0	H: 0	E: 0	K: 1	S: 5	R: 0	H: 1	E: 0	K: 0	S: 3	R: 0	H: 1	E: 0	K: 1	S: 6	R: 0	H: 1	E: 1	K: 0	S: 4	R: 1	H: 2	E: 0	K: 0	S: 5	R: 0	H: 0	E: 0	K: 1	S: 3	R: 1	H: 2	E: 0	K: 0	S: 5	R: 0	H: 0	E: 0	K: 0	S: 3	R: 0	H: 0	E: 0	K: 0	S: 3	R: 0	H: 2	E: 0	K: 0	S: 5	R: 0	H: 2	E: 0	K: 0	S: 5					
	0	0	0	1	5	0	1	0	0	3	0	1	0	0	6	0	1	1	0	4	1	2	0	0	5	0	0	0	0	3	0	0	0	0	3	0	0	0	0	3	0	0	0	0	3	0	0	0	0	3	0	2	0	0	3	0	2	0	0	5

PITCHER	IP	WLS	BF	H	R	ER	SO	BB	IBB	HBP	BLK	WP	HR	S	P	ERA	WHIP
<b>Jack Kralick, L</b> (1, 1) ERA: 3.34	10.0	W	44	9	2	2	3	5	1	0	0	0	0	44	68	1.80	1.400

Batter	1	2	3	4	5	6	7	8	9	10	11	AB R H RBI BB SO LOB	TOP	
<b>Johnny Temple, R</b> <small>(1, 4) OBP: 0.349, SLG: 0.339</small>												4 1 1 1 1 0 1	<b>Cleveland Indians @ Baltimore Orioles</b> Memorial Stadium, Baltimore, MD Tue Jun 28 1960, 7:05 PM EDT Att. 18,406 - Unknown	
<b>Marty Keough, L</b> <small>(1, 8) OBP: 0.306, SLG: 0.326</small>											4 1 0 0 1 1 1			
<b>Harvey Kuenn, R</b> <small>(1, 9) OBP: 0.381, SLG: 0.417</small>											5 1 1 0 0 0 1			
<b>Tito Francona, L</b> <small>(1, 7) OBP: 0.387, SLG: 0.425</small>											5 0 2 0 0 1 1			
<b>Vic Power, R</b> <small>(1, 3) OBP: 0.315, SLG: 0.388</small>											3 0 0 1 0 0 1			
<b>John Romano, R</b> <small>(1, 2) OBP: 0.317, SLG: 0.429</small> <b>Hank Foiles, R</b> <small>(10, 2) OBP: 0.395, SLG: 0.436</small>											4 0 0 0 0 0 2 0 0 0 0 0 0 0			
<b>Woodie Held, R</b> <small>(1, 6) OBP: 0.326, SLG: 0.472</small>											3 0 1 0 1 1 0			
<b>Bubba Phillips, R</b> <small>(1, 5) OBP: 0.256, SLG: 0.275</small>											4 0 0 0 0 0 2			
<b>Gary Bell, R</b> <small>(1, 1) OBP: 0.211, SLG: 0.171</small> <b>Johnny Klippstein, R</b> <small>(9, 1) OBP: 0.250, SLG: 0.143</small>											3 0 0 0 0 0 1 1 0 0 0 0 1 0			
<b>Inning Stats</b>	R: 0 H: 0 E: 0 LOB: 0 K: 0 BB: 1 S: 2 P: 6	R: 0 H: 0 E: 0 LOB: 0 K: 1 BB: 0 S: 5 P: 5	R: 0 H: 1 E: 0 LOB: 1 K: 0 BB: 0 S: 4 P: 4	R: 2 H: 1 E: 2 LOB: 0 K: 0 BB: 1 S: 4 P: 8	R: 0 H: 0 E: 0 LOB: 0 K: 1 BB: 0 S: 5 P: 5	R: 0 H: 1 E: 0 LOB: 1 K: 0 BB: 0 S: 4 P: 4	R: 0 H: 0 E: 0 LOB: 1 K: 0 BB: 1 S: 3 P: 7	R: 0 H: 0 E: 0 LOB: 0 K: 1 BB: 0 S: 5 P: 5	R: 0 H: 1 E: 0 LOB: 1 K: 0 BB: 0 S: 4 P: 4	R: 0 H: 0 E: 0 LOB: 0 K: 1 BB: 0 S: 5 P: 5	R: 1 H: 1 E: 0 LOB: 0 K: 0 BB: 0 S: 4 P: 4	1B: 2 SF: 1 2B: 2 SAC: 0 3B: 0 DP: 1 HR: 1 HBP: 0		WP: 0 PA: 41 PB: 0 SB: 0 CS: 1
<b>PITCHER</b> <b>Steve Barber, L</b> <small>(1, 1) ERA: 2.84</small> <b>Gordon Jones, R</b> <small>(8, 1) ERA: 4.17</small>	IP WLS BF H R ER SO BB IBB HBP BLK WP HR S P ERA WHIP 7.0 0 26 3 2 0 2 3 0 0 0 0 0 27 39 0.00 0.857													

AB	36
R	3
H	5
RBI	2
BB	3
SO	4
LOB	10





Batter	1	2	3	4	5	6	7	8	9	10	11	AB R H RBI BB SO LOB	BOTTOM	
<b>Mary Breeding, R</b> (1, 4) OBP: 0.328, SLG: 0.341 <b>Jackie Brandt, R</b> (11, PH) OBP: 0.378, SLG: 0.470												5 0 1 0 0 1 4 1 0 0 0 0 0 0	<b>Cleveland Indians @ Baltimore Orioles</b> Memorial Stadium, Baltimore, MD Tue Jun 28 1960, 7:05 PM EDT Att. 18,406 - Unknown	
<b>Gene Stephens, L</b> (1, 8) OBP: 0.308, SLG: 0.331 (11, 7)												5 0 0 0 0 0 2		
<b>Gene Woodling, L</b> (1, 7) OBP: 0.421, SLG: 0.393 <b>Jim Busby, R</b> (10, PR) OBP: 0.340, SLG: 0.378 (11, 8)												3 0 1 0 2 0 1 0 0 0 0 0 0 0		
<b>Jim Gentile, L</b> (1, 3) OBP: 0.473, SLG: 0.582												5 0 0 0 0 2 4		
<b>Brooks Robinson, R</b> (1, 5) OBP: 0.329, SLG: 0.400												4 0 3 0 0 0 0		
<b>Clint Courtney, L</b> (1, 2) OBP: 0.338, SLG: 0.252												3 0 0 0 2 0 2		
<b>Ron Hansen, R</b> (1, 6) OBP: 0.333, SLG: 0.450												3 1 0 0 2 2 4		
<b>Al Pilarcik, L</b> (1, 9) OBP: 0.333, SLG: 0.391												4 1 2 2 1 1 0		
<b>Steve Barber, L</b> (1, 1) OBP: 0.167, SLG: 0.074 <b>Bob Boyd, L</b> (7, PH) OBP: 0.311, SLG: 0.341 <b>Gordon Jones, R</b> (8, 1) OBP: 0.500, SLG: 0.500 <b>Gus Triandos, R</b> (11, PH) OBP: 0.347, SLG: 0.358												2 0 0 0 0 1 5 1 0 1 0 0 0 0 1 0 0 0 0 1 0 1 0 0 0 0 0 0		
<b>Inning Stats</b>	R: 0 H: 1 E: 0 LOB: 1 K: 0 BB: 0 S: 4 P: 4	R: 0 H: 2 E: 1 LOB: 3 K: 2 BB: 1 S: 9 P: 13	R: 0 H: 1 E: 0 LOB: 0 K: 0 BB: 0 S: 3 P: 3	R: 0 H: 1 E: 0 LOB: 2 K: 0 BB: 2 S: 3 P: 11	R: 0 H: 0 E: 0 LOB: 1 K: 1 BB: 1 S: 5 P: 9	R: 0 H: 0 E: 0 LOB: 0 K: 1 BB: 0 S: 5 P: 5	R: 0 H: 1 E: 0 LOB: 1 K: 0 BB: 0 S: 4 P: 4	R: 0 H: 1 E: 0 LOB: 1 K: 1 BB: 0 S: 6 P: 6	R: 2 H: 1 E: 0 LOB: 0 K: 1 BB: 1 S: 6 P: 10	R: 0 H: 0 E: 0 LOB: 2 K: 1 BB: 2 S: 5 P: 13	R: 0 H: 0 E: 0 LOB: 0 K: 1 BB: 0 S: 5 P: 5	1B: 7 SF: 0 2B: 0 SAC: 1 3B: 0 DP: 2 HR: 1 HBP: 0		WP: 0 PA: 46 PB: 0 SB: 0 CS: 0
<b>PITCHER</b> <b>Gary Bell, R</b> (1, 1) ERA: 3.49 <b>Johnny Klippstein, R</b> (9, 1) ERA: 1.08	IP WLS BF H R ER SO BB IBB HBP BLK WP HR S P ERA WHIP													<b>PITCHER</b> IP WLS BF H R ER SO BB IBB HBP BLK WP HR S P ERA WHIP

AB	38
R	2
H	8
RBI	2
BB	7
SO	8
LOB	22



Batter	1	2	3	4	5	6	7	8	9	AB R H RBI BB SO LOB	TOP		
Johnny Temple, R (1, 4) OBP: 0.351, SLG: 0.347	0-0 SH5-3 1B 2B		0-0 1B	0-0 FC6-4 1-2f		0-0 6-3			0-3 K	5 1 2 0 0 1 2			
Marty Keough, L (1, 8) OBP: 0.297, SLG: 0.316	0-0 SH5-3 2-3		0-0 F8		0-0 5-3		0-0 F4		0-0 L8	4 0 0 0 0 0 1			
Harvey Kuenn, R (1, 9) OBP: 0.383, SLG: 0.418	0-0 1B		0-0 6-3		0-0 2B 1B		0-3 K			4 0 2 1 0 1 1			
Tito Francona, L (1, 7) OBP: 0.385, SLG: 0.420	0-0 F4			1-0 FC6-4 HBP		0-3 K		0-3 K		3 0 0 0 0 2 2			
Vic Power, R (1, 3) OBP: 0.318, SLG: 0.395	0-0 F5			0-0 FC6-4 2B BB 1-2f		0-0 2B		0-0 E S SF8 1B		4 2 2 0 0 0 2			
John Romano, R (1, 2) OBP: 0.315, SLG: 0.419		0-3 K		4-0 2B 1B BB 1-2		0-0 5-3		0-3 K		3 1 0 0 1 2 3			
Woodie Held, R (1, 6) OBP: 0.321, SLG: 0.465		0-0 F3		0-0 F9		0-0 5-3		0-0 SF8		3 0 0 1 0 0 2			
Bubba Phillips, R (1, 5) OBP: 0.256, SLG: 0.280		0-0 5-3		0-0 1B 2B 1-3 2-H		0-0 F6		0-0 F7		4 1 1 1 0 0 0			
Dick Stigman, R (1, 1) OBP: 0.313, SLG: 0.154			0-3 K	0-0 FC6-4 1B 2-H 3-H		4-0 BB			0-3 K	3 0 1 2 1 2 0			
<b>Inning Stats</b>	R: 1 H: 2 E: 0 LOB: 1 K: 0 BB: 0 S: 5 P: 5	R: 0 H: 0 E: 0 LOB: 0 K: 1 BB: 0 S: 5 P: 5	R: 0 H: 1 E: 0 LOB: 1 K: 1 BB: 0 S: 6 P: 6	R: 3 H: 2 E: 0 LOB: 1 K: 0 BB: 1 S: 5 P: 10	R: 0 H: 2 E: 0 LOB: 2 K: 1 BB: 0 S: 7 P: 7	R: 0 H: 0 E: 0 LOB: 1 K: 0 BB: 1 S: 3 P: 7	R: 0 H: 0 E: 0 LOB: 0 K: 2 BB: 0 S: 7 P: 7	R: 1 H: 1 E: 0 LOB: 0 K: 1 BB: 0 S: 6 P: 6	R: 0 H: 0 E: 0 LOB: 0 K: 2 BB: 0 S: 7 P: 7	1B: 5 SF: 1 2B: 3 SAC: 1 3B: 0 DP: 0 HR: 0 HBP: 1	WP: 0 PA: 38 PB: 0 SB: 1 CS: 0		
<b>PITCHER</b>	IP WLS BF H R ER SO BB IBB HBP BLK WP HR S P ERA WHIP											<b>PITCHER</b>	IP WLS BF H R ER SO BB IBB HBP BLK WP HR S P ERA WHIP
Jerry Walker, R (1, 1) ERA: 3.39	7.0 L 31 7 4 4 5 2 0 1 0 0 0 0 38 47 5.14 1.286												
Hoyt Wilhelm, R (8, 1) ERA: 3.78	2.0 7 1 1 0 3 0 0 0 0 0 0 0 13 13 0.00 0.500												

Cleveland Indians @ Baltimore Orioles  
 Memorial Stadium, Baltimore, MD  
 Wed Jun 29 1960, 7:05 PM EDT  
 Att. 15,524 - Unknown

livebaseballscorecards.com

AB	33
R	5
H	8
RBI	5
BB	2
SO	8
LOB	13











Batter	1	2	3	4	5	6	7	8	9
<b>Marv Breeding, R</b> (1, 4) <small>OBP: 0.326, SLG: 0.349</small>	0-0  1B		0-0  FC3-6		0-0  HR	0-3  K		0-0  6-3	
<b>Jim Busby, R</b> (1, 8) <small>OBP: 0.373, SLG: 0.385</small>	4-0  1B BB		0-0  F9		0-3  K		0-0  BB HR 1B	4-0  FC6-4 BB	
<b>Jackie Brandt, R</b> (1, 9) <small>OBP: 0.376, SLG: 0.457</small>	0-0  F7		0-0  1-3		0-0  HR 1B		4-0  HR BB	0-0  FC6-4	
<b>Walt Drogo, R</b> (1, 3) <small>OBP: 0.380, SLG: 0.436</small> <b>Jim Gentile, L</b> (5, PH) <small>OBP: 0.476, SLG: 0.621</small> (6, 3)	0-0  G6-4-3 1B		0-0  G4-3 1B	0-0  HR 1B	0-0  HR		0-0  HR		
<b>Gus Triandos, R</b> (1, 2) <small>OBP: 0.341, SLG: 0.351</small>	0-0  G6-4-3		0-0  G4-3 1B	0-0  F7		0-0  G6-4-3 1B			
<b>Brooks Robinson, R</b> (1, 5) <small>OBP: 0.327, SLG: 0.393</small>		0-3  K	0-0  G4-3	4-0  BB		0-0  G6-4-3 1B			
<b>Ron Hansen, R</b> (1, 6) <small>OBP: 0.338, SLG: 0.445</small>		0-0  4-3	4-0  BB	0-3  K		0-0  G6-4-3			
<b>Dave Nicholson, R</b> (1, 7) <small>OBP: 0.245, SLG: 0.277</small>		0-0  F3	0-0  F8		0-0  6-3	0-3  K			
<b>Hal Brown, R</b> (1, 1) <small>OBP: 0.345, SLG: 0.280</small>			0-0  FC3-6 1B		0-0  HR 1B	0-0  F3		0-0  6-3	

Inning Stats	R: 2	H: 2	E: 1	K: 0	S: 4	LOB: 0	BB: 1	P: 8	R: 0	H: 0	E: 0	K: 1	S: 5	LOB: 0	BB: 0	P: 5	R: 0	H: 1	E: 0	K: 0	S: 4	LOB: 1	BB: 0	P: 4	R: 0	H: 2	E: 0	K: 0	S: 4	LOB: 2	BB: 1	P: 8	R: 4	H: 4	E: 0	K: 2	S: 11	LOB: 1	BB: 1	P: 15	R: 0	H: 0	E: 0	K: 1	S: 5	LOB: 0	BB: 0	P: 5	R: 3	H: 4	E: 0	K: 1	S: 8	LOB: 1	BB: 1	P: 12	R: 0	H: 0	E: 0	K: 0	S: 3	LOB: 1	BB: 1	P: 7
--------------	------	------	------	------	------	--------	-------	------	------	------	------	------	------	--------	-------	------	------	------	------	------	------	--------	-------	------	------	------	------	------	------	--------	-------	------	------	------	------	------	-------	--------	-------	-------	------	------	------	------	------	--------	-------	------	------	------	------	------	------	--------	-------	-------	------	------	------	------	------	--------	-------	------

AB	R	H	RBI	BB	SO	LOB
5	2	2	2	0	1	1
3	2	1	0	2	1	1
4	2	1	0	1	0	4
2	0	2	2	0	0	0
2	2	2	5	0	0	0
4	0	2	0	0	0	1
3	0	1	0	1	1	2
3	0	0	0	1	1	3
4	0	0	0	0	1	3
4	1	2	0	0	0	0

WP	HR	S	P	ERA	WHIP
0	0	0	0	10.38	2.308
0	1	5	9	13.50	3.000
0	1	13	17	13.50	2.500
0	0	3	7	0.00	1.000

**Cleveland Indians @ Baltimore Orioles**  
**Memorial Stadium, Baltimore, MD**  
 Thu Jun 30 1960, 7:05 PM EDT  
 Att. 14,757 - Unknown

AB	34
R	9
H	13
RBI	9
BB	5
SO	5
LOB	15

Batter	1	2	3	4	5	6	7	8	9	AB R H RBI BB SO LOB	TOP
<b>Jim Landis, R</b> (1, 8) OBP: 0.371, SLG: 0.360 <b>Joe Hicks, L</b> (8, PH) OBP: 0.257, SLG: 0.250 (8, 8)	0-3 		0-0 			0-3 		0-0 		3 0 0 0 0 2 1 1 0 0 0 0 0 1	<b>Chicago White Sox @ Baltimore Orioles</b> Memorial Stadium, Baltimore, MD Fri Jul 01 1960, 7:05 PM EDT Att. 16,204 - Unknown
<b>Nellie Fox, L</b> (1, 4) OBP: 0.332, SLG: 0.351	0-0 			4-0 		0-0 		0-0 		3 0 1 0 1 0 0	
<b>Minnie Minoso, R</b> (1, 7) OBP: 0.403, SLG: 0.508	0-0 			0-0 		0-0 		0-0 		4 0 1 0 0 0 1	
<b>Roy Sievers, R</b> (1, 3) OBP: 0.342, SLG: 0.429		0-0 		0-0 		0-0 		0-0 		4 0 1 0 0 0 3	
<b>Al Smith, R</b> (1, 9) OBP: 0.370, SLG: 0.467		4-0 		0-0 		0-0 		0-0 		3 0 0 0 1 0 4	
<b>Gene Freese, R</b> (1, 5) OBP: 0.301, SLG: 0.456		0-0 				0-0 		0-0 		4 0 1 0 0 0 2	
<b>Joe Ginsberg, L</b> (1, 2) OBP: 0.417, SLG: 0.333			0-0 			0-0 		0-0 		3 0 0 0 0 0 1	
<b>Luis Aparicio, R</b> (1, 6) OBP: 0.280, SLG: 0.320			0-0 			0-0 		0-0 		3 0 0 0 0 0 1	
<b>Billy Pierce, L</b> (1, 1) OBP: 0.235, SLG: 0.133 <b>Earl Torgeson, L</b> (8, PH) OBP: 0.523, SLG: 0.581 <b>Bob Rush, R</b> (8, 1) OBP: 0.600, SLG: 0.500			4-0 			0-0 		0-0 		1 0 0 0 1 0 1 1 0 1 0 0 0 0 0 0 0 0 0 0 0	
<b>Inning Stats</b>	R: 0 H: 0 E: 0 LOB: 0 K: 1 BB: 0 S: 5 P: 5	R: 0 H: 0 E: 0 LOB: 0 K: 0 BB: 1 S: 2 P: 6	R: 0 H: 0 E: 0 LOB: 1 K: 0 BB: 1 S: 3 P: 7	R: 0 H: 1 E: 0 LOB: 1 K: 0 BB: 1 S: 3 P: 7	R: 0 H: 1 E: 0 LOB: 1 K: 0 BB: 0 S: 4 P: 4	R: 0 H: 2 E: 0 LOB: 2 K: 1 BB: 0 S: 7 P: 7	R: 0 H: 0 E: 0 LOB: 0 K: 0 BB: 0 S: 3 P: 3	R: 0 H: 1 E: 0 LOB: 0 K: 0 BB: 0 S: 3 P: 3	R: 0 H: 0 E: 1 LOB: 1 K: 0 BB: 0 S: 4 P: 4	1B: 4 SF: 0 2B: 2 SAC: 0 3B: 0 DP: 3 HR: 0 HBP: 0	WP: 0 PA: 33 PB: 0 SB: 0 CS: 0
<b>PITCHER</b> <b>Milt Pappas, R</b> (1, 1) ERA: 4.23	IP WLS BF H R ER SO BB IBB HBP BLK WP HR S P ERA WHIP 9.0 W 33 5 0 0 2 3 0 0 0 0 0 0 34 46 0.00 0.889										

<b>AB</b>	30
<b>R</b>	0
<b>H</b>	5
<b>RBI</b>	0
<b>BB</b>	3
<b>SO</b>	2
<b>LOB</b>	15



livebaseballscorecards.com



Batter	1	2	3	4	5	6	7	8	9
<b>Marv Breeding, R</b> (1, 4) <small>OBP: 0.322, SLG: 0.344</small>	0-0 F9			0-0 F7	0-0 4-3			0-0 F4	
<b>Gene Woodling, L</b> (1, 7) <small>OBP: 0.424, SLG: 0.405</small> <b>Gene Stephens, L</b> (8, PR) <small>OBP: 0.308, SLG: 0.331</small> (9, 7)	0-0 4-3			4-0 1B BB		0-0 2B		0-0 2B 2B	
<b>Jackie Brandt, R</b> (1, 9) <small>OBP: 0.374, SLG: 0.458</small>	0-0 F9			0-0 F9		0-0 F7		0-0 1B 2B	
<b>Walt Dropo, R</b> (1, 3) <small>OBP: 0.359, SLG: 0.432</small> <b>Jim Gentile, L</b> (8, PH) <small>OBP: 0.479, SLG: 0.621</small> (9, 3)		0-3 K		0-0 1-2 1B		0-0 5-3		4-0 1B IBB	
<b>Gus Triandos, R</b> (1, 2) <small>OBP: 0.338, SLG: 0.347</small>		0-0 F3		0-0 F7		0-0 F4		0-0 FC6-4 1B	
<b>Brooks Robinson, R</b> (1, 5) <small>OBP: 0.322, SLG: 0.387</small>		0-0 5-3			0-0 F9		0-0 L8	0-0 FC6-4	
<b>Ron Hansen, R</b> (1, 6) <small>OBP: 0.334, SLG: 0.440</small>			0-3 K		0-0 F9		0-0 4-3		
<b>Jim Busby, R</b> (1, 8) <small>OBP: 0.371, SLG: 0.370</small>			0-0 6-3		4-0 HR BB		0-0 F7		
<b>Milt Pappas, R</b> (1, 1) <small>OBP: 0.100, SLG: 0.143</small>			0-3 K		0-0 HR			0-0 1-3	

Inning Stats	R: 0	H: 0	E: 0	LOB: 0	K: 0	S: 3	P: 3	R: 0	H: 0	E: 0	LOB: 0	K: 1	S: 5	P: 5	R: 0	H: 0	E: 0	LOB: 0	K: 2	S: 7	P: 7	R: 0	H: 1	E: 0	LOB: 2	K: 0	S: 4	P: 8	R: 2	H: 1	E: 0	LOB: 0	K: 0	S: 4	P: 8	R: 0	H: 1	E: 0	LOB: 1	K: 0	S: 4	P: 4	R: 0	H: 0	E: 0	LOB: 0	K: 0	S: 3	P: 3	R: 2	H: 3	E: 0	LOB: 3	K: 0	S: 6	P: 10
	0	0	0	0	0	3	3	0	0	0	0	1	5	5	0	0	0	0	2	7	7	0	1	0	2	0	1	8	8	0	1	0	1	0	4	4	0	0	0	0	0	3	3	2	3	0	3	0	6	10						

PITCHER	IP	WLS	BF	H	R	ER	SO	BB	IBB	HBP	BLK	WP	HR	S	P	ERA	WHIP
<b>Billy Pierce, L</b> (1, 1) <small>ERA: 3.63</small>	7.0	L	26	3	2	2	3	2	0	0	0	0	1	30	38	2.57	0.714
<b>Bob Rush, R</b> (8, 1) <small>ERA: 5.4</small>	1.0		7	3	2	2	0	0	1	0	0	0	0	6	10	18.00	3.000

**BOTTOM**

**Chicago White Sox @ Baltimore Orioles**  
 Memorial Stadium, Baltimore, MD

Fri Jul 01 1960, 7:05 PM EDT  
 Att. 16,204 - Unknown

AB	R	H	RBI	BB	SO	LOB
4	0	0	0	0	0	0
3	0	2	0	1	0	0
0	1	0	0	0	0	0
4	1	1	1	0	0	2
3	0	1	0	0	1	1
0	0	0	0	1	0	0
4	0	1	1	0	0	3
4	0	0	0	0	0	3
3	0	0	0	0	1	0
2	1	0	0	1	0	0
3	1	1	2	0	1	0

AB	30
R	4
H	6
RBI	4
BB	3
SO	3
LOB	9

1B: 2	SF: 0	WP: 0	PA: 33
2B: 3	SAC: 0	PB: 0	
3B: 0	DP: 0	SB: 0	
HR: 1	HBP: 0	CS: 0	

PITCHER	IP	WLS	BF	H	R	ER	SO	BB	IBB	HBP	BLK	WP	HR	S	P	ERA	WHIP
<b>Billy Pierce, L</b> (1, 1) <small>ERA: 3.63</small>	7.0	L	26	3	2	2	3	2	0	0	0	0	1	30	38	2.57	0.714
<b>Bob Rush, R</b> (8, 1) <small>ERA: 5.4</small>	1.0		7	3	2	2	0	0	1	0	0	0	0	6	10	18.00	3.000

Batter	1	2	3	4	5	6	7	8	9	AB R H RBI BB SO LOB	TOP											
Al Smith, R (1, 9) OBP: 0.366, SLG: 0.460	0-3 K		0-0 F9	0-0 1B 2B 1B		0-0 4-3		0-0 F7	0-3 K	6 1 1 0 0 2 2												
Nellie Fox, L (1, 4) OBP: 0.332, SLG: 0.354	0-0 F4		0-0 5-3	0-0 1B 2B 1B		0-0 3-1		0-0 BB 2B	0-0 F8	6 1 2 1 0 0 2												
Minnie Minoso, R (1, 7) OBP: 0.406, SLG: 0.511	0-0 F8		0-3 K	0-0 1B 2B		0-0 1B 1B		4-0 BB BB		4 0 2 2 1 1 0												
Roy Sievers, R (1, 3) OBP: 0.354, SLG: 0.430		4-0 1B 2B BB		FC6-4 BB F2		0-0 FC6-4 1B		4-0 1-2 2-3 BB		2 1 1 0 3 0 2												
Gene Freese, R (1, 5) OBP: 0.293, SLG: 0.444	0-3 K		FC6-4 1B			0-0 FC6-4		0-0 F5		5 1 0 0 0 1 9												
Joe Ginsberg, L (1, 2) OBP: 0.431, SLG: 0.377		0-0 2B 1B		0-0 1B 3B 1B		0-0 2B		0-0 F5	0-3 K	5 1 3 0 0 1 3												
Jim Landis, R (1, 8) OBP: 0.372, SLG: 0.366		0-0 1-3 2-H 2B		0-0 1-2 3-H 3B 1B		0-3 K		0-0 L5	0-0 E6	5 1 2 2 0 1 1												
Luis Aparicio, R (1, 6) OBP: 0.282, SLG: 0.326		0-0 F4		0-0 1-1 2-H 1B 3B		0-0 F8		4-0 S BB	0-3 K	4 1 1 2 1 1 4												
Early Wynn, S (1, 1) OBP: 0.229, SLG: 0.188		0-3 K		0-0 1B 1B		0-0 F4		0-0 4-3	4-0 BB	1 0 0 0 0 0 1 2												
Dick Donovan, L (3, 1) OBP: 0.125, SLG: 0.067										0 0 0 0 0 0 0 0												
Ted Kluszewski, L (4, PH) OBP: 0.249, SLG: 0.387										1 0 1 1 0 0 0 0												
Jim Rivera, L (4, PR) OBP: 0.490, SLG: 0.667										0 1 0 0 0 0 0 0												
Russ Kemmerer, R (4, 1)										2 0 0 0 0 0 0 2												
Gerry Staley, R (7, 1) OBP: 0.273, SLG: 0.125										0 0 0 0 0 0 0 0												
Bob Shaw, R (7, 1) OBP: 0.121, SLG: 0.067										0 0 0 0 0 0 0 0												
Frank Baumann, L (8, 1) OBP: 0.259, SLG: 0.118										0 0 0 0 0 1 0 0												
<b>Inning Stats</b>	R: 0 E: 0 K: 1 S: 5	H: 0 LOB: 0 BB: 0 P: 5	R: 1 E: 0 K: 2 S: 9	H: 2 LOB: 2 BB: 1 P: 13	R: 0 E: 0 K: 1 S: 5	H: 0 LOB: 0 BB: 0 P: 5	R: 7 E: 0 K: 0 S: 10	H: 7 LOB: 2 BB: 1 P: 14	R: 0 E: 0 K: 1 S: 6	H: 1 LOB: 1 BB: 0 P: 6	R: 0 E: 0 K: 0 S: 5	H: 2 LOB: 2 BB: 0 P: 5	R: 0 E: 0 K: 0 S: 3	H: 0 LOB: 1 BB: 1 P: 7	R: 0 E: 0 K: 1 S: 6	H: 1 LOB: 3 BB: 2 P: 14	R: 0 E: 1 K: 2 S: 8	H: 0 LOB: 2 BB: 1 P: 12	1B: 8 2B: 4 3B: 1 HR: 0	SF: 0 SAC: 0 DP: 0 HBP: 0	WP: 0 PB: 0 SB: 2 CS: 0	PA: 47
<b>PITCHER</b>	IP WLS BF H R ER SO BB IBB HBP BLK WP HR S P ERA WHIP																					
Chuck Estrada, R (1, 1) ERA: 3.92	3.1 L 19 7 7 7 4 2 0 0 0 0 0 0 25 33 18.90 2.700																					
Gordon Jones, R (4, 1) ERA: 4.12	2.2 13 5 1 1 1 0 0 0 0 0 0 0 15 15 3.38 1.875																					
Billy Hoelt, L (7, 1) ERA: 2.08	1.1 6 1 0 0 0 1 0 0 0 0 0 0 5 9 0.00 1.500																					
Hoyt Wilhelm, R (8, 1) ERA: 3.71	1.2 9 0 0 0 3 3 0 0 0 0 0 0 12 24 0.00 1.800																					

Chicago White Sox @ Baltimore Orioles  
 Memorial Stadium, Baltimore, MD  
 Sat Jul 02 1960, 7:05 PM EDT  
 Att. 23,367 - Unknown

AB	41
R	8
H	13
RBI	8
BB	6
SO	8
LOB	27



WP: 0	PA: 47
-------	--------



**BOTTOM**

**Chicago White Sox @ Baltimore Orioles**  
 Memorial Stadium, Baltimore, MD

Sat Jul 02 1960, 7:05 PM EDT  
 Att. 23,367 - Unknown

livebaseballscorecards.com

<b>AB</b>	<b>37</b>
<b>R</b>	<b>7</b>
<b>H</b>	<b>14</b>
<b>RBI</b>	<b>6</b>
<b>BB</b>	<b>5</b>
<b>SO</b>	<b>5</b>
<b>LOB</b>	<b>24</b>



<b>WP</b> : 0	<b>PA</b> : 43
<b>PB</b> : 0	
<b>SB</b> : 0	
<b>CS</b> : 0	

AB R H RBI BB SO LOB

3	2	1	1	2	0	1
4	1	2	3	1	0	2
5	1	2	1	0	1	2
5	1	2	0	0	2	3
3	0	2	0	1	0	2
1	0	0	0	0	0	0
4	0	1	0	1	0	5
4	0	1	1	0	0	5
0	0	0	0	0	0	0
1	0	0	0	0	0	1
0	0	0	0	0	0	0
0	0	0	0	0	0	0
0	0	0	0	0	0	0
1	1	1	0	0	0	0
0	0	0	0	0	0	0

1B: 11	SF: 0
2B: 1	SAC: 1
3B: 1	DP: 3
HR: 1	HBP: 0

WP	0	PA	43
ERA	0.00	WHIP	0.600

Batter	1	2	3	4	5	6	7	8	9
<b>Marv Breeding, R</b> (1, 4) OBP: 0.326, SLG: 0.344	4-0 BB 1B	4-0 HR BB		0-0 FC1-6 1B		0-0 F7		0-0 4-3	
<b>Gene Stephens, L</b> (1, 9) OBP: 0.316, SLG: 0.362	4-0 BB 1B	0-0 HR BB		0-0 FC1-6 1-2f		0-0 4-3		0-0 4-3 3-H	
<b>Gene Woodling, L</b> (1, 7) OBP: 0.424, SLG: 0.405	0-0 BB 1B	0-3 K		0-0 F6		0-0 1B G6-4-3		0-0 4-3 2-3	
<b>Jim Gentile, L</b> (1, 3) OBP: 0.477, SLG: 0.614	0-3 K	0-3 K			0-0 1B G6-4-3		0-0 1B G6-4-3	0-0 4-3	
<b>Clint Courtney, L</b> (1, 2) OBP: 0.348, SLG: 0.262	0-0 F4		4-0 BB FC5-4		0-0 1B G6-4-3		0-0 1B G6-4-3	0-0 6-3	
<b>Gus Triandos, R</b> (9, PH) OBP: 0.336, SLG: 0.345					1-2 2-3		1-2 2-3		
<b>Brooks Robinson, R</b> (1, 5) OBP: 0.323, SLG: 0.385	4-0 BB 1-2 2-3		0-0 F4		0-0 G6-4-3 1-2f 2-3		0-0 G6-4-3 1-2f 2-3 3-H	0-0 G6-3 1B	
<b>Jackie Brandt, R</b> (1, 8) OBP: 0.372, SLG: 0.454	0-0 F2		0-0 L8		0-0 6-3		0-0 1B 3-H	0-0 G6-3 1-2f	
<b>Hoyt Wilhelm, R</b> (8, 1) OBP: 0.074, SLG: 0.040									
<b>Walt Dropo, R</b> (9, PH) OBP: 0.355, SLG: 0.427									
<b>Ron Hansen, R</b> (1, 6) OBP: 0.337, SLG: 0.441		0-0 HR SH1-4 1B		0-0 FC5-4 1-2f		0-0 1B		0-3 K	
<b>Chuck Estrada, R</b> (1, 1) OBP: 0.167, SLG: 0.250		0-0 SH1-4		0-3 K		0-0 F5		0-0 4-3 3B	
<b>Gordon Jones, R</b> (4, 1) OBP: 0.400, SLG: 0.400									
<b>Al Pizarro, L</b> (6, PH) OBP: 0.351, SLG: 0.387									
<b>Billy Hoelt, L</b> (7, 1) OBP: 0.331, SLG: 0.277									
<b>Dave Nicholson, R</b> (8, 9) OBP: 0.245, SLG: 0.277									
<b>Bob Boyd, L</b> (8, PH) OBP: 0.326, SLG: 0.400									
<b>Jim Busby, R</b> (9, 8) OBP: 0.371, SLG: 0.370									

Inning Stats	R: 1	H: 1	LOB: 3	R: 3	H: 2	LOB: 0	R: 0	H: 0	LOB: 1	R: 0	H: 1	LOB: 1	R: 0	H: 2	LOB: 1	R: 0	H: 1	LOB: 1	R: 2	H: 4	LOB: 1	R: 1	H: 2	LOB: 1	R: 0	H: 1	LOB: 0
	E: 0	BB: 3	K: 1	E: 0	BB: 1	K: 2	E: 0	BB: 0	K: 0	E: 0	BB: 0	K: 1	E: 0	BB: 0	K: 0	E: 0	BB: 0	K: 1	E: 0	BB: 0	K: 0	E: 0	BB: 0	K: 0	E: 0	BB: 0	K: 0
	S: 6	P: 18	S: 9	P: 13	S: 3	P: 7	S: 6	P: 6	S: 4	P: 4	S: 4	P: 4	S: 8	P: 8	S: 5	P: 5	S: 3	P: 3	S: 8	P: 8	S: 5	P: 5	S: 3	P: 3	S: 3	P: 3	

PITCHER	IP	WLS	BF	H	R	ER	SO	BB	IBB	HBP	BLK	WP	HR	S	P	ERA	WHIP
<b>Early Wynn, R</b> (1, 1) ERA: 4.79	2.0		13	3	4	4	3	4	0	0	0	0	1	15	31	18.00	3.500
<b>Dick Donovan, R</b> (3, 1) ERA: 6.2	1.0	W	4	0	0	0	0	1	0	0	0	0	0	3	7	0.00	1.000
<b>Russ Kemmerer, R</b> (4, 1) ERA: 4.14	3.0		14	6	2	2	1	0	0	0	0	0	0	16	16	6.00	2.000
<b>Gerry Staley, R</b> (7, 1) ERA: 1.77	0.2		2	1	0	0	0	0	0	0	0	0	0	2	2	0.00	1.500
<b>Bob Shaw, R</b> (7, 1) ERA: 3.55	0.2		5	3	1	1	1	0	0	0	0	0	0	7	7	13.50	4.500
<b>Frank Baumann, L</b> (8, 1) ERA: 2.38	1.2		5	1	0	0	0	0	0	0	0	0	0	5	5	0.00	0.600

Batter	1	2	3	4	5	6	7	8	9	10	11	AB R H RBI BB SO LOB	TOP
Al Smith, R OBP: 0.363, SLG: 0.454 (1, 9) BB	4-0 BB		x 0-0 F8			x 0-0 6-3		x 0-0 4-3		x 0-0 5-3		4 0 0 0 1 0 0	
Nellie Fox, L OBP: 0.330, SLG: 0.352 (1, 4) x	0-0 F9			x 0-0 F8		x 0-0 1B		x 0-0 F6		x 0-0 F9		5 0 1 0 0 0 1	
Minnie Minoso, R OBP: 0.399, SLG: 0.502 (1, 7) x	0-0 F9			0-3 K		x 0-0 F5		x 0-0 1-3			x 0-0 5-3	5 0 0 0 0 1 2	
Roy Sievers, R OBP: 0.360, SLG: 0.453 (1, 3) x	0-0 F1			x 0-0 F7			x 0-0 HR		x 0-0 SH3-4 1B		x 0-0 1B E	5 2 3 1 0 0 1	
Gene Freese, R OBP: 0.292, SLG: 0.440 (1, 5)		x 0-0 F7			0-3 K		x 0-0 1B E		x 0-0 SH3-4 1-2		x 0-0 L8	4 0 1 0 0 1 1	
Sherm Lollar, R OBP: 0.335, SLG: 0.374 (1, 2) x		x 0-0 F9			x 0-0 5-3		x 0-0 F5 1-3		x 0-0 5-3		x 0-0 E8 1B 1-H	5 0 1 0 0 0 2	
Jim Landis, R OBP: 0.372, SLG: 0.361 (1, 8)		0-3 K			4-0 FC6-4 BB		x 0-0 5-3		4-0 BB		x 0-0 1-3	3 0 0 0 2 1 2	
Luis Aparicio, R OBP: 0.282, SLG: 0.323 (1, 6)			x 0-0 6-3		x 0-0 FC6-4 1-2		4-0 IBB		x 0-0 6-3			3 0 0 0 1 0 3	
Herb Score, L (1, 1)			0-3 K			0-3 K	0-3 K			x 0-0 F9		3 0 0 0 0 3 2	
Earl Torgeson, L OBP: 0.511, SLG: 0.563 (10, PH)												1 0 0 0 0 0 0	
Gerry Staley, R OBP: 0.273, SLG: 0.125 (10, 1)												0 0 0 0 0 0 0	
<b>Inning Stats</b>	R: 0 H: 0 E: 0 LOB: 1 K: 0 BB: 1 S: 3 P: 7	R: 0 H: 0 E: 0 LOB: 0 K: 1 BB: 0 S: 5 P: 5	R: 0 H: 0 E: 0 LOB: 0 K: 1 BB: 0 S: 5 P: 5	R: 0 H: 0 E: 0 LOB: 0 K: 1 BB: 0 S: 5 P: 5	R: 0 H: 0 E: 0 LOB: 1 K: 1 BB: 1 S: 5 P: 9	R: 0 H: 1 E: 0 LOB: 1 K: 1 BB: 0 S: 6 P: 6	R: 1 H: 2 E: 1 LOB: 2 K: 1 BB: 1 S: 7 P: 11	R: 0 H: 0 E: 0 LOB: 0 K: 0 BB: 0 S: 3 P: 3	R: 0 H: 1 E: 0 LOB: 2 K: 0 BB: 1 S: 4 P: 8	R: 0 H: 0 E: 0 LOB: 0 K: 0 BB: 0 S: 3 P: 3	R: 1 H: 2 E: 1 LOB: 1 K: 0 BB: 0 S: 5 P: 5	1B: 5 SF: 0 2B: 0 SAC: 1 3B: 0 DP: 0 HR: 1 HBP: 0	WP: 0 PA: 43 PB: 0 SB: 0 CS: 0
<b>PITCHER</b> Jack Fisher, R ERA: 3.25 (1, 1)	IP WLS BF H R ER SO BB IBB HBP BLK WP HR S P ERA WHIP												
	11.0 L 43 6 2 1 6 3 1 0 0 0 0 1 51 67 0.82 0.818												

Chicago White Sox @ Baltimore Orioles  
Memorial Stadium, Baltimore, MD  
Sun Jul 03 1960, 3:33 AM EDT  
Att. 11,967 - Unknown

AB	38
R	2
H	6
RBI	1
BB	4
SO	6
LOB	14



livebaseballscores.com



Batter	1	2	3	4	5	6	7	8	9	10	11	AB	R	H	RBI	BB	SO	LOB	BOTTOM
<b>Mary Breeding, R</b> (1, 4) <small>OBP: 0.322, SLG: 0.340</small> <b>Bob Boyd, L</b> (10, PH) <small>OBP: 0.340, SLG: 0.400</small> <b>Billy Klaus, L</b> (11, 4) <small>OBP: 0.375, SLG: 0.714</small>	6-3		F5		K		K			G6-3 BB		4	0	0	0	0	2	4	<b>Chicago White Sox @ Baltimore Orioles</b> Memorial Stadium, Baltimore, MD Sun Jul 03 1960, 3:33 AM EDT Att. 11,967 - Unknown
<b>Jim Busby, R</b> (1, 8) <small>OBP: 0.356, SLG: 0.356</small>	4-3		K2-3			1B			F7	G6-3		5	0	1	0	0	1	2	
<b>Jackie Brandt, R</b> (1, 9) <small>OBP: 0.364, SLG: 0.443</small>	K				F8	F9			F8	F8		5	0	0	0	0	1	1	
<b>Walt Dropo, R</b> (1, 3) <small>OBP: 0.361, SLG: 0.424</small> <b>Jim Gentile, L</b> (11, PH) <small>OBP: 0.475, SLG: 0.611</small>		BB			F7	F8			F8	1B		3	0	1	0	1	0	1	
<b>Gus Triandos, R</b> (1, 2) <small>OBP: 0.331, SLG: 0.363</small>		F5				HR			F8	1B		5	1	1	1	0	0	3	
<b>Brooks Robinson, R</b> (1, 5) <small>OBP: 0.318, SLG: 0.379</small>		F2			F9				5-3	F4		5	0	0	0	0	0	1	
<b>Ron Hansen, R</b> (1, 6) <small>OBP: 0.336, SLG: 0.438</small>		K				F6				F2		4	0	1	0	0	1	1	
<b>Dave Nicholson, R</b> (1, 7) <small>OBP: 0.298, SLG: 0.292</small> <b>Gene Stephens, L</b> (10, 7) <small>OBP: 0.316, SLG: 0.362</small>			CS						SH4-3	BB		1	0	1	0	3	0	0	
<b>Jack Fisher, R</b> (1, 1) <small>OBP: 0.259, SLG: 0.174</small>			BB						1-2	BB		0	0	0	0	0	0	0	
<b>Jack Fisher, R</b> (1, 1) <small>OBP: 0.259, SLG: 0.174</small>			BB						SH4-3	BB		1	0	0	0	2	0	1	
<b>Inning Stats</b>	R: 0 H: 0 E: 0 LOB: 0 K: 1 BB: 0 S: 5 P: 5	R: 0 H: 0 E: 0 LOB: 1 K: 1 BB: 1 S: 5 P: 9	R: 0 H: 0 E: 0 LOB: 1 K: 1 BB: 2 S: 4 P: 12	R: 1 H: 1 E: 0 LOB: 0 K: 0 BB: 0 S: 4 P: 4	R: 0 H: 1 E: 0 LOB: 1 K: 1 BB: 1 S: 5 P: 9	R: 0 H: 1 E: 0 LOB: 1 K: 0 BB: 0 S: 4 P: 4	R: 0 H: 1 E: 0 LOB: 2 K: 1 BB: 1 S: 6 P: 10	R: 0 H: 1 E: 0 LOB: 1 K: 0 BB: 0 S: 4 P: 4	R: 0 H: 0 E: 0 LOB: 1 K: 0 BB: 1 S: 3 P: 7	R: 0 H: 0 E: 0 LOB: 0 K: 0 BB: 1 S: 2 P: 6	R: 0 H: 0 E: 0 LOB: 0 K: 0 BB: 0 S: 3 P: 3	1B: 4 SF: 0 2B: 0 SAC: 1 3B: 0 DP: 1 HR: 1 HBP: 0	WP: 0 PA: 42 PB: 0 SB: 0 CS: 2						
<b>PITCHER</b> <b>Herb Score, L</b> (1, 1) <small>ERA: 6.04</small> <b>Gerry Staley, R</b> (10, 1) <small>ERA: 1.71</small>	IP: 9.0 WLS: 6 BF: 36 H: 5 R: 1 ER: 1 SO: 5 BB: 6 IBB: 0 HBP: 0 BLK: 0 WP: 0 HR: 1 S: 40 P: 64 ERA: 1.00 WHIP: 1.222	IP: 2.0 WLS: 0 BF: 6 H: 0 R: 0 ER: 0 SO: 0 BB: 1 IBB: 0 HBP: 0 BLK: 0 WP: 0 HR: 0 S: 5 P: 9 ERA: 0.00 WHIP: 0.500																	

livebaseballscores.com

AB	34
R	1
H	5
RBI	1
BB	7
SO	5
LOB	14



Batter	1	2	3	4	5	6	7	8	9	AB R H RBI BB SO LOB	TOP			
Mary Breeding, R OBP: 0.324, SLG: 0.341 (1, 4) X	0-0 1B 2B 1B	0-3 K		0-0 F8		0-0 FC6 1B		0-0 F8		5 1 2 0 0 1 1				
Gene Stephens, L OBP: 0.318, SLG: 0.363 (1, 9) X	0-0 2B 1-3 BLK 1B		0-0 FC5-4 2B 1B	0-0 3-1		0-0 F8		0-0 4-3		5 2 2 0 0 0 1				
Gene Woodling, L OBP: 0.427, SLG: 0.414 Jim Busby, R OBP: 0.358, SLG: 0.356 (1, 7) X (8, 8)	0-0 BLK 1-3 2B		0-0 FC5-4 1B	0-0		0-0 F7		0-0 6-3		5 0 3 1 0 0 1 0 0 0 0 0 0 0				
Jim Gentile, L OBP: 0.464, SLG: 0.593 (1, 3) S S S	0-3 K 2-3 3-H		0-0 FC5-4 2B 2B	0-0 P6		0-0 FC6		0-0 F8		5 1 0 0 0 1 5				
Brooks Robinson, R OBP: 0.316, SLG: 0.379 (1, 5) X	0-0 1-3		0-0 2B 2B			0-0 F7		0-0 5-3		5 1 1 1 0 0 1				
Clint Courtney, L OBP: 0.350, SLG: 0.255 (1, 2) S S S	0-3 K		0-0 2B IBB			0-3 K		0-0 G3		3 2 0 0 2 2 1				
Jackie Brandt, R OBP: 0.362, SLG: 0.439 (1, 8) (8, 7)			0-3 K	0-3 K		0-0 1B 1B		0-3 K		4 0 1 0 0 3 4				
Ron Hansen, R OBP: 0.344, SLG: 0.448 (1, 6)			0-0 1B	0-0 2B		0-0 1B		4-0 1B IBB		3 0 3 3 1 0 0				
Steve Barber, L OBP: 0.152, SLG: 0.067 Hoyt Wilhelm, R OBP: 0.107, SLG: 0.077 (1, 1) (5, 1)			0-0 F9	0-3 K		0-0 1-3		0-0 1B		3 0 0 0 0 1 4 1 0 1 1 0 0 0				
<b>Inning Stats</b>	R: 2 H: 3 E: 0 LOB: 1 K: 2 BB: 0 S: 10 P: 10	R: 0 H: 1 E: 0 LOB: 1 K: 2 BB: 0 S: 8 P: 8	R: 4 H: 4 E: 0 LOB: 1 K: 2 BB: 1 S: 11 P: 15	R: 0 H: 1 E: 0 LOB: 1 K: 0 BB: 0 S: 4 P: 4	R: 0 H: 2 E: 0 LOB: 2 K: 1 BB: 0 S: 7 P: 7	R: 0 H: 1 E: 0 LOB: 1 K: 0 BB: 0 S: 4 P: 4	R: 1 H: 1 E: 0 LOB: 2 K: 1 BB: 2 S: 5 P: 13	R: 0 H: 0 E: 0 LOB: 0 K: 0 BB: 0 S: 3 P: 3	R: 0 H: 0 E: 0 LOB: 0 K: 0 BB: 0 S: 3 P: 3	1B: 10 SF: 0 2B: 3 SAC: 0 3B: 0 DP: 0 HR: 0 HBP: 0	WP: 1 PA: 42 PB: 0 SB: 0 CS: 0			
<b>PITCHER</b>	IP WLS BF H R ER SO BB IBB HBP BLK WP HR S P ERA WHIP													
Bill Monbouquette, R ERA: 3.33 (1, 1)	3.0		18 8 6 6 6 0 1 0 1 0 0 29 33 18.00 2.667											
Tom Sturdivant, R ERA: 4.95 (4, 1)	1.0		4 1 0 0 0 0 0 0 0 0 0 4 4 0.00 1.000											
Dave Hillman, R ERA: 5.05 (5, 1)	2.0		9 3 0 0 1 0 0 0 0 0 0 11 11 0.00 1.500											
Mike Fornieles, R ERA: 2.98 (7, 1)	2.0	W	8 1 1 1 1 1 1 0 0 1 0 8 16 4.50 1.000											
Frank Sullivan, R ERA: 4.94 (9, 1)	1.0	S	3 0 0 0 0 0 0 0 0 0 0 3 3 0.00 0.000											

**Baltimore Orioles @ Boston Red Sox**  
Fenway Park, Boston, MA  
Mon Jul 04 1960, 3:33 AM EDT  
Unknown

AB	39
R	7
H	13
RBI	6
BB	3
SO	8
LOB	18



livebaseballscorecards.com



Batter	1	2	3	4	5	6	7	8	9
Don Buddin, R (1, 6) OBP: 0.358, SLG: 0.399	0-0 FC5-4 BB 1B		4-0 BB BB BB	0-0 1-3 1-2 3-H	4-0 BB			0-0 1B 1B	
Pete Runnels, L (1, 4) OBP: 0.406, SLG: 0.435	4-0 FC5-4 BB 1-2		4-0 BB BB 1-2	0-0 FC5 2B 2-H	0-3 K			0-0 1B 1-3 SF8 1B	
Ted Williams, L (1, 7) Tom Sturdivant, L (4, 1) Carroll Hardy, R (4, PH) Dave Hillman, R (5, 1) Mike Fornieles, R (7, 1) Vic Wertz, L (8, PH) Tom Brewer, R (8, PR) Frank Sullivan, R (9, 1) OBP: 0.463, SLG: 0.779 OBP: 0.214, SLG: 0.231 OBP: 0.171, SLG: 0.156	0-0 F8		0-0 F5	4-0 BB		0-0 2-3		0-0 1B 1-3 FC5-4 3-H 1B	
Frank Malzone, R (1, 5) OBP: 0.325, SLG: 0.398	0-0 FC5-4 1-2f 2-3		4-0 BB 1-2 2-3	0-0 FC5 2-3f		0-0 6-3		0-0 SF8 3-H	
Willie Tasby, R (1, 8) OBP: 0.359, SLG: 0.327	0-3 K		0-0 6-3		4-0 BB 1B G4-6-3 BB	0-3 K		0-0 FC5-4 2-3 1B	
Ray Boone, R (1, 3) OBP: 0.314, SLG: 0.254		0-0 FC3-6 1B		0-3 K	0-0 G4-6-3 BB 1-2 3B 1B		0-3 K	0-0 FC5-4 1-2f HR 3-H	
Gary Geiger, L (1, 9) OBP: 0.359, SLG: 0.460		0-0 FC3-6 G5-4-3 1-2f		0-0 2B 1B	4-0 G4-6-3 1-2 2-3 BB		0-0 1B	0-0 HR 1-H	
Ed Sadowski, R (1, 2) Russ Nixon, L (5, PH) OBP: 0.292, SLG: 0.345 OBP: 0.329, SLG: 0.388		0-0 G5-4-3 1-2f		0-0 1B 1-3 2B	0-0 G4-6-3 1-2f 2-3 3-H		0-0 F9	0-0 F7	
Bill Monbouquette, R (1, 1) Pumpsie Green, S (3, PH) Rip Repulski, R (4, 7) OBP: 0.171, SLG: 0.033 OBP: 0.331, SLG: 0.324 OBP: 0.308, SLG: 0.418			0-0 4-3	0-0 2B 1-3 2B 1B	0-0 3B		0-0 F7		

Inning Stats	R: 0 E: 0 K: 1 S: 6	H: 1 LOB: 2 BB: 1 P: 10	R: 0 E: 0 K: 0 S: 3	H: 1 LOB: 0 BB: 0 P: 3	R: 0 E: 0 K: 0 S: 3	H: 0 LOB: 3 BB: 3 P: 15	R: 3 E: 0 K: 1 S: 9	H: 4 LOB: 2 BB: 1 P: 13	R: 2 E: 0 K: 1 S: 6	H: 2 LOB: 2 BB: 3 P: 18	R: 0 E: 0 K: 1 S: 5	H: 0 LOB: 0 BB: 0 P: 5	R: 0 E: 0 K: 1 S: 6	H: 1 LOB: 1 BB: 0 P: 6	R: 5 E: 0 K: 0 S: 8	H: 5 LOB: 1 BB: 0 P: 8
--------------	------------------------------	----------------------------------	------------------------------	---------------------------------	------------------------------	----------------------------------	------------------------------	----------------------------------	------------------------------	----------------------------------	------------------------------	---------------------------------	------------------------------	---------------------------------	------------------------------	---------------------------------


PITCHER	IP	WLS	BF	H	R	ER	SO	BB	IBB	HBP	BLK	WP	HR	S	P	ERA	WHIP
Steve Barber, L (1, 1) ERA: 3.19	4.0		24	7	5	5	2	6	0	0	0	0	0	22	46	11.25	3.250
Hoyt Wilhelm, R (5, 1) ERA: 4.04	4.0	L	20	7	5	5	3	2	0	0	0	0	1	24	32	11.25	2.250

**BOTTOM**

**Baltimore Orioles @ Boston Red Sox**  
Fenway Park, Boston, MA  
Mon Jul 04 1960, 3:33 AM EDT  
Unknown

AB	R	H	RBI	BB	SO	LOB
3	1	2	1	2	0	1
3	1	2	1	2	1	2
2	0	0	0	0	0	4
0	0	0	0	0	0	0
0	0	0	0	1	0	0
1	0	0	0	0	0	0
0	0	0	0	0	0	0
1	0	1	1	0	0	0
0	1	0	0	0	0	0
0	0	0	0	0	0	0
3	0	0	1	1	0	4
4	1	1	0	1	2	5
5	2	2	1	0	2	2
4	2	3	2	1	0	1
2	1	1	0	0	0	1
3	0	0	0	0	0	4
0	0	0	0	0	0	0
1	0	0	0	0	0	0
3	1	2	2	0	0	1

<b>AB</b>	<b>35</b>
<b>R</b>	<b>10</b>
<b>H</b>	<b>14</b>
<b>RBI</b>	<b>9</b>
<b>BB</b>	<b>8</b>
<b>SO</b>	<b>5</b>
<b>LOB</b>	<b>25</b>



1B: 10	SF: 1	WP: 0	PA: 44
2B: 2	SAC: 0	PB: 0	
3B: 1	DP: 2	SB: 0	
HR: 1	HBP: 0	CS: 0	

PITCHER	IP	WLS	BF	H	R	ER	SO	BB	IBB	HBP	BLK	WP	HR	S	P	ERA	WHIP
---------	----	-----	----	---	---	----	----	----	-----	-----	-----	----	----	---	---	-----	------

Batter	1	2	3	4	5	6	7	8	9	AB R H RBI BB SO LOB	TOP																
Jackie Brandt, R OBP: 0.359, SLG: 0.433 (1, 9) (7, 7)	0-3 K	0-0 1-3	0-0 F9		0-0 CS 1B			0-0 E5 1B		5 1 1 0 0 1 3																	
Jim Busby, R OBP: 0.361, SLG: 0.375 (1, 8)	0-0 1B 2B	0-0 L8		0-0 F9	0-0 CS	0-0 BB 1B		0-0 F7		5 1 2 0 0 0 2																	
Ron Hansen, R OBP: 0.348, SLG: 0.449 (1, 6)	0-3 K		0-3 K	0-0 BB 2B 1B		4-0 BB BB BB G5-4-3 BB		0-0 1B 1B		4 2 2 1 1 2 1																	
Walt Dropo, R OBP: 0.380, SLG: 0.437 Jim Gentile, L OBP: 0.464, SLG: 0.592 (1, 3) (6, PH) (6, 3)	0-0 BB 1B 1B 2-H		0-0 1B 1B	4-0 2B 1B BB		0-3 K		0-0 1B 2-H		2 2 2 1 1 0 0 2 0 1 1 0 1 2																	
Gus Triandos, R OBP: 0.340, SLG: 0.380 (1, 2)	0-0 BB 1B 1-2		0-0 BB 1B FC1-2 1B	0-0 1B 1-3 2-H		0-0 G5-4-3 1-2f		0-3 K		5 0 3 1 0 1 3																	
Brooks Robinson, R OBP: 0.321, SLG: 0.381 (1, 5)	4-0 1-2 2-3 BB		0-0 FC1-2 BB 1B 1-2 2-H	0-0 G6-3 1B 2-3 3-H		0-3 K		0-0 F8		4 1 2 2 1 1 0																	
Dave Nicholson, R OBP: 0.305, SLG: 0.286 Gene Woodling, L OBP: 0.425, SLG: 0.412 Gene Stephens, L OBP: 0.322, SLG: 0.367 Billy Hoelt, L (1, 7) (4, PH) (4, 7) (7, 1)	0-0 P6		4-0 BLK FC1-2 1B BB 1-2 2-3	0-0 G6-3 1-2f		0-0 G6-4-3 1B		0-0 F8		1 1 0 0 1 0 3 1 0 0 0 0 0 2 1 0 1 0 0 0 0 1 0 0 0 0 0 0																	
Mary Breeding, R OBP: 0.322, SLG: 0.339 (1, 4)		0-0 1-3 SH1-4 1B	0-0 FC1-2 1B BLK 1-2 2-3 3-H		0-0 F9		0-0 G6-4-3 1-2f	0-3 K		5 0 1 0 0 1 4																	
Jerry Walker, S OBP: 0.320, SLG: 0.304 Gordon Jones, R OBP: 0.400, SLG: 0.400 Al Pilarcik, L OBP: 0.328, SLG: 0.384 (1, 1) (6, 1) (7, 9)		0-0 SH1-4	0-0 1B	1-3 2-H 3-H		0-0 5-3		0-0 P6		2 0 1 1 0 0 0 0 0 0 0 0 0 0 1 0 0 0 0 0 0																	
Inning Stats	R: 1 E: 0 K: 2 S: 10	H: 3 LOB: 3 BB: 1 P: 14	R: 0 E: 0 K: 0 S: 4	H: 1 LOB: 1 BB: 0 P: 4	R: 3 E: 0 K: 1 S: 9	H: 4 LOB: 2 BB: 1 P: 13	R: 2 E: 0 K: 0 S: 5	H: 3 LOB: 1 BB: 1 P: 9	R: 0 E: 0 K: 1 S: 5	H: 1 LOB: 0 BB: 0 P: 3	R: 0 E: 0 K: 1 S: 5	H: 1 LOB: 1 BB: 0 P: 5	R: 2 E: 1 K: 1 S: 8	H: 2 LOB: 1 BB: 0 P: 8	R: 0 E: 0 K: 1 S: 5	H: 0 LOB: 0 BB: 0 P: 5	1B: 14 2B: 2 3B: 0 HR: 0	SF: 0 SAC: 1 DP: 3 HBP: 0	WP: 0 PB: 0 SB: 0 CS: 1	PA: 45							
PITCHER	IP	WLS	BF	H	R	ER	SO	BB	IBB	HBP	BLK	WP	HR	S	P	ERA	WHIP										
Tom Borland, L ERA: 6.0 (1, 1)	3.1		23	10	6	6	3	3	0	0	1	0	0	26	38	16.20	3.900										
Tom Sturdivant, R ERA: 4.73 (4, 1)	2.2		9	3	0	0	1	1	0	0	0	0	0	10	14	0.00	1.500										
Billy Muffett, R ERA: 7.71 (7, 1)	2.0	L	9	3	2	0	2	0	0	0	0	0	0	13	13	0.00	1.500										
Mike Fornieles, R ERA: 2.91 (9, 1)	1.0		3	0	0	0	1	0	0	0	0	0	0	5	5	0.00	0.000										

Baltimore Orioles @ Boston Red Sox  
Fenway Park, Boston, MA  
Mon Jul 04 1960, 3:38 AM EDT  
Att. 20,206 - Unknown

livebaseballscorecards.com

AB	39
R	8
H	16
RBI	7
BB	4
SO	7
LOB	20





BOTTOM

Baltimore Orioles @ Boston Red Sox  
Fenway Park, Boston, MA  
Mon Jul 04 1960, 3:38 AM EDT  
Att. 20,206 - Unknown

livebaseballscorecards.com

AB	37
R	6
H	12
RBI	5
BB	3
SO	3
LOB	17



WP	0	PA	41
PB	0		
SB	0		
CS	0		

AB R H RBI BB SO LOB

4	1	1	0	1	0	4
5	2	2	0	0	0	1
5	1	2	1	0	2	2
4	0	1	1	0	1	2
4	1	1	0	1	0	1
4	1	1	2	0	0	2
4	0	2	1	0	0	0
3	0	1	0	1	0	2
1	0	0	0	0	0	1
1	0	0	0	0	0	1
1	0	1	0	0	0	0
0	0	0	0	0	0	0
0	0	0	0	0	0	0
1	0	0	0	0	0	1
0	0	0	0	0	0	0

Batter	1	2	3	4	5	6	7	8	9
Willie Tasby, R OBP: 0.360, SLG: 0.326 (1, 8)	4-0 BB G4-6-3		0-0 5-3			0-0 1B F8		0-0 F9	
Pete Runnels, L OBP: 0.406, SLG: 0.434 (1, 4)	0-0 F8			0-0 1B G4-6-3 1B		0-0 1B SF8 1B	0-0 E6		0-0 F7
Ted Williams, L OBP: 0.460, SLG: 0.761 (1, 7)	0-0 G4-6-3 1-2f			0-0 1B G4-6-3 1B		0-0 1B 2B 1B 3-H	0-3 K		0-3 K
Vic Wertz, L OBP: 0.332, SLG: 0.439 (1, 3)		0-0 G3		0-0 G4-6-3 1-2f 3-H		0-0 SF8 3-H	0-3 K		0-0 2B
Frank Malzone, R OBP: 0.327, SLG: 0.396 (1, 5)		0-0 F5		0-0 3-1		0-0 2B 1B 1-2	4-0 IBB		0-0 F9
Russ Nixon, L OBP: 0.327, SLG: 0.392 (1, 2)		0-0 F8			0-0 F8	0-0 1B 2B 1-H 2-H	0-0 1-3		
Gary Geiger, L OBP: 0.362, SLG: 0.472 (1, 9)			0-0 4-3		0-0 F9	0-0 1B 2B 2-H		0-0 3B	
Don Buddin, R OBP: 0.361, SLG: 0.398 (1, 6)			0-0 1B		4-0 BB	0-0 F8		0-0 L1	
Tom Borland, L OBP: 0.290, SLG: 0.214 (4, 1)			0-0 F7		0-0 F7	0-0 1B		0-0 P3	
Rip Repulski, R OBP: 0.316, SLG: 0.426 (6, PH)									
Tom Brewer, R OBP: 0.287, SLG: 0.290 (6, PR)									
Billy Muffett, R OBP: 0.310, SLG: 0.250 (8, PH)									
Mike Fornieles, R OBP: 0.333, SLG: 0.333 (9, 1)									

Inning Stats	R: 0 E: 0 K: 0 S: 2	H: 0 LOB: 0 BB: 1 P: 6	R: 0 E: 0 K: 0 S: 3	H: 0 LOB: 0 BB: 0 P: 3	R: 0 E: 0 K: 0 S: 4	H: 1 LOB: 1 BB: 0 P: 4	R: 1 E: 0 K: 0 S: 4	H: 2 LOB: 0 BB: 0 P: 4	R: 0 E: 0 K: 0 S: 3	H: 0 LOB: 1 BB: 1 P: 7	R: 5 E: 0 K: 10 S: 10	H: 7 LOB: 2 BB: 0 P: 10	R: 0 E: 1 K: 2 S: 8	H: 0 LOB: 2 BB: 1 P: 12	R: 0 E: 0 K: 0 S: 4	H: 1 LOB: 1 BB: 0 P: 4	R: 0 E: 0 K: 1 S: 6	H: 1 LOB: 1 BB: 0 P: 6	1B: 9 2B: 2 3B: 1 HR: 0	SF: 1 SAC: 0 DP: 2 HBP: 0	WP: 0 PB: 0 SB: 0 CS: 0	PA: 41
--------------	------------------------------	---------------------------------	------------------------------	---------------------------------	------------------------------	---------------------------------	------------------------------	---------------------------------	------------------------------	---------------------------------	--------------------------------	----------------------------------	------------------------------	----------------------------------	------------------------------	---------------------------------	------------------------------	---------------------------------	----------------------------------	------------------------------------	----------------------------------	--------

PITCHER	IP	WLS	BF	H	R	ER	SO	BB	IBB	HBP	BLK	WP	HR	S	P	ERA	WHIP
Jerry Walker, R ERA: 3.77 (1, 1)	5.1		23	7	5	5	0	2	0	0	0	0	0	21	29	8.44	1.688
Gordon Jones, R ERA: 4.28 (6, 1)	0.2		5	3	1	1	0	0	0	0	0	0	0	5	5	13.50	4.500
Billy Hoelt, L ERA: 1.23 (7, 1)	3.0	W	13	2	0	0	3	0	1	0	0	0	0	18	22	0.00	0.667

Batter	1	2	3	4	5	6	7	8	9	AB R H RBI BB SO LOB	TOP	
Jackie Brandt, R OBP: 0.364, SLG: 0.437 (1, 8) (9, 9)	0-3 K	0-0 1B 1B 1B		0-0 1B 1B	0-0 WP 1B		0-0 FC6-4 G5-4-3 1-2f			5 2 3 3 0 1 1	<p><b>Baltimore Orioles @ Boston Red Sox</b></p> <p>Fenway Park, Boston, MA</p> <p>Tue Jul 05 1960, 7:05 PM EDT</p> <p>Att: 17,302 - Unknown</p>	
Gene Woodling, L OBP: 0.427, SLG: 0.414 Dave Nicholson, R OBP: 0.300, SLG: 0.280 (1, 7) (7, PH) (7, 7)	0-0 4-3	0-0 1B 1B		0-0 1B 1B	0-0 1-3		0-0 G5-4-3 1-2f			4 0 2 1 0 0 1 1 0 0 0 0 0 1		
Jim Gentile, L OBP: 0.469, SLG: 0.593 Walt Dropo, R OBP: 0.376, SLG: 0.432 (1, 3) (8, PH) (8, 3)	4-0 FC5 BB	0-0 FC5-4 1B		0-0 G5-4-3 1B		0-3 K		0-3 K		3 0 2 2 1 1 0 1 0 0 0 0 1 0		
Gus Triandos, R OBP: 0.349, SLG: 0.386 (1, 2) (8, 3)	4-0 1-2 BB	0-0 FC5-4 1-2f		0-0 G5-4-3 1-2f		0-0 2B		4-0 G5-4-3 BB		3 1 1 0 2 0 4		
Brooks Robinson, R OBP: 0.322, SLG: 0.388 (1, 5) (8, 3)	0-0 FC5 2-3f			0-0 L6		0-0 1B 2B		0-0 G5-4-3 1-2f		5 1 2 1 0 0 3		
Ron Hansen, R OBP: 0.343, SLG: 0.441 (1, 6) (8, 3)		0-0 E5 1B 1-6-3		0-0 5-3		0-0 1-3		0-0 F8		5 1 0 0 0 0 2		
Al Pilarcik, L OBP: 0.333, SLG: 0.383 Bobby Thomson, R OBP: 0.320, SLG: 0.435 Jim Busby, R OBP: 0.361, SLG: 0.375 (1, 9) (9, PH) (9, 8)		0-0 1-6-3		0-0 4-3		0-0 PB 1B 1B 2-H		4-0 FC6-4 BB		3 1 1 1 1 0 1 1 0 0 0 0 0 1 0 0 0 0 0 0 0		
Mary Breeding, R OBP: 0.326, SLG: 0.346 (1, 4) (8, 3)		0-0 1B 1B 4-3 2-H		0-0 SH1-3 1B 2B		0-0 PB 1B 1B		0-0 FC6-4 1-2f		5 3 3 1 0 0 2		
Chuck Estrada, R OBP: 0.185, SLG: 0.231 (1, 1) (8, 3)		0-0 4-3		0-0 SH1-3		0-3 K		4-0 FC6-4 BB		2 0 0 0 1 1 3		
<b>Inning Stats</b>	R: 0 E: 0 K: 1 S: 5 H: 0 LOB: 2 BB: 2 P: 13	R: 3 E: 1 K: 0 S: 8 H: 4 LOB: 2 BB: 0 P: 8	R: 0 E: 0 K: 0 S: 3 H: 0 LOB: 0 BB: 0 P: 3	R: 2 E: 0 K: 0 S: 6 H: 4 LOB: 1 BB: 0 P: 6	R: 3 E: 0 K: 1 S: 9 H: 4 LOB: 1 BB: 0 P: 9	R: 1 E: 0 K: 1 S: 7 H: 2 LOB: 2 BB: 1 P: 11	R: 0 E: 0 K: 0 S: 2 H: 0 LOB: 0 BB: 1 P: 6	R: 0 E: 0 K: 1 S: 4 H: 0 LOB: 0 BB: 1 P: 8	R: 0 E: 0 K: 1 S: 5 H: 0 LOB: 0 BB: 0 P: 5	1B: 10 2B: 4 3B: 0 HR: 0 SF: 0 SAC: 1 DP: 3 HBP: 0		WP: 1 PB: 1 SB: 0 CS: 0 PA: 44
<b>PITCHER</b> Tom Brewer, R ERA: 5.03 Ted Wills, L ERA: 3.24 (1, 1) (4, 1)	IP WLS BF H R ER SO BB IBB HBP BLK WP HR S P ERA WHIP	3.1 L 20 7 5 2 1 2 0 0 0 0 0 0 20 28 5.40 2.700	5.2 24 7 4 3 4 3 0 0 0 1 0 29 41 4.76 1.765	<b>PITCHER</b> IP WLS BF H R ER SO BB IBB HBP BLK WP HR S P ERA WHIP								

livebaseballscorecards.com

<b>AB</b>	38
<b>R</b>	9
<b>H</b>	14
<b>RBI</b>	9
<b>BB</b>	5
<b>SO</b>	5
<b>LOB</b>	18







Batter	1	2	3	4	5	6	7	8	9	AB R H RBI BB SO LOB	TOP											
Tony Kubek, L OBP: 0.326, SLG: 0.446 (1, 6) (9, 7)	0-0 4-3 1B	0-0 1B		0-0 F7			0-0 F5		0-0 F5	5 0 1 0 0 0 2												
Hector Lopez, R OBP: 0.389, SLG: 0.440 Gil McDougald, R OBP: 0.319, SLG: 0.440 (1, 7) (9, 5)	0-0 1B WP 1B	0-0 F7			0-0 L6			4-0 3B BB	0-0 FC6-4 1-2f	4 2 1 0 1 0 2 0 0 0 0 0 0 0												
Mickey Mantle, S OBP: 0.426, SLG: 0.601 (1, 8)	0-0 WP 1-3 1B		0-0 5-3		0-0 F8			0-0 1B 3B		4 1 2 1 0 0 0												
Roger Maris, L OBP: 0.399, SLG: 0.729 (1, 9)	4-0 WP IBB		0-0 HR		0-3 K			0-0 G6-4-3 1B		3 1 2 2 1 1 0												
Bill Skowron, R OBP: 0.338, SLG: 0.528 (1, 3)	0-3 K		0-0 5-3		0-0 F6			0-0 G6-4-3 1-2f		4 0 0 0 0 1 4												
Yogi Berra, L OBP: 0.362, SLG: 0.439 (1, 2)	4-0 1-2 2-3 3-H IBB		0-0 4-3		0-0 G6-4-3 1B			0-0 F6		3 0 1 0 1 0 0												
Clete Boyer, R OBP: 0.289, SLG: 0.430 (1, 5) (9, 6)	0-3 K			0-0 CS 1B		0-0 G6-4-3 1-2f		0-0 HR		4 1 2 1 0 1 4												
Bobby Richardson, R OBP: 0.291, SLG: 0.294 (1, 4)		0-0 1-3		4-0 G3 BB 1-2		0-0 F7		0-0 5-3		3 0 0 0 1 0 0												
Whitey Ford, L OBP: 0.273, SLG: 0.111 (1, 1)		0-0 6-3		0-0 G3 1-2		0-0 F8		0-0 FC6-4 1B		4 0 1 0 0 0 1												
<b>Inning Stats</b>	R: 1 E: 0 K: 2 S: 9	H: 2 LOB: 3 BB: 2 P: 17	R: 0 E: 0 K: 0 S: 4	H: 1 LOB: 1 BB: 0 P: 4	R: 1 E: 0 K: 0 S: 4	H: 1 LOB: 0 BB: 0 P: 4	R: 0 E: 0 K: 0 S: 3	H: 1 LOB: 1 BB: 1 P: 7	R: 0 E: 0 K: 1 S: 5	H: 0 LOB: 0 BB: 0 P: 5	R: 0 E: 0 K: 0 S: 3	H: 1 LOB: 0 BB: 0 P: 3	R: 0 E: 0 K: 0 S: 3	H: 0 LOB: 0 BB: 0 P: 3	R: 2 E: 0 K: 0 S: 4	H: 2 LOB: 0 BB: 1 P: 8	R: 1 E: 0 K: 0 S: 5	H: 2 LOB: 1 BB: 0 P: 5	1B: 7 2B: 0 3B: 1 HR: 2	SF: 0 SAC: 0 DP: 2 HBP: 0	WP: 1 PB: 0 SB: 0 CS: 1	PA: 38
<b>PITCHER</b>	IP WLS BF H R ER SO BB IBB HBP BLK WP HR S P ERA WHIP	IP WLS BF H R ER SO BB IBB HBP BLK WP HR S P ERA WHIP																				
Hal Brown, R ERA: 3.4 (1, 1)	7.0 L 28 6 2 2 3 1 2 0 0 1 1 31 43 2.57 1.000	2.0 10 4 3 3 0 0 1 0 0 0 0 1 9 13 13.50 2.500																				

**New York Yankees @ Baltimore Orioles**  
 Memorial Stadium, Baltimore, MD  
 Wed Jul 06 1960, 7:05 PM EDT  
 Att: 36,183 - Unknown

livebaseballscorecards.com

<b>AB</b>	34
<b>R</b>	5
<b>H</b>	10
<b>RBI</b>	4
<b>BB</b>	4
<b>SO</b>	3
<b>LOB</b>	13





Batter	1	2	3	4	5	6	7	8	9	AB R H RBI BB SO LOB
<b>Bobby Thomson, R</b> OBP: 0.311, SLG: 0.420 (1, 9)	0-3		0-0		0-3			0-0		4 0 0 0 0 2 1
<b>Jim Busby, R</b> OBP: 0.355, SLG: 0.368 (1, 8)	0-0		0-0			0-0		0-0		4 0 1 0 0 0 0
<b>Gene Woodling, L</b> OBP: 0.424, SLG: 0.415 (1, 7)	0-0		0-0			0-0		0-0		4 0 1 0 0 0 2
<b>Walt Dropo, R</b> OBP: 0.371, SLG: 0.418 (1, 3)	4-0			0-0		0-3		0-0		3 0 0 0 1 1 1
<b>Gus Triandos, R</b> OBP: 0.340, SLG: 0.375 (1, 2)	0-0			0-0			0-0		0-0	4 0 0 0 0 0 2
<b>Brooks Robinson, R</b> OBP: 0.324, SLG: 0.397 (1, 5)		0-0		4-0		0-3		0-0		3 1 1 1 1 1 0
<b>Ron Hansen, R</b> OBP: 0.342, SLG: 0.442 (1, 6)		0-0		0-0			0-0		0-3	4 1 1 0 0 1 1
<b>Mary Breeding, R</b> OBP: 0.328, SLG: 0.351 (1, 4)		0-0			0-0		0-0		0-0	4 0 2 1 0 0 0
<b>Hal Brown, R</b> OBP: 0.355, SLG: 0.296 (1, 1)			0-0		0-0		0-0		0-3	2 0 1 0 0 0 0
<b>Jackie Brandt, R</b> OBP: 0.362, SLG: 0.435 (7, PH)										1 0 0 0 0 0 1
<b>Steve Barber, L</b> OBP: 0.152, SLG: 0.067 (8, 1)										0 0 0 0 0 0 0
<b>Dave Nicholson, R</b> OBP: 0.295, SLG: 0.275 (9, PH)										1 0 0 0 0 1 1

Inning Stats	R: 0	H: 0	R: 0	H: 0	R: 0	H: 2	R: 0	H: 0	R: 0	H: 0	R: 0	H: 1	R: 1	H: 2	R: 0	H: 1	R: 1	H: 2	1B: 3	SF: 0	WP: 0	PA: 36
	E: 2	LOB: 2	E: 0	LOB: 0	E: 0	LOB: 1	E: 0	LOB: 1	E: 0	LOB: 0	E: 0	LOB: 0	E: 0	LOB: 1	E: 0	LOB: 1	E: 0	LOB: 1	2B: 3	SAC: 0	PB: 0	
	K: 1	BB: 1	K: 0	BB: 0	K: 0	BB: 0	K: 1	BB: 1	K: 1	BB: 0	K: 1	BB: 0	K: 1	BB: 0	K: 0	BB: 0	K: 2	BB: 0	3B: 0	DP: 1	SB: 0	
	S: 6	P: 10	S: 3	P: 3	S: 4	P: 4	S: 3	P: 7	S: 5	P: 5	S: 7	P: 7	S: 4	P: 4	S: 4	P: 4	S: 9	P: 9	HR: 1	HBP: 0	CS: 0	

PITCHER	IP	WLS	BF	H	R	ER	SO	BB	IBB	HBP	BLK	WP	HR	S	P	ERA	WHIP	IP	WLS	BF	H	R	ER	SO	BB	IBB	HBP	BLK	WP	HR	S	P	ERA	WHIP	
<b>Whitey Ford, L</b> ERA: 2.93 (1, 1)	9.0	W	36	7	2	2	6	2	0	0	0	0	1	46	54	2.00	1.000																		

**BOTTOM**

**New York Yankees @ Baltimore Orioles**  
Memorial Stadium, Baltimore, MD

Wed Jul 06 1960, 7:05 PM EDT  
Att. 36,183 - Unknown

livebaseballscorecards.com

<b>AB</b>	<b>34</b>
<b>R</b>	<b>2</b>
<b>H</b>	<b>7</b>
<b>RBI</b>	<b>2</b>
<b>BB</b>	<b>2</b>
<b>SO</b>	<b>6</b>
<b>LOB</b>	<b>9</b>

Batter	1	2	3	4	5	6	7	8	9	AB R H RBI BB SO LOB	TOP											
Tony Kubek, L OBP: 0.324, SLG: 0.441 (1, 6) (8, 8)	0-0 F7		0-0 F8		1-0 G6-4-3 HBP		0-0 SF8		0-0 4-1	3 0 0 1 0 0 0												
Hector Lopez, R OBP: 0.390, SLG: 0.436 (1, 7) (8, 6)	0-0 5-3			1-0 F9 HBP	0-0 G6-4-3		0-0 F8		0-0 1B 1B	4 0 1 0 0 0 2												
Mickey Mantle, S OBP: 0.424, SLG: 0.595 Joe Demaestri, R OBP: 0.200, SLG: 0.200 (1, 8) (8, 6)	0-0 1-3			0-0 F9		0-0 F8		0-0 1B WP 1B	0-3 K	4 1 1 0 0 0 1 1 0 0 0 0 1 1												
Roger Maris, L OBP: 0.399, SLG: 0.722 (1, 9)		0-3 K		4-0 FC4 BB		0-0 L3		0-0 F9	0-0 1B	4 0 1 0 1 1 1												
Yogi Berra, L OBP: 0.363, SLG: 0.444 (1, 2)		0-0 2B		0-0 F7		0-0 F5		0-0 1B WP 1B	0-0 F9	5 1 2 0 0 0 4												
Bill Skowron, R OBP: 0.337, SLG: 0.524 (1, 3)		0-3 K		0-0 FC4			0-3 K	0-0 1B		4 0 1 0 0 2 3												
Clete Boyer, R OBP: 0.286, SLG: 0.448 (1, 5)		0-0 F3			0-3 K		0-0 HR	0-3 K		4 1 1 1 0 2 3												
Bobby Richardson, R OBP: 0.297, SLG: 0.298 (1, 4)			0-0 6-3		4-0 HR BB		0-0 1B SF8 1B	0-0 1B	1-2 1B	3 2 2 1 1 0 0												
Bob Turley, R OBP: 0.154, SLG: 0.192 Bob Cerv, R OBP: 0.353, SLG: 0.472 Duke Maas, R (5, 1) Kent Hadley, L OBP: 0.289, SLG: 0.512 Bobby Shantz, R (7, 1) (7, 1)			0-0 5-3		0-0 HR		0-0 1B	0-3 K2-3		1 0 0 0 0 0 0 1 1 1 2 0 0 0 0 0 0 0 0 0 0 1 0 1 0 0 0 0 1 0 0 0 0 1 2												
<b>Inning Stats</b>	R: 0 E: 0 K: 0 S: 3	H: 0 LOB: 0 BB: 0 P: 3	R: 0 E: 0 K: 2 S: 8	H: 1 LOB: 1 BB: 0 P: 8	R: 0 E: 0 K: 0 S: 3	H: 0 LOB: 0 BB: 0 P: 3	R: 0 E: 0 K: 0 S: 3	H: 0 LOB: 2 BB: 1 P: 8	R: 2 E: 0 K: 1 S: 5	H: 1 LOB: 0 BB: 1 P: 10	R: 0 E: 0 K: 0 S: 3	H: 0 LOB: 0 BB: 0 P: 3	R: 2 E: 0 K: 1 S: 8	H: 3 LOB: 1 BB: 0 P: 8	R: 2 E: 0 K: 2 S: 11	H: 4 LOB: 2 BB: 0 P: 11	R: 0 E: 0 K: 1 S: 7	H: 2 LOB: 2 BB: 0 P: 7	1B: 8 2B: 1 3B: 0 HR: 2	SF: 1 SAC: 0 DP: 1 HBP: 2	WP: 1 PA: 41	
<b>PITCHER</b>	IP WLS BF H R ER SO BB IBB HBP BLK WP HR S P ERA WHIP	IP WLS BF H R ER SO BB IBB HBP BLK WP HR S P ERA WHIP	IP WLS BF H R ER SO BB IBB HBP BLK WP HR S P ERA WHIP	IP WLS BF H R ER SO BB IBB HBP BLK WP HR S P ERA WHIP	IP WLS BF H R ER SO BB IBB HBP BLK WP HR S P ERA WHIP	IP WLS BF H R ER SO BB IBB HBP BLK WP HR S P ERA WHIP	IP WLS BF H R ER SO BB IBB HBP BLK WP HR S P ERA WHIP	IP WLS BF H R ER SO BB IBB HBP BLK WP HR S P ERA WHIP	IP WLS BF H R ER SO BB IBB HBP BLK WP HR S P ERA WHIP	IP WLS BF H R ER SO BB IBB HBP BLK WP HR S P ERA WHIP	IP WLS BF H R ER SO BB IBB HBP BLK WP HR S P ERA WHIP	IP WLS BF H R ER SO BB IBB HBP BLK WP HR S P ERA WHIP	IP WLS BF H R ER SO BB IBB HBP BLK WP HR S P ERA WHIP	IP WLS BF H R ER SO BB IBB HBP BLK WP HR S P ERA WHIP	IP WLS BF H R ER SO BB IBB HBP BLK WP HR S P ERA WHIP	IP WLS BF H R ER SO BB IBB HBP BLK WP HR S P ERA WHIP	IP WLS BF H R ER SO BB IBB HBP BLK WP HR S P ERA WHIP	IP WLS BF H R ER SO BB IBB HBP BLK WP HR S P ERA WHIP	IP WLS BF H R ER SO BB IBB HBP BLK WP HR S P ERA WHIP	IP WLS BF H R ER SO BB IBB HBP BLK WP HR S P ERA WHIP	IP WLS BF H R ER SO BB IBB HBP BLK WP HR S P ERA WHIP	IP WLS BF H R ER SO BB IBB HBP BLK WP HR S P ERA WHIP
Milt Pappas, R ERA: 4.48 Billy Hoelt, L ERA: 1.04	(1, 1) (8, 1)																					

New York Yankees @ Baltimore Orioles  
Memorial Stadium, Baltimore, MD  
Thu Jul 07 1960, 7:05 PM EDT  
Att. 30,647 - Unknown

livebaseballscorecards.com

AB	36
R	6
H	11
RBI	5
BB	2
SO	7
LOB	17





Batter	1	2	3	4	5	6	7	8	9	AB R H RBI BB SO LOB
Al Pilarcik, L (1, 9) OBP: 0.338, SLG: 0.376 Walt Dropo, R (9, PH) OBP: 0.368, SLG: 0.413	4-0 CS BB		4-0 1B BB	0-0 FC3-6 1-2f 2-H		0-0 4-3 1-2			0-0 G5-4-3 1-2f	2 1 0 0 2 0 2 1 0 0 0 0 0 1
Gene Stephens, L (1, 8) OBP: 0.322, SLG: 0.366 Jim Busby, R (7, PH) OBP: 0.351, SLG: 0.362 (8, 8)	0-0 F5		0-0 1B BB SF7 1B	0-3 K			0-0 L5			3 1 1 0 0 1 2 1 0 0 0 0 0 0
Gene Woodling, L (1, 7) OBP: 0.425, SLG: 0.414	0-0 WP 1B		4-0 SF7 1B BB		0-0 F6		0-0 1-3			3 0 1 0 1 0 0
Jim Gentile, L (1, 3) OBP: 0.486, SLG: 0.586	0-0 4-3 1-2		0-0 1B		0-0 G3		0-3 K			4 0 1 1 0 1 1
Gus Triandos, R (1, 2) OBP: 0.344, SLG: 0.381		0-0 1B	0-0 SF7 2-3 3-H		0-0 1B 1B			0-0 4-3		3 0 2 1 0 0 0
Brooks Robinson, R (1, 5) OBP: 0.323, SLG: 0.395		0-0 F8	0-0 1-3		0-0 1B			0-0 1-6-3		4 0 1 0 0 0 3
Ron Hansen, R (1, 6) OBP: 0.341, SLG: 0.437		0-3 K		4-0 E BB		0-3 K		0-3 K		3 1 0 0 1 3 3
Mary Breeding, R (1, 4) OBP: 0.330, SLG: 0.353		0-3 K		0-0 E6 FC3-6 1-2		0-0 CS 1B		0-0 FC6-4 1B		4 0 2 0 0 1 2
Milt Pappas, R (1, 1) OBP: 0.091, SLG: 0.129 Billy Hoelt, L (8, 1) Jackie Brandt, R (9, PH) OBP: 0.361, SLG: 0.433			0-3 K	0-0 F7		0-0 B3		0-0 FC6-4 G5-4-3 1-2f		3 0 0 0 0 1 3 0 0 0 0 0 0 0 1 0 0 0 0 0 1


Inning Stats	R: 0 E: 0 K: 0 S: 3	H: 1 LOB: 1 BB: 1 P: 7	R: 0 E: 0 K: 2 S: 8	H: 1 LOB: 1 BB: 0 P: 8	R: 2 E: 0 K: 1 S: 7	H: 2 LOB: 2 BB: 2 P: 15	R: 1 E: 2 K: 1 S: 6	H: 0 LOB: 1 BB: 1 P: 10	R: 0 E: 0 K: 1 S: 7	H: 2 LOB: 2 BB: 0 P: 7	R: 0 E: 0 K: 0 S: 3	H: 1 LOB: 0 BB: 0 P: 3	R: 0 E: 0 K: 1 S: 5	H: 0 LOB: 0 BB: 0 P: 5	R: 0 E: 0 K: 1 S: 5	H: 0 LOB: 0 BB: 0 P: 5	R: 0 E: 0 K: 0 S: 3	H: 1 LOB: 0 BB: 0 P: 3	1B: 8 2B: 0 3B: 0 HR: 0	SF: 1 SAC: 0 DP: 1 HBP: 0
--------------	------------------------------	---------------------------------	------------------------------	---------------------------------	------------------------------	----------------------------------	------------------------------	----------------------------------	------------------------------	---------------------------------	------------------------------	---------------------------------	------------------------------	---------------------------------	------------------------------	---------------------------------	------------------------------	---------------------------------	----------------------------------	------------------------------------

**BOTTOM**

**New York Yankees @ Baltimore Orioles**  
**Memorial Stadium, Baltimore, MD**  
 Thu Jul 07 1960, 7:05 PM EDT  
 Att. 30,647 - Unknown

<b>AB</b>	<b>32</b>
<b>R</b>	<b>3</b>
<b>H</b>	<b>8</b>
<b>RBI</b>	<b>2</b>
<b>BB</b>	<b>4</b>
<b>SO</b>	<b>7</b>
<b>LOB</b>	<b>18</b>

livebaseballscorecards.com



<b>WP</b> : 1	<b>PA</b> : 37
<b>PB</b> : 0	
<b>SB</b> : 0	
<b>CS</b> : 2	

PITCHER	IP	WLS	BF	H	R	ER	SO	BB	IBB	HBP	BLK	WP	HR	S	P	ERA	WHIP
Bob Turley, R (1, 1) ERA: 3.0	4.0		20	4	3	2	4	4	0	0	0	1	0	24	40	4.50	2.000
Duke Maas, R (5, 1) ERA: 4.43	2.0	W	8	3	0	0	1	0	0	0	0	0	0	10	10	0.00	1.500
Bobby Shantz, L (7, 1) ERA: 2.93	3.0	S	9	1	0	0	2	0	0	0	0	0	0	13	13	0.00	0.333







Batter	1	2	3	4	5	6	7	8	9	AB R H RBI BB SO LOB	TOP											
<b>Pete Whisenant, R</b> (1, 8) <small>OBP: 0.377, SLG: 0.415</small> <b>Elmer Valo, L</b> (7, PH) <small>OBP: 0.424, SLG: 0.333</small> <b>Lenny Green, L</b> (7, 8) <small>OBP: 0.317, SLG: 0.352</small>	0-3 K	0-0 FC5-4			0-3 K		4-0 BB	0-0 2B 3B		3 0 0 0 0 2 3 0 0 0 0 1 0 0 1 1 1 1 0 0 0	<b>Washington Senators @ Baltimore Orioles</b> <b>Memorial Stadium, Baltimore, MD</b> Sat Jul 09 1960, 3:33 AM EDT Att. 7,319 - Unknown											
<b>Reno Bertoia, R</b> (1, 4) <small>OBP: 0.360, SLG: 0.404</small>	0-0 F9		0-0 F7		0-0 2B		0-0 F9	0-0 2B		5 0 2 2 0 0 2												
<b>Bob Allison, R</b> (1, 9) <small>OBP: 0.401, SLG: 0.474</small>	4-0 1B BB		0-0 5-3		0-3 K2-3		0-3 K	0-0 G3		4 0 0 0 1 2 4												
<b>Jim Lemon, R</b> (1, 7) <small>OBP: 0.380, SLG: 0.545</small>	0-0 1-3 1B		0-3 K		4-0 L3 BB		0-0 1B 2B	0-0 F8		4 1 2 0 1 1 0												
<b>Julio Becquer, L</b> (1, 3) <small>OBP: 0.261, SLG: 0.381</small>	0-0 1-2 F8			0-0 F8		0-0 L3		0-0 HR 1B	0-0 F7	5 1 1 1 0 0 3												
<b>Harmon Killebrew, R</b> (1, 5) <small>OBP: 0.359, SLG: 0.425</small>		0-0 1B 1B		4-0 G4-6-3 BB		0-0 HR		0-0 HR	0-0 F8	4 2 3 3 1 0 0												
<b>Earl Battey, R</b> (1, 2) <small>OBP: 0.322, SLG: 0.404</small>		0-0 1-2 FC5-4 1B		0-0 G4-6-3		0-3 K		0-0 F9		4 0 1 0 0 1 1												
<b>Jose Valdivielso, R</b> (1, 6) <small>OBP: 0.309, SLG: 0.291</small>		0-0 F9			0-0 SH3-4 2B 1B		4-0 SH1-4 BB	4-0 SH3-4 3B BB		2 2 1 0 2 0 2												
<b>Hal Woodeshick, R</b> (1, 1) <small>OBP: 0.100, SLG: 0.053</small> <b>Rudy Hernandez, R</b> (7, 1)		0-0 F5			0-0 SH3-4		0-0 SH1-4	0-0 SH3-4		1 0 0 0 0 0 2 0 0 0 0 0 0 0												
<b>Inning Stats</b>	R: 0 E: 0 K: 1 S: 6	H: 1 LOB: 2 BB: 1 P: 10	R: 0 E: 0 K: 0 S: 5	H: 2 LOB: 2 BB: 0 P: 5	R: 0 E: 0 K: 1 S: 5	H: 0 LOB: 0 BB: 0 P: 5	R: 0 E: 0 K: 0 S: 2	H: 0 LOB: 0 BB: 1 P: 6	R: 1 E: 0 K: 2 S: 9	H: 2 LOB: 1 BB: 0 P: 9	R: 1 E: 0 K: 1 S: 5	H: 1 LOB: 0 BB: 1 P: 9	R: 0 E: 0 K: 1 S: 5	H: 0 LOB: 2 BB: 2 P: 13	R: 5 E: 0 K: 0 S: 8	H: 5 LOB: 1 BB: 1 P: 12	R: 0 E: 0 K: 0 S: 3	H: 0 LOB: 0 BB: 0 P: 3	1B: 5 2B: 4 3B: 1 HR: 2	SF: 0 SAC: 3 DP: 2 HBP: 0	WP: 0 PB: 0 SB: 1 CS: 0	PA: 42
<b>PITCHER</b>	IP WLS BF H R ER SO BB IBB HBP BLK WP HR S P ERA WHIP																					
<b>Hoyt Wilhelm, R</b> (1, 1) <small>ERA: 3.98</small> <b>Chuck Estrada, R</b> (7, 1) <small>ERA: 4.24</small> <b>Hal Brown, R</b> (8, 1) <small>ERA: 3.44</small>	6.0		25	6	2	2	5	3	0	0	0	0	0	1	32	44	3.00	1.500				
	1.1	L	10	3	4	4	1	3	0	0	0	0	0	1	9	21	27.00	4.500				
	1.2		7	2	1	1	0	0	0	0	0	0	0	0	7	7	5.40	1.200				

livebaseballscorecards.com

<b>AB</b>	33
<b>R</b>	7
<b>H</b>	11
<b>RBI</b>	7
<b>BB</b>	6
<b>SO</b>	6
<b>LOB</b>	17







Batter	1	2	3	4	5	6	7	8	9	AB R H RBI BB SO LOB	TOP	
Reno Bertoia, R (1, 4) OBP: 0.352, SLG: 0.394	0-0 5-3		0-0 4-3			0-0 4-3		0-0 F6		4 0 0 0 0 0 1		
Dan Dobbek, L (1, 8) OBP: 0.320, SLG: 0.401	0-0 4-3		0-0 HR			4-0 CS BB		0-3 K		3 1 1 1 1 1 0		
Bob Allison, R (1, 9) OBP: 0.396, SLG: 0.467	0-0 F7		0-0 5-3			0-0 F8 1-2		0-0 F5		4 0 0 0 0 0 1		
Jim Lemon, R (1, 7) Pete Whisenant, R (9, 7) OBP: 0.382, SLG: 0.556 OBP: 0.377, SLG: 0.415		0-0 1B 1B		0-0 F8		0-0 5-3		0-0 HR		4 1 2 1 0 0 0 0 0 0 0 0 0 0		
Julio Becquer, L (1, 3) OBP: 0.261, SLG: 0.379		0-0 1-2 1B		0-0 G3		0-0 F7		0-0 F9		4 0 1 0 0 0 0		
Harmon Killebrew, R (1, 5) OBP: 0.353, SLG: 0.418		0-0 1-2		0-0 F8		0-0 F8				3 0 0 0 0 0 1		
Earl Battey, R (1, 2) OBP: 0.322, SLG: 0.403		0-3 K			0-0 F7			0-0 FC1-6 1B		3 0 1 0 0 1 2		
Jose Valdivielso, R (1, 6) OBP: 0.310, SLG: 0.287		0-0 F9			1-0 1-4 HBP			0-0 FC1-6 SH1-4 1-2f		2 0 0 0 0 0 3		
Jack Kralick, L (1, 1) Tex Clevenger, R (8, 1) OBP: 0.214, SLG: 0.083 OBP: 0.286, SLG: 0.286			0-0 4-3		0-0 1-4 1-2f			0-0 SH1-4 1-2		2 0 0 0 0 0 1 0 0 0 0 0 0 0		
<b>Inning Stats</b>	R: 0 E: 0 K: 0 S: 3 H: 0 LOB: 0 BB: 0 P: 3	R: 0 E: 1 K: 1 S: 7 H: 2 LOB: 2 BB: 0 P: 7	R: 1 E: 0 K: 0 S: 4 H: 1 LOB: 0 BB: 0 P: 4	R: 0 E: 0 K: 0 S: 3 H: 0 LOB: 0 BB: 0 P: 3	R: 0 E: 0 K: 0 S: 2 H: 0 LOB: 0 BB: 0 P: 3	R: 0 E: 0 K: 0 S: 2 H: 0 LOB: 0 BB: 1 P: 6	R: 0 E: 0 K: 0 S: 3 H: 0 LOB: 0 BB: 0 P: 3	R: 0 E: 0 K: 0 S: 4 H: 1 LOB: 1 BB: 0 P: 4	R: 1 E: 0 K: 1 S: 6 H: 1 LOB: 0 BB: 0 P: 6	1B: 3 2B: 1 3B: 0 HR: 2 SF: 0 SAC: 1 DP: 1 HBP: 1	WP: 0 PB: 0 SB: 0 CS: 1 PA: 32	
<b>PITCHER</b> Jerry Walker, R (1, 1) ERA: 3.57	IP 9.0 WLS L BF 32 H 5 R 2 ER 2 SO 2 BB 1 IBB 0 HBP 1 BLK 0 WP 0 HR 2 S 34 P 39 ERA 2.00 WHIP 0.667											<b>PITCHER</b> IP WLS BF H R ER SO BB IBB HBP BLK WP HR S P ERA WHIP

Washington Senators @ Baltimore Orioles  
 Memorial Stadium, Baltimore, MD  
 Sun Jul 10 1960, 3:33 AM EDT  
 Att. 6,166 - Unknown

AB	29
R	2
H	5
RBI	2
BB	1
SO	2
LOB	9





Batter	1	2	3	4	5	6	7	8	9
Jackie Brandt, R OBP: 0.360, SLG: 0.429 (1, 9) (9, 8)	0-0 6-3 ①		0-0 F3 ③			0-0 SH1-4 ① 1-2		0-0 1B 2B	0-0 L7 ③
Jim Busby, R OBP: 0.341, SLG: 0.342 Gene Stephens, L OBP: 0.328, SLG: 0.377 (1, 8) (8, PR) (9, 9)	0-3 K ②			0-0 F3 ①		0-0 F8 ②		4-0 1B BB	
Brooks Robinson, R OBP: 0.337, SLG: 0.415 (1, 5)	0-3 K ③			0-0 2B		0-0 2-H 3B		0-0 1-2 2-3 1B	
Walt Dropo, R OBP: 0.389, SLG: 0.417 Jim Gentile, L OBP: 0.462, SLG: 0.575 (1, 3) (8, PH) (9, 3)		0-0 G4-6-3 1B		0-0 F8 ②		0-0 F9 ③		0-3 K ②	
Gus Triandos, R OBP: 0.327, SLG: 0.360 Gene Woodling, L OBP: 0.418, SLG: 0.403 Clint Courtney, L OBP: 0.348, SLG: 0.252 (1, 2) (8, PH) (9, 2)		0-0 F9 ①		0-0 F3 ③			0-0 6-3 ①	0-0 F5 ③	
Ron Hansen, R OBP: 0.335, SLG: 0.424 (1, 6)		0-0 G4-6-3 1-2f ② ③		0-0 6-3 ①		0-0 F4 ②			0-0 6-3 ①
Dave Nicholson, R OBP: 0.328, SLG: 0.291 Al Pilarcik, L OBP: 0.328, SLG: 0.374 (1, 7) (9, PH)			0-3 K ①		4-0 G4-6-3 BB		4-0 BB		0-0 1-3 ②
Mary Breeding, R OBP: 0.328, SLG: 0.353 (1, 4)			0-0 F8 ②		0-0 G4-6-3 1-2f ② ③		0-0 F8 ③		0-0 2B 1B
Jerry Walker, S OBP: 0.357, SLG: 0.346 Bob Boyd, L OBP: 0.353, SLG: 0.417 (1, 1) (9, PH)			0-0 1B			0-0 SH1-4 3B 1B		0-3 K ①	0-0 1-3 2B


Inning Stats	R: 0	H: 0	E: 0	K: 2	S: 7	R: 0	H: 1	E: 0	K: 0	S: 3	R: 0	H: 1	E: 0	K: 1	S: 6	R: 0	H: 1	E: 0	K: 0	S: 4	R: 0	H: 0	E: 0	K: 0	S: 2	R: 1	H: 2	E: 0	K: 0	S: 5	R: 0	H: 0	E: 0	K: 0	S: 3	R: 0	H: 2	E: 0	K: 2	S: 9	R: 0	H: 2	E: 0	K: 0	S: 5			
	LOB: 0	BB: 0	P: 7			LOB: 0	BB: 0	P: 3			LOB: 1	BB: 0	P: 6			LOB: 0	BB: 1	P: 6			LOB: 1	BB: 0	P: 5			LOB: 1	BB: 1	P: 7			LOB: 3	BB: 1	P: 13			LOB: 2	BB: 0	P: 5			1B: 5	2B: 3	3B: 1	HR: 0	SF: 0	SAC: 1	DP: 2	HBP: 0

PITCHER	IP	WLS	BF	H	R	ER	SO	BB	IBB	HBP	BLK	WP	HR	S	P	ERA	WHIP
Jack Kralick, L ERA: 2.45 (1, 1)	7.1		29	6	1	1	4	3	0	0	0	0	0	34	46	1.23	1.227
Tex Clevenger, R ERA: 3.19 (8, 1)	1.2	W	8	3	0	0	1	0	0	0	0	0	0	10	10	0.00	1.800

**BOTTOM**

**Washington Senators @ Baltimore Orioles**  
**Memorial Stadium, Baltimore, MD**  
 Sun Jul 10 1960, 3:33 AM EDT  
 Att. 6,166 - Unknown

<b>AB</b>	<b>33</b>
<b>R</b>	<b>1</b>
<b>H</b>	<b>9</b>
<b>RBI</b>	<b>1</b>
<b>BB</b>	<b>3</b>
<b>SO</b>	<b>5</b>
<b>LOB</b>	<b>17</b>



<b>WP</b>	<b>0</b>	<b>PA</b>	<b>37</b>
<b>PB</b>	<b>0</b>		
<b>SB</b>	<b>0</b>		
<b>CS</b>	<b>0</b>		

Batter	1	2	3	4	5	6	7	8	9	AB R H RBI BB SO LOB	TOP		
Jackie Brandt, R (1, 9) OBP: 0.357, SLG: 0.437	0-0 P6		0-0 HR		0-0 P4		0-0 1-3		0-0 F9	5 1 1 1 0 0 1			
Gene Woodling, L (1, 7) OBP: 0.415, SLG: 0.397	0-0 F8		0-3 K		0-0 F2		0-0 4-3		4-0 3B BB	4 1 0 0 1 1 0			
Brooks Robinson, R (1, 5) OBP: 0.347, SLG: 0.443	0-0 1B		0-0 HR		0-0 FC6-4 1B		0-0 2B		0-0 3B	5 1 5 3 0 0 0			
Walt Dropo, R (1, 3) OBP: 0.381, SLG: 0.406	0-3 K		0-0 1B		0-0 FC6-4		0-0 F8		0-0 F7	5 0 1 0 0 1 4			
Gus Triandos, R (1, 2) OBP: 0.337, SLG: 0.373		4-0 1B BB	0-0 G5-4-3		0-0 1B PB 2B				0-0 FC5-4 1B	3 1 2 0 1 0 1			
Ron Hansen, R (1, 6) OBP: 0.331, SLG: 0.418		0-0 F2		0-0 F6		0-0 F3		0-0 FC5-4 CS		4 0 0 0 0 0 3			
Jim Busby, R (1, 8) OBP: 0.348, SLG: 0.350		0-0 1B		0-0 F9		0-0 PB 1B		0-0 F3		4 0 2 0 0 0 1			
Mary Breeding, R (1, 4) OBP: 0.327, SLG: 0.352		0-0 F8		0-0 1B		0-0 F8			0-0 4-3	4 0 1 0 0 0 3			
Milt Pappas, R (1, 1) OBP: 0.108, SLG: 0.143		0-3 K		0-0 F9		0-3 K			0-0 3B 1B	4 1 1 0 0 2 4			
Inning Stats	R: 0 H: 1 E: 0 LOB: 1 K: 1 BB: 0 S: 6 P: 6	R: 0 H: 1 E: 0 LOB: 2 K: 1 BB: 1 S: 6 P: 10	R: 2 H: 3 E: 0 LOB: 0 K: 1 BB: 0 S: 7 P: 7	R: 0 H: 1 E: 0 LOB: 1 K: 0 BB: 0 S: 4 P: 4	R: 0 H: 1 E: 0 LOB: 1 K: 0 BB: 0 S: 4 P: 4	R: 1 H: 2 E: 0 LOB: 1 K: 1 BB: 0 S: 7 P: 7	R: 0 H: 1 E: 0 LOB: 1 K: 0 BB: 0 S: 4 P: 4	R: 0 H: 1 E: 0 LOB: 0 K: 0 BB: 0 S: 3 P: 3	R: 2 H: 2 E: 0 LOB: 1 K: 0 BB: 1 S: 5 P: 9	1B: 8 SF: 0 2B: 2 SAC: 0 3B: 1 DP: 1 HR: 2 HBP: 0	WP: 0 PA: 40 PB: 1 SB: 0 CS: 1		
PITCHER	IP WLS BF H R ER SO BB IBB HBP BLK WP HR S P ERA WHIP											PITCHER	IP WLS BF H R ER SO BB IBB HBP BLK WP HR S P ERA WHIP
Billy Pierce, L (1, 1) ERA: 3.52	7.0 L 31 10 3 2 4 1 0 0 0 0 0 2 38 42 2.57 1.571												
Turk Lown, R (8, 1) ERA: 2.02	2.0 9 3 2 2 0 1 0 0 0 0 0 0 8 12 9.00 2.000												

Baltimore Orioles @ Chicago White Sox  
Comiskey Park, Chicago, IL  
Fri Jul 15 1960, 8:05 PM EDT  
Att: 43,704 - Unknown

livebaseballscorecards.com

AB	38
R	5
H	13
RBI	4
BB	2
SO	4
LOB	17







Batter	1	2	3	4	5	6	7	8	9	AB R H RBI BB SO LOB	TOP																
Jackie Brandt, R OBP: 0.358, SLG: 0.436 (1, 9) X	0-0 5-3 1B		0-0 6-3 SH1-4 1B		0-0 1-3 G5-4-3 1B		0-0 P4		0-0 1-3	5 0 2 0 0 0 0																	
Jim Busby, R OBP: 0.348, SLG: 0.349 (1, 8) X	0-0 1B		0-0 SH1-4 1-2		0-0 1-2 G5-4-3		0-0 P4			3 0 1 0 0 0 2																	
Brooks Robinson, R OBP: 0.343, SLG: 0.438 (1, 5) X	0-0 P4		0-0 6-3 2-3			0-0 E5 2B		0-0 4-3		4 1 0 0 0 0 2																	
Walt Dropo, R OBP: 0.380, SLG: 0.413 Jim Gentile, L OBP: 0.460, SLG: 0.572 (1, 3) X (8, PH) (8, 3)	0-0 6-3		0-0 F9			0-0 1-H 1B 2B		0-3 K		3 1 1 1 0 0 2 1 0 0 0 0 1 0																	
Gus Triandos, R OBP: 0.330, SLG: 0.363 (1, 2) X		0-0 F9		0-0 F8		0-0 F8		0-0 E5 1B		4 1 0 0 0 0 1																	
Ron Hansen, R OBP: 0.330, SLG: 0.416 (1, 6) X		0-3 K		0-0 6-3		0-0 F9		0-0 2-H 1B		4 0 1 1 0 1 1																	
Dave Nicholson, R OBP: 0.343, SLG: 0.362 Gene Stephens, L OBP: 0.326, SLG: 0.375 (1, 7) X (7, 7)		0-0 HR		0-3 K		0-0 2-H 1B 1B		0-0 F9		3 1 2 2 0 1 0 1 0 0 0 0 0 1																	
Mary Breeding, R OBP: 0.326, SLG: 0.351 (1, 4) X		0-0 E5			0-0 F9	0-0 2-H 1B			0-0 5-3	4 0 1 0 0 0 0																	
Jerry Walker, S OBP: 0.367, SLG: 0.357 Hoyt Wilhelm, R OBP: 0.097, SLG: 0.069 (1, 1) X (6, 1)		0-0 6-3			0-0 1B 1B		0-0 G3		0-0 1-3	2 0 1 0 0 0 1 2 0 0 0 0 0 0																	
<b>Inning Stats</b>	R: 0 H: 1 E: 0 LOB: 1 K: 0 BB: 0 S: 4 P: 4	R: 1 H: 1 E: 1 LOB: 1 K: 1 BB: 0 S: 7 P: 7	R: 0 H: 1 E: 0 LOB: 1 K: 0 BB: 0 S: 4 P: 4	R: 0 H: 0 E: 0 LOB: 0 K: 1 BB: 0 S: 5 P: 5	R: 0 H: 2 E: 0 LOB: 1 K: 0 BB: 0 S: 4 P: 4	R: 2 H: 3 E: 1 LOB: 2 K: 0 BB: 0 S: 6 P: 6	R: 0 H: 0 E: 0 LOB: 0 K: 0 BB: 0 S: 3 P: 3	R: 1 H: 1 E: 1 LOB: 1 K: 1 BB: 0 S: 7 P: 7	R: 0 H: 0 E: 0 LOB: 0 K: 0 BB: 0 S: 3 P: 3	1B: 7 SF: 0 2B: 1 SAC: 1 3B: 0 DP: 1 HR: 1 HBP: 0	WP: 0 PA: 37 PB: 0 SB: 0 CS: 0																
<b>PITCHER</b>	IP WLS BF H R ER SO BB IBB HBP BLK WP HR S P ERA WHIP											<b>PITCHER</b>	IP WLS BF H R ER SO BB IBB HBP BLK WP HR S P ERA WHIP														
Frank Baumann, L ERA: 2.33 (1, 1)	6.0		26	8	3	1	2	0	0	0	0	0	1	30	30	1.50	1.333										
Dick Donovan, R ERA: 5.4 (7, 1)	1.0		3	0	0	0	0	0	0	0	0	0	0	3	3	0.00	0.000										
Gerry Staley, R ERA: 1.74 (8, 1)	2.0	L	8	1	1	0	1	0	0	0	0	0	0	10	10	0.00	0.500										

Baltimore Orioles @ Chicago White Sox  
Comiskey Park, Chicago, IL  
Sat Jul 16 1960, 4:33 AM EDT  
Att. 16,599 - Unknown

livebaseballscorecards.com

AB	36
R	4
H	9
RBI	4
BB	0
SO	3
LOB	10





Batter	1	2	3	4	5	6	7	8	9	AB	R	H	RBI	BB	SO	LOB
Luis Aparicio, R (1, 6) OBP: 0.288, SLG: 0.319 Ted Kluszewski, L (6, PH) OBP: 0.338, SLG: 0.368 Sammy Esposito, R (6, PR) OBP: 0.288, SLG: 0.209 (7, 6)	0-0 F8		0-0 FC1-4		0-0 6-3	0-0 FC1-2		0-3 K		3	0	0	0	0	0	2
Nellie Fox, L (1, 4) OBP: 0.336, SLG: 0.339	0-0 F8		0-0 F8		4-0 1B	0-0 1-3		0-0 F3		4	1	0	0	1	0	4
Minnie Minoso, R (1, 7) OBP: 0.392, SLG: 0.481	0-0 F7				0-0 1B	0-0 1B		0-0 F7		4	2	2	0	1	0	0
Roy Sievers, R (1, 3) OBP: 0.402, SLG: 0.545 Jim Rivera, L (9, PR) OBP: 0.400, SLG: 0.667		4-0 BB			0-0 1B	0-0 BB		4-0 1B		3	0	3	2	2	0	0
Sherm Lollar, R (1, 2) OBP: 0.340, SLG: 0.360		0-0 F5			0-0 1B	4-0 BB		0-3 K		4	0	1	0	1	1	4
Al Smith, R (1, 9) OBP: 0.370, SLG: 0.454		0-0 G5-4-3			4-0 BB	0-0 FC4-6		0-3 K		4	0	0	0	1	1	8
Gene Freese, R (1, 5) OBP: 0.293, SLG: 0.447			0-0 5-3		0-0 1B			0-0 F5		5	0	1	0	0	0	4
Jim Landis, R (1, 8) OBP: 0.358, SLG: 0.336			0-0 FC1-4		0-0 B1			0-0 E5		4	0	1	0	1	0	5
Frank Baumann, L (1, 1) OBP: 0.269, SLG: 0.095 Earl Torgeson, L (6, PH) OBP: 0.490, SLG: 0.514 Dick Donovan, L (7, 1) OBP: 0.100, SLG: 0.053 Joe Ginsberg, L (7, PH) OBP: 0.392, SLG: 0.328 Gerry Staley, R (8, 1) OBP: 0.385, SLG: 0.300			4-0 FC1-4		0-3 K	0-0 FC1-2		0-0 FC6-4		1	0	0	0	1	1	0

Inning Stats	R: 0	H: 0	E: 0	K: 0	S: 3	R: 0	H: 0	E: 0	K: 0	S: 2	R: 0	H: 1	E: 0	K: 0	S: 4	R: 1	H: 3	E: 0	K: 0	S: 5	R: 1	H: 2	E: 0	K: 1	S: 7	R: 0	H: 1	E: 1	K: 0	S: 5	R: 1	H: 0	E: 1	K: 2	S: 8	R: 0	H: 0	E: 0	K: 1	S: 5	R: 0	H: 2	E: 0	K: 0	S: 5	1B: 8	2B: 0	3B: 1	HR: 0	SF: 0	SAC: 0	DP: 2	HBP: 0	WP: 0	PB: 0	SB: 4	CS: 0	PA: 44
--------------	------	------	------	------	------	------	------	------	------	------	------	------	------	------	------	------	------	------	------	------	------	------	------	------	------	------	------	------	------	------	------	------	------	------	------	------	------	------	------	------	------	------	------	------	------	-------	-------	-------	-------	-------	--------	-------	--------	-------	-------	-------	-------	--------

PITCHER	IP	WLS	BF	H	R	ER	SO	BB	IBB	HBP	BLK	WP	HR	S	P	ERA	WHIP
Jerry Walker, R (1, 1) ERA: 3.57	5.0		24	6	2	2	1	5	0	0	0	0	0	21	41	3.60	2.200
Hoyt Wilhelm, R (6, 1) ERA: 3.82	4.0	W	20	3	1	0	3	3	0	0	0	0	0	23	35	0.00	1.500

**BOTTOM**

**Baltimore Orioles @ Chicago White Sox**  
Comiskey Park, Chicago, IL  
Sat Jul 16 1960, 4:33 AM EDT  
Att. 16,599 - Unknown

livebaseballscorecards.com

<b>AB</b>	<b>36</b>
<b>R</b>	<b>3</b>
<b>H</b>	<b>9</b>
<b>RBI</b>	<b>2</b>
<b>BB</b>	<b>8</b>
<b>SO</b>	<b>4</b>
<b>LOB</b>	<b>32</b>



Batter	1	2	3	4	5	6	7	8	9	AB R H RBI BB SO LOB	TOP										
Jackie Brandt, R (1, 8) OBP: 0.356, SLG: 0.433	0-0 F8		0-0 PO 1B			0-0 6-3		0-0 P6		4 0 1 0 0 0 0											
Gene Stephens, L (1, 9) OBP: 0.325, SLG: 0.372	0-0 4-3		0-0 PO 1-2	0-3 K		0-0 1B		0-3 K		4 0 1 0 0 2 0											
Gene Woodling, L (1, 7) OBP: 0.416, SLG: 0.398	0-0 1B			0-0 G3 1B		0-0 F8		0-0 L4		4 0 2 0 0 0 1											
Jim Gentile, L (1, 3) OBP: 0.453, SLG: 0.560	0-0 F8			0-0 G3 1-2		0-0 F9		0-0 P6		4 0 0 0 0 0 2											
Brooks Robinson, R (1, 5) OBP: 0.343, SLG: 0.446		0-0 F2		0-0 F8		0-0 HR				3 1 1 1 0 0 1											
Clint Courtney, L (1, 2) OBP: 0.348, SLG: 0.254		0-0 G5-4-3 1B			0-0 6-3		0-0 1-3			3 0 1 0 0 0 0											
Ron Hansen, R (1, 6) OBP: 0.328, SLG: 0.412		0-0 G5-4-3 1-2			0-0 5-3		0-3 K			3 0 0 0 0 1 1											
Mary Breeding, R (1, 4) OBP: 0.325, SLG: 0.349			0-0 P6		0-0 6-3			0-0 4-3		2 0 0 0 0 0 0											
Bob Boyd, L (8, PH) OBP: 0.346, SLG: 0.408										1 0 0 0 0 0 0											
Billy Klaus, L (8, 4) OBP: 0.333, SLG: 0.625										0 0 0 0 0 0 0											
Steve Barber, L (1, 1) OBP: 0.143, SLG: 0.063			0-3 K			0-3 K		0-0 F8		2 0 0 0 0 2 0											
Al Pilarcik, L (8, PH) OBP: 0.326, SLG: 0.371										1 0 0 0 0 0 0											
Gordon Jones, R (8, 1) OBP: 0.400, SLG: 0.400										0 0 0 0 0 0 0											
<b>Inning Stats</b>	R: 0 E: 0 K: 0 S: 4	H: 1 LOB: 1 BB: 0 P: 4	R: 0 E: 0 K: 0 S: 3	H: 1 LOB: 0 BB: 0 P: 3	R: 0 E: 0 K: 1 S: 5	H: 1 LOB: 0 BB: 0 P: 5	R: 0 E: 0 K: 1 S: 6	H: 1 LOB: 1 BB: 0 P: 6	R: 0 E: 0 K: 1 S: 3	H: 0 LOB: 0 BB: 0 P: 3	R: 1 E: 0 K: 1 S: 6	H: 1 LOB: 0 BB: 0 P: 6	R: 0 E: 0 K: 1 S: 5	H: 0 LOB: 0 BB: 0 P: 5	R: 0 E: 0 K: 1 S: 5	H: 0 LOB: 0 BB: 0 P: 5	1B: 5 2B: 0 3B: 0 HR: 1	SF: 0 SAC: 0 DP: 1 HBP: 0	WP: 0 PB: 0 SB: 0 CS: 0	PA: 32	
<b>PITCHER</b> Bob Shaw, R (1, 1) ERA: 3.36	IP: 9.0 WLS: W BF: 31 H: 6 R: 1 ER: 1 SO: 5 BB: 0 IBB: 0 HBP: 0 BLK: 0 WP: 0 HR: 1 S: 41 P: 41 ERA: 1.00 WHIP: 0.667																			<b>PITCHER</b>	IP: WLS: BF: H: R: ER: SO: BB: IBB: HBP: BLK: WP: HR: S: P: ERA: WHIP:

Baltimore Orioles @ Chicago White Sox  
Comiskey Park, Chicago, IL  
Sun Jul 17 1960, 4:33 AM EDT  
Unknown

livebaseballscorecards.com

AB	31
R	1
H	6
RBI	1
BB	0
SO	5
LOB	5





Batter	1	2	3	4	5	6	7	8	9
<b>Jim Landis, R</b> (1, 8) <small>OBP: 0.356, SLG: 0.332</small>	0-3 <b>K2-3</b>			4-0 SH3-4 1B BB		0-3 <b>K</b>		0-0 <b>P6</b>	
<b>Nellie Fox, L</b> (1, 4) <small>OBP: 0.338, SLG: 0.337</small>	4-0 G5-4-3 BB			4-0 SH3-4 1B BB		0-0 <b>6-3</b>		0-0 <b>F2</b>	
<b>Minnie Minoso, R</b> (1, 7) <small>OBP: 0.389, SLG: 0.477</small>	0-0 G5-4-3 1-2f			0-0 SH3-4 1-2 2-3		0-0 <b>F9</b>			
<b>Roy Sievers, R</b> (1, 3) <small>OBP: 0.401, SLG: 0.541</small>		0-0 <b>5-3</b>		0-0 2-H 3-H 1B		0-3 <b>K</b>			
<b>Sherm Lollar, R</b> (1, 2) <small>OBP: 0.344, SLG: 0.359</small>		4-0 G4-6-3 BB		4-0 BB		0-0 <b>6-3</b>			
<b>Al Smith, R</b> (1, 9) <small>OBP: 0.367, SLG: 0.450</small>		0-0 G4-6-3 1-2f		0-0 <b>1-3</b>		0-0 <b>E8</b>			
<b>Gene Freese, R</b> (1, 5) <small>OBP: 0.294, SLG: 0.450</small>			0-0 SH5-3 CS 2B		0-0 <b>5-3</b>		0-0 <b>F5</b>		
<b>Luis Aparicio, R</b> (1, 6) <small>OBP: 0.286, SLG: 0.317</small>			0-0 SH5-3 2-3		0-0 <b>F3</b>		0-0 <b>F8</b>		
<b>Bob Shaw, R</b> (1, 1) <small>OBP: 0.125, SLG: 0.081</small>			0-3 <b>K</b> 3-H		0-0 <b>2-3</b>		0-0 1B		


Inning Stats	R: 0	H: 0	E: 0	K: 1	S: 4	LOB: 0	BB: 1	P: 8	R: 0	H: 0	E: 0	K: 0	S: 2	LOB: 0	BB: 1	P: 6	R: 0	H: 1	E: 0	K: 1	S: 5	LOB: 1	BB: 0	P: 5	R: 2	H: 1	E: 0	K: 0	S: 3	LOB: 1	BB: 3	P: 15	R: 0	H: 0	E: 0	K: 0	S: 3	LOB: 0	BB: 0	P: 3	R: 0	H: 0	E: 0	K: 1	S: 5	LOB: 0	BB: 0	P: 5	R: 0	H: 0	E: 1	K: 1	S: 6	LOB: 1	BB: 0	P: 6	R: 0	H: 1	E: 0	K: 0	S: 4	LOB: 1	BB: 0	P: 4
--------------	------	------	------	------	------	--------	-------	------	------	------	------	------	------	--------	-------	------	------	------	------	------	------	--------	-------	------	------	------	------	------	------	--------	-------	-------	------	------	------	------	------	--------	-------	------	------	------	------	------	------	--------	-------	------	------	------	------	------	------	--------	-------	------	------	------	------	------	------	--------	-------	------

PITCHER	IP	WLS	BF	H	R	ER	SO	BB	IBB	HBP	BLK	WP	HR	S	P	ERA	WHIP
<b>Steve Barber, L</b> (1, 1) <small>ERA: 3.34</small>	7.0	L	25	2	2	2	4	5	0	0	0	0	0	28	48	2.57	1.000
<b>Gordon Jones, R</b> (8, 1) <small>ERA: 4.4</small>	1.0		4	1	0	0	0	0	0	0	0	0	0	4	4	0.00	1.000

**BOTTOM**

**Baltimore Orioles @ Chicago White Sox**  
 Comiskey Park, Chicago, IL  
 Sun Jul 17 1960, 4:33 AM EDT  
 Unknown

AB	22
R	2
H	3
RBI	2
BB	5
SO	4
LOB	7



1B	2B	3B	HR	SF	SAC	DP	HBP	WP	HR	S	P	ERA	WHIP
2	2	0	0	0	2	3	0	0	0	0	0	0	0

Batter	1	2	3	4	5	6	7	8	9	AB R H RBI BB SO LOB	TOP									
Mary Breeding, R (1, 4) OBP: 0.321, SLG: 0.345	0-0 5-3		0-3 K		0-0 5-3		0-0 P4			4 0 0 0 0 1 1										
Gene Stephens, L (1, 8) OBP: 0.323, SLG: 0.369	0-0 F2		0-0 F7		0-0 G3			0-0 FC4-6 1B		4 0 1 0 0 0 1										
Gene Woodling, L (1, 7) OBP: 0.418, SLG: 0.397	4-0 BB		4-0 1B 1-2 1B BB		0-0 P6			0-0 F8		1 1 0 0 2 0 0										
Bobby Thomson, R (7, 7) OBP: 0.308, SLG: 0.417										1 0 0 0 0 0 1										
Jim Gentile, L (1, 3) OBP: 0.451, SLG: 0.557	0-3 K		0-0 1B 1-2 2-3 1B			0-0 1B		0-0 FC4-6 1-2 1B		1 0 0 0 0 1 1										
Bob Boyd, L (1, 3) OBP: 0.364, SLG: 0.423										3 0 2 0 0 0 1										
Gus Triandos, R (1, 2) OBP: 0.333, SLG: 0.366		0-0 F7	0-0 1B 1-2 2-H 3-H			0-0 F7		0-0 1B		4 0 2 2 0 0 1										
Gordon Jones, R (8, 1) OBP: 0.400, SLG: 0.400										0 0 0 0 0 0 0										
Brooks Robinson, R (1, 5) OBP: 0.342, SLG: 0.444		0-0 1B	0-0 F3			0-0 L4		0-0 1-3		4 0 1 0 0 0 5										
Al Pilarcik, L (1, 9) OBP: 0.319, SLG: 0.362		0-0 F3		0-3 K		0-0 F7			0-0 F7	3 0 0 0 0 1 2										
Billy Hoelt, L (6, 1) OBP: 0.344, SLG: 0.345										0 0 0 0 0 0 0										
Jim Busby, R (8, 2) OBP: 0.344, SLG: 0.345										1 0 0 0 0 0 0										
Ron Hansen, R (1, 6) OBP: 0.325, SLG: 0.408		0-3 K		0-0 P5			0-0 6-3		0-0 3-1	3 0 0 0 0 1 1										
Billy Klaus, L (7, 6) OBP: 0.300, SLG: 0.556										1 0 0 0 0 0 0										
Jack Fisher, R (1, 1) OBP: 0.290, SLG: 0.222			0-0 1B S 1B 1B		0-0 F2		0-3 K		0-0 6-3	2 1 1 0 0 0 0										
Dave Nicholson, R (6, 9) OBP: 0.333, SLG: 0.350										2 0 0 0 0 1 0										
<b>Inning Stats</b>	R: 0 E: 0 K: 1 S: 5	H: 0 LOB: 1 BB: 1 P: 9	R: 0 E: 0 K: 1 S: 6	H: 1 LOB: 1 BB: 0 P: 6	R: 2 E: 0 K: 1 S: 8	H: 3 LOB: 2 BB: 1 P: 12	R: 0 E: 0 K: 1 S: 5	H: 0 LOB: 0 BB: 0 P: 5	R: 0 E: 0 K: 0 S: 4	H: 1 LOB: 1 BB: 0 P: 4	R: 0 E: 0 K: 1 S: 5	H: 0 LOB: 0 BB: 0 P: 5	R: 0 E: 0 K: 0 S: 5	H: 2 LOB: 2 BB: 0 P: 5	R: 0 E: 0 K: 0 S: 3	H: 0 LOB: 0 BB: 0 P: 3	1B: 7 2B: 0 3B: 0 HR: 0	SF: 0 SAC: 0 DP: 0 HBP: 0	WP: 0 PB: 0 SB: 1 CS: 0	PA: 36
<b>PITCHER</b> Early Wynn, R (1, 1) ERA: 4.76	IP: 9.0 WLS: W BF: 36 H: 7 R: 2 ER: 2 SO: 5 BB: 2 IBB: 0 HBP: 0 BLK: 0 WP: 0 HR: 0 S: 44 P: 52 ERA: 2.00 WHIP: 1.000																			

Baltimore Orioles @ Chicago White Sox  
Comiskey Park, Chicago, IL  
Sun Jul 17 1960, 4:38 AM EDT  
Att. 28,295 - Unknown

livebaseballscorecards.com

AB	34
R	2
H	7
RBI	2
BB	2
SO	5
LOB	14





Batter	1	2	3	4	5	6	7	8	9
<b>Jim Landis, R</b> (1, 8) <small>OBP: 0.359, SLG: 0.352</small>	0-0 5-3		0-0 SF7 3B		0-0 SH3-4 1B	0-0 1B 3B	0-0 FC5-4 1B	0-0 G4-6-3	
<b>Nellie Fox, L</b> (1, 4) <b>Sammy Esposito, R</b> (8, 4) <small>OBP: 0.344, SLG: 0.345 OBP: 0.302, SLG: 0.209</small>	0-0 HR 1B		0-0 SF7		0-0 SH3-4 1B	0-0 BB 2B 1B	0-0 1B 1B	4-0 FC4-6 BB	
<b>Minnie Minoso, R</b> (1, 7) <b>Joe Hicks, L</b> (8, 7) <small>OBP: 0.391, SLG: 0.478 OBP: 0.256, SLG: 0.229</small>	0-3 K		0-0 1B		0-0 SH3-4	0-3 K	0-0 1B BB 1B	0-0 FC4-6	
<b>Roy Sievers, R</b> (1, 3) <small>OBP: 0.409, SLG: 0.558</small>	0-0 HR		0-3 K		4-0 IBB	4-0 2B HR BB	0-0 BB BB 1B		
<b>Al Smith, R</b> (1, 9) <b>Jim Rivera, L</b> (8, 9) <small>OBP: 0.370, SLG: 0.457 OBP: 0.400, SLG: 0.667</small>	0-0 F7			0-0 SH1-3 1B 2B	0-0 P5	0-0 HR 2B	4-0 BB BB		
<b>Gene Freese, R</b> (1, 5) <small>OBP: 0.297, SLG: 0.462</small>		0-0 1-3		0-0 SH1-3	0-0 1-3	0-0 HR	4-0 BB BB		
<b>Joe Ginsberg, L</b> (1, 2) <small>OBP: 0.392, SLG: 0.333</small>		0-0 G3		0-0 1B		0-0 K	0-0 L5		
<b>Luis Aparicio, R</b> (1, 6) <small>OBP: 0.288, SLG: 0.318</small>		0-0 F8		0-3 K		0-0 3B 1B	0-0 6-3	0-0 G4-6-3 HBP 1B	
<b>Early Wynn, S</b> (1, 1) <small>OBP: 0.289, SLG: 0.237</small>			0-0 F7	0-0 F7		0-0 F7	4-0 FC5-4 BB	1-0 G4-6-3 HBP	

AB	R	H	RBI	BB	SO	LOB
6	3	3	2	0	0	3
4	3	4	2	0	0	0
0	0	0	0	1	0	0
4	1	2	1	0	2	2
1	0	0	0	0	0	2
3	2	2	3	2	1	1
4	2	2	1	1	0	3
0	0	0	0	0	0	0
3	1	1	4	1	0	3
5	1	2	1	0	1	3
5	1	2	0	0	1	1
3	0	0	0	1	0	3

**BOTTOM**

**Baltimore Orioles @ Chicago White Sox**  
**Comiskey Park, Chicago, IL**  
 Sun Jul 17 1960, 4:38 AM EDT  
 Att. 28,295 - Unknown

AB	38
R	14
H	18
RBI	14
BB	6
SO	5
LOB	21




1B:	12	SF:	1
2B:	2	SAC:	2
3B:	2	DP:	1
HR:	2	HBP:	1

WP:	0	PA:	48
PB:	0		
SB:	0		
CS:	0		

Inning Stats	R	H	E	K	S	R	H	E	K	S	R	H	E	K	S	R	H	E	K	S	R	H	E	K	S
<b>Jack Fisher, R</b> (1, 1) <small>ERA: 3.73</small>	2	2	0	1	7	0	0	0	0	3	0	1	0	0	0	0	1	0	0	0	0	0	0	0	0
<b>Billy Hoelt, L</b> (6, 1) <small>ERA: 6.97</small>	0	0	0	0	7	0	0	0	0	2	0	0	0	0	0	0	0	0	0	0	0	0	0	0	0
<b>Gordon Jones, R</b> (8, 1) <small>ERA: 4.3</small>	0	0	0	0	7	0	0	0	0	3	0	0	0	0	0	0	0	0	0	0	0	0	0	0	0

PITCHER	IP	WLS	BF	H	R	ER	SO	BB	IBB	HBP	BLK	WP	HR	S	P	ERA	WHIP
<b>Jack Fisher, R</b> (1, 1) <small>ERA: 3.73</small>	5.1	L	28	11	7	7	3	0	0	0	0	0	1	33	37	11.81	2.062
<b>Billy Hoelt, L</b> (6, 1) <small>ERA: 6.97</small>	1.2		15	6	7	7	2	4	0	0	0	0	1	15	31	37.80	6.000
<b>Gordon Jones, R</b> (8, 1) <small>ERA: 4.3</small>	1.0		5	1	0	0	0	1	0	1	0	0	0	3	8	0.00	2.000

Batter	1	2	3	4	5	6	7	8	9	AB R H RBI BB SO LOB	TOP														
Jackie Brandt, R (1, 8) OBP: 0.351, SLG: 0.426	0-0 6-3		0-0 F3		0-0 FC6-4			0-0 6-3		4 0 0 0 0 0 2	<p><b>Baltimore Orioles @ Kansas City Athletics</b> Municipal Stadium, Kansas City, MO</p> <p>Mon Jul 18 1960, 8:05 PM EDT Att. 6,567 - Unknown</p> <p>livebaseballscorecards.com</p> <table border="1"> <tr><td>AB</td><td>31</td></tr> <tr><td>R</td><td>1</td></tr> <tr><td>H</td><td>7</td></tr> <tr><td>RBI</td><td>0</td></tr> <tr><td>BB</td><td>1</td></tr> <tr><td>SO</td><td>1</td></tr> <tr><td>LOB</td><td>9</td></tr> </table> 	AB	31	R	1	H	7	RBI	0	BB	1	SO	1	LOB	9
AB	31																								
R	1																								
H	7																								
RBI	0																								
BB	1																								
SO	1																								
LOB	9																								
Gene Stephens, L (1, 9) OBP: 0.317, SLG: 0.361	0-0 F8			0-0 G3		0-0 F7		0-0 F9		4 0 0 0 0 0 0															
Gene Woodling, L (1, 7) OBP: 0.413, SLG: 0.390	0-0 F5			0-0 4-3		0-0 F4			0-0 4-3	4 0 0 0 0 0 0															
Jim Gentile, L (1, 3) OBP: 0.452, SLG: 0.556		0-0 L3 1B		0-0 1B 1B		0-0 3-1			0-0 F5	4 0 2 0 0 0 0															
Brooks Robinson, R (1, 5) OBP: 0.343, SLG: 0.444		0-0 L3 1-2		0-0 1B 1-2		0-0 1B G5-4-3			0-0 F3	4 1 2 0 0 0 1															
Gus Triandos, R (1, 2) OBP: 0.333, SLG: 0.366		0-3 K		0-0 F7		0-0 1B G5-4-3				3 0 1 0 0 1 2															
Ron Hansen, R (1, 6) OBP: 0.328, SLG: 0.410			0-0 G5-4-3 1B		0-0 FC6-4 1B		0-0 G5-4-3 1-2			3 0 2 0 0 0 1															
Mary Breeding, R (1, 4) OBP: 0.319, SLG: 0.342			0-0 G5-4-3 1-2		0-0 F8		0-0 6-3			3 0 0 0 0 0 2															
Hal Brown, R (1, 1) OBP: 0.364, SLG: 0.286			4-0 BB		0-0 F6			0-0 F8		1 0 0 0 1 0 1															
Bob Boyd, L (8, PH) OBP: 0.357, SLG: 0.415										1 0 0 0 0 0 0															
Billy Hoelt, L (8, 1)										0 0 0 0 0 0 0															
<b>Inning Stats</b>	R: 0 E: 0 K: 0 S: 3	H: 0 LOB: 0 BB: 0 P: 3	R: 0 E: 0 K: 1 S: 5	H: 1 LOB: 0 BB: 0 P: 5	R: 0 E: 0 K: 0 S: 3	H: 1 LOB: 1 BB: 1 P: 7	R: 0 E: 0 K: 0 S: 4	H: 1 LOB: 1 BB: 0 P: 4	R: 0 E: 0 K: 0 S: 3	H: 0 LOB: 0 BB: 0 P: 3	R: 1 E: 0 K: 0 S: 4	H: 2 LOB: 0 BB: 0 P: 4	R: 0 E: 0 K: 0 S: 3	H: 0 LOB: 0 BB: 0 P: 3	R: 0 E: 0 K: 0 S: 3	H: 0 LOB: 0 BB: 0 P: 3	1B: 7 2B: 1 3B: 0 HR: 0	SF: 0 SAC: 0 DP: 3 HBP: 0	WP: 0 PB: 0 SB: 0 CS: 0	PA: 32					
<b>PITCHER</b> Ned Garver, R (1, 1) ERA: 5.86	IP: 9.0 WLS: W BF: 32 H: 7 R: 1 ER: 1 SO: 1 BB: 1 IBB: 0 HBP: 0 BLK: 0 WP: 0 HR: 0 S: 33 P: 37 ERA: 1.00 WHIP: 0.889																								



Batter	1	2	3	4	5	6	7	8	9	AB	R	H	RBI	BB	SO	LOB
Russ Snyder, L OBP: 0.327, SLG: 0.401 (1, 8) (9, 7)	0-0 G3	0-0 1B		0-0 1B			0-0 G3			4	0	2	0	0	0	0
Jerry Lumpe, L OBP: 0.328, SLG: 0.380 (1, 4)	0-0 F7	0-0 4-3		0-0 CS	0-0 1B		0-0 1B			4	0	2	0	0	0	1
Whitey Herzog, L OBP: 0.376, SLG: 0.436 (1, 9)	0-0 2B		0-0 HR		0-0 F3		0-0 4-3			4	2	2	0	0	0	2
Norm Siebern, L OBP: 0.384, SLG: 0.495 Bill Tuttle, R OBP: 0.320, SLG: 0.305 (1, 7) (9, 8)	4-0 2B		0-0 HR	1-H	0-0 F5		0-0 4-3			3	2	1	2	1	0	1
Andy Carey, R OBP: 0.295, SLG: 0.475 (1, 5)	0-0 1B		0-0 5-3		0-0 F7		0-0 BB	BB	BB	3	1	1	2	1	0	1
Mary Throneberry, L OBP: 0.274, SLG: 0.421 (1, 3)	0-0 1B		0-0 F7		0-0 L3		0-0 F5			4	0	1	1	0	0	1
Pete Daley, R OBP: 0.286, SLG: 0.439 (1, 2)	0-0 F9		0-0 6-3		0-3 K		0-0 BB	BB	BB	3	0	0	0	1	1	1
Ken Hamlin, R OBP: 0.272, SLG: 0.246 (1, 6)		0-0 5-3		0-0 F4		0-0 F9		0-0 L4		4	0	0	0	0	0	2
Ned Garver, R OBP: 0.091, SLG: 0.182 (1, 1)		0-0 F8		0-0 F2		0-0 F8				3	0	0	0	0	0	0


Inning Stats	R: 3	H: 3	LOB: 1	K: 0	S: 6	P: 10	R: 0	H: 1	LOB: 1	K: 0	S: 4	P: 4	R: 2	H: 2	LOB: 0	K: 0	S: 5	P: 5	R: 0	H: 1	LOB: 1	K: 0	S: 4	P: 4	R: 0	H: 0	LOB: 0	K: 1	S: 5	P: 5	R: 0	H: 1	LOB: 1	K: 0	S: 4	P: 4	R: 0	H: 0	LOB: 2	K: 0	S: 3	P: 11
--------------	------	------	--------	------	------	-------	------	------	--------	------	------	------	------	------	--------	------	------	------	------	------	--------	------	------	------	------	------	--------	------	------	------	------	------	--------	------	------	------	------	------	--------	------	------	-------

PITCHER	IP	WLS	BF	H	R	ER	SO	BB	IBB	HBP	BLK	WP	HR	S	P	ERA	WHIP
Hal Brown, R ERA: 3.66 (1, 1)	7.0	L	30	9	5	5	1	1	0	0	0	0	1	31	35	6.43	1.429
Billy Hoelt, L ERA: 6.35 (8, 1)	1.0		5	0	0	0	0	2	0	0	0	0	0	3	11	0.00	2.000

**BOTTOM**

**Baltimore Orioles @ Kansas City Athletics**  
Municipal Stadium, Kansas City, MO  
Mon Jul 18 1960, 8:05 PM EDT  
Att. 6,567 - Unknown

AB	32
R	5
H	9
RBI	5
BB	3
SO	1
LOB	9



WP	HR	S	P	ERA	WHIP
0	0	0	0	0	0

livebaseballscores.com





**BOTTOM**

**Baltimore Orioles @ Kansas City Athletics**  
 Municipal Stadium, Kansas City, MO  
 Tue Jul 19 1960, 8:05 PM EDT  
 Att. 8,152 - Unknown

[livebaseballscorecards.com](http://livebaseballscorecards.com)

<b>AB</b>	<b>32</b>
<b>R</b>	<b>3</b>
<b>H</b>	<b>3</b>
<b>RBI</b>	<b>3</b>
<b>BB</b>	<b>5</b>
<b>SO</b>	<b>6</b>
<b>LOB</b>	<b>8</b>



<b>WP</b>	<b>1</b>	<b>PA</b>	<b>37</b>
<b>PB</b>	<b>0</b>		
<b>SB</b>	<b>0</b>		
<b>CS</b>	<b>0</b>		

AB	R	H	RBI	BB	SO	LOB
5	0	0	0	0	1	2

4	0	0	0	0	1	0
---	---	---	---	---	---	---

3	0	0	0	1	1	0
---	---	---	---	---	---	---

2	1	0	0	2	1	0
---	---	---	---	---	---	---

4	0	0	0	0	1	3
---	---	---	---	---	---	---

3	1	0	0	1	1	1
---	---	---	---	---	---	---

4	1	2	3	0	0	1
---	---	---	---	---	---	---

4	0	1	0	0	0	1
---	---	---	---	---	---	---

2	0	0	0	1	0	0
---	---	---	---	---	---	---

0	0	0	0	0	0	0
---	---	---	---	---	---	---

0	0	0	0	0	0	0
---	---	---	---	---	---	---

1	0	0	0	0	0	0
---	---	---	---	---	---	---

1B	2	SF	0
2B	0	SAC	0
3B	0	DP	1
HR	1	HBP	0

Batter	1	2	3	4	5	6	7	8	9	10
Russ Snyder, L (1, 8) OBP: 0.318, SLG: 0.389	0-0 4-3		0-0 6-3			0-3 K	0-0 P6			0-0 4-3
Jerry Lumpe, L (1, 4) OBP: 0.325, SLG: 0.375	0-0 F7			0-3 K		0-0 F8		0-0 1-3		
Whitey Herzog, L (1, 9) OBP: 0.374, SLG: 0.429	0-0 1-3			0-3 K		4-0 G5-3 BB	4-0 BB	0-0 F6		
Norm Siebern, L (1, 7) OBP: 0.385, SLG: 0.491		4-0 WP BB		0-0 F7		4-0 1-2 HR	4-0 G5-3 BB	0-3 K		
Andy Carey, R (1, 5) OBP: 0.289, SLG: 0.464		0-0 F9			0-3 K		0-0 G5-3		0-0 6-3	
Marv Throneberry, L (1, 3) OBP: 0.273, SLG: 0.410		0-0 F8			0-3 K		4-0 1-2 HR	4-0 BB	0-0 F9	
Pete Daley, R (1, 2) OBP: 0.297, SLG: 0.486		0-0 6-3			0-0 FC6 1B		0-0 1-H 2-H HR		0-0 F5	
Ken Hamlin, R (1, 6) OBP: 0.272, SLG: 0.246			0-0 F9		0-0 FC6		0-0 BB 1B			0-0 F7
Bud Daley, L (1, 1) OBP: 0.241, SLG: 0.176			0-0 3-1			0-0 F7	4-0 BB		0-0 6-3	
Bob Trowbridge, R (10, 1) OBP: 0.056, SLG: 0.111							1-2 BB			
Ken Johnson, R (10, 1) OBP: 0.222, SLG: 0.222										
Dick Williams, R (10, PH) OBP: 0.322, SLG: 0.368										

Inning Stats	R: 0	H: 0	E: 0	K: 0	S: 3	R: 0	H: 0	E: 0	K: 0	S: 3	R: 0	H: 0	E: 0	K: 2	S: 7	R: 0	H: 1	E: 0	K: 2	S: 8	R: 0	H: 0	E: 0	K: 1	S: 5	R: 3	H: 2	E: 0	K: 0	S: 4	R: 0	H: 0	E: 0	K: 1	S: 5	R: 0	H: 0	E: 0	K: 0	S: 3	R: 0	H: 0	E: 0	K: 0	S: 3	R: 0	H: 0	E: 0	K: 0	S: 3	1B: 2	2B: 0	3B: 0	HR: 1
	0	0	0	0	3	0	0	0	0	3	0	0	0	2	7	0	0	0	2	8	0	0	0	1	5	0	2	0	0	20	0	0	0	0	5	0	0	0	0	3	0	0	0	0	3	0	0	0	0	3	2	0	0	1

PITCHER	IP	WLS	BF	H	R	ER	SO	BB	IBB	HBP	BLK	WP	HR	S	P	ERA	WHIP
Chuck Estrada, R (1, 1) ERA: 4.23	6.2		27	3	3	3	5	5	0	0	0	1	1	32	52	4.05	1.200
Hoyt Wilhelm, R (7, 1) ERA: 3.69	3.1	W	10	0	0	0	1	0	0	0	0	0	0	12	12	0.00	0.000

Batter	1	2	3	4	5	6	7	8	9	AB R H RBI BB SO LOB	TOP																
Jackie Brandt, R (1, 8) OBP: 0.345, SLG: 0.419	0-0 1-3		0-0 SF7 1-3 2B		0-0 G3			0-0 4-3	0-0 FC6-4	5 0 1 0 0 0 3	<p><b>Baltimore Orioles @ Kansas City Athletics</b> Municipal Stadium, Kansas City, MO</p> <p>Wed Jul 20 1960, 8:05 PM EDT Att. 9,902 - Unknown</p> <p>livebaseballscorecards.com</p>																
Gene Stephens, L (1, 9) OBP: 0.314, SLG: 0.373	0-3 K		0-0 1-3		0-0 L4			0-0 HR	0-0 F8	5 1 1 1 0 1 5																	
Gene Woodling, L (1, 7) OBP: 0.419, SLG: 0.402	0-0 2B		0-0 SF7 2-3 3-H		0-0 G4-6-3 1B			4-0 BB		2 0 2 1 1 0 0																	
Jim Gentile, L (1, 3) OBP: 0.447, SLG: 0.552	0-0 1-3		0-0 G3		0-0 G4-6-3 1-2f			0-0 F7		4 0 0 0 0 0 4																	
Brooks Robinson, R (1, 5) OBP: 0.340, SLG: 0.439		0-0 4-3		0-0 F8		0-0 FC6-4 1B		0-3 K		4 0 1 0 0 1 1																	
Gus Triandos, R (1, 2) OBP: 0.339, SLG: 0.366		0-0 1B 1B		0-3 K		0-0 FC6-4 1-2f		0-0 1B 1B		4 0 2 0 0 1 1 0 1 0 0 0 0 0																	
Jim Busby, R (9, PR) OBP: 0.357, SLG: 0.345				0-3 K																							
Ron Hansen, R (1, 6) OBP: 0.326, SLG: 0.416		0-0 G6-4-3 1-2 1B		0-3 K			0-0 5-3		0-0 F8	4 0 1 0 0 1 1																	
Mary Breeding, R (1, 4) OBP: 0.325, SLG: 0.346		0-0 G6-4-3 1-2f			0-0 G3 SH5-4 1B		0-0 4-3		0-0 FC6-4 1-2 1B 1B	3 0 1 0 0 0 2 1 0 1 0 0 0 0																	
Bob Boyd, L (9, PH) OBP: 0.368, SLG: 0.426																											
Milt Pappas, R (1, 1) OBP: 0.132, SLG: 0.143			4-0 2B SF7 BB		0-0 SH5-4		0-0 4-3		0-0 FC6-4 1-2 2-H 1B	0 1 0 0 1 0 0 1 0 0 0 0 0 0 0 0 0 0 0 0 0 1 0 1 1 0 0 0																	
Al Pilarcik, L (7, PH) OBP: 0.317, SLG: 0.359																											
Billy Hoelt, L (7, 1)																											
Clint Courtney, L (9, PH) OBP: 0.352, SLG: 0.261																											
<b>Inning Stats</b>	R: 0 E: 0 K: 1 S: 6	H: 1 LOB: 1 BB: 0 P: 6	R: 0 E: 0 K: 0 S: 4	H: 2 LOB: 1 BB: 0 P: 4	R: 1 E: 0 K: 0 S: 4	H: 1 LOB: 1 BB: 1 P: 8	R: 0 E: 0 K: 2 S: 7	H: 0 LOB: 0 BB: 0 P: 7	R: 0 E: 0 K: 0 S: 4	H: 1 LOB: 1 BB: 0 P: 4	R: 0 E: 0 K: 0 S: 3	H: 0 LOB: 0 BB: 0 P: 3	R: 1 E: 0 K: 1 S: 6	H: 1 LOB: 1 BB: 1 P: 10	R: 1 E: 0 K: 0 S: 6	H: 3 LOB: 2 BB: 0 P: 6	1B: 8 2B: 2 3B: 0 HR: 1	SF: 1 SAC: 1 DP: 2 HBP: 0	WP: 0 PB: 0 SB: 0 CS: 0	PA: 38							
<b>PITCHER</b> Ray Herbert, R (1, 1) ERA: 3.56	IP: 9.0 WLS: W BF: 38 H: 11 R: 3 ER: 3 SO: 4 BB: 2 IBB: 0 HBP: 0 BLK: 0 WP: 0 HR: 1 S: 44 P: 52 ERA: 3.00 WHIP: 1.444																										
<b>PITCHER</b>	IP	WLS	BF	H	R	ER	SO	BB	IBB	HBP	BLK	WP	HR	S	P	ERA	WHIP										





Batter	1	2	3	4	5	6	7	8	9	AB	R	H	RBI	BB	SO	LOB
Russ Snyder, L OBP: 0.322, SLG: 0.391 (1, 8) (8, 9)	0-0 5-3		0-0 FC3-6 1B	0-0 CS 1B		0-0 FC4-6 1-2f				4	0	2	1	0	0	1
Jerry Lumpe, L OBP: 0.327, SLG: 0.373 (1, 4) BB	4-0 BB		0-0 FC3-6 1-2f 1B	4-0 1-2 BB		0-0 FC4-6 1-2f				2	1	0	0	2	0	2
Whitey Herzog, L OBP: 0.376, SLG: 0.428 Bill Tuttle, R OBP: 0.320, SLG: 0.305 (1, 9) (8, 8)	0-0 F6		0-0 G3 2-H 2B 1B	0-0 L4			4-0 B1-3 BB			3	1	1	1	1	0	2
Norm Siebern, L OBP: 0.381, SLG: 0.484 (1, 7)	0-0 4-3		0-0 G3 1-2		0-0 L7		0-0 B1-3 1-2f			4	0	0	0	0	0	3
Andy Carey, R OBP: 0.293, SLG: 0.482 (1, 5)		0-0 3B	0-0 E 2-H 2B		0-0 4-3		0-3 K			4	0	2	1	0	1	0
Mary Throneberry, L OBP: 0.280, SLG: 0.433 (1, 3) BB	4-0 FC5-4 BB		0-0 E3 2-3		0-0 HR		0-0 4-3			3	1	1	1	1	0	1
Pete Daley, R OBP: 0.282, SLG: 0.459 (1, 2)	0-0 FC5-4 1-2f		0-3 K		0-0 6-3		0-0 F9			4	0	0	0	0	1	4
Ken Hamlin, R OBP: 0.272, SLG: 0.246 (1, 6)	0-0 F9			0-0 SH2-4 1B 1B		0-0 6-3		0-0 5-3		4	1	1	0	0	0	2
Ray Herbert, R OBP: 0.256, SLG: 0.135 (1, 1)	0-0 L8			0-0 SH2-4 1-2		4-0 FC4-6 BB				1	0	0	0	1	0	2


Inning Stats	R: 0	H: 0	E: 0	K: 0	S: 3	LOB: 1	BB: 1	P: 7	R: 0	H: 1	E: 0	K: 0	S: 4	LOB: 2	BB: 1	P: 8	R: 2	H: 3	E: 2	K: 1	S: 9	LOB: 2	BB: 0	P: 9	R: 1	H: 2	E: 0	K: 0	S: 4	LOB: 1	BB: 1	P: 8	R: 1	H: 1	E: 0	K: 0	S: 4	LOB: 0	BB: 0	P: 4	R: 0	H: 0	E: 0	K: 1	S: 3	LOB: 1	BB: 1	P: 7	R: 0	H: 0	E: 0	K: 1	S: 4	LOB: 0	BB: 1	P: 8	R: 0	H: 0	E: 0	K: 0	S: 3	LOB: 0	BB: 0	P: 3
--------------	------	------	------	------	------	--------	-------	------	------	------	------	------	------	--------	-------	------	------	------	------	------	------	--------	-------	------	------	------	------	------	------	--------	-------	------	------	------	------	------	------	--------	-------	------	------	------	------	------	------	--------	-------	------	------	------	------	------	------	--------	-------	------	------	------	------	------	------	--------	-------	------

PITCHER	IP	WLS	BF	H	R	ER	SO	BB	IBB	HBP	BLK	WP	HR	S	P	ERA	WHIP
Milt Pappas, R ERA: 4.35 (1, 1)	6.0	L	29	7	4	4	1	4	0	0	0	0	1	27	43	6.00	1.833
Billy Hoelt, L ERA: 5.4 (7, 1)	2.0		6	0	0	0	1	1	0	0	0	0	0	7	11	0.00	0.500

**BOTTOM**

**Baltimore Orioles @ Kansas City Athletics**  
Municipal Stadium, Kansas City, MO

AB	29
R	4
H	7
RBI	4
BB	5
SO	2
LOB	17



WP	HR	S	P	ERA	WHIP
0	0	1	35	0.00	0.500

Wed Jul 20 1960, 8:05 PM EDT  
Att. 9,902 - Unknown

livebaseballscores.com

Batter	1	2	3	4	5	6	7	8	9	AB R H RBI BB SO LOB	TOP																									
<b>Eddie Yost, R</b> (1, 5) OBP: 0.421, SLG: 0.392	4-0 L6-4-3 BB		0-0 F8		0-0 2B		0-0 1B			3 0 2 0 1 0 0																										
<b>Al Kaline, R</b> (1, 8) OBP: 0.327, SLG: 0.380	0-0 L6-4-3 1-2		4-0 BB		0-0 1B		0-0 L9			3 0 1 0 1 0 2																										
<b>Charlie Maxwell, L</b> (1, 7) OBP: 0.326, SLG: 0.456	0-0 4-3		0-0 L8		0-0 G4-6-3 1-2f			0-0 4-3		4 0 0 0 0 0 3																										
<b>Rocky Colavito, R</b> (1, 9) OBP: 0.343, SLG: 0.522		0-0 FC5-6 SF7 1B		0-0 G6-4-3 1B		0-0 F5		0-3 K		4 1 2 0 0 1 0																										
<b>Steve Bilko, R</b> (1, 3) OBP: 0.279, SLG: 0.373		4-0 FC5-6 1-2 BB		0-0 G6-4-3 1-2f		0-0 F3		0-0 1B		3 0 1 0 1 0 1																										
<b>Frank Bolling, R</b> (1, 4) OBP: 0.303, SLG: 0.354		0-0 FC5-6 SF7 1-2f 2-3		4-0 BB BB		0-0 1B		0-0 F2		3 0 1 0 1 0 3																										
<b>Chico Fernandez, R</b> (1, 6) OBP: 0.318, SLG: 0.335		0-0 SF7 1-2 3-H		4-0 1-2 BB		0-0 F7		0-3 K		2 0 0 1 1 1 1																										
<b>Red Wilson, R</b> (1, 2) OBP: 0.300, SLG: 0.271		0-0 F2		0-0 F7		0-3 K		0-0 2-3		2 0 0 0 0 0 3																										
<b>Sandy Amoros, L</b> (7, PH) OBP: 0.279, SLG: 0.196										1 0 0 0 0 1 0																										
<b>Lou Berberet, L</b> (7, 2) OBP: 0.298, SLG: 0.247										1 0 0 0 0 0 0																										
<b>Pete Burnside, R</b> (1, 1) OBP: 0.211, SLG: 0.118										2 0 0 0 0 0 0																										
<b>Neil Christley, L</b> (7, PH) OBP: 0.302, SLG: 0.408										1 0 0 0 0 0 0																										
<b>Clem Labine, R</b> (7, 1) OBP: 0.500, SLG: 1.000										0 0 0 0 0 0 0																										
<b>Norm Cash, L</b> (9, PH) OBP: 0.392, SLG: 0.482										1 0 0 0 0 1 0																										
<b>Inning Stats</b>	R: 0 E: 0 K: 0 S: 2	H: 0 LOB: 0 BB: 1 P: 6	R: 1 E: 0 K: 0 S: 4	H: 1 LOB: 1 BB: 1 P: 8	R: 0 E: 0 K: 0 S: 3	H: 0 LOB: 1 BB: 1 P: 7	R: 0 E: 0 K: 0 S: 3	H: 1 LOB: 2 BB: 2 P: 11	R: 0 E: 0 K: 0 S: 4	H: 2 LOB: 1 BB: 0 P: 4	R: 0 E: 0 K: 1 S: 6	H: 1 LOB: 1 BB: 0 P: 6	R: 0 E: 0 K: 1 S: 6	H: 1 LOB: 1 BB: 0 P: 6	R: 0 E: 0 K: 2 S: 7	H: 0 LOB: 0 BB: 0 P: 7	1B: 6 2B: 1 3B: 0 HR: 0	SF: 1 SAC: 0 DP: 3 HBP: 0	WP: 0 PB: 0 SB: 0 CS: 0	PA: 36																
<b>PITCHER</b>	IP WLS BF H R ER SO BB IBB HBP BLK WP HR S P ERA WHIP																																			
<b>Steve Barber, L</b> (1, 1) ERA: 3.36	2.0	8	1	1	1	0	2	0	0	0	0	0	0	6	14	4.50	1.500																			
<b>Jack Fisher, R</b> (3, 1) ERA: 3.5	7.0	28	6	0	0	4	3	0	0	0	0	0	0	33	45	0.00	1.286																			

**Detroit Tigers @ Baltimore Orioles**  
**Memorial Stadium, Baltimore, MD**  
 Fri Jul 22 1960, 7:05 PM EDT  
 Att. 24,892 - Unknown


livebaseballscorecards.com

<b>AB</b>	30
<b>R</b>	1
<b>H</b>	7
<b>RBI</b>	1
<b>BB</b>	5
<b>SO</b>	4
<b>LOB</b>	13







Batter	1	2	3	4	5	6	7	8	9	AB R H RBI BB SO LOB	TOP									
Eddie Yost, R (1, 5) OBP: 0.419, SLG: 0.400	0-0 F5		0-0 L7		0-0 F8		0-0 HR			4 1 1 1 0 0 0										
Charlie Maxwell, L (1, 7) OBP: 0.322, SLG: 0.450	0-0 F6		0-0 F7		0-0 L4		0-0 6-3			4 0 0 0 0 0 0										
Al Kaline, R (1, 8) OBP: 0.327, SLG: 0.382	0-0 L6-3		0-0 2B		0-0 L4			0-0 L4-3		4 0 1 0 0 0 0										
Norm Cash, L (1, 3) OBP: 0.394, SLG: 0.477		4-0 HR BB	4-0 BB		0-0 F3			0-0 4-3		2 1 0 0 2 0 0										
Rocky Colavito, R (1, 9) OBP: 0.342, SLG: 0.518		0-0 L8	0-0 6-3		0-0 F4			0-0 FC6-4 1B		4 0 1 0 0 0 3										
Frank Bolling, R (1, 4) OBP: 0.308, SLG: 0.368		0-0 HR		4-0 1B G6-4-3 BB		0-0 1B		0-0 FC6-4 1-2f		3 2 2 2 1 0 1										
Lou Berberet, L (1, 2) OBP: 0.302, SLG: 0.259		0-0 2B		0-0 1-3 1B		0-0 F6			0-0 F4	4 0 2 0 0 0 1	AB 33 R 4 H 8 RBI 3 BB 3 SO 2 LOB 9									
Chico Fernandez, R (1, 6) OBP: 0.318, SLG: 0.333		0-0 F6		0-0 G6-4-3 1-2f 3-H			0-0 CS 1B		0-0 F7	4 0 1 0 0 0 2										
Hank Aguirre, R (1, 1) OBP: 0.318, SLG: 0.333		0-0 F6		0-0 1-3			0-3 K		0-3 K	4 0 0 0 0 2 2										
<b>Inning Stats</b>	R: 0 E: 0 K: 0 S: 3	H: 0 LOB: 0 BB: 0 P: 3	R: 2 E: 0 K: 0 S: 5	H: 2 LOB: 1 BB: 1 P: 9	R: 0 E: 0 K: 0 S: 4	H: 1 LOB: 2 BB: 1 P: 8	R: 1 E: 0 K: 0 S: 3	H: 1 LOB: 0 BB: 1 P: 7	R: 0 E: 0 K: 0 S: 3	H: 0 LOB: 0 BB: 0 P: 3	R: 0 E: 0 K: 1 S: 6	H: 2 LOB: 0 BB: 0 P: 6	R: 0 E: 0 K: 0 S: 4	H: 1 LOB: 1 BB: 0 P: 4	R: 1 E: 0 K: 1 S: 5	H: 0 LOB: 0 BB: 0 P: 5	1B: 4 2B: 2 3B: 0 HR: 2	SF: 0 SAC: 0 DP: 1 HBP: 0	WP: 0 PB: 0 SB: 0 CS: 1	PA: 36
<b>PITCHER</b>	IP WLS BF H R ER SO BB IBB HBP BLK WP HR S P ERA WHIP																			
Jerry Walker, R (1, 1) ERA: 3.63	6.0 L 25 5 3 3 0 3 0 0 0 0 0 1 22 34 4.50 1.333																			
Wes Stock, R (7, 1) ERA: 4.5	2.0 8 3 1 1 1 0 0 0 0 0 0 1 10 10 4.50 1.500																			
Billy Hoelt, L (9, 1) ERA: 5.02	1.0 3 0 0 0 0 1 0 0 0 0 0 0 5 5 0.00 0.000																			

**Detroit Tigers @ Baltimore Orioles**  
 Memorial Stadium, Baltimore, MD  
 Sat Jul 23 1960, 7:05 PM EDT  
 Unknown

livebaseballscorecards.com





Batter	1	2	3	4	5	6	7	8	9	AB R H RBI BB SO LOB	TOP
Eddie Yost, R OBP: 0.420, SLG: 0.399 (1, 5) X	0-0 FC4-6 1B		0-0 L7		0-0 F8		4-0 BB			3 0 1 0 1 0 0	
Neil Chrisley, L OBP: 0.301, SLG: 0.419 (1, 8) X	0-0 FC4-6 S 1B 1-2f		0-0 2B 3B		0-0 4-3		0-0 F9			4 1 1 0 0 0 2	
Charlie Maxwell, L OBP: 0.324, SLG: 0.454 (1, 7) X	0-0 S 1B 1-2		0-0 2B		0-0 E9 F8 1B		0-0 G3			4 1 2 1 0 0 0	
Norm Cash, L OBP: 0.387, SLG: 0.466 (1, 3) S S S	0-3 K 1-2 2-3		0-0 G3		0-0 F8 2-3		0-3 K			4 0 0 0 0 2 4	
Rocky Colavito, R OBP: 0.341, SLG: 0.514 (1, 9) X	0-0 6-3			0-0 5-3		0-0 CS 1B 3-H		0-3 K		4 0 1 1 0 1 2	
Frank Bolling, R OBP: 0.308, SLG: 0.366 (1, 4) X		0-0 F7		0-0 5-3		0-0 1B 1-2		0-0 F9		4 0 1 0 0 0 0	
Lou Berberet, L OBP: 0.296, SLG: 0.253 (1, 2) X		0-0 3-1		0-0 3-1		0-0 F8		0-3 K2-3		4 0 0 0 0 1 1	
Chico Fernandez, R OBP: 0.317, SLG: 0.343 (1, 6) S S S S		0-3 K			0-0 HR		0-3 K		0-0 F5	4 1 1 1 0 2 0	
Phil Regan, R Clem Labine, R OBP: 0.500, SLG: 1.000 (9, 1) S S S S			0-3 K		0-0 4-3		0-0 5-3			3 0 0 0 0 1 0 0 0 0 0 0 0 0	
<b>Inning Stats</b>	R: 0 H: 2 E: 0 LOB: 2 K: 1 BB: 0 S: 7 P: 7	R: 0 H: 0 E: 0 LOB: 0 K: 1 BB: 0 S: 5 P: 5	R: 1 H: 2 E: 0 LOB: 1 K: 1 BB: 0 S: 7 P: 7	R: 0 H: 0 E: 0 LOB: 0 K: 0 BB: 0 S: 3 P: 3	R: 1 H: 1 E: 0 LOB: 0 K: 0 BB: 0 S: 4 P: 4	R: 1 H: 2 E: 1 LOB: 1 K: 0 BB: 0 S: 5 P: 5	R: 0 H: 0 E: 0 LOB: 1 K: 1 BB: 1 S: 5 P: 9	R: 0 H: 0 E: 0 LOB: 0 K: 1 BB: 0 S: 5 P: 7	R: 0 H: 0 E: 0 LOB: 0 K: 1 BB: 0 S: 5 P: 5	1B: 4 SF: 0 2B: 1 SAC: 0 3B: 1 DP: 0 HR: 1 HBP: 0	WP: 0 PA: 35 PB: 0 SB: 2 CS: 1
<b>PITCHER</b>	IP WLS BF H R ER SO BB IBB HBP BLK WP HR S P ERA WHIP										
Hal Brown, R ERA: 3.62 (1, 1)	6.0 25 7 3 2 3 0 0 0 0 0 1 31 31 3.00 1.167										
Hoyt Wilhelm, R ERA: 3.59 (7, 1)	3.0 10 0 0 0 4 1 0 0 0 0 0 0 17 21 0.00 0.333										

Detroit Tigers @ Baltimore Orioles  
 Memorial Stadium, Baltimore, MD  
 Sat Jul 23 1960, 7:05 PM EDT  
 Att: 25,276 - Unknown

livebaseballscorecards.com

AB 34  
 R 3  
 H 7  
 RBI 3  
 BB 1  
 SO 7  
 LOB 9





**BOTTOM**

**Detroit Tigers @ Baltimore Orioles**  
**Memorial Stadium, Baltimore, MD**

Sat Jul 23 1960, 7:05 PM EDT  
 Att. 25,276 - Unknown

[livebaseballscorecards.com](http://livebaseballscorecards.com)

<b>AB</b>	<b>34</b>
<b>R</b>	<b>4</b>
<b>H</b>	<b>8</b>
<b>RBI</b>	<b>4</b>
<b>BB</b>	<b>5</b>
<b>SO</b>	<b>3</b>
<b>LOB</b>	<b>14</b>



WP: 0	PA: 40
PB: 0	
SB: 0	
CS: 0	

AB R H RBI BB SO LOB

5	2	1	0	0	0	2
5	0	1	0	0	0	1
2	0	0	1	2	0	0
3	1	0	1	2	0	1
4	1	3	1	0	0	0
4	0	2	0	0	0	1
4	0	1	1	0	2	2
2	0	0	0	0	1	2
0	0	0	0	1	0	0
1	0	0	0	0	0	0
2	0	0	0	0	0	2
1	0	0	0	0	0	3
1	0	0	0	0	0	0

1B: 5	SF: 1
2B: 1	SAC: 0
3B: 2	DP: 0
HR: 0	HBP: 0

Batter	1	2	3	4	5	6	7	8	9
Jackie Brandt, R OBP: 0.333, SLG: 0.410 (1, 8)	0-0 SF7 3B	0-0 F6			0-0 6-3		0-0 F3		0-0 E6 2B BB
Gene Stephens, L OBP: 0.311, SLG: 0.374 (1, 9)	0-0 F5		0-0 G3		0-0 F9		0-0 F5		0-0 BB 1-3 2B
Gene Woodling, L OBP: 0.417, SLG: 0.396 (1, 7)	0-0 SF7 3-H		0-0 4-3		0-0 L8		4-0 BB		4-0 BB BB
Jim Gentile, L OBP: 0.444, SLG: 0.541 (1, 3)	0-0 4-3		4-0 3B BB			0-0 G3	0-0 L3		4-0 BB 1-2 2-3 3-H
Brooks Robinson, R OBP: 0.344, SLG: 0.445 (1, 5)		0-0 1B 1B	0-0 1B 1H 3B			0-0 1B		0-0 F7	
Clint Courtney, L OBP: 0.361, SLG: 0.269 (1, 2)		0-0 1B 1-2 1B	0-0 F7			0-0 BB 1B		0-0 F7	
Ron Hansen, R OBP: 0.322, SLG: 0.407 (1, 6)		0-0 1-3 2-H 1B		0-3 K		0-3 K		0-0 F9	
Mary Breeding, R OBP: 0.321, SLG: 0.341 (1, 4)		0-3 K		0-0 F8		4-0 BB		0-0 6-3	
Bob Boyd, L OBP: 0.373, SLG: 0.418 (6, PH)				0-0 5-3		1-2 BB			
Billy Klaus, L OBP: 0.273, SLG: 0.500 (7, 4)								0-0 1-3	
Hal Brown, R OBP: 0.343, SLG: 0.267 (1, 1)									
Gus Triandos, R OBP: 0.335, SLG: 0.358 (6, PH)									
Hoyt Wilhelm, R OBP: 0.091, SLG: 0.065 (7, 1)									

Inning Stats	R: 1	H: 1	E: 0	K: 0	S: 4	R: 1	H: 3	E: 0	K: 1	S: 8	R: 1	H: 1	E: 0	K: 0	S: 4	R: 0	H: 0	E: 0	K: 1	S: 5	R: 0	H: 0	E: 0	K: 0	S: 3	R: 0	H: 2	E: 0	K: 1	S: 7	R: 0	H: 0	E: 0	K: 0	S: 3	R: 0	H: 0	E: 0	K: 0	S: 3	R: 1	H: 1	E: 1	K: 0	S: 4
--------------	------	------	------	------	------	------	------	------	------	------	------	------	------	------	------	------	------	------	------	------	------	------	------	------	------	------	------	------	------	------	------	------	------	------	------	------	------	------	------	------	------	------	------	------	------

PITCHER	IP	WLS	BF	H	R	ER	SO	BB	IBB	HBP	BLK	WP	HR	S	P	ERA	WHIP
Phil Regan, R ERA: 2.63 (1, 1)	8.2	L	39	8	4	3	3	4	0	0	0	0	0	41	57	3.12	1.385
Clem Labine, R ERA: 5.74 (9, 1)	0.0		1	0	0	0	0	1	0	0	0	0	0	0	4	∞	∞


Batter	1	2	3	4	5	6	7	8	9	10	11	AB R H RBI BB SO LOB	TOP											
<b>Eddie Yost, R</b> OBP: 0.416, SLG: 0.396 (1, 5)	F8		F2		K		2-H 3-H 1B		6-3			5 0 1 1 0 1 2	<b>Detroit Tigers @ Baltimore Orioles</b> <b>Memorial Stadium, Baltimore, MD</b> Sun Jul 24 1960, 3:33 AM EDT Att: 7,177 - Unknown											
<b>Al Kaline, R</b> OBP: 0.322, SLG: 0.376 (1, 8)	L6-3		L8		K			K		L9		5 0 0 0 0 2 1												
<b>Charlie Maxwell, L</b> OBP: 0.325, SLG: 0.451 (1, 7)	K			F9		FC6-4 BB		L3 1B		F9		4 0 1 0 1 1 0												
<b>Norm Cash, L</b> OBP: 0.378, SLG: 0.453 (1, 3)		F5		4-3		F2		L3		F7		5 0 0 0 0 0 2												
<b>Rocky Colavito, R</b> OBP: 0.340, SLG: 0.510 (1, 9)		L7		1B		FC6-4		L9				4 0 1 0 0 0 1												
<b>Frank Bolling, R</b> OBP: 0.310, SLG: 0.369 (1, 4)		BB		F8			SH3 1B 2B		F8			3 1 1 0 1 0 1												
<b>Lou Berberet, L</b> OBP: 0.302, SLG: 0.251 (1, 2)		BB			BB		SH3 1B BB		4-3			1 0 0 0 2 1 1												
<b>Johnny Groth, R</b> OBP: 0.400, SLG: 0.308 (7, PR)		K										0 0 0 0 0 0 0												
<b>Red Wilson, R</b> OBP: 0.298, SLG: 0.269 (7, 2)		1-2										1 0 0 0 0 0 0												
<b>Chico Fernandez, R</b> OBP: 0.317, SLG: 0.343 (1, 6)			SH3-4 1B		F8		SH3		F7			3 0 1 0 0 0 1												
<b>Jim Bunning, R</b> OBP: 0.213, SLG: 0.217 (1, 1)			SH3-4		K		K		K			1 0 0 0 0 1 1												
<b>Neil Chrisley, L</b> OBP: 0.299, SLG: 0.415 (7, PH)			1-2									1 0 0 0 0 1 3												
<b>Dave Sisler, R</b> OBP: 0.111, SLG: 0.111 (7, 1)												1 0 0 0 0 1 0												
<b>Inning Stats</b>	R: 0 E: 0 K: 1 S: 5	H: 0 LOB: 0 BB: 0 P: 5	R: 0 E: 0 K: 1 S: 5	H: 0 LOB: 1 BB: 1 P: 9	R: 0 E: 0 K: 0 S: 4	H: 1 LOB: 1 BB: 0 P: 4	R: 0 E: 0 K: 0 S: 4	H: 1 LOB: 1 BB: 0 P: 4	R: 0 E: 0 K: 1 S: 5	H: 0 LOB: 0 BB: 1 P: 9	R: 1 E: 0 K: 1 S: 6	H: 2 LOB: 2 BB: 1 P: 10	R: 0 E: 0 K: 1 S: 5	H: 1 LOB: 0 BB: 0 P: 5	R: 0 E: 0 K: 0 S: 3	H: 0 LOB: 0 BB: 0 P: 3	R: 0 E: 0 K: 1 S: 5	H: 0 LOB: 0 BB: 0 P: 5	R: 0 E: 0 K: 0 S: 3	H: 0 LOB: 0 BB: 0 P: 3	1B: 4 2B: 2 3B: 0 HR: 0	SF: 0 SAC: 2 DP: 1 HBP: 0	WP: 0 PB: 0 SB: 2 CS: 0	PA: 40
<b>PITCHER</b> <b>Chuck Estrada, R</b> ERA: 3.9 (1, 1)	IP: 11.0	WLS: W	BF: 40	H: 5	R: 1	ER: 1	SO: 8	BB: 4	IBB: 0	HBP: 0	BLK: 0	WP: 0	HR: 0	S: 52	P: 68	ERA: 0.82	WHIP: 0.818							

livebaseballscorecards.com

<b>AB</b>	<b>34</b>
<b>R</b>	<b>1</b>
<b>H</b>	<b>5</b>
<b>RBI</b>	<b>1</b>
<b>BB</b>	<b>4</b>
<b>SO</b>	<b>8</b>
<b>LOB</b>	<b>13</b>






Batter	1	2	3	4	5	6	7	8	9	10	11	AB R H RBI BB SO LOB	BOTTOM														
Jackie Brandt, R OBP: 0.340, SLG: 0.419 (1, 8)												6 0 4 2 0 1 2	<p><b>Detroit Tigers @ Baltimore Orioles</b>  <b>Memorial Stadium, Baltimore, MD</b>  Sun Jul 24 1960, 3:33 AM EDT  Att: 7,177 - Unknown</p> <p>livebaseballscores.com</p> <table border="0"> <tr><td>AB</td><td>40</td></tr> <tr><td>R</td><td>2</td></tr> <tr><td>H</td><td>10</td></tr> <tr><td>RBI</td><td>2</td></tr> <tr><td>BB</td><td>5</td></tr> <tr><td>SO</td><td>11</td></tr> <tr><td>LOB</td><td>20</td></tr> </table> 	AB	40	R	2	H	10	RBI	2	BB	5	SO	11	LOB	20
AB	40																										
R	2																										
H	10																										
RBI	2																										
BB	5																										
SO	11																										
LOB	20																										
Gene Stephens, L OBP: 0.304, SLG: 0.364 (1, 9)												5 0 0 0 0 2 3															
Gene Woodling, L OBP: 0.410, SLG: 0.388 (1, 7)												5 0 0 0 0 2 1															
Jim Gentile, L OBP: 0.447, SLG: 0.543 (1, 3)												5 0 3 0 0 1 0															
Brooks Robinson, R OBP: 0.342, SLG: 0.440 (1, 5)												4 0 0 0 1 1 2															
Clint Courtney, L OBP: 0.367, SLG: 0.281 Jerry Walker, S OBP: 0.355, SLG: 0.345 Gus Triandos, R OBP: 0.337, SLG: 0.356 (1, 2) (7, PR) (8, 2)													2 0 1 0 1 0 1 0 0 0 0 0 0 0 1 0 0 0 1 0 0														
Billy Klaus, L OBP: 0.313, SLG: 0.429 (8, 4)												4 1 1 0 1 0 4															
Mary Breeding, R OBP: 0.322, SLG: 0.342 Bob Boyd, L OBP: 0.383, SLG: 0.418 Ron Hansen, R OBP: 0.321, SLG: 0.405 (1, 4) (7, PH) (8, 6)												2 1 1 0 0 0 3 0 0 0 0 1 0 0 2 0 0 0 0 2 1															
Chuck Estrada, R OBP: 0.206, SLG: 0.219 (1, 1)												4 0 0 0 0 2 3															
<b>Inning Stats</b>	R: 0 H: 1 E: 0 LOB: 1 K: 1 BB: 0 S: 5 P: 5	R: 0 H: 1 E: 0 LOB: 0 K: 1 BB: 0 S: 5 P: 5	R: 1 H: 2 E: 0 LOB: 1 K: 1 BB: 0 S: 7 P: 7	R: 0 H: 1 E: 0 LOB: 3 K: 1 BB: 2 S: 6 P: 14	R: 0 H: 0 E: 0 LOB: 0 K: 2 BB: 0 S: 7 P: 7	R: 0 H: 0 E: 0 LOB: 0 K: 1 BB: 0 S: 5 P: 5	R: 0 H: 1 E: 0 LOB: 2 K: 1 BB: 1 S: 6 P: 10	R: 0 H: 1 E: 0 LOB: 3 K: 1 BB: 2 S: 6 P: 14	R: 0 H: 1 E: 1 LOB: 1 K: 1 BB: 0 S: 6 P: 6	R: 0 H: 0 E: 0 LOB: 0 K: 0 BB: 0 S: 3 P: 3	R: 1 H: 2 E: 1 LOB: 2 K: 1 BB: 0 S: 7 P: 7	1B: 8 SF: 0 2B: 3 SAC: 1 3B: 0 DP: 2 HR: 0 HBP: 0	WP: 0 PA: 46 PB: 0 SB: 0 CS: 1														
<b>PITCHER</b>	IP WLS BF H R ER SO BB IBB HBP BLK WP HR S P ERA WHIP																										
Jim Bunning, R ERA: 3.01 Dave Sisler, R ERA: 2.3 (1, 1) (7, 1)	6.0 23 5 1 1 7 2 0 0 0 0 0 35 43 1.50 1.167																										

Batter	1	2	3	4	5	6	7	8	9	AB R H RBI BB SO LOB	TOP									
Bill Tuttle, R (1, 8) OBP: 0.317, SLG: 0.306	0-0 4-3		0-0 G1-6-3			0-0 4-3		0-0 1B		4 0 1 0 0 0 1										
Jerry Lumpe, L (1, 4) OBP: 0.325, SLG: 0.371	0-0 L7			0-0 F7			0-0 1B 2B	0-0 1B		4 1 2 1 0 0 0										
Whitey Herzog, L (1, 9) OBP: 0.370, SLG: 0.429	4-0 BB			0-0 F9			0-0 L4-3 1B	0-3 K		3 0 1 1 1 1 3										
Norm Siebern, L (1, 7) OBP: 0.383, SLG: 0.502	0-0 L9			0-0 F9			0-0 L7		0-0 L4	4 0 0 0 0 0 2										
Dick Williams, R (1, 5) OBP: 0.336, SLG: 0.388		0-0 F6			0-0 G4-3 1B		0-0 L4-3		0-0 5-3	4 0 1 0 0 0 1										
Danny Kravitz, L (1, 2) OBP: 0.271, SLG: 0.351		0-0 F5			0-0 F8			0-0 F4	0-0 F2	4 0 0 0 0 0 1										
Mary Throneberry, L (1, 3) OBP: 0.269, SLG: 0.402		0-3 K			0-0 G4-3			0-0 L8		3 0 0 0 0 1 1										
Bob Johnson, R (1, 6) OBP: 0.330, SLG: 0.240			0-3 K			0-3 K		0-0 1B 1B 1B		3 1 1 0 0 2 0										
Ken Hamlin, R (8, 6) OBP: 0.269, SLG: 0.240										0 0 0 0 0 0 0										
Johnny Kucks, R (1, 1) OBP: 0.182, SLG: 0.100		4-0 BB		4-0 G1-6-3 BB		0-0 6-3		0-0 1B 1B 1B		2 0 1 0 1 0 0										
<b>Inning Stats</b>	R: 0 E: 0 K: 0 S: 3	H: 0 LOB: 1 BB: 1 P: 7	R: 0 E: 0 K: 1 S: 5	H: 0 LOB: 0 BB: 0 P: 5	R: 0 E: 0 K: 1 S: 4	H: 0 LOB: 0 BB: 1 P: 8	R: 0 E: 0 K: 0 S: 3	H: 0 LOB: 0 BB: 0 P: 3	R: 0 E: 0 K: 1 S: 5	H: 0 LOB: 0 BB: 0 P: 5	R: 1 E: 0 K: 0 S: 4	H: 2 LOB: 0 BB: 0 P: 4	R: 1 E: 0 K: 1 S: 9	H: 4 LOB: 3 BB: 0 P: 9	R: 0 E: 0 K: 0 S: 3	H: 0 LOB: 0 BB: 0 P: 3	1B: 6 2B: 2 3B: 0 HR: 0	SF: 0 SAC: 0 DP: 3 HBP: 0	WP: 0 PB: 0 SB: 0 CS: 0	PA: 33
<b>PITCHER</b>	IP WLS BF H R ER SO BB IBB HBP BLK WP HR S P ERA WHIP																			
Milt Pappas, R (1, 1) ERA: 4.2	8.0 L 30 7 2 2 4 2 0 0 0 0 0 0 36 44 2.25 1.125																			
Hoyt Wilhelm, R (9, 1) ERA: 3.55	1.0 3 0 0 0 0 0 0 0 0 0 0 0 3 3 0.00 0.000																			

**Kansas City Athletics @ Baltimore Orioles**  
 Memorial Stadium, Baltimore, MD  
 Tue Jul 26 1960, 7:05 PM EDT  
 Att. 9,147 - Unknown

[livebaseballscorecards.com](http://livebaseballscorecards.com)

<b>AB</b>	31
<b>R</b>	2
<b>H</b>	7
<b>RBI</b>	2
<b>BB</b>	2
<b>SO</b>	4
<b>LOB</b>	9








Batter	1	2	3	4	5	6	7	8	9	AB R H RBI BB SO LOB	TOP											
Bill Tuttle, R (1, 8) OBP: 0.314, SLG: 0.302	0-3 K		0-0 F9		0-3 K			0-0 5-3		4 0 0 0 0 2 1												
Jerry Lumpe, L (1, 4) OBP: 0.322, SLG: 0.366	0-0 6-3		0-3 K		0-0 FC5-4			0-0 F9		4 0 0 0 0 1 1												
Hank Bauer, R (1, 9) OBP: 0.338, SLG: 0.404	4-0 BB		0-0 F3			0-0 G4-6-3 1B		0-0 F7		3 0 1 0 1 0 0												
Dick Williams, R (1, 3) OBP: 0.335, SLG: 0.382	0-0 1-3			4-0 BB		0-3 K		0-3 K		3 0 0 0 1 2 2												
Norm Siebern, L (1, 7) OBP: 0.379, SLG: 0.495		0-0 4-3		0-3 K		0-0 G4-6-3		0-0 F9		4 0 0 0 0 1 2												
Pete Daley, R (1, 2) OBP: 0.261, SLG: 0.395		0-3 K		0-3 K			0-0 F9			3 0 0 0 0 2 1												
Bob Johnson, R (1, 5) OBP: 0.330, SLG: 0.234		4-0 BB BB		0-3 K			0-0 5-3			2 0 0 0 1 1 1												
Ken Hamlin, R (1, 6) OBP: 0.269, SLG: 0.238		4-0 FC6-4 BB			0-0 5-3		0-3 K			2 0 0 0 1 1 0												
Bud Daley, L (1, 1) OBP: 0.237, SLG: 0.173		0-0 FC6-4			4-0 FC5-4 BB			0-0 F9		0 0 0 0 0 0 0												
Andy Carey, R (2, PH) OBP: 0.292, SLG: 0.480										1 0 0 0 0 0 2												
Ned Garver, R (2, 1) OBP: 0.167, SLG: 0.182										0 0 0 0 1 0 0												
Lou Klimchok, L (8, PH) OBP: 0.333, SLG: 0.333										1 0 0 0 0 0 0												
Marty Kutyna, R (8, 1) OBP: 0.250, SLG: 0.250										0 0 0 0 0 0 0												
<b>Inning Stats</b>	R: 0 E: 0 K: 1 S: 5	H: 0 LOB: 1 BB: 1 P: 9	R: 0 E: 0 K: 1 S: 5	H: 0 LOB: 2 BB: 2 P: 13	R: 0 E: 0 K: 1 S: 5	H: 0 LOB: 0 BB: 0 P: 5	R: 0 E: 0 K: 3 S: 9	H: 0 LOB: 1 BB: 1 P: 13	R: 0 E: 0 K: 1 S: 5	H: 0 LOB: 1 BB: 1 P: 9	R: 0 E: 0 K: 1 S: 5	H: 1 LOB: 0 BB: 0 P: 5	R: 0 E: 0 K: 1 S: 5	H: 0 LOB: 0 BB: 0 P: 5	R: 0 E: 0 K: 0 S: 3	H: 0 LOB: 0 BB: 0 P: 3	R: 0 E: 0 K: 1 S: 5	H: 0 LOB: 0 BB: 0 P: 5	1B: 1 2B: 0 3B: 0 HR: 0	SF: 0 SAC: 0 DP: 1 HBP: 0	WP: 0 PB: 0 SB: 0 CS: 0	PA: 32
<b>PITCHER</b> Steve Barber, L (1, 1) ERA: 3.1	IP: 9.0 WLS: W BF: 32 H: 1 R: 0 ER: 0 SO: 10 BB: 5 IBB: 0 HBP: 0 BLK: 0 WP: 0 HR: 0 S: 47 P: 67 ERA: 0.00 WHIP: 0.667																					

**Kansas City Athletics @ Baltimore Orioles**  
 Memorial Stadium, Baltimore, MD  
 Thu Jul 28 1960, 7:05 PM EDT  
 Att. 6,073 - Unknown

AB	27
R	0
H	1
RBI	0
BB	5
SO	10
LOB	10











BOTTOM

Cleveland Indians @ Baltimore Orioles  
Memorial Stadium, Baltimore, MD

livebaseballscorecards.com

AB	33
R	1
H	6
RBI	1
BB	5
SO	8
LOB	19



WP:	0	PA:	39
PB:	0		
SB:	0		
CS:	0		

Fri Jul 29 1960, 7:05 PM EDT  
Att. 21,608 - Unknown

AB R H RBI BB SO LOB

1	0	0	1	3	0	0	
2	5	0	1	0	0	2	5
3	5	0	0	0	0	2	5
4	4	0	0	0	0	1	1
5	4	0	1	0	0	0	0
6	3	1	2	0	1	0	0
7	2	0	0	0	0	1	2
8	0	0	0	0	1	0	0
9	1	0	0	0	0	1	2
10	0	0	0	0	0	0	0
11	1	0	0	0	0	1	2
12	0	0	0	0	0	0	0
13	4	0	0	0	0	0	4
14	1	0	1	0	0	0	0
15	3	0	1	0	0	1	0

Batter	1	2	3	4	5	6	7	8	9
Jackie Brandt, R OBP: 0.340, SLG: 0.411 (1, 9) BB (5, 8)	4-0 BB		4-0 1-2 BB		0-0 5-3		0-0 SF8		4-0 1B BB
Gene Woodling, L OBP: 0.404, SLG: 0.392 (1, 7) X	0-0 L9		0-0 F9		0-3 K		0-3 K		0-0 1-3 1B
Brooks Robinson, R OBP: 0.338, SLG: 0.441 (1, 5) X	0-0 L8		0-0 F3			0-0 F3		0-3 K	0-3 K
Walt Dropo, R OBP: 0.353, SLG: 0.372 (1, 3) X	0-0 F3			0-0 5-3		0-3 K		0-0 6-3	
Gus Triandos, R OBP: 0.335, SLG: 0.349 (1, 2) X		0-0 6-3		0-0 E6 1B		0-0 F9		0-0 1B 1B	
Ron Hansen, R OBP: 0.325, SLG: 0.415 (1, 6) X		0-0 F8		0-0 FC5-4 1B		4-0 1B BB SF8 BB		0-0 1-2 1B	
Jim Busby, R OBP: 0.333, SLG: 0.320 (5, 1) Hoyt Wilhelm, R OBP: 0.091, SLG: 0.065 (7, PH) Bob Boyd, L OBP: 0.443, SLG: 0.429 (8, 1) Wes Stock, R OBP: 0.434, SLG: 0.523 (8, PH) Billy Hoelt, L (9, 1)		0-0 F8		0-3 K		4-0 1B BB		0-3 K	
Mary Breeding, R OBP: 0.319, SLG: 0.337 (1, 4) X		0-0 L8		0-0 FC5-4 1-2f		0-0 F3		0-0 F8	
Jack Fisher, R OBP: 0.294, SLG: 0.233 (1, 1) Al Pilarcik, L OBP: 0.315, SLG: 0.356 (5, 9)			0-0 BB 1B		0-0 3-1		0-0 1-2 2-3 1B		0-3 K

Inning Stats	R: 0	H: 0	E: 0	K: 0	S: 3	LOB: 1	BB: 1	P: 7	R: 0	H: 0	E: 0	K: 0	S: 3	LOB: 0	BB: 0	P: 3	R: 0	H: 1	E: 1	K: 1	S: 7	LOB: 2	BB: 1	P: 8	R: 0	H: 0	E: 0	K: 1	S: 5	LOB: 0	BB: 0	P: 5	R: 1	H: 1	E: 0	K: 1	S: 6	LOB: 2	BB: 2	P: 14	R: 0	H: 2	E: 0	K: 2	S: 9	LOB: 2	BB: 0	P: 9	R: 0	H: 1	E: 0	K: 2	S: 8	LOB: 2	BB: 1	P: 12	1B: 6	2B: 0	3B: 0	HR: 0	SF: 1	SAC: 0	DP: 0	HBP: 0	WP: 0	PA: 39
--------------	------	------	------	------	------	--------	-------	------	------	------	------	------	------	--------	-------	------	------	------	------	------	------	--------	-------	------	------	------	------	------	------	--------	-------	------	------	------	------	------	------	--------	-------	-------	------	------	------	------	------	--------	-------	------	------	------	------	------	------	--------	-------	-------	-------	-------	-------	-------	-------	--------	-------	--------	-------	--------

PITCHER	IP	WLS	BF	H	R	ER	SO	BB	IBB	HBP	BLK	WP	HR	S	P	ERA	WHIP
Jack Harshman, L ERA: 3.27 (1, 1)	6.0	W	24	2	1	1	3	3	0	0	0	0	0	27	39	1.50	0.833
Dick Stigman, L ERA: 3.73 (7, 1)	3.0	S	15	4	0	0	5	2	0	0	0	0	0	23	31	0.00	2.000

Batter	1	2	3	4	5	6	7	8	9	AB R H RBI BB SO LOB	TOP											
Johnny Temple, R (1, 5) OBP: 0.352, SLG: 0.353	0-0 F9		0-0 F4		0-0 FC5-4		0-0 CS	4-0 HR BB		3 1 0 0 1 0 3	<b>Cleveland Indians @ Baltimore Orioles</b> <b>Memorial Stadium, Baltimore, MD</b> Sat Jul 30 1960, 3:33 AM EDT Att. 6,614 - Unknown											
Marty Keough, L (1, 9) OBP: 0.314, SLG: 0.363	0-3 K		0-0 F5			0-0 F8		0-0 HR		4 1 1 2 0 1 1												
Ken Aspromonte, R (1, 4) OBP: 0.371, SLG: 0.396	0-0 1B			0-3 K		0-0 5-3		0-0 F8		4 0 1 0 0 1 0												
Vic Power, R (1, 3) OBP: 0.343, SLG: 0.416	0-0 G3			0-0 G6-4-3 1B		0-0 S 1B		0-0 4-3		4 0 2 0 0 0 1												
Jim Piersall, R (1, 8) OBP: 0.320, SLG: 0.474		0-0 4-3 2B		0-0 G6-4-3		0-3 K		0-3 K		4 0 1 0 0 2 2												
Tito Francona, L (1, 7) OBP: 0.379, SLG: 0.422		0-0 4-3			0-0 F7		0-0 1B 2B		0-0 S 1B	4 1 2 0 0 0 1												
Bubba Phillips, R (9, PR) OBP: 0.253, SLG: 0.294		2-3								0 0 0 0 0 0 0												
Red Wilson, R (1, 2) OBP: 0.313, SLG: 0.284		0-3 K			4-0 FC1-6 BB		0-0 FC6-4 1B		0-0 F2	3 0 1 1 1 1 2												
Rocky Bridges, R (1, 6) OBP: 0.200, SLG: 0.200		0-0 6-3			0-0 FC1-6 1B		0-3 K		0-0 F7	3 0 0 0 0 1 3												
Bob Hale, L (9, PH) OBP: 0.255, SLG: 0.326					1-2f				1-2	1 0 0 0 0 0 1												
Miguel de la Hoz, R (9, 6) OBP: 0.364, SLG: 0.550										0 0 0 0 0 0 0												
Mudcat Grant, R (1, 1) OBP: 0.250, SLG: 0.243			0-0 F5 1B			0-0 FC5-4 1B		0-0 FC6-4 CS		4 0 2 0 0 0 3												
Johnny Klippstein, R (9, 1) OBP: 0.154, SLG: 0.083										0 0 0 0 0 0 0												
Bobby Locke, R (9, 1) OBP: 0.375, SLG: 0.357										0 0 0 0 0 0 0												
<b>Inning Stats</b>	R: 0 E: 0 K: 1 S: 6	H: 1 LOB: 1 BB: 0 P: 6	R: 0 E: 0 K: 1 S: 6	H: 1 LOB: 1 BB: 0 P: 6	R: 0 E: 0 K: 0 S: 3	H: 1 LOB: 0 BB: 0 P: 3	R: 0 E: 0 K: 1 S: 5	H: 1 LOB: 0 BB: 0 P: 5	R: 0 E: 0 K: 1 S: 4	H: 1 LOB: 2 BB: 1 P: 8	R: 0 E: 0 K: 1 S: 6	H: 1 LOB: 1 BB: 0 P: 6	R: 1 E: 0 K: 1 S: 6	H: 2 LOB: 0 BB: 0 P: 6	R: 2 E: 0 K: 1 S: 6	H: 1 LOB: 0 BB: 1 P: 10	R: 0 E: 0 K: 0 S: 4	H: 1 LOB: 2 BB: 0 P: 4	1B: 7 2B: 2 3B: 0 HR: 1	SF: 0 SAC: 0 DP: 1 HBP: 0	WP: 0 PB: 0 SB: 2 CS: 1	PA: 37
<b>PITCHER</b> Chuck Estrada, R (1, 1) ERA: 3.84	IP: 9.0 WLS: W BF: 36 H: 10 R: 3 ER: 3 SO: 6 BB: 2 IBB: 0 HBP: 0 BLK: 0 WP: 0 HR: 1 S: 46 P: 54 ERA: 3.00 WHIP: 1.333											<b>PITCHER</b>	IP: 9.0 WLS: W BF: 36 H: 10 R: 3 ER: 3 SO: 6 BB: 2 IBB: 0 HBP: 0 BLK: 0 WP: 0 HR: 1 S: 46 P: 54 ERA: 3.00 WHIP: 1.333									

livebaseballscorecards.com

<b>AB</b>	34
<b>R</b>	3
<b>H</b>	10
<b>RBI</b>	3
<b>BB</b>	2
<b>SO</b>	6
<b>LOB</b>	17





Batter	1	2	3	4	5	6	7	8	9	AB R H RBI BB SO LOB
Jackie Brandt, R (1, 8) OBP: 0.337, SLG: 0.407 Bob Boyd, L (7, PH) OBP: 0.397, SLG: 0.421 Jim Busby, R (8, 8) OBP: 0.339, SLG: 0.327	0-0 F9		0-0 F9		0-3 K		0-0 F3		0-0 1B	3 0 0 0 0 1 1 1 0 0 0 0 0 2 1 0 1 1 0 0 0
Gene Stephens, L (1, 9) OBP: 0.311, SLG: 0.379 (8, 7)	0-0 2B 1B		0-3 K		0-0 6-3		0-0 2B			4 1 2 2 0 1 1
Gene Woodling, L (1, 7) OBP: 0.402, SLG: 0.394 Ron Hansen, R (8, 6) OBP: 0.325, SLG: 0.415	0-0 2B			0-0 F8		0-0 6-3	0-0 4-3			4 0 1 1 0 0 1 0 0 0 0 0 0 0
Jim Gentile, L (1, 3) OBP: 0.431, SLG: 0.518	0-0 F5			0-0 BB 1B		0-3 K		0-0 F9		4 0 1 0 0 1 1
Brooks Robinson, R (1, 5) OBP: 0.337, SLG: 0.439	0-0 F7			0-3 K		0-0 1B		0-0 5-3		4 0 1 0 0 1 2
Clint Courtney, L (1, 2) OBP: 0.373, SLG: 0.283		0-0 L9		4-0 BB		0-0 F3		4-0 BB		2 0 0 0 2 0 1
Billy Klaus, L (1, 6) OBP: 0.333, SLG: 0.400 (8, 4)		0-3 K		0-3 K			0-0 1B 2B	0-0 CS	4-0 6-3 B2 1B BB	3 2 1 0 1 2 2
Mary Breeding, R (1, 4) OBP: 0.320, SLG: 0.338 Al Pilarcik, L (7, PH) OBP: 0.318, SLG: 0.358 (8, 9)		0-0 F4			0-0 FC3-6 1B		0-0 2B 1B		0-0 B2	2 0 1 0 0 0 0 2 1 1 0 0 0 1
Chuck Estrada, R (1, 1) OBP: 0.184, SLG: 0.194			0-0 F8		0-0 FC3-6		0-0 F4		0-0 6-3	4 0 0 0 0 0 4

Inning Stats	R: 1	H: 2	E: 0	K: 0	S: 5	R: 0	H: 0	E: 0	K: 1	S: 5	R: 0	H: 0	E: 0	K: 1	S: 5	R: 0	H: 1	E: 0	K: 2	S: 8	R: 0	H: 1	E: 0	K: 1	S: 6	R: 0	H: 1	E: 0	K: 1	S: 6	R: 2	H: 3	E: 0	K: 0	S: 6	R: 0	H: 0	E: 0	K: 0	S: 2	R: 1	H: 1	E: 0	K: 0	S: 3	1B: 6	2B: 3	3B: 0	HR: 0	SF: 0	SAC: 0	DP: 0	HBP: 0	WP: 0	PB: 0	SB: 0	CS: 1	PA: 38
PITCHER	IP	WLS	BF	H	R	ER	SO	BB	IBB	HBP	BLK	WP	HR	S	P	ERA	WHIP																																									
Mudcat Grant, R (1, 1) ERA: 4.18	8.0		33	8	3	3	6	2	0	0	0	0	0	43	51	3.38	1.250																																									
Johnny Klippstein, R (9, 1) ERA: 2.5	0.1	L	2	0	1	1	0	1	0	0	0	0	0	1	5	27.00	3.000																																									
Bobby Locke, R (9, 1) ERA: 3.02	0.1		2	1	0	0	0	0	0	0	0	0	0	2	2	0.00	3.000																																									

BOTTOM

Cleveland Indians @ Baltimore Orioles  
Memorial Stadium, Baltimore, MD

Sat Jul 30 1960, 3:33 AM EDT  
Att. 6,614 - Unknown

livebaseballscorecards.com

AB	34
R	4
H	9
RBI	4
BB	3
SO	6
LOB	16



Batter	1	2	3	4	5	6	7	8	9	AB R H RBI BB SO LOB	TOP																
Johnny Temple, R OBP: 0.354, SLG: 0.355 (1, 5) X	0-0 5-3	0-0 FC4-6 1-3 1B			0-0 FC5-4 1B		0-0 4-3			4 0 2 0 0 0 0																	
Ken Aspromonte, R OBP: 0.369, SLG: 0.391 (1, 4) X	0-0 6-3	0-0 FC4-6 1-2f			0-0 F9			4-0 6-3 1B BB		3 1 0 0 1 0 3																	
Harvey Kuenn, R OBP: 0.376, SLG: 0.416 (1, 9) X	0-0 5-3			0-0 FC3-6 1B	0-0 FC5-4 1-2f			0-0 6-3 1B		4 1 2 0 0 0 1																	
Vic Power, R OBP: 0.342, SLG: 0.414 (1, 3) X		0-0 1B HR 1B		0-0 FC3-6 G4-3 1-2f		0-0 6-3		0-0 6-3 1-2 2-3		4 1 1 0 0 0 3																	
Jim Piersall, R OBP: 0.323, SLG: 0.475 (1, 7) X		0-0 1B HR 1B		0-0 G4-3 1-2f		0-0 1-3		0-0 CS 1B 2-H 3-H		4 1 2 2 0 0 1																	
Miguel de la Hoz, R OBP: 0.383, SLG: 0.667 (1, 6) X		0-0 HR 1-H 2-H		0-3 K		0-0 1B		0-0 F7		4 1 2 3 0 1 1																	
Marty Keough, L OBP: 0.313, SLG: 0.361 (1, 8) X		0-0 FC1-6 1B		0-0 6-3		0-0 F8		0-0 CS 1-2	0-0 F9	4 0 1 0 0 0 1																	
Red Wilson, R OBP: 0.310, SLG: 0.280 (1, 2) X		0-0 FC1-6 1B		0-0 5-3			0-0 F5		0-0 4-3	2 0 0 0 0 0 1																	
Bob Hale, L OBP: 0.250, SLG: 0.319 (7, PH)										1 0 0 0 0 0 0																	
Dick Stigman, R OBP: 0.375, SLG: 0.333 (7, 1) X										0 0 0 0 0 0 0																	
Don Newcombe, L OBP: 0.200, SLG: 0.162 (9, PH) X		0-0 F7 1-2f								1 0 0 0 0 0 0																	
Gary Bell, R OBP: 0.208, SLG: 0.178 (1, 1) X					0-3 K		0-3 K		0-0 F3	0 0 0 0 0 0 0																	
Tito Francona, L OBP: 0.378, SLG: 0.420 (2, PH)										1 0 0 0 0 0 1																	
Carl Mathias, S (2, 1)										1 0 0 0 0 1 0																	
Chuck Tanner, L OBP: 0.407, SLG: 0.364 (7, PH)										1 0 0 0 0 1 0																	
John Romano, R OBP: 0.312, SLG: 0.440 (7, 2) X										1 0 0 0 0 0 0																	
<b>Inning Stats</b>	R: 0 E: 0 K: 0 S: 3	H: 0 LOB: 0 BB: 0 P: 3	R: 3 E: 0 K: 0 S: 8	H: 5 LOB: 2 BB: 0 P: 8	R: 0 E: 0 K: 1 S: 5	H: 1 LOB: 0 BB: 0 P: 5	R: 0 E: 0 K: 1 S: 6	H: 1 LOB: 1 BB: 0 P: 6	R: 0 E: 0 K: 1 S: 5	H: 0 LOB: 0 BB: 0 P: 5	R: 2 E: 0 K: 0 S: 4	H: 2 LOB: 0 BB: 1 P: 8	R: 0 E: 0 K: 0 S: 3	H: 0 LOB: 0 BB: 0 P: 3	1B: 9 2B: 0 3B: 0 HR: 1	SF: 0 SAC: 0 DP: 1 HBP: 0	WP: 0 PB: 0 SB: 0 CS: 1	PA: 37									
<b>PITCHER</b>	IP WLS BF H R ER SO BB IBB HBP BLK WP HR S P ERA WHIP																										
Hal Brown, R ERA: 3.86 (1, 1)	1.0		6	3	3	3	0	0	0	0	0	0	1	6	6	27.00	3.000										
Wes Stock, R ERA: 2.89 (2, 1)	6.1	W	25	6	2	2	3	1	0	0	0	0	0	30	34	2.84	1.105										
Jack Fisher, R ERA: 3.48 (8, 1)	1.2	S	5	1	0	0	0	0	0	0	0	0	0	5	5	0.00	0.600										

Cleveland Indians @ Baltimore Orioles  
Memorial Stadium, Baltimore, MD  
Sun Jul 31 1960, 3:33 AM EDT  
Att. 9,465 - Unknown

livebaseballscorecards.com

AB	35
R	5
H	10
RBI	5
BB	1
SO	3
LOB	12





Batter	1	2	3	4	5	6	7	8	9	AB	R	H	RBI	BB	SO	LOB
Jackie Brandt, R OBP: 0.333, SLG: 0.401 (1, 8) (8, 9)	0-3 K	0-3 K		0-0 1-3		0-0 F6				4	0	0	0	0	2	0
Gene Stephens, L OBP: 0.319, SLG: 0.377 (1, 9) (8, 7)	4-0 BB HR BB	4-0 BB 1B BB		0-0 6-3		4-0 BB				1	2	0	0	3	0	0
Gene Woodling, L OBP: 0.403, SLG: 0.391 Jim Busby, R OBP: 0.339, SLG: 0.327 (1, 7) (8, 8)	4-0 BB HR BB	4-0 BB 1B BB		0-0 L9		0-0 G3				2	2	0	0	2	0	1
Jim Gentile, L OBP: 0.432, SLG: 0.516 (1, 3)	4-0 BB HR BB	0-0 1B 1B			0-0 4-3		0-0 G3			3	1	1	1	1	0	0
Brooks Robinson, R OBP: 0.341, SLG: 0.452 (1, 5)	0-0 HR	0-0 1B			0-0 2B		0-0 5-3			4	1	3	5	0	0	0
Clint Courtney, L OBP: 0.370, SLG: 0.277 Gus Triandos, R OBP: 0.335, SLG: 0.349 (1, 2) (8, 2)	0-0 F4	0-0 4-3			4-0 BB		0-0 F9			3	0	0	0	1	0	2
Billy Klaus, L OBP: 0.346, SLG: 0.455 Ron Hansen, R OBP: 0.324, SLG: 0.413 (1, 6) (5, PH) (6, 6)	0-0 2B		0-3 K		0-0 F7		0-0 F2			2	0	1	0	0	1	0
Mary Breeding, R OBP: 0.317, SLG: 0.334 (1, 4)	0-0 F9		0-3 K		0-0 F7		0-0 5-3			4	0	0	0	0	1	3
Hal Brown, R OBP: 0.343, SLG: 0.267 Wes Stock, R Jack Fisher, R OBP: 0.286, SLG: 0.226 (1, 1) (2, 1) (8, 1)		0-3 K	0-3 K			0-0 F3		0-0 6-3		0	0	0	0	0	0	0

Inning Stats	R: 4	H: 2	E: 0	K: 1	S: 7	LOB: 1	BB: 3	P: 19	R: 2	H: 2	E: 0	K: 2	S: 9	LOB: 2	BB: 2	P: 17	R: 0	H: 0	E: 0	K: 3	S: 9	LOB: 0	BB: 0	P: 9	R: 0	H: 0	E: 0	K: 0	S: 3	LOB: 0	BB: 0	P: 3	R: 0	H: 1	E: 0	K: 0	S: 4	LOB: 2	BB: 1	P: 8	R: 0	H: 0	E: 0	K: 0	S: 3	LOB: 1	BB: 1	P: 7	R: 0	H: 0	E: 0	K: 0	S: 3	LOB: 0	BB: 0	P: 3	R: 0	H: 0	E: 0	K: 0	S: 3	LOB: 0	BB: 0	P: 3
--------------	------	------	------	------	------	--------	-------	-------	------	------	------	------	------	--------	-------	-------	------	------	------	------	------	--------	-------	------	------	------	------	------	------	--------	-------	------	------	------	------	------	------	--------	-------	------	------	------	------	------	------	--------	-------	------	------	------	------	------	------	--------	-------	------	------	------	------	------	------	--------	-------	------


PITCHER	IP	WLS	BF	H	R	ER	SO	BB	IBB	HBP	BLK	WP	HR	S	P	ERA	WHIP
Gary Bell, R ERA: 4.03 (1, 1)	1.0	L	8	2	4	4	1	3	0	0	0	0	1	7	19	36.00	5.000
Carl Mathias, L ERA: 3.6 (2, 1)	5.0		22	3	2	2	5	4	0	0	0	0	0	28	44	3.60	1.400
Dick Stigman, L ERA: 3.65 (7, 1)	2.0		6	0	0	0	0	0	0	0	0	0	0	6	6	0.00	0.000

**BOTTOM**

**Cleveland Indians @ Baltimore Orioles**  
**Memorial Stadium, Baltimore, MD**  
 Sun Jul 31 1960, 3:33 AM EDT  
 Att. 9,465 - Unknown

AB	29
R	6
H	5
RBI	6
BB	7
SO	6
LOB	8

livebaseballscorecards.com



WP: 0	PA: 36
PB: 0	SB: 0
CS: 0	

Batter	1	2	3	4	5	6	7	8	9	AB R H RBI BB SO LOB	TOP									
Luis Aparicio, R (1, 6) OBP: 0.308, SLG: 0.330	0-0 F2		0-0 SH1-3		0-0 6-3			0-0 6-3		3 0 0 0 0 0 0										
Nellie Fox, L (1, 4) OBP: 0.343, SLG: 0.352	0-0 G5-4-3 1B		0-0 1B		0-0 F4			4-0 BB		3 0 2 1 1 0 0										
Roy Sievers, R (1, 3) OBP: 0.426, SLG: 0.583	0-0 G5-4-3 1-2f		0-0 F9		0-0 5-3			0-0 F9		4 0 0 0 0 0 4										
Sherm Lollar, R (1, 2) OBP: 0.345, SLG: 0.388		0-3 K		0-0 F6				0-3 K		4 0 0 0 0 2 1										
Minnie Minoso, R (1, 7) OBP: 0.386, SLG: 0.485		0-3 K		0-0 FC6-4 1B				0-0 F9		4 0 1 0 0 1 0										
Al Smith, R (1, 9) OBP: 0.375, SLG: 0.452		0-0 4-3		0-0 FC6-4 1B				0-0 6-3		4 0 1 0 0 0 0										
Gene Freese, R (1, 5) OBP: 0.318, SLG: 0.481			0-0 FC6-4 1B		0-0 FC6-4 1-2f 2-3			4-0 FC4-6 BB		3 0 1 0 1 0 2										
Jim Landis, R (1, 8) OBP: 0.369, SLG: 0.364			0-0 FC6-4 SH1-3 1B		0-0 FC6-4 1-2f			0-3 K		3 1 0 0 0 1 4										
Herb Score, L (1, 1) OBP: 0.313, SLG: 0.357			0-0 1B SH1-3 1B		0-0 4-3			0-0 FC4-6 1-2f		3 0 1 0 0 0 1										
<b>Inning Stats</b>	R: 0 E: 0 K: 0 S: 3	H: 1 LOB: 0 BB: 0 P: 3	R: 0 E: 0 K: 2 S: 7	H: 0 LOB: 0 BB: 0 P: 7	R: 1 E: 0 K: 0 S: 6	H: 3 LOB: 2 BB: 0 P: 6	R: 0 E: 0 K: 0 S: 5	H: 2 LOB: 2 BB: 0 P: 5	R: 0 E: 0 K: 0 S: 3	H: 0 LOB: 0 BB: 0 P: 3	R: 0 E: 0 K: 1 S: 5	H: 0 LOB: 1 BB: 1 P: 9	R: 0 E: 0 K: 1 S: 5	H: 0 LOB: 1 BB: 1 P: 9	R: 0 E: 0 K: 0 S: 3	H: 0 LOB: 0 BB: 0 P: 3	1B: 6 2B: 0 3B: 0 HR: 0	SF: 0 SAC: 1 DP: 1 HBP: 0	WP: 0 PB: 0 SB: 0 CS: 0	PA: 34
<b>PITCHER</b> Milt Pappas, R (1, 1) ERA: 3.95	IP: 9.0 WLS: W BF: 34 H: 6 R: 1 ER: 1 SO: 4 BB: 2 IBB: 0 HBP: 0 BLK: 0 WP: 0 HR: 0 S: 40 P: 48 ERA: 1.00 WHIP: 0.889																			
<b>PITCHER</b>	IP: 9.0 WLS: W BF: 34 H: 6 R: 1 ER: 1 SO: 4 BB: 2 IBB: 0 HBP: 0 BLK: 0 WP: 0 HR: 0 S: 40 P: 48 ERA: 1.00 WHIP: 0.889																			

Chicago White Sox @ Baltimore Orioles  
 Memorial Stadium, Baltimore, MD  
 Mon Aug 01 1960, 7:05 PM EDT  
 Att: 11,971 - Unknown

livebaseballscorecards.com

AB	31
R	1
H	6
RBI	1
BB	2
SO	4
LOB	12







Batter	1	2	3	4	5	6	7	8	9	AB R H RBI BB SO LOB	TOP		
Luis Aparicio, R (1, 6) OBP: 0.308, SLG: 0.329 Earl Torgeson, L (9, PH) OBP: 0.518, SLG: 0.537	0-0 F8		0-0 F9		0-0 S 1B			0-0 6-3	0-3 K	4 0 1 0 0 0 0 1 0 0 0 0 1 2			
Nellie Fox, L (1, 4) OBP: 0.342, SLG: 0.356	0-0 F5		0-0 E6		0-0 1-2 5-3			0-0 3B		4 0 1 0 0 0 1			
Minnie Minoso, R (1, 7) OBP: 0.384, SLG: 0.483	0-0 1-3		0-0 F9		0-0 G4-6-3 1B			0-3 K		4 0 1 0 0 1 2			
Roy Sievers, R (1, 3) OBP: 0.424, SLG: 0.589		0-0 HR	0-0 F6		0-3 K			0-0 F2		4 1 1 1 0 1 3			
Sherm Lollar, R (1, 2) OBP: 0.341, SLG: 0.383		0-0 F8		0-0 F8		0-0 G4-6-3 1-2f			0-0 L6	4 0 0 0 0 0 1			
Al Smith, R (1, 9) OBP: 0.379, SLG: 0.458		0-0 2B G1-2-3 1B		0-3 K			0-0 1B		0-0 1B 2B	4 1 3 0 0 1 0			
Gene Freese, R (1, 5) OBP: 0.318, SLG: 0.481		0-0 1-3 2B		0-0 5-3			0-3 K		0-0 2-3	4 0 1 0 0 1 2			
Jim Landis, R (1, 8) OBP: 0.370, SLG: 0.361		4-0 BB BB		0-0 F3			0-3 K		4-0 1B BB	2 0 0 0 2 1 1			
Billy Pierce, L (1, 1) OBP: 0.275, SLG: 0.217 Turk Lowm, R (6, 1) OBP: 0.333, SLG: 0.400 Russ Kemmerer, R (6, 1) Sammy Esposito, R (7, PH) OBP: 0.286, SLG: 0.196 Bob Rush, R (7, 1) OBP: 0.600, SLG: 0.500 Ted Kuszewski, L (8, PH) OBP: 0.342, SLG: 0.366 Jim Rivera, L (9, PH) OBP: 0.455, SLG: 0.700		0-0 G1-2-3		0-0 6-3			0-0 F7		0-0 1-3 2-H 1B	2 0 0 0 0 0 3 0 0 0 0 0 0 0 0 0 0 0 0 0 0 1 0 0 0 0 0 1 0 0 0 0 0 0 0 1 0 0 1 1 0 0 0 0 0 0 0 0 0 0			
<b>Inning Stats</b>	R: 0 H: 0 E: 0 LOB: 0 K: 0 BB: 0 S: 3 P: 3	R: 1 H: 3 E: 0 LOB: 2 K: 0 BB: 1 S: 5 P: 9	R: 0 H: 0 E: 1 LOB: 1 K: 0 BB: 0 S: 4 P: 4	R: 0 H: 0 E: 0 LOB: 0 K: 1 BB: 0 S: 5 P: 5	R: 0 H: 1 E: 0 LOB: 1 K: 0 BB: 0 S: 4 P: 4	R: 0 H: 1 E: 0 LOB: 0 K: 1 BB: 0 S: 5 P: 5	R: 0 H: 1 E: 0 LOB: 1 K: 2 BB: 0 S: 8 P: 8	R: 0 H: 1 E: 0 LOB: 1 K: 1 BB: 0 S: 6 P: 6	R: 1 H: 2 E: 0 LOB: 2 K: 1 BB: 1 S: 7 P: 11	1B: 5 SF: 0 2B: 2 SAC: 0 3B: 1 DP: 2 HR: 1 HBP: 0	WP: 0 PA: 37 PB: 0 SB: 1 CS: 0		
<b>PITCHER</b>	IP WLS BF H R ER SO BB IBB HBP BLK WP HR S P ERA WHIP											<b>PITCHER</b>	IP WLS BF H R ER SO BB IBB HBP BLK WP HR S P ERA WHIP
Steve Barber, L (1, 1) ERA: 3.03	8.2 W 36 9 2 2 5 2 0 0 0 0 0 1 44 52 2.08 1.269												
Jerry Walker, R (9, 1) ERA: 3.62	0.1 S 1 0 0 0 1 0 0 0 0 0 0 0 3 3 0.00 0.000												

Chicago White Sox @ Baltimore Orioles  
 Memorial Stadium, Baltimore, MD  
 Tue Aug 02 1960, 7:05 PM EDT  
 Att: 22,703 - Unknown

livebaseballscorecards.com

AB	35
R	2
H	9
RBI	2
BB	2
SO	6
LOB	16







Batter	1	2	3	4	5	6	7	8	9	10	11	AB R H RBI BB SO LOB	TOP											
Luis Aparicio, R OBP: 0.311, SLG: 0.332 (1, 6)												5 0 2 0 1 0 0	<p>Chicago White Sox @ Baltimore Orioles Memorial Stadium, Baltimore, MD Wed Aug 03 1960, 7:05 PM EDT Att. 13,917 - Unknown</p>											
Nellie Fox, L OBP: 0.342, SLG: 0.355 (1, 4)												6 0 2 0 0 0 4												
Jim Landis, R OBP: 0.365, SLG: 0.355 (1, 8)												5 1 0 0 0 2 2												
Roy Sievers, R OBP: 0.424, SLG: 0.585 (1, 3)												5 0 2 0 0 2 1												
Sherm Lollar, R OBP: 0.345, SLG: 0.397 (1, 2)												5 1 3 2 0 0 0												
Minnie Minoso, R OBP: 0.385, SLG: 0.482 (1, 7)												5 0 2 0 0 0 4												
Al Smith, R OBP: 0.379, SLG: 0.460 (1, 9)												5 1 2 0 0 3 2												
Gene Freese, R OBP: 0.317, SLG: 0.488 (1, 5)												4 1 1 1 0 1 2												
Frank Baumann, L OBP: 0.229, SLG: 0.100 (7, PH)												2 0 0 0 0 0 0												
Ted Kluszewski, L OBP: 0.347, SLG: 0.394 (7, 1)												1 1 1 2 0 0 0												
Gerry Staley, R OBP: 0.375, SLG: 0.250 (8, 1)												1 0 0 0 0 0 0												
Dick Donovan, L OBP: 0.136, SLG: 0.050 (11, PH)												0 0 0 0 0 0 0												
Earl Torgerson, L OBP: 0.509, SLG: 0.524 (11, 1)												1 0 0 0 0 0 1												
Turk Lown, R OBP: 0.333, SLG: 0.400 (11, 1)												0 0 0 0 0 0 0												
<b>Inning Stats</b>	R: 1 E: 0 K: 0 S: 6	H: 3 LOB: 2 BB: 0 P: 6	R: 0 E: 0 K: 2 S: 7	H: 0 LOB: 0 BB: 0 P: 7	R: 0 E: 0 K: 1 S: 6	H: 1 LOB: 1 BB: 0 P: 6	R: 0 E: 1 K: 0 S: 3	H: 1 LOB: 0 BB: 0 P: 3	R: 0 E: 0 K: 2 S: 7	H: 0 LOB: 0 BB: 0 P: 7	R: 2 E: 0 K: 0 S: 6	H: 3 LOB: 1 BB: 0 P: 6	R: 1 E: 0 K: 1 S: 7	H: 2 LOB: 1 BB: 0 P: 7	R: 1 E: 0 K: 0 S: 4	H: 1 LOB: 0 BB: 0 P: 4	R: 0 E: 0 K: 1 S: 6	H: 2 LOB: 1 BB: 0 P: 6	R: 0 E: 0 K: 0 S: 4	H: 1 LOB: 2 BB: 1 P: 8	1B: 10 2B: 3 3B: 0 HR: 3	SF: 0 SAC: 1 DP: 2 HBP: 0	WP: 0 PB: 0 SB: 1 CS: 0	PA: 47
<b>PITCHER</b>	IP WLS BF H R ER SO BB IBB HBP BLK WP HR S P ERA WHIP												IP WLS BF H R ER SO BB IBB HBP BLK WP HR S P ERA WHIP											
Hoyt Wilhelm, R ERA: 3.56 (1, 1)	7.0 29 9 3 3 6 0 0 0 0 0 0 1 41 41 3.86 1.286																							
Jack Fisher, R ERA: 3.57 (8, 1)	2.0 9 3 2 2 1 0 0 0 0 0 0 2 11 11 9.00 1.500																							
Wes Stock, R ERA: 2.38 (10, 1)	2.0 9 3 0 0 1 1 0 0 0 0 0 0 10 14 0.00 2.000																							

livebaseballscorecards.com

AB	45
R	5
H	15
RBI	5
BB	1
SO	8
LOB	16





BOTTOM

Chicago White Sox @ Baltimore Orioles  
Memorial Stadium, Baltimore, MD

Wed Aug 03 1960, 7:05 PM EDT  
Att. 13,917 - Unknown

livebaseballscorecards.com

AB	40
R	6
H	13
RBI	5
BB	2
SO	3
LOB	13



WP:	0	PA:	43
PB:	0		
SB:	0		
CS:	0		

Batter	1	2	3	4	5	6	7	8	9	10	11	AB	R	H	RBI	BB	SO	LOB
Jackie Brandt, R OBP: 0.336, SLG: 0.405 (1, 9) (10, 5)												5	1	2	1	0	0	3
Jim Busby, R OBP: 0.331, SLG: 0.319 (1, 8)												5	1	2	0	0	0	3
Brooks Robinson, R OBP: 0.336, SLG: 0.446 (1, 5) (10, 4)												4	0	1	0	0	0	1
Walt Dropo, R OBP: 0.347, SLG: 0.364 Jim Gentile, L OBP: 0.433, SLG: 0.513 (1, 3) (8, PH) (9, 3)												3	0	0	0	0	0	1
Gus Triandos, R OBP: 0.326, SLG: 0.350 (1, 2)												4	1	0	0	1	1	0
Ron Hansen, R OBP: 0.328, SLG: 0.418 Clint Courtney, L OBP: 0.374, SLG: 0.277 Jerry Walker, S OBP: 0.355, SLG: 0.345 Billy Klaus, L OBP: 0.370, SLG: 0.478 (1, 6) (9, PH) (9, PR) (10, 6)												3	0	1	0	0	0	0
Dave Nicholson, R OBP: 0.310, SLG: 0.360 Gene Woodling, L OBP: 0.405, SLG: 0.401 (1, 7) (9, PH) (10, 7)												3	0	1	2	0	0	0
Mary Breeding, R OBP: 0.319, SLG: 0.339 Al Pilarcik, L OBP: 0.322, SLG: 0.363 (1, 4) (9, PH) (10, 9)												3	0	2	0	0	0	2
Hoyt Wilhelm, R OBP: 0.114, SLG: 0.091 Gene Stephens, L OBP: 0.316, SLG: 0.374 Jack Fisher, R OBP: 0.286, SLG: 0.226 Bob Boyd, L OBP: 0.391, SLG: 0.414 Wes Stock, R OBP: 0.302 (1, 1) (7, PH) (8, 1) (9, PH) (10, 1)												2	0	1	0	0	0	1

Inning Stats	R: 1	H: 2	R: 0	H: 0	R: 0	H: 1	R: 0	H: 0	R: 0	H: 2	R: 2	H: 3	R: 0	H: 0	R: 0	H: 1	R: 2	H: 2	R: 0	H: 0	R: 1	H: 2	1B: 9	SF: 0	WP: 0	PA: 43
	E: 0	LOB: 0	E: 0	LOB: 0	E: 0	LOB: 1	E: 0	LOB: 0	E: 0	LOB: 2	E: 0	LOB: 2	E: 0	LOB: 0	E: 0	LOB: 0	E: 0	LOB: 0	E: 0	LOB: 0	E: 0	LOB: 1	2B: 2	SAC: 1	PB: 0	
	K: 0	BB: 0	K: 0	BB: 0	K: 0	BB: 0	K: 0	BB: 0	K: 0	BB: 0	K: 0	BB: 1	K: 0	BB: 0	K: 0	BB: 0	K: 0	BB: 0	K: 2	BB: 0	K: 0	BB: 0	3B: 2	DP: 1	SB: 0	
	S: 4	P: 4	S: 3	P: 3	S: 4	P: 4	S: 3	P: 3	S: 5	P: 5	S: 6	P: 10	S: 3	P: 3	S: 3	P: 3	S: 7	P: 11	S: 7	P: 7	S: 2	P: 2	HR: 0	HBP: 0	CS: 0	

PITCHER	IP	WLS	BF	H	R	ER	SO	BB	IBB	HBP	BLK	WP	HR	S	P	ERA	WHIP
Frank Baumann, L ERA: 2.2 (1, 1)	6.0		26	8	3	3	0	0	1	0	0	0	0	25	29	4.50	1.333
Gerry Staley, R ERA: 1.91 (7, 1)	2.2		10	2	2	2	1	1	0	0	0	0	0	11	15	6.75	1.125
Dick Donovan, R ERA: 5.62 (9, 1)	1.1		5	1	0	0	2	0	0	0	0	0	0	9	9	0.00	0.750
Turk Lown, R ERA: 3.02 (11, 1)	0.0	L	2	2	1	1	0	0	0	0	0	0	0	2	2	∞	∞

Batter	1	2	3	4	5	6	7	8	9	AB R H RBI BB SO LOB	TOP											
Jackie Brandt, R (1, 8) OBP: 0.333, SLG: 0.405	0-3 K		0-0 F8	0-0 FC6-4		0-0 2B		0-0 FC6		5 0 1 0 0 1 3												
Gene Stephens, L (1, 9) OBP: 0.322, SLG: 0.381	0-0 4-3 2B		1-0 BB HBP		0-0 2B 4-3 1B	0-3 K		0-3 K	4 1 2 0 0 2 1													
Gene Woodling, L (1, 7) OBP: 0.402, SLG: 0.401	0-0 4-3 2-3		0-0 F8		0-0 4-3 1-3 1B 2B		0-0 4-3	0-0 3-1	5 1 1 0 0 0 2													
Jim Gentile, L (1, 3) OBP: 0.429, SLG: 0.504	0-3 K		4-0 1-2 BB		0-0 4-3 2-3 3-H 1B		0-3 K	0-0 4-3	4 0 0 1 1 2 2													
Brooks Robinson, R (1, 5) OBP: 0.338, SLG: 0.447		0-0 5-3	0-0 F8		0-0 1B		0-0 FC6-4 1B		4 0 2 1 0 0 2													
Gus Triandos, R (1, 2) OBP: 0.324, SLG: 0.363		0-0 HR		0-3 K	0-0 F8		0-0 FC6-4		4 1 1 1 0 1 2													
Ron Hansen, R (1, 6) OBP: 0.330, SLG: 0.416		4-0 BB		4-0 F9 1B BB	0-0 F8		0-0 F7		2 0 0 0 2 0 1													
Mary Breeding, R (1, 4) OBP: 0.319, SLG: 0.339		0-0 F7		0-0 FC6-4 1B		0-0 E4 CS		0-0 F4	3 0 1 0 0 0 1													
Al Pilarcik, L (8, PH) OBP: 0.320, SLG: 0.360				1-2					1 0 0 0 0 0 0													
Billy Klaus, L (8, 4) OBP: 0.370, SLG: 0.478									0 0 0 0 0 0 0													
Chuck Estrada, R (1, 1) OBP: 0.171, SLG: 0.179		0-0 1-3		0-0 F9		0-3 K		0-0 FC6 1B	3 0 0 0 0 1 4													
Bob Boyd, L (8, PH) OBP: 0.400, SLG: 0.424				2-3					1 0 1 0 0 0 0													
Wes Stock, R (8, 1)									0 0 0 0 0 0 0													
<b>Inning Stats</b>	R: 0 E: 0 K: 2 S: 8	H: 1 LOB: 1 BB: 0 P: 8	R: 1 E: 0 K: 0 S: 4	H: 1 LOB: 1 BB: 1 P: 8	R: 0 E: 0 K: 0 S: 3	H: 0 LOB: 2 BB: 1 P: 8	R: 0 E: 0 K: 1 S: 6	H: 1 LOB: 2 BB: 1 P: 10	R: 2 E: 0 K: 0 S: 6	H: 3 LOB: 1 BB: 0 P: 6	R: 0 E: 1 K: 2 S: 8	H: 1 LOB: 1 BB: 0 P: 8	R: 0 E: 0 K: 1 S: 6	H: 1 LOB: 1 BB: 0 P: 6	R: 0 E: 0 K: 0 S: 4	H: 1 LOB: 1 BB: 0 P: 4	R: 0 E: 0 K: 1 S: 5	H: 0 LOB: 0 BB: 0 P: 5	1B: 5 2B: 3 3B: 0 HR: 1	SF: 0 SAC: 0 DP: 0 HBP: 1	WP: 0 PB: 0 SB: 0 CS: 1	PA: 40
<b>PITCHER</b>	IP WLS BF H R ER SO BB IBB HBP BLK WP HR S P ERA WHIP																					
Jim Perry, R (1, 1) ERA: 3.14	8.0 W 37 9 3 3 6 3 0 1 0 0 1 45 58 3.38 1.500																					
Johnny Klippstein, R (9, 1) ERA: 2.45	1.0 S 3 0 0 0 1 0 0 0 0 0 0 0 5 5 0.00 0.000																					

**Baltimore Orioles @ Cleveland Indians**  
**Cleveland Municipal Stadium, Cleveland, OH**  
 Fri Aug 05 1960, 7:05 PM EDT  
 Att. 24,275 - Unknown

livebaseballscorecards.com

<b>AB</b>	<b>36</b>
<b>R</b>	<b>3</b>
<b>H</b>	<b>9</b>
<b>RBI</b>	<b>3</b>
<b>BB</b>	<b>3</b>
<b>SO</b>	<b>7</b>
<b>LOB</b>	<b>18</b>





Batter	1	2	3	4	5	6	7	8	9	AB	R	H	RBI	BB	SO	LOB
Johnny Temple, R OBP: 0.349, SLG: 0.350 (1, 5)	0-0 5-3		0-0 F9		0-0 F8		0-0 SH1-3			3	0	0	1	0	0	0
Ken Aspromonte, R OBP: 0.368, SLG: 0.400 (1, 4)	0-0 1B		4-0 HR BB		0-0 6-3		0-0 F8			3	1	1	0	1	0	0
Harvey Kuenn, R OBP: 0.379, SLG: 0.421 (1, 9)	0-3 K		0-0 HR		0-0 1B			0-0 4-3		4	1	2	2	0	1	1
Tito Francona, L OBP: 0.376, SLG: 0.420 (1, 7)	0-0 F7		0-0 6-3		0-0 F7			0-0 4-3		4	0	0	0	0	0	2
Vic Power, R OBP: 0.332, SLG: 0.400 (1, 3)		0-0 FC1-5 1B	0-0 L4		0-0 F7			0-0 4-3		4	0	1	0	0	0	0
Jim Piersall, R OBP: 0.322, SLG: 0.465 (1, 8)		0-0 FC1-5 1B		0-0 E5 1B		0-0 6-3				3	1	2	0	0	0	0
Miguel de la Hoz, R OBP: 0.341, SLG: 0.513 (1, 6)		0-0 FC1-5		0-0 F4		0-0 F7				3	0	0	0	0	0	3
Red Wilson, R OBP: 0.303, SLG: 0.282 (1, 2)		0-0 SF8		0-0 F8			0-0 SH5-4 SH1-3 2B			2	1	1	1	0	0	1
Jim Perry, S OBP: 0.259, SLG: 0.281 (1, 1)		0-3 K		0-0 F6			0-0 SH5-4			2	0	0	0	0	1	2
Johnny Klippstein, R OBP: 0.154, SLG: 0.083 (9, 1)										0	0	0	0	0	0	0

Inning Stats	R: 0	H: 1	E: 0	LOB: 1	K: 1	BB: 0	S: 6	P: 6	R: 1	H: 2	E: 1	LOB: 1	K: 1	BB: 0	S: 7	P: 7	R: 2	H: 1	E: 0	LOB: 0	K: 0	BB: 1	S: 4	P: 8	R: 0	H: 1	E: 1	LOB: 1	K: 0	BB: 0	S: 4	P: 4	R: 0	H: 0	E: 0	LOB: 0	K: 0	BB: 0	S: 3	P: 3	R: 1	H: 1	E: 0	LOB: 0	K: 0	BB: 0	S: 4	P: 4	R: 0	H: 0	E: 0	LOB: 0	K: 0	BB: 0	S: 3	P: 3
PITCHER	IP	WLS	BF	H	R	ER	SO	BB	IBB	HBP	BLK	WP	HR	S	P	ERA	WHIP																																							
Chuck Estrada, R ERA: 3.84 (1, 1)	7.0	L	29	7	4	3	2	1	0	0	0	0	0	32	36	3.86	1.143																																							
Wes Stock, R ERA: 2.19 (8, 1)	1.0		3	0	0	0	0	0	0	0	0	0	0	3	3	0.00	0.000																																							

**BOTTOM**

**Baltimore Orioles @ Cleveland Indians**  
**Cleveland Municipal Stadium, Cleveland, OH**

Fri Aug 05 1960, 7:05 PM EDT  
 Att. 24,275 - Unknown

livebaseballscorecards.com

AB	28
R	4
H	7
RBI	4
BB	1
SO	2
LOB	9



WP: 0	PA: 32
PB: 0	
SB: 0	
CS: 0	

Batter	1	2	3	4	5	6	7	8	9	AB R H RBI BB SO LOB	TOP											
Jackie Brandt, R OBP: 0.332, SLG: 0.406 (1, 9) (7, 8)	0-0 1-3		0-0 2B		0-0 F5		0-0 E5		0-0 SH3	4 0 1 0 0 0 1												
Gene Woodling, L OBP: 0.399, SLG: 0.401 Al Pilarcik, L OBP: 0.320, SLG: 0.360 (1, 7) (9, 9)	0-0 2B		0-0 F2		0-0 K		0-0 F8		0-0 F9	5 0 1 0 0 1 4 0 0 0 0 0 0 0												
Brooks Robinson, R OBP: 0.341, SLG: 0.447 (1, 5)	0-3 K		0-0 F8		0-0 G6-4-3 1B		0-0 SH G4-6-3 1B		4-0 BB BB BB BB	4 1 2 0 1 1 2												
Walt Dropo, R OBP: 0.340, SLG: 0.356 Bob Boyd, L OBP: 0.403, SLG: 0.426 (1, 3) (8, PH) (8, 3)	0-0 F8		0-0 L7		0-0 G6-4-3 1-2f		0-0 G4-6-3 SH 1-2 1B		0-0 3-1	3 0 0 0 0 0 2 2 1 1 0 0 0 2												
Gus Triandos, R OBP: 0.325, SLG: 0.360 (1, 2)		0-0 6-3		0-0 F6		4-0 2B E BB		0-0 SH G4-6-3 1-2 2-3		2 1 0 0 1 0 0												
Ron Hansen, R OBP: 0.334, SLG: 0.429 (1, 6)		4-0 5-3 BB		0-0 HR		0-0 E 2B		0-0 G4-6-3 1-2f 2-3 3-H		3 2 2 1 1 0 2												
Jim Busby, R OBP: 0.325, SLG: 0.313 Clint Courtney, L OBP: 0.378, SLG: 0.277 Billy Klaus, L OBP: 0.393, SLG: 0.500 (1, 8) (7, PH) (7, PR) (7, 4)		0-0 5-3 1-2		0-0 F7		4-0 E BB		0-0 3-H 1B		2 0 0 0 0 0 1 0 0 0 0 1 0 0 1 0 1 1 0 0 0												
Mary Breeding, R OBP: 0.318, SLG: 0.337 Gene Stephens, L OBP: 0.319, SLG: 0.377 (1, 4) (7, PH) (7, 9) (9, 7)		0-0 F9		0-0 F3		0-3 K		0-0 F8		2 0 0 0 0 0 1 2 0 0 0 0 1 4												
Jack Fisher, R OBP: 0.278, SLG: 0.219 Dave Nicholson, R OBP: 0.307, SLG: 0.355 Hal Brown, R OBP: 0.343, SLG: 0.267 Jim Gentile, L OBP: 0.428, SLG: 0.502 Jerry Walker, S OBP: 0.375, SLG: 0.367 (1, 1) (5, PH) (5, 1) (7, PH) (7, 1)		0-0 5-3		0-3 K		0-3 K		0-0 SH3 1B		1 0 0 0 0 0 0 1 0 0 0 0 1 0 0 0 0 0 0 0 0 1 0 0 0 0 1 3 1 0 1 0 0 0 0												
<b>Inning Stats</b>	R: 0 E: 0 K: 1 S: 6	H: 1 LOB: 1 BB: 0 P: 6	R: 0 E: 0 K: 0 S: 3	H: 0 LOB: 1 BB: 1 P: 7	R: 0 E: 0 K: 0 S: 4	H: 1 LOB: 1 BB: 0 P: 4	R: 1 E: 0 K: 0 S: 4	H: 1 LOB: 0 BB: 0 P: 4	R: 0 E: 0 K: 1 S: 5	H: 0 LOB: 0 BB: 0 P: 5	R: 0 E: 0 K: 1 S: 5	H: 1 LOB: 0 BB: 0 P: 5	R: 2 E: 1 K: 2 S: 9	H: 1 LOB: 2 BB: 2 P: 17	R: 2 E: 0 K: 0 S: 6	H: 3 LOB: 1 BB: 0 P: 6	R: 0 E: 0 K: 0 S: 4	H: 1 LOB: 2 BB: 1 P: 8	1B: 5 2B: 3 3B: 0 HR: 1	SF: 0 SAC: 2 DP: 2 HBP: 0	WP: 0 PB: 0 SB: 0 CS: 0	PA: 40
<b>PITCHER</b>	IP WLS BF H R ER SO BB IBB HBP BLK WP HR S P ERA WHIP																					
Jack Harshman, L ERA: 2.55 (1, 1)	6.0 L 24 5 3 1 3 2 0 0 0 0 0 1 28 36 1.50 1.167																					
Barry Latman, R ERA: 4.5 (7, 1)	1.0 5 0 0 0 2 1 0 0 0 0 0 0 8 12 0.00 1.000																					
Don Newcombe, R ERA: 5.0 (8, 1)	2.0 11 4 2 2 0 1 0 0 0 0 0 0 10 14 9.00 2.500																					

Baltimore Orioles @ Cleveland Indians  
Cleveland Municipal Stadium, Cleveland, OH

AB	34
R	5
H	9
RBI	2
BB	4
SO	5
LOB	22



Sat Aug 06 1960, 3:33 AM EDT  
Att. 9,203 - Unknown

livebaseballscorecards.com





Batter	1	2	3	4	5	6	7	8	9	AB R H RBI BB SO LOB	TOP																									
Jackie Brandt, R OBP: 0.332, SLG: 0.415 (1, 8)	0-0 L7		0-0 HR	0-0 1-3 1B		0-0 L8		0-0 6-3	0-3 K	6 1 2 1 0 1 4																										
Gene Stephens, L OBP: 0.320, SLG: 0.373 (1, 9) (8, 7)	0-0 BB HR 1B		0-0 3-1	0-0 L8		0-3 K		4-0 BB 1B BB	0-0 1-3	5 2 1 0 1 1 6																										
Gene Woodling, L OBP: 0.405, SLG: 0.414 Al Pilarcik, L OBP: 0.320, SLG: 0.360 (1, 7) (8, PR) (8, 9)	4-0 HR BB		0-3 K		0-0 1-3 1B 1B		0-0 HR	4-0 1B BB		3 2 2 1 2 1 0 0 0 0 0 0 0 0																										
Jim Gentile, L OBP: 0.431, SLG: 0.529 (1, 3)	0-0 HR		0-0 HR		0-3 K		0-0 F7	0-0 FC5-4 1B		5 2 3 5 0 1 1																										
Brooks Robinson, R OBP: 0.344, SLG: 0.452 (1, 5)	0-0 F7		0-0 2B		0-0 1-3 1B		0-0 1B	0-0 FC5-4 1-2f		5 0 3 0 0 0 2																										
Clint Courtney, L OBP: 0.369, SLG: 0.269 Gus Triandos, R OBP: 0.328, SLG: 0.360 (1, 2) (9, PH) (9, 2)	0-0 G3		0-0 F5		0-0 1-3		0-0 F8	4-0 1B 1B BB		4 0 0 0 0 0 4 0 0 0 0 1 0 0																										
Ron Hansen, R OBP: 0.333, SLG: 0.426 (1, 6)			0-3 K		0-0 F8		0-0 F8		0-0 1B 1B	5 0 1 0 0 1 3																										
Mary Breeding, R OBP: 0.317, SLG: 0.336 (1, 4)			0-0 F8		0-0 6-3		0-0 F7		0-0 1-2 2-3 1B	5 0 1 0 0 0 0																										
Steve Barber, L OBP: 0.140, SLG: 0.075 Jack Fisher, R OBP: 0.316, SLG: 0.353 Wes Stock, R (8, 1)			0-3 K		0-0 1B 1B		0-0 1B		0-3 K	2 0 1 0 0 1 0 2 1 2 1 0 0 0 1 0 0 0 0 1 3																										
<b>Inning Stats</b>	R: 3 E: 0 K: 0 S: 5	H: 2 LOB: 0 BB: 1 P: 9	R: 0 E: 0 K: 2 S: 7	H: 0 LOB: 0 BB: 0 P: 7	R: 2 E: 0 K: 1 S: 8	H: 3 LOB: 1 BB: 0 P: 8	R: 0 E: 0 K: 0 S: 5	H: 2 LOB: 2 BB: 0 P: 5	R: 0 E: 0 K: 1 S: 6	H: 1 LOB: 1 BB: 0 P: 6	R: 1 E: 0 K: 0 S: 5	H: 2 LOB: 1 BB: 0 P: 5	R: 2 E: 0 K: 0 S: 5	H: 2 LOB: 2 BB: 2 P: 13	R: 0 E: 0 K: 2 S: 9	H: 2 LOB: 3 BB: 1 P: 13	1B: 10 2B: 1 3B: 0 HR: 5	SF: 0 SAC: 0 DP: 0 HBP: 0	WP: 0 PB: 0 SB: 0 CS: 0	PA: 47																
<b>PITCHER</b>	IP WLS BF H R ER SO BB IBB HBP BLK WP HR S P ERA WHIP																																			
Mudcat Grant, R ERA: 4.47 (1, 1)	2.2		14	5	5	5	3	1	0	0	0	0	3	19	23	16.88	2.250																			
Bobby Locke, R ERA: 3.74 (3, 1)	5.0	L	24	8	3	3	2	1	0	0	0	0	2	27	31	5.40	1.800																			
Johnny Klippstein, R ERA: 2.44 (8, 1)	0.1		3	1	0	0	0	1	0	0	0	0	0	2	6	0.00	6.000																			
Carl Mathias, L ERA: 3.0 (9, 1)	1.0		6	2	0	0	2	1	0	0	0	0	0	9	13	0.00	3.000																			

Baltimore Orioles @ Cleveland Indians  
Cleveland Municipal Stadium, Cleveland, OH  
Sun Aug 07 1960, 3:33 AM EDT  
Unknown

livebaseballscorecards.com

AB 43  
R 8  
H 16  
RBI 8  
BB 4  
SO 7  
LOB 23





Batter	1	2	3	4	5	6	7	8	9	AB	R	H	RBI	BB	SO	LOB	
<b>Johnny Temple, R</b> (1, 4) <small>OBP: 0.341, SLG: 0.341</small> <b>Marty Keough, L</b> (8, PH) <small>OBP: 0.309, SLG: 0.355</small> <b>Carl Mathias, S</b> (9, 1)	0-0 6-3		0-0 F9		0-0 E4 BB BB 6-4-3		0-0 F8	0-0 4-3		4	1	0	0	0	0	1	
<b>Ken Aspromonte, R</b> (1, 5) <small>OBP: 0.368, SLG: 0.398</small>	0-0 6-3		0-0 4-3		4-0 6-4-3 BB 1-2 2-3 1B BB		0-0 BB 1B 1B		0-0 6-3	4	1	1	0	1	0	0	
<b>Harvey Kuenn, R</b> (1, 9) <small>OBP: 0.380, SLG: 0.418</small>	0-3 K		4-0 BB		4-0 6-4-3 1-2 2-3 3-H 1B BB		0-0 BB 1B 1-2 1B		0-0 1B 1B	3	1	2	1	2	1	0	
<b>Vic Power, R</b> (1, 3) <small>OBP: 0.332, SLG: 0.397</small>		0-0 4-3	0-0 F8		0-0 6-4-3 1-2 2-3 3-H 1B		0-0 F7		0-0 1B	5	0	1	1	0	0	5	
<b>Jim Piersall, R</b> (1, 8) <small>OBP: 0.325, SLG: 0.462</small>		0-0 2B 1B 1B		0-0 6-3		0-0 2-H 3-H 1B		4-0 1-2 2-3 BB		0-0 G1-4-6-3 1-2f	4	1	2	2	1	0	2
<b>Tito Francona, L</b> (1, 7) <small>OBP: 0.376, SLG: 0.419</small>		0-0 F8		0-0 F7		0-0 4-3		0-0 6-3			4	0	0	0	0	5	
<b>Miguel de la Hoz, R</b> (1, 6) <small>OBP: 0.367, SLG: 0.596</small>		0-0 1B 2B		0-0 F8				0-0 F6 FC4-6 1B		4	1	2	0	0	0	0	
<b>Red Wilson, R</b> (1, 2) <small>OBP: 0.298, SLG: 0.278</small> <b>Chuck Tanner, L</b> (8, PH) <small>OBP: 0.379, SLG: 0.333</small> <b>John Romano, R</b> (9, 2) <small>OBP: 0.307, SLG: 0.429</small>		0-0 WP 1B 2-H 3-H		0-0 F9		0-0 6-3		0-0 F5		3	0	1	2	0	0	0	
<b>Mudcat Grant, R</b> (1, 1) <small>OBP: 0.297, SLG: 0.262</small> <b>Bobby Locke, R</b> (3, 1) <small>OBP: 0.389, SLG: 0.533</small> <b>Johnny Klipsstein, R</b> (8, 1) <small>OBP: 0.154, SLG: 0.083</small> <b>Bob Hale, L</b> (8, PH) <small>OBP: 0.241, SLG: 0.306</small> <b>Rocky Bridges, R</b> (8, PR) <small>OBP: 0.235, SLG: 0.235</small>		0-3 K		4-0 BB E BB BB		0-0 3-1		0-0 FC4-6 1-2f		1	0	0	0	0	1	1	

Inning Stats	R: 0	H: 0	E: 0	LOB: 0	K: 1	BB: 0	S: 5	R: 2	H: 3	E: 0	LOB: 1	K: 1	BB: 0	S: 8	R: 0	H: 0	E: 0	LOB: 1	K: 0	BB: 1	S: 3	R: 0	H: 0	E: 0	LOB: 0	K: 0	BB: 0	S: 3	R: 4	H: 1	E: 1	LOB: 1	K: 0	BB: 3	S: 5	R: 0	H: 0	E: 0	LOB: 0	K: 0	BB: 0	S: 3	R: 0	H: 2	E: 0	LOB: 3	K: 0	BB: 1	S: 5	R: 0	H: 1	E: 0	LOB: 1	K: 0	BB: 0	S: 4	R: 0	H: 2	E: 0	LOB: 1	K: 0	BB: 0	S: 4	R: 0	H: 2	E: 0	LOB: 1	K: 0	BB: 0	S: 4	1B: 8	SF: 0	2B: 1	SAC: 0	3B: 0	DP: 1	HR: 0	HBP: 0	WP: 1	PA: 41
--------------	------	------	------	--------	------	-------	------	------	------	------	--------	------	-------	------	------	------	------	--------	------	-------	------	------	------	------	--------	------	-------	------	------	------	------	--------	------	-------	------	------	------	------	--------	------	-------	------	------	------	------	--------	------	-------	------	------	------	------	--------	------	-------	------	------	------	------	--------	------	-------	------	------	------	------	--------	------	-------	------	-------	-------	-------	--------	-------	-------	-------	--------	-------	--------

PITCHER	IP	WLS	BF	H	R	ER	SO	BB	IBB	HBP	BLK	WP	HR	S	P	ERA	WHIP
<b>Steve Barber, L</b> (1, 1) ERA: 3.07	4.1		21	3	6	2	2	4	0	0	0	1	0	21	37	4.15	1.615
<b>Jack Fisher, R</b> (5, 1) ERA: 3.53	2.2	W	12	3	0	0	0	1	0	0	0	0	0	11	15	0.00	1.500
<b>Wes Stock, R</b> (8, 1) ERA: 1.88	2.0	S	8	3	0	0	0	0	0	0	0	0	0	8	8	0.00	1.500

**BOTTOM**

**Baltimore Orioles @ Cleveland Indians**  
 Cleveland Municipal Stadium, Cleveland, OH  
 Sun Aug 07 1960, 3:33 AM EDT  
 Unknown

[livebaseballscorecards.com](http://livebaseballscorecards.com)

<b>AB</b>	<b>36</b>
<b>R</b>	<b>6</b>
<b>H</b>	<b>9</b>
<b>RBI</b>	<b>6</b>
<b>BB</b>	<b>5</b>
<b>SO</b>	<b>2</b>
<b>LOB</b>	<b>17</b>



Batter	1	2	3	4	5	6	7	8	9	AB R H RBI BB SO LOB	TOP											
Jackie Brandt, R OBP: 0.333, SLG: 0.424 (1, 9) X	0-0 HR	0-0 G5-4-3 1-2f		0-0 FC6-4 1B	0-0 6-3		0-0 F9			5 1 2 2 0 0 2												
Jim Busby, R OBP: 0.336, SLG: 0.319 (1, 8) X	0-0 1B 4-3 1B	4-0 CS BB		0-0 F9		0-0 2B 1B		0-0 4-3		4 2 2 0 1 0 1												
Brooks Robinson, R OBP: 0.345, SLG: 0.451 (1, 5) X	0-0 BB 4-3 1B	0-0 CS	0-0 E7 1-3 1B	0-0 FC6-4		0-0 F9		0-0 F9		5 0 2 0 0 0 2												
Walt Dropo, R OBP: 0.342, SLG: 0.353 (1, 3) S S S	0-3 K		0-0 1-3		0-0 1B E 1B	0-0 F7		4-0 WP 1B BB		4 1 1 0 1 1 4												
Gus Triandos, R OBP: 0.333, SLG: 0.370 (1, 2) X	0-0 4-3		0-0 F9		0-0 2B 1B	0-0 1B 2B		0-0 WP 1B		5 2 3 2 0 0 2												
Ron Hansen, R OBP: 0.333, SLG: 0.424 (1, 6) B B B B	4-0 BB BB		0-0 F8		0-0 2B 5-3	0-0 PC 1B 1B		0-3 K		4 1 1 1 1 1 4												
Dave Nicholson, R OBP: 0.323, SLG: 0.354 (1, 7) B B B B	4-0 1-2 2-3 BB			4-0 1B E BB	0-0 K	0-0 1B		0-0 F8		3 1 1 0 2 1 2												
Mary Breeding, R OBP: 0.318, SLG: 0.339 (1, 4) X	0-0 F9			0-0 E5 1B 1B	0-0 5-3 2B	0-0 PO	0-0 F9		0-0 6-3	5 1 2 1 0 0 3												
Milt Pappas, R OBP: 0.122, SLG: 0.111 (1, 1) B B B B		4-0 G5-4-3 BB		0-3 K	0-0 5-3		0-0 F8		0-3 K	4 0 0 1 1 2 2												
<b>Inning Stats</b>	R: 2 E: 0 K: 1 S: 8	H: 3 LOB: 3 BB: 2 P: 16	R: 0 E: 0 K: 0 S: 1	H: 0 LOB: 0 BB: 2 P: 9	R: 0 E: 1 K: 0 S: 4	H: 1 LOB: 1 BB: 0 P: 4	R: 2 E: 1 K: 1 S: 7	H: 2 LOB: 1 BB: 1 P: 11	R: 3 E: 1 K: 1 S: 9	H: 3 LOB: 1 BB: 0 P: 9	R: 2 E: 0 K: 0 S: 6	H: 4 LOB: 1 BB: 0 P: 6	R: 0 E: 0 K: 0 S: 3	H: 0 LOB: 0 BB: 0 P: 3	R: 0 E: 0 K: 1 S: 6	H: 1 LOB: 2 BB: 1 P: 10	R: 0 E: 0 K: 1 S: 5	H: 0 LOB: 0 BB: 0 P: 5	1B: 11 2B: 2 3B: 0 HR: 1	SF: 0 SAC: 0 DP: 1 HBP: 0	WP: 1 PB: 0 SB: 0 CS: 1	PA: 47
<b>PITCHER</b>	IP WLS BF H R ER SO BB IBB HBP BLK WP HR S P ERA WHIP																					
Dick Stigman, L ERA: 3.97 (1, 1)	4.0 L 24 8 7 5 2 5 0 0 0 0 0 1 23 43 11.25 3.250																					
Barry Latman, R ERA: 4.43 (5, 1)	1.0 4 1 0 0 1 0 0 0 0 0 0 0 6 6 0.00 1.000																					
Carl Mathias, L ERA: 4.5 (6, 1)	2.0 9 4 2 2 0 0 0 0 0 0 0 0 9 9 9.00 2.000																					
Mike Lee, L ERA: 2.25 (8, 1)	2.0 8 1 0 0 2 1 0 0 0 0 1 0 11 15 0.00 1.000																					

Baltimore Orioles @ Cleveland Indians  
Cleveland Municipal Stadium, Cleveland, OH  
Sun Aug 07 1960, 3:38 AM EDT  
Att: 35,515 - Unknown

livebaseballscorecards.com


AB	39
R	9
H	14
RBI	7
BB	6
SO	5
LOB	22





Batter	1	2	3	4	5	6	7	8	9
<b>Ken Aspromonte, R</b> OBP: 0.367, SLG: 0.393 (1, 4) <small>BBB</small>	4-0 1B BB		0-0 F6			0-3 K		0-0 1-4-3	
<b>Miguel de la Hoz, R</b> OBP: 0.377, SLG: 0.580 (1, 6) <small>SSS</small>	0-3 K			0-0 1-3		0-0 1B E 1B		4-0 BB	
<b>Harvey Kuenn, R</b> OBP: 0.384, SLG: 0.420 (1, 9) <small>X</small>	0-0 G4-6-3 1B			4-0 1B BB		0-0 E FC5-2 1B		0-0 F3	
<b>Vic Power, R</b> OBP: 0.333, SLG: 0.398 (1, 3) <small>X</small>	0-0 G4-6-3 1-2f			0-0 1-2 1B		0-0 E6 1-3 2-H 1B		0-3 K	
<b>Jim Piersall, R</b> OBP: 0.322, SLG: 0.457 (1, 8)		0-0 F4		0-0 F8		0-0 FC5-2 FC4-6		0-0 F8	
<b>Tito Francona, L</b> OBP: 0.372, SLG: 0.414 (1, 7)		0-0 F8		0-0 L8		0-0 FC4-6 1-2f		0-0 4-3	
<b>John Romano, R</b> OBP: 0.306, SLG: 0.441 (1, 2)		0-3 K			0-3 K		0-0 F8		0-0 HR
<b>Rocky Bridges, R</b> OBP: 0.238, SLG: 0.238 (1, 5)			0-0 F8		0-3 K		0-0 F4		0-0 1B
<b>Dick Stigman, R</b> OBP: 0.380, SLG: 0.318 <b>Barry Latman, R</b> OBP: 0.176, SLG: 0.125 <b>Don Newcombe, L</b> OBP: 0.195, SLG: 0.158 <b>Carl Mathias, S</b> <b>Chuck Tanner, L</b> OBP: 0.367, SLG: 0.320 <b>Mike Lee, L</b> <b>Marty Keough, L</b> OBP: 0.307, SLG: 0.354			0-0 5-3		0-3 K		0-3 K		0-3 K

AB	R	H	RBI	BB	SO	LOB
3	0	0	0	1	1	0
3	1	1	0	1	1	1
3	0	2	0	1	0	1
4	0	2	0	0	1	3
4	0	0	0	0	0	4
4	0	0	0	0	0	4
4	1	1	1	0	2	0
4	0	1	0	0	1	0
1	0	0	0	0	0	0
0	0	0	0	0	0	0
1	0	0	0	0	1	0
1	0	0	0	0	0	0
1	0	0	0	0	0	0
1	0	0	0	0	1	1

BOTTOM	
<b>Baltimore Orioles @ Cleveland Indians</b> Cleveland Municipal Stadium, Cleveland, OH	<b>AB 33</b>
	<b>R 2</b>
	<b>H 7</b>
	<b>RBI 1</b>
	<b>BB 3</b>
	<b>SO 9</b>
	<b>LOB 14</b>
	
<b>WP: 0 PA: 36</b>	
<b>PB: 0 SB: 0 CS: 0</b>	

PITCHER	
<b>Milt Pappas, R</b> ERA: 3.75 (1, 1)	IP 9.0 WLS W BF 36 H 7 R 2 ER 1 SO 9 BB 3 IBB 0 HBP 0 BLK 0 WP 0 HR 1 S 51 P 63 ERA 1.00 WHIP 1.111

Batter	1	2	3	4	5	6	7	8	9	AB R H RBI BB SO LOB	TOP											
Al Pilarcik, L (1, 9) OBP: 0.325, SLG: 0.360	0-3 K			4-0 G3 HR BB		0-0 4-3		0-0 1B		3 1 1 0 1 1 0	<p><b>Baltimore Orioles @ Detroit Tigers</b>            Briggs Stadium, Detroit, MI            Tue Aug 09 1960, 7:05 PM EDT            Att: 22,007 - Unknown</p>											
Gene Stephens, L (1, 8) OBP: 0.315, SLG: 0.367 Jim Busby, R (8, 8) OBP: 0.336, SLG: 0.319	0-0 F9			0-0 L8		0-0 6-3		0-0 4-3		4 0 0 0 0 0 2 0 0 0 0 0 0 0												
Gene Woodling, L (1, 7) OBP: 0.403, SLG: 0.411	0-0 4-3			0-0 G3 1-2		0-0 F7		0-0 SH1-4 1B		4 0 1 0 0 0 1												
Jim Gentile, L (1, 3) OBP: 0.435, SLG: 0.531		0-0 3-1		4-0 HR BB		0-0 G5-4-3 1B		0-0 SH1-4 1B		3 1 2 0 1 0 0												
Brooks Robinson, R (1, 5) OBP: 0.345, SLG: 0.457		0-0 P3		0-0 HR 1-H 2-H		0-0 G5-4-3 1-2f		0-0 SH1-4		3 1 1 3 0 0 1												
Clint Courtney, L (1, 2) OBP: 0.372, SLG: 0.265		0-0 F9		0-0 3-1		1-0 HBP		4-0 G6-4-3 IBB		2 0 0 0 1 0 0												
Ron Hansen, R (1, 6) OBP: 0.330, SLG: 0.420			0-0 F2		0-0 F9		0-0 L8		0-0 G6-4-3	4 0 0 0 0 0 4												
Billy Klaus, L (1, 4) OBP: 0.355, SLG: 0.444			0-0 5-3		0-0 1-3			0-0 F7		3 0 0 0 0 0 0												
Chuck Estrada, R (1, 1) OBP: 0.159, SLG: 0.167			0-0 4-3		0-0 F3			0-0 4-3		3 0 0 0 0 0 0												
<b>Inning Stats</b>	R: 0 E: 0 K: 1 S: 5	H: 0 LOB: 0 BB: 0 P: 5	R: 0 E: 0 K: 0 S: 3	H: 0 LOB: 0 BB: 0 P: 3	R: 0 E: 0 K: 0 S: 3	H: 0 LOB: 0 BB: 0 P: 3	R: 3 E: 0 K: 0 S: 4	H: 1 LOB: 0 BB: 2 P: 12	R: 0 E: 0 K: 0 S: 3	H: 0 LOB: 0 BB: 0 P: 3	R: 0 E: 0 K: 0 S: 3	H: 0 LOB: 0 BB: 0 P: 3	R: 0 E: 0 K: 0 S: 3	H: 1 LOB: 1 BB: 0 P: 4	R: 0 E: 0 K: 0 S: 4	H: 1 LOB: 1 BB: 0 P: 4	R: 0 E: 0 K: 0 S: 4	H: 2 LOB: 2 BB: 1 P: 8	1B: 4 2B: 0 3B: 0 HR: 1	SF: 0 SAC: 1 DP: 2 HBP: 1	WP: 0 PB: 0 SB: 0 CS: 0	PA: 34
<b>PITCHER</b>	IP WLS BF H R ER SO BB IBB HBP BLK WP HR S P ERA WHIP																					
Frank Lary, R (1, 1) ERA: 3.58	8.0 L 29 3 3 3 1 2 0 1 0 0 0 1 28 37 3.38 0.625																					
Bill Fischer, R (9, 1) ERA: 4.47	1.0 5 2 0 0 0 0 0 1 0 0 0 0 4 8 0.00 2.000																					

AB	29
R	3
H	5
RBI	3
BB	3
SO	1
LOB	8



livebaseballscorecards.com





Batter	1	2	3	4	5	6	7	8	9	AB R H RBI BB SO LOB	TOP											
Jackie Brandt, R OBP: 0.332, SLG: 0.429 (1, 9)	0-0 F2		0-0 HR	0-0 L7			0-0 6-3		0-0 6-3	5 1 1 2 0 0 2												
Jim Busby, R OBP: 0.331, SLG: 0.309 (1, 8)	0-0 6-3		0-0 5-3			0-0 L8	4-0 BB		0-0 4-3	4 0 0 0 1 0 0												
Brooks Robinson, R OBP: 0.347, SLG: 0.464 (1, 5)	0-0 1B		0-0 1B			0-0 P6	0-0 F7		0-0 3B	5 0 3 0 0 0 1												
Walt Dropo, R OBP: 0.338, SLG: 0.348 Jim Gentile, L OBP: 0.437, SLG: 0.543 (1, 3) (5, PH) (5, 3)	0-0 5-3		0-0 L5		1-0 HBP			0-0 HR	0-0 P4	2 0 0 0 0 0 2 2 1 1 1 0 0 1												
Gus Triandos, R OBP: 0.332, SLG: 0.373 (1, 2)		0-0 6-3		0-3 K		0-0 F7		0-0 2B		4 0 1 0 0 1 1												
Ron Hansen, R OBP: 0.327, SLG: 0.415 (1, 6)		0-0 L8		0-0 6-3		0-0 P6		0-0 F5		4 0 0 0 0 0 1												
Dave Nicholson, R OBP: 0.323, SLG: 0.390 Gene Woodling, L OBP: 0.405, SLG: 0.411 Gene Stephens, L OBP: 0.315, SLG: 0.367 (1, 7) (8, PH) (8, PR) (8, 7)		0-3 K		0-0 HR		0-3 K		4-0 IBB		3 1 1 1 0 2 0 0 0 0 0 1 0 0 0 0 0 0 0 0 0												
Mary Breeding, R OBP: 0.318, SLG: 0.339 Bob Boyd, L OBP: 0.397, SLG: 0.419 Billy Klaus, L OBP: 0.355, SLG: 0.444 (1, 4) (8, PH) (8, 4)			0-0 6-3	0-0 2B 1B		0-0 6-3		0-0 F7		3 0 1 0 0 0 0 1 0 0 0 0 0 2 0 0 0 0 0 0 0												
Jerry Walker, S OBP: 0.400, SLG: 0.424 Hoyt Wilhelm, R OBP: 0.111, SLG: 0.088 (1, 1) (7, 1)			0-0 HR 1B	0-0 2B			0-3 K	0-3 K		3 1 2 0 0 1 0 1 0 0 0 0 1 2												
<b>Inning Stats</b>	R: 0 E: 0 K: 0 S: 4	H: 1 LOB: 1 BB: 0 P: 4	R: 0 E: 0 K: 1 S: 5	H: 0 LOB: 0 BB: 0 P: 5	R: 2 E: 0 K: 0 S: 6	H: 3 LOB: 1 BB: 0 P: 6	R: 1 E: 0 K: 1 S: 8	H: 3 LOB: 2 BB: 0 P: 8	R: 0 E: 0 K: 0 S: 3	H: 0 LOB: 1 BB: 0 P: 4	R: 0 E: 0 K: 1 S: 5	H: 0 LOB: 0 BB: 0 P: 5	R: 0 E: 0 K: 1 S: 5	H: 0 LOB: 1 BB: 1 P: 9	R: 1 E: 0 K: 1 S: 7	H: 2 LOB: 2 BB: 1 P: 11	R: 0 E: 0 K: 0 S: 4	H: 1 LOB: 1 BB: 0 P: 4	1B: 4 2B: 2 3B: 1 HR: 3	SF: 0 SAC: 0 DP: 0 HBP: 1	WP: 0 PB: 0 SB: 0 CS: 0	PA: 40
<b>PITCHER</b>	IP WLS BF H R ER SO BB IBB HBP BLK WP HR S P ERA WHIP																				<b>PITCHER</b>	IP WLS BF H R ER SO BB IBB HBP BLK WP HR S P ERA WHIP
Pete Burnside, L ERA: 3.83 (1, 1)	3.2 L 18 7 3 3 2 0 0 0 0 0 2 22 22 7.36 1.909																					
Bill Fischer, R ERA: 4.45 (4, 1)	0.1 1 0 0 0 0 0 0 0 0 0 0 0 1 1 0.00 0.000																					
Phil Regan, R ERA: 4.78 (5, 1)	3.1 15 2 1 1 2 1 1 1 1 0 0 1 16 25 2.70 0.900																					
Jim Bunning, R ERA: 2.67 (8, 1)	1.2 6 1 0 0 1 0 0 0 0 0 0 0 8 8 0.00 0.600																					

Baltimore Orioles @ Detroit Tigers  
 Briggs Stadium, Detroit, MI  
 Wed Aug 10 1960, 4:33 AM EDT  
 Att. 7,984 - Unknown

livebaseballscorecards.com

AB	37
R	4
H	10
RBI	4
BB	2
SO	5
LOB	12





BOTTOM

Baltimore Orioles @ Detroit Tigers  
Briggs Stadium, Detroit, MI  
Wed Aug 10 1960, 4:33 AM EDT  
Att. 7,984 - Unknown

livebaseballscorecards.com

AB 33  
R 2  
H 6  
RBI 2  
BB 5  
SO 4  
LOB 19



WP: 0 PA: 39  
PB: 0  
SB: 0  
CS: 0

AB R H RBI BB SO LOB

3 0 0 0 1 0 3

4 1 1 0 1 0 2

5 1 3 2 0 1 2

3 0 0 0 1 0 3

4 0 0 0 0 0 4

4 0 1 0 0 1 2

1 0 0 0 1 0 0

1 0 0 0 0 0 0

0 0 0 0 0 0 0

1 0 0 0 0 0 0

0 0 0 0 0 0 0

0 0 0 0 0 0 0

1 0 0 0 0 1 1

0 0 0 0 0 0 0

0 0 0 0 1 0 0

1 0 0 0 0 0 0

0 0 0 0 0 0 0

1 0 0 0 0 1 0

1B: 4 SF: 0  
2B: 1 SAC: 0  
3B: 0 DP: 0  
HR: 1 HBP: 1

4-0 BB

0-0 BB

0-3

0-0

0-0

0-3

0-0

0-0

0-3

1-0 FC4-6 HBP

0-0 FC4-6 HR

0-0

0-0 P6

0-0 G3

0-3

0-0

0-0

0-3

H 1-0 FC4-6 HBP

X 0-0 FC4-6 HR

X 0-0

X 0-0 P6

X 0-0 G3

0-3

X 0-0

X 0-0

X 0-3

0-0 P4

0-0 L8

0-0

0-0 P6

0-0 P4

0-0

X 0-0

X 0-0

X 0-0

0-0 F9

0-0

0-0

0-0

0-0

X 0-0

X 0-0

X 0-0

X 0-0

0-0 1-3

0-0 L8

0-0

0-0

0-0

X 0-0

X 0-0

X 0-0

X 0-0

0-0 1-3

0-0 L8

0-0

0-0

0-0

X 0-0

X 0-0

X 0-0

X 0-0

0-0 P4

4-0 BB

0-0

4-0 BB

0-0 F2

X 0-0

X 0-0

X 0-0

0-3

0-0

4-0 BB

0-0

4-0 BB

0-0 F2

X 0-0

X 0-0

X 0-0

0-3

Batter (1, 5) X

Batter (1, 8) BBB

Batter (1, 3) X

Batter (1, 9) BBB

Batter (1, 7) X

Batter (1, 4) X

Batter (1, 2) X

Batter (6, PH) X

Batter (7, 2) X

Batter (8, PH) X

Batter (9, 2) X

Batter (1, 6) X

Batter (1, 1) SSS

Batter (4, 1) SSS

Batter (4, PH) SSS

Batter (5, 1) SSS

Batter (8, 1) SSS

Batter (9, PH) SSS

PITCHER (1, 1)

PITCHER (7, 1)

IP WLS BF H R ER SO BB IBB HBP BLK WP HR S P ERA WHIP

6.1 W 30 6 2 2 1 4 0 1 0 0 0 1 27 44 2.84 1.579

2.2 S 9 0 0 0 3 1 0 0 0 0 0 0 14 18 0.00 0.375

R: 0 H: 0 E: 0 K: 3

H: 0 LOB: 2 BB: 2 P: 11

R: 0 H: 1 E: 0 K: 1 S: 6

H: 1 LOB: 1 BB: 0 P: 6

R: 0 H: 1 E: 0 K: 0 S: 4

H: 1 LOB: 1 BB: 0 P: 4

R: 0 H: 2 E: 0 K: 5

H: 2 LOB: 2 BB: 0 P: 5

R: 2 H: 1 E: 0 K: 4

H: 1 LOB: 0 BB: 0 P: 5

R: 0 H: 0 E: 0 K: 3

H: 0 LOB: 0 BB: 0 P: 3

R: 0 H: 0 E: 0 K: 5

H: 0 LOB: 0 BB: 0 P: 5

R: 0 H: 0 E: 0 K: 7

H: 0 LOB: 1 BB: 1 P: 11

R: 0 H: 0 E: 0 K: 1 S: 7

H: 0 LOB: 1 BB: 1 P: 11

R: 0 H: 0 E: 0 K: 2 S: 7

H: 0 LOB: 1 BB: 1 P: 11

R: 0 H: 0 E: 0 K: 5

H: 0 LOB: 0 BB: 0 P: 5

R: 0 H: 0 E: 0 K: 7

H: 0 LOB: 1 BB: 1 P: 11

R: 0 H: 0 E: 0 K: 1 S: 7

H: 0 LOB: 1 BB: 1 P: 11

R: 0 H: 0 E: 0 K: 2 S: 7

H: 0 LOB: 1 BB: 1 P: 11

R: 0 H: 0 E: 0 K: 5

H: 0 LOB: 0 BB: 0 P: 5

R: 0 H: 0 E: 0 K: 7

H: 0 LOB: 1 BB: 1 P: 11

Batter	1	2	3	4	5	6	7	8	9	AB R H RBI BB SO LOB	TOP									
Jackie Brandt, R OBP: 0.330, SLG: 0.426 (1, 9) (7, 8)	0-0 P6	0-0 L7		0-0 1B			0-0 F3		0-0 2-3	5 0 1 0 0 0 1										
Jim Busby, R OBP: 0.331, SLG: 0.304 Gene Woodling, L OBP: 0.405, SLG: 0.410 (1, 8) (7, PH) (7, 9) (8, 7)	4-0 1B BB		0-0 P6	0-0 6-3			4-0 G4-6-3 BB		0-0 L8	2 0 0 0 1 0 0 1 0 0 0 1 0 0										
Brooks Robinson, R OBP: 0.347, SLG: 0.462 (1, 5)	0-0 1-2 1B		0-0 F9			0-3 K	0-0 G4-6-3 1-2f			4 0 1 0 0 1 1										
Walt Dropo, R OBP: 0.340, SLG: 0.371 Jim Gentile, L OBP: 0.438, SLG: 0.555 (1, 3) (5, PH) (5, 3)	0-0 P4		0-0 HR			0-0 F9		0-0 HR		2 1 1 1 0 0 2 2 1 1 1 0 0 0										
Gus Triandos, R OBP: 0.335, SLG: 0.375 (1, 2)	0-0 P3		0-0 1B HR			0-0 F2		0-0 1B		4 1 2 0 0 0 2										
Ron Hansen, R OBP: 0.329, SLG: 0.424 (1, 6)		0-0 HR	0-0 1-2 HR 1B			0-0 P4		0-0 L8		4 2 2 1 0 0 1										
Dave Nicholson, R OBP: 0.330, SLG: 0.424 Al Pilarcik, L OBP: 0.325, SLG: 0.360 (1, 7) (8, 9)		4-0 FC6-4 BB	0-0 1-2 HR 1B			0-3 K		0-3 K		3 1 1 3 1 2 1 0 0 0 0 0 0 0										
Mary Breeding, R OBP: 0.317, SLG: 0.338 (1, 4)		0-0 FC6-4 SH1-4 1-2f	0-0 6-3			0-0 FC5-4 1B		0-0 F2		4 0 1 0 0 0 2										
Jack Fisher, R OBP: 0.293, SLG: 0.324 (1, 1)		0-0 SH1-4 1-2		0-3 K		0-0 FC5-4 1-2f		0-3 K		3 0 0 0 0 2 1										
<b>Inning Stats</b>	R: 0 E: 0 K: 0 S: 4	H: 1 LOB: 2 BB: 1 P: 8	R: 1 E: 0 K: 0 S: 4	H: 1 LOB: 1 BB: 1 P: 8	R: 4 E: 0 K: 0 S: 7	H: 4 LOB: 0 BB: 0 P: 7	R: 0 E: 0 K: 1 S: 5	H: 1 LOB: 0 BB: 0 P: 5	R: 0 E: 0 K: 1 S: 6	H: 1 LOB: 1 BB: 0 P: 6	R: 0 E: 0 K: 0 S: 2	H: 0 LOB: 0 BB: 1 P: 6	R: 1 E: 0 K: 1 S: 7	H: 2 LOB: 1 BB: 0 P: 7	R: 0 E: 0 K: 1 S: 5	H: 0 LOB: 0 BB: 0 P: 5	1B: 6 2B: 0 3B: 0 HR: 4	SF: 0 SAC: 1 DP: 1 HBP: 0	WP: 0 PB: 0 SB: 0 CS: 0	PA: 38
<b>PITCHER</b>	IP WLS BF H R ER SO BB IBB HBP BLK WP HR S P ERA WHIP																			
Don Mossi, L ERA: 3.46 (1, 1)	3.0 L 17 6 5 5 0 2 0 0 0 0 0 3 15 23 15.00 2.667																			
Bob Bruce, R ERA: 3.92 (4, 1)	2.0 6 1 0 0 2 0 0 0 0 0 0 0 10 10 0.00 0.500																			
Paul Foytack, R ERA: 7.29 (6, 1)	2.0 7 1 0 0 1 1 0 0 0 0 0 0 8 12 0.00 1.000																			
Hank Aguirre, L ERA: 3.09 (8, 1)	2.0 8 2 1 1 2 0 0 0 0 0 0 1 12 12 4.50 1.000																			

**Baltimore Orioles @ Detroit Tigers**  
 Briggs Stadium, Detroit, MI  
 Thu Aug 11 1960, 4:33 AM EDT  
 Att. 8,193 - Unknown

[livebaseballscorecards.com](http://livebaseballscorecards.com)

**AB 34**  
**R 6**  
**H 10**  
**RBI 6**  
**BB 3**  
**SO 5**  
**LOB 11**






Batter	1	2	3	4	5	6	7	8	9	AB	R	H	RBI	BB	SO	LOB
Eddie Yost, R (1, 5) OBP: 0.407, SLG: 0.366 Hank Aguirre, R (8, 1)	0-0 1B		4-0 BB		0-0 L8		0-0 4-3			3	0	1	0	1	0	4
Al Kaline, R (1, 8) OBP: 0.310, SLG: 0.356	0-0 L9		0-0 L9		0-0 L9		0-0 L8			4	0	0	0	0	0	6
Norm Cash, L (1, 3) OBP: 0.395, SLG: 0.492	0-3 K			0-0 F5	0-0 L5			0-0 5-3		4	0	0	0	0	1	4
Rocky Colavito, R (1, 9) OBP: 0.334, SLG: 0.485	0-0 1-3			0-0 F7		0-3 K		0-0 F8		4	0	0	0	0	1	1
Charlie Maxwell, L (1, 7) OBP: 0.326, SLG: 0.433		0-0 G6-4-3 1B		0-0 2B		0-0 P6		0-0 G3		4	0	2	0	0	0	0
Frank Bolling, R (1, 4) OBP: 0.313, SLG: 0.371		0-0 F5		0-0 P6		0-0 L4		0-3 K		4	0	0	0	0	1	2
Hank Foiles, R (1, 2) OBP: 0.385, SLG: 0.384		0-0 G6-4-3 1-2f			0-0 E 1B 1B		0-0 P6		0-0 5-3	4	0	1	0	0	0	1
Chico Fernandez, R (1, 6) OBP: 0.303, SLG: 0.329			0-0 F9		0-0 E 1B		0-0 2B 1B		0-3 K	4	1	2	0	0	1	0
Don Mossi, L (1, 1) OBP: 0.285, SLG: 0.122 Sandy Amoros, L (3, PH) OBP: 0.269, SLG: 0.188 Bob Bruce, R (4, 1) OBP: 0.444, SLG: 0.286 Neil Chrstley, L (5, PH) OBP: 0.369, SLG: 0.413 Paul Foytack, R (6, 1) OBP: 0.350, SLG: 0.333 Ozzie Virgil, R (7, PH) OBP: 0.259, SLG: 0.385			0-0 4-3		0-0 E8		0-0 4-3 1-H 2B			0	0	0	0	0	0	0

Inning Stats	R: 0	H: 1	E: 0	LOB: 1	K: 1	BB: 0	S: 6	P: 6	R: 0	H: 1	E: 0	LOB: 1	K: 0	BB: 1	S: 3	P: 3	R: 0	H: 0	E: 0	LOB: 0	K: 0	BB: 0	S: 3	P: 3	R: 0	H: 1	E: 0	LOB: 1	K: 0	BB: 1	S: 3	P: 7	R: 0	H: 0	E: 1	LOB: 3	K: 0	BB: 0	S: 6	P: 6	R: 0	H: 0	E: 0	LOB: 0	K: 1	BB: 0	S: 5	P: 5	R: 1	H: 2	E: 0	LOB: 1	K: 0	BB: 0	S: 5	P: 5	R: 0	H: 0	E: 0	LOB: 0	K: 0	BB: 0	S: 3	P: 3	R: 0	H: 0	E: 0	LOB: 0	K: 2	BB: 0	S: 7	P: 7	1B: 5	SF: 0	2B: 2	SAC: 0	3B: 0	DP: 1	HR: 0	HBP: 0	WP: 0	PA: 35
PITCHER Jack Fisher, R (1, 1) ERA: 3.36	IP: 9.0	WLS: W	BF: 35	H: 7	R: 1	ER: 1	SO: 4	BB: 1	IBB: 0	HBP: 0	BLK: 0	WP: 0	HR: 0	S: 42	P: 46	ERA: 1.00	WHIP: 0.889																																																																	
																		PITCHER	IP	WLS	BF	H	R	ER	SO	BB	IBB	HBP	BLK	WP	HR	S	P	ERA	WHIP																																															

**BOTTOM**

**Baltimore Orioles @ Detroit Tigers**  
 Briggs Stadium, Detroit, MI  
 Thu Aug 11 1960, 4:33 AM EDT  
 Att. 8,193 - Unknown

AB	34
R	1
H	7
RBI	1
BB	1
SO	4
LOB	20



Batter	1	2	3	4	5	6	7	8	9	AB R H RBI BB SO LOB	TOP														
<b>Willie Tasby, R</b> (1, 8) OBP: 0.366, SLG: 0.352 <b>Ted Williams, L</b> (9, PH) OBP: 0.458, SLG: 0.679 <b>Mike Fornieles, R</b> (9, 1) OBP: 0.500, SLG: 0.500	0-0 5-3	0-0 FC6-4		0-0 5-3			0-0 CS 1B		0-0 F8	4 0 1 0 0 0 3 1 0 0 0 0 0 1 0 0 0 0 0 0 0															
<b>Pete Runnels, L</b> (1, 4) OBP: 0.380, SLG: 0.392	0-0 F7		0-0 L8		0-3 K		4-0 S BB		0-0 G3	4 0 0 0 1 1 1															
<b>Vic Wertz, L</b> (1, 3) OBP: 0.338, SLG: 0.498	0-3 K		0-0 BB E 1B		0-0 E6 FC5-4		0-0 G3			4 1 1 0 0 1 1															
<b>Frank Malzone, R</b> (1, 5) OBP: 0.347, SLG: 0.439		4-0 BB 1B BB 1B	4-0 BB FC4-6 BB		0-0 FC5-4 FC6-4		0-0 4-3			2 1 0 0 2 0 1															
<b>Rip Repulski, R</b> (1, 7) OBP: 0.294, SLG: 0.407		0-0 BB 1B 1B	0-0 FC4-6 3B		0-0 FC6-4		0-0 F5			4 1 1 0 0 0 2															
<b>Jim Pagliaroni, R</b> (1, 2) OBP: 0.350, SLG: 0.611		0-0 BB 1B	0-0 3B		0-0 F2		0-0 E6			4 0 2 2 0 0 0															
<b>Lou Clinton, R</b> (1, 9) OBP: 0.280, SLG: 0.362		4-0 BB 1B BB BB BB	0-0 F2		0-3 K		0-3 K			3 0 0 0 1 2 2															
<b>Don Buddin, R</b> (1, 6) OBP: 0.338, SLG: 0.360		0-3 K		0-0 6-3		0-0 F9		0-0 6-3		4 0 0 0 0 1 3															
<b>Billy Muffett, R</b> (1, 1) OBP: 0.273, SLG: 0.238 <b>Tom Borland, L</b> (8, 1) <b>Russ Nixon, L</b> (9, PH) OBP: 0.325, SLG: 0.411 <b>Carroll Hardy, R</b> (9, PR) OBP: 0.206, SLG: 0.211 (9, 8)		0-3 K		0-3 K		0-3 K		0-0 1B		3 0 0 0 0 3 3 0 0 0 0 0 0 0 1 0 1 0 0 0 0 0 0 0 0 0 0 0															
<b>Inning Stats</b>	R: 0 E: 0 K: 1 S: 5	H: 0 LOB: 0 BB: 0 P: 5	R: 1 E: 0 K: 2 S: 9	H: 2 LOB: 3 BB: 2 P: 17	R: 2 E: 1 K: 0 S: 5	H: 2 LOB: 1 BB: 1 P: 9	R: 0 E: 0 K: 1 S: 5	H: 0 LOB: 0 BB: 0 P: 5	R: 0 E: 1 K: 1 S: 6	H: 0 LOB: 1 BB: 0 P: 6	R: 0 E: 0 K: 1 S: 5	H: 0 LOB: 0 BB: 0 P: 5	R: 0 E: 0 K: 1 S: 5	H: 1 LOB: 1 BB: 1 P: 9	R: 0 E: 1 K: 1 S: 6	H: 0 LOB: 1 BB: 0 P: 6	R: 0 E: 0 K: 0 S: 4	H: 1 LOB: 1 BB: 0 P: 4	1B: 5 2B: 0 3B: 1 HR: 0	SF: 0 SAC: 0 DP: 0 HBP: 0	WP: 0 PB: 0 SB: 1 CS: 1	PA: 38			
<b>PITCHER</b>	IP	WLS	BF	H	R	ER	SO	BB	IBB	HBP	BLK	WP	HR	S	P	ERA	WHIP								
<b>Steve Barber, L</b> (1, 1) ERA: 3.12 <b>Wes Stock, R</b> (2, 1) ERA: 2.45 <b>Gordon Jones, R</b> (6, 1) ERA: 4.11 <b>Chuck Estrada, R</b> (8, 1) ERA: 3.54	1.0		6	2	1	1	1	1	0	0	0	0	0	7	11	9.00	3.000								
	4.0		17	2	2	2	4	2	0	0	0	0	0	23	31	4.50	1.000								
	2.0		7	1	0	0	2	1	0	0	0	0	0	10	14	0.00	1.000								
	2.0	W	8	1	0	0	1	0	0	0	0	0	0	10	10	0.00	0.500								

**Boston Red Sox @ Baltimore Orioles**  
 Memorial Stadium, Baltimore, MD

Fri Aug 12 1960, 7:05 PM EDT  
 Att: 20,691 - Unknown

[livebaseballscorecards.com](http://livebaseballscorecards.com)

<b>AB</b>	<b>34</b>
<b>R</b>	<b>3</b>
<b>H</b>	<b>6</b>
<b>RBI</b>	<b>2</b>
<b>BB</b>	<b>4</b>
<b>SO</b>	<b>8</b>
<b>LOB</b>	<b>17</b>











BOTTOM

Boston Red Sox @ Baltimore Orioles  
Memorial Stadium, Baltimore, MD

Sat Aug 13 1960, 7:05 PM EDT  
Att. 23,672 - Unknown

livebaseballscorecards.com

AB	33
R	8
H	11
RBI	8
BB	2
SO	9
LOB	9



WP:	0	PA:	38
PB:	0		
SB:	0		
CS:	0		

AB R H RBI BB SO LOB

5	0	1	1	0	1	3
2	0	0	0	0	0	1
2	0	0	0	0	1	0
1	0	1	2	0	0	0
4	1	1	0	0	2	0
3	2	2	0	0	1	0
4	2	2	1	0	1	1
3	0	1	2	0	1	0
3	0	0	0	1	0	1
3	1	2	2	0	1	1
0	0	0	0	1	0	0
0	1	0	0	0	0	0
1	0	0	0	0	0	1
1	0	0	0	0	1	1
1	1	1	0	0	0	0

Batter	1	2	3	4	5	6	7	8	9
Jackie Brandt, R OBP: 0.327, SLG: 0.419 (1, 8)	0-0 F6		0-0 1B		0-0 F4		0-0 F3		0-3 K
Gene Stephens, L OBP: 0.315, SLG: 0.363 Dave Nicholson, R OBP: 0.314, SLG: 0.400 (5, PH) (6, 9)	0-0 4-3		0-0 F9		0-3 K		0-0 F7		0-0 1B
Al Pilarcik, L OBP: 0.327, SLG: 0.362 (9, PH)	0-0 4-3				0-3 K		0-3 K		
Gene Woodling, L OBP: 0.402, SLG: 0.406 (1, 7)				0-0 1B 1B					
Jim Gentile, L OBP: 0.439, SLG: 0.563 (1, 3)		0-0 G4-6-3 1B		0-0 SH3-4 1B 1B		1-0 E 1B HBP		0-3 K	
Brooks Robinson, R OBP: 0.345, SLG: 0.458 (1, 5)		0-0 G4-6-3 1-2f		0-0 SH3-4 1B 1B		0-0 E9 1B		0-3 K	
Gus Triandos, R OBP: 0.333, SLG: 0.377 (1, 2)		0-0 6-3		0-0 SH3-4 1-2 2-3		0-0 1B		0-3 K	
Ron Hansen, R OBP: 0.329, SLG: 0.432 (1, 6)			0-0 F5	4-0 1B IBB		0-0 F8		0-0 F8	
Mary Breeding, R OBP: 0.319, SLG: 0.340 Clint Courtney, L OBP: 0.379, SLG: 0.277 (9, PH) Jim Busby, R OBP: 0.331, SLG: 0.304 (9, PR)			0-0 SH1-4 1B	0-0 1B	0-0 1-3 2-H 3-H	0-3 K		4-0 2B 1B BB	
Milt Pappas, R OBP: 0.120, SLG: 0.109 Hoyt Wilhelm, R OBP: 0.108, SLG: 0.086 (6, 1) Bob Boyd, L OBP: 0.406, SLG: 0.444 (9, PH)			0-0 SH1-4 1-2	0-0 5-3		0-3 K		0-0 1B 2B	

Inning Stats	R: 0	H: 0	E: 0	K: 0	S: 3	H: 0	LOB: 0	BB: 0	P: 3	R: 0	H: 1	E: 0	K: 0	S: 3	H: 0	LOB: 0	BB: 0	P: 3	R: 1	H: 2	E: 0	K: 0	S: 5	H: 2	LOB: 1	BB: 0	P: 5	R: 3	H: 4	E: 0	K: 0	S: 6	H: 0	LOB: 0	BB: 0	P: 7	R: 2	H: 2	E: 1	K: 2	S: 9	H: 2	LOB: 1	BB: 0	P: 10	R: 0	H: 0	E: 0	K: 1	S: 5	H: 0	LOB: 0	BB: 0	P: 5	R: 0	H: 0	E: 0	K: 3	S: 9	H: 0	LOB: 0	BB: 0	P: 9	R: 2	H: 2	E: 0	K: 1	S: 6	H: 2	LOB: 1	BB: 1	P: 10	1B: 10	2B: 1	3B: 0	HR: 0	SF: 0	SAC: 2	DP: 1	HBP: 1	WP: 0	PA: 38
--------------	------	------	------	------	------	------	--------	-------	------	------	------	------	------	------	------	--------	-------	------	------	------	------	------	------	------	--------	-------	------	------	------	------	------	------	------	--------	-------	------	------	------	------	------	------	------	--------	-------	-------	------	------	------	------	------	------	--------	-------	------	------	------	------	------	------	------	--------	-------	------	------	------	------	------	------	------	--------	-------	-------	--------	-------	-------	-------	-------	--------	-------	--------	-------	--------

PITCHER	IP	WLS	BF	H	R	ER	SO	BB	IBB	HBP	BLK	WP	HR	S	P	ERA	WHIP
Tom Brewer, R ERA: 5.05 (1, 1)	3.2		17	7	4	4	0	0	1	0	0	0	0	16	20	9.82	1.909
Frank Sullivan, R ERA: 5.89 (4, 1)	0.1		1	0	0	0	0	0	0	0	0	0	0	1	1	0.00	0.000
Ted Wills, L ERA: 6.63 (5, 1)	2.0		9	2	2	2	4	0	0	1	0	0	0	16	17	9.00	1.000
Tom Sturdivant, R ERA: 5.04 (7, 1)	2.2	L	11	2	2	2	5	1	0	0	0	0	0	20	24	6.75	1.125

Batter	1	2	3	4	5	6	7	8	9	AB R H RBI BB SO LOB	TOP																										
<b>Pumpsie Green, S</b> (1, 4) OBP: 0.325, SLG: 0.308	0-0 F8		4-0 1B G3-6-3 BB		0-0 F2		4-0 1B 4-3 BB		0-0 F9	3 2 0 0 2 0 1																											
<b>Willie Tasby, R</b> (1, 8) OBP: 0.365, SLG: 0.348	4-0 WP BB		0-0 1-3 G3-6-3 1B		0-0 F8		0-0 1-3 4-3 1B		0-0 F2	4 0 2 0 1 0 1																											
<b>Ted Williams, L</b> (1, 7) OBP: 0.456, SLG: 0.672	0-0 L9		0-0 G3-6-3		0-0 FC4-6 1B		0-0 4-3			4 0 1 1 0 0 3																											
<b>Vic Wertz, L</b> (1, 3) OBP: 0.341, SLG: 0.497	4-0 FC5-4 BB		0-3 3-H K		0-0 FC4-6		0-0 4-3			3 0 0 0 1 1 2																											
<b>Frank Malzone, R</b> (1, 5) OBP: 0.345, SLG: 0.438	0-0 FC5-4				0-0 BB 1B		0-0 F7		0-0 F6	4 0 1 0 0 0 2																											
<b>Jim Pagliaroni, R</b> (1, 2) OBP: 0.400, SLG: 0.667					4-0 1-2 BB		0-0 SF7 3B		0-0 F3	3 1 1 0 1 0 0																											
<b>Lou Clinton, R</b> (1, 9) OBP: 0.278, SLG: 0.353					0-3 K		0-0 SF7		0-0 6-3	3 0 1 1 0 1 2																											
<b>Don Buddin, R</b> (1, 6) OBP: 0.334, SLG: 0.354					0-0 F9		0-3 3-H K			4 0 1 0 0 1 3																											
<b>Bill Monbouquette, R</b> (1, 1) OBP: 0.196, SLG: 0.082 <b>Mike Fornieles, R</b> (6, 1) OBP: 0.400, SLG: 0.400					0-3 K		0-0 4-3		0-3 K	2 0 0 0 0 1 3 2 0 0 0 0 1 1																											
<b>Inning Stats</b>	R: 0 E: 0 K: 0 S: 3	H: 0 LOB: 2 BB: 2 P: 11	R: 0 E: 0 K: 0 S: 4	H: 1 LOB: 1 BB: 0 P: 4	R: 1 E: 0 K: 1 S: 5	H: 1 LOB: 0 BB: 1 P: 9	R: 0 E: 0 K: 2 S: 8	H: 1 LOB: 2 BB: 1 P: 12	R: 0 E: 0 K: 0 S: 4	H: 1 LOB: 1 BB: 0 P: 4	R: 1 E: 0 K: 1 S: 6	H: 1 LOB: 0 BB: 0 P: 6	R: 1 E: 0 K: 0 S: 4	H: 1 LOB: 1 BB: 1 P: 8	R: 0 E: 0 K: 0 S: 3	H: 0 LOB: 0 BB: 0 P: 3	R: 0 E: 0 K: 1 S: 6	H: 1 LOB: 1 BB: 0 P: 6	1B: 6 2B: 0 3B: 1 HR: 0	SF: 1 SAC: 0 DP: 1 HBP: 0	WP: 1 PB: 0 SB: 0 CS: 0	PA: 38															
<b>PITCHER</b>	IP WLS BF H R ER SO BB IBB HBP BLK WP HR S P ERA WHIP																																				
<b>Steve Barber, L</b> (1, 1) ERA: 3.11	3.0		15	3	1	1	1	4	0	0	0	1	0	13	29	3.00	2.333																				
<b>Gordon Jones, R</b> (4, 1) ERA: 4.02	1.0		3	0	0	0	2	0	0	0	0	0	0	7	7	0.00	0.000																				
<b>Hal Brown, R</b> (5, 1) ERA: 3.81	4.0	L	16	3	2	2	1	1	0	0	0	0	0	17	21	4.50	1.000																				
<b>Wes Stock, R</b> (9, 1) ERA: 2.33	1.0		4	1	0	0	1	0	0	0	0	0	0	6	6	0.00	1.000																				

**Boston Red Sox @ Baltimore Orioles**  
Memorial Stadium, Baltimore, MD

Sun Aug 14 1960, 3:33 AM EDT  
Att: 11,542 - Unknown

[livebaseballscorecards.com](http://livebaseballscorecards.com)

AB	32
R	3
H	7
RBI	2
BB	5
SO	5
LOB	18





Batter	1	2	3	4	5	6	7	8	9	AB	R	H	RBI	BB	SO	LOB
Jackie Brandt, R OBP: 0.331, SLG: 0.423 (1, 8)	4-0 FC4-6 BB		0-0 SH1-3 FC5-2 1B	0-0 CS 3-H	0-0 2B	0-0 F9		0-0 F5		4	0	2	0	1	0	4
Gene Stephens, L OBP: 0.313, SLG: 0.357 (1, 9)	0-0 FC4-6 FC3-6 1-2f		4-0 FC5-2 SH1-3 1-2 BB		0-0 F2		0-0 4-1		0-0 F8	4	0	0	0	1	0	2
Gene Woodling, L OBP: 0.398, SLG: 0.401 (1, 7)	0-0 FC3-6 1-2f		0-0 SH1-3 1-2 2-3		0-0 F5		0-0 4-3		0-0 L3	4	0	0	0	0	0	2
Jim Gentile, L OBP: 0.435, SLG: 0.555 (1, 3)	0-0 1-3		0-0 FC5-2 FC6-4 2-3 3-H		0-0 L8		1-0 FC5-4 HBP		0-0 4-3	4	0	0	0	0	0	4
Brooks Robinson, R OBP: 0.344, SLG: 0.456 (1, 5)		0-0 FC5-4 1B	0-0 FC6-4 1-2f			0-0 5-3		0-0 FC5-4 1-2f		4	0	1	0	0	0	3
Clint Courtney, L OBP: 0.379, SLG: 0.273 (1, 2)		0-0 FC5-4 1B 1-2f		0-0 F6		4-0 HR BB		1-0 1B HBP		2	0	0	0	1	0	1
Jim Busby, R OBP: 0.331, SLG: 0.304 (6, PR)										0	1	0	0	0	0	0
Gus Triandos, R OBP: 0.336, SLG: 0.377 (7, 2)										0	0	0	0	0	0	0
Ron Hansen, R OBP: 0.336, SLG: 0.446 (1, 6)		0-0 1-2 1B		0-0 F9 CS 1B		0-0 HR		0-0 1-2 1B		4	1	4	2	0	0	0
Mary Breeding, R OBP: 0.321, SLG: 0.342 (1, 4)			0-0 F9		0-0 1-2 1B		0-0 SH2-4 1B		0-3 K	4	0	2	0	0	1	4
Steve Barber, L OBP: 0.136, SLG: 0.073 (1, 1)		0-3 K		0-0 F9		0-0 SH2-4		0-3 K		1	0	0	0	0	1	2
Gordon Jones, R OBP: 0.400, SLG: 0.400 (4, 1)										0	0	0	0	0	0	0
Al Pizarro, L OBP: 0.325, SLG: 0.359 (4, PH)										1	0	0	0	0	0	2
Hal Brown, R OBP: 0.343, SLG: 0.267 (5, 1)										0	0	0	0	0	0	0
Bob Boyd, L OBP: 0.440, SLG: 0.438 (8, PH)										1	0	0	0	0	1	2
Wes Stock, R (9, 1)										0	0	0	0	0	0	0


Inning Stats	R: 0	H: 0	E: 0	K: 3	S: 3	R: 0	H: 2	E: 0	K: 1	S: 7	R: 0	H: 1	E: 0	K: 0	S: 4	R: 0	H: 2	E: 0	K: 0	S: 4	R: 0	H: 1	E: 0	K: 0	S: 4	R: 2	H: 2	E: 0	K: 0	S: 5	R: 0	H: 0	E: 0	K: 0	S: 3	R: 0	H: 1	E: 0	K: 2	S: 8	R: 0	H: 0	E: 0	K: 0	S: 3						
	0	0	0	3	3	0	2	0	1	7	0	1	0	0	4	0	2	1	0	9	0	0	0	0	0	0	0	0	0	0	0	0	0	0	0	0	0	0	0	0	0	0	0	0	0	0	0	0	0	0	0

**BOTTOM**

**Boston Red Sox @ Baltimore Orioles**  
**Memorial Stadium, Baltimore, MD**  
 Sun Aug 14 1960, 3:33 AM EDT  
 Att. 11,542 - Unknown

AB	33
R	2
H	9
RBI	2
BB	3
SO	3
LOB	26

livebaseballscorecards.com



WP: 0	PA: 41
PB: 0	
SB: 0	
CS: 1	

Batter	1	2	3	4	5	6	7	8	9	AB R H RBI BB SO LOB	TOP											
Jackie Brandt, R (1, 8) OBP: 0.330, SLG: 0.429	0-0 F6		0-0 6-3		0-0 6-3			0-0 HR		4 1 1 1 0 0 0												
Gene Stephens, L (1, 9) OBP: 0.315, SLG: 0.359	0-0 FC4-6 1B		0-0 1B			0-0 G3		0-0 3-1		4 1 2 0 0 0 0												
Gene Woodling, L (1, 7) OBP: 0.396, SLG: 0.399	0-0 FC4-6 1-2f		0-0 1B			0-0 4-3			0-0 3-4-1	4 0 1 1 0 0 1												
Jim Gentile, L (1, 3) OBP: 0.430, SLG: 0.546	0-0 G3		0-0 1-3			0-0 6-3			0-0 L8	4 0 0 0 0 0 2												
Brooks Robinson, R (1, 5) OBP: 0.343, SLG: 0.453		0-0 F7		0-0 5-3			0-0 F9		4-0 BB	3 0 0 0 1 0 0												
Clint Courtney, L (1, 2) OBP: 0.370, SLG: 0.266		0-0 4-3		0-3 K			0-0 F6		0-0 L8	4 0 0 0 0 1 1												
Ron Hansen, R (1, 6) OBP: 0.336, SLG: 0.452		0-0 HR		0-0 5-3			0-0 5-3			3 1 1 1 0 0 0												
Mary Breeding, R (1, 4) OBP: 0.319, SLG: 0.339		0-0 6-3				0-0 5-3		0-0 4-3		3 0 0 0 0 0 0												
Jerry Walker, S (1, 1) OBP: 0.389, SLG: 0.412			0-0 6-3			0-0 5-3		0-0 G3		1 0 0 0 0 0 0												
Hoyt Wilhelm, R (4, 1) OBP: 0.103, SLG: 0.081										2 0 0 0 0 0 0												
<b>Inning Stats</b>	R: 0 E: 0 K: 0 S: 4	H: 1 LOB: 1 BB: 0 P: 4	R: 1 E: 0 K: 0 S: 4	H: 1 LOB: 0 BB: 0 P: 4	R: 1 E: 0 K: 0 S: 5	H: 2 LOB: 1 BB: 0 P: 5	R: 0 E: 0 K: 1 S: 5	H: 0 LOB: 0 BB: 0 P: 5	R: 0 E: 0 K: 0 S: 3	H: 0 LOB: 0 BB: 0 P: 3	R: 0 E: 0 K: 0 S: 3	H: 0 LOB: 0 BB: 0 P: 3	R: 0 E: 0 K: 0 S: 3	H: 0 LOB: 0 BB: 0 P: 3	R: 1 E: 0 K: 0 S: 4	H: 1 LOB: 0 BB: 0 P: 4	R: 0 E: 0 K: 0 S: 3	H: 0 LOB: 1 BB: 1 P: 7	1B: 3 2B: 0 3B: 0 HR: 2	SF: 0 SAC: 0 DP: 0 HBP: 0	WP: 0 PB: 0 SB: 1 CS: 0	PA: 33
<b>PITCHER</b> Art Ditmar, R (1, 1) ERA: 3.07	IP: 9.0 WLS: W BF: 33 H: 5 R: 3 ER: 3 SO: 1 BB: 1 IBB: 0 HBP: 0 BLK: 0 WP: 0 HR: 2 S: 34 P: 38 ERA: 3.00 WHIP: 0.667											<b>PITCHER</b>	IP: 9.0 WLS: W BF: 33 H: 5 R: 3 ER: 3 SO: 1 BB: 1 IBB: 0 HBP: 0 BLK: 0 WP: 0 HR: 2 S: 34 P: 38 ERA: 3.00 WHIP: 0.667									

Baltimore Orioles @ New York Yankees  
 Yankee Stadium, Bronx, NY  
 Mon Aug 15 1960, 7:05 PM EDT  
 Att. 24,233 - Unknown - 72 F

livebaseballscorecards.com

AB	32
R	3
H	5
RBI	3
BB	1
SO	1
LOB	4





Batter	1	2	3	4	5	6	7	8	9
Tony Kubek, L OBP: 0.325, SLG: 0.423 (1, 6) (9, 9)	0-0 F7		0-0 4-3		0-0 FC1-6		0-0 5-3		
Hector Lopez, R OBP: 0.358, SLG: 0.384 Joe Demaestri, R OBP: 0.217, SLG: 0.261 (1, 7) (9, 6)	0-0 F8			0-0 HR 1B	0-3 K			4-0 HR BB	
Mickey Mantle, S OBP: 0.401, SLG: 0.573 (1, 8)	0-0 G3			0-0 HR 1-H	0-0 F9			0-0 HR	
Bill Skowron, R OBP: 0.349, SLG: 0.576 (1, 3)		0-0 G4-6-3 2B		0-0 SH1-3 BB 1B		0-0 5-3		0-3 K	
Yogi Berra, L OBP: 0.378, SLG: 0.487 (1, 9) (9, 7)		4-0 G4-6-3 BB		4-0 SH1-3 BB 1-2		0-3 K		0-0 4-3	
Johnny Blanchard, L OBP: 0.292, SLG: 0.413 (1, 2)		0-0 G4-6-3 1-2f 2-3		0-0 SH1-3 1-2 2-3		0-0 FC5-4 1B		0-0 F8	
Clete Boyer, R OBP: 0.315, SLG: 0.426 (1, 5)		0-0 L7		0-0 F6		0-0 FC5-4 1-2f			
Bobby Richardson, R OBP: 0.298, SLG: 0.300 (1, 4)			0-0 F4	0-0 B3			0-0 6-3		
Art Ditmar, R OBP: 0.216, SLG: 0.224 (1, 1)			0-0 4-3		0-0 FC1-6 1B		0-0 5-3		

Inning Stats	R: 0 E: 0 K: 0 S: 3	H: 0 LOB: 0 BB: 0 P: 3	R: 0 E: 0 K: 0 S: 3	H: 1 LOB: 1 BB: 1 P: 7	R: 0 E: 0 K: 0 S: 3	H: 0 LOB: 0 BB: 0 P: 3	R: 2 E: 0 K: 0 S: 6	H: 3 LOB: 2 BB: 1 P: 10	R: 0 E: 0 K: 1 S: 6	H: 1 LOB: 1 BB: 0 P: 6	R: 0 E: 0 K: 1 S: 6	H: 1 LOB: 1 BB: 0 P: 6	R: 0 E: 0 K: 0 S: 3	H: 0 LOB: 0 BB: 0 P: 3	R: 2 E: 0 K: 1 S: 6	H: 1 LOB: 0 BB: 1 P: 10
1B: 4 2B: 1 3B: 0 HR: 2	SF: 0 SAC: 1 DP: 1 HBP: 0	WP: 0 PB: 0 SB: 0 CS: 0														

PITCHER	IP	WLS	BF	H	R	ER	SO	BB	IBB	HBP	BLK	WP	HR	S	P	ERA	WHIP
Jerry Walker, R ERA: 3.53 Hoyt Wilhelm, R ERA: 3.46	3.1 4.2		15 18	4 3	2 2	2 0	0 3	2 1	0 0	0 0	0 0	0 0	1 1	13 23	21 27	5.40 0.00	1.800 0.857

**BOTTOM**

AB	R	H	RBI	BB	SO	LOB
4	0	0	0	0	0	1
3	2	1	0	1	1	1
0	0	0	0	0	0	0
4	2	2	4	0	0	1
4	0	2	0	0	1	0
2	0	0	0	2	1	0
3	0	1	0	0	0	2
3	0	0	0	0	0	4
3	0	1	0	0	0	0

<b>AB</b>	<b>29</b>
<b>R</b>	<b>4</b>
<b>H</b>	<b>7</b>
<b>RBI</b>	<b>4</b>
<b>BB</b>	<b>3</b>
<b>SO</b>	<b>3</b>
<b>LOB</b>	<b>11</b>



WP	HR	S	P	ERA	WHIP
0	1	1	33		

**Baltimore Orioles @ New York Yankees**  
**Yankee Stadium, Bronx, NY**  
 Mon Aug 15 1960, 7:05 PM EDT  
 Att: 24,233 - Unknown - 72 F

livebaseballscorecards.com

Batter	1	2	3	4	5	6	7	8	9	AB R H RBI BB SO LOB	TOP
Jackie Brandt, R (1, 8) OBP: 0.329, SLG: 0.430	0-0 2B		0-0 6-3			0-0 F9		0-3 K		4 0 1 0 0 1 1	
Gene Woodling, L (1, 7) OBP: 0.395, SLG: 0.397	0-0 1-3			0-0 1B		0-0 FC4-6		0-0 F7		4 0 1 0 0 0 2	
Brooks Robinson, R (1, 5) OBP: 0.340, SLG: 0.449	0-0 6-3			0-0 L8		0-0 F8		0-0 F2		4 0 0 0 0 0 3	
Jim Gentile, L (1, 3) OBP: 0.428, SLG: 0.540 Gene Stephens, L (9, PR) OBP: 0.315, SLG: 0.359	0-0 F8			0-3 K		0-0 F7		4-0 BB		3 0 0 0 1 1 2 0 0 0 0 0 0 0	
Gus Triandos, R (1, 2) OBP: 0.331, SLG: 0.370		0-3 K		0-0 F9		0-0 6-3		0-0 6-3		4 0 0 0 0 1 2	
Ron Hansen, R (1, 6) OBP: 0.336, SLG: 0.452		0-0 5-3			0-0 F4		0-0 1B			3 0 1 0 0 0 0	
Dave Nicholson, R (1, 9) OBP: 0.306, SLG: 0.387		0-0 6-3			0-3 K		0-3 K			3 0 0 0 0 2 1	
Mary Breeding, R (1, 4) OBP: 0.317, SLG: 0.337			0-0 F7		0-0 F8		0-0 P4			3 0 0 0 0 0 0	
Chuck Estrada, R (1, 1) OBP: 0.174, SLG: 0.163 Walt Dropo, R (8, PH) OBP: 0.338, SLG: 0.369 Billy Hoelt, L (8, 1)			0-3 K		4-0 BB		0-0 F7			1 0 0 0 1 1 0 1 0 0 0 0 0 0 0 0 0 0 0 0 0	
<b>Inning Stats</b>	R: 0 E: 0 K: 0 S: 4 H: 1 LOB: 1 BB: 0 P: 4	R: 0 E: 0 K: 1 S: 5 H: 0 LOB: 0 BB: 0 P: 5	R: 0 E: 0 K: 1 S: 5 H: 0 LOB: 0 BB: 0 P: 5	R: 0 E: 0 K: 1 S: 6 H: 1 LOB: 1 BB: 0 P: 6	R: 0 E: 0 K: 1 S: 5 H: 0 LOB: 0 BB: 0 P: 5	R: 0 E: 0 K: 0 S: 3 H: 0 LOB: 1 BB: 1 P: 7	R: 0 E: 0 K: 1 S: 6 H: 1 LOB: 1 BB: 0 P: 6	R: 0 E: 0 K: 1 S: 5 H: 0 LOB: 0 BB: 0 P: 5	R: 0 E: 0 K: 0 S: 3 H: 0 LOB: 1 BB: 1 P: 7	1B: 2 2B: 1 3B: 0 HR: 0 SF: 0 SAC: 0 DP: 0 HBP: 0	WP: 0 PB: 0 SB: 0 CS: 0 PA: 32
<b>PITCHER</b> Whitey Ford, L (1, 1) ERA: 2.61	IP: 9.0 WLS: W BF: 32 H: 3 R: 0 ER: 0 SO: 6 BB: 2 IBB: 0 HBP: 0 BLK: 0 WP: 0 HR: 0 S: 42 P: 50 ERA: 0.00 WHIP: 0.556										

Baltimore Orioles @ New York Yankees  
 Yankee Stadium, Bronx, NY  
 Tue Aug 16 1960, 3:33 AM EDT  
 Att. 30,149 - Overcast - 72 F

livebaseballscorecards.com

AB	30
R	0
H	3
RBI	0
BB	2
SO	6
LOB	11













Batter	1	2	3	4	5	6	7	8	9	AB R H RBI BB SO LOB	TOP											
<b>Billy Gardner, R</b> (1, 4) OBP: 0.326, SLG: 0.380	0-3 K	0-0 1-3			0-0 G4-6-3		0-0 1B		0-0 1B	5 1 2 1 0 1 2												
<b>Lenny Green, L</b> (1, 8) OBP: 0.356, SLG: 0.382	0-0 1B		0-0 F8		0-0 F8		0-0 SF9		0-0 1B	4 1 2 2 0 0 0												
<b>Harmon Killebrew, R</b> (1, 3) OBP: 0.371, SLG: 0.515	0-3 K		0-0 F9			0-0 F6	0-0 G6-4-3		0-0 HR	5 1 1 3 0 1 3												
<b>Jim Lemon, R</b> (1, 7) OBP: 0.371, SLG: 0.519	0-0 F9		0-0 1B			0-3 K		0-0 1-3	0-0 F8	3 0 1 0 0 1 1												
<b>Dan Dobbek, L</b> (6, 7) OBP: 0.313, SLG: 0.374	1-2 F9									2 0 0 0 0 0 0												
<b>Reno Bertoia, R</b> (1, 5) OBP: 0.340, SLG: 0.378		0-3 K		0-0 F3		0-0 1B		0-0 2B	0-0 5-3	5 0 2 0 0 1 0												
<b>Bob Allison, R</b> (1, 9) OBP: 0.377, SLG: 0.432		4-0 BB		0-0 F7		0-0 1-3		0-0 F7		3 1 0 0 1 0 2												
<b>Earl Battey, R</b> (1, 2) OBP: 0.343, SLG: 0.407		0-0 F4		4-0 BB			0-0 BB	0-0 F8		3 1 1 0 1 0 2												
<b>Jose Valdivielso, R</b> (1, 6) OBP: 0.283, SLG: 0.257		0-0 E7		0-3 K			4-0 1B		0-3 K	2 1 1 1 0 1 1												
<b>Elmer Valo, L</b> (7, PH) OBP: 0.391, SLG: 0.255		2-H 1B					BB			0 1 0 0 1 0 0												
<b>Billy Consoletto, R</b> (7, 6) OBP: 0.341, SLG: 0.336		1B					SF9			1 0 0 0 0 1 0												
<b>Jack Kralick, L</b> (1, 1) OBP: 0.174, SLG: 0.095		0-0 1B				0-0 1B			0-0 1B	1 0 1 1 0 0 0												
<b>Rudy Hernandez, R</b> (3, 1) OBP: 0.167, SLG: 0.167										1 0 1 0 0 0 0												
<b>Faye Throneberry, L</b> (7, PH) OBP: 0.327, SLG: 0.328										0 0 0 0 1 0 0												
<b>Tom Morgan, R</b> (7, 1) OBP: 0.327, SLG: 0.328										0 0 0 0 0 0 0												
<b>Julio Becquer, L</b> (9, PH) OBP: 0.281, SLG: 0.397		3-H 1B								1 1 1 0 0 0 0												
<b>Inning Stats</b>	R: 0 E: 0 K: 2 S: 8	H: 1 LOB: 1 BB: 0 P: 8	R: 2 E: 1 K: 1 S: 7	H: 2 LOB: 1 BB: 1 P: 11	R: 0 E: 0 K: 0 S: 3	H: 1 LOB: 1 BB: 0 P: 3	R: 0 E: 0 K: 1 S: 5	H: 0 LOB: 1 BB: 1 P: 9	R: 0 E: 0 K: 0 S: 3	H: 1 LOB: 0 BB: 0 P: 3	R: 0 E: 0 K: 1 S: 6	H: 1 LOB: 1 BB: 0 P: 6	R: 2 E: 0 K: 0 S: 4	H: 2 LOB: 1 BB: 2 P: 12	R: 0 E: 0 K: 0 S: 4	H: 1 LOB: 1 BB: 0 P: 4	R: 4 E: 0 K: 1 S: 9	H: 4 LOB: 0 BB: 0 P: 9	1B: 10 2B: 2 3B: 0 HR: 1	SF: 1 SAC: 0 DP: 2 HBP: 0	WP: 3 PB: 0 SB: 1 CS: 0	PA: 41
<b>PITCHER</b>	IP WLS BF H R ER SO BB IBB HBP BLK WP HR S P ERA WHIP																					
<b>Milt Pappas, R</b> (1, 1) ERA: 4.02	8.1 W 38 12 7 6 6 4 0 0 0 3 0 46 62 6.48 1.920																					
<b>Jerry Walker, R</b> (9, 1) ERA: 3.55	0.2 S 3 1 1 1 0 0 0 0 0 0 0 1 3 3 13.50 1.500																					

Washington Senators @ Baltimore Orioles  
 Memorial Stadium, Baltimore, MD  
 Thu Aug 18 1960, 7:05 PM EDT  
 Att: 12,374 - Unknown

AB	36
R	8
H	13
RBI	8
BB	4
SO	6
LOB	11





Batter	1	2	3	4	5	6	7	8	9
Jackie Brandt, R OBP: 0.330, SLG: 0.440 (1, 9)	0-3 K		0-0 E 1B	0-0 F3		0-0 SF8		0-0 FC5-4 1B	
Jim Busby, R OBP: 0.319, SLG: 0.292 (1, 8)	0-0 6-3		0-0 E6 BB 1B	0-3 K		0-0 F3		0-0 FC5-4	
Brooks Robinson, R OBP: 0.344, SLG: 0.452 (1, 5)	0-0 F8		0-0 BB 1B	0-0 F8					
Jim Gentile, L OBP: 0.424, SLG: 0.540 (1, 3)		0-0 3-1	4-0 1B 1B BB		0-0 F8		0-0 L8		
Ron Hansen, R OBP: 0.335, SLG: 0.454 (1, 6)	0-3 K		0-0 1B WP 1B		0-0 F7		0-0 F7		
Gus Triandos, R OBP: 0.335, SLG: 0.392 Gene Woodling, L (3, PH) Clint Courtney, L (4, 2)	0-0 F8		0-0 WP 1B 1B		0-0 3-1		0-0 F9		
Dave Nicholson, R OBP: 0.309, SLG: 0.389 Gene Stephens, L (3, PH)			SH2-4 BB 1B			0-0 E1 SH3-4 BB SF8		0-0 HR	
Mary Breeding, R OBP: 0.319, SLG: 0.336 (1, 4)			SH2-4 BB 1B			4-0 SF8 SH3-4 BB		0-0 4-3	
Milt Pappas, R OBP: 0.115, SLG: 0.104 Jerry Walker, S (9, 1)			SH2-4 1B			0-0 SH3-4		0-3 K	

AB	R	H	RBI	BB	SO	LOB
4	1	2	3	0	1	0
5	1	0	0	0	1	3
4	1	2	1	0	0	0
3	1	0	0	1	0	1
4	1	1	2	0	1	1
1	0	0	0	0	0	0
1	1	1	1	0	0	0
2	0	0	0	0	0	1
1	1	1	0	0	0	0
3	2	1	1	0	0	1
2	1	1	1	2	0	0
2	0	0	0	0	1	1
0	0	0	0	0	0	0

AB	R	H	RBI	BB	SO	LOB
32	10	9	9	3	4	8

Inning Stats	R: 0	H: 0	E: 0	K: 1	S: 5	LOB: 0	BB: 0	P: 5																									
IP	2.1	WLS	L	BF	14	H	4	R	7	ER	6	SO	2	BB	2	IBB	0	HBP	0	BLK	0	WP	0	HR	0	S	16	P	24	ERA	23.14	WHIP	2.571
IP	3.2	WLS	L	BF	15	H	2	R	2	ER	0	SO	1	BB	1	IBB	0	HBP	0	BLK	0	WP	1	HR	0	S	16	P	20	ERA	0.00	WHIP	0.818
IP	2.0	WLS	L	BF	9	H	3	R	1	ER	1	SO	1	BB	0	IBB	0	HBP	0	BLK	0	WP	0	HR	1	S	11	P	11	ERA	4.50	WHIP	1.500

WP	HR	S	P	ERA	WHIP
1	1	7	7	3.97	1.500

**BOTTOM**

**Washington Senators @ Baltimore Orioles**  
**Memorial Stadium, Baltimore, MD**  
 Thu Aug 18 1960, 7:05 PM EDT  
 Att. 12,374 - Unknown

livebaseballscorecards.com



Batter	1	2	3	4	5	6	7	8	9	AB R H RBI BB SO LOB	TOP											
Jackie Brandt, R (1, 8) OBP: 0.333, SLG: 0.443	0-0 BB HR 1B	0-0 E5			0-0 1B 2B 1B	0-3 K			0-0 1B	5 2 3 0 0 1 1												
Al Pilarcik, L (1, 9) OBP: 0.321, SLG: 0.368	0-3 K	0-0 4-3			0-0 2B 1-3 1B			0-0 F8	0-0 P4	5 0 1 0 0 1 3												
Brooks Robinson, R (1, 5) OBP: 0.342, SLG: 0.452	0-0 L4				0-0 2B 1-3 3-H 2B			0-0 6-3	0-3 K	5 0 1 1 0 2 2												
Jim Gentile, L (1, 3) OBP: 0.422, SLG: 0.535	4-0 1-2 HR BB				0-0 K			0-0 F9		3 1 0 0 1 1 1												
Ron Hansen, R (1, 6) OBP: 0.338, SLG: 0.464	0-0 1-H 2-H HR				0-0 P5			0-0 3B 1B	0-0 1B	4 2 3 3 0 0 0												
Gus Triandos, R (1, 2) OBP: 0.333, SLG: 0.387	4-0 BB				0-0 F7			0-0 F8	0-0 P4	3 0 0 0 1 0 2												
Dave Nicholson, R (1, 7) OBP: 0.304, SLG: 0.381	0-0 F9				0-3 K			0-0 1B 3B	0-0 F7	2 0 0 0 0 1 1												
Gene Woodling, L (6, PH) OBP: 0.394, SLG: 0.401										2 1 1 1 0 0 1												
Mary Breeding, R (1, 4) OBP: 0.317, SLG: 0.333					0-3 K			0-3 K	0-0 F7	3 0 0 0 0 3 1												
Bob Boyd, L (8, PH) OBP: 0.394, SLG: 0.431										1 0 0 0 0 0 1												
Billy Klaus, L (8, 4) OBP: 0.344, SLG: 0.429										0 0 0 0 0 0 0												
Chuck Estrada, R (1, 1) OBP: 0.184, SLG: 0.174					0-3 K			0-0 3-H 1B	0-3 K	3 0 1 1 0 2 0												
Billy Hoelt, L (6, 1)										0 0 0 0 0 0 0												
Jack Fisher, R (6, 1) OBP: 0.279, SLG: 0.308										0 0 0 0 0 0 0												
Clint Courtney, L (9, PH) OBP: 0.368, SLG: 0.260										1 0 0 0 0 1 0												
<b>Inning Stats</b>	R: 3 E: 0 K: 1 S: 7	H: 2 LOB: 1 BB: 2 P: 15	R: 0 E: 1 K: 2 S: 8	H: 0 LOB: 1 BB: 0 P: 8	R: 0 E: 0 K: 1 S: 5	H: 0 LOB: 0 BB: 0 P: 5	R: 0 E: 0 K: 2 S: 7	H: 0 LOB: 0 BB: 0 P: 7	R: 1 E: 0 K: 2 S: 9	H: 3 LOB: 1 BB: 0 P: 9	R: 2 E: 0 K: 2 S: 10	H: 3 LOB: 1 BB: 0 P: 10	R: 0 E: 0 K: 0 S: 3	H: 0 LOB: 0 BB: 0 P: 3	R: 0 E: 0 K: 0 S: 4	H: 1 LOB: 1 BB: 0 P: 4	R: 0 E: 0 K: 2 S: 8	H: 1 LOB: 1 BB: 0 P: 8	1B: 7 2B: 1 3B: 1 HR: 1	SF: 0 SAC: 0 DP: 0 HBP: 0	WP: 0 PB: 0 SB: 0 CS: 0	PA: 39
<b>PITCHER</b>	IP WLS BF H R ER SO BB IBB HBP BLK WP HR S P ERA WHIP																					
Bill Monbouquette, R (1, 1) ERA: 3.54	6.0 W 28 8 6 6 10 2 0 0 0 0 1 46 54 9.00 1.667																					
Mike Fornieles, R (7, 1) ERA: 2.69	3.0 S 11 2 0 0 2 0 0 0 0 0 0 0 15 15 0.00 0.667																					

**Baltimore Orioles @ Boston Red Sox**  
 Fenway Park, Boston, MA  
 Sat Aug 20 1960, 3:33 AM EDT  
 Att: 17,437 - Unknown

[livebaseballscorecards.com](http://livebaseballscorecards.com)

AB	37
R	6
H	10
RBI	6
BB	2
SO	12
LOB	13





BOTTOM

Baltimore Orioles @ Boston Red Sox  
Fenway Park, Boston, MA  
Sat Aug 20 1960, 3:33 AM EDT  
Att. 17,437 - Unknown

livebaseballscorecards.com

AB 36  
R 8  
H 14  
RBI 8  
BB 3  
SO 4  
LOB 20



WP: 0 PA: 41  
PB: 0  
SB: 0  
CS: 0

AB	R	H	RBI	BB	SO	LOB
3	2	1	0	1	0	1
5	2	3	0	0	0	4
4	3	3	6	1	0	0
0	0	0	0	0	0	0
5	0	1	0	0	0	3
5	0	2	1	0	0	3
4	0	0	0	0	1	3
3	1	1	0	1	1	2
4	0	2	1	0	1	2
2	0	0	0	0	1	2
1	0	1	0	0	0	0
0	0	0	0	0	0	0

1B	SF	2B	SAC	3B	DP	HR	HBP
10	0	1	1	1	1	2	1
0	0	0	0	0	0	0	0
0	0	0	0	0	0	0	0

Batter	1	2	3	4	5	6	7	8	9	
Pete Runnels, L (1, 4) OBP: 0.385, SLG: 0.389	0-0 1-6-3 BB	4-0 FC6-4 BB		H 1-0 1B HR HBP		X 0-0 1B HR 1B	X 0-0 F7			
Willie Tasby, R (1, 8) OBP: 0.374, SLG: 0.352	0-0 FC3-6 BB 1B	0-0 FC6-4 1-2f		X 0-0 1-2 HR 1B		X 0-0 1-3 HR 1B	X 0-0 F8			
Ted Williams, L (1, 7) OBP: 0.462, SLG: 0.679 Carroll Hardy, R (9, 7) OBP: 0.206, SLG: 0.211	4-0 FC3-6 BB 1-2		X 0-0 E 1B	X 0-0 1-H 2-H HR		X 0-0 1-H 3-H HR	X 0-0 4-3			
Vic Wertz, L (1, 3) OBP: 0.338, SLG: 0.483	0-0 FC3-6 1-2f 2-3		X 0-0 E3 1B	X 0-0 F9		X 0-0 P6	X 0-0 G3-6-3 1B			
Russ Nixon, L (1, 2) OBP: 0.333, SLG: 0.431	0-0 P6		X 0-0 1-2 3-H 1B	X 0-0 P6		X 0-0 FC6-4 1B	X 0-0 G3-6-3 1B 1-2f			
Frank Malzone, R (1, 5) OBP: 0.335, SLG: 0.424		X 0-0 F2	0-3 K		X 0-0 F8	X 0-0 FC6-4 1-2f				
Lou Clinton, R (1, 9) OBP: 0.267, SLG: 0.359		BB 4-0 1B BB	0-3 K		X 0-0 P5		X 0-0 1B 3B			
Don Buddin, R (1, 6) OBP: 0.339, SLG: 0.359		X 0-0 BB 1-3 1B	0-3 K		X 0-0 F9		X 0-0 SH1-4 1B 3-H			
Bill Monbouquette, R (1, 1) OBP: 0.190, SLG: 0.078 Pumpsie Green, S (6, PH) OBP: 0.345, SLG: 0.324 Mike Fornieles, R (7, 1) OBP: 0.364, SLG: 0.364		X 0-0 F7	0-3 K		X 0-0 2B	X 0-0 SH1-4				
Inning Stats	R: 0 H: 1 E: 0 LOB: 2 K: 0 BB: 1 S: 4 P: 8	R: 0 H: 1 E: 0 LOB: 3 K: 0 BB: 2 S: 4 P: 12	R: 1 H: 2 E: 1 LOB: 2 K: 3 BB: 0 S: 12 P: 12	R: 3 H: 2 E: 0 LOB: 0 K: 1 BB: 0 S: 7 P: 8	R: 0 H: 0 E: 0 LOB: 0 K: 0 BB: 0 S: 3 P: 3	R: 3 H: 5 E: 0 LOB: 1 K: 0 BB: 0 S: 7 P: 7	R: 1 H: 2 E: 0 LOB: 1 K: 0 BB: 0 S: 5 P: 5	R: 0 H: 1 E: 0 LOB: 0 K: 0 BB: 0 S: 3 P: 3		

PITCHER	IP	WLS	BF	H	R	ER	SO	BB	IBB	HBP	BLK	WP	HR	S	P	ERA	WHIP
Chuck Estrada, R (1, 1) ERA: 3.67	5.1	L	30	10	7	6	4	3	0	1	0	0	2	34	47	10.12	2.438
Billy Hoefl, L (6, 1) ERA: 4.32	0.1		2	1	0	0	0	0	0	0	0	0	0	2	2	0.00	3.000
Jack Fisher, R (6, 1) ERA: 3.6	2.1		9	3	1	1	0	0	0	0	0	0	0	9	9	3.86	1.286

Batter	1	2	3	4	5	6	7	8	9	AB R H RBI BB SO LOB	TOP											
Jackie Brandt, R (1, 8) OBP: 0.334, SLG: 0.442	0-0 F2		0-0 1B		0-3 K		0-0 1B BB	0-0 F9		5 1 2 1 0 1 3												
Gene Woodling, L (1, 7) OBP: 0.391, SLG: 0.398	0-0 6-3		0-0 F2		0-0 1B		0-0 F9		0-0 3-1	5 0 1 1 0 0 3												
Al Pilarcik, L (9, 9) OBP: 0.321, SLG: 0.368										0 0 0 0 0 0 0												
Brooks Robinson, R (1, 5) OBP: 0.341, SLG: 0.448	0-0 F9		0-0 F9		0-0 F8		4-0 1B BB		0-0 1-4-3	4 1 0 0 1 0 2												
Jim Gentile, L (1, 3) OBP: 0.422, SLG: 0.530		0-0 F2		0-0 F7		0-0 F7	0-0 PB 1B		4-0 E 2B BB	4 1 1 3 1 0 0												
Ron Hansen, R (1, 6) OBP: 0.339, SLG: 0.466		0-0 F8		0-0 1B		0-3 K	0-0 P4		0-0 2B	5 0 2 1 0 1 1												
Gus Triandos, R (1, 2) OBP: 0.335, SLG: 0.382		4-0 BB		0-3 K		4-0 BB		0-3 K	0-0 5-3	3 0 0 0 2 2 2												
Gene Stephens, L (1, 9) OBP: 0.315, SLG: 0.367	0-0 F5		0-0 F9		0-0 G3		4-0 SH1-3 S BB			3 0 0 0 1 0 3												
Mary Breeding, R (1, 4) OBP: 0.320, SLG: 0.342			0-0 F2 1B 2B		0-0 1B 2B		0-3 K	0-0 SH1-3 1B		4 2 3 0 0 1 0												
Hal Brown, R (1, 1) OBP: 0.342, SLG: 0.250			0-0 F2		0-0 F2		4-0 BB 1B BB	0-0 SH1-3		2 1 0 0 1 0 2												
<b>Inning Stats</b>	R: 0 E: 0 K: 0 S: 3	H: 0 LOB: 0 BB: 0 P: 3	R: 0 E: 0 K: 0 S: 3	H: 0 LOB: 1 BB: 1 P: 7	R: 1 E: 0 K: 0 S: 5	H: 2 LOB: 1 BB: 0 P: 5	R: 0 E: 0 K: 1 S: 6	H: 1 LOB: 1 BB: 0 P: 6	R: 1 E: 0 K: 1 S: 7	H: 2 LOB: 1 BB: 0 P: 7	R: 0 E: 0 K: 1 S: 5	H: 0 LOB: 1 BB: 1 P: 9	R: 3 E: 0 K: 1 S: 7	H: 2 LOB: 1 BB: 2 P: 15	R: 0 E: 0 K: 1 S: 6	H: 1 LOB: 2 BB: 1 P: 10	R: 1 E: 1 K: 0 S: 4	H: 1 LOB: 1 BB: 1 P: 8	1B: 6 2B: 3 3B: 0 HR: 0	SF: 0 SAC: 1 DP: 0 HBP: 0	WP: 0 PB: 1 SB: 1 CS: 0	PA: 42
<b>PITCHER</b>	IP WLS BF H R ER SO BB IBB HBP BLK WP HR S P ERA WHIP																					
Earl Wilson, R (1, 1) ERA: 3.22	7.0 L 32 7 5 5 4 4 0 0 0 0 0 0 36 52 6.43 1.571																					
Tom Sturdivant, R (8, 1) ERA: 5.3	2.0 10 2 1 1 1 2 0 0 0 0 0 0 10 18 4.50 2.000																					

Baltimore Orioles @ Boston Red Sox  
Fenway Park, Boston, MA  
Sat Aug 20 1960, 7:05 PM EDT  
Att. 20,177 - Unknown

livebaseballscorecards.com

AB 35  
R 6  
H 9  
RBI 6  
BB 6  
SO 5  
LOB 16





Batter	1	2	3	4	5	6	7	8	9	AB	R	H	RBI	BB	SO	LOB
<b>Pumpsie Green, S</b> OBP: 0.343, SLG: 0.322 (1, 4) (8, 6)	0-0 G4-6-3 1B		0-0 5-3			0-0 P2		0-0 G4-6-3 1-2f		4	0	1	0	0	0	1
<b>Willie Tasby, R</b> OBP: 0.373, SLG: 0.351 (1, 8)	0-0 G4-6-3 1-2f			0-0 P6		0-0 1B		0-0 4-3		4	0	1	0	0	0	1
<b>Vic Wertz, L</b> OBP: 0.334, SLG: 0.477 (1, 3)	0-0 F9			0-0 F9		0-0 L3			0-0 P6	4	0	0	0	0	0	1
<b>Russ Nixon, L</b> OBP: 0.340, SLG: 0.436 (1, 2)		0-0 FC6-4 1B		0-0 1B			0-0 1B 1B		0-0 P5	4	0	3	0	0	0	0
<b>Frank Malzone, R</b> OBP: 0.334, SLG: 0.422 (1, 5)		0-0 F8		0-0 P4			0-0 F8		0-0 1B	4	0	1	0	0	0	3
<b>Rip Repulski, R</b> OBP: 0.293, SLG: 0.402 (1, 7)		0-3 K			0-0 F9		0-0 FC6 1B		0-0 1-3	4	0	1	0	0	1	2
<b>Carroll Hardy, R</b> OBP: 0.197, SLG: 0.200 (1, 9)		0-0 FC6-4 1-2f			0-3 K		0-0 F8			3	0	0	0	0	1	3
<b>Don Buddin, R</b> OBP: 0.337, SLG: 0.357 (1, 6)			0-0 P5		0-0 F8		0-0 FC6 1-2f			2	0	0	0	0	0	0
<b>Ted Williams, L</b> OBP: 0.460, SLG: 0.676 (7, PH)										1	0	0	0	0	0	2
<b>Tom Sturdivant, L</b> OBP: 0.190, SLG: 0.200 (8, 1)										0	0	0	0	0	0	0
<b>Earl Wilson, R</b> OBP: 0.143, SLG: 0.077 (1, 1)			0-3 K			0-0 6-3				2	0	0	0	0	1	0
<b>Pete Runnels, L</b> OBP: 0.386, SLG: 0.390 (8, 4)								0-0 G4-6-3 1B		1	0	1	0	0	0	0


Inning Stats	R: 0	H: 1	E: 0	LOB: 0	K: 0	BB: 0	S: 3	P: 3	R: 0	H: 1	E: 0	LOB: 1	K: 1	BB: 0	S: 6	P: 6	R: 0	H: 0	E: 0	LOB: 0	K: 1	BB: 0	S: 5	P: 5	R: 0	H: 1	E: 0	LOB: 1	K: 0	BB: 0	S: 4	P: 4	R: 0	H: 0	E: 0	LOB: 0	K: 1	BB: 0	S: 5	P: 5	R: 0	H: 1	E: 0	LOB: 1	K: 0	BB: 0	S: 4	P: 4	R: 0	H: 2	E: 0	LOB: 2	K: 0	BB: 0	S: 5	P: 5	R: 0	H: 1	E: 0	LOB: 0	K: 0	BB: 0	S: 3	P: 3	R: 0	H: 1	E: 0	LOB: 1	K: 0	BB: 0	S: 4	P: 4	1B: 8	SF: 0	2B: 0	SAC: 0	3B: 0	DP: 2	HR: 0	HBP: 0	WP: 0	PA: 33
<b>Hal Brown, R</b> ERA: 3.51 (1, 1)	IP	WLS	BF	H	R	ER	SO	BB	IBB	HBP	BLK	WP	HR	S	P	ERA	WHIP	IP	WLS	BF	H	R	ER	SO	BB	IBB	HBP	BLK	WP	HR	S	P	ERA	WHIP	IP	WLS	BF	H	R	ER	SO	BB	IBB	HBP	BLK	WP	HR	S	P	ERA	WHIP																															

**BOTTOM**

**Baltimore Orioles @ Boston Red Sox**  
Fenway Park, Boston, MA  
Sat Aug 20 1960, 7:05 PM EDT  
Att. 20,177 - Unknown

livebaseballscorecards.com

<b>AB</b>	<b>33</b>
<b>R</b>	<b>0</b>
<b>H</b>	<b>8</b>
<b>RBI</b>	<b>0</b>
<b>BB</b>	<b>0</b>
<b>SO</b>	<b>3</b>
<b>LOB</b>	<b>13</b>



Batter	1	2	3	4	5	6	7	8	9	AB R H RBI BB SO LOB	TOP											
Jackie Brandt, R OBP: 0.330, SLG: 0.436 (1, 8) (8, 9) (9, 7)	0-0 F2		0-0 6-3		0-0 F8		0-0 G4-3		0-0 4-3	5 0 0 0 0 0 1												
Gene Woodling, L OBP: 0.392, SLG: 0.399 Dave Nicholson, R OBP: 0.310, SLG: 0.381 Al Pilarcik, L OBP: 0.321, SLG: 0.368 (1, 7) (9, PH) (9, 9)	0-0 1B			0-0 FC3-6 1B	0-0 F2		0-0 F8		4-0 1B SF9 BB	4 0 2 0 0 0 0 0 1 0 0 1 0 0 0 0 0 0 0 0 0												
Brooks Robinson, R OBP: 0.341, SLG: 0.447 (1, 5)	0-0 F4			0-0 FC3-6 E HR	0-0 6-3			0-0 2B E 1B	0-0 1B 1-3 1B	5 2 2 0 0 0 2												
Jim Gentile, L OBP: 0.418, SLG: 0.530 (1, 3)	0-0 4-3			0-0 E8 1-3 HR		0-0 F9		0-0 1-3 E 2B	0-0 SF9 3-H	4 2 1 1 0 0 2												
Ron Hansen, R OBP: 0.340, SLG: 0.471 (1, 6)		0-3 K		4-0 HR IBB		0-0 HR		0-3 K	0-0 F8	4 2 1 1 1 2 3												
Gus Triandos, R OBP: 0.337, SLG: 0.394 (1, 2)		0-0 F9		0-0 HR		0-0 F7		4-0 E FC5-4 IBB		3 2 1 4 1 0 0												
Gene Stephens, L OBP: 0.311, SLG: 0.363 Walt Dropo, R OBP: 0.340, SLG: 0.378 Jim Busby, R OBP: 0.319, SLG: 0.292 (1, 9) (8, PH) (8, PR) (8, 8)		0-0 F9		0-0 P6		0-3 K		0-0 E5 FC5-4		3 0 0 0 0 1 0 1 0 0 1 0 0 1 0 0 0 0 0 0 0												
Mary Breeding, R OBP: 0.322, SLG: 0.345 (1, 4)			0-0 F3		0-0 1B		0-0 SH G4-3 2B	0-0 FC5-4 1-2f 3-H		4 1 2 1 0 0 1												
Steve Barber, L OBP: 0.128, SLG: 0.068 Wes Stock, R (1, 1) (8, 1)		0-3 K	0-3 K				0-0 SH G4-3	0-3 K		3 0 0 0 0 3 2 0 0 0 0 0 0 0												
<b>Inning Stats</b>	R: 0 E: 0 K: 0 S: 4	H: 1 LOB: 1 BB: 0 P: 4	R: 0 E: 0 K: 1 S: 5	H: 0 LOB: 0 BB: 0 P: 5	R: 0 E: 0 K: 1 S: 5	H: 0 LOB: 0 BB: 0 P: 5	R: 4 E: 1 K: 1 S: 9	H: 3 LOB: 1 BB: 1 P: 13	R: 0 E: 0 K: 0 S: 3	H: 0 LOB: 0 BB: 0 P: 3	R: 1 E: 0 K: 1 S: 6	H: 1 LOB: 0 BB: 0 P: 6	R: 1 E: 0 K: 0 S: 4	H: 1 LOB: 0 BB: 0 P: 4	R: 3 E: 1 K: 2 S: 10	H: 2 LOB: 1 BB: 1 P: 14	R: 1 E: 0 K: 0 S: 4	H: 1 LOB: 1 BB: 1 P: 8	1B: 5 2B: 2 3B: 0 HR: 2	SF: 1 SAC: 1 DP: 1 HBP: 0	WP: 0 PB: 0 SB: 0 CS: 0	PA: 41
<b>PITCHER</b>	IP WLS BF H R ER SO BB IBB HBP BLK WP HR S P ERA WHIP																					
Ike Delock, R ERA: 5.17 (1, 1)	4.0 L 18 4 4 3 3 0 1 0 0 0 0 1 23 27 6.75 1.000																					
Frank Sullivan, R ERA: 5.68 (5, 1)	3.0 11 2 2 2 1 0 0 0 0 0 0 1 13 13 6.00 0.667																					
Tom Borland, L ERA: 6.35 (8, 1)	1.0 7 2 3 1 2 0 1 0 0 0 0 0 10 14 9.00 2.000																					
Ted Wills, L ERA: 6.55 (9, 1)	1.0 5 1 1 1 0 1 0 0 0 0 0 0 4 8 9.00 2.000																					

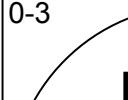
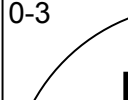




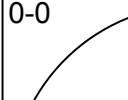
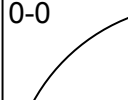




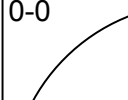
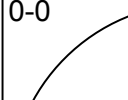



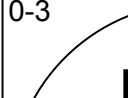
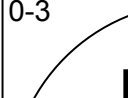

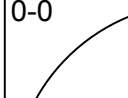
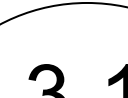

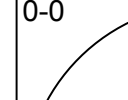





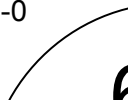
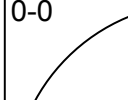



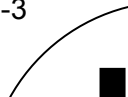
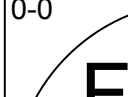


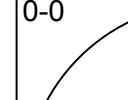
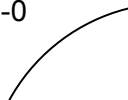



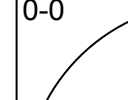





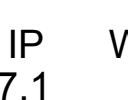


**Baltimore Orioles @ Boston Red Sox**  
**Fenway Park, Boston, MA**  
 Sun Aug 21 1960, 3:33 AM EDT  
 Att: 23,141 - Unknown

[livebaseballscorecards.com](http://livebaseballscorecards.com)

<b>AB</b>	<b>36</b>
<b>R</b>	<b>10</b>
<b>H</b>	<b>9</b>
<b>RBI</b>	<b>8</b>
<b>BB</b>	<b>3</b>
<b>SO</b>	<b>6</b>
<b>LOB</b>	<b>12</b>





Batter	1	2	3	4	5	6	7	8	9	AB R H RBI BB SO LOB
<b>Pete Runnels, L</b> OBP: 0.384, SLG: 0.386 (1, 4) 	0-3 		0-0 		0-0 		4-0  1B 3-1 BB	0-0 		4 1 0 0 1 1 1
<b>Willie Tasby, R</b> OBP: 0.373, SLG: 0.352 (1, 8) 	0-0 		0-0  FC4-6 1B		0-0 		0-0  3-1 BB 1B 1-3 2-H	0-0 		5 0 2 1 0 0 1
<b>Ted Williams, L</b> OBP: 0.459, SLG: 0.668 (1, 7) 	0-0 		0-0  FC4-6 1B 1-2f		0-0 		4-0  1-2 3-1 BB			4 0 1 0 1 1 1
<b>Vic Wertz, L</b> OBP: 0.332, SLG: 0.473 (1, 3) 	0-3 		0-0  FC5-4 1B			0-0 	0-0 			5 0 1 1 0 1 3
<b>Frank Malzone, R</b> OBP: 0.333, SLG: 0.420 (1, 5) 		0-0  G6-4-3 1B 1-2f	0-0  FC5-4			0-0 	0-0 			5 0 1 0 0 0 4
<b>Haywood Sullivan, R</b> OBP: 0.265, SLG: 0.259 (1, 2) 		0-0  G6-4-3 1-2f		0-0 		0-0 		0-0 		4 0 1 0 0 0 1
<b>Lou Clinton, R</b> OBP: 0.273, SLG: 0.382 (1, 9) 		0-0  2B 1B		0-3 		0-0  FC6-4 1-2f		0-0 		4 1 2 1 0 1 1
<b>Don Buddin, R</b> OBP: 0.343, SLG: 0.369 (1, 6) 		0-0  1-3 2B		4-0  BB			4-0  BB 1B BB	0-0  2B 3B		2 2 2 0 2 0 0
<b>Ike Delock, R</b> OBP: 0.180, SLG: 0.100 (1, 1) 		0-0 		0-0 			0-3 	0-0  3-H 2B		1 0 0 0 0 0 2
<b>Rip Repulski, R</b> OBP: 0.290, SLG: 0.398 (4, PH) 										1 0 0 0 0 0 1
<b>Frank Sullivan, R</b> OBP: 0.222, SLG: 0.125 (5, 1) 										0 0 0 0 0 0 0
<b>Jim Pagliaroni, R</b> OBP: 0.389, SLG: 0.533 (7, PH) 										1 0 0 0 0 0 1
<b>Tom Borland, L</b> OBP: 0.346, SLG: 0.333 (8, PH) 										0 0 0 0 0 0 0
<b>Pumpsie Green, S</b> OBP: 0.600, SLG: 0.750 (9, 1) 										1 0 1 1 0 0 0
										0 0 0 0 0 0 0

Inning Stats	R: 0	H: 1	E: 0	K: 2	S: 8	LOB: 1	BB: 0	P: 8
	R: 0	H: 3	E: 0	K: 0	S: 5	LOB: 2	BB: 0	P: 5
	R: 0	H: 2	E: 0	K: 0	S: 5	LOB: 2	BB: 0	P: 5
	R: 0	H: 0	E: 0	K: 1	S: 5	LOB: 1	BB: 1	P: 9
	R: 0	H: 0	E: 0	K: 0	S: 3	LOB: 0	BB: 0	P: 3
	R: 0	H: 1	E: 0	K: 0	S: 4	LOB: 1	BB: 0	P: 4
	R: 2	H: 1	E: 0	K: 1	S: 6	LOB: 2	BB: 3	P: 18
	R: 2	H: 3	E: 0	K: 0	S: 6	LOB: 1	BB: 0	P: 6
	R: 0	H: 0	E: 0	K: 1	S: 5	LOB: 0	BB: 0	P: 5
	1B: 7	2B: 2	3B: 1	HR: 1	SF: 0	SAC: 0	DP: 1	HBP: 0


PITCHER	IP	WLS	BF	H	R	ER	SO	BB	IBB	HBP	BLK	WP	HR	S	P	ERA	WHIP
<b>Steve Barber, L</b> ERA: 3.21 (1, 1)	7.1	W	35	10	4	4	4	4	4	0	0	0	0	39	55	4.91	1.909
<b>Wes Stock, R</b> ERA: 3.24 (8, 1)	1.2	S	6	1	0	0	1	0	0	0	0	0	0	8	8	0.00	0.600

**BOTTOM**

**Baltimore Orioles @ Boston Red Sox**  
Fenway Park, Boston, MA  
Sun Aug 21 1960, 3:33 AM EDT  
Att. 23,141 - Unknown

livebaseballscorecards.com

<b>AB</b>	<b>37</b>
<b>R</b>	<b>4</b>
<b>H</b>	<b>11</b>
<b>RBI</b>	<b>4</b>
<b>BB</b>	<b>4</b>
<b>SO</b>	<b>5</b>
<b>LOB</b>	<b>16</b>



<b>WP: 0</b>	<b>PA: 41</b>
<b>PB: 0</b>	
<b>SB: 0</b>	
<b>CS: 0</b>	

Batter	1	2	3	4	5	6	7	8	9	10	11	AB R H RBI BB SO LOB	TOP												
Eddie Yost, R OBP: 0.406, SLG: 0.364 (1, 5)	0-3 K		0-0 F7			0-3 K		0-0 G3		0-0 F8		5 0 0 0 0 2 2													
Chico Fernandez, R OBP: 0.307, SLG: 0.319 (1, 6)	0-0 F7		0-3 K			0-0 F8		0-0 1-3		0-3 K		5 0 0 0 0 2 2													
Norm Cash, L OBP: 0.405, SLG: 0.516 (1, 3)	0-0 1B		0-3 K			0-0 F9			0-0 F9		4-0 HR	4 2 1 0 1 1 0													
Charlie Maxwell, L OBP: 0.337, SLG: 0.463 (1, 7)	0-0 1B			4-0 L6-4-3 BB		0-0 F5			0-0 WP		0-0 HR	4 2 3 2 1 0 0													
Al Kaline, R OBP: 0.331, SLG: 0.387 (1, 8)	0-0 1B			0-0 L6-4-3		0-0 L6			0-0 WP		0-3 K	5 1 2 2 0 1 1													
Rocky Colavito, R OBP: 0.335, SLG: 0.484 (1, 9)	0-0 F9			0-0 5-3		0-0 2B			0-0 CS		0-0 L4	5 0 2 1 0 0 2													
Frank Bolling, R OBP: 0.309, SLG: 0.370 (1, 4)		0-3 K			0-0 F9		0-0 6-3		0-0 4-3		4-0 BB	4 0 0 0 1 1 2													
Harry Chiti, R OBP: 0.278, SLG: 0.311 Sandy Amoros, L OBP: 0.291, SLG: 0.185 Hank Foiles, R OBP: 0.353, SLG: 0.349 (1, 2)		0-0 F7			0-0 5-3			0-0 4-3		0-0 F8	0-0 F9	2 0 0 0 0 0 0 1 0 0 0 0 0 0 2 0 0 0 0 0 1													
Phil Regan, R OBP: 0.313, SLG: 0.420 Neil Chrisley, L OBP: 0.214, SLG: 0.083 Dave Sisler, R OBP: 0.296, SLG: 0.333 Bill Fischer, R OBP: 0.296, SLG: 0.333 (1, 1)		0-3 K			0-0 6-3			4-0 G3		0-0 1B		2 0 0 0 0 1 0 0 0 0 0 1 0 0 0 0 0 0 0 0 0 1 0 1 0 0 0 0													
<b>Inning Stats</b>	R: 1 E: 0 K: 1 S: 8	H: 3 LOB: 2 BB: 0 P: 8	R: 0 E: 0 K: 2 S: 7	H: 0 LOB: 0 BB: 0 P: 7	R: 0 E: 0 K: 2 S: 7	H: 0 LOB: 0 BB: 1 P: 6	R: 0 E: 0 K: 0 S: 3	H: 0 LOB: 0 BB: 0 P: 3	R: 0 E: 0 K: 1 S: 5	H: 0 LOB: 0 BB: 0 P: 5	R: 0 E: 0 K: 0 S: 4	H: 1 LOB: 1 BB: 0 P: 4	R: 0 E: 0 K: 0 S: 3	H: 0 LOB: 1 BB: 1 P: 7	R: 2 E: 0 K: 0 S: 5	H: 3 LOB: 0 BB: 0 P: 5	R: 0 E: 0 K: 1 S: 6	H: 1 LOB: 1 BB: 0 P: 6	R: 2 E: 0 K: 1 S: 6	H: 1 LOB: 1 BB: 2 P: 14	1B: 6 2B: 2 3B: 0 HR: 1	SF: 0 SAC: 0 DP: 1 HBP: 0	WP: 2 PB: 0 SB: 0 CS: 1	PA: 44	
<b>PITCHER</b>	IP WLS BF H R ER SO BB IBB HBP BLK WP HR S P ERA WHIP																								
Milt Pappas, R ERA: 3.98 (1, 1)	8.1		32	6	3	3	6	2	0	0	0	1	0	42	50	3.24	0.960								
Hoyt Wilhelm, R ERA: 3.46 (9, 1)	0.0		1	1	0	0	0	0	0	0	0	1	0	1	1	∞	∞								
Wes Stock, R ERA: 3.58 (9, 1)	2.2	L	11	2	2	2	2	2	0	0	0	0	1	13	21	6.75	1.500								

**Detroit Tigers @ Baltimore Orioles**  
 Memorial Stadium, Baltimore, MD  
 Tue Aug 23 1960, 7:05 PM EDT  
 Att. 16,665 - Unknown

AB	40
R	5
H	9
RBI	5
BB	4
SO	8
LOB	10



1B	6
2B	2
3B	0
HR	1



BOTTOM

Detroit Tigers @ Baltimore Orioles  
Memorial Stadium, Baltimore, MD  
Tue Aug 23 1960, 7:05 PM EDT  
Att. 16,665 - Unknown

livebaseballscores.com

AB 41  
R 3  
H 10  
RBI 3  
BB 4  
SO 10  
LOB 22



WP: 0 PA: 46  
PB: 0  
SB: 0  
CS: 0

AB R H RBI BB SO LOB

6 0 0 0 0 1 5

4 1 2 0 0 0 1  
1 0 0 0 0 1 1

3 1 1 0 1 0 1

4 0 1 1 0 1 3  
0 0 0 0 0 0 0  
1 0 0 0 0 0 0

4 1 1 1 1 2 2

5 0 1 1 0 3 2

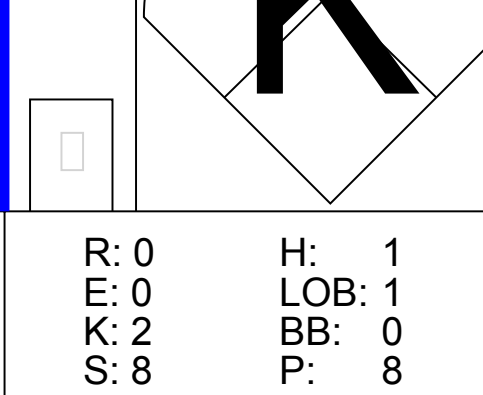
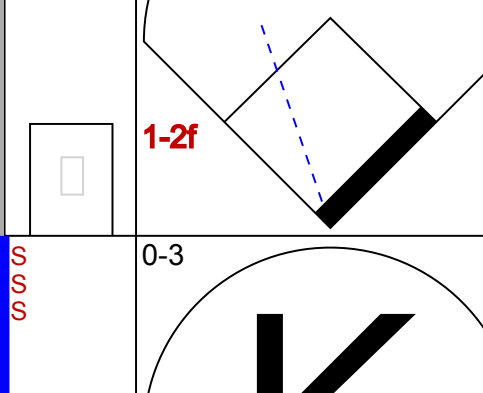
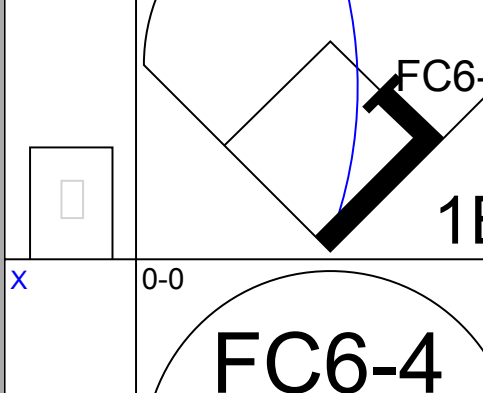
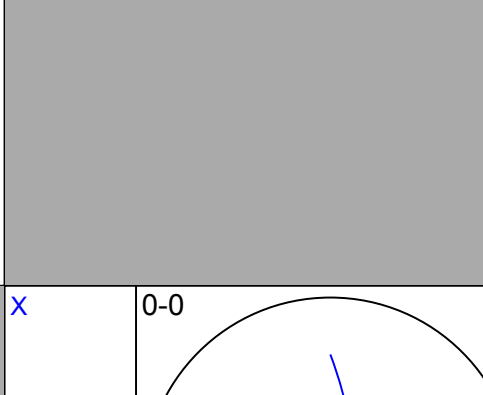
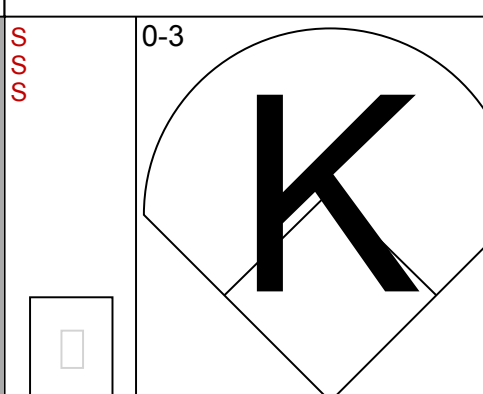
3 0 0 0 1 0 1

3 0 2 0 0 0 0  
1 0 0 0 0 0 3  
1 0 0 0 0 0 1

3 0 1 0 0 1 1  
0 0 0 0 0 0 0  
0 0 0 0 0 0 0  
1 0 0 0 1 1 1  
1 0 1 0 0 0 0  
0 0 0 0 0 0 0


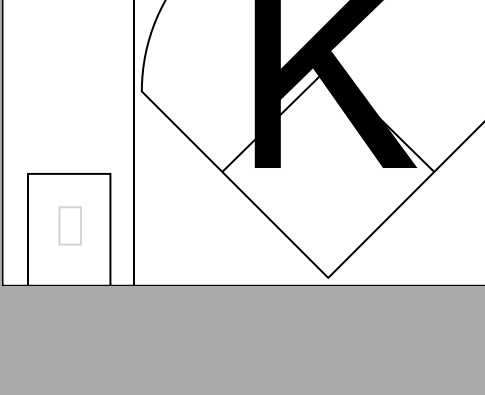
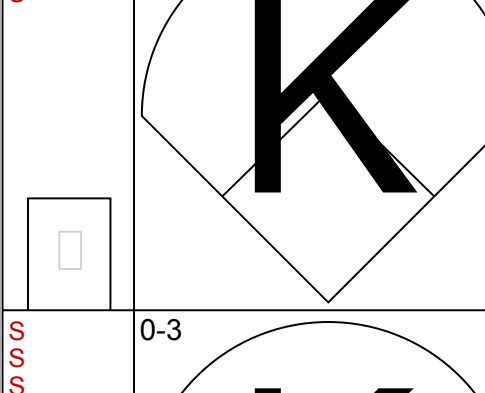
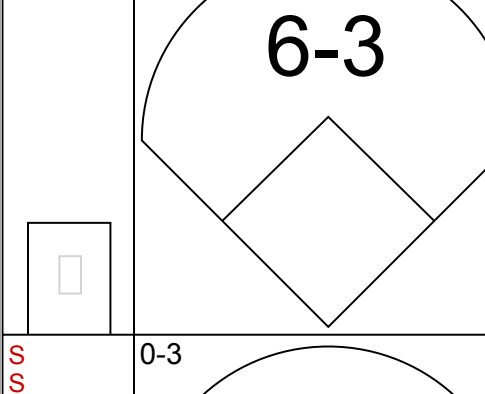


1B: 8 SF: 0  
2B: 1 SAC: 1  
3B: 1 DP: 1  
HR: 0 HBP: 0

11



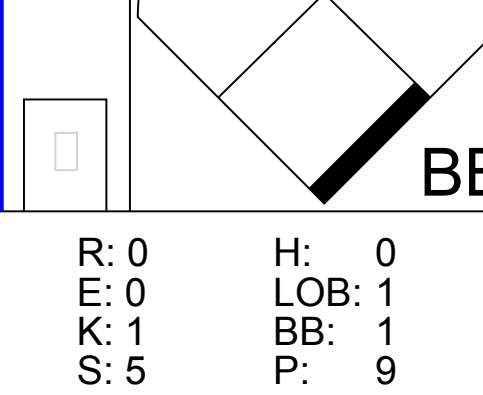
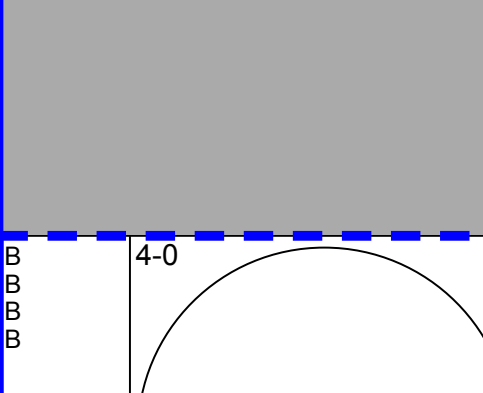
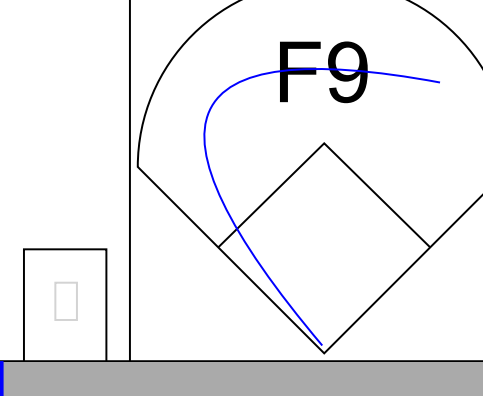
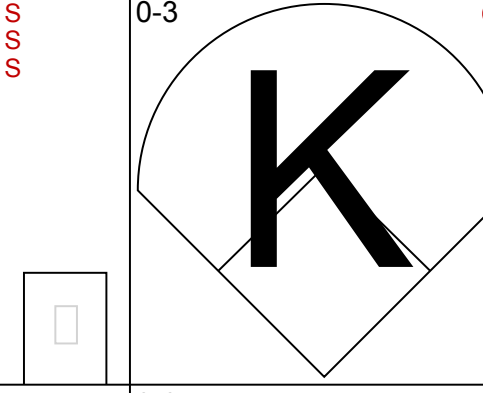
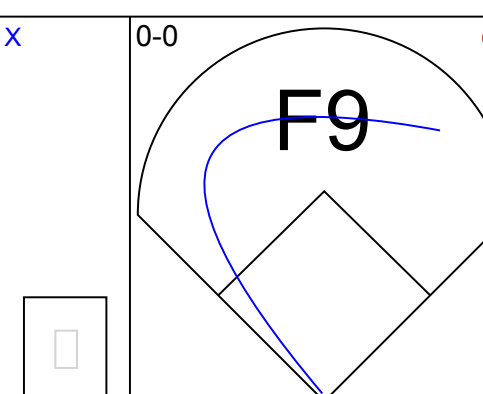
R: 0 H: 1  
E: 0 LOB: 1  
K: 2 BB: 0  
S: 8 P: 8

10



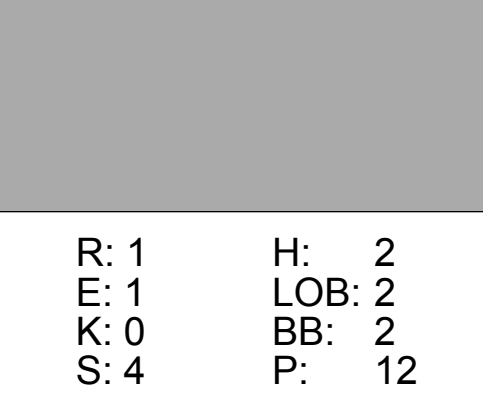
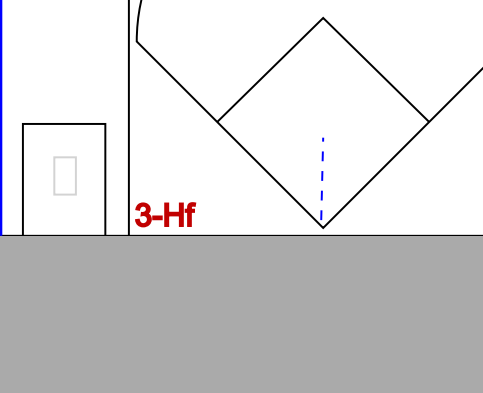
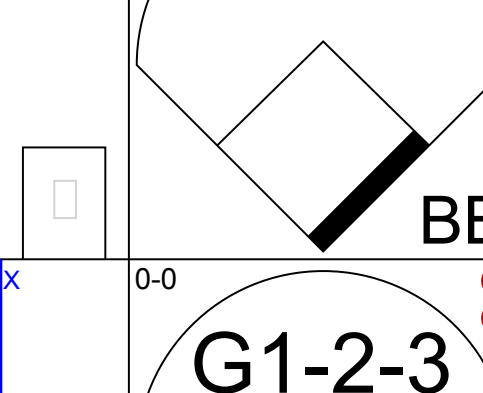
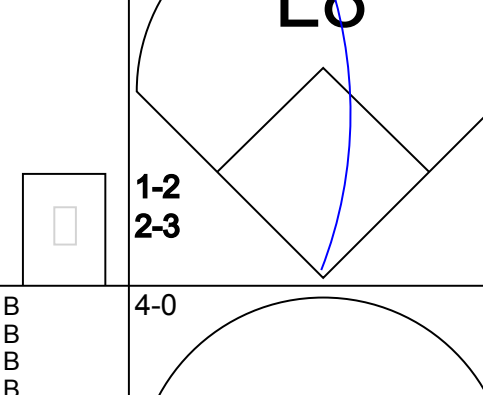
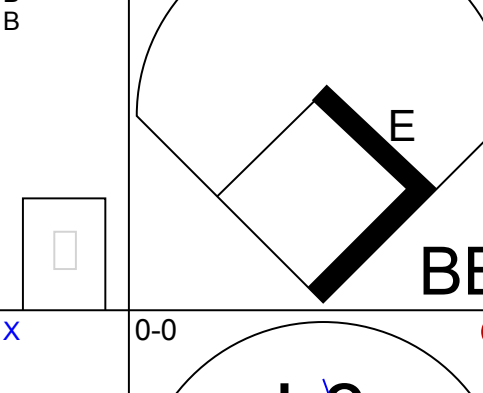
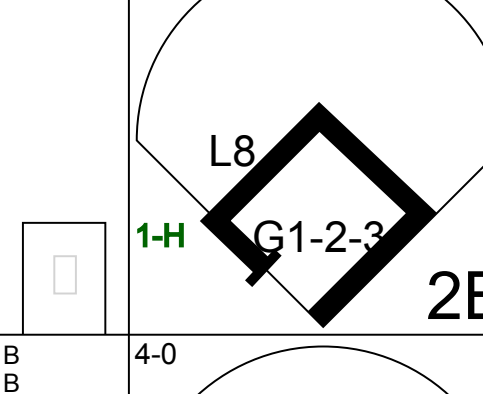
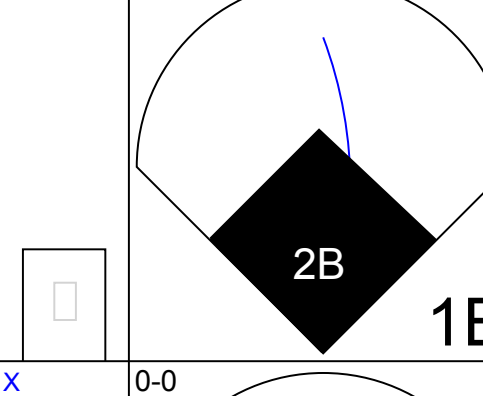


R: 0 H: 0  
E: 0 LOB: 0  
K: 2 BB: 0  
S: 7 P: 7

9



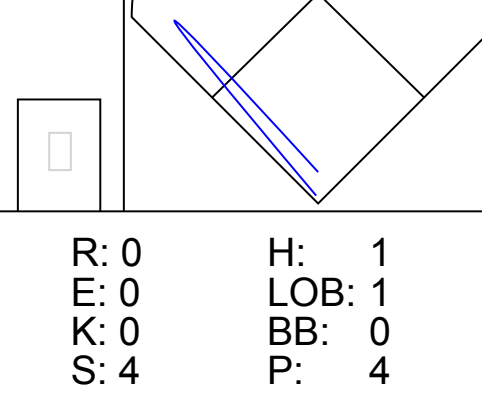
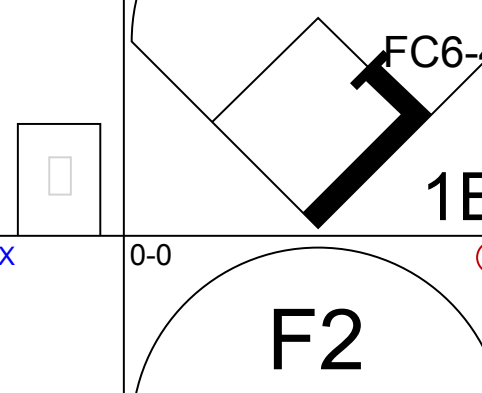
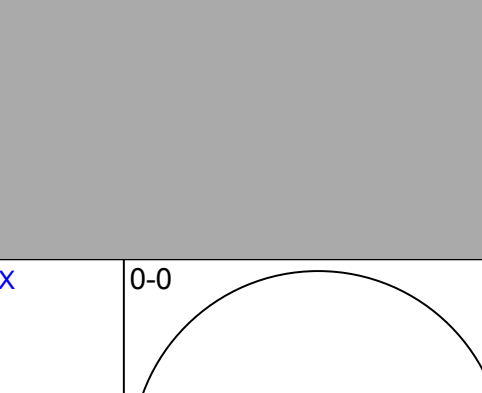
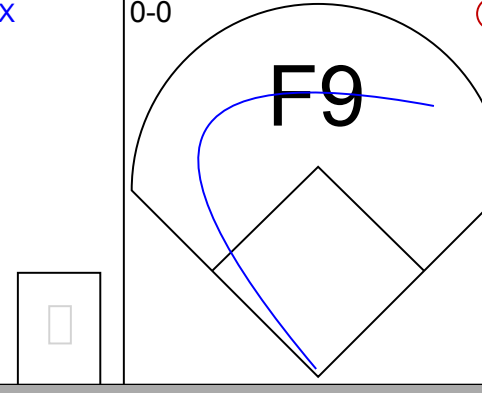
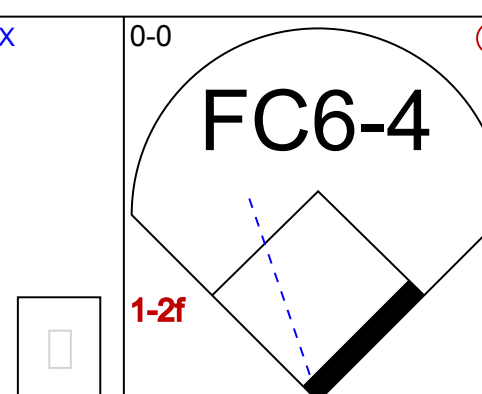
R: 0 H: 0  
E: 0 LOB: 1  
K: 1 BB: 1  
S: 5 P: 9

8



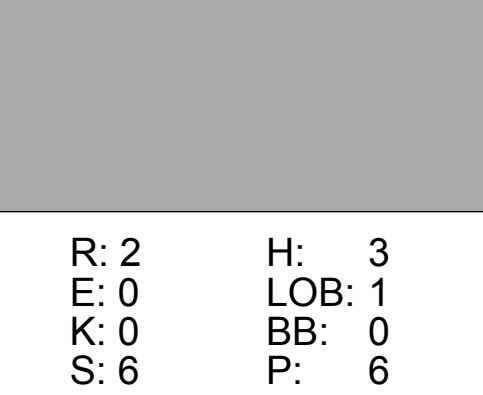
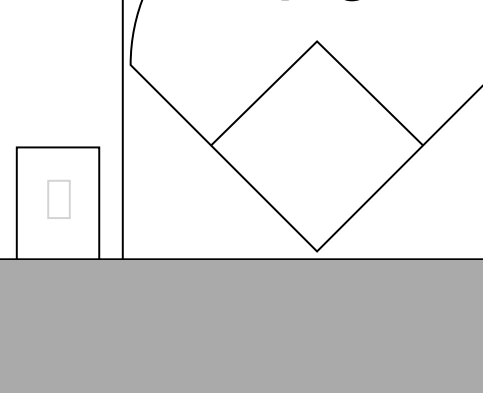
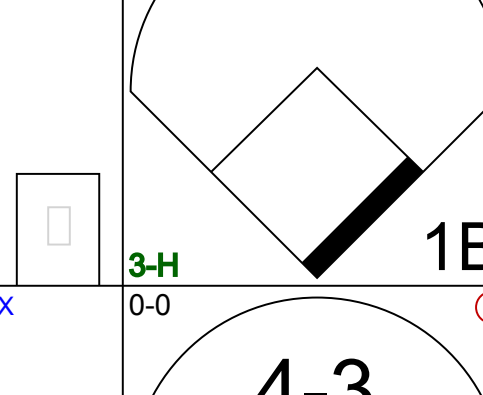
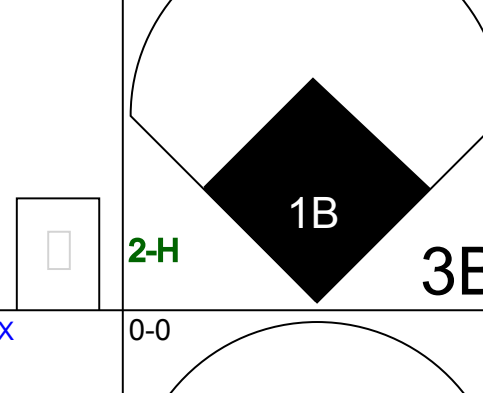
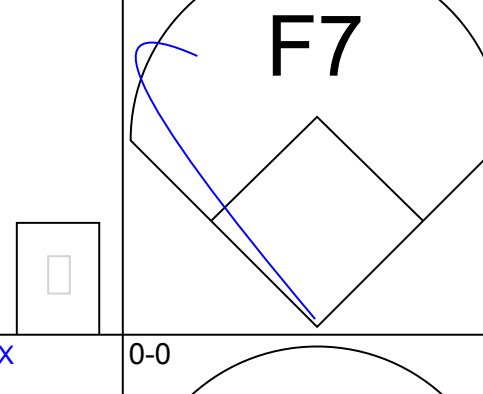
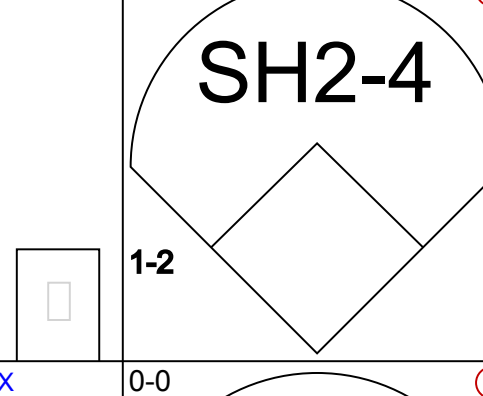
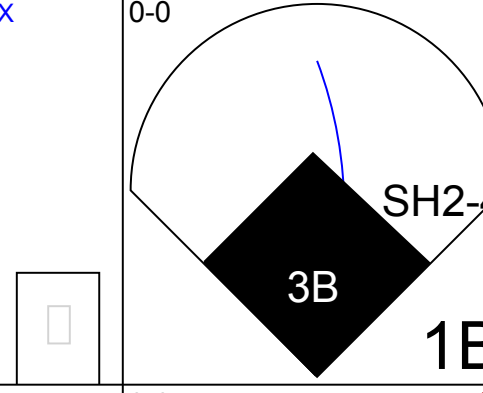

R: 1 H: 2  
E: 1 LOB: 2  
K: 0 BB: 2  
S: 4 P: 12

7



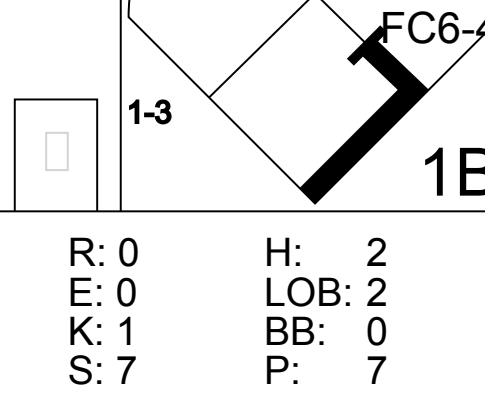
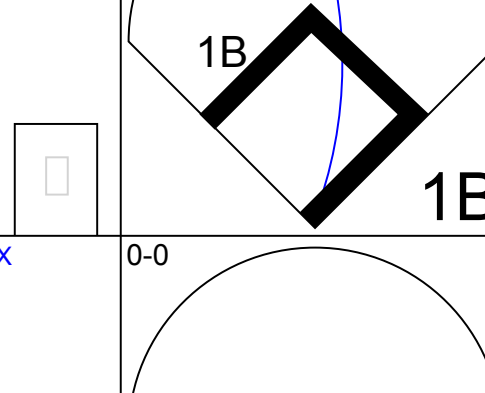
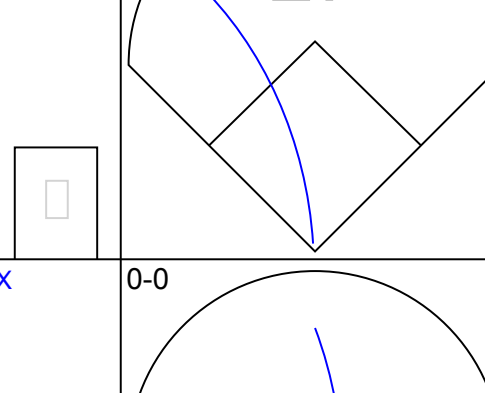
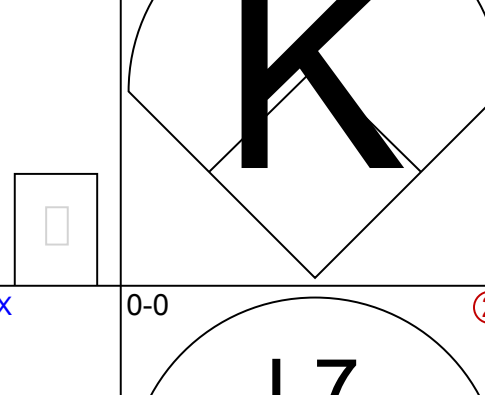
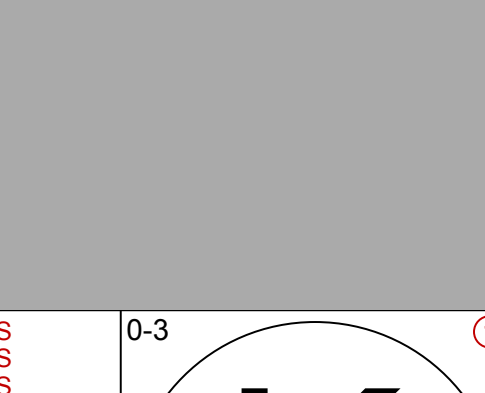
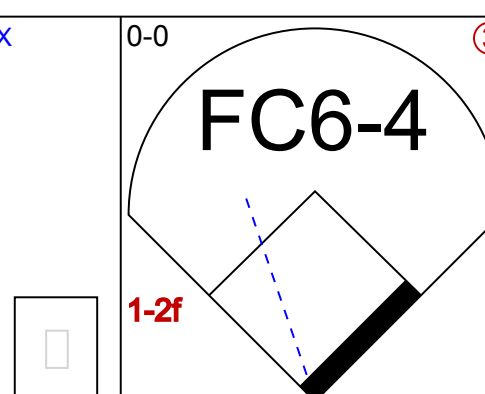
R: 0 H: 1  
E: 0 LOB: 1  
K: 0 BB: 0  
S: 4 P: 4

6



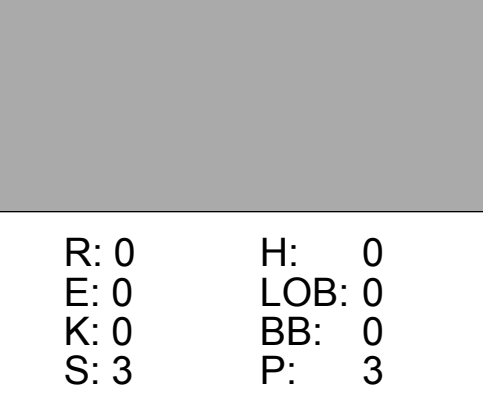
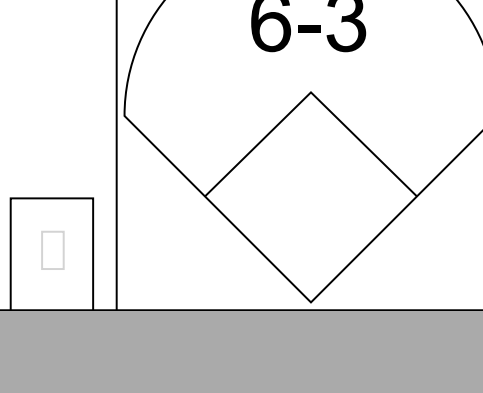
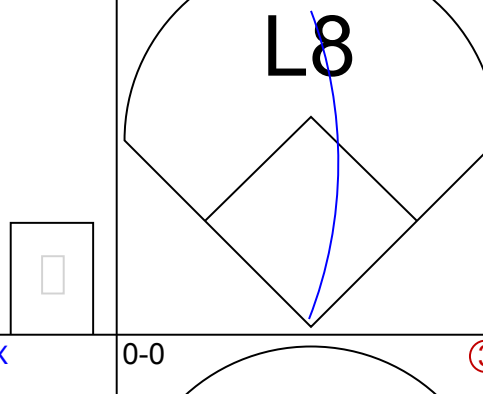
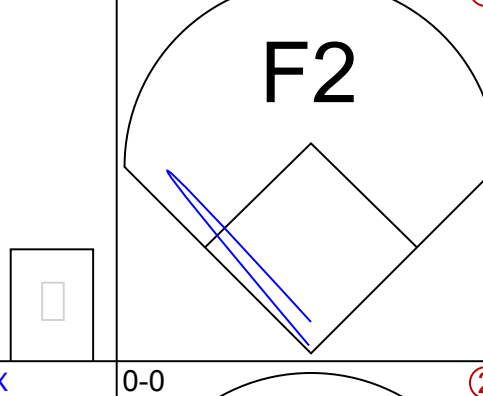


R: 2 H: 3  
E: 0 LOB: 1  
K: 0 BB: 0  
S: 6 P: 6

5



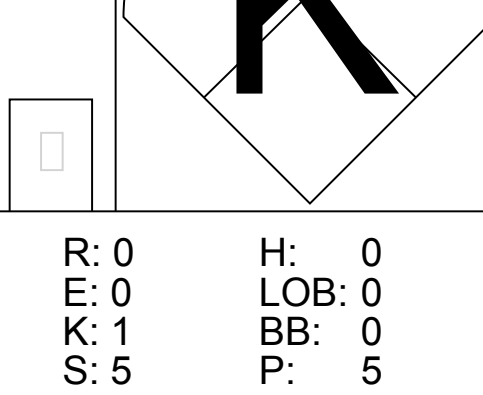
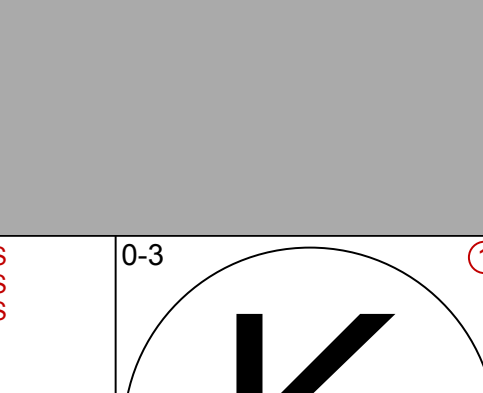
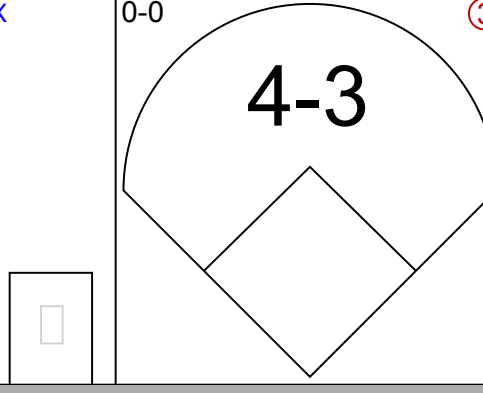
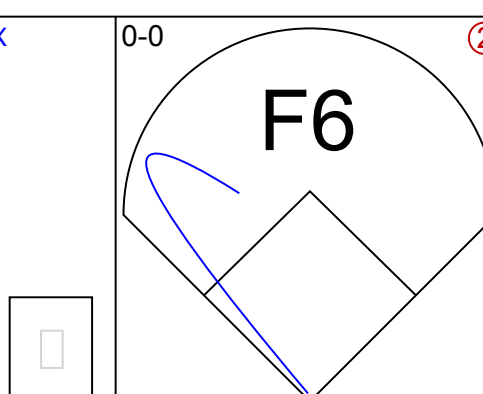
R: 0 H: 2  
E: 0 LOB: 2  
K: 1 BB: 0  
S: 7 P: 7

4



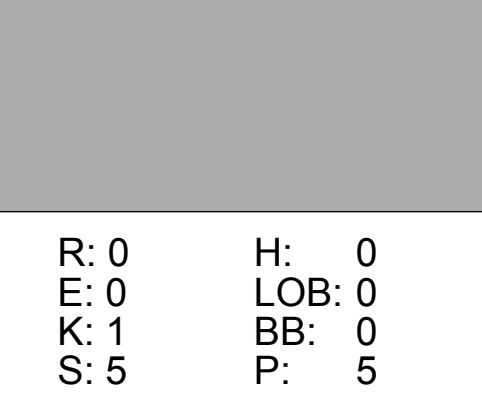
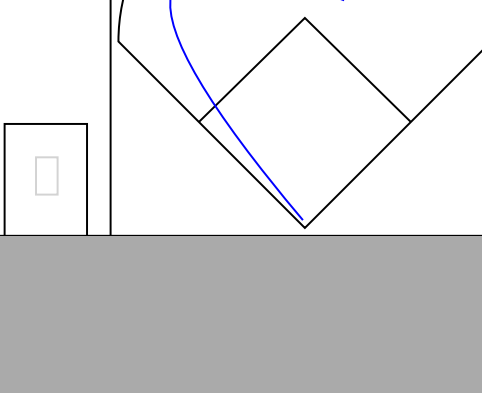
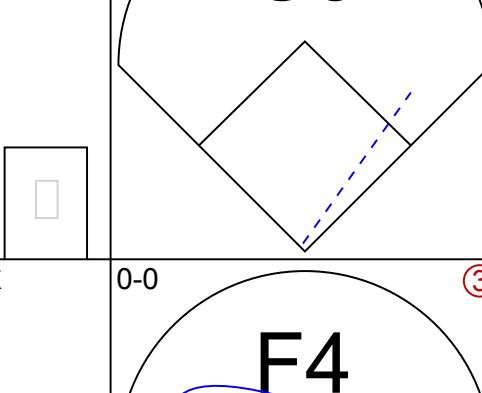
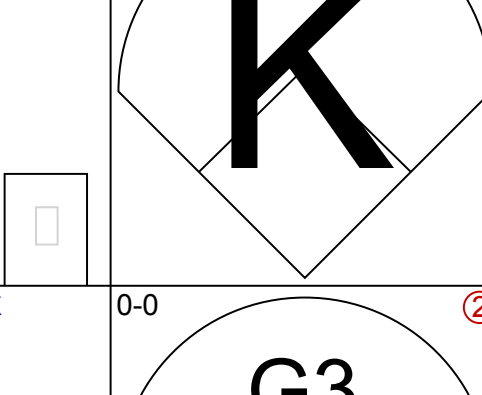
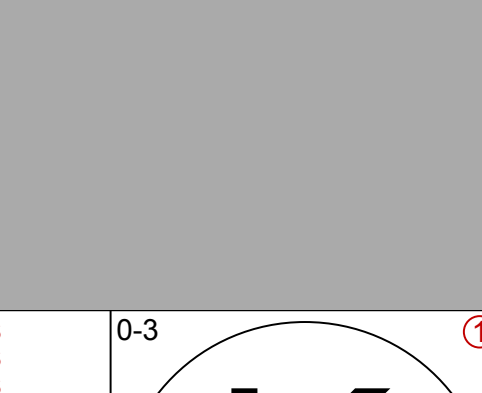
R: 0 H: 0  
E: 0 LOB: 0  
K: 0 BB: 0  
S: 3 P: 3

3



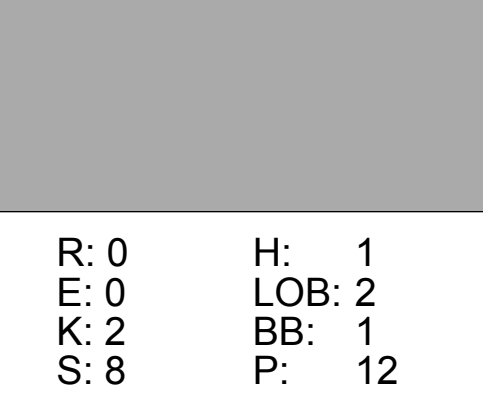
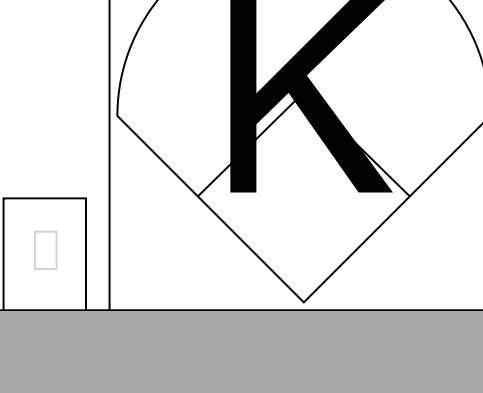
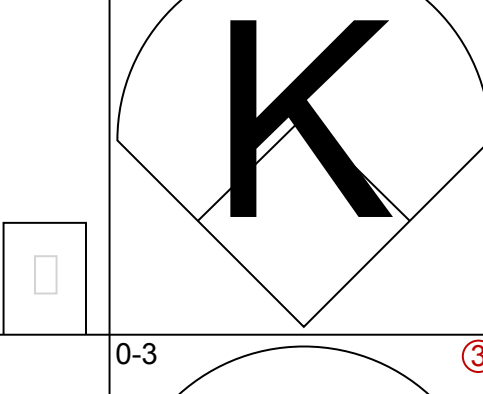
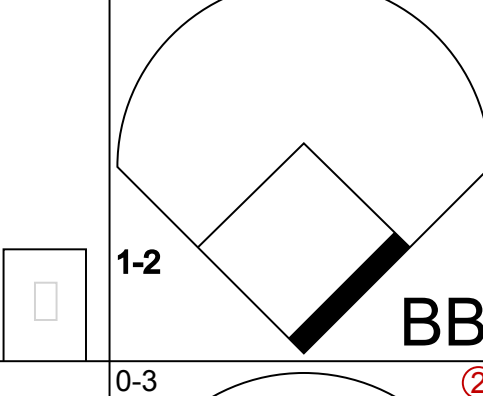
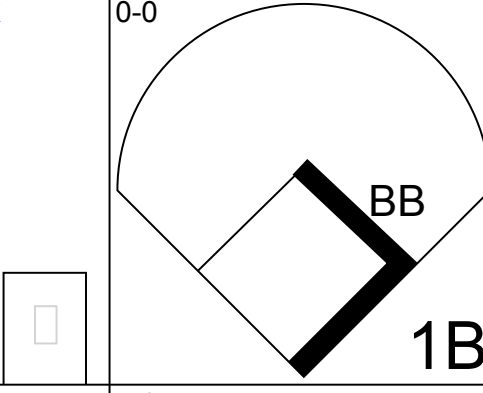
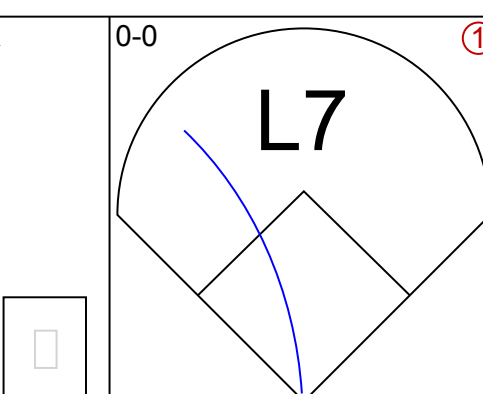
R: 0 H: 0  
E: 0 LOB: 0  
K: 1 BB: 0  
S: 5 P: 5

2



R: 0 H: 0  
E: 0 LOB: 0  
K: 1 BB: 0  
S: 5 P: 5

1



R: 0 H: 1  
E: 0 LOB: 2  
K: 2 BB: 1  
S: 8 P: 12

Batter

Jackie Brandt, R (1, 8)  
OBP: 0.326, SLG: 0.429

Gene Woodling, L (1, 7)  
OBP: 0.393, SLG: 0.401  
Jim Busby, R (8, 8)  
OBP: 0.317, SLG: 0.290

Brooks Robinson, R (1, 5)  
OBP: 0.343, SLG: 0.446

Jim Gentile, L (1, 3)  
OBP: 0.416, SLG: 0.530  
Al Pilarcik, L (8, PR)  
OBP: 0.321, SLG: 0.368  
Walt Dropo, R (9, 3)  
OBP: 0.337, SLG: 0.375

Ron Hansen, R (1, 6)  
OBP: 0.340, SLG: 0.474

Gus Triandos, R (1, 2)  
OBP: 0.335, SLG: 0.390

Gene Stephens, L (1, 9)  
OBP: 0.310, SLG: 0.358

Mary Breeding, R (1, 4)  
OBP: 0.324, SLG: 0.347  
Bob Boyd, L (8, PH)  
OBP: 0.389, SLG: 0.424  
Billy Klaus, L (9, 4)  
OBP: 0.333, SLG: 0.414

Milt Pappas, R (1, 1)  
OBP: 0.127, SLG: 0.118  
Hoyt Wilhelm, R (8, 1)  
OBP: 0.103, SLG: 0.081  
Wes Stock, R (8, 1)  
OBP: 0.103, SLG: 0.081  
Dave Nicholson, R (8, 7)  
OBP: 0.313, SLG: 0.378  
Clint Courtney, R (11, PH)  
OBP: 0.371, SLG: 0.285  
Jerry Walker, S (11, PR)  
OBP: 0.389, SLG: 0.412

Inning Stats  
R: 0 H: 1  
E: 0 LOB: 2  
K: 2 BB: 1  
S: 8 P: 12

PITCHER IP WLS BF H R ER SO BB IBB HBP BLK WP HR S P ERA WHIP  
Phil Regan, R (1, 1) 7.0 29 7 2 2 5 1 0 0 0 0 0 38 42 2.57 1.143  
Dave Sisler, R (8, 1) 1.0 6 2 1 1 0 2 0 0 0 0 0 4 12 9.00 4.000  
Bill Fischer, R (9, 1) 3.0 W 11 1 0 0 5 1 0 0 0 0 0 20 24 0.00 0.667

Batter	1	2	3	4	5	6	7	8	9	AB R H RBI BB SO LOB	TOP	
Eddie Yost, R (1, 5) OBP: 0.411, SLG: 0.365 Ozzie Virgil, R (5, PR) OBP: 0.238, SLG: 0.346	4-0 SH1-3 BB		0-0 BB 1B		4-0 CS 6-3 BB			0-0 F8	0-3 K	1 0 1 0 2 0 0 2 0 0 0 0 1 2		
Coot Veal, R (1, 6) OBP: 0.483, SLG: 0.478 Neil Christley, L (8, PH) OBP: 0.316, SLG: 0.423 Chico Fernandez, R (8, 6) OBP: 0.307, SLG: 0.319	0-0 SH1-3 1-2		0-0 F5		0-0 6-3			0-0 1B		2 0 0 0 0 0 2 1 0 1 0 0 0 0 0 0 0 0 0 0 0		
Norm Cash, L (1, 3) OBP: 0.404, SLG: 0.511	0-0 F8		4-0 FC6-4 BB		0-0 CS 2-3	0-0 4-3		0-0 G3		3 0 0 0 1 0 2		
Charlie Maxwell, L (1, 7) OBP: 0.334, SLG: 0.458	0-0 4-3		0-0 FC6-4 1-2f			0-0 F7			0-0 5-3	4 0 0 0 0 0 3		
Al Kaline, R (1, 8) OBP: 0.332, SLG: 0.387		0-0 L6		0-0 1B		0-0 L7			4-0 2B BB	3 1 1 0 1 0 0		
Rocky Colavito, R (1, 9) OBP: 0.334, SLG: 0.484		0-0 F7			0-3 K		0-3 K		0-0 1B 2B	4 1 1 1 0 2 1		
Frank Bolling, R (1, 4) OBP: 0.313, SLG: 0.375		0-0 2B			0-3 K		0-0 1B G6-4-3		4-0 1B BB	3 0 2 0 1 1 1		
Harry Chiti, R (1, 2) OBP: 0.275, SLG: 0.307 Steve Bilko, R (9, PH) OBP: 0.268, SLG: 0.373		0-0 5-3			0-3 K		0-0 G6-4-3 1-2f		0-3 K	3 0 0 0 0 1 3 1 0 0 0 0 1 2		
Bob Bruce, R (1, 1) OBP: 0.320, SLG: 0.190 Pete Burnside, R (2, 1) OBP: 0.207, SLG: 0.148 Sandy Amoros, L (8, PH) OBP: 0.288, SLG: 0.182 Paul Foytack, R (8, 1) OBP: 0.318, SLG: 0.263 Lou Berberet, L (9, PH) OBP: 0.313, SLG: 0.259			0-0 F4		0-0 6-3			0-0 6-3	0-0 1B 1-3 2-H	0 0 0 0 0 0 0 2 0 0 0 0 0 0 1 0 0 0 0 0 0 0 0 0 0 0 0 0 1 0 1 1 0 0 0		
<b>Inning Stats</b>	R: 0 H: 0 E: 0 LOB: 1 K: 0 BB: 1 S: 3 P: 7	R: 0 H: 1 E: 0 LOB: 1 K: 0 BB: 0 S: 4 P: 4	R: 0 H: 1 E: 0 LOB: 2 K: 0 BB: 1 S: 4 P: 8	R: 0 H: 1 E: 0 LOB: 1 K: 3 BB: 0 S: 10 P: 10	R: 0 H: 0 E: 0 LOB: 1 K: 0 BB: 1 S: 2 P: 6	R: 0 H: 0 E: 0 LOB: 0 K: 0 BB: 0 S: 3 P: 3	R: 0 H: 1 E: 0 LOB: 0 K: 1 BB: 0 S: 5 P: 5	R: 0 H: 1 E: 0 LOB: 1 K: 0 BB: 0 S: 4 P: 4	R: 2 H: 2 E: 0 LOB: 2 K: 2 BB: 2 S: 9 P: 17	1B: 5 SF: 0 2B: 2 SAC: 1 3B: 0 DP: 1 HR: 0 HBP: 0	WP: 0 PA: 38 PB: 0 SB: 0 CS: 1	
<b>PITCHER</b> Jack Fisher, R (1, 1) ERA: 3.5	IP WLS BF H R ER SO BB IBB HBP BLK WP HR S P ERA WHIP											<b>PITCHER</b> IP WLS BF H R ER SO BB IBB HBP BLK WP HR S P ERA WHIP
	9.0 W 37 7 2 2 6 5 0 0 0 0 0 0 44 64 2.00 1.333											

Detroit Tigers @ Baltimore Orioles  
 Memorial Stadium, Baltimore, MD  
 Wed Aug 24 1960, 7:05 PM EDT  
 Att: 15,147 - Unknown

livebaseballscorecards.com

AB	31
R	2
H	7
RBI	2
BB	5
SO	6
LOB	16





BOTTOM

Detroit Tigers @ Baltimore Orioles  
Memorial Stadium, Baltimore, MD

Wed Aug 24 1960, 7:05 PM EDT  
Att. 15,147 - Unknown

livebaseballscorecards.com

AB	38
R	9
H	13
RBI	8
BB	5
SO	5
LOB	18



WP:	1	PA:	44
PB:	0		
SB:	1		
CS:	0		

AB R H RBI BB SO LOB

5 1 1 1 0 1 2  
4 1 3 1 1 0 0  
0 0 0 0 0 0 0

5 1 3 3 0 0 2

4 0 0 0 0 0 3

3 0 1 0 2 1 1

4 1 0 0 1 1 5

2 0 1 0 0 0 0  
1 0 0 0 0 1 0  
1 1 1 0 1 0 0

5 2 1 1 0 1 3

4 2 2 2 0 0 2

1B:	11	SF:	0
2B:	1	SAC:	0
3B:	1	DP:	0
HR:	0	HBP:	1

Batter	1	2	3	4	5	6	7	8	9
Jackie Brandt, R OBP: 0.324, SLG: 0.426 (1, 8) (8, 7)	0-0 F7	0-0 BB E 1-2 2-H 1B	0-0 FC6-4			0-3 K	0-0 5-3		
Gene Woodling, L OBP: 0.398, SLG: 0.405 Jim Busby, R OBP: 0.317, SLG: 0.290 (7, PR) (8, 8)	0-0 F7	4-0 BB E 1-2 2-3 BB		0-0 G3 E 1B		0-0 1B 1B	0-0 1B 2-H 1B		
Brooks Robinson, R OBP: 0.345, SLG: 0.452 (1, 5)	0-0 BB S 1B	0-0 E9 3B 1-H 2-H 3-H		0-0 F3 1-2		0-0 1B	0-0 F7		
Jim Gentile, L OBP: 0.413, SLG: 0.522 (1, 3)	1-0 BB HBP	0-0 4-3		0-0 G3 2-3		0-0 4-3		0-0 L8	
Ron Hansen, R OBP: 0.343, SLG: 0.473 (1, 6)	4-0 BB 1-2 2-3 BB	4-0 BB		0-3 K			0-0 F9	0-0 BB 1B	
Gus Triandos, R OBP: 0.332, SLG: 0.384 (1, 2)	0-0 F9	0-0 F7			0-0 5-3		4-0 BB 2B BB	0-3 K	
Gene Stephens, L OBP: 0.312, SLG: 0.359 Dave Nicholson, R OBP: 0.310, SLG: 0.374 Al Pilarcik, L OBP: 0.329, SLG: 0.373 (6, 9)		0-0 FC2-5 E 1B	0-0 5-3		0-3 K		0-0 2B 1B	4-0 BB 1B BB	
Mary Breeding, R OBP: 0.323, SLG: 0.348 (1, 4)		0-0 FC5 FC2-5 1B	0-3 K		0-0 L8		0-0 1B 1-3 2-H 2B	0-0 F9	
Jack Fisher, R OBP: 0.298, SLG: 0.326 (1, 1)		0-0 FC2-5 BB 1B E	0-0 FC6-4 1B			0-0 F2	0-0 WP 1B 1B		

Inning Stats	R: 0	H: 1	E: 0	K: 0	S: 4	LOB: 3	BB: 1	P: 9
	R: 5	H: 3	E: 2	K: 0	S: 7	LOB: 1	BB: 2	P: 15
	R: 0	H: 1	E: 0	K: 1	S: 6	LOB: 1	BB: 0	P: 6
	R: 0	H: 1	E: 1	K: 1	S: 6	LOB: 1	BB: 0	P: 6
	R: 0	H: 0	E: 0	K: 1	S: 5	LOB: 0	BB: 0	P: 5
	R: 0	H: 2	E: 0	K: 1	S: 7	LOB: 2	BB: 0	P: 7
	R: 4	H: 4	E: 0	K: 0	S: 7	LOB: 1	BB: 1	P: 11
	R: 0	H: 1	E: 0	K: 1	S: 6	LOB: 2	BB: 1	P: 10

PITCHER	IP	WLS	BF	H	R	ER	SO	BB	IBB	HBP	BLK	WP	HR	S	P	ERA	WHIP
Bob Bruce, R ERA: 3.59 (1, 1)	1.1	L	12	4	5	3	0	2	0	0	0	0	0	9	18	20.25	4.500
Pete Burnside, L ERA: 3.94 (2, 1)	5.2		27	8	4	4	4	2	0	0	0	1	0	33	41	6.35	1.765
Paul Foytack, R ERA: 6.3 (8, 1)	1.0		5	1	0	0	1	1	0	0	0	0	0	6	10	0.00	2.000

Batter	1	2	3	4	5	6	7	8	9	AB R H RBI BB SO LOB	TOP
Eddie Yost, R (1, 5) OBP: 0.411, SLG: 0.363 Ozzie Virgil, R (5, 5) OBP: 0.235, SLG: 0.342	0-3 K		0-0 F3		1-0 HBP		0-3 K			2 0 0 0 0 1 0 1 0 0 0 0 1 0	
Norm Cash, L (1, 3) OBP: 0.402, SLG: 0.507	0-3 K			4-0 FC5-4 BB	0-0 SF9			0-3 K		2 0 0 1 1 2 0	
Al Kaline, R (1, 8) OBP: 0.331, SLG: 0.385	0-0 S 1B			0-0 FC5-4 HR	0-0 L7			0-3 K		4 1 1 0 0 1 2	
Charlie Maxwell, L (1, 7) OBP: 0.333, SLG: 0.463	0-3 K 1-2			0-0 HR	0-0 3-1			0-0 F4		4 1 1 2 0 1 1	
Frank Bolling, R (1, 4) OBP: 0.315, SLG: 0.376		0-0 G6-4-3 1B		0-0 L6	0-0 F6			0-0 G6-3 1B		4 0 2 0 0 0 0	
Rocky Colavito, R (1, 9) OBP: 0.335, SLG: 0.482		0-0 G6-4-3 1-2f		4-0 BB	4-0 BB			0-0 G6-3 1-2f		2 0 0 0 2 0 2	
Lou Berberet, L (1, 2) OBP: 0.312, SLG: 0.255		0-3 K		0-0 F5	0-3 K			4-0 BB		3 0 0 0 1 2 2	
Coot Veal, R (1, 6) OBP: 0.469, SLG: 0.538 Neil Christley, L (9, PH) OBP: 0.314, SLG: 0.421			0-0 F5		0-0 SF9 3B		0-0 F9	0-3 K		3 1 1 0 0 0 0 1 0 0 0 0 1 1	
Frank Lary, R (1, 1) OBP: 0.208, SLG: 0.225			0-3 K		0-3 K		0-3 K			3 0 0 0 0 3 1	
<b>Inning Stats</b>	R: 0 H: 1 E: 0 LOB: 1 K: 3 BB: 0 S: 10 P: 10	R: 0 H: 1 E: 0 LOB: 0 K: 1 BB: 0 S: 5 P: 5	R: 0 H: 0 E: 0 LOB: 0 K: 1 BB: 0 S: 5 P: 5	R: 2 H: 1 E: 0 LOB: 1 K: 0 BB: 2 S: 4 P: 12	R: 1 H: 1 E: 0 LOB: 1 K: 1 BB: 0 S: 6 P: 7	R: 0 H: 0 E: 0 LOB: 1 K: 1 BB: 1 S: 5 P: 9	R: 0 H: 0 E: 0 LOB: 0 K: 2 BB: 0 S: 7 P: 7	R: 0 H: 0 E: 0 LOB: 0 K: 2 BB: 0 S: 7 P: 7	R: 0 H: 1 E: 0 LOB: 1 K: 1 BB: 1 S: 5 P: 9	1B: 3 SF: 1 2B: 0 SAC: 0 3B: 1 DP: 2 HR: 1 HBP: 1	WP: 0 PA: 35 PB: 0 SB: 1 CS: 0
<b>PITCHER</b> Chuck Estrada, R (1, 1) ERA: 3.63	IP WLS BF H R ER SO BB IBB HBP BLK WP HR S P ERA WHIP										

Detroit Tigers @ Baltimore Orioles  
 Memorial Stadium, Baltimore, MD  
 Thu Aug 25 1960, 7:05 PM EDT  
 Att. 14,941 - Unknown

livebaseballscorecards.com

AB 29  
 R 3  
 H 5  
 RBI 3  
 BB 4  
 SO 12  
 LOB 9





Batter	1	2	3	4	5	6	7	8	9
Jackie Brandt, R OBP: 0.325, SLG: 0.426 (1, 8)	0-0 F7 ①		0-0 6-3 ②		0-0 1B 1-2 1B		0-0 F2 ③	0-0 2-H 1B	
Al Pilarcik, L OBP: 0.337, SLG: 0.376 (1, 9)	0-0 E G3 1B		4-0 BB		0-0 F6 ②			HBP 1B HR 1B F9 ③	
Gene Woodling, L OBP: 0.399, SLG: 0.406 Gene Stephens, L OBP: 0.312, SLG: 0.359 (1, 7) (9, 7)	0-0 G3 ② 1-H		0-0 4-3 ③		0-0 1-3 2-H 1B			0-0 HBP HR 1B	
Jim Gentile, L OBP: 0.414, SLG: 0.531 (1, 3)	0-0 HR			0-0 F5 ①	0-0 4-3 ③			1-0 HR HBP 1B 1-2 2-3	
Brooks Robinson, R OBP: 0.344, SLG: 0.451 (1, 5)	0-0 2-3 ③			0-0 1B		0-0 6-3 ①		0-3 K ①	
Clint Courtney, L OBP: 0.376, SLG: 0.264 Jim Busby, R OBP: 0.317, SLG: 0.290 Gus Triandos, R OBP: 0.335, SLG: 0.398 (1, 2) (6, PR) (7, 2)		4-0 BB BB BB	4-0 G4-6-3 BB	0-0 F7 ②		4-0 G6-4-3 BB		0-0 HR 1-H 2-H 3-H	
Billy Klaus, L OBP: 0.314, SLG: 0.387 Bob Boyd, L OBP: 0.384, SLG: 0.418 Ron Hansen, R OBP: 0.342, SLG: 0.472 (1, 6) (6, PH) (7, 6)		0-0 G4-6-3 ① ② 1-2f		0-3 K ③		0-0 G6-4-3 ② ③ 1-2f		0-0 F7 ②	
Mary Breeding, R OBP: 0.322, SLG: 0.346 (1, 4)		0-0 6-3 ③			0-0 5-3 ①		0-0 5-3 ①	1-0 2B HBP	
Chuck Estrada, R OBP: 0.208, SLG: 0.204 (1, 1)			0-0 4-3 ①		4-0 1B 1B BB		0-3 K ②	0-0 1-H 1B 2B	

Inning Stats	R: 2	H: 2	E: 1	LOB: 0	K: 0	BB: 0	S: 5	P: 5
	R: 0	H: 0	E: 0	LOB: 0	K: 0	BB: 1	S: 2	P: 6
	R: 0	H: 0	E: 0	LOB: 1	K: 0	BB: 1	S: 3	P: 7
	R: 0	H: 1	E: 0	LOB: 1	K: 1	BB: 0	S: 6	P: 6
	R: 1	H: 2	E: 0	LOB: 2	K: 0	BB: 1	S: 5	P: 9
	R: 0	H: 0	E: 0	LOB: 1	K: 0	BB: 1	S: 2	P: 6
	R: 0	H: 0	E: 0	LOB: 0	K: 1	BB: 0	S: 5	P: 5
	R: 6	H: 5	E: 0	LOB: 1	K: 1	BB: 0	S: 10	P: 12

PITCHER	IP	WLS	BF	H	R	ER	SO	BB	IBB	HBP	BLK	WP	HR	S	P	ERA	WHIP
Frank Lary, R ERA: 3.76 (1, 1)	8.0	L	38	10	9	9	3	4	0	2	0	0	2	38	56	10.12	1.750

**BOTTOM**

**Detroit Tigers @ Baltimore Orioles**  
Memorial Stadium, Baltimore, MD


Thu Aug 25 1960, 7:05 PM EDT  
Att. 14,941 - Unknown

AB	R	H	RBI	BB	SO	LOB
5	0	2	1	0	0	0
4	2	2	0	1	0	3
4	1	2	2	0	0	1
0	0	0	0	0	0	0
3	2	1	1	0	0	2
4	0	1	0	0	1	3
1	0	0	0	2	0	1
0	0	0	0	0	0	0
1	1	1	4	0	0	0
2	0	0	0	0	1	2
1	0	0	0	0	0	1
1	0	0	0	0	0	0
3	1	0	0	0	0	0
3	2	1	1	1	1	0

AB	32
R	9
H	10
RBI	9
BB	4
SO	3
LOB	13

livebaseballscorecards.com


1B	7	SF	0	WP	0	PA	38
2B	1	SAC	0	PB	0		
3B	0	DP	2	SB	0		
HR	2	HBP	2	CS	0		



Batter	1	2	3	4	5	6	7	8	9	AB R H RBI BB SO LOB	TOP
<b>Bill Tuttle, R</b> (1, 8) OBP: 0.323, SLG: 0.330 	4-0 		0-0 			0-0 		0-0 		3 0 2 0 1 0 0	<b>Kansas City Athletics @ Baltimore Orioles</b> Memorial Stadium, Baltimore, MD Fri Aug 26 1960, 7:05 PM EDT Unknown
<b>Jerry Lumpe, L</b> (1, 4) OBP: 0.314, SLG: 0.350 <b>Ray Jablonski, R</b> (8, PH) OBP: 0.333, SLG: 0.280 <b>Bob Johnson, R</b> (8, 4) OBP: 0.317, SLG: 0.221 	4-0 		0-0 			0-0 		0-3 		2 0 1 0 1 0 1 1 0 0 0 0 1 2 0 0 0 0 0 0 0	
<b>Andy Carey, R</b> (1, 5) OBP: 0.283, SLG: 0.424 	0-0 		0-0 			0-0 		4-0 		3 0 0 0 1 0 3	
<b>Dick Williams, R</b> (1, 3) OBP: 0.338, SLG: 0.418 	0-3 			4-0 		0-3 		0-0 		2 0 0 1 1 2 4	
<b>Norm Siebern, L</b> (1, 7) OBP: 0.371, SLG: 0.495 	0-0 			0-0 		0-3 		0-0 		4 0 0 0 0 1 7	
<b>Hank Bauer, R</b> (1, 9) OBP: 0.326, SLG: 0.371 		0-0 		0-0 		0-0 		0-3 		4 0 0 0 0 1 0	
<b>Pete Daley, R</b> (1, 2) OBP: 0.273, SLG: 0.358 		0-3 			0-0 		0-3 		0-0 	4 0 0 0 0 2 0	
<b>Ken Hamlin, R</b> (1, 6) OBP: 0.306, SLG: 0.272 		0-0 			0-3 		0-0 		0-0 	4 0 1 0 0 1 0	
<b>Ned Garver, R</b> (1, 1) OBP: 0.176, SLG: 0.133 		0-0 			0-0 			4-0 		2 1 0 0 1 0 1	
<b>Inning Stats</b> R: 0 H: 0 E: 0 K: 1 S: 5 H: 0 LOB: 2 BB: 2 P: 13	R: 0 H: 1 E: 0 K: 1 S: 6 H: 1 LOB: 1 BB: 0 P: 6	R: 0 H: 1 E: 0 K: 1 S: 3 H: 1 LOB: 0 BB: 0 P: 3	R: 0 H: 0 E: 0 K: 0 S: 2 H: 0 LOB: 0 BB: 1 P: 6	R: 0 H: 0 E: 0 K: 1 S: 5 H: 0 LOB: 0 BB: 0 P: 5	R: 0 H: 1 E: 1 K: 2 S: 9 H: 1 LOB: 2 BB: 0 P: 9	R: 0 H: 0 E: 0 K: 1 S: 5 H: 0 LOB: 0 BB: 0 P: 5	R: 1 H: 1 E: 0 K: 1 S: 6 H: 1 LOB: 2 BB: 2 P: 14	R: 0 H: 0 E: 0 K: 1 S: 5 H: 0 LOB: 0 BB: 0 P: 5	1B: 4 SF: 1 2B: 0 SAC: 0 3B: 0 DP: 2 HR: 0 HBP: 0	WP: 1 PA: 35 PB: 0 SB: 0 CS: 0	
<b>PITCHER</b> <b>Steve Barber, L</b> (1, 1) ERA: 3.07	IP: 9.0 WLS: W BF: 35 H: 4 R: 1 ER: 1 SO: 8 BB: 5 IBB: 0 HBP: 0 BLK: 0 WP: 1 HR: 0 S: 46 P: 66 ERA: 1.00 WHIP: 1.000										

livebaseballscorecards.com

<b>AB</b>	29
<b>R</b>	1
<b>H</b>	4
<b>RBI</b>	1
<b>BB</b>	5
<b>SO</b>	8
<b>LOB</b>	18











Batter	1	2	3	4	5	6	7	8	9
Jackie Brandt, R OBP: 0.327, SLG: 0.425 (1, 9) (4, 8) (9, 3)	0-0 1B 1B	0-0 FC5-4 1-2f 2-3	0-0 F9	0-0 F9		0-0 9-1-2-1-5 3-Hf		0-0 1B 1B	
Gene Woodling, L OBP: 0.400, SLG: 0.417 (1, 7)	0-0 F9	0-3 K		0-0 4-3	0-0 HR		0-3 K	0-0 1B 1B	
Brooks Robinson, R OBP: 0.342, SLG: 0.445 (1, 5)	0-0 F9		4-0 1B WP BB	0-0 5-3	0-0 F8		0-0 5-3	0-0 F5	
Walt Dropo, R OBP: 0.345, SLG: 0.384 Jim Gentile, L OBP: 0.416, SLG: 0.530 Dave Nicholson, R OBP: 0.310, SLG: 0.374 (1, 3) (4, PH) (5, 3) (9, 9)	0-0 BB 1B		0-0 1B WP 1B	0-0 1B WP 1B	0-3 K		0-0 1B BB 1B	0-0 1B 1-3	
Ron Hansen, R OBP: 0.344, SLG: 0.467 (1, 6)	4-0 1-2 BB		4-0 HBP 1B SF7 BB	0-0 1-H 2B 1B	0-0 F9		4-0 1B 1-2 BB		
Gus Triandos, R OBP: 0.345, SLG: 0.410 Clint Courtney, L OBP: 0.375, SLG: 0.265 (1, 2) (9, 2)	0-3 K		0-0 SF7 HBP 1B 1-2 2-H	0-0 1-H BB 2B		4-0 2B 1B BB	0-0 FC5 BB 1B 1-3 2-H		
Jim Busby, R OBP: 0.315, SLG: 0.288 Al Pilarcik, L OBP: 0.341, SLG: 0.375 Gene Stephens, L OBP: 0.319, SLG: 0.363 (1, 8) (3, PH) (3, PR) (4, 9) (9, 8)		0-0 F7	1-0 SF7 HBP 1B 1-2 2-3	4-0 BB BB BB		0-0 1B G3 2B	4-0 1-2 BB		
Mary Breeding, R OBP: 0.324, SLG: 0.348 (1, 4)		0-0 FC5-4 SH 1B	0-0 SF7	4-0 BB BB		0-0 G3 1B 2-3 3-H	0-0 FC5		
Hal Brown, R OBP: 0.342, SLG: 0.250 Bob Boyd, L OBP: 0.378, SLG: 0.412 Hoyt Wilhelm, R OBP: 0.119, SLG: 0.077 (1, 1) (3, PH) (4, 1)		0-0 SH FC5-4 1-2	0-3 K	4-0 BB		0-0 G3		0-0 1-3	

Inning Stats	R: 0	H: 2	E: 0	LOB: 3	K: 1	P: 11	R: 0	H: 1	E: 0	LOB: 2	K: 1	P: 7	R: 3	H: 2	E: 0	LOB: 3	K: 1	P: 16	R: 3	H: 3	E: 0	LOB: 3	K: 0	P: 18	R: 1	H: 1	E: 0	LOB: 0	K: 1	P: 6	R: 2	H: 2	E: 0	LOB: 0	K: 0	P: 8	R: 1	H: 2	E: 0	LOB: 3	K: 1	P: 15	R: 1	H: 3	E: 0	LOB: 2	K: 0	P: 5
	S: 7	BB: 1	S: 7	BB: 0	S: 7	BB: 7	S: 7	BB: 0	S: 7	BB: 0	S: 7	BB: 7	S: 7	BB: 2	S: 6	BB: 3	S: 6	BB: 18	S: 4	H: 2	E: 0	LOB: 0	K: 1	P: 8	S: 7	H: 2 <td>E: 0</td> <td>LOB: 3</td> <td>K: 1</td> <td>P: 15</td> <td>S: 5</td> <td>H: 3 <td>E: 0</td> <td>LOB: 2</td> <td>K: 0</td> <td>P: 5</td> <td>S: 5</td> <td>H: 3 <td>E: 0</td> <td>LOB: 2</td> <td>K: 0</td> <td>P: 5</td> </td></td>	E: 0	LOB: 3	K: 1	P: 15	S: 5	H: 3 <td>E: 0</td> <td>LOB: 2</td> <td>K: 0</td> <td>P: 5</td> <td>S: 5</td> <td>H: 3 <td>E: 0</td> <td>LOB: 2</td> <td>K: 0</td> <td>P: 5</td> </td>	E: 0	LOB: 2	K: 0	P: 5	S: 5	H: 3 <td>E: 0</td> <td>LOB: 2</td> <td>K: 0</td> <td>P: 5</td>	E: 0	LOB: 2	K: 0	P: 5						

PITCHER	IP	WLS	BF	H	R	ER	SO	BB	IBB	HBP	BLK	WP	HR	S	P	ERA	WHIP
Bud Daley, L ERA: 4.65 (1, 1)	2.0	L	15	5	3	3	2	3	0	0	0	1	0	16	28	13.50	4.000
John Tsitouris, R ERA: 6.18 (3, 1)	1.2		11	3	3	3	1	2	0	1	0	1	0	10	19	16.20	3.000
John Briggs, R ERA: 6.7 (4, 1)	1.1		9	3	3	3	1	2	0	0	0	0	1	9	17	20.25	3.750
Bob Davis, R ERA: 5.31 (6, 1)	3.0		14	5	2	2	1	2	0	0	0	0	0	14	22	6.00	2.333

**BOTTOM**

6 1 2 0 0 0 9

6 1 2 1 0 2 3

5 1 0 0 1 0 3

2 1 2 0 0 0 0  
4 2 3 1 0 1 0  
0 0 0 0 0 0 0

2 2 1 1 3 0 0

4 2 3 3 1 1 3  
0 0 0 0 0 0 0

1 0 0 0 0 0 0  
0 0 0 0 0 0 0  
1 1 1 0 2 0 0

3 0 2 2 1 0 3

0 0 0 0 0 0 0  
1 0 0 0 0 1 3  
2 0 0 2 1 0 1

1B: 13 SF: 1  
2B: 3 SAC: 1  
3B: 0 DP: 1  
HR: 1 HBP: 1


WP: 2 PA: 49  
PB: 0  
SB: 0  
CS: 0

**Kansas City Athletics @ Baltimore Orioles**  
Memorial Stadium, Baltimore, MD

Fri Aug 26 1960, 7:05 PM EDT  
Att. 16,582 - Unknown

livebaseballscorecards.com


**AB 37**  
**R 11**  
**H 16**  
**RBI 10**  
**BB 9**  
**SO 5**  
**LOB 25**



Batter	1	2	3	4	5	6	7	8	9	AB R H RBI BB SO LOB	TOP											
Bill Tuttle, R OBP: 0.326, SLG: 0.333 (1, 8) X	0-0 6-3		0-0 SF9 1-3 2B		0-0 1B 1B		0-0 E6 1B 2B	0-0 F8		5 2 2 0 0 0 0												
Jerry Lumpe, L OBP: 0.317, SLG: 0.355 (1, 4) X	0-0 1-5-3		0-0 SF9		0-0 1-2 1B		0-0 2B 1-3 E 1B	0-0 F7		4 1 2 1 0 0 0												
Russ Snyder, L OBP: 0.306, SLG: 0.366 (1, 9) X	0-0 G3		0-0 SF7		0-0 F7		0-0 E 1-3 1B 2B		0-0 G3	4 1 1 2 0 0 2												
Norm Siebern, L OBP: 0.370, SLG: 0.493 (1, 7)		4-0 1B BB	0-0 4-3		0-0 4-3		0-0 E5 1B		0-0 2B	4 0 1 0 1 0 3												
Mary Throneberry, L OBP: 0.298, SLG: 0.433 (1, 3)		0-3 K		0-0 3-1		0-0 F3		0-0 1-2 1B	4-0 BB	3 0 0 0 0 1 1												
Dick Williams, R OBP: 0.342, SLG: 0.420 (7, PH) (7, 3)								0-3 3-H 1B	0-0 BB	1 0 1 1 1 0 0												
Andy Carey, R OBP: 0.276, SLG: 0.412 (1, 5)		0-0 F3		0-0 FC4 1B		0-0 F4		0-3 K	0-0 F9	5 0 1 0 0 1 5												
Danny Kravitz, L OBP: 0.277, SLG: 0.380 (1, 2)		0-0 1-2 1B		0-0 FC4		4-0 1B BB		0-0 F9	0-0 F7	4 0 1 0 1 0 5												
Ken Hamlin, R OBP: 0.303, SLG: 0.269 (1, 6)		0-0 L8		0-0 F7		0-0 1-2 1B		0-0 F8		4 0 1 0 0 0 5												
Ray Herbert, R OBP: 0.273, SLG: 0.250 (1, 1)			0-0 2B SF9 1B		0-0 F7		0-0 F4		0-0 F8	4 1 1 0 0 0 2												
<b>Inning Stats</b>	R: 0 E: 0 K: 0 S: 3	H: 0 LOB: 0 BB: 0 P: 3	R: 0 E: 0 K: 1 S: 6	H: 1 LOB: 2 BB: 1 P: 10	R: 2 E: 0 K: 0 S: 5	H: 2 LOB: 0 BB: 0 P: 5	R: 0 E: 0 K: 0 S: 4	H: 1 LOB: 1 BB: 0 P: 4	R: 0 E: 0 K: 0 S: 5	H: 2 LOB: 2 BB: 0 P: 5	R: 0 E: 0 K: 0 S: 4	H: 1 LOB: 2 BB: 1 P: 8	R: 3 E: 2 K: 1 S: 10	H: 3 LOB: 2 BB: 0 P: 10	R: 0 E: 0 K: 0 S: 3	H: 0 LOB: 0 BB: 0 P: 3	R: 0 E: 0 K: 0 S: 4	H: 1 LOB: 2 BB: 1 P: 8	1B: 8 2B: 3 3B: 0 HR: 0	SF: 2 SAC: 0 DP: 0 HBP: 0	WP: 0 PB: 0 SB: 0 CS: 0	PA: 43
<b>PITCHER</b>	IP WLS BF H R ER SO BB IBB HBP BLK WP HR S P ERA WHIP																					
Jerry Walker, R ERA: 3.69 (1, 1)	6.0 L 30 9 5 4 1 2 0 0 0 0 0 0 30 38 6.00 1.833																					
Billy Hoeff, L ERA: 4.32 (7, 1)	0.0 1 0 0 0 0 0 0 0 0 0 0 0 1 1 ∞ ∞																					
Gordon Jones, R ERA: 3.73 (7, 1)	3.0 12 2 0 0 0 1 1 0 0 0 0 0 13 17 0.00 1.000																					

**Kansas City Athletics @ Baltimore Orioles**  
 Memorial Stadium, Baltimore, MD  
 Sat Aug 27 1960, 3:33 AM EDT  
 Att. 7,193 - Unknown

AB	38
R	5
H	11
RBI	4
BB	3
SO	2
LOB	23













Batter	1	2	3	4	5	6	7	8	9	AB R H RBI BB SO LOB	TOP							
Floyd Robinson, L (1, 8) X	0-0 6-3 ①		0-0 4-3 ③			0-0 4-3 ①		0-3 K ③		4 0 0 0 0 1 1								
Nellie Fox, L (1, 4) X OBP: 0.338, SLG: 0.360	0-0 4-3 ②			0-0 1B ①		0-0 6-3 ②		4-0 FC5-4 BB ③		3 0 1 0 1 0 0								
Roy Sievers, R (1, 3) S S S	0-3 K ③			0-0 L5 ②		0-3 K ③		0-0 FC5-4 FC5-4 ①		4 0 0 0 0 2 1								
Al Smith, R (1, 9) S S S		0-3 K ①		0-0 1B ①			0-0 G1-6-3 1B 1B ①		0-0 FC5-4 ②		4 0 2 0 0 1 1							
Minnie Minoso, R (1, 7) X		0-0 3-1 ②		0-0 L6 ③			0-0 G1-6-3 1B ①		0-0 5-3 ③		4 0 1 0 0 0 2							
Billy Goodman, L (1, 5) X		0-0 4-3 ③			4-0 FC6-4 BB ①		0-0 G1-6-3 ①				2 0 0 0 1 0 2							
Sherm Lollar, R (1, 2) B B B B			4-0 G3 BB ①		0-3 K ①		0-3 K ③				2 0 0 0 1 2 2							
Luis Aparicio, R (1, 6) X			0-0 G3 ①		0-0 FC6-4 ②			0-0 F3 ①		2 0 0 0 0 0 2								
Earl Torgeson, L (8, PH) X			1-2 ①		1-2 ②					1 0 0 0 0 0 0								
Sammy Esposito, R (8, 6) X			1-2 ②		0-3 K ③					0 0 0 0 0 0 0								
Herb Score, L (1, 1) S S S					0-3 K ③			0-0 F7 ②		0 0 0 0 0 0 0								
Russ Kemmerer, R (1, 1) S S S										2 0 0 0 0 2 2								
Ted Kluszewski, L (8, PH) S S S										1 0 0 0 0 0 0								
Gerry Staley, R (8, 1) S S S										0 0 0 0 0 0 0								
<b>Inning Stats</b>	R: 0 H: 0 E: 0 K: 1 S: 5	H: 0 LOB: 0 BB: 0 P: 5	R: 0 H: 0 E: 0 K: 1 S: 5	H: 0 LOB: 1 BB: 1 P: 9	R: 0 H: 2 E: 0 K: 0 S: 4	H: 1 LOB: 1 BB: 0 P: 4	R: 0 H: 0 E: 0 K: 2 S: 7	H: 1 LOB: 1 BB: 1 P: 11	R: 0 H: 0 E: 0 K: 1 S: 5	H: 0 LOB: 0 BB: 0 P: 5	R: 0 H: 2 E: 0 K: 1 S: 6	H: 1 LOB: 1 BB: 0 P: 6	R: 0 H: 0 E: 0 K: 1 S: 5	H: 0 LOB: 0 BB: 0 P: 5	R: 0 H: 0 E: 1 K: 0 S: 3	H: 1 LOB: 1 BB: 1 P: 7	1B: 4 SF: 0 2B: 0 SAC: 0 3B: 0 DP: 1 HR: 0 HBP: 0	WP: 0 PA: 32 PB: 0 SB: 0 CS: 0
<b>PITCHER</b> Jack Fisher, R (1, 1) ERA: 3.3	IP 9.0 WLS W BF 32 H 4 R 0 ER 0 SO 8 BB 3 IBB 0 HBP 0 BLK 0 WP 0 HR 0 S 45 P 57 ERA 0.00 WHIP 0.778											<b>PITCHER</b> IP WLS BF H R ER SO BB IBB HBP BLK WP HR S P ERA WHIP						

Chicago White Sox @ Baltimore Orioles  
 Memorial Stadium, Baltimore, MD  
 Mon Aug 29 1960, 7:05 PM EDT  
 Att: 22,372 - Unknown

livebaseballscorecards.com

AB 29  
 R 0  
 H 4  
 RBI 0  
 BB 3  
 SO 8  
 LOB 13





Batter	1	2	3	4	5	6	7	8	9
Jackie Brandt, R OBP: 0.324, SLG: 0.429 (1, 9) (3, 8)	0-0 HR		0-0 1B 2B		0-3 K		0-0 G5-3 1B 1-2 1B		
Gene Woodling, L OBP: 0.407, SLG: 0.428 (1, 7)	0-0 2B 2B		0-0 WP 1B 2-H		0-0 F4		0-0 1B 1-2 2-H		
Brooks Robinson, R OBP: 0.341, SLG: 0.444 (1, 5)	0-0 2B 2-H		0-0 F7 1-2		0-0 1B 1-2		0-0 G5-3 2-3f		
Walt Dropo, R OBP: 0.343, SLG: 0.381 Gene Stephens, L OBP: 0.317, SLG: 0.357 (1, 3) (3, 9)	0-0 6-3		0-3 K 1-2		0-0 4-3		0-3 K		
Gus Triandos, R OBP: 0.338, SLG: 0.399 (1, 2)	0-0 5-3		0-0 5-3		0-0 G1		0-0 F4		
Ron Hansen, R OBP: 0.342, SLG: 0.459 (1, 6)	0-0 F4			0-0 6-3		0-0 E6 L3	0-3 K		
Jim Busby, R OBP: 0.315, SLG: 0.288 Jim Gentile, L OBP: 0.409, SLG: 0.516 (1, 8) (2, PH) (3, 3)		0-0 G3		0-0 4-3		0-0 L3 1-2			
Mary Breeding, R OBP: 0.322, SLG: 0.346 (1, 4)		0-0 5-3		0-0 6-3		0-0 E6 1B 1B			
Jack Fisher, R OBP: 0.300, SLG: 0.311 (1, 1)		0-0 5-3			4-0 BB 1B BB		0-0 F8		

AB	R	H	RBI	BB	SO	LOB
4	2	3	1	0	1	1
4	1	3	2	0	0	1
4	0	2	1	0	0	3
1	0	0	0	0	0	1
3	0	0	0	0	2	3
4	0	0	0	0	0	2
4	0	0	0	0	1	1
0	0	0	0	0	0	0
3	0	0	0	0	0	1
3	1	0	0	0	0	0
2	0	0	0	1	0	1

BOTTOM

Chicago White Sox @ Baltimore Orioles  
Memorial Stadium, Baltimore, MD

Mon Aug 29 1960, 7:05 PM EDT  
Att. 22,372 - Unknown

livebaseballscorecards.com

AB	32
R	4
H	8
RBI	4
BB	1
SO	4
LOB	14



1B:	4	SF:	0
2B:	4	SAC:	0
3B:	0	DP:	2
HR:	1	HBP:	0

WP:	1	PA:	33
PB:	0		
SB:	0		
CS:	0		

Inning Stats	R	H	E	K	S	R	H	E	K	S	R	H	E	K	S	R	H	E	K	S	R	H	E	K	S	R	H	E	K	S	R	H	E	K	S				
Herb Score, L ERA: 3.7	0.1	4	0	0	0	0	0	0	0	0	0	0	0	0	0	0	0	0	0	0	0	0	0	0	0	0	0	0	0	0	0	0	0	0	0	0	0	0	
Russ Kemmerer, R ERA: 3.7	6.2	26	5	2	2	1	2	1	0	0	1	0	29	33	1.35	0.900																							
Gerry Staley, R ERA: 2.01	1.0	3	0	0	0	0	2	0	0	0	0	0	7	7	0.00	0.000																							

PITCHER	IP	WLS	BF	H	R	ER	SO	BB	IBB	HBP	BLK	WP	HR	S	P	ERA	WHIP
Herb Score, L	0.1	0	4	3	2	2	0	0	0	0	0	0	0	0	0	54.00	9.000
Russ Kemmerer, R	6.2	0	26	5	2	1	2	1	0	0	0	1	0	29	33	1.35	0.900
Gerry Staley, R	1.0	0	3	0	0	0	2	0	0	0	0	0	0	7	7	0.00	0.000





Batter	1	2	3	4	5	6	7	8	9
Jackie Brandt, R OBP: 0.323, SLG: 0.430 (1, 8) (9, 9)	0-0 G3 SF8 2B		0-3 K		0-0 6-3		0-0 FC6-4 1-2f		
Gene Woodling, L OBP: 0.405, SLG: 0.426 Jim Busby, R OBP: 0.315, SLG: 0.288 (1, 7) (9, 8)	0-0 G3 2-3		0-0 HR 1B		0-0 F3			0-0 L3	
Brooks Robinson, R OBP: 0.339, SLG: 0.442 (1, 5)	0-0 SF8 3-H		0-0 F3		0-0 1-3			0-0 6-3	
Jim Gentile, L OBP: 0.413, SLG: 0.525 (1, 3) B B B B	4-0 BB		0-0 HR 1-H		0-0 L9			4-0 FC5-4 BB	
Gus Triandos, R OBP: 0.333, SLG: 0.393 (1, 2)	0-0 6-3		0-0 5-3		0-0 F7			0-0 FC5-4 1-2f	
Ron Hansen, R OBP: 0.340, SLG: 0.456 (1, 6)		0-0 6-3		0-3 K		0-0 6-3			
Gene Stephens, L OBP: 0.321, SLG: 0.369 (1, 9) (9, 7)		0-0 HR		4-0 BB BB BB BB	4-0 1B BB		0-0 6-3		
Mary Breeding, R OBP: 0.324, SLG: 0.348 (1, 4)		0-0 F8		0-0 E5 1-2 1B			0-0 1B		
Chuck Estrada, R OBP: 0.214, SLG: 0.212 (1, 1)		0-0 4-3		0-0 G3			0-0 FC6-4 1B		

Inning Stats	R: 1 E: 0 K: 0 S: 4	H: 1 LOB: 1 BB: 1 P: 8	R: 1 E: 0 K: 0 S: 4	H: 1 LOB: 0 BB: 0 P: 4	R: 2 E: 0 K: 1 S: 7	H: 2 LOB: 0 BB: 0 P: 7	R: 0 E: 1 K: 1 S: 5	H: 1 LOB: 1 BB: 1 P: 9	R: 0 E: 0 K: 0 S: 3	H: 0 LOB: 0 BB: 0 P: 3	R: 0 E: 0 K: 0 S: 3	H: 0 LOB: 0 BB: 0 P: 3	R: 0 E: 0 K: 0 S: 4	H: 2 LOB: 1 BB: 0 P: 4	R: 0 E: 0 K: 0 S: 3	H: 0 LOB: 1 BB: 1 P: 7
1B: 4 2B: 1 3B: 0 HR: 2	SF: 1 SAC: 0 DP: 0 HBP: 0	WP: 0 PB: 0 SB: 0 CS: 0														

PITCHER	IP	WLS	BF	H	R	ER	SO	BB	IBB	HBP	BLK	WP	HR	S	P	ERA	WHIP
Jim Perry, R ERA: 3.31 Jack Harshman, L ERA: 3.86	(1, 1) (8, 1)	7.0 1.0	L 4	28 0	7 0	4 0	2 0	2 1	0 0	0 0	0 0	0 0	2 3	30 7	38 7	5.14 0.00	1.286 1.000


**BOTTOM**

**Cleveland Indians @ Baltimore Orioles**  
Memorial Stadium, Baltimore, MD

Tue Aug 30 1960, 7:05 PM EDT  
Att. 14,185 - Unknown

livebaseballscorecards.com

<b>AB</b>	<b>28</b>
<b>R</b>	<b>4</b>
<b>H</b>	<b>7</b>
<b>RBI</b>	<b>4</b>
<b>BB</b>	<b>3</b>
<b>SO</b>	<b>2</b>
<b>LOB</b>	<b>6</b>







Batter	1	2	3	4	5	6	7	8	9
Jackie Brandt, R OBP: 0.323, SLG: 0.427 (1, 9) SS (7, 8)	0-3 K ①		4-0 HR BB 1-2 2-3	0-0 CS ③	0-0 5-3 ①		0-0 F8 ②		
Gene Woodling, L OBP: 0.404, SLG: 0.432 (1, 7) X	0-0 4-3 ②		0-0 HR 1-H 2-H 3-H		0-0 F2 ②		0-0 F5 ③		
Brooks Robinson, R OBP: 0.340, SLG: 0.442 (1, 5) X	0-0 5-3 ③		0-0 F3 ①		0-0 1B ③			0-0 2B 1B	
Walt Dropo, R OBP: 0.345, SLG: 0.383 (1, 3)		0-0 F9 ①	0-0 1B ②		0-0 L3 ③			0-0 SH 2B 1-H	
Gus Triandos, R OBP: 0.333, SLG: 0.391 (1, 2)		4-0 BB ②	0-0 F7 ②		0-0 F6 ①			0-0 SH 1B 2-H	
Ron Hansen, R OBP: 0.339, SLG: 0.454 (1, 6)		0-3 K ②	0-0 F7 ③		0-0 1B ②			0-0 F4 ①	
Jim Busby, R OBP: 0.311, SLG: 0.284 (1, 8)		0-0 5-3 ③		0-3 K ①		0-0 F8 ②		0-0 F9 ②	
Gene Stephens, L OBP: 0.319, SLG: 0.366 (6, PH) (7, 9)									
Mary Breeding, R OBP: 0.328, SLG: 0.351 (1, 4)			0-0 BB HR 1B ①	0-0 CS 1B ①		0-0 5-3 ③		0-0 1B 1-3 ③	
Steve Barber, L OBP: 0.122, SLG: 0.065 (1, 1)			4-0 HR BB 1-2 ②	0-0 F8 ②			0-0 G3 ①		
Hal Brown, R OBP: 0.341, SLG: 0.235 (1, 1)									

AB	R	H	RBI	BB	SO	LOB
3	1	0	0	1	1	0
4	1	1	4	0	0	0
4	1	2	0	0	0	0
2	0	1	0	0	0	0
0	0	0	0	0	0	0
2	1	1	1	0	0	1
2	0	0	0	1	0	1
4	0	1	0	0	1	3
2	0	0	0	0	1	1
2	0	0	0	0	0	2
4	1	3	0	0	0	1
0	0	0	0	0	0	0
2	1	0	0	1	0	1

**BOTTOM**

**Cleveland Indians @ Baltimore Orioles**  
**Memorial Stadium, Baltimore, MD**  
 Wed Aug 31 1960, 7:05 PM EDT  
 Att. 17,024 - Unknown

livebaseballscorecards.com

<b>AB</b>	<b>31</b>
<b>R</b>	<b>6</b>
<b>H</b>	<b>9</b>
<b>RBI</b>	<b>5</b>
<b>BB</b>	<b>3</b>
<b>SO</b>	<b>3</b>
<b>LOB</b>	<b>10</b>



Inning Stats	R: 0	H: 0	E: 0	K: 1	S: 5	LOB: 0	BB: 0	P: 5
	R: 0	H: 0	E: 0	K: 1	S: 5	LOB: 1	BB: 1	P: 9
	R: 4	H: 3	E: 0	K: 0	S: 6	LOB: 1	BB: 2	P: 14
	R: 0	H: 1	E: 0	K: 1	S: 5	LOB: 0	BB: 0	P: 5
	R: 0	H: 1	E: 0	K: 0	S: 4	LOB: 1	BB: 0	P: 4
	R: 0	H: 0	E: 0	K: 0	S: 3	LOB: 0	BB: 0	P: 3
	R: 2	H: 3	E: 1	K: 0	S: 6	LOB: 2	BB: 0	P: 6

1B: 7	SF: 0	WP: 0	PA: 36
2B: 1	SAC: 1	PB: 0	
3B: 0	DP: 0	SB: 0	
HR: 1	HBP: 0	CS: 1	

PITCHER	IP	WLS	BF	H	R	ER	SO	BB	IBB	HBP	BLK	WP	HR	S	P	ERA	WHIP
Dick Stigman, L ERA: 4.23 (1, 1)	2.1	L	13	3	4	4	2	3	0	0	0	0	1	14	26	15.43	2.571
Don Newcombe, R ERA: 4.79 (3, 1)	5.2		22	6	2	1	1	0	0	0	0	0	0	24	24	1.59	1.059

Batter	1	2	3	4	5	6	7	8	9	AB R H RBI BB SO LOB	TOP									
Tony Kubek, L (1, 6) OBP: 0.329, SLG: 0.414	0-0 G4-6-3 1B			0-0 F7			0-0 1-3		0-0 FC6-4 1B	4 0 2 0 0 0 0										
Clete Boyer, R (1, 5) OBP: 0.295, SLG: 0.421	0-3 K			0-0 F7			0-0 1-3 1B		0-0 FC6-4 1-2f	4 0 1 0 0 1 2										
Roger Maris, L (1, 9) OBP: 0.369, SLG: 0.623	0-0 G4-6-3 1-2f			0-0 F9			0-0 1-3 1-2			3 0 0 0 0 0 2										
Mickey Mantle, S (1, 8) OBP: 0.402, SLG: 0.553		0-0 4-3			0-3 K		0-0 F5			3 0 0 0 0 1 1										
Bill Skowron, R (1, 3) OBP: 0.345, SLG: 0.552		0-3 K			0-3 K			0-0 6-3		3 0 0 0 0 2 0										
Yogi Berra, L (1, 7) OBP: 0.365, SLG: 0.485		0-3 K			0-0 F7			0-0 4-3		3 0 0 0 0 1 0										
Johnny Blanchard, L (1, 2) OBP: 0.300, SLG: 0.408			0-3 K			0-3 K		0-0 F9		3 0 0 0 0 2 0										
Bobby Richardson, R (1, 4) OBP: 0.300, SLG: 0.293			0-3 K			0-0 L6			0-3 K	1 0 0 0 0 1 0										
Gil McDougald, R (6, PH) OBP: 0.332, SLG: 0.382										2 0 0 0 0 1 0										
Whitey Ford, L (1, 1) OBP: 0.264, SLG: 0.156			0-0 4-3			0-0 F2			0-0 1-5-3	1 0 0 0 0 0 0										
Dale Long, L (6, PH) OBP: 0.315, SLG: 0.387										1 0 0 0 0 0 0										
Ryne Duren, R (6, 1)										0 0 0 0 0 0 0										
Hector Lopez, R (9, PH) OBP: 0.356, SLG: 0.373										1 0 0 0 0 0 0										
<b>Inning Stats</b>	R: 0 E: 0 K: 1 S: 5	H: 1 LOB: 0 BB: 0 P: 5	R: 0 E: 0 K: 2 S: 7	H: 0 LOB: 0 BB: 0 P: 7	R: 0 E: 0 K: 2 S: 3	H: 0 LOB: 0 BB: 0 P: 3	R: 0 E: 0 K: 2 S: 7	H: 0 LOB: 0 BB: 0 P: 7	R: 0 E: 0 K: 1 S: 5	H: 0 LOB: 0 BB: 0 P: 5	R: 0 E: 0 K: 0 S: 4	H: 1 LOB: 1 BB: 0 P: 4	R: 0 E: 0 K: 0 S: 3	H: 0 LOB: 0 BB: 0 P: 3	R: 0 E: 0 K: 1 S: 6	H: 1 LOB: 1 BB: 0 P: 6	1B: 3 2B: 0 3B: 0 HR: 0	SF: 0 SAC: 0 DP: 1 HBP: 0	WP: 0 PB: 0 SB: 0 CS: 0	PA: 29
<b>PITCHER</b> Milt Pappas, R (1, 1) ERA: 3.62	IP: 9.0 WLS: W BF: 29 H: 3 R: 0 ER: 0 SO: 9 BB: 0 IBB: 0 HBP: 0 BLK: 0 WP: 0 HR: 0 S: 47 P: 47 ERA: 0.00 WHIP: 0.333																			
<b>PITCHER</b>	IP	WLS	BF	H	R	ER	SO	BB	IBB	HBP	BLK	WP	HR	S	P	ERA	WHIP			

**New York Yankees @ Baltimore Orioles**  
 Memorial Stadium, Baltimore, MD  
 Fri Sep 02 1960, 7:05 PM EDT  
 Att. 44,518 - Unknown

AB	29
R	0
H	3
RBI	0
BB	0
SO	9
LOB	5







Batter	1	2	3	4	5	6	7	8	9	AB R H RBI BB SO LOB	TOP							
Tony Kubek, L (1, 6) OBP: 0.327, SLG: 0.412	0-0 F2		0-0 SH1-4			0-0 G3		0-0 FC4-6		3 0 0 0 0 0 1								
Clete Boyer, R (1, 5) OBP: 0.293, SLG: 0.417 Bob Cerv, R (8, PH) OBP: 0.350, SLG: 0.469 Gil McDougald, R (8, 5) OBP: 0.332, SLG: 0.382	0-0 5-3		0-0 5-3			0-0 F8		0-3 K		3 0 0 0 0 0 1 1 0 0 0 0 1 1 0 0 0 0 0 0 0								
Roger Maris, L (1, 9) OBP: 0.368, SLG: 0.618	4-0 1B BB		0-0 2-3			0-0 F7			0-0 4-3	3 0 0 0 1 0 1								
Mickey Mantle, S (1, 8) OBP: 0.404, SLG: 0.555	0-0 1-3 1B		0-0 F9			0-0 FC3-6 1B			0-0 G3 1B 1B	4 0 3 0 0 0 0								
Bill Skowron, R (1, 3) OBP: 0.344, SLG: 0.550	0-0 L4		0-0 F6			0-0 F3			0-0 G3 1-2 1B	4 0 1 0 0 0 3								
Yogi Berra, L (1, 7) OBP: 0.363, SLG: 0.481		0-0 G6-4-3 1B	0-3 K			0-0 FC3-6 1-2f			0-0 G3 1-2 2-3	4 0 1 0 0 1 3								
Elston Howard, R (1, 2) OBP: 0.301, SLG: 0.373		0-0 G6-4-3 1-2f		0-0 6-3		0-0 5-3			0-0 F9	4 0 0 0 0 0 4								
Bobby Richardson, R (1, 4) OBP: 0.298, SLG: 0.291 Johnny Blanchard, L (8, PH) OBP: 0.296, SLG: 0.403 Luis Arroyo, L (8, 1)		0-0 6-3		0-0 5-3				0-0 4-3		2 0 0 0 0 0 0 1 0 0 0 0 0 0 0 0 0 0 0 0 0								
Art Ditmar, R (1, 1) OBP: 0.220, SLG: 0.214 Dale Long, L (8, PH) OBP: 0.324, SLG: 0.397 Joe Demaestri, R (8, PR) OBP: 0.231, SLG: 0.269			0-0 SH1-4 1B		0-0 6-3			0-0 FC4-6 1B		2 0 1 0 0 0 0 1 0 1 0 0 0 0 0 0 0 0 0 0 0								
<b>Inning Stats</b>	R: 0 E: 0 K: 0 S: 4	H: 1 LOB: 2 BB: 1 P: 8	R: 0 E: 0 K: 0 S: 3	H: 1 LOB: 0 BB: 0 P: 3	R: 0 E: 0 K: 1 S: 5	H: 0 LOB: 0 BB: 0 P: 5	R: 0 E: 0 K: 0 S: 3	H: 0 LOB: 0 BB: 0 P: 3	R: 0 E: 0 K: 0 S: 4	H: 1 LOB: 1 BB: 0 P: 4	R: 0 E: 0 K: 1 S: 6	H: 1 LOB: 1 BB: 0 P: 6	R: 0 E: 0 K: 0 S: 5	H: 2 LOB: 2 BB: 0 P: 5	1B: 7 2B: 0 3B: 0 HR: 0	SF: 0 SAC: 1 DP: 1 HBP: 0	WP: 0 PB: 0 SB: 0 CS: 0	PA: 34
<b>PITCHER</b> Jack Fisher, R (1, 1) ERA: 3.13	IP: 9.0 WLS: W BF: 34 H: 7 R: 0 ER: 0 SO: 2 BB: 1 IBB: 0 HBP: 0 BLK: 0 WP: 0 HR: 0 S: 37 P: 41 ERA: 0.00 WHIP: 0.889											<b>PITCHER</b>	IP: 9.0 WLS: W BF: 34 H: 7 R: 0 ER: 0 SO: 2 BB: 1 IBB: 0 HBP: 0 BLK: 0 WP: 0 HR: 0 S: 37 P: 41 ERA: 0.00 WHIP: 0.889					

**New York Yankees @ Baltimore Orioles**  
 Memorial Stadium, Baltimore, MD  
 Sat Sep 03 1960, 3:33 AM EDT  
 Att: 35,499 - Unknown

[livebaseballscorecards.com](http://livebaseballscorecards.com)

**AB** 32  
**R** 0  
**H** 7  
**RBI** 0  
**BB** 1  
**SO** 2  
**LOB** 14





Batter	1	2	3	4	5	6	7	8	9	AB	R	H	RBI	BB	SO	LOB
Jackie Brandt, R OBP: 0.324, SLG: 0.426 (1, 8)	0-0 1B 1B		0-0 6-3		0-0 1B 1B		0-3 K			4	1	2	0	0	1	0
Gene Woodling, L OBP: 0.401, SLG: 0.428 (1, 7)	0-0 1-3 1B		0-0 3-1		0-0 1-3 1B 1B		0-0 F5			4	0	2	0	0	0	0
Walt Dropo, R OBP: 0.351, SLG: 0.408 (9, 3)										0	0	0	0	0	0	0
Brooks Robinson, R OBP: 0.344, SLG: 0.453 (1, 5)	0-3 K		0-0 WP BB 1B		0-0 1-2 3-H L4-3 1B			0-0 HR		4	1	3	2	0	1	2
Jim Gentile, L OBP: 0.416, SLG: 0.527 (1, 3)	0-0 F3		4-0 WP BB		0-0 1-2 L4-3			0-0 G5-4-3 1B		3	0	1	0	1	0	4
Al Pilarcik, L OBP: 0.341, SLG: 0.375 (8, PR)										0	0	0	0	0	0	0
Gus Triandos, R OBP: 0.338, SLG: 0.389 (1, 2)	0-0 F4		0-0 F9					0-0 G5-4-3 1B		4	0	1	0	0	0	5
Ron Hansen, R OBP: 0.340, SLG: 0.449 (1, 6)		0-0 F7		0-0 5-3		0-0 F6		4-0 1B BB		3	0	0	0	1	0	1
Gene Stephens, L OBP: 0.320, SLG: 0.367 (1, 9)		0-0 1B		0-0 F3		0-0 F8		0-0 1-2 1B		4	0	2	0	0	0	1
Mary Breeding, R OBP: 0.325, SLG: 0.348 (1, 4)		0-0 L5		0-0 5-3		0-0 F7		0-0 F8		4	0	0	0	0	0	4
Jack Fisher, R OBP: 0.283, SLG: 0.292 (1, 1)		0-0 2-3			0-3 K		0-0 6-3			3	0	0	0	0	1	1

Inning Stats	R: 0	H: 2	E: 0	K: 1	S: 7	LOB: 2	BB: 0	P: 7	R: 0	H: 1	E: 0	K: 0	S: 4	LOB: 1	BB: 0	P: 4	R: 0	H: 1	E: 0	K: 0	S: 3	LOB: 0	BB: 0	P: 3	R: 1	H: 3	E: 0	K: 1	S: 7	LOB: 1	BB: 0	P: 7	R: 0	H: 1	E: 0	K: 0	S: 4	LOB: 1	BB: 0	P: 4	R: 0	H: 0	E: 0	K: 1	S: 5	LOB: 0	BB: 0	P: 5	R: 1	H: 3	E: 0	K: 0	S: 5	LOB: 2	BB: 1	P: 9
PITCHER	IP	WLS	BF	H	R	ER	SO	BB	IBB	HBP	BLK	WP	HR	S	P	ERA	WHIP	IP	WLS	BF	H	R	ER	SO	BB	IBB	HBP	BLK	WP	HR	S	P	ERA	WHIP	IP	WLS	BF	H	R	ER	SO	BB	IBB	HBP	BLK	WP	HR	S	P	ERA	WHIP					
Art Ditmar, R ERA: 2.98 (1, 1)	7.0	L	29	8	1	1	3	1	0	0	0	1	0	34	38	1.29	1.286																																							
Luis Arroyo, L ERA: 1.8 (8, 1)	1.0		6	3	1	1	0	1	0	0	0	0	0	5	9	9.00	4.000																																							

**BOTTOM**

**New York Yankees @ Baltimore Orioles**  
**Memorial Stadium, Baltimore, MD**


Sat Sep 03 1960, 3:33 AM EDT  
 Att. 35,499 - Unknown

AB	33
R	2
H	11
RBI	2
BB	2
SO	3
LOB	18

livebaseballscores.com

**AB 33**  
**R 2**  
**H 11**  
**RBI 2**  
**BB 2**  
**SO 3**  
**LOB 18**

**WP: 1** **PA: 35**  
**PB: 0**  
**SB: 0**  
**CS: 0**



New York Yankees @ Baltimore Orioles  
 Memorial Stadium, Baltimore, MD

Sun Sep 04 1960, 3:33 AM EDT  
 Att: 34,587 - Unknown

livebaseballscorecards.com

AB	31
R	2
H	5
RBI	2
BB	5
SO	7
LOB	15



AB R H RBI BB SO LOB

TOP

Batter	1	2	3	4	5	6	7	8	9
<b>Gil McDougald, R</b> (1, 4) OBP: 0.327, SLG: 0.377	0-0 F9		0-0 F9			0-0 E5		0-0 SF8	0-0 FC6-4
<b>Tony Kubek, L</b> (1, 6) OBP: 0.324, SLG: 0.408	0-0 F9			0-0 F7		0-0 L3		0-3 K	
<b>Mickey Mantle, S</b> (1, 8) OBP: 0.403, SLG: 0.551	0-3 K			0-3 K			0-3 K	4-0 1B BB	
<b>Yogi Berra, L</b> (1, 2) OBP: 0.362, SLG: 0.478		0-0 4-3		0-0 F4			0-0 L8	0-0 1B	
<b>Roger Maris, L</b> (1, 9) OBP: 0.372, SLG: 0.617		4-0 BB			4-0 FC6-4 BB		4-0 1B BB	0-0 G3	
<b>Bill Skowron, R</b> (1, 3) OBP: 0.346, SLG: 0.549		0-0 F8			0-0 FC6-4		0-0 FC6-4 1B		0-0 BB 1B
<b>Bob Cerv, R</b> (1, 7) OBP: 0.346, SLG: 0.462		0-0 F9			0-0 G6-4-3		0-0 FC6-4		0-0 F7
<b>Clete Boyer, R</b> (1, 5) OBP: 0.292, SLG: 0.415			0-0 6-3			0-3 K		0-0 1B SF8 1B	0-0 F2
<small>Bill Stafford, R Whitley Ford, L Dale Long, L Bobby Shantz, R Johnny Sain, R Earl Gray, R Bobby Richardson, R Ryne Duren, R Luis Arroyo, L Hector Lopez, R</small>			0-3 K			0-3 K		0-0 1B 1B	4-0 FC6-4 BB

4 0 0 1 0 0 2

4 0 0 0 0 1 2

3 0 0 0 1 3 0

4 0 1 1 0 0 0

1 0 0 0 3 0 3

4 0 2 0 0 0 2

4 0 0 0 0 0 5

4 1 1 0 0 1 1

1B	5	SF	1
2B	0	SAC	0
3B	0	DP	1
HR	0	HBP	0

PITCHER	IP	WLS	BF	H	R	ER	SO	BB	IBB	HBP	BLK	WP	HR	S	P	ERA	WHIP
<b>Chuck Estrada, R</b> (1, 1) ERA: 3.44	7.2	W	31	4	2	2	7	4	0	0	0	0	0	41	57	2.35	1.043
<b>Hoyt Wilhelm, R</b> (8, 1) ERA: 3.26	1.1	S	6	1	0	0	0	1	0	0	0	0	0	5	9	0.00	1.500

PITCHER	IP	WLS	BF	H	R	ER	SO	BB	IBB	HBP	BLK	WP	HR	S	P	ERA	WHIP

WP	0	PA	37
PB	0		
SB	0		
CS	0		



Batter	1	2	3	4	5	6	7	8	9	AB	R	H	RBI	BB	SO	LOB
Jackie Brandt, R OBP: 0.329, SLG: 0.426 (1, 8) (6, 9) (9, 7)	1-0 BB HBP		0-0 F8 BB	4-0 BB		0-0 1B 1B		4-0 FC4-6 1B IBB		2	1	1	0	2	0	0
Gene Woodling, L OBP: 0.403, SLG: 0.427 Al Pilarcik, L OBP: 0.341, SLG: 0.375 (1, 7) (8, PR) (9, 9)	0-0 F7		4-0 1B 1B BB	0-0 F9		0-0 1-2 1B		4-0 FC4-6 BB		3	1	1	1	2	0	3
Brooks Robinson, R OBP: 0.343, SLG: 0.450 (1, 5)	0-0 F7		0-0 1B 1-2 1B		0-0 F9	0-0 F7		0-0 FC4-6 1B		5	0	1	1	0	0	5
Jim Gentile, L OBP: 0.421, SLG: 0.528 (1, 3)	4-0 1-2 BB		0-0 1-3 2-H 1B		4-0 2B BB		0-0 F7	0-0 1-3 3-H 1B		3	1	2	2	2	0	0
Gus Triandos, R OBP: 0.335, SLG: 0.389 (1, 2)	0-0 L6		0-0 1-4-3		0-0 1-H 2B		0-0 5-3	0-0 1-3		5	0	1	1	0	0	6
Ron Hansen, R OBP: 0.337, SLG: 0.445 (1, 6)		0-3 K		0-3 K	0-0 F3		0-0 1-3			4	0	0	0	0	2	1
Gene Stephens, L OBP: 0.321, SLG: 0.372 Dave Nicholson, R OBP: 0.308, SLG: 0.370 Jim Busby, R OBP: 0.318, SLG: 0.287 (1, 9) (5, PH) (6, 8)		0-0 4-3		0-0 E 2B	0-3 K			4-0 E 1B BB BB		2	1	1	0	0	0	0
Mary Breeding, R OBP: 0.324, SLG: 0.347 (1, 4)		0-0 F6		0-0 6-3		0-3 K		0-0 E7 BB FC4-6 1B		4	1	1	0	0	1	1
Chuck Estrada, R OBP: 0.220, SLG: 0.218 Hoyt Wilhelm, R OBP: 0.116, SLG: 0.075 (1, 1) (8, 1)			0-0 2-3	0-0 E8 2-H 1B		0-0 4-3		0-3 K		3	0	1	1	0	0	0
										1	0	0	0	0	1	2


Inning Stats	R: 0	H: 0	E: 0	K: 0	S: 3	LOB: 2	BB: 1	P: 8	R: 0	H: 0	E: 0	K: 1	S: 5	LOB: 0	BB: 0	P: 5	R: 1	H: 2	E: 0	K: 0	S: 5	LOB: 2	BB: 1	P: 9	R: 1	H: 2	E: 1	K: 1	S: 7	LOB: 2	BB: 1	P: 11	R: 1	H: 1	E: 0	K: 1	S: 6	LOB: 1	BB: 1	P: 10	R: 0	H: 2	E: 0	K: 1	S: 7	LOB: 2	BB: 0	P: 7	R: 0	H: 0	E: 0	K: 0	S: 3	LOB: 0	BB: 0	P: 3	R: 3	H: 2	E: 1	K: 1	S: 7	LOB: 2	BB: 3	P: 19	R: 0	H: 0	E: 0	K: 0	S: 3	LOB: 0	BB: 0	P: 3	R: 0	H: 0	E: 0	K: 0	S: 3	LOB: 0	BB: 0	P: 3
--------------	------	------	------	------	------	--------	-------	------	------	------	------	------	------	--------	-------	------	------	------	------	------	------	--------	-------	------	------	------	------	------	------	--------	-------	-------	------	------	------	------	------	--------	-------	-------	------	------	------	------	------	--------	-------	------	------	------	------	------	------	--------	-------	------	------	------	------	------	------	--------	-------	-------	------	------	------	------	------	--------	-------	------	------	------	------	------	------	--------	-------	------

PITCHER	IP	WLS	BF	H	R	ER	SO	BB	IBB	HBP	BLK	WP	HR	S	P	ERA	WHIP
Bill Stafford, R ERA: 2.51 (1, 1)	3.2	L	19	4	2	2	2	3	0	1	0	0	0	19	32	4.91	1.909
Whitey Ford, L ERA: 2.96 (4, 1)	1.1		6	1	1	1	1	1	0	0	0	0	0	7	11	6.75	1.500
Bobby Shantz, L ERA: 2.39 (6, 1)	2.0		8	2	0	0	1	0	0	0	0	0	0	10	10	0.00	1.000
Ryne Duren, R ERA: 4.89 (8, 1)	0.0		1	0	1	1	0	1	0	0	0	0	0	4		∞	∞
Luis Arroyo, L ERA: 2.42 (8, 1)	1.0		7	2	2	2	1	1	1	0	0	0	0	7	15	18.00	3.000

**BOTTOM**

**New York Yankees @ Baltimore Orioles**  
**Memorial Stadium, Baltimore, MD**  
 Sun Sep 04 1960, 3:33 AM EDT  
 Att. 34,587 - Unknown

AB	33
R	6
H	9
RBI	6
BB	7
SO	5
LOB	19



1B: 7	SF: 0	WP: 0	PA: 41
2B: 2	SAC: 0	PB: 0	
3B: 0	DP: 0	SB: 0	
HR: 0	HBP: 1	CS: 0	

PITCHER	IP	WLS	BF	H	R	ER	SO	BB	IBB	HBP	BLK	WP	HR	S	P	ERA	WHIP
---------	----	-----	----	---	---	----	----	----	-----	-----	-----	----	----	---	---	-----	------

Batter	1	2	3	4	5	6	7	8	9	AB R H RBI BB SO LOB	TOP											
Jackie Brandt, R (1, 9) OBP: 0.326, SLG: 0.422	0-0 F8		0-3 K		0-0 5-3			0-0 G4-3		4 0 0 0 0 1 2	<b>Baltimore Orioles @ Washington Senators</b> Griffith Stadium, Washington, DC Mon Sep 05 1960, 3:33 AM EDT Unknown											
Mary Breeding, R (1, 4) OBP: 0.323, SLG: 0.346	0-3 K		0-0 F2			0-0 P3		0-0 1B		4 0 1 0 0 1 1												
Ron Hansen, R (1, 6) OBP: 0.335, SLG: 0.441	0-0 F9				0-0 F3		0-0 L6	0-0 1-3		4 0 0 0 0 0 1												
Walt Dropo, R (1, 3) OBP: 0.349, SLG: 0.404 (7, 5)		0-0 F5		0-0 BB 1B		0-0 F7		0-0 F8		4 0 1 0 0 0 0												
Gus Triandos, R (1, 2) OBP: 0.337, SLG: 0.392		0-0 2B		4-0 1-2 BB		0-0 L6		0-3 K		3 0 1 0 1 1 0												
Dave Nicholson, R (1, 7) OBP: 0.311, SLG: 0.366 Gene Woodling, L (7, PH) OBP: 0.402, SLG: 0.425 (7, 7)		4-0 L1-3 BB		0-3 K		0-0 F9		0-0 6-3		1 0 0 0 1 1 2 2 0 0 0 0 0 0												
Jim Busby, R (1, 8) OBP: 0.318, SLG: 0.302		0-0 L1-3		0-0 P4		0-0 3B				3 0 1 0 0 0 4												
Billy Klaus, L (1, 5) OBP: 0.297, SLG: 0.364 Jim Gentile, L (7, PH) OBP: 0.420, SLG: 0.526 (7, 3)			0-0 F7		0-0 4-3		0-0 4-3			2 0 0 0 0 0 0 1 0 0 0 0 0 1												
Steve Barber, L (1, 1) OBP: 0.137, SLG: 0.064 Dave Philley, S (8, PH) OBP: 0.287, SLG: 0.269 Gordon Jones, R (8, 1) OBP: 0.400, SLG: 0.400			4-0 BB		0-3 K			0-0 G4-3 1B		1 0 0 0 1 1 0 1 0 1 0 0 0 0 0 0 0 0 0 0 0												
<b>Inning Stats</b>	R: 0 E: 0 K: 1 S: 5	H: 0 LOB: 0 BB: 0 P: 5	R: 0 E: 0 K: 0 S: 3	H: 1 LOB: 1 BB: 1 P: 7	R: 0 E: 0 K: 1 S: 5	H: 0 LOB: 1 BB: 1 P: 9	R: 0 E: 0 K: 1 S: 6	H: 1 LOB: 2 BB: 1 P: 10	R: 0 E: 0 K: 1 S: 5	H: 0 LOB: 0 BB: 0 P: 5		R: 0 E: 0 K: 0 S: 3	H: 0 LOB: 0 BB: 0 P: 3	R: 0 E: 0 K: 0 S: 4	H: 1 LOB: 1 BB: 0 P: 4	R: 0 E: 0 K: 0 S: 4	H: 2 LOB: 1 BB: 0 P: 4	R: 0 E: 0 K: 1 S: 5	H: 0 LOB: 0 BB: 0 P: 5	1B: 3 2B: 2 3B: 1 HR: 0	SF: 0 SAC: 0 DP: 2 HBP: 0	WP: 0 PB: 0 SB: 0 CS: 0
<b>PITCHER</b>	IP WLS BF H R ER SO BB IBB HBP BLK WP HR S P ERA WHIP																					
Chuck Stobbs, L (1, 1) ERA: 3.77	7.0 W 26 3 0 0 4 3 0 0 0 0 0 0 31 43 0.00 0.857																					
Hal Woodeshick, L (8, 1) ERA: 4.31	2.0 S 7 2 0 0 1 0 0 0 0 0 0 0 9 9 0.00 1.000																					


livebaseballscorecards.com

AB	30
R	0
H	5
RBI	0
BB	3
SO	5
LOB	11







Batter	1	2	3	4	5	6	7	8	9	AB R H RBI BB SO LOB	TOP																															
Jackie Brandt, R OBP: 0.325, SLG: 0.420 (1, 8) (9, 9)	0-0 F2		0-3 K		0-0 2-H 1B		0-0 FC5-6		0-0 F8	5 0 1 1 0 1 3	<p><b>Baltimore Orioles @ Washington Senators</b> Griffith Stadium, Washington, DC</p> <p>Mon Sep 05 1960, 3:38 AM EDT Att. 26,568 - Unknown</p> <p>livebaseballscorecards.com</p> <table> <tr><td>AB</td><td>32</td></tr> <tr><td>R</td><td>3</td></tr> <tr><td>H</td><td>6</td></tr> <tr><td>RBI</td><td>3</td></tr> <tr><td>BB</td><td>5</td></tr> <tr><td>SO</td><td>9</td></tr> <tr><td>LOB</td><td>18</td></tr> </table> 	AB	32	R	3	H	6	RBI	3	BB	5	SO	9	LOB	18																	
AB	32																																									
R	3																																									
H	6																																									
RBI	3																																									
BB	5																																									
SO	9																																									
LOB	18																																									
Gene Woodling, L OBP: 0.399, SLG: 0.422 Al Pilarcik, L OBP: 0.339, SLG: 0.373 Bob Boyd, L OBP: 0.395, SLG: 0.443 Jim Busby, R OBP: 0.318, SLG: 0.302 (1, 7) (6, 9) (9, PH) (9, PR) (9, 8)	0-3 K		0-3 K		0-0 1-3		0-0 FC5-6		0-0 1B	3 0 0 0 0 2 3 1 0 0 0 0 0 2 1 0 1 0 0 0 0 0 0 0 0 0 0 0																																
Gene Stephens, L OBP: 0.316, SLG: 0.365 (1, 9) (6, 7)	0-0 1-3			0-0 P4		0-3 K	0-0 F7		0-0 1-3	5 0 0 0 0 1 3																																
Jim Gentile, L OBP: 0.415, SLG: 0.520 (1, 3)		0-0 6-3		0-0 4-3		0-0 F7	0-3 K			4 0 0 0 0 1 2																																
Gus Triandos, R OBP: 0.336, SLG: 0.394 (1, 2)		0-0 6-3		0-0 F9		0-0 1B 2B		0-3 K		4 1 1 0 0 1 0																																
Ron Hansen, R OBP: 0.338, SLG: 0.448 (1, 6)		0-3 K		0-0 HR	4-0 1B BB		4-0 BB BB			2 1 1 1 2 1 0																																
Billy Klaus, L OBP: 0.341, SLG: 0.371 (1, 5)			0-3 K	4-0 SH1-3 1B BB	0-0 1-3 2-H 1B		4-0 G6-3 BB			2 1 1 1 2 1 0																																
Mary Breeding, R OBP: 0.323, SLG: 0.345 (1, 4)			0-0 HBP 1B	0-0 F4	0-0 L1		0-0 G6-3			4 0 1 0 0 0 5																																
Hal Brown, R OBP: 0.364, SLG: 0.229 (1, 1)			1-0 SH1-3	0-0 SH1-3		4-0 FC5-6 E BB		0-3 K		1 0 0 0 1 1 0																																
<b>Inning Stats</b>	R: 0 E: 0 K: 1 S: 5	H: 0 LOB: 0 BB: 0 P: 5	R: 0 E: 0 K: 1 S: 5	H: 0 LOB: 0 BB: 0 P: 5	R: 0 E: 0 K: 3 S: 10	H: 1 LOB: 2 BB: 0 P: 11	R: 0 E: 0 K: 0 S: 3	H: 0 LOB: 0 BB: 0 P: 3	R: 2 E: 0 K: 0 S: 5	H: 2 LOB: 1 BB: 1 P: 9	R: 1 E: 0 K: 1 S: 7	H: 2 LOB: 2 BB: 1 P: 11	R: 0 E: 1 K: 1 S: 6	H: 0 LOB: 2 BB: 1 P: 10	R: 0 E: 0 K: 1 S: 4	H: 0 LOB: 1 BB: 2 P: 12	R: 0 E: 0 K: 1 S: 6	H: 1 LOB: 1 BB: 0 P: 6	1B: 4 2B: 1 3B: 0 HR: 1	SF: 0 SAC: 1 DP: 1 HBP: 1	WP: 0 PB: 0 SB: 0 CS: 0	PA: 39																				
<b>PITCHER</b> Pedro Ramos, R ERA: 3.69 (1, 1)	IP 9.0	WLS L	BF 39	H 6	R 3	ER 3	SO 9	BB 5	IBB 0	HBP 1	BLK 0	WP 0	HR 1	S 51	P 72	ERA 3.00	WHIP 1.222								<b>PITCHER</b>	IP	WLS	BF	H	R	ER	SO	BB	IBB	HBP	BLK	WP	HR	S	P	ERA	WHIP



Batter	1	2	3	4	5	6	7	8	9	AB R H RBI BB SO LOB
Bob Allison, R (1, 9) OBP: 0.368, SLG: 0.417 Lenny Green, L (9, PH) OBP: 0.369, SLG: 0.412	0-3 K			0-0 F8		0-3 K			0-0 F8	3 0 0 0 0 2 0 1 0 0 0 0 0 1
Reno Bertoia, R (1, 5) OBP: 0.327, SLG: 0.379 (7, 4)	0-0 6-3			0-0 F7			0-0 3B		0-0 FC6-4 PB 1-2 1B	4 0 2 0 0 0 0
Harmon Killebrew, R (1, 3) OBP: 0.377, SLG: 0.538 (7, 5)	0-0 6-3			0-0 2B			0-3 K		4-0 FC6-4 BB 1-2 2-3	3 0 1 0 1 1 1
Jim Lemon, R (1, 7) OBP: 0.359, SLG: 0.522		0-3 K		0-0 F8			0-3 K		0-0 FC6-4 1-2 2-3 3-H	4 0 0 1 0 2 4
Dan Dobbek, L (1, 8) OBP: 0.321, SLG: 0.398		0-3 K			0-3 K		0-0 1-3		0-0 G3	4 0 0 0 0 2 3
Billy Gardner, R (1, 4) OBP: 0.318, SLG: 0.374 (7, 6)			0-3 K		0-0 6-3			0-0 6-3		3 0 0 0 0 1 0
Earl Battey, R (1, 2) OBP: 0.339, SLG: 0.401			0-0 P3		0-0 F9			0-3 K		3 0 0 0 0 1 0
Jose Valdivielso, R (1, 6) OBP: 0.288, SLG: 0.258 Julio Becquer, L (6, PH) OBP: 0.288, SLG: 0.407 (7, 3)			0-0 4-3			0-0 6-3		0-3 K2-3		1 0 0 0 0 0 0 2 0 0 0 0 1 0
Pedro Ramos, S (1, 1) OBP: 0.139, SLG: 0.254 Elmer Valo, L (9, PH) OBP: 0.423, SLG: 0.316			0-0 6-3			0-3 K			1-0 PB 1B FC6-4 HBP	2 0 0 0 0 1 0 0 1 0 0 0 0 0

**BOTTOM**

**Baltimore Orioles @ Washington Senators**  
**Griffith Stadium, Washington, DC**  
 Mon Sep 05 1960, 3:38 AM EDT  
 Att. 26,568 - Unknown

[livebaseballscorecards.com](http://livebaseballscorecards.com)

<b>AB</b>	<b>30</b>
<b>R</b>	<b>1</b>
<b>H</b>	<b>3</b>
<b>RBI</b>	<b>1</b>
<b>BB</b>	<b>1</b>
<b>SO</b>	<b>11</b>
<b>LOB</b>	<b>9</b>



Inning Stats	R: 0	H: 0	E: 0	LOB: 0	K: 1	BB: 0	S: 5	R: 0	H: 0	E: 0	LOB: 0	K: 0	BB: 0	S: 3	R: 0	H: 1	E: 0	LOB: 1	K: 0	BB: 0	S: 4	R: 0	H: 0	E: 0	LOB: 0	K: 1	BB: 0	S: 5	R: 0	H: 1	E: 0	LOB: 1	K: 2	BB: 0	S: 8	R: 0	H: 0	E: 0	LOB: 0	K: 2	BB: 0	S: 7	R: 1	H: 1	E: 0	LOB: 2	K: 0	BB: 1	S: 4	1B: 1	SF: 0	2B: 1	SAC: 0	3B: 1	DP: 0	HR: 0	HBP: 1	WP: 0	PA: 32
<b>PITCHER</b> Hal Brown, R (1, 1) ERA: 3.18	IP	WLS	BF	H	R	ER	SO	BB	IBB	HBP	BLK	WP	HR	S	P	ERA	WHIP													<b>PITCHER</b>	IP	WLS	BF	H	R	ER	SO	BB	IBB	HBP	BLK	WP	HR	S	P	ERA	WHIP												

Batter	1	2	3	4	5	6	7	8	9	AB R H RBI BB SO LOB	TOP											
Jackie Brandt, R (1, 8) OBP: 0.327, SLG: 0.426	0-0 F8		0-0 G6-4-3 1B		0-0 F9		0-0 1B 2B		0-0 1-2 2-H 2B	5 1 3 1 0 0 0	<b>Baltimore Orioles @ Cleveland Indians</b> <b>Cleveland Municipal Stadium, Cleveland, OH</b> Wed Sep 07 1960, 7:05 PM EDT Att. 7,514 - Unknown											
Gene Woodling, L (1, 7) OBP: 0.399, SLG: 0.422	0-0 4-3		0-0 G6-4-3 1B		0-0 4-3		0-0 2-H 1B		0-0 L9	5 0 2 1 0 0 1												
Brooks Robinson, R (1, 5) OBP: 0.344, SLG: 0.451	0-0 1B		0-0 G6-4-3 1-2f 2-3		0-0 1B		0-0 F4			4 0 2 0 0 0 3												
Jim Gentile, L (1, 3) OBP: 0.411, SLG: 0.514	0-3 K		0-3 K		0-0 1-3			0-0 4-3		4 0 0 0 0 2 3												
Gus Triandos, R (1, 2) OBP: 0.338, SLG: 0.395		0-0 BB 1B		0-0 FC1-6 1B 1B		0-0 F6		0-0 F9		4 0 2 0 0 0 0												
Ron Hansen, R (1, 6) OBP: 0.339, SLG: 0.447		4-0 BB 1-2 BB		0-0 FC1-6 1-2 1B		0-0 6-3		0-0 F7		3 0 1 0 1 0 0												
Gene Stephens, L (1, 9) OBP: 0.315, SLG: 0.363		0-0 F6		0-0 FC1-6 1-2f 2-3		0-0 6-3			0-0 4-3 2B 1B	4 1 1 0 0 0 4												
Mary Breeding, R (1, 4) OBP: 0.322, SLG: 0.344		0-0 F9		0-0 F3		0-0 4-3		0-0 4-3	0-0 4-3 1-2	2 0 0 0 0 0 4												
Bob Boyd, L (7, PH) OBP: 0.390, SLG: 0.437										1 0 0 0 0 0 0												
Billy Klaus, L (7, 4) OBP: 0.341, SLG: 0.371										0 0 0 0 0 0 0												
Clint Courtney, L (9, PH) OBP: 0.371, SLG: 0.261										1 0 0 0 0 0 1												
Milt Pappas, R (1, 1) OBP: 0.108, SLG: 0.098		0-3 K		0-0 F8		0-3 K		4-0 BB 2B BB		3 0 0 0 0 2 4												
Dave Philley, S (9, PH) OBP: 0.295, SLG: 0.269										0 0 0 0 1 0 0												
<b>Inning Stats</b>	R: 0 E: 0 K: 1 S: 6	H: 1 LOB: 1 BB: 0 P: 6	R: 0 E: 0 K: 1 S: 6	H: 1 LOB: 2 BB: 1 P: 10	R: 0 E: 0 K: 1 S: 6	H: 2 LOB: 1 BB: 0 P: 6	R: 0 E: 0 K: 0 S: 5	H: 2 LOB: 2 BB: 0 P: 5	R: 0 E: 0 K: 0 S: 4	H: 1 LOB: 1 BB: 0 P: 4	R: 0 E: 0 K: 0 S: 3	H: 0 LOB: 0 BB: 0 P: 3	R: 1 E: 0 K: 1 S: 7	H: 2 LOB: 1 BB: 0 P: 7	R: 0 E: 0 K: 0 S: 3	H: 0 LOB: 0 BB: 0 P: 3	R: 1 E: 0 K: 0 S: 4	H: 2 LOB: 1 BB: 1 P: 8	1B: 9 2B: 2 3B: 0 HR: 0	SF: 0 SAC: 0 DP: 1 HBP: 0	WP: 0 PB: 0 SB: 0 CS: 0	PA: 38
<b>PITCHER</b> Jim Perry, R (1, 1) ERA: 3.4	IP: 9.0 WLS: W BF: 38 H: 11 R: 2 ER: 2 SO: 4 BB: 2 IBB: 0 HBP: 0 BLK: 0 WP: 0 HR: 0 S: 44 P: 52 ERA: 2.00 WHIP: 1.444											<b>PITCHER</b>	IP: WLS: BF: H: R: ER: SO: BB: IBB: HBP: BLK: WP: HR: S: P: ERA: WHIP:									

livebaseballscorecards.com

<b>AB</b>	36
<b>R</b>	2
<b>H</b>	11
<b>RBI</b>	2
<b>BB</b>	2
<b>SO</b>	4
<b>LOB</b>	20





Batter	1	2	3	4	5	6	7	8	9	AB	R	H	RBI	BB	SO	LOB
Ken Aspromonte, R OBP: 0.371, SLG: 0.411 (1, 4)	0-0 2B 1B	0-0 FC4 1-2f			0-0 4-3		0-0 G5-4-3 1-2f			4	1	1	0	0	0	4
Tito Francona, L OBP: 0.384, SLG: 0.468 (1, 7)	0-0 1-4-3 1-H 1-3 2B		4-0 BB BB BB	0-0 1B BB	0-0 G4-6-3 1B			0-0 L4		3	1	2	1	1	0	0
Harvey Kuenn, R OBP: 0.382, SLG: 0.421 (1, 9)	0-0 1-4-3 2-3		0-0 F9	0-0 G1-6-3 1B	0-0 G4-6-3 1-2f			0-0 1B SF9 2B		4	1	1	0	0	0	3
Woodie Held, R OBP: 0.341, SLG: 0.510 (1, 6)	0-0 1-3 3-H		0-0 G1-6-3 1B	0-3 K	0-3 K			4-0 1B IBB		3	0	1	1	1	1	0
Jim Piersall, R OBP: 0.322, SLG: 0.449 (1, 8)	0-3 K		0-0 G1-6-3 1-2f	0-3 K	0-3 K			0-0 1-2 2-3 1B		4	0	1	0	0	2	2
Vic Power, R OBP: 0.315, SLG: 0.392 (1, 3)		0-0 4-3		0-0 SH3-4 1B	0-0 4-3			0-0 SF9		3	0	1	1	0	0	0
Bubba Phillips, R OBP: 0.253, SLG: 0.304 (1, 5)		0-0 4-3		0-0 SH3-4 1-2	0-0 4-3		0-0 1B 2B	0-0 1-3		3	0	1	0	0	0	2
John Romano, R OBP: 0.341, SLG: 0.483 (1, 2)		0-0 1B 1B		0-0 F8	0-0 4-3		0-0 L8			3	0	1	0	0	0	2
Jim Perry, S OBP: 0.253, SLG: 0.282 (1, 1)		0-0 FC4 1-2 1B		0-3 K	0-0 4-3		0-0 G5-4-3 2-3 1B			3	0	2	0	0	1	1
<b>Inning Stats</b>	R: 2 E: 0 K: 1 S: 7	H: 2 LOB: 0 BB: 0 P: 7	R: 0 E: 0 K: 0 S: 5	H: 2 LOB: 2 BB: 0 P: 5	R: 0 E: 0 K: 0 S: 3	H: 1 LOB: 1 BB: 1 P: 7	R: 0 E: 0 K: 1 S: 6	H: 1 LOB: 1 BB: 0 P: 6	R: 0 E: 0 K: 2 S: 7	H: 0 LOB: 0 BB: 0 P: 7	R: 0 E: 0 K: 0 S: 4	H: 2 LOB: 1 BB: 0 P: 4	R: 1 E: 0 K: 0 S: 5	H: 2 LOB: 2 BB: 1 P: 9	1B: 8 2B: 3 3B: 0 HR: 0	SF: 1 SAC: 1 DP: 3 HBP: 0

**BOTTOM**

**Baltimore Orioles @ Cleveland Indians**  
**Cleveland Municipal Stadium, Cleveland, OH**

Wed Sep 07 1960, 7:05 PM EDT  
 Att. 7,514 - Unknown

[livebaseballscorecards.com](http://livebaseballscorecards.com)

<b>AB</b>	<b>30</b>
<b>R</b>	<b>3</b>
<b>H</b>	<b>11</b>
<b>RBI</b>	<b>3</b>
<b>BB</b>	<b>2</b>
<b>SO</b>	<b>4</b>
<b>LOB</b>	<b>14</b>



PITCHER	IP	WLS	BF	H	R	ER	SO	BB	IBB	HBP	BLK	WP	HR	S	P	ERA	WHIP
Milt Pappas, R ERA: 3.61 (1, 1)	8.0	L	34	11	3	3	4	1	1	0	0	0	0	40	48	3.38	1.500

WP: 0	PA: 34
PB: 0	SB: 0
CS: 0	

**Baltimore Orioles @ Cleveland Indians**  
**Cleveland Municipal Stadium, Cleveland, OH**

Thu Sep 08 1960, 7:05 PM EDT  
 Att. 6,513 - Unknown

<b>AB</b>	<b>33</b>
<b>R</b>	<b>9</b>
<b>H</b>	<b>8</b>
<b>RBI</b>	<b>9</b>
<b>BB</b>	<b>9</b>
<b>SO</b>	<b>6</b>
<b>LOB</b>	<b>13</b>



Batter	1	2	3	4	5	6	7	8	9	AB R H RBI BB SO LOB
Jackie Brandt, R (1, 9) OBP: 0.330, SLG: 0.430	0-0 F9		0-0 G3 2B		0-0 F9		0-0 HR 1B	0-0 G6-4-3 1B		5 1 3 2 0 0 0
Gene Woodling, L (1, 7) OBP: 0.400, SLG: 0.429	4-0 FC6-4 BB		0-0 G3 2-3		0-3 K		0-0 HR 1B	0-0 F5		3 1 1 3 1 1 1 1 0 0 0 0 0 1
Jim Gentile, L (7, 3) OBP: 0.410, SLG: 0.512										
Brooks Robinson, R (1, 5) OBP: 0.341, SLG: 0.447	0-0 F9		0-0 F8			0-0 6-3	0-0 F8	0-0 G6-4-3		5 0 0 0 0 0 3
Walt Dropo, R (1, 3) OBP: 0.346, SLG: 0.396	0-0 FC6-4 1-2f				0-0 F8		4-0 BB 3B BB		0-0 1-3	3 0 0 0 1 0 1 1 1 0 0 0 0 0
Gene Stephens, L (7, PR) OBP: 0.314, SLG: 0.362										
Gus Triandos, R (1, 2) OBP: 0.337, SLG: 0.391		4-0 1B BB		0-3 K		0-3 K	0-3 K 1-2		0-0 F5	3 0 0 0 1 3 1 1 0 0 0 0 0 0
Del Rice, R (7, 2) OBP: 0.254, SLG: 0.273										
Ron Hansen, R (1, 6) OBP: 0.343, SLG: 0.448		0-0 1-3 1B		4-0 1B BB			BB WIP BB 1B		0-0 L5	3 2 2 0 2 0 0
Jim Busby, R (1, 8) OBP: 0.329, SLG: 0.305			0-0 F9		0-0 1-3 1B		BB BB 1B BB			2 2 1 0 2 0 1
Mary Breeding, R (1, 4) OBP: 0.323, SLG: 0.348			0-0 L6		0-0 F7		BB BB 1B BB			3 1 1 3 1 0 3
Jack Fisher, R (1, 1) OBP: 0.281, SLG: 0.275			0-3 K		0-3 K		BB HR 1B BB		0-0 F3	3 1 0 1 1 2 2

Inning Stats	R: 0 E: 0 K: 0 S: 3	H: 0 LOB: 1 BB: 1 P: 7	R: 0 E: 0 K: 0 S: 3	H: 1 LOB: 1 BB: 1 P: 7	R: 0 E: 0 K: 1 S: 6	H: 1 LOB: 1 BB: 0 P: 6	R: 0 E: 0 K: 1 S: 6	H: 1 LOB: 2 BB: 1 P: 10	R: 0 E: 0 K: 2 S: 7	H: 0 LOB: 0 BB: 0 P: 7	R: 0 E: 0 K: 1 S: 5	H: 0 LOB: 0 BB: 0 P: 5	R: 9 E: 0 K: 1 S: 9	H: 4 LOB: 2 BB: 6 P: 33	R: 0 E: 0 K: 0 S: 3	H: 1 LOB: 0 BB: 0 P: 3	R: 0 E: 0 K: 0 S: 3	H: 0 LOB: 0 BB: 0 P: 3	1B: 5 2B: 1 3B: 1 HR: 1	SF: 0 SAC: 0 DP: 1 HBP: 0	WP: 1 PB: 0 SB: 1 CS: 0	PA: 42
--------------	------------------------------	---------------------------------	------------------------------	---------------------------------	------------------------------	---------------------------------	------------------------------	----------------------------------	------------------------------	---------------------------------	------------------------------	---------------------------------	------------------------------	----------------------------------	------------------------------	---------------------------------	------------------------------	---------------------------------	----------------------------------	------------------------------------	----------------------------------	--------

PITCHER	IP	WLS	BF	H	R	ER	SO	BB	IBB	HBP	BLK	WP	HR	S	P	ERA	WHIP
Dick Stigman, L (1, 1) ERA: 4.21	6.0	L	26	4	3	3	5	5	0	0	0	1	0	31	51	4.50	1.500
Jack Harshman, L (7, 1) ERA: 4.36	0.1		5	2	3	3	0	2	0	0	0	0	1	3	11	81.00	12.000
Johnny Klippstein, R (7, 1) ERA: 2.93	1.2		8	2	3	3	1	2	0	0	0	0	0	8	16	16.20	2.400
Don Newcombe, R (9, 1) ERA: 4.77	1.0		3	0	0	0	0	0	0	0	0	0	0	3	3	0.00	0.000

PITCHER	IP	WLS	BF	H	R	ER	SO	BB	IBB	HBP	BLK	WP	HR	S	P	ERA	WHIP
---------	----	-----	----	---	---	----	----	----	-----	-----	-----	----	----	---	---	-----	------



Batter	1	2	3	4	5	6	7	8	9	AB	R	H	RBI	BB	SO	LOB						
Ken Aspromonte, R OBP: 0.373, SLG: 0.410 (1, 4) X	0-0 G4-6-3 1B		4-0 BB			0-0 5-3		0-0 6-3		3	0	1	0	1	0	0						
Tito Francona, L OBP: 0.381, SLG: 0.464 (1, 7) X	0-0 G4-6-3 1-2f		0-0 F6			0-0 F8		0-0 F9		4	0	0	0	0	0	2						
Harvey Kuenn, R OBP: 0.383, SLG: 0.422 (1, 9) X	0-0 1B				0-0 F9		0-0 FC6-4 1B		0-0 F4		4	0	2	0	0	0						
Woodie Held, R OBP: 0.337, SLG: 0.503 (1, 6) X	0-0 F7				0-0 6-3		0-0 FC6-4 1-2f		0-0 F8		4	0	0	0	0	2						
Vic Power, R OBP: 0.316, SLG: 0.392 (1, 3) X		0-0 F9		0-3 K				0-0 G5-4-3 1B		3	0	1	0	0	1	0						
Jim Piersall, R OBP: 0.320, SLG: 0.445 (1, 8) X		0-0 4-3				0-0 F8		0-0 G5-4-3 1-2f		3	0	0	0	0	0	1						
Bubba Phillips, R OBP: 0.250, SLG: 0.301 (1, 5) X		0-0 F7				0-0 5-3		0-0 F9		3	0	0	0	0	0	0						
John Romano, R OBP: 0.341, SLG: 0.485 (1, 2) X			0-0 F3			0-0 2B		0-0 F9		3	0	1	0	0	0	0						
Dick Stigman, R OBP: 0.314, SLG: 0.258 (1, 1) X			0-0 F7			0-0 F9		0-3 K		2	0	0	0	0	0	1						
Jack Harshman, L OBP: 0.154, SLG: 0.231 (7, 1) X										0	0	0	0	0	0	0						
Johnny Klippstein, R OBP: 0.214, SLG: 0.154 (7, 1) X										0	0	0	0	0	0	0						
Marty Keough, L OBP: 0.298, SLG: 0.350 (8, PH) X										1	0	0	0	0	1	0						
Don Newcombe, L OBP: 0.245, SLG: 0.224 (9, 1) X										0	0	0	0	0	0	0						
<b>Inning Stats</b>	R: 0 E: 0 K: 0 S: 4	H: 2 LOB: 1 BB: 0 P: 4	R: 0 E: 0 K: 0 S: 3	H: 0 LOB: 0 BB: 0 P: 3	R: 0 E: 0 K: 0 S: 3	H: 0 LOB: 1 BB: 1 P: 7	R: 0 E: 0 K: 1 S: 5	H: 0 LOB: 0 BB: 0 P: 5	R: 0 E: 0 K: 0 S: 4	H: 1 LOB: 1 BB: 0 P: 4	R: 0 E: 0 K: 0 S: 4	H: 1 LOB: 1 BB: 0 P: 4	R: 0 E: 0 K: 0 S: 3	H: 1 LOB: 0 BB: 0 P: 3	R: 0 E: 0 K: 1 S: 5	H: 0 LOB: 0 BB: 0 P: 5	R: 0 E: 0 K: 0 S: 3	H: 0 LOB: 0 BB: 0 P: 3	1B: 4 2B: 1 3B: 0 HR: 0	SF: 0 SAC: 0 DP: 2 HBP: 0	WP: 0 PB: 0 SB: 0 CS: 0	PA: 31
<b>PITCHER</b> Jack Fisher, R ERA: 2.97 (1, 1)	IP 9.0	WLS W	BF 31	H 5	R 0	ER 0	SO 2	BB 1	IBB 0	HBP 0	BLK 0	WP 0	HR 0	S 34	P 38	ERA 0.00	WHIP 0.667					

**BOTTOM**

**Baltimore Orioles @ Cleveland Indians**  
Cleveland Municipal Stadium, Cleveland, OH

Thu Sep 08 1960, 7:05 PM EDT  
Att. 6,513 - Unknown

[livebaseballscorecards.com](http://livebaseballscorecards.com)

<b>AB</b>	<b>30</b>
<b>R</b>	<b>0</b>
<b>H</b>	<b>5</b>
<b>RBI</b>	<b>0</b>
<b>BB</b>	<b>1</b>
<b>SO</b>	<b>2</b>
<b>LOB</b>	<b>6</b>



Batter	1	2	3	4	5	6	7	8	9	AB R H RBI BB SO LOB	TOP											
Jackie Brandt, R (1, 8) OBP: 0.333, SLG: 0.433	0-0 G5-4-3 1B			X 0-0 FC6-4 1B		X 0-0 FC6-4 1-2f		X 0-0 FC3-6 1B 1-2 2-H 3-H		4 0 3 2 0 0 1												
Gene Woodling, L (1, 7) OBP: 0.397, SLG: 0.424	0-0 F8			X 0-0 F8		X 0-0 4-3		X 0-0 FC3-6 1-2f 2-3		4 0 0 0 0 0 5												
Jim Busby, R (8, PR) OBP: 0.329, SLG: 0.305										0 0 0 0 0 0 0												
Billy Klaus, L (8, 4) OBP: 0.341, SLG: 0.371										0 0 0 0 0 0 0												
Brooks Robinson, R (1, 5) OBP: 0.339, SLG: 0.443	0-0 G5-4-3 1-2f			X 0-0 FC6-4 1-2f			X 0-0 L4	X 0-0 F9		4 0 0 0 0 0 4												
Jim Gentile, L (1, 3) OBP: 0.406, SLG: 0.506		X 0-0 G3		X 0-0 G3			X 0-0 F8		0-3 K	4 0 0 0 0 1 1												
Gus Triandos, R (1, 2) OBP: 0.336, SLG: 0.387		X 0-0 P4			X 0-0 F7		X 0-0 5-3		4-0 1B BB	3 0 0 0 1 0 0												
Ron Hansen, R (1, 6) OBP: 0.343, SLG: 0.447		X 0-0 F2			S 0-3 K			X 0-0 F8	0-0 1-2 1B	4 0 1 0 0 1 0												
Gene Stephens, L (1, 9) OBP: 0.314, SLG: 0.359			S 0-3 K		X 0-0 G3			B 4-0 B 1B B 1B B 1B	0-3 K	2 1 0 0 1 1 0												
Walt Dropo, R (9, PH) OBP: 0.344, SLG: 0.394									1-2 1B 1B	1 0 0 0 0 1 2												
Mary Breeding, R (1, 4) OBP: 0.322, SLG: 0.346			X 0-0 5-3			S 0-3 K		X 0-0 1B 1B	0-3 K	2 0 0 0 0 1 0												
Dave Philley, S (8, 7) OBP: 0.300, SLG: 0.275								X 1-2 1B 1B		2 1 1 0 0 1 2												
Chuck Estrada, R (1, 1) OBP: 0.217, SLG: 0.214			X 0-0 4-3			X 0-0 FC6-4 1B		X 0-0 FC3-6 1B 1-2 2-3		1 0 0 0 0 0 0												
Wes Stock, L (4, 1) OBP: 0.443, SLG: 0.377										0 0 0 0 0 0 0												
Al Pilarcik, L (6, PH) OBP: 0.385, SLG: 0.405										1 0 1 0 0 0 0												
Jerry Walker, S (6, 1) OBP: 0.385, SLG: 0.405										0 0 0 0 0 0 0												
Billy Hoelt, L (7, 1) OBP: 0.397, SLG: 0.444										0 0 0 0 0 0 0												
Bob Boyd, L (8, PH) OBP: 0.397, SLG: 0.444										1 0 1 0 0 0 0												
Gordon Jones, R (8, 1) OBP: 0.400, SLG: 0.400										0 0 0 0 0 0 0												
<b>Inning Stats</b>	R: 0 E: 0 K: 0 S: 3	H: 1 LOB: 0 BB: 0 P: 3	R: 0 E: 0 K: 0 S: 3	H: 0 LOB: 0 BB: 0 P: 3	R: 0 E: 0 K: 1 S: 5	H: 0 LOB: 0 BB: 0 P: 5	R: 0 E: 0 K: 0 S: 4	H: 1 LOB: 1 BB: 0 P: 4	R: 0 E: 0 K: 1 S: 5	H: 0 LOB: 0 BB: 0 P: 5	R: 0 E: 0 K: 1 S: 6	H: 1 LOB: 1 BB: 0 P: 6	R: 0 E: 0 K: 0 S: 3	H: 0 LOB: 0 BB: 0 P: 3	R: 2 E: 0 K: 0 S: 6	H: 3 LOB: 2 BB: 1 P: 10	R: 0 E: 0 K: 3 S: 10	H: 1 LOB: 2 BB: 1 P: 14	1B: 7 2B: 0 3B: 0 HR: 0	SF: 0 SAC: 0 DP: 1 HBP: 0	WP: 0 PB: 0 SB: 0 CS: 0	PA: 35
<b>PITCHER</b>	IP WLS BF H R ER SO BB IBB HBP BLK WP HR S P ERA WHIP																					
Bob Shaw, R (1, 1) ERA: 3.9	7.1 W 28 6 2 2 3 1 0 0 0 0 0 0 33 37 2.46 0.955																					
Frank Baumann, L (8, 1) ERA: 2.66	1.2 S 7 1 0 0 3 1 0 0 0 0 0 0 12 16 0.00 1.200																					

**Baltimore Orioles @ Chicago White Sox**  
 Comiskey Park, Chicago, IL  
 Fri Sep 09 1960, 8:05 PM EDT  
 Att: 37,008 - Unknown

AB	33
R	2
H	7
RBI	2
BB	2
SO	6
LOB	15





Batter	1	2	3	4	5	6	7	8	9	AB	R	H	RBI	BB	SO	LOB
Luis Aparicio, R OBP: 0.325, SLG: 0.350 (1, 6)	0-0 BB 1B 1B	0-0 2-H 1B		0-0 6-3		0-0 6-3		0-0 2-H 2B		5	1	3	2	0	0	3
Nellie Fox, L OBP: 0.337, SLG: 0.360 (1, 4)	0-0 1-2 BB 1B	0-0 F6		0-0 4-3			0-0 F9			4	1	1	0	0	0	3
Al Smith, R OBP: 0.372, SLG: 0.451 (1, 9)	0-0 P6		0-0 5-3		4-0 BB		0-0 2B			3	1	1	0	1	0	2
Ted Kluszewski, L OBP: 0.367, SLG: 0.409 (1, 3)	4-0 1-2 2-3 BB		0-0 HBP 1B		0-0 L9		0-0 2-H 2B			3	0	2	1	1	0	1
Minnie Minoso, R OBP: 0.371, SLG: 0.462 (1, 7)	0-0 G5-4-3 1-2 2-H 3-H 1B		1-0 G1-6-3 HBP		0-0 F8		0-0 P4			3	0	1	2	0	0	2
Jim Rivera, L OBP: 0.417, SLG: 0.636 (8, 7)										0	0	0	0	0	0	0
Sherm Lollar, R OBP: 0.335, SLG: 0.373 (1, 2)	0-0 G5-4-3 1-2f		0-0 G1-6-3		0-0 F7		0-0 6-3			4	0	0	0	0	0	6
Gene Freese, R OBP: 0.303, SLG: 0.468 (1, 5)		H	1-0 SH3 1B HBP		0-0 SH5-4 1B		0-0 F8		0-0 2B 2B	0	0	0	0	0	0	0
Sammy Esposito, R OBP: 0.302, SLG: 0.245 (2, PR)										3	2	2	0	0	0	0
Jim Landis, R OBP: 0.368, SLG: 0.386 (1, 8)		X	0-0 F9		0-0 SH5-4 1-2 1B		0-0 5-3		0-0 F7	4	0	1	0	0	0	2
Bob Shaw, R OBP: 0.222, SLG: 0.161 (1, 1)		X	0-0 SH3		0-0 SH5-4		0-0		0-3 K	1	0	1	0	0	0	0
Frank Baumann, L OBP: 0.229, SLG: 0.119 (8, 1)					1-2 2-3					1	0	0	0	0	1	1

Inning Stats	R: 2	H: 3	E: 0	K: 5	S: 5	LOB: 1	BB: 1	P: 9	R: 1	H: 1	E: 0	K: 0	S: 4	LOB: 1	BB: 0	P: 5	R: 0	H: 1	E: 0	K: 0	S: 3	LOB: 1	BB: 0	P: 4	R: 0	H: 2	E: 0	K: 0	S: 5	LOB: 2	BB: 0	P: 5	R: 0	H: 0	E: 0	K: 0	S: 3	LOB: 1	BB: 1	P: 7	R: 0	H: 1	E: 0	K: 0	S: 4	LOB: 1	BB: 0	P: 4	R: 1	H: 2	E: 0	K: 0	S: 5	LOB: 1	BB: 0	P: 5	R: 1	H: 2	E: 0	K: 1	S: 6	LOB: 1	BB: 0	P: 6
--------------	------	------	------	------	------	--------	-------	------	------	------	------	------	------	--------	-------	------	------	------	------	------	------	--------	-------	------	------	------	------	------	------	--------	-------	------	------	------	------	------	------	--------	-------	------	------	------	------	------	------	--------	-------	------	------	------	------	------	------	--------	-------	------	------	------	------	------	------	--------	-------	------


PITCHER	IP	WLS	BF	H	R	ER	SO	BB	IBB	HBP	BLK	WP	HR	S	P	ERA	WHIP
Chuck Estrada, R ERA: 3.53 (1, 1)	3.1	L	18	7	3	3	0	1	0	0	0	0	0	15	21	8.10	2.400
Wes Stock, R ERA: 3.38 (4, 1)	1.2		6	0	0	0	0	1	0	0	0	0	0	5	9	0.00	0.600
Jerry Walker, R ERA: 3.72 (6, 1)	1.1		6	2	1	1	0	0	0	0	0	0	0	6	6	6.75	1.500
Billy Hoelt, L ERA: 4.15 (7, 1)	0.2		3	1	0	0	0	0	0	0	0	0	0	3	3	0.00	1.500
Gordon Jones, R ERA: 4.1 (8, 1)	1.0		4	2	1	1	1	0	0	0	0	0	0	6	6	9.00	2.000

**BOTTOM**

**Baltimore Orioles @ Chicago White Sox**  
Comiskey Park, Chicago, IL

Fri Sep 09 1960, 8:05 PM EDT  
Att. 37,008 - Unknown

AB	31
R	5
H	12
RBI	5
BB	2
SO	1
LOB	20



WP	HR	S	P	ERA	WHIP
0	0	2	2	0	0

livebaseballscorecards.com

Batter	1	2	3	4	5	6	7	8	9	10	11	AB R H RBI BB SO LOB	TOP					
Jackie Brandt, R OBP: 0.330, SLG: 0.428 (1, 9) (9, 8)	0-0 6-3		0-3 K		0-0 F9		0-3 K			0-0 F2		5 0 0 0 0 2 1	<p><b>Baltimore Orioles @ Chicago White Sox</b> Comiskey Park, Chicago, IL</p> <p>Sat Sep 10 1960, 4:33 AM EDT Att. 20,546 - Unknown</p>					
Dave Philley, S OBP: 0.305, SLG: 0.286 (1, 7) (11, 5)	0-0 P1			4-0 BB BB BB	0-0 F8 2B		0-0 1-3			0-0 4-3		4 1 1 1 1 0 0						
Brooks Robinson, R OBP: 0.336, SLG: 0.439 (1, 5) (11, 4)	0-0 P6			0-0 F3	0-0 F8				0-0 P4	0-0 6-3		5 0 0 0 0 0 2						
Walt Dropo, R OBP: 0.344, SLG: 0.389 Jim Gentile, L OBP: 0.404, SLG: 0.503 (1, 3) (8, PH) (8, 3)		0-0 5-3		4-0 BB BB BB	0-0 5-3				0-0 F8		0-0 4-3	2 0 0 0 1 0 1 2 0 0 0 0 0 0						
Gus Triandos, R OBP: 0.340, SLG: 0.391 (1, 2)		0-0 F8		0-0 P3		0-0 1B			0-0 1B		0-0 BB BB 9-2 1B	5 0 3 0 0 0 2						
Ron Hansen, R OBP: 0.345, SLG: 0.448 (1, 6)		0-0 2B		4-0 BB BB	0-3 K			0-3 K2-3			4-0 BB 1-2 BB	3 0 1 0 2 2 2						
Jim Busby, R OBP: 0.329, SLG: 0.301 Bob Boyd, L OBP: 0.382, SLG: 0.438 Billy Klus, L OBP: 0.341, SLG: 0.371 Gene Woodling, L OBP: 0.288, SLG: 0.424 Dave Nicholson, R OBP: 0.311, SLG: 0.366 (1, 8) (9, PH) (9, 4) (11, PH) (11, PR) (11, 7)		0-0 5-3		4-0 BB BB	0-3 K				0-0 4-3		4-0 BB BB 1-2 2-3 BB	2 0 0 1 1 1 2 1 0 0 0 0 0 0 0 0 0 0 0 0 0 0 0 0 0 1 0 0 0 0 0 0 0 0 0						
Marv Breeding, R OBP: 0.320, SLG: 0.344 Al Pilarcik, L OBP: 0.339, SLG: 0.372 (1, 4) (9, PH) (9, 9)			0-0 F5	0-0 F2		0-0 P4			0-3 K		0-0 9-2	3 0 0 0 0 0 4 2 0 0 0 0 1 3						
Hal Brown, R OBP: 0.362, SLG: 0.263 Gene Stephens, L OBP: 0.313, SLG: 0.358 Hoyt Wilhelm, R OBP: 0.116, SLG: 0.075 (1, 1) (9, PH) (9, 1)			0-0 P6		0-0 2B 2B		0-3 K		0-0 F9		3-HF	3 1 1 0 0 1 0 1 0 0 0 0 0 0 0 0 0 0 0 0 0						
<b>Inning Stats</b>	R: 0 H: 0 E: 0 LOB: 0 K: 0 BB: 0 S: 3 P: 3	R: 0 H: 1 E: 0 LOB: 1 K: 0 BB: 0 S: 4 P: 4	R: 0 H: 0 E: 0 LOB: 0 K: 1 BB: 0 S: 5 P: 5	R: 1 H: 0 E: 0 LOB: 3 K: 0 BB: 4 S: 3 P: 19	R: 1 H: 2 E: 0 LOB: 1 K: 0 BB: 0 S: 5 P: 5	R: 0 H: 1 E: 0 LOB: 1 K: 2 BB: 0 S: 8 P: 8	R: 0 H: 0 E: 0 LOB: 0 K: 2 BB: 0 S: 7 P: 7	R: 0 H: 1 E: 0 LOB: 1 K: 1 BB: 0 S: 6 P: 6	R: 0 H: 0 E: 0 LOB: 0 K: 1 BB: 0 S: 5 P: 5	R: 0 H: 0 E: 0 LOB: 0 K: 0 BB: 0 S: 3 P: 3	R: 0 H: 1 E: 0 LOB: 2 K: 0 BB: 2 S: 3 P: 11	1B: 3 SF: 0 2B: 4 SAC: 0 3B: 0 DP: 1 HR: 0 HBP: 0		WP: 0 PA: 44 PB: 0 SB: 0 CS: 0				
<b>PITCHER</b>	IP WLS BF H R ER SO BB IBB HBP BLK WP HR S P ERA WHIP																	
Herb Score, L ERA: 3.66 (1, 1)	6.0		26	4	2	2	3	4	0	0	0	0	0	0	28	44	3.00	1.333
Russ Kemmerer, R ERA: 3.51 (7, 1)	4.1		16	2	0	0	4	1	0	0	0	0	0	0	23	27	0.00	0.692
Frank Baumann, L ERA: 2.65 (11, 1)	0.2	W	2	0	0	0	0	1	0	0	0	0	0	0	1	5	0.00	1.500

AB	38
R	2
H	6
RBI	2
BB	6
SO	7
LOB	17



livebaseballscorecards.com



Batter	1	2	3	4	5	6	7	8	9	10	11	AB	R	H	RBI	BB	SO	LOB	BOTTOM								
Luis Aparicio, R (1, 6) OBP: 0.323, SLG: 0.347	0-0 6-3		0-0 F8			0-0 L1		0-0 6-3				4	0	0	0	0	0	0									
Nellie Fox, L (1, 4) OBP: 0.337, SLG: 0.360	0-0 F5			0-0 1B		0-0 F9			0-0 F9			4	0	1	0	0	0	0									
Al Smith, R (1, 9) OBP: 0.370, SLG: 0.447	0-0 6-3			0-0 F8			0-0 F7		0-0 F8			4	0	0	0	0	0	1									
Ted Kluszewski, L (1, 3) OBP: 0.358, SLG: 0.399		0-0 4-3		0-0 F3			0-3 K		0-0 G3			4	0	0	0	0	1	1									
Minnie Minoso, R (1, 7) OBP: 0.370, SLG: 0.463 Jim Rivera, L (7, PR) OBP: 0.385, SLG: 0.583 (8, 7)		0-0 5-3		0-0 F8			0-0 2B			0-0 P6		3	0	1	0	0	0	1									
Sherm Lollar, R (1, 2) OBP: 0.334, SLG: 0.372		0-0 P4					0-0 L6			0-0 6-3		4	0	1	0	0	0	1									
Sammy Esposito, R (1, 5) OBP: 0.313, SLG: 0.333			0-0 1B G4-6-3 2B			0-0 G5-4-3 1B				0-0 6-3		4	2	2	1	0	0	1									
Jim Landis, R (1, 8) OBP: 0.369, SLG: 0.394			0-0 G4-6-3 1B			0-0 F3				0-0 6-3		4	1	2	1	0	0	0									
Herb Score, L (1, 1) OBP: 0.167, SLG: 0.179 Earl Torgeson, L (6, PH) OBP: 0.472, SLG: 0.434 Russ Kemmerer, R (7, 1) Frank Baumann, L (11, 1) OBP: 0.229, SLG: 0.119			0-0 G4-6-3			0-3 K				0-0 6-3		1	0	0	0	0	0	1									
<b>Inning Stats</b>	R: 0 E: 0 K: 0 S: 3	H: 0 LOB: 0 BB: 0 P: 3	R: 0 E: 0 K: 0 S: 3	H: 0 LOB: 0 BB: 0 P: 3	R: 1 E: 0 K: 0 S: 4	H: 2 LOB: 0 BB: 0 P: 4	R: 0 E: 0 K: 0 S: 4	H: 1 LOB: 1 BB: 0 P: 4	R: 0 E: 0 K: 0 S: 3	H: 1 LOB: 0 BB: 0 P: 3	R: 0 E: 0 K: 1 S: 5	H: 0 LOB: 0 BB: 0 P: 5	R: 0 E: 0 K: 1 S: 6	H: 1 LOB: 1 BB: 0 P: 6	R: 1 E: 0 K: 0 S: 4	H: 1 LOB: 0 BB: 0 P: 4	R: 0 E: 0 K: 0 S: 3	H: 0 LOB: 0 BB: 0 P: 3	R: 0 E: 0 K: 0 S: 3	H: 0 LOB: 0 BB: 0 P: 3	R: 1 E: 0 K: 0 S: 1	H: 1 LOB: 0 BB: 0 P: 1	1B: 3 2B: 2 3B: 0 HR: 2	SF: 0 SAC: 0 DP: 2 HBP: 0	WP: 0 PB: 0 SB: 0 CS: 0	PA: 35	
<b>PITCHER</b>	IP	WLS	BF	H	R	ER	SO	BB	IBB	HBP	BLK	WP	HR	S	P	ERA	WHIP										
Hal Brown, R (1, 1) ERA: 3.13	8.0		28	6	2	2	2	0	0	0	0	0	1	32	32	2.25	0.750										
Hoyt Wilhelm, R (9, 1) ERA: 3.28	2.0	L	7	1	1	1	0	0	0	0	0	0	1	7	7	4.50	0.500										

Baltimore Orioles @ Chicago White Sox  
Comiskey Park, Chicago, IL  
Sat Sep 10 1960, 4:33 AM EDT  
Att. 20,546 - Unknown

AB	35
R	3
H	7
RBI	2
BB	0
SO	2
LOB	6



Batter	1	2	3	4	5	6	7	8	9	AB R H RBI BB SO LOB	TOP			
Jackie Brandt, R OBP: 0.333, SLG: 0.429 (1, 8) (8, 9)	0-0 5-3		0-0 HR 1B	0-0 1-2 1B			0-0 G3		4-0 2B BB	4 2 2 0 1 0 0				
Dave Philley, S OBP: 0.320, SLG: 0.348 Gene Stephens, L OBP: 0.313, SLG: 0.358 (1, 7) (9, PR) (9, 7)	0-0 BB 1B 1B		0-0 1-H HR	0-0 P6			0-0 F7		0-0 SH3-4 1-H 2B	5 1 3 3 0 0 2 0 1 0 0 0 0 0				
Brooks Robinson, R OBP: 0.335, SLG: 0.438 (1, 5)	0-0 BB 1-2 1B		0-0 6-3				0-0 6-3		0-0 SH3-4 2-3	4 0 1 0 0 0 0				
Jim Gentile, L OBP: 0.404, SLG: 0.507 (1, 3)	0-0 F8		0-0 F8				0-0 2B		0-0 BB 2B	5 0 2 1 0 0 2				
Gus Triandos, R OBP: 0.341, SLG: 0.387 (1, 2)	4-0 BB 1-2 2-3 BB		4-0 FC6-4 BB				0-0 F7		0-0 E6 BB FC3-2 K	3 0 0 0 2 1 2				
Ron Hansen, R OBP: 0.344, SLG: 0.444 (1, 6)	0-0 F8		0-0 FC6-4 1-2f				0-3 K		0-0 E5 FC3-2 BB 1-2 BB BB	4 0 0 0 1 1 6				
Al Pilarcik, L OBP: 0.333, SLG: 0.365 Gene Woodling, L OBP: 0.399, SLG: 0.424 Jim Busby, R OBP: 0.333, SLG: 0.301 (1, 9) (8, PH) (8, PR) (8, 8)			0-0 F9				0-0 P6		4-0 BB BB BB FC3-2 BB	3 0 0 0 0 0 0 0 0 0 0 1 0 0 0 0 0 0 1 0 0				
Mary Breeding, R OBP: 0.318, SLG: 0.342 Bob Boyd, L OBP: 0.388, SLG: 0.432 Billy Klaus, L OBP: 0.333, SLG: 0.361 (1, 4) (8, PH) (8, 4)			0-0 F2				0-0 F7		0-0 FC3-2 BB 1-2 2-3 3-H	3 0 0 0 0 0 0 1 0 0 0 0 0 3 1 0 0 0 0 0 3				
Steve Barber, L OBP: 0.145, SLG: 0.060 Chuck Estrada, R OBP: 0.217, SLG: 0.214 (1, 1) (9, 1)			0-3 K				4-0 1B BB		0-3 K	3 0 0 0 1 3 3 0 0 0 0 0 0 0				
Inning Stats	R: 0 E: 0 K: 0 S: 5 H: 2 LOB: 3 BB: 1 P: 9	R: 0 E: 0 K: 1 S: 5 H: 0 LOB: 0 BB: 0 P: 5	R: 2 E: 0 K: 0 S: 5 H: 2 LOB: 1 BB: 1 P: 9	R: 0 E: 0 K: 0 S: 4 H: 1 LOB: 2 BB: 1 P: 8	R: 0 E: 0 K: 1 S: 6 H: 1 LOB: 1 BB: 0 P: 6	R: 0 E: 0 K: 1 S: 5 H: 0 LOB: 0 BB: 0 P: 5	R: 0 E: 0 K: 0 S: 3 H: 0 LOB: 0 BB: 0 P: 3	R: 0 E: 2 K: 1 S: 7 H: 0 LOB: 3 BB: 1 P: 11	R: 2 E: 0 K: 1 S: 7 H: 2 LOB: 3 BB: 3 P: 19	1B: 4 2B: 3 3B: 0 HR: 1 SF: 0 SAC: 1 DP: 0 HBP: 0	WP: 0 PB: 0 SB: 0 CS: 0 PA: 44			
PITCHER	IP WLS BF H R ER SO BB IBB HBP BLK WP HR S P ERA WHIP												PITCHER	IP WLS BF H R ER SO BB IBB HBP BLK WP HR S P ERA WHIP
Ned Garver, R ERA: 4.3 (1, 1)	8.0 L 36 6 2 2 4 4 0 0 0 0 0 1 40 56 2.25 1.250													
Ken Johnson, R ERA: 4.57 (9, 1)	0.0 2 1 2 2 0 1 0 0 0 0 0 0 1 5 ∞ ∞													
Bob Davis, R ERA: 3.9 (9, 1)	0.2 5 1 0 0 1 2 0 0 0 0 0 0 5 13 0.00 4.500													
Johnny Kucks, R ERA: 5.79 (9, 1)	0.1 1 0 0 0 0 0 0 0 0 0 0 0 1 1 0.00 0.000													

Baltimore Orioles @ Kansas City Athletics  
Municipal Stadium, Kansas City, MO  
Sun Sep 11 1960, 4:33 AM EDT  
Att. 16,212 - Unknown

AB	36
R	4
H	8
RBI	4
BB	7
SO	5
LOB	21





Batter	1	2	3	4	5	6	7	8	9	AB R H RBI BB SO LOB
Bill Tuttle, R OBP: 0.330, SLG: 0.332 (1, 8)	0-0 E3 FC6-4		0-0 G1-6-3 1B			0-0 F9		0-0 G1-6-3 1-2f		4 0 1 0 0 0 1
Jerry Lumpe, L OBP: 0.320, SLG: 0.348 (1, 6)	0-0 P6		0-0 G1-6-3 1-2f			0-0 1-3			0-0 BB 1B 1B	4 0 1 0 0 0 2
Hank Bauer, R OBP: 0.313, SLG: 0.353 (1, 9)	0-0 FC6-4 1-2f		0-0 P6			0-0 F8			0-0 BB 1-2 1B	4 0 1 0 0 0 1
Dick Williams, R OBP: 0.340, SLG: 0.412 (1, 7)	0-3 K			0-0 6-3			4-0 BB		0-3 K	3 0 0 0 1 2 3
Norm Siebern, L OBP: 0.362, SLG: 0.479 (1, 3)		0-0 G3		0-0 P4			0-3 K		0-0 F8	4 0 0 0 0 1 3
Andy Carey, R OBP: 0.285, SLG: 0.407 (1, 5)				0-0 4-3			0-0 P6		4-0 BB 1-2 2-3	3 0 1 0 1 0 1
Bob Johnson, R OBP: 0.344, SLG: 0.264 (1, 4)					0-3 K		0-0 F9		0-0 4-3	3 0 0 0 0 1 2 1 0 0 0 0 0 3
Mary Throneberry, L OBP: 0.290, SLG: 0.411 (9, PH)										
Pete Daley, R OBP: 0.285, SLG: 0.356 (1, 2)		4-0 BB			0-3 K			0-0 F8		2 0 0 0 1 1 0
Ned Garver, R OBP: 0.167, SLG: 0.136 (1, 1)		0-0 4-3			0-0 P6			0-0 G1-6-3 1B		2 0 0 0 0 0 2 1 0 1 0
Ray Jablonski, R OBP: 0.306, SLG: 0.258 (8, PH)										
Ken Johnson, R OBP: 0.185, SLG: 0.222 (9, 1)										
Bob Davis, R OBP: 0.250, SLG: 0.250 (9, 1)										
Johnny Kucks, R OBP: 0.179, SLG: 0.148 (9, 1)										

Inning Stats	R: 0	H: 0	E: 1	K: 1	S: 6	LOB: 1	BB: 0	P: 6	R: 0	H: 1	E: 0	K: 0	S: 4	LOB: 2	BB: 1	P: 8	R: 0	H: 1	E: 0	K: 0	S: 3	LOB: 0	BB: 0	P: 3	R: 0	H: 0	E: 0	K: 0	S: 3	LOB: 0	BB: 0	P: 7	R: 0	H: 0	E: 0	K: 2	S: 7	LOB: 0	BB: 0	P: 7	R: 0	H: 0	E: 0	K: 0	S: 3	LOB: 0	BB: 0	P: 3	R: 0	H: 0	E: 0	K: 1	S: 5	LOB: 1	BB: 1	P: 9	R: 0	H: 1	E: 0	K: 0	S: 3	LOB: 0	BB: 0	P: 3	R: 0	H: 2	E: 0	K: 1	S: 7	LOB: 3	BB: 1	P: 11	1B: 4	2B: 1	3B: 0	HR: 0	SF: 0	SAC: 0	DP: 2	HBP: 0	WP: 0	PB: 0	SB: 0	CS: 0	PA: 34
PITCHER	IP	WLS	BF	H	R	ER	SO	BB	IBB	HBP	BLK	WP	HR	S	P	ERA	WHIP																																																																				
Steve Barber, L ERA: 3.04 (1, 1)	8.2	W	33	5	0	0	5	3	0	0	0	0	0	40	52	0.00	0.923																																																																				
Chuck Estrada, R ERA: 3.52 (9, 1)	0.1	S	1	0	0	0	0	0	0	0	0	0	0	1	1	0.00	0.000																																																																				

BOTTOM


Baltimore Orioles @ Kansas City Athletics  
Municipal Stadium, Kansas City, MO

livebaseballscores.com

AB	31
R	0
H	5
RBI	0
BB	3
SO	5
LOB	18



Sun Sep 11 1960, 4:33 AM EDT  
Att. 16,212 - Unknown

Batter	1	2	3	4	5	6	7	8	9	AB R H RBI BB SO LOB	TOP														
Jackie Brandt, R (1, 8) OBP: 0.330, SLG: 0.425	0-3 K		0-3 K			0-0 6-3		0-0 1-3		4 0 0 0 0 2 0	<p><b>Baltimore Orioles @ Detroit Tigers</b>            Briggs Stadium, Detroit, MI            Tue Sep 13 1960, 7:05 PM EDT            Att. 7,827 - Unknown</p> <p>livebaseballscorecards.com</p> <table> <tr><td>AB</td><td>32</td></tr> <tr><td>R</td><td>1</td></tr> <tr><td>H</td><td>3</td></tr> <tr><td>RBI</td><td>1</td></tr> <tr><td>BB</td><td>0</td></tr> <tr><td>SO</td><td>6</td></tr> <tr><td>LOB</td><td>8</td></tr> </table> 	AB	32	R	1	H	3	RBI	1	BB	0	SO	6	LOB	8
AB	32																								
R	1																								
H	3																								
RBI	1																								
BB	0																								
SO	6																								
LOB	8																								
Dave Philley, S (1, 9) OBP: 0.308, SLG: 0.333	0-0 G3			0-0 E6 FC6-4 1B		0-0 L8		0-0 F9		4 0 0 0 0 0 0															
Gene Woodling, L (1, 7) OBP: 0.398, SLG: 0.423	0-0 E6			0-0 FC6-4 1-2 1B		0-0 F7		0-0 F9		4 0 1 0 0 0 0															
Jim Gentile, L (1, 3) OBP: 0.400, SLG: 0.501	0-3 K		0-3 K			0-3 K		0-0 L9		4 0 0 0 0 3 3															
Brooks Robinson, R (1, 5) OBP: 0.333, SLG: 0.434		0-0 L8		0-0 FC6-4 1-2f 2-3		0-0 P6		0-0 P4		4 0 0 0 0 0 2															
Ron Hansen, R (1, 6) OBP: 0.344, SLG: 0.450		0-0 F3		0-0 F2		HR				3 1 1 1 0 0 2															
Gus Triandos, R (1, 2) OBP: 0.341, SLG: 0.390		0-0 F7			0-0 L8		0-0 2B			3 0 1 0 0 0 0															
Al Pilarcik, L (7, PR) OBP: 0.333, SLG: 0.365										0 0 0 0 0 0 0															
Clint Courtney, L (7, 2) OBP: 0.371, SLG: 0.261										0 0 0 0 0 0 0															
Mary Breeding, R (1, 4) OBP: 0.317, SLG: 0.341			0-0 F9		0-0 P6		0-0 4-3			2 0 0 0 0 0 0															
Ray Barker, L (7, PH)										1 0 0 0 0 0 1															
Billy Klaus, L (7, 4) OBP: 0.333, SLG: 0.361										0 0 0 0 0 0 0															
Milt Pappas, R (1, 1) OBP: 0.104, SLG: 0.095		0-0 2-3			0-3 K			0-0 6-3		2 0 0 0 0 1 0															
Bob Boyd, L (8, PH) OBP: 0.383, SLG: 0.427										1 0 0 0 0 0 0															
Billy Hoelt, L (8, 1)										0 0 0 0 0 0 0															
Wes Stock, R (8, 1)										0 0 0 0 0 0 0															
<b>Inning Stats</b>	R: 0 E: 1 K: 2 S: 8	H: 0 LOB: 1 BB: 0 P: 8	R: 0 E: 0 K: 0 S: 3	H: 0 LOB: 0 BB: 0 P: 3	R: 0 E: 0 K: 1 S: 5	H: 0 LOB: 0 BB: 0 P: 5	R: 0 E: 1 K: 1 S: 7	H: 1 LOB: 2 BB: 0 P: 7	R: 0 E: 0 K: 1 S: 5	H: 0 LOB: 0 BB: 0 P: 5	R: 0 E: 0 K: 0 S: 3	H: 0 LOB: 0 BB: 0 P: 3	R: 1 E: 0 K: 1 S: 7	H: 2 LOB: 1 BB: 0 P: 7	R: 0 E: 0 K: 0 S: 3	H: 0 LOB: 0 BB: 0 P: 3	R: 0 E: 0 K: 0 S: 3	H: 0 LOB: 0 BB: 0 P: 3	1B: 1 2B: 1 3B: 0 HR: 1	SF: 0 SAC: 0 DP: 0 HBP: 0	WP: 0 PB: 0 SB: 0 CS: 0	PA: 32			
<b>PITCHER</b> Jim Bunning, R (1, 1) ERA: 2.74	IP: 9.0 WLS: W BF: 32 H: 3 R: 1 ER: 1 SO: 6 BB: 0 IBB: 0 HBP: 0 BLK: 0 WP: 0 HR: 1 S: 44 P: 44 ERA: 1.00 WHIP: 0.333											<b>PITCHER</b>	IP: WLS: BF: H: R: ER: SO: BB: IBB: HBP: BLK: WP: HR: S: P: ERA: WHIP:												



Batter	1	2	3	4	5	6	7	8	9
Eddie Yost, R OBP: 0.405, SLG: 0.376 Ozzie Virgil, R OBP: 0.244, SLG: 0.356 (1, 5) (7, PR) (8, 5)	0-0 5-3 ①		H 1-0 G3 1B HBP	X 0-0 F8 ③			X 0-0 1B		
Chico Fernandez, R OBP: 0.307, SLG: 0.315 (1, 6)	0-0 F8 ②		X 0-0 G3 1B 1-2		0-3 K ①		0-3 K ③		
Norm Cash, L OBP: 0.396, SLG: 0.499 Dick Gernert, R OBP: 0.333, SLG: 0.300 (1, 3) (8, PH) (9, 3)	0-0 HR		S S 0-3 K ①		X 0-0 F8 ②		0-0 FC1-6 1B		
Charlie Maxwell, L OBP: 0.332, SLG: 0.446 (1, 7)	0-0 2B		X 0-0 G3 1-2 2-3		X 0-0 F9 ③		X 0-0 FC1-6 1-2f		
Al Kaline, R OBP: 0.351, SLG: 0.416 (1, 8)	4-0 BB		X 0-0 L9 ③		X 0-0 G6-4-3 1B ① ②		X 0-0 L7 ②		
Frank Bolling, R OBP: 0.308, SLG: 0.363 (1, 4)	0-0 L6 ③		X 0-0 HR 1B		X 0-0 G6-4-3 1-2f		X 0-0 5-3 ③		
Rocky Colavito, R OBP: 0.315, SLG: 0.454 (1, 9)		X 0-0 F9 ①	X 0-0 HR 1-H		X 0-0 1-3 ③		X 0-0 F7 ①		
Harry Chiti, R OBP: 0.264, SLG: 0.286 (1, 2)		X 0-0 1-3 ②	S S 0-3 K ①		X 0-0 1-3 ②		X 0-0 6-3 ②		
Jim Bunning, R OBP: 0.182, SLG: 0.162 (1, 1)		X 0-0 6-3 ③	X 0-0 1-3 ②						

AB	R	H	RBI	BB	SO	LOB
3	0	1	0	0	0	0
0	0	0	0	0	0	0
4	0	1	0	0	2	1
3	1	1	1	0	1	2
1	0	1	0	0	0	0
4	0	1	0	0	0	3
3	0	1	0	1	0	3
4	1	1	0	0	0	4
3	1	1	2	0	0	0
3	0	0	0	0	1	0
3	0	0	0	0	0	0

**BOTTOM**

**Baltimore Orioles @ Detroit Tigers**  
 Briggs Stadium, Detroit, MI  
 Tue Sep 13 1960, 7:05 PM EDT  
 Att. 7,827 - Unknown

AB	31
R	3
H	8
RBI	3
BB	1
SO	4
LOB	13



1B:	5	SF:	0
2B:	1	SAC:	0
3B:	0	DP:	1
HR:	2	HBP:	1

WP:	0	PA:	33
PB:	0		
SB:	0		
CS:	0		

Inning Stats		R: 1	H: 2	E: 0	K: 0	S: 5	R: 0	H: 0	E: 0	K: 0	S: 3	R: 0	H: 1	E: 0	K: 1	S: 6	R: 2	H: 2	E: 0	K: 1	S: 7	R: 0	H: 0	E: 0	K: 1	S: 5	R: 0	H: 1	E: 0	K: 0	S: 3	R: 0	H: 1	E: 0	K: 1	S: 6	R: 0	H: 1	E: 0	K: 0	S: 4
PITCHER		IP	WLS	BF	H	R	ER	SO	BB	IBB	HBP	BLK	WP	HR	S	P	ERA	WHIP	PITCHER		IP	WLS	BF	H	R	ER	SO	BB	IBB	HBP	BLK	WP	HR	S	P	ERA	WHIP				
Milt Pappas, R ERA: 3.62 (1, 1)	7.0	L	29	7	3	3	4	4	1	0	1	0	0	2	35	40	3.86	1.143	Milt Pappas, R ERA: 3.62 (1, 1)		7.0	L	29	7	3	3	4	4	1	0	1	0	0	2	35	40	3.86	1.143			
Billy Hoelt, L ERA: 4.08 (8, 1)	0.1		2	1	0	0	0	0	0	0	0	0	0	0	2	2	0.00	3.000	Billy Hoelt, L ERA: 4.08 (8, 1)		0.1		2	1	0	0	0	0	0	0	0	0	0	0	2	2	0.00	3.000			
Wes Stock, R ERA: 3.3 (8, 1)	0.2		2	0	0	0	0	0	0	0	0	0	0	0	2	2	0.00	0.000	Wes Stock, R ERA: 3.3 (8, 1)		0.2		2	0	0	0	0	0	0	0	0	0	0	0	2	2	0.00	0.000			





BOTTOM

Baltimore Orioles @ Detroit Tigers  
Briggs Stadium, Detroit, MI  
Wed Sep 14 1960, 4:33 AM EDT  
Att. 3,182 - Unknown

livebaseballscorecards.com

AB 39  
R 10  
H 14  
RBI 8  
BB 4  
SO 5  
LOB 14



WP: 0 PA: 44  
PB: 1  
SB: 0  
CS: 0


AB R H RBI BB SO LOB

4	1	0	1	1	1	2
5	1	1	0	0	1	2
5	1	3	2	0	0	0
4	2	2	2	1	0	2
4	0	2	0	0	1	2
5	2	2	1	0	0	2
4	1	2	0	1	0	0
1	0	0	0	0	0	2
0	1	0	0	1	0	0
2	0	0	0	0	0	0
1	0	0	0	0	1	2
1	0	0	0	0	0	0
1	1	1	2	0	0	0
1	0	1	0	0	0	0
1	0	0	0	0	1	0
0	0	0	0	0	0	0

Batter	1	2	3	4	5	6	7	8	9
Eddie Yost, R (1, 5) OBP: 0.403, SLG: 0.373	0-3 K		4-0 1B BB	0-0 F9		0-0 F7		0-0 6-3	
Chico Fernandez, R (1, 6) OBP: 0.306, SLG: 0.314	0-0 F7		0-0 1B 1B	0-0 5-3		0-3 K2-3		0-0 F8	
Norm Cash, L (1, 3) OBP: 0.398, SLG: 0.500	0-0 E4		0-0 L5-4 1B 1B	0-0		0-0 SH1-4 BB 1B		0-0 F8	
Charlie Maxwell, L (1, 7) OBP: 0.335, SLG: 0.454	0-0 G3		0-0 1B	0-0 F8		4-0 SH1-4 E BB		0-0 HR	
Al Kaline, R (1, 8) OBP: 0.352, SLG: 0.416		0-0 1B 1B	0-0 L5-4		0-3 K	0-0 SH1-4		0-0 1-3 1B	
Frank Bolling, R (1, 4) OBP: 0.309, SLG: 0.363		0-0 P6		0-0 BB 1B 1B	0-0 5-3	0-0 E2 PB 1B		0-0 1-3	
Rocky Colavito, R (1, 9) OBP: 0.318, SLG: 0.454		0-0 G6-3 1B		0-0 BB 1B 1B	0-0 5-3	0-0 F7		4-0 BB	
Harry Chitt, R (1, 2) OBP: 0.263, SLG: 0.285		0-0 G6-3		4-0 1B BB		0-0 4-3	0-0 6-3	0-3 K	
Neil Chrisley, L (4, PH) OBP: 0.316, SLG: 0.405				1-2 2-3 F9 BB					
Lou Berberet, L (5, 2) OBP: 0.300, SLG: 0.253									
Dick Gernert, R (9, PH) OBP: 0.331, SLG: 0.297									
Bob Bruce, R (1, 1) OBP: 0.265, SLG: 0.167				0-0 6-3		0-0 1B		0-3 K	
Sandy Amoros, L (4, PH) OBP: 0.283, SLG: 0.192									
Paul Foytack, R (5, 1) OBP: 0.357, SLG: 0.320				1-3 2-H 3-H 1B 1B					
Hank Aguirre, R (7, 1) OBP: 0.037, SLG: 0.037									
Dave Sisler, R (9, 1) OBP: 0.235, SLG: 0.133									

Inning Stats	R: 0	H: 0	E: 1	K: 1	S: 6	LOB: 1	BB: 0	P: 6
	R: 0	H: 2	E: 0	K: 0	S: 4	LOB: 1	BB: 0	P: 4
	R: 2	H: 3	E: 0	K: 0	S: 5	LOB: 1	BB: 1	P: 9
	R: 4	H: 4	E: 0	K: 0	S: 7	LOB: 1	BB: 1	P: 11
	R: 0	H: 0	E: 0	K: 1	S: 5	LOB: 0	BB: 0	P: 5
	R: 0	H: 1	E: 0	K: 1	S: 6	LOB: 1	BB: 0	P: 6
	R: 3	H: 2	E: 1	K: 0	S: 5	LOB: 0	BB: 1	P: 9
	R: 0	H: 0	E: 0	K: 1	S: 5	LOB: 0	BB: 0	P: 5
	R: 1	H: 2	E: 0	K: 1	S: 7	LOB: 2	BB: 1	P: 11

PITCHER	IP	WLS	BF	H	R	ER	SO	BB	IBB	HBP	BLK	WP	HR	S	P	ERA	WHIP
Jack Fisher, R (1, 1) ERA: 3.17	3.0		17	7	5	5	1	2	0	0	0	0	0	17	25	15.00	3.000
Hoyt Wilhelm, R (4, 1) ERA: 3.27	3.0		12	3	1	1	2	0	0	0	0	0	0	16	16	3.00	1.000
Billy Hoef, L (7, 1) ERA: 4.58	0.0		2	1	2	1	0	1	0	0	0	0	0	1	5	∞	∞
Hal Brown, R (7, 1) ERA: 3.13	0.1		1	0	0	0	0	0	0	0	0	0	0	1	1	0.00	0.000
Chuck Estrada, R (7, 1) ERA: 3.49	1.2	W	6	1	1	0	1	0	0	0	0	0	0	8	8	0.00	0.600
PITCHER	IP	WLS	BF	H	R	ER	SO	BB	IBB	HBP	BLK	WP	HR	S	P	ERA	WHIP
Gordon Jones, R (9, 1) ERA: 4.25	0.1		3	2	1	1	0	0	0	0	0	0	0	1	3	27.00	6.000
Wes Stock, R (9, 1) ERA: 3.26	0.1		2	0	0	0	0	1	0	0	0	0	0	1	5	0.00	3.000
Steve Barber, L (9, 1) ERA: 3.04	0.1	S	1	0	0	0	1	0	0	0	0	0	0	3	3	0.00	0.000

Batter	1	2	3	4	5	6	7	8	9	AB R H RBI BB SO LOB	TOP														
Jackie Brandt, R (1, 9) OBP: 0.326, SLG: 0.419	0-0 G5-4-3 1B			0-0 F7	0-0 L7			0-0 F9		4 0 1 0 0 0 2	<p><b>Baltimore Orioles @ New York Yankees</b>  Yankee Stadium, Bronx, NY</p> <p>Fri Sep 16 1960, 7:05 PM EDT  Att. 50,332 - Unknown - 66 F</p> <p>livebaseballscorecards.com</p> <table border="0"> <tr><td>AB</td><td>34</td></tr> <tr><td>R</td><td>2</td></tr> <tr><td>H</td><td>8</td></tr> <tr><td>RBI</td><td>2</td></tr> <tr><td>BB</td><td>1</td></tr> <tr><td>SO</td><td>6</td></tr> <tr><td>LOB</td><td>14</td></tr> </table> 	AB	34	R	2	H	8	RBI	2	BB	1	SO	6	LOB	14
AB	34																								
R	2																								
H	8																								
RBI	2																								
BB	1																								
SO	6																								
LOB	14																								
Gene Woodling, L (1, 7) OBP: 0.398, SLG: 0.419	0-3 K			0-0 FC6-4 1B				0-0 4-3		4 0 1 0 0 1 1															
Brooks Robinson, R (1, 5) OBP: 0.331, SLG: 0.435	0-0 G5-4-3 1-2f			0-0 FC6-4 1B				0-0 F3		4 0 1 0 0 0 1															
Walt Dropo, R (1, 3) OBP: 0.346, SLG: 0.389 Albie Pearson, L (9, PR) OBP: 0.358, SLG: 0.295		0-0 F4		0-0 FC6-4 1-2f 2-3				0-0 2B 1B		4 0 1 0 0 0 2 0 1 0 0 0 0 0															
Ron Hansen, R (1, 6) OBP: 0.345, SLG: 0.451		0-3 K		0-0 L9				0-0 1-3 1B 2B		4 1 1 0 0 1 2															
Gus Triandos, R (1, 2) OBP: 0.343, SLG: 0.389 Gene Stephens, L (9, PR) OBP: 0.313, SLG: 0.358		0-0 L8			0-0 1B 1B			4-0 1B BB		3 0 1 0 1 1 0 0 0 0 0 0 0 0															
Jim Busby, R (1, 8) OBP: 0.341, SLG: 0.311			0-0 4-3		0-0 1-2 1B			0-0 1-2 2-H 3-H 1B		4 0 2 2 0 0 0															
Mary Breeding, R (1, 4) OBP: 0.314, SLG: 0.337			0-0 5-3		0-0 F3			0-0 K		4 0 0 0 0 1 4															
Steve Barber, L (1, 1) OBP: 0.140, SLG: 0.058 Dave Philley, S (8, PH) OBP: 0.303, SLG: 0.320 Hal Brown, R (8, 1) OBP: 0.362, SLG: 0.263			0-3 K		0-3 K			0-0 4-3		2 0 0 0 0 2 2 1 0 0 0 0 0 0 0 0 0 0 0 0 0															
<b>Inning Stats</b>	R: 0 H: 1 E: 0 LOB: 0 K: 1 BB: 0 S: 5 P: 5	R: 0 H: 0 E: 0 LOB: 0 K: 1 BB: 0 S: 5 P: 5	R: 0 H: 0 E: 0 LOB: 0 K: 1 BB: 0 S: 5 P: 5	R: 0 H: 2 E: 0 LOB: 2 K: 0 BB: 0 S: 5 P: 5	R: 0 H: 2 E: 0 LOB: 2 K: 1 BB: 0 S: 7 P: 7	R: 0 H: 0 E: 0 LOB: 0 K: 0 BB: 0 S: 3 P: 3	R: 0 H: 0 E: 0 LOB: 0 K: 1 BB: 0 S: 5 P: 5	R: 0 H: 0 E: 0 LOB: 0 K: 0 BB: 0 S: 3 P: 3	R: 2 H: 3 E: 0 LOB: 2 K: 1 BB: 1 S: 8 P: 12	1B: 7 SF: 0 2B: 1 SAC: 0 3B: 0 DP: 1 HR: 0 HBP: 0	WP: 0 PA: 35 PB: 0 SB: 0 CS: 0														
<b>PITCHER</b>	IP WLS BF H R ER SO BB IBB HBP BLK WP HR S P ERA WHIP																								
Whitey Ford, L (1, 1) ERA: 3.09	8.2 W 33 7 2 2 5 1 0 0 0 0 0 0 42 46 2.08 0.923																								
Bobby Shantz, L (9, 1) ERA: 2.45	0.1 S 2 1 0 0 1 0 0 0 0 0 0 0 4 4 0.00 3.000																								









Batter	1	2	3	4	5	6	7	8	9	AB	R	H	RBI	BB	SO	LOB
Tony Kubek, L (1, 6) OBP: 0.319, SLG: 0.404	0-0 1B	0-0 L8			0-0 4-3		0-0 SH1-3			3	0	1	0	0	0	1
Hector Lopez, R (1, 7) OBP: 0.363, SLG: 0.412 Jim Pisoni, R (9, 7)	0-0 HR 1B		0-0 L7		0-0 1B		0-0 6-3			4	1	2	0	0	0	2
Roger Maris, L (1, 9) OBP: 0.365, SLG: 0.599	0-0 F2		0-0 F7		0-0 E5		0-0 G3			4	0	0	0	0	0	4
Mickey Mantle, S (1, 8) OBP: 0.406, SLG: 0.556	0-0 HR		0-0 L9		0-0 F7			0-3 K		4	1	1	2	0	1	2
Yogi Berra, L (1, 2) OBP: 0.351, SLG: 0.461	4-0 BB			0-0 F9		0-0 HR		0-0 BB 1B 2B		3	2	2	1	1	0	0
Bill Skowron, R (1, 3) OBP: 0.347, SLG: 0.526	0-0 F4			4-0 PB BB		4-0 FC1-6 BB		4-0 BB 1B IBB		1	1	0	0	3	0	1
Clete Boyer, R (1, 5) OBP: 0.283, SLG: 0.395 Johnny Blanchard, L (8, PH) Joe Demaestri, R (8, PR) (9, 4)		0-3 K		0-3 K2-3		0-0 FC1-6		4-0 1B BB		3	0	0	0	0	2	2
Bobby Richardson, R (1, 4) OBP: 0.301, SLG: 0.291 (9, 5)		0-0 1-3		0-0 L3		0-0 G5-4-3		0-0 1B		4	0	1	2	0	0	2
Bob Turley, R (1, 1) OBP: 0.113, SLG: 0.098 Bobby Shantz, R (6, 1) Bill Stafford, R (7, 1) Dale Long, L (7, PH) Gil McDougald, R (7, PR) Jim Coates, R (8, 1) Bob Cerv, R (8, PH) Luis Arroyo, L (9, 1)		4-0 BB			0-0 4-3		0-0 SH1-3 2B		0-0 G6-4-3		1	0	0	0	1	0

Inning Stats	R: 2	H: 3	E: 0	LOB: 1	K: 0	BB: 1	S: 5	P: 9	R: 0	H: 0	E: 0	LOB: 1	K: 1	BB: 1	S: 5	P: 9	R: 0	H: 0	E: 0	LOB: 0	K: 0	BB: 0	S: 3	P: 3	R: 0	H: 1	E: 1	LOB: 2	K: 0	BB: 0	S: 5	P: 5	R: 1	H: 1	E: 0	LOB: 0	K: 0	BB: 1	S: 3	P: 7	R: 0	H: 1	E: 0	LOB: 2	K: 0	BB: 0	S: 4	P: 4	R: 2	H: 2	E: 0	LOB: 2	K: 1	BB: 2	S: 6	P: 14
PITCHER Chuck Estrada, R (1, 1) ERA: 3.58	IP	WLS	BF	H	R	ER	SO	BB	IBB	HBP	BLK	WP	HR	S	P	ERA	WHIP	IP	WLS	BF	H	R	ER	SO	BB	IBB	HBP	BLK	WP	HR	S	P	ERA	WHIP	IP	WLS	BF	H	R	ER	SO	BB	IBB	HBP	BLK	WP	HR	S	P	ERA	WHIP					


**BOTTOM**

**Baltimore Orioles @ New York Yankees**  
 Yankee Stadium, Bronx, NY

Sat Sep 17 1960, 3:33 AM EDT  
 Att: 49,055 - Unknown - 70 F

livebaseballscorecards.com

AB	29
R	5
H	8
RBI	5
BB	6
SO	3
LOB	16



WP: 0	PA: 36
PB: 1	CS: 0
SB: 0	
HR: 2	SF: 0
2B: 2	SAC: 1
3B: 0	DP: 2
HR: 2	HBP: 0

Batter	1	2	3	4	5	6	7	8	9	AB R H RBI BB SO LOB	TOP									
Gene Stephens, L (1, 8) OBP: 0.318, SLG: 0.358	0-0 3-1		4-0 BB BB		0-0 G3		0-3 K		4-0 2B BB	3 0 0 0 2 1 1										
Al Pilarcik, L (1, 9) OBP: 0.335, SLG: 0.377	0-0 6-3		0-0 L9			0-0 1B 2B	0-0 F7		0-0 1-3 2B	5 1 2 0 0 0 3										
Gene Woodling, L (1, 7) OBP: 0.398, SLG: 0.414	4-0 BB		4-0 1-2 2-3 BB			0-0 2B 1B 2-H	0-0 F5		0-0 L1	3 1 1 1 2 0 3										
Jim Gentile, L (1, 3) OBP: 0.402, SLG: 0.508	0-0 F8		0-0 4-3			0-0 F9		0-0 1B		4 0 1 0 0 0 5										
Brooks Robinson, R (1, 5) OBP: 0.332, SLG: 0.436		0-0 G6-4-3 1B		0-0 P3		0-0 1-3 1B 2B		0-0 P3		4 1 2 0 0 0 1										
Ron Hansen, R (1, 6) OBP: 0.344, SLG: 0.446		0-0 G6-4-3 1-2f		0-0 6-3		0-0 2-H 3-H 1B		0-0 P4		4 0 1 2 0 0 2										
Gus Triandos, R (1, 2) OBP: 0.341, SLG: 0.395		0-0 F8		0-3 K		0-3 K		0-0 G3		4 0 0 0 0 2 2										
Billy Klaus, L (1, 4) OBP: 0.340, SLG: 0.350 Albie Pearson, L (9, PH) OBP: 0.354, SLG: 0.291			0-0 BB SH5-4 1B		0-0 4-3	0-0 P4			0-0 6-3	3 0 1 0 0 0 1 1 0 0 0 0 0 0										
Jack Fisher, R (1, 1) OBP: 0.271, SLG: 0.264 Hoyt Wilhelm, R (3, 1) OBP: 0.116, SLG: 0.075 Ray Barker, L (5, PH) Jerry Walker, S (5, 1) OBP: 0.492, SLG: 0.421 Billy Hoelt, L (8, 1) Bob Boyd, L (9, PH) OBP: 0.373, SLG: 0.416		0-0 SH5-4	0-0 1-2		0-0 L4			0-0 1B	0-0 P6	0 0 0 0 0 0 0 0 0 0 0 0 0 0 1 0 0 0 0 0 0 1 0 1 0 0 0 0 0 0 0 0 0 0 0 1 0 0 0 0 0 0										
<b>Inning Stats</b>	R: 0 E: 0 K: 0 S: 3	H: 0 LOB: 1 BB: 1 P: 7	R: 0 E: 0 K: 0 S: 3	H: 1 LOB: 0 BB: 0 P: 3	R: 0 E: 0 K: 1 S: 5	H: 0 LOB: 0 BB: 0 P: 5	R: 0 E: 0 K: 0 S: 3	H: 0 LOB: 0 BB: 0 P: 3	R: 3 E: 0 K: 1 S: 9	H: 4 LOB: 1 BB: 0 P: 9	R: 0 E: 0 K: 1 S: 6	H: 1 LOB: 1 BB: 0 P: 6	R: 0 E: 0 K: 0 S: 4	H: 1 LOB: 1 BB: 0 P: 4	R: 0 E: 0 K: 0 S: 4	H: 1 LOB: 2 BB: 1 P: 8	1B: 6 2B: 3 3B: 0 HR: 0	SF: 0 SAC: 1 DP: 1 HBP: 0	WP: 0 PB: 0 SB: 0 CS: 0	PA: 39
<b>PITCHER</b>	IP WLS BF H R ER SO BB IBB HBP BLK WP HR S P ERA WHIP																			
Art Ditmar, R (1, 1) ERA: 2.95	5.1 W 24 6 3 3 1 3 0 0 0 0 0 0 23 35 5.06 1.688																			
Jim Coates, R (6, 1) ERA: 4.4	3.2 S 15 3 0 0 2 1 0 0 0 0 0 0 18 22 0.00 1.091																			

Baltimore Orioles @ New York Yankees  
 Yankee Stadium, Bronx, NY  
 Sun Sep 18 1960, 3:33 AM EDT  
 Unknown - 66 F


livebaseballscorecards.com

AB	34
R	3
H	9
RBI	3
BB	4
SO	3
LOB	18







Batter	1	2	3	4	5	6	7	8	9	AB R H RBI BB SO LOB	TOP														
Jackie Brandt, R (1, 8) OBP: 0.325, SLG: 0.416	0-0 F9			0-0 5-3			0-0 F7		0-0 1B	4 0 1 0 0 0 0	<p><b>Baltimore Orioles @ New York Yankees</b>  Yankee Stadium, Bronx, NY</p> <p>Sun Sep 18 1960, 7:05 PM EDT  Att. 53,876 - Unknown - 68 F</p> <p>livebaseballscorecards.com</p> <table border="1"> <tr><td>AB</td><td>28</td></tr> <tr><td>R</td><td>0</td></tr> <tr><td>H</td><td>2</td></tr> <tr><td>RBI</td><td>0</td></tr> <tr><td>BB</td><td>1</td></tr> <tr><td>SO</td><td>6</td></tr> <tr><td>LOB</td><td>3</td></tr> </table> 	AB	28	R	0	H	2	RBI	0	BB	1	SO	6	LOB	3
AB	28																								
R	0																								
H	2																								
RBI	0																								
BB	1																								
SO	6																								
LOB	3																								
Dave Philley, S (1, 7) OBP: 0.292, SLG: 0.307	0-3 K			0-0 4-3			0-3 K		0-0 F8	4 0 0 0 0 2 1															
Brooks Robinson, R (1, 5) OBP: 0.332, SLG: 0.435	0-0 F8			0-0 L1			4-0 BB			2 0 0 0 1 0 0															
Jim Gentile, L (1, 3) OBP: 0.400, SLG: 0.504			0-0 4-3			0-0 F9			0-0 1-3	3 0 0 0 0 0 1															
Ron Hansen, R (1, 6) OBP: 0.344, SLG: 0.446			0-3 K			0-3 K		0-0 1B	G1-6-3	3 0 1 0 0 2 0															
Al Pilarcik, L (1, 9) OBP: 0.330, SLG: 0.371			0-0 F7			0-0 3-1		0-0 G1-6-3	1-2f	3 0 0 0 0 0 1															
Gus Triandos, R (1, 2) OBP: 0.340, SLG: 0.393				0-0 F5			0-0 F9		0-0 4-3	2 0 0 0 0 0 0															
Gene Woodling, L (8, PH) OBP: 0.397, SLG: 0.413										1 0 0 0 0 0 0															
Clint Courtney, L (8, 2) OBP: 0.371, SLG: 0.261										0 0 0 0 0 0 0															
Mary Breeding, R (1, 4) OBP: 0.312, SLG: 0.335				0-0 F9			0-0 F8		0-0 F8	2 0 0 0 0 0 0															
Bob Boyd, L (9, PH) OBP: 0.369, SLG: 0.410										1 0 0 0 0 0 0															
Milt Pappas, R (1, 1) OBP: 0.101, SLG: 0.092				0-3 K			0-0 6-3		0-3 K	2 0 0 0 0 1 0															
Ray Barker, L (9, PH)										1 0 0 0 0 1 0															
<b>Inning Stats</b>	R: 0 E: 0 K: 1 S: 5	H: 0 LOB: 0 BB: 0 P: 5	R: 0 E: 0 K: 1 S: 5	H: 0 LOB: 0 BB: 0 P: 5	R: 0 E: 0 K: 1 S: 5	H: 0 LOB: 0 BB: 0 P: 5	R: 0 E: 0 K: 0 S: 3	H: 0 LOB: 0 BB: 0 P: 3	R: 0 E: 0 K: 1 S: 5	H: 0 LOB: 1 BB: 1 P: 9	R: 0 E: 0 K: 0 S: 3	H: 1 LOB: 0 BB: 0 P: 3	R: 0 E: 0 K: 1 S: 6	H: 1 LOB: 1 BB: 0 P: 6	1B: 2 2B: 0 3B: 0 HR: 0	SF: 0 SAC: 0 DP: 1 HBP: 0	WP: 0 PB: 0 SB: 0 CS: 0	PA: 29							
<b>PITCHER</b> Ralph Terry, R (1, 1) ERA: 3.56	IP: 9.0 WLS: W BF: 29 H: 2 R: 0 ER: 0 SO: 6 BB: 1 IBB: 0 HBP: 0 BLK: 0 WP: 0 HR: 0 S: 40 P: 44 ERA: 0.00 WHIP: 0.333																								





Batter	1	2	3	4	5	6	7	8	9	AB R H RBI BB SO LOB	TOP																
<b>Pete Runnels, L</b> (1, 4) OBP: 0.400, SLG: 0.398	0-0 FC5-4 1B		0-3 K		0-0 1-3			0-0 6-3		4 0 1 0 0 1 0																	
<b>Willie Tasby, R</b> (1, 8) OBP: 0.358, SLG: 0.359	0-0 FC5-4 1-2f L1-3		0-0 F7			0-0 5-3		1-0 HBP		3 0 0 0 0 0 1																	
<b>Ted Williams, L</b> (1, 7) OBP: 0.449, SLG: 0.646 <b>Carroll Hardy, R</b> (1, PH) OBP: 0.293, SLG: 0.327	0-0 L1-3 1-2		0-0 1B			0-0 5-3		0-3 K		0 0 0 0 0 0 0 4 0 1 0 0 1 2																	
<b>Vic Wertz, L</b> (1, 3) OBP: 0.333, SLG: 0.464		0-0 HR 2B	0-0 4-3			0-0 1B 1B		0-0 F5		4 1 2 0 0 0 2																	
<b>Russ Nixon, L</b> (1, 2) OBP: 0.323, SLG: 0.417 <b>Jim Pagliaroni, R</b> (9, PH) OBP: 0.439, SLG: 0.617		0-0 HR		0-0 4-3		0-0 1B 1B		0-0 1-3		3 1 2 2 0 0 0 1 0 0 0 0 0 0																	
<b>Frank Malzone, R</b> (1, 5) OBP: 0.317, SLG: 0.402		0-0 1B G4-6-3 2B		0-0 L8		0-0 F5		0-3 K		4 1 1 0 0 1 2																	
<b>Lou Clinton, R</b> (1, 9) OBP: 0.296, SLG: 0.407		0-0 G4-6-3 1B		0-0 5-3			0-0 1B			4 0 3 0 0 0 0																	
<b>Don Buddin, R</b> (1, 6) OBP: 0.342, SLG: 0.366 <b>Rip Repulski, R</b> (9, PH) OBP: 0.284, SLG: 0.368		0-0 G4-6-3 1-2f 3-H 2B		0-0 F5			0-0 F7		0-3 K	3 0 0 0 0 0 1 1 0 0 0 0 1 1																	
<b>Tom Brewer, R</b> (1, 1) OBP: 0.213, SLG: 0.267 <b>Mike Fornieles, R</b> (8, 1) OBP: 0.400, SLG: 0.400		0-0 6-3		0-0 F8			0-3 K			3 0 0 0 0 1 0 0 0 0 0 0 0 0																	
<b>Inning Stats</b>	R: 0 E: 0 K: 0 S: 3	H: 1 LOB: 0 BB: 0 P: 3	R: 3 E: 0 K: 0 S: 6	H: 4 LOB: 0 BB: 0 P: 6	R: 0 E: 0 K: 1 S: 6	H: 1 LOB: 1 BB: 0 P: 6	R: 0 E: 0 K: 0 S: 3	H: 0 LOB: 0 BB: 0 P: 3	R: 0 E: 0 K: 0 S: 3	H: 0 LOB: 0 BB: 0 P: 3	R: 0 E: 0 K: 1 S: 5	H: 2 LOB: 2 BB: 0 P: 5	R: 0 E: 0 K: 1 S: 5	H: 1 LOB: 0 BB: 0 P: 5	R: 0 E: 0 K: 1 S: 5	H: 0 LOB: 1 BB: 0 P: 6	R: 0 E: 0 K: 2 S: 8	H: 1 LOB: 1 BB: 0 P: 8	1B: 7 2B: 3 3B: 0 HR: 1	SF: 0 SAC: 0 DP: 2 HBP: 1	WP: 0 PB: 0 SB: 0 CS: 0	PA: 35					
<b>PITCHER</b>	IP WLS BF H R ER SO BB IBB HBP BLK WP HR S P ERA WHIP																										
<b>Hal Brown, R</b> (1, 1) ERA: 3.14	7.0		27	9	3	3	2	0	0	0	0	0	1	31	31	3.86	1.286										
<b>Wes Stock, R</b> (8, 1) ERA: 3.19	0.2		3	0	0	0	1	0	0	1	0	0	0	4	5	0.00	0.000										
<b>Billy Hoelt, L</b> (8, 1) ERA: 4.34	0.1	W	1	0	0	0	0	0	0	0	0	0	0	1	1	0.00	0.000										
<b>Hoyt Wilhelm, R</b> (9, 1) ERA: 3.2	1.0	S	4	1	0	0	2	0	0	0	0	0	0	8	8	0.00	1.000										

**Boston Red Sox @ Baltimore Orioles**  
**Memorial Stadium, Baltimore, MD**  
 Tue Sep 20 1960, 7:05 PM EDT  
 Att: 18,914 - Unknown

[livebaseballscorecards.com](http://livebaseballscorecards.com)

<b>AB</b>	<b>34</b>
<b>R</b>	<b>3</b>
<b>H</b>	<b>10</b>
<b>RBI</b>	<b>2</b>
<b>BB</b>	<b>0</b>
<b>SO</b>	<b>5</b>
<b>LOB</b>	<b>9</b>





BOTTOM

Boston Red Sox @ Baltimore Orioles  
Memorial Stadium, Baltimore, MD

Tue Sep 20 1960, 7:05 PM EDT  
Att. 18,914 - Unknown

livebaseballscorecards.com

AB	32
R	4
H	8
RBI	4
BB	1
SO	3
LOB	8



WP:	0	PA:	33
PB:	0		
SB:	0		
CS:	0		

AB	R	H	RBI	BB	SO	LOB
3	0	0	0	0	1	0
1	0	0	0	0	0	0
0	0	0	0	0	0	0
4	0	0	0	0	0	0
4	0	2	0	0	0	0
0	1	0	0	0	0	0
4	0	2	0	0	0	1
4	1	1	1	0	0	1
3	1	1	1	1	1	2
3	1	2	1	0	0	1
2	0	0	0	0	0	1
1	0	0	1	0	0	1
0	0	0	0	0	0	0
2	0	0	0	0	1	0
1	0	0	0	0	0	1
0	0	0	0	0	0	0
0	0	0	0	0	0	0
0	0	0	0	0	0	0
1B:	6	SF:	0			
2B:	1	SAC:	0			
3B:	0	DP:	1			
HR:	1	HBP:	0			

Batter	1	2	3	4	5	6	7	8	9
Jackie Brandt, R (1, 8) OBP: 0.323, SLG: 0.414 Albie Pearson, L (8, PH) OBP: 0.351, SLG: 0.288 Hoyt Wilhelm, R (9, 1) OBP: 0.116, SLG: 0.075	0-3 K ①		0-0 5-3 ②			0-0 4-3 ①		0-0 4-3 ①	
Al Pilarcik, L (1, 9) OBP: 0.323, SLG: 0.363	0-0 G3 ②		0-0 5-3 ③			0-0 4-3 ②		0-0 F8 ②	
Gene Woodling, L (1, 7) OBP: 0.398, SLG: 0.414 Jim Busby, R (8, PR) OBP: 0.337, SLG: 0.307	0-0 F5 ③			0-0 G1 ①		0-0 1B ①		0-0 1B 1B ①	
Jim Gentile, L (1, 3) OBP: 0.400, SLG: 0.504		0-0 4-3 ①		0-0 G6-4-3 1B ②		0-0 F9 ③		0-0 1B 1B ③	
Brooks Robinson, R (1, 5) OBP: 0.331, SLG: 0.433		0-0 E6 2B ②		0-0 G6-4-3 1-2f ③		0-0 1-3 ①		0-0 1-3 1B ③	
Ron Hansen, R (1, 6) OBP: 0.345, SLG: 0.447		0-0 1-H 2B ②		0-0 0.0.0.0 K ①		4-0 BB 1B FC1-6-4 BB ②		0-0 F7 ③	
Gus Triandos, R (1, 2) OBP: 0.342, SLG: 0.404		0-0 6-3 ②		0-0 HR ②		0-0 1-3 1B FC1-6-4 ②		0-0 FC1-6-4 ②	
Mary Breeding, R (1, 4) OBP: 0.311, SLG: 0.334 Bob Boyd, L (7, PH) OBP: 0.365, SLG: 0.405 Billy Klaus, L (8, 4) OBP: 0.340, SLG: 0.350		0-0 L6 ③		0-0 F7 ②		0-0 1-2f 3-H FC1-6-4 ③		0-0 F9 ③	
Hal Brown, R (1, 1) OBP: 0.347, SLG: 0.250 Dave Philley, S (7, PH) OBP: 0.289, SLG: 0.304 Wes Stock, R (8, 1) Billy Hoelt, L (8, 1) Gene Stephens, L (9, 7) OBP: 0.318, SLG: 0.358			0-0 5-3 ①		0-3 K ③				

Inning	R	H	E	K	S	P	BB	IBB	HBP	BLK	WP	HR	S	P	ERA	WHIP
1	0	0	0	1	5	5	1	0	0	0	0	1	36	40	3.52	1.043
2	1	1	0	0	5	5	0	0	0	0	0	0	2	2	0.00	3.000
3	0	0	0	0	3	3	0	0	0	0	0	0	0	0	0.00	3.000
4	0	1	0	0	3	3	0	0	0	0	0	0	2	2	0.00	3.000
5	1	1	0	2	8	8	0	0	0	0	0	0	4	4	0.00	3.000
6	0	1	0	0	4	4	0	0	0	0	0	0	4	4	0.00	3.000
7	1	1	0	0	8	8	0	0	0	0	0	0	8	8	0.00	3.000
8	1	3	0	0	6	6	0	0	0	0	0	0	6	6	0.00	3.000
9	0	0	0	0	0	0	0	0	0	0	0	0	0	0	0.00	3.000

PITCHER	IP	WLS	BF	H	R	ER	SO	BB	IBB	HBP	BLK	WP	HR	S	P	ERA	WHIP
Tom Brewer, R (1, 1) ERA: 4.79	7.2	L	31	7	4	3	3	1	0	0	0	0	1	36	40	3.52	1.043
Mike Fornieles, R (8, 1) ERA: 2.55	0.1		2	1	0	0	0	0	0	0	0	0	0	2	2	0.00	3.000

Batter	1	2	3	4	5	6	7	8	9	AB R H RBI BB SO LOB	TOP											
<b>Pumpsie Green, S</b> (1, 4) OBP: 0.353, SLG: 0.336	0-3 K		4-0 CS BB		0-0 6-3			0-3 K	4-0 BB BB	3 0 0 0 2 2 2												
<b>Willie Tasby, R</b> (1, 8) OBP: 0.361, SLG: 0.366	0-0 2B		0-0 CS	0-0 F2		0-0 2B		0-0 1B 1-3	0-0 F7	5 1 3 1 0 0 3												
<b>Vic Wertz, L</b> (1, 3) OBP: 0.330, SLG: 0.460	0-0 F7			0-0 F8		0-3 K		0-0 1-3		4 0 0 0 0 1 3												
<b>Pete Runnels, L</b> (8, 3) OBP: 0.400, SLG: 0.398								1-2		0 0 0 0 0 0 0												
<b>Jim Pagliaroni, R</b> (1, 2) OBP: 0.426, SLG: 0.588	0-0 F8			0-3 K		0-0 F8		0-0 1B		4 0 1 1 0 1 2												
<b>Frank Malzone, R</b> (1, 5) OBP: 0.315, SLG: 0.399		0-0 6-3			0-0 E6 2B 1B	0-0 4-3		0-0 5-3		4 1 0 0 0 0 2												
<b>Lou Clinton, R</b> (1, 9) OBP: 0.298, SLG: 0.412		0-0 5-3			0-0 1B 2B		0-0 G6-4-3 1B	0-0 L7		4 1 2 0 0 0 0												
<b>Carroll Hardy, R</b> (1, 7) OBP: 0.298, SLG: 0.331		0-0 4-3			0-0 FC6-4 1B		0-0 G6-4-3	0-0 SH3-4 E 1B		4 0 2 2 0 0 1												
<b>Don Buddin, R</b> (1, 6) OBP: 0.339, SLG: 0.362			0-0 6-3		0-0 FC6-4		0-3 K	0-0 E6 SH3-4		4 0 0 0 0 1 2												
<b>Ike Delock, R</b> (1, 1) OBP: 0.116, SLG: 0.116			0-0 4-3		0-3 K		0-0 1B WP	0-0 SH3-4		3 1 1 0 0 1 1												
<b>Inning Stats</b>	R: 0 E: 0 K: 1 S: 6	H: 1 LOB: 1 BB: 0 P: 6	R: 0 E: 0 K: 0 S: 3	H: 0 LOB: 0 BB: 0 P: 3	R: 0 E: 0 K: 0 S: 2	H: 0 LOB: 0 BB: 1 P: 6	R: 0 E: 0 K: 1 S: 5	H: 0 LOB: 0 BB: 0 P: 5	R: 2 E: 1 K: 1 S: 8	H: 2 LOB: 1 BB: 0 P: 8	R: 0 E: 0 K: 1 S: 6	H: 1 LOB: 1 BB: 0 P: 6	R: 0 E: 0 K: 1 S: 5	H: 1 LOB: 0 BB: 0 P: 5	R: 2 E: 0 K: 1 S: 8	H: 3 LOB: 1 BB: 0 P: 8	R: 0 E: 1 K: 0 S: 5	H: 1 LOB: 3 BB: 1 P: 9	1B: 6 2B: 3 3B: 0 HR: 0	SF: 0 SAC: 1 DP: 1 HBP: 0	WP: 1 PB: 0 SB: 0 CS: 1	PA: 39
<b>PITCHER</b>	IP WLS BF H R ER SO BB IBB HBP BLK WP HR S P ERA WHIP																					
<b>Steve Barber, L</b> (1, 1) ERA: 3.14	7.2 L 31 8 4 3 6 1 0 0 0 1 0 42 46 3.52 1.174																					
<b>Jack Fisher, R</b> (8, 1) ERA: 3.38	0.1 1 0 0 0 0 0 0 0 0 0 0 0 1 1 0.00 0.000																					
<b>Jerry Walker, R</b> (9, 1) ERA: 3.74	1.0 6 1 0 0 0 1 0 0 0 0 0 0 5 9 0.00 2.000																					

**Boston Red Sox @ Baltimore Orioles**  
**Memorial Stadium, Baltimore, MD**  
 Wed Sep 21 1960, 7:05 PM EDT  
 Att. 19,457 - Unknown

[livebaseballscorecards.com](http://livebaseballscorecards.com)

<b>AB</b>	35
<b>R</b>	4
<b>H</b>	9
<b>RBI</b>	4
<b>BB</b>	2
<b>SO</b>	6
<b>LOB</b>	16





Batter	1	2	3	4	5	6	7	8	9	AB R H RBI BB SO LOB
Gene Stephens, L (1, 8) OBP: 0.317, SLG: 0.356	0-0 E9 1B		0-0 F5			0-0 F9			0-0 G6-3 1B	4 1 1 0 0 0 0
Al Pilarcik, L (1, 9) OBP: 0.317, SLG: 0.355	0-3 K		0-0 G3			0-0 F8			0-0 G6-3 1-2f	4 0 0 0 0 1 2
Dave Philley, S (1, 7) OBP: 0.291, SLG: 0.305	0-0 L6-4 WP 1B			0-0 4-3			0-3 K			3 0 1 1 0 1 0
Jim Gentile, L (1, 3) OBP: 0.400, SLG: 0.503	0-0 L6-4			0-0 G4-3 1B			0-3 K			3 0 1 0 0 1 1
Brooks Robinson, R (1, 5) OBP: 0.329, SLG: 0.431		0-0 F8		0-0 G4-3 1-2f			0-3 K			3 0 0 0 0 1 1
Ron Hansen, R (1, 6) OBP: 0.345, SLG: 0.445		4-0 FC6-4 BB			0-0 1-3			0-0 F4		2 0 0 0 1 0 0
Gus Triandos, R (1, 2) OBP: 0.339, SLG: 0.401		0-3 K			0-0 F8			0-0 F8		3 0 0 0 0 1 1
Mary Breeding, R (1, 4) OBP: 0.310, SLG: 0.333 Ray Barker, L (8, PH) Billy Klaus, L (9, 4) OBP: 0.340, SLG: 0.350		0-0 FC6-4 1-2f			0-0 F9			0-3 K		2 0 0 0 0 0 1 1 0 0 0 0 1 0 0 0 0 0 0 0 0
Steve Barber, L (1, 1) OBP: 0.136, SLG: 0.056 Jack Fisher, R (8, 1) OBP: 0.271, SLG: 0.264 Jerry Walker, S (9, 1) OBP: 0.400, SLG: 0.421 Bob Boyd, L (9, PH) OBP: 0.360, SLG: 0.400			0-3 K			0-0 F9			0-0 F8	2 0 0 0 0 1 0 0 0 0 0 0 0 0 0 0 0 0 0 0 0 1 0 0 0 0 0 0

Inning Stats	R: 1 E: 1 K: 1 S: 6	H: 1 LOB: 0 BB: 0 P: 6	R: 0 E: 0 K: 1 S: 5	H: 0 LOB: 1 BB: 1 P: 9	R: 0 E: 0 K: 1 S: 5	H: 0 LOB: 0 BB: 0 P: 5	R: 0 E: 0 K: 0 S: 3	H: 1 LOB: 0 BB: 0 P: 3	R: 0 E: 0 K: 0 S: 3	H: 0 LOB: 0 BB: 0 P: 3	R: 0 E: 0 K: 3 S: 9	H: 0 LOB: 0 BB: 0 P: 9	R: 0 E: 0 K: 1 S: 5	H: 0 LOB: 0 BB: 0 P: 5	R: 0 E: 0 K: 0 S: 3	H: 1 LOB: 0 BB: 0 P: 3	1B: 3 2B: 1 3B: 0 HR: 0	SF: 0 SAC: 0 DP: 3 HBP: 0
--------------	------------------------------	---------------------------------	------------------------------	---------------------------------	------------------------------	---------------------------------	------------------------------	---------------------------------	------------------------------	---------------------------------	------------------------------	---------------------------------	------------------------------	---------------------------------	------------------------------	---------------------------------	----------------------------------	------------------------------------


PITCHER	IP	WLS	BF	H	R	ER	SO	BB	IBB	HBP	BLK	WP	HR	S	P	ERA	WHIP
Ike Delock, R (1, 1) ERA: 4.65	9.0	W	29	3	1	0	7	1	0	0	0	1	0	42	46	0.00	0.444

**BOTTOM**


**Boston Red Sox @ Baltimore Orioles**  
**Memorial Stadium, Baltimore, MD**  
 Wed Sep 21 1960, 7:05 PM EDT  
 Att. 19,457 - Unknown

livebaseballscorecards.com

<b>AB</b>	<b>28</b>
<b>R</b>	<b>1</b>
<b>H</b>	<b>3</b>
<b>RBI</b>	<b>1</b>
<b>BB</b>	<b>1</b>
<b>SO</b>	<b>7</b>
<b>LOB</b>	<b>6</b>



<b>WP:</b> 1	<b>PA:</b> 29
<b>PB:</b> 0	
<b>SB:</b> 0	
<b>CS:</b> 0	

Batter	1	2	3	4	5	6	7	8	9	AB R H RBI BB SO LOB	TOP														
Jackie Brandt, R (1, 8) OBP: 0.322, SLG: 0.412	0-3 K		0-0 F8		0-0 P4			0-0 E7 F9 1B		4 0 1 0 0 1 2	<p><b>Baltimore Orioles @ Washington Senators</b> Griffith Stadium, Washington, DC</p> <p>Fri Sep 23 1960, 7:05 PM EDT Att. 9,233 - Unknown</p> <p>livebaseballscorecards.com</p> <table border="1"> <tr><td>AB</td><td>33</td></tr> <tr><td>R</td><td>0</td></tr> <tr><td>H</td><td>5</td></tr> <tr><td>RBI</td><td>0</td></tr> <tr><td>BB</td><td>1</td></tr> <tr><td>SO</td><td>8</td></tr> <tr><td>LOB</td><td>12</td></tr> </table> 	AB	33	R	0	H	5	RBI	0	BB	1	SO	8	LOB	12
AB	33																								
R	0																								
H	5																								
RBI	0																								
BB	1																								
SO	8																								
LOB	12																								
Brooks Robinson, R (1, 5) OBP: 0.327, SLG: 0.428	0-0 F7			0-0 2-3		0-0 6-3		0-0 F9 2-3		4 0 0 0 0 0 1															
Ron Hansen, R (1, 6) OBP: 0.343, SLG: 0.442	0-3 K			0-3 K		0-3 K		0-3 K		4 0 0 0 0 4 1															
Walt Dropo, R (1, 3) OBP: 0.349, SLG: 0.392		0-0 1B		0-0 1B		0-0 F7			0-0 5-3	4 0 2 0 0 0 0															
Gus Triandos, R (1, 2) OBP: 0.339, SLG: 0.399		0-0 P6		0-3 K		0-0 F9		0-0 1B		4 0 1 0 0 1 2															
Dave Nicholson, R (1, 7) OBP: 0.298, SLG: 0.349		0-0 F8			0-0 F7		0-0 F5	0-3 K		4 0 0 0 0 1 2															
Gene Green, R (1, 9) OBP: 0.250, SLG: 0.250		0-0 G3			0-0 P4		0-0 FC5-4 1B	0-0 P2		4 0 1 0 0 0 2															
Mary Breeding, R (1, 4) OBP: 0.310, SLG: 0.331 Wes Stock, R (7, 1)			0-3 K		4-0 E BB		0-0 FC5-4 1-2f			2 0 0 0 1 1 1 0 0 0 0 0 0 0															
Chuck Estrada, R (1, 1) OBP: 0.212, SLG: 0.197 Jerry Adair, R (7, 4)			0-0 F9		0-0 E6 1-2			0-0 F9		2 0 0 0 0 0 1 1 0 0 0 0 0 0															
<b>Inning Stats</b>	R: 0 E: 0 K: 2 S: 7	H: 0 LOB: 0 BB: 0 P: 7	R: 0 E: 0 K: 0 S: 4	H: 1 LOB: 1 BB: 0 P: 4	R: 0 E: 0 K: 1 S: 5	H: 0 LOB: 0 BB: 0 P: 5	R: 0 E: 0 K: 2 S: 8	H: 1 LOB: 1 BB: 0 P: 8	R: 0 E: 1 K: 0 S: 4	H: 0 LOB: 2 BB: 1 P: 8	R: 0 E: 0 K: 1 S: 5	H: 0 LOB: 0 BB: 0 P: 5	R: 0 E: 0 K: 0 S: 4	H: 1 LOB: 1 BB: 0 P: 4	R: 0 E: 1 K: 1 S: 6	H: 1 LOB: 1 BB: 0 P: 6	R: 0 E: 0 K: 1 S: 6	H: 1 LOB: 1 BB: 0 P: 6	1B: 5 2B: 0 3B: 0 HR: 0	SF: 0 SAC: 0 DP: 0 HBP: 0	WP: 0 PB: 0 SB: 0 CS: 0	PA: 34			
<b>PITCHER</b> Chuck Stobbs, L (1, 1) ERA: 3.26	IP: 9.0 WLS: W BF: 34 H: 5 R: 0 ER: 0 SO: 8 BB: 1 IBB: 0 HBP: 0 BLK: 0 WP: 0 HR: 0 S: 49 P: 53 ERA: 0.00 WHIP: 0.667											<b>PITCHER</b>	IP: 9.0 WLS: W BF: 34 H: 5 R: 0 ER: 0 SO: 8 BB: 1 IBB: 0 HBP: 0 BLK: 0 WP: 0 HR: 0 S: 49 P: 53 ERA: 0.00 WHIP: 0.667												





Batter	1	2	3	4	5	6	7	8	9	AB	R	H	RBI	BB	SO	LOB	TOP								
Gene Stephens, L (1, 8) OBP: 0.316, SLG: 0.353 Jim Busby, R (6, 8) OBP: 0.335, SLG: 0.305	0-0 F7		4-0 1B HBP BB	0-0 4-3		0-3 K	0-0 P6			3	1	0	0	1	1	1									
Al Pilarcik, L (1, 9) OBP: 0.314, SLG: 0.347	0-0 4-3		1-0 BB 1B SF8 HBP		0-0 6-3	0-0 F9		0-0 E6 1B		4	1	0	1	0	0	0									
Gene Woodling, L (1, 7) OBP: 0.397, SLG: 0.414 Jackie Brandt, R (5, 8) OBP: 0.322, SLG: 0.412 Albie Pearson, L (6, 7) OBP: 0.364, SLG: 0.296	0-0 P6		0-0 BB 1B		0-0 G3		4-0 BB 2B BB	0-0 1-3 1B		3	0	1	2	0	0	0									
Jim Gentile, L (1, 3) OBP: 0.404, SLG: 0.503		0-0 F9	4-0 1-2 2-3 BB		0-0 HR 1B		4-0 1-2 2B BB	4-0 G6-4-3 BB		2	2	1	0	3	0	0									
Brooks Robinson, R (1, 5) OBP: 0.328, SLG: 0.436		0-0 P3	0-0 SF8		0-0 HR		0-0 1-3 2-H 2B 2B	0-0 G6-4-3 1-2f		4	2	2	4	0	0	2									
Ron Hansen, R (1, 6) OBP: 0.345, SLG: 0.441		0-3 K	0-3 K		4-0 1B BB		4-0 2B BB		0-0 BB 1B	3	1	1	0	2	2	2									
Gus Triandos, R (1, 2) OBP: 0.339, SLG: 0.402			0-0 F9	0-3 K	0-0 FC4-6 1B		0-0 1-H 2-H 3-H 2B		0-3 K	5	0	2	3	0	2	1									
Billy Klaus, L (1, 4) OBP: 0.353, SLG: 0.333 Walt Dropo, R (9, PH) OBP: 0.352, SLG: 0.392 Mary Breeding, R (9, PR) OBP: 0.310, SLG: 0.331			4-0 BB 1B HBP BB	4-0 FC3-6 BB	0-0 FC4-6 1B		0-0 F9		4-0 BB 1B BB	2	1	0	0	2	0	3									
Jack Fisher, R (1, 1) OBP: 0.274, SLG: 0.268 Hoyt Wilhelm, R (6, 1) OBP: 0.111, SLG: 0.071			0-0 HBP BB 1B	0-0 FC3-6 1-2f		0-3 K	0-3 K		0-0 B3-6-4 BB	3	1	1	0	0	1	1									
										2	0	0	0	0	1	3									
Inning Stats	R: 0 E: 0 K: 0 S: 3	H: 0 LOB: 0 BB: 0 P: 3	R: 0 E: 0 K: 1 S: 5	H: 0 LOB: 0 BB: 0 P: 5	R: 4 E: 0 K: 1 S: 7	H: 2 LOB: 2 BB: 3 P: 20	R: 0 E: 0 K: 1 S: 5	H: 0 LOB: 1 BB: 1 P: 9	R: 2 E: 0 K: 0 S: 6	H: 3 LOB: 2 BB: 1 P: 10	R: 0 E: 0 K: 2 S: 7	H: 0 LOB: 0 BB: 0 P: 7	R: 4 E: 0 K: 1 S: 7	H: 2 LOB: 1 BB: 3 P: 19	R: 0 E: 1 K: 0 S: 3	H: 1 LOB: 1 BB: 1 P: 7	R: 0 E: 0 K: 1 S: 5	H: 1 LOB: 2 BB: 1 P: 9	1B: 6 2B: 2 3B: 0 HR: 1	SF: 1 SAC: 0 DP: 2 HBP: 1	WP: 0 PB: 0 SB: 0 CS: 0	PA: 45			
PITCHER	IP	WLS	BF	H	R	ER	SO	BB	IBB	HBP	BLK	WP	HR	S	P	ERA	WHIP								
Don Lee, R (1, 1) ERA: 3.47	2.1		13	2	4	4	1	3	0	1	0	0	0	11	24	15.43	2.143								
Ted Sadowski, R (3, 1) ERA: 3.71	3.2		16	3	2	2	4	2	0	0	0	0	1	22	30	4.91	1.364								
Hal Woodeshick, L (7, 1) ERA: 4.74	0.0	L	2	0	2	2	0	2	0	0	0	0	0	0	8	∞	∞								
Rudy Hernandez, R (7, 1) ERA: 4.41	0.0		3	2	2	2	0	1	0	0	0	0	0	2	6	∞	∞								
Hector Maestri, R (7, 1) ERA:	2.0		7	1	0	0	1	1	0	0	0	0	0	8	12	0.00	1.000								
PITCHER	IP	WLS	BF	H	R	ER	SO	BB	IBB	HBP	BLK	WP	HR	S	P	ERA	WHIP								
Jim Kaat, L (9, 1) ERA: 5.77	1.0		4	1	0	0	1	1	0	0	0	0	0	5	9	0.00	2.000								

**Baltimore Orioles @ Washington Senators**  
 Griffith Stadium, Washington, DC  
 Sat Sep 24 1960, 3:33 AM EDT  
 Att. 4,618 - Unknown

AB	33
R	10
H	9
RBI	10
BB	10
SO	7
LOB	14



livebaseballscorecards.com



BOTTOM

Baltimore Orioles @ Washington Senators  
Griffith Stadium, Washington, DC

livebaseballscores.com

AB	42
R	9
H	15
RBI	7
BB	4
SO	6
LOB	23



WP:	1	PA:	47
PB:	1	SB:	0
CS:	0		

Sat Sep 24 1960, 3:33 AM EDT  
Att. 4,618 - Unknown

AB	6	R	2	H	4	RBI	2	BB	0	SO	0	LOB	0
	0	0	0	0	0	0	0	0	0	0	0	0	0

	5	1	3	2	0	0	0	1					
--	---	---	---	---	---	---	---	---	--	--	--	--	--

	4	2	1	0	1	3	5						
--	---	---	---	---	---	---	---	--	--	--	--	--	--

	5	0	2	1	0	2	4						
--	---	---	---	---	---	---	---	--	--	--	--	--	--

	5	0	1	1	0	1	3						
--	---	---	---	---	---	---	---	--	--	--	--	--	--

	4	0	0	0	0	0	3
	1	0	0	0	0	0	2
	0	0	0	0	0	0	0

	4	0	1	0	1	0	0
--	---	---	---	---	---	---	---

	1	0	0	1	1	0	0
	1	1	1	0	0	0	0
	0	0	0	0	0	0	0
	1	0	0	0	0	0	1
	0	0	0	0	0	0	0
	1	1	1	0	0	0	0

	1	0	0	0	0	0	3
	1	0	0	0	0	0	0
	0	1	0	0	1	0	0
	0	0	0	0	0	0	0
	0	0	0	0	0	0	0
	0	0	0	0	0	0	0
	1	1	1	0	0	0	0
	1	0	0	0	0	0	1

1B:	11	SF:	0
2B:	4	SAC:	0
3B:	0	DP:	0
HR:	0	HBP:	1

WP:	1	PA:	47
PB:	1	SB:	0
CS:	0		

1B:	11	SF:	0
2B:	4	SAC:	0
3B:	0	DP:	0
HR:	0	HBP:	1

IP	WLS	BF	H	R	ER	SO	BB	IBB	HBP	BLK	WP	HR	S	P	ERA	WHIP
5.1		29	8	6	4	2	3	1	1	0	1	0	28	45	6.75	2.062
3.2	W	18	7	3	3	4	0	0	0	0	0	0	26	26	7.36	1.909

IP	WLS	BF	H	R	ER	SO	BB	IBB	HBP	BLK	WP	HR	S	P	ERA	WHIP
3.2		18	7	3	3	4	0	0	0	0	0	0	26	26	7.36	1.909

IP	WLS	BF	H	R	ER	SO	BB	IBB	HBP	BLK	WP	HR	S	P	ERA	WHIP
3.2		18	7	3	3	4	0	0	0	0	0	0	26	26	7.36	1.909

IP	WLS	BF	H	R	ER	SO	BB	IBB	HBP	BLK	WP	HR	S	P	ERA	WHIP
3.2		18	7	3	3	4	0	0	0	0	0	0	26	26	7.36	1.909

IP	WLS	BF	H	R	ER	SO	BB	IBB	HBP	BLK	WP	HR	S	P	ERA	WHIP
3.2		18	7	3	3	4	0	0	0	0	0	0	26	26	7.36	1.909

IP	WLS	BF	H	R	ER	SO	BB	IBB	HBP	BLK	WP	HR	S	P	ERA	WHIP
3.2		18	7	3	3	4	0	0	0	0	0	0	26	26	7.36	1.909

IP	WLS	BF	H	R	ER	SO	BB	IBB	HBP	BLK	WP	HR	S	P	ERA	WHIP
3.2		18	7	3	3	4	0	0	0	0	0	0	26	26	7.36	1.909

IP	WLS	BF	H	R	ER	SO	BB	IBB	HBP	BLK	WP	HR	S	P	ERA	WHIP
3.2		18	7	3	3	4	0	0	0	0	0	0	26	26	7.36	1.909

IP	WLS	BF	H	R	ER	SO	BB	IBB	HBP	BLK	WP	HR	S	P	ERA	WHIP
3.2		18	7	3	3	4	0	0	0	0	0	0	26	26	7.36	1.909

IP	WLS	BF	H	R	ER	SO	BB	IBB	HBP	BLK	WP	HR	S	P	ERA	WHIP
3.2		18	7	3	3	4	0	0	0	0	0	0	26	26	7.36	1.909

IP	WLS	BF	H	R	ER	SO	BB	IBB	HBP	BLK	WP	HR	S	P	ERA	WHIP
3.2		18	7	3	3	4	0	0	0	0	0	0	26	26	7.36	1.909

IP	WLS	BF	H	R	ER	SO	BB	IBB	HBP	BLK	WP	HR	S	P	ERA	WHIP
3.2		18	7	3	3	4	0	0	0	0	0	0	26	26	7.36	1.909

IP	WLS	BF	H	R	ER	SO	BB	IBB	HBP	BLK	WP	HR	S	P	ERA	WHIP
3.2		18	7	3	3	4	0	0	0	0	0	0	26	26	7.36	1.909

IP	WLS	BF	H	R	ER	SO	BB	IBB	HBP	BLK	WP	HR	S	P	ERA	WHIP
3.2		18	7	3	3	4	0	0	0	0	0	0	26	26	7.36	1.909

IP	WLS	BF	H	R	ER	SO	BB	IBB	HBP	BLK	WP	HR	S	P	ERA	WHIP
3.2		18	7	3	3	4	0	0	0	0	0	0	26	26	7.36	1.909

IP	WLS	BF	H	R	ER	SO	BB	IBB	HBP	BLK	WP	HR	S	P	ERA	WHIP
3.2		18	7	3	3	4	0	0	0	0	0	0	26	26	7.36	1.909

IP	WLS	BF	H	R	ER	SO	BB	IBB	HBP	BLK	WP	HR	S	P	ERA	WHIP
3.2		18	7	3	3	4	0	0	0	0	0	0	26	26	7.36	1.909

IP	WLS	BF	H	R	ER	SO	BB	IBB	HBP	BLK	WP	HR	S	P	ERA	WHIP
3.2		18	7	3	3	4	0	0	0	0	0	0	26	26	7.36	1.909

IP	WLS	BF	H	R	ER	SO	BB	IBB	HBP	BLK	WP	HR	S	P	ERA	WHIP
3.2		18	7	3	3	4	0	0	0	0	0	0	26	26	7.36	1.909

IP	WLS	BF	H	R	ER	SO	BB	IBB	HBP	BLK	WP	HR	S	P	ERA	WHIP
3.2		18	7	3	3	4	0	0	0	0	0	0	26	26	7.36	1.909

IP	WLS	BF	H	R	ER	SO	BB	IBB	HBP	BLK	WP	HR	S	P	ERA	WHIP
3.2		18	7	3	3	4	0	0	0	0	0	0	26	26	7.36	1.909

IP	WLS	BF	H	R	ER	SO	BB	IBB	HBP	BLK	WP	HR	S	P	ERA	WHIP
3.2		18	7	3	3	4	0	0	0	0	0	0	26	26	7.36	1.909

IP	WLS	BF	H	R	ER	SO	BB	IBB	HBP	BLK	WP	HR	S	P	ERA	WHIP
3.2		18	7	3	3	4	0	0	0	0	0	0	26	26	7.36	1.909

IP	WLS	BF	H	R	ER	SO	BB	IBB	HBP	BLK	WP	HR	S	P	ERA	WHIP
3.2		18	7	3	3	4	0	0	0	0	0	0	26	26	7.36	1.909

IP	WLS	BF	H	R	ER	SO	BB	IBB	HBP	BLK	WP	HR	S	P	ERA	WHIP
3.2		18	7	3	3	4	0	0	0	0	0	0	26	26	7.36	1.909

IP	WLS	BF	H	R	ER	SO	BB	IBB	HBP	BLK	WP	HR	S	P	ERA	WHIP
3.2		18	7	3	3	4	0	0	0	0	0	0	26	26	7.36	1.909

IP	WLS	BF	H	R	ER	SO	BB	IBB	HBP	BLK	WP	HR	S	P	ERA	WHIP
3.2		18	7	3	3	4	0	0	0	0	0	0	26	26	7.36	1.909

IP	WLS	BF	H	R	ER	SO	BB	IBB	HBP	BLK	WP	HR	S	P	ERA	WHIP
3.2		18	7	3	3	4	0	0	0	0	0	0	26	26	7.36	1.909

IP	WLS	BF	H	R	ER	SO	BB	IBB	HBP	BLK	WP	HR	S	P	ERA	WHIP
3.2		18	7	3	3	4	0	0	0	0	0	0	26	26	7.36	1.909

IP	WLS	BF	H	R	ER	SO	BB	IBB	HBP	BLK	WP	HR	S	P	ERA	WHIP
3.2		18	7	3	3	4	0	0	0	0	0	0	26	26	7.36	1.909

IP	WLS	BF	H	R	ER	SO	BB	IBB	HBP	BLK	WP	HR	S	P	ERA	WHIP
3.2		18	7	3	3	4	0	0	0	0	0	0	26	26	7.36	1.909

IP	WLS	BF	H	R	ER	SO	BB	IBB	HBP	BLK	WP	HR	S	P	ERA	WHIP
3.2		18	7	3	3	4	0	0	0	0	0	0	26	26	7.36	1.909

IP	WLS	BF	H	R	ER	SO	BB	IBB	HBP	BLK	WP	HR	S	P	ERA	WHIP
3.2		18	7	3	3	4	0	0	0	0	0	0	26	26	7.36	1.909

IP	WLS	BF	H	R	ER	SO	BB	IBB	HBP	BLK	WP	HR	S	P	ERA	WHIP
3.2		18	7	3	3	4	0	0	0	0	0	0	26	26	7.36	1.909

IP	WLS	BF	H	R	ER	SO	BB	IBB	HBP	BLK	WP	HR	S	P	ERA	WHIP
3.2		18	7	3	3	4	0	0	0	0	0	0	26	26	7.36	1.909

IP	WLS	BF	H	R	ER	SO	BB	IBB	HBP	BLK	WP	HR	S	P	ERA	WHIP
3.2		18	7	3	3	4	0	0	0	0	0	0	26	26	7.36	1.909

Batter	1	2	3	4	5	6	7	8	9	AB R H RBI BB SO LOB	TOP											
Jackie Brandt, R OBP: 0.320, SLG: 0.409 (1, 9) (8, 7)	0-0 E6 1B		0-0 1-3		0-0 F8			0-0 F7		4 0 0 0 0 0 3	<p><b>Baltimore Orioles @ Washington Senators</b> Griffith Stadium, Washington, DC</p> <p>Sun Sep 25 1960, 3:33 AM EDT Att. 6,448 - Unknown</p>											
Brooks Robinson, R OBP: 0.329, SLG: 0.441 (1, 5)	0-0 G1-4-3 1-2 1B		0-0 F3			0-0 6-3		0-0 HR		4 1 2 3 0 0 0												
Dave Nicholson, R OBP: 0.289, SLG: 0.336 Wes Stock, R (8, 1)	0-3 K			0-3 K		0-3 K		0-3 K		4 0 0 0 0 4 3 0 0 0 0 0 0 0 0 0 0 0 0 0 0												
Steve Barber, L OBP: 0.136, SLG: 0.056 (9, 1)																						
Walt Dropo, R OBP: 0.345, SLG: 0.383 (1, 3)	0-0 G1-4-3 1-2f			0-0 F7		0-0 P6		0-0 5-3		4 0 0 0 0 0 3												
Ron Hansen, R OBP: 0.344, SLG: 0.440 (1, 6)		0-0 F8		0-0 1B		0-0 5-3		0-3 K		4 0 1 0 0 1 0												
Jim Busby, R OBP: 0.333, SLG: 0.310 (1, 8)		0-0 1B 2B		0-0 F9		0-0 F8		0-0 F6		4 0 1 0 0 0 1												
Mary Breeding, R OBP: 0.312, SLG: 0.333 (1, 4)		0-0 G6-4-3 2-3 1B			0-0 E6		0-0 L6		0-0 FC5-4 1B	4 0 2 0 0 0 0												
Valmy Thomas, R OBP: 0.118, SLG: 0.063 Dave Philley, S OBP: 0.297, SLG: 0.311 Gene Stephens, L OBP: 0.316, SLG: 0.353 Gus Triandos, R OBP: 0.338, SLG: 0.401 (1, 2) (8, PH) (8, PR) (8, 2)		0-0 G6-4-3 1-2f			0-0 F9			0-0 HR 1B	0-0 FC5-4 1-2f	2 0 0 0 0 0 3 1 0 1 0 0 0 0 0 1 0 0 0 0 0 1 0 0 0 0 0 1												
Milt Pappas, R OBP: 0.099, SLG: 0.090 Gene Woodling, L OBP: 0.398, SLG: 0.415 Al Pilarcik, L OBP: 0.314, SLG: 0.347 (1, 1) (8, PH) (8, PR) (8, 9)			0-0 F7		0-0 F8			0-0 HR 1B		2 0 0 0 0 0 1 1 0 1 0 0 0 0 0 1 0 0 0 0 0												
<b>Inning Stats</b>	R: 0 E: 1 K: 1 S: 6	H: 1 LOB: 1 BB: 0 P: 6	R: 0 E: 0 K: 0 S: 4	H: 2 LOB: 1 BB: 0 P: 4	R: 0 E: 0 K: 0 S: 3	H: 0 LOB: 0 BB: 0 P: 3	R: 0 E: 0 K: 1 S: 6	H: 1 LOB: 1 BB: 0 P: 6	R: 0 E: 1 K: 0 S: 4	H: 0 LOB: 1 BB: 0 P: 4	R: 0 E: 0 K: 1 S: 5	H: 0 LOB: 0 BB: 0 P: 5	R: 0 E: 0 K: 0 S: 3	H: 0 LOB: 0 BB: 0 P: 3	R: 3 E: 0 K: 1 S: 8	H: 3 LOB: 1 BB: 0 P: 8	R: 0 E: 0 K: 1 S: 6	H: 1 LOB: 1 BB: 0 P: 6	1B: 6 2B: 1 3B: 0 HR: 1	SF: 0 SAC: 0 DP: 2 HBP: 0	WP: 0 PB: 0 SB: 0 CS: 0	PA: 35
<b>PITCHER</b> Jack Kralick, L ERA: 3.02 (1, 1)	IP: 9.0 WLS: L BF: 35 H: 8 R: 3 ER: 3 SO: 5 BB: 0 IBB: 0 HBP: 0 BLK: 0 WP: 0 HR: 1 S: 45 P: 45 ERA: 3.00 WHIP: 0.889											<b>PITCHER</b>	IP: WLS: BF: H: R: ER: SO: BB: IBB: HBP: BLK: WP: HR: S: P: ERA: WHIP									

livebaseballscorecards.com

AB	35
R	3
H	8
RBI	3
BB	0
SO	5
LOB	15





Batter	1	2	3	4	5	6	7	8	9	AB	R	H	RBI	BB	SO	LOB
<b>Billy Gardner, R</b> OBP: 0.314, SLG: 0.364 (1, 4)	0-3 K		0-3 K		0-0 5-3			0-0 4-3		4	0	0	0	0	2	0
<b>Lenny Green, L</b> OBP: 0.388, SLG: 0.440 (1, 8)	4-0 CS 1B BB		0-0 4-3			0-0 3-1		0-0 P6		3	0	0	0	1	0	0
<b>Harmon Killebrew, R</b> OBP: 0.384, SLG: 0.545 (1, 3)	0-0 CS 1-2 1B		0-0 5-3			0-0 1B		0-0 F2		4	0	2	0	0	0	0
<b>Jim Lemon, R</b> OBP: 0.356, SLG: 0.517 (1, 7)	4-0 1-2 2-3 BB			0-0 F8		0-0 P4			0-3 K	3	0	0	0	1	1	1
<b>Bob Allison, R</b> OBP: 0.372, SLG: 0.412 (1, 9)	0-0 L1			0-0 G3		0-0 5-3			0-0 G3-6-3 1B	3	0	0	0	0	0	3
<b>Elmer Valo, L</b> OBP: 0.420, SLG: 0.308 (9, PH)										1	0	1	0	0	0	0
<b>Jake Jacobs, R</b> OBP: 0.286, SLG: 0.429 (9, PR)										0	0	0	0	0	0	0
<b>Reno Bertoia, R</b> OBP: 0.319, SLG: 0.366 (1, 5)		0-0 5-3		0-0 F8			0-0 4-3		0-0 G3-6-3 1B	3	0	0	0	0	0	0
<b>Julio Becquer, L</b> OBP: 0.283, SLG: 0.399 (9, PH)										0	0	0	0	0	0	0
<b>Johnny Schaive, R</b> OBP: 0.286, SLG: 0.429 (9, PH)										1	0	0	0	0	0	1
<b>Earl Battey, R</b> OBP: 0.347, SLG: 0.427 (1, 2)		0-0 1B			0-0 HR		0-0 FC1-6 1B			3	1	3	1	0	0	0
<b>Zoilo Versalles, R</b> OBP: 0.200, SLG: 0.303 (1, 6)		0-0 F2			0-0 5-3		0-0 FC1-6			3	0	0	0	0	0	2
<b>Jack Kralick, L</b> OBP: 0.205, SLG: 0.125 (1, 1)		0-3 K			0-0 4-3		0-3 K			3	0	0	0	0	2	2

Inning Stats	R: 0	H: 1	E: 0	K: 1	S: 5	LOB: 2	BB: 2	P: 13	R: 0	H: 1	E: 0	K: 1	S: 6	LOB: 1	BB: 0	P: 6	R: 0	H: 0	E: 0	K: 1	S: 5	LOB: 0	BB: 0	P: 5	R: 0	H: 0	E: 0	K: 0	S: 3	LOB: 0	BB: 0	P: 3	R: 1	H: 1	E: 0	K: 0	S: 4	LOB: 0	BB: 0	P: 4	R: 0	H: 1	E: 0	K: 0	S: 4	LOB: 1	BB: 0	P: 4	R: 0	H: 1	E: 0	K: 1	S: 6	LOB: 1	BB: 0	P: 6	R: 0	H: 0	E: 0	K: 0	S: 3	LOB: 0	BB: 0	P: 3	R: 0	H: 1	E: 0	K: 1	S: 5	LOB: 1	BB: 0	P: 5
<b>Milt Pappas, R</b> ERA: 3.48 (1, 1)	IP	WLS	BF	H	R	ER	SO	BB	IBB	HBP	BLK	WP	HR	S	P	ERA	WHIP																																																							
<b>Wes Stock, R</b> ERA: 2.88 (8, 1)	1.1		5	1	0	0	1	0	0	0	0	0	0	7	7	0.00	0.750																																																							
<b>Steve Barber, L</b> ERA: 3.13 (9, 1)	0.2	S	1	0	0	0	0	0	0	0	0	0	0	1	1	0.00	0.000																																																							


**BOTTOM**

**Baltimore Orioles @ Washington Senators**  
Griffith Stadium, Washington, DC

Sun Sep 25 1960, 3:33 AM EDT  
Att. 6,448 - Unknown

<b>AB</b>	<b>31</b>
<b>R</b>	<b>1</b>
<b>H</b>	<b>6</b>
<b>RBI</b>	<b>1</b>
<b>BB</b>	<b>2</b>
<b>SO</b>	<b>5</b>
<b>LOB</b>	<b>9</b>

livebaseballscorecards.com



Batter	1	2	3	4	5	6	7	8	9	AB	R	H	RBI	BB	SO	LOB	TOP
<b>Jackie Brandt, R</b> <small>(1, 8) OBP: 0.322, SLG: 0.416</small> <small>(4, 9)</small> <small>(7, 8)</small>	4-0  <small>BB</small>	0-0  <small>2-H</small>		0-3  <small>1</small>	0-0  <small>1B</small>	0-0  <small>2</small>		0-0  <small>2</small>		4	3	2	3	1	1	0	
<b>Albie Pearson, L</b> <small>(1, 9) OBP: 0.370, SLG: 0.305</small> <b>Dave Nicholson, R</b> <small>(2, PH) OBP: 0.308, SLG: 0.345</small> <small>(2, 9)</small> <small>(4, 7)</small> <small>(7, 9)</small>	0-0  <small>1B</small>	4-0  <small>1B</small>		0-0  <small>1B</small>	0-0  <small>1B</small>	0-3  <small>3</small>		4-0  <small>BB</small>		1	1	1	0	0	0	0	
<b>Gene Woodling, L</b> <small>(1, 7) OBP: 0.400, SLG: 0.415</small> <b>Jim Busby, R</b> <small>(4, PR) OBP: 0.337, SLG: 0.310</small> <small>(4, 8)</small> <b>Ray Barker, L</b> <small>(7, PH)</small> <small>(7, 7)</small>	0-0  <small>1B</small>	4-0  <small>1B</small>		0-0  <small>1B</small>	4-0  <small>BB</small>		0-3  <small>1</small>	0-0  <small>3</small>		2	0	1	0	1	0	2	
<b>Jim Gentile, L</b> <small>(1, 3) OBP: 0.406, SLG: 0.505</small> <small>(1, 3)</small>	0-0  <small>2B</small>	0-0  <small>1B</small>		0-3  <small>2</small>	0-0  <small>1B</small>		0-0  <small>2</small>		0-0  <small>1</small>	6	0	3	5	0	1	2	
<b>Brooks Robinson, R</b> <small>(1, 5) OBP: 0.329, SLG: 0.439</small> <small>(1, 5)</small>	0-0  <small>1B</small>	0-0  <small>3</small>		4-0  <small>1B</small>	0-0  <small>1</small>		0-0  <small>1B</small>		0-0  <small>2</small>	5	2	1	0	1	0	4	
<b>Ron Hansen, R</b> <small>(1, 6) OBP: 0.346, SLG: 0.444</small> <small>(1, 6)</small>		0-0  <small>1B</small>	0-0  <small>1</small>	4-0  <small>2B</small>	0-0  <small>1B</small>		0-0  <small>HR</small>		4-0  <small>1B</small>	4	2	1	3	2	0	1	
<b>Gus Triandos, R</b> <small>(1, 2) OBP: 0.339, SLG: 0.409</small> <b>Clint Courtney, L</b> <small>(7, 2) OBP: 0.374, SLG: 0.266</small> <small>(7, 2)</small>		0-0  <small>HR</small>	0-3  <small>2</small>	0-0  <small>1B</small>	0-0  <small>1B</small>		0-3  <small>3</small>		0-0  <small>1B</small>	5	1	2	3	0	2	2	
<b>Mary Breeding, R</b> <small>(1, 4) OBP: 0.313, SLG: 0.338</small> <b>Jerry Adair, R</b> <small>(4, 4) OBP: 0.250, SLG: 1.000</small> <small>(4, 4)</small>		0-0  <small>HR</small>	0-0  <small>2B</small>	0-0  <small>2B</small>		0-0  <small>HR</small>		0-0  <small>1</small>	0-0  <small>3</small>	3	1	2	1	0	0	0	
<b>Hal Brown, R</b> <small>(1, 1) OBP: 0.321, SLG: 0.227</small> <b>Bob Boyd, L</b> <small>(8, PH) OBP: 0.368, SLG: 0.432</small> <b>Gordon Jones, R</b> <small>(8, 1) OBP: 0.400, SLG: 0.400</small> <small>(8, 1)</small>		0-0  <small>1B</small>	0-0  <small>3</small>	0-3  <small>3</small>		0-0  <small>1</small>		0-0  <small>3B</small>		4	0	0	0	0	1	5	
<b>Inning Stats</b>	R: 2 H: 2 E: 0 LOB: 0 K: 0 BB: 1 S: 4 P: 8	R: 4 H: 3 E: 1 LOB: 2 K: 0 BB: 2 S: 7 P: 15	R: 0 H: 1 E: 0 LOB: 1 K: 1 BB: 0 S: 6 P: 6	R: 4 H: 4 E: 1 LOB: 3 K: 3 BB: 2 S: 13 P: 21	R: 3 H: 3 E: 1 LOB: 1 K: 0 BB: 1 S: 6 P: 10	R: 1 H: 1 E: 0 LOB: 0 K: 1 BB: 0 S: 6 P: 6	R: 2 H: 2 E: 0 LOB: 0 K: 2 BB: 0 S: 9 P: 9	R: 1 H: 1 E: 0 LOB: 1 K: 0 BB: 1 S: 4 P: 8	R: 0 H: 1 E: 0 LOB: 2 K: 0 BB: 1 S: 4 P: 8	1B: 10 SF: 1 2B: 3 SAC: 0 3B: 1 DP: 1 HR: 4 HBP: 0	WP: 2 PA: 53 PB: 0 SB: 0 CS: 0						
<b>PITCHER</b> <b>Ike Delock, R</b> <small>(1, 1) ERA: 4.8</small> <b>Arnold Earley, L</b> <small>(2, 1) ERA: 18.0</small> <b>Dave Hillman, R</b> <small>(4, 1) ERA: 5.59</small> <b>Tom Sturdivant, R</b> <small>(6, 1) ERA: 4.97</small> <b>Jerry Casale, R</b> <small>(8, 1) ERA: 6.5</small>	IP WLS BF H R ER SO BB IBB HBP BLK WP HR S P ERA WHIP	IP WLS BF H R ER SO BB IBB HBP BLK WP HR S P ERA WHIP															

**Baltimore Orioles @ Boston Red Sox**  
 Fenway Park, Boston, MA  
 Tue Sep 27 1960, 3:33 AM EDT  
 Att. 5,840 - Unknown

[livebaseballscorecards.com](http://livebaseballscorecards.com)

<b>AB</b>	44
<b>R</b>	17
<b>H</b>	18
<b>RBI</b>	16
<b>BB</b>	8
<b>SO</b>	7
<b>LOB</b>	19





Batter	1	2	3	4	5	6	7	8	9	AB	R	H	RBI	BB	SO	LOB
<b>Pumpsie Green, S</b> OBP: 0.341, SLG: 0.321 (1, 6)	0-0 4-3 ①		0-0 WP 1B		0-0 FC4-6 1-2f S		4-0 1B BB		0-0 F8	4	0	1	0	1	0	1
<b>Willie Tasby, R</b> OBP: 0.361, SLG: 0.367 (1, 8)	0-0 6-3 ②		0-0 P2 1-2		0-0 F8		0-0 G6-4-3 1-3 1B		0-0 FC5-4 1B	5	0	2	0	0	0	2
<b>Ted Williams, L</b> OBP: 0.451, SLG: 0.638 (1, 7)	0-0 4-3 ③		0-0 P6		4-0 G6-4-3 1-2 BB		0-0 G6-4-3 1-2f ② ③		0-0 FC5-4 2B 1-2f	2	0	0	0	1	0	1
<b>Tom Sturdivant, L</b> OBP: 0.174, SLG: 0.182 (6, 1)										0	0	0	0	0	0	0
<b>Frank Malzone, R</b> OBP: 0.316, SLG: 0.403 (7, PH)										1	0	0	0	0	0	2
<b>Jerry Casale, R</b> OBP: 0.314, SLG: 0.344 (8, 1)										0	0	0	0	0	0	0
<b>Carroll Hardy, R</b> OBP: 0.300, SLG: 0.333 (9, PH)										1	1	0	0	0	0	1
<b>Vic Wertz, L</b> OBP: 0.333, SLG: 0.460 (1, 3)		0-0 2B		0-0 G6-4-3 1B 1B		0-0 F8		0-0 HR	2	0	2	0	0	0	0	0
<b>Don Gile, R</b> OBP: 0.205, SLG: 0.333 (4, PR) (5, 3)										3	2	2	2	0	0	2
<b>Russ Nixon, L</b> OBP: 0.323, SLG: 0.415 (1, 2)		0-0 5-3 ①		0-0 G6-4-3 1-2 1B		0-0 1B		0-0 1B	4	0	3	0	0	0	0	1
<b>Lou Clinton, R</b> OBP: 0.283, SLG: 0.389 (1, 9)			0-0 F8 ②	0-0 G6-4-3 1-2f 2-3		0-0 P5		0-3 K ①	4	0	0	0	0	1	5	
<b>Pete Runnels, L</b> OBP: 0.397, SLG: 0.392 (1, 4)		4-0 BB		0-0 G6-4-3 3-H 1B		0-0 F5		0-0 F9 ②	3	0	1	1	1	0	2	
<b>Marlan Coughtry, L</b> OBP: 0.231, SLG: 0.091 (1, 5)			0-0 1-3 ③	0-0 P3		0-3 K ③		0-0 1B 1-3	4	0	1	0	0	1	4	
<b>Ike Delock, R</b> OBP: 0.116, SLG: 0.116 (1, 1)			0-3 K ①		0-0 FC4-6 1B		0-3 K ①		0-0 4-3 ③	0	0	0	0	0	0	0
<b>Arnold Earley, L</b> (2, 1)										1	0	0	0	0	1	0
<b>Dave Hillman, R</b> (4, 1)										0	0	0	0	0	0	0
<b>Rip Repulski, R</b> OBP: 0.288, SLG: 0.364 (5, PH) (6, 7)										3	0	1	0	0	1	2


Inning Stats	R: 0	H: 0	E: 0	K: 0	S: 3	LOB: 0	BB: 0	P: 3	R: 0	H: 1	E: 0	K: 0	S: 4	LOB: 2	BB: 1	P: 8	R: 0	H: 3	E: 0	K: 1	S: 5	LOB: 1	BB: 0	P: 6	R: 1	H: 1	E: 0	K: 0	S: 5	LOB: 2	BB: 1	P: 8	R: 0	H: 1	E: 0	K: 1	S: 6	LOB: 1	BB: 0	P: 6	R: 0	H: 1	E: 0	K: 1	S: 5	LOB: 1	BB: 1	P: 9	R: 1	H: 3	E: 0	K: 1	S: 8	LOB: 2	BB: 0	P: 8	R: 1	H: 2	E: 0	K: 0	S: 4	LOB: 1	BB: 0	P: 4	1B: 10	SF: 0	2B: 2	SAC: 0	3B: 0	DP: 2	HR: 1	HBP: 0	WP: 1	PA: 40
--------------	------	------	------	------	------	--------	-------	------	------	------	------	------	------	--------	-------	------	------	------	------	------	------	--------	-------	------	------	------	------	------	------	--------	-------	------	------	------	------	------	------	--------	-------	------	------	------	------	------	------	--------	-------	------	------	------	------	------	------	--------	-------	------	------	------	------	------	------	--------	-------	------	--------	-------	-------	--------	-------	-------	-------	--------	-------	--------

PITCHER	IP	WLS	BF	H	R	ER	SO	BB	IBB	HBP	BLK	WP	HR	S	P	ERA	WHIP
<b>Hal Brown, R</b> ERA: 3.06 (1, 1)	7.0	W	30	8	1	1	3	3	0	0	0	1	0	33	45	1.29	1.571
<b>Gordon Jones, R</b> ERA: 4.42 (8, 1)	2.0	S	10	5	2	2	1	0	0	0	0	0	1	12	12	9.00	2.500

**BOTTOM**

**Baltimore Orioles @ Boston Red Sox**  
Fenway Park, Boston, MA  
Tue Sep 27 1960, 3:33 AM EDT  
Att. 5,840 - Unknown

<b>AB</b>	<b>37</b>
<b>R</b>	<b>3</b>
<b>H</b>	<b>13</b>
<b>RBI</b>	<b>3</b>
<b>BB</b>	<b>3</b>
<b>SO</b>	<b>4</b>
<b>LOB</b>	<b>23</b>



PITCHER	IP	WLS	BF	H	R	ER	SO	BB	IBB	HBP	BLK	WP	HR	S	P	ERA	WHIP
---------	----	-----	----	---	---	----	----	----	-----	-----	-----	----	----	---	---	-----	------







Batter	1	2	3	4	5	6	7	8	9	AB R H RBI BB SO LOB	TOP														
Jackie Brandt, R OBP: 0.318, SLG: 0.408 (1, 9) (9, 7)	0-0 F9 ①		0-0 6-3 ③		0-3 K ①		4-0 FC5-4 BB ②		0-3 K ②	4 0 0 0 1 2 1	<p><b>Baltimore Orioles @ Washington Senators</b> Griffith Stadium, Washington, DC</p> <p>Sat Oct 01 1960, 3:33 AM EDT Att. 2,641 - Unknown</p> <p>livebaseballscorecards.com</p> <table border="1"> <tr><td>AB</td><td>34</td></tr> <tr><td>R</td><td>3</td></tr> <tr><td>H</td><td>10</td></tr> <tr><td>RBI</td><td>3</td></tr> <tr><td>BB</td><td>3</td></tr> <tr><td>SO</td><td>5</td></tr> <tr><td>LOB</td><td>17</td></tr> </table>	AB	34	R	3	H	10	RBI	3	BB	3	SO	5	LOB	17
AB	34																								
R	3																								
H	10																								
RBI	3																								
BB	3																								
SO	5																								
LOB	17																								
Dave Philley, S OBP: 0.301, SLG: 0.327 Al Pilarcik, L OBP: 0.313, SLG: 0.345 (1, 7) (9, 9)	0-0 1-3 ②			0-0 1B 3B ②	4-0 FC4-6 BB ②		0-0 FC5-4 1B 1-2f ②	0-0 P4 ③	4 1 1 0 1 0 2 0 0 0 0 0 0 0																
Brooks Robinson, R OBP: 0.330, SLG: 0.440 (1, 5)	0-0 5-3 ③			0-0 1B 1B ②	0-3 K ②		0-0 FC5-4 1B 1-2 ③		4 1 2 1 0 1 1																
Walt Dropo, R OBP: 0.343, SLG: 0.380 (1, 3)		0-0 FC6-4 1B ①		0-0 P4 ①	0-0 FC4-6 1-2f ③		0-0 FC5-4 1-2f ③		4 0 1 0 0 0 4																
Gus Triandos, R OBP: 0.342, SLG: 0.419 (1, 2)		0-0 FC6-4 1-2f ①		0-0 1B 1B ①		0-0 6-3 ①		0-0 G6-4-3 1B ①	4 1 2 0 0 0 1																
Ron Hansen, R OBP: 0.346, SLG: 0.443 (1, 6)		0-0 F8 ②		0-0 1B 1B ②		0-0 5-3 ②		0-0 F9 ①	4 0 1 1 0 0 2																
Jim Busby, R OBP: 0.341, SLG: 0.314 (1, 8)		0-0 F9 ③		0-0 L4-6 1B 1-3 2-H ③		0-0 1B ③		0-0 G6-4-3 1-2f ③	4 0 2 1 0 0 2																
Mary Breeding, R OBP: 0.314, SLG: 0.337 (1, 4)			0-0 6-3 ①		4-0 IBB ②	0-3 K ③		0-0 SH1-4 1B ①	3 0 1 0 1 1 1																
Chuck Estrada, R OBP: 0.203, SLG: 0.188 (1, 1)			0-3 K ②		0-0 L4-6 ② ③		0-0 1-3 ①	0-0 SH1-4 1-2 ①	3 0 0 0 0 1 3																
<b>Inning Stats</b>	R: 0 E: 0 K: 0 S: 3	H: 0 LOB: 0 BB: 0 P: 3	R: 0 E: 1 K: 0 S: 4	H: 1 LOB: 1 BB: 0 P: 4	R: 0 E: 0 K: 1 S: 5	H: 0 LOB: 0 BB: 0 P: 5	R: 3 E: 0 K: 0 S: 7	H: 5 LOB: 2 BB: 1 P: 11	R: 0 E: 0 K: 2 S: 7	H: 0 LOB: 1 BB: 1 P: 11	R: 0 E: 0 K: 1 S: 6	H: 1 LOB: 1 BB: 0 P: 6	R: 0 E: 0 K: 0 S: 4	H: 1 LOB: 2 BB: 1 P: 8	R: 0 E: 0 K: 0 S: 3	H: 1 LOB: 0 BB: 0 P: 3	R: 0 E: 0 K: 1 S: 6	H: 1 LOB: 1 BB: 0 P: 6	1B: 9 2B: 1 3B: 1 HR: 0	SF: 0 SAC: 1 DP: 2 HBP: 0	WP: 0 PB: 0 SB: 0 CS: 0	PA: 38			
<b>PITCHER</b> Jack Kralick, L ERA: 3.04 Chuck Stobbs, L ERA: 3.32 (1, 1) (9, 1)	IP 8.0	WLS L	BF 34	H 9	R 3	ER 3	SO 4	BB 2	IBB 1	HBP 0	BLK 0	WP 0	HR 0	S 39	P 51	ERA 3.38	WHIP 1.375						ERA 3.32	WHIP 1.000	





Batter	1	2	3	4	5	6	7	8	9	AB	R	H	RBI	BB	SO	LOB
Reno Bertoia, R OBP: 0.313, SLG: 0.359 (1, 4)	0-0 F9		0-0 F9		0-0 P5			0-0 SH SH1-4		3	0	0	0	0	0	1
Lenny Green, L OBP: 0.387, SLG: 0.436 (1, 8)	0-0 L6			0-0 F9		0-0 1B		0-0 SH1-4		3	0	1	0	0	0	0
Harmon Killebrew, R OBP: 0.377, SLG: 0.537 (1, 5)	0-0 F7			4-0 BB 2B BB		0-3 K		0-0 P4		3	1	0	0	1	1	4
Jim Lemon, R OBP: 0.354, SLG: 0.508 (1, 7)		0-0 G6-4-3 1B		4-0 BB 1-2 2B BB		0-0 F9		0-0 F7		3	1	1	0	1	0	4
Julio Becquer, L OBP: 0.281, SLG: 0.395 (1, 3)		0-0 F7		0-0 F5		0-0 4-3			0-0 FC4-6 1B	4	0	1	0	0	0	4
Bob Allison, R OBP: 0.369, SLG: 0.414 (1, 9)		0-0 G6-4-3 1-2f		0-0 2B		0-0 5-3			0-0 P1	4	0	1	2	0	0	2
Earl Battey, R OBP: 0.346, SLG: 0.427 (1, 2)			0-3 K		0-0 6-3		0-0 F9		0-0 FC4-6 1-2f	4	0	0	0	0	1	2
Pedro Ramos, S OBP: 0.131, SLG: 0.229 (9, PR)										0	0	0	0	0	0	0
Zoilo Versalles, R OBP: 0.182, SLG: 0.286 (1, 6)			0-0 5-3		0-0 F8		0-3 K		0-3 K	2	0	0	0	0	0	0
Dan Dobbek, L OBP: 0.313, SLG: 0.387 (7, PH)										1	0	0	0	0	1	0
Jose Valdivieso, R OBP: 0.278, SLG: 0.246 (8, 6)										0	0	0	0	0	0	0
Faye Throneberry, L OBP: 0.328, SLG: 0.327 (9, PH)										1	0	0	0	0	1	1
Jack Kralick, L OBP: 0.217, SLG: 0.122 (1, 1)			4-0 BB		0-3 K				0-0 SH1-4 SH 1B	1	0	0	0	1	1	0
Elmer Valo, L OBP: 0.413, SLG: 0.304 (8, PH)										1	0	1	0	0	0	0
Jake Jacobs, R OBP: 0.162, SLG: 0.088 (8, PR)										0	0	0	0	0	0	0
Chuck Stobbs, L OBP: 0.162, SLG: 0.088 (9, 1)										0	0	0	0	0	0	0


Inning Stats	R: 0	H: 0	E: 0	K: 0	S: 3	R: 0	H: 1	E: 0	K: 0	S: 3	R: 0	H: 0	E: 0	K: 1	S: 5	R: 2	H: 1	E: 0	K: 0	S: 4	R: 0	H: 0	E: 0	K: 1	S: 5	R: 0	H: 1	E: 0	K: 1	S: 6	R: 0	H: 0	E: 0	K: 1	S: 5	R: 0	H: 1	E: 0	K: 0	S: 5	R: 0	H: 1	E: 0	K: 1	S: 6	R: 0	H: 1	E: 0	K: 1	S: 6
	0	0	0	0	3	0	1	0	0	3	0	0	0	1	5	2	1	0	0	4	0	0	0	0	1	5	0	1	0	6	0	0	0	1	5	0	1	0	3	0	0	1	6	0	1	0	3	0	1	6

**BOTTOM**

**Baltimore Orioles @ Washington Senators**  
Griffith Stadium, Washington, DC

Sat Oct 01 1960, 3:33 AM EDT  
Att. 2,641 - Unknown

AB	30
R	2
H	5
RBI	2
BB	3
SO	5
LOB	18



PITCHER	IP	WLS	BF	H	R	ER	SO	BB	IBB	HBP	BLK	WP	HR	S	P	ERA	WHIP
Chuck Estrada, R ERA: 3.58 (1, 1)	9.0	W	35	5	2	2	5	3	0	0	0	0	0	42	54	2.00	0.889

Batter	1	2	3	4	5	6	7	8	9	AB R H RBI BB SO LOB	TOP	
Jackie Brandt, R OBP: 0.317, SLG: 0.413 (1, 8) (8, 9)	0-0 F7		0-0 F9			0-0 P6		0-0 HR		4 1 1 1 0 0 0	<p><b>Baltimore Orioles @ Washington Senators</b> Griffith Stadium, Washington, DC</p> <p>Sun Oct 02 1960, 3:33 AM EDT Att. 4,768 - Unknown</p> <p>livebaseballscorecards.com</p>	
Gene Stephens, L OBP: 0.318, SLG: 0.354 (1, 9) (8, 7)	0-0 E4 FC3-6 2B		0-0 5-3			0-0 6-3		4-0 1B BB		3 1 0 0 1 0 0		
Gene Woodling, L OBP: 0.400, SLG: 0.414 Jim Busby, R OBP: 0.341, SLG: 0.314 (1, 7) (8, PR) (8, 8)	4-0 FC3-6 BB		0-0 F9			0-0 4-3		0-0 BB 1-3 1B		3 0 1 0 1 0 0 0 0 0 0 0 0 0		
Jim Gentile, L OBP: 0.403, SLG: 0.500 (1, 3)	0-0 FC3-6 2B 1-2f 2-3		0-0 F8			0-0 F7		4-0 FC6-4 1-2 BB		3 0 0 0 1 0 2		
Brooks Robinson, R OBP: 0.329, SLG: 0.440 (1, 5)	0-0 1-3 3-H 2B		0-0 F8			0-0 L5		0-0 FC6-4 1-2f		4 0 1 1 0 0 3		
Gus Triandos, R OBP: 0.342, SLG: 0.418 (1, 2)	0-3 K		0-3 K			0-0 1B		0-0 L6		4 0 1 0 0 2 2		
Ron Hansen, R OBP: 0.344, SLG: 0.440 (1, 6)		0-0 G3			0-0 6-3		0-0 1-3		0-0 F8	4 0 0 0 0 0 1		
Mary Breeding, R OBP: 0.313, SLG: 0.336 Bob Boyd, L OBP: 0.364, SLG: 0.427 Jerry Adair, R OBP: 0.200, SLG: 0.800 (1, 4) (8, PH) (8, 4)		0-0 F2		0-3 K				0-0 6-3	0-0 P3	2 0 0 0 0 1 0 1 0 0 0 0 0 0 1 0 0 0 0 0 0		
Milt Pappas, R OBP: 0.095, SLG: 0.086 (1, 1)		0-0 F8		0-0 4-3				0-3 K		3 0 0 0 0 1 0		
<b>Inning Stats</b>	R: 1 E: 1 K: 1 S: 7 H: 1 LOB: 2 BB: 1 P: 11	R: 0 E: 0 K: 0 S: 3 H: 0 LOB: 0 BB: 0 P: 3	R: 0 E: 0 K: 0 S: 3 H: 0 LOB: 0 BB: 0 P: 3	R: 0 E: 0 K: 1 S: 5 H: 0 LOB: 0 BB: 0 P: 5	R: 0 E: 0 K: 1 S: 5 H: 0 LOB: 0 BB: 0 P: 5	R: 0 E: 0 K: 0 S: 3 H: 0 LOB: 0 BB: 0 P: 3	R: 0 E: 0 K: 0 S: 4 H: 1 LOB: 1 BB: 0 P: 4	R: 1 E: 0 K: 1 S: 7 H: 2 LOB: 3 BB: 2 P: 15	R: 0 E: 0 K: 0 S: 3 H: 0 LOB: 0 BB: 0 P: 3	1B: 2 2B: 1 3B: 0 HR: 1 SF: 0 SAC: 0 DP: 0 HBP: 0		WP: 0 PB: 0 SB: 0 CS: 0 PA: 35
<b>PITCHER</b> Pedro Ramos, R ERA: 3.45 (1, 1)	IP: 9.0 WLS: L BF: 35 H: 4 R: 2 ER: 1 SO: 4 BB: 3 IBB: 0 HBP: 0 BLK: 0 WP: 0 HR: 1 S: 40 P: 52 ERA: 1.00 WHIP: 0.778											<b>PITCHER</b> IP: WLS: BF: H: R: ER: SO: BB: IBB: HBP: BLK: WP: HR: S: P: ERA: WHIP





Batter	1	2	3	4	5	6	7	8	9	AB	R	H	RBI	BB	SO	LOB
Zoilo Versalles, R (1, 6) OBP: 0.170, SLG: 0.267 Faye Throneberry, L (8, PH) OBP: 0.326, SLG: 0.325 Jose Valdivielso, R (9, 6) OBP: 0.276, SLG: 0.246	0-0 P4		0-0 6-3		0-0 6-3			0-0 F8		3	0	0	0	0	0	1
Lenny Green, L (1, 8) OBP: 0.383, SLG: 0.430	0-0 F7			0-0 4-3		0-0 F9		0-0 3-1		4	0	0	0	0	0	0
Harmon Killebrew, R (1, 5) OBP: 0.376, SLG: 0.534	0-0 1B			0-0 P3		0-3 K		0-3 K		4	0	1	0	0	2	0
Jim Lemon, R (1, 7) OBP: 0.355, SLG: 0.508	0-3 K			0-0 1B		0-0 1B			0-0 6-3	4	0	2	0	0	1	1
Julio Becquer, L (1, 3) OBP: 0.277, SLG: 0.389		0-3 K		0-0 F8		0-0 6-3			0-0 F7	4	0	0	0	0	1	2
Bob Allison, R (1, 9) OBP: 0.368, SLG: 0.413		0-0 5-3			0-0 5-3		0-0 SH3-4 1B		0-0 5-3	4	0	1	0	0	0	0
Hal Naragon, L (1, 2) OBP: 0.275, SLG: 0.228		0-0 3-1			0-0 3B 1B		0-0 SH3-4 1-2			2	1	1	0	0	0	0
Billy Consolo, R (1, 4) OBP: 0.310, SLG: 0.305			0-0 F9		0-0 3B		0-0 F1			3	0	1	1	0	0	1
Pedro Ramos, S (1, 1) OBP: 0.126, SLG: 0.221			0-0 6-3		0-0 4-3		0-3 K			3	0	0	0	0	1	2


<b>Inning Stats</b>	R: 0 E: 0 K: 1 S: 6	H: 1 LOB: 1 BB: 0 P: 6	R: 0 E: 0 K: 1 S: 5	H: 0 LOB: 0 BB: 0 P: 5	R: 0 E: 0 K: 0 S: 3	H: 0 LOB: 0 BB: 0 P: 3	R: 0 E: 0 K: 0 S: 4	H: 1 LOB: 1 BB: 0 P: 4	R: 1 E: 0 K: 0 S: 5	H: 2 LOB: 1 BB: 0 P: 5	R: 0 E: 0 K: 1 S: 6	H: 1 LOB: 1 BB: 0 P: 6	R: 0 E: 0 K: 1 S: 6	H: 0 LOB: 0 BB: 0 P: 5	R: 0 E: 0 K: 0 S: 3	H: 0 LOB: 0 BB: 0 P: 3	1B: 5 2B: 0 3B: 1 HR: 0	SF: 0 SAC: 1 DP: 0 HBP: 0
<b>PITCHER</b> Milt Pappas, R (1, 1) ERA: 3.37	IP: 9.0 WLS: W BF: 33 H: 6 R: 1 ER: 1 SO: 5 BB: 0 IBB: 0 HBP: 0 BLK: 0 WP: 0 HR: 0 S: 43 P: 43 ERA: 1.00 WHIP: 0.667																	

**BOTTOM**

**Baltimore Orioles @ Washington Senators**  
Griffith Stadium, Washington, DC

Sun Oct 02 1960, 3:33 AM EDT  
Att. 4,768 - Unknown

<b>AB</b>	<b>32</b>
<b>R</b>	<b>1</b>
<b>H</b>	<b>6</b>
<b>RBI</b>	<b>1</b>
<b>BB</b>	<b>0</b>
<b>SO</b>	<b>5</b>
<b>LOB</b>	<b>7</b>



WP: 0	PA: 33
PB: 0	SB: 0
CS: 0	

livebaseballscores.com