


Baltimore Orioles - 1960


Batter	1	2	3	4	5	6	7	8	9	AB	R	H	RBI	BB	SO	LOB	TOP					
Billy Gardner, R OBP: 0.444, SLG: 0.500 (1, 4)										3	1	1	0	1	2	1	Washington Senators @ Baltimore Orioles Memorial Stadium, Baltimore, MD Tue Apr 19 1960, 3:33 AM EST Att: 32,747 - Unknown livebaseballscorecards.com					
Lenny Green, L OBP: 0.222, SLG: 0.556 (1, 8)										4	0	1	1	0	0	2						
Harmon Killebrew, R OBP: 0.556, SLG: 0.333 (1, 5)										2	1	1	0	2	0	1						
Don Mincher, L (1, 3)										2	0	0	0	2	1	2						
Bob Allison, R OBP: 0.500, SLG: 1.000 (1, 9)										4	0	2	1	0	0	4						
Jim Lemon, R OBP: 0.625, SLG: 1.167 (1, 7)										4	0	1	0	0	1	3						
Earl Batley, R OBP: 0.375, SLG: 0.714 (1, 2)										3	0	0	0	1	0	1						
Billy Consolo, R OBP: 0.500, SLG: 1.000 (6, PH)										2	0	0	0	0	0	0						
Julio Becquer, L (6, PH)										1	0	0	0	0	0	3						
Jose Valdivielso, R (6, PH)										0	0	0	0	0	0	0						
Dan Dobbek, L (9, PH)										1	0	0	0	0	0	0						
Pedro Ramos, S OBP: 0.333, SLG: 0.333 (9, PH)										3	0	1	0	0	0	0						
Faye Throneberry, L OBP: 1.000, SLG: 1.000 (9, PH)										1	0	1	0	0	0	0						
Inning Stats	R: 0 E: 0 K: 1 S: 5	H: 0 LOB: 2 BB: 2 P: 13	R: 0 E: 0 K: 1 S: 5	H: 0 LOB: 0 BB: 0 P: 5	R: 1 E: 0 K: 1 S: 7	H: 2 LOB: 2 BB: 1 P: 11	R: 0 E: 0 K: 0 S: 3	H: 1 LOB: 0 BB: 0 P: 3	R: 0 E: 0 K: 0 S: 2	H: 0 LOB: 0 BB: 1 P: 6	R: 1 E: 0 K: 0 S: 4	H: 2 LOB: 2 BB: 2 P: 12	R: 0 E: 0 K: 0 S: 4	H: 1 LOB: 0 BB: 0 P: 4	R: 0 E: 0 K: 0 S: 3	H: 1 LOB: 0 BB: 0 P: 3	R: 0 E: 0 K: 1 S: 6	H: 1 LOB: 1 BB: 0 P: 6	1B: 6 2B: 0 3B: 2 HR: 0	SF: 0 SAC: 1 DP: 4 HBP: 0	WP: 0 PB: 0 CS: 0	PA: 37
PITCHER	IP	WLS	BF	H	R	ER	SO	BB	IBB	HBP	BLK	WP	HR	S	P	ERA	WHIP					
Jerry Walker, R ERA: 3.38 (1, 1)	5.1		25	5	2	2	3	6	0	0	0	0	0	25	49	3.38	2.062					
Jack Fisher, R ERA: (6, 1)	3.2	W	12	3	0	0	1	0	0	0	0	0	0	14	14	0.00	0.818					

Batter	1	2	3	4	5	6	7	8	9	AB	R	H	RBI	BB	SO	LOB	BOTTOM				
Mary Breeding, R OBP: 0.500, SLG: 1.000 (1, 4)										3	0	1	0	0	1	0	Washington Senators @ Baltimore Orioles Memorial Stadium, Baltimore, MD Tue Apr 19 1960, 3:33 AM EST Att: 32,747 - Unknown livebaseballscorecards.com				
John Powers, L (1, 9)										4	0	0	0	0	1	2					
Al Pilarcik, L (8, 9)										0	0	0	0	0	0	0					
Jackie Brandt, R OBP: 0.500, SLG: 0.333 (1, 8)										3	1	1	0	1	0	2					
Gene Woodling, L OBP: 0.500, SLG: 0.667 (1, 7)										3	1	1	1	1	0	1					
Gus Triandos, R (1, 2)										4	0	0	0	0	0	6					
Brooks Robinson, R OBP: 0.250, SLG: 1.000 (1, 5)										4	1	1	2	0	0	0					
Jim Gentile, L OBP: 0.250, SLG: 0.500 (1, 3)										4	0	1	0	0	0	1					
Ron Hansen, R OBP: 0.250, SLG: 0.250 (1, 6)										4	0	1	0	0	1	1					
Jerry Walker, S (1, 1)										2	0	0	0	0	1	0					
Jack Fisher, R (6, 1)										1	0	0	0	0	1	1					
Inning Stats	R: 0 E: 0 K: 2 S: 7	H: 0 LOB: 0 BB: 0 P: 7	R: 0 E: 1 K: 0 S: 4	H: 0 LOB: 0 BB: 0 P: 4	R: 0 E: 0 K: 1 S: 6	H: 1 LOB: 1 BB: 0 P: 6	R: 2 E: 1 K: 0 S: 6	H: 3 LOB: 1 BB: 0 P: 6	R: 0 E: 1 K: 1 S: 6	H: 0 LOB: 3 BB: 1 P: 11	R: 0 E: 0 K: 1 S: 6	H: 1 LOB: 0 BB: 0 P: 6	R: 1 E: 0 K: 0 S: 4	H: 1 LOB: 1 BB: 1 P: 8	R: 0 E: 0 K: 0 S: 3	H: 0 LOB: 0 BB: 0 P: 3	1B: 2 2B: 3 3B: 1 HR: 1	SF: 0 SAC: 0 DP: 1 HBP: 1	WP: 0 PB: 0 CS: 0	PA: 35	
PITCHER	IP	WLS	BF	H	R	ER	SO	BB	IBB	HBP	BLK	WP	HR	S	P	ERA	WHIP				
Pedro Ramos, R ERA: 3.38 (1, 1)	8.0	L	35	6	3	3	5	1	1	1	0	0	1	42	51	3.38	0.875				

Batter	1	2	3	4	5	6	7	8	9	AB	R	H	RBI	BB	SO	LOB	TOP																	
Billy Gardner, R (1,4) OBP: 0.428, SLG: 0.545	F9	1-3 2H 2B		5-3			5-3	HBP 1B		5	0	2	2	0	0	0	Washington Senators @ Baltimore Orioles Memorial Stadium, Baltimore, MD Wed Apr 20 1960, 6:05 PM EST Att: 11,087 - Unknown																	
Lenny Green, L (1,8) OBP: 0.286, SLG: 0.462	CS 1B	K		G3			G3	1-2 3H 1-0 HBP		4	0	1	0	0	1	2																		
Faye Throneberry, L (1,7) OBP: 0.500, SLG: 0.600	F7			1B 2B			2B 1B	G4-6-3 1-2 2-3 HBP		4	2	1	0	1	0	4																		
Bob Allison, R (1,9) OBP: 0.615, SLG: 1.000	CS 1-2	2B 1B BB		1B 2H 1B			K	G5-4-3 1B		4	2	3	1	1	1	0																		
Harmon Killebrew, R (1,5) OBP: 0.500, SLG: 0.636		K		F9			1B	G5-4-3 1B		5	1	2	3	0	1	3																		
Don Mincher, L (1,3) OBP: 0.357, SLG: 0.273		1B 2B		F8			2-3	1B		5	1	2	0	0	0	2																		
Earl Batley, R (1,2) OBP: 0.308, SLG: 0.500		5-3		1-3 1B			L5	F9		5	0	1	0	0	0	3																		
Billy Conso, R (1,6) OBP: 0.500, SLG: 1.000		2B BB 1B		P5			5-3	1B 3B		4	2	2	2	0	0	2																		
Russ Kemmerer, R (1,1) Tex Clevenger, R (6,1) Jim Lemon, R (6,PH) Pedro Ramirez, R (6,PH) Dick Hyde, R (9,1) Jack Kralick, L (9,1)		2B 1B		5-3			1-3	HBP 1B IBB		2	0	0	0	1	0	0																		
Inning Stats	R: 0 E: 0 K: 0 S: 3	H: 1 LOB: 0 BB: 0 P: 3	R: 3 E: 0 K: 2 S: 10	H: 3 LOB: 2 BB: 2 P: 18	R: 1 E: 0 K: 0 S: 6	H: 3 LOB: 0 BB: 0 P: 6	R: 0 E: 0 K: 0 S: 3	H: 0 LOB: 0 BB: 0 P: 3	R: 1 E: 0 K: 1 S: 6	H: 1 LOB: 0 BB: 0 P: 6	R: 0 E: 0 K: 0 S: 3	H: 0 LOB: 0 BB: 0 P: 3	R: 2 E: 0 K: 0 S: 5	H: 2 LOB: 1 BB: 1 P: 9	R: 1 E: 0 K: 0 S: 4	H: 2 LOB: 2 BB: 1 P: 9		R: 0 E: 0 K: 0 S: 4	H: 2 LOB: 1 BB: 0 P: 4	1B: 8 2B: 4 3B: 1 HR: 1	SF: 0 SAC: 0 DP: 2 HBP: 1	WP: 0 PB: 0 CS: 1	PA: 44											
PITCHER	IP WLS BF H R ER SO BB IBB HBP BLK WP HR S P ERA WHIP																																	
Mitt Pappas, R (1,1) ERA: 9.45	6.2	L 32	10	7	7	3	3	0	0	0	0	0	0	1	35	47	9.45	1.950																
Rip Coleman, L (7,1) ERA: 6.75	1.1	L 7	2	1	1	0	0	1	1	0	0	0	0	0	5	10	6.75	1.500																
John Anderson, R (9,1) ERA:	1.0	4	2	0	0	0	0	0	0	0	0	0	0	0	4	4	0.00	2.000																

Batter	1	2	3	4	5	6	7	8	9	AB	R	H	RBI	BB	SO	LOB	BOTTOM																	
Mary Breeding, R (1,4) OBP: 0.444, SLG: 0.625	1B 1B	K			6-3			F9		5	1	2	0	0	1	2	Washington Senators @ Baltimore Orioles Memorial Stadium, Baltimore, MD Wed Apr 20 1960, 6:05 PM EST Att: 11,087 - Unknown																	
John Powers, L (1,9) OBP: 0.111, SLG: 0.111	F8 1B WP 1B	G3			4-3		FC5	P6		5	1	1	0	0	0	4																		
Jackie Brandt, R (1,8) OBP: 0.444, SLG: 0.286	P5			1-3			5-3	G3 1B		4	0	1	0	1	0	2																		
Gene Woodling, L (1,7) OBP: 0.444, SLG: 0.429	WP 1B BB 1B			F8			G3	G3		4	2	1	1	1	0	2																		
Gus Triandos, R (1,2) OBP: 0.111, SLG: 0.222	F8			F8			K	K		5	1	1	0	0	2	4																		
Brooks Robinson, R (1,5) OBP: 0.222, SLG: 0.500	WP 1B BB			F7			K	F9		4	1	0	0	1	1	4																		
Jim Gentile, L (1,3) OBP: 0.375, SLG: 0.500				K			E3 1B 1B	K		4	1	2	4	0	2	0																		
Ron Hansen, R (1,6) OBP: 0.429, SLG: 0.429	L3						FC1-6 1B	1B		3	0	2	1	0	0	1																		
Albie Pearson, L (6,PH) OBP: 1.000, SLG: 1.000							FC1-6 1B	1B		1	0	1	0	0	0	0																		
Billy Klaus, L (9,6)							FC5 1B	1B		0	0	0	0	0	0	0																		
Inning Stats	R: 4 E: 0 K: 0 S: 7	H: 4 LOB: 1 BB: 1 P: 11	R: 0 E: 0 K: 2 S: 7	H: 0 LOB: 0 BB: 0 P: 7	R: 0 E: 0 K: 0 S: 3	H: 0 LOB: 0 BB: 0 P: 3	R: 0 E: 0 K: 2 S: 8	H: 1 LOB: 1 BB: 0 P: 8	R: 0 E: 0 K: 0 S: 3	H: 0 LOB: 0 BB: 0 P: 3	R: 3 E: 1 K: 1 S: 9	H: 4 LOB: 2 BB: 1 P: 13	R: 0 E: 0 K: 1 S: 6	H: 1 LOB: 1 BB: 0 P: 6	R: 0 E: 0 K: 1 S: 7	H: 2 LOB: 2 BB: 0 P: 7	R: 0 E: 0 K: 1 S: 5	H: 0 LOB: 1 BB: 1 P: 9	1B: 11 2B: 1 3B: 0 HR: 0	SF: 0 SAC: 0 DP: 0 HBP: 0	WP: 1 PB: 1 CS: 0	PA: 42												
PITCHER	IP WLS BF H R ER SO BB IBB HBP BLK WP HR S P ERA WHIP																																	
Russ Kemmerer, R (1,1) ERA: 11.81	5.1	W 25	7	7	7	5	2	0	0	0	0	0	0	0	33	41	11.81	1.688																
Tex Clevenger, R (6,1) ERA:	1.2	W 8	3	0	0	1	0	0	0	0	0	0	0	10	10	0.00	1.800																	
Dick Hyde, R (8,1) ERA:	1.0	6	2	0	0	1	1	0	0	0	0	0	0	7	11	0.00	3.000																	
Jack Kralick, L (9,1) ERA:	1.0	S 3	0	0	0	1	0	0	0	0	0	0	0	5	5	0.00	0.000																	


Batter	1	2	3	4	5	6	7	8	9	AB	R	H	RBI	BB	SO	LOB	TOP										
Billy Gardner, R OBP: 0.421, SLG: 0.533 (1, 4)	0-0 1-3		4-0 FC6-4 BB		0-0 E1 BB 2B	0-0 2B			0-3 K	4	1	1	0	1	1	1	Washington Senators @ Baltimore Orioles Memorial Stadium, Baltimore, MD Thu Apr 21 1960, 6:05 PM EST Att: 9,377 - Unknown										
Lenny Green, L OBP: 0.316, SLG: 0.375 (1, 8)	0-3 K		0-0 F7		4-0 2B BB	0-3 K			4-0 BB HR BB	3	1	0	0	2	2												
Bob Allison, R OBP: 0.556, SLG: 0.882 (1, 9)	0-0 FC6-4 1B		0-0 FC6-4 1-2		0-0 2B				0-0 F6	5	0	2	2	0	0	2											
Harmon Killebrew, R OBP: 0.421, SLG: 0.467 (1, 5)	0-0 FC6-4 1-2			0-0 4-3	0-0 K				4-0 HR BB	4	1	0	0	1	1	3											
Jim Lemon, R OBP: 0.538, SLG: 0.900 Dan Dobbek, L OBP: 0.500, SLG: 2.000 (7, PR) (7, 7)		0-3 K		0-3 K	0-3 K				0-0 HR BB	4	0	1	0	0	3	2											
Earl Battey, R OBP: 0.444, SLG: 0.500 (1, 2)		4-0 F9 PB BB		0-0 2B E 1B	1-0 HBP				1-0 1B HBP	2	1	1	0	1	0	1											
Billy Conzolo, R OBP: 0.533, SLG: 0.929 (1, 6)		0-0 F9		0-0 E9 1-H 2B	0-0 F7				0-0 G4-6-3 1B	5	0	3	0	0	0	4											
Don Mincher, L OBP: 0.263, SLG: 0.188 (1, 3)		0-3 K		0-0 G3		0-3 K			0-0 G4-6-3 1B	5	0	0	0	0	2	5											
Don Lee, R OBP: 0.332, SLG: 0.333 (6, 1) Jack Kratlick, L OBP: 0.332, SLG: 0.333 (6, 1) Tex Clevenger, R OBP: 0.332, SLG: 0.333 (6, PH) Julio Becquer, L OBP: 0.332, SLG: 0.333 (8, PH) Ted Abernathy, R OBP: 0.332, SLG: 0.333 (8, 1) Chuck Stobbs, L OBP: 0.332, SLG: 0.333 (8, 1)		0-3 K		0-0 BB E 2B 1B		0-3 K			0-3 K	3	1	1	0	0	2												
Inning Stats	R: 0 E: 0 K: 1 S: 6	H: 1 LOB: 1 BB: 0 P: 6	R: 0 E: 0 K: 2 S: 7	H: 0 LOB: 1 BB: 1 P: 11	R: 0 E: 0 K: 1 S: 5	H: 0 LOB: 1 BB: 1 P: 9	R: 1 E: 1 K: 1 S: 7	H: 2 LOB: 1 BB: 0 P: 7	R: 2 E: 1 K: 2 S: 10	H: 2 LOB: 3 BB: 1 P: 15	R: 0 E: 0 K: 3 S: 10	H: 1 LOB: 1 BB: 0 P: 10	R: 0 E: 0 K: 0 S: 4	H: 1 LOB: 1 BB: 0 P: 4	R: 0 E: 0 K: 1 S: 5			H: 1 LOB: 2 BB: 2 P: 16	1B: 5 2B: 4 3B: 0 HR: 1	SF: 0 SAC: 0 DP: 1 HBP: 2	WP: 0 PB: 1 CS: 0	PA: 44					
PITCHER	IP	WLS	BF	H	R	ER	SO	BB	IBB	HBP	BLK	WP	HR	S	P	ERA	WHIP										
Steve Barber, L ERA: 2.25 (1, 1)	4.0		21	5	3	1	5	3	0	0	0	0	0	28	40	2.25	2.000										
Chuck Estrada, R ERA: (5, 1)	2.0		8	1	0	0	5	0	0	1	0	0	0	17	18	0.00	0.500										
Gordon Jones, R ERA: (7, 1)	1.0		4	1	0	0	0	0	0	0	0	0	0	4	4	0.00	1.000										
Jack Fisher, R ERA: 4.76 (8, 1)	2.0	L	11	3	3	3	2	2	0	1	0	0	1	12	21	13.50	2.500										

Batter	1	2	3	4	5	6	7	8	9	AB	R	H	RBI	BB	SO	LOB	BOTTOM											
Mary Breeding, R OBP: 0.357, SLG: 0.462 (1, 4)	0-3 K	0-0 FC6-4 1-2		0-0 FC5 2-3		0-0 F2			0-0 SH1-4 1B SF9 1B	5	1	1	0	0	1	7	Washington Senators @ Baltimore Orioles Memorial Stadium, Baltimore, MD Thu Apr 21 1960, 6:05 PM EST Att: 9,377 - Unknown											
John Powers, L OBP: 0.083, SLG: 0.083 (6, PH) Walt Dropo, R (7, 3)	0-0 F5		0-0 L5		0-0 F8	0-0 F8			0-0 SH1-4 1B	3	0	0	0	0	0	0												
Bob Boyd, L OBP: 1.000, SLG: 1.000 (9, 3)									1-2 SH1-4 1B	1	0	1	0	0	0	0												
Jackie Brandt, R OBP: 0.455, SLG: 0.333 (3, PR) Willie Tasby, R OBP: 0.500, SLG: 0.500 (4, 8)	0-0 1-3				0-0 6-3				0-0 SH1-4	2	0	1	0	0	0	0												
Gene Woodling, L OBP: 0.571, SLG: 0.800 (1, 7)		4-0 1B BB BB		0-0 F9		0-0 BB 1B			4-0 1-H HR	3	2	2	2	2	0	1												
Gus Triandos, R OBP: 0.250, SLG: 0.273 Albie Pearson, L OBP: 0.667, SLG: 1.000 (7, 9)		0-0 BB 1B		0-0 L8		4-0 BB			0-0 SF9	2	0	1	0	1	0	1												
Brooks Robinson, R OBP: 0.154, SLG: 0.333 (1, 5)		0-0 F9			0-0 5-3	0-0 L4			0-0 SH5-4 1B	4	0	0	0	0	0	6												
Jim Gentile, L OBP: 0.545, SLG: 0.556 (7, 1) Gordon Jones, R (7, PH) Clint Courtney, L (7, PH) Jack Fisher, R (8, 1) Billy Klaus, L (8, PH)		0-0 BB 1B		4-0 FC1-5 BB		4-0 BB			0-0 HR 1B	3	0	1	1	2	1	1												
Ron Hansen, R OBP: 0.500, SLG: 0.400 (1, 6)		4-0 FC6-4 1-2 2-3 3-H		0-0 FC5 FC1-5 1B		0-3 K			4-0 BB	3	0	1	1	2	1	1												
Steve Barber, L (1, 1) Chuck Estrada, R (5, 1) Al Pilarcik, L OBP: 1.000, SLG: 1.000 (6, PH) Joe Ginsberg, L (7, 2)		0-0 K		0-0 FC1-5		0-0 1B			0-0 F7	2	0	0	0	0	1	5												
Inning Stats	R: 0 E: 0 K: 1 S: 5	H: 0 LOB: 0 BB: 0 P: 5	R: 1 E: 0 K: 1 S: 7	H: 2 LOB: 2 BB: 2 P: 15	R: 0 E: 0 K: 0 S: 4	H: 1 LOB: 1 BB: 0 P: 4	R: 0 E: 0 K: 0 S: 4	H: 1 LOB: 2 BB: 1 P: 8	R: 0 E: 0 K: 0 S: 4	H: 1 LOB: 2 BB: 1 P: 8	R: 0 E: 0 K: 1 S: 6	H: 1 LOB: 1 BB: 1 P: 10	R: 3 E: 0 K: 0 S: 6	H: 3 LOB: 1 BB: 1 P: 10	R: 1 E: 0 K: 0 S: 5	H: 2 LOB: 2 BB: 1 P: 9	1B: 10 2B: 0 3B: 0 HR: 1		SF: 1 SAC: 2 DP: 0 HBP: 0	WP: 1 PB: 0 CS: 0	PA: 45							
PITCHER	IP	WLS	BF	H	R	ER	SO	BB	IBB	HBP	BLK	WP	HR	S	P	ERA	WHIP											
Don Lee, R ERA: 1.69 (1, 1)	5.1		27	6	1	1	3	5	0	0	0	0	1	5	5	40.50	4.500											
Jack Kratlick, L ERA: 16.2 (6, 1)	0.2		5	3	3	3	0	0	0	0	0	0	0	1	5	5	40.50	4.500										
Tex Clevenger, R ERA: (7, 1)	1.0		4	0	0	0	0	1	0	0	0	1	0	3	7	0.00	1.000											
Ted Abernathy, R ERA: (8, 1)	0.0		1	1	1	1	0	0	0	0	0	0	0	1	1	∞	∞											
Chuck Stobbs, L ERA: (8, 1)	2.0	W	8	1	0	0	1	0	1	0	0	0	0	9	13	0.00	0.500											

Batter	1	2	3	4	5	6	7	8	9	AB	R	H	RBI	BB	SO	LOB	TOP											
Mary Breeding, R <small>OBP: 0.333, SLG: 0.412</small>	(1, 4) X F8		(2) X FC1-5		(3) X K		X 0-0 1B			4	0	1	0	0	1	2												
Jackie Brandt, R <small>OBP: 0.333, SLG: 0.231</small>	(1, 9) X F9		(3) X K		X 0-0 F9		X 0-0 2-3			4	0	0	0	0	1	3												
Gene Woodling, L <small>OBP: 0.500, SLG: 0.643</small>	(1, 7) X 4-3		X 0-0 4-3		X 0-0 2B 1B		X 0-0 F6			4	0	1	0	0	0	0												
Walt Dropo, R <small>OBP: 0.250, SLG: 0.500</small>	(1, 3) X 5-3		X 0-0 F7		X 0-0 1-3 2B		X 0-0 K			3	0	1	0	0	0	0												
Jim Gentile, L <small>OBP: 0.500, SLG: 0.500</small>	(8, PH) (8, 3)		X 0-0 L4		X 0-0 K		X 0-0 K			4	0	2	0	0	1	2												
Brooks Robinson, R <small>OBP: 0.235, SLG: 0.375</small>	(1, 5) X 4-3		X 0-0 1B		X 0-0 F8		X 0-0 5-3			3	0	1	0	0	0	3												
Gus Triandos, R <small>OBP: 0.287, SLG: 0.286</small>	(7, 1) X 1B		X 0-0 FC6-4 1B		X 0-0 F4		X 0-0 F6			4	0	1	0	0	0	1												
Albie Pearson, L <small>OBP: 0.500, SLG: 0.667</small>	(8, PH) (8, 1)		X 0-0 F5		X 0-0 F4		X 0-0 4-3			2	0	0	0	1	0	1												
Amie Portocarrero, R <small>OBP: 0.667, SLG: 0.667</small>	(8, 1) X 1B		X 0-0 B2		X 0-0 FC6-4		X 0-0 F5			2	0	1	0	0	0	0												
Willie Tasby, R <small>OBP: 0.333, SLG: 0.333</small>	(1, 8) X F8		X 0-0 FC6-4 1B		X 0-0 1B		X 0-0 1B			2	0	0	0	0	2													
Ron Hansen, R <small>OBP: 0.467, SLG: 0.333</small>	(1, 6) X 4-3		X 0-0 F5		X 0-0 F4		X 0-0 4-3			2	0	0	0	1	0	1												
Al Pilarcik, L <small>OBP: 0.667, SLG: 0.667</small>	(9, PH) (7, 2)		X 0-0 B2		X 0-0 FC6-4		X 0-0 F5			2	0	1	0	0	0	0												
Hoyt Wilhelm, R <small>OBP: 0.333, SLG: 0.333</small>	(1, 1) X 1B		X 0-0 1B		X 0-0 1B		X 0-0 1B			2	0	1	0	0	0	0												
Clint Courtney, L <small>OBP: 0.333, SLG: 0.333</small>	(7, PH) (7, 2)		X 0-0 1B		X 0-0 1B		X 0-0 1B			2	0	1	0	0	0	0												
Inning Stats										R: 0 H: 0	R: 0 H: 1	R: 0 H: 0	R: 0 H: 1	R: 0 H: 1	R: 0 H: 2	R: 0 H: 2	R: 0 H: 1	R: 0 H: 0	1B: 7	SF: 0	WP: 0	PA: 36						
PITCHER										IP	WLS	BF	H	R	ER	SO	BB	IBB	HBP	BLK	WP	HR	S	P	ERA	WHIP		
Whitey Ford, L <small>ERA:</small>	(1, 1)	7.0	W	29	7	0	0	3	1	0	0	0	0	0	34	38	0.00	1.143										
Ralph Terry, R <small>ERA:</small>	(8, 1)	2.0	S	7	1	0	0	1	0	0	0	0	0	9	9	0.00	0.500											

Baltimore Orioles @ New York Yankees
Yankee Stadium, Bronx, NY
Fri Apr 22, 1960, 3:33 AM EST
Att: 36,386 - Unknown - 78 F

AB 35
R 0
H 8
RBI 0
BB 1
SO 4
LOB 15



Batter	1	2	3	4	5	6	7	8	9	AB	R	H	RBI	BB	SO	LOB	BOTTOM											
Bobby Richardson, R <small>OBP: 0.250, SLG: 0.287</small>	(1, 4) X 1-3		(2) X SH2-4		(3) X 4-3		X 0-0 F6			3	0	0	0	0	0	0												
Hector Lopez, R <small>OBP: 0.188, SLG: 0.333</small>	(1, 7) X K		(3) X 6-3		X 0-0 HR		X 4-0 1B BB			3	1	1	1	0	1	1												
Ken Hunt, R <small>OBP: 1.000, SLG: 1.000</small>	(7, 7) X K		X 0-0 SF7 1B		X 4-0 1B BB		X 0-0 SF7 1B BB			1	1	1	0	0	0	0												
Mickey Mantle, S <small>OBP: 0.529, SLG: 0.636</small>	(1, 8) X K		X 0-0 HR		X 0-0 G3		X 0-3 K			2	2	1	1	2	1	0												
Roger Maris, L <small>OBP: 0.444, SLG: 0.824</small>	(1, 9) X F5		X 0-0 G3		X 0-0 K		X 0-3 K			4	0	0	0	0	2	3												
Bill Skowron, R <small>OBP: 0.529, SLG: 0.765</small>	(1, 3) X L7		X 0-0 1B		X 0-0 1B		X 0-0 F7			4	0	2	0	0	0	1												
Andy Carey, R <small>OBP: 0.500, SLG: 0.667</small>	(1, 5) X K2-3		X 0-0 1B		X 0-0 G6-3 1B		X 0-0 FC5-4 1B			0	0	0	0	0	0	0												
Clete Boyer, R <small>OBP: 0.500, SLG: 0.667</small>	(2, PH) (3, 5)		X 0-0 SF7		X 0-0 G6-3 1B		X 0-0 FC5-4 1B			3	0	2	2	0	1	0												
Elston Howard, R <small>OBP: 0.176, SLG: 0.067</small>	(1, 2) X F3		X 0-0 F3		X 0-0 G6-3		X 0-0 FC5-4			4	0	0	0	0	1	5												
Tony Kubek, L <small>OBP: 0.200, SLG: 0.333</small>	(1, 6) X 1B		X 0-0 1B 2B		X 0-0 4-3		X 0-0 3-1			3	1	1	0	0	0	0												
Whitey Ford, L <small>OBP: 0.500, SLG: 0.500</small>	(1, 1) X 1B		X 0-0 SH2-4 1B		X 0-0 1-3		X 0-0 4-3			2	0	1	1	0	0	0												
Elmer Valo, L <small>ERA:</small>	(7, PH)		X 0-0 SH2-4 1B		X 0-0 1-3		X 0-0 4-3			1	0	0	0	0	0	0												
Ralph Terry, R <small>ERA:</small>	(8, 1)		X 0-0 SH2-4 1B		X 0-0 1-3		X 0-0 4-3			0	0	0	0	0	0	0												
Inning Stats										R: 0 H: 0	R: 0 H: 0	R: 1 H: 2	R: 1 H: 3	R: 0 H: 0	R: 2 H: 2	R: 0 H: 0	R: 1 H: 2	1B: 6	SF: 1	WP: 0	PA: 34							
PITCHER										IP	WLS	BF	H	R	ER	SO	BB	IBB	HBP	BLK	WP	HR	S	P	ERA	WHIP		
Hoyt Wilhelm, R <small>ERA:</small>	(1, 1)	6.0	L	25	7	4	4	4	1	0	0	0	0	0	32	36	6.00	1.333										
John Anderson, R <small>ERA:</small>	(7, 1)	1.0		3	0	0	0	0	0	0	0	0	0	3	3	0.00	0.000											
Amie Portocarrero, R <small>ERA:</small>	(8, 1)	1.0		6	2	1	1	2	1	0	0	0	0	9	13	9.00	3.000											

Baltimore Orioles @ New York Yankees
Yankee Stadium, Bronx, NY
Fri Apr 22, 1960, 3:33 AM EST
Att: 36,386 - Unknown - 78 F

AB 30
R 5
H 9
RBI 5
BB 2
SO 6
LOB 10



Batter	1	2	3	4	5	6	7	8	9	AB	R	H	RBI	BB	SO	LOB	TOP																			
Mary Breeding, R (1,4) John Powers, L (9,PH) OBP: 0.364, SLG: 0.450 OBP: 0.077, SLG: 0.077	F7		F8 2B		BB		K		3-1	3	0	1	0	1	1	0	<p>Baltimore Orioles @ New York Yankees</p> <p>Yankee Stadium, Bronx, NY</p> <p>Sat Apr 23 1960, 3:33 AM EST</p> <p>Att: 18,653 - Unknown - 62 F</p>																			
Jackie Brandt, R (1,9) OBP: 0.400, SLG: 0.200	4-3 BB		F8 2-3		F6		1B SF4 BB		E WP BB	2	1	0	0	3	0	3																				
Gene Woodling, L (1,7) OBP: 0.478, SLG: 0.556	4-3		L4		L4		E 1B		E8	4	0	1	0	1	0	3																				
Walt Dropo, R (1,3) Clint Courtney, L (7,PH) Jim Gentile, L (7,3) OBP: 0.286, SLG: 0.333 OBP: 0.250, SLG: 0.333 OBP: 0.462, SLG: 0.455	FC4-6 BB		F6		6-3		SF4		K	2	0	0	0	1	0	4																				
Brooks Robinson, R (1,5) OBP: 0.227, SLG: 0.333	FC4-6 1-2				F3		1B G6-3 1B		1-3	5	1	1	0	0	0	5																				
Willie Tasby, R (1,8) OBP: 0.300, SLG: 0.300		F2		6-3		G6-3 1B		K		4	0	1	0	0	1	0																				
Joe Ginsberg, L (1,2)		FC5 5-3 BB		F9		G6-3 1-2 3-H		F9		3	0	0	0	1	0	1																				
Ron Hansen, R (1,6) Albie Pearson, L (8,PH) Billy Klaus, L (8,6) OBP: 0.444, SLG: 0.286 OBP: 0.600, SLG: 0.667		5-3		6-3		HBP		S BB		2	0	0	0	0	0	1																				
Rip Coleman, L (1,1) Hal Brown, R (1,1) Al Pihlak, L (6,PH) Chuck Estrada, R (6,1) Bob Boyd, L (8,PH) Jerry Walker, S (8,1) OBP: 0.200, SLG: 0.500 OBP: 0.200, SLG: 0.500	FC5 2-3				BB BB 1B		L4		6-3	0	0	0	0	0	0	0																				
Inning Stats	R: 0 E: 0 K: 0 S: 3	H: 0 LOB: 2 BB: 2 P: 11	R: 0 E: 0 K: 0 S: 3	H: 0 LOB: 1 BB: 1 P: 7	R: 0 E: 0 K: 0 S: 4	H: 1 LOB: 0 BB: 0 P: 4	R: 0 E: 0 K: 0 S: 3	H: 0 LOB: 0 BB: 0 P: 3	R: 0 E: 0 K: 0 S: 4	H: 1 LOB: 3 BB: 2 P: 12	R: 1 E: 0 K: 0 S: 4	H: 2 LOB: 1 BB: 0 P: 5	R: 1 E: 1 K: 1 S: 6	H: 1 LOB: 1 BB: 1 P: 10	R: 0 E: 0 K: 1 S: 5	H: 0 LOB: 1 BB: 1 P: 9		R: 0 E: 1 K: 1 S: 6	H: 0 LOB: 2 BB: 1 P: 10	1B: 4 2B: 1 3B: 0 HR: 0	SF: 1 SAC: 0 DP: 1 HBP: 1	WP: 1 PB: 0 SB: 1 CS: 0	PA: 41													
PITCHER	IP	WLS	BF	H	R	ER	SO	BB	IBB	HBP	BLK	WP	HR	S	P	ERA	WHIP	PITCHER		IP	WLS	BF	H	R	ER	SO	BB	IBB	HBP	BLK	WP	HR	S	P	ERA	WHIP
Bill Short, L (1,1) ERA: 2.84	6.1	W	30	5	2	2	1	6	0	1	0	0	0	25	50	2.84	1.737																			
Ryne Duren, R (7,1) ERA:	2.2	S	11	0	0	0	2	2	0	0	0	1	0	13	21	0.00	0.750																			

Batter	1	2	3	4	5	6	7	8	9	AB	R	H	RBI	BB	SO	LOB	BOTTOM																			
Bobby Richardson, R (1,4) OBP: 0.200, SLG: 0.211	F6		F6		1-3		4-3			4	0	0	0	0	0	1	<p>Baltimore Orioles @ New York Yankees</p> <p>Yankee Stadium, Bronx, NY</p> <p>Sat Apr 23 1960, 3:33 AM EST</p> <p>Att: 18,653 - Unknown - 62 F</p>																			
Hector Lopez, R (1,7) OBP: 0.300, SLG: 0.389	BB 1B BB		L8		1B 3-H		1B 1-3 1B			3	1	2	1	1	0	0																				
Mickey Mantle, S (1,8) OBP: 0.524, SLG: 0.571	1B 1-2 SF9-3-6 BB				FC5-4 PB 1B		K		F6	3	1	1	0	1	1	2																				
Roger Maris, L (1,9) Ken Hunt, R (8,9) OBP: 0.476, SLG: 0.789 OBP: 0.500, SLG: 0.500	1B SF9-3-6 1-3 2-H				FC5-4 BB 1-2		F5		1-3	2	0	1	1	1	0	0																				
Bill Skowron, R (1,3) OBP: 0.476, SLG: 0.700	SF9-3-6 2-3 3-H				L8		6-3		1B	3	0	1	1	0	0	2																				
Elston Howard, R (1,2) OBP: 0.200, SLG: 0.111		6-3		FC5-4 FC6-4 1-2 2-3		1B		1B		3	0	1	0	0	0	2																				
Clete Boyer, R (1,5) OBP: 0.286, SLG: 0.333		1-3		FC6-4 1-2		F2				3	0	0	0	0	0	3																				
Tony Kubek, L (1,6) OBP: 0.222, SLG: 0.333		K2-3				WP BB 1B 1B		6-3		3	1	1	0	0	1	0																				
Bill Short, L (1,1) Ryne Duren, R (7,1)					F6		1B		K	2	0	0	0	0	0	1																				
Inning Stats	R: 2 E: 0 K: 0 S: 3	H: 1 LOB: 0 BB: 2 P: 11	R: 0 E: 0 K: 1 S: 5	H: 0 LOB: 0 BB: 0 P: 5	R: 0 E: 0 K: 0 S: 3	H: 0 LOB: 0 BB: 0 P: 3	R: 0 E: 0 K: 0 S: 4	H: 1 LOB: 2 BB: 1 P: 8	R: 1 E: 0 K: 1 S: 7	H: 2 LOB: 1 BB: 0 P: 7	R: 0 E: 0 K: 0 S: 4	H: 1 LOB: 1 BB: 0 P: 4	R: 0 E: 0 K: 1 S: 5	H: 0 LOB: 0 BB: 0 P: 5	R: 0 E: 0 K: 0 S: 4	H: 2 LOB: 2 BB: 0 P: 4		R: 0 E: 0 K: 0 S: 4	H: 0 LOB: 0 BB: 0 P: 4	1B: 7 2B: 1 3B: 0 HR: 0	SF: 1 SAC: 0 DP: 1 HBP: 0	WP: 1 PB: 1 SB: 0 CS: 0	PA: 32													
PITCHER	IP	WLS	BF	H	R	ER	SO	BB	IBB	HBP	BLK	WP	HR	S	P	ERA	WHIP	PITCHER		IP	WLS	BF	H	R	ER	SO	BB	IBB	HBP	BLK	WP	HR	S	P	ERA	WHIP
Rip Coleman, L (1,1) ERA: 16.2	4.2	L	18	4	1	1	2	1	0	0	0	1	0	21	25	1.93	1.071																			
Hal Brown, R (1,1) ERA: 1.93	2.0		7	1	0	0	1	0	0	0	0	0	0	9	9	0.00	0.500																			
Chuck Estrada, R (6,1) ERA:	1.0		4	2	0	0	0	0	0	0	0	0	0	4	4	0.00	2.000																			



Batter	1	2	3	4	5	6	7	8	9	AB	R	H	RBI	BB	SO	LOB	TOP			
Mary Breeding, R OBP: 0.333, SLG: 0.409 Billy Klaus, L OBP: 0.250, SLG: 1.000 (5, PH)	K		6-3		1-3			L8	HR	2	0	0	0	0	1	0	Baltimore Orioles @ New York Yankees Yankee Stadium, Bronx, NY Sun Apr 24 1960, 3:33 AM EDT Att: 19,460 - Unknown - 59 F			
Al Pilarcik, L OBP: 0.444, SLG: 0.778	HR		F9				L9	HR	BB	5	2	2	1	0	0	0				
Jackie Brandt, R OBP: 0.360, SLG: 0.158	K			F6			F8	HR	BB	4	1	0	0	1	2	0				
Gene Woodling, L OBP: 0.500, SLG: 0.556 Albie Pearson, L OBP: 0.500, SLG: 1.000				F8			3-1	HR		0	0	0	0	1	0	0				
Jim Gentile, L OBP: 0.353, SLG: 0.333	F6			6-3				HR		4	0	0	0	0	0	1				
Brooks Robinson, R OBP: 0.231, SLG: 0.360		F8			F7				HBP	4	1	1	0	0	0	0				
Gus Triandos, R OBP: 0.222, SLG: 0.235 John Anderson, R OBP: 0.143, SLG: 0.077		F6			F6		5-3		HBP	3	0	0	0	0	0	0				
Ron Hansen, R OBP: 0.455, SLG: 0.412		F7						HR	BB	0	1	0	0	1	0	0				
Jack Fisher, R Gordon Jones, R Bob Boyd, L Steve Barber, L Clint Courtney, L			F6					F2	HR	0	0	0	0	0	0	0				
Inning Stats	R: 1 E: 0 K: 2 S: 8	H: 1 LOB: 1 BB: 1 P: 12	R: 0 E: 0 K: 0 S: 3	H: 0 LOB: 0 BB: 0 P: 3	R: 0 E: 0 K: 0 S: 3	H: 0 LOB: 0 BB: 0 P: 3	R: 0 E: 0 K: 0 S: 4	H: 1 LOB: 2 BB: 1 P: 8	R: 0 E: 0 K: 0 S: 3	H: 0 LOB: 0 BB: 0 P: 3	R: 0 E: 0 K: 0 S: 3	H: 0 LOB: 0 BB: 0 P: 3	R: 4 E: 0 K: 0 S: 5	H: 2 LOB: 2 BB: 2 P: 13	R: 4 E: 0 K: 1 S: 7	H: 2 LOB: 0 BB: 1 P: 12		1B: 1 2B: 1 3B: 1 HR: 3	SF: 0 SAC: 0 DP: 0 HBP: 1	WP: 0 PB: 0 SB: 0 CS: 0
PITCHER	IP WLS BF H R ER SO BB IBB HBP BLK WP HR S P ERA WHIP	8.0 W 32 4 5 5 2 4 0 0 0 0 2 32 48 5.62 1.000	1.0 S 7 2 4 4 1 1 0 1 0 0 1 7 12 36.00 3.000																	

Batter	1	2	3	4	5	6	7	8	9	AB	R	H	RBI	BB	SO	LOB	BOTTOM			
Bobby Richardson, R OBP: 0.200, SLG: 0.208			4-3		L8		6-3			5	1	1	0	0	0	2	Baltimore Orioles @ New York Yankees Yankee Stadium, Bronx, NY Sun Apr 24 1960, 3:33 AM EDT Att: 19,460 - Unknown - 59 F			
Hector Lopez, R OBP: 0.360, SLG: 0.381 Clete Boyer, R OBP: 0.286, SLG: 0.333			6-3		2-3			SH1-3	BB	3	2	1	0	2	0	0				
Mickey Mantle, S OBP: 0.520, SLG: 0.647 Ken Hunt, R OBP: 0.500, SLG: 0.500	1B	2B	4-3		K			SH1-3		3	2	1	0	1	1	2				
Yogi Berra, L Elmer Valo, L	1B	2B				6-3		1B	BB	4	2	3	3	0	0	0				
Bill Skowron, R	2B	F8		5-3	1B			4-3	BB	0	1	0	0	1	0	0				
Gil McDougald, R Andy Carey, R	HR	F8		L7		K		4-3	1B	5	2	2	2	0	1	2				
Gil McDougald, R Andy Carey, R	HR	F6		5-3		5-3		4-3		4	1	1	1	0	0	2				
Elston Howard, R OBP: 0.280, SLG: 0.522	HR			K			K			5	2	3	5	0	2	1				
Tony Kubek, L OBP: 0.304, SLG: 0.636	HR	HR			E6		SH2-3	3-1		4	2	2	3	1	0	1				
Jim Coates, R Johnny James, L	K	K			SH1-3		SH2-3			2	0	0	0	0	2	0				
Inning Stats	R: 8 E: 0 K: 1 S: 12	H: 7 LOB: 0 BB: 1 P: 16	R: 4 E: 0 K: 1 S: 9	H: 4 LOB: 0 BB: 0 P: 9	R: 0 E: 0 K: 0 S: 3	H: 0 LOB: 0 BB: 0 P: 3	R: 0 E: 0 K: 1 S: 6	H: 1 LOB: 1 BB: 0 P: 6	R: 0 E: 0 K: 1 S: 6	H: 0 LOB: 2 BB: 1 P: 10	R: 0 E: 0 K: 1 S: 5	H: 0 LOB: 0 BB: 0 P: 5	R: 0 E: 0 K: 0 S: 5	H: 0 LOB: 1 BB: 1 P: 9	R: 3 E: 0 K: 0 S: 5	H: 2 LOB: 1 BB: 2 P: 13	1B: 6 2B: 2 3B: 3 HR: 3	SF: 0 SAC: 3 DP: 0 HBP: 0	WP: 1 PB: 0 SB: 0 CS: 0	PA: 44
PITCHER	IP WLS BF H R ER SO BB IBB HBP BLK WP HR S P ERA WHIP	0.0 L 12 6 6 6 2 0 0 0 0 0 3 16 16 27.00 3.000	18.0 15 1 0 0 3 1 0 0 0 1 0 20 24 0.00 0.500	2.0 11 2 3 3 1 3 0 0 0 0 0 10 22 13.50 2.500																

Batter	1	2	3	4	5	6	7	8	9	AB	R	H	RBI	BB	SO	LOB	TOP			
Mary Breeding, R OBP: 0.379, SLG: 0.400 (1, 4)										3	0	1	0	1	0	0	<p>Baltimore Orioles @ Washington Senators Griffith Stadium, Washington, DC</p> <p>Mon Apr 25 1960, 7:05 PM EDT Att: 8,459 - Unknown</p> <p>livebaseballscorecards.com</p> <p>AB 31 R 3 H 5 RBI 3 BB 7 SO 4 LOB 19</p>			
Al Pilarcik, L OBP: 0.429, SLG: 0.615 (1, 8) (7, 9)										4	1	1	0	1	0	3				
Albie Pearson, L OBP: 0.500, SLG: 0.600 Willie Tasby, R OBP: 0.273, SLG: 0.273 (1, 9) (7, 8)										4	0	0	0	0	0	4				
Gene Woodling, L OBP: 0.333, SLG: 0.500 Jackie Brandt, R OBP: 0.350, SLG: 0.158 (1, 7) (8, 7)										2	1	0	0	2	0	0				
Jim Gentile, L OBP: 0.429, SLG: 0.611 (1, 3)										3	1	2	3	1	0	0				
Brooks Robinson, R OBP: 0.200, SLG: 0.310 (1, 5)										4	0	0	0	0	0	3				
Gus Triandos, R OBP: 0.273, SLG: 0.250 (1, 2)										3	0	1	0	1	0	2				
Ron Hansen, R OBP: 0.417, SLG: 0.368 John Powers, L OBP: 0.133, SLG: 0.071 Billy Klaus, L OBP: 0.400, SLG: 1.000 (1, 6) (6, PH) (6, 6)										2	0	0	0	0	1	1				
Milt Pappas, R (1, 1)										4	0	0	0	0	3	1				
Inning Stats	R: 3 E: 1 K: 0 S: 5	H: 1 LOB: 1 BB: 2 P: 13	R: 0 E: 0 K: 2 S: 7	H: 0 LOB: 0 BB: 0 P: 7	R: 0 E: 0 K: 0 S: 3	H: 0 LOB: 0 BB: 0 P: 3	R: 0 E: 0 K: 0 S: 4	H: 1 LOB: 1 BB: 0 P: 4	R: 0 E: 0 K: 0 S: 2	H: 0 LOB: 2 BB: 1 P: 7	R: 0 E: 0 K: 1 S: 6	H: 1 LOB: 1 BB: 2 P: 6	R: 0 E: 0 K: 0 S: 3	H: 0 LOB: 1 BB: 1 P: 7	R: 0 E: 0 K: 1 S: 6	H: 1 LOB: 2 BB: 1 P: 10		1B: 3 2B: 2 3B: 0 HR: 1	SF: 0 SAC: 0 DP: 2 HBP: 1	WP: 0 PB: 0 SB: 0 CS: 0
PITCHER	IP WLS BF H R ER SO BB IBB HBP BLK WP HR S P ERA WHIP	5.0 L 23 3 3 3 2 4 0 1 0 0 1 22 39 5.40 1.400	4.0 16 2 0 0 2 2 1 0 0 0 0 0 17 29 0.00 1.000	PITCHER											IP WLS BF H R ER SO BB IBB HBP BLK WP HR S P ERA WHIP					

Batter	1	2	3	4	5	6	7	8	9	AB	R	H	RBI	BB	SO	LOB	BOTTOM					
Billy Gardner, R OBP: 0.410, SLG: 0.471 (1, 4)										3	1	1	0	1	2	1	<p>Baltimore Orioles @ Washington Senators Griffith Stadium, Washington, DC</p> <p>Mon Apr 25 1960, 7:05 PM EDT Att: 8,459 - Unknown</p> <p>livebaseballscorecards.com</p> <p>AB 33 R 2 H 5 RBI 2 BB 2 SO 7 LOB 12</p>					
Dan Dobbek, L OBP: 0.474, SLG: 0.615 (1, 8)										3	0	1	1	0	0	1						
Bob Allison, R OBP: 0.553, SLG: 0.765 (1, 9)										4	0	0	0	0	0	3						
Harmon Killebrew, R OBP: 0.368, SLG: 0.344 (1, 5)										4	0	0	0	0	0	2						
Jim Lemon, R OBP: 0.385, SLG: 0.500 (1, 7)										4	0	0	0	0	1	0						
Don Mincher, L OBP: 0.333, SLG: 0.406 (1, 3)										4	1	2	1	0	0	0						
Billy Consolo, R OBP: 0.397, SLG: 0.536 Faye Throneberry, L OBP: 0.455, SLG: 0.444 (1, 6) (9, PH)										3	0	0	0	0	0	1						
Earl Batley, R OBP: 0.333, SLG: 0.407 Lenny Green, L OBP: 0.259, SLG: 0.261 (1, 2) (9, PH)										3	0	0	0	0	2	2						
Russ Kemmerer, R OBP: 0.250, SLG: 0.250 Julio Becquer, L (9, PH)										1	0	0	0	1	1	0						
Inning Stats	R: 0 E: 0 K: 1 S: 5	H: 0 LOB: 0 BB: 0 P: 5	R: 0 E: 1 K: 0 S: 5	H: 1 LOB: 2 BB: 0 P: 5	R: 0 E: 0 K: 1 S: 5	H: 0 LOB: 2 BB: 1 P: 10	R: 0 E: 0 K: 0 S: 3	H: 0 LOB: 0 BB: 0 P: 3	R: 1 E: 0 K: 2 S: 9	H: 2 LOB: 1 BB: 0 P: 9	R: 1 E: 0 K: 0 S: 4	H: 1 LOB: 1 BB: 0 P: 4	R: 0 E: 0 K: 2 S: 7	H: 0 LOB: 1 BB: 1 P: 11	R: 0 E: 0 K: 1 S: 5	H: 0 LOB: 0 BB: 0 P: 5		R: 0 E: 0 K: 0 S: 4	H: 1 LOB: 1 BB: 0 P: 4	1B: 3 2B: 0 3B: 1 HR: 1	SF: 0 SAC: 0 DP: 0 HBP: 1	WP: 0 PB: 0 SB: 0 CS: 0
PITCHER	IP WLS BF H R ER SO BB IBB HBP BLK WP HR S P ERA WHIP	9.0 W 36 5 2 2 7 2 0 1 0 0 1 47 56 2.00 0.778	PITCHER											IP WLS BF H R ER SO BB IBB HBP BLK WP HR S P ERA WHIP								


Batter	1	2	3	4	5	6	7	8	9	AB	R	H	RBI	BB	SO	LOB	TOP			
Don Buddin, R OBP: 0.429, SLG: 0.514 (1, 6)	F5		5-3			F3			1B SF8 2B	4	1	1	0	0	0	0	Boston Red Sox @ Baltimore Orioles Memorial Stadium, Baltimore, MD Wed Apr 27 1960, 7:05 PM EDT Att: 6,247 - Unknown			
Pete Runnels, L OBP: 0.388, SLG: 0.471 Pumpsie Green, S OBP: 0.364, SLG: 0.500 (6, 4)	F7				F8	F2			1B FC4-6 1B	3	0	0	0	0	0	0				
Frank Malzone, R OBP: 0.275, SLG: 0.400 (1, 5)	5-3				F8				SF8	3	0	0	1	0	0	0				
Vic Wertz, L OBP: 0.368, SLG: 0.706 (1, 3)		G3			F6				3-H FC4-6 1B	4	0	1	0	0	0	0				
Gene Stephens, L OBP: 0.286, SLG: 0.176 (1, 7)	F5					F9			FC4-6 1B	4	0	1	1	0	0	1				
Gary Geiger, L OBP: 0.310, SLG: 0.346 (1, 9)					F8				1B G6-4-3 BB	3	1	1	0	1	0	2				
Marty Keough, L OBP: 0.357, SLG: 0.333 (1, 8)					F5				G6-4-3 1B	3	0	1	0	0	0	2				
Ed Sadowski, R OBP: 0.409, SLG: 0.526 (8, PH) Bobby Thomson, R OBP: 0.313, SLG: 0.533 (8, 2) Don Gile, R OBP: 0.250, SLG: 0.250 (8, 2)			F3		F5				G6-4-3 1B	2	0	0	0	0	0	1				
Frank Sullivan, R (1, 1) Al Worthington, R (3, 1) Nelson Chittum, R (5, 1) Ted Williams, L (8, PH) Mike Fomiele, R (8, 1)			L1			K			K	1	0	0	0	0	0	0				
Inning Stats	R: 0 E: 0 K: 0 S: 3	H: 0 LOB: 0 BB: 0 P: 3	R: 0 E: 0 K: 0 S: 4	H: 1 LOB: 1 BB: 0 P: 4	R: 0 E: 0 K: 0 S: 3	H: 0 LOB: 0 BB: 0 P: 3	R: 0 E: 0 K: 0 S: 4	H: 1 LOB: 1 BB: 0 P: 4	R: 0 E: 0 K: 1 S: 5	H: 0 LOB: 0 BB: 0 P: 5	R: 0 E: 0 K: 0 S: 3	H: 0 LOB: 0 BB: 0 P: 3	R: 1 E: 0 K: 1 S: 5	H: 1 LOB: 0 BB: 1 P: 9	R: 2 E: 0 K: 0 S: 6	H: 3 LOB: 1 BB: 0 P: 6		1B: 4 2B: 1 3B: 1 HR: 0	SF: 1 SAC: 0 DP: 1 HBP: 0	WP: 0 PA: 33 PB: 0 SB: 0 CS: 0
PITCHER	IP WLS BF H R ER SO BB IBB HBP BLK WP HR S P ERA WHIP																			
Amie Portocarrero, R ERA: 3.6 (1, 1)	9.0 W 33 6 3 3 2 1 0 0 0 0 0 0 36 40 3.00 0.778																			

Batter	1	2	3	4	5	6	7	8	9	AB	R	H	RBI	BB	SO	LOB	BOTTOM			
Mary Breeding, R OBP: 0.375, SLG: 0.400 (1, 4)	BB BB G3 1B		BB 1B 2B		F7 FC5-2		CS	K		5	2	2	0	0	1	2	Boston Red Sox @ Baltimore Orioles Memorial Stadium, Baltimore, MD Wed Apr 27 1960, 7:05 PM EDT Att: 6,247 - Unknown			
Albie Pearson, L OBP: 0.438, SLG: 0.667 Jackie Brandt, R OBP: 0.375, SLG: 0.167 (7, 8)	G3 BB BB		BB 1B BB		E3			1B BB		2	1	1	0	2	0	1				
Al Pilarcik, L OBP: 0.440, SLG: 0.609 (1, 9)	K		K		F7 F8			FC5 1B 1B		5	0	1	0	0	2	7				
Gene Woodling, L OBP: 0.579, SLG: 0.640 Willie Tasby, R OBP: 0.275, SLG: 0.273 (9, 7)	G3 BB		BB 1B BB		BB			F6		2	1	1	1	3	0	0				
Jim Gentile, L OBP: 0.419, SLG: 0.630 (1, 3)	G3		BB 1B 1B		F2		3-1	F8		5	1	1	3	0	0	6				
Brooks Robinson, R OBP: 0.275, SLG: 0.324 (1, 5)	K		BB 1B 1B					F8		4	1	1	1	1	1	4				
Gus Triandos, R OBP: 0.290, SLG: 0.192 (1, 2)		5-3	K		BB 2B FC5-2 BB		6-3			3	0	0	0	1	1	2				
Ron Hansen, R OBP: 0.424, SLG: 0.500 (1, 6)	K		BB 1B		FC5-2 E 2B		CS	1B		4	1	3	2	0	1	0				
Amie Portocarrero, R (1, 1)	K		G3		K		K			4	0	0	0	0	3	5				
Inning Stats	R: 1 E: 0 K: 2 S: 8	H: 1 LOB: 2 BB: 2 P: 16	R: 0 E: 0 K: 2 S: 7	H: 0 LOB: 0 BB: 0 P: 7	R: 4 E: 0 K: 2 S: 11	H: 4 LOB: 2 BB: 2 P: 19	R: 0 E: 0 K: 0 S: 4	H: 1 LOB: 1 BB: 1 P: 8	R: 2 E: 1 K: 1 S: 7	H: 1 LOB: 2 BB: 2 P: 15	R: 0 E: 0 K: 0 S: 3	H: 0 LOB: 0 BB: 0 P: 3	R: 0 E: 0 K: 1 S: 5	H: 1 LOB: 0 BB: 0 P: 5	R: 1 E: 0 K: 1 S: 7	H: 2 LOB: 2 BB: 1 P: 11		1B: 7 2B: 3 3B: 0 HR: 0	SF: 0 SAC: 0 DP: 0 HBP: 0	WP: 0 PA: 43 PB: 0 SB: 0 CS: 1
PITCHER	IP WLS BF H R ER SO BB IBB HBP BLK WP HR S P ERA WHIP																			
Frank Sullivan, R ERA: 7.45 (1, 1) Al Worthington, R ERA: 8.39 (3, 1) Nelson Chittum, R ERA: 1.23 (5, 1) Mike Fomiele, R ERA: 2.25 (8, 1)	2.1 L 15 3 2 1 1 3 0 0 0 0 0 0 10 22 5.40 3.600																			

Batter	1	2	3	4	5	6	7	8	9	AB	R	H	RBI	BB	SO	LOB	TOP			
Don Buddin, R OBP: 0.435, SLG: 0.500 (1, 6)										3	1	1	0	1	1	2				
Pumpsie Green, S OBP: 0.400, SLG: 0.571 (1, 4)										4	0	2	0	0	0	1				
Frank Malzone, R OBP: 0.250, SLG: 0.359 (1, 5)										4	0	0	1	0	0	4				
Bobby Thomson, R OBP: 0.333, SLG: 0.515 (1, 7)										3	0	1	0	1	0	2				
Ron Jackson, R OBP: 0.238, SLG: 0.300 (1, 3)											4	0	1	0	0	1	2			
Lou Clinton, R OBP: 0.318, SLG: 0.571 (1, 9)											4	0	1	0	0	1	1			
Gary Geiger, L OBP: 0.281, SLG: 0.310 Don Giles, R OBP: 0.200, SLG: 0.200 (0, PH)											3	0	0	0	0	2	3			
Ed Sadowski, R OBP: 0.409, SLG: 0.528 Haywood Sullivan, R OBP: 0.083, SLG: 0.083 (1, 2)											0	0	0	0	0	0	0			
Bill Monbouquette, R Ray Webster, R Nelson Chittum, R Ted Bowsfield, R (1, 1) (7, PH) (7, 1) (7, 1)											1	0	0	0	1	0	0			
Inning Stats	R: 0 E: 0 K: 0 S: 4	H: 1 LOB: 1 BB: 0 P: 4	R: 0 E: 1 K: 0 S: 4	H: 1 LOB: 1 BB: 0 P: 4	R: 1 E: 0 K: 0 S: 4	H: 1 LOB: 1 BB: 1 P: 8	R: 0 E: 0 K: 2 S: 7	H: 0 LOB: 0 BB: 0 P: 7	R: 0 E: 0 K: 1 S: 6	H: 2 LOB: 1 BB: 0 P: 6	R: 0 E: 0 K: 0 S: 2	H: 0 LOB: 0 BB: 1 P: 6	R: 0 E: 0 K: 0 S: 3	H: 0 LOB: 1 BB: 0 P: 7	R: 0 E: 0 K: 2 S: 7	H: 0 LOB: 0 BB: 0 P: 7	1B: 4 2B: 2 3B: 0 HR: 0	SF: 0 SAC: 0 DP: 3 HBP: 0	WP: 0 PB: 0 SB: 0 CS: 0	PA: 35
PITCHER Steve Barber, L ERA: 1.06 (1, 1)	IP: 9.0 WLS: W BF: 35 H: 6 R: 1 ER: 1 SO: 6 BB: 4 IBB: 0 HBP: 0 BLK: 0 WP: 0 HR: 0 S: 43 P: 59 ERA: 1.00 WHIP: 1.111															PITCHER				

Boston Red Sox @ Baltimore Orioles
Memorial Stadium, Baltimore, MD
Thu Apr 28 1960, 7:05 PM EDT
Att: 6,058 - Unknown


AB	31
R	1
H	6
RBI	1
BB	4
SO	6
LOB	16



Batter	1	2	3	4	5	6	7	8	9	AB	R	H	RBI	BB	SO	LOB	BOTTOM			
Mary Breeding, R OBP: 0.364, SLG: 0.410 (1, 4)										4	1	1	1	0	0	0				
Albie Pearson, L OBP: 0.421, SLG: 0.571 Jackie Brandt, R OBP: 0.394, SLG: 0.240 (1, 8) (7, 8)										2	1	0	0	1	0	0				
Bob Boyd, L OBP: 0.286, SLG: 0.429 (1, 3)										4	1	1	0	0	0	1				
Gene Woodling, L OBP: 0.548, SLG: 0.586 Al Pilarcik, L OBP: 0.440, SLG: 0.609 (1, 7) (9, 9)										4	1	1	2	0	1	0				
John Powers, L OBP: 0.211, SLG: 0.118 Willie Tasby, R OBP: 0.250, SLG: 0.250 (1, 9) (7, 9) (9, 7)										3	1	1	0	0	0	0				
Brooks Robinson, R OBP: 0.295, SLG: 0.350 (1, 5)										3	0	1	2	1	1	0				
Gus Triandos, R OBP: 0.257, SLG: 0.167 (1, 2)										4	0	0	0	0	1	2				
Ron Hansen, R OBP: 0.444, SLG: 0.581 (1, 6)										3	1	2	0	0	1	1				
Steve Barber, L (1, 1)										3	0	0	0	0	2	2				
Inning Stats	R: 4 E: 1 K: 1 S: 9	H: 4 LOB: 1 BB: 1 P: 13	R: 0 E: 0 K: 0 S: 3	H: 0 LOB: 0 BB: 0 P: 3	R: 0 E: 0 K: 0 S: 3	H: 0 LOB: 0 BB: 0 P: 3	R: 0 E: 0 K: 2 S: 8	H: 1 LOB: 1 BB: 0 P: 8	R: 0 E: 0 K: 0 S: 3	H: 0 LOB: 0 BB: 0 P: 3	R: 0 E: 0 K: 1 S: 5	H: 0 LOB: 0 BB: 0 P: 5	R: 2 E: 0 K: 1 S: 8	H: 3 LOB: 1 BB: 0 P: 8	R: 0 E: 0 K: 1 S: 5	H: 0 LOB: 1 BB: 1 P: 9	1B: 2 2B: 6 3B: 0 HR: 0	SF: 0 SAC: 0 DP: 0 HBP: 0	WP: 0 PB: 0 SB: 0 CS: 0	PA: 34
PITCHER Bill Monbouquette, R ERA: 7.15 Nelson Chittum, R ERA: 3.38 Ted Bowsfield, L ERA: 1.58 (1, 1) (7, 1) (7, 1)	IP: 6.0 WLS: L BF: 24 H: 5 R: 4 ER: 4 SO: 4 BB: 4 IBB: 4 HBP: 4 BLK: 4 WP: 0 HR: 0 S: 31 P: 35 ERA: 6.00 WHIP: 1.000															PITCHER				

Boston Red Sox @ Baltimore Orioles
Memorial Stadium, Baltimore, MD
Thu Apr 28 1960, 7:05 PM EDT
Att: 6,058 - Unknown

AB	32
R	6
H	8
RBI	6
BB	2
SO	6
LOB	6




Batter	1	2	3	4	5	6	7	8	9	AB	R	H	RBI	BB	SO	LOB	TOP			
Bobby Richardson, R OBP: 0.162, SLG: 0.143 (1,4)	6-3		L8		FC6-4		L7			4	0	0	0	0	0	3	New York Yankees @ Baltimore Orioles Memorial Stadium, Baltimore, MD Fri Apr 29 1960, 7:05 PM EDT Att: 17,913 - Unknown - 60 F			
Gil McDougald, R OBP: 0.370, SLG: 0.483 (1,5)	3-1				6-3		FC4-6			4	0	2	0	0	0	3				
Mickey Mantle, S OBP: 0.486, SLG: 0.571 (1,8)										3	0	1	0	1	0	1				
Yogi Berra, L OBP: 0.438, SLG: 0.667 (1,7)	3-1				F9		G3-6-3			4	0	0	0	0	0	3				
Roger Maris, L OBP: 0.440, SLG: 0.783 (1,9)	F5				F7					4	0	1	0	0	1	2				
Bill Skowron, R OBP: 0.421, SLG: 0.722 (1,3)					F2					4	0	0	0	0	1	1				
Elston Howard, R OBP: 0.216, SLG: 0.382 (1,2)							F5			4	0	1	0	0	0	0				
Tony Kubek, L OBP: 0.286, SLG: 0.559 (1,6)										4	1	2	0	0	0	1				
Bill Short, L OBP: 0.400, SLG: 0.400 (1,1)										3	0	2	1	0	0	0				
Inning Stats	R: 0 E: 0 K: 0 S: 4	H: 1 LOB: 2 BB: 1 P: 8	R: 0 E: 0 K: 0 S: 3	H: 1 LOB: 0 BB: 0 P: 3	R: 0 E: 0 K: 0 S: 4	H: 0 LOB: 0 BB: 0 P: 4	R: 0 E: 0 K: 0 S: 3	H: 0 LOB: 0 BB: 0 P: 3	R: 1 E: 0 K: 1 S: 5	H: 2 LOB: 1 BB: 0 P: 5	R: 0 E: 0 K: 1 S: 6	H: 2 LOB: 1 BB: 0 P: 6	R: 0 E: 0 K: 0 S: 5	H: 0 LOB: 0 BB: 0 P: 5	R: 0 E: 0 K: 0 S: 3	H: 0 LOB: 0 BB: 0 P: 3	1B: 6 2B: 1 3B: 2 HR: 0	SF: 0 SAC: 0 DP: 2 HBP: 0	WP: 0 PB: 0 SB: 1 CS: 0	PA: 35
PITCHER Hal Brown, R ERA: 1.32 (1,1)	IP: 9.0 WLS: W BF: 35 H: 9 R: 1 ER: 1 SO: 2 BB: 1 IBB: 0 HBP: 0 BLK: 0 WP: 0 HR: 0 S: 38 P: 42 ERA: 1.00 WHIP: 1.111															PITCHER				

Batter	1	2	3	4	5	6	7	8	9	AB	R	H	RBI	BB	SO	LOB	BOTTOM			
Mary Breeding, R OBP: 0.375, SLG: 0.419 (1,4)										4	1	2	0	0	2	2	New York Yankees @ Baltimore Orioles Memorial Stadium, Baltimore, MD Fri Apr 29 1960, 7:05 PM EDT Att: 17,913 - Unknown - 60 F			
Gene Woodling, L OBP: 0.585, SLG: 0.581 (1,7)										2	0	1	1	2	0	1				
Al Pilarcik, L OBP: 0.440, SLG: 0.609 (7, PR) (8,9)										0	0	0	0	0	0	0				
Jackie Brandt, R OBP: 0.405, SLG: 0.276 (1,8)										4	0	2	0	0	1	3				
Walt Dropo, R OBP: 0.273, SLG: 0.222 (1,3)										3	0	0	0	1	0	3				
Willie Tasby, R OBP: 0.313, SLG: 0.214 (8,7) (1,9)										2	0	0	1	2	1	2				
Brooks Robinson, R OBP: 0.271, SLG: 0.318 (1,5)										4	0	0	0	0	0	4				
Joe Ginsberg, L OBP: 0.222, SLG: 0.125 (1,2)										3	1	1	0	0	0	0				
Ron Hansen, R OBP: 0.410, SLG: 0.529 (1,6)										3	0	0	0	0	1	1				
Hal Brown, R OBP: 0.400, SLG: 0.250 (1,1)										2	0	0	0	1	1	0				
Inning Stats	R: 0 E: 0 K: 1 S: 7	H: 2 LOB: 2 BB: 0 P: 7	R: 0 E: 0 K: 0 S: 3	H: 0 LOB: 0 BB: 0 P: 3	R: 1 E: 0 K: 2 S: 8	H: 1 LOB: 3 BB: 3 P: 20	R: 1 E: 1 K: 2 S: 8	H: 2 LOB: 2 BB: 1 P: 12	R: 0 E: 0 K: 0 S: 3	H: 0 LOB: 0 BB: 0 P: 3	R: 0 E: 0 K: 1 S: 4	H: 0 LOB: 1 BB: 1 P: 8	R: 0 E: 0 K: 0 S: 3	H: 0 LOB: 0 BB: 0 P: 3	R: 0 E: 0 K: 0 S: 3	H: 0 LOB: 0 BB: 0 P: 3	1B: 6 2B: 0 3B: 0 HR: 0	SF: 0 SAC: 0 DP: 2 HBP: 0	WP: 0 PB: 0 SB: 2 CS: 0	PA: 33
PITCHER Bill Short, L ERA: 2.51 (1,1)	IP: 8.0 WLS: L BF: 33 H: 6 R: 2 ER: 2 SO: 6 BB: 6 IBB: 0 HBP: 0 BLK: 0 WP: 0 HR: 0 S: 39 P: 63 ERA: 2.25 WHIP: 1.500															PITCHER				



Batter	1	2	3	4	5	6	7	8	9	AB	R	H	RBI	BB	SO	LOB	TOP					
Tony Kubek, L OBP: 0.293, SLG: 0.550	4-3	K		F6		BB 1B	3B 2B	4-3		6	2	2	1	0	1	0	New York Yankees @ Baltimore Orioles Memorial Stadium, Baltimore, MD Sat Apr 30 1960, 3:33 AM EDT Att: 13,267 - Unknown					
Gil McDougald, R OBP: 0.343, SLG: 0.438	BB 1B	6-3		F9		BB 1B	BB 3B		F8	3	3	0	0	3	0	0						
Mickey Mantle, S OBP: 0.512, SLG: 0.625 Ken Hunt, R OBP: 0.200, SLG: 0.200	4-0 BB	4-0		K		E 2B	E 1B		K	4	3	2	3	2	2	0						
Yogi Berra, L OBP: 0.455, SLG: 0.619	0-0	0-0				2B 1B	FC6-4 1B		G3	6	2	3	2	0	0	1						
Roger Maris, L OBP: 0.467, SLG: 0.929 Elmer Valo, L (8, 9)	0-0	0-0				3-H 1B	3-H 1B		F9	5	2	3	4	0	0	3						
Bill Skowron, R OBP: 0.419, SLG: 0.756 Kent Hadley, L (8, 3)	0-0			K		2B	FC6-4			5	1	2	3	0	1	2						
Elston Howard, R OBP: 0.190, SLG: 0.333 Johnny Blanchard, L (8, 2)	0-3			6-3		2-H 1B			5-3	5	0	0	0	0	1	2						
Bobby Richardson, R OBP: 0.214, SLG: 0.300	0-0					6-3	SH1-3 2B			5	2	3	1	0	0	0						
Jim Coates, R OBP: 0.300, SLG: 0.333		WP 2B		K		6-3	SH1-3		5-3	4	1	1	0	0	1	1						
Inning Stats	R: 5 E: 0 K: 1 S: 8	H: 3 LOB: 0 BB: 2 P: 16	R: 1 E: 0 K: 1 S: 7	H: 2 LOB: 2 BB: 1 P: 11	R: 0 E: 0 K: 2 S: 8	H: 1 LOB: 0 BB: 0 P: 8	R: 0 E: 0 K: 1 S: 5	H: 0 LOB: 0 BB: 0 P: 5	R: 0 E: 0 K: 0 S: 4	H: 1 LOB: 1 BB: 0 P: 4	R: 5 E: 1 K: 0 S: 8	H: 4 LOB: 1 BB: 1 P: 12	R: 4 E: 0 K: 0 S: 7	H: 4 LOB: 1 BB: 1 P: 11	R: 1 E: 0 K: 0 S: 4	H: 1 LOB: 0 BB: 0 P: 4		R: 0 E: 0 K: 1 S: 5	H: 0 LOB: 0 BB: 0 P: 5	1B: 7 2B: 5 3B: 1 HR: 3	SF: 0 SAC: 1 DP: 0 HBP: 0	WP: 1 PB: 1 SB: 0 CS: 0
PITCHER	IP WLS BF H R ER SO BB IBB HBP BLK WP HR S P ERA WHIP	1.2 L 13 5 6 6 2 3 0 0 0 1 2 14 26 32.40 4.800	Milt Pappas, R ERA: 7.79	2.2 W 10 2 1 1 1 0 0 0 0 0 1 12 12 3.38 0.750	Amie Portocarrero, R ERA: 3.55																	
Rip Coleman, L ERA: 13.5	0.1 1 0 0 0 0 0 0 0 0 0 0 0 1 1 0.00 0.000	Gordon Jones, R ERA: 9.0	3.0 11 2 0 0 3 0 0 0 0 0 0 17 17 0.00 0.667	Bob Mabe, R ERA: 13.5	0.2 7 3 5 1 0 1 0 0 0 0 0 6 10 13.50 6.000	John Anderson, R ERA: 13.5	0.2 7 4 4 4 0 1 0 0 0 0 0 6 10 54.00 7.500															
Mary Breeding, R OBP: 0.358, SLG: 0.396	K		K		F2		1B		K	5	0	1	0	0	3	2	New York Yankees @ Baltimore Orioles Memorial Stadium, Baltimore, MD Sat Apr 30 1960, 3:33 AM EDT Att: 13,267 - Unknown					
Albie Pearson, L OBP: 0.364, SLG: 0.471 John Anderson, R Amie Portocarrero, R (7, 1)	4-3		F9		F9		F3			3	0	0	0	0	0	1						
Al Pilarcik, L OBP: 0.483, SLG: 0.630	FC6 1B		F6		1B		FC3-6 1B			4	0	3	0	0	0	0						
Gene Woodling, L OBP: 0.551, SLG: 0.559 Jackie Brandt, R OBP: 0.395, SLG: 0.267	FC6		F5		1B		L7			3	0	1	0	0	0	1						
Jim Gentile, L OBP: 0.371, SLG: 0.548			F7		F2		FC3-6			4	0	0	0	0	0	3						
Brooks Robinson, R OBP: 0.269, SLG: 0.298			F2		BB		F8		5-3	3	0	0	0	1	0	3						
Joe Ginsberg, L OBP: 0.250, SLG: 0.100 Clint Courtney, L OBP: 0.429, SLG: 0.400			1B BB		F6		F7		G5-4-3 1B	2	0	0	0	1	0	3						
Ron Hansen, R OBP: 0.419, SLG: 0.514			1B				5-3		G5-4-3	3	0	1	0	1	0	1						
Milt Pappas, R Rip Coleman, L John Powers, L Gordon Jones, R Bob Mabe, R Bob Mabe, R Willie Tasby, R	0-0 H: 1 LOB: 1 K: 1 S: 6	0-0 H: 1 LOB: 2 K: 0 S: 4	0-0 H: 1 LOB: 0 K: 0 S: 5	0-0 H: 0 LOB: 0 K: 0 S: 3	0-0 H: 0 LOB: 1 K: 1 S: 5	0-0 H: 0 LOB: 1 K: 0 S: 7	0-0 H: 2 LOB: 2 K: 0 S: 5	0-0 H: 1 LOB: 1 K: 0 S: 4	0-0 H: 1 LOB: 1 K: 0 S: 4	0-0 H: 2 LOB: 1 K: 1 S: 6	1B: 8 2B: 0 3B: 0 HR: 0	SF: 0 SAC: 0 DP: 1 HBP: 0	WP: 0 PB: 0 SB: 0 CS: 0	PA: 37								
PITCHER	IP WLS BF H R ER SO BB IBB HBP BLK WP HR S P ERA WHIP	9.0 W 37 8 0 0 4 3 0 0 0 0 42 54 0.00 1.222	1.1 Milt Pappas, R ERA: 2.77	7.1 Amie Portocarrero, R ERA: 3.55																		
Jim Coates, R ERA: 2.77	9.0 W 37 8 0 0 4 3 0 0 0 0 42 54 0.00 1.222	2.7 Rip Coleman, L ERA: 13.5	1.1 John Powers, L ERA: 20.0	3.1 Gordon Jones, R ERA: 9.0	0.2 Bob Mabe, R ERA: 13.5	0.2 Bob Mabe, R ERA: 13.5	0.2 John Anderson, R ERA: 13.5															
Batter	1	2	3	4	5	6	7	8	9	AB	R	H	RBI	BB	SO	LOB	BOTTOM					

Batter	1	2	3	4	5	6	7	8	9	AB	R	H	RBI	BB	SO	LOB	TOP					
Tony Kubek, L (1,6) OBP: 0.304, SLG: 0.533	0-0 BB SF8 BB 1B	0-0 FC4-6 1B		0-0 E3 G5-4-3	0-0 4-3		0-0 L7			5	1	2	0	0	0	4	New York Yankees @ Baltimore Orioles Memorial Stadium, Baltimore, MD Sun May 01 1960, 3:33 AM EDT Att: 11,474 - Unknown					
Gil McDougald, R (1,5) OBP: 0.325, SLG: 0.389	4-0 BB 1B	0-0 FC4-6 BB 1-2		0-0 G5-4-3 1-2	0-0 4-3		0-0 F9			4	1	0	0	1	0	2						
Mickey Mantle, S (1,8) OBP: 0.521, SLG: 0.600	4-0 1B 1-2 2-3	4-0 BB 1-2		0-0 E 1B	0-0 F3		0-0 F9			3	2	1	0	2	0	0						
Roger Maris, L (1,9) OBP: 0.429, SLG: 0.839	0-0 SF8	0-0 F8		0-0 E5 1-H	4-0 FC6 BB		0-0 6-3			3	0	0	1	1	0	2						
Yogi Berra, L (1,7) OBP: 0.407, SLG: 0.538	0-0 K	0-0 L4		0-0 F6	4-0 FC6 1-2			0-0 G5-3 1B		5	0	1	0	0	1	6						
Bill Skowron, R (1,3) OBP: 0.438, SLG: 0.761	0-0 2B 1-3 2-H		0-3 K		0-0 2B		0-3 K		0-0 G5-3 1B	5	0	3	1	0	2	0						
Elston Howard, R (1,2) OBP: 0.234, SLG: 0.455	0-0 1-3 3-H		0-0 HR		0-0 F7		0-0 1B		0-0 G5-3 1-2 2-3	5	1	3	2	0	0	3						
Bobby Richardson, R (1,4) OBP: 0.255, SLG: 0.302	4-0 IBB		0-0 F3		4-0 BB		0-0 1B		0-0 F2	3	0	1	0	2	0	1						
Ralph Terry, R Elmer Valo, L Bobby Shantz, R John Gabler, S Art Ditmar, R Heater James, R Johnny James, R Kerr Hadley, L Fred Kipp, L	0-0 G3		0-0 F5		0-0 L8		0-0 F3			1	0	0	0	0	0	3						
Inning Stats	R: 3 E: 0 K: 1 S: 8	H: 3 LOB: 3 BB: 3 P: 20	R: 0 E: 0 K: 0 S: 4	H: 1 LOB: 2 BB: 1 P: 8	R: 1 E: 0 K: 1 S: 6	H: 1 LOB: 0 BB: 0 P: 6	R: 1 E: 2 K: 0 S: 5	H: 1 LOB: 1 BB: 1 P: 5	R: 0 E: 0 K: 0 S: 4	H: 1 LOB: 2 BB: 1 P: 8	R: 0 E: 0 K: 0 S: 3	H: 0 LOB: 1 BB: 1 P: 7	R: 0 E: 0 K: 1 S: 7	H: 2 LOB: 2 BB: 0 P: 7	R: 0 E: 0 K: 0 S: 3	H: 0 LOB: 0 BB: 0 P: 3		R: 0 E: 0 K: 0 S: 4	H: 2 LOB: 1 BB: 0 P: 4	1B: 8 2B: 2 3B: 0 HR: 1	SF: 1 SAC: 0 DP: 2 HBP: 0	WP: 0 PB: 0 SB: 1 CS: 0
PITCHER Chuck Estrada, R (1,1) ERA: 2.81	IP: 9.0 WLS: W BF: 44 H: 11 R: 5 ER: 4 SO: 3 BB: 5 IBB: 1 HBP: 0 BLK: 0 WP: 0 HR: 1 S: 44 P: 68 ERA: 4.00 WHIP: 1.778															PITCHER	IP: 9.0 WLS: W BF: 44 H: 11 R: 5 ER: 4 SO: 3 BB: 5 IBB: 1 HBP: 0 BLK: 0 WP: 0 HR: 1 S: 44 P: 68 ERA: 4.00 WHIP: 1.778					

Batter	1	2	3	4	5	6	7	8	9	AB	R	H	RBI	BB	SO	LOB	BOTTOM			
Mary Breeding, R (1,4) OBP: 0.345, SLG: 0.365	0-0 L7	0-3 K		4-0 HBP 1B BB	0-0 6-3		0-0 F4			4	1	0	0	1	1	2	New York Yankees @ Baltimore Orioles Memorial Stadium, Baltimore, MD Sun May 01 1960, 3:33 AM EDT Att: 11,474 - Unknown			
Al Pilarcik, L (1,9) OBP: 0.500, SLG: 0.625	0-0 1B	0-0 F9		0-0 HBP 1B	0-0 3-1		0-0 1B			5	1	3	1	0	0	1				
Gene Woodling, L (1,7) OBP: 0.556, SLG: 0.541	0-0 1B		0-3 K	1-0 WP BB HBP		4-0 1B BB	0-0 4-3			3	1	1	0	1	1	1				
Willie Tasby, R (8,7) OBP: 0.333, SLG: 0.250	1-2 1B		0-3 K	1-2 2-3 HBP		0-0 F6	0-0 5-3			1	0	0	0	0	1	2				
Jim Gentile, L (1,3) OBP: 0.361, SLG: 0.531	0-3 K		0-3 K	0-0 BB WP		0-0 F6	0-0 5-3			1	0	0	0	0	1	2				
Walt Dropo, R (3, PH) OBP: 0.250, SLG: 0.200	0-3 K		0-3 K	0-0 BB WP		0-0 F6	0-0 5-3			1	0	0	0	0	1	0				
Bob Boyd, L (4, PH) OBP: 0.273, SLG: 0.364	0-0 1B		0-0 K	1-2 2-3 HBP		0-0 F6	0-0 5-3			3	1	1	2	0	0	1				
Brooks Robinson, R (1,5) OBP: 0.281, SLG: 0.294	0-0 L9		0-0 BB	4-0 BB 2B		0-0 L8	0-0 F9			4	1	1	0	1	0	3				
Jackie Brandt, R (1,8) OBP: 0.419, SLG: 0.273		0-0 F8	4-0 BB	4-0 BB 2B		0-0 1B	0-0 F9			3	1	1	1	2	0	0				
Joe Ginsberg, L (1,2) OBP: 0.313, SLG: 0.286		0-0 2B 1B	0-0 4-3	1-2 2-3 HBP		0-0 4-3	0-0 F9			4	1	2	3	0	0	4				
Ron Hansen, R (1,6) OBP: 0.426, SLG: 0.537		0-0 1B 1-H		0-0 F8			0-0 SH1-3 1B			4	2	2	1	0	0	1				
Chuck Estrada, R (1,1) OBP: 0.250, SLG: 0.250		0-0 S 1B		0-3 K	0-3 K		0-0 SH1-3 1B			3	0	1	0	0	2	0				
Inning Stats	R: 0 E: 0 K: 1 S: 7	H: 2 LOB: 2 BB: 0 P: 7	R: 2 E: 0 K: 1 S: 8	H: 3 LOB: 1 BB: 0 P: 8	R: 0 E: 0 K: 2 S: 8	H: 1 LOB: 2 BB: 1 P: 12	R: 6 E: 0 K: 1 S: 8	H: 3 LOB: 3 BB: 3 P: 21	R: 0 E: 0 K: 1 S: 5	H: 0 LOB: 0 BB: 0 P: 5	R: 0 E: 0 K: 0 S: 4	H: 1 LOB: 1 BB: 1 P: 8	R: 1 E: 0 K: 0 S: 5	H: 2 LOB: 1 BB: 0 P: 5	R: 0 E: 0 K: 0 S: 3	H: 0 LOB: 0 BB: 0 P: 3	1B: 10 2B: 2 3B: 0 HR: 0	SF: 0 SAC: 1 DP: 0 HBP: 1	WP: 1 PB: 0 SB: 2 CS: 0	PA: 42
PITCHER Ralph Terry, R (1,1) ERA: 2.84	IP: 2.0 WLS: L BF: 11 H: 5 R: 2 ER: 2 SO: 2 BB: 2 IBB: 0 HBP: 0 BLK: 0 WP: 0 HR: 0 S: 15 P: 15 ERA: 9.00 WHIP: 2.500															PITCHER Fred Kipp, L (7,1) ERA: 2.25	IP: 2.0 WLS: W BF: 8 H: 2 R: 1 ER: 1 SO: 0 BB: 0 IBB: 0 HBP: 0 BLK: 0 WP: 0 HR: 0 S: 8 P: 8 ERA: 4.50 WHIP: 1.000			
Bobby Shantz, L (3,1) ERA: 9.82	1.2 L	2 3 3 3	2 0 1 0	0 0 0 0	0 0 13 22	16.20 2.400														
John Gabler, R (4,1) ERA: 5.59	0.0	3 1 0 0	0 0 0 0	2 0 0 0	1 0 1 9	∞														
Art Ditmar, R (4,1) ERA: 3.88	0.1	2 1 3 3	0 0 0 0	0 0 0 0	0 0 2 2	81.00 3.000														
Johnny James, R (5,1) ERA: 12.0	2.0	8 1 0 0	1 0 0 1	1 0 0 0	0 0 9 13	0.00 1.000														

Batter	1	2	3	4	5	6	7	8	9	AB	R	H	RBI	BB	SO	LOB	TOP										
Al Smith, R OBP: 0.300, SLG: 0.458 (1,9)	0-0 5-3	0-0 5-3		0-0 F9		0-0 F8		0-0 L5		5	0	0	0	0	0	5	Chicago White Sox @ Baltimore Orioles Memorial Stadium, Baltimore, MD Mon May 02 1960, 7:05 PM EDT Att: 8,254 - Unknown										
Nellie Fox, L OBP: 0.377, SLG: 0.455 (1,4)	0-0 L5	0-0 1-3		0-0 3B		0-3 K		0-0 F4		5	0	1	1	0	1	4											
Minnie Minoso, R OBP: 0.346, SLG: 0.563 (1,7)	4-0 CS		0-0 F9	0-3 K		0-0 1B			0-0 F3	4	0	1	1	1	1	1											
Ted Kluszewski, L OBP: 0.357, SLG: 0.292 (1,3)	0-0 CS	0-0 F8	0-0 BB	0-0 1B		0-0 F7		0-0 F9		5	0	1	0	0	0	2											
Sherm Lollar, R OBP: 0.409, SLG: 0.500 (1,2)		0-0 2B	4-0 BB	1-2 BB		4-0 BB		0-0 F8		3	1	1	0	2	0	0											
Billy Goodman, L OBP: 0.471, SLG: 0.667 (1,5)		0-0 BB	4-0 BB	1-2 BB		0-3 K		0-0 L4		3	1	1	1	1	1	1											
Jim Landis, R OBP: 0.349, SLG: 0.306 (1,8)		4-0 BB	0-0 G1-2-3	0-0 BB		0-0 1-3		0-0 1-3		3	1	0	0	1	0	4											
Luis Aparicio, R OBP: 0.286, SLG: 0.277 (1,6)		4-0 2B		0-0 1-3		0-0 1B		0-0 1B		3	2	2	0	1	0	0											
Herb Score, L Joe Hill, L Roy Sievers, L Don Ferrarese, L Mike Garcia, R Ray Moore, R Earl Rogerson, L Dick Donovan, L and Gerry Staley, R	0-0 2B	0-0 2B	0-0 3B	0-0 1B		4-0 1B		0-0 F7		0	0	0	0	0	0	0											
Inning Stats	R: 0 E: 0 K: 0 S: 2	H: 0 LOB: 0 BB: 1 P: 6	R: 4 E: 0 K: 0 S: 6	H: 3 LOB: 1 BB: 2 P: 14	R: 0 E: 0 K: 0 S: 3	H: 1 LOB: 2 BB: 2 P: 11	R: 1 E: 0 K: 1 S: 7	H: 2 LOB: 1 BB: 0 P: 7	R: 0 E: 0 K: 1 S: 5	H: 0 LOB: 1 BB: 1 P: 9	R: 1 E: 0 K: 1 S: 7	H: 2 LOB: 2 BB: 1 P: 11	R: 0 E: 0 K: 0 S: 3	H: 0 LOB: 0 BB: 0 P: 3	R: 0 E: 0 K: 0 S: 4	H: 1 LOB: 1 BB: 0 P: 4	R: 0 E: 0 K: 0 S: 3	H: 0 LOB: 0 BB: 0 P: 3	1B: 6 2B: 2 3B: 1 HR: 0	SF: 0 SAC: 0 DP: 1 HBP: 0	WP: 0 PB: 0 SB: 1 CS: 1	PA: 42					
PITCHER	IP	WLS	BF	H	R	ER	SO	BB	IBB	HBP	BLK	WP	HR	S	P	ERA	WHIP										
Jerry Walker, R ERA: 9.0	(1, 1)	1.1	8	2	4	4	0	3	0	0	0	0	0	5	17	27.00	3.750										
Rip Coleman, L ERA: 9.0	(2, 1)	1.0	7	2	0	0	0	2	0	0	0	0	0	5	13	0.00	4.000										
Gordon Jones, R ERA: 9.22	(3, 1)	1.2	6	2	1	1	1	0	0	0	0	0	0	8	8	5.40	1.200										
Amie Portocarrero, R ERA: 3.06	(5, 1)	5.0	W	20	3	1	1	2	2	0	0	0	0	22	30	1.80	1.000										

Batter	1	2	3	4	5	6	7	8	9	AB	R	H	RBI	BB	SO	LOB	BOTTOM										
Mary Breeding, R OBP: 0.333, SLG: 0.368 (1,4)	0-0 F4	0-3 K		0-0 6-3		0-0 6-3		0-0 F7		5	1	1	2	0	1	1	Chicago White Sox @ Baltimore Orioles Memorial Stadium, Baltimore, MD Mon May 02 1960, 7:05 PM EDT Att: 8,254 - Unknown										
Gene Woodling, L OBP: 0.525, SLG: 0.488 (1,7)	0-0 F8	0-3 K		0-0 6-3		4-0 BB		0-0 4-3		4	1	0	1	1	1	1											
Willie Tasby, R OBP: 0.350, SLG: 0.235 (1,9)	4-0 WP		0-3 K	0-0 SH5-3		4-0 BB		0-0 4-3		1	1	0	0	1	1	0											
Al Pilarcik, L OBP: 0.500, SLG: 0.606 (4, PH) (5, 9)	0-0 BB		0-0 K	0-0 SH5-3		4-0 BB		0-0 4-3		1	1	0	1	1	0	0											
Walt Dropo, R OBP: 0.286, SLG: 0.182 (1,3)	4-0 BB		0-0 F4	4-0 1B		0-0 BB		0-0 4-3		1	1	0	0	1	0	0											
Jim Gentile, L OBP: 0.395, SLG: 0.618 (4, PH) (5, 3)	0-0 BB		0-0 F4	0-0 1B		0-0 HR		0-0 4-3		2	1	1	3	1	0	0											
Brooks Robinson, R OBP: 0.295, SLG: 0.296 (1,5)	4-0 BB		0-0 F8	0-0 1B		0-0 F4		0-0 4-3		3	1	1	0	1	0	0											
Jackie Brandt, R OBP: 0.435, SLG: 0.265 (1,8)	4-0 BB		0-0 F8	0-0 1B		0-3 K				1	1	0	1	2	0	2											
Gus Triandos, R OBP: 0.282, SLG: 0.182 (1,2)	0-0 1B		0-0 F8	4-0 1B		0-0 6-3		0-3 K		3	1	1	2	1	1	0											
Ron Hansen, R OBP: 0.412, SLG: 0.511 (1,6)	0-0 F8		0-0 F8	0-0 1B		0-0 F8		0-0 F8		4	1	1	1	0	0	2											
Jerry Walker, S Rip Coleman, L Gordon Jones, R Albie Pearson, L	0-0 K		0-0 K	0-0 2B		0-0 F9		4-0 BB		0	0	0	0	0	0	0											
Inning Stats	R: 3 E: 0 K: 0 S: 4	H: 1 LOB: 2 BB: 4 P: 20	R: 0 E: 0 K: 3 S: 9	H: 0 LOB: 0 BB: 0 P: 9	R: 0 E: 0 K: 1 S: 5	H: 0 LOB: 0 BB: 0 P: 5	R: 5 E: 0 K: 0 S: 7	H: 4 LOB: 3 BB: 3 P: 19	R: 0 E: 0 K: 0 S: 3	H: 0 LOB: 0 BB: 0 P: 3	R: 3 E: 0 K: 1 S: 6	H: 1 LOB: 2 BB: 1 P: 14	R: 0 E: 0 K: 1 S: 5	H: 0 LOB: 1 BB: 1 P: 9	R: 0 E: 0 K: 0 S: 3	H: 0 LOB: 0 BB: 0 P: 3	1B: 4 2B: 1 3B: 0 HR: 1	SF: 0 SAC: 1 DP: 0 HBP: 0	WP: 1 PB: 0 SB: 0 CS: 0	PA: 40							
PITCHER	IP	WLS	BF	H	R	ER	SO	BB	IBB	HBP	BLK	WP	HR	S	P	ERA	WHIP										
Herb Score, L ERA: 9.64	(1, 1)	1.0	8	2	4	4	0	4	0	0	0	0	0	16	24	18.00	2.000										
Don Ferrarese, L ERA: 19.29	(2, 1)	2.0	L	10	2	4	4	2	0	0	0	0	0	4	8	13.50	4.500										
Mike Garcia, R ERA: 12.0	(4, 1)	0.2	5	2	1	1	0	1	0	0	0	0	0	4	4	0.00	0.000										
Ray Moore, R ERA: 4.5	(4, 1)	1.1	4	0	0	0	0	0	0	0	0	0	0	4	4	0.00	0.000										
Dick Donovan, R ERA: 10.57	(6, 1)	2.0	10	1	3	3	2	3	0	0	0	0	1	11	23	13.50	2.000										

Batter	1	2	3	4	5	6	7	8	9	AB	R	H	RBI	BB	SO	LOB	TOP																			
Luis Aparicio, R (1, 6) OBP: 0.296, SLG: 0.308	1-3		K		G1-6-3 1B		1B 2B		F7	5	1	2	0	0	1	1	Chicago White Sox @ Baltimore Orioles Memorial Stadium, Baltimore, MD Tue May 03 1960, 7:05 PM EDT Att: 10,701 - Unknown																			
Nellie Fox, L (1, 4) OBP: 0.379, SLG: 0.469	5-3		2B 2B		F7		2H 1B		K	5	1	2	1	0	1	2																				
Minnie Minoso, R (1, 7) OBP: 0.339, SLG: 0.558	F7		2H 1B 2B		G1-6-3 1-2		K			4	1	1	1	0	1	2																				
Roy Sievers, R (1, 3) OBP: 0.345, SLG: 0.280		E6 2B 5-3	2H 1B WP				1B		K	4	1	2	1	0	1	0																				
Sherm Lollar, R (1, 2) OBP: 0.375, SLG: 0.450	5-3		F9				F4		5-3	4	0	0	0	0	0	3																				
Al Smith, R (1, 9) OBP: 0.296, SLG: 0.442	6-3		F4				F9			4	0	1	0	0	0	3																				
Gene Freese, R (1, 5) OBP: 0.207, SLG: 0.214		2H E 2B					L5		4-3	4	1	1	1	0	1	2																				
Jim Landis, R (1, 8) OBP: 0.383, SLG: 0.350	E7 2H 1B				B5-6-4 1B		L8		SH1-4 1B	4	0	3	1	0	0	0																				
Billy Pierce, L (1, 1) OBP: 0.143, SLG: 0.143	6-3				B5-6-4 1-2		K		SH1-4 1-2	3	0	0	0	0	1	2																				
Inning Stats	R: 0 E: 0 K: 0 S: 3	H: 0 LOB: 0 BB: 0 P: 3	R: 2 E: 2 K: 0 S: 6	H: 2 LOB: 1 BB: 0 P: 6	R: 2 E: 0 K: 1 S: 8	H: 3 LOB: 1 BB: 0 P: 8	R: 0 E: 0 K: 1 S: 5	H: 1 LOB: 0 BB: 0 P: 5	R: 0 E: 0 K: 0 S: 3	H: 1 LOB: 1 BB: 0 P: 3	R: 0 E: 0 K: 0 S: 4	H: 1 LOB: 1 BB: 0 P: 4	R: 1 E: 0 K: 2 S: 9	H: 2 LOB: 1 BB: 0 P: 9	R: 0 E: 0 K: 1 S: 6	H: 1 LOB: 1 BB: 0 P: 6	R: 0 E: 0 K: 1 S: 6	H: 1 LOB: 1 BB: 0 P: 6	R: 0 E: 0 K: 1 S: 6	H: 1 LOB: 1 BB: 0 P: 6	1B: 8 2B: 4 3B: 0 HR: 0	SF: 0 SAC: 1 DP: 2 HBP: 0	WP: 1 PB: 0 CS: 0	PA: 38												
PITCHER	IP	WLS	BF	H	R	ER	SO	BB	IBB	HBP	BLK	WP	HR	S	P	ERA	WHIP	PITCHER	IP	WLS	BF	H	R	ER	SO	BB	IBB	HBP	BLK	WP	HR	S	P	ERA	WHIP	
Steve Barber, L (1, 1) ERA: 1.88	7.0	L	30	10	5	3	4	0	0	0	0	1	0	38	38	3.86	1.429																			
Jack Fisher, R (8, 1) ERA: 10.57	2.0		8	2	0	0	2	0	0	0	0	0	0	12	12	0.00	1.000																			

Batter	1	2	3	4	5	6	7	8	9	AB	R	H	RBI	BB	SO	LOB	BOTTOM																				
Mary Breeding, R (1, 4) OBP: 0.324, SLG: 0.355	F8		K		5-3		F7		FC4-6 1B	5	0	1	0	0	1	2	Chicago White Sox @ Baltimore Orioles Memorial Stadium, Baltimore, MD Tue May 03 1960, 7:05 PM EDT Att: 10,701 - Unknown																				
Gene Woodling, L (1, 7) OBP: 0.516, SLG: 0.500	K				1B SF8 2B		FC6 1-2		FC4-6 1-2	5	1	2	0	0	1	4																					
Willie Tasby, R (1, 8) OBP: 0.375, SLG: 0.286					1B 2-3 1B		FC6-4 1-2		F8	4	1	2	0	0	0	1																					
Walt Dropo, R (1, 3) OBP: 0.278, SLG: 0.200					5-3		F7		FC6-4 1B	4	0	1	0	0	1	3																					
Bob Boyd, L (8, PR) OBP: 0.273, SLG: 0.364	K				5-3		F7		FC6-4 1B	0	0	0	0	0	0	0																					
Brooks Robinson, R (1, 5) OBP: 0.277, SLG: 0.281					5-3		SF8		FC6-4 1-2	3	0	0	1	0	0	1																					
Jackie Brandt, R (1, 9) OBP: 0.420, SLG: 0.263					6-3		F8		F5	4	0	1	1	0	0	1																					
Gus Triandos, R (1, 2) OBP: 0.262, SLG: 0.167					F9				F7	3	0	0	0	0	1	1																					
Albie Pearson, L (7, PR) OBP: 0.400, SLG: 0.474									F7	0	0	0	0	0	0	0																					
Joe Ginsberg, L (8, 2) OBP: 0.313, SLG: 0.286					K					0	0	0	0	0	0	0																					
Clint Courtney, L (9, PH) OBP: 0.375, SLG: 0.333										1	0	0	0	0	0	0																					
Ron Hansen, R (1, 6) OBP: 0.418, SLG: 0.571					F9				F8	4	1	2	1	0	0	0																					
Steve Barber, L (1, 1)										2	0	0	0	0	1	0																					
Al Pilarcik, L (7, PH) OBP: 0.486, SLG: 0.588					K					1	0	0	0	0	1	2																					
Jack Fisher, R (8, 1)										0	0	0	0	0	0	0																					
Jim Gentile, L (9, PH) OBP: 0.400, SLG: 0.629										1	0	1	0	0	0	0																					
Jerry Walker, S (9, PR)										0	0	0	0	0	0	0																					
Inning Stats	R: 0 E: 0 K: 2 S: 8	H: 1 LOB: 1 BB: 0 P: 8	R: 0 E: 0 K: 0 S: 3	H: 0 LOB: 0 BB: 0 P: 3	R: 0 E: 0 K: 2 S: 7	H: 0 LOB: 0 BB: 0 P: 7	R: 2 E: 0 K: 1 S: 8	H: 3 LOB: 1 BB: 0 P: 8	R: 1 E: 0 K: 0 S: 5	H: 2 LOB: 1 BB: 0 P: 5	R: 0 E: 0 K: 0 S: 3	H: 0 LOB: 0 BB: 0 P: 3	R: 0 E: 1 K: 1 S: 7	H: 1 LOB: 2 BB: 0 P: 7	R: 0 E: 0 K: 0 S: 4	H: 1 LOB: 1 BB: 0 P: 4	R: 0 E: 0 K: 0 S: 5	H: 2 LOB: 2 BB: 0 P: 5	R: 0 E: 0 K: 0 S: 5	H: 2 LOB: 2 BB: 0 P: 5	1B: 8 2B: 1 3B: 0 HR: 1	SF: 1 SAC: 0 DP: 0 HBP: 0	WP: 0 PB: 0 CS: 0	PA: 38													
PITCHER	IP	WLS	BF	H	R	ER	SO	BB	IBB	HBP	BLK	WP	HR	S	P	ERA	WHIP	PITCHER	IP	WLS	BF	H	R	ER	SO	BB	IBB	HBP	BLK	WP	HR	S	P	ERA	WHIP		
Billy Pierce, L (1, 1) ERA: 2.86	9.0	W	38	10	3	3	6	0	0	0	0	0	1	50	50	3.00	1.111																				



Batter	1	2	3	4	5	6	7	8	9	AB	R	H	RBI	BB	SO	LOB	TOP			
Johnny Temple, R OBP: 0.297, SLG: 0.275 (1, 4)										4	0	1	0	0	0	0	Cleveland Indians @ Baltimore Orioles Memorial Stadium, Baltimore, MD Fri May 06 1960, 7:05 PM EDT Att: 12,510 - Unknown			
Harvey Kuenn, R OBP: 0.377, SLG: 0.348 Carroll Hardy, R OBP: 0.286, SLG: 0.167 (1, 9)										3	0	2	0	0	0	1				
Walt Bond, L OBP: 0.327, SLG: 0.458 (1, 8)										4	0	1	0	0	0	2				
Tito Francona, L OBP: 0.426, SLG: 0.464 (1, 7)										3	1	1	0	1	1	1				
Vic Power, R OBP: 0.370, SLG: 0.500 Don Dillard, L OBP: 0.250, SLG: 0.143 (9, PH)										3	0	0	0	0	0	3				
Russ Nixon, L OBP: 0.308, SLG: 0.283 Bob Hale, L OBP: 0.500, SLG: 0.333 (9, PH)										3	0	1	0	0	0	0				
Woodie Held, R OBP: 0.379, SLG: 0.650 (1, 6)										4	1	2	2	0	0	0				
Bubba Phillips, R OBP: 0.255, SLG: 0.320 Carl Thomas, R (5, 1)										2	0	0	0	0	1	2				
Pete Whisenant, R OBP: 0.200, SLG: 0.200 Mike Lee, L (7, 1)										0	0	0	0	0	0	0				
Jim Piersall, R OBP: 0.359, SLG: 0.333 (9, PH)										1	0	0	0	0	0	0				
Dick Stigman, R OBP: 0.500, SLG: 0.333 Jim Perry, S OBP: 0.200, SLG: 0.200 Steve Demeter, R (5, 5)										1	0	0	0	0	1	0				
Inning Stats	R: 0 E: 0 K: 1 S: 6	H: 1 LOB: 1 BB: 0 P: 6	R: 0 E: 0 K: 0 S: 4	H: 2 LOB: 1 BB: 0 P: 4	R: 0 E: 1 K: 1 S: 7	H: 2 LOB: 3 BB: 1 P: 11	R: 0 E: 0 K: 1 S: 5	H: 0 LOB: 0 BB: 0 P: 5	R: 0 E: 0 K: 0 S: 4	H: 1 LOB: 1 BB: 0 P: 4	R: 0 E: 0 K: 0 S: 3	H: 0 LOB: 0 BB: 0 P: 3	R: 0 E: 0 K: 0 S: 3	H: 0 LOB: 0 BB: 0 P: 3	R: 0 E: 0 K: 1 S: 7	H: 2 LOB: 0 BB: 0 P: 7	1B: 5 2B: 2 3B: 0 HR: 1	SF: 0 SAC: 0 DP: 1 HBP: 0	WP: 0 PB: 0 SB: 0 CS: 0	PA: 35
PITCHER Hal Brown, R ERA: 1.59 (1, 1)	IP: 9.0 WLS: W BF: 35 H: 8 R: 2 ER: 2 SO: 4 BB: 0 IBB: 1 HBP: 0 BLK: 0 WP: 0 HR: 1 S: 42 P: 46 ERA: 2.00 WHIP: 0.889															PITCHER				

Batter	1	2	3	4	5	6	7	8	9	AB	R	H	RBI	BB	SO	LOB	BOTTOM			
Mary Breeding, R OBP: 0.325, SLG: 0.351 (1, 4)										5	1	2	2	0	1	1	Cleveland Indians @ Baltimore Orioles Memorial Stadium, Baltimore, MD Fri May 06 1960, 7:05 PM EDT Att: 12,510 - Unknown			
Gene Woodling, L OBP: 0.526, SLG: 0.518 Albie Pearson, L OBP: 0.379, SLG: 0.435 (1, 7)										2	2	1	0	1	1	0				
Jackie Brandt, R OBP: 0.429, SLG: 0.298 (1, 8)										2	1	0	1	3	0	2				
Walt Dropo, R OBP: 0.250, SLG: 0.176 Jim Gentile, L OBP: 0.423, SLG: 0.651 (4, PH)										2	0	0	0	0	0	2				
Brooks Robinson, R OBP: 0.333, SLG: 0.377 (1, 5)										4	1	3	4	1	0	0				
Willie Tasby, R OBP: 0.355, SLG: 0.357 (7, 7)										5	1	2	0	0	0	3				
Ron Hansen, R OBP: 0.433, SLG: 0.550 (1, 6)										3	1	2	1	1	0	0				
Joe Ginsberg, L OBP: 0.391, SLG: 0.350 (1, 2)										3	0	1	0	0	0	2				
Hal Brown, R OBP: 0.333, SLG: 0.143 (1, 1)										3	1	0	0	1	1	6				
Inning Stats	R: 0 E: 0 K: 1 S: 5	H: 0 LOB: 1 BB: 1 P: 9	R: 0 E: 0 K: 1 S: 7	H: 2 LOB: 2 BB: 0 P: 7	R: 0 E: 0 K: 0 S: 4	H: 1 LOB: 1 BB: 0 P: 4	R: 7 E: 0 K: 0 S: 8	H: 5 LOB: 1 BB: 3 P: 20	R: 0 E: 0 K: 1 S: 5	H: 0 LOB: 1 BB: 1 P: 9	R: 1 E: 0 K: 0 S: 3	H: 1 LOB: 0 BB: 0 P: 4	R: 1 E: 0 K: 0 S: 5	H: 2 LOB: 2 BB: 1 P: 9	R: 0 E: 0 K: 0 S: 2	H: 0 LOB: 1 BB: 2 P: 10		1B: 8 2B: 2 3B: 1 HR: 0	SF: 0 SAC: 1 DP: 1 HBP: 1	WP: 1 PB: 0 SB: 0 CS: 1
PITCHER Dick Stigman, L ERA: 4.02 Jim Perry, R ERA: 5.49 Carl Thomas, R ERA: 5.06 Mike Lee, L ERA: 4.5	IP: 3.2 WLS: L BF: 21 H: 7 R: 6 ER: 6 SO: 2 BB: 3 IBB: 0 HBP: 0 BLK: 0 WP: 0 HR: 0 S: 22 P: 34 ERA: 14.73 WHIP: 2.727															PITCHER				



Batter	1	2	3	4	5	6	7	8	9	AB	R	H	RBI	BB	SO	LOB	TOP																			
Johnny Temple, R OBP: 0.316, SLG: 0.278 (1, 4)	K		G5-4-3 1-2 1B		1B BB		F8		1B BB	3	0	1	0	2	1	0	Cleveland Indians @ Baltimore Orioles Memorial Stadium, Baltimore, MD Sat May 07 1960, 3:33 AM EDT Att: 11,133 - Unknown																			
Harvey Kuenn, R OBP: 0.379, SLG: 0.360 (9, PR)	F9		G5-4-3 1-2		SF8		FC4-6 1B		1B	4	0	2	1	0	0	2																				
Carroll Hardy, R OBP: 0.286, SLG: 0.167 (9, PR)									1B	0	0	0	0	0	0	0																				
Walt Bond, L OBP: 0.339, SLG: 0.451 (9, PH)				F4			FC4-6 1-2		SF8	3	0	1	1	1	0	1																				
Jim Piersall, R OBP: 0.350, SLG: 0.333 (9, PH)					1B					0	0	0	1	0	0	0																				
Tito Francona, L OBP: 0.417, SLG: 0.450 (9, PH)	4-3			FC6-4 1B			F7		K	4	0	1	0	0	0	4																				
Pete Whisenant, R OBP: 0.167, SLG: 0.167 (9, PH)										1	0	0	0	0	1	2																				
Vic Power, R OBP: 0.351, SLG: 0.473 (1, 3)		6-3		K					F8	4	0	0	0	0	1	1																				
Russ Nixon, L OBP: 0.304, SLG: 0.265 (1, 2)	K			FC6-4 1-2					6-3	3	0	0	0	1	1	1																				
George Strickland, R OBP: 0.375, SLG: 0.167 (1, 5)	F8						E4		K	3	1	0	0	0	1	1																				
Woodie Held, R OBP: 0.371, SLG: 0.619 (1, 6)			5-3				SH1-4 HBP SF8 HBP		K	3	1	0	0	0	2	2																				
Gary Bell, R OBP: 0.235, SLG: 0.133 (1, 1)							SF8 SH1-4 HBP		K	2	1	1	0	1	0	2																				
	1B BB						SH1-4 1-2 2-3		F3																											
1B BB SF8																																				
Inning Stats	R: 0 E: 0 K: 1 S: 5	H: 0 LOB: 1 BB: 1 P: 9	R: 0 E: 0 K: 1 S: 5	H: 0 LOB: 0 BB: 0 P: 5	R: 0 E: 0 K: 0 S: 3	H: 1 LOB: 1 BB: 1 P: 7	R: 0 E: 0 K: 1 S: 6	H: 1 LOB: 1 BB: 0 P: 6	R: 2 E: 1 K: 0 S: 4	H: 1 LOB: 2 BB: 1 P: 10	R: 0 E: 0 K: 0 S: 6	H: 0 LOB: 1 BB: 0 P: 10	R: 0 E: 0 K: 1 S: 5	H: 1 LOB: 1 BB: 0 P: 4	R: 0 E: 0 K: 1 S: 6	H: 0 LOB: 0 BB: 0 P: 5	R: 1 E: 0 K: 2 S: 9	H: 2 LOB: 2 BB: 1 P: 13	1B: 6 2B: 0 3B: 0 HR: 0	SF: 2 SAC: 1 DP: 1 HBP: 2	WP: 0 PB: 0 SB: 0 CS: 0	PA: 40														
PITCHER	IP	WLS	BF	H	R	ER	SO	BB	IBB	HBP	BLK	WP	HR	S	P	ERA	WHIP	PITCHER		IP	WLS	BF	H	R	ER	SO	BB	IBB	HBP	BLK	WP	HR	S	P	ERA	WHIP
Chuck Estrada, R ERA: 2.63 (1, 1)	8.0	L	34	4	2	2	5	4	0	2	0	0	0	0	38	56	2.25	1.000	Steve Barber, L ERA: 2.16 (9, 1)		1.0	W	6	2	1	1	2	1	0	0	0	0	9	13	9.00	3.000

Batter	1	2	3	4	5	6	7	8	9	AB	R	H	RBI	BB	SO	LOB	BOTTOM																			
Mary Breeding, R OBP: 0.314, SLG: 0.338 (1, 4)	6-3		K		K				BB HBP 1B	3	0	0	0	0	2	1	Cleveland Indians @ Baltimore Orioles Memorial Stadium, Baltimore, MD Sat May 07 1960, 3:33 AM EDT Att: 11,133 - Unknown																			
Bob Boyd, L OBP: 0.286, SLG: 0.357 (9, PR)									1-3	2	0	1	0	0	0	2																				
Albie Pearson, L OBP: 0.394, SLG: 0.423 (1, 8)	3-1						1B 1B		K	3	0	1	0	1	1	1																				
Gene Woodling, L OBP: 0.524, SLG: 0.598 (1, 7)							1B 1B			3	0	1	0	0	0	2																				
Jackie Brandt, R OBP: 0.429, SLG: 0.298 (9, PR)	4-3		4-3				L4-3 1B		BB HBP	0	0	0	0	0	0	0																				
Jim Gentile, L OBP: 0.411, SLG: 0.609 (9, PR)							L4-3 1-2			3	0	0	0	1	0	2																				
Willie Tasty, R OBP: 0.355, SLG: 0.357 (9, PR)		F7		3-1			1-2			0	0	0	0	0	0	0																				
Steve Barber, L ERA: 2.16 (9, 1)									BB	0	0	0	0	0	0	0																				
Al Pilarcik, L OBP: 0.388, SLG: 0.457 (1, 9)		G3		L8			F6		F8	4	0	0	0	0	0	4																				
Brooks Robinson, R OBP: 0.329, SLG: 0.397 (1, 5)		4-3								4	0	1	0	0	1	0																				
Joe Ginsberg, L OBP: 0.370, SLG: 0.304 (1, 2)									G3	3	1	0	0	1	0	1																				
Ron Hansen, R OBP: 0.423, SLG: 0.524 (1, 6)										3	0	0	0	1	1	1																				
Chuck Estrada, R OBP: 0.333, SLG: 0.667 (1, 1)										2	0	1	1	0	0	0																				
Clint Courtney, L OBP: 0.364, SLG: 0.250 (9, PH)										1	0	0	0	0	0	0																				
Billy Klaus, L OBP: 0.400, SLG: 1.000 (9, PH)										0	0	0	0	0	0	0																				
John Powers, L OBP: 0.238, SLG: 0.111 (9, PH)										0	0	0	0	1	0	0																				
Inning Stats	R: 0 E: 0 K: 0 S: 3	H: 0 LOB: 0 BB: 0 P: 3	R: 0 E: 0 K: 0 S: 3	H: 0 LOB: 0 BB: 0 P: 3	R: 1 E: 0 K: 1 S: 6	H: 1 LOB: 2 BB: 2 P: 14	R: 0 E: 0 K: 0 S: 4	H: 1 LOB: 1 BB: 0 P: 4	R: 0 E: 0 K: 1 S: 5	H: 0 LOB: 0 BB: 0 P: 5	R: 0 E: 0 K: 0 S: 4	H: 2 LOB: 1 BB: 0 P: 4	R: 0 E: 0 K: 1 S: 5	H: 0 LOB: 3 BB: 1 P: 5	R: 0 E: 0 K: 1 S: 6	H: 1 LOB: 1 BB: 1 P: 11	R: 0 E: 0 K: 1 S: 5	H: 0 LOB: 2 BB: 2 P: 13	1B: 3 2B: 1 3B: 2 HR: 0	SF: 0 SAC: 0 DP: 1 HBP: 1	WP: 0 PB: 0 SB: 0 CS: 0	PA: 37														
PITCHER	IP	WLS	BF	H	R	ER	SO	BB	IBB	HBP	BLK	WP	HR	S	P	ERA	WHIP	PITCHER		IP	WLS	BF	H	R	ER	SO	BB	IBB	HBP	BLK	WP	HR	S	P	ERA	WHIP
Gary Bell, R ERA: 1.59 (1, 1)	9.0	W	37	5	1	1	5	5	0	1	0	0	0	0	41	62	1.00	1.111	Steve Barber, L ERA: 2.16 (9, 1)		1.0	W	6	2	1	1	2	1	0	0	0	9	13	9.00	3.000	

Batter	1	2	3	4	5	6	7	8	9	AB R H RBI BB SO LOB	TOP																				
Ken Hamlin, R OBP: 0.212, SLG: 0.200 (1, 6)										5 1 1 1 0 0 1	Kansas City Athletics @ Baltimore Orioles Memorial Stadium, Baltimore, MD Tue May 10 1960, 7:05 PM EDT Att: 5,788 - Unknown livebaseballscorecards.com																				
Russ Snyder, L OBP: 0.214, SLG: 0.286 (1, 7)										5 1 2 1 0 0 0																					
Jerry Lumpe, L OBP: 0.422, SLG: 0.390 (1, 4)										5 1 2 2 0 0 1																					
Norm Siebern, L OBP: 0.421, SLG: 0.631 (1, 3)										5 2 2 0 0 1 1																					
Hank Bauer, R OBP: 0.250, SLG: 0.277 (1, 9)										4 1 1 0 1 1 2																					
Dick Williams, R OBP: 0.339, SLG: 0.404 (1, 5)										3 2 2 4 1 0 2																					
Bill Tuttle, R OBP: 0.287, SLG: 0.296 (1, 8)										4 1 1 1 0 0 3																					
Pete Daley, R OBP: 0.300, SLG: 0.500 (1, 2)										4 0 1 0 0 1 2																					
Dick Hall, R OBP: 0.182, SLG: 0.100 (1, 1)										4 1 0 0 0 1 2																					
Inning Stats	R: 0 E: 0 K: 0 S: 3	H: 1 LOB: 0 BB: 0 P: 3	R: 1 E: 0 K: 1 S: 7	H: 1 LOB: 1 BB: 0 P: 7	R: 0 E: 0 K: 0 S: 3	H: 0 LOB: 0 BB: 0 P: 3	R: 0 E: 0 K: 1 S: 5	H: 0 LOB: 0 BB: 0 P: 5	R: 9 E: 2 K: 1 S: 13	H: 7 LOB: 0 BB: 1 P: 17	R: 0 E: 0 K: 0 S: 3	H: 0 LOB: 0 BB: 0 P: 3	R: 0 E: 0 K: 0 S: 4	H: 1 LOB: 2 BB: 1 P: 8	R: 0 E: 0 K: 1 S: 5	H: 1 LOB: 0 BB: 0 P: 5	R: 0 E: 0 K: 0 S: 4	H: 1 LOB: 1 BB: 0 P: 4	1B: 10 2B: 1 3B: 0 HR: 1	SF: 0 SAC: 0 DP: 2 HBP: 0	WP: 0 PB: 4 SB: 0 CS: 0	PA: 41									
PITCHER	IP WLS BF H R ER SO BB IBB HBP BLK WP HR S P ERA WHIP																														
Hoyt Wilhelm, R ERA: 7.29 (1, 1)	4.1 L 22 8 8 6 3 0 0 0 0 0 0 28 28 12.46 1.846																														
Jack Fisher, R ERA: 7.53 (5, 1)	4.2 19 4 2 2 1 2 0 0 0 0 1 19 27 3.86 1.286																														

Batter	1	2	3	4	5	6	7	8	9	AB R H RBI BB SO LOB	BOTTOM																					
Mary Breeding, R OBP: 0.311, SLG: 0.333 (1, 4)										4 0 1 0 0 1 0	Kansas City Athletics @ Baltimore Orioles Memorial Stadium, Baltimore, MD Tue May 10 1960, 7:05 PM EDT Att: 5,788 - Unknown livebaseballscorecards.com																					
Albie Pearson, L OBP: 0.376, SLG: 0.400 (1, 9)										4 0 1 0 0 0 1																						
Gene Woodling, L OBP: 0.524, SLG: 0.508 (1, 7)										2 0 1 0 0 0 1 2 0 0 0 0 1 1																						
Willie Tasby, R OBP: 0.333, SLG: 0.333 (7, 7)										3 0 1 0 0 1 2 1 0 0 0 0 0 1																						
Jim Gentile, L OBP: 0.407, SLG: 0.592 (1, 3)										3 0 1 0 0 1 2 1 0 0 0 0 0 1																						
Bob Boyd, L OBP: 0.297, SLG: 0.333 (8, 3)										3 0 1 0 0 0 0 1 0 0 0 0 0 0																						
Brooks Robinson, R OBP: 0.329, SLG: 0.395 (1, 5)										3 0 1 0 0 0 0 3 0 0 0 0 2 2																						
Jackie Brandt, R OBP: 0.409, SLG: 0.280 (1, 8)										3 0 0 0 0 2 2																						
Joe Ginsberg, L OBP: 0.333, SLG: 0.269 (1, 2)										3 0 0 0 0 0 0 0 0 0 0 0 0 0																						
Clint Courtney, L OBP: 0.364, SLG: 0.250 (9, 2)										3 0 1 0 0 0 0 0 0 0 0 0 0 0																						
Ron Hansen, R OBP: 0.419, SLG: 0.515 (1, 6)										3 0 1 0 0 0 0 1 0 0 0 0 1 0																						
Hoyt Wilhelm, R ERA: 1.42 (1, 1)										2 0 0 0 0 0 1																						
Jack Fisher, R ERA: 1.42 (5, 1)										2 0 0 0 0 0 1																						
Inning Stats	R: 0 E: 0 K: 1 S: 6	H: 1 LOB: 1 BB: 0 P: 6	R: 0 E: 0 K: 1 S: 5	H: 0 LOB: 0 BB: 0 P: 5	R: 0 E: 0 K: 2 S: 7	H: 0 LOB: 0 BB: 0 P: 7	R: 0 E: 0 K: 0 S: 3	H: 1 LOB: 0 BB: 0 P: 3	R: 0 E: 0 K: 0 S: 3	H: 0 LOB: 0 BB: 0 P: 3	R: 0 E: 0 K: 1 S: 7	H: 2 LOB: 2 BB: 0 P: 7	R: 0 E: 0 K: 0 S: 3	H: 1 LOB: 0 BB: 0 P: 3	R: 0 E: 0 K: 1 S: 6	H: 1 LOB: 1 BB: 0 P: 6	1B: 6 2B: 0 3B: 0 HR: 0	SF: 0 SAC: 0 DP: 2 HBP: 0	WP: 0 PB: 0 SB: 0 CS: 0	PA: 31												
PITCHER	IP WLS BF H R ER SO BB IBB HBP BLK WP HR S P ERA WHIP																															
Dick Hall, R ERA: 1.42 (1, 1)	9.0 W 31 6 0 0 6 0 0 0 0 0 0 43 43 0.00 0.667																															



Batter	1	2	3	4	5	6	7	8	9	10	AB	R	H	RBI	BB	SO	LOB	TOP						
Ken Hamlin, R OBP: 0.239, SLG: 0.231 (1,6)											5	0	3	1	0	1	0							
Russ Snyder, L OBP: 0.211, SLG: 0.222 (1,7)											4	0	0	0	1	1	1							
Jerry Lumpe, L OBP: 0.409, SLG: 0.378 (1,4)											5	0	1	0	0	1	2							
Norm Siebern, L OBP: 0.420, SLG: 0.623 (1,3)											4	1	1	0	1	0	1							
Hank Bauer, R OBP: 0.298, SLG: 0.314 (1,9)											4	1	3	0	1	0	1							
Dick Williams, R OBP: 0.233, SLG: 0.393 (1,5)											4	0	1	0	0	1	4							
Bill Tuttle, R OBP: 0.275, SLG: 0.282 (1,8)											4	0	0	0	0	0	4							
Pete Daley, R OBP: 0.286, SLG: 0.500 (1,2)											4	1	1	0	0	0	1							
Bud Daley, L OBP: 0.077, SLG: 0.077 Leo Kiely, L (9,1) Marty Kutyna, R (9,1)											4	0	0	0	0	1	1							
											0	0	0	0	0	0	0							
											0	0	0	0	0	0	0							
Inning Stats	R: 0 E: 0 K: 0 S: 3	H: 1 LOB: 0 BB: 0 P: 3	R: 0 E: 0 K: 0 S: 4	H: 2 LOB: 1 BB: 0 P: 4	R: 0 E: 0 K: 1 S: 6	H: 1 LOB: 1 BB: 1 P: 10	R: 1 E: 1 K: 0 S: 5	H: 1 LOB: 1 BB: 0 P: 5	R: 0 E: 0 K: 1 S: 5	H: 0 LOB: 0 BB: 0 P: 5	R: 0 E: 0 K: 1 S: 5	H: 0 LOB: 2 BB: 2 P: 13	R: 0 E: 0 K: 1 S: 5	H: 0 LOB: 0 BB: 0 P: 5	R: 1 E: 1 K: 1 S: 7	H: 2 LOB: 1 BB: 0 P: 7	R: 1 E: 0 K: 0 S: 4	H: 2 LOB: 0 BB: 0 P: 4	R: 0 E: 0 K: 0 S: 4	H: 1 LOB: 1 BB: 0 P: 4	1B: 8 2B: 2 3B: 0 HR: 0	SF: 0 SAC: 0 DP: 2 HBP: 0	WP: 1 PB: 0 SB: 0 CS: 0	PA: 42
PITCHER	IP WLS BF H R ER SO ERA WHIP	2.0 7 3 0 0 0 2.00 1.500	7.0 30 6 3 1 5 1.29 1.286	1.0 4 1 0 0 0 0.00 1.000																				

Kansas City Athletics @ Baltimore Orioles
Memorial Stadium, Baltimore, MD
Wed May 11 1960, 7:05 PM EDT
Att: 6,427 - Unknown


AB	38
R	3
H	10
RBI	1
BB	3
SO	5
LOB	15



Batter	1	2	3	4	5	6	7	8	9	10	AB	R	H	RBI	BB	SO	LOB	BOTTOM						
Mary Breeding, R OBP: 0.298, SLG: 0.318 Bob Boyd, L OBP: 0.250, SLG: 0.313 Milt Pappas, R (10,1)											4	0	0	0	0	0	3							
Gene Woodling, L OBP: 0.528, SLG: 0.508 (1,7)											4	0	2	0	1	1	0							
Brooks Robinson, R OBP: 0.311, SLG: 0.370 (1,5)											5	0	0	0	0	0	5							
Walt Dropo, R OBP: 0.240, SLG: 0.182 (1,3)											5	1	1	0	0	1	2							
Jackie Brandt, R OBP: 0.423, SLG: 0.364 (1,8)											5	3	3	2	0	1	1							
Willie Tasby, R OBP: 0.324, SLG: 0.324 (1,9)											4	0	1	0	0	0	1							
Ron Hansen, R OBP: 0.436, SLG: 0.515 (1,6)											2	1	1	1	2	0	0							
Joe Ginsberg, L OBP: 0.364, SLG: 0.286 Jim Gentile, L OBP: 0.417, SLG: 0.592 Al Pilarcik, L OBP: 0.388, SLG: 0.457 Billy Klaus, L OBP: 0.400, SLG: 1.000 (10,4)											2	0	1	1	1	1	1							
Arnie Portocarrero, R OBP: 0.368, SLG: 0.387 Steve Barber, L OBP: 0.417, SLG: 0.333 (10,2)											0	0	0	0	0	0	0							
											1	0	0	0	0	0	2							
											2	0	0	0	0	0	2							
											1	0	1	1	0	0	0							
Inning Stats	R: 0 E: 0 K: 0 S: 4	H: 1 LOB: 1 BB: 0 P: 4	R: 1 E: 0 K: 0 S: 5	H: 2 LOB: 2 BB: 1 P: 9	R: 0 E: 0 K: 2 S: 8	H: 1 LOB: 1 BB: 0 P: 8	R: 0 E: 0 K: 0 S: 3	H: 0 LOB: 1 BB: 1 P: 7	R: 0 E: 0 K: 1 S: 5	H: 0 LOB: 0 BB: 0 P: 5	R: 0 E: 0 K: 1 S: 3	H: 0 LOB: 0 BB: 0 P: 3	R: 0 E: 0 K: 0 S: 3	H: 0 LOB: 0 BB: 0 P: 3	R: 2 E: 0 K: 0 S: 6	H: 4 LOB: 3 BB: 2 P: 14	R: 2 E: 0 K: 0 S: 2	H: 2 LOB: 0 BB: 0 P: 2	1B: 9 2B: 0 3B: 0 HR: 1	SF: 0 SAC: 0 DP: 0 HBP: 0	WP: 0 PB: 0 SB: 0 CS: 0	PA: 41		
PITCHER	IP WLS BF H R ER SO ERA WHIP	8.1 35 7 3 0 3 3.24 1.320	0.0 1 1 0 0 0 ∞	0.2 L 5 2 2 0 27.00 3.000																				

Kansas City Athletics @ Baltimore Orioles
Memorial Stadium, Baltimore, MD
Wed May 11 1960, 7:05 PM EDT
Att: 6,427 - Unknown

AB	36
R	5
H	10
RBI	5
BB	5
SO	4
LOB	19



Batter	1	2	3	4	5	6	7	8	9	AB R H RBI BB SO LOB	TOP
Mary Breeding, R (1,4) Albie Pearson, L (9, PH) OBP: 0.299, SLG: 0.319 OBP: 0.375, SLG: 0.424	L1-3 1B		5-3			4-3			E7 2B G1-2-3	3 0 1 0 0 0 0 2 1 1 0 0 0 3	
Jackie Brandt, R (1,8) OBP: 0.413, SLG: 0.373	L1-3 1-2			F2		F9			E7 WP 2B	4 1 1 1 0 0 1	
Gene Woodling, L (1,7) Billy Klaus, L (9,4) OBP: 0.516, SLG: 0.485 OBP: 0.400, SLG: 1.000	F7			4-3		F8			E7 SH BB 2B	3 1 0 0 0 1 0 0 0 0 0 0 0 0 0 0	
Jim Gentile, L (1,3) Bob Boyd, L (9, PR) Walt Dropo, R (9,3) OBP: 0.406, SLG: 0.566 OBP: 0.250, SLG: 0.313 OBP: 0.240, SLG: 0.182		K		K		4-3			E7 SH BB 1B	4 0 1 0 0 2 0 0 1 0 0 0 0 0 0 0 0 0 0 0 0 0	
Brooks Robinson, R (1,5) OBP: 0.301, SLG: 0.357		K			5-3		6-3		E7 SH 1B	3 1 0 0 0 1 0	
Willie Tasby, R (1,9) OBP: 0.366, SLG: 0.351								F9	E7 FC1-6 G1-2-3 1B	3 0 2 0 1 0 0	
Ron Hansen, R (1,6) OBP: 0.439, SLG: 0.514		K			L8				E7 1B FC1-6 1B	4 0 2 2 0 1 2	
Clint Courtney, L (1,2) OBP: 0.375, SLG: 0.308				F8		L6			E7 FC1-6 BB 1B	4 0 1 0 0 0 3	
Jerry Walker, S (1,1) Al Pilarcik, L (8, PH) Jack Fisher, R (8,1) OBP: 0.380, SLG: 0.447 OBP: 0.380, SLG: 0.447				4-3		B1		4-3	E7 1B BB	2 0 0 0 0 0 0 1 0 0 0 0 0 1 0 0 0 0 0 1 0 0	
Inning Stats	R: 0 H: 1 E: 0 LOB: 0 K: 0 BB: 0 S: 3 P: 3	R: 0 H: 1 E: 0 LOB: 1 K: 3 BB: 0 S: 10 P: 10	R: 0 H: 0 E: 0 LOB: 0 K: 0 BB: 0 S: 3 P: 3	R: 0 H: 0 E: 0 LOB: 0 K: 1 BB: 0 S: 5 P: 5	R: 0 H: 1 E: 0 LOB: 1 K: 0 BB: 0 S: 4 P: 4	R: 0 H: 0 E: 0 LOB: 0 K: 0 BB: 0 S: 3 P: 3	R: 0 H: 0 E: 0 LOB: 0 K: 0 BB: 0 S: 3 P: 3	R: 0 H: 2 E: 0 LOB: 2 K: 0 BB: 0 S: 4 P: 4	R: 5 H: 4 E: 2 LOB: 2 K: 0 BB: 3 S: 7 P: 19	1B: 7 SF: 0 2B: 3 SAC: 1 3B: 0 DP: 2 HR: 0 HBP: 0	WP: 1 PA: 37 PB: 0 SB: 0 CS: 0
PITCHER	IP WLS BF H R ER SO BB IBB HBP BLK WP HR S P ERA WHIP	8.0 29 7 2 2 4 0 0 0 0 0 0 1 0 1 5 2.25 0.875	0.0 L 2 1 0 0 0 1 0 0 0 0 0 0 2 6 0.00 1.000	1.0 3 0 0 0 0 1 0 0 0 0 0 0 2 6 0.00 1.000							

Baltimore Orioles @ Boston Red Sox
Fenway Park, Boston, MA
Sat May 14 1960, 3:33 AM EDT
Att: 10,703 - Unknown - 61 F

AB 33
R 5
H 9
RBI 3
BB 3
SO 4
LOB 10



BOTTOM

Batter	1	2	3	4	5	6	7	8	9	AB R H RBI BB SO LOB	BOTTOM
Don Buddin, R (1,6) OBP: 0.369, SLG: 0.380	F9	F9			BB 1B		6-3			4 1 1 0 0 0 3	
Pete Runnels, L (1,4) Ted Bowfield, L (9,3) ERA: 4.5	6-3		F7		BB 1B BB			K		3 0 0 0 1 1 0	
Frank Malzone, R (1,5) OBP: 0.304, SLG: 0.352	F7		F2				P3			4 0 1 1 0 0 0	
Vic Wertz, L (1,3) Pumpsie Green, S (9,4) OBP: 0.409, SLG: 0.658 OBP: 0.353, SLG: 0.500		E 1B BB	1-3		1-3			K		3 1 0 0 1 1 2 0 0 0 0 0 0 0	
Bobby Thomson, R (1,8) OBP: 0.290, SLG: 0.391		FC6 1B		F4		K		F8		4 0 0 0 0 1 1	
Gene Stephens, L (1,7) OBP: 0.296, SLG: 0.229		FC5-4 1B		G3		4-1		4-3		4 0 1 1 0 0 0	
Lou Clinton, R (1,9) OBP: 0.333, SLG: 0.478		FC5-4 S 1-2		K		F7			BB	3 0 0 0 1 1 2	
Haywood Sullivan, R (1,2) Marty Keough, L (9, PH) OBP: 0.194, SLG: 0.152 OBP: 0.316, SLG: 0.250		K			6-3		F6		K	3 0 0 0 0 1 2 1 0 0 0 0 1 1	
Bill Monbouquette, R (1,1) Ted Bowfield, R (9,1) Tom Brewer, R (9,1) Mike Fornieles, R (9,1) OBP: 0.550, SLG: 0.571 OBP: 0.316, SLG: 0.250					K		K			2 0 0 0 1 2 0	
Inning Stats	R: 0 H: 0 E: 0 LOB: 0 K: 2 BB: 0 S: 3 P: 3	R: 1 H: 1 E: 1 LOB: 3 K: 1 BB: 2 S: 7 P: 15	R: 0 H: 0 E: 0 LOB: 0 K: 0 BB: 0 S: 3 P: 3	R: 0 H: 0 E: 0 LOB: 0 K: 1 BB: 0 S: 5 P: 5	R: 1 H: 2 E: 0 LOB: 2 K: 1 BB: 1 S: 7 P: 11	R: 0 H: 0 E: 0 LOB: 0 K: 1 BB: 0 S: 5 P: 5	R: 0 H: 0 E: 0 LOB: 0 K: 1 BB: 0 S: 5 P: 5	R: 0 H: 0 E: 0 LOB: 0 K: 2 BB: 0 S: 7 P: 7	R: 0 H: 0 E: 1 LOB: 1 K: 1 BB: 1 S: 5 P: 9	1B: 3 SF: 0 2B: 0 SAC: 0 3B: 0 DP: 0 HR: 0 HBP: 0	WP: 0 PA: 35 PB: 1 SB: 0 CS: 0
PITCHER	IP WLS BF H R ER SO BB IBB HBP BLK WP HR S P ERA WHIP	7.0 28 3 2 1 5 3 0 0 0 0 0 0 12 16 0.00 0.500									

Baltimore Orioles @ Boston Red Sox
Fenway Park, Boston, MA
Sat May 14 1960, 3:33 AM EDT
Att: 10,703 - Unknown - 61 F

AB 31
R 2
H 3
RBI 2
BB 4
SO 8
LOB 11



Batter	1	2	3	4	5	6	7	8	9	AB	R	H	RBI	BB	SO	LOB	TOP					
Mary Breeding, R OBP: 0.304, SLG: 0.354 (1, 4)										5	1	2	1	0	0	3	Baltimore Orioles @ Boston Red Sox Fenway Park, Boston, MA Sun May 15 1960, 3:33 AM EDT Unknown					
Jackie Brandt, R OBP: 0.418, SLG: 0.371 (1, 8)										3	0	1	0	1	1							
Gene Woodling, L OBP: 0.510, SLG: 0.471 Al Pilarcik, L OBP: 0.380, SLG: 0.447 (6, PR) (8, 9)										2	0	0	0	1	1	0						
Jim Gentile, L OBP: 0.403, SLG: 0.545 Albie Pearson, L OBP: 0.390, SLG: 0.424 Walt Dropo, R OBP: 0.240, SLG: 0.182 (8, PH) (8, 3)										2	0	0	0	1	1	0						
Brooks Robinson, R OBP: 0.289, SLG: 0.341 (1, 5)										4	0	0	0	0	0	6						
Willie Tasby, R OBP: 0.376, SLG: 0.350 (1, 9) (8, 7)											3	1	1	0	1	3						
Ron Hansen, R OBP: 0.430, SLG: 0.500 (1, 6)											4	0	1	0	0	4						
Clint Courtney, L OBP: 0.350, SLG: 0.313 (1, 2)											3	0	1	1	0	1						
Steve Barber, L (1, 1)											1	0	0	0	1	1						
Inning Stats	R: 1 E: 0 K: 1 S: 6	H: 1 LOB: 0 BB: 0 P: 6	R: 0 E: 0 K: 0 S: 3	H: 0 LOB: 0 BB: 0 P: 3	R: 0 E: 0 K: 1 S: 6	H: 1 LOB: 1 BB: 0 P: 6	R: 0 E: 0 K: 1 S: 5	H: 0 LOB: 0 BB: 0 P: 5	R: 0 E: 0 K: 2 S: 8	H: 1 LOB: 1 BB: 0 P: 8	R: 0 E: 0 K: 0 S: 4	H: 2 LOB: 2 BB: 1 P: 8	R: 1 E: 0 K: 0 S: 4	H: 1 LOB: 1 BB: 1 P: 8	R: 0 E: 0 K: 1 S: 5	H: 0 LOB: 3 BB: 3 P: 17		R: 0 E: 0 K: 0 S: 2	H: 0 LOB: 0 BB: 1 P: 6	1B: 5 2B: 1 3B: 0 HR: 1	SF: 1 SAC: 3 DP: 2 HBP: 0	WP: 0 PB: 0 SB: 0 CS: 0
PITCHER	IP WLS BF H R ER SO BB IBB HBP BLK WP HR S P ERA WHIP																					
Jerry Casale, R ERA: 3.89 (1, 1)	7.0 L 30 6 2 2 5 3 1 0 0 0 0 1 36 52 2.57 1.286																					
Tom Borland, L ERA: (8, 1)	0.0 1 0 0 0 0 1 0 0 0 0 0 0 0 4 ∞ ∞																					
Tom Sturdivant, R ERA: 4.86 (8, 1)	1.0 3 0 0 0 1 0 0 0 0 0 0 0 5 5 0.00 0.000																					
Mike Fomiesles, R ERA: 2.79 (9, 1)	1.0 3 0 0 0 0 1 0 0 0 0 0 0 2 6 0.00 1.000																					

Batter	1	2	3	4	5	6	7	8	9	AB	R	H	RBI	BB	SO	LOB	BOTTOM					
Don Buddin, R OBP: 0.364, SLG: 0.365 (1, 6)										3	0	0	0	1	0	2	Baltimore Orioles @ Boston Red Sox Fenway Park, Boston, MA Sun May 15 1960, 3:33 AM EDT Unknown					
Pete Runnels, L OBP: 0.462, SLG: 0.485 (1, 4) (8, 3)										4	0	0	0	0	1	3						
Frank Malzone, R OBP: 0.289, SLG: 0.333 (1, 5)										4	0	0	0	0	0	3						
Rip Repulski, R OBP: 0.300, SLG: 0.556 (1, 7)										3	0	0	0	1	1	0						
Bobby Thomson, R OBP: 0.301, SLG: 0.388 (1, 8)										3	1	1	0	1	0	1						
Ron Jackson, R OBP: 0.250, SLG: 0.290 Pumpsie Green, S OBP: 0.389, SLG: 0.500 (7, PR) (8, 4)										3	0	1	0	0	0	2						
Lou Clinton, R OBP: 0.309, SLG: 0.449 (1, 9)										3	0	0	1	0	1	2						
Haywood Sullivan, R OBP: 0.205, SLG: 0.143 (1, 2)										2	0	0	0	1	0	1						
Jerry Casale, R OBP: 0.400, SLG: 0.429 (8, 1)										2	0	1	0	0	1	1						
Tom Sturdivant, L OBP: 0.200, SLG: 0.250 Ray Webster, R (8, PH) Mike Fomiesles, R (9, 1)										0	0	0	0	0	0	0						
Inning Stats	R: 0 E: 0 K: 0 S: 3	H: 0 LOB: 0 BB: 0 P: 3	R: 0 E: 0 K: 0 S: 3	H: 0 LOB: 1 BB: 1 P: 7	R: 0 E: 0 K: 0 S: 3	H: 1 LOB: 0 BB: 0 P: 3	R: 0 E: 0 K: 0 S: 3	H: 0 LOB: 0 BB: 0 P: 3	R: 0 E: 0 K: 1 S: 5	H: 1 LOB: 0 BB: 0 P: 5	R: 0 E: 0 K: 0 S: 4	H: 0 LOB: 2 BB: 2 P: 13	R: 1 E: 0 K: 0 S: 4	H: 1 LOB: 1 BB: 1 P: 8	R: 0 E: 1 K: 1 S: 6	H: 0 LOB: 1 BB: 0 P: 6	R: 0 E: 0 K: 1 S: 5	H: 0 LOB: 1 BB: 1 P: 9	1B: 3 2B: 0 3B: 0 HR: 0	SF: 1 SAC: 0 DP: 2 HBP: 0	WP: 0 PB: 0 SB: 0 CS: 0	PA: 34
PITCHER	IP WLS BF H R ER SO BB IBB HBP BLK WP HR S P ERA WHIP																					
Steve Barber, L ERA: 1.76 (1, 1)	9.0 W 34 3 1 1 4 5 0 0 0 0 0 0 37 57 1.00 0.889																					

Batter	1	2	3	4	5	6	7	8	9	AB	R	H	RBI	BB	SO	LOB	TOP					
Mary Breeding, R (1, 4) OBP: 0.318, SLG: 0.370										4	1	2	0	1	0	1	Baltimore Orioles @ Boston Red Sox Fenway Park, Boston, MA Sun May 15 1960, 3:38 AM EDT Att: 21,157 - Unknown					
Albie Pearson, L (1, 7) OBP: 0.391, SLG: 0.389										3	1	0	0	2	0	3						
Jackie Brandt, R (1, 8) OBP: 0.422, SLG: 0.385										3	2	1	0	1	1							
Jim Gentile, L (1, 3) OBP: 0.408, SLG: 0.559										4	1	2	2	0	1	0						
Brooks Robinson, R (1, 5) OBP: 0.287, SLG: 0.330										3	0	0	0	1	0	3						
Al Pilarcik, L (1, 9) OBP: 0.370, SLG: 0.420										3	1	0	0	1	0	1						
Ron Hansen, R (1, 6) OBP: 0.433, SLG: 0.500										4	1	2	2	0	0	0						
Clint Courtney, L (1, 2) OBP: 0.292, SLG: 0.250										4	0	0	0	0	0	3						
Hal Brown, R (1, 1) OBP: 0.333, SLG: 0.300										3	0	1	2	0	0	0						
Chuck Estrada, R (6, 1) OBP: 0.286, SLG: 0.571										1	0	0	0	0	1	1						
Inning Stats	R: 6 E: 0 K: 0 S: 7	H: 4 LOB: 1 BB: 3 P: 19	R: 0 E: 0 K: 0 S: 2	H: 0 LOB: 0 BB: 1 P: 6	R: 0 E: 0 K: 0 S: 2	H: 0 LOB: 0 BB: 1 P: 6	R: 0 E: 0 K: 0 S: 4	H: 1 LOB: 1 BB: 0 P: 4	R: 1 E: 0 K: 0 S: 4	H: 2 LOB: 0 BB: 0 P: 4	R: 0 E: 0 K: 0 S: 3	H: 0 LOB: 0 BB: 0 P: 3	R: 0 E: 0 K: 1 S: 5	H: 0 LOB: 0 BB: 0 P: 5	R: 0 E: 0 K: 1 S: 5	H: 0 LOB: 0 BB: 0 P: 5	R: 0 E: 0 K: 1 S: 6	H: 1 LOB: 2 BB: 1 P: 10	1B: 4 2B: 4 3B: 0 HR: 0	SF: 0 SAC: 0 DP: 3 HBP: 0	WP: 0 PB: 0 SB: 0 CS: 0	PA: 38
PITCHER	IP WLS BF H R ER SO BB IBB HBP BLK WP HR S P ERA WHIP																					
Frank Sullivan, R (1, 1) ERA: 7.17	0.1 L 7 3 6 6 0 2 2 1 0 0 0 0 0 4 16 162.00 15.000																					
Tom Borland, L (1, 1) ERA: 1.93	4.2 17 4 1 1 0 0 2 0 0 0 0 0 0 15 23 1.93 1.286																					
Dave Hillman, R (6, 1) ERA: 1.93	1.0 3 0 0 0 0 0 0 0 0 0 0 0 0 3 3 0.00 0.000																					
Mike Fomiele, R (7, 1) ERA: 2.13	3.0 11 1 0 0 3 1 0 0 0 0 0 0 0 16 20 0.00 0.667																					


Batter	1	2	3	4	5	6	7	8	9	AB	R	H	RBI	BB	SO	LOB	BOTTOM					
Don Buddin, R (1, 6) OBP: 0.366, SLG: 0.380										5	0	2	1	0	1	0	Baltimore Orioles @ Boston Red Sox Fenway Park, Boston, MA Sun May 15 1960, 3:38 AM EDT Att: 21,157 - Unknown					
Pete Runnels, L (1, 4) OBP: 0.446, SLG: 0.458										4	0	0	0	1	0	3						
Frank Malzone, R (1, 5) OBP: 0.295, SLG: 0.342										4	1	2	1	0	1	1						
Vic Wertz, L (1, 3) OBP: 0.429, SLG: 0.643										4	1	2	0	1	1	2						
Rip Repulski, R (1, 7) OBP: 0.357, SLG: 0.615										4	0	2	1	0	0	1						
Gene Stephens, L (1, 8) OBP: 0.276, SLG: 0.212										4	0	0	0	0	0	5						
Lou Clinton, R (1, 9) OBP: 0.288, SLG: 0.415										4	0	0	1	0	3	5						
Don Gile, R (1, 2) OBP: 0.143, SLG: 0.143										2	0	0	0	0	0	1						
Gary Geiger, L (6, PH) OBP: 0.289, SLG: 0.314										1	0	0	0	0	0	3						
Haywood Sullivan, R (7, 2) OBP: 0.225, SLG: 0.167										1	1	1	0	0	0	0						
Frank Sullivan, R (1, 1) Tom Borland, L (1, 1) Marty Keough, L (6, PH) Dave Hillman, R (6, 1) Ted Williams, L (6, PH) Mike Fomiele, R (7, 1) Pumpie Green, S (6, PH)										0	0	0	0	0	0	0						
Inning Stats	R: 0 E: 0 K: 0 S: 4	H: 1 LOB: 0 BB: 0 P: 4	R: 0 E: 0 K: 1 S: 5	H: 0 LOB: 0 BB: 0 P: 5	R: 0 E: 0 K: 1 S: 6	H: 1 LOB: 1 BB: 0 P: 6	R: 2 E: 0 K: 0 S: 6	H: 3 LOB: 1 BB: 0 P: 6	R: 0 E: 0 K: 1 S: 5	H: 0 LOB: 1 BB: 1 P: 9	R: 0 E: 1 K: 2 S: 10	H: 2 LOB: 3 BB: 0 P: 10	R: 0 E: 0 K: 1 S: 5	H: 0 LOB: 0 BB: 0 P: 5	R: 0 E: 0 K: 1 S: 5	H: 0 LOB: 1 BB: 1 P: 9	R: 2 E: 0 K: 1 S: 7	H: 2 LOB: 1 BB: 1 P: 11	1B: 7 2B: 2 3B: 0 HR: 0	SF: 1 SAC: 0 DP: 0 HBP: 0	WP: 0 PB: 0 SB: 0 CS: 0	PA: 40
PITCHER	IP WLS BF H R ER SO BB IBB HBP BLK WP HR S P ERA WHIP																					
Hal Brown, R (1, 1) ERA: 1.95	5.0 W 24 7 2 2 3 1 0 0 0 0 0 0 29 33 3.60 1.600																					
Chuck Estrada, R (6, 1) ERA: 2.89	4.0 S 16 2 2 2 5 2 0 0 0 0 0 0 24 32 4.50 1.000																					

Batter	1	2	3	4	5	6	7	8	9	AB	R	H	RBI	BB	SO	LOB	TOP			
Mary Breeding, R OBP: 0.306, SLG: 0.356 (1, 4)	K2-3		6-3		K			F7		4	0	0	0	0	2	0	Baltimore Orioles @ Kansas City Athletics Municipal Stadium, Kansas City, MO Mon May 16 1960, 8:05 PM EDT Att: 6,819 - Unknown			
Jackie Brandt, R OBP: 0.425, SLG: 0.435 (1, 8)	HR		1-3			G1 1B		F8		4	1	2	1	0	0	0				
Gene Woodling, L OBP: 0.413, SLG: 0.459 Walt Dropo, R OBP: 0.240, SLG: 0.182 (1, 7) (9, 3)	FC5 1B		G3			F4		F5		4	0	1	0	0	0	1				
Jim Gentile, L OBP: 0.413, SLG: 0.548 Albie Pearson, L OBP: 0.391, SLG: 0.389 (1, 3) (9, PR) (9, 7)	1B			K		G1		G1-6-3 BB		3	0	1	0	1	1	1				
Clint Courtney, L OBP: 0.250, SLG: 0.208 (1, 2)	F8		4-3			G3		G1-6-3		4	0	0	0	0	0	4				
Willie Tasby, R OBP: 0.354, SLG: 0.326 (1, 9)	FC5 2-3f		F4			F6				3	0	0	0	0	0	2				
Brooks Robinson, R OBP: 0.279, SLG: 0.319 (1, 5)		4-3				F8		L8		3	0	0	0	0	0	0				
Ron Hansen, R OBP: 0.430, SLG: 0.530 (1, 6)		5-3				4-3		HR		3	1	1	1	0	0	0				
Arnie Portocarrero, R Jack Fisher, R Al Pilarcik, L OBP: 0.364, SLG: 0.412 (1, 1) (7, 1) (7, 9)	5-3					L6		G3		2	0	0	0	0	0	0				
Inning Stats	R: 1 E: 0 K: 1 S: 8	H: 3 LOB: 2 BB: 0 P: 8	R: 0 E: 0 K: 0 S: 3	H: 0 LOB: 0 BB: 0 P: 3	R: 0 E: 0 K: 0 S: 3	H: 0 LOB: 0 BB: 0 P: 3	R: 0 E: 0 K: 1 S: 5	H: 0 LOB: 0 BB: 0 P: 5	R: 1 E: 0 K: 1 S: 6	H: 1 LOB: 0 BB: 0 P: 6	R: 0 E: 0 K: 0 S: 4	H: 1 LOB: 1 BB: 0 P: 4	R: 0 E: 0 K: 0 S: 3	H: 0 LOB: 0 BB: 0 P: 3	R: 0 E: 0 K: 0 S: 2	H: 0 LOB: 1 BB: 1 P: 6	1B: 3 2B: 0 3B: 0 HR: 2	SF: 0 SAC: 0 DP: 1 HBP: 0	WP: 0 PB: 0 SB: 0 CS: 0	PA: 32
PITCHER	IP WLS BF H R ER SO BB IBB HBP BLK WP HR S P ERA WHIP	8.0 L 29 5 2 2 3 0 0 0 0 0 2 35 35 2.25 0.625	1.0 3 0 0 0 0 1 0 0 0 0 0 2 6 0.00 1.000	PITCHER																

AB	31
R	2
H	5
RBI	2
BB	1
SO	3
LOB	8




Batter	1	2	3	4	5	6	7	8	9	AB	R	H	RBI	BB	SO	LOB	BOTTOM					
Ken Hamlin, R OBP: 0.240, SLG: 0.227 Mary Throneberry, L OBP: 0.253, SLG: 0.125 Wayne Terwilliger, R (1, 6) (8, PH) (9, 4)	K			F3		F9		K		3	0	0	0	0	1	1	Baltimore Orioles @ Kansas City Athletics Municipal Stadium, Kansas City, MO Mon May 16 1960, 8:05 PM EDT Att: 6,819 - Unknown					
Jerry Lumpe, L OBP: 0.396, SLG: 0.333 (1, 4) (9, 6)	F6			F9		F8				4	0	0	0	0	1	0						
Whitey Herzog, L OBP: 0.500, SLG: 0.667 (1, 9)	K			F7		FC4-6 1B				4	0	2	0	0	1	0						
Norm Siebern, L OBP: 0.392, SLG: 0.540 (1, 3)		4-3			F8	FC4-6 1B		K		4	1	0	0	0	1	2						
Bob Cerv, R OBP: 0.346, SLG: 0.557 (1, 7)		F8			FC6-4 1B	1B		F9		3	0	1	0	1	0	1						
Dick Williams, R OBP: 0.352, SLG: 0.397 (1, 5)		1-3			FC6-4 2B					3	0	1	1	0	0	1						
Bill Tuttle, R OBP: 0.272, SLG: 0.296 (1, 8)				F9				G6-4-3 1B		3	0	1	0	0	0	2						
Harry Chiti, R OBP: 0.349, SLG: 0.403 (1, 2)				K				F9		3	0	0	0	0	1	0						
Ned Garver, R OBP: 0.200, SLG: 0.400 Russ Snyder, L OBP: 0.290, SLG: 0.370 Leo Kiely, L (1, 1) (8, PH) (9, 1)				F7				4-3		2	0	1	0	0	0	0						
Inning Stats	R: 0 E: 0 K: 2 S: 7	H: 0 LOB: 0 BB: 0 P: 7	R: 0 E: 0 K: 0 S: 3	H: 0 LOB: 0 BB: 0 P: 3	R: 0 E: 0 K: 1 S: 5	H: 0 LOB: 0 BB: 0 P: 5	R: 0 E: 0 K: 0 S: 3	H: 0 LOB: 0 BB: 0 P: 3	R: 0 E: 0 K: 0 S: 4	H: 2 LOB: 2 BB: 0 P: 4	R: 0 E: 0 K: 0 S: 4	H: 1 LOB: 1 BB: 0 P: 4	R: 1 E: 0 K: 0 S: 4	H: 2 LOB: 1 BB: 1 P: 8	R: 0 E: 0 K: 1 S: 5	H: 0 LOB: 0 BB: 0 P: 5	R: 0 E: 0 K: 1 S: 6	H: 1 LOB: 1 BB: 0 P: 6	1B: 3 2B: 3 3B: 0 HR: 0	SF: 0 SAC: 0 DP: 1 HBP: 0	WP: 0 PB: 0 SB: 0 CS: 0	PA: 32
PITCHER	IP WLS BF H R ER SO BB IBB HBP BLK WP HR S P ERA WHIP	6.0 W 21 4 1 1 3 0 0 0 0 0 14 18 0.00 0.667	3.0 S 11 2 0 0 2 1 0 0 0 0 0 14 18 0.00 1.000	PITCHER																		




Batter	1	2	3	4	5	6	7	8	9	AB	R	H	RBI	BB	SO	LOB	TOP										
Mary Breeding, R OBP: 0.310, SLG: 0.352 (1, 4)	K (1)		K (2)		F7 (1)		HBP S (2)		FC4-6 BB (1)	4	1	1	0	1	2	0	Baltimore Orioles @ Kansas City Athletics Municipal Stadium, Kansas City, MO Tue May 17 1960, 8:05 PM EDT Att: 7,365 - Unknown										
Jackie Brandt, R OBP: 0.424, SLG: 0.473 (1, 8)	BB (1)		HR (2)		4-3 (2)		K (2)		F8 (1)	5	1	2	1	0	1	2											
Gene Woodling, L OBP: 0.505, SLG: 0.455 (1, 7)	F9 (2)		1B (2)		BB (2)		HBP BB (2)		FC4-6 (2)	3	0	1	0	2	0	2											
Jim Gentile, L OBP: 0.438, SLG: 0.547 (1, 3)	FC4-6 BB (1)		1B (2)		BB (2)		HBP BB (2)		4-1 (3)	2	0	1	0	3	0	1											
Clint Courtney, L OBP: 0.250, SLG: 0.185 (1, 2)	FC4-6 (3)		F7 (3)		F7 (3)		FC6-4 HBP (3)			3	0	0	1	0	0	6											
Willie Tasby, R OBP: 0.346, SLG: 0.304 (1, 9)		K (1)			BB (1)		6-3 (1)		FC6-4 (1)	3	0	0	0	1	1	3											
Brooks Robinson, R OBP: 0.269, SLG: 0.306 (1, 5)	F7 (2)		F8 (1)		F8 (1)		5-3 (2)		6-3 (1)	4	0	0	0	0	0	1											
Ron Hansen, R OBP: 0.412, SLG: 0.506 (1, 6)	K (3)		F9 (2)		F9 (2)		6-3 (3)		1-3 (2)	4	0	0	0	0	1	1											
Milt Pappas, R OBP: 0.231, SLG: 0.174 Walt Dropo, R (8, PH) Gordon Jones, R (8, 1)			K (1)		F8 (3)		F3 (1)		6-3 (3)	3	0	0	0	0	1	1											
										1	0	0	0	0	0	0											
										0	0	0	0	0	0	0											
Inning Stats	R: 0 E: 0 K: 1 S: 6	H: 1 LOB: 2 BB: 1 P: 10	R: 0 E: 0 K: 2 S: 7	H: 0 LOB: 0 BB: 0 P: 7	R: 1 E: 0 K: 2 S: 10	H: 3 LOB: 2 BB: 0 P: 10	R: 0 E: 0 K: 0 S: 3	H: 0 LOB: 1 BB: 1 P: 7	R: 0 E: 0 K: 0 S: 3	H: 0 LOB: 0 BB: 0 P: 3	R: 1 E: 0 K: 1 S: 6	H: 1 LOB: 3 BB: 2 P: 15	R: 0 E: 0 K: 0 S: 3	H: 0 LOB: 0 BB: 0 P: 3	R: 0 E: 0 K: 0 S: 3	H: 0 LOB: 1 BB: 1 P: 7		1B: 4 2B: 0 3B: 0 HR: 1	SF: 0 SAC: 0 DP: 0 HBP: 1	WP: 0 PB: 0 SB: 0 CS: 1	PA: 40						
PITCHER	IP	WLS	BF	H	R	ER	SO	BB	IBB	HBP	BLK	WP	HR	S	P	ERA	WHIP										
Don Larsen, R ERA: 3.33 (1, 1)	6.0		26	4	1	1	5	4	0	0	0	0	1	32	48	1.50	1.333										
Ken Johnson, R ERA: 2.45 (7, 1)	0.2	5	1	1	1	1	1	2	0	0	0	0	0	5	13	13.50	4.500										
Leo Kiely, L ERA: (7, 1)	2.1	W	9	0	0	0	0	1	0	1	0	0	0	7	12	0.00	0.429										

AB	32
R	2
H	5
RBI	2
BB	7
SO	6
LOB	17



Batter	1	2	3	4	5	6	7	8	9	AB	R	H	RBI	BB	SO	LOB	BOTTOM											
Ken Hamlin, R OBP: 0.257, SLG: 0.231 (1, 6)	G3 (1)				1-3 (2)		HR (1)		F2 (2)	3	1	1	0	2	0	1	Baltimore Orioles @ Kansas City Athletics Municipal Stadium, Kansas City, MO Tue May 17 1960, 8:05 PM EDT Att: 7,365 - Unknown											
Jerry Lumpe, L OBP: 0.350, SLG: 0.318 (1, 4)	G3 (1)		F4 (3)		F8 (3)		F5 (1)		F8 (3)	5	0	0	0	0	0	5												
Whitey Herzog, L OBP: 0.500, SLG: 0.725 (1, 9)	K (2)		K (1)		G4-6-3 (1)		HR (2)			4	1	2	2	0	2	1												
Norm Siebern, L OBP: 0.396, SLG: 0.528 (1, 3)	1-3 (3)		2B (1)		G4-6-3 (2)		BB (2)		BB (1)	2	0	0	0	2	0	2												
Bob Cerv, R OBP: 0.341, SLG: 0.541 Russ Snyder, L OBP: 0.290, SLG: 0.370 (1, 7) (9, 7)		K (1)	F8 (2)		6-3 (3)		BB (1)			4	0	1	0	0	1	1												
										0	0	0	0	0	0	0												
Dick Williams, R OBP: 0.348, SLG: 0.402 (1, 5)	F8 (2)		2B (2)				K (1)		F6 (2)	4	0	1	0	0	1	2												
Bill Tuttle, R OBP: 0.280, SLG: 0.291 (1, 8)		BLK (1)	FC6-4 (1)		K (2)		F8 (3)			2	1	0	0	2	1	2												
Harry Chiti, R OBP: 0.356, SLG: 0.392 (1, 2)		1B (1)	FC6-4 (3)				BB (3)		K (1)	2	1	0	0	2	1	3												
Don Larsen, R OBP: 0.100, SLG: 0.100 Ken Johnson, R OBP: 0.250, SLG: 0.250 Leo Kiely, L ERA: (1, 1) (7, 1) (7, 1)	E8 (1)		1B (1)		K (1)		F3 (3)			3	0	1	1	0	1	1												
										0	0	0	0	0	0	0												
										0	0	0	0	1	0	0												
Inning Stats	R: 0 E: 0 K: 1 S: 5	H: 0 LOB: 1 BB: 1 P: 9	R: 2 E: 1 K: 1 S: 6	H: 1 LOB: 2 BB: 3 P: 18	R: 0 E: 0 K: 1 S: 6	H: 1 LOB: 3 BB: 2 P: 14	R: 0 E: 0 K: 1 S: 5	H: 0 LOB: 0 BB: 0 P: 5	R: 0 E: 0 K: 2 S: 7	H: 0 LOB: 1 BB: 1 P: 11	R: 2 E: 1 K: 0 S: 6	H: 3 LOB: 2 BB: 1 P: 10	R: 0 E: 0 K: 1 S: 5	H: 0 LOB: 1 BB: 1 P: 9	R: 0 E: 0 K: 1 S: 5	H: 0 LOB: 1 BB: 1 P: 9	1B: 4 2B: 1 3B: 0 HR: 1	SF: 0 SAC: 0 DP: 1 HBP: 0	WP: 0 PB: 0 SB: 0 CS: 0	PA: 38								
PITCHER	IP	WLS	BF	H	R	ER	SO	BB	IBB	HBP	BLK	WP	HR	S	P	ERA	WHIP											
Milt Pappas, R ERA: 6.75 (1, 1)	7.0	L	34	4	3	3	6	8	0	0	1	0	0	1	38	70	3.86	2.000										
Gordon Jones, R ERA: 6.35 (8, 1)	1.0	4	0	0	0	0	1	1	0	0	0	0	0	5	9	0.00	1.000											

AB	29
R	4
H	6
RBI	3
BB	9
SO	7
LOB	18



Batter	1	2	3	4	5	6	7	8	9	AB	R	H	RBI	BB	SO	LOB	TOP								
Mary Breeding, R (1,4) OBP: 0.331, SLG: 0.364	L4-3 BB		1B 2B				1-3 BB	FC6-4		2	2	1	0	3	0	1									
Albie Pearson, L (1,9) OBP: 0.373, SLG: 0.366	L4-3		1B				1-3 BB		3-1	5	0	1	1	0	0	4									
Jackie Brandt, R (1,8) OBP: 0.433, SLG: 0.513	1B		5-3				1-3	2B BB	HR	4	2	2	1	1	0	3									
Gene Woodling, L (1,7) OBP: 0.500, SLG: 0.463	F9						1-3	2B 1B	K	5	0	2	2	0	1	1									
Jim Gentile, L (1,3) OBP: 0.424, SLG: 0.536		K					F5	2B 1B	4-3	5	0	1	0	0	2	1									
Ron Hansen, R (1,6) OBP: 0.396, SLG: 0.484	F9						K	2B		4	0	0	0	0	2	3									
Brooks Robinson, R (1,5) OBP: 0.277, SLG: 0.314	1-3						E5 1B	F5		4	1	2	0	0	0	2									
Joe Ginsberg, L (1,2) OBP: 0.389, SLG: 0.300			6-3				1-3 BB		G6-4-3	2	0	1	1	1	0	0									
Willie Tasby, R (8,PH) OBP: 0.340, SLG: 0.298							2H 1B	1B	G6-4-3	1	0	0	0	0	0	1									
Clint Courtney, L (8,2) OBP: 0.250, SLG: 0.185							2H 1B	1B	G6-4-3	0	0	0	0	0	0	0									
Hoyt Wilhelm, R (1,1) OBP: 0.357, SLG: 0.404	4-3						K	K	E5	2	0	0	0	0	1	1									
Al Pilarcik, L (6,PH) OBP: 0.357, SLG: 0.404			4-3				K	K	FC6-4	1	0	0	0	0	1	3									
Steve Barber, L (6,1) OBP: 0.357, SLG: 0.404										1	0	0	0	0	0	0									
Inning Stats	R: 0 E: 0 K: 0 S: 3	H: 1 LOB: 1 BB: 1 P: 7	R: 0 E: 0 K: 1 S: 5	H: 0 LOB: 0 BB: 0 P: 5	R: 1 E: 0 K: 0 S: 5	H: 2 LOB: 1 BB: 0 P: 5	R: 0 E: 0 K: 1 S: 5	H: 0 LOB: 0 BB: 0 P: 5	R: 1 E: 1 K: 1 S: 7	H: 2 LOB: 2 BB: 1 P: 11	R: 0 E: 0 K: 2 S: 9	H: 2 LOB: 3 BB: 1 P: 13	R: 2 E: 0 K: 1 S: 6	H: 1 LOB: 1 BB: 2 P: 14	R: 0 E: 1 K: 0 S: 4	H: 1 LOB: 1 BB: 0 P: 4	R: 1 E: 0 K: 1 S: 6	H: 1 LOB: 0 BB: 0 P: 6	1B: 6 2B: 4 3B: 0 HR: 1	SF: 0 SAC: 0 DP: 2 HBP: 0	WP: 0 PB: 0 CS: 0	PA: 41			
PITCHER	IP WLS BF H R ER SO BB IBB HBP BLK WP HR S P ERA WHIP	6.1 L 31 8 4 3 5 4 1 0 0 0 0 1 14 14 4.26 1.895	2.2 L 10 2 1 1 2 0 0 0 0 0 1 14 14 3.38 0.750																						

Baltimore Orioles @ Kansas City Athletics
Municipal Stadium, Kansas City, MO
Wed May 18 1960, 8:05 PM EDT
Att: 6,964 - Unknown


AB	36
R	5
H	10
RBI	5
BB	5
SO	7
LOB	20



Batter	1	2	3	4	5	6	7	8	9	AB	R	H	RBI	BB	SO	LOB	BOTTOM								
Ken Hamlin, R (1,6) OBP: 0.250, SLG: 0.223	F8		SH3				F9			3	0	0	0	0	1	2									
Jerry Lumpe, L (1,4) OBP: 0.347, SLG: 0.310	4-3		1-3				1-3			3	1	0	0	1	0	3									
Whitey Herzog, L (1,9) OBP: 0.472, SLG: 0.674	K		F8				K			3	0	0	0	0	2	2									
Hank Bauer, R (6,PH) OBP: 0.278, SLG: 0.281	K		F8				K			1	0	0	0	0	1	0									
Norm Siebern, L (1,3) OBP: 0.391, SLG: 0.511	CS	4-3					F8			3	0	0	0	1	1	0									
Bob Cerv, R (1,7) OBP: 0.337, SLG: 0.526		K					4-3			4	0	1	1	0	1	0									
Dick Williams, R (1,5) OBP: 0.344, SLG: 0.388		K					K			3	0	0	0	1	2	2									
Bill Tuttle, R (1,8) OBP: 0.287, SLG: 0.286			1B 1B				K			2	1	0	0	2	1	1									
Harry Chiti, R (1,2) OBP: 0.362, SLG: 0.398			SH3 1B				S E 1B			4	2	2	0	0	1	2									
Ray Herbert, R (1,1) OBP: 0.313, SLG: 0.154			PB SH3				K			2	0	1	1	0	1	1									
Leo Kiely, L (7,1) OBP: 0.313, SLG: 0.154			PB SH3				K			0	0	0	0	1	0	0									
Inning Stats	R: 0 E: 0 K: 1 S: 5	H: 0 LOB: 0 BB: 0 P: 5	R: 0 E: 0 K: 2 S: 7	H: 0 LOB: 0 BB: 0 P: 7	R: 2 E: 0 K: 0 S: 5	H: 2 LOB: 1 BB: 1 P: 9	R: 0 E: 0 K: 1 S: 5	H: 0 LOB: 0 BB: 0 P: 5	R: 1 E: 0 K: 3 S: 10	H: 1 LOB: 0 BB: 0 P: 10	R: 1 E: 0 K: 1 S: 5	H: 1 LOB: 1 BB: 2 P: 13	R: 0 E: 0 K: 1 S: 5	H: 0 LOB: 2 BB: 2 P: 13	R: 0 E: 0 K: 2 S: 7	H: 0 LOB: 0 BB: 0 P: 7	R: 0 E: 0 K: 0 S: 2	H: 0 LOB: 1 BB: 1 P: 6	1B: 4 2B: 0 3B: 0 HR: 0	SF: 0 SAC: 1 DP: 1 HBP: 0	WP: 1 PB: 1 SB: 1 CS: 1	PA: 36			
PITCHER	IP WLS BF H R ER SO BB IBB HBP BLK WP HR S P ERA WHIP	5.0 W 19 3 3 1 7 3 3 1 7 0 0 19 39 1.80 0.800	4.0 W 16 1 1 1 4 5 0 0 0 0 0 0 19 39 2.25 1.500																						


Baltimore Orioles @ Kansas City Athletics
Municipal Stadium, Kansas City, MO
Wed May 18 1960, 8:05 PM EDT
Att: 6,964 - Unknown

AB	28
R	4
H	4
RBI	2
BB	6
SO	11
LOB	13



Batter	1	2	3	4	5	6	7	8	9	AB	R	H	RBI	BB	SO	LOB	TOP					
Mary Breeding, R (1,4) OBP: 0.336, SLG: 0.357										2	2	0	0	2	0	0	Baltimore Orioles @ Kansas City Athletics Municipal Stadium, Kansas City, MO Thu May 19 1960, 8:05 PM EDT Att: 5,367 - Unknown livebaseballscores.com					
Gene Woodling, L (1,7) OBP: 0.482, SLG: 0.442										4	0	0	0	0	0	3						
Joe Ginsberg, L (8,2) OBP: 0.389, SLG: 0.300										0	0	0	0	0	0	0						
Jackie Brandt, R (1,8) OBP: 0.436, SLG: 0.519										3	0	1	0	1	1	1						
Walt Dropo, R (1,3) OBP: 0.267, SLG: 0.333										4	1	2	4	0	0	1						
Brooks Robinson, R (1,5) OBP: 0.276, SLG: 0.305										3	0	0	0	1	0	2						
Willie Tasby, R (1,9) OBP: 0.333, SLG: 0.294										4	0	1	0	0	0	1						
Ron Hansen, R (1,6) OBP: 0.390, SLG: 0.468										3	0	0	0	1	1	2						
Valmy Thomas, R (1,2)										3	0	0	0	0	0	3						
Jack Fisher, R (7,1)										0	0	0	0	0	0	0						
Gordon Jones, R (8,1)										0	0	0	0	0	0	0						
Albie Pearson, L (9,PH) OBP: 0.365, SLG: 0.357										1	0	0	0	0	0	0						
Chuck Estrada, R (1,1) OBP: 0.222, SLG: 0.444										2	0	0	0	0	0	1						
Clint Courtney, L (7,2) OBP: 0.273, SLG: 0.185										0	0	0	0	0	0	0						
Al Pilarcik, L (8,PR) OBP: 0.357, SLG: 0.404										0	1	0	0	0	0	0						
Inning Stats	R: 2 E: 0 K: 0 S: 4	H: 1 LOB: 0 BB: 1 P: 8	R: 0 E: 0 K: 0 S: 4	H: 1 LOB: 1 BB: 0 P: 4	R: 0 E: 0 K: 0 S: 4	H: 1 LOB: 1 BB: 0 P: 4	R: 0 E: 0 K: 0 S: 3	H: 0 LOB: 1 BB: 1 P: 7	R: 0 E: 0 K: 0 S: 3	H: 0 LOB: 0 BB: 0 P: 3	R: 0 E: 0 K: 1 S: 5	H: 0 LOB: 0 BB: 0 P: 5	R: 0 E: 0 K: 0 S: 2	H: 0 LOB: 0 BB: 1 P: 6	R: 2 E: 0 K: 0 S: 3	H: 1 LOB: 2 BB: 2 P: 12	R: 0 E: 0 K: 1 S: 5	H: 0 LOB: 0 BB: 0 P: 5	1B: 2 2B: 1 3B: 0 HR: 1	SF: 0 SAC: 0 DP: 2 HBP: 1	WP: 0 PB: 0 SB: 0 CS: 0	PA: 35
PITCHER	IP WLS BF H R ER SO BB IBB HBP BLK WP HR S P ERA WHIP	8.0 W 32 4 4 4 1 4 1 1 0 0 1 28 49 4.50 1.000	1.0 S 3 0 0 0 1 0 0 0 0 0 0 5 5 0.00 0.000																			
Bud Daley, L (1,1) ERA: 2.61																						
Marty Kutyna, R (9,1) ERA: 3.6																						

Batter	1	2	3	4	5	6	7	8	9	AB	R	H	RBI	BB	SO	LOB	BOTTOM					
Ken Hamlin, R (1,6) OBP: 0.266, SLG: 0.227										3	2	1	0	2	2	2	Baltimore Orioles @ Kansas City Athletics Municipal Stadium, Kansas City, MO Thu May 19 1960, 8:05 PM EDT Att: 5,367 - Unknown livebaseballscores.com					
Bill Tuttle, R (1,8) OBP: 0.291, SLG: 0.278										3	1	0	1	2	0	4						
Russ Snyder, L (1,9) OBP: 0.333, SLG: 0.469										5	1	3	4	0	0	3						
Norm Siebern, L (1,3) OBP: 0.409, SLG: 0.532										2	0	1	2	3	1	1						
Whitey Herzog, L (1,7) OBP: 0.466, SLG: 0.638										4	0	1	0	1	3	5						
Harry Chiti, R (1,2) OBP: 0.343, SLG: 0.375										5	0	0	0	0	1	8						
Jerry Lumpe, L (1,4) OBP: 0.352, SLG: 0.310										3	1	1	0	1	0	2						
Bob Johnson, R (1,5) OBP: 0.381, SLG: 0.071										2	0	0	0	0	0	1						
Andy Carey, R (6,PH) OBP: 0.351, SLG: 0.200										2	0	0	0	0	2	4						
Bud Daley, L (1,1) OBP: 0.250, SLG: 0.118										0	1	0	0	3	0	0						
Dick Williams, R (8,PH) OBP: 0.351, SLG: 0.388										0	1	0	0	1	0	0						
Marty Kutyna, R (9,1) ERA: 3.6										0	0	0	0	0	0	0						
Inning Stats	R: 0 E: 0 K: 1 S: 4	H: 0 LOB: 1 BB: 2 P: 12	R: 0 E: 0 K: 0 S: 4	H: 1 LOB: 1 BB: 0 P: 4	R: 0 E: 0 K: 1 S: 5	H: 0 LOB: 1 BB: 1 P: 9	R: 0 E: 0 K: 2 S: 7	H: 0 LOB: 1 BB: 1 P: 11	R: 0 E: 0 K: 1 S: 5	H: 0 LOB: 1 BB: 1 P: 9	R: 0 E: 0 K: 2 S: 8	H: 1 LOB: 3 BB: 2 P: 16	R: 2 E: 0 K: 1 S: 7	H: 2 LOB: 2 BB: 2 P: 15	R: 5 E: 0 K: 1 S: 7	H: 3 LOB: 1 BB: 4 P: 23	R: 0 E: 0 K: 1 S: 5	H: 0 LOB: 0 BB: 0 P: 5	1B: 5 2B: 1 3B: 2 HR: 0	SF: 0 SAC: 0 DP: 2 HBP: 0	WP: 0 PB: 0 SB: 0 CS: 0	PA: 42
PITCHER	IP WLS BF H R ER SO BB IBB HBP BLK WP HR S P ERA WHIP	6.1 29 3 2 2 7 8 0 0 0 0 0 11 27 2.84 1.737	1.0 L 11 4 5 5 2 4 0 0 0 0 0 0 11 27 45.00 8.000																			
Chuck Estrada, R (1,1) ERA: 2.88																						
Jack Fisher, R (7,1) ERA: 7.52																						
Gordon Jones, R (8,1) ERA: 7.84																						



Batter	1	2	3	4	5	6	7	8	9	AB	R	H	RBI	BB	SO	LOB	TOP																	
Mary Breeding, R (1,4) OBP: 0.346, SLG: 0.362										4	1	2	0	1	1	0	Baltimore Orioles @ Detroit Tigers Briggs Stadium, Detroit, MI Fri May 20 1960, 7:05 PM EDT Att: 17,159 - Unknown																	
Gene Woodling, L (1,7) OBP: 0.475, SLG: 0.444 Al Pilarcik, L (8,9) OBP: 0.351, SLG: 0.396										4	1	1	0	0	0	2																		
Jackie Brandt, R (1,8) OBP: 0.429, SLG: 0.512										3	0	1	2	0	0																			
Walt Dropo, R (1,3) OBP: 0.294, SLG: 0.367										3	0	1	1	1	0	2																		
Willie Tasby, R (1,9) OBP: 0.326, SLG: 0.291										4	0	1	0	0	0	2																		
Brooks Robinson, R (1,5) OBP: 0.275, SLG: 0.303										4	0	1	0	0	0	2																		
Ron Hansen, R (1,6) OBP: 0.385, SLG: 0.454										3	0	0	0	1	0	2																		
Valmy Thomas, R (1,2)										4	0	0	0	0	0	1																		
Jerry Walker, S (1,1) OBP: 0.143, SLG: 0.143 Hoyt Wilhelm, R (6,1)										2	1	1	0	0	0	0																		
Milt Pappas, R (9,1)										1	0	0	0	1	0	0																		
Inning Stats	R: 2 E: 0 K: 0 S: 6	H: 3 LOB: 1 BB: 0 P: 6	R: 0 E: 0 K: 0 S: 3	H: 0 LOB: 0 BB: 0 P: 3	R: 0 E: 0 K: 0 S: 3	H: 0 LOB: 0 BB: 0 P: 3	R: 0 E: 0 K: 0 S: 4	H: 1 LOB: 1 BB: 0 P: 4	R: 1 E: 0 K: 0 S: 6	H: 3 LOB: 2 BB: 0 P: 6	R: 0 E: 0 K: 0 S: 3	H: 1 LOB: 0 BB: 0 P: 3	R: 0 E: 0 K: 1 S: 5	H: 0 LOB: 0 BB: 0 P: 5	R: 0 E: 0 K: 0 S: 3	H: 0 LOB: 1 BB: 1 P: 7	R: 0 E: 0 K: 0 S: 3	H: 0 LOB: 3 BB: 3 P: 15	1B: 6 2B: 2 3B: 0 HR: 0	SF: 1 SAC: 0 DP: 1 HBP: 0	WP: 0 PB: 0 SB: 0 CS: 0	PA: 38												
PITCHER	IP WLS BF H R ER SO BB IBB HBP BLK WP HR S P ERA WHIP																																	
Don Mossi, L (1,1) ERA: 3.68	8.0	32	8	3	3	1	1	0	0	0	0	0	0	0	33	37	3.38	1.125																
Tom Morgan, R (9,1) ERA: 0.79	1.0	W 6	0	0	0	0	3	0	0	0	0	0	0	3	15	0.00	3.000																	

Batter	1	2	3	4	5	6	7	8	9	AB	R	H	RBI	BB	SO	LOB	BOTTOM																
Eddie Yost, R (1,5) OBP: 0.380, SLG: 0.330										3	0	0	0	1	0	1	Baltimore Orioles @ Detroit Tigers Briggs Stadium, Detroit, MI Fri May 20 1960, 7:05 PM EDT Att: 17,159 - Unknown																
Neil Christley, L (1,7) OBP: 0.275, SLG: 0.463										3	0	0	0	0	0	1																	
Al Kaline, R (1,8) OBP: 0.343, SLG: 0.393										4	0	0	0	0	1	3																	
Norm Cash, L (1,3) OBP: 0.340, SLG: 0.471										4	1	2	0	0	0	2																	
Frank Bolling, R (1,4) OBP: 0.322, SLG: 0.320										3	1	1	0	1	0	1																	
Red Wilson, R (1,2) OBP: 0.321, SLG: 0.217										3	1	0	0	1	0	2																	
Rocky Colavito, R (1,9) OBP: 0.292, SLG: 0.311										2	1	0	1	2	0	2																	
Chico Fernandez, R (1,6) OBP: 0.319, SLG: 0.278										4	0	1	1	0	0	4																	
Don Mossi, L (1,1) Sandy Amoros, L (8,PH) Tom Morgan, R (9,1) Charlie Maxwell, L (9,PH)										1	0	0	0	1	1	0																	
Inning Stats	R: 0 E: 0 K: 0 S: 3	H: 0 LOB: 0 BB: 0 P: 3	R: 0 E: 0 K: 0 S: 4	H: 1 LOB: 1 BB: 0 P: 4	R: 0 E: 0 K: 1 S: 5	H: 0 LOB: 0 BB: 0 P: 5	R: 0 E: 0 K: 0 S: 3	H: 0 LOB: 0 BB: 0 P: 3	R: 1 E: 0 K: 0 S: 3	H: 1 LOB: 1 BB: 1 P: 7	R: 0 E: 0 K: 1 S: 5	H: 0 LOB: 2 BB: 2 P: 13	R: 0 E: 0 K: 0 S: 3	H: 0 LOB: 1 BB: 1 P: 7	R: 0 E: 0 K: 0 S: 3	H: 0 LOB: 1 BB: 1 P: 7		R: 3 E: 1 K: 0 S: 4	H: 2 LOB: 1 BB: 2 P: 12	1B: 3 2B: 1 3B: 0 HR: 0	SF: 1 SAC: 1 DP: 0 HBP: 0	WP: 1 PB: 0 SB: 0 CS: 0	PA: 36										
PITCHER	IP WLS BF H R ER SO BB IBB HBP BLK WP HR S P ERA WHIP																																
Jerry Walker, R (1,1) ERA: 4.44	5.1	20	2	1	1	1	3	0	0	0	0	0	0	19	31	1.69	0.938																
Hoyt Wilhelm, R (6,1) ERA: 6.29	2.2	12	2	2	2	1	2	0	0	0	0	0	0	12	20	6.75	1.500																
Milt Pappas, R (9,1) ERA: 6.6	0.2	L 4	0	1	0	0	2	0	0	0	1	0	2	10	0.00	3.000																	

AB 33
R 3
H 8
RBI 3
BB 4
SO 1
LOB 14

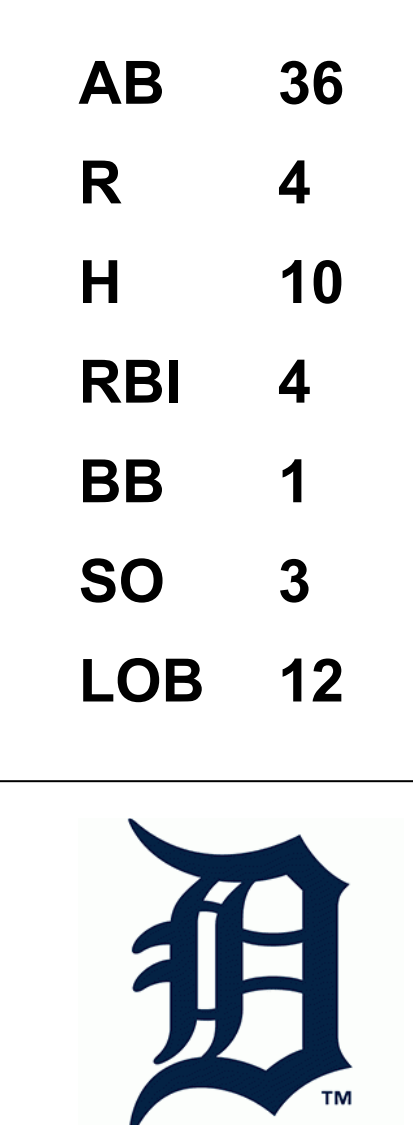


Batter	1	2	3	4	5	6	7	8	9	AB	R	H	RBI	BB	SO	LOB	TOP		
Mary Breeding, R (1,4) OBP: 0.341, SLG: 0.356 Billy Klaus, L (4,4) OBP: 0.429, SLG: 0.833	1-3			5-3	G3	F7			SH5-4	2	0	0	0	0	0	0	Baltimore Orioles @ Detroit Tigers Briggs Stadium, Detroit, MI Sat May 21 1960, 4:33 AM EDT Att: 7,230 - Unknown		
Al Pilarcik, L (1,9) OBP: 0.323, SLG: 0.362	F7			4-3	G3				F5	5	0	0	0	0	0	3			
Jackie Brandt, R (1,8) OBP: 0.409, SLG: 0.483	4-3			6-3	K				6-3	5	0	0	0	0	2	3			
Gene Woodling, L (1,7) OBP: 0.475, SLG: 0.441					E3					3	2	1	0	1	0	0			
Jim Gentile, L (1,3) OBP: 0.416, SLG: 0.521										4	1	1	0	0	0	2			
Clint Courtney, L (1,2) OBP: 0.297, SLG: 0.323										4	2	2	2	0	1	0			
Brooks Robinson, R (1,5) OBP: 0.266, SLG: 0.292					G3					4	0	0	0	0	0	3			
Ron Hansen, R (1,6) OBP: 0.389, SLG: 0.475					K					4	2	2	3	0	1	0			
Arnie Portocarrero, R (1,1) Bob Boyd, L (5, PH) Gordon Jones, R (5,1) OBP: 1.000, SLG: 1.000					P4					1	0	0	0	0	0	0			
										2	0	2	1	0	0	0			
Inning Stats	R: 0 E: 0 K: 0 S: 3	H: 0 LOB: 0 BB: 0 P: 3	R: 0 E: 0 K: 1 S: 5	H: 0 LOB: 0 BB: 0 P: 5	R: 0 E: 0 K: 1 S: 5	H: 0 LOB: 0 BB: 0 P: 5	R: 0 E: 0 K: 0 S: 3	H: 0 LOB: 0 BB: 0 P: 3	R: 4 E: 1 K: 1 S: 11	H: 5 LOB: 2 BB: 0 P: 11	R: 3 E: 0 K: 0 S: 6	H: 3 LOB: 1 BB: 0 P: 10	R: 0 E: 0 K: 0 S: 3	H: 0 LOB: 0 BB: 0 P: 3	R: 0 E: 0 K: 0 S: 4	H: 1 LOB: 1 BB: 0 P: 4	1B: 7 2B: 2 3B: 0 HR: 1	SF: 0 SAC: 1 DP: 0 HBP: 0	WP: 0 PA: 39 PB: 0 SB: 0 CS: 0
PITCHER	IP WLS BF H R ER SO BB IBB HBP BLK WP HR S P ERA WHIP																		
Frank Lary, R (1,1) ERA: 2.2	4.1 L 18 4 4 3 2 0 0 0 0 0 0 0 22 22 6.23 0.923																		
Ray Semproch, R (5,1) ERA: 4.5	1.1 9 4 3 3 1 1 0 0 0 0 0 1 10 14 20.25 3.750																		
Pete Burnside, L (6,1) ERA: 2.63	0.1 1 0 0 0 0 0 0 0 0 0 0 0 1 1 0.00 0.000																		
Bob Bruce, R (7,1) ERA: 5.68	3.0 11 2 0 0 1 0 0 0 0 0 0 0 13 13 0.00 0.667																		

AB	37
R	7
H	10
RBI	7
BB	1
SO	4
LOB	12



Batter	1	2	3	4	5	6	7	8	9	AB	R	H	RBI	BB	SO	LOB	BOTTOM				
Eddie Yost, R (1,5) OBP: 0.372, SLG: 0.323	G3			CS	P5	K			6-3	5	1	1	0	0	1	1	Baltimore Orioles @ Detroit Tigers Briggs Stadium, Detroit, MI Sat May 21 1960, 4:33 AM EDT Att: 7,230 - Unknown				
Neil Christley, L (1,7) OBP: 0.292, SLG: 0.483	F8									4	1	2	0	0	0	0					
Al Kaline, R (1,8) OBP: 0.330, SLG: 0.375	L5-3									4	0	0	1	0	0	2					
Norm Cash, L (1,3) OBP: 0.351, SLG: 0.473										4	0	2	1	0	0	0					
Frank Bolling, R (1,4) OBP: 0.317, SLG: 0.352										4	1	1	0	0	0	3					
Red Wilson, R (1,2) OBP: 0.313, SLG: 0.222										4	0	1	1	0	0	1					
Rocky Colavito, R (1,9) OBP: 0.291, SLG: 0.301										3	0	0	0	1	1	1					
Chico Fernandez, R (1,6) OBP: 0.326, SLG: 0.301										4	1	2	0	0	1	1					
Frank Lary, R (1,1) Ray Semproch, R (5,1) Pete Burnside, R (6,1) Sandy Amoros, L (6, PH) Bob Bruce, R (7,1) Charlie Maxwell, L (6, PH) OBP: 0.299, SLG: 0.174										2	0	0	0	0	0	3					
										0	0	0	0	0	0	0					
										1	0	1	0	0	0	0					
										1	0	0	0	0	0	0					
										1	0	0	0	0	0	0					
Inning Stats	R: 0 E: 0 K: 0 S: 3	H: 0 LOB: 0 BB: 0 P: 3	R: 1 E: 0 K: 0 S: 6	H: 3 LOB: 2 BB: 0 P: 6	R: 2 E: 0 K: 0 S: 6	H: 3 LOB: 1 BB: 0 P: 6	R: 0 E: 0 K: 0 S: 3	H: 1 LOB: 0 BB: 0 P: 3	R: 0 E: 0 K: 0 S: 5	H: 2 LOB: 2 BB: 0 P: 5	R: 1 E: 1 K: 1 S: 6	H: 1 LOB: 1 BB: 1 P: 10	R: 0 E: 0 K: 0 S: 3	H: 0 LOB: 0 BB: 0 P: 3	R: 0 E: 0 K: 1 S: 5	H: 0 LOB: 0 BB: 0 P: 5	R: 0 E: 0 K: 1 S: 5	H: 0 LOB: 0 BB: 0 P: 5	1B: 7 2B: 2 3B: 1 HR: 0	SF: 0 SAC: 0 DP: 0 HBP: 0	WP: 0 PA: 38 PB: 0 SB: 0 CS: 1
PITCHER	IP WLS BF H R ER SO BB IBB HBP BLK WP HR S P ERA WHIP																				
Arnie Portocarrero, R (1,1) ERA: 2.99	4.0 W 19 7 3 3 0 0 0 0 0 0 0 0 24 28 6.75 1.750																				
Gordon Jones, R (5,1) ERA: 5.28	5.0 W 19 3 1 0 3 1 0 0 0 0 0 0 0 24 28 0.00 0.800																				



Batter	1	2	3	4	5	6	7	8	9	AB	R	H	RBI	BB	SO	LOB	TOP						
Mary Breeding, R OBP: 0.333, SLG: 0.347	K		6-3							3	0	0	0	0	2	3	Baltimore Orioles @ Cleveland Indians Cleveland Municipal Stadium, Cleveland, OH Sun May 22 1960, 3:33 AM EDT Att: 12,268 - Unknown livebaseballscorecards.com						
Albie Pearson, L OBP: 0.364, SLG: 0.356	K	HR	6-3							3	1	1	0	0	0	0							
Jackie Brandt, R OBP: 0.416, SLG: 0.516	HR	1B	SF8							2	2	1	2	1	0	0							
Gene Woodling, L OBP: 0.488, SLG: 0.453	1B	2B	BB					G1-6-3		2	2	2	0	1	0	0							
Jim Gentile, L OBP: 0.402, SLG: 0.507	K		SF8					G1-6-3		2	0	0	1	0	1	2							
Clint Courtney, L OBP: 0.325, SLG: 0.333	2B	BB	1B					F8		2	2	1	0	0	0	0							
Brooks Robinson, R OBP: 0.276, SLG: 0.304	BB	2B	1B					F8		2	0	1	1	1	0	0							
Ron Hansen, R OBP: 0.397, SLG: 0.476	BB	IBB	1B					4-3		2	0	1	2	1	0	0							
Hal Brown, R OBP: 0.357, SLG: 0.273	BB		FC5-4					K		1	0	0	1	1	0	2							
Jack Fisher, R OBP: 0.325, SLG: 0.333	BB		FC5-4					K		1	0	0	0	0	1	0							
Inning Stats	R: 4 E: 0 K: 3 S: 13	H: 4 LOB: 3 BB: 3 P: 25	R: 3 E: 0 K: 0 S: 5	H: 2 LOB: 2 BB: 2 P: 14	R: 0 E: 0 K: 0 S: 3	H: 1 LOB: 0 BB: 0 P: 3	R: 0 E: 0 K: 0 S: 3	H: 0 LOB: 0 BB: 0 P: 3	R: 0 E: 0 K: 1 S: 5	H: 0 LOB: 0 BB: 0 P: 5							1B: 5 2B: 1 3B: 0 HR: 1	SF: 1 SAC: 0 DP: 1 HBP: 1	WP: 1 PB: 0 SB: 0 CS: 0	PA: 27			
PITCHER	IP	WLS	BF	H	R	ER	SO	BB	IBB	HBP	BLK	WP	HR	S	P	ERA	WHIP						
Gary Bell, R ERA: 2.9	(1, 1)	1.2	L	16	5	7	3	4	1	1	0	1	1	16	37	37.80	5.400						
Bobby Tiefenauer, R ERA: 1.42	(2, 1)	3.1		11	2	0	1	0	0	0	0	0	0	13	13	0.00	0.600						

Batter	1	2	3	4	5	6	7	8	9	AB	R	H	RBI	BB	SO	LOB	BOTTOM						
Jim Piersall, R OBP: 0.388, SLG: 0.527	G6-4-3		BB	HR	G4-6-3					3	1	2	0	0	0	1	Baltimore Orioles @ Cleveland Indians Cleveland Municipal Stadium, Cleveland, OH Sun May 22 1960, 3:33 AM EDT Att: 12,268 - Unknown livebaseballscorecards.com						
Ken Aspromonte, R OBP: 0.467, SLG: 0.385	G6-4-3		HR	BB	G5-4-3					3	1	3	1	0	0	0							
Harvey Kuenn, R OBP: 0.396, SLG: 0.374	G6-4-3		K		G5-4-3					3	0	0	0	0	1	5							
Tito Francona, L OBP: 0.387, SLG: 0.419	1-3		HR	BB	G3					2	1	0	0	1	0	1							
Vic Power, R OBP: 0.367, SLG: 0.459		5-3	HR							2	1	1	4	0	0	0							
Russ Nixon, L OBP: 0.316, SLG: 0.343		4-3	P5							2	0	0	0	0	0	0							
Woodie Held, R OBP: 0.375, SLG: 0.571		HR	4-3							2	1	1	1	0	0	0							
Bubba Phillips, R OBP: 0.247, SLG: 0.300		F7			F7					2	0	0	0	0	0	0							
Gary Bell, R OBP: 0.240, SLG: 0.136			E4		G4-6-3					0	0	0	0	0	0	0							
Bobby Tiefenauer, R ERA: 6.65	(2, 1)		1B		BB					1	1	0	0	1	0	0							
Inning Stats	R: 0 E: 0 K: 0 S: 4	H: 2 LOB: 1 BB: 0 P: 4	R: 1 E: 0 K: 0 S: 4	H: 1 LOB: 0 BB: 0 P: 4	R: 5 E: 1 K: 1 S: 9	H: 3 LOB: 0 BB: 1 P: 13	R: 0 E: 0 K: 0 S: 2	H: 0 LOB: 0 BB: 1 P: 6	R: 0 E: 0 K: 0 S: 3	H: 1 LOB: 0 BB: 0 P: 3							1B: 5 2B: 0 3B: 0 HR: 2	SF: 0 SAC: 0 DP: 3 HBP: 0	WP: 0 PB: 0 SB: 0 CS: 0	PA: 22			
PITCHER	IP	WLS	BF	H	R	ER	SO	BB	IBB	HBP	BLK	WP	HR	S	P	ERA	WHIP						
Hal Brown, R ERA: 3.3	(1, 1)	2.1		14	6	6	5	1	0	0	0	0	0	15	19	19.29	3.000						
Jack Fisher, R ERA: 6.65	(3, 1)	2.2	W	8	1	0	0	1	0	0	0	0	0	7	11	0.00	0.750						

Batter	1	2	3	4	5	6	7	8	9	AB	R	H	RBI	BB	SO	LOB	TOP						
Mary Breeding, R OBP: 0.336, SLG: 0.344 (1, 4)	0-3 K	0-3 K		0-0 1B	0-0 1B	4-0 BB	1-3 S			4	2	1	2	1	2	2							
Gene Woodling, L OBP: 0.492, SLG: 0.455 Willie Tasby, R OBP: 0.328, SLG: 0.291 (1, 7) (8, 7)	0-0 F8		0-0 G4-6-3	0-0 1B	4-0 BB	4-0 BB		0-0 4-3		4	1	2	1	1	0	0							
Jackie Brandt, R OBP: 0.424, SLG: 0.505 (1, 8)	4-0 BB		0-0 G4-6-3	0-0 1B	0-0 F3			4-0 BB		2	0	0	0	3	0	3							
Walt Dropo, R OBP: 0.306, SLG: 0.355 Jim Gentile, L OBP: 0.421, SLG: 0.519 (1, 3) (4, PH) (4, 3)	4-0 BB		0-3 K	0-0 1B	4-0 BB			0-0 SH3		1	0	0	0	1	1	0							
Brooks Robinson, R OBP: 0.282, SLG: 0.308 (1, 5)	4-0 BB		0-3 K	0-0 1B	0-0 SF8			0-0 SH3		2	0	1	1	1	0	2							
Ron Hansen, R OBP: 0.380, SLG: 0.454 (1, 6)	0-3 K		0-0 G4-6-3	0-0 F7	0-0 F6			0-3 K		5	0	0	0	0	2	8							
Dave Nicholson, R Al Pilarcik, L OBP: 0.317, SLG: 0.356 (1, 9) (7, 9)		0-0 F9		4-0 1B	0-3 K			0-0 1-3		3	1	0	0	1	1	0							
Clint Courtney, L OBP: 0.378, SLG: 0.343 (1, 2)		4-0 BB		0-0 1B	4-0 BB			0-0 F7		2	1	1	0	3	0	0							
Steve Barber, L (1, 1)		0-0 FC5-6		4-0 1B	0-3 K			0-0 K		4	1	0	0	1	2	3							
Inning Stats	R: 0 E: 0 K: 2 S: 7	H: 0 LOB: 3 BB: 3 P: 19	R: 0 E: 0 K: 1 S: 5	H: 0 LOB: 1 BB: 1 P: 9	R: 0 E: 0 K: 1 S: 5	H: 1 LOB: 0 BB: 0 P: 5	R: 5 E: 0 K: 0 S: 7	H: 5 LOB: 2 BB: 3 P: 19	R: 0 E: 0 K: 2 S: 3	H: 0 LOB: 1 BB: 1 P: 11	R: 1 E: 0 K: 0 S: 3	H: 0 LOB: 2 BB: 3 P: 15	R: 0 E: 0 K: 0 S: 3	H: 0 LOB: 1 BB: 1 P: 7	R: 0 E: 0 K: 1 S: 6	H: 1 LOB: 2 BB: 1 P: 10	R: 0 E: 0 K: 1 S: 5	H: 0 LOB: 0 BB: 0 P: 5	1B: 7 2B: 0 3B: 0 HR: 0	SF: 1 SAC: 1 DP: 2 HBP: 0	WP: 0 PB: 0 CS: 0	PA: 45	
PITCHER	IP WLS BF H R ER SO	IP WLS BF H R ER SO	IP WLS BF H R ER SO	IP WLS BF H R ER SO	IP WLS BF H R ER SO	IP WLS BF H R ER SO	IP WLS BF H R ER SO	IP WLS BF H R ER SO	IP WLS BF H R ER SO	IP WLS BF H R ER SO	IP WLS BF H R ER SO	IP WLS BF H R ER SO	IP WLS BF H R ER SO	IP WLS BF H R ER SO	IP WLS BF H R ER SO	IP WLS BF H R ER SO	IP WLS BF H R ER SO	IP WLS BF H R ER SO	IP WLS BF H R ER SO	ERA WHIP	ERA WHIP		
Herb Score, L ERA: 8.44 Russ Kemmerer, R ERA: 8.94 Turk Lown, R ERA: 2.36 Gerry Staley, R ERA: 0.59 (1, 1) (4, 1) (6, 1) (8, 1)	3.2 L	21 5	5 5	5 5	4 4	7 0	0 0	0 0	0 0	0 0	9 13	0.00 1.500	4.50 2.000	0.00 1.000									

Baltimore Orioles @ Chicago White Sox
Comiskey Park, Chicago, IL
Tue May 24 1960, 8:05 PM EDT
Att: 23,114 - Unknown


AB 30
R 6
H 7
RBI 6
BB 13
SO 8
LOB 18



Batter	1	2	3	4	5	6	7	8	9	AB	R	H	RBI	BB	SO	LOB	BOTTOM					
Luis Aparicio, R OBP: 0.273, SLG: 0.252 (1, 6)	0-0 4-3		0-0 F4		0-0 1B		1-0 FC6-4		0-0 6-3	4	0	1	0	0	0	2						
Nellie Fox, L OBP: 0.345, SLG: 0.363 (1, 4)	0-0 F6		0-0 F9		0-0 F4		0-0 FC6-4			4	0	0	0	0	0	3						
Minnie Minoso, R OBP: 0.375, SLG: 0.540 (1, 7)	0-0 1B		0-0 F3		0-0 G3			0-0 F7		4	1	2	0	0	0	0						
Ted Kluszewski, L OBP: 0.440, SLG: 0.559 (1, 3)	0-0 G3		0-0 4-3		0-0 G3			0-0 4-3		4	0	0	1	0	0	1						
Sherm Lollar, R OBP: 0.374, SLG: 0.420 (1, 2)		0-0 FC4-6		0-0 5-3		0-3 K		0-0 F4		4	0	1	0	0	1	0						
Al Smith, R OBP: 0.349, SLG: 0.462 (1, 9)		0-0 FC4-6		0-3 K		0-0 3B		0-0 6-3		4	0	1	0	0	1	1						
Jim Landis, R OBP: 0.405, SLG: 0.303 (1, 8)	4-0 BB		0-0 6-3		0-0 F4			0-0 G3		3	0	1	0	1	0	1						
Sammy Esposito, R OBP: 0.302, SLG: 0.229 Turk Lown, R OBP: 0.308, SLG: 0.393 Gerry Staley, R OBP: 0.222, SLG: 0.353 (1, 5) (6, 1) (7, PH) (8, 1)	0-0 F4		0-0 1B		0-0 BB		0-3 K		0-0 G3	1	0	0	0	1	0	2						
Dick Brown, R OBP: 0.222, SLG: 0.353 Herb Score, L OBP: 0.189, SLG: 0.222 (9, PH) (1, 1) (4, 1) (5, PH)	0-3 K		0-0 F9		0-0 K		0-3 K		0-0 G3	1	0	0	0	1	2	3						
Inning Stats	R: 0 E: 0 K: 0 S: 4	H: 1 LOB: 1 BB: 0 P: 4	R: 0 E: 0 K: 1 S: 6	H: 1 LOB: 2 BB: 1 P: 10	R: 0 E: 0 K: 0 S: 3	H: 0 LOB: 0 BB: 0 P: 3	R: 0 E: 0 K: 1 S: 5	H: 0 LOB: 0 BB: 0 P: 5	R: 0 E: 0 K: 0 S: 4	H: 1 LOB: 2 BB: 1 P: 8	R: 1 E: 0 K: 0 S: 7	H: 2 LOB: 1 BB: 0 P: 7	R: 0 E: 0 K: 2 S: 7	H: 0 LOB: 1 BB: 0 P: 8	R: 0 E: 0 K: 0 S: 3	H: 0 LOB: 0 BB: 0 P: 3	R: 0 E: 0 K: 0 S: 5	H: 2 LOB: 2 BB: 0 P: 5	1B: 5 2B: 0 3B: 2 HR: 0	SF: 0 SAC: 0 DP: 0 HBP: 1	WP: 0 PB: 0 CS: 0	PA: 37
PITCHER	IP WLS BF H R ER SO	IP WLS BF H R ER SO	IP WLS BF H R ER SO	IP WLS BF H R ER SO	IP WLS BF H R ER SO	IP WLS BF H R ER SO	IP WLS BF H R ER SO	IP WLS BF H R ER SO	IP WLS BF H R ER SO	IP WLS BF H R ER SO	IP WLS BF H R ER SO	IP WLS BF H R ER SO	IP WLS BF H R ER SO	IP WLS BF H R ER SO	IP WLS BF H R ER SO	IP WLS BF H R ER SO	IP WLS BF H R ER SO	IP WLS BF H R ER SO	IP WLS BF H R ER SO	ERA WHIP	ERA WHIP	
Steve Barber, L ERA: 1.67 (1, 1)	9.0 W	37 7	1 1	1 5	2 0	0 1	0 0	0 44	53 5	1.00 1.000												

Baltimore Orioles @ Chicago White Sox
Comiskey Park, Chicago, IL
Tue May 24 1960, 8:05 PM EDT
Att: 23,114 - Unknown

AB 34
R 1
H 7
RBI 1
BB 2
SO 5
LOB 15



Batter	1	2	3	4	5	6	7	8	9	AB	R	H	RBI	BB	SO	LOB	TOP					
Mary Breeding, R (1, 4) OBP: 0.326, SLG: 0.333	K	F4			K		F2			4	0	0	0	0	2	2	Baltimore Orioles @ Chicago White Sox Comiskey Park, Chicago, IL Wed May 25 1960, 4:33 AM EDT Att: 5,518 - Unknown					
Clint Courtney, L (9, PH) OBP: 0.391, SLG: 0.361									1B	1	0	1	1	0	0	0						
Billy Klaus, L (9, PR) OBP: 0.429, SLG: 0.833									2H	0	0	0	0	0	0	0						
Albie Pearson, L (1, 9) OBP: 0.363, SLG: 0.367	1B			E9			F7		1B	4	1	2	0	1	1	0						
Gene Woodling, L (1, 7) OBP: 0.481, SLG: 0.437										4	0	0	0	1	0	2						
Willie Tasby, R (9, PR) OBP: 0.326, SLG: 0.291	F3			F7			4-3			0	0	0	0	0	0	0						
Jim Gentile, L (1, 3) OBP: 0.444, SLG: 0.532										2	1	2	1	2	0	0						
Al Pilarcik, L (8, PR) OBP: 0.317, SLG: 0.356										0	0	0	0	0	0	0						
Walt Dropo, R (8, 3) OBP: 0.297, SLG: 0.344	1-3									1	0	0	0	0	1	2						
Jackie Brandt, R (1, 8) OBP: 0.426, SLG: 0.515	K			F2						4	0	2	1	0	1	3						
Brooks Robinson, R (1, 5) OBP: 0.284, SLG: 0.308										3	0	1	0	0	1	3						
Ron Hansen, R (1, 6) OBP: 0.368, SLG: 0.438										4	0	0	0	0	2	4						
Valmy Thomas, R (1, 2)										2	0	0	0	1	0	1						
Bob Boyd, L (9, PH) OBP: 0.333, SLG: 0.389										1	1	1	0	0	0	0						
Joe Ginsberg, L (9, 2) OBP: 0.389, SLG: 0.300										0	0	0	0	0	0	0						
Chuck Estrada, R (1, 1) OBP: 0.250, SLG: 0.417										3	0	1	0	0	0	1						
Inning Stats	R: 0 E: 0 K: 2 S: 8	H: 1 LOB: 2 BB: 1 P: 12	R: 0 E: 1 K: 0 S: 5	H: 2 LOB: 2 BB: 0 P: 5	R: 1 E: 1 K: 1 S: 7	H: 2 LOB: 1 BB: 0 P: 7	R: 0 E: 0 K: 1 S: 4	H: 0 LOB: 0 BB: 1 P: 8	R: 0 E: 0 K: 2 S: 7	H: 0 LOB: 0 BB: 0 P: 7	R: 1 E: 0 K: 1 S: 6	H: 1 LOB: 1 BB: 1 P: 10	R: 0 E: 0 K: 0 S: 3	H: 0 LOB: 0 BB: 0 P: 3	R: 0 E: 0 K: 0 S: 4	H: 1 LOB: 2 BB: 1 P: 8	R: 1 E: 0 K: 1 S: 7	H: 3 LOB: 2 BB: 1 P: 11	1B: 9 2B: 1 3B: 0 HR: 0	SF: 0 SAC: 2 DP: 1 HBP: 0	WP: 0 PB: 0 SB: 0 CS: 1	PA: 40
PITCHER Early Wynn, R (1, 1) ERA: 4.0	IP: 9.0 WLS: L BF: 40	H: 10 R: 3 ER: 2 SO: 8	BB: 4 IBB: 1 HBP: 0 BLK: 0	WP: 0 HR: 0 S: 51 P: 71	ERA: 2.00 WHIP: 1.556	PITCHER										IP: 9.0 WLS: W BF: 34	H: 5 R: 2 ER: 2 SO: 6	BB: 4 IBB: 0 HBP: 0 BLK: 0	WP: 0 HR: 1 S: 42 P: 58	ERA: 2.00 WHIP: 1.000		


AB	33
R	3
H	10
RBI	3
BB	5
SO	8
LOB	18




Batter	1	2	3	4	5	6	7	8	9	AB	R	H	RBI	BB	SO	LOB	BOTTOM					
Joe Hicks, L (1, 8) OBP: 0.390, SLG: 0.389	K									3	0	1	0	0	1	0	Baltimore Orioles @ Chicago White Sox Comiskey Park, Chicago, IL Wed May 25 1960, 4:33 AM EDT Att: 5,518 - Unknown					
Jim Landis, R (8, 8) OBP: 0.402, SLG: 0.300										1	0	0	0	0	0	0						
Nellie Fox, L (1, 4) OBP: 0.342, SLG: 0.354	4-3									3	0	0	0	1	0	1						
Minnie Minoso, R (1, 7) OBP: 0.379, SLG: 0.543										3	1	1	0	1	0	1						
Ted Kluszewski, L (1, 3) OBP: 0.430, SLG: 0.535										3	0	0	0	1	0	1						
Sherm Lollar, R (1, 2) OBP: 0.378, SLG: 0.467										4	1	2	2	0	0	2						
Al Smith, R (1, 9) OBP: 0.346, SLG: 0.451										3	0	0	0	1	1	1						
Gene Freese, R (1, 5) OBP: 0.195, SLG: 0.225										4	0	1	0	0	1	2						
Luis Aparicio, R (1, 6) OBP: 0.270, SLG: 0.248										2	0	0	0	0	1	1						
Roy Stevens, R (7, PH) OBP: 0.303, SLG: 0.386										1	0	0	0	0	1	0						
Sammy Esposito, R (8, 6) OBP: 0.302, SLG: 0.229										0	0	0	0	0	0	0						
Early Wynn, S (1, 1) OBP: 0.167, SLG: 0.125										3	0	0	0	0	1	0						
Inning Stats	R: 0 E: 0 K: 1 S: 5	H: 0 LOB: 2 BB: 1 P: 13	R: 0 E: 0 K: 1 S: 5	H: 1 LOB: 0 BB: 0 P: 5	R: 0 E: 0 K: 1 S: 5	H: 1 LOB: 0 BB: 0 P: 5	R: 1 E: 0 K: 1 S: 7	H: 2 LOB: 1 BB: 0 P: 7	R: 0 E: 0 K: 0 S: 3	H: 0 LOB: 0 BB: 0 P: 3	R: 0 E: 0 K: 0 S: 3	H: 0 LOB: 0 BB: 0 P: 3	R: 1 E: 0 K: 2 S: 8	H: 1 LOB: 0 BB: 0 P: 8	R: 0 E: 0 K: 0 S: 3	H: 0 LOB: 1 BB: 1 P: 7	R: 0 E: 0 K: 0 S: 3	H: 0 LOB: 1 BB: 1 P: 7	1B: 2 2B: 3 3B: 0 HR: 1	SF: 0 SAC: 0 DP: 2 HBP: 0	WP: 0 PB: 0 SB: 1 CS: 1	PA: 34
PITCHER Chuck Estrada, R (1, 1) ERA: 2.7	IP: 9.0 WLS: W BF: 34	H: 5 R: 2 ER: 2 SO: 6	BB: 4 IBB: 0 HBP: 0 BLK: 0	WP: 0 HR: 1 S: 42 P: 58	ERA: 2.00 WHIP: 1.000	PITCHER										IP: 9.0 WLS: W BF: 34	H: 5 R: 2 ER: 2 SO: 6	BB: 4 IBB: 0 HBP: 0 BLK: 0	WP: 0 HR: 1 S: 42 P: 58	ERA: 2.00 WHIP: 1.000		

AB	30
R	2
H	5
RBI	2
BB	4
SO	6
LOB	9



Batter	1	2	3	4	5	6	7	8	9	AB	R	H	RBI	BB	SO	LOB	TOP			
Mary Breeding, R OBP: 0.318, SLG: 0.323 (1,4)	0-0 5-3		0-0 6-3		0-0 6-3			0-0 6-3		4	0	0	0	0	0	2	<p>Baltimore Orioles @ New York Yankees Yankee Stadium, Bronx, NY Thu May 26 1960, 7:05 PM EDT Att: 18,297 - Unknown - 72 F</p> <p>livebaseballscorecards.com</p> <p>AB 29 R 0 H 3 RBI 0 BB 4 SO 2 LOB 12</p> 			
Gene Woodling, L OBP: 0.489, SLG: 0.433 (1,7)	0-0 4-3		4-0 FC6-4 BB			4-0 FC5-4 BB		4-0 BB		1	0	0	0	3	0					
Jackie Brandt, R OBP: 0.413, SLG: 0.495 (1,8)	0-0 6-3		0-0 FC6-4 1-2			0-0 FC5-4 FC5-4 1-2		0-0 L5		4	0	0	0	0	4					
Walt Dropo, R OBP: 0.268, SLG: 0.306 (1,3)		0-0 F9		0-0 6-3		0-0 FC5-4 1-2			0-0 5-3	4	0	0	0	0	1					
Brooks Robinson, R OBP: 0.283, SLG: 0.315 (1,5)		0-0 3-1 2B		0-0 6-3		0-0 5-3			0-3 K	4	0	1	0	0	1					
Ron Hansen, R OBP: 0.384, SLG: 0.448 (1,6)		0-0 3-1 2-3		0-0 F8			0-0 1-3		0-0 K 3B	4	0	1	0	0	1					
Dave Nicholson, R (1,9)		0-0 1-3			4-0 SH1-4 BB		0-0 6-3		0-3 K	3	0	0	0	1	2					
Valmy Thomas, R (1,2)			0-0 5-3		0-0 SH1-4 1-2		0-0 5-3			2	0	0	0	0	0					
Hal Brown, R OBP: 0.375, SLG: 0.308 (8, PH)			0-0 WP 1B		0-0 1-3			0-0 6-3		2	0	1	0	0	0					
Jack Fisher, R (8, 1)										1	0	0	0	0	0					
Inning Stats	R: 0 E: 0 K: 0 S: 3	H: 0 LOB: 0 BB: 0 P: 3	R: 0 E: 0 K: 0 S: 4	H: 1 LOB: 1 BB: 0 P: 4	R: 0 E: 0 K: 0 S: 4	H: 1 LOB: 2 BB: 1 P: 8	R: 0 E: 0 K: 0 S: 3	H: 0 LOB: 0 BB: 0 P: 3	R: 0 E: 0 K: 0 S: 3	H: 0 LOB: 1 BB: 1 P: 7	R: 0 E: 0 K: 0 S: 3	H: 0 LOB: 0 BB: 0 P: 3	R: 0 E: 0 K: 0 S: 3	H: 0 LOB: 1 BB: 1 P: 7	R: 0 E: 0 K: 2 S: 8	H: 1 LOB: 1 BB: 0 P: 8	1B: 1 2B: 1 3B: 1 HR: 0	SF: 0 SAC: 1 DP: 0 HBP: 0	WP: 1 PB: 0 SB: 0 CS: 0	PA: 34
PITCHER Whitey Ford, L ERA: 2.48 (1,1)	IP: 9.0 WLS: W BF: 34 H: 3 R: 0 ER: 0 SO: 2 BB: 4 IBB: 0 HBP: 0 BLK: 0 WP: 1 HR: 0 S: 34 P: 50 ERA: 0.00 WHIP: 0.778															PITCHER				

Batter	1	2	3	4	5	6	7	8	9	AB	R	H	RBI	BB	SO	LOB	BOTTOM			
Tony Kubek, L OBP: 0.336, SLG: 0.488 (1,6)	0-0 BB 1B		0-0 1-3		0-0 K 3B		0-0 L7			4	1	2	0	0	0	1	<p>Baltimore Orioles @ New York Yankees Yankee Stadium, Bronx, NY Thu May 26 1960, 7:05 PM EDT Att: 18,297 - Unknown - 72 F</p> <p>livebaseballscorecards.com</p> <p>AB 29 R 2 H 7 RBI 2 BB 1 SO 4 LOB 9</p> 			
Mickey Mantle, S OBP: 0.410, SLG: 0.451 (1,8)	0-0 F4		0-0 4-3		0-0 F5			0-0 4-3		4	0	0	0	0	2					
Roger Maris, L OBP: 0.376, SLG: 0.686 (1,9)	0-0 F9		0-0 1B			0-3 K		0-0 F6		4	0	1	0	0	1					
Yogi Berra, L OBP: 0.409, SLG: 0.487 (1,2)	4-0 1B 1-2 BB		0-0 L4			0-0 3-1		0-0 F4		3	0	0	0	1	0					
Bob Cerv, R OBP: 0.353, SLG: 0.533 (1,7)	0-0 FC6-4 1-3 2-H 1B			0-3 K		0-0 1-4-3				3	0	1	1	0	1					
Bill Skowron, R OBP: 0.310, SLG: 0.496 (1,3)	0-0 FC6-4 1-2			0-3 K			0-0 SH3-4 1B			3	1	1	0	0	2					
Gil McDougald, R OBP: 0.314, SLG: 0.426 (1,5)		0-0 L4-6 2B		0-0 6-3			0-0 SH3-4 1-2 1B			2	0	1	0	0	0					
Bobby Richardson, R OBP: 0.293, SLG: 0.294 (1,4)		0-0 L4-6 2-3			0-0 L8		0-0 4-3 2-H 1B			3	0	1	1	0	0					
Whitey Ford, L OBP: 0.250, SLG: 0.100 (1,1)		0-0 4-3			0-3 K		0-0 4-3 1-2			3	0	0	0	0	1					
Inning Stats	R: 1 E: 0 K: 0 S: 5	H: 2 LOB: 2 BB: 1 P: 9	R: 0 E: 0 K: 0 S: 3	H: 1 LOB: 0 BB: 0 P: 3	R: 0 E: 0 K: 2 S: 7	H: 0 LOB: 0 BB: 0 P: 7	R: 0 E: 0 K: 1 S: 6	H: 1 LOB: 1 BB: 0 P: 6	R: 0 E: 0 K: 1 S: 5	H: 0 LOB: 0 BB: 0 P: 5	R: 1 E: 0 K: 0 S: 5	H: 2 LOB: 1 BB: 0 P: 5	R: 0 E: 0 K: 0 S: 3	H: 0 LOB: 0 BB: 0 P: 3	R: 0 E: 0 K: 0 S: 3	H: 0 LOB: 0 BB: 0 P: 3		1B: 5 2B: 2 3B: 1 HR: 0	SF: 0 SAC: 1 DP: 1 HBP: 0	WP: 0 PB: 0 SB: 0 CS: 0
PITCHER Hal Brown, R ERA: 3.16 Jack Fisher, R ERA: 6.39 (8, 1)	IP: 7.0 WLS: L BF: 28 H: 7 R: 2 ER: 2 SO: 4 BB: 1 IBB: 0 HBP: 0 BLK: 0 WP: 0 HR: 0 S: 35 P: 39 ERA: 2.57 WHIP: 1.143															PITCHER				

Batter	1	2	3	4	5	6	7	8	9	AB	R	H	RBI	BB	SO	LOB	TOP								
Mary Breeding, R OBP: 0.327, SLG: 0.336 (1, 4)										4	1	2	2	1	1	1	Baltimore Orioles @ New York Yankees Yankee Stadium, Bronx, NY Fri May 27 1960, 3:33 AM EDT Att. 7,387 - Unknown - 75 F								
Albie Pearson, L OBP: 0.375, SLG: 0.346 (1, 9)										3	0	0	0	1	0	3									
Gene Woodling, L OBP: 0.483, SLG: 0.426 (1, 7)										4	0	1	1	0	0	1									
Jim Gentile, L OBP: 0.447, SLG: 0.530 (1, 3)										4	0	2	0	0	0	2									
Clint Courtney, L OBP: 0.380, SLG: 0.333 (1, 2)										3	0	0	0	0	0	2									
Jackie Brandt, R OBP: 0.411, SLG: 0.485 Willie Tasby, R OBP: 0.317, SLG: 0.281 (1, 8) (7, 8)										2	0	0	0	1	0	1									
Brooks Robinson, R OBP: 0.289, SLG: 0.315 (1, 5)										3	1	1	0	1	0	2									
Ron Hansen, R OBP: 0.353, SLG: 0.433 (1, 6)										4	1	0	0	0	0	2									
Hoyt Wilhelm, R (1, 1)										3	0	0	0	0	1	1									
Inning Stats	R: 0 E: 0 K: 0 S: 3	H: 1 LOB: 0 BB: 0 P: 3	R: 0 E: 0 K: 0 S: 3	H: 1 LOB: 1 BB: 1 P: 7	R: 0 E: 0 K: 0 S: 3	H: 0 LOB: 1 BB: 1 P: 7	R: 0 E: 0 K: 0 S: 4	H: 1 LOB: 1 BB: 0 P: 4	R: 3 E: 1 K: 0 S: 6	H: 2 LOB: 1 BB: 1 P: 10	R: 0 E: 0 K: 0 S: 3	H: 0 LOB: 0 BB: 0 P: 3	R: 0 E: 0 K: 1 S: 5	H: 0 LOB: 0 BB: 0 P: 5	R: 0 E: 0 K: 0 S: 3	H: 0 LOB: 2 BB: 0 P: 8		R: 0 E: 0 K: 1 S: 6	H: 1 LOB: 1 BB: 0 P: 6	1B: 5 2B: 1 3B: 0 HR: 0	SF: 0 SAC: 1 DP: 2 HBP: 1	WP: 0 PB: 0 SB: 1 CS: 0	PA: 37		
PITCHER	IP	WLS	BF	H	R	ER	SO	BB	IBB	HBP	BLK	WP	HR	S	P	ERA	WHIP								
Art Ditmar, R ERA: 3.28 (1, 1)	5.0	L	22	5	3	1	0	3	0	0	1	0	0	19	31	1.80	1.600								
Bobby Shantz, L ERA: 5.89 (6, 1)	3.0		11	0	0	0	1	1	0	1	0	0	0	11	16	0.00	0.333								
Johnny James, R ERA: 4.05 (9, 1)	1.0		4	1	0	0	1	0	0	0	0	0	0	6	6	0.00	1.000								

AB 31
R 3
H 6
RBI 3
BB 4
SO 2
LOB 17



Batter	1	2	3	4	5	6	7	8	9	AB	R	H	RBI	BB	SO	LOB	BOTTOM								
Tony Kubek, L OBP: 0.341, SLG: 0.492 (1, 6)										3	0	1	0	1	0	0	Baltimore Orioles @ New York Yankees Yankee Stadium, Bronx, NY Fri May 27 1960, 3:33 AM EDT Att. 7,387 - Unknown - 75 F								
Mickey Mantle, S OBP: 0.413, SLG: 0.442 (1, 8)										2	1	0	0	2	1	1									
Roger Maris, L OBP: 0.380, SLG: 0.689 (1, 9)										4	1	2	1	0	1	1									
Yogi Berra, L OBP: 0.413, SLG: 0.488 (1, 2)										4	0	2	1	0	0	2									
Bob Cerv, R OBP: 0.341, SLG: 0.514 (1, 7)										4	0	0	0	0	1	2									
Bill Skowron, R OBP: 0.300, SLG: 0.480 (1, 3)										4	0	0	0	0	0	1									
Gil McDougald, R OBP: 0.311, SLG: 0.420 (1, 5)										4	0	1	0	0	0	1									
Bobby Richardson, R OBP: 0.286, SLG: 0.286 (1, 4)										3	0	0	0	0	1	2									
Art Ditmar, R OBP: 0.091, SLG: 0.182 Hector Lopez, R OBP: 0.250, SLG: 0.250 Bobby Shantz, R (5, PH) Bobby Shantz, R (6, 1) Kent Hadley, L OBP: 0.200, SLG: 0.500 Johnny James, L (8, PH) Johnny James, L (9, 1)										1	0	0	0	0	0	0									
Inning Stats	R: 0 E: 0 K: 1 S: 4	H: 0 LOB: 0 BB: 2 P: 12	R: 0 E: 0 K: 0 S: 3	H: 0 LOB: 0 BB: 0 P: 3	R: 0 E: 0 K: 0 S: 4	H: 1 LOB: 1 BB: 0 P: 4	R: 0 E: 0 K: 1 S: 5	H: 1 LOB: 0 BB: 0 P: 5	R: 0 E: 0 K: 0 S: 4	H: 0 LOB: 1 BB: 0 P: 4	R: 1 E: 0 K: 0 S: 3	H: 1 LOB: 0 BB: 1 P: 7	R: 0 E: 0 K: 1 S: 6	H: 1 LOB: 1 BB: 0 P: 6	R: 0 E: 0 K: 2 S: 7	H: 0 LOB: 0 BB: 0 P: 7		R: 1 E: 0 K: 0 S: 5	H: 2 LOB: 1 BB: 0 P: 5	1B: 4 2B: 2 3B: 0 HR: 0	SF: 0 SAC: 0 DP: 1 HBP: 0	WP: 0 PB: 0 SB: 1 CS: 1	PA: 34		
PITCHER	IP	WLS	BF	H	R	ER	SO	BB	IBB	HBP	BLK	WP	HR	S	P	ERA	WHIP								
Hoyt Wilhelm, R ERA: 5.26 (1, 1)	9.0	W	34	6	2	2	5	3	0	0	0	0	0	41	53	2.00	1.000								

AB 31
R 2
H 6
RBI 2
BB 3
SO 5
LOB 11



Batter	1	2	3	4	5	6	7	8	9	AB	R	H	RBI	BB	SO	LOB	TOP					
Pumpsie Green, S OBP: 0.343, SLG: 0.333 (1,4)										5	0	1	0	0	1	2	Boston Red Sox @ Baltimore Orioles Memorial Stadium, Baltimore, MD Sun May 29 1960, 3:33 AM EDT Unknown					
Pete Runnels, L OBP: 0.431, SLG: 0.456 (1,3)										3	0	0	0	1	1	3						
Frank Malzone, R OBP: 0.309, SLG: 0.358 (1,5)										4	0	0	0	0	0	1						
Bobby Thomson, R OBP: 0.301, SLG: 0.442 (1,8)										3	1	1	1	1	0	0						
Rip Repulski, R OBP: 0.412, SLG: 0.517 (1,7)										4	0	2	0	0	1	1						
Lou Clinton, R OBP: 0.313, SLG: 0.431 (1,9)										3	0	1	0	1	0	1						
Don Buddin, R OBP: 0.345, SLG: 0.339 (1,6)										4	0	0	0	0	0	4						
Ed Sadowski, R OBP: 0.385, SLG: 0.478 (1,2)										4	0	1	0	0	0	2						
Frank Sullivan, R OBP: 0.246, SLG: 0.200 (9, PH)										1	0	0	0	2	0	0						
Inning Stats	R: 0 E: 0 K: 0 S: 2	H: 0 LOB: 0 BB: 1 P: 6	R: 0 E: 0 K: 0 S: 4	H: 1 LOB: 2 BB: 1 P: 8	R: 0 E: 0 K: 0 S: 3	H: 0 LOB: 0 BB: 0 P: 3	R: 0 E: 0 K: 0 S: 4	H: 1 LOB: 2 BB: 1 P: 8	R: 0 E: 0 K: 1 S: 5	H: 0 LOB: 1 BB: 1 P: 9	R: 1 E: 0 K: 1 S: 6	H: 1 LOB: 0 BB: 0 P: 6	R: 0 E: 0 K: 0 S: 4	H: 1 LOB: 2 BB: 0 P: 8	R: 0 E: 0 K: 0 S: 4	H: 1 LOB: 1 BB: 0 P: 4		R: 0 E: 0 K: 1 S: 6	H: 1 LOB: 1 BB: 0 P: 6	1B: 4 2B: 1 3B: 0 HR: 1	SF: 0 SAC: 0 DP: 1 HBP: 0	WP: 0 PB: 0 SB: 0 CS: 0
PITCHER Steve Barber, L ERA: 1.57 (1,1)	IP: 9.0 WLS: W BF: 37 H: 6 R: 1 ER: 1 SO: 3 BB: 5 IBB: 0 HBP: 0 BLK: 0 WP: 0 HR: 1 S: 38 P: 58 ERA: 1.00 WHIP: 1.222															PITCHER						

Batter	1	2	3	4	5	6	7	8	9	AB	R	H	RBI	BB	SO	LOB	BOTTOM			
Mary Breeding, R OBP: 0.318, SLG: 0.326 (1,4)										4	0	0	0	0	2	2	Boston Red Sox @ Baltimore Orioles Memorial Stadium, Baltimore, MD Sun May 29 1960, 3:33 AM EDT Unknown			
Albie Pearson, L OBP: 0.353, SLG: 0.321 (1,9)										4	0	0	0	0	0	0				
Gene Woodling, L OBP: 0.476, SLG: 0.414 (1,7)										3	1	0	0	1	0	0				
Willie Tasby, R OBP: 0.317, SLG: 0.281 (8,7)										0	0	0	0	0	0	0				
Jim Gentile, L OBP: 0.449, SLG: 0.535 (1,3)										3	1	1	1	1	0	0				
Clint Courtney, L OBP: 0.370, SLG: 0.326 (1,2)										4	1	1	0	0	1	1				
Jackie Brandt, R OBP: 0.406, SLG: 0.486 (1,8)										4	1	1	1	0	0	0				
Brooks Robinson, R OBP: 0.297, SLG: 0.341 (1,5)										2	2	1	3	1	0	0				
Ron Hansen, R OBP: 0.360, SLG: 0.439 (1,6)										3	0	2	0	0	0	0				
Steve Barber, L OBP: 0.190, SLG: 0.056 (1,1)										3	0	1	1	0	2	1				
Inning Stats	R: 1 E: 0 K: 1 S: 6	H: 1 LOB: 1 BB: 1 P: 10	R: 0 E: 0 K: 0 S: 3	H: 0 LOB: 0 BB: 0 P: 3	R: 0 E: 0 K: 1 S: 5	H: 0 LOB: 0 BB: 0 P: 5	R: 0 E: 0 K: 0 S: 3	H: 0 LOB: 0 BB: 0 P: 3	R: 1 E: 0 K: 0 S: 4	H: 2 LOB: 1 BB: 1 P: 8	R: 4 E: 0 K: 1 S: 9	H: 4 LOB: 1 BB: 1 P: 13	R: 0 E: 0 K: 1 S: 5	H: 0 LOB: 0 BB: 0 P: 5	R: 0 E: 0 K: 1 S: 5	H: 0 LOB: 0 BB: 0 P: 5	1B: 4 2B: 2 3B: 0 HR: 1	SF: 0 SAC: 0 DP: 0 HBP: 0	WP: 0 PB: 0 SB: 0 CS: 1	PA: 34
PITCHER Frank Sullivan, R ERA: 7.14 (1,1)	IP: 8.0 WLS: L BF: 33 H: 7 R: 6 ER: 6 SO: 5 BB: 3 IBB: 0 HBP: 0 BLK: 0 WP: 0 HR: 1 S: 40 P: 52 ERA: 6.75 WHIP: 1.250															PITCHER				

Batter	1	2	3	4	5	6	7	8	9	AB	R	H	RBI	BB	SO	LOB	TOP																
Marty Keough, L (1.8) OBP: 0.296, SLG: 0.260	F7		G3				3-1			4	1	1	0	0	0	0																	
Pete Runnels, L (1.4) OBP: 0.433, SLG: 0.458	FC1-6 1B		6-3			F7		F8 SH3-4 1B		4	0	2	0	0	0	1																	
Gary Geiger, L (1.9) OBP: 0.311, SLG: 0.283	FC1-6 PB 1-2 1B			K		E9 1-H 2B 1B		SH3-4 1-2		3	2	1	0	0	1	1																	
Vic Wertz, L (1.3) OBP: 0.360, SLG: 0.474				F7				F8		4	1	2	2	0	0	1																	
Pumpsie Green, S (8.4) OBP: 0.343, SLG: 0.333	2-H 1B					1B 2B		2-3		0	0	0	0	0	0	0																	
Gene Stephens, L (1.7) OBP: 0.286, SLG: 0.272	K			FC4-6 1B		F4		BB		3	0	1	0	1	1	2																	
Frank Malzone, R (1.5) OBP: 0.314, SLG: 0.358		4-0 BB BB		FC4-6 1-2				5-3		3	0	1	1	1	0	3																	
Don Buddin, R (1.6) OBP: 0.336, SLG: 0.328			K			F4			4-3	4	0	0	0	0	2	2	AB 33																
Ed Sadowski, R (1.2) OBP: 0.333, SLG: 0.407			K			K		F8		R 4							H 8																
Tom Borland, L (1.1)								F6		RBI 3							BB 2																
Tom Sturdivant, L (9.1) OBP: 0.143, SLG: 0.167			K			F9		1-3		SO 7							LOB 10																
								F4		WP: 0							PA: 36																
										FB: 1																							
										SB: 0																							
										CS: 1																							
Inning Stats	R: 1 E: 1 K: 1 S: 7	H: 2 LOB: 1 BB: 0 P: 7	R: 0 E: 0 K: 2 S: 6	H: 0 LOB: 0 BB: 1 P: 10	R: 0 E: 0 K: 1 S: 5	H: 0 LOB: 0 BB: 0 P: 5	R: 0 E: 0 K: 1 S: 6	H: 1 LOB: 1 BB: 0 P: 6	R: 0 E: 0 K: 2 S: 7	H: 0 LOB: 0 BB: 0 P: 7	R: 3 E: 1 K: 0 S: 7	H: 4 LOB: 1 BB: 0 P: 7	R: 0 E: 0 K: 0 S: 3	H: 0 LOB: 0 BB: 0 P: 3	R: 0 E: 0 K: 0 S: 4	H: 1 LOB: 2 BB: 1 P: 8	R: 0 E: 0 K: 0 S: 3	H: 0 LOB: 0 BB: 0 P: 3	1B: 7 2B: 1 3B: 0 HR: 0	SF: 0 SAC: 1 DP: 0 HBP: 0	WP: 0 FB: 1 SB: 0 CS: 1												
PITCHER	IP WLS BF H R ER SO BB IBB HBP BLK WP HR S P ERA WHIP																																
Jack Fisher, R (1.1) ERA: 5.81	7.0	28	7	4	3	7	1	0	0	0	0	0	0	41	45	3.86	1.143																
Milt Pappas, R (8.1) ERA: 6.19	2.0	W 8	1	0	0	0	1	0	0	0	0	0	0	7	11	0.00	1.000																

Boston Red Sox @ Baltimore Orioles
Memorial Stadium, Baltimore, MD
Sun May 29 1960, 3:38 AM EDT
Att: 11,483 - Unknown

livebaseballscores.com



Batter	1	2	3	4	5	6	7	8	9	AB	R	H	RBI	BB	SO	LOB	BOTTOM																
Mary Breeding, R (1.4) OBP: 0.329, SLG: 0.359	G4-6-3 1B		E6 G5-3 1B						4-0	4	1	3	1	0	0	0																	
Jim Gentile, L (9, PH) OBP: 0.454, SLG: 0.535										0	0	0	0	1	0	0																	
Jackie Brandt, R (1.8) OBP: 0.401, SLG: 0.477										4	0	1	0	0	1	2																	
Gene Woodling, L (9, PH) OBP: 0.480, SLG: 0.420	G4-6-3 1-2		1-2 1B			K		5-3		1	0	1	1	0	0	0																	
Dave Nicholson, R (1.7) OBP: 0.250, SLG: 0.100	F6		G5-3 2-3F							4	0	1	0	0	1	2																	
Walt Dropo, R (1.3) OBP: 0.289, SLG: 0.375										4	1	2	0	0	0	1																	
Brooks Robinson, R (1.5) OBP: 0.289, SLG: 0.331										4	0	0	0	0	1	4																	
Willie Tasby, R (1.9) OBP: 0.343, SLG: 0.317										3	1	2	1	1	0	1																	
Ron Hansen, R (1.6) OBP: 0.357, SLG: 0.457										4	1	1	2	0	1	4																	
Clint Courtney, L (1.2) OBP: 0.362, SLG: 0.319										4	0	1	0	0	1	1																	
Albie Pearson, L (9, PR) OBP: 0.353, SLG: 0.321			4-3							0	1	0	0	0	0	0																	
Jack Fisher, R (1.1)										2	0	0	0	0	1	0																	
Bob Boyd, L (7, PH) OBP: 0.316, SLG: 0.368										1	0	0	0	0	1	0																	
Milt Pappas, R (8.1) ERA: 4.76										0	0	0	0	0	0	0																	
										1B: 7							WP: 1																
										2B: 3							FB: 0																
										3B: 0							SB: 0																
										HR: 2							CS: 0																
Inning Stats	R: 0 E: 0 K: 0 S: 3	H: 1 LOB: 0 BB: 0 P: 3	R: 1 E: 0 K: 2 S: 9	H: 2 LOB: 1 BB: 0 P: 9	R: 0 E: 1 K: 1 S: 6	H: 1 LOB: 1 BB: 0 P: 6	R: 0 E: 0 K: 0 S: 4	H: 1 LOB: 1 BB: 0 P: 4	R: 0 E: 0 K: 2 S: 8	H: 1 LOB: 1 BB: 0 P: 8	R: 0 E: 0 K: 0 S: 4	H: 1 LOB: 2 BB: 1 P: 8	R: 1 E: 0 K: 1 S: 6	H: 1 LOB: 0 BB: 0 P: 6	R: 0 E: 1 K: 1 S: 5	H: 0 LOB: 0 BB: 0 P: 5	R: 3 E: 0 K: 0 S: 5	H: 4 LOB: 2 BB: 1 P: 9	1B: 7 2B: 3 3B: 0 HR: 2	SF: 0 SAC: 1 DP: 3 HBP: 0	WP: 1 FB: 0 SB: 0 CS: 0												
PITCHER	IP WLS BF H R ER SO BB IBB HBP BLK WP HR S P ERA WHIP																																
Tom Borland, L (1.1) ERA: 3.38	8.0	L 35	11	5	5	7	1	0	0	0	0	0	0	2	6	0.00	3.000																
Tom Sturdivant, R (9.1) ERA: 4.76	0.1	3	1	0	0	0	0	1	0	0	0	0	0	2	6	0.00	3.000																

Boston Red Sox @ Baltimore Orioles
Memorial Stadium, Baltimore, MD
Sun May 29 1960, 3:38 AM EDT
Att: 11,483 - Unknown


livebaseballscores.com



Batter	1	2	3	4	5	6	7	8	9	AB	R	H	RBI	BB	SO	LOB	TOP								
Pumpsie Green, S (1,4) OBP: 0.325, SLG: 0.314	K		F9			2B	4-3	SH1-4		4	1	1	1	0	1	2									
Pete Runnels, L (1,3) OBP: 0.431, SLG: 0.457	F8		F9							5	2	3	1	0	0	0									
Gary Geiger, L (1,9) OBP: 0.314, SLG: 0.339	F7		F9							5	1	2	3	0	0	1									
Marty Keough, L (1,8) OBP: 0.297, SLG: 0.298										3	2	1	1	1	0	0									
Gene Stephens, L (1,7) OBP: 0.310, SLG: 0.310										3	1	1	2	2	0	1									
Frank Malzone, R (1,5) OBP: 0.322, SLG: 0.374										5	2	4	1	0	0	1									
Don Buddin, R (1,6) OBP: 0.351, SLG: 0.331										4	1	1	0	1	1	4									
Haywood Sullivan, R (1,2) OBP: 0.254, SLG: 0.258										2	1	1	2	0	1	0									
Vic Wertz, L (6,PH) OBP: 0.352, SLG: 0.450										1	0	0	0	0	0	2									
Ed Sadowski, R (6,2) OBP: 0.333, SLG: 0.469										2	0	0	0	0	0	4									
Ted Bowsfield, R (1,1) OBP: 0.250, SLG: 0.250										4	1	1	1	0	1	2									
Mike Fomiele, R (8,1)										0	0	0	0	0	0	0									
Inning Stats	R: 0 E: 0 K: 1 S: 5	H: 0 LOB: 0 BB: 0 P: 5	R: 3 E: 0 K: 1 S: 7	H: 2 LOB: 0 BB: 1 P: 11	R: 0 E: 0 K: 0 S: 3	H: 0 LOB: 1 BB: 0 P: 3	R: 0 E: 0 K: 1 S: 5	H: 0 LOB: 1 BB: 1 P: 9	R: 1 E: 0 K: 0 S: 7	H: 2 LOB: 1 BB: 0 P: 7	R: 2 E: 0 K: 0 S: 6	H: 3 LOB: 2 BB: 1 P: 10	R: 1 E: 0 K: 0 S: 4	H: 2 LOB: 0 BB: 0 P: 4	R: 5 E: 0 K: 0 S: 8	H: 5 LOB: 0 BB: 0 P: 8	R: 0 E: 0 K: 0 S: 3	H: 1 LOB: 1 BB: 1 P: 7	1B: 9 2B: 3 3B: 1 HR: 3	SF: 1 SAC: 1 DP: 1 HBP: 0	WP: 0 PB: 1 SB: 0 CS: 0	PA: 44			
PITCHER	IP	WLS	BF	H	R	ER	SO	BB	IBB	HBP	BLK	WP	HR	S	P	ERA	WHIP								
Arnie Portocarrero, R (1,1) ERA: 4.04	5.0	L	25	7	6	6	4	3	0	0	0	0	2	30	42	10.80	2.000								
Gordon Jones, R (6,1) ERA: 6.98	4.0		19	8	6	6	0	1	0	0	0	0	1	18	22	13.50	2.250								

Boston Red Sox @ Baltimore Orioles
Memorial Stadium, Baltimore, MD
Mon May 30 1960, 3:38 AM EDT
Att: 31,620 - Unknown


AB 38
R 12
H 15
RBI 12
BB 4
SO 4
LOB 17



Batter	1	2	3	4	5	6	7	8	9	AB	R	H	RBI	BB	SO	LOB	BOTTOM								
Mary Breeding, R (1,4) OBP: 0.327, SLG: 0.362	K		6-3							4	1	1	0	0	1	0									
Jackie Brandt, R (1,8) OBP: 0.407, SLG: 0.487	5-3									3	1	1	0	1	0	0									
Dave Nicholson, R (1,7) OBP: 0.188, SLG: 0.071	F9		K							4	0	0	0	0	1	3									
Walt Dropo, R (1,3) OBP: 0.327, SLG: 0.381										2	1	1	0	2	0	0									
Brooks Robinson, R (1,5) OBP: 0.293, SLG: 0.329										4	0	2	2	0	1	1									
Willie Tasby, R (1,9) OBP: 0.336, SLG: 0.328										4	0	1	0	0	2	4									
Ron Hansen, R (1,6) OBP: 0.351, SLG: 0.463										3	0	1	1	0	1	2									
Clint Courtney, L (1,2) OBP: 0.369, SLG: 0.294										3	0	0	0	0	1	2									
Valmy Thomas, R (9,2)										1	0	0	0	0	0	0									
Arnie Portocarrero, R (1,1)										2	0	0	0	0	2	0									
Gordon Jones, R (6,1) OBP: 0.667, SLG: 0.667										1	0	0	0	0	0	0									
Bob Boyd, L (9,PH) OBP: 0.300, SLG: 0.350										1	0	0	0	0	0	0									
Inning Stats	R: 0 E: 0 K: 1 S: 5	H: 2 LOB: 1 BB: 0 P: 7	R: 1 E: 0 K: 1 S: 7	H: 2 LOB: 1 BB: 0 P: 11	R: 0 E: 0 K: 2 S: 7	H: 1 LOB: 2 BB: 1 P: 11	R: 0 E: 0 K: 2 S: 7	H: 0 LOB: 0 BB: 0 P: 7	R: 0 E: 0 K: 0 S: 3	H: 0 LOB: 0 BB: 0 P: 3	R: 0 E: 0 K: 0 S: 4	H: 1 LOB: 1 BB: 0 P: 4	R: 2 E: 0 K: 1 S: 8	H: 3 LOB: 2 BB: 1 P: 12	R: 0 E: 0 K: 0 S: 3	H: 0 LOB: 0 BB: 0 P: 3	1B: 4 2B: 4 3B: 0 HR: 0	SF: 1 SAC: 0 DP: 1 HBP: 0	WP: 1 PB: 0 SB: 0 CS: 1	PA: 36					
PITCHER	IP	WLS	BF	H	R	ER	SO	BB	IBB	HBP	BLK	WP	HR	S	P	ERA	WHIP								
Ted Bowsfield, L (1,1) ERA: 4.02	7.2		31	6	3	3	8	3	0	0	0	0	0	44	56	3.52	1.174								
Mike Fomiele, R (8,1) ERA: 2.21	1.1	S	5	1	0	0	1	0	0	0	0	0	0	7	7	0.00	0.750								

Boston Red Sox @ Baltimore Orioles
Memorial Stadium, Baltimore, MD
Mon May 30 1960, 3:38 AM EDT
Att: 31,620 - Unknown

AB 32
R 3
H 7
RBI 3
BB 3
SO 9
LOB 12



Batter	1	2	3	4	5	6	7	8	9	AB	R	H	RBI	BB	SO	LOB	TOP
Tony Kubek, L (1,6) OBP: 0.319, SLG: 0.437	F5		F8			F5			6-3	4	0	0	0	0	0	0	New York Yankees @ Baltimore Orioles Memorial Stadium, Baltimore, MD Wed Jun 01 1960, 7:05 PM EDT Att: 23,762 - Unknown
Mickey Mantle, S (1,8) OBP: 0.418, SLG: 0.500	HR			BB		4-3			F8	3	1	1	1	1	0	0	
Roger Maris, L (1,9) OBP: 0.381, SLG: 0.694	F8			F3					F5	3	0	0	0	0	0	1	
Yogi Berra, L (1,2) OBP: 0.410, SLG: 0.495	F8			G1-6-3					F2	2	0	0	0	1	0	0	
Bob Cerv, R (1,7) OBP: 0.329, SLG: 0.477		1-3		G1-6-3					F8	3	0	0	0	0	0	2	
Bill Skowron, R (1,3) OBP: 0.291, SLG: 0.473		F7				K			4-3	3	0	0	0	0	1	0	
Gil McDougald, R (1,5) OBP: 0.310, SLG: 0.397						6-3			5-3	3	0	0	0	0	1	0	
Bobby Richardson, R (1,4) OBP: 0.261, SLG: 0.262						4-3			F4	3	0	0	0	0	0	0	
Duke Maas, R (1,1)									6-3	1	0	0	0	0	0	0	
Kent Hadley, L (6, PH) OBP: 0.154, SLG: 0.385									6-3	1	0	0	0	0	1	0	
John Gabler, S (6, 1) OBP: 0.286, SLG: 0.167										0	0	0	0	0	0	0	
Elston Howard, R (9, PH) OBP: 0.303, SLG: 0.481										1	0	0	0	0	0	0	
Inning Stats	R: 1 E: 0 K: 0 S: 4	H: 1 LOB: 0 BB: 0 P: 4	R: 0 E: 0 K: 1 S: 5	H: 0 LOB: 0 BB: 0 P: 5	R: 0 E: 0 K: 0 S: 3	H: 0 LOB: 1 BB: 2 P: 3	R: 0 E: 0 K: 1 S: 5	H: 0 LOB: 0 BB: 0 P: 5	R: 0 E: 0 K: 0 S: 3	H: 0 LOB: 0 BB: 0 P: 3	R: 0 E: 0 K: 0 S: 3	H: 0 LOB: 0 BB: 0 P: 3	R: 0 E: 0 K: 0 S: 3	H: 0 LOB: 0 BB: 0 P: 3	1B: 0 2B: 0 3B: 0 HR: 1	SF: 0 SAC: 0 DP: 1 HBP: 0	WP: 0 PA: 29 PB: 0 SB: 1 CS: 0
PITCHER Hal Brown, R (1,1) ERA: 2.74	IP: 9.0 WLS: W BF: 29 H: 1 R: 1 ER: 1 SO: 3 BB: 2 IBB: 0 HBP: 0 BLK: 0 WP: 0 HR: 1 S: 33 P: 41 ERA: 1.00 WHIP: 0.333											PITCHER					

Batter	1	2	3	4	5	6	7	8	9	AB	R	H	RBI	BB	SO	LOB	BOTTOM		
Mary Breeding, R (1,4) OBP: 0.335, SLG: 0.365	F8					6-3				3	0	1	1	1	0	0	New York Yankees @ Baltimore Orioles Memorial Stadium, Baltimore, MD Wed Jun 01 1960, 7:05 PM EDT Att: 23,762 - Unknown		
Al Pilarcik, L (1,9) OBP: 0.310, SLG: 0.343	4-3		BB			F2			G3	4	0	0	0	0	0	2			
Gene Woodling, L (1,7) OBP: 0.469, SLG: 0.421										3	0	0	0	1	1	0			
Albie Pearson, L (9, 7) OBP: 0.371, SLG: 0.333	4-3					K			F7	0	0	0	0	0	0	0			
Jim Gentile, L (1,3) OBP: 0.462, SLG: 0.511		4-3				G1-6-3			4-3	3	0	0	0	1	0	1			
Clint Courtney, L (1,2) OBP: 0.356, SLG: 0.293		4-3				4-3			F8	4	0	1	0	0	0	1			
Jackie Brandt, R (1,8) OBP: 0.412, SLG: 0.488						SH			FC5	2	1	1	0	2	0	1			
Brooks Robinson, R (1,5) OBP: 0.287, SLG: 0.320						SH			F9	3	1	0	0	0	1	3			
Ron Hansen, R (1,6) OBP: 0.368, SLG: 0.493						F2				2	2	1	3	1	0	0			
Hal Brown, R (1,1) OBP: 0.316, SLG: 0.250						1-3			L5	3	0	0	0	0	1	1			
Inning Stats	R: 0 E: 0 K: 0 S: 3	H: 0 LOB: 0 BB: 0 P: 3	R: 0 E: 0 K: 0 S: 4	H: 1 LOB: 1 BB: 0 P: 4	R: 0 E: 0 K: 0 S: 3	H: 0 LOB: 1 BB: 1 P: 7	R: 0 E: 0 K: 0 S: 2	H: 0 LOB: 0 BB: 1 P: 6	R: 3 E: 1 K: 0 S: 5	H: 1 LOB: 0 BB: 1 P: 9	R: 0 E: 0 K: 1 S: 5	H: 0 LOB: 1 BB: 1 P: 9	R: 1 E: 1 K: 1 S: 6	H: 1 LOB: 1 BB: 1 P: 10	R: 0 E: 0 K: 1 S: 6	H: 1 LOB: 2 BB: 1 P: 10	1B: 3 2B: 0 3B: 0 HR: 1	SF: 0 SAC: 1 DP: 1 HBP: 0	WP: 1 PA: 34 PB: 0 SB: 1 CS: 0
PITCHER Duke Maas, R (1,1) ERA: 5.68	IP: 5.0 WLS: L BF: 20 H: 2 R: 3 ER: 2 SO: 2 BB: 3 IBB: 0 HBP: 0 BLK: 0 WP: 1 HR: 1 S: 17 P: 29 ERA: 3.60 WHIP: 1.000											PITCHER							
John Gabler, R (6, 1) ERA: 4.5	IP: 3.0 WLS: L BF: 14 H: 2 R: 1 ER: 0 SO: 3 BB: 3 IBB: 0 HBP: 0 BLK: 0 WP: 1 HR: 0 S: 17 P: 29 ERA: 0.00 WHIP: 1.667											PITCHER							

AB	27
R	1
H	1
RBI	1
BB	2
SO	3
LOB	3



AB	27
R	4
H	4
RBI	4
BB	6
SO	3
LOB	9



Batter	1	2	3	4	5	6	7	8	9	AB	R	H	RBI	BB	SO	LOB	TOP					
Gil McDougald, R OBP: 0.307, SLG: 0.397 (1, 4)	0-0 1-3		0-0 1-H 2B		0-3 K		0-0 L7		0-0 6-3	5	0	1	0	0	1	2						
Hector Lopez, R OBP: 0.293, SLG: 0.358 (1, 7)	0-0 F7		0-0 F5			0-0 S HR 1B		0-0 2B SF4 1B		4	2	2	0	0	0	1						
Mickey Mantle, S OBP: 0.408, SLG: 0.485 (1, 8)	0-0 F4			0-0 5-3		0-0 F4		0-0 L9		4	0	0	0	0	0	2						
Roger Maris, L OBP: 0.392, SLG: 0.728 (1, 9)		0-0 G3		0-0 S 2B 1B		0-0 2H HR		0-0 1-3 2B		4	2	3	2	0	0	0						
Bill Skowron, R OBP: 0.303, SLG: 0.510 (1, 3)		0-0 HR		0-0 1-H 2B		0-0 FC5-4 1B		0-0 SF4 2B		3	1	3	3	0	0	0						
Elston Howard, R OBP: 0.293, SLG: 0.464 (1, 2)	0-0 L7			0-0 F8		0-0 FC5-4 1B		0-3 3-H K		4	0	0	0	0	1	3						
Tony Kubek, L OBP: 0.312, SLG: 0.426 (1, 6)	0-0 4-3			0-0 F7		0-0 G3		0-0 F6		4	0	0	0	0	0	2						
Clete Boyer, R OBP: 0.200, SLG: 0.222 (7, PH)			0-0 F7		0-0 6-3		4-0 CS BB		0-0 F7	2	0	0	0	0	0	0						
Johnny Blanchard, L OBP: 0.261, SLG: 0.262 (7, PR)										0	0	0	0	0	1	0						
Bobby Richardson, R OBP: 0.291, SLG: 0.477 (7, 4)										0	0	0	0	0	0	0						
Kent Hadley, L OBP: 0.143, SLG: 0.357 (8, PH)										1	0	0	0	0	0	0						
Jim Coates, R OBP: 0.330, SLG: 0.294 (8, 1)										2	0	1	0	0	1	0						
Bobby Shantz, R OBP: 0.293, SLG: 0.489 (8, 1)										0	0	0	0	0	0	0						
Yogi Berra, L OBP: 0.346, SLG: 0.489 (7, PH)										1	0	0	0	0	1	1						
Art Ditmar, R OBP: 0.271, SLG: 0.271 (7, 1)										0	0	0	0	0	0	0						
Bob Cerv, R OBP: 0.333, SLG: 0.477 (8, PH)										0	0	0	0	0	1	0						
Joe Demaestri, R OBP: 0.293, SLG: 0.477 (8, PR)										0	0	0	0	0	0	0						
Inning Stats	R: 0 E: 0 K: 0 S: 3	H: 0 LOB: 0 BB: 0 P: 3	R: 1 E: 0 K: 0 S: 4	H: 1 LOB: 0 BB: 0 P: 4	R: 0 E: 0 K: 0 S: 4	H: 2 LOB: 1 BB: 0 P: 4	R: 1 E: 0 K: 0 S: 5	H: 2 LOB: 1 BB: 0 P: 5	R: 0 E: 0 K: 2 S: 7	H: 0 LOB: 0 BB: 0 P: 7	R: 2 E: 0 K: 0 S: 6	H: 3 LOB: 1 BB: 0 P: 6	R: 0 E: 0 K: 1 S: 4	H: 0 LOB: 1 BB: 1 P: 8	R: 1 E: 0 K: 0 S: 7	H: 2 LOB: 1 BB: 0 P: 7	R: 0 E: 0 K: 0 S: 3	H: 0 LOB: 1 BB: 1 P: 7	1B: 5 2B: 3 3B: 0 HR: 2	SF: 1 SAC: 0 DP: 0 HBP: 0	WP: 0 PB: 0 SB: 2 CS: 1	PA: 37
PITCHER	IP	WLS	BF	H	R	ER	SO	BB	IBB	HBP	BLK	WP	HR	S	P	ERA	WHIP					
Hoyt Wilhelm, R ERA: 5.09 (1, 1)	5.1		23	8	4	4	2	0	0	0	0	0	2	27	27	6.75	1.500					
Jack Fisher, R ERA: 5.79 (6, 1)	1.2		6	1	1	1	1	1	0	0	0	0	0	7	11	5.40	1.200					
Chuck Estrada, R ERA: 3.16 (8, 1)	2.0	W	8	1	0	0	1	1	0	0	0	0	0	9	13	0.00	1.000					

New York Yankees @ Baltimore Orioles
Memorial Stadium, Baltimore, MD
Thu Jun 02 1960, 7:05 PM EDT
Att: 42,755 - Unknown

AB 34
R 5
H 10
RBI 5
BB 2
SO 4
LOB 11

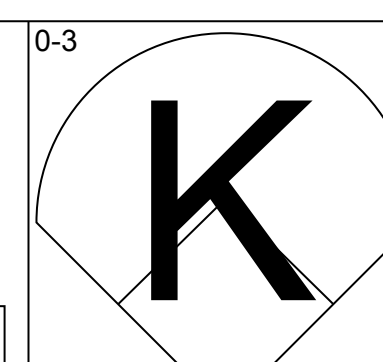
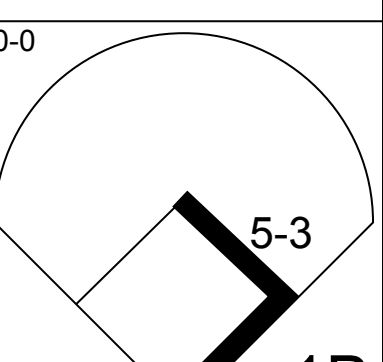
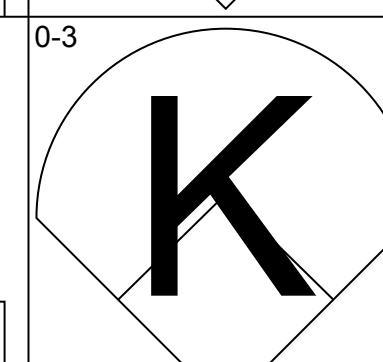
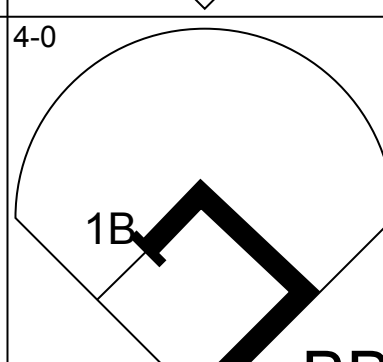
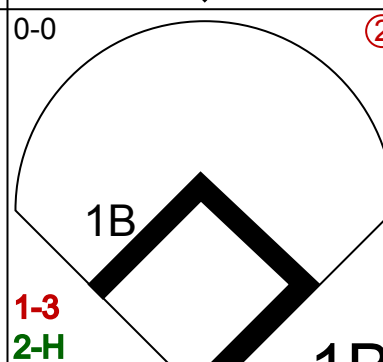
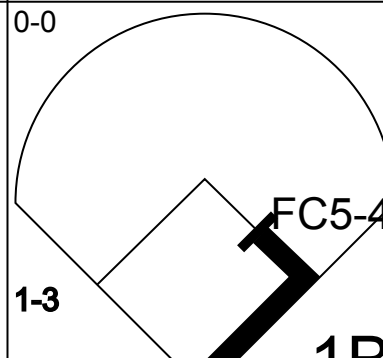
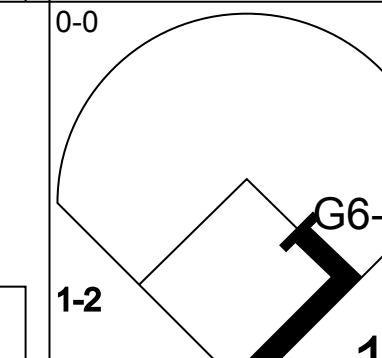
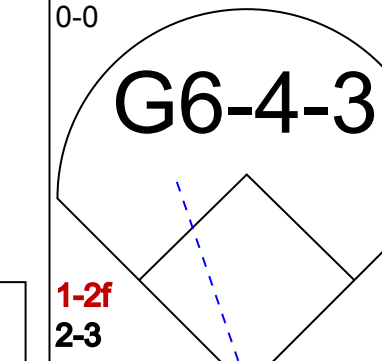
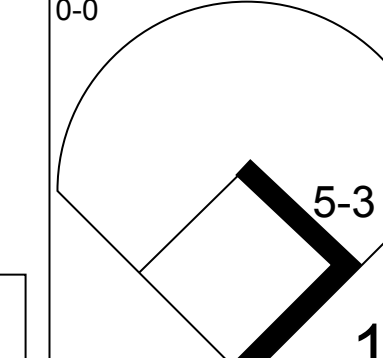


Batter	1	2	3	4	5	6	7	8	9	AB	R	H	RBI	BB	SO	LOB	BOTTOM				
Mary Breeding, R OBP: 0.333, SLG: 0.362 (1, 4)	0-0 1B		0-0 F6		0-0 F7		0-0 E6			4	0	1	0	0	0	0					
Al Pilarcik, L OBP: 0.307, SLG: 0.338 (1, 9)	0-0 L9			0-0 1-6-3		0-0 1B HR 1B		0-0 F8		4	1	1	0	0	0	2					
Gene Woodling, L OBP: 0.476, SLG: 0.452 (1, 7)	0-0 F7			4-0 FC3-6 BB		0-0 1-2 HR 1B		0-0 HR		3	2	2	1	1	0	1					
Jim Gentile, L OBP: 0.463, SLG: 0.543 (8, PR)	0-0 L8			0-0 FC3-6		0-0 1-2 HR 1B		0-0 SH3-4 1B		4	1	2	3	0	0	2					
Albie Pearson, L OBP: 0.371, SLG: 0.333 (8, PR)										0	0	0	0	0	0	0					
Walt Dropo, R OBP: 0.308, SLG: 0.356 (9, 3)				1-2 FC3-6		1-H 2-H HR		0-0 SH3-4 1B		0	0	0	0	0	0	0					
Clint Courtney, L OBP: 0.342, SLG: 0.279 (1, 2)		0-0 L8		0-0 4-3		0-0 6-3		0-0 SH3-4		3	0	0	0	0	0	1					
Jackie Brandt, R OBP: 0.408, SLG: 0.480 (1, 8)		0-3 K			0-0 HR 1B		0-0 F5		0-0 F3	4	1	1	0	0	1	2					
Brooks Robinson, R OBP: 0.286, SLG: 0.338 (1, 5)		0-3 K			0-0 1-H HR		0-0 F9		0-0 1-3	4	1	1	2	0	1	2					
Ron Hansen, R OBP: 0.361, SLG: 0.482 (1, 6)			0-0 F8		0-0 4-3		0-0 5-3			3	0	0	0	0	0	0					
Hoyt Wilhelm, R ERA: 4.56 (6, 1)					0-0 4-3		0-0 6-3			2	0	0	0	0	1	0					
Jack Fisher, R ERA: 4.5 (8, 1)										1	0	0	0	0	0	0					
Chuck Estrada, R OBP: 0.214, SLG: 0.357 (8, 1)										0	0	0	0	0	0	0					
Inning Stats	R: 0 E: 0 K: 0 S: 4	H: 1 LOB: 1 BB: 0 P: 4	R: 0 E: 0 K: 2 S: 7	H: 0 LOB: 0 BB: 0 P: 7	R: 0 E: 1 K: 1 S: 5	H: 0 LOB: 0 BB: 0 P: 5	R: 0 E: 0 K: 0 S: 3	H: 0 LOB: 1 BB: 1 P: 7	R: 2 E: 0 K: 0 S: 6	H: 2 LOB: 0 BB: 0 P: 6	R: 3 E: 0 K: 0 S: 6	H: 3 LOB: 0 BB: 0 P: 6	R: 0 E: 1 K: 0 S: 4	H: 0 LOB: 1 BB: 0 P: 4	R: 1 E: 0 K: 0 S: 5	H: 2 LOB: 2 BB: 0 P: 5	1B: 5 2B: 0 3B: 0 HR: 3	SF: 0 SAC: 1 DP: 0 HBP: 0	WP: 0 PB: 0 SB: 0 CS: 0	PA: 34	
PITCHER	IP	WLS	BF	H	R	ER	SO	BB	IBB	HBP	BLK	WP	HR	S	P	ERA	WHIP				
Jim Coates, R ERA: 4.56 (1, 1)	5.0		22	6	5	5	3	1	0	0	0	0	2	27	31	9.00	1.400				
Bobby Shantz, L ERA: 4.5 (6, 1)	1.0		3	0	0	0	0	0	0	0	0	0	0	3	3	0.00	0.000				
Art Ditmar, R ERA: 3.02 (7, 1)	2.0	L	9	2	1	1	0	0	0	0	0	0	1	9	9	4.50	1.000				

New York Yankees @ Baltimore Orioles
Memorial Stadium, Baltimore, MD
Thu Jun 02 1960, 7:05 PM EDT
Att: 42,755 - Unknown

AB 32
R 6
H 8
RBI 6
BB 1
SO 3
LOB 10

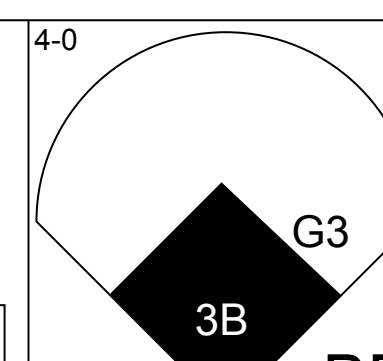
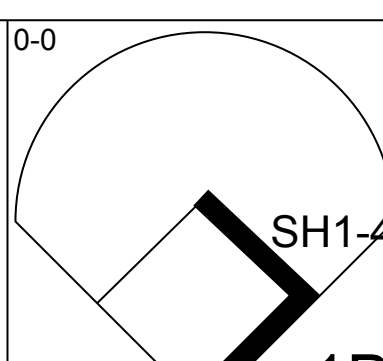
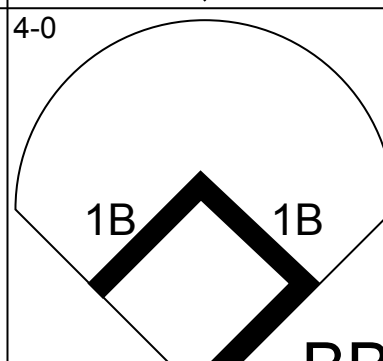
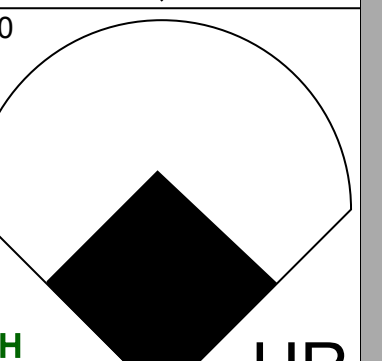
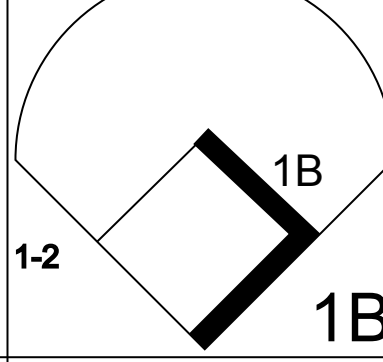
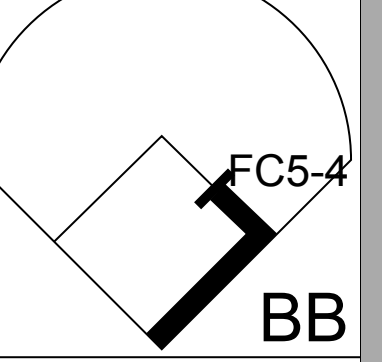
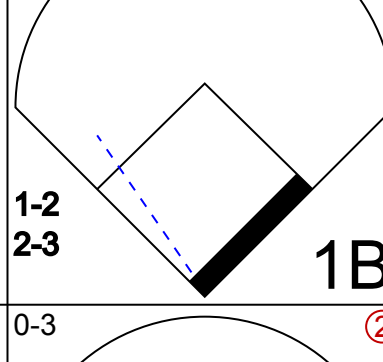
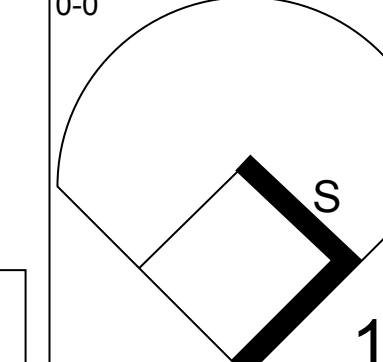


Batter	1	2	3	4	5	6	7	8	9	AB	R	H	RBI	BB	SO	LOB	TOP			
Mary Breeding, R OBP: 0.332, SLG: 0.359			SH5-3				1-3		F8	4	0	1	0	0	1	1				
Gene Woodling, L OBP: 0.470, SLG: 0.441					5-3		1-3			3	0	0	0	1	1					
Jackie Brandt, R OBP: 0.404, SLG: 0.473	E5				6-3				E5	4	0	1	1	0	0	1				
Walt Dropo, R OBP: 0.321, SLG: 0.367	5-3				K					4	0	2	0	0	1	2				
Brooks Robinson, R OBP: 0.285, SLG: 0.331		L9	FC5-4							3	0	0	0	1	0	4				
Ron Hansen, R OBP: 0.384, SLG: 0.479					3-1				5-3	3	0	1	0	1	0	2				
Willie Tasby, R OBP: 0.306, SLG: 0.296	5-3		K		K				F4	4	0	0	0	0	2	3				
Clint Courtney, L OBP: 0.333, SLG: 0.270	1-3				3-1				1-3	2	0	0	0	0	0	2				
Dave Nicholson, R OBP: 0.176, SLG: 0.067										1	0	0	0	0	0	1				
Valmy Thomas, R (6, 2)										1	0	0	0	0	0	0				
Mitt Pappas, R (1, 1)										1	1	0	0	1	1	1				
Albie Pearson, L OBP: 0.356, SLG: 0.328										1	0	0	0	0	0	0				
Amie Portocarrero, R (7, 1)										0	0	0	0	0	0	0				
Jim Gentile, L OBP: 0.467, SLG: 0.543			SH5-3		K					0	0	0	0	1	0	0				
Inning Stats	R: 0 E: 1 K: 2 S: 8	H: 0 LOB: 1 BB: 0 P: 8	R: 0 E: 0 K: 0 S: 4	H: 1 LOB: 1 BB: 0 P: 4	R: 1 E: 0 K: 0 S: 4	H: 2 LOB: 2 BB: 2 P: 12	R: 0 E: 0 K: 2 S: 7	H: 0 LOB: 1 BB: 1 P: 11	R: 0 E: 0 K: 1 S: 6	H: 1 LOB: 1 BB: 0 P: 6	R: 0 E: 0 K: 0 S: 3	H: 0 LOB: 0 BB: 0 P: 3	R: 0 E: 1 K: 0 S: 4	H: 1 LOB: 1 BB: 1 P: 4	R: 0 E: 0 K: 0 S: 3	H: 0 LOB: 1 BB: 1 P: 7	1B: 5 2B: 0 3B: 0 HR: 0	SF: 0 SAC: 1 DP: 1 HBP: 0	WP: 1 PB: 0 SB: 0 CS: 0	PA: 37
PITCHER Hal Woodeshick, L ERA: 4.29	IP: 9.0 WLS: W BF: 37 H: 5 R: 1 ER: 1 SO: 6 BB: 5 IBB: 0 HBP: 0 BLK: 0 WP: 1 HR: 0 S: 44 P: 64 ERA: 1.00 WHIP: 1.111															PITCHER				

Baltimore Orioles @ Washington Senators
Griffith Stadium, Washington, DC
Fri Jun 03 1960, 7:05 PM EDT
Att: 11,668 - Unknown

AB	31
R	1
H	5
RBI	1
BB	5
SO	6
LOB	18





Batter	1	2	3	4	5	6	7	8	9	AB	R	H	RBI	BB	SO	LOB	BOTTOM			
Billy Gardner, R OBP: 0.373, SLG: 0.416		5-3		6-3				F3		4	1	1	0	1	0	4				
Faye Throneberry, L OBP: 0.345, SLG: 0.383	G3		4-3			SH1-4		F9		3	1	1	1	0	0	1				
Lenny Green, L OBP: 0.282, SLG: 0.317										1	0	0	0	0	0	1				
Bob Allison, R OBP: 0.431, SLG: 0.539						5-3		5-3		4	1	2	3	1	0	2				
Jim Lemon, R OBP: 0.331, SLG: 0.489	5-3									2	0	1	0	2	0	1				
Harmon Killebrew, R OBP: 0.369, SLG: 0.409	K			FC5-4		F6				4	0	1	0	0	1	4				
Julio Becquer, L OBP: 0.256, SLG: 0.357		F5	K					F5		4	0	1	0	0	1	3				
Earl Batley, R OBP: 0.326, SLG: 0.375			K					F8		4	0	2	0	0	1	3				
Jose Valdivielso, R OBP: 0.267, SLG: 0.214								4-3		3	1	1	0	1	1	1				
Hal Woodeshick, R OBP: 0.143, SLG: 0.143	K			SH3-4						3	0	1	0	0	2	3				
Inning Stats	R: 1 E: 0 K: 1 S: 6	H: 1 LOB: 1 BB: 1 P: 10	R: 0 E: 0 K: 1 S: 6	H: 1 LOB: 2 BB: 1 P: 10	R: 0 E: 0 K: 2 S: 9	H: 2 LOB: 3 BB: 1 P: 13	R: 3 E: 0 K: 0 S: 6	H: 3 LOB: 1 BB: 1 P: 10	R: 0 E: 0 K: 0 S: 4	H: 2 LOB: 1 BB: 1 P: 8	R: 0 E: 0 K: 0 S: 3	H: 0 LOB: 0 BB: 0 P: 3	R: 0 E: 0 K: 0 S: 4	H: 1 LOB: 1 BB: 0 P: 4	R: 0 E: 0 K: 0 S: 4	H: 1 LOB: 1 BB: 0 P: 4	1B: 8 2B: 1 3B: 1 HR: 1	SF: 0 SAC: 2 DP: 0 HBP: 0	WP: 2 PB: 0 SB: 1 CS: 1	PA: 39
PITCHER Mitt Pappas, R ERA: 6.18	IP: 6.0 WLS: L BF: 32 H: 10 R: 4 ER: 4 SO: 6 BB: 5 IBB: 0 HBP: 0 BLK: 0 WP: 1 HR: 1 S: 39 P: 59 ERA: 6.00 WHIP: 2.500															PITCHER				
Amie Portocarrero, R ERA: 3.82	IP: 2.0 WLS: 7 BF: 1 H: 0 R: 0 ER: 0 SO: 0 BB: 0 IBB: 0 HBP: 0 BLK: 0 WP: 1 HR: 0 S: 7 P: 7 ERA: 0.00 WHIP: 0.500															PITCHER				

Baltimore Orioles @ Washington Senators
Griffith Stadium, Washington, DC
Fri Jun 03 1960, 7:05 PM EDT
Att: 11,668 - Unknown

AB	32
R	4
H	11
RBI	4
BB	5
SO	6
LOB	23



Batter	1	2	3	4	5	6	7	8	9	AB	R	H	RBI	BB	SO	LOB	TOP										
Mary Breeding, R OBP: 0.337, SLG: 0.360 (1, 4)	0-0 6-3 ①		0-3 K ①		0-0 SH1-3 1B		0-3 K ①		0-0 E8 5-3 1-1H 2-H 1B	5	0	2	0	0	2	0	Baltimore Orioles @ Washington Senators Griffith Stadium, Washington, DC Sun Jun 05 1960, 3:33 AM EDT Att: 10,703 - Unknown AB 35 R 6 H 10 RBI 4 BB 3 SO 3 LOB 14 										
Albie Pearson, L OBP: 0.380, SLG: 0.311 Walt Dropp, R OBP: 0.300, SLG: 0.340 Hoyt Wilhelm, R (9, 1)	0-0 F7		4-0 S BB		0-0 SH1-3 1-2		0-0 F8		0-0 5-3 2-3	2	0	0	0	1	0	0											
Ron Hansen, R OBP: 0.363, SLG: 0.490 (1, 6)	0-0 1B		0-0 F8		0-0 F8		0-0 F3		0-0 F9	5	0	1	0	0	0	3											
Gene Woodling, L OBP: 0.449, SLG: 0.415 Jackie Brandt, R OBP: 0.400, SLG: 0.467 (1, 7) (8, 7)	0-3 K ③		0-0 F7 1-2		0-0 4-3				0-0 3-1	4	0	0	0	0	1	3											
Jim Gentile, L OBP: 0.472, SLG: 0.586 (1, 3)									0-0 F8	4	2	3	1	0	0	0											
Clint Courtney, L OBP: 0.321, SLG: 0.250 (1, 2)									0-0 F6	4	0	0	0	0	0	2											
Brooks Robinson, R OBP: 0.294, SLG: 0.370 (1, 5)									0-0 F4	4	2	3	2	0	0	0											
Willie Tasby, R OBP: 0.317, SLG: 0.297 (1, 8)									4-0 1B BB E BB	3	1	1	1	1	0	2											
Jerry Walker, S OBP: 0.154, SLG: 0.154 Bob Boyd, L OBP: 0.273, SLG: 0.318 Hal Brown, R OBP: 0.316, SLG: 0.250 Al Pilarcik, L OBP: 0.316, SLG: 0.338 (1, 1) (6, PH) (6, 1) (9, PH) (9, 9)									4-0 E BB	2	0	0	0	0	0	2											
Inning Stats	R: 0 E: 0 K: 1 S: 6	H: 1 LOB: 1 BB: 0 P: 6	R: 0 E: 0 K: 0 S: 5	H: 2 LOB: 2 BB: 0 P: 5	R: 0 E: 0 K: 1 S: 5	H: 0 LOB: 1 BB: 1 P: 9	R: 2 E: 0 K: 0 S: 5	H: 2 LOB: 0 BB: 0 P: 5	R: 0 E: 0 K: 0 S: 4	H: 1 LOB: 1 BB: 0 P: 4	R: 2 E: 0 K: 0 S: 5	H: 3 LOB: 0 BB: 0 P: 5	R: 0 E: 0 K: 1 S: 5	H: 0 LOB: 0 BB: 0 P: 5	R: 0 E: 0 K: 0 S: 3	H: 0 LOB: 0 BB: 0 P: 3		R: 2 E: 1 K: 0 S: 4	H: 1 LOB: 1 BB: 2 P: 12	1B: 6 2B: 2 3B: 0 HR: 2	SF: 0 SAC: 1 DP: 1 HBP: 0	WP: 0 PB: 0 SB: 1 CS: 0	PA: 39				
PITCHER	IP	WLS	BF	H	R	ER	SO	BB	IBB	HBP	BLK	WP	HR	S	P	ERA	WHIP										
Pedro Ramos, R ERA: 2.8 (1, 1)	3.1		16	5	2	2	2	1	0	0	0	0	2	19	23	5.40	1.800										
Bill Fischer, R ERA: 3.75 (4, 1)	3.2		14	4	2	2	1	0	0	0	0	0	0	16	16	4.91	1.091										
Jack Kralick, L ERA: 5.06 (8, 1)	1.0		3	0	0	0	0	0	0	0	0	0	0	3	3	0.00	0.000										
Tex Clevenger, R ERA: 2.5 (9, 1)	0.1	L	4	1	2	0	0	2	0	0	0	0	0	2	10	0.00	9.000										
Hal Woodeshick, L ERA: 4.15 (9, 1)	0.2		2	0	0	0	0	0	0	0	0	0	0	2	2	0.00	0.000										

Batter	1	2	3	4	5	6	7	8	9	AB	R	H	RBI	BB	SO	LOB	BOTTOM										
Billy Gardner, R OBP: 0.374, SLG: 0.425 (1, 4)	0-0 F8		4-0 FC6-4 BB		0-0 HR		0-0 1-2 2-H 1B		0-0 FC5-4 1-2	4	1	2	2	1	0	2	Baltimore Orioles @ Washington Senators Griffith Stadium, Washington, DC Sun Jun 05 1960, 3:33 AM EDT Att: 10,703 - Unknown AB 37 R 5 H 10 RBI 5 BB 4 SO 7 LOB 18 										
Faye Throneberry, L OBP: 0.302, SLG: 0.353 Tex Clevenger, R OBP: 0.167, SLG: 0.167 Hal Woodeshick, R OBP: 0.143, SLG: 0.143 Reno Bartoia, R OBP: 0.369, SLG: 0.258 (1, 8) (9, 1) (9, 1) (9, PH) (9, PH)	0-3 K ②		0-3 K ②		0-0 G3		0-3 K ②		0-0 G5-4-3 1B	4	0	0	0	0	3	3											
Bob Allison, R OBP: 0.440, SLG: 0.535 (1, 9)	4-0 1B BB		0-0 FC6-4 1-2		0-3 K ③		0-0 FC6-4 1-2		0-0 G5-4-3 ②	4	0	0	0	1	1	4											
Jim Lemon, R OBP: 0.341, SLG: 0.514 (1, 7)	0-0 FC5-4 1B				0-0 5-3 ①		0-0 5-3 ①		4-0 BB 1B BB	4	1	2	0	1	0	0											
Harmon Killebrew, R OBP: 0.372, SLG: 0.422 (1, 5)	0-0 FC5-4 1-2				0-0 F6 2B		0-0 F6		0-3 K ①	5	0	1	0	0	1	4											
Julio Becquer, L OBP: 0.242, SLG: 0.333 (1, 3)			0-3 K ①		0-0 F7 ②		0-0 F9 ③		0-0 BB 1B 1B	4	1	1	0	0	1	1											
Earl Batley, R OBP: 0.336, SLG: 0.394 (1, 2)			0-0 4-3 ②		0-3 K ③		0-0 3-1 ①		0-0 F3	4	0	0	0	0	1	3											
Jose Valdivielso, R OBP: 0.289, SLG: 0.333 Elmer Valo, L OBP: 0.500, SLG: 0.222 Billy Consolo, R OBP: 0.321, SLG: 0.295 (1, 6) (8, PH) (8, PH) (9, 6)			0-0 L4 ③				0-0 HR		4-0 1B BB	3	2	2	1	0	0	0											
Pedro Ramos, S OBP: 0.115, SLG: 0.080 Bill Fischer, R OBP: 0.322, SLG: 0.125 Dan Gooden, L OBP: 0.310, SLG: 0.244 Pete Whisenant, R OBP: 0.100, SLG: 0.059 Jack Kralick, L OBP: 0.316, SLG: 0.338 Lenny Green, L OBP: 0.302, SLG: 0.328 (1, 1) (4, 1) (7, PH) (7, PH) (8, 1) (8, PH) (8, PH)			0-0 F7 ①		0-0 L7 ①		0-0 E4 1B		0-0 FC5-4 1B	1	0	0	0	0	0	0											
Inning Stats	R: 0 E: 0 K: 1 S: 6	H: 1 LOB: 2 BB: 1 P: 10	R: 0 E: 0 K: 1 S: 5	H: 0 LOB: 0 BB: 0 P: 5	R: 0 E: 0 K: 1 S: 5	H: 0 LOB: 1 BB: 1 P: 9	R: 0 E: 0 K: 1 S: 6	H: 1 LOB: 0 BB: 0 P: 6	R: 2 E: 0 K: 0 S: 7	H: 2 LOB: 0 BB: 0 P: 7	R: 0 E: 0 K: 0 S: 3	H: 0 LOB: 0 BB: 0 P: 3	R: 1 E: 1 K: 1 S: 8	H: 2 LOB: 2 BB: 0 P: 8	R: 2 E: 0 K: 1 S: 7	H: 2 LOB: 2 BB: 2 P: 15		R: 0 E: 0 K: 0 S: 4	H: 2 LOB: 1 BB: 0 P: 4	1B: 7 2B: 1 3B: 0 HR: 2	SF: 0 SAC: 0 DP: 1 HBP: 0	WP: 0 PB: 0 SB: 0 CS: 0	PA: 41				
PITCHER	IP	WLS	BF	H	R	ER	SO	BB	IBB	HBP	BLK	WP	HR	S	P	ERA	WHIP										
Jerry Walker, R ERA: 3.62 (1, 1)	5.0		21	4	2	2	5	2	0	0	0	0	0	29	37	3.60	1.200										
Hal Brown, R ERA: 3.12 (6, 1)	3.0	W	16	4	3	3	2	2	0	0	0	0	0	18	26	9.00	2.000										
Hoyt Wilhelm, R ERA: 4.98 (9, 1)	1.0	S	4	2	0	0	0	0	0	0	0	0	0	4	4	0.00	2.000										


Batter	1	2	3	4	5	6	7	8	9	AB	R	H	RBI	BB	SO	LOB	TOP			
Billy Gardner, R OBP: 0.375, SLG: 0.421 (1, 4)	0-0 6-3		4-0 BB		0-0 F9		0-0 F9		0-0 1B	4	0	1	0	1	0	5	Washington Senators @ Baltimore Orioles Memorial Stadium, Baltimore, MD Mon Jun 06 1960, 7:05 PM EDT Att: 9,508 - Unknown			
Faye Throneberry, L OBP: 0.313, SLG: 0.339 (1, 8) (7, 7)	0-3 K		0-0 1-3		0-0 FC4-6		0-0 1B		0-0 1-3	5	0	1	1	0	1	4				
Bob Allison, R OBP: 0.436, SLG: 0.528 (1, 9) (7, 8)	0-0 1B			0-0 F9		0-0 F5		0-0 L5		4	0	1	0	0	0	3				
Jim Lemon, R OBP: 0.333, SLG: 0.500 Bill Fischer, R OBP: 0.222, SLG: 0.125 (1, 7) (7, 1)	0-0 F9			0-3 K		0-0 F6		0-0 P6		4	0	0	0	0	1	4				
Harmon Killebrew, R OBP: 0.376, SLG: 0.413 (1, 5)		0-3 K		4-0 BB		4-0 BB			0-0 L4	2	0	0	0	2	1	0				
Julio Becquer, L OBP: 0.242, SLG: 0.330 (1, 3)		0-0 CS 1B		0-0 4-3		0-3 K			0-0 F7	4	0	1	0	0	1	2				
Hal Naragon, L OBP: 0.310, SLG: 0.130 (1, 2)		0-0 F9			1-0 CI HBP				0-0 F8	3	1	1	0	0	0	1				
Jose Valdivielso, R OBP: 0.293, SLG: 0.316 (1, 6)			0-3 K		0-1 CI FC4-6				0-0 6-3	2	0	0	0	1	1	0				
Jim Kaat, L OBP: 0.142, SLG: 0.143 Jack Kralick, L OBP: 0.000, SLG: 1.000 Don Lee, R OBP: 0.200, SLG: 0.310 Don Lee, R OBP: 0.250, SLG: 0.100 Elmer Valo, L OBP: 0.500, SLG: 0.273 (1, 1) (4, 1) (5, PH) (5, 1) (7, PH) (7, 9)			0-3 K		0-0 P1				0-3 K	1	0	0	0	0	1	0				
Inning Stats	R: 0 E: 0 K: 1 S: 6	H: 1 LOB: 1 BB: 0 P: 6	R: 0 E: 0 K: 1 S: 5	H: 1 LOB: 0 BB: 0 P: 5	R: 0 E: 0 K: 2 S: 7	H: 0 LOB: 1 BB: 1 P: 11	R: 0 E: 0 K: 1 S: 5	H: 0 LOB: 1 BB: 1 P: 9	R: 0 E: 0 K: 0 S: 4	H: 0 LOB: 2 BB: 0 P: 5	R: 1 E: 0 K: 0 S: 6	H: 3 LOB: 3 BB: 1 P: 10	R: 0 E: 0 K: 0 S: 3	H: 0 LOB: 0 BB: 0 P: 3	R: 0 E: 0 K: 1 S: 6	H: 1 LOB: 1 BB: 0 P: 6		1B: 6 2B: 0 3B: 0 HR: 0	SF: 0 SAC: 0 DP: 0 HBP: 1	WP: 0 PB: 0 CS: 1
PITCHER Chuck Estrada, R ERA: 2.83 (1, 1)	IP: 9.0 WLS: W BF: 38 H: 6 R: 1 ER: 1 SO: 7 BB: 4 IBB: 0 HBP: 1 BLK: 0 WP: 0 HR: 0 S: 47 P: 64 ERA: 1.00 WHIP: 1.111											PITCHER	IP: 9.0 WLS: W BF: 38 H: 6 R: 1 ER: 1 SO: 7 BB: 4 IBB: 0 HBP: 1 BLK: 0 WP: 0 HR: 0 S: 47 P: 64 ERA: 1.00 WHIP: 1.111							

Batter	1	2	3	4	5	6	7	8	9	AB	R	H	RBI	BB	SO	LOB	BOTTOM	
Mary Breeding, R OBP: 0.348, SLG: 0.369 (1, 4)	0-0 1B		0-0 FC6-4	4-0 BB HBP		0-0 S 1B		0-0 S 1B		4	1	3	0	1	0	0	Washington Senators @ Baltimore Orioles Memorial Stadium, Baltimore, MD Mon Jun 06 1960, 7:05 PM EDT Att: 9,508 - Unknown	
Gene Woodling, L OBP: 0.453, SLG: 0.416 Albie Pearson, L OBP: 0.364, SLG: 0.306 (1, 7) (4, FR) (5, 7)	0-0 1B		0-0 FC6-4	1-0 BB HBP		4-0 BB		0-0 L3		2	1	1	0	0	0	1		
Ron Hansen, R OBP: 0.371, SLG: 0.490 (1, 6)	0-0 G6-4-3 1B		4-0 2B BB	4-0 BB HBP		0-0 F8				2	1	1	2	2	0	2		
Jim Gentile, L OBP: 0.473, SLG: 0.621 (1, 3)	0-3 K		0-0 1B 2B	0-0 F9		0-0 HR				4	2	2	3	0	1	5		
Brooks Robinson, R OBP: 0.293, SLG: 0.367 (1, 5)	0-0 G6-4-3		0-0 FC6-4		0-0 P6		0-0 6-3			4	0	1	1	0	0	2		
Jackie Brandt, R OBP: 0.396, SLG: 0.475 (1, 8)		0-0 3B	0-0 FC6-4		0-0 L9		0-0 F8			4	0	1	0	0	0	1		
Willie Tasby, R OBP: 0.314, SLG: 0.286 (1, 9)		0-0 6-3		4-0 SH2-3 BB BB		0-0 6-3		0-0 1-3		3	1	0	0	1	0	0		
Clint Courtney, L OBP: 0.307, SLG: 0.236 (1, 2)		0-0 F6		0-0 P3		0-0 3-1		0-0 4-3		4	0	0	0	0	0	1		
Chuck Estrada, R OBP: 0.176, SLG: 0.294 (1, 1)			0-0 4-3		0-0 SH2-3		0-0 G3		0-3 K	3	0	0	0	0	1	0		
Inning Stats	R: 1 E: 1 K: 1 S: 7	H: 2 LOB: 1 BB: 0 P: 7	R: 0 E: 0 K: 0 S: 3	H: 1 LOB: 0 BB: 0 P: 3	R: 3 E: 0 K: 0 S: 6	H: 3 LOB: 1 BB: 1 P: 10	R: 1 E: 0 K: 0 S: 3	H: 0 LOB: 3 BB: 3 P: 16	R: 0 E: 0 K: 0 S: 4	H: 1 LOB: 2 BB: 1 P: 8	R: 1 E: 0 K: 0 S: 4	H: 1 LOB: 0 BB: 0 P: 4	R: 0 E: 0 K: 1 S: 6	H: 1 LOB: 1 BB: 0 P: 6	1B: 6 2B: 1 3B: 1 HR: 1	SF: 0 SAC: 1 DP: 1 HBP: 1		WP: 0 PB: 0 CS: 0
PITCHER Jim Kaat, L ERA: 6.02 Jack Kralick, L ERA: 4.91 Don Lee, R ERA: 5.31 Bill Fischer, R ERA: 3.79 (1, 1) (4, 1) (5, 1) (7, 1)	IP: 3.2 WLS: L BF: 21 H: 4 R: 5 ER: 4 SO: 1 BB: 4 IBB: 1 HBP: 0 BLK: 0 WP: 0 HR: 1 S: 18 P: 35 ERA: 9.82 WHIP: 2.727											PITCHER	IP: 3.2 WLS: L BF: 21 H: 4 R: 5 ER: 4 SO: 1 BB: 4 IBB: 1 HBP: 0 BLK: 0 WP: 0 HR: 1 S: 18 P: 35 ERA: 9.82 WHIP: 2.727					

Batter	1	2	3	4	5	6	7	8	9	AB	R	H	RBI	BB	SO	LOB	TOP								
Eddie Yost, R OBP: 0.419, SLG: 0.336 (1, 5)	0-0 4-3 1B		0-0 HR 2B	0-0 F6			0-0 F8			4	2	2	0	0	0	2									
Frank Bolling, R OBP: 0.274, SLG: 0.287 (1, 4)	0-0 F7		0-3 K		0-0 5-3		0-0 1-3			4	0	0	0	0	1	3									
Charlie Maxwell, L OBP: 0.331, SLG: 0.486 (1, 7)	0-0 4-3 1-2		0-0 HR		0-0 4-3			0-0 F7		4	1	1	2	0	0	1									
Al Kaline, R OBP: 0.343, SLG: 0.405 (1, 8)	0-0 CS 2H 1B		0-0 L8		0-0 L9			0-0 L9		4	0	1	1	0	0	0									
Steve Bilko, R OBP: 0.195, SLG: 0.341 (1, 3)	0-0 L 1-2	0-0 HR	0-0 1-3		0-0 F9			0-0 F7		5	1	1	1	0	0	1									
Red Wilson, R OBP: 0.316, SLG: 0.286 (1, 2)		0-0 F4		0-0 S 1B		0-0 F9		0-0 6-3		4	1	1	0	0	0	0									
Rocky Colavito, R OBP: 0.321, SLG: 0.421 (1, 9)		0-0 2B		0-0 5-3 1-2		0-0 L6		0-0 1B		4	0	2	0	0	0	1									
Chico Fernandez, R OBP: 0.355, SLG: 0.362 (1, 6)		0-3 K		0-0 F2			0-0 SH1-4 1B		0-0 1-3	4	0	1	0	0	1	2									
Don Mossi, L OBP: 0.190, SLG: 0.056 (1, 1)		0-0 F2		0-0 2H 1B		0-0 SH1-4				2	0	1	1	0	0	1									
Inning Stats	R: 1 E: 0 K: 0 S: 4	H: 2 LOB: 0 BB: 0 P: 4	R: 1 E: 0 K: 1 S: 7	H: 2 LOB: 1 BB: 0 P: 7	R: 2 E: 0 K: 1 S: 7	H: 2 LOB: 0 BB: 0 P: 7	R: 1 E: 0 K: 0 S: 5	H: 2 LOB: 1 BB: 0 P: 5	R: 0 E: 0 K: 0 S: 3	H: 0 LOB: 0 BB: 0 P: 3	R: 0 E: 0 K: 0 S: 4	H: 1 LOB: 1 BB: 0 P: 4	R: 0 E: 0 K: 0 S: 3	H: 0 LOB: 0 BB: 0 P: 3	R: 0 E: 0 K: 0 S: 3	H: 1 LOB: 0 BB: 0 P: 3	R: 0 E: 0 K: 0 S: 3	H: 1 LOB: 0 BB: 0 P: 3	1B: 6 2B: 2 3B: 0 HR: 2	SF: 0 SAC: 1 DP: 0 HBP: 0	WP: 0 PB: 0 SB: 1 CS: 1	PA: 36			
PITCHER	IP	WLS	BF	H	R	ER	SO	BB	IBB	HBP	BLK	WP	HR	S	P	ERA	WHIP								
Hoyt Wilhelm, R ERA: 5.58 (1, 1)	3.0	L	16	7	5	5	2	0	0	0	0	0	2	19	19	15.00	2.333								
Arnie Portocarrero, R ERA: 3.72 (4, 1)	1.0		4	1	0	0	0	0	0	0	0	0	0	4	4	0.00	1.000								
Gordon Jones, R ERA: 6.04 (5, 1)	3.0		10	1	0	0	0	0	0	0	0	0	0	10	10	0.00	0.333								
Jerry Walker, R ERA: 3.43 (8, 1)	2.0		6	1	0	0	0	0	0	0	0	0	0	6	6	0.00	0.500								

Detroit Tigers @ Baltimore Orioles
Memorial Stadium, Baltimore, MD
Tue Jun 07 1960, 7:05 PM EDT
Att: 30,579 - Unknown


AB	35
R	5
H	10
RBI	5
BB	0
SO	2
LOB	11



Batter	1	2	3	4	5	6	7	8	9	AB	R	H	RBI	BB	SO	LOB	BOTTOM								
Mary Breeding, R OBP: 0.351, SLG: 0.368 (1, 4)	4-0 FC6-4 BB		0-0 1B		0-0 F5		0-0 F9			3	0	1	0	1	0	1									
Gene Woodling, L OBP: 0.443, SLG: 0.404 (1, 7)	0-0 FC6-4 S 1-2		0-0 L8		0-0 4-3		0-0 F4			4	0	0	0	0	0	3									
Ron Hansen, R OBP: 0.363, SLG: 0.478 (1, 6)	0-0 L5 1-2		0-0 1-3		0-0 F4			0-0 F4		4	0	0	0	0	0	2									
Jim Gentile, L OBP: 0.474, SLG: 0.610 (1, 3)	4-0 BB		4-0 F9 1B BB		0-3 K		0-0 L8			2	1	0	0	2	1	0									
Brooks Robinson, R OBP: 0.293, SLG: 0.365 (1, 5)	0-0 4-3		0-0 1B 1-2 1B		0-0 F9		0-0 6-3			4	0	1	0	0	0	2									
Jackie Brandt, R OBP: 0.393, SLG: 0.490 (1, 8)		0-0 5-3		0-3 K		0-0 HR		0-0 F6		4	1	1	1	0	1	2									
Willie Tasby, R OBP: 0.300, SLG: 0.272 (1, 9)		0-3 K		0-0 F9 2-3		0-0 L8		0-0 6-3		4	0	0	0	0	1	2									
Clint Courtney, L OBP: 0.326, SLG: 0.263 (1, 2)		0-0 L9		0-0 1-3 3-H 1B			0-0 1B		0-0 FC5-4 1B	4	0	3	1	0	0	0									
Hoyt Wilhelm, R ERA: 5.58 (1, 1)			0-0 F3		0-3 K		0-0 L8		0-0 FC5-4	1	0	0	0	0	0	0									
Arnie Portocarrero, R ERA: 3.72 (4, 1)										0	0	0	0	0	0	0									
Walt Dropo, R OBP: 0.296, SLG: 0.333 (4, PH)										1	0	0	0	0	0	0									
Gordon Jones, R ERA: 6.04 (5, 1)										0	0	0	0	0	0	0									
Dave Nicholson, R OBP: 0.130, SLG: 0.050 (7, PH)										1	0	0	0	0	0	1									
Jerry Walker, R ERA: 3.43 (8, 1)										0	0	0	0	0	0	0									
Bob Boyd, L OBP: 0.001, SLG: 0.304 (9, PH)										1	0	0	0	0	0	1									
Inning Stats	R: 0 E: 0 K: 0 S: 3	H: 0 LOB: 2 BB: 2 P: 11	R: 0 E: 0 K: 1 S: 5	H: 0 LOB: 0 BB: 0 P: 5	R: 0 E: 0 K: 2 S: 9	H: 1 LOB: 1 BB: 0 P: 4	R: 1 E: 0 K: 2 S: 9	H: 2 LOB: 2 BB: 1 P: 13	R: 0 E: 0 K: 0 S: 3	H: 0 LOB: 0 BB: 0 P: 3	R: 1 E: 0 K: 1 S: 6	H: 1 LOB: 0 BB: 0 P: 6	R: 0 E: 0 K: 0 S: 4	H: 1 LOB: 1 BB: 0 P: 4	R: 0 E: 0 K: 0 S: 3	H: 0 LOB: 0 BB: 0 P: 3	R: 0 E: 0 K: 0 S: 4	H: 1 LOB: 1 BB: 0 P: 4	R: 0 E: 0 K: 0 S: 4	H: 1 LOB: 1 BB: 0 P: 4	1B: 5 2B: 0 3B: 0 HR: 1	SF: 0 SAC: 0 DP: 0 HBP: 0	WP: 0 PB: 0 SB: 1 CS: 0	PA: 36	
PITCHER	IP	WLS	BF	H	R	ER	SO	BB	IBB	HBP	BLK	WP	HR	S	P	ERA	WHIP								
Don Mossi, L ERA: 3.31 (1, 1)	9.0	W	36	6	2	2	4	3	0	0	0	0	1	41	53	2.00	1.000								

Detroit Tigers @ Baltimore Orioles
Memorial Stadium, Baltimore, MD
Tue Jun 07 1960, 7:05 PM EDT
Att: 30,579 - Unknown

AB	33
R	2
H	6
RBI	2
BB	3
SO	4
LOB	16



Batter	1	2	3	4	5	6	7	8	9	AB	R	H	RBI	BB	SO	LOB	TOP		
Eddie Yost, R OBP: 0.421, SLG: 0.331 (1, 5)	4-0 CS BB		0-0 F9			0-0 4-3			4-0 4-3 1B BB	2	1	0	0	2	0	1			
Frank Bolling, R OBP: 0.288, SLG: 0.280 (1, 4)	0-3 K			0-0 F4			0-0 6-3		0-0 4-3	3	0	0	0	0	1	1			
Sandy Amoros, L OBP: 0.321, SLG: 0.333 (9, PH)									1-2 2-3	1	0	0	0	0	0	2			
Casey Wise, S OBP: 0.184, SLG: 0.333 (9, 4)										0	0	0	0	0	0	0			
Charlie Maxwell, L OBP: 0.328, SLG: 0.478 (1, 7)	0-3 K			0-0 F9			0-0 4-3		0-0 1B	4	0	1	2	0	1	0			
Al Kaline, R OBP: 0.335, SLG: 0.395 (1, 8)		0-0 L9		0-0 L6-3			0-0 L9		0-0 L7	4	0	0	0	0	0	1			
Steve Bilko, R OBP: 0.189, SLG: 0.329 (1, 3)		0-0 F8			0-0 5-3				0-0 F9	3	0	0	0	0	0	0			
Red Wilson, R OBP: 0.307, SLG: 0.273 (1, 2)		0-0 5-3			0-0 5-3				0-3 K	3	0	0	0	0	1	0			
Rocky Colavito, R OBP: 0.322, SLG: 0.419 (1, 9)			0-0 F8 1-3 1B		0-0 F4				0-0 F8	3	0	1	0	0	0	0			
Chico Fernandez, R OBP: 0.354, SLG: 0.362 (1, 6)			0-0 1-3			0-0 F8			0-0 4-3 SH1-4 1B	3	1	1	0	0	0	1			
Frank Lary, R OBP: 0.188, SLG: 0.138 (1, 1)			0-0 F8			0-0 L8			0-0 SH1-4	2	0	0	0	0	0	1			
Inning Stats	R: 0 E: 0 K: 2 S: 6	H: 0 LOB: 0 BB: 1 P: 10	R: 0 E: 0 K: 0 S: 3	H: 0 LOB: 0 BB: 0 P: 3	R: 0 E: 0 K: 0 S: 4	H: 1 LOB: 1 BB: 0 P: 4	R: 0 E: 0 K: 0 S: 3	H: 0 LOB: 0 BB: 0 P: 3	R: 0 E: 0 K: 0 S: 3	H: 0 LOB: 0 BB: 0 P: 3	R: 0 E: 0 K: 1 S: 5	H: 0 LOB: 0 BB: 0 P: 5	R: 0 E: 0 K: 1 S: 5	H: 0 LOB: 0 BB: 0 P: 5	R: 2 E: 0 K: 0 S: 5	H: 2 LOB: 1 BB: 1 P: 9	1B: 3 2B: 1 3B: 0 HR: 0	SF: 0 SAC: 1 DP: 1 HBP: 0	WP: 0 PA: 31 PB: 0 SB: 0 CS: 1
PITCHER Jack Fisher, R ERA: 4.5 (1, 1)	IP: 9.0 WLS: L BF: 31	H: 3 R: 2 ER: 2 SO: 3	BB: 2 IBB: 0 HBP: 0 BLK: 0	WP: 0 HR: 0 S: 35 P: 43	ERA: 2.00 WHIP: 0.556														

Detroit Tigers @ Baltimore Orioles
 Memorial Stadium, Baltimore, MD
 Wed Jun 08 1960, 7:05 PM EDT
 Att: 12,984 - Unknown

AB	28
R	2
H	3
RBI	2
BB	2
SO	3
LOB	7



Batter	1	2	3	4	5	6	7	8	9	AB	R	H	RBI	BB	SO	LOB	BOTTOM		
Mary Breeding, R OBP: 0.345, SLG: 0.360 (1, 4)	0-0 F9		0-3 K		0-3 K			0-0 4-3		4	0	0	0	0	2	1			
Jackie Brandt, R OBP: 0.390, SLG: 0.479 (1, 8)	4-0 1B BB		0-0 6-3		0-0 F5			0-0 6-3		3	0	0	0	1	0	1			
Gene Woodling, L OBP: 0.433, SLG: 0.393 (1, 7)	0-0 F4		0-0 4-3			0-0 F7		0-0 6-3		4	0	0	0	0	0	1			
Jim Gentile, L OBP: 0.468, SLG: 0.596 (1, 3)	0-0 1-3 1B			0-3 K		0-0 F9			0-3 K	4	0	1	0	0	2	0			
Clint Courtney, L OBP: 0.313, SLG: 0.250 (1, 2)	0-0 F6			0-0 F7		0-0 4-3			0-0 1-6-3	4	0	0	0	0	0	2			
Brooks Robinson, R OBP: 0.297, SLG: 0.364 (1, 5)		0-0 1-6-3		4-0 BB		0-0 G3 1B			0-0 F5	3	0	1	0	1	0	0			
Ron Hansen, R OBP: 0.363, SLG: 0.481 (1, 6)		0-0 4-3 2B		0-3 K		0-0 F6				3	0	1	0	0	1	2			
Willie Tasby, R OBP: 0.293, SLG: 0.265 (1, 9)		0-0 4-3			0-0 4-3		0-0 G3			2	0	0	0	0	0	1			
Al Pilarcik, L OBP: 0.312, SLG: 0.333 (7, PH)		2-3					1-2			1	0	0	0	0	0	1			
Jack Fisher, R OBP: 0.231, SLG: 0.182 (1, 1)		0-3 K			4-0 BB		0-3 K			2	0	0	0	1	2	2			
Inning Stats	R: 0 E: 0 K: 0 S: 4	H: 1 LOB: 2 BB: 1 P: 8	R: 0 E: 0 K: 1 S: 6	H: 1 LOB: 0 BB: 0 P: 6	R: 0 E: 0 K: 2 S: 7	H: 0 LOB: 0 BB: 1 P: 11	R: 0 E: 0 K: 1 S: 5	H: 0 LOB: 1 BB: 1 P: 9	R: 0 E: 0 K: 0 S: 3	H: 0 LOB: 0 BB: 0 P: 3	R: 0 E: 0 K: 1 S: 6	H: 1 LOB: 1 BB: 0 P: 6	R: 0 E: 0 K: 0 S: 3	H: 0 LOB: 0 BB: 0 P: 3	R: 0 E: 0 K: 1 S: 5	H: 0 LOB: 0 BB: 0 P: 5	1B: 2 2B: 1 3B: 0 HR: 0	SF: 0 SAC: 0 DP: 0 HBP: 0	WP: 0 PA: 33 PB: 0 SB: 0 CS: 0
PITCHER Frank Lary, R ERA: 2.5 (1, 1)	IP: 9.0 WLS: W BF: 33	H: 3 R: 0 ER: 0 SO: 7	BB: 3 IBB: 0 HBP: 0 BLK: 0	WP: 0 HR: 0 S: 44 P: 56	ERA: 0.00 WHIP: 0.667														

Detroit Tigers @ Baltimore Orioles
 Memorial Stadium, Baltimore, MD
 Wed Jun 08 1960, 7:05 PM EDT
 Att: 12,984 - Unknown


AB	30
R	0
H	3
RBI	0
BB	3
SO	7
LOB	11



Batter	1	2	3	4	5	6	7	8	9	AB	R	H	RBI	BB	SO	LOB	TOP								
Eddie Yost, R OBP: 0.424, SLG: 0.342 (1, 5)	0-3 K		0-0 SF7		0-0 HR		4-0 2B		0-0 F2	3	2	1	1	1	1	0									
Frank Bolling, R OBP: 0.275, SLG: 0.338 (1, 4)	0-0 6-3		0-0 L8		0-0 HR		0-0 2B			4	1	2	3	0	0	0									
Charlie Maxwell, L OBP: 0.329, SLG: 0.475 (1, 7)	0-0 4-3			0-0 G3		0-0 2B			0-0 3-1	4	1	1	0	0	0	1									
Al Kaline, R OBP: 0.340, SLG: 0.404 (1, 8)		0-0 1B		0-0 L5-3		0-0 2B			0-0 F3	4	0	2	1	0	0	1									
Steve Bilko, R OBP: 0.204, SLG: 0.344 (1, 3)		0-0 8-6		0-0 6-3		0-0 F7			0-3 K	4	0	0	0	0	1	2									
Red Wilson, R OBP: 0.313, SLG: 0.264 (1, 2)		0-0 1B		0-0 6-3		0-0 F7			0-0 F9	4	0	1	0	0	0	0									
Rocky Colavito, R OBP: 0.318, SLG: 0.405 (1, 9)		0-0 1B		0-0 FC5-4		0-0 F5			0-0 F7	4	1	1	0	0	0	1									
Chico Fernandez, R OBP: 0.349, SLG: 0.369 (1, 6)			0-0 E6		0-0 6-3				0-0 F8	4	2	2	1	0	0	0									
Pete Burnside, R OBP: 0.375, SLG: 0.167 (1, 1)			0-0 SF7		0-0 1B				0-0 F9	2	0	1	1	0	0	1									
Norm Cash, L OBP: 0.317, SLG: 0.404 (7, PH)			0-0 F4		0-0 1B				0-0 F7	1	0	0	0	0	0	0									
Bob Bruce, R OBP: 0.800, SLG: 0.667 (7, 1)					0-0 1B				0-0 F7	1	0	0	0	0	0	0									
Hank Aguirre, R (9, 1)					0-0 1B				0-0 F7	0	0	0	0	0	0	0									
Inning Stats	R: 0 E: 0 K: 1 S: 5	H: 0 LOB: 0 BB: 0 P: 5	R: 0 E: 0 K: 0 S: 4	H: 2 LOB: 1 BB: 0 P: 4	R: 1 E: 1 K: 0 S: 4	H: 1 LOB: 0 BB: 0 P: 4	R: 0 E: 0 K: 0 S: 3	H: 0 LOB: 0 BB: 0 P: 3	R: 5 E: 0 K: 0 S: 9	H: 7 LOB: 1 BB: 0 P: 9	R: 0 E: 0 K: 0 S: 3	H: 0 LOB: 0 BB: 0 P: 3	R: 1 E: 0 K: 0 S: 4	H: 1 LOB: 1 BB: 1 P: 8	R: 0 E: 0 K: 1 S: 5	H: 0 LOB: 0 BB: 0 P: 5	R: 0 E: 0 K: 0 S: 3	H: 0 LOB: 0 BB: 0 P: 3	1B: 6 2B: 3 3B: 2 HR: 1	SF: 1 SAC: 0 DP: 1 HBP: 0	WP: 0 PB: 0 SB: 1 CS: 0	PA: 37			
PITCHER	IP	WLS	BF	H	R	ER	SO	BB	IBB	HBP	BLK	WP	HR	S	P	ERA	WHIP								
Hal Brown, R ERA: 3.6 (1, 1)	6.0	L	26	10	6	5	1	0	0	0	0	0	1	28	28	7.50	1.667								
Gordon Jones, R ERA: 5.69 (7, 1)	3.0		11	1	1	1	1	1	0	0	0	0	0	12	16	3.00	0.667								

Detroit Tigers @ Baltimore Orioles
Memorial Stadium, Baltimore, MD
Thu Jun 09 1960, 7:05 PM EDT
Att: 17,489 - Unknown


AB 35
R 7
H 11
RBI 7
BB 1
SO 2
LOB 6



Batter	1	2	3	4	5	6	7	8	9	AB	R	H	RBI	BB	SO	LOB	BOTTOM								
Mary Breeding, R OBP: 0.343, SLG: 0.354 (1, 4)	0-0 5-3		0-0 1B		0-0 G6-4-3		0-3 K		4-0 1B	4	1	1	0	1	1	5									
Jackie Brandt, R OBP: 0.387, SLG: 0.471 (1, 8)	0-3 K		0-0 1B		0-0 4-3		0-0 G3-6		0-0 SF8	4	1	2	1	0	1	0									
Ron Hansen, R OBP: 0.366, SLG: 0.480 (1, 6)	0-0 5-3		0-0 1B		0-0 1B		0-0 F4		0-0 F4	5	0	2	1	0	0	3									
Walt Dropo, R OBP: 0.297, SLG: 0.333 (1, 3)		0-3 K		0-0 1B		0-0 L6-4-3		0-0 G3-6	0-0 1B	3	0	1	1	0	1	1									
Bob Boyd, L OBP: 0.269, SLG: 0.308 (7, PH) (8, 3)		0-0 K		0-0 1B		0-0 L6-4-3		0-0 G3-6	0-0 1B	2	0	1	1	0	0	1									
Brooks Robinson, R OBP: 0.289, SLG: 0.348 (1, 5)		0-0 6-3		0-0 L8		0-0 E		0-0 6-3	0-0 L8	4	0	0	0	1	0	4									
Albie Pearson, L OBP: 0.353, SLG: 0.300 (1, 9)		0-0 1B		0-0 4-3		0-0 E4		0-0 F9	0-0 1B	4	0	1	0	0	0	3									
Willie Tasby, R OBP: 0.302, SLG: 0.259 (1, 7)		4-0 1B		0-0 4-3		0-0 6-3		0-0 F9	0-0 1B	2	0	0	0	1	0	2									
Clint Courtney, L OBP: 0.317, SLG: 0.244 (1, 2)		0-3 K		0-0 B3		0-0 BB		0-0 BB	4-0 BB	2	0	0	0	2	1	3									
Billy Klaus, L OBP: 0.425, SLG: 0.833 (9, PR)				0-0 B3		0-0 BB		0-0 BB	4-0 BB	0	1	0	0	0	0	0									
Hal Brown, R OBP: 0.333, SLG: 0.278 (1, 1)				0-0 F5		0-0 G6-4-3		0-3 K	4-0 1B	2	0	1	0	0	0	0									
Gene Woodling, L OBP: 0.438, SLG: 0.399 (6, PH)					0-0 1B				4-0 BB	1	0	0	0	0	1	3									
Gordon Jones, R OBP: 0.667, SLG: 0.667 (7, 1)					0-0 1B				4-0 BB	0	0	0	0	0	0	0									
Dave Nicholson, R OBP: 0.174, SLG: 0.050 (9, PH)					0-0 1B				4-0 BB	0	1	0	0	1	0	0									
Inning Stats	R: 0 E: 0 K: 1 S: 5	H: 0 LOB: 0 BB: 0 P: 5	R: 0 E: 0 K: 2 S: 8	H: 1 LOB: 2 BB: 1 P: 12	R: 2 E: 0 K: 0 S: 7	H: 4 LOB: 2 BB: 0 P: 7	R: 0 E: 0 K: 0 S: 3	H: 1 LOB: 1 BB: 0 P: 4	R: 0 E: 0 K: 0 S: 3	H: 1 LOB: 0 BB: 0 P: 3	R: 0 E: 1 K: 2 S: 8	H: 0 LOB: 3 BB: 2 P: 16	R: 0 E: 0 K: 0 S: 3	H: 1 LOB: 0 BB: 0 P: 3	R: 0 E: 0 K: 0 S: 3	H: 0 LOB: 0 BB: 0 P: 3	R: 2 E: 0 K: 0 S: 4	H: 1 LOB: 2 BB: 3 P: 16	1B: 9 2B: 1 3B: 0 HR: 0	SF: 1 SAC: 0 DP: 3 HBP: 1	WP: 1 PB: 0 SB: 0 CS: 0	PA: 41			
PITCHER	IP	WLS	BF	H	R	ER	SO	BB	IBB	HBP	BLK	WP	HR	S	P	ERA	WHIP								
Pete Burnside, L ERA: 2.95 (1, 1)	6.0	W	28	7	2	2	5	3	0	1	1	1	0	34	47	3.00	1.667								
Bob Bruce, R ERA: 4.29 (7, 1)	2.0		8	1	2	2	0	2	0	0	0	0	0	6	14	9.00	1.500								
Hank Aguirre, L ERA: 2.59 (9, 1)	1.0	S	5	1	0	0	0	1	0	0	0	0	0	4	8	0.00	2.000								

Detroit Tigers @ Baltimore Orioles
Memorial Stadium, Baltimore, MD
Thu Jun 09 1960, 7:05 PM EDT
Att: 17,489 - Unknown

AB 33
R 4
H 9
RBI 4
BB 6
SO 5
LOB 25



Batter	1	2	3	4	5	6	7	8	9	AB	R	H	RBI	BB	SO	LOB	TOP				
Bill Tuttle, R OBP: 0.332, SLG: 0.331 (1, 8)	4-0 BB FC3-1 BB	0-3 K		4-0 BB BB		4-0 1B BB		4-0 SF7 SH5-4 BB		1	0	0	0	4	1	1	Kansas City Athletics @ Baltimore Orioles Memorial Stadium, Baltimore, MD Fri Jun 10 1960, 7:05 PM EDT Att: 18,841 - Unknown livebaseballscorecards.com				
Jerry Lumpe, L OBP: 0.327, SLG: 0.337 (1, 4)	4-0 FC3-1 BB 1B	0-0 4-3		4-0 FC6-4 BB		0-0 G6-4-3 1B		0-0 SH5-4		2	1	1	0	2	0	1					
Hank Bauer, R OBP: 0.303, SLG: 0.330 Bob Johnson, R OBP: 0.333, SLG: 0.059 (8, 5)	4-0 FC3-1 1B BB		0-0 F9 SF9 2B	0-0 FC6-4 1-2		0-0 G6-4-3 1-2		4-0 SF7 IBB		3	2	1	0	2	0	4					
Norm Siebern, L OBP: 0.358, SLG: 0.460 (8, 7)	0-0 FC3-1 1B		0-0 F9 2-3		0-0 WP BB 1B		0-0 G3-6-3 1B	0-0 SF7		4	0	2	1	0	0	4					
Dick Williams, R OBP: 0.326, SLG: 0.344 Mary Throneberry, L OBP: 0.352, SLG: 0.540 (8, PH)	0-0 1-2 2-H 3-H 1B		0-0 SF9		4-0 WP BB		0-0 G3-6-3 1-2	0-3 K		2	0	1	3	1	0	1					
Whitey Herzog, L OBP: 0.448, SLG: 0.515 (8, 9)	0-3 K		0-0 1B		0-3 K		0-0 E5 BB		0-0 E1 G5-4-3	5	0	1	0	0	2	4					
Pete Daley, R OBP: 0.280, SLG: 0.375 (1, 2)	0-0 5-3		0-0 5-3		0-0 6-3		4-0 BB		0-0 G5-4-3 1-2	4	0	0	0	1	0	6					
Ken Hamlin, R OBP: 0.304, SLG: 0.274 Danny Kravitz, L OBP: 0.291, SLG: 0.429 (9, PH)		0-0 SH1-4 1B		0-0 F9	0-3 K		0-3 K		0-0 2B	4	0	1	0	0	2	4					
Dick Hall, R OBP: 0.125, SLG: 0.045 Harry Chiti, R OBP: 0.321, SLG: 0.366 Marty Kutyna, R OBP: 0.333, SLG: 0.333 Russ Snyder, L OBP: 0.297, SLG: 0.394 (9, PH)		0-0 SH1-4		0-0 G6-3		0-0 6-3		0-0 SH5-4 BB SF7 1B	0-0 F9	2	0	0	0	0	0	0					
Inning Stats	R: 2 E: 0 K: 1 S: 6	H: 1 LOB: 2 BB: 3 P: 18	R: 0 E: 0 K: 1 S: 6	H: 1 LOB: 1 BB: 0 P: 6	R: 1 E: 0 K: 0 S: 5	H: 2 LOB: 1 BB: 0 P: 5	R: 0 E: 0 K: 0 S: 3	H: 0 LOB: 2 BB: 2 P: 11	R: 0 E: 0 K: 2 S: 8	H: 1 LOB: 1 BB: 1 P: 7	R: 0 E: 1 K: 1 S: 6	H: 1 LOB: 2 BB: 2 P: 10	R: 1 E: 0 K: 1 S: 6	H: 1 LOB: 2 BB: 2 P: 14	R: 0 E: 1 K: 0 S: 4	H: 1 LOB: 1 BB: 0 P: 4		1B: 7 2B: 2 3B: 0 HR: 0	SF: 2 SAC: 2 DP: 3 HBP: 0	WP: 1 PB: 0 SB: 0 CS: 0	PA: 45
PITCHER Steve Barber, L ERA: 2.55 Hal Brown, R ERA: 3.49	IP: 7.1 WLS: 1 BF: 39	H: 8 R: 4 ER: 4 SO: 5	BB: 9 IBB: 1 HBP: 0 BLK: 0	WP: 1 HR: 0 S: 39 P: 79	ERA: 4.91 WHIP: 2.318											IP: 1.2 WLS: 0 BF: 6		H: 1 R: 0 ER: 0 SO: 1	BB: 0 IBB: 0 HBP: 0 BLK: 0	WP: 0 HR: 0 S: 8 P: 8	ERA: 0.00 WHIP: 0.600
Batter	1	2	3	4	5	6	7	8	9	AB	R	H	RBI	BB	SO	LOB		BOTTOM			
Mary Breeding, R OBP: 0.344, SLG: 0.355 (1, 4)	0-0 1B SF7 1B	0-0 B2		0-0 S 1B			0-3 K	0-0 F4		5	1	2	0	0	1	3		Kansas City Athletics @ Baltimore Orioles Memorial Stadium, Baltimore, MD Fri Jun 10 1960, 7:05 PM EDT Att: 18,841 - Unknown livebaseballscorecards.com			
Albie Pearson, L OBP: 0.348, SLG: 0.297 (8, 7)	0-0 S 1B	0-0 F9		0-0 L8			0-0 F5			4	1	1	0	0	0	3					
Gene Woodling, L OBP: 0.439, SLG: 0.414 Al Pilarcik, L OBP: 0.308, SLG: 0.329 (8, 9)	0-0 P6		0-0 2B SF9 2B		0-0 G3		0-0 1B 2B			4	2	2	0	0	0	2					
Jim Gentile, L OBP: 0.463, SLG: 0.575 (1, 3)	0-0 SF7		0-3 K		0-3 K		4-0 1B IBB			2	0	0	1	1	2	1					
Ron Hansen, R OBP: 0.379, SLG: 0.494 (1, 6)	0-0 1-H 1B		0-0 SF9 2-3 2B		4-0 BB		0-0 E1 1-H 2-H 1B			3	0	3	2	1	0	0					
Jackie Brandt, R OBP: 0.384, SLG: 0.481 (1, 8)	0-0 F7		0-0 SF9		0-0 F7		0-0 1B 3B			3	1	1	1	0	0	2					
Brooks Robinson, R OBP: 0.298, SLG: 0.357 (1, 5)		0-0 1B 1B		0-0 G3		0-0 CS 1B		0-0 SH1-3 1B		4	0	3	1	0	0	1					
Gus Triandos, R OBP: 0.240, SLG: 0.182 (1, 2)		0-0 F9		0-0 5-3		0-0 F7		0-0 F3		4	0	0	0	0	0	3					
Steve Barber, L OBP: 0.200, SLG: 0.091 Hal Brown, R OBP: 0.333, SLG: 0.278 (8, 1)		0-0 1B		0-0 B3		0-0 F2 1-2		0-0 SH1-3		3	0	1	0	0	0	1					
Inning Stats	R: 2 E: 0 K: 0 S: 6	H: 3 LOB: 1 BB: 0 P: 6	R: 0 E: 0 K: 0 S: 5	H: 2 LOB: 2 BB: 0 P: 5	R: 1 E: 0 K: 1 S: 7	H: 2 LOB: 1 BB: 0 P: 7	R: 0 E: 0 K: 0 S: 4	H: 1 LOB: 0 BB: 0 P: 4	R: 0 E: 0 K: 0 S: 3	H: 1 LOB: 2 BB: 0 P: 3	R: 1 E: 1 K: 1 S: 6	H: 2 LOB: 2 BB: 1 P: 10	R: 1 E: 0 K: 0 S: 5	H: 2 LOB: 1 BB: 0 P: 5	R: 0 E: 0 K: 0 S: 3	H: 1 LOB: 1 BB: 0 P: 4	1B: 9 2B: 3 3B: 1 HR: 0		SF: 2 SAC: 1 DP: 0 HBP: 0	WP: 0 PB: 0 SB: 2 CS: 1	PA: 37
PITCHER Dick Hall, R ERA: 2.18 Marty Kutyna, R ERA: 2.31	IP: 7.0 WLS: 1 BF: 32	H: 11 R: 4 ER: 4 SO: 3	BB: 1 IBB: 1 HBP: 0 BLK: 0	WP: 1 HR: 0 S: 36 P: 44	ERA: 5.14 WHIP: 1.714											IP: 1.0 WLS: 0 BF: 5	H: 2 R: 1 ER: 1 SO: 0		BB: 0 IBB: 0 HBP: 0 BLK: 0	WP: 0 HR: 0 S: 5 P: 5	ERA: 9.00 WHIP: 2.000

Batter	1	2	3	4	5	6	7	8	9	10	AB	R	H	RBI	BB	SO	LOB	TOP							
Bill Tuttle, R OBP: 0.333, SLG: 0.339 (1, 8)											5	2	2	0	0	1	2	Kansas City Athletics @ Baltimore Orioles Memorial Stadium, Baltimore, MD Sat Jun 11 1960, 7:05 PM EDT Att: 16,731 - Unknown livebaseballscorecards.com							
Jerry Lumpe, L OBP: 0.333, SLG: 0.350 (1, 4)											4	0	2	0	1	0	2								
Whitey Herzog, L OBP: 0.431, SLG: 0.490 (1, 9)											5	0	0	1	0	1	4								
Norm Siebern, L OBP: 0.369, SLG: 0.482 (1, 7)											3	1	2	2	2	1	1								
Mary Throneberry, L OBP: 0.329, SLG: 0.350 (1, 3)											5	0	0	0	0	2	6								
Danny Kravitz, L OBP: 0.286, SLG: 0.520 (1, 2)												4	1	1	1	1	0		2						
Dick Williams, R OBP: 0.329, SLG: 0.370 (1, 5)											5	1	2	1	0	0	1								
Ken Hamlin, R OBP: 0.305, SLG: 0.275 (8, PH)											3	0	1	0	0	0	0								
Russ Snyder, L OBP: 0.300, SLG: 0.388 (8, PH)											1	0	0	0	0	0	1								
Bob Johnson, R OBP: 0.320, SLG: 0.056 (8, 6)											1	0	0	0	0	0	0								
Ray Herbert, R OBP: 0.308, SLG: 0.182 (8, PH)											0	0	0	0	0	0	0								
Hank Bauer, R OBP: 0.300, SLG: 0.327 (8, 1)											1	0	0	0	0	1	0								
Marty Kutyna, R OBP: 0.333, SLG: 0.333 (9, 1)											0	0	0	0	0	0	0								
Leo Kiely, L (9, 1)											0	0	0	0	0	1	0								
Bob Giggie, R (10, 1)											0	0	0	0	0	0	0								
Inning Stats	R: 1 E: 0 K: 0 S: 5	H: 2 LOB: 1 BB: 0 P: 5	R: 0 E: 0 K: 0 S: 3	H: 0 LOB: 0 BB: 0 P: 6	R: 0 E: 0 K: 2 S: 8	H: 1 LOB: 1 BB: 0 P: 8	R: 2 E: 0 K: 1 S: 9	H: 4 LOB: 2 BB: 0 P: 9	R: 0 E: 0 K: 1 S: 5	H: 0 LOB: 2 BB: 2 P: 13	R: 0 E: 0 K: 0 S: 4	H: 1 LOB: 2 BB: 1 P: 8	R: 0 E: 0 K: 0 S: 3	H: 0 LOB: 1 BB: 1 P: 7	R: 1 E: 0 K: 1 S: 7	H: 1 LOB: 0 BB: 0 P: 7	R: 1 E: 0 K: 1 S: 6	H: 1 LOB: 0 BB: 0 P: 6	1B: 5 2B: 1 3B: 1 HR: 3	SF: 0 SAC: 0 DP: 0 HBP: 0	WP: 0 PB: 0 SB: 0 CS: 0	PA: 45			
PITCHER	IP 4.0	WLS 20	BF 7	H 3	R 3	ER 3	SO 3	BB 1	IBB 0	HBP 0	BLK 0	WP 0	HR 2	S 25	P 29	ERA 6.75	WHIP 2.000								
Jerry Walker, R ERA: 3.74 (5, 1)	6.0	W	25	3	2	2	4	3	0	0	0	0	1	30	42	3.00	1.000								


Batter	1	2	3	4	5	6	7	8	9	10	AB	R	H	RBI	BB	SO	LOB	BOTTOM						
Mary Breeding, R OBP: 0.341, SLG: 0.351 (1, 4)											5	0	1	0	0	0	4	Kansas City Athletics @ Baltimore Orioles Memorial Stadium, Baltimore, MD Sat Jun 11 1960, 7:05 PM EDT Att: 16,731 - Unknown livebaseballscorecards.com						
Gene Stephens, L OBP: 0.302, SLG: 0.316 (1, 9)											5	1	1	0	0	0	2							
Gene Woodling, L OBP: 0.440, SLG: 0.409 (1, 7)											2	1	0	0	2	1	1							
Jim Gentile, L OBP: 0.474, SLG: 0.581 (1, 3)											4	1	3	1	1	0	0							
Al Pilarcik, L OBP: 0.308, SLG: 0.329 (10, PR)											0	1	0	0	0	0	0							
Ron Hansen, R OBP: 0.375, SLG: 0.492 (1, 6)											5	1	1	1	0	0	7							
Jackie Brandt, R OBP: 0.380, SLG: 0.475 (1, 8)											2	1	0	0	0	0	3							
Albie Pearson, L OBP: 0.348, SLG: 0.299 (4, 8)											3	0	1	0	0	0	0							
Brooks Robinson, R OBP: 0.300, SLG: 0.368 (1, 5)											5	0	2	1	0	1	1							
Gus Triandos, R OBP: 0.259, SLG: 0.208 (1, 2)											4	0	2	1	0	0	0							
Jerry Walker, S OBP: 0.200, SLG: 0.200 (1, 1)											2	0	1	0	0	1	1							
Jack Fisher, R OBP: 0.267, SLG: 0.231 (5, 1)											2	0	1	0	0	1	0							
Inning Stats	R: 0 E: 1 K: 0 S: 5	H: 1 LOB: 3 BB: 1 P: 9	R: 0 E: 0 K: 1 S: 6	H: 1 LOB: 1 BB: 0 P: 6	R: 4 E: 1 K: 0 S: 8	H: 4 LOB: 2 BB: 1 P: 12	R: 0 E: 0 K: 0 S: 3	H: 1 LOB: 1 BB: 1 P: 7	R: 0 E: 0 K: 0 S: 3	H: 1 LOB: 0 BB: 2 P: 3	R: 0 E: 0 K: 1 S: 5	H: 0 LOB: 0 BB: 0 P: 5	R: 0 E: 0 K: 1 S: 5	H: 0 LOB: 0 BB: 0 P: 5	R: 0 E: 0 K: 0 S: 4	H: 1 LOB: 1 BB: 0 P: 4	R: 2 E: 0 K: 0 S: 4	H: 4 LOB: 2 BB: 0 P: 4	1B: 11 2B: 1 3B: 1 HR: 0	SF: 0 SAC: 1 DP: 1 HBP: 0	WP: 1 PB: 0 SB: 1 CS: 0	PA: 43		
PITCHER	IP 7.0	WLS 32	BF 8	H 4	R 4	ER 1	SO 3	BB 2	IBB 1	HBP 0	BLK 0	WP 0	HR 0	S 35	P 47	ERA 1.29	WHIP 1.429							
Ray Herbert, R ERA: 4.35 (8, 1)	1.1	5	1	0	0	1	0	0	0	0	0	0	0	1	0	7	0.00	0.750						
Marty Kutyna, R ERA: 2.19 (9, 1)	0.2	L	5	3	2	2	0	0	0	0	0	0	0	0	5	5	27.00	4.500						
Leo Kiely, L ERA: 1.84 (10, 1)	0.0	1	1	0	0	0	0	0	0	0	0	0	0	0	1	1	∞	∞						



Batter	1	2	3	4	5	6	7	8	9	AB	R	H	RBI	BB	SO	LOB	TOP			
Bill Tuttle, R OBP: 0.340, SLG: 0.339 (1, 8)										3	2	1	0	1	0	0				
Jerry Lumpe, L OBP: 0.332, SLG: 0.348 Ken Hamlin, R OBP: 0.309, SLG: 0.280 (1, 4) (8, 6)										4	1	1	0	0	0	2				
Russ Snyder, L OBP: 0.313, SLG: 0.403 (1, 9)										5	2	3	1	0	1	2				
Norm Siebern, L OBP: 0.372, SLG: 0.479 (1, 3)										3	0	1	0	1	0	2				
Whitey Herzog, L OBP: 0.425, SLG: 0.476 (1, 7)										3	0	0	1	1	0	2				
Dick Williams, R OBP: 0.333, SLG: 0.369 (1, 5)										3	1	1	1	1	0	0				
Harry Chiti, R OBP: 0.319, SLG: 0.370 (1, 2)										4	0	1	2	0	1	3				
Bob Johnson, R OBP: 0.276, SLG: 0.045 (1, 6) (8, 4)										4	0	0	0	0	0	4				
Bud Daley, L OBP: 0.273, SLG: 0.148 (1, 1)										4	0	0	0	0	1	0				
Inning Stats	R: 2 E: 0 K: 1 S: 8	H: 3 LOB: 3 BB: 2 P: 16	R: 0 E: 0 K: 0 S: 3	H: 0 LOB: 0 BB: 0 P: 3	R: 2 E: 0 K: 0 S: 5	H: 2 LOB: 1 BB: 1 P: 9	R: 0 E: 0 K: 1 S: 5	H: 0 LOB: 1 BB: 0 P: 9	R: 0 E: 0 K: 0 S: 3	H: 0 LOB: 0 BB: 0 P: 3	R: 2 E: 0 K: 0 S: 4	H: 2 LOB: 0 BB: 0 P: 5	R: 0 E: 0 K: 0 S: 3	H: 0 LOB: 1 BB: 0 P: 3	R: 0 E: 0 K: 1 S: 6	H: 1 LOB: 1 BB: 0 P: 6	1B: 8 2B: 1 3B: 0 HR: 0	SF: 0 SAC: 0 DP: 2 HBP: 1	WP: 0 PB: 0 SB: 1 CS: 0	PA: 39
PITCHER	IP WLS BF H R ER SO BB IBB HBP BLK WP HR S P ERA WHIP	IP WLS BF H R ER SO BB IBB HBP BLK WP HR S P ERA WHIP																		
Chuck Estrada, R ERA: 3.34 Gordon Jones, R ERA: 5.27 (1, 1) (8, 1)	7.0 L 32 8 6 6 2 4 0 1 0 0 0 0 31 48 7.71 1.714	2.0 7 1 0 0 1 0 0 0 0 0 0 0 9 9 0.00 0.500																		

Kansas City Athletics @ Baltimore Orioles
Memorial Stadium, Baltimore, MD
Sun Jun 12 1960, 3:33 AM EDT
Unknown

AB 34
R 6
H 9
RBI 5
BB 4
SO 3
LOB 15



Batter	1	2	3	4	5	6	7	8	9	AB	R	H	RBI	BB	SO	LOB	BOTTOM					
Mary Breeding, R OBP: 0.339, SLG: 0.354 (1, 4)										4	1	1	0	0	0	0						
Al Pilarcik, L OBP: 0.305, SLG: 0.325 (1, 9)										4	0	1	1	0	1	1						
Ron Hansen, R OBP: 0.373, SLG: 0.486 (1, 6)										4	0	1	0	0	0	2						
Jim Gentile, L OBP: 0.462, SLG: 0.562 (1, 3)										4	0	0	0	0	2	3						
Gus Triandos, R OBP: 0.276, SLG: 0.216 (1, 2)										3	0	1	0	1	1	1						
Brooks Robinson, R OBP: 0.299, SLG: 0.366 (1, 5)										4	0	1	0	0	1	3						
Dave Nicholson, R OBP: 0.148, SLG: 0.042 (1, 7)										4	0	0	0	0	3	2						
Gene Stephens, L OBP: 0.295, SLG: 0.308 (1, 8)										3	0	0	0	0	1	1						
Chuck Estrada, R OBP: 0.158, SLG: 0.263 Walt Dropo, R OBP: 0.292, SLG: 0.328 Gordon Jones, R OBP: 0.667, SLG: 0.667 (1, 1) (7, PH) (8, 1)										2	0	0	0	0	2	1						
Inning Stats	R: 1 E: 0 K: 1 S: 7	H: 2 LOB: 1 BB: 0 P: 7	R: 0 E: 0 K: 2 S: 8	H: 1 LOB: 1 BB: 0 P: 8	R: 0 E: 0 K: 1 S: 5	H: 0 LOB: 0 BB: 0 P: 5	R: 0 E: 0 K: 1 S: 6	H: 1 LOB: 1 BB: 0 P: 6	R: 0 E: 0 K: 1 S: 5	H: 0 LOB: 0 BB: 0 P: 5	R: 0 E: 0 K: 2 S: 8	H: 1 LOB: 2 BB: 1 P: 12	R: 0 E: 0 K: 2 S: 7	H: 0 LOB: 0 BB: 0 P: 7	R: 0 E: 1 K: 1 S: 6	H: 0 LOB: 1 BB: 0 P: 6	R: 0 E: 0 K: 0 S: 3	H: 0 LOB: 0 BB: 0 P: 3	1B: 4 2B: 1 3B: 0 HR: 0	SF: 0 SAC: 0 DP: 0 HBP: 0	WP: 0 PB: 0 SB: 0 CS: 0	PA: 34
PITCHER	IP WLS BF H R ER SO BB IBB HBP BLK WP HR S P ERA WHIP	IP WLS BF H R ER SO BB IBB HBP BLK WP HR S P ERA WHIP																				
Bud Daley, L ERA: 2.88 (1, 1)	9.0 W 34 5 1 1 11 1 0 0 0 0 0 55 59 1.00 0.667																					

Kansas City Athletics @ Baltimore Orioles
Memorial Stadium, Baltimore, MD
Sun Jun 12 1960, 3:33 AM EDT
Unknown

AB 33
R 1
H 5
RBI 1
BB 1
SO 11
LOB 14



Batter	1	2	3	4	5	6	7	8	9	10	AB	R	H	RBI	BB	SO	LOB	TOP						
Bill Tuttle, R OBP: 0.332, SLG: 0.330 (1, 8)	F2	K			6-3		F8			L8	5	0	0	0	0	1	3							
Russ Snyder, L OBP: 0.318, SLG: 0.429 (1, 9)	K2-3		G3		1B		FC6-5			1B 3B	5	1	2	0	0	1	1							
Whitey Herzog, L OBP: 0.417, SLG: 0.464 (1, 7)	F7		6-3		F8		K			2B 1B	5	1	1	1	0	1	2							
Norm Siebern, L OBP: 0.373, SLG: 0.488 (1, 3)		1B 2B	K		F8				L8	2B 1B	5	1	2	1	0	1	1							
Dick Williams, R OBP: 0.336, SLG: 0.376 (1, 5)		E 2B 1B		1B 2B	1-3		K			F3	5	2	2	1	0	1	1							
Harry Chitt, R OBP: 0.310, SLG: 0.358 (1, 2)	E6 2B FC4-2		F7		K					F5	5	0	0	0	0	2	3							
Bob Johnson, R OBP: 0.333, SLG: 0.192 (1, 4)	FC4-2 1-3 2-H		S 1B						E5 L4-6 SH2-4		4	0	3	2	0	0	0							
Ken Hamlin, R OBP: 0.304, SLG: 0.275 (1, 6)	F2		5-3		F8				SH2-4		3	0	0	0	0	0	4							
Bob Trowbridge, R OBP: 0.071, SLG: 0.143 Marty Kutyna, R OBP: 0.333, SLG: 0.333 Leo Kieley, L OBP: 0.351, SLG: 0.295 Jerry Lumpe, L OBP: 0.346 Johnny Kucks, R OBP: 0.346	FC4-2		6-3				FC6-5 2B		L4-6		3	0	1	0	0	0	3							
Inning Stats	R: 0 E: 0 K: 1 S: 5	H: 0 LOB: 0 BB: 0 P: 5	R: 2 E: 1 K: 1 S: 9	H: 3 LOB: 2 BB: 0 P: 9	R: 0 E: 0 K: 1 S: 5	H: 0 LOB: 0 BB: 0 P: 5	R: 1 E: 0 K: 0 S: 5	H: 2 LOB: 1 BB: 0 P: 5	R: 0 E: 0 K: 0 S: 4	H: 1 LOB: 1 BB: 0 P: 4	R: 0 E: 0 K: 1 S: 6	H: 1 LOB: 1 BB: 0 P: 6	R: 0 E: 0 K: 2 S: 7	H: 0 LOB: 0 BB: 0 P: 7	R: 0 E: 1 K: 0 S: 3	H: 0 LOB: 0 BB: 0 P: 3	R: 2 E: 0 K: 0 S: 6	H: 3 LOB: 1 BB: 0 P: 6	1B: 5 2B: 6 3B: 1 HR: 0	SF: 0 SAC: 1 DP: 1 HBP: 0	WP: 0 PB: 0 SB: 4 CS: 0	PA: 42		
PITCHER Hoyt Wilhelm, R ERA: 5.0	IP 10.0	WLS L	BF 42	H 11	R 5	ER 4	SO 7	BB 0	IBB 0	HBP 0	BLK 0	WP 0	HR 0	S 56	P 56	ERA 3.60	WHIP 1.100							

Kansas City Athletics @ Baltimore Orioles
Memorial Stadium, Baltimore, MD
Sun Jun 12 1960, 3:38 AM EDT
Att: 13,312 - Unknown

AB 41
R 5
H 11
RBI 5
BB 0
SO 7
LOB 19



Batter	1	2	3	4	5	6	7	8	9	10	AB	R	H	RBI	BB	SO	LOB	BOTTOM						
Mary Breeding, R OBP: 0.349, SLG: 0.363 (1, 4)	K					FC4 SF9 2B				SH1-4 BB	3	1	2	0	2	1	0							
Gene Stephens, L OBP: 0.309, SLG: 0.311 (1, 8)	G3-6 BB		CS 1B		G3 1-3 1B	FC4 BB	F3		SH1-4		2	0	1	0	2	0	2							
Gene Woodling, L OBP: 0.433, SLG: 0.401 Albie Pearson, L OBP: 0.351, SLG: 0.295 (7, 7)	G3-6				1-3	FC4 WP	1-3		G4-6-3 BB		3	0	0	1	0	0	4							
Jim Gentile, L OBP: 0.453, SLG: 0.560 (1, 3)					G3	SF9			G4-6-3		4	0	1	1	0	0	3							
Clint Courtney, L OBP: 0.317, SLG: 0.244 Gus Triandos, R OBP: 0.286, SLG: 0.204 (2, 2)		L8			5-3					F2	0	0	0	0	0	0	0							
Ron Hansen, R OBP: 0.368, SLG: 0.476 (1, 6)		F6				F6				6-3	4	0	0	0	1	0	3							
Brooks Robinson, R OBP: 0.301, SLG: 0.367 (1, 5)		F4			F3					K	5	1	2	0	0	1	1							
Al Pilarcik, L OBP: 0.302, SLG: 0.333 (1, 9)					4-3						4	0	1	1	0	0	3							
Hoyt Wilhelm, R OBP: 0.091, SLG: 0.048 (1, 1)					K	2B FC4 1B				1-3	4	1	1	0	0	1	4							
Inning Stats	R: 0 E: 0 K: 1 S: 4	H: 0 LOB: 0 BB: 1 P: 8	R: 0 E: 0 K: 0 S: 4	H: 1 LOB: 1 BB: 0 P: 4	R: 0 E: 0 K: 1 S: 5	H: 1 LOB: 0 BB: 0 P: 5	R: 0 E: 0 K: 0 S: 4	H: 1 LOB: 1 BB: 0 P: 4	R: 0 E: 0 K: 0 S: 3	H: 0 LOB: 0 BB: 0 P: 3	R: 2 E: 0 K: 0 S: 5	H: 2 LOB: 2 BB: 2 P: 13	R: 0 E: 0 K: 0 S: 4	H: 1 LOB: 3 BB: 2 P: 12	R: 0 E: 0 K: 0 S: 2	H: 0 LOB: 1 BB: 2 P: 10	R: 0 E: 0 K: 1 S: 5	H: 0 LOB: 0 BB: 0 P: 5	1B: 5 2B: 3 3B: 0 HR: 0	SF: 1 SAC: 1 DP: 2 HBP: 0	WP: 1 PB: 0 SB: 0 CS: 1	PA: 44		
PITCHER Bob Trowbridge, R ERA: 3.54 Marty Kutyna, R ERA: 2.08 Leo Kieley, L ERA: 1.76 Johnny Kucks, R ERA: 7.3	IP 6.0	WLS 7	BF 26	H 7	R 3	ER 3	SO 2	BB 3	IBB 0	HBP 0	BLK 0	WP 1	HR 0	S 27	P 39	ERA 4.50	WHIP 1.667							

Kansas City Athletics @ Baltimore Orioles
Memorial Stadium, Baltimore, MD
Sun Jun 12 1960, 3:38 AM EDT
Att: 13,312 - Unknown


AB 33
R 3
H 8
RBI 3
BB 8
SO 3
LOB 24




Batter	1	2	3	4	5	6	7	8	9	AB	R	H	RBI	BB	SO	LOB	TOP					
Mary Breeding, R OBP: 0.343, SLG: 0.356 (1, 4)	F3			F4	F2			F8		4	0	0	0	0	0	2	Baltimore Orioles @ Cleveland Indians Cleveland Municipal Stadium, Cleveland, OH Wed Jun 15 1960, 7:05 PM EDT Unknown					
Al Pilarcik, L OBP: 0.319, SLG: 0.360 (1, 9)	G3-6-3 1B			L3			F7	3-1		4	0	1	0	0	0	0						
Gene Woodling, L OBP: 0.443, SLG: 0.499 Dave Nicholson, R OBP: 0.148, SLG: 0.042 (6, PR) (8, 7)	G3-6-3 1-2				1B		F6	FC6-4 BB		3	0	1	0	1	0	1						
Ron Hansen, R OBP: 0.358, SLG: 0.459 (1, 6)		F3		F6			6-3	FC6-4 BB 1-2		4	0	0	0	0	0	2						
Clint Courtney, L OBP: 0.324, SLG: 0.239 (1, 2)		F9				SH1-3 1B BB	F9	1B BB		2	1	0	0	2	0	0						
Brooks Robinson, R OBP: 0.308, SLG: 0.369 (1, 5)				5-3	SH1-3 1-2			1B E 1B	F3	3	1	1	0	0	0	1						
Bob Boyd, L OBP: 0.300, SLG: 0.333 (1, 3)			4-3				F6	1B		4	0	2	1	0	0	1						
Jim Busby, R OBP: 0.500, SLG: 0.400 (1, 8)			F9		E4 1-2			F6		4	0	1	0	0	0	3						
Steve Barber, L OBP: 0.162, SLG: 0.087 Jim Gentile, L OBP: 0.497, SLG: 0.570 Billy Hoelt, L OBP: 0.275, SLG: 0.198 Gus Triandos, R OBP: 0.375, SLG: 0.198 Arnie Portocarrero, R OBP: 0.370, SLG: 0.714 (1, 1) (5, PH) (5, 1) (7, PH) (7, 1) (9, PH)	4-3			4-3				5-3	K	1	0	0	0	0	0	0						
Inning Stats	R: 0 E: 0 K: 0 S: 3	H: 1 LOB: 0 BB: 0 P: 3	R: 0 E: 0 K: 0 S: 3	H: 0 LOB: 0 BB: 0 P: 3	R: 0 E: 0 K: 0 S: 3	H: 0 LOB: 0 BB: 0 P: 3	R: 0 E: 0 K: 0 S: 4	H: 1 LOB: 1 BB: 0 P: 4	R: 1 E: 1 K: 1 S: 7	H: 1 LOB: 2 BB: 1 P: 11	R: 0 E: 0 K: 0 S: 3	H: 0 LOB: 0 BB: 0 P: 3	R: 1 E: 1 K: 0 S: 5	H: 2 LOB: 1 BB: 0 P: 5	R: 0 E: 0 K: 0 S: 3	H: 0 LOB: 1 BB: 1 P: 7		R: 0 E: 0 K: 1 S: 6	H: 1 LOB: 2 BB: 1 P: 10	1B: 6 2B: 0 3B: 0 HR: 0	SF: 0 SAC: 1 DP: 1 HBP: 0	WP: 0 PB: 0 SB: 0 CS: 0
PITCHER Jim Perry, R ERA: 2.63 (1, 1)	IP: 9.0 WLS: W BF: 36 H: 6 R: 2 ER: 1 SO: 2 BB: 3 IBB: 0 HBP: 0 BLK: 0 WP: 0 HR: 0 S: 37 P: 49 ERA: 1.00 WHIP: 1.000															PITCHER						

Batter	1	2	3	4	5	6	7	8	9	AB	R	H	RBI	BB	SO	LOB	BOTTOM			
Johnny Temple, R OBP: 0.329, SLG: 0.304 Bubba Phillips, R OBP: 0.292, SLG: 0.325 (1, 5) (8, 5)	1B 3B BB	6-3		1B 2B BB			G3			2	2	0	0	3	0	1	Baltimore Orioles @ Cleveland Indians Cleveland Municipal Stadium, Cleveland, OH Wed Jun 15 1960, 7:05 PM EDT Unknown			
Ken Aspromonte, R OBP: 0.370, SLG: 0.408 George Strickland, R OBP: 0.207, SLG: 0.231 (1, 4) (9, 4)	L6-3 1-2 1B			2B 1-2 1B			F7	E6 1B		4	1	2	0	1	0	1				
Harvey Kuenn, R OBP: 0.355, SLG: 0.352 (1, 9)	L6-3 1-2	F9		K			F3	F3		5	0	0	0	0	1	7				
Jim Piersall, R OBP: 0.358, SLG: 0.546 (1, 8)	WP 2H 3B			2-3 BB	1-3 2H 2B		6-3	HR 2H 1B		4	2	3	3	1	0	1				
Vic Power, R OBP: 0.357, SLG: 0.444 (1, 3)	WP HR BB			2-3	F6		F7	F9		4	1	0	0	1	0	4				
John Romano, R OBP: 0.319, SLG: 0.476 (1, 2)	HR			5-3			6-3	HR		5	2	2	4	0	1	1				
Tito Francona, L OBP: 0.406, SLG: 0.448 (1, 7)	BB						G3	HR 1B	2B BB	2	1	1	0	2	0	0				
Woodie Held, R OBP: 0.323, SLG: 0.503 (1, 6)	F9			4-3			FC6-4 BB	HR 1-3 2B		4	1	2	2	1	0	3				
Jim Perry, S OBP: 0.300, SLG: 0.333 (1, 1)		F3		F8	FC6-4 1-2			G3		5	0	1	0	0	0	3				
Inning Stats	R: 4 E: 0 K: 0 S: 5	H: 3 LOB: 1 BB: 3 P: 17	R: 0 E: 0 K: 0 S: 3	H: 0 LOB: 1 BB: 1 P: 7	R: 0 E: 0 K: 0 S: 3	H: 0 LOB: 2 BB: 1 P: 8	R: 1 E: 0 K: 1 S: 7	H: 2 LOB: 1 BB: 1 P: 11	R: 0 E: 0 K: 1 S: 5	H: 0 LOB: 1 BB: 1 P: 9	R: 0 E: 0 K: 0 S: 3	H: 0 LOB: 1 BB: 1 P: 7	R: 2 E: 0 K: 0 S: 6	H: 3 LOB: 1 BB: 0 P: 6	R: 3 E: 1 K: 0 S: 7	H: 3 LOB: 2 BB: 1 P: 11		1B: 5 2B: 3 3B: 1 HR: 3	SF: 0 SAC: 0 DP: 1 HBP: 1	WP: 1 PB: 0 SB: 0 CS: 0
PITCHER Steve Barber, L ERA: 3.0 Billy Hoelt, L ERA: Arnie Portocarrero, R ERA: 4.43 (1, 1) (5, 1) (7, 1)	IP: 4.0 WLS: L BF: 23 H: 5 R: 5 ER: 5 SO: 1 BB: 6 IBB: 1 HBP: 0 BLK: 0 WP: 1 HR: 1 S: 18 P: 43 ERA: 11.25 WHIP: 2.750															PITCHER				



Batter	1	2	3	4	5	6	7	8	9	AB	R	H	RBI	BB	SO	LOB	TOP					
Mary Breeding, R OBP: 0.347, SLG: 0.361 (1, 4)	F7		1-3		FC6-2 HR		HR	E 1B 2B	BB HBP BB	5	3	2	1	1	0	3	Baltimore Orioles @ Cleveland Indians Cleveland Municipal Stadium, Cleveland, OH Wed Jun 15 1960, 7:05 PM EDT Att: 17,876 - Unknown AB 39 R 13 H 13 RBI 12 BB 8 SO 5 LOB 25 					
Al Pilarcik, L OBP: 0.320, SLG: 0.383 (1, 9)	F8		4-3		HR		F4	E4 1B	BB HBP	5	2	1	3	0	0	3						
Bob Boyd, L OBP: 0.333, SLG: 0.389 (1, 3)					3-1		F5	1B SF8 1B	K	6	1	3	1	0	1	3						
Gus Triandos, R OBP: 0.307, SLG: 0.266 (1, 2)	F7				F4		G4-6-3 1B	1B HR	1B 2B 1B	5	2	3	3	1	0	2						
Ron Hansen, R OBP: 0.348, SLG: 0.448 (1, 6)		F6			K		G4-6-3 1B	K	SF8	5	0	0	1	0	3	5						
Brooks Robinson, R OBP: 0.315, SLG: 0.371 (1, 5)		F6			F8		BB E 1B			4	2	2	0	1	0	1						
Jim Busby, R OBP: 0.545, SLG: 0.667 (1, 8)		6-3			FC5 3-1 FC6-2 BB		FC5 BB	E4 2B		4	1	2	2	1	0	1						
Dave Nicholson, R OBP: 0.207, SLG: 0.042 (6, PH)				1-3 BB	FC6-2 HR BB		1-2 2-3 BB			0	1	0	0	2	0	0						
Gene Woodling, L OBP: 0.447, SLG: 0.406 (6, PH)					3-1 HR BB		1-2 2-3 BB			1	1	0	0	2	0	1						
Jackie Brandt, R OBP: 0.390, SLG: 0.475 (8, 7)					3-1		F5	SF8	K	0	0	0	0	0	0	0						
Hal Brown, R OBP: 0.318, SLG: 0.263 (5, PH)				F4	3-1		F5	SF8	K	1	0	0	0	0	0	1						
Jim Gentile, L OBP: 0.464, SLG: 0.566 (5, PH)										1	0	0	0	0	0	2						
Gordon Jones, R OBP: 0.667, SLG: 0.667 (6, PH)										0	0	0	0	0	0	3						
Clint Courtney, L OBP: 0.321, SLG: 0.236 (6, PH)										1	0	0	1	0	1	0						
Hoyt Wilhelm, R OBP: 0.093, SLG: 0.045 (6, 1)										1	0	0	1	0	1	0						
Inning Stats	R: 0 E: 0 K: 0 S: 4	H: 1 LOB: 1 BB: 0 P: 4	R: 0 E: 0 K: 0 S: 3	H: 0 LOB: 0 BB: 0 P: 3	R: 0 E: 0 K: 1 S: 3	H: 0 LOB: 1 BB: 1 P: 7	R: 0 E: 0 K: 1 S: 6	H: 1 LOB: 1 BB: 0 P: 6	R: 3 E: 0 K: 0 S: 4	H: 1 LOB: 0 BB: 2 P: 12	R: 0 E: 1 K: 0 S: 5	H: 2 LOB: 3 BB: 1 P: 9	R: 2 E: 0 K: 1 S: 7	H: 2 LOB: 0 BB: 0 P: 7	R: 8 E: 2 K: 0 S: 10	H: 6 LOB: 1 BB: 2 P: 18	R: 0 E: 0 K: 3 S: 9	H: 0 LOB: 3 BB: 2 P: 18	1B: 7 2B: 4 3B: 0 HR: 2	SF: 2 SAC: 0 DP: 1 HBP: 1	WP: 0 PB: 1 SB: 1 CS: 0	PA: 50
PITCHER	IP WLS BF H R ER SO BB IBB HBP BLK WP HR S P ERA WHIP																					
Bobby Locke, R ERA: 2.33 (1, 1)	5.2	L	26	5	3	3	1	4	0	0	0	0	0	0	1	24	40	4.76	1.588			
Mudcat Grant, R ERA: 3.99 (6, 1)	1.2		13	5	8	6	1	1	1	0	0	0	0	1	13	21	32.40	3.600				
John Briggs, R ERA: 1.62 (8, 1)	0.2		5	3	2	0	0	0	0	0	0	0	0	5	5	0.00	4.500					
Mike Lee, L ERA: 4.5 (9, 1)	1.0		6	0	0	0	3	2	0	1	0	0	0	0	9	18	0.00	2.000				

Batter	1	2	3	4	5	6	7	8	9	AB	R	H	RBI	BB	SO	LOB	BOTTOM					
Marty Keough, L OBP: 0.298, SLG: 0.351 (1, 9)	FC6-4 1B	1B SF7 1B		K			K		F8	5	1	2	1	0	2	2	Baltimore Orioles @ Cleveland Indians Cleveland Municipal Stadium, Cleveland, OH Wed Jun 15 1960, 7:05 PM EDT Att: 17,876 - Unknown AB 35 R 5 H 10 RBI 5 SO 6 LOB 12 					
Ken Aspromonte, R OBP: 0.363, SLG: 0.398 (1, 4)	F9	SF7 1B		F7			K		F2	5	0	1	0	0	1	3						
Tito Francona, L OBP: 0.396, SLG: 0.438 (1, 7)	FC6-4 2B	SF7		F8			G3		K	4	1	0	1	0	1	2						
Jim Piersall, R OBP: 0.356, SLG: 0.545 (1, 8)	1-2 2B	F9		F8			F8		F8	4	0	1	1	0	0	1						
Vic Power, R OBP: 0.355, SLG: 0.437 (1, 3)	4-3			K			F8		F8	3	0	0	0	1	1	1						
John Romano, R OBP: 0.326, SLG: 0.488 (1, 2)		2B 2B		6-3			L5		BB 1B	4	1	2	0	0	0	1						
Woodie Held, R OBP: 0.327, SLG: 0.506 (1, 6)		2B 1B 2B		6-3			K		BB 1B	3	1	1	1	1	1	0						
Bubba Phillips, R OBP: 0.291, SLG: 0.323 (1, 5)		2B SH3-4 1B 1B		1-3			5-3		F2	4	1	1	1	0	0	2						
Bobby Locke, R OBP: 0.714, SLG: 0.800 (6, 1)		SH3-4					F8			1	0	1	0	0	0	0						
Mudcat Grant, R OBP: 0.182, SLG: 0.182 (8, 1)										1	0	0	0	0	0	0						
John Briggs, R OBP: 0.333, SLG: 0.333 (9, 1)										0	0	0	0	0	0	0						
Mike Lee, L (6, PH)										0	0	0	0	0	0	0						
Bob Hale, L OBP: 0.333, SLG: 0.286 (8, PH)										1	0	1	0	0	0	0						
Inning Stats	R: 1 E: 0 K: 0 S: 5	H: 2 LOB: 1 BB: 0 P: 5	R: 4 E: 0 K: 0 S: 8	H: 5 LOB: 0 BB: 0 P: 8	R: 0 E: 0 K: 1 S: 5	H: 0 LOB: 0 BB: 0 P: 5	R: 0 E: 0 K: 1 S: 6	H: 1 LOB: 1 BB: 0 P: 6	R: 0 E: 0 K: 0 S: 3	H: 0 LOB: 1 BB: 1 P: 7	R: 0 E: 0 K: 1 S: 5	H: 0 LOB: 0 BB: 0 P: 5	R: 0 E: 0 K: 2 S: 7	H: 0 LOB: 0 BB: 0 P: 7	R: 0 E: 0 K: 0 S: 4	H: 1 LOB: 2 BB: 1 P: 8	R: 0 E: 0 K: 1 S: 6	H: 1 LOB: 1 BB: 0 P: 6	1B: 7 2B: 3 3B: 0 HR: 0	SF: 1 SAC: 1 DP: 0 HBP: 0	WP: 0 PB: 0 SB: 0 CS: 0	PA: 39
PITCHER	IP WLS BF H R ER SO BB IBB HBP BLK WP HR S P ERA WHIP																					
Hal Brown, R ERA: 4.01 (1, 1)	4.0		20	8	5	5	2	0	0	0	0	0	0	24	24	11.25	2.000					
Gordon Jones, R ERA: 5.08 (5, 1)	1.0		4	0	0	0	0	1	0	0	0	0	0	3	7	0.00	1.000					
Hoyt Wilhelm, R ERA: 4.7 (6, 1)	4.0	W	15	2	0	0	4	1	0	0	0	0	0	22	26	0.00	0.750					

Batter	1	2	3	4	5	6	7	8	9	10	11	AB	R	H	RBI	BB	SO	LOB	TOP								
Mary Breeding, R OBP: 0.340, SLG: 0.353 (1, 4)	F9		F4		6-3		F8			F4		5	0	0	0	0	0	0	4								
Gene Woodling, L OBP: 0.438, SLG: 0.396 Jackie Brandt, R OBP: 0.380, SLG: 0.475 Jim Gentile, L OBP: 0.462, SLG: 0.582 Gene Stephens, L OBP: 0.302, SLG: 0.303 (1, 7)	K			F3		3-1		F8			K	4	0	0	0	0	0	1	0								
Ron Hansen, R OBP: 0.349, SLG: 0.459 (1, 6)	F4				1B BB		F3		6-3			4	2	1	1	1	0	0									
Gus Triandos, R OBP: 0.325, SLG: 0.290 (1, 2)																											
Brooks Robinson, R OBP: 0.316, SLG: 0.372 (1, 5)																											
Wait Droop, R OBP: 0.309, SLG: 0.361 Bob Boyd, L OBP: 0.324, SLG: 0.378 (7, PR)																											
Al Pilarcik, L OBP: 0.308, SLG: 0.367 (1, 9)																											
Jim Busby, R OBP: 0.600, SLG: 0.750 (1, 8)																											
Jack Fisher, R OBP: 0.211, SLG: 0.176 (1, 1)																											
Inning Stats	R: 0 E: 0 K: 1 S: 5	H: 0 LOB: 0 BB: 0 P: 5	R: 0 E: 0 K: 0 S: 4	H: 2 LOB: 1 BB: 0 P: 4	R: 0 E: 0 K: 0 S: 3	H: 1 LOB: 0 BB: 0 P: 3	R: 1 E: 0 K: 0 S: 4	H: 2 LOB: 1 BB: 1 P: 8	R: 0 E: 0 K: 1 S: 6	H: 1 LOB: 1 BB: 0 P: 6	R: 0 E: 0 K: 0 S: 3	H: 0 LOB: 0 BB: 0 P: 3	R: 1 E: 0 K: 1 S: 7	H: 2 LOB: 2 BB: 1 P: 11	R: 0 E: 0 K: 1 S: 5	H: 0 LOB: 0 BB: 0 P: 5	R: 0 E: 0 K: 2 S: 3	H: 0 LOB: 0 BB: 0 P: 3	R: 0 E: 0 K: 2 S: 7	H: 0 LOB: 0 BB: 0 P: 7	R: 1 E: 0 K: 1 S: 6	H: 2 LOB: 0 BB: 0 P: 6	1B: 7 2B: 2 3B: 0 HR: 1	SF: 0 SAC: 0 DP: 3 HBP: 0	WP: 0 PB: 0 SB: 0 CS: 1	PA: 41	
PITCHER	IP 7.0	WLS 28	BF 8	H 2	R 2	ER 2	SO 3	BB 1	IBB 0	HBP 0	BLK 0	WP 0	HR 0	S 32	P 40	ERA 0.00	WHIP 0.000										
Ted Bowfield, L ERA: 4.5 Johnny Klippstein, R ERA: 5.96 Barry Latman, R ERA: 5.67 (1, 1)																											

Baltimore Orioles @ Cleveland Indians
Cleveland Municipal Stadium, Cleveland, OH
Thu Jun 16 1960, 3:33 AM EDT
Att: 6,076 - Unknown

AB 39
R 3
H 10
RBI 3
BB 2
SO 7
LOB 14



Batter	1	2	3	4	5	6	7	8	9	10	11	AB	R	H	RBI	BB	SO	LOB	BOTTOM								
Johnny Temple, R OBP: 0.324, SLG: 0.300 Bubba Phillips, R OBP: 0.291, SLG: 0.323 (10, 5)	F9		5-3									5	0	1	0	0	0	2									
Ken Aspromonte, R OBP: 0.364, SLG: 0.393 (1, 4)	4-3											4	0	1	0	1	0	2									
Harvey Kuenn, R OBP: 0.351, SLG: 0.348 (1, 9)	4-3											5	0	1	0	0	0	2									
Jim Piersall, R OBP: 0.346, SLG: 0.529 (1, 8)												5	0	0	0	0	1	3									
John Romano, R OBP: 0.330, SLG: 0.511 (1, 2)												4	1	1	1	1	0	3									
Vic Power, R OBP: 0.351, SLG: 0.430 (1, 3)												5	0	1	0	0	0	4									
Tito Francona, L OBP: 0.396, SLG: 0.439 (1, 7)												4	1	1	0	1	0	2									
Woodie Held, R OBP: 0.323, SLG: 0.500 Marty Keough, L OBP: 0.295, SLG: 0.348 George Strickland, R OBP: 0.226, SLG: 0.222 (8, 6)												2	0	0	0	0	1	3									
Ted Bowfield, R ERA: 7.00 Bob Hall, L ERA: 5.00 Johnny Klippstein, R ERA: 5.96 Chuck Tanner, L OBP: 0.300, SLG: 0.500 Mickey Callan, R OBP: 0.312, SLG: 0.482 Barry Latman, R ERA: 5.67 Hank Colless, R ERA: 6.000 (1, 1)												2	0	0	0	0	0	1									
Inning Stats	R: 0 E: 0 K: 0 S: 3	H: 0 LOB: 0 BB: 0 P: 3	R: 0 E: 0 K: 0 S: 4	H: 1 LOB: 2 BB: 1 P: 8	R: 0 E: 0 K: 0 S: 4	H: 1 LOB: 1 BB: 0 P: 4	R: 0 E: 0 K: 2 S: 8	H: 1 LOB: 2 BB: 1 P: 12	R: 0 E: 1 K: 0 S: 4	H: 1 LOB: 1 BB: 0 P: 4	R: 0 E: 0 K: 1 S: 5	H: 0 LOB: 0 BB: 0 P: 5	R: 0 E: 0 K: 0 S: 3	H: 0 LOB: 0 BB: 0 P: 3	R: 2 E: 0 K: 0 S: 6	H: 3 LOB: 2 BB: 1 P: 10	R: 0 E: 1 K: 1 S: 6	H: 0 LOB: 2 BB: 1 P: 10	R: 0 E: 0 K: 1 S: 5	H: 0 LOB: 0 BB: 0 P: 5	1B: 5 2B: 1 3B: 0 HR: 1	SF: 0 SAC: 0 DP: 1 HBP: 0	WP: 0 PB: 0 SB: 0 CS: 0	PA: 45			
PITCHER	IP 11.0	WLS W	BF 45	H 7	R 2	ER 2	SO 5	BB 4	IBB 0	HBP 0	BLK 0	WP 0	HR 1	S 51	P 67	ERA 1.64	WHIP 1.000										

Baltimore Orioles @ Cleveland Indians
Cleveland Municipal Stadium, Cleveland, OH
Thu Jun 16 1960, 3:33 AM EDT
Att: 6,076 - Unknown

AB 41
R 2
H 7
RBI 2
BB 4
SO 5
LOB 22



Batter	1	2	3	4	5	6	7	8	9	AB	R	H	RBI	BB	SO	LOB	TOP					
Mary Breeding, R OBP: 0.341, SLG: 0.356 (1, 4)										4	1	1	0	1	1	2	<p>Baltimore Orioles @ Detroit Tigers Briggs Stadium, Detroit, MI Fri Jun 17 1960, 7:05 PM EDT Att: 29,079 - Unknown</p> <p>livebaseballscores.com</p> <p>AB 34 R 3 H 8 RBI 3 BB 4 SO 7 LOB 19</p>					
Al Pilarcik, L OBP: 0.312, SLG: 0.363 (1, 9)										4	0	1	0	1	1	2						
Gene Woodling, L OBP: 0.429, SLG: 0.385 Jackie Brandt, R OBP: 0.380, SLG: 0.475 (1, 7) (9, 8)										5	0	0	0	0	0	5						
Jim Gentile, L OBP: 0.468, SLG: 0.564 Gordon Jones, R OBP: 0.667, SLG: 0.667 (1, 3) (7, 1)										3	0	2	1	0	1	0						
Clint Courtney, L OBP: 0.319, SLG: 0.228 (1, 2)										3	0	0	0	1	1	3						
Ron Hansen, R OBP: 0.343, SLG: 0.450 (1, 6)										4	0	0	0	0	2	5						
Brooks Robinson, R OBP: 0.320, SLG: 0.384 (1, 5)										4	1	2	0	0	0	0						
Jim Busby, R OBP: 0.529, SLG: 0.643 Bob Boyd, L OBP: 0.308, SLG: 0.359 (1, 8) (7, PH) (7, 3)										2	0	0	0	0	1	1						
Jerry Walker, S OBP: 0.222, SLG: 0.176 Gene Stephens, L OBP: 0.312, SLG: 0.339 (1, 1) (7, PH) (9, 7)										1	0	0	0	1	0	0						
Inning Stats	R: 0 E: 0 K: 0 S: 3	H: 0 LOB: 3 BB: 2 P: 12	R: 0 E: 0 K: 1 S: 5	H: 0 LOB: 1 BB: 1 P: 9	R: 0 E: 0 K: 1 S: 5	H: 1 LOB: 0 BB: 0 P: 5	R: 0 E: 0 K: 2 S: 8	H: 1 LOB: 1 BB: 0 P: 8	R: 0 E: 0 K: 1 S: 5	H: 0 LOB: 0 BB: 0 P: 5	R: 0 E: 1 K: 0 S: 4	H: 1 LOB: 1 BB: 0 P: 4	R: 3 E: 0 K: 0 S: 7	H: 4 LOB: 2 BB: 1 P: 11	R: 0 E: 0 K: 1 S: 5	H: 0 LOB: 0 BB: 0 P: 5		R: 0 E: 0 K: 1 S: 6	H: 1 LOB: 1 BB: 0 P: 6	1B: 5 2B: 1 3B: 1 HR: 1	SF: 0 SAC: 0 DP: 2 HBP: 1	WP: 0 PB: 0 SB: 1 CS: 0
PITCHER	IP WLS BF H R ER SO BB IBB HBP BLK WP HR S P ERA WHIP																					
Frank Lary, R ERA: 2.79 (1, 1)	6.2 L 31 7 3 3 5 4 0 1 0 0 1 36 53 4.05 1.650																					
Ray Semproch, R ERA: 4.7 (7, 1)	0.1 1 0 0 0 0 0 0 0 0 0 0 0 1 1 0.00 0.000																					
Tom Morgan, R ERA: 3.43 (8, 1)	2.0 7 1 0 0 2 0 0 0 0 0 0 0 11 11 0.00 0.500																					

Batter	1	2	3	4	5	6	7	8	9	AB	R	H	RBI	BB	SO	LOB	BOTTOM			
Eddie Yost, R OBP: 0.433, SLG: 0.370 (1, 5)										4	0	1	0	0	0	1	<p>Baltimore Orioles @ Detroit Tigers Briggs Stadium, Detroit, MI Fri Jun 17 1960, 7:05 PM EDT Att: 29,079 - Unknown</p> <p>livebaseballscores.com</p> <p>AB 30 R 1 H 4 RBI 1 BB 4 SO 7 LOB 13</p>			
Frank Bolling, R OBP: 0.272, SLG: 0.331 (1, 4)										3	0	0	0	1	1	2				
Charlie Maxwell, L OBP: 0.337, SLG: 0.428 (1, 7)										4	0	1	1	0	2	2				
Steve Bilko, R OBP: 0.271, SLG: 0.385 (1, 3)										3	0	0	0	1	1	0				
Sandy Amoros, L OBP: 0.316, SLG: 0.281 (1, 8)										2	0	0	0	2	1	3				
Lou Berberet, L OBP: 0.308, SLG: 0.265 (1, 2)										4	0	1	0	0	1	1				
Rocky Colavito, R OBP: 0.315, SLG: 0.438 (1, 9)										4	0	0	0	0	1	3				
Chico Fernandez, R OBP: 0.347, SLG: 0.382 (1, 6)										4	0	1	0	0	0	0				
Frank Lary, R OBP: 0.243, SLG: 0.303 Ray Semproch, R (1, 1) (7, 1)										1	1	0	0	0	0	1				
Neil Christley, L OBP: 0.322, SLG: 0.438 Tom Morgan, R (8, 1)										0	0	0	0	0	0	0				
Inning Stats	R: 0 E: 0 K: 1 S: 5	H: 0 LOB: 0 BB: 0 P: 5	R: 0 E: 0 K: 3 S: 9	H: 0 LOB: 1 BB: 1 P: 13	R: 0 E: 0 K: 1 S: 6	H: 1 LOB: 2 BB: 1 P: 10	R: 0 E: 0 K: 0 S: 3	H: 1 LOB: 1 BB: 1 P: 7	R: 1 E: 1 K: 0 S: 6	H: 2 LOB: 3 BB: 1 P: 10	R: 0 E: 0 K: 0 S: 3	H: 0 LOB: 0 BB: 0 P: 3	R: 0 E: 0 K: 2 S: 7	H: 0 LOB: 0 BB: 0 P: 7	R: 0 E: 0 K: 0 S: 3	H: 0 LOB: 0 BB: 0 P: 3	1B: 3 2B: 1 3B: 0 HR: 0	SF: 0 SAC: 1 DP: 1 HBP: 0	WP: 0 PB: 0 SB: 1 CS: 0	PA: 35
PITCHER	IP WLS BF H R ER SO BB IBB HBP BLK WP HR S P ERA WHIP																			
Jerry Walker, R ERA: 3.2 (1, 1)	6.0 W 26 4 1 0 5 4 0 0 0 0 0 0 32 48 0.00 1.333																			
Gordon Jones, R ERA: 4.6 (7, 1)	3.0 S 9 0 0 0 2 0 0 0 0 0 0 0 13 13 0.00 0.000																			

Batter	1	2	3	4	5	6	7	8	9	AB	R	H	RBI	BB	SO	LOB	TOP											
Mary Breeding, R OBP: 0.342, SLG: 0.357 (1, 4)	F7		F8			K2-3			G6-4-3	5	1	2	1	0	1	1	Baltimore Orioles @ Detroit Tigers Briggs Stadium, Detroit, MI Sat Jun 18 1960, 4:33 AM EDT Att: 16,274 - Unknown											
Jim Busby, R OBP: 0.524, SLG: 0.667 (1, 8)	6-3					1B			G6-4-3	4	0	2	1	0	0	0												
Ron Hansen, R OBP: 0.345, SLG: 0.460 (1, 6)	HR		F9			BB			P4	4	1	1	1	1	0	1												
Gus Triandos, R OBP: 0.321, SLG: 0.278 (1, 2)	F8		G3			F8			P4	3	0	0	0	1	0	3												
Walt Dropo, R OBP: 0.314, SLG: 0.355 Jim Gentile, L OBP: 0.474, SLG: 0.564 (5, PH) (5, 3)	FC5	1B		6-3						1	0	0	0	1	0	0												
Brooks Robinson, R OBP: 0.314, SLG: 0.377 (1, 5)	P4			K		FC5				0	0	0	0	2	0	0												
Jackie Brandt, R Gene Woodling, L OBP: 0.427, SLG: 0.383 (8, PH) (8, 7)				5-3					F7	3	0	1	0	0	0	0												
Dave Nicholson, R Bob Boyd, L Al Pilarcik, L OBP: 0.250, SLG: 0.154 OBP: 0.300, SLG: 0.350 OBP: 0.312, SLG: 0.363 (8, PH) (8, 9) (8, 9)	P4					SH1-4			L6	2	1	1	0	1	0	2												
Chuck Estrada, R Billy Hoelt, L Hal Brown, R Gene Stephens, L Clint Courtney, L OBP: 0.143, SLG: 0.238 (6, 1) (7, 1) OBP: 0.318, SLG: 0.263 OBP: 0.310, SLG: 0.336 OBP: 0.316, SLG: 0.226 (9, PH)	FC5					SH1-4			F9	2	0	0	0	0	0	3												
Inning Stats	R: 1 E: 0 K: 0 S: 4	H: 1 LOB: 0 BB: 0 P: 4	R: 0 E: 0 K: 0 S: 4	H: 1 LOB: 2 BB: 1 P: 8	R: 0 E: 0 K: 0 S: 4	H: 1 LOB: 1 BB: 0 P: 4	R: 0 E: 0 K: 1 S: 5	H: 0 LOB: 0 BB: 0 P: 5	R: 2 E: 0 K: 1 S: 6	H: 2 LOB: 3 BB: 3 P: 17	R: 0 E: 0 K: 1 S: 6	H: 1 LOB: 1 BB: 0 P: 6	R: 0 E: 0 K: 1 S: 5	H: 0 LOB: 2 BB: 2 P: 13	R: 0 E: 0 K: 0 S: 3	H: 0 LOB: 0 BB: 0 P: 3		R: 0 E: 0 K: 0 S: 3	H: 1 LOB: 0 BB: 0 P: 3	1B: 4 2B: 1 3B: 1 HR: 1	SF: 0 SAC: 1 DP: 1 HBP: 0	WP: 0 PB: 0 SB: 0 CS: 0	PA: 39					
PITCHER	IP	WLS	BF	H	R	ER	SO	BB	IBB	HBP	BLK	WP	HR	S	P	ERA		WHIP										
Pete Burnside, L ERA: 3.14 Bob Bruce, R ERA: 3.14 Ray Semproch, R ERA: 4.0	4.1		21	5	3	3	1	3	0	0	0	0	1	20	32	6.23		1.846										
	0.2		3	0	0	0	0	1	0	0	0	0	0	2	6	0.00	1.500											
	4.0	W	15	2	0	0	2	2	0	0	0	0	0	17	25	0.00	1.000											

Batter	1	2	3	4	5	6	7	8	9	AB	R	H	RBI	BB	SO	LOB	BOTTOM										
Eddie Yost, R OBP: 0.434, SLG: 0.366 (1, 5)	K		P6			HR				2	1	0	0	2	1	0	Baltimore Orioles @ Detroit Tigers Briggs Stadium, Detroit, MI Sat Jun 18 1960, 4:33 AM EDT Att: 16,274 - Unknown										
Casey Wise, S Norm Cash, L Rocky Bridges, R OBP: 0.186, SLG: 0.333 OBP: 0.330, SLG: 0.449 (8, 6)	F7			4-3		HR				2	1	0	0	1	0	0											
Charlie Maxwell, L OBP: 0.341, SLG: 0.468 (1, 7)	HR			F3		HR			F9	4	2	2	4	0	0	3											
Steve Bilko, R OBP: 0.270, SLG: 0.405 (1, 3)	P6			4-3		5-3			HR	4	1	1	1	0	0	0											
Sandy Amoros, L OBP: 0.286, SLG: 0.250 (1, 8)	F9					L3			K	4	0	0	0	0	1	0											
Lou Berberet, L OBP: 0.306, SLG: 0.265 (1, 2)	K					K			F8	4	0	1	0	0	2	0											
Rocky Colavito, R OBP: 0.319, SLG: 0.436 (1, 9)	F9					FC6-4			F8	3	0	1	0	1	0	0											
Frank Bolling, R OBP: 0.273, SLG: 0.327 (1, 4)			5-3			FC6-4				2	0	0	0	1	0	2											
Pete Burnside, R Bob Bruce, R Neil Christley, L Ray Semproch, R OBP: 0.333, SLG: 0.143 OBP: 0.800, SLG: 0.667 OBP: 0.318, SLG: 0.434 (6, 1)			K			4-3			K	1	0	0	0	0	0	0											
										1	0	0	0	0	2												
										1	0	0	0	1	2												
Inning Stats	R: 1 E: 0 K: 1 S: 6	H: 1 LOB: 0 BB: 0 P: 6	R: 0 E: 0 K: 1 S: 5	H: 0 LOB: 0 BB: 0 P: 5	R: 0 E: 0 K: 0 S: 3	H: 0 LOB: 0 BB: 0 P: 3	R: 0 E: 0 K: 0 S: 5	H: 2 LOB: 2 BB: 0 P: 5	R: 3 E: 0 K: 1 S: 6	H: 1 LOB: 0 BB: 2 P: 14	R: 0 E: 0 K: 2 S: 7	H: 0 LOB: 3 BB: 3 P: 19	R: 1 E: 0 K: 1 S: 6	H: 1 LOB: 0 BB: 0 P: 6	R: 1 E: 0 K: 1 S: 6	H: 1 LOB: 0 BB: 0 P: 6		1B: 2 2B: 0 3B: 0 HR: 3	SF: 0 SAC: 0 DP: 0 HBP: 0	WP: 0 PB: 0 SB: 0 CS: 0	PA: 34						
PITCHER	IP	WLS	BF	H	R	ER	SO	BB	IBB	HBP	BLK	WP	HR	S	P	ERA	WHIP										
Chuck Estrada, R ERA: 3.48 Billy Hoelt, L ERA: 3.0 Hal Brown, R ERA: 4.02	5.0		20	3	3	3	3	2	0	0	0	0	1	24	32	5.40	1.000										
	1.0	L	6	1	1	1	1	2	0	0	0	0	1	6	14	9.00	3.000										
	2.0		8	1	1	1	3	1	0	0	0	0	1	13	17	4.50	1.000										

Batter	1	2	3	4	5	6	7	8	9	AB	R	H	RBI	BB	SO	LOB	TOP		
Mary Breeding, R OBP: 0.337, SLG: 0.351 (1, 4)	F7		4-3		P4		FC6-4			4	0	0	0	0	0	6	<p>Baltimore Orioles @ Detroit Tigers Briggs Stadium, Detroit, MI Sun Jun 19 1960, 4:33 AM EDT Unknown</p>		
Gene Stephens, L OBP: 0.424, SLG: 0.341 (1, 8) (8, 7)	F9			G4-6-3 2B	K			P6		4	0	1	0	0	1	3			
Gene Woodling, L OBP: 0.376, SLG: 0.376 Jim Busby, R OBP: 0.524, SLG: 0.667 (1, 7) (8, 8)	F9			G4-6-3 BB		F7		F8		3	0	0	0	1	0	0			
Jim Gentile, L OBP: 0.469, SLG: 0.577 (1, 3)				G4-6-3 BB		F9		4-3		4	1	1	1	0	0	2			
Ron Hansen, R OBP: 0.343, SLG: 0.470 (1, 6)				F8		6-3			HR	4	1	1	1	0	0	1			
Clint Courtney, L OBP: 0.322, SLG: 0.237 Gus Triandos, R OBP: 0.321, SLG: 0.278 (1, 2) (9, 2)					1B		F8			4	0	2	0	0	1	0			
Brooks Robinson, R OBP: 0.317, SLG: 0.379 (1, 5)					1B			BB	1B	4	0	2	0	0	0	1			
Al Pilarcik, L OBP: 0.327, SLG: 0.365 (1, 9)								FC6-4 BB		2	0	1	0	2	0	0			
Hoyt Wilhelm, R OBP: 0.074, SLG: 0.040 (1, 1)				B2						3	0	0	0	0	2	6			
Inning Stats	R: 0 E: 0 K: 0 S: 3	H: 0 LOB: 0 BB: 0 P: 3	R: 1 E: 0 K: 1 S: 6	H: 1 LOB: 0 BB: 0 P: 6	R: 0 E: 0 K: 0 S: 3	H: 1 LOB: 0 BB: 0 P: 3	R: 0 E: 0 K: 0 S: 3	H: 1 LOB: 1 BB: 1 P: 7	R: 0 E: 0 K: 2 S: 9	H: 2 LOB: 3 BB: 1 P: 13	R: 0 E: 0 K: 0 S: 6	H: 1 LOB: 2 BB: 1 P: 10	R: 0 E: 0 K: 0 S: 3	H: 0 LOB: 0 BB: 0 P: 3	R: 1 E: 0 K: 0 S: 4	H: 2 LOB: 0 BB: 0 P: 4		1B: 5 2B: 1 3B: 0 HR: 2	SF: 0 SAC: 0 DP: 2 HBP: 0
PITCHER	IP WLS BF H R ER SO BB IBB HBP BLK WP HR S P ERA WHIP	IP WLS BF H R ER SO BB IBB HBP BLK WP HR S P ERA WHIP	IP WLS BF H R ER SO BB IBB HBP BLK WP HR S P ERA WHIP	IP WLS BF H R ER SO BB IBB HBP BLK WP HR S P ERA WHIP	IP WLS BF H R ER SO BB IBB HBP BLK WP HR S P ERA WHIP	IP WLS BF H R ER SO BB IBB HBP BLK WP HR S P ERA WHIP	IP WLS BF H R ER SO BB IBB HBP BLK WP HR S P ERA WHIP	IP WLS BF H R ER SO BB IBB HBP BLK WP HR S P ERA WHIP	IP WLS BF H R ER SO BB IBB HBP BLK WP HR S P ERA WHIP	IP WLS BF H R ER SO BB IBB HBP BLK WP HR S P ERA WHIP	IP WLS BF H R ER SO BB IBB HBP BLK WP HR S P ERA WHIP	IP WLS BF H R ER SO BB IBB HBP BLK WP HR S P ERA WHIP	IP WLS BF H R ER SO BB IBB HBP BLK WP HR S P ERA WHIP	IP WLS BF H R ER SO BB IBB HBP BLK WP HR S P ERA WHIP	IP WLS BF H R ER SO BB IBB HBP BLK WP HR S P ERA WHIP	IP WLS BF H R ER SO BB IBB HBP BLK WP HR S P ERA WHIP	IP WLS BF H R ER SO BB IBB HBP BLK WP HR S P ERA WHIP	IP WLS BF H R ER SO BB IBB HBP BLK WP HR S P ERA WHIP	IP WLS BF H R ER SO BB IBB HBP BLK WP HR S P ERA WHIP
Jim Bunning, R ERA: 2.48 Tom Morgan, R ERA: 3.52 (1, 1) (8, 1)	7.0 L 28 6 1 1 4 2 1 0 0 0 1 33 45 1.29 1.143	2.0 7 2 1 1 0 0 0 0 0 0 1 7 7 4.50 1.000																	

AB	32
R	2
H	8
RBI	2
BB	3
SO	4
LOB	19



Batter	1	2	3	4	5	6	7	8	9	AB	R	H	RBI	BB	SO	LOB	BOTTOM				
Eddie Yost, R OBP: 0.427, SLG: 0.359 (1, 5)	E1		K		G1-6-3		K			4	0	0	0	0	2	2	<p>Baltimore Orioles @ Detroit Tigers Briggs Stadium, Detroit, MI Sun Jun 19 1960, 4:33 AM EDT Unknown</p>				
Casey Wise, S OBP: 0.190, SLG: 0.317 (1, 6)	K			1-3		CI BB		4-3		3	0	0	0	1	1	1					
Charlie Maxwell, L OBP: 0.333, SLG: 0.456 (1, 7)	K			G3		F8		F9		4	0	0	0	0	1	2					
Steve Bilko, R OBP: 0.271, SLG: 0.398 (1, 3)	F7			PB CI BB		CI		6-3		2	0	0	0	1	0	1					
Sandy Amoros, L OBP: 0.267, SLG: 0.231 (1, 8)				CI PB		F9		4-3		3	0	0	0	0	0	2					
Red Wilson, R OBP: 0.324, SLG: 0.261 Norm Cash, L OBP: 0.336, SLG: 0.449 (1, 2) (9, PH)				BB		5-3			BB BB	2	0	0	0	1	0	2					
Rocky Colavito, R OBP: 0.318, SLG: 0.429 Johnny Groth, R OBP: 0.300, SLG: 0.222 (1, 9) (9, PR)				BB						3	0	0	0	1	1	3					
Frank Bolling, R OBP: 0.272, SLG: 0.326 (1, 4)										0	0	0	0	0	0	0					
Jim Bunning, R OBP: 0.162, SLG: 0.182 Neil Christley, L OBP: 0.317, SLG: 0.430 Tom Morgan, R (8, 1) Lou Berberet, L OBP: 0.303, SLG: 0.262 (9, PH)										2	0	1	0	0	0	0					
Inning Stats	R: 0 E: 1 K: 2 S: 8	H: 0 LOB: 1 BB: 0 P: 8	R: 0 E: 0 K: 0 S: 3	H: 0 LOB: 0 BB: 0 P: 3	R: 0 E: 0 K: 1 S: 5	H: 0 LOB: 0 BB: 0 P: 5	R: 0 E: 1 K: 1 S: 6	H: 0 LOB: 3 BB: 2 P: 14	R: 0 E: 0 K: 0 S: 3	H: 1 LOB: 0 BB: 0 P: 3	R: 0 E: 1 K: 0 S: 4	H: 0 LOB: 2 BB: 1 P: 8	R: 0 E: 0 K: 0 S: 8	H: 1 LOB: 1 BB: 0 P: 8	R: 0 E: 0 K: 0 S: 3	H: 0 LOB: 0 BB: 0 P: 3		R: 0 E: 0 K: 0 S: 3	H: 0 LOB: 2 BB: 2 P: 11	1B: 2 2B: 0 3B: 0 HR: 0	SF: 0 SAC: 0 DP: 1 HBP: 0
PITCHER	IP WLS BF H R ER SO BB IBB HBP BLK WP HR S P ERA WHIP	IP WLS BF H R ER SO BB IBB HBP BLK WP HR S P ERA WHIP	IP WLS BF H R ER SO BB IBB HBP BLK WP HR S P ERA WHIP	IP WLS BF H R ER SO BB IBB HBP BLK WP HR S P ERA WHIP	IP WLS BF H R ER SO BB IBB HBP BLK WP HR S P ERA WHIP	IP WLS BF H R ER SO BB IBB HBP BLK WP HR S P ERA WHIP	IP WLS BF H R ER SO BB IBB HBP BLK WP HR S P ERA WHIP	IP WLS BF H R ER SO BB IBB HBP BLK WP HR S P ERA WHIP	IP WLS BF H R ER SO BB IBB HBP BLK WP HR S P ERA WHIP	IP WLS BF H R ER SO BB IBB HBP BLK WP HR S P ERA WHIP	IP WLS BF H R ER SO BB IBB HBP BLK WP HR S P ERA WHIP	IP WLS BF H R ER SO BB IBB HBP BLK WP HR S P ERA WHIP	IP WLS BF H R ER SO BB IBB HBP BLK WP HR S P ERA WHIP	IP WLS BF H R ER SO BB IBB HBP BLK WP HR S P ERA WHIP	IP WLS BF H R ER SO BB IBB HBP BLK WP HR S P ERA WHIP	IP WLS BF H R ER SO BB IBB HBP BLK WP HR S P ERA WHIP	IP WLS BF H R ER SO BB IBB HBP BLK WP HR S P ERA WHIP	IP WLS BF H R ER SO BB IBB HBP BLK WP HR S P ERA WHIP	IP WLS BF H R ER SO BB IBB HBP BLK WP HR S P ERA WHIP		
Hoyt Wilhelm, R ERA: 4.14 (1, 1)	9.0 W 36 2 0 0 6 5 0 0 0 0 43 63 0.00 0.778																				





Batter	1	2	3	4	5	6	7	8	9	AB	R	H	RBI	BB	SO	LOB	TOP					
Mary Breeding, R OBP: 0.336, SLG: 0.347 (1, 4)	4-0 BB G5-4-3		0-0 1-3			0-0 P6		0-0 P5		3	0	0	0	1	0	0	<p>Baltimore Orioles @ Detroit Tigers</p> <p>Briggs Stadium, Detroit, MI</p> <p>Sun Jun 19 1960, 4:38 AM EDT</p> <p>Att: 38,109 - Unknown</p>					
Jim Busby, R OBP: 0.340, SLG: 0.545 (1, 8)	0-0 G5-4-3 1-2		0-0 F9			0-0 1-3		0-0 P6		4	0	0	0	0	0	1						
Ron Hansen, R OBP: 0.341, SLG: 0.466 (1, 6)	0-3 K			0-0 F7		0-0 1B		0-0 F7		4	0	1	0	0	1	0						
Walt Droppo, R OBP: 0.351, SLG: 0.385 Gene Stephens, L OBP: 0.308, SLG: 0.341 (9, PR) (9, 7)		0-0 G6-4-3 1B		0-0 1B		0-0 1B		4-0 1B SF7 BB		3	0	3	0	1	0	0						
Gus Triandos, R OBP: 0.318, SLG: 0.276 (1, 2)		0-0 G6-4-3 1-2		0-0 F7		0-0 P6		0-0 1-3 1B		4	0	1	0	0	0	4						
Brooks Robinson, R OBP: 0.316, SLG: 0.376 (1, 5)		4-0 1B BB		0-0 F9			0-3 K	0-0 SF7		2	0	0	1	1	1	1						
Jackie Brandt, R OBP: 0.377, SLG: 0.467 (1, 9)		0-0 1-3 1B			0-0 6-3		0-0 6-3	0-0 F9		4	0	1	0	0	0	1						
Dave Nicholson, R OBP: 0.229, SLG: 0.138 Jim Gentile, L OBP: 0.469, SLG: 0.577 (9, 3)		0-3 K			0-0 F8		0-3 K			3	0	0	0	0	2	2						
Milt Pappas, R (1, 1)			0-3 K			0-0 F8		0-0 6-3		3	0	0	0	0	1	0						
Inning Stats	R: 0 E: 0 K: 1 S: 4	H: 0 LOB: 0 BB: 1 P: 8	R: 0 E: 0 K: 1 S: 6	H: 2 LOB: 2 BB: 1 P: 10	R: 0 E: 0 K: 1 S: 5	H: 0 LOB: 0 BB: 0 P: 5	R: 0 E: 0 K: 0 S: 4	H: 1 LOB: 1 BB: 0 P: 4	R: 0 E: 0 K: 0 S: 3	H: 0 LOB: 0 BB: 0 P: 3	R: 0 E: 0 K: 2 S: 5	H: 2 LOB: 2 BB: 0 P: 5	R: 0 E: 0 K: 2 S: 7	H: 0 LOB: 0 BB: 0 P: 7	R: 0 E: 0 K: 0 S: 3	H: 0 LOB: 0 BB: 0 P: 3		R: 1 E: 0 K: 0 S: 4	H: 1 LOB: 1 BB: 1 P: 8	1B: 6 2B: 0 3B: 0 HR: 0	SF: 1 SAC: 0 DP: 2 HBP: 0	WP: 0 PB: 0 SB: 0 CS: 0
PITCHER Don Mossi, L ERA: 3.51 (1, 1)	IP: 9.0 WLS: L BF: 34 H: 6 R: 1 ER: 1 SO: 5 BB: 3 IBB: 0 HBP: 0 BLK: 0 WP: 0 HR: 0 S: 41 P: 53 ERA: 1.00 WHIP: 1.000															PITCHER						

Batter	1	2	3	4	5	6	7	8	9	AB	R	H	RBI	BB	SO	LOB	BOTTOM					
Eddie Yost, R OBP: 0.428, SLG: 0.355 (1, 5)	4-0 BB		4-0 1B BB		0-0 FC1-6 BB 1-2		0-3 K2-3			2	0	0	0	2	1	1	<p>Baltimore Orioles @ Detroit Tigers</p> <p>Briggs Stadium, Detroit, MI</p> <p>Sun Jun 19 1960, 4:38 AM EDT</p> <p>Att: 38,109 - Unknown</p>					
Neil Christley, L OBP: 0.315, SLG: 0.423 (1, 9)	0-3 K		0-0 BB 1-3 1B		0-0 F7		0-3 K			4	0	1	0	0	2	2						
Charlie Maxwell, L OBP: 0.332, SLG: 0.448 (1, 7)	0-0 L8		0-3 K		4-0 1-2 BB		0-3 K			3	0	0	0	1	2	3						
Steve Bilko, R OBP: 0.278, SLG: 0.392 (1, 3)	0-0 P6		4-0 1-2 BB		0-0 F8			4-0 FC3-6 BB		2	0	0	0	2	0	3						
Sandy Amoros, L OBP: 0.245, SLG: 0.209 (1, 8)		0-0 F8	0-3 K			0-0 4-3		0-0 FC3-6 1-2		4	0	0	0	0	1	4						
Lou Berberet, L OBP: 0.294, SLG: 0.252 (1, 2)		0-0 6-3		0-0 F7		0-0 F7		0-0 4-3		4	0	0	0	0	0	1						
Frank Bolling, R OBP: 0.277, SLG: 0.326 (1, 4)		0-0 1B		0-3 K		4-0 BB		0-0 P6		3	0	1	0	1	1	0						
Casey Wise, S OBP: 0.182, SLG: 0.302 Norm Cash, L OBP: 0.333, SLG: 0.444 (9, PH)		0-0 6-3		0-0 4-3		0-3 K		0-0 4-3		3	0	0	0	0	1	2						
Don Mossi, L OBP: 0.185, SLG: 0.083 Al Kaline, R OBP: 0.317, SLG: 0.361 (9, PH)			0-0 5-3		0-0 FC1-6 1B		0-0 F8		0-0 L5-3		3	0	1	0	0	0						
Inning Stats	R: 0 E: 0 K: 1 S: 5	H: 0 LOB: 1 BB: 1 P: 9	R: 0 E: 0 K: 0 S: 4	H: 1 LOB: 1 BB: 0 P: 4	R: 0 E: 0 K: 2 S: 8	H: 1 LOB: 3 BB: 2 P: 16	R: 0 E: 0 K: 1 S: 5	H: 0 LOB: 0 BB: 0 P: 5	R: 0 E: 0 K: 0 S: 4	H: 1 LOB: 2 BB: 1 P: 8	R: 0 E: 0 K: 1 S: 5	H: 0 LOB: 1 BB: 1 P: 9	R: 0 E: 0 K: 2 S: 7	H: 0 LOB: 0 BB: 0 P: 7	R: 0 E: 0 K: 1 S: 5	H: 0 LOB: 1 BB: 1 P: 9		R: 0 E: 0 K: 0 S: 3	H: 0 LOB: 0 BB: 0 P: 3	1B: 3 2B: 0 3B: 0 HR: 0	SF: 0 SAC: 0 DP: 0 HBP: 0	WP: 0 PB: 0 SB: 1 CS: 0
PITCHER Milt Pappas, R ERA: 5.19 (1, 1)	IP: 9.0 WLS: W BF: 36 H: 3 R: 0 ER: 0 SO: 8 BB: 6 IBB: 0 HBP: 0 BLK: 0 WP: 0 HR: 0 S: 46 P: 70 ERA: 0.00 WHIP: 1.000															PITCHER						

Batter	1	2	3	4	5	6	7	8	9	AB	R	H	RBI	BB	SO	LOB	TOP								
Mary Breeding, R OBP: 0.342, SLG: 0.357 (1, 4)										4	2	3	0	0	0	1	<p>Baltimore Orioles @ Chicago White Sox Comiskey Park, Chicago, IL Tue Jun 21 1960, 8:05 PM EDT Att: 22,881 - Unknown</p> <p>livebaseballscores.com</p> <p>AB 34 R 3 H 12 RBI 3 BB 0 SO 7 LOB 18</p>								
Jim Busby, R OBP: 0.414, SLG: 0.500 Chuck Estrada, R OBP: 0.143, SLG: 0.238 (1, 8) (8, 1)										4	0	1	0	0	0	4									
Ron Hansen, R OBP: 0.337, SLG: 0.460 (1, 6)										3	0	0	0	0	3										
Walt Droppo, R OBP: 0.351, SLG: 0.426 Jim Gentile, L OBP: 0.472, SLG: 0.580 (8, PH) (8, 3)										3	1	1	2	0	1	2									
Gus Triandos, R OBP: 0.326, SLG: 0.288 (1, 2)										4	0	2	0	0	2	2									
Brooks Robinson, R OBP: 0.315, SLG: 0.378 (1, 5)										4	0	1	0	0	0	2									
Jackie Brandt, R OBP: 0.376, SLG: 0.464 (8, 8)										3	0	1	0	0	0	0									
Dave Nicholson, R OBP: 0.237, SLG: 0.156 Al Pilarcik, L OBP: 0.325, SLG: 0.362 (8, 9)										3	0	1	0	0	2	1									
Steve Barber, L OBP: 0.179, SLG: 0.080 Gene Woodling, L OBP: 0.426, SLG: 0.380 Gene Stephens, L OBP: 0.306, SLG: 0.338 (8, PH) (8, PR) (8, 7)										2	0	0	0	0	2	1									
										1	0	1	0	0	0	0									
										1	0	0	0	0	0	1									
Inning Stats	R: 0 E: 0 K: 0 S: 4	H: 2 LOB: 1 BB: 0 P: 4	R: 0 E: 0 K: 0 S: 3	H: 1 LOB: 0 BB: 0 P: 3	R: 0 E: 0 K: 1 S: 6	H: 1 LOB: 1 BB: 0 P: 6	R: 0 E: 0 K: 1 S: 6	H: 1 LOB: 0 BB: 0 P: 7	R: 2 E: 0 K: 1 S: 7	H: 2 LOB: 0 BB: 0 P: 7	R: 0 E: 0 K: 1 S: 5	H: 0 LOB: 0 BB: 0 P: 5	R: 1 E: 0 K: 1 S: 8	H: 3 LOB: 2 BB: 0 P: 8	R: 0 E: 0 K: 0 S: 4	H: 1 LOB: 1 BB: 0 P: 4	1B: 9 2B: 4 3B: 0 HR: 1	SF: 0 SAC: 2 DP: 3 HBP: 0	WP: 0 PB: 1 SB: 0 CS: 1	PA: 36					
PITCHER	IP	WLS	BF	H	R	ER	SO	BB	IBB	HBP	BLK	WP	HR	S	P	ERA	WHIP								
Billy Pierce, L ERA: 3.78 Gerry Staley, R ERA: 1.29 Frank Baumann, L ERA: 2.66	(1, 1)	7.1	29	10	3	3	6	0	0	0	0	0	1	41	41	3.68	1.364								
(8, 1)	1.0	5	2	0	0	1	0	0	0	0	0	0	0	7	7	0.00	2.000								
(9, 1)	0.2	W	2	0	0	0	0	0	0	0	0	0	0	2	2	0.00	0.000								

Batter	1	2	3	4	5	6	7	8	9	AB	R	H	RBI	BB	SO	LOB	BOTTOM								
Luis Aparicio, R OBP: 0.298, SLG: 0.331 (1, 6)										2	1	1	0	0	0	0	<p>Baltimore Orioles @ Chicago White Sox Comiskey Park, Chicago, IL Tue Jun 21 1960, 8:05 PM EDT Att: 22,881 - Unknown</p> <p>livebaseballscores.com</p> <p>AB 27 R 4 H 7 RBI 4 BB 4 SO 2 LOB 14</p>								
Nellie Fox, L OBP: 0.349, SLG: 0.375 (1, 4)										3	0	0	0	0	0	2									
Minnie Minoso, R OBP: 0.386, SLG: 0.494 (1, 7)										3	0	1	1	1	1	0									
Roy Sievers, R OBP: 0.351, SLG: 0.434 (1, 3)										4	1	3	1	0	0	0									
Al Smith, R OBP: 0.373, SLG: 0.455 (1, 9)										3	0	1	0	0	0	4									
Gene Freese, R OBP: 0.273, SLG: 0.404 (1, 5)										3	0	0	0	1	1	1									
Sherm Lollar, R OBP: 0.337, SLG: 0.384 (1, 2)										4	0	0	0	0	0	3									
Jim Landis, R OBP: 0.373, SLG: 0.320 (1, 8)										4	1	1	2	0	0	2									
Billy Pierce, L OBP: 0.241, SLG: 0.154 Gerry Staley, R OBP: 0.200, SLG: 0.125 Frank Baumann, L OBP: 0.286, SLG: 0.167 (1, 1) (8, 1) (9, 1)										1	1	0	0	2	0	2									
										0	0	0	0	0	0	0									
										0	0	0	0	0	0	0									
Inning Stats	R: 0 E: 0 K: 1 S: 5	H: 0 LOB: 0 BB: 0 P: 5	R: 1 E: 0 K: 0 S: 5	H: 2 LOB: 2 BB: 1 P: 9	R: 1 E: 0 K: 0 S: 4	H: 2 LOB: 1 BB: 1 P: 8	R: 0 E: 0 K: 0 S: 3	H: 0 LOB: 0 BB: 0 P: 3	R: 1 E: 0 K: 0 S: 5	H: 2 LOB: 2 BB: 1 P: 9	R: 0 E: 0 K: 0 S: 3	H: 0 LOB: 0 BB: 0 P: 3	R: 0 E: 0 K: 1 S: 5	H: 0 LOB: 1 BB: 0 P: 6	R: 1 E: 0 K: 0 S: 2	H: 1 LOB: 0 BB: 0 P: 2	1B: 5 2B: 2 3B: 0 HR: 1	SF: 0 SAC: 3 DP: 2 HBP: 1	WP: 0 PB: 0 SB: 0 CS: 0	PA: 35					
PITCHER	IP	WLS	BF	H	R	ER	SO	BB	IBB	HBP	BLK	WP	HR	S	P	ERA	WHIP								
Steve Barber, L ERA: 3.07 Chuck Estrada, R ERA: 3.54	(1, 1)	7.0	29	6	3	3	1	4	0	0	0	0	0	27	43	3.86	1.429								
(8, 1)	1.1	L	6	1	1	1	1	0	0	1	0	0	1	7	8	6.75	0.750								

Batter	1	2	3	4	5	6	7	8	9	AB	R	H	RBI	BB	SO	LOB	TOP			
Mary Breeding, R (1,4) OBP: 0.342, SLG: 0.357	X 0-0 CS 1B		X 0-0 F9			X 0-0 6-3		X 0-0 L3		3	0	1	0	0	0	1	Baltimore Orioles @ Chicago White Sox Comiskey Park, Chicago, IL Wed Jun 22 1960, 8:05 PM EDT Att: 25,062 - Unknown AB 28 R 1 H 2 RBI 0 BB 4 SO 7 LOB 10 			
Bob Boyd, L (8,PH) OBP: 0.293, SLG: 0.341										1	0	0	0	0	0	1				
Billy Klaus, L (8,4) OBP: 0.375, SLG: 0.714										0	0	0	0	0	0	0				
Gene Stephens, L (1,9) OBP: 0.305, SLG: 0.331	X 0-0 F8					X 0-0 F2			X 0-0 F3	3	1	0	0	1	0	1				
Gene Woodling, L (1,7) OBP: 0.423, SLG: 0.374	X 0-0 F9					X 0-0 P6			X 0-0 E7	3	0	0	0	1	0	0				
Jim Gentile, L (1,3) OBP: 0.467, SLG: 0.567		X 0-0 4-3				X 0-0 L9			X 0-0 FC4-6	3	0	0	0	1	0	1				
Gus Triandos, R (1,2) OBP: 0.313, SLG: 0.274	X 0-0 P6					X 0-0 F5			X 0-0 2-3	4	0	0	0	0	0	3				
Brooks Robinson, R (1,5) OBP: 0.312, SLG: 0.373	X 0-3 K					X 0-3 K				3	0	0	0	0	2	1				
Ron Hansen, R (1,6) OBP: 0.333, SLG: 0.454			X 0-3 K2-3			X 0-3 K				3	0	0	0	0	3	0				
Jim Busby, R (1,8) OBP: 0.419, SLG: 0.481										1	0	0	0	1	0	0				
Clint Courtney, L (8,PH) OBP: 0.328, SLG: 0.245										1	0	1	0	0	0	0				
Jackie Brandt, R (8,8) OBP: 0.376, SLG: 0.464										0	0	0	0	0	0	0				
Jack Fisher, R (1,1) OBP: 0.190, SLG: 0.158										2	0	0	0	0	2	1				
Al Pilarcik, L (8,PH) OBP: 0.322, SLG: 0.358										1	0	0	0	0	0	1				
Billy Hoelt, L (8,1) OBP: 0.074, SLG: 0.040										0	0	0	0	0	0	0				
Hoyt Wilhelm, R (8,1) OBP: 0.074, SLG: 0.040										0	0	0	0	0	0	0				
Inning Stats	R: 0 E: 0 K: 0 S: 3	H: 1 LOB: 0 BB: 0 P: 3	R: 0 E: 0 K: 1 S: 5	H: 0 LOB: 0 BB: 0 P: 5	R: 0 E: 0 K: 2 S: 7	H: 0 LOB: 1 BB: 1 P: 11	R: 1 E: 0 K: 0 S: 2	H: 0 LOB: 1 BB: 3 P: 14	R: 0 E: 0 K: 0 S: 7	H: 0 LOB: 0 BB: 0 P: 7	R: 0 E: 0 K: 1 S: 5	H: 0 LOB: 0 BB: 0 P: 5	R: 0 E: 0 K: 1 S: 6	H: 1 LOB: 1 BB: 0 P: 6	R: 0 E: 1 K: 0 S: 4	H: 0 LOB: 1 BB: 0 P: 4	1B: 2 2B: 0 3B: 0 HR: 0	SF: 0 SAC: 0 DP: 1 HBP: 0	WP: 0 PB: 0 SB: 1 CS: 1	PA: 32
PITCHER	IP WLS BF H R ER SO BB IBB HBP BLK WP HR S P ERA WHIP																			
Early Wynn, R (1,1) ERA: 4.22	9.0 W 32 2 1 1 7 4 0 0 0 0 0 0 42 58 1.00 0.667																			

Batter	1	2	3	4	5	6	7	8	9	AB	R	H	RBI	BB	SO	LOB	BOTTOM	
Luis Aparicio, R (1,6) OBP: 0.297, SLG: 0.339	X 0-0 6-3		X 0-0 SF9			X 0-0 6-3		X 0-0 3B		3	0	1	1	0	0	0	Baltimore Orioles @ Chicago White Sox Comiskey Park, Chicago, IL Wed Jun 22 1960, 8:05 PM EDT Att: 25,062 - Unknown AB 28 R 3 H 7 RBI 3 BB 1 SO 3 LOB 11 	
Nellie Fox, L (1,4) OBP: 0.355, SLG: 0.381	X 0-0 F8		X 0-0 2B			X 0-0 FC1-5		X 0-0 1B		4	1	3	1	0	0	0		
Minnie Minoso, R (1,7) OBP: 0.388, SLG: 0.498	X 0-3 K		X 0-0 1B			X 0-0 FC1-5		X 0-0 K		4	0	2	1	0	2	2		
Roy Sievers, R (1,3) OBP: 0.342, SLG: 0.421		X 0-0 L7	X 0-0 F7			X 0-0 FC1-5		X 0-0 G5-4-3		4	0	0	0	0	0	5		
Joe Ginsberg, L (1,2) OBP: 0.364, SLG: 0.270		X 0-0 P6				X 0-0 P4				3	0	0	0	0	0	2		
Al Smith, R (1,9) OBP: 0.368, SLG: 0.448		X 0-0 6-3				X 0-0 FC6-4				3	0	0	0	0	0	2		
Gene Freese, R (1,5) OBP: 0.274, SLG: 0.409			X 0-0 SH1-4			X 0-0 1-3				3	1	1	0	0	1	0		
Jim Landis, R (1,8) OBP: 0.373, SLG: 0.316			X 4-0 SF9			X 0-0 F9		X 0-0 5-3		2	1	0	0	1	0	0		
Early Wynn, S (1,1) OBP: 0.241, SLG: 0.192			X 0-0 SH1-4			X 0-0 3-1		X 0-0 4-3		2	0	0	0	0	0	0		
Inning Stats	R: 0 E: 0 K: 1 S: 5	H: 0 LOB: 0 BB: 0 P: 5	R: 3 E: 0 K: 0 S: 6	H: 3 LOB: 1 BB: 1 P: 10	R: 0 E: 0 K: 1 S: 5	H: 0 LOB: 0 BB: 0 P: 5	R: 0 E: 0 K: 0 S: 3	H: 0 LOB: 0 BB: 0 P: 3	R: 0 E: 0 K: 1 S: 6	H: 2 LOB: 1 BB: 0 P: 6	R: 0 E: 0 K: 0 S: 3	H: 0 LOB: 0 BB: 0 P: 3	R: 0 E: 0 K: 1 S: 6	H: 2 LOB: 1 BB: 0 P: 6	1B: 4 2B: 2 3B: 1 HR: 0	SF: 1 SAC: 1 DP: 1 HBP: 0		WP: 0 PB: 0 SB: 0 CS: 0
PITCHER	IP WLS BF H R ER SO BB IBB HBP BLK WP HR S P ERA WHIP																	
Jack Fisher, R (1,1) ERA: 3.88	7.0 L 27 5 3 3 2 1 0 0 0 0 0 0 42 34 3.88 0.857																	
Billy Hoelt, L (8,1) ERA: 3.0	0.0 2 2 0 0 0 0 0 0 0 0 0 0 2 2 * *																	
Hoyt Wilhelm, R (8,1) ERA: 4.09	1.0 2 0 0 0 0 1 0 0 0 0 0 0 4 4 0.00 0.000																	

Batter	1	2	3	4	5	6	7	8	9	10	11	AB	R	H	RBI	BB	SO	LOB	TOP			
Mary Breeding, R OBP: 0.338, SLG: 0.352 (1, 4)												6	0	1	0	0	1	4				
Gene Woodling, L OBP: 0.418, SLG: 0.369 (1, 7)												5	0	1	0	0	1	2				
Ron Hansen, R OBP: 0.335, SLG: 0.474 (1, 6)												5	2	2	2	0	0	3				
Walt Dropo, R OBP: 0.333, SLG: 0.408 (1, 3)													3	0	0	1	0	0	0			
Jim Gentile, L OBP: 0.470, SLG: 0.570 (11, PH)													1	0	1	0	0	0	0			
Al Pilarcik, L OBP: 0.322, SLG: 0.358 (11, PR)													0	1	0	0	0	0	0			
Brooks Robinson, R OBP: 0.314, SLG: 0.375 (1, 5)													4	0	2	0	0	0	0			
Gus Triandos, R OBP: 0.317, SLG: 0.273 (1, 2)													4	1	1	0	1	0	1			
Jackie Brandt, R OBP: 0.374, SLG: 0.456 (1, 9)													3	0	0	0	1	1	1			
Chuck Estrada, R OBP: 0.143, SLG: 0.238 (9, 1)													0	0	0	0	0	0	0			
Clint Courtney, L OBP: 0.333, SLG: 0.245 (11, PH)													0	0	0	0	0	0	0			
Billy Klaus, L OBP: 0.315, SLG: 0.714 (11, PR)													0	0	0	0	0	0	0			
Hoyt Wilhelm, R OBP: 0.074, SLG: 0.040 (11, 1)													0	0	0	0	0	0	0			
Jim Busby, R OBP: 0.371, SLG: 0.419 (1, 8)													4	0	0	0	0	0	3			
Bob Boyd, L OBP: 0.310, SLG: 0.341 (11, PH)													0	0	0	1	1	0	0			
Jerry Walker, S OBP: 0.238, SLG: 0.250 (1, 1)													3	1	1	0	0	1	0			
Gene Stephens, L OBP: 0.307, SLG: 0.336 (11, 8)													1	0	1	1	0	0	0			
Inning Stats	R: 0 E: 0 K: 0 S: 3	H: 1 LOB: 0 BB: 0 P: 3	R: 0 E: 0 K: 0 S: 3	H: 0 LOB: 0 BB: 0 P: 3	R: 0 E: 0 K: 0 S: 3	H: 0 LOB: 0 BB: 0 P: 3	R: 0 E: 0 K: 1 S: 5	H: 0 LOB: 0 BB: 0 P: 5	R: 1 E: 0 K: 0 S: 6	H: 3 LOB: 3 BB: 1 P: 10	R: 2 E: 0 K: 0 S: 5	H: 2 LOB: 0 BB: 0 P: 5	R: 0 E: 0 K: 0 S: 3	H: 0 LOB: 0 BB: 0 P: 3	R: 0 E: 0 K: 1 S: 7	H: 2 LOB: 2 BB: 0 P: 7	R: 2 E: 0 K: 0 S: 4	H: 1 LOB: 2 BB: 2 P: 13	1B: 7 2B: 1 3B: 1 HR: 1	SF: 2 SAC: 1 DP: 1 HBP: 1	WP: 0 PB: 0 SB: 0 CS: 0	PA: 46
PITCHER	IP ERA WLS BF H R ER SO BB IBB HBP BLK WP HR S P ERA WHIP	8.0 2.77 2.1 13 3 2 2 1 1 1 1 0 0 0 12 21 7.71 1.714	1.1 2.1 1.53 1.86	0.2 2 0 0 0 0 0 0 0 0 0 0 0 0 2 2 0.00 0.000	PITCHER																IP ERA WLS BF H R ER SO BB IBB HBP BLK WP HR S P ERA WHIP	

Baltimore Orioles @ Chicago White Sox
Comiskey Park, Chicago, IL
Thu Jun 23 1960, 4:33 AM EDT
Att: 11,118 - Unknown

livebaseballscores.com

AB 39
R 5
H 10
RBI 5
BB 3
SO 4
LOB 14

Batter	1	2	3	4	5	6	7	8	9	10	11	AB	R	H	RBI	BB	SO	LOB	BOTTOM					
Luis Aparicio, R OBP: 0.295, SLG: 0.336 (1, 6)												5	0	1	0	0	0	1						
Nellie Fox, L OBP: 0.349, SLG: 0.373 (1, 4)													5	0	0	0	0	0	0					
Minnie Minoso, R OBP: 0.388, SLG: 0.496 (1, 7)													5	0	2	0	0	0	1					
Roy Sievers, R OBP: 0.344, SLG: 0.438 (1, 3)													4	1	1	1	1	1	3					
Al Smith, R OBP: 0.365, SLG: 0.456 (1, 9)													5	1	1	1	0	0	2					
Gene Fresse, R OBP: 0.287, SLG: 0.399 (1, 5)													4	0	0	0	0	2	1					
Sherm Lollar, R OBP: 0.330, SLG: 0.375 (1, 2)													4	0	0	0	0	1	0					
Jim Landis, R OBP: 0.370, SLG: 0.331 (1, 8)													4	1	1	1	0	0	0					
Frank Baumann, L OBP: 0.230, SLG: 0.143 (8, PH)													2	0	0	0	0	0	0					
Earl Torgeson, L OBP: 0.500, SLG: 0.567 (8, PH)													1	0	0	0	0	0	0					
Gerry Staley, R OBP: 0.273, SLG: 0.125 (9, 1)													0	0	0	0	0	0	0					
Turk Lowm, R OBP: 0.125, SLG: 0.125 (11, 1)													0	0	0	0	0	0	0					
Inning Stats	R: 0 E: 0 K: 0 S: 4	H: 2 LOB: 1 BB: 0 P: 4	R: 0 E: 0 K: 2 S: 7	H: 0 LOB: 0 BB: 0 P: 7	R: 1 E: 0 K: 0 S: 4	H: 1 LOB: 0 BB: 0 P: 4	R: 0 E: 0 K: 0 S: 3	H: 0 LOB: 1 BB: 1 P: 7	R: 0 E: 0 K: 0 S: 6	H: 0 LOB: 0 BB: 0 P: 6	R: 0 E: 0 K: 0 S: 3	H: 0 LOB: 0 BB: 0 P: 3	R: 0 E: 0 K: 0 S: 3	H: 0 LOB: 0 BB: 0 P: 3	R: 2 E: 0 K: 1 S: 7	H: 2 LOB: 0 BB: 0 P: 7	R: 0 E: 0 K: 0 S: 3	H: 0 LOB: 1 BB: 0 P: 4	R: 0 E: 1 K: 0 S: 4	H: 0 LOB: 1 BB: 0 P: 4	1B: 3 2B: 0 3B: 0 HR: 3	SF: 0 SAC: 0 DP: 0 HBP: 1	WP: 0 PB: 0 SB: 0 CS: 0	PA: 41
PITCHER	IP ERA WLS BF H R ER SO BB IBB HBP BLK WP HR S P ERA WHIP	8.2 3.15 1.1 32 6 0 0 1 1 0 0 0 0 0 6 7 0.00 0.000	1.1 3.48 1.0	0.0 4.04	PITCHER																IP ERA WLS BF H R ER SO BB IBB HBP BLK WP HR S P ERA WHIP			

Baltimore Orioles @ Chicago White Sox
Comiskey Park, Chicago, IL
Thu Jun 23 1960, 4:33 AM EDT
Att: 11,118 - Unknown

livebaseballscores.com

AB 39
R 3
H 6
RBI 3
BB 1
SO 4
LOB 8

Batter	1	2	3	4	5	6	7	8	9	AB	R	H	RBI	BB	SO	LOB	TOP					
Mary Breeding, R OBP: 0.331, SLG: 0.345 (1, 4)	F4		F9	K		F8	6-3		F8	6	0	0	0	0	1	6						
Gene Stephens, L OBP: 0.314, SLG: 0.341 (1, 9)	BB		6-3		2B	BB		4-3	F9	4	1	1	0	2	0	1						
Gene Woodling, L OBP: 0.418, SLG: 0.382 Jackie Brandt, R OBP: 0.374, SLG: 0.456 (1, 7)	F7		G3		F4	BB				4	1	1	1	1	0	2						
Jim Gentile, L OBP: 0.479, SLG: 0.566 (1, 3)	G3			BB	2B					0	0	0	0	0	0	0						
Gus Triandos, R OBP: 0.321, SLG: 0.290 (1, 2)		F8		BB	2B					1	1	0	1	4	0	1						
Ron Hansen, R OBP: 0.336, SLG: 0.468 (1, 6)				BB	2B					5	0	2	1	0	0	4						
Brooks Robinson, R OBP: 0.320, SLG: 0.381 (1, 5)				BB	2B					3	0	0	0	2	0	3						
Jim Busby, R OBP: 0.385, SLG: 0.441 (1, 8)	F4									4	2	2	0	1	0	4						
Hal Brown, R OBP: 0.320, SLG: 0.238 Bob Brown, L OBP: 0.300, SLG: 0.330 Gordon Jones, R OBP: 0.287, SLG: 0.287 Steve Barber, L OBP: 0.374, SLG: 0.456 Hoyt Wilhelm, R OBP: 0.394, SLG: 0.394 Clint Courtney, L OBP: 0.320, SLG: 0.290 (1, 1)	K									3	1	1	1	1	0	2						
Inning Stats	R: 0 E: 0 K: 0 S: 3	H: 0 LOB: 1 BB: 1 P: 7	R: 0 E: 0 K: 1 S: 5	H: 0 LOB: 2 BB: 2 P: 13	R: 0 E: 0 K: 0 S: 3	H: 0 LOB: 0 BB: 0 P: 3	R: 1 E: 0 K: 1 S: 5	H: 1 LOB: 3 BB: 4 P: 21	R: 1 E: 0 K: 0 S: 5	H: 2 LOB: 2 BB: 1 P: 9	R: 1 E: 1 K: 0 S: 4	H: 0 LOB: 3 BB: 3 P: 16	R: 1 E: 0 K: 0 S: 5	H: 2 LOB: 1 BB: 0 P: 5	R: 1 E: 0 K: 0 S: 4	H: 1 LOB: 1 BB: 1 P: 8	R: 1 E: 0 K: 0 S: 5	H: 2 LOB: 1 BB: 0 P: 5	1B: 2 2B: 5 3B: 0 HR: 1	SF: 0 SAC: 1 DP: 1 HBP: 0	WP: 0 PB: 1 SB: 1 CS: 0	PA: 47
PITCHER	IP	WLS	BF	H	R	ER	SO	BB	IBB	HBP	BLK	WP	HR	S	P	ERA	WHIP					
Don Larsen, R ERA: 3.14 (1, 1)	3.0		15	1	1	1	1	5	0	0	0	0	0	12	32	3.00	2.000					
Bob Trowbridge, R ERA: 3.52 (4, 1)	2.2		16	2	2	1	1	6	0	0	0	0	0	12	36	3.38	3.000					
Marty Kutyna, R ERA: 2.83 (6, 1)	1.2		8	3	2	2	0	0	0	0	0	0	1	8	8	10.80	1.800					
Ray Herbert, R ERA: 3.8 (8, 1)	1.2	L	8	2	1	1	0	1	0	0	0	0	0	7	11	5.40	1.800					

Baltimore Orioles @ Kansas City Athletics
Municipal Stadium, Kansas City, MO
Fri Jun 24 1960, 8:05 PM EDT
Att: 16,623 - Unknown


AB 34
R 6
H 8
RBI 5
BB 12
SO 2
LOB 27



Batter	1	2	3	4	5	6	7	8	9	AB	R	H	RBI	BB	SO	LOB	BOTTOM					
Bill Tuttle, R OBP: 0.333, SLG: 0.326 (1, 8)	2B						F8		L5-3	3	1	2	0	2	0	0						
Jerry Lumpe, L OBP: 0.328, SLG: 0.377 (1, 4)	F2						3-1		L5-3	5	1	1	4	0	0	3						
Andy Carey, R OBP: 0.296, SLG: 0.424 (1, 5)	FC6-5-4-6-4-1						K			4	0	0	0	0	1	1						
Norm Siebern, L OBP: 0.388, SLG: 0.500 (1, 7)	1B						F9		1B	4	1	3	1	0	0	0						
Whitey Herzog, L OBP: 0.410, SLG: 0.490 (1, 9)	F8								1B	4	0	2	0	0	0	2						
Mary Thronberry, L OBP: 0.316, SLG: 0.529 Dick Williams, R OBP: 0.353, SLG: 0.406 (1, 3)	BB						F2		BB	3	1	1	0	0	1	1						
Danny Kravitz, L OBP: 0.359, SLG: 0.477 Harry Chiti, R OBP: 0.287, SLG: 0.339 (1, 2)	E4						F9		K	1	0	0	0	0	1	2						
Ken Hamlin, R OBP: 0.291, SLG: 0.258 Russ Snyder, L OBP: 0.292, SLG: 0.394 Bob Johnson, R OBP: 0.351, SLG: 0.255 (1, 6)	F2						4-3		4-3	3	0	0	0	0	0	2						
Don Larsen, R OBP: 0.067, SLG: 0.067 Bob Trowbridge, R OBP: 0.059, SLG: 0.118 Marty Kutyna, R OBP: 0.250, SLG: 0.250 Ray Herbert, R OBP: 0.300, SLG: 0.160 Hank Bauer, R OBP: 0.306, SLG: 0.348 (1, 1)	K						F6		F8	1	0	0	0	0	1	2						
Inning Stats	R: 0 E: 0 K: 0 S: 5	H: 2 LOB: 2 BB: 0 P: 5	R: 4 E: 1 K: 1 S: 8	H: 2 LOB: 0 BB: 1 P: 12	R: 1 E: 0 K: 1 S: 6	H: 1 LOB: 0 BB: 0 P: 6	R: 0 E: 0 K: 0 S: 4	H: 1 LOB: 1 BB: 0 P: 4	R: 0 E: 0 K: 0 S: 3	H: 0 LOB: 0 BB: 0 P: 3	R: 0 E: 0 K: 1 S: 5	H: 0 LOB: 0 BB: 0 P: 5	R: 0 E: 0 K: 1 S: 6	H: 2 LOB: 2 BB: 1 P: 10	R: 0 E: 0 K: 0 S: 2	H: 0 LOB: 0 BB: 1 P: 6	1B: 5 2B: 3 3B: 0 HR: 2	SF: 0 SAC: 0 DP: 1 HBP: 0	WP: 0 PB: 0 SB: 0 CS: 0	PA: 38		
PITCHER	IP	WLS	BF	H	R	ER	SO	BB	IBB	HBP	BLK	WP	HR	S	P	ERA	WHIP					
Hal Brown, R ERA: 3.8 (1, 1)	6.0		27	7	5	1	2	1	0	0	0	0	0	7	7	0.00	1.500					
Gordon Jones, R ERA: 4.41 (7, 1)	1.1		5	2	0	0	1	0	0	0	0	0	0	7	7	0.00	1.500					
Steve Barber, L ERA: 3.07 (8, 1)	0.0		1	0	0	0	0	1	0	0	0	0	0	4	4	∞	∞					
Hoyt Wilhelm, R ERA: 3.95 (8, 1)	1.2	W	5	0	0	0	1	1	0	0	0	0	0	6	10	0.00	0.600					

Baltimore Orioles @ Kansas City Athletics
Municipal Stadium, Kansas City, MO
Fri Jun 24 1960, 8:05 PM EDT
Att: 16,623 - Unknown

AB 35
R 5
H 9
RBI 5
BB 3
SO 4
LOB 16



Batter	1	2	3	4	5	6	7	8	9	AB	R	H	RBI	BB	SO	LOB	TOP				
Mary Breeding, R OBP: 0.332, SLG: 0.346 (1, 4)	1-3		FC1-6 FC5-4	S 1B		6-3 1B	F4			5	1	2	0	0	0	1	Baltimore Orioles @ Kansas City Athletics Municipal Stadium, Kansas City, MO Sat Jun 25 1960, 4:33 AM EDT Att: 6,585 - Unknown livebaseballscorecards.com				
Jim Busby, R OBP: 0.341, SLG: 0.385 (1, 8)	L8		FC5-4 2B	K		6-3		F2		5	1	0	0	0	1	3					
Ron Hansen, R OBP: 0.341, SLG: 0.473 (1, 6)	F9		2B		1B 2B	K			1B	4	2	2	0	1	1	1					
Walt Droppo, R OBP: 0.337, SLG: 0.425 Jim Gentile, L OBP: 0.494, SLG: 0.572 (5, PH) Bob Boyd, L OBP: 0.295, SLG: 0.326 (8, PH)		6-3	2B		2B BB			L6		2	1	1	2	0	0	0					
Gus Triandos, R OBP: 0.342, SLG: 0.367 (1, 2)			2B		1B			F2		2	1	2	1	0	0	0					
Brooks Robinson, R OBP: 0.318, SLG: 0.391 (1, 5)		HR	HR		2B					1	0	0	0	0	0	1					
Jackie Brandt, R OBP: 0.374, SLG: 0.460 (1, 9)			HR		2B					5	3	4	3	0	0	1					
Dave Nicholson, R OBP: 0.256, SLG: 0.297 (1, 7)	F6		K		2B				F7	4	1	1	3	0	1	2					
Milt Pappas, R (1, 1)										5	0	2	0	0	0	1					
Inning Stats	R: 0 E: 0 K: 0 S: 3	H: 0 LOB: 0 BB: 0 P: 3	R: 1 E: 0 K: 1 S: 7	H: 2 LOB: 1 BB: 0 P: 7	R: 5 E: 0 K: 0 S: 7	H: 4 LOB: 0 BB: 1 P: 11	R: 0 E: 0 K: 2 S: 8	H: 1 LOB: 1 BB: 0 P: 8	R: 3 E: 0 K: 1 S: 8	H: 3 LOB: 2 BB: 0 P: 12	R: 1 E: 0 K: 0 S: 4	H: 1 LOB: 0 BB: 0 P: 4	R: 0 E: 0 K: 0 S: 4	H: 1 LOB: 1 BB: 0 P: 4	R: 0 E: 0 K: 2 S: 8	H: 1 LOB: 1 BB: 0 P: 8		1B: 7 2B: 8 3B: 0 HR: 3	SF: 1 SAC: 0 DP: 0 HBP: 0	WP: 0 PB: 0 SB: 1 CS: 0	PA: 45
PITCHER	IP	WLS	BF	H	R	ER	SO	BB	IBB	HBP	BLK	WP	HR	S	P	ERA	WHIP				
Bud Daley, L ERA: 3.39 Johnny Kucks, R ERA: 8.15 Ken Johnson, R ERA: 4.03	(1, 1)	3.0	L	16	6	6	1	1	0	0	0	0	2	17	21	18.00	2.333				
(4, 1)	1.2		10	4	3	3	2	1	0	0	0	0	0	13	17	16.20	3.000				
(5, 1)	4.1		19	6	2	2	4	0	0	0	0	0	1	27	27	4.15	1.385				

Batter	1	2	3	4	5	6	7	8	9	AB	R	H	RBI	BB	SO	LOB	BOTTOM				
Bill Tuttle, R OBP: 0.332, SLG: 0.322 (1, 8)	K							1-3		3	0	0	0	1	1	0	Baltimore Orioles @ Kansas City Athletics Municipal Stadium, Kansas City, MO Sat Jun 25 1960, 4:33 AM EDT Att: 6,585 - Unknown livebaseballscorecards.com				
Jerry Lumpe, L OBP: 0.324, SLG: 0.371 (1, 4)	K							F6		4	0	0	0	0	2	2					
Andy Carey, R OBP: 0.295, SLG: 0.447 (1, 5)	1-3							HR		4	1	1	1	0	0	2					
Norm Siebern, L OBP: 0.390, SLG: 0.495 (1, 7)								L9		2	0	0	0	2	0	0					
Whitey Herzog, L OBP: 0.406, SLG: 0.484 (1, 9)										4	1	1	0	0	0	2					
Mary Throneberry, L OBP: 0.313, SLG: 0.516 (1, 3)	K									4	0	1	0	0	1	2					
Harry Chiti, R OBP: 0.291, SLG: 0.343 (1, 2)	FC6									4	0	2	1	0	0	1					
Ken Hamlin, R OBP: 0.286, SLG: 0.252 (1, 6)										4	0	0	0	0	2	3					
Bud Daley, L OBP: 0.256, SLG: 0.152 Hank Bauer, R OBP: 0.312, SLG: 0.363 Johnny Kucks, R Ken Johnson, R OBP: 0.222, SLG: 0.222 (3, PH) (4, 1) (5, 1)										0	0	0	0	0	0	0					
(1, 1)	9.0	W	35	6	2	2	7	3	0	0	0	0	0	0	0	0					
Inning Stats	R: 0 E: 0 K: 2 S: 7	H: 0 LOB: 0 BB: 0 P: 7	R: 0 E: 0 K: 1 S: 5	H: 0 LOB: 1 BB: 1 P: 9	R: 0 E: 0 K: 2 S: 8	H: 1 LOB: 2 BB: 1 P: 12	R: 1 E: 0 K: 1 S: 7	H: 2 LOB: 2 BB: 1 P: 11	R: 0 E: 0 K: 0 S: 3	H: 0 LOB: 0 BB: 0 P: 3	R: 0 E: 0 K: 0 S: 3	H: 0 LOB: 0 BB: 0 P: 3	R: 0 E: 0 K: 0 S: 4	H: 1 LOB: 1 BB: 0 P: 4	R: 0 E: 0 K: 1 S: 6	H: 2 LOB: 1 BB: 0 P: 6	1B: 4 2B: 1 3B: 0 HR: 1	SF: 0 SAC: 0 DP: 1 HBP: 0	WP: 0 PB: 0 SB: 0 CS: 0	PA: 35	
PITCHER	IP	WLS	BF	H	R	ER	SO	BB	IBB	HBP	BLK	WP	HR	S	P	ERA	WHIP				
Milt Pappas, R ERA: 4.78	(1, 1)	9.0	W	35	6	2	7	3	0	0	0	0	1	46	58	2.00	1.000				


Batter	1	2	3	4	5	6	7	8	9	AB	R	H	RBI	BB	SO	LOB	TOP																		
Mary Breeding, R (1.4) OBP: 0.330, SLG: 0.347	F8		F8		FC5-4		1B HR 2B	F8		5	1	1	0	0	0	3	Baltimore Orioles @ Kansas City Athletics Municipal Stadium, Kansas City, MO Sun Jun 26 1960, 4:33 AM EDT Att: 9,612 - Unknown livebaseballscorecards.com																		
Gene Stephens, L (1.8) OBP: 0.317, SLG: 0.343 (7.9)	E6		F9			E4 HR 1B	HR BB HR 1B		HR 1B	5	3	2	0	0	0	1																			
Gene Woodling, L (1.7) Jackie Brandt, R (9.7) OBP: 0.374, SLG: 0.460	3-1				E 9-2 BB	HR 1B	HR BB		HR 1B	3	3	2	2	2	0	1																			
Jim Gentile, L (1.3) OBP: 0.487, SLG: 0.613		F9		E9 1B		HR 1B	HR HR		K	5	2	3	7	0	1	0																			
Gus Triandos, R (1.2) OBP: 0.336, SLG: 0.359				6-3		F5	F8		F7	5	0	1	0	0	0	2																			
Ron Hansen, R (1.6) OBP: 0.335, SLG: 0.463		F5		9-2		F7	F7		L7	5	0	0	0	0	0	3																			
Brooks Robinson, R (1.5) OBP: 0.317, SLG: 0.389		F8				F7	1B		5-3	4	0	1	0	0	0	1																			
Dave Nicholson, R (1.9) Jim Busby, R (7.8) OBP: 0.261, SLG: 0.300 OBP: 0.356, SLG: 0.400			FC1-6 1B		K	K			SH1-4 1B	3	0	1	0	0	2	1																			
Chuck Estrada, R (1.1) OBP: 0.167, SLG: 0.250			FC1-6		K		F6		SH1-4	3	0	1	0	0	0	1																			
Inning Stats	R: 0 E: 1 K: 0 S: 3	H: 0 LOB: 0 BB: 0 P: 3	R: 0 E: 0 K: 0 S: 4	H: 1 LOB: 1 BB: 0 P: 4	R: 0 E: 0 K: 0 S: 4	H: 1 LOB: 1 BB: 0 P: 4	R: 0 E: 1 K: 0 S: 3	H: 1 LOB: 1 BB: 1 P: 7	R: 0 E: 0 K: 1 S: 6	H: 1 LOB: 1 BB: 0 P: 6	R: 3 E: 1 K: 1 S: 9	H: 3 LOB: 1 BB: 0 P: 9	R: 4 E: 0 K: 0 S: 6	H: 3 LOB: 0 BB: 1 P: 10	R: 0 E: 0 K: 0 S: 4	H: 1 LOB: 1 BB: 0 P: 4		R: 2 E: 0 K: 1 S: 7	H: 2 LOB: 0 BB: 0 P: 7	1B: 9 2B: 2 3B: 0 HR: 3	SF: 0 SAC: 1 DP: 1 HBP: 0	WP: 0 PB: 0 SB: 0 CS: 1	PA: 42												
PITCHER	IP WLS BF H R ER SO BB IBB HBP BLK WP HR S P ERA WHIP																																		
Dick Hall, R (1.1) ERA: 3.06	7.0	L	33	10	7	6	2	2	0	0	0	0	0	0	2	35	43	7.71	1.714																
Bob Trowbridge, R (8.1) ERA: 3.72	2.0		9	3	2	2	1	0	0	0	0	0	0	0	1	11	11	9.00	1.500																

Batter	1	2	3	4	5	6	7	8	9	AB	R	H	RBI	BB	SO	LOB	BOTTOM																		
Bill Tuttle, R (1.8) OBP: 0.331, SLG: 0.321	K		F5			6-3		HR PB 1B		4	1	1	0	0	1	1	Baltimore Orioles @ Kansas City Athletics Municipal Stadium, Kansas City, MO Sun Jun 26 1960, 4:33 AM EDT Att: 9,612 - Unknown livebaseballscorecards.com																		
Jerry Lumpe, L (1.4) OBP: 0.326, SLG: 0.368	F8		CS		BB	BB	BB	F7		2	0	0	0	2	0	1																			
Andy Carey, R (1.5) OBP: 0.302, SLG: 0.472		BB		L5		F2		HR		3	1	1	2	1	0	2																			
Norm Siebern, L (1.7) OBP: 0.388, SLG: 0.489	F6			F5		BB		3-1		3	0	0	0	1	0	2																			
Whitey Herzog, L (1.9) OBP: 0.398, SLG: 0.472		4-3		F8		F5		1-3		4	0	0	0	0	0	3																			
Mary Throneberry, L (1.3) OBP: 0.311, SLG: 0.500		L3				K		G3		3	0	0	0	1	1	0																			
Danny Kravitz, L (1.2) OBP: 0.283, SLG: 0.438			K		4-3		K		K	4	0	0	0	0	3	1																			
Ken Hamlin, R (1.6) OBP: 0.289, SLG: 0.250			CS BB					F4		2	0	0	0	2	1	1																			
Dick Hall, R (1.1) Russ Snyder, L (7, PH) Bob Trowbridge, R (8.1) OBP: 0.148, SLG: 0.080 OBP: 0.289, SLG: 0.390 OBP: 0.059, SLG: 0.118				B3		K		F8		2	0	0	0	0	1	2																			
Inning Stats	R: 0 E: 0 K: 1 S: 5	H: 0 LOB: 1 BB: 1 P: 9	R: 0 E: 0 K: 1 S: 5	H: 0 LOB: 0 BB: 0 P: 5	R: 0 E: 0 K: 0 S: 2	H: 0 LOB: 0 BB: 1 P: 6	R: 0 E: 0 K: 0 S: 3	H: 0 LOB: 1 BB: 1 P: 7	R: 0 E: 0 K: 2 S: 7	H: 0 LOB: 1 BB: 1 P: 11	R: 0 E: 0 K: 0 S: 3	H: 0 LOB: 2 BB: 2 P: 11	R: 0 E: 0 K: 2 S: 7	H: 0 LOB: 1 BB: 1 P: 11	R: 2 E: 0 K: 0 S: 5	H: 2 LOB: 0 BB: 0 P: 5		R: 0 E: 0 K: 1 S: 5	H: 0 LOB: 0 BB: 0 P: 5	1B: 1 2B: 0 3B: 0 HR: 1	SF: 0 SAC: 0 DP: 0 HBP: 0	WP: 0 PB: 1 SB: 0 CS: 1	PA: 36												
PITCHER	IP WLS BF H R ER SO BB IBB HBP BLK WP HR S P ERA WHIP																																		
Chuck Estrada, R (1.1) ERA: 3.32	9.0	W	35	2	2	2	7	7	0	0	0	0	0	0	1	42	70	2.00	1.000																

Batter	1	2	3	4	5	6	7	8	9	10	AB	R	H	RBI	BB	SO	LOB						
Reno Bertoa, R OBP: 0.353, SLG: 0.376 (1,5)											4	1	2	0	0	2	1						
Dan Dobbek, L OBP: 0.323, SLG: 0.386 (1,8)											4	0	0	0	1	1	4						
Bob Allison, R OBP: 0.407, SLG: 0.500 (1,9)											2	1	1	1	3	1	1						
Jim Lemon, R OBP: 0.307, SLG: 0.545 (8, PR)											3	0	1	0	1	1	3						
Lenny Green, L OBP: 0.316, SLG: 0.388 (8, 7)											1	2	1	0	0	0	0						
Julio Becquer, L OBP: 0.247, SLG: 0.356 (1,3)											4	1	0	0	0	0	2						
Billy Gardner, R OBP: 0.324, SLG: 0.399 (1,4)											5	0	2	1	0	2	1						
Hal Naragon, L OBP: 0.283, SLG: 0.222 (1,2)											5	0	2	0	0	0	2						
Jose Valdivielso, R OBP: 0.289, SLG: 0.304 (1,6)											4	0	0	0	1	1	2						
Jack Kralick, L OBP: 0.250, SLG: 0.143 (1,1)											2	0	0	0	1	1	0						
Inning Stats	R: 0 E: 0 K: 0 S: 3	H: 1 LOB: 2 BB: 2 P: 11	R: 0 E: 0 K: 1 S: 5	H: 0 LOB: 0 BB: 0 P: 5	R: 1 E: 0 K: 2 S: 9	H: 2 LOB: 1 BB: 0 P: 9	R: 0 E: 0 K: 1 S: 8	H: 1 LOB: 1 BB: 0 P: 8	R: 0 E: 0 K: 1 S: 5	H: 2 LOB: 1 BB: 2 P: 13	R: 0 E: 0 K: 0 S: 4	H: 0 LOB: 1 BB: 1 P: 9	R: 1 E: 0 K: 0 S: 4	H: 1 LOB: 1 BB: 0 P: 4	R: 0 E: 0 K: 2 S: 7	H: 0 LOB: 1 BB: 1 P: 11	R: 3 E: 1 K: 0 S: 5	H: 2 LOB: 0 BB: 1 P: 9	1B: 6 2B: 2 3B: 1 HR: 0	SF: 0 SAC: 3 DP: 1 HBP: 0	WP: 0 PB: 1 SB: 2 CS: 1	PA: 44	
PITCHER	IP	WLS	BF	H	R	ER	SO	BB	IBB	HBP	BLK	WP	HR	S	P	ERA	WHIP						
Jack Fisher, R ERA: 3.59 (1,1)	8.1		36	7	2	1	7	6	0	0	0	0	0	0	44	68	1.08	1.560					
Hoyt Wilhelm, R ERA: 3.87 (9,1)	1.2	L	8	2	3	0	2	1	0	0	0	0	0	11	15	0.00	1.800						

Washington Senators @ Baltimore Orioles
Memorial Stadium, Baltimore, MD
Mon Jun 27 1960, 7:05 PM EDT
Att: 13,286 - Unknown


AB 34
R 5
H 9
RBI 2
BB 7
SO 9
LOB 16



Batter	1	2	3	4	5	6	7	8	9	10	AB	R	H	RBI	BB	SO	LOB					
Mary Breeding, R OBP: 0.328, SLG: 0.344 (1,4)											5	0	1	0	0	1	1					
Gene Woodling, L OBP: 0.417, SLG: 0.394 (1,7)											4	0	0	1	0	1	1					
Ron Hansen, R OBP: 0.332, SLG: 0.456 (1,6)											4	0	0	0	1	0	2					
Jim Gentile, L OBP: 0.485, SLG: 0.601 (1,3)											3	0	0	0	2	0	1					
Gus Triandos, R OBP: 0.350, SLG: 0.362 (1,2)											2	0	1	0	2	0	1					
Al Pilarcik, L OBP: 0.322, SLG: 0.358 (8, PR)											0	0	0	0	0	0	0					
Clint Courtney, L OBP: 0.336, SLG: 0.260 (9,2)											1	0	0	0	0	0	0					
Brooks Robinson, R OBP: 0.323, SLG: 0.395 (1,5)											4	1	3	0	0	0	1					
Jackie Brandt, R OBP: 0.380, SLG: 0.472 (1,9)											4	0	2	1	1	0	3					
Jim Busby, R OBP: 0.340, SLG: 0.378 (1,8)											5	1	1	0	0	0	7					
Jack Fisher, R OBP: 0.208, SLG: 0.182 (1,1)											3	0	1	0	0	1	5					
Hoyt Wilhelm, R OBP: 0.074, SLG: 0.040 (9,1)											0	0	0	0	0	0	0					
Inning Stats	R: 0 E: 0 K: 1 S: 5	H: 0 LOB: 0 BB: 0 P: 5	R: 0 E: 0 K: 0 S: 3	H: 1 LOB: 1 BB: 1 P: 7	R: 0 E: 0 K: 1 S: 6	H: 1 LOB: 1 BB: 0 P: 6	R: 0 E: 1 K: 0 S: 4	H: 1 LOB: 2 BB: 1 P: 8	R: 1 E: 0 K: 0 S: 5	H: 2 LOB: 1 BB: 0 P: 5	R: 0 E: 0 K: 1 S: 5	H: 0 LOB: 1 BB: 1 P: 7	R: 1 E: 0 K: 0 S: 5	H: 2 LOB: 2 BB: 0 P: 5	R: 0 E: 0 K: 0 S: 3	H: 0 LOB: 0 BB: 0 P: 3	R: 0 E: 0 K: 0 S: 5	H: 2 LOB: 2 BB: 0 P: 5	1B: 8 2B: 0 3B: 1 HR: 0	SF: 1 SAC: 2 DP: 2 HBP: 0	WP: 0 PB: 1 SB: 0 CS: 0	PA: 44
PITCHER	IP	WLS	BF	H	R	ER	SO	BB	IBB	HBP	BLK	WP	HR	S	P	ERA	WHIP					
Jack Kralick, L ERA: 3.34 (1,1)	10.0	W	44	9	2	2	3	5	1	0	0	0	0	44	68	1.80	1.400					

Washington Senators @ Baltimore Orioles
Memorial Stadium, Baltimore, MD
Mon Jun 27 1960, 7:05 PM EDT
Att: 13,286 - Unknown


AB 35
R 2
H 9
RBI 2
BB 6
SO 3
LOB 22



Batter	1	2	3	4	5	6	7	8	9	10	11	AB	R	H	RBI	BB	SO	LOB	TOP						
Johnny Temple, R OBP: 0.349, SLG: 0.339 (1, 4)	G4-6-3 BB		4-3			L7		F6			HR	4	1	1	1	1	0	1							
Marty Keough, L OBP: 0.306, SLG: 0.326 (1, 8)	G4-6-3 1-2			1B E SF8 BB		1-3		K			F6	4	1	0	0	1	1	1							
Harvey Kuenn, R OBP: 0.381, SLG: 0.417 (1, 9)	6-3			E4 SF8 1B E							F8	5	1	1	0	0	0	1							
Tito Francona, L OBP: 0.387, SLG: 0.425 (1, 7)			K	E SF8 CS 1B		4-3					L8	5	0	2	0	0	1	1							
Vic Power, R OBP: 0.315, SLG: 0.388 (1, 3)	6-3			SF8								3	0	0	1	0	0	1							
John Romano, R OBP: 0.317, SLG: 0.429 Hank Foiles, R OBP: 0.395, SLG: 0.436 (1, 2) (10, 2)	F5			1-2 2-3 3-H		F8		5-3			L6	4	0	0	0	0	0	2							
Woodie Held, R OBP: 0.326, SLG: 0.472 (1, 6)			4-3 6-3 1B	CS		K					F4	3	0	1	0	1	1	0							
Bubba Phillips, R OBP: 0.256, SLG: 0.275 (1, 5)			6-3	3-H		6-3		F6			F2	4	0	0	0	0	0	2							
Gary Bell, R OBP: 0.215, SLG: 0.171 Johnny Klippstein, R OBP: 0.250, SLG: 0.143 (1, 1) (9, 1)			4-3			6-3		6-3			K	3	0	0	0	0	0	1							
												1	0	0	0	0	1	0							
Inning Stats	R: 0 E: 0 K: 0 S: 2	H: 0 LOB: 0 BB: 1 P: 6	R: 0 E: 0 K: 1 S: 5	H: 0 LOB: 0 BB: 0 P: 5	R: 0 E: 0 K: 1 S: 4	H: 1 LOB: 1 BB: 0 P: 4	R: 2 E: 0 K: 0 S: 4	H: 1 LOB: 0 BB: 1 P: 8	R: 0 E: 0 K: 1 S: 5	H: 0 LOB: 0 BB: 0 P: 5	R: 0 E: 0 K: 0 S: 4	H: 1 LOB: 1 BB: 0 P: 4	R: 0 E: 0 K: 1 S: 5	H: 0 LOB: 0 BB: 0 P: 5	R: 0 E: 0 K: 1 S: 4	H: 1 LOB: 0 BB: 0 P: 4	R: 0 E: 0 K: 1 S: 5	H: 0 LOB: 0 BB: 0 P: 5	R: 1 E: 0 K: 0 S: 4	H: 1 LOB: 0 BB: 0 P: 4	1B: 2 2B: 2 3B: 0 HR: 1	SF: 1 SAC: 0 DP: 1 HBP: 0	WP: 0 PB: 0 SB: 0 CS: 1	PA: 41	
PITCHER	IP 7.0	WLS L	BF 26	H 2	R 1	ER 1	SO 2	BB 0	IBB 0	HBP 0	BLK 0	WP 0	HR 1	S 18	P 18	ERA 2.25	WHIP 0.500								
Steve Barber, L ERA: 2.84 Gordon Jones, R ERA: 4.17 (1, 1) (8, 1)																									

Cleveland Indians @ Baltimore Orioles
Memorial Stadium, Baltimore, MD
Tue Jun 28 1960, 7:05 PM EDT
Att: 18,406 - Unknown


AB 36
R 3
H 5
RBI 2
BB 3
SO 4
LOB 10



Batter	1	2	3	4	5	6	7	8	9	10	11	AB	R	H	RBI	BB	SO	LOB	BOTTOM					
Mary Breeding, R OBP: 0.326, SLG: 0.341 Jackie Brandt, R OBP: 0.378, SLG: 0.470 (1, 4) (11, PH)	G3 1B	K				F3		F7		3-1	F8	5	0	1	0	0	1	4						
Gene Stephens, L OBP: 0.309, SLG: 0.331 (1, 8) (11, 7)	G3 1-2		F7		F7		G3		F9			5	0	0	0	0	0	2						
Gene Woodling, L OBP: 0.421, SLG: 0.393 Jim Busby, R OBP: 0.340, SLG: 0.378 (1, 7) (10, PR) (11, 8)	FC1-5-6-5 2-3		G1-6-3 1B					F8			SH1-3 BB	3	0	1	0	2	0	1						
Jim Gentile, L OBP: 0.473, SLG: 0.582 (1, 3)	F7		G1-6-3 1-2		K			K			F6	5	0	0	0	0	2	4						
Brooks Robinson, R OBP: 0.329, SLG: 0.400 (1, 5)			FC3-6 1B		G1-6-3 BB 1B	F8					SH1-3 1-2	4	0	3	0	0	0	0						
Clint Courtney, L OBP: 0.339, SLG: 0.252 (1, 2)	FC3-6 1B			G1-6-3 BB		G3		G3				3	0	0	0	2	0	2						
Ron Hansen, R OBP: 0.333, SLG: 0.450 (1, 6)				G1-6-3 1-2 2-3		K					HR BB	3	1	0	0	2	2	4						
Al Pilarcik, L OBP: 0.333, SLG: 0.391 (1, 9)											HR	4	1	2	2	1	1	0						
Steve Barber, L OBP: 0.107, SLG: 0.074 Bob Boyd, L OBP: 0.311, SLG: 0.341 Gordon Jones, R OBP: 0.500, SLG: 0.500 Gus Triandos, R OBP: 0.347, SLG: 0.358 (1, 1) (7, PH) (8, 1) (11, PH)							L6				K	2	0	0	0	0	1	5						
											L8	1	0	1	0	0	0	0						
Inning Stats	R: 0 E: 0 K: 0 S: 4	H: 1 LOB: 1 BB: 0 P: 4	R: 0 E: 1 K: 2 S: 9	H: 2 LOB: 3 BB: 1 P: 13	R: 0 E: 0 K: 0 S: 3	H: 1 LOB: 0 BB: 0 P: 3	R: 0 E: 0 K: 0 S: 3	H: 1 LOB: 2 BB: 2 P: 11	R: 0 E: 0 K: 1 S: 5	H: 0 LOB: 0 BB: 0 P: 5	R: 0 E: 0 K: 1 S: 6	H: 1 LOB: 1 BB: 0 P: 6	R: 2 E: 0 K: 1 S: 6	H: 1 LOB: 0 BB: 1 P: 10	R: 0 E: 0 K: 1 S: 5	H: 0 LOB: 2 BB: 2 P: 13	R: 0 E: 0 K: 1 S: 5	H: 0 LOB: 0 BB: 0 P: 5	1B: 7 2B: 0 3B: 0 HR: 1	SF: 0 SAC: 1 DP: 2 HBP: 0	WP: 0 PB: 0 SB: 0 CS: 0	PA: 46		
PITCHER	IP 8.0	WLS W	BF 35	H 8	R 2	ER 2	SO 5	BB 5	IBB 0	HBP 0	BLK 0	WP 0	HR 1	S 15	P 23	ERA 0.00	WHIP 0.333							
Gary Bell, R ERA: 3.49 Johnny Klippstein, R ERA: 1.08 (1, 1) (9, 1)																								

Cleveland Indians @ Baltimore Orioles
Memorial Stadium, Baltimore, MD
Tue Jun 28 1960, 7:05 PM EDT
Att: 18,406 - Unknown

AB 38
R 2
H 8
RBI 2
BB 7
SO 8
LOB 22



Batter	1	2	3	4	5	6	7	8	9	AB	R	H	RBI	BB	SO	LOB	TOP			
Johnny Temple, R OBP: 0.391, SLG: 0.347 (1, 4)										5	1	2	0	0	1	2	<p>Cleveland Indians @ Baltimore Orioles Memorial Stadium, Baltimore, MD Wed Jun 29 1960, 7:05 PM EDT Att: 15,524 - Unknown</p>			
Marty Keough, L OBP: 0.297, SLG: 0.316 (1, 8)										4	0	0	0	0	0	1				
Harvey Kuenn, R OBP: 0.383, SLG: 0.418 (1, 9)										4	0	2	1	0	1	1				
Tito Francona, L OBP: 0.385, SLG: 0.420 (1, 7)										3	0	0	0	0	2	2				
Vic Power, R OBP: 0.318, SLG: 0.395 (1, 3)										4	2	2	0	0	0	2				
John Romano, R OBP: 0.315, SLG: 0.419 (1, 2)										3	1	0	0	1	2	3				
Woodie Held, R OBP: 0.321, SLG: 0.465 (1, 6)										3	0	0	1	0	0	2				
Bubba Phillips, R OBP: 0.256, SLG: 0.280 (1, 5)										4	1	1	1	0	0	0				
Dick Stigman, R OBP: 0.313, SLG: 0.154 (1, 1)										3	0	1	2	1	2	0				
Inning Stats	R: 1 E: 0 K: 0 S: 5	H: 2 LOB: 1 BB: 0 P: 5	R: 0 E: 0 K: 1 S: 5	H: 0 LOB: 0 BB: 0 P: 5	R: 0 E: 0 K: 1 S: 6	H: 1 LOB: 1 BB: 0 P: 6	R: 3 E: 0 K: 0 S: 5	H: 2 LOB: 1 BB: 1 P: 10	R: 0 E: 0 K: 1 S: 7	H: 0 LOB: 1 BB: 1 P: 7	R: 0 E: 0 K: 2 S: 7	H: 0 LOB: 0 BB: 0 P: 7	R: 0 E: 0 K: 1 S: 6	H: 1 LOB: 0 BB: 0 P: 6	R: 0 E: 0 K: 2 S: 7	H: 0 LOB: 0 BB: 0 P: 7	1B: 5 2B: 3 3B: 0 HR: 0	SF: 1 SAC: 1 DP: 0 HBP: 1	WP: 0 PB: 0 SB: 1 CS: 0	PA: 38
PITCHER	IP WLS BF H R ER SO BB IBB HBP BLK WP HR S P ERA WHIP	7.0 L 31 7 4 4 5 2 0 1 0 0 0 0 38 47 5.14 1.286	2.0 7 1 1 0 3 0 0 0 0 0 0 0 13 13 0.00 0.500																	

Batter	1	2	3	4	5	6	7	8	9	AB	R	H	RBI	BB	SO	LOB	BOTTOM					
Mary Breeding, R OBP: 0.325, SLG: 0.338 (1, 4)										3	1	0	0	1	0	2	<p>Cleveland Indians @ Baltimore Orioles Memorial Stadium, Baltimore, MD Wed Jun 29 1960, 7:05 PM EDT Att: 15,524 - Unknown</p>					
Jim Busby, R OBP: 0.352, SLG: 0.388 (1, 8)										4	0	2	2	0	0	0						
Jackie Brandt, R OBP: 0.376, SLG: 0.462 (1, 9)										3	0	0	0	1	1	1						
Walt Dropo, R OBP: 0.345, SLG: 0.421 (1, 3)										3	0	1	0	1	0	3						
Gus Triandos, R OBP: 0.336, SLG: 0.345 (1, 2)										4	0	0	0	0	0	4						
Brooks Robinson, R OBP: 0.324, SLG: 0.394 (1, 5)										4	0	0	0	0	1	1						
Ron Hansen, R OBP: 0.339, SLG: 0.451 (1, 6)										2	1	1	0	2	0	0						
Dave Nicholson, R OBP: 0.265, SLG: 0.302 (1, 7)										3	0	1	0	0	1	1						
Jerry Walker, S OBP: 0.304, SLG: 0.286 (1, 1)										1	1	1	1	1	0	0						
Jim Gentile, L OBP: 0.471, SLG: 0.579 (7, PH)										1	0	0	0	0	1	0						
Hoyt Wilhelm, R OBP: 0.074, SLG: 0.040 (8, PH)										0	0	0	0	0	0	0						
Clint Courtney, L OBP: 0.336, SLG: 0.250 (8, PH)										1	0	0	0	0	1	0						
Inning Stats	R: 0 E: 0 K: 0 S: 4	H: 1 LOB: 2 BB: 1 P: 8	R: 1 E: 0 K: 0 S: 4	H: 2 LOB: 1 BB: 1 P: 8	R: 0 E: 0 K: 0 S: 3	H: 0 LOB: 1 BB: 1 P: 7	R: 0 E: 0 K: 0 S: 3	H: 0 LOB: 0 BB: 0 P: 3	R: 2 E: 0 K: 1 S: 5	H: 1 LOB: 2 BB: 2 P: 13	R: 0 E: 0 K: 1 S: 6	H: 1 LOB: 1 BB: 0 P: 6	R: 0 E: 0 K: 1 S: 5	H: 0 LOB: 0 BB: 0 P: 5	R: 0 E: 0 K: 1 S: 6	H: 1 LOB: 1 BB: 0 P: 6	R: 0 E: 0 K: 1 S: 4	H: 0 LOB: 0 BB: 1 P: 8	1B: 6 2B: 0 3B: 0 HR: 0	SF: 0 SAC: 0 DP: 3 HBP: 0	WP: 1 PB: 0 SB: 0 CS: 0	PA: 36
PITCHER	IP WLS BF H R ER SO BB IBB HBP BLK WP HR S P ERA WHIP	9.0 W 36 6 3 3 5 6 0 0 0 1 0 40 64 3.00 1.333																				


Batter	1	2	3	4	5	6	7	8	9	AB	R	H	RBI	BB	SO	LOB	TOP					
Johnny Temple, R OBP: 0.348, SLG: 0.345 (1,4)	L7		F9			F6		S 1B		4	0	1	0	0	0	1	Cleveland Indians @ Baltimore Orioles Memorial Stadium, Baltimore, MD Thu Jun 30 1960, 7:05 PM EDT Att: 14,757 - Unknown					
Marty Keough, L OBP: 0.295, SLG: 0.314 (1,8)	K			F8		1B 1B		F9 1-2		4	0	1	0	0	1							
Harvey Kuenn, R OBP: 0.381, SLG: 0.415 (1,9)	4-3			5-3		1-2 1B		6-3		4	0	1	0	0	1							
Tito Francona, L OBP: 0.379, SLG: 0.412 (1,7)		K		F6		F8		F8		4	0	0	0	0	1							
Vic Power, R OBP: 0.317, SLG: 0.397 (1,3)		F8			1B SF8 2B	F6		F7		4	1	1	0	0	2							
Hank Foiles, R OBP: 0.383, SLG: 0.419 (1,2)		F9			FC5-4 2-3 1B		F8	F8		4	0	1	0	0	0							
Woodie Held, R OBP: 0.321, SLG: 0.464 (1,6)				SH1-4 1B	FC5-4 1-2 SF8	5-3				3	0	1	0	0	2							
Bubba Phillips, R OBP: 0.251, SLG: 0.277 (1,5)			F8		SF8	4-3				2	0	0	1	0	1							
Ted Bowsfield, R OBP: 0.154, SLG: 0.083 (1,1)				SH1-4	1-3			L6		1	0	0	0	0	1							
Wynn Hawkins, R OBP: 0.100, SLG: 0.150 (5,1)										0	0	0	0	0	0							
John Briggs, R OBP: 0.333, SLG: 0.333 (6,1)										0	0	0	0	0	0							
Chuck Tanner, L OBP: 0.500, SLG: 0.429 (8,PH)										1	0	0	0	0	0							
Mike Lee, L OBP: 0.500, SLG: 0.429 (8,1)										0	0	0	0	0	0							
Inning Stats	R: 0 E: 0 K: 1 S: 5	H: 0 LOB: 0 BB: 0 P: 5	R: 0 E: 0 K: 1 S: 5	H: 0 LOB: 0 BB: 0 P: 5	R: 0 E: 0 K: 0 S: 4	H: 1 LOB: 1 BB: 0 P: 4	R: 0 E: 0 K: 0 S: 3	H: 0 LOB: 0 BB: 0 P: 3	R: 1 E: 0 K: 0 S: 5	H: 2 LOB: 1 BB: 0 P: 5	R: 0 E: 0 K: 0 S: 5	H: 2 LOB: 2 BB: 0 P: 5	R: 0 E: 0 K: 0 S: 3	H: 0 LOB: 0 BB: 0 P: 3	R: 0 E: 0 K: 0 S: 4	H: 1 LOB: 1 BB: 0 P: 4	R: 0 E: 0 K: 0 S: 3	H: 0 LOB: 0 BB: 0 P: 3	1B: 5 2B: 1 3B: 0 HR: 0	SF: 1 SAC: 1 DP: 0 HBP: 0	WP: 0 PB: 0 SB: 1 CS: 0	PA: 33
PITCHER Hal Brown, R ERA: 3.48 (1,1)	IP: 9.0 WLS: W BF: 33 H: 6 R: 1 ER: 1 SO: 2 BB: 0 IBB: 0 HBP: 0 BLK: 0 WP: 0 HR: 0 S: 37 P: 37 ERA: 1.00 WHIP: 0.667															PITCHER IP: 9.0 WLS: W BF: 33 H: 6 R: 1 ER: 1 SO: 2 BB: 0 IBB: 0 HBP: 0 BLK: 0 WP: 0 HR: 0 S: 37 P: 37 ERA: 1.00 WHIP: 0.667						

Batter	1	2	3	4	5	6	7	8	9	AB	R	H	RBI	BB	SO	LOB	BOTTOM				
Mary Breeding, R OBP: 0.326, SLG: 0.349 (1,4)	E8 F7 1B 1B		FC3-6 1-2			K HR		6-3		5	2	2	2	0	1	1	Cleveland Indians @ Baltimore Orioles Memorial Stadium, Baltimore, MD Thu Jun 30 1960, 7:05 PM EDT Att: 14,757 - Unknown				
Jim Busby, R OBP: 0.373, SLG: 0.385 (1,8)	F7 1B BB		F9		K		BB HR 1B	FC6-4 BB		3	2	1	0	2	1	1					
Jackie Brandt, R OBP: 0.376, SLG: 0.457 (1,9)	F7 1-2 2-3		1-3		HR 1B		HR BB	FC6-4 1-2		4	2	1	0	1	0	4					
Walt Dropp, R OBP: 0.360, SLG: 0.436 (1,3)										2	0	2	2	0	0	0					
Jim Gentile, L OBP: 0.476, SLG: 0.621 (6,PH) (6,3)	G6-4-3 2H 3H 1B			G4-3 1B	1H HR		HR			2	2	2	5	0	0	0					
Gus Triandos, R OBP: 0.341, SLG: 0.351 (1,2)	G6-4-3 1-2			G4-3 1B	F7		G6-4-3 1B			4	0	2	0	0	1						
Brooks Robinson, R OBP: 0.327, SLG: 0.393 (1,5)		K		G4-3 1-2 2-3 1B	BB		G6-4-3 1B			3	0	1	0	1	2						
Ron Hansen, R OBP: 0.338, SLG: 0.445 (1,6)		4-3		BB	K		G6-4-3 1-2 2-3 1B			3	0	0	0	1	3						
Dave Nicholson, R OBP: 0.245, SLG: 0.277 (1,7)		F3		F8		6-3	K			4	0	0	0	0	1	3					
Hal Brown, R OBP: 0.345, SLG: 0.280 (1,1)				FC3-6 1B	HR 1B	F3		6-3		4	1	2	0	0	0	0					
Inning Stats	R: 2 E: 1 K: 0 S: 4	H: 2 LOB: 0 BB: 1 P: 8	R: 0 E: 0 K: 1 S: 5	H: 0 LOB: 0 BB: 0 P: 5	R: 0 E: 0 K: 0 S: 4	H: 1 LOB: 1 BB: 0 P: 4	R: 0 E: 0 K: 0 S: 4	H: 2 LOB: 2 BB: 1 P: 8	R: 4 E: 0 K: 2 S: 11	H: 4 LOB: 1 BB: 1 P: 15	R: 0 E: 0 K: 1 S: 5	H: 0 LOB: 0 BB: 0 P: 5	R: 3 E: 0 K: 1 S: 8	H: 4 LOB: 1 BB: 1 P: 12	R: 0 E: 0 K: 0 S: 3	H: 0 LOB: 1 BB: 1 P: 7	1B: 10 2B: 0 3B: 0 HR: 3	SF: 0 SAC: 0 DP: 3 HBP: 0	WP: 0 PB: 0 SB: 0 CS: 0	PA: 39	
PITCHER Ted Bowsfield, L ERA: 4.62 (1,1)	IP: 4.1 WLS: L BF: 21 H: 5 R: 1 ER: 1 SO: 2 BB: 1 IBB: 0 HBP: 0 BLK: 0 WP: 1 HR: 1 S: 23 P: 31 ERA: 10.38 WHIP: 2.308															PITCHER IP: 4.1 WLS: L BF: 21 H: 5 R: 1 ER: 1 SO: 2 BB: 1 IBB: 0 HBP: 0 BLK: 0 WP: 1 HR: 1 S: 23 P: 31 ERA: 10.38 WHIP: 2.308					
Wynn Hawkins, R ERA: 4.29 (5,1)	0.2	4	1	1	1	1	1	0	0	0	0	0	0	0	0	0	1	5	9	13.50	3.000
John Briggs, R ERA: 2.91 (6,1)	2.0	10	4	3	3	2	1	0	0	0	0	0	1	13	17	13.50	2.500				
Mike Lee, L ERA: 3.0 (8,1)	1.0	4	0	0	0	0	1	0	0	0	0	0	0	3	7	0.00	1.000				

Batter	1	2	3	4	5	6	7	8	9	AB	R	H	RBI	BB	SO	LOB	TOP		
Jim Landis, R OBP: 0.371, SLG: 0.360 Joe Hicks, L OBP: 0.257, SLG: 0.250	(1, 8) 0-3 K		(1, 8) 0-0 1-3			(1, 8) 0-3 K		(1, 8) 0-0 G4-3		3	0	0	0	0	2	1			
Nellie Fox, L OBP: 0.332, SLG: 0.351	(1, 4) 0-0 F7			(1, 4) 4-0 L5-3 BB		(1, 4) 0-0 1B		(1, 4) 0-0 4-3		3	0	1	0	1	0	0			
Minnie Minoso, R OBP: 0.403, SLG: 0.508	(1, 7) 0-0 F8			(1, 7) 0-0 L5-3 1-2		(1, 7) 0-0 FC5-4 1B		(1, 7) 0-0 E9		4	0	1	0	0	0	1			
Roy Sievers, R OBP: 0.342, SLG: 0.429	(1, 3) 0-0 F9			(1, 3) 0-0 2B		(1, 3) 0-0 F7		(1, 3) 0-0 L7		4	0	1	0	0	0	3			
Al Smith, R OBP: 0.370, SLG: 0.467	(1, 9) 4-0 G5-4-3 BB			(1, 9) 0-0 5-3		(1, 9) 0-0 FC5-4 1-2		(1, 9) 0-0 F8		3	0	0	0	1	0	4			
Gene Freese, R OBP: 0.301, SLG: 0.456	(1, 5) 0-0 G5-4-3 1-2					(1, 5) 0-0 1B		(1, 5) 0-0 F5		4	0	1	0	0	0	2			
Joe Ginsberg, L OBP: 0.417, SLG: 0.333	(1, 2) 0-0 F6		(1, 2) 0-0 F6			(1, 2) 0-0 F7		(1, 2) 0-0 4-3		3	0	0	0	0	0	1			
Luis Aparicio, R OBP: 0.280, SLG: 0.320	(1, 6) 0-0 6-3					(1, 6) 0-0 F9		(1, 6) 0-0 F2		3	0	0	0	0	0	1			
Billy Pierce, L OBP: 0.235, SLG: 0.133 Earl Torgeson, L OBP: 0.523, SLG: 0.581 Bob Rush, R OBP: 0.600, SLG: 0.500	(1, 1) 4-0 F8 BB					(1, 1) 0-0 F8		(1, 1) 0-0 G4-3 1B		1	0	0	0	1	0	1			
Inning Stats	R: 0 E: 0 K: 1 S: 5	H: 0 LOB: 0 BB: 0 P: 5	R: 0 E: 0 K: 0 S: 2	H: 0 LOB: 0 BB: 1 P: 6	R: 0 E: 0 K: 0 S: 3	H: 0 LOB: 1 BB: 1 P: 7	R: 0 E: 0 K: 0 S: 3	H: 1 LOB: 1 BB: 1 P: 7	R: 0 E: 0 K: 1 S: 4	H: 1 LOB: 1 BB: 0 P: 4	R: 0 E: 0 K: 1 S: 7	H: 2 LOB: 2 BB: 0 P: 7	R: 0 E: 0 K: 0 S: 3	H: 0 LOB: 0 BB: 0 P: 3	R: 0 E: 0 K: 0 S: 3	H: 1 LOB: 1 BB: 0 P: 4	1B: 4 2B: 2 3B: 0 HR: 0	SF: 0 SAC: 0 DP: 3 HBP: 0	WP: 0 PA: 33 CS: 0
PITCHER Milt Pappas, R ERA: 4.23	IP: 9.0 WLS: W BF: 33 H: 5 R: 0 ER: 0 SO: 2 BB: 3 IBB: 0 HBP: 0 BLK: 0 WP: 0 HR: 0 S: 34 P: 46 ERA: 0.00 WHIP: 0.889															PITCHER			

Chicago White Sox @ Baltimore Orioles
Memorial Stadium, Baltimore, MD
Fri Jul 01 1960, 7:05 PM EDT
Att: 16,204 - Unknown

AB 30
R 0
H 5
RBI 0
BB 3
SO 2
LOB 15

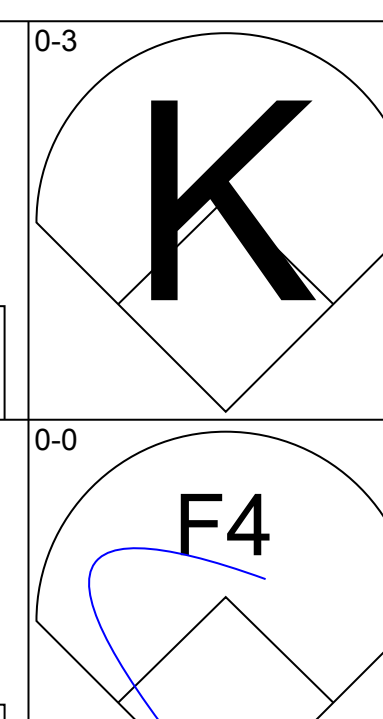
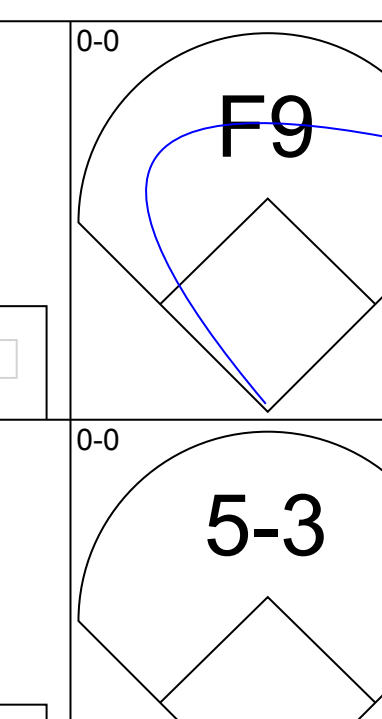
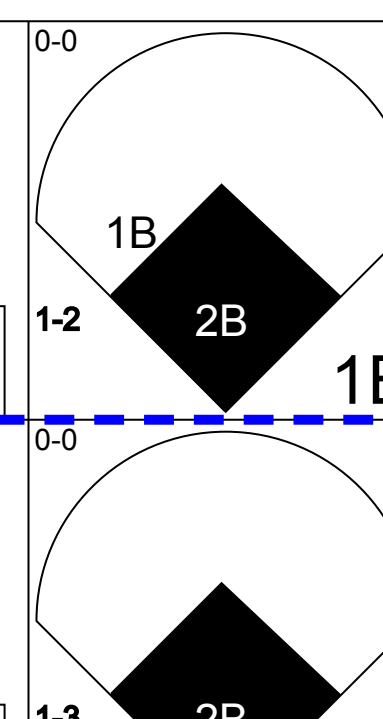
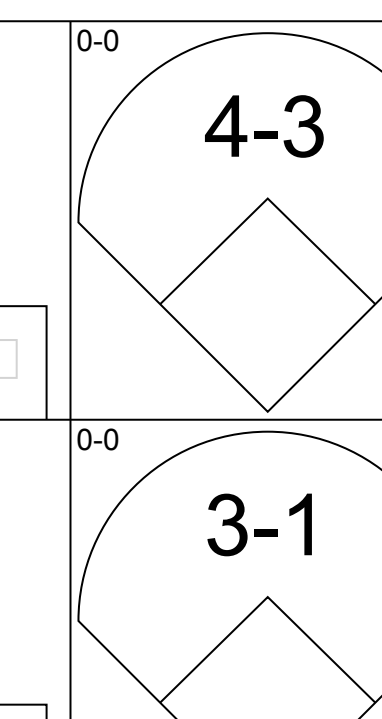
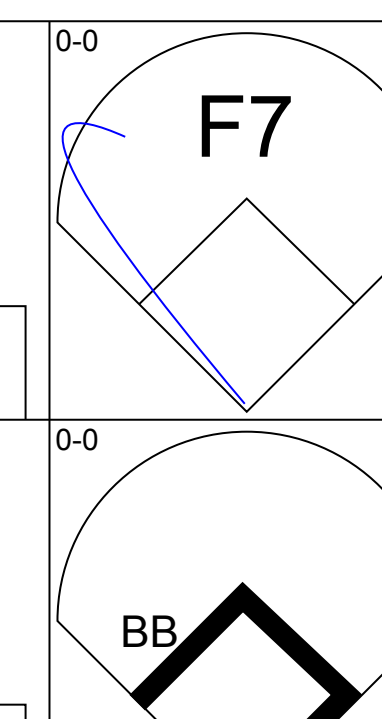
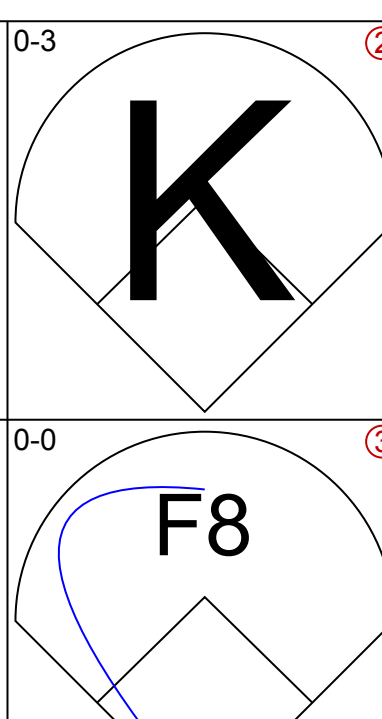
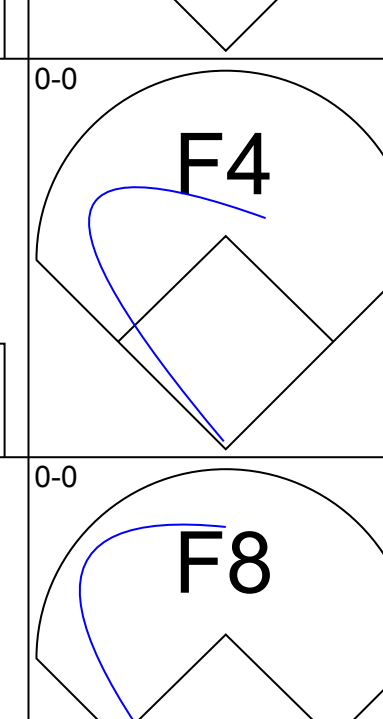
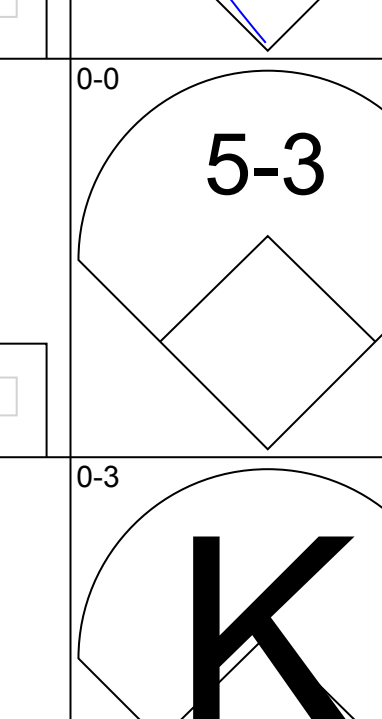
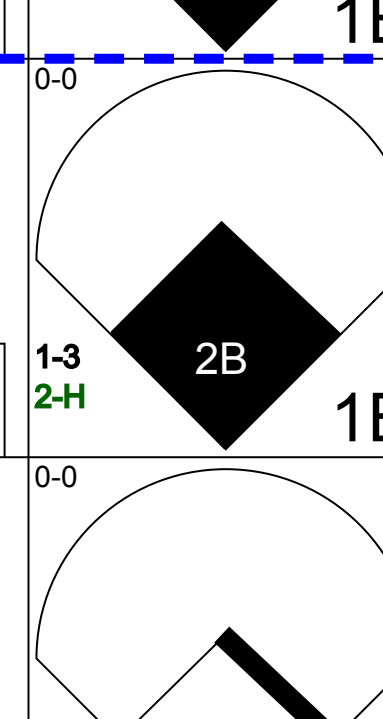
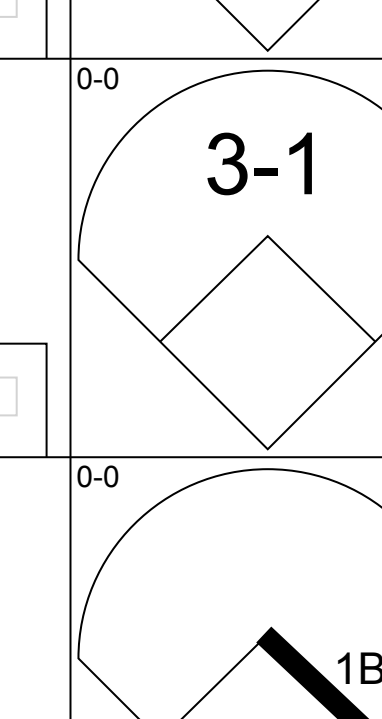
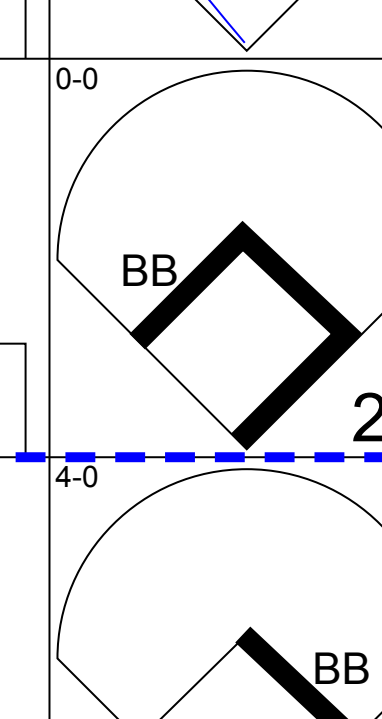
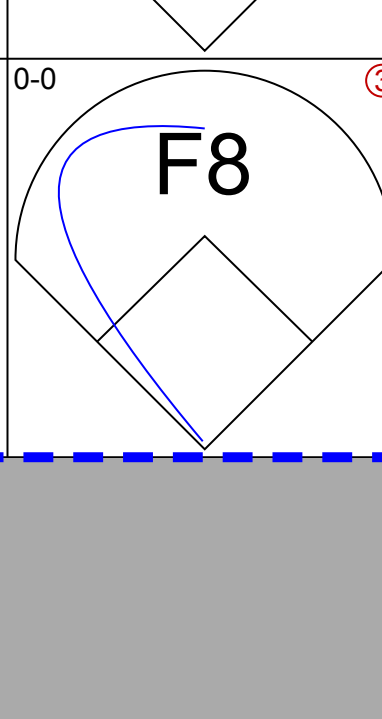
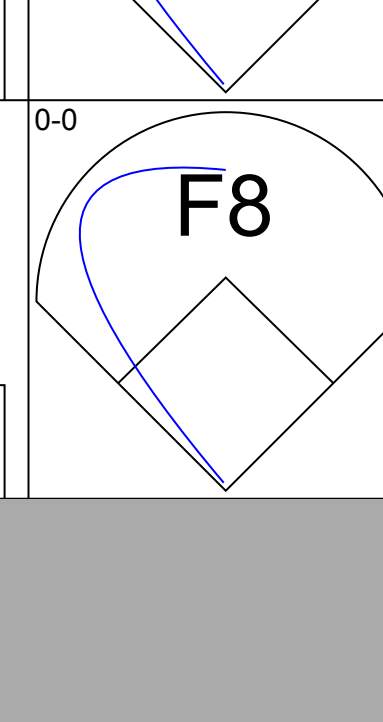
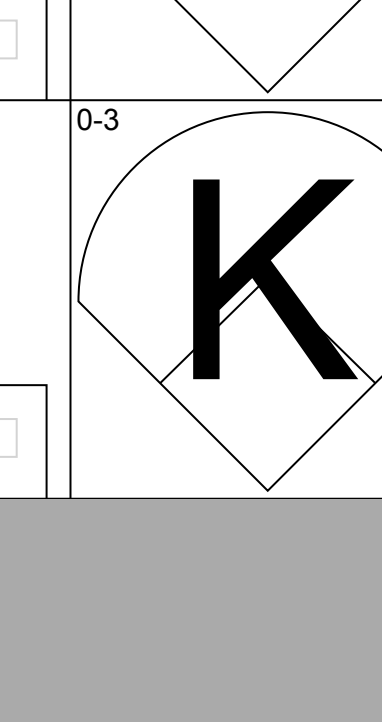
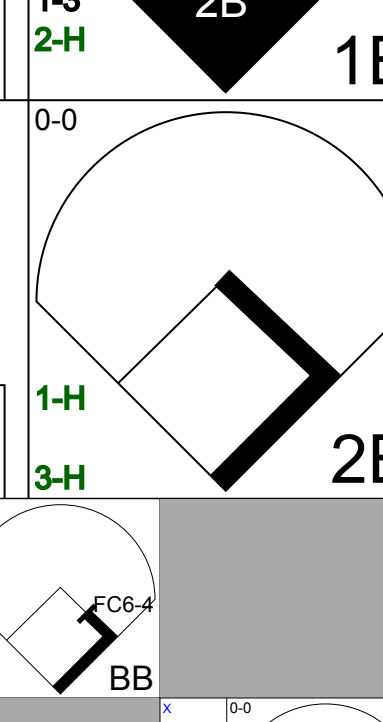
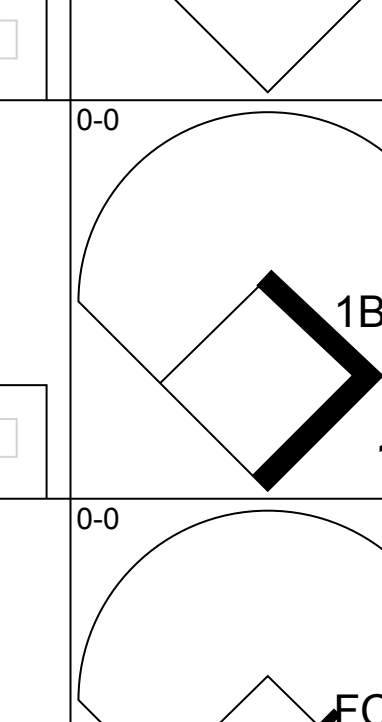
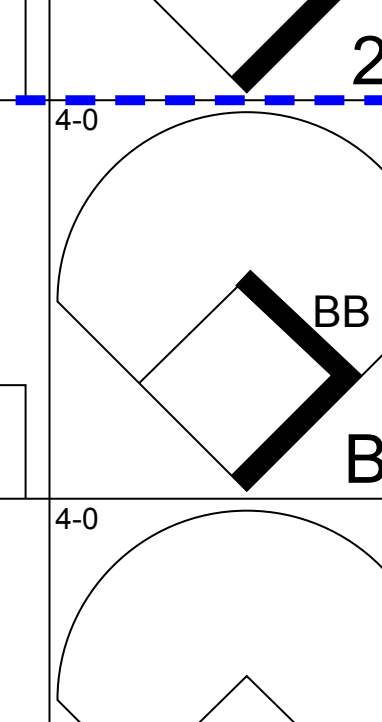
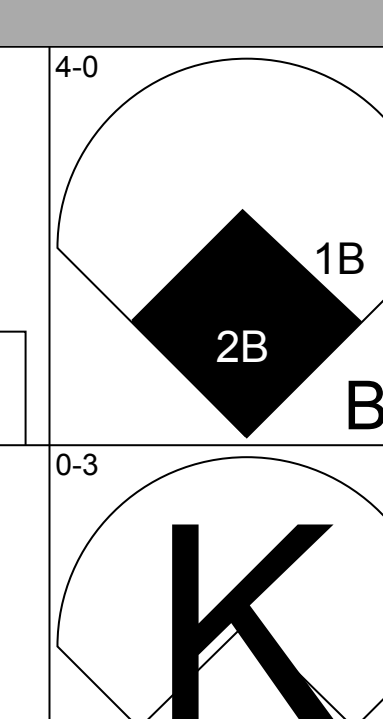
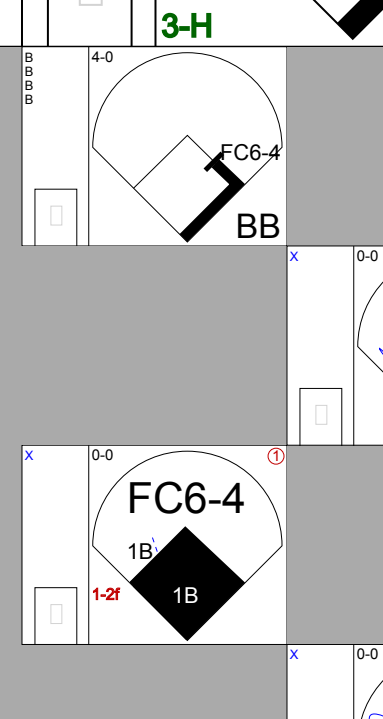
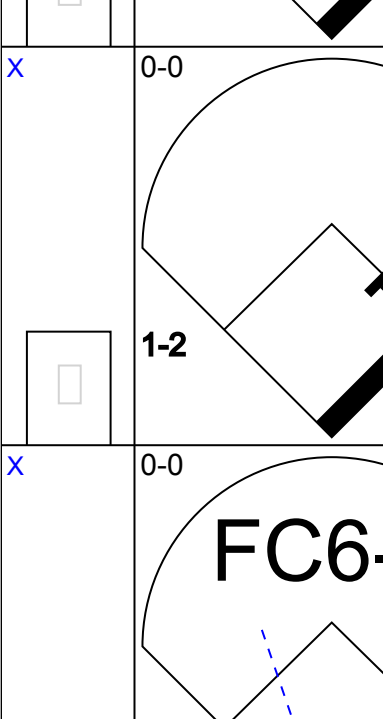
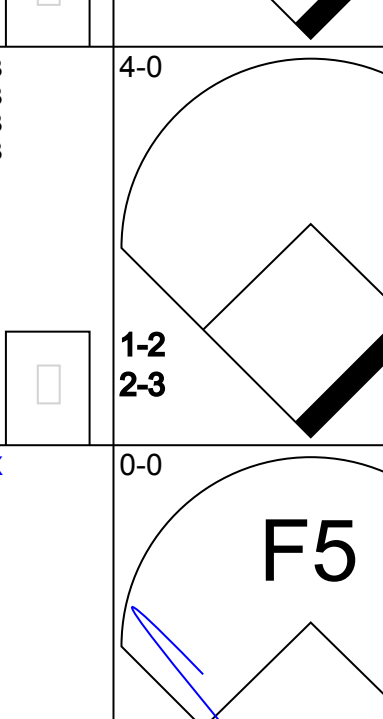


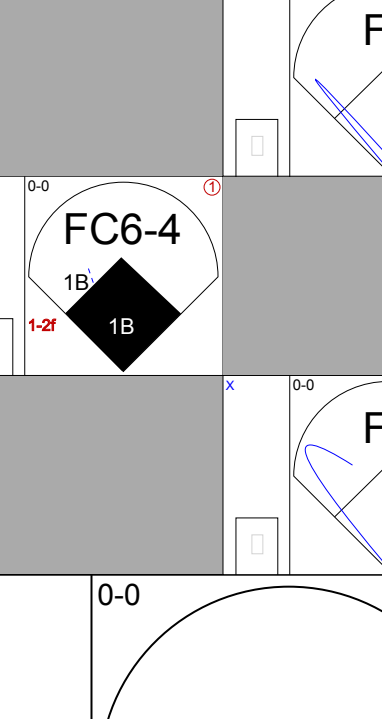
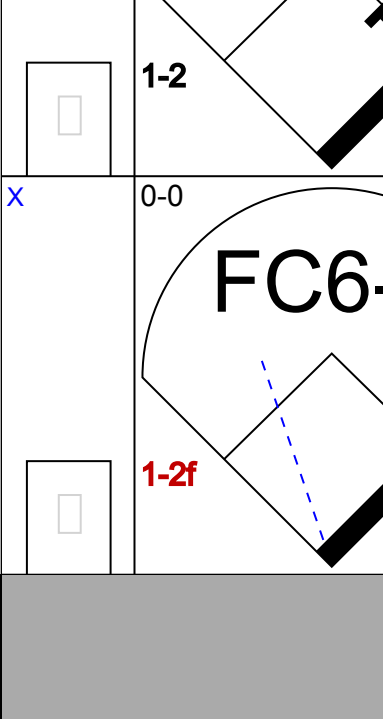
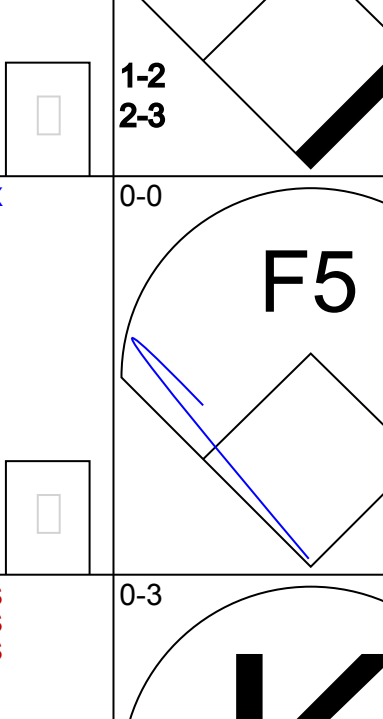



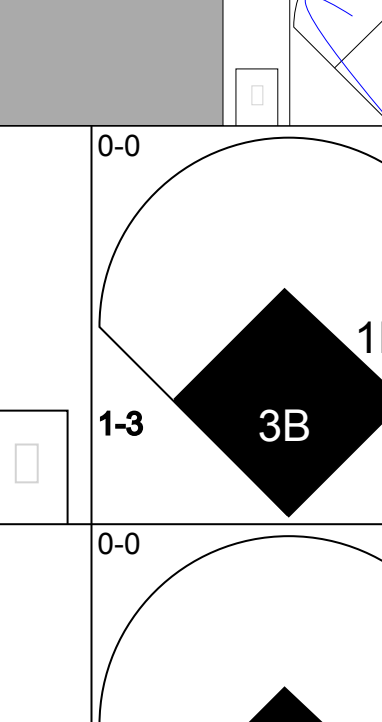

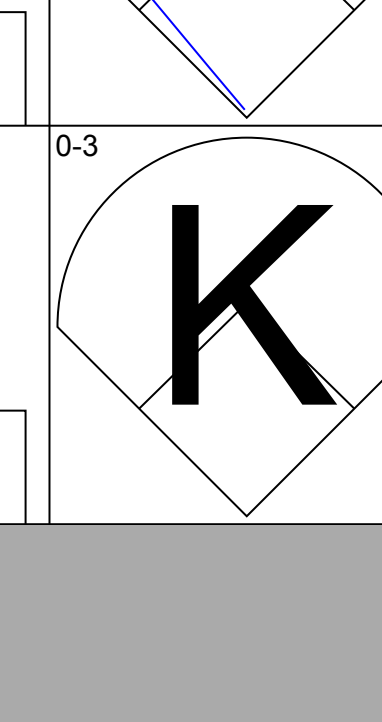


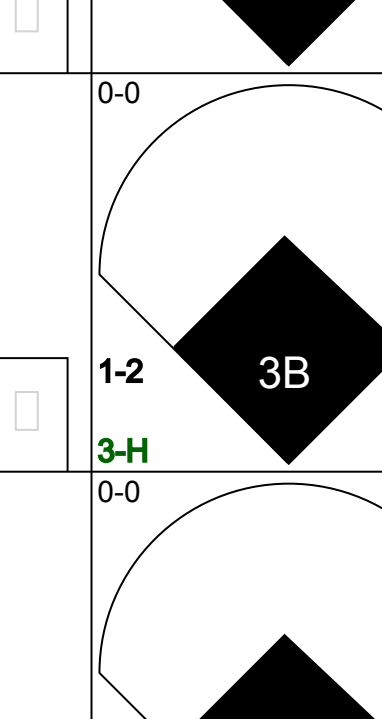




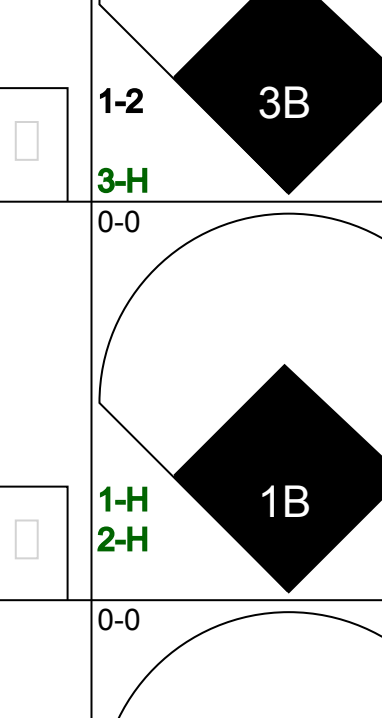




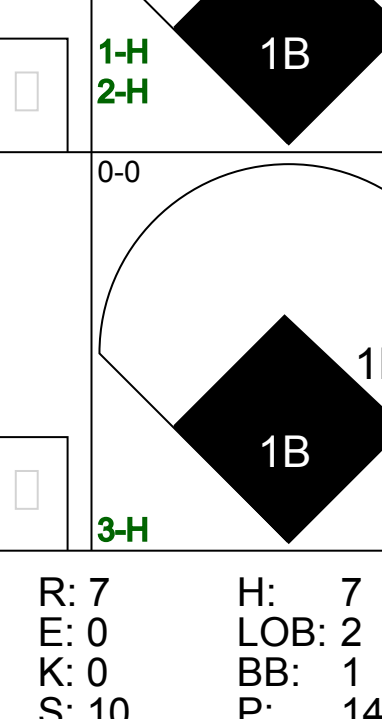




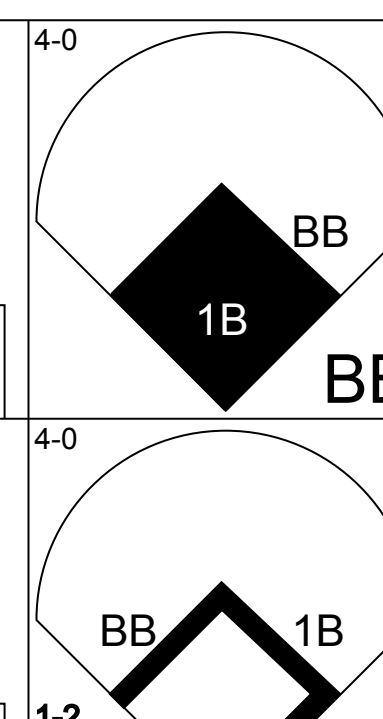
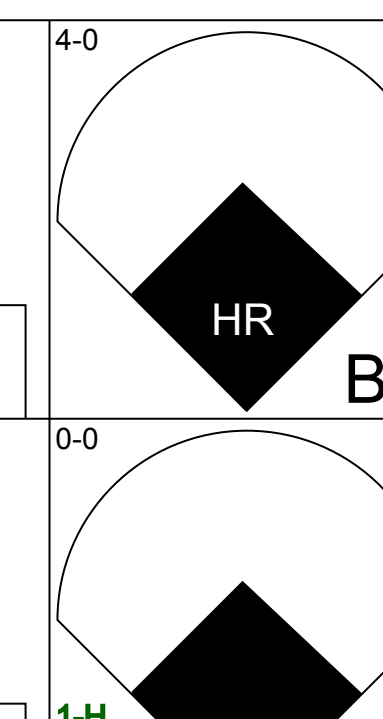
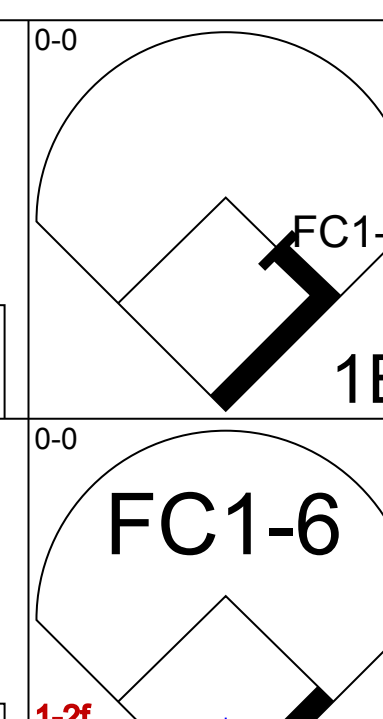
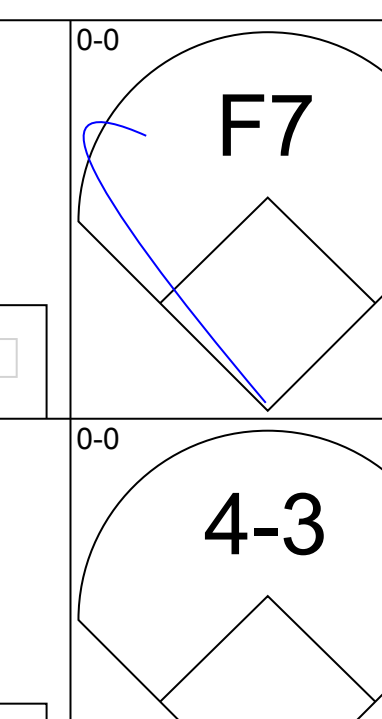
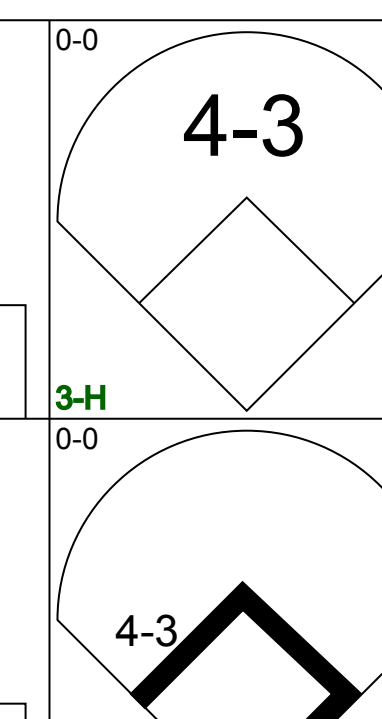
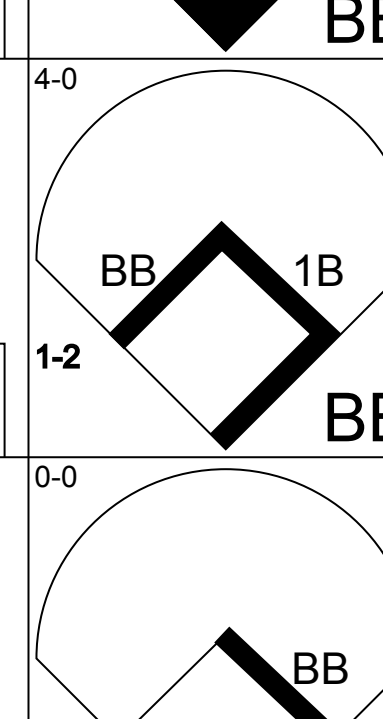
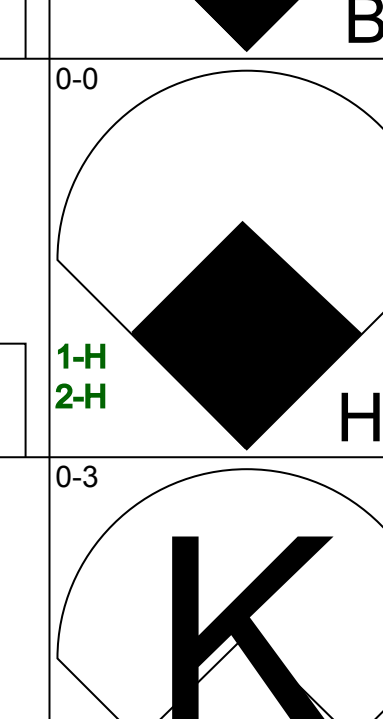
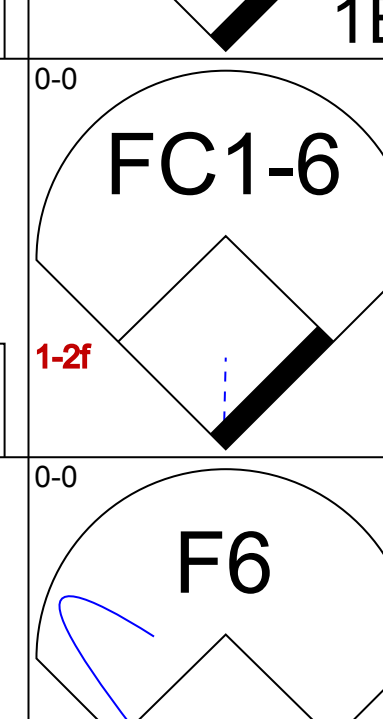
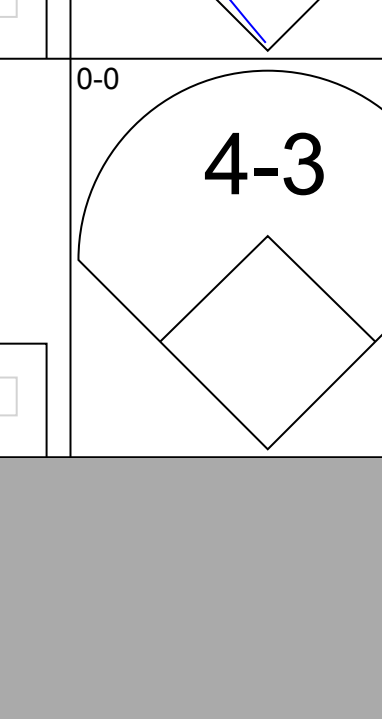
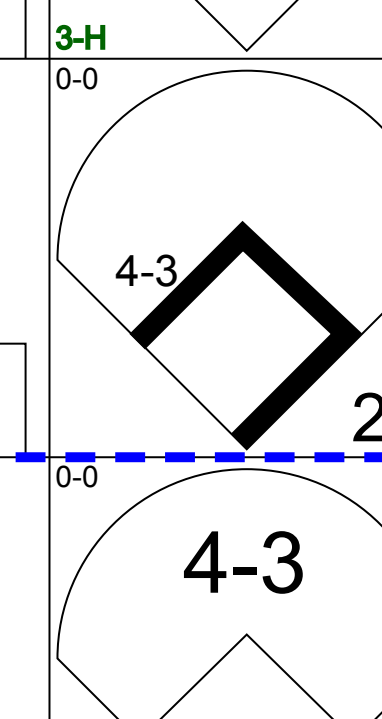
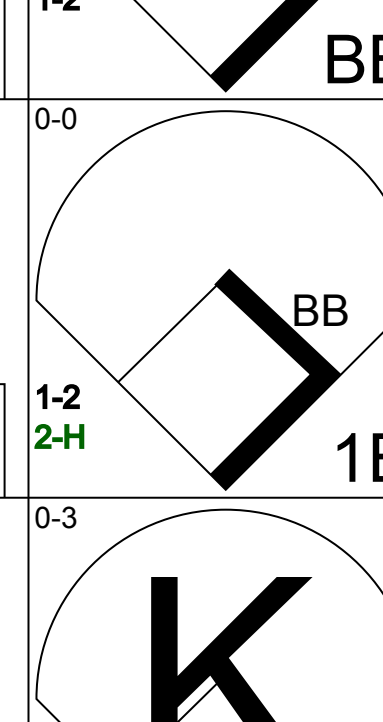
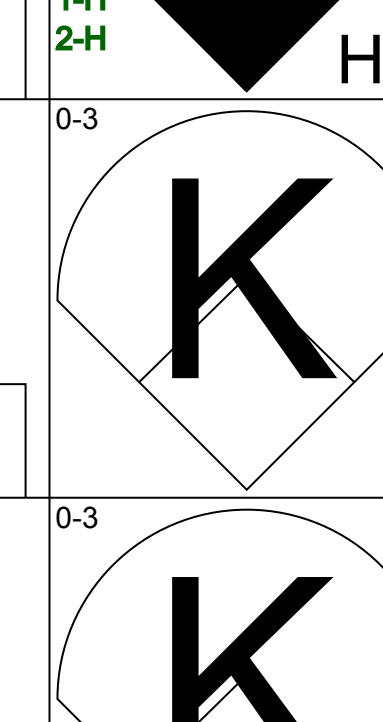
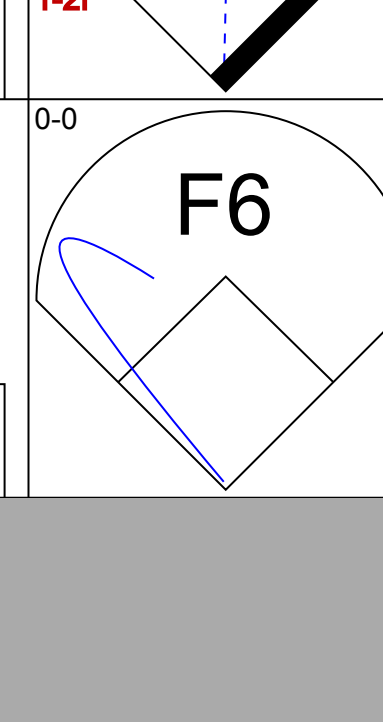

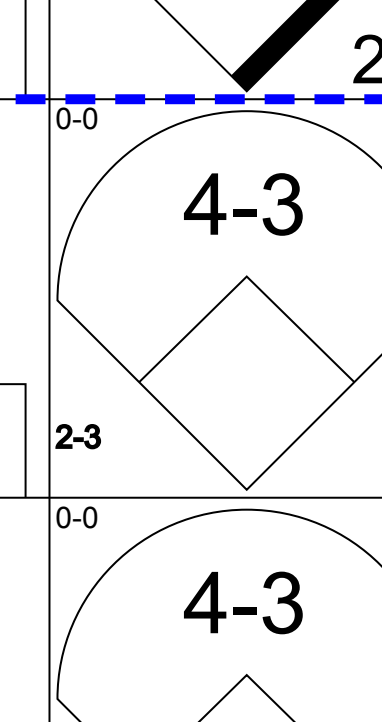
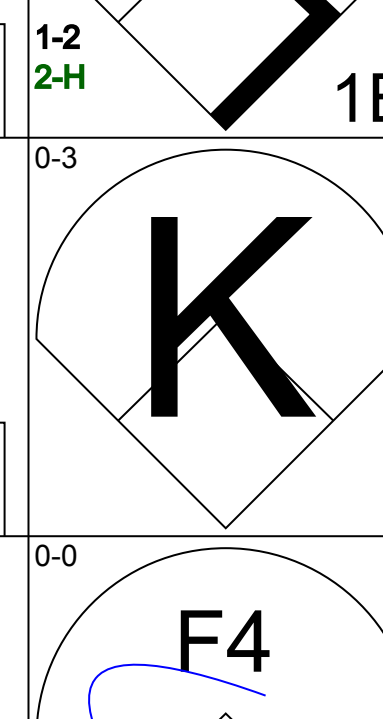
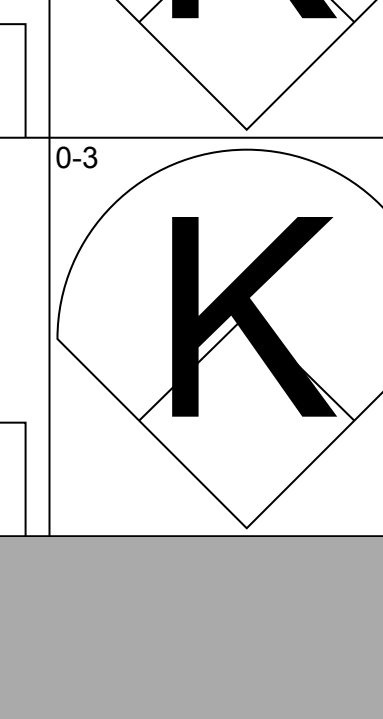


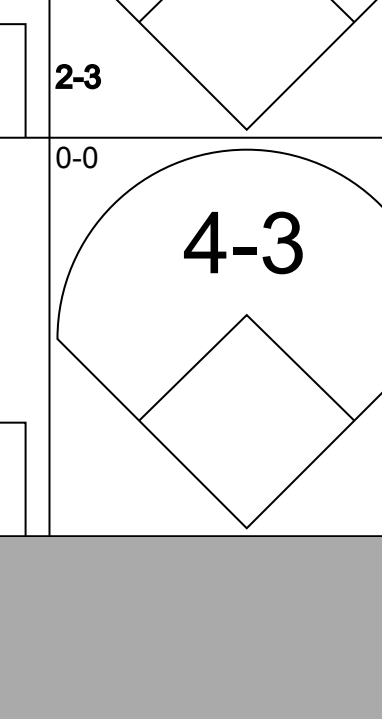
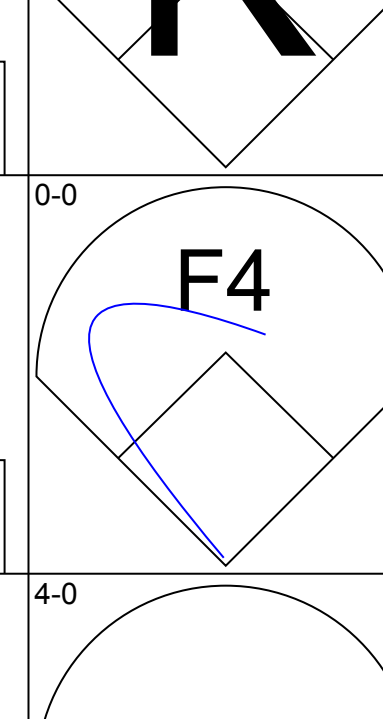
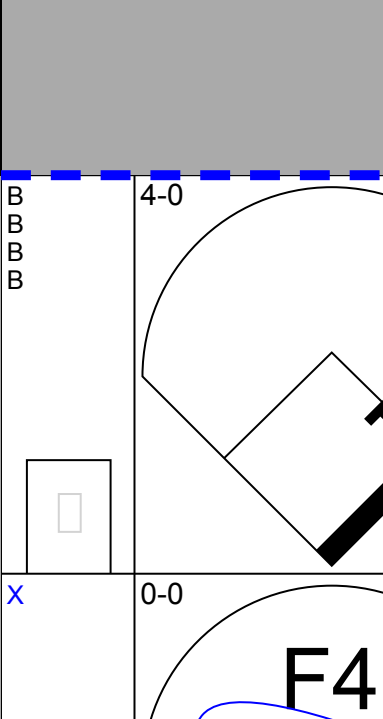


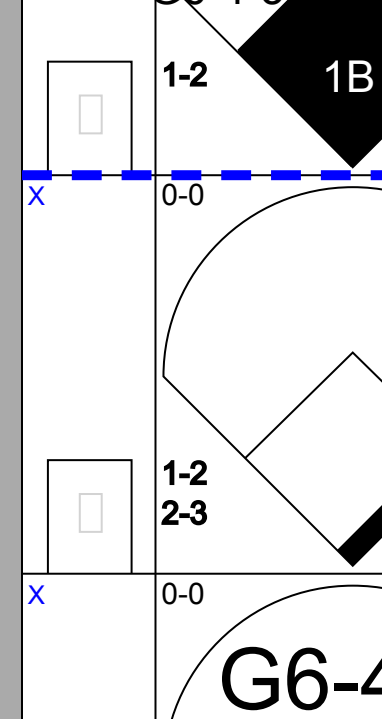

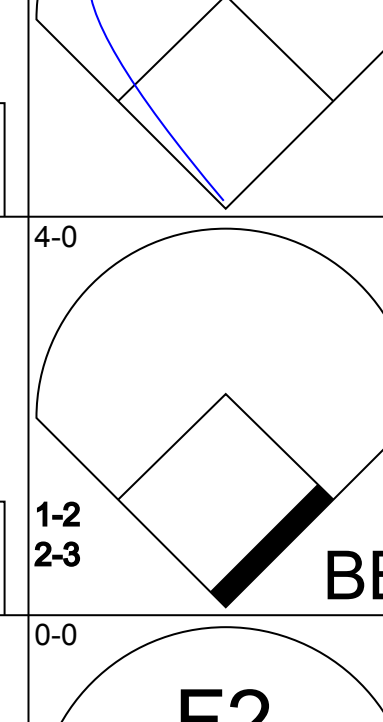
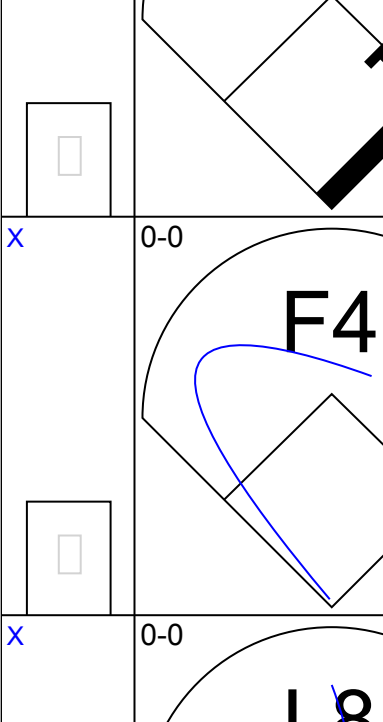


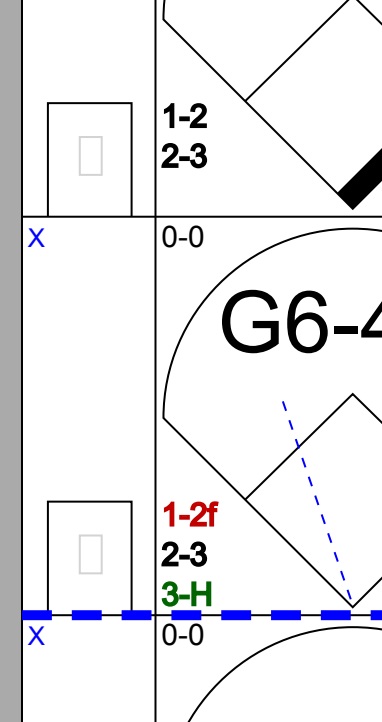

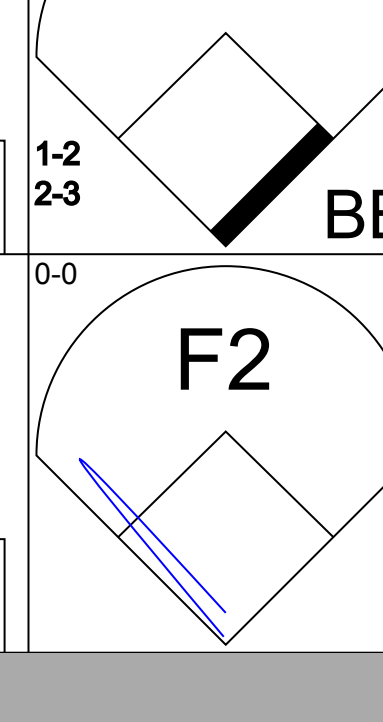
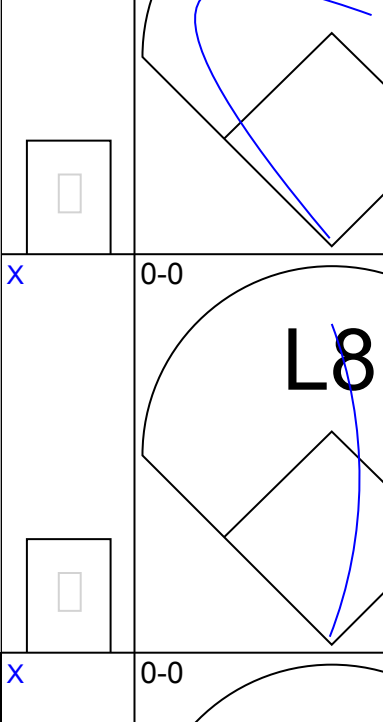


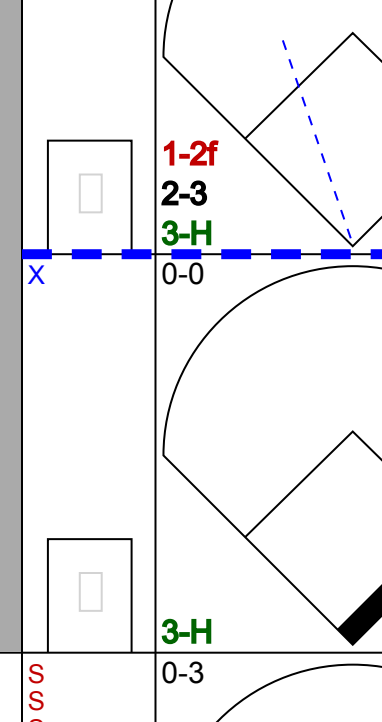

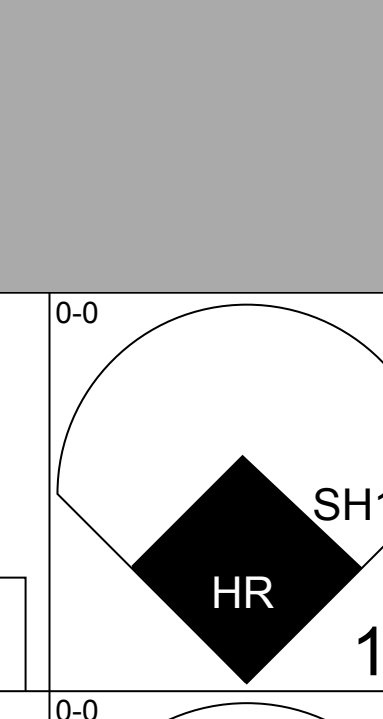
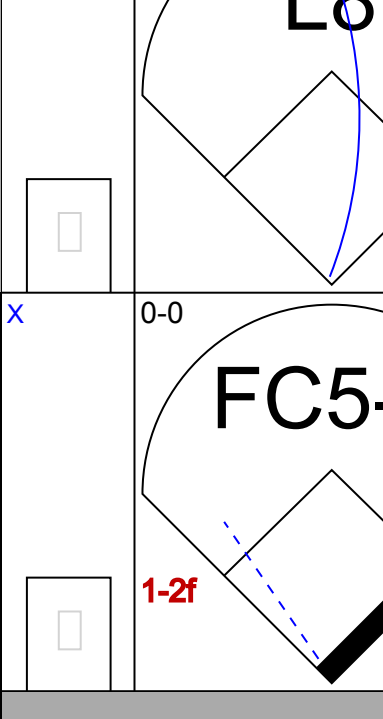

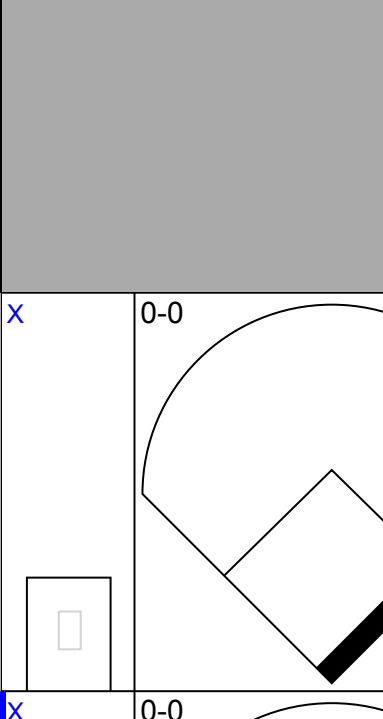
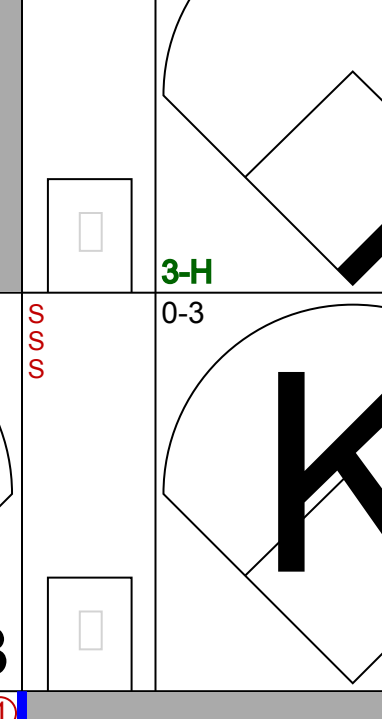

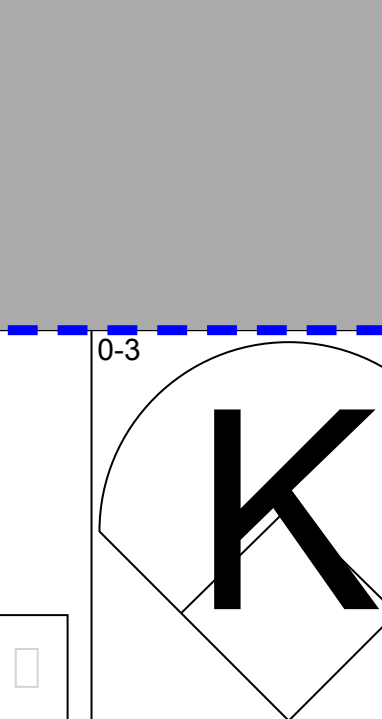
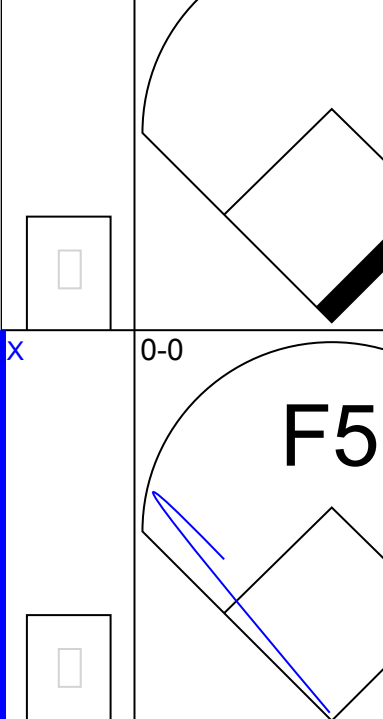
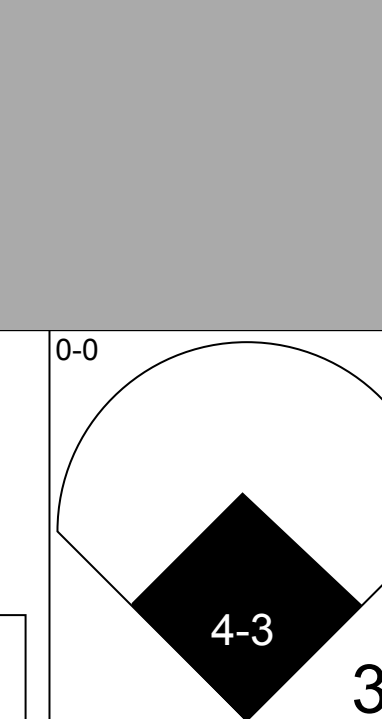
Batter	1	2	3	4	5	6	7	8	9	AB	R	H	RBI	BB	SO	LOB	BOTTOM		
Mary Breeding, R OBP: 0.322, SLG: 0.344	(1, 4) 0-0 F9			(1, 4) 0-0 F7	(1, 4) 0-0 4-3			(1, 4) 0-0 F4		4	0	0	0	0	0	0			
Gene Woodling, L OBP: 0.424, SLG: 0.405 Gene Stephens, L OBP: 0.308, SLG: 0.331	(1, 7) 0-0 4-3			(1, 7) 4-0 1B BB		(1, 7) 0-0 2B		(1, 7) 0-0 2B		3	0	2	0	1	0	0			
Jackie Brandt, R OBP: 0.374, SLG: 0.458	(1, 9) 0-0 F9			(1, 9) 0-0 F9		(1, 9) 0-0 F7		(1, 9) 0-0 1B 2B		4	1	1	1	0	0	2			
Walt Dropo, R OBP: 0.359, SLG: 0.432 Jim Gentile, L OBP: 0.475, SLG: 0.621	(1, 3) 0-3 K			(1, 3) 0-0 1B 1-2		(1, 3) 0-0 5-3		(1, 3) 4-0 1B IBB		3	0	1	0	0	1	1			
Gus Triandos, R OBP: 0.338, SLG: 0.347	(1, 2) 0-0 F3			(1, 2) 0-0 F7		(1, 2) 0-0 F4		(1, 2) 0-0 FC6-4 1B		4	0	1	1	0	0	3			
Brooks Robinson, R OBP: 0.322, SLG: 0.387	(1, 5) 0-0 5-3					(1, 5) 0-0 F9		(1, 5) 0-0 L8 FC6-4		4	0	0	0	0	0	3			
Ron Hansen, R OBP: 0.334, SLG: 0.440	(1, 6) 0-3 K		(1, 6) 0-3 K			(1, 6) 0-0 F9		(1, 6) 0-0 4-3		3	0	0	0	0	1	0			
Jim Busby, R OBP: 0.371, SLG: 0.370	(1, 8) 0-0 6-3			(1, 8) 4-0 HR BB		(1, 8) 0-0 F7				2	1	0	0	1	0	0			
Milt Pappas, R OBP: 0.100, SLG: 0.143	(1, 1) 0-3 K					(1, 1) 0-0 HR 1-H		(1, 1) 0-0 1-3		3	1	1	2	0	1	0			
Inning Stats	R: 0 E: 0 K: 0 S: 3	H: 0 LOB: 0 BB: 0 P: 3	R: 0 E: 0 K: 1 S: 5	H: 0 LOB: 0 BB: 0 P: 5	R: 0 E: 0 K: 2 S: 7	H: 0 LOB: 0 BB: 0 P: 7	R: 0 E: 0 K: 0 S: 4	H: 1 LOB: 2 BB: 1 P: 8	R: 2 E: 0 K: 0 S: 4	H: 1 LOB: 0 BB: 1 P: 8	R: 0 E: 0 K: 0 S: 4	H: 1 LOB: 1 BB: 0 P: 4	R: 0 E: 0 K: 0 S: 3	H: 0 LOB: 0 BB: 0 P: 3	R: 2 E: 0 K: 0 S: 6	H: 3 LOB: 3 BB: 1 P: 10	1B: 2 2B: 3 3B: 0 HR: 1	SF: 0 SAC: 0 DP: 0 HBP: 0	WP: 0 PA: 33 CS: 0
PITCHER Billy Pierce, L ERA: 3.63 Bob Rush, R ERA: 5.4	IP: 7.0 WLS: L BF: 26 H: 3 R: 2 ER: 2 SO: 3 BB: 2 IBB: 0 HBP: 0 BLK: 0 WP: 0 HR: 1 S: 30 P: 38 ERA: 2.57 WHIP: 0.714															PITCHER			

Chicago White Sox @ Baltimore Orioles
Memorial Stadium, Baltimore, MD
Fri Jul 01 1960, 7:05 PM EDT
Att: 16,204 - Unknown

AB 30
R 4
H 6
RBI 4
BB 3
SO 3
LOB 9



Batter	1	2	3	4	5	6	7	8	9	AB	R	H	RBI	BB	SO	LOB	TOP								
Al Smith, R OBP: 0.366, SLG: 0.460 (1, 9)										6	1	1	0	0	2	2	Chicago White Sox @ Baltimore Orioles Memorial Stadium, Baltimore, MD Sat Jul 02 1960, 7:05 PM EDT Att: 23,367 - Unknown								
Nellie Fox, L OBP: 0.332, SLG: 0.354 (1, 4)										6	1	2	1	0	0	2									
Minnie Minoso, R OBP: 0.406, SLG: 0.511 (1, 7)										4	0	2	2	1	1	0									
Roy Sievers, R OBP: 0.354, SLG: 0.430 (1, 3)										2	1	1	0	3	0	2									
Gene Freese, R OBP: 0.293, SLG: 0.444 (1, 5)										5	1	0	0	0	1	9									
Joe Ginsberg, L OBP: 0.431, SLG: 0.377 (1, 2)										5	1	3	0	0	1	3									
Jim Landis, R OBP: 0.372, SLG: 0.366 (1, 8)										5	1	2	2	0	1	1									
Luis Aparicio, R OBP: 0.282, SLG: 0.326 (1, 6)										4	1	1	2	1	1	4									
Early Wynn, S Dick Diamond, L Ted Kluszewski, R Jim Rivera, L Russ Kemmerer, R Gerry Staley, R Bob Shaw, R Frank Baumann, L (1, 1) (3, 1) (4, PH) (4, PH) (4, 1) (7, 1) (7, 1) (8, 1)										1	0	0	0	0	1	2									
Inning Stats	R: 0 E: 0 K: 1 S: 5	H: 0 LOB: 0 BB: 0 P: 5	R: 1 E: 0 K: 2 S: 9	H: 2 LOB: 1 BB: 1 P: 13	R: 0 E: 0 K: 1 S: 5	H: 0 LOB: 0 BB: 0 P: 5	R: 7 E: 0 K: 0 S: 10	H: 7 LOB: 2 BB: 1 P: 14	R: 0 E: 0 K: 0 S: 6	H: 1 LOB: 1 BB: 0 P: 6	R: 0 E: 0 K: 0 S: 5	H: 2 LOB: 1 BB: 0 P: 5	R: 0 E: 0 K: 1 S: 3	H: 0 LOB: 1 BB: 1 P: 7	R: 0 E: 0 K: 1 S: 6	H: 1 LOB: 3 BB: 2 P: 14	R: 0 E: 1 K: 2 S: 8	H: 0 LOB: 2 BB: 1 P: 12	1B: 8 2B: 4 3B: 1 HR: 0	SF: 0 SAC: 0 DP: 0 HBP: 0	WP: 0 PB: 0 SB: 2 CS: 0	PA: 47			
PITCHER	IP	WLS	BF	H	R	ER	SO	BB	IBB	HBP	BLK	WP	HR	S	P	ERA	WHIP	PITCHER							
Chuck Estrada, R ERA: 3.92 (1, 1)	3.1	L	19	7	7	7	4	2	0	0	0	0	0	25	33	18.90	2.700								
Gordon Jones, R ERA: 4.12 (4, 1)	2.2		13	5	1	1	1	0	0	0	0	0	0	15	15	3.38	1.875								
Billy Hoelt, L ERA: 2.08 (7, 1)	1.1		6	1	0	0	0	1	0	0	0	0	0	5	9	0.00	1.500								
Hoyt Wilhelm, R ERA: 3.71 (8, 1)	1.2		9	0	0	0	3	3	0	0	0	0	0	12	24	0.00	1.800								


Batter	1	2	3	4	5	6	7	8	9	AB	R	H	RBI	BB	SO	LOB	BOTTOM								
Mary Breeding, R OBP: 0.326, SLG: 0.344 (1, 4)										3	2	1	1	2	0	1	Chicago White Sox @ Baltimore Orioles Memorial Stadium, Baltimore, MD Sat Jul 02 1960, 7:05 PM EDT Att: 23,367 - Unknown								
Gene Stephens, L OBP: 0.316, SLG: 0.362 (1, 9) (8, 8) (9, 9)										4	1	2	3	1	0	2									
Gene Woodling, L OBP: 0.424, SLG: 0.405 (1, 7)										5	1	2	1	0	1	2									
Jim Gentile, L OBP: 0.477, SLG: 0.614 (1, 3)										5	1	2	0	0	2	3									
Clint Courtney, L OBP: 0.348, SLG: 0.262 Gus Triandos, R OBP: 0.336, SLG: 0.345 (1, 2) (9, PH)										3	0	2	0	1	0	2									
Brooks Robinson, R OBP: 0.323, SLG: 0.385 (1, 5)										4	0	1	0	1	0	5									
Jackie Brandt, R OBP: 0.372, SLG: 0.454 Hoyt Wilhelm, R OBP: 0.074, SLG: 0.040 Walt Dropo, R OBP: 0.355, SLG: 0.427 (1, 8) (8, 1) (9, PH)										4	0	1	1	0	0	5									
Ron Hansen, R OBP: 0.337, SLG: 0.441 (1, 6)									4	1	2	0	0	1	2										
Chuck Estrada, R Gordon Jones, R Al Pihlak, L Billy Hoelt, L Dave Nicholson, R Bob Boyd, L Jim Busby, R (1, 1) (4, 1) (4, PH) (7, 1) (9, 9) (8, PH) (8, 8)										0	0	0	0	0	0	0									
Inning Stats	R: 1 E: 0 K: 1 S: 6	H: 1 LOB: 3 BB: 3 P: 18	R: 3 E: 0 K: 2 S: 9	H: 2 LOB: 1 BB: 1 P: 13	R: 0 E: 0 K: 0 S: 3	H: 0 LOB: 1 BB: 1 P: 7	R: 0 E: 0 K: 1 S: 6	H: 1 LOB: 1 BB: 0 P: 6	R: 0 E: 0 K: 0 S: 4	H: 2 LOB: 1 BB: 0 P: 4	R: 0 E: 0 K: 0 S: 4	H: 1 LOB: 1 BB: 0 P: 4	R: 2 E: 0 K: 1 S: 8	H: 4 LOB: 1 BB: 0 P: 8	R: 1 E: 0 K: 0 S: 5	H: 2 LOB: 0 BB: 0 P: 5	R: 0 E: 0 K: 0 S: 3	H: 1 LOB: 0 BB: 0 P: 3	1B: 11 2B: 1 3B: 1 HR: 1	SF: 0 SAC: 1 DP: 3 HBP: 0	WP: 0 PB: 0 SB: 0 CS: 0	PA: 43			
PITCHER	IP	WLS	BF	H	R	ER	SO	BB	IBB	HBP	BLK	WP	HR	S	P	ERA	WHIP	PITCHER							
Early Wynn, R ERA: 4.79 (1, 1)	2.0		13	3	4	4	3	4	0	0	0	0	0	3	7	0.00	1.000								
Dick Donovan, R ERA: 8.2 (3, 1)	1.0	W	4	0	0	0	0	1	0	0	0	0	0	3	7	0.00	1.000								
Russ Kemmerer, R ERA: 4.14 (4, 1)	3.0		14	6	2	2	1	0	0	0	0	0	0	16	16	6.00	2.000								
Gerry Staley, R ERA: 1.7 (7, 1)	0.2		2	1	0	0	0	0	0	0	0	0	0	2	2	0.00	1.500								
Bob Shaw, R ERA: 3.55 (7, 1)	0.2		5	3	1	1	1	0	0	0	0	0	0	7	7	13.50	4.500								

Batter	1	2	3	4	5	6	7	8	9	10	11	AB	R	H	RBI	BB	SO	LOB	TOP								
Al Smith, R OBP: 0.363, SLG: 0.454 (1, 9)	4-0 BB		0-0 F8			0-0 6-3		0-0 4-3		0-0 5-3		4	0	0	0	1	0	0									
Nellie Fox, L OBP: 0.330, SLG: 0.352 (1, 4)	0-0 F9			0-0 F8		0-0 1B		0-0 F6		0-0 F9		5	0	1	0	0	0	1									
Minnie Minoso, R OBP: 0.399, SLG: 0.502 (1, 7)	0-0 F9			0-3 K		0-0 F5		0-0 1-3			0-0 5-3	5	0	0	0	0	1	2									
Roy Sievers, R OBP: 0.360, SLG: 0.453 (1, 3)	0-0 F1			0-0 F7			0-0 HR		0-0 SH3-4 1B		0-0 E 1B	5	2	3	1	0	0	1									
Gene Freese, R OBP: 0.292, SLG: 0.440 (1, 5)		0-0 F7			0-3 K		0-0 E 1B		0-0 SH3-4 1-2		0-0 L8	4	0	1	0	0	1	1									
Sherm Lollar, R OBP: 0.335, SLG: 0.374 (1, 2)	0-0 F9			0-0 5-3		0-0 5-3		0-0 F5 1-3		0-0 5-3		0-0 E8 1B	5	0	1	0	0	0	2								
Jim Landis, R OBP: 0.372, SLG: 0.361 (1, 8)	0-3 K			4-0 FC6-4 BB		0-0 5-3		0-0 5-3		4-0 BB		0-0 1-3	3	0	0	0	2	1	2								
Luis Aparicio, R OBP: 0.282, SLG: 0.323 (1, 6)			0-0 6-3		0-0 FC6-4 1-2		4-0 IBB		0-0 6-3			3	0	0	0	1	0	3									
Herb Score, L (1, 1)			0-3 K			0-3 K		0-3 K			0-0 F9	3	0	0	0	0	3	2									
Earl Torgeson, L OBP: 0.511, SLG: 0.563 (10, PH)												1	0	0	0	0	0	0									
Gerry Staley, R OBP: 0.273, SLG: 0.125 (10, 1)												0	0	0	0	0	0	0									
Inning Stats	R: 0 E: 0 K: 0 S: 3	H: 0 LOB: 1 BB: 1 P: 7	R: 0 E: 0 K: 1 S: 5	H: 0 LOB: 0 BB: 0 P: 5	R: 0 E: 0 K: 1 S: 5	H: 0 LOB: 0 BB: 0 P: 5	R: 0 E: 0 K: 1 S: 5	H: 1 LOB: 1 BB: 1 P: 6	R: 1 E: 1 K: 1 S: 7	H: 2 LOB: 2 BB: 1 P: 11	R: 0 E: 0 K: 0 S: 3	H: 0 LOB: 0 BB: 0 P: 3	R: 0 E: 0 K: 0 S: 4	H: 1 LOB: 2 BB: 1 P: 8	R: 0 E: 0 K: 0 S: 3	H: 0 LOB: 0 BB: 0 P: 3	R: 1 E: 1 K: 0 S: 5	H: 2 LOB: 1 BB: 0 P: 5	1B: 5 2B: 0 3B: 0 HR: 1	SF: 0 SAC: 1 DP: 0 HBP: 0	WP: 0 PB: 0 SB: 0 CS: 0	PA: 43					
PITCHER Jack Fisher, R ERA: 3.25 (1, 1)	IP 11.0	WLS L	BF 43	H 6	R 2	ER 1	SO 6	BB 3	IBB 1	HBP 0	BLK 0	WP 0	HR 1	S 51	P 67	ERA 0.82	WHIP 0.818										

Chicago White Sox @ Baltimore Orioles
Memorial Stadium, Baltimore, MD
Sun Jul 03 1960, 3:33 AM EDT
Att: 11,967 - Unknown

livebaseballscorecards.com

AB 38
R 2
H 6
RBI 1
BB 4
SO 6
LOB 14




Batter	1	2	3	4	5	6	7	8	9	10	11	AB	R	H	RBI	BB	SO	LOB	BOTTOM									
Mary Breeding, R OBP: 0.322, SLG: 0.340 (1, 4)	0-0 6-3		0-0 F5		0-3 K		0-3 K			4-0 G6-3 BB		4	0	0	0	0	2	4										
Bob Boyd, L OBP: 0.340, SLG: 0.400 (10, PH)												0	0	0	0	1	0	0										
Billy Klaus, L OBP: 0.375, SLG: 0.714 (11, 4)												0	0	0	0	0	0	0										
Jim Busby, R OBP: 0.358, SLG: 0.356 (1, 8)	0-0 4-3		0-3 K2-3			0-0 1B		0-0 F7		0-0 G6-3 1-2		5	0	1	0	0	1	2										
Jackie Brandt, R OBP: 0.364, SLG: 0.443 (1, 9)	0-3 K			0-0 F8		0-0 F9		0-0 F8		0-0 F8		5	0	0	0	0	1	1										
Walt Dropo, R OBP: 0.361, SLG: 0.424 (1, 3)		4-0 BB		0-0 F7		0-0 F8		0-0 F8			0-0 1-3	3	0	1	0	1	0	1										
Jim Gentile, L OBP: 0.475, SLG: 0.611 (11, PH)												1	0	0	0	0	0	0										
Gus Triandos, R OBP: 0.331, SLG: 0.363 (1, 2)	0-0 F5			0-0 HR		0-0 6-3		0-0 F8		0-0 5-3		5	1	1	1	0	0	3										
Brooks Robinson, R OBP: 0.318, SLG: 0.379 (1, 5)	0-0 F2			0-0 F9			0-0 5-3		0-0 F4		0-0 F9	5	0	0	0	0	0	1										
Ron Hansen, R OBP: 0.336, SLG: 0.438 (1, 6)	0-3 K				0-0 F6		0-0 SH4-3 BB 1B		0-0 F2			4	0	1	0	0	1	1										
Dave Nicholson, R OBP: 0.298, SLG: 0.292 (1, 7)			4-0 CS BB		0-0 CS 1B		4-0 SH4-3 BB		4-0 BB			1	0	1	0	3	0	0										
Gene Stephens, L OBP: 0.316, SLG: 0.362 (10, 7)												0	0	0	0	0	0	0										
Jack Fisher, R OBP: 0.259, SLG: 0.174 (1, 1)			4-0 CS BB		4-0 CS 1B		0-0 SH4-3		0-0 F4			1	0	0	0	2	0	1										
Inning Stats	R: 0 E: 0 K: 1 S: 5	H: 0 LOB: 0 BB: 0 P: 5	R: 0 E: 0 K: 1 S: 5	H: 0 LOB: 1 BB: 1 P: 9	R: 0 E: 0 K: 1 S: 4	H: 0 LOB: 1 BB: 2 P: 12	R: 1 E: 0 K: 0 S: 4	H: 1 LOB: 1 BB: 0 P: 4	R: 0 E: 0 K: 1 S: 5	H: 1 LOB: 1 BB: 1 P: 9	R: 0 E: 0 K: 0 S: 4	H: 1 LOB: 1 BB: 0 P: 4	R: 0 E: 0 K: 0 S: 3	H: 0 LOB: 0 BB: 1 P: 7	R: 0 E: 0 K: 0 S: 2	H: 0 LOB: 0 BB: 1 P: 6	R: 0 E: 0 K: 0 S: 3	H: 0 LOB: 0 BB: 0 P: 3	1B: 4 2B: 0 3B: 0 HR: 1	SF: 0 SAC: 1 DP: 1 HBP: 0	WP: 0 PB: 0 SB: 0 CS: 2	PA: 42						
PITCHER Herb Score, L ERA: 6.04 (1, 1)	IP 9.0	WLS L	BF 36	H 5	R 1	ER 1	SO 5	BB 6	IBB 0	HBP 0	BLK 0	WP 0	HR 1	S 40	P 64	ERA 1.00	WHIP 1.222											
Gerry Staley, R ERA: 1.71 (10, 1)	2.0	W	6	0	0	0	0	1	0	0	0	0	0	0	5	9	0.00	0.500										

Chicago White Sox @ Baltimore Orioles
Memorial Stadium, Baltimore, MD
Sun Jul 03 1960, 3:33 AM EDT
Att: 11,967 - Unknown

livebaseballscorecards.com

AB 34
R 1
H 5
RBI 1
BB 7
SO 5
LOB 14



Batter	1	2	3	4	5	6	7	8	9	AB	R	H	RBI	BB	SO	LOB	TOP		
Jackie Brandt, R OBP: 0.359, SLG: 0.433 (1,9)	K	1-3	F9					E5		5	1	1	0	0	1	3	Baltimore Orioles @ Boston Red Sox Fenway Park, Boston, MA Mon Jul 04 1960, 3:38 AM EDT Att: 20,206 - Unknown		
Jim Busby, R OBP: 0.381, SLG: 0.375 (1,8)	1B	L8			F9	CS		F7		5	1	2	0	0	0	2			
Ron Hansen, R OBP: 0.348, SLG: 0.449 (1,6)	K		K					1B		4	2	2	1	1	2	1			
Walt Dropo, R OBP: 0.380, SLG: 0.437 (6, PH) Jim Gentile, L OBP: 0.494, SLG: 0.592 (6,3)	BB		1B		2B			1B		2	2	2	1	1	0	0			
Gus Triandos, R OBP: 0.340, SLG: 0.380 (1,2)	BB		BB		1B			1B		2	0	1	1	0	1	2			
Brooks Robinson, R OBP: 0.321, SLG: 0.381 (1,5)	1-2		BB		1B			1B		5	0	3	1	0	1	3			
Dave Nicholson, R OBP: 0.305, SLG: 0.288 (4, PH) Gene Woodling, L OBP: 0.425, SLG: 0.412 (4,7) Gene Stephens, L OBP: 0.322, SLG: 0.367 Billy Hoelt, L (7,1)	P6		BB		FC1-2			1B		1	1	0	0	1	0	3			
Mary Breeding, R OBP: 0.322, SLG: 0.339 (1,4)			1B							5	0	1	0	0	1	4			
Jerry Walker, S OBP: 0.320, SLG: 0.304 Gordon Jones, R OBP: 0.400, SLG: 0.400 Al Pilarcik, L OBP: 0.328, SLG: 0.384 (1,1)										2	0	1	1	0	0	0			
Inning Stats	R: 1 E: 0 K: 2 S: 10	H: 3 LOB: 3 BB: 1 P: 14	R: 0 E: 0 K: 0 S: 4	H: 1 LOB: 1 BB: 0 P: 4	R: 3 E: 0 K: 1 S: 9	H: 4 LOB: 2 BB: 1 P: 13	R: 2 E: 0 K: 0 S: 5	H: 3 LOB: 1 BB: 0 P: 9	R: 0 E: 0 K: 1 S: 5	H: 1 LOB: 0 BB: 0 P: 5	R: 0 E: 0 K: 1 S: 8	H: 2 LOB: 1 BB: 0 P: 8	R: 0 E: 0 K: 1 S: 5	H: 0 LOB: 0 BB: 0 P: 5	1B: 14 2B: 2 3B: 0 HR: 0	SF: 0 SAC: 1 DP: 3 HBP: 0		WP: 0 PB: 0 SB: 0 CS: 1	PA: 45
PITCHER	IP	WLS	BF	H	R	ER	SO	BB	IBB	HBP	BLK	WP	HR	S	P	ERA		WHIP	
Tom Borland, L ERA: 6.0 (1,1)	3.1		23	10	6	6	3	3	0	0	1	0	0	26	38	16.20	3.900		
Tom Sturdivant, R ERA: 4.73 (4,1)	2.2		9	3	0	0	1	1	0	0	0	0	0	10	14	0.00	1.500		
Billy Muffett, R ERA: 7.71 (7,1)	2.0	L	9	3	2	0	2	0	0	0	0	0	0	13	13	0.00	1.500		
Mike Fomiele, R ERA: 2.91 (9,1)	1.0		3	0	0	0	1	0	0	0	0	0	0	5	5	0.00	0.000		

Batter	1	2	3	4	5	6	7	8	9	AB	R	H	RBI	BB	SO	LOB	BOTTOM						
Willie Tasby, R OBP: 0.360, SLG: 0.326 (1,8)			5-3					F9		4	1	1	0	1	0	4	Baltimore Orioles @ Boston Red Sox Fenway Park, Boston, MA Mon Jul 04 1960, 3:38 AM EDT Att: 20,206 - Unknown						
Pete Runnels, L OBP: 0.406, SLG: 0.434 (1,4)	F8									5	2	2	0	0	0	1							
Ted Williams, L OBP: 0.460, SLG: 0.761 (1,7)	G4-6-3									5	1	2	1	0	2	2							
Vic Wertz, L OBP: 0.332, SLG: 0.439 (1,3)		G3								4	0	1	1	0	1	2							
Frank Matzone, R OBP: 0.327, SLG: 0.396 (1,5)		F5								4	1	1	0	1	0	1							
Russ Nixon, L OBP: 0.327, SLG: 0.392 (1,2)		F8								4	1	1	2	0	0	2							
Gary Geiger, L OBP: 0.362, SLG: 0.472 (1,9)			4-3							4	0	2	1	0	0	0							
Don Buddin, R OBP: 0.361, SLG: 0.398 (1,6)										3	0	1	0	1	0	2							
Tom Borland, L ERA: 6.0 (1,1) Tom Sturdivant, L ERA: 4.73 (4,1) Rip Ripstein, R OBP: 0.316, SLG: 0.426 (6, PH) Tom Brewer, R OBP: 0.300, SLG: 0.290 (7,1) Billy Muffett, R ERA: 7.71 (7,1) Ray Boone, R OBP: 0.310, SLG: 0.250 (8, PH) Mike Fomiele, R ERA: 2.91 (9,1)			F7							1	0	0	0	0	0	1							
Inning Stats	R: 0 E: 0 K: 0 S: 2	H: 0 LOB: 0 BB: 1 P: 6	R: 0 E: 0 K: 0 S: 3	H: 0 LOB: 0 BB: 0 P: 3	R: 0 E: 0 K: 0 S: 4	H: 1 LOB: 1 BB: 0 P: 4	R: 1 E: 0 K: 0 S: 4	H: 2 LOB: 0 BB: 0 P: 4	R: 0 E: 0 K: 0 S: 3	H: 0 LOB: 0 BB: 1 P: 7	R: 5 E: 0 K: 0 S: 10	H: 7 LOB: 2 BB: 0 P: 10	R: 0 E: 1 K: 2 S: 8	H: 0 LOB: 2 BB: 1 P: 12	R: 0 E: 0 K: 0 S: 4	H: 1 LOB: 1 BB: 0 P: 4		R: 0 E: 0 K: 1 S: 6	H: 1 LOB: 1 BB: 0 P: 6	1B: 9 2B: 2 3B: 1 HR: 0	SF: 1 SAC: 0 DP: 2 HBP: 0	WP: 0 PB: 0 SB: 0 CS: 0	PA: 41
PITCHER	IP	WLS	BF	H	R	ER	SO	BB	IBB	HBP	BLK	WP	HR	S	P	ERA		WHIP					
Jerry Walker, R ERA: 3.77 (1,1)	5.1		23	7	5	5	0	2	0	0	0	0	0	21	29	8.44	1.688						
Gordon Jones, R ERA: 4.28 (6,1)	0.2		5	3	1	1	0	0	0	0	0	0	0	5	5	13.50	4.500						
Billy Hoelt, L ERA: 1.23 (7,1)	3.0	W	13	2	0	0	3	0	1	0	0	0	0	18	22	0.00	0.667						



Batter	1	2	3	4	5	6	7	8	9	AB	R	H	RBI	BB	SO	LOB	TOP						
Tony Kubek, L (1,6) OBP: 0.326, SLG: 0.446	0-0 4-3	0-0 1B		0-0 F7			0-0 F5		0-0 F5	5	0	1	0	0	0	2	New York Yankees @ Baltimore Orioles Memorial Stadium, Baltimore, MD Wed Jul 06 1960, 7:05 PM EDT Att: 36,183 - Unknown						
Hector Lopez, R (1,7) OBP: 0.389, SLG: 0.440 Gil McDougald, R (9,5) OBP: 0.319, SLG: 0.440	0-0 1B WP	0-0 F7			0-0 L6			0-0 3B BB	0-0 FC6-4	4	2	1	0	1	0	2							
Mickey Mantle, S (1,8) OBP: 0.426, SLG: 0.601	0-0 WP 1-3 1B		0-0 5-3		0-0 F8			0-0 1B 3B		4	1	2	1	0	0								
Roger Maris, L (1,9) OBP: 0.399, SLG: 0.729	4-0 WP IBB		0-0 HR		0-3 K			0-0 G6-4-3 1B		3	1	2	2	1	1	0							
Bill Skowron, R (1,3) OBP: 0.338, SLG: 0.528	0-3 K		0-0 5-3		0-0 F6			0-0 G6-4-3 1B		4	0	0	0	0	1	4							
Yogi Berra, L (1,2) OBP: 0.362, SLG: 0.439	4-0 1-2 2-3 3-H IBB		0-0 4-3		0-0 G6-4-3 1B			0-0 F6		3	0	1	0	1	0	0							
Clete Boyer, R (1,5) OBP: 0.289, SLG: 0.430	0-3 K		0-0 CS 1B		0-0 G6-4-3			0-0 HR		4	1	2	1	0	1	4							
Bobby Richardson, R (1,4) OBP: 0.291, SLG: 0.294		0-0 1-3		4-0 G3 1-2 BB			0-0 F7		0-0 5-3	3	0	0	0	1	0	0							
Whitey Ford, L (1,1) OBP: 0.273, SLG: 0.111	0-0 6-3		0-0 G3		0-0 F8			0-0 FC6-4 1B		4	0	1	0	0	0	1							
Inning Stats	R: 1 E: 0 K: 2 S: 9	H: 2 LOB: 3 BB: 2 P: 17	R: 0 E: 0 K: 0 S: 4	H: 1 LOB: 1 BB: 0 P: 4	R: 1 E: 0 K: 0 S: 4	H: 1 LOB: 0 BB: 0 P: 4	R: 0 E: 0 K: 0 S: 3	H: 1 LOB: 1 BB: 1 P: 7	R: 0 E: 0 K: 1 S: 5	H: 0 LOB: 0 BB: 0 P: 5	R: 0 E: 0 K: 0 S: 3	H: 0 LOB: 0 BB: 0 P: 3	R: 0 E: 0 K: 0 S: 4	H: 2 LOB: 1 BB: 0 P: 8	R: 1 E: 0 K: 0 S: 5	H: 2 LOB: 1 BB: 0 P: 5		1B: 7 2B: 0 3B: 1 HR: 2	SF: 0 SAC: 0 DP: 2 HBP: 0	WP: 1 PB: 0 SB: 0 CS: 1	PA: 38		
PITCHER	IP WLS BF H R ER SO BB IBB HBP BLK WP HR S P ERA WHIP	7.0 L 28 6 2 2 3 1 2 0 0 1 1 31 43 2.57 1.000	2.0 10 4 3 3 0 1 0 0 0 0 1 9 13 13.50 2.500																				



Batter	1	2	3	4	5	6	7	8	9	AB	R	H	RBI	BB	SO	LOB	BOTTOM					
Bobby Thomson, R (1,9) OBP: 0.311, SLG: 0.420	0-3 K		0-0 G5-4-3		0-3 K			0-0 5-3		4	0	0	0	0	2	1	New York Yankees @ Baltimore Orioles Memorial Stadium, Baltimore, MD Wed Jul 06 1960, 7:05 PM EDT Att: 36,183 - Unknown					
Jim Busby, R (1,8) OBP: 0.355, SLG: 0.368	0-0 E5 FC3-6		0-0 1B		0-0 2-3		0-0 L8		0-0 4	0	1	0	0	0	0							
Gene Woodling, L (1,7) OBP: 0.424, SLG: 0.415	0-0 FC3-6		0-0 F8		0-0 F7		0-0 2B		0-0 4	0	1	0	0	0	2							
Walt Dropo, R (1,3) OBP: 0.371, SLG: 0.418	4-0 BB		0-0 F8		0-3 K		0-0 5-3		0-0 3	0	0	0	1	1	1							
Gus Triandos, R (1,2) OBP: 0.340, SLG: 0.375	0-0 F3		0-0 F3		0-0 6-3		0-0 F8		0-0 4	0	0	0	0	0	2							
Brooks Robinson, R (1,5) OBP: 0.324, SLG: 0.397		0-0 5-3		4-0 FC6-4 BB		0-3 K		0-0 HR		3	1	1	1	1	1	0						
Ron Hansen, R (1,6) OBP: 0.342, SLG: 0.442		0-0 5-3		0-0 FC6-4		0-0 2B		0-3 K		4	1	1	0	0	1	1						
Mary Breeding, R (1,4) OBP: 0.328, SLG: 0.351		0-0 F9		0-0 1-5-3		0-0 2B		0-0 1B		4	0	2	1	0	0	0						
Hal Brown, R (1,1) OBP: 0.355, SLG: 0.296 Jackie Brandt, R (7, PH) OBP: 0.362, SLG: 0.435 Steve Barber, L (8, PH) OBP: 0.152, SLG: 0.067 Dave Nicholson, R (8, PH) OBP: 0.295, SLG: 0.275			0-0 G5-4-3 1B		0-0 F8		0-0 6-3		0-3 K	2	0	1	0	0	0	0						
Inning Stats	R: 0 E: 2 K: 1 S: 6	H: 0 LOB: 2 BB: 1 P: 10	R: 0 E: 0 K: 0 S: 3	H: 0 LOB: 0 BB: 0 P: 3	R: 0 E: 0 K: 0 S: 4	H: 2 LOB: 1 BB: 0 P: 4	R: 0 E: 0 K: 0 S: 3	H: 0 LOB: 1 BB: 1 P: 7	R: 0 E: 0 K: 1 S: 5	H: 0 LOB: 0 BB: 0 P: 5	R: 1 E: 0 K: 1 S: 7	H: 2 LOB: 1 BB: 0 P: 7	R: 0 E: 0 K: 0 S: 4	H: 1 LOB: 1 BB: 0 P: 4	R: 1 E: 0 K: 2 S: 9	H: 2 LOB: 1 BB: 0 P: 9		1B: 3 2B: 3 3B: 0 HR: 1	SF: 0 SAC: 0 DP: 1 HBP: 0	WP: 0 PB: 0 SB: 0 CS: 0	PA: 36	
PITCHER	IP WLS BF H R ER SO BB IBB HBP BLK WP HR S P ERA WHIP	9.0 W 36 7 2 2 6 2 0 0 0 0 1 46 54 2.00 1.000																				



Batter	1	2	3	4	5	6	7	8	9	AB	R	H	RBI	BB	SO	LOB	TOP					
Tony Kubek, L (1,6) OBP: 0.324, SLG: 0.441	F7		F8				SF8		4-1	3	0	0	1	0	0	0	New York Yankees @ Baltimore Orioles Memorial Stadium, Baltimore, MD Thu Jul 07 1960, 7:05 PM EDT Att: 30,647 - Unknown					
Hector Lopez, R (1,7) OBP: 0.390, SLG: 0.436	5-3				G6-4-3 HBP		F8		1B	4	0	1	0	0	0	2						
Mickey Mantle, S (1,8) Joe Demaestri, R (8,6) OBP: 0.200, SLG: 0.200	1-3			F9		F8		1B WP	K	4	1	1	0	0	0	1						
Roger Maris, L (1,9) OBP: 0.399, SLG: 0.722		K		FC4 BB		L3		F9		4	0	1	0	1	1	1						
Yogi Berra, L (1,2) OBP: 0.363, SLG: 0.444				F7		F5		1B WP	F9	5	1	2	0	0	0	4						
Bill Skowron, R (1,3) OBP: 0.337, SLG: 0.524		2B		FC4			K		1B	4	0	1	0	0	2	3						
Clete Boyer, R (1,5) OBP: 0.288, SLG: 0.448			F3				K		K	4	1	1	1	0	2	3						
Bobby Richardson, R (1,4) OBP: 0.297, SLG: 0.298			6-3				HR		1B	3	2	2	1	1	0	0						
Bob Turley, R (1,1) OBP: 0.194, SLG: 0.192			5-3						K2-3	1	0	0	0	0	0	0						
Bob Cerv, R (5, PH) Duke Maas, R (5, PH) Kent Hadley, L (7, PH) Bobby Shantz, R (7, PH)										1	1	1	2	0	0	0						
										0	0	0	0	0	0	0						
										1	0	1	0	0	0	0						
										1	0	0	0	0	1	2						
Inning Stats	R: 0 E: 0 K: 0 S: 3	H: 0 LOB: 0 BB: 0 P: 3	R: 0 E: 0 K: 2 S: 8	H: 1 LOB: 1 BB: 0 P: 8	R: 0 E: 0 K: 0 S: 3	H: 0 LOB: 0 BB: 1 P: 3	R: 0 E: 0 K: 0 S: 3	H: 0 LOB: 2 BB: 1 P: 8	R: 2 E: 0 K: 1 S: 5	H: 1 LOB: 0 BB: 1 P: 10	R: 0 E: 0 K: 0 S: 3	H: 0 LOB: 0 BB: 0 P: 3	R: 2 E: 0 K: 1 S: 8	H: 3 LOB: 1 BB: 0 P: 8	R: 2 E: 0 K: 2 S: 11	H: 4 LOB: 2 BB: 0 P: 11	R: 0 E: 0 K: 1 S: 7	H: 2 LOB: 2 BB: 0 P: 7	1B: 8 2B: 1 3B: 0 HR: 2	SF: 1 SAC: 0 DP: 1 HBP: 2	WP: 1 PB: 0 SB: 0 CS: 0	PA: 41
PITCHER	IP WLS BF H R ER SO BB IBB HBP BLK WP HR S P ERA WHIP																					
Mitt Pappas, R (1,1) ERA: 4.48	7.2 L 35 9 6 6 5 2 0 0 2 0 1 2 41 51 7.04 1.435																					
Billy Hoelt, L (8,1) ERA: 1.04	1.1 6 2 0 0 2 0 0 0 0 0 0 10 10 0.00 1.500																					

Batter	1	2	3	4	5	6	7	8	9	AB	R	H	RBI	BB	SO	LOB	BOTTOM					
Al Pilarcik, L (1,9) OBP: 0.338, SLG: 0.376	CS		1B	FC3-6		4-3			G5-4-3	2	1	0	0	2	0	2	New York Yankees @ Baltimore Orioles Memorial Stadium, Baltimore, MD Thu Jul 07 1960, 7:05 PM EDT Att: 30,647 - Unknown					
Walt Dropo, R (9, PH) OBP: 0.368, SLG: 0.413	BB		1B	BB						1	0	0	0	0	0	1						
Gene Stephens, L (1,8) OBP: 0.322, SLG: 0.366	F5		1B	K			L5			3	1	1	0	0	1	2						
Jim Busby, R (7, PH) OBP: 0.351, SLG: 0.362			1B	BB						1	0	0	0	0	0	0						
Gene Woodling, L (1,7) OBP: 0.425, SLG: 0.414	WP		SF7	1B		F6		1-3		3	0	1	0	1	0	0						
Jim Gentile, L (1,3) OBP: 0.466, SLG: 0.586	4-3			BB		G3		K		4	0	1	1	0	1	1						
Gus Triandos, R (1,2) OBP: 0.344, SLG: 0.381			SF7	1B				4-3		3	0	2	1	0	0	0						
Brooks Robinson, R (1,5) OBP: 0.323, SLG: 0.395	F8		1-3					1-6-3		4	0	1	0	0	0	3						
Ron Hansen, R (1,6) OBP: 0.341, SLG: 0.437	K			E		K		K		3	1	0	0	1	3	3						
Mary Breeding, R (1,4) OBP: 0.330, SLG: 0.353	K		E6	BB						4	0	2	0	0	1	2						
Mitt Pappas, R (1,1) OBP: 0.091, SLG: 0.129			FC3-6					CS		3	0	0	0	0	1	3						
Billy Hoelt, L (8,1) ERA: 4.43				F7		B3			FC6-4	0	0	0	0	0	0	0						
Jackie Brandt, R (9, PH) OBP: 0.361, SLG: 0.433			K						G5-4-3	1	0	0	0	0	0	1						
Inning Stats	R: 0 E: 0 K: 0 S: 3	H: 1 LOB: 1 BB: 1 P: 7	R: 0 E: 0 K: 2 S: 8	H: 1 LOB: 0 BB: 0 P: 8	R: 2 E: 0 K: 1 S: 7	H: 2 LOB: 2 BB: 2 P: 15	R: 1 E: 2 K: 1 S: 6	H: 0 LOB: 1 BB: 1 P: 10	R: 0 E: 0 K: 1 S: 7	H: 2 LOB: 2 BB: 0 P: 7	R: 0 E: 0 K: 0 S: 3	H: 1 LOB: 0 BB: 0 P: 3	R: 0 E: 0 K: 1 S: 5	H: 0 LOB: 0 BB: 0 P: 5	R: 0 E: 0 K: 1 S: 5	H: 0 LOB: 0 BB: 0 P: 5	R: 0 E: 0 K: 0 S: 3	H: 1 LOB: 0 BB: 0 P: 3	1B: 8 2B: 0 3B: 0 HR: 0	SF: 1 SAC: 0 DP: 1 HBP: 0	WP: 1 PB: 0 SB: 0 CS: 2	PA: 37
PITCHER	IP WLS BF H R ER SO BB IBB HBP BLK WP HR S P ERA WHIP																					
Bob Turley, R (1,1) ERA: 3.0	4.0 W 8 3 0 0 1 0 0 0 0 0 0 10 10 0.00 1.500																					
Duke Maas, R (5, PH) ERA: 4.43	2.0 W 8 3 0 0 1 0 0 0 0 0 0 10 10 0.00 1.500																					
Bobby Shantz, L (7,1) ERA: 2.93	3.0 S 9 1 0 0 2 0 0 0 0 0 0 13 13 0.00 0.333																					

Batter	1	2	3	4	5	6	7	8	9	AB	R	H	RBI	BB	SO	LOB	TOP											
Reno Bertoia, R OBP: 0.359, SLG: 0.391 (1, 5)	F9	FC5-4				SH 2B BB	SH3-4	4-3		4	1	1	0	0	0	3	Washington Senators @ Baltimore Orioles Memorial Stadium, Baltimore, MD Fri Jul 08 1960, 7:05 PM EDT Att: 7,926 - Unknown											
Lenny Green, L OBP: 0.311, SLG: 0.327 (1, 8)	3-1	FC4-6				SH 2B BB	FC1-2 BB	F7		3	1	0	0	2	0	2												
Dan Dobbek, L OBP: 0.316, SLG: 0.383 (1, 9)	G3		F6			SH 2B E	FC1-2		HR	4	2	1	1	0	0	3												
Jim Lemon, R OBP: 0.377, SLG: 0.542 Pete Whisenant, R OBP: 0.392, SLG: 0.435 (9, 7)		1B E 1B	6-3			K	F3		K	5	1	1	0	0	2	6												
Julio Becquer, L OBP: 0.262, SLG: 0.386 (1, 3)		1B E 1B	4-3			E6 SF7 2B		F7		5	2	3	2	0	0	0												
Billy Gardner, R OBP: 0.350, SLG: 0.413 Billy Consolo, R OBP: 0.314, SLG: 0.308 (9, 4)	FC1 SH			4-3 2B		SF7		F5		4	1	1	1	0	0	1												
Hal Naragon, L OBP: 0.261, SLG: 0.194 (1, 2)	FC1-5 SH BB		4-3			F8		4-1		4	0	0	0	1	1	2												
Jose Valdivielso, R OBP: 0.297, SLG: 0.288 (1, 6)	SH FC5-4 FC1-5		6-3			SH3-4 FC1-2 BB		4-3 SH3-4 BLK BB		1	1	0	1	2	0	1												
Pedro Ramos, S OBP: 0.143, SLG: 0.244 (1, 1)	FC1-5 FC5-4		6-3			SH FC1-2 SH3-4		SH3-4		2	0	0	0	0	0	3												
Inning Stats	R: 0 E: 0 K: 0 S: 3	H: 0 LOB: 0 BB: 0 P: 3	R: 3 E: 1 K: 0 S: 7	H: 2 LOB: 2 BB: 1 P: 11	R: 0 E: 0 K: 0 S: 3	H: 0 LOB: 1 BB: 0 P: 3	R: 0 E: 0 K: 0 S: 4	H: 1 LOB: 1 BB: 0 P: 4	R: 4 E: 2 K: 1 S: 8	H: 2 LOB: 0 BB: 1 P: 12	R: 0 E: 1 K: 0 S: 4	H: 0 LOB: 3 BB: 2 P: 12	R: 0 E: 0 K: 0 S: 3	H: 0 LOB: 0 BB: 0 P: 3	R: 1 E: 0 K: 0 S: 3	H: 0 LOB: 0 BB: 1 P: 7		R: 1 E: 0 K: 2 S: 9	H: 2 LOB: 1 BB: 0 P: 9	1B: 3 2B: 3 3B: 0 HR: 1	SF: 1 SAC: 5 DP: 0 HBP: 0	WP: 0 PB: 0 CS: 0	PA: 43					
PITCHER	IP	WLS	BF	H	R	ER	SO	BB	IBB	HBP	BLK	WP	HR	S	P	ERA	WHIP											
Jack Fisher, R ERA: 3.29 Gordon Jones, R ERA: 4.5	(1, 1)	7.0	L	34	5	7	3	1	4	0	0	0	0	0	32	48	3.86	1.286										
PITCHER	IP	WLS	BF	H	R	ER	SO	BB	IBB	HBP	BLK	WP	HR	S	P	ERA	WHIP											

Batter	1	2	3	4	5	6	7	8	9	AB	R	H	RBI	BB	SO	LOB	BOTTOM											
Al Pilarcik, L OBP: 0.326, SLG: 0.364 (1, 9)	F8		F8	G3			5-3		SF7	4	0	0	1	0	0	1	Washington Senators @ Baltimore Orioles Memorial Stadium, Baltimore, MD Fri Jul 08 1960, 7:05 PM EDT Att: 7,926 - Unknown											
Gene Stephens, L OBP: 0.330, SLG: 0.380 Jim Busby, R OBP: 0.351, SLG: 0.362 (9, FR)	F2		BB E 2B			G4-6-3 1B	K		1B	5	1	3	0	0	1	0												
Gene Woodling, L OBP: 0.421, SLG: 0.407 (1, 7)	F9		E BB 1B BB			F2		F9	F8	4	1	0	0	1	0	2												
Jim Gentile, L OBP: 0.466, SLG: 0.582 (1, 3)		F8	4-0 E 1B BB			G4-6-3 1-2 2-3 3-H		1B 1B		3	1	1	1	1	0	1												
Gus Triandos, R OBP: 0.335, SLG: 0.371 (1, 2)		G3	1-2 2-3 3-H	E6 1B		K		F2		4	0	0	1	0	1	3												
Brooks Robinson, R OBP: 0.331, SLG: 0.401 (1, 5)		BB BB	1-2 2-3 3-H	G5-4-3 1B		FC5-4 1B		1B		3	0	3	2	1	0	0												
Ron Hansen, R OBP: 0.339, SLG: 0.433 (1, 6)		BB	1-2 2-3 3-H	G5-4-3 BB		FC5-4 1-2		3-1		3	0	0	0	1	0	5												
Mary Breeding, R OBP: 0.329, SLG: 0.354 (1, 4)	F9			F8		F8			3-1 SF7 2B	4	1	1	0	0	0	3												
Jack Fisher, R OBP: 0.276, SLG: 0.200 Bob Boyd, L OBP: 0.333, SLG: 0.391 Gordon Jones, R OBP: 0.400, SLG: 0.400 Clint Courtney, L OBP: 0.348, SLG: 0.252 (7, PH)			2B BB 1B	K		4-3			3-1	2	1	1	0	0	1	0												
Inning Stats	R: 0 E: 0 K: 0 S: 3	H: 0 LOB: 0 BB: 0 P: 3	R: 0 E: 0 K: 0 S: 3	H: 0 LOB: 2 BB: 2 P: 11	R: 4 E: 1 K: 0 S: 6	H: 3 LOB: 1 BB: 2 P: 14	R: 0 E: 0 K: 1 S: 5	H: 0 LOB: 0 BB: 0 P: 5	R: 0 E: 0 K: 1 S: 6	H: 1 LOB: 1 BB: 0 P: 6	R: 0 E: 0 K: 1 S: 5	H: 0 LOB: 0 BB: 0 P: 5	R: 0 E: 0 K: 0 S: 5	H: 2 LOB: 2 BB: 0 P: 5	R: 1 E: 0 K: 0 S: 5	H: 2 LOB: 1 BB: 0 P: 5		1B: 7 2B: 2 3B: 0 HR: 0	SF: 1 SAC: 0 DP: 2 HBP: 0	WP: 0 PB: 0 CS: 0	PA: 39							
PITCHER	IP	WLS	BF	H	R	ER	SO	BB	IBB	HBP	BLK	WP	HR	S	P	ERA	WHIP											
Pedro Ramos, R ERA: 3.58	(1, 1)	9.0	W	39	9	5	4	3	4	0	0	0	0	0	41	57	4.00	1.444										
PITCHER	IP	WLS	BF	H	R	ER	SO	BB	IBB	HBP	BLK	WP	HR	S	P	ERA	WHIP											



Batter	1	2	3	4	5	6	7	8	9	AB	R	H	RBI	BB	SO	LOB	TOP										
Pete Whisenant, R OBP: 0.377, SLG: 0.415 Elmer Valo, L OBP: 0.424, SLG: 0.333 Lenny Green, L OBP: 0.317, SLG: 0.352	0-3 K	0-0 FC5-4			0-3 K		4-0 BB	0-0 2B 3B		3	0	0	0	0	2	3	Washington Senators @ Baltimore Orioles Memorial Stadium, Baltimore, MD Sat Jul 09 1960, 3:33 AM EDT Att: 7,319 - Unknown livebaseballscorecards.com										
Reno Bertola, R OBP: 0.350, SLG: 0.404	0-0 F9		0-0 F7		0-0 2B		0-0 F9	0-0 2B		5	0	2	2	0	0	2											
Bob Allison, R OBP: 0.401, SLG: 0.474	4-0 1B BB		0-0 5-3		0-3 K2-3		0-3 K	0-0 G3		4	0	0	0	1	2	4											
Jim Lemon, R OBP: 0.380, SLG: 0.545	0-0 S 1B		0-3 K		4-0 L3 BB		0-0 BB	0-0 1B 2B	0-0 F8	4	1	2	0	1	1	0											
Julio Becquer, L OBP: 0.261, SLG: 0.381	0-0 F8			0-0 F8		0-0 L3		0-0 HR 1B	0-0 F7	5	1	1	1	0	0	3											
Harmon Killebrew, R OBP: 0.359, SLG: 0.425		0-0 1B		4-0 G4-6-3 BB		0-0 HR		0-0 HR	0-0 F8	4	2	3	3	1	0	0											
Earl Batley, R OBP: 0.322, SLG: 0.404		0-0 FC5-4 1B		0-0 G4-6-3		0-3 K		0-0 F9		4	0	1	0	0	1	1											
Jose Valdivielso, R OBP: 0.309, SLG: 0.291		0-0 F9			0-0 SH3-4 2B 1B		4-0 BB	4-0 SH3-4 3B BB		2	2	1	0	2	0	2											
Hal Woodeshick, R OBP: 0.100, SLG: 0.053 Rudy Hernandez, R OBP: 0.100, SLG: 0.053		0-0 F5			0-0 SH3-4		0-0 SH1-4	0-0 SH3-4		1	0	0	0	0	0	2											
Inning Stats	R: 0 E: 0 K: 1 S: 6	H: 1 LOB: 2 BB: 1 P: 10	R: 0 E: 0 K: 0 S: 5	H: 2 LOB: 2 BB: 0 P: 5	R: 0 E: 0 K: 1 S: 5	H: 0 LOB: 0 BB: 0 P: 5	R: 0 E: 0 K: 0 S: 2	H: 0 LOB: 0 BB: 1 P: 6	R: 1 E: 0 K: 2 S: 9	H: 2 LOB: 1 BB: 0 P: 9	R: 1 E: 0 K: 1 S: 5	H: 1 LOB: 0 BB: 1 P: 9	R: 0 E: 0 K: 1 S: 5	H: 0 LOB: 2 BB: 2 P: 13	R: 5 E: 0 K: 0 S: 8	H: 5 LOB: 1 BB: 1 P: 12		R: 0 E: 0 K: 0 S: 3	H: 0 LOB: 0 BB: 0 P: 3	1B: 5 2B: 4 3B: 1 HR: 2	SF: 0 SAC: 3 DP: 2 HBP: 0	WP: 0 PB: 0 SB: 1 CS: 0	PA: 42				
PITCHER	IP	WLS	BF	H	R	ER	SO	BB	IBB	HBP	BLK	WP	HR	S	P	ERA	WHIP										
Hoyt Wilhelm, R ERA: 3.98	6.0		25	6	2	2	5	3	0	0	0	0	1	32	44	3.00	1.500										
Chuck Estrada, R ERA: 4.24	1.1	L	10	3	4	4	1	3	0	0	0	0	1	9	21	27.00	4.500										
Hal Brown, R ERA: 3.44	1.2		7	2	1	1	0	0	0	0	0	0	0	7	7	5.40	1.200										

Batter	1	2	3	4	5	6	7	8	9	AB	R	H	RBI	BB	SO	LOB	BOTTOM										
Jackie Brandt, R OBP: 0.362, SLG: 0.427	0-0 F8	0-0 1-3			4-0 F9 SH2-4 BB	4-0 1-2 2-3 BB		0-0 L6		3	0	0	0	2	0	2	Washington Senators @ Baltimore Orioles Memorial Stadium, Baltimore, MD Sat Jul 09 1960, 3:33 AM EDT Att: 7,319 - Unknown livebaseballscorecards.com										
Jim Busby, R OBP: 0.346, SLG: 0.356	0-0 5-3		0-0 6-3 WP 1B		0-0 SH2-4	0-0 FC5		0-0 F2		4	0	1	0	0	0	4											
Brooks Robinson, R OBP: 0.332, SLG: 0.401	0-0 BB 1B		0-0 6-3		0-0 F9		0-0 SH1-3 1B	0-3 K		5	1	2	0	0	1	3											
Walt Dropo, R OBP: 0.391, SLG: 0.419 Jerry Walker, S OBP: 0.320, SLG: 0.304 Billy Klaus, L OBP: 0.333, SLG: 0.625	4-0 1B BB		4-0 1-3 BB		4-0 BB		0-0 SH1-3 1B		0-0 6-3	1	0	1	0	3	0	0											
Gus Triandos, R OBP: 0.333, SLG: 0.367	0-0 1-3 2-H 1B		0-0 F8		0-3 K		0-0 SH1-3		0-3 K	4	0	1	1	0	2	4											
Ron Hansen, R OBP: 0.339, SLG: 0.430 Bob Boyd, L OBP: 0.340, SLG: 0.383		4-0 FC1 E BB		0-0 1-3		0-0 1-3		4-0 1B IBB	0-0 G3	2	1	0	0	1	0	2											
Dave Nicholson, R OBP: 0.313, SLG: 0.296 Gene Woodling, L OBP: 0.420, SLG: 0.405		0-0 SH1-3 E 1B		0-0 5-3		0-0 5-3		0-0 F3		3	0	2	0	0	0	0											
Mary Breeding, R OBP: 0.329, SLG: 0.354 Gene Stephens, L OBP: 0.326, SLG: 0.377		0-0 FC1 SH1-3		0-0 5-3		0-0 FC5 BB 1B		0-3 K		3	0	1	0	0	0	1											
Hal Brown, R OBP: 0.355, SLG: 0.296		1-2 2-H 1B		0-0 SH1-3		0-0 K		0-0 2B		0	0	0	0	0	0	0											
Hoyt Wilhelm, R OBP: 0.103, SLG: 0.074 Jim Gentile, L OBP: 0.454, SLG: 0.578 Chuck Estrada, R OBP: 0.185, SLG: 0.231 Al Pilarcik, L OBP: 0.331, SLG: 0.377		0-0 SH1-3		0-3 K		0-0 F7		0-0 2B		1	0	0	0	0	0	0											
Inning Stats	R: 1 E: 0 K: 0 S: 4	H: 2 LOB: 2 BB: 1 P: 8	R: 1 E: 1 K: 0 S: 4	H: 1 LOB: 1 BB: 1 P: 8	R: 0 E: 0 K: 1 S: 5	H: 1 LOB: 2 BB: 0 P: 5	R: 0 E: 0 K: 1 S: 5	H: 0 LOB: 0 BB: 0 P: 5	R: 0 E: 0 K: 1 S: 7	H: 2 LOB: 3 BB: 1 P: 9	R: 0 E: 0 K: 1 S: 6	H: 2 LOB: 3 BB: 1 P: 11	R: 0 E: 0 K: 1 S: 6	H: 1 LOB: 1 BB: 0 P: 6	R: 0 E: 0 K: 1 S: 5	H: 0 LOB: 0 BB: 0 P: 5	1B: 8 2B: 1 3B: 0 HR: 0	SF: 0 SAC: 3 DP: 0 HBP: 0	WP: 1 PB: 0 SB: 0 CS: 0	PA: 42							
PITCHER	IP	WLS	BF	H	R	ER	SO	BB	IBB	HBP	BLK	WP	HR	S	P	ERA	WHIP										
Hal Woodeshick, L ERA: 3.96	6.0		31	8	2	1	2	6	0	0	0	0	0	29	53	1.50	2.333										
Rudy Hernandez, R ERA:	3.0	W	11	1	0	0	3	0	1	0	0	0	0	16	20	0.00	0.333										

Batter	1	2	3	4	5	6	7	8	9	AB	R	H	RBI	BB	SO	LOB	TOP			
Reno Bertioia, R (1,4) OBP: 0.352, SLG: 0.394	5-3		4-3			4-3		F6		4	0	0	0	0	0	1				
Dan Dobbek, L (1,8) OBP: 0.320, SLG: 0.401	4-3		HR			CS BB			K	3	1	1	1	1	1	0				
Bob Allison, R (1,9) OBP: 0.396, SLG: 0.467	F7		5-3			F8			F5	4	0	0	0	0	0	1				
Jim Lemon, R (1,7) OBP: 0.382, SLG: 0.556										4	1	2	1	0	0	0				
Pete Whisenant, R (9,7) OBP: 0.377, SLG: 0.415									HR	0	0	0	0	0	0	0				
Julio Becquer, L (1,3) OBP: 0.261, SLG: 0.379		1B				G3			F9	4	0	1	0	0	0	0				
Harmon Killebrew, R (1,5) OBP: 0.353, SLG: 0.478		1B				F8				3	0	0	0	0	0	1				
Earl Batley, R (1,2) OBP: 0.322, SLG: 0.403		K								3	0	1	0	0	1	2				
Jose Valdivielso, R (1,6) OBP: 0.310, SLG: 0.287										2	0	0	0	0	0	3				
Jack Kralick, L (1,1) OBP: 0.214, SLG: 0.083										2	0	0	0	0	0	1				
Tex Clevenger, R (8,1) OBP: 0.286, SLG: 0.286			4-3			1-4			SH1-4	0	0	0	0	0	0	0				
Inning Stats	R: 0 E: 0 K: 0 S: 3	H: 0 LOB: 0 BB: 0 P: 3	R: 0 E: 1 K: 1 S: 7	H: 2 LOB: 2 BB: 0 P: 7	R: 1 E: 0 K: 0 S: 4	H: 1 LOB: 0 BB: 0 P: 4	R: 0 E: 0 K: 0 S: 3	H: 0 LOB: 0 BB: 0 P: 3	R: 0 E: 0 K: 0 S: 2	H: 0 LOB: 0 BB: 1 P: 6	R: 0 E: 0 K: 0 S: 3	H: 0 LOB: 0 BB: 0 P: 3	R: 0 E: 0 K: 0 S: 4	H: 1 LOB: 1 BB: 0 P: 4	R: 1 E: 0 K: 1 S: 6	H: 1 LOB: 0 BB: 0 P: 6	1B: 3 2B: 1 3B: 0 HR: 2	SF: 0 SAC: 1 DP: 1 HBP: 1	WP: 0 PB: 0 CS: 1	PA: 32
PITCHER Jerry Walker, R (1,1) ERA: 3.57	IP: 9.0 WLS: L BF: 32	H: 5 R: 2 ER: 2 SO: 2	BB: 1 IBB: 0 HBP: 1 BLK: 0	WP: 0 HR: 2 S: 34 P: 39	ERA: 2.00 WHIP: 0.667															

Washington Senators @ Baltimore Orioles
Memorial Stadium, Baltimore, MD

AB 29
R 2
H 5
RBI 2
BB 1
SO 2
LOB 9



WP: 0
PB: 0
CS: 1

PA: 32

Washington Senators @ Baltimore Orioles
Memorial Stadium, Baltimore, MD

AB 33
R 1
H 9
RBI 1
BB 3
SO 5
LOB 17




WP: 0
PB: 0
CS: 0


PA: 37

Batter	1	2	3	4	5	6	7	8	9	AB	R	H	RBI	BB	SO	LOB	BOTTOM			
Jackie Brandt, R (1,9) OBP: 0.360, SLG: 0.429	6-3		F3			SH1-4		1B	L7	4	0	1	0	0	0	3				
Jim Busby, R (1,8) OBP: 0.341, SLG: 0.342	K					F8		2B		3	0	0	0	1	1	1				
Gene Stephens, L (8, FR) OBP: 0.328, SLG: 0.377	K							BB		0	0	0	0	0	0	0				
Brooks Robinson, R (1,5) OBP: 0.337, SLG: 0.415	K					2B				4	0	3	1	0	1	0				
Walt Dropo, R (1,3) OBP: 0.389, SLG: 0.417						F8		1B		3	0	1	0	0	0	2				
Jim Gentile, L (8, PH) OBP: 0.446, SLG: 0.575						F9		K		1	0	0	0	0	1	3				
Gus Triandos, R (1,2) OBP: 0.327, SLG: 0.360										3	0	0	0	0	0	2				
Gene Woodling, L (8, PH) OBP: 0.418, SLG: 0.403										1	0	0	0	0	0	3				
Clint Courtney, L (9,2) OBP: 0.348, SLG: 0.252										0	0	0	0	0	0	0				
Ron Hansen, R (1,6) OBP: 0.335, SLG: 0.424						6-3				4	0	0	0	0	0	1				
Dave Nicholson, R (1,7) OBP: 0.328, SLG: 0.291										1	0	0	0	2	1	0				
Al Pilarcik, L (9, PH) OBP: 0.328, SLG: 0.374										1	0	0	0	0	0	0				
Mary Breeding, R (1,4) OBP: 0.328, SLG: 0.353										4	0	1	0	0	0	2				
Jerry Walker, S (1,1) OBP: 0.357, SLG: 0.346										3	1	2	0	0	1	0				
Bob Boyd, L (9, PH) OBP: 0.353, SLG: 0.417										1	0	1	0	0	0	0				
Inning Stats	R: 0 E: 0 K: 2 S: 7	H: 1 LOB: 0 BB: 0 P: 7	R: 0 E: 0 K: 1 S: 6	H: 1 LOB: 1 BB: 0 P: 6	R: 0 E: 0 K: 0 S: 4	H: 1 LOB: 1 BB: 0 P: 4	R: 0 E: 0 K: 0 S: 2	H: 0 LOB: 0 BB: 1 P: 6	R: 1 E: 0 K: 0 S: 5	H: 2 LOB: 1 BB: 0 P: 5	R: 0 E: 0 K: 0 S: 3	H: 0 LOB: 1 BB: 1 P: 7	R: 0 E: 0 K: 2 S: 9	H: 2 LOB: 3 BB: 1 P: 13	R: 0 E: 0 K: 0 S: 5	H: 2 LOB: 2 BB: 0 P: 5	1B: 5 2B: 3 3B: 1 HR: 0	SF: 0 SAC: 1 DP: 2 HBP: 0	WP: 0 PB: 0 CS: 0	PA: 37
PITCHER Jack Kralick, L (1,1) ERA: 2.45	IP: 7.1 WLS: W BF: 29	H: 6 R: 1 ER: 1 SO: 4	BB: 3 IBB: 0 HBP: 0 BLK: 0	WP: 0 HR: 0 S: 34 P: 46	ERA: 1.23 WHIP: 1.227															
Tex Clevenger, R (8,1) ERA: 3.19	IP: 1.2 WLS: W BF: 8	H: 3 R: 0 ER: 0 SO: 1	BB: 0 IBB: 0 HBP: 0 BLK: 0	WP: 0 HR: 0 S: 10 P: 10	ERA: 0.00 WHIP: 1.800															

WP: 0
PB: 0
CS: 0

PA: 37

Batter	1	2	3	4	5	6	7	8	9	AB	R	H	RBI	BB	SO	LOB	TOP								
Jackie Brandt, R OBP: 0.357, SLG: 0.437 (1, 9)	P6		HR		P4		1-3		F9	5	1	1	1	0	0	1	<p>Baltimore Orioles @ Chicago White Sox Comiskey Park, Chicago, IL Fri Jul 15 1960, 8:05 PM EDT Att: 43,704 - Unknown</p> <p>livebaseballscorecards.com</p> <p>AB 38 R 5 H 13 RBI 4 BB 2 SO 4 LOB 17</p> 								
Gene Woodling, L OBP: 0.415, SLG: 0.397 (1, 7)	F8		K		F2		4-3		3B BB	4	1	0	0	1	1	0									
Brooks Robinson, R OBP: 0.347, SLG: 0.443 (1, 5)	1B		HR		FC6-4 1B		2B		3B 1-H 2-H	5	1	5	3	0	0	0									
Walt Dropo, R OBP: 0.381, SLG: 0.406 (1, 3)	K		1B		FC6-4 1-2		F8		F7	5	0	1	0	0	1	4									
Gus Triandos, R OBP: 0.337, SLG: 0.373 (1, 2)		1B BB	G5-4-3 1-2						FC5-4 1B	3	1	2	0	1	0	1									
Ron Hansen, R OBP: 0.331, SLG: 0.418 (1, 6)		F2			F6		F3		FC5-4 CS	4	0	0	0	0	0	3									
Jim Busby, R OBP: 0.348, SLG: 0.350 (1, 8)		1-2 1B			F9		PB 1B		F3 1-2	4	0	2	0	0	0	1									
Mary Breeding, R OBP: 0.327, SLG: 0.352 (1, 4)		F8			F8		F8		4-3	4	0	1	0	0	0	3									
Milt Pappas, R OBP: 0.108, SLG: 0.143 (1, 1)		K			F9		K		BB 3B 1B	4	1	1	0	0	2	4									
Inning Stats	R: 0 E: 0 K: 1 S: 6	H: 1 LOB: 1 BB: 0 P: 6	R: 0 E: 0 K: 1 S: 6	H: 1 LOB: 2 BB: 1 P: 10	R: 2 E: 0 K: 1 S: 7	H: 3 LOB: 0 BB: 0 P: 7	R: 0 E: 0 K: 0 S: 4	H: 1 LOB: 1 BB: 0 P: 4	R: 0 E: 0 K: 0 S: 4	H: 1 LOB: 1 BB: 0 P: 4	R: 1 E: 0 K: 0 S: 7	H: 2 LOB: 1 BB: 0 P: 7	R: 0 E: 0 K: 0 S: 4	H: 1 LOB: 0 BB: 0 P: 4	R: 0 E: 0 K: 0 S: 3	H: 1 LOB: 0 BB: 0 P: 3		R: 2 E: 0 K: 0 S: 5	H: 2 LOB: 1 BB: 1 P: 9	1B: 8 2B: 2 3B: 1 HR: 2	SF: 0 SAC: 0 DP: 1 HBP: 0	WP: 0 PB: 1 SB: 0 CS: 1	PA: 40		
PITCHER	IP WLS BF H R ER SO BB IBB HBP BLK WP HR S P ERA WHIP	7.0 L 31 10 3 2 4 1 0 0 0 0 2 38 42 2.57 1.571	2.0 9 3 2 2 0 1 0 0 0 0 0 8 12 9.00 2.000											PITCHER	IP WLS BF H R ER SO BB IBB HBP BLK WP HR S P ERA WHIP										
Billy Pierce, L ERA: 3.52 Turk Lown, R ERA: 2.02																									

Batter	1	2	3	4	5	6	7	8	9	AB	R	H	RBI	BB	SO	LOB	BOTTOM							
Luis Aparicio, R OBP: 0.290, SLG: 0.322 (1, 6)	1-3	1B		6-3			F9			4	0	1	1	0	0	1	<p>Baltimore Orioles @ Chicago White Sox Comiskey Park, Chicago, IL Fri Jul 15 1960, 8:05 PM EDT Att: 43,704 - Unknown</p> <p>livebaseballscorecards.com</p> <p>AB 31 R 2 H 5 RBI 2 BB 4 SO 2 LOB 14</p> 							
Nellie Fox, L OBP: 0.338, SLG: 0.344 (1, 4)	4-3 1B	1-2 2-H 1B			F9		F9			4	0	2	0	0	0	0								
Minnie Minoso, R OBP: 0.389, SLG: 0.474 (1, 7)	4-3 1-2	F7			F7		F7		6-3	4	0	0	0	0	0	4								
Roy Sievers, R OBP: 0.389, SLG: 0.538 (1, 3)	FC5-4 BB		G4-3 HBP		F9		F9		HR	2	1	1	1	1	0	0								
Sherm Lollar, R OBP: 0.339, SLG: 0.362 (1, 2)	FC5-4 1-2		F8			BB			K	3	0	0	0	1	1	3								
Al Smith, R OBP: 0.372, SLG: 0.460 (1, 9)		1B BB	G4-3 1-2		F7		F7		6-3	3	1	0	0	1	0	2								
Gene Freese, R OBP: 0.295, SLG: 0.453 (1, 5)		P4		G3			F7		K	4	0	0	0	0	1	2								
Jim Landis, R OBP: 0.357, SLG: 0.338 (1, 8)		F7		F9			F8		F9	4	0	0	0	0	0	2								
Billy Pierce, L OBP: 0.275, SLG: 0.171 Earl Torgeson, L OBP: 0.480, SLG: 0.500 (7, PH)									F9	1	0	1	0	1	0	0								
Turk Lown, R OBP: 0.333, SLG: 0.400 Ted Kluszewski, L OBP: 0.341, SLG: 0.371 (8, PH)	1B 1-2	1B 1B							F9	1	0	0	0	0	0	0								
Inning Stats	R: 0 E: 0 K: 0 S: 4	H: 1 LOB: 2 BB: 1 P: 8	R: 1 E: 0 K: 0 S: 6	H: 3 LOB: 3 BB: 1 P: 10	R: 0 E: 0 K: 0 S: 2	H: 0 LOB: 0 BB: 0 P: 3	R: 0 E: 0 K: 0 S: 3	H: 0 LOB: 1 BB: 1 P: 7	R: 0 E: 0 K: 0 S: 3	H: 0 LOB: 0 BB: 0 P: 3	R: 0 E: 0 K: 0 S: 3	H: 0 LOB: 1 BB: 1 P: 7	R: 0 E: 0 K: 0 S: 3	H: 0 LOB: 0 BB: 0 P: 3	R: 1 E: 0 K: 1 S: 6	H: 1 LOB: 0 BB: 0 P: 6	R: 0 E: 0 K: 1 S: 5	H: 0 LOB: 0 BB: 0 P: 5	1B: 4 2B: 0 3B: 0 HR: 1	SF: 0 SAC: 0 DP: 1 HBP: 1	WP: 0 PB: 0 SB: 0 CS: 0	PA: 36		
PITCHER	IP WLS BF H R ER SO BB IBB HBP BLK WP HR S P ERA WHIP	9.0 W 36 5 2 2 2 4 0 1 0 0 1 35 52 2.00 1.000											PITCHER	IP WLS BF H R ER SO BB IBB HBP BLK WP HR S P ERA WHIP										
Milt Pappas, R ERA: 4.25																								

Batter	1	2	3	4	5	6	7	8	9	AB	R	H	RBI	BB	SO	LOB	TOP										
Jackie Brandt, R OBP: 0.358, SLG: 0.436 (1, 9)	5-3		6-3 SH1-4 1B		1-3 1B		P4		1-3	5	0	2	0	0	0	0	Baltimore Orioles @ Chicago White Sox Comiskey Park, Chicago, IL Sat Jul 16 1960, 4:33 AM EDT Att: 16,599 - Unknown AB 36 R 4 H 9 RBI 4 BB 0 SO 3 LOB 10										
Jim Busby, R OBP: 0.346, SLG: 0.349 (1, 8)	1B		SH1-4		G5-4-3 1-2		P4			3	0	1	0	0	0	2											
Brooks Robinson, R OBP: 0.343, SLG: 0.438 (1, 5)	P4		6-3			E5 2B		4-3		4	1	0	0	0	0	2											
Walt Dropo, R OBP: 0.380, SLG: 0.413 Jim Gentile, L OBP: 0.450, SLG: 0.572 (8, PH) (8, 3)	6-3		F9			1B 1-H		K		3	1	1	1	0	0	2											
Gus Triandos, R OBP: 0.330, SLG: 0.363 (1, 2)		F9		F8		F8		E5 1B		4	1	0	0	0	0	1											
Ron Hansen, R OBP: 0.330, SLG: 0.416 (1, 6)	K		6-3		F9			1B		4	0	1	1	0	1	1											
Dave Nicholson, R Gene Stephens, L OBP: 0.326, SLG: 0.375 (7, 7)	HR		K		1B		F9			3	1	2	2	0	1	0											
Mary Breeding, R OBP: 0.326, SLG: 0.351 (1, 4)	E5				F9			5-3		4	0	1	0	0	0	0											
Jerry Walker, S Hoyt Wilhelm, R OBP: 0.367, SLG: 0.357 OBP: 0.097, SLG: 0.069 (6, 1)	6-3				1B		G3		1-3	2	0	1	0	0	0	1											
Inning Stats	R: 0 E: 0 K: 0 S: 4	H: 1 LOB: 1 BB: 0 P: 4	R: 1 E: 1 K: 1 S: 7	H: 1 LOB: 1 BB: 0 P: 7	R: 0 E: 0 K: 0 S: 4	H: 1 LOB: 0 BB: 0 P: 4	R: 0 E: 0 K: 1 S: 5	H: 0 LOB: 0 BB: 0 P: 5	R: 0 E: 0 K: 0 S: 4	H: 2 LOB: 1 BB: 0 P: 4	R: 2 E: 1 K: 0 S: 6	H: 3 LOB: 2 BB: 0 P: 6	R: 0 E: 0 K: 0 S: 3	H: 0 LOB: 0 BB: 0 P: 3	R: 1 E: 1 K: 1 S: 7	H: 1 LOB: 1 BB: 0 P: 7		R: 0 E: 0 K: 0 S: 3	H: 0 LOB: 0 BB: 0 P: 3	1B: 7 2B: 1 3B: 0 HR: 1	SF: 0 SAC: 1 DP: 1 HBP: 0	WP: 0 PB: 0 CS: 0	PA: 37				
PITCHER	IP	WLS	BF	H	R	ER	SO	BB	IBB	HBP	BLK	WP	HR	S	P	ERA	WHIP										
Frank Baumann, L ERA: 2.33 (1, 1)	6.0		26	8	3	1	2	0	0	0	0	0	1	30	30	1.50	1.333										
Dick Donovan, R ERA: 5.4 (7, 1)	1.0		3	0	0	0	0	0	0	0	0	0	0	3	3	0.00	0.000										
Gerry Staley, R ERA: 1.74 (8, 1)	2.0	L	8	1	1	0	1	0	0	0	0	0	0	10	10	0.00	0.500										

Batter	1	2	3	4	5	6	7	8	9	AB	R	H	RBI	BB	SO	LOB	BOTTOM										
Luis Aparicio, R OBP: 0.288, SLG: 0.319 Ted Kluszewski, L OBP: 0.338, SLG: 0.368 Sammy Esposito, R OBP: 0.288, SLG: 0.209 (7, 6)	F8		FC1-4 S		6-3	FC1-2		K		3	0	0	0	0	0	2	Baltimore Orioles @ Chicago White Sox Comiskey Park, Chicago, IL Sat Jul 16 1960, 4:33 AM EDT Att: 16,599 - Unknown AB 36 R 3 H 9 RBI 2 BB 8 SO 4 LOB 32										
Nellie Fox, L OBP: 0.336, SLG: 0.339 (1, 4)	F8		F8		1B	1-3		F3		4	1	0	0	1	0	4											
Minnie Minoso, R OBP: 0.392, SLG: 0.481 (1, 7)	F7				1B	1B		F7		4	2	2	0	1	0	0											
Roy Sievers, R OBP: 0.402, SLG: 0.545 Jim Rivera, L OBP: 0.400, SLG: 0.667 (9, PR)		G5-4-3 BB			1B	1B		1B		3	0	3	2	2	0	0											
Sherm Lollar, R OBP: 0.340, SLG: 0.360 (1, 2)	F5		G6-4-3		1B	1B		K		4	0	1	0	1	1	4											
Al Smith, R OBP: 0.370, SLG: 0.454 (1, 9)	G5-4-3				1B	1B		K		4	0	0	0	1	1	8											
Gene Freese, R OBP: 0.293, SLG: 0.447 (1, 5)			5-3			F5		E6		5	0	1	0	0	0	4											
Jim Landis, R OBP: 0.358, SLG: 0.336 (1, 8)			FC1-4 BB		B1	E5		6-3		4	0	1	0	1	0	5											
Frank Baumann, L OBP: 0.269, SLG: 0.095 Earl Torgeson, L OBP: 0.490, SLG: 0.514 Dick Donovan, L OBP: 0.100, SLG: 0.053 Joe Ginsberg, L OBP: 0.392, SLG: 0.328 Gerry Staley, R OBP: 0.365, SLG: 0.300 (8, 1)			FC1-4 BB			FC1-2 BB		FC6-4		1	0	0	0	1	1	0											
Inning Stats	R: 0 E: 0 K: 0 S: 3	H: 0 LOB: 0 BB: 0 P: 3	R: 0 E: 0 K: 0 S: 2	H: 0 LOB: 0 BB: 1 P: 6	R: 0 E: 0 K: 0 S: 4	H: 1 LOB: 2 BB: 1 P: 8	R: 1 E: 0 K: 0 S: 5	H: 3 LOB: 2 BB: 1 P: 9	R: 1 E: 1 K: 0 S: 7	H: 2 LOB: 3 BB: 2 P: 15	R: 0 E: 1 K: 0 S: 5	H: 1 LOB: 2 BB: 0 P: 5	R: 1 E: 1 K: 2 S: 8	H: 0 LOB: 3 BB: 3 P: 20	R: 0 E: 0 K: 1 S: 5	H: 0 LOB: 0 BB: 0 P: 5		R: 0 E: 0 K: 0 S: 5	H: 2 LOB: 3 BB: 0 P: 5	1B: 8 2B: 0 3B: 1 HR: 0	SF: 0 SAC: 0 DP: 2 HBP: 0	WP: 0 PB: 0 CS: 0	PA: 44				
PITCHER	IP	WLS	BF	H	R	ER	SO	BB	IBB	HBP	BLK	WP	HR	S	P	ERA	WHIP										
Jerry Walker, R ERA: 3.57 Hoyt Wilhelm, R ERA: 3.82 (6, 1)	5.0		24	6	2	2	2	5	0	0	0	0	0	21	41	3.60	2.200										
	4.0	W	20	3	1	0	3	3	0	0	0	0	0	23	35	0.00	1.500										

Batter	1	2	3	4	5	6	7	8	9	AB	R	H	RBI	BB	SO	LOB	TOP			
Jackie Brandt, R OBP: 0.356, SLG: 0.433 (1, 8)	F8		PO 1B			6-3		P6		4	0	1	0	0	0	0				
Gene Stephens, L OBP: 0.325, SLG: 0.372 (1, 9)	4-3		PO 1-2	K					K	4	0	1	0	0	2	0				
Gene Woodling, L OBP: 0.416, SLG: 0.398 (1, 7)				G3 1B		F8			L4	4	0	2	0	0	0	1				
Jim Gentile, L OBP: 0.453, SLG: 0.560 (1, 3)	F8			G3 1B					P6	4	0	0	0	0	2					
Brooks Robinson, R OBP: 0.343, SLG: 0.446 (1, 5)		F2		F8						3	1	1	1	0	0	1				
Clint Courtney, L OBP: 0.348, SLG: 0.254 (1, 2)					6-3					3	0	1	0	0	0	0				
Ron Hansen, R OBP: 0.328, SLG: 0.412 (1, 6)		G5-4-3 1B			5-3				K	3	0	0	0	0	1	1				
Mary Breeding, R OBP: 0.325, SLG: 0.349 (8, PH)										2	0	0	0	0	0	0				
Bob Boyd, L OBP: 0.346, SLG: 0.408 (8, PH)										1	0	0	0	0	0	0				
Billy Klaus, L OBP: 0.333, SLG: 0.625 (8, 4)						6-3			4-3	0	0	0	0	0	0	0				
Steve Barber, L OBP: 0.143, SLG: 0.063 (8, PH)										2	0	0	0	0	2	0				
Al Pilarcik, L OBP: 0.326, SLG: 0.371 (8, PH)										1	0	0	0	0	0	0				
Gordon Jones, R OBP: 0.400, SLG: 0.400 (8, 1)									F8	0	0	0	0	0	0	0				
Inning Stats	R: 0 E: 0 K: 0 S: 4	H: 1 LOB: 1 BB: 0 P: 4	R: 0 E: 0 K: 0 S: 3	H: 1 LOB: 0 BB: 0 P: 3	R: 0 E: 0 K: 1 S: 5	H: 1 LOB: 0 BB: 0 P: 5	R: 0 E: 0 K: 1 S: 6	H: 0 LOB: 0 BB: 0 P: 3	R: 0 E: 0 K: 1 S: 6	H: 1 LOB: 1 BB: 0 P: 6	R: 1 E: 0 K: 1 S: 6	H: 1 LOB: 0 BB: 0 P: 6	R: 0 E: 0 K: 0 S: 3	H: 0 LOB: 0 BB: 0 P: 3	R: 0 E: 0 K: 1 S: 5	H: 0 LOB: 0 BB: 0 P: 5	1B: 5 2B: 0 3B: 0 HR: 1	SF: 0 SAC: 0 DP: 1 HBP: 0	WP: 0 PB: 0 CS: 0	PA: 32
PITCHER Bob Shaw, R ERA: 3.36 (1, 1)	IP: 9.0 WLS: W BF: 31 H: 6 R: 1 ER: 1 SO: 5 BB: 0 IBB: 0 HBP: 0 BLK: 0 WP: 0 HR: 1 S: 41 P: 41 ERA: 1.00 WHIP: 0.667															PITCHER				

Baltimore Orioles @ Chicago White Sox
Comiskey Park, Chicago, IL
Sun Jul 17 1960, 4:33 AM EDT
Unknown

AB 31
R 1
H 6
RBI 1
BB 0
SO 5
LOB 5



Batter	1	2	3	4	5	6	7	8	9	AB	R	H	RBI	BB	SO	LOB	BOTTOM			
Jim Landis, R OBP: 0.356, SLG: 0.332 (1, 8)	K2-3			SH3-4 BB 1B		K		P6		3	1	0	0	1	2	1				
Nellie Fox, L OBP: 0.338, SLG: 0.337 (1, 4)				SH3-4 BB 1B		6-3		F2		2	1	0	0	2	0	1				
Minnie Minoso, R OBP: 0.389, SLG: 0.477 (1, 7)	G5-4-3			SH3-4		F9				2	0	0	0	0	0	1				
Roy Sievers, R OBP: 0.401, SLG: 0.541 (1, 3)		5-3								3	0	1	2	0	1	0				
Sherm Lollar, R OBP: 0.344, SLG: 0.359 (1, 2)										1	0	0	0	2	0	0				
Al Smith, R OBP: 0.367, SLG: 0.450 (1, 9)										3	0	0	0	0	2					
Gene Freese, R OBP: 0.294, SLG: 0.450 (1, 5)										3	0	1	0	0	0	1				
Luis Aparicio, R OBP: 0.286, SLG: 0.317 (1, 6)				SH5-3 CS 2B						2	0	0	0	0	0	0				
Bob Shaw, R OBP: 0.125, SLG: 0.081 (1, 1)				SH5-3 2-3 K						3	0	1	0	0	1	1				
Inning Stats	R: 0 E: 0 K: 1 S: 4	H: 0 LOB: 0 BB: 1 P: 8	R: 0 E: 0 K: 0 S: 2	H: 0 LOB: 0 BB: 1 P: 6	R: 0 E: 0 K: 1 S: 5	H: 1 LOB: 1 BB: 0 P: 5	R: 2 E: 0 K: 0 S: 3	H: 1 LOB: 1 BB: 3 P: 15	R: 0 E: 0 K: 0 S: 3	H: 0 LOB: 0 BB: 0 P: 3	R: 0 E: 0 K: 1 S: 5	H: 0 LOB: 0 BB: 0 P: 5	R: 0 E: 1 K: 1 S: 6	H: 0 LOB: 1 BB: 0 P: 6	R: 0 E: 0 K: 0 S: 4	H: 1 LOB: 1 BB: 0 P: 4	1B: 2 2B: 2 3B: 0 HR: 0	SF: 0 SAC: 2 DP: 3 HBP: 0	WP: 0 PB: 0 CS: 1	PA: 29
PITCHER Steve Barber, L ERA: 3.34 Gordon Jones, R ERA: 4.4 (8, 1)	IP: 7.0 WLS: L BF: 25 H: 2 R: 2 ER: 2 SO: 4 BB: 5 IBB: 0 HBP: 0 BLK: 0 WP: 0 HR: 0 S: 28 P: 48 ERA: 2.57 WHIP: 1.000															PITCHER				

Baltimore Orioles @ Chicago White Sox
Comiskey Park, Chicago, IL
Sun Jul 17 1960, 4:33 AM EDT
Unknown

AB 22
R 2
H 3
RBI 2
BB 5
SO 4
LOB 7



Batter	1	2	3	4	5	6	7	8	9	AB	R	H	RBI	BB	SO	LOB	TOP				
Mary Breeding, R OBP: 0.321, SLG: 0.345	5-3		K		5-3		P4			4	0	0	0	0	1	1	<p>Baltimore Orioles @ Chicago White Sox Comiskey Park, Chicago, IL</p> <p>Sun Jul 17 1960, 4:38 AM EDT Att: 28,295 - Unknown</p> <p>livebaseballscores.com</p>				
Gene Stephens, L OBP: 0.323, SLG: 0.369	F2		F7		G3			FC4-6 1B		4	0	1	0	0	0	1					
Gene Woodling, L OBP: 0.418, SLG: 0.397 Bobby Thomson, R OBP: 0.308, SLG: 0.417			1B 1-2 1B BB		P6			F8		1	1	0	0	2	0	0					
Jim Gentile, L OBP: 0.451, SLG: 0.557 Bob Boyd, L OBP: 0.364, SLG: 0.423	K		1B 1-2 2-3 1B					FC4-6 1B		1	0	0	0	0	1	1					
Gus Triandos, R OBP: 0.333, SLG: 0.366 Gordon Jones, R OBP: 0.400, SLG: 0.400		F7			F7			1-2 1B		4	0	2	2	0	0	1					
Brooks Robinson, R OBP: 0.342, SLG: 0.444					L4			1-2 1B		4	0	1	0	0	0	5					
Al Pilarcik, L OBP: 0.319, SLG: 0.362 Billy Hoelt, L OBP: 0.344, SLG: 0.345	F3			K				F7		3	0	0	0	0	1	2					
Ron Hansen, R OBP: 0.325, SLG: 0.408 Billy Klaus, L OBP: 0.300, SLG: 0.556	K			P5			6-3	3-1		3	0	0	0	0	1	1					
Jack Fisher, R OBP: 0.290, SLG: 0.222 Dave Nicholson, R OBP: 0.333, SLG: 0.350			1B S 1B 1B		F2		K	6-3		2	1	1	0	0	0	0					
										2	0	0	0	0	1	0					
Inning Stats	R: 0 E: 0 K: 1 S: 5	H: 0 LOB: 1 BB: 1 P: 9	R: 0 E: 0 K: 1 S: 6	H: 1 LOB: 1 BB: 0 P: 6	R: 2 E: 0 K: 1 S: 8	H: 3 LOB: 2 BB: 1 P: 12	R: 0 E: 0 K: 1 S: 5	H: 0 LOB: 0 BB: 0 P: 5	R: 0 E: 0 K: 0 S: 3	H: 1 LOB: 1 BB: 0 P: 4	R: 0 E: 0 K: 1 S: 5	H: 0 LOB: 0 BB: 0 P: 5	R: 0 E: 0 K: 0 S: 5	H: 2 LOB: 2 BB: 0 P: 5	R: 0 E: 0 K: 0 S: 3	H: 0 LOB: 0 BB: 0 P: 3		1B: 7 2B: 0 3B: 0 HR: 0	SF: 0 SAC: 0 DP: 0 HBP: 0	WP: 0 PB: 0 SB: 1 CS: 0	PA: 36
PITCHER Early Wynn, R ERA: 4.76	IP: 9.0 WLS: W BF: 36	H: 7 R: 2 ER: 2 SO: 5	BB: 2 IBB: 0 HBP: 0 BLK: 0	WP: 0 HR: 0 S: 44 P: 52	ERA: 2.00 WHIP: 1.000	PITCHER										ERA: 2.00 WHIP: 1.000					

Batter	1	2	3	4	5	6	7	8	9	AB	R	H	RBI	BB	SO	LOB	BOTTOM				
Jim Landis, R OBP: 0.359, SLG: 0.352	5-3		SF7 3B		SH3-4 1B	1-1H 2-2H 1B 3B	FC5-4 1B	G4-6-3		6	3	3	2	0	0	3	<p>Baltimore Orioles @ Chicago White Sox Comiskey Park, Chicago, IL</p> <p>Sun Jul 17 1960, 4:38 AM EDT Att: 28,295 - Unknown</p> <p>livebaseballscores.com</p>				
Nellie Fox, L OBP: 0.344, SLG: 0.345 Sammy Esposito, R OBP: 0.302, SLG: 0.209		HR 1B	SF7		SH3-4 1B	1-2 1B	BB 1B	FC4-6 BB		4	3	4	2	0	0	0					
Minnie Minoso, R OBP: 0.391, SLG: 0.478 Joe Hicks, L OBP: 0.256, SLG: 0.229	K		3-H 1B		SH3-4 1B	1-2 2-3 1B	K 1B	FC4-6		4	1	2	1	0	2	2					
Roy Sievers, R OBP: 0.409, SLG: 0.558		1-H HR		K		1-2 2-3 1B	1-2 2-H 1B	FC4-6		3	2	2	3	2	1	1					
Al Smith, R OBP: 0.370, SLG: 0.457 Jim Rivera, L OBP: 0.400, SLG: 0.667	F7			SH1-3 1B 2B	P5	1-3 2-H HR 2B	1-2 BB			4	2	2	1	1	0	3					
Gene Freese, R OBP: 0.297, SLG: 0.462		1-3		SH1-3 2-3 1B	1-3 1-3 1B	2-H 3-H HR	1-2 2-3 3-H BB			3	1	1	4	1	0	3					
Joe Ginsberg, L OBP: 0.392, SLG: 0.333		G3				1B K	L5			5	1	2	1	0	1	3					
Luis Aparicio, R OBP: 0.288, SLG: 0.318		F8			K		6-3	G4-6-3 HBP 1B		5	1	2	0	0	1	1					
Early Wynn, S OBP: 0.289, SLG: 0.237			F7		F7		F7	FC5-4 BB		3	0	0	0	1	0	3					
Inning Stats	R: 2 E: 0 K: 1 S: 7	H: 2 LOB: 0 BB: 0 P: 7	R: 0 E: 0 K: 0 S: 3	H: 0 LOB: 0 BB: 0 P: 3	R: 1 E: 0 K: 1 S: 7	H: 2 LOB: 1 BB: 0 P: 7	R: 1 E: 0 K: 1 S: 7	H: 2 LOB: 1 BB: 0 P: 7	R: 0 E: 0 K: 0 S: 5	H: 2 LOB: 3 BB: 1 P: 9	R: 7 E: 0 K: 2 S: 13	H: 6 LOB: 0 BB: 1 P: 17	R: 3 E: 0 K: 0 S: 6	H: 3 LOB: 3 BB: 3 P: 18	R: 0 E: 0 K: 0 S: 3	H: 1 LOB: 2 BB: 1 P: 8		1B: 12 2B: 2 3B: 2 HR: 2	SF: 1 SAC: 2 DP: 1 HBP: 1	WP: 0 PB: 0 SB: 0 CS: 0	PA: 48
PITCHER Jack Fisher, R ERA: 3.73 Billy Hoelt, L ERA: 6.97 Gordon Jones, R ERA: 4.3	IP: 5.1 WLS: L BF: 28	H: 11 R: 7 ER: 7 SO: 3	BB: 0 IBB: 0 HBP: 0 BLK: 0	WP: 0 HR: 1 S: 33 P: 37	ERA: 11.81 WHIP: 2.062	PITCHER										ERA: 0.00 WHIP: 2.000					

Batter	1	2	3	4	5	6	7	8	9	AB	R	H	RBI	BB	SO	LOB	TOP					
Jackie Brandt, R OBP: 0.351, SLG: 0.426 (1, 8)	0-0 6-3		0-0 F3		0-0 FC6-4			0-0 6-3		4	0	0	0	0	0	2						
Gene Stephens, L OBP: 0.317, SLG: 0.361 (1, 9)	0-0 F8			0-0 G3			0-0 F7	0-0 F9		4	0	0	0	0	0	0						
Gene Woodling, L OBP: 0.413, SLG: 0.390 (1, 7)	0-0 F5			0-0 4-3			0-0 F4		0-0 4-3	4	0	0	0	0	0	0						
Jim Gentile, L OBP: 0.452, SLG: 0.556 (1, 3)		0-0 L3 1B		0-0 1B			0-0 3-1		0-0 F5	4	0	2	0	0	0	0						
Brooks Robinson, R OBP: 0.343, SLG: 0.444 (1, 5)		0-0 L3		0-0 1B				0-0 1B G5-4-3	0-0 F3	4	1	2	0	0	0	1						
Gus Triandos, R OBP: 0.333, SLG: 0.366 (1, 2)		0-3 K		0-0 F7				0-0 1B G5-4-3		3	0	1	0	0	1	2						
Ron Hansen, R OBP: 0.328, SLG: 0.410 (1, 6)			0-0 G5-4-3 1B		0-0 FC6-4 1B			0-0 G5-4-3 1B		3	0	2	0	0	0	1						
Mary Breeding, R OBP: 0.319, SLG: 0.342 (1, 4)			0-0 G5-4-3		0-0 F8			0-0 6-3		3	0	0	0	0	0	2						
Hal Brown, R OBP: 0.364, SLG: 0.286 (8, PH)			4-0 BB		0-0 F6			0-0 F8		1	0	0	0	1	0	1						
Bob Boyd, L OBP: 0.357, SLG: 0.415 (8, 1)										1	0	0	0	0	0	0						
Billy Hoelt, L (8, 1)										0	0	0	0	0	0	0						
Inning Stats	R: 0 E: 0 K: 0 S: 3	H: 0 LOB: 0 BB: 0 P: 3	R: 0 E: 0 K: 1 S: 5	H: 1 LOB: 0 BB: 0 P: 5	R: 0 E: 0 K: 0 S: 3	H: 1 LOB: 1 BB: 1 P: 7	R: 0 E: 0 K: 0 S: 5	H: 2 LOB: 2 BB: 0 P: 5	R: 0 E: 0 K: 0 S: 4	H: 1 LOB: 1 BB: 0 P: 4	R: 0 E: 0 K: 0 S: 3	H: 0 LOB: 0 BB: 0 P: 3	R: 1 E: 0 K: 0 S: 4	H: 2 LOB: 0 BB: 0 P: 4	R: 0 E: 0 K: 0 S: 3	H: 0 LOB: 0 BB: 0 P: 3	R: 0 E: 0 K: 0 S: 3	H: 0 LOB: 0 BB: 0 P: 3	1B: 7 2B: 1 3B: 0 HR: 0	SF: 0 SAC: 0 DP: 3 HBP: 0	WP: 0 PB: 0 SB: 0 CS: 0	PA: 32
PITCHER Ned Garver, R ERA: 5.86 (1, 1)	IP: 9.0 WLS: W BF: 32 H: 7 R: 1 ER: 1 SO: 1 BB: 1 IBB: 0 HBP: 0 BLK: 0 WP: 0 HR: 0 S: 33 P: 37 ERA: 1.00 WHIP: 0.889															PITCHER	IP: 9.0 WLS: W BF: 32 H: 7 R: 1 ER: 1 SO: 1 BB: 1 IBB: 0 HBP: 0 BLK: 0 WP: 0 HR: 0 S: 33 P: 37 ERA: 1.00 WHIP: 0.889					

Baltimore Orioles @ Kansas City Athletics
Municipal Stadium, Kansas City, MO
Mon Jul 18 1960, 8:05 PM EDT
Att: 6,567 - Unknown


AB	31
R	1
H	7
RBI	0
BB	1
SO	1
LOB	9



Batter	1	2	3	4	5	6	7	8	9	AB	R	H	RBI	BB	SO	LOB	BOTTOM			
Russ Snyder, L OBP: 0.327, SLG: 0.401 (9, 7)	0-0 G3			0-0 CS 1B				0-0 G3		4	0	2	0	0	0	0				
Jerry Lumpe, L OBP: 0.328, SLG: 0.380 (1, 4)	0-0 F7		0-0 4-3		0-0 CS 1B			0-0 1B		4	0	2	0	0	0	1				
Whitey Herzog, L OBP: 0.376, SLG: 0.436 (1, 9)	0-0 2B		0-0 HR 1B		0-0 F3		0-0 4-3			4	2	2	0	0	0	2				
Norm Siebern, L OBP: 0.384, SLG: 0.495 (9, 8)	4-0 2B		0-0 HR 1B		0-0 F5			0-0 4-3		3	2	1	2	1	0	1				
Bill Tuttle, R OBP: 0.320, SLG: 0.305 (1, 5)	0-0 1B		0-0 5-3		0-0 F7			0-0 BB		3	1	1	2	1	0	1				
Mary Thronberry, L OBP: 0.274, SLG: 0.421 (1, 3)	0-0 1B		0-0 F7			0-0 L3		0-0 F5		4	0	1	1	0	0	1				
Pete Daley, R OBP: 0.286, SLG: 0.439 (1, 2)	0-0 F9		0-0 6-3			0-3 K		4-0 BB		3	0	0	0	1	1	1				
Ken Hamlin, R OBP: 0.272, SLG: 0.246 (1, 6)		0-0 5-3		0-0 F4		0-0 F9		0-0 L4		4	0	0	0	0	0	2				
Ned Garver, R OBP: 0.091, SLG: 0.182 (1, 1)		0-0 F8		0-0 F2			0-0 F8			3	0	0	0	0	0	0				
Inning Stats	R: 3 E: 0 K: 0 S: 6	H: 3 LOB: 1 BB: 1 P: 10	R: 0 E: 0 K: 0 S: 4	H: 1 LOB: 1 BB: 0 P: 4	R: 2 E: 0 K: 0 S: 5	H: 2 LOB: 0 BB: 0 P: 5	R: 0 E: 0 K: 0 S: 3	H: 1 LOB: 0 BB: 0 P: 3	R: 0 E: 0 K: 1 S: 5	H: 0 LOB: 0 BB: 0 P: 5	R: 0 E: 0 K: 0 S: 4	H: 1 LOB: 1 BB: 0 P: 4	R: 0 E: 0 K: 0 S: 3	H: 0 LOB: 2 BB: 2 P: 11	R: 0 E: 0 K: 0 S: 3	H: 0 LOB: 2 BB: 0 P: 11	1B: 6 2B: 2 3B: 0 HR: 1	SF: 0 SAC: 0 DP: 0 HBP: 0	WP: 0 PB: 0 SB: 0 CS: 1	PA: 36
PITCHER Hal Brown, R ERA: 3.66 Billy Hoelt, L ERA: 6.35 (8, 1)	IP: 7.0 WLS: L BF: 30 H: 9 R: 5 ER: 5 SO: 1 BB: 1 IBB: 0 HBP: 0 BLK: 0 WP: 0 HR: 1 S: 31 P: 35 ERA: 6.43 WHIP: 1.429															PITCHER	IP: 7.0 WLS: L BF: 30 H: 9 R: 5 ER: 5 SO: 1 BB: 1 IBB: 0 HBP: 0 BLK: 0 WP: 0 HR: 1 S: 31 P: 35 ERA: 6.43 WHIP: 1.429			

Baltimore Orioles @ Kansas City Athletics
Municipal Stadium, Kansas City, MO
Mon Jul 18 1960, 8:05 PM EDT
Att: 6,567 - Unknown


AB	32
R	5
H	9
RBI	5
BB	3
SO	1
LOB	9



Batter	1	2	3	4	5	6	7	8	9	10	AB	R	H	RBI	BB	SO	LOB		
Jackie Brandt, R OBP: 0.347, SLG: 0.419	5-3			F8	F3		FC6-4 1B			F6 4-3	6	0	1	1	0	0	4		
Jim Busby, R OBP: 0.357, SLG: 0.345	G5-4-3 1B			FC6-4 BB		F8	FC6-4 1-2			HBP WP BB	3	1	1	0	2	0	2		
Brooks Robinson, R OBP: 0.341, SLG: 0.441	G5-4-3			FC6-4 1-2		K				WP HBP 1B	5	1	1	0	0	1	2		
Walt Dropo, R OBP: 0.373, SLG: 0.398			K	F8		5-3				WP 1B	4	0	0	0	0	1	2		
Al Pilarcik, L OBP: 0.319, SLG: 0.362										HBP 1B	0	1	0	0	0	0	0		
Clint Courtney, L OBP: 0.348, SLG: 0.254										1B HBP	0	0	0	0	0	0	0		
Gus Triandos, R OBP: 0.355, SLG: 0.363					F4					1B 1B	4	1	1	0	1	0	0		
Gene Stephens, L OBP: 0.317, SLG: 0.361	5-3									1B 2B IBB	0	1	0	0	0	0	0		
Ron Hansen, R OBP: 0.327, SLG: 0.418										1B 1B	4	1	1	1	0	0	1		
Gene Woodling, L OBP: 0.415, SLG: 0.393	6-3									2B 1B	1	1	1	2	0	0	0		
Billy Klaus, L OBP: 0.300, SLG: 0.556					HR					1-3 2-3 3-4	0	0	0	0	0	0	0		
Dave Nicholson, R OBP: 0.316, SLG: 0.328			K							1B 2B	4	0	0	0	0	3	1		
Jim Gentile, L OBP: 0.454, SLG: 0.563				K						1B 2B	1	1	1	1	0	0	0		
Mary Breeding, R OBP: 0.325, SLG: 0.346			K							3-4 SH1-3	4	1	3	2	1	1	0		
Chuck Estrada, R OBP: 0.233, SLG: 0.250										2-3 3-4	2	0	1	1	1	1	0		
Hoyt Wilhelm, R OBP: 0.094, SLG: 0.067			K							1-2	1	0	0	0	0	0	1		
Inning Stats	R: 0 E: 0 K: 0 S: 3	H: 1 LOB: 0 BB: 0 P: 3	R: 0 E: 0 K: 1 S: 5	H: 0 LOB: 0 BB: 0 P: 5	R: 0 E: 0 K: 3 S: 9	H: 0 LOB: 0 BB: 0 P: 9	R: 0 E: 0 K: 1 S: 5	H: 0 LOB: 0 BB: 0 P: 5	R: 2 E: 0 K: 1 S: 9	H: 4 LOB: 2 BB: 0 P: 9	R: 0 E: 1 K: 0 S: 3	H: 0 LOB: 0 BB: 0 P: 3	R: 0 E: 0 K: 0 S: 3	H: 0 LOB: 1 BB: 1 P: 7	R: 6 E: 0 K: 0 S: 7	H: 4 LOB: 2 BB: 2 P: 16	1B: 9 2B: 1 3B: 0 HR: 1	SF: 0 SAC: 1 DP: 2 HBP: 1	
PITCHER	IP WLS BF H R ER SO BB IBB HBP BLK WP HR S P ERA WHIP	9.1 L 40 8 6 6 7 4 0 1 0 0 1 0 2 6 5.79 1.286	0.0 3 2 1 1 0 0 0 1 0 0 0 0 0 2 ∞ ∞	0.2 3 1 2 2 0 0 0 0 0 0 0 0 0 3 3 27.00 1.500	PITCHER														

Baltimore Orioles @ Kansas City Athletics
Municipal Stadium, Kansas City, MO
Tue Jul 19 1960, 8:05 PM EDT
Att: 8,152 - Unknown


AB 39
R 9
H 11
RBI 8
BB 5
SO 7
LOB 13





Batter	1	2	3	4	5	6	7	8	9	10	AB	R	H	RBI	BB	SO	LOB					
Russ Snyder, L OBP: 0.318, SLG: 0.389	4-3		6-3			K	P6			4-3	5	0	0	0	0	1	2					
Jerry Lumpe, L OBP: 0.325, SLG: 0.375	F7			K		F8				1-3	4	0	0	0	0	1	0					
Whitey Herzog, L OBP: 0.374, SLG: 0.429	1-3			K		K	G5-3 BB			F6	3	0	0	0	1	1	0					
Norm Siebern, L OBP: 0.385, SLG: 0.491				F7		F7	G5-3 HR BB			K	2	1	0	0	2	1	0					
Andy Carey, R OBP: 0.269, SLG: 0.464						K	G5-3			6-3	4	0	0	0	0	1	3					
Mary Thronberry, L OBP: 0.273, SLG: 0.410						K	1-2 2-3			F9	3	1	0	0	1	1	1					
Pete Daley, R OBP: 0.297, SLG: 0.486										F5	4	1	2	3	0	0	1					
Ken Hamlin, R OBP: 0.272, SLG: 0.246										F7	4	0	1	0	0	0	1					
Bud Daley, L OBP: 0.241, SLG: 0.176										6-3	2	0	0	0	1	0	0					
Bob Trowbridge, R OBP: 0.056, SLG: 0.111											0	0	0	0	0	0	0					
Ken Johnson, R OBP: 0.222, SLG: 0.222											0	0	0	0	0	0	0					
Dick Williams, R OBP: 0.322, SLG: 0.368											1	0	0	0	0	0	0					
Inning Stats	R: 0 E: 0 K: 0 S: 3	H: 0 LOB: 0 BB: 0 P: 3	R: 0 E: 0 K: 0 S: 3	H: 0 LOB: 1 BB: 1 P: 7	R: 0 E: 0 K: 0 S: 3	H: 0 LOB: 0 BB: 0 P: 3	R: 0 E: 0 K: 2 S: 7	H: 0 LOB: 0 BB: 0 P: 7	R: 0 E: 0 K: 2 S: 8	H: 1 LOB: 1 BB: 0 P: 8	R: 0 E: 0 K: 1 S: 5	H: 0 LOB: 0 BB: 0 P: 5	R: 3 E: 0 K: 0 S: 4	H: 2 LOB: 2 BB: 4 P: 20	R: 0 E: 0 K: 1 S: 5	H: 0 LOB: 0 BB: 0 P: 5	R: 0 E: 0 K: 0 S: 3	H: 0 LOB: 0 BB: 0 P: 3	R: 0 E: 0 K: 0 S: 3	H: 0 LOB: 0 BB: 0 P: 3	1B: 2 2B: 0 3B: 0 HR: 1	SF: 0 SAC: 0 DP: 1 HBP: 0
PITCHER	IP WLS BF H R ER SO BB IBB HBP BLK WP HR S P ERA WHIP	6.2 W 10 3 3 3 5 5 0 0 0 0 1 1 32 52 4.05 1.200	3.1 W 10 0 0 0 1 0 0 0 0 0 0 0 0 12 12 0.00 0.000	PITCHER																		

Baltimore Orioles @ Kansas City Athletics
Municipal Stadium, Kansas City, MO
Tue Jul 19 1960, 8:05 PM EDT
Att: 8,152 - Unknown

AB 32
R 3
H 3
RBI 3
BB 5
SO 6
LOB 8




Batter	1	2	3	4	5	6	7	8	9	AB	R	H	RBI	BB	SO	LOB	TOP			
Jackie Brandt, R (1, 8) OBP: 0.345, SLG: 0.419	1-3		SF7 1-3 2B		G3			4-3	FC6-4	5	0	1	0	0	0	3	<p>Baltimore Orioles @ Kansas City Athletics Municipal Stadium, Kansas City, MO</p> <p>Wed Jul 20 1960, 8:05 PM EDT Att: 9,902 - Unknown</p> <p>livebaseballscorecards.com</p> <p>AB 34 R 3 H 11 RBI 3 BB 2 SO 4 LOB 17</p> 			
Gene Stephens, L (1, 9) OBP: 0.314, SLG: 0.373	K		1-3		L4			HR	F8	5	1	1	1	0	1	5				
Gene Woodling, L (1, 7) OBP: 0.419, SLG: 0.402	2B		SF7		1B			BB		2	0	2	1	1	0	0				
Jim Gentile, L (1, 3) OBP: 0.447, SLG: 0.552	1-3		G3		G4-6-3			F7		4	0	0	0	0	0	4				
Brooks Robinson, R (1, 5) OBP: 0.340, SLG: 0.439		4-3			F8			K		4	0	1	0	0	1	1				
Gus Triandos, R (1, 2) OBP: 0.339, SLG: 0.366	1B				K			1B		4	0	2	0	0	1	1				
Jim Busby, R (9, PR) OBP: 0.357, SLG: 0.345	1B				K			1B		0	1	0	0	0	0	0				
Ron Hansen, R (1, 6) OBP: 0.326, SLG: 0.416	1B				K			5-3		4	0	1	0	0	1	1				
Mary Breeding, R (1, 4) OBP: 0.325, SLG: 0.346								4-3		3	0	1	0	0	0	2				
Bob Boyd, L (9, PH) OBP: 0.365, SLG: 0.426	G6-4-3				G3			FC6-4	1B	1	0	1	0	0	0	0				
Mitt Pappas, R (1, 1) OBP: 0.132, SLG: 0.143					SH5-4			1B		0	1	0	0	1	0	0				
Al Pilarcik, L (7, PH) OBP: 0.317, SLG: 0.359					SH5-4			4-3		1	0	0	0	0	0	0				
Billy Hoelt, L (7, 1) OBP: 0.352, SLG: 0.261			2B		SF7			4-3		1	0	1	1	0	0	0				
Clint Courtney, L (9, PH)			BB					1-2	2-H	1	0	1	1	0	0	0				
Inning Stats	R: 0 E: 0 K: 1 S: 6	H: 1 LOB: 1 BB: 0 P: 6	R: 0 E: 0 K: 0 S: 4	H: 2 LOB: 1 BB: 0 P: 4	R: 1 E: 0 K: 0 S: 4	H: 1 LOB: 1 BB: 1 P: 8	R: 0 E: 0 K: 2 S: 7	H: 0 LOB: 0 BB: 0 P: 7	R: 0 E: 0 K: 0 S: 4	H: 2 LOB: 1 BB: 0 P: 4	R: 0 E: 0 K: 0 S: 3	H: 0 LOB: 0 BB: 0 P: 3	R: 1 E: 0 K: 1 S: 6	H: 1 LOB: 1 BB: 1 P: 10	R: 1 E: 0 K: 0 S: 6	H: 3 LOB: 2 BB: 0 P: 6	1B: 8 2B: 2 3B: 0 HR: 1	SF: 1 SAC: 1 DP: 2 HBP: 0	WP: 0 PB: 0 SB: 0 CS: 0	PA: 38
PITCHER Ray Herbert, R (1, 1) ERA: 3.56	IP: 9.0 WLS: W BF: 38	H: 11 R: 3 ER: 3 SO: 4	BB: 2 IBB: 0 HBP: 0 BLK: 0	WP: 0 HR: 1 S: 44 P: 52	ERA: 3.00 WHIP: 1.444	PITCHER IP: WLS: BF: H: R: ER: SO: BB: IBB: HBP: BLK: WP: HR: S: P: ERA: WHIP														

Batter	1	2	3	4	5	6	7	8	9	AB	R	H	RBI	BB	SO	LOB	BOTTOM				
Russ Snyder, L (1, 8) OBP: 0.322, SLG: 0.391	5-3		FC3-6 1B	CS 1B		FC4-6				4	0	2	1	0	0	1	<p>Baltimore Orioles @ Kansas City Athletics Municipal Stadium, Kansas City, MO</p> <p>Wed Jul 20 1960, 8:05 PM EDT Att: 9,902 - Unknown</p> <p>livebaseballscorecards.com</p> <p>AB 29 R 4 H 7 RBI 4 BB 5 SO 2 LOB 17</p> 				
Jerry Lumpe, L (1, 4) OBP: 0.327, SLG: 0.373	BB		FC3-6 1B	BB 1B		FC4-6				2	1	0	0	2	0	2					
Whitney Herzog, L (1, 9) OBP: 0.376, SLG: 0.428	F6							B1-3 BB		3	1	1	1	1	0	2					
Bill Tuttle, R (8, 8) OBP: 0.320, SLG: 0.305			G3 2B	L4						0	0	0	0	0	0	0					
Norm Siebern, L (1, 7) OBP: 0.381, SLG: 0.484	4-3		G3		L7			B1-3		4	0	0	0	0	0	3					
Andy Carey, R (1, 5) OBP: 0.293, SLG: 0.482					4-3			K		4	0	2	1	0	1	0					
Mary Thronberry, L (1, 3) OBP: 0.260, SLG: 0.433			E3					4-3		3	1	1	1	1	0	1					
Pete Daley, R (1, 2) OBP: 0.282, SLG: 0.459	FC5-4		BB		6-3			F9		4	0	0	0	0	1	4					
Ken Hamlin, R (1, 6) OBP: 0.272, SLG: 0.246	F9				SH2-4 1B			5-3		4	1	1	0	0	0	2					
Ray Herbert, R (1, 1) OBP: 0.256, SLG: 0.135	L8				SH2-4			FC4-6 BB		1	0	0	0	1	0	2					
Inning Stats	R: 0 E: 0 K: 0 S: 3	H: 0 LOB: 1 BB: 1 P: 7	R: 0 E: 0 K: 0 S: 4	H: 1 LOB: 2 BB: 1 P: 8	R: 2 E: 2 K: 1 S: 9	H: 3 LOB: 2 BB: 0 P: 9	R: 1 E: 0 K: 0 S: 4	H: 2 LOB: 1 BB: 1 P: 8	R: 1 E: 0 K: 0 S: 4	H: 1 LOB: 0 BB: 0 P: 4	R: 0 E: 0 K: 0 S: 3	H: 0 LOB: 0 BB: 1 P: 7	R: 0 E: 0 K: 0 S: 4	H: 0 LOB: 0 BB: 0 P: 8	R: 0 E: 0 K: 0 S: 3	H: 0 LOB: 0 BB: 0 P: 3		1B: 4 2B: 2 3B: 1 HR: 1	SF: 0 SAC: 1 DP: 1 HBP: 0	WP: 0 PB: 0 SB: 0 CS: 1	PA: 35
PITCHER Mitt Pappas, R (1, 1) ERA: 4.35	IP: 6.0 WLS: L BF: 29	H: 7 R: 4 ER: 4 SO: 1	BB: 4 IBB: 0 HBP: 0 BLK: 0	WP: 0 HR: 1 S: 27 P: 43	ERA: 6.00 WHIP: 1.833	PITCHER IP: WLS: BF: H: R: ER: SO: BB: IBB: HBP: BLK: WP: HR: S: P: ERA: WHIP															
Billy Hoelt, L (7, 1) ERA: 5.4	2.0	6	0	0	0	1	1	0	0	0	0	0	0	0	0	0		7	11	0.00	0.500

Batter	1	2	3	4	5	6	7	8	9	AB	R	H	RBI	BB	SO	LOB	TOP			
Eddie Yost, R OBP: 0.421, SLG: 0.392 (1, 5)	4-0 L6-4-3 BB		0-0 F8		0-0 2B		0-0 1B			3	0	2	0	1	0	0				
Al Kaline, R OBP: 0.327, SLG: 0.380 (1, 8)	0-0 L6-4-3 1-2		4-0 BB		0-0 1B		0-0 L9			3	0	1	0	1	0	2				
Charlie Maxwell, L OBP: 0.326, SLG: 0.456 (1, 7)	0-0 4-3		0-0 L8		0-0 G4-6-3 1-2			0-0 4-3		4	0	0	0	0	0	3				
Rocky Colavito, R OBP: 0.343, SLG: 0.522 (1, 9)		0-0 FC5-6 SF7 1B		0-0 G6-4-3 1B		0-0 F5		0-3 K		4	1	2	0	0	1	0				
Steve Bilko, R OBP: 0.279, SLG: 0.373 (1, 3)		4-0 FC5-6 BB 1-2		0-0 G6-4-3 1-2		0-0 F3		0-0 1B		3	0	1	0	1	0	1				
Frank Bolling, R OBP: 0.303, SLG: 0.354 (1, 4)		0-0 FC5-6 SF7 1-2 2-3		4-0 BB BB		0-0 1B		0-0 F2		3	0	1	0	1	0	3				
Chico Fernandez, R OBP: 0.318, SLG: 0.335 (1, 6)		0-0 SF7 1-2 3-H		4-0 BB 1-2		0-0 F7		0-3 K		2	0	0	1	1	1	1				
Red Wilson, R OBP: 0.300, SLG: 0.271 (7, PH)		0-0 F2		0-0 F7			0-3 K		0-0 2-3	2	0	0	0	0	0	3				
Sandy Amoros, L OBP: 0.279, SLG: 0.196 (7, 2)									0-0 2-3	1	0	0	0	0	1	0				
Lou Berberet, L OBP: 0.298, SLG: 0.247 (7, 2)									0-0 2-3	1	0	0	0	0	0	0				
Pete Burnside, R OBP: 0.211, SLG: 0.118 (7, PH)									0-3 K	2	0	0	0	0	0	0				
Neil Chrissy, L OBP: 0.302, SLG: 0.408 (7, 1)									0-0 K	1	0	0	0	0	0	0				
Clem Labine, R OBP: 0.500, SLG: 1.000 (9, PH)									0-0 K	0	0	0	0	0	0	0				
Norm Cash, L OBP: 0.392, SLG: 0.482 (9, PH)									0-0 K	1	0	0	0	0	1	0				
Inning Stats	R: 0 E: 0 K: 0 S: 2	H: 0 LOB: 0 BB: 1 P: 6	R: 1 E: 0 K: 0 S: 4	H: 1 LOB: 1 BB: 1 P: 8	R: 0 E: 0 K: 0 S: 3	H: 0 LOB: 1 BB: 1 P: 7	R: 0 E: 0 K: 0 S: 3	H: 1 LOB: 2 BB: 2 P: 11	R: 0 E: 0 K: 0 S: 4	H: 2 LOB: 1 BB: 0 P: 4	R: 0 E: 0 K: 1 S: 6	H: 1 LOB: 1 BB: 0 P: 6	R: 0 E: 0 K: 1 S: 6	H: 1 LOB: 1 BB: 0 P: 6	R: 0 E: 0 K: 2 S: 7	H: 0 LOB: 0 BB: 0 P: 7	1B: 6 2B: 1 3B: 0 HR: 0	SF: 1 SAC: 0 DP: 3 HBP: 0	WP: 0 PB: 0 SB: 0 CS: 0	PA: 36
PITCHER	IP	WLS	BF	H	R	ER	SO	BB	IBB	HBP	BLK	WP	HR	S	P	ERA	WHIP			
Steve Barber, L ERA: 3.36	(1, 1)	2.0	8	1	1	1	0	2	0	0	0	0	0	6	14	4.50	1.500			
Jack Fisher, R ERA: 3.5	(3, 1)	7.0	28	6	0	0	4	3	0	0	0	0	0	33	45	0.00	1.286			
Batter	1	2	3	4	5	6	7	8	9	AB	R	H	RBI	BB	SO	LOB	BOTTOM			
Jackie Brandt, R OBP: 0.340, SLG: 0.412 (1, 9)	0-0 2-3		0-0 F2		0-3 K		0-3 K			4	0	0	0	0	2	0				
Jim Busby, R OBP: 0.353, SLG: 0.341 (1, 8)	0-0 1B 1B		0-0 6-3		0-0 L8		0-0 F7			4	0	1	0	0	0	0				
Gene Woodling, L OBP: 0.417, SLG: 0.399 (9, 7)	0-0 G5-4-3 1B		0-3 K		0-0 G3		0-0 1-3			4	0	1	0	0	1	0				
Gene Stephens, L OBP: 0.314, SLG: 0.373 (1, 3)	0-0 G5-4-3 1-2									0	0	0	0	0	0	0				
Walt Dropo, R OBP: 0.369, SLG: 0.393 (1, 3)	0-0 G5-4-3 1-2									4	1	1	0	0	0	2				
Brooks Robinson, R OBP: 0.340, SLG: 0.438 (1, 5)		0-0 5-3		0-0 FC3-6 1B		0-0 F3		0-0 F9		3	1	1	0	0	0	0				
Gus Triandos, R OBP: 0.344, SLG: 0.368 (1, 2)		4-0 1B BB		0-0 E4 FC3-6 1-2 2-3		0-0 1B		0-0 1B		2	0	1	0	1	0	2				
Ron Hansen, R OBP: 0.323, SLG: 0.412 (1, 6)		0-0 L8		0-3 K		0-3 K				3	0	0	0	0	2	5				
Mary Breeding, R OBP: 0.325, SLG: 0.346 (1, 4)		0-0 1B		0-0 FC3-6 1-2 2-H 3-H		0-0 F7				3	0	1	1	0	0	1				
Steve Barber, L OBP: 0.143, SLG: 0.063 (2, PH)		0-3 K								0	0	0	0	0	0	0				
Jim Gentile, L OBP: 0.445, SLG: 0.550 (3, 1)										1	0	0	0	0	1	2				
Jack Fisher, R OBP: 0.273, SLG: 0.207 (3, 1)										2	0	0	0	0	2	1				
Inning Stats	R: 0 E: 0 K: 0 S: 4	H: 2 LOB: 1 BB: 0 P: 4	R: 0 E: 0 K: 1 S: 6	H: 1 LOB: 2 BB: 1 P: 10	R: 0 E: 0 K: 1 S: 5	H: 0 LOB: 0 BB: 0 P: 5	R: 2 E: 2 K: 2 S: 10	H: 2 LOB: 1 BB: 0 P: 10	R: 0 E: 0 K: 1 S: 5	H: 0 LOB: 0 BB: 0 P: 5	R: 0 E: 0 K: 1 S: 6	H: 1 LOB: 1 BB: 0 P: 6	R: 0 E: 0 K: 2 S: 7	H: 0 LOB: 0 BB: 0 P: 7	R: 0 E: 0 K: 0 S: 3	H: 0 LOB: 0 BB: 0 P: 3	1B: 6 2B: 0 3B: 0 HR: 0	SF: 0 SAC: 0 DP: 1 HBP: 0	WP: 0 PB: 0 SB: 0 CS: 0	PA: 31
PITCHER	IP	WLS	BF	H	R	ER	SO	BB	IBB	HBP	BLK	WP	HR	S	P	ERA	WHIP			
Pete Burnside, L ERA: 2.92	(1, 1)	6.0	25	6	2	0	6	1	0	0	0	0	0	36	40	0.00	1.167			
Clem Labine, R ERA: 5.74	(7, 1)	2.0	6	0	0	0	2	0	0	0	0	0	0	10	10	0.00	0.000			


Detroit Tigers @ Baltimore Orioles
Memorial Stadium, Baltimore, MD
Fri Jul 22 1960, 7:05 PM EDT
Att: 24,892 - Unknown

AB 30
R 1
H 7
RBI 1
BB 5
SO 4
LOB 13



Detroit Tigers @ Baltimore Orioles
Memorial Stadium, Baltimore, MD
Fri Jul 22 1960, 7:05 PM EDT
Att: 24,892 - Unknown

AB 30
R 2
H 6
RBI 1
BB 1
SO 8
LOB 13




Batter	1	2	3	4	5	6	7	8	9	AB	R	H	RBI	BB	SO	LOB	TOP					
Eddie Yost, R OBP: 0.419, SLG: 0.400 (1.5)	F5		L7		F8		HR			4	1	1	1	0	0	0	Detroit Tigers @ Baltimore Orioles Memorial Stadium, Baltimore, MD Sat Jul 23 1960, 7:05 PM EDT Unknown					
Charlie Maxwell, L OBP: 0.322, SLG: 0.450 (1.7)	F6		F7		L4		6-3			4	0	0	0	0	0	0						
Al Kaline, R OBP: 0.327, SLG: 0.382 (1.8)	L6-3		2B		L4					4	0	1	0	0	0	0						
Norm Cash, L OBP: 0.394, SLG: 0.477 (1.3)		HR			F3					2	1	0	0	2	0	0						
Rocky Colavito, R OBP: 0.342, SLG: 0.518 (1.9)	L8		6-3		F4					4	0	1	0	0	0	3						
Frank Bolling, R OBP: 0.308, SLG: 0.368 (1.4)		HR			1B					3	2	2	2	1	0	1						
Lou Berberet, L OBP: 0.302, SLG: 0.259 (1.2)		2B			F6					4	0	2	0	0	0	1						
Chico Fernandez, R OBP: 0.318, SLG: 0.333 (1.6)	F6		G6-4-3		G6-4-3					4	0	1	0	0	0	2						
Hank Aguirre, R (1.1)	F6		1-3		1-3					4	0	0	0	0	2	2						
Inning Stats	R: 0 E: 0 K: 0 S: 3	H: 0 LOB: 0 BB: 0 P: 3	R: 2 E: 0 K: 0 S: 5	H: 2 LOB: 1 BB: 1 P: 9	R: 0 E: 0 K: 0 S: 4	H: 1 LOB: 2 BB: 1 P: 8	R: 1 E: 0 K: 0 S: 3	H: 1 LOB: 0 BB: 1 P: 7	R: 0 E: 0 K: 0 S: 4	H: 0 LOB: 0 BB: 0 P: 3	R: 0 E: 0 K: 0 S: 4	H: 1 LOB: 1 BB: 0 P: 4	R: 1 E: 0 K: 1 S: 6	H: 2 LOB: 0 BB: 0 P: 6	R: 0 E: 0 K: 0 S: 4	H: 1 LOB: 1 BB: 0 P: 4	R: 0 E: 0 K: 1 S: 5	H: 0 LOB: 0 BB: 0 P: 5	1B: 4 2B: 2 3B: 0 HR: 2	SF: 0 SAC: 0 DP: 1 HBP: 0	WP: 0 PB: 0 SB: 0 CS: 1	PA: 36
PITCHER	IP	WLS	BF	H	R	ER	SO	BB	IBB	HBP	BLK	WP	HR	S	P	ERA	WHIP					
Jerry Walker, R ERA: 3.63 (1.1)	6.0	L	25	5	3	3	0	3	0	0	0	0	1	22	34	4.50	1.333					
Wes Stock, R ERA: 4.5 (7.1)	2.0		8	3	1	1	1	0	0	0	0	0	1	10	10	4.50	1.500					
Billy Hoelt, L ERA: 5.02 (9.1)	1.0		3	0	0	0	1	0	0	0	0	0	0	5	5	0.00	0.000					

Batter	1	2	3	4	5	6	7	8	9	AB	R	H	RBI	BB	SO	LOB	BOTTOM					
Jackie Brandt, R OBP: 0.336, SLG: 0.406 (1.9)	6-3				F6			F6		4	0	0	0	0	0	1	Detroit Tigers @ Baltimore Orioles Memorial Stadium, Baltimore, MD Sat Jul 23 1960, 7:05 PM EDT Unknown					
Jim Busby, R OBP: 0.340, SLG: 0.326 (1.8)	5-3				4-3			L8		4	0	0	0	0	0	1						
Brooks Robinson, R OBP: 0.339, SLG: 0.436 (1.5)	6-3				1B			L8		4	0	1	0	0	0	1						
Walt Dropo, R OBP: 0.366, SLG: 0.388 (1.3)		F6			F5			5-3		4	0	1	0	0	0	1						
Gene Stephens, L OBP: 0.314, SLG: 0.373 (9, PR)								FC6-4		0	0	0	0	0	0	0						
Gus Triandos, R OBP: 0.337, SLG: 0.360 (1.2)		K						F7		4	0	0	0	0	1	1						
Ron Hansen, R OBP: 0.323, SLG: 0.409 (1.6)		F3						F2		2	0	0	0	1	0	0						
Dave Nicholson, R OBP: 0.316, SLG: 0.373 (1.7)								L5		3	1	1	1	0	1	1						
Mary Breeding, R OBP: 0.323, SLG: 0.343 (1.4)								F6		3	0	0	0	0	0	1						
Jerry Walker, S OBP: 0.365, SLG: 0.345 (5, PH)										1	0	0	0	0	0	0						
Clint Courtney, L OBP: 0.307, SLG: 0.281 (5, PR)										0	0	0	0	0	1	0						
Al Pihlak, L OBP: 0.317, SLG: 0.359 (5, PR)										0	0	0	0	0	0	0						
Wes Stock, R (7.1)										0	0	0	0	0	0	0						
Bob Boyd, L OBP: 0.342, SLG: 0.418 (5, PH)										1	0	0	0	0	0	0						
Billy Hoelt, L (9.1)										0	0	0	0	0	0	0						
Inning Stats	R: 0 E: 0 K: 0 S: 3	H: 0 LOB: 0 BB: 0 P: 3	R: 0 E: 0 K: 1 S: 5	H: 0 LOB: 0 BB: 0 P: 5	R: 0 E: 0 K: 1 S: 5	H: 0 LOB: 0 BB: 0 P: 5	R: 0 E: 0 K: 0 S: 4	H: 1 LOB: 1 BB: 0 P: 4	R: 0 E: 0 K: 0 S: 3	H: 0 LOB: 1 BB: 1 P: 7	R: 0 E: 0 K: 0 S: 3	H: 0 LOB: 0 BB: 0 P: 3	R: 0 E: 0 K: 0 S: 4	H: 1 LOB: 0 BB: 0 P: 4	R: 0 E: 0 K: 0 S: 4	H: 1 LOB: 1 BB: 0 P: 4	R: 0 E: 0 K: 0 S: 4	H: 1 LOB: 1 BB: 0 P: 4	1B: 2 2B: 0 3B: 0 HR: 1	SF: 0 SAC: 0 DP: 0 HBP: 0	WP: 0 PB: 0 SB: 0 CS: 0	PA: 32
PITCHER	IP	WLS	BF	H	R	ER	SO	BB	IBB	HBP	BLK	WP	HR	S	P	ERA	WHIP					
Hank Aguirre, L ERA: 3.34 (1.1)	9.0	W	32	3	1	1	2	2	0	0	0	0	1	34	42	1.00	0.556					

Batter	1	2	3	4	5	6	7	8	9	AB	R	H	RBI	BB	SO	LOB	TOP										
Eddie Yost, R OBP: 0.420, SLG: 0.399 (1, 5)										3	0	1	0	1	0	0											
Neil Christley, L OBP: 0.307, SLG: 0.419 (1, 8)										4	1	1	0	0	0	2											
Charlie Maxwell, L OBP: 0.324, SLG: 0.454 (1, 7)										4	1	2	1	0	0	0											
Norm Cash, L OBP: 0.387, SLG: 0.466 (1, 3)										4	0	0	0	0	2	4											
Rocky Colavito, R OBP: 0.341, SLG: 0.514 (1, 9)										4	0	1	1	0	1	2											
Frank Bolling, R OBP: 0.308, SLG: 0.366 (1, 4)										4	0	1	0	0	0	0											
Lou Berberet, L OBP: 0.296, SLG: 0.253 (1, 2)										4	0	0	0	0	1	1											
Chico Fernandez, R OBP: 0.317, SLG: 0.343 (1, 6)										4	1	1	1	0	2	0											
Phil Regan, R Clem Labine, R OBP: 0.500, SLG: 1.000 (9, 1)										3	0	0	0	0	1	0											
Inning Stats	R: 0 E: 0 K: 1 S: 7	H: 2 LOB: 2 BB: 0 P: 7	R: 0 E: 0 K: 1 S: 5	H: 0 LOB: 0 BB: 0 P: 5	R: 1 E: 0 K: 1 S: 7	H: 2 LOB: 1 BB: 0 P: 7	R: 0 E: 0 K: 0 S: 3	H: 0 LOB: 0 BB: 0 P: 3	R: 1 E: 0 K: 0 S: 4	H: 1 LOB: 0 BB: 0 P: 4	R: 1 E: 1 K: 0 S: 5	H: 2 LOB: 1 BB: 0 P: 5	R: 0 E: 0 K: 2 S: 5	H: 0 LOB: 0 BB: 1 P: 9	R: 0 E: 0 K: 1 S: 5	H: 0 LOB: 0 BB: 0 P: 5	R: 0 E: 0 K: 1 S: 5	H: 0 LOB: 0 BB: 0 P: 5	1B: 4 2B: 1 3B: 1 HR: 1	SF: 0 SAC: 0 DP: 0 HBP: 0	WP: 0 PB: 0 SB: 2 CS: 1	PA: 35					
PITCHER	IP	WLS	BF	H	R	ER	SO	BB	IBB	HBP	BLK	WP	HR	S	P	ERA	WHIP										
Hal Brown, R ERA: 3.62 (1, 1)	6.0		25	7	3	2	3	0	0	0	0	0	1	31	31	3.00	1.167										
Hoyt Wilhelm, R ERA: 3.59 (7, 1)	3.0	W	10	0	0	0	4	1	0	0	0	0	0	17	21	0.00	0.333										

Detroit Tigers @ Baltimore Orioles
Memorial Stadium, Baltimore, MD
 Sat Jul 23 1960, 7:05 PM EDT
 Att: 25,276 - Unknown


AB 34
 R 3
 H 7
 RBI 3
 BB 1
 SO 7
 LOB 9



Batter	1	2	3	4	5	6	7	8	9	AB	R	H	RBI	BB	SO	LOB	BOTTOM										
Jackie Brandt, R OBP: 0.333, SLG: 0.410 (1, 8)										5	2	1	0	0	0	2											
Gene Stephens, L OBP: 0.311, SLG: 0.374 (1, 9)										5	0	1	0	0	0	1											
Gene Woodling, L OBP: 0.417, SLG: 0.396 (1, 7)										2	0	0	1	2	0	0											
Jim Gentile, L OBP: 0.444, SLG: 0.541 (1, 3)										3	1	0	1	2	0	1											
Brooks Robinson, R OBP: 0.344, SLG: 0.445 (1, 5)										4	1	3	1	0	0	0											
Clint Courtney, L OBP: 0.381, SLG: 0.269 (1, 2)										4	0	2	0	0	0	1											
Ron Hansen, R OBP: 0.322, SLG: 0.407 (1, 6)										4	0	1	1	0	2	2											
Mary Breeding, R OBP: 0.321, SLG: 0.341 (1, 4)										2	0	0	0	0	1	2											
Bob Boyd, L OBP: 0.373, SLG: 0.418 (6, PH)										0	0	0	0	1	0	0											
Billy Klaus, L OBP: 0.273, SLG: 0.500 (7, 4)										1	0	0	0	0	0	0											
Hal Brown, R OBP: 0.343, SLG: 0.267 (1, 1)										2	0	0	0	0	0	2											
Gus Triandos, R OBP: 0.335, SLG: 0.358 (6, PH)										1	0	0	0	0	0	3											
Hoyt Wilhelm, R OBP: 0.091, SLG: 0.065 (7, 1)										1	0	0	0	0	0	0											
Inning Stats	R: 1 E: 0 K: 0 S: 4	H: 1 LOB: 0 BB: 0 P: 4	R: 1 E: 0 K: 1 S: 8	H: 3 LOB: 2 BB: 0 P: 8	R: 1 E: 0 K: 0 S: 4	H: 1 LOB: 1 BB: 1 P: 8	R: 0 E: 0 K: 1 S: 5	H: 0 LOB: 0 BB: 0 P: 5	R: 0 E: 0 K: 0 S: 3	H: 0 LOB: 0 BB: 0 P: 3	R: 0 E: 0 K: 1 S: 7	H: 2 LOB: 3 BB: 1 P: 11	R: 0 E: 0 K: 0 S: 3	H: 0 LOB: 0 BB: 1 P: 7	R: 0 E: 0 K: 0 S: 3	H: 0 LOB: 0 BB: 0 P: 3	R: 1 E: 1 K: 0 S: 4	H: 1 LOB: 3 BB: 2 P: 12	1B: 5 2B: 1 3B: 2 HR: 0	SF: 1 SAC: 0 DP: 0 HBP: 0	WP: 0 PB: 0 SB: 0 CS: 0	PA: 40					
PITCHER	IP	WLS	BF	H	R	ER	SO	BB	IBB	HBP	BLK	WP	HR	S	P	ERA	WHIP										
Phil Regan, R ERA: 2.63 (1, 1)	8.2	L	39	8	4	3	3	4	0	0	0	0	0	41	57	3.12	1.385										
Clem Labine, R ERA: 5.74 (9, 1)	0.0		1	0	0	0	0	1	0	0	0	0	0	0	4	∞	∞										

Detroit Tigers @ Baltimore Orioles
Memorial Stadium, Baltimore, MD
 Sat Jul 23 1960, 7:05 PM EDT
 Att: 25,276 - Unknown

AB 34
 R 4
 H 8
 RBI 4
 BB 5
 SO 3
 LOB 14




Batter	1	2	3	4	5	6	7	8	9	10	11	AB	R	H	RBI	BB	SO	LOB	TOP			
Eddie Yost, R OBP: 0.418, SLG: 0.396 (1, 5)	F8		F2		K					6-3		5	0	1	1	0	1	2				
Al Kaline, R OBP: 0.322, SLG: 0.376 (1, 8)	L6-3		L8			K		K			L9	5	0	0	0	0	2	1				
Charlie Maxwell, L OBP: 0.325, SLG: 0.451 (1, 7)	K				F9						F9	4	0	1	0	1	1	0				
Norm Cash, L OBP: 0.378, SLG: 0.453 (1, 3)		F5		4-3		F2		L3			F7	5	0	0	0	0	0	2				
Rocky Colavito, R OBP: 0.340, SLG: 0.510 (1, 9)		L7				FC6-4				L9		4	0	1	0	0	0	1				
Frank Bolling, R OBP: 0.310, SLG: 0.369 (1, 4)					F8					F8		3	1	1	0	1	0	1				
Lou Berberet, L OBP: 0.302, SLG: 0.251 (1, 2)												1	0	0	0	2	1	1				
Johnny Groth, R OBP: 0.400, SLG: 0.308 (7, PR)												0	0	0	0	0	0	0				
Red Wilson, R OBP: 0.298, SLG: 0.269 (7, 2)												1	0	0	0	0	0	0				
Chico Fernandez, R OBP: 0.317, SLG: 0.343 (1, 6)												3	0	1	0	0	0	1				
Jim Bunning, R OBP: 0.213, SLG: 0.217 (1, 1)												1	0	0	0	0	1	1				
Neil Christley, L OBP: 0.299, SLG: 0.415 (7, PH)												1	0	0	0	0	1	3				
Dave Sisler, R OBP: 0.111, SLG: 0.111 (7, 1)												1	0	0	0	0	1	0				
Inning Stats	R: 0 E: 0 K: 1 S: 5	H: 0 LOB: 0 BB: 0 P: 5	R: 0 E: 0 K: 1 S: 5	H: 0 LOB: 1 BB: 1 P: 9	R: 0 E: 0 K: 0 S: 4	H: 1 LOB: 1 BB: 0 P: 4	R: 0 E: 0 K: 0 S: 4	H: 1 LOB: 1 BB: 0 P: 4	R: 0 E: 0 K: 2 S: 7	H: 0 LOB: 1 BB: 1 P: 11	R: 0 E: 0 K: 1 S: 5	H: 0 LOB: 0 BB: 0 P: 5	R: 0 E: 0 K: 0 S: 3	H: 0 LOB: 0 BB: 0 P: 3	R: 0 E: 0 K: 1 S: 5	H: 0 LOB: 0 BB: 0 P: 5	R: 0 E: 0 K: 0 S: 3	H: 0 LOB: 0 BB: 0 P: 3	1B: 4 2B: 2 3B: 0 HR: 0	SF: 0 SAC: 2 DP: 1 HBP: 0	WP: 0 PB: 0 SB: 2 CS: 0	PA: 40
PITCHER Chuck Estrada, R ERA: 3.9 (1, 1)	IP: 11.0 WLS: 7 BF: 40 H: 5 R: 1 ER: 1 SO: 8 BB: 4 IBB: 0 HBP: 0 BLK: 0 WP: 0 HR: 0 S: 52 P: 68 ERA: 3.9 WHIP: 0.818	PITCHER										IP: 11.0 WLS: 7 BF: 40 H: 5 R: 1 ER: 1 SO: 8 BB: 4 IBB: 0 HBP: 0 BLK: 0 WP: 0 HR: 0 S: 52 P: 68 ERA: 3.9 WHIP: 0.818										

Detroit Tigers @ Baltimore Orioles
 Memorial Stadium, Baltimore, MD
 Sun Jul 24 1960, 3:33 AM EDT
 Att: 7,177 - Unknown

livebaseballscorecards.com

AB 34
 R 1
 H 5
 RBI 1
 BB 4
 SO 8
 LOB 13




Batter	1	2	3	4	5	6	7	8	9	10	11	AB	R	H	RBI	BB	SO	LOB	BOTTOM			
Jackie Brandt, R OBP: 0.340, SLG: 0.419 (1, 8)												6	0	4	2	0	1	2				
Gene Stephens, L OBP: 0.304, SLG: 0.364 (1, 9)												5	0	0	0	0	2	3				
Gene Woodling, L OBP: 0.410, SLG: 0.388 (1, 7)												5	0	0	0	0	2	1				
Jim Gentile, L OBP: 0.447, SLG: 0.543 (1, 3)												5	0	3	0	0	1	0				
Brooks Robinson, R OBP: 0.342, SLG: 0.440 (1, 5)												4	0	0	0	1	1	2				
Clint Courtney, L OBP: 0.367, SLG: 0.281 (1, 2)												2	0	1	0	1	0	1				
Jerry Walker, S OBP: 0.355, SLG: 0.345 (7, PR)												0	0	0	0	0	0	0				
Gus Triandos, R OBP: 0.337, SLG: 0.356 (8, 2)												1	0	0	0	1	0	0				
Billy Klaus, L OBP: 0.313, SLG: 0.429 (8, 4)												4	1	1	0	1	0	4				
Mary Breeding, R OBP: 0.322, SLG: 0.342 (1, 4)												2	1	1	0	0	0	3				
Bob Boyd, L OBP: 0.383, SLG: 0.418 (7, PH)												0	0	0	0	1	0	0				
Ron Hansen, R OBP: 0.321, SLG: 0.405 (8, 6)												2	0	0	0	0	2	1				
Chuck Estrada, R OBP: 0.206, SLG: 0.219 (1, 1)												4	0	0	0	0	2	3				
Inning Stats	R: 0 E: 0 K: 1 S: 5	H: 1 LOB: 1 BB: 0 P: 5	R: 0 E: 0 K: 1 S: 5	H: 1 LOB: 0 BB: 0 P: 5	R: 1 E: 0 K: 1 S: 7	H: 2 LOB: 1 BB: 0 P: 7	R: 0 E: 0 K: 1 S: 6	H: 1 LOB: 3 BB: 2 P: 14	R: 0 E: 0 K: 1 S: 5	H: 1 LOB: 2 BB: 1 P: 10	R: 0 E: 0 K: 1 S: 6	H: 1 LOB: 3 BB: 2 P: 14	R: 0 E: 1 K: 1 S: 6	H: 1 LOB: 1 BB: 0 P: 6	R: 0 E: 0 K: 0 S: 3	H: 0 LOB: 0 BB: 0 P: 3	R: 1 E: 1 K: 1 S: 7	H: 2 LOB: 2 BB: 0 P: 7	1B: 8 2B: 3 3B: 0 HR: 0	SF: 0 SAC: 1 DP: 2 HBP: 0	WP: 0 PB: 0 SB: 0 CS: 1	PA: 46
PITCHER Jim Bunning, R ERA: 3.01 (1, 1)	IP: 6.0 WLS: 4 BF: 23 H: 5 R: 1 ER: 1 SO: 7 BB: 2 IBB: 0 HBP: 0 BLK: 0 WP: 0 HR: 0 S: 35 P: 43 ERA: 3.01 WHIP: 1.167	PITCHER										IP: 6.0 WLS: 4 BF: 23 H: 5 R: 1 ER: 1 SO: 7 BB: 2 IBB: 0 HBP: 0 BLK: 0 WP: 0 HR: 0 S: 35 P: 43 ERA: 3.01 WHIP: 1.167										
PITCHER Dave Sisler, R ERA: 2.3 (7, 1)	IP: 4.2 WLS: 2 BF: 23 H: 5 R: 1 ER: 0 SO: 4 BB: 3 IBB: 0 HBP: 0 BLK: 0 WP: 0 HR: 0 S: 28 P: 40 ERA: 2.3 WHIP: 1.714	PITCHER										IP: 4.2 WLS: 2 BF: 23 H: 5 R: 1 ER: 0 SO: 4 BB: 3 IBB: 0 HBP: 0 BLK: 0 WP: 0 HR: 0 S: 28 P: 40 ERA: 2.3 WHIP: 1.714										

Detroit Tigers @ Baltimore Orioles
 Memorial Stadium, Baltimore, MD
 Sun Jul 24 1960, 3:33 AM EDT
 Att: 7,177 - Unknown

livebaseballscorecards.com

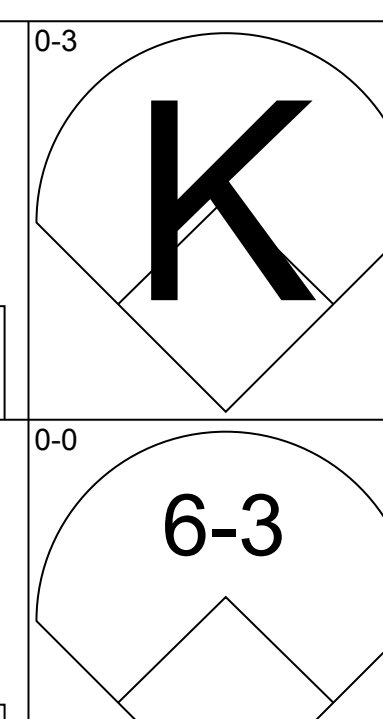
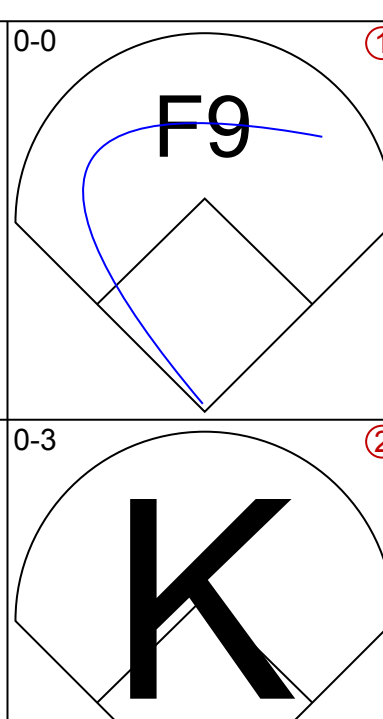
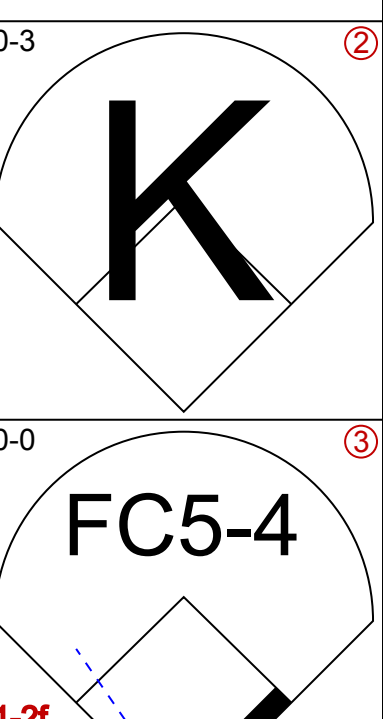
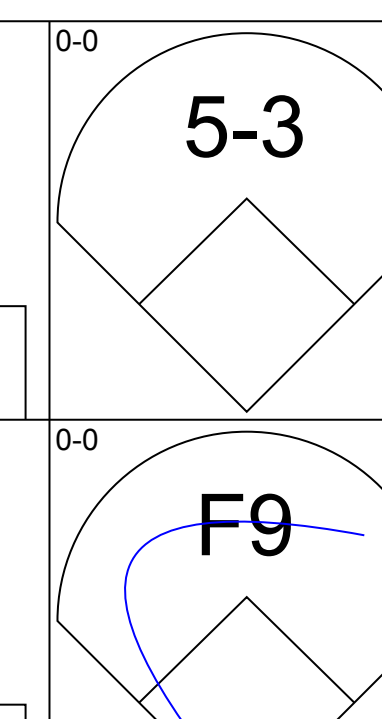
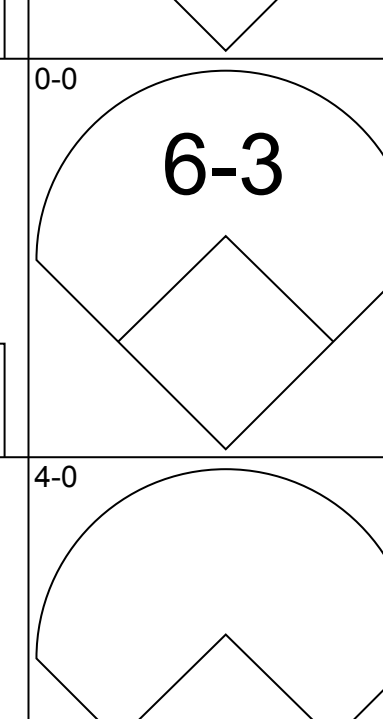
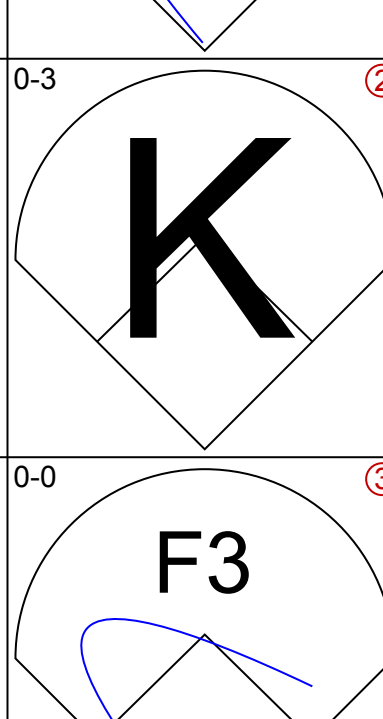
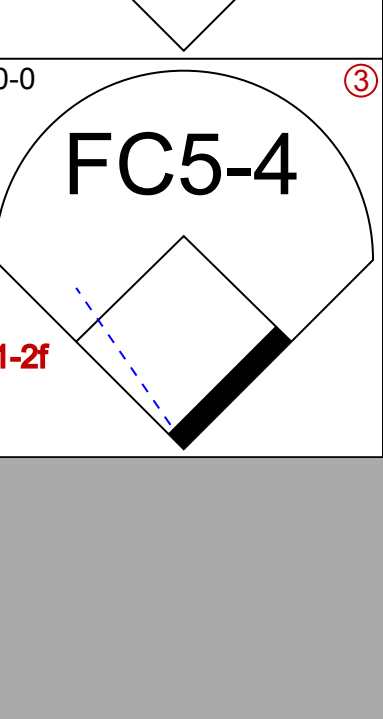
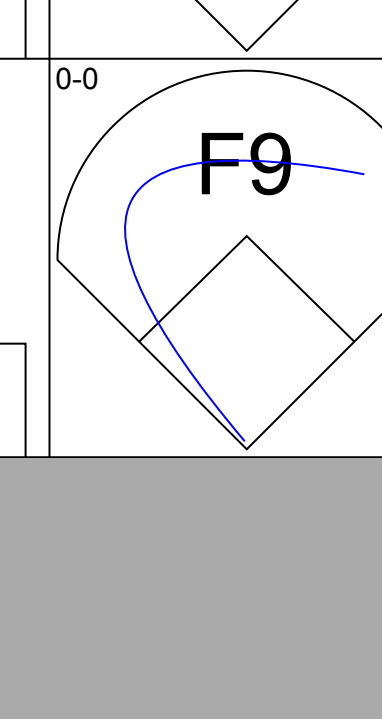
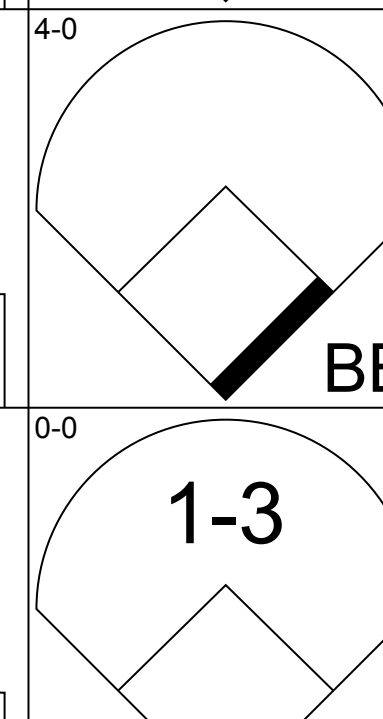
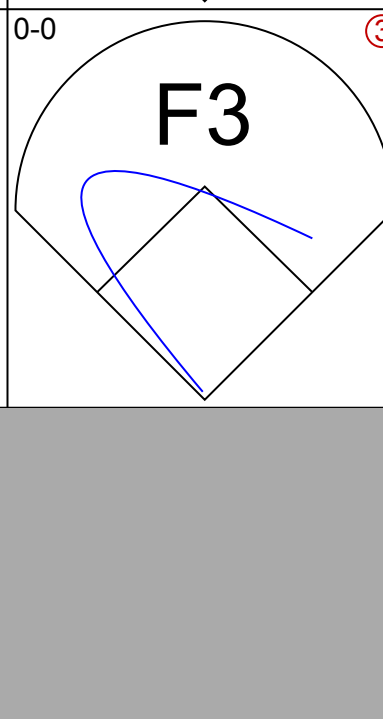
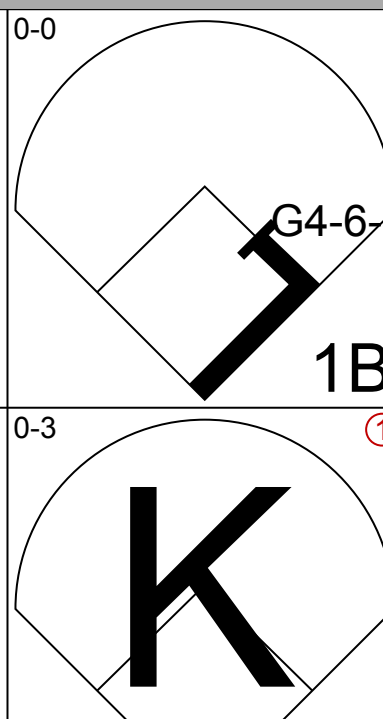
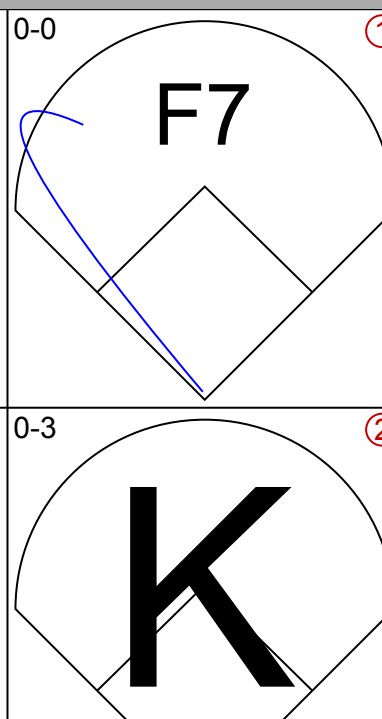
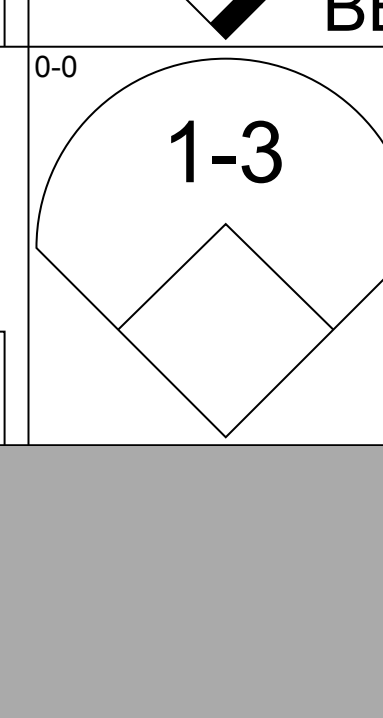
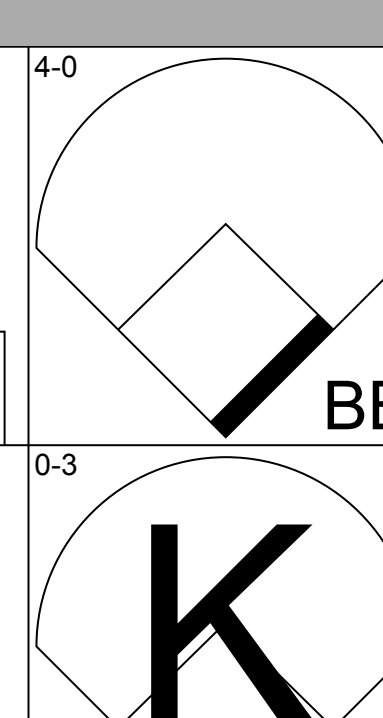
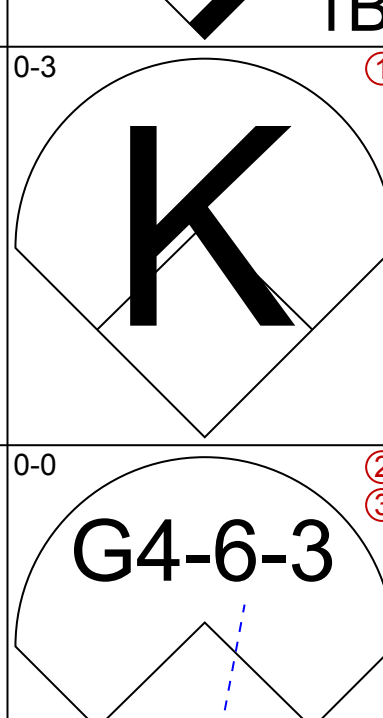
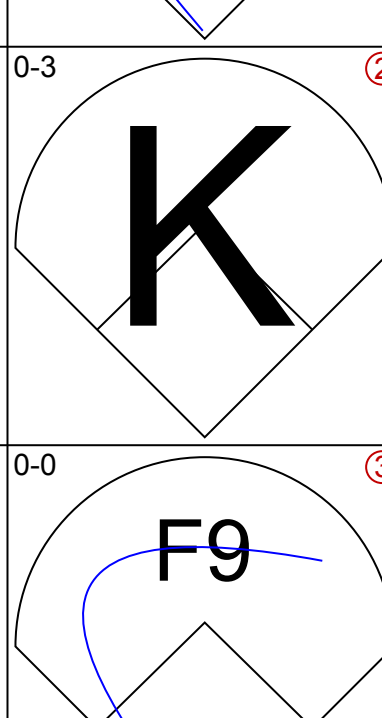
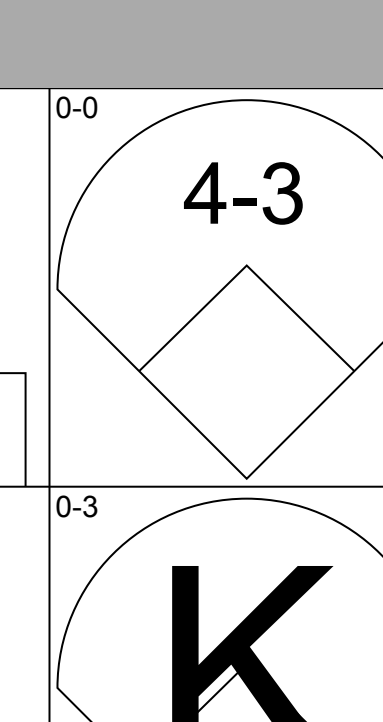
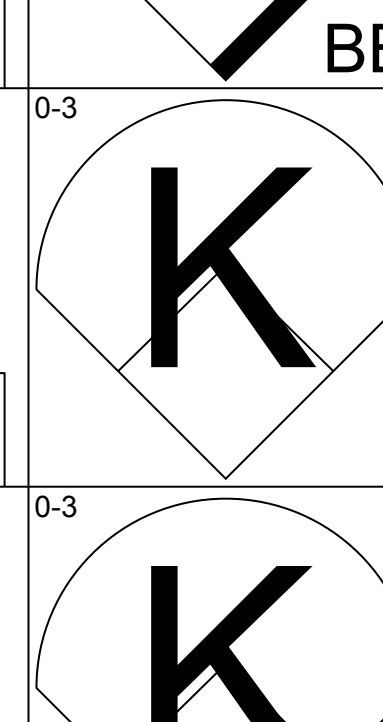
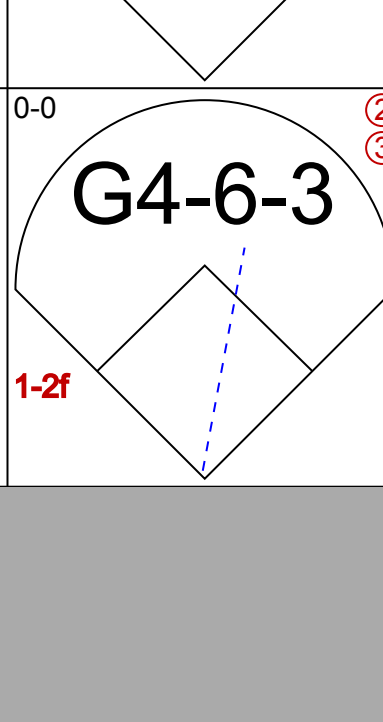
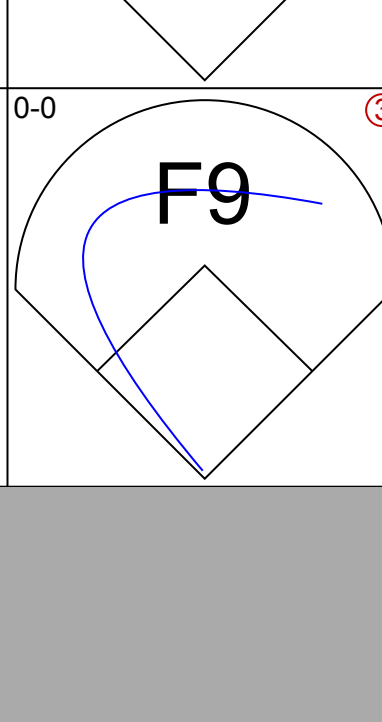
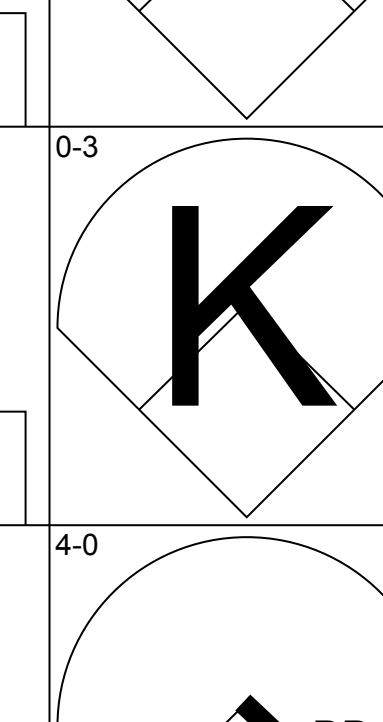
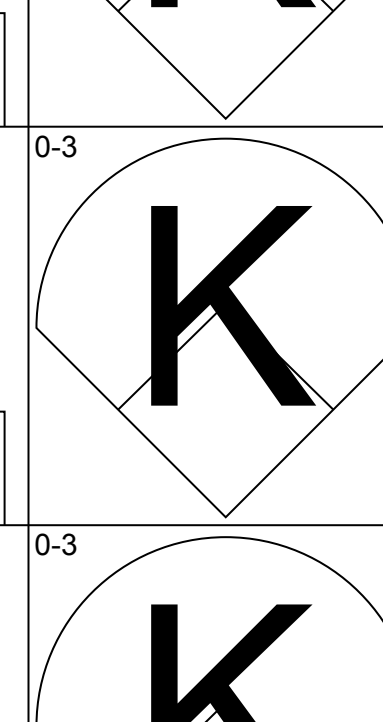
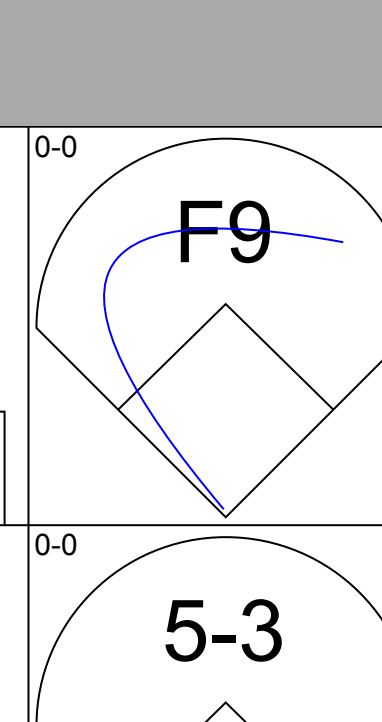
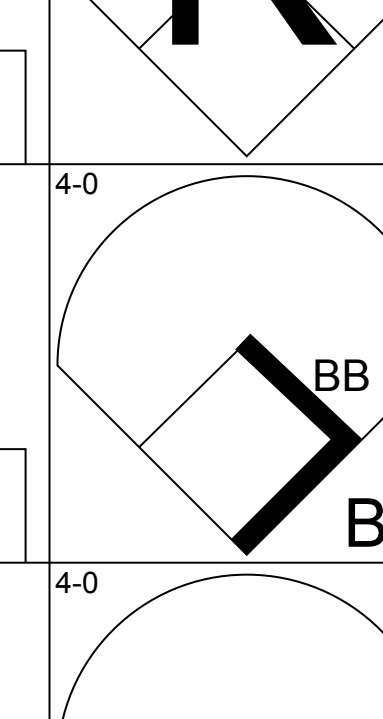
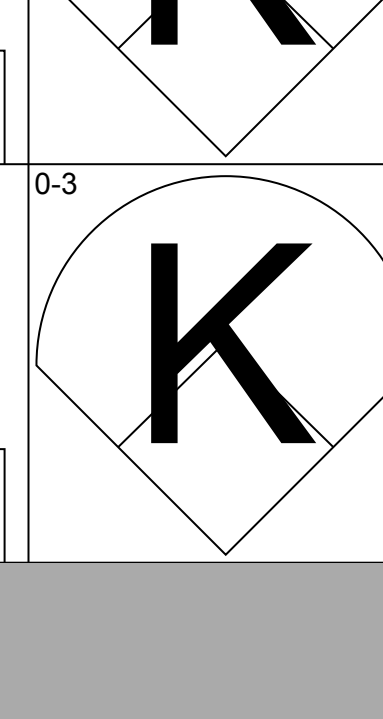
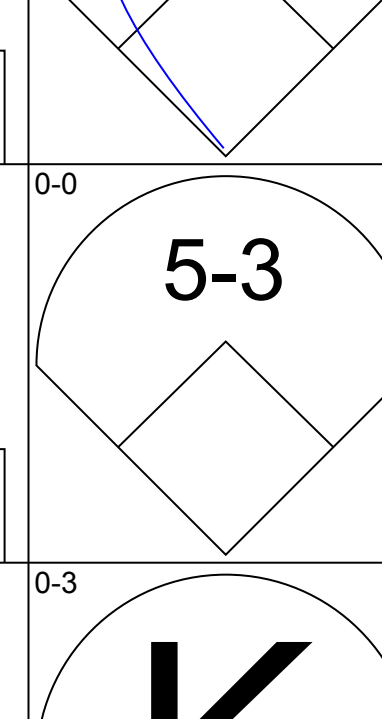
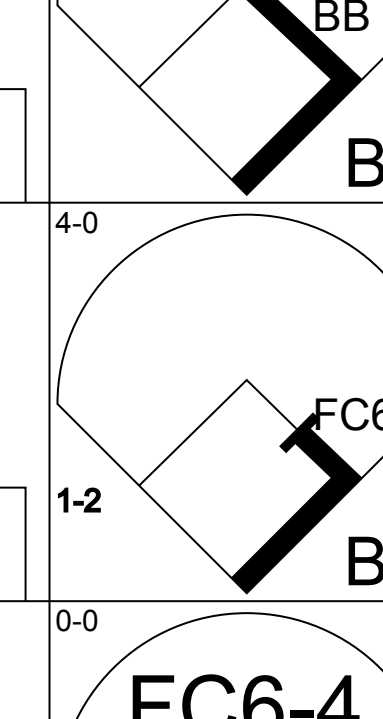
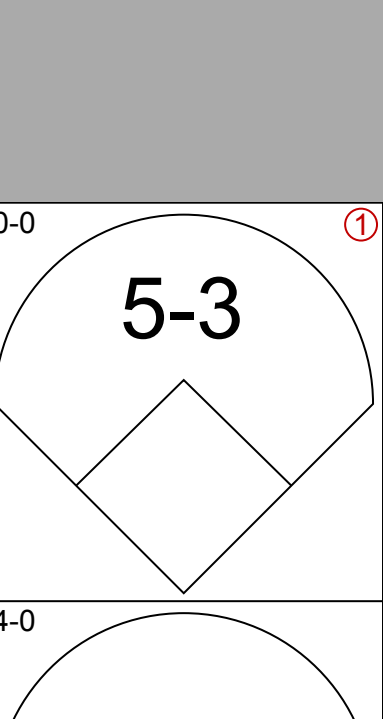
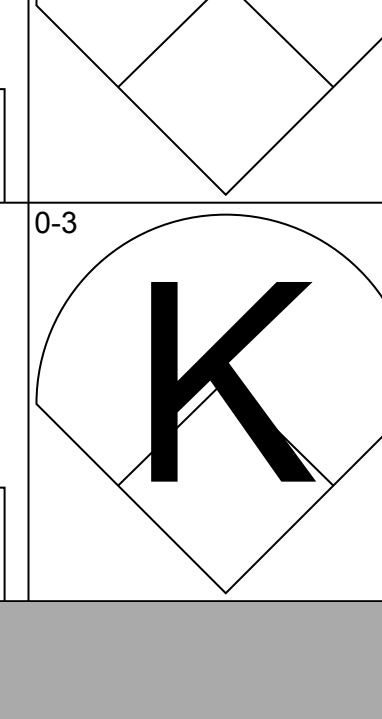
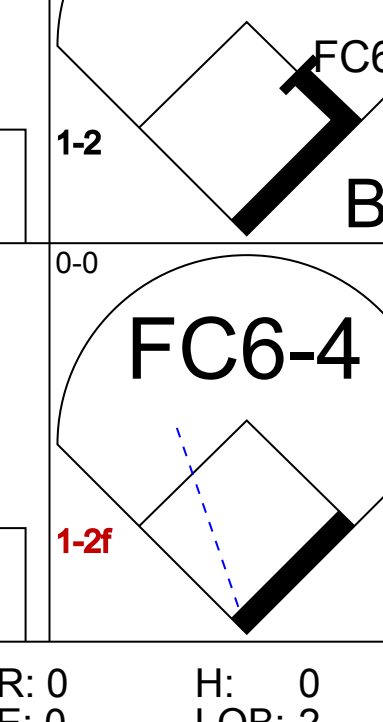
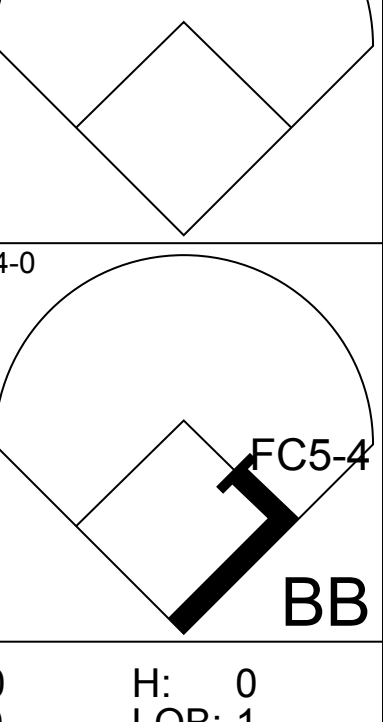
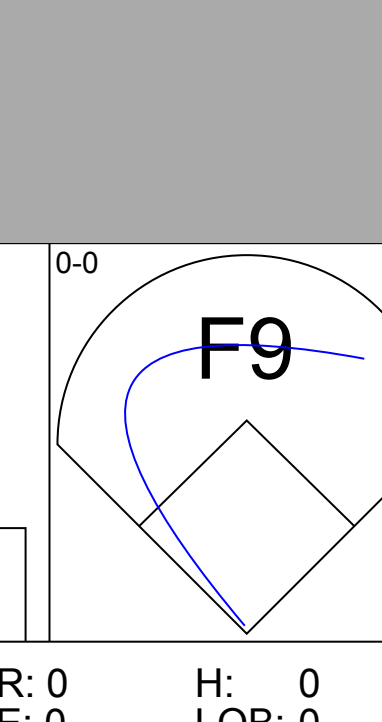
AB 40
 R 2
 H 10
 RBI 2
 BB 5
 SO 11
 LOB 20

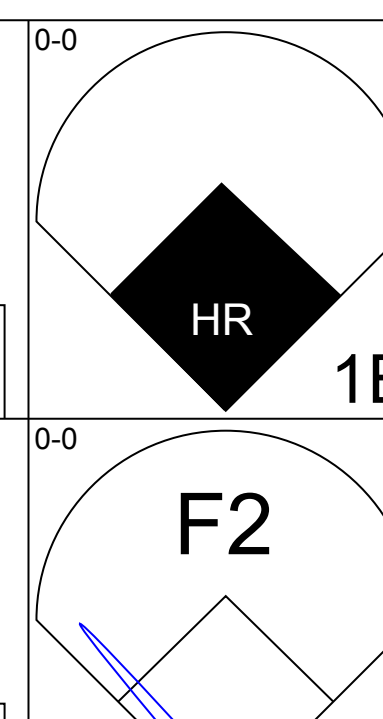
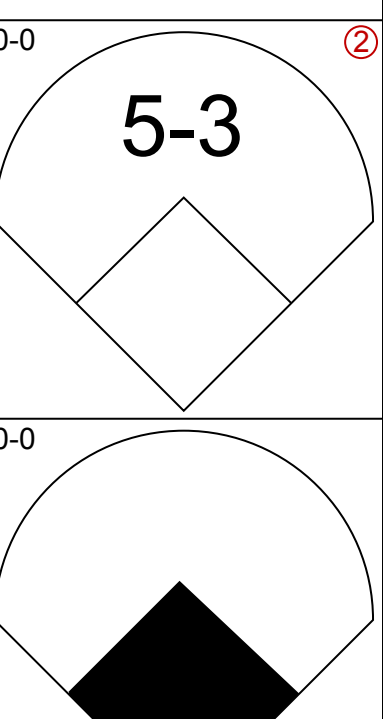
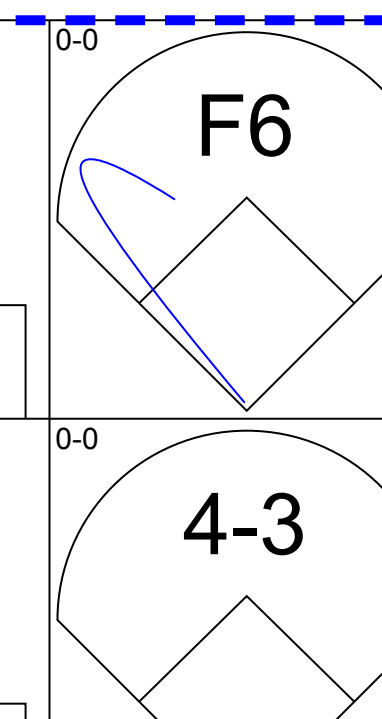
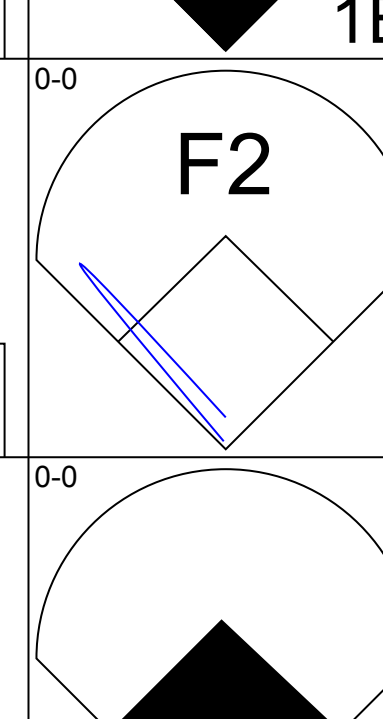
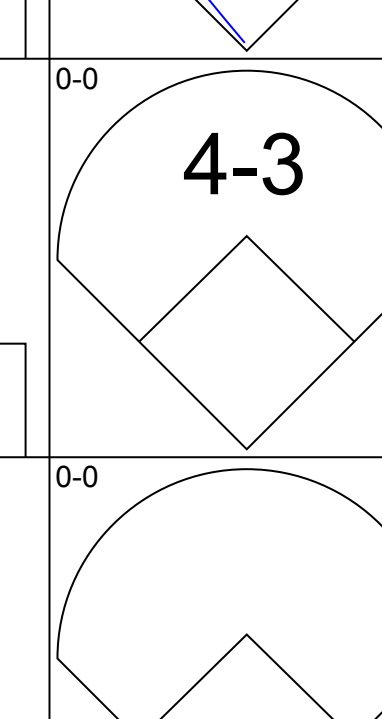
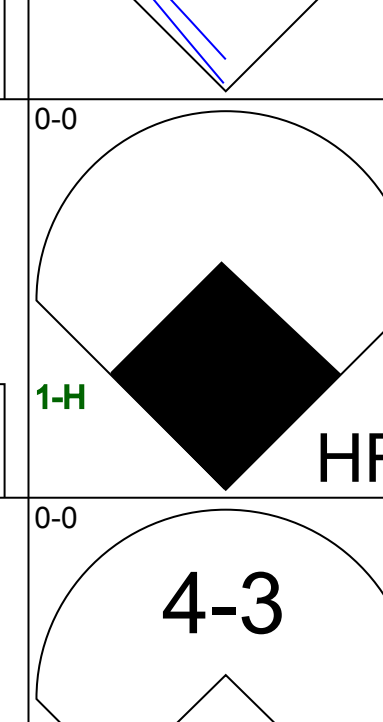
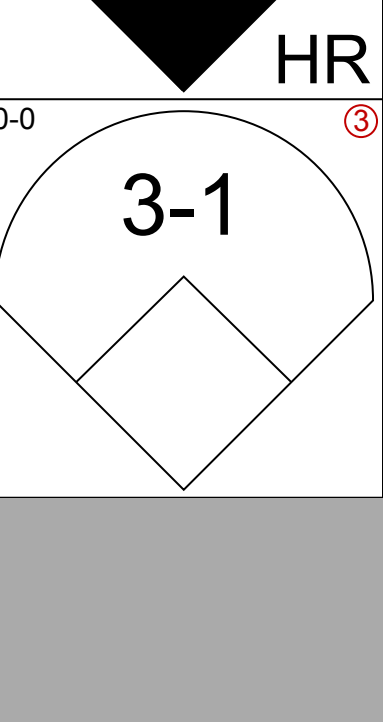
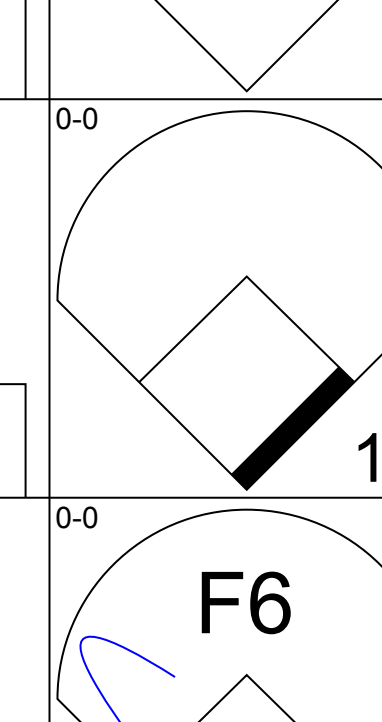


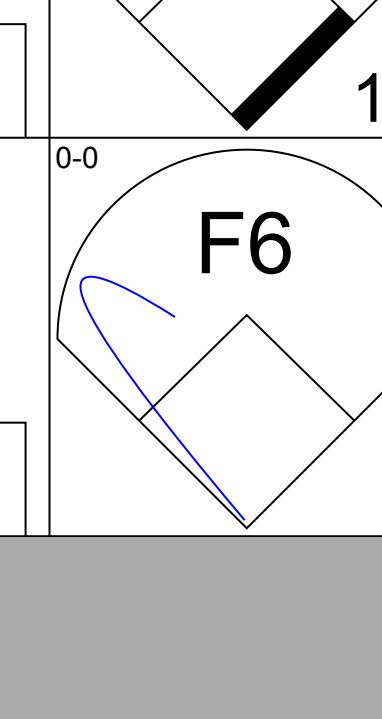
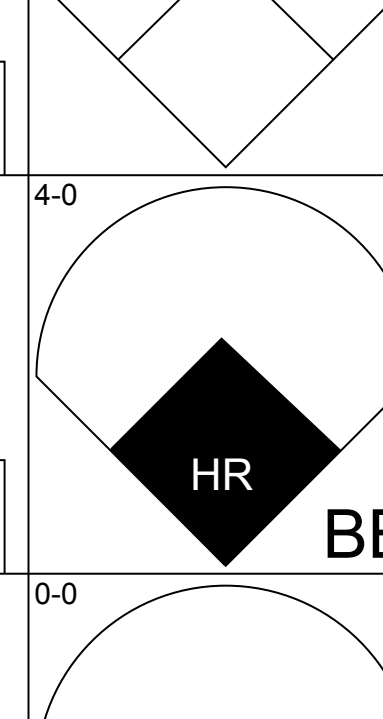
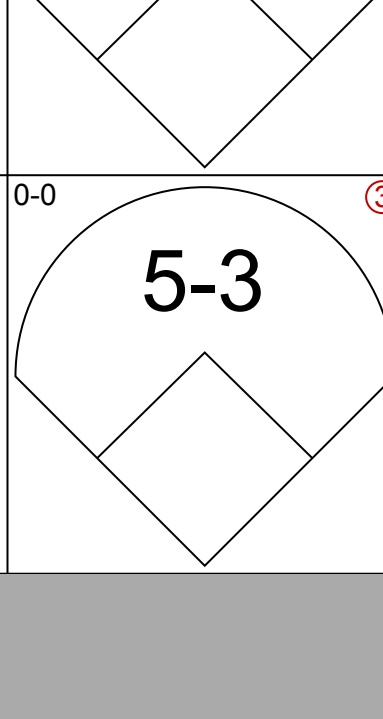

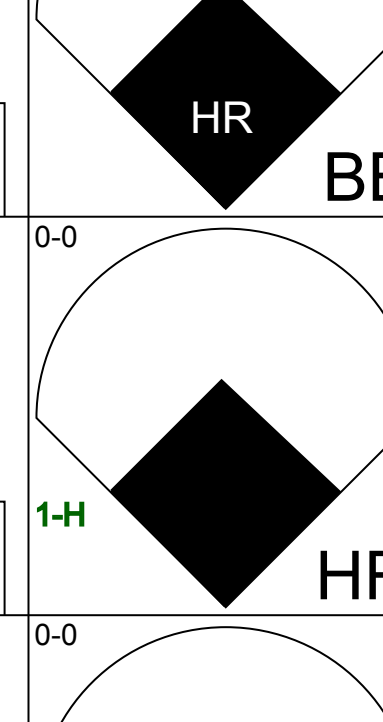
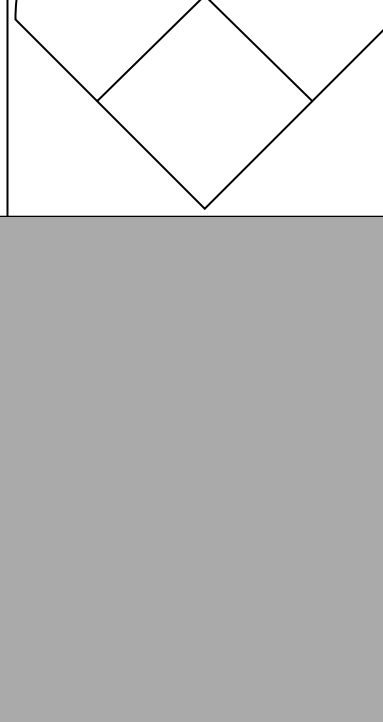


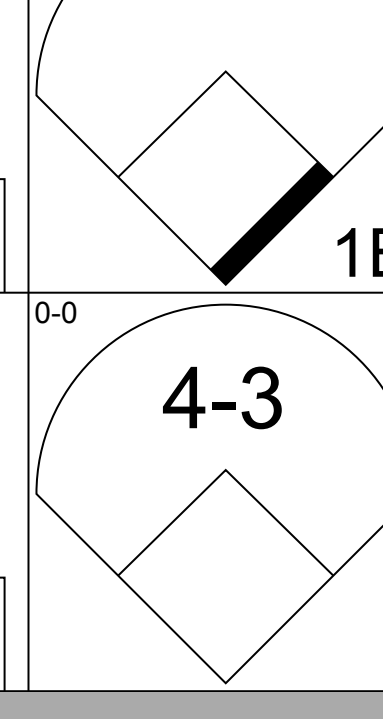
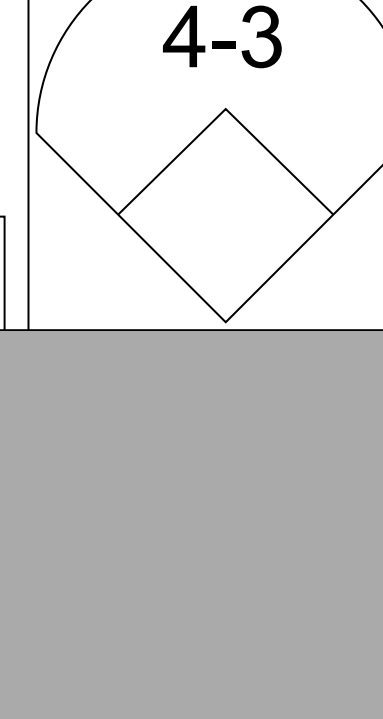
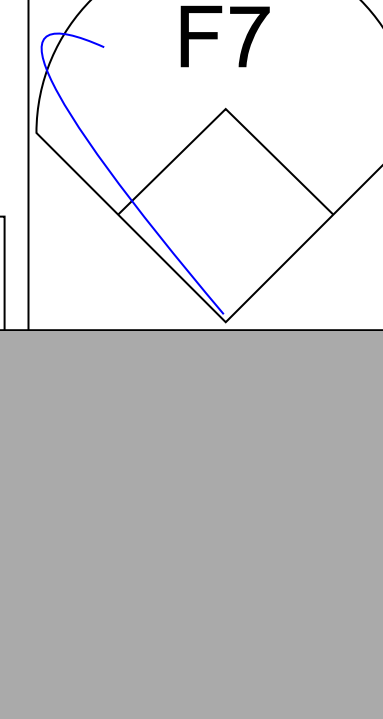

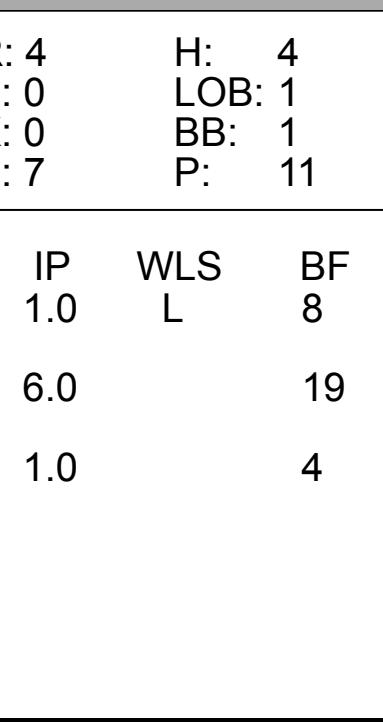
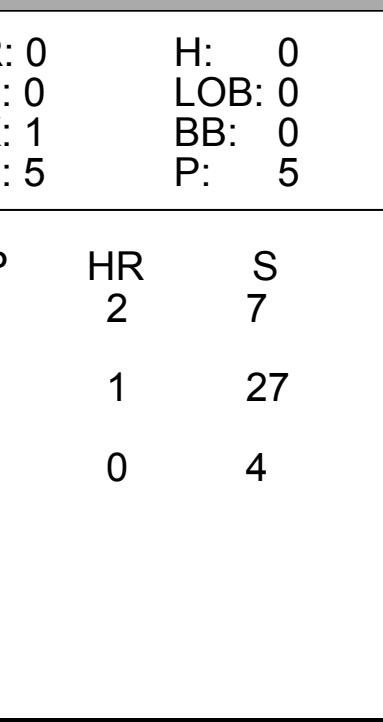
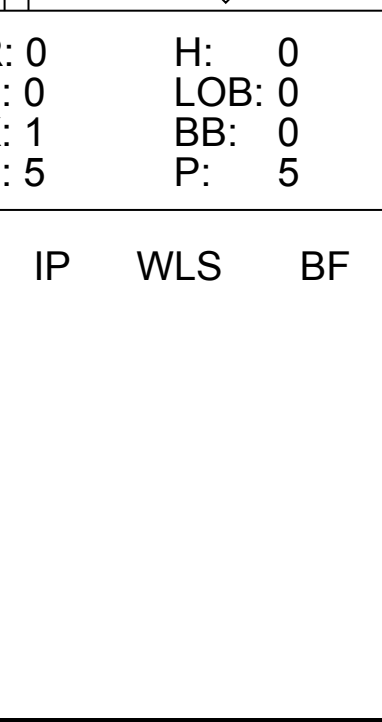








Batter	1	2	3	4	5	6	7	8	9	AB	R	H	RBI	BB	SO	LOB	TOP							
Bill Tuttle, R OBP: 0.317, SLG: 0.306 (1, 8)	0-0 4-3		0-0 G1-6-3			0-0 4-3		0-0 1B 1B		4	0	1	0	0	0	1	Kansas City Athletics @ Baltimore Orioles Memorial Stadium, Baltimore, MD Tue Jul 26 1960, 7:05 PM EDT Att: 9,147 - Unknown livebaseballscorecards.com							
Jerry Lumpe, L OBP: 0.325, SLG: 0.371 (1, 4)	0-0 L7			0-0 F7			0-0 1B 2B	0-0 1B		4	1	2	1	0	0	0								
Whitey Herzog, L OBP: 0.370, SLG: 0.429 (1, 9)	4-0 BB			0-0 F9			0-0 1B 1B 1B	0-3 K		3	0	1	1	1	1	3								
Norm Siebern, L OBP: 0.383, SLG: 0.502 (1, 7)	0-0 L9			0-0 F9			0-0 L7		0-0 L4	4	0	0	0	0	0	2								
Dick Williams, R OBP: 0.336, SLG: 0.388 (1, 5)		0-0 F6				0-0 G4-3 1B		0-0 L4-3	0-0 5-3	4	0	1	0	0	0	1								
Danny Kravitz, L OBP: 0.271, SLG: 0.351 (1, 2)		0-0 F5				0-0 F8			0-0 F4	4	0	0	0	0	0	1								
Mary Throneberry, L OBP: 0.269, SLG: 0.402 (1, 3)		0-3 K				0-0 G4-3			0-0 L8	3	0	0	0	0	1	1								
Bob Johnson, R OBP: 0.330, SLG: 0.240 (1, 6)			0-3 K						0-0 1B 1B 1B	3	1	1	0	0	2	0								
Ken Hamlin, R OBP: 0.269, SLG: 0.240 (8, 6)									0-0 1B 1B 1B	0	0	0	0	0	0	0								
Johnny Kucks, R OBP: 0.182, SLG: 0.100 (1, 1)			4-0 G1-6-3 BB						0-0 1B 1B 1B	2	0	1	0	1	0	0								
Inning Stats	R: 0 E: 0 K: 0 S: 3	H: 0 LOB: 1 BB: 1 P: 7	R: 0 E: 0 K: 1 S: 5	H: 0 LOB: 0 BB: 0 P: 5	R: 0 E: 0 K: 1 S: 4	H: 0 LOB: 0 BB: 1 P: 8	R: 0 E: 0 K: 0 S: 3	H: 0 LOB: 0 BB: 0 P: 3	R: 0 E: 0 K: 1 S: 5	H: 0 LOB: 0 BB: 0 P: 5	R: 1 E: 0 K: 0 S: 4	H: 2 LOB: 0 BB: 0 P: 4	R: 1 E: 0 K: 1 S: 9	H: 4 LOB: 3 BB: 0 P: 9	R: 0 E: 0 K: 0 S: 3	H: 0 LOB: 0 BB: 0 P: 3	1B: 6 2B: 2 3B: 0 HR: 0	SF: 0 SAC: 0 DP: 3 HBP: 0	WP: 0 PB: 0 SB: 0 CS: 0	PA: 33				
PITCHER	IP WLS BF H R ER SO BB IBB HBP BLK WP HR S P ERA WHIP	8.0 L 30 7 2 2 4 2 0 0 0 0 0 0 36 44 2.25 1.125	1.0 3 0 0 0 0 0 0 0 0 0 0 0 0 3 3 0.00 0.000																					

Batter	1	2	3	4	5	6	7	8	9	AB	R	H	RBI	BB	SO	LOB	BOTTOM							
Jackie Brandt, R OBP: 0.338, SLG: 0.415 (1, 8)	0-0 G3 1B		0-0 5-3	0-0 F6					0-0 5-3	5	0	1	0	0	0	2	Kansas City Athletics @ Baltimore Orioles Memorial Stadium, Baltimore, MD Tue Jul 26 1960, 7:05 PM EDT Att: 9,147 - Unknown livebaseballscorecards.com							
Gene Stephens, L OBP: 0.308, SLG: 0.372 (1, 9)	0-0 G3 1B		0-0 F7			0-0 4-3		0-0 4-3 2B		4	0	2	0	0	0	0								
Gene Woodling, L OBP: 0.408, SLG: 0.386 (1, 7)	0-0 G3		0-0 1B			0-0 F9		0-0 4-3		4	0	1	0	0	0	3								
Jim Gentile, L OBP: 0.440, SLG: 0.533 (1, 3)	0-3 K		0-0 F7			0-0 4-3		0-0 L9		4	0	0	0	0	1	4								
Brooks Robinson, R OBP: 0.341, SLG: 0.438 (1, 5)	0-0 F9			0-0 5-3				0-0 5-3		4	0	1	0	0	0	2								
Clint Courtney, L OBP: 0.370, SLG: 0.288 (1, 2)		0-0 1B		0-0 BB 1B		0-0 1-5-3		0-0 3-1		4	1	2	0	0	0	1								
Billy Klaus, L OBP: 0.300, SLG: 0.353 (1, 6)	0-0 F3		0-0 F3	4-0 6-3 1B BB		0-3 K		0-0 F9		3	0	0	0	1	1	2								
Mary Breeding, R OBP: 0.324, SLG: 0.343 (1, 4)		0-0 F3		0-0 6-3 1B					0-0 G4-6-3 1B	2	0	1	1	1	0	1								
Bob Boyd, L OBP: 0.393, SLG: 0.429 (9, PH)				1-2 2H						1	0	1	0	0	0	0								
Mitt Pappas, R OBP: 0.122, SLG: 0.132 (1, 1)		0-3 K		0-0 6-3					0-0 G4-6-3	3	0	0	0	0	1	5								
Hoyt Wilhelm, R OBP: 0.091, SLG: 0.065 (9, PH)				1-2 2-3					0-0 G4-6-3	0	0	0	0	0	0	0								
Al Pilarcik, L OBP: 0.315, SLG: 0.357 (9, PH)				1-2 2-3					0-0 G4-6-3	1	0	0	0	0	0	1								
Inning Stats	R: 0 E: 0 K: 1 S: 7	H: 2 LOB: 2 BB: 0 P: 7	R: 0 E: 0 K: 1 S: 6	H: 1 LOB: 1 BB: 0 P: 6	R: 0 E: 0 K: 0 S: 4	H: 1 LOB: 1 BB: 0 P: 4	R: 1 E: 0 K: 0 S: 5	H: 2 LOB: 2 BB: 1 P: 9	R: 0 E: 0 K: 0 S: 3	H: 0 LOB: 0 BB: 0 P: 3	R: 0 E: 0 K: 0 S: 6	H: 1 LOB: 2 BB: 1 P: 10	R: 0 E: 0 K: 0 S: 4	H: 1 LOB: 1 BB: 0 P: 4	R: 0 E: 0 K: 0 S: 3	H: 0 LOB: 0 BB: 0 P: 3	R: 0 E: 0 K: 0 S: 3	H: 1 LOB: 0 BB: 0 P: 3	1B: 8 2B: 1 3B: 0 HR: 0	SF: 0 SAC: 0 DP: 1 HBP: 0	WP: 0 PB: 0 SB: 0 CS: 0	PA: 37		
PITCHER	IP WLS BF H R ER SO BB IBB HBP BLK WP HR S P ERA WHIP	9.0 W 37 9 1 1 3 1 1 0 0 0 0 0 41 49 1.00 1.111																						



Batter	1	2	3	4	5	6	7	8	9	AB	R	H	RBI	BB	SO	LOB	TOP		
Bill Tuttle, R OBP: 0.314, SLG: 0.302 (1, 8)										4	0	0	0	0	2	1	Kansas City Athletics @ Baltimore Orioles Memorial Stadium, Baltimore, MD Thu Jul 28 1960, 7:05 PM EDT Att: 6,073 - Unknown livebaseballscorecards.com		
Jerry Lumpe, L OBP: 0.322, SLG: 0.366 (1, 4)										4	0	0	0	0	1	1			
Hank Bauer, R OBP: 0.338, SLG: 0.404 (1, 9)										3	0	1	0	1	0	0			
Dick Williams, R OBP: 0.335, SLG: 0.382 (1, 3)										3	0	0	0	1	2	2			
Norm Siebern, L OBP: 0.379, SLG: 0.495 (1, 7)										4	0	0	0	0	1	2			
Pete Daley, R OBP: 0.261, SLG: 0.395 (1, 2)										3	0	0	0	0	2	1			
Bob Johnson, R OBP: 0.330, SLG: 0.234 (1, 5)										2	0	0	0	1	1	1			
Ken Hamlin, R OBP: 0.269, SLG: 0.238 (1, 6)										2	0	0	0	1	1	0			
Bud Daley, L OBP: 0.237, SLG: 0.173 (1, 1)										0	0	0	0	0	0	0			
Andy Carey, R OBP: 0.262, SLG: 0.480 (2, PH)										1	0	0	0	0	0	2			
Ned Garver, R OBP: 0.167, SLG: 0.182 (2, 1)										0	0	0	0	1	0	0			
Lou Klimchok, L OBP: 0.333, SLG: 0.333 (8, PH)										1	0	0	0	0	0	0			
Marty Kutyna, R OBP: 0.250, SLG: 0.250 (8, 1)										0	0	0	0	0	0	0			
Inning Stats	R: 0 E: 0 K: 1 S: 5	H: 0 LOB: 1 BB: 1 P: 9	R: 0 E: 0 K: 1 S: 5	H: 0 LOB: 2 BB: 2 P: 13	R: 0 E: 0 K: 1 S: 5	H: 0 LOB: 0 BB: 0 P: 5	R: 0 E: 0 K: 3 S: 9	H: 0 LOB: 1 BB: 1 P: 13	R: 0 E: 0 K: 1 S: 5	H: 1 LOB: 0 BB: 0 P: 5	R: 0 E: 0 K: 1 S: 5	H: 0 LOB: 0 BB: 0 P: 5	R: 0 E: 0 K: 0 S: 3	H: 0 LOB: 0 BB: 0 P: 3	R: 0 E: 0 K: 1 S: 5	H: 0 LOB: 0 BB: 0 P: 5	1B: 1 2B: 0 3B: 0 HR: 0	SF: 0 SAC: 0 DP: 1 HBP: 0	WP: 0 PA: 32 PB: 0 CS: 0
PITCHER Steve Barber, L ERA: 3.1 (1, 1)	IP: 9.0 WLS: W BF: 32 H: 1 R: 0 ER: 0 SO: 10 BB: 5 IBB: 0 HBP: 0 BLK: 0 WP: 0 HR: 0 S: 47 P: 67 ERA: 0.00 WHIP: 0.667															PITCHER IP: WLS: BF: H: R: ER: SO: BB: IBB: HBP: BLK: WP: HR: S: P: ERA: WHIP			

Batter	1	2	3	4	5	6	7	8	9	AB	R	H	RBI	BB	SO	LOB	BOTTOM		
Jackie Brandt, R OBP: 0.336, SLG: 0.413 (1, 9)										4	1	1	0	0	0	0	Kansas City Athletics @ Baltimore Orioles Memorial Stadium, Baltimore, MD Thu Jul 28 1960, 7:05 PM EDT Att: 6,073 - Unknown livebaseballscorecards.com		
Al Pilarcik, L OBP: 0.315, SLG: 0.357 (9, 9)										4	1	1	1	0	0	1			
Gene Woodling, L OBP: 0.407, SLG: 0.396 (1, 7)										4	1	2	2	0	0	0			
Gene Stephens, L OBP: 0.308, SLG: 0.372 (9, 7)										4	1	2	2	0	0	0			
Brooks Robinson, R OBP: 0.343, SLG: 0.447 (1, 5)										1	0	0	0	0	0	0			
Walt Dropo, R OBP: 0.363, SLG: 0.385 (1, 3)										3	0	0	0	0	0	1			
Jim Gentile, L OBP: 0.435, SLG: 0.525 (3, PH) (4, 3)										2	1	0	0	1	0	0			
Gus Triandos, R OBP: 0.337, SLG: 0.352 (1, 2)										3	1	1	2	0	1	0			
Ron Hansen, R OBP: 0.321, SLG: 0.413 (1, 6)										3	0	1	0	0	1	0			
Jim Busby, R OBP: 0.339, SLG: 0.327 (1, 8)										3	0	1	0	0	1	0			
Mary Breeding, R OBP: 0.322, SLG: 0.340 (1, 4)										3	0	0	0	0	0	1			
Steve Barber, L OBP: 0.132, SLG: 0.057 (1, 1)										3	0	0	0	0	2	0			
Inning Stats	R: 4 E: 0 K: 0 S: 7	H: 4 LOB: 1 BB: 1 P: 11	R: 0 E: 0 K: 1 S: 5	H: 0 LOB: 0 BB: 0 P: 5	R: 0 E: 0 K: 0 S: 3	H: 0 LOB: 0 BB: 0 P: 3	R: 0 E: 0 K: 1 S: 5	H: 0 LOB: 0 BB: 0 P: 5	R: 1 E: 0 K: 1 S: 6	H: 1 LOB: 0 BB: 0 P: 6	R: 0 E: 0 K: 0 S: 3	H: 0 LOB: 0 BB: 0 P: 3	R: 0 E: 0 K: 1 S: 5	H: 0 LOB: 1 BB: 0 P: 5	R: 0 E: 0 K: 0 S: 4	H: 1 LOB: 0 BB: 0 P: 4	1B: 3 2B: 0 3B: 0 HR: 3	SF: 0 SAC: 0 DP: 0 HBP: 0	WP: 0 PA: 31 PB: 0 CS: 0
PITCHER Bud Daley, L ERA: 4.28 (1, 1)	IP: 1.0 WLS: L BF: 8 H: 4 R: 4 ER: 4 SO: 4 BB: 1 IBB: 0 HBP: 0 BLK: 0 WP: 0 HR: 4 S: 27 P: 11 ERA: 36.00 WHIP: 5.000															PITCHER IP: WLS: BF: H: R: ER: SO: BB: IBB: HBP: BLK: WP: HR: S: P: ERA: WHIP			
Ned Garver, R ERA: 5.9 (2, 1)	6.0 19 1 1 1 4 0 0 0 0 0 0 1 27 27 1.50 0.167																		
Marty Kutyna, R ERA: 3.27 (8, 1)	1.0 4 1 0 0 0 0 0 0 0 0 0 4 4 0.00 1.000																		

Batter	1	2	3	4	5	6	7	8	9	AB	R	H	RBI	BB	SO	LOB	TOP								
Johnny Temple, R (1.5) OBP: 0.354, SLG: 0.357										4	1	2	0	0	1	1	Cleveland Indians @ Baltimore Orioles Memorial Stadium, Baltimore, MD Fri Jul 29 1960, 7:05 PM EDT Att: 21,608 - Unknown livebaseballscorecards.com								
Marty Keough, L (1.9) OBP: 0.316, SLG: 0.349										4	0	0	0	0	1	3									
Ken Aspromonte, R (1.4) OBP: 0.372, SLG: 0.399										4	0	1	1	0	0	1									
Vic Power, R (1.3) OBP: 0.341, SLG: 0.415										4	0	2	1	0	0	0									
Jim Piersall, R (1.8) OBP: 0.321, SLG: 0.474										4	0	0	0	0	0	3									
Tito Francona, L (1.7) OBP: 0.378, SLG: 0.417										1	1	0	0	2	0	0									
Bubba Phillips, R (9.7) OBP: 0.253, SLG: 0.294										1	0	0	0	0	1	0									
Miguel de la Hoz, R (1.6) OBP: 0.364, SLG: 0.550										3	0	1	0	0	0	2									
Red Wilson, R (1.2) OBP: 0.309, SLG: 0.283										3	1	2	1	0	0	1									
Jack Harshman, L (1.1) Dick Stigman, R (7.1) OBP: 0.375, SLG: 0.333										1	0	0	0	0	0	0									
Inning Stats	R: 0 E: 0 K: 0 S: 3	H: 1 LOB: 0 BB: 0 P: 3	R: 0 E: 0 K: 0 S: 3	H: 1 LOB: 1 BB: 1 P: 7	R: 2 E: 0 K: 0 S: 7	H: 4 LOB: 2 BB: 0 P: 7	R: 0 E: 0 K: 0 S: 3	H: 1 LOB: 0 BB: 0 P: 3	R: 0 E: 0 K: 0 S: 5	H: 0 LOB: 0 BB: 0 P: 5	R: 0 E: 0 K: 0 S: 3	H: 0 LOB: 0 BB: 0 P: 3	R: 1 E: 0 K: 0 S: 4	H: 1 LOB: 1 BB: 1 P: 8	R: 0 E: 0 K: 1 S: 5	H: 0 LOB: 0 BB: 0 P: 5	R: 0 E: 0 K: 1 S: 5	H: 0 LOB: 0 BB: 0 P: 5	1B: 8 2B: 0 3B: 0 HR: 0	SF: 0 SAC: 0 DP: 2 HBP: 0	WP: 0 PB: 0 SB: 0 CS: 1	PA: 34			
PITCHER	IP WLS BF H R ER SO BB IBB HBP BLK WP HR S P ERA WHIP	IP WLS BF H R ER SO BB IBB HBP BLK WP HR S P ERA WHIP	IP WLS BF H R ER SO BB IBB HBP BLK WP HR S P ERA WHIP	IP WLS BF H R ER SO BB IBB HBP BLK WP HR S P ERA WHIP	IP WLS BF H R ER SO BB IBB HBP BLK WP HR S P ERA WHIP	IP WLS BF H R ER SO BB IBB HBP BLK WP HR S P ERA WHIP	IP WLS BF H R ER SO BB IBB HBP BLK WP HR S P ERA WHIP	IP WLS BF H R ER SO BB IBB HBP BLK WP HR S P ERA WHIP	IP WLS BF H R ER SO BB IBB HBP BLK WP HR S P ERA WHIP	IP WLS BF H R ER SO BB IBB HBP BLK WP HR S P ERA WHIP	IP WLS BF H R ER SO BB IBB HBP BLK WP HR S P ERA WHIP	IP WLS BF H R ER SO BB IBB HBP BLK WP HR S P ERA WHIP	IP WLS BF H R ER SO BB IBB HBP BLK WP HR S P ERA WHIP	IP WLS BF H R ER SO BB IBB HBP BLK WP HR S P ERA WHIP	IP WLS BF H R ER SO BB IBB HBP BLK WP HR S P ERA WHIP	IP WLS BF H R ER SO BB IBB HBP BLK WP HR S P ERA WHIP	IP WLS BF H R ER SO BB IBB HBP BLK WP HR S P ERA WHIP	IP WLS BF H R ER SO BB IBB HBP BLK WP HR S P ERA WHIP	IP WLS BF H R ER SO BB IBB HBP BLK WP HR S P ERA WHIP	IP WLS BF H R ER SO BB IBB HBP BLK WP HR S P ERA WHIP	IP WLS BF H R ER SO BB IBB HBP BLK WP HR S P ERA WHIP	IP WLS BF H R ER SO BB IBB HBP BLK WP HR S P ERA WHIP	IP WLS BF H R ER SO BB IBB HBP BLK WP HR S P ERA WHIP	IP WLS BF H R ER SO BB IBB HBP BLK WP HR S P ERA WHIP	IP WLS BF H R ER SO BB IBB HBP BLK WP HR S P ERA WHIP

Batter	1	2	3	4	5	6	7	8	9	AB	R	H	RBI	BB	SO	LOB	BOTTOM							
Jackie Brandt, R (1.9) OBP: 0.340, SLG: 0.411										1	0	0	1	3	0	0	Cleveland Indians @ Baltimore Orioles Memorial Stadium, Baltimore, MD Fri Jul 29 1960, 7:05 PM EDT Att: 21,608 - Unknown livebaseballscorecards.com							
Gene Woodling, L (1.7) OBP: 0.404, SLG: 0.392										5	0	1	0	0	2	5								
Brooks Robinson, R (1.5) OBP: 0.338, SLG: 0.441										5	0	0	0	0	2	5								
Walt Dropo, R (1.3) OBP: 0.353, SLG: 0.372										4	0	0	0	0	1	1								
Gus Triandos, R (1.2) OBP: 0.335, SLG: 0.349										4	0	1	0	0	0	0								
Ron Hansen, R (1.6) OBP: 0.325, SLG: 0.415										3	1	2	0	1	0	0								
Jim Busby, R (1.8) OBP: 0.333, SLG: 0.320										2	0	0	0	0	1	2								
Hoyt Wilhelm, R (5.1) OBP: 0.291, SLG: 0.095										0	0	0	0	0	0	0								
Bob Boyd, L (7.7) OBP: 0.243, SLG: 0.429										0	0	0	0	0	0	0								
Wes Stock, R (8.1) OBP: 0.253, SLG: 0.523										1	0	0	0	0	1	2								
Jim Gentile, L (8.7) OBP: 0.430, SLG: 0.523										0	0	0	0	0	0	0								
Billy Hoelt, L (9.1) OBP: 0.430, SLG: 0.523										0	0	0	0	0	0	0								
Mary Breeding, R (1.4) OBP: 0.319, SLG: 0.337										4	0	0	0	0	0	4								
Jack Fisher, R (1.1) OBP: 0.294, SLG: 0.233										1	0	1	0	0	0	0								
Al Pilarcik, L (5.9) OBP: 0.315, SLG: 0.356										3	0	1	0	0	1	0								
Inning Stats	R: 0 E: 0 K: 0 S: 3	H: 0 LOB: 1 BB: 1 P: 7	R: 0 E: 0 K: 0 S: 3	H: 0 LOB: 0 BB: 0 P: 3	R: 0 E: 0 K: 1 S: 4	H: 1 LOB: 2 BB: 1 P: 8	R: 0 E: 0 K: 1 S: 7	H: 1 LOB: 2 BB: 0 P: 7	R: 0 E: 0 K: 1 S: 5	H: 0 LOB: 0 BB: 0 P: 5	R: 0 E: 0 K: 1 S: 5	H: 0 LOB: 0 BB: 0 P: 5	R: 1 E: 0 K: 1 S: 6	H: 1 LOB: 2 BB: 2 P: 14	R: 0 E: 0 K: 2 S: 9	H: 2 LOB: 2 BB: 0 P: 9	R: 0 E: 0 K: 2 S: 8	H: 1 LOB: 2 BB: 1 P: 12	1B: 6 2B: 0 3B: 0 HR: 0	SF: 1 SAC: 0 DP: 0 HBP: 0	WP: 0 PB: 0 SB: 0 CS: 0	PA: 39		
PITCHER	IP WLS BF H R ER SO BB IBB HBP BLK WP HR S P ERA WHIP	IP WLS BF H R ER SO BB IBB HBP BLK WP HR S P ERA WHIP	IP WLS BF H R ER SO BB IBB HBP BLK WP HR S P ERA WHIP	IP WLS BF H R ER SO BB IBB HBP BLK WP HR S P ERA WHIP	IP WLS BF H R ER SO BB IBB HBP BLK WP HR S P ERA WHIP	IP WLS BF H R ER SO BB IBB HBP BLK WP HR S P ERA WHIP	IP WLS BF H R ER SO BB IBB HBP BLK WP HR S P ERA WHIP	IP WLS BF H R ER SO BB IBB HBP BLK WP HR S P ERA WHIP	IP WLS BF H R ER SO BB IBB HBP BLK WP HR S P ERA WHIP	IP WLS BF H R ER SO BB IBB HBP BLK WP HR S P ERA WHIP	IP WLS BF H R ER SO BB IBB HBP BLK WP HR S P ERA WHIP	IP WLS BF H R ER SO BB IBB HBP BLK WP HR S P ERA WHIP	IP WLS BF H R ER SO BB IBB HBP BLK WP HR S P ERA WHIP	IP WLS BF H R ER SO BB IBB HBP BLK WP HR S P ERA WHIP	IP WLS BF H R ER SO BB IBB HBP BLK WP HR S P ERA WHIP	IP WLS BF H R ER SO BB IBB HBP BLK WP HR S P ERA WHIP	IP WLS BF H R ER SO BB IBB HBP BLK WP HR S P ERA WHIP	IP WLS BF H R ER SO BB IBB HBP BLK WP HR S P ERA WHIP	IP WLS BF H R ER SO BB IBB HBP BLK WP HR S P ERA WHIP	IP WLS BF H R ER SO BB IBB HBP BLK WP HR S P ERA WHIP	IP WLS BF H R ER SO BB IBB HBP BLK WP HR S P ERA WHIP	IP WLS BF H R ER SO BB IBB HBP BLK WP HR S P ERA WHIP	IP WLS BF H R ER SO BB IBB HBP BLK WP HR S P ERA WHIP	IP WLS BF H R ER SO BB IBB HBP BLK WP HR S P ERA WHIP



Batter	1	2	3	4	5	6	7	8	9	AB	R	H	RBI	BB	SO	LOB	TOP					
Johnny Temple, R OBP: 0.352, SLG: 0.353 (1, 5)										3	1	0	0	1	0	3	Cleveland Indians @ Baltimore Orioles Memorial Stadium, Baltimore, MD Sat Jul 30 1960, 3:33 AM EDT Att: 6,614 - Unknown					
Marty Keough, L OBP: 0.314, SLG: 0.363 (1, 9)										4	1	1	2	0	1	1						
Ken Aspromonte, R OBP: 0.371, SLG: 0.396 (1, 4)										4	0	1	0	0	1	0						
Vic Power, R OBP: 0.343, SLG: 0.416 (1, 3)										4	0	2	0	0	0	1						
Jim Piersall, R OBP: 0.320, SLG: 0.474 (1, 8)										4	0	1	0	0	2	2						
Tito Francona, L OBP: 0.379, SLG: 0.422 Bubba Phillips, R OBP: 0.253, SLG: 0.294 (9, 7)										4	1	2	0	0	0	1						
Red Wilson, R OBP: 0.313, SLG: 0.284 (1, 2)										3	0	1	1	1	1	2						
Rocky Bridges, R OBP: 0.200, SLG: 0.200 Bob Hale, L OBP: 0.255, SLG: 0.326 Miguel de la Hoz, R OBP: 0.364, SLG: 0.550 (9, 6)										3	0	0	0	0	1	3						
Mudcat Grant, R OBP: 0.250, SLG: 0.243 Johnny Klippstein, R OBP: 0.154, SLG: 0.083 Bobby Locke, R OBP: 0.375, SLG: 0.357 (9, 1)										4	0	2	0	0	0	3						
Inning Stats	R: 0 E: 0 K: 1 S: 6	H: 1 LOB: 1 BB: 0 P: 6	R: 0 E: 0 K: 1 S: 6	H: 1 LOB: 1 BB: 0 P: 6	R: 0 E: 0 K: 0 S: 3	H: 1 LOB: 0 BB: 0 P: 3	R: 0 E: 0 K: 1 S: 5	H: 1 LOB: 0 BB: 0 P: 5	R: 0 E: 0 K: 0 S: 4	H: 1 LOB: 1 BB: 1 P: 8	R: 0 E: 0 K: 1 S: 6	H: 1 LOB: 1 BB: 0 P: 6	R: 1 E: 0 K: 1 S: 6	H: 2 LOB: 0 BB: 0 P: 6	R: 0 E: 0 K: 0 S: 6	H: 1 LOB: 2 BB: 1 P: 10		R: 0 E: 0 K: 0 S: 4	H: 1 LOB: 2 BB: 0 P: 4	1B: 7 2B: 2 3B: 0 HR: 1	SF: 0 SAC: 0 DP: 1 HBP: 0	WP: 0 PB: 0 SB: 2 CS: 1
PITCHER Chuck Estrada, R ERA: 3.84 (1, 1)	IP: 9.0 WLS: W BF: 36	H: 10 R: 3 ER: 3 SO: 6	BB: 2 IBB: 0 HBP: 0 BLK: 0	WP: 0 HR: 1 S: 46 P: 54	ERA: 3.00 WHIP: 1.333											ERA: 3.00 WHIP: 1.333						

Batter	1	2	3	4	5	6	7	8	9	AB	R	H	RBI	BB	SO	LOB	BOTTOM	
Jackie Brandt, R OBP: 0.337, SLG: 0.407 Bob Boyd, L OBP: 0.397, SLG: 0.421 Jim Busby, R OBP: 0.339, SLG: 0.327 (8, 8)										3	0	0	0	0	1	1	Cleveland Indians @ Baltimore Orioles Memorial Stadium, Baltimore, MD Sat Jul 30 1960, 3:33 AM EDT Att: 6,614 - Unknown	
Gene Stephens, L OBP: 0.311, SLG: 0.379 (1, 9)										4	1	2	2	0	1	1		
Gene Woodling, L OBP: 0.402, SLG: 0.394 Ron Hansen, R OBP: 0.325, SLG: 0.415 (8, 6)										4	0	1	1	0	0	1		
Jim Gentile, L OBP: 0.431, SLG: 0.518 (1, 3)										4	0	1	0	0	1	1		
Brooks Robinson, R OBP: 0.337, SLG: 0.439 (1, 5)										4	0	1	0	0	1	2		
Clint Courtney, L OBP: 0.373, SLG: 0.283 (1, 2)										2	0	0	0	2	0	1		
Billy Klaus, L OBP: 0.333, SLG: 0.400 (8, 4)										3	2	1	0	1	2	2		
Mary Breeding, R OBP: 0.320, SLG: 0.338 Al Pilarcik, L OBP: 0.318, SLG: 0.358 (7, 9)										2	0	1	0	0	0	0		
Chuck Estrada, R OBP: 0.184, SLG: 0.194 (1, 1)										4	0	0	0	0	4	4		
Inning Stats	R: 1 E: 0 K: 0 S: 5	H: 2 LOB: 1 BB: 0 P: 5	R: 0 E: 0 K: 1 S: 5	H: 0 LOB: 0 BB: 0 P: 5	R: 0 E: 0 K: 2 S: 8	H: 1 LOB: 2 BB: 1 P: 12	R: 0 E: 0 K: 1 S: 6	H: 1 LOB: 1 BB: 0 P: 6	R: 0 E: 0 K: 1 S: 6	H: 3 LOB: 1 BB: 0 P: 6	R: 0 E: 0 K: 0 S: 2	H: 0 LOB: 0 BB: 1 P: 6	R: 1 E: 0 K: 0 S: 3	H: 1 LOB: 1 BB: 1 P: 7	1B: 6 2B: 3 3B: 0 HR: 0	SF: 0 SAC: 0 DP: 0 HBP: 0		WP: 0 PB: 0 SB: 0 CS: 1
PITCHER Mudcat Grant, R ERA: 4.18 Johnny Klippstein, R ERA: 2.5 Bobby Locke, R ERA: 3.02 (9, 1)	IP: 8.0 WLS: L BF: 2	H: 3 R: 3 ER: 3 SO: 6	BB: 2 IBB: 0 HBP: 0 BLK: 0	WP: 0 HR: 0 S: 43 P: 51	ERA: 27.00 WHIP: 3.000											ERA: 0.00 WHIP: 3.000		

Batter	1	2	3	4	5	6	7	8	9	AB	R	H	RBI	BB	SO	LOB	TOP					
Johnny Temple, R OBP: 0.354, SLG: 0.355	0-0 5-3	0-0 FC4-6 1B			0-0 FC5-4 1B		0-0 4-3			4	0	2	0	0	0	0						
Ken Aspromonte, R OBP: 0.369, SLG: 0.391	0-0 6-3	0-0 FC4-6 1-2			0-0 F9			4-0 6-3 1B BB		3	1	0	0	1	0	3						
Harvey Kuenn, R OBP: 0.376, SLG: 0.416	0-0 5-3		0-0 FC3-6 1B		0-0 FC5-4 1-2			0-0 6-3 1B		4	1	2	0	0	0	1						
Vic Power, R OBP: 0.342, SLG: 0.414		0-0 1B HR 1B	0-0 FC3-6 G4-3 1-2		0-0 6-3			0-0 6-3 1-2 2-3		4	1	1	0	0	0	3						
Jim Piersall, R OBP: 0.323, SLG: 0.475		0-0 1B HR 1B	0-0 G4-3 1-2		0-0 1-3			0-0 CS 1B 2-H 3-H		4	1	2	2	0	0	1						
Miguel de la Hoz, R OBP: 0.385, SLG: 0.667		0-0 HR 1-H 2-H		0-3 K		0-0 1B		0-0 F7		4	1	2	3	0	1	1						
Marty Keough, L OBP: 0.313, SLG: 0.361		0-0 FC1-6 1B		0-0 6-3		0-0 F8		0-0 CS	0-0 F9	4	0	1	0	0	0	1						
Red Wilson, R OBP: 0.310, SLG: 0.280		0-0 FC1-6 1B		0-0 5-3			0-0 F5		0-0 4-3	2	0	0	0	0	0	1						
Bob Hale, L OBP: 0.250, SLG: 0.319										1	0	0	0	0	0	0						
Dick Stigman, R OBP: 0.375, SLG: 0.333										0	0	0	0	0	0	0						
Don Newcombe, L OBP: 0.200, SLG: 0.162										1	0	0	0	0	0	0						
Gary Bell, R OBP: 0.208, SLG: 0.178		0-0 F7		0-3 K					0-0 F3	0	0	0	0	0	0	0						
Tito Francona, L OBP: 0.376, SLG: 0.420										1	0	0	0	0	0	1						
Carl Mathias, S (2, 1)										1	0	0	0	0	1	0						
Chuck Tanner, L OBP: 0.407, SLG: 0.364										1	0	0	0	0	1	0						
John Romano, R OBP: 0.312, SLG: 0.440										1	0	0	0	0	0	0						
Inning Stats	R: 0 E: 0 K: 0 S: 3	H: 0 LOB: 0 BB: 0 P: 3	R: 3 E: 0 K: 0 S: 8	H: 5 LOB: 2 BB: 0 P: 8	R: 0 E: 0 K: 0 S: 3	H: 1 LOB: 0 BB: 0 P: 3	R: 0 E: 0 K: 1 S: 5	H: 0 LOB: 0 BB: 0 P: 5	R: 0 E: 0 K: 1 S: 6	H: 1 LOB: 1 BB: 0 P: 6	R: 0 E: 0 K: 0 S: 4	H: 0 LOB: 0 BB: 0 P: 4	R: 0 E: 0 K: 1 S: 5	H: 0 LOB: 0 BB: 0 P: 5	R: 2 E: 0 K: 0 S: 4	H: 2 LOB: 0 BB: 1 P: 8	R: 0 E: 0 K: 0 S: 3	H: 0 LOB: 0 BB: 0 P: 3	1B: 9 2B: 2 3B: 0 HR: 1	SF: 0 SAC: 0 DP: 1 HBP: 0	WP: 0 PB: 0 SB: 0 CS: 1	PA: 37
PITCHER	IP	WLS	BF	H	R	ER	SO	BB	IBB	HBP	BLK	WP	HR	S	P	ERA	WHIP					
Hal Brown, R ERA: 3.86	(1, 1)	1.0	6	3	3	3	0	0	0	0	0	0	1	6	6	27.00	3.000					
Wes Stock, R ERA: 2.59	(2, 1)	6.1	W	25	6	2	2	3	1	0	0	0	0	30	34	2.84	1.105					
Jack Fisher, R ERA: 3.48	(8, 1)	1.2	S	5	1	0	0	0	0	0	0	0	0	5	5	0.00	0.600					

Cleveland Indians @ Baltimore Orioles
Memorial Stadium, Baltimore, MD
Sun Jul 31 1960, 3:33 AM EDT
Att: 9,465 - Unknown

AB 35
R 5
H 10
RBI 5
BB 1
SO 3
LOB 12



Batter	1	2	3	4	5	6	7	8	9	AB	R	H	RBI	BB	SO	LOB	BOTTOM				
Jackie Brandt, R OBP: 0.333, SLG: 0.401	0-3 K	0-3 K		0-0 1-3		0-0 F6				4	0	0	0	0	2	0					
Gene Stephens, L OBP: 0.319, SLG: 0.377	4-0 BB HR BB	4-0 BB 1B BB		0-0 6-3		4-0 BB				1	2	0	0	3	0	0					
Gene Woodling, L OBP: 0.403, SLG: 0.391	4-0 BB HR BB	4-0 BB 1B BB		0-0 L9		0-0 G3				2	2	0	0	2	0	1					
Jim Busby, R OBP: 0.338, SLG: 0.327	1-2 HR BB	1-2 1B BB								0	0	0	0	0	0	0					
Jim Gentile, L OBP: 0.432, SLG: 0.516	4-0 HR BB	0-0 1B 1B		0-0 4-3		0-0 G3				3	1	1	1	1	0	0					
Brooks Robinson, R OBP: 0.341, SLG: 0.452	0-0 HR	0-0 1B		0-0 2B		0-0 5-3				4	1	3	5	0	0	0					
Clint Courtney, L OBP: 0.370, SLG: 0.277	0-0 F4	0-0 4-3		0-0 BB		4-0 F9				3	0	0	0	1	0	2					
Gus Triandos, R OBP: 0.335, SLG: 0.349										0	0	0	0	0	0	0					
Billy Klaus, L OBP: 0.346, SLG: 0.455	0-0 2B		0-3 K		0-0 F7		0-0 F2			2	0	1	0	0	1	0					
Ron Hansen, R OBP: 0.324, SLG: 0.413										2	0	0	0	0	0	2					
Mary Breeding, R OBP: 0.317, SLG: 0.334	0-0 F9		0-3 K		0-0 F7		0-0 5-3			4	0	0	0	0	1	3					
Hal Brown, R OBP: 0.343, SLG: 0.267			0-3 K		0-0 F3		0-0 6-3			0	0	0	0	0	0	0					
Wes Stock, R (2, 1)										3	0	0	0	0	2	0					
Jack Fisher, R OBP: 0.286, SLG: 0.226										1	0	0	0	0	0	0					
Inning Stats	R: 4 E: 0 K: 1 S: 7	H: 2 LOB: 1 BB: 3 P: 19	R: 2 E: 0 K: 2 S: 9	H: 2 LOB: 2 BB: 2 P: 17	R: 0 E: 0 K: 3 S: 9	H: 0 LOB: 0 BB: 0 P: 9	R: 0 E: 0 K: 0 S: 3	H: 0 LOB: 0 BB: 0 P: 3	R: 0 E: 0 K: 0 S: 4	H: 1 LOB: 2 BB: 1 P: 8	R: 0 E: 0 K: 0 S: 3	H: 0 LOB: 1 BB: 1 P: 7	R: 0 E: 0 K: 0 S: 3	H: 0 LOB: 0 BB: 0 P: 3	R: 0 E: 0 K: 0 S: 3	H: 0 LOB: 0 BB: 0 P: 3	1B: 2 2B: 2 3B: 0 HR: 1	SF: 0 SAC: 0 DP: 0 HBP: 0	WP: 0 PB: 0 SB: 0 CS: 0	PA: 36	
PITCHER	IP	WLS	BF	H	R	ER	SO	BB	IBB	HBP	BLK	WP	HR	S	P	ERA	WHIP				
Gary Bell, R ERA: 4.03	(1, 1)	1.0	L	8	2	4	4	1	7	19	36.00	5.000									
Carl Mathias, L ERA: 3.6	(2, 1)	5.0		22	3	2	2	5	4	0	0	0	0	28	44	3.60	1.400				
Dick Stigman, L ERA: 3.65	(7, 1)	2.0		6	0	0	0	0	0	0	0	0	0	6	6	0.00	0.000				

Cleveland Indians @ Baltimore Orioles
Memorial Stadium, Baltimore, MD
Sun Jul 31 1960, 3:33 AM EDT
Att: 9,465 - Unknown

AB 29
R 6
H 5
RBI 6
BB 7
SO 6
LOB 8



Batter	1	2	3	4	5	6	7	8	9	AB	R	H	RBI	BB	SO	LOB	TOP			
Luis Aparicio, R (1, 6) OBP: 0.308, SLG: 0.330	F2		SH1-3		6-3			6-3		3	0	0	0	0	0	0	Chicago White Sox @ Baltimore Orioles Memorial Stadium, Baltimore, MD Mon Aug 01 1960, 7:05 PM EDT Att: 11,971 - Unknown			
Nellie Fox, L (1, 4) OBP: 0.343, SLG: 0.352	G5-4-3 1B		1B		F4			BB		3	0	2	1	1	0	0				
Roy Sievers, R (1, 3) OBP: 0.426, SLG: 0.583	G5-4-3		F9		5-3			F9		4	0	0	0	0	0	4				
Sherm Lollar, R (1, 2) OBP: 0.345, SLG: 0.388		K			F6			K		4	0	0	0	0	2	1				
Minnie Minoso, R (1, 7) OBP: 0.386, SLG: 0.485		K			FC6-4 1B			F9		4	0	1	0	0	1	0				
Al Smith, R (1, 9) OBP: 0.375, SLG: 0.452					FC6-4 1B			6-3		4	0	1	0	0	0	0				
Gene Freese, R (1, 5) OBP: 0.318, SLG: 0.481					FC6-4 1B			FC4-6 BB		3	0	1	0	1	0	2				
Jim Landis, R (1, 8) OBP: 0.369, SLG: 0.364			FC6-4 SH1-3 1B		FC6-4 1B			K		3	1	0	0	0	1	4				
Herb Score, L (1, 1) OBP: 0.313, SLG: 0.357			1B SH1-3 1B		4-3			FC4-6		3	0	1	0	0	0	1				
Inning Stats	R: 0 E: 0 K: 0 S: 3	H: 1 LOB: 0 BB: 0 P: 3	R: 0 E: 0 K: 2 S: 7	H: 0 LOB: 0 BB: 0 P: 7	R: 1 E: 0 K: 0 S: 6	H: 3 LOB: 2 BB: 0 P: 6	R: 0 E: 0 K: 0 S: 5	H: 2 LOB: 2 BB: 0 P: 5	R: 0 E: 0 K: 0 S: 3	H: 0 LOB: 0 BB: 0 P: 3	R: 0 E: 0 K: 1 S: 5	H: 0 LOB: 1 BB: 1 P: 9	R: 0 E: 0 K: 1 S: 5	H: 0 LOB: 1 BB: 1 P: 9	R: 0 E: 0 K: 0 S: 3	H: 0 LOB: 0 BB: 0 P: 3	1B: 6 2B: 0 3B: 0 HR: 0	SF: 0 SAC: 1 DP: 1 HBP: 0	WP: 0 PB: 0 SB: 0 CS: 0	PA: 34
PITCHER Milt Pappas, R (1, 1) ERA: 3.95	IP: 9.0 WLS: W BF: 34 H: 6 R: 1 ER: 1 SO: 4 BB: 2 IBB: 0 HBP: 0 BLK: 0 WP: 0 HR: 0 S: 40 P: 48 ERA: 1.00 WHIP: 0.889															PITCHER				

Batter	1	2	3	4	5	6	7	8	9	AB	R	H	RBI	BB	SO	LOB	BOTTOM			
Jackie Brandt, R (1, 9) OBP: 0.335, SLG: 0.401	L8 SH1-3 1B		F7			FC1-6 HBP		K		3	1	1	0	0	1	0	Chicago White Sox @ Baltimore Orioles Memorial Stadium, Baltimore, MD Mon Aug 01 1960, 7:05 PM EDT Att: 11,971 - Unknown			
Jim Busby, R (1, 8) OBP: 0.339, SLG: 0.327	SH1-3		CS 1B		FC1-6 1B		6-3		3	0	1	0	0	0	1					
Brooks Robinson, R (1, 5) OBP: 0.338, SLG: 0.448	L8		CS		5-3		F8		4	0	0	0	0	0	2					
Walt Dropo, R (1, 3) OBP: 0.359, SLG: 0.379	FC6-4 1B		1-2		K		1-3 1B		3	0	2	1	0	1	0					
Gus Triandos, R (1, 2) OBP: 0.330, SLG: 0.344	FC6-4		K		K		F8		3	0	0	0	0	1	3					
Ron Hansen, R (1, 6) OBP: 0.324, SLG: 0.415		F6			F8			1B 2B		3	1	1	0	0	0					
Dave Nicholson, R (1, 7) OBP: 0.309, SLG: 0.362		K			K			CS 1B		2	0	0	0	0	2	0				
Gene Woodling, L (7, PH) OBP: 0.405, SLG: 0.393										1	0	1	1	0	0	0				
Gene Stephens, L (7, PR) OBP: 0.319, SLG: 0.377										0	0	0	0	0	0	0				
Mary Breeding, R (1, 4) OBP: 0.317, SLG: 0.334		F4						K		3	0	1	0	0	1	1				
Milt Pappas, R (1, 1) OBP: 0.114, SLG: 0.122			K		K			K		3	0	0	0	0	3	2				
Inning Stats	R: 1 E: 0 K: 0 S: 5	H: 2 LOB: 1 BB: 0 P: 5	R: 0 E: 0 K: 1 S: 5	H: 0 LOB: 0 BB: 0 P: 5	R: 0 E: 0 K: 1 S: 5	H: 1 LOB: 0 BB: 0 P: 5	R: 0 E: 0 K: 2 S: 7	H: 0 LOB: 0 BB: 0 P: 7	R: 0 E: 0 K: 2 S: 8	H: 1 LOB: 1 BB: 0 P: 8	R: 0 E: 0 K: 0 S: 4	H: 1 LOB: 2 BB: 0 P: 5	R: 1 E: 0 K: 2 S: 8	H: 2 LOB: 1 BB: 0 P: 8	R: 0 E: 0 K: 1 S: 5	H: 0 LOB: 0 BB: 0 P: 5	1B: 6 2B: 2 3B: 0 HR: 0	SF: 0 SAC: 1 DP: 1 HBP: 1	WP: 0 PB: 0 SB: 0 CS: 2	PA: 31
PITCHER Herb Score, L (1, 1) ERA: 4.68	IP: 8.0 WLS: L BF: 30 H: 7 R: 2 ER: 2 SO: 9 BB: 0 IBB: 0 HBP: 1 BLK: 0 WP: 0 HR: 0 S: 47 P: 48 ERA: 2.25 WHIP: 0.875															PITCHER				


livebaseballscorecards.com

AB 31
R 1
H 6
RBI 1
BB 2
SO 4
LOB 12



AB 28
R 2
H 7
RBI 2
BB 0
SO 9
LOB 9



Batter	1	2	3	4	5	6	7	8	9	AB	R	H	RBI	BB	SO	LOB	TOP	
Luis Aparicio, R (1, 6) OBP: 0.308, SLG: 0.329 Earl Torgeson, L (9, PH) OBP: 0.518, SLG: 0.537	F8		F9					6-3	K	4	0	1	0	0	0	0	Chicago White Sox @ Baltimore Orioles Memorial Stadium, Baltimore, MD Tue Aug 02 1960, 7:05 PM EDT Att: 22,703 - Unknown	
Nellie Fox, L (1, 4) OBP: 0.342, SLG: 0.356	F5		E6							4	0	1	0	0	0	1		
Minnie Minoso, R (1, 7) OBP: 0.384, SLG: 0.483	1-3		F9					K		4	0	1	0	0	1	2		
Roy Sievers, R (1, 3) OBP: 0.424, SLG: 0.589			F6					F2		4	1	1	1	0	1	3		
Sherm Lollar, R (1, 2) OBP: 0.341, SLG: 0.383	F8							L6		4	0	0	0	0	0	1		
Al Smith, R (1, 9) OBP: 0.379, SLG: 0.458										4	1	3	0	0	1	0		
Gene Freese, R (1, 5) OBP: 0.318, SLG: 0.481										4	0	1	0	0	1	2		
Jim Landis, R (1, 8) OBP: 0.370, SLG: 0.361										2	0	0	0	2	1	1		
Billy Pierce, L (1, 1) Turk Lown, R (6, 1) Russ Kemmerer, R (7, PH) Sammy Esposito, R (7, 1) Bob Rush, R (9, PH) Ted Kuszowski, R (9, PH) Jim Rivera, L (9, PH)										2	0	0	0	0	0	3		
Inning Stats	R: 0 E: 0 K: 0 S: 3	H: 0 LOB: 0 BB: 0 P: 3	R: 1 E: 0 K: 0 S: 5	H: 3 LOB: 2 BB: 1 P: 9	R: 0 E: 1 K: 0 S: 4	H: 0 LOB: 1 BB: 0 P: 4	R: 0 E: 0 K: 1 S: 5	H: 1 LOB: 0 BB: 0 P: 5	R: 0 E: 0 K: 2 S: 8	H: 1 LOB: 1 BB: 0 P: 8	R: 0 E: 0 K: 1 S: 6	H: 1 LOB: 1 BB: 0 P: 6	R: 1 E: 0 K: 1 S: 7	H: 2 LOB: 2 BB: 1 P: 11	1B: 5 2B: 2 3B: 1 HR: 1	SF: 0 SAC: 0 DP: 2 HBP: 0		WP: 0 PB: 0 SB: 1 CS: 0
PITCHER	IP WLS BF H R ER SO BB IBB HBP BLK WP HR S P ERA WHIP																	
Steve Barber, L (1, 1) ERA: 3.03	8.2 W 36 9 2 2 5 2 0 0 0 0 1 44 52 2.08 1.269																	
Jerry Walker, R (9, 1) ERA: 3.62	0.1 S 1 0 0 0 1 0 0 0 0 0 0 3 3 0.00 0.000																	

Batter	1	2	3	4	5	6	7	8	9	AB	R	H	RBI	BB	SO	LOB	BOTTOM	
Jackie Brandt, R (1, 9) OBP: 0.334, SLG: 0.399	F8		L7					6-3		4	0	1	2	0	0	0	Chicago White Sox @ Baltimore Orioles Memorial Stadium, Baltimore, MD Tue Aug 02 1960, 7:05 PM EDT Att: 22,703 - Unknown	
Jim Busby, R (1, 8) OBP: 0.326, SLG: 0.315	5-3							K		4	0	0	0	0	1	1		
Brooks Robinson, R (1, 5) OBP: 0.337, SLG: 0.446	1-3							K		4	1	1	0	0	1	0		
Walt Dropo, R (1, 3) OBP: 0.354, SLG: 0.373										2	0	0	0	0	0	0		
Jim Gentile, L (6, PH) OBP: 0.436, SLG: 0.518										1	1	1	0	1	0	0		
Gus Triandos, R (1, 2) OBP: 0.329, SLG: 0.358										4	1	1	3	0	1	1		
Ron Hansen, R (1, 6) OBP: 0.328, SLG: 0.419										4	1	3	0	0	1	1		
Dave Nicholson, R (1, 7) OBP: 0.310, SLG: 0.361										3	1	1	0	0	2	2		
Gene Stephens, L (8, 7) OBP: 0.317, SLG: 0.376										1	0	0	0	0	0	1		
Mary Breeding, R (1, 4) OBP: 0.317, SLG: 0.334										3	1	1	1	0	1	1		
Steve Barber, L (1, 1) OBP: 0.122, SLG: 0.053										3	0	0	0	0	1	3		
Jerry Walker, S (9, 1) OBP: 0.355, SLG: 0.345										0	0	0	0	0	0	0		
Inning Stats	R: 0 E: 0 K: 0 S: 3	H: 1 LOB: 1 BB: 0 P: 6	R: 0 E: 0 K: 1 S: 5	H: 0 LOB: 0 BB: 0 P: 5	R: 0 E: 0 K: 0 S: 3	H: 0 LOB: 0 BB: 0 P: 3	R: 3 E: 1 K: 0 S: 7	H: 4 LOB: 1 BB: 0 P: 7	R: 3 E: 0 K: 2 S: 11	H: 4 LOB: 1 BB: 0 P: 11	R: 0 E: 0 K: 2 S: 7	H: 0 LOB: 0 BB: 0 P: 7	R: 0 E: 0 K: 2 S: 7	H: 0 LOB: 1 BB: 1 P: 11	1B: 8 2B: 0 3B: 0 HR: 1	SF: 0 SAC: 0 DP: 0 HBP: 0	WP: 1 PB: 0 SB: 0 CS: 0	PA: 34
PITCHER	IP WLS BF H R ER SO BB IBB HBP BLK WP HR S P ERA WHIP																	
Billy Pierce, L (1, 1) ERA: 3.45	5.0 L 20 5 3 3 2 0 0 0 0 0 0 1 3 3 5.40 1.000																	
Turk Lown, R (6, 1) ERA: 2.85	0.0 3 3 3 3 0 0 0 0 0 0 1 3 3 0.00 0.000																	
Russ Kemmerer, R (6, 1) ERA: 3.82	1.0 4 1 0 0 2 0 0 0 0 0 1 0 8 8 0.00 1.000																	
Bob Rush, R (7, 1) ERA: 5.02	2.0 7 0 0 0 4 1 0 0 0 0 0 0 14 18 0.00 0.500																	

Batter	1	2	3	4	5	6	7	8	9	10	11	AB	R	H	RBI	BB	SO	LOB	TOP					
Luis Aparicio, R OBP: 0.311, SLG: 0.332 (1, 6)	F7		6-3		E6 8-2 2B				F8				5	0	2	0	1	0	0					
Nellie Fox, L OBP: 0.342, SLG: 0.355 (1, 4)	FC1-6 1B		FC1-6 1B		8-2				F9				6	0	2	0	0	0	4					
Jim Landis, R OBP: 0.365, SLG: 0.355 (1, 8)	FC1-6 1B		FC1-6 E		3-H				F9				5	1	0	0	0	2	2					
Roy Sievers, R OBP: 0.424, SLG: 0.585 (1, 3)	1B		K						L5				5	0	2	0	0	2	1					
Sherm Lollar, R OBP: 0.345, SLG: 0.397 (1, 2)	1B				1-3								5	1	3	2	0	0	0					
Minnie Minoso, R OBP: 0.385, SLG: 0.482 (1, 7)	F2												5	0	2	0	0	0	4					
Al Smith, R OBP: 0.379, SLG: 0.460 (1, 9)			K										5	1	2	0	0	3	2					
Gene Freese, R OBP: 0.317, SLG: 0.488 (1, 5)			K2-3		4-3								4	1	1	1	0	1	2					
Frank Baumann, L OBP: 0.250, SLG: 0.100 (7, PH) Ted Kluszewski, L OBP: 0.304, SLG: 0.394 (7, PH) Dick Donovan, R OBP: 0.250, SLG: 0.250 (8, PH) Earl Tolson, R OBP: 0.150, SLG: 0.150 (11, PH) Turk Lowm, R OBP: 0.333, SLG: 0.400 (11, 1)	4-3				F4				F9				2	0	0	0	0	0	0					
Inning Stats	R: 1 E: 0 K: 0 S: 6	H: 3 LOB: 2 BB: 0 P: 6	R: 0 E: 0 K: 2 S: 7	H: 0 LOB: 0 BB: 0 P: 7	R: 0 E: 0 K: 1 S: 6	H: 1 LOB: 1 BB: 0 P: 6	R: 0 E: 0 K: 1 S: 6	H: 1 LOB: 0 BB: 0 P: 6	R: 0 E: 0 K: 2 S: 7	H: 0 LOB: 0 BB: 0 P: 7	R: 2 E: 0 K: 0 S: 6	H: 3 LOB: 1 BB: 0 P: 6	R: 1 E: 0 K: 1 S: 7	H: 2 LOB: 1 BB: 0 P: 7	R: 1 E: 0 K: 0 S: 4	H: 1 LOB: 0 BB: 0 P: 4	R: 0 E: 0 K: 1 S: 6	H: 2 LOB: 1 BB: 0 P: 6	R: 0 E: 0 K: 0 S: 4	H: 1 LOB: 2 BB: 1 P: 8	1B: 10 2B: 3 3B: 0 HR: 3	SF: 0 SAC: 1 DP: 2 HBP: 0	WP: 0 PB: 0 SB: 1 CS: 0	PA: 47
PITCHER	IP ERA WLS BF H R ER SO BB IBB HBP BLK WP HR S P ERA WHIP	Hoyt Wilhelm, R ERA: 3.50 Jack Fisher, R ERA: 3.57 Wes Stock, R ERA: 2.38	IP WLS BF H R ER SO BB IBB HBP BLK WP HR S P ERA WHIP	Hoyt Wilhelm, R ERA: 3.50 Jack Fisher, R ERA: 3.57 Wes Stock, R ERA: 2.38																				

Chicago White Sox @ Baltimore Orioles
Memorial Stadium, Baltimore, MD
Wed Aug 03 1960, 7:05 PM EDT
Att: 13,917 - Unknown


AB 45
R 5
H 15
RBI 5
BB 1
SO 8
LOB 16

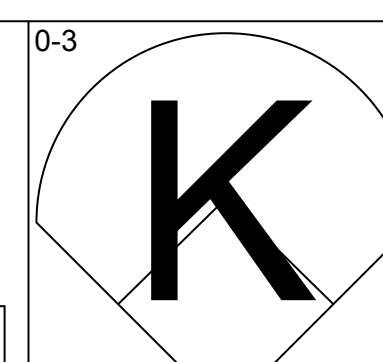
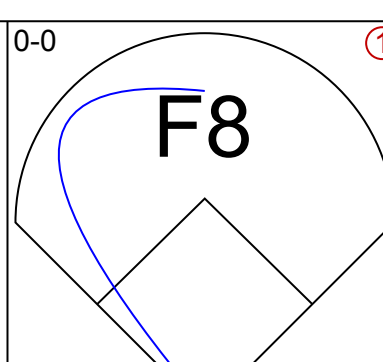
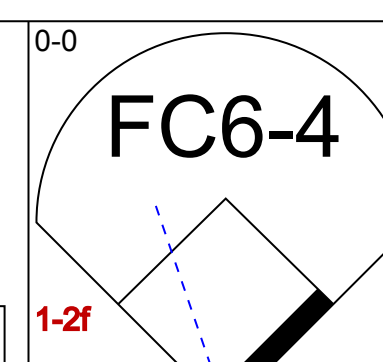
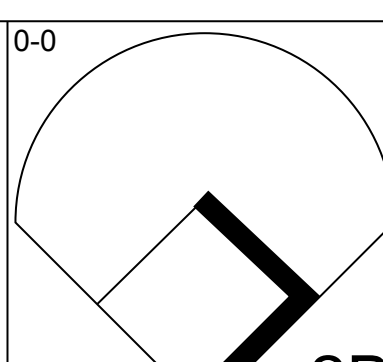
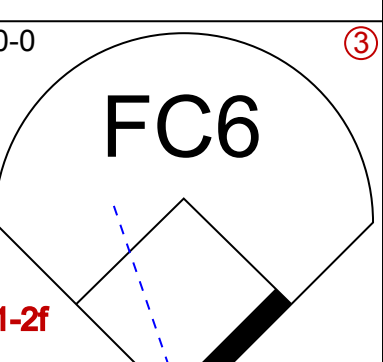
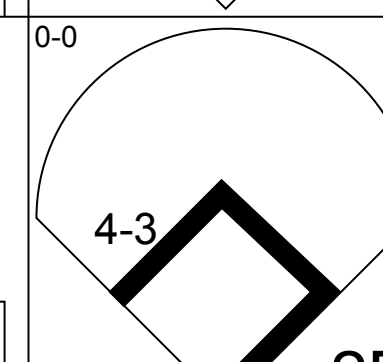
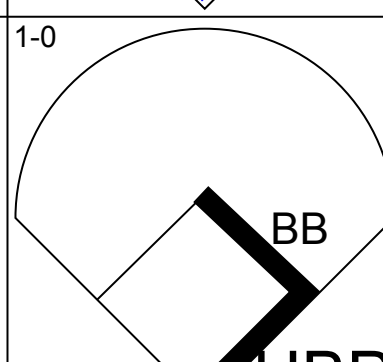
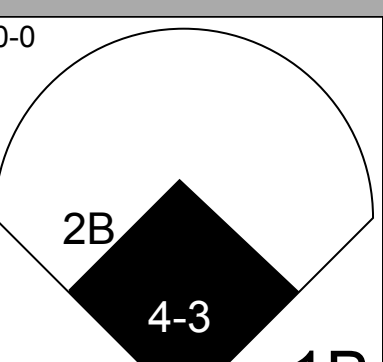
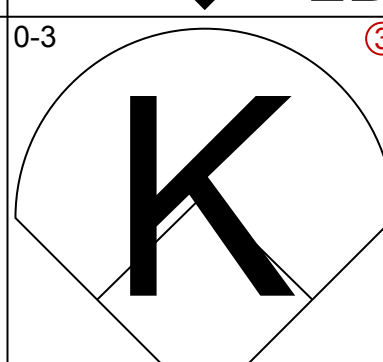
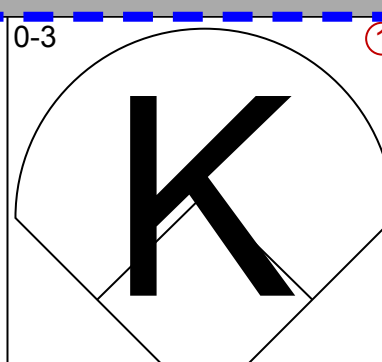
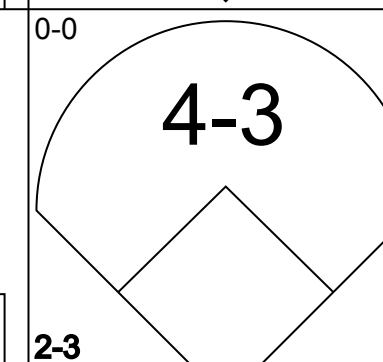
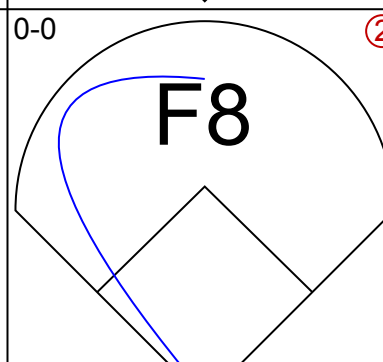
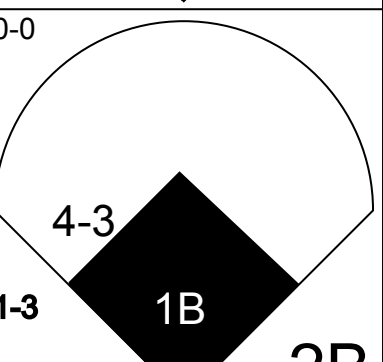
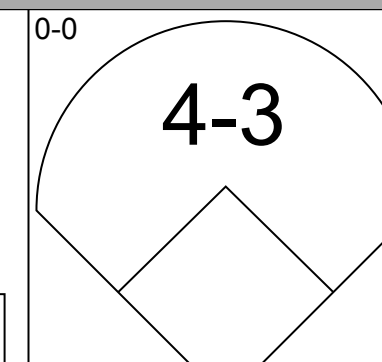
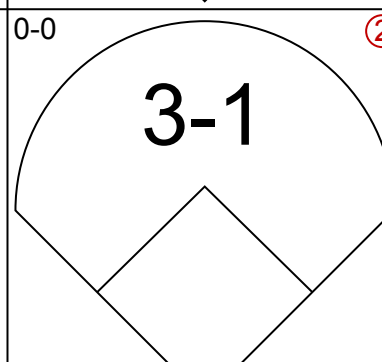
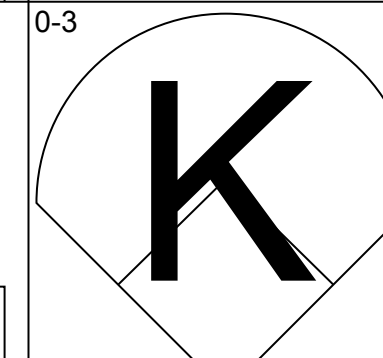
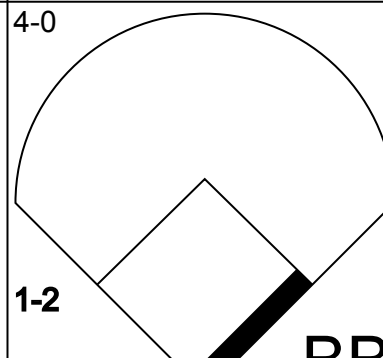
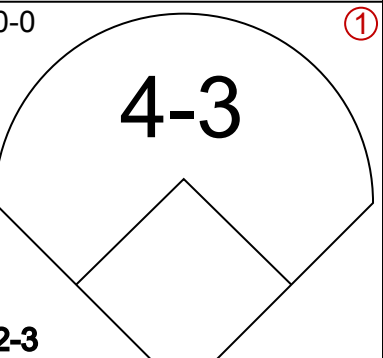
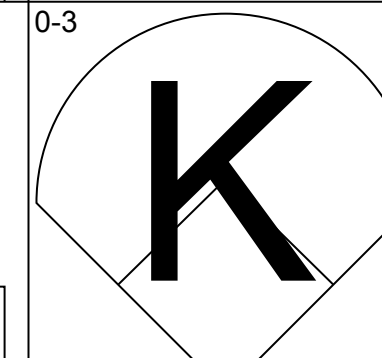
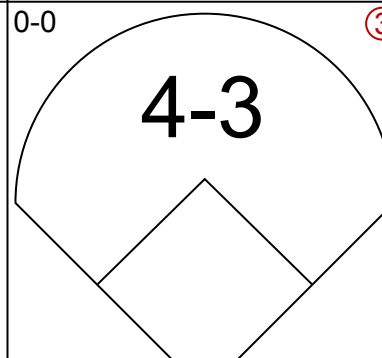
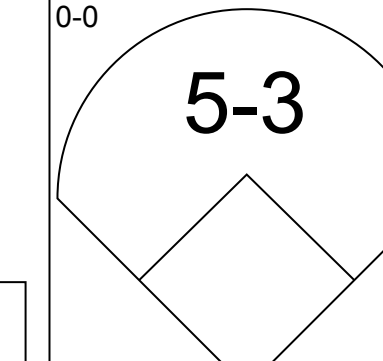
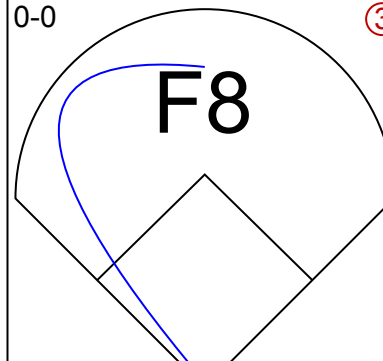
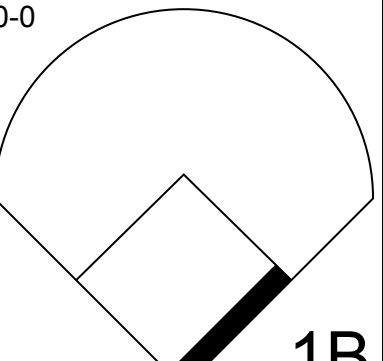
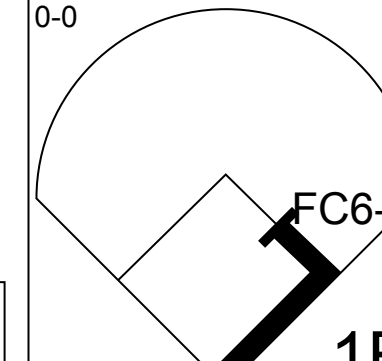
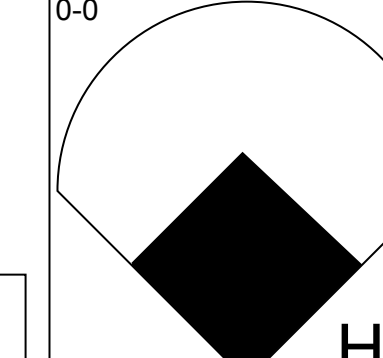
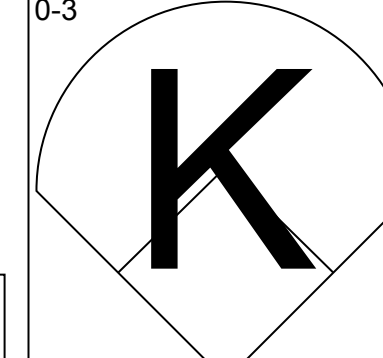
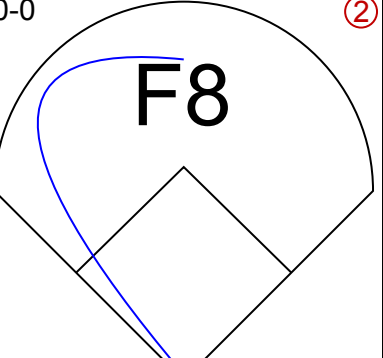
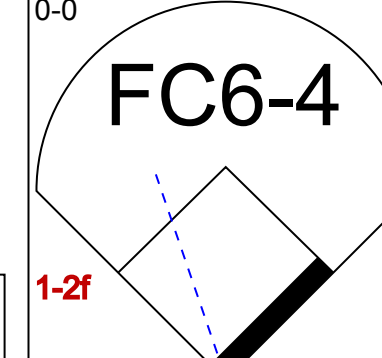
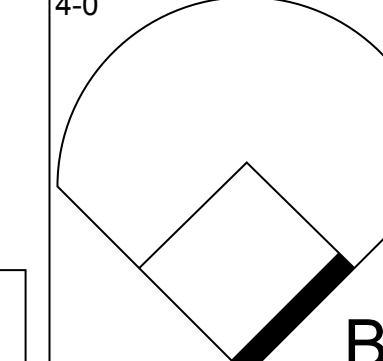
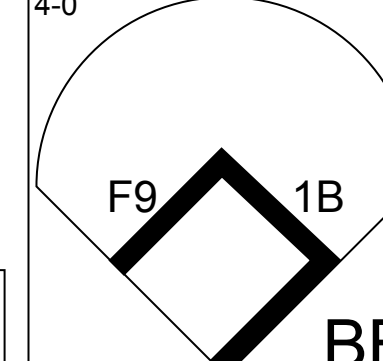
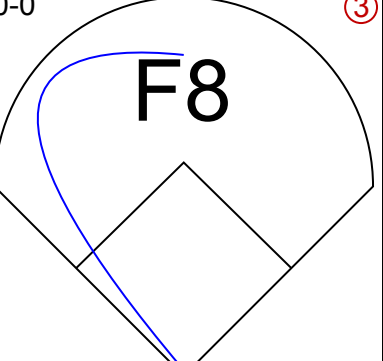
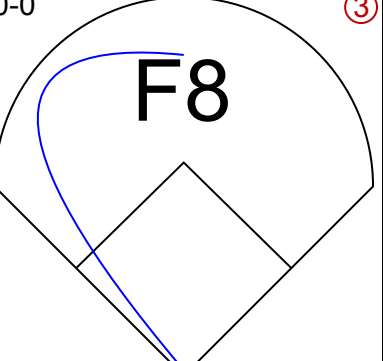
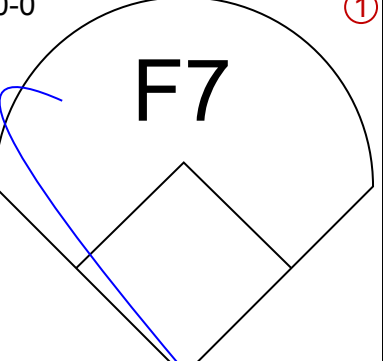
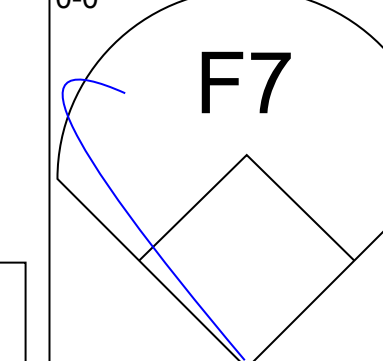
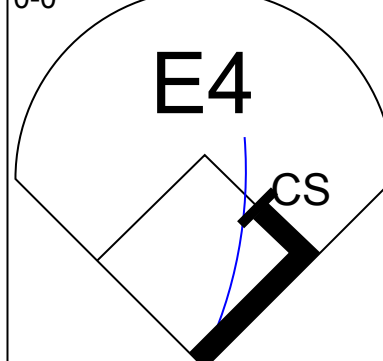
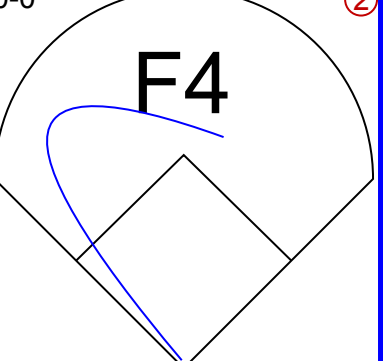
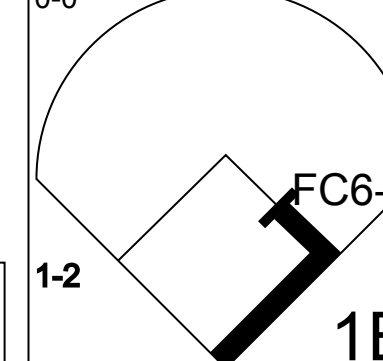

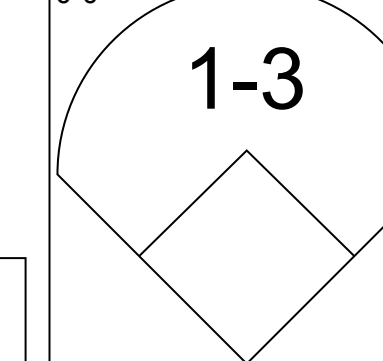


Batter	1	2	3	4	5	6	7	8	9	10	11	AB	R	H	RBI	BB	SO	LOB	BOTTOM					
Jackie Brandt, R OBP: 0.335, SLG: 0.405 (1, 9)	G6-3 1B		F6		FC4 1-2				5-3				5	1	2	1	0	0	3					
Jim Busby, R OBP: 0.331, SLG: 0.319 (1, 8)	G6-3 1B		F2						F3				5	1	2	0	0	0	3					
Brooks Robinson, R OBP: 0.336, SLG: 0.446 (1, 5)	G6-3 1-2				6-3				SH5-3 1-2				4	0	1	0	0	0	1					
Walt Dropo, R OBP: 0.347, SLG: 0.364 (1, 3)	6-3				6-3				G3				3	0	0	0	0	0	1					
Jim Gentile, L OBP: 0.453, SLG: 0.513 (8, PH)	6-3				6-3				K				2	0	0	0	0	1	0					
Jim Gentile, L OBP: 0.453, SLG: 0.513 (9, 3)									K				2	0	0	0	0	1	0					
Gus Triandos, R OBP: 0.328, SLG: 0.350 (1, 2)			F9		5-3				5-3				4	1	0	0	1	1	0					
Ron Hansen, R OBP: 0.328, SLG: 0.418 (1, 6)													3	0	1	0	0	0	0					
Clint Courtney, L OBP: 0.374, SLG: 0.277 (9, PH)			6-3		4-3				1B				0	0	0	0	1	0	0					
Jerry Walker, S OBP: 0.355, SLG: 0.345 (9, PR)									1B				0	1	0	0	0	0	0					
Billy Klaus, L OBP: 0.370, SLG: 0.478 (10, 6)									1B				1	1	1	0	0	0	0					
Dave Nicholson, R OBP: 0.310, SLG: 0.360 (1, 7)									4-3 BB				3	0	1	2	0	0	0					
Gene Woodling, L OBP: 0.405, SLG: 0.401 (10, 7)			6-3		F7				K				2	0	1	1	0	1	1					
Mary Breeding, R OBP: 0.319, SLG: 0.339 (1, 4)									1B				3	0	2	0	0	0	2					
Al Pihlak, L OBP: 0.322, SLG: 0.363 (10, 9)			FC3-5 2B		1B				FC6-4 1-2				1	1	1	0	0	0	0					
Hoyt Wilhelm, R OBP: 0.114, SLG: 0.091 (1, 1)									4-3				2	0	1	0	0	0	1					
Gene Stephens, L OBP: 0.316, SLG: 0.374 (7, PH)			FC3-5		FC4				5-3				1	0	0	0	0	0	0					
Jack Fisher, R OBP: 0.256, SLG: 0.226 (8, 1)													0	0	0	0	0	0	0					
Bob Boyd, L OBP: 0.391, SLG: 0.414 (9, PH)													1	0	0	1	0	0	1					
Wes Stock, R ERA: 2.38 (10, 1)													0	0	0	0	0	0	0					
Inning Stats	R: 1 E: 0 K: 0 S: 4	H: 2 LOB: 0 BB: 0 P: 4	R: 0 E: 0 K: 0 S: 3	H: 0 LOB: 0 BB: 0 P: 3	R: 0 E: 0 K: 0 S: 4	H: 1 LOB: 1 BB: 0 P: 4	R: 0 E: 0 K: 0 S: 3	H: 0 LOB: 0 BB: 0 P: 3	R: 0 E: 0 K: 0 S: 5	H: 2 LOB: 2 BB: 0 P: 5	R: 2 E: 0 K: 0 S: 6	H: 3 LOB: 2 BB: 0 P: 10	R: 0 E: 0 K: 0 S: 3	H: 1 LOB: 1 BB: 0 P: 3	R: 2 E: 0 K: 1 S: 7	H: 2 LOB: 2 BB: 1 P: 11	R: 0 E: 0 K: 2 S: 7	H: 0 LOB: 0 BB: 0 P: 7	R: 1 E: 0 K: 0 S: 2	H: 2 LOB: 1 BB: 0 P: 2	1B: 9 2B: 2 3B: 2 HR: 0	SF: 0 SAC: 1 DP: 1 HBP: 0	WP: 0 PB: 0 SB: 0 CS: 0	PA: 43
PITCHER	IP ERA WLS BF H R ER SO BB IBB HBP BLK WP HR S P ERA WHIP	Frank Baumann, L ERA: 2.2 Gerry Staley, R ERA: 1.91 Dick Donovan, R ERA: 5.62 Turk Lowm, R ERA: 3.02	IP WLS BF H R ER SO BB IBB HBP BLK WP HR S P ERA WHIP	Frank Baumann, L ERA: 2.2 Gerry Staley, R ERA: 1.91 Dick Donovan, R ERA: 5.62 Turk Lowm, R ERA: 3.02																				

Chicago White Sox @ Baltimore Orioles
Memorial Stadium, Baltimore, MD
Wed Aug 03 1960, 7:05 PM EDT
Att: 13,917 - Unknown

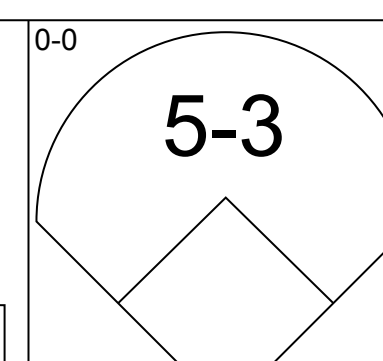
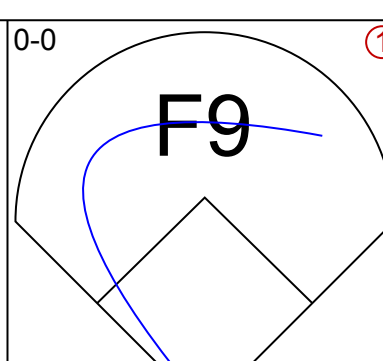
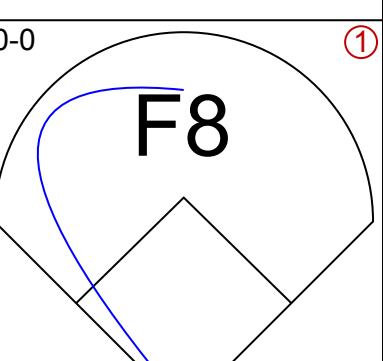
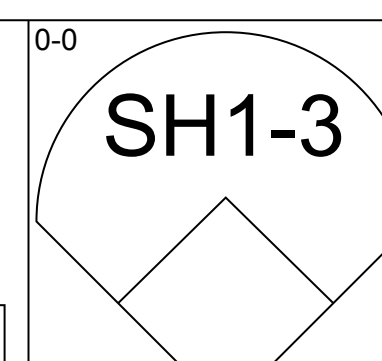
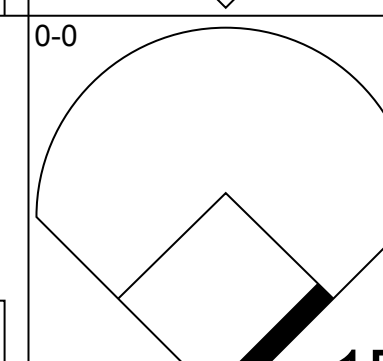
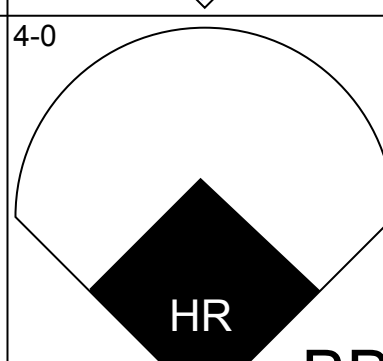
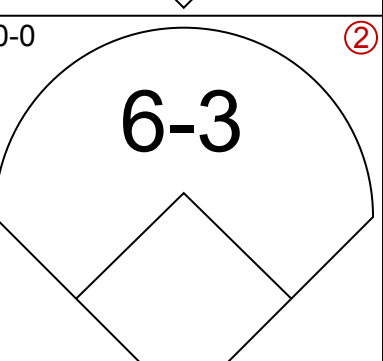
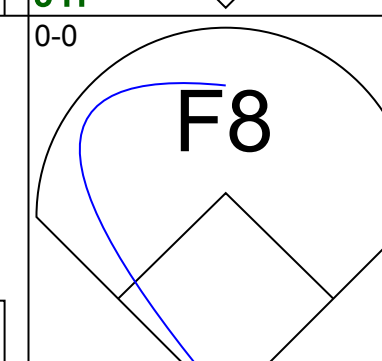
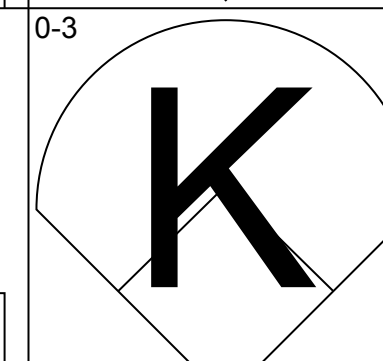
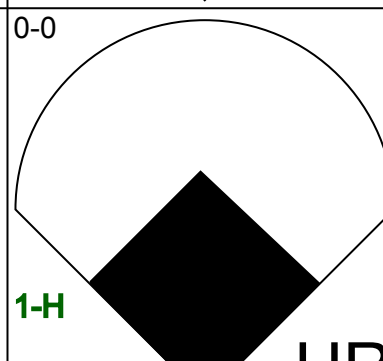
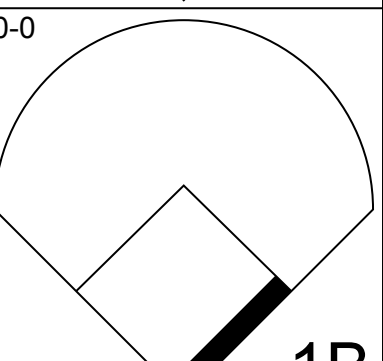
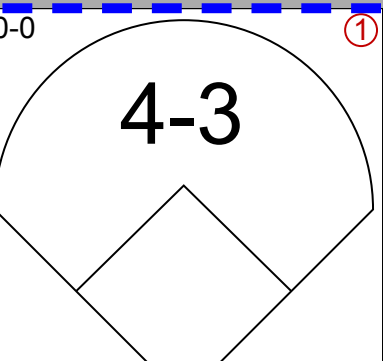
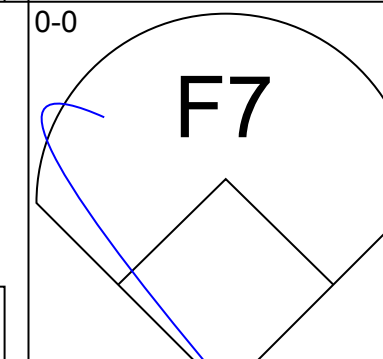
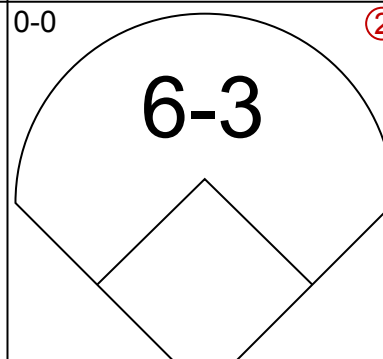
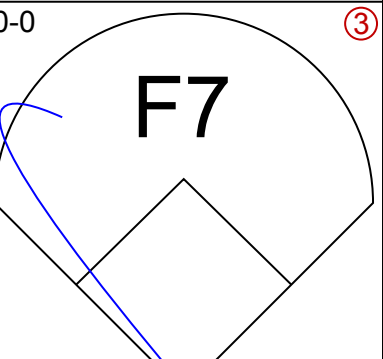
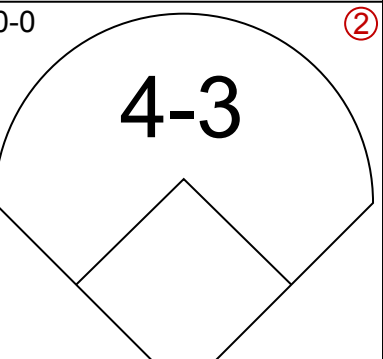
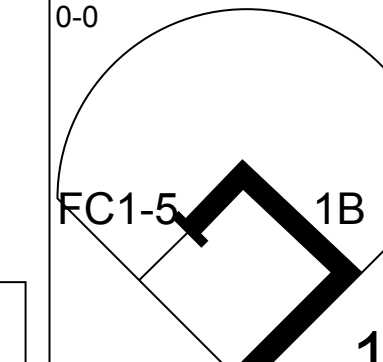
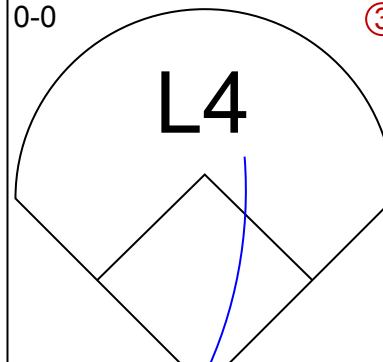
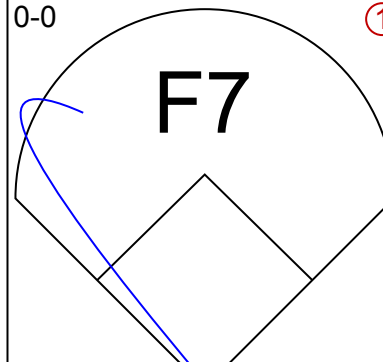
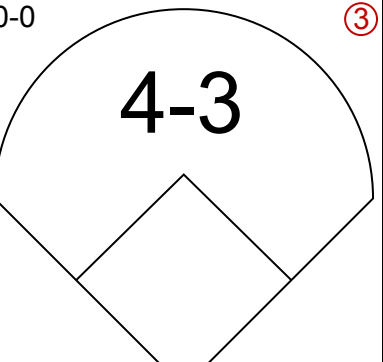
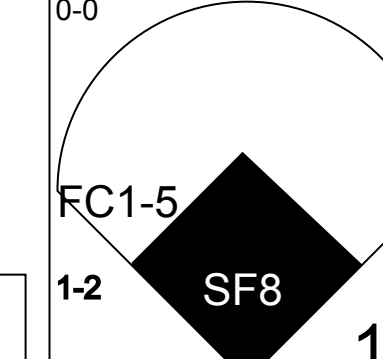
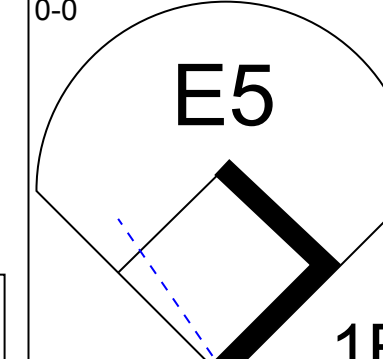

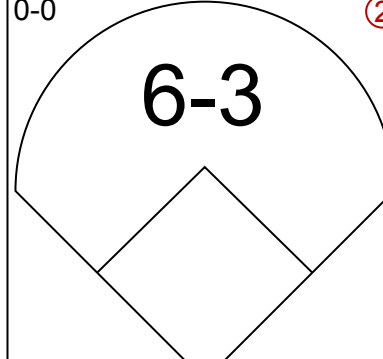
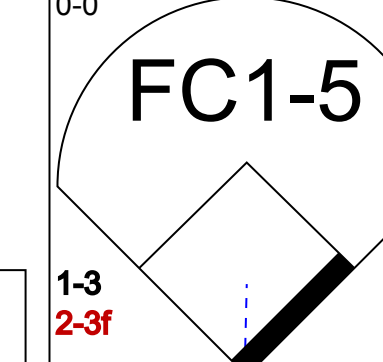
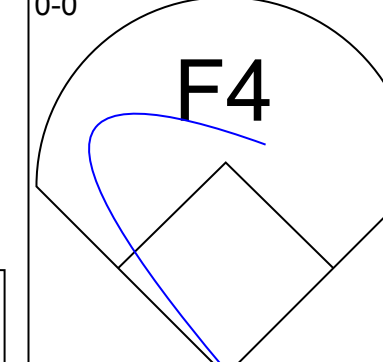
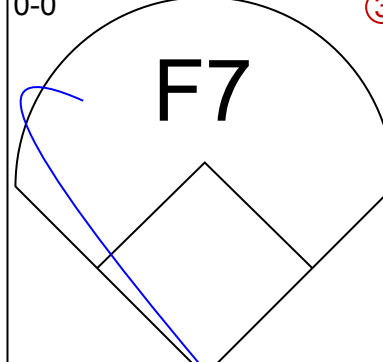
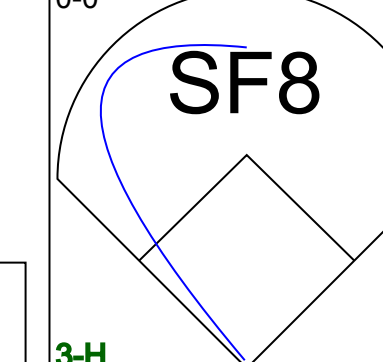
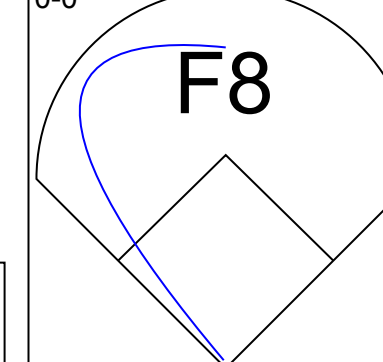
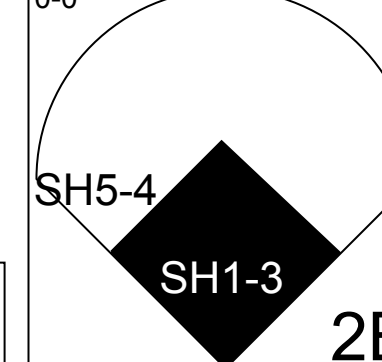

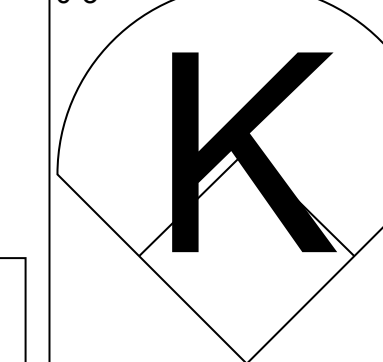
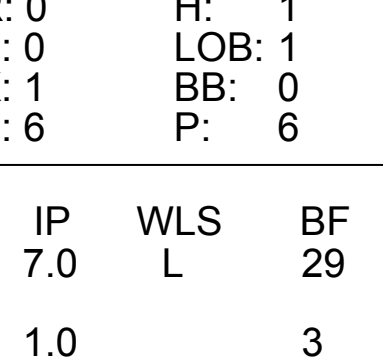
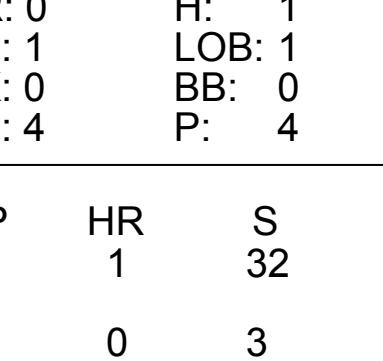
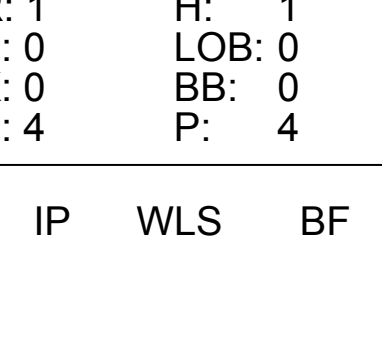
AB 40
R 6
H 13
RBI 5
BB 2
SO 3
LOB 13



Batter	1	2	3	4	5	6	7	8	9	AB	R	H	RBI	BB	SO	LOB	TOP					
Jackie Brandt, R (1, 8) OBP: 0.333, SLG: 0.405										5	0	1	0	0	1	3	Baltimore Orioles @ Cleveland Indians Cleveland Municipal Stadium, Cleveland, OH Fri Aug 05 1960, 7:05 PM EDT Att: 24,275 - Unknown					
Gene Stephens, L (1, 9) OBP: 0.322, SLG: 0.381										4	1	2	0	0	2	1						
Gene Woodling, L (1, 7) OBP: 0.402, SLG: 0.401										5	1	1	0	0	0	2						
Jim Gentile, L (1, 3) OBP: 0.429, SLG: 0.504										4	0	0	1	1	2	2						
Brooks Robinson, R (1, 5) OBP: 0.338, SLG: 0.447										4	0	2	1	0	0	2						
Gus Triandos, R (1, 2) OBP: 0.324, SLG: 0.363										4	1	1	1	0	1	2						
Ron Hansen, R (1, 6) OBP: 0.330, SLG: 0.416										2	0	0	0	2	0	1						
Mary Breeding, R (1, 4) OBP: 0.319, SLG: 0.339										3	0	1	0	0	0	1						
Al Pilarcik, L (8, PH) OBP: 0.320, SLG: 0.360										1	0	0	0	0	0	0						
Billy Klaus, L (8, 4) OBP: 0.370, SLG: 0.478										0	0	0	0	0	0	0						
Chuck Estrada, R (1, 1) OBP: 0.171, SLG: 0.179										3	0	0	0	0	1	4						
Bob Boyd, L (8, PH) OBP: 0.400, SLG: 0.424										1	0	1	0	0	0	0						
Wes Stock, R (8, 1)										0	0	0	0	0	0	0						
Inning Stats	R: 0 E: 0 K: 2 S: 8	H: 1 LOB: 1 BB: 0 P: 8	R: 1 E: 0 K: 0 S: 4	H: 1 LOB: 1 BB: 1 P: 8	R: 0 E: 0 K: 0 S: 3	H: 0 LOB: 2 BB: 1 P: 8	R: 0 E: 0 K: 1 S: 6	H: 1 LOB: 2 BB: 1 P: 10	R: 2 E: 1 K: 0 S: 6	H: 3 LOB: 1 BB: 0 P: 6	R: 0 E: 1 K: 0 S: 6	H: 1 LOB: 1 BB: 0 P: 8	R: 0 E: 0 K: 1 S: 6	H: 1 LOB: 1 BB: 0 P: 6	R: 0 E: 0 K: 0 S: 4	H: 1 LOB: 1 BB: 0 P: 4	R: 0 E: 0 K: 1 S: 5	H: 0 LOB: 0 BB: 0 P: 5	1B: 5 2B: 3 3B: 0 HR: 1	SF: 0 SAC: 0 DP: 0 HBP: 1	WP: 0 PB: 0 SB: 0 CS: 1	PA: 40
PITCHER	IP WLS BF H R ER SO BB IBB HBP BLK WP HR S P ERA WHIP																					
Jim Perry, R (1, 1) ERA: 3.14	8.0 W 37 9 3 3 6 3 0 1 0 0 1 45 58 3.38 1.500																					
Johnny Klippstein, R (9, 1) ERA: 2.45	1.0 S 3 0 0 0 1 0 0 0 0 0 0 0 5 5 0.00 0.000																					

AB	36
R	3
H	9
RBI	3
BB	3
SO	7
LOB	18



Batter	1	2	3	4	5	6	7	8	9	AB	R	H	RBI	BB	SO	LOB	BOTTOM			
Johnny Temple, R (1, 5) OBP: 0.349, SLG: 0.350										3	0	0	1	0	0	0	Baltimore Orioles @ Cleveland Indians Cleveland Municipal Stadium, Cleveland, OH Fri Aug 05 1960, 7:05 PM EDT Att: 24,275 - Unknown			
Ken Aspromonte, R (1, 4) OBP: 0.368, SLG: 0.400										3	1	1	0	1	0	0				
Harvey Kuenn, R (1, 9) OBP: 0.379, SLG: 0.421										4	1	2	2	0	1	1				
Tito Francona, L (1, 7) OBP: 0.376, SLG: 0.420										4	0	0	0	0	0	2				
Vic Power, R (1, 3) OBP: 0.332, SLG: 0.400										4	0	1	0	0	0	0				
Jim Piersall, R (1, 8) OBP: 0.322, SLG: 0.465										3	1	2	0	0	0	0				
Miguel de la Hoz, R (1, 6) OBP: 0.341, SLG: 0.513										3	0	0	0	0	0	3				
Red Wilson, R (1, 2) OBP: 0.303, SLG: 0.282										2	1	1	1	0	0	1				
Jim Perry, S (1, 1) OBP: 0.299, SLG: 0.281										2	0	0	0	0	1	2				
Johnny Klippstein, R (9, 1) OBP: 0.154, SLG: 0.083										0	0	0	0	0	0	0				
Inning Stats	R: 0 E: 0 K: 1 S: 6	H: 1 LOB: 1 BB: 0 P: 6	R: 1 E: 1 K: 1 S: 7	H: 2 LOB: 1 BB: 0 P: 7	R: 2 E: 0 K: 0 S: 4	H: 1 LOB: 0 BB: 1 P: 8	R: 0 E: 1 K: 0 S: 4	H: 1 LOB: 1 BB: 0 P: 4	R: 0 E: 0 K: 0 S: 3	H: 0 LOB: 0 BB: 0 P: 3	R: 1 E: 0 K: 0 S: 4	H: 1 LOB: 0 BB: 0 P: 4	R: 0 E: 0 K: 0 S: 3	H: 0 LOB: 0 BB: 0 P: 3	R: 0 E: 0 K: 1 S: 3	H: 0 LOB: 0 BB: 0 P: 3	1B: 5 2B: 1 3B: 0 HR: 1	SF: 1 SAC: 2 DP: 0 HBP: 0	WP: 0 PB: 0 SB: 0 CS: 0	PA: 32
PITCHER	IP WLS BF H R ER SO BB IBB HBP BLK WP HR S P ERA WHIP																			
Chuck Estrada, R (1, 1) ERA: 3.84	7.0 L 29 7 4 3 2 1 0 0 0 0 0 1 32 36 3.86 1.143																			
Wes Stock, R (8, 1) ERA: 2.19	1.0 3 0 0 0 0 0 0 0 0 0 0 0 3 3 0.00 0.000																			



Batter	1	2	3	4	5	6	7	8	9	AB	R	H	RBI	BB	SO	LOB	TOP					
Jackie Brandt, R (1, 9) OBP: 0.332, SLG: 0.406	1-3		2B		F5		E5		SH3	4	0	1	0	0	0	1						
Gene Woodling, L (1, 7) OBP: 0.399, SLG: 0.401										5	0	1	0	0	1	4						
Al Pilarcik, L (9, 9) OBP: 0.320, SLG: 0.360	2B		F2				F8		F9	0	0	0	0	0	0	0						
Brooks Robinson, R (1, 5) OBP: 0.341, SLG: 0.447	K		F8							4	1	2	0	1	1	2						
Walt Dropo, R (1, 3) OBP: 0.340, SLG: 0.356										3	0	0	0	0	0	2						
Bob Boyd, L (8, PH) OBP: 0.403, SLG: 0.426	F8				L7					2	1	1	0	0	0	2						
Gus Triandos, R (1, 2) OBP: 0.325, SLG: 0.360		6-3			F6					2	1	0	0	1	0	0						
Ron Hansen, R (1, 6) OBP: 0.334, SLG: 0.429										3	2	2	1	1	0	2						
Jim Busby, R (1, 8) OBP: 0.325, SLG: 0.313										2	0	0	0	0	0	1						
Clint Courtney, L (7, PH) OBP: 0.378, SLG: 0.277		5-3								0	0	0	0	1	0	0						
Billy Klaus, L (7, PR) OBP: 0.393, SLG: 0.500	1-2				F7					1	0	1	1	0	0	0						
Mary Breeding, R (1, 4) OBP: 0.318, SLG: 0.337										2	0	0	0	0	0	1						
Gene Stephens, L (7, PH) OBP: 0.319, SLG: 0.377					F9					2	0	0	0	0	1	4						
Jack Fisher, R (1, 1) OBP: 0.278, SLG: 0.219										1	0	0	0	0	0	0						
Dave Nicholson, R (5, PH) OBP: 0.307, SLG: 0.355					5-3					1	0	0	0	0	1	0						
Hal Brown, R (5, 1) OBP: 0.343, SLG: 0.267										0	0	0	0	0	0	0						
Jim Gentile, L (7, PH) OBP: 0.428, SLG: 0.502										1	0	0	0	0	1	3						
Jerry Walker, S (7, 1) OBP: 0.375, SLG: 0.367										1	0	1	0	0	0	0						
Inning Stats	R: 0 E: 0 K: 1 S: 6	H: 1 LOB: 1 BB: 0 P: 6	R: 0 E: 0 K: 0 S: 3	H: 0 LOB: 1 BB: 1 P: 7	R: 0 E: 0 K: 0 S: 4	H: 1 LOB: 1 BB: 0 P: 4	R: 1 E: 0 K: 0 S: 4	H: 1 LOB: 0 BB: 0 P: 4	R: 0 E: 0 K: 1 S: 5	H: 0 LOB: 0 BB: 0 P: 5	R: 0 E: 0 K: 1 S: 5	H: 1 LOB: 0 BB: 0 P: 5	R: 2 E: 1 K: 2 S: 9	H: 1 LOB: 2 BB: 2 P: 17	R: 2 E: 0 K: 0 S: 6	H: 3 LOB: 1 BB: 0 P: 6	R: 0 E: 0 K: 0 S: 4	H: 1 LOB: 2 BB: 1 P: 8	1B: 5 2B: 3 3B: 0 HR: 1	SF: 0 SAC: 2 DP: 2 HBP: 0	WP: 0 PB: 0 SB: 0 CS: 0	PA: 40
PITCHER	IP	WLS	BF	H	R	ER	SO	BB	IBB	HBP	BLK	WP	HR	S	P	ERA	WHIP					
Jack Harshman, L (1, 1) ERA: 2.55	6.0	L	24	5	3	1	3	2	0	0	0	0	1	28	36	1.50	1.167					
Barry Latman, R (7, 1) ERA: 4.5	1.0		5	0	0	0	2	1	0	0	0	0	0	8	12	0.00	1.000					
Don Newcombe, R (8, 1) ERA: 5.0	2.0		11	4	2	2	0	1	0	0	0	0	0	10	14	9.00	2.500					

Baltimore Orioles @ Cleveland Indians
Cleveland Municipal Stadium, Cleveland, OH
Sat Aug 06 1960, 3:33 AM EDT
Att: 9,203 - Unknown

AB 34
R 5
H 9
RBI 2
BB 4
SO 5
LOB 22



Batter	1	2	3	4	5	6	7	8	9	AB	R	H	RBI	BB	SO	LOB	BOTTOM				
Johnny Temple, R (1, 4) OBP: 0.345, SLG: 0.345	F8		F9		5-3			F3		4	0	0	0	0	0	0					
Miguel de la Hoz, R (1, 6) OBP: 0.358, SLG: 0.581	F6									4	1	2	1	0	0	0					
Harvey Kuenn, R (1, 9) OBP: 0.375, SLG: 0.416	L8									4	0	0	0	0	0	1					
Vic Power, R (1, 3) OBP: 0.333, SLG: 0.399		F3								3	1	1	0	1	0	0					
Jim Piersall, R (1, 8) OBP: 0.321, SLG: 0.462		F3								4	0	1	0	0	0	2					
Tito Francona, L (1, 7) OBP: 0.380, SLG: 0.424										4	0	3	0	0	0	2					
Rocky Bridges, R (1, 5) OBP: 0.235, SLG: 0.235										2	0	1	1	0	0	1					
Marty Keough, L (9, PH) OBP: 0.310, SLG: 0.357	3-1									1	0	0	0	0	1	1					
Red Wilson, R (1, 2) OBP: 0.298, SLG: 0.277										3	0	0	0	0	0	3					
Chuck Tanner, L (9, PH) OBP: 0.355, SLG: 0.348										1	0	0	0	0	0	1					
Jack Harshman, L (1, 1) OBP: 0.178, SLG: 0.125										2	0	0	0	0	0	0					
Barry Latman, R (7, 1) OBP: 0.178, SLG: 0.125										0	0	0	0	0	0	0					
Bob Hale, L (7, PH) OBP: 0.245, SLG: 0.313										1	0	0	0	0	0	1					
Don Newcombe, L (8, 1) OBP: 0.200, SLG: 0.162										0	0	0	0	0	0	0					
Inning Stats	R: 0 E: 0 K: 0 S: 3	H: 0 LOB: 0 BB: 0 P: 3	R: 0 E: 0 K: 0 S: 4	H: 1 LOB: 1 BB: 0 P: 4	R: 0 E: 0 K: 0 S: 3	H: 0 LOB: 0 BB: 0 P: 3	R: 2 E: 0 K: 0 S: 6	H: 3 LOB: 2 BB: 1 P: 10	R: 0 E: 0 K: 0 S: 3	H: 0 LOB: 0 BB: 0 P: 3	R: 0 E: 0 K: 0 S: 3	H: 1 LOB: 1 BB: 0 P: 4	R: 0 E: 0 K: 0 S: 5	H: 2 LOB: 2 BB: 0 P: 5	R: 0 E: 0 K: 1 S: 5	H: 1 LOB: 0 BB: 0 P: 5	1B: 7 2B: 0 3B: 0 HR: 1	SF: 0 SAC: 1 DP: 1 HBP: 0	WP: 0 PB: 0 SB: 0 CS: 0	PA: 35	
PITCHER	IP	WLS	BF	H	R	ER	SO	BB	IBB	HBP	BLK	WP	HR	S	P	ERA	WHIP				
Jack Fisher, R (1, 1) ERA: 3.6	4.0		17	4	2	2	0	0	0	0	0	0	0	16	20	4.50	1.250				
Hal Brown, R (5, 1) ERA: 3.78	2.0	W	6	0	0	0	0	0	0	0	0	0	0	6	6	0.00	0.000				
Jerry Walker, R (7, 1) ERA: 3.51	3.0	S	12	4	0	0	1	0	0	0	0	0	0	14	14	0.00	1.333				

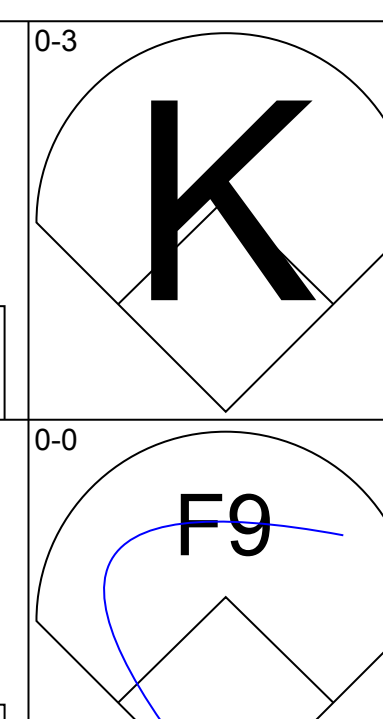
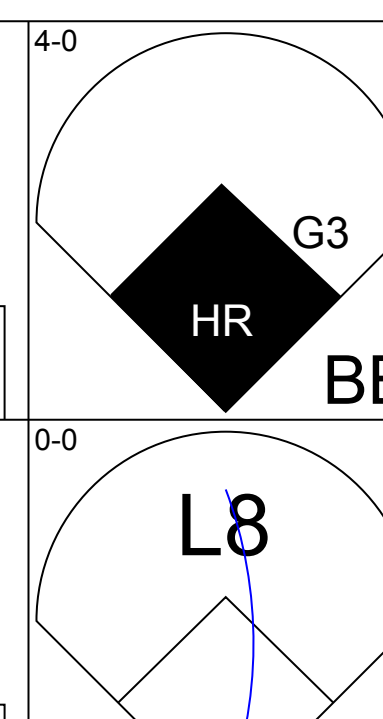
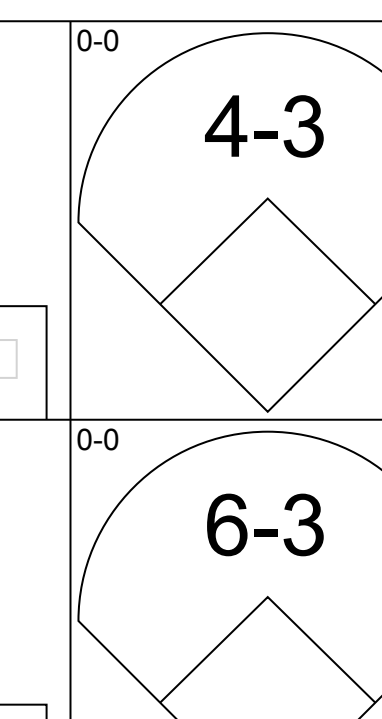
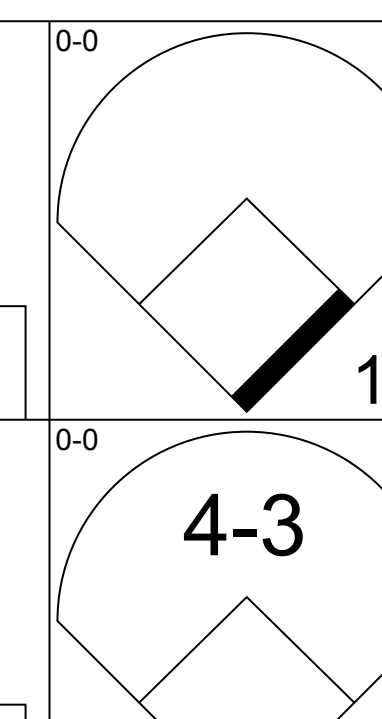
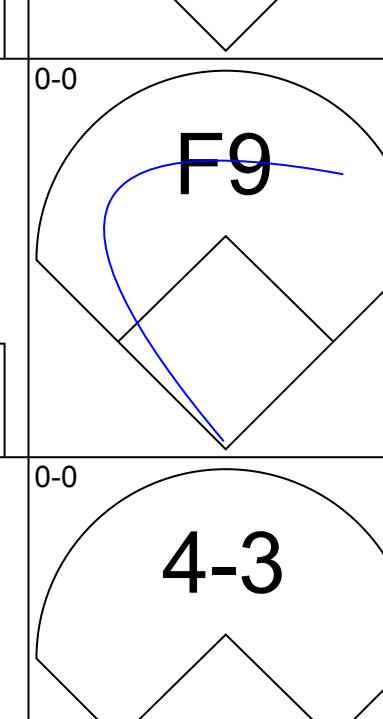
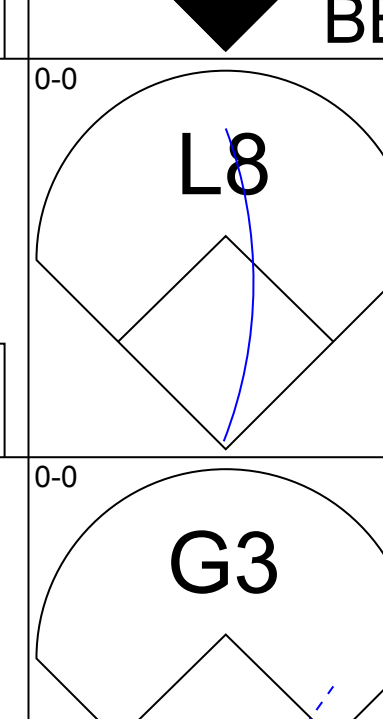
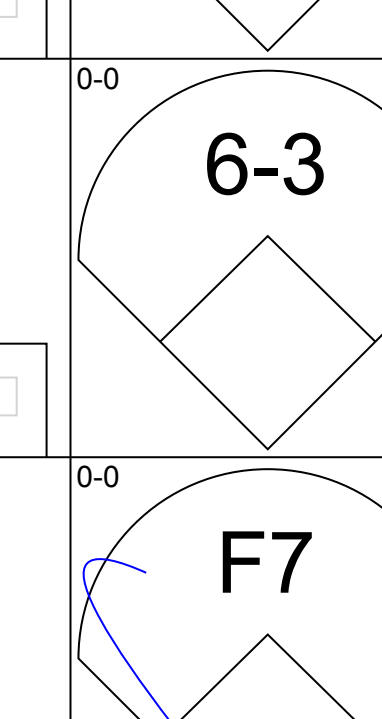
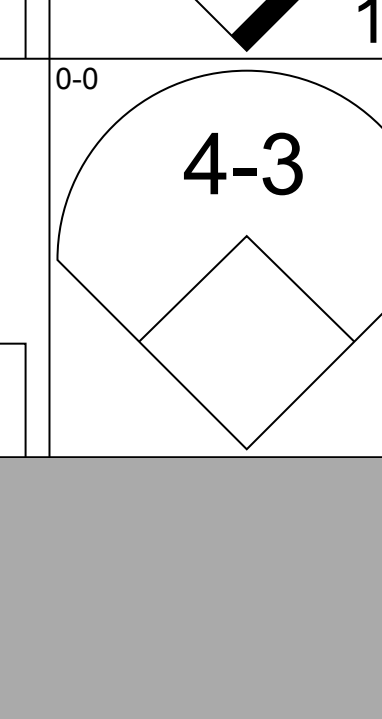
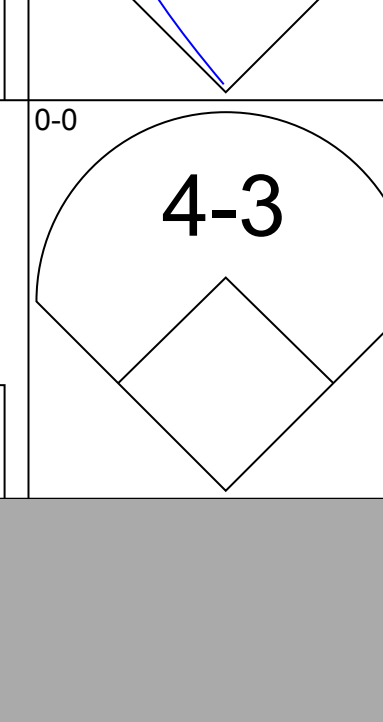
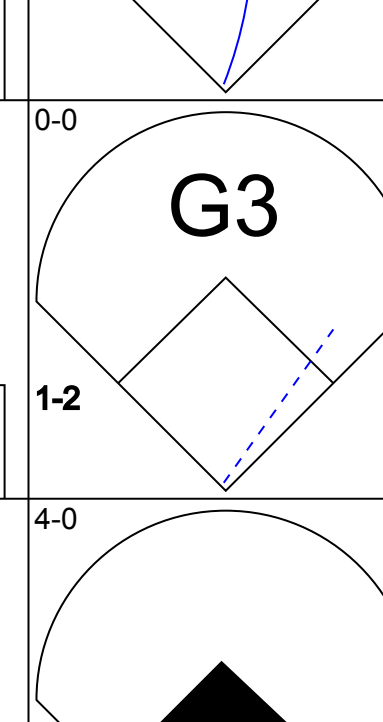
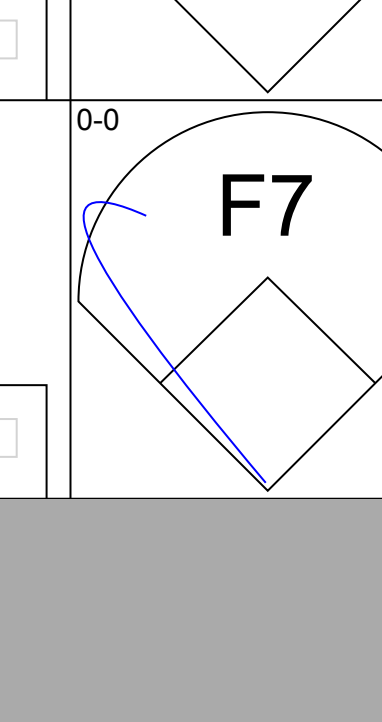

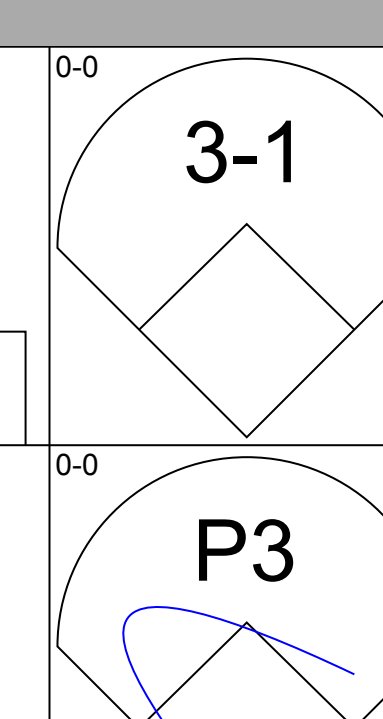
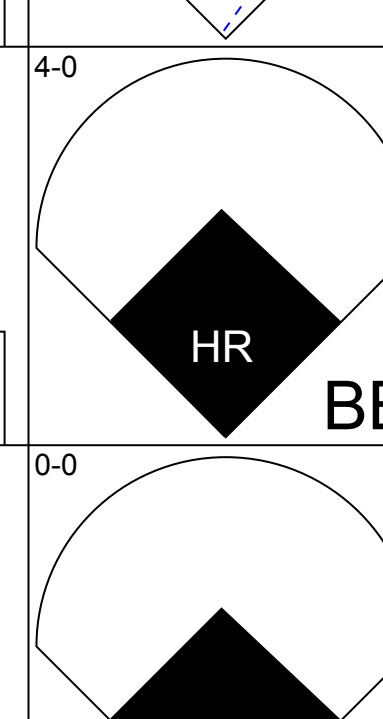



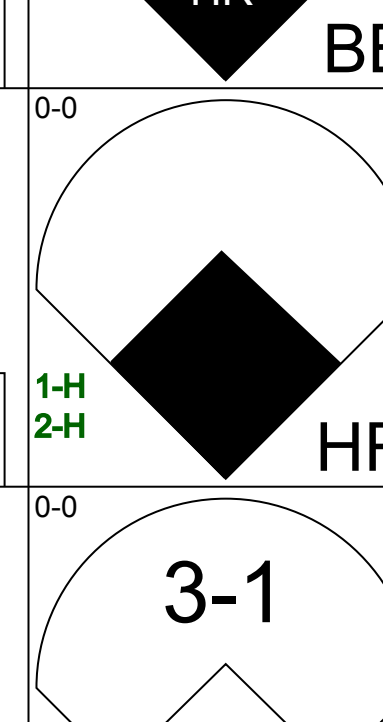



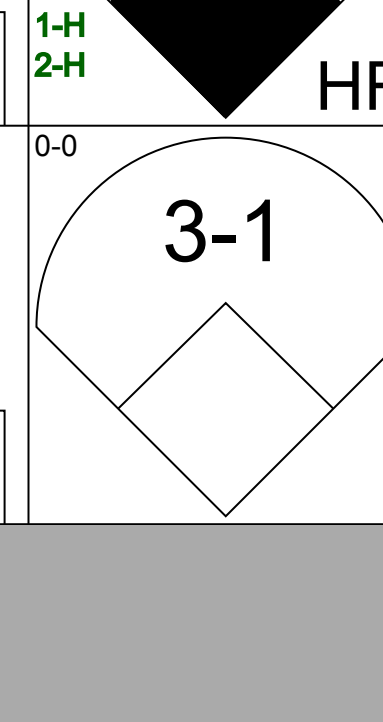


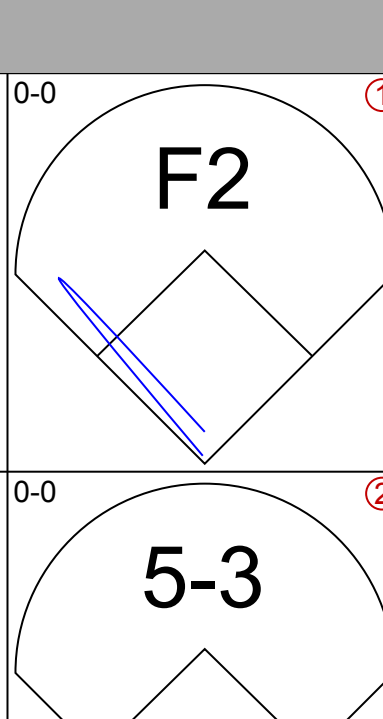
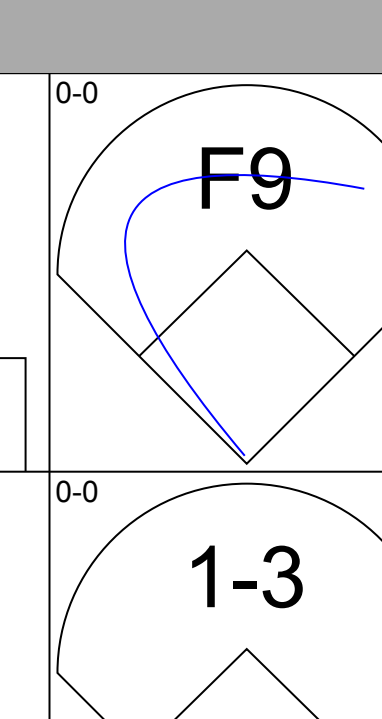
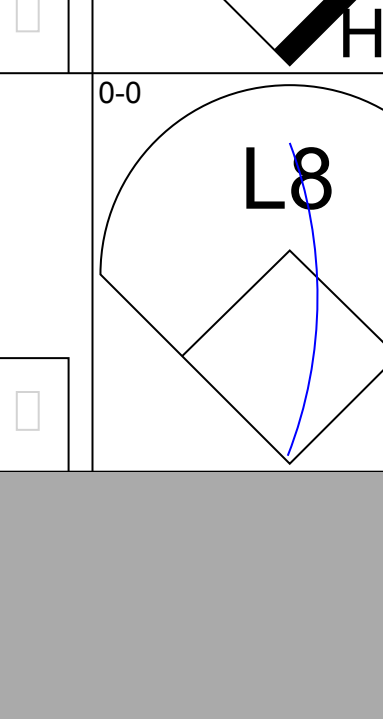
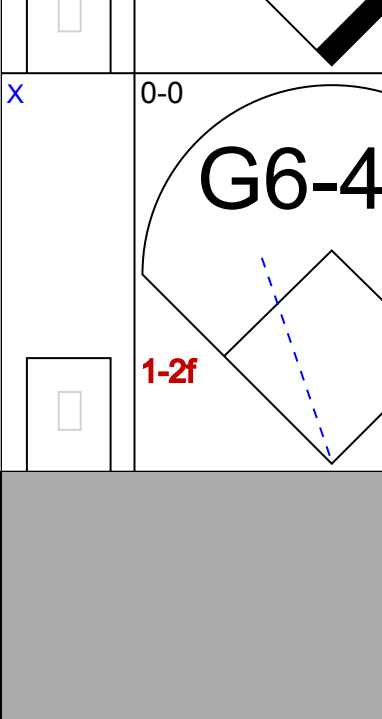
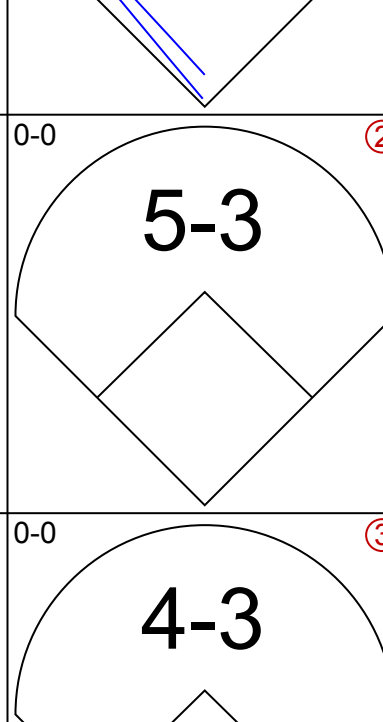
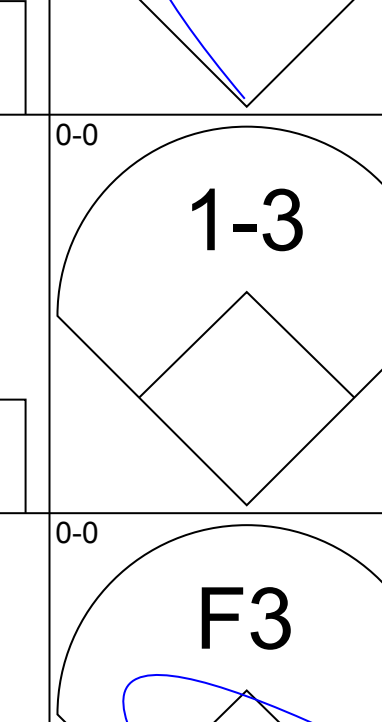
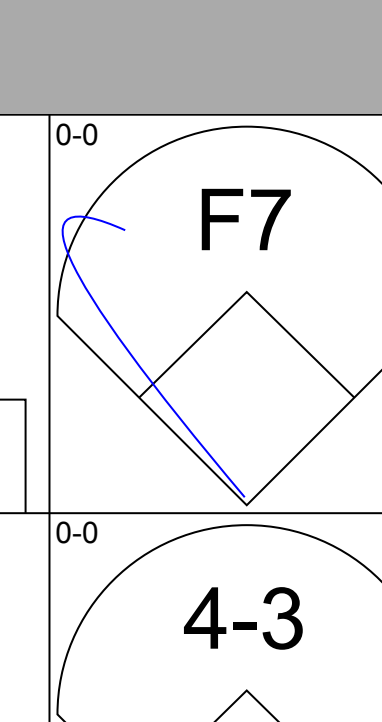
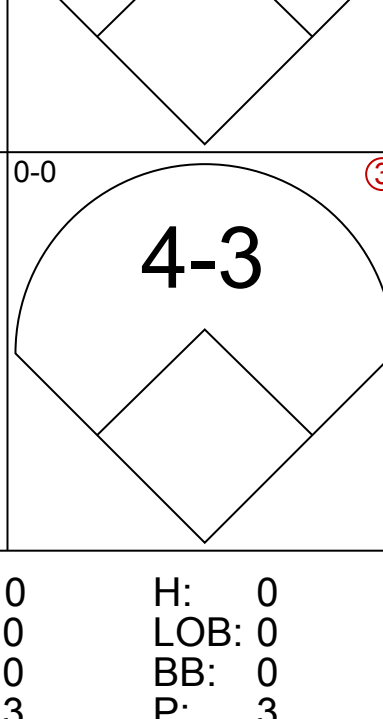
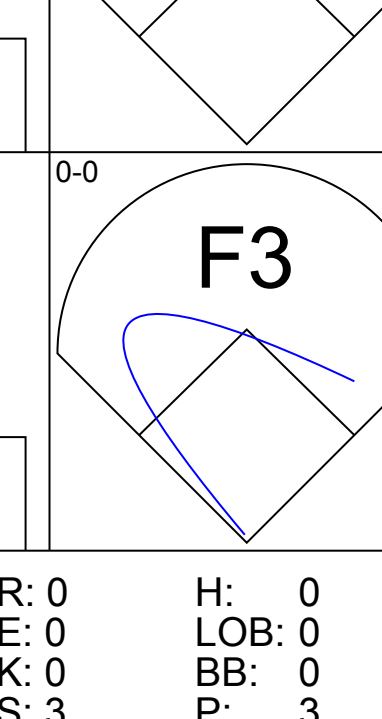
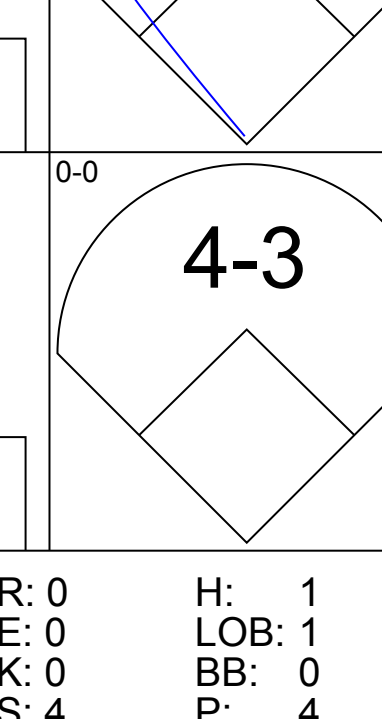
Baltimore Orioles @ Cleveland Indians
Cleveland Municipal Stadium, Cleveland, OH
Sat Aug 06 1960, 3:33 AM EDT
Att: 9,203 - Unknown

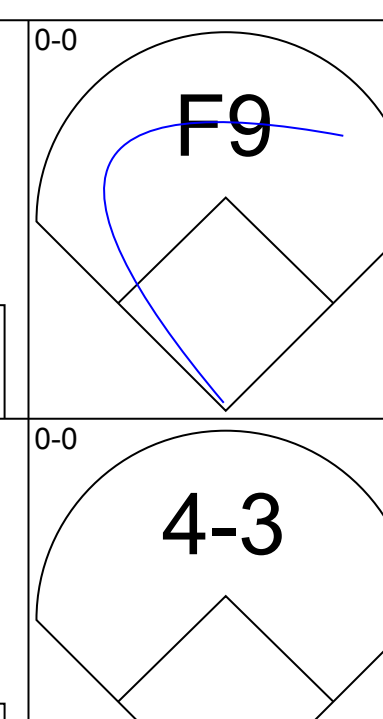
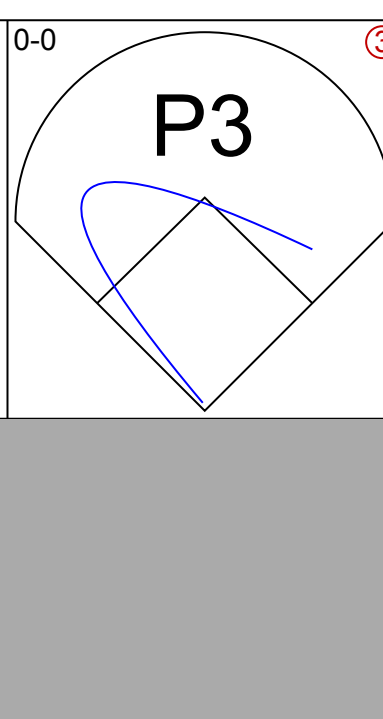
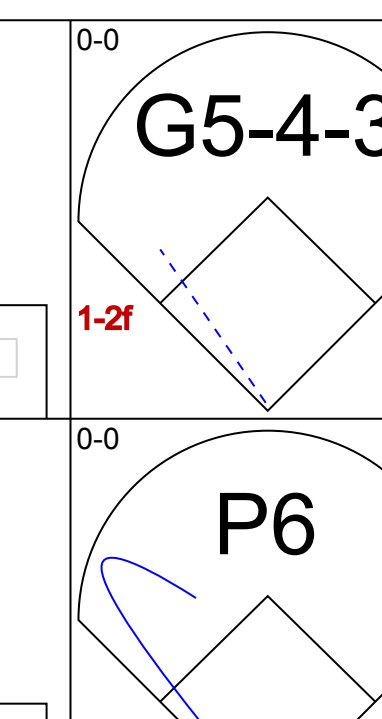
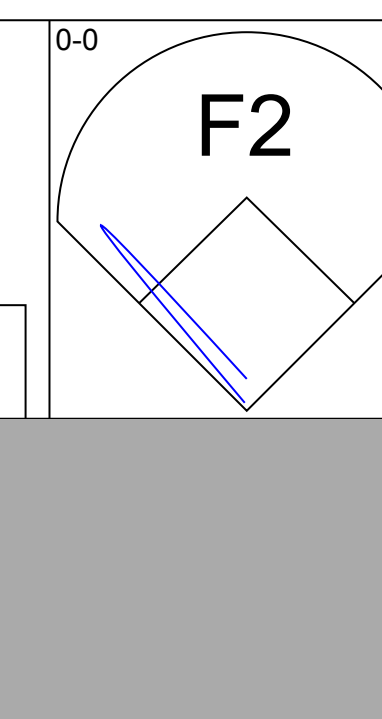
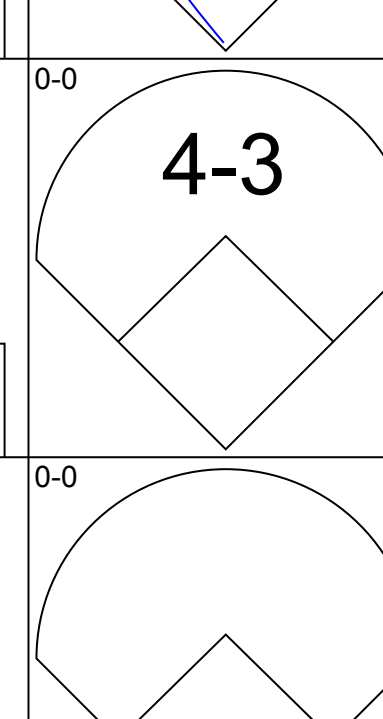
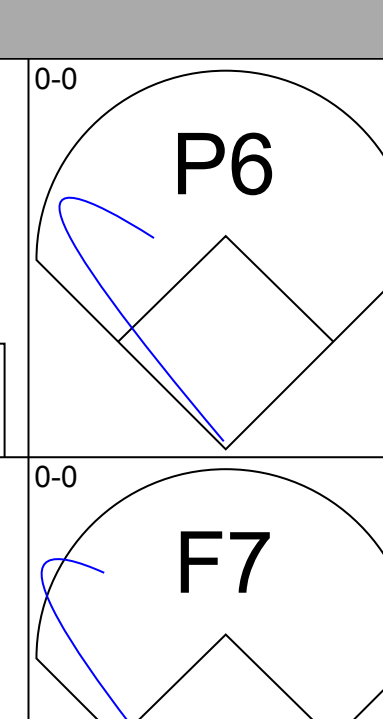
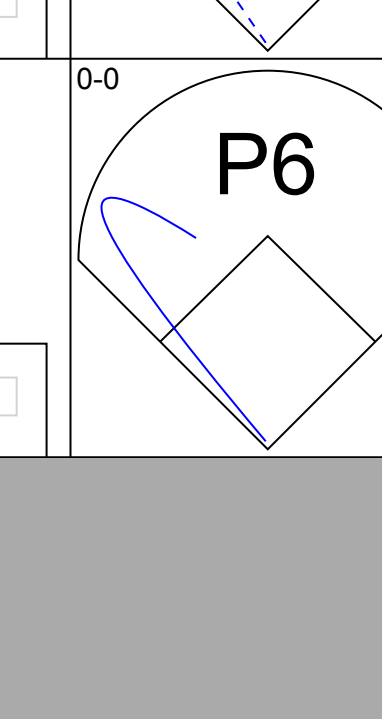
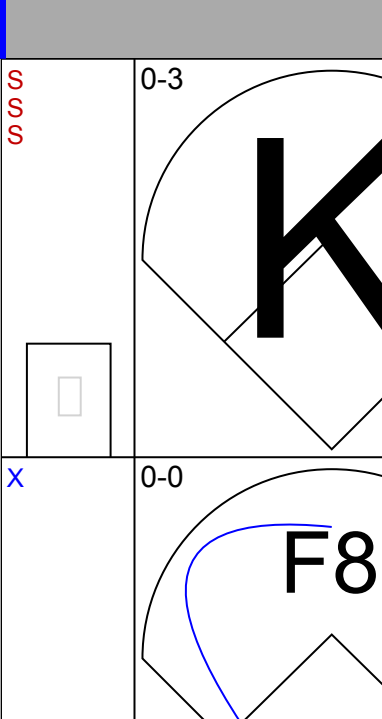
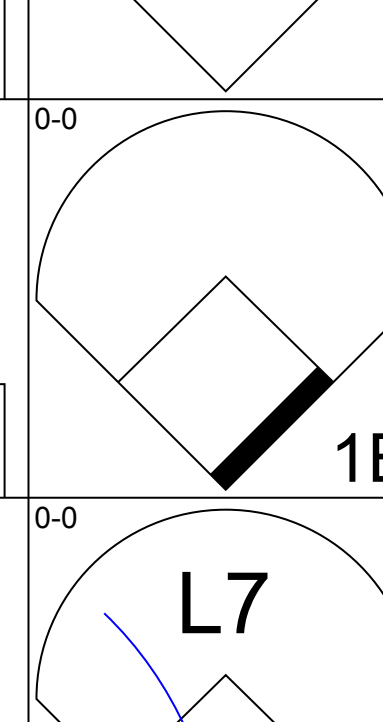
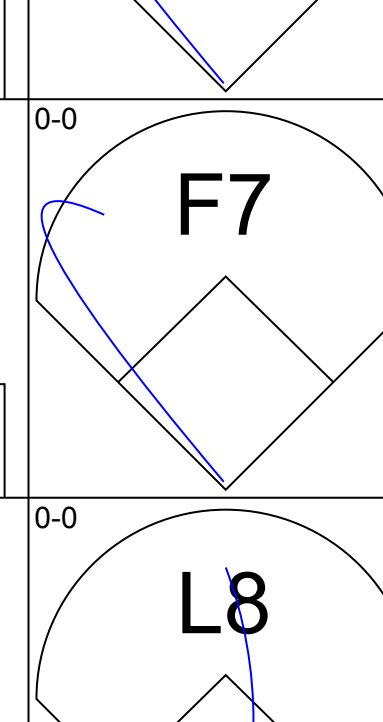


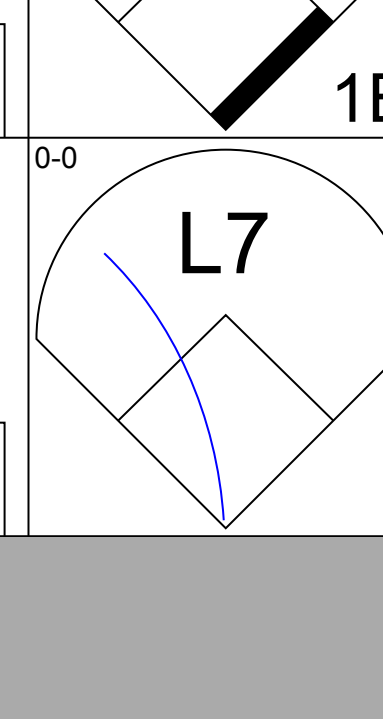
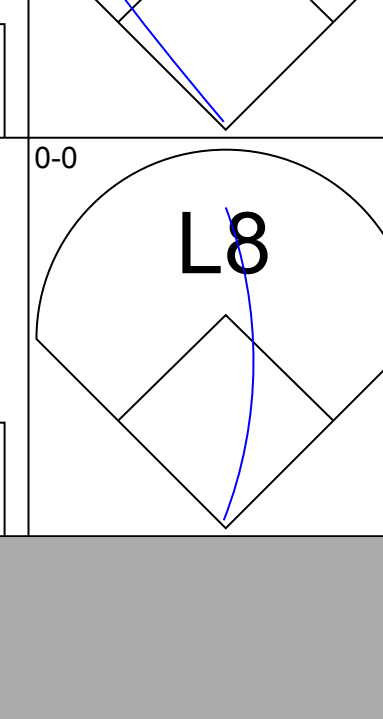


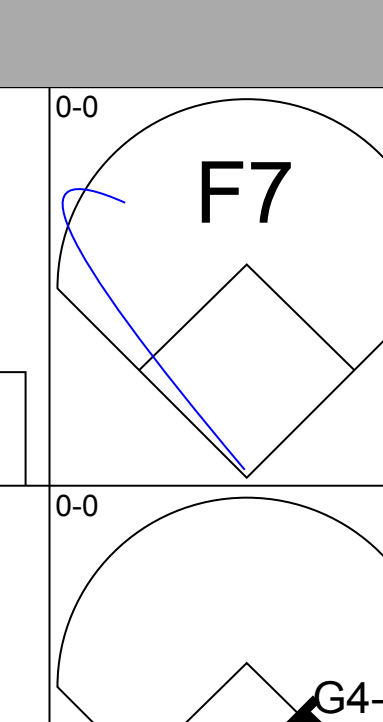
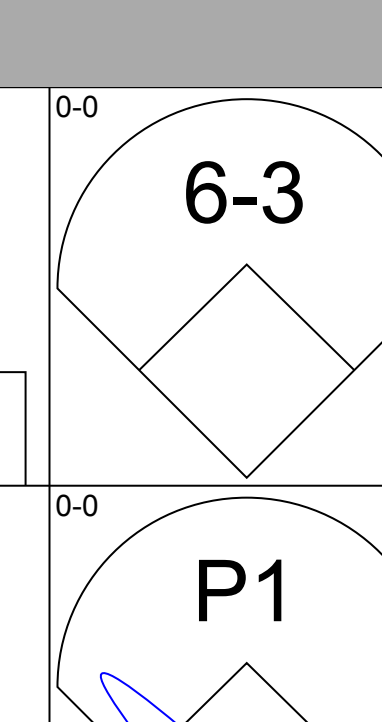
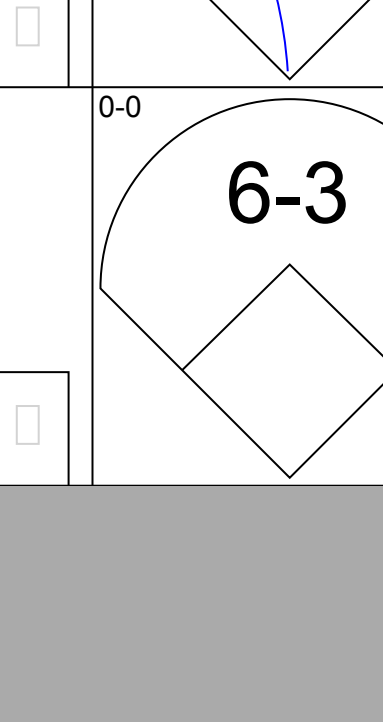
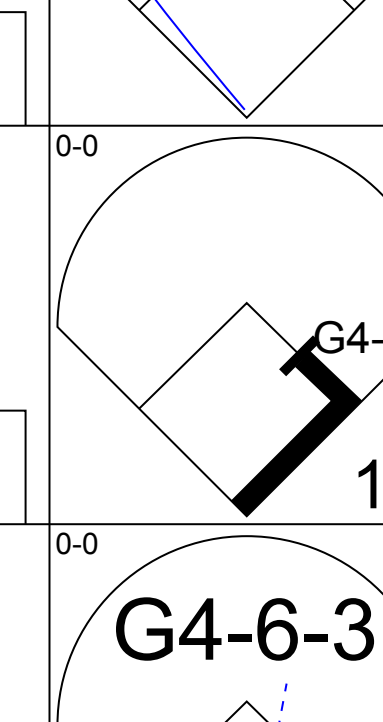
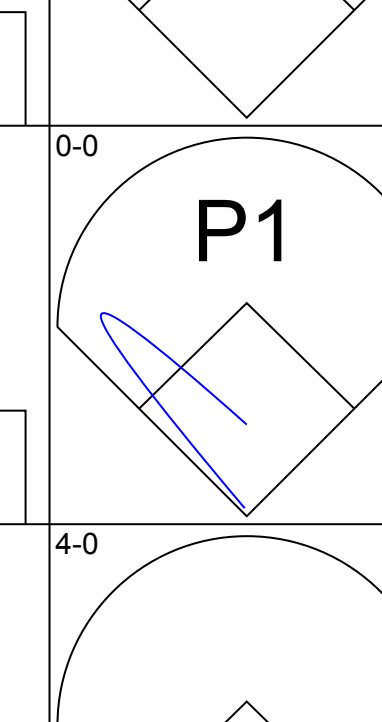

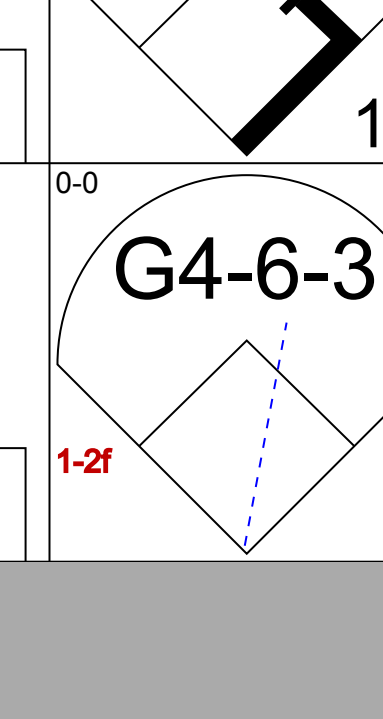
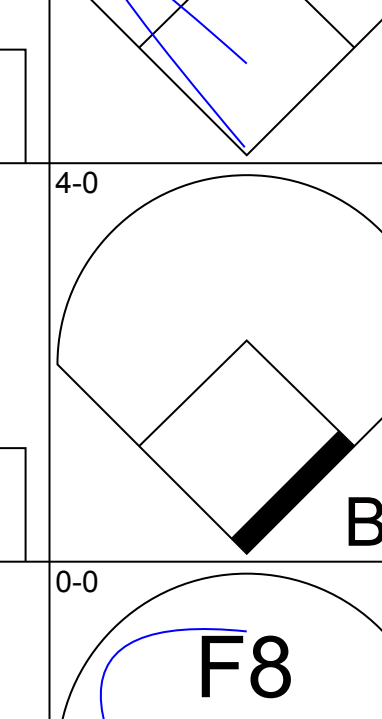

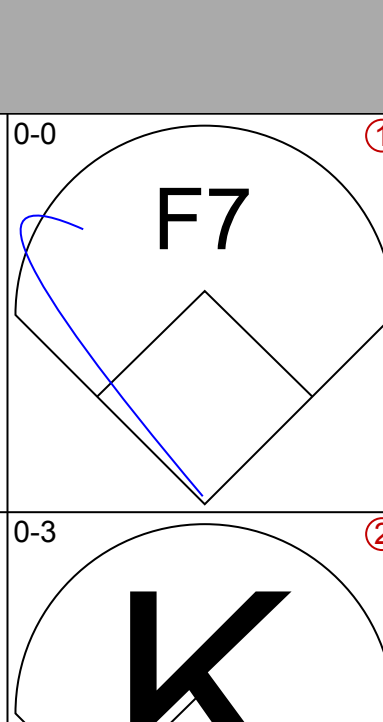
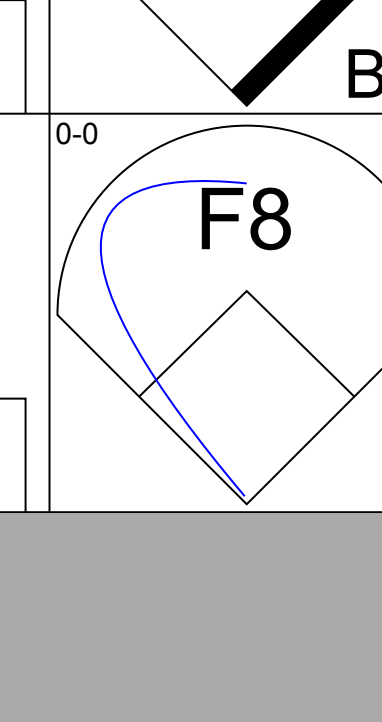

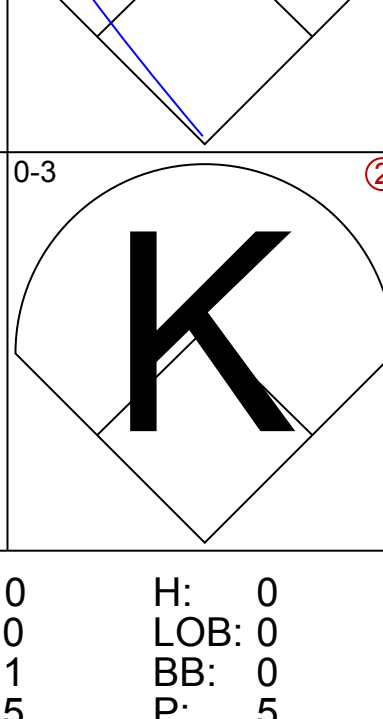
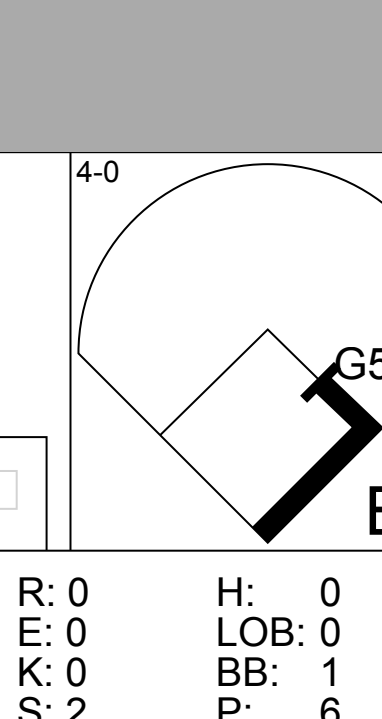
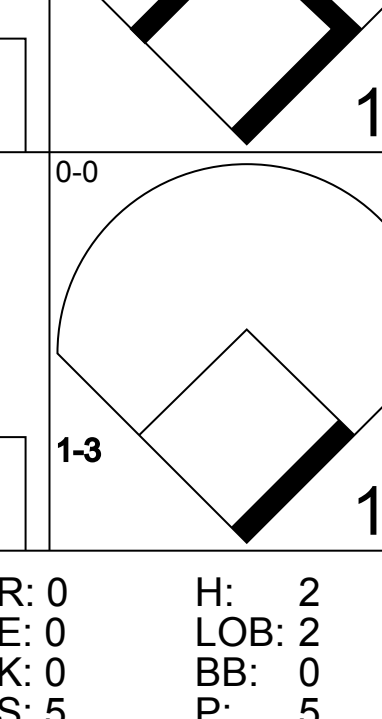
AB 33
R 2
H 8
RBI 2
BB 1
SO 1
LOB 12



Batter	1	2	3	4	5	6	7	8	9	AB	R	H	RBI	BB	SO	LOB	TOP										
Jackie Brandt, R OBP: 0.333, SLG: 0.424 (1, 9)										5	1	2	2	0	0	2	Baltimore Orioles @ Cleveland Indians Cleveland Municipal Stadium, Cleveland, OH Sun Aug 07 1960, 3:38 AM EDT Att: 35,515 - Unknown livebaseballscorecards.com										
Jim Busby, R OBP: 0.336, SLG: 0.319 (1, 8)										4	2	0	1	0	1												
Brooks Robinson, R OBP: 0.345, SLG: 0.451 (1, 5)										5	0	2	0	0	0	2											
Walt Dropo, R OBP: 0.342, SLG: 0.353 (1, 3)										4	1	1	0	1	1	4											
Gus Triandos, R OBP: 0.333, SLG: 0.370 (1, 2)										5	2	3	2	0	0	2											
Ron Hansen, R OBP: 0.333, SLG: 0.424 (1, 6)										4	1	1	1	1	1	4											
Dave Nicholson, R OBP: 0.323, SLG: 0.354 (1, 7)										3	1	1	0	2	1	2											
Mary Breeding, R OBP: 0.318, SLG: 0.339 (1, 4)										5	1	2	1	0	0	3											
Mitt Pappas, R OBP: 0.122, SLG: 0.111 (1, 1)										4	0	0	1	1	2	2											
Inning Stats	R: 2 E: 0 K: 1 S: 8	H: 3 LOB: 3 BB: 2 P: 16	R: 0 E: 0 K: 0 S: 1	H: 0 LOB: 0 BB: 2 P: 9	R: 0 E: 1 K: 0 S: 4	H: 1 LOB: 1 BB: 0 P: 4	R: 2 E: 1 K: 1 S: 7	H: 2 LOB: 1 BB: 1 P: 11	R: 3 E: 1 K: 1 S: 9	H: 3 LOB: 1 BB: 0 P: 9	R: 2 E: 0 K: 0 S: 6	H: 4 LOB: 0 BB: 0 P: 6	R: 0 E: 0 K: 1 S: 3	H: 0 LOB: 0 BB: 0 P: 3	R: 0 E: 0 K: 1 S: 6	H: 1 LOB: 2 BB: 0 P: 10		R: 0 E: 0 K: 1 S: 5	H: 0 LOB: 0 BB: 0 P: 5	1B: 11 2B: 2 3B: 0 HR: 1	SF: 0 SAC: 0 DP: 1 HBP: 0	WP: 1 PA: 47 PB: 0 SB: 0 CS: 1					
PITCHER	IP	WLS	BF	H	R	ER	SO	BB	IBB	HBP	BLK	WP	HR	S	P	ERA	WHIP										
Dick Stigman, L ERA: 3.97 (1, 1)	4.0	L	24	8	7	5	2	5	0	0	0	0	1	23	43	11.25	3.250										
Barry Latman, R ERA: 4.43 (5, 1)	1.0		4	1	0	0	1	0	0	0	0	0	0	6	6	0.00	1.000										
Carl Mathias, L ERA: 4.5 (6, 1)	2.0		9	4	2	2	0	0	0	0	0	0	0	9	9	9.00	2.000										
Mike Lee, L ERA: 2.25 (8, 1)	2.0		8	1	0	0	2	1	0	0	0	1	0	11	15	0.00	1.000										

Batter	1	2	3	4	5	6	7	8	9	AB	R	H	RBI	BB	SO	LOB	BOTTOM										
Ken Aspromonte, R OBP: 0.367, SLG: 0.393 (1, 4)										3	0	0	0	1	1	0	Baltimore Orioles @ Cleveland Indians Cleveland Municipal Stadium, Cleveland, OH Sun Aug 07 1960, 3:38 AM EDT Att: 35,515 - Unknown livebaseballscorecards.com										
Miguel de la Hoz, R OBP: 0.377, SLG: 0.590 (1, 6)										3	1	1	0	1	1	1											
Harvey Kuenn, R OBP: 0.384, SLG: 0.420 (1, 9)										3	0	2	0	1	0	1											
Vic Power, R OBP: 0.333, SLG: 0.398 (1, 3)										4	0	2	0	0	1	3											
Jim Piersall, R OBP: 0.322, SLG: 0.457 (1, 8)										4	0	0	0	0	0	4											
Tito Francona, L OBP: 0.372, SLG: 0.414 (1, 7)										4	0	0	0	0	0	4											
John Romano, R OBP: 0.306, SLG: 0.441 (1, 2)										4	1	1	1	0	2	0											
Rocky Bridges, R OBP: 0.238, SLG: 0.238 (1, 5)										4	0	1	0	0	1	0											
Dick Stigman, R OBP: 0.366, SLG: 0.318 (1, 1)										1	0	0	0	0	0	0											
Barry Latman, R OBP: 0.176, SLG: 0.125 (5, 1)										0	0	0	0	0	0	0											
Don Newcombe, L OBP: 0.196, SLG: 0.158 (6, 1)										1	0	0	0	0	0	1											
Carl Mathias, S OBP: 0.307, SLG: 0.320 (7, 1)										1	0	0	0	0	0	1											
Chuck Tanner, L OBP: 0.207, SLG: 0.354 (8, 1)										0	0	0	0	0	0	1											
Mike Lee, L OBP: 0.207, SLG: 0.354 (9, 1)										1	0	0	0	0	0	1											
Inning Stats	R: 0 E: 0 K: 1 S: 5	H: 1 LOB: 1 BB: 1 P: 9	R: 0 E: 0 K: 1 S: 5	H: 0 LOB: 0 BB: 0 P: 5	R: 0 E: 0 K: 0 S: 3	H: 0 LOB: 0 BB: 0 P: 3	R: 0 E: 0 K: 0 S: 4	H: 1 LOB: 2 BB: 1 P: 8	R: 0 E: 0 K: 3 S: 9	H: 0 LOB: 0 BB: 0 P: 9	R: 1 E: 1 K: 1 S: 8	H: 3 LOB: 2 BB: 0 P: 8	R: 0 E: 0 K: 1 S: 5	H: 0 LOB: 0 BB: 0 P: 5	R: 0 E: 0 K: 1 S: 5	H: 0 LOB: 1 BB: 1 P: 9	R: 1 E: 0 K: 1 S: 7	H: 2 LOB: 1 BB: 0 P: 7	1B: 6 2B: 0 3B: 0 HR: 1	SF: 0 SAC: 0 DP: 1 HBP: 0	WP: 0 PA: 36 PB: 0 SB: 0 CS: 0						
PITCHER	IP	WLS	BF	H	R	ER	SO	BB	IBB	HBP	BLK	WP	HR	S	P	ERA	WHIP										
Mitt Pappas, R ERA: 3.75 (1, 1)	9.0	W	36	7	2	1	9	3	0	0	0	0	1	51	63	1.00	1.111										

Batter	1	2	3	4	5	6	7	8	9	AB	R	H	RBI	BB	SO	LOB	TOP		
Al Pilarcik, L OBP: 0.325, SLG: 0.360 (1, 9)										3	1	1	0	1	1	0	<p>Baltimore Orioles @ Detroit Tigers Briggs Stadium, Detroit, MI Tue Aug 09 1960, 7:05 PM EDT Att: 22,007 - Unknown</p>		
Gene Stephens, L OBP: 0.315, SLG: 0.367 Jim Busby, R OBP: 0.336, SLG: 0.319 (1, 8) (8, 8)										4	0	0	0	0	0	2			
Gene Woodling, L OBP: 0.403, SLG: 0.411 (1, 7)										4	0	1	0	0	0	1			
Jim Gentile, L OBP: 0.435, SLG: 0.531 (1, 3)										3	1	2	0	1	0	0			
Brooks Robinson, R OBP: 0.345, SLG: 0.457 (1, 5)										3	1	1	3	0	0	1			
Clint Courtney, L OBP: 0.372, SLG: 0.265 (1, 2)										2	0	0	0	1	0	0			
Ron Hansen, R OBP: 0.330, SLG: 0.420 (1, 6)											4	0	0	0	0	0		4	
Billy Klaus, L OBP: 0.355, SLG: 0.444 (1, 4)										3	0	0	0	0	0	0			
Chuck Estrada, R OBP: 0.159, SLG: 0.167 (1, 1)										3	0	0	0	0	0	0			
Inning Stats	R: 0 E: 0 K: 1 S: 5	H: 0 LOB: 0 BB: 0 P: 5	R: 0 E: 0 K: 0 S: 3	H: 0 LOB: 0 BB: 0 P: 3	R: 0 E: 0 K: 0 S: 3	H: 0 LOB: 0 BB: 2 P: 3	R: 3 E: 0 K: 0 S: 4	H: 1 LOB: 0 BB: 2 P: 12	R: 0 E: 0 K: 0 S: 3	H: 0 LOB: 0 BB: 0 P: 3	R: 0 E: 0 K: 0 S: 3	H: 1 LOB: 1 BB: 0 P: 4	R: 0 E: 0 K: 0 S: 4	H: 1 LOB: 1 BB: 0 P: 4	R: 0 E: 0 K: 0 S: 4	H: 2 LOB: 2 BB: 1 P: 8		1B: 4 2B: 0 3B: 0 HR: 1	SF: 0 SAC: 1 DP: 2 HBP: 1
PITCHER	IP WLS BF H R ER SO BB IBB HBP BLK WP HR S P ERA WHIP	IP WLS BF H R ER SO BB IBB HBP BLK WP HR S P ERA WHIP																	
Frank Lary, R ERA: 3.58 (1, 1)	8.0 L 29 3 3 3 1 2 0 1 0 0 0 1 28 37 3.38 0.625	1.0 5 2 0 0 0 0 0 1 0 0 0 0 0 4 8 0.00 2.000																	

Batter	1	2	3	4	5	6	7	8	9	AB	R	H	RBI	BB	SO	LOB	BOTTOM		
Ozzie Virgil, R OBP: 0.250, SLG: 0.360 Steve Bilko, R OBP: 0.277, SLG: 0.367 Bill Fischer, R OBP: 0.238, SLG: 0.316 (1, 5) (8, PH) (9, 1)										3	0	0	0	0	0	1	<p>Baltimore Orioles @ Detroit Tigers Briggs Stadium, Detroit, MI Tue Aug 09 1960, 7:05 PM EDT Att: 22,007 - Unknown</p>		
Neil Christley, L OBP: 0.303, SLG: 0.415 (1, 7)										4	0	0	0	0	1	0			
Norm Cash, L OBP: 0.397, SLG: 0.480 (1, 3)										4	0	1	0	0	0	0			
Al Kaline, R OBP: 0.312, SLG: 0.361 (1, 8)										4	0	0	0	0	0	1			
Rocky Colavito, R OBP: 0.338, SLG: 0.494 (1, 9)										3	0	0	0	0	0	0			
Frank Bolling, R OBP: 0.317, SLG: 0.377 (1, 4)										3	0	1	0	0	0	0			
Harry Chiti, R OBP: 0.275, SLG: 0.313 Eddie Yost, R OBP: 0.406, SLG: 0.369 (1, 2) (8, PH) (9, 5)										1	0	0	0	1	0	1			
Chico Fernandez, R OBP: 0.301, SLG: 0.328 (1, 6)										3	0	1	0	0	0	1			
Frank Lary, R OBP: 0.212, SLG: 0.233 Charlie Maxwell, L OBP: 0.328, SLG: 0.434 Hank Foiles, R OBP: 0.390, SLG: 0.389 (1, 1) (8, PH) (9, 2)										1	0	0	0	1	1	0			
Inning Stats	R: 0 E: 0 K: 0 S: 4	H: 1 LOB: 1 BB: 0 P: 4	R: 0 E: 0 K: 0 S: 3	H: 1 LOB: 0 BB: 0 P: 3	R: 0 E: 0 K: 1 S: 5	H: 0 LOB: 0 BB: 0 P: 5	R: 0 E: 0 K: 0 S: 3	H: 0 LOB: 0 BB: 0 P: 3	R: 0 E: 0 K: 0 S: 2	H: 0 LOB: 1 BB: 1 P: 6	R: 0 E: 0 K: 0 S: 3	H: 0 LOB: 0 BB: 0 P: 3	R: 0 E: 0 K: 0 S: 5	H: 2 LOB: 2 BB: 0 P: 5	R: 0 E: 0 K: 1 S: 5	H: 0 LOB: 0 BB: 0 P: 5		1B: 4 2B: 0 3B: 0 HR: 0	SF: 0 SAC: 0 DP: 2 HBP: 0
PITCHER	IP WLS BF H R ER SO BB IBB HBP BLK WP HR S P ERA WHIP	IP WLS BF H R ER SO BB IBB HBP BLK WP HR S P ERA WHIP																	
Chuck Estrada, R ERA: 3.59 (1, 1)	9.0 W 31 4 0 0 2 2 0 0 0 0 0 0 33 41 0.00 0.667																		

AB	29
R	3
H	5
RBI	3
BB	3
SO	1
LOB	8



AB	29
R	0
H	4
RBI	0
BB	2
SO	2
LOB	6



Batter	1	2	3	4	5	6	7	8	9	AB	R	H	RBI	BB	SO	LOB	TOP										
Jackie Brandt, R OBP: 0.332, SLG: 0.429 (1, 9)	F2		HR	L7			6-3		6-3	5	1	1	2	0	0	2											
Jim Busby, R OBP: 0.331, SLG: 0.309 (1, 8)	6-3		5-3		L8		BB		4-3	4	0	0	0	1	0	0											
Brooks Robinson, R OBP: 0.347, SLG: 0.464 (1, 5)			1B		P6		F7			5	0	3	0	0	0	1											
Walt Dropo, R OBP: 0.338, SLG: 0.348 Jim Gentile, L OBP: 0.437, SLG: 0.543 (5, PH) (5, 3)	5-3		L5		HBP			HR	P4	2	0	0	0	0	0	2											
Gus Triandos, R OBP: 0.332, SLG: 0.373 (1, 2)		6-3		K	F7					4	0	1	0	0	1	1											
Ron Hansen, R OBP: 0.327, SLG: 0.415 (1, 6)		L8		6-3		P6		F5		4	0	0	0	0	0	1											
Dave Nicholson, R OBP: 0.323, SLG: 0.390 Gene Woodling, L OBP: 0.405, SLG: 0.411 Gene Stephens, L OBP: 0.315, SLG: 0.367 (8, PH) (8, FR) (8, 7)		K		HR		K				3	1	1	1	0	2	0											
Mary Breeding, R OBP: 0.318, SLG: 0.339 Bob Boyd, L OBP: 0.397, SLG: 0.419 Billy Klaus, L OBP: 0.355, SLG: 0.444 (8, PH) (8, 4)			6-3	2B	1B		6-3		F7	3	0	1	0	0	0	0											
Jerry Walker, S OBP: 0.400, SLG: 0.424 Hoyt Wilhelm, R OBP: 0.111, SLG: 0.088 (7, 1)			HR	1B	2B		K		K	3	1	2	0	0	1	0											
Inning Stats	R: 0 E: 0 K: 0 S: 4	H: 1 LOB: 1 BB: 4 P: 4	R: 0 E: 0 K: 1 S: 5	H: 0 LOB: 0 BB: 0 P: 5	R: 2 E: 0 K: 0 S: 6	H: 3 LOB: 1 BB: 0 P: 6	R: 1 E: 0 K: 1 S: 8	H: 3 LOB: 2 BB: 0 P: 8	R: 0 E: 0 K: 1 S: 3	H: 0 LOB: 1 BB: 0 P: 4	R: 0 E: 0 K: 1 S: 5	H: 0 LOB: 0 BB: 0 P: 5	R: 0 E: 0 K: 1 S: 5	H: 0 LOB: 1 BB: 1 P: 9	R: 1 E: 0 K: 1 S: 7	H: 2 LOB: 2 BB: 1 P: 11	R: 0 E: 0 K: 0 S: 4	H: 1 LOB: 1 BB: 0 P: 4	1B: 4 2B: 2 3B: 1 HR: 3	SF: 0 SAC: 0 DP: 0 HBP: 1	WP: 0 PB: 0 SB: 0 CS: 0	PA: 40					
PITCHER	IP	WLS	BF	H	R	ER	SO	BB	IBB	HBP	BLK	WP	HR	S	P	ERA	WHIP										
Pete Burnside, L ERA: 3.83 (1, 1)	3.2	L	18	7	3	3	2	0	0	0	0	0	2	22	22	7.36	1.909										
Bill Fischer, R ERA: 4.45 (4, 1)	0.1		1	0	0	0	0	0	0	0	0	0	0	1	1	0.00	0.000										
Phil Regan, R ERA: 4.78 (5, 1)	3.1		15	2	1	1	2	1	1	1	0	0	1	16	25	2.70	0.900										
Jim Bunning, R ERA: 2.67 (8, 1)	1.2		6	1	0	0	1	0	0	0	0	0	0	8	8	0.00	0.600										

Baltimore Orioles @ Detroit Tigers
Briggs Stadium, Detroit, MI
Wed Aug 10 1960, 4:33 AM EDT
Att: 7,984 - Unknown

AB 37
R 4
H 10
RBI 4
BB 2
SO 5
LOB 12



Batter	1	2	3	4	5	6	7	8	9	AB	R	H	RBI	BB	SO	LOB	BOTTOM										
Eddie Yost, R OBP: 0.406, SLG: 0.366 (1, 5)	P4		1-3	F9			FC4-6 HBP			3	0	0	0	1	0	3											
Al Kaline, R OBP: 0.313, SLG: 0.360 (1, 8)	4-3 BB		L8		1B		FC4-6 HR		L9	4	1	1	0	1	0	2											
Norm Cash, L OBP: 0.401, SLG: 0.500 (1, 3)	4-3 1-2			2B	1B		HR		K	5	1	3	2	0	1	2											
Rocky Colavito, R OBP: 0.338, SLG: 0.490 (1, 9)			F8		P6		P6			3	0	0	0	1	0	3											
Charlie Maxwell, L OBP: 0.324, SLG: 0.429 (1, 7)	F2			F7	P4		G3			4	0	0	0	0	0	4											
Frank Bolling, R OBP: 0.317, SLG: 0.376 (1, 4)		P5		BB	1B				K	4	0	1	0	0	1	2											
Harry Chiti, R OBP: 0.240, SLG: 0.174 Ozzie Virgil, R OBP: 0.245, SLG: 0.353 Hank Foiles, R OBP: 0.390, SLG: 0.389 Sandy Amoros, L OBP: 0.299, SLG: 0.190 Lou Berberet, L OBP: 0.315, SLG: 0.261 Chico Fernandez, R OBP: 0.300, SLG: 0.327 (1, 2) (6, PH) (7, 2) (8, PH) (9, 2) (1, 6)		1-3		BB	BB		L4		P5	1	0	0	0	1	0	0											
Pete Burnside, R OBP: 0.240, SLG: 0.174 Bill Fischer, R OBP: 0.236, SLG: 0.316 Neil Chisholm, R OBP: 0.327, SLG: 0.415 Phil Regan, R OBP: 0.315, SLG: 0.261 Jim Bunning, R OBP: 0.400, SLG: 0.424 Cool West, R OBP: 0.478, SLG: 0.444 (1, 1) (4, 1) (6, PH) (5, 1) (8, 1) (9, PH)			K		1-2 2-3 BB		4-3		K	1	0	0	0	0	0	0											
Inning Stats	R: 0 E: 0 K: 0 S: 3	H: 0 LOB: 2 BB: 2 P: 11	R: 0 E: 0 K: 1 S: 6	H: 1 LOB: 1 BB: 0 P: 6	R: 0 E: 0 K: 0 S: 4	H: 1 LOB: 1 BB: 0 P: 4	R: 0 E: 0 K: 0 S: 4	H: 1 LOB: 3 BB: 2 P: 12	R: 0 E: 0 K: 0 S: 5	H: 2 LOB: 2 BB: 0 P: 5	R: 0 E: 0 K: 0 S: 3	H: 0 LOB: 0 BB: 0 P: 3	R: 2 E: 0 K: 0 S: 4	H: 1 LOB: 0 BB: 0 P: 5	R: 0 E: 0 K: 1 S: 5	H: 0 LOB: 0 BB: 0 P: 5	R: 0 E: 0 K: 2 S: 7	H: 0 LOB: 1 BB: 1 P: 11	1B: 4 2B: 1 3B: 0 HR: 1	SF: 0 SAC: 0 DP: 0 HBP: 1	WP: 0 PB: 0 SB: 0 CS: 0	PA: 39					
PITCHER	IP	WLS	BF	H	R	ER	SO	BB	IBB	HBP	BLK	WP	HR	S	P	ERA	WHIP										
Jerry Walker, R ERA: 3.46 (1, 1)	6.1	W	30	6	2	2	1	4	0	1	0	0	1	27	44	2.84	1.579										
Hoyt Wilhelm, R ERA: 3.46 (7, 1)	2.2	S	9	0	0	0	3	1	0	0	0	0	0	14	18	0.00	0.375										

Baltimore Orioles @ Detroit Tigers
Briggs Stadium, Detroit, MI
Wed Aug 10 1960, 4:33 AM EDT
Att: 7,984 - Unknown


AB 33
R 2
H 6
RBI 2
BB 5
SO 4
LOB 19



Batter	1	2	3	4	5	6	7	8	9	AB	R	H	RBI	BB	SO	LOB	TOP			
Jackie Brandt, R OBP: 0.330, SLG: 0.426 (1, 9) (7, 8)	0-0 P6	0-0 L7		0-0 1B			0-0 F3		0-0 2-3	5	0	1	0	0	0	1				
Jim Busby, R OBP: 0.331, SLG: 0.304 Gene Woodling, L OBP: 0.405, SLG: 0.410 (1, 8) (7, PH) (7, 9) (8, 7)	4-0 1B BB		0-0 P6	0-0 6-3			4-0 BB G4-6-3		0-0 L8	2	0	0	0	1	0	0				
Brooks Robinson, R OBP: 0.347, SLG: 0.462 (1, 5)	0-0 1-2 1B		0-0 F9		0-3 K		0-0 G4-6-3 1-2			4	0	1	0	0	1	1				
Walt Dropo, R OBP: 0.340, SLG: 0.371 Jim Gentile, L OBP: 0.436, SLG: 0.555 (1, 3) (5, PH) (5, 3)	0-0 P4		0-0 HR		0-0 F9				0-0 HR	2	1	1	1	0	0	2				
Gus Triandos, R OBP: 0.335, SLG: 0.375 (1, 2)	0-0 P3		0-0 HR 1B		0-0 F2				0-0 1B	4	1	2	0	0	0	2				
Ron Hansen, R OBP: 0.329, SLG: 0.424 (1, 6)		0-0 HR	0-0 HR 1B		0-0 P4				0-0 L8	4	2	2	1	0	0	1				
Dave Nicholson, R Al Pilarcik, L OBP: 0.325, SLG: 0.360 (1, 7) (8, 9)	4-0 FC6-4 BB		0-0 HR		0-3 K				0-3 K	3	1	1	3	1	2	1				
Mary Breeding, R OBP: 0.317, SLG: 0.338 (1, 4)	0-0 FC6-4 SH1-4 1-2		0-0 6-3		0-0 FC5-4 1B				0-0 F2	4	0	1	0	0	0	2				
Jack Fisher, R OBP: 0.293, SLG: 0.324 (1, 1)	0-0 SH1-4 1-2		0-3 K		0-0 FC5-4 1-2				0-3 K	3	0	0	0	0	2	1				
Inning Stats	R: 0 E: 0 K: 0 S: 4	H: 1 LOB: 2 BB: 1 P: 8	R: 1 E: 0 K: 0 S: 4	H: 1 LOB: 1 BB: 1 P: 8	R: 4 E: 0 K: 0 S: 7	H: 4 LOB: 0 BB: 0 P: 7	R: 0 E: 0 K: 1 S: 5	H: 1 LOB: 0 BB: 0 P: 5	R: 0 E: 0 K: 1 S: 6	H: 1 LOB: 1 BB: 0 P: 6	R: 0 E: 0 K: 0 S: 2	H: 0 LOB: 0 BB: 1 P: 6	R: 1 E: 0 K: 1 S: 7	H: 2 LOB: 1 BB: 0 P: 7	R: 0 E: 0 K: 1 S: 5	H: 0 LOB: 0 BB: 0 P: 5	1B: 6 2B: 0 3B: 0 HR: 4	SF: 0 SAC: 1 DP: 1 HBP: 0	WP: 0 PA: 38 PB: 0 SB: 0 CS: 0	
PITCHER	IP WLS BF H R ER SO BB IBB HBP BLK WP HR S P ERA WHIP	IP WLS BF H R ER SO BB IBB HBP BLK WP HR S P ERA WHIP	IP WLS BF H R ER SO BB IBB HBP BLK WP HR S P ERA WHIP	IP WLS BF H R ER SO BB IBB HBP BLK WP HR S P ERA WHIP	IP WLS BF H R ER SO BB IBB HBP BLK WP HR S P ERA WHIP	IP WLS BF H R ER SO BB IBB HBP BLK WP HR S P ERA WHIP	IP WLS BF H R ER SO BB IBB HBP BLK WP HR S P ERA WHIP	IP WLS BF H R ER SO BB IBB HBP BLK WP HR S P ERA WHIP	IP WLS BF H R ER SO BB IBB HBP BLK WP HR S P ERA WHIP	IP WLS BF H R ER SO BB IBB HBP BLK WP HR S P ERA WHIP	IP WLS BF H R ER SO BB IBB HBP BLK WP HR S P ERA WHIP	IP WLS BF H R ER SO BB IBB HBP BLK WP HR S P ERA WHIP	IP WLS BF H R ER SO BB IBB HBP BLK WP HR S P ERA WHIP	IP WLS BF H R ER SO BB IBB HBP BLK WP HR S P ERA WHIP	IP WLS BF H R ER SO BB IBB HBP BLK WP HR S P ERA WHIP	IP WLS BF H R ER SO BB IBB HBP BLK WP HR S P ERA WHIP	IP WLS BF H R ER SO BB IBB HBP BLK WP HR S P ERA WHIP	IP WLS BF H R ER SO BB IBB HBP BLK WP HR S P ERA WHIP	IP WLS BF H R ER SO BB IBB HBP BLK WP HR S P ERA WHIP	
Don Mossi, L ERA: 3.46 (1, 1)	3.0 L 17 6 5 5 0 2 0 0 0 0 3 15 23 15.00 2.667																			
Bob Bruce, R ERA: 3.92 (4, 1)	2.0 6 1 0 0 2 0 0 0 0 0 0 0 10 10 0.00 0.500																			
Paul Foytack, R ERA: 7.29 (6, 1)	2.0 7 1 0 0 1 1 0 0 0 0 0 1 8 12 0.00 1.000																			
Hank Aguirre, L ERA: 3.09 (8, 1)	2.0 8 2 1 1 2 0 0 0 0 0 1 12 12 4.50 1.000																			

Baltimore Orioles @ Detroit Tigers
 Briggs Stadium, Detroit, MI
 Thu Aug 11 1960, 4:33 AM EDT
 Att: 8,193 - Unknown


AB 34
 R 6
 H 10
 RBI 6
 BB 3
 SO 5
 LOB 11



Batter	1	2	3	4	5	6	7	8	9	AB	R	H	RBI	BB	SO	LOB	BOTTOM				
Eddie Yost, R OBP: 0.407, SLG: 0.366 Hank Aguirre, R (1, 5) (8, 1)	0-0 1B		4-0 BB		0-0 L8		0-0 4-3			3	0	1	0	1	0	4					
Al Kaline, R OBP: 0.310, SLG: 0.356 (1, 8)	0-0 L9		0-0 L9		0-0 L9		0-0 L8			4	0	0	0	0	0	6					
Norm Cash, L OBP: 0.395, SLG: 0.492 (1, 3)	0-3 K				0-0 F5		0-0 L5		0-0 5-3	4	0	0	0	0	1	4					
Rocky Colavito, R OBP: 0.334, SLG: 0.485 (1, 9)	0-0 1-3				0-0 F7		0-3 K		0-0 F8	4	0	0	0	0	1	1					
Charlie Maxwell, L OBP: 0.326, SLG: 0.433 (1, 7)		0-0 G6-4-3 1B		0-0 2B		0-0 P6		0-0 G3		4	0	2	0	0	0	0					
Frank Bolling, R OBP: 0.313, SLG: 0.371 (1, 4)	0-0 F5		0-0 P6		0-0 L4				0-3 K	4	0	0	0	0	1	2					
Hank Foiles, R OBP: 0.385, SLG: 0.384 (1, 2)	0-0 G6-4-3 1-2				0-0 E 1B		0-0 P6		0-0 5-3	4	0	1	0	0	0	1					
Chico Fernandez, R OBP: 0.303, SLG: 0.329 (1, 6)			0-0 F9		0-0 E 1B		0-0 2B 1B		0-3 K	4	1	2	0	0	1	0					
Don Mossi, L Sandy Amoroso, L Bob Bruce, R Neil Christy, L Paul Foytack, R Ozzie Virgil, R (1, 1) (3, PH) (4, 1) (5, PH) (6, 1) (7, PH) (8, 5)	0-0 4-3		0-0 4-3		0-0 E8		0-0 4-3 1-2 2-3		0-0 2B	0	0	0	0	0	0	0					
Inning Stats	R: 0 E: 0 K: 1 S: 6	H: 1 LOB: 0 BB: 0 P: 6	R: 0 E: 0 K: 0 S: 3	H: 1 LOB: 0 BB: 0 P: 3	R: 0 E: 0 K: 0 S: 3	H: 0 LOB: 1 BB: 1 P: 7	R: 0 E: 0 K: 0 S: 4	H: 1 LOB: 1 BB: 0 P: 4	R: 0 E: 1 K: 0 S: 6	H: 2 LOB: 3 BB: 0 P: 6	R: 0 E: 0 K: 1 S: 5	H: 0 LOB: 0 BB: 0 P: 5	R: 1 E: 0 K: 0 S: 5	H: 2 LOB: 1 BB: 0 P: 5	R: 0 E: 0 K: 0 S: 3	H: 0 LOB: 0 BB: 0 P: 3	R: 0 E: 0 K: 2 S: 7	H: 0 LOB: 0 BB: 0 P: 7	1B: 5 2B: 2 3B: 0 HR: 0	SF: 0 SAC: 0 DP: 1 HBP: 0	WP: 0 PA: 35 PB: 0 SB: 0 CS: 0
PITCHER	IP WLS BF H R ER SO BB IBB HBP BLK WP HR S P ERA WHIP	IP WLS BF H R ER SO BB IBB HBP BLK WP HR S P ERA WHIP	IP WLS BF H R ER SO BB IBB HBP BLK WP HR S P ERA WHIP	IP WLS BF H R ER SO BB IBB HBP BLK WP HR S P ERA WHIP	IP WLS BF H R ER SO BB IBB HBP BLK WP HR S P ERA WHIP	IP WLS BF H R ER SO BB IBB HBP BLK WP HR S P ERA WHIP	IP WLS BF H R ER SO BB IBB HBP BLK WP HR S P ERA WHIP	IP WLS BF H R ER SO BB IBB HBP BLK WP HR S P ERA WHIP	IP WLS BF H R ER SO BB IBB HBP BLK WP HR S P ERA WHIP	IP WLS BF H R ER SO BB IBB HBP BLK WP HR S P ERA WHIP	IP WLS BF H R ER SO BB IBB HBP BLK WP HR S P ERA WHIP	IP WLS BF H R ER SO BB IBB HBP BLK WP HR S P ERA WHIP	IP WLS BF H R ER SO BB IBB HBP BLK WP HR S P ERA WHIP	IP WLS BF H R ER SO BB IBB HBP BLK WP HR S P ERA WHIP	IP WLS BF H R ER SO BB IBB HBP BLK WP HR S P ERA WHIP	IP WLS BF H R ER SO BB IBB HBP BLK WP HR S P ERA WHIP	IP WLS BF H R ER SO BB IBB HBP BLK WP HR S P ERA WHIP	IP WLS BF H R ER SO BB IBB HBP BLK WP HR S P ERA WHIP	IP WLS BF H R ER SO BB IBB HBP BLK WP HR S P ERA WHIP		
Jack Fisher, R ERA: 3.36 (1, 1)	9.0 W 35 7 1 1 4 1 0 0 0 0 0 42 46 1.00 0.889																				

Baltimore Orioles @ Detroit Tigers
 Briggs Stadium, Detroit, MI
 Thu Aug 11 1960, 4:33 AM EDT
 Att: 8,193 - Unknown

AB 34
 R 1
 H 7
 RBI 1
 BB 1
 SO 4
 LOB 20



Batter	1	2	3	4	5	6	7	8	9	AB	R	H	RBI	BB	SO	LOB	TOP										
Willie Tasby, R OBP: 0.366, SLG: 0.352 Ted Williams, L OBP: 0.458, SLG: 0.679 Mike Fornieles, R OBP: 0.500, SLG: 0.500	0-0 5-3	0-0 FC6-4		0-0 5-3			0-0 CS 1B		0-0 F8	4	0	1	0	0	0	3											
Pete Runnels, L OBP: 0.380, SLG: 0.392	0-0 F7		0-0 L8		0-3 K		4-0 S BB		0-0 G3	4	0	0	0	1	1	1											
Vic Wertz, L OBP: 0.338, SLG: 0.498	0-3 K		0-0 BB E 1B		0-0 E6 FC5-4		0-0 G3			4	1	1	0	0	1	1											
Frank Malzone, R OBP: 0.347, SLG: 0.439		4-0 1B BB	4-0 FC4-6 BB		0-0 FC5-4 FC6-4		0-0 4-3			2	1	0	0	2	0	1											
Rip Repuski, R OBP: 0.294, SLG: 0.407		0-0 BB 1B	0-0 FC4-6 3B		0-0 FC6-4		0-0 F5			4	1	1	0	0	0	2											
Jim Pagliaroni, R OBP: 0.350, SLG: 0.611		0-0 BB 1B	0-0 3B			0-0 F2		0-0 E6		4	0	2	2	0	0	0											
Lou Clinton, R OBP: 0.280, SLG: 0.362		0-0 FC6-4 BB	0-0 F2			0-3 K		0-3 K		3	0	0	0	1	2	2											
Don Buddin, R OBP: 0.338, SLG: 0.360		0-3 K		0-0 6-3		0-0 F9			0-0 6-3	4	0	0	0	0	1	3											
Billy Muffett, R OBP: 0.273, SLG: 0.238 Tom Borland, L (8, 1) Russ Nixon, L OBP: 0.325, SLG: 0.411 Carroll Hardy, R OBP: 0.206, SLG: 0.211	0-3 K	0-3 K		0-3 K			0-3 K		0-0 1B	3	0	0	0	0	3	3											
Inning Stats	R: 0 E: 0 K: 1 S: 5	H: 0 LOB: 0 BB: 0 P: 5	R: 1 E: 0 K: 2 S: 9	H: 2 LOB: 3 BB: 2 P: 17	R: 2 E: 1 K: 0 S: 5	H: 2 LOB: 1 BB: 1 P: 9	R: 0 E: 0 K: 1 S: 5	H: 0 LOB: 0 BB: 0 P: 5	R: 0 E: 1 K: 1 S: 6	H: 0 LOB: 1 BB: 0 P: 6	R: 0 E: 0 K: 1 S: 5	H: 1 LOB: 1 BB: 1 P: 9	R: 0 E: 1 K: 1 S: 6	H: 0 LOB: 1 BB: 0 P: 6	R: 0 E: 0 K: 0 S: 4	H: 1 LOB: 1 BB: 0 P: 4	1B: 5 2B: 0 3B: 1 HR: 0	SF: 0 SAC: 0 DP: 0 HBP: 0	WP: 0 PB: 0 SB: 1 CS: 1	PA: 38							
PITCHER	IP	WLS	BF	H	R	ER	SO	BB	IBB	HBP	BLK	WP	HR	S	P	ERA	WHIP										
Steve Barber, L ERA: 3.12 Wes Stock, R ERA: 2.45 Gordon Jones, R ERA: 4.11 Chuck Estrada, R ERA: 3.54	1.0		6	2	1	1	1	1	0	0	0	0	0	7	11	9.00	3.000										
	4.0		17	2	2	2	4	2	0	0	0	0	0	23	31	4.50	1.000										
	2.0		7	1	0	0	2	1	0	0	0	0	0	10	14	0.00	1.000										
	2.0	W	8	1	0	0	1	0	0	0	0	0	0	10	10	0.00	0.500										

Boston Red Sox @ Baltimore Orioles
Memorial Stadium, Baltimore, MD

AB 34
R 3
H 6
RBI 2
BB 4
SO 8
LOB 17



Fri Aug 12 1960, 7:05 PM EDT
Att: 20,691 - Unknown

Batter	1	2	3	4	5	6	7	8	9	AB	R	H	RBI	BB	SO	LOB	BOTTOM										
Jackie Brandt, R OBP: 0.329, SLG: 0.422	4-0 FC3-6 BB		0-0 E3		0-3 K		0-0 F9			3	0	0	0	1	1	2											
Dave Nicholson, R OBP: 0.320, SLG: 0.409 Gene Stephens, L OBP: 0.317, SLG: 0.367	0-3 K		0-0 F6			0-3 K		4-0 HR BB		3	0	0	0	0	2	2											
Gene Woodling, L OBP: 0.404, SLG: 0.408	0-0 FC3-6			0-0 FC3-6 1B		0-0 6-3		0-0 F4		4	0	1	0	0	0	2											
Jim Gentile, L OBP: 0.435, SLG: 0.562	0-0 F3			0-0 FC3-6 2B		0-3 K		0-0 HR		4	1	1	2	0	1	2											
Brooks Robinson, R OBP: 0.344, SLG: 0.458		0-3 K		0-0 F8			0-0 L7	0-0 6-3		4	0	0	0	0	1	1											
Gus Triandos, R OBP: 0.333, SLG: 0.377		0-0 4-3		0-0 2B			0-0 F9	0-0 F7		4	0	1	0	0	0	0											
Ron Hansen, R OBP: 0.330, SLG: 0.435		0-0 5-3		0-3 K			0-0 1B 2B		0-0 HR	4	2	2	1	0	1	2											
Mary Breeding, R OBP: 0.317, SLG: 0.338			0-0 F8		0-0 F6		0-0 2B 1B			3	0	1	1	0	0	0											
Steve Barber, L OBP: 0.249, SLG: 0.075 Wes Stock, R OBP: 0.320, SLG: 0.357 Al Pilarcik, L OBP: 0.287, SLG: 0.357 Gordon Jones, R OBP: 0.300, SLG: 0.400 Clint Courtney, L OBP: 0.292, SLG: 0.277 Jerry Walker, S OBP: 0.400, SLG: 0.424 Chuck Estrada, R OBP: 0.199, SLG: 0.187	0-3 K		0-0 F7			0-0 2B				0	0	0	0	0	0	0											
Inning Stats	R: 0 E: 0 K: 1 S: 5	H: 0 LOB: 1 BB: 1 P: 9	R: 0 E: 0 K: 1 S: 5	H: 0 LOB: 0 BB: 0 P: 5	R: 0 E: 1 K: 1 S: 6	H: 0 LOB: 1 BB: 0 P: 6	R: 0 E: 0 K: 1 S: 7	H: 2 LOB: 2 BB: 0 P: 7	R: 0 E: 0 K: 2 S: 7	H: 0 LOB: 0 BB: 0 P: 7	R: 1 E: 0 K: 0 S: 6	H: 3 LOB: 2 BB: 0 P: 6	R: 2 E: 0 K: 0 S: 4	H: 1 LOB: 0 BB: 1 P: 8	R: 1 E: 0 K: 0 S: 1	H: 1 LOB: 0 BB: 0 P: 1	1B: 2 2B: 3 3B: 0 HR: 2	SF: 0 SAC: 0 DP: 0 HBP: 0	WP: 0 PB: 0 SB: 0 CS: 0	PA: 34							
PITCHER	IP	WLS	BF	H	R	ER	SO	BB	IBB	HBP	BLK	WP	HR	S	P	ERA	WHIP										
Billy Muffett, R ERA: 4.12 Tom Borland, L ERA: 6.3 Mike Fornieles, R ERA: 3.07	7.0		29	5	2	2	7	2	0	0	0	0	0	41	49	2.57	1.000										
	1.0		4	1	1	1	0	0	0	0	0	0	1	4	4	9.00	1.000										
	0.0	L	1	1	1	1	0	0	0	0	0	0	1	1	1	∞	∞										

Boston Red Sox @ Baltimore Orioles
Memorial Stadium, Baltimore, MD

AB 32
R 4
H 7
RBI 4
BB 2
SO 7
LOB 11



Fri Aug 12 1960, 7:05 PM EDT
Att: 20,691 - Unknown

Batter	1	2	3	4	5	6	7	8	9	AB	R	H	RBI	BB	SO	LOB	TOP								
Pete Runnels, L OBP: 0.378, SLG: 0.388 (1, 4)	F7			K	3-1				4-3	4	1	0	0	1	1	3	Boston Red Sox @ Baltimore Orioles Memorial Stadium, Baltimore, MD Sat Aug 13 1960, 7:05 PM EDT Att: 23,672 - Unknown								
Willie Tasby, R OBP: 0.361, SLG: 0.346 (1, 8)	5-3			F2			K		5-3	5	0	0	0	0	2	2									
Ted Williams, L OBP: 0.459, SLG: 0.680 (1, 7)	F6			4-3						4	2	2	1	0	0	0									
Vic Wertz, L OBP: 0.343, SLG: 0.502 (1, 3)		F8								4	2	3	2	0	0	0									
Russ Nixon, L OBP: 0.328, SLG: 0.413 (1, 2)		K								4	1	2	2	0	1	1									
Frank Malzone, R OBP: 0.346, SLG: 0.440 (1, 5)		F6								4	0	1	1	0	1	1									
Lou Clinton, R OBP: 0.279, SLG: 0.353 (1, 9)				E4						3	0	0	0	1	1	1									
Don Buddin, R OBP: 0.335, SLG: 0.356 (1, 6)				G4-6-3						4	0	0	0	0	0	3									
Tom Brewer, R OBP: 0.244, SLG: 0.319 (1, 1)				1-3						1	0	0	0	0	0	0									
Frank Sullivan, R OBP: 0.167, SLG: 0.074 (4, 1)										0	0	0	0	0	0	0									
Jim Papparoni, R OBP: 0.281, SLG: 0.081 (5, PH)										0	0	0	0	1	0	0									
Ted Williams, L OBP: 0.459, SLG: 0.680 (5, 1)										0	0	0	0	0	0	0									
Pumpsie Green, S OBP: 0.329, SLG: 0.334 (7, PH)										0	1	0	0	1	0	0									
Tom Sturdivant, L OBP: 0.191, SLG: 0.200 (7, 1)										1	0	0	0	0	0	0									
Inning Stats	R: 0 E: 0 K: 0 S: 3	H: 0 LOB: 0 BB: 0 P: 3	R: 0 E: 0 K: 1 S: 5	H: 0 LOB: 0 BB: 0 P: 5	R: 0 E: 1 K: 0 S: 3	H: 0 LOB: 0 BB: 0 P: 3	R: 0 E: 0 K: 1 S: 5	H: 0 LOB: 0 BB: 0 P: 5	R: 1 E: 0 K: 0 S: 5	H: 2 LOB: 3 BB: 2 P: 13	R: 3 E: 0 K: 1 S: 8	H: 4 LOB: 0 BB: 0 P: 8	R: 3 E: 0 K: 1 S: 7	H: 2 LOB: 1 BB: 2 P: 15	R: 0 E: 0 K: 2 S: 7	H: 0 LOB: 0 BB: 0 P: 7	R: 0 E: 0 K: 0 S: 3	H: 0 LOB: 0 BB: 0 P: 3	1B: 6 2B: 2 3B: 0 HR: 0	SF: 0 SAC: 0 DP: 1 HBP: 0	WP: 2 PB: 0 SB: 0 CS: 0	PA: 38			
PITCHER	IP	WLS	BF	H	R	ER	SO	BB	IBB	HBP	BLK	WP	HR	S	P	ERA	WHIP								
Mitt Pappas, R ERA: 3.87 (1, 1)	5.1		24	6	4	4	3	2	0	0	0	1	0	28	36	6.75	1.500								
Hoyt Wilhelm, R ERA: 3.6 (6, 1)	3.2	W	14	2	3	3	3	2	0	0	0	1	0	18	26	7.36	1.091								



Batter	1	2	3	4	5	6	7	8	9	AB	R	H	RBI	BB	SO	LOB	BOTTOM								
Jackie Brandt, R OBP: 0.327, SLG: 0.419 (1, 8)	F6									5	0	1	1	0	1	3	Boston Red Sox @ Baltimore Orioles Memorial Stadium, Baltimore, MD Sat Aug 13 1960, 7:05 PM EDT Att: 23,672 - Unknown								
Gene Stephens, L OBP: 0.315, SLG: 0.363 (1, 9)										2	0	0	0	0	0	1									
Dave Nicholson, R OBP: 0.314, SLG: 0.400 (5, PH)	4-3									2	0	0	0	0	1	0									
Al Pilarcik, L OBP: 0.327, SLG: 0.362 (9, PH)										1	0	1	2	0	0	0									
Gene Woodling, L OBP: 0.402, SLG: 0.406 (1, 7)	4-3									4	1	1	0	0	2	0									
Jim Gentile, L OBP: 0.439, SLG: 0.563 (1, 3)										3	2	2	0	0	1	0									
Brooks Robinson, R OBP: 0.345, SLG: 0.458 (1, 5)										4	2	2	1	0	1	1									
Gus Triandos, R OBP: 0.333, SLG: 0.377 (1, 2)										3	0	1	2	0	1	0									
Ron Hansen, R OBP: 0.329, SLG: 0.432 (1, 6)										3	0	0	0	1	0	1									
Mary Breeding, R OBP: 0.319, SLG: 0.340 (1, 4)										3	1	2	2	0	1	1									
Clint Courtney, L OBP: 0.379, SLG: 0.277 (9, PH)										0	0	0	0	1	0	0									
Jim Busby, R OBP: 0.331, SLG: 0.304 (9, FR)										0	1	0	0	0	0	0									
Mitt Pappas, R OBP: 0.120, SLG: 0.109 (1, 1)										1	0	0	0	0	0	1									
Hoyt Wilhelm, R OBP: 0.108, SLG: 0.086 (6, 1)										1	0	0	0	0	1	1									
Bob Boyd, L OBP: 0.406, SLG: 0.444 (9, PH)										1	1	1	0	0	0	0									
Inning Stats	R: 0 E: 0 K: 0 S: 3	H: 0 LOB: 0 BB: 0 P: 3	R: 0 E: 0 K: 0 S: 3	H: 1 LOB: 0 BB: 0 P: 3	R: 1 E: 0 K: 0 S: 5	H: 2 LOB: 1 BB: 0 P: 5	R: 3 E: 0 K: 0 S: 6	H: 4 LOB: 1 BB: 1 P: 10	R: 0 E: 0 K: 2 S: 7	H: 0 LOB: 0 BB: 0 P: 7	R: 2 E: 1 K: 2 S: 9	H: 2 LOB: 1 BB: 0 P: 10	R: 0 E: 0 K: 1 S: 5	H: 0 LOB: 0 BB: 0 P: 5	R: 0 E: 0 K: 3 S: 9	H: 0 LOB: 0 BB: 0 P: 9	R: 2 E: 0 K: 1 S: 6	H: 2 LOB: 1 BB: 1 P: 10	1B: 10 2B: 1 3B: 0 HR: 0	SF: 0 SAC: 2 DP: 1 HBP: 1	WP: 0 PB: 0 SB: 0 CS: 0	PA: 38			
PITCHER	IP	WLS	BF	H	R	ER	SO	BB	IBB	HBP	BLK	WP	HR	S	P	ERA	WHIP								
Tom Brewer, R ERA: 5.05 (1, 1)	3.2		17	7	4	4	0	0	0	0	0	0	0	1	1	0.00	0.000								
Frank Sullivan, R ERA: 5.89 (4, 1)	0.1		1	0	0	0	0	0	0	0	0	0	0	1	1	0.00	0.000								
Ted Williams, L ERA: 6.63 (5, 1)	2.0		9	2	2	2	4	0	0	1	0	0	0	16	17	9.00	1.000								
Tom Sturdivant, R ERA: 5.04 (7, 1)	2.2	L	11	2	2	2	5	1	0	0	0	0	0	20	24	6.75	1.125								



Batter	1	2	3	4	5	6	7	8	9	AB	R	H	RBI	BB	SO	LOB	TOP			
Jackie Brandt, R OBP: 0.330, SLG: 0.429	F6		6-3		6-3			HR		4	1	1	1	0	0	0	Baltimore Orioles @ New York Yankees Yankee Stadium, Bronx, NY Mon Aug 15 1960, 7:05 PM EDT Att: 24,233 - Unknown - 72 F			
Gene Stephens, L OBP: 0.315, SLG: 0.359	FC4-6 1B		1B			G3		3-1		4	1	2	0	0	0	0				
Gene Woodling, L OBP: 0.396, SLG: 0.399	FC4-6 1-2		1B			4-3		3-4-1		4	0	1	1	0	0	1				
Jim Gentile, L OBP: 0.430, SLG: 0.546	G3		1-3			6-3		L8		4	0	0	0	0	0	2				
Brooks Robinson, R OBP: 0.343, SLG: 0.453		F7		5-3				F9		3	0	0	0	1	0	0				
Clint Courtney, L OBP: 0.370, SLG: 0.266		4-3		K				F6		4	0	0	0	0	1	1				
Ron Hansen, R OBP: 0.336, SLG: 0.452		HR		5-3				5-3		3	1	1	1	0	0	0				
Mary Breeding, R OBP: 0.319, SLG: 0.339		6-3				5-3		4-3		3	0	0	0	0	0	0				
Jerry Walker, S OBP: 0.389, SLG: 0.412			6-3		5-3			G3		1	0	0	0	0	0	0				
Hoyt Wilhelm, R OBP: 0.103, SLG: 0.081					5-3					2	0	0	0	0	0	0				
Inning Stats	R: 0 E: 0 K: 0 S: 4	H: 1 LOB: 1 BB: 0 P: 4	R: 1 E: 0 K: 0 S: 4	H: 1 LOB: 0 BB: 0 P: 4	R: 1 E: 0 K: 1 S: 5	H: 2 LOB: 1 BB: 0 P: 5	R: 0 E: 0 K: 1 S: 5	H: 0 LOB: 0 BB: 0 P: 5	R: 0 E: 0 K: 0 S: 3	H: 0 LOB: 0 BB: 0 P: 3	R: 0 E: 0 K: 0 S: 3	H: 0 LOB: 0 BB: 0 P: 3	R: 1 E: 0 K: 0 S: 4	H: 1 LOB: 0 BB: 0 P: 4	R: 0 E: 0 K: 0 S: 3	H: 0 LOB: 1 BB: 1 P: 7	1B: 3 2B: 0 3B: 0 HR: 2	SF: 0 SAC: 0 DP: 0 HBP: 0	WP: 0 PB: 0 SB: 1 CS: 0	PA: 33
PITCHER Art Ditmar, R ERA: 3.07	IP: 9.0 WLS: W BF: 33 H: 5 R: 3 ER: 3 SO: 1 BB: 1 IBB: 0 HBP: 0 BLK: 0 WP: 0 HR: 2 S: 34 P: 38 ERA: 3.00 WHIP: 0.667															PITCHER				

Batter	1	2	3	4	5	6	7	8	9	AB	R	H	RBI	BB	SO	LOB	BOTTOM			
Tony Kubek, L OBP: 0.325, SLG: 0.423	F7		4-3		FC1-6 1-2		5-3			4	0	0	0	0	0	1	Baltimore Orioles @ New York Yankees Yankee Stadium, Bronx, NY Mon Aug 15 1960, 7:05 PM EDT Att: 24,233 - Unknown - 72 F			
Hector Lopez, R OBP: 0.358, SLG: 0.384	F8			HR	K			HR		3	2	1	0	1	1	1				
Joe Demaestri, R OBP: 0.217, SLG: 0.261				1B	K			BB		0	0	0	0	0	0	0				
Mickey Mantle, S OBP: 0.401, SLG: 0.573	G3			HR	F9			HR		4	2	2	4	0	0	1				
Bill Skowron, R OBP: 0.349, SLG: 0.576		G4-6-3 2B		SH1-3 1B		5-3		K		4	0	2	0	0	1	0				
Yogi Berra, L OBP: 0.378, SLG: 0.487		G4-6-3 BB		SH1-3 BB		K		4-3		2	0	0	0	2	1	0				
Johnny Blanchard, L OBP: 0.292, SLG: 0.413		G4-6-3 1-2 2-3		SH1-3				F8		3	0	1	0	0	0	2				
Clete Boyer, R OBP: 0.315, SLG: 0.426		L7		F6		FC5-4 1B				3	0	0	0	0	0	4				
Bobby Richardson, R OBP: 0.298, SLG: 0.300			F4	B3				6-3		3	0	0	0	0	0	2				
Art Ditmar, R OBP: 0.216, SLG: 0.224			4-3		FC1-6 1B			5-3		3	0	1	0	0	0	0				
Inning Stats	R: 0 E: 0 K: 0 S: 3	H: 0 LOB: 0 BB: 0 P: 3	R: 0 E: 0 K: 0 S: 3	H: 1 LOB: 1 BB: 1 P: 7	R: 0 E: 0 K: 0 S: 3	H: 0 LOB: 0 BB: 0 P: 3	R: 2 E: 0 K: 0 S: 6	H: 3 LOB: 2 BB: 1 P: 10	R: 0 E: 0 K: 1 S: 6	H: 1 LOB: 1 BB: 0 P: 6	R: 0 E: 0 K: 1 S: 6	H: 1 LOB: 0 BB: 0 P: 6	R: 0 E: 0 K: 1 S: 6	H: 0 LOB: 0 BB: 0 P: 3	R: 2 E: 0 K: 1 S: 6	H: 1 LOB: 0 BB: 1 P: 10	1B: 4 2B: 1 3B: 0 HR: 2	SF: 0 SAC: 1 DP: 1 HBP: 0	WP: 0 PB: 0 SB: 0 CS: 0	PA: 33
PITCHER Jerry Walker, R ERA: 3.53	IP: 3.1 WLS: L BF: 15 H: 4 R: 2 ER: 2 SO: 2 BB: 2 IBB: 0 HBP: 0 BLK: 0 WP: 0 HR: 1 S: 13 P: 21 ERA: 5.40 WHIP: 1.800															PITCHER				
Hoyt Wilhelm, R ERA: 3.46	IP: 4.2 WLS: L BF: 18 H: 3 R: 2 ER: 0 SO: 3 BB: 1 IBB: 0 HBP: 0 BLK: 0 WP: 0 HR: 1 S: 23 P: 27 ERA: 0.00 WHIP: 0.857															PITCHER				

AB	32
R	3
H	5
RBI	3
BB	1
SO	1
LOB	4



AB	29
R	4
H	7
RBI	4
BB	3
SO	3
LOB	11



Batter	1	2	3	4	5	6	7	8	9	AB	R	H	RBI	BB	SO	LOB	TOP			
Jackie Brandt, R (1, 8) OBP: 0.329, SLG: 0.430										4	0	1	0	0	1	1	<p>Baltimore Orioles @ New York Yankees Yankee Stadium, Bronx, NY Tue Aug 16 1960, 3:33 AM EDT Att: 30,149 - Overcast - 72 F</p> <p>livebaseballscorecards.com</p> <p>AB 30 R 0 H 3 RBI 0 BB 2 SO 6 LOB 11</p>			
Gene Woodling, L (1, 7) OBP: 0.395, SLG: 0.397										4	0	1	0	0	0	2				
Brooks Robinson, R (1, 5) OBP: 0.340, SLG: 0.449										4	0	0	0	0	0	3				
Jim Gentile, L (1, 3) OBP: 0.428, SLG: 0.540 Gene Stephens, L (9, PR) OBP: 0.315, SLG: 0.359										3	0	0	0	1	1	2				
Gus Triandos, R (1, 2) OBP: 0.331, SLG: 0.370										4	0	0	0	0	1	2				
Ron Hansen, R (1, 6) OBP: 0.336, SLG: 0.452										3	0	1	0	0	0	0				
Dave Nicholson, R (1, 9) OBP: 0.306, SLG: 0.387										3	0	0	0	0	2	1				
Mary Breeding, R (1, 4) OBP: 0.317, SLG: 0.337										3	0	0	0	0	0	0				
Chuck Estrada, R (1, 1) OBP: 0.174, SLG: 0.163 Walt Dropo, R (8, PH) OBP: 0.338, SLG: 0.369 Billy Hoelt, L (8, 1)										1	0	0	0	1	1	0				
Inning Stats	R: 0 E: 0 K: 0 S: 4	H: 1 LOB: 1 BB: 0 P: 4	R: 0 E: 0 K: 1 S: 5	H: 0 LOB: 0 BB: 0 P: 5	R: 0 E: 0 K: 1 S: 6	H: 1 LOB: 1 BB: 0 P: 6	R: 0 E: 0 K: 1 S: 5	H: 0 LOB: 0 BB: 0 P: 5	R: 0 E: 0 K: 1 S: 3	H: 0 LOB: 1 BB: 1 P: 7	R: 0 E: 0 K: 1 S: 6	H: 1 LOB: 1 BB: 0 P: 6	R: 0 E: 0 K: 1 S: 5	H: 0 LOB: 0 BB: 1 P: 5	R: 0 E: 0 K: 0 S: 3	H: 0 LOB: 1 BB: 1 P: 7		1B: 2 2B: 1 3B: 0 HR: 0	SF: 0 SAC: 0 DP: 0 HBP: 0	WP: 0 PB: 0 SB: 0 CS: 0
PITCHER Whitey Ford, L (1, 1) ERA: 2.61	IP: 9.0 WLS: W BF: 32 H: 3 R: 0 ER: 0 SO: 6 BB: 2 IBB: 0 HBP: 0 BLK: 0 WP: 0 HR: 0 S: 42 P: 50 ERA: 0.00 WHIP: 0.556															PITCHER				

Batter	1	2	3	4	5	6	7	8	9	AB	R	H	RBI	BB	SO	LOB	BOTTOM			
Tony Kubek, L (1, 6) OBP: 0.324, SLG: 0.424										4	0	1	0	0	0	1	<p>Baltimore Orioles @ New York Yankees Yankee Stadium, Bronx, NY Tue Aug 16 1960, 3:33 AM EDT Att: 30,149 - Overcast - 72 F</p> <p>livebaseballscorecards.com</p> <p>AB 32 R 1 H 8 RBI 1 BB 1 SO 3 LOB 15</p>			
Hector Lopez, R (1, 7) OBP: 0.357, SLG: 0.383 Joe Demaestri, R (8, 6) OBP: 0.217, SLG: 0.261										4	0	1	0	0	0	0				
Mickey Mantle, S (1, 8) OBP: 0.398, SLG: 0.567										4	0	0	0	0	1	2				
Bill Skowron, R (1, 3) OBP: 0.348, SLG: 0.571										3	1	0	0	0	1	1				
Yogi Berra, L (1, 9) OBP: 0.380, SLG: 0.488										4	0	2	0	0	0	0				
Johnny Blanchard, L (1, 2) OBP: 0.388, SLG: 0.420										4	0	2	1	0	1	1				
Clete Boyer, R (1, 5) OBP: 0.314, SLG: 0.424										4	0	1	0	0	0	3				
Bobby Richardson, R (1, 4) OBP: 0.298, SLG: 0.299										2	0	0	0	1	0	2				
Whitey Ford, L (1, 1) OBP: 0.286, SLG: 0.171										3	0	1	0	0	0	3				
Inning Stats	R: 0 E: 0 K: 0 S: 3	H: 0 LOB: 0 BB: 0 P: 3	R: 0 E: 0 K: 2 S: 8	H: 1 LOB: 1 BB: 0 P: 8	R: 0 E: 0 K: 0 S: 4	H: 1 LOB: 1 BB: 0 P: 4	R: 1 E: 0 K: 0 S: 5	H: 2 LOB: 2 BB: 0 P: 6	R: 0 E: 0 K: 0 S: 4	H: 1 LOB: 1 BB: 0 P: 4	R: 0 E: 0 K: 0 S: 5	H: 2 LOB: 3 BB: 1 P: 9	R: 0 E: 0 K: 1 S: 6	H: 1 LOB: 1 BB: 0 P: 6	R: 0 E: 0 K: 0 S: 3	H: 0 LOB: 0 BB: 0 P: 3		1B: 6 2B: 2 3B: 0 HR: 0	SF: 0 SAC: 0 DP: 0 HBP: 1	WP: 0 PB: 0 SB: 0 CS: 0
PITCHER Chuck Estrada, R (1, 1) ERA: 3.44 Billy Hoelt, L (8, 1) ERA: 4.41	IP: 7.0 WLS: L BF: 31 H: 8 R: 1 ER: 1 SO: 3 BB: 0 IBB: 1 HBP: 1 BLK: 0 WP: 0 HR: 0 S: 35 P: 40 ERA: 1.29 WHIP: 1.143															PITCHER				

Batter	1	2	3	4	5	6	7	8	9	10	11	12	AB	R	H	RBI	BB	SO	LOB	TOP		
Billy Gardner, R OBP: 0.325, SLG: 0.380 (12, 6)	4-3		F5			F8	F9		K		F9		7	1	2	3	0	1	0			
Lenny Green, L OBP: 0.355, SLG: 0.380 (1, 8)	K												6	1	2	2	1	1	2			
Harmon Killebrew, R OBP: 0.374, SLG: 0.510 (12, 5)													3	0	0	0	3	0	1			
Jim Lemon, R OBP: 0.371, SLG: 0.521 (12, PR)													5	1	3	1	1	0	2			
Pete Whisenant, R OBP: 0.302, SLG: 0.320 (12, 7)	F9												0	1	0	0	0	0	0			
Reno Bertola, R OBP: 0.339, SLG: 0.375 (12, 4)		F5											5	1	0	0	0	1	5			
Bob Allison, R OBP: 0.378, SLG: 0.435 (10, 9)		L6											3	1	0	0	2	1	1			
Dan Dobbek, L OBP: 0.315, SLG: 0.378 (10, 9)													0	1	0	0	1	0	0			
Earl Battey, R OBP: 0.341, SLG: 0.404 (1, 2)													4	1	1	0	2	0	4			
Jose Valdivieso, R OBP: 0.325, SLG: 0.354 (7, PR)													2	0	0	0	0	0	1			
Elmer Valby, L OBP: 0.325, SLG: 0.354 (7, PR)													0	0	0	1	1	0	0			
Billy Gonzales, L OBP: 0.304, SLG: 0.338 (7, 6)													2	1	0	0	0	1	2			
Julio Becquer, R OBP: 0.315, SLG: 0.395 (12, 5)													1	1	1	2	0	0	0			
Don Lee, R OBP: 0.320, SLG: 0.350 (7, PR)													2	0	0	0	0	1	0			
Frank Robinson, R OBP: 0.325, SLG: 0.354 (7, PR)													1	1	1	2	0	0	0			
Chuck Stobbs, L OBP: 0.325, SLG: 0.354 (7, 1)													0	0	0	0	0	0	0			
Ray Moore, R OBP: 0.325, SLG: 0.354 (7, 1)													1	0	0	0	0	0	1			
Hal Woodeshick, R OBP: 0.325, SLG: 0.354 (8, 1)													0	0	0	0	0	0	1			
Tex Clevenger, R OBP: 0.325, SLG: 0.354 (8, 1)													1	0	0	0	0	0	1			
Inning Stats	R: 0 E: 0 K: 1 S: 5	H: 0 LOB: 1 BB: 1 P: 9	R: 0 E: 0 K: 0 S: 3	H: 0 LOB: 0 BB: 0 P: 3	R: 0 E: 0 K: 0 S: 3	H: 0 LOB: 0 BB: 0 P: 3	R: 1 E: 0 K: 0 S: 5	H: 2 LOB: 1 BB: 0 P: 6	R: 0 E: 0 K: 1 S: 4	H: 0 LOB: 0 BB: 0 P: 6	R: 0 E: 0 K: 0 S: 3	H: 0 LOB: 1 BB: 1 P: 7	R: 0 E: 0 K: 1 S: 5	H: 1 LOB: 1 BB: 0 P: 10	R: 0 E: 0 K: 1 S: 5	H: 0 LOB: 1 BB: 1 P: 9	R: 4 E: 0 K: 0 S: 5	H: 2 LOB: 2 BB: 3 P: 17	1B: 7 2B: 2 3B: 0 HR: 1	SF: 0 SAC: 2 DP: 1 HBP: 0	WP: 0 PB: 0 SB: 1 CS: 1	PA: 56
PITCHER	IP	WLS	BF	H	R	ER	SO	BB	IBB	HBP	BLK	WP	HR	S	P	ERA	WHIP					
Jack Fisher, R ERA: 3.59 (1, 1)	6.1		28	5	7	6	2	4	0	0	0	0	0	28	44	8.53	1.421					
Gordon Jones, R ERA: 3.97 (7, 1)	0.2		4	2	0	0	0	0	1	0	0	0	0	3	7	0.00	3.000					
Jerry Walker, R ERA: 3.49 (8, 1)	1.0		4	0	0	0	0	1	0	0	0	0	0	3	7	0.00	1.000					
Wes Stock, R ERA: 3.47 (9, 1)	4.0	L	20	3	4	4	5	4	1	0	0	0	0	25	45	9.00	1.750					

Washington Senators @ Baltimore Orioles
Memorial Stadium, Baltimore, MD

Wed Aug 17 1960, 7:05 PM EDT
Alt. 18,280 - Unknown

AB 43
R 11
H 10
RBI 11
BB 11
SO 7
LOB 19



Batter	1	2	3	4	5	6	7	8	9	10	11	12	AB	R	H	RBI	BB	SO	LOB	BOTTOM		
Jackie Brandt, R OBP: 0.329, SLG: 0.440 (1, 8)	K		6-3					E7	F2		6-3		6	1	2	1	0	1	2			
Al Pitarck, L OBP: 0.325, SLG: 0.374 (1, 9)	L9		F8										5	1	1	1	1	0	0			
Gene Woodling, L OBP: 0.392, SLG: 0.393 (1, 7)	F6												6	0	1	0	0	0	2			
Jim Gentile, L OBP: 0.426, SLG: 0.546 (1, 3)													6	2	2	1	0	0	1			
Brooks Robinson, R OBP: 0.342, SLG: 0.452 (1, 5)													6	0	3	0	0	0	1			
Gus Triandos, R OBP: 0.336, SLG: 0.394 (1, 2)													4	1	3	2	0	1	1			
Ron Hansen, R OBP: 0.336, SLG: 0.456 (1, 6)													5	1	1	1	1	1	4			
Mary Breeding, R OBP: 0.315, SLG: 0.335 (1, 4)													3	0	0	0	0	0	2			
Clint Courtney, L OBP: 0.374, SLG: 0.266 (8, PR)													0	0	0	1	0	0	0			
Jim Busby, R OBP: 0.331, SLG: 0.304 (8, PR)													0	1	0	0	0	0	0			
Billy Klau, L OBP: 0.344, SLG: 0.429 (9, 4)													1	0	0	0	0	0	2			
Jack Fisher, R ERA: 3.59 (1, 1)	6.0		24	6	3	3	2	4	0	0	0	0	0	2	28	4.50	1.000					
Chuck Stobbs, L ERA: 4.16 (7, 1)	0.2		5	2	1	1	0	1	0	0	0	0	0	1	4	13.50	4.500					
Ray Moore, R ERA: 3.69 (7, 1)	1.0		6	2	3	3	1	1	0	0	0	0	0	2	7	27.00	3.000					
Hal Woodeshick, L ERA: 4.22 (8, 1)	0.0		1	1	0	0	0	0	0	0	0	0	0	0	1	∞	∞					
Tex Clevenger, R ERA: 3.92 (8, 1)	4.1	W	16	3	0	0	0	0	1	0	0	0	0	15	19	0.00	0.692					
Inning Stats	R: 0 E: 0 K: 1 S: 5	H: 0 LOB: 0 BB: 0 P: 5	R: 1 E: 0 K: 0 S: 5	H: 2 LOB: 1 BB: 0 P: 5	R: 0 E: 0 K: 0 S: 3	H: 0 LOB: 0 BB: 0 P: 3	R: 0 E: 0 K: 0 S: 3	H: 0 LOB: 0 BB: 0 P: 3	R: 0 E: 0 K: 1 S: 8	H: 3 LOB: 1 BB: 0 P: 8	R: 3 E: 0 K: 1 S: 8	H: 3 LOB: 2 BB: 1 P: 12	R: 0 E: 0 K: 0 S: 3	H: 0 LOB: 0 BB: 0 P: 3	R: 0 E: 0 K: 0 S: 3	H: 1 LOB: 1 BB: 1 P: 7	R: 0 E: 0 K: 0 S: 3	H: 0 LOB: 0 BB: 0 P: 3	1B: 5 2B: 5 3B: 0 HR: 5	SF: 1 SAC: 1 DP: 1 HBP: 0	WP: 0 PB: 0 SB: 0 CS: 0	PA: 52
PITCHER	IP	WLS	BF	H	R	ER	SO	BB	IBB	HBP	BLK	WP	HR	S	P	ERA	WHIP					
Don Lee, R ERA: 3.59 (1, 1)	6.0		24	6	3	3	2	4	0	0	0	0	0	2	28	4.50	1.000					
Chuck Stobbs, L ERA: 4.16 (7, 1)	0.2		5	2	1	1	0	1	0	0	0	0	0	1	4	13.50	4.500					
Ray Moore, R ERA: 3.69 (7, 1)	1.0		6	2	3	3	1	1	0	0	0	0	0	2	7	27.00	3.000					
Hal Woodeshick, L ERA: 4.22 (8, 1)	0.0		1	1	0	0	0	0	0	0	0	0	0	0	1	∞	∞					
Tex Clevenger, R ERA: 3.92 (8, 1)	4.1	W	16	3	0	0	0	0	1	0	0	0	0	15	19	0.00	0.692					

Washington Senators @ Baltimore Orioles
Memorial Stadium, Baltimore, MD

Wed Aug 17 1960, 7:05 PM EDT
Alt. 18,280 - Unknown

AB 47
R 7
H 14
RBI 7
BB 3
SO 3
LOB 16



Batter	1	2	3	4	5	6	7	8	9	AB	R	H	RBI	BB	SO	LOB	TOP		
Billy Gardner, R OBP: 0.326, SLG: 0.380 (1, 4)										5	1	2	1	0	1	2	Washington Senators @ Baltimore Orioles Memorial Stadium, Baltimore, MD Thu Aug 18 1960, 7:05 PM EDT Att: 12,374 - Unknown		
Lenny Green, L OBP: 0.356, SLG: 0.382 (1, 8)										4	1	2	2	0	0	0			
Harmon Killebrew, R OBP: 0.371, SLG: 0.515 (1, 3)										5	1	1	3	0	1	3			
Jim Lemon, R OBP: 0.371, SLG: 0.519 Dan Dobbek, L OBP: 0.313, SLG: 0.374 (6, 7)										3	0	1	0	0	1	1			
Reno Bertoia, R OBP: 0.340, SLG: 0.378 (1, 5)										5	0	2	0	0	1	0			
Bob Allison, R OBP: 0.377, SLG: 0.432 (1, 9)										3	1	0	0	1	0	2			
Earl Batley, R OBP: 0.343, SLG: 0.407 (1, 2)										3	1	1	0	1	0	2			
Jose Valdivielso, R OBP: 0.283, SLG: 0.257 Elmer Valo, L OBP: 0.391, SLG: 0.255 Billy Consolo, R OBP: 0.341, SLG: 0.336 (7, 6)										2	1	1	1	0	1	1			
Jack Kralick, L OBP: 0.174, SLG: 0.095 Rudy Hernandez, R OBP: 0.197, SLG: 0.157 Faye Throneberry, L OBP: 0.327, SLG: 0.328 Tom Morgan, R Julio Becquer, L OBP: 0.281, SLG: 0.397 (9, PH)										1	0	1	1	0	0	0			
Inning Stats	R: 0 E: 0 K: 2 S: 8	H: 1 LOB: 1 BB: 0 P: 8	R: 2 E: 1 K: 1 S: 7	H: 2 LOB: 1 BB: 1 P: 11	R: 0 E: 0 K: 1 S: 3	H: 1 LOB: 0 BB: 0 P: 3	R: 0 E: 0 K: 1 S: 5	H: 0 LOB: 0 BB: 1 P: 9	R: 0 E: 0 K: 1 S: 6	H: 1 LOB: 1 BB: 0 P: 6	R: 2 E: 0 K: 0 S: 4	H: 2 LOB: 1 BB: 2 P: 12	R: 0 E: 0 K: 0 S: 4	H: 1 LOB: 0 BB: 0 P: 4	R: 4 E: 0 K: 1 S: 9	H: 4 LOB: 0 BB: 0 P: 9		1B: 10 2B: 2 3B: 0 HR: 1	SF: 1 SAC: 0 DP: 2 HBP: 0
PITCHER	IP WLS BF H R ER SO BB IBB HBP BLK WP HR S P ERA WHIP																		
Mitt Pappas, R ERA: 4.02 Jerry Walker, R ERA: 3.55 (9, 1)	8.1 W 38 12 7 6 6 4 0 0 0 3 0 46 62 6.48 1.920																		

Batter	1	2	3	4	5	6	7	8	9	AB	R	H	RBI	BB	SO	LOB	BOTTOM		
Jackie Brandt, R OBP: 0.330, SLG: 0.440 (1, 9)										4	1	2	3	0	1	0	Washington Senators @ Baltimore Orioles Memorial Stadium, Baltimore, MD Thu Aug 18 1960, 7:05 PM EDT Att: 12,374 - Unknown		
Jim Busby, R OBP: 0.319, SLG: 0.292 (1, 8)										5	1	0	0	0	1	3			
Brooks Robinson, R OBP: 0.344, SLG: 0.452 (1, 5)										4	1	2	1	0	0	0			
Jim Gentile, L OBP: 0.424, SLG: 0.540 (1, 3)										3	1	0	0	1	0	1			
Ron Hansen, R OBP: 0.335, SLG: 0.454 (1, 6)										4	1	1	2	0	1	1			
Gus Triandos, R OBP: 0.335, SLG: 0.392 Gene Woodling, L OBP: 0.393, SLG: 0.394 Clint Courtney, L OBP: 0.370, SLG: 0.262 (4, 2)										1	0	0	0	0	0	0			
Dave Nicholson, R OBP: 0.309, SLG: 0.389 Gene Stephens, L OBP: 0.316, SLG: 0.372 (4, 7)										1	1	1	0	0	0	0			
Mary Breeding, R OBP: 0.319, SLG: 0.336 (1, 4)										2	1	1	1	2	0	0			
Mitt Pappas, R OBP: 0.115, SLG: 0.104 Jerry Walker, S OBP: 0.389, SLG: 0.412 (9, 1)										2	0	0	0	0	1	1			
Inning Stats	R: 0 E: 0 K: 1 S: 5	H: 0 LOB: 0 BB: 0 P: 5	R: 0 E: 0 K: 1 S: 5	H: 0 LOB: 0 BB: 0 P: 5	R: 0 E: 1 K: 0 S: 10	H: 6 LOB: 1 BB: 2 P: 18	R: 0 E: 0 K: 1 S: 5	H: 0 LOB: 0 BB: 0 P: 5	R: 0 E: 0 K: 0 S: 3	H: 0 LOB: 0 BB: 0 P: 3	R: 1 E: 1 K: 0 S: 4	H: 0 LOB: 1 BB: 1 P: 8	R: 0 E: 0 K: 0 S: 4	H: 1 LOB: 1 BB: 0 P: 4	R: 1 E: 0 K: 1 S: 7	H: 2 LOB: 1 BB: 0 P: 7		1B: 8 2B: 0 3B: 0 HR: 1	SF: 1 SAC: 2 DP: 0 HBP: 0
PITCHER	IP WLS BF H R ER SO BB IBB HBP BLK WP HR S P ERA WHIP																		
Jack Kralick, L ERA: 3.92 Rudy Hernandez, R ERA: 3.45 Tom Morgan, R ERA: 3.97 (7, 1)	2.1 L 14 4 2 0 1 1 0 0 0 1 0 16 24 0.00 0.818																		

Batter	1	2	3	4	5	6	7	8	9	AB	R	H	RBI	BB	SO	LOB	TOP				
Jackie Brandt, R OBP: 0.333, SLG: 0.443										5	2	3	0	0	1	1					
Al Pilarcik, L OBP: 0.321, SLG: 0.368										5	0	1	0	0	1	3					
Brooks Robinson, R OBP: 0.342, SLG: 0.452										5	0	1	1	0	2	2					
Jim Gentile, L OBP: 0.422, SLG: 0.535										3	1	0	0	1	1						
Ron Hansen, R OBP: 0.338, SLG: 0.464										4	2	3	3	0	0						
Gus Triandos, R OBP: 0.333, SLG: 0.387										3	0	0	0	1	0	2					
Dave Nicholson, R Gene Woodling, L (6, PH)										2	0	0	0	0	1	1	AB 37				
Mary Breeding, R Bob Boyd, L (8, PH)										2	1	1	1	0	0	1	R 6				
Billy Klaus, L Chuck Estrada, R										3	0	0	0	0	3	1	H 10				
Billy Hoelt, L Jack Fisher, R										1	0	0	0	0	0	0	RBI 6				
Clint Courtney, L										0	0	0	0	0	0	0	BB 2				
Inning Stats	R: 3 E: 0 K: 1 S: 7	H: 2 LOB: 1 BB: 2 P: 15	R: 0 E: 1 K: 2 S: 8	H: 0 LOB: 1 BB: 0 P: 8	R: 0 E: 0 K: 1 S: 5	H: 0 LOB: 0 BB: 0 P: 5	R: 0 E: 0 K: 2 S: 7	H: 0 LOB: 0 BB: 0 P: 7	R: 1 E: 0 K: 2 S: 9	H: 3 LOB: 1 BB: 0 P: 9	R: 0 E: 0 K: 0 S: 3	H: 0 LOB: 0 BB: 0 P: 3	R: 0 E: 0 K: 0 S: 4	H: 1 LOB: 1 BB: 0 P: 4	R: 0 E: 0 K: 2 S: 8	H: 1 LOB: 1 BB: 0 P: 8	1B: 7 2B: 1 3B: 1 HR: 1	SF: 0 SAC: 0 DP: 0 HBP: 0	WP: 0 PB: 0 SB: 0 CS: 0	PA: 39	
PITCHER	IP	WLS	BF	H	R	ER	SO	BB	IBB	HBP	BLK	WP	HR	S	P	ERA	WHIP				
Bill Monbouquette, R ERA: 3.94	6.0	W	28	8	6	6	10	2	0	0	0	0	1	46	54	9.00	1.667				
Mike Formeiles, R ERA: 2.69	3.0	S	11	2	0	0	2	0	0	0	0	0	0	15	15	0.00	0.667				
Pete Runnels, L										3	2	1	0	1	0	1					
Willie Tasby, R										5	2	3	0	0	0	4					
Ted Williams, L Carroll Hardy, R										4	3	3	6	1	0	0					
Vic Wertz, L										5	0	1	0	0	0	3					
Russ Nixon, L										5	0	2	1	0	0	3					
Frank Malzone, R									4	0	0	0	0	1	3						
Lou Clinton, R										3	1	1	0	1	2		AB 36				
Don Buddin, R										4	0	2	1	0	1	2	R 8				
Bill Monbouquette, R Pumpsie Green, S Mike Formeiles, R										2	0	0	0	0	1	2	H 14				
Inning Stats	R: 0 E: 0 K: 0 S: 4	H: 1 LOB: 2 BB: 1 P: 8	R: 0 E: 0 K: 0 S: 4	H: 1 LOB: 3 BB: 2 P: 12	R: 1 E: 1 K: 3 S: 12	H: 2 LOB: 2 BB: 0 P: 12	R: 3 E: 0 K: 1 S: 7	H: 2 LOB: 0 BB: 0 P: 8	R: 0 E: 0 K: 0 S: 3	H: 0 LOB: 0 BB: 0 P: 3	R: 3 E: 0 K: 0 S: 7	H: 5 LOB: 1 BB: 0 P: 7	R: 1 E: 0 K: 0 S: 5	H: 2 LOB: 1 BB: 0 P: 5	R: 0 E: 0 K: 0 S: 3	H: 1 LOB: 0 BB: 0 P: 3	1B: 10 2B: 1 3B: 1 HR: 2	SF: 0 SAC: 1 DP: 1 HBP: 1	WP: 0 PB: 0 SB: 0 CS: 0	PA: 41	
PITCHER	IP	WLS	BF	H	R	ER	SO	BB	IBB	HBP	BLK	WP	HR	S	P	ERA	WHIP				
Chuck Estrada, R ERA: 3.67	5.1	L	30	10	7	6	4	3	0	1	0	0	2	34	47	10.12	2.438				
Billy Hoelt, L ERA: 4.32	0.1		2	1	0	0	0	0	0	0	0	0	0	2	2	0.00	3.000				
Jack Fisher, R ERA: 3.6	2.1		9	3	1	1	0	0	0	0	0	0	0	9	9	3.86	1.286				

Baltimore Orioles @ Boston Red Sox
Fenway Park, Boston, MA
Sat Aug 20 1960, 3:33 AM EDT
Att: 17,437 - Unknown

AB 37
R 6
H 10
RBI 6
BB 2
SO 12
LOB 13



Baltimore Orioles @ Boston Red Sox
Fenway Park, Boston, MA
Sat Aug 20 1960, 3:33 AM EDT
Att: 17,437 - Unknown

AB 36
R 8
H 14
RBI 8
BB 3
SO 4
LOB 20



Batter	1	2	3	4	5	6	7	8	9	AB	R	H	RBI	BB	SO	LOB	TOP						
Jackie Brandt, R OBP: 0.334, SLG: 0.442 (1, 8)	F2		1B		K		BB 1B	F9									5 1 2 1 0 1 3						
Gene Woodling, L OBP: 0.391, SLG: 0.398 Al Pilarcik, L OBP: 0.321, SLG: 0.368 (1, 7) (9, 9)	6-3		F2		1B		F9		3-1								5 0 1 1 0 0 3 0 0 0 0 0 0 0						
Brooks Robinson, R OBP: 0.341, SLG: 0.448 (1, 5)	F9		F9		F8		BB 1B		1-4-3								4 1 0 0 1 0 2						
Jim Gentile, L OBP: 0.422, SLG: 0.530 (1, 3)		F2		F7		F7		PB 1B	E 2B								4 1 1 3 1 0 0						
Ron Hansen, R OBP: 0.339, SLG: 0.466 (1, 6)	F8		1B		K		P4		2B								5 0 2 1 0 1 1						
Gus Triandos, R OBP: 0.335, SLG: 0.382 (1, 2)	BB		K		BB				5-3								3 0 0 0 2 2 2						
Gene Stephens, L OBP: 0.315, SLG: 0.367 (1, 9) (9, 7)	F5		F9		G3		SH1-3 BB										3 0 0 0 1 0 3						
Mary Breeding, R OBP: 0.320, SLG: 0.342 (1, 4)			F2 1B		1B		K		SH1-3 1B								4 2 3 0 0 1 0						
Hal Brown, R OBP: 0.342, SLG: 0.250 (1, 1)	F2		F2		F2		BB 1B		SH1-3								2 1 0 0 1 0 2						
Inning Stats	R: 0 E: 0 K: 0 S: 3	H: 0 LOB: 0 BB: 0 P: 3	R: 0 E: 0 K: 0 S: 3	H: 0 LOB: 1 BB: 1 P: 7	R: 1 E: 0 K: 0 S: 5	H: 2 LOB: 1 BB: 0 P: 5	R: 0 E: 0 K: 1 S: 6	H: 1 LOB: 1 BB: 0 P: 6	R: 1 E: 0 K: 1 S: 7	H: 2 LOB: 1 BB: 0 P: 7	R: 0 E: 0 K: 1 S: 5	H: 0 LOB: 1 BB: 1 P: 9	R: 3 E: 0 K: 1 S: 7	H: 2 LOB: 1 BB: 2 P: 15	R: 0 E: 0 K: 1 S: 6	H: 1 LOB: 2 BB: 1 P: 10	R: 1 E: 1 K: 0 S: 4	H: 1 LOB: 1 BB: 1 P: 8	1B: 6 2B: 3 3B: 0 HR: 0	SF: 0 SAC: 1 DP: 0 HBP: 0	WP: 0 PB: 1 SB: 1 CS: 0	PA: 42	
PITCHER	IP WLS BF H R ER SO BB IBB HBP BLK WP HR S P ERA WHIP	7.0 L 32 7 5 5 4 4 0 0 0 0 0 36 52 6.43 1.571	2.0 10 2 1 1 1 2 0 0 0 0 0 10 18 4.50 2.000																				

Baltimore Orioles @ Boston Red Sox
Fenway Park, Boston, MA
Sat Aug 20 1960, 7:05 PM EDT
Att: 20,177 - Unknown

AB 35
R 6
H 9
RBI 6
BB 6
SO 5
LOB 16



Batter	1	2	3	4	5	6	7	8	9	AB	R	H	RBI	BB	SO	LOB	BOTTOM					
Pumpsie Green, S OBP: 0.343, SLG: 0.322 (1, 4) (8, 6)	G4-6-3 1B		5-3			P2		G4-6-3									4 0 1 0 0 0 1					
Willie Tasby, R OBP: 0.373, SLG: 0.351 (1, 8)	G4-6-3 1-2			P6		1B		4-3									4 0 1 0 0 0 1					
Vic Wertz, L OBP: 0.334, SLG: 0.477 (1, 3)	F9			F9		L3		P6									4 0 0 0 0 0 1					
Russ Nixon, L OBP: 0.340, SLG: 0.436 (1, 2)		FC6-4 1B		1B				P5									4 0 3 0 0 0 0					
Frank Matzone, R OBP: 0.334, SLG: 0.422 (1, 5)	F8			P4		F8		1B									4 0 1 0 0 0 3					
Rip Repulski, R OBP: 0.293, SLG: 0.402 (1, 7)	K			F9		FC6 1B		1-3									4 0 1 0 0 1 2					
Carroll Hardy, R OBP: 0.197, SLG: 0.200 (1, 9)	FC6-4 1-2			K		F8											3 0 0 0 0 1 3					
Don Buddin, R OBP: 0.337, SLG: 0.357 Ted Williams, L OBP: 0.460, SLG: 0.676 Tom Sturdivant, L OBP: 0.190, SLG: 0.200 (1, 6) (7, PH) (8, 1)			P5		F8		FC6 1-2										2 0 0 0 0 0 0 1 0 0 0 0 0 2 0 0 0 0 0 0 0					
Earl Wilson, R OBP: 0.143, SLG: 0.077 Pete Runnels, L OBP: 0.386, SLG: 0.390 (1, 1) (8, 4)			K		6-3		G4-6-3 1B										2 0 0 0 0 1 0 1 0 1 0 0 0 0					
Inning Stats	R: 0 E: 0 K: 0 S: 3	H: 1 LOB: 0 BB: 0 P: 3	R: 0 E: 0 K: 1 S: 6	H: 1 LOB: 0 BB: 0 P: 6	R: 0 E: 0 K: 1 S: 5	H: 0 LOB: 0 BB: 0 P: 5	R: 0 E: 0 K: 0 S: 4	H: 1 LOB: 1 BB: 0 P: 4	R: 0 E: 0 K: 0 S: 5	H: 1 LOB: 2 BB: 0 P: 5	R: 0 E: 0 K: 0 S: 3	H: 1 LOB: 0 BB: 0 P: 3	R: 0 E: 0 K: 0 S: 4	H: 1 LOB: 1 BB: 0 P: 4	1B: 8 2B: 0 3B: 0 HR: 0	SF: 0 SAC: 0 DP: 2 HBP: 0	WP: 0 PB: 0 SB: 0 CS: 0	PA: 33				
PITCHER	IP WLS BF H R ER SO BB IBB HBP BLK WP HR S P ERA WHIP	9.0 W 33 8 0 0 3 0 0 0 0 0 39 39 0.00 0.889																				

Baltimore Orioles @ Boston Red Sox
Fenway Park, Boston, MA
Sat Aug 20 1960, 7:05 PM EDT
Att: 20,177 - Unknown


AB 33
R 0
H 8
RBI 0
BB 0
SO 3
LOB 13



Batter	1	2	3	4	5	6	7	8	9	AB	R	H	RBI	BB	SO	LOB	TOP								
Jackie Brandt, R OBP: 0.330, SLG: 0.436 (1, 8)	F2		6-3		F8		G4-3		4-3	5	0	0	0	0	0	1									
Gene Woodling, L OBP: 0.392, SLG: 0.399 Dave Nicholson, R OBP: 0.310, SLG: 0.381 Al Pilarcik, L OBP: 0.321, SLG: 0.368 (1, 7)					F2		F8		1B SF9 BB	4	0	2	0	0	0	0									
Brooks Robinson, R OBP: 0.341, SLG: 0.447 (1, 5)	F4			FC3-6 1B HR	6-3				2B E 1B	5	2	2	0	0	0	2									
Jim Gentile, L OBP: 0.418, SLG: 0.530 (1, 3)	4-3			E8 HR			F9		SF9	4	2	1	1	0	0	2									
Ron Hansen, R OBP: 0.340, SLG: 0.471 (1, 6)		K		HR IBB					F8	4	2	1	1	1	2	3									
Gus Triandos, R OBP: 0.337, SLG: 0.394 (1, 2)		F9		HR			F7			3	2	1	4	1	0	0									
Gene Stephens, L OBP: 0.311, SLG: 0.363 Walt Dropo, R OBP: 0.340, SLG: 0.378 Jim Busby, R OBP: 0.319, SLG: 0.292 (1, 9)		F9		HR	P6		K		E5 FC5-4	3	0	0	0	0	1	0									
Mary Breeding, R OBP: 0.322, SLG: 0.345 (1, 4)			F3				SH G4-3 2B		FC5-4	4	1	2	1	0	0	1									
Steve Barber, L OBP: 0.128, SLG: 0.068 Wes Stock, R (8, 1)			K		K		SH G4-3		K	3	0	0	0	0	3	2									
Inning Stats	R: 0 E: 0 K: 0 S: 4	H: 1 LOB: 1 BB: 0 P: 4	R: 0 E: 0 K: 1 S: 5	H: 0 LOB: 0 BB: 0 P: 5	R: 0 E: 0 K: 1 S: 5	H: 0 LOB: 0 BB: 0 P: 5	R: 4 E: 1 K: 1 S: 9	H: 3 LOB: 1 BB: 1 P: 13	R: 0 E: 0 K: 0 S: 3	H: 0 LOB: 0 BB: 0 P: 3	R: 1 E: 0 K: 1 S: 6	H: 1 LOB: 0 BB: 0 P: 6	R: 1 E: 0 K: 0 S: 4	H: 1 LOB: 0 BB: 0 P: 4	R: 3 E: 1 K: 2 S: 10	H: 2 LOB: 1 BB: 1 P: 14	R: 1 E: 0 K: 0 S: 4	H: 1 LOB: 1 BB: 1 P: 8	1B: 5 2B: 2 3B: 0 HR: 2	SF: 1 SAC: 1 DP: 1 HBP: 0	WP: 0 PB: 0 SB: 0 CS: 0	PA: 41			
PITCHER	IP	WLS	BF	H	R	ER	SO	BB	IBB	HBP	BLK	WP	HR	S	P	ERA	WHIP								
Ike Delock, R ERA: 5.17 (1, 1)	4.0	L	18	4	4	3	3	0	1	0	0	0	1	23	27	6.75	1.000								
Frank Sullivan, R ERA: 5.98 (5, 1)	3.0		11	2	2	2	1	0	0	0	0	0	1	13	13	6.00	0.667								
Tom Borland, L ERA: 6.35 (8, 1)	1.0		7	2	3	1	2	0	1	0	0	0	0	10	14	9.00	2.000								
Ted Wills, L ERA: 6.55 (9, 1)	1.0		5	1	1	1	0	1	0	0	0	0	0	4	8	9.00	2.000								

Baltimore Orioles @ Boston Red Sox
Fenway Park, Boston, MA
Sun Aug 21 1960, 3:33 AM EDT
Att: 23,141 - Unknown


AB 36
R 10
H 9
RBI 8
BB 3
SO 6
LOB 12



Batter	1	2	3	4	5	6	7	8	9	AB	R	H	RBI	BB	SO	LOB	BOTTOM								
Pete Runnels, L OBP: 0.384, SLG: 0.386 (1, 4)	K		5-3		4-3		1B 3-1 BB		6-3	4	1	0	0	1	1	1									
Willie Tasby, R OBP: 0.373, SLG: 0.352 (1, 8)	L8		FC4-6 1B		4-3		3-1 BB 1B		P3	5	0	2	1	0	0	1									
Ted Williams, L OBP: 0.459, SLG: 0.668 (1, 7)			FC4-6 1B		6-3		3-1 BB		K	4	0	1	0	1	1	1									
Vic Wertz, L OBP: 0.332, SLG: 0.473 (1, 3)	K		FC5-4 1B				4-3 3-1		G3	5	0	1	1	0	1	3									
Frank Matzone, R OBP: 0.333, SLG: 0.420 (1, 5)			G6-4-3 1B				F7 P6		3-1	5	0	1	0	0	0	4									
Haywood Sullivan, R OBP: 0.285, SLG: 0.259 (1, 2)		G6-4-3			6-3		FC6-4 1B		F9	4	0	1	0	0	0	1									
Lou Clinton, R OBP: 0.273, SLG: 0.382 (1, 9)					K		FC6-4			4	1	2	1	0	1	1									
Don Buddin, R OBP: 0.343, SLG: 0.369 (1, 6)							1B BB		2B 3B	2	2	2	0	2	0	0									
Ike Delock, R OBP: 0.136, SLG: 0.100 Rip Riverton, R OBP: 0.295, SLG: 0.398 Frank Sullivan, R OBP: 0.222, SLG: 0.125 Jim Pappalardo, R OBP: 0.307, SLG: 0.533 Tom Borland, L (8, PH) Pumpsie Green, S OBP: 0.345, SLG: 0.233 Ted Wills, L OBP: 0.750 (9, 1)			5-3		4-1		K		2B	1	0	0	0	0	0	2									
Inning Stats	R: 0 E: 0 K: 2 S: 8	H: 1 LOB: 1 BB: 0 P: 8	R: 0 E: 0 K: 0 S: 5	H: 3 LOB: 2 BB: 0 P: 5	R: 0 E: 0 K: 1 S: 5	H: 2 LOB: 1 BB: 0 P: 5	R: 0 E: 0 K: 1 S: 5	H: 0 LOB: 1 BB: 1 P: 9	R: 0 E: 0 K: 0 S: 3	H: 0 LOB: 0 BB: 0 P: 3	R: 0 E: 0 K: 0 S: 4	H: 1 LOB: 1 BB: 0 P: 4	R: 2 E: 0 K: 1 S: 6	H: 1 LOB: 2 BB: 3 P: 18	R: 2 E: 0 K: 0 S: 6	H: 3 LOB: 1 BB: 0 P: 6	R: 0 E: 0 K: 1 S: 5	H: 0 LOB: 0 BB: 0 P: 5	1B: 7 2B: 2 3B: 1 HR: 1	SF: 0 SAC: 0 DP: 1 HBP: 0	WP: 0 PB: 0 SB: 0 CS: 0	PA: 41			
PITCHER	IP	WLS	BF	H	R	ER	SO	BB	IBB	HBP	BLK	WP	HR	S	P	ERA	WHIP								
Steve Barber, L ERA: 3.21 (1, 1)	7.1	W	35	10	4	4	4	4	0	0	0	0	0	8	55	4.91	1.909								
Wes Stock, R ERA: 3.24 (8, 1)	1.2	S	6	1	0	0	1	0	0	0	0	0	0	8	8	0.00	0.600								

Baltimore Orioles @ Boston Red Sox
Fenway Park, Boston, MA
Sun Aug 21 1960, 3:33 AM EDT
Att: 23,141 - Unknown

AB 37
R 4
H 11
RBI 4
BB 4
SO 5
LOB 16




Batter	1	2	3	4	5	6	7	8	9	10	11	AB	R	H	RBI	BB	SO	LOB	TOP				
Eddie Yost, R OBP: 0.408, SLG: 0.364 (1, 5)												5	0	0	0	0	2	2					
Chico Fernandez, R OBP: 0.307, SLG: 0.319 (1, 6)												5	0	0	0	0	2	2					
Norm Cash, L OBP: 0.405, SLG: 0.516 (1, 3)												4	2	1	0	1	1	0					
Charlie Maxwell, L OBP: 0.337, SLG: 0.463 (1, 7)												4	2	3	2	1	0	0					
Al Kaline, R OBP: 0.331, SLG: 0.387 (1, 8)												5	1	2	2	0	1	1					
Rocky Colavito, R OBP: 0.355, SLG: 0.484 (1, 9)												5	0	2	1	0	0	2					
Frank Bolling, R OBP: 0.309, SLG: 0.370 (1, 4)												4	0	0	0	1	1	2					
Harry Chitt, R OBP: 0.278, SLG: 0.311 (1, 2)												2	0	0	0	0	0	0					
Sandy Amoros, L OBP: 0.291, SLG: 0.185 (8, PH)												1	0	0	0	0	0	0					
Hank Foiles, R OBP: 0.353, SLG: 0.349 (8, 2)												2	0	0	0	0	0	1					
Phil Regan, R (1, 1)												2	0	0	0	0	1	0					
Neil Chrisley, L OBP: 0.313, SLG: 0.420 (8, PH)												0	0	0	0	1	0	0					
Dave Sisler, R OBP: 0.214, SLG: 0.083 (8, 1)												0	0	0	0	0	0	0					
Bill Fischer, R OBP: 0.296, SLG: 0.333 (9, 1)												1	0	1	0	0	0	0					
Inning Stats	R: 1 E: 0 K: 1 S: 8	H: 3 LOB: 2 BB: 0 P: 8	R: 0 E: 0 K: 2 S: 7	H: 0 LOB: 0 BB: 0 P: 7	R: 0 E: 0 K: 2 S: 7	H: 0 LOB: 0 BB: 0 P: 7	R: 0 E: 0 K: 0 S: 2	H: 0 LOB: 1 BB: 1 P: 6	R: 0 E: 0 K: 0 S: 5	H: 1 LOB: 1 BB: 0 P: 4	R: 0 E: 0 K: 0 S: 3	H: 0 LOB: 1 BB: 1 P: 7	R: 2 E: 0 K: 0 S: 5	H: 3 LOB: 0 BB: 0 P: 5	R: 0 E: 0 K: 1 S: 6	H: 1 LOB: 1 BB: 2 P: 6	R: 2 E: 0 K: 1 S: 6	H: 1 LOB: 1 BB: 2 P: 14	1B: 6 2B: 2 3B: 0 HR: 1	SF: 0 SAC: 0 DP: 1 HBP: 0	WP: 2 PB: 0 SB: 0 CS: 1	PA: 44	
PITCHER	IP: 8.1 ERA: 3.98	WLS: 1 BF: 32	H: 6 R: 3 ER: 3 SO: 6	BB: 2 IBB: 0 HBP: 0 BLK: 0	WP: 1 HR: 0 S: 42 P: 50	ERA: 3.24 WHIP: 0.960																	
Milt Pappas, R ERA: 3.98 (1, 1)																							
Hoyt Wilhelm, R ERA: 3.46 (9, 1)	0.0	1	1	0	0	0	0	0	0	1	0	1	1	∞	∞								
Wes Stock, R ERA: 3.58 (9, 1)	2.2	L	11	2	2	2	2	2	0	0	0	0	1	13	21	6.75	1.500						

Detroit Tigers @ Baltimore Orioles
Memorial Stadium, Baltimore, MD
Tue Aug 23 1960, 7:05 PM EDT
Att: 16,665 - Unknown

livebaseballscores.com

AB 40
R 5
H 9
RBI 5
BB 4
SO 8
LOB 10




Batter	1	2	3	4	5	6	7	8	9	10	11	AB	R	H	RBI	BB	SO	LOB	BOTTOM							
Jackie Brandt, R OBP: 0.326, SLG: 0.429 (1, 8)												6	0	0	0	0	1	5								
Gene Woodling, L OBP: 0.393, SLG: 0.401 (1, 7)												4	1	2	0	0	0	1								
Jim Busby, R OBP: 0.317, SLG: 0.290 (8, 8)												1	0	0	0	0	1	1								
Brooks Robinson, R OBP: 0.343, SLG: 0.446 (1, 5)												3	1	1	0	1	0	1								
Jim Gentile, L OBP: 0.416, SLG: 0.530 (1, 3)												4	0	1	1	0	1	3								
Al Pizarro, L OBP: 0.251, SLG: 0.368 (8, PR)												0	0	0	0	0	0	0								
Walt Dropo, R OBP: 0.337, SLG: 0.375 (9, 3)												1	0	0	0	0	0	0								
Ron Hansen, R OBP: 0.340, SLG: 0.474 (1, 6)												4	1	1	1	1	2	2								
Gus Triandos, R OBP: 0.335, SLG: 0.390 (1, 2)												5	0	1	1	0	3	2								
Gene Stephens, L OBP: 0.310, SLG: 0.358 (1, 9)												3	0	0	0	1	0	1								
Mary Breeding, R OBP: 0.324, SLG: 0.347 (1, 4)												3	0	2	0	0	0	0								
Bob Boyd, L OBP: 0.389, SLG: 0.424 (8, PH)												1	0	0	0	0	0	3								
Billy Klaus, L OBP: 0.333, SLG: 0.414 (9, 4)												1	0	0	0	0	0	1								
Milt Pappas, R OBP: 0.312, SLG: 0.118 (8, 1)												3	0	1	0	0	1	1								
Hoyt Wilhelm, R OBP: 0.303, SLG: 0.081 (8, 1)												0	0	0	0	0	0	0								
Wes Stock, R (8, 1)												0	0	0	0	0	0	0								
Dave Nicholson, R OBP: 0.315, SLG: 0.378 (8, 7)												1	0	0	0	1	1	1								
Clint Courtney, L OBP: 0.275, SLG: 0.289 (11, PH)												1	0	1	0	0	0	0								
Jerry Walker, R OBP: 0.285, SLG: 0.412 (11, PH)												0	0	0	0	0	0	0								
Inning Stats	R: 0 E: 0 K: 2 S: 8	H: 1 LOB: 2 BB: 1 P: 12	R: 0 E: 0 K: 1 S: 5	H: 0 LOB: 0 BB: 0 P: 5	R: 0 E: 0 K: 1 S: 5	H: 0 LOB: 0 BB: 0 P: 5	R: 0 E: 0 K: 0 S: 3	H: 0 LOB: 0 BB: 0 P: 3	R: 0 E: 0 K: 1 S: 7	H: 2 LOB: 2 BB: 0 P: 7	R: 2 E: 0 K: 0 S: 6	H: 3 LOB: 1 BB: 1 P: 6	R: 0 E: 0 K: 0 S: 4	H: 1 LOB: 1 BB: 0 P: 4	R: 1 E: 1 K: 0 S: 4	H: 2 LOB: 2 BB: 2 P: 12	R: 0 E: 0 K: 1 S: 5	H: 0 LOB: 1 BB: 1 P: 9	R: 0 E: 0 K: 2 S: 7	H: 0 LOB: 0 BB: 0 P: 7	R: 0 E: 0 K: 1 S: 8	H: 1 LOB: 1 BB: 2 P: 8	1B: 8 2B: 1 3B: 1 HR: 0	SF: 0 SAC: 1 DP: 1 HBP: 0	WP: 0 PB: 0 SB: 0 CS: 0	PA: 46
PITCHER	IP: 7.0 ERA: 4.38	WLS: 2 BF: 29	H: 7 R: 2 ER: 2 SO: 5	BB: 1 IBB: 0 HBP: 0 BLK: 0	WP: 0 HR: 0 S: 38 P: 42	ERA: 2.57 WHIP: 1.143																				
Phil Regan, R ERA: 4.38 (1, 1)																										
Dave Sisler, R ERA: 2.31 (8, 1)	1.0	6	2	1	1	0	2	0	0	0	0	0	0	4	12	9.00	4.000									
Bill Fischer, R ERA: 3.86 (9, 1)	3.0	W	11	1	0	0	5	1	0	0	0	0	0	20	24	0.00	0.667									

Detroit Tigers @ Baltimore Orioles
Memorial Stadium, Baltimore, MD
Tue Aug 23 1960, 7:05 PM EDT
Att: 16,665 - Unknown

livebaseballscores.com

AB 41
R 3
H 10
RBI 3
BB 4
SO 10
LOB 22



Batter	1	2	3	4	5	6	7	8	9	AB	R	H	RBI	BB	SO	LOB	TOP			
Eddie Yost, R (1, 5) OBP: 0.411, SLG: 0.365 Ozzie Virgil, R (5, PR) OBP: 0.238, SLG: 0.346	4-0 SH1-3 BB		0-0 BB		4-0 CS 6-3 BB			0-0 F8	0-3 K	1	0	1	0	2	0	0				
Coot Veal, R (1, 6) OBP: 0.483, SLG: 0.478 Neil Christley, L (8, PH) OBP: 0.316, SLG: 0.423 Chico Fernandez, R (8, 6) OBP: 0.307, SLG: 0.319	0-0 SH1-3		0-0 F5		0-0 6-3			0-0		2	0	0	0	0	0	2				
Norm Cash, L (1, 3) OBP: 0.404, SLG: 0.511	0-0 F8		4-0 FC6-4 BB		0-0 CS	0-0 4-3		0-0 G3		3	0	0	0	1	0	2				
Charlie Maxwell, L (1, 7) OBP: 0.334, SLG: 0.458	0-0 4-3		0-0 FC6-4		0-0 F7			0-0 5-3		4	0	0	0	0	0	3				
Al Kaline, R (1, 8) OBP: 0.332, SLG: 0.387		0-0 L6		0-0		0-0 L7		4-0 2B BB		3	1	1	0	1	0	0				
Rocky Colavito, R (1, 9) OBP: 0.334, SLG: 0.484		0-0 F7		0-3 K			0-3 K	0-0 1B 2B		4	1	1	1	0	2	1				
Frank Bolling, R (1, 4) OBP: 0.313, SLG: 0.375		0-0		0-3 K			0-0 G6-4-3 1B	4-0 1B BB		3	0	2	0	1	1	1				
Harry Chiti, R (1, 2) OBP: 0.275, SLG: 0.307 Steve Bilko, R (9, PH) OBP: 0.268, SLG: 0.373	0-0 5-3		0-3 K		0-0 G6-4-3		0-0 K	0-3 K		3	0	0	0	0	1	3				
Bob Bruce, R (1, 1) OBP: 0.320, SLG: 0.190 Pete Burnside, R (2, 1) OBP: 0.207, SLG: 0.148 Sandy Amoros, L (8, PH) OBP: 0.288, SLG: 0.182 Paul Foytack, R (8, 1) OBP: 0.318, SLG: 0.263 Lou Berberet, L (9, PH) OBP: 0.313, SLG: 0.259			0-0 F4		0-0 6-3		0-0 6-3	0-0 1B		0	0	0	0	0	0	0				
Inning Stats	R: 0 E: 0 K: 0 S: 3	H: 0 LOB: 1 BB: 1 P: 7	R: 0 E: 0 K: 0 S: 4	H: 1 LOB: 2 BB: 1 P: 4	R: 0 E: 0 K: 0 S: 4	H: 1 LOB: 2 BB: 1 P: 8	R: 0 E: 0 K: 3 S: 10	H: 1 LOB: 1 BB: 0 P: 10	R: 0 E: 0 K: 1 S: 5	H: 0 LOB: 0 BB: 0 P: 3	R: 0 E: 0 K: 1 S: 5	H: 1 LOB: 0 BB: 0 P: 5	R: 0 E: 0 K: 0 S: 4	H: 1 LOB: 1 BB: 0 P: 4	R: 2 E: 0 K: 2 S: 9	H: 2 LOB: 2 BB: 2 P: 17	1B: 5 2B: 2 3B: 0 HR: 0	SF: 0 SAC: 1 DP: 1 HBP: 0	WP: 0 PB: 0 SB: 0 CS: 1	PA: 38
PITCHER Jack Fisher, R (1, 1) ERA: 3.5	IP: 9.0 WLS: W BF: 37 H: 7 R: 2 ER: 2 SO: 6 BB: 5 IBB: 0 HBP: 0 BLK: 0 WP: 0 HR: 0 S: 44 P: 64 ERA: 2.00 WHIP: 1.333															PITCHER				

Detroit Tigers @ Baltimore Orioles
 Memorial Stadium, Baltimore, MD
 Wed Aug 24 1960, 7:05 PM EDT
 Att: 15,147 - Unknown

AB	31
R	2
H	7
RBI	2
BB	5
SO	6
LOB	16



Batter	1	2	3	4	5	6	7	8	9	AB	R	H	RBI	BB	SO	LOB	BOTTOM	
Jackie Brandt, R (1, 8) OBP: 0.324, SLG: 0.426	0-0 F7	0-0 BB E 1B	0-0 FC6-4			0-3 K	0-0 5-3			5	1	1	1	0	1	2		
Gene Woodling, L (1, 7) OBP: 0.398, SLG: 0.405 Jim Busby, R (7, PR) OBP: 0.317, SLG: 0.290	0-0 F7	4-0 E BB		0-0 G3 E 1B		0-0 1B	0-0 1B	2-3 1B		4	1	3	1	1	0	0		
Brooks Robinson, R (1, 5) OBP: 0.345, SLG: 0.452	0-0 BB S 1B	0-0 E9		0-0 F3		0-0 1B	0-0 F7			5	1	3	3	0	0	2		
Jim Gentile, L (1, 3) OBP: 0.413, SLG: 0.522	1-0 BB HBP	0-0 4-3		0-0 G3		0-0 4-3		0-0 L8		4	0	0	0	0	0	3		
Ron Hansen, R (1, 6) OBP: 0.343, SLG: 0.473	4-0 BB	4-0 BB		0-3 K		0-0 F9	0-0 BB 1B			3	0	1	0	2	1	1		
Gus Triandos, R (1, 2) OBP: 0.332, SLG: 0.384	0-0 F9	0-0 F7			0-0 5-3		4-0 2B BB	0-3 K		4	1	0	0	1	1	5		
Gene Stephens, L (1, 9) OBP: 0.312, SLG: 0.359 Dave Nicholson, R (5, PH) OBP: 0.310, SLG: 0.374 Al Pilarcik, L (6, 9) OBP: 0.329, SLG: 0.373		0-0 FC2-5 E 1B	0-0 5-3		0-3 K		0-0 2B 1B	4-0 BB 1B		2	0	1	0	0	0	0		
Mary Breeding, R (1, 4) OBP: 0.323, SLG: 0.348		0-0 FC5 1B	0-3 K		0-0 L8		0-0 1B 2B	0-0 F9		5	2	1	1	0	1	3		
Jack Fisher, R (1, 1) OBP: 0.298, SLG: 0.326		0-0 FC2-5 BB E 1B	0-0 FC6-4		0-0 F2		0-0 1B			4	2	2	2	0	0	2		
Inning Stats	R: 0 E: 0 K: 0 S: 4	H: 1 LOB: 3 BB: 1 P: 9	R: 5 E: 2 K: 0 S: 7	H: 3 LOB: 1 BB: 2 P: 15	R: 0 E: 0 K: 1 S: 6	H: 1 LOB: 1 BB: 0 P: 6	R: 0 E: 1 K: 1 S: 6	H: 1 LOB: 0 BB: 0 P: 6	R: 0 E: 0 K: 1 S: 7	H: 2 LOB: 2 BB: 0 P: 7	R: 4 E: 0 K: 0 S: 7	H: 4 LOB: 1 BB: 1 P: 11	R: 0 E: 0 K: 1 S: 6	H: 1 LOB: 2 BB: 1 P: 10	1B: 11 2B: 1 3B: 1 HR: 0	SF: 0 SAC: 0 DP: 0 HBP: 1	WP: 1 PB: 0 SB: 1 CS: 0	PA: 44
PITCHER Bob Bruce, R (1, 1) ERA: 3.59 Pete Burnside, L (2, 1) ERA: 3.94 Paul Foytack, R (8, 1) ERA: 6.3	IP: 1.1 WLS: L BF: 12 H: 4 R: 5 ER: 3 SO: 0 BB: 2 IBB: 0 HBP: 0 BLK: 0 WP: 1 HR: 0 S: 9 P: 18 ERA: 20.25 WHIP: 4.500															PITCHER		

Detroit Tigers @ Baltimore Orioles
 Memorial Stadium, Baltimore, MD
 Wed Aug 24 1960, 7:05 PM EDT
 Att: 15,147 - Unknown


AB	38
R	9
H	13
RBI	8
BB	5
SO	5
LOB	18



Batter	1	2	3	4	5	6	7	8	9	AB	R	H	RBI	BB	SO	LOB	TOP								
Eddie Yost, R OBP: 0.411, SLG: 0.363 Ozzie Virgil, R OBP: 0.235, SLG: 0.342	(1, 5) 0-3 K		(1, 5) 0-0 F3		(1, 5) 1-0 HBP		(1, 5) 0-3 K			2	0	0	0	0	1	0									
Norm Cash, L OBP: 0.402, SLG: 0.507	(1, 3) 0-3 K			(1, 3) 4-0 BB	(1, 3) 0-0 SF9			(1, 3) 0-3 K		2	0	0	1	1	2	0									
Al Kaline, R OBP: 0.331, SLG: 0.385	(1, 8) 0-0 1B			(1, 8) 0-0 FC5-4 HR	(1, 8) 0-0 L7			(1, 8) 0-3 K		4	1	1	0	0	1	2									
Charlie Maxwell, L OBP: 0.333, SLG: 0.463	(1, 7) 0-3 K			(1, 7) 0-0 HR		(1, 7) 0-0 3-1		(1, 7) 0-0 F4		4	1	1	2	0	1	1									
Frank Bolling, R OBP: 0.315, SLG: 0.376		(1, 4) 0-0 1B		(1, 4) 0-0 L6		(1, 4) 0-0 F6			(1, 4) 0-0 1B	4	0	2	0	0	0	0									
Rocky Colavito, R OBP: 0.335, SLG: 0.482		(1, 9) 0-0 G6-4-3		(1, 9) 4-0 BB		(1, 9) 4-0 BB		(1, 9) 0-0 G6-3		2	0	0	0	2	0	2									
Lou Berberet, L OBP: 0.312, SLG: 0.255		(1, 2) 0-3 K		(1, 2) 0-0 F5		(1, 2) 0-3 K		(1, 2) 4-0 BB		3	0	0	0	1	2	2									
Coot Veal, R OBP: 0.469, SLG: 0.538 Neil Chrissy, L OBP: 0.314, SLG: 0.421	(1, 6) 0-0 F5		(1, 6) 0-0 F5		(1, 6) 0-0 SF9		(1, 6) 0-0 F9		(1, 6) 0-3 K	3	1	1	0	0	0	0									
Frank Lary, R OBP: 0.208, SLG: 0.225	(1, 1) 0-3 K		(1, 1) 0-3 K		(1, 1) 0-3 K		(1, 1) 0-3 K			3	0	0	0	0	3	1									
Inning Stats	R: 0 E: 0 K: 3 S: 10	H: 1 LOB: 1 BB: 0 P: 10	R: 0 E: 0 K: 1 S: 5	H: 1 LOB: 0 BB: 0 P: 5	R: 0 E: 0 K: 1 S: 5	H: 0 LOB: 0 BB: 0 P: 5	R: 2 E: 0 K: 0 S: 4	H: 1 LOB: 1 BB: 2 P: 12	R: 1 E: 0 K: 1 S: 6	H: 1 LOB: 1 BB: 0 P: 7	R: 0 E: 0 K: 2 S: 5	H: 0 LOB: 0 BB: 0 P: 7	R: 0 E: 0 K: 2 S: 7	H: 0 LOB: 0 BB: 0 P: 7	R: 0 E: 0 K: 1 S: 5	H: 1 LOB: 1 BB: 1 P: 9	1B: 3 2B: 0 3B: 1 HR: 1	SF: 1 SAC: 0 DP: 2 HBP: 1	WP: 0 PB: 0 SB: 1 CS: 0	PA: 35					
PITCHER Chuck Estrada, R ERA: 3.63	(1, 1) 9.0	WLS: W	BF: 35	H: 5	R: 3	ER: 3	SO: 12	BB: 4	IBB: 0	HBP: 1	BLK: 0	WP: 0	HR: 1	S: 54	P: 71	ERA: 3.00	WHIP: 1.000								

Detroit Tigers @ Baltimore Orioles
Memorial Stadium, Baltimore, MD
 Thu Aug 25 1960, 7:05 PM EDT
 Att: 14,941 - Unknown


AB 29
R 3
H 5
RBI 3
BB 4
SO 12
LOB 9



Batter	1	2	3	4	5	6	7	8	9	AB	R	H	RBI	BB	SO	LOB	BOTTOM							
Jackie Brandt, R OBP: 0.325, SLG: 0.426	(1, 8) 0-0 F7		(1, 8) 0-0 6-3		(1, 8) 0-0 1B		(1, 8) 0-0 F2	(1, 8) 0-0 1B		5	0	2	1	0	0	0								
Al Pilarcik, L OBP: 0.337, SLG: 0.376	(1, 9) 0-0 G3		(1, 9) 4-0 BB		(1, 9) 0-0 F6		(1, 9) 0-0 1B	(1, 9) 0-0 F9		4	2	2	0	1	0	3								
Gene Woodling, L OBP: 0.399, SLG: 0.406 Gene Stephens, L OBP: 0.312, SLG: 0.359	(1, 7) 0-0 G3		(1, 7) 0-0 4-3		(1, 7) 0-0 1B		(1, 7) 0-0 1B	(1, 7) 0-0 HBP		4	1	2	2	0	0	1								
Jim Gentile, L OBP: 0.414, SLG: 0.531	(1, 3) 0-0 HR			(1, 3) 0-0 F5	(1, 3) 0-0 4-3			(1, 3) 1-0 HR		3	2	1	1	0	0	2								
Brooks Robinson, R OBP: 0.344, SLG: 0.451	(1, 5) 0-0 2-3			(1, 5) 0-0 1B		(1, 5) 0-0 6-3		(1, 5) 0-3 K		4	0	1	0	0	1	3								
Clint Courtney, L OBP: 0.376, SLG: 0.264 Jim Busby, R OBP: 0.317, SLG: 0.290 Gus Trandos, R OBP: 0.335, SLG: 0.398	(1, 2) 4-0 BB		(1, 2) 4-0 BB	(1, 2) 0-0 F7		(1, 2) 4-0 BB		(1, 2) 0-0 HR		1	0	0	0	2	0	1								
Billy Klaus, L OBP: 0.314, SLG: 0.387 Bob Boyd, L OBP: 0.384, SLG: 0.418 Ron Hansen, R OBP: 0.342, SLG: 0.472	(1, 6) 0-0 G4-6-3		(1, 6) 0-0 G4-6-3	(1, 6) 0-3 K		(1, 6) 0-0 G6-4-3		(1, 6) 0-0 F7		2	0	0	0	0	1	2								
Mary Breeding, R OBP: 0.322, SLG: 0.346	(1, 4) 0-0 6-3				(1, 4) 0-0 5-3		(1, 4) 0-0 5-3	(1, 4) 1-0 2B		3	1	0	0	0	0	0								
Chuck Estrada, R OBP: 0.208, SLG: 0.204	(1, 1) 0-0 4-3		(1, 1) 0-0 4-3		(1, 1) 4-0 1B		(1, 1) 0-3 K	(1, 1) 0-0 1B		3	2	1	1	1	1	0								
Inning Stats	R: 2 E: 1 K: 0 S: 5	H: 2 LOB: 0 BB: 0 P: 5	R: 0 E: 0 K: 0 S: 2	H: 0 LOB: 0 BB: 1 P: 6	R: 0 E: 0 K: 1 S: 6	H: 1 LOB: 1 BB: 0 P: 6	R: 0 E: 0 K: 1 S: 6	H: 1 LOB: 1 BB: 0 P: 6	R: 1 E: 0 K: 0 S: 2	H: 2 LOB: 2 BB: 1 P: 9	R: 0 E: 0 K: 1 S: 5	H: 0 LOB: 0 BB: 0 P: 5	R: 0 E: 0 K: 1 S: 10	H: 5 LOB: 1 BB: 0 P: 12	R: 6 E: 0 K: 1 S: 10	H: 7 LOB: 1 BB: 0 P: 12	1B: 7 2B: 1 3B: 0 HR: 2	SF: 0 SAC: 0 DP: 2 HBP: 2	WP: 0 PB: 0 SB: 0 CS: 0	PA: 38				
PITCHER Frank Lary, R ERA: 3.76	(1, 1) 8.0	WLS: L	BF: 38	H: 10	R: 9	ER: 9	SO: 3	BB: 4	IBB: 0	HBP: 2	BLK: 0	WP: 0	HR: 2	S: 38	P: 56	ERA: 10.12	WHIP: 1.750							

Detroit Tigers @ Baltimore Orioles
Memorial Stadium, Baltimore, MD
 Thu Aug 25 1960, 7:05 PM EDT
 Att: 14,941 - Unknown

AB 32
R 9
H 10
RBI 9
BB 4
SO 3
LOB 13



Batter	1	2	3	4	5	6	7	8	9	AB	R	H	RBI	BB	SO	LOB	TOP					
Bill Tuttle, R OBP: 0.323, SLG: 0.330 (1, 8)	4-0 WP BB BB		0-0 G6-3 1B			0-0 F9		0-0 SF8 BB 1B		3	0	2	0	1	0	0	Kansas City Athletics @ Baltimore Orioles Memorial Stadium, Baltimore, MD Fri Aug 26 1960, 7:05 PM EDT Unknown					
Jerry Lumpe, L OBP: 0.314, SLG: 0.350 (1, 4)	4-0		0-0 G6-3			0-0		0-3 K		2	0	1	0	1	0	1						
Ray Jablonski, R OBP: 0.333, SLG: 0.280 (8, PH)	1-2 WP BB		1-2			1B				1	0	0	0	0	1	2						
Bob Johnson, R OBP: 0.317, SLG: 0.221 (8, 4)	1-2 BB		1-2			1B				0	0	0	0	0	0	0						
Andy Carey, R OBP: 0.283, SLG: 0.424 (1, 5)	0-0 G3		0-0 F9			0-0 E3		4-0 BB		3	0	0	0	1	0	3						
Dick Williams, R OBP: 0.338, SLG: 0.418 (1, 3)	0-3 K		4-0 G6-4-3 BB			0-3 K		0-0 SF8		2	0	0	1	1	2	4						
Norm Siebern, L OBP: 0.371, SLG: 0.495 (1, 7)	0-0 F5		0-0 G6-4-3			0-3 K		0-0 F8		4	0	0	0	0	1	7						
Hank Bauer, R OBP: 0.326, SLG: 0.371 (1, 9)		0-0 4-3		0-0 5-3				0-0 K		4	0	0	0	0	1	0						
Pete Daley, R OBP: 0.273, SLG: 0.358 (1, 2)		0-3 K			0-0 5-3			0-3 K		4	0	0	0	0	2	0						
Ken Hamlin, R OBP: 0.306, SLG: 0.272 (1, 6)		0-0 FC6-4 1B			0-3 K			0-0 6-3		4	0	1	0	0	1	0						
Ned Garver, R OBP: 0.176, SLG: 0.133 (1, 1)		0-0 FC6-4			0-0 6-3			4-0 1B SF8 BB		2	1	0	0	1	0	1						
Inning Stats	R: 0 E: 0 K: 1 S: 5	H: 0 LOB: 2 BB: 2 P: 13	R: 0 E: 0 K: 1 S: 6	H: 1 LOB: 1 BB: 0 P: 6	R: 0 E: 0 K: 0 S: 3	H: 1 LOB: 0 BB: 0 P: 3	R: 0 E: 0 K: 0 S: 2	H: 0 LOB: 0 BB: 1 P: 6	R: 0 E: 0 K: 1 S: 5	H: 1 LOB: 2 BB: 0 P: 9	R: 0 E: 0 K: 1 S: 5	H: 0 LOB: 0 BB: 0 P: 5	R: 0 E: 0 K: 1 S: 5	H: 0 LOB: 0 BB: 0 P: 5	R: 1 E: 0 K: 1 S: 6	H: 1 LOB: 2 BB: 2 P: 14	R: 0 E: 0 K: 1 S: 5	H: 0 LOB: 0 BB: 0 P: 5	1B: 4 2B: 0 3B: 0 HR: 0	SF: 1 SAC: 0 DP: 2 HBP: 0	WP: 1 PB: 0 SB: 0 CS: 0	PA: 35
PITCHER Steve Barber, L ERA: 3.07 (1, 1)	IP: 9.0 WLS: W BF: 35 H: 4 R: 1 ER: 1 SO: 8 BB: 5 IBB: 0 HBP: 0 BLK: 0 WP: 1 HR: 0 S: 46 P: 66 ERA: 1.00 WHIP: 1.000															PITCHER	IP: 9.0 WLS: W BF: 35 H: 4 R: 1 ER: 1 SO: 8 BB: 5 IBB: 0 HBP: 0 BLK: 0 WP: 1 HR: 0 S: 46 P: 66 ERA: 1.00 WHIP: 1.000					

Batter	1	2	3	4	5	6	7	8	9	AB	R	H	RBI	BB	SO	LOB	BOTTOM					
Jackie Brandt, R OBP: 0.327, SLG: 0.427 (1, 8)	0-0 G3		0-0 S 1B			0-0 SH SF9 1B		0-0 F9		4	1	2	0	0	0	0	Kansas City Athletics @ Baltimore Orioles Memorial Stadium, Baltimore, MD Fri Aug 26 1960, 7:05 PM EDT Unknown					
Al Pilarcik, L OBP: 0.337, SLG: 0.375 (1, 9)	0-0 2-3		0-0 F7			0-0 SH SF9 1-3 1B		0-0 FC1-6 1B		3	0	1	0	0	0	1						
Brooks Robinson, R OBP: 0.344, SLG: 0.450 (1, 5)	0-0 1B		0-3 K			0-0 SF9		0-0 FC1-6 FC3-6 1B		3	0	1	1	0	1	2						
Jim Gentile, L OBP: 0.413, SLG: 0.527 (1, 3)	0-0 1B		0-0 F3			0-0 F3		0-0 FC3-6		4	0	1	0	0	0	2						
Ron Hansen, R OBP: 0.340, SLG: 0.467 (1, 6)	0-0 F8		0-0 5-3			0-3 K2-3		0-0 F7		4	0	0	0	0	1	3						
Clint Courtney, L OBP: 0.375, SLG: 0.265 (1, 2)		0-0 3-1				0-0 4-3				3	0	1	0	0	0	0						
Gus Triandos, R OBP: 0.337, SLG: 0.401 (8, 2)						0-0 4-3				1	0	1	0	0	0	0						
Jim Busby, R OBP: 0.317, SLG: 0.290 (8, PR)						0-0 FC5 BB 1B				0	1	0	0	0	0	0						
Gene Stephens, L OBP: 0.312, SLG: 0.356 (1, 7)		0-3 K				0-0 F4				2	0	0	0	1	1	0						
Gene Woodling, L OBP: 0.400, SLG: 0.410 (8, PH)						1-2 BB				1	0	1	0	0	0	0						
Mary Breeding, R OBP: 0.321, SLG: 0.345 (1, 4)		0-3 K				0-0 FC5				3	0	1	1	0	1	2						
Steve Barber, L OBP: 0.122, SLG: 0.065 (1, 1)			0-0 G3			0-3 K				2	0	0	0	0	1	0						
Inning Stats	R: 0 E: 0 K: 0 S: 5	H: 2 LOB: 0 BB: 0 P: 5	R: 0 E: 0 K: 2 S: 7	H: 0 LOB: 0 BB: 0 P: 7	R: 0 E: 0 K: 1 S: 6	H: 1 LOB: 1 BB: 0 P: 6	R: 0 E: 0 K: 0 S: 4	H: 1 LOB: 2 BB: 1 P: 8	R: 1 E: 1 K: 1 S: 7	H: 1 LOB: 1 BB: 0 P: 7	R: 0 E: 0 K: 1 S: 5	H: 0 LOB: 0 BB: 0 P: 5	R: 0 E: 0 K: 0 S: 3	H: 1 LOB: 1 BB: 0 P: 3	R: 0 E: 0 K: 0 S: 4	H: 1 LOB: 1 BB: 0 P: 4	R: 1 E: 0 K: 0 S: 3	H: 2 LOB: 2 BB: 0 P: 3	1B: 8 2B: 2 3B: 0 HR: 0	SF: 2 SAC: 2 DP: 1 HBP: 0	WP: 0 PB: 0 SB: 1 CS: 0	PA: 35
PITCHER Ned Garver, R ERA: 5.21 (1, 1)	IP: 8.1 WLS: L BF: 35 H: 9 R: 2 ER: 1 SO: 5 BB: 1 IBB: 0 HBP: 0 BLK: 0 WP: 0 HR: 0 S: 44 P: 48 ERA: 1.08 WHIP: 1.200															PITCHER	IP: 8.1 WLS: L BF: 35 H: 9 R: 2 ER: 1 SO: 5 BB: 1 IBB: 0 HBP: 0 BLK: 0 WP: 0 HR: 0 S: 44 P: 48 ERA: 1.08 WHIP: 1.200					



Batter	1	2	3	4	5	6	7	8	9	AB	R	H	RBI	BB	SO	LOB	TOP															
Russ Snyder, L (1,9) OBP: 0.308, SLG: 0.364	4-3		SF9 1-3 2B		6-3			4-3		4	0	1	0	0	0	0	Kansas City Athletics @ Baltimore Orioles Memorial Stadium, Baltimore, MD Fri Aug 26 1960, 7:05 PM EDT Att: 16,582 - Unknown															
Jerry Lumpe, L (1,4) OBP: 0.316, SLG: 0.354	1B		SF9			PB FC4-6 2B		4-3		3	2	2	1	0	0																	
Bill Tuttle, R (1,8) OBP: 0.325, SLG: 0.330	1B		6-3			FC4-6 BB		F9		3	0	1	0	1	0																	
Norm Siebern, L (1,7) OBP: 0.370, SLG: 0.493	G4-6-3 1B		F9			FC4-6 FC6-4		F8		4	0	1	2	0	2																	
Mary Throneberry, L (1,3) OBP: 0.302, SLG: 0.439	G4-6-3 1-2			K		K		4-3		4	0	0	0	0	2																	
Andy Carey, R (1,5)		F3		F6		FC6-4 1-2		E6		4	0	0	0	0	1																	
Danny Kravitz, L (1,2) OBP: 0.273, SLG: 0.383		F9		F5				E3 FC6-4		4	0	0	0	0	1																	
Ken Hamlin, R (1,6) OBP: 0.303, SLG: 0.269		F8			F6			FC6-4		4	0	0	0	0	2																	
Bud Daley, L (1,1) OBP: 0.257, SLG: 0.180					F2					1	1	1	0	0	0																	
John Tsitouris, R (3,1)										0	0	0	0	0	0																	
John Briggs, R (4,1) OBP: 0.091, SLG: 0.091			2B SF9 1B							1	0	0	0	0	0																	
Bob Davis, R (6,1) OBP: 0.333, SLG: 0.333										1	0	0	0	0	0																	
Inning Stats	R: 1 E: 0 K: 0 S: 5	H: 3 LOB: 1 BB: 0 P: 5	R: 0 E: 0 K: 0 S: 3	H: 0 LOB: 0 BB: 0 P: 3	R: 1 E: 0 K: 0 S: 5	H: 2 LOB: 1 BB: 0 P: 5	R: 0 E: 0 K: 1 S: 5	H: 0 LOB: 0 BB: 0 P: 5	R: 0 E: 0 K: 1 S: 6	H: 1 LOB: 1 BB: 1 P: 10	R: 0 E: 0 K: 0 S: 3	H: 0 LOB: 0 BB: 0 P: 3	R: 0 E: 2 K: 0 S: 5	H: 0 LOB: 0 BB: 0 P: 5	R: 0 E: 0 K: 0 S: 5	H: 0 LOB: 0 BB: 0 P: 5	1B: 4 2B: 2 3B: 0 HR: 0	SF: 1 SAC: 0 DP: 1 HBP: 0	WP: 0 PB: 1 SB: 0 CS: 0	PA: 35												
PITCHER	IP WLS BF H R ER SO BB IBB HBP BLK WP HR S P ERA WHIP																															
Hal Brown, R (1,1) ERA: 3.57	3.0		13	5	2	2	0	0	0	0	0	0	13	13	6.00	1.667																
Hoyt Wilhelm, R (4,1) ERA: 3.31	6.0	W	22	1	1	0	2	1	0	0	0	0	25	29	0.00	0.333																

Batter	1	2	3	4	5	6	7	8	9	AB	R	H	RBI	BB	SO	LOB	BOTTOM															
Jackie Brandt, R (1,9) OBP: 0.327, SLG: 0.425	1B	FC5-4 1-2 2-3	F9	F9		9-1-2-1-5 3-H		1B 1B		6	1	2	0	0	0	9	Kansas City Athletics @ Baltimore Orioles Memorial Stadium, Baltimore, MD Fri Aug 26 1960, 7:05 PM EDT Att: 16,582 - Unknown															
Gene Woodling, L (1,7) OBP: 0.400, SLG: 0.417	F9	K		4-3			K	1B 1B		6	1	2	1	0	2																	
Brooks Robinson, R (1,5) OBP: 0.342, SLG: 0.445	F9		1B WP BB	5-3	F8		5-3	F5		5	1	0	0	1	0																	
Walt Dropo, R (1,3) OBP: 0.345, SLG: 0.384										2	1	2	0	0	0																	
Jim Gentile, L (4,PH) OBP: 0.416, SLG: 0.530	BB		WP	WP	K					4	2	3	1	0	1																	
Dave Nicholson, R (9,9) OBP: 0.310, SLG: 0.374	1B		1B 1B	1B 1B	K		1B BB	1B		0	0	0	0	0	0																	
Ron Hansen, R (1,6) OBP: 0.344, SLG: 0.467	BB		HBP SF7 BB	2B 1B	F9		1B BB			2	2	1	1	3	0																	
Gus Triandos, R (1,2) OBP: 0.345, SLG: 0.410			SF7 HBP 1B	BB 2B			2B 1B BB	FC5 BB		4	2	3	3	1	1																	
Clint Courtney, L (9,2) OBP: 0.375, SLG: 0.265	K		SF7 HBP 1B	BB 2B			1B BB	FC5 BB		0	0	0	0	0	0																	
Jim Busby, R (1,8) OBP: 0.315, SLG: 0.288			F7				1B BB			1	0	0	0	0	0																	
Al Pilarcik, L (3,PH) OBP: 0.341, SLG: 0.375										0	0	0	0	0	0																	
Gene Stephens, L (3,FR) OBP: 0.319, SLG: 0.363			SF7 HBP	BB BB			1B G3 2B	1-2 BB		1	1	1	0	2	0																	
Mary Breeding, R (1,4) OBP: 0.324, SLG: 0.348		FC5-4 SH 1B	SF7			G3 2B 1B		FC5		3	0	2	2	1	0																	
Hal Brown, R (1,1) OBP: 0.342, SLG: 0.250										0	0	0	0	0	0																	
Bob Boyd, L (3,PH) OBP: 0.378, SLG: 0.412	SH									1	0	0	0	0	1																	
Hoyt Wilhelm, R (4,1) OBP: 0.119, SLG: 0.077			K			G3		1-3		2	0	0	2	1	0																	
Inning Stats	R: 0 E: 0 K: 1 S: 7	H: 2 LOB: 3 BB: 1 P: 11	R: 0 E: 0 K: 1 S: 7	H: 1 LOB: 2 BB: 0 P: 7	R: 3 E: 0 K: 1 S: 7	H: 2 LOB: 3 BB: 2 P: 16	R: 3 E: 0 K: 0 S: 6	H: 3 LOB: 3 BB: 3 P: 18	R: 1 E: 0 K: 1 S: 6	H: 1 LOB: 0 BB: 0 P: 6	R: 2 E: 0 K: 0 S: 4	H: 2 LOB: 0 BB: 1 P: 8	R: 1 E: 0 K: 1 S: 7	H: 2 LOB: 3 BB: 2 P: 15	R: 1 E: 0 K: 0 S: 5	H: 3 LOB: 2 BB: 0 P: 5	1B: 13 2B: 3 3B: 0 HR: 1	SF: 1 SAC: 1 DP: 1 HBP: 1	WP: 2 PB: 0 SB: 0 CS: 0	PA: 49												
PITCHER	IP WLS BF H R ER SO BB IBB HBP BLK WP HR S P ERA WHIP																															
Bud Daley, L (1,1) ERA: 4.65	2.0	L	15	5	3	3	2	3	0	0	0	0	16	28	13.50	4.000																
John Tsitouris, R (3,1) ERA: 6.19	1.2		11	3	3	3	1	2	0	1	0	10	19	16.20	3.000																	
John Briggs, R (4,1) ERA: 6.7	1.1		9	3	3	3	1	2	0	0	0	9	17	20.25	3.750																	
Bob Davis, R (6,1) ERA: 5.31	3.0		14	5	2	2	1	2	0	0	0	14	22	6.00	2.333																	



Batter	1	2	3	4	5	6	7	8	9	AB	R	H	RBI	BB	SO	LOB	TOP						
Bill Tuttle, R OBP: 0.326, SLG: 0.333 (1, 8)	6-3		SF9 1-3 2B		1B		E6 1B 2B	F8		5	2	2	0	0	0	0	Kansas City Athletics @ Baltimore Orioles Memorial Stadium, Baltimore, MD Sat Aug 27 1960, 3:33 AM EDT Att: 7,193 - Unknown livebaseballscorecards.com						
Jerry Lumpe, L OBP: 0.317, SLG: 0.355 (1, 4)	1-5-3		SF9		1B		E	F7		4	1	2	1	0	0	0							
Russ Snyder, L OBP: 0.306, SLG: 0.366 (1, 9)	G3		SF7		F7		E 1B 2B		G3	4	1	1	2	0	0	2							
Norm Siebern, L OBP: 0.370, SLG: 0.493 (1, 7)		1B BB	4-3		4-3		E5 1B			4	0	1	0	1	0	3							
Mary Throneberry, L OBP: 0.298, SLG: 0.433 (1, 3)		K			3-1		F3			3	0	0	0	0	1	1							
Dick Williams, R OBP: 0.342, SLG: 0.420 (7, PH)							1B			1	0	1	1	1	0	0							
Andy Carey, R OBP: 0.276, SLG: 0.412 (1, 5)	F3				FC4 1B		F4		F9	5	0	1	0	0	1	5							
Danny Kravitz, L OBP: 0.277, SLG: 0.380 (1, 2)					FC4 1B		1B BB		F7	4	0	1	0	1	0	5							
Ken Hamlin, R OBP: 0.303, SLG: 0.269 (1, 6)	L8				F7					4	0	1	0	0	0	5							
Ray Herbert, R OBP: 0.273, SLG: 0.250 (1, 1)			2B SF9 1B		F7		F4		F8	4	1	1	0	0	0	2							
Inning Stats	R: 0 E: 0 K: 0 S: 3	H: 0 LOB: 0 BB: 0 P: 3	R: 0 E: 0 K: 1 S: 6	H: 1 LOB: 2 BB: 1 P: 10	R: 2 E: 0 K: 0 S: 5	H: 2 LOB: 0 BB: 0 P: 5	R: 0 E: 0 K: 0 S: 4	H: 1 LOB: 1 BB: 0 P: 4	R: 0 E: 0 K: 0 S: 5	H: 2 LOB: 2 BB: 0 P: 5	R: 0 E: 0 K: 0 S: 4	H: 1 LOB: 2 BB: 1 P: 8	R: 3 E: 2 K: 1 S: 10	H: 3 LOB: 2 BB: 0 P: 10	R: 0 E: 0 K: 0 S: 3	H: 0 LOB: 0 BB: 0 P: 3	R: 0 E: 0 K: 0 S: 4	H: 1 LOB: 2 BB: 1 P: 8	1B: 8 2B: 3 HR: 0	SF: 2 SAC: 0 DP: 0 HBP: 0	WP: 0 PB: 0 SB: 0 CS: 0	PA: 43	
PITCHER	IP WLS BF H R ER SO BB IBB HBP BLK WP HR S P ERA WHIP	IP WLS BF H R ER SO BB IBB HBP BLK WP HR S P ERA WHIP	IP WLS BF H R ER SO BB IBB HBP BLK WP HR S P ERA WHIP	IP WLS BF H R ER SO BB IBB HBP BLK WP HR S P ERA WHIP	IP WLS BF H R ER SO BB IBB HBP BLK WP HR S P ERA WHIP	IP WLS BF H R ER SO BB IBB HBP BLK WP HR S P ERA WHIP	IP WLS BF H R ER SO BB IBB HBP BLK WP HR S P ERA WHIP	IP WLS BF H R ER SO BB IBB HBP BLK WP HR S P ERA WHIP	IP WLS BF H R ER SO BB IBB HBP BLK WP HR S P ERA WHIP	IP WLS BF H R ER SO BB IBB HBP BLK WP HR S P ERA WHIP	IP WLS BF H R ER SO BB IBB HBP BLK WP HR S P ERA WHIP	IP WLS BF H R ER SO BB IBB HBP BLK WP HR S P ERA WHIP	IP WLS BF H R ER SO BB IBB HBP BLK WP HR S P ERA WHIP	IP WLS BF H R ER SO BB IBB HBP BLK WP HR S P ERA WHIP	IP WLS BF H R ER SO BB IBB HBP BLK WP HR S P ERA WHIP	IP WLS BF H R ER SO BB IBB HBP BLK WP HR S P ERA WHIP	IP WLS BF H R ER SO BB IBB HBP BLK WP HR S P ERA WHIP						
Jerry Walker, R ERA: 3.69 (1, 1)	6.0	L	30	9	5	4	1	2	0	0	0	0	0	0	0	0	0	0	0	30	38	6.00	1.833
Billy Hoelt, L ERA: 4.32 (7, 1)	0.0		1	0	0	0	0	0	0	0	0	0	0	0	0	0	0	0	0	1	1	∞	∞
Gordon Jones, R ERA: 3.73 (7, 1)	3.0		12	2	0	0	1	1	0	0	0	0	0	0	0	0	0	0	0	13	17	0.00	1.000
Batter	1	2	3	4	5	6	7	8	9	AB	R	H	RBI	BB	SO	LOB	BOTTOM						
Jackie Brandt, R OBP: 0.323, SLG: 0.420 (1, 8)	6-3		F9	G5-4-3 1-2			6-3		F7	5	0	0	0	0	0	3	Kansas City Athletics @ Baltimore Orioles Memorial Stadium, Baltimore, MD Sat Aug 27 1960, 3:33 AM EDT Att: 7,193 - Unknown livebaseballscorecards.com						
Gene Woodling, L OBP: 0.403, SLG: 0.422 (1, 7)	4-0		1B		1B		F2			3	1	2	1	1	0	0							
Brooks Robinson, R OBP: 0.341, SLG: 0.444 (1, 5)	FC5-4 BB		2B		1B		F4		5-3	4	1	1	1	0	0	2							
Jim Gentile, L OBP: 0.414, SLG: 0.526 (1, 3)	F8		1B		K				F7	4	0	1	1	0	1	2							
Gus Triandos, R OBP: 0.344, SLG: 0.408 (1, 2)		F8	1B		F8				K	4	0	1	0	0	1	1							
Ron Hansen, R OBP: 0.346, SLG: 0.465 (1, 6)		F6	BB		BB				F7	2	0	0	0	2	0	0							
Gene Stephens, L OBP: 0.315, SLG: 0.357 (1, 9)		4-3	K		F9				G3	4	0	0	0	0	1	4							
Mary Breeding, R OBP: 0.324, SLG: 0.347 (1, 4)					5-3				F8	3	1	1	0	0	0	1							
Clint Courtney, L OBP: 0.373, SLG: 0.263 (9, PH)			4-3 2B		5-3					1	0	0	0	0	0	0							
Jerry Walker, S OBP: 0.385, SLG: 0.405 (1, 1)			4-3		5-3					3	0	1	0	0	0	2							
Billy Hoelt, L (7, 1)										0	0	0	0	0	0	0							
Gordon Jones, R (7, 1)										0	0	0	0	0	0	0							
Bob Boyd, L (9, PH)										1	0	1	0	0	0	0							
Inning Stats	R: 0 E: 0 K: 0 S: 3	H: 0 LOB: 1 BB: 1 P: 7	R: 0 E: 0 K: 0 S: 3	H: 0 LOB: 0 BB: 0 P: 3	R: 3 E: 0 K: 1 S: 10	H: 5 LOB: 3 BB: 1 P: 14	R: 0 E: 0 K: 0 S: 3	H: 1 LOB: 0 BB: 0 P: 3	R: 0 E: 0 K: 0 S: 6	H: 1 LOB: 1 BB: 0 P: 6	R: 0 E: 0 K: 0 S: 3	H: 0 LOB: 1 BB: 1 P: 7	R: 0 E: 0 K: 0 S: 3	H: 0 LOB: 0 BB: 0 P: 3	R: 0 E: 0 K: 1 S: 5	H: 0 LOB: 0 BB: 0 P: 5	R: 0 E: 0 K: 0 S: 4	H: 1 LOB: 1 BB: 0 P: 4	1B: 6 2B: 2 HR: 0	SF: 0 SAC: 0 DP: 1 HBP: 0	WP: 0 PB: 0 SB: 0 CS: 0	PA: 37	
PITCHER	IP WLS BF H R ER SO BB IBB HBP BLK WP HR S P ERA WHIP	IP WLS BF H R ER SO BB IBB HBP BLK WP HR S P ERA WHIP	IP WLS BF H R ER SO BB IBB HBP BLK WP HR S P ERA WHIP	IP WLS BF H R ER SO BB IBB HBP BLK WP HR S P ERA WHIP	IP WLS BF H R ER SO BB IBB HBP BLK WP HR S P ERA WHIP	IP WLS BF H R ER SO BB IBB HBP BLK WP HR S P ERA WHIP	IP WLS BF H R ER SO BB IBB HBP BLK WP HR S P ERA WHIP	IP WLS BF H R ER SO BB IBB HBP BLK WP HR S P ERA WHIP	IP WLS BF H R ER SO BB IBB HBP BLK WP HR S P ERA WHIP	IP WLS BF H R ER SO BB IBB HBP BLK WP HR S P ERA WHIP	IP WLS BF H R ER SO BB IBB HBP BLK WP HR S P ERA WHIP	IP WLS BF H R ER SO BB IBB HBP BLK WP HR S P ERA WHIP	IP WLS BF H R ER SO BB IBB HBP BLK WP HR S P ERA WHIP	IP WLS BF H R ER SO BB IBB HBP BLK WP HR S P ERA WHIP	IP WLS BF H R ER SO BB IBB HBP BLK WP HR S P ERA WHIP	IP WLS BF H R ER SO BB IBB HBP BLK WP HR S P ERA WHIP							
Ray Herbert, R ERA: 3.31 (1, 1)	9.0	W	37	8	3	3	3	3	0	0	0	0	0	0	0	0	0	0	0	40	52	3.00	1.222

Batter	1	2	3	4	5	6	7	8	9	AB	R	H	RBI	BB	SO	LOB	TOP					
Floyd Robinson, L (1,8)	0-0 6-3		0-0 4-3			0-0 4-3		0-3 K		4	0	0	0	0	1	1	Chicago White Sox @ Baltimore Orioles Memorial Stadium, Baltimore, MD Mon Aug 29 1960, 7:05 PM EDT Att: 22,372 - Unknown					
Nellie Fox, L (1,4) OBP: 0.336, SLG: 0.360	0-0 4-3			0-0 1B		0-0 6-3		4-0 FC5-4 BB		3	0	1	0	1	0	0						
Roy Sievers, R (1,3) OBP: 0.422, SLG: 0.587	0-3 K			0-0 L5		0-3 K		0-0 FC5-4 FC5-4 1-2		4	0	0	0	0	2	1						
Al Smith, R (1,9) OBP: 0.383, SLG: 0.469		0-3 K		0-0 1B			0-0 G1-6-3 1B	0-0 FC5-4 1-2		4	0	2	0	0	1	1						
Minnie Minoso, R (1,7) OBP: 0.371, SLG: 0.450		0-0 3-1		0-0 L6			0-0 G1-6-3 1B	0-0 5-3		4	0	1	0	0	0	2						
Billy Goodman, L (1,5) OBP: 0.318, SLG: 0.281		0-0 4-3			4-0 FC6-4 BB		0-0 G1-6-3 1B	0-0 1-2 2-3		2	0	0	0	1	0	2						
Sherm Lollar, R (1,2) OBP: 0.335, SLG: 0.374			4-0 G3 BB		0-3 K		0-3 K			2	0	0	0	1	2	2						
Luis Aparicio, R (1,6) OBP: 0.322, SLG: 0.347			0-0 G3		0-0 FC6-4			0-0 F3		2	0	0	0	0	0	2						
Earl Torgeson, L (8, PH) OBP: 0.462, SLG: 0.449			1-2		0-3 K			0-0 F7		1	0	0	0	0	0	0						
Sammy Esposito, R (8, 6) OBP: 0.286, SLG: 0.196										0	0	0	0	0	0	0						
Herb Score, L (1, 1) OBP: 0.185, SLG: 0.200										0	0	0	0	0	0	0						
Russ Kemmerer, R (1, 1)										2	0	0	0	0	2	2						
Ted Kluszewski, L (8, PH) OBP: 0.342, SLG: 0.377										1	0	0	0	0	0	0						
Gerry Staley, R (8, 1) OBP: 0.368, SLG: 0.267										0	0	0	0	0	0	0						
Inning Stats	R: 0 E: 0 K: 1 S: 5	H: 0 LOB: 0 BB: 0 P: 5	R: 0 E: 0 K: 1 S: 5	H: 0 LOB: 0 BB: 0 P: 5	R: 0 E: 0 K: 1 S: 5	H: 0 LOB: 1 BB: 1 P: 9	R: 0 E: 0 K: 0 S: 4	H: 2 LOB: 1 BB: 0 P: 4	R: 0 E: 0 K: 2 S: 7	H: 0 LOB: 1 BB: 1 P: 11	R: 0 E: 0 K: 1 S: 5	H: 0 LOB: 0 BB: 0 P: 5	R: 0 E: 0 K: 1 S: 6	H: 2 LOB: 1 BB: 0 P: 6	R: 0 E: 0 K: 1 S: 5	H: 0 LOB: 0 BB: 0 P: 5	R: 0 E: 1 K: 0 S: 3	H: 0 LOB: 1 BB: 1 P: 7	1B: 4 2B: 0 3B: 0 HR: 0	SF: 0 SAC: 0 DP: 1 HBP: 0	WP: 0 PB: 0 SB: 0 CS: 0	PA: 32
PITCHER Jack Fisher, R (1, 1) ERA: 3.3	IP: 9.0 WLS: W BF: 32 H: 4 R: 0 ER: 0 SO: 8 BB: 3 IBB: 0 HBP: 0 BLK: 0 WP: 0 HR: 0 S: 45 P: 57 ERA: 0.00 WHIP: 0.778															PITCHER	IP: 9.0 WLS: W BF: 32 H: 4 R: 0 ER: 0 SO: 8 BB: 3 IBB: 0 HBP: 0 BLK: 0 WP: 0 HR: 0 S: 45 P: 57 ERA: 0.00 WHIP: 0.778					

Batter	1	2	3	4	5	6	7	8	9	AB	R	H	RBI	BB	SO	LOB	BOTTOM				
Jackie Brandt, R (1,9) OBP: 0.324, SLG: 0.429	0-0 HR		0-0 1B 2B		0-3 K		0-0 G5-3 1B 1-2		4	2	3	1	0	1	1	1	Chicago White Sox @ Baltimore Orioles Memorial Stadium, Baltimore, MD Mon Aug 29 1960, 7:05 PM EDT Att: 22,372 - Unknown				
Gene Woodling, L (1,7) OBP: 0.407, SLG: 0.428	0-0 2B		0-0 WP 1B		0-0 F4		0-0 1-2 2-H 1B		4	1	3	2	0	0	1	1					
Brooks Robinson, R (1,5) OBP: 0.341, SLG: 0.444	0-0 2B		0-0 F7		0-0 1B		0-0 G5-3 2-3f		4	0	2	1	0	0	3	3					
Walt Dropo, R (1,3) OBP: 0.343, SLG: 0.381	0-0 6-3		0-3 K		0-0 4-3			0-3 K		1	0	0	0	0	0	1					
Gene Stephens, L (3,9) OBP: 0.317, SLG: 0.357	0-0 6-3		1-2						3	0	0	0	0	2	3	3					
Gus Triandos, R (1,2) OBP: 0.338, SLG: 0.399	0-0 5-3		0-0 5-3			0-0 G1		0-0 F4		4	0	0	0	0	0	2					
Ron Hansen, R (1,6) OBP: 0.342, SLG: 0.459	0-0 F4			0-0 6-3		0-0 E6 L3		0-3 K		4	0	0	0	0	1	1					
Jim Busby, R (1,8) OBP: 0.315, SLG: 0.288		0-0 G3		0-0 4-3		0-0 L3			0	0	0	0	0	0	0	0					
Jim Gentile, L (2, PH) OBP: 0.409, SLG: 0.516					1-2				3	0	0	0	0	0	1	1					
Mary Breeding, R (1,4) OBP: 0.322, SLG: 0.346		0-0 5-3		0-0 6-3			0-0 E6 1B 1B		3	1	0	0	0	0	0	0					
Jack Fisher, R (1, 1) OBP: 0.300, SLG: 0.311		0-0 5-3			4-0 1B BB		0-0 F8		2	0	0	0	1	0	1	1					
Inning Stats	R: 2 E: 0 K: 0 S: 6	H: 3 LOB: 1 BB: 0 P: 6	R: 0 E: 0 K: 0 S: 3	H: 0 LOB: 0 BB: 0 P: 3	R: 1 E: 0 K: 1 S: 7	H: 2 LOB: 1 BB: 0 P: 7	R: 0 E: 0 K: 0 S: 3	H: 0 LOB: 0 BB: 0 P: 3	R: 0 E: 1 K: 0 S: 5	H: 1 LOB: 2 BB: 1 P: 10	R: 0 E: 0 K: 0 S: 3	H: 0 LOB: 0 BB: 0 P: 3	R: 1 E: 1 K: 0 S: 5	H: 2 LOB: 1 BB: 0 P: 5	R: 0 E: 0 K: 2 S: 7	H: 0 LOB: 0 BB: 0 P: 7		1B: 4 2B: 4 3B: 0 HR: 1	SF: 0 SAC: 0 DP: 2 HBP: 0	WP: 1 PB: 0 SB: 0 CS: 0	PA: 33
PITCHER Herb Score, L (1, 1) ERA: 3.7	IP: 6.2 WLS: L BF: 26 H: 5 R: 2 ER: 1 SO: 2 BB: 1 IBB: 0 HBP: 0 BLK: 0 WP: 1 HR: 1 S: 29 P: 33 ERA: 1.35 WHIP: 0.900															PITCHER		IP: 6.2 WLS: L BF: 26 H: 5 R: 2 ER: 1 SO: 2 BB: 1 IBB: 0 HBP: 0 BLK: 0 WP: 1 HR: 1 S: 29 P: 33 ERA: 1.35 WHIP: 0.900			
PITCHER Russ Kemmerer, R (1, 1) ERA: 3.7	IP: 1.0 WLS: 3 BF: 0 H: 0 R: 0 ER: 0 SO: 2 BB: 0 IBB: 0 HBP: 0 BLK: 0 WP: 0 HR: 0 S: 7 P: 7 ERA: 0.00 WHIP: 0.000															PITCHER	IP: 1.0 WLS: 3 BF: 0 H: 0 R: 0 ER: 0 SO: 2 BB: 0 IBB: 0 HBP: 0 BLK: 0 WP: 0 HR: 0 S: 7 P: 7 ERA: 0.00 WHIP: 0.000				

Batter	1	2	3	4	5	6	7	8	9	AB	R	H	RBI	BB	SO	LOB	TOP			
Ken Aspromonte, R (1,4) OBP: 0.372, SLG: 0.409	6-3		F7					F4		3	0	0	0	1	0	0	Cleveland Indians @ Baltimore Orioles Memorial Stadium, Baltimore, MD Tue Aug 30 1960, 7:05 PM EDT Att: 14,185 - Unknown			
Joe Morgan, L (1,5) OBP: 0.209, SLG: 0.243	F7							K		4	1	2	1	0	1	0				
Bubba Phillips, R (1,9) OBP: 0.295, SLG: 0.301										2	0	0	0	1	0	2				
Vic Power, R (1,3) OBP: 0.320, SLG: 0.403	5-3									4	0	0	0	0	0	4				
Tito Francona, L (1,7)			F7							4	0	1	0	0	0	2				
Jim Piersall, R (1,8) OBP: 0.327, SLG: 0.456			F9							4	0	0	0	0	0	2				
Rocky Bridges, R (1,6) OBP: 0.333, SLG: 0.313 Don Newcombe, L (8, PH) OBP: 0.255, SLG: 0.234			1-3							3	0	1	0	0	1	0				
John Romano, R (1,2) OBP: 0.328, SLG: 0.472										3	0	0	0	0	0	1				
Jim Perry, S (1,1) OBP: 0.243, SLG: 0.274 Bob Hale, L (8, PH) OBP: 0.281, SLG: 0.356 Jack Harshman, L (8,1) OBP: 0.111, SLG: 0.222			K							2	0	0	0	0	1	1				
										1	0	0	0	0	0	0				
										0	0	0	0	0	0	0				
Inning Stats	R: 0 E: 0 K: 0 S: 3	H: 0 LOB: 1 BB: 0 P: 4	R: 0 E: 0 K: 0 S: 3	H: 0 LOB: 0 BB: 0 P: 3	R: 0 E: 0 K: 1 S: 5	H: 0 LOB: 0 BB: 0 P: 5	R: 1 E: 0 K: 0 S: 4	H: 1 LOB: 0 BB: 0 P: 4	R: 0 E: 0 K: 0 S: 4	H: 1 LOB: 2 BB: 1 P: 8	R: 0 E: 0 K: 1 S: 5	H: 0 LOB: 0 BB: 0 P: 5	R: 0 E: 0 K: 1 S: 5	H: 0 LOB: 0 BB: 1 P: 5	R: 0 E: 0 K: 0 S: 4	H: 1 LOB: 2 BB: 1 P: 8	1B: 3 2B: 0 3B: 0 HR: 1	SF: 0 SAC: 0 DP: 0 HBP: 1	WP: 1 PB: 0 SB: 0 CS: 0	PA: 34
PITCHER Chuck Estrada, R (1,1) ERA: 3.49	IP: 9.0 WLS: W BF: 34 H: 4 R: 1 ER: 1 SO: 3 BB: 2 IBB: 0 HBP: 1 BLK: 0 WP: 1 HR: 1 S: 37 P: 46 ERA: 1.00 WHIP: 0.667																			

Batter	1	2	3	4	5	6	7	8	9	AB	R	H	RBI	BB	SO	LOB	BOTTOM			
Jackie Brandt, R (1,8) OBP: 0.323, SLG: 0.430	G3 SF8 2B		K					FC6-4		4	1	1	0	0	1	1	Cleveland Indians @ Baltimore Orioles Memorial Stadium, Baltimore, MD Tue Aug 30 1960, 7:05 PM EDT Att: 14,185 - Unknown			
Gene Woodling, L (1,7) OBP: 0.405, SLG: 0.426 Jim Busby, R (9,8) OBP: 0.315, SLG: 0.288	G3		HR					L3		4	1	1	0	0	0	1				
Brooks Robinson, R (1,5) OBP: 0.339, SLG: 0.442	SF8		F3					6-3		3	0	0	1	0	0	1				
Jim Gentile, L (1,3) OBP: 0.413, SLG: 0.525										2	1	1	2	2	0	0				
Gus Triandos, R (1,2) OBP: 0.333, SLG: 0.393	6-3		5-3					FC5-4		4	0	0	0	0	0	2				
Ron Hansen, R (1,6) OBP: 0.340, SLG: 0.456			6-3					6-3		3	0	0	0	0	1	0				
Gene Stephens, L (1,9) OBP: 0.321, SLG: 0.369								6-3		2	1	1	1	1	0	0				
Mary Breeding, R (1,4) OBP: 0.324, SLG: 0.348			F8							3	0	2	0	0	0	0				
Chuck Estrada, R (1,1) OBP: 0.214, SLG: 0.212	4-3							FC6-4		3	0	1	0	0	0	1				
										1B: 4 2B: 1 3B: 0 HR: 2	SF: 1 SAC: 0 DP: 0 HBP: 0	WP: 0 PB: 0 SB: 0 CS: 0	PA: 32							
Inning Stats	R: 1 E: 0 K: 0 S: 4	H: 1 LOB: 1 BB: 1 P: 8	R: 1 E: 0 K: 0 S: 4	H: 1 LOB: 0 BB: 0 P: 4	R: 2 E: 0 K: 1 S: 7	H: 2 LOB: 0 BB: 0 P: 7	R: 0 E: 1 K: 1 S: 5	H: 1 LOB: 1 BB: 1 P: 9	R: 0 E: 0 K: 0 S: 3	H: 0 LOB: 0 BB: 0 P: 3	R: 0 E: 0 K: 0 S: 4	H: 2 LOB: 1 BB: 0 P: 4	R: 0 E: 0 K: 0 S: 3	H: 0 LOB: 1 BB: 1 P: 7	R: 0 E: 0 K: 0 S: 3	H: 0 LOB: 1 BB: 1 P: 7	1B: 4 2B: 1 3B: 0 HR: 2	SF: 1 SAC: 0 DP: 0 HBP: 0	WP: 0 PB: 0 SB: 0 CS: 0	PA: 32
PITCHER Jim Perry, R (1,1) ERA: 3.31 Jack Harshman, L (8,1) ERA: 3.66	IP: 7.0 WLS: L BF: 28 H: 7 R: 4 ER: 4 SO: 2 BB: 2 IBB: 0 HBP: 0 BLK: 0 WP: 0 HR: 2 S: 30 P: 38 ERA: 5.14 WHIP: 1.286																			

Batter	1	2	3	4	5	6	7	8	9	AB	R	H	RBI	BB	SO	LOB	TOP		
Tony Kubek, L (1, 6) OBP: 0.329, SLG: 0.414										4	0	2	0	0	0	0	New York Yankees @ Baltimore Orioles Memorial Stadium, Baltimore, MD Fri Sep 02 1960, 7:05 PM EDT Att: 44,518 - Unknown		
Clete Boyer, R (1, 5) OBP: 0.295, SLG: 0.421										4	0	1	0	0	1	2			
Roger Maris, L (1, 9) OBP: 0.369, SLG: 0.623										3	0	0	0	0	0	2			
Mickey Mantle, S (1, 8) OBP: 0.402, SLG: 0.553										3	0	0	0	0	1	1			
Bill Skowron, R (1, 3) OBP: 0.345, SLG: 0.552										3	0	0	0	0	2	0			
Yogi Berra, L (1, 7) OBP: 0.365, SLG: 0.485										3	0	0	0	0	1	0			
Johnny Blanchard, L (1, 2) OBP: 0.300, SLG: 0.498										3	0	0	0	0	2	0			
Bobby Richardson, R (1, 4) OBP: 0.300, SLG: 0.293										1	0	0	0	0	1	0			
Gil McDougald, R (6, PH) OBP: 0.332, SLG: 0.382										2	0	0	0	0	1	0			
Whitey Ford, L (1, 1) OBP: 0.264, SLG: 0.156										1	0	0	0	0	0	0			
Dale Long, L (6, PH) OBP: 0.315, SLG: 0.387										1	0	0	0	0	0	0			
Ryne Duren, R (6, 1) OBP: 0.356, SLG: 0.373										0	0	0	0	0	0	0			
Hector Lopez, R (9, PH) OBP: 0.356, SLG: 0.373										1	0	0	0	0	0	0			
Inning Stats	R: 0 E: 0 K: 1 S: 5	H: 1 LOB: 0 BB: 0 P: 5	R: 0 E: 0 K: 2 S: 7	H: 0 LOB: 0 BB: 0 P: 7	R: 0 E: 0 K: 0 S: 7	H: 0 LOB: 0 BB: 0 P: 7	R: 0 E: 0 K: 2 S: 3	H: 0 LOB: 0 BB: 0 P: 3	R: 0 E: 0 K: 1 S: 5	H: 0 LOB: 0 BB: 0 P: 7	R: 0 E: 0 K: 0 S: 4	H: 1 LOB: 1 BB: 0 P: 4	R: 0 E: 0 K: 0 S: 3	H: 0 LOB: 0 BB: 0 P: 3	R: 0 E: 0 K: 1 S: 6	H: 1 LOB: 1 BB: 0 P: 6	1B: 3 2B: 0 3B: 0 HR: 0	SF: 0 SAC: 0 DP: 1 HBP: 0	WP: 0 PA: 29 SB: 0 CS: 0
PITCHER Mitt Pappas, R (1, 1) ERA: 3.62	IP: 9.0 WLS: W BF: 29 H: 3 R: 0 ER: 0 SO: 9 BB: 0 IBB: 0 HBP: 0 BLK: 0 WP: 0 HR: 0 S: 47 P: 47 ERA: 0.00 WHIP: 0.333															PITCHER Mitt Pappas, R (1, 1) ERA: 3.62			

Batter	1	2	3	4	5	6	7	8	9	AB	R	H	RBI	BB	SO	LOB	BOTTOM		
Jackie Brandt, R (1, 9) OBP: 0.322, SLG: 0.425										4	1	1	0	0	0	2	New York Yankees @ Baltimore Orioles Memorial Stadium, Baltimore, MD Fri Sep 02 1960, 7:05 PM EDT Att: 44,518 - Unknown		
Gene Woodling, L (1, 7) OBP: 0.400, SLG: 0.427										4	0	0	0	0	1	1			
Brooks Robinson, R (1, 5) OBP: 0.341, SLG: 0.445										4	1	2	1	0	0	0			
Walt Dropo, R (1, 3) OBP: 0.351, SLG: 0.408										3	2	2	1	0	0	1			
Jim Gentile, L (7, PH) OBP: 0.415, SLG: 0.528										0	0	0	0	1	0	0			
Gus Triandos, R (1, 2) OBP: 0.339, SLG: 0.391										2	1	1	1	2	0	0			
Ron Hansen, R (1, 6) OBP: 0.341, SLG: 0.452										2	0	0	0	1	1	3			
Jim Busby, R (1, 8) OBP: 0.313, SLG: 0.287										2	0	1	1	0	1	1			
Dave Philley, S (6, PH) OBP: 0.279, SLG: 0.260										1	0	0	0	0	1	1			
Gene Stephens, L (7, 9) OBP: 0.318, SLG: 0.365										1	0	0	0	0	1	0			
Mary Breeding, R (1, 4) OBP: 0.327, SLG: 0.350										4	0	1	1	0	1	3			
Mitt Pappas, R (1, 1) OBP: 0.113, SLG: 0.103										4	0	0	0	0	3	5			
Inning Stats	R: 1 E: 0 K: 0 S: 4	H: 2 LOB: 0 BB: 0 P: 4	R: 0 E: 0 K: 2 S: 8	H: 1 LOB: 2 BB: 1 P: 12	R: 0 E: 0 K: 1 S: 5	H: 0 LOB: 0 BB: 0 P: 5	R: 2 E: 0 K: 1 S: 7	H: 2 LOB: 2 BB: 1 P: 12	R: 1 E: 0 K: 0 S: 4	H: 1 LOB: 0 BB: 0 P: 4	R: 0 E: 0 K: 3 S: 9	H: 0 LOB: 1 BB: 1 P: 13	R: 1 E: 0 K: 1 S: 7	H: 2 LOB: 2 BB: 1 P: 11	R: 0 E: 0 K: 1 S: 5	H: 0 LOB: 0 BB: 0 P: 5	1B: 6 2B: 2 3B: 0 HR: 1	SF: 0 SAC: 0 DP: 1 HBP: 1	WP: 1 PA: 36 SB: 1 CS: 0
PITCHER Whitey Ford, L (1, 1) ERA: 2.93	IP: 5.0 WLS: L BF: 23 H: 6 R: 4 ER: 4 SO: 4 BB: 2 IBB: 0 HBP: 1 BLK: 0 WP: 0 HR: 1 S: 28 P: 37 ERA: 7.20 WHIP: 1.600															PITCHER Ryne Duren, R (6, 1) ERA: 4.66			



Batter	1	2	3	4	5	6	7	8	9	AB	R	H	RBI	BB	SO	LOB	TOP					
Tony Kubek, L (1,6) OBP: 0.327, SLG: 0.412	F2		SH1-4			G3		FC4-6		3	0	0	0	0	0	1						
Clete Boyer, R (1,5) OBP: 0.293, SLG: 0.417	5-3		5-3			F8		K		3	0	0	0	0	0	1						
Bob Cerv, R (8, PH) OBP: 0.350, SLG: 0.469	5-3		5-3			F8		K		1	0	0	0	0	1	1						
Gil McDougald, R (8,5) OBP: 0.332, SLG: 0.382	5-3		5-3			F8		K		0	0	0	0	0	0	0						
Roger Maris, L (1,9) OBP: 0.368, SLG: 0.618	1B		2-3			F7			4-3	3	0	0	0	1	0	1						
Mickey Mantle, S (1,8) OBP: 0.404, SLG: 0.555	1B					F9		FC3-6	1B	4	0	3	0	0	0	0						
Bill Skowron, R (1,3) OBP: 0.344, SLG: 0.550	L4					F6		F3	1B	4	0	1	0	0	0	3						
Yogi Berra, L (1,7) OBP: 0.363, SLG: 0.481						K		FC3-6	1B	4	0	1	0	0	1	3						
Elston Howard, R (1,2) OBP: 0.301, SLG: 0.373										4	0	0	0	0	0	4						
Bobby Richardson, R (1,4) OBP: 0.298, SLG: 0.291										2	0	0	0	0	0	0						
Johnny Blanchard, L (8, PH) OBP: 0.324, SLG: 0.397										1	0	0	0	0	0	0						
Luis Arroyo, L (8,1) OBP: 0.296, SLG: 0.403										0	0	0	0	0	0	0						
Art Ditmar, R (1,1) OBP: 0.220, SLG: 0.214										2	0	1	0	0	0	0						
Dale Long, L (8, PH) OBP: 0.324, SLG: 0.397										1	0	1	0	0	0	0						
Joe Demaestri, R (8, PR) OBP: 0.231, SLG: 0.269										0	0	0	0	0	0	0						
Inning Stats	R: 0 E: 0 K: 0 S: 4	H: 1 LOB: 2 BB: 1 P: 8	R: 0 E: 0 K: 0 S: 3	H: 1 LOB: 0 BB: 0 P: 3	R: 0 E: 0 K: 1 S: 4	H: 1 LOB: 1 BB: 0 P: 4	R: 0 E: 0 K: 1 S: 5	H: 0 LOB: 0 BB: 0 P: 5	R: 0 E: 0 K: 0 S: 3	H: 0 LOB: 0 BB: 0 P: 3	R: 0 E: 0 K: 0 S: 3	H: 0 LOB: 0 BB: 0 P: 3	R: 0 E: 0 K: 1 S: 4	H: 1 LOB: 1 BB: 0 P: 4	R: 0 E: 0 K: 1 S: 6	H: 1 LOB: 1 BB: 0 P: 6	R: 0 E: 0 K: 0 S: 5	H: 2 LOB: 2 BB: 0 P: 5	1B: 7 2B: 0 3B: 0 HR: 0	SF: 0 SAC: 1 DP: 1 HBP: 0	WP: 0 PB: 0 SB: 0 CS: 0	PA: 34
PITCHER Jack Fisher, R (1,1) ERA: 3.13	IP: 9.0 WLS: W BF: 34 H: 7 R: 0 ER: 0 SO: 2 BB: 1 IBB: 0 HBP: 0 BLK: 0 WP: 0 HR: 0 S: 37 P: 41 ERA: 0.00 WHIP: 0.889															PITCHER	IP: 9.0 WLS: W BF: 34 H: 7 R: 0 ER: 0 SO: 2 BB: 1 IBB: 0 HBP: 0 BLK: 0 WP: 0 HR: 0 S: 37 P: 41 ERA: 0.00 WHIP: 0.889					

New York Yankees @ Baltimore Orioles
Memorial Stadium, Baltimore, MD
Sat Sep 03 1960, 3:33 AM EDT
Att: 35,499 - Unknown

AB 32
R 0
H 7
RBI 0
BB 1
SO 2
LOB 14




Batter	1	2	3	4	5	6	7	8	9	AB	R	H	RBI	BB	SO	LOB	BOTTOM					
Jackie Brandt, R (1,8) OBP: 0.324, SLG: 0.426	1B		6-3					K		4	1	2	0	0	1	0						
Gene Woodling, L (1,7) OBP: 0.401, SLG: 0.428	1B									4	0	2	0	0	0	0						
Walt Dropo, R (9,3) OBP: 0.351, SLG: 0.408	1B		3-1					F5		0	0	0	0	0	0	0						
Brooks Robinson, R (1,5) OBP: 0.344, SLG: 0.453	K		WP							4	1	3	2	0	1	2						
Jim Gentile, L (1,3) OBP: 0.416, SLG: 0.527	F3		WP							3	0	1	0	1	0	4						
Al Pilarcik, L (8, PR) OBP: 0.341, SLG: 0.375	F3		WP							0	0	0	0	0	0	0						
Gus Triandos, R (1,2) OBP: 0.338, SLG: 0.389	F4		F9							4	0	1	0	0	0	5						
Ron Hansen, R (1,6) OBP: 0.340, SLG: 0.449										3	0	0	0	1	0	1						
Gene Stephens, L (1,9) OBP: 0.320, SLG: 0.367										4	0	2	0	0	0	1						
Mary Breeding, R (1,4) OBP: 0.325, SLG: 0.348	L5									4	0	0	0	0	0	4						
Jack Fisher, R (1,1) OBP: 0.283, SLG: 0.292	2-3									3	0	0	0	0	1	1						
Inning Stats	R: 0 E: 0 K: 1 S: 7	H: 2 LOB: 2 BB: 0 P: 7	R: 0 E: 0 K: 0 S: 4	H: 1 LOB: 1 BB: 0 P: 4	R: 0 E: 0 K: 0 S: 3	H: 0 LOB: 0 BB: 0 P: 3	R: 1 E: 0 K: 1 S: 7	H: 3 LOB: 1 BB: 0 P: 7	R: 0 E: 0 K: 0 S: 4	H: 1 LOB: 1 BB: 0 P: 4	R: 0 E: 0 K: 1 S: 5	H: 0 LOB: 0 BB: 0 P: 5	R: 1 E: 0 K: 0 S: 5	H: 3 LOB: 2 BB: 1 P: 9	R: 0 E: 0 K: 0 S: 5	H: 0 LOB: 0 BB: 0 P: 5	R: 1 E: 0 K: 0 S: 5	H: 3 LOB: 2 BB: 1 P: 9	1B: 10 2B: 1 3B: 0 HR: 1	SF: 0 SAC: 0 DP: 2 HBP: 0	WP: 1 PB: 0 SB: 0 CS: 0	PA: 35
PITCHER Art Ditmar, R (1,1) ERA: 2.98 Luis Arroyo, L (8,1) ERA: 1.8	IP: 7.0 WLS: L BF: 29 H: 8 R: 1 ER: 1 SO: 3 BB: 1 IBB: 0 HBP: 0 BLK: 0 WP: 1 HR: 0 S: 34 P: 38 ERA: 1.29 WHIP: 1.286															PITCHER	IP: 1.0 WLS: L BF: 6 H: 3 R: 1 ER: 1 SO: 0 BB: 1 IBB: 0 HBP: 0 BLK: 0 WP: 0 HR: 1 S: 5 P: 9 ERA: 9.00 WHIP: 4.000					

New York Yankees @ Baltimore Orioles
Memorial Stadium, Baltimore, MD
Sat Sep 03 1960, 3:33 AM EDT
Att: 35,499 - Unknown

AB 33
R 2
H 11
RBI 2
BB 2
SO 3
LOB 18



Batter	1	2	3	4	5	6	7	8	9	AB	R	H	RBI	BB	SO	LOB	TOP		
Gil McDougald, R OBP: 0.327, SLG: 0.377 (1,4)	F9		F9			E5		SF8	FC6-4	4	0	0	1	0	0	2	New York Yankees @ Baltimore Orioles Memorial Stadium, Baltimore, MD Sun Sep 04 1960, 3:33 AM EDT Att: 34,587 - Unknown		
Tony Kubek, L OBP: 0.324, SLG: 0.408 (1,6)	F9			F7		L3		K		4	0	0	0	0	1	2			
Mickey Mantle, S OBP: 0.403, SLG: 0.551 (1,8)	K			K			K	1B BB		3	0	0	0	1	3	0			
Yogi Berra, L OBP: 0.362, SLG: 0.478 (1,2)		4-3		F4			L8		1B	4	0	1	1	0	0	0			
Roger Maris, L OBP: 0.372, SLG: 0.617 (1,9)		BB			FC6-4 BB		1B BB	G3		1	0	0	0	3	0	3			
Bill Skowron, R OBP: 0.346, SLG: 0.549 (1,3)	F8			FC6-4 G6-4-3			1B BB		BB	4	0	2	0	0	0	2			
Bob Cerv, R OBP: 0.346, SLG: 0.462 (1,7)	F9			G6-4-3			FC6-4		1B	4	0	0	0	0	0	5			
Clete Boyer, R OBP: 0.292, SLG: 0.415 (1,5)			6-3			K		1B SF8	F2	4	1	1	0	0	1	1			
Bill Stafford, R Whitey Ford, L Duke Linder, L Bobby Shantz, L Johnny Blanchard, L Ed Lopez, L Bobby Richardson, R Ryne Duren, R Luis Arroyo, L Hector Lopez, R			K			K		1B BB	FC6-4	1	0	0	0	0	0	0			
Inning Stats	R: 0 E: 0 K: 1 S: 5	H: 0 LOB: 0 BB: 0 P: 5	R: 0 E: 0 K: 0 S: 3	H: 0 LOB: 1 BB: 1 P: 7	R: 0 E: 0 K: 1 S: 5	H: 0 LOB: 0 BB: 0 P: 5	R: 0 E: 0 K: 1 S: 5	H: 0 LOB: 0 BB: 1 P: 6	R: 0 E: 1 K: 2 S: 8	H: 0 LOB: 1 BB: 0 P: 8	R: 0 E: 0 K: 1 S: 6	H: 1 LOB: 2 BB: 1 P: 10	R: 2 E: 0 K: 1 S: 8	H: 3 LOB: 3 BB: 1 P: 12	R: 0 E: 0 K: 0 S: 4	H: 1 LOB: 2 BB: 1 P: 8	1B: 5 2B: 0 3B: 0 HR: 0	SF: 1 SAC: 0 DP: 1 HBP: 0	WP: 0 PA: 37 PB: 0 SB: 0 CS: 0
PITCHER	IP WLS BF H R ER SO BB IBB HBP BLK WP HR S P ERA WHIP																		
Chuck Estrada, R ERA: 3.44 (1,1)	7.2 W 31 4 2 2 7 4 0 0 0 0 0 0 41 57 2.35 1.043																		
Hoyt Wilhelm, R ERA: 3.26 (8,1)	1.1 S 6 1 0 0 0 1 0 0 0 0 0 0 5 9 0.00 1.500																		

Batter	1	2	3	4	5	6	7	8	9	AB	R	H	RBI	BB	SO	LOB	BOTTOM		
Jackie Brandt, R OBP: 0.329, SLG: 0.426 (1,8)	BB HBP		F8	BB		1B		FC4-6 BB		2	1	1	0	2	0	0	New York Yankees @ Baltimore Orioles Memorial Stadium, Baltimore, MD Sun Sep 04 1960, 3:33 AM EDT Att: 34,587 - Unknown		
Gene Woodling, L OBP: 0.403, SLG: 0.427 (1,7)	F7		1B BB	F9		1B		FC4-6 BB		3	1	1	1	2	0	3			
Al Pilarcik, L OBP: 0.341, SLG: 0.375 (8, FR)			1B BB			1B		1-2 2-3 3-H		0	0	0	0	0	0	0			
Brooks Robinson, R OBP: 0.343, SLG: 0.450 (1,5)	F7		1B	1B		F9		FC4-6		5	0	1	1	0	0	5			
Jim Gentile, L OBP: 0.421, SLG: 0.528 (1,3)	BB		1-3 2-H	1B		2B BB		F7		3	1	2	2	2	0	0			
Gus Triandos, R OBP: 0.335, SLG: 0.389 (1,2)	L6		1-4-3			1-H		5-3		5	0	1	1	0	0	6			
Ron Hansen, R OBP: 0.337, SLG: 0.445 (1,6)		K		K		F3		1-3		4	0	0	0	0	2	1			
Gene Stephens, L OBP: 0.321, SLG: 0.372 (1,9)		4-3				K		E BB		2	1	1	0	0	0	0			
Dave Nicholson, R OBP: 0.308, SLG: 0.370 (6, PH)				E 2B		K		BB BB		1	0	0	0	0	1	1			
Jim Busby, R OBP: 0.318, SLG: 0.287 (6, 8)								E7 BB		0	1	0	0	1	0	0			
Mary Breeding, R OBP: 0.324, SLG: 0.347 (1,4)	F6		6-3			K		BB FC4-6		4	1	1	0	0	1	1			
Chuck Estrada, R OBP: 0.220, SLG: 0.218 (1,1)			2-3			E8		1B		3	0	1	1	0	0	0			
Hoyt Wilhelm, R OBP: 0.116, SLG: 0.075 (8,1)				2-H		1B		K		1	0	0	0	0	1	2			
Inning Stats	R: 0 E: 0 K: 0 S: 3	H: 0 LOB: 2 BB: 1 P: 8	R: 0 E: 0 K: 1 S: 5	H: 0 LOB: 0 BB: 0 P: 5	R: 1 E: 0 K: 0 S: 5	H: 2 LOB: 2 BB: 1 P: 9	R: 1 E: 1 K: 1 S: 7	H: 2 LOB: 2 BB: 1 P: 11	R: 1 E: 0 K: 1 S: 6	H: 1 LOB: 1 BB: 1 P: 10	R: 0 E: 0 K: 1 S: 7	H: 2 LOB: 2 BB: 0 P: 7	R: 0 E: 0 K: 0 S: 3	H: 0 LOB: 0 BB: 0 P: 3	R: 3 E: 1 K: 1 S: 7	H: 2 LOB: 2 BB: 3 P: 19	1B: 7 2B: 2 3B: 0 HR: 0	SF: 0 SAC: 0 DP: 0 HBP: 1	WP: 0 PA: 41 PB: 0 SB: 0 CS: 0
PITCHER	IP WLS BF H R ER SO BB IBB HBP BLK WP HR S P ERA WHIP																		
Bill Stafford, R ERA: 2.51 (1,1)	3.2 L 19 4 2 2 2 2 3 0 0 0 0 0 0 19 32 4.91 1.909																		
Whitey Ford, L ERA: 2.99 (4,1)	1.1 6 1 1 1 1 1 0 0 0 0 0 0 7 11 6.75 1.500																		
Bobby Shantz, L ERA: 2.39 (6,1)	2.0 8 2 0 0 0 1 0 0 0 0 0 0 10 10 0.00 1.000																		
Ryne Duren, R ERA: 4.89 (8,1)	0.0 1 0 1 1 0 1 0 0 0 0 0 0 4 ∞ ∞																		
Luis Arroyo, L ERA: 2.42 (8,1)	1.0 7 2 2 2 1 1 1 0 0 0 0 0 7 15 18.00 3.000																		

Batter	1	2	3	4	5	6	7	8	9	AB	R	H	RBI	BB	SO	LOB	TOP								
Jackie Brandt, R OBP: 0.326, SLG: 0.422 (1, 9)										4	0	0	0	0	1	2	Baltimore Orioles @ Washington Senators Griffith Stadium, Washington, DC Mon Sep 05 1960, 3:33 AM EDT Unknown livebaseballscorecards.com								
Mary Breeding, R OBP: 0.323, SLG: 0.346 (1, 4)										4	0	1	0	0	1	1									
Ron Hansen, R OBP: 0.335, SLG: 0.441 (1, 6)										4	0	0	0	0	1										
Walt Droppo, R OBP: 0.349, SLG: 0.404 (1, 3) (7, 5)										4	0	1	0	0	0	0									
Gus Triandos, R OBP: 0.337, SLG: 0.392 (1, 2)										3	0	1	0	1	1	0									
Dave Nicholson, R OBP: 0.311, SLG: 0.366 (7, PH)										1	0	0	0	1	1	2									
Gene Woodling, L OBP: 0.402, SLG: 0.425 (7, 7)										2	0	0	0	0	0	0									
Jim Busby, R OBP: 0.318, SLG: 0.302 (1, 8)										3	0	1	0	0	0	4									
Billy Klaus, L OBP: 0.297, SLG: 0.364 (7, PH)										2	0	0	0	0	0	0									
Jim Gentile, L OBP: 0.420, SLG: 0.526 (7, 3)										1	0	0	0	0	0	1									
Steve Barber, L OBP: 0.137, SLG: 0.064 (8, PH)										1	0	0	0	1	1	0									
Dave Philley, S OBP: 0.267, SLG: 0.269 (8, PH)										1	0	1	0	0	0	0									
Gordon Jones, R OBP: 0.400, SLG: 0.400 (8, 1)										0	0	0	0	0	0	0									
Inning Stats	R: 0 E: 0 K: 1 S: 5	H: 0 LOB: 0 BB: 0 P: 5	R: 0 E: 0 K: 0 S: 3	H: 1 LOB: 1 BB: 1 P: 7	R: 0 E: 0 K: 1 S: 5	H: 0 LOB: 1 BB: 1 P: 9	R: 0 E: 0 K: 1 S: 6	H: 1 LOB: 2 BB: 1 P: 10	R: 0 E: 0 K: 1 S: 5	H: 0 LOB: 0 BB: 0 P: 5	R: 0 E: 0 K: 0 S: 3	H: 0 LOB: 0 BB: 0 P: 3	R: 0 E: 0 K: 0 S: 4	H: 1 LOB: 1 BB: 0 P: 4	R: 0 E: 0 K: 0 S: 4	H: 2 LOB: 1 BB: 0 P: 4	R: 0 E: 0 K: 1 S: 5	H: 0 LOB: 0 BB: 0 P: 5	1B: 3 2B: 2 3B: 1 HR: 0	SF: 0 SAC: 0 DP: 2 HBP: 0	WP: 0 PB: 0 SB: 0 CS: 0	PA: 33			
PITCHER	IP	WLS	BF	H	R	ER	SO	BB	IBB	HBP	BLK	WP	HR	S	P	ERA	WHIP								
Chuck Stobbs, L ERA: 3.77 (1, 1)	7.0	W	26	3	0	0	4	3	0	0	0	0	0	31	43	0.00	0.857								
Hal Woodeshick, L ERA: 4.31 (8, 1)	2.0	S	7	2	0	0	1	0	0	0	0	0	0	9	9	0.00	1.000								

Batter	1	2	3	4	5	6	7	8	9	AB	R	H	RBI	BB	SO	LOB	BOTTOM								
Pete Whisenant, R OBP: 0.328, SLG: 0.378 (1, 8)										4	0	3	0	0	0	2	Baltimore Orioles @ Washington Senators Griffith Stadium, Washington, DC Mon Sep 05 1960, 3:33 AM EDT Unknown livebaseballscorecards.com								
Billy Gardner, R OBP: 0.320, SLG: 0.376 (1, 4)										4	1	0	0	0	2	3									
Harmon Killebrew, R OBP: 0.376, SLG: 0.537 (1, 3)										4	1	2	2	0	1	0									
Jim Lemon, R OBP: 0.362, SLG: 0.527 (1, 7)										4	0	0	0	0	0	2									
Bob Allison, R OBP: 0.370, SLG: 0.420 (1, 9)										4	1	1	0	0	0	2									
Reno Bertoia, R OBP: 0.325, SLG: 0.373 (1, 5)										4	1	2	2	0	1	0									
Earl Batley, R OBP: 0.342, SLG: 0.404 (1, 2)										4	0	2	0	0	1	0									
Jose Valdivielso, R OBP: 0.289, SLG: 0.259 (1, 6)										3	0	1	0	0	2	2									
Chuck Stobbs, L OBP: 0.172, SLG: 0.077 (7, PH)										2	0	0	0	0	1	4									
Billy Consolo, R OBP: 0.316, SLG: 0.298 (7, PH)										1	0	0	0	0	0	0									
Hal Woodeshick, R OBP: 0.133, SLG: 0.071 (8, 1)										0	0	0	0	0	0	0									
Inning Stats	R: 2 E: 0 K: 0 S: 5	H: 2 LOB: 2 BB: 0 P: 5	R: 0 E: 0 K: 2 S: 9	H: 2 LOB: 2 BB: 0 P: 9	R: 0 E: 0 K: 1 S: 7	H: 2 LOB: 2 BB: 0 P: 7	R: 0 E: 0 K: 1 S: 5	H: 0 LOB: 0 BB: 0 P: 5	R: 0 E: 0 K: 1 S: 5	H: 1 LOB: 0 BB: 0 P: 5	R: 0 E: 0 K: 2 S: 9	H: 2 LOB: 2 BB: 0 P: 9	R: 2 E: 0 K: 2 S: 9	H: 2 LOB: 0 BB: 0 P: 9	1B: 8 2B: 1 3B: 0 HR: 2	SF: 0 SAC: 0 DP: 0 HBP: 0		WP: 0 PB: 0 SB: 0 CS: 1	PA: 34						
PITCHER	IP	WLS	BF	H	R	ER	SO	BB	IBB	HBP	BLK	WP	HR	S	P	ERA	WHIP								
Steve Barber, L ERA: 3.21 (1, 1)	7.0	L	29	9	2	2	6	0	0	0	0	0	1	41	41	2.57	1.286								
Gordon Jones, R ERA: 4.01 (8, 1)	1.0		5	2	2	2	2	0	0	0	0	0	1	9	9	18.00	2.000								

Batter	1	2	3	4	5	6	7	8	9	AB	R	H	RBI	BB	SO	LOB	TOP					
Jackie Brandt, R OBP: 0.325, SLG: 0.420 (1, 8)	F2		K				E5		F8	5	0	1	1	0	1	3	Baltimore Orioles @ Washington Senators Griffith Stadium, Washington, DC Mon Sep 05 1960, 3:38 AM EDT Att: 26,568 - Unknown					
Gene Woodling, L OBP: 0.399, SLG: 0.422 Al Pilarcik, L OBP: 0.339, SLG: 0.373 Bob Boyd, L OBP: 0.395, SLG: 0.443 Jim Busby, R OBP: 0.318, SLG: 0.302 (1, 7)	K		K		1-3		FC5-6			3	0	0	0	0	2	3						
Gene Stephens, L OBP: 0.316, SLG: 0.365 (1, 9)	1-3			P4		K	F7		1-3	5	0	0	0	0	1	3						
Jim Gentile, L OBP: 0.415, SLG: 0.520 (1, 3)		6-3		4-3		F7	K			4	0	0	0	0	1	2						
Gus Triandos, R OBP: 0.336, SLG: 0.394 (1, 2)	6-3			F9		1B	2B		K	4	1	1	0	0	1	0						
Ron Hansen, R OBP: 0.338, SLG: 0.448 (1, 6)	K				HR	1B	BB		BB	2	1	1	1	2	1	0						
Billy Klaus, L OBP: 0.341, SLG: 0.371 (1, 5)			K		SH1-3	1B	BB		G6-3	2	1	1	1	2	1	0						
Mary Breeding, R OBP: 0.323, SLG: 0.345 (1, 4)			HBP	1B	F4	L1		G6-3		4	0	1	0	0	0	5						
Hal Brown, R OBP: 0.364, SLG: 0.229 (1, 1)			1-2	HBP	SH1-3			FC5-6	E	1	0	0	0	1	1	0						
Inning Stats	R: 0 E: 0 K: 1 S: 5	H: 0 LOB: 0 BB: 0 P: 5	R: 0 E: 0 K: 1 S: 5	H: 0 LOB: 0 BB: 0 P: 5	R: 0 E: 0 K: 3 S: 10	H: 1 LOB: 2 BB: 0 P: 11	R: 0 E: 0 K: 0 S: 3	H: 0 LOB: 0 BB: 0 P: 3	R: 2 E: 0 K: 0 S: 5	H: 2 LOB: 1 BB: 1 P: 9	R: 1 E: 0 K: 1 S: 7	H: 2 LOB: 2 BB: 1 P: 11	R: 0 E: 1 K: 1 S: 6	H: 0 LOB: 0 BB: 1 P: 10	R: 0 E: 0 K: 1 S: 4	H: 0 LOB: 1 BB: 2 P: 12		R: 0 E: 0 K: 1 S: 6	H: 1 LOB: 1 BB: 0 P: 6	1B: 4 2B: 1 3B: 0 HR: 1	SF: 0 SAC: 1 DP: 1 HBP: 1	WP: 0 PB: 0 SB: 0 CS: 0
PITCHER Pedro Ramos, R ERA: 3.69 (1, 1)	IP: 9.0 WLS: L BF: 39	H: 6 R: 3 ER: 3 SO: 9	BB: 5 IBB: 0 HBP: 1 BLK: 0	WP: 0 HR: 1 S: 51 P: 72	ERA: 3.00 WHIP: 1.222	PITCHER																

Batter	1	2	3	4	5	6	7	8	9	AB	R	H	RBI	BB	SO	LOB	BOTTOM					
Bob Allison, R OBP: 0.368, SLG: 0.417 Lenny Green, L OBP: 0.369, SLG: 0.412 (1, 9)	K			F8		K			F8	3	0	0	0	0	2	0	Baltimore Orioles @ Washington Senators Griffith Stadium, Washington, DC Mon Sep 05 1960, 3:38 AM EDT Att: 26,568 - Unknown					
Reno Bertoia, R OBP: 0.327, SLG: 0.379 (1, 5)	6-3			F7					FC6-4	4	0	2	0	0	0	0						
Harmon Killebrew, R OBP: 0.377, SLG: 0.538 (1, 3)	6-3				2B				FC6-4	3	0	1	0	1	1	1						
Jim Lemon, R OBP: 0.359, SLG: 0.522 (1, 7)		K		F8					FC6-4	4	0	0	1	0	2	4						
Dan Dobbek, L OBP: 0.321, SLG: 0.398 (1, 8)	K				K				G3	4	0	0	0	0	2	3						
Billy Gardner, R OBP: 0.318, SLG: 0.374 (1, 4)	K				6-3					3	0	0	0	0	1	0						
Earl Batley, R OBP: 0.339, SLG: 0.401 (1, 2)			P3		F9				K	3	0	0	0	0	1	0						
Jose Valdivielso, R OBP: 0.288, SLG: 0.258 Julio Becquer, L OBP: 0.288, SLG: 0.407 (1, 6)			4-3			6-3			K2-3	1	0	0	0	0	0	0						
Pedro Ramos, S OBP: 0.139, SLG: 0.254 Elmer Valo, L OBP: 0.423, SLG: 0.316 (1, 1)			6-3			K			PB	2	0	0	0	0	1	0						
Inning Stats	R: 0 E: 0 K: 1 S: 5	H: 0 LOB: 0 BB: 0 P: 5	R: 0 E: 0 K: 3 S: 9	H: 0 LOB: 0 BB: 0 P: 9	R: 0 E: 0 K: 0 S: 3	H: 0 LOB: 0 BB: 0 P: 3	R: 0 E: 0 K: 0 S: 4	H: 1 LOB: 0 BB: 0 P: 4	R: 0 E: 0 K: 1 S: 5	H: 0 LOB: 0 BB: 0 P: 5	R: 0 E: 0 K: 2 S: 7	H: 0 LOB: 0 BB: 0 P: 7	R: 0 E: 0 K: 2 S: 8	H: 1 LOB: 1 BB: 0 P: 8	R: 0 E: 0 K: 2 S: 7	H: 0 LOB: 0 BB: 0 P: 7		R: 1 E: 0 K: 0 S: 4	H: 1 LOB: 2 BB: 1 P: 9	1B: 1 2B: 1 3B: 1 HR: 0	SF: 0 SAC: 0 DP: 0 HBP: 1	WP: 0 PB: 1 SB: 0 CS: 0
PITCHER Hal Brown, R ERA: 3.18 (1, 1)	IP: 9.0 WLS: W BF: 32	H: 3 R: 1 ER: 1 SO: 11	BB: 1 IBB: 0 HBP: 1 BLK: 0	WP: 0 HR: 0 S: 52 P: 57	ERA: 1.00 WHIP: 0.444	PITCHER																

Batter	1	2	3	4	5	6	7	8	9	AB	R	H	RBI	BB	SO	LOB	TOP					
Jackie Brandt, R OBP: 0.327, SLG: 0.426	F8		G6-4-3 1B		F9		1B 2B		L9	5	1	3	1	0	0	0	Baltimore Orioles @ Cleveland Indians Cleveland Municipal Stadium, Cleveland, OH Wed Sep 07 1960, 7:05 PM EDT Att: 7,514 - Unknown					
Gene Woodling, L OBP: 0.399, SLG: 0.422	4-3		G6-4-3 1B		4-3		2H 1B			5	0	2	1	0	0	1						
Brooks Robinson, R OBP: 0.344, SLG: 0.451			G6-4-3				F4			4	0	2	0	0	0	3						
Jim Gentile, L OBP: 0.411, SLG: 0.514	K		K		1-3				4-3	4	0	0	0	0	2	3						
Gus Triandos, R OBP: 0.338, SLG: 0.395							F6		F9	4	0	2	0	0	0	0						
Ron Hansen, R OBP: 0.339, SLG: 0.447							6-3		F7	3	0	1	0	1	0	0						
Gene Stephens, L OBP: 0.315, SLG: 0.363							6-3			4	1	1	0	0	0	4						
Mary Breeding, R OBP: 0.322, SLG: 0.344									4-3	2	0	0	0	0	0	4						
Bob Boyd, L OBP: 0.390, SLG: 0.437									4-3	1	0	0	0	0	0	0						
Billy Klaus, L OBP: 0.341, SLG: 0.371										1	0	0	0	0	0	0						
Clint Courtney, L OBP: 0.371, SLG: 0.261										1	0	0	0	0	0	1						
Mitt Pappas, R OBP: 0.108, SLG: 0.098										3	0	0	0	0	2	4						
Dave Philley, S OBP: 0.295, SLG: 0.269										0	0	0	0	1	0	0						
Inning Stats	R: 0 E: 0 K: 1 S: 6	H: 1 LOB: 1 BB: 0 P: 6	R: 0 E: 0 K: 1 S: 6	H: 1 LOB: 2 BB: 1 P: 10	R: 0 E: 0 K: 1 S: 6	H: 2 LOB: 1 BB: 0 P: 6	R: 0 E: 0 K: 0 S: 5	H: 2 LOB: 2 BB: 0 P: 5	R: 0 E: 0 K: 0 S: 4	H: 0 LOB: 0 BB: 0 P: 3	R: 1 E: 0 K: 1 S: 7	H: 2 LOB: 1 BB: 0 P: 7	R: 0 E: 0 K: 0 S: 3	H: 0 LOB: 0 BB: 0 P: 3	R: 0 E: 0 K: 0 S: 3	H: 0 LOB: 0 BB: 0 P: 3	R: 1 E: 0 K: 0 S: 4	H: 2 LOB: 1 BB: 1 P: 8	1B: 9 2B: 2 3B: 0 HR: 0	SF: 0 SAC: 0 DP: 1 HBP: 0	WP: 0 PB: 0 SB: 0 CS: 0	PA: 38
PITCHER Jim Perry, R ERA: 3.4	IP: 9.0 WLS: W BF: 38	H: 11 R: 2 ER: 2 SO: 4	BB: 2 IBB: 0 HBP: 0 BLK: 0	WP: 0 HR: 0 S: 44 P: 52	ERA: 2.00 WHIP: 1.444	PITCHER											IP: 9.0 WLS: W BF: 38	H: 11 R: 2 ER: 2 SO: 4	BB: 2 IBB: 0 HBP: 0 BLK: 0	WP: 0 HR: 0 S: 44 P: 52	ERA: 2.00 WHIP: 1.444	

AB	36
R	2
H	11
RBI	2
BB	2
SO	4
LOB	20



Batter	1	2	3	4	5	6	7	8	9	AB	R	H	RBI	BB	SO	LOB	BOTTOM				
Ken Aspromonte, R OBP: 0.371, SLG: 0.411	2B 1B	FC4			4-3		G5-4-3			4	1	1	0	0	0	4	Baltimore Orioles @ Cleveland Indians Cleveland Municipal Stadium, Cleveland, OH Wed Sep 07 1960, 7:05 PM EDT Att: 7,514 - Unknown				
Tito Francona, L OBP: 0.394, SLG: 0.468	1-4-3 1H 1-3		4-0 1B		G4-6-3 1B				L4	3	1	2	1	1	0	0					
Harvey Kuenn, R OBP: 0.382, SLG: 0.421	1-4-3		F9		G4-6-3				1B SF9 2B	4	1	1	0	0	0	3					
Woodie Held, R OBP: 0.341, SLG: 0.510	1-3		G1-6-3 1B				K		1B IBB	3	0	1	1	1	1	0					
Jim Piersall, R OBP: 0.322, SLG: 0.449	K		G1-6-3				K		1-2 2-3 1B	4	0	1	0	0	2	2					
Vic Power, R OBP: 0.315, SLG: 0.392							4-3		SF9	3	0	1	1	0	0	0					
Bubba Phillips, R OBP: 0.253, SLG: 0.304									1-3	3	0	1	0	0	0	2					
John Romano, R OBP: 0.341, SLG: 0.483									1B 2B	3	0	1	0	0	0	2					
Jim Perry, S OBP: 0.253, SLG: 0.282									L8	3	0	1	0	0	0	2					
									G5-4-3 1B	3	0	2	0	0	1	1					
Inning Stats	R: 2 E: 0 K: 1 S: 7	H: 2 LOB: 0 BB: 0 P: 7	R: 0 E: 0 K: 0 S: 5	H: 2 LOB: 2 BB: 0 P: 5	R: 0 E: 0 K: 0 S: 3	H: 1 LOB: 1 BB: 1 P: 7	R: 0 E: 0 K: 1 S: 6	H: 1 LOB: 1 BB: 0 P: 6	R: 0 E: 0 K: 0 S: 3	H: 1 LOB: 0 BB: 0 P: 3	R: 0 E: 0 K: 2 S: 7	H: 0 LOB: 0 BB: 0 P: 7	R: 0 E: 0 K: 0 S: 4	H: 2 LOB: 1 BB: 0 P: 4	R: 1 E: 0 K: 0 S: 5	H: 2 LOB: 2 BB: 1 P: 9	1B: 8 2B: 3 3B: 0 HR: 0	SF: 1 SAC: 1 DP: 3 HBP: 0	WP: 0 PB: 0 SB: 0 CS: 0	PA: 34	
PITCHER Mitt Pappas, R ERA: 3.61	IP: 8.0 WLS: L BF: 34	H: 11 R: 3 ER: 3 SO: 4	BB: 1 IBB: 1 HBP: 0 BLK: 0	WP: 0 HR: 0 S: 40 P: 48	ERA: 3.38 WHIP: 1.500	PITCHER											IP: 8.0 WLS: L BF: 34	H: 11 R: 3 ER: 3 SO: 4	BB: 1 IBB: 1 HBP: 0 BLK: 0	WP: 0 HR: 0 S: 40 P: 48	ERA: 3.38 WHIP: 1.500



Batter	1	2	3	4	5	6	7	8	9	AB	R	H	RBI	BB	SO	LOB	TOP								
Jackie Brandt, R OBP: 0.330, SLG: 0.430 (1, 9)	F9		G3 2B		F9		HR 1B	G6-4-3 1B		5	1	3	2	0	0	0	Baltimore Orioles @ Cleveland Indians Cleveland Municipal Stadium, Cleveland, OH Thu Sep 08 1960, 7:05 PM EDT Att: 6,513 - Unknown								
Gene Woodling, L OBP: 0.400, SLG: 0.429 Jim Gentile, L OBP: 0.410, SLG: 0.512 (7, 7)	FC6-4 BB		G3		K		HR 1B	F5		3	1	1	3	1	1	1									
Brooks Robinson, R OBP: 0.341, SLG: 0.447 (1, 5)	F9		F8		6-3		F8	G6-4-3		5	0	0	0	0	0	3									
Walt Dropo, R OBP: 0.346, SLG: 0.396 Gene Stephens, L OBP: 0.314, SLG: 0.362 (7, 7)	FC6-4				F8		4-3	BB 3B BB		3	0	0	0	1	0	1									
Gus Triandos, R OBP: 0.337, SLG: 0.391 Del Rice, R OBP: 0.254, SLG: 0.273 (7, 2)		1B BB			K		K	F5		3	0	0	0	1	3	1									
Ron Hansen, R OBP: 0.343, SLG: 0.448 (1, 6)		1B			1B BB			L5		3	2	2	0	2	0	0									
Jim Busby, R OBP: 0.329, SLG: 0.305 (1, 8)					F9					2	2	1	0	2	0	1									
Mary Breeding, R OBP: 0.323, SLG: 0.348 (1, 4)					L6					3	1	1	3	1	0	3									
Jack Fisher, R OBP: 0.281, SLG: 0.275 (1, 1)					K					3	1	0	1	1	2	2									
Inning Stats	R: 0 E: 0 K: 0 S: 3	H: 0 LOB: 1 BB: 1 P: 7	R: 0 E: 0 K: 0 S: 3	H: 1 LOB: 1 BB: 1 P: 7	R: 0 E: 0 K: 1 S: 6	H: 1 LOB: 1 BB: 0 P: 6	R: 0 E: 0 K: 1 S: 6	H: 1 LOB: 2 BB: 1 P: 10	R: 0 E: 0 K: 1 S: 7	H: 0 LOB: 0 BB: 0 P: 7	R: 0 E: 0 K: 1 S: 5	H: 0 LOB: 0 BB: 0 P: 5	R: 9 E: 0 K: 1 S: 9	H: 4 LOB: 2 BB: 6 P: 33	R: 0 E: 0 K: 0 S: 3	H: 1 LOB: 0 BB: 0 P: 3		R: 0 E: 0 K: 0 S: 3	H: 0 LOB: 0 BB: 0 P: 3	1B: 5 2B: 1 3B: 1 HR: 1	SF: 0 SAC: 0 DP: 1 HBP: 0	WP: 1 PB: 0 SB: 1 CS: 0	PA: 42		
PITCHER	IP	WLS	BF	H	R	ER	SO	BB	IBB	HBP	BLK	WP	HR	S	P	ERA	WHIP								
Dick Stigman, L ERA: 4.21 Jack Harshman, L ERA: 4.36 Johnny Klippstein, R ERA: 2.95 Don Newcombe, R ERA: 4.77	6.0	L	26	4	3	3	5	5	0	0	0	1	0	31	51	4.50	1.500								

Batter	1	2	3	4	5	6	7	8	9	AB	R	H	RBI	BB	SO	LOB	BOTTOM								
Ken Aspromonte, R OBP: 0.373, SLG: 0.410 (1, 4)	G4-6-3 1B		BB			5-3		6-3		3	0	1	0	1	0	0	Baltimore Orioles @ Cleveland Indians Cleveland Municipal Stadium, Cleveland, OH Thu Sep 08 1960, 7:05 PM EDT Att: 6,513 - Unknown								
Tito Francona, L OBP: 0.381, SLG: 0.464 (1, 7)	G4-6-3		F6			F8		F9		4	0	0	0	0	2										
Harvey Kuenn, R OBP: 0.383, SLG: 0.422 (1, 9)					F9		FC6-4 1B	F4		4	0	2	0	0	0	0									
Woodie Held, R OBP: 0.337, SLG: 0.503 (1, 6)	F7				6-3		FC6-4	F8		4	0	0	0	0	2										
Vic Power, R OBP: 0.316, SLG: 0.392 (1, 3)					F9		K			3	0	1	0	0	1	0									
Jim Piersall, R OBP: 0.320, SLG: 0.445 (1, 8)					4-3			G5-4-3 1B		3	0	0	0	0	1										
Bubba Phillips, R OBP: 0.250, SLG: 0.301 (1, 5)					F7			F9		3	0	0	0	0	0	0									
John Romano, R OBP: 0.341, SLG: 0.485 (1, 2)					F3			F9		3	0	1	0	0	0	0									
Dick Stigman, R OBP: 0.314, SLG: 0.258 Jack Harshman, L OBP: 0.154, SLG: 0.231 Johnny Klippstein, R OBP: 0.214, SLG: 0.154 Marty Keough, L OBP: 0.298, SLG: 0.350 Don Newcombe, L OBP: 0.245, SLG: 0.224 (8, PH)					F7			F9		2	0	0	0	0	0	1									
Inning Stats	R: 0 E: 0 K: 0 S: 4	H: 2 LOB: 1 BB: 0 P: 4	R: 0 E: 0 K: 0 S: 3	H: 0 LOB: 0 BB: 0 P: 3	R: 0 E: 0 K: 0 S: 3	H: 0 LOB: 1 BB: 1 P: 7	R: 0 E: 0 K: 1 S: 5	H: 0 LOB: 0 BB: 0 P: 5	R: 0 E: 0 K: 1 S: 4	H: 1 LOB: 1 BB: 0 P: 4	R: 0 E: 0 K: 0 S: 4	H: 1 LOB: 1 BB: 0 P: 4	R: 0 E: 0 K: 0 S: 3	H: 1 LOB: 0 BB: 0 P: 3	R: 0 E: 0 K: 1 S: 5	H: 0 LOB: 0 BB: 0 P: 5		R: 0 E: 0 K: 0 S: 3	H: 0 LOB: 0 BB: 0 P: 3	1B: 4 2B: 1 3B: 0 HR: 0	SF: 0 SAC: 0 DP: 2 HBP: 0	WP: 0 PB: 0 SB: 0 CS: 0	PA: 31		
PITCHER	IP	WLS	BF	H	R	ER	SO	BB	IBB	HBP	BLK	WP	HR	S	P	ERA	WHIP								
Jack Fisher, R ERA: 2.97 (1, 1)	9.0	W	31	5	0	0	2	1	0	0	0	0	0	34	38	0.00	0.667								



Batter	1	2	3	4	5	6	7	8	9	AB	R	H	RBI	BB	SO	LOB	TOP			
Jackie Brandt, R OBP: 0.333, SLG: 0.433 (1, 8)										4	0	3	2	0	0	1	<p>Baltimore Orioles @ Chicago White Sox Comiskey Park, Chicago, IL Fri Sep 09 1960, 8:05 PM EDT Att: 37,008 - Unknown</p>			
Gene Woodling, L OBP: 0.397, SLG: 0.424 (1, 7)										4	0	0	0	0	0	5				
Jim Busby, R OBP: 0.329, SLG: 0.305 (8, PR)										0	0	0	0	0	0	0				
Billy Klaus, L OBP: 0.341, SLG: 0.371 (8, 4)										0	0	0	0	0	0	0				
Brooks Robinson, R OBP: 0.339, SLG: 0.443 (1, 5)										4	0	0	0	0	0	4				
Jim Gentile, L OBP: 0.406, SLG: 0.506 (1, 3)										4	0	0	0	0	1	1				
Gus Triandos, R OBP: 0.336, SLG: 0.387 (1, 2)										3	0	0	0	1	0	0				
Ron Hansen, R OBP: 0.343, SLG: 0.447 (1, 6)										4	0	1	0	0	1	0				
Gene Stephens, L OBP: 0.314, SLG: 0.359 (1, 9)										2	1	0	0	1	1	0				
Walt Dropo, R OBP: 0.344, SLG: 0.394 (9, PH)										1	0	0	0	0	1	2				
Mary Breeding, R OBP: 0.322, SLG: 0.346 (1, 4)										2	0	0	0	0	1	0				
Dave Philley, S OBP: 0.300, SLG: 0.275 (8, PH)										2	1	1	0	0	1	2				
Chuck Estrada, R OBP: 0.217, SLG: 0.214 (1, 1)										1	0	0	0	0	0	0				
Wes Stock, R OBP: 0.343, SLG: 0.377 (6, PH)										0	0	0	0	0	0	0				
Al Pilarcik, L OBP: 0.343, SLG: 0.377 (6, PH)										0	0	0	0	0	0	0				
Jerry Walker, R OBP: 0.343, SLG: 0.377 (6, PH)										0	0	0	0	0	0	0				
Billy Hoelt, L OBP: 0.343, SLG: 0.377 (7, 1)										0	0	0	0	0	0	0				
Bob Boyd, L OBP: 0.343, SLG: 0.444 (8, PH)										0	0	0	0	0	0	0				
Gordon Jones, R OBP: 0.400, SLG: 0.400 (8, 1)										0	0	0	0	0	0	0				
Inning Stats	R: 0 E: 0 K: 0 S: 3	H: 1 LOB: 0 BB: 0 P: 3	R: 0 E: 0 K: 0 S: 3	H: 0 LOB: 0 BB: 0 P: 3	R: 0 E: 0 K: 1 S: 5	H: 0 LOB: 0 BB: 0 P: 5	R: 0 E: 0 K: 0 S: 4	H: 1 LOB: 1 BB: 0 P: 4	R: 0 E: 0 K: 1 S: 6	H: 1 LOB: 1 BB: 0 P: 6	R: 0 E: 0 K: 0 S: 3	H: 0 LOB: 0 BB: 0 P: 3	R: 2 E: 0 K: 0 S: 6	H: 3 LOB: 2 BB: 1 P: 10	R: 0 E: 0 K: 3 S: 10	H: 1 LOB: 2 BB: 1 P: 14	1B: 7 2B: 0 3B: 0 HR: 0	SF: 0 SAC: 0 DP: 1 HBP: 0	WP: 0 PA: 35 PB: 0 SB: 0 CS: 0	
PITCHER	IP WLS BF H R ER SO BB IBB HBP BLK WP HR S P ERA WHIP	7.1 W 28 6 2 2 3 1 0 0 0 0 0 33 37 2.46 0.955	1.2 S 7 1 0 0 3 1 0 0 0 0 0 0 12 16 0.00 1.200																	
Bob Shaw, R ERA: 3.9 (1, 1)																				
Frank Baumann, L ERA: 2.66 (8, 1)																				

Batter	1	2	3	4	5	6	7	8	9	AB	R	H	RBI	BB	SO	LOB	BOTTOM	
Luis Aparicio, R OBP: 0.325, SLG: 0.350 (1, 6)										5	1	3	2	0	0	3	<p>Baltimore Orioles @ Chicago White Sox Comiskey Park, Chicago, IL Fri Sep 09 1960, 8:05 PM EDT Att: 37,008 - Unknown</p>	
Nellie Fox, L OBP: 0.337, SLG: 0.360 (1, 4)										4	1	1	0	0	0	3		
Al Smith, R OBP: 0.372, SLG: 0.451 (1, 9)										3	1	1	0	1	0	2		
Ted Kluszewski, L OBP: 0.367, SLG: 0.409 (1, 3)										3	0	2	1	1	0	1		
Minnie Minoso, R OBP: 0.371, SLG: 0.462 (1, 7)										3	0	1	2	0	0	2		
Jim Rivera, L OBP: 0.417, SLG: 0.636 (8, 7)										0	0	0	0	0	0	0		
Sherm Lollar, R OBP: 0.335, SLG: 0.373 (1, 2)										4	0	0	0	0	0	6		
Gene Freese, R OBP: 0.303, SLG: 0.468 (1, 5)										0	0	0	0	0	0	0		
Sammy Esposito, R OBP: 0.302, SLG: 0.245 (2, PR)										3	2	2	0	0	0	0		
Jim Landis, R OBP: 0.368, SLG: 0.386 (1, 8)										4	0	1	0	0	0	2		
Bob Shaw, R OBP: 0.222, SLG: 0.161 (1, 1)										1	0	1	0	0	0	0		
Frank Baumann, L OBP: 0.229, SLG: 0.119 (8, 1)										1	0	0	0	0	1	1		
Inning Stats	R: 2 E: 0 K: 0 S: 5	H: 3 LOB: 1 BB: 1 P: 9	R: 1 E: 0 K: 0 S: 4	H: 1 LOB: 0 BB: 0 P: 5	R: 0 E: 0 K: 0 S: 3	H: 1 LOB: 1 BB: 0 P: 4	R: 0 E: 0 K: 0 S: 5	H: 2 LOB: 2 BB: 0 P: 5	R: 0 E: 0 K: 0 S: 4	H: 1 LOB: 1 BB: 0 P: 4	R: 1 E: 0 K: 0 S: 5	H: 2 LOB: 1 BB: 0 P: 5	R: 1 E: 0 K: 1 S: 6	H: 2 LOB: 1 BB: 0 P: 6	1B: 7 2B: 5 3B: 0 HR: 0	SF: 0 SAC: 2 DP: 2 HBP: 2	WP: 0 PA: 37 PB: 0 SB: 0 CS: 0	
PITCHER	IP WLS BF H R ER SO BB IBB HBP BLK WP HR S P ERA WHIP	3.1 L 18 7 3 3 0 1 0 0 0 0 0 5 9 0.00 0.600	6 0 0 0 0 0 1 0 0 0 0 0 6 6 6.75 1.500	1.1 6 2 1 1 0 0 0 0 0 0 0 3 3 0.00 1.500	4.1 2 6 1 1 1 0 0 0 0 0 0 6 6 9.00 2.000													
Chuck Estrada, R ERA: 3.53 (1, 1)																		
Wes Stock, R ERA: 3.38 (4, 1)																		
Jerry Walker, R ERA: 3.72 (6, 1)																		
Billy Hoelt, L ERA: 4.15 (7, 1)																		
Gordon Jones, R ERA: 4.1 (8, 1)																		

Batter	1	2	3	4	5	6	7	8	9	10	11	AB	R	H	RBI	BB	SO	LOB	TOP								
Jackie Brandt, R OBP: 0.330, SLG: 0.428 (1, 9)	6-3 ①		K ③		F9 ①		K ②			F2 ①		5	0	0	0	0	2	1									
Dave Philley, S OBP: 0.305, SLG: 0.286 (1, 7)	P1 ②			BB BB BB ①	F8 2B ②		1-3 ③			4-3 ②		4	1	1	1	1	0	0									
Brooks Robinson, R OBP: 0.336, SLG: 0.439 (1, 5)	P6 ③				F3 ①		F8 ②			P4 ①		5	0	0	0	0	0	2									
Walt Dropo, R OBP: 0.344, SLG: 0.389 Jim Gentile, L OBP: 0.404, SLG: 0.503 (8, PH) (8, 3)		5-3 ③				BB BB 1-2 ①				F8 ②		2	0	0	0	1	0	1									
Gus Triandos, R OBP: 0.340, SLG: 0.391 (1, 2)					F8 ②		P3 ②					5	0	3	0	0	0	2									
Ron Hansen, R OBP: 0.345, SLG: 0.448 (1, 6)												3	0	1	0	2	2	2									
Jim Busby, R OBP: 0.309, SLG: 0.301 Bob Boyd, L OBP: 0.307, SLG: 0.408 Billy Kinsler, L OBP: 0.300, SLG: 0.391 Gene Woodling, L OBP: 0.311, SLG: 0.366 (1, 8) (8, PH) (9, 4) (11, PH) (11, PH) (11, 7)												2	0	0	1	1	1	2									
Mary Breeding, R OBP: 0.320, SLG: 0.344 Al Pizarro, L OBP: 0.339, SLG: 0.372 (9, PH) (9, 9)					F5 ①		F2 ③					3	0	0	0	0	0	4									
Hal Brown, R OBP: 0.302, SLG: 0.283 Gene Stephens, L OBP: 0.313, SLG: 0.358 Hoyt Wilhelm, R OBP: 0.116, SLG: 0.075 (1, 1) (9, PH) (9, 1)												3	1	1	0	0	1	0									
												1	0	0	0	0	0	0									
												0	0	0	0	0	0	0									
Inning Stats	R: 0 E: 0 K: 0 S: 3	H: 0 LOB: 0 BB: 0 P: 3	R: 0 E: 0 K: 0 S: 4	H: 1 LOB: 1 BB: 0 P: 4	R: 0 E: 0 K: 1 S: 5	H: 0 LOB: 0 BB: 0 P: 5	R: 1 E: 0 K: 0 S: 3	H: 0 LOB: 3 BB: 4 P: 19	R: 1 E: 0 K: 0 S: 5	H: 2 LOB: 1 BB: 0 P: 5	R: 0 E: 0 K: 2 S: 8	H: 0 LOB: 0 BB: 0 P: 7	R: 0 E: 0 K: 1 S: 6	H: 1 LOB: 1 BB: 0 P: 6	R: 0 E: 0 K: 1 S: 5	H: 0 LOB: 0 BB: 0 P: 5	R: 0 E: 0 K: 0 S: 3	H: 0 LOB: 0 BB: 0 P: 3	R: 0 E: 0 K: 0 S: 3	H: 1 LOB: 2 BB: 2 P: 11	1B: 3 2B: 4 3B: 0 HR: 0	SF: 0 SAC: 0 DP: 1 HBP: 0	WP: 0 PB: 0 SB: 0 CS: 0	PA: 44			
PITCHER	IP ERA WLS BF H R ER SO BB IBB HBP BLK WP HR S P ERA WHIP	6.0 3.66 4.1 16 2 0 0 4 1 0 0 0 0 0 0 23 27 0.00 0.692	0.2 W 2 0 0 0 0 0 1 0 0 0 0 0 0 1 5 0.00 1.500																								

Baltimore Orioles @ Chicago White Sox
Comiskey Park, Chicago, IL
Sat Sep 10 1960, 4:33 AM EDT
Att: 20,546 - Unknown

livebaseballscores.com

AB 38
R 2
H 6
RBI 2
BB 6
SO 7
LOB 17



Batter	1	2	3	4	5	6	7	8	9	10	11	AB	R	H	RBI	BB	SO	LOB	BOTTOM							
Luis Aparicio, R OBP: 0.323, SLG: 0.347 (1, 6)	6-3 ①		F8 ③			L1 ②				6-3 ③		4	0	0	0	0	0	0								
Nellie Fox, L OBP: 0.337, SLG: 0.360 (1, 4)	F5 ②									F9 ①		4	0	1	0	0	0	0								
Al Smith, R OBP: 0.370, SLG: 0.447 (1, 9)	6-3 ③									F9 ②		4	0	0	0	0	0	1								
Ted Kluszewski, L OBP: 0.358, SLG: 0.399 (1, 3)										F8 ①		4	0	0	0	0	0	1								
Minnie Minoso, R OBP: 0.370, SLG: 0.463 Jim Rivera, L OBP: 0.385, SLG: 0.583 (7, PR) (8, 7)												4	0	0	0	0	0	1								
Sherm Lollar, R OBP: 0.334, SLG: 0.372 (1, 2)												4	0	1	0	0	0	1								
Sammy Esposito, R OBP: 0.313, SLG: 0.333 (1, 5)												4	2	2	1	0	0	1								
Jim Landis, R OBP: 0.369, SLG: 0.394 (1, 8)												4	1	2	1	0	0	0								
Herb Score, L OBP: 0.179, SLG: 0.179 Earl Torgerson, L OBP: 0.472, SLG: 0.434 Russ Kemmerer, R OBP: 0.229, SLG: 0.119 (1, 1) (6, PH) (7, 1) (11, 1)												1	0	0	0	0	0	1								
												1	0	0	0	0	1	0								
												1	0	0	0	0	0	0								
												0	0	0	0	0	0	0								
Inning Stats	R: 0 E: 0 K: 0 S: 3	H: 0 LOB: 0 BB: 0 P: 3	R: 0 E: 0 K: 0 S: 3	H: 0 LOB: 0 BB: 0 P: 3	R: 1 E: 0 K: 0 S: 4	H: 2 LOB: 0 BB: 0 P: 4	R: 0 E: 0 K: 0 S: 4	H: 1 LOB: 1 BB: 0 P: 4	R: 0 E: 0 K: 0 S: 3	H: 1 LOB: 1 BB: 0 P: 3	R: 0 E: 0 K: 1 S: 5	H: 0 LOB: 0 BB: 0 P: 5	R: 0 E: 0 K: 1 S: 6	H: 1 LOB: 1 BB: 0 P: 6	R: 1 E: 0 K: 0 S: 4	H: 1 LOB: 1 BB: 0 P: 4	R: 0 E: 0 K: 0 S: 3	H: 0 LOB: 0 BB: 0 P: 3	R: 0 E: 0 K: 0 S: 3	H: 1 LOB: 0 BB: 0 P: 1	1B: 3 2B: 2 3B: 0 HR: 2	SF: 0 SAC: 0 DP: 2 HBP: 0	WP: 0 PB: 0 SB: 0 CS: 0	PA: 35		
PITCHER	IP ERA WLS BF H R ER SO BB IBB HBP BLK WP HR S P ERA WHIP	8.0 3.13 2.0 L 7 1 1 1 0 0 0 0 0 0 1 7 7 4.50 0.500																								

Baltimore Orioles @ Chicago White Sox
Comiskey Park, Chicago, IL
Sat Sep 10 1960, 4:33 AM EDT
Att: 20,546 - Unknown

livebaseballscores.com

AB 35
R 3
H 7
RBI 2
BB 0
SO 2
LOB 6



Batter	1	2	3	4	5	6	7	8	9	AB	R	H	RBI	BB	SO	LOB	TOP										
Jackie Brandt, R OBP: 0.333, SLG: 0.429	5-3		HR				G3		2B	4	2	2	0	1	0	0											
Dave Philley, S OBP: 0.320, SLG: 0.348										5	1	3	3	0	0	2											
Gene Stephens, L OBP: 0.313, SLG: 0.358	BB		HR				F7		SH3-4	0	1	0	0	0	0	0											
Brooks Robinson, R OBP: 0.335, SLG: 0.438			6-3				6-3		SH3-4	4	0	1	0	0	0	0											
Jim Gentile, L OBP: 0.404, SLG: 0.507	F8		F8						4-3	5	0	2	1	0	0	2											
Gus Triandos, R OBP: 0.341, SLG: 0.387							F7		E6	3	0	0	0	2	1	2											
Ron Hansen, R OBP: 0.344, SLG: 0.444			FC6-4						E5	4	0	0	0	1	1	6											
Al Pilarcik, L OBP: 0.333, SLG: 0.365			F9				G3			3	0	0	0	0	0	0											
Gene Woodling, L OBP: 0.399, SLG: 0.424										0	0	0	0	1	0	0											
Jim Busby, R OBP: 0.333, SLG: 0.301										0	0	0	0	1	0	0											
Mary Breeding, R OBP: 0.318, SLG: 0.342			F2				5-3		FC3-2	3	0	0	0	0	0	0											
Bob Boyd, L OBP: 0.388, SLG: 0.432									4-3	1	0	0	0	0	0	3											
Billy Klaus, L OBP: 0.333, SLG: 0.361										1	0	0	0	0	0	3											
Steve Barber, L OBP: 0.145, SLG: 0.060										3	0	0	0	1	3	3											
Chuck Estrada, R OBP: 0.217, SLG: 0.214										0	0	0	0	0	0	0											
Inning Stats	R: 0 E: 0 K: 0 S: 5	H: 2 LOB: 3 BB: 1 P: 9	R: 0 E: 0 K: 0 S: 5	H: 0 LOB: 0 BB: 0 P: 5	R: 2 E: 0 K: 0 S: 5	H: 2 LOB: 1 BB: 1 P: 9	R: 0 E: 0 K: 0 S: 4	H: 1 LOB: 2 BB: 1 P: 8	R: 0 E: 0 K: 0 S: 6	H: 0 LOB: 0 BB: 0 P: 5	R: 0 E: 0 K: 0 S: 3	H: 0 LOB: 0 BB: 0 P: 3	R: 0 E: 2 K: 1 S: 7	H: 0 LOB: 3 BB: 1 P: 11	R: 2 E: 0 K: 1 S: 7	H: 2 LOB: 3 BB: 3 P: 19	1B: 4 2B: 3 3B: 0 HR: 1	SF: 0 SAC: 1 DP: 0 HBP: 0	WP: 0 PB: 0 CS: 0	PA: 44							
PITCHER	IP	WLS	BF	H	R	ER	SO	BB	IBB	HBP	BLK	WP	HR	S	P	ERA	WHIP										
Ned Garver, R ERA: 4.3	8.0	L	36	6	2	2	4	4	0	0	0	0	1	40	56	2.25	1.250										
Ken Johnson, R ERA: 4.57	0.0		2	1	2	2	0	1	0	0	0	0	0	1	5	∞	∞										
Bob Davis, R ERA: 3.9	0.2		5	1	0	0	1	2	0	0	0	0	0	5	13	0.00	4.500										
Johnny Kucks, R ERA: 5.79	0.1		1	0	0	0	0	0	0	0	0	0	0	1	1	0.00	0.000										

Baltimore Orioles @ Kansas City Athletics
Municipal Stadium, Kansas City, MO
Sun Sep 11 1960, 4:33 AM EDT
Att: 16,212 - Unknown

livebaseballscorecards.com

AB 36
R 4
H 8
RBI 4
BB 7
SO 5
LOB 21



Batter	1	2	3	4	5	6	7	8	9	AB	R	H	RBI	BB	SO	LOB	BOTTOM										
Bill Tuttle, R OBP: 0.330, SLG: 0.332	E3								G1-6-3	4	0	1	0	0	0	1											
Jerry Lumpe, L OBP: 0.320, SLG: 0.348										4	0	1	0	0	0	2											
Hank Bauer, R OBP: 0.313, SLG: 0.353										4	0	1	0	0	0	1											
Dick Williams, R OBP: 0.340, SLG: 0.412										3	0	0	0	1	2	3											
Norm Siebern, L OBP: 0.362, SLG: 0.479										4	0	0	0	0	1	3											
Andy Carey, R OBP: 0.285, SLG: 0.407										3	0	1	0	1	0	1											
Bob Johnson, R OBP: 0.344, SLG: 0.264										3	0	0	0	0	1	2											
Mary Throneberry, L OBP: 0.290, SLG: 0.411										1	0	0	0	0	0	3											
Pete Daley, R OBP: 0.285, SLG: 0.356										2	0	0	0	1	1	0											
Ned Garver, R OBP: 0.167, SLG: 0.136										2	0	0	0	0	0	2											
Ray Jablonski, R OBP: 0.306, SLG: 0.258										1	0	1	0	0	0	0											
Ken Johnson, R OBP: 0.185, SLG: 0.222										0	0	0	0	0	0	0											
Bob Davis, R OBP: 0.250, SLG: 0.250										0	0	0	0	0	0	0											
Johnny Kucks, R OBP: 0.178, SLG: 0.148										0	0	0	0	0	0	0											
Inning Stats	R: 0 E: 1 K: 1 S: 6	H: 0 LOB: 1 BB: 0 P: 6	R: 0 E: 0 K: 0 S: 4	H: 1 LOB: 2 BB: 1 P: 8	R: 0 E: 0 K: 0 S: 3	H: 1 LOB: 0 BB: 0 P: 3	R: 0 E: 0 K: 0 S: 3	H: 0 LOB: 0 BB: 0 P: 3	R: 0 E: 0 K: 1 S: 5	H: 0 LOB: 1 BB: 1 P: 9	R: 0 E: 0 K: 0 S: 3	H: 1 LOB: 0 BB: 0 P: 3	R: 0 E: 0 K: 1 S: 7	H: 2 LOB: 3 BB: 1 P: 11	R: 0 E: 0 K: 1 S: 7	H: 2 LOB: 3 BB: 1 P: 11	1B: 4 2B: 1 3B: 0 HR: 0	SF: 0 SAC: 0 DP: 2 HBP: 0	WP: 0 PB: 0 CS: 0	PA: 34							
PITCHER	IP	WLS	BF	H	R	ER	SO	BB	IBB	HBP	BLK	WP	HR	S	P	ERA	WHIP										
Steve Barber, L ERA: 3.04	8.2	W	33	5	0	0	5	3	0	0	0	0	0	40	52	0.00	0.923										
Chuck Estrada, R ERA: 3.52	0.1	S	1	0	0	0	0	0	0	0	0	0	0	1	1	0.00	0.000										

Baltimore Orioles @ Kansas City Athletics
Municipal Stadium, Kansas City, MO
Sun Sep 11 1960, 4:33 AM EDT
Att: 16,212 - Unknown

livebaseballscorecards.com


AB 31
R 0
H 5
RBI 0
BB 3
SO 5
LOB 18



Batter	1	2	3	4	5	6	7	8	9	AB	R	H	RBI	BB	SO	LOB	TOP					
Jackie Brandt, R (1, 8) OBP: 0.330, SLG: 0.425	0-3 K		0-3 K					0-0 6-3		0-0 1-3							4 0 0 0 0 2 0					
Dave Philley, S (1, 9) OBP: 0.305, SLG: 0.333	0-0 G3							0-0 L8		0-0 F9							4 0 0 0 0 0 0					
Gene Woodling, L (1, 7) OBP: 0.398, SLG: 0.423	0-0 E6							0-0 F7									4 0 1 0 0 0 0					
Jim Gentile, L (1, 3) OBP: 0.400, SLG: 0.501	0-3 K									0-0 L9							4 0 0 0 0 3 3					
Brooks Robinson, R (1, 5) OBP: 0.333, SLG: 0.434										0-0 P6							4 0 0 0 0 0 2					
Ron Hansen, R (1, 6) OBP: 0.344, SLG: 0.450																	3 1 1 1 0 0 2					
Gus Triandos, R (1, 2) OBP: 0.341, SLG: 0.390 Al Pilarcik, L (7, PR) OBP: 0.333, SLG: 0.365 Clint Courtney, L (7, 2) OBP: 0.371, SLG: 0.261																	3 0 1 0 0 0 0 0 0 0 0 0 0 0 0 0 0 0 0 0 0					
Mary Breeding, R (1, 4) OBP: 0.317, SLG: 0.341 Ray Barker, L (7, PH) OBP: 0.344, SLG: 0.450 Billy Klaus, L (7, 4) OBP: 0.333, SLG: 0.361																	2 0 0 0 0 0 0 1 0 0 0 0 0 1 0 0 0 0 0 0 0					
Mitt Pappas, R (1, 1) OBP: 0.104, SLG: 0.095 Bob Boyd, L (8, PH) OBP: 0.383, SLG: 0.427 Billy Hoelt, L (8, 1) OBP: 0.371, SLG: 0.261 Wes Stock, R (8, 1)																	2 0 0 0 0 1 0 1 0					
Inning Stats	R: 0 E: 1 K: 2 S: 8	H: 0 LOB: 1 BB: 0 P: 8	R: 0 E: 0 K: 0 S: 3	H: 0 LOB: 0 BB: 0 P: 3	R: 0 E: 0 K: 1 S: 5	H: 0 LOB: 0 BB: 0 P: 5	R: 0 E: 1 K: 1 S: 7	H: 1 LOB: 2 BB: 0 P: 7	R: 0 E: 0 K: 1 S: 5	H: 0 LOB: 0 BB: 0 P: 5	R: 0 E: 0 K: 0 S: 3	H: 0 LOB: 0 BB: 0 P: 3	R: 1 E: 0 K: 1 S: 7	H: 2 LOB: 1 BB: 0 P: 7	R: 0 E: 0 K: 0 S: 3	H: 0 LOB: 0 BB: 0 P: 3	R: 0 E: 0 K: 0 S: 3	H: 0 LOB: 0 BB: 0 P: 3	1B: 1 2B: 1 3B: 0 HR: 1	SF: 0 SAC: 0 DP: 0 HBP: 0	WP: 0 PB: 0 SB: 0 CS: 0	PA: 32
PITCHER Jim Bunning, R (1, 1) ERA: 2.74	IP: 9.0 WLS: W BF: 32 H: 3 R: 1 ER: 1 SO: 6 BB: 0 IBB: 0 HBP: 0 BLK: 0 WP: 0 HR: 1 S: 44 P: 44 ERA: 1.00 WHIP: 0.333															PITCHER	IP: 9.0 WLS: W BF: 32 H: 3 R: 1 ER: 1 SO: 6 BB: 0 IBB: 0 HBP: 0 BLK: 0 WP: 0 HR: 1 S: 44 P: 44 ERA: 1.00 WHIP: 0.333					

Baltimore Orioles @ Detroit Tigers
Briggs Stadium, Detroit, MI
Tue Sep 13 1960, 7:05 PM EDT
Att: 7,827 - Unknown


AB 32
R 1
H 3
RBI 1
BB 0
SO 6
LOB 8



Batter	1	2	3	4	5	6	7	8	9	AB	R	H	RBI	BB	SO	LOB	BOTTOM			
Eddie Yost, R (1, 5) OBP: 0.405, SLG: 0.376 Ozzie Virgil, R (7, PR) OBP: 0.244, SLG: 0.356	0-0 5-3																3 0 1 0 0 0 0 0 0 0 0 0 0 0			
Chico Fernandez, R (1, 6) OBP: 0.307, SLG: 0.315	0-0 F8																4 0 1 0 0 2 1			
Norm Cash, L (1, 3) OBP: 0.396, SLG: 0.499 Dick Gernert, R (8, PH) OBP: 0.333, SLG: 0.300	0-0 HR																3 1 1 1 0 1 2 1 0 1 0 0 0 0			
Charlie Maxwell, L (1, 7) OBP: 0.332, SLG: 0.446	0-0 2B																4 0 1 0 0 0 3			
Al Kaline, R (1, 8) OBP: 0.351, SLG: 0.416	4-0 BB																3 0 1 0 1 0 3			
Frank Bolling, R (1, 4) OBP: 0.308, SLG: 0.363	0-0 L6																4 1 1 0 0 0 4			
Rocky Colavito, R (1, 9) OBP: 0.315, SLG: 0.454																	3 1 1 2 0 0 0			
Harry Chiti, R (1, 2) OBP: 0.264, SLG: 0.286	0-0 1-3																3 0 0 0 0 1 0			
Jim Bunning, R (1, 1) OBP: 0.182, SLG: 0.162	0-0 6-3																3 0 0 0 0 0 0			
Inning Stats	R: 1 E: 0 K: 0 S: 5	H: 2 LOB: 2 BB: 1 P: 9	R: 0 E: 0 K: 0 S: 3	H: 0 LOB: 0 BB: 0 P: 3	R: 0 E: 0 K: 1 S: 6	H: 1 LOB: 2 BB: 0 P: 7	R: 2 E: 0 K: 1 S: 7	H: 2 LOB: 0 BB: 0 P: 7	R: 0 E: 0 K: 1 S: 5	H: 0 LOB: 0 BB: 0 P: 5	R: 0 E: 0 K: 0 S: 3	H: 1 LOB: 0 BB: 0 P: 3	R: 0 E: 0 K: 1 S: 6	H: 1 LOB: 1 BB: 0 P: 6	R: 0 E: 0 K: 0 S: 4	H: 1 LOB: 1 BB: 0 P: 4	1B: 5 2B: 1 3B: 0 HR: 2	SF: 0 SAC: 0 DP: 1 HBP: 1	WP: 0 PB: 0 SB: 0 CS: 0	PA: 33
PITCHER Mitt Pappas, R (1, 1) ERA: 3.62 Billy Hoelt, L (8, 1) ERA: 4.08 Wes Stock, R (8, 1) ERA: 3.3	IP: 7.0 WLS: L BF: 29 H: 7 R: 3 ER: 3 SO: 4 BB: 1 IBB: 0 HBP: 1 BLK: 0 WP: 0 HR: 2 S: 35 P: 40 ERA: 3.86 WHIP: 1.143															PITCHER	IP: 7.0 WLS: L BF: 29 H: 7 R: 3 ER: 3 SO: 4 BB: 1 IBB: 0 HBP: 1 BLK: 0 WP: 0 HR: 2 S: 35 P: 40 ERA: 3.86 WHIP: 1.143			

Baltimore Orioles @ Detroit Tigers
Briggs Stadium, Detroit, MI
Tue Sep 13 1960, 7:05 PM EDT
Att: 7,827 - Unknown

AB 31
R 3
H 8
RBI 3
BB 1
SO 4
LOB 13



Batter	1	2	3	4	5	6	7	8	9	AB	R	H	RBI	BB	SO	LOB	TOP																					
Jackie Brandt, R OBP: 0.327, SLG: 0.421 (1, 8)										5	0	0	0	0	2	2	Baltimore Orioles @ Detroit Tigers Briggs Stadium, Detroit, MI Wed Sep 14 1960, 4:33 AM EDT Att: 3,182 - Unknown																					
Dave Philley, S OBP: 0.364, SLG: 0.323 (1, 9)										3	2	0	0	1	0	1																						
Gene Stephens, L OBP: 0.313, SLG: 0.308 (8, 9)										1	1	1	0	0	0	0																						
Jim Busby, R OBP: 0.337, SLG: 0.306 (8, 9)										1	1	1	0	0	0	0																						
Gene Woodring, L OBP: 0.271, SLG: 0.264 Hal Brown, R OBP: 0.116, SLG: 0.075 Chuck Estrada, R OBP: 0.358, SLG: 0.295 Wes Stock, R OBP: 0.329, SLG: 0.299 Harry Chitt, R OBP: 0.263, SLG: 0.285 Neil Christy, L OBP: 0.316, SLG: 0.405 Lou Berberet, L OBP: 0.300, SLG: 0.253 Dick Gemert, R OBP: 0.331, SLG: 0.297 (8, PH)										2	0	0	0	0	0	0																						
Jim Gentle, L OBP: 0.403, SLG: 0.503 (1, 3)										5	1	3	4	0	1	2																						
Brooks Robinson, R OBP: 0.332, SLG: 0.437 (1, 5)										4	2	1	3	0	1	3																						
Ron Hansen, R OBP: 0.346, SLG: 0.450 (1, 6)										4	0	2	3	1	0	1																						
Gus Triandos, R OBP: 0.342, SLG: 0.390 (1, 2)										5	0	2	1	0	2	2																						
Mary Breeding, R OBP: 0.316, SLG: 0.340 (1, 4)										5	1	1	0	0	1	4																						
Jack Fisher, R OBP: 0.271, SLG: 0.264 Hoyt Wilhelm, R OBP: 0.116, SLG: 0.075 Albie Pearson, L OBP: 0.358, SLG: 0.295 (7, 9)										2	0	0	0	0	1	1																						
Dave Nicholson, R OBP: 0.308, SLG: 0.303 (8, 7)										1	0	0	0	0	1	0																						
Al Pizarro, L OBP: 0.333, SLG: 0.365 (8, 9)										0	0	0	0	0	0	0																						
Inning Stats	R: 0 E: 0 K: 1 S: 5	H: 0 LOB: 0 BB: 0 P: 5	R: 0 E: 1 K: 2 S: 8	H: 0 LOB: 1 BB: 0 P: 8	R: 5 E: 0 K: 2 S: 12	H: 4 LOB: 2 BB: 2 P: 20	R: 0 E: 0 K: 0 S: 3	H: 0 LOB: 0 BB: 0 P: 3	R: 0 E: 0 K: 0 S: 3	H: 1 LOB: 0 BB: 0 P: 3	R: 0 E: 0 K: 0 S: 2	H: 0 LOB: 0 BB: 1 P: 6	R: 3 E: 1 K: 1 S: 7	H: 1 LOB: 1 BB: 2 P: 15	R: 0 E: 0 K: 3 S: 9	H: 0 LOB: 0 BB: 0 P: 9	R: 3 E: 0 K: 0 S: 8	H: 5 LOB: 3 BB: 0 P: 8	1B: 10 2B: 1 3B: 1 HR: 0	SF: 1 SAC: 0 DP: 2 HBP: 0	WP: 2 PA: 44 PB: 0 SB: 3 CS: 0																	
PITCHER	IP	WLS	BF	H	R	ER	SO	BB	IBB	HBP	BLK	WP	HR	S	P	ERA	WHIP	PITCHER				IP	WLS	BF	H	R	ER	SO	BB	IBB	HBP	BLK	WP	HR	S	P	ERA	WHIP
Bob Bruce, R ERA: 3.8 (1, 1)	4.0		20	4	5	5	5	2	0	0	0	1	0	28	36	11.25	1.500																					
Paul Foytack, R ERA: 8.15 (5, 1)	2.1		10	1	3	1	1	3	0	0	0	0	0	9	21	3.86	1.714																					
Hank Aguirre, L ERA: 2.91 (7, 1)	2.1	L	12	5	3	3	3	0	0	0	0	0	0	18	28	11.57	2.143																					
Dave Sisler, R ERA: 2.29 (9, 1)	0.1		2	1	0	0	0	0	0	0	0	1	0	2	2	0.00	3.000																					

AB	38
R	11
H	11
RBI	11
BB	5
SO	9
LOB	16



Batter	1	2	3	4	5	6	7	8	9	AB	R	H	RBI	BB	SO	LOB	BOTTOM																					
Eddie Yost, R OBP: 0.403, SLG: 0.373 (1, 5)										4	1	0	1	1	1	2	Baltimore Orioles @ Detroit Tigers Briggs Stadium, Detroit, MI Wed Sep 14 1960, 4:33 AM EDT Att: 3,182 - Unknown																					
Chico Fernandez, R OBP: 0.308, SLG: 0.314 (1, 6)										5	1	1	0	0	1	2																						
Norm Cash, L OBP: 0.398, SLG: 0.500 (1, 3)										5	1	3	2	0	0	0																						
Charlie Maxwell, L OBP: 0.335, SLG: 0.454 (1, 7)										4	2	2	2	1	0	2																						
Al Kaline, R OBP: 0.352, SLG: 0.416 (1, 8)										4	0	2	0	0	1	2																						
Frank Bolling, R OBP: 0.305, SLG: 0.363 (1, 4)										5	2	2	1	0	0	2																						
Rocky Colavito, R OBP: 0.318, SLG: 0.454 (1, 9)										4	1	2	0	1	0	0																						
Harry Chitt, R OBP: 0.263, SLG: 0.285 (1, 2)										1	0	0	0	0	0	2																						
Neil Christy, L OBP: 0.316, SLG: 0.405 (4, PH)										0	1	0	0	1	0	0																						
Lou Berberet, L OBP: 0.300, SLG: 0.253 (5, 2)										2	0	0	0	0	0	0																						
Dick Gemert, R OBP: 0.331, SLG: 0.297 (9, PH)										1	0	0	0	0	1	2																						
Bob Bruce, R OBP: 0.265, SLG: 0.167 (1, 1)										1	0	0	0	0	0	0																						
Sandy Amoros, L OBP: 0.293, SLG: 0.192 (4, PH)										1	1	1	2	0	0	0																						
Paul Foytack, R OBP: 0.357, SLG: 0.320 (5, 1)										1	0	1	0	0	0	0																						
Hank Aguirre, R OBP: 0.037, SLG: 0.037 (7, 1)										1	0	0	0	0	1	0																						
Dave Sisler, R OBP: 0.235, SLG: 0.133 (9, 1)										0	0	0	0	0	0	0																						
Inning Stats	R: 0 E: 1 K: 1 S: 6	H: 0 LOB: 1 BB: 0 P: 6	R: 0 E: 0 K: 0 S: 4	H: 2 LOB: 1 BB: 0 P: 4	R: 2 E: 0 K: 0 S: 5	H: 3 LOB: 1 BB: 1 P: 9	R: 4 E: 0 K: 0 S: 7	H: 4 LOB: 1 BB: 1 P: 11	R: 0 E: 0 K: 1 S: 5	H: 0 LOB: 0 BB: 0 P: 5	R: 0 E: 0 K: 1 S: 6	H: 1 LOB: 1 BB: 0 P: 6	R: 3 E: 1 K: 0 S: 5	H: 2 LOB: 0 BB: 1 P: 9	R: 0 E: 0 K: 1 S: 5	H: 0 LOB: 0 BB: 0 P: 5	R: 1 E: 0 K: 1 S: 7	H: 2 LOB: 2 BB: 1 P: 11	1B: 13 2B: 1 3B: 0 HR: 1	SF: 0 SAC: 1 DP: 2 HBP: 0	WP: 0 PA: 44 PB: 1 SB: 0 CS: 0																	
PITCHER	IP	WLS	BF	H	R	ER	SO	BB	IBB	HBP	BLK	WP	HR	S	P	ERA	WHIP	PITCHER				IP	WLS	BF	H	R	ER	SO	BB	IBB	HBP	BLK	WP	HR	S	P	ERA	WHIP
Jack Fisher, R ERA: 3.17 (1, 1)	3.0		17	7	5	5	1	2	0	0	0	0	0	16	16	3.00	1.000																					
Gordon Jones, R ERA: 4.25 (9, 1)	0.1		2	0	0	0	0	0	0	0	0	0	0	1	5	0.00	3.000																					
Wes Stock, R ERA: 3.29 (9, 1)	0.1	S	1	0	0	0	0	0	0	0	0	1	0	0	3	3	0.00	0.000																				
Billy Hoelt, L ERA: 4.58 (7, 1)	0.0		2	1	2	1	0	1	0	0	0	0	0	1	5	∞	∞																					
Hal Brown, R ERA: 3.13 (7, 1)	0.1		1	0	0	0	0	0	0	0	0	0	0	1	1	0.00	0.000																					
Chuck Estrada, R ERA: 3.49 (7, 1)	1.2	W	6	1	1	0	1	0	0	0	0	0	0	8	8	0.00	0.600																					

AB	39
R	10
H	14
RBI	8
BB	4
SO	5
LOB	14



Batter	1	2	3	4	5	6	7	8	9	AB	R	H	RBI	BB	SO	LOB	TOP			
Jackie Brandt, R (1,9) OBP: 0.326, SLG: 0.419										4	0	1	0	0	0	2	<p>Baltimore Orioles @ New York Yankees Yankee Stadium, Bronx, NY Fri Sep 16 1960, 7:05 PM EDT Att: 50,332 - Unknown - 66 F</p> <p>livebaseballscores.com</p> <p>AB 34 R 2 H 8 RBI 2 BB 1 SO 6 LOB 14</p>			
Gene Woodling, L (1,7) OBP: 0.398, SLG: 0.419										4	0	1	0	0	1					
Brooks Robinson, R (1,5) OBP: 0.331, SLG: 0.435										4	0	1	0	0	0	1				
Walt Dropo, R (1,3) Albie Pearson, L (9, PR) OBP: 0.346, SLG: 0.389 OBP: 0.358, SLG: 0.295										4	0	1	0	0	0	2				
Ron Hansen, R (1,6) OBP: 0.345, SLG: 0.451										4	1	1	0	0	1	2				
Gus Triandos, R (1,2) Gene Stephens, L (9, PR) OBP: 0.343, SLG: 0.389 OBP: 0.313, SLG: 0.358										3	0	1	0	1	1	0				
Jim Busby, R (1,8) OBP: 0.341, SLG: 0.311										4	0	2	2	0	0	0				
Mary Breeding, R (1,4) OBP: 0.314, SLG: 0.337										4	0	0	0	0	1	4				
Steve Barber, L (1,1) Dave Philley, S (8, PH) Hal Brown, R (8, 1) OBP: 0.140, SLG: 0.058 OBP: 0.303, SLG: 0.320 OBP: 0.362, SLG: 0.263										2	0	0	0	0	2	2				
Inning Stats	R: 0 E: 0 K: 1 S: 5	H: 1 LOB: 0 BB: 0 P: 5	R: 0 E: 0 K: 1 S: 5	H: 0 LOB: 0 BB: 0 P: 5	R: 0 E: 0 K: 1 S: 5	H: 0 LOB: 2 BB: 0 P: 5	R: 0 E: 0 K: 0 S: 5	H: 2 LOB: 2 BB: 0 P: 5	R: 0 E: 0 K: 1 S: 3	H: 0 LOB: 0 BB: 0 P: 3	R: 0 E: 0 K: 1 S: 5	H: 0 LOB: 0 BB: 0 P: 5	R: 0 E: 0 K: 0 S: 3	H: 0 LOB: 0 BB: 0 P: 3	R: 2 E: 0 K: 1 S: 8	H: 3 LOB: 2 BB: 1 P: 12		1B: 7 2B: 1 3B: 0 HR: 0	SF: 0 SAC: 0 DP: 1 HBP: 0	WP: 0 PB: 0 SB: 0 CS: 0
PITCHER	IP WLS BF H R ER SO BB IBB HBP BLK WP HR S P ERA WHIP																			
Whitey Ford, L (1,1) ERA: 3.09	8.2 W 33 7 2 2 5 1 0 0 0 0 0 0 42 46 2.08 0.923																			
Bobby Shantz, L (9,1) ERA: 2.45	0.1 S 2 1 0 0 1 0 0 0 0 0 0 0 4 4 0.00 3.000																			

Batter	1	2	3	4	5	6	7	8	9	AB	R	H	RBI	BB	SO	LOB	BOTTOM			
Bobby Richardson, R (1,4) OBP: 0.301, SLG: 0.291										2	1	1	0	2	0	2	<p>Baltimore Orioles @ New York Yankees Yankee Stadium, Bronx, NY Fri Sep 16 1960, 7:05 PM EDT Att: 50,332 - Unknown - 66 F</p> <p>livebaseballscores.com</p> <p>AB 27 R 4 H 5 RBI 4 BB 7 SO 5 LOB 14</p>			
Roger Maris, L (1,9) OBP: 0.388, SLG: 0.604										4	1	1	2	0	1	2				
Mickey Mantle, S (1,8) OBP: 0.407, SLG: 0.552										3	0	1	0	1	1	0				
Bill Skowron, R (1,3) OBP: 0.344, SLG: 0.527										3	0	0	0	1	0	3				
Hector Lopez, R (1,7) Jim Pisoni, R (7,7) OBP: 0.362, SLG: 0.411										2	2	1	1	1	1	1				
Elston Howard, R (1,2) OBP: 0.301, SLG: 0.362										3	0	0	0	1	0	1				
Clete Boyer, R (1,5) OBP: 0.285, SLG: 0.398										4	0	1	0	0	0	2				
Tony Kubek, L (1,6) OBP: 0.319, SLG: 0.404										3	0	0	1	0	1	3				
Whitey Ford, L (1,1) Bobby Shantz, R (9,1) OBP: 0.288, SLG: 0.200 OBP: 0.182, SLG: 0.100										2	0	0	0	1	1	0				
Inning Stats	R: 0 E: 0 K: 2 S: 6	H: 0 LOB: 1 BB: 1 P: 10	R: 0 E: 0 K: 1 S: 5	H: 0 LOB: 2 BB: 2 P: 13	R: 0 E: 0 K: 1 S: 6	H: 1 LOB: 1 BB: 1 P: 10	R: 1 E: 0 K: 1 S: 6	H: 1 LOB: 0 BB: 0 P: 6	R: 2 E: 0 K: 0 S: 4	H: 2 LOB: 0 BB: 1 P: 8	R: 1 E: 0 K: 0 S: 4	H: 1 LOB: 2 BB: 2 P: 12	R: 0 E: 0 K: 0 S: 3	H: 0 LOB: 0 BB: 0 P: 3	R: 0 E: 0 K: 0 S: 3	H: 0 LOB: 0 BB: 0 P: 3		1B: 3 2B: 1 3B: 0 HR: 2	SF: 0 SAC: 0 DP: 1 HBP: 0	WP: 0 PB: 0 SB: 0 CS: 0
PITCHER	IP WLS BF H R ER SO BB IBB HBP BLK WP HR S P ERA WHIP																			
Steve Barber, L (1,1) ERA: 3.12	7.0 L 31 5 4 4 4 7 0 0 0 0 0 0 2 34 62 5.14 1.714																			
Hal Brown, R (8,1) ERA: 3.1	1.0 3 0 0 0 0 0 0 0 0 0 0 0 3 3 0.00 0.000																			

Batter	1	2	3	4	5	6	7	8	9	AB	R	H	RBI	BB	SO	LOB	TOP						
Gene Stephens, L (1.8) OBP: 0.318, SLG: 0.358	0-0 3-1		4-0 BB BB		0-0 G3		0-3 K		4-0 2B BB	3	0	0	0	2	1	1	<p>Baltimore Orioles @ New York Yankees Yankee Stadium, Bronx, NY Sun Sep 18 1960, 3:33 AM EDT Unknown - 66 F</p>						
Al Pilarcik, L (1.9) OBP: 0.335, SLG: 0.377	0-0 6-3		0-0 L9			0-0 1B 2B	0-0 F7		0-0 1-3 2B	5	1	2	0	0	0	3							
Gene Woodling, L (1.7) OBP: 0.398, SLG: 0.414	4-0 BB		4-0 1-2 2-3 BB			0-0 2B 1B	0-0 F5		0-0 L1	3	1	1	1	2	0	3							
Jim Gentile, L (1.3) OBP: 0.402, SLG: 0.508	0-0 F8		0-0 4-3			0-0 F9			0-0 1B	4	0	1	0	0	0	5							
Brooks Robinson, R (1.5) OBP: 0.332, SLG: 0.436		0-0 G6-4-3 1B		0-0 P3		0-0 1-3 1B 2B			0-0 P3	4	1	2	0	0	0	1							
Ron Hansen, R (1.6) OBP: 0.344, SLG: 0.446		0-0 G6-4-3 1-2		0-0 6-3		0-0 1B			0-0 P4	4	0	1	2	0	0	2							
Gus Triandos, R (1.2) OBP: 0.341, SLG: 0.395		0-0 F8		0-3 K		0-3 K			0-0 G3	4	0	0	0	0	2	2							
Billy Klaus, L (1.4) OBP: 0.340, SLG: 0.350			0-0 BB SH5-4 1B		0-0 4-3		0-0 P4		0-0 6-3	3	0	1	0	0	0	1							
Albie Pearson, L (9. PH) OBP: 0.354, SLG: 0.291					0-0 L4				0-0 P6	1	0	0	0	0	0	0							
Jack Fisher, R (1.1) Hoyt Wilhelm, R (3.1) Ray Barker, L (5. PH) Jerry Walker, S (5.1) Billy Hoelt, L (8.1) Bob Boyd, L (9. PH)			0-0 SH5-4 1-2		0-0 L4				0-0 P6	0	0	0	0	0	0	0							
Inning Stats	R: 0 E: 0 K: 0 S: 3	H: 0 LOB: 1 BB: 1 P: 7	R: 0 E: 0 K: 0 S: 3	H: 1 LOB: 0 BB: 3 P: 3	R: 0 E: 0 K: 0 S: 4	H: 1 LOB: 3 BB: 2 P: 12	R: 0 E: 0 K: 1 S: 5	H: 0 LOB: 0 BB: 0 P: 5	R: 0 E: 0 K: 1 S: 5	H: 0 LOB: 0 BB: 0 P: 3	R: 3 E: 0 K: 1 S: 9	H: 4 LOB: 1 BB: 0 P: 9	R: 0 E: 0 K: 1 S: 6	H: 1 LOB: 1 BB: 0 P: 6	R: 0 E: 0 K: 0 S: 4	H: 1 LOB: 2 BB: 1 P: 8	R: 0 E: 0 K: 0 S: 4	H: 1 LOB: 2 BB: 1 P: 8	1B: 6 2B: 3 3B: 0 HR: 0	SF: 0 SAC: 1 DP: 1 HBP: 0	WP: 0 PA: 39 PB: 0 SB: 0 CS: 0		
PITCHER	IP WLS BF H R ER SO BB IBB HBP BLK WP HR S P ERA WHIP	5.1 W 24 6 3 3 1 3 0 0 0 0 0 23 35 5.06 1.688	6.1 S 15 3 0 0 2 1 0 0 0 0 0 18 22 0.00 1.091																				

Batter	1	2	3	4	5	6	7	8	9	AB	R	H	RBI	BB	SO	LOB	BOTTOM						
Tony Kubek, L (1.6) OBP: 0.318, SLG: 0.408	0-0 F7		0-0 HR		0-0 F5		0-0 L8		0-0 F9	5	1	1	1	0	0	1	<p>Baltimore Orioles @ New York Yankees Yankee Stadium, Bronx, NY Sun Sep 18 1960, 3:33 AM EDT Unknown - 66 F</p>						
Hector Lopez, R (1.7) OBP: 0.366, SLG: 0.415	0-0		0-0 1B		0-0 BB		0-3 K		0-0 2B	4	1	3	0	0	1	0							
Jim Pisoni, R (7.7)			0-0 WP		0-0 1B		0-0 K		0-0 2B	0	0	0	0	0	0	0							
Dale Long, L (8. PH) OBP: 0.321, SLG: 0.411	0-0		0-0 1B		0-0 P4		0-0 F9		0-0 F7	1	0	1	1	0	0	0							
Ken Hunt, R (8. PR) OBP: 0.429, SLG: 0.412	0-0 1B		0-0 WP		0-0 2B		0-0 F9		0-0 F7	0	0	0	0	0	0	0							
Roger Maris, L (1.9) OBP: 0.363, SLG: 0.595	0-0 L9		0-0 1-3 2B		0-0 1B		0-0 F9		0-0 F7	5	1	1	0	0	0	3							
Mickey Mantle, S (1.8) OBP: 0.406, SLG: 0.552	0-0 G3		4-0 2B BB		4-0 1-2 BB		0-0 1-3 K		0-3 K	3	1	0	0	2	1	2							
Yogi Berra, L (1.2) OBP: 0.353, SLG: 0.462		0-0 4-3		0-0 1-1 2-H 2B		0-0 3-1			0-0 1B BB	3	0	1	2	1	0	2							
Bill Skowron, R (1.3) OBP: 0.348, SLG: 0.528		0-0 2B 2B		0-0 6-3		0-0 L7			0-0 1-2 G4-6-3 1B	4	1	2	0	0	0	1							
Clete Boyer, R (1.5) OBP: 0.263, SLG: 0.397		0-0	0-0 6-3		0-3 K		0-0 G4-6-3		0-0 G4-6-3	3	0	1	1	0	1	1							
Johnny Blanchard, L (7. PH) OBP: 0.315, SLG: 0.442		0-0 FC1-5 2H		0-0 2B		0-0 K		0-3 K	0-0 G4-6-3	1	0	0	0	0	0	2							
Joe Demaestri, R (8.4) OBP: 0.250, SLG: 0.286		0-0 FC1-5 2H		0-0 2B		0-0 K		0-0 G4-6-3	0-0 G4-6-3	0	0	0	0	0	0	0							
Bobby Richardson, R (1.4) OBP: 0.305, SLG: 0.296		0-0 FC1-5 2-3		4-0 BB		4-0 BB		0-0 BB	0-0 2B 3B	2	1	1	0	2	0	1							
Art Ditmar, R (1.1) OBP: 0.203, SLG: 0.197		0-3 K		0-0 5-3		0-0 6-3		0-0 F9	0-0 F9	3	0	0	0	0	1	4							
Jim Coates, R (6.1) OBP: 0.300, SLG: 0.340		0-3 K		0-0 5-3		0-0 6-3		0-0 F9	0-0 F9	1	1	1	1	0	0	0							
Inning Stats	R: 0 E: 0 K: 0 S: 4	H: 1 LOB: 1 BB: 0 P: 4	R: 1 E: 0 K: 1 S: 7	H: 2 LOB: 1 BB: 0 P: 7	R: 4 E: 0 K: 0 S: 7	H: 4 LOB: 2 BB: 2 P: 15	R: 0 E: 0 K: 0 S: 4	H: 1 LOB: 2 BB: 1 P: 8	R: 0 E: 0 K: 1 S: 5	H: 0 LOB: 1 BB: 1 P: 9	R: 0 E: 0 K: 1 S: 5	H: 0 LOB: 0 BB: 0 P: 5	R: 0 E: 0 K: 0 S: 3	H: 1 LOB: 1 BB: 1 P: 7	R: 2 E: 0 K: 1 S: 8	H: 3 LOB: 1 BB: 0 P: 8	R: 0 E: 0 K: 0 S: 8	H: 3 LOB: 1 BB: 0 P: 8	1B: 5 2B: 5 3B: 1 HR: 1	SF: 0 SAC: 0 DP: 1 HBP: 0	WP: 1 PA: 40 PB: 0 SB: 0 CS: 0		
PITCHER	IP WLS BF H R ER SO BB IBB HBP BLK WP HR S P ERA WHIP	2.0 L 12 2 1 1 0 3 0 0 0 1 0 8 20 4.50 2.500	3.1 S 15 4 2 2 2 2 0 0 0 0 0 17 25 5.40 1.800	8.1 L 32 6 3 3 1 3 0 0 0 0 0 23 35 5.06 1.688																			

AB 34
R 3
H 9
RBI 3
BB 4
SO 3
LOB 18



AB 35
R 7
H 12
RBI 6
BB 5
SO 4
LOB 17



Batter	1	2	3	4	5	6	7	8	9	AB	R	H	RBI	BB	SO	LOB	TOP
Jackie Brandt, R (1, 8) OBP: 0.325, SLG: 0.416	F9			5-3			F7		1B	4	0	1	0	0	0	0	Baltimore Orioles @ New York Yankees Yankee Stadium, Bronx, NY Sun Sep 18, 1960, 7:05 PM EDT Att: 53,876 - Unknown - 68 F livebaseballscorecards.com
Dave Philley, S (1, 7) OBP: 0.292, SLG: 0.307	K			4-3			K		F8	4	0	0	0	0	2	1	
Brooks Robinson, R (1, 5) OBP: 0.332, SLG: 0.435	F8			L1			BB			2	0	0	0	1	0	0	
Jim Gentile, L (1, 3) OBP: 0.400, SLG: 0.504				4-3			F9			3	0	0	0	0	0	1	
Ron Hansen, R (1, 6) OBP: 0.344, SLG: 0.446	K			K					G1-6-3 1B	3	0	1	0	0	2	0	
Al Pilarcik, L (1, 9) OBP: 0.330, SLG: 0.371	F7			3-1					G1-6-3 1B	3	0	0	0	0	0	1	
Gus Triandos, R (1, 2) OBP: 0.340, SLG: 0.393				F5			F9		4-3	2	0	0	0	0	0	0	
Gene Woodling, L (8, PH) OBP: 0.397, SLG: 0.413										1	0	0	0	0	0	0	
Clint Courtney, L (8, 2) OBP: 0.371, SLG: 0.261										0	0	0	0	0	0	0	
Mary Breeding, R (1, 4) OBP: 0.312, SLG: 0.335				F9			F8		F8	2	0	0	0	0	0	0	
Bob Boyd, L (9, PH) OBP: 0.369, SLG: 0.410										1	0	0	0	0	0	0	
Mitt Pappas, R (1, 1) OBP: 0.101, SLG: 0.092				K			6-3		K	2	0	0	0	0	1	0	
Ray Barker, L (9, PH)										1	0	0	0	0	1	0	
Inning Stats	R: 0 E: 0 K: 1 S: 5	H: 0 LOB: 0 BB: 0 P: 5	R: 0 E: 0 K: 1 S: 5	H: 0 LOB: 0 BB: 0 P: 5	R: 0 E: 0 K: 1 S: 5	H: 0 LOB: 0 BB: 0 P: 5	R: 0 E: 0 K: 0 S: 3	H: 0 LOB: 0 BB: 0 P: 3	R: 0 E: 0 K: 1 S: 5	H: 1 LOB: 1 BB: 1 P: 9	R: 0 E: 0 K: 0 S: 3	H: 1 LOB: 1 BB: 0 P: 6	R: 0 E: 0 K: 1 S: 6	H: 1 LOB: 1 BB: 0 P: 6	1B: 2 2B: 0 3B: 0 HR: 0	SF: 0 SAC: 0 DP: 1 HBP: 0	WP: 0 PA: 29 PB: 0 SB: 0 CS: 0
PITCHER Ralph Terry, R (1, 1) ERA: 3.56	IP: 9.0 WLS: W BF: 29 H: 2 R: 0 ER: 0 SO: 6 BB: 1 IBB: 0 HBP: 0 BLK: 0 WP: 0 HR: 0 S: 40 P: 44 ERA: 0.00 WHIP: 0.333																

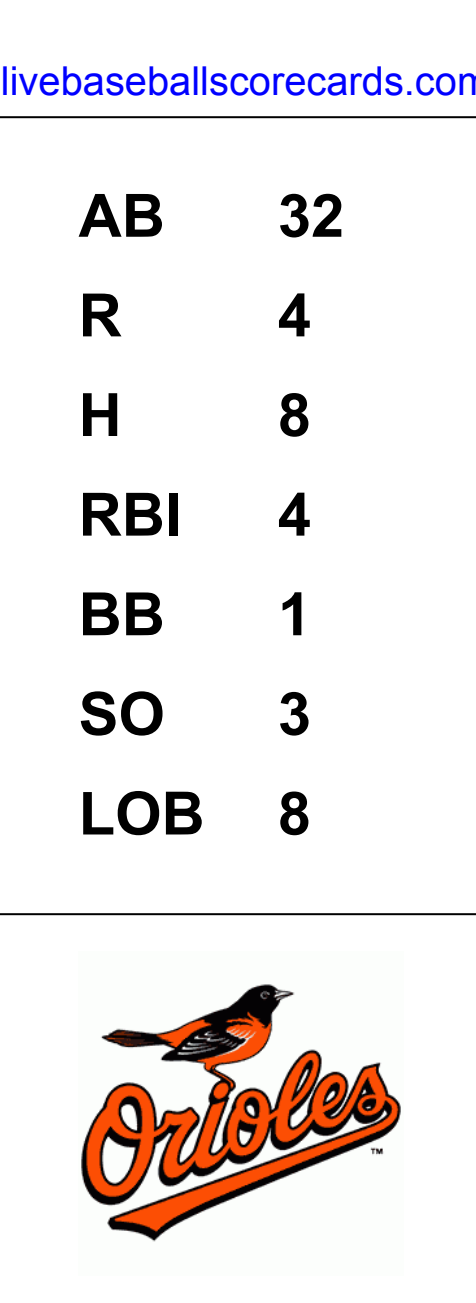
Batter	1	2	3	4	5	6	7	8	9	AB	R	H	RBI	BB	SO	LOB	BOTTOM
Tony Kubek, L (1, 6) OBP: 0.317, SLG: 0.406	4-3		SF8			L9		IBB		2	0	0	1	1	0	0	Baltimore Orioles @ New York Yankees Yankee Stadium, Bronx, NY Sun Sep 18, 1960, 7:05 PM EDT Att: 53,876 - Unknown - 68 F livebaseballscorecards.com
Hector Lopez, R (1, 7) OBP: 0.364, SLG: 0.412	6-3		K			K		SF8		3	0	0	0	0	0	2	
Jim Pisoni, R (7, 7)										0	0	0	0	0	0	0	
Yogi Berra, L (8, PH) OBP: 0.352, SLG: 0.462										0	0	0	1	0	0	0	
Ken Hunt, R (9, 7) OBP: 0.429, SLG: 0.412										0	0	0	0	0	0	0	
Roger Maris, L (1, 9) OBP: 0.361, SLG: 0.590	F7			F6		K		4-3		4	0	0	0	0	1	2	
Mickey Mantle, S (1, 8) OBP: 0.406, SLG: 0.551				4-1		G3				3	0	1	0	0	0	0	
Dale Long, L (1, 3) OBP: 0.322, SLG: 0.434						F6				3	0	1	0	0	0	1	
Johnny Blanchard, L (1, 2) OBP: 0.395, SLG: 0.427						K				3	0	0	0	0	2	2	
Clete Boyer, R (1, 5) OBP: 0.283, SLG: 0.396				4-3				SH1-4 SF8 1B		3	1	1	0	0	1	1	
Bobby Richardson, R (1, 4) OBP: 0.307, SLG: 0.301						F7		SF8 SH1-4 1B		3	1	2	0	0	0	0	
Ralph Terry, R (1, 1) OBP: 0.089, SLG: 0.068				SH3-4		1-3		SH1-4		1	0	0	0	0	0	0	
Inning Stats	R: 0 E: 0 K: 0 S: 3	H: 1 LOB: 1 BB: 0 P: 6	R: 1 E: 0 K: 1 S: 6	H: 1 LOB: 0 BB: 0 P: 6	R: 0 E: 0 K: 1 S: 6	H: 1 LOB: 1 BB: 0 P: 6	R: 0 E: 0 K: 2 S: 7	H: 0 LOB: 0 BB: 0 P: 7	R: 0 E: 0 K: 1 S: 5	H: 0 LOB: 0 BB: 0 P: 5	R: 1 E: 0 K: 0 S: 5	H: 2 LOB: 2 BB: 1 P: 9	R: 0 E: 0 K: 0 S: 5	H: 0 LOB: 0 BB: 0 P: 9	1B: 3 2B: 1 3B: 1 HR: 0	SF: 2 SAC: 2 DP: 0 HBP: 0	WP: 0 PA: 30 PB: 0 SB: 1 CS: 0
PITCHER Mitt Pappas, R (1, 1) ERA: 3.56	IP: 8.0 WLS: L BF: 30 H: 5 R: 2 ER: 2 SO: 6 BB: 0 IBB: 1 HBP: 0 BLK: 0 WP: 0 HR: 0 S: 41 P: 45 ERA: 2.25 WHIP: 0.625																

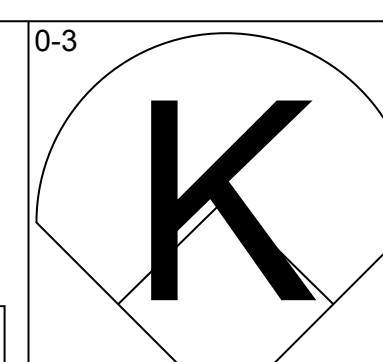
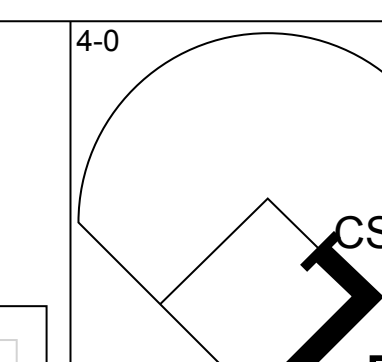
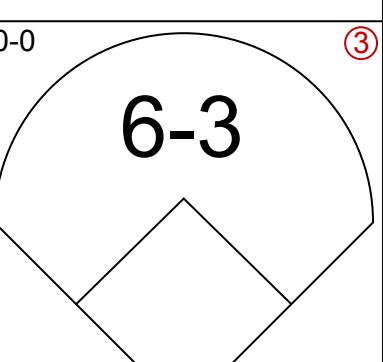
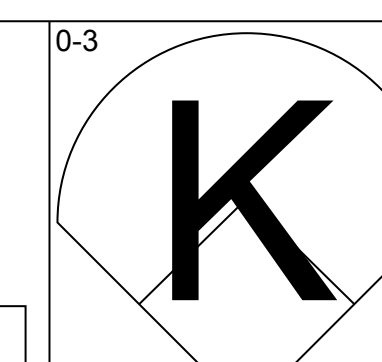
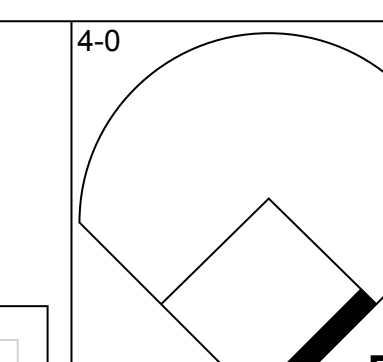
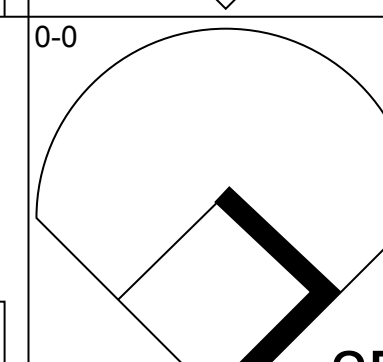
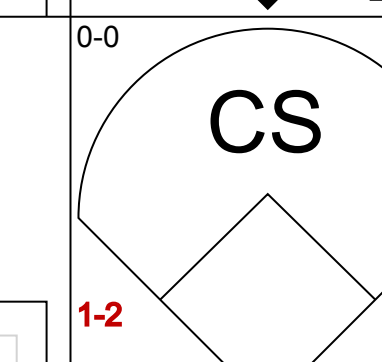
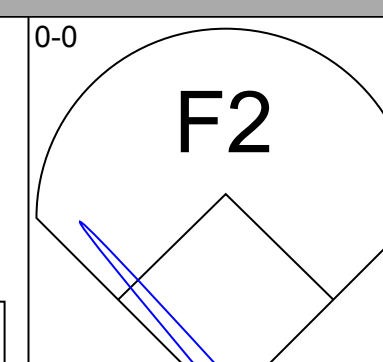
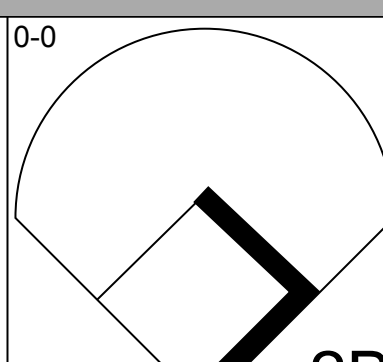
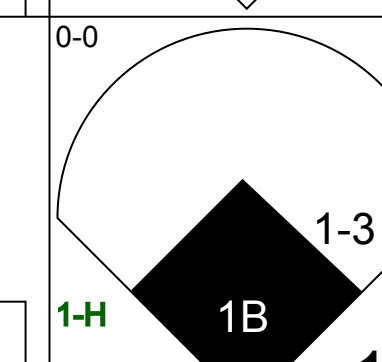
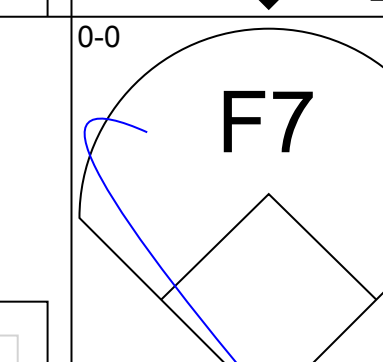
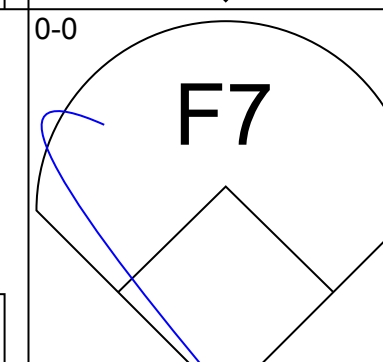
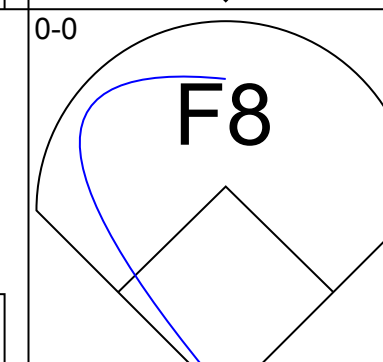
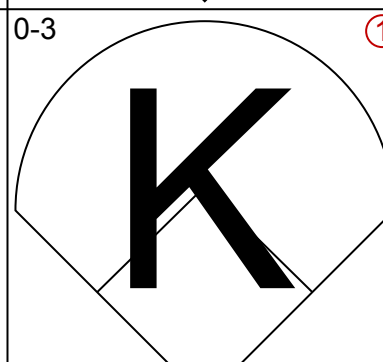
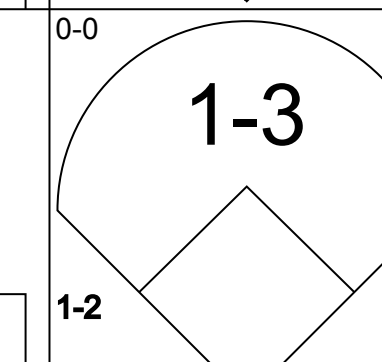
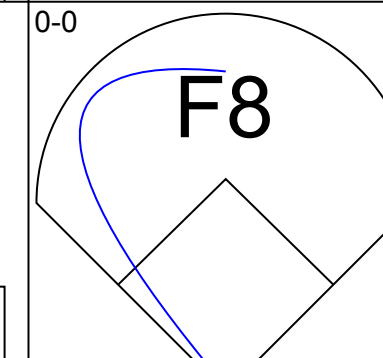
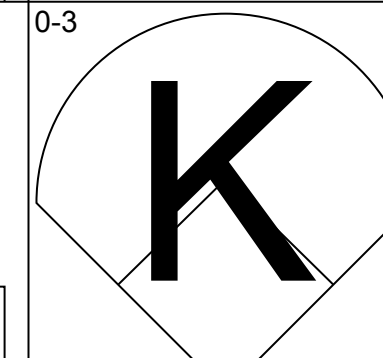
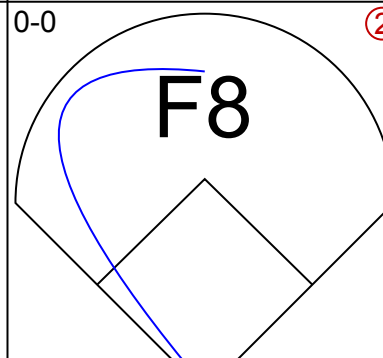
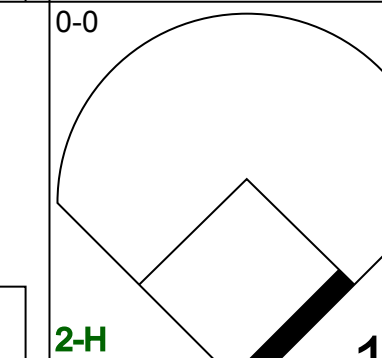
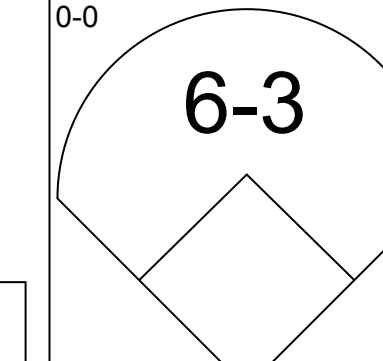
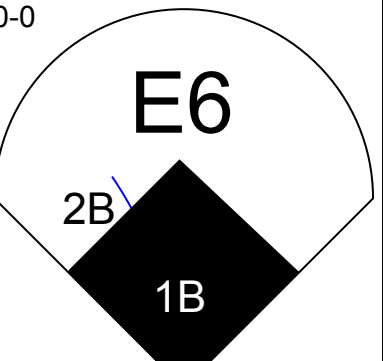
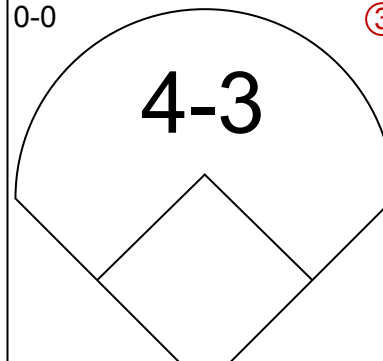
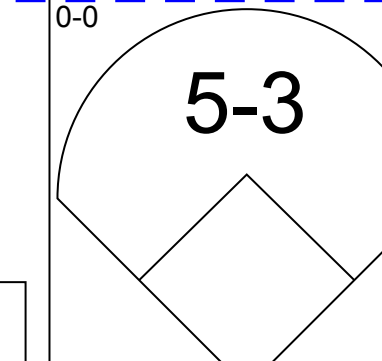
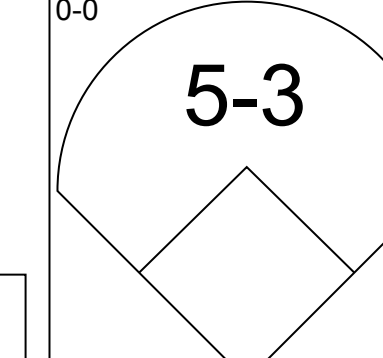
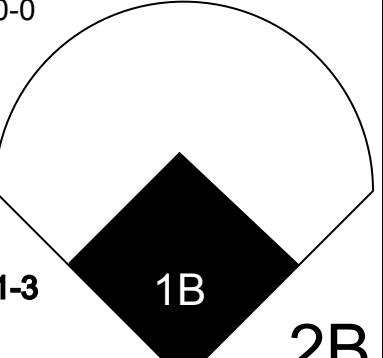
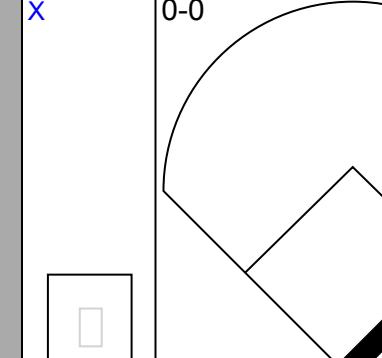
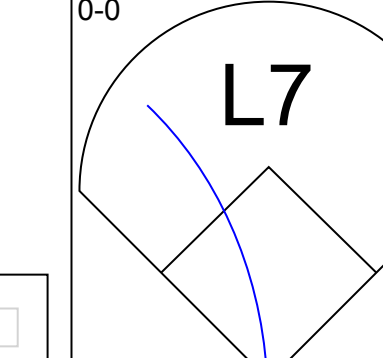
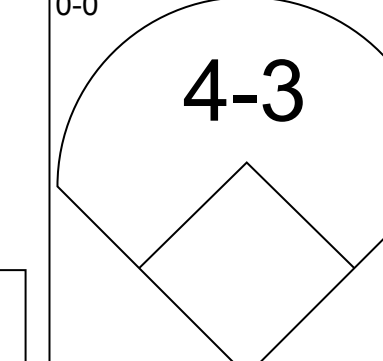
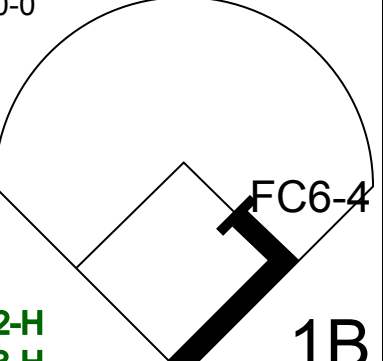
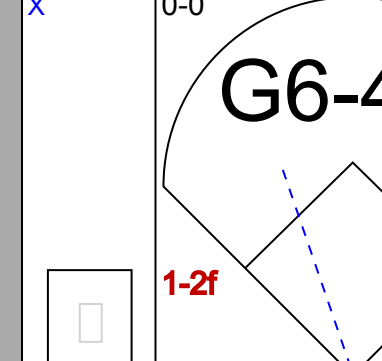
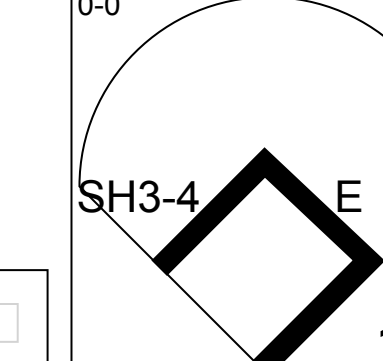
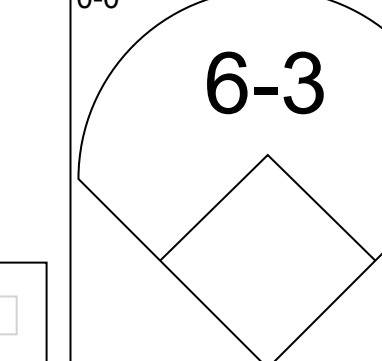
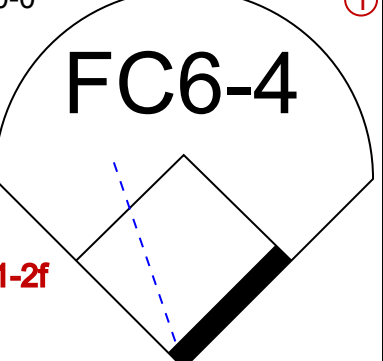
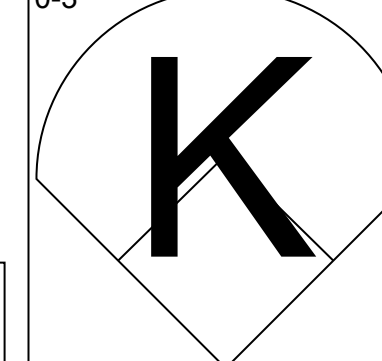
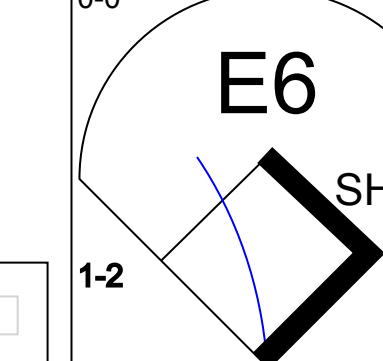
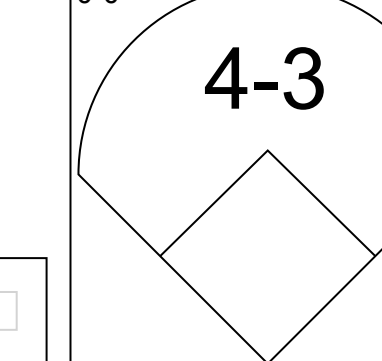
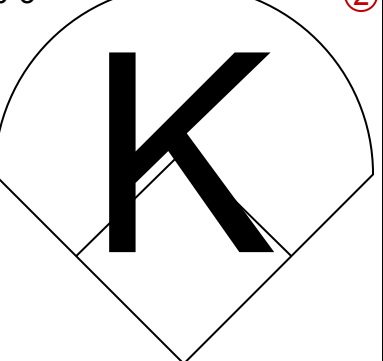
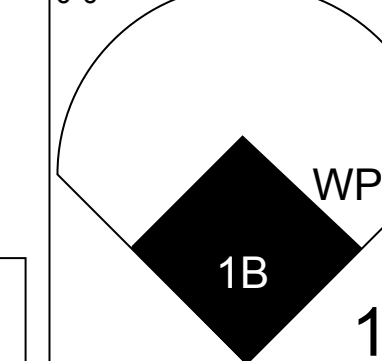
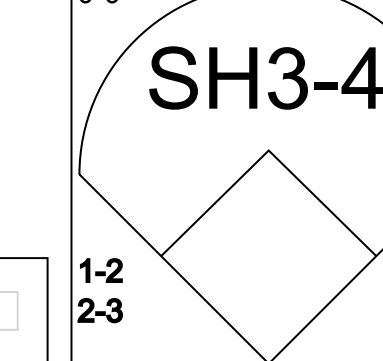
Batter	1	2	3	4	5	6	7	8	9	AB	R	H	RBI	BB	SO	LOB	TOP			
Pete Runnels, L OBP: 0.400, SLG: 0.398 (1, 4)										4	0	1	0	0	1	0	Boston Red Sox @ Baltimore Orioles Memorial Stadium, Baltimore, MD Tue Sep 20 1960, 7:05 PM EDT Att: 18,914 - Unknown			
Willie Tasby, R OBP: 0.356, SLG: 0.359 (1, 8)										3	0	0	0	0	0	1				
Ted Williams, L OBP: 0.449, SLG: 0.646 Carroll Hardy, R OBP: 0.293, SLG: 0.327 (1, 7)										0	0	0	0	0	0	0				
Vic Wertz, L OBP: 0.333, SLG: 0.464 (1, 3)										4	1	2	0	0	0	2				
Russ Nixon, L OBP: 0.323, SLG: 0.417 Jim Pagliaroni, R OBP: 0.439, SLG: 0.617 (9, PH)										3	1	2	2	0	0	0				
Frank Malzone, R OBP: 0.317, SLG: 0.402 (1, 5)										4	1	1	0	0	1	2				
Lou Clinton, R OBP: 0.296, SLG: 0.407 (1, 9)										4	0	3	0	0	0	0				
Don Buddin, R OBP: 0.342, SLG: 0.366 Rip Repulski, R OBP: 0.294, SLG: 0.368 (9, PH)										3	0	0	0	0	0	1				
Tom Brewer, R OBP: 0.213, SLG: 0.267 Mike Fomiele, R OBP: 0.400, SLG: 0.400 (8, 1)										0	0	0	0	0	0	0				
Inning Stats	R: 0 E: 0 K: 0 S: 3	H: 1 LOB: 0 BB: 0 P: 3	R: 3 E: 0 K: 0 S: 6	H: 4 LOB: 0 BB: 0 P: 6	R: 0 E: 0 K: 0 S: 6	H: 1 LOB: 1 BB: 0 P: 6	R: 0 E: 0 K: 0 S: 3	H: 0 LOB: 0 BB: 0 P: 3	R: 0 E: 0 K: 0 S: 5	H: 2 LOB: 2 BB: 0 P: 5	R: 0 E: 0 K: 1 S: 5	H: 1 LOB: 0 BB: 0 P: 5	R: 0 E: 0 K: 1 S: 5	H: 0 LOB: 1 BB: 0 P: 6	R: 0 E: 0 K: 2 S: 8	H: 1 LOB: 1 BB: 0 P: 8		1B: 7 2B: 3 3B: 0 HR: 1	SF: 0 SAC: 0 DP: 2 HBP: 1	WP: 0 PB: 0 SB: 0 CS: 0
PITCHER	IP WLS BF H R ER SO BB IBB HBP BLK WP HR S P ERA WHIP																			
Hal Brown, R ERA: 3.14 Wes Stock, R ERA: 3.19 Billy Hoelt, L ERA: 4.34 Hoyt Wilhelm, R ERA: 3.2	(1, 1) (8, 1) (8, 1) (9, 1)	7.0 0.2 0.1 1.0	27 3 1 4	9 0 0 1	3 0 0 0	3 0 0 2	2 1 0 0	0 0 0 0	0 0 0 0	0 0 0 0	0 0 0 0	1 4 1 8	31 5 1 8	31 0 0 0	3.86 0.00 0.00 0.00	1.286 0.000 0.000 1.000				

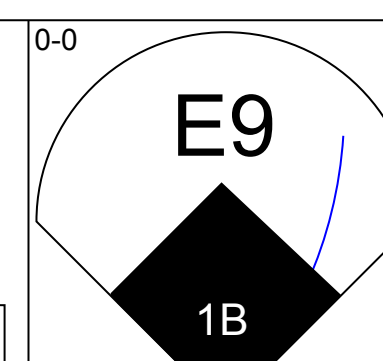
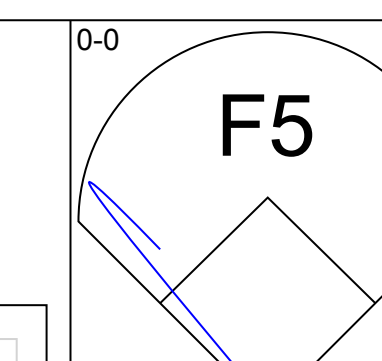
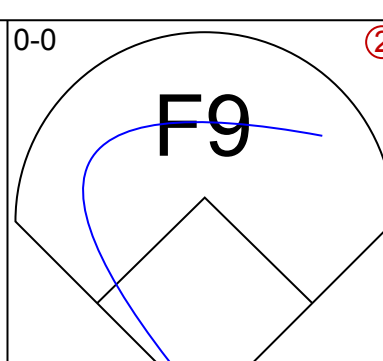
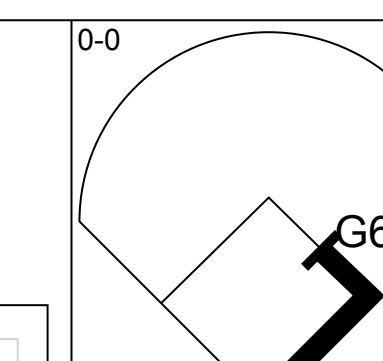
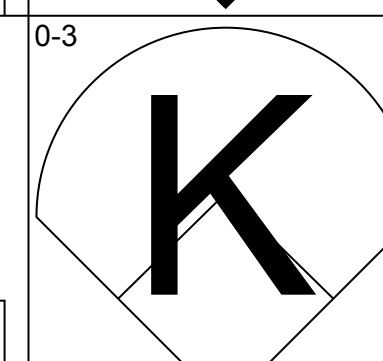
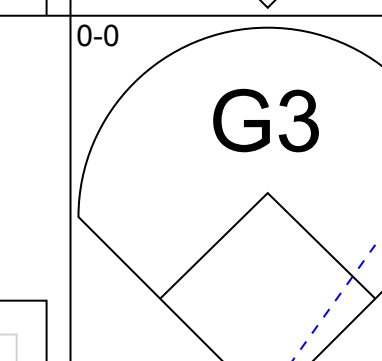
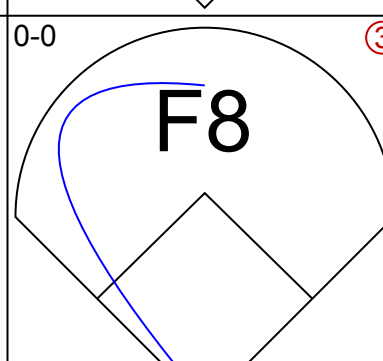
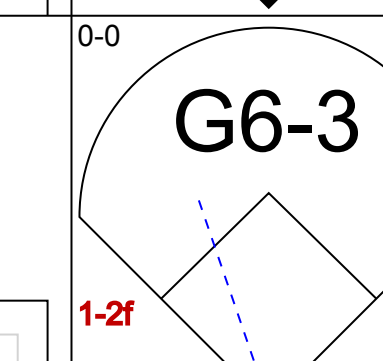
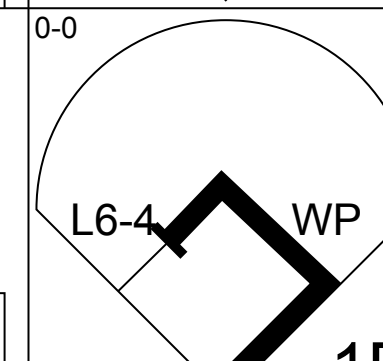
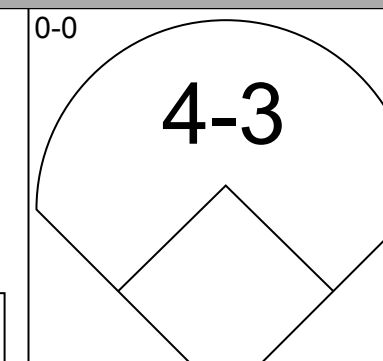
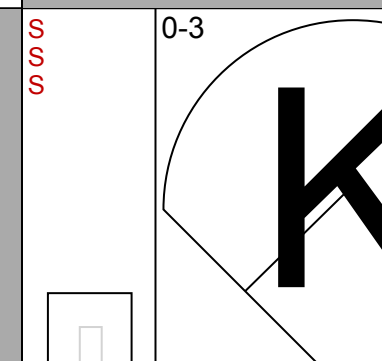
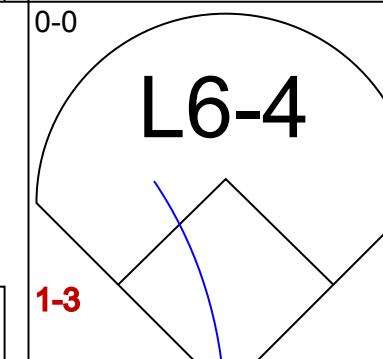
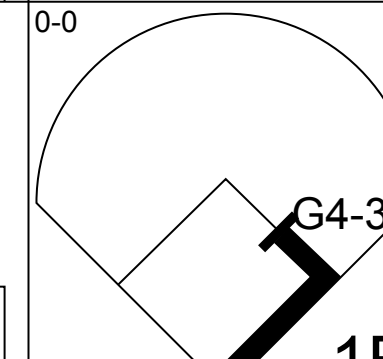
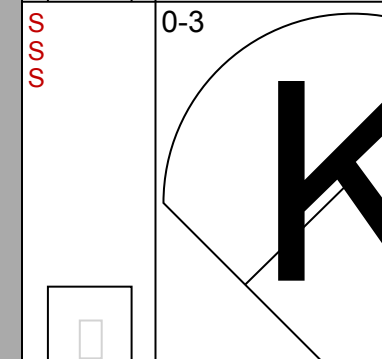
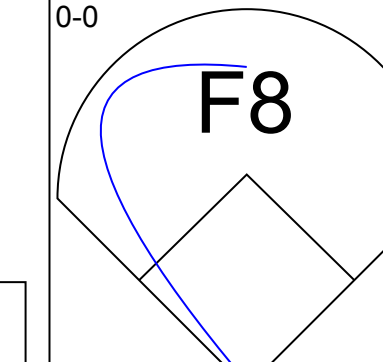
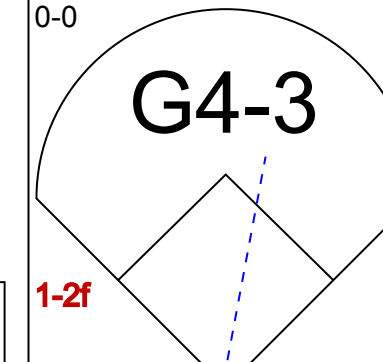
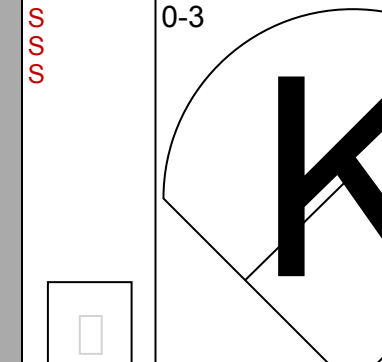
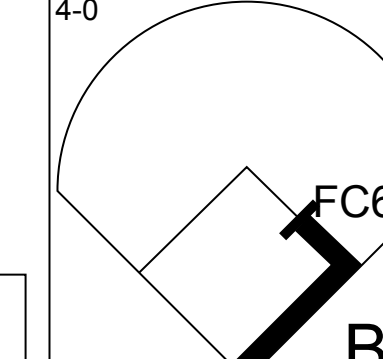
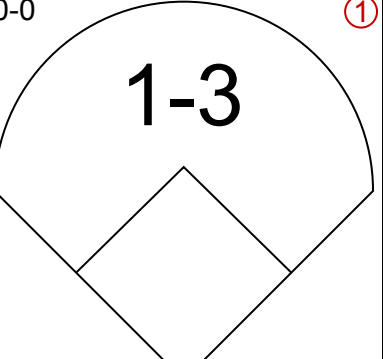
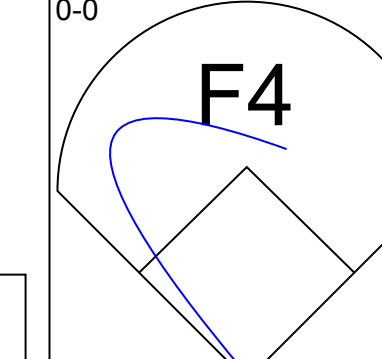
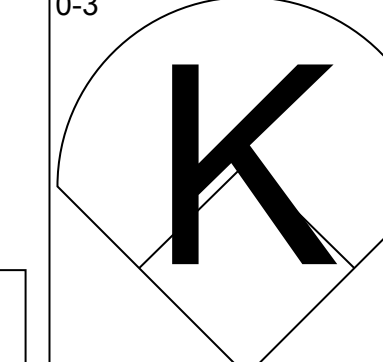
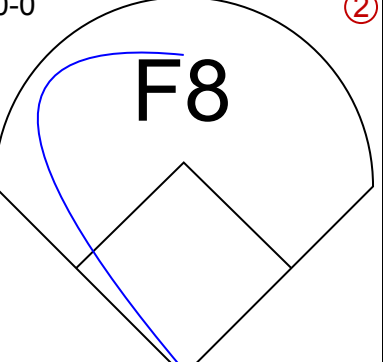
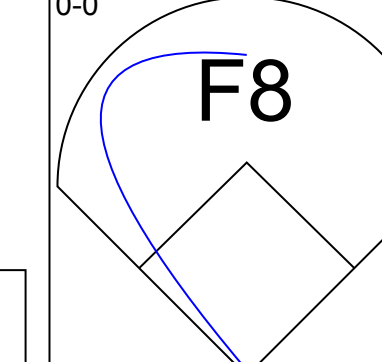
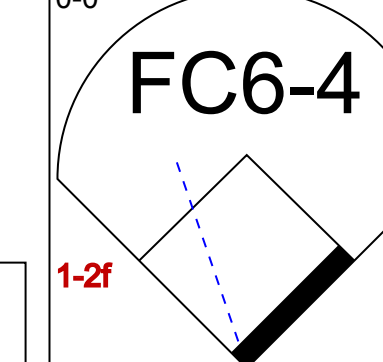
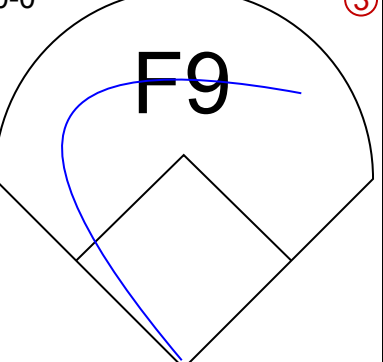
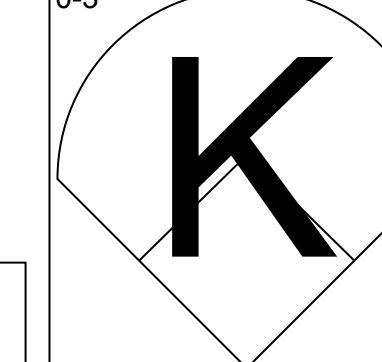
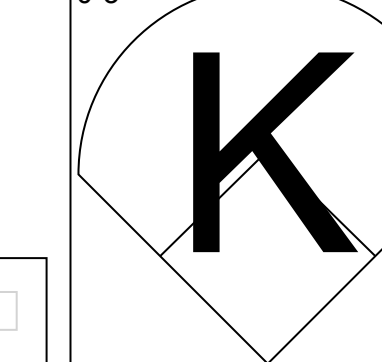
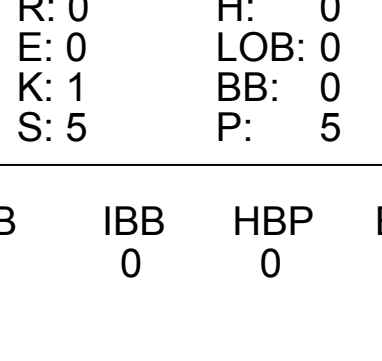
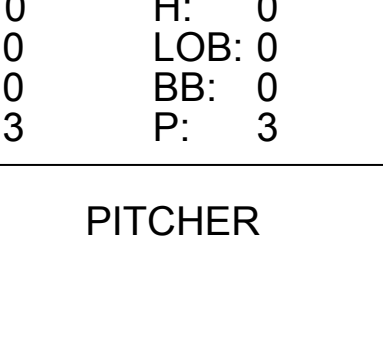
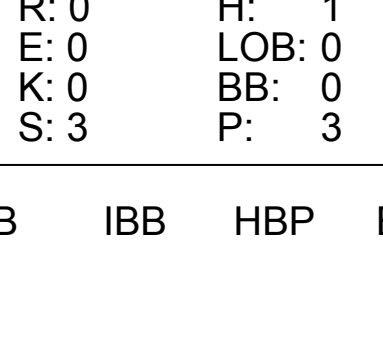
AB	34
R	3
H	10
RBI	2
BB	0
SO	5
LOB	9



Batter	1	2	3	4	5	6	7	8	9	AB	R	H	RBI	BB	SO	LOB	BOTTOM			
Jackie Brandt, R OBP: 0.323, SLG: 0.414 Albie Pearson, L OBP: 0.351, SLG: 0.288 (8, PH)										3	0	0	0	0	1	0	Boston Red Sox @ Baltimore Orioles Memorial Stadium, Baltimore, MD Tue Sep 20 1960, 7:05 PM EDT Att: 18,914 - Unknown			
Hoyt Wilhelm, R OBP: 0.116, SLG: 0.075 (9, 1)										4	0	0	0	0	0	0				
Al Pilarcik, L OBP: 0.323, SLG: 0.363 (1, 9)										4	0	0	0	0	0	0				
Gene Woodling, L OBP: 0.398, SLG: 0.414 Jim Busby, R OBP: 0.337, SLG: 0.307 (6, PR)										4	0	2	0	0	0	0				
Jim Gentile, L OBP: 0.400, SLG: 0.504 (1, 3)										4	0	2	0	0	0	1				
Brooks Robinson, R OBP: 0.331, SLG: 0.433 (1, 5)										4	1	1	1	0	0	1				
Ron Hansen, R OBP: 0.345, SLG: 0.447 (1, 6)										3	1	1	1	1	1	2				
Gus Triandos, R OBP: 0.342, SLG: 0.404 (1, 2)										3	1	2	1	0	0	1				
Mary Breeding, R OBP: 0.311, SLG: 0.334 Bob Boyd, L OBP: 0.365, SLG: 0.405 Billy Klaus, L OBP: 0.340, SLG: 0.350 (8, 4)										2	0	0	0	0	0	1				
Hal Brown, R OBP: 0.347, SLG: 0.250 Dave Philley, S OBP: 0.289, SLG: 0.304 Wes Stock, R Billy Hoelt, L Gene Stephens, L OBP: 0.318, SLG: 0.358 (9, 7)										2	0	0	0	0	1	0				
Inning Stats	R: 0 E: 0 K: 1 S: 5	H: 0 LOB: 0 BB: 0 P: 5	R: 1 E: 1 K: 0 S: 5	H: 1 LOB: 1 BB: 0 P: 5	R: 0 E: 0 K: 0 S: 3	H: 0 LOB: 0 BB: 0 P: 3	R: 0 E: 0 K: 0 S: 3	H: 1 LOB: 0 BB: 0 P: 3	R: 1 E: 0 K: 2 S: 8	H: 1 LOB: 0 BB: 0 P: 8	R: 0 E: 0 K: 0 S: 4	H: 1 LOB: 1 BB: 0 P: 4	R: 1 E: 0 K: 0 S: 4	H: 1 LOB: 1 BB: 1 P: 8	R: 1 E: 0 K: 0 S: 6	H: 3 LOB: 2 BB: 0 P: 6	1B: 6 2B: 1 3B: 0 HR: 1	SF: 0 SAC: 0 DP: 1 HBP: 0	WP: 0 PB: 0 SB: 0 CS: 0	PA: 33
PITCHER	IP WLS BF H R ER SO BB IBB HBP BLK WP HR S P ERA WHIP																			
Tom Brewer, R ERA: 4.79 Mike Fomiele, R ERA: 2.55	(1, 1) (8, 1)	7.2 0.1	31 2	7 1	4 0	3 0	3 0	0 0	0 0	0 0	0 0	1 2	36 2	40 2	3.52 0.00	1.043 3.000				



Batter	1	2	3	4	5	6	7	8	9	AB	R	H	RBI	BB	SO	LOB	TOP								
Pumpsie Green, S OBP: 0.353, SLG: 0.336 (1, 4)										3	0	0	0	2	2	2	Boston Red Sox @ Baltimore Orioles Memorial Stadium, Baltimore, MD Wed Sep 21 1960, 7:05 PM EDT Att: 19,457 - Unknown								
Willie Tasby, R OBP: 0.361, SLG: 0.366 (1, 8)										5	1	3	1	0	0	3									
Vic Wertz, L OBP: 0.460, SLG: 0.460 Pete Runnels, L OBP: 0.400, SLG: 0.398 (8, 3)										4	0	0	0	0	1	3									
Jim Pagliaroni, R OBP: 0.426, SLG: 0.588 (1, 2)										4	0	1	1	0	1	2									
Frank Matzone, R OBP: 0.315, SLG: 0.399 (1, 5)										4	1	0	0	0	0	2									
Lou Clinton, R OBP: 0.298, SLG: 0.412 (1, 9)										4	1	2	0	0	0	0									
Carroll Hardy, R OBP: 0.298, SLG: 0.331 (1, 7)										4	0	2	2	0	0	1									
Don Buddin, R OBP: 0.339, SLG: 0.362 (1, 6)										4	0	0	0	0	1	2									
Ike Delock, R OBP: 0.116, SLG: 0.116 (1, 1)										3	1	1	0	0	1	1									
Inning Stats	R: 0 E: 0 K: 1 S: 6	H: 1 LOB: 1 BB: 0 P: 6	R: 0 E: 0 K: 0 S: 3	H: 0 LOB: 0 BB: 0 P: 3	R: 0 E: 0 K: 0 S: 2	H: 0 LOB: 0 BB: 1 P: 6	R: 0 E: 0 K: 1 S: 5	H: 0 LOB: 0 BB: 0 P: 5	R: 2 E: 1 K: 1 S: 8	H: 2 LOB: 1 BB: 0 P: 8	R: 0 E: 0 K: 1 S: 6	H: 1 LOB: 0 BB: 0 P: 6	R: 0 E: 0 K: 1 S: 5	H: 1 LOB: 0 BB: 0 P: 5	R: 2 E: 0 K: 1 S: 8	H: 3 LOB: 1 BB: 0 P: 8		R: 0 E: 1 K: 0 S: 5	H: 1 LOB: 3 BB: 1 P: 9	1B: 6 2B: 3 3B: 0 HR: 0	SF: 0 SAC: 1 DP: 1 HBP: 0	WP: 1 PB: 0 SB: 0 CS: 1	PA: 39		
PITCHER	IP	WLS	BF	H	R	ER	SO	BB	IBB	HBP	BLK	WP	HR	S	P	ERA	WHIP								
Steve Barber, L ERA: 3.14 (1, 1)	7.2	L	31	8	4	3	6	1	0	0	0	1	0	42	46	3.52	1.174								
Jack Fisher, R ERA: 3.39 (8, 1)	0.1		1	0	0	0	0	0	0	0	0	0	0	1	1	0.00	0.000								
Jerry Walker, R ERA: 3.74 (9, 1)	1.0		6	1	0	0	0	1	0	0	0	0	0	5	9	0.00	2.000								

Batter	1	2	3	4	5	6	7	8	9	AB	R	H	RBI	BB	SO	LOB	BOTTOM								
Gene Stephens, L OBP: 0.317, SLG: 0.356 (1, 8)										4	1	1	0	0	0	0	Boston Red Sox @ Baltimore Orioles Memorial Stadium, Baltimore, MD Wed Sep 21 1960, 7:05 PM EDT Att: 19,457 - Unknown								
Al Pilarcik, L OBP: 0.317, SLG: 0.355 (1, 9)										4	0	0	0	0	1	2									
Dave Philley, S OBP: 0.291, SLG: 0.305 (1, 7)										3	0	1	1	0	1	0									
Jim Gentile, L OBP: 0.400, SLG: 0.503 (1, 3)										3	0	1	0	0	1	1									
Brooks Robinson, R OBP: 0.329, SLG: 0.431 (1, 5)										3	0	0	0	0	1	1									
Ron Hansen, R OBP: 0.345, SLG: 0.445 (1, 6)										2	0	0	0	1	0	0									
Gus Triandos, R OBP: 0.339, SLG: 0.401 (1, 2)										3	0	0	0	0	1	1									
Mary Breeding, R OBP: 0.310, SLG: 0.333 Ray Barker, L (8, PH)										2	0	0	0	0	0	1									
Billy Klaus, L OBP: 0.340, SLG: 0.350 (9, 4)										1	0	0	0	0	0	0									
Steve Barber, L OBP: 0.136, SLG: 0.056 Jack Fisher, R OBP: 0.271, SLG: 0.264 Jerry Walker, S OBP: 0.400, SLG: 0.421 Bob Boyd, L OBP: 0.360, SLG: 0.400 (9, PH)										2	0	0	0	0	1	0									
Inning Stats	R: 1 E: 1 K: 1 S: 6	H: 1 LOB: 0 BB: 0 P: 6	R: 0 E: 0 K: 1 S: 5	H: 0 LOB: 1 BB: 1 P: 9	R: 0 E: 0 K: 1 S: 5	H: 0 LOB: 0 BB: 0 P: 5	R: 0 E: 0 K: 0 S: 3	H: 1 LOB: 0 BB: 0 P: 3	R: 0 E: 0 K: 0 S: 3	H: 0 LOB: 0 BB: 0 P: 3	R: 0 E: 0 K: 3 S: 9	H: 0 LOB: 0 BB: 0 P: 9	R: 0 E: 0 K: 1 S: 5	H: 0 LOB: 0 BB: 0 P: 5	R: 0 E: 0 K: 0 S: 3	H: 1 LOB: 0 BB: 0 P: 3	1B: 3 2B: 1 3B: 0 HR: 0	SF: 0 SAC: 0 DP: 3 HBP: 0	WP: 1 PB: 0 SB: 0 CS: 0	PA: 29					
PITCHER	IP	WLS	BF	H	R	ER	SO	BB	IBB	HBP	BLK	WP	HR	S	P	ERA	WHIP								
Ike Delock, R ERA: 4.65 (1, 1)	9.0	W	29	3	1	0	7	1	0	0	0	1	0	42	46	0.00	0.444								

Batter	1	2	3	4	5	6	7	8	9	AB	R	H	RBI	BB	SO	LOB	TOP							
Jackie Brandt, R OBP: 0.322, SLG: 0.412										4	0	1	0	0	1	2	Baltimore Orioles @ Washington Senators Griffith Stadium, Washington, DC Fri Sep 23 1960, 7:05 PM EDT Att: 9,233 - Unknown							
Brooks Robinson, R OBP: 0.327, SLG: 0.428										4	0	0	0	0	0	1								
Ron Hansen, R OBP: 0.343, SLG: 0.442										4	0	0	0	0	4	1								
Walt Dropo, R OBP: 0.349, SLG: 0.392										4	0	2	0	0	0	0								
Gus Triandos, R OBP: 0.339, SLG: 0.399										4	0	1	0	0	1	2								
Dave Nicholson, R OBP: 0.298, SLG: 0.349										4	0	0	0	0	1	2								
Gene Green, R OBP: 0.250, SLG: 0.250										4	0	1	0	0	0	2								
Mary Breeding, R OBP: 0.310, SLG: 0.331										2	0	0	0	1	1	1								
Wes Stock, R (7, 1)										0	0	0	0	0	0	0								
Chuck Estrada, R OBP: 0.212, SLG: 0.197										2	0	0	0	0	0	1								
Jerry Adair, R (7, 4)										1	0	0	0	0	0	0								
Inning Stats	R: 0 E: 0 K: 2 S: 7	H: 0 LOB: 0 BB: 0 P: 7	R: 0 E: 0 K: 0 S: 4	H: 1 LOB: 1 BB: 0 P: 4	R: 0 E: 0 K: 1 S: 5	H: 0 LOB: 0 BB: 0 P: 5	R: 0 E: 0 K: 2 S: 8	H: 1 LOB: 1 BB: 0 P: 8	R: 0 E: 1 K: 0 S: 4	H: 0 LOB: 2 BB: 1 P: 8	R: 0 E: 0 K: 1 S: 5	H: 0 LOB: 0 BB: 0 P: 5	R: 0 E: 0 K: 0 S: 4	H: 1 LOB: 1 BB: 0 P: 4	R: 0 E: 1 K: 1 S: 6	H: 1 LOB: 1 BB: 0 P: 6	R: 0 E: 0 K: 1 S: 6	H: 1 LOB: 1 BB: 0 P: 6	R: 0 E: 0 K: 1 S: 6	H: 1 LOB: 1 BB: 0 P: 6	1B: 5 2B: 0 3B: 0 HR: 0	SF: 0 SAC: 0 DP: 0 HBP: 0	WP: 0 PB: 0 CS: 0	PA: 34
PITCHER Chuck Stobbs, L ERA: 3.26	IP: 9.0 WLS: W BF: 34 H: 5 R: 0 ER: 0 SO: 8 BB: 1 IBB: 0 HBP: 0 BLK: 0 WP: 0 HR: 0 S: 49 P: 53 ERA: 0.00 WHIP: 0.667															PITCHER	IP: 9.0 WLS: W BF: 34 H: 5 R: 0 ER: 0 SO: 8 BB: 1 IBB: 0 HBP: 0 BLK: 0 WP: 0 HR: 0 S: 49 P: 53 ERA: 0.00 WHIP: 0.667							

Batter	1	2	3	4	5	6	7	8	9	AB	R	H	RBI	BB	SO	LOB	BOTTOM			
Zoilo Versalles, R OBP: 0.200, SLG: 0.345										4	0	0	0	0	2	2	Baltimore Orioles @ Washington Senators Griffith Stadium, Washington, DC Fri Sep 23 1960, 7:05 PM EDT Att: 9,233 - Unknown			
Lenny Green, L OBP: 0.385, SLG: 0.438										2	1	0	0	1	0	0				
Harmon Killebrew, R OBP: 0.382, SLG: 0.548										4	0	2	0	0	0	1				
Jim Lemon, R OBP: 0.357, SLG: 0.519										2	0	0	1	1	0	1				
Dan Dobbek, L OBP: 0.316, SLG: 0.390										0	0	0	0	0	0	0				
Earl Battey, R OBP: 0.346, SLG: 0.420										4	0	0	0	0	3	3				
Bob Allison, R OBP: 0.375, SLG: 0.414										3	2	1	0	1	1	0				
Reno Bertoia, R OBP: 0.320, SLG: 0.370										4	0	1	0	0	3	1				
Billy Gardner, R OBP: 0.312, SLG: 0.363										4	1	4	2	0	0	0				
Chuck Stobbs, L OBP: 0.167, SLG: 0.091										3	0	1	1	0	2	3				
Inning Stats	R: 0 E: 0 K: 1 S: 5	H: 0 LOB: 0 BB: 0 P: 5	R: 1 E: 0 K: 2 S: 10	H: 3 LOB: 2 BB: 0 P: 10	R: 0 E: 0 K: 1 S: 6	H: 1 LOB: 2 BB: 1 P: 10	R: 1 E: 0 K: 3 S: 10	H: 1 LOB: 1 BB: 1 P: 14	R: 1 E: 0 K: 0 S: 3	H: 1 LOB: 0 BB: 0 P: 4	R: 1 E: 0 K: 2 S: 9	H: 2 LOB: 1 BB: 0 P: 9	R: 0 E: 0 K: 1 S: 5	H: 0 LOB: 1 BB: 1 P: 9	R: 0 E: 0 K: 1 S: 5	H: 1 LOB: 1 BB: 0 P: 5	1B: 8 2B: 2 3B: 0 HR: 0	SF: 1 SAC: 0 DP: 1 HBP: 1	WP: 0 PB: 0 CS: 0	PA: 35
PITCHER Chuck Estrada, R ERA: 3.65	IP: 6.0 WLS: L BF: 28 H: 8 R: 4 ER: 4 SO: 9 BB: 2 IBB: 0 HBP: 1 BLK: 0 WP: 0 HR: 0 S: 43 P: 52 ERA: 6.00 WHIP: 1.667															PITCHER	IP: 6.0 WLS: L BF: 28 H: 8 R: 4 ER: 4 SO: 9 BB: 2 IBB: 0 HBP: 1 BLK: 0 WP: 0 HR: 0 S: 43 P: 52 ERA: 6.00 WHIP: 1.667			
Wes Stock, R ERA: 3.0	IP: 2.0 WLS: L BF: 7 H: 1 R: 0 ER: 0 SO: 2 BB: 1 IBB: 0 HBP: 0 BLK: 0 WP: 0 HR: 0 S: 10 P: 14 ERA: 0.00 WHIP: 1.000															PITCHER	IP: 2.0 WLS: L BF: 7 H: 1 R: 0 ER: 0 SO: 2 BB: 1 IBB: 0 HBP: 0 BLK: 0 WP: 0 HR: 0 S: 10 P: 14 ERA: 0.00 WHIP: 1.000			

Batter	1	2	3	4	5	6	7	8	9	AB	R	H	RBI	BB	SO	LOB	TOP																
Gene Stephens, L OBP: 0.316, SLG: 0.353 (1, 8)	F7		4-0 1B	4-3		K	P6			3	1	0	0	1	1	1	Baltimore Orioles @ Washington Senators Griffith Stadium, Washington, DC Sat Sep 24 1960, 3:33 AM EDT Att: 4,618 - Unknown																
Jim Busby, R OBP: 0.335, SLG: 0.305 (6, 8)			1-2 2-3 1B							1	0	0	0	0	0	1																	
Al Pilarcik, L OBP: 0.314, SLG: 0.347 (1, 9)	4-3		1-0 BB 1B SF8 HBP		6-3	F9		E6 1B		4	1	0	1	0	0	0																	
Gene Woodling, L OBP: 0.397, SLG: 0.414 Jackie Brandt, R OBP: 0.322, SLG: 0.412 Albie Pearson, L OBP: 0.364, SLG: 0.296 (1, 7)	P6		0-0 BB 1B		G3			4-0 BB BB	0-0 1B	3	0	1	2	0	0	0																	
Jim Gentile, L OBP: 0.404, SLG: 0.503 (1, 3)		F9	4-0 1-2 2-3 BB		HR	1B		4-0 2B 1-2 2B BB	4-0 G6-4-3 BB	2	2	1	0	3	0	0																	
Brooks Robinson, R OBP: 0.328, SLG: 0.436 (1, 5)	P3		0-0 SF8		HR			0-0 2B BB	0-0 G6-4-3 BB	4	2	2	4	0	0	2																	
Ron Hansen, R OBP: 0.345, SLG: 0.441 (1, 6)	K		0-3 K		1B BB			4-0 2B BB		3	1	1	0	2	2	2																	
Gus Triandos, R OBP: 0.339, SLG: 0.402 (1, 2)			0-0 F9		K	FC4-6 1B		0-0 2B	0-3 K	5	0	2	3	0	2	1																	
Billy Klaus, L OBP: 0.353, SLG: 0.333 Walt Droop, R OBP: 0.392, SLG: 0.392 Mary Breeding, R OBP: 0.310, SLG: 0.331 (1, 4)			4-0 BB HBP BB		FC3-6 BB	FC4-6 1B		1-2 2-3 3-H F9	4-0 B3-6-4 BB	2	1	0	0	2	0	3																	
Jack Fisher, R OBP: 0.274, SLG: 0.268 Hoyt Wilhelm, R OBP: 0.111, SLG: 0.071 (6, 1)			0-0 HBP BB 1B		FC3-6			0-3 K	0-3 K	3	1	1	0	0	1	1																	
			1-2 1B		1-2			0-0 K	1-2 BB	2	0	0	0	0	1	3																	
Inning Stats	R: 0 E: 0 K: 0 S: 3	H: 0 LOB: 0 BB: 0 P: 3	R: 0 E: 0 K: 1 S: 5	H: 0 LOB: 0 BB: 5 P: 6	R: 4 E: 0 K: 1 S: 7	H: 2 LOB: 2 BB: 3 P: 20	R: 0 E: 0 K: 1 S: 5	H: 0 LOB: 1 BB: 1 P: 9	R: 2 E: 0 K: 0 S: 6	H: 3 LOB: 2 BB: 1 P: 10	R: 0 E: 0 K: 2 S: 7	H: 0 LOB: 0 BB: 0 P: 7	R: 4 E: 0 K: 1 S: 7	H: 2 LOB: 1 BB: 3 P: 19	R: 0 E: 1 K: 0 S: 3	H: 1 LOB: 1 BB: 1 P: 7	R: 0 E: 0 K: 1 S: 5	H: 1 LOB: 2 BB: 1 P: 9	1B: 6 2B: 2 3B: 0 HR: 1	SF: 1 SAC: 0 DP: 2 HBP: 1	WP: 0 PB: 0 SB: 0 CS: 0	PA: 45											
PITCHER	IP WLS BF H R ER SO BB IBB HBP BLK WP HR S P ERA WHIP	IP WLS BF H R ER SO BB IBB HBP BLK WP HR S P ERA WHIP																															
Don Lee, R ERA: 3.47 (1, 1)	2.1	13	2	4	4	1	3	0	1	0	0	0	0	11	24	15.43	2.143																
Ted Sadowski, R ERA: 3.71 (3, 1)	3.2	16	3	2	2	4	2	0	0	0	0	0	1	22	30	4.91	1.364																
Hal Woodeshick, L ERA: 4.74 (7, 1)	0.0	L	2	0	2	2	0	0	0	0	0	0	0	0	8	∞	∞																
Rudy Hernandez, R ERA: 4.41 (7, 1)	0.0	3	2	2	2	0	1	0	0	0	0	0	0	2	6	∞	∞																
Hector Maestri, R ERA: (7, 1)	2.0	7	1	0	0	1	1	0	0	0	0	0	0	8	12	0.00	1.000																

Batter	1	2	3	4	5	6	7	8	9	AB	R	H	RBI	BB	SO	LOB	BOTTOM																
Billy Gardner, R OBP: 0.316, SLG: 0.366 Jake Jacobs, R (9, FR)	2B E	L4		P4		1B		PB 1B		6	2	4	2	0	0	0	Baltimore Orioles @ Washington Senators Griffith Stadium, Washington, DC Sat Sep 24 1960, 3:33 AM EDT Att: 4,618 - Unknown																
Lenny Green, L OBP: 0.390, SLG: 0.444 (1, 8)	E2 WP	HBP			L9	1B		1B PB	G3	5	1	3	2	0	1																		
Harmon Killebrew, R OBP: 0.383, SLG: 0.545 (1, 3)	2B BB	K			2B 6-3 BB	K		K		4	2	1	0	1	3	5																	
Jim Lemon, R OBP: 0.357, SLG: 0.520 (1, 7)	K	P4			1-3 2B	K		1-3 2-H 1B		5	0	2	1	0	2	4																	
Bob Allison, R OBP: 0.373, SLG: 0.414 (1, 9)	BB 2B		4-3		6-3		5-3	K		5	0	1	1	0	1	3																	
Earl Battey, R OBP: 0.343, SLG: 0.416 Elmer Valo, L OBP: 0.414, SLG: 0.297 Jim Kaat, L OBP: 0.143, SLG: 0.143 (1, 2)	1-3		F3		F8		5-3	F2		4	0	0	0	0	0	3																	
Reno Bertoia, R OBP: 0.321, SLG: 0.369 (1, 5)	BB IBB		F9		5-3		1B		6-3	4	0	1	0	1	0	0																	
Zollo Versalles, R OBP: 0.249, SLG: 0.333 Don Mincher, L OBP: 0.229, SLG: 0.278 Jose Valdivieso, R OBP: 0.276, SLG: 0.246 Dan Lobbek, L OBP: 0.289, SLG: 0.289 Billy Consolo, R OBP: 0.311, SLG: 0.352 Julio Geacque, L OBP: 0.303, SLG: 0.359 (1, 6)	1-2 2-3 3-H BB		5-3		5-3	BB 1B	P6		1-3 1B	1	0	0	1	1	0	0																	
Don Lee, R OBP: 0.226, SLG: 0.220 Ted Sadowski, R (3, 1)	4-3				5-3	1B BB		1B 2B	1-3	1	0	0	0	0	0	3																	
Faye Throneberry, L OBP: 0.226, SLG: 0.220 Hal Woodeshick, R OBP: 0.310, SLG: 0.331 Rudy Hernandez, R OBP: 0.310, SLG: 0.331 Hector Maestri, R OBP: 0.310, SLG: 0.331 Johnny Schave, R OBP: 0.330, SLG: 0.350 Hal Naranjo, L OBP: 0.276, SLG: 0.222 (1, 1)										1	0	0	0	0	0	1																	
Inning Stats	R: 3 E: 1 K: 1 S: 9	H: 4 LOB: 3 BB: 2 P: 17	R: 0 E: 0 K: 1 S: 5	H: 0 LOB: 1 BB: 0 P: 6	R: 0 E: 0 K: 0 S: 3	H: 0 LOB: 0 BB: 0 P: 3	R: 0 E: 0 K: 0 S: 3	H: 0 LOB: 0 BB: 0 P: 3	R: 1 E: 0 K: 0 S: 4	H: 1 LOB: 1 BB: 1 P: 8	R: 2 E: 0 K: 2 S: 10	H: 3 LOB: 2 BB: 1 P: 14	R: 0 E: 0 K: 0 S: 4	H: 1 LOB: 1 BB: 0 P: 4	R: 2 E: 0 K: 2 S: 11	H: 4 LOB: 2 BB: 0 P: 11	R: 1 E: 0 K: 0 S: 5	H: 2 LOB: 1 BB: 0 P: 5	1B: 11 2B: 4 3B: 0 HR: 0	SF: 0 SAC: 0 DP: 0 HBP: 1	WP: 1 PB: 1 SB: 0 CS: 0	PA: 47											
PITCHER	IP WLS BF H R ER SO BB IBB HBP BLK WP HR S P ERA WHIP	IP WLS BF H R ER SO BB IBB HBP BLK WP HR S P ERA WHIP																															
Jack Fisher, R ERA: 3.47 (1, 1)	5.1	29	8	6	4	2	3	1	1	0	0	0	0	28	45	6.75	2.062																
Hoyt Wilhelm, R ERA: 3.31 (6, 1)	3.2	W	18	7	3	3	4	0	0	0	0	0	0	26	26	7.36	1.909																




Batter	1	2	3	4	5	6	7	8	9	AB	R	H	RBI	BB	SO	LOB	TOP			
Jackie Brandt, R OBP: 0.320, SLG: 0.409 (1, 9)	E6 1B		1-3		F8			F7		4	0	0	0	0	0	3	Baltimore Orioles @ Washington Senators Griffith Stadium, Washington, DC Sun Sep 25 1960, 3:33 AM EDT Att: 6,448 - Unknown livebaseballscorecards.com			
Brooks Robinson, R OBP: 0.329, SLG: 0.441 (1, 5)	G1-4-3 1B		F3			6-3		HR		4	1	2	3	0	0	0				
Dave Nicholson, R Wes Stock, R Steve Barber, L OBP: 0.289, SLG: 0.336 (8, 1) (9, 1)	K				K			K		4	0	0	0	0	4	3				
Walt Dropo, R OBP: 0.345, SLG: 0.383 (1, 3)	G1-4-3 1-2				F7			5-3		4	0	0	0	0	0	3				
Ron Hansen, R OBP: 0.344, SLG: 0.440 (1, 6)		F8						5-3		4	0	1	0	0	1	0				
Jim Busby, R OBP: 0.333, SLG: 0.310 (1, 8)		1B 2B			F9			F8		4	0	1	0	0	0	1				
Mary Breeding, R OBP: 0.312, SLG: 0.333 (1, 4)		G6-4-3 2-3 1B			E6			L6		4	0	2	0	0	0	0				
Valmy Thomas, R OBP: 0.118, SLG: 0.063 (1, 2)					F9			1B HR 1B		2	0	0	0	0	0	3				
Dave Philley, S Gene Stephens, L Gus Triandos, R OBP: 0.297, SLG: 0.311 (8, PH) (8, PR) (8, 2)	G6-4-3 1-2							FC5-4 1B		1	0	1	0	0	0	0				
Mitt Pappas, R Gene Woodling, L Al Pilarcik, L OBP: 0.099, SLG: 0.090 (8, PH) (8, PH) (8, 9)					F7			1-3 HR 1B		2	0	0	0	0	0	1				
Inning Stats	R: 0 E: 1 K: 1 S: 6	H: 1 LOB: 1 BB: 0 P: 6	R: 0 E: 0 K: 0 S: 4	H: 2 LOB: 1 BB: 0 P: 4	R: 0 E: 0 K: 0 S: 3	H: 0 LOB: 0 BB: 0 P: 3	R: 0 E: 0 K: 1 S: 6	H: 1 LOB: 1 BB: 0 P: 6	R: 0 E: 0 K: 0 S: 5	H: 0 LOB: 0 BB: 0 P: 5	R: 0 E: 0 K: 0 S: 3	H: 0 LOB: 0 BB: 0 P: 3	R: 3 E: 0 K: 1 S: 8	H: 3 LOB: 1 BB: 0 P: 8	R: 0 E: 0 K: 1 S: 6	H: 1 LOB: 1 BB: 0 P: 6	1B: 6 2B: 1 3B: 0 HR: 1	SF: 0 SAC: 0 DP: 2 HBP: 0	WP: 0 PB: 0 SB: 0 CS: 0	PA: 35
PITCHER Jack Kralick, L ERA: 3.02 (1, 1)	IP: 9.0 WLS: L BF: 35	H: 8 R: 3 ER: 3 SO: 5	BB: 0 IBB: 0 HBP: 0 BLK: 0	WP: 0 HR: 1 S: 45 P: 45	ERA: 3.00 WHIP: 0.889	PITCHER														

Batter	1	2	3	4	5	6	7	8	9	AB	R	H	RBI	BB	SO	LOB	BOTTOM					
Billy Gardner, R OBP: 0.314, SLG: 0.364 (1, 4)	K		K		5-3			4-3		4	0	0	0	0	2	0	Baltimore Orioles @ Washington Senators Griffith Stadium, Washington, DC Sun Sep 25 1960, 3:33 AM EDT Att: 6,448 - Unknown livebaseballscorecards.com					
Lenny Green, L OBP: 0.388, SLG: 0.440 (1, 8)	CS 1B BB		4-3			3-1		P6		3	0	0	0	1	0	0						
Harmon Killebrew, R OBP: 0.384, SLG: 0.545 (1, 3)	CS 1B		5-3					F2		4	0	2	0	0	0	0						
Jim Lemon, R OBP: 0.356, SLG: 0.517 (1, 7)	1-2 2-3 BB				F8			P4 1B		3	0	0	0	1	1	1						
Bob Allison, R Elmer Valo, L Jake Jacobs, R OBP: 0.372, SLG: 0.412 (9, PH) (9, PH) (9, PR)	L1				G3			5-3		3	0	0	0	0	0	3						
Reno Bertoia, R Julio Becquer, L Johnny Schaive, R OBP: 0.319, SLG: 0.366 (9, PH) (9, PH) (9, PH)					F8			4-3		3	0	0	0	0	0	0						
Earl Batley, R OBP: 0.347, SLG: 0.427 (1, 2)								FC1-6 1B		3	1	3	1	0	0	0						
Zoilo Versalles, R OBP: 0.200, SLG: 0.303 (1, 6)					F2			FC1-6 1-2		3	0	0	0	0	0	2						
Jack Kralick, L OBP: 0.205, SLG: 0.125 (1, 1)					K			4-3		3	0	0	0	0	2	2						
Inning Stats	R: 0 E: 0 K: 1 S: 5	H: 1 LOB: 2 BB: 2 P: 13	R: 0 E: 0 K: 1 S: 6	H: 1 LOB: 1 BB: 0 P: 6	R: 0 E: 0 K: 1 S: 5	H: 0 LOB: 0 BB: 0 P: 5	R: 0 E: 0 K: 0 S: 3	H: 0 LOB: 0 BB: 0 P: 3	R: 1 E: 0 K: 0 S: 4	H: 1 LOB: 0 BB: 0 P: 4	R: 0 E: 0 K: 0 S: 4	H: 1 LOB: 1 BB: 0 P: 4	R: 0 E: 0 K: 1 S: 6	H: 1 LOB: 1 BB: 0 P: 6	R: 0 E: 0 K: 0 S: 3	H: 0 LOB: 0 BB: 0 P: 3		R: 0 E: 0 K: 1 S: 5	H: 1 LOB: 1 BB: 0 P: 5	1B: 5 2B: 0 3B: 0 HR: 1	SF: 0 SAC: 0 DP: 1 HBP: 0	WP: 0 PB: 0 SB: 0 CS: 2
PITCHER Mitt Pappas, R Wes Stock, R Steve Barber, L ERA: 3.48 ERA: 2.88 ERA: 3.13 (1, 1) (8, 1) (9, 1)	IP: 7.0 WLS: W BF: 27	H: 5 R: 1 ER: 1 SO: 4	BB: 2 IBB: 0 HBP: 0 BLK: 0	WP: 0 HR: 1 S: 33 P: 41	ERA: 1.29 WHIP: 1.000	PITCHER																

Batter	1	2	3	4	5	6	7	8	9	AB	R	H	RBI	BB	SO	LOB	TOP											
Jackie Brandt, R OBP: 0.319, SLG: 0.412	1-6-3	FC5-4		K		F7			F2	5	0	0	0	0	1	4												
Al Pilarcik, L OBP: 0.313, SLG: 0.345	3-1			1B		5-3			6-3	4	0	1	0	0	0	0												
Brooks Robinson, R OBP: 0.329, SLG: 0.440	5-3		P5		WP	SF9	2B		K	4	1	1	0	0	1	1												
Jim Gentile, L OBP: 0.404, SLG: 0.504		HR	P4		SF9				K	3	1	1	1	0	1	1												
Gus Triandos, R OBP: 0.341, SLG: 0.419		HR	1B		5-3				F7	4	1	2	2	0	0	0												
Ron Hansen, R OBP: 0.347, SLG: 0.444		FC5	F9		1B	FC3-6	1B		K	4	1	2	0	0	1	2												
Gene Stephens, L OBP: 0.319, SLG: 0.358		E4		4-3	FC5-2	1B			F8	4	0	2	0	0	0	1												
Mary Breeding, R OBP: 0.312, SLG: 0.337		F7		4-3		FC3-6	1B		1-3	2	0	0	0	0	0	3												
Gene Woodling, L OBP: 0.399, SLG: 0.414		F7		4-3		FC3-6			1-3	1	0	0	1	0	0	1												
Albie Pearson, L OBP: 0.370, SLG: 0.305				2-3						0	0	0	0	0	0	0												
Billy Klaus, L OBP: 0.346, SLG: 0.326										1	0	0	0	0	0	0												
Steve Barber, L OBP: 0.136, SLG: 0.056		FC5		FC5-2		K			K	0	0	0	0	0	0	0												
Jack Fisher, R OBP: 0.258, SLG: 0.250		FC5		FC5-2		K			K	4	0	0	0	0	2	4												
Inning Stats	R: 0 E: 0 K: 0 S: 3	H: 0 LOB: 0 BB: 0 P: 3	R: 2 E: 1 K: 0 S: 7	H: 3 LOB: 2 BB: 0 P: 7	R: 0 E: 0 K: 0 S: 5	H: 2 LOB: 2 BB: 0 P: 5	R: 0 E: 0 K: 1 S: 6	H: 1 LOB: 1 BB: 0 P: 6	R: 1 E: 0 K: 0 S: 4	H: 1 LOB: 0 BB: 0 P: 4	R: 1 E: 0 K: 1 S: 7	H: 2 LOB: 1 BB: 0 P: 7	R: 0 E: 0 K: 2 S: 7	H: 0 LOB: 0 BB: 0 P: 7	R: 0 E: 0 K: 1 S: 5	H: 0 LOB: 0 BB: 0 P: 5	R: 0 E: 0 K: 1 S: 5	H: 0 LOB: 0 BB: 0 P: 5	R: 0 E: 0 K: 1 S: 5	H: 0 LOB: 0 BB: 0 P: 5	1B: 6 2B: 2 3B: 0 HR: 1	SF: 1 SAC: 0 DP: 0 HBP: 0	WP: 1 PB: 0 SB: 0 CS: 0	PA: 37				
PITCHER	IP	WLS	BF	H	R	ER	SO	BB	IBB	HBP	BLK	WP	HR	S	P	ERA	WHIP											
Billy Muffett, R ERA: 3.24	(1, 1)	7.0		31	9	4	4	4	0	0	0	0	1	1	39	39	5.14	1.286										
Mike Fomielles, R ERA: 2.64	(8, 1)	2.0	W	6	0	0	0	2	0	0	0	0	0	0	10	10	0.00	0.000										

Baltimore Orioles @ Boston Red Sox
Fenway Park, Boston, MA
Wed Sep 28 1960, 3:33 AM EDT
Att: 10,454 - Unknown


AB 36
R 4
H 9
RBI 4
BB 0
SO 6
LOB 17



Batter	1	2	3	4	5	6	7	8	9	AB	R	H	RBI	BB	SO	LOB	BOTTOM											
Pumpsie Green, S OBP: 0.342, SLG: 0.317	6-3				F7		4-3		FC5-4	3	0	0	0	2	0	0												
Willie Tasby, R OBP: 0.355, SLG: 0.364	HBP	F5			F8				6-3	4	1	0	1	1	0	2												
Ted Williams, L OBP: 0.451, SLG: 0.645	WP		F8		F9				HR	3	2	1	1	1	0	0												
Carroll Hardy, R OBP: 0.300, SLG: 0.333	WP									0	0	0	0	0	0	0												
Jim Pagliaroni, R OBP: 0.471, SLG: 0.593	WP		F7						FC6	3	0	2	0	0	0	0												
Frank Matzone, R OBP: 0.316, SLG: 0.401			4-3						1B	3	0	0	0	1	0	2												
Lou Clinton, R OBP: 0.276, SLG: 0.385	SF8				6-3				K	3	0	0	1	0	2	2												
Don Gil, R OBP: 0.188, SLG: 0.304	F7				F3				K	4	0	0	0	0	1	3												
Marlan Coughtry, L OBP: 0.353, SLG: 0.214		F7							G4-6-3	3	1	2	0	1	0	0												
Billy Muffett, R OBP: 0.318, SLG: 0.293									2B	2	0	0	0	0	2	1												
Russ Nixon, L OBP: 0.322, SLG: 0.414									FC5-4	1	0	0	0	0	0	1												
Mike Fomielles, R OBP: 0.400, SLG: 0.400										0	0	0	0	0	0	0												
Vic Wertz, L OBP: 0.335, SLG: 0.463										1	0	1	0	0	0	0												
Tom Brewer, R OBP: 0.296, SLG: 0.258									E	0	1	0	0	0	0	0												
Inning Stats	R: 2 E: 0 K: 0 S: 3	H: 0 LOB: 2 BB: 3 P: 16	R: 0 E: 0 K: 1 S: 5	H: 0 LOB: 1 BB: 1 P: 9	R: 0 E: 0 K: 0 S: 3	H: 0 LOB: 0 BB: 0 P: 3	R: 0 E: 0 K: 1 S: 6	H: 1 LOB: 1 BB: 0 P: 6	R: 0 E: 0 K: 2 S: 8	H: 1 LOB: 1 BB: 0 P: 8	R: 0 E: 0 K: 0 S: 2	H: 0 LOB: 0 BB: 1 P: 6	R: 1 E: 0 K: 1 S: 7	H: 2 LOB: 1 BB: 0 P: 7	R: 0 E: 1 K: 0 S: 4	H: 2 LOB: 3 BB: 1 P: 8	R: 2 E: 0 K: 0 S: 4	H: 2 LOB: 1 BB: 1 P: 8	R: 2 E: 1 K: 0 S: 4	H: 2 LOB: 3 BB: 1 P: 8	1B: 4 2B: 1 3B: 0 HR: 1	SF: 1 SAC: 0 DP: 1 HBP: 1	WP: 1 PB: 0 SB: 0 CS: 0	PA: 38				
PITCHER	IP	WLS	BF	H	R	ER	SO	BB	IBB	HBP	BLK	WP	HR	S	P	ERA	WHIP											
Steve Barber, L ERA: 3.22	(1, 1)	0.1		5	0	2	2	0	3	0	0	0	0	1	0	14	54.00	9.000										
Jack Fisher, R ERA: 3.41	(1, 1)	8.1	L	33	6	3	2	5	3	0	0	0	0	1	40	52	2.16	1.080										

Baltimore Orioles @ Boston Red Sox
Fenway Park, Boston, MA
Wed Sep 28 1960, 3:33 AM EDT
Att: 10,454 - Unknown

AB 30
R 5
H 6
RBI 3
BB 6
SO 5
LOB 11



Batter	1	2	3	4	5	6	7	8	9	AB	R	H	RBI	BB	SO	LOB	TOP			
Jackie Brandt, R OBP: 0.318, SLG: 0.408 (1, 9)	F9		6-3		K				K	4	0	0	0	1	2	1	Baltimore Orioles @ Washington Senators Griffith Stadium, Washington, DC Sat Oct 01 1960, 3:33 AM EDT Att: 2,641 - Unknown			
Dave Philley, S OBP: 0.301, SLG: 0.327 Al Pilarcik, L OBP: 0.313, SLG: 0.345 (1, 7) (9, 9)	1-3			1B	FC4-6		FC5-4		P4	4	1	1	0	1	0	2				
Brooks Robinson, R OBP: 0.330, SLG: 0.440 (1, 5)	5-3			1B	K					4	1	2	1	0	1	1				
Walt Dropo, R OBP: 0.343, SLG: 0.380 (1, 3)				P4	FC4-6					4	0	1	0	0	0	4				
Gus Triandos, R OBP: 0.342, SLG: 0.419 (1, 2)	FC6-4			1B			6-3			4	1	2	0	0	0	1				
Ron Hansen, R OBP: 0.346, SLG: 0.443 (1, 6)	F8			1B			5-3		F9	4	0	1	1	0	0	2				
Jim Busby, R OBP: 0.341, SLG: 0.314 (1, 8)	F9			L4-6					G6-4-3	4	0	2	1	0	0	2				
Mary Breeding, R OBP: 0.314, SLG: 0.337 (1, 4)			6-3							3	0	1	0	1	1	1				
Chuck Estrada, R OBP: 0.203, SLG: 0.188 (1, 1)			K	L4-6					SH1-4	3	0	0	0	0	1	3				
Inning Stats	R: 0 E: 0 K: 0 S: 3	H: 0 LOB: 0 BB: 0 P: 3	R: 0 E: 1 K: 0 S: 4	H: 1 LOB: 1 BB: 0 P: 4	R: 0 E: 0 K: 1 S: 5	H: 0 LOB: 0 BB: 0 P: 5	R: 3 E: 0 K: 0 S: 7	H: 5 LOB: 2 BB: 1 P: 11	R: 0 E: 0 K: 1 S: 6	H: 1 LOB: 1 BB: 0 P: 6	R: 0 E: 0 K: 0 S: 4	H: 1 LOB: 2 BB: 1 P: 8	R: 0 E: 0 K: 0 S: 3	H: 1 LOB: 0 BB: 0 P: 3	R: 0 E: 0 K: 1 S: 6	H: 1 LOB: 1 BB: 0 P: 6		1B: 9 2B: 1 3B: 1 HR: 0	SF: 0 SAC: 1 DP: 2 HBP: 0	WP: 0 PB: 0 SB: 0 CS: 0
PITCHER	IP	WLS	BF	H	R	ER	SO	BB	IBB	HBP	BLK	WP	HR	S	P	ERA	WHIP			
Jack Kralick, L ERA: 3.04 Chuck Stobbs, L ERA: 3.32 (1, 1) (9, 1)	8.0	L	34	9	3	3	4	2	1	0	0	0	0	0	39	51	3.38	1.375		

Batter	1	2	3	4	5	6	7	8	9	AB	R	H	RBI	BB	SO	LOB	BOTTOM			
Reno Bertoia, R OBP: 0.313, SLG: 0.359 (1, 4)	F9		F9		P5				SH	3	0	0	0	0	0	1	Baltimore Orioles @ Washington Senators Griffith Stadium, Washington, DC Sat Oct 01 1960, 3:33 AM EDT Att: 2,641 - Unknown			
Lenny Green, L OBP: 0.387, SLG: 0.436 (1, 8)	L6			F9					SH1-4	3	0	1	0	0	0	0				
Harmon Killebrew, R OBP: 0.377, SLG: 0.537 (1, 5)	F7			BB					P4	3	1	0	0	1	1	4				
Jim Lemon, R OBP: 0.354, SLG: 0.508 (1, 7)				BB					F7	3	1	1	0	1	0	4				
Julio Becquer, L OBP: 0.281, SLG: 0.395 (1, 3)	F7			F5					FC4-6	4	0	1	0	0	0	4				
Bob Allison, R OBP: 0.369, SLG: 0.414 (1, 9)	G6-4-3								P1	4	0	1	2	0	0	2				
Earl Batley, R OBP: 0.346, SLG: 0.427 Pedro Ramos, S OBP: 0.131, SLG: 0.229 (1, 2) (9, PR)			K	6-3					FC4-6	4	0	0	0	0	1	2				
Zoilo Versalles, R OBP: 0.182, SLG: 0.286 Dan Dobbek, L OBP: 0.313, SLG: 0.387 Jose Valdivielso, R OBP: 0.276, SLG: 0.246 Faye Throneberry, L OBP: 0.328, SLG: 0.327 (1, 6) (7, PH) (8, 6) (9, PH)	5-3				F8				K	2	0	0	0	0	0	0				
Jack Kralick, L OBP: 0.217, SLG: 0.122 Elmer Valo, L OBP: 0.413, SLG: 0.304 Jake Jacobs, R (8, PR) Chuck Stobbs, L OBP: 0.162, SLG: 0.088 (9, 1)									SH1-4	1	0	0	0	1	1	0				
Inning Stats	R: 0 E: 0 K: 0 S: 3	H: 0 LOB: 0 BB: 0 P: 3	R: 0 E: 0 K: 0 S: 3	H: 1 LOB: 0 BB: 0 P: 3	R: 0 E: 0 K: 1 S: 5	H: 0 LOB: 1 BB: 1 P: 9	R: 2 E: 0 K: 0 S: 4	H: 1 LOB: 1 BB: 2 P: 12	R: 0 E: 0 K: 1 S: 5	H: 0 LOB: 0 BB: 0 P: 5	R: 0 E: 0 K: 1 S: 6	H: 1 LOB: 1 BB: 0 P: 6	R: 0 E: 0 K: 1 S: 5	H: 0 LOB: 3 BB: 0 P: 5	R: 0 E: 0 K: 1 S: 6	H: 1 LOB: 1 BB: 0 P: 6		1B: 4 2B: 1 3B: 0 HR: 0	SF: 0 SAC: 2 DP: 1 HBP: 0	WP: 0 PB: 0 SB: 0 CS: 0
PITCHER	IP	WLS	BF	H	R	ER	SO	BB	IBB	HBP	BLK	WP	HR	S	P	ERA	WHIP			
Chuck Estrada, R ERA: 3.58 (1, 1)	9.0	W	35	5	2	2	5	3	0	0	0	0	0	0	42	54	2.00	0.889		

Batter	1	2	3	4	5	6	7	8	9	AB	R	H	RBI	BB	SO	LOB	TOP
Jackie Brandt, R OBP: 0.317, SLG: 0.413 (1, 8)	F7		F9			P6		HR		4	1	1	1	0	0	0	Baltimore Orioles @ Washington Senators Griffith Stadium, Washington, DC Sun Oct 02 1960, 3:33 AM EDT Att: 4,768 - Unknown livebaseballscorecards.com
Gene Stephens, L OBP: 0.318, SLG: 0.354 (1, 9)	E4 FC3-6 2B		5-3			6-3		1B		3	1	0	0	1	0	0	
Gene Woodling, L OBP: 0.400, SLG: 0.414 Jim Busby, R OBP: 0.341, SLG: 0.314 (8, PR)	FC3-6 BB		F9			4-3		BB		3	0	1	0	1	0	0	
Jim Busby, R OBP: 0.341, SLG: 0.314 (8, PR)	FC3-6 BB		F9			4-3		BB		0	0	0	0	0	0	0	
Jim Busby, R OBP: 0.341, SLG: 0.314 (8, PR)	FC3-6 BB		F9			4-3		BB		3	0	0	0	1	0	2	
Brooks Robinson, R OBP: 0.329, SLG: 0.440 (1, 5)	FC3-6 2B 1-2 2-3		F8			F7		FC6-4 BB		4	0	1	1	0	0	3	
Gus Triandos, R OBP: 0.342, SLG: 0.418 (1, 2)	K		K			L5		FC6-4 1-2		4	0	1	0	0	2	2	
Ron Hansen, R OBP: 0.344, SLG: 0.440 (1, 6)			G3			1-3		F8		4	0	0	0	0	0	1	
Mary Breeding, R OBP: 0.313, SLG: 0.336 Bob Boyd, L OBP: 0.394, SLG: 0.427 Jerry Adair, R OBP: 0.200, SLG: 0.800 (8, PH)	F2		F2			K		6-3		2	0	0	0	0	1	0	
Mitt Pappas, R OBP: 0.095, SLG: 0.086 (1, 1)	F8		F8			4-3		K		3	0	0	0	0	1	0	
Inning Stats	R: 1 E: 1 K: 1 S: 7	H: 1 LOB: 2 BB: 1 P: 11	R: 0 E: 0 K: 0 S: 3	H: 0 LOB: 0 BB: 0 P: 3	R: 0 E: 0 K: 1 S: 5	H: 0 LOB: 0 BB: 0 P: 5	R: 0 E: 0 K: 1 S: 5	H: 1 LOB: 1 BB: 0 P: 4	R: 1 E: 0 K: 1 S: 7	H: 2 LOB: 2 BB: 2 P: 15	R: 0 E: 0 K: 0 S: 3	H: 0 LOB: 0 BB: 0 P: 3	1B: 2 2B: 1 3B: 0 HR: 1	SF: 0 SAC: 0 DP: 0 HBP: 0	WP: 0 PB: 0 SB: 0 CS: 0	PA: 35	
PITCHER Pedro Ramos, R ERA: 3.45 (1, 1)	IP: 9.0 WLS: L BF: 35 H: 4 R: 2 ER: 1 SO: 4 BB: 3 IBB: 0 HBP: 0 BLK: 0 WP: 0 HR: 1 S: 40 P: 52 ERA: 1.00 WHIP: 0.778											PITCHER Pedro Ramos, R ERA: 3.45 (1, 1)	IP: 9.0 WLS: W BF: 33 H: 6 R: 1 ER: 1 SO: 5 BB: 0 IBB: 0 HBP: 0 BLK: 0 WP: 0 HR: 0 S: 43 P: 43 ERA: 1.00 WHIP: 0.667				

Batter	1	2	3	4	5	6	7	8	9	AB	R	H	RBI	BB	SO	LOB	BOTTOM
Zoilo Versalles, R OBP: 0.170, SLG: 0.267 Faye Throneberry, L OBP: 0.329, SLG: 0.325 Jose Valdivielso, R OBP: 0.276, SLG: 0.246 (8, PH)	P4		6-3			6-3		F8		3	0	0	0	0	0	1	Baltimore Orioles @ Washington Senators Griffith Stadium, Washington, DC Sun Oct 02 1960, 3:33 AM EDT Att: 4,768 - Unknown livebaseballscorecards.com
Lenny Green, L OBP: 0.383, SLG: 0.430 (1, 8)	F7		6-3			4-3		3-1		4	0	0	0	0	0	0	
Harmon Killebrew, R OBP: 0.376, SLG: 0.534 (1, 5)	1B		P3			K		K		4	0	1	0	0	2	0	
Jim Lemon, R OBP: 0.355, SLG: 0.508 (1, 7)	K		K			1B		1B		4	0	2	0	0	1	1	
Julio Becquer, L OBP: 0.277, SLG: 0.389 (1, 3)			K			F8		6-3		4	0	0	0	0	1	2	
Bob Allison, R OBP: 0.368, SLG: 0.413 (1, 9)	5-3		5-3			5-3		5-3		4	0	1	0	0	0	0	
Hal Naragon, L OBP: 0.275, SLG: 0.228 (1, 2)	3-1		3-1			SH3-4 1B		SH3-4 1B		2	1	1	0	0	0	0	
Billy Consolo, R OBP: 0.310, SLG: 0.305 (1, 4)	F9		F9			F1		F1		3	0	1	1	0	0	1	
Pedro Ramos, S OBP: 0.126, SLG: 0.221 (1, 1)	6-3		6-3			K		K		3	0	0	0	0	1	2	
Inning Stats	R: 0 E: 0 K: 1 S: 6	H: 1 LOB: 0 BB: 0 P: 6	R: 0 E: 0 K: 1 S: 5	H: 0 LOB: 0 BB: 0 P: 5	R: 0 E: 0 K: 0 S: 4	H: 1 LOB: 1 BB: 0 P: 4	R: 1 E: 0 K: 0 S: 5	H: 2 LOB: 1 BB: 0 P: 5	R: 0 E: 0 K: 1 S: 6	H: 1 LOB: 1 BB: 0 P: 6	R: 0 E: 0 K: 1 S: 5	H: 0 LOB: 0 BB: 0 P: 5	1B: 5 2B: 0 3B: 1 HR: 0	SF: 0 SAC: 1 DP: 0 HBP: 0	WP: 0 PB: 0 SB: 0 CS: 0	PA: 33	
PITCHER Mitt Pappas, R ERA: 3.37 (1, 1)	IP: 9.0 WLS: W BF: 33 H: 6 R: 1 ER: 1 SO: 5 BB: 0 IBB: 0 HBP: 0 BLK: 0 WP: 0 HR: 0 S: 43 P: 43 ERA: 1.00 WHIP: 0.667											PITCHER Mitt Pappas, R ERA: 3.37 (1, 1)	IP: 9.0 WLS: W BF: 33 H: 6 R: 1 ER: 1 SO: 5 BB: 0 IBB: 0 HBP: 0 BLK: 0 WP: 0 HR: 0 S: 43 P: 43 ERA: 1.00 WHIP: 0.667				

