

Baltimore Orioles - 1961

Batter	1	2	3	4	5	6	7	8	9	AB	R	H	RBI	BB	SO	LOB	TOP			
Eddie Yost, R (1.5)										4	0	0	0	1	2	1	Los Angeles Angels @ Baltimore Orioles Memorial Stadium, Baltimore, MD Tue Apr 11 1961, 3:33 AM EST Att: 37,352 - Unknown - 54 F livebaseballscorecards.com			
Ken Aspromonte, R (1.4) OBP: 0.250, SLG: 0.250										4	1	1	0	0	1	2				
Albie Pearson, L (1.9) OBP: 0.500, SLG: 0.333										3	2	1	1	1	1	1				
Ted Kluszewski, L (1.3) OBP: 0.500, SLG: 2.000										4	2	2	5	0	0	0				
Julio Becquer, L (7.3)										0	0	0	0	0	0	0				
Bob Cerv, R (1.7) OBP: 0.250, SLG: 1.000										4	1	1	1	0	2	0				
Lou Johnson, R (8.7)										0	0	0	0	0	0	0				
Ken Hunt, R (1.8)										2	0	0	0	1	0	0				
Fritz Brickell, R (1.6) OBP: 0.250, SLG: 0.250										4	0	1	0	0	0	2				
Del Rice, R (1.2)										2	0	0	0	1	0	0				
Eli Grba, R (1.1)										3	1	0	0	0	0	1				
Inning Stats	R: 3 E: 0 K: 1 S: 7	H: 2 LOB: 1 BB: 2 P: 15	R: 4 E: 0 K: 1 S: 7	H: 2 LOB: 0 BB: 2 P: 15	R: 0 E: 0 K: 0 S: 2	H: 0 LOB: 0 BB: 0 P: 3	R: 0 E: 0 K: 1 S: 6	H: 1 LOB: 1 BB: 0 P: 6	R: 0 E: 0 K: 1 S: 5	H: 0 LOB: 0 BB: 0 P: 5	R: 0 E: 0 K: 1 S: 5	H: 0 LOB: 0 BB: 0 P: 5	R: 0 E: 0 K: 0 S: 3	H: 0 LOB: 0 BB: 0 P: 3	R: 0 E: 0 K: 0 S: 3	H: 0 LOB: 0 BB: 0 P: 3	1B: 3 2B: 0 3B: 0 HR: 3	SF: 0 SAC: 2 DP: 1 HBP: 1	WP: 0 PB: 1 SB: 0 CS: 0	PA: 37
PITCHER	IP WLS BF H R ER SO BB IBB HBP BLK WP HR S P ERA WHIP																			
Mitt Pappas, R (1.1) ERA: 32.4	1.2 L 12 3 6 6 1 4 0 0 0 0 2 10 26 32.40 4.200																			
John Papa, R (2.1) ERA: 27.0	0.1 2 1 1 1 1 0 0 0 0 0 1 4 4 27.00 3.000																			
Wes Stock, R (3.1) ERA: 27.0	2.0 7 1 0 0 1 0 0 0 0 0 0 8 9 0.00 0.500																			
Billy Hoelt, L (5.1) ERA: 27.0	3.0 10 1 0 0 3 0 0 0 0 0 0 16 16 0.00 0.333																			
Hoyt Wilhelm, R (8.1) ERA: 27.0	2.0 6 0 0 0 0 0 0 0 0 0 0 6 6 0.00 0.000																			
Batter	1	2	3	4	5	6	7	8	9	AB	R	H	RBI	BB	SO	LOB	BOTTOM			
Jackie Brandt, R (1.8) OBP: 0.400, SLG: 0.400										5	1	2	0	0	3	1	Los Angeles Angels @ Baltimore Orioles Memorial Stadium, Baltimore, MD Tue Apr 11 1961, 3:33 AM EST Att: 37,352 - Unknown - 54 F livebaseballscorecards.com			
Russ Snyder, L (1.9) OBP: 0.500, SLG: 0.333										3	0	1	0	1	0	1				
Brooks Robinson, R (1.5) OBP: 0.250, SLG: 0.500										4	0	1	0	0	0	3				
Jim Gentile, L (1.3) OBP: 0.250, SLG: 0.250										4	1	1	0	0	0	2				
Gus Triandos, R (1.2)										4	0	0	0	0	0	2				
Ron Hansen, R (1.6)										4	0	0	0	0	0	1				
Gene Stephens, L (1.7) OBP: 0.750, SLG: 0.500										2	0	1	0	2	0	0				
Marv Breeding, R (1.4)										4	0	0	0	0	2	3				
Mitt Pappas, R (1.1) John Papa, R (2.1) Wes Stock, R (3.1) Earl Robinson, R (5.1) Billy Hoelt, L (5.1) Chuck Essegan, R (8.1) Hoyt Wilhelm, R (8.1) Fritz Brickell, R (1.6)										0	0	0	0	0	0	0				
Inning Stats	R: 0 E: 0 K: 0 S: 3	H: 1 LOB: 0 BB: 0 P: 3	R: 1 E: 1 K: 0 S: 5	H: 1 LOB: 2 BB: 1 P: 9	R: 1 E: 1 K: 0 S: 4	H: 1 LOB: 1 BB: 1 P: 8	R: 0 E: 0 K: 0 S: 3	H: 0 LOB: 1 BB: 1 P: 7	R: 0 E: 0 K: 1 S: 6	H: 1 LOB: 1 BB: 0 P: 6	R: 0 E: 0 K: 1 S: 6	H: 1 LOB: 1 BB: 0 P: 6	R: 0 E: 0 K: 1 S: 6	H: 0 LOB: 0 BB: 0 P: 3	R: 0 E: 0 K: 2 S: 7	H: 0 LOB: 1 BB: 1 P: 11		1B: 5 2B: 1 3B: 0 HR: 0	SF: 0 SAC: 0 DP: 1 HBP: 0	WP: 1 PB: 0 SB: 0 CS: 0
PITCHER	IP WLS BF H R ER SO BB IBB HBP BLK WP HR S P ERA WHIP																			
Eli Grba, R (1.1) ERA: 1.0	9.0 W 37 6 2 1 5 4 0 0 0 1 0 43 59 1.00 1.111																			

Batter	1	2	3	4	5	6	7	8	9	AB	R	H	RBI	BB	SO	LOB	TOP								
Zoilo Versalles, R OBP: 0.400, SLG: 0.500 (1, 6)										5	1	2	1	0	1	2									
Lenny Green, L OBP: 0.333, SLG: 0.143 (1, 8)										2	1	1	0	1	0	0									
Harmon Killebrew, R OBP: 0.444, SLG: 0.333 (1, 3)										4	0	1	0	0	2	4									
Jim Lemon, R Dan Dobbek, L (1, 7) (7, 7)										3	0	0	0	0	2	3									
Bob Allison, R OBP: 0.333, SLG: 0.750 (1, 9)										3	0	1	1	0	0	2									
Earl Battey, R OBP: 0.250, SLG: 0.375 (1, 2)										4	0	1	0	0	2	2									
Reno Bertoia, R OBP: 0.500, SLG: 0.833 (1, 5)										4	0	1	0	0	0	1									
Billy Gardner, R OBP: 0.286, SLG: 0.429 (1, 4)										4	1	1	0	0	1	2									
Camilo Pascual, R (1, 1)										3	0	0	0	0	2	1									
Inning Stats	R: 0 E: 0 K: 2 S: 7	H: 0 LOB: 0 BB: 0 P: 7	R: 0 E: 0 K: 2 S: 7	H: 0 LOB: 0 BB: 0 P: 7	R: 0 E: 0 K: 1 S: 5	H: 0 LOB: 0 BB: 0 P: 5	R: 1 E: 1 K: 0 S: 4	H: 1 LOB: 1 BB: 0 P: 5	R: 0 E: 0 K: 1 S: 7	H: 2 LOB: 2 BB: 0 P: 7	R: 1 E: 0 K: 1 S: 7	H: 2 LOB: 1 BB: 0 P: 7	R: 1 E: 0 K: 1 S: 7	H: 2 LOB: 2 BB: 1 P: 11	R: 0 E: 0 K: 1 S: 6	H: 1 LOB: 1 BB: 0 P: 6	R: 0 E: 0 K: 1 S: 5	H: 0 LOB: 0 BB: 0 P: 5	1B: 6 2B: 2 3B: 0 HR: 0	SF: 1 SAC: 1 DP: 1 HBP: 1	WP: 0 PB: 0 SB: 3 CS: 0	PA: 37			
PITCHER	IP	WLS	BF	H	R	ER	SO	BB	IBB	HBP	BLK	WP	HR	S	P	ERA	WHIP								
Jack Fisher, R ERA: 2.7 (1, 1)	6.2	L	28	7	3	2	7	0	0	1	0	0	0	41	42	2.70	1.050								
Billy Hoelt, L ERA: (7, 1)	0.0		1	0	0	0	0	1	0	0	0	0	0	4											
Hoyt Wilhelm, R ERA: (7, 1)	2.1		8	1	0	0	3	0	0	0	0	0	0	14	14	0.00	0.429								

Minnesota Twins @ Baltimore Orioles
Memorial Stadium, Baltimore, MD
Fri Apr 14 1961, 6:05 PM EST
Att: 9,185 - Unknown

AB	33
R	3
H	8
RBI	2
BB	1
SO	10
LOB	17



Batter	1	2	3	4	5	6	7	8	9	AB	R	H	RBI	BB	SO	LOB	BOTTOM								
Jackie Brandt, R OBP: 0.444, SLG: 0.667 (1, 8)										4	0	2	2	0	1	1									
Russ Snyder, L OBP: 0.250, SLG: 0.143 (1, 9)										4	0	0	0	0	3	3									
Dick Williams, R (1, 7)										3	0	0	0	1	0	1									
Jim Gentile, L OBP: 0.125, SLG: 0.125 (1, 3)										4	0	0	0	0	1	2									
Gus Triandos, R (1, 2)										4	0	0	0	0	3	1									
Brooks Robinson, R OBP: 0.375, SLG: 0.429 (1, 5)										3	1	1	0	1	0	0									
Ron Hansen, R OBP: 0.125, SLG: 0.125 (1, 6)										4	1	1	0	0	1	2									
Mary Breeding, R (1, 4)										1	0	0	0	0	1	0									
Dave Philley, S (5, PH)										1	0	0	0	0	1	2									
Jerry Adair, R (6, 4)										1	0	0	0	0	0	0									
Jack Fisher, R OBP: 0.500, SLG: 0.500 (1, 1)										2	0	1	0	0	0	2									
Billy Hoelt, L (7, 1)										0	0	0	0	0	0	0									
Hoyt Wilhelm, R (7, 1)										1	0	0	0	0	1	0									
Inning Stats	R: 0 E: 0 K: 2 S: 8	H: 1 LOB: 1 BB: 0 P: 8	R: 0 E: 0 K: 1 S: 5	H: 0 LOB: 0 BB: 0 P: 5	R: 0 E: 0 K: 1 S: 5	H: 0 LOB: 0 BB: 0 P: 5	R: 2 E: 0 K: 0 S: 3	H: 3 LOB: 1 BB: 2 P: 11	R: 0 E: 0 K: 2 S: 7	H: 0 LOB: 0 BB: 0 P: 7	R: 0 E: 0 K: 0 S: 3	H: 0 LOB: 0 BB: 0 P: 3	R: 0 E: 0 K: 2 S: 7	H: 0 LOB: 0 BB: 0 P: 7	R: 0 E: 0 K: 2 S: 7	H: 0 LOB: 0 BB: 0 P: 7	1B: 4 2B: 0 3B: 1 HR: 0	SF: 0 SAC: 0 DP: 0 HBP: 0	WP: 0 PB: 0 SB: 1 CS: 0	PA: 34					
PITCHER	IP	WLS	BF	H	R	ER	SO	BB	IBB	HBP	BLK	WP	HR	S	P	ERA	WHIP								
Camilo Pascual, R ERA: 2.0 (1, 1)	9.0	W	34	5	2	2	12	2	0	0	0	0	0	56	64	2.00	0.778								

Minnesota Twins @ Baltimore Orioles
Memorial Stadium, Baltimore, MD
Fri Apr 14 1961, 6:05 PM EST
Att: 9,185 - Unknown

AB	32
R	2
H	5
RBI	2
BB	2
SO	12
LOB	14



Batter	1	2	3	4	5	6	7	8	9	AB	R	H	RBI	BB	SO	LOB	TOP			
Zoilo Versalles, R OBP: 0.428, SLG: 0.500										4	0	2	0	0	1	0	Minnesota Twins @ Baltimore Orioles Memorial Stadium, Baltimore, MD Sat Apr 15 1961, 3:33 AM EST Att: 7,555 - Unknown			
Lenny Green, L OBP: 0.308, SLG: 0.100										3	0	0	0	1	1					
Harmon Killebrew, R OBP: 0.369, SLG: 0.290										4	0	0	0	0	3					
Bob Allison, R OBP: 0.385, SLG: 0.636										3	0	1	0	1	0					
Jim Lemon, R OBP: 0.091, SLG: 0.091										4	0	1	0	0	1	2				
Earl Battey, R OBP: 0.333, SLG: 0.300										2	0	0	0	2	0	2				
Reno Bertoia, R OBP: 0.455, SLG: 0.625										2	0	0	0	1	1	2				
Billy Gardner, R OBP: 0.400, SLG: 0.444										2	0	1	0	1	0	2				
Chuck Stobbs, L Billy Consolo, R Ted Sadowski, R Ron Henry, R Paul Giel, R Pete Whisenant, R Lee Stange, R										0	0	0	0	0	0	0				
Inning Stats	R: 0 E: 0 K: 0 S: 3	H: 1 LOB: 0 BB: 0 P: 3	R: 0 E: 0 K: 0 S: 3	H: 0 LOB: 1 BB: 1 P: 7	R: 0 E: 0 K: 0 S: 3	H: 1 LOB: 2 BB: 2 P: 11	R: 0 E: 0 K: 1 S: 5	H: 1 LOB: 0 BB: 0 P: 9	R: 0 E: 0 K: 0 S: 3	H: 0 LOB: 1 BB: 2 P: 3	R: 0 E: 0 K: 1 S: 4	H: 0 LOB: 1 BB: 2 P: 12	R: 0 E: 0 K: 2 S: 7	H: 0 LOB: 0 BB: 0 P: 7	R: 0 E: 0 K: 0 S: 4	H: 1 LOB: 1 BB: 0 P: 4	1B: 5 2B: 1 3B: 0 HR: 0	SF: 0 SAC: 0 DP: 4 HBP: 0	WP: 2 PB: 1 SB: 0 CS: 1	PA: 33
PITCHER Steve Barber, L ERA:	IP: 9.0 WLS: W BF: 33	H: 5 R: 0 ER: 0 SO: 4	BB: 6 IBB: 0 HBP: 0 BLK: 0	WP: 2 HR: 0 S: 35 P: 59	ERA: 0.00 WHIP: 1.222															

Batter	1	2	3	4	5	6	7	8	9	AB	R	H	RBI	BB	SO	LOB	BOTTOM		
Jackie Brandt, R OBP: 0.357, SLG: 0.500										5	0	1	0	0	0	2	Minnesota Twins @ Baltimore Orioles Memorial Stadium, Baltimore, MD Sat Apr 15 1961, 3:33 AM EST Att: 7,555 - Unknown		
Dick Williams, R OBP: 0.333, SLG: 0.750 Gene Stephens, L OBP: 0.750, SLG: 0.500										5	2	2	2	0	0	1			
Brooks Robinson, R OBP: 0.385, SLG: 0.364										4	1	1	0	1	0	2			
Walt Dropo, R Jim Gentile, L OBP: 0.167, SLG: 0.091										1	0	0	0	0	0	0			
Gus Triandos, R OBP: 0.231, SLG: 0.167										4	1	2	0	1	0	3			
Ron Hansen, R OBP: 0.167, SLG: 0.167										4	2	1	0	0	0	3			
Earl Robinson, R OBP: 0.600, SLG: 1.000										3	1	2	3	1	0	0			
Mary Breeding, R OBP: 0.222, SLG: 0.333										4	1	2	0	0	2	3			
Steve Barber, L OBP: 0.250, SLG: 0.250										4	0	1	1	0	2	3			
Inning Stats	R: 0 E: 0 K: 0 S: 3	H: 4 LOB: 1 BB: 0 P: 9	R: 3 E: 0 K: 1 S: 9	H: 3 LOB: 2 BB: 1 P: 13	R: 0 E: 1 K: 0 S: 4	H: 0 LOB: 1 BB: 0 P: 4	R: 0 E: 0 K: 0 S: 3	H: 0 LOB: 0 BB: 0 P: 3	R: 2 E: 0 K: 1 S: 7	H: 2 LOB: 0 BB: 0 P: 7	R: 0 E: 0 K: 1 S: 6	H: 1 LOB: 2 BB: 1 P: 10	R: 0 E: 0 K: 0 S: 4	H: 1 LOB: 3 BB: 2 P: 12	1B: 8 2B: 2 3B: 1 HR: 1	SF: 0 SAC: 0 DP: 1 HBP: 0	WP: 1 PB: 0 SB: 0 CS: 0	PA: 41	
PITCHER Chuck Stobbs, L ERA: 13.5 Ted Sadowski, R Paul Giel, R ERA: 6.0 Lee Stange, R ERA:	IP: 2.0 WLS: L BF: 10	H: 3 R: 3 ER: 0 SO: 1	BB: 1 IBB: 0 HBP: 0 BLK: 0	WP: 0 HR: 0 S: 13 P: 17	ERA: 0.00 WHIP: 2.000														

Batter	1	2	3	4	5	6	7	8	9	AB	R	H	RBI	BB	SO	LOB	TOP					
Zoilo Versalles, R OBP: 0.474, SLG: 0.471										3	2	1	1	2	0	0	Minnesota Twins @ Baltimore Orioles Memorial Stadium, Baltimore, MD Sun Apr 16 1961, 3:33 AM EST Unknown					
Lenny Green, L OBP: 0.389, SLG: 0.385										3	3	1	2	2	0	1						
Don Mincher, L (1, 3)										4	1	0	0	1	0	5						
Bob Allison, R OBP: 0.389, SLG: 0.938										5	2	2	7	0	1	0						
Jim Lemon, R OBP: 0.267, SLG: 0.400										4	1	3	0	0	1	0						
Dan Dobbek, L (6, 7)										1	0	0	0	0	0	0						
Earl Battey, R OBP: 0.412, SLG: 0.357										4	0	2	0	1	2	2						
Reno Bertoia, R OBP: 0.375, SLG: 0.417										4	1	0	0	1	2	4						
Billy Gardner, R OBP: 0.267, SLG: 0.286										5	0	0	0	0	2	4						
Pedro Ramos, S OBP: 0.250, SLG: 0.250										4	0	1	0	0	3	0						
Ray Moore, R (7, 1)										0	0	0	0	0	0	0						
Inning Stats	R: 6 E: 0 K: 2 S: 10	H: 3 LOB: 3 BB: 6 P: 34	R: 0 E: 0 K: 2 S: 9	H: 2 LOB: 2 BB: 0 P: 9	R: 0 E: 0 K: 1 S: 5	H: 0 LOB: 0 BB: 0 P: 5	R: 0 E: 0 K: 1 S: 6	H: 1 LOB: 1 BB: 0 P: 6	R: 0 E: 0 K: 2 S: 7	H: 0 LOB: 0 BB: 0 P: 7	R: 3 E: 1 K: 1 S: 9	H: 3 LOB: 1 BB: 0 P: 9	R: 0 E: 0 K: 1 S: 5	H: 0 LOB: 0 BB: 0 P: 5	R: 1 E: 0 K: 1 S: 6	H: 1 LOB: 0 BB: 0 P: 6	R: 0 E: 0 K: 0 S: 2	H: 0 LOB: 0 BB: 1 P: 6	1B: 5 2B: 2 3B: 0 HR: 3	SF: 0 SAC: 0 DP: 1 HBP: 0	WP: 0 PB: 0 SB: 0 CS: 0	PA: 44
PITCHER	IP WLS BF H R ER SO BB IBB HBP BLK WP HR S P ERA WHIP																					
Chuck Estrada, R ERA: 18.0	(1, 1) 0.0 L 5 2 5 5 0 3 0 0 0 0 0 1 2 14 ∞ ∞																					
John Papa, R ERA: 18.0	(1, 1) 0.2 6 1 1 1 2 3 0 0 0 0 0 0 7 19 13.50 6.000																					
Dick Hall, R ERA: 3.38	(1, 1) 5.1 23 6 3 2 7 0 0 0 0 0 0 1 37 37 3.38 1.125																					
Gordon Jones, R ERA: 4.5	(7, 1) 2.0 7 1 1 1 2 0 0 0 0 0 0 1 11 11 4.50 0.500																					
Wes Stock, R ERA: 4.5	(9, 1) 1.0 3 0 0 0 0 1 0 0 0 0 0 0 2 6 0.00 1.000																					
Dick Williams, R OBP: 0.286, SLG: 0.538										5	0	1	0	0	0	4	Minnesota Twins @ Baltimore Orioles Memorial Stadium, Baltimore, MD Sun Apr 16 1961, 3:33 AM EST Unknown					
Russ Snyder, L OBP: 0.308, SLG: 0.250										5	1	2	1	0	0	3						
Brooks Robinson, R OBP: 0.278, SLG: 0.250										5	0	0	0	0	1	4						
Jim Gentile, L OBP: 0.235, SLG: 0.438										5	1	2	2	0	1	0						
Gus Triandos, R OBP: 0.250, SLG: 0.200										3	0	1	0	0	1	1						
Frank Zupo, L OBP: 0.667, SLG: 1.000										2	1	1	0	0	0	0						
Ron Hansen, R OBP: 0.353, SLG: 0.375										4	0	3	1	1	0	0						
Gene Stephens, L OBP: 0.375, SLG: 0.167										4	1	0	0	0	0	5						
Mary Breeding, R OBP: 0.182, SLG: 0.273										2	0	0	0	0	0	0						
Whitney Herzog, L OBP: 1.000, SLG: 1.000										1	0	1	0	0	0	0						
Jerry Adair, R OBP: 0.500, SLG: 0.500										1	1	1	0	0	0	0						
Chuck Estrada, R John Papa, R Dick Hall, R Dave Philley, S Gordon Jones, R Clint Courtney, L Wes Stock, R	(1, 1) (1, 1) (1, 1) (6, PH) (7, 1) (6, PH) (9, 1)									0 0 0 0 0 0 0	0 0 0 0 0 0 0	0 0 0 1 0 1 0	0 0 0 0 0 0 0	0 0 0 0 0 0 0	0 0 0 0 0 0 0	0 0 0 0 0 0 0						
Inning Stats	R: 2 E: 0 K: 1 S: 9	H: 4 LOB: 2 BB: 0 P: 9	R: 0 E: 0 K: 0 S: 5	H: 2 LOB: 2 BB: 0 P: 5	R: 0 E: 0 K: 2 S: 8	H: 1 LOB: 1 BB: 0 P: 8	R: 0 E: 0 K: 0 S: 3	H: 0 LOB: 0 BB: 0 P: 3	R: 0 E: 0 K: 0 S: 4	H: 1 LOB: 1 BB: 0 P: 4	R: 1 E: 0 K: 0 S: 5	H: 2 LOB: 1 BB: 1 P: 9	R: 1 E: 0 K: 0 S: 5	H: 2 LOB: 1 BB: 0 P: 5	R: 1 E: 0 K: 0 S: 5	H: 2 LOB: 1 BB: 0 P: 5	R: 0 E: 0 K: 0 S: 3	H: 0 LOB: 0 BB: 0 P: 3	1B: 10 2B: 3 3B: 0 HR: 1	SF: 0 SAC: 0 DP: 0 HBP: 0	WP: 0 PB: 0 SB: 0 CS: 0	PA: 42
PITCHER	IP WLS BF H R ER SO BB IBB HBP BLK WP HR S P ERA WHIP																					
Pedro Ramos, R ERA: 2.3	(1, 1) 6.2 W 33 12 4 4 3 1 0 0 0 0 0 0 1 38 42 5.40 1.950																					
Ray Moore, R ERA: 3.86	(7, 1) 2.1 S 9 2 1 1 0 0 0 0 0 0 0 0 0 9 9 3.86 0.857																					

Batter	1	2	3	4	5	6	7	8	9	AB	R	H	RBI	BB	SO	LOB	TOP				
Bobby Richardson, R OBP: 0.231, SLG: 0.167 (1,4)	0-0 2-3		0-0 E2 1B		0-0 F9		0-0 P4			4	1	1	0	0	0	1	New York Yankees @ Baltimore Orioles Memorial Stadium, Baltimore, MD Fri Apr 21 1961, 6:05 PM EST Att: 12,368 - Unknown livebaseballscorecards.com				
Tony Kubek, L OBP: 0.292, SLG: 0.158 (1,6)	0-0 4-3 2B		0-0 F7		0-3 K			0-0 1B		4	0	2	0	0	1	1					
Hector Lopez, R OBP: 0.250, SLG: 0.227 (1,7)	0-0 4-3		0-0 HR 1B		0-3 K			0-0 F4		4	1	1	1	0	1	2					
Mickey Mantle, S OBP: 0.500, SLG: 1.000 (1,8)	0-0 4-3		0-0 HR		0-0 F8			0-3 K		4	1	1	2	0	1	2					
Bill Skowron, R OBP: 0.348, SLG: 0.333 (1,3)		0-0 6-3	0-0 P6		0-0 P6			0-3 K		4	0	0	0	0	1	1					
Elston Howard, R OBP: 0.455, SLG: 0.500 (1,2)		0-0 BB 1B		0-3 K			0-0 SH3-4 1B		0-3 K	4	1	2	0	0	2	0					
Roger Maris, L OBP: 0.348, SLG: 0.167 (1,9)		4-0 BB G5-4-3		4-0 BB G6-4-3			0-0 SH3-4 1B		0-0 F9	2	0	1	0	2	0	0					
Clete Boyer, R OBP: 0.150, SLG: 0.056 (1,5)		0-0 G5-4-3		0-0 G6-4-3			0-0 SH3-4		0-0 5-3	3	0	0	0	0	0	3					
Whitey Ford, L OBP: 0.222, SLG: 0.143 (1,1)			0-3 K		0-3 K			0-0 SF9		2	0	0	1	0	2	0					
Inning Stats	R: 0 E: 0 K: 0 S: 4	H: 1 LOB: 1 BB: 0 P: 4	R: 0 E: 0 K: 0 S: 3	H: 1 LOB: 1 BB: 1 P: 7	R: 3 E: 1 K: 1 S: 8	H: 3 LOB: 0 BB: 0 P: 8	R: 0 E: 0 K: 1 S: 4	H: 0 LOB: 0 BB: 1 P: 8	R: 0 E: 0 K: 1 S: 5	H: 0 LOB: 0 BB: 0 P: 5	R: 1 E: 0 K: 0 S: 5	H: 2 LOB: 1 BB: 0 P: 5	R: 0 E: 0 K: 2 S: 8	H: 1 LOB: 1 BB: 0 P: 8	R: 0 E: 0 K: 1 S: 5	H: 0 LOB: 0 BB: 0 P: 5	1B: 6 2B: 1 3B: 0 HR: 1	SF: 1 SAC: 1 DP: 2 HBP: 0	WP: 0 PB: 0 SB: 0 CS: 0	PA: 35	
PITCHER	IP	WLS	BF	H	R	ER	SO	BB	IBB	HBP	BLK	WP	HR	S	P	ERA	WHIP				
Steve Barber, L ERA: 1.93 (1,1)	5.0	L	20	5	3	3	4	2	0	0	0	0	1	26	34	5.40	1.400				
Dick Hall, R ERA: 3.24 (6,1)	3.0		12	3	1	1	3	0	0	0	0	0	0	18	18	3.00	1.000				
Hoyt Wilhelm, R ERA: 1.29 (9,1)	1.0		3	0	0	0	1	0	0	0	0	0	0	5	5	0.00	0.000				

Batter	1	2	3	4	5	6	7	8	9	AB	R	H	RBI	BB	SO	LOB	BOTTOM				
Jackie Brandt, R OBP: 0.389, SLG: 0.500 (1,8)	0-0 G4-6-3 1B		0-0 L8		0-0 F2			0-0 FC5-4 1B		4	0	2	0	0	0	1	New York Yankees @ Baltimore Orioles Memorial Stadium, Baltimore, MD Fri Apr 21 1961, 6:05 PM EST Att: 12,368 - Unknown livebaseballscorecards.com				
Dick Williams, R OBP: 0.261, SLG: 0.455 (1,7)	0-0 G4-6-3			0-0 P4		0-0 P3		0-0 FC5-4		4	0	0	0	0	0	2					
Brooks Robinson, R OBP: 0.222, SLG: 0.208 (1,5)	0-0 F7			0-0 5-3		0-0 F9		0-0 6-3		4	0	0	0	0	0	1					
Walt Dropo, R OBP: 0.111, SLG: 0.111 (1,3)		0-0 F8		0-0 6-3		0-0 6-3			0-3 K	4	0	0	0	0	1	0					
Gus Triandos, R OBP: 0.333, SLG: 0.286 (1,2)		0-0 L5			0-0 F8		0-0 L5		0-0 K	4	0	1	0	0	0	0					
Hank Foiles, R (9, PR)										0	0	0	0	0	0	0					
Ron Hansen, R OBP: 0.346, SLG: 0.333 (1,6)		0-0 1B			0-0 F8		0-0 FC6-4 1B		0-0 5-3	4	0	2	0	0	0	1					
Earl Robinson, R OBP: 0.357, SLG: 0.364 (1,9)		0-0 1-3			4-0 2B 2B		0-0 F9		0-3 K	3	1	0	0	1	1	3					
Mary Breeding, R OBP: 0.176, SLG: 0.294 (1,4)			0-0 5-3		0-0 2B 2B		0-0 FC6-4			3	1	1	0	0	0	1					
Steve Barber, L OBP: 0.200, SLG: 0.200 (1,1)			0-3 K			0-0 K				1	0	0	0	0	1	0					
Dave Philley, S OBP: 0.333, SLG: 0.500 (5, PH)										1	0	1	2	0	0	0					
Dick Hall, R (6,1)										0	0	0	0	0	0	0					
Jim Gentile, L OBP: 0.211, SLG: 0.389 (8, PH)										1	0	0	0	0	1	0					
Hoyt Wilhelm, R (9,1)										0	0	0	0	0	0	0					
Inning Stats	R: 0 E: 0 K: 0 S: 3	H: 1 LOB: 0 BB: 0 P: 3	R: 0 E: 0 K: 0 S: 4	H: 1 LOB: 1 BB: 0 P: 4	R: 0 E: 0 K: 1 S: 5	H: 0 LOB: 0 BB: 0 P: 5	R: 0 E: 0 K: 0 S: 3	H: 0 LOB: 0 BB: 0 P: 3	R: 0 E: 0 K: 0 S: 4	H: 1 LOB: 1 BB: 0 P: 4	R: 0 E: 1 K: 1 S: 6	H: 1 LOB: 1 BB: 0 P: 6	R: 0 E: 0 K: 2 S: 8	H: 1 LOB: 1 BB: 0 P: 8	R: 0 E: 0 K: 1 S: 8	H: 1 LOB: 1 BB: 0 P: 8	1B: 4 2B: 3 3B: 0 HR: 0	SF: 0 SAC: 0 DP: 1 HBP: 0	WP: 0 PB: 0 SB: 0 CS: 0	PA: 34	
PITCHER	IP	WLS	BF	H	R	ER	SO	BB	IBB	HBP	BLK	WP	HR	S	P	ERA	WHIP				
Whitey Ford, L ERA: 1.85 (1,1)	9.0	W	34	7	2	2	4	1	0	0	0	0	0	41	45	2.00	0.889				

Batter	1	2	3	4	5	6	7	8	9	AB	R	H	RBI	BB	SO	LOB	TOP					
Bobby Richardson, R OBP: 0.194, SLG: 0.138 (1, 4)	6-3		FC6-4		6-3		K		E3	5	0	0	0	0	1	5	New York Yankees @ Baltimore Orioles Memorial Stadium, Baltimore, MD Sat Apr 22 1961, 3:33 AM EST Att: 12,536 - Unknown					
Hector Lopez, R OBP: 0.241, SLG: 0.222 (1, 7)	6-3		CS	5-3	6-3		1B		K	5	0	1	1	0	1	3						
Yogi Berra, L OBP: 0.500, SLG: 0.429 (1, 2)	1B			1B		G4-6-3	F9			4	1	3	0	0	0	2						
Mickey Mantle, S OBP: 0.500, SLG: 0.909 (1, 8)	K			SF8		BB		F7		3	1	1	0	1	1	1						
Roger Maris, L OBP: 0.296, SLG: 0.143 (1, 9)		F8		SF8		G4-6-3		K		3	0	0	1	0	1	2						
Bill Skowron, R OBP: 0.333, SLG: 0.320 (1, 3)	5-3			1B		P4		F7		4	0	1	1	0	0	1						
Tony Kubek, L OBP: 0.286, SLG: 0.174 (1, 6)	4-3			F9				G3		4	1	1	0	0	0	1						
Clete Boyer, R OBP: 0.136, SLG: 0.050 Jesse Gonder, L OBP: 0.067, SLG: 0.667 Deron Johnson, R (7, 5)			E6		F8		1B	F7		2	0	0	0	0	0	0						
Ralph Terry, R OBP: 0.500, SLG: 1.000 Bill Stafford, R (5, 1) Johnny Blanchard, L (7, PH) Ryne Duren, R (7, 1) Lee Thomas, L OBP: 1.000, SLG: 1.000 (9, PH)			FC1-5				F9	E		2	0	1	0	0	0	1						
Inning Stats	R: 0 E: 0 K: 1 S: 6	H: 1 LOB: 1 BB: 0 P: 6	R: 0 E: 0 K: 0 S: 3	H: 0 LOB: 0 BB: 0 P: 3	R: 0 E: 1 K: 0 S: 3	H: 0 LOB: 0 BB: 0 P: 3	R: 2 E: 0 K: 0 S: 6	H: 3 LOB: 1 BB: 0 P: 6	R: 0 E: 0 K: 0 S: 4	H: 1 LOB: 1 BB: 0 P: 4	R: 0 E: 0 K: 0 S: 3	H: 1 LOB: 1 BB: 1 P: 7	R: 1 E: 0 K: 1 S: 8	H: 3 LOB: 2 BB: 0 P: 8	R: 0 E: 0 K: 1 S: 5	H: 0 LOB: 0 BB: 0 P: 5		R: 0 E: 1 K: 1 S: 7	H: 1 LOB: 2 BB: 0 P: 7	1B: 9 2B: 1 3B: 0 HR: 0	SF: 1 SAC: 0 DP: 1 HBP: 0	WP: 0 PB: 0 SB: 0 CS: 1
PITCHER	IP	WLS	BF	H	R	ER	SO	BB	IBB	HBP	BLK	WP	HR	S	P	ERA	WHIP					
Jack Fisher, R ERA: 3.55 Hoyt Wilhelm, R ERA: 0.9	(1, 1)	6.0	26	8	3	3	1	1	0	0	0	0	0	27	31	4.50	1.500					
PITCHER	IP	WLS	BF	H	R	ER	SO	BB	IBB	HBP	BLK	WP	HR	S	P	ERA	WHIP					
Jack Fisher, R ERA: 3.55 Hoyt Wilhelm, R ERA: 0.9	(7, 1)	3.0	12	2	0	0	3	0	0	0	0	0	0	18	18	0.00	0.667					

Batter	1	2	3	4	5	6	7	8	9	AB	R	H	RBI	BB	SO	LOB	BOTTOM				
Jackie Brandt, R OBP: 0.364, SLG: 0.455 (1, 8)	F9		6-3		E		F8			4	1	1	0	0	0	1	New York Yankees @ Baltimore Orioles Memorial Stadium, Baltimore, MD Sat Apr 22 1961, 3:33 AM EST Att: 12,536 - Unknown				
Whitey Herzog, L OBP: 0.500, SLG: 0.800 (1, 9)	F9			3-1	E6		F7			4	1	1	1	0	0	0					
Dick Williams, R OBP: 0.333, SLG: 0.542 (1, 7)	3B			BB	CS		F5			2	0	1	0	2	0	0					
Jim Gentile, L OBP: 0.261, SLG: 0.381 (1, 3)	4-3			BB	CS		HR			3	1	1	0	1	0	1					
Gus Triandos, R OBP: 0.393, SLG: 0.435 (1, 2)		FC5-4		G6-4-3		5-3		HR		2	1	1	2	2	0	0					
Brooks Robinson, R OBP: 0.194, SLG: 0.179 (1, 5)		FC5-4		G6-4-3		P4		K		4	0	0	0	0	1	4					
Ron Hansen, R OBP: 0.345, SLG: 0.308 (1, 6)		G6-4-3			P4		SH3			2	0	0	0	1	0	1					
Mary Breeding, R OBP: 0.250, SLG: 0.474 (1, 4)			B1-6-4		HR		K			2	1	1	1	1	1	1					
Jack Fisher, R OBP: 0.250, SLG: 0.250 Hoyt Wilhelm, R (7, 1)			B1-6-4		6-3		SH3			2	0	0	0	0	0	1					
Inning Stats	R: 0 E: 0 K: 0 S: 4	H: 1 LOB: 1 BB: 0 P: 4	R: 0 E: 0 K: 0 S: 2	H: 0 LOB: 0 BB: 1 P: 6	R: 0 E: 0 K: 0 S: 2	H: 0 LOB: 0 BB: 1 P: 6	R: 0 E: 0 K: 0 S: 3	H: 1 LOB: 2 BB: 2 P: 11	R: 3 E: 1 K: 0 S: 5	H: 3 LOB: 0 BB: 1 P: 9	R: 0 E: 0 K: 0 S: 3	H: 0 LOB: 0 BB: 0 P: 3	R: 0 E: 0 K: 1 S: 5	H: 0 LOB: 1 BB: 1 P: 9	R: 2 E: 0 K: 1 S: 6	H: 1 LOB: 0 BB: 1 P: 10		1B: 2 2B: 0 3B: 2 HR: 2	SF: 0 SAC: 1 DP: 3 HBP: 0	WP: 0 PB: 0 SB: 0 CS: 1	PA: 34
PITCHER	IP	WLS	BF	H	R	ER	SO	BB	IBB	HBP	BLK	WP	HR	S	P	ERA	WHIP				
Ralph Terry, R ERA: 5.68 Bill Stafford, R ERA: 2.08 Ryne Duren, R ERA: 9.0	(1, 1)	4.2	21	5	3	2	0	5	0	0	0	0	0	16	36	3.86	2.143				
PITCHER	IP	WLS	BF	H	R	ER	SO	BB	IBB	HBP	BLK	WP	HR	S	P	ERA	WHIP				
Ralph Terry, R ERA: 5.68 Bill Stafford, R ERA: 2.08 Ryne Duren, R ERA: 9.0	(5, 1)	1.1	3	0	0	0	0	0	0	0	0	0	0	3	3	0.00	0.000				
PITCHER	IP	WLS	BF	H	R	ER	SO	BB	IBB	HBP	BLK	WP	HR	S	P	ERA	WHIP				
Ryne Duren, R ERA: 9.0	(7, 1)	2.0	9	1	2	2	2	2	0	0	0	0	1	11	19	9.00	1.500				



Batter	1	2	3	4	5	6	7	8	9	AB	R	H	RBI	BB	SO	LOB	TOP
Bobby Richardson, R (1,4) OBP: 0.229, SLG: 0.182	1-3		FC6-4 1B	1-2 1B		4-3				4	0	2	1	0	0	1	New York Yankees @ Baltimore Orioles Memorial Stadium, Baltimore, MD Sat Apr 22 1961, 6:05 PM EST Att: 14,126 - Unknown livebaseballscorecards.com
Hector Lopez, R (1,7) OBP: 0.212, SLG: 0.194	6-3		FC6-4 1-2	K			F8			4	0	0	0	0	1	3	
Tony Kubek, L (1,6) OBP: 0.313, SLG: 0.222	K2-3			2B HR 1B			F8			4	1	2	0	0	1	0	
Mickey Mantle, S (1,8) OBP: 0.500, SLG: 0.880		4-3		HR 2B			P5			3	1	1	0	1	0	1	
Roger Maris, L (1,9) OBP: 0.290, SLG: 0.125	F7			HR BB			P3			3	1	0	0	1	0	2	
Bill Skowron, R (1,3) OBP: 0.333, SLG: 0.429	F5			HR			F8			3	1	1	4	0	0	1	
Elston Howard, R (1,2) OBP: 0.500, SLG: 0.538			FC3-5 1B	6-3						3	0	2	0	0	0	0	
Clete Boyer, R (1,5) OBP: 0.200, SLG: 0.091			FC3-5 1B	1B BB			K			2	1	1	0	1	1	1	
Jim Coates, R (1,1) Yogi Berra, L (6,PH) Bill Stafford, R (6,1)			FC3-5 1B	K			P6			2	0	0	0	0	1	3	
			1-2 2-3							1	0	0	0	0	0	1	
										0	0	0	0	0	0	0	
Inning Stats	R: 0 E: 0 K: 1 S: 5	H: 0 LOB: 0 BB: 0 P: 5	R: 0 E: 0 K: 0 S: 3	H: 0 LOB: 0 BB: 0 P: 3	R: 1 E: 0 K: 0 S: 5	H: 3 LOB: 1 BB: 0 P: 5	R: 4 E: 0 K: 2 S: 11	H: 4 LOB: 2 BB: 2 P: 19	R: 0 E: 0 K: 1 S: 4	H: 1 LOB: 1 BB: 0 P: 4	R: 0 E: 0 K: 1 S: 6	H: 1 LOB: 1 BB: 0 P: 6	R: 0 E: 0 K: 0 S: 3	H: 0 LOB: 1 BB: 1 P: 7			
PITCHER	IP WLS BF H R ER SO BB IBB HBP BLK WP HR S P ERA WHIP																
Hal Brown, R (1,1) ERA: 6.1	3.0	14	5	4	4	1	1	0	0	0	0	0	15	19	12.00	2.000	
Wes Stock, R (4,1) ERA: 1.29	4.0	18	4	1	1	3	2	0	0	0	0	1	22	30	2.25	1.500	

Batter	1	2	3	4	5	6	7	8	9	AB	R	H	RBI	BB	SO	LOB	BOTTOM
Jackie Brandt, R (1,8) OBP: 0.423, SLG: 0.731	2B 1B		P4		HR		HR			4	3	3	3	0	0	0	New York Yankees @ Baltimore Orioles Memorial Stadium, Baltimore, MD Sat Apr 22 1961, 6:05 PM EST Att: 14,126 - Unknown livebaseballscorecards.com
Russ Snyder, L (1,7) OBP: 0.350, SLG: 0.316	F6		BB 1B		F7		4-3			4	0	1	0	0	0	1	
Whitey Herzog, L (1,9) OBP: 0.400, SLG: 0.500	F8		BB 1-2 BB		K		6-3			3	0	0	0	1	1	1	
Jim Gentile, L (1,3) OBP: 0.308, SLG: 0.542	2B 1B		P6		HR					3	1	2	1	0	0	2	
Gus Triandos, R (1,2) OBP: 0.387, SLG: 0.462	1-3 2-H 2B		F7		5-3					3	0	1	1	0	0	2	
Brooks Robinson, R (1,5) OBP: 0.206, SLG: 0.194	6-3				1B		K			3	0	1	0	0	1	2	
Ron Hansen, R (1,6) OBP: 0.313, SLG: 0.276		F8			F8		6-3			3	0	0	0	0	0	1	
Mary Breeding, R (1,4) OBP: 0.217, SLG: 0.409		3-1			F7		5-3			3	0	0	0	0	0	1	
Hal Brown, R (1,1) Wes Stock, R (4,1) Dave Philley, S (7,PH)		F7			K		HR 1B			1	0	0	0	0	0	0	
										1	0	0	0	0	1	1	
										1	1	1	0	0	0	0	
Inning Stats	R: 1 E: 0 K: 0 S: 6	H: 3 LOB: 2 BB: 0 P: 6	R: 0 E: 0 K: 0 S: 3	H: 0 LOB: 0 BB: 0 P: 3	R: 0 E: 0 K: 0 S: 4	H: 1 LOB: 2 BB: 1 P: 8	R: 0 E: 0 K: 1 S: 6	H: 1 LOB: 1 BB: 0 P: 6	R: 2 E: 0 K: 1 S: 7	H: 2 LOB: 0 BB: 0 P: 7	R: 0 E: 0 K: 1 S: 5	H: 0 LOB: 0 BB: 0 P: 5	R: 2 E: 0 K: 0 S: 4	H: 2 LOB: 0 BB: 0 P: 4			
PITCHER	IP WLS BF H R ER SO BB IBB HBP BLK WP HR S P ERA WHIP																
Jim Coates, R (1,1) ERA: 6.0	5.0	23	7	3	3	2	1	0	0	0	0	0	2	26	30	5.40	1.600
Bill Stafford, R (6,1) ERA: 4.5	1.2	7	2	2	2	1	0	0	0	0	0	1	9	9	10.80	1.200	

Batter	1	2	3	4	5	6	7	8	9	AB	R	H	RBI	BB	SO	LOB	TOP			
Bobby Richardson, R (1.4) Johnny Blanchard, L (7.7) Joe Demaestri, R (7.4)	0-0 P4		0-0 4-3		0-0 F8		0-0 F3		0-0 6-3	3	0	0	0	0	0	0				
Hector Lopez, R (1.7) OBP: 0.243, SLG: 0.206	0-0 L4		0-0 F9		4-0 BB		0-0 1B			3	0	1	0	1	0	0				
Yogi Berra, L (1.2) OBP: 0.381, SLG: 0.316	0-0 F9		0-0 F9		0-0 F4		0-0 F8			4	0	0	0	0	0	4				
Mickey Mantle, S (1.8) Jack Reed, R (8.8)		0-3 K		0-0 HR		0-3 K2-3		0-0 P3		4	1	1	1	0	2	0				
Roger Maris, L (1.9) OBP: 0.314, SLG: 0.148		0-3 K		0-0 G3		0-0 G4-6-3 1B		4-0 BB		3	0	1	0	1	1	0				
Bill Skowron, R (1.3) OBP: 0.353, SLG: 0.419		0-0 1B		4-0 BB		0-0 G4-6-3 1B		0-3 K		3	0	1	0	1	1	2				
Tony Kubek, L (1.6) OBP: 0.333, SLG: 0.233		0-0 1B		0-0 F7		4-0 1B BB		0-0 F7		3	0	1	0	1	0	2				
Clete Boyer, R (1.5) Deron Johnson, R (4.5)		4-0 BB		0-0 F7		0-3 K		0-3 K		1	0	0	0	1	0	1				
Danny McDevitt, L (1.1) Lee Thomas, L (5.7) Rollie Sheldon, R (5.1) Jesse Gonder, L (7.7) Duke Maas, R (7.1) Luis Arroyo, L (7.1) Elston Howard, R (9.7)		0-3 K		0-0 4-3		4-0 1B BB		0-0 5-3		1	0	0	0	0	1	3				
Inning Stats	R: 0 E: 0 K: 0 S: 3	H: 0 LOB: 0 BB: 0 P: 3	R: 0 E: 0 K: 3 S: 11	H: 2 LOB: 3 BB: 1 P: 15	R: 0 E: 0 K: 0 S: 3	H: 0 LOB: 0 BB: 0 P: 3	R: 1 E: 0 K: 0 S: 4	H: 1 LOB: 1 BB: 1 P: 8	R: 0 E: 0 K: 1 S: 5	H: 0 LOB: 0 BB: 0 P: 5	R: 0 E: 0 K: 1 S: 6	H: 1 LOB: 3 BB: 2 P: 14	R: 0 E: 0 K: 1 S: 5	H: 0 LOB: 1 BB: 1 P: 9	R: 0 E: 0 K: 1 S: 5	H: 0 LOB: 0 BB: 0 P: 5	1B: 4 2B: 0 3B: 0 HR: 1	SF: 0 SAC: 0 DP: 1 HBP: 0	WP: 0 PB: 0 SB: 0 CS: 0	PA: 37
PITCHER	IP WLS BF H R ER SO BB IBB HBP BLK WP HR S P ERA WHIP																			
Chuck Estrada, R (1.1) ERA: 8.53	6.1 W 27 4 1 1 5 5 0 0 0 0 0 1 32 52 1.42 1.421																			
Dick Hall, R (7.1) ERA: 2.45	2.2 S 10 1 0 0 2 1 0 0 0 0 0 0 0 13 17 0.00 0.750																			

New York Yankees @ Baltimore Orioles
Memorial Stadium, Baltimore, MD
Sun Apr 23 1961, 3:33 AM EST
Att: 18,704 - Unknown

AB 31
R 1
H 5
RBI 1
BB 6
SO 7
LOB 15



Batter	1	2	3	4	5	6	7	8	9	AB	R	H	RBI	BB	SO	LOB	BOTTOM	
Jackie Brandt, R (1.8) OBP: 0.467, SLG: 0.767	0-0 5-3 1B		0-0 2B		0-3 K		0-0 SH2-4 3B			4	2	3	0	0	1	0		
Dick Williams, R (1.7) Gene Stephens, L (8.7)	0-0 5-3		0-0 5-3		0-0 P5		0-0 SH2-4			3	0	0	0	0	0	2		
Brooks Robinson, R (1.5) OBP: 0.263, SLG: 0.314	0-0 G5-4-3 1B		0-0 6-3		0-0 1B		0-0 2B 3B			4	1	3	2	0	0	1		
Walt Dropo, R (1.3) Jim Gentile, L (6.7) OBP: 0.357, SLG: 0.615	0-0 G5-4-3		0-3 K		0-0 1B		0-0 2B			2	0	0	0	0	1	1		
Gus Triandos, R (1.2) OBP: 0.400, SLG: 0.448		0-0 P3		0-0 1B BLK 1B		4-0 FC6-4 BB		0-0 5-3		3	1	1	0	1	0	1		
Ron Hansen, R (1.6) OBP: 0.306, SLG: 0.273		0-0 4-3		0-0 1B 1B		0-0 FC6-4		0-0 5-3		4	0	1	0	0	0	4		
Earl Robinson, R (1.9) OBP: 0.389, SLG: 0.400		0-0 FC5-4 1B		0-0 1B		0-0 5-3		0-0 P4		4	0	2	1	0	0	0		
Mary Breeding, R (1.4) OBP: 0.222, SLG: 0.385		0-0 FC5-4		0-0 1B		0-0 4-3		0-3 K		4	0	1	0	0	1	1		
Chuck Estrada, R (1.1) Dick Hall, R (7.1)			0-0 6-3		0-0 G6-4-3 1B		0-3 K		0-0 F7	3	0	0	0	0	1	3		
Inning Stats	R: 1 E: 0 K: 0 S: 4	H: 2 LOB: 0 BB: 0 P: 4	R: 0 E: 0 K: 0 S: 4	H: 1 LOB: 1 BB: 0 P: 4	R: 0 E: 0 K: 1 S: 8	H: 1 LOB: 2 BB: 0 P: 8	R: 1 E: 0 K: 1 S: 7	H: 4 LOB: 3 BB: 1 P: 11	R: 0 E: 0 K: 1 S: 5	H: 0 LOB: 0 BB: 0 P: 5	R: 2 E: 0 K: 0 S: 6	H: 3 LOB: 1 BB: 0 P: 6	R: 0 E: 0 K: 1 S: 5	H: 0 LOB: 0 BB: 0 P: 5	1B: 10 2B: 2 3B: 1 HR: 0	SF: 0 SAC: 1 DP: 2 HBP: 0	WP: 0 PB: 0 SB: 0 CS: 0	PA: 36
PITCHER	IP WLS BF H R ER SO BB IBB HBP BLK WP HR S P ERA WHIP																	
Danny McDevitt, L (1.1) ERA: 4.5	4.0 L 18 8 2 0 0 2 1 0 0 0 0 0 0 20 20 4.50 2.000																	
Rollie Sheldon, R (5.1) ERA	2.0 9 2 0 0 2 1 0 0 0 0 0 0 12 16 0.00 1.500																	
Duke Maas, R (7.1) ERA: 54.0	0.1 3 2 2 2 0 0 0 0 0 0 0 0 3 3 54.00 6.000																	
Luis Arroyo, L (7.1) ERA	1.2 6 1 0 0 1 0 0 0 0 0 0 0 8 8 0.00 0.600																	

New York Yankees @ Baltimore Orioles
Memorial Stadium, Baltimore, MD
Sun Apr 23 1961, 3:33 AM EST
Att: 18,704 - Unknown

AB 34
R 4
H 13
RBI 4
BB 1
SO 4
LOB 13



Batter	1	2	3	4	5	6	7	8	9	AB	R	H	RBI	BB	SO	LOB	TOP							
Johnny Temple, R (1, 4) <small>OBP: 0.590, SLG: 0.500</small> Miguel de la Hoz, R (3, PH) <small>OBP: 0.167, SLG: 0.167</small>	0-0 FC6 1B		0-0 6-3	0-0 2B 1B		0-0 L6		0-0 F9		1 0 1 0 0 0 0 4 1 1 1 0 0 2														
Tito Francona, L (1, 7) <small>OBP: 0.357, SLG: 0.462</small>	0-0 FC6 1B		0-0 F7	0-0 F7		0-0 4-3		0-3 K		5 1 0 0 0 1 5														
Jim Piersall, R (1, 8) <small>OBP: 0.339, SLG: 0.462</small>	0-0 1B 1-2 1B		0-0 E PB 1B	0-0 1-2 1B 1H 2H 2B				0-0 F9	0-0 4-3	5 0 3 2 0 0 0														
Willie Kirkland, L (1, 9) <small>OBP: 0.326, SLG: 0.297</small>	0-0 1-3 2H 1B		4-0 E BB 1B	0-3 K				0-3 K	0-0 F3	4 0 1 1 1 2 1														
Bubba Phillips, R (1, 5) <small>OBP: 0.294, SLG: 0.449</small>	0-3 K		0-0 E5 FC6-4		0-0 P4			0-0 5-3	0-0 5-3	5 0 0 0 0 1 4														
Vic Power, R (1, 3) <small>OBP: 0.320, SLG: 0.429</small>	0-0 4-3		0-0 FC6-4		0-0 G5-4-3 1B				0-0 WP 1B 1B	4 1 2 0 0 0 5														
Woodie Held, R (1, 6) <small>OBP: 0.200, SLG: 0.170</small>		0-0 G6-4-3 1B		0-0 5-3	0-0 G5-4-3 1-2				0-0 1B WP SF8 1B	4 1 2 0 0 0 1														
John Romano, R (1, 2) <small>OBP: 0.390, SLG: 0.432</small>		0-0 F2		0-0 E 1B 1B		0-0 SH2-4 1B			0-0 SF8 1B	4 1 3 1 0 0 1														
Mudcat Grant, R (1, 1) <small>OBP: 0.429, SLG: 0.400</small> Barry Latman, R (3, 1) <small>OBP: 0.250, SLG: 0.111</small> Walt Bond, L (4, PH) <small>OBP: 0.250, SLG: 0.111</small> Bob Allen, L (4, 1) <small>OBP: 0.250, SLG: 0.111</small> Bob Hale, L (8, PH) <small>OBP: 0.250, SLG: 0.111</small> Frank Funk, R (8, 1)		0-0 G6-4-3 1-2		0-0 E3 1B 2B		0-0 SH2-4 1-2		0-0 SF8 1-2 3H		1 0 0 0 0 0 0 1 0 0 0 0 0 0 0 0 1 1 0 0 0 0 0 1 0 0 0 0 0 0 0 0 0 0 0 0 1 0 0 0 0 0 0 0 0 0 0 0														
Inning Stats	R: 1 E: 0 K: 1 S: 8	H: 3 LOB: 2 BB: 0 P: 8	R: 0 E: 0 K: 0 S: 3	H: 1 LOB: 0 BB: 0 P: 3	R: 0 E: 1 K: 0 S: 5	H: 1 LOB: 3 BB: 1 P: 9	R: 3 E: 1 K: 1 S: 9	H: 3 LOB: 1 BB: 0 P: 9	R: 0 E: 0 K: 0 S: 3	H: 1 LOB: 0 BB: 0 P: 3	R: 0 E: 0 K: 0 S: 4	H: 1 LOB: 1 BB: 0 P: 4	R: 0 E: 0 K: 1 S: 5	H: 0 LOB: 0 BB: 0 P: 5	R: 2 E: 0 K: 1 S: 8	H: 3 LOB: 1 BB: 0 P: 8	R: 0 E: 0 K: 0 S: 3	H: 0 LOB: 0 BB: 0 P: 3	1B: 12 2B: 1 3B: 0 HR: 0	SF: 1 SAC: 1 DP: 2 HBP: 0	WP: 1 PB: 1 SB: 0 CS: 0	PA: 41		
PITCHER	IP WLS BF H R ER SO BB IBB HBP BLK WP HR S P ERA WHIP	IP WLS BF H R ER SO BB IBB HBP BLK WP HR S P ERA WHIP	IP WLS BF H R ER SO BB IBB HBP BLK WP HR S P ERA WHIP	IP WLS BF H R ER SO BB IBB HBP BLK WP HR S P ERA WHIP	IP WLS BF H R ER SO BB IBB HBP BLK WP HR S P ERA WHIP	IP WLS BF H R ER SO BB IBB HBP BLK WP HR S P ERA WHIP	IP WLS BF H R ER SO BB IBB HBP BLK WP HR S P ERA WHIP	IP WLS BF H R ER SO BB IBB HBP BLK WP HR S P ERA WHIP	IP WLS BF H R ER SO BB IBB HBP BLK WP HR S P ERA WHIP	IP WLS BF H R ER SO BB IBB HBP BLK WP HR S P ERA WHIP	IP WLS BF H R ER SO BB IBB HBP BLK WP HR S P ERA WHIP	IP WLS BF H R ER SO BB IBB HBP BLK WP HR S P ERA WHIP	IP WLS BF H R ER SO BB IBB HBP BLK WP HR S P ERA WHIP	IP WLS BF H R ER SO BB IBB HBP BLK WP HR S P ERA WHIP	IP WLS BF H R ER SO BB IBB HBP BLK WP HR S P ERA WHIP	IP WLS BF H R ER SO BB IBB HBP BLK WP HR S P ERA WHIP	IP WLS BF H R ER SO BB IBB HBP BLK WP HR S P ERA WHIP	IP WLS BF H R ER SO BB IBB HBP BLK WP HR S P ERA WHIP	IP WLS BF H R ER SO BB IBB HBP BLK WP HR S P ERA WHIP	IP WLS BF H R ER SO BB IBB HBP BLK WP HR S P ERA WHIP	IP WLS BF H R ER SO BB IBB HBP BLK WP HR S P ERA WHIP	IP WLS BF H R ER SO BB IBB HBP BLK WP HR S P ERA WHIP	IP WLS BF H R ER SO BB IBB HBP BLK WP HR S P ERA WHIP	
Jack Fisher, R (1, 1) <small>ERA: 3.66</small> Billy Hoelt, L (8, 1) <small>ERA: 2.0</small>	7.0 L 35 13 6 3 3 1 0 0 0 0 0 0 40 44 3.86 2.000	2.0 6 0 0 0 1 0 0 0 0 0 0 0 0 8 8 0.00 0.000																						

Cleveland Indians @ Baltimore Orioles
 Memorial Stadium, Baltimore, MD
 Wed Apr 26 1961, 6:05 PM EST
 Att: 12,383 - Unknown

AB	38
R	6
H	13
RBI	6
BB	1
SO	4
LOB	21



Batter	1	2	3	4	5	6	7	8	9	AB	R	H	RBI	BB	SO	LOB	BOTTOM						
Russ Snyder, L (1, 8) <small>OBP: 0.379, SLG: 0.308</small>	0-0 1B 1B		0-0 1B 1B	0-3 K		0-3 K			4-0 FC6-4 BB	4 1 2 0 1 2 1													
Whitley Herzog, L (1, 9) <small>OBP: 0.400, SLG: 0.375</small> Dick Williams, R (4, PH) <small>OBP: 0.237, SLG: 0.371</small>	0-0 1-3 1B		0-0 HBP 1B 1B	0-0 P3			0-3 K		0-0 FC6-4	2 1 2 0 0 0 0 3 0 0 0 0 1 2													
Brooks Robinson, R (1, 5) <small>OBP: 0.314, SLG: 0.356</small>	0-0 1-3		0-0 1B HBP SF7 1B		4-0 G3-6-3 BB		0-0 6-3		0-0 P3	4 1 1 1 1 0 3													
Jim Gentile, L (1, 3) <small>OBP: 0.425, SLG: 0.647</small>	0-0 G3		0-0 FC4-6 1B HBP		0-0 G3-6-3 1-2 2-3		0-0 4-3			3 0 0 0 0 0 2													
Clint Courtney, L (1, 2) <small>OBP: 0.455, SLG: 0.250</small>		4-0 1B BB	0-0 FC4-6 1B		4-0 FC6-4 BB			0-0 6-3		2 0 1 1 2 0 0													
Ron Hansen, R (1, 6) <small>OBP: 0.375, SLG: 0.317</small>		0-0 1-2 1B	0-0 SF7 3H		0-0 FC6-4 1-2			0-3 K		3 0 1 1 0 1 1													
Gene Stephens, L (1, 7) <small>OBP: 0.286, SLG: 0.091</small> Earl Robinson, R (6, PH) <small>OBP: 0.333, SLG: 0.333</small>		0-3 K	0-0 FC4-6			0-0 6-3		0-0 F7		2 0 0 0 0 1 4 2 0 0 0 0 0 0													
Jerry Adair, R (1, 4) <small>OBP: 0.583, SLG: 0.700</small>		0-0 F7	0-0 L7			4-0 SH5-4 BB			0-0 FC6-4 2B	3 0 1 0 1 0 4													
Jack Fisher, R (1, 1) <small>OBP: 0.167, SLG: 0.167</small> Billy Hoelt, L (8, 1) <small>OBP: 0.333, SLG: 0.444</small> Dave Philley, S (9, PH)		0-0 1-3		0-0 P6		0-0 SH5-4 1-2			0-3 K	2 0 0 0 0 0 2 0 0 0 0 0 0 0 1 0 0 0 0 1 1													
Inning Stats	R: 0 E: 0 K: 0 S: 4	H: 2 LOB: 1 BB: 0 P: 4	R: 0 E: 0 K: 1 S: 6	H: 1 LOB: 2 BB: 1 P: 10	R: 3 E: 0 K: 0 S: 7	H: 4 LOB: 2 BB: 0 P: 8	R: 0 E: 0 K: 1 S: 5	H: 0 LOB: 0 BB: 0 P: 5	R: 0 E: 0 K: 0 S: 2	H: 0 LOB: 1 BB: 2 P: 10	R: 0 E: 0 K: 1 S: 5	H: 0 LOB: 1 BB: 1 P: 9	R: 0 E: 0 K: 1 S: 5	H: 0 LOB: 0 BB: 0 P: 5	R: 0 E: 0 K: 1 S: 5	H: 0 LOB: 2 BB: 1 P: 10	R: 0 E: 0 K: 1 S: 6	H: 1 LOB: 1 BB: 1 P: 10	1B: 7 2B: 1 3B: 0 HR: 0	SF: 1 SAC: 1 DP: 1 HBP: 1	WP: 0 PB: 0 SB: 0 CS: 0	PA: 39	
PITCHER	IP WLS BF H R ER SO BB IBB HBP BLK WP HR S P ERA WHIP	IP WLS BF H R ER SO BB IBB HBP BLK WP HR S P ERA WHIP	IP WLS BF H R ER SO BB IBB HBP BLK WP HR S P ERA WHIP	IP WLS BF H R ER SO BB IBB HBP BLK WP HR S P ERA WHIP	IP WLS BF H R ER SO BB IBB HBP BLK WP HR S P ERA WHIP	IP WLS BF H R ER SO BB IBB HBP BLK WP HR S P ERA WHIP	IP WLS BF H R ER SO BB IBB HBP BLK WP HR S P ERA WHIP	IP WLS BF H R ER SO BB IBB HBP BLK WP HR S P ERA WHIP	IP WLS BF H R ER SO BB IBB HBP BLK WP HR S P ERA WHIP	IP WLS BF H R ER SO BB IBB HBP BLK WP HR S P ERA WHIP	IP WLS BF H R ER SO BB IBB HBP BLK WP HR S P ERA WHIP	IP WLS BF H R ER SO BB IBB HBP BLK WP HR S P ERA WHIP	IP WLS BF H R ER SO BB IBB HBP BLK WP HR S P ERA WHIP	IP WLS BF H R ER SO BB IBB HBP BLK WP HR S P ERA WHIP	IP WLS BF H R ER SO BB IBB HBP BLK WP HR S P ERA WHIP	IP WLS BF H R ER SO BB IBB HBP BLK WP HR S P ERA WHIP	IP WLS BF H R ER SO BB IBB HBP BLK WP HR S P ERA WHIP	IP WLS BF H R ER SO BB IBB HBP BLK WP HR S P ERA WHIP	IP WLS BF H R ER SO BB IBB HBP BLK WP HR S P ERA WHIP	IP WLS BF H R ER SO BB IBB HBP BLK WP HR S P ERA WHIP	IP WLS BF H R ER SO BB IBB HBP BLK WP HR S P ERA WHIP	IP WLS BF H R ER SO BB IBB HBP BLK WP HR S P ERA WHIP	IP WLS BF H R ER SO BB IBB HBP BLK WP HR S P ERA WHIP
Mudcat Grant, R (1, 1) <small>ERA: 4.02</small> Barry Latman, R (3, 1) <small>ERA: 4.91</small> Bob Allen, L (4, 1) <small>ERA: 0.93</small> Frank Funk, R (8, 1) <small>ERA: 4.15</small>	1.0 W 3 0 0 0 0 0 0 0 0 0 0 3 3 0.00 0.000	4.0 14 0 0 0 3 3 0 0 0 0 0 0 17 29 0.00 0.750	2.0 S 8 1 0 0 2 1 0 0 0 0 0 11 15 0.00 1.000																				

Cleveland Indians @ Baltimore Orioles
 Memorial Stadium, Baltimore, MD
 Wed Apr 26 1961, 6:05 PM EST
 Att: 12,383 - Unknown

AB	31
R	3
H	8
RBI	3
BB	5
SO	6
LOB	20



Batter	1	2	3	4	5	6	7	8	9	AB	R	H	RBI	BB	SO	LOB	TOP		
Dick Williams, R (1, 7) OBP: 0.250, SLG: 0.356 Jim Busby, R (9, 8)	0-0 G4-6-3 1B		0-0 F9			0-0 FC3-6 1B	6-3		0-0 F7	5	0	2	0	0	0	2			
Whitney Herzog, L (1, 9) OBP: 0.433, SLG: 0.375 Gene Stephens, L (9, 7)	0-0 G4-6-3 1-2		0-0 S 1B			0-0 FC3-6 HBP 1B 1-2		4-0 G4-6-3 BB	4-0 FC5-4 BB	3	0	1	0	2	0	2			
Brooks Robinson, R (1, 5) OBP: 0.344, SLG: 0.377	4-0 2B BB		0-0 F3 1-2			0-0 HBP 1B 1-2		4-0 G4-6-3 BB	0-0 FC5-4 1-2	3	1	1	0	2	0	4			
Jim Gentile, L (1, 3) OBP: 0.417, SLG: 0.610	0-0 1-H 2B			0-0 F7		1-0 G4-6-3 HBP		0-0 G4-6-3 1-2 2-3		3	0	1	1	0	0	2			
Gus Triandos, R (1, 2) OBP: 0.356, SLG: 0.368	0-0 6-3			0-0 P3		0-0 G4-6-3 1-2		0-0 K		3	0	0	0	0	0	4			
Ron Hansen, R (1, 6) OBP: 0.357, SLG: 0.277		0-0 P4		0-3 K				0-0 P4		3	0	0	0	1	1	0			
Russ Snyder, L (1, 8) OBP: 0.378, SLG: 0.424		0-0 G3			0-0 4-3			0-0 HR 3B		4	2	2	0	0	0	0			
Jerry Adair, R (1, 4) OBP: 0.500, SLG: 0.706		0-0 F7			0-0 6-3			0-0 FC1-5 BB E		4	1	1	2	0	0	2			
Chuck Estrada, R (1, 1) Hoyt Wilhelm, R (6, 1) Clint Courtney, L (6, 2) OBP: 0.385, SLG: 0.200			0-0 1-3		0-3 K		0-0 3-H 4-3		0-0 E4 1-2 2-H	2	0	0	0	0	1	0			
Inning Stats	R: 1 E: 0 K: 0 S: 4	H: 2 LOB: 1 BB: 1 P: 8	R: 0 E: 0 K: 0 S: 3	H: 0 LOB: 0 BB: 0 P: 3	R: 0 E: 0 K: 0 S: 4	H: 1 LOB: 1 BB: 0 P: 4	R: 0 E: 0 K: 1 S: 5	H: 0 LOB: 0 BB: 0 P: 5	R: 0 E: 0 K: 1 S: 5	H: 2 LOB: 2 BB: 0 P: 5	R: 2 E: 0 K: 0 S: 5	H: 2 LOB: 1 BB: 2 P: 12	R: 0 E: 0 K: 1 S: 4	H: 0 LOB: 1 BB: 2 P: 13	1B: 5 2B: 1 3B: 1 HR: 1	SF: 0 SAC: 0 DP: 3 HBP: 1	WP: 0 PB: 0 SB: 1 CS: 0	PA: 39	
PITCHER	IP WLS BF H R ER SO BB IBB HBP BLK WP HR S P ERA WHIP																		
Bennie Daniels, R (1, 1) ERA: 4.24 Dave Sisler, R (8, 1) ERA:	7.0 L 28 7 3 3 2 1 0 1 0 0 1 30 35 3.86 1.143																		

Baltimore Orioles @ Washington Senators
Griffith Stadium, Washington, DC
Fri Apr 28 1961, 6:05 PM EST
Att: 4,112 - Unknown

livebaseballscorecards.com

AB 33
R 4
H 8
RBI 3
BB 5
SO 3
LOB 18



Batter	1	2	3	4	5	6	7	8	9	AB	R	H	RBI	BB	SO	LOB	BOTTOM			
Coot Veat, R (1, 6) OBP: 0.333, SLG: 0.298	0-0 G3 FC1-5 2B		0-0 P4		4-0 BB		0-0 P4		0-0 F7	4	0	1	0	1	0	1				
Danny O'Connell, R (1, 4) OBP: 0.333, SLG: 0.340	0-0 G3 2-3		0-0 6-3		0-0 F9		0-0 G3			4	0	0	0	0	0	2				
Marty Keough, L (1, 7) OBP: 0.345, SLG: 0.396	4-0 FC1-5 BB		4-0 BB			0-0 HR		0-3 K		2	1	1	1	2	1	0				
Gene Woodling, L (1, 9) OBP: 0.346, SLG: 0.341	0-0 FC1-5 1-2 3-H		0-0 P4			4-0 1B BB		0-0 6-3 3B		3	1	1	0	1	0	3				
Willie Tasby, R (1, 8) OBP: 0.400, SLG: 0.432	0-0 F8			0-3 K		0-0 1B		0-0 6-3		4	0	1	1	0	1	2				
Dale Long, L (1, 3) OBP: 0.379, SLG: 0.370		0-0 P4		0-0 F8		0-0 P3		0-0 1-3		4	0	0	0	0	0	2				
Billy Klaus, L (1, 5) OBP: 0.250, SLG: 0.227		1-0 WP HBP		4-0 PO BB		0-0 P5		0-0 5-3		2	0	0	0	1	0	2				
Dutch Dotterer, R (1, 2) OBP: 0.375, SLG: 0.231 Jim Mahoney, R (9, PR)		0-0 1-3		0-0 PO		0-0 F7	0-3 K2-3		4-0 BB	3	0	0	0	1	1	3				
Bennie Daniels, L (1, 1) Chet Boak, R (7, PH) Dave Sisler, R (8, 1) Joe Hicks, L (9, PH) OBP: 0.333, SLG: 0.333		0-3 K			0-3 K		0-0 6-3		0-0 F8	2	0	0	0	0	2	1				
Inning Stats	R: 0 E: 0 K: 0 S: 4	H: 1 LOB: 2 BB: 1 P: 8	R: 0 E: 0 K: 1 S: 5	H: 0 LOB: 1 BB: 0 P: 6	R: 0 E: 0 K: 1 S: 4	H: 0 LOB: 1 BB: 1 P: 7	R: 0 E: 0 K: 1 S: 4	H: 0 LOB: 0 BB: 1 P: 8	R: 0 E: 0 K: 1 S: 5	H: 2 LOB: 2 BB: 1 P: 11	R: 0 E: 0 K: 0 S: 3	H: 0 LOB: 0 BB: 0 P: 3	R: 1 E: 0 K: 1 S: 6	H: 1 LOB: 1 BB: 0 P: 6	R: 0 E: 0 K: 0 S: 3	H: 0 LOB: 1 BB: 1 P: 7	1B: 1 2B: 1 3B: 1 HR: 1	SF: 0 SAC: 0 DP: 0 HBP: 1	WP: 1 PB: 0 SB: 0 CS: 0	PA: 38
PITCHER	IP WLS BF H R ER SO BB IBB HBP BLK WP HR S P ERA WHIP																			
Chuck Estrada, R (1, 1) ERA: 5.56 Hoyt Wilhelm, R (6, 1) ERA: 1.26	5.0 W 23 3 1 1 2 1 0 0 0 0 0 17 21 2.25 0.500																			

Baltimore Orioles @ Washington Senators
Griffith Stadium, Washington, DC
Fri Apr 28 1961, 6:05 PM EST
Att: 4,112 - Unknown

livebaseballscorecards.com

AB 30
R 2
H 4
RBI 2
BB 6
SO 5
LOB 17



Batter	1	2	3	4	5	6	7	8	9	AB	R	H	RBI	BB	SO	LOB	TOP					
Dick Williams, R OBP: 0.283, SLG: 0.367 Jim Busby, R (9, FR) (9, 8)	F3		F7														4 0 2 0 1 0 0 0 1 0 0 0 0 0	Baltimore Orioles @ Washington Senators Griffith Stadium, Washington, DC Sat Apr 29 1961, 3:33 AM EST Att: 3,605 - Unknown				
Whitey Herzog, L OBP: 0.426, SLG: 0.357 Gene Stephens, L OBP: 0.286, SLG: 0.091	1B		4-3														4 1 1 0 1 0 2 0 0 0 0 0 0 0					
Brooks Robinson, R OBP: 0.364, SLG: 0.397																	5 2 3 0 0 0 2					
Jim Gentile, L OBP: 0.434, SLG: 0.614	K																3 0 1 1 2 2 2					
Gus Triandos, R OBP: 0.380, SLG: 0.419	P2																5 0 3 3 0 0 3					
Ron Hansen, R OBP: 0.344, SLG: 0.288																	5 0 1 0 0 2 7					
Russ Snyder, L OBP: 0.366, SLG: 0.405 (9, 9)	K																4 1 1 0 0 1 3					
Jerry Adair, R OBP: 0.417, SLG: 0.571	K																4 0 0 0 0 1 3					
Milt Pappas, R (1, 1)	K																4 0 0 0 0 1 1					
Inning Stats	R: 0 E: 0 K: 1 S: 6	H: 1 LOB: 2 BB: 1 P: 10	R: 0 E: 0 K: 3 S: 10	H: 1 LOB: 1 BB: 0 P: 10	R: 1 E: 0 K: 0 S: 5	H: 2 LOB: 2 BB: 1 P: 9	R: 1 E: 1 K: 0 S: 5	H: 2 LOB: 1 BB: 0 P: 5	R: 1 E: 0 K: 1 S: 5	H: 2 LOB: 1 BB: 0 P: 5	R: 0 E: 0 K: 0 S: 2	H: 0 LOB: 0 BB: 1 P: 6	R: 0 E: 0 K: 1 S: 5	H: 0 LOB: 0 BB: 0 P: 5	R: 0 E: 0 K: 1 S: 6	H: 1 LOB: 1 BB: 0 P: 6	R: 2 E: 0 K: 1 S: 8		H: 3 LOB: 3 BB: 1 P: 12	1B: 9 2B: 4 3B: 0 HR: 0	SF: 0 SAC: 0 DP: 1 HBP: 0	WP: 0 PB: 0 SB: 1 CS: 1
PITCHER	IP WLS BF H R ER SO BB IBB HBP BLK WP HR S P ERA WHIP																					
Ed Hobaugh, R ERA: 4.7	(1, 1)	5.0 L 25 8 3 2 4 2 0 0 0 0 0 0 31 39 3.60 2.000																				
Rudy Hernandez, R ERA: 1.5	(6, 1)	2.0 6 0 0 0 1 1 0 0 0 0 0 0 7 11 0.00 0.500																				
Marty Kutyna, R ERA: 2.03	(8, 1)	2.0 11 4 2 2 2 1 0 0 0 0 0 0 14 18 9.00 2.500																				
Batter	1	2	3	4	5	6	7	8	9	AB	R	H	RBI	BB	SO	LOB	BOTTOM					
Jim Mahoney, R OBP: 0.241, SLG: 0.250			K														4 0 1 0 0 1 2	Baltimore Orioles @ Washington Senators Griffith Stadium, Washington, DC Sat Apr 29 1961, 3:33 AM EST Att: 3,605 - Unknown				
Marty Keough, L OBP: 0.373, SLG: 0.442																	4 0 3 0 0 0 1					
Joe Hicks, L OBP: 0.200, SLG: 0.200																	4 0 0 0 0 0 3					
R C Stevens, R OBP: 0.219, SLG: 0.167																	4 0 1 0 0 1 2					
Willie Tasby, R OBP: 0.370, SLG: 0.396																	4 0 0 0 0 0 3					
Harry Bright, R OBP: 0.161, SLG: 0.200																	4 0 0 0 0 0 2					
Chet Boak, R																	3 0 0 0 1 0 0					
Dutch Dotterer, R OBP: 0.368, SLG: 0.313																	3 0 1 0 0 1 2					
Ed Hobaugh, R																	1 0 0 0 0 0 1					
Billy Klaus, L OBP: 0.241, SLG: 0.217 (5, PH)																	1 0 0 0 0 1 1					
Rudy Hernandez, R (6, 1)																	0 0 0 0 0 0 0					
Dale Long, L OBP: 0.172, SLG: 0.357 (7, PH)																	1 0 0 0 0 1 1					
Marty Kutyna, R OBP: 0.500, SLG: 0.500 (8, 1)																	0 0 0 0 0 0 0					
Inning Stats	R: 0 E: 0 K: 0 S: 3	H: 1 LOB: 0 BB: 0 P: 3	R: 0 E: 0 K: 0 S: 3	H: 0 LOB: 0 BB: 0 P: 3	R: 0 E: 0 K: 1 S: 5	H: 0 LOB: 1 BB: 1 P: 9	R: 0 E: 0 K: 0 S: 5	H: 2 LOB: 2 BB: 0 P: 5	R: 0 E: 0 K: 1 S: 6	H: 1 LOB: 1 BB: 0 P: 6	R: 0 E: 0 K: 1 S: 6	H: 1 LOB: 1 BB: 0 P: 6	R: 0 E: 1 K: 2 S: 8	H: 0 LOB: 1 BB: 0 P: 8	R: 0 E: 0 K: 0 S: 4	H: 1 LOB: 0 BB: 0 P: 4	R: 0 E: 0 K: 0 S: 3	H: 0 LOB: 0 BB: 0 P: 3	1B: 4 2B: 2 3B: 0 HR: 0	SF: 0 SAC: 0 DP: 0 HBP: 0	WP: 0 PB: 0 SB: 1 CS: 1	PA: 34
PITCHER	IP WLS BF H R ER SO BB IBB HBP BLK WP HR S P ERA WHIP																					
Milt Pappas, R ERA: 5.4	(1, 1)	9.0 W 34 6 0 0 5 1 0 0 0 0 0 0 43 47 0.00 0.778																				

Batter	1	2	3	4	5	6	7	8	9	AB	R	H	RBI	BB	SO	LOB	TOP			
Dick Williams, R OBP: 0.263, SLG: 0.340 (1, 7)										4	0	0	0	0	0	0	Baltimore Orioles @ Detroit Tigers Tiger Stadium, Detroit, MI Sun Apr 30 1961, 4:33 AM EDT Unknown			
Earl Robinson, R OBP: 0.320, SLG: 0.318 (1, 9)										4	0	1	0	0	2	1				
Brooks Robinson, R OBP: 0.343, SLG: 0.371 (1, 5)										4	0	0	0	0	1	2				
Walt Dropo, R OBP: 0.231, SLG: 0.462 Jim Gentile, L OBP: 0.436, SLG: 0.609 (6, PH) (6, 3)										2	1	2	1	0	0	0				
Gus Triandos, R OBP: 0.373, SLG: 0.409 Clint Courtney, L OBP: 0.333, SLG: 0.167 Mary Breeding, R OBP: 0.233, SLG: 0.357 (9, PH)										1	0	0	0	0	1	0				
Ron Hansen, R OBP: 0.338, SLG: 0.286 (1, 6)										4	1	1	0	0	1	3				
Jerry Adair, R OBP: 0.429, SLG: 0.542 (1, 4)										3	0	1	1	1	1	2				
Jim Busby, R (1, 8)										2	0	0	0	0	0	2				
Russ Snyder, L OBP: 0.349, SLG: 0.385 (7, PH) (7, 8)										2	0	0	0	0	1	2				
Steve Barber, L OBP: 0.083, SLG: 0.083 Jack Fisher, R OBP: 0.167, SLG: 0.167 Dave Philley, S OBP: 0.300, SLG: 0.400 (9, PH)										3	0	0	0	0	3	0				
Inning Stats	R: 0 E: 0 K: 1 S: 5	H: 0 LOB: 0 BB: 0 P: 5	R: 1 E: 0 K: 2 S: 9	H: 2 LOB: 1 BB: 0 P: 9	R: 0 E: 0 K: 1 S: 6	H: 1 LOB: 1 BB: 0 P: 6	R: 1 E: 1 K: 1 S: 7	H: 2 LOB: 1 BB: 0 P: 7	R: 0 E: 1 K: 2 S: 8	H: 0 LOB: 1 BB: 0 P: 8	R: 0 E: 0 K: 1 S: 5	H: 0 LOB: 0 BB: 0 P: 5	R: 0 E: 0 K: 2 S: 7	H: 0 LOB: 0 BB: 0 P: 7	R: 0 E: 0 K: 1 S: 5	H: 0 LOB: 2 BB: 2 P: 13	1B: 5 2B: 0 3B: 0 HR: 1	SF: 0 SAC: 0 DP: 0 HBP: 0	WP: 0 PB: 0 SB: 0 CS: 0	PA: 36
PITCHER	IP WLS BF H R ER SO BB IBB HBP BLK WP HR S P ERA WHIP	5.0 L 21 5 2 1 7 0 0 0 0 0 1 35 35 1.80 1.000	2.0 W 7 1 0 0 2 0 0 0 0 0 0 11 11 0.00 0.500	2.0 S 8 0 0 0 3 2 0 0 0 0 0 0 12 20 0.00 1.000	PITCHER										IP WLS BF H R ER SO BB IBB HBP BLK WP HR S P ERA WHIP	1B: 5 2B: 0 3B: 0 HR: 1	SF: 0 SAC: 0 DP: 0 HBP: 0	WP: 0 PB: 0 SB: 0 CS: 0	PA: 36	
Don Mossi, L ERA: 2.66 Phil Regan, R ERA: 1.59 Hank Aguirre, L ERA: 2.7																				

Batter	1	2	3	4	5	6	7	8	9	AB	R	H	RBI	BB	SO	LOB	BOTTOM			
Jake Wood, R OBP: 0.317, SLG: 0.352 (1, 4)										4	0	0	1	0	1	1	Baltimore Orioles @ Detroit Tigers Tiger Stadium, Detroit, MI Sun Apr 30 1961, 4:33 AM EDT Unknown			
Bill Bruton, L OBP: 0.295, SLG: 0.296 (1, 8)										4	0	0	0	0	1	0				
Al Kaline, R OBP: 0.407, SLG: 0.491 (1, 9)										3	1	1	0	1	0	0				
Rocky Colavito, R OBP: 0.373, SLG: 0.581 (1, 7)										3	1	1	0	1	2	1				
Norm Cash, L OBP: 0.482, SLG: 0.571 (1, 3)										3	1	1	0	1	0	1				
Steve Boros, R OBP: 0.483, SLG: 0.419 (1, 5)										3	2	3	1	1	0	0				
Dick Brown, R OBP: 0.512 George Thomas, R OBP: 0.333, SLG: 1.333 Mike Roarke, R OBP: 0.667, SLG: 0.667 (7, PR) (8, 2)										3	0	0	0	0	0	4				
Chico Fernandez, R OBP: 0.333, SLG: 0.333 (1, 6)										3	1	2	1	1	0	0				
Don Mossi, L OBP: 0.125, SLG: 0.125 Dick Gemert, R OBP: 0.333, SLG: 1.333 Phil Regan, R OBP: 0.333, SLG: 1.333 Bubba Morton, R OBP: 0.333, SLG: 0.333 Hank Aguirre, R (8, 1)										1	0	0	0	0	0	0				
Inning Stats	R: 0 E: 0 K: 1 S: 5	H: 0 LOB: 0 BB: 0 P: 5	R: 0 E: 0 K: 1 S: 5	H: 0 LOB: 1 BB: 1 P: 9	R: 0 E: 0 K: 0 S: 3	H: 0 LOB: 0 BB: 0 P: 3	R: 0 E: 0 K: 1 S: 5	H: 0 LOB: 1 BB: 1 P: 9	R: 0 E: 0 K: 0 S: 4	H: 2 LOB: 1 BB: 0 P: 4	R: 0 E: 0 K: 1 S: 5	H: 0 LOB: 1 BB: 1 P: 9	R: 3 E: 0 K: 0 S: 5	H: 3 LOB: 1 BB: 1 P: 9	R: 5 E: 2 K: 0 S: 8	H: 5 LOB: 1 BB: 1 P: 12		1B: 9 2B: 1 3B: 0 HR: 0	SF: 2 SAC: 0 DP: 1 HBP: 0	WP: 1 PB: 0 SB: 0 CS: 0
PITCHER	IP WLS BF H R ER SO BB IBB HBP BLK WP HR S P ERA WHIP	7.1 L 32 8 6 6 4 4 0 0 0 1 0 4 8 7.36 1.636	0.2 5 2 2 1 0 0 1 0 0 0 1 0 4 8 13.50 3.000	PITCHER										IP WLS BF H R ER SO BB IBB HBP BLK WP HR S P ERA WHIP	1B: 9 2B: 1 3B: 0 HR: 0	SF: 2 SAC: 0 DP: 1 HBP: 0	WP: 1 PB: 0 SB: 0 CS: 0	PA: 38		
Steve Barber, L ERA: 3.3 Jack Fisher, R ERA: 3.99																				

Batter	1	2	3	4	5	6	7	8	9	AB	R	H	RBI	BB	SO	LOB	TOP				
Russ Snyder, L OBP: 0.319, SLG: 0.349 (1, 8)										4	0	0	0	0	0	0	Baltimore Orioles @ Detroit Tigers Tiger Stadium, Detroit, MI Sun Apr 30 1961, 4:38 AM EDT Att: 26,094 - Unknown				
Whitey Herzog, L OBP: 0.385, SLG: 0.313 Jim Busby, R (1, 9)										4	0	0	0	0	0	0					
Brooks Robinson, R OBP: 0.351, SLG: 0.379 (1, 5)										4	1	2	0	0	0	0					
Jim Gentile, L OBP: 0.424, SLG: 0.640 (1, 3)										4	1	1	2	0	0	1					
Gus Triandos, R OBP: 0.382, SLG: 0.479 (1, 2)										4	1	2	1	0	1	0					
Ron Hansen, R OBP: 0.333, SLG: 0.333 (1, 6)										4	1	1	1	0	0	1					
Gene Stephens, L OBP: 0.278, SLG: 0.071 (1, 7)										3	0	0	0	1	0	1					
Jerry Adair, R OBP: 0.438, SLG: 0.500 (1, 4)										2	0	0	0	2	1	1					
Hal Brown, R (1, 1)										3	0	0	0	0	0	2					
Inning Stats	R: 0 E: 0 K: 0 S: 3	H: 0 LOB: 0 BB: 0 P: 3	R: 0 E: 0 K: 0 S: 3	H: 0 LOB: 0 BB: 0 P: 3	R: 0 E: 0 K: 0 S: 2	H: 0 LOB: 0 BB: 1 P: 6	R: 0 E: 0 K: 0 S: 3	H: 0 LOB: 0 BB: 0 P: 3	R: 0 E: 0 K: 0 S: 4	H: 1 LOB: 1 BB: 0 P: 4	R: 0 E: 0 K: 0 S: 3	H: 0 LOB: 0 BB: 0 P: 3	R: 4 E: 0 K: 0 S: 7	H: 4 LOB: 1 BB: 1 P: 11	R: 0 E: 0 K: 2 S: 4	H: 1 LOB: 1 BB: 0 P: 4		R: 0 E: 0 K: 2 S: 7	H: 0 LOB: 1 BB: 1 P: 11	1B: 3 2B: 0 3B: 0 HR: 3	SF: 0 SAC: 0 DP: 1 HBP: 0
PITCHER	IP WLS BF H R ER SO BB IBB HBP BLK WP HR S P ERA WHIP																				
Paul Foytack, R ERA: 5.4 (1, 1)	6.1 L 24 5 4 4 0 1 0 0 0 0 0 3 23 27 5.68 0.947																				
Bill Fischer, R ERA: 4.5 (7, 1)	1.2 7 1 0 0 0 1 0 0 0 0 0 0 6 10 0.00 1.200																				
Jim Donohue, R ERA: 1.8 (9, 1)	1.0 4 0 0 0 0 2 1 0 0 0 0 0 7 11 0.00 1.000																				

AB	32
R	4
H	6
RBI	4
BB	3
SO	2
LOB	6



Batter	1	2	3	4	5	6	7	8	9	AB	R	H	RBI	BB	SO	LOB	BOTTOM				
Jake Wood, R OBP: 0.299, SLG: 0.328 (1, 4)										4	0	0	0	0	1	0	Baltimore Orioles @ Detroit Tigers Tiger Stadium, Detroit, MI Sun Apr 30 1961, 4:38 AM EDT Att: 26,094 - Unknown				
Bill Bruton, L OBP: 0.277, SLG: 0.276 (1, 8)										4	0	0	0	0	1	0					
Al Kaline, R OBP: 0.397, SLG: 0.474 (1, 9)										4	1	1	0	0	0	0					
Charlie Maxwell, L OBP: 0.364, SLG: 0.222 (1, 7)										3	0	0	0	0	1	1					
Norm Cash, L OBP: 0.492, SLG: 0.644 (1, 3)										3	1	2	2	0	1	0					
Steve Boros, R OBP: 0.438, SLG: 0.391 (1, 5)										3	0	0	0	0	0	1					
Chico Fernandez, R OBP: 0.314, SLG: 0.313 (1, 6)										3	0	0	0	0	2	0					
Harry Chiti, R OBP: 0.333, SLG: 0.200 (8, PH)										2	0	1	0	0	0	0					
Bobo Osborne, L OBP: 0.400, SLG: 0.250 Mike Roarke, R OBP: 0.667, SLG: 0.667 (9, 2)										1	0	0	0	0	0	0					
Paul Foytack, R Bill Fischer, R Rocky Colavito, R OBP: 0.365, SLG: 0.568 Jim Donohue, R (9, 1)										2	0	0	0	0	0	0					
Inning Stats	R: 0 E: 0 K: 2 S: 7	H: 0 LOB: 0 BB: 0 P: 7	R: 0 E: 0 K: 1 S: 5	H: 0 LOB: 0 BB: 0 P: 5	R: 0 E: 0 K: 1 S: 5	H: 1 LOB: 0 BB: 0 P: 5	R: 0 E: 0 K: 0 S: 3	H: 0 LOB: 0 BB: 0 P: 3	R: 1 E: 0 K: 1 S: 6	H: 1 LOB: 0 BB: 0 P: 6	R: 0 E: 0 K: 0 S: 3	H: 0 LOB: 0 BB: 0 P: 3	R: 1 E: 0 K: 1 S: 7	H: 2 LOB: 1 BB: 0 P: 7	R: 0 E: 0 K: 0 S: 3	H: 0 LOB: 0 BB: 0 P: 3	R: 0 E: 0 K: 0 S: 3	H: 0 LOB: 0 BB: 0 P: 3	1B: 3 2B: 0 3B: 0 HR: 1	SF: 0 SAC: 0 DP: 1 HBP: 0	WP: 0 PA: 30 PB: 0 SB: 0 CS: 0
PITCHER	IP WLS BF H R ER SO BB IBB HBP BLK WP HR S P ERA WHIP																				
Hal Brown, R ERA: 4.19 (1, 1)	9.0 W 30 4 2 2 6 0 0 0 0 0 0 1 42 42 2.00 0.444																				



Batter	1	2	3	4	5	6	7	8	9	10	11	12	13	AB	R	H	RBI	BB	SO	LOB	TOP			
Earl Robinson, R (1, 9) OBP: 0.265, SLG: 0.258 (9, 7)	F8		K		5-3			1-3	G3			K		6	0	0	0	0	2	2				
Russ Snyder, L (1, 8) OBP: 0.453, SLG: 0.333 Walt Dropo, R (13, 3) OBP: 0.231, SLG: 0.462	G3		1-3					4-3			F8		4-3	5	0	0	0	1	0	0				
Brooks Robinson, R (1, 5) OBP: 0.376, SLG: 0.432	2B							5-3					K	6	1	3	0	0	1	1				
Jim Gentile, L (1, 3) OBP: 0.453, SLG: 0.770 Jim Busby, R (13, 8) (13, 8)	K		1-3								P3		2B 1B BB	5	2	2	0	1	1	3				
Gus Triandos, R (1, 2) OBP: 0.408, SLG: 0.590			K										2B 1B BB	5	2	3	3	1	1	1				
Ron Hansen, R (1, 6) OBP: 0.325, SLG: 0.356			K										2B	6	1	2	4	0	2	3				
Gene Stephens, L (1, 7) OBP: 0.238, SLG: 0.059 Whitney Herzog, L (9, PH) OBP: 0.398, SLG: 0.366 (9, 9)	E6		F8					K					P5	3	0	0	0	0	1	1				
Jerry Adair, R (1, 4) OBP: 0.419, SLG: 0.514 Dave Philley, S (9, PH) OBP: 0.353, SLG: 0.417 Mary Breeding, R (9, PR) OBP: 0.219, SLG: 0.333 (9, 4)	5-3							3-1					4-3	3	0	0	0	0	0	1				
Milt Pappas, R (1, 1) Dick Williams, R (9, PH) Hoyt Wilhelm, R (9, 1)			K					F8					G2-6-4	3	0	0	0	0	2	0				
Inning Stats	R: 0 E: 0 K: 1 S: 6	H: 1 LOB: 1 BB: 0 P: 6	R: 0 E: 1 K: 2 S: 8	H: 0 LOB: 1 BB: 0 P: 8	R: 0 E: 0 K: 2 S: 7	H: 0 LOB: 0 BB: 0 P: 7	R: 1 E: 0 K: 0 S: 5	H: 2 LOB: 1 BB: 0 P: 5	R: 0 E: 0 K: 1 S: 5	H: 0 LOB: 0 BB: 0 P: 5	R: 0 E: 0 K: 0 S: 3	H: 0 LOB: 0 BB: 0 P: 3	R: 0 E: 2 K: 0 S: 6	H: 3 LOB: 2 BB: 1 P: 10	R: 0 E: 0 K: 0 S: 4	H: 1 LOB: 2 BB: 1 P: 8	R: 0 E: 0 K: 2 S: 7	H: 0 LOB: 0 BB: 0 P: 7	R: 2 E: 0 K: 0 S: 4	H: 2 LOB: 1 BB: 1 P: 8	1B: 4 2B: 5 3B: 0 HR: 2	SF: 0 SAC: 0 DP: 2 HBP: 0	WIP: 0 PB: 0 SB: 0 CS: 0	PA: 53
PITCHER	IP	WLS	BF	H	R	ER	SO	BB	IBB	HBP	BLK	WP	HR	S	P	ERA	WHIP							
Ken McBride, R (1, 1) ERA: 3.58	8.1		34	7	6	5	8	2	0	0	0	0	2	48	56	5.40	1.080							
Tom Morgan, R (9, 1) ERA: 2.45	0.2		3	1	0	0	0	0	0	0	0	0	0	3	3	0.00	1.500							
Ned Garver, R (10, 1) ERA: 3.07	4.0	L	16	3	2	2	2	3	0	0	0	0	0	17	29	4.50	1.500							

Baltimore Orioles @ Los Angeles Angels
Wrigley Field, Los Angeles, CA
Thu May 04 1961, 5:33 AM CDT
Att: 4,886 - Unknown - 58 F

AB 48
R 8
H 11
RBI 8
BB 5
SO 10
LOB 19



Batter	1	2	3	4	5	6	7	8	9	10	11	12	13	AB	R	H	RBI	BB	SO	LOB	BOTTOM					
Albie Pearson, L (1, 8) OBP: 0.419, SLG: 0.354 Bob Cerv, R (12, 7) OBP: 0.167, SLG: 0.340	PB 1B 2B	HBP			G3			SH3 E 1B	SH5-4		G2-5-3			4	2	2	0	0	0	1						
Ken Aspromonte, R (1, 4) OBP: 0.319, SLG: 0.333	HR 1B	5-3			1-3			SH3 1-2 1B	FC3-2 1BB		4-3			4	1	1	1	1	0	1						
Leon Wagner, L (1, 9) OBP: 0.273, SLG: 0.512	F8		L3		L4			E9 BB 1B 1B	FC3-2 1-2 1B		G3			6	1	1	1	0	0	3						
Ted Kuszewski, L (1, 3) OBP: 0.370, SLG: 0.768 Julio Becquer, L (9, 3)	HR		5-3					BB 1B 1BB	1-3		F9			3	2	1	2	1	0	0						
Faye Throneberry, L (1, 7) OBP: 0.376, SLG: 0.308 Ken Hunt, R (9, 7) OBP: 0.400, SLG: 0.590 (12, 8)	1-3		FC4-6 1B		4-3			E 1B BB			7-4 PB 1B		HR	3	0	1	0	1	0	0						
Earl Averil, R (1, 2) OBP: 0.500, SLG: 0.727	BB		FC4-6 1-2		F9			F3			7-4 1-3		K	5	0	0	0	1	1	5						
Gene Leek, R (1, 5) OBP: 0.261, SLG: 0.279	K				6-3			L5	E8		F8		5-3	6	0	1	2	0	1	1						
Fritz Brickell, R (1, 6) OBP: 0.243, SLG: 0.125		P6			P4			6-3	F7		G2-5-3 SH1-4 BB		F2	5	0	0	0	1	0	2						
Ken McBride, R (1, 1) OBP: 0.091, SLG: 0.091 Tom Morgan, R (9, 1) Steve Bilko, R (9, PH) OBP: 0.367, SLG: 0.375 Ed Sadowski, R (9, PR) OBP: 0.333, SLG: 0.333 Ned Garver, R (10, 1)	K				K			K			SH1-4 PB FC3-2 1B		SH1-4	3	0	0	0	0	3	0						
Inning Stats	R: 3 E: 0 K: 1 S: 8	H: 3 LOB: 1 BB: 1 P: 12	R: 0 E: 0 K: 1 S: 5	H: 0 LOB: 1 BB: 0 P: 6	R: 0 E: 0 K: 0 S: 4	H: 1 LOB: 1 BB: 0 P: 4	R: 0 E: 0 K: 1 S: 5	H: 0 LOB: 0 BB: 0 P: 5	R: 0 E: 0 K: 0 S: 3	H: 0 LOB: 0 BB: 0 P: 3	R: 0 E: 2 K: 0 S: 6	H: 3 LOB: 2 BB: 2 P: 14	R: 0 E: 0 K: 0 S: 4	H: 1 LOB: 2 BB: 1 P: 8	R: 0 E: 0 K: 0 S: 3	H: 1 LOB: 0 BB: 0 P: 3	R: 0 E: 0 K: 0 S: 3	H: 0 LOB: 0 BB: 1 P: 6	R: 0 E: 0 K: 0 S: 3	H: 0 LOB: 0 BB: 0 P: 3	R: 1 E: 0 K: 1 S: 6	H: 1 LOB: 0 BB: 0 P: 6	1B: 7 2B: 2 3B: 0 HR: 2	SF: 0 SAC: 3 DP: 2 HBP: 1	WIP: 0 PB: 3 SB: 0 CS: 0	PA: 53
PITCHER	IP	WLS	BF	H	R	ER	SO	BB	IBB	HBP	BLK	WP	HR	S	P	ERA	WHIP									
Milt Pappas, R (1, 1) ERA: 5.84	8.0		35	7	6	6	4	2	1	1	0	0	1	39	52	6.75	1.125									
Hoyt Wilhelm, R (9, 1) ERA: 1.52	5.0	W	18	3	1	1	1	1	1	0	0	0	0	1	18	2.6	0.800									

Baltimore Orioles @ Los Angeles Angels
Wrigley Field, Los Angeles, CA
Thu May 04 1961, 5:33 AM CDT
Att: 4,886 - Unknown - 58 F

AB 44
R 7
H 10
RBI 7
BB 5
SO 5
LOB 15



Batter	1	2	3	4	5	6	7	8	9	10	AB	R	H	RBI	BB	SO	LOB									
Jackie Brandt, R (1, 7) OBP: 0.404, SLG: 0.723 (7, 9)	1-3		G3 2B	P5		4-3		1-3		F7	6	0	1	0	0	0	2									
Russ Snyder, L (1, 8) OBP: 0.294, SLG: 0.302 Walt Drops, R (8, PH) OBP: 0.286, SLG: 0.500 Jim Busby, R (8, 8)	1-3		G3		4-1		F7			G1-4-3 1B	4	0	0	0	0	0	1									
Brooks Robinson, R (1, 5) OBP: 0.394, SLG: 0.455					P6					G1-4-3 1B	3	1	1	0	2	0	1									
Jim Gentile, L (1, 3) OBP: 0.478, SLG: 0.738 Earl Robinson, R (9, PR) OBP: 0.265, SLG: 0.258 (9, 7)					BB		BB			BB	3	2	1	0	1	1	3									
Ron Hansen, R (1, 6) OBP: 0.337, SLG: 0.370										HBP	4	1	1	0	1	0	3									
Clint Courtney, L (1, 2) OBP: 0.289, SLG: 0.154 Dave Philleary, S (7, PH) OBP: 0.385, SLG: 0.462 Gus Triandos, R (7, 2) OBP: 0.362, SLG: 0.545											1	0	0	0	2	0	0									
Whitey Herzog, L (1, 9) OBP: 0.418, SLG: 0.357 Dick Williams, R (7, PH) OBP: 0.268, SLG: 0.313 (7, 7) (9, 3)											1	0	1	1	2	0	0									
Mary Breeding, R (1, 4) OBP: 0.195, SLG: 0.282											5	0	0	0	0	0	7									
Jack Fisher, R (1, 1) OBP: 0.222, SLG: 0.125 Hoyt Wilhelm, R (6, 1)											2	0	0	0	1	2	2									
											2	0	0	0	0	1	2									
Inning Stats	R: 0 E: 0 K: 0 S: 4	H: 1 LOB: 1 BB: 0 P: 4	R: 0 E: 0 K: 1 S: 6	H: 1 LOB: 2 BB: 1 P: 10	R: 0 E: 0 K: 1 S: 6	H: 1 LOB: 2 BB: 1 P: 10	R: 0 E: 0 K: 0 S: 3	H: 0 LOB: 2 BB: 2 P: 11	R: 2 E: 0 K: 1 S: 5	H: 1 LOB: 2 BB: 3 P: 16	R: 0 E: 0 K: 1 S: 5	H: 0 LOB: 0 BB: 0 P: 5	R: 2 E: 0 K: 0 S: 5	H: 2 LOB: 2 BB: 2 P: 13	R: 0 E: 0 K: 0 S: 3	H: 1 LOB: 1 BB: 0 P: 3	R: 0 E: 0 K: 1 S: 5	H: 0 LOB: 1 BB: 0 P: 6	R: 0 E: 0 K: 1 S: 5	H: 0 LOB: 0 BB: 0 P: 5	1B: 6 2B: 1 3B: 0 HR: 0	SF: 1 SAC: 0 DP: 1 HBP: 1	WP: 1 PB: 0 SB: 0 CS: 0	PA: 46		
PITCHER	IP 6.0	WLS 32	BF 5	H 4	R 4	ER 4	SO 3	BB 9	IBB 0	HBP 0	BLK 0	WP 1	HR 0	S 29	P 65	ERA 6.00	WHIP 2.333									
PITCHER	IP 7.1	WLS 14	BF 2	H 0	R 0	ER 0	SO 2	BB 0	IBB 0	HBP 1	BLK 0	WP 0	HR 0	S 17	P 18	ERA 0.00	WHIP 0.500									

Baltimore Orioles @ Kansas City Athletics
Municipal Stadium, Kansas City, MO
Sun May 07 1961, 4:33 AM EDT
Att. 10,123 - Unknown

livebaseballscorecards.com

AB 35
R 4
H 7
RBI 3
BB 9
SO 5
LOB 23

Batter	1	2	3	4	5	6	7	8	9	10	AB	R	H	RBI	BB	SO	LOB									
Dick Howser, R (1, 6) OBP: 0.420, SLG: 0.359	F8		4-3 S BB							F8	4	0	2	0	1	0	0									
Al Pilarcik, L (1, 9) OBP: 0.273, SLG: 0.250	L3		4-3							K	5	0	0	0	0	1	3									
Jerry Lumpe, L (1, 4) OBP: 0.400, SLG: 0.382			L6							E	5	2	3	0	0	1	3									
Lou Klimchok, L (1, 5) OBP: 0.400, SLG: 0.385	G3									E9	5	0	0	0	0	1	4									
Norm Siebern, L (1, 7) OBP: 0.314, SLG: 0.224											5	1	2	1	0	1	0									
Mary Thronberry, L (1, 3) OBP: 0.403, SLG: 0.525											2	0	0	0	2	0	0									
Jay Hankins, L (1, 8) OBP: 0.250, SLG: 0.364											4	1	1	1	0	0	4									
Haywood Sullivan, R (1, 2) OBP: 0.467, SLG: 0.707											4	1	2	2	0	0	0									
Jerry Walker, S (1, 1) OBP: 0.333, SLG: 0.375 Bud Daley, L (7, 1) OBP: 0.143, SLG: 0.143											3	0	0	0	0	2	2									
											1	0	0	0	0	0	0									
Inning Stats	R: 0 E: 0 K: 0 S: 4	H: 1 LOB: 1 BB: 4 P: 4	R: 0 E: 0 K: 0 S: 2	H: 0 LOB: 0 BB: 1 P: 6	R: 1 E: 0 K: 0 S: 4	H: 1 LOB: 1 BB: 1 P: 8	R: 0 E: 0 K: 0 S: 3	H: 0 LOB: 0 BB: 0 P: 3	R: 1 E: 0 K: 1 S: 7	H: 2 LOB: 1 BB: 0 P: 7	R: 2 E: 0 K: 1 S: 8	H: 3 LOB: 2 BB: 1 P: 12	R: 0 E: 1 K: 2 S: 8	H: 1 LOB: 1 BB: 0 P: 8	R: 0 E: 0 K: 1 S: 5	H: 0 LOB: 0 BB: 0 P: 5	R: 0 E: 0 K: 0 S: 3	H: 0 LOB: 0 BB: 0 P: 3	R: 1 E: 1 K: 1 S: 6	H: 2 LOB: 2 BB: 0 P: 6	1B: 5 2B: 5 3B: 0 HR: 2	SF: 0 SAC: 0 DP: 2 HBP: 0	WP: 0 PB: 1 SB: 1 CS: 2	PA: 41		
PITCHER	IP 5.1	WLS 23	BF 6	H 4	R 4	ER 4	SO 1	BB 2	IBB 0	HBP 0	BLK 0	WP 0	HR 0	S 23	P 31	ERA 6.75	WHIP 1.500									
PITCHER	IP 6.1	WLS 18	BF 4	H 1	R 1	ER 1	SO 5	BB 1	IBB 0	HBP 0	BLK 0	WP 0	HR 0	S 27	P 31	ERA 2.25	WHIP 1.250									

Baltimore Orioles @ Kansas City Athletics
Municipal Stadium, Kansas City, MO
Sun May 07 1961, 4:33 AM EDT
Att. 10,123 - Unknown

livebaseballscorecards.com

AB 38
R 5
H 10
RBI 4
BB 3
SO 6
LOB 16

Batter	1	2	3	4	5	6	7	8	9	AB	R	H	RBI	BB	SO	LOB	TOP				
Whitey Herzog, L OBP: 0.441, SLG: 0.386 Earl Robinson, R OBP: 0.278, SLG: 0.273	4-0 2B HR BB	4-0 E HR BB		0-3 K	0-0 2B			0-0 2B SF8 1B	0-3 K	2	2	1	0	2	1	0					
Jackie Brandt, R OBP: 0.423, SLG: 0.750 Russ Snyder, L OBP: 0.294, SLG: 0.302	0-0 HR 2B	0-0 E1 HR		0-0 BB 1B	0-0 F3			0-0 SF8 SF6 2B		5	3	3	0	0	0	2					
Brooks Robinson, R OBP: 0.404, SLG: 0.467	4-0 HR BB	4-0 HR BB		0-0 F4				0-0 SF8 2-3 3-H		2	2	1	1	2	0	1					
Jim Gentile, L OBP: 0.483, SLG: 0.824 Jim Busby, R	0-0 HR	0-0 HR		4-0 BB 1-2	0-0 K			0-0 SF6		3	2	2	9	1	1	1					
Dick Williams, R OBP: 0.250, SLG: 0.290 Gordon Jones, R	0-0 F3	0-0 5-3		0-0 5-3	0-0 K			0-0 F7		5	0	0	0	0	1	3					
Gus Triandos, R OBP: 0.383, SLG: 0.543 Jerry Adair, R OBP: 0.419, SLG: 0.514	0-0 F8	0-0 6-3		4-0 HR BB	0-0 F7			0-0 2B		4	1	1	0	1	0	1					
Ron Hansen, R OBP: 0.330, SLG: 0.395 Frank Zupo, L OBP: 0.600, SLG: 0.750	0-3 K		0-0 F8	0-0 HR	0-3 K			0-0 F6		5	1	1	2	0	2	1					
Mary Breeding, R OBP: 0.174, SLG: 0.250		0-0 F5	0-0 F8	0-0 F8	0-0 F8			0-0 L4		5	0	0	0	0	0	1					
Chuck Estrada, R OBP: 0.091, SLG: 0.091 Walt Dropo, R OBP: 0.333, SLG: 0.500		0-0 BB E 1B	0-3 K	0-3 K	0-3 K			4-0 BB		4	1	1	0	0	2	0					
Inning Stats	R: 4 E: 0 K: 1 S: 7	H: 2 LOB: 0 BB: 2 P: 15	R: 5 E: 1 K: 0 S: 6	H: 2 LOB: 0 BB: 2 P: 14	R: 0 E: 0 K: 1 S: 5	H: 0 LOB: 0 BB: 0 P: 5	R: 0 E: 0 K: 1 S: 6	H: 1 LOB: 2 BB: 1 P: 10	R: 2 E: 0 K: 2 S: 8	H: 2 LOB: 1 BB: 1 P: 11	R: 0 E: 0 K: 1 S: 5	H: 0 LOB: 0 BB: 0 P: 5	R: 2 E: 0 K: 0 S: 5	H: 2 LOB: 0 BB: 0 P: 5	R: 0 E: 0 K: 1 S: 6	H: 1 LOB: 2 BB: 1 P: 10	1B: 3 2B: 5 3B: 0 HR: 3	SF: 2 SAC: 0 DP: 0 HBP: 0	WP: 0 PB: 0 SB: 0 CS: 0	PA: 46	
PITCHER	IP WLS BF H R ER SO	IP WLS BF H R ER SO	IP WLS BF H R ER SO	IP WLS BF H R ER SO	IP WLS BF H R ER SO	IP WLS BF H R ER SO	IP WLS BF H R ER SO	IP WLS BF H R ER SO	IP WLS BF H R ER SO	IP WLS BF H R ER SO	IP WLS BF H R ER SO	IP WLS BF H R ER SO	IP WLS BF H R ER SO	IP WLS BF H R ER SO	IP WLS BF H R ER SO	IP WLS BF H R ER SO	ERA WHIP	ERA WHIP			
Pedro Ramos, R ERA: 4.46	1.1 L	10 3	6 6	1 1	3 2	0 0	1 0	0 0	0 0	0 0	1 4	8 21	40.50 4.500								
Paul Giel, R ERA: 7.52	0.2	5	1	3	2	0	1	0	0	0	1	4	8	27.00	3.000						
Don Lee, R ERA: 4.5	2.0	8	1	0	0	2	1	0	0	0	0	11	15	0.00	1.000						
Bill Pleis, L ERA: 3.86	2.0	10	3	2	2	3	1	0	0	0	1	15	19	9.00	2.000						
Chuck Stobbs, L ERA: 7.2	2.0	8	2	2	2	1	0	0	0	0	0	10	10	9.00	1.000						

Baltimore Orioles @ Minnesota Twins
 Metropolitan Stadium, Bloomington, MI
 Tue May 09 1961, 4:33 AM EDT
 Att. 4,514 - Unknown - 47 F

livebaseballscorecards.com

AB 37
 R 13
 H 11
 RBI 12
 BB 7
 SO 8
 LOB 12



Batter	1	2	3	4	5	6	7	8	9	AB	R	H	RBI	BB	SO	LOB	BOTTOM					
Zoilo Versalles, R OBP: 0.372, SLG: 0.432	0-0 FC4-6 1B		4-0 WP BB	0-0 2B 1B		0-0 F4		0-0 1B		4	0	3	0	1	0	1						
Lenny Green, L OBP: 0.346, SLG: 0.470 Paul Giel, R OBP: 1.000, SLG: 1.000 Rocco Santora, R OBP: 0.300, SLG: 0.287 Chuck Stobbs, L OBP: 0.500, SLG: 0.500 Jim Larmann, R OBP: 0.342, SLG: 0.358 Ray Moore, R ERA: 3.86	0-0 F8		0-3 K	0-0 2B		0-3 K		0-0 F9		3	0	1	0	0	1	2						
Dan Dobbek, L OBP: 0.269, SLG: 0.095	0-0 FC4-6 WP 1-2		0-3 K	0-3 K		1-0 BB HBP		0-0 4-3		4	0	0	0	0	2	4						
Harmon Killebrew, R OBP: 0.407, SLG: 0.773	0-3 K		0-0 F9		0-0 5-3		4-0 L6-3 BB	0-0 HR		4	1	1	1	1	1	2						
Don Mincher, L OBP: 0.358, SLG: 0.444		4-0 FC6-4 1B BB		4-0 HR BB	0-0 G3		0-3 K	0-3 K		3	1	0	0	2	2	2						
Earl Battey, R OBP: 0.420, SLG: 0.493 Don Lee, R	0-3 K		0-0 F9	4-0 FC4 BB	0-0 L6-3		0-0 F4			1	0	0	0	0	1	1						
Elmer Valo, L OBP: 0.214, SLG: 0.083						1-2 BB		3 0 0 0 1 0 3		3	0	0	0	1	0	3						
Bob Allison, R OBP: 0.337, SLG: 0.487		0-0 FC6-4 1B		0-0 HR	0-0 FC4			0-0 HR		4	2	3	3	0	0	1						
Billy Gardner, R OBP: 0.333, SLG: 0.316		0-0 FC6-4		0-0 F6		0-0 F7		0-0 4-3		4	0	0	0	0	0	2						
Pedro Ramos, S OBP: 0.235, SLG: 0.188 Paul Giel, R OBP: 1.000, SLG: 1.000 Hal Naragon, L OBP: 0.313, SLG: 0.688	0-3 K		0-0 HR		0-0 HR		0-0 1B			0	0	0	0	0	0	0						
Inning Stats	R: 0 E: 0 K: 1 S: 6	H: 1 LOB: 1 BB: 0 P: 6	R: 0 E: 0 K: 2 S: 8	H: 1 LOB: 2 BB: 1 P: 12	R: 0 E: 0 K: 2 S: 7	H: 0 LOB: 1 BB: 1 P: 11	R: 3 E: 0 K: 1 S: 9	H: 4 LOB: 2 BB: 1 P: 13	R: 0 E: 0 K: 0 S: 3	H: 0 LOB: 1 BB: 1 P: 7	R: 0 E: 0 K: 1 S: 6	H: 1 LOB: 1 BB: 0 P: 6	R: 0 E: 0 K: 1 S: 4	H: 0 LOB: 1 BB: 1 P: 9	R: 1 E: 0 K: 0 S: 5	H: 2 LOB: 1 BB: 0 P: 5	R: 1 E: 0 K: 1 S: 6	H: 1 LOB: 0 BB: 0 P: 6	1B: 5 2B: 2 3B: 0 HR: 4	SF: 0 SAC: 0 DP: 1 HBP: 1	WP: 2 PB: 0 SB: 0 CS: 0	PA: 42
PITCHER	IP WLS BF H R ER SO	IP WLS BF H R ER SO	IP WLS BF H R ER SO	IP WLS BF H R ER SO	IP WLS BF H R ER SO	IP WLS BF H R ER SO	IP WLS BF H R ER SO	IP WLS BF H R ER SO	IP WLS BF H R ER SO	IP WLS BF H R ER SO	IP WLS BF H R ER SO	IP WLS BF H R ER SO	IP WLS BF H R ER SO	IP WLS BF H R ER SO	IP WLS BF H R ER SO	IP WLS BF H R ER SO	ERA WHIP	ERA WHIP				
Chuck Estrada, R ERA: 4.24	1.1	10	3	3	3	8	5	0	0	0	0	0	0	0	0	0						
Gordon Jones, R ERA: 6.75	2.0	9	3	2	2	1	0	0	0	0	0	2	11	11	9.00	1.500						

Baltimore Orioles @ Minnesota Twins
 Metropolitan Stadium, Bloomington, MI
 Tue May 09 1961, 4:33 AM EDT
 Att. 4,514 - Unknown - 47 F

livebaseballscorecards.com

AB 36
 R 5
 H 10
 RBI 5
 SO 9
 LOB 22



Batter	1	2	3	4	5	6	7	8	9	AB	R	H	RBI	BB	SO	LOB	TOP							
Dick Williams, R OBP: 0.247, SLG: 0.297 (1, 7)	6-3		6-3	FC6-4				F8									5 0 1 0 0 0 2							
Jackie Brandt, R OBP: 0.386, SLG: 0.684 (1, 8)	F3		L4		6-3	4-3			E3								5 0 0 0 0 0 1							
Brooks Robinson, R OBP: 0.404, SLG: 0.474 (1, 5)	E6		6-3						K								5 1 2 0 0 1 1							
Walt Dropo, R OBP: 0.316, SLG: 0.412 Jim Gentile, L OBP: 0.476, SLG: 0.812 (9, PH)					5-3	F3			K								3 0 0 0 1 0 2 1 0 0 0 0 1 1							
Ron Hansen, R OBP: 0.333, SLG: 0.389 (1, 6) (4, 4)	F3																4 1 1 1 1 0 3							
Gus Triandos, R OBP: 0.388, SLG: 0.541 (1, 2)																	4 1 2 0 0 0 0							
Earl Robinson, R OBP: 0.275, SLG: 0.270 (1, 9)																	4 1 1 0 0 0 4							
Jerry Adair, R OBP: 0.447, SLG: 0.692 (1, 4) (4, 6)																	4 2 3 4 0 0 0							
Dick Hall, R Wes Stock, R Dave Philley, S Billy Hoelt, L Jim Busby, R Gordon Jones, R (1, 1) (2, 1) (4, PH) (4, 1) (8, PH) (8, 1)																	1 0 0 0 0 0 0 0 0 0 0 0 0 0 1 0 1 1 0 0 0 1 0 0 0 0 1 0 1 0 0 0 0 0 0 0 0 0 0 0 0 0							
Inning Stats	R: 0 E: 1 K: 0 S: 4	H: 0 LOB: 2 BB: 1 P: 8	R: 1 E: 0 K: 0 S: 4	H: 1 LOB: 0 BB: 0 P: 4	R: 0 E: 0 K: 0 S: 3	H: 0 LOB: 0 BB: 0 P: 3	R: 2 E: 0 K: 0 S: 6	H: 3 LOB: 2 BB: 1 P: 10	R: 1 E: 0 K: 0 S: 6	H: 3 LOB: 2 BB: 0 P: 6	R: 0 E: 0 K: 1 S: 6	H: 1 LOB: 1 BB: 0 P: 6	R: 0 E: 0 K: 0 S: 3	H: 1 LOB: 0 BB: 0 P: 3	R: 2 E: 0 K: 0 S: 5	H: 2 LOB: 0 BB: 0 P: 5	R: 0 E: 1 K: 2 S: 8	H: 0 LOB: 1 BB: 0 P: 8	1B: 7 2B: 2 3B: 0 HR: 2	SF: 0 SAC: 0 DP: 1 HBP: 0	WP: 0 PB: 0 SB: 0 CS: 0	PA: 41		
PITCHER	IP WLS BF H R ER SO BB IBB HBP BLK WP HR S P ERA WHIP	IP WLS BF H R ER SO BB IBB HBP BLK WP HR S P ERA WHIP	IP WLS BF H R ER SO BB IBB HBP BLK WP HR S P ERA WHIP	IP WLS BF H R ER SO BB IBB HBP BLK WP HR S P ERA WHIP	IP WLS BF H R ER SO BB IBB HBP BLK WP HR S P ERA WHIP	IP WLS BF H R ER SO BB IBB HBP BLK WP HR S P ERA WHIP	IP WLS BF H R ER SO BB IBB HBP BLK WP HR S P ERA WHIP	IP WLS BF H R ER SO BB IBB HBP BLK WP HR S P ERA WHIP	IP WLS BF H R ER SO BB IBB HBP BLK WP HR S P ERA WHIP	IP WLS BF H R ER SO BB IBB HBP BLK WP HR S P ERA WHIP	IP WLS BF H R ER SO BB IBB HBP BLK WP HR S P ERA WHIP	IP WLS BF H R ER SO BB IBB HBP BLK WP HR S P ERA WHIP	IP WLS BF H R ER SO BB IBB HBP BLK WP HR S P ERA WHIP	IP WLS BF H R ER SO BB IBB HBP BLK WP HR S P ERA WHIP	IP WLS BF H R ER SO BB IBB HBP BLK WP HR S P ERA WHIP	IP WLS BF H R ER SO BB IBB HBP BLK WP HR S P ERA WHIP	IP WLS BF H R ER SO BB IBB HBP BLK WP HR S P ERA WHIP	IP WLS BF H R ER SO BB IBB HBP BLK WP HR S P ERA WHIP	IP WLS BF H R ER SO BB IBB HBP BLK WP HR S P ERA WHIP	IP WLS BF H R ER SO BB IBB HBP BLK WP HR S P ERA WHIP	IP WLS BF H R ER SO BB IBB HBP BLK WP HR S P ERA WHIP	IP WLS BF H R ER SO BB IBB HBP BLK WP HR S P ERA WHIP	IP WLS BF H R ER SO BB IBB HBP BLK WP HR S P ERA WHIP	IP WLS BF H R ER SO BB IBB HBP BLK WP HR S P ERA WHIP

Baltimore Orioles @ Minnesota Twins
Metropolitan Stadium, Bloomington, MI
Wed May 10 1961, 4:33 AM EDT
Att. 5,410 - Unknown - 69 F

AB 39
R 6
H 11
RBI 6
BB 2
SO 3
LOB 14



Batter	1	2	3	4	5	6	7	8	9	AB	R	H	RBI	BB	SO	LOB	BOTTOM								
Zoilo Versalles, R OBP: 0.374, SLG: 0.477 (1, 6)	F4																5 1 2 2 0 1 0								
Dan Dobbek, L OBP: 0.355, SLG: 0.200 (1, 8)	F3																4 1 3 0 1 0 0								
Bob Allison, R OBP: 0.330, SLG: 0.463 (1, 9)	K																4 1 0 0 1 3 4								
Harmon Killebrew, R OBP: 0.414, SLG: 0.809 (1, 5)																	3 2 1 3 1 0 0								
Earl Battey, R OBP: 0.435, SLG: 0.500 (1, 2)																	3 1 2 0 1 0 0								
Don Mincher, L OBP: 0.386, SLG: 0.429 (1, 3)																	2 1 0 0 2 0 2								
Jim Lemon, R OBP: 0.375, SLG: 0.368 (1, 7)																	1 2 1 2 3 0 0								
Billy Gardner, R OBP: 0.330, SLG: 0.349 (1, 4)																	4 1 1 3 0 1 4								
Jack Kralick, L OBP: 0.235, SLG: 0.188 Elmer Valo, L OBP: 0.200, SLG: 0.077 Ray Moore, R (1, 1) (8, PH) (9, 1)																	2 0 0 0 0 0 0 1 0 0 0 0 0 0 0 0 0 0 0 0 0								
Inning Stats	R: 0 E: 0 K: 1 S: 5	H: 0 LOB: 0 BB: 0 P: 5	R: 9 E: 1 K: 0 S: 7	H: 5 LOB: 0 BB: 5 P: 27	R: 1 E: 0 K: 1 S: 7	H: 2 LOB: 1 BB: 1 P: 11	R: 0 E: 0 K: 0 S: 3	H: 1 LOB: 0 BB: 0 P: 3	R: 0 E: 0 K: 2 S: 7	H: 1 LOB: 1 BB: 0 P: 7	R: 0 E: 0 K: 0 S: 3	H: 0 LOB: 2 BB: 2 P: 11	R: 0 E: 0 K: 1 S: 6	H: 1 LOB: 1 BB: 0 P: 6	R: 0 E: 0 K: 0 S: 3	H: 0 LOB: 2 BB: 2 P: 11	R: 0 E: 0 K: 1 S: 6	R: 0 E: 1 K: 2 S: 8	H: 0 LOB: 1 BB: 0 P: 8	1B: 6 2B: 2 3B: 0 HR: 3	SF: 0 SAC: 1 DP: 4 HBP: 0	WP: 0 PB: 0 SB: 0 CS: 1	PA: 39		
PITCHER	IP WLS BF H R ER SO BB IBB HBP BLK WP HR S P ERA WHIP	IP WLS BF H R ER SO BB IBB HBP BLK WP HR S P ERA WHIP	IP WLS BF H R ER SO BB IBB HBP BLK WP HR S P ERA WHIP	IP WLS BF H R ER SO BB IBB HBP BLK WP HR S P ERA WHIP	IP WLS BF H R ER SO BB IBB HBP BLK WP HR S P ERA WHIP	IP WLS BF H R ER SO BB IBB HBP BLK WP HR S P ERA WHIP	IP WLS BF H R ER SO BB IBB HBP BLK WP HR S P ERA WHIP	IP WLS BF H R ER SO BB IBB HBP BLK WP HR S P ERA WHIP	IP WLS BF H R ER SO BB IBB HBP BLK WP HR S P ERA WHIP	IP WLS BF H R ER SO BB IBB HBP BLK WP HR S P ERA WHIP	IP WLS BF H R ER SO BB IBB HBP BLK WP HR S P ERA WHIP	IP WLS BF H R ER SO BB IBB HBP BLK WP HR S P ERA WHIP	IP WLS BF H R ER SO BB IBB HBP BLK WP HR S P ERA WHIP	IP WLS BF H R ER SO BB IBB HBP BLK WP HR S P ERA WHIP	IP WLS BF H R ER SO BB IBB HBP BLK WP HR S P ERA WHIP	IP WLS BF H R ER SO BB IBB HBP BLK WP HR S P ERA WHIP	IP WLS BF H R ER SO BB IBB HBP BLK WP HR S P ERA WHIP	IP WLS BF H R ER SO BB IBB HBP BLK WP HR S P ERA WHIP	IP WLS BF H R ER SO BB IBB HBP BLK WP HR S P ERA WHIP	IP WLS BF H R ER SO BB IBB HBP BLK WP HR S P ERA WHIP	IP WLS BF H R ER SO BB IBB HBP BLK WP HR S P ERA WHIP	IP WLS BF H R ER SO BB IBB HBP BLK WP HR S P ERA WHIP	IP WLS BF H R ER SO BB IBB HBP BLK WP HR S P ERA WHIP	IP WLS BF H R ER SO BB IBB HBP BLK WP HR S P ERA WHIP	IP WLS BF H R ER SO BB IBB HBP BLK WP HR S P ERA WHIP

Baltimore Orioles @ Minnesota Twins
Metropolitan Stadium, Bloomington, MI
Wed May 10 1961, 4:33 AM EDT
Att. 5,410 - Unknown - 69 F

AB 29
R 10
H 10
RBI 10
BB 9
SO 5
LOB 10



Batter	1	2	3	4	5	6	7	8	9	AB	R	H	RBI	BB	SO	LOB	TOP					
Dick Williams, R OBP: 0.253, SLG: 0.313	1-3		F6		2B	E6		BB	6-3	6	1	2	0	0	0	1	Baltimore Orioles @ Minnesota Twins Metropolitan Stadium, Bloomington, MI Thu May 11 1961, 4:33 AM EDT Att. 7,471 - Unknown - 83 F					
Jackie Brandt, R OBP: 0.371, SLG: 0.661	K			E5	1B	FC6-4		F5		5	2	1	0	0	1	3						
Brooks Robinson, R OBP: 0.404, SLG: 0.465	K			1-3	2B	FC6-4		F6		4	2	1	0	1	1	3						
Jim Gentile, L OBP: 0.484, SLG: 0.806		E		K	1B	5-3		BB		3	1	1	3	2	1	3						
Ron Hansen, R OBP: 0.327, SLG: 0.372	F8			1-3	L7			BB		4	0	0	1	1	1	4						
Gus Triandos, R OBP: 0.400, SLG: 0.551	F3			E	1B	E		L5		4	1	2	3	1	0	4						
Jerry Adair, R OBP: 0.442, SLG: 0.659	F6			E5	S			SH2-4		5	0	2	0	0	0	3						
Whitey Herzog, L OBP: 0.429, SLG: 0.362			F7	G3				K		3	0	0	0	1	0	3						
Earl Robinson, R OBP: 0.266, SLG: 0.263										1	0	0	0	0	1	1						
Steve Barber, L OBP: 0.105, SLG: 0.105			K					SH2-4		3	0	0	0	0	3	2						
Hoyt Wilhelm, R OBP: 0.105, SLG: 0.105								BB		0	1	0	0	1	0	0						
Inning Stats	R: 0 E: 0 K: 2 S: 7	H: 0 LOB: 0 BB: 0 P: 7	R: 0 E: 1 K: 0 S: 3	H: 0 LOB: 1 BB: 1 P: 7	R: 0 E: 0 K: 1 S: 5	H: 0 LOB: 0 BB: 0 P: 5	R: 2 E: 2 K: 1 S: 9	H: 2 LOB: 2 BB: 0 P: 9	R: 5 E: 0 K: 2 S: 12	H: 5 LOB: 2 BB: 2 P: 20	R: 0 E: 1 K: 0 S: 4	H: 0 LOB: 1 BB: 0 P: 4	R: 0 E: 0 K: 1 S: 5	H: 0 LOB: 1 BB: 1 P: 9	R: 1 E: 0 K: 0 S: 4	H: 1 LOB: 3 BB: 3 P: 16	R: 0 E: 0 K: 1 S: 6	H: 1 LOB: 1 BB: 0 P: 6	1B: 5 2B: 4 3B: 0 HR: 0	SF: 0 SAC: 1 DP: 0 HBP: 0	WP: 1 PB: 0 SB: 2 CS: 0	PA: 46
PITCHER	IP	WLS	BF	H	R	ER	SO	BB	IBB	HBP	BLK	WP	HR	S	P	ERA	WHIP					
Camilo Pascual, R ERA: 4.01	4.2	L	23	5	6	4	5	2	0	0	0	0	0	31	39	7.71	1.500					
Ted Sadowski, R ERA: 6.23	0.1		4	2	1	0	1	1	0	0	0	1	0	5	9	0.00	9.000					
Jim Kaat, L ERA: 4.26	1.0		4	0	0	0	0	0	0	0	0	0	0	4	4	0.00	0.000					
Paul Giel, R ERA: 7.2	2.0		11	1	1	1	1	3	1	0	0	0	0	9	25	4.50	2.000					
Bill Pleis, L ERA: 3.65	0.2		3	1	0	0	1	0	0	0	0	0	0	5	5	0.00	1.500					
PITCHER	IP	WLS	BF	H	R	ER	SO	BB	IBB	HBP	BLK	WP	HR	S	P	ERA	WHIP					
Ray Moore, R ERA: 3.46	0.1		1	0	0	0	0	0	0	0	0	0	0	1	1	0.00	0.000					

AB	38
R	8
H	9
RBI	7
BB	7
SO	8
LOB	27



Batter	1	2	3	4	5	6	7	8	9	AB	R	H	RBI	BB	SO	LOB	BOTTOM					
Zoilo Versalles, R OBP: 0.365, SLG: 0.456	1-3		K		BB	F7		6-3		4	0	0	0	1	1	5	Baltimore Orioles @ Minnesota Twins Metropolitan Stadium, Bloomington, MI Thu May 11 1961, 4:33 AM EDT Att. 7,471 - Unknown - 83 F					
Lenny Green, L OBP: 0.425, SLG: 0.466	K				1-3			K		5	0	2	2	0	2	1						
Harmon Killebrew, R OBP: 0.413, SLG: 0.769	4-3		1B					1B		5	1	2	0	0	0	2						
Jose Valdivielso, R OBP: 0.116, SLG: 0.063			F8			5-3	BB	1B		0	0	0	0	0	0	0						
Earl Batley, R OBP: 0.433, SLG: 0.494		G3		5-3		F7		1B		5	0	2	0	0	0	1						
Bob Allison, R OBP: 0.333, SLG: 0.453		K		CS	1B		5-3	G5-4-3		4	1	1	0	1	1	4						
Jim Lemon, R OBP: 0.369, SLG: 0.352		K			K		5-3			3	0	0	0	1	2	3						
Billy Gardner, R OBP: 0.337, SLG: 0.356			2B	1B	CS	F5	BB	G5-4-3		4	2	2	2	0	0	1						
Don Mincher, L OBP: 0.400, SLG: 0.525			1B	2B			1B	2B		3	3	3	1	1	0	0						
Camilo Pascual, R ERA: 4.01										1	0	0	0	0	1	2						
Ted Sadowski, R ERA: 6.23										0	0	0	0	0	0	0						
Jim Kaat, L ERA: 4.26										0	0	0	0	0	0	0						
Paul Giel, R ERA: 7.2										0	0	0	0	0	0	0						
Bill Pleis, L ERA: 3.65										0	0	0	0	0	0	0						
Inning Stats	R: 0 E: 0 K: 1 S: 5	H: 0 LOB: 0 BB: 0 P: 5	R: 0 E: 0 K: 2 S: 7	H: 0 LOB: 0 BB: 0 P: 7	R: 2 E: 0 K: 2 S: 10	H: 3 LOB: 1 BB: 0 P: 10	R: 0 E: 0 K: 1 S: 5	H: 1 LOB: 0 BB: 0 P: 5	R: 1 E: 0 K: 0 S: 4	H: 1 LOB: 1 BB: 1 P: 8	R: 3 E: 0 K: 0 S: 6	H: 3 LOB: 2 BB: 2 P: 14	R: 0 E: 0 K: 0 S: 4	H: 2 LOB: 1 BB: 0 P: 4	R: 1 E: 0 K: 0 S: 4	H: 2 LOB: 1 BB: 1 P: 8	R: 0 E: 0 K: 1 S: 6	H: 2 LOB: 2 BB: 0 P: 6	1B: 11 2B: 2 3B: 0 HR: 1	SF: 0 SAC: 0 DP: 3 HBP: 0	WP: 0 PB: 0 SB: 0 CS: 1	PA: 42
PITCHER	IP	WLS	BF	H	R	ER	SO	BB	IBB	HBP	BLK	WP	HR	S	P	ERA	WHIP					
Steve Barber, L ERA: 3.43	5.2	W	27	8	6	6	6	3	0	0	0	0	0	36	48	9.53	1.941					
Hoyt Wilhelm, R ERA: 1.74	3.1	S	14	6	1	1	1	1	0	0	0	0	0	15	19	2.70	2.100					
PITCHER	IP	WLS	BF	H	R	ER	SO	BB	IBB	HBP	BLK	WP	HR	S	P	ERA	WHIP					
Ray Moore, R ERA: 3.46	0.1		1	0	0	0	0	0	0	0	0	0	0	1	1	0.00	0.000					



Batter	1	2	3	4	5	6	7	8	9	AB	R	H	RBI	BB	SO	LOB	TOP							
Jackie Brandt, R OBP: 0.364, SLG: 0.636 (1, 9)	0-0 6-3		0-0 CS 1B		0-0 6-3		0-0 F9			4	0	1	0	0	0	1								
Dick Williams, R OBP: 0.242, SLG: 0.301 Russ Snyder, L OBP: 0.294, SLG: 0.302 (1, 7)	0-0 F9		0-0 SF9		0-0 P6			0-0 6-3		3	0	0	1	0	0	0								
Brooks Robinson, R OBP: 0.415, SLG: 0.476 (1, 5)	0-0 P5		0-0 CS 1-2	0-0 HR 1B		0-0 1B		0-0 1B		4	1	3	0	0	0	0								
Jim Gentile, L OBP: 0.475, SLG: 0.816 (1, 3)		0-3 K		0-0 HR 1B		0-3 K		0-0 F5		4	1	1	2	0	2	2								
Gus Triandos, R OBP: 0.394, SLG: 0.537 (1, 2)		0-0 G1-6-3 1B		0-3 K		0-0 P6		0-3 K		4	0	1	0	0	2	2								
Ron Hansen, R OBP: 0.324, SLG: 0.367 (1, 4)	0-0 G1-6-3		0-0 1B	0-0 8-5 1B		0-0 F8			0-0 F8	4	0	1	0	0	0	2								
Jim Busby, R OBP: 0.286, SLG: 0.167 Gene Stephens, L OBP: 0.304, SLG: 0.111 (7, PH)			4-0 E 1B BB	0-0 1-2 1B		4-0 S BB		0-0 G6-4-3 1B		1	1	1	0	1	0	0								
Jerry Adair, R OBP: 0.429, SLG: 0.625 (1, 6)			0-0 E9 1B SF9	0-0 8-5		0-3 K		0-0 G6-4-3		4	1	1	0	0	1	4								
Jack Fisher, R OBP: 0.167, SLG: 0.091 (1, 1)			0-0 1-3		0-3 K		0-0 F8			3	0	0	0	0	1	2								
Inning Stats	R: 0 E: 0 K: 0 S: 3	H: 0 LOB: 0 BB: 0 P: 3	R: 0 E: 0 K: 1 S: 5	H: 1 LOB: 0 BB: 0 P: 5	R: 2 E: 1 K: 0 S: 4	H: 2 LOB: 1 BB: 1 P: 8	R: 2 E: 0 K: 1 S: 8	H: 4 LOB: 1 BB: 0 P: 8	R: 0 E: 0 K: 1 S: 5	H: 0 LOB: 0 BB: 0 P: 5	R: 0 E: 0 K: 1 S: 6	H: 1 LOB: 1 BB: 0 P: 6	R: 0 E: 0 K: 1 S: 5	H: 0 LOB: 1 BB: 1 P: 9	R: 0 E: 0 K: 1 S: 6	H: 1 LOB: 0 BB: 0 P: 6	R: 0 E: 0 K: 0 S: 3	H: 1 LOB: 0 BB: 0 P: 3	1B: 9 2B: 1 3B: 0 HR: 1	SF: 1 SAC: 0 DP: 3 HBP: 0	WP: 0 PB: 0 SB: 1 CS: 1	PA: 36		
PITCHER	IP WLS BF H R ER SO	IP WLS BF H R ER SO	IP WLS BF H R ER SO	IP WLS BF H R ER SO	IP WLS BF H R ER SO	IP WLS BF H R ER SO	IP WLS BF H R ER SO	IP WLS BF H R ER SO	IP WLS BF H R ER SO	IP WLS BF H R ER SO	IP WLS BF H R ER SO	IP WLS BF H R ER SO	IP WLS BF H R ER SO	IP WLS BF H R ER SO	IP WLS BF H R ER SO	IP WLS BF H R ER SO	IP WLS BF H R ER SO	IP WLS BF H R ER SO	IP WLS BF H R ER SO	ERA WHIP	ERA WHIP			
Johnny Antonelli, L ERA: 3.04 Barry Latman, R ERA: 1.98 Frank Funk, R ERA: 3.07 (1, 1)	3.1 L 16 7 4 3 2	4.2 16 2 0 0 4	1.0 3 1 0 0 0	0.0 0 0 0 0	0.0 0 0 0 0	0.0 0 0 0 0	0.0 0 0 0 0	0.0 0 0 0 0	0.0 0 0 0 0	0.0 0 0 0 0	0.0 0 0 0 0	0.0 0 0 0 0	0.0 0 0 0 0	0.0 0 0 0 0	0.0 0 0 0 0	0.0 0 0 0 0	0.0 0 0 0 0	0.0 0 0 0 0	0.0 0 0 0 0	0.0 0 0 0 0	8.10 2.400	0.00 0.643	0.00 1.000	

Baltimore Orioles @ Cleveland Indians
Cleveland Municipal Stadium, Cleveland, OH
Fri May 12 1961, 7:05 PM EDT
Att: 9,240 - Unknown

AB 32
R 4
H 10
RBI 3
BB 2
SO 6
LOB 13



Batter	1	2	3	4	5	6	7	8	9	AB	R	H	RBI	BB	SO	LOB	BOTTOM						
Johnny Temple, R OBP: 0.451, SLG: 0.433 (1, 4)	0-0 F9		0-0 F9		0-0 F3			0-0 F8		4	0	0	0	0	0	0							
Tito Francona, L OBP: 0.337, SLG: 0.444 (1, 7)	0-0 6-3		0-0 F8		0-0 F7			0-0 6-3		4	0	0	0	0	0	0							
Jim Piersall, R OBP: 0.366, SLG: 0.440 (1, 8)	0-0 1B 1B		0-0 1B		0-0 P6			0-0 E6 1B SF9		4	2	2	0	0	0	0							
Willie Kirkland, L OBP: 0.324, SLG: 0.297 (1, 9)	0-0 1B		0-0 F7		0-0 F7			0-0 FC6-4 1B		4	0	2	0	0	0	1							
Vic Power, R OBP: 0.317, SLG: 0.419 (1, 3)	0-0 1-2 1B		0-0 4-3		0-0 F8			0-0 SF9		3	0	1	2	0	0	0							
Woodie Held, R OBP: 0.324, SLG: 0.341 (1, 6)	0-0 P4		0-0 G5-3 1B		0-0 5-3			0-0 F9		4	0	1	0	0	0	3							
Bubba Phillips, R OBP: 0.265, SLG: 0.392 (1, 5)		0-0 F7		0-0 1-2 1B		0-0 5-3		0-0 FC6-4		4	0	1	0	0	0	1							
John Romano, R OBP: 0.386, SLG: 0.481 (1, 2)		0-0 F9		0-0 G5-3		0-0 5-3				3	0	0	0	0	0	2							
Johnny Antonelli, L OBP: 0.167, SLG: 0.333 Barry Latman, R OBP: 0.230, SLG: 0.250 Bob Hale, L OBP: 0.230, SLG: 0.250 Frank Funk, R OBP: 0.230, SLG: 0.250 (1, 1)		0-0 F9			0-0 1-3			0-0 G3		1	0	0	0	0	0	0							
Inning Stats	R: 1 E: 0 K: 0 S: 6	H: 3 LOB: 2 BB: 0 P: 6	R: 0 E: 0 K: 0 S: 3	H: 0 LOB: 0 BB: 0 P: 3	R: 0 E: 0 K: 0 S: 4	H: 1 LOB: 1 BB: 0 P: 4	R: 0 E: 0 K: 0 S: 4	H: 2 LOB: 1 BB: 0 P: 4	R: 0 E: 0 K: 0 S: 3	H: 0 LOB: 0 BB: 0 P: 3	R: 0 E: 0 K: 0 S: 3	H: 0 LOB: 0 BB: 0 P: 3	R: 0 E: 0 K: 0 S: 3	H: 0 LOB: 0 BB: 0 P: 3	R: 1 E: 1 K: 0 S: 5	H: 1 LOB: 1 BB: 0 P: 5	1B: 7 2B: 0 3B: 0 HR: 0	SF: 1 SAC: 0 DP: 1 HBP: 0	WP: 0 PB: 0 SB: 0 CS: 0	PA: 34			
PITCHER	IP WLS BF H R ER SO	IP WLS BF H R ER SO	IP WLS BF H R ER SO	IP WLS BF H R ER SO	IP WLS BF H R ER SO	IP WLS BF H R ER SO	IP WLS BF H R ER SO	IP WLS BF H R ER SO	IP WLS BF H R ER SO	IP WLS BF H R ER SO	IP WLS BF H R ER SO	IP WLS BF H R ER SO	IP WLS BF H R ER SO	IP WLS BF H R ER SO	IP WLS BF H R ER SO	IP WLS BF H R ER SO	IP WLS BF H R ER SO	IP WLS BF H R ER SO	IP WLS BF H R ER SO	ERA WHIP	ERA WHIP		
Jack Fisher, R ERA: 3.83 (1, 1)	9.0 W 34 7 2 1 0																				1.00 0.778		

Baltimore Orioles @ Cleveland Indians
Cleveland Municipal Stadium, Cleveland, OH
Fri May 12 1961, 7:05 PM EDT
Att: 9,240 - Unknown

AB 33
R 2
H 7
RBI 2
BB 0
SO 0
LOB 7



Batter	1	2	3	4	5	6	7	8	9	AB	R	H	RBI	BB	SO	LOB	TOP					
Whitey Herzog, L (1,9) OBP: 0.433, SLG: 0.347	4-0 BB			4-0 FC6-4 1B	0-0 4-3		0-0 P6		0-0 6-3	2	1	0	0	2	0	0	Baltimore Orioles @ Cleveland Indians Cleveland Municipal Stadium, Cleveland, OH Sat May 13 1961, 3:33 AM EDT Att: 3,417 - Unknown livebaseballscorecards.com					
Walt Dropo, R (9,PH) OBP: 0.300, SLG: 0.389										1	0	0	0	0	0	0						
Jim Busby, R (9,8) OBP: 0.286, SLG: 0.167										0	0	0	0	0	0	0						
Russ Snyder, L (1,8) OBP: 0.306, SLG: 0.328	0-0 F8			0-0 FC6-4 SF8 1B	0-0 P6		0-0 2B			4	1	2	0	0	0	1						
Brooks Robinson, R (1,5) OBP: 0.418, SLG: 0.477	0-0 G6-4-3			0-0 FC6-4 1B	0-0 1B		0-0 F8			4	0	2	0	0	0	2						
Jim Gentile, L (1,3) OBP: 0.466, SLG: 0.825		0-0 6-3		0-0 FC6-4 1B	0-0 4-3			0-0 HR		4	2	1	2	0	0	3						
Gus Triandos, R (1,2) OBP: 0.378, SLG: 0.518	0-0 F8			0-0 SF8		0-0 6-3		0-0 6-3		3	0	0	1	0	0	0						
Ron Hansen, R (1,4) OBP: 0.322, SLG: 0.363	0-0 F7			0-0 E 1B		0-0 F9		0-0 5-3		4	0	1	0	0	0	0						
Gene Stephens, L (1,7) OBP: 0.280, SLG: 0.100			0-0 G3	0-0 E1 BB		0-0 2B		0-0 F3		2	0	0	0	0	0	1						
Dick Williams, R (6,PH) OBP: 0.247, SLG: 0.318				1-3 2-H						2	0	1	0	0	0	0						
Hoyt Wilhelm, R (8,1)										0	0	0	0	0	0	0						
Jerry Adair, R (1,6) OBP: 0.417, SLG: 0.588		0-0 F8		4-0 1-2 BB		0-0 F9			0-0 F7	3	0	0	0	1	0	1						
Hal Brown, R (1,1)			0-3 K	0-3 K					0-0 6-3	3	0	0	0	0	2	3						
Earl Robinson, R (8,7) OBP: 0.262, SLG: 0.256							0-0 L4			1	0	0	0	0	0	0						
Inning Stats	R: 0 E: 0 K: 0 S: 2	H: 0 LOB: 0 BB: 1 P: 6	R: 0 E: 0 K: 0 S: 3	H: 0 LOB: 0 BB: 0 P: 3	R: 0 E: 0 K: 1 S: 5	H: 0 LOB: 0 BB: 2 P: 5	R: 3 E: 1 K: 1 S: 9	H: 3 LOB: 3 BB: 2 P: 17	R: 0 E: 0 K: 0 S: 4	H: 1 LOB: 1 BB: 0 P: 4	R: 0 E: 0 K: 0 S: 4	H: 1 LOB: 1 BB: 0 P: 4	R: 0 E: 0 K: 0 S: 4	H: 1 LOB: 0 BB: 0 P: 4	R: 1 E: 0 K: 0 S: 4	H: 1 LOB: 0 BB: 0 P: 4	R: 0 E: 0 K: 0 S: 3	H: 0 LOB: 0 BB: 0 P: 3	1B: 4 2B: 2 HR: 1	SF: 1 SAC: 0 HBP: 0	WP: 0 PB: 0 SB: 0 CS: 0	PA: 37
PITCHER	IP WLS BF H R ER SO BB IBB HBP BLK WP HR S P ERA WHIP																					
Wynn Hawkins, R (1,1) ERA: 1.61	5.0 L 22 4 3 2 2 3 0 0 0 0 0 0 23 35 3.60 1.400																					
Bob Allen, L (6,1) ERA: 1.08	4.0 15 3 1 1 0 0 0 0 0 0 0 0 1 15 2.25 0.750																					

Batter	1	2	3	4	5	6	7	8	9	AB	R	H	RBI	BB	SO	LOB	BOTTOM					
Johnny Temple, R (1,4) OBP: 0.434, SLG: 0.415	0-0 6-3			0-0 P6	0-0 F3		0-0 L5			4	0	0	0	0	0	4	Baltimore Orioles @ Cleveland Indians Cleveland Municipal Stadium, Cleveland, OH Sat May 13 1961, 3:33 AM EDT Att: 3,417 - Unknown livebaseballscorecards.com					
Jim Piersall, R (1,8) OBP: 0.362, SLG: 0.442	0-0 F2			0-0 F9		0-0 2B 4-3 2B		0-3 K		4	1	1	0	0	1	0						
Tito Francona, L (1,7) OBP: 0.343, SLG: 0.457	0-0 F7			0-0 1B		0-0 2-3 2B		0-0 4-3		4	0	2	0	0	0	0						
Willie Kirkland, L (1,9) OBP: 0.307, SLG: 0.279		0-0 F2		0-0 6-3		0-3 K		0-0 G3		4	0	0	0	0	1	3						
Vic Power, R (1,3) OBP: 0.305, SLG: 0.402		0-0 F7			0-0 F8	0-0 4-3		0-0 6-3		4	0	0	1	0	0	1						
Woodie Held, R (1,6) OBP: 0.321, SLG: 0.347		0-0 5-3			0-0 FC6-4 2B	0-0 F8		0-0 4-3		4	0	1	0	0	0	1						
John Romano, R (1,2) OBP: 0.380, SLG: 0.463			0-0 4-3		4-0 FC6-4 BB		0-0 F8		0-3 K	3	0	0	0	1	1	0						
Bubba Phillips, R (1,5) OBP: 0.257, SLG: 0.380			0-0 F2		0-0 FC6-4 BB		0-0 F8			3	0	0	0	0	0	2						
Wynn Hawkins, R (1,1)			0-0 F7		4-0 1-2 BB		0-0 1B			1	0	0	0	0	0	0						
Bob Hale, L (5,PH) OBP: 0.273, SLG: 0.250										0	0	0	0	1	0	0						
Mudcat Grant, R (5,PR) OBP: 0.273, SLG: 0.222										0	0	0	0	0	0	0						
Bob Allen, L (6,1) OBP: 0.500, SLG: 0.500										1	0	1	0	0	0	0						
Inning Stats	R: 0 E: 0 K: 0 S: 3	H: 0 LOB: 0 BB: 0 P: 3	R: 0 E: 0 K: 0 S: 3	H: 0 LOB: 0 BB: 0 P: 3	R: 0 E: 0 K: 0 S: 3	H: 0 LOB: 0 BB: 0 P: 3	R: 0 E: 0 K: 0 S: 4	H: 1 LOB: 1 BB: 0 P: 4	R: 0 E: 0 K: 0 S: 4	H: 1 LOB: 3 BB: 2 P: 12	R: 1 E: 0 K: 1 S: 7	H: 2 LOB: 1 BB: 0 P: 7	R: 0 E: 0 K: 0 S: 4	H: 1 LOB: 1 BB: 0 P: 4	R: 0 E: 0 K: 1 S: 5	H: 0 LOB: 0 BB: 0 P: 5	R: 0 E: 0 K: 1 S: 5	H: 0 LOB: 0 BB: 0 P: 5	1B: 2 2B: 3 HR: 0	SF: 0 SAC: 0 HBP: 0	WP: 0 PB: 0 SB: 0 CS: 0	PA: 34
PITCHER	IP WLS BF H R ER SO BB IBB HBP BLK WP HR S P ERA WHIP																					
Hal Brown, R (1,1) ERA: 4.23	7.0 W 28 5 1 1 1 2 0 0 0 0 0 0 28 36 1.29 1.000																					
Hoyt Wilhelm, R (8,1) ERA: 1.64	2.0 S 6 0 0 0 2 0 0 0 0 0 0 0 10 10 0.00 0.000																					



Batter	1	2	3	4	5	6	7	8	9	10	11	12	13	14	15	AB	R	H	RBI	BB	SO	LOB	TOP				
Whitey Herzog, L OBP: 0.419, SLG: 0.327 (1, 9)																6	0	1	0	1	0	3					
Russ Snyder, L OBP: 0.304, SLG: 0.324 (1, 8)																7	0	2	0	0	0	3					
Brooks Robinson, R OBP: 0.406, SLG: 0.460 (1, 5)																6	0	1	0	0	1	4					
Jim Gentile, L OBP: 0.434, SLG: 0.788 (1, 3)																5	0	1	0	0	1	3					
Walt Dropo, R OBP: 0.333, SLG: 0.421 (11, 3)															1	0	1	0	0	0	0						
Ron Hansen, R OBP: 0.306, SLG: 0.343 (1, 4)																6	0	0	0	0	0	3					
Clint Courtney, L OBP: 0.375, SLG: 0.211 (1, 2)																6	0	2	0	0	0	0					
Gene Stephens, L OBP: 0.290, SLG: 0.154 (1, 7)															6	0	2	0	0	0	1						
Jerry Adair, R OBP: 0.469, SLG: 0.561 (1, 6)																6	0	2	0	0	3						
Billy Hoelt, L OBP: 0.333, SLG: 0.421 (11, 1)																3	0	0	0	0	4						
Dave Pulley, S OBP: 0.333, SLG: 0.421 (10, PH)															1	0	1	0	0	0	0						
Jackie Brainer, R OBP: 0.333, SLG: 0.421 (10, PH)															0	0	0	0	0	0	0						
Hoyt Wilhelm, R OBP: 0.333, SLG: 0.421 (10, PH)															0	0	0	0	0	0	0						
Dick Williams, R OBP: 0.333, SLG: 0.421 (10, PH)															1	0	0	0	0	1							
Jack Fisher, R OBP: 0.333, SLG: 0.421 (12, 1)															1	0	0	0	0	1							
Inning Stats	R: 0 E: 0 K: 0 S: 3	H: 0 LOB: 1 BB: 1 P: 7	R: 0 E: 0 K: 0 S: 4	H: 1 LOB: 1 BB: 0 P: 4	R: 0 E: 0 K: 0 S: 4	H: 1 LOB: 0 BB: 0 P: 3	R: 0 E: 0 K: 1 S: 5	H: 1 LOB: 1 BB: 0 P: 5	R: 0 E: 0 K: 0 S: 4	H: 0 LOB: 0 BB: 0 P: 3	R: 0 E: 0 K: 0 S: 4	H: 1 LOB: 1 BB: 0 P: 4	R: 0 E: 0 K: 0 S: 3	H: 0 LOB: 0 BB: 0 P: 3	R: 0 E: 0 K: 0 S: 4	H: 2 LOB: 2 BB: 0 P: 7	R: 0 E: 0 K: 0 S: 3	H: 0 LOB: 0 BB: 0 P: 3	R: 0 E: 0 K: 1 S: 5	H: 0 LOB: 0 BB: 0 P: 5	1B: 13 2B: 1 3B: 0 HR: 0	SF: 0 SAC: 0 DP: 3 HBP: 0	WP: 0 PB: 0 SB: 1 CS: 1	PA: 56			
PITCHER	IP 8.0	WLS 31	BF 31	H 9	R 0	ER 0	SO 1	BB 1	IBB 0	HBP 0	BLK 0	WP 0	HR 0	S 32	P 36	ERA 0.00	WHIP 1.250										
Frank Funk, R ERA: 2.08 (9, 1)	7.0	W	25	4	0	0	2	0	0	0	0	0	0	29	29	0.00	0.571										

Baltimore Orioles @ Cleveland Indians
Cleveland Municipal Stadium, Cleveland, OH
Sun May 14 1961, 3:33 AM EDT
Unknown

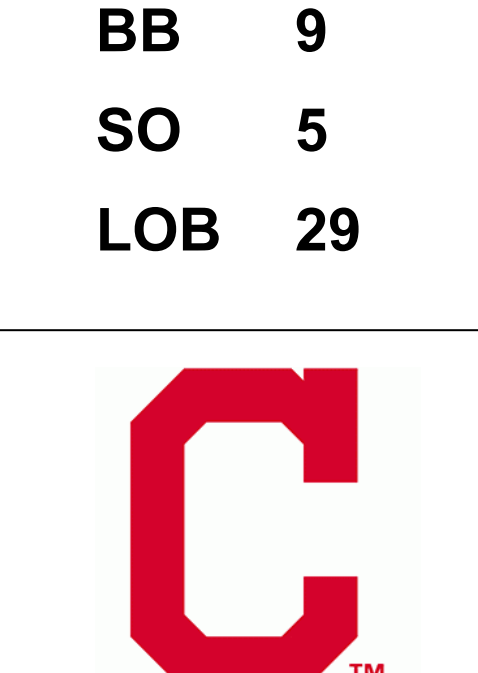
AB 55
R 0
H 13
RBI 0
BB 1
SO 3
LOB 25



Batter	1	2	3	4	5	6	7	8	9	10	11	12	13	14	15	AB	R	H	RBI	BB	SO	LOB	BOTTOM							
Johnny Temple, R OBP: 0.434, SLG: 0.410 (1, 4)																6	0	2	0	1	0	1								
Jim Piersall, R OBP: 0.357, SLG: 0.431 (1, 8)																7	0	2	0	0	0	2								
Tito Francona, L OBP: 0.339, SLG: 0.440 (1, 7)																6	0	1	0	1	1	3								
Chuck Essegian, R OBP: 0.294, SLG: 0.500 (1, 9)																3	0	0	0	1	0	5								
Willie Kirkland, L OBP: 0.308, SLG: 0.271 (10, PH)																2	0	0	0	1	0	1								
Vic Power, R OBP: 0.287, SLG: 0.382 (1, 3)															5	0	0	0	1	1	2									
John Romano, R OBP: 0.374, SLG: 0.435 (1, 2)																5	1	0	0	2	1	4								
Woodie Held, R OBP: 0.327, SLG: 0.356 (1, 6)																6	0	2	0	1	2	3								
Bubba Phillips, R OBP: 0.277, SLG: 0.387 (1, 5)																6	0	3	0	1	0	2								
Jim Perry, S OBP: 0.150, SLG: 0.200 (1, 1)																3	0	0	0	0	3									
Bob Nieman, R OBP: 0.444, SLG: 0.500 (8, PH)															1	0	0	0	0	2										
Frank Funk, R (9, 1)															2	0	0	0	0	0										
Bob Hale, L OBP: 0.250, SLG: 0.222 (15, PH)															1	0	0	0	0	1										
Inning Stats	R: 0 E: 0 K: 0 S: 5	H: 2 LOB: 3 BB: 1 P: 9	R: 0 E: 0 K: 1 S: 6	H: 1 LOB: 1 BB: 0 P: 6	R: 0 E: 0 K: 0 S: 3	H: 0 LOB: 0 BB: 0 P: 3	R: 0 E: 0 K: 0 S: 4	H: 1 LOB: 2 BB: 1 P: 8	R: 0 E: 0 K: 0 S: 5	H: 2 LOB: 2 BB: 0 P: 5	R: 0 E: 0 K: 0 S: 4	H: 1 LOB: 1 BB: 0 P: 4	R: 0 E: 0 K: 0 S: 6	H: 1 LOB: 2 BB: 1 P: 10	R: 0 E: 0 K: 0 S: 3	H: 0 LOB: 0 BB: 0 P: 3	R: 0 E: 0 K: 0 S: 3	H: 0 LOB: 0 BB: 0 P: 3	R: 0 E: 0 K: 0 S: 3	H: 0 LOB: 2 BB: 2 P: 11	R: 0 E: 0 K: 0 S: 4	H: 1 LOB: 1 BB: 0 P: 4	R: 0 E: 0 K: 0 S: 5	H: 0 LOB: 0 BB: 0 P: 5	R: 1 E: 1 K: 1 S: 5	H: 1 LOB: 2 BB: 1 P: 9	1B: 9 2B: 1 3B: 0 HR: 0	SF: 0 SAC: 1 DP: 0 HBP: 0	WP: 0 PB: 0 SB: 1 CS: 0	PA: 63
PITCHER	IP 9.0	WLS 39	BF 39	H 8	R 0	ER 0	SO 2	BB 1	IBB 0	HBP 0	BLK 0	WP 0	HR 0	S 39	P 55	ERA 0.00	WHIP 1.222													
Hoyt Wilhelm, R ERA: 1.54 (10, 1)	2.0		8	0	0	0	1	2	0	0	0	0	0	8	16	0.00	1.000													
Jack Fisher, R ERA: 3.29 (12, 1)	3.2	L	16	2	1	0	2	3	0	0	0	0	0	17	29	0.00	1.364													

Baltimore Orioles @ Cleveland Indians
Cleveland Municipal Stadium, Cleveland, OH
Sun May 14 1961, 3:33 AM EDT
Unknown

AB 53
R 1
H 10
RBI 0
BB 9
SO 5
LOB 29



Batter	1	2	3	4	5	6	7	8	9	AB	R	H	RBI	BB	SO	LOB	TOP																				
Dick Williams, R OBP: 0.242, SLG: 0.341 (1, 7)	F3		P6			HR	F7		5-3	5	1	1	1	0	0	0	Baltimore Orioles @ Cleveland Indians Cleveland Municipal Stadium, Cleveland, OH Sun May 14 1961, 3:38 AM EDT Att: 13,238 - Unknown																				
Gene Stephens, L OBP: 0.286, SLG: 0.167 Wes Stock, R (7, 1)	K		P3			BB SF8 1B	4-3			4	1	1	0	0	1	0																					
Brooks Robinson, R OBP: 0.402, SLG: 0.453 (1, 5)	5-3			K		SF8 BB 1B		F8		4	1	1	0	0	1	0																					
Gus Triandos, R OBP: 0.392, SLG: 0.534 (1, 2)		PB BB 1B		F8		1B BB				3	0	2	0	1	0	0																					
Walt Dropo, R OBP: 0.348, SLG: 0.400 Dave Philley, S OBP: 0.412, SLG: 0.500 (6, PH) (6, 7)	P3			FC6-4 BB		SF8		F8		1	0	0	0	1	0	1																					
Ron Hansen, R OBP: 0.304, SLG: 0.339 (1, 4)	K			FC6-4 1-2						4	0	1	1	0	1	3																					
Russ Snyder, L OBP: 0.301, SLG: 0.312 (1, 8)		PB BB			5-3	P5			6-3	3	0	0	0	1	0	2																					
Jerry Adair, R OBP: 0.386, SLG: 0.525 (1, 6)	P3				F8	4-3			F3	4	0	0	0	0	0	4																					
Chuck Estrada, R OBP: 0.071, SLG: 0.071 Whitley Herzog, L OBP: 0.427, SLG: 0.393 (7, 9)			F9		6-3		P4			3	0	0	0	0	0	0																					
								HR		1	1	1	1	0	0	0																					
Inning Stats	R: 0 E: 0 K: 1 S: 5	H: 0 LOB: 0 BB: 0 P: 5	R: 0 E: 0 K: 1 S: 6	H: 1 LOB: 2 BB: 1 P: 10	R: 0 E: 0 K: 0 S: 3	H: 0 LOB: 0 BB: 0 P: 3	R: 0 E: 0 K: 1 S: 5	H: 0 LOB: 1 BB: 1 P: 9	R: 0 E: 0 K: 0 S: 3	H: 0 LOB: 0 BB: 0 P: 3	R: 3 E: 0 K: 0 S: 7	H: 4 LOB: 2 BB: 1 P: 11	R: 0 E: 0 K: 0 S: 3	H: 0 LOB: 0 BB: 0 P: 3	R: 0 E: 0 K: 0 S: 4	H: 1 LOB: 1 BB: 0 P: 4	R: 1 E: 0 K: 0 S: 4	H: 1 LOB: 0 BB: 0 P: 4	1B: 4 2B: 1 3B: 0 HR: 2	SF: 1 SAC: 0 DP: 0 HBP: 0	WP: 0 PB: 1 SB: 0 CS: 0	PA: 37															
PITCHER	IP	WLS	BF	H	R	ER	SO	BB	IBB	HBP	BLK	WP	HR	S	P	ERA	WHIP	PITCHER		IP	WLS	BF	H	R	ER	SO	BB	IBB	HBP	BLK	WP	HR	S	P	ERA	WHIP	
Gary Bell, R ERA: 4.43 Barry Latman, R ERA: 2.08	(1, 1)	5.1	24	5	3	3	3	3	0	0	0	0	1	27	39	5.06	1.500			(6, 1)	3.2	W	13	2	1	1	0	0	0	0	0	0	1	13	13	2.46	0.545

AB	33
R	4
H	7
RBI	4
BB	3
SO	3
LOB	11




Batter	1	2	3	4	5	6	7	8	9	AB	R	H	RBI	BB	SO	LOB	BOTTOM																			
Johnny Temple, R OBP: 0.441, SLG: 0.402 (1, 4)	FC4-6 BB	BB BB		G5-4-3 1-2			1B SH3-4 1B BB	F9		2	1	0	0	3	0	1	Baltimore Orioles @ Cleveland Indians Cleveland Municipal Stadium, Cleveland, OH Sun May 14 1961, 3:38 AM EDT Att: 13,238 - Unknown																			
Jim Piersall, R OBP: 0.346, SLG: 0.423 (1, 8)	FC4-6 1-2 1B BB	SF8			P4		SH3-4			2	1	0	1	0	0	1																				
Tito Francona, L OBP: 0.363, SLG: 0.446 (1, 7)	1B 1-2 BB	3-H 4-0			F9 E BB		1B HR 1B			1	1	1	0	3	0	0																				
Vic Power, R OBP: 0.296, SLG: 0.377 (1, 3)	F9	4-3			E4		HR 1B			4	1	1	1	0	0	6																				
Willie Kirkland, L OBP: 0.317, SLG: 0.324 (1, 9)	1-3 2-H 1B			4-3	F9		HR			4	1	2	4	0	0	2																				
John Romano, R OBP: 0.369, SLG: 0.420 (1, 2)	K			P5	P6		G5-4-3 BB			3	0	0	0	1	1	4																				
Woodie Held, R OBP: 0.325, SLG: 0.346 (1, 6)		SH1-4 SF8 BB		P4		6-3	G5-4-3 1-2			3	1	0	0	1	0	1																				
Bubba Phillips, R OBP: 0.276, SLG: 0.382 (1, 5)		BB SH1-4 1B		6-3		4-3		6-3		4	0	1	0	0	0	0																				
Gary Bell, R OBP: 0.143, SLG: 0.143 Barry Latman, R (6, 1)		SH1-4			G5-4-3 1B	K		K		1	0	1	0	0	0	0																				
										2	0	0	0	0	2	0																				
Inning Stats	R: 1 E: 0 K: 1 S: 6	H: 1 LOB: 2 BB: 2 P: 14	R: 1 E: 0 K: 0 S: 4	H: 1 LOB: 3 BB: 3 P: 16	R: 0 E: 0 K: 0 S: 3	H: 0 LOB: 0 BB: 0 P: 3	R: 0 E: 0 K: 0 S: 3	H: 1 LOB: 0 BB: 0 P: 3	R: 0 E: 0 K: 0 S: 4	H: 0 LOB: 2 BB: 1 P: 8	R: 0 E: 0 K: 1 S: 5	H: 0 LOB: 0 BB: 0 P: 5	R: 4 E: 0 K: 0 S: 5	H: 3 LOB: 0 BB: 2 P: 13	R: 0 E: 0 K: 1 S: 5	H: 0 LOB: 0 BB: 0 P: 5	1B: 5 2B: 0 3B: 0 HR: 1	SF: 1 SAC: 2 DP: 2 HBP: 0	WP: 0 PB: 0 SB: 0 CS: 0	PA: 37																
PITCHER	IP	WLS	BF	H	R	ER	SO	BB	IBB	HBP	BLK	WP	HR	S	P	ERA	WHIP	PITCHER		IP	WLS	BF	H	R	ER	SO	BB	IBB	HBP	BLK	WP	HR	S	P	ERA	WHIP
Chuck Estrada, R ERA: 5.16 Wes Stock, R ERA: 3.18	(1, 1)	6.1	L	33	6	6	6	2	0	0	0	0	1	29	61	8.53	2.211			(7, 1)	1.2		4	0	0	0	1	0	0	0	0	0	6	6	0.00	0.000



Batter	1	2	3	4	5	6	7	8	9	AB	R	H	RBI	BB	SO	LOB	TOP																					
Jake Wood, R OBP: 0.359, SLG: 0.421 (1, 4)	0-3 K	0-0 1B		0-0 PB 3B 1B		0-0 5-3		0-3 K		5	1	2	2	0	2	0																						
Bill Bruton, L OBP: 0.279, SLG: 0.319 (1, 8)	0-3 K	0-3 K		0-0 2-3 1-2		0-0 F8		0-0 F8		5	0	0	0	0	2	4																						
Bubba Morton, R OBP: 0.278, SLG: 0.400 (1, 7)	0-0 5-3	0-0 5-3		0-0 HR 2H 3H 3B		0-0 F8			0-0 P3	5	1	1	2	0	0	2																						
Rocky Colavito, R OBP: 0.389, SLG: 0.565 (1, 9)		0-0 1B FC6-4 1B	0-0 5-3	0-0 HR 3H 4-0			0-0 1-3		4-0 HR BB	4	3	2	2	1	0	0																						
Norm Cash, L OBP: 0.474, SLG: 0.544 (1, 3)		0-0 1B FC6-4 1B	0-0 P6	0-0 BB 4-0			0-0 1-3		0-0 HR 1H	4	1	2	2	1	0	0																						
Steve Boros, R OBP: 0.427, SLG: 0.417 (1, 5)		0-0 1B FC6-4 E 1B	0-0 1B	0-0 P4			4-0 1B BB		0-0 L8	4	1	1	1	1	0	2																						
Dick Brown, R OBP: 0.355, SLG: 0.535 (1, 2)		0-0 E 1B 1B	0-3 K		0-0 P6		0-0 1-2 1B		0-0 F7	5	1	2	0	0	1	1																						
Chico Fernandez, R OBP: 0.319, SLG: 0.315 (1, 6)		0-0 E 1B 1B		0-0 SH1-3 1B 3B 1B		0-3 K			0-0 L3	4	2	2	0	0	1	2																						
Frank Lary, R OBP: 0.269, SLG: 0.440 (1, 1)		0-0 E4 1B		0-0 SH1-3 1-2		0-0 5-3		0-3 K		3	0	0	1	0	1	2																						
Inning Stats	R: 0 E: 0 K: 2 S: 7	H: 0 LOB: 0 BB: 0 P: 7	R: 4 E: 1 K: 1 S: 11	H: 5 LOB: 2 BB: 0 P: 11	R: 0 E: 0 K: 1 S: 6	H: 1 LOB: 1 BB: 0 P: 6	R: 4 E: 0 K: 0 S: 7	H: 4 LOB: 1 BB: 1 P: 11	R: 0 E: 0 K: 1 S: 5	H: 0 LOB: 0 BB: 0 P: 5	R: 0 E: 0 K: 0 S: 3	H: 1 LOB: 2 BB: 1 P: 8	R: 0 E: 0 K: 2 S: 7	H: 0 LOB: 0 BB: 0 P: 7	R: 2 E: 0 K: 0 S: 4	H: 1 LOB: 0 BB: 1 P: 8	1B: 9 2B: 0 3B: 1 HR: 2	SF: 0 SAC: 1 DP: 0 HBP: 0	WP: 0 PB: 1 SB: 0 CS: 0	PA: 43																		
PITCHER	IP	WLS	BF	H	R	ER	SO	BB	IBB	HBP	BLK	WP	HR	S	P	ERA	WHIP	PITCHER				IP	WLS	BF	H	R	ER	SO	BB	IBB	HBP	BLK	WP	HR	S	P	ERA	WHIP
Steve Barber, L ERA: 4.18 (1, 1)	7.0	L	35	11	8	7	5	2	0	0	0	0	1	43	51	9.00	1.857																					
Chuck Estrada, R ERA: 5.4 (8, 1)	2.0		8	1	2	2	2	1	0	0	0	0	1	11	15	9.00	1.000																					

Detroit Tigers @ Baltimore Orioles
 Memorial Stadium, Baltimore, MD
 Tue May 16 1961, 7:05 PM EDT
 Att: 12,813 - Unknown
livebaseballscorecards.com


AB	39
R	10
H	12
RBI	10
BB	3
SO	7
LOB	13



Batter	1	2	3	4	5	6	7	8	9	AB	R	H	RBI	BB	SO	LOB	BOTTOM																					
Jerry Adair, R OBP: 0.372, SLG: 0.485 (1, 6)	0-0 F8			4-0 1B BB	0-0 L6		0-0 F7			3	1	0	0	1	0	1																						
Russ Snyder, L OBP: 0.299, SLG: 0.309 (1, 8)	0-3 K			0-0 1B SF7 1B		0-0 4-3		0-0 4-3		4	1	1	0	0	1	0																						
Brooks Robinson, R OBP: 0.397, SLG: 0.452 (1, 5)	0-0 F8			0-0 1B 1-3 2H 1B		0-0 1-3		0-0 4-3		4	0	1	1	0	0	0																						
Dave Philley, S OBP: 0.364, SLG: 0.421 (1, 7)		0-0 6-3		0-0 SF7		0-0 P5		0-0 G3		3	0	0	1	0	0	0																						
Dick Williams, R OBP: 0.241, SLG: 0.340 (1, 3)		0-0 P4		0-0 F7			0-0 F7		0-3 K	4	0	0	0	0	1	1																						
Whitey Herzog, L OBP: 0.422, SLG: 0.438 (1, 9)		0-0 1-3		0-0 1-2 1B			0-3 K		0-0 4-3	4	0	1	0	0	1	0																						
Clint Courtney, L OBP: 0.357, SLG: 0.261 (1, 2)			0-3 K	0-0 F7			0-0 1B 2B		0-0 F2	4	1	1	0	0	1	2																						
Mary Breeding, R OBP: 0.184, SLG: 0.255 (1, 4)			0-0 F9		0-0 6-3		0-0 2B WP 1B			3	1	1	1	0	0	0																						
Steve Barber, L OBP: 0.095, SLG: 0.095 (1, 1)			0-3 K		0-0 F8		0-0 WP 2B			2	0	0	0	0	1	0																						
Gene Stephens, L OBP: 0.293, SLG: 0.200 (7, PH)										1	0	1	0	0	0	0																						
Chuck Estrada, R OBP: 0.071, SLG: 0.071 (8, 1)										0	0	0	0	0	0	0																						
Inning Stats	R: 0 E: 0 K: 1 S: 5	H: 0 LOB: 0 BB: 0 P: 5	R: 0 E: 0 K: 0 S: 3	H: 0 LOB: 0 BB: 0 P: 3	R: 0 E: 0 K: 2 S: 7	H: 0 LOB: 0 BB: 0 P: 7	R: 2 E: 0 K: 0 S: 6	H: 3 LOB: 2 BB: 1 P: 10	R: 0 E: 0 K: 0 S: 3	H: 0 LOB: 0 BB: 0 P: 3	R: 0 E: 0 K: 0 S: 3	H: 0 LOB: 0 BB: 0 P: 3	R: 2 E: 0 K: 1 S: 8	H: 3 LOB: 1 BB: 0 P: 8	R: 0 E: 0 K: 0 S: 3	H: 0 LOB: 0 BB: 0 P: 3	R: 0 E: 0 K: 1 S: 5	H: 0 LOB: 0 BB: 0 P: 5	1B: 4 2B: 2 3B: 0 HR: 0	SF: 1 SAC: 0 DP: 0 HBP: 0	WP: 1 PB: 0 SB: 0 CS: 0	PA: 34																
PITCHER	IP	WLS	BF	H	R	ER	SO	BB	IBB	HBP	BLK	WP	HR	S	P	ERA	WHIP	PITCHER				IP	WLS	BF	H	R	ER	SO	BB	IBB	HBP	BLK	WP	HR	S	P	ERA	WHIP
Frank Lary, R ERA: 3.88 (1, 1)	9.0	W	34	6	4	4	5	1	0	0	0	1	0	43	47	4.00	0.778																					

Detroit Tigers @ Baltimore Orioles
 Memorial Stadium, Baltimore, MD
 Tue May 16 1961, 7:05 PM EDT
 Att: 12,813 - Unknown
livebaseballscorecards.com


AB	32
R	4
H	6
RBI	3
BB	1
SO	5
LOB	4



Batter	1	2	3	4	5	6	7	8	9	AB	R	H	RBI	BB	SO	LOB	TOP	
Jake Wood, R OBP: 0.369, SLG: 0.419 Chuck Cottler, R OBP: 0.500, SLG: 0.333	0-0 6-3	0-0 FC6-4			0-0 3B	0-0 5-3		0-0 1B L4-3		3	1	1	0	0	0	1		
Bill Bruton, L OBP: 0.285, SLG: 0.329	0-0 1B L3	0-0 G3			0-3 K		0-0 2B	0-0 L4-3 2B		5	3	3	0	0	1	2		
Al Kaline, R OBP: 0.372, SLG: 0.456	0-0 L3		0-0 L9		0-0 1B 3B		0-0 1B 2B	0-0 L4-3		5	1	2	3	0	0	2		
Rocky Colavito, R OBP: 0.397, SLG: 0.575	0-0 HBP 1B		0-0 1-3		0-0 1B		0-3 K	0-0 2B		5	0	3	2	0	1	1		
Norm Cash, L OBP: 0.482, SLG: 0.543 Bobo Osborne, L OBP: 0.533, SLG: 0.545	0-0 HBP 1B		4-0 S		0-3 K		4-0 1B	0-0 3-1		2	1	1	1	2	1	1		
Steve Boros, R OBP: 0.434, SLG: 0.420	1-0 1-2 2-3 HBP		0-0 5-3		0-0 5-3		0-0 1B 2B		0-0 1B	4	1	2	0	0	0	2		
Dick Brown, R OBP: 0.348, SLG: 0.519	0-3 K			0-3 K		0-0 5-3	0-0 2B	0-3 K		5	1	1	1	0	3	3		
Chico Fernandez, R OBP: 0.323, SLG: 0.322		0-0 P4		0-0 F9		4-0 BB	0-0 2B	0-0 1-3		4	0	1	2	1	0	0		
Phil Regan, R (1, 1)			4-0 FC6-4 BB		0-3 K		0-3 K	0-0 F9		3	0	0	0	1	2	1		
Inning Stats	R: 1 E: 0 K: 1 S: 8	H: 3 LOB: 3 BB: 0 P: 9	R: 0 E: 0 K: 0 S: 3	H: 0 LOB: 1 BB: 1 P: 7	R: 0 E: 0 K: 0 S: 3	H: 0 LOB: 0 BB: 1 P: 7	R: 2 E: 0 K: 2 S: 10	H: 3 LOB: 1 BB: 0 P: 10	R: 4 E: 0 K: 1 S: 8	H: 5 LOB: 1 BB: 1 P: 12	R: 2 E: 0 K: 0 S: 6	H: 3 LOB: 1 BB: 0 P: 6	R: 0 E: 0 K: 1 S: 5	H: 1 LOB: 0 BB: 0 P: 5	1B: 11 2B: 3 3B: 1 HR: 0	SF: 0 SAC: 0 DP: 0 HBP: 1	WP: 0 PA: 44 PB: 0 SB: 2 CS: 0	
PITCHER	IP WLS BF L	WLS BF L	H R ER SO	H R ER SO	H R ER SO	IP WLS BF L	WLS BF L	H R ER SO	H R ER SO	H R ER SO	H R ER SO	H R ER SO	H R ER SO	H R ER SO	H R ER SO	H R ER SO	ERA WHIP	ERA WHIP
Jack Fisher, R ERA: 4.17 Wes Stock, R ERA: 4.5	(1, 1) (8, 1)	7.0 9	35 4	11 2	7 2	7 1	7 1	3 0	0 0	0 0	0 0	0 0	0 0	0 0	0 11	61	9.00 9.00	2.000 2.000

Detroit Tigers @ Baltimore Orioles
Memorial Stadium, Baltimore, MD
 Wed May 17 1961, 7:05 PM EDT
 Att: 11,701 - Unknown


AB 39
 R 9
 H 15
 RBI 9
 BB 4
 SO 8
 LOB 15



Batter	1	2	3	4	5	6	7	8	9	AB	R	H	RBI	BB	SO	LOB	BOTTOM		
Dick Williams, R OBP: 0.232, SLG: 0.327	0-0 4-3		0-0 F7		0-0 F3			0-0 F8		4	0	0	0	0	0	1			
Whitey Herzog, L OBP: 0.402, SLG: 0.412	0-0 F7		0-0 F8			0-0 F7			0-0 4-3	4	0	0	0	0	0	0			
Brooks Robinson, R OBP: 0.407, SLG: 0.481	4-0 BB			0-0 HR		0-0 L9		0-0 1B	0-0 4-3	3	1	2	1	1	0	0			
Walt Dropo, R OBP: 0.355, SLG: 0.370	0-3 K			0-0 FC6-4 1B		0-0 L9		0-0 P5	0-0 L9	4	0	1	0	0	1	2			
Gus Triandos, R OBP: 0.300, SLG: 0.510 Clint Courtney, L OBP: 0.345, SLG: 0.250		0-3 K		0-0 L9		0-0 E6		0-0 L9	0-0 L9	3	0	0	0	0	1	1			
Ron Hansen, R OBP: 0.285, SLG: 0.336		0-0 4-3		0-0 FC6-4		0-0 G5-4-3		0-0 G5-4-3		3	0	0	0	0	0	2			
Russ Snyder, L OBP: 0.310, SLG: 0.310 Wes Stock, R ERA: 4.5		0-0 1B		0-0 CS		0-0 4-3		0-0 F7		3	0	1	0	0	0	0			
Jerry Adair, R OBP: 0.383, SLG: 0.493		0-0 F7			0-0 1B			0-0 1B	0-0 G4-6-3	3	0	2	0	0	0	1			
Jack Fisher, R OBP: 0.133, SLG: 0.071 Dave Philley, S OBP: 0.348, SLG: 0.400			0-3 K		0-0 F2			0-0 G4-6-3		2	0	0	0	0	1	1			
Inning Stats	R: 0 E: 0 K: 1 S: 5	H: 0 LOB: 1 BB: 1 P: 9	R: 0 E: 0 K: 1 S: 6	H: 1 LOB: 0 BB: 0 P: 6	R: 0 E: 0 K: 1 S: 5	H: 0 LOB: 0 BB: 0 P: 5	R: 1 E: 0 K: 0 S: 4	H: 2 LOB: 0 BB: 0 P: 4	R: 0 E: 0 K: 0 S: 4	H: 1 LOB: 0 BB: 0 P: 4	R: 0 E: 0 K: 0 S: 3	H: 0 LOB: 0 BB: 0 P: 3	R: 0 E: 0 K: 0 S: 3	H: 1 LOB: 0 BB: 0 P: 3	R: 0 E: 0 K: 0 S: 4	H: 1 LOB: 1 BB: 0 P: 4	1B: 5 2B: 0 3B: 0 HR: 1	SF: 0 SAC: 0 DP: 2 HBP: 0	WP: 0 PA: 33 PB: 0 SB: 0 CS: 1
PITCHER	IP WLS BF W	WLS BF W	H R ER SO	H R ER SO	H R ER SO	IP WLS BF W	WLS BF W	H R ER SO	H R ER SO	H R ER SO	H R ER SO	H R ER SO	H R ER SO	H R ER SO	H R ER SO	H R ER SO	ERA WHIP	ERA WHIP	
Phil Regan, R ERA: 2.1	(1, 1)	9.0	32	6	1	1	3	1	0	0	0	0	0	0	0	0	1.00	0.778	

Detroit Tigers @ Baltimore Orioles
Memorial Stadium, Baltimore, MD
 Wed May 17 1961, 7:05 PM EDT
 Att: 11,701 - Unknown

AB 31
 R 1
 H 6
 RBI 1
 BB 1
 SO 3
 LOB 10



Batter	1	2	3	4	5	6	7	8	9	AB	R	H	RBI	BB	SO	LOB	TOP			
Billy Klaus, L OBP: 0.247, SLG: 0.309 (1,5)	F7		G3		6-3			1B		4	0	1	0	0	0	1	Washington Senators @ Baltimore Orioles Memorial Stadium, Baltimore, MD Sat May 20 1961, 3:33 AM EDT Att: 6,738 - Unknown			
Danny O'Connell, R OBP: 0.356, SLG: 0.270 (1,4)	F3			1B		K		F9		4	0	1	0	0	1					
Chuck Hinton, R OBP: 0.280, SLG: 0.250 (1,7)	1B			F9		F8		HR	1B	4	1	2	0	0	0	1				
Jim King, L OBP: 0.333, SLG: 0.571 (1,9)		F8		F3		K2-3		HR	HR	4	1	1	2	0	1	1				
Dale Long, L OBP: 0.270, SLG: 0.434 (1,3)	G3			6-3			1-3	P4		4	0	0	0	0	0	1				
Marty Keough, L OBP: 0.285, SLG: 0.343 (1,8)	BB				4-3		K	4-3		3	0	0	0	1	1	0				
Pete Daley, R OBP: 0.265, SLG: 0.328 (1,2)	5-3				K		1-3	2B	1B	4	0	1	0	0	1	1				
Jim Mahoney, R OBP: 0.229, SLG: 0.196 (1,6)			4-3				G3	2B	2B	2	1	1	0	0	0	0				
Gene Woodling, L OBP: 0.454, SLG: 0.538 (8, PH)					2B			1-3	2B	1	0	0	0	0	0	0				
Coot Veal, R OBP: 0.277, SLG: 0.253 (8, 6)							F3	5-3		1	0	0	0	0	0	0				
Joe McClain, R OBP: 0.278, SLG: 0.444 (1,1)			6-3				2B			2	0	1	1	0	0	0				
Hary Bright, R OBP: 0.269, SLG: 0.306 (8, PH)										1	0	0	0	0	0	0				
Johnny Klippstein, R OBP: 0.241, SLG: 0.157 (8, 1)										0	0	0	0	0	0	0				
R C Stevens, R OBP: 0.241, SLG: 0.157 (9, PH)										1	0	0	0	0	0	2				
Inning Stats	R: 0 E: 0 K: 0 S: 3	H: 1 LOB: 1 BB: 0 P: 3	R: 0 E: 0 K: 0 S: 3	H: 0 LOB: 1 BB: 1 P: 7	R: 0 E: 0 K: 0 S: 3	H: 0 LOB: 0 BB: 0 P: 3	R: 0 E: 0 K: 0 S: 4	H: 1 LOB: 1 BB: 0 P: 4	R: 1 E: 0 K: 1 S: 7	H: 2 LOB: 1 BB: 0 P: 7	R: 0 E: 0 K: 1 S: 5	H: 0 LOB: 0 BB: 0 P: 5	R: 0 E: 0 K: 0 S: 4	H: 1 LOB: 1 BB: 0 P: 4	R: 2 E: 0 K: 0 S: 7	H: 4 LOB: 2 BB: 0 P: 7	1B: 6 2B: 2 3B: 0 HR: 1	SF: 0 SAC: 0 DP: 0 HBP: 0	WP: 0 PB: 0 CS: 0	PA: 36
PITCHER	IP WLS BF H R ER SO BB IBB HBP BLK WP HR S P ERA WHIP																			
Hal Brown, R ERA: 3.96 (1,1)	8.2 W 35 9 3 3 4 1 0 0 0 0 1 42 46 3.12 1.154																			
Hoyt Wilhelm, R ERA: 1.45 (9,1)	0.1 S 1 0 0 0 0 0 0 0 0 0 0 0 1 1 0.00 0.000																			

Batter	1	2	3	4	5	6	7	8	9	AB	R	H	RBI	BB	SO	LOB	BOTTOM			
Dick Williams, R OBP: 0.240, SLG: 0.336 (1,7)	1B	F8			K			F9		4	1	1	0	0	1	2	Washington Senators @ Baltimore Orioles Memorial Stadium, Baltimore, MD Sat May 20 1961, 3:33 AM EDT Att: 6,738 - Unknown			
Jim Busby, R OBP: 0.286, SLG: 0.167 (8,8)	2B									0	0	0	0	0	0	0				
Whitey Herzog, L OBP: 0.391, SLG: 0.397 (1,9)	HBP	1B	F8			P5		4-3		4	1	1	0	0	0	0				
Brooks Robinson, R OBP: 0.412, SLG: 0.470 (1,5)	1B	HBP	5-3			1B		HR	BB	2	1	1	0	1	0	0				
Jim Gentile, L OBP: 0.448, SLG: 0.789 (1,3)	SF7		4-3			L5		HR		3	1	1	3	0	0	1				
Gus Triandos, R OBP: 0.386, SLG: 0.510 (1,2)	1B			P6		1B		F7		4	0	2	1	0	0	0				
Ron Hansen, R OBP: 0.293, SLG: 0.325 (1,6)	5-3			F9		F7		6-3		4	0	0	0	0	0	3				
Gene Stephens, L OBP: 0.313, SLG: 0.220 (1,8)			4-3		L9			1B		3	0	1	0	0	0	0				
Jerry Adair, R OBP: 0.364, SLG: 0.462 (1,4)		E8			1-3			F7		3	0	1	0	0	0	1				
Hal Brown, R Hoyt Wilhelm, R (9,1)	F7				K			P4		3	0	0	0	0	1	2				
Inning Stats	R: 2 E: 0 K: 0 S: 5	H: 3 LOB: 1 BB: 0 P: 6	R: 0 E: 1 K: 0 S: 4	H: 1 LOB: 1 BB: 0 P: 4	R: 0 E: 0 K: 0 S: 3	H: 0 LOB: 0 BB: 0 P: 3	R: 0 E: 0 K: 0 S: 3	H: 0 LOB: 0 BB: 0 P: 3	R: 0 E: 0 K: 2 S: 7	H: 0 LOB: 0 BB: 0 P: 7	R: 0 E: 0 K: 0 S: 5	H: 2 LOB: 2 BB: 0 P: 5	R: 0 E: 0 K: 0 S: 4	H: 1 LOB: 1 BB: 0 P: 4	R: 2 E: 0 K: 0 S: 4	H: 1 LOB: 0 BB: 1 P: 8	1B: 6 2B: 1 3B: 0 HR: 1	SF: 1 SAC: 0 DP: 0 HBP: 1	WP: 0 PB: 0 CS: 0	PA: 33
PITCHER	IP WLS BF H R ER SO BB IBB HBP BLK WP HR S P ERA WHIP																			
Joe McClain, R ERA: 2.78 (1,1)	7.0 L 28 7 2 2 2 2 0 0 0 0 0 0 31 32 2.57 1.000																			
Johnny Klippstein, R ERA: 9.82 (8,1)	1.0 5 1 2 2 0 1 0 0 0 0 0 1 4 8 18.00 2.000																			



Batter	1	2	3	4	5	6	7	8	9	AB	R	H	RBI	BB	SO	LOB	TOP			
Dick Williams, R OBP: 0.248, SLG: 0.368 (1, 7)	1-3		1B		6-3			HR		4	1	2	1	0	0	0	Baltimore Orioles @ New York Yankees Yankee Stadium, Bronx, NY Sun May 21 1961, 3:33AM EDT Overcast - 74 F			
Jim Busby, R OBP: 0.384, SLG: 0.300 Dick Hyde, R (8, 1)	1-3		1B		6-3			G6-4-3 1B		4	0	2	1	0	0	0				
Brooks Robinson, R OBP: 0.401, SLG: 0.457 (1, 5)	L9		F9		6-3			G6-4-3 1-2		4	0	0	0	0	0	3				
Jim Gentile, L OBP: 0.433, SLG: 0.755 (1, 3)		L4		F8		F8			K	4	0	0	0	0	1	0				
Gus Triandos, R OBP: 0.390, SLG: 0.510 Mary Breeding, R (9, PR) OBP: 0.184, SLG: 0.255	P4			PB 1B		6-3			1B	4	0	2	0	0	0	0				
Ron Hansen, R OBP: 0.285, SLG: 0.315 (1, 6)	5-3			K					L6	4	0	0	0	0	1	2				
Earl Robinson, R OBP: 0.283, SLG: 0.244 (1, 9) (8, 8)			1B BB	1-2 BB					K	2	1	0	0	2	1	1				
Jerry Adair, R OBP: 0.352, SLG: 0.444 (1, 4)			F8	F8						3	0	0	0	0	0	3				
Chuck Estrada, R OBP: 0.063, SLG: 0.063 Dave Philley, S (8, PH) OBP: 0.320, SLG: 0.364 (8, 9)	L9				1-3				K	2	0	0	0	0	0	1				
										1	0	0	0	0	1	0				
Inning Stats	R: 0 E: 0 K: 0 S: 3	H: 0 LOB: 0 BB: 0 P: 3	R: 0 E: 0 K: 0 S: 3	H: 0 LOB: 0 BB: 0 P: 3	R: 1 E: 0 K: 0 S: 5	H: 2 LOB: 2 BB: 1 P: 9	R: 0 E: 0 K: 1 S: 6	H: 1 LOB: 2 BB: 1 P: 10	R: 0 E: 0 K: 0 S: 3	H: 0 LOB: 0 BB: 0 P: 3	R: 0 E: 0 K: 0 S: 3	H: 0 LOB: 0 BB: 0 P: 3	R: 1 E: 0 K: 1 S: 6	H: 2 LOB: 0 BB: 0 P: 6	R: 0 E: 0 K: 2 S: 8	H: 1 LOB: 1 BB: 0 P: 8	1B: 5 2B: 0 3B: 0 HR: 1	SF: 0 SAC: 0 DP: 1 HBP: 0	WP: 0 PB: 1 SB: 0 CS: 0	PA: 34
PITCHER Whitey Ford, L ERA: 3.11 (1, 1)	IP: 9.0 WLS: W BF: 34 H: 6 R: 2 ER: 2 SO: 4 BB: 2 IBB: 0 HBP: 0 BLK: 0 WP: 0 HR: 1 S: 40 P: 48 ERA: 2.00 WHIP: 0.889															PITCHER				

Batter	1	2	3	4	5	6	7	8	9	AB	R	H	RBI	BB	SO	LOB	BOTTOM			
Tony Kubek, L OBP: 0.397, SLG: 0.426 (1, 6)	4-3		CS 1B	FC6-4 1B						4	2	3	0	0	0	0	Baltimore Orioles @ New York Yankees Yankee Stadium, Bronx, NY Sun May 21 1961, 3:33AM EDT Overcast - 74 F			
Hector Lopez, R OBP: 0.287, SLG: 0.278 Jack Reed, R (8, 7)	K		BB 1B	FC6-4 1-2					SH1-4	3	0	1	1	0	1	2				
Roger Maris, L OBP: 0.372, SLG: 0.459 (1, 9)				BB 1B					BB 1B	4	1	3	2	0	0	0				
Mickey Mantle, S OBP: 0.425, SLG: 0.624 (1, 8)	K		1-2 2-3 BB		1-3				G3-6-3 BB	2	0	0	0	2	1	0				
Yogi Berra, L OBP: 0.325, SLG: 0.466 (1, 2)		F7	F7		4-3				G3-6-3 1-2	4	0	0	0	0	0	5				
Bill Skowron, R OBP: 0.324, SLG: 0.437 (1, 3)		G6-4-3 BB		P4					1-3	3	0	0	0	1	1	0				
Clete Boyer, R OBP: 0.373, SLG: 0.348 (1, 5)		G6-4-3 1-2		E5 1B	1-3				G6-4-3 BB	3	1	1	0	1	0	1				
Bobby Richardson, R OBP: 0.244, SLG: 0.214 (1, 4)			F8	1-3					G6-4-3	4	0	0	0	0	0	3				
Whitey Ford, L OBP: 0.320, SLG: 0.200 (1, 1)			K	1B 2H					F8	3	0	1	1	0	1	1				
Inning Stats	R: 1 E: 0 K: 2 S: 8	H: 1 LOB: 0 BB: 0 P: 8	R: 0 E: 0 K: 0 S: 2	H: 0 LOB: 0 BB: 1 P: 6	R: 1 E: 0 K: 1 S: 8	H: 3 LOB: 3 BB: 1 P: 12	R: 1 E: 1 K: 0 S: 6	H: 2 LOB: 2 BB: 0 P: 6	R: 0 E: 0 K: 1 S: 6	H: 1 LOB: 1 BB: 0 P: 6	R: 1 E: 0 K: 0 S: 4	H: 2 LOB: 1 BB: 1 P: 8	R: 0 E: 0 K: 0 S: 2	H: 0 LOB: 0 BB: 1 P: 6	R: 0 E: 0 K: 2 S: 8	H: 1 LOB: 1 BB: 0 P: 6	1B: 7 2B: 1 3B: 0 HR: 1	SF: 0 SAC: 1 DP: 3 HBP: 0	WP: 0 PB: 0 SB: 0 CS: 1	PA: 35
PITCHER Chuck Estrada, R ERA: 4.89 Dick Hyde, R ERA:	IP: 7.0 WLS: L BF: 32 H: 9 R: 4 ER: 2 SO: 4 BB: 3 IBB: 0 HBP: 0 BLK: 0 WP: 0 HR: 1 S: 37 P: 49 ERA: 2.57 WHIP: 1.714															PITCHER				

AB 32
R 2
H 6
RBI 2
BB 2
SO 4
LOB 10



AB 30
R 4
H 9
RBI 4
BB 4
SO 4
LOB 12




Batter	1	2	3	4	5	6	7	8	9	AB	R	H	RBI	BB	SO	LOB	TOP					
Al Smith, R OBP: 0.328, SLG: 0.482 (1, 9)	0-0 4-3		0-3 K		0-0 2H 1B		0-0 1-2 1B		0-0 F9	5	0	2	1	0	1	2	Chicago White Sox @ Baltimore Orioles Memorial Stadium, Baltimore, MD Tue May 23 1961, 7:05 PM EDT Att: 17,945 - Unknown					
Nelle Fox, L OBP: 0.335, SLG: 0.340 (1, 4)	0-0 6-3		0-0 F8		0-0 P6		0-0 1-2 2-3 BB		0-0 1-3 1B	4	0	1	0	1	0	2						
Jim Landis, R OBP: 0.325, SLG: 0.459 (1, 8)	0-3 K			0-0 6-3	0-0 4-3		0-3 K		0-0 P4	5	0	0	0	0	2	6						
Roy Sievers, R OBP: 0.388, SLG: 0.594 (1, 3)		0-0 5-3		0-3 K		4-0 G4-6-3 BB		0-0 4-3		3	0	0	0	1	1	0						
Wes Covington, L OBP: 0.341, SLG: 0.389 (1, 7)		0-0 4-3 2B		0-0 1B		0-0 G4-6-3 1-2		0-0 F3		4	0	2	0	0	0	1						
Luis Aparicio, R OBP: 0.317, SLG: 0.341 (1, 6)		0-0 4-3		0-0 1B		0-0 6-3		4-0 BB		3	0	1	0	1	0	1						
Cam Carreon, R OBP: 0.302, SLG: 0.333 (1, 2)		0-3 K		0-0 3-1		0-3 K		0-0 L8		4	0	0	0	0	2	4						
Sammy Esposito, R OBP: 0.273, SLG: 0.300 (1, 5)			0-0 E6		0-0 SH1-3 1B		4-0 BB 1B BB		0-0 F8	2	1	1	0	1	0	0						
Floyd Robinson, L OBP: 0.341, SLG: 0.472 (9, PH)			0-0 2-3		0-0 SH1-3		0-0 F7		0-0 1B	1	0	0	0	0	0	1						
Billy Pierce, L OBP: 0.200, SLG: 0.200 (1, 1)			0-0 2-3		0-0 1-2				0-0 1B	1	0	0	0	0	0	1						
Billy Goodman, L OBP: 0.227, SLG: 0.250 (7, PH)										1	0	0	0	0	0	1						
Gerry Staley, R OBP: 0.344, SLG: 0.392 (9, PH)										0	0	0	0	0	0	0						
Sherm Lollar, R OBP: 0.343, SLG: 0.417 (9, PR)										1	0	1	0	0	0	0						
Minnie Minoza, R OBP: 0.343, SLG: 0.417 (9, PR)										0	0	0	0	0	0	0						
Inning Stats	R: 0 E: 0 K: 1 S: 5	H: 0 LOB: 0 BB: 0 P: 5	R: 0 E: 0 K: 1 S: 6	H: 1 LOB: 1 BB: 0 P: 6	R: 0 E: 1 K: 1 S: 6	H: 0 LOB: 1 BB: 0 P: 6	R: 0 E: 0 K: 1 S: 7	H: 2 LOB: 2 BB: 0 P: 7	R: 1 E: 0 K: 0 S: 5	H: 2 LOB: 1 BB: 0 P: 5	R: 0 E: 0 K: 2 S: 2	H: 0 LOB: 0 BB: 1 P: 6	R: 0 E: 0 K: 2 S: 8	H: 1 LOB: 3 BB: 2 P: 16	R: 0 E: 0 K: 0 S: 3	H: 0 LOB: 1 BB: 1 P: 7	R: 0 E: 0 K: 0 S: 5	H: 2 LOB: 2 BB: 0 P: 5	1B: 7 2B: 1 3B: 0 HR: 0	SF: 0 SAC: 1 DP: 1 HBP: 0	WP: 0 PB: 0 SB: 0 CS: 0	PA: 39
PITCHER	IP WLS BF H R ER SO BB IBB HBP BLK WP HR S P ERA WHIP	IP WLS BF H R ER SO BB IBB HBP BLK WP HR S P ERA WHIP															IP WLS BF H R ER SO BB IBB HBP BLK WP HR S P ERA WHIP					
Billy Hoelt, L ERA: 1.69 (1, 1)	6.0 W 24 5 1 1 4															3.0 S 15 3 0 0 2	0.00 2.000					
Hoyt Wilhelm, R ERA: 1.31 (7, 1)															3.0 S 15 3 0 0 2	0.00 2.000						

Batter	1	2	3	4	5	6	7	8	9	AB	R	H	RBI	BB	SO	LOB	BOTTOM					
Dick Williams, R OBP: 0.254, SLG: 0.393 (1, 3)	0-0 HR	0-0 4-3 PB 1B		0-0 F7		0-0 FC6-4				4	1	2	1	0	0	4	Chicago White Sox @ Baltimore Orioles Memorial Stadium, Baltimore, MD Tue May 23 1961, 7:05 PM EDT Att: 17,945 - Unknown					
Jim Busby, R OBP: 0.313, SLG: 0.267 (1, 8)	0-0 1B	0-0 4-3			0-3 K		0-0 4-3			4	0	1	0	0	1	1						
Brooks Robinson, R OBP: 0.399, SLG: 0.463 (1, 5)	0-3 K	0-0 6-3			0-3 K		0-0 F9			4	0	0	0	0	2	2						
Gus Triandos, R OBP: 0.381, SLG: 0.500 (1, 2)	0-0 F9		0-3 K		0-0 L7		0-0 F8			4	0	0	0	0	1	1						
Ron Hansen, R OBP: 0.283, SLG: 0.307 (1, 6)	0-0 1-3 1B		0-3 K		4-0 BB 1B BB		0-0 5-3			3	0	1	0	1	1	0						
Earl Robinson, R OBP: 0.280, SLG: 0.222 (1, 9)	0-3 K		0-3 K		0-3 K		0-0 6-3			3	0	0	0	0	3	3						
Russ Snyder, L OBP: 0.295, SLG: 0.303 (8, PH)	0-0 K		0-3 K				0-0 3-1			1	0	0	0	0	0	0						
Dave Philley, S OBP: 0.343, SLG: 0.355 (1, 7)		0-0 HR 1B		0-0 1B		0-0 1-2 1B		0-0 3-1		3	1	3	0	0	0	0						
Gene Stephens, L OBP: 0.357, SLG: 0.244 (7, 7)		0-0 HR 1B		0-0 1B		0-0 1-2 1B		0-0 3-1		1	0	0	0	0	0	0						
Jerry Adair, R OBP: 0.363, SLG: 0.472 (1, 4)		0-0 HR		0-3 K		4-0 FC6-4 BB				2	1	1	2	1	1	1						
Billy Hoelt, L OBP: 0.111, SLG: 0.111 (1, 1)			0-3 K		0-3 K		0-0 K			2	0	0	0	0	2	1						
Jim Gentile, L OBP: 0.434, SLG: 0.733 (6, PH)										1	0	0	0	0	1	3						
Hoyt Wilhelm, R ERA: 1.31 (7, 1)										0	0	0	0	0	0	0						
Inning Stats	R: 1 E: 0 K: 2 S: 10	H: 3 LOB: 2 BB: 0 P: 10	R: 2 E: 0 K: 1 S: 8	H: 3 LOB: 1 BB: 0 P: 8	R: 0 E: 0 K: 3 S: 9	H: 0 LOB: 0 BB: 0 P: 9	R: 0 E: 0 K: 2 S: 8	H: 1 LOB: 1 BB: 0 P: 8	R: 0 E: 0 K: 2 S: 7	H: 0 LOB: 0 BB: 0 P: 7	R: 0 E: 0 K: 2 S: 8	H: 1 LOB: 3 BB: 2 P: 16	R: 0 E: 0 K: 0 S: 3	H: 0 LOB: 0 BB: 0 P: 3	R: 0 E: 0 K: 0 S: 3	H: 0 LOB: 0 BB: 0 P: 3	R: 0 E: 0 K: 0 S: 5	H: 2 LOB: 2 BB: 0 P: 5	1B: 6 2B: 0 3B: 0 HR: 2	SF: 0 SAC: 0 DP: 0 HBP: 0	WP: 0 PB: 1 SB: 0 CS: 0	PA: 34
PITCHER	IP WLS BF H R ER SO BB IBB HBP BLK WP HR S P ERA WHIP	IP WLS BF H R ER SO BB IBB HBP BLK WP HR S P ERA WHIP															IP WLS BF H R ER SO BB IBB HBP BLK WP HR S P ERA WHIP					
Billy Pierce, L ERA: 5.45 (1, 1)	6.0 L 28 8 3 3 12															2.0 6 0 0 0 0	0.00 0.000					
Gerry Staley, R ERA: 6.75 (7, 1)															2.0 6 0 0 0 0	0.00 0.000						

Batter	1	2	3	4	5	6	7	8	9	AB	R	H	RBI	BB	SO	LOB	TOP
Luis Aparicio, R (1, 6) OBP: 0.308, SLG: 0.331	5-3		6-3			1-3		F8		4	0	0	0	0	0	1	
Nellie Fox, L (1, 4) OBP: 0.340, SLG: 0.345	F8			6-3 SH3 PB 1B		F7			1B	4	1	2	0	0	0	0	
Wes Covington, L (1, 7) OBP: 0.318, SLG: 0.359	4-3			SH3 1-2		F8			F4	3	0	0	0	0	0	1	
Roy Sievers, R (1, 3) OBP: 0.385, SLG: 0.584 Minnie Minoso, R (9, PR) OBP: 0.343, SLG: 0.417	4-3			6-3		5-3			G5-4-3 1B	4	0	1	0	0	0	0	1
Al Smith, R (1, 9) OBP: 0.326, SLG: 0.474	FC6-4 1B			K		P5			G5-4-3 1B	4	0	1	0	0	1	2	
Jim Landis, R (1, 8) OBP: 0.325, SLG: 0.456	F2					F2				3	0	1	0	0	0	1	
Sherm Lollar, R (1, 2) Cam Carreon, R (8, PR) OBP: 0.302, SLG: 0.333	FC6-4 1-2			1-3		1-3			1B	3	0	1	0	0	0	2	
J.C. Martin, L (1, 5) OBP: 0.274, SLG: 0.337			5-3			F2			P4	3	0	0	0	0	0	2	
Bob Shaw, R (1, 1) Floyd Robinson, L (8, PH) OBP: 0.333, SLG: 0.459 Juan Pizarro, L (8, 1)	6-3			6-3		K			F8	2	0	0	0	0	0	1	
Inning Stats	R: 0 E: 0 K: 0 S: 3	H: 0 LOB: 0 BB: 0 P: 3	R: 0 E: 0 K: 0 S: 4	H: 1 LOB: 1 BB: 0 P: 4	R: 0 E: 0 K: 0 S: 3	H: 0 LOB: 0 BB: 0 P: 3	R: 1 E: 0 K: 1 S: 6	H: 1 LOB: 0 BB: 0 P: 6	R: 0 E: 0 K: 0 S: 3	H: 0 LOB: 0 BB: 0 P: 3	R: 0 E: 0 K: 0 S: 4	H: 1 LOB: 1 BB: 0 P: 4	R: 0 E: 0 K: 0 S: 4	H: 2 LOB: 2 BB: 0 P: 4	1B: 6 2B: 0 3B: 0 HR: 0	SF: 0 SAC: 1 DP: 1 HBP: 0	WP: 0 PA: 32 ERA: 0.00 WHIP: 0.667

Chicago White Sox @ Baltimore Orioles
Memorial Stadium, Baltimore, MD
Wed May 24 1961, 7:05 PM EDT
Unknown


AB	31
R	1
H	6
RBI	0
BB	0
SO	2
LOB	12



Batter	1	2	3	4	5	6	7	8	9	AB	R	H	RBI	BB	SO	LOB	BOTTOM
Dick Williams, R (1, 7) OBP: 0.246, SLG: 0.381 Jim Busby, R (8, 8) OBP: 0.313, SLG: 0.267	G3			E1 1B	K		5-3			4	0	0	0	0	1	3	
Whitley Herzog, L (1, 9) OBP: 0.385, SLG: 0.373 Dave Philley, S (8, PH) OBP: 0.333, SLG: 0.344 Earl Robinson, R (9, 9) OBP: 0.260, SLG: 0.222	4-3			P6		G4-6-3 1B		6-3		3	0	1	0	0	0	1	
Brooks Robinson, R (1, 5) OBP: 0.395, SLG: 0.458	4-3			1-2 1B		F8		F9		4	0	1	0	0	0	1	
Jim Gentile, L (1, 3) OBP: 0.421, SLG: 0.705	4-3			F8		G4-6-3 1-2		P6		4	0	0	0	0	0	3	
Gus Triandos, R (1, 2) OBP: 0.380, SLG: 0.522	5-3			F2						3	1	1	1	0	0	2	
Ron Hansen, R (1, 6) OBP: 0.290, SLG: 0.314	F6			1B SF9 1B		HR		FC3-6 1B		3	1	2	0	0	0	0	
Gene Stephens, L (1, 8) OBP: 0.356, SLG: 0.250			F8			FC3-6 FC1-4 1-2				3	0	1	0	0	0	1	
Jerry Adair, R (1, 4) OBP: 0.352, SLG: 0.462			6-3		SF9	FC1-4 1B 1-2				2	0	0	1	0	0	1	
Hal Brown, R (1, 1) OBP: 0.133, SLG: 0.133				1B		F8				3	0	2	0	0	0	1	
Inning Stats	R: 0 E: 0 K: 0 S: 3	H: 0 LOB: 0 BB: 0 P: 3	R: 0 E: 0 K: 0 S: 3	H: 0 LOB: 0 BB: 0 P: 3	R: 0 E: 0 K: 0 S: 5	H: 1 LOB: 2 BB: 0 P: 5	R: 1 E: 0 K: 1 S: 7	H: 2 LOB: 1 BB: 0 P: 7	R: 0 E: 0 K: 0 S: 3	H: 1 LOB: 0 BB: 0 P: 3	R: 1 E: 0 K: 0 S: 6	H: 3 LOB: 2 BB: 0 P: 6	R: 0 E: 0 K: 0 S: 3	H: 0 LOB: 0 BB: 0 P: 3	1B: 7 2B: 0 3B: 0 HR: 1	SF: 1 SAC: 0 DP: 1 HBP: 0	WP: 0 PA: 31 ERA: 2.78 WHIP: 1.143

Chicago White Sox @ Baltimore Orioles
Memorial Stadium, Baltimore, MD
Wed May 24 1961, 7:05 PM EDT
Unknown

AB	30
R	2
H	8
RBI	2
BB	0
SO	1
LOB	13



Batter	1	2	3	4	5	6	7	8	9	AB	R	H	RBI	BB	SO	LOB	TOP																	
Jim Landis, R OBP: 0.327, SLG: 0.454 (1, 8)										5	1	2	0	0	1	2	Chicago White Sox @ Baltimore Orioles Memorial Stadium, Baltimore, MD Wed May 24 1961, 7:05 PM EDT Att: 14,059 - Unknown																	
Nelle Fox, L OBP: 0.337, SLG: 0.344 (1, 4)										3	1	1	1	0	0	1																		
Al Smith, R OBP: 0.316, SLG: 0.458 (1, 9) (8, 7)										4	0	0	0	0	0	2																		
Wes Covington, L OBP: 0.333, SLG: 0.372 Floyd Robinson, L OBP: 0.333, SLG: 0.459 (1, 7) (8, 9)										4	0	2	1	0	0	0																		
Roy Sievers, R OBP: 0.388, SLG: 0.582 (1, 3)										4	0	2	0	0	1	0																		
J.C. Martin, L OBP: 0.274, SLG: 0.333 (1, 5)										4	0	1	0	0	0	3																		
Cam Carreon, R OBP: 0.304, SLG: 0.370 Sherm Lollar, R OBP: 0.340, SLG: 0.386 (1, 2) (8, 2)										3	0	1	0	0	1	1																		
Luis Aparicio, R OBP: 0.300, SLG: 0.321 (1, 6)										4	0	0	0	0	1	2																		
Russ Kemmerer, R OBP: 0.500, SLG: 0.667 Turk Lown, R (6, 1)										1	1	1	0	1	0	0																		
Frank Baumann, L OBP: 0.167, SLG: 0.091 Gerry Staley, R (8, 1)										1	0	0	0	0	1	0																		
Billy Goodman, L OBP: 0.281, SLG: 0.286 (9, PH)										1	0	1	0	0	0	0																		
Inning Stats	R: 1 E: 1 K: 0 S: 4	H: 3 LOB: 1 BB: 0 P: 4	R: 0 E: 0 K: 0 S: 4	H: 1 LOB: 1 BB: 0 P: 4	R: 2 E: 0 K: 0 S: 7	H: 4 LOB: 2 BB: 0 P: 7	R: 0 E: 0 K: 0 S: 3	H: 0 LOB: 0 BB: 0 P: 3	R: 0 E: 0 K: 3 S: 10	H: 1 LOB: 1 BB: 0 P: 10	R: 0 E: 1 K: 1 S: 5	H: 0 LOB: 0 BB: 0 P: 5	R: 0 E: 0 K: 0 S: 4	H: 1 LOB: 1 BB: 0 P: 4	R: 0 E: 0 K: 1 S: 6	H: 1 LOB: 1 BB: 0 P: 6	1B: 9 2B: 1 3B: 1 HR: 0	SF: 1 SAC: 0 DP: 0 HBP: 0	WP: 0 PA: 37 SB: 0 CS: 2															
PITCHER	IP WLS BF H R ER SO BB IBB HBP BLK WP HR S P ERA WHIP	IP WLS BF H R ER SO BB IBB HBP BLK WP HR S P ERA WHIP																																
Dick Hall, R ERA: 6.17 Wes Stock, R ERA: 3.22	(1, 1) (3, 1)	2.2 6.1	14 W 23	8 3	3 0	2 0	0 5	0 1	0 0	0 0	0 0	0 0	0 0	14 32	14 36	6.75 0.00	3.000 0.632																	

Batter	1	2	3	4	5	6	7	8	9	AB	R	H	RBI	BB	SO	LOB	BOTTOM																
Dick Williams, R OBP: 0.239, SLG: 0.369 (1, 7) (9, 3)										4	0	0	0	0	3	1	Chicago White Sox @ Baltimore Orioles Memorial Stadium, Baltimore, MD Wed May 24 1961, 7:05 PM EDT Att: 14,059 - Unknown																
Russ Snyder, L OBP: 0.313, SLG: 0.333 (1, 8) (9, 9)										4	1	3	0	0	0																		
Brooks Robinson, R OBP: 0.392, SLG: 0.452 (1, 5)										4	1	1	0	0	3																		
Jim Gentile, L OBP: 0.431, SLG: 0.704 (8, PR) Jackie Brandt, R OBP: 0.394, SLG: 0.636 Jim Busby, R OBP: 0.313, SLG: 0.267 (8, 8)										3	1	2	1	1	0	0																	
Clint Courtney, L OBP: 0.400, SLG: 0.290 Gus Triandos, R OBP: 0.377, SLG: 0.517 (1, 2) (8, PH) (9, 2)										3	0	1	0	0	0	1																	
Ron Hansen, R OBP: 0.302, SLG: 0.338 (1, 6)										2	1	1	3	2	0	0																	
Gene Stephens, L OBP: 0.365, SLG: 0.255 (1, 9) (9, 7)										3	0	1	1	1	0	4																	
Jerry Adair, R OBP: 0.339, SLG: 0.442 (1, 4)										4	0	0	0	0	4																		
Dick Hall, R Wes Stock, R	(1, 1) (3, 1)																																
Inning Stats	R: 0 E: 0 K: 1 S: 5	H: 1 LOB: 0 BB: 0 P: 5	R: 0 E: 0 K: 0 S: 3	H: 0 LOB: 0 BB: 0 P: 3	R: 0 E: 0 K: 2 S: 7	H: 0 LOB: 1 BB: 1 P: 11	R: 0 E: 0 K: 0 S: 4	H: 2 LOB: 2 BB: 2 P: 12	R: 0 E: 0 K: 0 S: 7	H: 0 LOB: 0 BB: 0 P: 7	R: 2 E: 0 K: 0 S: 6	H: 3 LOB: 2 BB: 1 P: 10	R: 0 E: 0 K: 1 S: 5	H: 0 LOB: 0 BB: 0 P: 5	R: 3 E: 0 K: 1 S: 8	H: 3 LOB: 1 BB: 0 P: 8		1B: 7 2B: 1 3B: 0 HR: 1	SF: 0 SAC: 0 DP: 2 HBP: 0	WP: 0 PA: 35 SB: 0 CS: 0													
PITCHER	IP WLS BF H R ER SO BB IBB HBP BLK WP HR S P ERA WHIP	IP WLS BF H R ER SO BB IBB HBP BLK WP HR S P ERA WHIP																															
Russ Kemmerer, R ERA: 1.84 Turk Lown, R ERA: 1.52 Frank Baumann, L ERA: 6.92 Gerry Staley, R ERA: 6.92	(1, 1) (6, 1) (8, 1) (8, 1)	5.2 1.1 0.0 1.0	25 5 L 1 4	6 1 1 2	2 1 0 2	2 1 0 2	5 1 0 1	0 0 0 0	0 0 0 0	0 0 0 0	0 0 0 1	0 0 1 6	0 7 1 6	0 7 1 6	6.75 6.75 ∞ 18.00	0.750 0.750 ∞ 1.000																	

Batter	1	2	3	4	5	6	7	8	9	AB	R	H	RBI	BB	SO	LOB	TOP					
Jim Landis, R OBP: 0.323, SLG: 0.445 (1, 8)	F9		G4-3 1B	6-3		1-3			K	5	0	1	0	0	1	2	Chicago White Sox @ Baltimore Orioles Memorial Stadium, Baltimore, MD Thu May 25 1961, 7:05 PM EDT Att: 8,856 - Unknown livebaseballscorecards.com					
Nellie Fox, L OBP: 0.333, SLG: 0.335 (1, 4)	5-3		G4-3 1-2		F9 BB S		4-3		G3	4	1	0	0	1	0	1						
Al Smith, R OBP: 0.319, SLG: 0.447 (1, 9) (8, 5)			6-3				F8		1-3	3	0	0	0	2	0	0						
Roy Sievers, R OBP: 0.396, SLG: 0.590 (1, 3)					F9 HR 1B					3	1	2	0	1	0	2						
Wes Covington, L OBP: 0.308, SLG: 0.340 (1, 7)	F5			L9					K	4	0	0	0	0	2	5						
Luis Aparicio, R OBP: 0.395, SLG: 0.321 (1, 6)			6-3							3	1	1	0	1	0	1						
Sherm Lollar, R OBP: 0.347, SLG: 0.419 (1, 2)							6-3		K	3	1	1	3	1	1	1						
Sammy Esposito, R OBP: 0.240, SLG: 0.261 (8, PH)										3	0	0	0	0	3	1						
Floyd Robinson, L OBP: 0.349, SLG: 0.474 (8, 9)										1	0	1	0	0	0	0						
Herb Score, L (1, 1)										0	0	0	0	0	0	0						
Juan Pizarro, L (1, 1)										1	0	0	0	0	1	1						
Frank Baumann, L OBP: 0.286, SLG: 0.091 (2, 1)										0	0	0	0	2	0	0						
Billy Goodman, L OBP: 0.250, SLG: 0.273 (8, PH)										1	0	0	0	0	2	0						
Turk Lown, R (8, 1)										0	0	0	0	0	0	0						
Inning Stats	R: 0 E: 0 K: 0 S: 3	H: 0 LOB: 2 BB: 2 P: 11	R: 0 E: 0 K: 2 S: 7	H: 0 LOB: 1 BB: 1 P: 11	R: 0 E: 0 K: 0 S: 3	H: 1 LOB: 0 BB: 0 P: 3	R: 3 E: 0 K: 1 S: 7	H: 2 LOB: 1 BB: 2 P: 15	R: 1 E: 0 K: 1 S: 5	H: 0 LOB: 1 BB: 2 P: 13	R: 0 E: 0 K: 1 S: 5	H: 0 LOB: 1 BB: 1 P: 9	R: 0 E: 0 K: 1 S: 6	H: 1 LOB: 1 BB: 0 P: 6	R: 0 E: 0 K: 1 S: 6	H: 2 LOB: 1 BB: 0 P: 6		R: 0 E: 0 K: 1 S: 5	H: 0 LOB: 0 BB: 0 P: 5	1B: 4 2B: 1 3B: 0 HR: 1	SF: 0 SAC: 0 DP: 2 HBP: 0	WP: 0 PB: 0 SB: 2 CS: 0
PITCHER	IP WLS BF H R ER SO BB IBB HBP BLK WP HR S P ERA WHIP																					
Steve Barber, L ERA: 4.05 (1, 1)	7.0 W 32 4 4 4 6 8 0 0 0 0 0 1 36 68 5.14 1.714																					
Hoyt Wilhelm, R ERA: 1.25 (8, 1)	2.0 S 7 2 0 0 2 0 0 0 0 0 0 0 0 11 11 0.00 1.000																					

Batter	1	2	3	4	5	6	7	8	9	AB	R	H	RBI	BB	SO	LOB	BOTTOM				
Dick Williams, R OBP: 0.252, SLG: 0.373 (1, 3)									P6	4	1	2	0	1	0	4	Chicago White Sox @ Baltimore Orioles Memorial Stadium, Baltimore, MD Thu May 25 1961, 7:05 PM EDT Att: 8,856 - Unknown livebaseballscorecards.com				
Jackie Brandt, R OBP: 0.366, SLG: 0.609 (1, 7)									F8	3	2	0	0	2	0	3					
Brooks Robinson, R OBP: 0.392, SLG: 0.447 (1, 5)									F7	4	1	1	1	1	0	0					
Gus Triandos, R OBP: 0.378, SLG: 0.521 (1, 2)									5-3	5	2	2	1	0	0	2					
Ron Hansen, R OBP: 0.307, SLG: 0.338 (1, 6)									6-3	3	0	1	0	1	1	1					
Jim Busby, R OBP: 0.400, SLG: 0.294 (1, 8)									G4-6-3 1B	2	0	1	2	2	0	1					
Earl Robinson, R OBP: 0.259, SLG: 0.208 (1, 9)									5-3	3	0	0	2	1	0	5					
Jerry Adair, R OBP: 0.336, SLG: 0.429 (1, 4)									6-3	3	0	0	0	1	2	3					
Steve Barber, L OBP: 0.143, SLG: 0.111 (7, PH)									K	3	0	0	0	0	3	6					
Dave Philley, S OBP: 0.351, SLG: 0.364 (7, PR)									K	1	0	1	0	0	0	0					
Russ Snyder, L OBP: 0.313, SLG: 0.333 (7, PR)									K	0	0	0	0	0	0	0					
Hoyt Wilhelm, R (8, 1)									K	0	0	0	0	0	0	0					
Inning Stats	R: 4 E: 0 K: 2 S: 10	H: 2 LOB: 3 BB: 4 P: 26	R: 2 E: 0 K: 1 S: 5	H: 0 LOB: 3 BB: 5 P: 25	R: 0 E: 0 K: 0 S: 3	H: 1 LOB: 0 BB: 0 P: 3	R: 0 E: 0 K: 0 S: 4	H: 1 LOB: 1 BB: 0 P: 4	R: 0 E: 0 K: 1 S: 6	H: 1 LOB: 1 BB: 0 P: 6	R: 0 E: 0 K: 0 S: 5	H: 2 LOB: 2 BB: 0 P: 5	R: 0 E: 1 K: 1 S: 6	H: 1 LOB: 1 BB: 0 P: 6	R: 0 E: 0 K: 1 S: 5	H: 0 LOB: 0 BB: 0 P: 5		1B: 7 2B: 1 3B: 0 HR: 0	SF: 0 SAC: 1 DP: 1 HBP: 0	WP: 1 PB: 0 SB: 1 CS: 0	PA: 41
PITCHER	IP WLS BF H R ER SO BB IBB HBP BLK WP HR S P ERA WHIP																				
Herb Score, L ERA: 7.2 (1, 1)	0.0 L 8 0 2 2 2 4 0 0 0 0 1 0 8 24 13.50 3.000																				
Juan Pizarro, L ERA: 4.5 (1, 1)	1.1 8 0 2 2 2 4 0 0 0 0 0 0 8 24 13.50 3.000																				
Frank Baumann, L ERA: 6.04 (2, 1)	5.2 24 6 0 0 3 2 0 0 0 0 0 0 28 36 0.00 1.412																				
Turk Lown, R ERA: 1.46 (8, 1)	1.0 3 0 0 0 1 0 0 0 0 0 0 0 5 5 0.00 0.000																				

Batter	1	2	3	4	5	6	7	8	9	AB	R	H	RBI	BB	SO	LOB	TOP								
Chuck Schilling, R OBP: 0.308, SLG: 0.303 (1, 4)	0-3 K			0-0 1-3	4-0 7-6-3 BB		0-0 5-3		0-0 1-3	4	0	0	0	1	1	2									
Gary Geiger, L OBP: 0.311, SLG: 0.373 (1, 8)	0-3 K			0-0 1B	0-0 7-6-3			0-0 3B		4	1	2	0	0	1	1									
Carl Yastrzemski, L OBP: 0.284, SLG: 0.362 Carroll Hardy, R OBP: 0.288, SLG: 0.333 (1, 7) (4, 7)	0-0 4-3			0-3 K	0-0 1B			0-0 P4		2	0	0	0	0	1	1									
Vic Wertz, L OBP: 0.326, SLG: 0.425 Pete Runnels, L OBP: 0.362, SLG: 0.433 (1, 3) (8, 3)		0-3 K		0-0 1B	0-0 1B			0-0 G4		4	1	1	0	0	1	2									
Jackie Jensen, R OBP: 0.254, SLG: 0.302 (1, 9)		0-0 4-3		0-0 1B	0-0 1B			0-0 F7		0	0	0	0	0	0	0									
Frank Malzone, R OBP: 0.172, SLG: 0.222 (1, 5)		0-0 F7		0-0 HR	0-0 HR			0-0 F9		4	1	1	1	0	0	1									
Russ Nixon, L OBP: 0.284, SLG: 0.333 (1, 2)			0-0 1-3	0-0 1B	0-0 2B			0-0 K		3	1	1	0	1	1	0									
Don Buddin, R OBP: 0.381, SLG: 0.333 (1, 6)			0-0 P4	0-0 2B	0-0 1B			0-0 F9		3	0	1	0	0	0	0									
Don Schwall, R OBP: 0.167, SLG: 0.333 (1, 1)			0-0 4-3	0-0 2B	0-0 2B			0-0 F9		4	0	1	1	0	0	2									
Inning Stats	R: 0 E: 0 K: 2 S: 7	H: 0 LOB: 0 BB: 0 P: 7	R: 0 E: 0 K: 1 S: 5	H: 0 LOB: 0 BB: 0 P: 5	R: 0 E: 0 K: 1 S: 3	H: 0 LOB: 0 BB: 0 P: 3	R: 5 E: 0 K: 1 S: 11	H: 7 LOB: 2 BB: 0 P: 11	R: 0 E: 0 K: 0 S: 3	H: 1 LOB: 1 BB: 0 P: 7	R: 0 E: 0 K: 1 S: 5	H: 0 LOB: 0 BB: 0 P: 5	R: 0 E: 0 K: 0 S: 3	H: 0 LOB: 1 BB: 0 P: 3	R: 0 E: 0 K: 0 S: 4	H: 1 LOB: 1 BB: 0 P: 4	R: 0 E: 0 K: 0 S: 3	H: 0 LOB: 2 BB: 1 P: 8	1B: 6 2B: 2 3B: 1 HR: 1	SF: 0 SAC: 0 DP: 1 HBP: 1	WP: 0 PB: 0 SB: 0 CS: 0	PA: 37			
PITCHER	IP	WLS	BF	H	R	ER	SO	BB	IBB	HBP	BLK	WP	HR	S	P	ERA	WHIP								
Jack Fisher, R ERA: 4.63 (1, 1)	5.0	L	22	8	5	5	4	1	0	0	0	0	1	29	33	9.00	1.800								
Wes Stock, R ERA: 3.09 (6, 1)	1.0		3	0	0	0	1	0	0	0	0	0	0	5	5	0.00	0.000								
Hoyt Wilhelm, R ERA: 1.17 (7, 1)	3.0		12	1	0	0	0	1	0	1	0	0	0	10	15	0.00	0.667								

Boston Red Sox @ Baltimore Orioles
Memorial Stadium, Baltimore, MD
 Sun May 28 1961, 3:33 AM EDT
 Att: 11,519 - Unknown

AB	34
R	5
H	9
RBI	5
BB	2
SO	5
LOB	10




Batter	1	2	3	4	5	6	7	8	9	AB	R	H	RBI	BB	SO	LOB	BOTTOM								
Dick Williams, R OBP: 0.252, SLG: 0.377 (1, 7)	0-0 4-3		0-0 SH3-4		0-3 K		0-0 F8		0-0 2B	4	0	1	0	0	1	0									
Jackie Brandt, R OBP: 0.383, SLG: 0.590 (1, 8)	0-0 S		0-0 F7		0-0 1B		0-0 P6		0-0 6-3	5	0	2	0	0	0	2									
Brooks Robinson, R OBP: 0.387, SLG: 0.435 (1, 5)	4-0 G3-6		0-0 6-3		0-0 BB		0-0 6-3		0-0 L4	4	0	1	0	1	0	2									
Jim Gentile, L OBP: 0.434, SLG: 0.693 (1, 3)	0-0 G3-6-1			4-0 FC2-6	4-0 BB			0-0 P4		2	0	0	0	2	0	2									
Gus Triandos, R OBP: 0.357, SLG: 0.488 (1, 2)		0-0 P4		0-0 FC2-6	0-3 K			0-3 K		4	0	0	0	0	2	4									
Ron Hansen, R OBP: 0.322, SLG: 0.340 (1, 6)		0-0 4-3		4-0 3-1	0-0 BB		0-0 FC4-6		4-0 1B	2	0	1	0	2	0	0									
Whitey Herzog, L OBP: 0.372, SLG: 0.370 (1, 9)		0-0 E8		0-0 3-1	0-0 BB		0-0 FC4-6		0-0 1B	4	0	1	0	0	0	3									
Jerry Adair, R OBP: 0.331, SLG: 0.419 (1, 4)		0-3 K		0-3 K	0-3 K		0-3 K		0-3 K	4	0	0	0	0	4	6									
Jack Fisher, R OBP: 0.188, SLG: 0.111 Gene Stephens, L OBP: 0.209, SLG: 0.250 Wes Stock, R OBP: 0.389, SLG: 0.389 Dave Philley, S OBP: 0.286, SLG: 0.286 Hoyt Wilhelm, R OBP: 0.286, SLG: 0.286 Clint Courtney, L OBP: 0.286, SLG: 0.286 (1, 1) (5, PH) (6, PH) (7, 1) (6, PH) (6, PH)			0-0 SH3-4		0-0 1B		0-3 5-3		0-0 F8	1	0	1	0	0	0	0									
Inning Stats	R: 0 E: 0 K: 0 S: 3	H: 1 LOB: 1 BB: 1 P: 7	R: 0 E: 1 K: 1 S: 6	H: 0 LOB: 1 BB: 0 P: 6	R: 0 E: 0 K: 1 S: 4	H: 1 LOB: 1 BB: 0 P: 4	R: 0 E: 0 K: 1 S: 5	H: 0 LOB: 2 BB: 0 P: 13	R: 0 E: 0 K: 2 S: 9	H: 2 LOB: 3 BB: 1 P: 13	R: 0 E: 0 K: 2 S: 8	H: 1 LOB: 1 BB: 0 P: 8	R: 0 E: 0 K: 0 S: 3	H: 0 LOB: 0 BB: 0 P: 3	R: 0 E: 0 K: 2 S: 8	H: 1 LOB: 2 BB: 1 P: 12	R: 0 E: 0 K: 0 S: 4	H: 1 LOB: 1 BB: 0 P: 4	1B: 5 2B: 2 3B: 0 HR: 0	SF: 0 SAC: 1 DP: 1 HBP: 0	WP: 0 PB: 0 SB: 1 CS: 0	PA: 39			
PITCHER	IP	WLS	BF	H	R	ER	SO	BB	IBB	HBP	BLK	WP	HR	S	P	ERA	WHIP								
Don Schwall, R ERA: 0.53 (1, 1)	9.0	W	39	7	0	0	8	5	0	0	0	0	0	50	70	0.00	1.333								

Boston Red Sox @ Baltimore Orioles
Memorial Stadium, Baltimore, MD
 Sun May 28 1961, 3:33 AM EDT
 Att: 11,519 - Unknown

AB	33
R	0
H	7
RBI	0
BB	5
SO	8
LOB	20




Batter	1	2	3	4	5	6	7	8	9	AB	R	H	RBI	BB	SO	LOB	TOP								
Dick Williams, R (1, 7) OBP: 0.257, SLG: 0.378 Gene Stephens, L (8, 7) OBP: 0.359, SLG: 0.250	0-0 G6-4-3 1B		0-0 5-3		0-0 2-3		0-0 1B SF8	0-0 F9		5	1	2	0	0	0	0									
Jackie Brandt, R (1, 8) OBP: 0.400, SLG: 0.610	0-0 G6-4-3 1B		0-0 1B		0-0 2B SF7		0-0 1-3 HR	4-0 FC1-6 BB		4	2	4	0	1	0	0									
Brooks Robinson, R (1, 5) OBP: 0.388, SLG: 0.443	0-0 G6-4-3		0-0 1-2 1B		0-0 SF7		0-0 1-2 SF8	0-0 FC1-6 1B		4	1	2	1	0	0	3									
Jim Gentile, L (1, 3) OBP: 0.447, SLG: 0.718	1-0 BB HBP		0-0 F9		4-0 SF7		0-0 2H HR	0-0 1-3 1B		3	2	2	2	1	0	2									
Gus Triandos, R (1, 2) OBP: 0.365, SLG: 0.492 Many Breeding, R (9, PR) OBP: 0.169, SLG: 0.275 Clint Courtney, L (9, 2) OBP: 0.390, SLG: 0.281	4-0 BB		0-3 K		0-0 SF7		0-0 1-2 2-3 3H	0-0 1-2 1B		3	0	2	2	1	1	2									
Ron Hansen, R (1, 6) OBP: 0.313, SLG: 0.329	0-0 5-3				0-0 K		0-0 0-3 F3	0-0 3H F8		5	0	0	0	0	1	8									
Whitey Herzog, L (1, 9) OBP: 0.368, SLG: 0.365 Dave Philley, S (9, PH) OBP: 0.366, SLG: 0.405 Jim Busby, R (9, 8) OBP: 0.400, SLG: 0.294			0-0 K		0-3 K		0-0 3-1	0-0 1-2 2H 1B		4	0	1	0	0	2	1	AB 38								
Jerry Adair, R (1, 4) OBP: 0.325, SLG: 0.418			0-3 K		0-0 2B		0-0 1-6-3	0-0 6-3		5	0	1	0	0	2	3	R 6								
Steve Barber, L (1, 1) OBP: 0.125, SLG: 0.097			0-3 K		0-3 K		0-0 4-3	0-0 4-3		4	0	0	0	0	2	1	H 15								
																	RBI 6								
																	BB 3								
																	SO 8								
																	LOB 20								
																									
Inning Stats	R: 0 E: 0 K: 0 S: 4	H: 2 LOB: 3 BB: 1 P: 9	R: 0 E: 0 K: 2 S: 7	H: 1 LOB: 0 BB: 0 P: 7	R: 0 E: 0 K: 1 S: 7	H: 2 LOB: 2 BB: 0 P: 7	R: 0 E: 0 K: 2 S: 8	H: 1 LOB: 1 BB: 0 P: 8	R: 1 E: 0 K: 1 S: 7	H: 2 LOB: 2 BB: 1 P: 11	R: 0 E: 0 K: 0 S: 3	H: 0 LOB: 0 BB: 0 P: 3	R: 3 E: 0 K: 1 S: 9	H: 4 LOB: 1 BB: 0 P: 9	R: 0 E: 0 K: 1 S: 5	H: 0 LOB: 0 BB: 0 P: 5	R: 2 E: 0 K: 0 S: 6	H: 3 LOB: 2 BB: 1 P: 10	1B: 12 2B: 3 3B: 0 HR: 1	SF: 2 SAC: 0 DP: 2 HBP: 1	WP: 0 PB: 0 SB: 0 CS: 1	PA: 44			
PITCHER	IP	WLS	BF	H	R	ER	SO	BB	IBB	HBP	BLK	WP	HR	S	P	ERA	WHIP								
Bob Shaw, R (1, 1) ERA: 3.08	6.1	L	32	12	4	4	6	1	1	1	0	0	1	41	50	5.68	2.053								
Russ Kemmerer, R (7, 1) ERA: 1.59	1.2		5	0	0	0	2	0	0	0	0	0	0	9	9	0.00	0.000								
Juan Pizarro, L (9, 1) ERA: 5.73	1.0		7	3	2	2	0	1	0	0	0	0	0	6	10	18.00	4.000								

Baltimore Orioles @ Chicago White Sox
Comiskey Park, Chicago, IL
Tue May 30 1961, 4:33 AM EDT
Unknown

AB 38
R 6
H 15
RBI 6
BB 3
SO 8
LOB 20



Batter	1	2	3	4	5	6	7	8	9	AB	R	H	RBI	BB	SO	LOB	BOTTOM								
Jim Landis, R (1, 8) OBP: 0.311, SLG: 0.418	0-0 E4 G5-4-3 BB		0-0 6-3		0-0 FC4-6			4-0 BB		3	0	0	0	1	0	1									
Luis Aparicio, R (1, 6) OBP: 0.298, SLG: 0.314	4-0 G5-4-3 BB				0-0 1-3		0-0 5-3	0-0 F9		3	0	0	0	1	0	2									
Wes Covington, L (1, 7) OBP: 0.292, SLG: 0.417	0-0 G5-4-3				0-0 6-3		0-3 K	0-0 F8		4	0	0	0	0	1	4									
Roy Sievers, R (1, 3) OBP: 0.407, SLG: 0.610	0-0 P6				4-0 1B BB		0-0 6-3		4-0 1B BB	2	0	0	0	2	0	1									
Al Smith, R (1, 9) OBP: 0.325, SLG: 0.459			0-0 5-3		0-0 1-2 1B		0-0 G3	0-0 G6-4-3 1B		4	0	2	0	0	0	0									
Sherm Lollar, R (1, 2) OBP: 0.346, SLG: 0.404			0-0 G4-3 1B		0-0 F8		0-0 5-3	0-0 F8		4	0	1	0	0	0	4									
Nellie Fox, L (1, 4) OBP: 0.332, SLG: 0.335			0-0 G4-3		0-0 2-3		0-0 L6	0-0 G6-4-3		4	0	0	0	0	0	3	AB 28								
Sammy Esposito, R (1, 5) OBP: 0.276, SLG: 0.240					0-0 4-3		0-3 K		4-0 BB BB	2	0	0	0	1	1	0	R 0								
Bob Shaw, R (1, 1) Russ Kemmerer, R (7, 1) OBP: 0.500, SLG: 0.667 Bob Roselli, R (6, PH) OBP: 0.400, SLG: 0.600 Juan Pizarro, L (9, 1)					0-0 G3		4-0 FC4-6 BB		0-3 K	1	0	0	0	1	0	0	H 3								
																	RBI 0								
																	BB 6								
																	SO 3								
																	LOB 16								
																									
Inning Stats	R: 0 E: 1 K: 0 S: 3	H: 0 LOB: 1 BB: 1 P: 7	R: 0 E: 0 K: 0 S: 3	H: 1 LOB: 0 BB: 0 P: 3	R: 0 E: 0 K: 0 S: 3	H: 0 LOB: 0 BB: 0 P: 3	R: 0 E: 0 K: 0 S: 4	H: 1 LOB: 2 BB: 1 P: 8	R: 0 E: 0 K: 1 S: 5	H: 0 LOB: 1 BB: 1 P: 9	R: 0 E: 0 K: 1 S: 5	H: 0 LOB: 0 BB: 0 P: 5	R: 0 E: 0 K: 0 S: 3	H: 0 LOB: 0 BB: 0 P: 3	R: 0 E: 0 K: 1 S: 5	H: 0 LOB: 2 BB: 2 P: 13	R: 0 E: 0 K: 0 S: 3	H: 1 LOB: 1 BB: 1 P: 7	1B: 3 2B: 0 3B: 0 HR: 0	SF: 0 SAC: 0 DP: 3 HBP: 0	WP: 0 PB: 0 SB: 0 CS: 0	PA: 34			
PITCHER	IP	WLS	BF	H	R	ER	SO	BB	IBB	HBP	BLK	WP	HR	S	P	ERA	WHIP								
Steve Barber, L (1, 1) ERA: 3.57	9.0	W	34	3	0	0	3	6	0	0	0	0	0	34	58	0.00	1.000								

Baltimore Orioles @ Chicago White Sox
Comiskey Park, Chicago, IL
Tue May 30 1961, 4:33 AM EDT
Unknown

AB 28
R 0
H 3
RBI 0
BB 6
SO 3
LOB 16



Batter	1	2	3	4	5	6	7	8	9	AB	R	H	RBI	BB	SO	LOB	TOP					
Jim Busby, R OBP: 0.375, SLG: 0.333 (1, 8)										4	1	1	0	0	1	0	Baltimore Orioles @ Chicago White Sox Comiskey Park, Chicago, IL Tue May 30 1961, 4:38 AM EDT Att: 28,550 - Unknown					
Dick Williams, R OBP: 0.256, SLG: 0.395 Gene Stephens, L OBP: 0.359, SLG: 0.250 (1, 7) (9, 7)										4	1	1	1	0	0	1						
Jackie Brandt, R OBP: 0.393, SLG: 0.593 (1, 9)										4	0	1	1	0	0	0						
Jim Gentile, L OBP: 0.448, SLG: 0.708 (1, 3)										3	0	1	0	1	0	1						
Brooks Robinson, R OBP: 0.380, SLG: 0.433 (1, 5)										4	0	0	0	0	0	2						
Gus Triandos, R OBP: 0.371, SLG: 0.496 (1, 2)										3	0	2	0	0	0	0						
Ron Hansen, R OBP: 0.313, SLG: 0.329 (1, 6)										3	0	1	0	0	0	2						
Jerry Adair, R OBP: 0.326, SLG: 0.416 (1, 4)										3	0	1	0	0	1	0						
Hal Brown, R OBP: 0.111, SLG: 0.111 Hoyt Wilhelm, R (9, 1)										3	0	0	0	0	1	2						
										0	0	0	0	0	0	0						
Inning Stats	R: 1 E: 0 K: 0 S: 4	H: 1 LOB: 0 BB: 0 P: 4	R: 0 E: 0 K: 0 S: 3	H: 1 LOB: 0 BB: 0 P: 3	R: 0 E: 0 K: 1 S: 5	H: 0 LOB: 0 BB: 0 P: 5	R: 1 E: 0 K: 0 S: 4	H: 2 LOB: 1 BB: 0 P: 4	R: 0 E: 0 K: 1 S: 6	H: 2 LOB: 1 BB: 0 P: 6	R: 0 E: 0 K: 0 S: 5	H: 0 LOB: 0 BB: 0 P: 5	R: 0 E: 0 K: 0 S: 4	H: 2 LOB: 1 BB: 0 P: 4	R: 0 E: 0 K: 0 S: 3	H: 0 LOB: 0 BB: 0 P: 3	R: 0 E: 0 K: 0 S: 3	H: 0 LOB: 0 BB: 0 P: 7	1B: 6 2B: 1 3B: 0 HR: 1	SF: 0 SAC: 0 DP: 3 HBP: 0	WP: 0 PB: 0 CS: 2	PA: 32
PITCHER Billy Pierce, L ERA: 4.53 (1, 1)	IP: 9.0 WLS: L BF: 32	H: 8 R: 2 ER: 2 SO: 3	BB: 1 IBB: 0 HBP: 0 BLK: 0	WP: 0 HR: 1 S: 37 P: 41	ERA: 2.00 WHIP: 1.000	PITCHER IP: WLS: BF: H: R: ER: SO: BB: IBB: HBP: BLK: WP: HR: S: P: ERA: WHIP																

AB	31
R	2
H	8
RBI	2
BB	1
SO	3
LOB	8



Batter	1	2	3	4	5	6	7	8	9	AB	R	H	RBI	BB	SO	LOB	BOTTOM			
Floyd Robinson, L OBP: 0.375, SLG: 0.510 (1, 9)										4	0	1	0	0	0	0	Baltimore Orioles @ Chicago White Sox Comiskey Park, Chicago, IL Tue May 30 1961, 4:38 AM EDT Att: 28,550 - Unknown			
Jim Landis, R OBP: 0.309, SLG: 0.432 (1, 8)										4	1	1	1	0	0	1				
Wes Covington, L OBP: 0.289, SLG: 0.406 Minnie Minoso, R (9, PR) OBP: 0.343, SLG: 0.417 (1, 7) (9, PR)										4	0	1	0	0	0	0				
Roy Sievers, R OBP: 0.409, SLG: 0.605 (1, 3)										3	0	1	0	1	0	1				
Al Smith, R OBP: 0.318, SLG: 0.449 (1, 5)										3	0	0	0	0	0	2				
Nellie Fox, L OBP: 0.326, SLG: 0.329 (1, 4)										3	0	0	0	0	0	1				
Luis Aparicio, R OBP: 0.292, SLG: 0.308 (1, 6)										3	0	0	0	0	0	1				
Bob Roselli, R OBP: 0.250, SLG: 0.375 (1, 2)										3	0	0	0	0	1	0				
Billy Pierce, L OBP: 0.167, SLG: 0.167 Billy Goodman, L (9, PH) OBP: 0.240, SLG: 0.261 (1, 1) (9, PH)										2	0	0	0	0	0	0				
										1	0	0	0	0	0	0				
Inning Stats	R: 0 E: 0 K: 0 S: 3	H: 1 LOB: 0 BB: 0 P: 3	R: 0 E: 0 K: 0 S: 3	H: 0 LOB: 0 BB: 0 P: 3	R: 0 E: 0 K: 1 S: 5	H: 0 LOB: 0 BB: 0 P: 5	R: 0 E: 0 K: 0 S: 3	H: 0 LOB: 0 BB: 0 P: 3	R: 0 E: 0 K: 0 S: 4	H: 1 LOB: 1 BB: 0 P: 4	R: 0 E: 0 K: 0 S: 3	H: 0 LOB: 0 BB: 0 P: 3	R: 0 E: 0 K: 0 S: 3	H: 0 LOB: 0 BB: 0 P: 3	R: 1 E: 0 K: 0 S: 5	H: 2 LOB: 1 BB: 0 P: 5	1B: 3 2B: 0 3B: 0 HR: 1	SF: 0 SAC: 0 DP: 0 HBP: 0	WP: 0 PB: 0 CS: 0	PA: 31
PITCHER Hal Brown, R ERA: 2.7 Hoyt Wilhelm, R ERA: 1.33 (1, 1) (9, 1)	IP: 8.0 WLS: W BF: 26	H: 2 R: 0 ER: 0 SO: 1	BB: 1 IBB: 0 HBP: 0 BLK: 0	WP: 0 HR: 0 S: 27 P: 31	ERA: 0.00 WHIP: 0.375	PITCHER IP: WLS: BF: H: R: ER: SO: BB: IBB: HBP: BLK: WP: HR: S: P: ERA: WHIP														


AB	30
R	1
H	4
RBI	1
BB	1
SO	1
LOB	6





Batter	1	2	3	4	5	6	7	8	9	AB	R	H	RBI	BB	SO	LOB	TOP					
Dick Williams, R OBP: 0.255, SLG: 0.393	F9		6-3		SF9		SF9		G6-3 1B	3	0	1	2	0	0	1	Baltimore Orioles @ Chicago White Sox Comiskey Park, Chicago, IL Wed May 31 1961, 8:05 PM EDT Att: 11,447 - Unknown					
Jackie Brandt, R OBP: 0.404, SLG: 0.593	1-3								G6-3 1B	5	0	3	2	0	0	1						
Brooks Robinson, R OBP: 0.377, SLG: 0.429			F9		F9		F9			4	0	1	0	0	0	3						
Jim Gentile, L OBP: 0.449, SLG: 0.699	5-3				F8				1B 1B	3	0	1	0	0	0	1						
Gus Triandos, R OBP: 0.368, SLG: 0.489		5-3			F6		F8		1B 1B	4	0	1	0	0	0	1						
Jim Busby, R OBP: 0.333, SLG: 0.292 Dick Hall, R	4-3				3-1		F9		F9	3	0	0	0	0	0	1						
Ron Hansen, R OBP: 0.311, SLG: 0.333	5-3						G3		F8	4	1	1	0	0	0	3						
Jerry Adair, R OBP: 0.336, SLG: 0.431			SH1-4 1B BB		SF9 1B 5-3		F9 SF9 2B		F8	3	3	2	0	1	0	2						
Chuck Estrada, R Jack Fisher, R Mary Sweeney, R Wes Stock, R Dick Hyde, R Earl Robinson, R Dave Philley, S	SH1-4				5-3		F9		6-3	0	0	0	0	0	0	0						
Inning Stats	R: 0 E: 0 K: 0 S: 4	H: 1 LOB: 1 BB: 0 P: 4	R: 0 E: 0 K: 0 S: 3	H: 0 LOB: 0 BB: 0 P: 3	R: 1 E: 0 K: 0 S: 4	H: 1 LOB: 1 BB: 1 P: 8	R: 0 E: 0 K: 0 S: 3	H: 0 LOB: 0 BB: 0 P: 3	R: 2 E: 0 K: 0 S: 6	H: 3 LOB: 1 BB: 0 P: 6	R: 0 E: 0 K: 0 S: 3	H: 0 LOB: 1 BB: 0 P: 4	R: 1 E: 0 K: 0 S: 5	H: 2 LOB: 1 BB: 0 P: 5	R: 0 E: 0 K: 0 S: 5	H: 2 LOB: 2 BB: 0 P: 5		R: 0 E: 0 K: 0 S: 3	H: 1 LOB: 0 BB: 0 P: 3	1B: 8 2B: 2 3B: 0 HR: 0	SF: 2 SAC: 1 DP: 1 HBP: 1	WP: 0 PB: 0 SB: 1 CS: 0
PITCHER Frank Baumann, L ERA: 6.02	IP: 9.0 WLS: W BF: 38 H: 10 R: 4 ER: 4 SO: 0 BB: 1 IBB: 0 HBP: 1 BLK: 0 WP: 0 HR: 0 S: 36 P: 41 ERA: 4.00 WHIP: 1.222															PITCHER						


Batter	1	2	3	4	5	6	7	8	9	AB	R	H	RBI	BB	SO	LOB	BOTTOM			
Floyd Robinson, L OBP: 0.393, SLG: 0.500	PB 1B BB		4-3		6-3					3	1	1	0	2	0	0	Baltimore Orioles @ Chicago White Sox Comiskey Park, Chicago, IL Wed May 31 1961, 8:05 PM EDT Att: 11,447 - Unknown			
Nellie Fox, L OBP: 0.328, SLG: 0.328	1B 1-2 G6-4-3 BB		E7 1B				E3 FC1-4		F7	4	2	1	0	1	0	3				
Wes Covington, L Sammy Esposito, R	G6-4-3 1-3 2-H 1B						F8			4	1	3	3	0	0	1				
Roy Sievers, R OBP: 0.403, SLG: 0.590	G6-4-3 1-2 BB		HR 1B				K		P4	4	0	0	0	1	1	5				
Al Smith, R OBP: 0.317, SLG: 0.465	G6-4-3 1-2 1-2 2-3 3-H						FC1-4		K	4	1	1	2	0	1	5				
Jim Landis, R OBP: 0.319, SLG: 0.451	6-3									2	1	1	1	2	0	1				
Sherm Lollar, R OBP: 0.342, SLG: 0.398			K		6-3					4	1	1	0	0	1	2				
Luis Aparicio, R OBP: 0.291, SLG: 0.306			F8							4	1	1	0	0	0	1				
Frank Baumann, L OBP: 0.263, SLG: 0.125			K							4	1	1	2	0	2	1				
Inning Stats	R: 2 E: 0 K: 0 S: 3	H: 1 LOB: 1 BB: 3 P: 15	R: 0 E: 0 K: 2 S: 7	H: 0 LOB: 0 BB: 0 P: 7	R: 3 E: 1 K: 0 S: 6	H: 3 LOB: 1 BB: 1 P: 10	R: 0 E: 0 K: 1 S: 5	H: 0 LOB: 0 BB: 0 P: 5	R: 0 E: 1 K: 1 S: 6	H: 0 LOB: 1 BB: 0 P: 6	R: 4 E: 1 K: 1 S: 10	H: 5 LOB: 2 BB: 1 P: 14	R: 0 E: 0 K: 0 S: 3	H: 0 LOB: 1 BB: 1 P: 7	R: 0 E: 0 K: 1 S: 6	H: 1 LOB: 1 BB: 0 P: 6		1B: 8 2B: 0 3B: 0 HR: 2	SF: 0 SAC: 0 DP: 1 HBP: 0	WP: 0 PB: 1 SB: 0 CS: 0
PITCHER Chuck Estrada, R ERA: 6.07 Jack Fisher, R ERA: 4.53 Wes Stock, R ERA: 4.44 Dick Hyde, R ERA: Dick Hall, R ERA: 6.0	IP: 2.2 WLS: L BF: 15 H: 4 R: 5 ER: 5 SO: 2 BB: 4 IBB: 0 HBP: 0 BLK: 0 WP: 0 HR: 1 S: 15 P: 31 ERA: 16.88 WHIP: 3.000															PITCHER				



Batter	1	2	3	4	5	6	7	8	9	AB	R	H	RBI	BB	SO	LOB	TOP	
Dick Williams, R (1, 7) OBP: 0.248, SLG: 0.383 Gene Stephens, L (8, 7) OBP: 0.359, SLG: 0.250	0-0 1-4-3	0-0 4-3			0-3 K			0-0 F6		4	0	0	0	0	1	1	<p>Baltimore Orioles @ Boston Red Sox Fenway Park, Boston, MA Fri Jun 02 1961, 7:05 PM EDT Att: 17,714 - Unknown</p> <p>livebaseballscores.com</p> <p>AB 32 R 2 H 7 RBI 2 BB 4 SO 5 LOB 12</p> 	
Jackie Brandt, R (1, 8) OBP: 0.418, SLG: 0.606	4-0 1B BB		0-0 2B		0-0 4-3			0-0 BB 1B		3	1	2	0	1	0	0		
Brooks Robinson, R (1, 5) OBP: 0.385, SLG: 0.429	0-0 1B		4-0 BB		0-0 5-3			4-0 1B BB		2	0	1	0	2	0	0		
Jim Gentile, L (1, 3) OBP: 0.444, SLG: 0.685	0-0 1B		0-0 F4		0-0 G3			0-0 3-1		4	0	1	1	0	0	3		
Gus Triandos, R (1, 2) OBP: 0.358, SLG: 0.476	0-3 K		0-3 F4		0-3 6-3			0-0 F7		4	0	0	0	0	1	3		
Ron Hansen, R (1, 6) OBP: 0.316, SLG: 0.349	0-3 K		0-0 G6-4-3 1B		0-0 F3			0-0 1B 3B		4	1	2	0	0	1	2		
Jerry Adair, R (1, 4) OBP: 0.331, SLG: 0.420 Dave Philley, S (9, PH) OBP: 0.349, SLG: 0.385 Mary Breeding, R (9, 4) OBP: 0.185, SLG: 0.269		0-0 F5		0-0 G6-4-3 1-2		0-0 F7		0-0 1-3		3	0	0	0	0	0	1		
Whitey Herzog, L (1, 9) OBP: 0.364, SLG: 0.360		0-0 3-1		0-0 G3		0-3 K		0-0 1B		4	0	1	1	0	1	0		
Billy Hoelt, L (1, 1) OBP: 0.200, SLG: 0.077		4-0 BB		0-3 K		0-0 1-3		0-0 1-3		3	0	0	0	1	1	1		
Inning Stats	R: 1 E: 0 K: 2 S: 9	H: 2 LOB: 2 BB: 1 P: 13	R: 0 E: 0 K: 0 S: 3	H: 0 LOB: 1 BB: 1 P: 7	R: 0 E: 0 K: 0 S: 3	H: 1 LOB: 1 BB: 1 P: 7	R: 0 E: 0 K: 0 S: 3	H: 1 LOB: 0 BB: 0 P: 3	R: 0 E: 0 K: 1 S: 5	H: 0 LOB: 0 BB: 0 P: 5	R: 0 E: 0 K: 0 S: 4	H: 1 LOB: 2 BB: 1 P: 8	R: 1 E: 0 K: 0 S: 5	H: 2 LOB: 1 BB: 0 P: 5	1B: 5 2B: 1 3B: 1 HR: 0	SF: 0 SAC: 0 DP: 1 HBP: 0		WP: 0 PB: 0 SB: 0 CS: 0
PITCHER Don Schwall, R (1, 1) ERA: 1.04	IP: 9.0 WLS: W BF: 36 H: 7 R: 2 ER: 2 SO: 5 BB: 4 IBB: 0 HBP: 0 BLK: 0 WP: 0 HR: 0 S: 42 P: 58 ERA: 2.00 WHIP: 1.222															PITCHER		

Batter	1	2	3	4	5	6	7	8	9	AB	R	H	RBI	BB	SO	LOB	BOTTOM			
Chuck Schilling, R (1, 4) OBP: 0.313, SLG: 0.296	0-0 F6		0-0 F4		0-0 F9			0-0 1B SH1-4 1B		4	1	1	0	0	0	2	<p>Baltimore Orioles @ Boston Red Sox Fenway Park, Boston, MA Fri Jun 02 1961, 7:05 PM EDT Att: 17,714 - Unknown</p> <p>livebaseballscores.com</p> <p>AB 31 R 4 H 9 RBI 4 BB 2 SO 4 LOB 14</p> 			
Gary Geiger, L (1, 8) OBP: 0.308, SLG: 0.358	4-0 BB		0-3 K		0-0 1B 1B			0-0 SH1-4 1-2		2	0	1	0	1	1	0				
Jackie Jensen, R (1, 9) OBP: 0.286, SLG: 0.338	0-0 F4		0-0 F8		0-0 FC5-4 1B			0-0 1B 2-3 1B		4	0	2	0	0	0	1				
Frank Maltzone, R (1, 5) OBP: 0.214, SLG: 0.283	0-0 L8		0-0 5-3		0-0 F9			0-0 1-3 3-H CS 1B		4	0	1	1	0	0	3				
Rip Repulski, R (1, 7) OBP: 0.412, SLG: 0.438 Carl Yastrzemski, L (9, 7) OBP: 0.276, SLG: 0.370		0-0 F8		0-3 4-3 1B 2B		0-0 F7		0-3 1-2 K		4	1	1	0	0	1	4				
Jim Pagliaroni, R (1, 2) OBP: 0.319, SLG: 0.373 Tom Brewer, R (9, FR) OBP: 0.250, SLG: 0.364		0-0 5-3		0-0 F4		0-0 FC5-4 1-2		0-0 HR BB		3	0	0	0	1	0	3				
Vic Wertz, L (1, 3) OBP: 0.339, SLG: 0.490	0-0 F8		0-0 4-3		0-0 F5			0-0 1-H HR		4	1	1	2	0	0	1				
Don Buddin, R (1, 6) OBP: 0.370, SLG: 0.318			0-3 K		0-0 1B 1B			0-0 K		3	0	1	1	0	2	0				
Don Schwall, R (1, 1) OBP: 0.222, SLG: 0.333			0-0 1-3		0-0 1-2 1B			0-0 6-3		3	0	1	0	0	0	0				
Inning Stats	R: 0 E: 0 K: 0 S: 3	H: 0 LOB: 0 BB: 1 P: 7	R: 0 E: 0 K: 1 S: 5	H: 0 LOB: 0 BB: 0 P: 5	R: 0 E: 0 K: 1 S: 5	H: 0 LOB: 0 BB: 0 P: 5	R: 1 E: 0 K: 0 S: 6	H: 3 LOB: 2 BB: 0 P: 6	R: 0 E: 0 K: 0 S: 5	H: 2 LOB: 2 BB: 0 P: 5	R: 0 E: 0 K: 1 S: 5	H: 0 LOB: 0 BB: 0 P: 5	R: 1 E: 0 K: 1 S: 7	H: 3 LOB: 2 BB: 0 P: 7	R: 2 E: 0 K: 0 S: 1	H: 1 LOB: 1 BB: 1 P: 5		1B: 7 2B: 2 3B: 0 HR: 1	SF: 0 SAC: 1 DP: 1 HBP: 0	WP: 0 PB: 0 SB: 0 CS: 1
PITCHER Billy Hoelt, L (1, 1) ERA: 2.13	IP: 8.0 WLS: L BF: 34 H: 9 R: 4 ER: 4 SO: 4 BB: 2 IBB: 0 HBP: 0 BLK: 0 WP: 0 HR: 1 S: 40 P: 48 ERA: 4.50 WHIP: 1.375															PITCHER				


Batter	1	2	3	4	5	6	7	8	9	AB	R	H	RBI	BB	SO	LOB	TOP											
Dick Williams, R OBP: 0.253, SLG: 0.390 Gene Stephens, L OBP: 0.359, SLG: 0.250	0-0 2B		0-3 K		0-0 5-3		0-0 1B		0-0 F9	5	0	2	0	0	1	2	<p>Baltimore Orioles @ Boston Red Sox Fenway Park, Boston, MA Sat Jun 03 1961, 3:33 AM EDT Att: 9,156 - Unknown</p> <p>livebaseballscorecards.com</p> <p>AB 35 R 3 H 9 RBI 3 BB 3 SO 5 LOB 14</p> 											
Jackie Brandt, R OBP: 0.408, SLG: 0.582	0-0 E6		4-0 BB		0-0 F4		0-0 F8		0-0 F9	4	0	0	0	1	0	2												
Brooks Robinson, R OBP: 0.377, SLG: 0.420	0-0 F7		0-0 F3		0-0 F9		0-3 K			4	0	0	0	0	1	4												
Jim Gentile, L OBP: 0.434, SLG: 0.664	0-0 L3				0-0 F8		0-0 F8		0-0 L8	4	0	0	0	0	0	2												
Gus Triandos, R OBP: 0.356, SLG: 0.469		0-0 G4-3 1B		0-0 F3		0-0 6-3		0-0 F5	4	0	1	0	0	0	0	0												
Ron Hansen, R OBP: 0.319, SLG: 0.371		0-0 G4-3 1-2		0-0 HR 1B		0-0 HR		0-3 K	4	2	2	1	0	1	1	1												
Jerry Adair, R OBP: 0.336, SLG: 0.455		0-0 F9		0-0 HR 1-H 1B		0-0 2B		0-3 K	4	1	2	2	0	1	0	0												
Whitey Herzog, L OBP: 0.368, SLG: 0.359 Jim Busby, R OBP: 0.333, SLG: 0.292			0-0 F9		0-0 1B		4-0 IBB		0-0 F6	3	0	1	0	1	0	0												
Jack Fisher, R OBP: 0.217, SLG: 0.143			0-0 BB 1B		0-0 F3		0-3 K		4-0 BB	3	0	1	0	1	1	3												
Inning Stats	R: 0 E: 1 K: 0 S: 4	H: 1 LOB: 1 BB: 0 P: 4	R: 0 E: 0 K: 0 S: 3	H: 1 LOB: 0 BB: 0 P: 3	R: 0 E: 0 K: 1 S: 6	H: 1 LOB: 2 BB: 1 P: 10	R: 2 E: 0 K: 0 S: 6	H: 3 LOB: 1 BB: 0 P: 6	R: 0 E: 0 K: 0 S: 3	H: 0 LOB: 0 BB: 0 P: 3	R: 1 E: 0 K: 1 S: 7	H: 2 LOB: 2 BB: 1 P: 11	R: 0 E: 0 K: 1 S: 6	H: 1 LOB: 1 BB: 0 P: 6	R: 0 E: 0 K: 2 S: 7	H: 0 LOB: 0 BB: 0 P: 7		R: 0 E: 0 K: 0 S: 3	H: 0 LOB: 1 BB: 1 P: 7	1B: 5 2B: 2 3B: 0 HR: 2	SF: 0 SAC: 0 DP: 1 HBP: 0	WP: 0 PB: 0 SB: 0 CS: 0	PA: 38					
PITCHER	IP	WLS	BF	H	R	ER	SO	BB	IBB	HBP	BLK	WP	HR	S	P	ERA	WHIP											
Ike Delock, R ERA: 3.7 Tracy Stallard, R ERA: 4.08	(1, 1)	8.0	L	34	9	3	3	5	1	1	0	0	0	2	42	50	3.38	1.250										
(9, 1)	1.0	4	0	0	0	0	0	1	0	0	0	0	0	3	7	0.00	1.000											

Batter	1	2	3	4	5	6	7	8	9	AB	R	H	RBI	BB	SO	LOB	BOTTOM										
Chuck Schilling, R OBP: 0.317, SLG: 0.301 Tracy Stallard, R	0-0 1B		0-0 6-3			0-0 6-3		0-0 1B		4	0	2	0	0	0	0	<p>Baltimore Orioles @ Boston Red Sox Fenway Park, Boston, MA Sat Jun 03 1961, 3:33 AM EDT Att: 9,156 - Unknown</p> <p>livebaseballscorecards.com</p> <p>AB 30 R 1 H 5 RBI 1 BB 1 SO 4 LOB 8</p> 										
Gary Geiger, L OBP: 0.300, SLG: 0.348	0-0 F7		0-0 G3		0-0 3-1		0-0 F2		4	0	0	0	0	0	2	2											
Carl Yastrzemski, L OBP: 0.289, SLG: 0.399	0-3 K		0-0 1-6-3		0-0 4-3		0-0 G3		4	0	0	0	0	1	1	1											
Vic Wertz, L OBP: 0.345, SLG: 0.491	0-0 1-3 1B		0-0 G6-4-3 1B		0-0 4-3		0-0 F8		4	0	2	0	0	0	0	0											
Jackie Jensen, R OBP: 0.285, SLG: 0.331	0-0 F8		0-0 G6-4-3 1-2		4-0 WP BB		0-0 5-3		3	0	0	0	1	0	3	3											
Frank Malzone, R OBP: 0.217, SLG: 0.303		0-0 6-3			0-0 SF7 3B		0-0 F7		3	1	1	0	0	0	1	1											
Russ Nixon, L OBP: 0.294, SLG: 0.351 Joe Ginsberg, L		0-0 L8			0-0 SF7		0-0 L6		1	0	0	1	0	0	0	0											
Don Buddin, R OBP: 0.357, SLG: 0.304		0-0 1-3			0-0 K		0-0 5-3		3	0	0	0	0	1	0	0											
Ike Delock, R OBP: 0.222, SLG: 0.125 Pete Runnels, L OBP: 0.371, SLG: 0.419			0-0 4-3		0-0 K		0-3 K		2	0	0	0	0	1	0	0											
Inning Stats	R: 0 E: 0 K: 1 S: 7	H: 2 LOB: 2 BB: 0 P: 7	R: 0 E: 0 K: 0 S: 3	H: 0 LOB: 0 BB: 0 P: 3	R: 0 E: 0 K: 0 S: 3	H: 0 LOB: 0 BB: 0 P: 3	R: 0 E: 0 K: 0 S: 3	H: 1 LOB: 0 BB: 0 P: 3	R: 1 E: 0 K: 2 S: 8	H: 1 LOB: 0 BB: 0 P: 8	R: 0 E: 0 K: 0 S: 3	H: 0 LOB: 0 BB: 0 P: 3	R: 0 E: 0 K: 0 S: 3	H: 0 LOB: 1 BB: 1 P: 7	R: 0 E: 0 K: 1 S: 6	H: 1 LOB: 0 BB: 0 P: 6		R: 0 E: 0 K: 0 S: 3	H: 0 LOB: 0 BB: 0 P: 3	1B: 4 2B: 0 3B: 1 HR: 0	SF: 1 SAC: 0 DP: 1 HBP: 0	WP: 1 PB: 0 SB: 0 CS: 0	PA: 32				
PITCHER	IP	WLS	BF	H	R	ER	SO	BB	IBB	HBP	BLK	WP	HR	S	P	ERA	WHIP										
Jack Fisher, R ERA: 4.06	(1, 1)	9.0	W	32	5	1	1	4	1	0	0	1	0	39	43	1.00	0.667										


Batter	1	2	3	4	5	6	7	8	9	AB	R	H	RBI	BB	SO	LOB	TOP			
Eddie Yost, R OBP: 0.267, SLG: 0.120 (1, 5)	 1B		 1		 1		 2		 2	4	1	1	0	1	1	1	Los Angeles Angels @ Baltimore Orioles Memorial Stadium, Baltimore, MD Mon Jun 05 1961, 7:05 PM EDT Att: 6,931 - Unknown			
Lee Thomas, L OBP: 0.354, SLG: 0.473 (1, 9)	 1		 2		 2		 2		 1B 1-3	5	0	1	0	0	0	2				
Leon Wagner, L OBP: 0.353, SLG: 0.567 (1, 7)	 2		 1B 1		 3		 3		 1-2	4	0	1	0	0	0	2				
Ted Kluszewski, L OBP: 0.352, SLG: 0.547 (1, 3)	 1H HR		 1B 1-2		 1		 1X 1		 3	4	1	1	2	1	0	3				
Ken Hunt, R OBP: 0.379, SLG: 0.570 (1, 8)	 3		 3		 1B WP BB		 2B S FC6-2			3	1	1	0	1	0	2				
Ken Aspromonte, R OBP: 0.300, SLG: 0.274 (1, 4)		 1		 1B		 1B WP		 2B 2H FC6-2		4	0	2	0	0	0	1				
Gene Leek, R OBP: 0.289, SLG: 0.406 (1, 6)		 2B		 1		 2		 3		4	0	1	0	0	0	3				
Ed Sadowski, R OBP: 0.353, SLG: 0.625 (1, 2)		 2		 2		 3		 1		4	0	0	0	0	1	3				
Ron Moeller, L OBP: 0.412, SLG: 0.231 (1, 1)		 3		 3			 1		 1B BB	3	0	0	0	1	3	2				
Inning Stats	R: 2 E: 0 K: 0 S: 5	H: 2 LOB: 0 BB: 0 P: 5	R: 0 E: 0 K: 2 S: 8	H: 1 LOB: 1 BB: 0 P: 8	R: 0 E: 0 K: 1 S: 4	H: 1 LOB: 1 BB: 0 P: 6	R: 0 E: 0 K: 0 S: 3	H: 0 LOB: 0 BB: 0 P: 3	R: 1 E: 0 K: 0 S: 4	H: 1 LOB: 1 BB: 1 P: 8	R: 0 E: 0 K: 1 S: 5	H: 0 LOB: 1 BB: 1 P: 9	R: 0 E: 0 K: 0 S: 4	H: 1 LOB: 1 BB: 0 P: 4	R: 0 E: 0 K: 1 S: 6	H: 1 LOB: 3 BB: 1 P: 11	1B: 5 2B: 2 3B: 0 HR: 1	SF: 0 SAC: 0 DP: 0 HBP: 1	WP: 1 PB: 0 SB: 1 CS: 0	PA: 40
PITCHER	IP WLS BF H R ER SO BB IBB HBP BLK WP HR S P ERA WHIP																			
Hal Brown, R ERA: 2.88 (1, 1)	6.0 L 26 6 3 3 3 2 0 0 0 1 1 30 38 4.50 1.333																			
Dick Hyde, R ERA: (7, 1)	3.0 14 2 0 0 2 2 0 1 0 0 0 15 24 0.00 1.333																			

Batter	1	2	3	4	5	6	7	8	9	AB	R	H	RBI	BB	SO	LOB	BOTTOM					
Dick Williams, R OBP: 0.251, SLG: 0.381 (1, 7)	 1		 2		 1-2 1B		 1		 3	5	0	1	0	0	2	0	Los Angeles Angels @ Baltimore Orioles Memorial Stadium, Baltimore, MD Mon Jun 05 1961, 7:05 PM EDT Att: 6,931 - Unknown					
Jackie Brandt, R OBP: 0.411, SLG: 0.579 (1, 9)	 2		 3		 1-2 2-3 1B		 2			4	0	2	0	0	0	0						
Brooks Robinson, R OBP: 0.385, SLG: 0.434 (1, 5)	 1B			 1B FC1-6	 2		 2			4	0	2	0	0	1	4						
Jim Gentile, L OBP: 0.425, SLG: 0.659 (1, 3)	 3			 1-2 FC1-6 BB	 3		 3			4	0	0	0	0	2	6						
Gus Triandos, R OBP: 0.357, SLG: 0.461 (1, 2)		 1		 1-2 FC3-6 BB		 1B G3 BB		 1		3	0	1	0	1	0	0						
Ron Hansen, R OBP: 0.317, SLG: 0.358 (1, 6)		 2		 2		 1-2 G3 BB		 2		3	0	0	0	1	0	2						
Jim Busby, R OBP: 0.323, SLG: 0.259 (1, 8)		 BB		 1-2 FC3-6		 1-2 2-3 G3		 3		3	0	0	0	1	1	4						
Jerry Adair, R OBP: 0.318, SLG: 0.427 (1, 4)	 3				 1		 2		 1	4	0	0	0	0	1	3						
Hal Brown, R OBP: 0.150, SLG: 0.105 (1, 1)			 1		 1B BB		 3		 2	1	0	0	0	1	1	0						
Dave Philley, S OBP: 0.333, SLG: 0.366 (6, PH)									 2	1	0	0	0	0	1	2						
Dick Hyde, R OBP: 1.000, SLG: 1.000 (7, 1)										0	0	0	0	0	0	0						
Earl Robinson, R OBP: 0.246, SLG: 0.196 (8, PH)										1	0	0	0	0	0	0						
Inning Stats	R: 0 E: 0 K: 1 S: 6	H: 1 LOB: 1 BB: 0 P: 6	R: 0 E: 0 K: 0 S: 3	H: 0 LOB: 1 BB: 1 P: 7	R: 0 E: 0 K: 2 S: 7	H: 0 LOB: 0 BB: 0 P: 7	R: 0 E: 0 K: 0 S: 4	H: 1 LOB: 2 BB: 1 P: 8	R: 0 E: 0 K: 2 S: 9	H: 2 LOB: 3 BB: 1 P: 13	R: 0 E: 0 K: 2 S: 8	H: 1 LOB: 2 BB: 1 P: 12	R: 0 E: 0 K: 1 S: 6	H: 1 LOB: 1 BB: 0 P: 6	R: 0 E: 0 K: 1 S: 5	H: 0 LOB: 0 BB: 0 P: 5	R: 0 E: 0 K: 0 S: 3	H: 0 LOB: 0 BB: 0 P: 3	1B: 6 2B: 0 3B: 0 HR: 0	SF: 0 SAC: 0 DP: 0 HBP: 0	WP: 0 PB: 0 SB: 0 CS: 0	PA: 37
PITCHER	IP WLS BF H R ER SO BB IBB HBP BLK WP HR S P ERA WHIP																					
Ron Moeller, L ERA: 3.63 (1, 1)	9.0 W 37 6 0 0 9 4 0 0 0 0 0 51 67 0.00 1.111																					

AB	35
R	3
H	8
RBI	2
BB	4
SO	5
LOB	19



AB	33
R	0
H	6
RBI	0
BB	4
SO	9
LOB	21



Batter	1	2	3	4	5	6	7	8	9	AB	R	H	RBI	BB	SO	LOB	TOP					
Rocky Bridges, R OBP: 0.348, SLG: 0.218 (1, 6)	0-3 K		0-0 BB 1B		0-0 5-3		0-0 F7		0-3 K	5	0	1	0	0	2	1	Los Angeles Angels @ Baltimore Orioles Memorial Stadium, Baltimore, MD Tue Jun 06 1961, 7:05 PM EDT Att: 14,320 - Unknown livebaseballscorecards.com					
Lee Thomas, L OBP: 0.375, SLG: 0.513 (1, 9)	1-0 HBP		0-3 K		0-0 BB 1B		0-0 4-3		0-0 F7	0	0	0	0	0	0	0						
Abbie Pearson, L OBP: 0.425, SLG: 0.541 (1, PR) (1, 9)			0-3 K		4-0 1-2 BB		0-0 F9			3	0	0	0	1	2	2						
Leon Wagner, L OBP: 0.345, SLG: 0.541 (1, 7)	0-3 K		0-3 K		4-0 1-2 BB		0-0 2-3			3	0	0	0	1	1	3						
Ken Hunt, R OBP: 0.379, SLG: 0.585 (1, 8)	0-0 5-3		4-0 1-2 BB		0-0 K		0-0 2-3			3	0	0	0	1	1	3						
Earl Averill, R OBP: 0.407, SLG: 0.560 (1, 2)		4-0 BB BB	0-3 K		1-0 BB HBP		0-0 F8			2	0	0	0	1	1	2						
Ken Aspromonte, R OBP: 0.303, SLG: 0.275 (1, 4)		0-0 E1		0-0 5-3		0-0 F8		4-0 BB		3	0	0	0	1	0	2						
Steve Bilko, R OBP: 0.374, SLG: 0.416 (1, 3)		0-3 K		0-3 K		4-0 FC5-4 BB		0-0 F9		2	0	0	0	1	2	2						
Ted Kluszewski, L OBP: 0.347, SLG: 0.530 (8, PH) (8, 3)		0-3 K		0-0 L1		0-0 F8		0-0 F9		1	0	0	0	0	0	1						
Gene Leek, R OBP: 0.282, SLG: 0.393 (1, 5)		0-3 K		0-0 L1		0-0 F8		0-0 5-3		4	0	0	0	0	1	4						
Ken McBride, R OBP: 0.065, SLG: 0.065 (1, 1)		0-3 K		0-3 K		0-0 FC5-4		4-0 BB		3	0	0	0	0	2	4						
Eddie Yost, R OBP: 0.306, SLG: 0.138 (8, PH)		0-3 K		0-3 K		1-2 BB				0	0	0	0	1	0	0						
Inning Stats	R: 0 E: 0 K: 2 S: 7	H: 0 LOB: 1 BB: 0 P: 8	R: 0 E: 1 K: 3 S: 10	H: 0 LOB: 2 BB: 1 P: 14	R: 0 E: 0 K: 3 S: 10	H: 1 LOB: 2 BB: 1 P: 14	R: 0 E: 0 K: 1 S: 5	H: 0 LOB: 0 BB: 0 P: 5	R: 0 E: 0 K: 2 S: 8	H: 1 LOB: 2 BB: 1 P: 12	R: 0 E: 0 K: 0 S: 3	H: 0 LOB: 0 BB: 0 P: 8	R: 0 E: 0 K: 0 S: 3	H: 0 LOB: 1 BB: 0 P: 3	R: 0 E: 0 K: 0 S: 3	H: 0 LOB: 1 BB: 1 P: 7	R: 0 E: 0 K: 1 S: 5	H: 0 LOB: 1 BB: 1 P: 9	1B: 2 2B: 0 3B: 0 HR: 0	SF: 0 SAC: 0 DP: 0 HBP: 2	WP: 0 PB: 0 SB: 0 CS: 0	PA: 38
PITCHER Chuck Estrada, R ERA: 5.02 (1, 1)	IP: 9.0 WLS: W BF: 38 H: 2 R: 0 ER: 0 SO: 12 BB: 6 IBB: 0 HBP: 2 BLK: 0 WP: 0 HR: 0 S: 54 P: 80 ERA: 0.00 WHIP: 0.889															PITCHER	IP: WLS: BF: H: R: ER: SO: BB: IBB: HBP: BLK: WP: HR: S: P: ERA: WHIP:					

Batter	1	2	3	4	5	6	7	8	9	AB	R	H	RBI	BB	SO	LOB	BOTTOM			
Whitey Herzog, L OBP: 0.361, SLG: 0.351 (1, 9)	0-0 F6		0-0 3-1		0-0 E9 2H 1B		0-3 K			4	0	1	1	0	1	1	Los Angeles Angels @ Baltimore Orioles Memorial Stadium, Baltimore, MD Tue Jun 06 1961, 7:05 PM EDT Att: 14,320 - Unknown livebaseballscorecards.com			
Jackie Brandt, R OBP: 0.392, SLG: 0.544 (1, 8)	0-0 P6			4-0 G3 SH2-4 BB	0-0 F7		0-0 6-3			3	0	0	0	1	0	1				
Brooks Robinson, R OBP: 0.373, SLG: 0.419 (1, 5)	0-0 5-3			0-0 SH2-4	0-0 6-3		0-0 F7			3	0	0	0	0	0	0				
Jim Gentile, L OBP: 0.436, SLG: 0.660 (1, 3)		0-0 K 5-3 1B		0-0 G3	0-0 E 1B 1B		0-3 K			3	0	2	0	0	0	1				
Dick Williams, R OBP: 0.250, SLG: 0.379 (6, PR) (7, 3)		0-0 K 5-3 1B		0-0 G3	0-0 E 1B 1B		0-3 K			1	1	0	0	0	1	0				
Gus Triandos, R OBP: 0.354, SLG: 0.452 (1, 2)		0-0 5-3		4-0 IBB	0-3 K		0-3 K			3	0	0	0	1	2	2				
Ron Hansen, R OBP: 0.319, SLG: 0.356 (1, 6)		0-3 K		0-3 K	0-0 BB 1B		0-0 BB 1B			3	0	1	1	0	2	3				
Gene Stephens, L OBP: 0.347, SLG: 0.224 (1, 7)			0-0 4-3		0-3 K		4-0 BB 1B			2	0	0	0	1	1	0				
Jerry Adair, R OBP: 0.316, SLG: 0.420 (1, 4)			0-0 5-3		0-0 SH2-4 E 1B		0-0 5-3			3	1	1	0	0	0	2				
Chuck Estrada, R OBP: 0.111, SLG: 0.111 (1, 1)			0-0 1B		0-0 SH2-4		0-0 6-3			2	0	1	0	0	0	0				
Inning Stats	R: 0 E: 0 K: 0 S: 3	H: 0 LOB: 0 BB: 0 P: 3	R: 0 E: 0 K: 1 S: 5	H: 1 LOB: 0 BB: 0 P: 5	R: 0 E: 0 K: 0 S: 4	H: 1 LOB: 1 BB: 0 P: 4	R: 0 E: 0 K: 1 S: 5	H: 0 LOB: 2 BB: 2 P: 13	R: 1 E: 1 K: 1 S: 7	H: 2 LOB: 1 BB: 0 P: 7	R: 1 E: 1 K: 1 S: 7	H: 2 LOB: 2 BB: 1 P: 11	R: 0 E: 0 K: 1 S: 5	H: 0 LOB: 0 BB: 0 P: 5	R: 0 E: 0 K: 2 S: 7	H: 0 LOB: 0 BB: 0 P: 7	1B: 6 2B: 0 3B: 0 HR: 0	SF: 0 SAC: 2 DP: 0 HBP: 0	WP: 0 PB: 0 SB: 0 CS: 0	PA: 32
PITCHER Ken McBride, R ERA: 2.5 (1, 1)	IP: 8.0 WLS: L BF: 32 H: 6 R: 2 ER: 1 SO: 7 BB: 2 IBB: 1 HBP: 0 BLK: 0 WP: 0 HR: 0 S: 43 P: 55 ERA: 1.12 WHIP: 1.000															PITCHER	IP: WLS: BF: H: R: ER: SO: BB: IBB: HBP: BLK: WP: HR: S: P: ERA: WHIP:			

Batter	1	2	3	4	5	6	7	8	9	AB	R	H	RBI	BB	SO	LOB	TOP					
Billy Martin, R OBP: 0.256, SLG: 0.410 (1.4)										4	1	2	2	0	2	1	Minnesota Twins @ Baltimore Orioles Memorial Stadium, Baltimore, MD Thu Jun 08 1961, 7:05 PM EDT Att: 6,751 - Unknown					
Lenny Green, L OBP: 0.397, SLG: 0.435 (1.7)										4	0	1	0	0	0	1						
Harmon Killebrew, R OBP: 0.435, SLG: 0.616 (1.5)										3	0	1	0	1	1	0						
Bob Allison, R OBP: 0.314, SLG: 0.408 (1.9)										3	0	0	1	0	1	1						
Julio Becquer, L OBP: 0.154, SLG: 0.240 (1.3)										4	0	0	0	0	0	2						
Zolio Versalles, R OBP: 0.333, SLG: 0.421 (8.6)										0	0	0	0	0	0	0						
Earl Battey, R OBP: 0.370, SLG: 0.392 (1.2)										3	0	0	0	1	1	0						
Bill Tuttle, R OBP: 0.303, SLG: 0.319 (1.8)										4	0	1	0	0	1	0						
Jose Valdivielso, R OBP: 0.167, SLG: 0.200 (1.6)										4	0	0	0	0	0	2						
Jim Kaat, L OBP: 0.278, SLG: 0.353 (1.1)										3	2	2	0	0	1	0						
Don Lee, R OBP: 0.400, SLG: 0.600 (8.1)										0	0	0	0	0	0	0						
Chuck Stobbs, L OBP: 0.400, SLG: 0.600 (8.1)										0	0	0	0	0	0	0						
Inning Stats	R: 0 E: 0 K: 2 S: 7	H: 0 LOB: 0 BB: 0 P: 7	R: 0 E: 0 K: 0 S: 4	H: 1 LOB: 2 BB: 1 P: 8	R: 2 E: 0 K: 0 S: 5	H: 3 LOB: 0 BB: 0 P: 5	R: 0 E: 0 K: 0 S: 3	H: 0 LOB: 0 BB: 0 P: 3	R: 0 E: 0 K: 1 S: 6	H: 1 LOB: 1 BB: 0 P: 6	R: 0 E: 0 K: 0 S: 5	H: 0 LOB: 0 BB: 0 P: 5	R: 0 E: 0 K: 0 S: 3	H: 0 LOB: 0 BB: 0 P: 3	R: 1 E: 0 K: 1 S: 7	H: 2 LOB: 1 BB: 1 P: 11	R: 0 E: 0 K: 2 S: 7	H: 0 LOB: 0 BB: 0 P: 7	1B: 5 2B: 1 3B: 0 HR: 1	SF: 1 SAC: 0 DP: 1 HBP: 0	WP: 0 PB: 1 SB: 0 CS: 0	PA: 35
PITCHER	IP WLS BF H R ER SO BB IBB HBP BLK WP HR S P ERA WHIP																					
Jack Fisher, R ERA: 3.99 (1.1)	8.0 L 32 7 3 3 5 1 1 0 0 0 1 40 48 3.38 1.000																					
Hoyt Wilhelm, R ERA: 1.6 (9.1)	1.0 3 0 0 0 2 0 0 0 0 0 0 7 7 0.00 0.000																					

Batter	1	2	3	4	5	6	7	8	9	AB	R	H	RBI	BB	SO	LOB	BOTTOM					
Jim Busby, R OBP: 0.306, SLG: 0.226 (1.8)										4	0	0	0	1	1	3	Minnesota Twins @ Baltimore Orioles Memorial Stadium, Baltimore, MD Thu Jun 08 1961, 7:05 PM EDT Att: 6,751 - Unknown					
Jackie Brandt, R OBP: 0.406, SLG: 0.554 (1.9)										4	0	2	1	0	0	0						
Brooks Robinson, R OBP: 0.377, SLG: 0.422 (1.5)										4	0	3	0	0	0	2						
Jim Gentile, L OBP: 0.439, SLG: 0.653 (1.3)										3	0	1	0	1	1	3						
Gus Triandos, R OBP: 0.339, SLG: 0.430 (1.2)										4	0	0	0	0	0	5						
Ron Hansen, R OBP: 0.311, SLG: 0.346 (1.6)										4	0	0	0	0	0	1						
Dick Williams, R OBP: 0.245, SLG: 0.367 (1.7)										4	0	1	0	0	1	0						
Jerry Adair, R OBP: 0.309, SLG: 0.407 (1.4)										4	0	1	0	0	1	0						
Jack Fisher, R OBP: 0.200, SLG: 0.130 (1.1)										2	0	0	0	0	1	0						
Dave Philley, S OBP: 0.333, SLG: 0.386 (8. PH)										1	1	1	0	0	0	0						
Hoyt Wilhelm, R ERA: 3.42 (9.1)										0	0	0	0	0	0	0						
Mary Thronberry, L OBP: 0.340, SLG: 0.412 (9. PH)										1	0	1	0	0	0	0						
Inning Stats	R: 0 E: 1 K: 1 S: 6	H: 2 LOB: 2 BB: 1 P: 10	R: 0 E: 0 K: 1 S: 5	H: 0 LOB: 0 BB: 0 P: 5	R: 0 E: 0 K: 0 S: 3	H: 0 LOB: 0 BB: 0 P: 3	R: 0 E: 0 K: 0 S: 4	H: 2 LOB: 1 BB: 0 P: 4	R: 0 E: 0 K: 2 S: 7	H: 0 LOB: 0 BB: 0 P: 7	R: 0 E: 0 K: 1 S: 6	H: 1 LOB: 1 BB: 0 P: 6	R: 0 E: 0 K: 0 S: 3	H: 0 LOB: 0 BB: 0 P: 3	R: 1 E: 0 K: 0 S: 5	H: 2 LOB: 2 BB: 1 P: 9	R: 0 E: 0 K: 0 S: 6	H: 3 LOB: 3 BB: 0 P: 6	1B: 8 2B: 2 3B: 0 HR: 0	SF: 0 SAC: 0 DP: 2 HBP: 0	WP: 0 PB: 0 SB: 0 CS: 0	PA: 37
PITCHER	IP WLS BF H R ER SO BB IBB HBP BLK WP HR S P ERA WHIP																					
Jim Kaat, L ERA: 3.9 (1.1)	7.1 W 29 7 1 1 5 2 0 0 0 0 0 37 45 1.23 1.227																					
Don Lee, R ERA: 3.42 (8.1)	0.1 1 0 0 0 0 0 0 0 0 0 0 1 1 0.00 0.000																					
Chuck Stobbs, L ERA: 6.29 (8.1)	1.1 S 7 3 0 0 0 0 0 0 0 0 0 7 7 0.00 2.250																					

Batter	1	2	3	4	5	6	7	8	9	AB	R	H	RBI	BB	SO	LOB	TOP			
Billy Martin, R OBP: 0.256, SLG: 0.419 (1, 4)										4	1	1	0	0	2	0	Minnesota Twins @ Baltimore Orioles Memorial Stadium, Baltimore, MD Sat Jun 10 1961, 3:33 AM EDT Att: 8,183 - Unknown livebaseballscorecards.com			
Lenny Green, L OBP: 0.399, SLG: 0.431 (1, 7)										2	1	0	0	2	0	1				
Harmon Killebrew, R OBP: 0.431, SLG: 0.697 (1, 5)										4	0	1	1	0	1	2				
Julio Becquer, L OBP: 0.167, SLG: 0.310 (1, 3)										4	0	1	1	0	0	1				
Bob Allison, R OBP: 0.318, SLG: 0.412 (1, 9)										3	1	1	0	1	0	2				
Earl Battey, R OBP: 0.364, SLG: 0.385 (1, 2)										3	0	0	0	0	0	1				
Dan Dobbek, L OBP: 0.260, SLG: 0.343 (9, PH)										1	0	1	1	0	0	0				
Bill Tuttle, R OBP: 0.304, SLG: 0.313 (1, 8)										2	0	0	0	1	0	0				
Jim Lemon, R OBP: 0.348, SLG: 0.336 (9, PH)										1	0	0	0	0	0	1				
Pedro Ramos, S OBP: 0.303, SLG: 0.469 (9, PR)										0	0	0	0	0	0	0				
Jose Valdivielso, R OBP: 0.159, SLG: 0.190 (1, 6)										2	0	0	0	0	1	1				
Hai Naragon, L OBP: 0.263, SLG: 0.405 (7, PH)										1	0	0	0	0	0	0				
Zolio Versalles, R OBP: 0.332, SLG: 0.419 (7, 6)										1	0	0	0	0	0	1				
Camilo Pascual, R OBP: 0.207, SLG: 0.115 (1, 1)										2	0	0	0	0	0	1				
Don Lee, R (7, 1)										0	0	0	0	0	0	0				
Elmer Valo, L OBP: 0.229, SLG: 0.194 (8, PH)										1	0	0	0	0	0	0				
Chuck Stobbs, L OBP: 0.400, SLG: 0.600 (8, 1)										0	0	0	0	0	0	0				
Inning Stats	R: 1 E: 1 K: 0 S: 5	H: 2 LOB: 1 BB: 0 P: 5	R: 0 E: 0 K: 1 S: 5	H: 0 LOB: 0 BB: 0 P: 5	R: 0 E: 0 K: 1 S: 5	H: 0 LOB: 1 BB: 1 P: 7	R: 0 E: 0 K: 0 S: 2	H: 0 LOB: 0 BB: 1 P: 6	R: 1 E: 0 K: 2 S: 8	H: 1 LOB: 1 BB: 1 P: 12	R: 0 E: 0 K: 0 S: 3	H: 0 LOB: 0 BB: 0 P: 3	R: 0 E: 0 K: 0 S: 3	H: 0 LOB: 1 BB: 0 P: 7	R: 1 E: 0 K: 0 S: 5	H: 2 LOB: 1 BB: 0 P: 5	1B: 2 2B: 2 3B: 1 HR: 0	SF: 0 SAC: 0 DP: 1 HBP: 0	WP: 0 PB: 0 SB: 0 CS: 0	PA: 35
PITCHER	IP WLS BF H R ER SO BB IBB HBP BLK WP HR S P ERA WHIP																			
Hal Brown, R ERA: 2.85 (1, 1)	7.0 W 26 3 2 2 4 3 0 0 0 0 0 0 31 43 2.57 0.857																			
Hoyt Wilhelm, R ERA: 1.71 (8, 1)	2.0 S 9 2 1 1 0 1 0 0 0 0 0 0 8 12 4.50 1.500																			

Batter	1	2	3	4	5	6	7	8	9	AB	R	H	RBI	BB	SO	LOB	BOTTOM				
Brooks Robinson, R OBP: 0.379, SLG: 0.421 (1, 5)										3	1	1	1	1	0	0	Minnesota Twins @ Baltimore Orioles Memorial Stadium, Baltimore, MD Sat Jun 10 1961, 3:33 AM EDT Att: 8,183 - Unknown livebaseballscorecards.com				
Dave Philley, S OBP: 0.346, SLG: 0.417 (1, 7)										4	0	2	1	0	0	1					
Earl Robinson, R OBP: 0.230, SLG: 0.182 (9, 9)										0	0	0	0	0	0	0					
Jackie Brandt, R OBP: 0.394, SLG: 0.536 (1, 8)										4	0	0	0	0	1	2					
Jim Gentile, L OBP: 0.435, SLG: 0.643 (1, 3)										4	0	1	0	0	1	0					
Mary Throneberry, L OBP: 0.340, SLG: 0.410 (1, 9)										3	0	1	0	0	1	0					
Russ Snyder, L OBP: 0.297, SLG: 0.304 (6, PR)										0	0	0	0	0	0	0					
Gus Triandos, R OBP: 0.339, SLG: 0.429 (1, 2)										3	1	1	0	0	1	2					
Ron Hansen, R OBP: 0.316, SLG: 0.363 (1, 6)										2	1	1	2	1	0	2					
Mary Breeding, R OBP: 0.186, SLG: 0.250 (1, 4)										3	1	0	0	0	0	1					
Hal Brown, R OBP: 0.136, SLG: 0.095 (1, 1)										2	0	0	0	0	0	1					
Whitley Herzog, L OBP: 0.358, SLG: 0.348 (7, PH)										1	0	0	0	0	0	0					
Hoyt Wilhelm, R ERA: 6.04 (8, 1)										0	0	0	0	0	0	0					
Inning Stats	R: 0 E: 0 K: 1 S: 4	H: 0 LOB: 0 BB: 1 P: 8	R: 0 E: 0 K: 3 S: 9	H: 0 LOB: 0 BB: 0 P: 9	R: 2 E: 1 K: 0 S: 5	H: 2 LOB: 1 BB: 1 P: 9	R: 2 E: 0 K: 0 S: 5	H: 2 LOB: 0 BB: 0 P: 5	R: 0 E: 0 K: 0 S: 4	H: 1 LOB: 1 BB: 0 P: 4	R: 0 E: 0 K: 0 S: 4	H: 2 LOB: 2 BB: 0 P: 4	R: 0 E: 0 K: 0 S: 3	H: 0 LOB: 0 BB: 0 P: 3	R: 0 E: 0 K: 0 S: 3	H: 0 LOB: 0 BB: 0 P: 3		1B: 5 2B: 1 3B: 0 HR: 1	SF: 0 SAC: 0 DP: 2 HBP: 0	WP: 0 PB: 0 SB: 1 CS: 0	PA: 31
PITCHER	IP WLS BF H R ER SO BB IBB HBP BLK WP HR S P ERA WHIP																				
Camilo Pascual, R ERA: 3.53 (1, 1)	6.0 L 25 7 4 4 4 2 0 0 0 0 0 0 31 39 6.00 1.500																				
Don Lee, R ERA: 3.29 (7, 1)	1.0 3 0 0 0 0 0 0 0 0 0 0 0 3 3 0.00 0.000																				
Chuck Stobbs, L ERA: 6.04 (8, 1)	1.0 3 0 0 0 0 0 0 0 0 0 0 0 3 3 0.00 0.000																				

Batter	1	2	3	4	5	6	7	8	9	AB	R	H	RBI	BB	SO	LOB	TOP			
Floyd Robinson, L (1, 9) OBP: 0.365, SLG: 0.420	4-0 BB BB		0-0 P3		4-0 1-2 BB			0-0 F5		2	0	0	0	2	0	0	Chicago White Sox @ Baltimore Orioles Memorial Stadium, Baltimore, MD Sun Jun 11 1961, 3:33 AM EDT Unknown			
Nellie Fox, L (1, 4) OBP: 0.336, SLG: 0.318	4-0 G4-6-3 1-2 BB		0-0		0-0 F8			4-0 BB		2	0	1	0	2	0	2				
Al Smith, R (1, 5) OBP: 0.330, SLG: 0.477	0-3 K		0-3 K				0-0 F8		0-3 K	4	0	0	0	0	3	4				
Roy Sievers, R (1, 3) OBP: 0.400, SLG: 0.565	0-0 G4-6-3 1-2				0-0 F8			0-0 5-3		0-3 K	4	0	0	0	0	1		2		
Minnie Minoso, R (1, 7) OBP: 0.357, SLG: 0.407			0-0 F2		0-0 6-3			0-0 P4		4-0 2B 2B BB	3	1	0	0	1	0				
Jim Landis, R (1, 8) OBP: 0.332, SLG: 0.446			0-3 K		0-0 F9			0-0 F3		0-0 F2	4	0	0	0	0	1				
Sherm Lollar, R (1, 2) OBP: 0.355, SLG: 0.382			1-0 HBP					0-0 F8		0-0 2B 2B	2	1	1	0	1	0				
Luis Aparicio, R (1, 6) OBP: 0.267, SLG: 0.279			0-0 G3					0-0 FC4-6 BB		0-0 2B	2	0	0	0	0	0				
Al Pilarcik, L (7, PH) OBP: 0.295, SLG: 0.246					0-0 FC4-6 BB			0-0 4-3		0-0 2B	1	0	0	0	0	0				
Sammy Esposito, R (7, 6) OBP: 0.273, SLG: 0.276					1-2 BB			0-0 2B		2-H 3-H 2B	1	0	1	2	0	0				
Frank Baumann, L (1, 1) OBP: 0.320, SLG: 0.273			0-3 K					0-0 P1		0-0 F8	2	0	0	0	0	2				
J.C. Martin, L (8, PH) OBP: 0.274, SLG: 0.325					0-3 K						1	0	0	0	0	0				
Don Larsen, R (8, PH) OBP: 0.333, SLG: 0.450											0	0	0	0	0	0				
Earl Torgeson, L (8, PH) OBP: 0.211, SLG: 0.067											1	0	0	0	0	1				
Inning Stats	R: 0 E: 0 K: 1 S: 4	H: 0 LOB: 1 BB: 2 P: 12	R: 0 E: 0 K: 1 S: 5	H: 0 LOB: 1 BB: 0 P: 6	R: 0 E: 0 K: 2 S: 8	H: 1 LOB: 1 BB: 0 P: 8	R: 0 E: 0 K: 0 S: 3	H: 0 LOB: 0 BB: 0 P: 3	R: 0 E: 0 K: 0 S: 3	H: 0 LOB: 2 BB: 2 P: 13	R: 0 E: 0 K: 0 S: 3	H: 0 LOB: 0 BB: 0 P: 3	R: 0 E: 0 K: 1 S: 5	H: 0 LOB: 1 BB: 1 P: 9	R: 2 E: 0 K: 1 S: 7	H: 2 LOB: 1 BB: 1 P: 11	1B: 1 2B: 2 3B: 0 HR: 0	SF: 0 SAC: 0 DP: 1 HBP: 1	WP: 0 PB: 0 SB: 0 CS: 0	PA: 36
PITCHER Chuck Estrada, R (1, 1) ERA: 4.57	IP: 9.0 WLS: W BF: 36 H: 3 R: 2 ER: 2 SO: 7 BB: 6 IBB: 0 HBP: 1 BLK: 0 WP: 0 HR: 0 S: 43 P: 68 ERA: 2.00 WHIP: 1.000															PITCHER				

Batter	1	2	3	4	5	6	7	8	9	AB	R	H	RBI	BB	SO	LOB	BOTTOM	
Brooks Robinson, R (1, 5) OBP: 0.376, SLG: 0.416	0-0 F8		0-0 E8 3B 1B	0-0 F9		0-0 6-3		0-3 K		5	1	1	1	0	1	3	Chicago White Sox @ Baltimore Orioles Memorial Stadium, Baltimore, MD Sun Jun 11 1961, 3:33 AM EDT Unknown	
Dave Philley, S (1, 7) OBP: 0.357, SLG: 0.519	0-0		0-0 E 3B	0-0 F3				0-0 F7		4	2	2	2	0	0	1		
Clint Courtney, L (8, 2) OBP: 0.391, SLG: 0.297	HR		2-H E 3B					0-0 F7		1	0	0	0	0	0	1		
Jackie Brandt, R (1, 8) OBP: 0.397, SLG: 0.531	0-0 F7		0-0 E7 1B		0-0 P3			4-0 4-3 1B BB		3	2	1	1	1	0	0		
Jim Gentile, L (1, 3) OBP: 0.437, SLG: 0.635	0-3 K		3-H 4-0 1B		0-0 4-3			4-0 1-2 1B BB		2	1	0	0	2	1	0		
Gus Triandos, R (1, 2) OBP: 0.332, SLG: 0.419			0-0 F7		0-0 F8			0-0 4-3		4	0	0	0	0	0	4		
Earl Robinson, R (8, 9) OBP: 0.230, SLG: 0.182			0-0 F8		0-0 5-3			0-0 4-3		0	0	0	0	0	0	0		
Ron Hansen, R (1, 6) OBP: 0.324, SLG: 0.371			0-0 F8					0-0 1B		4	0	3	3	0	0	0		
Jerry Adair, R (8, 6) OBP: 0.309, SLG: 0.407			1-2 2-H 1B					0-0 1B		0	0	0	0	0	0	0		
Dick Williams, R (1, 9) OBP: 0.245, SLG: 0.365	0-0 6-3		0-0 FC6-4 1-2		0-0 5-3			0-0 5-3		4	1	1	0	0	0	3		
Mary Breeding, R (1, 4) OBP: 0.190, SLG: 0.267			0-0 E 2B		0-0 G1			0-0 E5 1-H		4	1	1	0	0	0	0		
Chuck Estrada, R (1, 1) OBP: 0.182, SLG: 0.143			0-0 B1-4		0-0			0-3 K		3	0	1	0	1	1	2		
Inning Stats	R: 1 E: 0 K: 1 S: 6	H: 1 LOB: 0 BB: 0 P: 6	R: 0 E: 0 K: 0 S: 3	H: 0 LOB: 0 BB: 0 P: 3	R: 4 E: 2 K: 0 S: 8	H: 5 LOB: 2 BB: 1 P: 12	R: 0 E: 0 K: 0 S: 4	H: 1 LOB: 1 BB: 0 P: 4	R: 0 E: 0 K: 1 S: 7	H: 2 LOB: 1 BB: 0 P: 7	R: 2 E: 0 K: 0 S: 4	H: 1 LOB: 1 BB: 2 P: 12	R: 0 E: 0 K: 1 S: 5	H: 0 LOB: 1 BB: 1 P: 9	1B: 7 2B: 1 3B: 1 HR: 1	SF: 0 SAC: 0 DP: 0 HBP: 0	WP: 0 PB: 0 SB: 0 CS: 0	PA: 38
PITCHER Frank Baumann, L (1, 1) ERA: 5.55	IP: 7.0 WLS: L BF: 34 H: 10 R: 8 ER: 7 SO: 2 BB: 3 IBB: 0 HBP: 0 BLK: 0 WP: 0 HR: 1 S: 35 P: 47 ERA: 9.00 WHIP: 1.857															PITCHER		
Don Larsen, R (8, 1) ERA: 3.94	IP: 1.0 WLS: L BF: 4 H: 0 R: 0 ER: 0 SO: 1 BB: 1 IBB: 0 HBP: 0 BLK: 0 WP: 0 HR: 0 S: 5 P: 9 ERA: 0.00 WHIP: 1.000															PITCHER		

Batter	1	2	3	4	5	6	7	8	9	AB	R	H	RBI	BB	SO	LOB	TOP				
Al Smith, R OBP: 0.340, SLG: 0.503 (1, 5)	0-0 6-3		0-0 5-3	0-0 BB HBP 1-3 3-H 1B		0-0 S 1B		0-0 HR		5	1	3	2	0	0	0	Chicago White Sox @ Baltimore Orioles Memorial Stadium, Baltimore, MD Mon Jun 12 1961, 7:05 PM EDT Att: 12,295 - Unknown				
Nellie Fox, L OBP: 0.336, SLG: 0.311 (1, 4)	0-0 G6-4-3 1B		0-0 F8	0-0 FC5 BB 1-2 HBP		4-0 BB 1-2 BB		0-0 E3		3	0	1	0	1	0	0					
Jim Landis, R OBP: 0.339, SLG: 0.438 (1, 8)	0-0 G6-4-3			0-0 1B		0-0 L4		0-3 K		4	1	1	1	1	1	4					
Roy Sievers, R OBP: 0.413, SLG: 0.611 (1, 3)		0-0 E SF7 2B		0-0 HR FC5				0-0 HR		5	3	3	3	0	1	4					
Minnie Minoso, R OBP: 0.354, SLG: 0.401 Luis Aparicio, R OBP: 0.265, SLG: 0.276 (1, 7) (7, 6)		0-0 E5 1B		0-0 S 1B	0-0 4-3		0-3 K	0-3 K		4	1	1	0	0	1	1					
Sherm Lollar, R OBP: 0.342, SLG: 0.370 (1, 2)		0-0 SF7		0-3 K	0-3 K		0-0 5-3		0-0 1-3	4	0	0	1	0	2	1					
Floyd Robinson, L OBP: 0.358, SLG: 0.407 (1, 9)		0-0 G6-4-3 1B		0-0 P6	0-0 G3		0-0 E 1B		0-0 5-3	5	1	2	0	0	0	1					
Sammy Esposito, R OBP: 0.310, SLG: 0.278 (1, 6) (7, 5)		0-0 G6-4-3		4-0 1B 1B BB		0-0 5-3	0-0 E6 1B		0-3 K	4	1	1	0	1	1	2					
Russ Kemmerer, R OBP: 0.286, SLG: 0.333 Billy Goodman, L OBP: 0.310, SLG: 0.306 Don Larsen, R OBP: 0.318, SLG: 0.429 Al Pihlstrom, L OBP: 0.360, SLG: 0.294 Warren Hacker, R Turk Lown, R (1, 1) (4, PH) (4, 1) (7, PH) (7, 1) (8, 1)			0-3 K	0-0 1B BB 1B		0-0 F8	0-0 4-3			1	0	0	0	0	1	0					
Inning Stats	R: 0 E: 0 K: 0 S: 3	H: 1 LOB: 0 BB: 0 P: 3	R: 1 E: 1 K: 0 S: 5	H: 2 LOB: 1 BB: 0 P: 5	R: 0 E: 0 K: 1 S: 5	H: 0 LOB: 0 BB: 0 P: 5	R: 5 E: 0 K: 1 S: 10	H: 5 LOB: 3 BB: 2 P: 19	R: 0 E: 0 K: 0 S: 4	H: 1 LOB: 2 BB: 1 P: 8	R: 2 E: 1 K: 1 S: 8	H: 3 LOB: 1 BB: 0 P: 8	R: 1 E: 1 K: 3 S: 11	H: 1 LOB: 1 BB: 0 P: 11	R: 0 E: 0 K: 1 S: 5	H: 0 LOB: 0 BB: 0 P: 5		1B: 9 2B: 1 3B: 0 HR: 3	SF: 1 SAC: 0 DP: 2 HBP: 1	WP: 0 PB: 0 CS: 0	PA: 44
PITCHER	IP	WLS	BF	H	R	ER	SO	BB	IBB	HBP	BLK	WP	HR	S	P	ERA	WHIP				
Billy Hoelt, L ERA: 2.48	3.0		13	5	3	2	1	0	0	0	0	0	1	15	15	6.00	1.667				
Dick Hyde, R ERA: 2.79	0.2	L	5	2	1	1	1	1	0	0	0	0	0	6	10	13.50	4.500				
Hoyt Wilhelm, R ERA: 1.89	4.1		23	6	5	4	5	2	0	1	0	0	2	30	39	8.31	1.846				
Wes Stock, R ERA: 3.95	1.0		3	0	0	0	1	0	0	0	0	0	0	5	5	0.00	0.000				

Batter	1	2	3	4	5	6	7	8	9	AB	R	H	RBI	BB	SO	LOB	BOTTOM				
Brooks Robinson, R OBP: 0.383, SLG: 0.420 (1, 5)	0-0 5-3 2B 1B		0-0 SH1-3	4-0 WP BB			0-0 3B 1B			3	2	3	0	1	0	0	Chicago White Sox @ Baltimore Orioles Memorial Stadium, Baltimore, MD Mon Jun 12 1961, 7:05 PM EDT Att: 12,295 - Unknown				
Dave Philley, S OBP: 0.323, SLG: 0.492 Wes Stock, R (1, 7) (9, 1)	0-0 5-3		0-0 L9	0-0 1-3			0-0 F7			5	1	1	1	0	0	5					
Jackie Brandt, R OBP: 0.393, SLG: 0.518 (1, 8)	0-0 4-3		0-0 BB 1B	0-0 6-3			0-0 1B		0-0 F7	5	1	2	1	0	0	3					
Jim Gentile, L OBP: 0.436, SLG: 0.631 (1, 3)	0-0 3-H 2B		4-0 E BB	0-3 K			0-3 K		0-0 P6	4	1	1	1	1	2	1					
Clint Courtney, L OBP: 0.396, SLG: 0.302 Gus Triandos, R OBP: 0.328, SLG: 0.414 (1, 2) (8, 2)	0-0 4-3		0-0 E7 1B	0-0 F8			0-0 L8		0-0 P6	4	1	1	2	0	0	2					
Ron Hansen, R OBP: 0.322, SLG: 0.368 (1, 6)		0-0 5-3	4-0 1B BB	0-0 2B			0-3 K			3	0	1	0	1	1	1					
Whitey Herzog, L OBP: 0.360, SLG: 0.351 Hoyt Wilhelm, R Dick Williams, R (8, PH) (9, 7)		0-0 G3	0-0 1B	0-0 WP BB			0-3 K		0-0 HR	2	0	1	1	0	0	0					
Mary Breeding, R OBP: 0.171, SLG: 0.239 (1, 4)		0-0 1-3		0-3 K			0-0 K		0-0 F9	4	0	0	0	0	2	0					
Billy Hoelt, L OBP: 0.278, SLG: 0.133 Dick Hyde, R OBP: 1.000, SLG: 1.000 Mary Throneberry, L OBP: 0.340, SLG: 0.454 Earl Robinson, R OBP: 0.226, SLG: 0.179 (1, 1) (4, 1) (4, 9) (9, 9)			0-0 1B SH1-3 1B	4-0 WP BB			0-0 1-3		0-0 P6	1	1	1	0	0	0	0					
Inning Stats	R: 1 E: 0 K: 0 S: 5	H: 2 LOB: 1 BB: 0 P: 5	R: 0 E: 0 K: 0 S: 3	H: 0 LOB: 0 BB: 0 P: 3	R: 4 E: 1 K: 0 S: 6	H: 4 LOB: 2 BB: 2 P: 14	R: 0 E: 0 K: 1 S: 5	H: 0 LOB: 2 BB: 2 P: 13	R: 0 E: 0 K: 2 S: 7	H: 0 LOB: 0 BB: 0 P: 7	R: 2 E: 0 K: 2 S: 10	H: 3 LOB: 1 BB: 0 P: 10	R: 1 E: 0 K: 0 S: 5	H: 2 LOB: 1 BB: 0 P: 5	R: 0 E: 0 K: 0 S: 3	H: 0 LOB: 0 BB: 0 P: 3		1B: 8 2B: 2 3B: 1 HR: 1	SF: 0 SAC: 1 DP: 0 HBP: 0	WP: 1 PB: 0 CS: 0	PA: 41
PITCHER	IP	WLS	BF	H	R	ER	SO	BB	IBB	HBP	BLK	WP	HR	S	P	ERA	WHIP				
Russ Kemmerer, R ERA: 3.54	3.0		16	6	5	5	0	2	0	0	0	1	0	17	25	0.00	1.000				
Don Larsen, R ERA: 3.32	1.2	W	11	1	0	0	4	2	0	0	0	0	1	14	14	16.20	3.000				
Warren Hacker, R ERA: 3.75	1.1	S	4	0	0	0	0	0	0	0	0	0	0	4	4	0.00	0.000				

Batter	1	2	3	4	5	6	7	8	9	AB	R	H	RBI	BB	SO	LOB	TOP					
Danny O'Connell, R OBP: 0.382, SLG: 0.337 (1, 5)	0-0 5-3	4-0 FC1-2 1B BB		0-0 G3 1B		0-0 4-3			0-0 F9	4	1	1	0	1	0	0	Washington Senators @ Baltimore Orioles Memorial Stadium, Baltimore, MD Wed Jun 14 1961, 7:05 PM EDT Att: 8,363 - Unknown AB 36 R 5 H 9 RBI 5 BB 3 SO 8 LOB 15					
Chuck Hinton, R OBP: 0.384, SLG: 0.412 (1, 7)	0-0 F7 1B	0-0 FC1-2 1B		0-0 G3			0-3 K		0-0 E4	5	0	1	0	0	1	5						
Gene Woodling, L OBP: 0.408, SLG: 0.481 Jim King, L OBP: 0.367, SLG: 0.491 (1, 9) (8, 9)	0-0 F7	0-0 1B		0-3 K			0-0 4-3		0-0 F3	4	0	1	2	0	1	3						
Dale Long, L OBP: 0.313, SLG: 0.500 (1, 3)		1-3 K			0-0 4-3				0-0 P4	4	0	0	0	0	1	2						
Willie Tasby, R OBP: 0.354, SLG: 0.461 (1, 8)		0-0 HR 1B	0-0 6-3		0-0 P4				0-0 G1-6-3 1B	4	1	2	0	0	0	0						
Gene Green, R OBP: 0.378, SLG: 0.611 (1, 2)		0-0 1-H HR	0-0 5-3		0-0 2B				0-0 G1-6-3	4	1	2	2	0	0	1						
Chuck Cottler, R OBP: 0.269, SLG: 0.174 (1, 4)		4-0 1B FC6 BB	0-3 K		0-3 K				0-0 1B	3	1	1	0	1	2	1						
Jim Mahoney, R OBP: 0.255, SLG: 0.231 (1, 6)		0-0 BB FC6 FC1-2 1B		0-0 1-3		0-0 6-3			0-3 K	4	0	1	0	0	1	1						
Dick Donovan, L OBP: 0.292, SLG: 0.238 (1, 1)		0-0 FC6 FC1-2 BB 1B		4-0 1B BB		0-3 K			0-3 K	3	1	0	1	1	2	1						
Inning Stats	R: 0 E: 0 K: 0 S: 3	H: 1 LOB: 1 BB: 0 P: 3	R: 5 E: 0 K: 1 S: 10	H: 4 LOB: 2 BB: 2 P: 18	R: 0 E: 0 K: 1 S: 5	H: 0 LOB: 0 BB: 0 P: 5	R: 0 E: 0 K: 1 S: 6	H: 1 LOB: 2 BB: 1 P: 10	R: 0 E: 0 K: 1 S: 6	H: 1 LOB: 1 BB: 0 P: 6	R: 0 E: 0 K: 1 S: 5	H: 0 LOB: 0 BB: 0 P: 5	R: 0 E: 0 K: 1 S: 5	H: 0 LOB: 0 BB: 0 P: 5	R: 0 E: 0 K: 1 S: 6	H: 2 LOB: 1 BB: 0 P: 6		R: 0 E: 1 K: 1 S: 6	H: 0 LOB: 1 BB: 0 P: 6	1B: 7 2B: 1 3B: 0 HR: 1	SF: 0 SAC: 0 DP: 1 HBP: 0	WP: 0 PB: 0 CS: 1
PITCHER	IP WLS BF	H R ER SO	BB IBB HBP BLK	WP HR S P	ERA WHIP	PITCHER	IP WLS BF	H R ER SO	BB IBB HBP BLK	WP HR S P	ERA WHIP											
Steve Barber, L ERA: 4.38 (1, 1)	2.0	L 13	5 5 5 1	2 0 0 0	0 1 13 21	22.50 3.500																
Wes Stock, R ERA: 3.34 (3, 1)	5.0	18	2 0 0 5	1 0 0 0	0 0 27 31	0.00 0.600																
Dick Hyde, R ERA: 2.31 (8, 1)	2.0	8	2 0 0 2	0 0 0 0	0 0 12 12	0.00 1.000																
Batter	1	2	3	4	5	6	7	8	9	AB	R	H	RBI	BB	SO	LOB	BOTTOM					
Brooks Robinson, R OBP: 0.379, SLG: 0.414 (1, 5)	4-0 FC6-4 BB	0-0 4-3			0-0 6-3			0-0 6-3		3	0	0	0	1	0	2	Washington Senators @ Baltimore Orioles Memorial Stadium, Baltimore, MD Wed Jun 14 1961, 7:05 PM EDT Att: 8,363 - Unknown AB 32 R 1 H 6 RBI 1 BB 2 SO 5 LOB 16					
Dave Philley, S OBP: 0.315, SLG: 0.456 (1, 7)	0-0 FC6-4 E		0-0 F7		0-0 F5			0-0 F8		4	1	0	0	0	0	1						
Jackie Brandt, R OBP: 0.392, SLG: 0.517 (1, 8)	0-0 E6 1-H 2B		0-0 L5-3 1B		0-3 K			0-0 P4		4	0	2	1	0	1	0						
Jim Gentile, L OBP: 0.425, SLG: 0.612 (1, 3)	0-3 K		0-0 L5-3		0-0 F9			0-3 K		4	0	0	0	0	2	2						
Mary Throneberry, L OBP: 0.342, SLG: 0.404 (1, 9)	0-0 6-3			0-0 1B		0-0 F8			0-0 P4	4	0	1	0	0	0	1						
Gus Triandos, R OBP: 0.335, SLG: 0.456 (1, 2)		0-0 G3 1B 1B		0-0 F7		0-3 K			0-0 2B	4	0	2	0	0	1	1						
Ron Hansen, R OBP: 0.328, SLG: 0.367 (1, 6)		0-0 G3 1B		0-0 L4		4-0 4-3 BB			0-0 6-3	3	0	1	0	1	0	2						
Jerry Adair, R OBP: 0.310, SLG: 0.411 Clint Courtney, L OBP: 0.389, SLG: 0.295 Mary Breeding, R OBP: 0.171, SLG: 0.239 (1, 4) (7, PH) (8, 4)	0-0 P6			0-3 K		0-0 4-3			0-0 6-3	2	0	0	0	0	1	3						
Steve Barber, L OBP: 0.147, SLG: 0.094 Whitley Herzog, L OBP: 0.358, SLG: 0.348 Wes Stock, R (3, 1)	0-0 G3			0-0 4-3						0	0	0	0	0	0	0						
Dick Williams, R OBP: 0.239, SLG: 0.368 Dick Hyde, R OBP: 1.000, SLG: 1.000 (7, PH) (8, 1)	1-2 2-3									1	0	0	0	0	0	0						
Inning Stats	R: 1 E: 1 K: 1 S: 6	H: 1 LOB: 1 BB: 1 P: 10	R: 0 E: 0 K: 0 S: 5	H: 2 LOB: 2 BB: 0 P: 5	R: 0 E: 0 K: 1 S: 3	H: 1 LOB: 0 BB: 0 P: 3	R: 0 E: 0 K: 1 S: 6	H: 1 LOB: 1 BB: 0 P: 6	R: 0 E: 0 K: 1 S: 3	H: 0 LOB: 0 BB: 0 P: 3	R: 0 E: 0 K: 1 S: 5	H: 0 LOB: 0 BB: 0 P: 5	R: 0 E: 0 K: 1 S: 5	H: 0 LOB: 1 BB: 1 P: 9	R: 0 E: 0 K: 0 S: 3	H: 0 LOB: 0 BB: 0 P: 3	R: 0 E: 0 K: 1 S: 6	H: 1 LOB: 1 BB: 0 P: 6	1B: 4 2B: 3 3B: 0 HR: 0	SF: 0 SAC: 0 DP: 1 HBP: 0	WP: 0 PB: 0 CS: 0	PA: 34
PITCHER	IP WLS BF	H R ER SO	BB IBB HBP BLK	WP HR S P	ERA WHIP	PITCHER	IP WLS BF	H R ER SO	BB IBB HBP BLK	WP HR S P	ERA WHIP											
Dick Donovan, R ERA: 2.88 (1, 1)	9.0	W 34	6 1 1 5	2 0 0 0	0 0 42 50	1.00 0.889																

Batter	1	2	3	4	5	6	7	8	9	AB	R	H	RBI	BB	SO	LOB	TOP										
Brooks Robinson, R (1,5) OBP: 0.372, SLG: 0.404	F9			1-5-3		1B		5-3		4	0	1	0	0	0	0	Baltimore Orioles @ Cleveland Indians Cleveland Municipal Stadium, Cleveland, OH Fri Jun 16 1961, 7:05 PM EDT Att: 12,254 - Unknown										
Dave Philley, S (1,7) Hoyt Wilhelm, R (8,1)	F7			F9		F2		4-3		4	0	0	0	0	0	1											
Jackie Brandt, R (1,9)	5-3			F8		E6 SH1-3 SF7 1B		WP BB		3	1	1	0	1	0												
Gus Triandos, R (1,2) OBP: 0.332, SLG: 0.450		F5			F5		1B SH1-3 BB	P5		3	0	0	0	1	0	1											
Ron Hansen, R (1,6) Mary Thronberry, L (9, PH) OBP: 0.343, SLG: 0.425		K			K		SH1-3	P5		2	0	0	0	0	2	0											
Dick Williams, R (1,3) OBP: 0.244, SLG: 0.375		P4			2B		SF7	BB		2	0	1	1	1	0	0											
Jim Busby, R (1,8) Whitey Herzog, L (9, PH) OBP: 0.353, SLG: 0.300 OBP: 0.353, SLG: 0.342			6-3		1-3		3-H 0-0	4-3		3	0	1	0	0	0	1											
Jerry Adair, R (1,4) OBP: 0.305, SLG: 0.420			K			F9	F7			3	0	0	0	0	1	2											
Chuck Estrada, R (1,1) Jim Gentile, L (8, PH) Earl Robinson, R (8,7) OBP: 0.167, SLG: 0.130 OBP: 0.415, SLG: 0.594 OBP: 0.226, SLG: 0.179			F3			K		K		2	0	0	0	0	1	0											
Inning Stats	R: 0 E: 0 K: 0 S: 3	H: 0 LOB: 0 BB: 0 P: 3	R: 0 E: 0 K: 1 S: 5	H: 0 LOB: 0 BB: 0 P: 5	R: 0 E: 0 K: 1 S: 5	H: 0 LOB: 0 BB: 0 P: 5	R: 0 E: 0 K: 0 S: 3	H: 0 LOB: 0 BB: 0 P: 3	R: 0 E: 0 K: 1 S: 6	H: 1 LOB: 1 BB: 0 P: 6	R: 0 E: 0 K: 0 S: 6	H: 1 LOB: 1 BB: 0 P: 6	R: 1 E: 1 K: 0 S: 5	H: 2 LOB: 2 BB: 1 P: 9	R: 0 E: 0 K: 1 S: 5	H: 0 LOB: 0 BB: 2 P: 5		R: 0 E: 0 K: 0 S: 3	H: 0 LOB: 2 BB: 2 P: 11	1B: 3 2B: 1 3B: 0 HR: 0	SF: 1 SAC: 1 DP: 0 HBP: 0	WP: 1 PB: 0 SB: 0 CS: 0	PA: 34				
PITCHER	IP	WLS	BF	H	R	ER	SO	BB	IBB	HBP	BLK	WP	HR	S	P	ERA	WHIP										
Dick Stigman, L (1,1) ERA: 0.82	7.0	W	26	4	1	1	4	1	0	0	0	0	0	33	37	1.29	0.714										
Barry Latman, R (8,1) ERA: 2.16	2.0	S	8	0	0	0	1	2	0	0	0	1	0	8	16	0.00	1.000										

AB 29
R 1
H 4
RBI 1
BB 3
SO 5
LOB 8



Batter	1	2	3	4	5	6	7	8	9	AB	R	H	RBI	BB	SO	LOB	BOTTOM										
Johnny Temple, R (1,4) OBP: 0.386, SLG: 0.376	5-3		F9		2-1	5-3	F8			4	0	0	0	0	0	2	Baltimore Orioles @ Cleveland Indians Cleveland Municipal Stadium, Cleveland, OH Fri Jun 16 1961, 7:05 PM EDT Att: 12,254 - Unknown										
Jim Piersall, R (1,8) OBP: 0.417, SLG: 0.504	F9			5-3		FC3-6 BB		1B SH1-4 E 1B		3	1	1	0	1	0	0											
Tito Francona, L (1,7) OBP: 0.351, SLG: 0.374	5-3			1-3		FC3-6 2B 1-2		SH1-4		3	0	0	0	0	0	1											
Vic Power, R (1,3) OBP: 0.330, SLG: 0.420		F8		F9				FC4-6 1B		4	0	2	0	0	0	0											
Willie Kirkland, L (1,9) OBP: 0.316, SLG: 0.439		HR			P5	F2		FC4-6		4	1	1	1	0	0	3											
John Romano, R (1,2) OBP: 0.410, SLG: 0.575		K				BB 1B		SH3-4 F2		4	1	2	0	0	1	1											
Bubba Phillips, R (1,5) OBP: 0.306, SLG: 0.417		L7			P5			SH3-4		2	0	0	0	0	0	1											
Woodie Held, R (1,6) OBP: 0.349, SLG: 0.429			K			1B 2-1 BB		F8		2	0	0	0	1	1	1											
Dick Stigman, R (1,1) Bob Hale, L (7, PH) Mudcat Grant, R (7, PR) Barry Latman, R (8,1) OBP: 0.250, SLG: 0.250 OBP: 0.286, SLG: 0.235 OBP: 0.220, SLG: 0.167 OBP: 0.250, SLG: 0.364			K					HBP		2	0	1	1	0	1	0											
Inning Stats	R: 0 E: 0 K: 0 S: 3	H: 0 LOB: 0 BB: 0 P: 3	R: 1 E: 0 K: 1 S: 6	H: 1 LOB: 0 BB: 0 P: 6	R: 0 E: 0 K: 2 S: 7	H: 0 LOB: 0 BB: 0 P: 7	R: 0 E: 0 K: 0 S: 3	H: 0 LOB: 0 BB: 0 P: 3	R: 1 E: 0 K: 0 S: 4	H: 2 LOB: 2 BB: 1 P: 8	R: 0 E: 0 K: 0 S: 4	H: 1 LOB: 2 BB: 1 P: 8	R: 0 E: 0 K: 0 S: 4	H: 1 LOB: 2 BB: 0 P: 5	R: 1 E: 1 K: 0 S: 5	H: 2 LOB: 1 BB: 0 P: 5		1B: 5 2B: 1 3B: 0 HR: 1	SF: 0 SAC: 2 DP: 0 HBP: 1	WP: 0 PB: 0 SB: 0 CS: 0	PA: 33						
PITCHER	IP	WLS	BF	H	R	ER	SO	BB	IBB	HBP	BLK	WP	HR	S	P	ERA	WHIP										
Chuck Estrada, R (1,1) ERA: 4.37	7.0	L	29	5	2	2	3	2	0	1	0	0	1	31	40	2.57	1.000										
Hoyt Wilhelm, R (8,1) ERA: 1.86	1.0		5	2	1	0	0	0	0	0	0	0	0	5	5	0.00	2.000										

AB 28
R 3
H 7
RBI 2
BB 2
SO 3
LOB 9



Batter	1	2	3	4	5	6	7	8	9	AB	R	H	RBI	BB	SO	LOB	TOP			
Brooks Robinson, R OBP: 0.371, SLG: 0.402	L5	FC6-4			F9			1B		4	0	1	0	0	0	2	Baltimore Orioles @ Cleveland Indians Cleveland Municipal Stadium, Cleveland, OH Sun Jun 18 1961, 3:33 AM EDT Unknown			
Russ Snyder, L OBP: 0.282, SLG: 0.315	2B		G3			P6		F8		4	0	1	0	0	0	1				
Jackie Brandt, R OBP: 0.388, SLG: 0.497	6-3		4-3			6-3		1B		4	0	1	0	0	0	1				
Jim Gentile, L OBP: 0.403, SLG: 0.567	BB		K		L4			G4-6-3		3	0	0	0	1	1	2				
Mary Throneberry, L Earl Robinson, R OBP: 0.333, SLG: 0.409 OBP: 0.222, SLG: 0.175	K			F6			F8		F2	4	0	0	0	0	1	2				
Gus Triandos, R OBP: 0.333, SLG: 0.459		5-3		6-3			HR		F8	4	1	1	1	0	0	0				
Ron Hansen, R OBP: 0.319, SLG: 0.352		F7		F3			L6		5-3	4	0	0	0	0	0	0				
Jerry Adair, R OBP: 0.309, SLG: 0.417		BB			L8		E6			3	0	1	0	0	0	0				
Steve Barber, L OBP: 0.162, SLG: 0.088		BB		4-3			K			2	0	0	0	1	1	1				
Inning Stats	R: 0 E: 0 K: 1 S: 6	H: 1 LOB: 2 BB: 1 P: 10	R: 0 E: 0 K: 0 S: 4	H: 1 LOB: 2 BB: 1 P: 8	R: 0 E: 0 K: 1 S: 5	H: 0 LOB: 0 BB: 0 P: 5	R: 0 E: 0 K: 0 S: 3	H: 0 LOB: 0 BB: 0 P: 3	R: 0 E: 0 K: 0 S: 3	H: 0 LOB: 0 BB: 0 P: 3	R: 1 E: 1 K: 1 S: 7	H: 1 LOB: 1 BB: 0 P: 7	R: 0 E: 0 K: 0 S: 4	H: 2 LOB: 1 BB: 0 P: 4	R: 0 E: 0 K: 0 S: 3	H: 0 LOB: 0 BB: 0 P: 3		1B: 3 2B: 1 3B: 0 HR: 1	SF: 0 SAC: 0 DP: 1 HBP: 0	WP: 0 PB: 0 SB: 0 CS: 0
PITCHER Jim Perry, R ERA: 3.41	IP: 9.0 WLS: W BF: 34 H: 5 R: 1 ER: 1 SO: 3 BB: 2 IBB: 0 HBP: 0 BLK: 0 WP: 0 HR: 1 S: 38 P: 46 ERA: 1.00 WHIP: 0.778															PITCHER				

Batter	1	2	3	4	5	6	7	8	9	AB	R	H	RBI	BB	SO	LOB	BOTTOM			
Johnny Temple, R OBP: 0.384, SLG: 0.366	BB		K					L5		2	0	0	0	2	1	0	Baltimore Orioles @ Cleveland Indians Cleveland Municipal Stadium, Cleveland, OH Sun Jun 18 1961, 3:33 AM EDT Unknown			
Jim Piersall, R OBP: 0.414, SLG: 0.491	K		F9					BB		3	0	0	0	1	2	2				
Tito Francona, L OBP: 0.359, SLG: 0.383	K			SH2-4			G1-6-3		F7	4	1	2	0	0	1	2				
Vic Power, R OBP: 0.331, SLG: 0.411	BB			SF7			G1-6-3		4-3	2	0	0	0	2	0	2				
Chuck Essegian, R OBP: 0.434, SLG: 0.690	1-3			SH2-4			K		FC5-4	2	0	0	0	1	1	2				
John Romano, R OBP: 0.401, SLG: 0.561		6-3		SF7			P4		F2	3	0	0	1	0	0	1				
Bubba Phillips, R OBP: 0.308, SLG: 0.415		5-3		L9					FC5-4	4	1	1	0	0	0	2				
Miguel de la Hoz, R OBP: 0.267, SLG: 0.345		6-3					F9		1B	4	0	1	0	0	0	1				
Jim Perry, S Bob Nieman, R OBP: 0.118, SLG: 0.121 OBP: 0.476, SLG: 0.524			4-3				6-3		1B	3	0	0	0	0	0	1				
Inning Stats	R: 0 E: 0 K: 2 S: 7	H: 0 LOB: 2 BB: 2 P: 15	R: 0 E: 0 K: 0 S: 3	H: 0 LOB: 0 BB: 0 P: 3	R: 0 E: 0 K: 1 S: 5	H: 0 LOB: 0 BB: 0 P: 5	R: 1 E: 0 K: 0 S: 4	H: 1 LOB: 1 BB: 1 P: 8	R: 0 E: 0 K: 1 S: 5	H: 0 LOB: 0 BB: 0 P: 5	R: 0 E: 0 K: 0 S: 4	H: 1 LOB: 1 BB: 0 P: 4	R: 0 E: 0 K: 0 S: 3	H: 0 LOB: 1 BB: 1 P: 7	R: 1 E: 0 K: 0 S: 4	H: 2 LOB: 2 BB: 1 P: 8		1B: 5 2B: 0 3B: 0 HR: 0	SF: 1 SAC: 1 DP: 1 HBP: 0	WP: 0 PB: 0 SB: 0 CS: 0
PITCHER Steve Barber, L ERA: 4.17	IP: 8.2 WLS: L BF: 36 H: 5 R: 2 ER: 2 SO: 5 BB: 6 IBB: 0 HBP: 0 BLK: 0 WP: 0 HR: 0 S: 40 P: 64 ERA: 2.08 WHIP: 1.269															PITCHER				

Batter	1	2	3	4	5	6	7	8	9	AB	R	H	RBI	BB	SO	LOB	TOP				
Brooks Robinson, R OBP: 0.372, SLG: 0.399 (1, 5)										5	0	2	1	0	1	2					
Dick Williams, R OBP: 0.238, SLG: 0.365 (1, 7)										5	0	0	0	0	0	3					
Jackie Brandt, R OBP: 0.388, SLG: 0.494 (1, 8)										4	0	1	0	0	0	0					
Jim Gentile, L OBP: 0.397, SLG: 0.554 (1, 3)										4	1	1	0	0	1	1					
Gus Triandos, R OBP: 0.335, SLG: 0.453 (1, 2)										4	1	1	0	0	0	1					
Ron Hansen, R OBP: 0.313, SLG: 0.344 (1, 6)										4	0	0	0	0	0	4					
Earl Robinson, R OBP: 0.254, SLG: 0.279 (1, 9)										4	2	3	3	0	1	0					
Jerry Adair, R OBP: 0.312, SLG: 0.412 (1, 4)										3	0	1	0	1	0	1					
Hal Brown, R OBP: 0.160, SLG: 0.087 (1, 1)										1	0	0	0	0	0	1					
Dave Philley, S OBP: 0.277, SLG: 0.397 (5, PH)										1	0	0	0	0	1	2					
Jack Fisher, R OBP: 0.172, SLG: 0.111 (5, 1)										2	0	0	0	0	1	1					
Inning Stats	R: 0 E: 0 K: 0 S: 3	H: 0 LOB: 0 BB: 0 P: 3	R: 0 E: 0 K: 0 S: 3	H: 0 LOB: 0 BB: 0 P: 3	R: 1 E: 0 K: 0 S: 5	H: 2 LOB: 1 BB: 0 P: 5	R: 0 E: 0 K: 1 S: 5	H: 0 LOB: 0 BB: 0 P: 5	R: 0 E: 0 K: 1 S: 6	H: 1 LOB: 2 BB: 1 P: 10	R: 0 E: 0 K: 0 S: 5	H: 0 LOB: 0 BB: 0 P: 5	R: 0 E: 0 K: 1 S: 5	H: 0 LOB: 0 BB: 0 P: 5	R: 3 E: 1 K: 1 S: 10	H: 5 LOB: 2 BB: 0 P: 10	1B: 7 2B: 1 3B: 0 HR: 1	SF: 0 SAC: 0 DP: 0 HBP: 0	WP: 0 PB: 0 SB: 2 CS: 0	PA: 38	
PITCHER	IP	WLS	BF	H	R	ER	SO	BB	IBB	HBP	BLK	WP	HR	S	P	ERA	WHIP				
Jack Kralick, L ERA: 3.47 (1, 1)	8.1		35	8	4	4	4	1	0	0	0	0	1	42	46	4.32	1.080				
Chuck Stobbs, L ERA: 5.63 (9, 1)	0.2	W	3	1	0	0	1	0	0	0	0	0	0	5	5	0.00	1.500				

Baltimore Orioles @ Minnesota Twins
Metropolitan Stadium, Bloomington, MI
Tue Jun 20 1961, 8:05 PM EDT
Att: 17,851 - Unknown - 72 F

AB 37
R 4
H 9
RBI 4
BB 1
SO 5
LOB 16



Batter	1	2	3	4	5	6	7	8	9	AB	R	H	RBI	BB	SO	LOB	BOTTOM					
Billy Martin, R OBP: 0.270, SLG: 0.425 (1, 4)										3	1	1	0	0	1	0						
Lenny Green, L OBP: 0.376, SLG: 0.397 (1, 8) (9, 7)										4	0	0	0	0	0	2						
Harmon Killebrew, R OBP: 0.491, SLG: 0.663 (1, 5)										4	1	2	2	0	0	1						
Jim Lemon, R OBP: 0.346, SLG: 0.360 (1, 7)										2	1	0	0	2	0	0						
Bill Tuttle, R OBP: 0.299, SLG: 0.303 (9, 8)										0	0	0	0	0	0	0						
Bob Allison, R OBP: 0.355, SLG: 0.470 (1, 3)										4	1	2	0	0	2	2						
Dan Dobbek, L OBP: 0.244, SLG: 0.349 (1, 9)										4	0	0	0	0	1	3						
Earl Batley, R OBP: 0.374, SLG: 0.402 (1, 2)										4	0	2	1	0	0	2						
Jose Valdivielso, R OBP: 0.221, SLG: 0.219 (1, 6)										4	0	1	1	0	1	2						
Jack Kralick, L OBP: 0.222, SLG: 0.200 (1, 1)										3	0	1	0	0	1	3						
Chuck Stobbs, L OBP: 0.429, SLG: 0.500 (9, 1)										0	0	0	0	0	0	0						
Julio Becquer, L OBP: 0.243, SLG: 0.457 (9, PH)										1	1	1	1	0	0	0						
Inning Stats	R: 2 E: 0 K: 1 S: 7	H: 2 LOB: 0 BB: 0 P: 7	R: 0 E: 0 K: 1 S: 6	H: 1 LOB: 1 BB: 0 P: 6	R: 0 E: 0 K: 0 S: 3	H: 0 LOB: 0 BB: 0 P: 3	R: 1 E: 0 K: 0 S: 5	H: 2 LOB: 2 BB: 1 P: 9	R: 0 E: 0 K: 2 S: 8	H: 1 LOB: 2 BB: 1 P: 12	R: 0 E: 0 K: 1 S: 5	H: 0 LOB: 0 BB: 0 P: 5	R: 0 E: 0 K: 0 S: 4	H: 1 LOB: 1 BB: 0 P: 4	R: 1 E: 0 K: 1 S: 7	H: 2 LOB: 1 BB: 0 P: 7	R: 1 E: 0 K: 0 S: 1	H: 1 LOB: 0 BB: 0 P: 1	1B: 7 2B: 1 3B: 0 HR: 2	SF: 0 SAC: 1 DP: 0 HBP: 0	WP: 0 PB: 0 SB: 0 CS: 0	PA: 36
PITCHER	IP	WLS	BF	H	R	ER	SO	BB	IBB	HBP	BLK	WP	HR	S	P	ERA	WHIP					
Hal Brown, R ERA: 3.26 (1, 1)	4.0		18	5	3	3	2	1	0	0	0	0	1	21	25	6.75	1.500					
Jack Fisher, R ERA: 4.64 (5, 1)	4.0	L	18	5	2	2	4	1	0	0	0	0	1	25	29	4.50	1.500					

Baltimore Orioles @ Minnesota Twins
Metropolitan Stadium, Bloomington, MI
Tue Jun 20 1961, 8:05 PM EDT
Att: 17,851 - Unknown - 72 F

AB 33
R 5
H 10
RBI 5
BB 2
SO 6
LOB 15



Batter	1	2	3	4	5	6	7	8	9	AB	R	H	RBI	BB	SO	LOB	TOP										
Brooks Robinson, R OBP: 0.374, SLG: 0.402 (1.5)	6-3		1B		FC2-6		K		HBP 1B G5-4-3	6	2	3	0	0	1	2											
Russ Snyder, L OBP: 0.307, SLG: 0.336 (1.7)	1B		1B		FC2-6		WP		BB HBP BB	5	2	4	0	0	0	1											
Jackie Brandt, R OBP: 0.388, SLG: 0.488 (1.8)	F2		1B		FC5-4		5-3		BB BB BB	4	1	1	3	0	0	3											
Jim Gentile, L OBP: 0.402, SLG: 0.569 (1.3)	P4		SF8		BB				BB BB	2	2	1	3	2	0	1											
Mary Thronberry, L OBP: 0.324, SLG: 0.414 Dick Williams, R OBP: 0.242, SLG: 0.365 (1.9)		F7	F8		G3				BB BB	4	0	0	0	0	0	3											
Gus Triandos, R OBP: 0.336, SLG: 0.462 (1.2)	K				F7		K		BB BB	5	1	2	2	0	2	0											
Ron Hansen, R OBP: 0.314, SLG: 0.342 (1.6)	F7				FC6-4		K		BB BB	4	0	1	0	1	1	1											
Jerry Adair, R OBP: 0.307, SLG: 0.405 Dave Philley, S OBP: 0.274, SLG: 0.392 Hoyt Wilhelm, R (1.4)			4-3		F7		K		BB BB	3	0	0	0	0	1	1											
Chuck Estrada, R OBP: 0.185, SLG: 0.154 Many Breeding, R OBP: 0.171, SLG: 0.239 Clint Courtney, L OBP: 0.400, SLG: 0.311 Jim Busby, R OBP: 0.348, SLG: 0.317 (1.1)			1B		FC6-4		F3		HBP 1B HBP 1B	3	1	1	0	0	0	1											
Inning Stats	R: 0 E: 0 K: 0 S: 4	H: 1 LOB: 1 BB: 0 P: 4	R: 0 E: 0 K: 1 S: 5	H: 0 LOB: 0 BB: 0 P: 5	R: 3 E: 0 K: 0 S: 7	H: 4 LOB: 1 BB: 0 P: 7	R: 0 E: 0 K: 0 S: 4	H: 1 LOB: 1 BB: 0 P: 4	R: 0 E: 0 K: 3 S: 9	H: 0 LOB: 0 BB: 0 P: 9	R: 0 E: 0 K: 1 S: 6	H: 1 LOB: 1 BB: 0 P: 6	R: 1 E: 0 K: 0 S: 5	H: 2 LOB: 1 BB: 0 P: 5	R: 7 E: 0 K: 0 S: 7	H: 5 LOB: 2 BB: 3 P: 20	1B: 11 2B: 3 3B: 0 HR: 1	SF: 1 SAC: 0 DP: 1 HBP: 1	WP: 1 PB: 0 SB: 0 CS: 0	PA: 46							
PITCHER	IP	WLS	BF	H	R	ER	SO	BB	IBB	HBP	BLK	WP	HR	S	P	ERA	WHIP										
Pedro Ramos, R ERA: 4.28 (1.1)	7.1		33	10	4	4	5	1	0	0	0	1	1	42	46	4.91	1.500										
Bert Cueto, R ERA: 5.0 (8.1)	0.2	L	4	2	2	2	0	0	0	0	0	0	0	4	4	27.00	3.000										
Chuck Stobbs, L ERA: 6.47 (9.1)	0.0		3	1	0	0	0	1	0	1	0	0	0	1	6	∞	∞										
Bill Pleis, L ERA: 7.2 (9.1)	0.1		5	2	5	5	0	1	1	0	0	0	0	3	11	135.00	9.000										
Gerry Arigo, L ERA: 6.35 (9.1)	0.2		1	0	0	0	0	0	0	0	0	0	0	1	1	0.00	0.000										

Baltimore Orioles @ Minnesota Twins
Metropolitan Stadium, Bloomington, MI
Wed Jun 21 1961, 8:05 PM EDT
Att: 15,711 - Unknown - 64 F

AB 40
R 11
H 15
RBI 11
BB 4
SO 5
LOB 16



Batter	1	2	3	4	5	6	7	8	9	AB	R	H	RBI	BB	SO	LOB	BOTTOM										
Billy Martin, R OBP: 0.277, SLG: 0.418 (1.4)	FC4-6		K		F7		1B		F9	4	0	1	0	1	1	0											
Lenny Green, L OBP: 0.374, SLG: 0.398 (1.8)	FC4-6		WP		F8		4-3			4	2	1	0	0	0	2											
Harmon Killebrew, R OBP: 0.452, SLG: 0.691 (1.5)	HR		HR		4-3				6-3	4	2	2	4	0	0	0											
Jim Lemon, R OBP: 0.349, SLG: 0.368 Bill Tuttle, R OBP: 0.299, SLG: 0.303 (1.7)	1B		K		K		K		3B	4	0	2	0	0	2	0											
Bob Allison, R OBP: 0.354, SLG: 0.466 (1.3)	K		P4		1B		F7			4	0	1	0	0	1	2											
Dan Dobbek, L OBP: 0.245, SLG: 0.368 (1.9)	4-3				4-3		P4		3B	4	0	1	1	0	0	2											
Earl Batley, R OBP: 0.367, SLG: 0.394 (1.2)		F2			F9		K		F8	4	0	0	0	0	1	3											
Jose Valdivielso, R OBP: 0.222, SLG: 0.221 (1.6)	K				1B		F9		K	4	0	1	0	0	2	0											
Pedro Ramos, S OBP: 0.282, SLG: 0.375 Bert Cueto, R OBP: 0.229, SLG: 0.500 Chuck Stobbs, L OBP: 0.299, SLG: 0.303 Bill Pleis, L OBP: 0.299, SLG: 0.303 Gerry Arigo, L OBP: 0.277, SLG: 0.418 Julio Bacquer, L OBP: 0.337, SLG: 0.444 (1.1)	K		K		K		P5		P6	3	0	0	0	0	2	1											
Inning Stats	R: 2 E: 0 K: 1 S: 7	H: 2 LOB: 1 BB: 1 P: 11	R: 0 E: 0 K: 2 S: 7	H: 0 LOB: 0 BB: 0 P: 7	R: 2 E: 0 K: 2 S: 9	H: 2 LOB: 0 BB: 0 P: 9	R: 0 E: 0 K: 1 S: 6	H: 1 LOB: 1 BB: 0 P: 6	R: 0 E: 0 K: 2 S: 8	H: 1 LOB: 1 BB: 0 P: 8	R: 0 E: 0 K: 0 S: 4	H: 1 LOB: 1 BB: 0 P: 4	R: 1 E: 0 K: 0 S: 5	H: 2 LOB: 2 BB: 0 P: 5	R: 0 E: 0 K: 1 S: 5	H: 0 LOB: 0 BB: 0 P: 5	1B: 4 2B: 2 3B: 1 HR: 2	SF: 0 SAC: 0 DP: 0 HBP: 0	WP: 1 PB: 0 SB: 0 CS: 0	PA: 37							
PITCHER	IP	WLS	BF	H	R	ER	SO	BB	IBB	HBP	BLK	WP	HR	S	P	ERA	WHIP										
Chuck Estrada, R ERA: 4.44 (1.1)	7.0		29	7	4	4	8	1	0	0	0	0	0	10	10	5.14	1.143										
Hoyt Wilhelm, R ERA: 1.86 (8.1)	2.0	W	8	2	1	1	1	0	0	0	0	0	0	10	10	4.50	1.000										

Baltimore Orioles @ Minnesota Twins
Metropolitan Stadium, Bloomington, MI
Wed Jun 21 1961, 8:05 PM EDT
Att: 15,711 - Unknown - 64 F

AB 36
R 5
H 9
RBI 5
BB 1
SO 9
LOB 10



Batter	1	2	3	4	5	6	7	8	9	AB	R	H	RBI	BB	SO	LOB	TOP								
Brooks Robinson, R OBP: 0.375, SLG: 0.405 (1.5)										5	0	2	0	0	0	1									
Dick Williams, R OBP: 0.241, SLG: 0.358 (1.7)										4	1	0	0	1	1	3									
Russ Snyder, L OBP: 0.307, SLG: 0.336 (9, FR) (9.7)										0	1	0	0	0	0	0									
Jackie Brandt, R OBP: 0.399, SLG: 0.494 (1.8)										4	3	3	0	1	0	1									
Jim Gentile, L OBP: 0.402, SLG: 0.565 (1.3)										5	1	2	1	0	2	6									
Gus Triandos, R OBP: 0.342, SLG: 0.474 (1.2)										5	1	3	5	0	1	0									
Earl Robinson, R OBP: 0.284, SLG: 0.292 (1.9)										4	1	1	0	1	1	4									
Ron Hansen, R OBP: 0.308, SLG: 0.335 (1.6)										5	0	0	0	0	2	6									
Jerry Adair, R OBP: 0.311, SLG: 0.400 (1.4)										2	0	0	0	2	1	0									
Mitt Pappas, R OBP: 0.059, SLG: 0.118 (1.1)										3	0	0	1	0	1	1									
Inning Stats	R: 2 E: 0 K: 0 S: 5	H: 3 LOB: 1 BB: 1 P: 9	R: 0 E: 0 K: 1 S: 5	H: 0 LOB: 0 BB: 0 P: 5	R: 0 E: 0 K: 1 S: 6	H: 1 LOB: 1 BB: 0 P: 6	R: 0 E: 0 K: 3 S: 9	H: 0 LOB: 0 BB: 0 P: 9	R: 0 E: 0 K: 1 S: 6	H: 1 LOB: 1 BB: 2 P: 14	R: 2 E: 2 K: 1 S: 7	H: 1 LOB: 1 BB: 1 P: 11	R: 2 E: 0 K: 0 S: 5	H: 3 LOB: 1 BB: 1 P: 9	R: 0 E: 0 K: 1 S: 5	H: 0 LOB: 0 BB: 0 P: 5	R: 2 E: 1 K: 1 S: 8	H: 2 LOB: 2 BB: 0 P: 8	1B: 7 2B: 4 3B: 0 HR: 0	SF: 0 SAC: 1 DP: 2 HBP: 0	WP: 0 PB: 0 CS: 0	PA: 43			
PITCHER	IP	WLS	BF	H	R	ER	SO	BB	IBB	HBP	BLK	WP	HR	S	P	ERA	WHIP								
Jim Kaat, L ERA: 4.24 (1.1)	7.0	L	34	9	6	4	7	5	0	0	0	0	0	43	63	5.14	2.000								
Danny McDevitt, L ERA: 6.75 (8.1)	2.0		9	2	2	1	2	0	0	0	0	0	0	13	13	4.50	1.000								

Baltimore Orioles @ Minnesota Twins
Metropolitan Stadium, Bloomington, MI
Thu Jun 22 1961, 4:33 AM EDT
Att: 10,397 - Unknown - 68 F

AB 37
R 8
H 11
RBI 7
BB 5
SO 9
LOB 22



Batter	1	2	3	4	5	6	7	8	9	AB	R	H	RBI	BB	SO	LOB	BOTTOM								
Zoilo Versalles, R OBP: 0.323, SLG: 0.404 (1.6)										5	1	3	0	0	0	0									
Lenny Green, L OBP: 0.389, SLG: 0.392 (1.8)										4	0	0	0	0	0	5									
Harmon Killebrew, R OBP: 0.497, SLG: 0.695 (1.5)										3	0	2	2	1	1	1									
Jim Lemon, R OBP: 0.347, SLG: 0.371 (1.7)										4	0	1	0	0	2	4									
Danny McDevitt, L ERA: 6.75 (8.1)										0	0	0	0	0	0	0									
Bob Allison, R OBP: 0.356, SLG: 0.462 (8.9)										2	0	0	0	2	0	0									
Dan Dobbek, L OBP: 0.245, SLG: 0.356 (1.9)										3	0	0	0	1	0	3									
Billy Martin, R OBP: 0.288, SLG: 0.404 (1.4)										3	0	0	0	0	1	2									
Earl Batley, R OBP: 0.365, SLG: 0.391 (1.2)										4	1	1	0	0	0	2									
Jim Kaat, L OBP: 0.261, SLG: 0.318 (1.1)										2	0	1	0	0	1	0									
Julio Becquer, L OBP: 0.225, SLG: 0.421 (7, PH) (8.3)										2	0	0	0	0	0	1									
Inning Stats	R: 0 E: 0 K: 0 S: 4	H: 1 LOB: 1 BB: 0 P: 4	R: 0 E: 0 K: 0 S: 3	H: 0 LOB: 1 BB: 1 P: 7	R: 0 E: 0 K: 2 S: 8	H: 1 LOB: 2 BB: 1 P: 12	R: 0 E: 0 K: 0 S: 3	H: 0 LOB: 1 BB: 1 P: 7	R: 0 E: 0 K: 1 S: 6	H: 2 LOB: 1 BB: 0 P: 6	R: 2 E: 0 K: 1 S: 5	H: 1 LOB: 1 BB: 1 P: 9	R: 2 E: 0 K: 1 S: 8	H: 3 LOB: 1 BB: 0 P: 8	R: 0 E: 0 K: 0 S: 3	H: 0 LOB: 0 BB: 0 P: 3	R: 0 E: 0 K: 0 S: 3	H: 0 LOB: 0 BB: 0 P: 3	1B: 6 2B: 2 3B: 0 HR: 0	SF: 0 SAC: 1 DP: 1 HBP: 0	WP: 1 PB: 0 CS: 0	PA: 37			
PITCHER	IP	WLS	BF	H	R	ER	SO	BB	IBB	HBP	BLK	WP	HR	S	P	ERA	WHIP								
Mitt Pappas, R ERA: 4.62 (1.1)	9.0	W	37	8	2	2	5	4	0	0	0	1	0	43	59	2.00	1.333								

Baltimore Orioles @ Minnesota Twins
Metropolitan Stadium, Bloomington, MI
Thu Jun 22 1961, 4:33 AM EDT
Att: 10,397 - Unknown - 68 F

AB 32
R 2
H 8
RBI 2
BB 4
SO 5
LOB 18



Batter	1	2	3	4	5	6	7	8	9	AB	R	H	RBI	BB	SO	LOB	TOP								
Brooks Robinson, R OBP: 0.372, SLG: 0.399 (1, 5)	F9	6-3		BB	4-0	5-3		3-1		4	0	0	0	1	0	1	Baltimore Orioles @ Los Angeles Angels Wrigley Field, Los Angeles, CA Fri Jun 23 1961, 9:05 PM CDT Att. 6,554 - Unknown - 63 F								
Earl Robinson, R OBP: 0.284, SLG: 0.303 (1, 9)										1	2	1	0	1	0	0									
Russ Snyder, L OBP: 0.308, SLG: 0.336 (4, PH) (4, 7)	1B			F	G3	4-3	K	FC6-4	1B	3	0	1	0	0	1	2									
Jackie Brandt, R OBP: 0.399, SLG: 0.508 (1, 8) (7, 9)	HR							FC6-4		5	2	2	1	0	1	2									
Jim Gentile, L OBP: 0.414, SLG: 0.585 (1, 3)	HR									2	2	2	4	3	0	0									
Gus Triandos, R OBP: 0.339, SLG: 0.482 (1, 2)	P6									5	1	1	2	0	0	3									
Ron Hansen, R OBP: 0.310, SLG: 0.333 (1, 6)										4	0	1	0	1	0	2									
Dick Williams, R OBP: 0.240, SLG: 0.356 (1, 7)	L9									1	0	0	0	0	0	1									
Mary Throneberry, L OBP: 0.324, SLG: 0.409 (4, PH) (4, 9)										2	0	0	0	1	1	0									
Jim Busby, R OBP: 0.362, SLG: 0.333 (7, PH) (7, 8)										1	0	1	0	0	0	0									
Jerry Adair, R OBP: 0.310, SLG: 0.402 (1, 4)										4	0	1	0	0	0	2									
Hoyt Wilhelm, R (7, 1)										1	0	0	0	0	1	3									
Steve Barber, L OBP: 0.179, SLG: 0.194 (1, 1)										2	1	1	1	0	1	0									
Mary Breeding, R OBP: 0.167, SLG: 0.232 (7, 4)										2	0	0	0	0	1	3									
Inning Stats	R: 3 E: 0 K: 0 S: 6	H: 3 LOB: 1 BB: 1 P: 10	R: 0 E: 0 K: 1 S: 5	H: 0 LOB: 0 BB: 0 P: 5	R: 1 E: 1 K: 0 S: 4	H: 1 LOB: 1 BB: 1 P: 8	R: 1 E: 0 K: 0 S: 4	H: 1 LOB: 1 BB: 1 P: 8	R: 2 E: 0 K: 2 S: 8	H: 1 LOB: 0 BB: 1 P: 12	R: 0 E: 0 K: 1 S: 6	H: 1 LOB: 1 BB: 0 P: 6	R: 1 E: 0 K: 0 S: 4	H: 1 LOB: 2 BB: 2 P: 12	R: 0 E: 0 K: 1 S: 6	H: 1 LOB: 1 BB: 0 P: 6	R: 0 E: 0 K: 1 S: 7	H: 2 LOB: 3 BB: 1 P: 11	1B: 6 2B: 1 3B: 0 HR: 4	SF: 0 SAC: 1 DP: 0 HBP: 0	WP: 0 PB: 0 SB: 0 CS: 0	PA: 45			
PITCHER	IP	WLS	BF	H	R	ER	SO	BB	IBB	HBP	BLK	WP	HR	S	P	ERA	WHIP								
Ted Bowsfield, L ERA: 3.3 (1, 1)	3.0		15	4	4	4	1	2	0	0	0	0	1	15	23	12.00	2.000								
Ron Kline, R ERA: 5.61 (4, 1)	3.0	L	14	3	3	3	3	2	0	0	0	0	2	18	26	9.00	1.667								
Johnny James, R ERA: 4.14 (7, 1)	2.0		10	2	1	1	1	2	0	0	0	0	1	10	18	4.50	2.000								
Tom Morgan, R ERA: 4.22 (9, 1)	1.0		6	2	0	0	1	1	0	0	0	0	0	7	11	0.00	3.000								

Batter	1	2	3	4	5	6	7	8	9	AB	R	H	RBI	BB	SO	LOB	BOTTOM								
Eddie Yost, R OBP: 0.358, SLG: 0.152 (1, 5)	K									3	2	1	1	2	1	1	Baltimore Orioles @ Los Angeles Angels Wrigley Field, Los Angeles, CA Fri Jun 23 1961, 9:05 PM CDT Att. 6,554 - Unknown - 63 F								
Albie Pearson, L OBP: 0.422, SLG: 0.414 (1, 9)										5	1	4	0	0	0	2									
Leon Wagner, L OBP: 0.336, SLG: 0.549 (1, 7)										5	1	1	1	0	1	4									
Ken Hunt, R OBP: 0.329, SLG: 0.491 (1, 8)										3	0	0	1	1	2	2									
Steve Bilko, R OBP: 0.408, SLG: 0.508 (1, 3)										3	1	1	2	2	1	1									
Ken Aspromonte, R OBP: 0.326, SLG: 0.296 (1, 4)										5	0	1	0	0	2	4									
Joe Koppe, R OBP: 0.333, SLG: 0.267 (1, 6)										3	0	0	0	1	2	1									
Lee Thomas, L OBP: 0.325, SLG: 0.413 (9, PH) (9, 1)										1	0	0	0	0	0	3									
Ed Sadowski, R OBP: 0.262, SLG: 0.321 (1, 2)										2	1	1	0	1	0	1									
Ted Bowsfield, R OBP: 0.100, SLG: 0.100 (3, PH) (3, 1)										0	0	0	0	0	0	0									
Billy Moran, R OBP: 0.130, SLG: 0.130 (4, 1)										0	0	0	0	1	0	0									
Ron Kline, R OBP: 0.347, SLG: 0.130 (6, PH) (6, 1)										1	0	0	0	0	1	1									
Earl Averill, R OBP: 0.347, SLG: 0.529 (7, 1)										1	0	0	0	0	0	1									
Johnny James, L OBP: 0.309, SLG: 0.472 (8, PH) (8, 1)										1	0	0	0	0	0	1									
Ted Kluszewski, L OBP: 0.309, SLG: 0.472 (9, 1)										0	0	0	0	0	0	0									
Inning Stats	R: 0 E: 0 K: 3 S: 10	H: 1 LOB: 1 BB: 0 P: 10	R: 0 E: 0 K: 1 S: 5	H: 0 LOB: 0 BB: 0 P: 5	R: 5 E: 1 K: 0 S: 7	H: 5 LOB: 0 BB: 1 P: 11	R: 0 E: 0 K: 1 S: 5	H: 0 LOB: 2 BB: 2 P: 13	R: 0 E: 0 K: 2 S: 7	H: 0 LOB: 1 BB: 1 P: 11	R: 0 E: 0 K: 2 S: 7	H: 0 LOB: 1 BB: 1 P: 11	R: 0 E: 0 K: 0 S: 4	H: 1 LOB: 1 BB: 0 P: 4	R: 0 E: 0 K: 1 S: 6	H: 1 LOB: 1 BB: 0 P: 6	R: 1 E: 0 K: 1 S: 6	H: 1 LOB: 3 BB: 3 P: 18	1B: 5 2B: 3 3B: 0 HR: 1	SF: 1 SAC: 1 DP: 0 HBP: 0	WP: 1 PB: 0 SB: 1 CS: 0	PA: 43			
PITCHER	IP	WLS	BF	H	R	ER	SO	BB	IBB	HBP	BLK	WP	HR	S	P	ERA	WHIP								
Steve Barber, L ERA: 4.34 (1, 1)	6.2	W	31	7	5	5	9	5	0	0	0	0	1	44	64	6.75	1.800								
Hoyt Wilhelm, R ERA: 1.93 (7, 1)	2.1	S	12	2	1	1	2	3	0	0	0	0	0	13	25	3.86	2.143								



Batter	1	2	3	4	5	6	7	8	9	AB	R	H	RBI	BB	SO	LOB	TOP										
Brooks Robinson, R OBP: 0.366, SLG: 0.392 (1, 5)	5-3		E6 4-3	F9			6-3		G3	5	0	0	0	0	0	3	Baltimore Orioles @ Los Angeles Angels Wrigley Field, Los Angeles, CA Sat Jun 24 1961, 9:05 PM CDT Att. 7,882 - Unknown - 63 F										
Earl Robinson, R OBP: 0.276, SLG: 0.296 (1, 9)	K		4-3	F9			1B 1B		5-3	5	1	1	0	0	1	1											
Jackie Brandt, R OBP: 0.401, SLG: 0.505 (1, 8)	BB		F8	K			1B 1-3			3	0	1	0	1	1	1											
Jim Gentile, L OBP: 0.411, SLG: 0.578 (1, 3)	K		F5	K			1-3 1B			4	0	1	1	0	2	2											
Gus Triandos, R OBP: 0.342, SLG: 0.486 (1, 2)		FC6-4 2B		BB 1B			F8 1-3			4	0	2	0	0	0	2											
Ron Hansen, R OBP: 0.310, SLG: 0.337 (8, PH)	5-3		F7					K		3	0	1	0	0	0	2											
Whitey Herzog, L OBP: 0.355, SLG: 0.339 (8, 7)										1	0	0	0	0	1	0											
Dick Williams, R OBP: 0.310, SLG: 0.355 (8, PH)		FC6-4 BB		BB BB				P4		1	0	0	0	2	1	1											
Russ Snyder, L OBP: 0.305, SLG: 0.333 (8, 8)				1-2 BB						1	0	0	0	0	0	0											
Mary Breeding, R OBP: 0.173, SLG: 0.225 (8, PH)		FC6-4		4-0 BB						2	0	0	0	1	0	3											
Clint Courtney, L OBP: 0.393, SLG: 0.304 (8, 6)		1-2 2-3		1-2 2-3 BB						1	0	0	0	0	1	0											
Jerry Adair, R OBP: 0.310, SLG: 0.402 (8, 6)										0	0	0	0	0	0	0											
Dick Hall, R OBP: 0.167, SLG: 0.063 (4, PH)										1	0	0	0	0	0	2											
Dave Finley, S OBP: 0.271, SLG: 0.388 (4, 1)										1	0	0	0	0	0	3											
Jack Fisher, R OBP: 0.173, SLG: 0.111 (7, PH)										0	0	0	0	0	0	0											
Jim Busby, R OBP: 0.316, SLG: 0.328 (7, PH)										1	0	0	0	0	0	0											
Dick Hyde, R OBP: 0.190, SLG: 1.000 (7, 1)										1	0	0	0	0	0	0											
Marv Throneberry, L OBP: 0.323, SLG: 0.506 (8, PH)										1	0	0	0	0	1	0											
Inning Stats	R: 0 E: 0 K: 2 S: 7	H: 0 LOB: 1 BB: 1 P: 11	R: 0 E: 0 K: 0 S: 4	H: 1 LOB: 2 BB: 1 P: 8	R: 0 E: 1 K: 0 S: 4	H: 0 LOB: 1 BB: 0 P: 4	R: 0 E: 0 K: 0 S: 4	H: 1 LOB: 3 BB: 2 P: 12	R: 0 E: 0 K: 1 S: 6	H: 1 LOB: 1 BB: 0 P: 6	R: 1 E: 0 K: 0 S: 6	H: 3 LOB: 2 BB: 0 P: 6	R: 0 E: 0 K: 2 S: 7	H: 0 LOB: 0 BB: 0 P: 7	R: 0 E: 0 K: 1 S: 5	H: 0 LOB: 0 BB: 0 P: 5	R: 0 E: 0 K: 1 S: 5	H: 0 LOB: 0 BB: 0 P: 5	1B: 4 2B: 2 3B: 0 HR: 0	SF: 0 SAC: 0 DP: 0 HBP: 0	WP: 0 PB: 0 SB: 0 CS: 0	PA: 38					
PITCHER	IP	WLS	BF	H	R	ER	SO	BB	IBB	HBP	BLK	WP	HR	S	P	ERA	WHIP										
Ron Moeller, L ERA: 4.7 (1, 1)	6.2	W	31	6	1	1	5	4	0	0	0	0	0	37	53	1.35	1.500										
Art Fowler, R ERA: 3.0 (7, 1)	2.1	S	7	0	0	0	3	0	0	0	0	0	0	13	13	0.00	0.000										

AB 34
R 1
H 6
RBI 1
BB 4
SO 8
LOB 20



Batter	1	2	3	4	5	6	7	8	9	AB	R	H	RBI	BB	SO	LOB	BOTTOM											
Albie Pearson, L OBP: 0.422, SLG: 0.433 (1, 8)	K		1-3 2B	FC4-2-5 FC5-4		1-3 HR		1-3		5	2	2	2	0	1	2	Baltimore Orioles @ Los Angeles Angels Wrigley Field, Los Angeles, CA Sat Jun 24 1961, 9:05 PM CDT Att. 7,882 - Unknown - 63 F											
Billy Moran, R OBP: 0.333, SLG: 0.200 (1, 6)	F9		1-3	FC5-4		1B		4-3		5	0	1	0	0	0	3												
Leon Wagner, L OBP: 0.335, SLG: 0.542 (1, 7)	1B BB		F2			K		P6		3	0	0	0	1	1	2												
Ted Kluszewski, L OBP: 0.313, SLG: 0.478 (7, PR)										4	1	2	1	0	1	0												
Eli Grba, R OBP: 0.148, SLG: 0.269 (8, 3)										0	0	0	0	0	0	0												
Steve Bilko, R OBP: 0.408, SLG: 0.508 (8, 3)	1-3 1B		2H 1B	2B		K		E6 4-3		0	0	0	0	0	0	0												
Lee Thomas, L OBP: 0.329, SLG: 0.416 (1, 9)	F7							4-3		4	0	2	1	0	0	3												
Ken Aspromonte, R OBP: 0.325, SLG: 0.292 (1, 4)			P4	L9		FC4-6 1B		4-3 BB		3	0	0	0	1	0	2												
Joe Koppe, R OBP: 0.318, SLG: 0.222 (1, 5)		6-3		CS BB				K		3	0	0	0	1	2	2												
Ed Sadowski, R OBP: 0.277, SLG: 0.333 (1, 2)								F8		4	0	2	0	0	0	2												
Ron Moeller, L OBP: 0.417, SLG: 0.263 (7, 1)	F9			E2 1B		HR BB				2	1	1	0	1	0	1												
Inning Stats	R: 0 E: 0 K: 1 S: 6	H: 1 LOB: 2 BB: 1 P: 10	R: 0 E: 0 K: 0 S: 4	H: 1 LOB: 0 BB: 0 P: 4	R: 2 E: 0 K: 0 S: 6	H: 3 LOB: 1 BB: 0 P: 6	R: 0 E: 1 K: 0 S: 4	H: 2 LOB: 2 BB: 1 P: 8	R: 0 E: 0 K: 2 S: 8	H: 1 LOB: 1 BB: 0 P: 8	R: 2 E: 0 K: 1 S: 7	H: 2 LOB: 1 BB: 1 P: 11	R: 0 E: 1 K: 1 S: 6	H: 0 LOB: 2 BB: 1 P: 10	R: 0 E: 0 K: 1 S: 5	H: 0 LOB: 0 BB: 0 P: 5	R: 0 E: 0 K: 1 S: 5	H: 0 LOB: 0 BB: 0 P: 5	1B: 8 2B: 1 3B: 0 HR: 1	SF: 0 SAC: 0 DP: 0 HBP: 0	WP: 0 PB: 0 SB: 0 CS: 1	PA: 38						
PITCHER	IP	WLS	BF	H	R	ER	SO	BB	IBB	HBP	BLK	WP	HR	S	P	ERA	WHIP											
Dick Hall, R ERA: 4.42 (4, 1)	3.0	L	15	5	2	2	3	2	0	0	0	0	0	1	19	27	6.00	2.333										
Jack Fisher, R ERA: 4.98 (7, 1)	2.0		8	0	0	0	2	1	0	0	0	0	0	11	15	0.00	0.500											

AB 34
R 4
H 10
RBI 4
BB 4
SO 6
LOB 17



Batter	1	2	3	4	5	6	7	8	9	AB	R	H	RBI	BB	SO	LOB	TOP							
Brooks Robinson, R OBP: 0.373, SLG: 0.390 (1, 5)	0-0 6-3	0-0 BB 1B		0-0 P3		4-0 FC6-4 BB		0-0 5-3		4	0	1	0	1	0	0								
Russ Snyder, L OBP: 0.308, SLG: 0.336 (1, 7)	0-0 BB E	0-0 F8		0-0 4-3		0-0 FC6-4			0-0 4-3	5	1	1	0	0	0	3								
Jackie Brandt, R OBP: 0.402, SLG: 0.497 (1, 8) (7, 9)	4-0 BB 1B	0-0 BB 1B		0-0 L4				0-0 6-3		4	1	1	1	1	0	0								
Jim Gentile, L OBP: 0.412, SLG: 0.563 (1, 3)	0-0 E1 1B	0-0 BB 1B		0-0 4-3				0-3 K		4	0	0	0	1	1	1								
Mary Thronberry, L OBP: 0.333, SLG: 0.450 (1, 9) Jim Busby, R OBP: 0.354, SLG: 0.326 (7, 8)	0-0 FC5-4 1B	0-3 K		0-0 HR				0-0 HR		4	2	3	3	0	1	3								
Ron Hansen, R OBP: 0.319, SLG: 0.357 (1, 6)	0-3 K		0-0 E 1B	0-0 F8				0-0 1B		4	0	2	0	0	1	2								
Hank Foiles, R (1, 2)	0-0 FC5-4		0-0 E5 G5-4-3	0-3 K				0-0 4-3		4	0	0	0	0	1	4								
Mary Breeding, R OBP: 0.209, SLG: 0.238 (1, 4)		0-0 6-3		0-0 L1-3 1B				0-0 5-3		4	0	1	0	0	1	2								
Mitt Pappas, R OBP: 0.095, SLG: 0.143 (1, 1) Hoyt Wilhelm, R (8, 1)		0-0 F8 1B		0-0 G5-4-3		0-0 L1-3		0-3 K		4	1	1	0	0	1	3								
Inning Stats	R: 2 E: 1 K: 1 S: 8	H: 2 LOB: 2 BB: 1 P: 12	R: 1 E: 0 K: 1 S: 8	H: 3 LOB: 3 BB: 1 P: 12	R: 0 E: 1 K: 1 S: 6	H: 1 LOB: 1 BB: 0 P: 6	R: 0 E: 0 K: 0 S: 3	H: 0 LOB: 0 BB: 0 P: 3	R: 1 E: 0 K: 1 S: 6	H: 1 LOB: 0 BB: 0 P: 6	R: 0 E: 0 K: 0 S: 3	H: 1 LOB: 1 BB: 1 P: 7	R: 1 E: 0 K: 1 S: 7	H: 2 LOB: 1 BB: 0 P: 7	R: 0 E: 0 K: 1 S: 5	H: 0 LOB: 0 BB: 0 P: 5	R: 0 E: 0 K: 0 S: 3	H: 0 LOB: 0 BB: 0 P: 3	1B: 8 2B: 1 3B: 0 HR: 2	SF: 0 SAC: 0 DP: 2 HBP: 0	WP: 0 PB: 0 SB: 0 CS: 0	PA: 40		
PITCHER	IP	WLS	BF	H	R	ER	SO	BB	IBB	HBP	BLK	WP	HR	S	P	ERA	WHIP							
Norm Bass, R ERA: 4.3 (1, 1)	1.2		12	5	3	3	1	1	0	0	0	0	0	13	17	16.20	3.600							
Ed Rakow, R ERA: 4.53 (2, 1)	5.1	L	22	5	2	2	4	2	0	0	0	0	2	28	36	3.38	1.312							
Gerry Staley, R ERA: 4.1 (8, 1)	2.0		6	0	0	0	1	0	0	0	0	0	0	8	8	0.00	0.000							

Baltimore Orioles @ Kansas City Athletics
Municipal Stadium, Kansas City, MO
Tue Jun 27 1961, 8:05 PM EDT
Unknown

AB	37
R	5
H	10
RBI	4
BB	3
SO	6
LOB	18



Batter	1	2	3	4	5	6	7	8	9	AB	R	H	RBI	BB	SO	LOB	BOTTOM							
Dick Howser, R OBP: 0.401, SLG: 0.377 (1, 6)	0-0 F7	0-0 FC4-2 3B			0-0 G3					4	0	2	2	0	0	0								
Lou Klimchuck, L OBP: 0.253, SLG: 0.313 (1, 9)	4-0 BB BB	0-0 FC4-2			0-0 3-1					3	0	0	0	1	0	2								
Gene Stephens, L OBP: 0.317, SLG: 0.267 (1, 8)	4-0 1-2 BB	0-3 K			0-0 F9					3	0	0	0	1	1	2								
Norm Siebern, L OBP: 0.395, SLG: 0.485 (1, 3)	0-0 F7		0-0 CS 1B		0-3 K			0-0 F8		4	0	1	0	0	1	2								
Jerry Lumpe, L OBP: 0.340, SLG: 0.345 (1, 4)	0-0 4-1		0-0 6-3		0-0 F7			4-0 G4-6-3 BB		3	0	0	0	1	0	3								
Wes Covington, L OBP: 0.293, SLG: 0.369 (1, 7)		0-0 G3		0-0 3-1		1-0 BB HBP		0-0 G4-6-3		3	0	0	0	0	0	1								
Haywood Sullivan, R OBP: 0.395, SLG: 0.450 (1, 2)		0-0 1B 1B		0-0 P4		4-0 1-2 BB		0-0 F8		3	1	1	0	1	0	0								
Reno Bertoia, R OBP: 0.313, SLG: 0.269 (1, 5)		0-0 1B 3B 1B		0-0 5-3		0-0 F8		0-0 F7		4	1	1	0	0	0	2								
Norm Bass, R OBP: 0.077, SLG: 0.040 (1, 1) Ed Rakow, S OBP: 0.250, SLG: 0.143 (2, 1) Jim Rivera, L OBP: 0.250, SLG: 0.222 (7, PH) Gerry Staley, R (8, 1) Leo Posada, R OBP: 0.362, SLG: 0.492 (8, PH)		0-0 1-2 3B 1B		0-3 K		0-0 F8		0-0 6-3		0	0	0	0	0	0	0								
Inning Stats	R: 0 E: 0 K: 0 S: 3	H: 0 LOB: 2 BB: 2 P: 11	R: 3 E: 0 K: 1 S: 9	H: 4 LOB: 1 BB: 0 P: 9	R: 0 E: 0 K: 0 S: 3	H: 1 LOB: 0 BB: 0 P: 3	R: 0 E: 0 K: 1 S: 5	H: 0 LOB: 0 BB: 0 P: 5	R: 0 E: 0 K: 1 S: 3	H: 0 LOB: 0 BB: 0 P: 3	R: 0 E: 0 K: 1 S: 5	H: 0 LOB: 1 BB: 1 P: 10	R: 0 E: 0 K: 0 S: 4	H: 1 LOB: 1 BB: 0 P: 4	R: 0 E: 0 K: 0 S: 2	H: 0 LOB: 0 BB: 1 P: 6	R: 0 E: 0 K: 0 S: 3	H: 0 LOB: 0 BB: 0 P: 3	1B: 5 2B: 0 3B: 1 HR: 0	SF: 0 SAC: 0 DP: 1 HBP: 1	WP: 0 PB: 0 SB: 0 CS: 1	PA: 36		
PITCHER	IP	WLS	BF	H	R	ER	SO	BB	IBB	HBP	BLK	WP	HR	S	P	ERA	WHIP							
Mitt Pappas, R ERA: 4.5 (1, 1)	7.1		32	6	3	3	3	4	0	1	0	0	0	33	50	3.68	1.364							
Hoyt Wilhelm, R ERA: 1.83 (8, 1)	1.2	S	4	0	0	0	0	0	0	0	0	0	0	4	4	0.00	0.000							

Baltimore Orioles @ Kansas City Athletics
Municipal Stadium, Kansas City, MO
Tue Jun 27 1961, 8:05 PM EDT
Unknown

AB	31
R	3
H	6
RBI	3
BB	4
SO	3
LOB	12



Batter	1	2	3	4	5	6	7	8	9	AB	R	H	RBI	BB	SO	LOB	TOP					
Brooks Robinson, R OBP: 0.370, SLG: 0.387 (1.5)										5	1	1	0	0	0	2	Baltimore Orioles @ Kansas City Athletics Municipal Stadium, Kansas City, MO Tue Jun 27 1961, 8:05 PM EDT Att: 10,448 - Unknown livebaseballscorecards.com					
Russ Snyder, L OBP: 0.311, SLG: 0.338 (1.7)										5	1	2	0	0	2	0						
Jackie Brandt, R OBP: 0.416, SLG: 0.503 (1.8)										2	2	2	0	3	0	0						
Jim Gentile, L OBP: 0.415, SLG: 0.592 (1.3)										5	2	3	5	0	0	3						
Mary Thronberry, L OBP: 0.327, SLG: 0.440 Earl Robinson, R OBP: 0.284, SLG: 0.296 (7.9)										4	0	0	1	0	1	4						
Gus Triandos, R OBP: 0.329, SLG: 0.464 (1.2)										5	0	0	0	0	1	5						
Ron Hansen, R OBP: 0.322, SLG: 0.371 (1.6)										4	1	2	1	0	1	0						
Jerry Adair, R OBP: 0.309, SLG: 0.399 (1.4)										4	0	1	0	0	0	0						
Chuck Estrada, R OBP: 0.167, SLG: 0.138 Billy Hoelt, L OBP: 0.263, SLG: 0.125 (8.1)										3	0	0	0	0	2	0						
Inning Stats	R: 0 E: 0 K: 0 S: 4	H: 1 LOB: 1 BB: 0 P: 4	R: 1 E: 0 K: 1 S: 6	H: 1 LOB: 0 BB: 0 P: 6	R: 2 E: 0 K: 1 S: 8	H: 3 LOB: 2 BB: 1 P: 12	R: 0 E: 0 K: 1 S: 5	H: 0 LOB: 0 BB: 0 P: 5	R: 2 E: 0 K: 0 S: 8	H: 1 LOB: 0 BB: 1 P: 12	R: 0 E: 0 K: 0 S: 5	H: 2 LOB: 2 BB: 0 P: 5	R: 0 E: 0 K: 1 S: 7	H: 2 LOB: 2 BB: 0 P: 5	R: 0 E: 0 K: 1 S: 5	H: 0 LOB: 0 BB: 0 P: 5	R: 2 E: 0 K: 1 S: 6	H: 1 LOB: 1 BB: 2 P: 14	1B: 8 2B: 0 3B: 0 HR: 3	SF: 0 SAC: 1 DP: 0 HBP: 0	WP: 0 PB: 0 SB: 0 CS: 0	PA: 42
PITCHER	IP	WLS	BF	H	R	ER	SO	BB	IBB	HBP	BLK	WP	HR	S	P	ERA	WHIP					
Art Ditmar, R ERA: 4.93 Bill Kunkel, R ERA: 3.39 Gerry Staley, R ERA: 3.81 Jerry Walker, R ERA: 5.11 (9.1)	5.0	L	23	6	5	5	5	2	0	0	0	0	2	31	39	9.00	1.600					

Batter	1	2	3	4	5	6	7	8	9	AB	R	H	RBI	BB	SO	LOB	BOTTOM					
Dick Howser, R OBP: 0.398, SLG: 0.371 (1.6)										4	1	0	0	1	1	4	Baltimore Orioles @ Kansas City Athletics Municipal Stadium, Kansas City, MO Tue Jun 27 1961, 8:05 PM EDT Att: 10,448 - Unknown livebaseballscorecards.com					
Lou Klimchuck, L OBP: 0.253, SLG: 0.310 Hank Bauer, R OBP: 0.318, SLG: 0.396 Wayne Causey, L OBP: 0.242, SLG: 0.267 (9.5)										4	0	1	0	0	0	3						
Gene Stephens, L OBP: 0.315, SLG: 0.260 Bobby Prescott, R OBP: 0.250, SLG: 0.143 (9. PH)										3	1	0	0	1	0	2						
Norm Siebern, L OBP: 0.399, SLG: 0.487 (1.3)										3	0	1	1	2	0	1						
Jerry Lumpe, L OBP: 0.341, SLG: 0.346 (1.4)										5	0	2	1	0	0	3						
Leo Posada, R OBP: 0.357, SLG: 0.477 (9.9)										4	0	0	0	1	3	5						
Reno Bertola, R OBP: 0.333, SLG: 0.348 Bill Kunkel, R OBP: 0.321, SLG: 0.396 Wes Covington, L OBP: 0.280, SLG: 0.447 Haywood Sullivan, R OBP: 0.333, SLG: 0.348 (9. PH)										2	0	0	0	0	0	1						
Joe Pignatano, R OBP: 0.367, SLG: 0.397 (1.2)										1	0	0	0	3	0	0						
Art Ditmar, R OBP: 0.091, SLG: 0.091 Deron Johnson, R OBP: 0.200, SLG: 0.220 (9.7)										1	0	1	0	0	0	1						
Inning Stats	R: 1 E: 0 K: 0 S: 4	H: 1 LOB: 1 BB: 1 P: 8	R: 0 E: 0 K: 0 S: 3	H: 0 LOB: 2 BB: 2 P: 11	R: 0 E: 0 K: 1 S: 6	H: 1 LOB: 2 BB: 1 P: 10	R: 0 E: 0 K: 0 S: 4	H: 1 LOB: 2 BB: 1 P: 8	R: 0 E: 0 K: 1 S: 3	H: 0 LOB: 0 BB: 0 P: 3	R: 0 E: 0 K: 1 S: 5	H: 0 LOB: 1 BB: 1 P: 9	R: 1 E: 1 K: 1 S: 7	H: 1 LOB: 2 BB: 1 P: 11	R: 0 E: 0 K: 2 S: 7	H: 0 LOB: 2 BB: 2 P: 15	R: 0 E: 0 K: 0 S: 4	H: 2 LOB: 1 BB: 0 P: 4	1B: 5 2B: 1 3B: 0 HR: 0	SF: 0 SAC: 1 DP: 1 HBP: 0	WP: 0 PB: 0 SB: 1 CS: 0	PA: 42
PITCHER	IP	WLS	BF	H	R	ER	SO	BB	IBB	HBP	BLK	WP	HR	S	P	ERA	WHIP					
Chuck Estrada, R ERA: 4.14 Billy Hoelt, L ERA: 2.54 (8.1)	7.2	W	37	4	2	1	5	9	0	0	0	0	0	5	5	0.00	1.500					

Batter	1	2	3	4	5	6	7	8	9	10	11	12	AB	R	H	RBI	BB	SO	LOB	TOP						
Dick McAuliffe, L OBP: 0.290, SLG: 0.431 (1.6)	K	6-3		1-3		5-3		FC3-6 BB		K		FC4-6	6	0	0	0	1	2	2							
Bill Bruton, L OBP: 0.318, SLG: 0.367 (1.8)	4-3	P5		1B G1-2-3		1-3		FC3-6					6	0	2	1	0	0	2							
Al Kaline, R OBP: 0.350, SLG: 0.473 (1.9)	1B 2B		K	BB 1B			L1-3	L7			L4		6	1	2	0	0	1	3							
Rocky Colavito, R OBP: 0.417, SLG: 0.587 (1.7)	1B 1B		WP 2B	BB				FC4-6 1B		G4-3		G5-4-3 1B	5	2	4	1	1	0	1							
Norm Cash, L OBP: 0.489, SLG: 0.709 (1.3)	BB 1B		WP 2B	BB		G1-2-3		F8		G4-3 IBB		4-3	4	1	1	0	2	0	4							
Steve Boros, R OBP: 0.385, SLG: 0.399 (1.5)	FC5 BB		2B	BB		5-3		FC4-6		G4-3		1B 2B	5	1	2	1	1	0	3							
Jake Wood, R OBP: 0.353, SLG: 0.416 (1.4)	1-2 2-3 BB		1-3 2-4 3-5 BB	2B		K		FC4-6 BB		K		1B FC1-2 BB	3	0	1	2	3	2	1							
Mike Roarke, R OBP: 0.309, SLG: 0.373 (1.2)	FC5							FC4-6 BB		1-3		FC1-2 1B	5	1	0	0	0	1	6							
Charlie Maxwell, L OBP: 0.394, SLG: 0.446 (1.2, PH)			K			F8		FC4-6 BB					1	0	1	1	0	0	0							
Bubba Morton, R OBP: 0.222, SLG: 0.364 (1.2, PR)								FC3-6					0	0	0	0	0	0	0							
Ozzie Virgil, R OBP: 0.174, SLG: 0.273 (1.2, 2-3f)								FC3-6 BB					0	0	0	0	0	0	0							
Jim Bunning, R OBP: 0.114, SLG: 0.093 (1.1)								FC3-6 BB					3	0	0	0	1	1	2							
Hank Aguirre, R OBP: 0.222, SLG: 0.125 (8.1)		K	6-3				P3			K		FC1-2 FC4-6	2	0	0	0	0	0	1							
Terry Fox, R OBP: 0.222, SLG: 0.125 (8.1)													2	0	0	0	0	1	2							
Inning Stats	R: 2 E: 0 K: 1 S: 9	H: 4 LOB: 3 BB: 1 P: 13	R: 0 E: 0 K: 1 S: 5	H: 0 LOB: 0 BB: 0 P: 5	R: 2 E: 0 K: 2 S: 9	H: 2 LOB: 2 BB: 2 P: 17	R: 0 E: 0 K: 0 S: 4	H: 2 LOB: 2 BB: 1 P: 8	R: 0 E: 0 K: 1 S: 5	H: 0 LOB: 0 BB: 0 P: 5	R: 0 E: 0 K: 0 S: 3	H: 1 LOB: 1 BB: 0 P: 4	R: 1 E: 0 K: 0 S: 3	H: 0 LOB: 2 BB: 3 P: 15	R: 0 E: 0 K: 1 S: 5	H: 1 LOB: 1 BB: 1 P: 9	R: 0 E: 0 K: 2 S: 7	H: 0 LOB: 0 BB: 0 P: 7	R: 0 E: 0 K: 0 S: 3	H: 1 LOB: 0 BB: 0 P: 3	R: 1 E: 0 K: 0 S: 5	H: 2 LOB: 2 BB: 1 P: 9	1B: 8 2B: 5 3B: 0 HR: 0	SF: 0 SAC: 0 DP: 3 HBP: 0	WP: 1 PB: 0 SB: 0 CS: 0	PA: 55
PITCHER	IP WLS BF H R ER SO BB IBB HBP BLK WP HR S P ERA WHIP	16 2.1 10 6 4 0 3 3 0 0 0 0 0 19 31 15.43 3.857	2.2 0.0 10 2 0 0 2 1 0 0 0 0 0 13 17 0.00 1.125	7.0 L 29 5 2 2 3 4 1 0 0 0 0 30 50 2.57 1.286	PITCHER										IP WLS BF H R ER SO BB IBB HBP BLK WP HR S P ERA WHIP											
Jack Fisher, R ERA: 5.09 (1.1)																										
Billy Hoelt, L ERA: 2.44 (3.1)																										
Hoyt Wilhelm, R ERA: 1.9 (6.1)																										

Detroit Tigers @ Baltimore Orioles
Memorial Stadium, Baltimore, MD
Fri Jun 30 1961, 7:05 PM EDT
Att. 33,710 - Unknown

AB 46
R 6
H 13
RBI 6
BB 9
SO 8
LOB 26



Batter	1	2	3	4	5	6	7	8	9	10	11	12	AB	R	H	RBI	BB	SO	LOB	BOTTOM								
Brooks Robinson, R OBP: 0.367, SLG: 0.384 (1.5)	K		FC5-4		SF8		F7			6-3		P3	5	0	0	1	0	1	1									
Russ Snyder, L OBP: 0.309, SLG: 0.359 (1.7)	4-3			F8	4-3			1B		G3		4-3	6	1	1	0	0	0	0									
Jackie Brandt, R OBP: 0.419, SLG: 0.495 (1.8)	6-3			2B 1B		S BB 1B		FC4-6 1B			BB		4	1	3	1	1	0	0									
Jim Gentile, L OBP: 0.411, SLG: 0.581 (1.3)		F8		BB HR 2B		S BB		FC4-6 BB		P4			4	1	1	1	1	0	2									
Mary Throneberry, L OBP: 0.319, SLG: 0.423 (1.9, PH)													3	0	0	0	0	0	3									
Earl Robinson, R OBP: 0.302, SLG: 0.347 (8. PH)		3-1			L9								1	0	0	0	1	0	0									
Gus Triandos, R OBP: 0.340, SLG: 0.475 (1.2)													4	1	2	2	1	0	2									
Jim Busby, R OBP: 0.383, SLG: 0.311 (11, PR)		F7						G1-4-3 BB					0	0	0	0	0	0	0									
Hank Foiles, R OBP: 0.358, SLG: 0.311 (12.2)				HR				G6-4-3 IBB		G1-4-3			0	0	0	0	0	0	0									
Ron Hansen, R OBP: 0.317, SLG: 0.383 (1.6)			K	K		G6-4-3				B2-3 1B		K	5	0	1	0	0	3	4									
Mary Breeding, R OBP: 0.211, SLG: 0.247 (1.4)			F3		4-3 SF8 2B			6-3		L9		L4	5	1	1	0	0	0	2									
Jack Fisher, R OBP: 0.172, SLG: 0.111 (1.1)													0	0	0	0	0	0	0									
Billy Hoelt, L OBP: 0.300, SLG: 0.178 (3.1)					4-3			K		B2-3		4-3	1	0	1	0	0	0	0									
Dave Philley, S OBP: 0.284, SLG: 0.383 (5, PH)					FC5-4								1	0	0	0	0	0	1									
Hoyt Wilhelm, R OBP: 0.264, SLG: 0.383 (6.1)													2	0	0	0	0	1	1									
Whitey Herzog, L OBP: 0.358, SLG: 0.355 (12, PH)													1	0	0	0	0	0	0									
Inning Stats	R: 0 E: 0 K: 1 S: 5	H: 0 LOB: 0 BB: 0 P: 3	R: 0 E: 0 K: 0 S: 3	H: 0 LOB: 0 BB: 0 P: 3	R: 0 E: 0 K: 1 S: 6	H: 1 LOB: 1 BB: 0 P: 6	R: 3 E: 0 K: 3 S: 8	H: 3 LOB: 0 BB: 0 P: 8	R: 1 E: 0 K: 0 S: 4	H: 1 LOB: 0 BB: 0 P: 4	R: 0 E: 0 K: 0 S: 3	H: 1 LOB: 2 BB: 2 P: 11	R: 0 E: 0 K: 1 S: 5	H: 0 LOB: 0 BB: 0 P: 8	R: 1 E: 0 K: 0 S: 4	H: 2 LOB: 1 BB: 1 P: 8	R: 0 E: 0 K: 0 S: 3	H: 1 LOB: 0 BB: 0 P: 3	R: 0 E: 0 K: 0 S: 3	H: 0 LOB: 1 BB: 1 P: 7	R: 0 E: 0 K: 1 S: 6	H: 1 LOB: 1 BB: 0 P: 6	R: 0 E: 0 K: 0 S: 3	H: 0 LOB: 0 BB: 0 P: 3	1B: 6 2B: 3 3B: 1 HR: 1	SF: 1 SAC: 0 DP: 3 HBP: 0	WP: 0 PB: 0 SB: 2 CS: 0	PA: 47
PITCHER	IP WLS BF H R ER SO BB IBB HBP BLK WP HR S P ERA WHIP	30 3.0 15 8 5 0 4 1 1 0 0 0 1 36 44 6.43 1.286	0.1 0.0 2 0 0 0 0 1 0 0 0 0 0 1 5 0.00 3.000	4.2 W 15 2 0 0 1 1 0 0 0 0 0 16 20 0.00 0.643	PITCHER										IP WLS BF H R ER SO BB IBB HBP BLK WP HR S P ERA WHIP													
Jim Bunning, R ERA: 5.88 (1.1)																												
Hank Aguirre, L ERA: 2.76 (8.1)																												
Terry Fox, R ERA: 0.81 (8.1)																												

Detroit Tigers @ Baltimore Orioles
Memorial Stadium, Baltimore, MD
Fri Jun 30 1961, 7:05 PM EDT
Att. 33,710 - Unknown

AB 42
R 5
H 10
RBI 5
BB 4
SO 5
LOB 16



Batter	1	2	3	4	5	6	7	8	9	AB	R	H	RBI	BB	SO	LOB	TOP			
Dick McAuliffe, L (1, 6) OBP: 0.238, SLG: 0.383										5	0	0	0	0	0	2				
Bill Bruton, L (1, 8) OBP: 0.320, SLG: 0.363										4	0	2	0	0	0	0				
Al Kaline, R (1, 9) OBP: 0.356, SLG: 0.488										3	1	2	1	0	0	2				
Rocky Colavito, R (1, 7) OBP: 0.422, SLG: 0.592										3	1	1	0	1	0	2				
Norm Cash, L (1, 3) OBP: 0.492, SLG: 0.714										4	0	1	0	0	0	6				
Steve Boros, R (1, 5) OBP: 0.392, SLG: 0.392										3	0	0	1	0	0	1				
Jake Wood, R (1, 4) OBP: 0.349, SLG: 0.413										4	0	0	0	0	0	1				
Mike Roarke, R (1, 2) OBP: 0.306, SLG: 0.357										3	1	1	0	1	0	0				
Phil Regan, R (1, 1) Bobo Osborne, L (5, PH) Hal Woodeshick, L (5, PH) Bubba Morton, R (7, PH) Hank Aguirre, R (7, PH) Chico Fernandez, R (8, PH)										1	0	0	0	0	0	1				
Inning Stats	R: 0 E: 0 K: 0 S: 3	H: 0 LOB: 2 BB: 0 P: 5	R: 0 E: 0 K: 0 S: 3	H: 0 LOB: 0 BB: 0 P: 3	R: 0 E: 0 K: 1 S: 5	H: 0 LOB: 0 BB: 0 P: 5	R: 2 E: 0 K: 0 S: 5	H: 2 LOB: 0 BB: 0 P: 5	R: 0 E: 0 K: 0 S: 4	H: 1 LOB: 1 BB: 0 P: 4	R: 1 E: 0 K: 0 S: 5	H: 3 LOB: 3 BB: 2 P: 13	R: 0 E: 0 K: 0 S: 3	H: 0 LOB: 0 BB: 0 P: 3	R: 0 E: 0 K: 0 S: 3	H: 0 LOB: 0 BB: 0 P: 3	1B: 5 2B: 2 3B: 0 HR: 1	SF: 1 SAC: 0 DP: 1 HBP: 2	WP: 0 PB: 0 SB: 0 CS: 0	PA: 38
PITCHER	IP WLS BF H R ER SO BB IBB HBP BLK WP HR S P ERA WHIP																			
Chuck Estrada, R (1, 1) ERA: 4.13	6.2 W 31 8 3 3 2 2 0 2 0 0 1 31 41 4.05 1.500																			
Billy Hoelt, L (7, 1) ERA: 2.35	2.1 S 7 0 0 0 0 0 0 0 0 0 0 7 7 0.00 0.000																			

Detroit Tigers @ Baltimore Orioles
 Memorial Stadium, Baltimore, MD
 Sun Jul 02 1961, 3:33 AM EDT
 Att: 11,115 - Unknown - 78 F

AB	33
R	3
H	8
RBI	2
BB	2
SO	2
LOB	15



Batter	1	2	3	4	5	6	7	8	9	AB	R	H	RBI	BB	SO	LOB	BOTTOM			
Brooks Robinson, R (1, 5) OBP: 0.371, SLG: 0.387										4	1	3	1	0	1	1				
Russ Snyder, L (1, 7) OBP: 0.321, SLG: 0.377										3	1	1	0	0	0	2				
Jim Busby, R (7, PH) OBP: 0.352, SLG: 0.354										1	0	0	0	0	0	0				
Jackie Brandt, R (1, 8) OBP: 0.414, SLG: 0.482										2	1	0	0	2	0	0				
Jim Gentile, L (1, 3) OBP: 0.421, SLG: 0.621										3	1	1	4	1	0	2				
Gus Triandos, R (1, 2) OBP: 0.338, SLG: 0.478										4	0	0	0	0	1	3				
Earl Robinson, R (1, 9) OBP: 0.312, SLG: 0.383										4	1	1	1	0	1	0				
Ron Hansen, R (1, 6) OBP: 0.318, SLG: 0.361										3	0	1	0	1	0	0				
Mary Breeding, R (1, 4) OBP: 0.202, SLG: 0.235										4	1	1	0	0	0	2				
Chuck Estrada, R (1, 1) OBP: 0.156, SLG: 0.129										2	0	0	0	0	2	1				
Billy Hoelt, L (7, 1) OBP: 0.286, SLG: 0.167										1	0	0	0	0	0	1				
Inning Stats	R: 0 E: 0 K: 0 S: 4	H: 1 LOB: 2 BB: 1 P: 8	R: 0 E: 0 K: 0 S: 3	H: 0 LOB: 0 BB: 0 P: 3	R: 4 E: 0 K: 1 S: 8	H: 3 LOB: 0 BB: 1 P: 12	R: 1 E: 0 K: 0 S: 5	H: 2 LOB: 1 BB: 0 P: 5	R: 0 E: 0 K: 0 S: 3	H: 0 LOB: 0 BB: 0 P: 3	R: 1 E: 0 K: 2 S: 9	H: 2 LOB: 1 BB: 0 P: 9	R: 0 E: 0 K: 1 S: 5	H: 0 LOB: 1 BB: 1 P: 9	R: 0 E: 0 K: 1 S: 5	H: 0 LOB: 1 BB: 1 P: 9	1B: 6 2B: 0 3B: 0 HR: 2	SF: 0 SAC: 1 DP: 0 HBP: 0	WP: 0 PB: 0 SB: 1 CS: 0	PA: 36
PITCHER	IP WLS BF H R ER SO BB IBB HBP BLK WP HR S P ERA WHIP																			
Phil Regan, R (1, 1) ERA: 4.99	4.0 L 20 6 5 5 1 2 0 0 0 0 0 1 20 28 4.50 1.000																			
Hal Woodeshick, L (5, 1) ERA: 5.47	2.0 8 2 1 1 2 0 0 0 0 0 0 1 12 12 4.50 1.000																			
Hank Aguirre, L (7, 1) ERA: 2.92	2.0 8 0 0 0 0 2 2 0 0 0 0 0 0 10 18 0.00 1.000																			

Detroit Tigers @ Baltimore Orioles
 Memorial Stadium, Baltimore, MD
 Sun Jul 02 1961, 3:33 AM EDT
 Att: 11,115 - Unknown - 78 F

AB	31
R	6
H	8
RBI	6
BB	4
SO	5
LOB	12





Batter	1	2	3	4	5	6	7	8	9	AB	R	H	RBI	BB	SO	LOB	TOP			
Johnny Temple, R (1,4) OBP: 0.380, SLG: 0.357	0-0 BB 1B		0-0 5-3			0-0 1-3		0-3 K		4	0	1	0	0	1	0	Cleveland Indians @ Baltimore Orioles Memorial Stadium, Baltimore, MD Mon Jul 03 1961, 7:05 PM EDT Att: 17,152 - Unknown			
Don Dillard, L (1,8) OBP: 0.342, SLG: 0.382	4-0 BB		4-0 FC4-6 BB			0-3 K		0-0 F8		2	0	0	0	2	1	0				
Tito Francona, L (1,7) OBP: 0.359, SLG: 0.415	0-0 F7		0-0 FC4-6 1-2			0-0 P6		0-0 1B		4	0	1	0	0	0	3				
John Romano, R (1,2) OBP: 0.397, SLG: 0.524	0-0 F7			0-0 6-3				0-3 K		4	0	0	0	0	1	3				
Willie Kirkland, L (1,9) OBP: 0.302, SLG: 0.417	0-3 K			0-0 F8				0-3 K		4	0	1	0	0	2	3				
Bubba Phillips, R (1,5) OBP: 0.323, SLG: 0.450		0-3 K		0-3 K				0-0 5-3		3	0	0	0	0	2	1				
Vic Power, R (1,3) OBP: 0.319, SLG: 0.383		0-0 F8			0-0 FC5-4 1B			0-0 1-3		3	0	1	0	0	0	1				
Miguel de la Hoz, R (1,6) OBP: 0.267, SLG: 0.341		0-0 F7			0-0 FC5-4 G4-3 1-2			0-0 6-3		3	0	0	0	0	0	1				
Jim Perry, S (1,1) OBP: 0.128, SLG: 0.132			0-3 K			0-0 G4-3 1-2		0-0 F8		2	0	0	0	0	1	1				
Bob Hale, L (8, PH) OBP: 0.267, SLG: 0.231										1	0	0	0	0	0	0				
Bob Allen, L (8, 1) OBP: 0.286, SLG: 0.429										0	0	0	0	0	0	0				
Inning Stats	R: 0 E: 0 K: 1 S: 6	H: 1 LOB: 2 BB: 1 P: 10	R: 0 E: 0 K: 1 S: 5	H: 0 LOB: 0 BB: 0 P: 5	R: 0 E: 0 K: 1 S: 5	H: 0 LOB: 1 BB: 1 P: 9	R: 0 E: 0 K: 1 S: 5	H: 0 LOB: 0 BB: 0 P: 5	R: 0 E: 0 K: 1 S: 3	H: 1 LOB: 0 BB: 0 P: 3	R: 0 E: 0 K: 0 S: 4	H: 1 LOB: 1 BB: 0 P: 4	R: 0 E: 0 K: 1 S: 5	H: 0 LOB: 0 BB: 0 P: 5	R: 0 E: 0 K: 2 S: 8	H: 1 LOB: 1 BB: 0 P: 8	1B: 3 2B: 0 3B: 1 HR: 0	SF: 0 SAC: 0 DP: 1 HBP: 0	WP: 0 PB: 0 SB: 0 CS: 0	PA: 32
PITCHER Mitt Pappas, R (1,1) ERA: 3.9	IP: 9.0 WLS: W BF: 32 H: 4 R: 0 ER: 0 SO: 8 BB: 2 IBB: 0 HBP: 0 BLK: 0 WP: 0 HR: 0 S: 46 P: 54 ERA: 0.00 WHIP: 0.667																			

Batter	1	2	3	4	5	6	7	8	9	AB	R	H	RBI	BB	SO	LOB	BOTTOM			
Brooks Robinson, R (1,5) OBP: 0.372, SLG: 0.384	0-0 6-3			0-0 5-3		4-0 FC6-4 BB		0-0 6-3		3	0	0	0	2	0	0	Cleveland Indians @ Baltimore Orioles Memorial Stadium, Baltimore, MD Mon Jul 03 1961, 7:05 PM EDT Att: 17,152 - Unknown			
Russ Snyder, L (1,7) OBP: 0.320, SLG: 0.370	4-0 1B BB		0-0 F7		0-0 6-3		0-0 F2			3	1	0	0	1	0	3				
Jackie Brandt, R (1,8) OBP: 0.416, SLG: 0.486	0-0 1B 1-2 1B		0-0 6-3		0-0 SH1-3 1B 2B		0-0 FC6-4 1-2			4	1	2	0	0	0	1				
Jim Gentile, L (1,3) OBP: 0.422, SLG: 0.622	0-3 K		0-0 HR 2B		4-0 SH1-3 1B BB		0-0 4-3			3	2	1	0	1	1	3				
Gus Triandos, R (1,2) OBP: 0.345, SLG: 0.494	0-0 FC6-4 1-2 2H 1B		0-0 HR 2H		0-0 SH1-3 1-2 2-3		4-0 G5-4-3 BB			2	1	2	3	1	0	0				
Earl Robinson, R (1,9) OBP: 0.309, SLG: 0.369	0-0 FC6-4 1-2		0-3 K		4-0 1B IBB		0-0 F7			3	0	0	0	1	1	3				
Ron Hansen, R (1,6) OBP: 0.321, SLG: 0.361		0-0 FC4-6 1B		4-0 BB		0-3 K		0-0 G5-4-3 1-2		3	0	1	0	1	1	4				
Mary Breeding, R (1,4) OBP: 0.204, SLG: 0.235		0-0 FC4-6 SH3-1 1-2		0-0 P4		0-0 1B 1-2 2H 3H		0-0 P6		4	0	1	2	0	0	2				
Mitt Pappas, R (1,1) OBP: 0.083, SLG: 0.125		0-0 SH3-1 1-2		0-3 K		0-0 F7		0-3 K		3	0	0	0	0	2	2				
Inning Stats	R: 1 E: 0 K: 1 S: 7	H: 2 LOB: 2 BB: 1 P: 11	R: 0 E: 0 K: 0 S: 4	H: 1 LOB: 2 BB: 1 P: 8	R: 2 E: 0 K: 1 S: 7	H: 2 LOB: 1 BB: 1 P: 11	R: 0 E: 0 K: 1 S: 5	H: 0 LOB: 0 BB: 0 P: 5	R: 2 E: 0 K: 1 S: 7	H: 2 LOB: 2 BB: 2 P: 15	R: 0 E: 0 K: 0 S: 3	H: 0 LOB: 1 BB: 1 P: 7	R: 0 E: 0 K: 0 S: 2	H: 0 LOB: 0 BB: 1 P: 6	R: 0 E: 0 K: 1 S: 5	H: 0 LOB: 0 BB: 0 P: 5		1B: 4 2B: 2 3B: 0 HR: 1	SF: 0 SAC: 2 DP: 1 HBP: 0	WP: 0 PB: 0 SB: 0 CS: 0
PITCHER Jim Perry, R (1,1) ERA: 3.95	IP: 7.0 WLS: L BF: 34 H: 7 R: 5 ER: 5 SO: 4 BB: 6 IBB: 1 HBP: 0 BLK: 0 WP: 0 HR: 1 S: 35 P: 63 ERA: 6.43 WHIP: 1.857																			
Bob Allen, L (8, 1) ERA: 1.7	IP: 1.0 WLS: L BF: 3 H: 0 R: 0 ER: 0 SO: 1 BB: 0 IBB: 0 HBP: 0 BLK: 0 WP: 0 HR: 0 S: 5 P: 5 ERA: 0.00 WHIP: 0.000																			

Batter	1	2	3	4	5	6	7	8	9	AB	R	H	RBI	BB	SO	LOB	TOP			
Johnny Temple, R OBP: 0.381, SLG: 0.356 (1, 4)	5-3		FC5-4 1B					F3		3	0	1	0	1	0	0	Cleveland Indians @ Baltimore Orioles Memorial Stadium, Baltimore, MD Tue Jul 04 1961, 7:05 PM EDT Att: 38,206 - Unknown			
Miguel de la Hoz, R OBP: 0.256, SLG: 0.326 (1, 6)	5-3		FC5-4 1-2		L6-4			5-3		4	0	0	0	0	0	4				
Tito Francona, L OBP: 0.360, SLG: 0.424 (1, 7)	F8			HR					3-1	3	1	1	1	1	0	0				
John Romano, R OBP: 0.396, SLG: 0.518 (1, 2)		5-3			G6-4-3 BB			F8		3	0	0	0	1	0	1				
Chuck Essegian, R OBP: 0.378, SLG: 0.634 (1, 8)					G6-4-3 1-2			G5-4-3		4	0	1	0	0	0	2				
Bubba Phillips, R OBP: 0.320, SLG: 0.445 (1, 5)		1B			4-3			F9		3	0	0	0	0	1	1				
Vic Power, R OBP: 0.319, SLG: 0.383 (1, 3)		5-3						6-3		3	0	1	0	0	0	1				
Willie Kirkland, L OBP: 0.302, SLG: 0.416 (1, 9)					L6			K		3	0	1	0	0	1	1				
Wynn Hawkins, R OBP: 0.172, SLG: 0.111 (1, 1)					G6-3					1	0	0	0	0	0	1				
Bob Nieman, R OBP: 0.462, SLG: 0.458 (5, PH)										0	0	0	0	1	0	0				
Bobby Locke, R OBP: 0.091, SLG: 0.091 (5, 1)										0	0	0	0	0	0	0				
Woodie Held, R OBP: 0.363, SLG: 0.428 (8, PH)					L6-4 WP					1	0	0	0	0	1	0				
Barry Latman, R OBP: 0.238, SLG: 0.263 (8, 1)										0	0	0	0	0	0	0				
Inning Stats	R: 0 E: 0 K: 0 S: 3	H: 0 LOB: 0 BB: 0 P: 3	R: 0 E: 0 K: 1 S: 6	H: 1 LOB: 1 BB: 0 P: 6	R: 0 E: 0 K: 0 S: 4	H: 2 LOB: 1 BB: 0 P: 4	R: 1 E: 0 K: 0 S: 3	H: 1 LOB: 0 BB: 1 P: 7	R: 0 E: 0 K: 0 S: 2	H: 0 LOB: 0 BB: 1 P: 6	R: 0 E: 0 K: 1 S: 5	H: 0 LOB: 0 BB: 0 P: 5	R: 0 E: 0 K: 1 S: 5	H: 0 LOB: 0 BB: 0 P: 5	R: 0 E: 0 K: 0 S: 3	H: 0 LOB: 0 BB: 0 P: 3	1B: 4 2B: 1 3B: 0 HR: 1	SF: 0 SAC: 0 DP: 4 HBP: 0	WP: 1 PB: 0 SB: 0 CS: 0	PA: 32
PITCHER Steve Barber, L ERA: 4.26 (1, 1)	IP: 9.0 WLS: W BF: 32 H: 5 R: 1 ER: 1 SO: 3 BB: 4 IBB: 0 HBP: 0 BLK: 0 WP: 1 HR: 1 S: 34 P: 50 ERA: 1.00 WHIP: 1.000															PITCHER				

Batter	1	2	3	4	5	6	7	8	9	AB	R	H	RBI	BB	SO	LOB	BOTTOM				
Brooks Robinson, R OBP: 0.368, SLG: 0.380 (1, 5)	5-3	F9		K			SH1-4			3	0	0	0	0	1	3	Cleveland Indians @ Baltimore Orioles Memorial Stadium, Baltimore, MD Tue Jul 04 1961, 7:05 PM EDT Att: 38,206 - Unknown				
Russ Snyder, L OBP: 0.324, SLG: 0.373 (1, 7)					F8		F8			4	1	2	0	0	0	1					
Jackie Brandt, R OBP: 0.409, SLG: 0.478 (1, 8)	6-3 HR	1B			F8		L8		4-3	4	0	0	0	0	0	2					
Jim Gentile, L OBP: 0.424, SLG: 0.622 (1, 3)							4-3			0	1	0	0	1	0	0					
Mary Thronberry, L OBP: 0.314, SLG: 0.416 (2, 3)									F9	3	0	0	0	0	1	0					
Gus Triandos, R OBP: 0.348, SLG: 0.518 (1, 2)					4-3				F7	4	2	2	4	0	0	0					
Earl Robinson, R OBP: 0.317, SLG: 0.409 (1, 9)					6-3					4	1	2	1	0	0	0					
Ron Hansen, R OBP: 0.321, SLG: 0.364 (1, 6)					F7		F9		6-3	3	0	1	0	0	0	0					
Mary Breeding, R OBP: 0.207, SLG: 0.238 (1, 4)							F9		P4	3	0	1	0	0	0	1					
Steve Barber, L OBP: 0.217, SLG: 0.214 (1, 1)										2	0	1	0	1	1	1					
Inning Stats	R: 3 E: 0 K: 0 S: 5	H: 2 LOB: 1 BB: 1 P: 9	R: 0 E: 0 K: 0 S: 5	H: 3 LOB: 2 BB: 0 P: 5	R: 0 E: 0 K: 1 S: 5	H: 0 LOB: 0 BB: 0 P: 5	R: 1 E: 0 K: 2 S: 9	H: 2 LOB: 1 BB: 0 P: 9	R: 0 E: 0 K: 0 S: 3	H: 0 LOB: 0 BB: 0 P: 3	R: 1 E: 0 K: 0 S: 4	H: 1 LOB: 0 BB: 1 P: 4	R: 0 E: 0 K: 0 S: 3	H: 0 LOB: 1 BB: 1 P: 7	R: 0 E: 0 K: 0 S: 3	H: 1 LOB: 0 BB: 0 P: 3		1B: 5 2B: 1 3B: 0 HR: 3	SF: 0 SAC: 1 DP: 0 HBP: 0	WP: 0 PB: 0 SB: 0 CS: 0	PA: 34
PITCHER Wynn Hawkins, R ERA: 3.55 (1, 1)	IP: 4.0 WLS: L BF: 19 H: 7 R: 4 ER: 4 SO: 3 BB: 0 IBB: 0 HBP: 0 BLK: 0 WP: 0 HR: 2 S: 24 P: 28 ERA: 9.00 WHIP: 1.750															PITCHER					
Bobby Locke, R ERA: 4.18 (5, 1)	3.0	11	1	1	1	0	1	0	0	0	0	0	0	0	0	0		3.00	0.667		
Barry Latman, R ERA: 3.27 (8, 1)	1.0	3	1	0	0	0	0	0	0	0	0	0	0	0	0	0	0.00	1.000			


Batter	1	2	3	4	5	6	7	8	9	AB	R	H	RBI	BB	SO	LOB	TOP			
Brooks Robinson, R (1,5) OBP: 0.365, SLG: 0.375	F3		1-3			F9			SH5-4 1B	4	0	1	0	0	0	0	<p>Baltimore Orioles @ Washington Senators Griffith Stadium, Washington, DC</p> <p>Thu Jul 06 1961, 7:05 PM EDT Att: 5,483 - Unknown</p> <p>livebaseballscorecards.com</p> <p>AB 30 R 0 H 4 RBI 0 BB 0 SO 7 LOB 8</p> 			
Russ Snyder, L (1,7) OBP: 0.317, SLG: 0.364	L3			4-3		K2-3			SH5-4 1-2	3	0	0	0	0	1	0				
Jackie Brandt, R (1,8) OBP: 0.404, SLG: 0.479	5-3								5-3	4	0	1	0	0	0	1				
Gus Triandos, R (1,2) OBP: 0.341, SLG: 0.504			K			5-3			F8	4	0	0	0	0	1	2				
Mary Thronberry, L (1,3) OBP: 0.304, SLG: 0.401			F8			F8				3	0	0	0	0	1	1				
Whitey Herzog, L (1,9) OBP: 0.361, SLG: 0.354										3	0	2	0	0	1	0				
Ron Hansen, R (1,6) OBP: 0.323, SLG: 0.370									FC6-4 1B	3	0	0	0	0	1	2				
Mary Breeding, R (1,4) OBP: 0.212, SLG: 0.234									K	3	0	0	0	0	1	1				
Wes Stock, R (1,1) Dick Williams, R (6,PH) Hoyt Wilhelm, R (6,PH) Dave Philley, S (8,PH) Billy Hoelt, L (8,1)									F8	1	0	0	0	0	1	0				
									FC6-4 1-2	1	0	0	0	0	0	0				
										1	0	0	0	0	0	0				
										0	0	0	0	0	0	0				
										0	0	0	0	0	0	0				
										0	0	0	0	0	0	0				
										0	0	0	0	0	0	0				
Inning Stats	R: 0 E: 0 K: 0 S: 3	H: 0 LOB: 0 BB: 0 P: 3	R: 0 E: 0 K: 1 S: 6	H: 1 LOB: 1 BB: 0 P: 6	R: 0 E: 0 K: 1 S: 5	H: 0 LOB: 0 BB: 0 P: 5	R: 0 E: 0 K: 0 S: 4	H: 1 LOB: 1 BB: 0 P: 4	R: 0 E: 0 K: 2 S: 7	H: 0 LOB: 0 BB: 0 P: 7	R: 0 E: 0 K: 1 S: 5	H: 0 LOB: 0 BB: 0 P: 5	R: 0 E: 0 K: 1 S: 6	H: 1 LOB: 1 BB: 0 P: 6	R: 0 E: 0 K: 0 S: 4	H: 1 LOB: 1 BB: 0 P: 4	1B: 3 2B: 0 3B: 1 HR: 0	SF: 0 SAC: 1 DP: 0 HBP: 0	WP: 0 PB: 0 SB: 0 CS: 0	PA: 31
PITCHER Dick Donovan, R (1,1) ERA: 2.8	IP: 9.0 WLS: W BF: 31 H: 4 R: 0 ER: 0 SO: 7 BB: 0 IBB: 0 HBP: 0 BLK: 0 WP: 0 HR: 0 S: 45 P: 45 ERA: 0.00 WHIP: 0.444															PITCHER				

Batter	1	2	3	4	5	6	7	8	9	AB	R	H	RBI	BB	SO	LOB	BOTTOM				
Danny O'Connell, R (1,5) OBP: 0.398, SLG: 0.353	4-3		5-3			K			SH1-6-4 1-2	3	0	0	0	0	1	1	<p>Baltimore Orioles @ Washington Senators Griffith Stadium, Washington, DC</p> <p>Thu Jul 06 1961, 7:05 PM EDT Att: 5,483 - Unknown</p> <p>livebaseballscorecards.com</p> <p>AB 27 R 1 H 4 RBI 1 BB 2 SO 3 LOB 10</p> 				
Marty Keough, L (1,7) OBP: 0.316, SLG: 0.448	3-1			4-3		4-3			K	4	0	0	0	0	1	1					
Gene Woodling, L (1,9) Jim King, L (9,9)	F9					FC6-4 BB			F8	3	0	0	0	1	0	1					
Gene Green, R (1,2) Willie Tasby, R (1,8)										3	0	0	0	0	0	1					
										3	1	1	0	0	0	1					
Dale Long, L (1,3) Chuck Cottier, R (1,4)										3	0	2	1	0	0	0					
										3	0	0	0	0	0	2					
Ron Stillwell, R (1,6) Billy Klaus, L (7,PH) Dick Donovan, L (1,1)										2	0	0	0	0	0	1					
										1	0	0	0	0	0	1					
										2	0	1	0	1	1	1					
										2	0	1	0	1	1	1					
Inning Stats	R: 0 E: 0 K: 0 S: 3	H: 0 LOB: 0 BB: 0 P: 3	R: 0 E: 0 K: 0 S: 3	H: 0 LOB: 0 BB: 0 P: 3	R: 0 E: 0 K: 0 S: 4	H: 1 LOB: 1 BB: 0 P: 4	R: 0 E: 0 K: 0 S: 3	H: 0 LOB: 1 BB: 1 P: 7	R: 0 E: 0 K: 1 S: 6	H: 1 LOB: 1 BB: 0 P: 6	R: 0 E: 0 K: 1 S: 5	H: 0 LOB: 0 BB: 0 P: 5	R: 1 E: 0 K: 0 S: 5	H: 2 LOB: 1 BB: 0 P: 5	R: 0 E: 0 K: 1 S: 5	H: 0 LOB: 1 BB: 1 P: 9		1B: 2 2B: 2 3B: 0 HR: 0	SF: 0 SAC: 1 DP: 0 HBP: 0	WP: 0 PB: 2 SB: 1 CS: 0	PA: 30
PITCHER Wes Stock, R (1,1) Hoyt Wilhelm, R (6,1) Billy Hoelt, L (8,1)	IP: 5.0 WLS: L BF: 18 H: 2 R: 1 ER: 1 SO: 1 BB: 0 IBB: 0 HBP: 0 BLK: 0 WP: 0 HR: 0 S: 19 P: 23 ERA: 0.00 WHIP: 0.600															PITCHER					

Batter	1	2	3	4	5	6	7	8	9	AB	R	H	RBI	BB	SO	LOB	TOP				
Bobby Del Greco, R (1, 8) OBP: 0.349, SLG: 0.363										1	0	1	0	0	0	0	Kansas City Athletics @ Baltimore Orioles Memorial Stadium, Baltimore, MD Fri Jul 07 1961, 7:05 PM EDT Unknown				
Jim Rivera, L (1, 9) OBP: 0.340, SLG: 0.333										3	0	1	0	1	1	1					
Dick Howser, R (1, 6) OBP: 0.396, SLG: 0.361										4	0	0	0	1	1	5					
Jerry Lumpe, L (1, 4) OBP: 0.340, SLG: 0.370										5	1	1	0	0	0	2					
Norm Siebern, L (1, 3) OBP: 0.377, SLG: 0.460										4	0	0	0	0	2	4					
Gene Stephens, L (1, 9) OBP: 0.327, SLG: 0.324										3	0	1	1	1	1	3					
Deron Johnson, R (1, 7) OBP: 0.218, SLG: 0.275										4	0	0	0	0	0	3					
Joe Pignatano, R (1, 2) OBP: 0.360, SLG: 0.389										3	1	0	0	1	1	3					
Wayne Causey, L (1, 5) OBP: 0.344, SLG: 0.407										4	0	2	0	0	0	0					
Ed Rakow, S (1, 1) OBP: 0.200, SLG: 0.125										1	0	0	1	0	0	0					
Norm Bass, R (7, 1) OBP: 0.074, SLG: 0.038										0	0	0	0	0	0	0					
Lou Klimchok, L (9, PH) OBP: 0.236, SLG: 0.284										1	0	0	0	0	0	0					
Inning Stats	R: 0 E: 1 K: 1 S: 7	H: 1 LOB: 3 BB: 0 P: 7	R: 1 E: 0 K: 0 S: 4	H: 1 LOB: 2 BB: 2 P: 12	R: 1 E: 0 K: 0 S: 5	H: 2 LOB: 1 BB: 0 P: 5	R: 0 E: 0 K: 0 S: 4	H: 1 LOB: 1 BB: 0 P: 4	R: 0 E: 1 K: 2 S: 8	H: 0 LOB: 2 BB: 1 P: 12	R: 0 E: 0 K: 1 S: 6	H: 1 LOB: 1 BB: 0 P: 6	R: 0 E: 0 K: 2 S: 7	H: 0 LOB: 0 BB: 0 P: 7	R: 0 E: 0 K: 0 S: 3	H: 0 LOB: 0 BB: 0 P: 3	R: 0 E: 0 K: 0 S: 3	H: 0 LOB: 1 BB: 1 P: 7	1B: 2 2B: 4 3B: 0 HR: 0	SF: 1 SAC: 1 DP: 0 HBP: 0	WP: 0 PA: 39 SB: 0 CS: 0
PITCHER Chuck Estrada, R (1, 1) ERA: 3.94	IP: 9.0 WLS: W BF: 39 H: 6 R: 2 ER: 2 SO: 6 BB: 4 IBB: 0 HBP: 0 BLK: 0 WP: 0 HR: 0 S: 47 P: 63 ERA: 2.00 WHIP: 1.111																				

livebaseballscorecards.com

AB	33
R	2
H	6
RBI	2
BB	4
SO	6
LOB	21



Batter	1	2	3	4	5	6	7	8	9	AB	R	H	RBI	BB	SO	LOB	BOTTOM			
Brooks Robinson, R (1, 5) OBP: 0.361, SLG: 0.370										4	0	0	0	0	0	0	Kansas City Athletics @ Baltimore Orioles Memorial Stadium, Baltimore, MD Fri Jul 07 1961, 7:05 PM EDT Unknown			
Russ Snyder, L (1, 7) OBP: 0.321, SLG: 0.367										4	0	2	0	0	0	0				
Jackie Brandt, R (1, 8) OBP: 0.402, SLG: 0.473										3	0	0	0	1	0	2				
Mary Throneberry, L (1, 3) OBP: 0.307, SLG: 0.405										3	1	1	0	1	0	1				
Ron Hansen, R (1, 6) OBP: 0.328, SLG: 0.373										3	1	2	0	1	0	2				
Whitey Herzog, L (1, 9) OBP: 0.365, SLG: 0.358										4	2	2	0	0	0	4				
Hank Foiles, R (1, 2) OBP: 0.167, SLG: 0.091										3	1	1	1	1	0	2				
Mary Breeding, R (1, 4) OBP: 0.208, SLG: 0.230										2	0	0	0	0	0	3				
Jim Gentile, L (6, PH) OBP: 0.426, SLG: 0.636										1	1	1	4	0	0	0				
Jerry Adair, R (7, 4) OBP: 0.303, SLG: 0.389										1	0	0	0	0	0	0				
Chuck Estrada, R (1, 1) OBP: 0.139, SLG: 0.114										4	0	0	0	0	3	3				
Inning Stats	R: 0 E: 0 K: 0 S: 3	H: 0 LOB: 1 BB: 1 P: 7	R: 0 E: 0 K: 1 S: 7	H: 2 LOB: 2 BB: 0 P: 7	R: 0 E: 0 K: 0 S: 3	H: 0 LOB: 0 BB: 0 P: 3	R: 2 E: 1 K: 0 S: 6	H: 3 LOB: 1 BB: 0 P: 6	R: 0 E: 0 K: 0 S: 3	H: 1 LOB: 0 BB: 0 P: 3	R: 4 E: 0 K: 1 S: 7	H: 2 LOB: 2 BB: 2 P: 15	R: 0 E: 0 K: 0 S: 4	H: 1 LOB: 1 BB: 1 P: 8	R: 0 E: 0 K: 1 S: 5	H: 0 LOB: 0 BB: 0 P: 5	1B: 7 2B: 1 3B: 0 HR: 1	SF: 0 SAC: 0 DP: 1 HBP: 0	WP: 1 PA: 36 SB: 0 CS: 0	
PITCHER Ed Rakow, R (1, 1) ERA: 5.11	IP: 6.0 WLS: L BF: 28 H: 8 R: 6 ER: 6 SO: 2 BB: 3 IBB: 0 HBP: 0 BLK: 0 WP: 1 HR: 1 S: 29 P: 41 ERA: 9.00 WHIP: 1.833																			
Norm Bass, R (7, 1) ERA: 4.45	IP: 2.0 WLS: L BF: 8 H: 1 R: 0 ER: 0 SO: 1 BB: 1 IBB: 0 HBP: 0 BLK: 0 WP: 0 HR: 0 S: 9 P: 13 ERA: 0.00 WHIP: 1.000																			

livebaseballscorecards.com

AB	32
R	6
H	9
RBI	5
BB	4
SO	3
LOB	17



Batter	1	2	3	4	5	6	7	8	9	AB	R	H	RBI	BB	SO	LOB	TOP
Dick Howser, R (1, 6) OBP: 0.392, SLG: 0.356	K2-3		6-3			F7			6-3	4	0	0	0	0	1	0	
Jim Rivera, L (1, 9) OBP: 0.352, SLG: 0.348	1B				F5				P6	4	0	2	0	0	0	0	
Jerry Lumpe, L (1, 4) OBP: 0.339, SLG: 0.368	K				4-3				K	4	0	1	0	0	2	2	
Norm Siebern, L (1, 3) OBP: 0.372, SLG: 0.454	F9				3-1				F7	4	0	0	0	0	0	3	
Gene Stephens, L (1, 8) OBP: 0.321, SLG: 0.317			4-3			F8			K	3	0	0	0	0	1	1	
Deron Johnson, R (1, 7) OBP: 0.211, SLG: 0.265			F7			P3			P4	3	0	0	0	0	0	0	
Haywood Sullivan, R (1, 2) OBP: 0.381, SLG: 0.417			4-3			5-3			F9	3	0	0	0	0	0	0	
Wayne Causey, L (1, 5) OBP: 0.343, SLG: 0.419					G3				3-1	3	0	1	0	0	0	0	
Jim Archer, R (1, 1) OBP: 0.069, SLG: 0.036					1-3				F8	2	0	0	0	0	0	0	
Art Ditmar, R (6, 1) OBP: 0.091, SLG: 0.091									F9	0	0	0	0	0	0	0	
Lou Klimchok, L (6, PH) OBP: 0.234, SLG: 0.282										1	0	0	0	0	0	1	
Norm Bass, R (8, 1) OBP: 0.074, SLG: 0.038										0	0	0	0	0	0	0	
Inning Stats	R: 0 E: 0 K: 2 S: 8	H: 1 LOB: 1 BB: 0 P: 8	R: 0 E: 0 K: 0 S: 3	H: 0 LOB: 0 BB: 0 P: 3	R: 0 E: 0 K: 0 S: 3	H: 0 LOB: 0 BB: 0 P: 3	R: 0 E: 0 K: 0 S: 3	H: 0 LOB: 0 BB: 0 P: 3	R: 0 E: 0 K: 2 S: 8	H: 1 LOB: 1 BB: 0 P: 8	R: 0 E: 0 K: 0 S: 4	H: 1 LOB: 1 BB: 0 P: 4	R: 0 E: 0 K: 0 S: 4	H: 1 LOB: 1 BB: 0 P: 4	1B: 3 2B: 1 3B: 0 HR: 0	SF: 0 SAC: 0 DP: 0 HBP: 0	WP: 0 PA: 31 PB: 0 SB: 1 CS: 0
PITCHER Hal Brown, R (1, 1) ERA: 3.75	IP: 9.0 WLS: W BF: 31 H: 4 R: 0 ER: 0 SO: 4 BB: 0 IBB: 0 HBP: 0 BLK: 0 WP: 0 HR: 0 S: 39 P: 39 ERA: 0.00 WHIP: 0.444																

Kansas City Athletics @ Baltimore Orioles
Memorial Stadium, Baltimore, MD
Fri Jul 07 1961, 7:05 PM EDT
Att: 20,152 - Unknown

AB	31
R	0
H	4
RBI	0
BB	0
SO	4
LOB	7



Batter	1	2	3	4	5	6	7	8	9	AB	R	H	RBI	BB	SO	LOB	BOTTOM		
Brooks Robinson, R (1, 5) OBP: 0.360, SLG: 0.372	5-3					F8			1-3	4	1	1	1	0	0	1			
Jim Busby, R (1, 8) OBP: 0.345, SLG: 0.340	K					SF8			P5	2	0	0	1	1	1	0			
Jackie Brandt, R (1, 9) OBP: 0.403, SLG: 0.471	1B					F8			F8	3	0	1	0	1	0	2			
Gus Triandos, R (1, 2) OBP: 0.340, SLG: 0.500	F7					F7			P4	4	0	1	1	0	0	2			
Dave Philley, S (1, 7) OBP: 0.258, SLG: 0.368									E3	4	1	0	0	0	1	2			
Russ Snyder, L (9, 7) OBP: 0.321, SLG: 0.367	K					F9			4-3	0	0	0	0	0	0	0			
Ron Hansen, R (1, 6) OBP: 0.330, SLG: 0.373						F8			6-3	3	1	1	1	1	0	0			
Dick Williams, R (1, 3) OBP: 0.240, SLG: 0.344						2-3			6-3	4	0	0	0	0	0	2			
Jerry Adair, R (1, 4) OBP: 0.307, SLG: 0.397						5-3			6-3	4	1	2	1	0	0	1			
Hal Brown, R (1, 1) OBP: 0.226, SLG: 0.179						B3-4			F7	3	1	1	0	0	0	2			
Inning Stats	R: 0 E: 0 K: 1 S: 6	H: 1 LOB: 1 BB: 0 P: 6	R: 0 E: 0 K: 1 S: 5	H: 0 LOB: 0 BB: 0 P: 5	R: 2 E: 0 K: 0 S: 6	H: 3 LOB: 2 BB: 1 P: 10	R: 0 E: 0 K: 0 S: 3	H: 0 LOB: 0 BB: 0 P: 3	R: 1 E: 0 K: 0 S: 4	H: 1 LOB: 1 BB: 0 P: 4	R: 2 E: 1 K: 0 S: 6	H: 2 LOB: 1 BB: 0 P: 6	R: 0 E: 0 K: 0 S: 3	H: 0 LOB: 1 BB: 1 P: 7	R: 0 E: 0 K: 0 S: 3	H: 0 LOB: 1 BB: 1 P: 7	1B: 4 2B: 3 3B: 0 HR: 0	SF: 1 SAC: 0 DP: 0 HBP: 0	WP: 0 PA: 35 PB: 0 SB: 0 CS: 0
PITCHER Jim Archer, L (1, 1) ERA: 3.69	IP: 5.2 WLS: L BF: 26 H: 7 R: 5 ER: 3 SO: 2 BB: 1 IBB: 0 HBP: 0 BLK: 0 WP: 0 HR: 0 S: 29 P: 33 ERA: 4.76 WHIP: 1.412																		
Art Ditmar, R (6, 1) ERA: 4.95	1.1 5 0 0 0 0 1 0 0 0 0 0 0 4 8 0.00 0.750																		
Norm Bass, R (8, 1) ERA: 4.43	1.0 4 0 0 0 0 1 0 0 0 0 0 0 3 7 0.00 1.000																		

Kansas City Athletics @ Baltimore Orioles
Memorial Stadium, Baltimore, MD
Fri Jul 07 1961, 7:05 PM EDT
Att: 20,152 - Unknown


AB	31
R	5
H	7
RBI	5
BB	3
SO	2
LOB	12



Batter	1	2	3	4	5	6	7	8	9	AB	R	H	RBI	BB	SO	LOB	TOP			
Dick Howser, R OBP: 0.395, SLG: 0.355 (1, 6)	4-0 G4-6-3 BB		0-0 F7			4-0 G6-4-3 E BB		4-0 1-2 BB		1	0	0	0	3	0	0				
Jim Rivera, L OBP: 0.328, SLG: 0.320 (1, 9)	0-0 G4-6-3 1-2			0-0 3-1		0-0 E3 G6-4-3 1-2 2-3 3-H		0-0 L9		4	0	0	1	0	0	5				
Jerry Lumpe, L OBP: 0.337, SLG: 0.366 (1, 4)	0-0 1B			0-0 4-3		0-0 G6-4-3 1-2 2-3 3-H		0-0 F7		4	0	1	0	0	0	4				
Norm Siebern, L OBP: 0.367, SLG: 0.448 (1, 3)	0-0 F8			0-0 4-3		0-0 F5			0-0 4-3	4	0	0	0	0	0	2				
Gene Stephens, L OBP: 0.314, SLG: 0.308 (1, 8)		0-0 P4				0-0 F7		0-0 F8		4	0	0	0	0	0	0				
Deron Johnson, R OBP: 0.202, SLG: 0.253 (1, 7)		0-0 6-3				0-0 6-3		0-0 P4		4	0	0	0	0	0	0				
Haywood Sullivan, R OBP: 0.376, SLG: 0.499 (1, 2)		0-0 6-3				0-0 F7		0-0 F9		3	0	0	0	0	0	0				
Wayne Causey, L OBP: 0.343, SLG: 0.406 (1, 5)			0-0 4-3			4-0 BB E 1B BB		0-0 P6		2	1	0	0	1	0	0				
Lew Krausse, R OBP: 0.222, SLG: 0.222 (5, PH)			0-0 6-3			0-0 E BB G6-4-3 1B		4-0 BB BB		1	0	0	0	0	0	0				
Jay Harkins, L OBP: 0.233, SLG: 0.301 (6, PH)										1	1	1	0	0	0	0				
Art Ditmar, R OBP: 0.201, SLG: 0.091 (7, 1)										0	0	0	0	0	0	0				
Norm Bass, R OBP: 0.320, SLG: 0.028 (8, PH)										0	0	0	0	0	0	0				
Joe Nuxhall, L OBP: 0.468, SLG: 0.607 (8, 1)										0	0	0	0	1	0	0				
Inning Stats	R: 0 E: 0 K: 0 S: 3	H: 1 LOB: 1 BB: 1 P: 7	R: 0 E: 0 K: 0 S: 3	H: 0 LOB: 0 BB: 0 P: 3	R: 0 E: 0 K: 0 S: 3	H: 0 LOB: 0 BB: 0 P: 3	R: 0 E: 0 K: 0 S: 3	H: 0 LOB: 0 BB: 0 P: 3	R: 2 E: 1 K: 0 S: 4	H: 1 LOB: 1 BB: 2 P: 12	R: 0 E: 0 K: 0 S: 3	H: 0 LOB: 0 BB: 0 P: 3	R: 0 E: 0 K: 0 S: 3	H: 0 LOB: 2 BB: 2 P: 11	R: 0 E: 0 K: 0 S: 3	H: 0 LOB: 0 BB: 0 P: 3	1B: 2 2B: 0 3B: 0 HR: 0	SF: 0 SAC: 0 DP: 2 HBP: 0	WP: 0 PB: 0 CS: 0	PA: 33
PITCHER Mitt Pappas, R ERA: 3.55 (1, 1)	IP: 9.0 WLS: W BF: 33 H: 2 R: 2 ER: 1 SO: 0 BB: 5 IBB: 0 HBP: 0 BLK: 0 WP: 0 HR: 0 S: 28 P: 48 ERA: 1.00 WHIP: 0.778															PITCHER	IP: 9.0 WLS: W BF: 33 H: 2 R: 2 ER: 1 SO: 0 BB: 5 IBB: 0 HBP: 0 BLK: 0 WP: 0 HR: 0 S: 28 P: 48 ERA: 1.00 WHIP: 0.778			

Kansas City Athletics @ Baltimore Orioles
Memorial Stadium, Baltimore, MD

AB 28
R 2
H 2
RBI 1
BB 5
SO 0
LOB 11



WP: 0 PA: 33
PB: 0
CS: 0

Sat Jul 08 1961, 7:05 PM EDT
Att: 14,046 - Unknown

Batter	1	2	3	4	5	6	7	8	9	AB	R	H	RBI	BB	SO	LOB	BOTTOM			
Brooks Robinson, R OBP: 0.360, SLG: 0.375 (1, 5)	0-0 L6	0-0 6-3 E 2B		0-0 BB 1B	0-0 F8		0-3 K			5	1	2	0	0	1	3				
Russ Snyder, L OBP: 0.333, SLG: 0.383 (1, 7)	0-0 BB 1B	0-0 6-3		4-0 G4-6-3 1-2 BB		0-0 1B 3B	4-0 FC6-4 BB			3	2	2	0	2	0	1				
Jackie Brandt, R OBP: 0.403, SLG: 0.467 (1, 8)	4-0 BB BB 1B	0-0 E5		0-3 K		0-0 G3 1B	0-0 FC6-4 1-2			4	2	1	1	1	1	4				
Jim Gentile, L OBP: 0.422, SLG: 0.627 (1, 3)	0-0 BB BB 1B	0-0 K		0-0 G4-6-3		0-0 G3		0-0 F8		5	0	1	1	0	1	4				
Gus Triandos, R OBP: 0.340, SLG: 0.496 (6, PH)	4-0 BB BB		0-0 5-3		0-3 K	0-0 P6		0-0 F8		2	0	0	0	1	1	0				
Dave Philley, S OBP: 0.255, SLG: 0.364 (7, 2)	1-2 2-3 BB									1	0	0	0	0	0	1				
Hank Foiles, R OBP: 0.154, SLG: 0.083 (7, 2)	1-2 2-3 BB									1	0	0	0	0	0	0				
Whitey Herzog, L OBP: 0.384, SLG: 0.382 (1, 9)	4-0 BB BB		0-0 E7		4-0 1B BB	0-0 BB 1B	4-0 2-H 3B	4-0 BB 2B		2	2	2	2	3	0	0				
Ron Hansen, R OBP: 0.334, SLG: 0.378 (1, 6)	0-3 K		4-0 BB		0-0 1B 1B	0-0 1B 1B	0-0 F7	0-0 1-H 2B		4	0	2	1	1	1	4				
Jerry Adair, R OBP: 0.309, SLG: 0.394 (1, 4)	0-3 K		0-3 K		0-0 1B		0-0 6-3	4-0 BB		4	0	1	1	1	2	5				
Mitt Pappas, R OBP: 0.103, SLG: 0.138 (1, 1)		0-0 F8	0-3 K		0-0 F3		0-0 BB 1B	0-3 K		5	0	1	0	0	2	6				
Inning Stats	R: 2 E: 0 K: 2 S: 9	H: 2 LOB: 3 BB: 3 P: 21	R: 1 E: 1 K: 1 S: 7	H: 1 LOB: 1 BB: 0 P: 7	R: 0 E: 1 K: 2 S: 8	H: 1 LOB: 2 BB: 1 P: 12	R: 0 E: 0 K: 1 S: 5	H: 1 LOB: 1 BB: 1 P: 9	R: 1 E: 0 K: 1 S: 7	H: 2 LOB: 2 BB: 1 P: 11	R: 2 E: 0 K: 0 S: 6	H: 3 LOB: 1 BB: 0 P: 6	R: 0 E: 0 K: 1 S: 6	H: 1 LOB: 2 BB: 1 P: 10	R: 1 E: 0 K: 1 S: 6	H: 1 LOB: 2 BB: 2 P: 14	1B: 8 2B: 2 3B: 2 HR: 0	SF: 0 SAC: 0 DP: 1 HBP: 0	WP: 0 PB: 0 CS: 0	PA: 45
PITCHER Lew Krausse, R ERA: 4.71 (1, 1)	IP: 5.0 WLS: L BF: 28 H: 7 R: 4 ER: 3 SO: 7 BB: 6 IBB: 0 HBP: 0 BLK: 0 WP: 0 HR: 0 S: 36 P: 60 ERA: 5.40 WHIP: 2.600															PITCHER	IP: 5.0 WLS: L BF: 28 H: 7 R: 4 ER: 3 SO: 7 BB: 6 IBB: 0 HBP: 0 BLK: 0 WP: 0 HR: 0 S: 36 P: 60 ERA: 5.40 WHIP: 2.600			
Art Ditmar, R ERA: 5.13 (6, 1)	1.0 6 3 2 2 0 0 0 0 0 0 6 6 18.00 3.000																			
Norm Bass, R ERA: 4.38 (7, 1)	1.0 5 1 0 0 1 1 0 0 0 0 6 10 0.00 2.000																			
Joe Nuxhall, L ERA: 5.02 (8, 1)	1.0 6 1 1 1 1 2 0 0 0 0 6 14 9.00 3.000																			

Kansas City Athletics @ Baltimore Orioles
Memorial Stadium, Baltimore, MD

AB 36
R 7
H 12
RBI 6
BB 9
SO 9
LOB 28



WP: 0 PA: 45
PB: 0
CS: 0

Sat Jul 08 1961, 7:05 PM EDT
Att: 14,046 - Unknown

Batter	1	2	3	4	5	6	7	8	9	AB	R	H	RBI	BB	SO	LOB	TOP
Jerry Lumpe, L (1,4) OBP: 0.336, SLG: 0.365	L8		P4			FC6-4		BB		4	0	1	0	0	0	1	Kansas City Athletics @ Baltimore Orioles Memorial Stadium, Baltimore, MD Sun Jul 09 1961, 3:33 AM EDT Att: 7,849 - Unknown livebaseballscorecards.com
Reno Bertoia, R (1,5) OBP: 0.312, SLG: 0.264	5-3 WP BB			1-3		1-3		F8		3	0	0	0	1	0	2	
Dick Howser, R (1,6) Wayne Causey, L (7,6) OBP: 0.352, SLG: 0.406	5-3			5-3		6-3		BB		3	0	0	0	0	0	2	
Norm Siebern, L (1,3) OBP: 0.366, SLG: 0.445	6-3			FC6-4 1B		6-3		BB		4	0	1	0	0	0	3	
Leo Posada, R (1,9) OBP: 0.341, SLG: 0.429	5-3		FC6-4 1B			E 1B		F8		4	0	1	0	0	0	1	
Haywood Sullivan, R (1,2) OBP: 0.366, SLG: 0.400	6-3			4-3		F8		E3 1-3 WP		4	0	0	0	0	0	1	
Deron Johnson, R (1,7)	F4			6-3		E7		1-3		4	0	0	0	0	0	2	
Jay Hankins, L (1,8) Joe Pignatano, R (9, PH) OBP: 0.226, SLG: 0.291 OBP: 0.358, SLG: 0.387	F7			1-3		K		K		3	0	0	0	0	1	2	
Bob Shaw, R (1,1) Jerry Walker, S (7,1) OBP: 0.167, SLG: 0.091 OBP: 0.258, SLG: 0.267	1-3					FC6-4 1B		6-3		2	0	1	0	0	0	0	
Inning Stats	R: 0 E: 0 K: 0 S: 3	H: 0 LOB: 1 BB: 1 P: 7	R: 0 E: 0 K: 0 S: 3	H: 0 LOB: 0 BB: 0 P: 3	R: 0 E: 0 K: 0 S: 3	H: 0 LOB: 0 BB: 0 P: 3	R: 0 E: 0 K: 0 S: 4	H: 1 LOB: 1 BB: 0 P: 4	R: 0 E: 0 K: 1 S: 7	H: 1 LOB: 2 BB: 0 P: 7	R: 0 E: 0 K: 0 S: 4	H: 1 LOB: 2 BB: 1 P: 8	R: 0 E: 1 K: 1 S: 6	H: 0 LOB: 1 BB: 0 P: 6	1B: 4 2B: 0 3B: 0 HR: 0	SF: 0 SAC: 0 DP: 0 HBP: 0	
PITCHER Steve Barber, L (1,1) ERA: 3.95	IP: 9.0 WLS: W BF: 35 H: 4 R: 0 ER: 0 SO: 2 BB: 2 IBB: 0 HBP: 0 BLK: 0 WP: 2 HR: 0 S: 37 P: 45 ERA: 0.00 WHIP: 0.667											PITCHER	IP: 9.0 WLS: W BF: 35 H: 4 R: 0 ER: 0 SO: 2 BB: 2 IBB: 0 HBP: 0 BLK: 0 WP: 2 HR: 0 S: 37 P: 45 ERA: 0.00 WHIP: 0.667				

Batter	1	2	3	4	5	6	7	8	9	AB	R	H	RBI	BB	SO	LOB	BOTTOM		
Brooks Robinson, R (1,5) OBP: 0.366, SLG: 0.381	SH4-3 3B 2B			F9		1B FC4-6 BB		BB		3	2	2	1	2	0	1	Kansas City Athletics @ Baltimore Orioles Memorial Stadium, Baltimore, MD Sun Jul 09 1961, 3:33 AM EDT Att: 7,849 - Unknown livebaseballscorecards.com		
Russ Snyder, L (1,7) OBP: 0.332, SLG: 0.380	SH4-3 2-3			F8		FC4-6 1B		F8		4	0	1	1	0	0	3			
Jackie Brandt, R (1,8) OBP: 0.399, SLG: 0.470	3B			F8		P4 FC4-6 2B		F9		5	1	1	2	0	0	1			
Jim Gentile, L (1,3) Mary Throneberry, L (8,3) OBP: 0.423, SLG: 0.629 OBP: 0.311, SLG: 0.405	K			3-1		BB 1B		BB 1B SF8 BB		4	0	2	1	0	1	1			
Hank Foiles, R (1,2) OBP: 0.278, SLG: 0.188	P6			BB		BB 1B		P4 SF8 BB 1B		4	0	2	0	1	0	2			
Whitey Herzog, L (1,9) OBP: 0.396, SLG: 0.403				F8 2B 1B		P6		BB 1B		3	2	2	0	2	0	1			
Ron Hansen, R (1,6) OBP: 0.335, SLG: 0.375	F8			SH3-4 BB		L4		SF7 3B		2	0	0	1	2	0	4			
Jerry Adair, R (1,4) OBP: 0.311, SLG: 0.401	1B 2B			P5		SH3-4 1B		SF7 F7		4	2	2	2	0	0	3			
Steve Barber, L (1,1) OBP: 0.213, SLG: 0.209	L6			SH3-4		SH3-4		SH1		1	0	0	0	0	0	1			
Inning Stats	R: 1 E: 0 K: 1 S: 7	H: 2 LOB: 1 BB: 0 P: 7	R: 2 E: 0 K: 0 S: 6	H: 3 LOB: 1 BB: 0 P: 6	R: 0 E: 0 K: 0 S: 3	H: 0 LOB: 1 BB: 1 P: 7	R: 0 E: 0 K: 0 S: 3	H: 0 LOB: 1 BB: 1 P: 7	R: 0 E: 0 K: 0 S: 5	H: 2 LOB: 3 BB: 1 P: 9	R: 3 E: 0 K: 0 S: 6	H: 3 LOB: 1 BB: 1 P: 10	R: 1 E: 0 K: 0 S: 4	H: 1 LOB: 2 BB: 2 P: 12	R: 1 E: 0 K: 0 S: 4	H: 1 LOB: 2 BB: 2 P: 12		1B: 7 2B: 3 3B: 2 HR: 0	SF: 2 SAC: 4 DP: 0 HBP: 0
PITCHER Bob Shaw, R (1,1) ERA: 4.22 Jerry Walker, R (7,1) ERA: 5.16	IP: 6.0 WLS: L BF: 32 H: 10 R: 6 ER: 6 SO: 1 BB: 4 IBB: 0 HBP: 0 BLK: 0 WP: 0 HR: 0 S: 30 P: 46 ERA: 9.00 WHIP: 2.333											PITCHER	IP: 6.0 WLS: L BF: 32 H: 10 R: 6 ER: 6 SO: 1 BB: 4 IBB: 0 HBP: 0 BLK: 0 WP: 0 HR: 0 S: 30 P: 46 ERA: 9.00 WHIP: 2.333						

Batter	1	2	3	4	5	6	7	8	9	AB	R	H	RBI	BB	SO	LOB	TOP										
Brooks Robinson, R (1, 5) OBP: 0.364, SLG: 0.378	0-0 6-3		0-0 1B		0-3 K		0-3 K		0-0 F7	5	0	1	0	0	2	2											
Russ Snyder, L (1, 7) OBP: 0.335, SLG: 0.383	0-0 4-3		0-0 1B		0-0 1B		0-0 F8			4	0	2	0	0	0	0											
Jackie Brandt, R (1, 8) OBP: 0.404, SLG: 0.472	0-0 F4		4-0 BB		0-0 1B				0-0 G4-6-3 1B	3	0	2	0	1	0	0											
Mary Throneberry, L (1, 3) OBP: 0.309, SLG: 0.402		0-0 G6-4-3 1B	0-0 G4-6-3 1-2		0-0 4-3				0-0 G4-6-3 1-2	4	0	1	0	0	0	5											
Gus Triandos, R (1, 2) OBP: 0.336, SLG: 0.489		0-0 G6-4-3 1-2		0-0 F8		0-0 L6			0-0 F5	4	0	0	0	0	0	1											
Ron Hansen, R (1, 6) OBP: 0.337, SLG: 0.373		4-0 1B BB		4-0 FC6-4 BB		0-0 6-3			0-0 F8	2	1	0	0	2	0	0											
Whitey Herzog, L (1, 9) OBP: 0.393, SLG: 0.399		0-0 1B 1-2		0-0 FC6-4 1-2		0-0 4-3			0-0 F7	4	0	1	0	0	0	1											
Jerry Adair, R (1, 4) OBP: 0.314, SLG: 0.400		0-0 FC6-4 1B		0-0 FC6-4 1-2		0-0 5-3			4-0 2B BB	3	0	1	1	1	0	1											
Mitt Pappas, R (1, 1) OBP: 0.125, SLG: 0.250		0-0 FC6-4				0-3 K			0-0 2B	3	1	1	1	0	1	2											
Dave Philley, S (9, PH) OBP: 0.253, SLG: 0.382									0-0 1-3	1	0	1	0	0	0	0											
Jim Busby, R (9, PR) OBP: 0.345, SLG: 0.340									0-0 2B	0	0	0	0	0	0	0											
Inning Stats	R: 0 E: 0 K: 0 S: 3	H: 0 LOB: 0 BB: 0 P: 3	R: 1 E: 0 K: 0 S: 5	H: 3 LOB: 2 BB: 1 P: 9	R: 0 E: 0 K: 0 S: 3	H: 2 LOB: 1 BB: 1 P: 7	R: 0 E: 0 K: 0 S: 3	H: 0 LOB: 1 BB: 1 P: 7	R: 0 E: 0 K: 2 S: 9	H: 2 LOB: 2 BB: 0 P: 9	R: 0 E: 0 K: 0 S: 3	H: 0 LOB: 0 BB: 0 P: 3	R: 1 E: 0 K: 1 S: 6	H: 1 LOB: 0 BB: 0 P: 6	R: 0 E: 0 K: 0 S: 3	H: 1 LOB: 2 BB: 1 P: 8	R: 0 E: 0 K: 0 S: 4	H: 1 LOB: 2 BB: 1 P: 8	1B: 8 2B: 1 3B: 0 HR: 1	SF: 0 SAC: 0 DP: 3 HBP: 0	WP: 0 PB: 0 SB: 0 CS: 0	PA: 37					
PITCHER	IP	WLS	BF	H	R	ER	SO	BB	IBB	HBP	BLK	WP	HR	S	P	ERA	WHIP										
Don Schwall, R (1, 1) ERA: 3.2	8.2	W	36	10	2	2	3	4	0	0	0	0	1	38	54	2.08	1.615										
Mike Fomieleles, R (9, 1) ERA: 4.94	0.1	S	1	0	0	0	0	0	0	0	0	0	0	1	1	0.00	0.000										

Baltimore Orioles @ Boston Red Sox
Fenway Park, Boston, MA
Thu Jul 13 1961, 7:05 PM EDT
Att: 18,012 - Unknown

AB 33
R 2
H 10
RBI 2
BB 4
SO 3
LOB 12



Batter	1	2	3	4	5	6	7	8	9	AB	R	H	RBI	BB	SO	LOB	BOTTOM										
Chuck Schilling, R (1, 4) OBP: 0.340, SLG: 0.321	0-0 G6-3 1B		0-0 5-3		0-0 1-3			0-0 F8		4	0	1	0	0	0	0											
Gary Geiger, L (1, 8) OBP: 0.347, SLG: 0.413	0-0 G6-3 1-2		0-0 3-1		0-3 K			0-0 F3		4	0	0	0	0	1	1											
Carl Yastrzemski, L (1, 7) OBP: 0.307, SLG: 0.374	4-0 CS BB			0-0 2B 1B		1-0 G6-4-3 HBP				1	1	1	0	1	0	0											
Jim Pagliaroni, R (1, 2) OBP: 0.313, SLG: 0.437	0-0 CS	0-0 F6		0-0 1B 2B		0-0 G6-4-3 1-2				3	1	1	1	0	0	1											
Jackie Jensen, R (1, 9) OBP: 0.339, SLG: 0.376		0-0 2B SF8 1B		0-0 FC1-4 1B		0-0 L7				3	1	2	1	0	0	0											
Pete Runnels, L (1, 3) OBP: 0.364, SLG: 0.415		0-0 1-3 2B		0-0 F7		0-0 6-3				3	0	1	0	0	0	1											
Frank Malzone, R (1, 5) OBP: 0.272, SLG: 0.333		0-0 SF8		0-0 FC1-4 WP 1-2		0-0 F5				2	0	0	1	0	0	1											
Don Buddin, R (1, 6) OBP: 0.408, SLG: 0.406		0-0 3-H 6-3		0-0 6-3		0-0 6-3				3	0	0	0	0	0	2											
Don Schwall, R (1, 1) OBP: 0.207, SLG: 0.241			0-0 F8						0-3 K	3	0	0	0	0	1	0											
Mike Fomieleles, R (9, 1) OBP: 0.100, SLG: 0.100										0	0	0	0	0	0	0											
Inning Stats	R: 0 E: 0 K: 0 S: 2	H: 1 LOB: 0 BB: 1 P: 6	R: 1 E: 0 K: 0 S: 5	H: 2 LOB: 0 BB: 0 P: 5	R: 0 E: 0 K: 0 S: 3	H: 0 LOB: 0 BB: 0 P: 3	R: 2 E: 1 K: 0 S: 6	H: 3 LOB: 1 BB: 0 P: 6	R: 0 E: 0 K: 1 S: 5	H: 0 LOB: 0 BB: 0 P: 5	R: 0 E: 0 K: 0 S: 2	H: 0 LOB: 0 BB: 0 P: 3	R: 0 E: 0 K: 0 S: 3	H: 0 LOB: 0 BB: 0 P: 3	R: 0 E: 0 K: 1 S: 5	H: 0 LOB: 0 BB: 0 P: 5	R: 0 E: 0 K: 1 S: 5	H: 0 LOB: 0 BB: 0 P: 5	1B: 4 2B: 2 3B: 0 HR: 0	SF: 1 SAC: 0 DP: 2 HBP: 1	WP: 1 PB: 0 SB: 0 CS: 1	PA: 30					
PITCHER	IP	WLS	BF	H	R	ER	SO	BB	IBB	HBP	BLK	WP	HR	S	P	ERA	WHIP										
Mitt Pappas, R (1, 1) ERA: 3.54	8.0	L	29	6	3	3	2	1	0	1	0	1	0	31	36	3.38	0.875										

Baltimore Orioles @ Boston Red Sox
Fenway Park, Boston, MA
Thu Jul 13 1961, 7:05 PM EDT
Att: 18,012 - Unknown

AB 26
R 3
H 6
RBI 3
BB 1
SO 2
LOB 6



Batter	1	2	3	4	5	6	7	8	9	AB	R	H	RBI	BB	SO	LOB	TOP				
Jerry Adair, R OBP: 0.316, SLG: 0.402 (1.5) (7.4)	K		SH1-3 2B BB		F8		1B 2B	L7		4	2	1	0	1	1	0	Baltimore Orioles @ Boston Red Sox Fenway Park, Boston, MA Fri Jul 14, 1961, 7:05 PM EDT Att: 11,325 - Overcast				
Russ Snyder, L OBP: 0.338, SLG: 0.382 (1.7) (7.9) (9.7)	F7		SH1-3 1-2		BB BB		2B WP 1B	3-1		3	1	1	0	1	0	0					
Jackie Brandt, R OBP: 0.408, SLG: 0.475 (1.8) (9.9)	5-3		2B		BB		K			3	0	1	1	2	1	2					
Mary Throneberry, L OBP: 0.398, SLG: 0.396 Dave Philley, S OBP: 0.278, SLG: 0.407 (7.7) (7.7)	F5		K		4-3		WP 2B			3	0	0	0	0	1	3					
Jim Busby, R OBP: 0.345, SLG: 0.340 (0.8)							1-3 2B	HR 1B		0	0	0	0	0	0	0					
Gus Triandos, R OBP: 0.340, SLG: 0.500 (1.2)		HR			6-3		1B 1B	F8		4	1	2	1	1	0	2					
Ron Hansen, R OBP: 0.338, SLG: 0.371 (1.6)					1B BB		F8 F4	FC1-2-5 HR		4	1	1	0	1	0	5					
Whitey Herzog, L OBP: 0.394, SLG: 0.404 Dick Williams, R OBP: 0.247, SLG: 0.362 (7.7) (7.3)	K				1B BB		1B 1B	HR		3	0	2	0	0	1	1					
Mary Breeding, R OBP: 0.202, SLG: 0.222 (1.4)	F8				G4-6-3 1B		F9 F3	K		4	0	0	0	0	0	8					
Chuck Estrada, R OBP: 0.154, SLG: 0.132 Billy Hoelt, L OBP: 0.286, SLG: 0.167 Wes Stock, R OBP: 0.363, SLG: 0.377 (7.1) (7.1) (7.5)			K		K		1-2 2-H 1B	F6		3	0	1	0	0	2	0					
Inning Stats	R: 0 E: 0 K: 1 S: 5	H: 0 LOB: 0 BB: 0 P: 5	R: 1 E: 0 K: 1 S: 7	H: 2 LOB: 1 BB: 0 P: 7	R: 1 E: 0 K: 2 S: 8	H: 1 LOB: 1 BB: 1 P: 12	R: 0 E: 0 K: 0 S: 3	H: 1 LOB: 1 BB: 1 P: 7	R: 0 E: 0 K: 1 S: 5	H: 3 LOB: 2 BB: 0 P: 5	R: 2 E: 0 K: 1 S: 8	H: 3 LOB: 3 BB: 2 P: 16	R: 0 E: 0 K: 0 S: 3	H: 0 LOB: 0 BB: 0 P: 3	R: 3 E: 0 K: 1 S: 7	H: 2 LOB: 0 BB: 1 P: 11	1B: 7 2B: 3 3B: 0 HR: 2	SF: 0 SAC: 1 DP: 1 HBP: 0	WP: 1 PB: 0 SB: 0 CS: 0	PA: 44	
PITCHER	IP WLS BF H R ER SO BB IBB HBP BLK WP HR S P ERA WHIP	IP WLS BF H R ER SO BB IBB HBP BLK WP HR S P ERA WHIP	IP WLS BF H R ER SO BB IBB HBP BLK WP HR S P ERA WHIP	IP WLS BF H R ER SO BB IBB HBP BLK WP HR S P ERA WHIP	IP WLS BF H R ER SO BB IBB HBP BLK WP HR S P ERA WHIP	IP WLS BF H R ER SO BB IBB HBP BLK WP HR S P ERA WHIP	IP WLS BF H R ER SO BB IBB HBP BLK WP HR S P ERA WHIP	IP WLS BF H R ER SO BB IBB HBP BLK WP HR S P ERA WHIP	IP WLS BF H R ER SO BB IBB HBP BLK WP HR S P ERA WHIP	IP WLS BF H R ER SO BB IBB HBP BLK WP HR S P ERA WHIP	IP WLS BF H R ER SO BB IBB HBP BLK WP HR S P ERA WHIP	IP WLS BF H R ER SO BB IBB HBP BLK WP HR S P ERA WHIP	IP WLS BF H R ER SO BB IBB HBP BLK WP HR S P ERA WHIP	IP WLS BF H R ER SO BB IBB HBP BLK WP HR S P ERA WHIP	IP WLS BF H R ER SO BB IBB HBP BLK WP HR S P ERA WHIP	IP WLS BF H R ER SO BB IBB HBP BLK WP HR S P ERA WHIP	IP WLS BF H R ER SO BB IBB HBP BLK WP HR S P ERA WHIP	IP WLS BF H R ER SO BB IBB HBP BLK WP HR S P ERA WHIP	IP WLS BF H R ER SO BB IBB HBP BLK WP HR S P ERA WHIP	IP WLS BF H R ER SO BB IBB HBP BLK WP HR S P ERA WHIP	IP WLS BF H R ER SO BB IBB HBP BLK WP HR S P ERA WHIP

AB 36
R 7
H 12
RBI 6
BB 7
SO 7
LOB 21



Batter	1	2	3	4	5	6	7	8	9	AB	R	H	RBI	BB	SO	LOB	BOTTOM					
Chuck Schilling, R OBP: 0.344, SLG: 0.324 (1.4)	K2-6-2 1B		6-3 1B BB		F7		F9	1B		4	0	2	0	1	0	2	Baltimore Orioles @ Boston Red Sox Fenway Park, Boston, MA Fri Jul 14, 1961, 7:05 PM EDT Att: 11,325 - Overcast					
Gary Geiger, L OBP: 0.351, SLG: 0.418 (1.8)	F7		6-3 1B		2B		2B BB	F9		4	1	2	0	1	0	3						
Carl Yastrzemski, L OBP: 0.394, SLG: 0.370 Carroll Hardy, R OBP: 0.338, SLG: 0.388 (7.7) (8.7)	K2-6-2 1-2		6-3		L7		1-2 2-3 2B	SH3-4 SF7 1B		3	0	0	0	0	1	4						
Jim Pagliaroni, R OBP: 0.319, SLG: 0.450 Don Schwall, R OBP: 0.207, SLG: 0.241 (9.7) (9.7)		HR	L6		5-3		BB	SH3-4 BB		3	1	1	1	2	0	2						
Jackie Jensen, R OBP: 0.338, SLG: 0.375 (1.9)	K				1B		K	F4		4	0	1	0	0	2	2						
Pete Runnels, L OBP: 0.360, SLG: 0.409 (1.3)					4-3		4-3	F7		3	0	0	1	1	0	0						
Frank Malzone, R OBP: 0.274, SLG: 0.332 (1.5)		BB			BB		F8	4-3 1B		4	1	1	0	1	1	3						
Don Buddin, R OBP: 0.405, SLG: 0.403 (1.6)					K		BB 2B	4-3		4	1	1	0	0	2	3						
Bill Monbouquette, R OBP: 0.295, SLG: 0.114 Arnold Earley, L OBP: 0.357, SLG: 0.445 Vic Wertz, L OBP: 0.194, SLG: 0.229 Billy Harrell, R OBP: 0.194, SLG: 0.143 Mike Fornieles, R OBP: 0.143, SLG: 0.143 (7.1) (7.1) (8.1)			1-3		K		1-2 2B BB	1B 2-H		2	0	0	0	0	1	0						
Inning Stats	R: 0 E: 0 K: 1 S: 5	H: 1 LOB: 1 BB: 0 P: 5	R: 1 E: 0 K: 3 S: 10	H: 1 LOB: 1 BB: 1 P: 14	R: 0 E: 0 K: 0 S: 4	H: 1 LOB: 2 BB: 1 P: 8	R: 0 E: 0 K: 1 S: 5	H: 1 LOB: 1 BB: 1 P: 9	R: 0 E: 0 K: 1 S: 6	H: 1 LOB: 1 BB: 0 P: 6	R: 0 E: 0 K: 1 S: 5	H: 0 LOB: 0 BB: 0 P: 5	R: 3 E: 0 K: 0 S: 5	H: 2 LOB: 3 BB: 3 P: 17	R: 1 E: 0 K: 0 S: 6	H: 3 LOB: 2 BB: 0 P: 6		R: 1 E: 0 K: 0 S: 4	H: 1 LOB: 2 BB: 1 P: 8	1B: 8 2B: 3 3B: 0 HR: 1	SF: 1 SAC: 1 DP: 1 HBP: 0	WP: 0 PB: 0 SB: 0 CS: 0
PITCHER	IP WLS BF H R ER SO BB IBB HBP BLK WP HR S P ERA WHIP	IP WLS BF H R ER SO BB IBB HBP BLK WP HR S P ERA WHIP	IP WLS BF H R ER SO BB IBB HBP BLK WP HR S P ERA WHIP	IP WLS BF H R ER SO BB IBB HBP BLK WP HR S P ERA WHIP	IP WLS BF H R ER SO BB IBB HBP BLK WP HR S P ERA WHIP	IP WLS BF H R ER SO BB IBB HBP BLK WP HR S P ERA WHIP	IP WLS BF H R ER SO BB IBB HBP BLK WP HR S P ERA WHIP	IP WLS BF H R ER SO BB IBB HBP BLK WP HR S P ERA WHIP	IP WLS BF H R ER SO BB IBB HBP BLK WP HR S P ERA WHIP	IP WLS BF H R ER SO BB IBB HBP BLK WP HR S P ERA WHIP	IP WLS BF H R ER SO BB IBB HBP BLK WP HR S P ERA WHIP	IP WLS BF H R ER SO BB IBB HBP BLK WP HR S P ERA WHIP	IP WLS BF H R ER SO BB IBB HBP BLK WP HR S P ERA WHIP	IP WLS BF H R ER SO BB IBB HBP BLK WP HR S P ERA WHIP	IP WLS BF H R ER SO BB IBB HBP BLK WP HR S P ERA WHIP	IP WLS BF H R ER SO BB IBB HBP BLK WP HR S P ERA WHIP	IP WLS BF H R ER SO BB IBB HBP BLK WP HR S P ERA WHIP	IP WLS BF H R ER SO BB IBB HBP BLK WP HR S P ERA WHIP	IP WLS BF H R ER SO BB IBB HBP BLK WP HR S P ERA WHIP	IP WLS BF H R ER SO BB IBB HBP BLK WP HR S P ERA WHIP	IP WLS BF H R ER SO BB IBB HBP BLK WP HR S P ERA WHIP	

AB 34
R 6
H 11
RBI 6
BB 7
SO 7
LOB 19



Batter	1	2	3	4	5	6	7	8	9	AB	R	H	RBI	BB	SO	LOB	TOP					
Brooks Robinson, R (1, 5) OBP: 0.364, SLG: 0.377 Mary Breeding, R (8, FR) OBP: 0.202, SLG: 0.222 (8, 4)	4-0 1B BB		0-0 F9			0-0 1-3		0-0 1B		3	1	1	0	1	0	0						
Russ Snyder, L (1, 7) OBP: 0.337, SLG: 0.379	0-0 5-3		0-0 F9			0-0 F4		0-0 1B		4	0	1	0	0	0	1						
Jackie Brandt, R (1, 8) OBP: 0.406, SLG: 0.471	0-0 2H 1B			0-0 F8		0-0 6-3		0-0 F8		4	0	1	1	0	0	2						
Gus Triandos, R (1, 2) OBP: 0.335, SLG: 0.493	0-3 K			0-0 F9			0-0 5-3		0-0 F9	4	0	0	0	0	1	1						
Dick Williams, R (1, 3) OBP: 0.243, SLG: 0.355	0-0 F9			0-0 5-3			0-3 K		0-0 F4	4	0	0	0	0	1	1						
Ron Hansen, R (1, 6) OBP: 0.340, SLG: 0.369		0-0 4-3			0-0 4-3		4-0 BB		4-0 BB	2	0	0	0	2	0	0						
Whitey Herzog, L (1, 9) OBP: 0.394, SLG: 0.396		0-0 G3			0-0 F7		0-0 G3		4-0 BB	3	0	0	0	1	0	1						
Jerry Adair, R (1, 4) OBP: 0.315, SLG: 0.399 (8, 5)		0-0 5-3			0-0 1B			0-0 6-3	0-3 K	4	0	1	0	0	1	2						
Dick Hall, R (1, 1) OBP: 0.148, SLG: 0.042 Dave Philley, S (8, PH) OBP: 0.276, SLG: 0.402 Jack Fisher, R (8, 1) OBP: 0.172, SLG: 0.111			0-3 K			0-0 F7		0-3 K		2	0	0	0	0	1	1						
Inning Stats	R: 1 E: 0 K: 1 S: 6	H: 1 LOB: 1 BB: 1 P: 10	R: 0 E: 0 K: 0 S: 3	H: 0 LOB: 0 BB: 0 P: 3	R: 0 E: 0 K: 1 S: 5	H: 0 LOB: 0 BB: 0 P: 5	R: 0 E: 0 K: 0 S: 3	H: 0 LOB: 0 BB: 0 P: 3	R: 0 E: 0 K: 0 S: 4	H: 1 LOB: 1 BB: 0 P: 4	R: 0 E: 0 K: 0 S: 3	H: 0 LOB: 0 BB: 0 P: 3	R: 0 E: 0 K: 1 S: 5	H: 0 LOB: 1 BB: 1 P: 9	R: 0 E: 0 K: 1 S: 7	H: 2 LOB: 2 BB: 0 P: 7	R: 0 E: 0 K: 1 S: 5	H: 0 LOB: 2 BB: 2 P: 13	1B: 4 2B: 0 3B: 0 HR: 0	SF: 0 SAC: 0 DP: 0 HBP: 0	WP: 0 PB: 0 SB: 0 CS: 0	PA: 35
PITCHER Gene Conley, R (1, 1) ERA: 4.53	IP: 9.0 WLS: W BF: 35 H: 4 R: 1 ER: 1 SO: 5 BB: 4 IBB: 0 HBP: 0 BLK: 0 WP: 0 HR: 0 S: 41 P: 57 ERA: 1.00 WHIP: 0.889															PITCHER Gene Conley, R (1, 1) ERA: 4.53	IP: 9.0 WLS: W BF: 35 H: 4 R: 1 ER: 1 SO: 5 BB: 4 IBB: 0 HBP: 0 BLK: 0 WP: 0 HR: 0 S: 41 P: 57 ERA: 1.00 WHIP: 0.889					

Baltimore Orioles @ Boston Red Sox
Fenway Park, Boston, MA
Sat Jul 15 1961, 3:33 AM EDT
Att: 7,527 - Unknown

AB 31
R 1
H 4
RBI 1
BB 4
SO 5
LOB 9



Batter	1	2	3	4	5	6	7	8	9	AB	R	H	RBI	BB	SO	LOB	BOTTOM			
Chuck Schilling, R (1, 4) OBP: 0.345, SLG: 0.324	0-0 6-3		4-0 BB			0-0 4-3	0-0 1B			3	0	1	1	1	0	0				
Gary Geiger, L (1, 8) OBP: 0.353, SLG: 0.420	0-0 F4		0-0 F4			0-0 4-3	4-0 1B			3	0	1	0	1	0	1				
Carl Yastrzemski, L (1, 7) OBP: 0.393, SLG: 0.367	4-0 BB		0-0 F7			0-0 4-3	0-0 F9			3	0	0	0	1	0	5				
Jim Pagliaroni, R (1, 2) OBP: 0.318, SLG: 0.443	0-0 F7			4-0 BB		0-0 1-3		0-0 6-3		3	0	0	0	1	0	2				
Jackie Jensen, R (1, 9) OBP: 0.340, SLG: 0.374		4-0 CS BB		0-0 G1-6-3			0-0 F9	0-0 FC6-4 1B		3	0	1	0	1	0	1				
Pete Runnels, L (1, 3) OBP: 0.363, SLG: 0.411		0-0 1-2 1B		0-0 F7			0-0 1B SF9 1B	0-0 F2		4	1	2	0	0	0	1				
Frank Malzone, R (1, 5) OBP: 0.274, SLG: 0.331		0-3 K			0-0 5-3		0-0 1B 1B	0-0 FC6-4		4	1	1	0	0	1	2				
Don Buddin, R (1, 6) OBP: 0.402, SLG: 0.399 Vic Wertz, L (7, PH) OBP: 0.356, SLG: 0.445 Pumpsie Green, S (8, 6) OBP: 0.337, SLG: 0.368		0-0 F3			0-0 F4		0-0 SF9			2	0	0	0	0	0	1				
Gene Conley, R (1, 1) OBP: 0.324, SLG: 0.471			0-0 F7			0-0 F3		0-0 1B 1B		3	0	1	0	0	0	0				
Inning Stats	R: 0 E: 0 K: 0 S: 3	H: 0 LOB: 1 BB: 1 P: 7	R: 0 E: 0 K: 1 S: 5	H: 1 LOB: 1 BB: 1 P: 9	R: 0 E: 0 K: 0 S: 3	H: 0 LOB: 1 BB: 1 P: 7	R: 0 E: 0 K: 0 S: 2	H: 0 LOB: 0 BB: 1 P: 6	R: 0 E: 0 K: 0 S: 3	H: 0 LOB: 0 BB: 0 P: 3	R: 0 E: 0 K: 0 S: 4	H: 1 LOB: 1 BB: 0 P: 4	R: 2 E: 0 K: 0 S: 7	H: 4 LOB: 3 BB: 1 P: 11	R: 0 E: 0 K: 0 S: 4	H: 1 LOB: 1 BB: 0 P: 4	1B: 6 2B: 1 3B: 0 HR: 0	SF: 1 SAC: 0 DP: 1 HBP: 0	WP: 0 PB: 0 SB: 0 CS: 1	PA: 34
PITCHER Dick Hall, R (1, 1) ERA: 3.26 Jack Fisher, R (8, 1) ERA: 5.04	IP: 7.0 WLS: L BF: 30 H: 6 R: 2 ER: 2 SO: 2 BB: 4 IBB: 0 HBP: 0 BLK: 0 WP: 0 HR: 0 S: 27 P: 47 ERA: 2.57 WHIP: 1.429															PITCHER Dick Hall, R (1, 1) ERA: 3.26 Jack Fisher, R (8, 1) ERA: 5.04	IP: 1.0 WLS: L BF: 4 H: 1 R: 0 ER: 0 SO: 0 BB: 0 IBB: 0 HBP: 0 BLK: 0 WP: 0 HR: 0 S: 4 P: 4 ERA: 0.00 WHIP: 1.000			

Baltimore Orioles @ Boston Red Sox
Fenway Park, Boston, MA
Sat Jul 15 1961, 3:33 AM EDT
Att: 7,527 - Unknown

AB 28
R 2
H 7
RBI 2
BB 5
SO 1
LOB 13



Batter	1	2	3	4	5	6	7	8	9	AB	R	H	RBI	BB	SO	LOB	TOP		
Bobby Richardson, R OBP: 0.274, SLG: 0.309 (1.4)	5-3		P3			5-3		6-3		4	0	0	0	0	0	1			
Tony Kubek, L OBP: 0.327, SLG: 0.413 (1.6)	5-3			G3		4-3		2B	2B	4	1	1	0	0	0	0			
Roger Maris, L OBP: 0.384, SLG: 0.659 (1.9)	F5			4-3		P6		F9		4	0	0	0	0	0	1			
Mickey Mantle, S OBP: 0.458, SLG: 0.715 (1.8)		F9		HR		P4		F9	2B	4	1	2	2	0	0	0			
Elston Howard, R OBP: 0.406, SLG: 0.549 (1.2)	F8			FC5-4 1B		FC4-6 1B		F9		4	0	2	0	0	0	1			
Bob Cerv, R OBP: 0.267, SLG: 0.410 (1.3) Earl Torgeson, L OBP: 0.325, SLG: 0.071 (9.3)	5-3			FC5-4 1-2		L6		6-3		4	0	0	0	0	0	3			
Hector Lopez, R OBP: 0.284, SLG: 0.268 (1.7)			SH1 BB		5-3	FC4-6 1-2				2	0	0	0	1	0	1			
Clete Boyer, R OBP: 0.321, SLG: 0.310 (1.5)	F9			5-3 BB				K		2	0	0	0	1	1	1			
Bud Daley, L OBP: 0.194, SLG: 0.121 (1.1)	SH1 1-2			5-3				1-3		2	0	0	0	0	0	1			
Inning Stats	R: 0 E: 0 K: 0 S: 3	H: 0 LOB: 0 BB: 0 P: 3	R: 0 E: 0 K: 0 S: 3	H: 0 LOB: 0 BB: 0 P: 3	R: 0 E: 0 K: 0 S: 3	H: 0 LOB: 1 BB: 1 P: 7	R: 1 E: 0 K: 0 S: 5	H: 2 LOB: 1 BB: 0 P: 5	R: 0 E: 0 K: 0 S: 2	H: 0 LOB: 0 BB: 1 P: 6	R: 0 E: 0 K: 0 S: 4	H: 1 LOB: 1 BB: 0 P: 4	R: 0 E: 0 K: 1 S: 5	H: 0 LOB: 0 BB: 0 P: 5	R: 1 E: 0 K: 0 S: 5	H: 2 LOB: 1 BB: 0 P: 5	1B: 2 2B: 2 3B: 0 HR: 1	SF: 0 SAC: 1 DP: 0 HBP: 0	WP: 0 PA: 33 PB: 0 SB: 0 CS: 0
PITCHER Steve Barber, L ERA: 3.82 (1.1)	IP: 9.0 WLS: L BF: 33	H: 5 R: 2 ER: 2 SO: 1	BB: 2 IBB: 0 HBP: 0 BLK: 0	WP: 0 HR: 1 S: 33 P: 41	ERA: 2.00 WHIP: 0.778											ERA: 2.00 WHIP: 0.778			

New York Yankees @ Baltimore Orioles
Memorial Stadium, Baltimore, MD
Sun Jul 16 1961, 3:33 AM EDT
Att: 38,487 - Overcast

AB 30
R 2
H 5
RBI 2
BB 2
SO 1
LOB 9



Batter	1	2	3	4	5	6	7	8	9	AB	R	H	RBI	BB	SO	LOB	BOTTOM				
Brooks Robinson, R OBP: 0.361, SLG: 0.373 (1.5)	4-3		6-3			5-3		F8		4	0	0	0	0	0	0					
Jim Busby, R OBP: 0.355, SLG: 0.352 (1.8)				K		1B		F8		4	1	2	0	0	1	0					
Jackie Brandt, R OBP: 0.403, SLG: 0.468 (1.9)	1B			K		1B		F8		4	0	1	1	0	1	1					
Gus Triandos, R OBP: 0.341, SLG: 0.496 (1.2) Mary Breeding, R OBP: 0.202, SLG: 0.222 (9, PR)	P6			BB		IBB		5-3		2	0	1	0	2	0	1					
Dave Philley, S OBP: 0.275, SLG: 0.389 (1.7)		F8		6-3		F2		5-3		3	0	0	0	1	0	3					
Ron Hansen, R OBP: 0.336, SLG: 0.364 (1.6)	5-3				F7			G6-4-3 BB		4	0	0	0	0	0	2					
Dick Williams, R OBP: 0.244, SLG: 0.352 (1.3)	F9				K		G5-4-3 BB			2	0	0	0	1	1	0					
Jerry Adair, R OBP: 0.311, SLG: 0.394 (1.4)			F8		K		G5-4-3 1-2			3	0	0	0	0	1	1					
Steve Barber, L OBP: 0.200, SLG: 0.196 (1.1)			K			K		K		3	0	0	0	0	3	0					
Inning Stats	R: 0 E: 0 K: 0 S: 4	H: 1 LOB: 1 BB: 0 P: 4	R: 0 E: 0 K: 0 S: 3	H: 0 LOB: 0 BB: 0 P: 3	R: 0 E: 0 K: 1 S: 5	H: 0 LOB: 0 BB: 0 P: 5	R: 0 E: 0 K: 2 S: 7	H: 0 LOB: 1 BB: 1 P: 11	R: 0 E: 0 K: 2 S: 7	H: 0 LOB: 0 BB: 0 P: 7	R: 1 E: 0 K: 1 S: 7	H: 2 LOB: 2 BB: 1 P: 11	R: 0 E: 0 K: 0 S: 2	H: 0 LOB: 0 BB: 1 P: 6	R: 0 E: 0 K: 1 S: 5	H: 0 LOB: 0 BB: 0 P: 5	R: 0 E: 0 K: 0 S: 3	H: 1 LOB: 1 BB: 1 P: 7	1B: 3 2B: 1 3B: 0 HR: 0	SF: 0 SAC: 0 DP: 2 HBP: 0	WP: 0 PA: 33 PB: 0 SB: 0 CS: 0
PITCHER Bud Daley, L ERA: 4.99 (1.1)	IP: 9.0 WLS: W BF: 33	H: 4 R: 1 ER: 1 SO: 7	BB: 3 IBB: 1 HBP: 0 BLK: 0	WP: 0 HR: 0 S: 43 P: 59	ERA: 1.00 WHIP: 0.778											ERA: 1.00 WHIP: 0.778					

New York Yankees @ Baltimore Orioles
Memorial Stadium, Baltimore, MD
Sun Jul 16 1961, 3:33 AM EDT
Att: 38,487 - Overcast

AB 29
R 1
H 4
RBI 1
BB 4
SO 7
LOB 8



Batter	1	2	3	4	5	6	7	8	9	AB	R	H	RBI	BB	SO	LOB	TOP				
Bobby Richardson, R OBP: 0.273, SLG: 0.307 (1, 4)	F7	G1-6-3			1-3		1B		F9	5	0	1	0	0	0	1	New York Yankees @ Baltimore Orioles Memorial Stadium, Baltimore, MD Mon Jul 17 1961, 7:05 PM EDT Att: 44,332 - Unknown livebaseballscorecards.com				
Tony Kubek, L OBP: 0.328, SLG: 0.416 (1, 6)	BB	4-3			4-3		FC4-6		3-1	5	1	2	0	0	0	0					
Roger Maris, L OBP: 0.383, SLG: 0.653 (1, 9)	BB				K		F2			3	1	0	0	1	1	2					
Mickey Mantle, S OBP: 0.455, SLG: 0.719 (1, 8)	P4				K		FC4-6			4	1	1	1	0	1	4					
Yogi Berra, L OBP: 0.314, SLG: 0.440 (1, 7)	BB				L4		3-1		F8	3	1	0	0	1	0	0					
Bill Skowron, R OBP: 0.326, SLG: 0.506 (1, 3)	E6				K				K	3	1	1	1	0	1	0					
Earl Torgeson, L OBP: 0.317, SLG: 0.069 (7, 3)							HR			1	0	0	0	0	1	0					
Elston Howard, R OBP: 0.412, SLG: 0.560 (1, 2)					1B		6-3			3	0	2	0	1	0	0					
Clete Boyer, R OBP: 0.320, SLG: 0.309 (1, 5)	K				1B		6-3		K	4	0	1	0	0	2	3					
Whitey Ford, L OBP: 0.300, SLG: 0.217 (1, 1)					G5-4-3				P4	3	0	0	0	1	0	2					
Inning Stats	R: 3 E: 1 K: 1 S: 7	H: 1 LOB: 2 BB: 3 P: 19	R: 0 E: 0 K: 0 S: 2	H: 0 LOB: 0 BB: 1 P: 6	R: 0 E: 0 K: 1 S: 5	H: 0 LOB: 0 BB: 0 P: 5	R: 0 E: 0 K: 1 S: 6	H: 2 LOB: 1 BB: 0 P: 6	R: 0 E: 0 K: 1 S: 5	H: 0 LOB: 0 BB: 0 P: 5	R: 2 E: 0 K: 0 S: 5	H: 2 LOB: 2 BB: 0 P: 5	R: 0 E: 0 K: 2 S: 8	H: 1 LOB: 1 BB: 0 P: 8	R: 0 E: 0 K: 0 S: 3	H: 0 LOB: 0 BB: 0 P: 3	1B: 4 2B: 1 3B: 1 HR: 2	SF: 0 SAC: 0 DP: 2 HBP: 0	WP: 0 PB: 0 SB: 0 CS: 0	PA: 38	
PITCHER	IP	WLS	BF	H	R	ER	SO	BB	IBB	HBP	BLK	WP	HR	S	P	ERA	WHIP				
Milt Pappas, R ERA: 3.46 (1, 1)	7.0	L	31	7	5	2	4	3	1	0	0	0	2	35	51	2.57	1.429				
Dick Hyde, R ERA: 3.26 (8, 1)	2.0		7	1	0	0	2	0	0	0	0	0	0	11	11	0.00	0.500				

Batter	1	2	3	4	5	6	7	8	9	AB	R	H	RBI	BB	SO	LOB	BOTTOM				
Brooks Robinson, R OBP: 0.362, SLG: 0.372 (1, 5)	F8				E8		K			3	0	1	0	1	1	0	New York Yankees @ Baltimore Orioles Memorial Stadium, Baltimore, MD Mon Jul 17 1961, 7:05 PM EDT Att: 44,332 - Unknown livebaseballscorecards.com				
Jim Busby, R OBP: 0.348, SLG: 0.362 (1, 8)		FC5-6			4-3				F7	4	0	1	0	0	0	4					
Jackie Brandt, R OBP: 0.398, SLG: 0.461 (1, 9)	P6				K		6-3			4	0	0	0	0	1	2					
Gus Triandos, R OBP: 0.340, SLG: 0.491 (1, 2)					1-3				F7	3	0	0	0	1	0	2					
Dave Philley, S OBP: 0.274, SLG: 0.384 (1, 7)	1-3						K		K	4	0	1	0	0	2	2					
Ron Hansen, R OBP: 0.335, SLG: 0.363 (1, 6)		2B			K		6-3		E6	4	0	1	0	0	1	1					
Dick Williams, R OBP: 0.244, SLG: 0.350 (1, 3)		K			P4		5-3			4	0	1	0	0	1	1					
Jerry Adair, R OBP: 0.310, SLG: 0.395 (1, 4)					F7				F9	4	0	1	0	0	0	2					
Milt Pappas, R OBP: 0.118, SLG: 0.235 (1, 1)							K		K	2	0	0	0	0	1	2					
Mary Breeding, R OBP: 0.200, SLG: 0.220 (7, PH)		L3								1	0	0	0	0	1	0					
Dick Hyde, R OBP: 1.000, SLG: 1.000 (8, 1)					K					0	0	0	0	0	0	0					
Hank Foiles, R OBP: 0.263, SLG: 0.176 (8, PH)										1	0	0	0	0	1	2					
Inning Stats	R: 0 E: 0 K: 0 S: 4	H: 1 LOB: 2 BB: 1 P: 8	R: 0 E: 0 K: 1 S: 7	H: 2 LOB: 3 BB: 1 P: 11	R: 0 E: 1 K: 1 S: 6	H: 1 LOB: 1 BB: 0 P: 6	R: 0 E: 0 K: 1 S: 5	H: 0 LOB: 0 BB: 0 P: 5	R: 0 E: 0 K: 2 S: 7	H: 0 LOB: 0 BB: 0 P: 7	R: 0 E: 0 K: 0 S: 3	H: 0 LOB: 0 BB: 0 P: 3	R: 0 E: 1 K: 2 S: 9	H: 1 LOB: 2 BB: 0 P: 9	1B: 4 2B: 2 3B: 0 HR: 0	SF: 0 SAC: 0 DP: 1 HBP: 0	WP: 0 PB: 0 SB: 0 CS: 0	PA: 36			
PITCHER	IP	WLS	BF	H	R	ER	SO	BB	IBB	HBP	BLK	WP	HR	S	P	ERA	WHIP				
Whitey Ford, L ERA: 2.98 (1, 1)	9.0	W	36	6	0	0	9	2	0	0	0	0	0	52	60	0.00	0.889				

Batter	1	2	3	4	5	6	7	8	9	AB	R	H	RBI	BB	SO	LOB	TOP		
Brooks Robinson, R OBP: 0.361, SLG: 0.377 (1, 5)	0-0 2B		0-0 F8 1B 2B		0-0 L9		0-0 F3			4	1	2	0	0	0	0			
Russ Snyder, L OBP: 0.332, SLG: 0.382 (1, 7)	0-0 5-3		0-0 F8		0-0 L9			0-0 1-3		4	0	0	0	0	0	2			
Jackie Brandt, R OBP: 0.396, SLG: 0.467 (1, 8) (9, 9)	0-3 K		0-0 HR 1B		0-0 G3			0-0 F8		4	1	1	1	0	1	1			
Jim Gentile, L OBP: 0.430, SLG: 0.650 (1, 3)	1-0 HBP		0-0 HR		4-0 BB			0-0 G3		2	1	1	2	1	0	0			
Whitey Herzog, L OBP: 0.385, SLG: 0.385 (1, 9) Jim Busby, R OBP: 0.348, SLG: 0.362 (9, 8)	0-0 L9		0-3 K		0-3 K			0-0 F5		4	0	0	0	0	2	3			
Ron Hansen, R OBP: 0.332, SLG: 0.358 (1, 6)		0-0 F3		0-3 K		0-3 K			4-0 BB	3	0	0	0	1	2	1			
Hank Foiles, R OBP: 0.286, SLG: 0.462 (1, 2)		0-0 F7		0-0 F7			0-0 HR		0-3 K	4	1	1	1	0	1	1			
Jerry Adair, R OBP: 0.308, SLG: 0.390 (1, 4)		0-3 K		0-0 F7			0-0 6-3		0-3 K	4	0	0	0	0	2	1			
Jack Fisher, R OBP: 0.156, SLG: 0.100 Hal Brown, R OBP: 0.226, SLG: 0.179 (7, 1)			0-3 K		0-3 K		0-3 K			3	0	0	0	0	3	0			
Inning Stats	R: 0 E: 0 K: 1 S: 6	H: 1 LOB: 2 BB: 0 P: 7	R: 0 E: 0 K: 1 S: 5	H: 0 LOB: 0 BB: 0 P: 5	R: 3 E: 0 K: 2 S: 10	H: 3 LOB: 0 BB: 0 P: 10	R: 0 E: 0 K: 1 S: 5	H: 0 LOB: 0 BB: 0 P: 5	R: 0 E: 0 K: 2 S: 7	H: 0 LOB: 1 BB: 1 P: 11	R: 1 E: 0 K: 1 S: 6	H: 1 LOB: 0 BB: 0 P: 6	R: 0 E: 0 K: 0 S: 3	H: 0 LOB: 0 BB: 0 P: 3	R: 0 E: 0 K: 2 S: 7	H: 0 LOB: 1 BB: 1 P: 11	1B: 1 2B: 2 3B: 0 HR: 2	SF: 0 SAC: 0 DP: 0 HBP: 1	WP: 0 PA: 35 PB: 0 SB: 0 CS: 0
PITCHER Jim Bunning, R ERA: 3.42 (1, 1)	IP: 9.0 WLS: L BF: 35 H: 5 R: 4 ER: 4 SO: 11 BB: 2 IBB: 0 HBP: 1 BLK: 0 WP: 0 HR: 2 S: 54 P: 63 ERA: 4.00 WHIP: 0.778															PITCHER Jim Bunning, R ERA: 3.42 (1, 1)	IP: 9.0 WLS: L BF: 35 H: 5 R: 4 ER: 4 SO: 11 BB: 2 IBB: 0 HBP: 1 BLK: 0 WP: 0 HR: 2 S: 54 P: 63 ERA: 4.00 WHIP: 0.778		

Baltimore Orioles @ Detroit Tigers
Tiger Stadium, Detroit, MI
Wed Jul 19 1961, 7:05 PM EDT
Att: 29,475 - Unknown

AB 32
R 4
H 5
RBI 4
BB 2
SO 11
LOB 9



Batter	1	2	3	4	5	6	7	8	9	AB	R	H	RBI	BB	SO	LOB	BOTTOM				
Jake Wood, R OBP: 0.332, SLG: 0.380 (1, 4)	4-0 S G3 BB		0-0 F7		0-0 5-3	0-0 F3			0-0 6-3	4	1	0	0	1	0	3					
Bill Bruton, L OBP: 0.314, SLG: 0.361 (1, 8)	0-0 P6	0-0 L8			0-0 HR		4-0 L4-6-3 BB			3	1	1	1	1	0	3					
Al Kaline, R OBP: 0.369, SLG: 0.509 (1, 9)	4-0 G3 S BB		0-0 S 1B		0-0 L8		0-0 L4-6-3 1-2			3	0	1	0	1	0	1					
Rocky Colavito, R OBP: 0.405, SLG: 0.577 (1, 7)	4-0 G3 BB		0-0 F8		0-0 BB 1B		0-0 F8			3	0	1	0	1	0	1					
Norm Cash, L OBP: 0.487, SLG: 0.671 (1, 3)	0-0 G3		0-0 F8		4-0 BB 1B			0-0 F8		3	0	0	1	1	0	3					
Steve Boros, R OBP: 0.372, SLG: 0.367 (1, 5)	0-0 6-3		0-3 K		0-0 P4			0-0 P3		4	0	0	0	0	1	5					
Dick McAuliffe, L OBP: 0.272, SLG: 0.421 (1, 6)		0-0 4-3		0-0 G3		0-0 6-3		0-0 F3		4	0	0	0	0	0	0					
Mike Roarke, R OBP: 0.327, SLG: 0.362 Bobo Osborne, L OBP: 0.411, SLG: 0.422 (9, PH)		0-0 1B 1B		0-0 P6		0-0 6-3			0-0 1-3	3	0	1	0	0	0	0					
Jim Bunning, R OBP: 0.172, SLG: 0.158 Charlie Maxwell, L OBP: 0.347, SLG: 0.375 (9, PH)		0-0 1B		0-0 5-3		0-0 1B			0-3 K	3	0	2	0	0	0	0					
Inning Stats	R: 1 E: 0 K: 0 S: 3	H: 0 LOB: 2 BB: 3 P: 15	R: 0 E: 0 K: 0 S: 5	H: 2 LOB: 2 BB: 0 P: 5	R: 0 E: 0 K: 1 S: 6	H: 1 LOB: 1 BB: 0 P: 6	R: 0 E: 0 K: 0 S: 3	H: 0 LOB: 0 BB: 0 P: 3	R: 1 E: 0 K: 0 S: 5	H: 2 LOB: 2 BB: 1 P: 9	R: 0 E: 0 K: 0 S: 4	H: 1 LOB: 1 BB: 0 P: 4	R: 0 E: 0 K: 0 S: 2	H: 0 LOB: 0 BB: 1 P: 6	R: 0 E: 0 K: 0 S: 3	H: 0 LOB: 0 BB: 0 P: 3	R: 0 E: 0 K: 1 S: 5	H: 0 LOB: 0 BB: 0 P: 5	1B: 5 2B: 0 3B: 0 HR: 1	SF: 0 SAC: 0 DP: 1 HBP: 0	WP: 0 PA: 37 PB: 0 SB: 4 CS: 0
PITCHER Jack Fisher, R ERA: 4.92 Hal Brown, R ERA: 3.63 (7, 1)	IP: 6.0 WLS: W BF: 29 H: 6 R: 2 ER: 2 SO: 2 BB: 3 IBB: 0 HBP: 0 BLK: 0 WP: 0 HR: 1 S: 26 P: 46 ERA: 3.00 WHIP: 1.833															PITCHER Hal Brown, R ERA: 3.63 (7, 1)	IP: 3.0 WLS: S BF: 8 H: 0 R: 0 ER: 0 SO: 1 BB: 0 IBB: 0 HBP: 0 BLK: 0 WP: 0 HR: 0 S: 10 P: 10 ERA: 0.00 WHIP: 0.000				

Baltimore Orioles @ Detroit Tigers
Tiger Stadium, Detroit, MI
Wed Jul 19 1961, 7:05 PM EDT
Att: 29,475 - Unknown

AB 32
R 2
H 6
RBI 2
BB 5
SO 2
LOB 16



Batter	1	2	3	4	5	6	7	8	9	AB	R	H	RBI	BB	SO	LOB	TOP					
Brooks Robinson, R (1, 5) OBP: 0.365, SLG: 0.388	F8		P3			G6-4-3 1B		1B HR	5-3	5	1	2	0	0	0	1						
Russ Snyder, L (1, 7) OBP: 0.327, SLG: 0.377	4-3					F8		HR 1B		3	0	0	0	0	0	2						
Dave Philley, S (8, PH) OBP: 0.282, SLG: 0.388								HR 1B		1	0	1	1	0	0	0						
Jim Busby, R (8, PR) OBP: 0.346, SLG: 0.361								HR 1B		0	1	0	0	0	0	0						
Jackie Brandt, R (1, 8) OBP: 0.394, SLG: 0.472	K					G6-4-3 1B		HR		4	1	1	3	0	1	2						
Jim Gentile, L (1, 3) OBP: 0.430, SLG: 0.664		K						HR		3	0	0	0	1	2	1						
Earl Robinson, R (1, 9) OBP: 0.339, SLG: 0.423		P3						K		3	0	1	0	1	1	1						
Hank Foiles, R (1, 2) OBP: 0.286, SLG: 0.515								K		2	0	0	0	0	1	1						
Whitey Herzog, L (7, PH) OBP: 0.385, SLG: 0.385										0	0	0	0	0	0	0						
Gus Trandos, R (7, PH) OBP: 0.340, SLG: 0.490										2	0	1	0	0	0	2						
Ron Hansen, R (1, 6) OBP: 0.332, SLG: 0.353			K					F3		3	0	0	0	1	1	2						
Jerry Adair, R (1, 4) OBP: 0.310, SLG: 0.394										4	0	1	0	0	0	3						
Dick Hall, R (1, 1) OBP: 0.172, SLG: 0.077										2	0	1	0	0	1	1						
Dick Williams, R (8, PH) OBP: 0.246, SLG: 0.351										1	1	1	0	0	0	0						
Hoyt Wilhelm, R (8, 1)										0	0	0	0	0	0	0						
Mary Throneberry, L (9, PH) OBP: 0.304, SLG: 0.394										1	0	0	0	0	0	0						
Inning Stats	R: 0 E: 0 K: 1 S: 5	H: 0 LOB: 0 BB: 0 P: 5	R: 0 E: 0 K: 2 S: 7	H: 0 LOB: 0 BB: 0 P: 7	R: 0 E: 0 K: 2 S: 8	H: 1 LOB: 1 BB: 0 P: 8	R: 0 E: 0 K: 1 S: 5	H: 0 LOB: 0 BB: 0 P: 5	R: 0 E: 0 K: 0 S: 4	H: 1 LOB: 1 BB: 0 P: 4	R: 0 E: 0 K: 0 S: 4	H: 2 LOB: 1 BB: 0 P: 4	R: 0 E: 0 K: 0 S: 2	H: 0 LOB: 2 BB: 3 P: 14	R: 4 E: 0 K: 1 S: 10	H: 5 LOB: 1 BB: 0 P: 10	R: 0 E: 0 K: 0 S: 3	H: 0 LOB: 0 BB: 0 P: 3	1B: 6 2B: 2 3B: 0 HR: 1	SF: 0 SAC: 0 DP: 2 HBP: 0	WP: 0 PB: 0 CS: 0	PA: 37
PITCHER	IP	WLS	BF	H	R	ER	SO	BB	IBB	HBP	BLK	WP	HR	S	P	ERA	WHIP					
Early Wynn, R (1, 1) ERA: 3.51	6.0		23	4	0	0	6	2	0	0	0	0	0	33	41	0.00	1.000					
Frank Baumann, L (7, 1) ERA: 5.02	1.0		6	3	3	3	0	1	0	0	0	0	0	5	9	27.00	4.000					
Turk Lown, R (8, 1) ERA: 2.04	2.0	W	8	2	1	1	1	0	0	0	0	0	1	10	10	4.50	1.000					

Baltimore Orioles @ Chicago White Sox
Comiskey Park, Chicago, IL
Sat Jul 22 1961, 4:33 AM EDT
Att: 10,946 - Unknown

AB 34
R 4
H 9
RBI 4
BB 3
SO 7
LOB 16



Batter	1	2	3	4	5	6	7	8	9	AB	R	H	RBI	BB	SO	LOB	BOTTOM				
Luis Aparicio, R (1, 6) OBP: 0.308, SLG: 0.325	L4-6 S 1B		F9							4	0	1	0	0	0	2					
Floyd Robinson, L (1, 9) OBP: 0.415, SLG: 0.494	F8		HR			G6-4-3 1B		PB 2B 1B		4	2	3	2	0	0	1					
Jim Landis, R (1, 8) OBP: 0.364, SLG: 0.462	L4-6 2-3		1B BB			G6-4-3 1B		K		3	1	0	0	1	1	3					
Minnie Minoso, R (1, 7) OBP: 0.360, SLG: 0.434		6-3	2B 1B			K		2B IBB		3	2	1	1	1	1	0					
Al Smith, R (1, 5) OBP: 0.351, SLG: 0.538										3	0	1	1	0	0	0					
Sammy Esposito, R (7, 5) OBP: 0.266, SLG: 0.246		1-3				F9				0	0	0	0	0	0	0					
Roy Stevens, R (8, PH) OBP: 0.402, SLG: 0.596								3-1 E 2B		1	0	1	2	0	0	0					
Andy Carey, R (8, PR) OBP: 0.351, SLG: 0.424			2B							0	1	0	0	0	0	0					
Nellie Fox, L (1, 4) OBP: 0.325, SLG: 0.315										4	0	1	0	0	0	1					
J.C. Martin, L (1, 3) OBP: 0.296, SLG: 0.365										4	0	1	0	0	0	2					
Sherm Lollar, R (1, 2) OBP: 0.355, SLG: 0.398										3	0	1	0	1	0	1					
Early Wynn, S (1, 1) OBP: 0.225, SLG: 0.162										2	1	1	0	0	0	1					
Frank Baumann, L (7, 1) OBP: 0.351, SLG: 0.500										1	0	0	0	0	0	1					
Turk Lown, R (8, 1)										1	0	0	0	0	0	2					
Inning Stats	R: 0 E: 0 K: 0 S: 3	H: 1 LOB: 1 BB: 0 P: 3	R: 0 E: 0 K: 0 S: 4	H: 1 LOB: 1 BB: 0 P: 4	R: 4 E: 0 K: 0 S: 6	H: 4 LOB: 1 BB: 1 P: 10	R: 0 E: 0 K: 0 S: 4	H: 1 LOB: 1 BB: 0 P: 4	R: 0 E: 0 K: 1 S: 5	H: 0 LOB: 0 BB: 0 P: 5	R: 0 E: 0 K: 0 S: 4	H: 1 LOB: 1 BB: 0 P: 4	R: 3 E: 1 K: 1 S: 8	H: 2 LOB: 2 BB: 2 P: 16	1B: 8 2B: 3 3B: 0 HR: 1	SF: 0 SAC: 0 DP: 2 HBP: 0	WP: 0 PB: 1 CS: 0	PA: 36			
PITCHER	IP	WLS	BF	H	R	ER	SO	BB	IBB	HBP	BLK	WP	HR	S	P	ERA	WHIP				
Dick Hall, R (1, 1) ERA: 3.41	7.0		28	9	4	4	1	1	0	0	0	0	0	29	33	5.14	1.429				
Hoyt Wilhelm, R (8, 1) ERA: 2.16	1.0	L	8	2	3	2	1	0	2	0	0	0	0	8	16	18.00	2.000				

Baltimore Orioles @ Chicago White Sox
Comiskey Park, Chicago, IL
Sat Jul 22 1961, 4:33 AM EDT
Att: 10,946 - Unknown

AB 33
R 7
H 11
RBI 6
BB 3
SO 2
LOB 14



Batter	1	2	3	4	5	6	7	8	9	AB	R	H	RBI	BB	SO	LOB	TOP					
Brooks Robinson, R OBP: 0.368, SLG: 0.396 (1, 5)	0-0 6-3		0-0 WP 1B E 1B		0-0 2B		0-0 1-H 2B		0-0 F8	5	1	3	0	0	0	0	Baltimore Orioles @ Chicago White Sox Comiskey Park, Chicago, IL Sun Jul 23 1961, 4:33 AM EDT Att: 13,620 - Unknown					
Russ Snyder, L OBP: 0.327, SLG: 0.373 (1, 7)	0-0		0-0 E6 1B WP		0-0 F7		0-0 F8		0-0 2B 1B	4	1	1	0	0	0	3						
Hal Brown, R OBP: 0.230, SLG: 0.179 (7, 1)										0	0	0	0	0	0	0						
Mary Throneberry, L OBP: 0.309, SLG: 0.398 (9, PH)										1	0	1	0	0	0	0						
Dick Hall, R OBP: 0.172, SLG: 0.077 (9, PR)										0	0	0	0	0	0	0						
Jackie Brandt, R OBP: 0.391, SLG: 0.464 (1, 8)	0-0 F8		0-0 FC6-4 1-H 2-H 1B		0-0 6-3		0-3 K		0-0 P4	5	0	1	2	0	1	4						
Jim Gentile, L OBP: 0.435, SLG: 0.675 (1, 3)	0-0 F3		4-0 FC6-4 BB		0-0 6-3				0-0 BB 1B 1B	4	0	2	0	1	0	2						
Gus Triandos, R OBP: 0.335, SLG: 0.480 (1, 2)		0-3 K	0-0 FC6-4 1-2 2-3				0-0 F8		0-0 BB 1B	5	0	1	0	0	1	5						
Earl Robinson, R OBP: 0.358, SLG: 0.416 (1, 9)		4-0 CS 1B BB	0-0 4-3				4-0 FC6-4 BB		4-0 BB	1	0	0	0	3	0	2						
Ron Hansen, R OBP: 0.330, SLG: 0.350 (1, 6)		0-0 CS 1B		0-0 5-3			0-3 K		0-3 K	4	0	1	0	0	2	4						
Jerry Adair, R OBP: 0.306, SLG: 0.388 (8, PH)		0-3 K		0-0 5-3			0-0 FC6-4		0-3 K	3	0	0	0	0	1	3						
Dave Philley, S OBP: 0.270, SLG: 0.385 (8, PH)										1	0	0	0	0	1	3						
Mary Breeding, R OBP: 0.202, SLG: 0.221 (8, 4)		1-2 2-3					1-2			0	0	0	0	0	0	0						
Chuck Estrada, R OBP: 0.146, SLG: 0.125 (1, 1)				0-0 5-3					0-0 F7	0	0	0	0	0	0	0						
Jack Fisher, R OBP: 0.147, SLG: 0.094 (2, 1)										2	0	0	0	0	1	0						
Whitey Herzog, L OBP: 0.384, SLG: 0.384 (7, 7)									2B 1B	2	0	1	0	0	0	3						
Inning Stats	R: 0 E: 0 K: 0 S: 4	H: 1 LOB: 1 BB: 0 P: 4	R: 0 E: 0 K: 2 S: 7	H: 1 LOB: 1 BB: 1 P: 11	R: 2 E: 1 K: 1 S: 8	H: 2 LOB: 2 BB: 1 P: 12	R: 0 E: 0 K: 0 S: 3	H: 0 LOB: 0 BB: 0 P: 3	R: 0 E: 0 K: 1 S: 4	H: 1 LOB: 1 BB: 0 P: 4	R: 0 E: 0 K: 1 S: 5	H: 0 LOB: 1 BB: 1 P: 9	R: 0 E: 0 K: 1 S: 6	H: 2 LOB: 1 BB: 0 P: 6	R: 0 E: 0 K: 2 S: 9	H: 2 LOB: 3 BB: 1 P: 13	R: 0 E: 0 K: 0 S: 5	H: 2 LOB: 3 BB: 0 P: 5	1B: 8 2B: 3 3B: 0 HR: 0	SF: 0 SAC: 0 DP: 0 HBP: 0	WP: 1 PB: 0 CS: 2	PA: 41
PITCHER	IP WLS BF H R ER SO BB IBB HBP BLK WP HR S P ERA WHIP	IP WLS BF H R ER SO BB IBB HBP BLK WP HR S P ERA WHIP																				
Cal McLish, R ERA: 4.31 (1, 1)	7.0 W 32 9 2 1 5 3 0 0 0 1 0 39 51 1.29 1.714																					
Turk Lown, R ERA: 1.98 (8, 1)	2.0 S 9 2 0 0 2 1 0 0 0 0 0 12 16 0.00 1.500																					

AB	37
R	2
H	11
RBI	2
BB	4
SO	7
LOB	29



Batter	1	2	3	4	5	6	7	8	9	AB	R	H	RBI	BB	SO	LOB	BOTTOM				
Luis Aparicio, R OBP: 0.309, SLG: 0.326 (1, 6)	0-0 6-3		0-0 SF7		0-0 6-3		0-0 G4-6-3			3	0	0	1	0	0	1	Baltimore Orioles @ Chicago White Sox Comiskey Park, Chicago, IL Sun Jul 23 1961, 4:33 AM EDT Att: 13,620 - Unknown				
Floyd Robinson, L OBP: 0.425, SLG: 0.505 (1, 9)	4-0 9-4-6 BB	4-0 3-H			0-0 HR 2B		0-0 FC2-5 2B			2	1	2	0	2	0	0					
Jim Landis, R OBP: 0.366, SLG: 0.464 (1, 8)	4-0 1-2 BB	0-0 F2			0-3 K		0-0 FC2-5 FC5-4			3	0	0	0	1	1	5					
Minnie Minoso, R OBP: 0.359, SLG: 0.437 (1, 7)	0-0 9-4-6		0-0 WP 3B		0-0 F7		0-0 FC5-4			4	1	1	0	0	0	4					
Roy Sievers, R OBP: 0.403, SLG: 0.610 (1, 3)			0-0 HR		0-0 K		0-3 K			4	2	2	3	0	2	1					
Al Smith, R OBP: 0.358, SLG: 0.534 (1, 5)		4-0 HR			4-0 2-H HR					2	1	1	0	2	0	0					
Sammy Esposito, R OBP: 0.262, SLG: 0.241 (9, 5)		1B FC3 SF7 BB		0-0 6-3 1B		0-0 BB			0-0 F7	0	0	0	0	0	0	0					
Nellie Fox, L OBP: 0.322, SLG: 0.311 (1, 4)		0-0 FC3 WP 1B		0-0 6-3		0-0 G3			0-0 F7	4	0	0	0	0	0	3					
Sherm Lollar, R OBP: 0.357, SLG: 0.397 (1, 2)		0-0 WP 1B		0-0 5-3		1-0 G4-6-3 HBP			0-0 P4	3	0	1	0	0	0	0					
Cal McLish, S OBP: 0.143, SLG: 0.146 (1, 1)		0-3 K			0-0 5-3		0-3 K			3	0	0	0	0	2	4					
Turk Lown, R (8, 1)										0	0	0	0	0	0	0					
Inning Stats	R: 0 E: 0 K: 0 S: 2	H: 0 LOB: 1 BB: 2 P: 10	R: 2 E: 0 K: 1 S: 8	H: 2 LOB: 3 BB: 2 P: 16	R: 1 E: 0 K: 1 S: 6	H: 2 LOB: 0 BB: 0 P: 6	R: 0 E: 0 K: 0 S: 3	H: 0 LOB: 0 BB: 0 P: 3	R: 2 E: 0 K: 1 S: 7	H: 2 LOB: 1 BB: 1 P: 11	R: 0 E: 0 K: 1 S: 4	H: 0 LOB: 0 BB: 0 P: 5	R: 0 E: 0 K: 1 S: 6	H: 1 LOB: 1 BB: 0 P: 6	R: 0 E: 0 K: 0 S: 3	H: 0 LOB: 0 BB: 0 P: 3		1B: 2 2B: 4 3B: 1 HR: 2	SF: 1 SAC: 0 DP: 3 HBP: 1	WP: 2 PB: 0 CS: 0	PA: 35
PITCHER	IP WLS BF H R ER SO BB IBB HBP BLK WP HR S P ERA WHIP	IP WLS BF H R ER SO BB IBB HBP BLK WP HR S P ERA WHIP																			
Chuck Estrada, R ERA: 4.35 (1, 1)	1.2 L 17 4 3 3 3 1 0 1 0 1 1 21 26 6.23 1.154																				
Jack Fisher, R ERA: 4.96 (2, 1)	4.1 L 17 4 3 3 3 1 0 1 0 1 1 21 26 6.23 1.154																				
Hal Brown, R ERA: 3.56 (7, 1)	2.0 7 1 0 0 1 0 0 0 0 0 0 0 9 9 0.00 0.500																				

AB	28
R	5
H	7
RBI	4
BB	5
SO	5
LOB	18



Batter	1	2	3	4	5	6	7	8	9	AB	R	H	RBI	BB	SO	LOB	TOP			
Chuck Schilling, R (1,4) OBP: 0.334, SLG: 0.315	5-3			4-3			1B BB	FC4-6		3	0	0	0	1	0	2				
Gary Geiger, L (1,8) OBP: 0.352, SLG: 0.444	1-3			4-3			K		3-1	4	0	0	0	0	1	1				
Jackie Jensen, R (1,9) OBP: 0.348, SLG: 0.380	1-3			K			G1-6-3 1B		P4	4	0	1	0	0	1	0				
Vic Wertz, L (1,3) OBP: 0.360, SLG: 0.464		K			F8		G1-6-3 1B		4-3	4	0	0	0	0	1	2				
Jim Pagliaroni, R (1,2) OBP: 0.327, SLG: 0.451		P4			F3				1B FC4 1B	3	1	1	0	0	0	0				
Frank Malzone, R (1,5) OBP: 0.288, SLG: 0.326		1-3			P3				FC4 1B 1B	3	0	1	0	0	0	0				
Don Buddin, R (1,6) OBP: 0.415, SLG: 0.398				G5-4-3 BB		6-3			FC4 1B	2	0	1	0	1	0	0				
Billy Muffett, R (8,1) OBP: 0.286, SLG: 0.167									1-2 2-3 1B	0	0	0	0	0	0	0				
Carl Yastrzemski, L (1,7) OBP: 0.319, SLG: 0.380				K		6-3			P6	3	0	0	0	0	1	4				
Ike Delock, R (1,1) OBP: 0.206, SLG: 0.129				G5-4-3		6-3			FC4	2	0	0	0	0	0	1				
Pumpsie Green, S (8,PH) OBP: 0.337, SLG: 0.361						6-3			FC4 FC4-6	1	0	0	1	0	0	2				
Inning Stats	R: 0 E: 0 K: 0 S: 3	H: 0 LOB: 0 BB: 0 P: 3	R: 0 E: 0 K: 1 S: 5	H: 0 LOB: 0 BB: 0 P: 5	R: 0 E: 0 K: 1 S: 4	H: 0 LOB: 0 BB: 1 P: 8	R: 0 E: 0 K: 1 S: 5	H: 0 LOB: 0 BB: 0 P: 5	R: 0 E: 0 K: 0 S: 3	H: 0 LOB: 0 BB: 0 P: 3	R: 0 E: 0 K: 1 S: 5	H: 1 LOB: 1 BB: 1 P: 9	R: 1 E: 0 K: 0 S: 6	H: 3 LOB: 2 BB: 0 P: 6	R: 0 E: 0 K: 0 S: 3	H: 0 LOB: 0 BB: 0 P: 3	1B: 4 2B: 0 3B: 0 HR: 0	SF: 0 SAC: 0 DP: 2 HBP: 0	WP: 0 PB: 0 SB: 0 CS: 0	PA: 31
PITCHER Steve Barber, L (1,1) ERA: 3.96	IP: 9.0 WLS: W BF: 31 H: 4 R: 1 ER: 1 SO: 4 BB: 2 IBB: 0 HBP: 0 BLK: 0 WP: 0 HR: 0 S: 37 P: 45 ERA: 1.00 WHIP: 0.667															PITCHER				

Boston Red Sox @ Baltimore Orioles
Memorial Stadium, Baltimore, MD
 Tue Jul 25 1961, 7:05 PM EDT
 Att: 8,673 - Unknown

AB	29
R	1
H	4
RBI	1
BB	2
SO	4
LOB	12





Batter	1	2	3	4	5	6	7	8	9	AB	R	H	RBI	BB	SO	LOB	BOTTOM
Brooks Robinson, R (1,5) OBP: 0.365, SLG: 0.393	F3		SH1-4	F7			K			3	0	0	0	0	1	1	
Russ Snyder, L (1,7) OBP: 0.330, SLG: 0.375	L9		1B 1B		F8		1B			4	1	2	1	0	0	0	
Jackie Brandt, R (1,8) OBP: 0.386, SLG: 0.458	F2		K		F8		F7			4	0	0	0	0	1	2	
Jim Gentile, L (1,3) OBP: 0.436, SLG: 0.672		HR BB	1B 1B		F8		F2			3	1	1	0	1	0	1	
Gus Triandos, R (1,2) OBP: 0.334, SLG: 0.477		K	1B			3-1		P6		4	0	1	1	0	1	1	
Whitey Herzog, L (1,9) OBP: 0.381, SLG: 0.380	F7		F7					F7		4	0	1	0	0	0	3	
Jim Busby, R (9,8) OBP: 0.338, SLG: 0.349							1B			0	0	0	0	0	0	0	
Ron Hansen, R (1,6) OBP: 0.334, SLG: 0.360		HR		SH3-4 HBP		K				2	1	1	2	1	1	1	
Jerry Adair, R (1,4) OBP: 0.301, SLG: 0.381		K		F2		4-3		F7		4	0	0	0	0	1	3	
Steve Barber, L (1,1) OBP: 0.222, SLG: 0.280			SH1-4 1B	SH3-4			HR			2	2	2	1	0	0	0	
Inning Stats	R: 0 E: 0 K: 0 S: 3	H: 1 LOB: 0 BB: 1 P: 12	R: 2 E: 0 K: 1 S: 9	H: 4 LOB: 2 BB: 0 P: 9	R: 0 E: 0 K: 0 S: 3	H: 0 LOB: 0 BB: 0 P: 4	R: 0 E: 0 K: 1 S: 6	H: 1 LOB: 1 BB: 0 P: 6	R: 1 E: 0 K: 1 S: 7	H: 2 LOB: 1 BB: 0 P: 7	R: 0 E: 0 K: 0 S: 3	H: 0 LOB: 1 BB: 1 P: 7	1B: 6 2B: 0 3B: 0 HR: 2	SF: 0 SAC: 2 DP: 0 HBP: 1	WP: 0 PB: 0 SB: 0 CS: 0	PA: 35	
PITCHER Ike Delock, R (1,1) ERA: 4.64	IP: 7.0 WLS: L BF: 31 H: 8 R: 5 ER: 5 SO: 5 BB: 1 IBB: 0 HBP: 1 BLK: 0 WP: 0 HR: 2 S: 39 P: 44 ERA: 6.43 WHIP: 1.286															PITCHER	
Billy Muffett, R (8,1) ERA: 6.42	IP: 1.0 WLS: L BF: 4 H: 0 R: 0 ER: 0 SO: 0 BB: 1 IBB: 0 HBP: 0 BLK: 0 WP: 0 HR: 0 S: 3 P: 7 ERA: 0.00 WHIP: 1.000															PITCHER	

Boston Red Sox @ Baltimore Orioles
Memorial Stadium, Baltimore, MD
 Tue Jul 25 1961, 7:05 PM EDT
 Att: 8,673 - Unknown

AB	30
R	5
H	8
RBI	5
BB	2
SO	5
LOB	12




Batter	1	2	3	4	5	6	7	8	9	AB	R	H	RBI	BB	SO	LOB	TOP			
Chuck Schilling, R OBP: 0.333, SLG: 0.312 (1, 4)	F9		L5				F7		K	4	0	0	0	1	1	2	Boston Red Sox @ Baltimore Orioles Memorial Stadium, Baltimore, MD Wed Jul 26 1961, 7:05 PM EDT Unknown			
Gary Geiger, L OBP: 0.351, SLG: 0.441 (1, 8)	K					4-3	F5		K	5	0	1	0	0	2	3				
Jackie Jensen, R OBP: 0.350, SLG: 0.378 (1, 9)			4-3							2	0	0	0	2	1	1				
Vic Wertz, L OBP: 0.355, SLG: 0.456 (1, 3)	K					K	L8			4	0	0	0	0	2	3				
Jim Pagliaroni, R OBP: 0.330, SLG: 0.447 Joe Ginsberg, L OBP: 0.261, SLG: 0.227 (8, 2)		K							5-3	2	0	0	0	2	1	0				
Frank Malzone, R OBP: 0.266, SLG: 0.323 (1, 5)		4-3								0	0	0	0	0	0	0				
Don Buddin, R OBP: 0.419, SLG: 0.399 (1, 6)										4	1	0	0	0	2	2				
Carl Yastrzemski, L OBP: 0.316, SLG: 0.376 (1, 7)										2	0	1	1	2	0	0				
Bill Monbouquette, R OBP: 0.222, SLG: 0.103 Arnold Earley, L ERA: 3.05 Pete Runnels, L OBP: 0.377, SLG: 0.421 (9, PH)			1-3							3	0	0	0	0	2	2	AB 30 R 1 H 2 RBI 1 BB 7 SO 14 LOB 17 			
Inning Stats	R: 0 E: 0 K: 2 S: 7	H: 0 LOB: 1 BB: 1 P: 11	R: 0 E: 0 K: 1 S: 5	H: 0 LOB: 1 BB: 1 P: 9	R: 0 E: 0 K: 0 S: 4	H: 1 LOB: 1 BB: 0 P: 4	R: 1 E: 0 K: 2 S: 8	H: 1 LOB: 1 BB: 1 P: 12	R: 0 E: 0 K: 1 S: 5	H: 0 LOB: 2 BB: 2 P: 13	R: 0 E: 0 K: 1 S: 5	H: 0 LOB: 0 BB: 0 P: 5	R: 0 E: 0 K: 1 S: 5	H: 0 LOB: 0 BB: 0 P: 5	R: 0 E: 0 K: 3 S: 10	H: 0 LOB: 2 BB: 0 P: 11	1B: 2 2B: 0 3B: 0 HR: 0	SF: 0 SAC: 0 DP: 0 HBP: 1	WP: 1 PB: 1 SB: 0 CS: 0	PA: 38
PITCHER	IP WLS BF H R ER SO BB IBB HBP BLK WP HR S P ERA WHIP																			
Billy Hoelt, L ERA: 2.29 Wes Stock, R ERA: 3.05 Hoyt Wilhelm, R ERA: 2.13	(1, 1) (6, 1) (8, 1)	5.0 W S	22 8 8	2 0 0	1 0 0	1 0 0	6 4 4	5 2 0	0 0 1	0 0 0	0 0 0	1 0 0	29 14 15	49 22 16	1.80 0.00 0.00	1.400 1.000 0.000				

Batter	1	2	3	4	5	6	7	8	9	AB	R	H	RBI	BB	SO	LOB	BOTTOM			
Brooks Robinson, R OBP: 0.362, SLG: 0.390 (1, 5)	3-1			K			F7		SF9	3	0	0	1	0	1	0	Boston Red Sox @ Baltimore Orioles Memorial Stadium, Baltimore, MD Wed Jul 26 1961, 7:05 PM EDT Unknown			
Russ Snyder, L OBP: 0.333, SLG: 0.377 (1, 7)	3-1			1B			K		S	4	0	2	1	0	1	0				
Jackie Brandt, R OBP: 0.384, SLG: 0.453 (1, 8)	P4			P6			4-3			3	0	0	0	1	0	1				
Jim Gentile, L OBP: 0.440, SLG: 0.672 (1, 3)										3	1	2	0	1	0	2				
Whitey Herzog, L OBP: 0.381, SLG: 0.380 (1, 9)										3	0	1	0	0	0	3				
Ron Hansen, R OBP: 0.333, SLG: 0.357 (1, 6)										3	1	0	0	1	0	2				
Hank Foiles, R OBP: 0.297, SLG: 0.514 Mary Throneberry, L OBP: 0.312, SLG: 0.398 Dick Williams, R OBP: 0.251, SLG: 0.352 Hoyt Wilhelm, R (8, 1)										2	0	1	0	0	0	0		AB 28 R 5 H 7 RBI 3 BB 4 SO 2 LOB 12 		
Jerry Adair, R OBP: 0.299, SLG: 0.378 Dave Philley, S OBP: 0.266, SLG: 0.390 Mary Breeding, R OBP: 0.202, SLG: 0.221 (8, 4)										2	0	0	0	0	0	1				
Billy Hoelt, L OBP: 0.292, SLG: 0.190 Wes Stock, R Gus Triandos, R OBP: 0.333, SLG: 0.475 (7, PH)										2	0	0	0	0	0	1				
Inning Stats	R: 0 E: 0 K: 0 S: 3	H: 0 LOB: 0 BB: 0 P: 3	R: 0 E: 0 K: 0 S: 3	H: 1 LOB: 0 BB: 0 P: 3	R: 0 E: 0 K: 0 S: 3	H: 0 LOB: 0 BB: 0 P: 3	R: 0 E: 0 K: 1 S: 7	H: 2 LOB: 2 BB: 0 P: 7	R: 0 E: 0 K: 0 S: 4	H: 1 LOB: 1 BB: 0 P: 4	R: 0 E: 0 K: 1 S: 5	H: 0 LOB: 0 BB: 0 P: 5	R: 5 E: 1 K: 0 S: 6	H: 2 LOB: 2 BB: 4 P: 22	R: 0 E: 0 K: 0 S: 3	H: 1 LOB: 0 BB: 0 P: 3	1B: 7 2B: 0 3B: 0 HR: 0	SF: 1 SAC: 1 DP: 1 HBP: 0	WP: 0 PB: 0 SB: 1 CS: 1	PA: 34
PITCHER	IP WLS BF H R ER SO BB IBB HBP BLK WP HR S P ERA WHIP																			
Bill Monbouquette, R ERA: 4.73 Arnold Earley, L ERA: 4.73	(1, 1) (7, 1)	6.2 L	30 4	6 1	5 0	1 0	2 0	4 0	0 0	0 0	0 0	0 0	0 4	46 4	1.35 0.00	1.500 0.750				


Batter	1	2	3	4	5	6	7	8	9	AB	R	H	RBI	BB	SO	LOB	TOP			
Pumpsie Green, S (1, 4) OBP: 0.333, SLG: 0.356	0-0 4-3			0-0 F7		0-0 F7		0-0 1B		4	0	1	0	0	0	1	Boston Red Sox @ Baltimore Orioles Memorial Stadium, Baltimore, MD Wed Jul 26 1961, 7:05 PM EDT Att: 14,950 - Unknown			
Gary Geiger, L (1, 8) OBP: 0.349, SLG: 0.437	0-0 G3			0-0 L3		4-0 BB		0-3 K		3	0	0	0	1	1					
Carl Yastrzemski, L (1, 7) OBP: 0.313, SLG: 0.372	0-0 P4			0-0 F9		0-0 L9		0-0 4-3		4	0	0	0	0	3					
Jackie Jensen, R (1, 9) OBP: 0.351, SLG: 0.382		0-3 K			0-0 E	0-0 E7		0-0 6-3		4	1	2	1	0	1					
Pete Runnels, L (1, 3) OBP: 0.379, SLG: 0.417		4-0 BB			0-3 K	0-0 F7		4-0 1B		2	0	0	0	2	1					
Frank Malzone, R (1, 5) OBP: 0.265, SLG: 0.322		0-0 BB			0-0 G5-4-3			0-0 BB		4	0	1	0	0	2					
Russ Nixon, L (1, 2) OBP: 0.289, SLG: 0.311				0-0 L8		0-0 6-3		0-0 F6		4	0	1	0	0	1					
Don Buddin, R (1, 6) OBP: 0.414, SLG: 0.393				0-0 F8		0-0 F9		0-0 F8		4	0	0	0	0	3					
Gene Conley, R (1, 1) OBP: 0.326, SLG: 0.450				0-0 F9		0-0 BB		0-3 K		2	1	1	0	0	0					
Vic Wertz, L (8, PH) OBP: 0.353, SLG: 0.454										1	0	0	0	0	1					
Mike Fomiele, R (8, 1) OBP: 0.136, SLG: 0.136										0	0	0	0	0	0					
Inning Stats	R: 0 E: 0 K: 0 S: 3	H: 0 LOB: 0 BB: 0 P: 3	R: 0 E: 0 K: 1 S: 4	H: 0 LOB: 0 BB: 1 P: 8	R: 0 E: 0 K: 0 S: 3	H: 0 LOB: 0 BB: 0 P: 3	R: 1 E: 1 K: 1 S: 7	H: 2 LOB: 1 BB: 0 P: 7	R: 1 E: 1 K: 0 S: 5	H: 2 LOB: 2 BB: 1 P: 9	R: 0 E: 0 K: 0 S: 3	H: 0 LOB: 0 BB: 0 P: 3	R: 0 E: 0 K: 2 S: 8	H: 1 LOB: 1 BB: 0 P: 8	R: 0 E: 0 K: 0 S: 4	H: 1 LOB: 2 BB: 1 P: 8	1B: 5 2B: 1 3B: 0 HR: 0	SF: 0 SAC: 0 DP: 1 HBP: 0	WP: 0 PB: 0 SB: 0 CS: 0	PA: 35
PITCHER Jack Fisher, R (1, 1) ERA: 4.66	IP: 9.0 WLS: W BF: 35 H: 6 R: 2 ER: 1 SO: 4 BB: 3 IBB: 0 HBP: 0 BLK: 0 WP: 0 HR: 0 S: 40 P: 52 ERA: 1.00 WHIP: 1.000															PITCHER				

AB 32
R 2
H 6
RBI 1
BB 3
SO 4
LOB 14



Batter	1	2	3	4	5	6	7	8	9	AB	R	H	RBI	BB	SO	LOB	BOTTOM			
Brooks Robinson, R (1, 5) OBP: 0.363, SLG: 0.396	0-0 1B	0-0 F7			0-0 SH1-3	0-0 F7		0-0 1B		4	2	2	1	0	0	4	Boston Red Sox @ Baltimore Orioles Memorial Stadium, Baltimore, MD Wed Jul 26 1961, 7:05 PM EDT Att: 14,950 - Unknown			
Russ Snyder, L (1, 7) OBP: 0.281, SLG: 0.372	0-0 1-3	0-3 K			0-3 K	0-0 P5		4-0 BB		3	0	0	0	0	2	3				
Jackie Brandt, R (1, 8) OBP: 0.387, SLG: 0.454	0-0 6-3			0-3 K		0-0 E2		0-0 E7		4	2	2	3	1	1					
Jim Gentile, L (1, 3) OBP: 0.442, SLG: 0.680	0-0 BB			0-0 F2		0-0 HR		0-0 BB		4	1	2	3	1	1					
Gus Triandos, R (1, 2) OBP: 0.334, SLG: 0.474	0-0 BB			0-0 L6		0-0 5-3		0-0 BB		5	0	2	1	0	0					
Whitey Herzog, L (1, 9) OBP: 0.381, SLG: 0.373	4-0 BB			0-0 P6		4-0 FC5		3-1 K		3	0	0	0	2	1					
Ron Hansen, R (1, 6) OBP: 0.335, SLG: 0.356	0-0 F9			0-0 P6		0-0 SH		4-0 FC5		3	0	1	0	1	3					
Mary Breeding, R (1, 4) OBP: 0.203, SLG: 0.222		0-0 S		0-0 F2		0-0 FC5		0-0 FC5-4		4	1	1	0	0	3					
Jack Fisher, R (1, 1) OBP: 0.189, SLG: 0.118		0-3 K			0-0 SH1-3	0-0 SH		4-0 BB		2	2	1	0	1	1					
Inning Stats	R: 1 E: 0 K: 0 S: 6	H: 3 LOB: 3 BB: 1 P: 10	R: 0 E: 0 K: 2 S: 8	H: 1 LOB: 1 BB: 0 P: 8	R: 0 E: 0 K: 1 S: 5	H: 0 LOB: 0 BB: 0 P: 5	R: 0 E: 0 K: 0 S: 3	H: 0 LOB: 0 BB: 0 P: 3	R: 3 E: 1 K: 1 S: 8	H: 3 LOB: 0 BB: 0 P: 8	R: 0 E: 0 K: 0 S: 4	H: 0 LOB: 0 BB: 1 P: 8	R: 5 E: 1 K: 1 S: 8	H: 3 LOB: 2 BB: 4 P: 24	R: 0 E: 0 K: 1 S: 8	H: 0 LOB: 0 BB: 1 P: 8		1B: 8 2B: 2 3B: 0 HR: 1	SF: 0 SAC: 2 DP: 0 HBP: 0	WP: 1 PB: 0 SB: 2 CS: 0
PITCHER Gene Conley, R (1, 1) ERA: 4.75	IP: 7.0 WLS: L BF: 32 H: 8 R: 4 ER: 4 SO: 5 BB: 3 IBB: 0 HBP: 0 BLK: 0 WP: 1 HR: 1 S: 39 P: 51 ERA: 5.14 WHIP: 1.571															PITCHER				
Mike Fomiele, R (8, 1) ERA: 6.05	IP: 1.0 WLS: L BF: 10 H: 3 R: 5 ER: 5 SO: 1 BB: 4 IBB: 0 HBP: 0 BLK: 0 WP: 1 HR: 0 S: 8 P: 24 ERA: 45.00 WHIP: 7.000															PITCHER				

AB 33
R 9
H 11
RBI 8
BB 7
SO 6
LOB 21



Batter	1	2	3	4	5	6	7	8	9	AB	R	H	RBI	BB	SO	LOB	TOP					
Chuck Schilling, R (1,4) OBP: 0.336, SLG: 0.312	F8					K				3	0	1	1	2	1	1	Boston Red Sox @ Baltimore Orioles Memorial Stadium, Baltimore, MD Thu Jul 27 1961, 7:05 PM EDT Att: 9,905 - Unknown					
Gary Geiger, L (1,8) OBP: 0.353, SLG: 0.434	BB SF7 BB	F2					4-3			2	1	0	0	3	0	1						
Carl Yastrzemski, L (1,7) OBP: 0.314, SLG: 0.368	BB 3B BB			K			F7			3	2	0	0	2	1	5						
Vic Wertz, L (1,3) OBP: 0.354, SLG: 0.450	BB 3B BB			6-3			P6			4	1	1	0	1	0	0						
Jackie Jensen, R (1,9) OBP: 0.347, SLG: 0.378	SF7			F8			P4			4	0	0	1	0	0	2						
Frank Malzone, R (1,5) OBP: 0.267, SLG: 0.329							F8			5	0	2	3	0	0	0						
Russ Nixon, L (1,2) OBP: 0.294, SLG: 0.312	K									3	1	1	0	1	1	3						
Don Buddin, R (1,6) OBP: 0.412, SLG: 0.391				K						4	0	1	0	0	1	1						
Tracy Stallard, R (1,1) OBP: 0.091, SLG: 0.091										3	0	0	0	0	1	3						
Billy Muffett, R (7,1) OBP: 0.286, SLG: 0.167		P4								0	0	0	0	0	0	0						
Arnold Earley, L (7,1) Pete Runnels, L (8,PH) Galen Cisco, R (8,1) OBP: 0.378, SLG: 0.415 OBP: 0.273, SLG: 0.111				K						0	0	0	0	0	0	0						
Inning Stats	R: 3 E: 0 K: 1 S: 6	H: 1 LOB: 1 BB: 3 P: 18	R: 0 E: 0 K: 1 S: 5	H: 0 LOB: 1 BB: 1 P: 9	R: 0 E: 0 K: 1 S: 5	H: 0 LOB: 0 BB: 0 P: 5	R: 1 E: 0 K: 1 S: 7	H: 2 LOB: 2 BB: 2 P: 15	R: 0 E: 0 K: 0 S: 3	H: 0 LOB: 0 BB: 0 P: 3	R: 0 E: 0 K: 1 S: 6	H: 1 LOB: 1 BB: 0 P: 6	R: 1 E: 0 K: 0 S: 5	H: 2 LOB: 1 BB: 1 P: 9	R: 0 E: 0 K: 0 S: 3	H: 0 LOB: 2 BB: 0 P: 11	R: 0 E: 0 K: 0 S: 3	H: 0 LOB: 0 BB: 0 P: 3	1B: 5 2B: 0 3B: 1 HR: 0	SF: 1 SAC: 0 DP: 0 HBP: 0	WP: 0 PB: 0 SB: 0 CS: 0	PA: 42
PITCHER Chuck Estrada, R (1,1) ERA: 4.4	IP: 9.0 WLS: W BF: 42 H: 6 R: 5 ER: 5 SO: 5 BB: 9 IBB: 0 HBP: 0 BLK: 0 WP: 0 HR: 0 S: 43 P: 79 ERA: 5.00 WHIP: 1.667															PITCHER						

Batter	1	2	3	4	5	6	7	8	9	AB	R	H	RBI	BB	SO	LOB	BOTTOM			
Brooks Robinson, R (1,5) OBP: 0.361, SLG: 0.396	4-3									5	0	1	2	0	0	1	Boston Red Sox @ Baltimore Orioles Memorial Stadium, Baltimore, MD Thu Jul 27 1961, 7:05 PM EDT Att: 9,905 - Unknown			
Russ Snyder, L (1,7) OBP: 0.328, SLG: 0.370										4	1	1	0	0	1	1				
Earl Robinson, R (7,PH) OBP: 0.355, SLG: 0.412	K									1	0	0	0	0	1	3				
Jim Busby, R (8,8) OBP: 0.336, SLG: 0.349										0	0	0	0	0	0	0				
Jackie Brandt, R (1,8) OBP: 0.388, SLG: 0.449	BB 3B BB									3	2	0	0	2	0	4				
Jim Gentile, L (1,3) OBP: 0.444, SLG: 0.688										4	1	2	1	1	0	0				
Gus Triandos, R (1,2) OBP: 0.338, SLG: 0.478	K									4	1	2	3	1	2	1				
Whitey Herzog, L (1,9) OBP: 0.391, SLG: 0.378										3	1	2	0	2	0	0				
Ron Hansen, R (1,6) OBP: 0.333, SLG: 0.353										3	0	0	0	0	2	6				
Dave Philley, S (7,PH) OBP: 0.289, SLG: 0.387										0	0	0	0	1	0	0				
Mary Breeding, R (7,FR) OBP: 0.203, SLG: 0.222										0	1	0	0	0	0	0				
Jerry Adair, R (1,4) OBP: 0.299, SLG: 0.375										2	0	0	0	1	0	1				
Mary Throneberry, L (7,PH) OBP: 0.315, SLG: 0.398										0	0	0	0	0	0	0				
Dick Williams, R (7,PH) OBP: 0.254, SLG: 0.360										1	1	1	2	0	0	0				
Chuck Estrada, R (1,1) OBP: 0.156, SLG: 0.116	K									3	0	0	0	1	2	2				
Inning Stats	R: 1 E: 0 K: 2 S: 8	H: 1 LOB: 1 BB: 1 P: 12	R: 0 E: 0 K: 2 S: 8	H: 1 LOB: 0 BB: 0 P: 8	R: 1 E: 0 K: 0 S: 5	H: 2 LOB: 3 BB: 2 P: 13	R: 0 E: 0 K: 1 S: 5	H: 0 LOB: 1 BB: 1 P: 9	R: 0 E: 0 K: 0 S: 3	H: 0 LOB: 2 BB: 2 P: 13	R: 0 E: 0 K: 0 S: 3	H: 0 LOB: 0 BB: 0 P: 3	R: 6 E: 0 K: 1 S: 10	H: 5 LOB: 3 BB: 3 P: 22	R: 0 E: 0 K: 1 S: 5	H: 0 LOB: 0 BB: 0 P: 5	1B: 4 2B: 4 3B: 1 HR: 0	SF: 0 SAC: 0 DP: 0 HBP: 0	WP: 1 PB: 1 SB: 0 CS: 0	PA: 42
PITCHER Tracy Stallard, R (1,1) ERA: 5.16	IP: 6.1 WLS: L BF: 31 H: 4 R: 4 ER: 4 SO: 6 BB: 7 IBB: 0 HBP: 0 BLK: 0 WP: 1 HR: 0 S: 36 P: 64 ERA: 5.68 WHIP: 1.895															PITCHER				
Billy Muffett, R (7,1) ERA: 6.75	0.0	L	3	2	0	0	0	1	0	0	0	0	0	2	6	∞	∞			
Arnold Earley, L (7,1) ERA: 4.94	0.2	5	2	4	4	1	1	0	0	0	0	6	10	54.00	4.500					
Galen Cisco, R (8,1) ERA: 6.81	1.0	3	0	0	0	1	0	0	0	0	0	5	5	0.00	0.000					

Batter	1	2	3	4	5	6	7	8	9	AB	R	H	RBI	BB	SO	LOB	TOP	
Brooks Robinson, R OBP: 0.397, SLG: 0.391 (1, 5)	F7	L6			6-3		G5-4-3		6-3	5	0	0	0	0	0	2		
Jim Busby, R OBP: 0.347, SLG: 0.358 (1, 8)	K		G4-6-3 1B		1B			P6		4	0	2	0	0	1	0		
Jackie Brandt, R OBP: 0.389, SLG: 0.458 (1, 9)	1B HR BB		F4		F8			HR		3	2	1	1	1	0	2		
Jim Gentile, L OBP: 0.445, SLG: 0.685 (1, 3)	HR 1B		G4-6-3		FC5-4 1B			K		4	1	2	0	0	1	1		
Gus Triandos, R OBP: 0.340, SLG: 0.486 (1, 2)	HR			K	FC5-4 1B			BB BB		3	1	1	3	1	1	1		
Dick Williams, R OBP: 0.258, SLG: 0.364 (1, 7)	5-3			2B	F8			BB BB		3	0	1	0	1	0	1		
Ron Hansen, R OBP: 0.329, SLG: 0.349 (1, 6)		F5		K	K			K		4	0	0	0	0	3	4		
Jerry Adair, R OBP: 0.302, SLG: 0.375 (1, 4)		SH1-4 BB		F8			G5-4-3 1B		P4	3	0	1	0	1	0	1		
Hal Brown, R OBP: 0.206, SLG: 0.161 (1, 1)		SH1-4		F9			P6		6-3	3	0	0	0	0	0	1		
Inning Stats	R: 3 E: 0 K: 1 S: 7	H: 2 LOB: 0 BB: 1 P: 11	R: 0 E: 0 K: 0 S: 3	H: 0 LOB: 1 BB: 1 P: 7	R: 0 E: 0 K: 0 S: 3	H: 1 LOB: 0 BB: 0 P: 3	R: 0 E: 0 K: 2 S: 8	H: 1 LOB: 1 BB: 0 P: 8	R: 0 E: 0 K: 1 S: 6	H: 1 LOB: 0 BB: 0 P: 6	R: 0 E: 0 K: 0 S: 3	H: 1 LOB: 2 BB: 2 P: 16	R: 0 E: 0 K: 0 S: 3	H: 0 LOB: 0 BB: 0 P: 3	1B: 5 2B: 1 3B: 0 HR: 2	SF: 0 SAC: 1 DP: 2 HBP: 0	WP: 0 PA: 37 PB: 0 SB: 0 CS: 0	
PITCHER	IP	WLS	BF	H	R	ER	SO	BB	IBB	HBP	BLK	WP	HR	S	P	ERA	WHIP	
Bud Daley, L ERA: 5.13 (1, 1)	8.0	L	34	8	4	4	6	4	0	0	0	0	2	42	58	4.50	1.500	
Jim Coates, R ERA: 4.63 (9, 1)	1.0		3	0	0	0	0	0	0	0	0	0	0	3	3	0.00	0.000	

Baltimore Orioles @ New York Yankees
Yankee Stadium, Bronx, NY
Fri Jul 28 1961, 7:05 PM EDT
Att: 39,623 - Cloudy - 80 F

AB 32
R 4
H 8
RBI 4
BB 4
SO 6
LOB 13





Batter	1	2	3	4	5	6	7	8	9	AB	R	H	RBI	BB	SO	LOB	BOTTOM		
Bobby Richardson, R OBP: 0.286, SLG: 0.313 (1, 4)	F8		F8			F7		SH1-3		3	0	0	0	0	0	0			
Tony Kubek, L OBP: 0.315, SLG: 0.406 (1, 6)	F9			3-1		F8		F8		4	0	0	0	0	0	3			
Roger Maris, L OBP: 0.379, SLG: 0.654 (1, 9)	K			3-1		1B 1B		G3		4	0	1	0	0	1	3			
Mickey Mantle, S OBP: 0.463, SLG: 0.741 (1, 8)		FC6 1B		1B		FC6-4 1B		F5		4	0	3	0	0	0	0			
Johnny Blanchard, L OBP: 0.380, SLG: 0.645 (1, 2)		F9		F8		F7		P4		4	0	0	0	0	0	4			
Bill Skowron, R OBP: 0.329, SLG: 0.483 (1, 3)		F4		5-3		F9		P4		4	0	0	0	0	0	3			
Hector Lopez, R OBP: 0.281, SLG: 0.280 (1, 7)		FC6		K		FC6-4				3	0	0	0	0	1	3			
Clete Boyer, R OBP: 0.309, SLG: 0.345 (1, 5)			F9		F8			SH1-3 1B		2	0	0	0	0	0	0			
Elston Howard, R OBP: 0.399, SLG: 0.551 (8, PH)					F8			1B		1	0	1	0	0	0	0			
Billy Gardner, R OBP: 0.296, SLG: 0.335 (8, FR) (9, 5)								SH1-3 1B		0	0	0	0	0	0	0			
Bud Daley, L OBP: 0.159, SLG: 0.098 (1, 1)			4-3					1B		2	0	0	0	0	1	0			
Yogi Berra, L OBP: 0.328, SLG: 0.456 (8, PH)								SH1-3 1B		1	0	1	0	0	0	0			
Jim Coates, R OBP: 0.158, SLG: 0.059 (9, 1)								1B		0	0	0	0	0	0	0			
Inning Stats	R: 0 E: 0 K: 1 S: 5	H: 0 LOB: 0 BB: 0 P: 5	R: 0 E: 0 K: 0 S: 4	H: 1 LOB: 0 BB: 0 P: 4	R: 0 E: 0 K: 0 S: 3	H: 0 LOB: 0 BB: 0 P: 3	R: 0 E: 0 K: 0 S: 4	H: 1 LOB: 1 BB: 0 P: 4	R: 0 E: 0 K: 1 S: 5	H: 0 LOB: 0 BB: 0 P: 5	R: 0 E: 0 K: 0 S: 5	H: 2 LOB: 2 BB: 0 P: 5	R: 0 E: 0 K: 0 S: 5	H: 2 LOB: 3 BB: 0 P: 5	R: 0 E: 0 K: 0 S: 3	H: 0 LOB: 0 BB: 0 P: 3	1B: 6 2B: 0 3B: 0 HR: 0	SF: 0 SAC: 1 DP: 0 HBP: 0	WP: 0 PA: 33 PB: 0 SB: 0 CS: 0
PITCHER	IP	WLS	BF	H	R	ER	SO	BB	IBB	HBP	BLK	WP	HR	S	P	ERA	WHIP		
Hal Brown, R ERA: 3.26 (1, 1)	9.0	W	33	6	0	0	3	0	0	0	0	0	0	39	39	0.00	0.667		

Baltimore Orioles @ New York Yankees
Yankee Stadium, Bronx, NY
Fri Jul 28 1961, 7:05 PM EDT
Att: 39,623 - Cloudy - 80 F

AB 32
R 0
H 6
RBI 0
BB 0
SO 3
LOB 16



Batter	1	2	3	4	5	6	7	8	9	AB	R	H	RBI	BB	SO	LOB	TOP		
Brooks Robinson, R (1, 5) OBP: 0.358, SLG: 0.391	K		F2				WP 1B		F9	5	1	2	0	0	1	3	<p>Baltimore Orioles @ New York Yankees Yankee Stadium, Bronx, NY</p> <p>Sat Jul 29 1961, 3:33 AM EDT Att: 42,990 - Unknown</p> <p>livebaseballscores.com</p> <p>AB 34 R 4 H 7 RBI 4 BB 3 SO 7 LOB 10</p> 		
Jim Busby, R (1, 8) OBP: 0.329, SLG: 0.338	P4		F9		5-3		F7			4	0	0	0	0	0	4			
Jackie Brandt, R (1, 9) OBP: 0.387, SLG: 0.455	L6			6-3	K				1B	4	0	1	2	0	1	0			
Jim Gentile, L (1, 3) OBP: 0.440, SLG: 0.676		K		K	4-3		K			4	0	0	0	0	3	1			
Gus Triandos, R (1, 2) OBP: 0.339, SLG: 0.481	5-3			BB 1B BB		P3		F8		3	1	0	0	1	0	0			
Dick Williams, R (1, 7) OBP: 0.258, SLG: 0.362	6-3			BB 1B		5-3		6-3		4	1	1	0	0	0	0			
Ron Hansen, R (1, 6) OBP: 0.331, SLG: 0.349			1B 1B	1B BB		K		5-3		3	0	1	0	1	1	0			
Jerry Adair, R (1, 4) OBP: 0.341, SLG: 0.373 Dave Philley, S (4, PH) OBP: 0.299, SLG: 0.393 Wes Stock, R (4, 1) Earl Robinson, R (7, PH) OBP: 0.352, SLG: 0.408 Jack Fisher, R (7, 1) OBP: 0.185, SLG: 0.118 Hank Foles, R (9, PH) OBP: 0.288, SLG: 0.500			F9	BB 1B		K		F9		1	0	0	0	0	0	1			
Hoyt Wilhelm, R (1, 1) Marty Breeding, R (4, PH) OBP: 0.213, SLG: 0.227			F2	BB		WP 1B 1B		5-3		1	0	0	0	0	0	1			
				1B BB						2	1	1	0	1	0	0			
Inning Stats	R: 0 E: 0 K: 1 S: 5	H: 0 LOB: 0 BB: 0 P: 5	R: 0 E: 0 K: 1 S: 5	H: 0 LOB: 0 BB: 0 P: 5	R: 0 E: 0 K: 0 S: 5	H: 2 LOB: 2 BB: 0 P: 5	R: 2 E: 0 K: 1 S: 7	H: 2 LOB: 3 BB: 3 P: 19	R: 0 E: 0 K: 1 S: 5	H: 0 LOB: 0 BB: 0 P: 5	R: 2 E: 0 K: 2 S: 10	H: 3 LOB: 1 BB: 0 P: 10	R: 0 E: 0 K: 0 S: 3	H: 0 LOB: 0 BB: 0 P: 3	R: 0 E: 0 K: 0 S: 3	H: 0 LOB: 0 BB: 0 P: 3	1B: 7 2B: 0 3B: 0 HR: 0	SF: 0 SAC: 0 DP: 0 HBP: 0	WP: 1 PA: 37 PB: 0 SB: 0 CS: 0
PITCHER Whitey Ford, L (1, 1) ERA: 3.18	IP: 9.0 WLS: W BF: 37 H: 7 R: 4 ER: 4 SO: 7 BB: 3 IBB: 0 HBP: 0 BLK: 0 WP: 1 HR: 0 S: 48 P: 60 ERA: 4.00 WHIP: 1.111																		

Batter	1	2	3	4	5	6	7	8	9	AB	R	H	RBI	BB	SO	LOB	BOTTOM		
Bobby Richardson, R (1, 4) OBP: 0.288, SLG: 0.315	5-3		1B BB 1B		P3		1B			4	1	2	2	0	0	0	<p>Baltimore Orioles @ New York Yankees Yankee Stadium, Bronx, NY</p> <p>Sat Jul 29 1961, 3:33 AM EDT Att: 42,990 - Unknown</p> <p>livebaseballscores.com</p> <p>AB 32 R 5 H 9 RBI 5 BB 1 SO 4 LOB 9</p> 		
Tony Kubek, L (1, 6) OBP: 0.317, SLG: 0.410	P6		CS 1B 1-3				6-3			4	0	2	0	0	0	1			
Yogi Berra, L (1, 9) OBP: 0.335, SLG: 0.470	P6		1-2 3-H							3	1	2	2	1	0	0			
Mickey Mantle, S (1, 8) OBP: 0.458, SLG: 0.732		K	P6		F7				HR	4	0	0	0	0	1	4			
Elston Howard, R (1, 2) OBP: 0.393, SLG: 0.542	4-3		K2-3		5-3		F8			4	0	0	0	0	1	2			
Bill Skowron, R (1, 3) OBP: 0.326, SLG: 0.478	K				6-3		1-3		F9	4	0	0	0	0	1	0			
Bob Cerv, R (1, 7) OBP: 0.269, SLG: 0.403			1B E		G4-6-3		6-3			3	1	2	0	0	0	0			
Clete Boyer, R (1, 5) OBP: 0.309, SLG: 0.345			E 1B		G4-6-3		K			3	1	1	0	0	1	1			
Whitey Ford, L (1, 1) OBP: 0.273, SLG: 0.194			E3 1B		P5		4-3			3	1	0	1	0	0	1			
Inning Stats	R: 0 E: 0 K: 0 S: 3	H: 0 LOB: 0 BB: 0 P: 3	R: 0 E: 0 K: 2 S: 7	H: 0 LOB: 0 BB: 0 P: 7	R: 4 E: 1 K: 1 S: 10	H: 5 LOB: 1 BB: 0 P: 10	R: 0 E: 0 K: 0 S: 3	H: 1 LOB: 0 BB: 0 P: 3	R: 0 E: 0 K: 0 S: 4	H: 1 LOB: 2 BB: 1 P: 8	R: 0 E: 0 K: 0 S: 3	H: 0 LOB: 0 BB: 0 P: 3	R: 0 E: 0 K: 1 S: 6	H: 1 LOB: 1 BB: 0 P: 6	R: 1 E: 0 K: 0 S: 4	H: 1 LOB: 0 BB: 0 P: 4		1B: 7 2B: 1 3B: 0 HR: 1	SF: 0 SAC: 0 DP: 1 HBP: 0
PITCHER Hoyt Wilhelm, R (1, 1) ERA: 2.36 Wes Stock, R (4, 1) ERA: 2.3 Jack Fisher, R (7, 1) ERA: 4.65	IP: 3.0 WLS: L BF: 11 H: 2 R: 0 ER: 1 SO: 8 BB: 1 IBB: 0 HBP: 0 BLK: 0 WP: 0 HR: 1 S: 10 P: 20 ERA: 9.00 WHIP: 1.667																		

Batter	1	2	3	4	5	6	7	8	9	AB	R	H	RBI	BB	SO	LOB	TOP					
Brooks Robinson, R OBP: 0.358, SLG: 0.391 (1, 5)	G6-3 1B			F9	1B		6-3		P4	5	0	2	0	0	0	3						
Russ Snyder, L OBP: 0.329, SLG: 0.371 (1, 7) (9, 9)	G6-3 1-2			1B	1B			4-3	4-3	5	0	2	1	0	0	3						
Jackie Brandt, R OBP: 0.383, SLG: 0.449 (1, 8) (9, 7)	P5			K	F7			4-3		4	0	0	0	0	1	3						
Jim Gentile, L OBP: 0.440, SLG: 0.673 (1, 3)		1-3		1B				4-3		4	0	2	0	0	0	0						
Whitey Herzog, L OBP: 0.389, SLG: 0.375 Jim Busby, R OBP: 0.329, SLG: 0.338 (9, PR) (9, 8)		F8		6-3			K		HR	4	0	1	0	0	1	3						
Hank Foiles, R OBP: 0.310, SLG: 0.650 (1, 2)	6-3						K		HR	4	2	2	3	0	1	0						
Ron Hansen, R OBP: 0.330, SLG: 0.348 (1, 6)			F7		F7		K			4	0	1	0	0	1	0						
Mary Breeding, R OBP: 0.221, SLG: 0.235 (1, 4)			F8		1B SH3-4				K	4	1	2	0	0	1	1						
Steve Barber, L OBP: 0.211, SLG: 0.264 (1, 1)			F7		SH3-4		K		E3	3	0	0	0	0	1	2						
Inning Stats	R: 0 E: 0 K: 0 S: 3	H: 1 LOB: 0 BB: 0 P: 3	R: 0 E: 0 K: 0 S: 3	H: 0 LOB: 0 BB: 0 P: 3	R: 0 E: 0 K: 0 S: 3	H: 0 LOB: 0 BB: 0 P: 3	R: 0 E: 0 K: 1 S: 7	H: 2 LOB: 2 BB: 0 P: 7	R: 2 E: 0 K: 0 S: 7	H: 4 LOB: 2 BB: 0 P: 7	R: 0 E: 0 K: 2 S: 7	H: 1 LOB: 0 BB: 0 P: 7	R: 0 E: 0 K: 2 S: 8	H: 1 LOB: 1 BB: 0 P: 8	R: 0 E: 0 K: 0 S: 3	H: 0 LOB: 0 BB: 0 P: 3	R: 2 E: 1 K: 1 S: 9	H: 3 LOB: 2 BB: 0 P: 9	1B: 10 2B: 1 3B: 0 HR: 2	SF: 0 SAC: 1 DP: 2 HBP: 0	WP: 0 PB: 0 SB: 0 CS: 1	PA: 38
PITCHER	IP	WLS	BF	H	R	ER	SO	BB	IBB	HBP	BLK	WP	HR	S	P	ERA	WHIP					
Bill Stafford, R ERA: 2.56 Jim Coates, R ERA: 4.74	(1, 1) (8, 1)	7.0 L	28	9	2	2	5	0	0	0	0	0	1	38	38	2.57	1.286					

Baltimore Orioles @ New York Yankees
Yankee Stadium, Bronx, NY
Sun Jul 30 1961, 3:33 AM EDT
Cloudy - 86 F

AB 37
R 4
H 12
RBI 4
BB 0
SO 6
LOB 15



Batter	1	2	3	4	5	6	7	8	9	AB	R	H	RBI	BB	SO	LOB	BOTTOM					
Bobby Richardson, R OBP: 0.286, SLG: 0.312 (1, 4)	1-3		FC2-6 1B E		F8		5-3			4	0	0	0	0	0	1						
Hector Lopez, R OBP: 0.280, SLG: 0.280 (1, 9)	3-1		K		1B		K			4	0	1	0	0	2	1						
Elaston Howard, R OBP: 0.391, SLG: 0.537 (1, 2)	K		E6 1B		G6-4-3 1B			4-3		4	0	1	0	0	1	1						
Mickey Mantle, S OBP: 0.459, SLG: 0.729 (1, 8)		P6			G6-4-3 1B			G6-3 BB		3	0	1	0	1	0	2						
Bob Cerv, R OBP: 0.268, SLG: 0.399 (1, 7)		BB 1B		K			1-3		G6-3	4	0	1	0	0	1	4						
Bill Skowron, R OBP: 0.330, SLG: 0.478 (1, 3)		BB 1B			FC1-6 1B		FC4-6 BB		4-3	2	0	1	0	2	0	0						
Clete Boyer, R OBP: 0.306, SLG: 0.341 (1, 5)		F5		FC1-6			K		F8	4	0	0	0	0	1	4						
Joe Demaestri, R OBP: 0.333, SLG: 0.333 (1, 6)		6-3		F8			FC4-6			4	0	1	0	0	0	4						
Bill Stafford, R OBP: 0.282, SLG: 0.206 Billy Gardner, R OBP: 0.295, SLG: 0.333 Jim Coates, R OBP: 0.158, SLG: 0.059 Roger Maris, L OBP: 0.378, SLG: 0.652 (1, 1) (7, PH) (8, 1) (8, PH)				FC2-6 1B	F8		K		4-3	2	0	1	0	0	0	1						
Inning Stats	R: 0 E: 0 K: 1 S: 5	H: 0 LOB: 0 BB: 0 P: 5	R: 0 E: 0 K: 0 S: 4	H: 1 LOB: 2 BB: 1 P: 8	R: 0 E: 1 K: 2 S: 10	H: 2 LOB: 3 BB: 0 P: 10	R: 0 E: 0 K: 0 S: 4	H: 1 LOB: 1 BB: 0 P: 4	R: 0 E: 0 K: 1 S: 5	H: 0 LOB: 1 BB: 1 P: 9	R: 0 E: 0 K: 2 S: 7	H: 0 LOB: 0 BB: 0 P: 7	R: 0 E: 0 K: 0 S: 2	H: 0 LOB: 0 BB: 1 P: 6	R: 0 E: 0 K: 0 S: 4	H: 1 LOB: 1 BB: 0 P: 4	1B: 7 2B: 0 3B: 0 HR: 0	SF: 0 SAC: 0 DP: 2 HBP: 0	WP: 0 PB: 0 SB: 0 CS: 0	PA: 36		
PITCHER	IP	WLS	BF	H	R	ER	SO	BB	IBB	HBP	BLK	WP	HR	S	P	ERA	WHIP					
Steve Barber, L ERA: 3.73	(1, 1)	9.0 W	36	7	0	0	6	3	0	0	0	0	0	45	57	0.00	1.111					

Baltimore Orioles @ New York Yankees
Yankee Stadium, Bronx, NY
Sun Jul 30 1961, 3:33 AM EDT
Cloudy - 86 F

AB 33
R 0
H 7
RBI 0
BB 3
SO 6
LOB 19



Batter	1	2	3	4	5	6	7	8	9	AB	R	H	RBI	BB	SO	LOB	TOP				
Brooks Robinson, R OBP: 0.361, SLG: 0.392	FC6-4 1B	FC5-4		K			1B	IBB		4	0	2	1	1	1	2	Baltimore Orioles @ New York Yankees Yankee Stadium, Bronx, NY Sun Jul 30 1961, 7:05 PM EDT Att: 57,180 - Unknown				
Russ Snyder, L OBP: 0.328, SLG: 0.369		4-3			G3		P1	F9		4	0	1	0	0	0	3					
Dave Philley, S OBP: 0.389, SLG: 0.389	FC6-4									1	0	0	0	0	0	3					
Jim Busby, R OBP: 0.329, SLG: 0.338	1-2 1B									0	0	0	0	0	0	0					
Jackie Brandt, R OBP: 0.386, SLG: 0.448	FC6-4		SH2-3 BB		6-3		1-2 1B		2B BB	3	1	1	0	2	0	2					
Jim Gentile, L OBP: 0.437, SLG: 0.664	F2		SH2-3 BB		4-3		K		P6	4	0	0	0	1	1	5					
Whitey Herzog, L OBP: 0.387, SLG: 0.373	F8					K				1	0	0	0	0	0	2					
Dick Williams, R OBP: 0.259, SLG: 0.366			SH2-3				P4		FC4-6 1-H 2B	3	0	1	1	0	1	2					
Gus Triandos, R OBP: 0.343, SLG: 0.483		F2		G6-4-3 IBB				F2	FC4-6 IBB	3	0	1	0	2	0	0					
Ron Hansen, R OBP: 0.350, SLG: 0.350										4	1	2	0	0	1	4					
Mary Throneberry, L OBP: 0.313, SLG: 0.396			G6-4-3			K			FC4-6	1	0	0	0	0	0	2					
Jerry Adair, R OBP: 0.301, SLG: 0.373	1B FC5-4							2B	FC4-6	0	0	0	0	0	0	0					
Mary Breeding, R OBP: 0.234, SLG: 0.250				6-3					FC4-6	4	0	2	0	1	0	2					
Mitt Pappas, R OBP: 0.132, SLG: 0.237										4	0	1	0	0	2	4					
Dick Hall, R OBP: 0.172, SLG: 0.077				K			F7			0	0	0	0	0	0	0					
Inning Stats	R: 0 E: 0 K: 0 S: 5	H: 2 LOB: 2 BB: 0 P: 5	R: 1 E: 0 K: 0 S: 6	H: 3 LOB: 2 BB: 0 P: 6	R: 0 E: 0 K: 2 S: 2	H: 0 LOB: 0 BB: 3 P: 14	R: 0 E: 0 K: 2 S: 7	H: 0 LOB: 0 BB: 0 P: 7	R: 0 E: 0 K: 0 S: 3	H: 1 LOB: 2 BB: 1 P: 12	R: 0 E: 0 K: 1 S: 7	H: 2 LOB: 2 BB: 0 P: 7	R: 0 E: 0 K: 1 S: 7	H: 2 LOB: 2 BB: 1 P: 11	R: 1 E: 0 K: 0 S: 4	H: 1 LOB: 2 BB: 2 P: 12	1B: 8 2B: 3 3B: 0 HR: 0	SF: 0 SAC: 1 DP: 1 HBP: 0	WP: 0 PB: 0 SB: 0 CS: 0	PA: 44	
PITCHER	IP	WLS	BF	H	R	ER	SO	BB	IBB	HBP	BLK	WP	HR	S	P	ERA	WHIP				
Rollie Sheldon, R ERA: 3.05	1.1		9	5	1	1	0	0	0	0	0	0	0	9	9	6.75	3.750				
Luis Arroyo, L ERA: 1.75	6.2		29	5	0	0	6	2	3	0	0	0	0	36	56	0.00	1.050				
Bud Daley, L ERA: 5.19	0.1	L	4	1	1	1	0	1	1	0	0	0	0	2	10	27.00	6.000				
Hal Reniff, R ERA: 3.07	0.2		2	0	0	0	0	0	0	0	0	0	0	2	2	0.00	0.000				

AB	36
R	2
H	11
RBI	2
BB	7
SO	6
LOB	31



Batter	1	2	3	4	5	6	7	8	9	AB	R	H	RBI	BB	SO	LOB	BOTTOM				
Clete Boyer, R OBP: 0.307, SLG: 0.338	SH3 BB		F8		P6			BB 1B G3 BB	K	3	1	0	0	2	1	4	Baltimore Orioles @ New York Yankees Yankee Stadium, Bronx, NY Sun Jul 30 1961, 7:05 PM EDT Att: 57,180 - Unknown				
Billy Gardner, R OBP: 0.296, SLG: 0.333	SH3					5-3			G6-4-3	3	0	1	0	0	1	0					
Hector Lopez, R OBP: 0.279, SLG: 0.278								G3 BB 1B		1	0	0	0	0	0	3					
Roger Maris, L OBP: 0.379, SLG: 0.649										3	0	1	0	1	0	1					
Earl Torgerson, L OBP: 0.333, SLG: 0.100	F2									0	0	0	0	0	0	0					
Bud Daley, L OBP: 0.159, SLG: 0.098										0	0	0	0	0	0	0					
Hal Reniff, R ERA: 3.07										0	0	0	0	0	0	0					
Mickey Mantle, S OBP: 0.454, SLG: 0.720	F9				F5		F9		G3	4	0	0	1	0	0	4					
Yogi Berra, L OBP: 0.333, SLG: 0.465			3-1		K		F9		IBB	3	0	0	0	1	1	1					
Elston Howard, R OBP: 0.385, SLG: 0.528										4	0	0	0	0	0	4					
Johnny Blanchard, L OBP: 0.397, SLG: 0.654										3	0	3	0	1	0	0					
Joe Demaestri, R OBP: 0.294, SLG: 0.294										2	0	0	0	0	1	2					
Tony Kubek, L OBP: 0.316, SLG: 0.409			3-1							1	0	0	0	0	0	1					
Bobby Richardson, R OBP: 0.287, SLG: 0.312										0	0	0	0	1	0	0					
Rollie Sheldon, R OBP: 0.154, SLG: 0.132										0	0	0	0	0	0	0					
Luis Arroyo, L OBP: 0.316, SLG: 0.421										2	0	0	0	0	0	1					
Bob Hale, L OBP: 0.195, SLG: 0.162										1	0	0	0	0	0	0					
Bob Cerv, R OBP: 0.273, SLG: 0.399										0	0	0	0	1	0	0					
Inning Stats	R: 0 E: 0 K: 0 S: 3	H: 0 LOB: 1 BB: 1 P: 7	R: 0 E: 0 K: 0 S: 3	H: 0 LOB: 1 BB: 1 P: 7	R: 0 E: 0 K: 1 S: 5	H: 0 LOB: 0 BB: 0 P: 5	R: 0 E: 0 K: 1 S: 6	H: 1 LOB: 1 BB: 0 P: 6	R: 0 E: 0 K: 0 S: 3	H: 0 LOB: 0 BB: 0 P: 3	R: 0 E: 0 K: 0 S: 4	H: 1 LOB: 1 BB: 0 P: 4	R: 0 E: 0 K: 0 S: 4	H: 1 LOB: 3 BB: 3 P: 16	R: 1 E: 0 K: 1 S: 5	H: 1 LOB: 2 BB: 2 P: 13	1B: 5 2B: 0 3B: 0 HR: 0	SF: 0 SAC: 1 DP: 1 HBP: 0	WP: 0 PB: 0 SB: 0 CS: 0	PA: 38	
PITCHER	IP	WLS	BF	H	R	ER	SO	BB	IBB	HBP	BLK	WP	HR	S	P	ERA	WHIP				
Mitt Pappas, R ERA: 3.86	8.0		36	5	1	1	3	6	6	0	0	0	0	35	63	1.12	1.375				
Dick Hall, R ERA: 3.35	1.0	S	2	0	0	0	1	0	0	0	0	0	0	4	4	0.00	0.000				



Batter	1	2	3	4	5	6	7	8	9	AB	R	H	RBI	BB	SO	LOB	TOP																			
Zoilo Versalles, R OBP: 0.305, SLG: 0.370 (1, 6)	F8		1B 2B BB	P4		K			K	4	1	0	0	1	2	2	Minnesota Twins @ Baltimore Orioles Memorial Stadium, Baltimore, MD Wed Aug 02 1961, 7:05 PM EDT Att: 14,379 - Unknown																			
Lenny Green, L OBP: 0.401, SLG: 0.405 (1, 8) (8, 7)	F9		2B 1-2 1B	1-3					WP 1B	5	0	3	0	0	0	1																				
Harmon Killebrew, R OBP: 0.423, SLG: 0.665 (1, 3)	3B		1-3 2-H 2B			P6			F7	5	0	3	1	0	0	3																				
Bob Allison, R OBP: 0.358, SLG: 0.487 (1, 9)	P6		F5			1B				3	0	0	0	2	1	3																				
Jim Lemon, R OBP: 0.329, SLG: 0.409 Billy Martin, R OBP: 0.263, SLG: 0.350 Julio Becquer, L OBP: 0.257, SLG: 0.537 (1, 7) (8, 4) (9, PH)		K	F8			K				4	0	0	0	0	3	4																				
Hal Naragon, L OBP: 0.337, SLG: 0.424 (1, 2)				HR					4-3	0	0	0	0	0	0	0																				
Ted Lepcio, R OBP: 0.272, SLG: 0.514 (1, 4) (8, 5)				1B		F5				4	1	1	2	0	2	3																				
Bill Tuttle, R OBP: 0.312, SLG: 0.309 (1, 5) (8, 8)										3	0	0	0	1	2	1																				
Pedro Ramos, S OBP: 0.188, SLG: 0.273 (1, 1)									F8	4	0	1	0	0	1	1																				
Inning Stats	R: 0 E: 0 K: 0 S: 4	H: 1 LOB: 1 BB: 0 P: 4	R: 0 E: 0 K: 2 S: 8	H: 1 LOB: 1 BB: 0 P: 8	R: 1 E: 0 K: 1 S: 7	H: 2 LOB: 2 BB: 1 P: 11	R: 2 E: 0 K: 0 S: 5	H: 2 LOB: 1 BB: 1 P: 9	R: 0 E: 0 K: 2 S: 9	H: 2 LOB: 2 BB: 0 P: 9	R: 0 E: 0 K: 2 S: 7	H: 0 LOB: 0 BB: 0 P: 7	R: 0 E: 0 K: 2 S: 7	H: 0 LOB: 0 BB: 0 P: 7	R: 0 E: 0 K: 1 S: 6	H: 1 LOB: 2 BB: 1 P: 10		1B: 7 2B: 1 3B: 1 HR: 1	SF: 0 SAC: 0 DP: 0 HBP: 0	WP: 1 PB: 1 SB: 0 CS: 0	PA: 41															
PITCHER	IP	WLS	BF	H	R	ER	SO	BB	IBB	HBP	BLK	WP	HR	S	P	ERA	WHIP	PITCHER		IP	WLS	BF	H	R	ER	SO	BB	IBB	HBP	BLK	WP	HR	S	P	ERA	WHIP
Dick Hall, R ERA: 3.52 Hoyt Wilhelm, R ERA: 2.23 (1, 1) (5, 1)	4.0		20	6	3	3	3	2	0	0	0	0	1	24	32	6.75	2.000			5.0	W	21	4	0	0	8	2	0	0	0	1	0	35	43	0.00	1.200

AB	37
R	3
H	10
RBI	3
BB	4
SO	11
LOB	22



Batter	1	2	3	4	5	6	7	8	9	AB	R	H	RBI	BB	SO	LOB	BOTTOM																			
Brooks Robinson, R OBP: 0.357, SLG: 0.387 (1, 5)	6-3		6-3	FC6-4					L5	4	0	0	0	0	0	1	Minnesota Twins @ Baltimore Orioles Memorial Stadium, Baltimore, MD Wed Aug 02 1961, 7:05 PM EDT Att: 14,379 - Unknown																			
Russ Snyder, L OBP: 0.328, SLG: 0.372 (1, 7)	4-3		G3			4-3 1B 2B			F9	4	1	1	0	0	0	0																				
Jackie Brandt, R OBP: 0.383, SLG: 0.442 (1, 8) (9, 9)			1B 1B BB			4-3			K	3	1	1	0	1	1	1																				
Jim Gentile, L OBP: 0.444, SLG: 0.674 Jim Busby, R OBP: 0.329, SLG: 0.338 (1, 3) (8, PR) (9, 8)										4	1	3	1	0	0	1																				
Gus Triandos, R OBP: 0.347, SLG: 0.483 Hank Foiles, R OBP: 0.304, SLG: 0.614 (1, 2) (8, PR) (9, 2)			FC4-6 BB	1B 1B HBP		P4				2	0	1	0	1	0	1																				
Whitey Herzog, L OBP: 0.384, SLG: 0.370 Dick Williams, R OBP: 0.258, SLG: 0.364 (1, 9) (9, 3)			FC4-6 BB						F8	4	0	1	2	0	0	4																				
Ron Hansen, R OBP: 0.331, SLG: 0.347 (1, 6)									F7	3	0	0	0	1	1	2																				
Mary Breeding, R OBP: 0.230, SLG: 0.245 Dave Philley, S OBP: 0.237, SLG: 0.391 Jerry Adair, R OBP: 0.298, SLG: 0.369 (1, 4) (8, PH) (8, PR) (9, 4)										3	0	0	0	0	1	2																				
Dick Hall, R OBP: 0.167, SLG: 0.074 Mary Throneberry, L OBP: 0.315, SLG: 0.394 Hoyt Wilhelm, R (1, 1) (4, PH) (5, 1)									G3	1	0	0	0	0	1	2																				
Inning Stats	R: 0 E: 0 K: 0 S: 4	H: 1 LOB: 1 BB: 0 P: 4	R: 0 E: 0 K: 2 S: 7	H: 0 LOB: 2 BB: 2 P: 15	R: 2 E: 0 K: 0 S: 4	H: 2 LOB: 2 BB: 1 P: 9	R: 0 E: 0 K: 1 S: 5	H: 0 LOB: 1 BB: 1 P: 9	R: 1 E: 0 K: 0 S: 5	H: 3 LOB: 2 BB: 0 P: 6	R: 0 E: 0 K: 0 S: 6	H: 0 LOB: 0 BB: 0 P: 5	R: 0 E: 0 K: 0 S: 6	H: 0 LOB: 0 BB: 0 P: 5	R: 1 E: 0 K: 0 S: 6	H: 3 LOB: 2 BB: 0 P: 6		1B: 7 2B: 1 3B: 0 HR: 0	SF: 0 SAC: 0 DP: 0 HBP: 1	WP: 0 PB: 0 SB: 0 CS: 0	PA: 36															
PITCHER	IP	WLS	BF	H	R	ER	SO	BB	IBB	HBP	BLK	WP	HR	S	P	ERA	WHIP	PITCHER		IP	WLS	BF	H	R	ER	SO	BB	IBB	HBP	BLK	WP	HR	S	P	ERA	WHIP
Pedro Ramos, R ERA: 4.13 (1, 1)	8.0	L	36	8	4	4	5	4	0	1	0	0	0	41	58	4.50	1.500																			



Batter	1	2	3	4	5	6	7	8	9	AB	R	H	RBI	BB	SO	LOB	TOP			
Zoilo Versalles, R OBP: 0.307, SLG: 0.372 (1, 6)										4	0	2	0	0	0	2	Minnesota Twins @ Baltimore Orioles Memorial Stadium, Baltimore, MD Thu Aug 03 1961, 7:05 PM EDT Att: 8,806 - Unknown			
Lenny Green, L OBP: 0.402, SLG: 0.406 (1, 8)										4	0	2	0	0	0	3				
Harmon Killebrew, R OBP: 0.421, SLG: 0.660 (1, 3)										4	0	1	0	0	0	3				
Bob Allison, R OBP: 0.357, SLG: 0.484 (1, 9)										4	0	1	0	0	1	3				
Jim Lemon, R OBP: 0.327, SLG: 0.405 Joe Altobelli, L (8, PH) (8, 7)										3	0	0	0	0	2	3				
Hal Naragon, L OBP: 0.324, SLG: 0.408 (1, 2)										4	0	0	0	0	0	2				
Ted Lepcio, R OBP: 0.282, SLG: 0.519 (1, 4)										3	0	1	0	1	0	0				
Bill Tuttle, R OBP: 0.309, SLG: 0.306 (1, 5)										3	0	0	0	0	0	1				
Jim Kaat, L OBP: 0.366, SLG: 0.378 (1, 1)										3	0	1	0	0	1	2				
Inning Stats	R: 0 E: 0 K: 0 S: 4	H: 1 LOB: 1 BB: 0 P: 4	R: 0 E: 0 K: 0 S: 3	H: 0 LOB: 0 BB: 0 P: 3	R: 0 E: 0 K: 0 S: 5	H: 2 LOB: 2 BB: 0 P: 5	R: 0 E: 0 K: 1 S: 5	H: 1 LOB: 1 BB: 1 P: 5	R: 0 E: 0 K: 1 S: 7	H: 0 LOB: 1 BB: 1 P: 9	R: 0 E: 0 K: 1 S: 5	H: 2 LOB: 2 BB: 0 P: 5	R: 0 E: 0 K: 2 S: 7	H: 0 LOB: 0 BB: 0 P: 7	R: 0 E: 0 K: 0 S: 3	H: 0 LOB: 0 BB: 0 P: 3		1B: 7 2B: 2 3B: 0 HR: 0	SF: 0 SAC: 1 DP: 1 HBP: 0	WP: 0 PB: 0 SB: 0 CS: 1
PITCHER Hal Brown, R ERA: 3.01 (1, 1)	IP: 9.0 WLS: W BF: 35 H: 8 R: 0 ER: 0 SO: 5 BB: 1 IBB: 0 HBP: 0 BLK: 0 WP: 0 HR: 0 S: 44 P: 48 ERA: 0.00 WHIP: 1.000															PITCHER				

Batter	1	2	3	4	5	6	7	8	9	AB	R	H	RBI	BB	SO	LOB	BOTTOM	
Brooks Robinson, R OBP: 0.354, SLG: 0.384 (1, 5)										4	0	0	0	0	0	1	Minnesota Twins @ Baltimore Orioles Memorial Stadium, Baltimore, MD Thu Aug 03 1961, 7:05 PM EDT Att: 8,806 - Unknown	
Jim Busby, R OBP: 0.313, SLG: 0.320 (1, 8)										4	0	0	0	0	1	0		
Jackie Brandt, R OBP: 0.385, SLG: 0.442 (1, 9)										2	0	1	0	1	1	0		
Jim Gentile, L OBP: 0.443, SLG: 0.670 (1, 3)										2	0	0	0	1	1	1		
Gus Triandos, R OBP: 0.347, SLG: 0.482 (1, 2)										3	0	1	0	0	0	2		
Dick Williams, R OBP: 0.259, SLG: 0.361 Russ Snyder, L OBP: 0.328, SLG: 0.372 (9, 7)										2	1	0	0	1	0	1		
Ron Hansen, R OBP: 0.331, SLG: 0.347 (1, 6)										3	1	1	0	0	1	0		
Mary Breeding, R OBP: 0.238, SLG: 0.254 (1, 4)										3	1	2	1	0	0	0		
Hal Brown, R OBP: 0.194, SLG: 0.152 (1, 1)										2	0	0	0	0	0	0		
Inning Stats	R: 0 E: 0 K: 2 S: 8	H: 1 LOB: 1 BB: 0 P: 8	R: 0 E: 0 K: 0 S: 3	H: 1 LOB: 0 BB: 0 P: 3	R: 0 E: 0 K: 0 S: 2	H: 0 LOB: 1 BB: 2 P: 10	R: 0 E: 0 K: 1 S: 5	H: 0 LOB: 0 BB: 0 P: 5	R: 0 E: 0 K: 1 S: 5	H: 0 LOB: 0 BB: 0 P: 3	R: 0 E: 0 K: 1 S: 5	H: 0 LOB: 0 BB: 0 P: 5	R: 3 E: 1 K: 0 S: 5	H: 2 LOB: 0 BB: 1 P: 9	1B: 5 2B: 1 3B: 0 HR: 0	SF: 0 SAC: 1 DP: 3 HBP: 0		WP: 0 PB: 0 SB: 2 CS: 0
PITCHER Jim Kaat, L ERA: 4.2 (1, 1)	IP: 8.0 WLS: L BF: 29 H: 5 R: 3 ER: 2 SO: 4 BB: 3 IBB: 0 HBP: 0 BLK: 0 WP: 0 HR: 0 S: 34 P: 46 ERA: 2.25 WHIP: 1.000															PITCHER		



Batter	1	2	3	4	5	6	7	8	9	AB	R	H	RBI	BB	SO	LOB	TOP			
Eddie Yost, R OBP: 0.348, SLG: 0.210 (1, 5)										4	1	1	0	0	1	0	Los Angeles Angels @ Baltimore Orioles Memorial Stadium, Baltimore, MD Fri Aug 04 1961, 7:05 PM EDT Unknown			
Albie Pearson, L OBP: 0.426, SLG: 0.431 (1, 9)										3	1	2	0	1	0	0				
Ken Hunt, R OBP: 0.330, SLG: 0.516 (1, 8)										3	1	1	2	1	0	3				
Steve Bilko, R OBP: 0.411, SLG: 0.574 (1, 3)										3	0	0	0	1	1	2				
George Thomas, R OBP: 0.353, SLG: 0.533 (1, 7)										4	0	2	1	0	1	3				
Joe Koppe, R OBP: 0.375, SLG: 0.410 (1, 6)										3	0	0	0	1	0	2				
Ed Sadowski, R OBP: 0.290, SLG: 0.402 (1, 2)										3	0	0	0	1	1	1				
Billy Moran, R OBP: 0.300, SLG: 0.280 (1, 4)										4	0	0	0	0	1	2				
Ted Rowsfield, R OBP: 0.154, SLG: 0.120 (1, 1)										4	0	0	0	0	2	1				
Inning Stats	R: 0 E: 1 K: 0 S: 4	H: 1 LOB: 2 BB: 1 P: 8	R: 0 E: 0 K: 1 S: 5	H: 0 LOB: 1 BB: 1 P: 9	R: 0 E: 0 K: 1 S: 5	H: 0 LOB: 1 BB: 1 P: 9	R: 3 E: 0 K: 1 S: 8	H: 3 LOB: 1 BB: 1 P: 12	R: 0 E: 0 K: 0 S: 3	H: 0 LOB: 0 BB: 0 P: 3	R: 0 E: 0 K: 0 S: 3	H: 1 LOB: 0 BB: 0 P: 3	R: 0 E: 0 K: 1 S: 5	H: 1 LOB: 0 BB: 0 P: 5	R: 0 E: 0 K: 2 S: 7	H: 0 LOB: 0 BB: 0 P: 7	1B: 5 2B: 1 3B: 0 HR: 0	SF: 0 SAC: 0 DP: 3 HBP: 0	WP: 0 PB: 0 SB: 1 CS: 0	PA: 36
PITCHER	IP	WLS	BF	H	R	ER	SO	BB	IBB	HBP	BLK	WP	HR	S	P	ERA	WHIP			
Steve Barber, L ERA: 3.72 (1, 1)	8.0	L	33	6	3	3	5	5	0	0	0	0	0	38	58	3.38	1.375			
Dick Hyde, R ERA: 5.57 (9, 1)	1.0		3	0	0	0	2	0	0	0	0	0	0	7	7	0.00	0.000			

Batter	1	2	3	4	5	6	7	8	9	AB	R	H	RBI	BB	SO	LOB	BOTTOM			
Brooks Robinson, R OBP: 0.351, SLG: 0.380 (1, 5)										4	0	0	0	0	0	2	Los Angeles Angels @ Baltimore Orioles Memorial Stadium, Baltimore, MD Fri Aug 04 1961, 7:05 PM EDT Unknown			
Jim Busby, R OBP: 0.310, SLG: 0.316 (1, 8)										4	0	1	0	0	0	1				
Jackie Brandt, R OBP: 0.384, SLG: 0.449 (1, 9)										4	1	1	1	0	1	1				
Jim Gentile, L OBP: 0.441, SLG: 0.668 (1, 3)										4	0	1	0	0	2	1				
Dick Williams, R OBP: 0.255, SLG: 0.355 (1, 7)										4	0	0	0	0	1	1				
Hank Foiles, R OBP: 0.286, SLG: 0.574 (1, 2)										3	0	0	0	0	0	1				
Ron Hansen, R OBP: 0.329, SLG: 0.344 (1, 6)										3	0	0	0	0	0	0				
Mary Breeding, R OBP: 0.235, SLG: 0.250 (1, 4)										2	0	0	0	0	0	0				
Dave Philley, S OBP: 0.303, SLG: 0.391 (8, PH)										0	0	0	0	1	0	0				
Jerry Adair, R OBP: 0.298, SLG: 0.369 (9, 4)										0	0	0	0	0	0	0				
Steve Barber, L OBP: 0.220, SLG: 0.259 (1, 1)										1	0	0	0	1	0	0				
Earl Robinson, R OBP: 0.355, SLG: 0.438 (8, PH)										1	0	0	0	0	1	1				
Dick Hyde, R OBP: 1.000, SLG: 1.000 (9, 1)										0	0	0	0	0	0	0				
Inning Stats	R: 0 E: 0 K: 1 S: 5	H: 0 LOB: 0 BB: 0 P: 5	R: 0 E: 0 K: 0 S: 3	H: 0 LOB: 0 BB: 0 P: 3	R: 0 E: 0 K: 1 S: 6	H: 1 LOB: 0 BB: 0 P: 6	R: 0 E: 0 K: 0 S: 3	H: 0 LOB: 0 BB: 0 P: 3	R: 0 E: 1 K: 0 S: 3	H: 0 LOB: 1 BB: 1 P: 7	R: 0 E: 0 K: 0 S: 4	H: 1 LOB: 1 BB: 0 P: 4	R: 0 E: 0 K: 1 S: 5	H: 0 LOB: 1 BB: 1 P: 9	R: 1 E: 0 K: 2 S: 8	H: 1 LOB: 0 BB: 0 P: 8	1B: 1 2B: 1 3B: 0 HR: 1	SF: 0 SAC: 0 DP: 0 HBP: 0	WP: 0 PB: 0 SB: 1 CS: 0	PA: 32
PITCHER	IP	WLS	BF	H	R	ER	SO	BB	IBB	HBP	BLK	WP	HR	S	P	ERA	WHIP			
Ted Rowsfield, L ERA: 3.64 (1, 1)	9.0	W	32	3	1	1	5	2	0	0	0	0	1	40	48	1.00	0.556			

Batter	1	2	3	4	5	6	7	8	9	AB	R	H	RBI	BB	SO	LOB	TOP			
Albie Pearson, L OBP: 0.423, SLG: 0.424 (1, 9)	0-0 4-3		0-3 K		0-0 F7			0-0 G3		4	0	0	0	0	1	2				
Joe Koppe, R OBP: 0.372, SLG: 0.406 (1, 6)	0-0 1B		0-3 K			0-0 2-3			0-0 6-3	4	0	1	0	0	1	1				
Lee Thomas, L OBP: 0.357, SLG: 0.473 (1, 3)	0-0 P6			0-0 L6-3 1B		0-0 P6			0-0 4-3	4	0	1	0	0	0	1				
Leon Wagner, L OBP: 0.321, SLG: 0.497 (1, 7)	0-0 F7			0-0 L6-3 1-2		0-3 K			0-0 F9	4	0	0	0	0	1	2				
Ken Hunt, R OBP: 0.330, SLG: 0.514 (1, 8)		0-0 P6		0-0 1B				0-0 G3		3	0	1	0	0	0	0				
George Thomas, R OBP: 0.345, SLG: 0.518 (1, 5)		0-0 P4		0-0 F8				0-0 F7		3	0	0	0	0	0	1				
Del Rice, R OBP: 0.359, SLG: 0.460 (1, 2)		0-0 F2			4-0 CS BB			0-0 F7		2	0	0	0	1	0	0				
Billy Moran, R OBP: 0.301, SLG: 0.281 (1, 4)			0-0 F7		0-0 1-2 1B			0-0 B3		3	0	1	0	0	0	0				
Eli Grba, R OBP: 0.186, SLG: 0.317 (1, 1)					0-3 K			0-0 1-6-3		2	0	1	0	0	1	1				
Ted Kluszewski, L OBP: 0.309, SLG: 0.451 (8, PH)										1	0	0	0	0	0	0				
Art Fowler, R OBP: 0.083, SLG: 0.083 (8, 1)										0	0	0	0	0	0	0				
Inning Stats	R: 0 E: 0 K: 0 S: 4	H: 1 LOB: 1 BB: 0 P: 4	R: 0 E: 0 K: 0 S: 3	H: 0 LOB: 0 BB: 0 P: 3	R: 0 E: 0 K: 2 S: 8	H: 1 LOB: 1 BB: 0 P: 8	R: 0 E: 0 K: 0 S: 4	H: 2 LOB: 1 BB: 0 P: 4	R: 0 E: 0 K: 1 S: 5	H: 1 LOB: 1 BB: 1 P: 9	R: 0 E: 0 K: 0 S: 3	H: 0 LOB: 0 BB: 0 P: 3	R: 0 E: 0 K: 0 S: 3	H: 0 LOB: 0 BB: 0 P: 3	R: 0 E: 0 K: 0 S: 3	H: 0 LOB: 0 BB: 0 P: 3	1B: 5 2B: 1 3B: 0 HR: 0	SF: 0 SAC: 0 DP: 1 HBP: 0	WP: 0 PB: 0 SB: 0 CS: 1	PA: 31
PITCHER Jack Fisher, R ERA: 4.32 (1, 1)	IP: 9.0 WLS: W BF: 31 H: 5 R: 0 ER: 0 SO: 4 BB: 1 IBB: 0 HBP: 0 BLK: 0 WP: 0 HR: 0 S: 38 P: 42 ERA: 0.00 WHIP: 0.667															PITCHER				

Los Angeles Angels @ Baltimore Orioles
Memorial Stadium, Baltimore, MD
Fri Aug 04 1961, 7:05 PM EDT
Att: 10,972 - Unknown

AB	30
R	0
H	5
RBI	0
BB	1
SO	4
LOB	8



Batter	1	2	3	4	5	6	7	8	9	AB	R	H	RBI	BB	SO	LOB	BOTTOM			
Mary Breeding, R OBP: 0.234, SLG: 0.250 (1, 4)	0-0 E7 WP 1B		0-3 K		0-0 F2	0-0 1-3		0-0 SF9		4	0	1	1	0	1	1				
Russ Snyder, L OBP: 0.326, SLG: 0.368 (1, 7)	0-0 F2		0-0 1B SF7		0-0 P6		0-0 2-3	0-0 F7		5	1	1	0	0	0	3				
Jackie Brandt, R OBP: 0.385, SLG: 0.449 (1, 8) (9, 9)	0-0 6-3		0-0 1-3 1B		0-0 HBP BB 1B		0-0 6-3			4	0	2	0	0	0	1				
Jim Gentile, L OBP: 0.444, SLG: 0.669 (1, 3)	4-0 2-3 BB		0-0 SF7		4-0 1-2 BB		0-0 FC6-4 1B			1	0	1	1	2	0	0				
Brooks Robinson, R OBP: 0.350, SLG: 0.378 (1, 5)	0-0 F7		0-0 1-3		1-0 1-2 2-3 HBP		0-0 FC6-4			3	0	0	0	0	0	4				
Gus Triandos, R OBP: 0.346, SLG: 0.479 (1, 2)		0-0 4-3		0-0 F2	0-0 F9			0-0 BB 2B 1B		4	1	1	0	0	0	3				
Whitey Herzog, L OBP: 0.390, SLG: 0.374 (1, 9)		0-0 1B		0-0 1B		0-3 K		4-0 2B SF9 BB		3	1	2	0	1	1	0				
Ron Hansen, R OBP: 0.329, SLG: 0.344 (9, 6)								1-2 2B SF9 BB		0	0	0	0	0	0	0				
Jerry Adair, R OBP: 0.295, SLG: 0.364 (1, 6)		0-0 F7		0-0 F8		0-0 E6		0-0 SF9 2B		3	0	0	0	0	0	2				
Dave Philley, S OBP: 0.305, SLG: 0.405 (8, PH)								1-3 2H		1	0	1	1	0	0	0				
Jim Busby, R OBP: 0.310, SLG: 0.316 (9, 8)										0	0	0	0	0	0	0				
Jack Fisher, R OBP: 0.171, SLG: 0.105 (1, 1)		0-0 F9		0-0 F3		0-3 K		0-0 G3		4	0	0	0	0	1	5				
Inning Stats	R: 0 E: 1 K: 0 S: 4	H: 1 LOB: 2 BB: 1 P: 8	R: 0 E: 0 K: 0 S: 4	H: 1 LOB: 1 BB: 0 P: 4	R: 1 E: 0 K: 1 S: 7	H: 2 LOB: 1 BB: 0 P: 7	R: 0 E: 0 K: 0 S: 4	H: 1 LOB: 1 BB: 0 P: 4	R: 0 E: 0 K: 2 S: 8	H: 0 LOB: 1 BB: 0 P: 8	R: 0 E: 0 K: 0 S: 4	H: 1 LOB: 1 BB: 0 P: 4	R: 0 E: 0 K: 0 S: 5	H: 2 LOB: 2 BB: 1 P: 9	R: 2 E: 0 K: 0 S: 5	H: 2 LOB: 2 BB: 1 P: 9	1B: 8 2B: 1 3B: 0 HR: 0	SF: 2 SAC: 0 DP: 0 HBP: 1	WP: 1 PB: 0 SB: 0 CS: 0	PA: 38
PITCHER Eli Grba, R ERA: 4.19 (1, 1)	IP: 7.0 WLS: L BF: 32 H: 7 R: 1 ER: 1 SO: 3 BB: 2 IBB: 0 HBP: 1 BLK: 0 WP: 0 HR: 0 S: 35 P: 44 ERA: 1.29 WHIP: 1.286															PITCHER				
Art Fowler, R ERA: 3.29 (8, 1)	IP: 1.0 WLS: L BF: 6 H: 2 R: 2 ER: 2 SO: 0 BB: 1 IBB: 0 HBP: 0 BLK: 0 WP: 0 HR: 0 S: 5 P: 9 ERA: 18.00 WHIP: 3.000															PITCHER				

Los Angeles Angels @ Baltimore Orioles
Memorial Stadium, Baltimore, MD
Fri Aug 04 1961, 7:05 PM EDT
Att: 10,972 - Unknown

AB	32
R	3
H	9
RBI	3
BB	3
SO	3
LOB	19




Batter	1	2	3	4	5	6	7	8	9	AB	R	H	RBI	BB	SO	LOB	TOP						
Albie Pearson, L OBP: 0.425, SLG: 0.433 (1, 9)										4	0	2	0	1	0	0	Los Angeles Angels @ Baltimore Orioles Memorial Stadium, Baltimore, MD Sat Aug 05 1961, 7:05 PM EDT Att: 10,642 - Unknown livebaseballscorecards.com						
Joe Koppe, R OBP: 0.392, SLG: 0.394 (1, 6)										5	0	0	0	0	1	5							
Lee Thomas, L OBP: 0.365, SLG: 0.475 (1, 3)										3	0	2	0	2	0	0							
Leon Wagner, L OBP: 0.322, SLG: 0.492 Eddie Yost, R OBP: 0.346, SLG: 0.210 (1, 7)										3	1	0	0	2	1	5							
Ken Hunt, R OBP: 0.325, SLG: 0.506 (1, 8)										5	0	0	0	0	3	9							
George Thomas, R OBP: 0.347, SLG: 0.513 (1, 5)										5	1	2	1	0	1	3							
Ed Sadowski, R OBP: 0.301, SLG: 0.433 (1, 2)										5	2	3	1	0	0	2							
Rocky Bridges, R OBP: 0.278, SLG: 0.227 Ted Kluszewski, L OBP: 0.305, SLG: 0.449 Billy Moran, R OBP: 0.299, SLG: 0.279 (1, 4)										3	0	1	0	0	0	1							
Ron Kline, R OBP: 0.125, SLG: 0.097 Tom Morgan, R (9, 1)										3	0	0	0	0	1	2							
Inning Stats	R: 0 E: 1 K: 0 S: 5	H: 1 LOB: 3 BB: 1 P: 9	R: 0 E: 0 K: 0 S: 3	H: 0 LOB: 0 BB: 0 P: 3	R: 0 E: 0 K: 1 S: 7	H: 2 LOB: 2 BB: 0 P: 7	R: 0 E: 1 K: 2 S: 8	H: 1 LOB: 1 BB: 0 P: 8	R: 0 E: 0 K: 1 S: 5	H: 0 LOB: 2 BB: 2 P: 13	R: 1 E: 0 K: 1 S: 7	H: 2 LOB: 2 BB: 1 P: 11	R: 0 E: 0 K: 2 S: 7	H: 0 LOB: 0 BB: 0 P: 7	R: 2 E: 1 K: 0 S: 6	H: 2 LOB: 1 BB: 0 P: 6		R: 1 E: 0 K: 0 S: 5	H: 2 LOB: 2 BB: 1 P: 9	1B: 8 2B: 0 3B: 1 HR: 1	SF: 0 SAC: 1 DP: 0 HBP: 0	WP: 0 PB: 1 SB: 0 CS: 0	PA: 44
PITCHER	IP WLS BF H R ER SO BB IBB HBP BLK WP HR S P ERA WHIP																						
Mitt Pappas, R ERA: 3.72 Hoyt Wilhelm, R ERA: 2.19 Wes Stock, R ERA: 2.98 (1, 1)	6.0 L 29 6 1 1 5 4 0 0 0 0 0 1 35 51 1.50 1.667																						

Batter	1	2	3	4	5	6	7	8	9	AB	R	H	RBI	BB	SO	LOB	BOTTOM					
Mary Breeding, R OBP: 0.235, SLG: 0.250 (1, 4)										4	0	1	0	0	0	2	Los Angeles Angels @ Baltimore Orioles Memorial Stadium, Baltimore, MD Sat Aug 05 1961, 7:05 PM EDT Att: 10,642 - Unknown livebaseballscorecards.com					
Russ Snyder, L OBP: 0.325, SLG: 0.371 (1, 7)										4	0	1	0	0	1	1						
Jackie Brandt, R OBP: 0.384, SLG: 0.450 (1, 8)										4	1	1	0	0	0	1						
Jim Gentile, L OBP: 0.445, SLG: 0.676 (1, 3)										4	1	2	2	0	1	0						
Brooks Robinson, R OBP: 0.347, SLG: 0.374 (1, 5)										4	0	0	0	0	4	1						
Gus Triandos, R OBP: 0.342, SLG: 0.473 (1, 2)										4	0	0	0	0	0	1						
Whitey Herzog, L OBP: 0.394, SLG: 0.376 (1, 9)										2	0	1	0	1	1	0						
Jerry Adair, R OBP: 0.296, SLG: 0.365 Dave Philley, S OBP: 0.305, SLG: 0.402 Ron Hansen, R OBP: 0.329, SLG: 0.344 (1, 6)										2	0	1	0	0	0	1						
Mitt Pappas, R OBP: 0.125, SLG: 0.225 Hoyt Wilhelm, R Mary Throneberry, L OBP: 0.314, SLG: 0.392 Wes Stock, R (7, 1)										2	0	0	0	0	1	2						
Inning Stats	R: 0 E: 0 K: 1 S: 5	H: 0 LOB: 0 BB: 0 P: 5	R: 1 E: 0 K: 1 S: 6	H: 1 LOB: 1 BB: 1 P: 10	R: 0 E: 0 K: 0 S: 3	H: 1 LOB: 0 BB: 0 P: 3	R: 0 E: 0 K: 2 S: 7	H: 0 LOB: 0 BB: 0 P: 7	R: 0 E: 0 K: 1 S: 7	H: 2 LOB: 2 BB: 0 P: 7	R: 0 E: 0 K: 0 S: 3	H: 1 LOB: 0 BB: 0 P: 3	R: 0 E: 0 K: 2 S: 7	H: 0 LOB: 0 BB: 0 P: 7	R: 0 E: 0 K: 0 S: 3	R: 1 E: 0 K: 1 S: 7		H: 2 LOB: 1 BB: 0 P: 7	1B: 4 2B: 2 3B: 0 HR: 1	SF: 0 SAC: 0 DP: 0 HBP: 0	WP: 0 PB: 0 SB: 0 CS: 1	PA: 33
PITCHER	IP WLS BF H R ER SO BB IBB HBP BLK WP HR S P ERA WHIP																					
Ron Kline, R ERA: 4.9 Tom Morgan, R ERA: 3.33 (1, 1)	8.1 W 31 7 2 2 7 1 0 0 0 0 0 44 48 2.16 0.960																					

Batter	1	2	3	4	5	6	7	8	9	AB	R	H	RBI	BB	SO	LOB	TOP			
Dick Howser, R (1,6) OBP: 0.392, SLG: 0.355	F9		L9			4-3 BB	FC5-4		1B BB	3	0	1	2	0	3		Kansas City Athletics @ Baltimore Orioles Memorial Stadium, Baltimore, MD Mon Aug 07 1961, 7:05 PM EDT Att: 7,106 - Unknown livebaseballscorecards.com			
Bobby Del Greco, R (1,8) OBP: 0.312, SLG: 0.323	6-3			F8		4-3	K		FC6-4 1B	3	0	0	0	0	1					
Gene Stephens, L (7,PH) OBP: 0.292, SLG: 0.293										1	0	0	0	0	1					
Ed Rakow, S (7,1) OBP: 0.150, SLG: 0.111										0	0	0	0	0	0					
Deron Johnson, R (9,PH) OBP: 0.211, SLG: 0.274										1	0	1	0	0	0					
Norm Bass, R (9,PR) OBP: 0.094, SLG: 0.065										0	0	0	0	0	0					
Norm Siebern, L (1,3) OBP: 0.371, SLG: 0.467	4-3			1B 1B		4-0 BB		4-0 1B BB	K	3	1	1	0	2	1					
Jerry Lumpe, L (1,4) OBP: 0.340, SLG: 0.377			K	F8		4-0 BB		4-0 2B BB	FC6-4	4	1	1	0	0	1					
Ozzie Virgil, R (9,PH) OBP: 0.147, SLG: 0.212										1	0	0	0	0	2					
Wayne Causey, L (1,5) OBP: 0.362, SLG: 0.444	F7									4	1	2	1	0	2					
Jim Rivera, L (1,9) OBP: 0.322, SLG: 0.354	F7									3	1	0	1	1	0					
Leo Posada, R (1,7) OBP: 0.319, SLG: 0.383			4-3							4	0	1	1	0	0					
Haywood Sullivan, R (1,2) OBP: 0.364, SLG: 0.397				FC4-6 BB						3	0	0	0	1	0					
Art Ditmar, R (1,1) OBP: 0.107, SLG: 0.074										2	0	0	0	0	1					
Mickey McDermott, L (7,PH) OBP: 0.156, SLG: 0.222										0	0	0	0	1	0					
Jay Hankins, L (7,PR) OBP: 0.230, SLG: 0.273				FC4-6						1	0	0	0	0	0					
Inning Stats	R: 0 E: 0 K: 0 S: 3	H: 0 LOB: 0 BB: 0 P: 3	R: 0 E: 0 K: 1 S: 5	H: 0 LOB: 0 BB: 0 P: 5	R: 0 E: 0 K: 0 S: 3	H: 2 LOB: 2 BB: 0 P: 5	R: 0 E: 0 K: 0 S: 5	H: 0 LOB: 2 BB: 0 P: 3	R: 0 E: 0 K: 0 S: 3	H: 0 LOB: 2 BB: 2 P: 11	R: 1 E: 0 K: 1 S: 6	H: 1 LOB: 2 BB: 2 P: 14	R: 3 E: 0 K: 0 S: 5	H: 2 LOB: 0 BB: 1 P: 9	R: 0 E: 0 K: 1 S: 6	H: 1 LOB: 2 BB: 1 P: 10	1B: 5 2B: 1 3B: 0 HR: 0	SF: 0 SAC: 0 DP: 0 HBP: 0	WP: 0 PB: 0 SB: 0 CS: 0	PA: 40
PITCHER	IP WLS BF H R ER SO BB IBB HBP BLK WP HR S P ERA WHIP																			
Chuck Estrada, R (1,1) ERA: 4.25	6.1 W 27 3 1 1 1 5 0 0 0 0 0 0 24 44 1.42 1.263																			
Jack Fisher, R (7,1) ERA: 4.47	2.0 11 3 3 3 1 2 0 0 0 0 0 0 11 19 13.50 2.500																			
Billy Hoelt, L (9,1) ERA: 2.27	0.2 S 2 0 0 0 1 0 0 0 0 0 0 0 4 4 0.00 0.000																			

Batter	1	2	3	4	5	6	7	8	9	AB	R	H	RBI	BB	SO	LOB	BOTTOM			
Mary Breeding, R (1,4) OBP: 0.241, SLG: 0.256	5-3		5-3				SH5-3 1B			4	2	2	0	0	0		Kansas City Athletics @ Baltimore Orioles Memorial Stadium, Baltimore, MD Mon Aug 07 1961, 7:05 PM EDT Att: 7,106 - Unknown livebaseballscorecards.com			
Russ Snyder, L (1,7) OBP: 0.321, SLG: 0.366	5-3		4-3				SH5-3 1B			3	0	0	0	0	1					
Jackie Brandt, R (1,8) OBP: 0.385, SLG: 0.459	F8		5-3				2H 1B			4	1	2	3	0	0					
Jim Gentile, L (1,3) OBP: 0.448, SLG: 0.689										3	1	2	1	1	0					
Brooks Robinson, R (1,5) OBP: 0.347, SLG: 0.373										4	1	1	0	0	1					
Whitney Herzog, L (1,9) OBP: 0.396, SLG: 0.375										3	0	1	0	1	0					
Jim Busby, R (9,8) OBP: 0.310, SLG: 0.316										0	0	0	0	0	0					
Hank Foiles, R (1,2) OBP: 0.302, SLG: 0.560										3	0	1	0	1	0					
Jerry Adair, R (1,6) OBP: 0.295, SLG: 0.364										1	0	0	0	0	2					
Dave Philley, S (4,PH) OBP: 0.303, SLG: 0.398										1	0	0	1	0	2					
Ron Hansen, R (5,6) OBP: 0.327, SLG: 0.342										2	0	0	0	0	1					
Chuck Estrada, R (1,1) OBP: 0.137, SLG: 0.102										3	0	0	0	0	1					
Jack Fisher, R (7,1) OBP: 0.171, SLG: 0.105										0	0	0	0	0	0					
Billy Hoelt, L (9,1) OBP: 0.292, SLG: 0.190										0	0	0	0	0	0					
Inning Stats	R: 0 E: 0 K: 0 S: 3	H: 0 LOB: 0 BB: 0 P: 3	R: 1 E: 0 K: 1 S: 8	H: 3 LOB: 2 BB: 0 P: 8	R: 0 E: 0 K: 0 S: 3	H: 0 LOB: 0 BB: 0 P: 3	R: 1 E: 0 K: 0 S: 5	H: 2 LOB: 2 BB: 1 P: 9	R: 1 E: 0 K: 0 S: 4	H: 2 LOB: 1 BB: 1 P: 8	R: 0 E: 0 K: 0 S: 3	H: 0 LOB: 1 BB: 1 P: 7	R: 2 E: 0 K: 0 S: 5	H: 2 LOB: 0 BB: 0 P: 5	R: 0 E: 0 K: 0 S: 3	H: 0 LOB: 0 BB: 0 P: 3	1B: 6 2B: 1 3B: 0 HR: 2	SF: 0 SAC: 1 DP: 0 HBP: 0	WP: 1 PB: 0 SB: 0 CS: 0	PA: 35
PITCHER	IP WLS BF H R ER SO BB IBB HBP BLK WP HR S P ERA WHIP																			
Art Ditmar, R (1,1) ERA: 5.48	6.0 L 27 7 3 3 1 3 0 0 0 0 1 1 26 38 9.00 1.667																			
Ed Rakow, R (7,1) ERA: 5.45	2.0 8 2 2 2 0 0 0 0 0 0 1 1 8 8 9.00 1.000																			



Batter	1	2	3	4	5	6	7	8	9	AB	R	H	RBI	BB	SO	LOB	TOP			
Dick Howser, R (1, 6) OBP: 0.393, SLG: 0.355	F9			G6-4-3 1B			F9		G6-4-3 BB	3	0	1	0	1	0	0	Kansas City Athletics @ Baltimore Orioles Memorial Stadium, Baltimore, MD Tue Aug 08 1961, 7:05 PM EDT Unknown livebaseballscorecards.com			
Jerry Lumpe, L (1, 4) OBP: 0.339, SLG: 0.375 Ozzie Virgil, R (7, 5) OBP: 0.143, SLG: 0.206	G6-4-3 BB			K			F9		G6-4-3 1-2f	2	0	0	0	1	1	1				
Leo Posada, R (1, 7) OBP: 0.315, SLG: 0.377	G6-4-3 1-2f			G6-4-3 1-2f			6-3			3	0	0	0	0	0	2				
Norm Siebern, L (1, 3) OBP: 0.370, SLG: 0.464 Haywood Sullivan, R (6, 3) OBP: 0.367, SLG: 0.397		4-3			3-1				G6-3 BB	2	0	0	0	0	0	0				
Deron Johnson, R (1, 9) OBP: 0.206, SLG: 0.267		K			5-3				G6-3 1-2f	3	0	0	0	0	1	1				
Wayne Causey, L (1, 5) OBP: 0.361, SLG: 0.442		5-3			1-3				1B	3	0	1	0	0	0	0				
Joe Pignatano, R (1, 2) OBP: 0.361, SLG: 0.383				L6			F8		K	3	0	0	0	0	1	1				
Bobby Del Greco, R (1, 8) OBP: 0.307, SLG: 0.318				6-3			K		6-3	3	0	0	0	0	1	0				
Bob Shaw, R (1, 1) OBP: 0.160, SLG: 0.106 Joe Nuxhall, L (3, 1) OBP: 0.363, SLG: 0.452 Lew Krausse, R (5, 1) OBP: 0.182, SLG: 0.182 Jerry Walker, S (9, PH) OBP: 0.256, SLG: 0.263				4-3			4-3		BB 1B	1	0	0	0	0	0	0				
Inning Stats	R: 0 E: 0 K: 0 S: 2	H: 0 LOB: 0 BB: 1 P: 6	R: 0 E: 0 K: 1 S: 5	H: 0 LOB: 0 BB: 0 P: 5	R: 0 E: 0 K: 0 S: 3	H: 1 LOB: 0 BB: 0 P: 5	R: 0 E: 0 K: 0 S: 3	H: 0 LOB: 0 BB: 0 P: 3	R: 0 E: 0 K: 1 S: 5	H: 0 LOB: 0 BB: 0 P: 5	R: 0 E: 0 K: 0 S: 3	H: 0 LOB: 0 BB: 0 P: 3	R: 0 E: 0 K: 1 S: 5	H: 1 LOB: 1 BB: 1 P: 9	R: 0 E: 0 K: 0 S: 3	H: 1 LOB: 1 BB: 1 P: 7		1B: 3 2B: 0 3B: 0 HR: 0	SF: 0 SAC: 0 DP: 4 HBP: 0	WP: 0 PB: 0 SB: 0 CS: 0
PITCHER Steve Barber, L (1, 1) ERA: 3.52	IP: 9.0 WLS: W BF: 29 H: 3 R: 0 ER: 0 SO: 4 BB: 3 IBB: 0 HBP: 0 BLK: 0 WP: 0 HR: 0 S: 34 P: 46 ERA: 0.00 WHIP: 0.667																			

Batter	1	2	3	4	5	6	7	8	9	AB	R	H	RBI	BB	SO	LOB	BOTTOM			
Mary Breeding, R (1, 4) OBP: 0.240, SLG: 0.255	6-3	SF8 1B	F8		P6		F9			5	0	1	1	0	0	1	Kansas City Athletics @ Baltimore Orioles Memorial Stadium, Baltimore, MD Tue Aug 08 1961, 7:05 PM EDT Unknown livebaseballscorecards.com			
Russ Snyder, L (1, 7) OBP: 0.326, SLG: 0.375	P6	BB 1B		3B 2B	6-3 1B		F8			5	1	3	0	0	0	0				
Jackie Brandt, R (1, 8) OBP: 0.388, SLG: 0.467 Jim Busby, R (9, 8) OBP: 0.310, SLG: 0.316	1B	SF8		1B 3B	6-3		3-6 BB			3	1	2	2	1	0	1				
Jim Gentile, L (1, 3) OBP: 0.452, SLG: 0.688	1B	BB 1B		BLK 1B	BB		3-6 1-2f			3	1	2	1	2	0	1				
Brooks Robinson, R (1, 5) OBP: 0.345, SLG: 0.370	L6	L5		P3 1B	L7		BB BB			4	0	0	0	1	0	8				
Whitey Herzog, L (1, 9) OBP: 0.400, SLG: 0.383		2B 1B	SH3 2B	P5			3-1		BB BB	4	2	2	0	1	0	1				
Hank Foiles, R (1, 2) OBP: 0.316, SLG: 0.574		1B 2B	SH3	1B	1B		F8		6-3	4	1	2	2	0	0	2				
Jerry Adair, R (1, 6) OBP: 0.298, SLG: 0.370		6-3		2B	1B		F8			4	0	2	1	0	0	1				
Steve Barber, L (1, 1) OBP: 0.222, SLG: 0.259		1B SF8 1B	K	F2			F9			4	1	1	0	0	1	3				
Inning Stats	R: 0 E: 0 K: 0 S: 5	H: 2 LOB: 2 BB: 0 P: 5	R: 3 E: 0 K: 0 S: 8	H: 5 LOB: 3 BB: 1 P: 12	R: 1 E: 0 K: 1 S: 7	H: 2 LOB: 1 BB: 0 P: 7	R: 3 E: 0 K: 0 S: 8	H: 5 LOB: 2 BB: 0 P: 8	R: 0 E: 0 K: 0 S: 4	H: 1 LOB: 2 BB: 1 P: 8	R: 0 E: 0 K: 0 S: 3	H: 0 LOB: 0 BB: 0 P: 3	R: 0 E: 0 K: 0 S: 3	H: 0 LOB: 0 BB: 0 P: 3	R: 0 E: 0 K: 0 S: 2	H: 0 LOB: 3 BB: 3 P: 14		1B: 10 2B: 5 3B: 1 HR: 0	SF: 1 SAC: 1 DP: 1 HBP: 0	WP: 0 PB: 0 SB: 0 CS: 0
PITCHER Bob Shaw, R (1, 1) ERA: 4.33 Joe Nuxhall, L (3, 1) ERA: 5.84 Lew Krausse, R (5, 1) ERA: 4.54	IP: 2.1 WLS: L BF: 17 H: 9 R: 4 ER: 4 SO: 4 BB: 1 IBB: 0 HBP: 0 BLK: 1 WP: 0 HR: 0 S: 16 P: 20 ERA: 15.43 WHIP: 4.286																			

Batter	1	2	3	4	5	6	7	8	9	AB	R	H	RBI	BB	SO	LOB	TOP								
Dick Howser, R OBP: 0.390, SLG: 0.352 (1, 6)	F7			F9	FC4			1-3		4	0	0	0	0	0	1									
Jay Hankins, L OBP: 0.224, SLG: 0.265 (1, 8) (9, 7)	F8			K			B1	4-3		4	0	0	0	0	1	0									
Wayne Causey, L OBP: 0.353, SLG: 0.431 (1, 5)	P6			P5			F7	4-3		4	0	0	0	0	0	0									
Norm Siebern, L OBP: 0.371, SLG: 0.472 (1, 3)		3-1							K	4	1	2	1	0	1	0									
Jerry Lumpe, L OBP: 0.339, SLG: 0.373 (1, 4)		K								4	2	1	0	0	1	1									
Jim Rivera, L OBP: 0.330, SLG: 0.354 Gene Stephens, L OBP: 0.292, SLG: 0.293 (1, 9) (9, 9)		4-3								3	1	1	0	1	0	1									
Leo Posada, R OBP: 0.318, SLG: 0.380 Bobby Del Greco, R OBP: 0.307, SLG: 0.318 (1, 7) (9, 8)										0	0	0	0	0	0	0									
Haywood Sullivan, R OBP: 0.365, SLG: 0.408 (1, 2)										4	1	1	3	0	1	4									
Norm Bass, R OBP: 0.111, SLG: 0.086 Bill Fischer, R (9, 1)										4	0	1	2	0	1	1									
Inning Stats	R: 0 E: 0 K: 0 S: 3	H: 0 LOB: 0 BB: 0 P: 3	R: 0 E: 0 K: 1 S: 5	H: 0 LOB: 0 BB: 0 P: 5	R: 0 E: 0 K: 1 S: 5	H: 1 LOB: 0 BB: 0 P: 5	R: 0 E: 0 K: 1 S: 5	H: 0 LOB: 0 BB: 0 P: 5	R: 3 E: 1 K: 1 S: 9	H: 3 LOB: 1 BB: 0 P: 9	R: 0 E: 0 K: 0 S: 4	H: 1 LOB: 1 BB: 0 P: 4	R: 0 E: 0 K: 0 S: 4	H: 1 LOB: 1 BB: 0 P: 4	R: 0 E: 0 K: 0 S: 3	H: 0 LOB: 0 BB: 0 P: 3	R: 3 E: 0 K: 1 S: 7	H: 2 LOB: 0 BB: 1 P: 11	1B: 6 2B: 0 3B: 0 HR: 2	SF: 0 SAC: 0 DP: 1 HBP: 0	WP: 1 PB: 1 CS: 0	PA: 36			
PITCHER	IP	WLS	BF	H	R	ER	SO	BB	IBB	HBP	BLK	WP	HR	S	P	ERA	WHIP								
Hal Brown, R ERA: 2.91 Hoyt Wilhelm, R ERA: 2.42	7.0		27	6	3	1	4	0	0	0	0	1	1	35	35	1.29	0.857								
	2.0	L	9	2	3	3	1	1	0	0	0	0	1	10	14	13.50	1.500								

Kansas City Athletics @ Baltimore Orioles
Memorial Stadium, Baltimore, MD
Tue Aug 08 1961, 7:05 PM EDT
Att: 14,102 - Unknown

AB	35
R	6
H	8
RBI	6
BB	1
SO	5
LOB	11



Batter	1	2	3	4	5	6	7	8	9	AB	R	H	RBI	BB	SO	LOB	BOTTOM								
Mary Breeding, R OBP: 0.240, SLG: 0.255 (1, 4)	F5		6-3		F8					4	0	1	0	0	0	0									
Russ Snyder, L OBP: 0.321, SLG: 0.369 (1, 7)	4-3		6-3		1-3					4	0	0	0	0	0	1									
Jackie Brandt, R OBP: 0.394, SLG: 0.487 (1, 8) (8, 9)										2	3	2	2	2	0	0									
Jim Gentile, L OBP: 0.450, SLG: 0.692 (1, 3)	3-1				4-3					4	1	1	2	0	0	1									
Gus Triandos, R OBP: 0.341, SLG: 0.469 (1, 2)					L5					3	0	0	0	1	1	0									
Brooks Robinson, R OBP: 0.343, SLG: 0.367 (1, 5)					E5					4	1	0	0	0	0	1									
Whitey Herzog, L OBP: 0.359, SLG: 0.392 Jim Busby, R OBP: 0.310, SLG: 0.316 Mary Thronberry, L OBP: 0.316, SLG: 0.392 Jerry Adair, R OBP: 0.296, SLG: 0.370 (1, 9) (8, 8) (9, PH) (9, PH)					FC4-6					3	0	1	1	0	0	1									
Ron Hansen, R OBP: 0.325, SLG: 0.339 Earl Robinson, R OBP: 0.352, SLG: 0.434 (1, 6) (9, PH)					4-3					1	0	0	0	0	0	1									
Hal Brown, R OBP: 0.184, SLG: 0.143 Dave Philley, S OBP: 0.301, SLG: 0.395 Hoyt Wilhelm, R (8, 1) Hank Foiles, R OBP: 0.310, SLG: 0.564 (9, PH)					5-3					2	0	0	0	0	1	0									
Inning Stats	R: 0 E: 0 K: 0 S: 3	H: 0 LOB: 1 BB: 1 P: 7	R: 0 E: 0 K: 0 S: 3	H: 0 LOB: 1 BB: 1 P: 7	R: 0 E: 0 K: 0 S: 3	H: 0 LOB: 0 BB: 0 P: 3	R: 2 E: 1 K: 1 S: 8	H: 2 LOB: 1 BB: 0 P: 8	R: 0 E: 0 K: 0 S: 5	H: 0 LOB: 0 BB: 0 P: 5	R: 2 E: 0 K: 0 S: 4	H: 1 LOB: 0 BB: 1 P: 8	R: 0 E: 0 K: 0 S: 4	H: 1 LOB: 1 BB: 0 P: 4	R: 1 E: 0 K: 1 S: 6	H: 1 LOB: 0 BB: 0 P: 6	R: 0 E: 0 K: 0 S: 2	H: 0 LOB: 1 BB: 1 P: 6	1B: 1 2B: 0 3B: 1 HR: 3	SF: 0 SAC: 0 DP: 1 HBP: 0	WP: 0 PB: 0 CS: 0	PA: 36			
PITCHER	IP	WLS	BF	H	R	ER	SO	BB	IBB	HBP	BLK	WP	HR	S	P	ERA	WHIP								
Norm Bass, R ERA: 4.57 Bill Fischer, R ERA: 4.71	8.0		34	5	5	5	3	4	0	0	0	0	0	3	36	5.62	1.125								
	1.0	S	2	0	0	0	0	0	0	0	0	0	0	2	2	0.00	0.000								

Kansas City Athletics @ Baltimore Orioles
Memorial Stadium, Baltimore, MD
Tue Aug 08 1961, 7:05 PM EDT
Att: 14,102 - Unknown

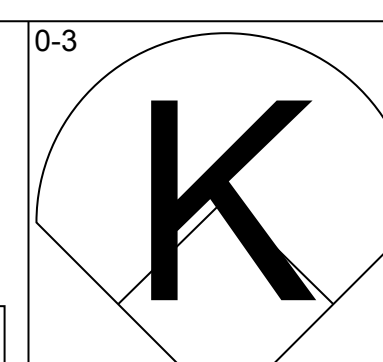
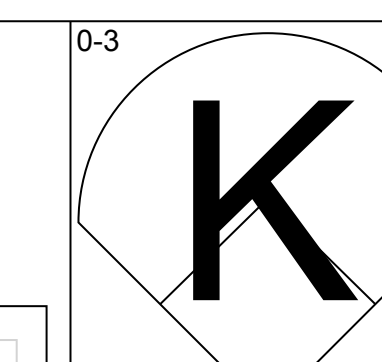
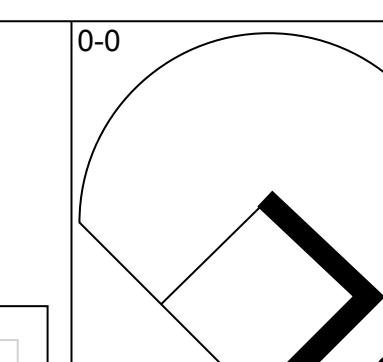
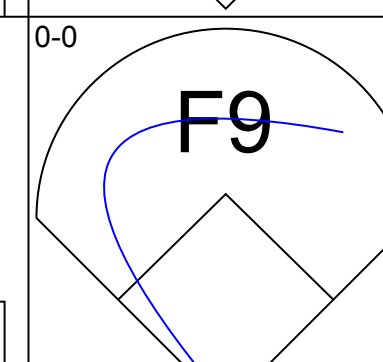
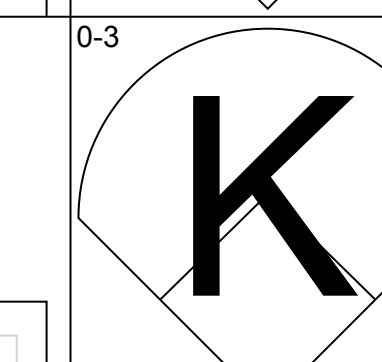
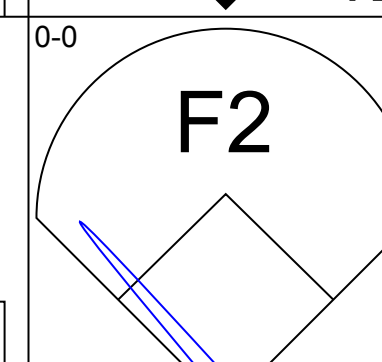
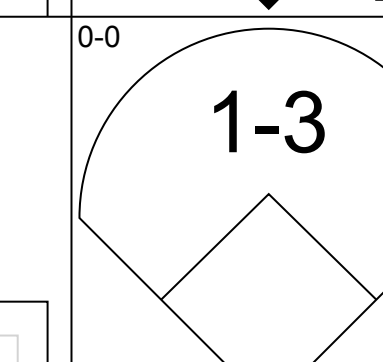
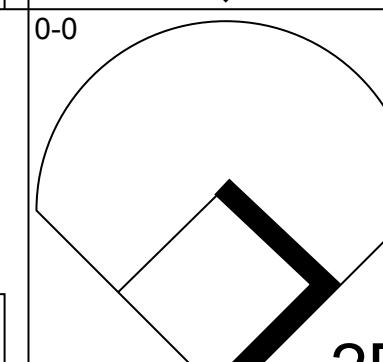
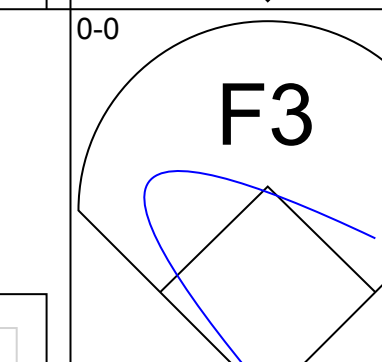
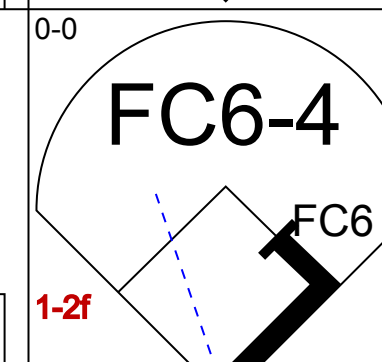
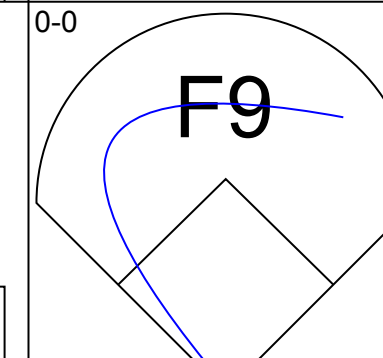
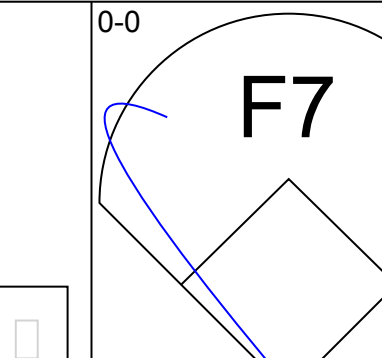
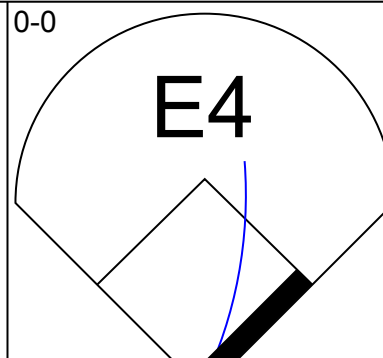
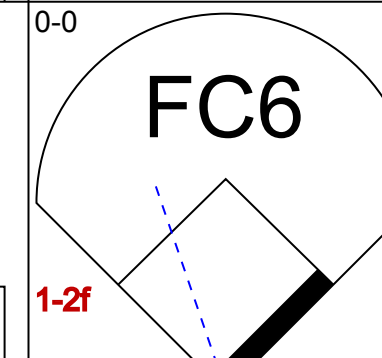
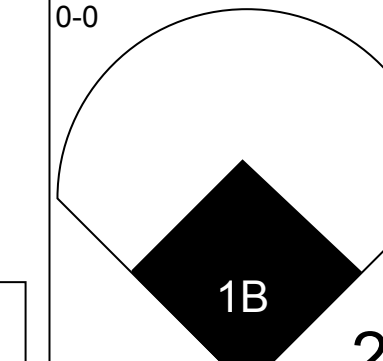
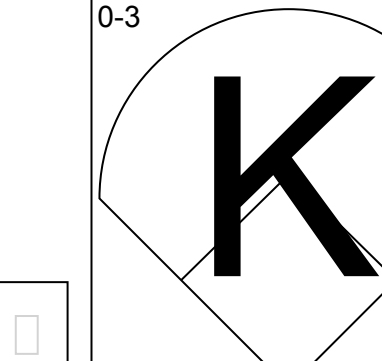
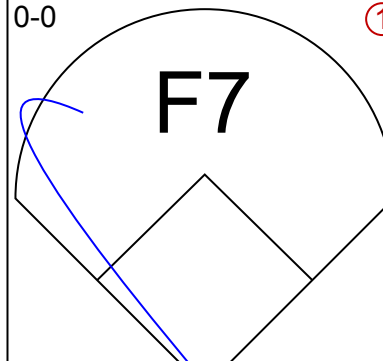
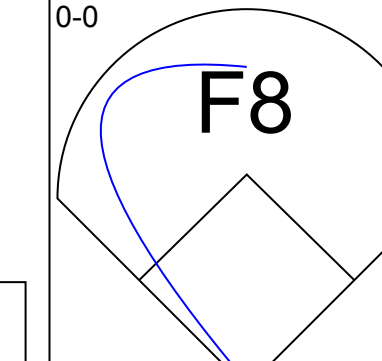
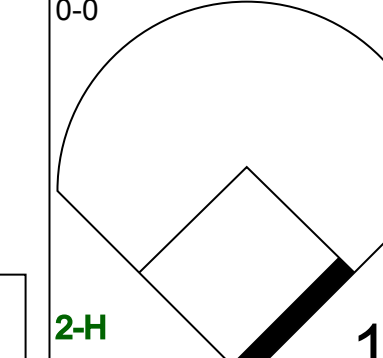
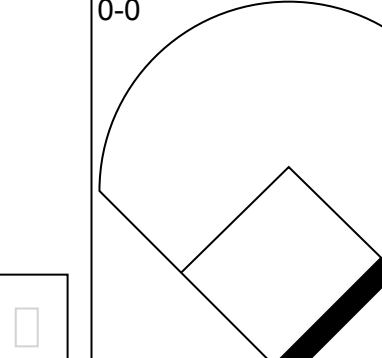
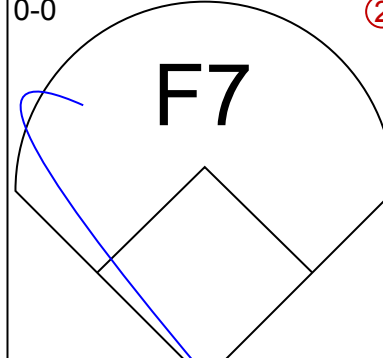
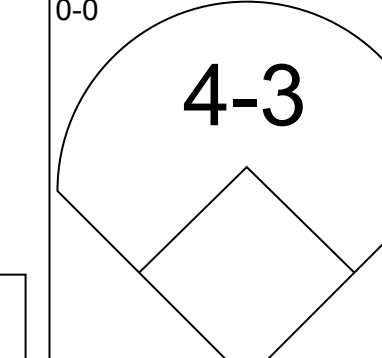
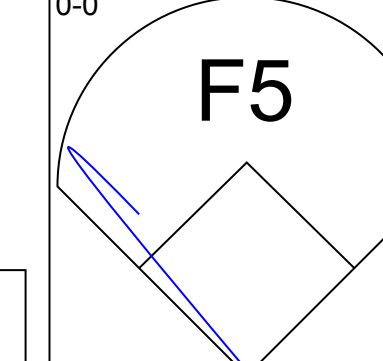
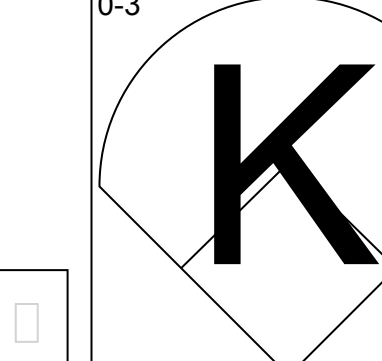
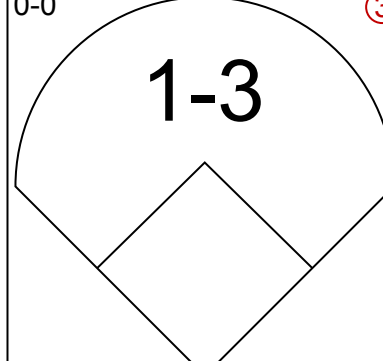
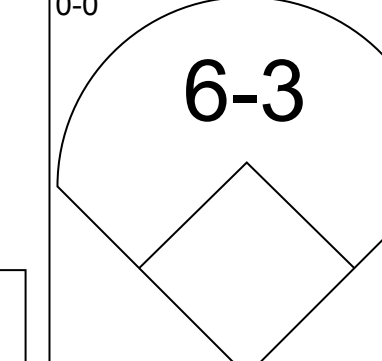
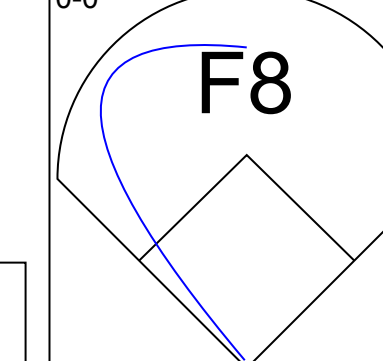
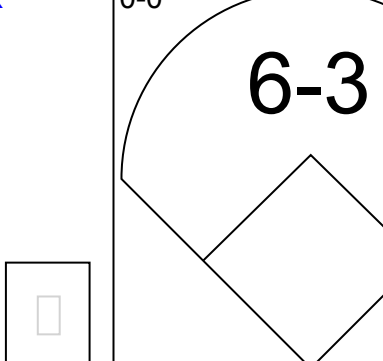
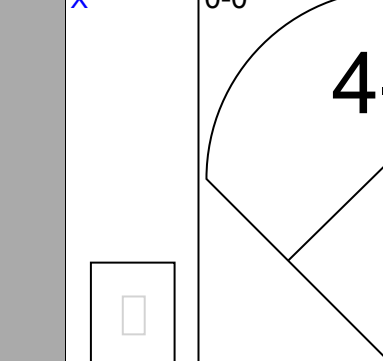
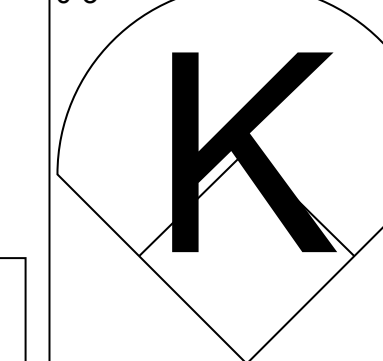
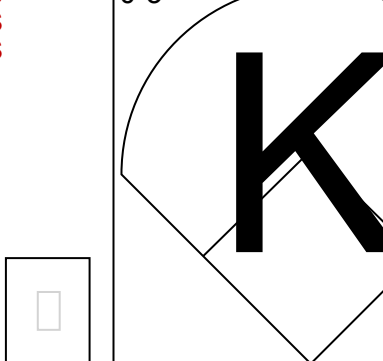
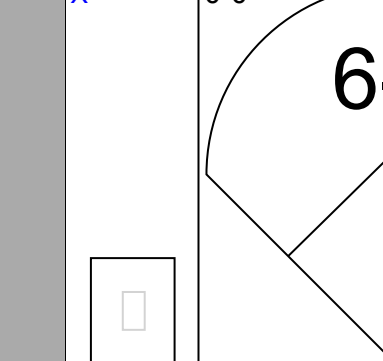
AB	32
R	5
H	5
RBI	5
BB	4
SO	3
LOB	8



Batter	1	2	3	4	5	6	7	8	9	AB	R	H	RBI	BB	SO	LOB	TOP			
Dick Howser, R (1, 6) OBP: 0.396, SLG: 0.348	0-0 6-3		0-0 L8		0-0 P4			0-0 6-3		4	0	0	0	0	0	3	Kansas City Athletics @ Baltimore Orioles Memorial Stadium, Baltimore, MD Thu Aug 10 1961, 7:05 PM EDT Att: 6,027 - Unknown livebaseballscorecards.com			
Jay Hankins, L (1, 8) OBP: 0.219, SLG: 0.257	0-0 F9			0-0 F9	0-0 G3			0-0 F7		4	0	0	0	0	3					
Wayne Causey, L (1, 5) OBP: 0.339, SLG: 0.411	0-0 3-1			0-0 3-4		0-0 4-3		0-0 F8		4	0	0	0	0	0					
Norm Siebern, L (1, 3) OBP: 0.369, SLG: 0.473		0-0 3-1		0-0 2B		0-0 G3		0-0 4-3		4	0	1	0	0	0					
Jerry Lumpe, L (1, 4) OBP: 0.337, SLG: 0.373		0-0 4-3		0-0 6-3		0-0 F7		0-0 G4-6-3 1B		4	0	1	0	0	1					
Jim Rivera, L (1, 9) OBP: 0.324, SLG: 0.337		4-0 FC6-4 BB			0-0 4-3		0-0 F9	0-0 G4-6-3 1-2		3	0	0	0	1	1					
Leo Posada, R (1, 7) OBP: 0.319, SLG: 0.380		0-0 FC6-4 1-2			1-0 1B HBP		0-0 F7			2	0	0	0	0	1					
Haywood Sullivan, R (1, 2) OBP: 0.369, SLG: 0.412 Ozzie Virgil, R (7, PH) OBP: 0.167, SLG: 0.229			0-0 G4-6-3 1B		0-0 1B		0-0 1B			2	0	2	0	0	0					
Bill Kunkel, R (1, 1) OBP: 0.250, SLG: 0.143 Ed Rakow, S (1, 1) OBP: 0.143, SLG: 0.105 Gene Stephens, L (5, PH) OBP: 0.255, SLG: 0.297 Mickey McDermott, L (5, 1) OBP: 0.150, SLG: 0.211			0-0 G4-6-3 1-2		0-0 1-2 2-3 1B		0-0 1B	0-3 K		0	0	0	0	0	0					
Inning Stats	R: 0 E: 0 K: 0 S: 3	H: 0 LOB: 0 BB: 0 P: 3	R: 0 E: 0 K: 0 S: 3	H: 0 LOB: 1 BB: 1 P: 7	R: 0 E: 0 K: 0 S: 3	H: 1 LOB: 0 BB: 0 P: 3	R: 0 E: 0 K: 0 S: 4	H: 1 LOB: 1 BB: 0 P: 4	R: 0 E: 0 K: 0 S: 5	H: 2 LOB: 3 BB: 0 P: 6	R: 0 E: 0 K: 1 S: 6	H: 1 LOB: 1 BB: 0 P: 6	R: 0 E: 0 K: 0 S: 3	H: 0 LOB: 0 BB: 0 P: 3	R: 0 E: 0 K: 0 S: 3	H: 1 LOB: 0 BB: 0 P: 3	1B: 5 2B: 1 3B: 0 HR: 0	SF: 0 SAC: 0 DP: 2 HBP: 1	WP: 0 PB: 0 SB: 0 CS: 0	PA: 33
PITCHER Mitt Pappas, R (1, 1) ERA: 3.43	IP: 9.0 WLS: W BF: 33 H: 6 R: 0 ER: 0 SO: 1 BB: 1 IBB: 0 HBP: 1 BLK: 0 WP: 0 HR: 0 S: 33 P: 38 ERA: 0.00 WHIP: 0.778																			

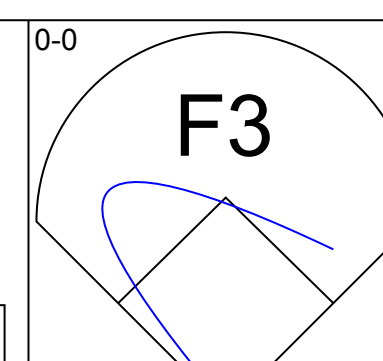
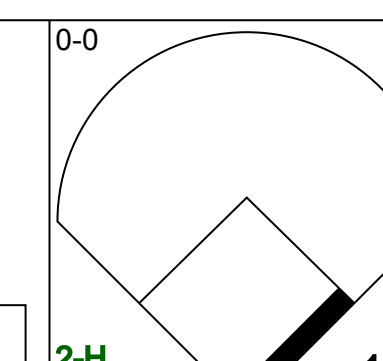
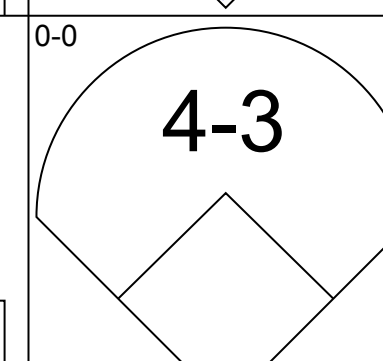
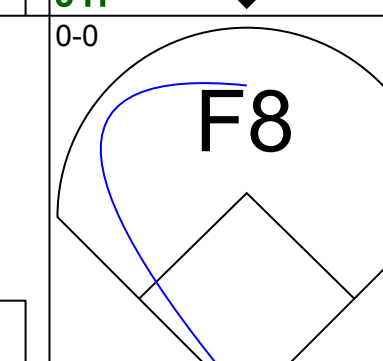
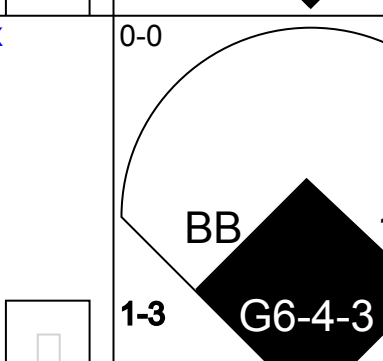
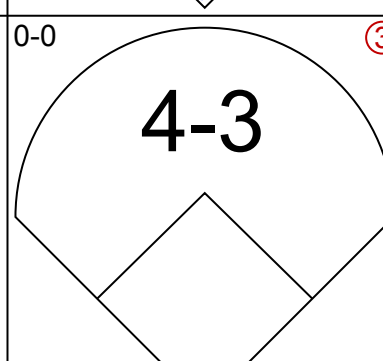
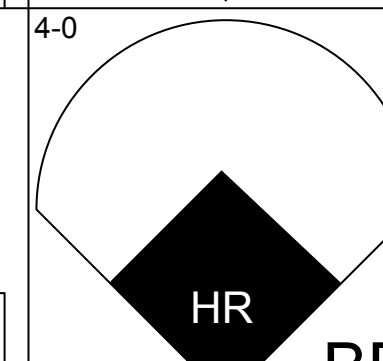
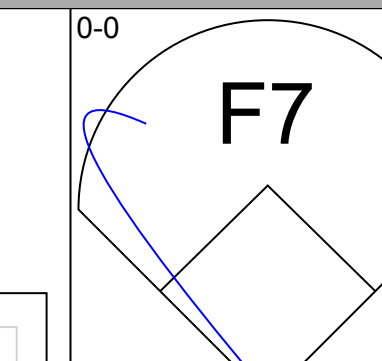
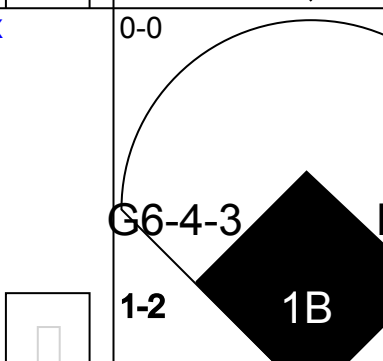
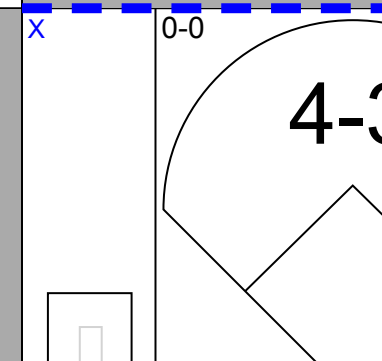
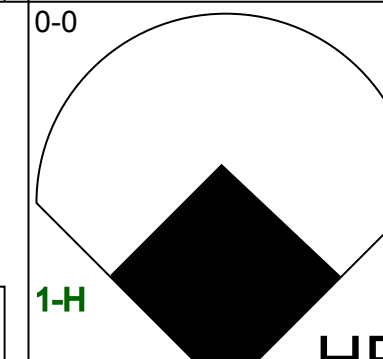
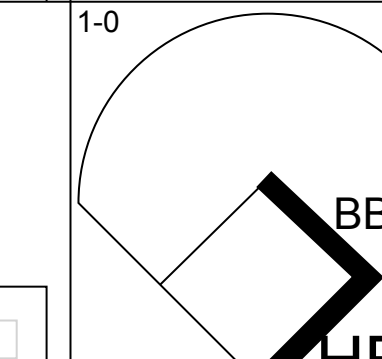
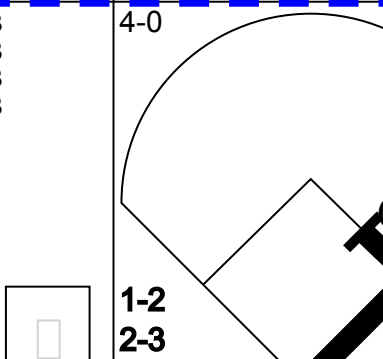
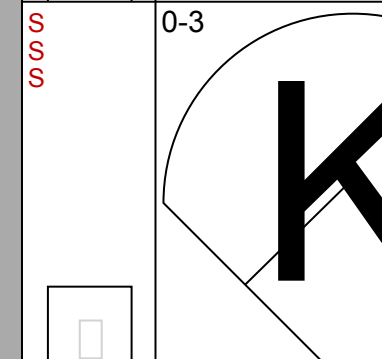
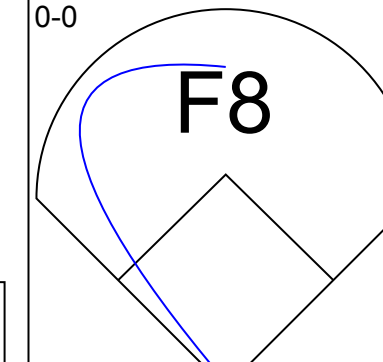
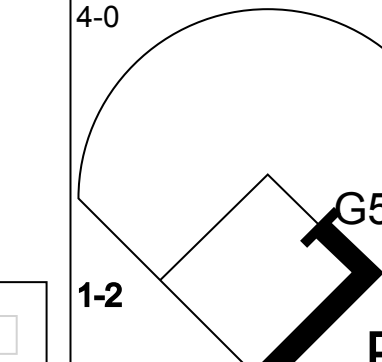
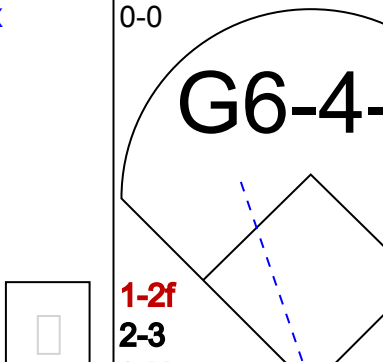
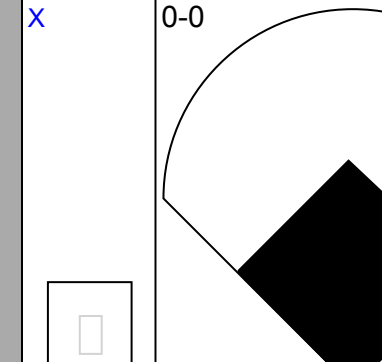
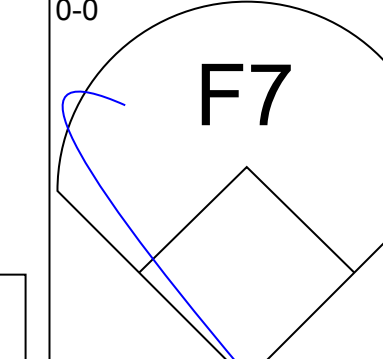
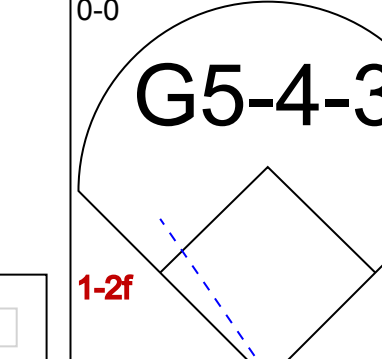
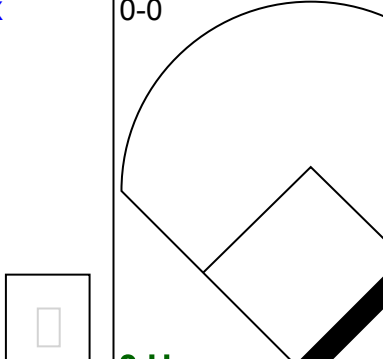
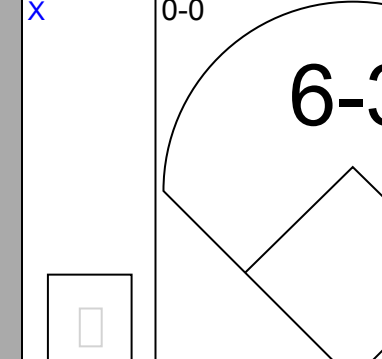
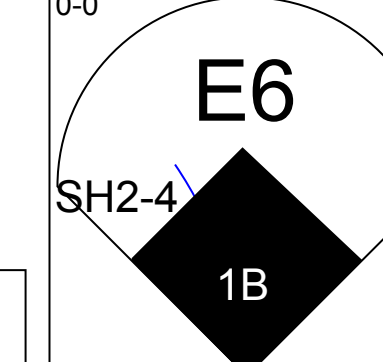

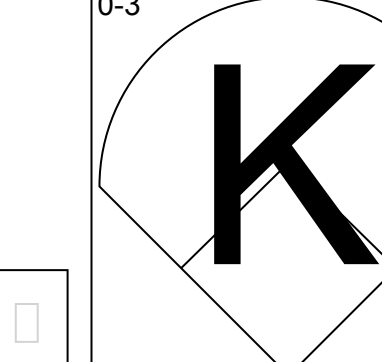
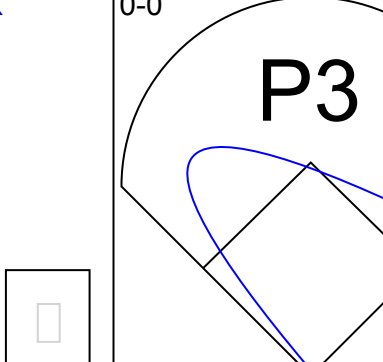
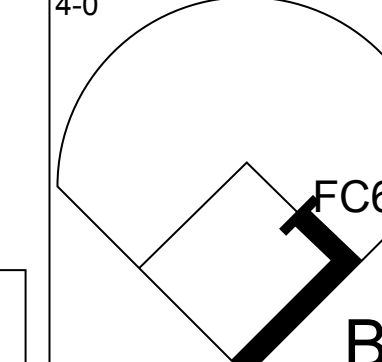
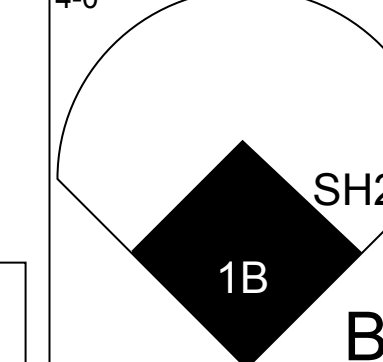

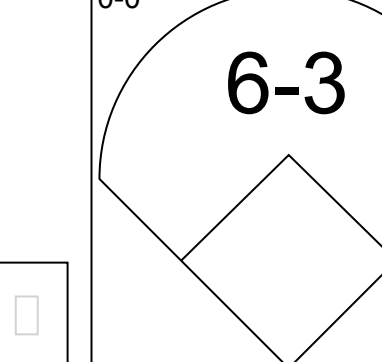
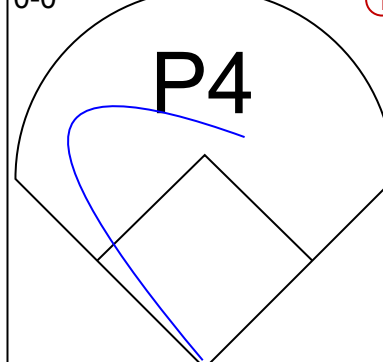
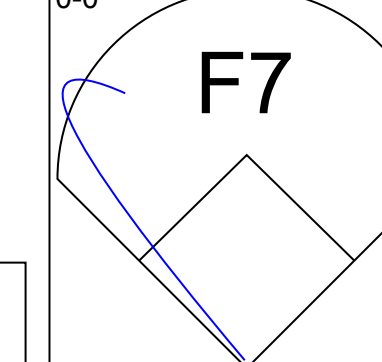
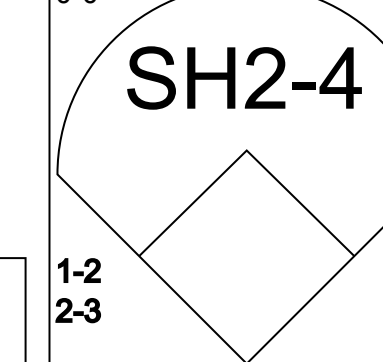
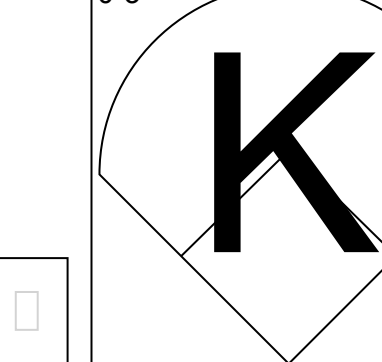
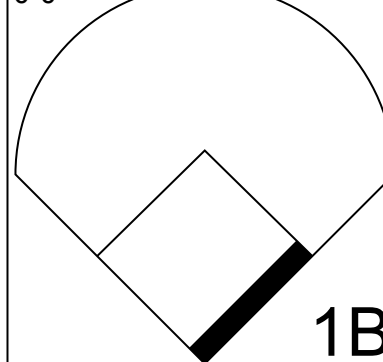
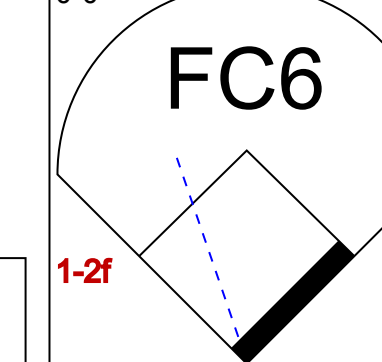
Batter	1	2	3	4	5	6	7	8	9	AB	R	H	RBI	BB	SO	LOB	BOTTOM			
Jerry Adair, R (1, 4) OBP: 0.300, SLG: 0.368	0-0 5-3	0-0 1-3			4-0 1B BLK G4-6-3 BB	0-0 E 1B		0-0 F8		4	1	1	2	1	0	0	Kansas City Athletics @ Baltimore Orioles Memorial Stadium, Baltimore, MD Thu Aug 10 1961, 7:05 PM EDT Att: 6,027 - Unknown livebaseballscorecards.com			
Russ Snyder, L (1, 7) OBP: 0.319, SLG: 0.354 Dick Williams, R (5, PH) OBP: 0.257, SLG: 0.356	0-0 FC3 1B	0-0 F8			0-0 G4-6-3 BB 1-3 1B	0-0 F7		0-0 2B		2	1	1	0	0	0					
Dave Philley, S (5, PH) OBP: 0.262, SLG: 0.402 Jim Busby, R (5, PH) OBP: 0.310, SLG: 0.316	0-0 FC3 1B	0-3 K			4-0 G4-6-3 1-2 BB	0-0 E4		4-0 BB		3	1	1	0	2	1					
Jackie Brandt, R (1, 8) OBP: 0.395, SLG: 0.482	0-0 FC3 1-2 1B				0-0 K	0-0 G4-6-3 1-2 BB		0-0 P4		5	1	0	0	0	1					
Jim Gentile, L (1, 3) OBP: 0.450, SLG: 0.682	0-0 FC3 1B				0-0 K	0-0 G4-6-3 1-2 2-3 3-H		0-0 3-1		2	1	1	2	0	1					
Whitey Herzog, L (1, 9) OBP: 0.398, SLG: 0.390 Earl Robinson, R (5, PH) OBP: 0.362, SLG: 0.449	0-0 1B SF7				0-0 K	4-0 BB		0-0 WP 2B		2	1	1	2	0	1					
Brooks Robinson, R (1, 5) OBP: 0.341, SLG: 0.365	0-0 1B SF7				0-0 K	0-0 F8		0-0 P3		4	1	1	1	0	3					
Hank Foiles, R (1, 2) OBP: 0.323, SLG: 0.554	0-0 SF7				0-3 K	4-0 WP 1B BB		4-0 G6-4-3 BB		1	1	0	1	2	1					
Ron Hansen, R (1, 6) OBP: 0.326, SLG: 0.340	0-0 2H 1B				0-0 1-3	0-0 WP 1B 1B		0-0 G6-4-3 1-2		4	1	2	1	0	2					
Mitt Pappas, R (1, 1) OBP: 0.114, SLG: 0.205	0-3 K				0-3 K	0-3 K		0-3 K		4	0	0	0	4	3					
Inning Stats	R: 5 E: 0 K: 1 S: 11	H: 5 LOB: 1 BB: 0 P: 11	R: 0 E: 0 K: 1 S: 5	H: 0 LOB: 0 BB: 0 P: 5	R: 0 E: 0 K: 2 S: 7	H: 0 LOB: 0 BB: 0 P: 7	R: 0 E: 0 K: 2 S: 7	H: 0 LOB: 0 BB: 0 P: 7	R: 1 E: 0 K: 0 S: 3	H: 1 LOB: 2 BB: 3 P: 15	R: 2 E: 1 K: 1 S: 8	H: 2 LOB: 2 BB: 1 P: 12	R: 0 E: 0 K: 0 S: 3	H: 1 LOB: 1 BB: 1 P: 7	R: 0 E: 0 K: 1 S: 6	H: 1 LOB: 2 BB: 1 P: 10	1B: 8 2B: 2 3B: 0 HR: 0	SF: 1 SAC: 0 DP: 2 HBP: 0	WP: 2 PB: 0 SB: 0 CS: 0	PA: 40
PITCHER Bill Kunkel, R (1, 1) ERA: 4.21 Ed Rakow, R (1, 1) ERA: 5.2 Mickey McDermott, L (5, 1) ERA: 5.1	IP: 0.1 WLS: L BF: 6 H: 4 R: 5 ER: 5 SO: 0 BB: 0 IBB: 0 HBP: 0 BLK: 0 WP: 0 HR: 0 S: 6 P: 6 ERA: 135.00 WHIP: 12.000																			



Batter	1	2	3	4	5	6	7	8	9	AB	R	H	RBI	BB	SO	LOB	TOP																											
Chuck Schilling, R OBP: 0.340, SLG: 0.325										5	0	3	1	0	2	0	Boston Red Sox @ Baltimore Orioles Memorial Stadium, Baltimore, MD Sat Aug 12 1961, 7:05 PM EDT Att: 14,686 - Unknown																											
Gary Geiger, L OBP: 0.357, SLG: 0.429										5	0	1	0	0	1	3																												
Carl Yastrzemski, L Carroll Hardy, R OBP: 0.341, SLG: 0.365										1	0	1	0	0	0	0																												
Vic Wertz, L Mike Fomielles, R OBP: 0.348, SLG: 0.444 OBP: 0.160, SLG: 0.200										4	0	0	0	0	0	2																												
Frank Matzone, R OBP: 0.297, SLG: 0.361										4	1	1	0	0	1	1																												
Russ Nixon, L OBP: 0.320, SLG: 0.358										4	0	2	1	0	0	1																												
Jackie Jensen, R OBP: 0.351, SLG: 0.383										4	0	0	0	0	1	3																												
Don Buddin, R OBP: 0.398, SLG: 0.401										4	1	1	0	0	0	1																												
Ike Delock, R Galen Cisco, R Pete Runnels, L OBP: 0.200, SLG: 0.111 OBP: 0.273, SLG: 0.111 OBP: 0.377, SLG: 0.411										2	0	0	0	0	2	1																												
Inning Stats	R: 0 E: 0 K: 1 S: 6	H: 1 LOB: 1 BB: 0 P: 6	R: 1 E: 0 K: 1 S: 7	H: 2 LOB: 1 BB: 0 P: 7	R: 0 E: 0 K: 2 S: 7	H: 0 LOB: 0 BB: 0 P: 7	R: 0 E: 0 K: 2 S: 8	H: 1 LOB: 1 BB: 0 P: 8	R: 0 E: 0 K: 2 S: 9	H: 2 LOB: 2 BB: 0 P: 9	R: 0 E: 1 K: 0 S: 4	H: 0 LOB: 1 BB: 0 P: 4	R: 2 E: 0 K: 0 S: 6	H: 3 LOB: 1 BB: 0 P: 6	R: 0 E: 0 K: 0 S: 3	H: 0 LOB: 0 BB: 0 P: 3		R: 0 E: 0 K: 0 S: 4	H: 1 LOB: 1 BB: 0 P: 4	1B: 7 2B: 3 3B: 0 HR: 0	SF: 0 SAC: 0 DP: 0 HBP: 0	WP: 0 PB: 0 SB: 0 CS: 0	PA: 38																					
PITCHER	IP	WLS	BF	H	R	ER	SO	BB	IBB	HBP	BLK	WP	HR	S	P	ERA	WHIP	PITCHER								IP	WLS	BF	H	R	ER	SO	BB	IBB	HBP	BLK	WP	HR	S	P	ERA	WHIP		
Dick Hall, R ERA: 3.51	(1, 1)	8.0	W	34	9	3	3	8	0	0	0	0	0	0	50	50	3.38	1.125																										
Wes Stock, R ERA: 2.77	(9, 1)	1.0	S	4	1	0	0	0	0	0	0	0	0	0	4	4	0.00	1.000																										

AB 38
R 3
H 10
RBI 3
BB 0
SO 8
LOB 15



Batter	1	2	3	4	5	6	7	8	9	AB	R	H	RBI	BB	SO	LOB	BOTTOM																										
Mary Breeding, R OBP: 0.249, SLG: 0.268										5	1	2	2	0	1	2	Boston Red Sox @ Baltimore Orioles Memorial Stadium, Baltimore, MD Sat Aug 12 1961, 7:05 PM EDT Att: 14,686 - Unknown																										
Whitely Herzog, L Earl Robinson, R OBP: 0.397, SLG: 0.389 OBP: 0.368, SLG: 0.441										3	0	1	0	0	0	1																											
Jackie Brandt, R OBP: 0.397, SLG: 0.479										3	2	1	1	1	0	0																											
Jim Gentile, L OBP: 0.451, SLG: 0.693										2	1	1	2	1	1	0																											
Gus Triandos, R OBP: 0.344, SLG: 0.473										3	1	1	1	1	0	2																											
Brooks Robinson, R OBP: 0.342, SLG: 0.371										4	0	1	1	0	0	2																											
Dick Williams, R Dave Philley, S Russ Snyder, L OBP: 0.257, SLG: 0.362 OBP: 0.305, SLG: 0.398 OBP: 0.317, SLG: 0.363										3	1	0	0	0	1	1																											
Ron Hansen, R OBP: 0.325, SLG: 0.337										3	1	0	0	1	0	1																											
Dick Hall, R Jerry Adair, R Wes Stock, R OBP: 0.182, SLG: 0.100 OBP: 0.300, SLG: 0.368										3	0	1	0	0	1	1																											
Inning Stats	R: 2 E: 0 K: 0 S: 4	H: 1 LOB: 0 BB: 1 P: 8	R: 2 E: 1 K: 0 S: 5	H: 1 LOB: 1 BB: 1 P: 9	R: 0 E: 0 K: 0 S: 2	H: 0 LOB: 1 BB: 1 P: 7	R: 0 E: 0 K: 2 S: 7	H: 0 LOB: 0 BB: 0 P: 7	R: 3 E: 0 K: 0 S: 6	H: 4 LOB: 1 BB: 1 P: 10	R: 0 E: 0 K: 0 S: 4	H: 1 LOB: 1 BB: 0 P: 4	R: 1 E: 0 K: 1 S: 6	H: 1 LOB: 0 BB: 0 P: 6	R: 0 E: 0 K: 1 S: 5	H: 0 LOB: 1 BB: 1 P: 9		1B: 6 2B: 0 3B: 0 HR: 2	SF: 0 SAC: 1 DP: 2 HBP: 1	WP: 0 PB: 0 SB: 0 CS: 0	PA: 37																						
PITCHER	IP	WLS	BF	H	R	ER	SO	BB	IBB	HBP	BLK	WP	HR	S	P	ERA	WHIP	PITCHER								IP	WLS	BF	H	R	ER	SO	BB	IBB	HBP	BLK	WP	HR	S	P	ERA	WHIP	
Ike Delock, R ERA: 4.7	(1, 1)	4.0	L	21	5	7	5	2	3	0	0	0	0	0	0	7	11.25	2.000																									
Galen Cisco, R ERA: 6.43	(5, 1)	2.0		8	2	0	0	0	1	0	0	0	0	0	7	11	0.00	1.500																									
Mike Fomielles, R ERA: 5.32	(7, 1)	2.0		8	1	1	1	2	1	0	0	0	0	0	1	11	4.50	1.000																									

AB 30
R 8
H 8
RBI 7
BB 5
SO 4
LOB 11



Batter	1	2	3	4	5	6	7	8	9	10	11	AB	R	H	RBI	BB	SO	LOB	TOP					
Chuck Schilling, R OBP: 0.342, SLG: 0.325	(1,4) 4-0 2B 6-3 BB		(1,4) 0-0 FC6-4 SH1-4 1B	(1,4) 0-0 L9		(1,4) 0-3 K		(1,4) 0-0 F8			(1,4) 4-0 SH1-3 WP FC4 BB	4	2	1	0	2	1	2						
Carroll Hardy, R OBP: 0.335, SLG: 0.358	(1,7) 0-3 K		(1,7) 0-0 SH1-4	(1,7) 0-0 4-3		(1,7) 0-3 K			(1,7) 0-0 P5		(1,7) 0-0 SH1-3	4	0	0	0	0	2	3						
Jackie Jensen, R OBP: 0.357, SLG: 0.387	(1,9) 0-0 2B		(1,9) 4-0 FC6-4 BB		(1,9) 0-0 3-1		(1,9) 4-0 HBP S BB		(1,9) 4-0 G4-6-3 BB		(1,9) 4-0 FC4 IBB	2	0	1	0	4	0	0						
Frank Malzone, R OBP: 0.293, SLG: 0.356	(1,5) 0-0 6-3		(1,5) 0-0 FC6-4 BB		(1,5) 0-0 5-3		(1,5) 0-3 K		(1,5) 0-0 G4-6-3		(1,5) 0-0 FC4	6	0	0	2	0	1	6						
Jim Pagliaroni, R OBP: 0.335, SLG: 0.432	(1,2) 0-3 K		(1,2) 4-0 FC6-4 BB		(1,2) 0-0 E6		(1,2) 4-0 HBP BB				(1,2) 0-0 SH3-4 1B	3	1	1	0	2	1	1						
Billy Harrell, R OBP: 0.184, SLG: 0.216	(10, PR)		(10, PR) 4-0 FC6-4 BB		(10, PR) 0-0 E6		(10, PR) 4-0 HBP BB				(10, PR) 0-0 SH3-4 1B	0	1	0	0	0	0	0						
Russ Nixon, L OBP: 0.324, SLG: 0.362	(10, 2)		(10, 2) 4-0 FC6-4 BB		(10, 2) 0-0 E6		(10, 2) 4-0 HBP BB				(10, 2) 0-0 FC6-4 1B	1	0	1	0	0	0	0						
Pete Runnels, L OBP: 0.353, SLG: 0.410	(1,3)		(1,3) 0-3 K		(1,3) 1-0 2B		(1,3) 1-0 HBP BB				(1,3) 0-0 FC6-4	3	1	1	0	1	1	5						
Don Buddin, R OBP: 0.399, SLG: 0.403	(1,6) 0-0 F9		(1,6) 0-0 FC1-5 BB		(1,6) 0-0 2B		(1,6) 4-0 FC1-5 BB		(1,6) 0-0 G4-3		(1,6) 0-0 SH3-4	3	0	1	2	1	0	4						
Gary Geiger, L OBP: 0.355, SLG: 0.424	(1,8) 0-3 K		(1,8) 4-0 FC1-5 BB		(1,8) 0-3 K		(1,8) 4-0 FC1-5 BB		(1,8) 0-0 G3		(1,8) 0-0 4-3	4	0	0	1	1	2	4						
Bill Monbouquette, R OBP: 0.165, SLG: 0.200	(11, 1)		(11, 1) 0-0 2-3		(11, 1) 0-0 FC1-5		(11, 1) 0-3 K		(11, 1) 0-3 K		(11, 1) 0-3 K	5	0	0	0	0	3	5						
Mike Fornieles, R OBP: 0.299, SLG: 0.362	(11, 1)		(11, 1) 0-0 2-3		(11, 1) 0-0 FC1-5		(11, 1) 0-3 K		(11, 1) 0-3 K		(11, 1) 0-3 K	0	0	0	0	0	0	0						
Arnold Earley, L OBP: 0.299, SLG: 0.362	(11, 1)		(11, 1) 0-0 2-3		(11, 1) 0-0 FC1-5		(11, 1) 0-3 K		(11, 1) 0-3 K		(11, 1) 0-3 K	0	0	0	0	0	0	0						
Inning Stats	R: 1 E: 0 K: 2 S: 8	H: 1 LOB: 1 BB: 1 P: 12	R: 0 E: 0 K: 1 S: 5	H: 0 LOB: 1 BB: 1 P: 9	R: 0 E: 0 K: 1 S: 6	H: 1 LOB: 3 BB: 2 P: 14	R: 0 E: 0 K: 0 S: 3	H: 0 LOB: 2 BB: 0 P: 11	R: 2 E: 1 K: 1 S: 7	H: 1 LOB: 1 BB: 0 P: 8	R: 0 E: 0 K: 3 S: 9	H: 0 LOB: 0 BB: 0 P: 9	R: 0 E: 0 K: 1 S: 5	H: 0 LOB: 0 BB: 0 P: 5	R: 0 E: 0 K: 0 S: 2	H: 0 LOB: 0 BB: 1 P: 6	R: 1 E: 0 K: 1 S: 7	H: 2 LOB: 2 BB: 0 P: 7	R: 1 E: 0 K: 0 S: 4	H: 1 LOB: 2 BB: 2 P: 12	1B: 4 2B: 2 3B: 0 HR: 0	SF: 0 SAC: 3 DP: 2 HBP: 2	WP: 1 PB: 0 SB: 1 CS: 0	PA: 51
PITCHER Steve Barber, L ERA: 3.46	(1, 1)	IP: 11.0 WLS: 7 BF: 51	H: 6 R: 5 ER: 3 SO: 11	BB: 10 IBB: 1 HBP: 2 BLK: 0	WP: 1 HR: 0 S: 60 P: 106	ERA: 2.46 WHIP: 1.455	PITCHER	IP: 11.0 WLS: 7 BF: 51	H: 6 R: 5 ER: 3 SO: 11	BB: 10 IBB: 1 HBP: 2 BLK: 0	WP: 1 HR: 0 S: 60 P: 106	ERA: 2.46 WHIP: 1.455	PITCHER	IP: 11.0 WLS: 7 BF: 51	H: 6 R: 5 ER: 3 SO: 11	BB: 10 IBB: 1 HBP: 2 BLK: 0	WP: 1 HR: 0 S: 60 P: 106	ERA: 2.46 WHIP: 1.455						

Boston Red Sox @ Baltimore Orioles
Memorial Stadium, Baltimore, MD
Sun Aug 13 1961, 3:33 AM EDT
Att: 10,518 - Unknown

AB	35
R	5
H	6
RBI	5
BB	11
SO	11
LOB	30





Batter	1	2	3	4	5	6	7	8	9	10	11	AB	R	H	RBI	BB	SO	LOB	BOTTOM																
Mary Breeding, R OBP: 0.246, SLG: 0.265	(1,4) 0-0 F7		(1,4) 0-0 F8		(1,4) 0-0 E7 1B G6-4-3		(1,4) 0-0 5-3		(1,4) 0-0 F7		(1,4) 0-0 SH 1B	6	2	1	0	0	0	2																	
Russ Snyder, L OBP: 0.322, SLG: 0.363	(1,9) 0-0 4-3		(1,9) 4-0 FC6-4 BB		(1,9) 0-0 G6-4-3 1B		(1,9) 0-0 4-3		(1,9) 4-0 FC6-4 BB		(1,9) 0-0 SH	3	0	1	0	2	0	0																	
Jackie Brandt, R OBP: 0.395, SLG: 0.475	(1,8) 0-0 F8		(1,8) 0-3 K		(1,8) 0-0 G6-4-3 1B		(1,8) 0-0 4-3		(1,8) 0-0 P6		(1,8) 0-0 SH	5	1	1	0	0	1	5																	
Jim Gentile, L OBP: 0.453, SLG: 0.700	(1,3)		(1,3) 0-0 G3		(1,3) 0-0 HR 1B		(1,3) 0-0 5-3		(1,3) 4-0 1B BB		(1,3) 0-3 K	4	1	2	1	1	1	0																	
Gus Triandos, R OBP: 0.344, SLG: 0.474	(1,2)		(1,2) 0-0 F3		(1,2) 0-0 1B		(1,2) 0-0 5-3		(1,2) 0-0 F2		(1,2) 0-0 1B	5	0	2	0	0	1	3																	
Hank Foiles, R OBP: 0.323, SLG: 0.554	(11, 2)		(11, 2) 0-0 F3		(11, 2) 0-0 1B		(11, 2) 0-0 5-3		(11, 2) 0-0 F2		(11, 2) 0-0 1B	0	1	0	0	0	0	0																	
Brooks Robinson, R OBP: 0.346, SLG: 0.376	(1,5)		(1,5) 0-0 1B		(1,5) 0-0 1B		(1,5) 0-0 5-3		(1,5) 0-0 P6		(1,5) 0-0 F8	5	0	4	1	0	0	1																	
Dick Williams, R OBP: 0.254, SLG: 0.358	(1,7)		(1,7) 0-0 P6		(1,7) 0-0 1B		(1,7) 0-0 5-3		(1,7) 0-0 F2		(1,7) 0-0 1B	3	0	0	0	0	0	4																	
Dave Philley, S OBP: 0.302, SLG: 0.395	(8, PH)		(8, PH) 0-0 P6		(8, PH) 0-0 1B		(8, PH) 0-0 5-3		(8, PH) 0-0 F2		(8, PH) 0-0 1B	1	0	0	0	0	0	2																	
Jim Busby, R OBP: 0.310, SLG: 0.316	(9, 8)		(9, 8) 0-0 P6		(9, 8) 0-0 1B		(9, 8) 0-0 5-3		(9, 8) 0-0 F2		(9, 8) 0-0 1B	0	0	0	0	0	0	0																	
Whitey Herzog, L OBP: 0.399, SLG: 0.392	(10, PH)		(10, PH) 0-0 P6		(10, PH) 0-0 1B		(10, PH) 0-0 5-3		(10, PH) 0-0 F2		(10, PH) 0-0 1B	1	0	1	1	0	0	0																	
Ron Hansen, R OBP: 0.325, SLG: 0.337	(1, 6)		(1, 6) 0-0 1B		(1, 6) 0-0 1B		(1, 6) 0-0 5-3		(1, 6) 0-0 F2		(1, 6) 0-0 1B	3	0	1	0	0	1	2																	
Marv Throneberry, L OBP: 0.315, SLG: 0.390	(9, PH)		(9, PH) 0-0 1B		(9, PH) 0-0 1B		(9, PH) 0-0 5-3		(9, PH) 0-0 F2		(9, PH) 0-0 1B	1	0	0	0	0	1	0																	
Jerry Adair, R OBP: 0.259, SLG: 0.387	(10, 6)		(10, 6) 0-0 1B		(10, 6) 0-0 1B		(10, 6) 0-0 5-3		(10, 6) 0-0 F2		(10, 6) 0-0 1B	1	0	0	0	0	1	2																	
Steve Barber, L OBP: 0.224, SLG: 0.258	(1, 1)		(1, 1) 0-0 F2		(1, 1) 0-0 F2		(1, 1) 0-3 K		(1, 1) 0-0 K		(1, 1) 0-0 K	4	0	1	0	0	2	3																	
Earl Robinson, R OBP: 0.373, SLG: 0.446	(11, PH)		(11, PH) 0-0 F2		(11, PH) 0-0 F2		(11, PH) 0-3 K		(11, PH) 0-0 K		(11, PH) 0-0 K	1	1	1	0	0	0	0																	
Inning Stats	R: 0 E: 0 K: 0 S: 3	H: 0 LOB: 0 BB: 0 P: 3	R: 0 E: 0 K: 0 S: 4	H: 1 LOB: 1 BB: 0 P: 4	R: 0 E: 0 K: 1 S: 6	H: 1 LOB: 2 BB: 1 P: 10	R: 1 E: 0 K: 1 S: 8	H: 3 LOB: 2 BB: 0 P: 8	R: 1 E: 1 K: 1 S: 7	H: 2 LOB: 1 BB: 0 P: 7	R: 0 E: 0 K: 1 S: 5	H: 0 LOB: 0 BB: 0 P: 5	R: 0 E: 0 K: 1 S: 5	H: 0 LOB: 0 BB: 0 P: 5	R: 1 E: 0 K: 0 S: 4	H: 2 LOB: 1 BB: 1 P: 8	R: 0 E: 0 K: 1 S: 6	H: 1 LOB: 2 BB: 1 P: 10	R: 1 E: 0 K: 2 S: 9	H: 2 LOB: 2 BB: 0 P: 9	R: 2 E: 1 K: 0 S: 3	H: 1 LOB: 1 BB: 0 P: 3	1B: 13 2B: 1 3B: 0 HR: 1	SF: 0 SAC: 1 DP: 3 HBP: 0	WP: 0 PB: 0 SB: 0 CS: 0	PA: 47									
PITCHER Bill Monbouquette, R ERA: 3.58	(1, 1)	IP: 9.1 WLS: 4 BF: 41	H: 12 R: 4 ER: 3 SO: 7	BB: 3 IBB: 0 HBP: 0 BLK: 0	WP: 0 HR: 1 S: 52 P: 64	ERA: 2.89 WHIP: 1.607	PITCHER	IP: 9.1 WLS: 4 BF: 41	H: 12 R: 4 ER: 3 SO: 7	BB: 3 IBB: 0 HBP: 0 BLK: 0	WP: 0 HR: 1 S: 52 P: 64	ERA: 2.89 WHIP: 1.607	PITCHER	IP: 9.1 WLS: 4 BF: 41	H: 12 R: 4 ER: 3 SO: 7	BB: 3 IBB: 0 HBP: 0 BLK: 0	WP: 0 HR: 1 S: 52 P: 64	ERA: 2.89 WHIP: 1.607																	
Mike Fornieles, R ERA: 5.28	(10, 1)	0.2 L 5	3 2 0	1 0 0	0 0 0	0 0 0	0 0 0	0 0 0	0 0 0	0 0 0	0 0 0	0 0 0	0 0 0	0 0 0	0 0 0	0 0 0	0 0 0	0 0 0	0 0 0	0 0 0	0 0 0	0 0 0	0 0 0	0 0 0	0 0 0	0 0 0	0 0 0								
Arnold Earley, L ERA: 4.25	(11, 1)	0.0	1	0	0	0	0	0	0	0	0	0	0	0	0	0	0	0	0	0	0	0	0	0	0	0	0	0	0	0	0	0	0	0	0

Boston Red Sox @ Baltimore Orioles
Memorial Stadium, Baltimore, MD
Sun Aug 13 1961, 3:33 AM EDT
Att: 10,518 - Unknown

AB	43
R	6
H	15
RBI	3
BB	3
SO	8
LOB	24



Batter	1	2	3	4	5	6	7	8	9	AB	R	H	RBI	BB	SO	LOB	TOP			
Mary Breeding, R (1,4) OBP: 0.253, SLG: 0.267 Mary Throneberry, L (8, PH) OBP: 0.314, SLG: 0.389 Jerry Adair, R (8,4) OBP: 0.299, SLG: 0.367	0-3 K		0-0 1B			4-0 BB 1B BB		0-0 6-3		2	0	1	0	1	1	0	<p>Baltimore Orioles @ Detroit Tigers Tiger Stadium, Detroit, MI Tue Aug 15 1961, 7:05 PM EDT Unknown</p> <p>AB 30 R 0 H 4 RBI 0 BB 2 SO 5 LOB 14</p> 			
Russ Snyder, L (1,7) OBP: 0.324, SLG: 0.365	0-0 6-3 1B		0-3 K			0-0 6-3 1B		0-0 6-3		3	4	0	2	0	0	1		2		
Jackie Brandt, R (1,8) OBP: 0.391, SLG: 0.470	0-0 6-3 1-2		0-0 1-3			0-0 F7		0-0 5-3		1	4	0	0	0	0	5				
Jim Gentile, L (1,3) OBP: 0.453, SLG: 0.696	0-0 4-3					4-0 G3-6-1 BB		1-0 HBP		1	2	0	0	0	1	0				
Whitey Herzog, L (1,9) OBP: 0.393, SLG: 0.385		0-0 F8				0-0 G3		0-0 P5		2	4	0	0	0	0	4				
Brooks Robinson, R (1,5) OBP: 0.343, SLG: 0.373		0-0 1-4-3				0-3 K		0-3 K		3	4	0	0	0	0	2		1		
Hank Foiles, R (1,2) OBP: 0.323, SLG: 0.542		0-0 F3				0-0 6-3		0-0 CS 1B		3	0	1	0	0	0	0				
Ron Hansen, R (1,6) OBP: 0.323, SLG: 0.334			0-0 6-3			0-0 3-1		0-3 K		3	0	0	0	0	1	1				
Chuck Estrada, R (1,1) OBP: 0.132, SLG: 0.098 Dave Philley, S (8, PH) OBP: 0.300, SLG: 0.392 Hoyt Wilhelm, R (8,1)			0-0 E6 1B			0-0 G3		0-0 G3		1	2	0	0	0	0	0				
Inning Stats	R: 0 E: 0 K: 1 S: 6	H: 1 LOB: 1 BB: 0 P: 6	R: 0 E: 0 K: 0 S: 3	H: 0 LOB: 0 BB: 0 P: 3	R: 0 E: 1 K: 1 S: 7	H: 1 LOB: 2 BB: 0 P: 7	R: 0 E: 0 K: 1 S: 5	H: 0 LOB: 0 BB: 0 P: 5	R: 0 E: 0 K: 0 S: 3	H: 0 LOB: 0 BB: 0 P: 3	R: 0 E: 0 K: 0 S: 3	H: 0 LOB: 0 BB: 0 P: 3	R: 0 E: 0 K: 1 S: 5	H: 0 LOB: 1 BB: 0 P: 6	R: 0 E: 0 K: 1 S: 5	H: 0 LOB: 1 BB: 0 P: 6	1B: 4 2B: 1 3B: 0 HR: 0	SF: 0 SAC: 0 DP: 2 HBP: 1	WP: 0 PB: 0 SB: 0 CS: 1	PA: 33
PITCHER Frank Lary, R (1,1) ERA: 3.4	IP: 9.0 WLS: W BF: 33 H: 4 R: 0 ER: 0 SO: 5 BB: 2 IBB: 0 HBP: 1 BLK: 0 WP: 0 HR: 0 S: 40 P: 49 ERA: 0.00 WHIP: 0.667															PITCHER	IP: 9.0 WLS: W BF: 33 H: 4 R: 0 ER: 0 SO: 5 BB: 2 IBB: 0 HBP: 1 BLK: 0 WP: 0 HR: 0 S: 40 P: 49 ERA: 0.00 WHIP: 0.667			

Batter	1	2	3	4	5	6	7	8	9	AB	R	H	RBI	BB	SO	LOB	BOTTOM			
Jake Wood, R (1,4) OBP: 0.334, SLG: 0.388	0-0 3-1 S 1B		0-0 F8			0-0 F8		0-3 K		4	0	1	0	0	1	0	<p>Baltimore Orioles @ Detroit Tigers Tiger Stadium, Detroit, MI Tue Aug 15 1961, 7:05 PM EDT Unknown</p> <p>AB 28 R 2 H 4 RBI 2 BB 1 SO 6 LOB 6</p> 			
Bill Bruton, L (1,8) OBP: 0.331, SLG: 0.374	0-0 3-1 1-3		0-0 4-3			4-0 S BB		0-3 K		3	0	0	0	1	1	1				
Al Kaline, R (1,9) OBP: 0.379, SLG: 0.505	0-3 K					0-0 L4-3 1-2		0-0 HR 1B		3	0	0	0	0	2	2				
Rocky Colavito, R (1,7) OBP: 0.407, SLG: 0.574	0-0 4-3					0-0 5-3		0-0 HR 1B		3	1	1	0	0	0	1				
Norm Cash, L (1,3) OBP: 0.493, SLG: 0.673		0-0 3-1				0-0 P1		0-0 1-H HR		3	1	1	2	0	0	0				
Dick McAuliffe, L (1,5) OBP: 0.281, SLG: 0.383		0-0 4-3				0-0 CS 1B		0-0 4-3		3	0	1	0	0	0	0				
Chico Fernandez, R (1,6) OBP: 0.323, SLG: 0.343		0-0 E5				0-3 K 1-2		0-0 F5		3	0	0	0	0	1	1				
Mike Roarke, R (1,2) OBP: 0.304, SLG: 0.304		0-0 F7				0-3 K		0-0 5-3		3	0	0	0	0	1	1				
Frank Lary, R (1,1) OBP: 0.263, SLG: 0.308			0-0 F3			0-0 L7		0-0 P6		3	0	0	0	0	0	0				
Inning Stats	R: 0 E: 0 K: 1 S: 6	H: 1 LOB: 1 BB: 0 P: 6	R: 0 E: 1 K: 0 S: 4	H: 0 LOB: 1 BB: 0 P: 4	R: 0 E: 0 K: 0 S: 3	H: 0 LOB: 0 BB: 0 P: 3	R: 0 E: 0 K: 1 S: 5	H: 0 LOB: 0 BB: 0 P: 5	R: 0 E: 0 K: 2 S: 7	H: 1 LOB: 0 BB: 0 P: 7	R: 0 E: 0 K: 0 S: 3	H: 0 LOB: 1 BB: 1 P: 7	R: 2 E: 0 K: 0 S: 5	H: 2 LOB: 0 BB: 0 P: 5	R: 0 E: 0 K: 2 S: 7	H: 0 LOB: 0 BB: 0 P: 7	1B: 3 2B: 0 3B: 0 HR: 1	SF: 0 SAC: 0 DP: 0 HBP: 0	WP: 0 PB: 0 SB: 2 CS: 1	PA: 29
PITCHER Chuck Estrada, R (1,1) ERA: 4.25 Hoyt Wilhelm, R (8,1) ERA: 2.4	IP: 7.0 WLS: L BF: 26 H: 4 R: 2 ER: 2 SO: 4 BB: 1 IBB: 0 HBP: 0 BLK: 0 WP: 0 HR: 1 S: 33 P: 37 ERA: 2.57 WHIP: 0.714															PITCHER	IP: 1.0 WLS: L BF: 3 H: 0 R: 0 ER: 0 SO: 2 BB: 0 IBB: 0 HBP: 0 BLK: 0 WP: 0 HR: 0 S: 7 P: 7 ERA: 0.00 WHIP: 0.000			

Batter	1	2	3	4	5	6	7	8	9	AB	R	H	RBI	BB	SO	LOB	TOP										
Brooks Robinson, R OBP: 0.344, SLG: 0.378 (1, 5)	4-0 BB 1B BB	0-0 5-3		0-0 HR		0-0 6-3		0-0 F7	0-0 L8	5	2	1	1	1	0	1											
Whitey Herzog, L OBP: 0.393, SLG: 0.390 (1, 7)	0-0 F9		0-0 HR	0-3 K		0-3 K		0-0 1B		5	2	2	0	0	2	1											
Jackie Brandt, R OBP: 0.390, SLG: 0.478 (1, 8)	0-0 F9		0-0 HR	F7		F7		FC6-4 1B		5	1	2	3	0	0	1											
Jim Gentile, L OBP: 0.455, SLG: 0.698 (1, 3)	0-0 BB 1B		4-0 1B E BB	G3		HR		FC6-4 1B		4	1	2	1	1	0	1											
Gus Triandos, R OBP: 0.344, SLG: 0.468 (1, 2)	4-0 BB 1-2 2-3 BB		0-0 E7 1B		4-0 L8 1B BB		K		K	3	0	0	0	2	2	1											
Earl Robinson, R OBP: 0.385, SLG: 0.458 (1, 9)	4-0 1-2 2-3 3-H BB		0-0 1-2 2-3 1B		0-0 FC5-4 1B		F7		1B 1B	4	1	3	1	1	0	0											
Ron Hansen, R OBP: 0.323, SLG: 0.337 (1, 6)	0-3 K		0-3 K		0-0 L8		2-3 2B		1B 1-3 SF8 1B	5	1	2	0	0	2	8											
Jerry Adair, R OBP: 0.298, SLG: 0.365 (1, 4)		0-0 L8		0-0 P4		0-0 L8				1	0	0	0	0	0	0											
Dave Philley, S OBP: 0.295, SLG: 0.385 (3, PH)					0-0 L8					1	0	0	0	0	0	3											
Mary Breeding, R OBP: 0.249, SLG: 0.263 (3, 4)						0-0 L8			1-3 3-H 1B	3	0	1	1	0	0	3											
Mitt Pappas, R OBP: 0.102, SLG: 0.188 (1, 1)		0-0 P4		0-3 K		0-0 FC5-4		0-3 K	0-0 SF8	4	0	0	1	0	2	5											
Inning Stats	R: 1 E: 0 K: 1 S: 6	H: 1 LOB: 3 BB: 3 P: 18	R: 0 E: 0 K: 0 S: 3	H: 0 LOB: 0 BB: 0 P: 3	R: 2 E: 1 K: 2 S: 11	H: 3 LOB: 3 BB: 1 P: 15	R: 1 E: 0 K: 1 S: 6	H: 1 LOB: 0 BB: 0 P: 6	R: 0 E: 0 K: 0 S: 4	H: 1 LOB: 2 BB: 1 P: 8	R: 0 E: 0 K: 1 S: 5	H: 0 LOB: 0 BB: 0 P: 5	R: 1 E: 0 K: 1 S: 7	H: 2 LOB: 1 BB: 0 P: 7	R: 1 E: 0 K: 1 S: 7	H: 2 LOB: 1 BB: 0 P: 7	R: 2 E: 0 K: 1 S: 8	H: 3 LOB: 1 BB: 0 P: 8	1B: 8 2B: 2 3B: 0 HR: 3	SF: 1 SAC: 0 DP: 0 HBP: 0	WP: 0 PA: 46 PB: 0 SB: 0 CS: 0						
PITCHER	IP	WLS	BF	H	R	ER	SO	BB	IBB	HBP	BLK	WP	HR	S	P	ERA	WHIP										
Jim Bunning, R ERA: 3.07 (1, 1)	7.0	L	35	8	5	5	6	5	0	0	0	0	3	42	62	6.43	1.857										
Bob Bruce, R ERA: 4.43 (8, 1)	2.0		11	5	3	3	2	0	0	0	0	0	0	15	15	13.50	2.500										

Baltimore Orioles @ Detroit Tigers
Tiger Stadium, Detroit, MI
Wed Aug 16 1961, 4:33 AM EDT
Att: 19,754 - Unknown

AB 40
R 8
H 13
RBI 8
BB 5
SO 8
LOB 24



Batter	1	2	3	4	5	6	7	8	9	AB	R	H	RBI	BB	SO	LOB	BOTTOM										
Jake Wood, R OBP: 0.329, SLG: 0.382 (1, 4)	0-0 6-3		0-0 F3			0-0 6-3	0-0 FC6-4		0-3 K	5	0	0	1	0	1	2											
Dick McAuliffe, L OBP: 0.291, SLG: 0.385 (1, 5)	0-0 1B		0-3 K			4-0 FC6-4 WP BB	0-0 4-3			3	0	1	0	1	1	1											
Al Kaline, R OBP: 0.382, SLG: 0.503 (1, 8)	0-3 K			0-0 G6-4-3 1B		4-0 FC6-4 1-2 BB		4-0 1-3 BB		2	0	1	0	2	1	1											
Rocky Colavito, R OBP: 0.404, SLG: 0.567 (1, 9)	0-0 F5			0-0 G6-4-3		0-0 FC6-4	0-0 F8			4	0	0	0	0	0	5											
Norm Cash, L OBP: 0.485, SLG: 0.659 (1, 3)		0-0 F7		0-0 4-3		0-0 4-3		0-0 1-3		4	0	0	0	0	0	3											
Charlie Maxwell, L OBP: 0.378, SLG: 0.440 (1, 7)		0-0 P5			4-0 4-3 BB		4-0 BB FC3-6 BB	0-3 K		2	1	0	0	2	1	1											
Chico Fernandez, R OBP: 0.328, SLG: 0.347 (1, 6)		4-0 E S BB			0-0 4-3		4-0 FC3-6 1-2 FC6-4 BB		0-0 F8	2	1	0	0	2	0	1											
Mike Roarke, R OBP: 0.303, SLG: 0.298 (1, 2)		0-0 6-3			0-0 6-3		4-0 FC3-6 1-2 BB		0-0 F8	3	0	0	0	1	0	2											
Jim Bunning, R OBP: 0.163, SLG: 0.165 (1, 1)					0-3 K		0-0 FC3-6		4-0 BB	2	0	0	0	0	2	1											
Bobo Osborne, L OBP: 0.357, SLG: 0.319 (7, PH)										1	0	0	0	0	0	2											
Bob Bruce, R OBP: 0.273, SLG: 0.222 (8, 1)										0	0	0	0	0	0	0											
Frank House, L OBP: 0.278, SLG: 0.286 (8, PH)										0	0	0	0	1	0	0											
Inning Stats	R: 0 E: 0 K: 1 S: 6	H: 1 LOB: 1 BB: 0 P: 6	R: 0 E: 0 K: 0 S: 3	H: 0 LOB: 1 BB: 1 P: 7	R: 0 E: 0 K: 2 S: 7	H: 0 LOB: 0 BB: 0 P: 7	R: 0 E: 0 K: 0 S: 3	H: 1 LOB: 0 BB: 0 P: 3	R: 0 E: 0 K: 1 S: 5	H: 0 LOB: 1 BB: 1 P: 9	R: 0 E: 0 K: 0 S: 3	H: 0 LOB: 2 BB: 2 P: 11	R: 2 E: 1 K: 0 S: 3	H: 0 LOB: 1 BB: 3 P: 15	R: 0 E: 0 K: 1 S: 5	H: 0 LOB: 1 BB: 1 P: 9	R: 0 E: 0 K: 1 S: 5	H: 0 LOB: 1 BB: 1 P: 9	1B: 2 2B: 0 3B: 0 HR: 0	SF: 0 SAC: 0 DP: 1 HBP: 0	WP: 1 PA: 37 PB: 0 SB: 1 CS: 0						
PITCHER	IP	WLS	BF	H	R	ER	SO	BB	IBB	HBP	BLK	WP	HR	S	P	ERA	WHIP										
Mitt Pappas, R ERA: 3.26 (1, 1)	9.0	W	37	2	2	1	6	9	0	0	0	1	0	40	76	1.00	1.222										

Baltimore Orioles @ Detroit Tigers
Tiger Stadium, Detroit, MI
Wed Aug 16 1961, 4:33 AM EDT
Att: 19,754 - Unknown

AB 28
R 2
H 2
RBI 1
BB 9
SO 6
LOB 19



Batter	1	2	3	4	5	6	7	8	9	AB	R	H	RBI	BB	SO	LOB	TOP				
Brooks Robinson, R OBP: 0.345, SLG: 0.378 (1, 5)										5	1	2	0	0	0	1	Baltimore Orioles @ Detroit Tigers Tiger Stadium, Detroit, MI Thu Aug 17 1961, 4:33 AM EDT Att: 24,241 - Unknown				
Whitey Herzog, L OBP: 0.401, SLG: 0.410 Jim Busby, R OBP: 0.311, SLG: 0.317 (1, 7) (9, 8)										4	1	3	3	1	0	1					
Jackie Brandt, R OBP: 0.390, SLG: 0.475 (1, 8) (9, 7)										4	0	1	0	1	1	2					
Jim Gentile, L OBP: 0.456, SLG: 0.694 (1, 3)										2	0	0	0	2	0	3					
Gus Triandos, R OBP: 0.341, SLG: 0.463 (1, 2)										4	0	0	0	0	0	6					
Earl Robinson, R OBP: 0.374, SLG: 0.444 (1, 9)										4	0	0	0	0	1	1					
Ron Hansen, R OBP: 0.320, SLG: 0.333 (1, 6)										4	0	0	0	0	1	0					
Jerry Adair, R OBP: 0.300, SLG: 0.367 (1, 4)										4	1	2	0	0	1	0					
Jack Fisher, R OBP: 0.152, SLG: 0.093 (1, 1)										3	0	0	0	0	0	1					
Inning Stats	R: 2 E: 0 K: 0 S: 5	H: 2 LOB: 1 BB: 1 P: 9	R: 0 E: 0 K: 1 S: 5	H: 0 LOB: 0 BB: 0 P: 5	R: 0 E: 0 K: 0 S: 4	H: 1 LOB: 2 BB: 1 P: 8	R: 0 E: 0 K: 0 S: 4	H: 1 LOB: 1 BB: 0 P: 4	R: 0 E: 0 K: 0 S: 3	H: 0 LOB: 0 BB: 0 P: 3	R: 1 E: 0 K: 0 S: 6	H: 3 LOB: 3 BB: 1 P: 10	R: 0 E: 0 K: 2 S: 7	H: 0 LOB: 0 BB: 0 P: 7	R: 0 E: 0 K: 1 S: 6	H: 1 LOB: 1 BB: 0 P: 6		1B: 7 2B: 0 3B: 0 HR: 1	SF: 0 SAC: 1 DP: 0 HBP: 0	WP: 0 PB: 0 SB: 0 CS: 0	PA: 39
PITCHER	IP	WLS	BF	H	R	ER	SO	BB	IBB	HBP	BLK	WP	HR	S	P	ERA	WHIP				
Paul Foytack, R ERA: 4.17 Gerry Staley, R ERA: 3.69	(1, 1) (8, 1)	7.0 7	32 1	7 0	3 0	3 0	1 3	4 0	0 0	0 0	0 0	0 0	1 13	30 13	46 13	3.86 0.00	1.571 0.500				

AB	34
R	3
H	8
RBI	3
BB	4
SO	4
LOB	15



Batter	1	2	3	4	5	6	7	8	9	AB	R	H	RBI	BB	SO	LOB	BOTTOM					
Jake Wood, R OBP: 0.328, SLG: 0.381 (1, 4)										4	0	1	0	0	1	1	Baltimore Orioles @ Detroit Tigers Tiger Stadium, Detroit, MI Thu Aug 17 1961, 4:33 AM EDT Att: 24,241 - Unknown					
Dick McAuliffe, L OBP: 0.291, SLG: 0.378 (1, 5)										3	0	0	0	1	0	2						
Al Kaline, R OBP: 0.383, SLG: 0.503 (1, 8)										4	0	2	0	0	0	2						
Rocky Colavito, R OBP: 0.401, SLG: 0.562 (1, 9)										4	0	0	0	0	1	3						
Norm Cash, L OBP: 0.483, SLG: 0.654 (1, 3)										3	0	0	0	1	1	0						
Charlie Maxwell, L OBP: 0.365, SLG: 0.421 (1, 7)										4	0	0	0	0	1	3						
Chico Fernandez, R OBP: 0.324, SLG: 0.342 (1, 6)										4	0	0	0	0	0	1						
Mike Roarke, R OBP: 0.309, SLG: 0.318 George Alusik, R OBP: 0.250, SLG: 0.250 (9, PH)										2	1	1	1	1	1	0						
Paul Foytack, R OBP: 0.216, SLG: 0.306 Bobo Osborne, L OBP: 0.365, SLG: 0.343 Gerry Staley, R (8, 1)										2	0	0	0	0	1	2						
Bill Bruton, L OBP: 0.328, SLG: 0.370 (8, PH)										1	0	0	0	0	0	0						
Inning Stats	R: 0 E: 0 K: 1 S: 6	H: 1 LOB: 3 BB: 2 P: 14	R: 1 E: 0 K: 2 S: 8	H: 1 LOB: 0 BB: 0 P: 8	R: 0 E: 0 K: 0 S: 3	H: 0 LOB: 0 BB: 0 P: 3	R: 0 E: 0 K: 0 S: 4	H: 0 LOB: 2 BB: 1 P: 8	R: 0 E: 0 K: 1 S: 6	H: 2 LOB: 1 BB: 0 P: 6	R: 0 E: 0 K: 1 S: 5	H: 0 LOB: 0 BB: 0 P: 5	R: 0 E: 1 K: 1 S: 7	H: 1 LOB: 2 BB: 0 P: 7	R: 0 E: 0 K: 0 S: 3	H: 0 LOB: 0 BB: 0 P: 3	R: 0 E: 0 K: 0 S: 3	H: 0 LOB: 0 BB: 0 P: 3	1B: 3 2B: 2 3B: 0 HR: 1	SF: 0 SAC: 0 DP: 1 HBP: 0	WP: 1 PB: 0 SB: 0 CS: 0	PA: 36
PITCHER	IP	WLS	BF	H	R	ER	SO	BB	IBB	HBP	BLK	WP	HR	S	P	ERA	WHIP					
Jack Fisher, R ERA: 4.16	(1, 1)	9.0 W	36 36	5 5	1 1	1 1	6 6	3 3	0 0	0 0	0 0	1 1	1 1	45 45	57 57	1.00 1.00	0.889 0.889					



Batter	1	2	3	4	5	6	7	8	9	AB	R	H	RBI	BB	SO	LOB	TOP					
Brooks Robinson, R OBP: 0.344, SLG: 0.378										5	1	1	0	0	0	3	Baltimore Orioles @ Washington Senators Griffith Stadium, Washington, DC Fri Aug 18 1961, 7:05 PM EDT Att: 11,624 - Unknown livebaseballscorecards.com					
Whitey Herzog, L OBP: 0.402, SLG: 0.412										4	2	2	0	0	0	2						
Jackie Brandt, R OBP: 0.391, SLG: 0.475										4	0	2	0	0	0	1						
Jim Gentile, L OBP: 0.454, SLG: 0.689										4	0	1	1	0	0	4						
Gus Triandos, R OBP: 0.341, SLG: 0.463										0	0	0	0	0	0	0						
Hank Foiles, R OBP: 0.319, SLG: 0.524										4	0	1	2	0	1	2						
Earl Robinson, R OBP: 0.384, SLG: 0.430										4	0	0	0	0	0	4						
Ron Hansen, R OBP: 0.319, SLG: 0.331										3	0	0	0	1	1	0						
Jerry Adair, R OBP: 0.303, SLG: 0.369										4	0	2	0	0	0	1						
Steve Barber, L OBP: 0.229, SLG: 0.277										3	0	1	0	0	1	2						
Inning Stats	R: 0 E: 0 K: 0 S: 4	H: 1 LOB: 1 BB: 0 P: 4	R: 0 E: 0 K: 0 S: 3	H: 0 LOB: 0 BB: 0 P: 3	R: 0 E: 0 K: 0 S: 4	H: 1 LOB: 1 BB: 0 P: 4	R: 0 E: 0 K: 1 S: 5	H: 0 LOB: 0 BB: 0 P: 5	R: 0 E: 0 K: 1 S: 5	H: 0 LOB: 1 BB: 1 P: 9	R: 2 E: 1 K: 0 S: 6	H: 3 LOB: 1 BB: 0 P: 6	R: 0 E: 0 K: 0 S: 4	H: 1 LOB: 1 BB: 0 P: 4	R: 1 E: 0 K: 0 S: 5	H: 3 LOB: 1 BB: 0 P: 5	R: 0 E: 0 K: 1 S: 6	H: 1 LOB: 1 BB: 0 P: 6	1B: 8 2B: 2 3B: 0 HR: 0	SF: 0 SAC: 1 DP: 2 HBP: 0	WP: 0 PB: 0 SB: 1 CS: 1	PA: 37
PITCHER	IP WLS BF H R ER SO BB IBB HBP BLK WP HR S P ERA WHIP	8.0 L 33 9 3 2 2 1 0 0 0 0 0 0 36 40 2.25 1.250	1.0 4 1 0 0 1 0 0 0 0 0 0 0 6 6 0.00 1.000	PITCHER										IP WLS BF H R ER SO BB IBB HBP BLK WP HR S P ERA WHIP								
Joe McClain, R ERA: 3.91											9.0 W 35 5 2 2 8 4 0 0 0 1 0 47 63 2.00 1.000											
Mike Garcia, R ERA: 5.54											9.0 W 35 5 2 2 8 4 0 0 0 1 0 47 63 2.00 1.000											

Batter	1	2	3	4	5	6	7	8	9	AB	R	H	RBI	BB	SO	LOB	BOTTOM					
Chuck Hinton, R OBP: 0.356, SLG: 0.401										3	1	2	0	1	1	0	Baltimore Orioles @ Washington Senators Griffith Stadium, Washington, DC Fri Aug 18 1961, 7:05 PM EDT Att: 11,624 - Unknown livebaseballscorecards.com					
Danny O'Connell, R OBP: 0.383, SLG: 0.355										4	1	1	1	0	2	2						
Gene Woodling, L OBP: 0.369, SLG: 0.465										4	0	0	0	0	1	3						
Mike Garcia, R										0	0	0	0	0	0	0						
Willie Tasby, R OBP: 0.331, SLG: 0.421										3	0	1	0	1	1	1						
Bob Johnson, R OBP: 0.324, SLG: 0.366										3	0	1	1	0	0	1						
Bud Zupfel, L OBP: 0.322, SLG: 0.487										4	0	0	0	0	2	3						
Harry Bright, R OBP: 0.326, SLG: 0.370										2	0	0	0	2	0	1						
Billy Klaus, L OBP: 0.307, SLG: 0.368										0	0	0	0	0	0	0						
Pete Daley, R OBP: 0.213, SLG: 0.238										4	0	0	0	0	1	3						
Joe McClain, R OBP: 0.196, SLG: 0.236										2	0	0	0	0	0	0						
Gene Green, R OBP: 0.369, SLG: 0.552										1	0	0	0	0	0	0						
Marty Keough, L OBP: 0.317, SLG: 0.450										0	0	0	0	0	0	0						
Inning Stats	R: 2 E: 0 K: 0 S: 6	H: 3 LOB: 1 BB: 0 P: 6	R: 0 E: 0 K: 0 S: 3	H: 0 LOB: 0 BB: 0 P: 3	R: 0 E: 0 K: 2 S: 8	H: 1 LOB: 1 BB: 0 P: 8	R: 0 E: 0 K: 0 S: 3	H: 1 LOB: 0 BB: 0 P: 3	R: 0 E: 0 K: 1 S: 5	H: 0 LOB: 0 BB: 0 P: 5	R: 0 E: 0 K: 1 S: 5	H: 0 LOB: 0 BB: 0 P: 5	R: 0 E: 0 K: 2 S: 7	H: 0 LOB: 1 BB: 1 P: 11	R: 0 E: 0 K: 1 S: 5	H: 0 LOB: 1 BB: 1 P: 9	R: 0 E: 0 K: 1 S: 5	H: 0 LOB: 2 BB: 2 P: 13	1B: 4 2B: 1 3B: 0 HR: 0	SF: 0 SAC: 1 DP: 1 HBP: 0	WP: 1 PB: 0 SB: 1 CS: 0	PA: 35
PITCHER	IP WLS BF H R ER SO BB IBB HBP BLK WP HR S P ERA WHIP	9.0 W 35 5 2 2 8 4 0 0 0 1 0 47 63 2.00 1.000	PITCHER										IP WLS BF H R ER SO BB IBB HBP BLK WP HR S P ERA WHIP									
Steve Barber, L ERA: 3.39											9.0 W 35 5 2 2 8 4 0 0 0 1 0 47 63 2.00 1.000											

Batter	1	2	3	4	5	6	7	8	9	AB	R	H	RBI	BB	SO	LOB	TOP					
Brooks Robinson, R OBP: 0.341, SLG: 0.375	F8			F8	E5		F2		P4	5	0	0	0	0	0	2	Baltimore Orioles @ Washington Senators Griffith Stadium, Washington, DC Sat Aug 19 1961, 3:33 AM EDT Att: 5,874 - Unknown					
Whitey Herzog, L OBP: 0.404, SLG: 0.422	F7			BB 2B	FC6-4					4	1	2	1	0	0	2						
Jackie Brandt, R OBP: 0.387, SLG: 0.471	4-3			F8	K		F5			4	0	0	0	0	1	4						
Jim Gentile, L OBP: 0.454, SLG: 0.689		1-3		2B 1B			F7		FC6 2B	3	1	1	0	1	0	0						
Earl Robinson, R OBP: 0.368, SLG: 0.447	5-3			1B	2B		1B	2B	FC6	4	2	2	1	0	0	1						
Ron Hansen, R OBP: 0.319, SLG: 0.330	6-3			1B			L7		F9	4	0	1	2	0	0	2						
Hank Foiles, R OBP: 0.315, SLG: 0.507			F7	K			CS 1B		4-3	4	0	1	1	0	1	2						
Jerry Adair, R OBP: 0.302, SLG: 0.371			5-3		P4	CS	SH5-3 3B	2B	5-3	4	1	1	0	0	0	0						
Billy Hoelt, L OBP: 0.276, SLG: 0.192	1-3				FC6-4 E		SH5-3		K	3	0	1	0	0	1	0						
Inning Stats	R: 0 E: 0 K: 0 S: 3	H: 0 LOB: 0 BB: 0 P: 3	R: 0 E: 0 K: 0 S: 3	H: 0 LOB: 0 BB: 0 P: 3	R: 0 E: 0 K: 0 S: 3	H: 0 LOB: 0 BB: 0 P: 3	R: 3 E: 0 K: 1 S: 8	H: 3 LOB: 1 BB: 1 P: 12	R: 0 E: 1 K: 1 S: 7	H: 1 LOB: 2 BB: 0 P: 7	R: 1 E: 0 K: 0 S: 4	H: 2 LOB: 0 BB: 0 P: 4	R: 1 E: 0 K: 0 S: 5	H: 2 LOB: 1 BB: 0 P: 5	R: 0 E: 0 K: 0 S: 4	H: 1 LOB: 1 BB: 0 P: 4		R: 0 E: 0 K: 1 S: 5	H: 0 LOB: 0 BB: 0 P: 5	1B: 4 2B: 4 3B: 1 HR: 0	SF: 0 SAC: 1 DP: 0 HBP: 0	WP: 0 PB: 0 SB: 0 CS: 1
PITCHER	IP	WLS	BF	H	R	ER	SO	BB	IBB	HBP	BLK	WP	HR	S	P	ERA	WHIP					
Marty Kutyna, R ERA: 3.53	(1, 1)	8.0	L	34	9	5	5	2	1	0	0	0	0	0	37	41	5.62	1.250				
Johnny Klippstein, R ERA: 6.53	(9, 1)	1.0		3	0	0	0	1	0	0	0	0	0	5	5	0.00	0.000					




Batter	1	2	3	4	5	6	7	8	9	AB	R	H	RBI	BB	SO	LOB	BOTTOM					
Chuck Hinton, R OBP: 0.354, SLG: 0.396	F9		4-0			6-3			K2-3	3	0	0	0	1	1	0	Baltimore Orioles @ Washington Senators Griffith Stadium, Washington, DC Sat Aug 19 1961, 3:33 AM EDT Att: 5,874 - Unknown					
Danny O'Connell, R OBP: 0.380, SLG: 0.352	F7		BB			K			P4	4	0	0	0	0	1	2						
Marty Keough, L OBP: 0.315, SLG: 0.444	K				F9				P5	4	0	0	0	0	2	0						
Dale Long, L OBP: 0.333, SLG: 0.497		4-3		G6-4-3 BB		G3				2	0	0	0	1	0	0						
Willie Tasby, R OBP: 0.329, SLG: 0.418	L6			G6-4-3		F8				3	0	0	0	0	0	1						
Bob Johnson, R OBP: 0.325, SLG: 0.365	P6				5-3 1B		P5			3	0	1	0	0	0	0						
Harry Bright, R OBP: 0.320, SLG: 0.363					F9		F8		5-3	3	0	0	0	0	0	1						
Pete Daley, R OBP: 0.215, SLG: 0.235			BB BB				5-3		P4	2	0	0	0	1	0	1						
Marty Kutyna, R OBP: 0.240, SLG: 0.240	(1, 1)									2	0	0	0	0	0	2						
Bud Ziefel, L OBP: 0.318, SLG: 0.481	(8, PH)								P4	1	0	0	0	0	0	0						
Johnny Klippstein, R OBP: 0.187, SLG: 0.187	(9, 1)									0	0	0	0	0	0	0						
Inning Stats	R: 0 E: 0 K: 1 S: 5	H: 0 LOB: 0 BB: 0 P: 5	R: 0 E: 0 K: 0 S: 3	H: 0 LOB: 0 BB: 0 P: 3	R: 0 E: 0 K: 0 S: 3	H: 0 LOB: 2 BB: 2 P: 11	R: 0 E: 0 K: 0 S: 2	H: 0 LOB: 0 BB: 1 P: 6	R: 0 E: 0 K: 0 S: 4	H: 1 LOB: 1 BB: 0 P: 4	R: 0 E: 0 K: 2 S: 7	H: 0 LOB: 0 BB: 0 P: 7	R: 0 E: 0 K: 0 S: 3	H: 0 LOB: 0 BB: 0 P: 3	R: 0 E: 0 K: 0 S: 3	H: 0 LOB: 0 BB: 0 P: 3	R: 0 E: 0 K: 1 S: 5	H: 0 LOB: 0 BB: 0 P: 5	1B: 1 2B: 0 3B: 0 HR: 0	SF: 0 SAC: 0 DP: 1 HBP: 0	WP: 0 PB: 0 SB: 0 CS: 0	PA: 30
PITCHER	IP	WLS	BF	H	R	ER	SO	BB	IBB	HBP	BLK	WP	HR	S	P	ERA	WHIP					
Billy Hoelt, L ERA: 2.01	(1, 1)	9.0	W	30	1	0	0	4	3	0	0	0	0	35	47	0.00	0.444					



Batter	1	2	3	4	5	6	7	8	9	10	11	12	AB	R	H	RBI	BB	SO	LOB	TOP		
Brooks Robinson, R OBP: 0.340, SLG: 0.379	6-3	5-3			1B		G5-4-3		1B		K		6	1	2	0	0	1	2			
Russ Snyder, L OBP: 0.324, SLG: 0.364	6-3		K		1B				K		K		6	0	2	0	0	3	1			
Whitey Herzog, L OBP: 0.405, SLG: 0.423	E7		F7		F8		F5		1B		6-3		5	1	1	1	0	0	3			
Jim Busby, R OBP: 0.308, SLG: 0.313	HR								1B				1	0	0	0	0	0	0			
Jim Gentile, L OBP: 0.450, SLG: 0.693	HR		K			4-3		HR				1B	6	3	4	3	0	1	0			
Earl Robinson, R OBP: 0.359, SLG: 0.429	4-3				K	5-3			K			1B	6	1	2	0	0	2	2			
Ron Hansen, R OBP: 0.319, SLG: 0.329		SH3			5-3			FC5-6	1B		K	1B	6	1	3	1	0	1	3			
Hank Foiles, R OBP: 0.310, SLG: 0.468		SH3			K			E4			1-3	FC5-4	5	0	0	0	1	1	4			
Jerry Adair, R OBP: 0.308, SLG: 0.383		SH3			L8		L4				F7	SF7	1	0	0	0	0	0	0			
Mary Throneberry, L OBP: 0.315, SLG: 0.404													1	0	0	0	0	0	2			
Mary Breeding, R OBP: 0.349, SLG: 0.260													1	0	0	1	1	0	0			
Hal Brown, R OBP: 0.310, SLG: 0.150													1	0	0	1	0	0	0			
Howie Williams, R OBP: 0.310, SLG: 0.150													0	0	0	0	0	0	0			
Dave Philley, S OBP: 0.310, SLG: 0.150													0	0	0	0	0	0	0			
Wes Stock, R OBP: 0.310, SLG: 0.150													0	0	0	0	0	0	0			
Dick Williams, R OBP: 0.310, SLG: 0.150													1	0	0	0	0	1	2			
Billy Hoelt, L OBP: 0.310, SLG: 0.150													2	0	0	0	0	1	1			
Inning Stats	R: 2 E: 1 K: 0 S: 5	H: 1 LOB: 0 BB: 0 P: 5	R: 1 E: 0 K: 0 S: 4	H: 1 LOB: 1 BB: 1 P: 8	R: 0 E: 0 K: 2 S: 7	H: 0 LOB: 0 BB: 0 P: 7	R: 0 E: 0 K: 2 S: 7	H: 0 LOB: 0 BB: 0 P: 7	R: 0 E: 0 K: 0 S: 5	H: 2 LOB: 2 BB: 0 P: 5	R: 0 E: 0 K: 0 S: 4	H: 2 LOB: 1 BB: 0 P: 4	R: 1 E: 0 K: 3 S: 12	H: 3 LOB: 2 BB: 0 P: 12	R: 0 E: 0 K: 1 S: 5	H: 0 LOB: 0 BB: 0 P: 7	R: 2 E: 0 K: 0 S: 6	H: 3 LOB: 1 BB: 0 P: 6	1B: 11 2B: 1 3B: 1 HR: 2	SF: 2 SAC: 1 DP: 1 HBP: 0	WP: 0 PB: 1 CS: 0	PA: 54
PITCHER	IP WLS BF H R ER SO BB IBB HBP BLK WP HR S P ERA WHIP	7.0 32 32 9 4 2 4 1 0 0 0 0 2 39 14 2.57 1.429	1.1 7 2 1 1 2 1 0 0 0 0 0 10 14 6.75 2.250	0.0 1 1 0 0 0 0 0 0 0 0 0 1 1 ∞ ∞	3.2 L 14 3 2 2 5 0 0 0 0 0 24 24 4.91 0.818																	

Baltimore Orioles @ Kansas City Athletics
Municipal Stadium, Kansas City, MO
Wed Aug 23 1961, 8:05 PM EDT
Att. 5,429 - Unknown

AB 49
R 7
H 15
RBI 7
BB 2
SO 11
LOB 20





Batter	1	2	3	4	5	6	7	8	9	10	11	12	AB	R	H	RBI	BB	SO	LOB	BOTTOM				
Dick Howser, R OBP: 0.365, SLG: 0.355	E6	1-3			1B				K			S	5	1	2	0	1	1	1					
Wayne Causey, L OBP: 0.327, SLG: 0.379	F7				1B				6-3			K	5	1	2	2	0	0	3					
Joe Pignatano, R OBP: 0.352, SLG: 0.385					1B				6-3				1	0	0	0	0	1	1					
Leo Posada, R OBP: 0.322, SLG: 0.366					G6-4-3				4-3			K	6	0	1	0	0	2	4					
Norm Siebern, L OBP: 0.367, SLG: 0.460	L3				4-3				3-1			L6	5	0	1	0	1	0	3					
Jerry Lumpe, L OBP: 0.338, SLG: 0.374	6-3				1B				F8			SH1-4	5	0	2	1	0	0	4					
Deron Johnson, R OBP: 0.232, SLG: 0.357					1B							L6	4	1	1	0	0	0	2					
Jay Hankins, L OBP: 0.213, SLG: 0.250					G5-4-3				F7			L6	1	0	0	0	0	0	1					
Haywood Sullivan, R OBP: 0.347, SLG: 0.367					1-3				K			F7	4	0	0	0	1	2	0					
Bobby Del Greco, R OBP: 0.306, SLG: 0.323					1B				F7			F7	4	1	2	0	1	0	0					
Bob Shaw, R OBP: 0.190, SLG: 0.145					1B							1-3	3	1	2	0	0	0	2					
Bill Fischer, R					G6-4-3								1	0	0	0	0	0	1					
Joe Nuxhall, L OBP: 0.358, SLG: 0.417					1B								0	0	0	0	0	0	0					
Bill Kunkel, R OBP: 0.222, SLG: 0.125					1B								1	0	0	0	0	0	0					
Inning Stats	R: 0 E: 1 K: 0 S: 5	H: 1 LOB: 2 BB: 0 P: 5	R: 1 E: 0 K: 0 S: 3	H: 1 LOB: 1 BB: 2 P: 11	R: 0 E: 0 K: 0 S: 3	H: 1 LOB: 0 BB: 0 P: 3	R: 0 E: 0 K: 0 S: 3	H: 1 LOB: 0 BB: 0 P: 3	R: 0 E: 0 K: 1 S: 6	H: 1 LOB: 2 BB: 1 P: 10	R: 0 E: 0 K: 0 S: 3	H: 0 LOB: 0 BB: 0 P: 3	R: 0 E: 0 K: 1 S: 6	H: 1 LOB: 0 BB: 0 P: 6	R: 0 E: 0 K: 0 S: 5	H: 0 LOB: 0 BB: 0 P: 5	R: 0 E: 0 K: 0 S: 3	H: 1 LOB: 0 BB: 0 P: 3	R: 0 E: 0 K: 2 S: 8	H: 1 LOB: 2 BB: 1 P: 12	1B: 11 2B: 3 3B: 0 HR: 0	SF: 0 SAC: 1 DP: 4 HBP: 0	WP: 1 PB: 1 CS: 0	PA: 50
PITCHER	IP WLS BF H R ER SO BB IBB HBP BLK WP HR S P ERA WHIP	4.0 17 17 5 3 2 0 2 0 0 0 0 0 15 23 4.50 1.750	2.0 12 5 3 2 2 1 0 0 0 0 1 15 19 9.00 3.000	1.0 3 0 0 0 0 0 0 0 0 0 0 3 3 0.00 0.000	5.0 W 18 3 0 0 4 1 0 0 0 0 0 25 29 0.00 0.800																			

Baltimore Orioles @ Kansas City Athletics
Municipal Stadium, Kansas City, MO
Wed Aug 23 1961, 8:05 PM EDT
Att. 5,429 - Unknown

AB 45
R 5
H 13
RBI 3
BB 4
SO 6
LOB 22



Batter	1	2	3	4	5	6	7	8	9	AB	R	H	RBI	BB	SO	LOB	TOP										
Brooks Robinson, R OBP: 0.343, SLG: 0.382 (1, 5)	G4-3 1B		SH5-3 1B		FC4 1B	SF8		P6		4	0	3	1	0	0	0	Baltimore Orioles @ Kansas City Athletics Municipal Stadium, Kansas City, MO Thu Aug 24 1961, 8:05 PM EDT Att: 7,695 - Unknown AB 33 R 3 H 10 RBI 2 BB 4 SO 4 LOB 24 										
Russ Snyder, L OBP: 0.323, SLG: 0.362 (1, 8)	G4-3 1B		SH5-3		F7	3-1		4-3		4	0	1	0	0	0	3											
Whitey Herzog, L OBP: 0.405, SLG: 0.420 (1, 7)	G4-3		P6		FC4 BB		FC3-6 HBP		1B	4	0	1	0	0	0	5											
Jim Gentile, L OBP: 0.448, SLG: 0.685 (1, 3)	6-3		F7		FC4 BB		FC3-6 FC4-6		4-3	4	0	0	0	1	0	4											
Earl Robinson, R OBP: 0.356, SLG: 0.437 (1, 9)		K		G6-4-3 3B	FC4		FC4-6 S			4	1	1	0	0	1	4											
Ron Hansen, R OBP: 0.323, SLG: 0.330 (1, 6)		1B BB		G6-4-3 BB		2B 1B		F7		2	1	1	0	2	0	1											
Hank Foiles, R OBP: 0.319, SLG: 0.482 (1, 2)		1B		G6-4-3		FC3-6 SF8 2B		5-3		4	1	2	1	0	0	1											
Jerry Adair, R OBP: 0.300, SLG: 0.380 (6, PH)		K		4-3		FC3-6 BB		F9		2	0	0	0	0	1	2											
Mary Throneberry, L OBP: 0.318, SLG: 0.404 (6, PR)		K								0	0	0	0	0	1	0											
Mary Breeding, R OBP: 0.246, SLG: 0.259 (6, 4)		K								1	0	0	0	0	0	0											
Steve Barber, L OBP: 0.236, SLG: 0.284 (6, PH)		K								2	0	1	0	0	1	2											
Dave Philley, S OBP: 0.299, SLG: 0.387 (6, PH)		K								1	0	0	0	0	0	2											
Dick Hall, R OBP: 0.176, SLG: 0.097 (6, 1)		K								1	0	0	0	0	1	0											
Inning Stats	R: 0 E: 0 K: 0 S: 4	H: 2 LOB: 1 BB: 0 P: 4	R: 0 E: 0 K: 3 S: 10	H: 1 LOB: 2 BB: 1 P: 14	R: 0 E: 0 K: 0 S: 4	H: 1 LOB: 0 BB: 1 P: 7	R: 0 E: 0 K: 0 S: 5	H: 2 LOB: 3 BB: 1 P: 9	R: 2 E: 0 K: 0 S: 5	H: 2 LOB: 2 BB: 1 P: 9	R: 0 E: 0 K: 0 S: 3	H: 0 LOB: 1 BB: 0 P: 4	R: 0 E: 0 K: 1 S: 5	H: 0 LOB: 0 BB: 0 P: 5	R: 0 E: 0 K: 0 S: 4	H: 1 LOB: 1 BB: 0 P: 4	1B: 8 2B: 1 3B: 1 HR: 0	SF: 1 SAC: 1 DP: 2 HBP: 1	WP: 0 PB: 0 SB: 2 CS: 0	PA: 40							
PITCHER	IP	WLS	BF	H	R	ER	SO	BB	IBB	HBP	BLK	WP	HR	S	P	ERA	WHIP										
Ed Rakow, R ERA: 4.87 (1, 1)	7.0		33	9	3	3	3	4	0	1	0	0	0	34	51	3.86	1.857										
Bill Kunkel, R ERA: 4.18 (8, 1)	2.0	W	7	1	0	0	1	0	0	0	0	0	0	9	9	0.00	0.500										

Batter	1	2	3	4	5	6	7	8	9	AB	R	H	RBI	BB	SO	LOB	BOTTOM										
Jerry Lumpe, L OBP: 0.337, SLG: 0.371 (1, 4)	E6 1B		4-3		1B BB		4-3			3	1	0	0	1	0	0	Baltimore Orioles @ Kansas City Athletics Municipal Stadium, Kansas City, MO Thu Aug 24 1961, 8:05 PM EDT Att: 7,695 - Unknown AB 31 R 5 H 8 RBI 5 BB 2 SO 5 LOB 14 										
Bobby Del Greco, R OBP: 0.306, SLG: 0.322 (1, 8)	K		P1		K			SH1-4 HR 1B		4	1	1	0	0	2	4											
Dick Howser, R OBP: 0.387, SLG: 0.357 (1, 6)	6-3			4-1 5-3 1B	1-2 2-H 3-H 1B			SH1-4		3	0	2	2	0	0	1											
Deron Johnson, R OBP: 0.238, SLG: 0.379 (1, 9)				5-3	F8			HR		4	1	2	3	0	0	3											
Leo Posada, R OBP: 0.322, SLG: 0.366 (6, PR)				4-1				HR		3	0	1	0	0	1	2											
Jay Hankins, L OBP: 0.212, SLG: 0.248 (7, 7)	K			4-1			G4-3 1B	F8		1	0	0	0	0	0	0											
Norm Siebern, L OBP: 0.366, SLG: 0.456 (1, 3)				F7			F5	FC5-4 BB		3	0	0	0	1	0	2											
Haywood Sullivan, R OBP: 0.342, SLG: 0.381 (1, 2)		K			L6		G4-3	FC5-4		4	0	0	0	0	1	2											
Wayne Causey, L OBP: 0.328, SLG: 0.378 (1, 5)					BLK 1B 1B		4-3			3	1	1	0	0	0	0											
Ed Rakow, S OBP: 0.174, SLG: 0.143 (1, 1)				4-3						2	1	1	0	0	0	0											
Jim Rivera, L OBP: 0.336, SLG: 0.343 (7, PH)					BLK 1B 1B					1	0	0	0	0	1	0											
Bill Kunkel, R OBP: 0.222, SLG: 0.125 (8, 1)					BLK 1B 1B					0	0	0	0	0	0	0											
Inning Stats	R: 1 E: 1 K: 2 S: 9	H: 1 LOB: 1 BB: 0 P: 9	R: 0 E: 0 K: 1 S: 5	H: 0 LOB: 0 BB: 0 P: 5	R: 0 E: 0 K: 0 S: 3	H: 0 LOB: 0 BB: 0 P: 3	R: 0 E: 0 K: 0 S: 4	H: 1 LOB: 1 BB: 0 P: 4	R: 2 E: 0 K: 1 S: 8	H: 3 LOB: 2 BB: 1 P: 12	R: 0 E: 0 K: 0 S: 3	H: 1 LOB: 1 BB: 0 P: 3	R: 0 E: 0 K: 1 S: 5	H: 0 LOB: 0 BB: 0 P: 5	R: 2 E: 0 K: 0 S: 5	H: 2 LOB: 1 BB: 1 P: 9	1B: 7 2B: 0 3B: 0 HR: 1	SF: 0 SAC: 1 DP: 1 HBP: 0	WP: 0 PB: 0 SB: 0 CS: 0	PA: 34							
PITCHER	IP	WLS	BF	H	R	ER	SO	BB	IBB	HBP	BLK	WP	HR	S	P	ERA	WHIP										
Steve Barber, L ERA: 3.4 (1, 1)	5.0		22	5	3	2	4	1	0	0	1	0	0	29	33	3.60	1.200										
Dick Hall, R ERA: 3.58 (6, 1)	3.0	L	12	3	2	2	1	1	0	0	0	0	1	13	17	6.00	1.333										

Batter	1	2	3	4	5	6	7	8	9	AB	R	H	RBI	BB	SO	LOB	TOP							
Jim Busby, R (1, 8) <small>OBP: 0.335, SLG: 0.419</small> Whitney Hazard, L (6, PH) <small>OBP: 0.403, SLG: 0.419</small> Dave Philley, S (6, PH) <small>OBP: 0.334, SLG: 0.392</small> Russ Snyder, L (6, PH) <small>OBP: 0.323, SLG: 0.392</small>										3	1	2	0	0	0	2								
Earl Robinson, R (1, 9) <small>OBP: 0.383, SLG: 0.439</small>										4	0	2	1	1	0	3								
Jackie Brandt, R (1, 7) <small>OBP: 0.383, SLG: 0.463</small>										4	0	2	0	0	0	2								
Brooks Robinson, R (1, 5) <small>OBP: 0.341, SLG: 0.381</small>										4	1	1	1	0	1	3								
Dick Williams, R (1, 3) <small>OBP: 0.252, SLG: 0.354</small> Jim Gentile, L (7, PH) <small>OBP: 0.448, SLG: 0.684</small>										2	0	0	0	0	0	3								
Hank Foiles, R (1, 2) <small>OBP: 0.323, SLG: 0.477</small>										5	1	2	1	0	2	4								
Jerry Adair, R (1, 6) <small>OBP: 0.311, SLG: 0.385</small>										4	1	2	0	1	0	2								
Mary Breeding, R (1, 4) <small>OBP: 0.248, SLG: 0.259</small>										4	1	1	1	0	1	3								
Jack Fisher, R (1, 1) <small>OBP: 0.167, SLG: 0.111</small>										2	0	1	1	0	0	0								
Inning Stats	R: 1 E: 0 K: 0 S: 5	H: 2 LOB: 1 BB: 0 P: 5	R: 0 E: 0 K: 0 S: 5	H: 2 LOB: 2 BB: 0 P: 5	R: 0 E: 0 K: 1 S: 6	H: 1 LOB: 2 BB: 0 P: 10	R: 0 E: 0 K: 1 S: 5	H: 0 LOB: 0 BB: 0 P: 5	R: 0 E: 0 K: 0 S: 3	H: 1 LOB: 0 BB: 0 P: 3	R: 4 E: 1 K: 1 S: 11	H: 6 LOB: 2 BB: 0 P: 11	R: 0 E: 0 K: 1 S: 5	H: 0 LOB: 0 BB: 0 P: 5	R: 0 E: 0 K: 0 S: 4	H: 1 LOB: 2 BB: 0 P: 8	R: 0 E: 0 K: 1 S: 7	H: 2 LOB: 2 BB: 0 P: 7	1B: 14 2B: 1 3B: 0 HR: 0	SF: 1 SAC: 4 DP: 1 HBP: 0	WP: 0 PB: 0 SB: 0 CS: 0	PA: 43		
PITCHER	IP WLS BF H R ER SO BB IBB HBP BLK WP HR S P ERA WHIP	IP WLS BF H R ER SO BB IBB HBP BLK WP HR S P ERA WHIP	IP WLS BF H R ER SO BB IBB HBP BLK WP HR S P ERA WHIP	IP WLS BF H R ER SO BB IBB HBP BLK WP HR S P ERA WHIP	IP WLS BF H R ER SO BB IBB HBP BLK WP HR S P ERA WHIP	IP WLS BF H R ER SO BB IBB HBP BLK WP HR S P ERA WHIP	IP WLS BF H R ER SO BB IBB HBP BLK WP HR S P ERA WHIP	IP WLS BF H R ER SO BB IBB HBP BLK WP HR S P ERA WHIP	IP WLS BF H R ER SO BB IBB HBP BLK WP HR S P ERA WHIP	IP WLS BF H R ER SO BB IBB HBP BLK WP HR S P ERA WHIP	IP WLS BF H R ER SO BB IBB HBP BLK WP HR S P ERA WHIP	IP WLS BF H R ER SO BB IBB HBP BLK WP HR S P ERA WHIP	IP WLS BF H R ER SO BB IBB HBP BLK WP HR S P ERA WHIP	IP WLS BF H R ER SO BB IBB HBP BLK WP HR S P ERA WHIP	IP WLS BF H R ER SO BB IBB HBP BLK WP HR S P ERA WHIP	IP WLS BF H R ER SO BB IBB HBP BLK WP HR S P ERA WHIP	IP WLS BF H R ER SO BB IBB HBP BLK WP HR S P ERA WHIP	IP WLS BF H R ER SO BB IBB HBP BLK WP HR S P ERA WHIP	IP WLS BF H R ER SO BB IBB HBP BLK WP HR S P ERA WHIP	IP WLS BF H R ER SO BB IBB HBP BLK WP HR S P ERA WHIP	IP WLS BF H R ER SO BB IBB HBP BLK WP HR S P ERA WHIP	IP WLS BF H R ER SO BB IBB HBP BLK WP HR S P ERA WHIP	IP WLS BF H R ER SO BB IBB HBP BLK WP HR S P ERA WHIP	IP WLS BF H R ER SO BB IBB HBP BLK WP HR S P ERA WHIP
Jack Kralick, L (1, 1) <small>ERA: 3.51</small> Don Lee, R (6, 1) <small>ERA: 3.33</small> Bill Pleis, L (6, 1) <small>ERA: 6.86</small>	5.1 L 26 10 5 5 2 1 0 0 0 0 0 29 33 8.44 2.062	1.2 7 2 0 0 2 0 0 0 0 0 0 11 11 0.00 1.200	2.0 10 3 0 0 1 1 0 0 0 0 0 11 15 0.00 2.000																					
Lenny Green, L (1, 8) <small>OBP: 0.397, SLG: 0.429</small>										4	1	1	0	0	0	1								
Billy Martin, R (1, 4) <small>OBP: 0.280, SLG: 0.361</small>										4	1	2	0	0	1	0								
Harmon Killebrew, R (1, 3) <small>OBP: 0.466, SLG: 0.632</small>										4	0	0	0	0	0	3								
Joe Altobelli, L (1, 7) <small>OBP: 0.345, SLG: 0.407</small>										4	0	2	1	0	1	0								
Bob Allison, R (1, 9) <small>OBP: 0.361, SLG: 0.480</small>										2	0	1	1	1	0	0								
Earl Battey, R (1, 2) <small>OBP: 0.369, SLG: 0.459</small>										4	0	0	0	0	2	4								
Bill Tuttle, R (1, 5) <small>OBP: 0.316, SLG: 0.340</small>										3	0	2	0	1	0	0								
Zoilo Versalles, R (1, 6) <small>OBP: 0.321, SLG: 0.392</small>										4	0	0	0	0	1	4								
Jack Kralick, L (1, 1) <small>OBP: 0.189, SLG: 0.208</small> Don Lee, R (6, 1) <small>OBP: 0.087, SLG: 0.087</small> Julio Becquer, L (7, PH) <small>OBP: 0.265, SLG: 0.494</small> Bill Pleis, L (6, 1) <small>OBP: 0.143, SLG: 0.143</small> Hai Naragon, L (6, PH) <small>OBP: 0.313, SLG: 0.389</small>										2	0	0	0	0	1	1								
Jack Kralick, L (1, 1) <small>ERA: 4.03</small>	9.0 W 36 8 2 2 7 2 0 0 0 0 2 48 56 2.00 1.111																							
Inning Stats	R: 0 E: 0 K: 0 S: 3	H: 1 LOB: 0 BB: 0 P: 3	R: 0 E: 0 K: 1 S: 6	H: 1 LOB: 2 BB: 1 P: 10	R: 0 E: 0 K: 1 S: 5	H: 0 LOB: 0 BB: 0 P: 5	R: 0 E: 0 K: 1 S: 5	H: 0 LOB: 0 BB: 0 P: 5	R: 0 E: 0 K: 0 S: 3	H: 1 LOB: 1 BB: 0 P: 7	R: 2 E: 0 K: 1 S: 8	H: 3 LOB: 1 BB: 0 P: 8	R: 0 E: 0 K: 1 S: 6	H: 1 LOB: 1 BB: 0 P: 6	R: 0 E: 0 K: 1 S: 7	H: 2 LOB: 2 BB: 0 P: 7	R: 0 E: 0 K: 1 S: 5	H: 0 LOB: 0 BB: 0 P: 5	1B: 8 2B: 0 3B: 0 HR: 0	SF: 1 SAC: 0 DP: 1 HBP: 0	WP: 2 PB: 0 SB: 0 CS: 0	PA: 36		
PITCHER	IP WLS BF H R ER SO BB IBB HBP BLK WP HR S P ERA WHIP	IP WLS BF H R ER SO BB IBB HBP BLK WP HR S P ERA WHIP	IP WLS BF H R ER SO BB IBB HBP BLK WP HR S P ERA WHIP	IP WLS BF H R ER SO BB IBB HBP BLK WP HR S P ERA WHIP	IP WLS BF H R ER SO BB IBB HBP BLK WP HR S P ERA WHIP	IP WLS BF H R ER SO BB IBB HBP BLK WP HR S P ERA WHIP	IP WLS BF H R ER SO BB IBB HBP BLK WP HR S P ERA WHIP	IP WLS BF H R ER SO BB IBB HBP BLK WP HR S P ERA WHIP	IP WLS BF H R ER SO BB IBB HBP BLK WP HR S P ERA WHIP	IP WLS BF H R ER SO BB IBB HBP BLK WP HR S P ERA WHIP	IP WLS BF H R ER SO BB IBB HBP BLK WP HR S P ERA WHIP	IP WLS BF H R ER SO BB IBB HBP BLK WP HR S P ERA WHIP	IP WLS BF H R ER SO BB IBB HBP BLK WP HR S P ERA WHIP	IP WLS BF H R ER SO BB IBB HBP BLK WP HR S P ERA WHIP	IP WLS BF H R ER SO BB IBB HBP BLK WP HR S P ERA WHIP	IP WLS BF H R ER SO BB IBB HBP BLK WP HR S P ERA WHIP	IP WLS BF H R ER SO BB IBB HBP BLK WP HR S P ERA WHIP	IP WLS BF H R ER SO BB IBB HBP BLK WP HR S P ERA WHIP	IP WLS BF H R ER SO BB IBB HBP BLK WP HR S P ERA WHIP	IP WLS BF H R ER SO BB IBB HBP BLK WP HR S P ERA WHIP	IP WLS BF H R ER SO BB IBB HBP BLK WP HR S P ERA WHIP	IP WLS BF H R ER SO BB IBB HBP BLK WP HR S P ERA WHIP	IP WLS BF H R ER SO BB IBB HBP BLK WP HR S P ERA WHIP	IP WLS BF H R ER SO BB IBB HBP BLK WP HR S P ERA WHIP

Baltimore Orioles @ Minnesota Twins
Metropolitan Stadium, Bloomington, MI
Fri Aug 25 1961, 8:05 PM EDT
Att: 24,974 - Unknown - 77 F

AB 36
R 5
H 15
RBI 5
BB 2
SO 5
LOB 24



Baltimore Orioles @ Minnesota Twins
Metropolitan Stadium, Bloomington, MI
Fri Aug 25 1961, 8:05 PM EDT
Att: 24,974 - Unknown - 77 F

AB 33
R 2
H 8
RBI 2
BB 2
SO 7
LOB 14



Batter	1	2	3	4	5	6	7	8	9	AB	R	H	RBI	BB	SO	LOB	TOP					
Brooks Robinson, R (1, 5) OBP: 0.340, SLG: 0.378										4	1	0	0	1	1	2						
Whitely Herzog, L (1, 7) OBP: 0.405, SLG: 0.424										4	1	2	1	0	1	0						
Dave Philley, S (9, PH) OBP: 0.301, SLG: 0.389										1	0	0	0	0	0	1						
Jim Busby, R (9, 8) OBP: 0.319, SLG: 0.326										0	0	0	0	0	0	0						
Jackie Brandt, R (1, 8) OBP: 0.384, SLG: 0.462										3	2	1	0	1	0	0						
Jim Gentile, L (1, 3) OBP: 0.448, SLG: 0.690										4	1	2	2	0	0	1						
Earl Robinson, R (1, 9) OBP: 0.372, SLG: 0.459										2	1	1	1	2	0	2						
Charlie Lau, L (1, 2) OBP: 0.324, SLG: 0.271										3	0	1	0	0	0	1						
Jerry Adair, R (1, 6) OBP: 0.310, SLG: 0.381										3	0	0	0	1	1	2						
Mary Breeding, R (1, 4) OBP: 0.243, SLG: 0.254										4	0	0	0	0	0	3						
Chuck Estrada, R (1, 1) OBP: 0.150, SLG: 0.138										3	1	1	0	0	1	3						
Dick Williams, R (9, PH) OBP: 0.254, SLG: 0.354										0	0	0	0	1	0	0						
Wes Stock, R (9, 1)										0	0	0	0	0	0	0						
Inning Stats	R: 4 E: 1 K: 0 S: 6	H: 3 LOB: 2 BB: 3 P: 18	R: 0 E: 0 K: 0 S: 3	H: 0 LOB: 1 BB: 1 P: 7	R: 0 E: 0 K: 0 S: 2	H: 0 LOB: 0 BB: 1 P: 6	R: 1 E: 0 K: 0 S: 4	H: 2 LOB: 1 BB: 0 P: 4	R: 1 E: 1 K: 1 S: 7	H: 2 LOB: 1 BB: 0 P: 7	R: 0 E: 0 K: 2 S: 7	H: 0 LOB: 0 BB: 0 P: 7	R: 0 E: 0 K: 1 S: 5	H: 0 LOB: 0 BB: 0 P: 5	R: 1 E: 0 K: 0 S: 4	H: 1 LOB: 0 BB: 0 P: 4	R: 0 E: 0 K: 0 S: 2	H: 0 LOB: 0 BB: 1 P: 6	1B: 4 2B: 2 3B: 0 HR: 2	SF: 0 SAC: 1 DP: 2 HBP: 0	WP: 0 PB: 0 SB: 0 CS: 0	PA: 38
PITCHER	IP WLS BF H R ER SO BB IBB HBP BLK WP HR S P ERA WHIP																					
Al Schroll, R (1, 1) ERA: 4.71	0.0 L 6 3 4 3 0 2 0 0 0 0 0 1 4 12 ∞ ∞																					
Danny McDevitt, L (1, 1) ERA: 4.38	5.0 19 4 2 1 1 3 0 0 0 0 0 0 18 30 1.80 1.400																					
Don Lee, R (6, 1) ERA: 3.32	3.0 10 1 1 1 3 0 0 0 0 0 0 1 16 16 3.00 0.333																					
Bill Pleis, L (9, 1) ERA: 6.7	1.0 3 0 0 0 0 1 0 0 0 0 0 0 2 6 0.00 1.000																					
Batter	1	2	3	4	5	6	7	8	9	AB	R	H	RBI	BB	SO	LOB	BOTTOM					
Lenny Green, L (1, 8) OBP: 0.396, SLG: 0.428										4	0	1	0	0	0	1						
Billy Martin, R (1, 4) OBP: 0.280, SLG: 0.359										4	0	1	0	0	0	1						
Harmon Killebrew, R (1, 3) OBP: 0.493, SLG: 0.626										4	0	0	0	0	1	1						
Joe Altobelli, L (1, 7) OBP: 0.333, SLG: 0.367										3	0	0	0	1	1	0						
Bob Allison, R (1, 9) OBP: 0.360, SLG: 0.478										4	1	1	0	0	0	1						
Earl Battey, R (1, 2) OBP: 0.370, SLG: 0.457										2	1	0	0	2	1	2						
Bill Tuttle, R (1, 5) OBP: 0.317, SLG: 0.342										4	2	2	0	0	1	2						
Zoilo Versalles, R (1, 6) OBP: 0.320, SLG: 0.395										4	0	1	2	0	0	3						
Al Schroll, R (1, 1) OBP: 0.290, SLG: 1.000										0	0	0	0	0	0	0						
Danny McDevitt, L (1, 1) OBP: 0.335, SLG: 0.247										1	0	0	0	0	1	0						
Jim Lemon, R (5, PH) OBP: 0.335, SLG: 0.427										1	0	1	2	0	0	0						
Pedro Ramos, S (5, PH) OBP: 0.335, SLG: 0.247										0	0	0	0	0	0	0						
Don Lee, R (6, 1) OBP: 0.335, SLG: 0.247										0	0	0	0	0	0	0						
Julio Becquer, L (6, PH) OBP: 0.335, SLG: 0.488										0	0	0	0	0	0	0						
Bill Pleis, L (9, 1) OBP: 0.335, SLG: 0.143										0	0	0	0	0	0	0						
Hal Naragon, S (9, PH) OBP: 0.335, SLG: 0.386										1	0	0	0	0	0	1						
Inning Stats	R: 0 E: 0 K: 0 S: 3	H: 1 LOB: 0 BB: 0 P: 3	R: 0 E: 0 K: 0 S: 3	H: 0 LOB: 1 BB: 1 P: 7	R: 0 E: 0 K: 1 S: 5	H: 0 LOB: 0 BB: 0 P: 5	R: 0 E: 0 K: 2 S: 7	H: 0 LOB: 0 BB: 0 P: 7	R: 2 E: 0 K: 1 S: 8	H: 3 LOB: 1 BB: 0 P: 8	R: 0 E: 0 K: 0 S: 3	H: 0 LOB: 0 BB: 0 P: 3	R: 0 E: 0 K: 1 S: 5	H: 0 LOB: 1 BB: 1 P: 9	R: 0 E: 0 K: 1 S: 6	H: 1 LOB: 0 BB: 0 P: 6	R: 2 E: 0 K: 0 S: 5	H: 2 LOB: 1 BB: 1 P: 9	1B: 5 2B: 1 3B: 1 HR: 0	SF: 0 SAC: 0 DP: 1 HBP: 0	WP: 0 PB: 0 SB: 0 CS: 0	PA: 36
PITCHER	IP WLS BF H R ER SO BB IBB HBP BLK WP HR S P ERA WHIP																					
Chuck Estrada, R (1, 1) ERA: 4.08	8.0 W 30 5 2 2 6 2 0 0 0 1 0 0 40 48 2.25 0.875																					
Wes Stock, R (9, 1) ERA: 2.95	1.0 S 6 2 2 2 0 1 0 0 0 0 0 0 5 9 18.00 3.000																					

Baltimore Orioles @ Minnesota Twins
Metropolitan Stadium, Bloomington, MI
Sat Aug 26 1961, 4:33 AM EDT
Att: 19,397 - Unknown - 75 F

AB 31
R 7
H 8
RBI 4
BB 6
SO 4
LOB 15



Baltimore Orioles @ Minnesota Twins
Metropolitan Stadium, Bloomington, MI
Sat Aug 26 1961, 4:33 AM EDT
Att: 19,397 - Unknown - 75 F

AB 33
R 4
H 7
RBI 4
BB 3
SO 6
LOB 12



Batter	1	2	3	4	5	6	7	8	9	AB	R	H	RBI	BB	SO	LOB	TOP			
Brooks Robinson, R OBP: 0.340, SLG: 0.379	F8		F8					5-3		4	0	1	0	0	0	0	Baltimore Orioles @ Minnesota Twins Metropolitan Stadium, Bloomington, MI Sun Aug 27 1961, 4:33 AM EDT Att: 19,406 - Unknown - 69 F			
Whitey Herzog, L OBP: 0.403, SLG: 0.425	K		K							4	0	1	0	0	2	2				
Jackie Brandt, R OBP: 0.380, SLG: 0.457	F7			E6				F8		4	0	0	0	0	0	1				
Jim Gentile, L OBP: 0.447, SLG: 0.685		F6		K				F9		3	0	0	0	1	1	1				
Earl Robinson, R OBP: 0.374, SLG: 0.484					K				IBB	4	1	2	1	0	1	2				
Charlie Lau, L OBP: 0.311, SLG: 0.258		P3			F8					4	0	0	0	0	0	1				
Jerry Adair, R OBP: 0.306, SLG: 0.376		6-3				F8				4	0	0	0	0	0	1				
Mary Breeding, R OBP: 0.248, SLG: 0.258			F7							4	0	2	0	0	0	0				
Mitt Pappas, R OBP: 0.125, SLG: 0.309						F2				4	2	2	2	0	0	2				
Inning Stats	R: 0 E: 0 K: 1 S: 5	H: 0 LOB: 0 BB: 0 P: 5	R: 0 E: 0 K: 0 S: 4	H: 1 LOB: 1 BB: 0 P: 4	R: 1 E: 0 K: 1 S: 6	H: 1 LOB: 0 BB: 0 P: 6	R: 1 E: 1 K: 1 S: 6	H: 1 LOB: 0 BB: 0 P: 6	R: 0 E: 0 K: 0 S: 5	H: 2 LOB: 2 BB: 0 P: 5	R: 0 E: 0 K: 0 S: 3	H: 0 LOB: 0 BB: 0 P: 3	R: 1 E: 0 K: 0 S: 5	H: 2 LOB: 2 BB: 1 P: 9	R: 0 E: 0 K: 0 S: 4	H: 1 LOB: 1 BB: 0 P: 4		1B: 2 2B: 3 3B: 0 HR: 3	SF: 0 SAC: 0 DP: 0 HBP: 0	WP: 0 PB: 0 SB: 0 CS: 1
PITCHER	IP	WLS	BF	H	R	ER	SO	BB	IBB	HBP	BLK	WP	HR	S	P	ERA	WHIP			
Pedro Ramos, R ERA: 4.07	(1, 1)	8.0	L	32	7	3	3	4	0	1	0	0	0	3	39	43	3.38	0.875		
Ray Moore, R ERA: 4.06	(9, 1)	1.0		4	1	0	0	0	0	0	0	0	0	4	4	0.00	1.000			

AB	35
R	3
H	8
RBI	3
BB	1
SO	4
LOB	10



Batter	1	2	3	4	5	6	7	8	9	AB	R	H	RBI	BB	SO	LOB	BOTTOM					
Lenny Green, L OBP: 0.397, SLG: 0.429			F8					F9		3	0	1	0	0	0	0	Baltimore Orioles @ Minnesota Twins Metropolitan Stadium, Bloomington, MI Sun Aug 27 1961, 4:33 AM EDT Att: 19,406 - Unknown - 69 F					
Billy Martin, R OBP: 0.256, SLG: 0.353	K			K				4-3		4	0	0	0	0	3	2						
Harmon Killebrew, R OBP: 0.400, SLG: 0.620		5-3		K						4	0	0	0	0	2	2						
Joe Altobelli, L OBP: 0.351, SLG: 0.344					2B					2	0	0	0	2	0	1						
Bob Allison, R OBP: 0.361, SLG: 0.480		F7								3	0	1	0	1	0	2						
Earl Battey, R OBP: 0.367, SLG: 0.452		5-3			5-3					4	0	0	0	0	1	3						
Bill Tuttle, R OBP: 0.315, SLG: 0.339						F2				3	0	0	0	0	0	0						
Zoilo Versalles, R OBP: 0.318, SLG: 0.392			K							3	0	0	0	0	3	0						
Pedro Ramos, S OBP: 0.181, SLG: 0.241										2	0	0	0	0	1	0						
Julio Becquer, L OBP: 0.259, SLG: 0.481			K							1	0	0	0	0	1	0						
Ray Moore, R ERA: 4.06	(9, 1)							K		0	0	0	0	0	0	0						
Inning Stats	R: 0 E: 0 K: 1 S: 6	H: 1 LOB: 1 BB: 0 P: 6	R: 0 E: 0 K: 0 S: 3	H: 0 LOB: 0 BB: 0 P: 3	R: 0 E: 0 K: 2 S: 7	H: 0 LOB: 0 BB: 0 P: 7	R: 0 E: 0 K: 2 S: 8	H: 1 LOB: 2 BB: 1 P: 12	R: 0 E: 0 K: 1 S: 5	H: 0 LOB: 0 BB: 0 P: 5	R: 0 E: 1 K: 2 S: 7	H: 0 LOB: 2 BB: 1 P: 12	R: 0 E: 0 K: 2 S: 7	H: 0 LOB: 0 BB: 0 P: 7	R: 0 E: 0 K: 1 S: 5	H: 0 LOB: 1 BB: 0 P: 5	R: 0 E: 0 K: 0 S: 3	H: 0 LOB: 1 BB: 1 P: 7	1B: 0 2B: 2 3B: 0 HR: 0	SF: 0 SAC: 0 DP: 0 HBP: 1	WP: 0 PB: 0 SB: 1 CS: 0	PA: 33
PITCHER	IP	WLS	BF	H	R	ER	SO	BB	IBB	HBP	BLK	WP	HR	S	P	ERA	WHIP					
Mitt Pappas, R ERA: 3.02	(1, 1)	9.0	W	33	2	0	0	11	3	0	1	0	0	51	64	0.00	0.556					



Batter	1	2	3	4	5	6	7	8	9	AB	R	H	RBI	BB	SO	LOB	TOP								
Brooks Robinson, R OBP: 0.340, SLG: 0.385 (1, 5)										5	2	2	0	0	1	2	Baltimore Orioles @ Los Angeles Angels Wrigley Field, Los Angeles, CA Mon Aug 28 1961, 9:05 PM CDT Att: 3,472 - Unknown - 70 F								
Earl Robinson, R OBP: 0.370, SLG: 0.473 (1, 9)										4	1	0	0	1	2	3									
Jackie Brandt, R OBP: 0.361, SLG: 0.457 (1, 7) (2, 8)										5	2	2	1	0	0	2									
Jim Gentile, L OBP: 0.446, SLG: 0.688 (1, 3)										4	1	1	3	1	1	4									
Ron Hansen, R OBP: 0.327, SLG: 0.342 (1, 6)										5	1	4	4	0	0	0									
Hank Foiles, R OBP: 0.327, SLG: 0.462 Charlie Lau, L OBP: 0.311, SLG: 0.258 (1, 2) (8, 2)										3	0	0	0	2	2	2									
Jim Busby, R OBP: 0.326, SLG: 0.326 Whitey Herzog, L OBP: 0.401, SLG: 0.422 (1, 8) (2, 7) (2, 7)										0	0	0	0	1	0	0									
Jerry Adair, R OBP: 0.305, SLG: 0.371 (1, 4)										4	0	0	0	1	2	4									
Hal Brown, R OBP: 0.188, SLG: 0.159 (1, 1)										4	1	1	0	0	1	1									
Inning Stats	R: 2 E: 0 K: 1 S: 7	H: 2 LOB: 3 BB: 3 P: 19	R: 2 E: 0 K: 2 S: 11	H: 4 LOB: 3 BB: 1 P: 15	R: 0 E: 0 K: 0 S: 3	H: 0 LOB: 1 BB: 1 P: 7	R: 2 E: 1 K: 1 S: 7	H: 1 LOB: 0 BB: 0 P: 7	R: 0 E: 0 K: 1 S: 5	H: 0 LOB: 0 BB: 0 P: 5	R: 2 E: 0 K: 2 S: 9	H: 2 LOB: 1 BB: 0 P: 9	R: 0 E: 0 K: 1 S: 8	H: 1 LOB: 1 BB: 0 P: 8	R: 0 E: 0 K: 1 S: 6	H: 1 LOB: 2 BB: 0 P: 10		R: 0 E: 0 K: 0 S: 3	H: 0 LOB: 0 BB: 0 P: 3	1B: 7 2B: 1 3B: 1 HR: 2	SF: 0 SAC: 1 DP: 0 HBP: 0	WP: 0 PB: 0 SB: 0 CS: 0	PA: 45		
PITCHER	IP	WLS	BF	H	R	ER	SO	BB	IBB	HBP	BLK	WP	HR	S	P	ERA	WHIP								
Ted Bowsfield, L ERA: 3.82 (1, 1)	1.2	L	14	6	4	4	2	3	0	0	0	0	0	15	27	21.60	5.400								
Johnny James, R ERA: 4.57 (2, 1)	3.1		14	1	2	1	3	2	0	0	0	0	1	18	26	2.70	0.900								
Art Fowler, R ERA: 3.7 (6, 1)	2.0		9	3	2	2	4	0	0	0	0	0	1	17	17	9.00	1.500								
Ron Moeller, L ERA: 5.64 (8, 1)	2.0		8	1	0	0	1	1	0	0	0	0	0	9	13	0.00	1.000								

Batter	1	2	3	4	5	6	7	8	9	AB	R	H	RBI	BB	SO	LOB	BOTTOM								
Albie Pearson, L OBP: 0.411, SLG: 0.414 (1, 9)										3	0	1	0	1	0	1	Baltimore Orioles @ Los Angeles Angels Wrigley Field, Los Angeles, CA Mon Aug 28 1961, 9:05 PM CDT Att: 3,472 - Unknown - 70 F								
Joe Koppe, R OBP: 0.342, SLG: 0.371 (1, 6)										4	0	1	0	0	1	3									
Lee Thomas, L OBP: 0.351, SLG: 0.465 (1, 3)										4	0	0	0	0	1	4									
Leon Wagner, L OBP: 0.332, SLG: 0.482 (1, 7)										3	1	2	0	1	0	0									
George Thomas, R OBP: 0.337, SLG: 0.478 (1, 5)										4	0	1	0	0	0	3									
Ken Hunt, R OBP: 0.324, SLG: 0.476 (1, 8)										4	0	0	1	0	1	2									
Del Rice, R OBP: 0.394, SLG: 0.443 Art Fowler, R OBP: 0.083, SLG: 0.083 Ted Kluszewski, L OBP: 0.299, SLG: 0.442 Ron Moeller, L OBP: 0.394, SLG: 0.269 (1, 2) (6, 1) (7, PH) (8, 1)										2	0	0	0	0	0	1									
Rocky Bridges, R OBP: 0.292, SLG: 0.271 (1, 4)										3	0	0	0	0	1	0									
Ted Bowsfield, R OBP: 0.167, SLG: 0.229 Johnny James, L Earl Averill, R OBP: 0.392, SLG: 0.513 (1, 1) (2, 1) (5, PH) (6, 2)										0	0	0	0	0	0	0									
Inning Stats	R: 0 E: 0 K: 1 S: 4	H: 0 LOB: 0 BB: 1 P: 8	R: 0 E: 0 K: 1 S: 6	H: 1 LOB: 1 BB: 0 P: 6	R: 0 E: 0 K: 2 S: 8	H: 1 LOB: 2 BB: 1 P: 12	R: 1 E: 0 K: 0 S: 4	H: 1 LOB: 0 BB: 0 P: 4	R: 0 E: 0 K: 0 S: 3	H: 0 LOB: 0 BB: 0 P: 3	R: 0 E: 0 K: 0 S: 3	H: 0 LOB: 1 BB: 1 P: 7	R: 0 E: 0 K: 0 S: 3	H: 0 LOB: 0 BB: 0 P: 3	R: 0 E: 0 K: 0 S: 4	H: 1 LOB: 1 BB: 0 P: 4		R: 0 E: 0 K: 0 S: 3	H: 1 LOB: 0 BB: 0 P: 3	1B: 3 2B: 4 3B: 0 HR: 0	SF: 0 SAC: 0 DP: 2 HBP: 0	WP: 0 PB: 1 SB: 0 CS: 0	PA: 34		
PITCHER	IP	WLS	BF	H	R	ER	SO	BB	IBB	HBP	BLK	WP	HR	S	P	ERA	WHIP								
Hal Brown, R ERA: 2.85 (1, 1)	9.0	W	33	5	1	1	4	3	0	0	0	0	0	38	50	1.00	0.889								

AB 38
R 8
H 11
RBI 8
BB 6
SO 10
LOB 21



AB 30
R 1
H 5
RBI 1
BB 3
SO 4
LOB 15



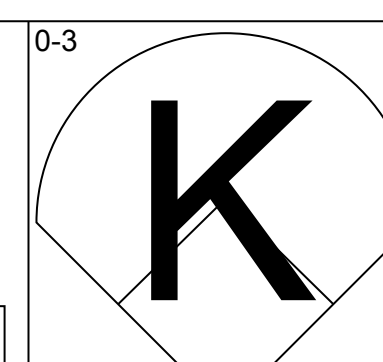
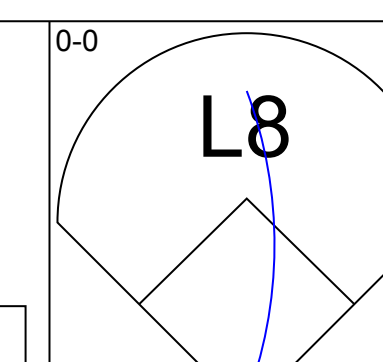
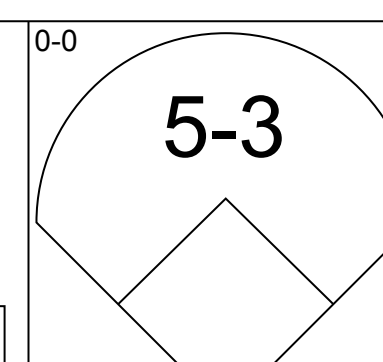
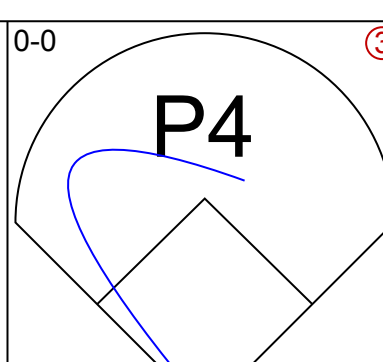
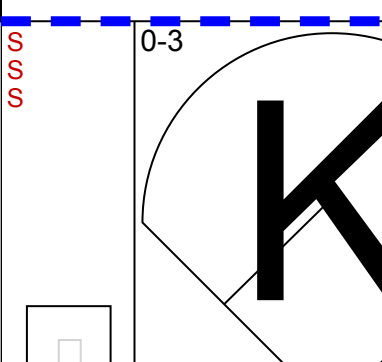
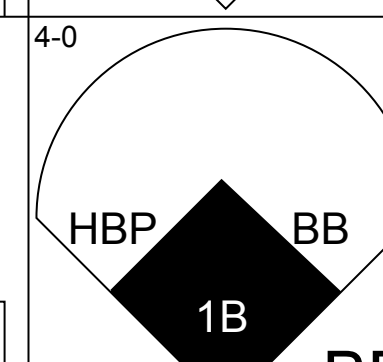
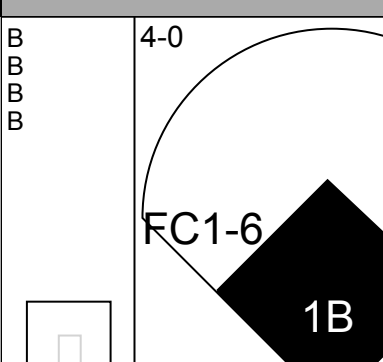
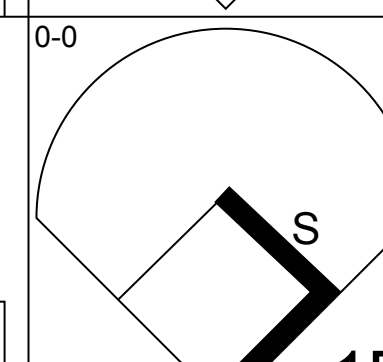

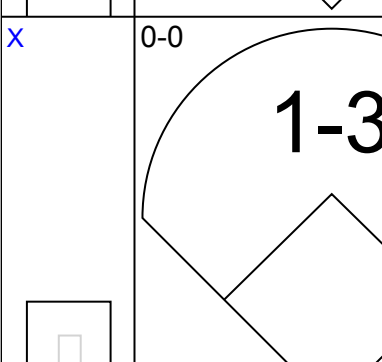
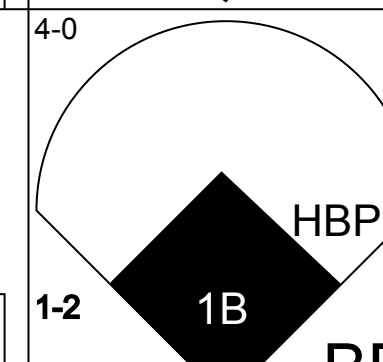
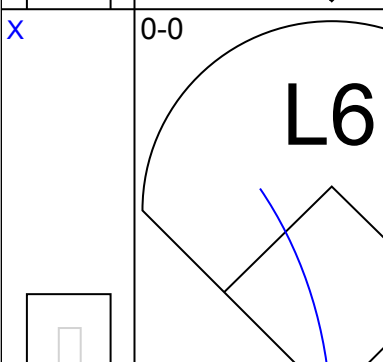
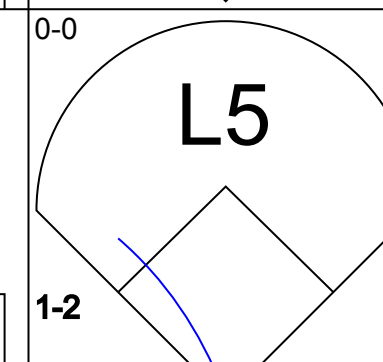

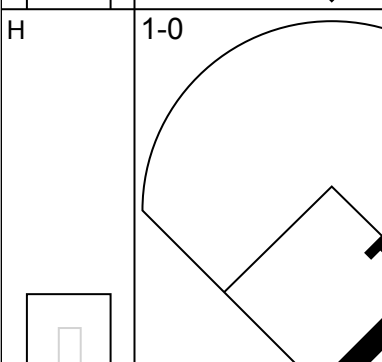
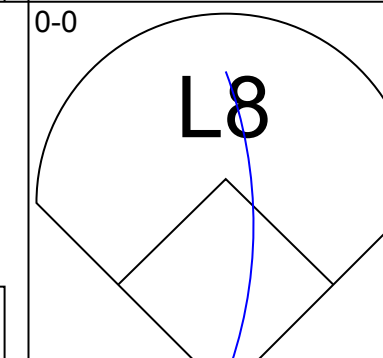
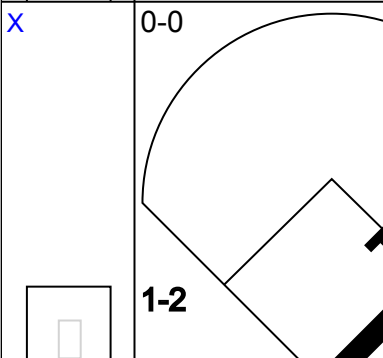
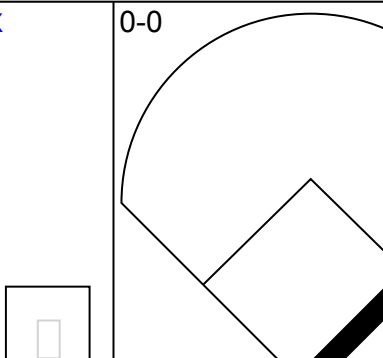

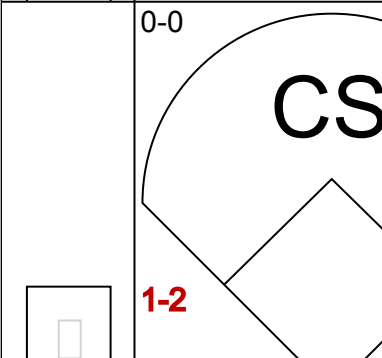
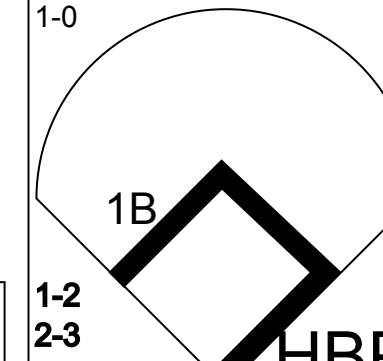
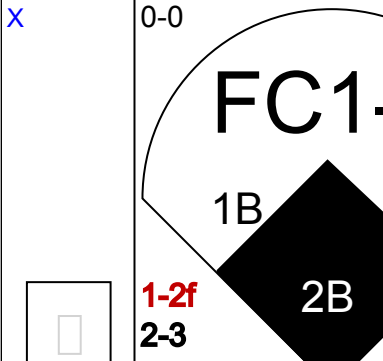
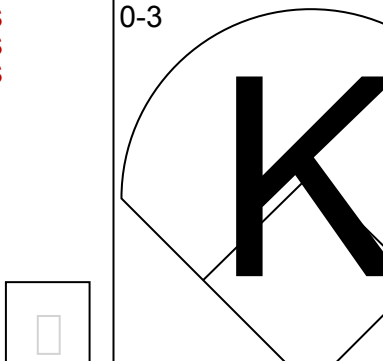

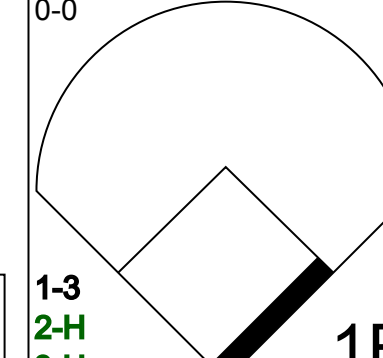
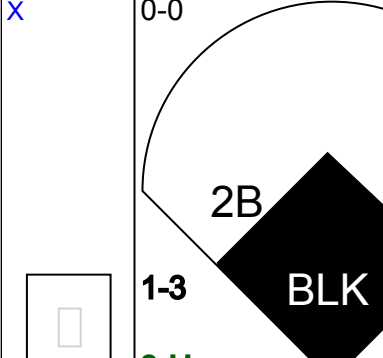
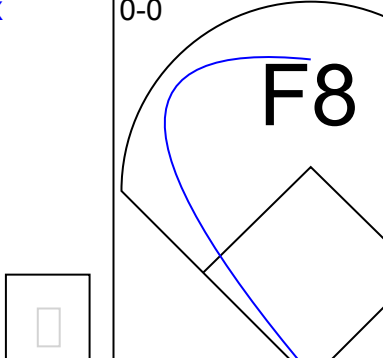
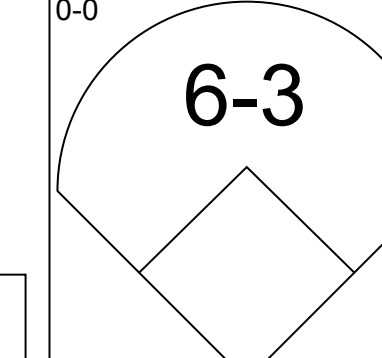
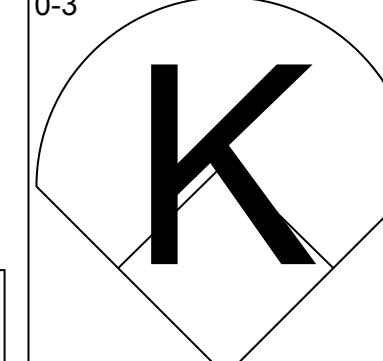
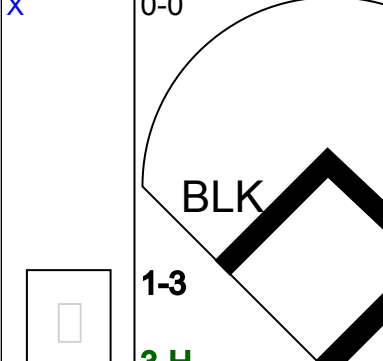
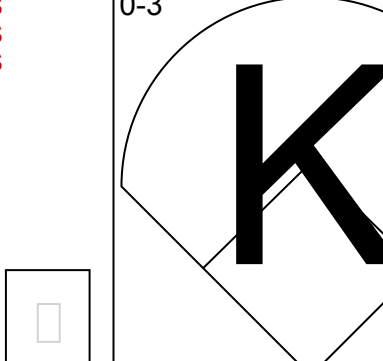
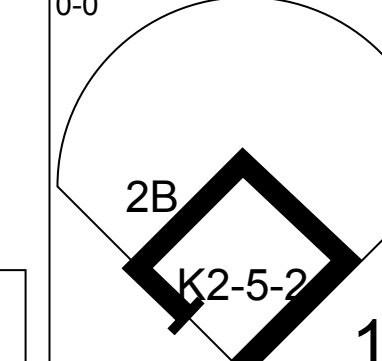
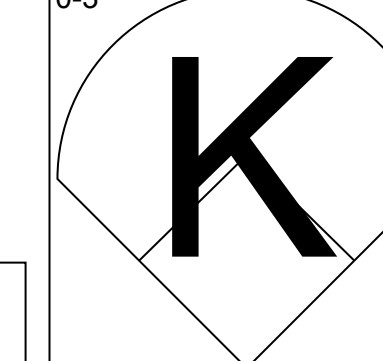
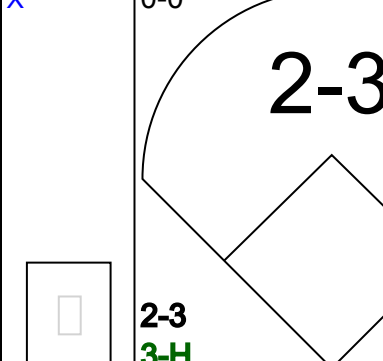
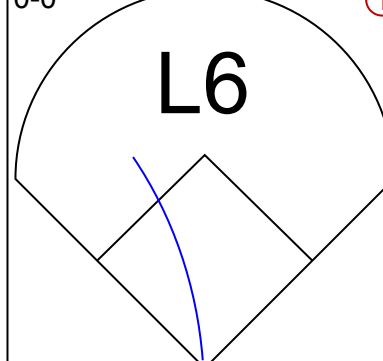
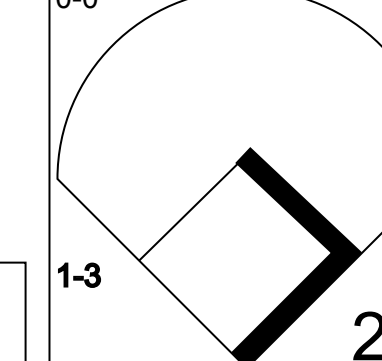

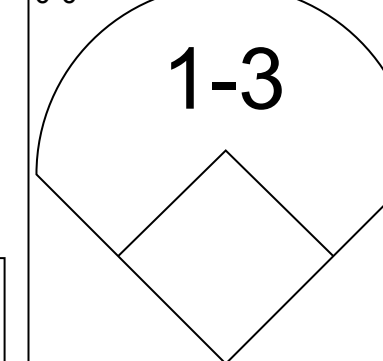
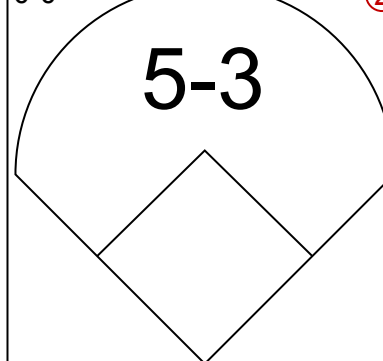
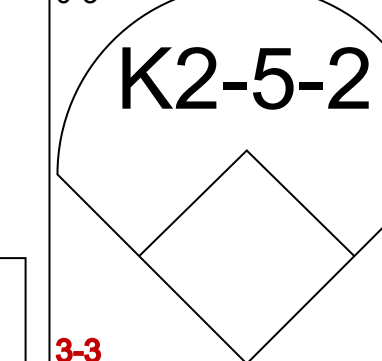
Batter	1	2	3	4	5	6	7	8	9	AB	R	H	RBI	BB	SO	LOB	TOP		
Brooks Robinson, R OBP: 0.339, SLG: 0.382 (1.5)	F9		G6-4-3 E HR BB		F8		6-3		6-3	4	1	0	0	1	0	1	Baltimore Orioles @ Los Angeles Angels Wrigley Field, Los Angeles, CA Tue Aug 29 1961, 9:05 PM CDT Unknown - 74 F		
Whitey Herzog, L OBP: 0.402, SLG: 0.421 (1.7)	4-3		E6 G6-4-3 1-2		FC5-4 1B		BB			3	0	1	0	1	0	1			
Jackie Brandt, R OBP: 0.377, SLG: 0.452 (1.8)	4-3		G6-4-3 1-2 2-3		FC5-4 1-2		5-3			4	0	0	0	0	0	4			
Jim Gentile, L OBP: 0.447, SLG: 0.702 (1.3)					3-1				4-3	4	2	2	3	0	0	1			
Earl Robinson, R OBP: 0.372, SLG: 0.485 (1.9)			HR 3-H				F9		6-3 2B	4	1	2	0	0	1	0			
Ron Hansen, R OBP: 0.327, SLG: 0.341 (1.6)					5-3		K		6-3 2B	4	0	1	1	0	1	1			
Charlie Lau, L OBP: 0.300, SLG: 0.247 (1.2)					P5		6-3		L3	4	0	0	0	0	0	2			
Jerry Adair, R OBP: 0.305, SLG: 0.371 (1.4)							6-3		F2	3	0	1	0	0	1	1			
Dave Philley, S OBP: 0.250, SLG: 0.386 (9, PH)										1	0	0	0	0	0	0			
Steve Barber, L OBP: 0.230, SLG: 0.275 (1.1)									F8	2	0	0	0	0	2	2			
Mary Throneberry, L OBP: 0.321, SLG: 0.411 (7, PH)										0	1	1	0	0	0	0			
Dick Hall, R OBP: 0.170, SLG: 0.097 (7, 1)										0	0	0	0	0	0	0			
Russ Snyder, L OBP: 0.322, SLG: 0.361 (9, PH)										1	0	0	0	0	0	0			
Inning Stats	R: 0 E: 0 K: 0 S: 3	H: 0 LOB: 0 BB: 0 P: 3	R: 2 E: 0 K: 2 S: 10	H: 3 LOB: 1 BB: 0 P: 10	R: 2 E: 1 K: 1 S: 6	H: 1 LOB: 0 BB: 1 P: 10	R: 0 E: 0 K: 1 S: 6	H: 1 LOB: 1 BB: 0 P: 6	R: 0 E: 0 K: 0 S: 4	H: 0 LOB: 0 BB: 0 P: 5	R: 1 E: 0 K: 0 S: 4	H: 1 LOB: 1 BB: 1 P: 8	R: 0 E: 0 K: 0 S: 4	H: 1 LOB: 1 BB: 0 P: 4	R: 0 E: 0 K: 0 S: 3	H: 0 LOB: 0 BB: 0 P: 3	1B: 3 2B: 3 3B: 0 HR: 2	SF: 0 SAC: 0 DP: 1 HBP: 0	WP: 1 PA: 37 PB: 0 SB: 0 CS: 0
PITCHER	IP WLS BF H R ER SO BB IBB HBP BLK WP HR S P ERA WHIP	IP WLS BF H R ER SO BB IBB HBP BLK WP HR S P ERA WHIP																	
Ryne Duren, R ERA: 4.24 (1.1)	6.2 W 29 7 5 3 5 2 0 0 0 1 2 37 45 4.05 1.350																		
Tom Morgan, R ERA: 2.69 (7.1)	2.1 S 8 1 0 0 0 0 0 0 0 0 0 8 8 0.00 0.429																		

AB	35
R	5
H	8
RBI	4
BB	2
SO	5
LOB	13




Batter	1	2	3	4	5	6	7	8	9	AB	R	H	RBI	BB	SO	LOB	BOTTOM		
Albie Pearson, L OBP: 0.414, SLG: 0.414 (1.9)	E HR 1B	4-3			E 5-3 BB			SH1-4		2	1	1	0	2	0	2	Baltimore Orioles @ Los Angeles Angels Wrigley Field, Los Angeles, CA Tue Aug 29 1961, 9:05 PM CDT Unknown - 74 F		
Joe Koppe, R OBP: 0.339, SLG: 0.368 (1.6)	F9				5-3		K		K	5	0	1	2	0	2	5			
George Thomas, R OBP: 0.338, SLG: 0.473 (1.7)	HR BB	1-3			E6 2-3		E BB 1B		1-3	4	1	1	0	1	0	3			
Steve Bilko, R OBP: 0.411, SLG: 0.558 (1.3)					K		K		K	3	1	1	3	0	2	2			
Lee Thomas, L OBP: 0.350, SLG: 0.464 (7, PH) (8.3)	HR				K		K		K	1	0	0	0	0	1	1			
Ken Hunt, R OBP: 0.324, SLG: 0.473 (1.8)	K				6-3		K		E BB	3	0	0	0	1	2	2			
Earl Averill, R OBP: 0.388, SLG: 0.505 (1.2)	F9				F7		F9		K	4	0	0	0	0	1	2			
Eddie Yost, R OBP: 0.353, SLG: 0.209 (1.5)					5-3		1B SH2-4 1B		E6 1-2 2-3	3	2	1	0	1	0	2			
Rocky Bridges, R OBP: 0.297, SLG: 0.272 (1.4)					K		SH2-4 1B		K	3	1	1	0	1	2	3			
Ryne Duren, R OBP: 0.154, SLG: 0.043 (1.1)					1-3		SH2-4		SH1-4 1B	2	0	0	1	0	1	2			
Tom Morgan, R OBP: 0.222, SLG: 0.125 (7.1)					1-3					1	0	1	0	0	0	0			
Inning Stats	R: 3 E: 1 K: 1 S: 7	H: 2 LOB: 0 BB: 1 P: 11	R: 2 E: 0 K: 1 S: 6	H: 1 LOB: 1 BB: 2 P: 14	R: 0 E: 0 K: 1 S: 5	H: 0 LOB: 0 BB: 0 P: 5	R: 0 E: 0 K: 1 S: 5	H: 0 LOB: 0 BB: 0 P: 5	R: 0 E: 1 K: 2 S: 8	H: 0 LOB: 2 BB: 1 P: 12	R: 1 E: 0 K: 1 S: 7	H: 2 LOB: 2 BB: 1 P: 11	R: 0 E: 1 K: 3 S: 11	H: 1 LOB: 3 BB: 1 P: 15	R: 0 E: 0 K: 1 S: 6	H: 1 LOB: 1 BB: 0 P: 6	1B: 6 2B: 0 3B: 0 HR: 1	SF: 0 SAC: 2 DP: 0 HBP: 0	WP: 0 PA: 39 PB: 0 SB: 0 CS: 0
PITCHER	IP WLS BF H R ER SO BB IBB HBP BLK WP HR S P ERA WHIP	IP WLS BF H R ER SO BB IBB HBP BLK WP HR S P ERA WHIP																	
Steve Barber, L ERA: 3.56 (1.1)	6.0 L 29 2 0 0 4 5 0 0 0 0 0 17 21 0.00 1.667																		
Dick Hall, R ERA: 3.51 (7.1)	2.0 10 2 0 0 4 1 0 0 0 0 0 0 17 21 0.00 1.500																		

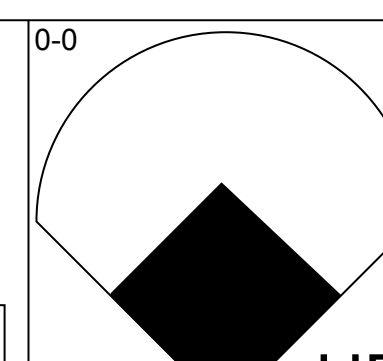
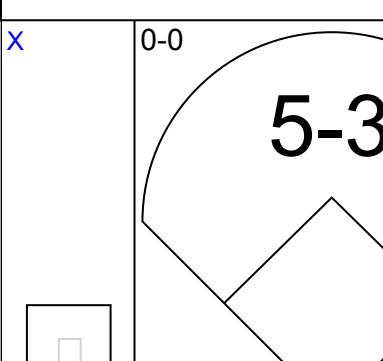
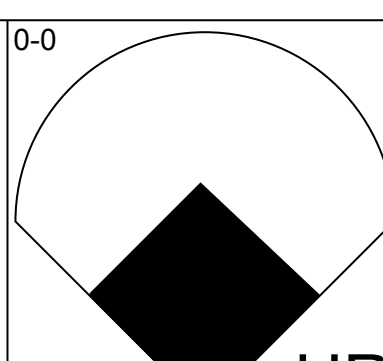
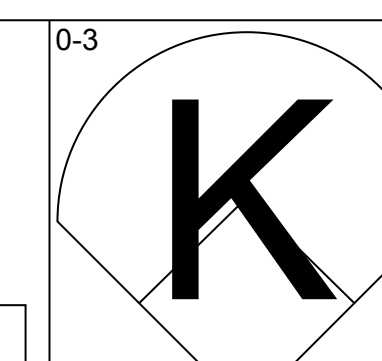
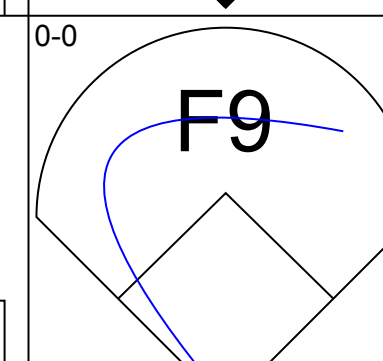
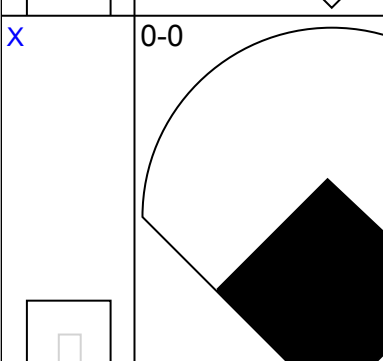
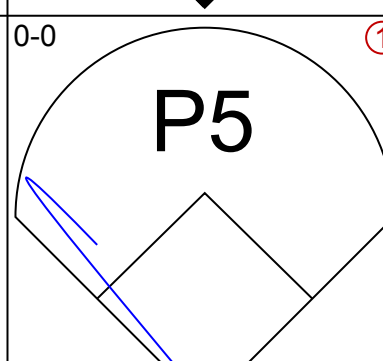
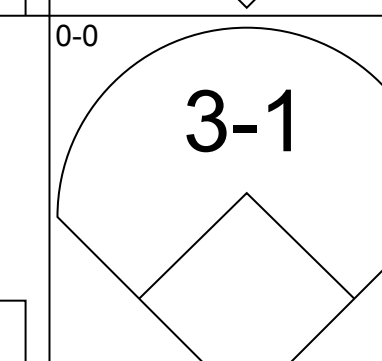
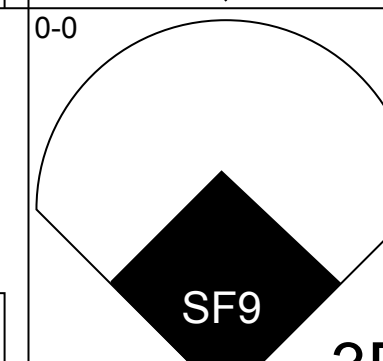
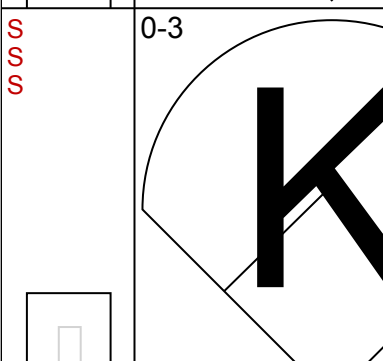
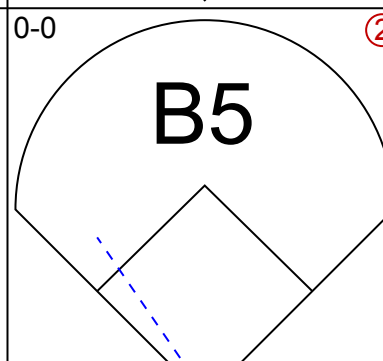

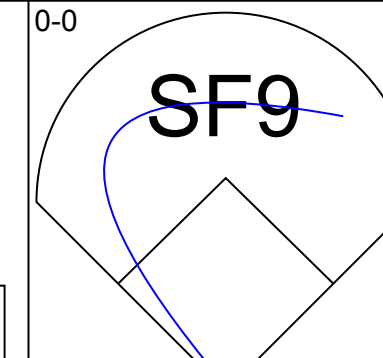
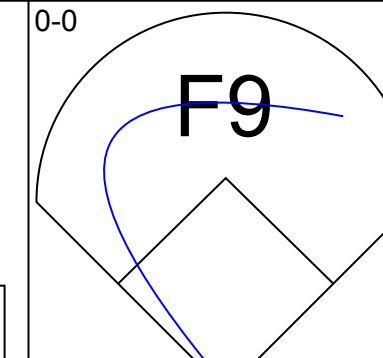
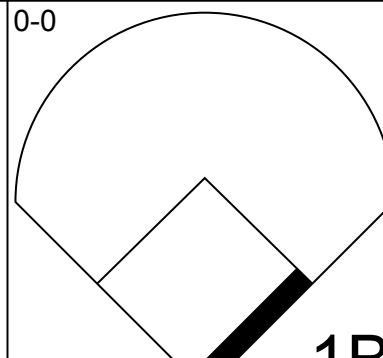

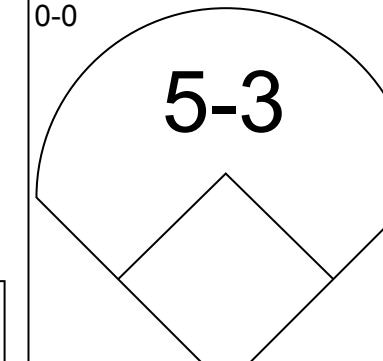
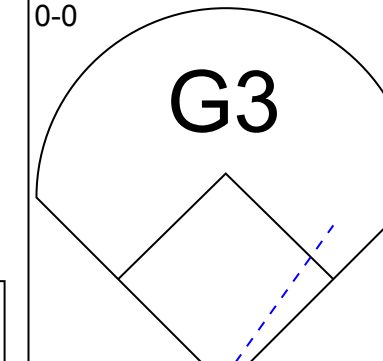
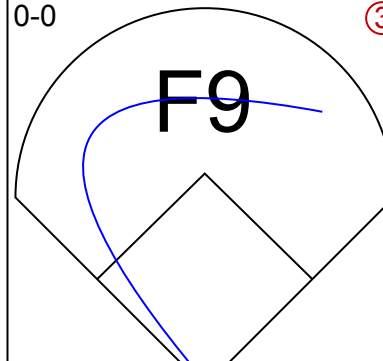


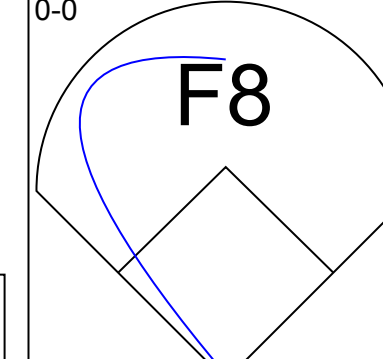



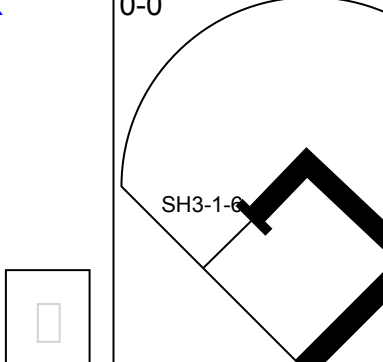


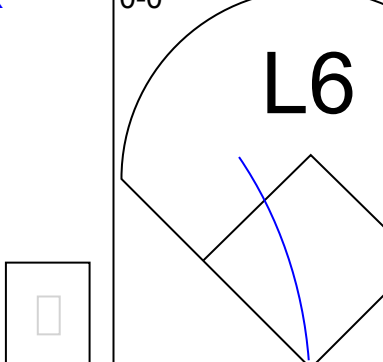


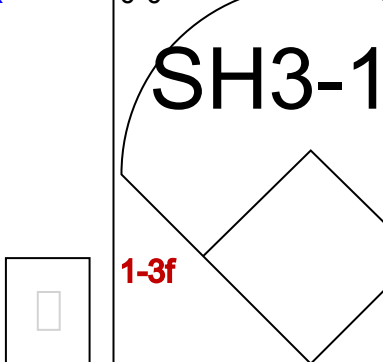
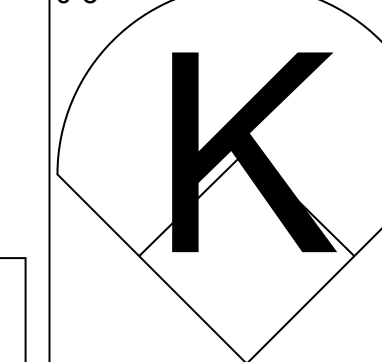


Batter	1	2	3	4	5	6	7	8	9	AB	R	H	RBI	BB	SO	LOB	TOP			
Johnny Temple, R OBP: 0.343, SLG: 0.344 (1, 4)										5	0	0	0	0	2	0				
Jim Piersall, R OBP: 0.383, SLG: 0.449 (1, 8)										3	2	1	0	2	0	0				
Tito Francona, L OBP: 0.354, SLG: 0.449 (1, 7)										3	1	0	0	1	0	2				
Willie Kirkland, L OBP: 0.323, SLG: 0.479 (1, 9)										3	0	2	0	1	0	2				
Bubba Phillips, R OBP: 0.303, SLG: 0.412 (1, 5)										3	1	0	0	0	2	4				
Vic Power, R OBP: 0.301, SLG: 0.357 (1, 3)										4	1	2	3	0	0	1				
Woodie Held, R OBP: 0.356, SLG: 0.453 (1, 6)										4	0	2	1	0	2	3				
Valmy Thomas, R OBP: 0.278, SLG: 0.229 (1, 2)										4	0	1	0	0	1	1				
Barry Latman, R OBP: 0.146, SLG: 0.133 Frank Funk, R OBP: 0.118, SLG: 0.063 (7, 1)										3	0	0	0	0	0	0				
Inning Stats	R: 2 E: 0 K: 2 S: 8	H: 1 LOB: 2 BB: 2 P: 17	R: 0 E: 0 K: 1 S: 5	H: 0 LOB: 0 BB: 0 P: 5	R: 3 E: 0 K: 0 S: 6	H: 3 LOB: 1 BB: 1 P: 10	R: 0 E: 0 K: 0 S: 4	H: 1 LOB: 1 BB: 0 P: 4	R: 0 E: 0 K: 2 S: 8	H: 1 LOB: 1 BB: 0 P: 8	R: 0 E: 0 K: 1 S: 5	H: 0 LOB: 1 BB: 1 P: 9	R: 0 E: 0 K: 1 S: 6	H: 2 LOB: 2 BB: 0 P: 6	R: 0 E: 0 K: 1 S: 4	H: 0 LOB: 0 BB: 0 P: 5	1B: 6 2B: 3 3B: 0 HR: 0	SF: 0 SAC: 0 DP: 1 HBP: 2	WP: 0 PB: 0 SB: 1 CS: 1	PA: 40
PITCHER	IP WLS BF H R ER SO BB IBB HBP BLK WP HR S P ERA WHIP																			
Chuck Estrada, R ERA: 4.15 Hoyt Wilhelm, R ERA: 2.5	(1, 1) (9, 1)	8.0 1.0	L 3	36 0	8 0	5 0	5 0	7 1	4 0	0 0	1 1	0 0	0 0	1 4	5 5	0.00 0.000				

Cleveland Indians @ Baltimore Orioles
Memorial Stadium, Baltimore, MD
Fri Sep 01 1961, 7:05 PM EDT
Att: 12,721 - Unknown


AB 33
R 5
H 8
RBI 4
BB 4
SO 8
LOB 15



Batter	1	2	3	4	5	6	7	8	9	AB	R	H	RBI	BB	SO	LOB	BOTTOM					
Brooks Robinson, R OBP: 0.343, SLG: 0.395 (1, 5)										4	2	2	2	0	1	0						
Whitey Herzog, L OBP: 0.397, SLG: 0.426 (1, 7)										4	1	1	1	0	0	0						
Jackie Brandt, R OBP: 0.377, SLG: 0.460 (1, 8)										4	1	1	0	0	1	0						
Jim Gentile, L OBP: 0.450, SLG: 0.704 (1, 3)										3	0	1	1	0	1	0						
Ron Hansen, R OBP: 0.328, SLG: 0.346 Mary Breeding, R OBP: 0.244, SLG: 0.255 (9, PR)										3	0	0	0	1	0	1						
Earl Robinson, R OBP: 0.371, SLG: 0.483 Dave Philley, S OBP: 0.293, SLG: 0.377 (9, PH)										3	0	0	0	0	2	0						
Charlie Lau, L OBP: 0.298, SLG: 0.247 (1, 2)										3	0	1	0	0	0	0						
Jerry Adair, R OBP: 0.309, SLG: 0.381 (1, 4)										3	0	0	0	0	0	1						
Chuck Estrada, R OBP: 0.148, SLG: 0.136 Mary Throneberry, L OBP: 0.319, SLG: 0.467 Hoyt Wilhelm, R (9, 1)										1	0	0	0	0	1	0						
Inning Stats	R: 2 E: 0 K: 0 S: 5	H: 2 LOB: 0 BB: 0 P: 5	R: 0 E: 0 K: 1 S: 5	H: 0 LOB: 0 BB: 0 P: 5	R: 1 E: 0 K: 2 S: 8	H: 1 LOB: 0 BB: 0 P: 8	R: 0 E: 0 K: 0 S: 3	H: 0 LOB: 0 BB: 0 P: 3	R: 0 E: 0 K: 0 S: 3	H: 1 LOB: 0 BB: 0 P: 3	R: 1 E: 0 K: 0 S: 5	H: 2 LOB: 1 BB: 0 P: 5	R: 0 E: 0 K: 1 S: 5	H: 0 LOB: 0 BB: 0 P: 5	R: 0 E: 0 K: 2 S: 7	H: 0 LOB: 0 BB: 0 P: 7	R: 0 E: 0 K: 1 S: 5	H: 0 LOB: 1 BB: 1 P: 9	1B: 2 2B: 1 3B: 1 HR: 3	SF: 1 SAC: 1 DP: 1 HBP: 0	WP: 0 PB: 0 SB: 0 CS: 0	PA: 33
PITCHER	IP WLS BF H R ER SO BB IBB HBP BLK WP HR S P ERA WHIP																					
Barry Latman, R ERA: 3.88 Frank Funk, R ERA: 3.18	(1, 1) (7, 1)	6.0 3.0	W S	23 10	6 0	4 0	4 0	3 4	3 0	0 0	0 0	0 4	1 1	0 0	0 0	4 4	0.00 0.333					

Cleveland Indians @ Baltimore Orioles
Memorial Stadium, Baltimore, MD
Fri Sep 01 1961, 7:05 PM EDT
Att: 12,721 - Unknown

AB 30
R 4
H 6
RBI 4
BB 1
SO 7
LOB 3



Batter	1	2	3	4	5	6	7	8	9	AB	R	H	RBI	BB	SO	LOB	TOP			
Johnny Temple, R OBP: 0.340, SLG: 0.341 (1, 4)	F9		5-3			3-1		F8		4	0	0	0	0	0	1	Cleveland Indians @ Baltimore Orioles Memorial Stadium, Baltimore, MD Sat Sep 02 1961, 3:33 AM EDT Att: 6,890 - Unknown			
Jim Piersall, R OBP: 0.386, SLG: 0.454 (1, 8)	F9			CS	1B			4-1	1B	4	0	3	0	0	0	0				
Tito Francona, L OBP: 0.353, SLG: 0.448 (1, 7)	F5					P6		4-1		4	0	1	0	0	0	2				
Willie Kirkland, L OBP: 0.323, SLG: 0.476 (1, 9)		3-1			P4				IBB	3	0	0	0	1	0	3				
Bubba Phillips, R OBP: 0.302, SLG: 0.410 Walt Bond, L OBP: 0.143, SLG: 0.135 Bobby Locke, R OBP: 0.235, SLG: 0.188 (8, PH)	K							F5	K	3	0	0	0	0	2	2				
Vic Power, R OBP: 0.300, SLG: 0.356 (1, 3)		6-3								1	0	0	0	0	1	2				
Woodie Held, R OBP: 0.357, SLG: 0.456 (1, 6)										0	0	0	0	0	0	0				
Valmy Thomas, R OBP: 0.281, SLG: 0.235 Bob Nieman, R OBP: 0.439, SLG: 0.525 (9, PH)										3	1	1	0	0	0	3				
Dick Stigman, R OBP: 0.091, SLG: 0.091 Don Dillard, L OBP: 0.363, SLG: 0.466 Miguel de la Hoz, R OBP: 0.289, SLG: 0.389 (8, PH)										1	0	0	0	0	0	0				
Inning Stats	R: 0 E: 0 K: 0 S: 3	H: 0 LOB: 0 BB: 0 P: 3	R: 0 E: 0 K: 1 S: 5	H: 0 LOB: 0 BB: 0 P: 5	R: 0 E: 0 K: 1 S: 4	H: 1 LOB: 1 BB: 0 P: 4	R: 0 E: 0 K: 1 S: 6	H: 2 LOB: 2 BB: 0 P: 6	R: 0 E: 0 K: 0 S: 4	H: 1 LOB: 1 BB: 0 P: 4	R: 0 E: 0 K: 0 S: 3	H: 0 LOB: 0 BB: 0 P: 3	R: 2 E: 0 K: 1 S: 8	H: 3 LOB: 2 BB: 1 P: 12	R: 0 E: 0 K: 0 S: 3	H: 0 LOB: 0 BB: 0 P: 3		1B: 6 2B: 3 3B: 0 HR: 1	SF: 0 SAC: 0 DP: 2 HBP: 0	WP: 0 PB: 0 SB: 0 CS: 1
PITCHER	IP	WLS	BF	H	R	ER	SO	BB	IBB	HBP	BLK	WP	HR	S	P	ERA	WHIP			
Mitt Pappas, R ERA: 2.98 Hoyt Wilhelm, R ERA: 2.45	(1, 1)	8.0	W	32	9	2	2	3	0	1	0	0	0	1	37	41	2.25	1.125		
PITCHER	IP	WLS	BF	H	R	ER	SO	BB	IBB	HBP	BLK	WP	HR	S	P	ERA	WHIP			
Mitt Pappas, R ERA: 2.98 Hoyt Wilhelm, R ERA: 2.45	(9, 1)	1.0	S	3	0	0	0	0	0	0	0	0	0	3	3	0.00	0.000			

Batter	1	2	3	4	5	6	7	8	9	AB	R	H	RBI	BB	SO	LOB	BOTTOM			
Brooks Robinson, R OBP: 0.343, SLG: 0.394 (1, 5)	L5		F9			FC3-6		SH3-4		3	0	1	0	0	0	0	Cleveland Indians @ Baltimore Orioles Memorial Stadium, Baltimore, MD Sat Sep 02 1961, 3:33 AM EDT Att: 6,890 - Unknown			
Earl Robinson, R OBP: 0.386, SLG: 0.475 Whitey Herzog, L OBP: 0.399, SLG: 0.428 (8, PH)	K		5-3			FC3-6				3	0	0	0	0	1	1				
Jackie Brandt, R OBP: 0.376, SLG: 0.459 (1, 8)	2B							SF8		3	1	1	1	0	2	1				
Jim Gentile, L OBP: 0.449, SLG: 0.702 (1, 3)	1-H							F9		4	0	1	1	0	2	2				
Ron Hansen, R OBP: 0.326, SLG: 0.344 (1, 6)	K									3	0	0	0	0	1	1				
Dick Williams, R OBP: 0.259, SLG: 0.373 Russ Snyder, L OBP: 0.322, SLG: 0.361 (8, 7)	F7									3	1	2	1	0	0	0				
Hank Foiles, R OBP: 0.304, SLG: 0.416 (1, 2)	F3									3	0	0	0	0	0	1				
Jerry Adair, R OBP: 0.306, SLG: 0.377 (1, 4)	F7									3	0	0	0	0	1	1				
Mitt Pappas, R OBP: 0.136, SLG: 0.310 Hoyt Wilhelm, R ERA: 4.59 (9, 1)										3	1	1	0	0	2	1				
Inning Stats	R: 1 E: 0 K: 2 S: 9	H: 2 LOB: 1 BB: 0 P: 9	R: 0 E: 0 K: 0 S: 3	H: 0 LOB: 0 BB: 0 P: 3	R: 0 E: 0 K: 1 S: 5	H: 0 LOB: 0 BB: 0 P: 5	R: 0 E: 0 K: 2 S: 7	H: 0 LOB: 0 BB: 0 P: 7	R: 0 E: 0 K: 1 S: 6	H: 1 LOB: 1 BB: 0 P: 6	R: 0 E: 0 K: 2 S: 8	H: 1 LOB: 1 BB: 0 P: 8	R: 1 E: 0 K: 1 S: 6	H: 1 LOB: 0 BB: 0 P: 6	R: 1 E: 0 K: 0 S: 5	H: 2 LOB: 1 BB: 0 P: 5		1B: 4 2B: 2 3B: 0 HR: 1	SF: 1 SAC: 1 DP: 0 HBP: 0	WP: 0 PB: 0 SB: 0 CS: 0
PITCHER	IP	WLS	BF	H	R	ER	SO	BB	IBB	HBP	BLK	WP	HR	S	P	ERA	WHIP			
Dick Stigman, L ERA: 4.44 Bobby Locke, R ERA: 4.59	(1, 1)	7.0	L	26	5	2	2	9	0	0	0	0	0	1	44	44	2.57	0.714		
PITCHER	IP	WLS	BF	H	R	ER	SO	BB	IBB	HBP	BLK	WP	HR	S	P	ERA	WHIP			
Dick Stigman, L ERA: 4.44 Bobby Locke, R ERA: 4.59	(8, 1)	1.0	L	5	2	1	1	0	0	0	0	0	0	5	5	9.00	2.000			

Batter	1	2	3	4	5	6	7	8	9	AB	R	H	RBI	BB	SO	LOB	TOP				
Johnny Temple, R (1, 4) <small>OBP: 0.342, SLG: 0.343</small>										3	1	2	1	1	0	1	Cleveland Indians @ Baltimore Orioles Memorial Stadium, Baltimore, MD Sat Sep 02 1961, 7:05 PM EDT Att: 7,896 - Unknown				
Jim Piersall, R (1, 8) <small>OBP: 0.385, SLG: 0.452</small> Don Dillard, L (8, 8) <small>OBP: 0.361, SLG: 0.462</small>										4	0	1	0	0	1	4					
Tito Francona, L (1, 7) <small>OBP: 0.352, SLG: 0.446</small>										4	1	1	0	0	0	0					
Willie Kirkland, L (1, 9) <small>OBP: 0.324, SLG: 0.475</small>										5	1	2	1	0	1	2					
Vic Power, R (1, 3) <small>OBP: 0.303, SLG: 0.357</small>										4	0	2	1	1	0	2					
Woodie Held, R (1, 6) <small>OBP: 0.358, SLG: 0.454</small>										4	1	1	1	1	0	3					
Bubba Phillips, R (1, 5) <small>OBP: 0.302, SLG: 0.410</small>										5	2	2	0	0	1	4					
Valmy Thomas, R (1, 2) <small>OBP: 0.279, SLG: 0.236</small>										4	0	1	0	0	0	3					
Jim Perry, S (1, 1) <small>OBP: 0.203, SLG: 0.222</small>										3	0	2	2	0	1	0					
Inning Stats	R: 0 E: 0 K: 0 S: 4	H: 1 LOB: 2 BB: 1 P: 8	R: 1 E: 0 K: 0 S: 6	H: 3 LOB: 2 BB: 0 P: 6	R: 0 E: 0 K: 0 S: 3	H: 0 LOB: 0 BB: 0 P: 3	R: 2 E: 0 K: 0 S: 5	H: 2 LOB: 1 BB: 1 P: 9	R: 1 E: 0 K: 0 S: 5	H: 3 LOB: 1 BB: 0 P: 5	R: 0 E: 0 K: 1 S: 6	H: 1 LOB: 1 BB: 0 P: 6	R: 0 E: 0 K: 1 S: 5	H: 0 LOB: 1 BB: 1 P: 9	R: 0 E: 0 K: 2 S: 7	H: 0 LOB: 0 BB: 0 P: 7		R: 2 E: 0 K: 0 S: 7	H: 4 LOB: 2 BB: 0 P: 7	1B: 13 2B: 1 3B: 0 HR: 0	SF: 1 SAC: 2 DP: 1 HBP: 0
PITCHER	IP WLS BF H R ER SO BB IBB HBP BLK WP HR S P ERA WHIP	IP WLS BF H R ER SO BB IBB HBP BLK WP HR S P ERA WHIP	IP WLS BF H R ER SO BB IBB HBP BLK WP HR S P ERA WHIP	IP WLS BF H R ER SO BB IBB HBP BLK WP HR S P ERA WHIP	IP WLS BF H R ER SO BB IBB HBP BLK WP HR S P ERA WHIP	IP WLS BF H R ER SO BB IBB HBP BLK WP HR S P ERA WHIP	IP WLS BF H R ER SO BB IBB HBP BLK WP HR S P ERA WHIP	IP WLS BF H R ER SO BB IBB HBP BLK WP HR S P ERA WHIP	IP WLS BF H R ER SO BB IBB HBP BLK WP HR S P ERA WHIP	IP WLS BF H R ER SO BB IBB HBP BLK WP HR S P ERA WHIP	IP WLS BF H R ER SO BB IBB HBP BLK WP HR S P ERA WHIP	IP WLS BF H R ER SO BB IBB HBP BLK WP HR S P ERA WHIP	IP WLS BF H R ER SO BB IBB HBP BLK WP HR S P ERA WHIP	IP WLS BF H R ER SO BB IBB HBP BLK WP HR S P ERA WHIP	IP WLS BF H R ER SO BB IBB HBP BLK WP HR S P ERA WHIP	IP WLS BF H R ER SO BB IBB HBP BLK WP HR S P ERA WHIP	IP WLS BF H R ER SO BB IBB HBP BLK WP HR S P ERA WHIP				
Hal Brown, R (1, 1) <small>ERA: 3.01</small> Dick Hall, R (5, 1) <small>ERA: 3.46</small> Wes Stock, R (7, 1) <small>ERA: 3.09</small>	4.1 L 24 9 4 4 0 2 0 0 0 0 0 0 0 0 0 8.31 2.538	1.2 5 1 0 0 1 0 0 0 0 0 0 0 0 0 0 0.00 0.600	3.0 14 4 2 2 3 1 0 0 0 0 0 0 0 0 0 6.00 1.667	9.0 W 31 4 0 0 3 2 0 0 0 0 0 0 0 0 0 0.00 0.667	9.0 W 31 4 0 0 3 2 0 0 0 0 0 0 0 0 0 0.00 0.667	9.0 W 31 4 0 0 3 2 0 0 0 0 0 0 0 0 0.00 0.667	9.0 W 31 4 0 0 3 2 0 0 0 0 0 0 0 0 0.00 0.667	9.0 W 31 4 0 0 3 2 0 0 0 0 0 0 0 0 0.00 0.667	9.0 W 31 4 0 0 3 2 0 0 0 0 0 0 0 0 0.00 0.667	9.0 W 31 4 0 0 3 2 0 0 0 0 0 0 0 0 0.00 0.667	9.0 W 31 4 0 0 3 2 0 0 0 0 0 0 0 0 0.00 0.667	9.0 W 31 4 0 0 3 2 0 0 0 0 0 0 0 0 0.00 0.667	9.0 W 31 4 0 0 3 2 0 0 0 0 0 0 0 0 0.00 0.667	9.0 W 31 4 0 0 3 2 0 0 0 0 0 0 0 0 0.00 0.667							
Brooks Robinson, R (1, 5) <small>OBP: 0.342, SLG: 0.393</small>										4	0	1	0	0	0	2	Cleveland Indians @ Baltimore Orioles Memorial Stadium, Baltimore, MD Sat Sep 02 1961, 7:05 PM EDT Att: 7,896 - Unknown				
Russ Snyder, L (1, 9) <small>OBP: 0.321, SLG: 0.357</small>										3	0	0	0	1	0	3					
Jackie Brandt, R (1, 8) <small>OBP: 0.375, SLG: 0.456</small>										3	0	0	0	1	0	2					
Jim Gentile, L (1, 3) <small>OBP: 0.445, SLG: 0.695</small>										4	0	0	0	0	0	2					
Whitey Herzog, L (1, 7) <small>OBP: 0.395, SLG: 0.423</small>										3	0	0	0	0	1	1					
Ron Hansen, R (1, 6) <small>OBP: 0.324, SLG: 0.342</small>										3	0	0	0	0	0	1					
Charlie Lau, L (1, 2) <small>OBP: 0.299, SLG: 0.250</small>										3	0	1	0	0	0	0					
Jerry Adair, R (1, 4) <small>OBP: 0.309, SLG: 0.380</small>										3	0	2	0	0	0	0					
Hal Brown, R (1, 1) <small>OBP: 0.184, SLG: 0.156</small> Dick Hall, R (5, 1) <small>OBP: 0.176, SLG: 0.097</small> Dave Philley, S (6, PH) <small>OBP: 0.291, SLG: 0.374</small> Wes Stock, R (7, 1) <small>ERA: 3.09</small>	9.0 W 31 4 0 0 3 2 0 0 0 0 0 0 0 0 0 0.00 0.667	9.0 W 31 4 0 0 3 2 0 0 0 0 0 0 0 0 0.00 0.667	9.0 W 31 4 0 0 3 2 0 0 0 0 0 0 0 0 0.00 0.667	9.0 W 31 4 0 0 3 2 0 0 0 0 0 0 0 0 0.00 0.667	9.0 W 31 4 0 0 3 2 0 0 0 0 0 0 0 0 0.00 0.667	9.0 W 31 4 0 0 3 2 0 0 0 0 0 0 0 0 0.00 0.667	9.0 W 31 4 0 0 3 2 0 0 0 0 0 0 0 0 0.00 0.667	9.0 W 31 4 0 0 3 2 0 0 0 0 0 0 0 0 0.00 0.667	9.0 W 31 4 0 0 3 2 0 0 0 0 0 0 0 0 0.00 0.667	9.0 W 31 4 0 0 3 2 0 0 0 0 0 0 0 0 0.00 0.667	9.0 W 31 4 0 0 3 2 0 0 0 0 0 0 0 0 0.00 0.667	9.0 W 31 4 0 0 3 2 0 0 0 0 0 0 0 0 0.00 0.667	9.0 W 31 4 0 0 3 2 0 0 0 0 0 0 0 0 0.00 0.667	9.0 W 31 4 0 0 3 2 0 0 0 0 0 0 0 0 0.00 0.667	9.0 W 31 4 0 0 3 2 0 0 0 0 0 0 0 0 0.00 0.667	9.0 W 31 4 0 0 3 2 0 0 0 0 0 0 0 0 0.00 0.667		9.0 W 31 4 0 0 3 2 0 0 0 0 0 0 0 0 0.00 0.667			
Jim Perry, R (1, 1) <small>ERA: 4.25</small>	9.0 W 31 4 0 0 3 2 0 0 0 0 0 0 0 0 0.00 0.667	9.0 W 31 4 0 0 3 2 0 0 0 0 0 0 0 0 0.00 0.667	9.0 W 31 4 0 0 3 2 0 0 0 0 0 0 0 0 0.00 0.667	9.0 W 31 4 0 0 3 2 0 0 0 0 0 0 0 0 0.00 0.667	9.0 W 31 4 0 0 3 2 0 0 0 0 0 0 0 0 0.00 0.667	9.0 W 31 4 0 0 3 2 0 0 0 0 0 0 0 0 0.00 0.667	9.0 W 31 4 0 0 3 2 0 0 0 0 0 0 0 0 0.00 0.667	9.0 W 31 4 0 0 3 2 0 0 0 0 0 0 0 0 0.00 0.667	9.0 W 31 4 0 0 3 2 												

Batter	1	2	3	4	5	6	7	8	9	10	11	AB	R	H	RBI	BB	SO	LOB	TOP			
Johnny Temple, R OBP: 0.343, SLG: 0.343 (1, 4)	6-3		P4			G5-4-3 1B			1B		F9	5	0	2	0	0	0	1				
Chuck Essegian, R OBP: 0.342, SLG: 0.549 (1, 8)	5-3			P4		G5-4-3 1-2f			1B		6-3	5	0	1	0	0	0	1				
Tito Francona, L OBP: 0.350, SLG: 0.442 (1, 7)	4-3			3-1			4-3		L5			4	0	0	0	0	0	2				
Vic Power, R OBP: 0.303, SLG: 0.356 (1, 3)		L8			1B		1-3		L9			4	0	1	0	0	0	2				
Willie Kirkland, L OBP: 0.321, SLG: 0.471 (1, 9)		K				F7		3-1		F8		4	0	0	0	0	1	0				
Woodie Held, R OBP: 0.359, SLG: 0.453 (1, 6)		K				FC6-4 1B		K		FC6-4 BB		3	0	1	0	1	2	0				
Bubba Phillips, R OBP: 0.300, SLG: 0.407 (1, 5)			F8			L8		4-3		F3		4	0	0	0	0	0	2				
Valmy Thomas, R OBP: 0.262, SLG: 0.220 (1, 2)			4-3			FC6-4 1-2f		5-3		FC6-4 1-2f		4	0	0	0	0	0	2				
Gary Bell, R OBP: 0.171, SLG: 0.164 (1, 1)												3	0	0	0	0	1	0				
Bob Nieman, R OBP: 0.433, SLG: 0.516 (11, PH)												1	0	0	0	0	0	0				
Bob Allen, L OBP: 0.157, SLG: 0.250 (11, 1)												0	0	0	0	0	0	0				
Frank Funk, R OBP: 0.118, SLG: 0.063 (11, 1)												0	0	0	0	0	0	0				
Inning Stats	R: 0 E: 0 K: 1 S: 3	H: 0 LOB: 0 BB: 0 P: 3	R: 0 E: 0 K: 2 S: 7	H: 0 LOB: 0 BB: 0 P: 7	R: 0 E: 1 K: 0 S: 4	H: 0 LOB: 1 BB: 1 P: 4	R: 0 E: 0 K: 0 S: 3	H: 1 LOB: 1 BB: 0 P: 3	R: 0 E: 0 K: 0 S: 4	H: 1 LOB: 0 BB: 0 P: 5	R: 0 E: 0 K: 1 S: 5	H: 0 LOB: 0 BB: 0 P: 3	R: 0 E: 0 K: 1 S: 5	H: 0 LOB: 0 BB: 0 P: 5	R: 0 E: 0 K: 0 S: 3	H: 0 LOB: 1 BB: 1 P: 7	R: 0 E: 0 K: 0 S: 3	H: 0 LOB: 0 BB: 0 P: 3	1B: 5 2B: 0 3B: 0 HR: 0	SF: 0 SAC: 0 DP: 1 HBP: 0	WP: 0 PB: 0 SB: 0 CS: 0	PA: 38
PITCHER Steve Barber, L ERA: 3.35 (1, 1)	IP 11.0	WLS W	BF 38	H 5	R 0	ER 0	SO 4	BB 1	IBB 0	HBP 0	BLK 0	WP 0	HR 0	S 45	P 49	ERA 0.00	WHIP 0.545					

Cleveland Indians @ Baltimore Orioles
Memorial Stadium, Baltimore, MD
Sun Sep 03 1961, 3:33 AM EDT
Att: 8,100 - Unknown

AB	37
R	0
H	5
RBI	0
BB	1
SO	4
LOB	10



Batter	1	2	3	4	5	6	7	8	9	10	11	AB	R	H	RBI	BB	SO	LOB	BOTTOM		
Brooks Robinson, R OBP: 0.340, SLG: 0.390 (1, 5)	L7		F8			F9			K		L7	5	0	0	0	0	1	2			
Russ Snyder, L OBP: 0.323, SLG: 0.354 (1, 9) (10, 7)					P6				P6		K	3	0	0	0	2	1	2			
Jackie Brandt, R OBP: 0.375, SLG: 0.454 (1, 8)		BB		BB					1-3			4	1	1	0	1	1	2			
Jim Gentile, L OBP: 0.443, SLG: 0.688 (1, 3)					4-3				K			4	0	0	0	1	1	2			
Whitey Herzog, L OBP: 0.390, SLG: 0.422 (1, 7)												3	0	1	0	1	0	1			
Mary Breeding, R OBP: 0.244, SLG: 0.255 (9, PR)		4-3										0	0	0	0	0	0	0			
Earl Robinson, R OBP: 0.366, SLG: 0.475 (10, 9)												0	0	0	0	0	0	0			
Ron Hansen, R OBP: 0.325, SLG: 0.341 (1, 6)					BB							4	0	1	1	1	1	2			
Charlie Lau, L OBP: 0.298, SLG: 0.250 (1, 2)												4	0	1	0	0	0	4			
Jerry Adair, R OBP: 0.311, SLG: 0.379 (1, 4)												3	0	1	0	1	1	1			
Steve Barber, L OBP: 0.221, SLG: 0.264 (1, 1)												3	0	0	0	0	2	1			
Inning Stats	R: 0 E: 0 K: 1 S: 5	H: 0 LOB: 1 BB: 1 P: 9	R: 0 E: 0 K: 1 S: 6	H: 1 LOB: 1 BB: 0 P: 6	R: 0 E: 0 K: 1 S: 5	H: 0 LOB: 1 BB: 1 P: 9	R: 0 E: 0 K: 0 S: 3	H: 0 LOB: 1 BB: 1 P: 7	R: 0 E: 0 K: 0 S: 3	H: 0 LOB: 0 BB: 0 P: 3	R: 0 E: 0 K: 0 S: 3	H: 1 LOB: 1 BB: 0 P: 3	R: 0 E: 0 K: 1 S: 6	H: 1 LOB: 1 BB: 0 P: 6	R: 1 E: 0 K: 0 S: 2	H: 1 LOB: 2 BB: 2 P: 10	1B: 5 2B: 0 3B: 0 HR: 0	SF: 0 SAC: 2 DP: 1 HBP: 0	WP: 1 PB: 0 SB: 0 CS: 0	PA: 42	
PITCHER Gary Bell, R ERA: 4.06 (1, 1)	IP 0.0	WLS L	BF 2	H 4	R 0	ER 0	SO 8	BB 5	IBB 0	HBP 0	BLK 0	WP 0	HR 0	S 49	P 69	ERA 0.00	WHIP 0.900				
Bob Allen, L ERA: 3.22 (11, 1)	0.0	L	2	0	1	1	0	2	0	0	0	1	0	0	8	∞	∞				
Frank Funk, R ERA: 3.16 (11, 1)	0.1	L	2	1	0	0	0	0	0	0	0	0	0	2	2	0.00	3.000				

Cleveland Indians @ Baltimore Orioles
Memorial Stadium, Baltimore, MD
Sun Sep 03 1961, 3:33 AM EDT
Att: 8,100 - Unknown

AB	33
R	1
H	5
RBI	1
BB	7
SO	8
LOB	17



Batter	1	2	3	4	5	6	7	8	9	AB	R	H	RBI	BB	SO	LOB	TOP							
Jake Wood, R OBP: 0.320, SLG: 0.381 George Alusik, R OBP: 0.375, SLG: 0.286 Reno Bertoia, R OBP: 0.299, SLG: 0.264	0-3 K		0-3 K		0-0 6-3		0-3 K		4-0 E BB	4	0	0	0	0	3	3								
Bill Bruton, L OBP: 0.335, SLG: 0.392	0-0 2B 1B		0-0 G3-6-3				0-0 3-1		0-3 K K	5	1	1	0	0	2	4								
Al Kaline, R OBP: 0.380, SLG: 0.501	0-0 5-3 1-H 2B				0-0 L4-3		0-0 5-3 1B		0-0 L3 FC5-4	5	0	3	1	0	0	2								
Rocky Colavito, R OBP: 0.405, SLG: 0.597	0-0 5-3 2-3				0-0 6-3		0-0 5-3 1-2		4-0 2B BB FC5-4	4	0	0	0	1	0	5								
Norm Cash, L OBP: 0.492, SLG: 0.667	0-0 P4				0-0 HR		0-3 K		0-3 K K	4	1	1	1	0	2	4								
Steve Boros, R OBP: 0.382, SLG: 0.354					4-0 BB		0-3 K		0-0 F7	3	0	1	0	1	1	2								
Chico Fernandez, R OBP: 0.301, SLG: 0.313			0-0 G6-3 1-2		0-0 P5		0-0 BB 1B		0-0 5-3	4	0	1	0	0	0	2								
Mike Roarke, R OBP: 0.291, SLG: 0.293 Bubba Morton, R OBP: 0.300, SLG: 0.375 Frank House, L OBP: 0.346, SLG: 0.381 Dick McAuliffe, L OBP: 0.316, SLG: 0.403			0-3 K				0-0 F9		4-0 BB 1-2 BB	2	0	0	0	0	1	0								
Paul Foytack, R OBP: 0.224, SLG: 0.292 Manny Montejo, R							0-0 F9		4-0 F7	2	0	1	0	0	0	0								
Charlie Maxwell, L OBP: 0.360, SLG: 0.433 Ron Nischwitz, S									0-0 E BB 2B	2	0	0	0	0	0	0								
Bobo Osborne, L OBP: 0.351, SLG: 0.312									4-0 E BB BB	2	0	0	0	1	0	0								
Inning Stats	R: 1 E: 0 K: 1 S: 7	H: 2 LOB: 1 BB: 0 P: 7	R: 0 E: 0 K: 1 S: 5	H: 1 LOB: 0 BB: 0 P: 5	R: 0 E: 0 K: 1 S: 5	H: 1 LOB: 0 BB: 0 P: 5	R: 1 E: 0 K: 0 S: 4	H: 1 LOB: 1 BB: 1 P: 8	R: 0 E: 0 K: 0 S: 3	H: 0 LOB: 0 BB: 0 P: 3	R: 0 E: 0 K: 1 S: 6	H: 1 LOB: 1 BB: 0 P: 6	R: 0 E: 0 K: 2 S: 8	H: 1 LOB: 2 BB: 1 P: 12	R: 0 E: 0 K: 2 S: 8	H: 1 LOB: 2 BB: 1 P: 12	R: 1 E: 1 K: 1 S: 7	H: 1 LOB: 3 BB: 2 P: 15	1B: 5 2B: 3 3B: 0 HR: 1	SF: 0 SAC: 0 DP: 2 HBP: 0	WP: 0 PB: 0 SB: 0 CS: 0	PA: 40		
PITCHER	IP WLS BF H R ER SO BB IBB HBP BLK WP HR S P ERA WHIP	8.1 W 37 9 3 2 8 5 0 0 0 0 0 1 48 68 2.16 1.680	0.2 S 3 0 0 0 1 0 0 0 0 0 0 0 5 5 0.00 0.000																					

Detroit Tigers @ Baltimore Orioles
Memorial Stadium, Baltimore, MD
Mon Sep 04 1961, 7:05 PM EDT
Unknown

AB 35
R 3
H 9
RBI 2
BB 5
SO 9
LOB 24



Batter	1	2	3	4	5	6	7	8	9	AB	R	H	RBI	BB	SO	LOB	BOTTOM						
Brooks Robinson, R OBP: 0.338, SLG: 0.387	0-0 6-3		0-3 K		0-0 F7	0-0 P5				4	0	0	0	0	1	4							
Dick Williams, R OBP: 0.255, SLG: 0.367 Russ Snyder, L OBP: 0.323, SLG: 0.354	0-0 F8				0-0 6-3	0-3 K			0-0 P4	4	0	0	0	0	1	4							
Jackie Brandt, R OBP: 0.376, SLG: 0.460	0-0 6-3				0-0 HR	4-0 BB			0-0 P4	3	1	1	1	1	0	0							
Jim Gentile, L OBP: 0.443, SLG: 0.694					0-0 SF9 3B	0-0 PO			0-3 K FC6-4 1B 2B	4	2	2	0	0	2	0							
Whitey Herzog, L OBP: 0.396, SLG: 0.421 Earl Robinson, R OBP: 0.364, SLG: 0.473					0-0 SF9				4-0 FC6-4 BB K2-3	1	0	0	1	1	1	0							
Ron Hansen, R OBP: 0.326, SLG: 0.342					0-0 HR 1B				0-0 FC6-4 1B HBP	4	2	2	0	0	0	2							
Charlie Lau, L OBP: 0.304, SLG: 0.287					0-0 P4				0-3 K HBP HBP 1B	4	1	2	3	0	1	1							
Jerry Adair, R OBP: 0.310, SLG: 0.376					0-0 6-3	0-0 F3			0-0 L9	3	0	0	0	0	0	0							
Jack Fisher, R OBP: 0.185, SLG: 0.102 Hoyt Wilhelm, R					0-3 K				4-0 PO BB 1-2 3-H HBP	1	0	0	1	1	1	0							
Inning Stats	R: 0 E: 0 K: 0 S: 3	H: 0 LOB: 0 BB: 0 P: 3	R: 0 E: 0 K: 2 S: 8	H: 1 LOB: 1 BB: 0 P: 8	R: 0 E: 0 K: 2 S: 7	H: 0 LOB: 0 BB: 0 P: 7	R: 4 E: 0 K: 0 S: 7	H: 4 LOB: 0 BB: 0 P: 7	R: 0 E: 0 K: 1 S: 4	H: 0 LOB: 1 BB: 2 P: 12	R: 2 E: 0 K: 0 S: 5	H: 2 LOB: 3 BB: 1 P: 11	R: 0 E: 0 K: 2 S: 7	H: 0 LOB: 0 BB: 0 P: 7	R: 0 E: 0 K: 1 S: 5	H: 0 LOB: 0 BB: 0 P: 5	1B: 3 2B: 1 3B: 1 HR: 2	SF: 1 SAC: 0 DP: 0 HBP: 2	WP: 0 PB: 0 SB: 0 CS: 0	PA: 36			
PITCHER	IP WLS BF H R ER SO BB IBB HBP BLK WP HR S P ERA WHIP	5.1 L 25 7 6 6 5 3 0 0 0 0 0 2 32 44 10.12 1.875	0.2 4 0 0 0 0 0 0 0 2 0 0 0 2 4 0.00 0.000	2.0 6 0 0 0 3 0 0 0 0 0 0 0 12 12 0.00 0.000																			

Detroit Tigers @ Baltimore Orioles
Memorial Stadium, Baltimore, MD
Mon Sep 04 1961, 7:05 PM EDT
Unknown


AB 29
R 6
H 7
RBI 6
BB 3
SO 8
LOB 11



Batter	1	2	3	4	5	6	7	8	9	AB	R	H	RBI	BB	SO	LOB	TOP							
Jake Wood, R OBP: 0.319, SLG: 0.379 George Alusik, R OBP: 0.375, SLG: 0.286 Charlie Maxwell, L OBP: 0.357, SLG: 0.429 Reno Bertoia, R OBP: 0.298, SLG: 0.263	0-0 6-3		0-3 K			0-3 K	0-3 K		0-0 F9	3	0	0	0	0	2	0								
Bill Bruton, L OBP: 0.332, SLG: 0.388	0-3 K		0-0 1-3			0-3 K		0-0 4-3	0-3 K	5	0	0	0	0	3	1								
Al Kaline, R OBP: 0.361, SLG: 0.500	4-0 BB			0-0 F3		0-0 2B WP 1B		0-3 K		3	1	1	0	1	1	0								
Rocky Colavito, R OBP: 0.405, SLG: 0.597	0-0 P3			0-0 F9		0-0 WP 1-3 2B		4-0 BB BB BB		3	0	1	0	1	0	1								
Norm Cash, L OBP: 0.494, SLG: 0.667		0-0 G4-6-3 BB 1B		0-0 1B		0-0 F7		4-0 BB BB		3	0	2	0	1	0	1								
Steve Boros, R OBP: 0.396, SLG: 0.358		4-0 G4-6-3 1-2 BB		0-3 K				4-0 2B		2	0	1	0	2	1	1								
Dick Brown, R OBP: 0.441 Bobo Osborne, L OBP: 0.347, SLG: 0.308 Mike Roarke, R OBP: 0.291, SLG: 0.293		0-0 G4-6-3 1-2 2-3			0-0 F8		0-0 P4	0-0 4-3		3	0	0	0	0	0	3	AB 32 R 1 H 6 RBI 0 BB 6 SO 11 LOB 15							
Chico Fernandez, R OBP: 0.298, SLG: 0.309		0-3 K			0-0 F8		0-0 F3		0-0 6-3	4	0	0	0	0	1	2								
Ron Kline, R OBP: 0.150, SLG: 0.154 Bubba Morton, R OBP: 0.309, SLG: 0.375 Manny Montejó, R OBP: 0.315, SLG: 0.354 Gerry Staley, R OBP: 0.291, SLG: 0.293 Dick McAuliffe, L OBP: 0.319, SLG: 0.406			0-3 K			0-3 K		4-0 BB		2	0	0	0	0	2	0								
Inning Stats	R: 0 E: 0 K: 1 S: 5	H: 0 LOB: 1 BB: 1 P: 9	R: 0 E: 0 K: 1 S: 5	H: 1 LOB: 1 BB: 1 P: 9	R: 0 E: 0 K: 2 S: 7	H: 0 LOB: 0 BB: 0 P: 7	R: 0 E: 0 K: 1 S: 6	H: 1 LOB: 1 BB: 0 P: 6	R: 0 E: 0 K: 1 S: 5	H: 0 LOB: 0 BB: 0 P: 5	R: 1 E: 0 K: 2 S: 9	H: 2 LOB: 1 BB: 0 P: 9	R: 0 E: 0 K: 1 S: 6	H: 1 LOB: 2 BB: 1 P: 10	R: 0 E: 0 K: 1 S: 5	H: 0 LOB: 3 BB: 3 P: 17	R: 0 E: 0 K: 1 S: 6	H: 1 LOB: 0 BB: 0 P: 6	1B: 4 2B: 2 3B: 0 HR: 0	SF: 0 SAC: 0 DP: 1 HBP: 0	WP: 1 PB: 0 SB: 0 CS: 0	PA: 38		
PITCHER	IP WLS BF H R ER SO BB IBB HBP BLK WP HR S P ERA WHIP	6.2 W 27 5 1 1 8 3 0 0 0 1 0 40 52 1.35 1.200	7.1 S 11 1 0 0 3 3 0 0 0 0 0 14 26 0.00 1.714																					

Detroit Tigers @ Baltimore Orioles
Memorial Stadium, Baltimore, MD
Mon Sep 04 1961, Postponed
Att: 19,334 - Unknown


AB 32
R 1
H 6
RBI 0
BB 6
SO 11
LOB 15



Batter	1	2	3	4	5	6	7	8	9	AB	R	H	RBI	BB	SO	LOB	BOTTOM						
Brooks Robinson, R OBP: 0.337, SLG: 0.386	0-0 CS 1B		0-0 6-3		0-0 FC4-6 1-2		0-3 K			4	0	1	0	0	1	2							
Dick Williams, R OBP: 0.256, SLG: 0.367 Dave Philley, S OBP: 0.289, SLG: 0.371 Russ Snyder, L OBP: 0.323, SLG: 0.354	0-0 E7 1B SF9		0-0 1B E		0-3 K		0-0 F5			3	2	1	0	0	1	2							
Jackie Brandt, R OBP: 0.377, SLG: 0.460	0-0 WP SF9 2-3 1B		0-0 E8 1B E		0-3 K		0-0 4-3			4	1	2	0	0	1	2							
Jim Gentile, L OBP: 0.442, SLG: 0.690	0-0 SF9		0-3 K		0-0 L9			4-0 2B SF8 BB		2	1	0	1	1	1	0							
Whitey Herzog, L OBP: 0.394, SLG: 0.422	0-3 K		0-3 K		0-0 4-3			0-0 1-3 2B		4	0	1	0	0	2	1							
Ron Hansen, R OBP: 0.325, SLG: 0.342		0-0 L9		0-3 K		0-0 BB 1B		0-0 5-3		4	0	1	0	0	1	2							
Jerry Adair, R OBP: 0.315, SLG: 0.380		0-0 1B		0-0 G6-4-3 1B		4-0 BB 1-2 BB		0-0 SF8		2	0	2	1	1	0	0	AB 31 R 4 H 11 RBI 2 BB 3 SO 8 LOB 16						
Hank Foiles, R OBP: 0.310, SLG: 0.413		0-0 1B		0-0 G6-4-3 1-2		0-3 K		4-0 IBB		3	0	1	0	1	1	3							
Billy Hoelt, L OBP: 0.289, SLG: 0.206 Hoyt Wilhelm, R OBP: 0.136, SLG: 0.050	0-0 F7				0-0 FC4-6 1B		0-0 1B		0-0 4-3	2	0	1	0	0	0	1							
Inning Stats	R: 1 E: 1 K: 1 S: 7	H: 2 LOB: 1 BB: 0 P: 7	R: 0 E: 0 K: 0 S: 4	H: 2 LOB: 0 BB: 0 P: 4	R: 2 E: 1 K: 2 S: 9	H: 2 LOB: 0 BB: 0 P: 9	R: 0 E: 0 K: 1 S: 5	H: 1 LOB: 0 BB: 0 P: 5	R: 0 E: 0 K: 1 S: 8	H: 1 LOB: 1 BB: 0 P: 8	R: 0 E: 0 K: 1 S: 6	H: 1 LOB: 2 BB: 1 P: 10	R: 0 E: 0 K: 1 S: 6	H: 1 LOB: 1 BB: 0 P: 6	R: 1 E: 0 K: 0 S: 4	H: 1 LOB: 2 BB: 2 P: 12	1B: 10 2B: 1 3B: 0 HR: 0	SF: 2 SAC: 0 DP: 1 HBP: 0	WP: 1 PB: 0 SB: 0 CS: 1	PA: 36			
PITCHER	IP WLS BF H R ER SO BB IBB HBP BLK WP HR S P ERA WHIP	6.0 L 26 9 3 0 7 1 0 0 0 0 0 7 11 9.00 3.000	1.0 6 2 1 1 1 1 0 0 0 0 0 0 7 11 9.00 3.000	1.0 4 0 0 0 0 0 0 1 0 0 0 0 0 3 7 0.00 0.000																			

Detroit Tigers @ Baltimore Orioles
Memorial Stadium, Baltimore, MD
Mon Sep 04 1961, Postponed
Att: 19,334 - Unknown


AB 31
R 4
H 11
RBI 2
BB 3
SO 8
LOB 16



Batter	1	2	3	4	5	6	7	8	9	AB	R	H	RBI	BB	SO	LOB	TOP			
Reno Bertoia, R OBP: 0.301, SLG: 0.270 (1, 4)										4	0	2	0	0	1	0				
Bill Bruton, L OBP: 0.329, SLG: 0.385 (1, 8)										4	0	0	0	0	0	2				
Al Kaline, R OBP: 0.380, SLG: 0.497 (1, 9)										3	0	0	0	1	1	2				
Rocky Colavito, R OBP: 0.404, SLG: 0.594 (1, 7)										4	0	1	0	0	1	2				
Norm Cash, L OBP: 0.491, SLG: 0.661 (1, 3)										4	0	0	0	0	2	1				
Steve Boros, R OBP: 0.396, SLG: 0.356 (1, 5)										2	0	0	0	1	1	0				
Dick Brown, R OBP: 0.295, SLG: 0.435 (1, 2)										3	0	0	0	0	3	1				
Chico Fernandez, R OBP: 0.297, SLG: 0.308 (8, PH)										2	0	0	0	0	0	1				
Dick McAuliffe, L OBP: 0.318, SLG: 0.404 (8, PH)										1	0	0	0	0	1	0				
Terry Fox, R OBP: 0.273, SLG: 0.200 (8, 1)										0	0	0	0	0	0	0				
Don Mossi, L OBP: 0.234, SLG: 0.250 (8, PH)										2	0	0	0	0	1	0				
Charlie Maxwell, L OBP: 0.354, SLG: 0.425 (8, PH)										1	0	0	0	0	0	0				
Jake Wood, R OBP: 0.316, SLG: 0.379 (8, 4)										0	0	0	0	0	0	0				
Inning Stats	R: 0 E: 0 K: 2 S: 8	H: 1 LOB: 1 BB: 0 P: 8	R: 0 E: 0 K: 1 S: 5	H: 0 LOB: 1 BB: 1 P: 9	R: 0 E: 0 K: 1 S: 6	H: 1 LOB: 1 BB: 0 P: 6	R: 0 E: 0 K: 1 S: 5	H: 0 LOB: 0 BB: 0 P: 5	R: 0 E: 0 K: 1 S: 5	H: 0 LOB: 0 BB: 0 P: 5	R: 0 E: 0 K: 3 S: 9	H: 0 LOB: 0 BB: 0 P: 9	R: 0 E: 0 K: 1 S: 5	H: 0 LOB: 0 BB: 0 P: 5	R: 0 E: 1 K: 0 S: 4	H: 1 LOB: 1 BB: 0 P: 4	1B: 2 2B: 1 3B: 0 HR: 0	SF: 0 SAC: 0 DP: 0 HBP: 0	WP: 0 PB: 0 SB: 1 CS: 0	PA: 32
PITCHER	IP	WLS	BF	H	R	ER	SO	BB	IBB	HBP	BLK	WP	HR	S	P	ERA	WHIP			
Chuck Estrada, R ERA: 3.95	(1, 1)	8.2	W	31	3	0	0	11	2	0	0	0	0	51	59	0.00	0.577			
Steve Barber, L ERA: 3.39	(9, 1)	0.1	S	1	0	0	0	0	0	0	0	0	0	1	1	0.00	0.000			

Detroit Tigers @ Baltimore Orioles
Memorial Stadium, Baltimore, MD
 Tue Sep 05 1961, 7:05 PM EDT
 Att: 13,841 - Unknown


AB 30
 R 0
 H 3
 RBI 0
 BB 2
 SO 11
 LOB 9



Batter	1	2	3	4	5	6	7	8	9	AB	R	H	RBI	BB	SO	LOB	BOTTOM			
Brooks Robinson, R OBP: 0.338, SLG: 0.389 (1, 5)										4	1	2	0	0	1	0				
Dick Williams, R OBP: 0.293, SLG: 0.363 (8, PH)										3	0	0	0	0	0	2				
Mary Throneberry, L OBP: 0.317, SLG: 0.406 (9, 7)										1	0	0	0	0	0	0				
Russ Snyder, L OBP: 0.323, SLG: 0.354 (9, 7)										3	0	1	1	0	2	0				
Jackie Brandt, R OBP: 0.377, SLG: 0.459 (1, 8)										2	0	0	0	1	2	1				
Jim Gentile, L OBP: 0.441, SLG: 0.687 (1, 3)										3	0	0	0	0	2	2				
Earl Robinson, R OBP: 0.359, SLG: 0.465 (1, 9)										3	0	0	0	0	2	2				
Ron Hansen, R OBP: 0.327, SLG: 0.344 (1, 6)										3	0	2	0	0	0	0				
Jerry Adair, R OBP: 0.313, SLG: 0.376 (1, 4)										3	0	0	0	0	0	3				
Hank Foiles, R OBP: 0.311, SLG: 0.406 (1, 2)										2	0	0	0	1	0	0				
Chuck Estrada, R OBP: 0.141, SLG: 0.129 (9, 1)										3	0	0	0	0	2	2				
Steve Barber, L OBP: 0.221, SLG: 0.264 (9, 1)										0	0	0	0	0	0	0				
Inning Stats	R: 0 E: 0 K: 1 S: 5	H: 1 LOB: 0 BB: 0 P: 5	R: 0 E: 0 K: 0 S: 3	H: 1 LOB: 1 BB: 1 P: 7	R: 0 E: 0 K: 1 S: 5	H: 0 LOB: 0 BB: 0 P: 5	R: 0 E: 0 K: 2 S: 7	H: 0 LOB: 0 BB: 0 P: 7	R: 0 E: 0 K: 1 S: 6	H: 1 LOB: 2 BB: 1 P: 10	R: 1 E: 0 K: 2 S: 9	H: 2 LOB: 1 BB: 0 P: 9	R: 0 E: 0 K: 0 S: 3	H: 0 LOB: 0 BB: 0 P: 3	R: 0 E: 0 K: 2 S: 7	H: 0 LOB: 0 BB: 0 P: 7	1B: 4 2B: 1 3B: 0 HR: 0	SF: 0 SAC: 0 DP: 2 HBP: 0	WP: 0 PB: 0 SB: 0 CS: 0	PA: 29
PITCHER	IP	WLS	BF	H	R	ER	SO	BB	IBB	HBP	BLK	WP	HR	S	P	ERA	WHIP			
Don Mossi, L ERA: 2.57	(1, 1)	7.0	L	26	5	1	1	7	2	0	0	0	0	38	46	1.29	1.000			
Terry Fox, R ERA: 1.35	(8, 1)	1.0	S	3	0	0	0	2	0	0	0	0	0	7	7	0.00	0.000			

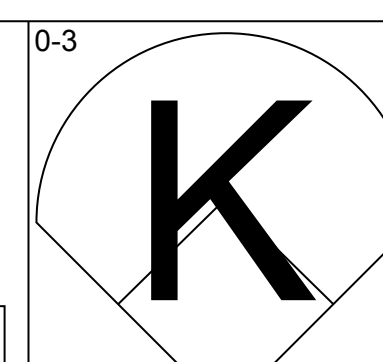
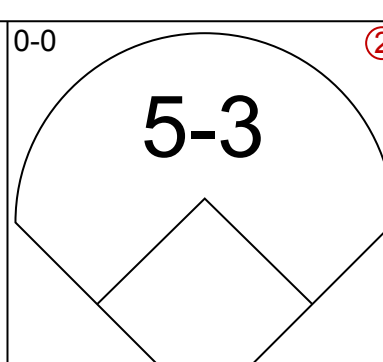
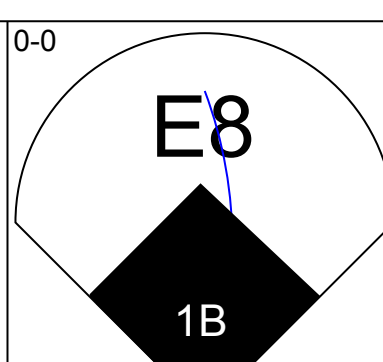
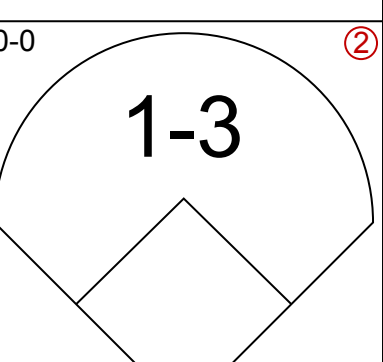

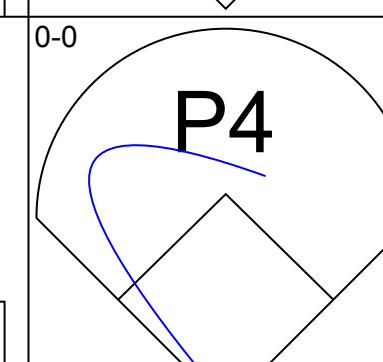
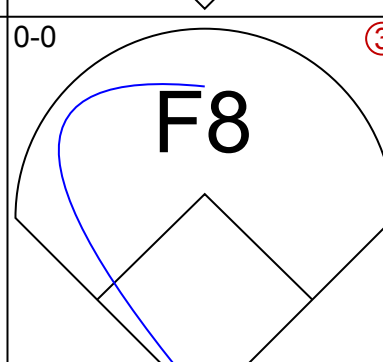
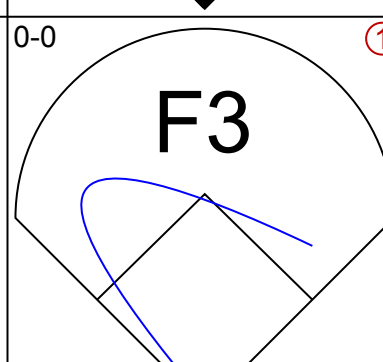
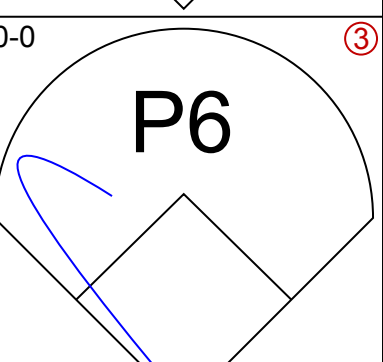
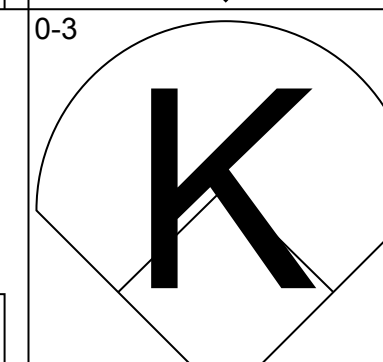
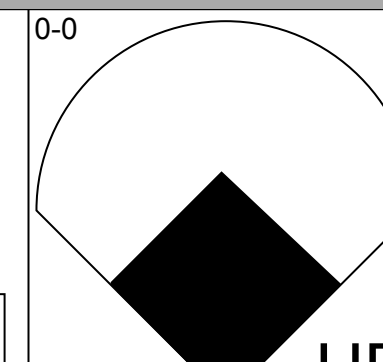
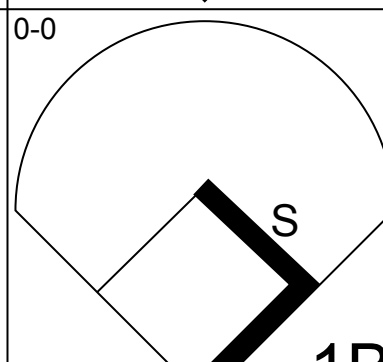
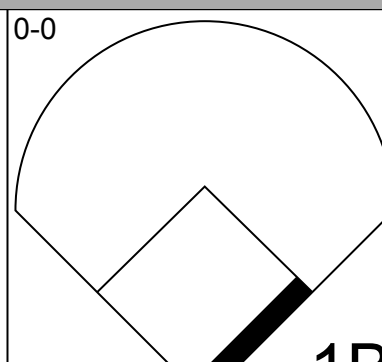
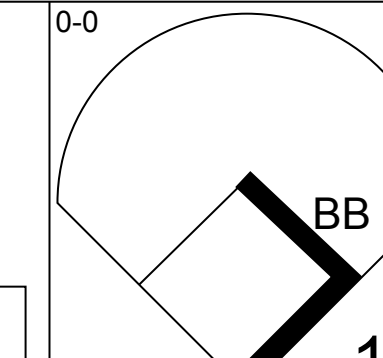
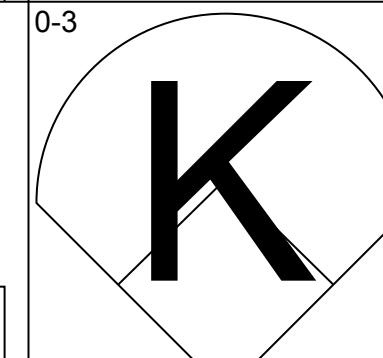
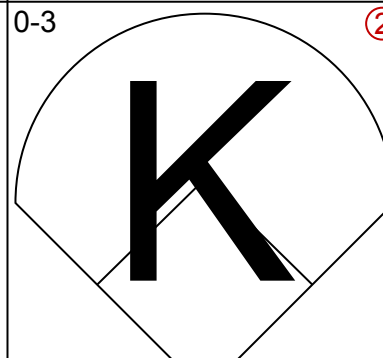

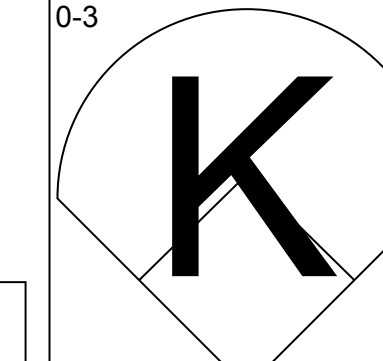
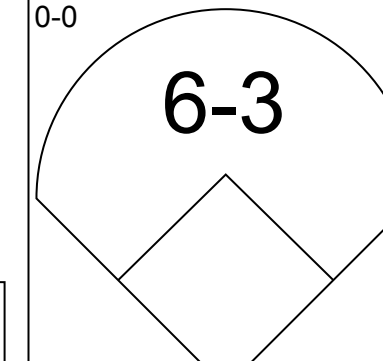
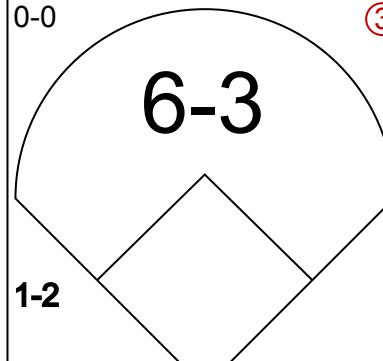
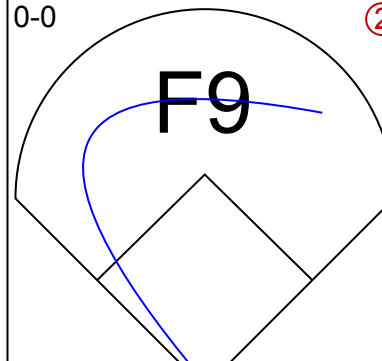
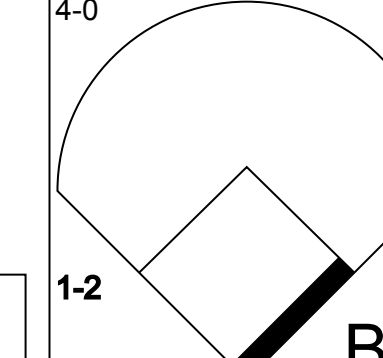
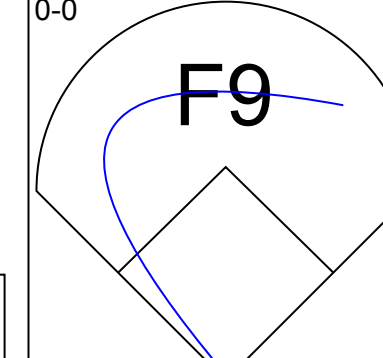
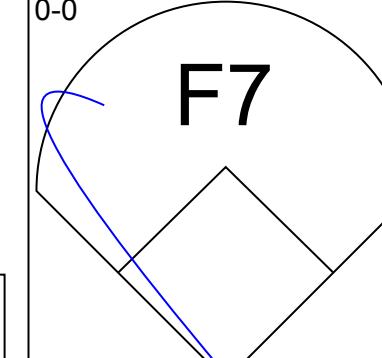
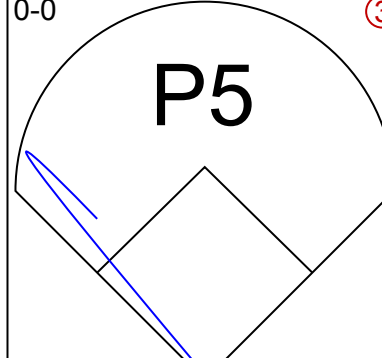
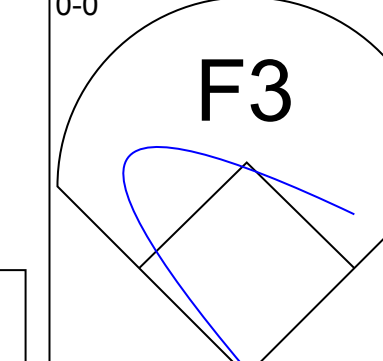
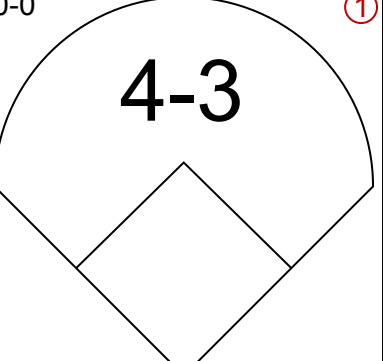
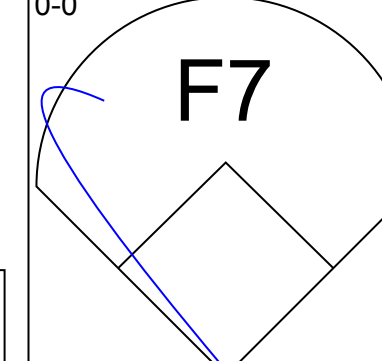
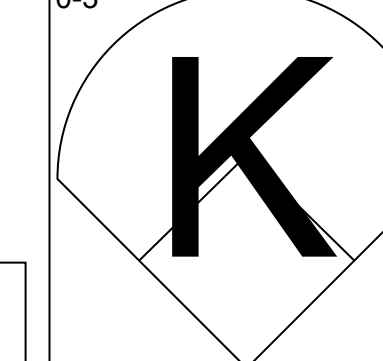
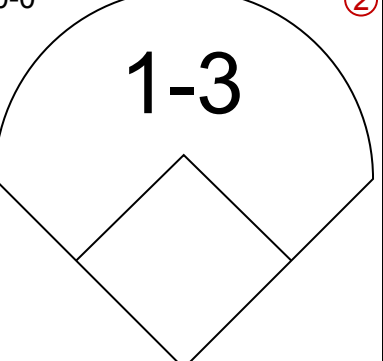
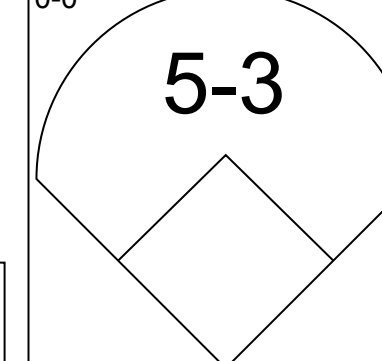
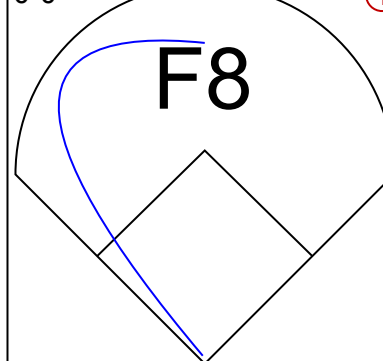
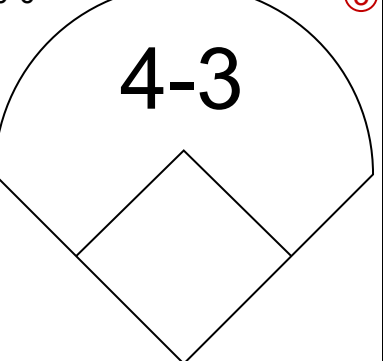
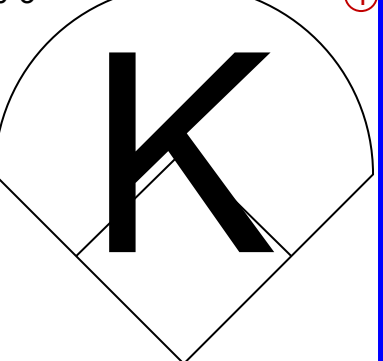
Detroit Tigers @ Baltimore Orioles
Memorial Stadium, Baltimore, MD
 Tue Sep 05 1961, 7:05 PM EDT
 Att: 13,841 - Unknown

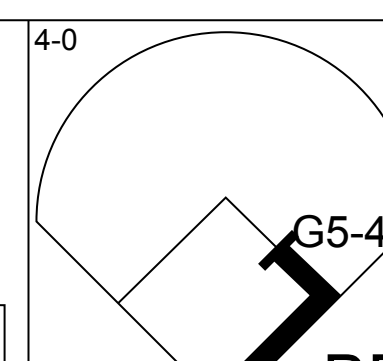
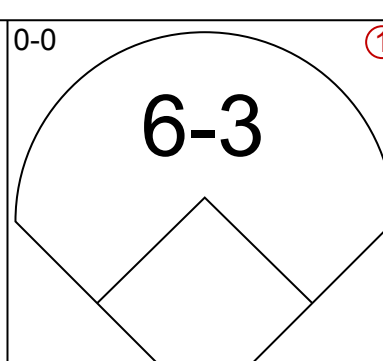
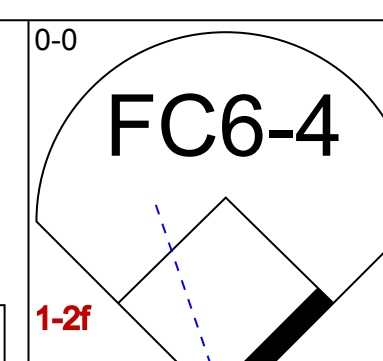
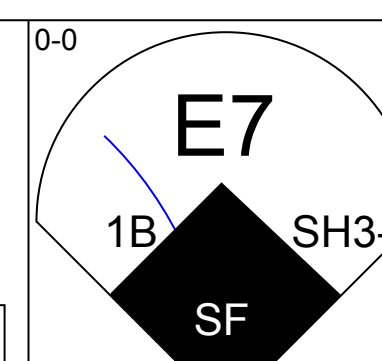
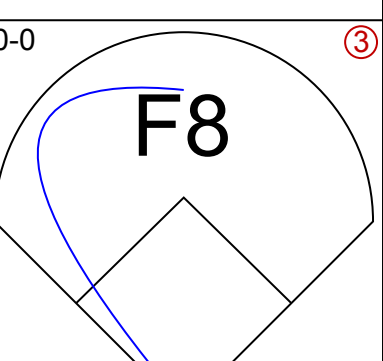

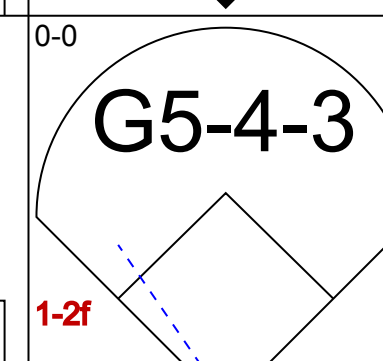
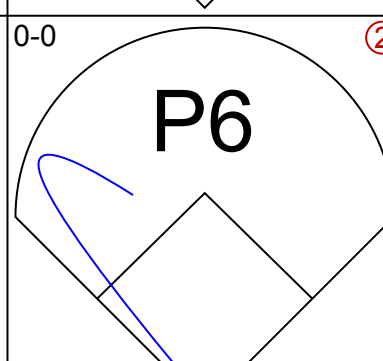
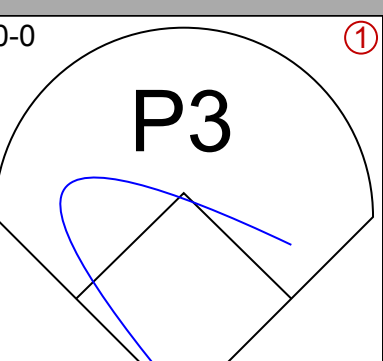
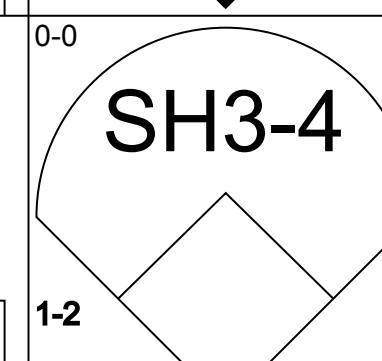
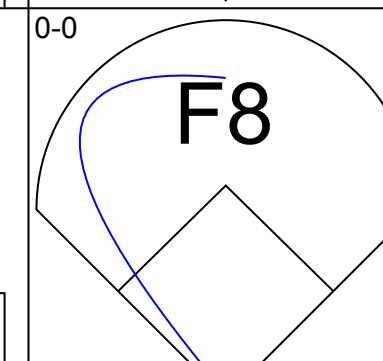


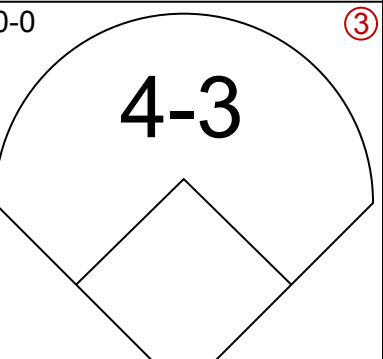
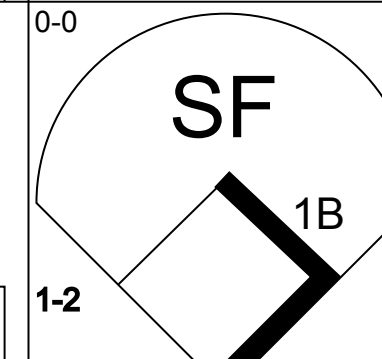
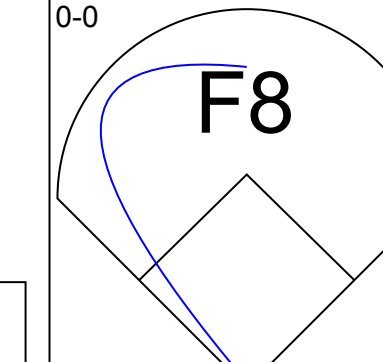
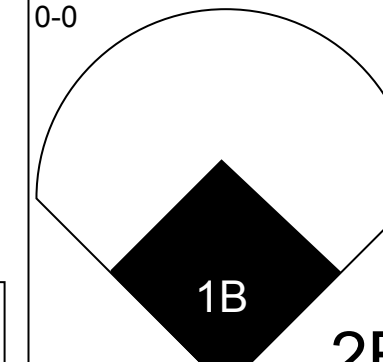

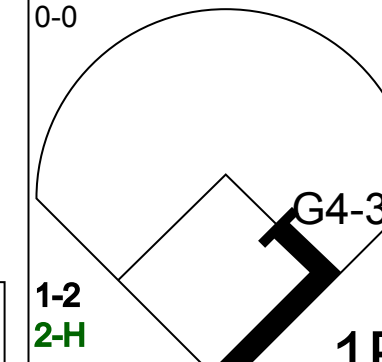
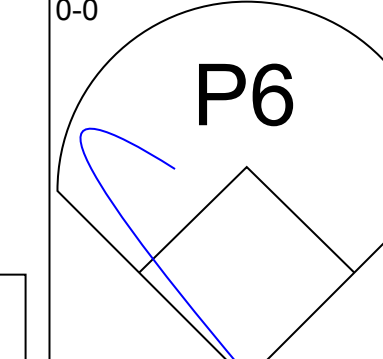
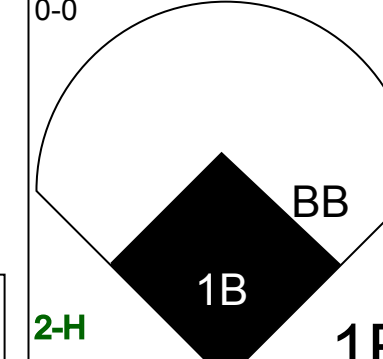
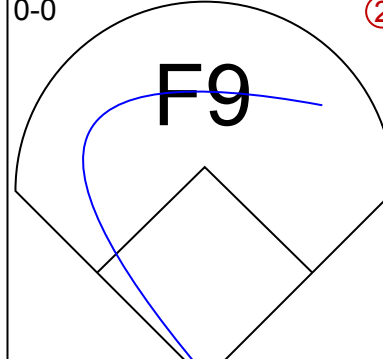
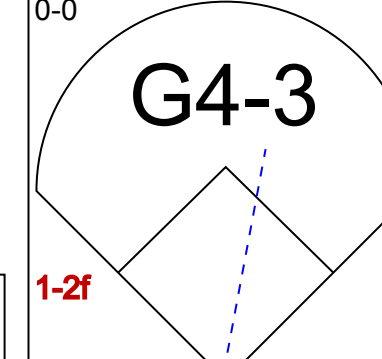
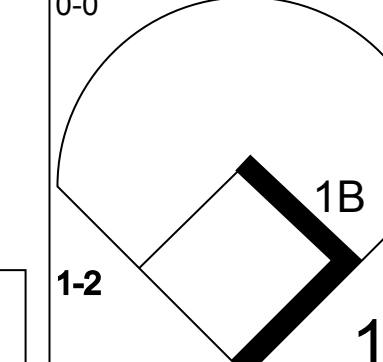
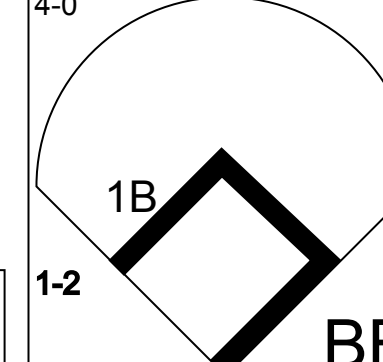
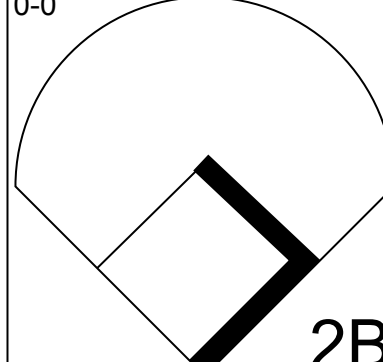

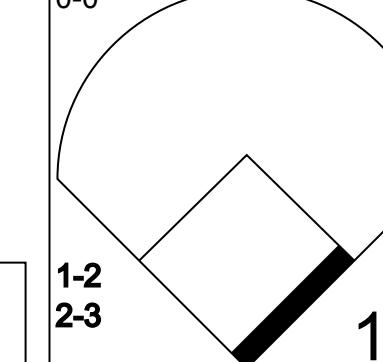
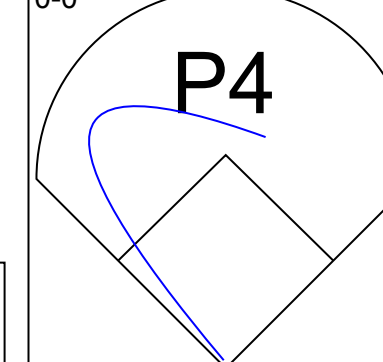
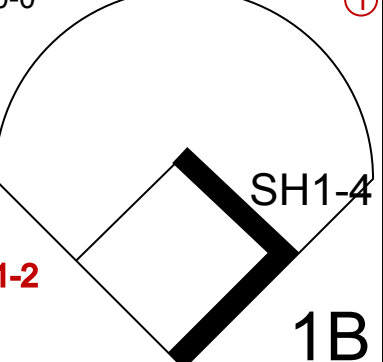
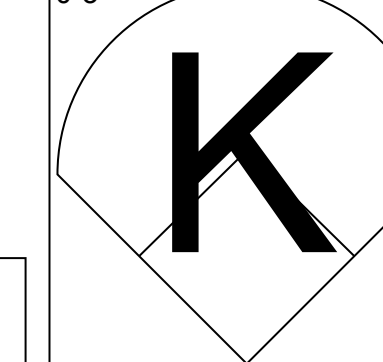
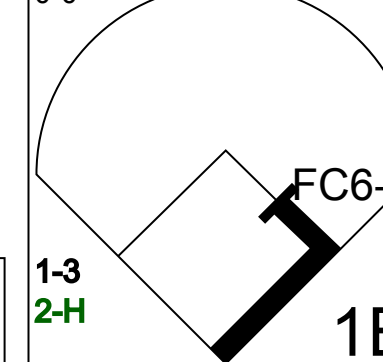
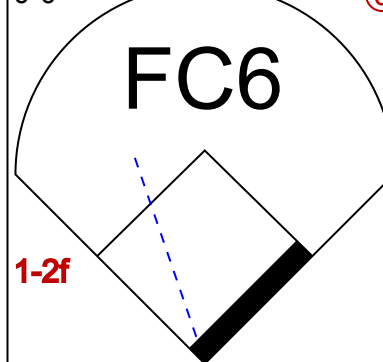
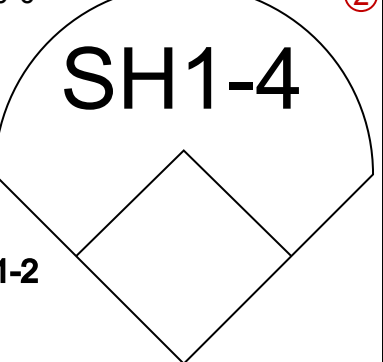
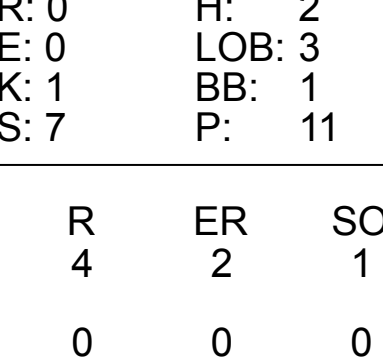
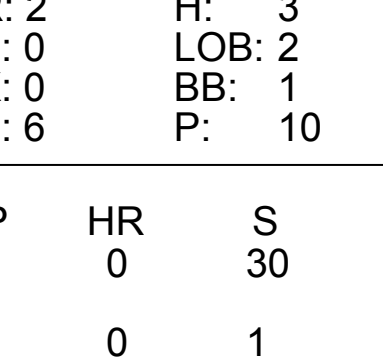
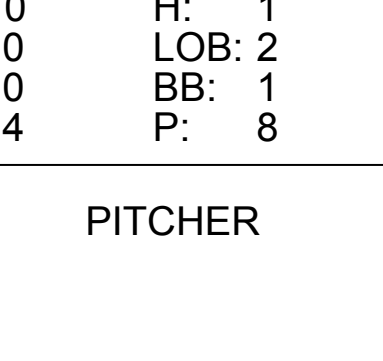
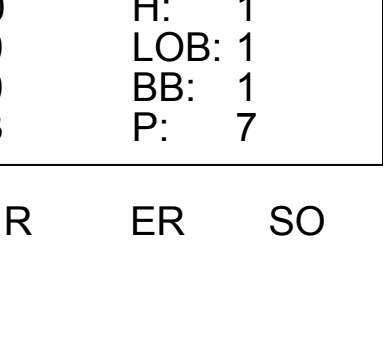
AB 27
 R 1
 H 5
 RBI 1
 BB 2
 SO 9
 LOB 10



Batter	1	2	3	4	5	6	7	8	9	AB	R	H	RBI	BB	SO	LOB	TOP										
Willie Tasby, R OBP: 0.333, SLG: 0.411 (1.8)	6-3		1-3				FC5-4		1B	4	1	1	0	1	0	2	Washington Senators @ Baltimore Orioles Memorial Stadium, Baltimore, MD Thu Sep 07 1961, 7:05 PM EDT Att: 2,836 - Unknown livebaseballscorecards.com										
Danny O'Connell, R OBP: 0.372, SLG: 0.340 (1.5)			F9				K		1B	5	0	2	0	0	1	3											
Marty Keough, L OBP: 0.314, SLG: 0.429 (1.7)	P4		F9						1B	5	0	1	1	0	1	2											
Dale Long, L OBP: 0.322, SLG: 0.466 (1.3)	F8								1B	4	1	0	0	1	1	3											
Bob Johnson, R OBP: 0.328, SLG: 0.421 (1.6)		HR								4	1	3	1	0	0	0											
Gene Green, R OBP: 0.348, SLG: 0.516 (1.9)	5-3									3	0	0	1	0	1	1											
Chuck Cottler, R OBP: 0.303, SLG: 0.327 (1.4)	F8									3	0	1	0	1	1	1											
Pete Daley, R OBP: 0.239, SLG: 0.269 (1.2)										4	0	1	0	0	2	3											
Carl Bouldin, S Marty Kutyna, R Jim King, L John Gabler, S Bud Zupfel, L (1.1) (2.1) (7, PH) (7.1) (9, PH)	1-3									1	0	0	0	0	0	1											
Inning Stats	R: 0 E: 0 K: 0 S: 4	H: 1 LOB: 1 BB: 0 P: 4	R: 1 E: 0 K: 0 S: 5	H: 2 LOB: 1 BB: 0 P: 5	R: 0 E: 0 K: 0 S: 3	H: 0 LOB: 0 BB: 0 P: 3	R: 0 E: 0 K: 2 S: 8	H: 1 LOB: 2 BB: 1 P: 12	R: 0 E: 0 K: 0 S: 3	H: 0 LOB: 0 BB: 0 P: 3	R: 0 E: 0 K: 2 S: 8	H: 1 LOB: 2 BB: 1 P: 12	R: 1 E: 0 K: 2 S: 8	H: 1 LOB: 1 BB: 1 P: 12	R: 1 E: 0 K: 2 S: 9	H: 2 LOB: 2 BB: 1 P: 13		1B: 6 2B: 2 3B: 0 HR: 1	SF: 1 SAC: 0 DP: 0 HBP: 0	WP: 1 PB: 0 CS: 1	PA: 40						
PITCHER Mitt Pappas, R ERA: 2.98 (1.1)	IP: 9.0 WLS: W BF: 40 H: 9 R: 3 ER: 3 SO: 8 BB: 4 IBB: 0 HBP: 0 BLK: 0	IP: 9.0 WLS: W BF: 40 H: 9 R: 3 ER: 3 SO: 8 BB: 4 IBB: 0 HBP: 0 BLK: 0	IP: 9.0 WLS: W BF: 40 H: 9 R: 3 ER: 3 SO: 8 BB: 4 IBB: 0 HBP: 0 BLK: 0	IP: 9.0 WLS: W BF: 40 H: 9 R: 3 ER: 3 SO: 8 BB: 4 IBB: 0 HBP: 0 BLK: 0	IP: 9.0 WLS: W BF: 40 H: 9 R: 3 ER: 3 SO: 8 BB: 4 IBB: 0 HBP: 0 BLK: 0	IP: 9.0 WLS: W BF: 40 H: 9 R: 3 ER: 3 SO: 8 BB: 4 IBB: 0 HBP: 0 BLK: 0	IP: 9.0 WLS: W BF: 40 H: 9 R: 3 ER: 3 SO: 8 BB: 4 IBB: 0 HBP: 0 BLK: 0	IP: 9.0 WLS: W BF: 40 H: 9 R: 3 ER: 3 SO: 8 BB: 4 IBB: 0 HBP: 0 BLK: 0	IP: 9.0 WLS: W BF: 40 H: 9 R: 3 ER: 3 SO: 8 BB: 4 IBB: 0 HBP: 0 BLK: 0	IP: 9.0 WLS: W BF: 40 H: 9 R: 3 ER: 3 SO: 8 BB: 4 IBB: 0 HBP: 0 BLK: 0	IP: 9.0 WLS: W BF: 40 H: 9 R: 3 ER: 3 SO: 8 BB: 4 IBB: 0 HBP: 0 BLK: 0	IP: 9.0 WLS: W BF: 40 H: 9 R: 3 ER: 3 SO: 8 BB: 4 IBB: 0 HBP: 0 BLK: 0	IP: 9.0 WLS: W BF: 40 H: 9 R: 3 ER: 3 SO: 8 BB: 4 IBB: 0 HBP: 0 BLK: 0	IP: 9.0 WLS: W BF: 40 H: 9 R: 3 ER: 3 SO: 8 BB: 4 IBB: 0 HBP: 0 BLK: 0	IP: 9.0 WLS: W BF: 40 H: 9 R: 3 ER: 3 SO: 8 BB: 4 IBB: 0 HBP: 0 BLK: 0	IP: 9.0 WLS: W BF: 40 H: 9 R: 3 ER: 3 SO: 8 BB: 4 IBB: 0 HBP: 0 BLK: 0	IP: 9.0 WLS: W BF: 40 H: 9 R: 3 ER: 3 SO: 8 BB: 4 IBB: 0 HBP: 0 BLK: 0	ERA: 3.00 WHIP: 1.444	PITCHER	IP: 9.0 WLS: W BF: 40 H: 9 R: 3 ER: 3 SO: 8 BB: 4 IBB: 0 HBP: 0 BLK: 0	IP: 9.0 WLS: W BF: 40 H: 9 R: 3 ER: 3 SO: 8 BB: 4 IBB: 0 HBP: 0 BLK: 0	IP: 9.0 WLS: W BF: 40 H: 9 R: 3 ER: 3 SO: 8 BB: 4 IBB: 0 HBP: 0 BLK: 0	IP: 9.0 WLS: W BF: 40 H: 9 R: 3 ER: 3 SO: 8 BB: 4 IBB: 0 HBP: 0 BLK: 0	IP: 9.0 WLS: W BF: 40 H: 9 R: 3 ER: 3 SO: 8 BB: 4 IBB: 0 HBP: 0 BLK: 0	IP: 9.0 WLS: W BF: 40 H: 9 R: 3 ER: 3 SO: 8 BB: 4 IBB: 0 HBP: 0 BLK: 0	IP: 9.0 WLS: W BF: 40 H: 9 R: 3 ER: 3 SO: 8 BB: 4 IBB: 0 HBP: 0 BLK: 0	ERA: 3.00 WHIP: 1.444

Batter	1	2	3	4	5	6	7	8	9	AB	R	H	RBI	BB	SO	LOB	BOTTOM										
Brooks Robinson, R OBP: 0.337, SLG: 0.388 (1.5)	6-3	2B					F8			4	1	1	1	0	0	0	Washington Senators @ Baltimore Orioles Memorial Stadium, Baltimore, MD Thu Sep 07 1961, 7:05 PM EDT Att: 2,836 - Unknown livebaseballscorecards.com										
Dick Williams, R OBP: 0.257, SLG: 0.368 (1.7)		1B					P6			4	0	2	0	0	0	0											
Russ Snyder, L OBP: 0.323, SLG: 0.354 (8.7)	1B	2B								0	0	0	0	0	0	0											
Jackie Brandt, R OBP: 0.376, SLG: 0.458 (1.8)		SF7					6-3			3	0	1	1	0	0	0											
Jim Gentile, L OBP: 0.440, SLG: 0.685 (1.3)	K	F7								4	0	1	0	0	1	3											
Whitey Herzog, L OBP: 0.392, SLG: 0.420 (1.9)		1B								4	1	1	0	0	0	1											
Charlie Lau, L OBP: 0.302, SLG: 0.286 (1.2)		F7								4	1	1	0	0	0	2											
Ron Hansen, R OBP: 0.328, SLG: 0.344 (1.6)		E								3	1	1	0	1	0	2											
Jerry Adair, R OBP: 0.316, SLG: 0.385 (1.4)		E6								3	1	2	1	0	0	1											
Mitt Pappas, R OBP: 0.145, SLG: 0.328 (1.1)		1B								3	1	1	1	0	1	1											
Inning Stats	R: 0 E: 0 K: 1 S: 6	H: 2 LOB: 1 BB: 0 P: 6	R: 5 E: 1 K: 0 S: 8	H: 5 LOB: 1 BB: 1 P: 12	R: 1 E: 0 K: 1 S: 7	H: 2 LOB: 1 BB: 0 P: 7	R: 0 E: 0 K: 0 S: 3	H: 0 LOB: 0 BB: 0 P: 3	R: 0 E: 0 K: 0 S: 3	H: 1 LOB: 0 BB: 0 P: 3	R: 0 E: 0 K: 0 S: 3	H: 0 LOB: 0 BB: 0 P: 3	R: 0 E: 0 K: 0 S: 4	H: 1 LOB: 1 BB: 0 P: 4	R: 0 E: 0 K: 0 S: 4	H: 1 LOB: 1 BB: 0 P: 4	1B: 7 2B: 4 3B: 1 HR: 0	SF: 1 SAC: 0 DP: 1 HBP: 0	WP: 1 PB: 0 CS: 1	PA: 34							
PITCHER Carl Bouldin, R ERA: 16.2 (1.1)	IP: 1.1 WLS: L BF: 11 H: 7 R: 5 ER: 5 SO: 1 BB: 1 IBB: 0 HBP: 0 BLK: 0	IP: 1.1 WLS: L BF: 11 H: 7 R: 5 ER: 5 SO: 1 BB: 1 IBB: 0 HBP: 0 BLK: 0	IP: 1.1 WLS: L BF: 11 H: 7 R: 5 ER: 5 SO: 1 BB: 1 IBB: 0 HBP: 0 BLK: 0	IP: 1.1 WLS: L BF: 11 H: 7 R: 5 ER: 5 SO: 1 BB: 1 IBB: 0 HBP: 0 BLK: 0	IP: 1.1 WLS: L BF: 11 H: 7 R: 5 ER: 5 SO: 1 BB: 1 IBB: 0 HBP: 0 BLK: 0	IP: 1.1 WLS: L BF: 11 H: 7 R: 5 ER: 5 SO: 1 BB: 1 IBB: 0 HBP: 0 BLK: 0	IP: 1.1 WLS: L BF: 11 H: 7 R: 5 ER: 5 SO: 1 BB: 1 IBB: 0 HBP: 0 BLK: 0	IP: 1.1 WLS: L BF: 11 H: 7 R: 5 ER: 5 SO: 1 BB: 1 IBB: 0 HBP: 0 BLK: 0	IP: 1.1 WLS: L BF: 11 H: 7 R: 5 ER: 5 SO: 1 BB: 1 IBB: 0 HBP: 0 BLK: 0	IP: 1.1 WLS: L BF: 11 H: 7 R: 5 ER: 5 SO: 1 BB: 1 IBB: 0 HBP: 0 BLK: 0	IP: 1.1 WLS: L BF: 11 H: 7 R: 5 ER: 5 SO: 1 BB: 1 IBB: 0 HBP: 0 BLK: 0	IP: 1.1 WLS: L BF: 11 H: 7 R: 5 ER: 5 SO: 1 BB: 1 IBB: 0 HBP: 0 BLK: 0	IP: 1.1 WLS: L BF: 11 H: 7 R: 5 ER: 5 SO: 1 BB: 1 IBB: 0 HBP: 0 BLK: 0	IP: 1.1 WLS: L BF: 11 H: 7 R: 5 ER: 5 SO: 1 BB: 1 IBB: 0 HBP: 0 BLK: 0	IP: 1.1 WLS: L BF: 11 H: 7 R: 5 ER: 5 SO: 1 BB: 1 IBB: 0 HBP: 0 BLK: 0	IP: 1.1 WLS: L BF: 11 H: 7 R: 5 ER: 5 SO: 1 BB: 1 IBB: 0 HBP: 0 BLK: 0	IP: 1.1 WLS: L BF: 11 H: 7 R: 5 ER: 5 SO: 1 BB: 1 IBB: 0 HBP: 0 BLK: 0	ERA: 16.2	PITCHER	IP: 1.1 WLS: L BF: 11 H: 7 R: 5 ER: 5 SO: 1 BB: 1 IBB: 0 HBP: 0 BLK: 0	IP: 1.1 WLS: L BF: 11 H: 7 R: 5 ER: 5 SO: 1 BB: 1 IBB: 0 HBP: 0 BLK: 0	IP: 1.1 WLS: L BF: 11 H: 7 R: 5 ER: 5 SO: 1 BB: 1 IBB: 0 HBP: 0 BLK: 0	IP: 1.1 WLS: L BF: 11 H: 7 R: 5 ER: 5 SO: 1 BB: 1 IBB: 0 HBP: 0 BLK: 0	IP: 1.1 WLS: L BF: 11 H: 7 R: 5 ER: 5 SO: 1 BB: 1 IBB: 0 HBP: 0 BLK: 0	IP: 1.1 WLS: L BF: 11 H: 7 R: 5 ER: 5 SO: 1 BB: 1 IBB: 0 HBP: 0 BLK: 0	IP: 1.1 WLS: L BF: 11 H: 7 R: 5 ER: 5 SO: 1 BB: 1 IBB: 0 HBP: 0 BLK: 0	ERA: 16.2
PITCHER Marty Kutyna, R ERA: 3.51 (2.1)	IP: 4.2 WLS: L BF: 16 H: 3 R: 1 ER: 1 SO: 1 BB: 0 IBB: 0 HBP: 0 BLK: 0	IP: 4.2 WLS: L BF: 16 H: 3 R: 1 ER: 1 SO: 1 BB: 0 IBB: 0 HBP: 0 BLK: 0	IP: 4.2 WLS: L BF: 16 H: 3 R: 1 ER: 1 SO: 1 BB: 0 IBB: 0 HBP: 0 BLK: 0	IP: 4.2 WLS: L BF: 16 H: 3 R: 1 ER: 1 SO: 1 BB: 0 IBB: 0 HBP: 0 BLK: 0	IP: 4.2 WLS: L BF: 16 H: 3 R: 1 ER: 1 SO: 1 BB: 0 IBB: 0 HBP: 0 BLK: 0	IP: 4.2 WLS: L BF: 16 H: 3 R: 1 ER: 1 SO: 1 BB: 0 IBB: 0 HBP: 0 BLK: 0	IP: 4.2 WLS: L BF: 16 H: 3 R: 1 ER: 1 SO: 1 BB: 0 IBB: 0 HBP: 0 BLK: 0	IP: 4.2 WLS: L BF: 16 H: 3 R: 1 ER: 1 SO: 1 BB: 0 IBB: 0 HBP: 0 BLK: 0	IP: 4.2 WLS: L BF: 16 H: 3 R: 1 ER: 1 SO: 1 BB: 0 IBB: 0 HBP: 0 BLK: 0	IP: 4.2 WLS: L BF: 16 H: 3 R: 1 ER: 1 SO: 1 BB: 0 IBB: 0 HBP: 0 BLK: 0	IP: 4.2 WLS: L BF: 16 H: 3 R: 1 ER: 1 SO: 1 BB: 0 IBB: 0 HBP: 0 BLK: 0	IP: 4.2 WLS: L BF: 16 H: 3 R: 1 ER: 1 SO: 1 BB: 0 IBB: 0 HBP: 0 BLK: 0	IP: 4.2 WLS: L BF: 16 H: 3 R: 1 ER: 1 SO: 1 BB: 0 IBB: 0 HBP: 0 BLK: 0	IP: 4.2 WLS: L BF: 16 H: 3 R: 1 ER: 1 SO: 1 BB: 0 IBB: 0 HBP: 0 BLK: 0	IP: 4.2 WLS: L BF: 16 H: 3 R: 1 ER: 1 SO: 1 BB: 0 IBB: 0 HBP: 0 BLK: 0	IP: 4.2 WLS: L BF: 16 H: 3 R: 1 ER: 1 SO: 1 BB: 0 IBB: 0 HBP: 0 BLK: 0	IP: 4.2 WLS: L BF: 16 H: 3 R: 1 ER: 1 SO: 1 BB: 0 IBB: 0 HBP: 0 BLK: 0	ERA: 1.93 WHIP: 0.643	PITCHER	IP: 4.2 WLS: L BF: 16 H: 3 R: 1 ER: 1 SO: 1 BB: 0 IBB: 0 HBP: 0 BLK: 0	IP: 4.2 WLS: L BF: 16 H: 3 R: 1 ER: 1 SO: 1 BB: 0 IBB: 0 HBP: 0 BLK: 0	IP: 4.2 WLS: L BF: 16 H: 3 R: 1 ER: 1 SO: 1 BB: 0 IBB: 0 HBP: 0 BLK: 0	IP: 4.2 WLS: L BF: 16 H: 3 R: 1 ER: 1 SO: 1 BB: 0 IBB: 0 HBP: 0 BLK: 0	IP: 4.2 WLS: L BF: 16 H: 3 R: 1 ER: 1 SO: 1 BB: 0 IBB: 0 HBP: 0 BLK: 0	IP: 4.2 WLS: L BF: 16 H: 3 R: 1 ER: 1 SO: 1 BB: 0 IBB: 0 HBP: 0 BLK: 0	IP: 4.2 WLS: L BF: 16 H: 3 R: 1 ER: 1 SO: 1 BB: 0 IBB: 0 HBP: 0 BLK: 0	ERA: 1.93 WHIP: 0.643
PITCHER John Gabler, R ERA: 4.96 (7.1)	IP: 2.0 WLS: L BF: 7 H: 1 R: 0 ER: 0 SO: 0 BB: 0 IBB: 0 HBP: 0 BLK: 0	IP: 2.0 WLS: L BF: 7 H: 1 R: 0 ER: 0 SO: 0 BB: 0 IBB: 0 HBP: 0 BLK: 0	IP: 2.0 WLS: L BF: 7 H: 1 R: 0 ER: 0 SO: 0 BB: 0 IBB: 0 HBP: 0 BLK: 0	IP: 2.0 WLS: L BF: 7 H: 1 R: 0 ER: 0 SO: 0 BB: 0 IBB: 0 HBP: 0 BLK: 0	IP: 2.0 WLS: L BF: 7 H: 1 R: 0 ER: 0 SO: 0 BB: 0 IBB: 0 HBP: 0 BLK: 0	IP: 2.0 WLS: L BF: 7 H: 1 R: 0 ER: 0 SO: 0 BB: 0 IBB: 0 HBP: 0 BLK: 0	IP: 2.0 WLS: L BF: 7 H: 1 R: 0 ER: 0 SO: 0 BB: 0 IBB: 0 HBP: 0 BLK: 0	IP: 2.0 WLS: L BF: 7 H: 1 R: 0 ER: 0 SO: 0 BB: 0 IBB: 0 HBP: 0 BLK: 0	IP: 2.0 WLS: L BF: 7 H: 1 R: 0 ER: 0 SO: 0 BB: 0 IBB: 0 HBP: 0 BLK: 0	IP: 2.0 WLS: L BF: 7 H: 1 R: 0 ER: 0 SO: 0 BB: 0 IBB: 0 HBP: 0 BLK: 0	IP: 2.0 WLS: L BF: 7 H: 1 R: 0 ER: 0 SO: 0 BB: 0 IBB: 0 HBP: 0 BLK: 0	IP: 2.0 WLS: L BF: 7 H: 1 R: 0 ER: 0 SO: 0 BB: 0 IBB: 0 HBP: 0 BLK: 0	IP: 2.0 WLS: L BF: 7 H: 1 R: 0 ER: 0 SO: 0 BB: 0 IBB: 0 HBP: 0 BLK: 0	IP: 2.0 WLS: L BF: 7 H: 1 R: 0 ER: 0 SO: 0 BB: 0 IBB: 0 HBP: 0 BLK: 0	IP: 2.0 WLS: L BF: 7 H: 1 R: 0 ER: 0 SO: 0 BB: 0 IBB: 0 HBP: 0 BLK: 0	IP: 2.0 WLS: L BF: 7 H: 1 R: 0 ER: 0 SO: 0 BB: 0 IBB: 0 HBP: 0 BLK: 0	IP: 2.0 WLS: L BF: 7 H: 1 R: 0 ER: 0 SO: 0 BB: 0 IBB: 0 HBP: 0 BLK: 0	ERA: 0.00 WHIP: 0.500	PITCHER	IP: 2.0 WLS: L BF: 7 H: 1 R: 0 ER: 0 SO: 0 BB: 0 IBB: 0 HBP: 0 BLK: 0	IP: 2.0 WLS: L BF: 7 H: 1 R: 0 ER: 0 SO: 0 BB: 0 IBB: 0 HBP: 0 BLK: 0	IP: 2.0 WLS: L BF: 7 H: 1 R: 0 ER: 0 SO: 0 BB: 0 IBB: 0 HBP: 0 BLK: 0	IP: 2.0 WLS: L BF: 7 H: 1 R: 0 ER: 0 SO: 0 BB: 0 IBB: 0 HBP: 0 BLK: 0	IP: 2.0 WLS: L BF: 7 H: 1 R: 0 ER: 0 SO: 0 BB: 0 IBB: 0 HBP: 0 BLK: 0	IP: 2.0 WLS: L BF: 7 H: 1 R: 0 ER: 0 SO: 0 BB: 0 IBB: 0 HBP: 0 BLK: 0	IP: 2.0 WLS: L BF: 7 H: 1 R: 0 ER: 0 SO: 0 BB: 0 IBB: 0 HBP: 0 BLK: 0	ERA: 0.00 WHIP: 0.500

Batter	1	2	3	4	5	6	7	8	9	AB	R	H	RBI	BB	SO	LOB	TOP					
Chuck Hinton, R OBP: 0.327, SLG: 0.351 (1, 7)										4	1	0	0	0	1	0	Washington Senators @ Baltimore Orioles Memorial Stadium, Baltimore, MD Fri Sep 08 1961, 7:05 PM EDT Att: 10,520 - Unknown 					
Ed Brinkman, R (1, 5)										4	0	0	0	0	0	1						
Jim King, L OBP: 0.380, SLG: 0.485 (1, 9)										4	1	3	2	0	1	0						
Gene Green, R OBP: 0.352, SLG: 0.514 (1, 2)										4	0	1	0	0	3	2						
Bob Johnson, R OBP: 0.314, SLG: 0.401 (1, 6)										4	0	0	0	0	1	3						
Willie Tasby, R OBP: 0.333, SLG: 0.407 (1, 8)										3	0	0	0	1	0	1						
Marty Keough, L OBP: 0.312, SLG: 0.425 (1, 3)										3	0	0	0	0	0	2						
Chuck Cottier, R OBP: 0.299, SLG: 0.320 (1, 4)										3	0	0	0	0	1	2						
Ed Hobaugh, R OBP: 0.128, SLG: 0.105 Marty Kutyna, R OBP: 0.226, SLG: 0.226 Bud Zipfel, L OBP: 0.272, SLG: 0.366 John Gabler, S OBP: 0.231, SLG: 0.280 (1, 1)										2	0	0	0	0	0	0						
Inning Stats	R: 0 E: 0 K: 2 S: 7	H: 0 LOB: 0 BB: 0 P: 7	R: 0 E: 0 K: 2 S: 8	H: 1 LOB: 2 BB: 1 P: 12	R: 0 E: 0 K: 0 S: 3	H: 0 LOB: 0 BB: 0 P: 3	R: 1 E: 0 K: 1 S: 6	H: 1 LOB: 0 BB: 0 P: 6	R: 0 E: 0 K: 0 S: 3	H: 0 LOB: 0 BB: 0 P: 3	R: 1 E: 1 K: 1 S: 7	H: 1 LOB: 1 BB: 0 P: 7	R: 0 E: 0 K: 0 S: 3	H: 0 LOB: 0 BB: 0 P: 3	R: 0 E: 0 K: 1 S: 5	H: 0 LOB: 0 BB: 0 P: 5		R: 0 E: 0 K: 1 S: 6	H: 1 LOB: 1 BB: 0 P: 6	1B: 3 2B: 0 3B: 0 HR: 1	SF: 0 SAC: 0 DP: 0 HBP: 0	WP: 0 PB: 0 SB: 1 CS: 0
PITCHER Dick Hall, R ERA: 3.27 (1, 1)	IP: 9.0 WLS: W BF: 33 H: 4 R: 2 ER: 1 SO: 8 BB: 1 IBB: 0 HBP: 0 BLK: 0 WP: 0 HR: 1 S: 48 P: 52 ERA: 1.00 WHIP: 0.556															PITCHER	IP: WLS: BF: H: R: ER: SO: BB: IBB: HBP: BLK: WP: HR: S: P: ERA: WHIP:					

Batter	1	2	3	4	5	6	7	8	9	AB	R	H	RBI	BB	SO	LOB	BOTTOM			
Brooks Robinson, R OBP: 0.336, SLG: 0.384 (1, 5)										4	1	0	0	1	0	3	Washington Senators @ Baltimore Orioles Memorial Stadium, Baltimore, MD Fri Sep 08 1961, 7:05 PM EDT Att: 10,520 - Unknown 			
Dick Williams, R OBP: 0.254, SLG: 0.363 Jim Busby, R OBP: 0.316, SLG: 0.315 (1, 7)										3	0	0	0	0	0	1				
Jim Busby, R OBP: 0.316, SLG: 0.315 (8, 8)										0	0	0	0	0	0	0				
Russ Snyder, L OBP: 0.322, SLG: 0.352 (1, 8)										4	1	1	0	0	0	0				
Jim Gentle, L OBP: 0.437, SLG: 0.678 (1, 3)										2	0	0	1	1	0	0				
Whitey Herzog, L OBP: 0.395, SLG: 0.426 (1, 9)										4	1	2	1	0	0	1				
Charlie Lau, L OBP: 0.301, SLG: 0.284 (1, 2)										4	1	1	1	0	0	3				
Ron Hansen, R OBP: 0.332, SLG: 0.347 (1, 6)										2	0	2	0	2	0	0				
Jerry Adair, R OBP: 0.320, SLG: 0.385 (1, 4)										3	0	2	0	1	0	2				
Dick Hall, R OBP: 0.189, SLG: 0.118 (1, 1)										3	0	1	1	0	1	5				
Inning Stats	R: 0 E: 0 K: 0 S: 2	H: 0 LOB: 1 BB: 1 P: 6	R: 0 E: 0 K: 1 S: 7	H: 2 LOB: 3 BB: 1 P: 11	R: 0 E: 0 K: 0 S: 3	H: 0 LOB: 0 BB: 0 P: 3	R: 2 E: 0 K: 0 S: 6	H: 3 LOB: 2 BB: 1 P: 10	R: 0 E: 0 K: 0 S: 3	H: 0 LOB: 0 BB: 0 P: 3	R: 0 E: 0 K: 0 S: 4	H: 1 LOB: 2 BB: 1 P: 8	R: 2 E: 2 K: 0 S: 6	H: 2 LOB: 1 BB: 0 P: 6	R: 0 E: 0 K: 0 S: 3	H: 1 LOB: 1 BB: 1 P: 7	1B: 7 2B: 2 3B: 0 HR: 0	SF: 1 SAC: 2 DP: 2 HBP: 0	WP: 0 PB: 0 SB: 0 CS: 0	PA: 37
PITCHER Ed Hobaugh, R ERA: 4.81 Marty Kutyna, R ERA: 3.79 John Gabler, R ERA: 4.91 (1, 1)	IP: 6.1 WLS: L BF: 32 H: 8 R: 4 ER: 2 SO: 0 BB: 3 IBB: 0 HBP: 0 BLK: 0 WP: 0 HR: 0 S: 30 P: 46 ERA: 2.84 WHIP: 1.737															PITCHER	IP: WLS: BF: H: R: ER: SO: BB: IBB: HBP: BLK: WP: HR: S: P: ERA: WHIP:			

Batter	1	2	3	4	5	6	7	8	9	AB	R	H	RBI	BB	SO	LOB	TOP					
Coot Veal, R OBP: 0.275, SLG: 0.250 (1, 6)										5	0	1	0	0	1	3	Washington Senators @ Baltimore Orioles Memorial Stadium, Baltimore, MD Sat Sep 09 1961, 7:05 PM EDT Att: 7,891 - Unknown livebaseballscorecards.com					
Marty Keough, L OBP: 0.315, SLG: 0.427 (1, 7)										5	1	2	0	0	0	1						
Willie Tasby, R OBP: 0.332, SLG: 0.405 (1, 8)										5	0	1	0	0	2	3						
Jim King, L OBP: 0.377, SLG: 0.478 (1, 9)										5	1	1	0	0	1	3						
Bob Johnson, R OBP: 0.321, SLG: 0.403 (1, 5)										4	3	2	0	1	0	3						
Bud Zipfel, L OBP: 0.286, SLG: 0.409 (1, 3)										4	1	3	4	0	0	1						
Ken Retzer, L OBP: 0.500, SLG: 0.667 (1, 2)										3	0	1	0	1	1	2						
Chuck Cottier, R OBP: 0.302, SLG: 0.323 (1, 4)										4	0	2	2	0	0	1						
Bennie Daniels, L OBP: 0.232, SLG: 0.292 (1, 1)										4	0	1	0	0	2	3						
Inning Stats	R: 0 E: 0 K: 1 S: 5	H: 1 LOB: 0 BB: 0 P: 5	R: 1 E: 0 K: 0 S: 5	H: 3 LOB: 2 BB: 0 P: 5	R: 0 E: 0 K: 0 S: 3	H: 1 LOB: 0 BB: 0 P: 3	R: 3 E: 0 K: 1 S: 9	H: 4 LOB: 2 BB: 1 P: 13	R: 2 E: 0 K: 2 S: 9	H: 2 LOB: 1 BB: 1 P: 13	R: 0 E: 0 K: 0 S: 3	H: 0 LOB: 0 BB: 0 P: 3	R: 0 E: 1 K: 0 S: 4	H: 0 LOB: 1 BB: 0 P: 4	R: 0 E: 0 K: 1 S: 6	H: 1 LOB: 1 BB: 0 P: 6		R: 0 E: 0 K: 2 S: 9	H: 2 LOB: 2 BB: 0 P: 9	1B: 10 2B: 2 3B: 2 HR: 0	SF: 0 SAC: 0 DP: 0 HBP: 0	WP: 1 PB: 0 CS: 1
PITCHER	IP WLS BF H R ER SO BB IBB HBP BLK WP HR S P ERA WHIP																					
Jack Fisher, R ERA: 4.07 (1, 1)	3.1 L 17 9 4 4 1 1 0 0 0 0 0 0 18 22 10.80 3.000																					
Billy Hoelt, L ERA: 2.09 (4, 1)	4.2 19 3 2 2 4 0 1 0 0 1 0 26 30 3.86 0.643																					
Wes Stock, R ERA: 3.04 (9, 1)	1.0 5 2 0 0 2 0 0 0 0 0 0 9 9 0.00 2.000																					

Batter	1	2	3	4	5	6	7	8	9	AB	R	H	RBI	BB	SO	LOB	BOTTOM					
Brooks Robinson, R OBP: 0.335, SLG: 0.385 (1, 5)										4	1	1	0	0	0	1	Washington Senators @ Baltimore Orioles Memorial Stadium, Baltimore, MD Sat Sep 09 1961, 7:05 PM EDT Att: 7,891 - Unknown livebaseballscorecards.com					
Dick Williams, R OBP: 0.257, SLG: 0.365 (1, 7)										4	1	2	0	0	1	2						
Wes Stock, R (9, 1)										0	0	0	0	0	0	0						
Jackie Brandt, R OBP: 0.376, SLG: 0.457 (1, 8)										4	0	2	2	0	0	1						
Jim Gentile, L OBP: 0.434, SLG: 0.672 (1, 3)										4	0	0	0	0	1	3						
Whitey Herzog, L OBP: 0.394, SLG: 0.424 (1, 9)										4	0	1	0	0	0	2						
Gus Triandos, R OBP: 0.337, SLG: 0.457 (1, 2)										3	0	0	0	0	0	2						
Ron Hansen, R OBP: 0.330, SLG: 0.345 (1, 6)										3	0	0	0	0	0	1						
Jerry Adair, R OBP: 0.318, SLG: 0.382 (1, 4)										3	0	0	0	0	1	0						
Jack Fisher, R OBP: 0.182, SLG: 0.100 (1, 1)										1	0	0	0	0	1	0						
Billy Hoelt, L OBP: 0.252, SLG: 0.200 (4, 1)										1	0	0	0	0	1	0						
Mary Throneberry, L OBP: 0.330, SLG: 0.413 (8, PH)										1	0	1	0	0	0	0						
Russ Snyder, L OBP: 0.322, SLG: 0.352 (9, 7)										0	0	0	0	0	0	0						
Inning Stats	R: 2 E: 0 K: 1 S: 8	H: 3 LOB: 1 BB: 0 P: 8	R: 0 E: 0 K: 2 S: 7	H: 0 LOB: 0 BB: 0 P: 7	R: 0 E: 0 K: 0 S: 3	H: 0 LOB: 0 BB: 0 P: 3	R: 0 E: 0 K: 0 S: 3	H: 0 LOB: 0 BB: 0 P: 3	R: 0 E: 0 K: 1 S: 5	H: 0 LOB: 0 BB: 0 P: 5	R: 0 E: 0 K: 0 S: 4	H: 1 LOB: 1 BB: 0 P: 4	R: 0 E: 0 K: 0 S: 3	H: 1 LOB: 0 BB: 0 P: 3	R: 0 E: 0 K: 1 S: 6	H: 1 LOB: 2 BB: 0 P: 6	R: 0 E: 0 K: 0 S: 3	H: 1 LOB: 0 BB: 0 P: 3	1B: 5 2B: 2 3B: 0 HR: 0	SF: 0 SAC: 0 DP: 2 HBP: 0	WP: 1 PB: 0 CS: 0	PA: 32
PITCHER	IP WLS BF H R ER SO BB IBB HBP BLK WP HR S P ERA WHIP																					
Bennie Daniels, R ERA: 3.5 (1, 1)	9.0 W 32 7 2 2 5 0 0 0 0 1 0 42 42 2.00 0.778																					

Batter	1	2	3	4	5	6	7	8	9	AB	R	H	RBI	BB	SO	LOB	TOP			
Brooks Robinson, R OBP: 0.336, SLG: 0.393 (1, 5)										4	0	1	0	0	0	1	<p>Baltimore Orioles @ Cleveland Indians Cleveland Municipal Stadium, Cleveland, OH</p> <p>Wed Sep 13 1961, 7:05 PM EDT Att: 4,221 - Unknown</p> <p>livebaseballscorecards.com</p> <p>AB 29 R 0 H 4 RBI 0 BB 2 SO 3 LOB 9</p>			
Whitey Herzog, L OBP: 0.391, SLG: 0.419 (1, 7)										4	0	0	0	0	1					
Jackie Brandt, R OBP: 0.380, SLG: 0.465 (1, 8)										4	0	2	0	0	0					
Jim Gentile, L OBP: 0.431, SLG: 0.663 (1, 3)										4	0	0	0	0	1	3				
Mary Throneberry, L OBP: 0.316, SLG: 0.407 (1, 9)										3	0	0	0	0	0	2				
Charlie Lau, L OBP: 0.293, SLG: 0.270 (1, 2)										3	0	0	0	0	1	0				
Ron Hansen, R OBP: 0.328, SLG: 0.341 (1, 6)										2	0	0	0	1	0	0				
Jerry Adair, R OBP: 0.320, SLG: 0.381 (1, 4)										3	0	1	0	0	0	0				
Steve Barber, L OBP: 0.225, SLG: 0.257 Wes Stock, R OBP: 0.292, SLG: 0.368 Dave Philley, S OBP: 0.292, SLG: 0.368 Jim Lebew, R OBP: 0.292, SLG: 0.368 (8, 1)										1	0	0	0	1	0	2				
										0	0	0	0	0	0	0				
										1	0	0	0	0	0	0				
Inning Stats	R: 0 E: 0 K: 1 S: 7	H: 2 LOB: 2 BB: 0 P: 7	R: 0 E: 0 K: 1 S: 5	H: 1 LOB: 1 BB: 1 P: 9	R: 0 E: 0 K: 0 S: 4	H: 1 LOB: 1 BB: 0 P: 4	R: 0 E: 0 K: 0 S: 3	H: 0 LOB: 0 BB: 0 P: 3	R: 0 E: 0 K: 0 S: 2	H: 0 LOB: 0 BB: 1 P: 6	R: 0 E: 0 K: 0 S: 3	H: 0 LOB: 0 BB: 0 P: 3	R: 0 E: 0 K: 0 S: 3	H: 0 LOB: 0 BB: 0 P: 3	R: 0 E: 0 K: 1 S: 5	H: 0 LOB: 0 BB: 0 P: 5	1B: 3 2B: 1 3B: 0 HR: 0	SF: 0 SAC: 0 DP: 2 HBP: 0	WP: 0 PB: 0 SB: 0 CS: 0	PA: 31
PITCHER Gary Bell, R ERA: 4.04 (1, 1)	IP: 9.0 WLS: W BF: 31 H: 4 R: 0 ER: 0 SO: 3 BB: 2 IBB: 0 HBP: 0 BLK: 0 WP: 0 HR: 0 S: 35 P: 43 ERA: 0.00 WHIP: 0.667															PITCHER IP: WLS: BF: H: R: ER: SO: BB: IBB: HBP: BLK: WP: HR: S: P: ERA: WHIP				

Batter	1	2	3	4	5	6	7	8	9	AB	R	H	RBI	BB	SO	LOB	BOTTOM			
Johnny Temple, R OBP: 0.355, SLG: 0.351 (1, 4)										5	0	1	1	0	2	1	<p>Baltimore Orioles @ Cleveland Indians Cleveland Municipal Stadium, Cleveland, OH</p> <p>Wed Sep 13 1961, 7:05 PM EDT Att: 4,221 - Unknown</p> <p>livebaseballscorecards.com</p> <p>AB 31 R 5 H 10 RBI 4 BB 3 SO 3 LOB 12</p>			
Jim Piersall, R OBP: 0.381, SLG: 0.447 (1, 8)										3	1	1	0	1	0	2				
Tito Francona, L OBP: 0.356, SLG: 0.456 (1, 7)										4	0	1	0	0	0	1				
Chuck Essegian, R OBP: 0.335, SLG: 0.538 (1, 9)										3	1	1	1	0	0	1				
John Romano, R OBP: 0.376, SLG: 0.489 (1, 2)										3	0	2	0	0	0	1				
Woodie Held, R OBP: 0.355, SLG: 0.461 (1, 6)										4	1	1	2	0	1	4				
Vic Power, R OBP: 0.309, SLG: 0.372 (1, 3)										4	1	2	0	0	0	0				
Bubba Phillips, R OBP: 0.305, SLG: 0.408 (1, 5)										3	1	1	0	1	0	1				
Gary Bell, R OBP: 0.173, SLG: 0.155 (1, 1)										2	0	0	0	1	0	1				
Inning Stats	R: 0 E: 0 K: 1 S: 6	H: 1 LOB: 1 BB: 0 P: 6	R: 2 E: 0 K: 0 S: 6	H: 4 LOB: 2 BB: 1 P: 10	R: 0 E: 0 K: 0 S: 4	H: 1 LOB: 1 BB: 0 P: 4	R: 0 E: 0 K: 0 S: 3	H: 0 LOB: 0 BB: 0 P: 3	R: 0 E: 0 K: 0 S: 3	H: 0 LOB: 0 BB: 0 P: 3	R: 2 E: 0 K: 0 S: 5	H: 2 LOB: 1 BB: 1 P: 9	R: 1 E: 1 K: 2 S: 8	H: 1 LOB: 2 BB: 1 P: 13	R: 0 E: 0 K: 0 S: 4	H: 1 LOB: 1 BB: 0 P: 4		1B: 8 2B: 1 3B: 0 HR: 1	SF: 1 SAC: 1 DP: 1 HBP: 1	WP: 1 PB: 1 SB: 0 CS: 0
PITCHER Steve Barber, L ERA: 3.36 Wes Stock, R ERA: 3.01 Jim Lebew, R ERA: (8, 1)	IP: 6.1 WLS: L BF: 30 H: 9 R: 5 ER: 4 SO: 2 BB: 4 IBB: 2 HBP: 2 BLK: 0 WP: 1 HR: 1 S: 31 P: 43 ERA: 5.68 WHIP: 1.895															PITCHER IP: WLS: BF: H: R: ER: SO: BB: IBB: HBP: BLK: WP: HR: S: P: ERA: WHIP				

Batter	1	2	3	4	5	6	7	8	9	10	AB	R	H	RBI	BB	SO	LOB	TOP	
Brooks Robinson, R OBP: 0.335, SLG: 0.395 (1, 5)	F9		K					K			4	0	1	1	0	2	0	Baltimore Orioles @ Boston Red Sox Fenway Park, Boston, MA Fri Sep 15 1961, 7:05 PM EDT Att: 10,604 - Unknown	
Whitey Herzog, L OBP: 0.393, SLG: 0.416 (1, 9)	K				F7						2	0	0	0	2	1	1		
Jackie Brandt, R OBP: 0.379, SLG: 0.469 (1, 8)	HR		5-3			5-3		G1-6-3			4	1	1	1	0	0	2		
Jim Gentile, L OBP: 0.430, SLG: 0.659 Russ Snyder, L OBP: 0.322, SLG: 0.352 (9, PR) (9, 7)	K			F5		K			G6-4-3	1B	4	0	1	0	0	2	0		
Gus Triandos, R OBP: 0.337, SLG: 0.453 (1, 2)		K		K					G6-4-3	1B	3	0	0	0	1	2	1		
Dick Williams, R OBP: 0.254, SLG: 0.356 (9, 3)	F3			K			F7		F8		4	0	0	0	0	1	2		
Ron Hansen, R OBP: 0.329, SLG: 0.341 (1, 6)					6-3			G5-4-3			3	0	1	0	1	0	0		
Jerry Adair, R OBP: 0.319, SLG: 0.382 (1, 4)								G5-4-3			4	1	1	0	0	0	2		
Mitt Pappas, R OBP: 0.136, SLG: 0.308 (1, 1)				K		K		5-3		G3	4	0	0	0	0	2	1		
Inning Stats	R: 1 E: 0 K: 2 S: 8	H: 1 LOB: 0 BB: 0 P: 8	R: 0 E: 0 K: 1 S: 5	H: 0 LOB: 1 BB: 1 P: 9	R: 0 E: 0 K: 2 S: 7	H: 0 LOB: 0 BB: 0 P: 7	R: 0 E: 0 K: 1 S: 5	H: 2 LOB: 1 BB: 0 P: 7	R: 0 E: 0 K: 0 S: 3	H: 1 LOB: 0 BB: 0 P: 3	R: 0 E: 0 K: 1 S: 4	H: 0 LOB: 0 BB: 1 P: 8	R: 0 E: 0 K: 0 S: 3	H: 1 LOB: 1 BB: 0 P: 3	R: 0 E: 0 K: 0 S: 3	H: 0 LOB: 0 BB: 0 P: 3	1B: 2 2B: 1 3B: 1 HR: 1		SF: 0 SAC: 0 DP: 3 HBP: 0
PITCHER Gene Conley, R ERA: 4.81 (1, 1)	IP: 10.0 W: 10 L: 0 S: 10	WLS: 36 BF: 5 R: 2 ER: 2 SO: 10	H: 5 R: 2 ER: 2 SO: 10	BB: 4 IBB: 0 HBP: 0 BLK: 0	WP: 0 HR: 1 S: 52 P: 68	ERA: 1.80 WHIP: 0.900	PITCHER IP WLS BF H R ER SO BB IBB HBP BLK WP HR S P ERA WHIP												

Batter	1	2	3	4	5	6	7	8	9	10	AB	R	H	RBI	BB	SO	LOB	BOTTOM	
Chuck Schilling, R OBP: 0.341, SLG: 0.323 (1, 4)	F7		L8		SH1-4						4	0	0	0	0	2	Baltimore Orioles @ Boston Red Sox Fenway Park, Boston, MA Fri Sep 15 1961, 7:05 PM EDT Att: 10,604 - Unknown		
Gary Geiger, L OBP: 0.355, SLG: 0.414 (1, 8)	HR		FC3-6		1B				F9		3	1	1	1	2	1		2	
Carl Yastrzemski, L OBP: 0.327, SLG: 0.401 (1, 7)	L3		FC3-6		L9						5	1	2	1	0	0		3	
Frank Malzone, R OBP: 0.311, SLG: 0.393 (1, 5)			F3					FC5-4			3	0	1	1	1	0		2	
Lou Clinton, R OBP: 0.231, SLG: 0.167 (1, 9)	K				F4			F5			4	0	1	0	0	1		4	
Pete Runnels, L OBP: 0.387, SLG: 0.408 (1, 3)					G4-6-3			F6			4	0	1	0	0	2			
Pumpsie Green, S OBP: 0.392, SLG: 0.472 (1, 6)								L6-3			3	0	0	0	1	0		1	
Jim Pagliaroni, R OBP: 0.338, SLG: 0.407 (1, 2)					K			K			4	0	1	0	0	2		2	
Gene Conley, R OBP: 0.254, SLG: 0.358 (1, 1)	F7				E6			F7			4	1	0	0	0	2			
Inning Stats	R: 1 E: 0 K: 1 S: 6	H: 1 LOB: 1 BB: 1 P: 10	R: 0 E: 0 K: 0 S: 4	H: 1 LOB: 1 BB: 0 P: 4	R: 0 E: 0 K: 0 S: 3	H: 0 LOB: 1 BB: 1 P: 7	R: 0 E: 0 K: 1 S: 5	H: 1 LOB: 2 BB: 1 P: 9	R: 0 E: 0 K: 0 S: 5	H: 1 LOB: 0 BB: 0 P: 5	R: 0 E: 0 K: 0 S: 3	H: 0 LOB: 0 BB: 0 P: 3	R: 0 E: 2 K: 1 S: 7	H: 0 LOB: 2 BB: 0 P: 7	R: 1 E: 0 K: 0 S: 1	H: 1 LOB: 0 BB: 0 P: 1		1B: 5 2B: 1 3B: 0 HR: 2	SF: 0 SAC: 1 DP: 2 HBP: 0
PITCHER Mitt Pappas, R ERA: 2.93 (1, 1)	IP: 9.0 W: 9 L: 0 S: 10	WLS: 39 BF: 7 R: 3 ER: 2 SO: 4	H: 7 R: 3 ER: 2 SO: 4	BB: 4 IBB: 0 HBP: 0 BLK: 0	WP: 0 HR: 2 S: 43 P: 59	ERA: 2.00 WHIP: 1.222	PITCHER IP WLS BF H R ER SO BB IBB HBP BLK WP HR S P ERA WHIP												

Batter	1	2	3	4	5	6	7	8	9	AB	R	H	RBI	BB	SO	LOB	TOP				
Brooks Robinson, R OBP: 0.337, SLG: 0.396 (1, 5)										4	1	2	0	1	0	0	Baltimore Orioles @ Boston Red Sox Fenway Park, Boston, MA Sat Sep 16 1961, 3:33 AM EDT Att. 7,089 - Unknown - 67 F				
Dave Philley, S OBP: 0.291, SLG: 0.372 (1, 7)										4	1	1	0	0	0	2					
Russ Snyder, L OBP: 0.321, SLG: 0.351 (7, 7)										1	0	0	0	0	2						
Jackie Brandt, R OBP: 0.379, SLG: 0.468 (1, 8)										4	1	1	0	1	0	2					
Jim Gentile, L OBP: 0.432, SLG: 0.658 (1, 3)										2	1	1	2	2	0	3					
Whitey Herzog, L OBP: 0.391, SLG: 0.414 (1, 9)										4	0	1	1	0	0	2					
Gus Triandos, R OBP: 0.333, SLG: 0.448 (1, 2)										4	0	0	0	0	0	4					
Jerry Adair, R OBP: 0.321, SLG: 0.392 (1, 6)										4	1	2	2	0	0	0					
Mary Breeding, R OBP: 0.245, SLG: 0.251 (1, 4)										3	0	0	0	1	0	2					
Jack Fisher, R OBP: 0.175, SLG: 0.096 (1, 1)										2	0	0	0	0	2	0					
Billy Hoelt, L OBP: 0.288, SLG: 0.189 (5, 1)										2	0	0	0	0	0	1					
Inning Stats	R: 0 E: 0 K: 0 S: 3	H: 1 LOB: 0 BB: 0 P: 3	R: 2 E: 0 K: 0 S: 4	H: 1 LOB: 0 BB: 1 P: 8	R: 3 E: 1 K: 1 S: 7	H: 2 LOB: 1 BB: 2 P: 15	R: 0 E: 0 K: 1 S: 5	H: 0 LOB: 0 BB: 0 P: 5	R: 0 E: 0 K: 0 S: 3	H: 1 LOB: 0 BB: 1 P: 8	R: 0 E: 0 K: 0 S: 5	H: 2 LOB: 3 BB: 0 P: 5	R: 0 E: 0 K: 0 S: 3	H: 0 LOB: 0 BB: 0 P: 3	R: 0 E: 0 K: 0 S: 4	H: 1 LOB: 2 BB: 1 P: 8	1B: 6 2B: 1 3B: 0 HR: 1	SF: 0 SAC: 0 DP: 1 HBP: 0	WP: 0 PB: 0 SB: 0 CS: 1	PA: 39	
PITCHER	IP	WLS	BF	H	R	ER	SO	BB	IBB	HBP	BLK	WP	HR	S	P	ERA	WHIP				
Don Schwall, R ERA: 3.24 (1, 1)	2.1	L	14	4	5	4	1	3	0	0	0	0	1	13	25	15.43	3.000				
Billy Muffett, R ERA: 5.77 (3, 1)	5.2		20	3	0	0	1	1	0	0	0	0	0	21	25	0.00	0.706				
Mike Fornieles, R ERA: 4.72 (9, 1)	1.0		5	1	0	0	0	1	0	0	0	0	0	4	8	0.00	2.000				

AB 34
R 5
H 8
RBI 5
BB 5
SO 2
LOB 18



Batter	1	2	3	4	5	6	7	8	9	AB	R	H	RBI	BB	SO	LOB	BOTTOM					
Chuck Schilling, R OBP: 0.342, SLG: 0.322 (1, 4)										3	1	0	0	2	1	0	Baltimore Orioles @ Boston Red Sox Fenway Park, Boston, MA Sat Sep 16 1961, 3:33 AM EDT Att. 7,089 - Unknown - 67 F					
Gary Geiger, L OBP: 0.356, SLG: 0.414 (1, 8)										2	1	1	0	1	0	0						
Carroll Hardy, R OBP: 0.344, SLG: 0.402 (6, 7)										2	0	0	0	0	0	2						
Carl Yastrzemski, L OBP: 0.326, SLG: 0.399 (1, 7)										5	0	1	1	0	0	3						
Frank Maltzone, R OBP: 0.311, SLG: 0.394 (1, 5)										4	1	1	1	0	0	1						
Lou Clinton, R OBP: 0.235, SLG: 0.188 (1, 9)										4	0	1	1	0	1	1						
Pete Runnels, L OBP: 0.388, SLG: 0.408 (1, 3)										3	0	1	0	1	1	1						
Pumpsie Green, S OBP: 0.389, SLG: 0.464 (1, 6)										3	0	0	0	1	0	4						
Jim Pagliaroni, R OBP: 0.340, SLG: 0.406 (1, 2)										3	0	1	0	0	0	0						
Don Schwall, R OBP: 0.175, SLG: 0.179 (1, 1)										1	0	0	0	0	0	2						
Billy Muffett, R OBP: 0.320, SLG: 0.364 (3, 1)										1	1	1	1	0	0	0						
Jackie Jensen, R OBP: 0.352, SLG: 0.388 (6, 7)										1	0	0	0	0	0	0						
Mike Fornieles, R OBP: 0.161, SLG: 0.290 (9, 1)										0	0	0	0	0	0	0						
Inning Stats	R: 0 E: 0 K: 1 S: 5	H: 0 LOB: 1 BB: 1 P: 9	R: 0 E: 0 K: 1 S: 5	H: 0 LOB: 2 BB: 1 P: 10	R: 2 E: 0 K: 1 S: 8	H: 3 LOB: 2 BB: 1 P: 12	R: 1 E: 0 K: 0 S: 4	H: 1 LOB: 0 BB: 0 P: 4	R: 1 E: 0 K: 0 S: 5	H: 2 LOB: 1 BB: 0 P: 5	R: 0 E: 0 K: 0 S: 4	H: 1 LOB: 2 BB: 1 P: 8	R: 0 E: 0 K: 0 S: 3	H: 0 LOB: 1 BB: 1 P: 7	R: 0 E: 0 K: 0 S: 3	H: 0 LOB: 0 BB: 0 P: 3	R: 0 E: 0 K: 0 S: 3	H: 0 LOB: 0 BB: 0 P: 3	1B: 5 2B: 1 3B: 0 HR: 1	SF: 1 SAC: 1 DP: 0 HBP: 1	WP: 0 PB: 0 SB: 1 CS: 0	PA: 40
PITCHER	IP	WLS	BF	H	R	ER	SO	BB	IBB	HBP	BLK	WP	HR	S	P	ERA	WHIP					
Jack Fisher, R ERA: 4.17 (1, 1)	4.1		23	6	4	4	3	3	0	1	0	0	1	25	38	8.31	2.077					
Billy Hoelt, L ERA: 2.01 (5, 1)	4.2	W	17	1	0	0	0	2	0	0	0	0	0	15	23	0.00	0.643					



Batter	1	2	3	4	5	6	7	8	9	AB	R	H	RBI	BB	SO	LOB	TOP					
Brooks Robinson, R OBP: 0.335, SLG: 0.394 (1, 5)	F8		K			F5		F9		4	0	0	0	0	1	1	Baltimore Orioles @ Boston Red Sox Fenway Park, Boston, MA Sun Sep 17 1961, 3:33 AM EDT Att: 9,203 - Unknown					
Dave Philley, S OBP: 0.285, SLG: 0.364 Hoyt Wilhelm, R OBP: 0.136, SLG: 0.050 (1, 7) (8, 1)	5-3		F7			G5-4-3 BB		F9		3	0	0	0	1	0	1						
Jackie Brandt, R OBP: 0.378, SLG: 0.465 (1, 8)	BB					G5-4-3 1-2				3	0	0	0	1	2	1						
Jim Gentile, L OBP: 0.431, SLG: 0.655 (1, 3)	F3									4	0	1	0	0	0	1						
Whitey Herzog, L OBP: 0.392, SLG: 0.413 Earl Robinson, R OBP: 0.359, SLG: 0.460 (1, 9) (9, PR)	G3					F8				3	0	1	0	1	0	1						
Gus Triandos, R OBP: 0.330, SLG: 0.444 (1, 2)	F8					F9				4	0	0	0	0	1	3						
Jerry Adair, R OBP: 0.321, SLG: 0.390 (1, 6) (7, 4)	K					6-3				2	0	0	0	1	1	0						
Mary Breeding, R OBP: 0.247, SLG: 0.253 Mary Thronberry, L OBP: 0.315, SLG: 0.405 Ron Hansen, R OBP: 0.329, SLG: 0.341 (1, 4) (7, PH) (7, 6)						F6		F2		2	0	1	0	0	0	0						
Chuck Estrada, R OBP: 0.134, SLG: 0.123 Russ Snyder, L OBP: 0.320, SLG: 0.350 (1, 1) (8, PH) (8, 7)	SH3-4					K		K		1	0	0	0	0	1	0						
Inning Stats	R: 0 E: 0 K: 0 S: 3	H: 0 LOB: 1 BB: 1 P: 7	R: 0 E: 0 K: 1 S: 5	H: 0 LOB: 0 BB: 0 P: 5	R: 0 E: 0 K: 1 S: 6	H: 1 LOB: 1 BB: 0 P: 6	R: 0 E: 0 K: 1 S: 5	H: 0 LOB: 1 BB: 1 P: 9	R: 0 E: 0 K: 1 S: 5	H: 0 LOB: 0 BB: 0 P: 5	R: 0 E: 0 K: 0 S: 2	H: 0 LOB: 0 BB: 1 P: 6	R: 0 E: 0 K: 0 S: 4	H: 1 LOB: 2 BB: 1 P: 8	R: 0 E: 0 K: 1 S: 5	H: 0 LOB: 0 BB: 0 P: 5		R: 0 E: 0 K: 2 S: 8	H: 1 LOB: 1 BB: 0 P: 8	1B: 3 2B: 0 3B: 0 HR: 0	SF: 0 SAC: 1 DP: 1 HBP: 0	WP: 0 PB: 0 SB: 0 CS: 0
PITCHER Bill Monbouquette, R ERA: 3.57 (1, 1)	IP: 9.0 WLS: W BF: 33 H: 3 R: 0 ER: 0 SO: 7 BB: 4 IBB: 0 HBP: 0 BLK: 0 WP: 0 HR: 0 S: 43 P: 59 ERA: 0.00 WHIP: 0.778															PITCHER						

Batter	1	2	3	4	5	6	7	8	9	AB	R	H	RBI	BB	SO	LOB	BOTTOM					
Chuck Schilling, R OBP: 0.340, SLG: 0.320 (1, 4)	6-3	FC5				6-3		SH1-4		3	0	0	0	0	0	3	Baltimore Orioles @ Boston Red Sox Fenway Park, Boston, MA Sun Sep 17 1961, 3:33 AM EDT Att: 9,203 - Unknown					
Gary Geiger, L OBP: 0.356, SLG: 0.411 (1, 8)	4-3					1-3		F6		3	0	0	0	1	0	1						
Carl Yastrzemski, L OBP: 0.339, SLG: 0.399 Russ Nixon, L OBP: 0.323, SLG: 0.359 Carroll Hardy, R OBP: 0.344, SLG: 0.402 (1, 7) (7, PH) (8, 7)						F8		K		2	0	1	0	0	0	1						
Frank Maltzone, R OBP: 0.310, SLG: 0.392 (1, 5)	F6					FC5-4				3	0	0	0	1	0	3						
Lou Clinton, R OBP: 0.200, SLG: 0.158 (1, 9)						5-3		SH1-4		3	0	0	0	0	0	0						
Pete Runnels, L OBP: 0.392, SLG: 0.410 (1, 3)								5-3		3	1	2	0	1	0	1						
Pumpsie Green, S OBP: 0.387, SLG: 0.460 (1, 6)								K		4	0	1	0	0	2	3						
Jim Pagliaroni, R OBP: 0.340, SLG: 0.409 (1, 2)										3	0	1	1	0	1	3						
Bill Monbouquette, R OBP: 0.257, SLG: 0.141 (1, 1)										2	0	1	0	1	1	1						
Inning Stats	R: 0 E: 0 K: 0 S: 4	H: 1 LOB: 3 BB: 2 P: 4	R: 0 E: 0 K: 0 S: 4	H: 1 LOB: 2 BB: 2 P: 12	R: 0 E: 0 K: 0 S: 2	H: 0 LOB: 0 BB: 1 P: 6	R: 1 E: 0 K: 2 S: 9	H: 2 LOB: 1 BB: 0 P: 9	R: 0 E: 0 K: 1 S: 3	H: 0 LOB: 1 BB: 0 P: 4	R: 0 E: 0 K: 1 S: 6	H: 1 LOB: 1 BB: 0 P: 6	R: 0 E: 0 K: 1 S: 6	H: 1 LOB: 1 BB: 0 P: 6	R: 0 E: 0 K: 1 S: 5	H: 0 LOB: 1 BB: 1 P: 9		R: 0 E: 0 K: 1 S: 5	H: 0 LOB: 1 BB: 1 P: 9	1B: 5 2B: 1 3B: 0 HR: 0	SF: 0 SAC: 2 DP: 1 HBP: 1	WP: 1 PB: 0 SB: 0 CS: 0
PITCHER Chuck Estrada, R ERA: 3.77 Hoyt Wilhelm, R ERA: 2.36 (1, 1) (8, 1)	IP: 7.0 WLS: L BF: 30 H: 6 R: 1 ER: 1 SO: 4 BB: 3 IBB: 1 HBP: 0 BLK: 0 WP: 0 HR: 0 S: 34 P: 47 ERA: 1.29 WHIP: 1.286															PITCHER						



Batter	1	2	3	4	5	6	7	8	9	AB	R	H	RBI	BB	SO	LOB	TOP			
Bobby Richardson, R OBP: 0.300, SLG: 0.324	0-0 BB SH1-3 1B		0-0 6-3		0-0 F2			0-0 E1		4	0	1	0	0	0	0	New York Yankees @ Baltimore Orioles Memorial Stadium, Baltimore, MD Tue Sep 19 1961, 7:05 PM EDT Overcast			
Tony Kubek, L OBP: 0.307, SLG: 0.398	0-0 SH1-3		0-0 5-3		0-0 6-3			0-0 E3 FC6-4		3	0	0	0	0	0	1				
Roger Maris, L OBP: 0.373, SLG: 0.627	4-0 BB BB		0-0 F3			0-0 G3		0-0 F9		3	0	0	0	1	0	2				
Elston Howard, R OBP: 0.398, SLG: 0.566	4-0 G6-4-3 1-2 2-3 BB			0-0 FC1-6 1B		0-0 1-3		0-0 FC6-4		3	0	1	0	1	0	2				
Bill Skowron, R OBP: 0.324, SLG: 0.472	0-0 G6-4-3 1-2			0-0 F9		0-0 F9			0-0 FC6-4 1B	4	0	1	0	0	0	4				
Hector Lopez, R OBP: 0.283, SLG: 0.294		0-0 F3		0-0 FC1-6 1B			0-0 F9		0-0 F9	4	0	0	0	0	0	2				
Clete Boyer, R OBP: 0.309, SLG: 0.355		0-0 5-3		0-0 1-2 1B		0-0 P3		0-0 FC6-4		4	0	1	0	0	0	1				
Jack Reed, R		4-0 BB		0-0 6-3		0-0 5-3		0-3 K2-3		2	0	0	0	1	0	2				
Mickey Mantle, S OBP: 0.449, SLG: 0.686										1	0	0	0	0	1	1				
Whitey Ford, L OBP: 0.274, SLG: 0.194		0-0 4-3			0-3 K			0-0 P4		2	0	0	0	0	1	1				
Bob Cerv, R OBP: 0.286, SLG: 0.408										1	0	0	0	0	0	0				
Hal Reniff, R										0	0	0	0	0	0	0				
Inning Stats	R: 0 E: 0 K: 0 S: 3	H: 1 LOB: 2 BB: 2 P: 11	R: 0 E: 0 K: 0 S: 3	H: 0 LOB: 1 BB: 1 P: 7	R: 0 E: 0 K: 0 S: 3	H: 0 LOB: 0 BB: 0 P: 3	R: 0 E: 0 K: 0 S: 5	H: 2 LOB: 2 BB: 0 P: 5	R: 0 E: 0 K: 1 S: 5	H: 0 LOB: 0 BB: 0 P: 5	R: 0 E: 0 K: 0 S: 3	H: 0 LOB: 0 BB: 0 P: 3	R: 0 E: 2 K: 0 S: 5	H: 0 LOB: 2 BB: 0 P: 5	R: 0 E: 0 K: 1 S: 6	H: 1 LOB: 1 BB: 0 P: 6	1B: 4 2B: 0 3B: 0 HR: 0	SF: 0 SAC: 1 DP: 1 HBP: 0	WP: 0 PB: 0 SB: 0 CS: 0	PA: 35
PITCHER Steve Barber, L ERA: 3.23	IP: 9.0 WLS: W BF: 35 H: 4 R: 0 ER: 0 SO: 2 BB: 3 IBB: 0 HBP: 0 BLK: 0 WP: 0 HR: 0 S: 36 P: 48 ERA: 0.00 WHIP: 0.778															PITCHER				

Batter	1	2	3	4	5	6	7	8	9	AB	R	H	RBI	BB	SO	LOB	BOTTOM			
Brooks Robinson, R OBP: 0.335, SLG: 0.394	0-0 2B		0-0 F7		0-0 FC6-4 1B		0-0 FC5-4 1B			4	1	1	0	0	0	2	New York Yankees @ Baltimore Orioles Memorial Stadium, Baltimore, MD Tue Sep 19 1961, 7:05 PM EDT Overcast			
Jerry Adair, R OBP: 0.325, SLG: 0.396	0-0 FC6-4 2H 2B		0-0 P3		0-0 1-2 1B		0-0 BB 1B			4	0	3	1	0	0	0				
Jackie Brandt, R OBP: 0.379, SLG: 0.463	0-3 K		4-0 BB		0-0 5-3		4-0 BB			2	0	0	0	2	1	3				
Jim Gentile, L OBP: 0.429, SLG: 0.651	4-0 FC6-4 BB		0-0 F9			0-3 K	0-3 K			3	0	0	0	1	2	4				
Dick Williams, R OBP: 0.252, SLG: 0.352	0-0 FC6-4			0-0 F2		0-0 1-3		0-3 K		3	0	0	0	0	0	2				
Russ Snyder, L OBP: 0.319, SLG: 0.349	1-2 2-3									1	0	0	0	0	1	0				
Earl Robinson, R OBP: 0.357, SLG: 0.466	0-3 K			0-0 6-3		0-0 3B		0-0 5-3		4	0	1	0	0	1	2				
Ron Hansen, R OBP: 0.327, SLG: 0.338		0-0 6-3		0-0 F9		0-0 5-3		0-0 6-3		4	0	0	0	0	0	1				
Hank Foiles, R OBP: 0.311, SLG: 0.404		0-3 K			0-0 1B 1B		0-3 K			3	0	1	0	0	2	0				
Steve Barber, L OBP: 0.229, SLG: 0.260		0-3 K			0-0 FC6-4 1B		0-0 E4 FC5-4			3	0	1	0	0	1	0				
Inning Stats	R: 1 E: 0 K: 2 S: 9	H: 2 LOB: 2 BB: 1 P: 13	R: 0 E: 0 K: 2 S: 7	H: 0 LOB: 0 BB: 0 P: 7	R: 0 E: 0 K: 0 S: 3	H: 0 LOB: 0 BB: 1 P: 7	R: 0 E: 0 K: 0 S: 3	H: 0 LOB: 0 BB: 0 P: 3	R: 0 E: 0 K: 0 S: 5	H: 3 LOB: 2 BB: 0 P: 5	R: 0 E: 0 K: 1 S: 6	H: 1 LOB: 1 BB: 0 P: 6	R: 0 E: 1 K: 2 S: 9	H: 1 LOB: 3 BB: 1 P: 13	R: 0 E: 0 K: 1 S: 5	H: 0 LOB: 0 BB: 0 P: 5	1B: 4 2B: 2 3B: 1 HR: 0	SF: 0 SAC: 0 DP: 0 HBP: 0	WP: 0 PB: 0 SB: 0 CS: 0	PA: 34
PITCHER Whitey Ford, L ERA: 3.24	IP: 7.0 WLS: L BF: 31 H: 7 R: 1 ER: 1 SO: 7 BB: 3 IBB: 0 HBP: 0 BLK: 0 WP: 0 HR: 0 S: 42 P: 54 ERA: 1.29 WHIP: 1.429															PITCHER Hal Reniff, R ERA: 2.76				



Batter	1	2	3	4	5	6	7	8	9	AB	R	H	RBI	BB	SO	LOB	TOP		
Bobby Richardson, R OBP: 0.299, SLG: 0.323 (1.4)	0-0 4-3		0-0 F8	0-0 E6		0-0 F9		0-0 1B		5	0	1	0	0	0	1	New York Yankees @ Baltimore Orioles Memorial Stadium, Baltimore, MD Tue Sep 19 1961, 7:05 PM EDT Att: 31,317 - Unknown livebaseballscorecards.com		
Tony Kubek, L OBP: 0.306, SLG: 0.396 (1.6)	0-0 F7		0-0 1B	0-0 F9			0-0 G3	0-0 P6		5	1	1	0	0	0	4			
Roger Maris, L OBP: 0.372, SLG: 0.623 (1.8)	0-0 F3		0-0 1B	0-0 5-3			0-0 F8		0-0 K	5	0	1	0	0	1	2			
Yogi Berra, L OBP: 0.326, SLG: 0.461 (1.7)		0-0 G3	0-0 1B		0-3 K		0-0 1B		0-0 6-3	5	0	2	1	0	1	0			
Johnny Blanchard, L OBP: 0.382, SLG: 0.624 (1.9)		0-0 1-3	0-0 F2		0-0 F9		0-0 FC6-4		0-0 6-3	5	0	1	0	0	0	2			
Elston Howard, R OBP: 0.401, SLG: 0.568 (1.2)		0-0 1B		0-0 HR	0-0 E6		0-0 FC6-4			4	1	3	0	0	0	2			
Bill Skowron, R OBP: 0.325, SLG: 0.478 (1.3)		0-0 1B		0-0 HR	0-3 K			0-0 6-3		4	1	2	2	0	1	1			
Clete Boyer, R OBP: 0.308, SLG: 0.353 (1.5)		0-0 5-3		4-0 SH1-4		0-0 4-3		0-0 6-3		3	0	0	0	1	0	2			
Bud Daley, L OBP: 0.156, SLG: 0.131 (1.1)			0-0 4-3	0-0 SH1-4		0-0 F7		0-0 1B		3	0	1	0	0	0	0			
Inning Stats	R: 0 E: 0 K: 0 S: 3	H: 0 LOB: 0 BB: 0 P: 3	R: 0 E: 0 K: 0 S: 5	H: 2 LOB: 2 BB: 0 P: 5	R: 1 E: 0 K: 0 S: 6	H: 3 LOB: 2 BB: 0 P: 6	R: 2 E: 1 K: 0 S: 6	H: 2 LOB: 2 BB: 1 P: 10	R: 0 E: 1 K: 2 S: 8	H: 1 LOB: 1 BB: 0 P: 8	R: 0 E: 0 K: 0 S: 3	H: 0 LOB: 0 BB: 0 P: 3	R: 0 E: 0 K: 0 S: 5	H: 2 LOB: 2 BB: 0 P: 5	R: 0 E: 0 K: 1 S: 5	H: 0 LOB: 0 BB: 0 P: 5	1B: 11 2B: 0 3B: 0 HR: 1	SF: 0 SAC: 1 DP: 0 HBP: 0	WP: 0 PA: 41 PB: 0 SB: 0 CS: 0
PITCHER	IP	WLS	BF	H	R	ER	SO	BB	IBB	HBP	BLK	WP	HR	S	P	ERA	WHIP		
Hal Brown, R ERA: 3.03 (1.1)	8.0	L	38	12	3	3	2	1	0	0	0	0	1	41	45	3.38	1.625		
Hoyt Wilhelm, R ERA: 2.33 (9.1)	1.0		3	0	0	0	1	0	0	0	0	0	0	5	5	0.00	0.000		

Batter	1	2	3	4	5	6	7	8	9	AB	R	H	RBI	BB	SO	LOB	BOTTOM				
Brooks Robinson, R OBP: 0.336, SLG: 0.396 (1.5)	0-0 1B		0-0 F3			0-0 2B		0-0 G5-4-3		4	0	2	0	0	0	1	New York Yankees @ Baltimore Orioles Memorial Stadium, Baltimore, MD Tue Sep 19 1961, 7:05 PM EDT Att: 31,317 - Unknown livebaseballscorecards.com				
Jerry Adair, R OBP: 0.322, SLG: 0.392 (1.4)	0-0 F8		0-0 F9		0-0 5-3			0-0 L6		4	0	0	0	0	0	2					
Jackie Brandt, R OBP: 0.376, SLG: 0.459 (1.8)	0-3 K		0-0 F9		0-0 6-3			0-0 P4		4	0	0	0	0	1	2					
Jim Gentile, L OBP: 0.426, SLG: 0.645 (1.3)	0-3 K		0-0 4-3		0-3 K			0-0 P5		4	0	0	0	0	2	2					
Gus Triandos, R OBP: 0.328, SLG: 0.440 (1.2)		0-0 F8		0-3 K		0-3 K				3	0	0	0	0	2	0					
Earl Robinson, R OBP: 0.357, SLG: 0.464 (1.9)		0-0 1-3		0-0 FC6-4		0-3 K				3	0	1	0	0	1	0					
Dick Williams, R OBP: 0.249, SLG: 0.349 (1.7)		0-3 K		0-0 FC6-4		0-0 F7				3	0	0	0	0	1	1					
Ron Hansen, R OBP: 0.327, SLG: 0.344 (1.6)			0-0 HR		0-0 F9			0-0 P5		3	1	1	1	0	0	1					
Hal Brown, R OBP: 0.176, SLG: 0.149 (1.1)			0-3 K		0-3 K			0-0 G5-4-3		2	0	0	0	0	2	1					
Dave Philley, S OBP: 0.294, SLG: 0.369 (8, PH)										1	0	1	0	0	0	0					
Russ Snyder, L OBP: 0.319, SLG: 0.349 (6, PR)										0	0	0	0	0	0	0					
Hoyt Wilhelm, R OBP: 0.136, SLG: 0.050 (9.1)										0	0	0	0	0	0	0					
Inning Stats	R: 0 E: 0 K: 2 S: 8	H: 1 LOB: 1 BB: 0 P: 8	R: 0 E: 0 K: 1 S: 5	H: 0 LOB: 0 BB: 0 P: 5	R: 1 E: 0 K: 1 S: 6	H: 1 LOB: 0 BB: 0 P: 6	R: 0 E: 0 K: 1 S: 5	H: 0 LOB: 0 BB: 0 P: 5	R: 0 E: 0 K: 1 S: 6	H: 1 LOB: 1 BB: 0 P: 6	R: 0 E: 0 K: 1 S: 6	H: 1 LOB: 1 BB: 0 P: 6	R: 0 E: 0 K: 2 S: 7	H: 0 LOB: 0 BB: 0 P: 7	R: 0 E: 0 K: 0 S: 3	H: 1 LOB: 1 BB: 0 P: 3	R: 0 E: 0 K: 0 S: 3	H: 0 LOB: 0 BB: 0 P: 3	1B: 3 2B: 1 3B: 0 HR: 1	SF: 0 SAC: 0 DP: 1 HBP: 0	WP: 0 PA: 31 PB: 0 SB: 0 CS: 0
PITCHER	IP	WLS	BF	H	R	ER	SO	BB	IBB	HBP	BLK	WP	HR	S	P	ERA	WHIP				
Bud Daley, L ERA: 4.35 (1.1)	9.0	W	31	5	1	1	9	0	0	0	0	0	1	49	49	1.00	0.556				

Batter	1	2	3	4	5	6	7	8	9	AB	R	H	RBI	BB	SO	LOB	TOP								
Bobby Richardson, R OBP: 0.297, SLG: 0.320 (1, 4)										5	0	0	0	0	0	2	New York Yankees @ Baltimore Orioles Memorial Stadium, Baltimore, MD Wed Sep 20 1961, 7:05 PM EDT Att: 21,032 - Unknown livebaseballscorecards.com								
Tony Kubek, L OBP: 0.305, SLG: 0.395 (1, 6)										5	0	1	0	0	0	1									
Roger Maris, L OBP: 0.371, SLG: 0.624 (1, 8)										5	1	1	1	0	1	2									
Yogi Berra, L OBP: 0.328, SLG: 0.469 (1, 7)										4	1	2	1	0	0	0									
Johnny Blanchard, L OBP: 0.384, SLG: 0.627 (1, 9)										4	1	2	0	0	1	2									
Elston Howard, R OBP: 0.400, SLG: 0.567 (1, 2)										4	0	1	1	0	2	1									
Bill Skowron, R OBP: 0.326, SLG: 0.481 (1, 3)										3	1	1	0	1	1	1									
Clete Boyer, R OBP: 0.310, SLG: 0.354 (1, 5)										4	0	2	1	0	1	3									
Ralph Terry, R OBP: 0.246, SLG: 0.270 (1, 1)										4	0	0	0	0	2	4									
Inning Stats	R: 0 E: 1 K: 0 S: 5	H: 1 LOB: 2 BB: 0 P: 5	R: 1 E: 0 K: 1 S: 7	H: 2 LOB: 1 BB: 0 P: 7	R: 3 E: 0 K: 1 S: 9	H: 4 LOB: 1 BB: 0 P: 9	R: 0 E: 0 K: 2 S: 8	H: 1 LOB: 0 BB: 0 P: 8	R: 0 E: 0 K: 1 S: 7	H: 0 LOB: 0 BB: 0 P: 7	R: 0 E: 0 K: 1 S: 6	H: 1 LOB: 1 BB: 0 P: 6	R: 0 E: 0 K: 0 S: 3	H: 0 LOB: 0 BB: 0 P: 3	R: 0 E: 0 K: 1 S: 6	H: 1 LOB: 2 BB: 1 P: 10	R: 0 E: 0 K: 0 S: 3	H: 0 LOB: 0 BB: 0 P: 3	1B: 5 2B: 2 3B: 1 HR: 2	SF: 0 SAC: 0 DP: 0 HBP: 0	WP: 0 PB: 0 SB: 0 CS: 0	PA: 39			
PITCHER	IP	WLS	BF	H	R	ER	SO	BB	IBB	HBP	BLK	WP	HR	S	P	ERA	WHIP								
Mitt Pappas, R ERA: 3.1 (1, 1)	2.1	L	15	7	4	4	1	0	0	0	0	0	2	17	17	15.43	3.000								
Dick Hall, R ERA: 3.12 (3, 1)	5.2		21	3	0	0	7	0	1	0	0	0	0	34	38	0.00	0.529								
Hoyt Wilhelm, R ERA: 2.31 (9, 1)	1.0		3	0	0	0	0	0	0	0	0	0	0	3	3	0.00	0.000								

Batter	1	2	3	4	5	6	7	8	9	AB	R	H	RBI	BB	SO	LOB	BOTTOM								
Brooks Robinson, R OBP: 0.335, SLG: 0.396 (1, 5)										4	0	1	1	0	0	0	New York Yankees @ Baltimore Orioles Memorial Stadium, Baltimore, MD Wed Sep 20 1961, 7:05 PM EDT Att: 21,032 - Unknown livebaseballscorecards.com								
Jerry Adair, R OBP: 0.321, SLG: 0.390 (1, 4)										4	0	1	0	0	0	1									
Jackie Brandt, R OBP: 0.375, SLG: 0.456 (1, 8)										3	0	0	0	1	2	1									
Jim Gentile, L OBP: 0.423, SLG: 0.639 (1, 3)										4	0	0	0	0	2	2									
Whitey Herzog, L OBP: 0.389, SLG: 0.409 (1, 7)										3	0	0	0	0	0	0									
Gus Triandos, R OBP: 0.326, SLG: 0.437 (1, 2)										3	0	0	0	0	0	0									
Earl Robinson, R OBP: 0.352, SLG: 0.457 (1, 9)										3	0	0	0	0	1	0									
Ron Hansen, R OBP: 0.327, SLG: 0.344 (1, 6)										3	1	1	0	0	1	0									
Mitt Pappas, R OBP: 0.136, SLG: 0.308 (1, 1)										0	0	0	0	0	0	0									
Dick Hall, R OBP: 0.255, SLG: 0.139 (3, 1)										2	1	1	0	0	1	0									
Mary Thronberry, L OBP: 0.313, SLG: 0.404 (8, PH)										1	0	0	0	0	1	0									
Hoyt Wilhelm, R OBP: 0.136, SLG: 0.050 (9, 1)										0	0	0	0	0	0	0									
Inning Stats	R: 0 E: 0 K: 1 S: 5	H: 0 LOB: 0 BB: 0 P: 5	R: 0 E: 0 K: 0 S: 3	H: 0 LOB: 0 BB: 0 P: 3	R: 0 E: 0 K: 2 S: 7	H: 0 LOB: 0 BB: 0 P: 7	R: 0 E: 0 K: 0 S: 3	H: 1 LOB: 0 BB: 0 P: 3	R: 0 E: 0 K: 1 S: 5	H: 0 LOB: 0 BB: 0 P: 5	R: 2 E: 1 K: 1 S: 8	H: 3 LOB: 2 BB: 1 P: 12	R: 0 E: 0 K: 0 S: 3	H: 0 LOB: 0 BB: 0 P: 3	R: 0 E: 0 K: 2 S: 7	H: 0 LOB: 0 BB: 0 P: 7	R: 0 E: 0 K: 1 S: 5	H: 0 LOB: 0 BB: 0 P: 5	1B: 4 2B: 1 3B: 0 HR: 0	SF: 0 SAC: 0 DP: 1 HBP: 0	WP: 0 PB: 0 SB: 0 CS: 0	PA: 31			
PITCHER	IP	WLS	BF	H	R	ER	SO	BB	IBB	HBP	BLK	WP	HR	S	P	ERA	WHIP								
Ralph Terry, R ERA: 3.27 (1, 1)	9.0	W	31	4	2	1	8	1	0	0	0	0	0	46	50	1.00	0.556								

Batter	1	2	3	4	5	6	7	8	9	AB	R	H	RBI	BB	SO	LOB	TOP					
Bobby Richardson, R OBP: 0.298, SLG: 0.320 Joe Demaestri, R OBP: 0.171, SLG: 0.171	4-0 BB G4-6-3			0-0 6-3		0-0 E4		0-0 P6		0 0 0 0 1 0 0 3 0 0 0 0 0 1												
Tom Tresh, S	0-0 G4-6-3 1-2			0-3 K		0-0 P6			0-0 G3	4 0 0 0 0 1 2												
Roger Maris, L OBP: 0.368, SLG: 0.620	0-3 K			0-0 F8			0-0 3-1		0-0 F7	4 0 0 0 0 1 0												
Johnny Blanchard, L OBP: 0.378, SLG: 0.616		0-3 K		0-0 F8			0-0 L3		0-3 K	4 0 0 0 0 2 0												
Hector Lopez, R OBP: 0.284, SLG: 0.294		0-3 K		0-0 G3-6-3 1B			0-0 F8			3 0 1 0 0 1 0												
Bob Hale, L OBP: 0.180, SLG: 0.217		0-0 6-3		0-0 G3-6-3 1-2				0-0 E6 1-3 6-3		3 1 0 0 0 0 1												
Billy Gardner, R OBP: 0.287, SLG: 0.315			0-0 F9		0-3 K			0-0 1-3		3 0 0 0 0 1 1												
Jack Reed, R			0-0 F8		0-0 E5 1B			0-0 6-3		3 1 0 1 0 0 0												
Bill Stafford, R OBP: 0.246, SLG: 0.250 Tony Kubek, L OBP: 0.306, SLG: 0.401 Hal Reniff, R			0-0 1-3		0-0 E 1-2 1B			0-0 HR		2 0 1 0 0 0 0 1 1 1 1 0 0 0 0 0 0 0 0 0 0												
Inning Stats	R: 0 E: 0 K: 1 S: 4	H: 0 LOB: 0 BB: 1 P: 8	R: 0 E: 0 K: 2 S: 7	H: 0 LOB: 0 BB: 0 P: 7	R: 0 E: 0 K: 0 S: 3	H: 0 LOB: 0 BB: 0 P: 3	R: 0 E: 0 K: 1 S: 5	H: 0 LOB: 0 BB: 0 P: 5	R: 0 E: 0 K: 0 S: 3	H: 1 LOB: 0 BB: 0 P: 3	R: 1 E: 2 K: 1 S: 7	H: 1 LOB: 1 BB: 0 P: 7	R: 0 E: 0 K: 0 S: 3	H: 0 LOB: 0 BB: 0 P: 3	R: 2 E: 1 K: 0 S: 5	H: 1 LOB: 0 BB: 0 P: 5	R: 0 E: 0 K: 1 S: 5	H: 0 LOB: 0 BB: 0 P: 5	1B: 2 2B: 0 3B: 0 HR: 1	SF: 0 SAC: 0 DP: 2 HBP: 0	WP: 0 PB: 0 SB: 0 CS: 0	PA: 31
PITCHER Jack Fisher, R ERA: 3.97	IP: 9.0 WLS: W BF: 31 H: 3 R: 3 ER: 0 SO: 6 BB: 1 IBB: 0 HBP: 0 BLK: 0 WP: 0 HR: 1 S: 42 P: 46 ERA: 0.00 WHIP: 0.444															PITCHER	IP: 9.0 WLS: W BF: 31 H: 3 R: 3 ER: 0 SO: 6 BB: 1 IBB: 0 HBP: 0 BLK: 0 WP: 0 HR: 1 S: 42 P: 46 ERA: 0.00 WHIP: 0.444					

New York Yankees @ Baltimore Orioles
Memorial Stadium, Baltimore, MD
Thu Sep 21 1961, 7:05 PM EDT
Att: 22,089 - Unknown

AB 30
R 3
H 3
RBI 2
BB 1
SO 6
LOB 5



Batter	1	2	3	4	5	6	7	8	9	AB	R	H	RBI	BB	SO	LOB	BOTTOM			
Brooks Robinson, R OBP: 0.336, SLG: 0.396	0-0 4-3		0-0 5-3		0-0 1B		0-0 FC6-4 1B		0-0 FC6-4 1B	4 0 2 2 0 0 0										
Jerry Adair, R OBP: 0.321, SLG: 0.390 Mary Breeding, R OBP: 0.246, SLG: 0.252	0-3 K		0-0 G6-3 1B		0-0 4-3		0-0 FC6-4 1B		0-0 1B	3 0 1 0 0 1 1 1 1 0 0 0 0 1										
Jackie Brandt, R OBP: 0.376, SLG: 0.455	4-0 BB		0-0 G6-3 1-2		0-0 K		0-0 1B		0-0 1B	3 0 1 1 1 1 1										
Jim Gentile, L OBP: 0.422, SLG: 0.635	4-0 1-2 BB		0-0 G3		0-0 6-3		0-0 F7		0-0 2B	3 0 0 0 1 0 1										
Whitey Herzog, L OBP: 0.388, SLG: 0.410	0-3 K		0-0 F9		0-0 4-3		0-0 2B		0-0 2B	4 0 1 0 0 1 2										
Gus Triandos, R OBP: 0.326, SLG: 0.434 Dick Williams, R OBP: 0.249, SLG: 0.349 Charlie Lau, L OBP: 0.291, SLG: 0.268		0-0 6-3		0-3 K		4-0 HR BB		0-0 4-3		2 0 0 0 1 1 0 0 1 0 0 0 0 0 1 0 0 0 0 0 0										
Russ Snyder, L OBP: 0.327, SLG: 0.367		0-0 1B		0-0 SH1 1B		0-0 HR		0-0 1B		4 2 4 2 0 0 0										
Ron Hansen, R OBP: 0.326, SLG: 0.343		0-3 K		0-0 F7		0-0 SH1-4 1B		0-0 F9		4 1 1 0 0 1 3										
Jack Fisher, R OBP: 0.172, SLG: 0.094		0-3 K		0-0 SH1		0-0 SH1-4				1 0 0 0 0 1 1										
Inning Stats	R: 0 E: 0 K: 2 S: 7	H: 0 LOB: 2 BB: 2 P: 15	R: 0 E: 0 K: 2 S: 8	H: 1 LOB: 1 BB: 0 P: 8	R: 0 E: 0 K: 1 S: 3	H: 1 LOB: 0 BB: 0 P: 3	R: 0 E: 0 K: 1 S: 5	H: 0 LOB: 0 BB: 0 P: 5	R: 1 E: 0 K: 0 S: 5	H: 2 LOB: 1 BB: 0 P: 5	R: 0 E: 0 K: 1 S: 5	H: 0 LOB: 0 BB: 0 P: 5	R: 4 E: 0 K: 0 S: 7	H: 4 LOB: 1 BB: 1 P: 11	R: 0 E: 0 K: 0 S: 4	H: 2 LOB: 1 BB: 0 P: 4	1B: 8 2B: 1 3B: 0 HR: 1	SF: 0 SAC: 2 DP: 1 HBP: 0	WP: 0 PB: 0 SB: 1 CS: 0	PA: 35
PITCHER Bill Stafford, R ERA: 2.69 Hal Reniff, R ERA: 2.7	IP: 7.0 WLS: L BF: 31 H: 8 R: 5 ER: 5 SO: 6 BB: 3 IBB: 0 HBP: 0 BLK: 0 WP: 0 HR: 1 S: 40 P: 52 ERA: 6.43 WHIP: 1.571															PITCHER	IP: 7.0 WLS: L BF: 31 H: 8 R: 5 ER: 5 SO: 6 BB: 3 IBB: 0 HBP: 0 BLK: 0 WP: 0 HR: 1 S: 40 P: 52 ERA: 6.43 WHIP: 1.571			

New York Yankees @ Baltimore Orioles
Memorial Stadium, Baltimore, MD
Thu Sep 21 1961, 7:05 PM EDT
Att: 22,089 - Unknown

AB 30
R 5
H 10
RBI 5
BB 3
SO 6
LOB 10



Batter	1	2	3	4	5	6	7	8	9	AB	R	H	RBI	BB	SO	LOB	TOP								
Brooks Robinson, R OBP: 0.340, SLG: 0.402 (1, 5)	F9		1-H 3B		WP HR 1B		G4-6-3 1B		1-3 1B	5	1	4	3	0	0	0	Baltimore Orioles @ Chicago White Sox Comiskey Park, Chicago, IL Fri Sep 22 1961, 8:05 PM EDT Att: 12,276 - Unknown								
Dick Williams, R OBP: 0.250, SLG: 0.349 Russ Snyder, L OBP: 0.325, SLG: 0.365 (1, 7) (6, 7)	F8		F8		WP HR 1B		G4-6-3 1-2		G3	3	1	1	0	0	0	1									
Jackie Brandt, R OBP: 0.376, SLG: 0.453 (1, 8)	F9			5-3	HR BB		FC4-6 BB		6-3	3	1	0	0	2	0	1									
Jim Gentile, L OBP: 0.421, SLG: 0.638 (1, 3)		K		F8	HR		FC4-6 1-2			4	1	1	4	0	1	1									
Gus Triandos, R OBP: 0.323, SLG: 0.430 (1, 2)	P4		F8		K				5-3	4	0	0	0	0	1	0									
Earl Robinson, R OBP: 0.355, SLG: 0.458 (1, 9)	K				K				5-3 1B	4	1	2	0	0	2	0									
Ron Hansen, R OBP: 0.328, SLG: 0.346 (1, 6)				3B 1B	1B 2B		4-3		5-3	4	2	2	0	0	0	1									
Mary Breeding, R OBP: 0.246, SLG: 0.252 (1, 4)			P6		SH1-4 1B		6-3		F8	4	1	1	1	0	0	2									
Chuck Estrada, R OBP: 0.143, SLG: 0.132 Milt Pappas, R OBP: 0.136, SLG: 0.308 (1, 1) (9, 1)			K		SH1-4 1-2		K		1B	3	0	1	0	0	2	1									
Inning Stats	R: 0 E: 0 K: 0 S: 3	H: 0 LOB: 0 BB: 0 P: 3	R: 0 E: 0 K: 2 S: 7	H: 0 LOB: 0 BB: 0 P: 7	R: 1 E: 0 K: 1 S: 7	H: 2 LOB: 1 BB: 0 P: 7	R: 0 E: 0 K: 0 S: 3	H: 0 LOB: 0 BB: 0 P: 3	R: 7 E: 0 K: 2 S: 13	H: 6 LOB: 0 BB: 1 P: 17	R: 0 E: 0 K: 1 S: 5	H: 0 LOB: 0 BB: 0 P: 5	R: 0 E: 0 K: 0 S: 3	H: 1 LOB: 1 BB: 1 P: 7	R: 0 E: 0 K: 0 S: 4	H: 1 LOB: 1 BB: 0 P: 4	R: 0 E: 0 K: 0 S: 4	H: 2 LOB: 1 BB: 0 P: 4	1B: 9 2B: 1 3B: 1 HR: 1	SF: 0 SAC: 1 DP: 1 HBP: 0	WP: 1 PB: 0 SB: 0 CS: 0	PA: 39			
PITCHER	IP	WLS	BF	H	R	ER	SO	BB	IBB	HBP	BLK	WP	HR	S	P	ERA	WHIP								
Frank Baumann, L ERA: 5.65 (1, 1)	4.1	L	20	7	6	6	3	0	0	0	0	0	0	26	26	12.46	1.615								
Don Larsen, R ERA: 3.94 (5, 1)	0.2		4	1	2	2	2	1	0	0	0	1	1	7	11	27.00	3.000								
Alan Brice, R ERA: (6, 1)	2.0		7	1	0	0	1	1	0	0	0	0	0	8	12	0.00	1.000								
Gary Peters, L ERA: 2.45 (8, 1)	2.0		8	3	0	0	0	0	0	0	0	0	0	8	8	0.00	1.500								

Batter	1	2	3	4	5	6	7	8	9	AB	R	H	RBI	BB	SO	LOB	BOTTOM								
Luis Aparicio, R OBP: 0.316, SLG: 0.356 (1, 6)	F9		SH5-4 1-2 2-3		F7		G6-4-3 1-2		4-0 HR BB	3	1	0	0	1	0	1	Baltimore Orioles @ Chicago White Sox Comiskey Park, Chicago, IL Fri Sep 22 1961, 8:05 PM EDT Att: 12,276 - Unknown								
Floyd Robinson, L OBP: 0.395, SLG: 0.464 (1, 9)	6-3		K				6-3		5-1 2-4 0-1 2	5	1	2	4	0	1	2									
Jim Landis, R OBP: 0.362, SLG: 0.469 (1, 8)	F8		1B BB		F8				4-0 0-0 1-1 1	4	0	0	0	1	1	1									
Al Smith, R OBP: 0.342, SLG: 0.505 (1, 5)		1B	1B		P6		G3		4-0 2-2 0-0 0	4	0	2	2	0	0	0									
Minnie Minoso, R OBP: 0.369, SLG: 0.418 (1, 7)	K		5-3		FC4-6 BB		F8		3-0 0-0 0-1 1 3	3	0	0	0	1	1	3									
J.C. Martin, L OBP: 0.296, SLG: 0.349 (1, 3)	F9		4-3		FC4-6 1B		F7		4-0 0-0 0-0 0 2	4	0	0	0	0	0	2									
Nellie Fox, L OBP: 0.324, SLG: 0.296 (1, 4)	P6		F9		FC6-4 1B		5-3		4-0 1-0 0-0 0 1	4	0	1	0	0	0	1									
Cam Carreon, R OBP: 0.333, SLG: 0.357 (1, 2)			SH5-4 1B 1B		F7		FC6-4 1-2		BB BB HR 1B	4	2	2	0	0	0	2									
Frank Baumann, L OBP: 0.323, SLG: 0.404 Don Larsen, R OBP: 0.328, SLG: 0.444 Dean Lusk, R OBP: 0.328, SLG: 0.341 Alan Brice, R OBP: 0.328, SLG: 0.341 Mike Harshberger, R OBP: 0.328, SLG: 0.341 Gary Peters, L OBP: 0.328, SLG: 0.341 Billy Goodman, L OBP: 0.328, SLG: 0.341 (1, 1) (5, 1) (5, PH) (6, 1) (7, PH) (8, 1) (9, PH)			1B 1B		F9		G6-4-3 BB		4-0 1-2 HR BB	1	1	1	0	0	0	0									
Inning Stats	R: 0 E: 0 K: 0 S: 3	H: 0 LOB: 0 BB: 0 P: 3	R: 0 E: 0 K: 1 S: 6	H: 1 LOB: 1 BB: 0 P: 6	R: 2 E: 0 K: 1 S: 8	H: 3 LOB: 2 BB: 1 P: 12	R: 0 E: 0 K: 0 S: 3	H: 0 LOB: 0 BB: 0 P: 3	R: 0 E: 0 K: 0 S: 4	H: 1 LOB: 1 BB: 0 P: 4	R: 0 E: 0 K: 0 S: 4	H: 1 LOB: 2 BB: 1 P: 8	R: 0 E: 0 K: 0 S: 2	H: 0 LOB: 0 BB: 1 P: 6	R: 0 E: 0 K: 0 S: 3	H: 0 LOB: 0 BB: 0 P: 3	R: 4 E: 0 K: 1 S: 7	H: 2 LOB: 0 BB: 2 P: 15	1B: 6 2B: 1 3B: 0 HR: 1	SF: 0 SAC: 1 DP: 1 HBP: 0	WP: 0 PB: 0 SB: 0 CS: 0	PA: 39			
PITCHER	IP	WLS	BF	H	R	ER	SO	BB	IBB	HBP	BLK	WP	HR	S	P	ERA	WHIP								
Chuck Estrada, R ERA: 3.83 (1, 1)	8.2	W	37	7	5	5	2	5	0	0	0	0	0	36	56	5.19	1.385								
Milt Pappas, R ERA: 3.15 (9, 1)	0.1	S	2	1	1	1	1	0	0	0	0	0	1	4	4	27.00	3.000								



Batter	1	2	3	4	5	6	7	8	9	AB	R	H	RBI	BB	SO	LOB	TOP										
Brooks Robinson, R OBP: 0.337, SLG: 0.398 (1, 5)	0-3 K	0-0 1B					0-0 FC5-4 1B		0-0 6-3								4 0 2 2 0 1 0										
Mary Breeding, R OBP: 0.297, SLG: 0.265 (1, 4)	0-0 5-3	0-0 5-3					0-0 FC5-4 1-2		0-0 P3								4 0 0 0 0 0 3										
Jackie Brandt, R OBP: 0.372, SLG: 0.445 (1, 8)	0-0 1B						0-3 K		0-0 P6								4 0 1 0 0 1 1										
Gus Triandos, R OBP: 0.320, SLG: 0.426 (1, 2)	0-0 F7						0-0 F2		0-3 K								4 0 0 0 0 1 2										
Earl Robinson, R OBP: 0.358, SLG: 0.463 (1, 9)									0-0 6-3								4 1 2 0 0 0 0										
Dick Williams, R OBP: 0.251, SLG: 0.345 (8, PH)									0-3 K								2 0 0 0 1 0 2										
Boog Powell, L (8, PH)																	1 0 0 0 0 1 0										
Russ Snyder, L OBP: 0.329, SLG: 0.367 (8, 7)																	0 0 0 0 0 0 0										
Dave Philley, S OBP: 0.293, SLG: 0.361 (7, 3)																	2 1 0 0 1 1 2										
Mary Throneberry, L OBP: 0.315, SLG: 0.404 (7, 3)																	1 0 0 0 0 1 0										
Ron Hansen, R OBP: 0.328, SLG: 0.343 (1, 6)																	3 0 1 0 1 1 1										
Jack Fisher, R OBP: 0.164, SLG: 0.089 (9, PH)																	3 0 0 0 0 1 6										
Barry Shetrone, L (9, PH)																	1 0 0 0 0 1 0										
Inning Stats	R: 0 E: 0 K: 1 S: 6	H: 1 LOB: 1 BB: 0 P: 6	R: 2 E: 0 K: 1 S: 8	H: 3 LOB: 2 BB: 1 P: 12	R: 0 E: 0 K: 0 S: 3	H: 0 LOB: 0 BB: 0 P: 3	R: 0 E: 0 K: 0 S: 3	H: 0 LOB: 1 BB: 1 P: 7	R: 0 E: 0 K: 1 S: 6	H: 1 LOB: 2 BB: 1 P: 10	R: 0 E: 0 K: 0 S: 3	H: 0 LOB: 0 BB: 0 P: 3	R: 0 E: 0 K: 2 S: 7	H: 0 LOB: 0 BB: 0 P: 7	R: 0 E: 0 K: 3 S: 9	H: 0 LOB: 0 BB: 0 P: 9	1B: 5 2B: 1 3B: 0 HR: 0	SF: 0 SAC: 0 DP: 0 HBP: 0	WP: 0 PB: 0 SB: 0 CS: 0	PA: 36							
PITCHER	IP	WLS	BF	H	R	ER	SO	BB	IBB	HBP	BLK	WP	HR	S	P	ERA	WHIP										
Bud Daley, L ERA: 4.31 (1, 1)	6.0		27	6	2	2	4	2	1	0	0	0	0	32	44	3.00	1.333										
Rollie Sheldon, R ERA: 3.64 (7, 1)	3.0	W	9	0	0	0	5	0	0	0	0	0	0	19	19	0.00	0.000										

Baltimore Orioles @ New York Yankees
Yankee Stadium, Bronx, NY
Tue Sep 26 1961, 7:05 PM EDT
Att: 19,401 - Unknown - 72 F

AB 33
R 2
H 6
RBI 2
BB 3
SO 9
LOB 17



Batter	1	2	3	4	5	6	7	8	9	AB	R	H	RBI	BB	SO	LOB	BOTTOM										
Billy Gardner, R OBP: 0.287, SLG: 0.314 (1, 4)	0-0 5-3									5	1	1	0	0	1	3											
Tony Kubek, L OBP: 0.303, SLG: 0.395 (1, 6)	0-3 K									3	0	0	0	0	1	1											
Tom Tresh, S OBP: 0.167, SLG: 0.167 (6, 6)										1	0	1	0	0	0	0											
Roger Maris, L OBP: 0.372, SLG: 0.621 (2, 8)	0-0 1B									4	1	2	1	0	0	3											
Mickey Mantle, S OBP: 0.448, SLG: 0.687 (1, PR)	4-0 1B									0	0	0	0	1	0	0											
Hector Lopez, R OBP: 0.296, SLG: 0.291 (2, 9)	1-2 BB									1	1	0	0	2	0	1											
Yogi Berra, L OBP: 0.329, SLG: 0.464 (6, PR)	0-0 F7									2	0	0	0	1	1	3											
Jack Reed, R (7, 7)										1	0	0	0	0	0	2											
Elston Howard, R OBP: 0.393, SLG: 0.562 (1, 3)										4	0	0	0	0	1	2											
Johnny Blanchard, L OBP: 0.361, SLG: 0.613 (1, 2)										4	0	2	1	0	1	0											
Clete Boyer, R OBP: 0.308, SLG: 0.348 (1, 5)										4	0	0	0	0	1	2											
Bud Daley, L OBP: 0.167, SLG: 0.143 (7, 1)										2	0	1	0	0	0	1											
Rollie Sheldon, R OBP: 0.158, SLG: 0.127 (7, 1)										2	0	1	0	0	1	0											
Inning Stats	R: 0 E: 0 K: 1 S: 6	H: 1 LOB: 2 BB: 1 P: 10	R: 0 E: 1 K: 2 S: 8	H: 0 LOB: 1 BB: 0 P: 8	R: 1 E: 0 K: 2 S: 8	H: 1 LOB: 1 BB: 1 P: 12	R: 0 E: 0 K: 0 S: 3	H: 0 LOB: 0 BB: 0 P: 3	R: 0 E: 0 K: 0 S: 4	H: 1 LOB: 1 BB: 0 P: 4	R: 1 E: 0 K: 1 S: 5	H: 1 LOB: 1 BB: 2 P: 13	R: 1 E: 1 K: 1 S: 8	H: 2 LOB: 2 BB: 0 P: 8	R: 0 E: 0 K: 0 S: 5	H: 2 LOB: 2 BB: 0 P: 5	1B: 7 2B: 0 3B: 0 HR: 1	SF: 0 SAC: 0 DP: 0 HBP: 0	WP: 0 PB: 0 SB: 0 CS: 0	PA: 37							
PITCHER	IP	WLS	BF	H	R	ER	SO	BB	IBB	HBP	BLK	WP	HR	S	P	ERA	WHIP										
Jack Fisher, R ERA: 3.9 (1, 1)	8.0	L	37	8	3	2	7	4	0	0	0	0	1	47	63	2.25	1.500										


Baltimore Orioles @ New York Yankees
Yankee Stadium, Bronx, NY
Tue Sep 26 1961, 7:05 PM EDT
Att: 19,401 - Unknown - 72 F

AB 33
R 3
H 8
RBI 2
BB 4
SO 7
LOB 18



Batter	1	2	3	4	5	6	7	8	9	AB	R	H	RBI	BB	SO	LOB	TOP										
Brooks Robinson, R OBP: 0.335, SLG: 0.396 (1, 5)	F8		5-3		F3		6-3			4	0	0	0	0	0	0	Baltimore Orioles @ New York Yankees Yankee Stadium, Bronx, NY Wed Sep 27 1961, 3:33 AM EDT Att: 7,594 - Cloudy - 74 F										
Barry Shetrone, L (1, 8)	6-3		F9		F7			K		4	0	0	0	0	1	0											
Russ Snyder, L OBP: 0.331, SLG: 0.375 (1, 9)	HR		1B		L3			K		4	2	2	0	0	1	0											
Jim Gentile, L OBP: 0.424, SLG: 0.652 Mary Throneberry, L OBP: 0.316, SLG: 0.403 (1, 3) (5, 3)	2B		1B		P4			BB		1	1	1	2	1	0	0											
Boog Powell, L OBP: 0.200, SLG: 0.200 Whitey Herzog, L OBP: 0.388, SLG: 0.410 (1, 7) (8, 7)	K		1B		F8			F8		4	0	1	1	0	1	1											
Ron Hansen, R OBP: 0.329, SLG: 0.347 Jerry Adair, R OBP: 0.321, SLG: 0.389 (6, PR) (6, 6)		1B	F9		2B			F8		3	0	2	0	0	0	2											
Mary Breeding, R OBP: 0.253, SLG: 0.261 (1, 4)		P3		F2		6-3		5-3		4	0	0	0	0	0	2											
Charlie Lau, L OBP: 0.279, SLG: 0.256 (1, 2)		P2		4-3			F8		F5	4	0	0	0	0	0	1											
Steve Barber, L OBP: 0.221, SLG: 0.250 Dick Hall, R OBP: 0.205, SLG: 0.139 (1, 1) (9, 1)	K		3-1		4-3					3	0	0	0	0	1	1											
Inning Stats	R: 2 E: 0 K: 1 S: 7	H: 2 LOB: 0 BB: 0 P: 7	R: 0 E: 0 K: 1 S: 6	H: 1 LOB: 1 BB: 0 P: 6	R: 1 E: 0 K: 0 S: 5	H: 2 LOB: 2 BB: 1 P: 9	R: 0 E: 0 K: 0 S: 3	H: 0 LOB: 0 BB: 0 P: 3	R: 0 E: 0 K: 0 S: 4	H: 1 LOB: 1 BB: 0 P: 4	R: 0 E: 0 K: 0 S: 3	H: 0 LOB: 0 BB: 0 P: 3	R: 0 E: 0 K: 2 S: 7	H: 0 LOB: 1 BB: 1 P: 11	R: 0 E: 0 K: 0 S: 3	H: 0 LOB: 0 BB: 0 P: 3		1B: 2 2B: 3 3B: 0 HR: 1	SF: 0 SAC: 0 DP: 0 HBP: 0	WP: 0 PB: 0 SB: 0 CS: 0	PA: 35						
PITCHER	IP	WLS	BF	H	R	ER	SO	BB	IBB	HBP	BLK	WP	HR	S	P	ERA	WHIP										
Bill Stafford, R ERA: 2.76 (1, 1)	5.0	L	21	5	3	3	2	1	0	0	0	0	1	24	28	5.40	1.200										
Jim Coates, R ERA: 3.49 (6, 1)	3.0		11	1	0	0	2	1	0	0	0	0	0	14	18	0.00	0.667										
Luis Arroyo, L ERA: 2.17 (9, 1)	1.0		3	0	0	0	0	0	0	0	0	0	0	3	3	0.00	0.000										

Batter	1	2	3	4	5	6	7	8	9	AB	R	H	RBI	BB	SO	LOB	BOTTOM										
Billy Gardner, R OBP: 0.283, SLG: 0.309 (1, 4)	K		4-3		F7			1-3		4	0	0	0	0	1	1	Baltimore Orioles @ New York Yankees Yankee Stadium, Bronx, NY Wed Sep 27 1961, 3:33 AM EDT Att: 7,594 - Cloudy - 74 F										
Hector Lopez, R OBP: 0.289, SLG: 0.294 (1, 9)	L1		FC5-4		F8		1B		1B	4	0	2	1	0	0	0											
Clete Boyer, R OBP: 0.308, SLG: 0.347 (1, 5)	F2		FC5-4		6-3		6-3		1B	4	0	1	0	0	0	1											
Elston Howard, R OBP: 0.392, SLG: 0.558 (1, 2)		F9		2-3		6-3		F9		3	0	0	0	1	0	2											
Bill Skowron, R OBP: 0.321, SLG: 0.476 (1, 3)		1-3		P5			6-3		K	4	0	0	0	0	1	1											
Yogi Berra, L OBP: 0.330, SLG: 0.472 Johnny Blanchard, L OBP: 0.382, SLG: 0.610 (1, 7) (5, 7)		HR		2-3			P3		BB	2	1	1	1	0	0	1											
Jack Reed, R OBP: 0.154, SLG: 0.083 (1, 8)		FC6-4		5-3			F8		K	4	0	1	0	0	1	2											
Joe Demaestri, R OBP: 0.146, SLG: 0.146 (1, 6)		FC6-4		K			5-3		4-3	4	0	0	0	0	1	2											
Bill Stafford, R OBP: 0.243, SLG: 0.246 Bobby Richardson, R OBP: 0.236, SLG: 0.317 Jim Coates, R OBP: 0.381, SLG: 0.029 Tom Tresh, S OBP: 0.286, SLG: 0.286 Luis Arroyo, L OBP: 0.260, SLG: 0.360 (1, 1) (5, PH) (6, 1) (8, PH) (9, 1)		4-3		4-3			1-3		1B	1	0	0	0	0	0	0											
Inning Stats	R: 0 E: 0 K: 1 S: 5	H: 0 LOB: 0 BB: 0 P: 5	R: 1 E: 0 K: 0 S: 5	H: 2 LOB: 1 BB: 0 P: 5	R: 0 E: 0 K: 0 S: 4	H: 1 LOB: 1 BB: 0 P: 4	R: 0 E: 0 K: 0 S: 3	H: 0 LOB: 0 BB: 0 P: 3	R: 0 E: 0 K: 0 S: 3	H: 0 LOB: 0 BB: 0 P: 3	R: 0 E: 0 K: 0 S: 6	H: 3 LOB: 2 BB: 0 P: 6	R: 0 E: 0 K: 2 S: 7	H: 0 LOB: 1 BB: 1 P: 11	1B: 5 2B: 0 3B: 0 HR: 1	SF: 0 SAC: 0 DP: 0 HBP: 0		WP: 0 PB: 0 SB: 0 CS: 0	PA: 35								
PITCHER	IP	WLS	BF	H	R	ER	SO	BB	IBB	HBP	BLK	WP	HR	S	P	ERA	WHIP										
Steve Barber, L ERA: 3.33 (1, 1)	8.0		31	6	2	2	2	1	0	0	0	0	0	7	11	0.00	1.000										
Dick Hall, R ERA: 3.09 (9, 1)	1.0	S	4	0	0	0	2	1	0	0	0	0	0	7	11	0.00	1.000										

Batter	1	2	3	4	5	6	7	8	9	10	AB	R	H	RBI	BB	SO	LOB	TOP			
Floyd Robinson, L OBP: 0.390, SLG: 0.467 (1, 9)	P4		K					F8		P4	4	0	0	0	1	1	1	Chicago White Sox @ Baltimore Orioles Memorial Stadium, Baltimore, MD Fri Sep 29 1961, 7:05 PM EDT Att: 16,061 - Unknown			
Nellie Fox, L OBP: 0.323, SLG: 0.296 (1, 4)	1B E		E4				6-3	F9		BB BB	4	1	1	0	1	0	2				
Minnie Minoso, R OBP: 0.369, SLG: 0.420 (1, 7)	F9		F9				6-3	6-3		BB BB	4	0	0	0	1	0	3				
Al Smith, R OBP: 0.348, SLG: 0.506 (1, 5)	E8 1B		F8				1B			S 1B	5	1	3	0	0	0	4				
J.C. Martin, L OBP: 0.294, SLG: 0.341 (1, 3)	K						P6			K 1B	4	0	0	0	0	3	3				
Mike Harshberger, R OBP: 0.302, SLG: 0.314 (1, 8)		5-3					P4				4	0	1	1	0	0	1				
Cam Carreon, R OBP: 0.331, SLG: 0.354 (1, 2)		CS BB						F9		2H 1B	3	0	1	0	1	1	0				
Sammy Esposito, R OBP: 0.257, SLG: 0.253 (1, 6)		K					F9			1B	4	0	0	0	0	1	2				
Juan Pizarro, L OBP: 0.303, SLG: 0.319 Roy Sievers, R OBP: 0.377, SLG: 0.537 Warren Hacker, R OBP: 0.111, SLG: 0.111 (1, 1)							K			P5	3	0	1	0	0	0	2				
											1	0	0	0	0	0	0				
Inning Stats	R: 1 E: 1 K: 1 S: 7	H: 2 LOB: 1 BB: 0 P: 7	R: 0 E: 0 K: 1 S: 4	H: 0 LOB: 1 BB: 1 P: 8	R: 0 E: 1 K: 1 S: 7	H: 1 LOB: 2 BB: 0 P: 7	R: 0 E: 0 K: 2 S: 7	H: 0 LOB: 0 BB: 0 P: 7	R: 0 E: 0 K: 1 S: 5	H: 0 LOB: 0 BB: 0 P: 5	R: 0 E: 0 K: 0 S: 3	H: 0 LOB: 0 BB: 0 P: 3	R: 1 E: 0 K: 1 S: 7	H: 3 LOB: 1 BB: 0 P: 7	R: 0 E: 0 K: 0 S: 3	H: 0 LOB: 2 BB: 2 P: 11	1B: 7 2B: 1 3B: 0 HR: 0	SF: 0 SAC: 0 DP: 1 HBP: 0	WP: 0 PA: 40		
PITCHER Chuck Estrada, R ERA: 3.69 (1, 1)	IP: 10.0 WLS: W BF: 40 H: 7 R: 2 ER: 1 SO: 8 BB: 4 IBB: 0 HBP: 0 BLK: 0 WP: 0 HR: 0 S: 52 P: 68 ERA: 0.90 WHIP: 1.100											PITCHER									

Batter	1	2	3	4	5	6	7	8	9	10	AB	R	H	RBI	BB	SO	LOB	BOTTOM			
Brooks Robinson, R OBP: 0.336, SLG: 0.400 (1, 5)	2B		F7					K			4	1	2	0	0	1	1	Chicago White Sox @ Baltimore Orioles Memorial Stadium, Baltimore, MD Fri Sep 29 1961, 7:05 PM EDT Att: 16,061 - Unknown			
Jerry Adair, R OBP: 0.322, SLG: 0.393 (1, 6)	5-3							1B		1B 2B	4	1	2	1	0	1	1				
Jackie Brandt, R OBP: 0.370, SLG: 0.442 (1, 8)	F9							6-3		5-3	4	0	0	0	0	1	3				
Jim Gentile, L OBP: 0.423, SLG: 0.649 (1, 3)	K							F9		FC4-6 1B	4	0	1	1	0	2	1				
Earl Robinson, R OBP: 0.352, SLG: 0.454 (1, 9)		K						L3		P4	4	0	0	0	0	2	1				
Boog Powell, L OBP: 0.111, SLG: 0.111 (1, 7)		G3						L8		FC4-6	4	0	0	0	0	0	1				
Mary Breeding, R OBP: 0.249, SLG: 0.256 (1, 4)		K						K		P6	4	0	0	0	0	2	0				
Hank Foiles, R OBP: 0.331, SLG: 0.458 (1, 2)								K		SH3-4 1B	4	1	2	1	0	2	0				
Chuck Estrada, R OBP: 0.139, SLG: 0.129 (1, 1)								K		SH3-4	2	0	0	0	0	2	0				
Inning Stats	R: 0 E: 0 K: 1 S: 6	H: 1 LOB: 1 BB: 0 P: 6	R: 0 E: 0 K: 2 S: 7	H: 0 LOB: 0 BB: 0 P: 7	R: 0 E: 0 K: 3 S: 9	H: 0 LOB: 0 BB: 0 P: 9	R: 0 E: 0 K: 1 S: 5	H: 0 LOB: 0 BB: 0 P: 5	R: 0 E: 0 K: 1 S: 6	H: 1 LOB: 1 BB: 0 P: 6	R: 1 E: 0 K: 0 S: 5	H: 2 LOB: 1 BB: 0 P: 5	R: 1 E: 0 K: 0 S: 5	H: 2 LOB: 1 BB: 0 P: 5	R: 1 E: 0 K: 0 S: 2	H: 1 LOB: 0 BB: 0 P: 2	1B: 3 2B: 3 3B: 0 HR: 1		SF: 0 SAC: 1 DP: 0 HBP: 0	WP: 0 PA: 35	
PITCHER Juan Pizarro, L ERA: 3.05 Warren Hacker, R ERA: 3.77 (1, 1)	IP: 9.0 WLS: L BF: 33 H: 6 R: 2 ER: 1 SO: 13 BB: 0 IBB: 0 HBP: 0 BLK: 0 WP: 0 HR: 1 S: 59 P: 59 ERA: 2.00 WHIP: 0.667											PITCHER									

Batter	1	2	3	4	5	6	7	8	9	AB	R	H	RBI	BB	SO	LOB	TOP			
Floyd Robinson, L OBP: 0.389, SLG: 0.465	F2		1B 2B		P4		P5			4	1	1	1	0	0	1	Chicago White Sox @ Baltimore Orioles Memorial Stadium, Baltimore, MD Sat Sep 30 1961, 3:33 AM EDT Att: 6,515 - Unknown			
Nellie Fox, L OBP: 0.323, SLG: 0.295	F9		1B 2B		E3			F8		4	1	1	0	0	0	1				
Mike Hershberger, R OBP: 0.333, SLG: 0.364	PO		1B 2B		F8			CS 1B		4	0	3	2	0	0	2				
J.C. Martin, L OBP: 0.290, SLG: 0.336	PO	4-3	6-3		F9			1-3		4	0	0	0	0	0	4				
Sherm Lollar, R OBP: 0.360, SLG: 0.380		F7	F9			5-3			6-3	3	0	0	0	0	0	1				
Bob Roselli, R OBP: 0.263, SLG: 0.342										1	0	0	0	0	0	0				
Andy Carey, R OBP: 0.331, SLG: 0.395					P4				L5	4	0	1	0	0	0	0				
Dean Look, R		4-3			P4				F9	4	0	0	0	0	0	1				
Sammy Esposito, R OBP: 0.259, SLG: 0.255			1B SH5-3		F3				5-3	3	1	1	0	0	0	0				
Herb Score, L			SH5-3							0	0	0	0	0	0	0				
Frank Baumann, L OBP: 0.318, SLG: 0.393										1	0	1	0	0	0	0				
Cal McLish, S OBP: 0.182, SLG: 0.185										1	0	0	0	0	1	0				
Don Larsen, R OBP: 0.326, SLG: 0.444										0	0	0	0	0	0	0				
Inning Stats	R: 0 E: 0 K: 0 S: 3	H: 1 LOB: 0 BB: 0 P: 3	R: 0 E: 0 K: 0 S: 4	H: 1 LOB: 1 BB: 0 P: 4	R: 3 E: 0 K: 0 S: 7	H: 4 LOB: 1 BB: 0 P: 7	R: 0 E: 0 K: 0 S: 3	H: 0 LOB: 0 BB: 0 P: 3	R: 0 E: 1 K: 0 S: 5	H: 1 LOB: 2 BB: 0 P: 5	R: 0 E: 0 K: 1 S: 5	H: 0 LOB: 0 BB: 0 P: 5	R: 0 E: 0 K: 0 S: 3	H: 1 LOB: 0 BB: 0 P: 3	R: 0 E: 0 K: 0 S: 3	H: 0 LOB: 0 BB: 0 P: 3	1B: 6 2B: 2 3B: 0 HR: 0	SF: 0 SAC: 1 DP: 0 HBP: 0	WP: 0 PB: 1 SB: 0 CS: 1	PA: 35
PITCHER	IP WLS BF H R ER SO BB IBB HBP BLK WP HR S P ERA WHIP																			
Hal Brown, R ERA: 3.19	(1, 1) 3.0 14 6 3 3 0 0 0 0 0 0 0 14 14 9.00 2.000																			
Milt Pappas, R ERA: 3.04	(4, 1) 6.0 W 20 2 0 0 1 0 0 0 0 0 0 22 22 0.00 0.333																			

Batter	1	2	3	4	5	6	7	8	9	AB	R	H	RBI	BB	SO	LOB	BOTTOM					
Brooks Robinson, R OBP: 0.334, SLG: 0.397	P4	F8			K		6-3		K	5	0	0	0	0	2	4	Chicago White Sox @ Baltimore Orioles Memorial Stadium, Baltimore, MD Sat Sep 30 1961, 3:33 AM EDT Att: 6,515 - Unknown					
Jerry Adair, R OBP: 0.326, SLG: 0.394	2B 1B BB		F7		FC6-4 1B		F9		1B 1B	4	1	2	1	1	0	1						
Jackie Brandt, R OBP: 0.371, SLG: 0.444										2	1	1	0	1	0	1						
Barry Shetrone, L OBP: 0.143, SLG: 0.143	1B 2B		FC6-4 BB		FC6-4 1-2			E6 FC3-6 BB		2	0	1	1	0	0	0						
Jim Gentile, L OBP: 0.423, SLG: 0.646										2	0	0	0	0	1	2						
Dick Williams, R OBP: 0.251, SLG: 0.345										0	0	0	0	0	0	0						
Mary Throneberry, L OBP: 0.319, SLG: 0.403	K		FC6-4 BB		K					0	0	0	0	1	0	0						
Earl Robinson, R OBP: 0.354, SLG: 0.455			FC6-4				FC5-4 1B		K	4	0	2	2	0	1	4						
Boog Powell, L OBP: 0.077, SLG: 0.077	2H 3H 1-3		1-2 2-3		1-4-3		P4		FC3-6	4	0	0	0	0	0	6						
Mary Breeding, R OBP: 0.250, SLG: 0.254		4-0								2	0	0	0	1	0	1						
Whitey Herzog, L OBP: 0.387, SLG: 0.409			G5-4-3 BB		5-3		FC5-4 CS		F5	1	0	0	0	0	0	2						
Ron Hansen, R OBP: 0.329, SLG: 0.347							1-2			0	0	0	0	0	0	0						
Hank Foiles, R OBP: 0.336, SLG: 0.468		G5-4-3			5-3		CS		SH1-4 2B	4	1	2	0	0	0	1						
Hal Brown, R OBP: 0.185, SLG: 0.180										1	0	1	0	0	0	0						
Milt Pappas, R ERA: 5.51	(4, 1) 6.0 W 20 2 0 0 1 0 0 0 0 0 0 22 22 0.00 0.333																					
Russ Snyder, L OBP: 0.333, SLG: 0.375	(9, PH) 0.1 L 5 3 2 2 1 1 0 0 0 0 0 6 10 54.00 12.000																					
Inning Stats	R: 2 E: 0 K: 1 S: 7	H: 2 LOB: 1 BB: 1 P: 11	R: 0 E: 0 K: 0 S: 3	H: 1 LOB: 1 BB: 1 P: 7	R: 0 E: 0 K: 0 S: 3	H: 0 LOB: 2 BB: 2 P: 11	R: 0 E: 0 K: 1 S: 5	H: 0 LOB: 0 BB: 0 P: 5	R: 0 E: 0 K: 2 S: 8	H: 1 LOB: 1 BB: 0 P: 8	R: 0 E: 0 K: 0 S: 3	H: 1 LOB: 0 BB: 0 P: 3	R: 0 E: 0 K: 0 S: 4	H: 1 LOB: 1 BB: 0 P: 4	R: 0 E: 1 K: 1 S: 6	H: 0 LOB: 2 BB: 1 P: 10	R: 2 E: 0 K: 1 S: 6	H: 3 LOB: 2 BB: 1 P: 10	1B: 6 2B: 3 3B: 0 HR: 0	SF: 0 SAC: 1 DP: 1 HBP: 0	WP: 0 PB: 0 SB: 0 CS: 1	PA: 40
PITCHER	IP WLS BF H R ER SO BB IBB HBP BLK WP HR S P ERA WHIP																					
Herb Score, L ERA: 6.66	(1, 1) 2.1 12 3 2 2 1 3 0 0 0 0 0 11 23 7.71 2.571																					
Frank Baumann, L ERA: 5.51	(3, 1) 2.2 10 1 0 0 3 1 0 0 0 0 0 15 19 0.00 0.750																					
Cal McLish, R ERA: 4.38	(6, 1) 3.0 12 2 0 0 1 1 0 0 0 0 0 13 17 0.00 1.000																					
Don Larsen, R ERA: 4.13	(9, 1) 0.1 L 5 3 2 2 1 1 0 0 0 0 0 6 10 54.00 12.000																					